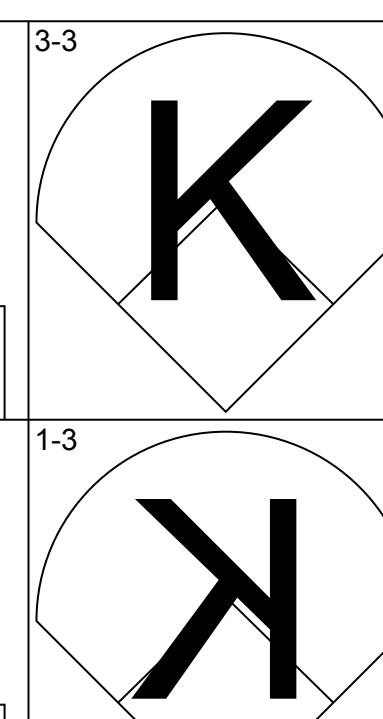
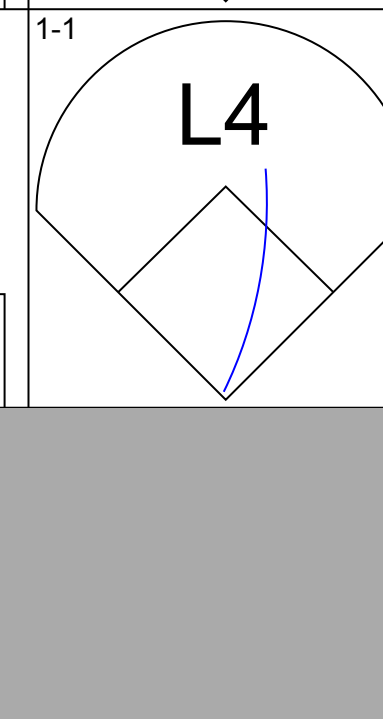


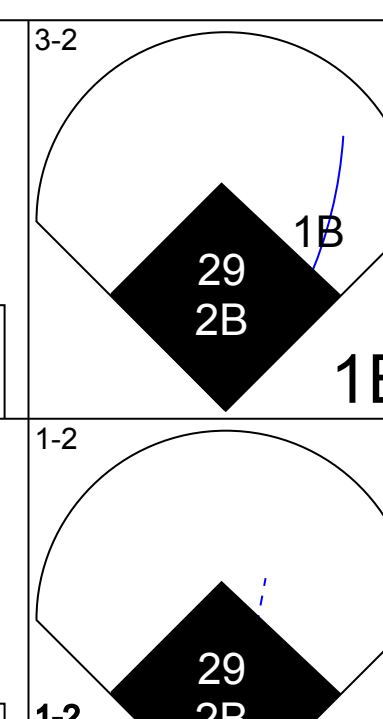
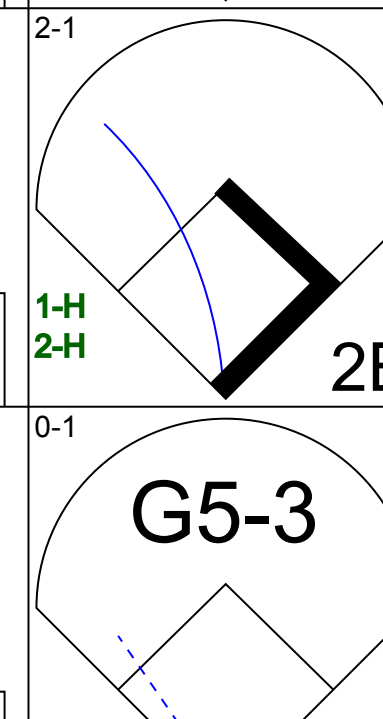
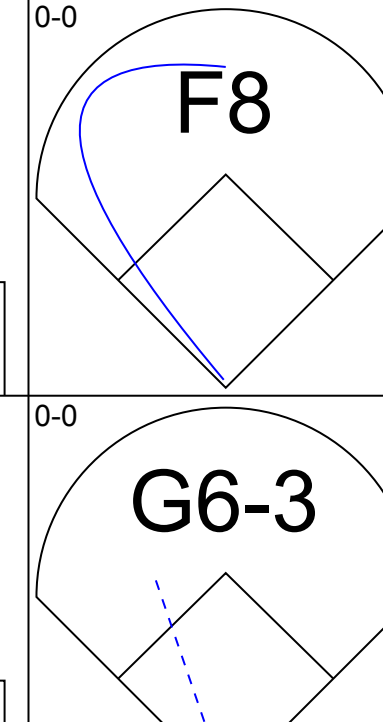
Detroit Tigers - 1999

Batter	1	2	3	4	5	6	7	8	9	AB	R	H	RBI	BB	SO	LOB	TOP					
Juan Encarnacion, R OBP: 0.333, SLG: 0.667			G5-3					F9		4	0	1	0	0	1	0						
Bobby Higginson, L OBP: 0.250, SLG: 0.750								P3		4	0	1	0	0	2	1						
Damon Easley, R OBP: 0.222, SLG: 0.556	L4							K		4	0	0	0	0	2	2						
Tony Clark, S OBP: 0.333, SLG: 0.444		G4-3								4	0	1	0	0	1	0						
Dean Palmer, R OBP: 0.444, SLG: 0.375										4	0	1	0	0	2	1						
Karim Garcia, L OBP: 0.400, SLG: 0.400										4	0	2	0	0	1	1						
Gabe Kapler, R OBP: 0.400, SLG: 0.250										3	0	1	0	1	0	1						
Bill Haselman, R Gregg Jefferies, S OBP: 0.400, SLG: 0.250 Brad Ausmus, R OBP: 0.500, SLG: 0.333										2	0	0	0	0	0	5						
Deivi Cruz, R OBP: 0.286, SLG: 0.429										3	0	0	0	0	0	0						
Inning Stats	R: 0 E: 0 K: 2 S: 8	H: 0 LOB: 0 BB: 0 P: 13	R: 0 E: 0 K: 1 S: 13	H: 1 LOB: 2 BB: 1 P: 25	R: 0 E: 0 K: 1 S: 11	H: 1 LOB: 1 BB: 0 P: 14	R: 0 E: 0 K: 1 S: 12	H: 3 LOB: 2 BB: 0 P: 19	R: 0 E: 0 K: 1 S: 10	H: 1 LOB: 1 BB: 0 P: 14	R: 0 E: 0 K: 0 S: 11	H: 0 LOB: 0 BB: 0 P: 15	R: 0 E: 0 K: 0 S: 5	H: 0 LOB: 0 BB: 0 P: 10	R: 0 E: 0 K: 1 S: 7	H: 0 LOB: 0 BB: 0 P: 9	R: 0 E: 0 K: 2 S: 10	H: 1 LOB: 1 BB: 0 P: 18	1B: 5 2B: 2 3B: 0 HR: 0	SF: 0 SAC: 0 DP: 1 HBP: 0	WP: 0 PB: 0 SB: 0 CS: 0	PA: 34
PITCHER	IP	WLS	BF	H	R	ER	SO	BB	IBB	HBP	BLK	WP	HR	S	P	ERA	WHIP					
Aaron Sele, R ERA: 3.6	7.0	W	27	6	0	0	6	1	0	0	0	0	0	70	110	0.00	1.000					
Tim Crabtree, R ERA: 5.4	1.0		3	0	0	0	1	0	0	0	0	0	0	7	9	0.00	0.000					
Danny Patterson, R ERA: 27.0	1.0		4	1	0	0	2	0	0	0	0	0	0	10	18	0.00	1.000					

Detroit Tigers @ Texas Rangers
The Ballpark at Arlington, Arlington, TX
Tue Apr 06 1999, 8:35 PM EDT
Att: 28,329 - Cloudy - 75 F

AB	33
R	0
H	7
RBI	0
BB	1
SO	9
LOB	11



Batter	1	2	3	4	5	6	7	8	9	AB	R	H	RBI	BB	SO	LOB	BOTTOM				
Royce Clayton, R OBP: 0.222, SLG: 0.125										5	1	1	0	0	1	7					
Ivan Rodriguez, R OBP: 0.333, SLG: 0.250										4	1	2	0	1	0	0					
29 Rusty Greer, L OBP: 0.333, SLG: 0.500										5	0	2	2	0	0	2					
Juan Gonzalez, R OBP: 0.444, SLG: 0.375	G5-3									5	1	1	0	0	1	3					
Rafael Palmeiro, L OBP: 0.375, SLG: 0.333	F8									3	1	0	0	1	0	2					
Roberto Kelly, R OBP: 0.500, SLG: 1.250	G6-3									4	1	2	2	0	0	1					
Todd Zeile, R OBP: 0.500, SLG: 0.571										3	1	2	0	1	1	0					
Lee Stevens, L OBP: 0.375, SLG: 0.714										3	0	1	0	1	0	3					
Luis Alicea, S OBP: 0.500, SLG: 0.200										2	0	1	1	2	1	1					
Inning Stats	R: 2 E: 0 K: 0 S: 13	H: 3 LOB: 1 BB: 0 P: 19	R: 0 E: 0 K: 0 S: 12	H: 1 LOB: 1 BB: 1 P: 19	R: 0 E: 0 K: 1 S: 13	H: 1 LOB: 1 BB: 0 P: 17	R: 0 E: 0 K: 2 S: 15	H: 1 LOB: 1 BB: 0 P: 23	R: 0 E: 0 K: 1 S: 13	H: 1 LOB: 1 BB: 0 P: 19	R: 0 E: 0 K: 1 S: 18	H: 1 LOB: 3 BB: 2 P: 31	R: 4 E: 0 K: 0 S: 18	H: 4 LOB: 2 BB: 2 P: 39	R: 0 E: 0 K: 0 S: 5	H: 0 LOB: 0 BB: 1 P: 10	1B: 8 2B: 3 3B: 0 HR: 1	SF: 0 SAC: 0 DP: 2 HBP: 0	WP: 1 PB: 1 SB: 1 CS: 0	PA: 40	
PITCHER	IP	WLS	BF	H	R	ER	SO	BB	IBB	HBP	BLK	WP	HR	S	P	ERA	WHIP				
Justin Thompson, L ERA: 3.6	5.0	L	22	7	2	2	3	1	0	0	0	0	0	66	97	3.60	1.600				
Matt Anderson, R ERA: 5.4	1.2		9	2	1	1	1	2	0	0	0	0	0	28	47	5.40	2.400				
C.J. Nitkowski, L ERA: 27.0	0.0		1	0	0	0	0	1	0	0	0	0	0	2	6	∞	∞				
Masao Kida, R ERA: 45.0	0.1		5	3	3	3	0	0	1	0	0	1	1	6	17	81.00	9.000				
Todd Jones, R ERA: 27.0	1.0		3	0	0	0	0	1	0	0	0	0	0	5	10	0.00	1.000				

Detroit Tigers @ Texas Rangers
The Ballpark at Arlington, Arlington, TX
Tue Apr 06 1999, 8:35 PM EDT
Att: 28,329 - Cloudy - 75 F

AB	34
R	6
H	12
RBI	5
BB	6
SO	4
LOB	19




Batter	1	2	3	4	5	6	7	8	9	AB	R	H	RBI	BB	SO	LOB	TOP	
Frank Catalanotto, L (1,3) OBP: 0.600, SLG: 0.333	1-1 HBP		1-1 F9				1-0 F7			2	0	0	0	1	0	1	Detroit Tigers @ New York Yankees Yankee Stadium, Bronx, NY Fri Apr 09 1999, 1:05 PM EDT Att: 56,583 - Overcast - 52 F	
Gregg Jefferies, S (1,10) OBP: 0.397, SLG: 0.250	1-3 K		4-1 BB			2-0 F7	1-0 FC6-4 1B			3	0	1	0	1	1	2		
Damion Easley, R (1,4) OBP: 0.333, SLG: 0.563	2-3 K		2-3 K			4-1 1B BB BB	2-2 FC6-4 HR			3	2	0	0	1	2	4		
Bobby Higginson, L (1,9) OBP: 0.313, SLG: 0.714	0-1 F9				0-1 P6	4-2 BB 1B FC1-2 BB	3-1 HR			3	1	1	2	1	0	1		
Dean Palmer, R (1,5) OBP: 0.389, SLG: 0.267		1-1 P5			4-2 BB	2-1 FC1-2 BB 1B	2-1 F8			3	0	1	0	1	0	0		
Karim Garcia, L (1,7) OBP: 0.250, SLG: 0.250		2-2 G1-3			0-0 P6	1-2 P5				3	0	0	0	0	0	4		
Gabe Kapler, R (1,8) OBP: 0.375, SLG: 0.167		0-3 K			3-3 K	4-2 FC1-2 BB				2	0	0	1	1	2	1		
Brad Ausmus, R (1,2) OBP: 0.545, SLG: 0.778					4-0 BB BB	1-0 G6-3	1-2 FC1-2			2	0	0	0	1	0	3		
Deivi Cruz, R (1,6) OBP: 0.231, SLG: 0.385					0-3 K	0-1 L5	0-3 K			3	0	0	0	0	2	4		
Luis Garcia, R (7,6)										0	0	0	0	0	0	0		
Inning Stats	R: 0 E: 0 K: 2 S: 11	H: 0 LOB: 1 BB: 0 P: 15	R: 0 E: 0 K: 1 S: 8	H: 0 LOB: 0 BB: 0 P: 11	R: 0 E: 0 K: 2 S: 11	H: 0 LOB: 2 BB: 2 P: 22	R: 0 E: 0 K: 1 S: 9	H: 0 LOB: 1 BB: 1 P: 16	R: 0 E: 0 K: 0 S: 6	H: 0 LOB: 1 BB: 1 P: 13	R: 1 E: 0 K: 1 S: 17	H: 1 LOB: 3 BB: 3 P: 35	R: 2 E: 0 K: 0 S: 9	H: 2 LOB: 0 BB: 0 P: 18			1B: 2 SF: 0 2B: 0 SAC: 0 3B: 0 DP: 0 HR: 1 HBP: 1	WP: 0 PA: 32 PB: 0 SB: 1 CS: 0
PITCHER	IP WLS BF H R ER SO BB IBB HBP BLK WP HR S P ERA WHIP																	
David Cone, R (1,1) ERA: 1.69	5.1 W 25 1 1 1 6 7 0 1 0 0 0 55 102 1.69 1.500																	
Jason Grimsley, R (6,1) ERA: 10.8	1.2 7 2 2 2 1 0 0 0 0 0 1 16 28 10.80 1.200																	

Batter	1	2	3	4	5	6	7	8	9	AB	R	H	RBI	BB	SO	LOB	BOTTOM	
Chuck Knoblauch, R (1,4) OBP: 0.389, SLG: 0.214	0-0 F8	1-0 G6-3		3-1 G4-3		4-2 2B BB				3	1	0	0	1	0	0	Detroit Tigers @ New York Yankees Yankee Stadium, Bronx, NY Fri Apr 09 1999, 1:05 PM EDT Att: 56,583 - Overcast - 52 F	
Derek Jeter, R (1,6) OBP: 0.556, SLG: 0.867	0-0 G3		4-2 G4-3 BB HR BB	0-0 F9		4-2 2B BB				2	2	0	0	2	0	0		
Paul O'Neill, L (1,9) OBP: 0.500, SLG: 0.750	4-2 BB		4-2 G4-3 BB HR BB		0-0 G1-3	0-0 1H 2H 2B				1	1	0	0	2	0	0		
Shane Spencer, R (6,9) OBP: 1.000, SLG: 2.000			1-2 HR BB		3-1 F7	0-3 K				1	0	1	2	0	0	0		
Bernie Williams, S (1,8) OBP: 0.250, SLG: 0.200	0-2 K		2-0 G4-3		3-1 F7	0-3 K				3	0	0	0	0	1	3		
Ricky Ledee, L (7,8)			1-2 2-3		2-0 F7	0-3 K				1	0	0	0	0	1	1		
Tino Martinez, L (1,3) OBP: 0.313, SLG: 0.429		2-1 HR	4-0 HR IBB		4-0 WP 1B BB	1-3 K				1	3	1	1	2	0	0		
Clay Bellinger, R (6,PH) (7,3)										1	0	0	0	0	1	1		
Chili Davis, S (1,10) OBP: 0.625, SLG: 1.000		0-0 FC4-6 1B	2-1 1H 2H 3H HR		1-0 WP 1B	3-1 2B 1B				4	3	4	4	0	0	0		
Chad Curtis, R (1,7) OBP: 0.250, SLG: 0.818		2-2 FC4-6 HR	0-1 L4		1-0 1H 2H 1B	0-3 K				4	1	1	2	0	1	2		
Scott Brosius, R (1,5) OBP: 0.067, SLG: 0.286		3-2 1H HR	1-2 L8		0-0 F8	1-1 F7				4	1	1	2	0	0	2		
Joe Girardi, R (1,2) OBP: 0.143, SLG: 0.286		3-3 K			0-0 G1-6-3	3-2 G6-3	1-1 2H 2B			4	0	1	1	0	1	0		
Inning Stats	R: 0 E: 0 K: 1 S: 8	H: 0 LOB: 1 BB: 1 P: 12	R: 3 E: 0 K: 1 S: 16	H: 3 LOB: 0 BB: 0 P: 26	R: 4 E: 0 K: 0 S: 16	H: 1 LOB: 0 BB: 3 P: 33	R: 0 E: 0 K: 0 S: 4	H: 0 LOB: 0 BB: 0 P: 7	R: 2 E: 0 K: 0 S: 6	H: 2 LOB: 1 BB: 1 P: 15	R: 2 E: 0 K: 2 S: 18	H: 1 LOB: 2 BB: 2 P: 30	R: 1 E: 0 K: 1 S: 10	H: 2 LOB: 1 BB: 0 P: 15			1B: 4 SF: 0 2B: 2 SAC: 0 3B: 0 DP: 0 HR: 3 HBP: 0	WP: 2 PA: 36 PB: 0 SB: 0 CS: 0
PITCHER	IP WLS BF H R ER SO BB IBB HBP BLK WP HR S P ERA WHIP																	
Beiker Graterol, R (1,1) ERA: 15.75	4.0 L 20 4 7 7 2 3 3 0 0 0 2 0 34 60 15.75 3.000																	
Masao Kida, R (5,1) ERA: 24.55	2.2 16 5 5 5 3 3 0 0 0 0 0 34 60 16.88 3.000																	

Batter	1	2	3	4	5	6	7	8	9	AB	R	H	RBI	BB	SO	LOB	TOP				
Juan Encarnacion, R OBP: 0.167, SLG: 0.333 (1, 7)	0-1 B3		2-3 K			1-3 K		2-2 G3-1		4	0	0	0	0	2	1					
Gregg Jefferies, S OBP: 0.333, SLG: 0.200 (1, 10)	3-1 L6			1-1 G3		2-1 L4		4-2 BB		3	0	0	0	1	0	0					
Damon Easley, R OBP: 0.318, SLG: 0.550 (1, 4) (7, 6)	2-1 F7			0-0 P4			1-2 2B	3-1 G6-3		4	0	1	0	0	0	2					
Tony Clark, S OBP: 0.333, SLG: 0.611 (1, 3)		2-3 K		0-3 K			2-3 K		2-3 K	4	0	0	0	0	4	1					
Dean Palmer, R OBP: 0.318, SLG: 0.211 (1, 5)		1-3 K			1-2 F8		0-1 F7		2-3 K	4	0	0	0	0	2	1					
Bobby Higginson, L OBP: 0.300, SLG: 0.824 (1, 9)		0-0 2B			1-0 G1-3 2B		4-1 BB		1-2 G4-3	3	0	2	0	1	0	0					
Deivi Cruz, R OBP: 0.200, SLG: 0.333 Frank Catalanotto, L OBP: 0.500, SLG: 0.250 (7, PH) (7, 4)		1-1 G1-3			0-1 G1-3		0-3 K			2	0	0	0	0	0	2	AB R H RBI BB SO LOB				
Brad Ausmus, R OBP: 0.429, SLG: 0.583 (1, 2)			0-3 K		2-2 P3			1-0 P4		3	0	0	0	0	1	1					
Brian Hunter, R OBP: 0.364, SLG: 0.125 (1, 8)		2-2 G4-3			1-1 P2			4-2 G3-1 BB		2	0	0	0	1	0	0	PA: 33				
Inning Stats	R: 0 E: 0 K: 0 S: 6	H: 0 LOB: 0 BB: 0 P: 11	R: 0 E: 0 K: 2 S: 9	H: 1 LOB: 1 BB: 0 P: 13	R: 0 E: 0 K: 1 S: 11	H: 0 LOB: 0 BB: 0 P: 15	R: 0 E: 0 K: 1 S: 6	H: 0 LOB: 0 BB: 0 P: 7	R: 0 E: 0 K: 0 S: 9	H: 1 LOB: 1 BB: 0 P: 13	R: 0 E: 0 K: 1 S: 9	H: 0 LOB: 0 BB: 0 P: 13	R: 0 E: 0 K: 2 S: 12	H: 1 LOB: 2 BB: 1 P: 19	R: 0 E: 0 K: 0 S: 12	H: 0 LOB: 2 BB: 2 P: 26	R: 0 E: 0 K: 2 S: 10	H: 0 LOB: 0 BB: 0 P: 15	1B: 0 2B: 3 3B: 0 HR: 0	SF: 0 SAC: 0 DP: 0 HBP: 0	WP: 0 PB: 0 SB: 0 CS: 0
PITCHER	IP WLS BF H R ER SO BB IBB HBP BLK WP HR S P ERA WHIP	7.2 W 29 3 0 0 8 3 0 0 0 0 0 72 112 0.00 0.783	8.1 L 4 0 0 0 2 0 0 0 0 0 0 12 20 0.00 0.000																		

Detroit Tigers @ New York Yankees
Yankee Stadium, Bronx, NY
Sat Apr 10 1999, 1:35 PM EDT
Att: 42,058 - Sunny - 54 F


AB 30
R 0
H 3
RBI 0
BB 3
SO 10
LOB 10



Batter	1	2	3	4	5	6	7	8	9	AB	R	H	RBI	BB	SO	LOB	BOTTOM		
Chuck Knoblauch, R OBP: 0.391, SLG: 0.176 (1, 4)	2-1 L9		0-1 L7		3-2 G1-3		1 SAFE 4-2 2 3B BB	2-2 HBP		3	1	0	0	1	0	0			
2 Derek Jeter, R OBP: 0.522, SLG: 0.842 (1, 6)	4-2 BB		2-1 G1-3		0-0 L3		1-H 2-H 1B 3B	1-0 L9		4	1	1	2	1	0	2			
Paul O'Neill, L OBP: 0.524, SLG: 0.750 (1, 9)	1-1 F8			0-1 1B 2B		1-1 1B	1-0 G3-1 1B HBP	1-1 G6-3		4	0	2	0	0	0	3			
Bernie Williams, S OBP: 0.350, SLG: 0.316 (1, 8)	1 SAFE 0-1 F7			0-1 BB 1B		2-1 1B	0-0 G3-1 1B			4	0	3	1	0	0	1			
Tino Martinez, L OBP: 0.300, SLG: 0.353 (1, 3)		2-2 G3-1		4-1 20 G4-6-3 BB		1-1 L4	3-2 G3-1			3	0	0	0	1	0	4			
Chili Davis, S OBP: 0.600, SLG: 1.063 (1, 10)		1-0 HR		2-3 K		1-3 K	4-0 IBB			3	1	1	1	1	2	5			
20 Jorge Posada, S (1, 2)		0-0 G1-4-3		0-0 G4-6-3		2-1 G4-3	2-1 F7			4	0	0	0	0	0	8	AB R H RBI BB SO LOB		
Scott Brosius, R OBP: 0.105, SLG: 0.444 (1, 5)		1-1 G1-3			0-0 HR		0-1 L5	2-1 G6-3		4	1	1	1	0	0	0			
Chad Curtis, R OBP: 0.313, SLG: 0.800 (1, 7)			1-2 F7		0-0 G6-3		1-0 2 3B 1B	2-1 2B		4	1	2	0	0	0	0			
Inning Stats	R: 0 E: 0 K: 0 S: 8	H: 0 LOB: 1 BB: 1 P: 15	R: 1 E: 0 K: 0 S: 7	H: 1 LOB: 0 BB: 0 P: 11	R: 0 E: 0 K: 0 S: 7	H: 0 LOB: 0 BB: 0 P: 10	R: 0 E: 0 K: 1 S: 10	H: 2 LOB: 2 BB: 1 P: 16	R: 1 E: 0 K: 0 S: 7	H: 1 LOB: 0 BB: 0 P: 10	R: 0 E: 0 K: 1 S: 11	H: 2 LOB: 2 BB: 0 P: 18	R: 3 E: 0 K: 0 S: 15	H: 3 LOB: 3 BB: 2 P: 30	R: 0 E: 0 K: 0 S: 9	H: 1 LOB: 2 BB: 0 P: 17	1B: 5 2B: 2 3B: 1 HR: 2	SF: 0 SAC: 0 DP: 1 HBP: 2	WP: 0 PB: 0 SB: 0 CS: 0
PITCHER	IP WLS BF H R ER SO BB IBB HBP BLK WP HR S P ERA WHIP	6.1 L 29 8 5 5 2 3 0 1 1 0 0 0 7 15 0.00 3.000	7.1 L 4 1 0 0 0 0 0 1 1 0 0 0 9 18 0.00 1.000	8.1 L 1 0 0 0 0 0 0 0 0 0 0 0 2 3 0.00 0.000															

Detroit Tigers @ New York Yankees
Yankee Stadium, Bronx, NY
Sat Apr 10 1999, 1:35 PM EDT
Att: 42,058 - Sunny - 54 F


AB 33
R 5
H 10
RBI 5
BB 4
SO 2
LOB 23



Batter	1	2	3	4	5	6	7	8	9	10	11	12	AB	R	H	RBI	BB	SO	LOB					
Tori Hunter, R OBP: 0.214, SLG: 0.259 (R, PH) Denny Hocking, S OBP: 0.083, SLG: 0.083 (9, 8) (11, 9)	F9		G5-3			F8			K		G1-3		3	0	0	0	0	0	0					
Chad Allen, R OBP: 0.273, SLG: 0.303 (1, 7)	G4-3			F9		G4-3			K		K		5	0	0	0	0	2	0					
Todd Walker, L OBP: 0.344, SLG: 0.533 (1, 4)	2B			F9	2B			K	L7			HR	5	1	3	1	0	1	0					
Ron Coomer, R OBP: 0.286, SLG: 0.250 (1, 5)	G1-3			F9				G1-3		K		K	5	0	0	0	0	2	2					
Matt Lawton, L OBP: 0.400, SLG: 0.481 (1, 9)					F7			E6		K		P6	5	0	1	0	0	1	1					
Marty Cordova, R OBP: 0.461, SLG: 0.478 (1, 10)	K					G6-3		G4-3				1B	4	0	1	0	1	1	2					
Doug Mientkiewicz, L OBP: 0.423, SLG: 0.636 (1, 3)	G4-3				F9				F7				4	0	1	0	1	0	0					
Terry Steinbach, R OBP: 0.364, SLG: 0.444 (1, 2)						G6-3			E5			1B	5	0	0	0	0	3	4					
Cristian Guzman, S OBP: 0.238, SLG: 0.250 (11, PH) Brent Gates, S OBP: 0.364, SLG: 0.556 Chris Latham, S OBP: 0.500, SLG: 0.500 (11, 8)						G3			K			G6-3	3	0	0	0	0	1	1					
Inning Stats	R: 0 E: 0 K: 0 S: 5	H: 1 LOB: 1 BB: 0 P: 8	R: 0 E: 0 K: 1 S: 8	H: 1 LOB: 0 BB: 0 P: 13	R: 0 E: 0 K: 1 S: 6	H: 0 LOB: 0 BB: 0 P: 10	R: 0 E: 0 K: 0 S: 8	H: 1 LOB: 1 BB: 0 P: 12	R: 0 E: 0 K: 0 S: 5	H: 0 LOB: 0 BB: 0 P: 9	R: 0 E: 1 K: 1 S: 9	H: 0 LOB: 1 BB: 0 P: 11	R: 0 E: 1 K: 1 S: 9	H: 0 LOB: 0 BB: 0 P: 14	R: 0 E: 0 K: 2 S: 9	H: 0 LOB: 2 BB: 2 P: 17	R: 0 E: 0 K: 1 S: 5	H: 0 LOB: 0 BB: 0 P: 5	R: 1 E: 0 K: 2 S: 10	H: 3 LOB: 2 BB: 0 P: 10	1B: 3 2B: 2 3B: 0 HR: 1	SF: 0 SAC: 0 DP: 0 HBP: 0	WP: 0 PB: 0 SB: 0 CS: 2	PA: 44
PITCHER	IP	WLS	BF	H	R	ER	SO	BB	IBB	HBP	BLK	WP	HR	S	P	ERA	WHIP							
Willie Blair, R ERA: 3.75 Doug Brocail, R ERA: 6.23 C.J. Nitkowski, L ERA: 4.5 Todd Jones, R ERA: 44 Sean Runyan, L ERA: 13.5	(1, 1) (9, 1) (10, 1) (10, 1) (12, 1)	8.0 1.1 0.1 1.1 0.0	27 4 1 6 L 1	3 0 0 0 1	0 0 0 0 1	0 0 0 0 1	4 3 2 0 0	0 0 0 2 0	0 0 0 0 0	0 0 0 0 0	0 0 0 0 0	0 0 0 0 1	0 0 3 8 1	0 0 3 16 1	19 12 3 16 1	0.00 0.00 0.00 0.00 ∞	0.375 0.000 0.000 1.500 ∞							
PITCHER	IP	WLS	BF	H	R	ER	SO	BB	IBB	HBP	BLK	WP	HR	S	P	ERA	WHIP							
Matt Anderson, R ERA: 2.45	(12, 1)	1.0	5	2	0	0	2	0	0	0	0	0	0	9	9	0.00	2.000							

Minnesota Twins @ Detroit Tigers
Tiger Stadium, Detroit, MI
Mon Apr 12 1999, 1:05 PM EDT
Att. 47,449 - Sunny - 44 F


AB 42
R 1
H 6
RBI 1
BB 2
SO 12
LOB 10



Batter	1	2	3	4	5	6	7	8	9	10	11	12	AB	R	H	RBI	BB	SO	LOB					
Juan Encarnacion, R OBP: 0.193, SLG: 0.333 (1, 7)	P5		F9			K			G4-3			K	5	0	1	0	0	2	0					
Gregg Jefferies, S OBP: 0.296, SLG: 0.217 (1, 10)	L9		G5-3			G4-3			G4-3			BLK	5	0	1	0	0	0	1					
Damion Easley, R OBP: 0.267, SLG: 0.407 (12, 6)	BB			P4		G6-3			K			K	4	0	0	0	1	2	2					
Tony Clark, S OBP: 0.259, SLG: 0.444 (1, 3)	K			L5							P6		5	0	0	0	0	2	2					
Dean Palmer, R OBP: 0.267, SLG: 0.222 (1, 5)			F8		F9			G5-3		G1-3			4	0	0	0	0	0	0					
Bobby Higginson, L OBP: 0.333, SLG: 0.625 (1, 9)						K					F9		4	0	1	0	0	1	0					
Delvi Cruz, R OBP: 0.143, SLG: 0.238 (11, PH) Frank Catalanotto, L OBP: 0.429, SLG: 0.200 (12, 4)			FC5-4									F7	3	0	0	0	0	1	1					
Brad Ausmus, R OBP: 0.333, SLG: 0.438 (1, 2)													1	0	0	0	0	0	0					
Brian Hunter, R OBP: 0.276, SLG: 0.133 (1, 8)						K							4	0	0	0	0	2	0					
Inning Stats	R: 0 E: 0 K: 1 S: 12	H: 0 LOB: 1 BB: 1 P: 19	R: 0 E: 0 K: 1 S: 9	H: 1 LOB: 1 BB: 0 P: 14	R: 0 E: 0 K: 1 S: 10	H: 0 LOB: 0 BB: 0 P: 15	R: 0 E: 0 K: 0 S: 4	H: 0 LOB: 0 BB: 0 P: 6	R: 0 E: 0 K: 1 S: 11	H: 0 LOB: 0 BB: 0 P: 16	R: 0 E: 0 K: 2 S: 7	H: 0 LOB: 0 BB: 0 P: 8	R: 0 E: 0 K: 1 S: 11	H: 1 LOB: 1 BB: 0 P: 18	R: 0 E: 0 K: 0 S: 3	H: 0 LOB: 0 BB: 0 P: 3	R: 0 E: 0 K: 1 S: 5	H: 0 LOB: 0 BB: 0 P: 5	R: 0 E: 0 K: 2 S: 8	H: 1 LOB: 1 BB: 0 P: 8	1B: 1 2B: 2 3B: 0 HR: 0	SF: 0 SAC: 0 DP: 0 HBP: 0	WP: 0 PB: 0 SB: 0 CS: 0	PA: 40
PITCHER	IP	WLS	BF	H	R	ER	SO	BB	IBB	HBP	BLK	WP	HR	S	P	ERA	WHIP							
Eric Milton, L ERA: 3.27 Mike Trombley, R ERA: Rick Aguilera, R ERA:	(1, 1) (8, 1) (11, 1)	7.1 3.0 1.2	24 10 W 6	1 0 1	0 0 0	0 3 0	7 3 3	1 0 0	0 0 0	0 0 1	0 0 0	0 0 1	0 0 12	0 21 29	64 21 12	0.00 0.00 0.00	0.273 0.333 0.600							
PITCHER	IP	WLS	BF	H	R	ER	SO	BB	IBB	HBP	BLK	WP	HR	S	P	ERA	WHIP							
Mike Anderson, R ERA: 2.45	(12, 1)	1.0	5	2	0	0	2	0	0	0	0	0	0	9	9	0.00	2.000							

Minnesota Twins @ Detroit Tigers
Tiger Stadium, Detroit, MI
Mon Apr 12 1999, 1:05 PM EDT
Att. 47,449 - Sunny - 44 F

AB 39
R 0
H 3
RBI 0
BB 1
SO 13
LOB 7



Batter	1	2	3	4	5	6	7	8	9	AB	R	H	RBI	BB	SO	LOB	TOP											
Tori Hunter, R OBP: 0.200, SLG: 0.241 Chris Latham, S OBP: 0.250, SLG: 0.250	0-3 K		2-3 K			1-3 K		3-3 K		2	0	0	0	0	2	0												
Chad Allen, R OBP: 0.257, SLG: 0.286 Denny Hocking, S OBP: 0.143, SLG: 0.143	1-3 K			1-1 G5-3		2-3 K			1-2 G5-4-3 1B	2	0	0	0	0	1	0												
Todd Walker, L OBP: 0.333, SLG: 0.485	4-2 BB			3-0 G3			1-3 K		0-0 G5-4-3 1-2	3	0	0	0	1	1	1												
Ron Coomer, R OBP: 0.320, SLG: 0.458	0-2 P5			1-1 2B			1-2 HR		1-0 F8	4	1	2	1	0	0	1												
Matt Lawton, L OBP: 0.364, SLG: 0.433		1-2 G5-3		2-1 F8			0-1 G6-3			3	0	0	0	0	0	1												
Marty Cordova, R OBP: 0.487, SLG: 0.440		1-2 F7			2-2 G4-3		4-2 BB			2	0	0	0	1	0	0												
Doug Mientkiewicz, L OBP: 0.359, SLG: 0.563 Brent Gates, S OBP: 0.333, SLG: 0.500		1-0 P4			3-3 K		0-1 G1-3			2	0	0	0	0	1	0												
Javier Valentin, S OBP: 0.182, SLG: 0.182			2-2 F9		2-2 P5			0-0 F8		3	0	0	0	0	0	0												
Cristian Guzman, S OBP: 0.208, SLG: 0.217			3-3 K			3-2 G4-3		1-3 K		3	0	0	0	0	2	0												
Inning Stats	R: 0 E: 0 K: 2 S: 13	H: 0 LOB: 1 BB: 1 P: 18	R: 0 E: 0 K: 0 S: 8	H: 0 LOB: 0 BB: 0 P: 11	R: 0 E: 0 K: 2 S: 12	H: 0 LOB: 0 BB: 0 P: 19	R: 0 E: 0 K: 0 S: 7	H: 1 LOB: 1 BB: 0 P: 14	R: 0 E: 0 K: 1 S: 12	H: 0 LOB: 0 BB: 0 P: 19	R: 0 E: 0 K: 2 S: 15	H: 0 LOB: 0 BB: 0 P: 21	R: 1 E: 0 K: 1 S: 12	H: 1 LOB: 1 BB: 1 P: 18	R: 0 E: 0 K: 0 S: 7	H: 0 LOB: 0 BB: 0 P: 11	R: 0 E: 0 K: 0 S: 5	H: 1 LOB: 0 BB: 0 P: 7	1B: 1 2B: 1 3B: 0 HR: 1	SF: 0 SAC: 0 DP: 1 HBP: 0	WP: 0 PB: 0 SB: 0 CS: 0	PA: 31						
PITCHER	IP	WLS	BF	H	R	ER	SO	BB	IBB	HBP	BLK	WP	HR	S	P	ERA	WHIP											
Jeff Weaver, R ERA: 1.33	(1, 1)	5.0	W	17	1	0	0	5	1	0	0	0	0	0	15	21	0.00	0.400										
Matt Anderson, R ERA: 1.33	(6, 1)	1.0		3	0	0	0	2	0	0	0	0	0	1	12	18	9.00	2.000										
C.J. Nitkowski, L ERA: 6.0	(7, 1)	1.0		5	1	1	1	1	0	0	0	0	0	1	12	18	9.00	2.000										
Masao Kida, R ERA: 13.5	(8, 1)	2.0		6	1	0	0	2	0	0	0	0	0	12	18	0.00	0.500											

Minnesota Twins @ Detroit Tigers
Tiger Stadium, Detroit, MI
Wed Apr 14 1999, 7:05 PM EDT
Att: 12,263 - Unknown - 68 F

AB 29
R 1
H 3
RBI 1
BB 2
SO 10
LOB 4



Batter	1	2	3	4	5	6	7	8	9	AB	R	H	RBI	BB	SO	LOB	BOTTOM										
Brian Hunter, R OBP: 0.261, SLG: 0.150	1-1 G6-3		1-0 BB 1B	0-0 G5-3		2-2 G5-3		0-0 G6-3		5	1	1	0	0	0	0											
Gregg Jefferies, S OBP: 0.281, SLG: 0.214	1-1 F7		0-3 K	1-0 1B		0-0 G6-3		1-0 G4-3		5	0	1	0	0	1	2											
Bobby Higginson, L OBP: 0.387, SLG: 0.741	2-0 BB 1B		4-2 BB 1B	0-1 F7		3-2 HR				3	2	2	1	1	0	1											
Tony Clark, S OBP: 0.350, SLG: 0.448 Frank Catalanotto, L OBP: 0.500, SLG: 0.500	4-1 BB		3-1 E7 BB 1B	1-2 F8		0-0 2B				2	1	1	2	1	0	1											
Dean Palmer, R OBP: 0.265, SLG: 0.226	1-2 BB		2-2 1B			0-0 G4-3 1B		1-0 FC5-4 HBP		2	1	1	0	0	0	0											
Damion Easley, R OBP: 0.353, SLG: 0.500		1-1 G6-4-3 1B	2-2 1B 1B			0-0 G4-3 2B				3	1	3	2	0	0	0											
Juan Encarnacion, R OBP: 0.194, SLG: 0.323		2-1 G6-4-3 1-2	1-2 1B	1-3 1B		1-3 K		0-2 FC5-4 G6-4-3		4	0	1	0	0	1	3											
Brad Ausmus, R OBP: 0.318, SLG: 0.400		0-0 G6-3		0-1 1B		0-1 G4-3		1-0 G6-4-3		4	0	1	1	0	0	2											
Deivi Cruz, R OBP: 0.160, SLG: 0.240			1-2 1B			0-1 G6-3		2-3 K		4	1	1	0	0	1	3											
Inning Stats	R: 0 E: 0 K: 1 S: 9	H: 1 LOB: 2 BB: 1 P: 17	R: 0 E: 0 K: 0 S: 5	H: 1 LOB: 0 BB: 0 P: 8	R: 5 E: 1 K: 2 S: 23	H: 6 LOB: 2 BB: 1 P: 38	R: 0 E: 0 K: 0 S: 8	H: 1 LOB: 1 BB: 0 P: 10	R: 1 E: 0 K: 1 S: 11	H: 2 LOB: 1 BB: 0 P: 15	R: 1 E: 0 K: 0 S: 13	H: 2 LOB: 1 BB: 0 P: 18	R: 0 E: 0 K: 0 S: 6	H: 0 LOB: 0 BB: 0 P: 8	R: 0 E: 0 K: 1 S: 6	H: 0 LOB: 0 BB: 0 P: 9	1B: 10 2B: 2 3B: 0 HR: 1	SF: 0 SAC: 0 DP: 2 HBP: 1	WP: 0 PB: 0 SB: 0 CS: 0	PA: 38							
PITCHER	IP	WLS	BF	H	R	ER	SO	BB	IBB	HBP	BLK	WP	HR	S	P	ERA	WHIP										
LaTroy Hawkins, R ERA: 14.54	(1, 1)	5.0	L	27	11	6	4	2	0	0	0	0	0	56	88	10.80	2.600										
Joe Mays, R ERA: 5.99	(6, 1)	3.0		11	2	1	1	1	0	0	1	0	0	25	35	3.00	0.667										

Minnesota Twins @ Detroit Tigers
Tiger Stadium, Detroit, MI
Wed Apr 14 1999, 7:05 PM EDT
Att: 12,263 - Unknown - 68 F

AB 35
R 7
H 13
RBI 6
BB 2
SO 5
LOB 16



Batter	1	2	3	4	5	6	7	8	9	AB	R	H	RBI	BB	SO	LOB	TOP										
Chuck Knoblauch R (1, 4) OBP: 0.447, SLG: 0.459	F8		G4-6-3 1B		P4			K		4	0	1	0	0	1	1	New York Yankees @ Detroit Tigers Tiger Stadium, Detroit, MI Fri Apr 16 1999, 7:05 PM EDT Att: 14,816 - Cloudy - 45 F										
2 Derek Jeter R (1, 6) OBP: 0.553, SLG: 1.077	HR		K			G6-3		G6-3		4	1	1	1	0	1	2											
Paul O'Neill L (1, 9) OBP: 0.395, SLG: 0.571	L7		G4-6-3			L8			K	4	0	0	0	0	1	2											
Bernie Williams S (1, 8) OBP: 0.405, SLG: 0.513	FC6-4 1B			P3		L8		G4-3		4	0	1	0	0	0	0											
Chili Davis S (1, 10) OBP: 0.548, SLG: 0.727	FC6-4			G4-3					F8	4	0	1	0	0	0	1											
Tino Martinez L (1, 3) OBP: 0.293, SLG: 0.333			G4-6-3 1B							3	0	1	0	0	2	1											
Chad Curtis R (1, 7) OBP: 0.299, SLG: 0.500			P4			K		G5-3		3	0	0	0	0	1	2											
Joe Girardi R (1, 2) OBP: 0.200, SLG: 0.333			G4-6-3			G5-3		G4-3		3	0	0	0	0	0	2											
Clay Bellinger R (1, 5) OBP: 0.333, SLG: 0.444									K	3	0	2	0	0	1	0											
Inning Stats	R: 1 E: 0 K: 0 S: 8	H: 2 LOB: 1 BB: 0 P: 16	R: 0 E: 0 K: 0 S: 14	H: 1 LOB: 0 BB: 0 P: 20	R: 0 E: 0 K: 1 S: 7	H: 2 LOB: 1 BB: 0 P: 14	R: 0 E: 0 K: 1 S: 6	H: 0 LOB: 0 BB: 0 P: 9	R: 0 E: 0 K: 1 S: 9	H: 1 LOB: 1 BB: 0 P: 13	R: 0 E: 0 K: 1 S: 12	H: 1 LOB: 1 BB: 0 P: 18	R: 0 E: 0 K: 2 S: 10	H: 0 LOB: 0 BB: 0 P: 13	R: 0 E: 0 K: 1 S: 5	H: 0 LOB: 0 BB: 0 P: 9	1B: 6 2B: 0 3B: 0 HR: 1	SF: 0 SAC: 0 DP: 2 HBP: 0	WP: 0 PB: 0 SB: 0 CS: 0	PA: 32							
PITCHER	IP	WLS	BF	H	R	ER	SO	BB	IBB	HBP	BLK	WP	HR	S	P	ERA	WHIP										
Justin Thompson L (1, 1) ERA: 6.75	7.0	W	26	7	1	1	4	0	0	0	0	0	1	63	100	1.29	1.000										
Matt Anderson R (8, 1) ERA: 1.59	1.0		3	0	0	0	2	0	0	0	0	0	0	10	13	0.00	0.000										
44 Sean Runyan L (9, 1) ERA: 7.71	1.0		3	0	0	0	1	0	0	0	0	0	0	5	9	0.00	0.000										

Batter	1	2	3	4	5	6	7	8	9	AB	R	H	RBI	BB	SO	LOB	BOTTOM										
Brian Hunter R (1, 8) OBP: 0.313, SLG: 0.286	K	B2		E 3B		G4-3				4	1	1	0	0	1	1	New York Yankees @ Detroit Tigers Tiger Stadium, Detroit, MI Fri Apr 16 1999, 7:05 PM EDT Att: 14,816 - Cloudy - 45 F										
Gregg Jefferies S (1, 10) OBP: 0.341, SLG: 0.441	BB 2B HBP	HR		S 2B BB		G4-3				2	3	1	2	1	0	0											
Bobby Higginson L (1, 9) OBP: 0.350, SLG: 0.629	2B BB	P5		1-H 3-H 2B		K				3	1	1	1	1	1	0											
Tony Clark S (1, 3) OBP: 0.289, SLG: 0.417	SF8 2B	G4-3		K		G4-3				4	1	1	2	0	1	1											
Damon Easley R (1, 4) OBP: 0.381, SLG: 0.595	E BB		K		G1-3			K		3	1	0	0	1	2	0											
Frank Catalanotto L (1, 5) OBP: 0.368, SLG: 0.300	SF8		K		F7			P5		3	0	0	1	0	1	0											
Karim Garcia L (1, 7) OBP: 0.154, SLG: 0.154	E6		L6		P5			F8		4	0	0	0	0	0	0											
Brad Ausmus R (1, 2) OBP: 0.250, SLG: 0.308	P4			K		K				3	0	0	0	0	2	1											
Deivi Cruz R (1, 6) OBP: 0.194, SLG: 0.258		HR 1B		G4-3		K		K		3	1	1	0	0	1	0											
Inning Stats	R: 4 E: 1 K: 1 S: 13	H: 1 LOB: 1 BB: 2 P: 25	R: 2 E: 0 K: 0 S: 8	H: 2 LOB: 0 BB: 0 P: 12	R: 0 E: 0 K: 2 S: 9	H: 0 LOB: 0 BB: 0 P: 15	R: 2 E: 0 K: 2 S: 13	H: 2 LOB: 1 BB: 1 P: 23	R: 0 E: 0 K: 0 S: 5	H: 0 LOB: 0 BB: 0 P: 6	R: 0 E: 0 K: 2 S: 9	H: 0 LOB: 0 BB: 0 P: 13	R: 0 E: 0 K: 1 S: 11	H: 0 LOB: 0 BB: 0 P: 15	R: 0 E: 0 K: 1 S: 6	H: 0 LOB: 0 BB: 0 P: 9	1B: 1 2B: 2 3B: 1 HR: 1	SF: 1 SAC: 0 DP: 0 HBP: 1	WP: 0 PB: 0 SB: 1 CS: 0	PA: 34							
PITCHER	IP	WLS	BF	H	R	ER	SO	BB	IBB	HBP	BLK	WP	HR	S	P	ERA	WHIP										
Orlando Hernandez R (1, 1) ERA: 5.12	5.0	L	25	5	8	7	5	3	0	1	0	0	1	48	81	12.60	1.600										
Hideki Irabu R (6, 1) ERA: 10.38	3.0		9	0	0	0	4	0	0	0	0	0	0	26	37	0.00	0.000										

Batter	1	2	3	4	5	6	7	8	9	AB	R	H	RBI	BB	SO	LOB	TOP			
Chuck Knoblauch R (1, 4) OBP: 0.462, SLG: 0.450	0-0 P5		0-0 2B 1B		4-1 BB		3-0 2B HBP		0-0 F8	3	0	1	1	1	0	1	New York Yankees @ Detroit Tigers Tiger Stadium, Detroit, MI Sat Apr 17 1999, 1:05 PM EDT Att: 17,821 - Cloudy - 48 F			
2 Derek Jeter R (1, 6) OBP: 0.556, SLG: 1.024	0-1 G6-3		1-1 1B		1-2 F8		4-2 BB		4-2 BB	3	0	1	0	2	0	2				
Paul O'Neill, L (1, 9) OBP: 0.375, SLG: 0.513	4-2 BB		0-0 G6-3		0-0 P6		2-3 K		0-2 F8	4	0	0	0	1	1	8				
Bernie Williams, S (1, 8) OBP: 0.370, SLG: 0.465	1-0 F9		0-0 F8			0-1 G4-3		2-0 F7		4	0	0	0	0	0	2				
Tino Martinez, L (1, 3) OBP: 0.289, SLG: 0.325		2-0 G6-4-3 1B		0-0 F9		1-1 L7		0-0 P2		4	0	1	0	0	0	0				
Chili Davis, S (1, 10) OBP: 0.543, SLG: 0.686 Chad Curtis, R (8, PR) OBP: 0.259, SLG: 0.500		4-2 G6-4-3 BB		2-0 G6-3		0-2 F9		4-2 BLK BB		2	0	0	0	2	0	0				
Ricky Ledee, L (1, 7) OBP: 0.091, SLG: 0.091		0-1 G6-4-3		2-3 K2-3			2-2 WP SH3-4 1B		3-3 K	4	0	1	0	0	2	3				
Luis Sojo, R (1, 5) OBP: 0.286, SLG: 0.286		1-1 G1-3			0-0 BB 1B		0-1 SH3-4		1-2 G3-1	3	0	1	0	0	0	1				
Joe Girardi, R (1, 2) OBP: 0.263, SLG: 0.389			2-0 1B 2B		1-0 P7		1-0 G1-3		4-1 2B BB	3	1	1	0	1	0	2				
Inning Stats	R: 0 E: 0 K: 0 S: 7	H: 0 LOB: 1 BB: 1 P: 12	R: 0 E: 0 K: 0 S: 8	H: 1 LOB: 1 BB: 1 P: 15	R: 1 E: 0 K: 0 S: 6	H: 3 LOB: 1 BB: 0 P: 9	R: 0 E: 0 K: 1 S: 7	H: 0 LOB: 0 BB: 0 P: 11	R: 0 E: 0 K: 0 S: 7	H: 0 LOB: 0 BB: 0 P: 8	R: 0 E: 0 K: 1 S: 14	H: 1 LOB: 3 BB: 1 P: 26	R: 0 E: 0 K: 1 S: 8	H: 0 LOB: 2 BB: 2 P: 17	R: 0 E: 0 K: 0 S: 11	H: 0 LOB: 2 BB: 2 P: 20		1B: 5 2B: 1 3B: 0 HR: 0	SF: 0 SAC: 1 DP: 1 HBP: 1	WP: 1 PB: 0 SB: 0 CS: 0
PITCHER	IP WLS BF H R ER SO	IP WLS BF H R ER SO	IP WLS BF H R ER SO	IP WLS BF H R ER SO	IP WLS BF H R ER SO	IP WLS BF H R ER SO	IP WLS BF H R ER SO	IP WLS BF H R ER SO	IP WLS BF H R ER SO	IP WLS BF H R ER SO	IP WLS BF H R ER SO	IP WLS BF H R ER SO	IP WLS BF H R ER SO	IP WLS BF H R ER SO	IP WLS BF H R ER SO	IP WLS BF H R ER SO	ERA WHIP	ERA WHIP		
Willie Blair, R (1, 1) ERA: 2.89	6.2	28	6	1	1	1	3	0	0	0	0	0	0	0	0	0	1.35	1.350		
Matt Anderson, R (7, 1) ERA: 1.5	0.1	2	0	0	0	1	1	0	0	0	0	0	0	0	0	0	0.00	3.000		
Doug Brocail, R (8, 1) ERA: 4.05	1.0	4	0	0	0	1	1	0	0	0	0	0	0	0	0	0	0.00	1.000		
Todd Jones, R (9, 1) ERA:	1.0	5	0	0	0	0	2	0	0	0	0	0	0	0	0	0	0.00	2.000		

Batter	1	2	3	4	5	6	7	8	9	AB	R	H	RBI	BB	SO	LOB	BOTTOM			
Brian Hunter, R (1, 8) OBP: 0.333, SLG: 0.313	0-1 FC3-4 1B		1-0 B1-3			0-0 CS 1B		0-2 L6-3		4	0	2	0	0	0	2	New York Yankees @ Detroit Tigers Tiger Stadium, Detroit, MI Sat Apr 17 1999, 1:05 PM EDT Att: 17,821 - Cloudy - 48 F			
Gregg Jefferies, S (1, 10) OBP: 0.333, SLG: 0.421	0-1 F9		0-0 G1-3			3-1 L9		3-1 FC6-4 1B		4	1	1	0	0	0	2				
Bobby Higginson, L (1, 9) OBP: 0.364, SLG: 0.615	2-0 FC3-4 FC5-4		2-2 G6-3			1-2 S 1B		0-0 FC6-4 1B		4	0	2	0	0	0	1				
Tony Clark, S (1, 3) OBP: 0.262, SLG: 0.375	1-2 FC5-4				1-0 F8		0-3 K		3-0 FC6-4 FC	4	0	0	0	0	1	4				
Dean Palmer, R (1, 5) OBP: 0.262, SLG: 0.231		1-0 FC6-4 1B		1-1 P4			1-3 K		1-0 FC E	4	0	1	1	0	1	1				
Damion Easley, R (1, 4) OBP: 0.370, SLG: 0.561		1-2 FC6-4 BB 1B		3-1 G6-3			1-1 E1 1B		2-1 E6	4	1	1	0	0	0	3				
Juan Encarnacion, R (1, 7) OBP: 0.299, SLG: 0.436		0-1 G5-3 BB 1B			1-1 G6-3		2-2 S 1B		0-3 K	4	1	2	1	0	1	3				
Bill Haselman, R (1, 2) OBP: 0.375, SLG: 0.667 Luis Garcia, R (7, PR) (8, 6)		4-0 G5-3 BB			1-3 K		4-2 3H 1B		1-0 F8	1	0	0	0	2	1	0				
Deivi Cruz, R (1, 6) OBP: 0.182, SLG: 0.242 Karim Garcia, L (7, PH) OBP: 0.154, SLG: 0.154 Brad Ausmus, R (7, PH) OBP: 0.276, SLG: 0.333 (8, 2)		0-1 G5-3			2-3 K		3-2 1B BB		3-2 L6-3 1B	2	0	0	0	0	1	3				
Inning Stats	R: 0 E: 0 K: 0 S: 8	H: 1 LOB: 1 BB: 0 P: 11	R: 0 E: 0 K: 0 S: 8	H: 2 LOB: 2 BB: 1 P: 14	R: 0 E: 0 K: 0 S: 5	H: 0 LOB: 0 BB: 0 P: 8	R: 0 E: 0 K: 0 S: 5	H: 0 LOB: 0 BB: 0 P: 10	R: 0 E: 0 K: 2 S: 10	H: 0 LOB: 0 BB: 0 P: 14	R: 0 E: 0 K: 1 S: 10	H: 2 LOB: 1 BB: 0 P: 14	R: 2 E: 1 K: 1 S: 23	H: 3 LOB: 2 BB: 1 P: 34	R: 1 E: 1 K: 1 S: 11	H: 2 LOB: 3 BB: 0 P: 21		1B: 10 2B: 1 3B: 0 HR: 0	SF: 0 SAC: 0 DP: 2 HBP: 0	WP: 0 PB: 0 SB: 3 CS: 1
PITCHER	IP WLS BF H R ER SO	IP WLS BF H R ER SO	IP WLS BF H R ER SO	IP WLS BF H R ER SO	IP WLS BF H R ER SO	IP WLS BF H R ER SO	IP WLS BF H R ER SO	IP WLS BF H R ER SO	IP WLS BF H R ER SO	IP WLS BF H R ER SO	IP WLS BF H R ER SO	IP WLS BF H R ER SO	IP WLS BF H R ER SO	IP WLS BF H R ER SO	IP WLS BF H R ER SO	IP WLS BF H R ER SO	ERA WHIP	ERA WHIP		
Andy Pettitte, L (1, 1) ERA:	6.0	22	5	0	0	3	1	0	0	0	0	0	0	0	0	0	0.00	1.000		
Jeff Nelson, R (7, 1) ERA: 3.0	0.1	4	2	2	2	1	1	0	0	0	0	0	0	0	0	0	54.00	9.000		
Mike Stanton, L (7, 1) ERA: 9.82	1.0	5	3	1	1	0	0	0	0	0	0	0	0	0	0	0	9.00	3.000		
Jason Grimsley, R (8, 1) ERA: 5.4	0.2	4	0	0	0	1	0	0	0	0	0	0	0	0	0	0	0.00	0.000		

Batter	1	2	3	4	5	6	7	8	9	AB	R	H	RBI	BB	SO	LOB	TOP			
Chuck Knoblauch R (1,4) OBP: 0.446, SLG: 0.432	2-2 1B		3-2 G6-3		1-0 F9		0-0 P4			4	0	1	0	0	0	1	New York Yankees @ Detroit Tigers Tiger Stadium, Detroit, MI Sun Apr 18 1999, 1:05 PM EDT Att: 16,503 - Cloudy - 46 F			
2 Derek Jeter R (1,6) OBP: 0.554, SLG: 0.978	0-0 B1		0-0 1B		0-0 BB		2-2 G1-3			4	0	2	0	0	0	2				
Paul O'Neill L (1,9) OBP: 0.365, SLG: 0.476	3-1 F8		0-0 L8		4-0 BB		3-2 G4-3			3	0	0	0	1	0	2				
Bernie Williams S (1,8) OBP: 0.340, SLG: 0.426	1-3 K		2-0 G4-3		2-0 G4-3		1-3 K			4	0	0	0	0	2	4				
Tino Martinez L (1,3) OBP: 0.306, SLG: 0.326		0-1 P5		4-1 FC4-6 BB		1-3 K		2-1 1B		3	0	1	0	1	1	0				
Chili Davis S (1,10) OBP: 0.520, SLG: 0.632		4-2 E 1B G6-3 BB		0-1 FC4-6 1-2f		0-0 F9		1-1 G5-3		3	1	0	0	1	0	2				
Shane Spencer R (1,7) OBP: 0.250, SLG: 0.273		0-1 E5 1B		2-3 K		0-0 P4		2-3 K		4	0	1	0	0	2	1				
Joe Girardi R (1,2) OBP: 0.261, SLG: 0.409		0-0 G6-3		2-2 G4-3		1-0 F8 2B		0-0 P3		4	0	1	1	0	0	2				
Clay Bellinger R (1,5) OBP: 0.231, SLG: 0.308		3-H 2-1 L8			0-0 F7		1-2 F8		2-1 G6-3	4	0	0	0	0	0	2				
Inning Stats	R: 0 E: 0 K: 1 S: 9	H: 1 LOB: 1 BB: 0 P: 15	R: 1 E: 1 K: 0 S: 9	H: 1 LOB: 1 BB: 1 P: 15	R: 0 E: 0 K: 0 S: 6	H: 1 LOB: 1 BB: 0 P: 11	R: 0 E: 0 K: 1 S: 9	H: 0 LOB: 1 BB: 1 P: 17	R: 0 E: 0 K: 0 S: 4	H: 0 LOB: 0 BB: 1 P: 11	R: 0 E: 0 K: 1 S: 5	H: 1 LOB: 1 BB: 0 P: 12	R: 0 E: 0 K: 1 S: 10	H: 1 LOB: 1 BB: 0 P: 17	R: 0 E: 0 K: 1 S: 7	H: 0 LOB: 0 BB: 0 P: 11		1B: 5 2B: 1 3B: 0 HR: 0	SF: 0 SAC: 0 DP: 0 HBP: 0	WP: 0 PB: 0 SB: 0 CS: 0
PITCHER	IP WLS BF H R ER SO BB IBB HBP BLK WP HR S P ERA WHIP	IP WLS BF H R ER SO BB IBB HBP BLK WP HR S P ERA WHIP	IP WLS BF H R ER SO BB IBB HBP BLK WP HR S P ERA WHIP	IP WLS BF H R ER SO BB IBB HBP BLK WP HR S P ERA WHIP	IP WLS BF H R ER SO BB IBB HBP BLK WP HR S P ERA WHIP	IP WLS BF H R ER SO BB IBB HBP BLK WP HR S P ERA WHIP	IP WLS BF H R ER SO BB IBB HBP BLK WP HR S P ERA WHIP	IP WLS BF H R ER SO BB IBB HBP BLK WP HR S P ERA WHIP	IP WLS BF H R ER SO BB IBB HBP BLK WP HR S P ERA WHIP	IP WLS BF H R ER SO BB IBB HBP BLK WP HR S P ERA WHIP	IP WLS BF H R ER SO BB IBB HBP BLK WP HR S P ERA WHIP	IP WLS BF H R ER SO BB IBB HBP BLK WP HR S P ERA WHIP	IP WLS BF H R ER SO BB IBB HBP BLK WP HR S P ERA WHIP	IP WLS BF H R ER SO BB IBB HBP BLK WP HR S P ERA WHIP	IP WLS BF H R ER SO BB IBB HBP BLK WP HR S P ERA WHIP	IP WLS BF H R ER SO BB IBB HBP BLK WP HR S P ERA WHIP	IP WLS BF H R ER SO BB IBB HBP BLK WP HR S P ERA WHIP			
Dave Milck R (1,1) ERA: 2.92	5.0 W 22	4 1 0 2	3 0 0 0	0 0 0 0	0 0 0 0	0 0 4 5	0 0 13 0	0 0 17 0	0 0 11 0	0.00 1.400										
C.J. Niekowski L (6,1) ERA: 6.75	0.2 H 2	0 0 0 1	0 0 0 0	0 0 0 0	0 0 4 5	0 0 13 0	0 0 17 0	0 0 11 0	0 0 11 0	0.00 0.000										
Mel Rojas R (6,1) ERA: 9.95	1.1 H 5	1 0 0 0	0 0 0 0	0 0 0 0	0 0 9 13	0 0 15 0	0 0 17 0	0 0 11 0	0 0 11 0	0.00 0.750										
44 Sean Runyan L (8,1) ERA: 5.4	1.0 4	1 0 0 1	0 0 0 0	0 0 0 0	0 0 10 17	0 0 17 0	0 0 11 0	0 0 11 0	0 0 11 0	0.00 1.000										
Doug Brocail R (9,1) ERA: 3.52	1.0 3	0 0 0 1	0 0 0 0	0 0 0 0	0 0 7 11	0 0 11 0	0 0 11 0	0 0 11 0	0 0 11 0	0.00 0.000										
Batter	1	2	3	4	5	6	7	8	9	AB	R	H	RBI	BB	SO	LOB	BOTTOM			
Brian Hunter R (1,8) OBP: 0.333, SLG: 0.314	2-2 G5-3		0-1 SH1-3	0-3 K			2-2 G5-4-3 1B			3	0	1	0	0	1	1	New York Yankees @ Detroit Tigers Tiger Stadium, Detroit, MI Sun Apr 18 1999, 1:05 PM EDT Att: 16,503 - Cloudy - 46 F			
Gregg Jefferies S (1,10) OBP: 0.327, SLG: 0.390	2-3 K		4-1 E 1B BB		1-1 G4-3		1-2 G5-4-3 1-2f			3	1	0	0	1	1	1				
Bobby Higginson L (1,9) OBP: 0.317, SLG: 0.659	2-1 1B 2B		0-0 FC6-4 1B		4-0 FC4-6 BB		4-0 HR BB			2	2	2	0	2	0	0				
Tony Clark S (1,3) OBP: 0.283, SLG: 0.455	1-2 FC6-4 1B		1-1 FC1-6-4 1B		1-2 FC4-6 FC6-4		1-1 HR			4	1	2	4	0	0	2				
Dean Palmer R (1,5) OBP: 0.261, SLG: 0.233	0-0 FC6-4 1-2f		0-1 1B		1-1 FC6-4 1-2f		2-2 F9			4	0	1	0	0	0	2				
Damion Easley R (1,4) OBP: 0.380, SLG: 0.523		3-1 G1-6-3 HBP	0-0 G5-3		0-1 G5-3		0-0 F9			3	0	0	0	0	0	2				
Juan Encarnacion R (1,7) OBP: 0.299, SLG: 0.419		0-1 G1-6-3 1-2f		0-1 G1-3 1B		2-3 K		0-1 G5-3		4	0	1	0	0	1	1				
Brad Ausmus R (1,2) OBP: 0.273, SLG: 0.323		2-1 L9		1-1 F7		1-1 1B		1-3 K		4	0	1	0	0	1	1				
Deivi Cruz R (1,6) OBP: 0.194, SLG: 0.250			1-1 1B SH1-3 FC4-4		1-1 G1-3		2-0 F8			3	1	1	0	0	0	2				
Inning Stats	R: 1 E: 0 K: 1 S: 13	H: 2 LOB: 1 BB: 0 P: 20	R: 0 E: 0 K: 0 S: 5	H: 0 LOB: 0 BB: 0 P: 10	R: 2 E: 1 K: 0 S: 11	H: 3 LOB: 2 BB: 1 P: 17	R: 0 E: 0 K: 1 S: 9	H: 1 LOB: 1 BB: 0 P: 11	R: 0 E: 0 K: 0 S: 7	H: 0 LOB: 1 BB: 1 P: 14	R: 0 E: 0 K: 1 S: 11	H: 1 LOB: 1 BB: 0 P: 16	R: 2 E: 0 K: 0 S: 12	H: 2 LOB: 0 BB: 1 P: 22	R: 0 E: 0 K: 1 S: 7	H: 0 LOB: 0 BB: 0 P: 8		1B: 7 2B: 1 3B: 0 HR: 1	SF: 0 SAC: 1 DP: 2 HBP: 1	WP: 0 PB: 0 SB: 0 CS: 0
PITCHER	IP WLS BF H R ER SO BB IBB HBP BLK WP HR S P ERA WHIP	IP WLS BF H R ER SO BB IBB HBP BLK WP HR S P ERA WHIP	IP WLS BF H R ER SO BB IBB HBP BLK WP HR S P ERA WHIP	IP WLS BF H R ER SO BB IBB HBP BLK WP HR S P ERA WHIP	IP WLS BF H R ER SO BB IBB HBP BLK WP HR S P ERA WHIP	IP WLS BF H R ER SO BB IBB HBP BLK WP HR S P ERA WHIP	IP WLS BF H R ER SO BB IBB HBP BLK WP HR S P ERA WHIP	IP WLS BF H R ER SO BB IBB HBP BLK WP HR S P ERA WHIP	IP WLS BF H R ER SO BB IBB HBP BLK WP HR S P ERA WHIP	IP WLS BF H R ER SO BB IBB HBP BLK WP HR S P ERA WHIP	IP WLS BF H R ER SO BB IBB HBP BLK WP HR S P ERA WHIP	IP WLS BF H R ER SO BB IBB HBP BLK WP HR S P ERA WHIP	IP WLS BF H R ER SO BB IBB HBP BLK WP HR S P ERA WHIP	IP WLS BF H R ER SO BB IBB HBP BLK WP HR S P ERA WHIP	IP WLS BF H R ER SO BB IBB HBP BLK WP HR S P ERA WHIP	IP WLS BF H R ER SO BB IBB HBP BLK WP HR S P ERA WHIP				
Ramiro Mendoza R (1,1) ERA: 2.14	7.0 L 32	5 3 5 3	0 0 0 1	0 0 0 0	0 0 7 8	0 0 11 10	0 0 11 0	0 0 11 0	0 0 11 0	0.00 0.000										
Dan Naulty R (8,1) ERA: 1.42	1.0 3	0 0 0 0	0 0 0 1	0 0 0 0	0 0 7 8	0 0 11 0	0 0 11 0	0 0 11 0	0 0 11 0	0.00 0.000										

Batter	1	2	3	4	5	6	7	8	9	AB	R	H	RBI	BB	SO	LOB	TOP		
Jose Offerman, S (1, 10) OBP: 0.467, SLG: 0.712	1-3 K		0-0 P5		1-2 F8			3-2 G1		4	0	0	0	0	1	2			
John Valentin, R (1, 5) OBP: 0.278, SLG: 0.383	3-2 P2		4-1 BB			3-2 F8		2-2 F9		3	0	0	0	1	0	0			
Nomar Garciaparra, R (1, 6) OBP: 0.464, SLG: 0.333	0-1 P4		1-0 F8			1-3 K		1-0 1B		4	0	1	0	0	1	3			
Mike Stanley, R (1, 3) OBP: 0.489, SLG: 0.371		1-1 F7		1-2 G6-3		1-2 F8		1-3 K		4	0	0	0	0	1	1			
Troy O'Leary, L (1, 7) OBP: 0.375, SLG: 0.583		2-3 K		2-0 HR			4-1 WP BB		2-2 G4-3	3	1	1	1	1	1	0			
Jeff Fyfe, R (1, 4) OBP: 0.350, SLG: 0.265	3-2 P5		1-0 G4-3				2-1 B5		2-1 L7	4	0	0	0	0	0	1			
Jason Varitek, S (1, 2) OBP: 0.324, SLG: 0.333			4-2 BB 1B BB	2-1 P3			1-1 P3		1-0 G3	3	0	0	0	1	0	1			
Darren Lewis, R (1, 8) OBP: 0.280, SLG: 0.182			1-0 BB 1B		0-0 G1-3		4-1 BB			2	0	1	0	1	0	0			
Trot Nixon, L (1, 9) OBP: 0.121, SLG: 0.161			0-3 K		1-3 K		2-2 F8			3	0	0	0	0	2	4			
Inning Stats	R: 0 H: 0 E: 0 K: 1 S: 9	H: 0 R: 0 LOB: 0 BB: 0 P: 13	R: 0 H: 0 E: 0 K: 1 S: 10	H: 1 R: 0 LOB: 3 BB: 2 P: 20	R: 1 H: 1 E: 0 K: 0 S: 8	H: 0 R: 0 LOB: 0 BB: 0 P: 14	R: 0 H: 0 E: 0 K: 1 S: 9	H: 0 R: 0 LOB: 2 BB: 0 P: 24	R: 0 H: 1 E: 0 K: 1 S: 14	H: 0 R: 0 LOB: 0 BB: 0 P: 12	1B: 2 2B: 0 3B: 0 HR: 1	SF: 0 SAC: 0 DP: 0 HBP: 0	WP: 1 PA: 34 PB: 0 SB: 0 CS: 0						
PITCHER	IP	WLS	BF	H	R	ER	SO	BB	IBB	HBP	BLK	WP	HR	S	P	ERA	WHIP		
Jeff Weaver, R (1, 1) ERA: 0.82	6.0	L	22	2	1	1	5	2	0	0	0	0	1	55	88	1.50	0.667		
44 Sean Runyan, L (7, 1) ERA: 5.4	0.0		1	0	0	0	0	1	0	0	0	0	0	1	5	∞	∞		
Matt Anderson, R (7, 1) ERA: 1.29	1.0		4	0	0	0	0	1	0	0	0	1	0	10	19	0.00	1.000		
Doug Brocail, R (8, 1) ERA: 3.12	1.0		4	1	0	0	1	0	0	0	0	0	0	14	21	0.00	1.000		
C.J. Nitkowski, L (9, 1) ERA: 5.69	1.0		3	0	0	0	0	0	0	0	0	0	0	7	12	0.00	0.000		

Boston Red Sox @ Detroit Tigers
Tiger Stadium, Detroit, MI
Tue Apr 20 1999, 7:05 PM EDT
Att: 12,558 - Cloudy - 54 F

AB 30
R 1
H 3
RBI 1
BB 4
SO 6
LOB 12



Batter	1	2	3	4	5	6	7	8	9	AB	R	H	RBI	BB	SO	LOB	BOTTOM		
Brian Hunter, R (1, 8) OBP: 0.302, SLG: 0.282	0-3 K		1-2 G5-3		0-0 B2-3			0-0 F9		4	0	0	0	0	1	0			
Gregg Jefferies, S (1, 10) OBP: 0.321, SLG: 0.378	2-2 L8		2-2 G6-3		1-0 F7			1-2 S 1B		4	0	1	0	0	0	0			
Bobby Higginson, L (1, 9) OBP: 0.423, SLG: 0.628	4-2 BB		4-2 CS BB			2-2 G3-1		2-2 G3		2	0	0	0	2	0	1			
Tony Clark, S (1, 3) OBP: 0.260, SLG: 0.417	2-3 K		2-2 CS	1-3 K		1-3 K		1-3 K		4	0	0	0	0	4	1			
Dean Palmer, R (1, 5) OBP: 0.260, SLG: 0.217		0-3 K		4-1 1B BB		3-2 G5-3		3-3 K		3	0	0	0	1	2	0			
Damion Easley, R (1, 4) OBP: 0.352, SLG: 0.500		0-3 K		1-0 1B			2-3 K		1-3 K	4	0	1	0	0	3	0			
Juan Encarnacion, R (1, 7) OBP: 0.261, SLG: 0.413		1-2 E S 1B		0-3 K			3-1 P3			3	0	1	0	0	1	2			
Bill Haselman, R (1, 2) OBP: 0.300, SLG: 0.500		3-2 E6		0-3 K			1-2 G3			2	0	0	0	0	1	3			
Kanye Garcia, L (7, PH) OBP: 0.143, SLG: 0.143		1-3 S								1	0	0	0	0	0	0			
Brad Ausmus, R (8, 2) OBP: 0.273, SLG: 0.323		1-3 S								0	0	0	0	0	0	0			
Deivi Cruz, R (1, 6) OBP: 0.184, SLG: 0.237		1-2 G5-3			0-1 L3			1-3 K		2	0	0	0	0	0	2			
Frank Catalanotto, L (8, PH) OBP: 0.256, SLG: 0.273		1-2								1	0	0	0	0	1	0			
Inning Stats	R: 0 H: 0 E: 0 K: 2 S: 15	H: 1 R: 0 LOB: 2 BB: 1 P: 23	R: 0 H: 1 E: 1 K: 2 S: 16	H: 0 R: 0 LOB: 1 BB: 1 P: 20	R: 0 H: 1 E: 0 K: 3 S: 12	H: 0 R: 0 LOB: 2 BB: 1 P: 18	R: 0 H: 0 E: 0 K: 0 S: 4	H: 0 R: 0 LOB: 0 BB: 0 P: 5	R: 0 H: 1 E: 0 K: 1 S: 12	H: 0 R: 0 LOB: 0 BB: 0 P: 16	R: 0 H: 0 E: 0 K: 3 S: 11	H: 0 R: 0 LOB: 0 BB: 0 P: 16	1B: 3 2B: 0 3B: 0 HR: 0	SF: 0 SAC: 0 DP: 0 HBP: 0	WP: 0 PA: 34 PB: 0 SB: 3 CS: 1				
PITCHER	IP	WLS	BF	H	R	ER	SO	BB	IBB	HBP	BLK	WP	HR	S	P	ERA	WHIP		
Pedro Martinez, R (1, 1) ERA: 2.28	7.2	W	29	3	0	0	10	3	0	0	0	0	0	7	10	0.00	0.783		
Rheal Cormier, L (8, 1) ERA	0.2	H	2	0	0	0	1	0	0	0	0	0	0	7	10	0.00	0.000		
Derek Lowe, R (9, 1) ERA: 2.53	0.2	S	2	0	0	0	2	0	0	0	0	0	0	8	12	0.00	0.000		

Boston Red Sox @ Detroit Tigers
Tiger Stadium, Detroit, MI
Tue Apr 20 1999, 7:05 PM EDT
Att: 12,558 - Cloudy - 54 F

AB 30
R 0
H 3
RBI 0
BB 3
SO 13
LOB 9



Batter	1	2	3	4	5	6	7	8	9	AB	R	H	RBI	BB	SO	LOB	TOP				
Jose Offerman, S (1, 4) OBP: 0.441, SLG: 0.650	F8		G6-3			F9			G4-3	4	0	0	0	0	0	0					
John Valentin, R (1, 5) OBP: 0.246, SLG: 0.333	F7			P4			P2			3	0	0	0	0	0	0					
Nomar Garciaparra, R (1, 6) OBP: 0.429, SLG: 0.296	K			P6			F7			3	0	0	0	0	1	0					
Mike Stanley, R (1, 10) OBP: 0.444, SLG: 0.317		BB		G5-3			G6-3			2	0	0	0	1	0	0					
Damon Buford, R (1, 8) OBP: 0.387, SLG: 0.333		K			G6-3 1B				K	3	0	1	0	0	2	1					
Lou Merten, R (1, 3) OBP: 0.333, SLG: 0.444		K			P3				K2-3	3	0	0	0	0	2	2					
Creighton Gubanich, R (1, 2) OBP: 0.333, SLG: 0.444		P4			G6-3 1-2				K	3	0	0	0	0	1	2					
Donnie Sadler, R (1, 7) OBP: 0.250, SLG: 0.308			K			F9			G6-4-3 1B	3	0	1	0	0	1	0					
Darren Lewis, R (1, 9) OBP: 0.273, SLG: 0.184			L6			G5-3			G6-4-3 1-2	2	0	0	0	0	0	0					
18 Reggie Jefferson, S (9, PH) OBP: 0.300, SLG: 0.400										1	0	0	0	0	0	1					
Inning Stats	R: 0 E: 0 K: 1 S: 7	H: 0 LOB: 0 BB: 0 P: 10	R: 0 E: 0 K: 2 S: 9	H: 0 LOB: 1 BB: 1 P: 20	R: 0 E: 0 K: 1 S: 9	H: 0 LOB: 0 BB: 0 P: 13	R: 0 E: 0 K: 0 S: 8	H: 0 LOB: 0 BB: 0 P: 12	R: 0 E: 0 K: 0 S: 7	H: 1 LOB: 0 BB: 0 P: 8	R: 0 E: 0 K: 0 S: 10	H: 0 LOB: 0 BB: 0 P: 15	R: 0 E: 0 K: 3 S: 12	H: 0 LOB: 0 BB: 0 P: 15	R: 0 E: 0 K: 0 S: 11	H: 1 LOB: 0 BB: 0 P: 12	1B: 2 2B: 0 3B: 0 HR: 0	SF: 0 SAC: 0 DP: 2 HBP: 0	WP: 0 PB: 0 SB: 0 CS: 0	PA: 28	
PITCHER	IP	WLS	BF	H	R	ER	SO	BB	IBB	HBP	BLK	WP	HR	S	P	ERA	WHIP				
Justin Thompson, L (1, 1) ERA: 4.37	8.0	W	26	2	0	0	7	1	0	0	0	0	0	72	106	0.00	0.375				
Todd Jones, R (9, 1) ERA:	1.0	S	2	0	0	0	0	0	0	0	0	0	0	8	9	0.00	0.000				

Boston Red Sox @ Detroit Tigers
Tiger Stadium, Detroit, MI
Thu Apr 22 1999, 1:05 PM EDT
Att: 32,975 - Cloudy - 48 F

AB 27
R 0
H 2
RBI 0
BB 1
SO 7
LOB 6

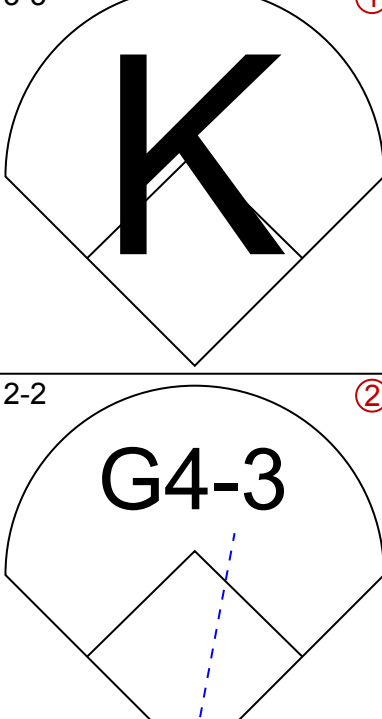
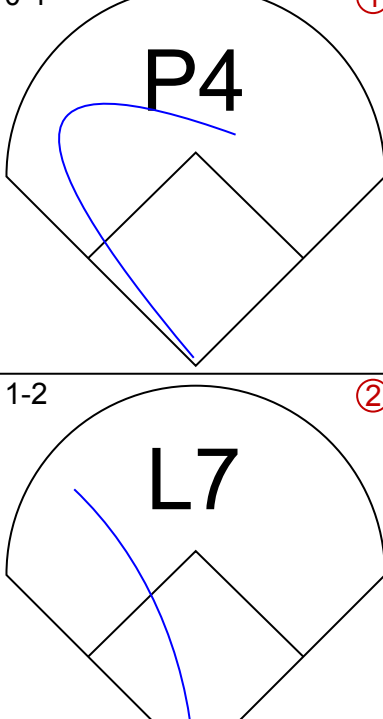
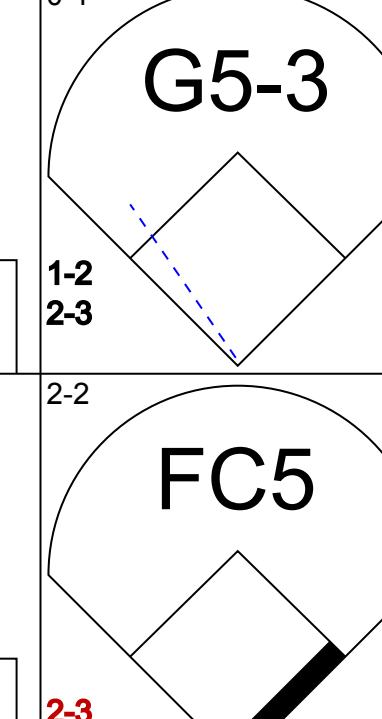
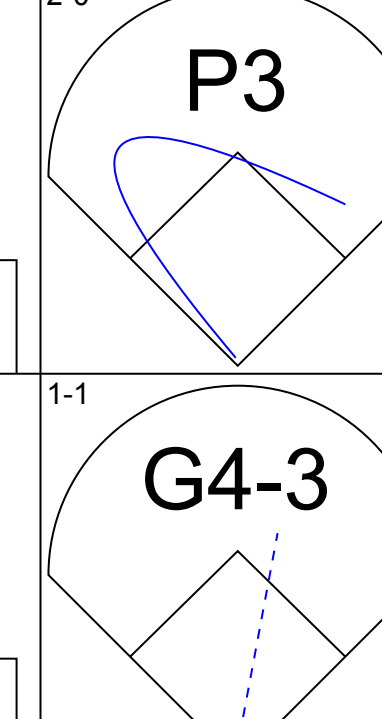
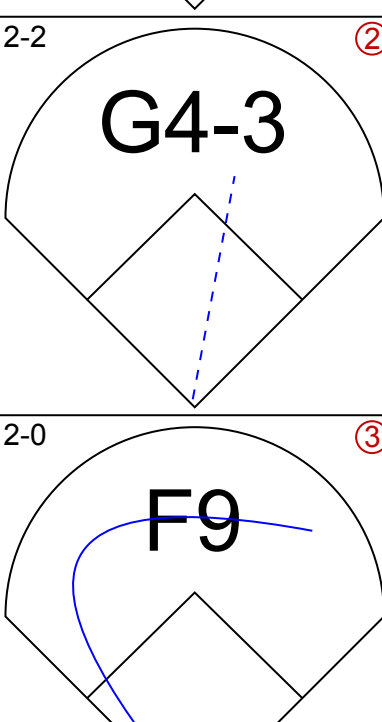
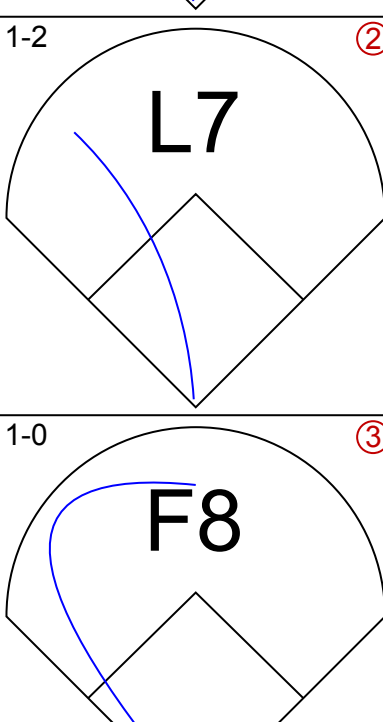
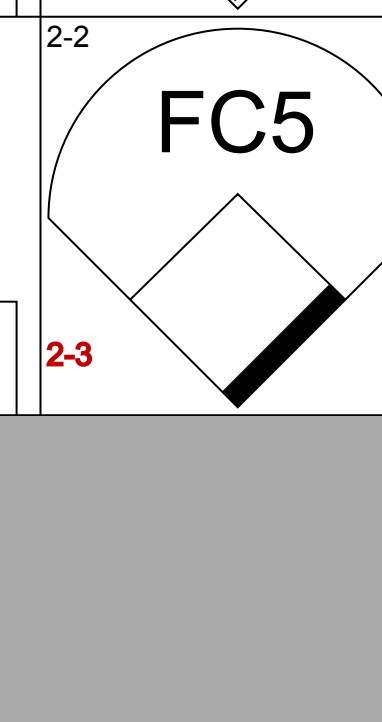
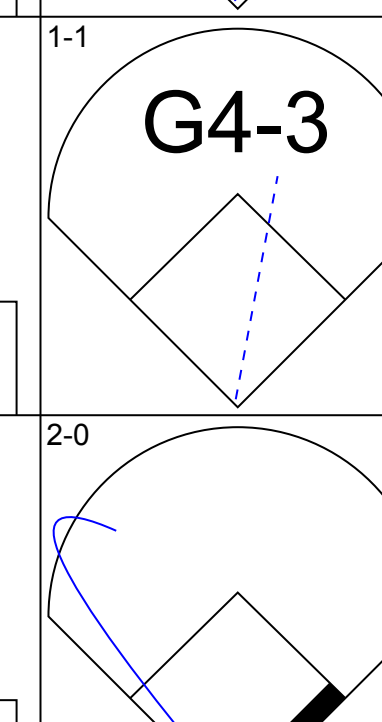
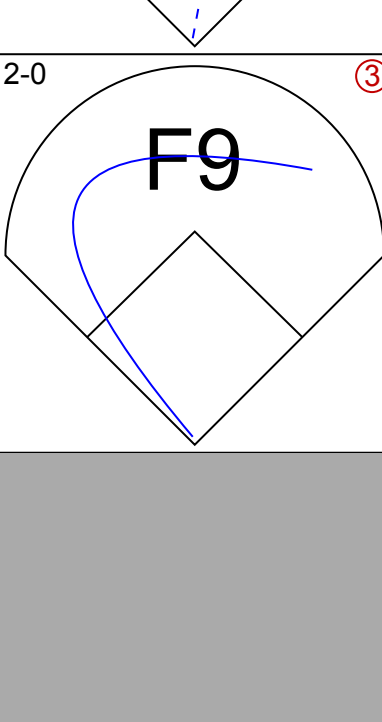
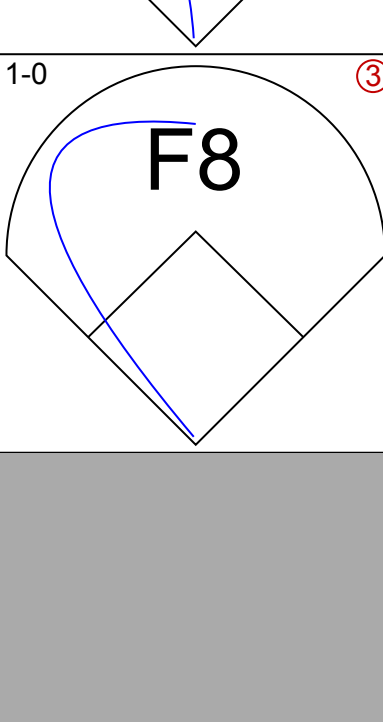
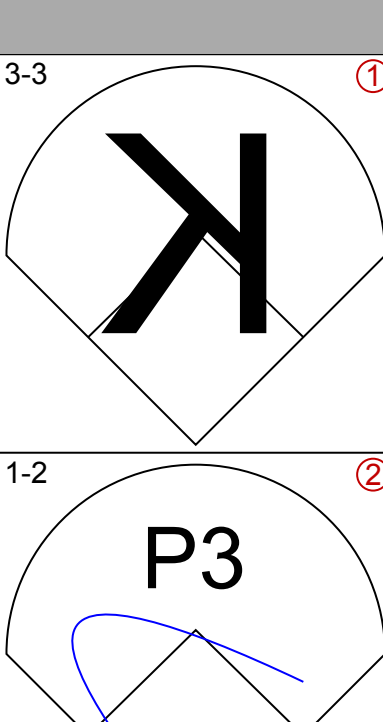
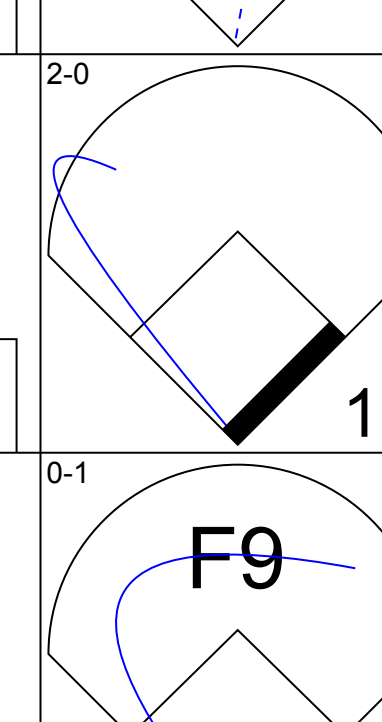
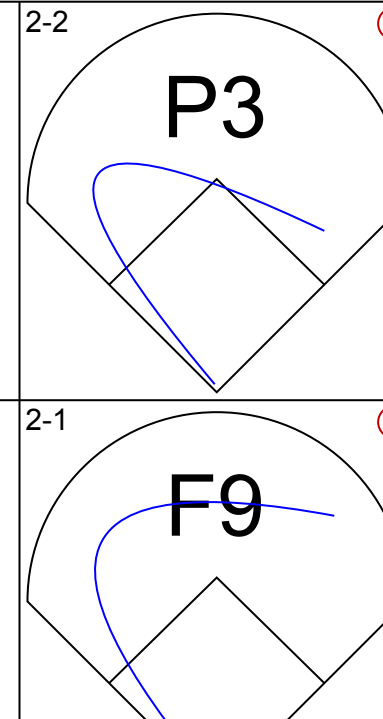
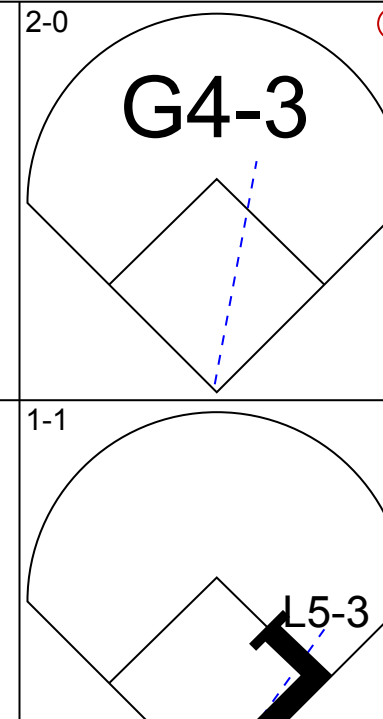
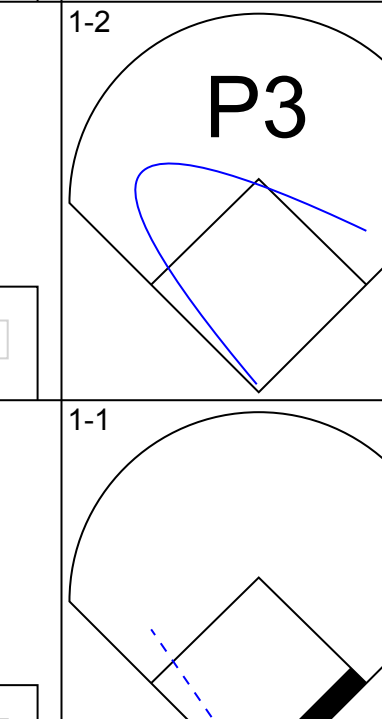
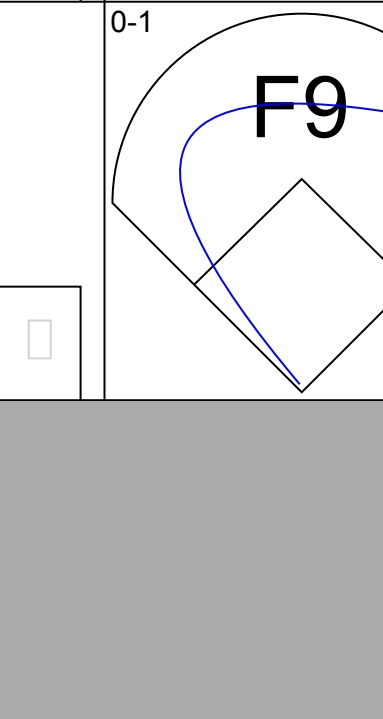
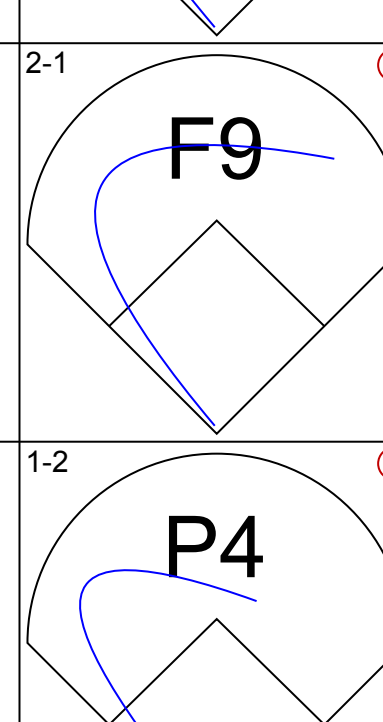
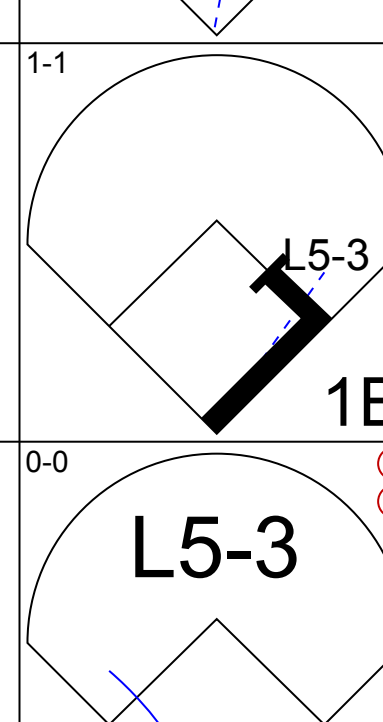
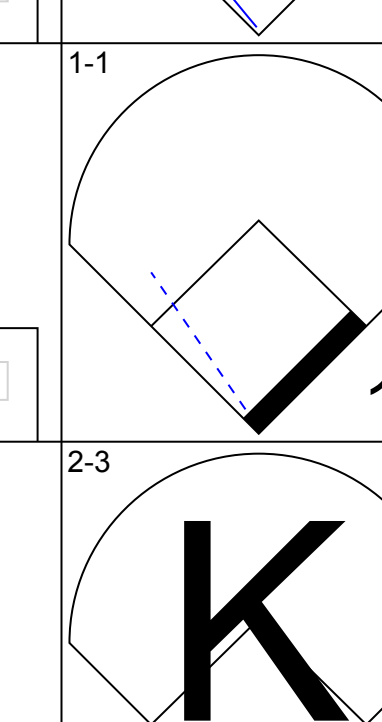
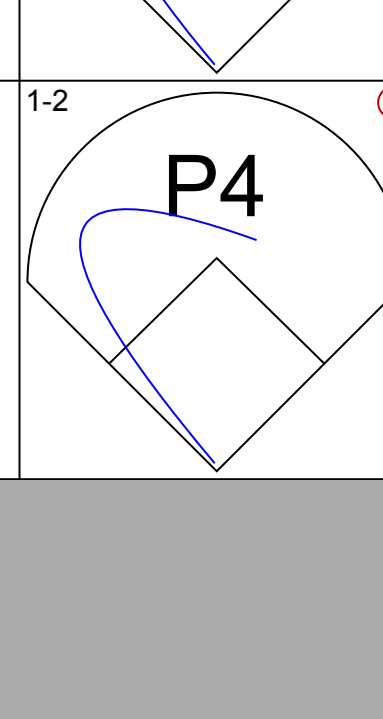
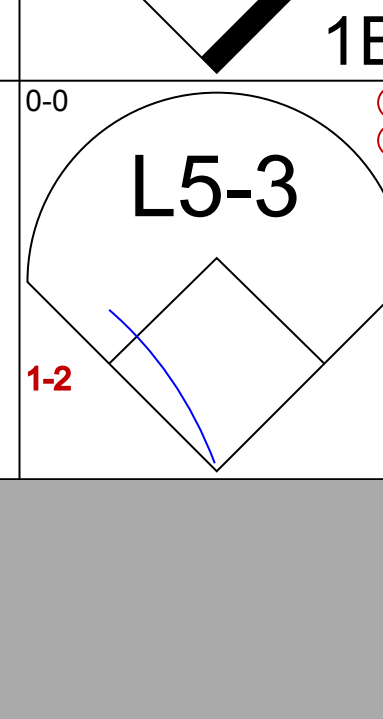
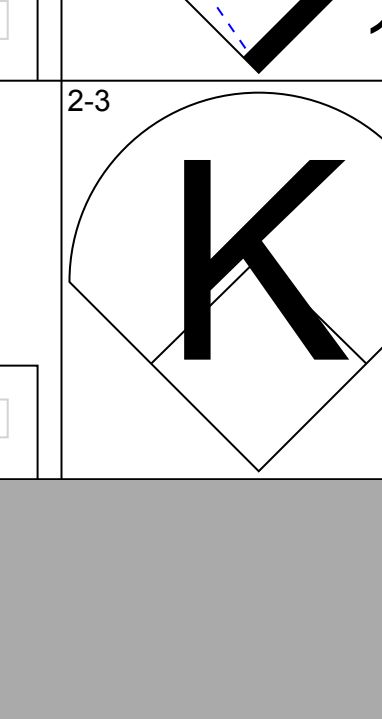
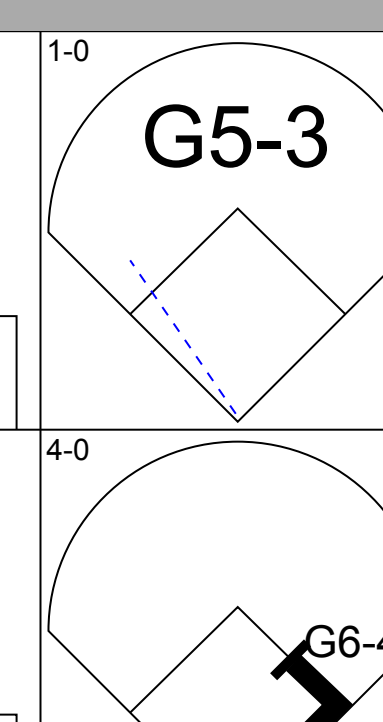
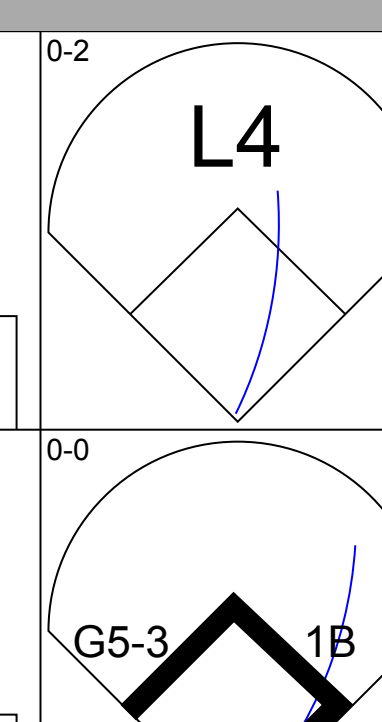
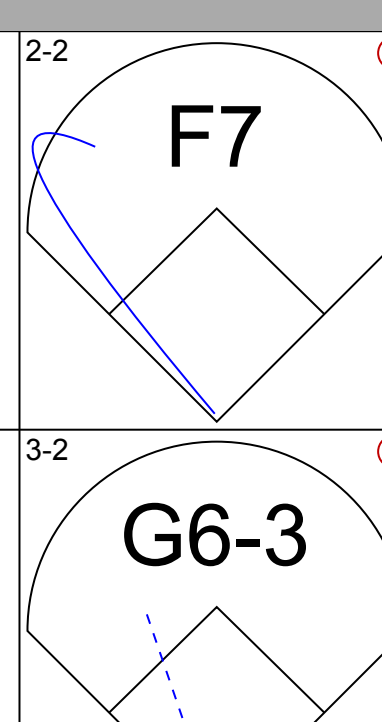
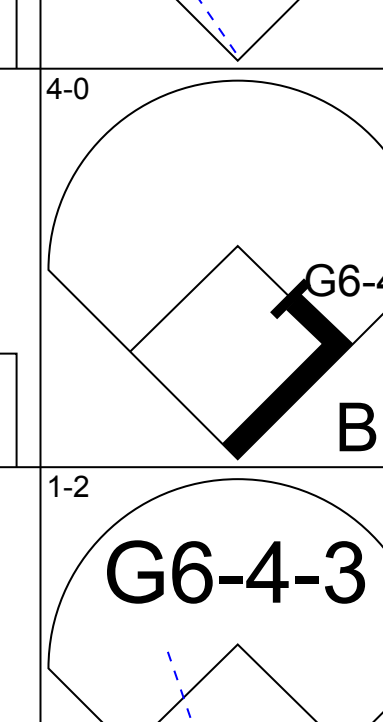
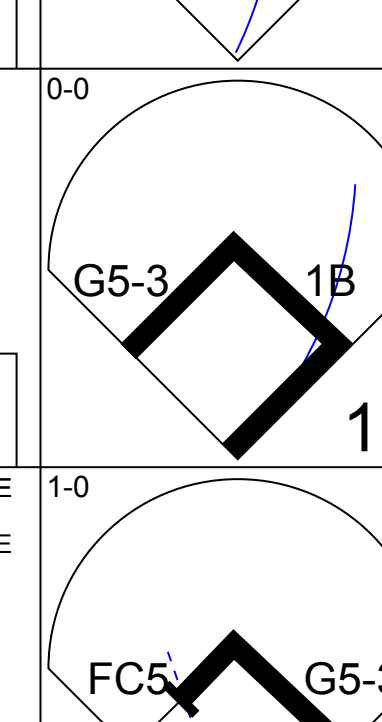
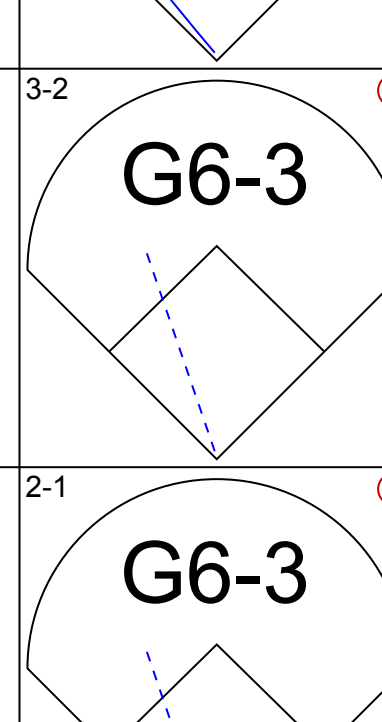
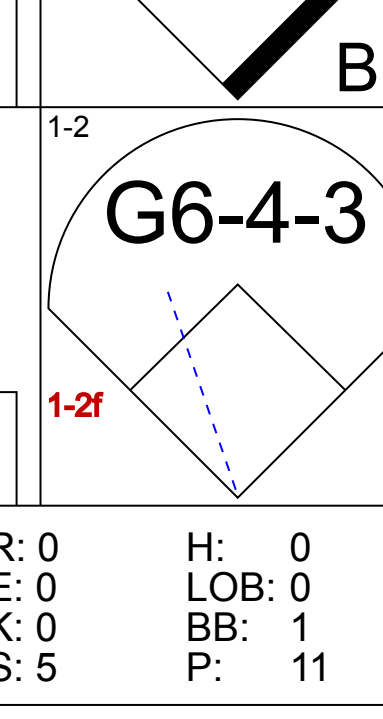
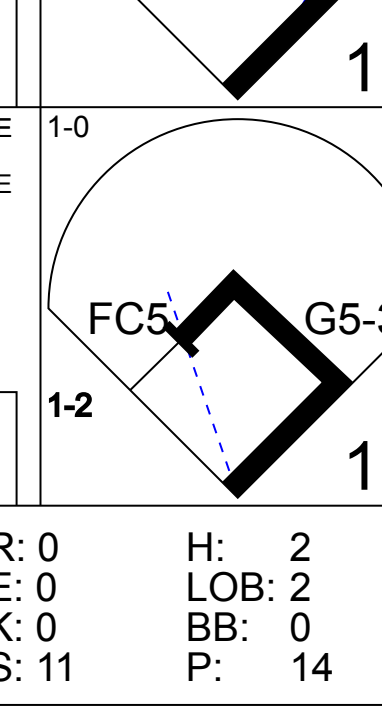
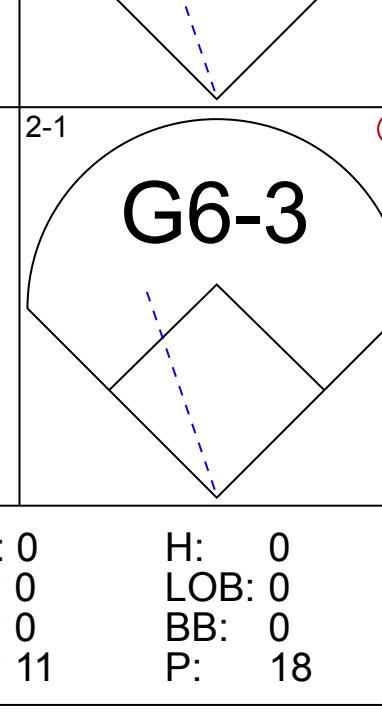


Batter	1	2	3	4	5	6	7	8	9	AB	R	H	RBI	BB	SO	LOB	BOTTOM				
Brian Hunter, R (1, 8) OBP: 0.333, SLG: 0.348	K		L6			F8				3	0	0	0	0	1	0					
Gregg Jefferies, S (1, 10) OBP: 0.295, SLG: 0.340			P2			G3-1				3	0	1	0	0	0	0					
Bobby Higginson, L (1, 9) OBP: 0.307, SLG: 0.600	L9			L8			K			3	0	0	0	0	1	1					
Tony Clark, S (1, 3) OBP: 0.263, SLG: 0.455	G3			G2-3			K			3	0	0	0	0	1	1					
Dean Palmer, R (1, 5) OBP: 0.281, SLG: 0.377		G6-3		P4			G5-3			3	0	0	0	0	0	0					
Damion Easley, R (1, 4) OBP: 0.351, SLG: 0.490		G6-3 E 1B			F8				P5	3	0	1	0	0	0	0					
Juan Encarnacion, R (1, 7) OBP: 0.226, SLG: 0.358		G6-3			P7				G5-3	3	0	0	0	0	0	1					
Brad Ausmus, R (1, 2) OBP: 0.250, SLG: 0.368		G5-3			G5-3				HR	3	1	1	1	0	0	1					
Deivi Cruz, R (1, 6) OBP: 0.222, SLG: 0.267			F8			F8			G5-3	3	0	0	0	0	0	0					
Inning Stats	R: 0 E: 0 K: 1 S: 10	H: 1 LOB: 1 BB: 0 P: 17	R: 0 E: 1 K: 0 S: 7	H: 1 LOB: 1 BB: 0 P: 12	R: 0 E: 0 K: 0 S: 5	H: 0 LOB: 0 BB: 0 P: 9	R: 0 E: 0 K: 0 S: 5	H: 0 LOB: 0 BB: 0 P: 8	R: 0 E: 0 K: 0 S: 5	H: 0 LOB: 0 BB: 0 P: 7	R: 0 E: 0 K: 2 S: 8	H: 0 LOB: 0 BB: 0 P: 14	R: 1 E: 0 K: 0 S: 6	H: 1 LOB: 0 BB: 0 P: 10	1B: 2 2B: 0 3B: 0 HR: 1	SF: 0 SAC: 0 DP: 0 HBP: 0	WP: 0 PB: 0 SB: 0 CS: 0	PA: 27			
PITCHER	IP	WLS	BF	H	R	ER	SO	BB	IBB	HBP	BLK	WP	HR	S	P	ERA	WHIP				
Mark Portugal, R (1, 1) ERA: 2.33	8.0	L	27	3	1	1	3	0	0	0	0	0	1	52	84	1.12	0.375				

Boston Red Sox @ Detroit Tigers
Tiger Stadium, Detroit, MI
Thu Apr 22 1999, 1:05 PM EDT
Att: 32,975 - Cloudy - 48 F


AB 27
R 1
H 3
RBI 1
BB 0
SO 3
LOB 4

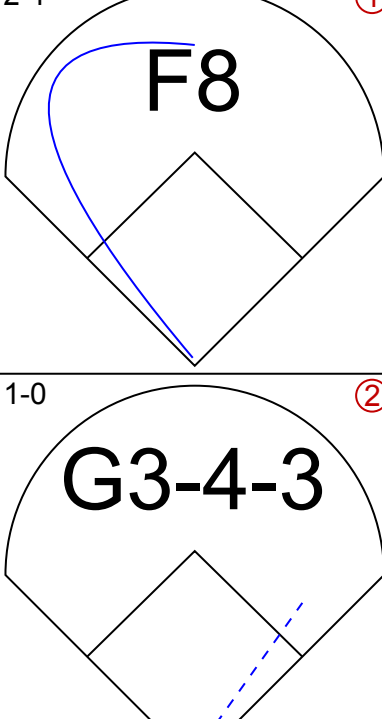
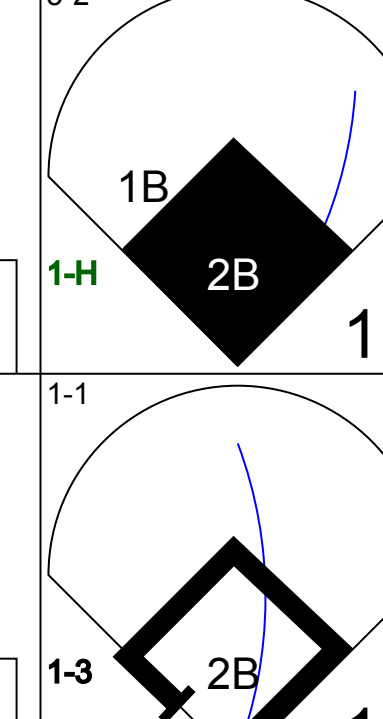
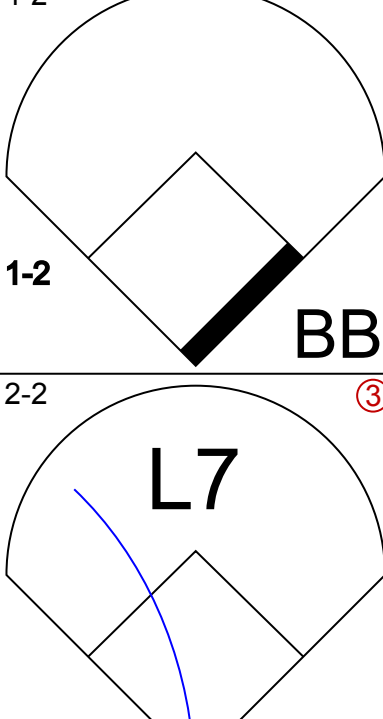
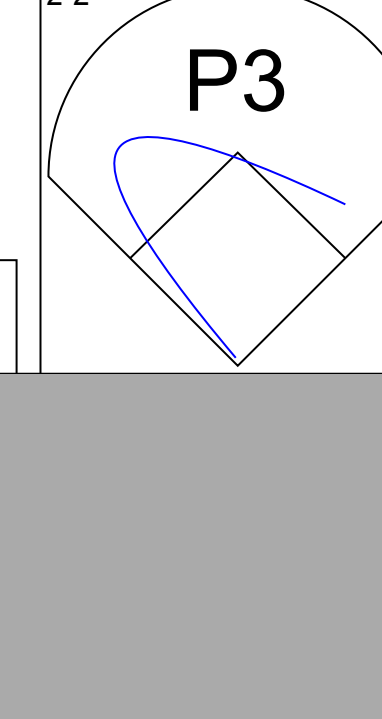
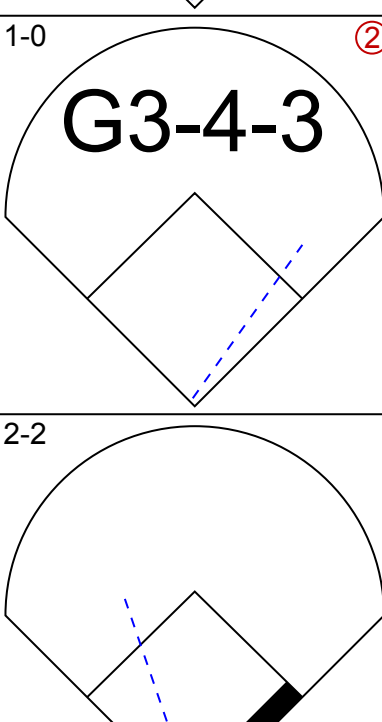
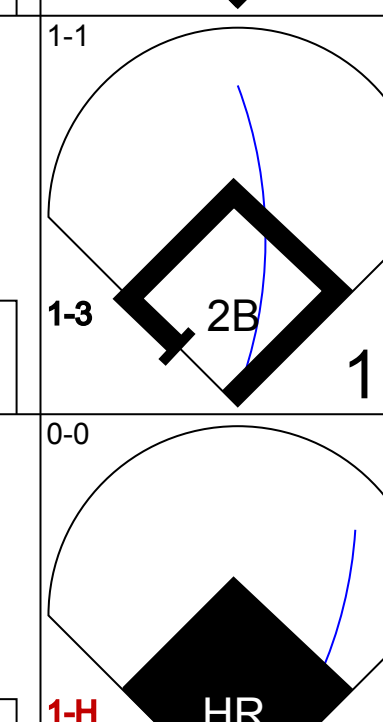
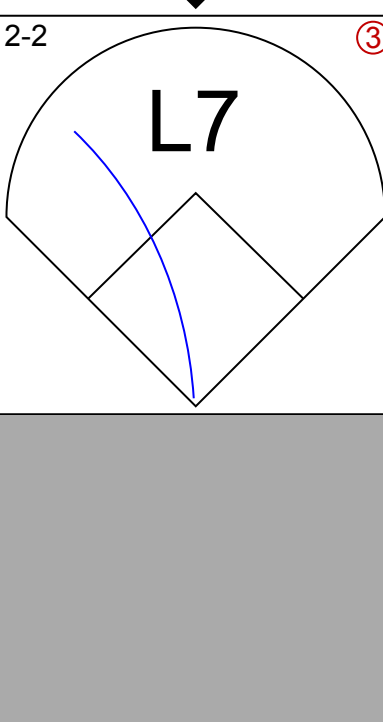
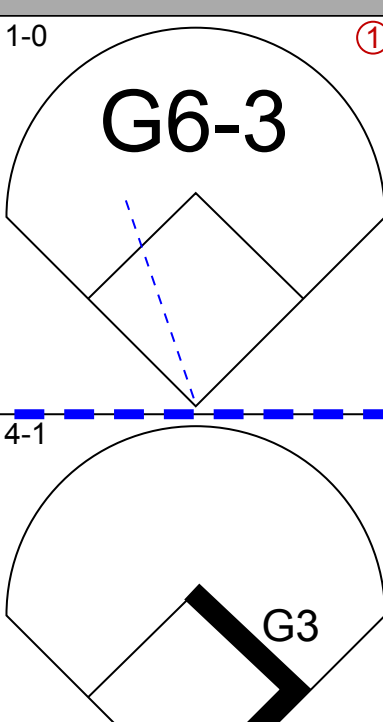
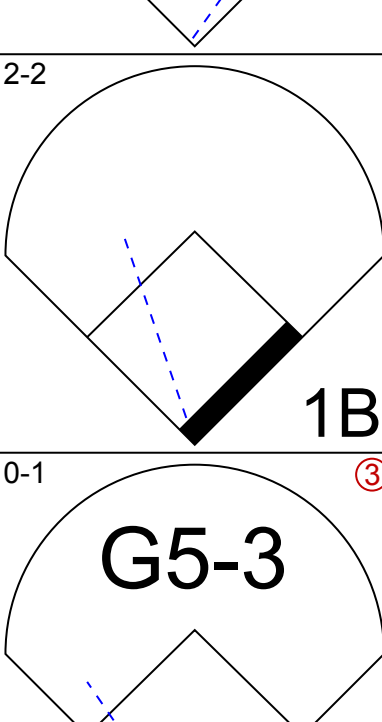
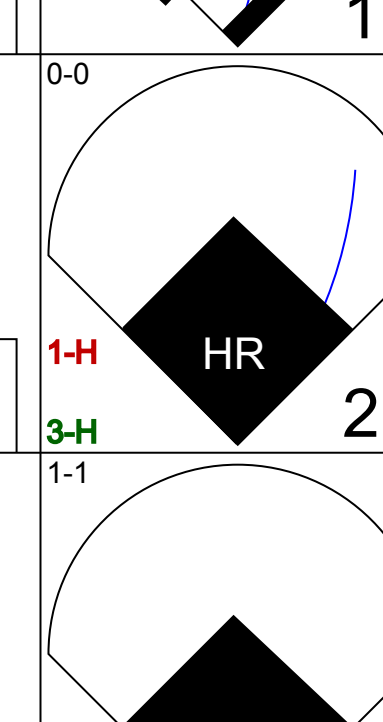
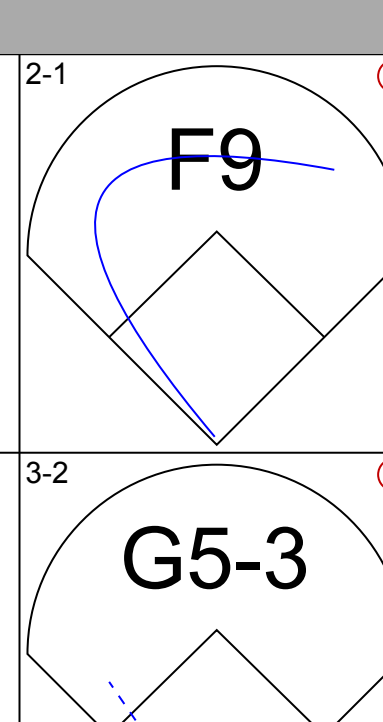
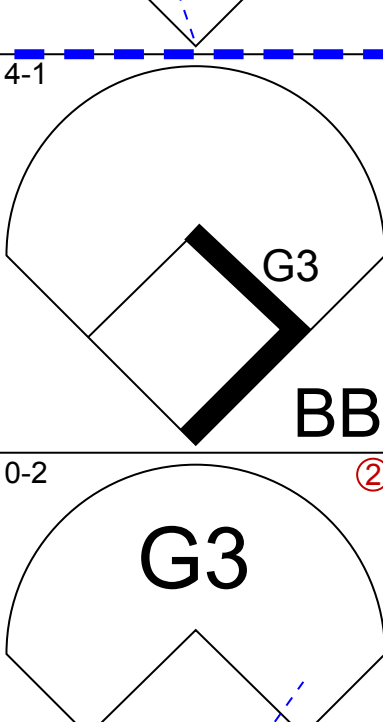
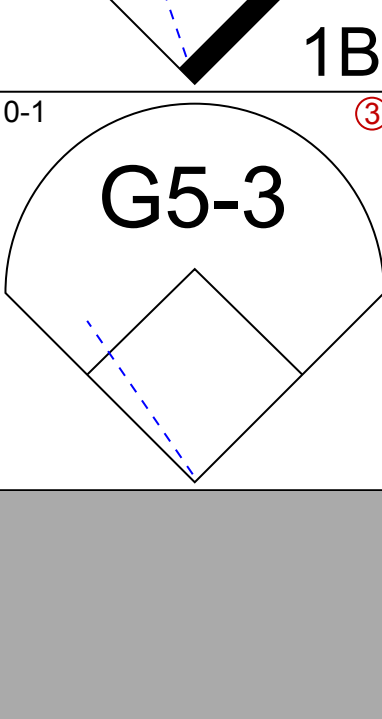
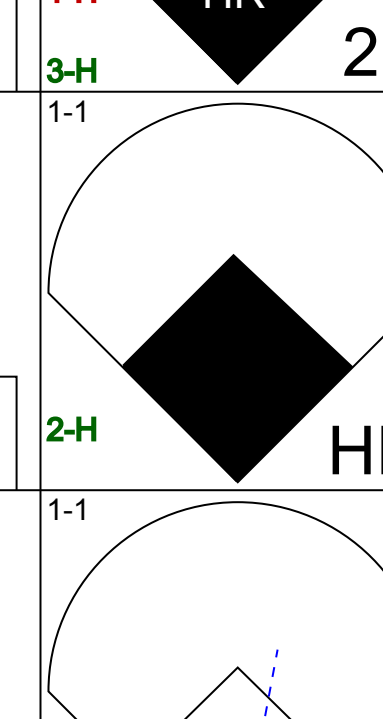
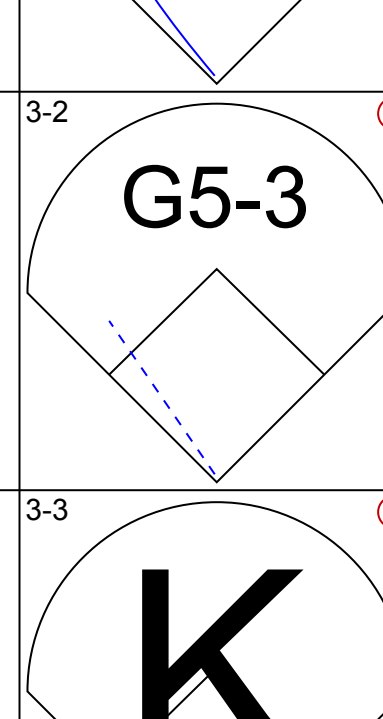
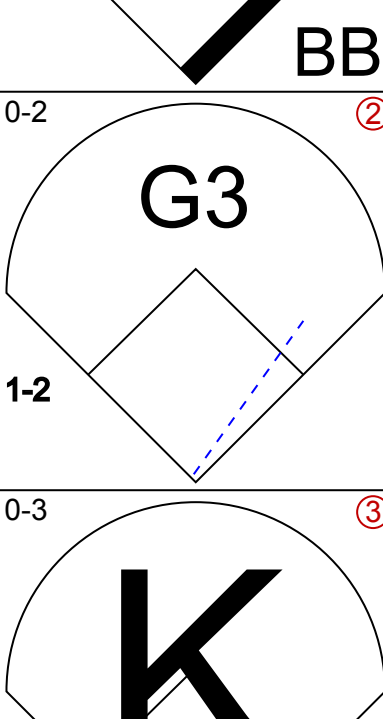
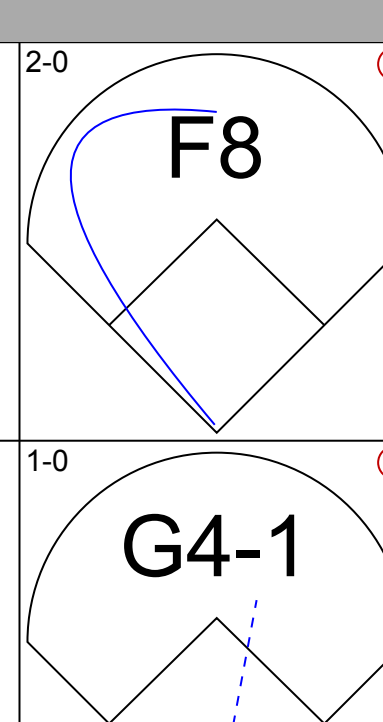
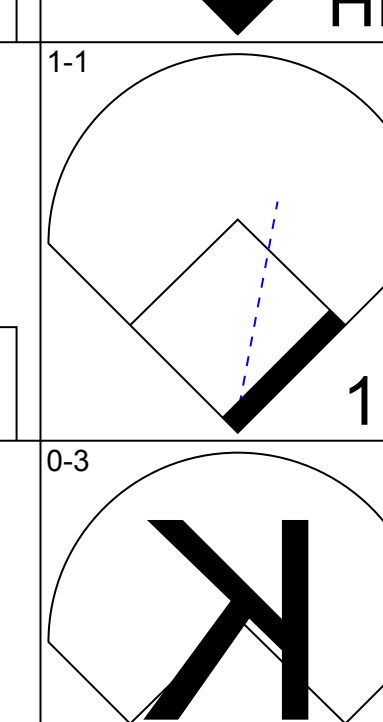

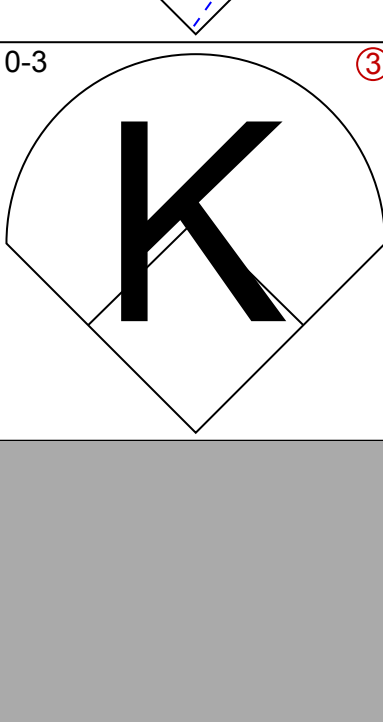
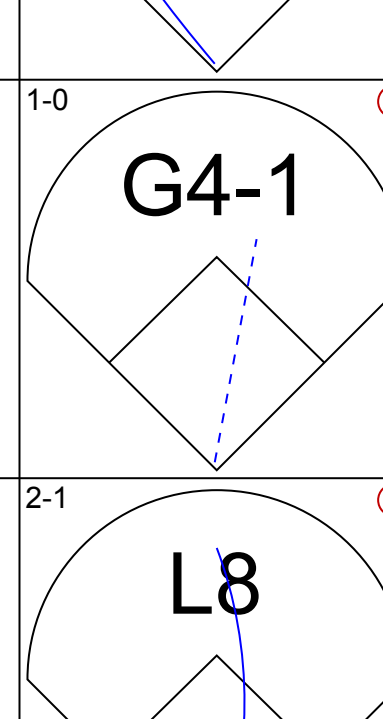
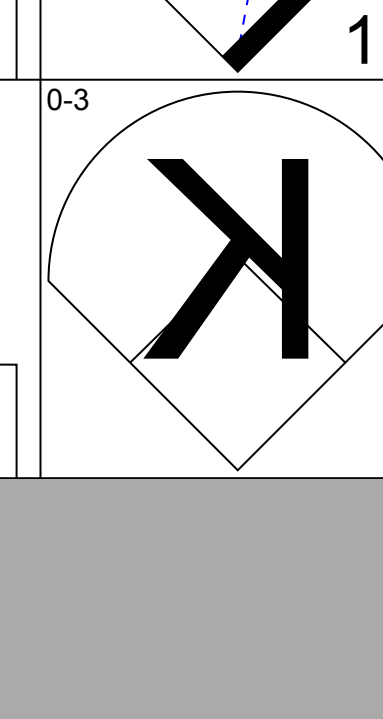
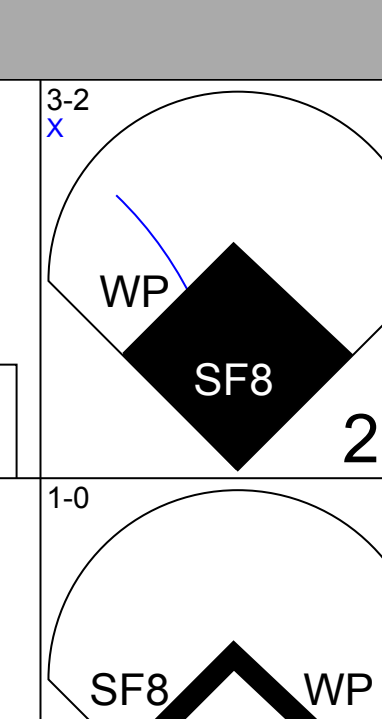
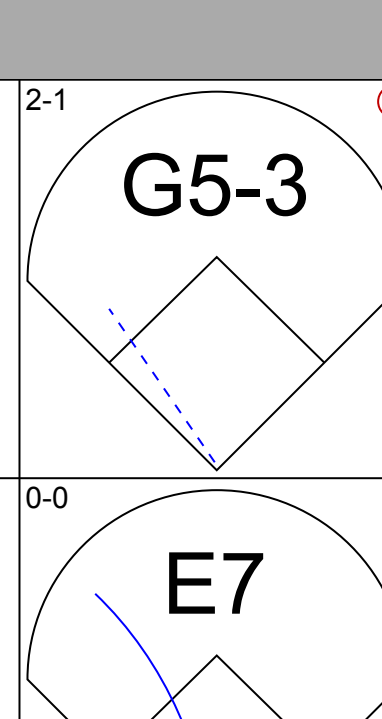
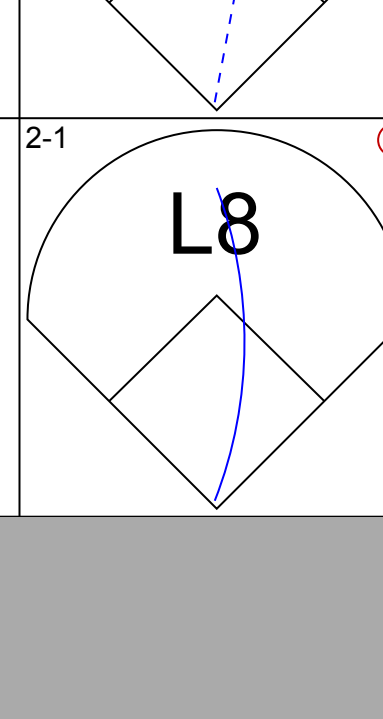
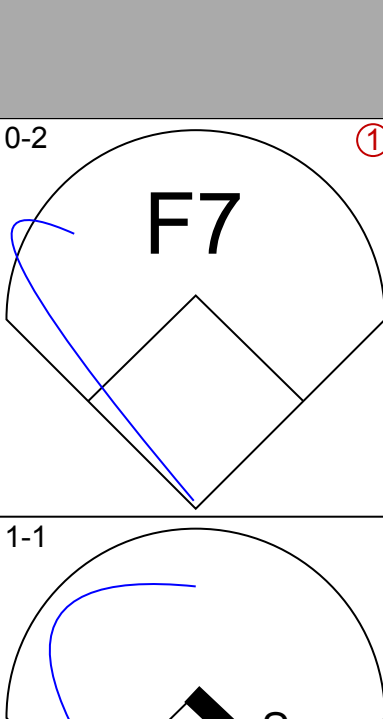
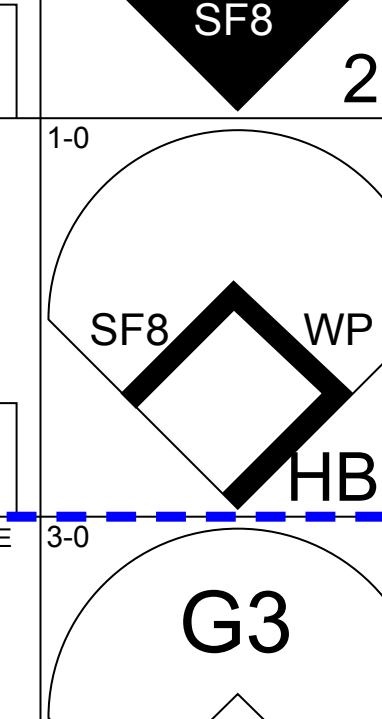
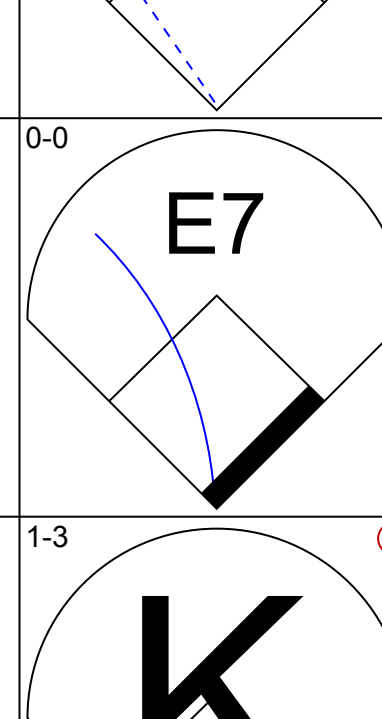
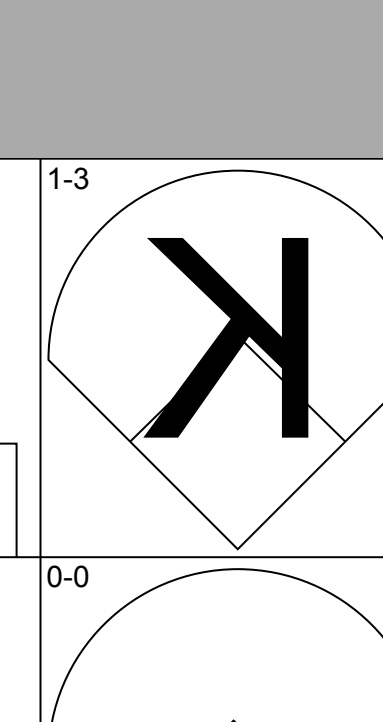
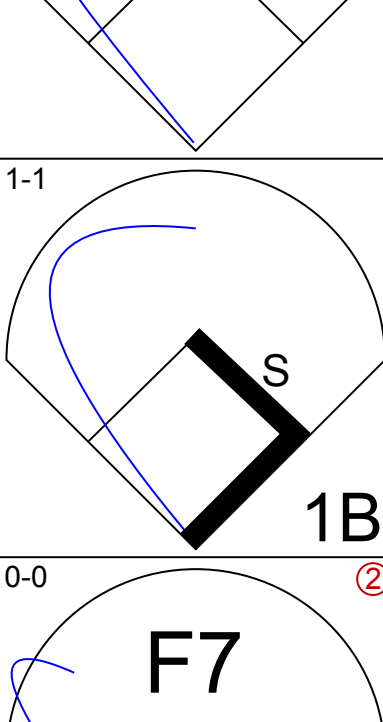
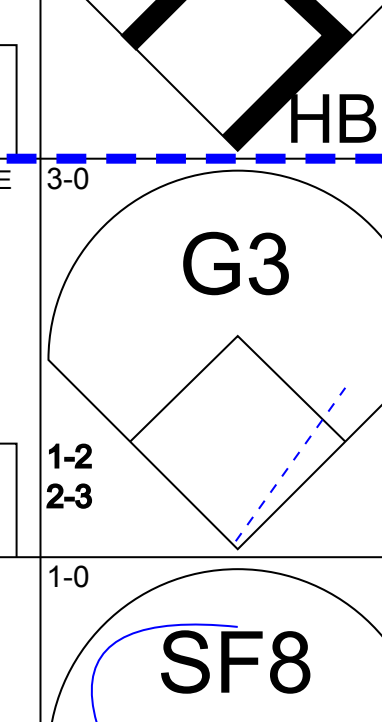
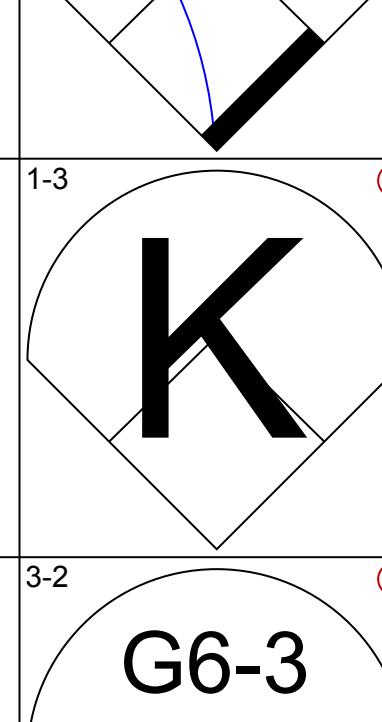
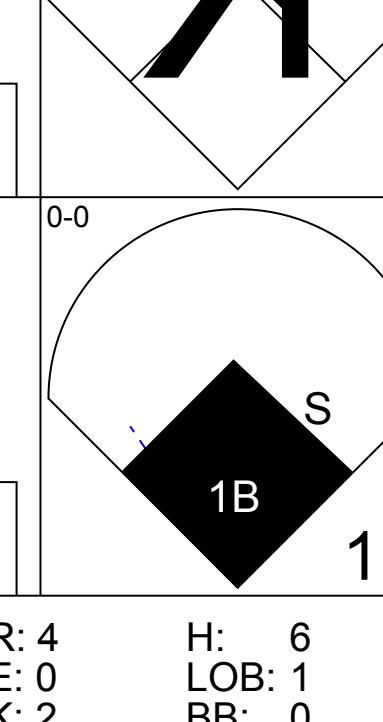
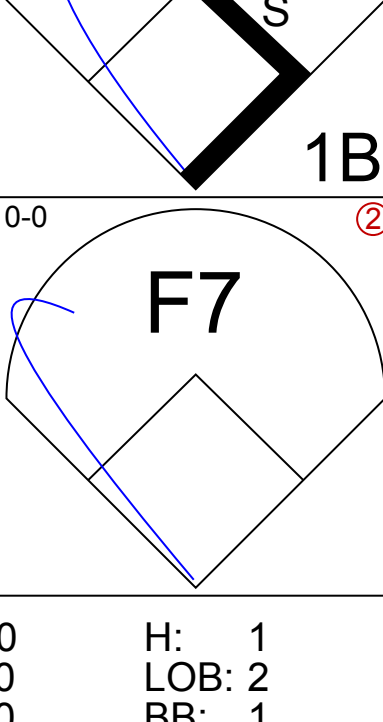
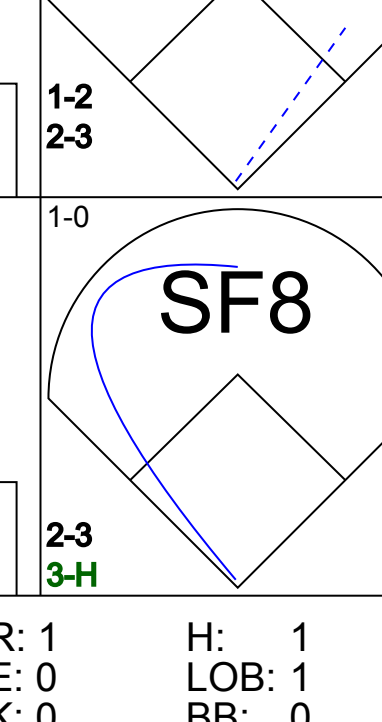
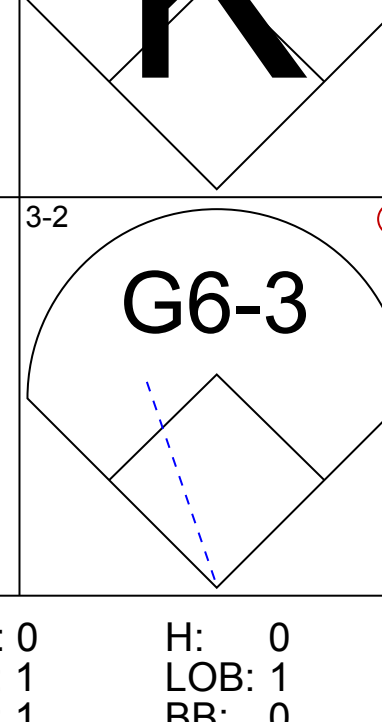


Batter	1	2	3	4	5	6	7	8	9	AB	R	H	RBI	BB	SO	LOB	TOP						
Brian Hunter, R OBP: 0.309, SLG: 0.320 (1, 8)										4	0	0	0	0	1	2							
Gregg Jefferies, S OBP: 0.277, SLG: 0.316 (1, 10)										4	0	0	0	0	0	2							
Bobby Higginson, L OBP: 0.397, SLG: 0.574 (1, 9)										4	0	1	0	0	1	0							
Tony Clark, S OBP: 0.246, SLG: 0.424 (1, 3)										4	0	0	0	0	0	1							
Dean Palmer, R OBP: 0.300, SLG: 0.393 (1, 5)										3	0	2	0	0	0	0							
Damon Easley, R OBP: 0.333, SLG: 0.463 (1, 4)										3	0	0	0	0	1	2							
Juan Encarnacion, R OBP: 0.214, SLG: 0.339 (1, 7)										3	0	0	0	0	0	0							
Bill Haselman, R OBP: 0.385, SLG: 0.500 (1, 2)										2	0	1	0	1	0	0							
Deivi Cruz, R OBP: 0.229, SLG: 0.271 (1, 6)										3	0	1	0	0	0	1							
Inning Stats	R: 0 E: 0 K: 1 S: 7	H: 0 LOB: 0 BB: 0 P: 14	R: 0 E: 0 K: 0 S: 9	H: 0 LOB: 0 BB: 0 P: 14	R: 0 E: 0 K: 0 S: 5	H: 0 LOB: 0 BB: 1 P: 11	R: 0 E: 0 K: 0 S: 6	H: 0 LOB: 0 BB: 0 P: 8	R: 0 E: 0 K: 0 S: 4	H: 1 LOB: 0 BB: 0 P: 7	R: 0 E: 0 K: 0 S: 11	H: 2 LOB: 2 BB: 0 P: 14	R: 0 E: 0 K: 2 S: 16	H: 1 LOB: 1 BB: 0 P: 23	R: 0 E: 0 K: 0 S: 11	H: 0 LOB: 0 BB: 0 P: 18	R: 0 E: 0 K: 0 S: 6	H: 1 LOB: 1 BB: 0 P: 11	1B: 5 2B: 1 3B: 0 HR: 0	SF: 0 SAC: 0 DP: 2 HBP: 0	WP: 0 PB: 0 CS: 0	PA: 31	
PITCHER Mike Siroka, L ERA: 3.72 (1, 1)	IP: 9.0 WLS: W BF: 31 H: 5 R: 0 ER: 0 SO: 3 BB: 1 IBB: 0 HBP: 0 BLK: 0 WP: 0 HR: 0 S: 75 P: 120 ERA: 0.00 WHIP: 0.667																						

Detroit Tigers @ Chicago White Sox
Comiskey Park, Chicago, IL
Fri Apr 23 1999, 8:05 PM EDT
Att. 9,837 - Unknown - 45 F


AB	30
R	0
H	5
RBI	0
BB	1
SO	3
LOB	8



Batter	1	2	3	4	5	6	7	8	9	AB	R	H	RBI	BB	SO	LOB	BOTTOM					
Ray Durham, S OBP: 0.400, SLG: 0.500 (1, 4)										3	1	1	1	1	0	1						
Mike Canuso, S OBP: 0.271, SLG: 0.232 (1, 6)										4	0	1	0	0	0	2						
Frank Thomas, R OBP: 0.565, SLG: 0.717 (1, 10)										3	1	2	1	1	0	0						
Magglio Ordonez, R OBP: 0.333, SLG: 0.491 (1, 9)										4	1	1	2	0	0	2						
Jeff Liefer, L OBP: 0.333, SLG: 0.318 (1, 3)										4	0	1	0	0	2	1						
Greg Norton, S OBP: 0.412, SLG: 0.390 (1, 5)										4	1	1	0	0	1	1						
Chris Singleton, L OBP: 0.308, SLG: 0.333 (1, 7)										3	0	0	0	0	0	0						
Mark Johnson, L OBP: 0.167, SLG: 0.063 (1, 2)										4	0	1	0	0	2	3						
McKay Christensen, L OBP: 0.333, SLG: 0.370 (1, 8)										3	1	1	1	0	0	2						
Inning Stats	R: 0 E: 0 K: 0 S: 8	H: 1 LOB: 1 BB: 0 P: 13	R: 0 E: 0 K: 0 S: 4	H: 0 LOB: 0 BB: 0 P: 9	R: 4 E: 0 K: 2 S: 17	H: 6 LOB: 1 BB: 0 P: 24	R: 0 E: 0 K: 0 S: 12	H: 1 LOB: 2 BB: 1 P: 19	R: 0 E: 0 K: 1 S: 9	H: 0 LOB: 0 BB: 0 P: 17	R: 1 E: 0 K: 0 S: 12	H: 1 LOB: 1 BB: 0 P: 22	R: 0 E: 0 K: 1 S: 8	H: 0 LOB: 1 BB: 1 P: 13	R: 0 E: 1 K: 1 S: 11	H: 0 LOB: 1 BB: 0 P: 17	R: 0 E: 0 K: 1 S: 6	H: 0 LOB: 1 BB: 0 P: 11	1B: 6 2B: 2 3B: 0 HR: 1	SF: 1 SAC: 0 DP: 0 HBP: 1	WP: 1 PB: 0 CS: 0	PA: 36
PITCHER Willie Blair, R ERA: 4.18 (1, 1)	IP: 5.0 WLS: L BF: 25 H: 9 R: 5 ER: 5 SO: 3 BB: 1 IBB: 0 HBP: 0 BLK: 0 WP: 1 HR: 0 S: 6 P: 93 ERA: 9.00 WHIP: 2.000																					
44 Sean Runyan, L ERA: 3.86 (6, 1)	IP: 1.1 WLS: 0 BF: 4 H: 0 R: 0 ER: 0 SO: 0 BB: 0 IBB: 0 HBP: 0 BLK: 0 WP: 0 HR: 0 S: 6 P: 13 ERA: 0.00 WHIP: 0.000																					
Mel Rojas, R ERA: 7.88 (7, 1)	IP: 1.2 WLS: 0 BF: 7 H: 0 R: 0 ER: 0 SO: 2 BB: 1 IBB: 0 HBP: 0 BLK: 0 WP: 0 HR: 0 S: 18 P: 28 ERA: 0.00 WHIP: 0.600																					

Detroit Tigers @ Chicago White Sox
Comiskey Park, Chicago, IL
Fri Apr 23 1999, 8:05 PM EDT
Att. 9,837 - Unknown - 45 F

AB	32
R	5
H	9
RBI	5
BB	2
SO	5
LOB	12



Batter	1	2	3	4	5	6	7	8	9	AB	R	H	RBI	BB	SO	LOB	TOP										
Brian Hunter, R OBP: 0.305, SLG: 0.302 (1, 8)	1-3 K	1-0 F8			2-3 K		1-2 BB			3	0	0	0	1	2	1	Detroit Tigers @ Chicago White Sox Comiskey Park, Chicago, IL Sat Apr 24 1999, 2:05 PM EDT Att: 11,264 - Unknown - 47 F										
Gregg Jefferies, S OBP: 0.281, SLG: 0.295 (1, 10)	2-1 F7		1-0 G6-3		1-2 L6		1-0 F8			4	0	0	0	0	0	2											
Bobby Higginson, L OBP: 0.303, SLG: 0.561 (1, 9)	3-2 1B 1B		1-0 G3		3-1 P3			4-2 G6-4-3 BB		3	1	1	0	1	0	0											
Tony Clark, S OBP: 0.262, SLG: 0.429 (1, 3)	1-1 1B 1-3 1B		1-0 1B		3-1 G4-3			0-1 P5		4	0	2	0	0	0	1											
Dean Palmer, R OBP: 0.297, SLG: 0.383 (1, 5)	1-0 1-3 1B		3-3 K		0-3 K			2-1 G6-4-3		4	0	1	1	0	2	2											
Damon Easley, R OBP: 0.313, SLG: 0.431 (1, 4)	0-0 G4-3			0-3 K		1-1 L9			1-3 K	4	0	0	0	0	2	2											
Juan Encarnacion, R OBP: 0.217, SLG: 0.333 (1, 7)		1-1 FC5-4 1B		2-2 G5-3			0-3 K		2-2 L7	4	0	1	0	0	1	0											
Brad Ausmus, R OBP: 0.250, SLG: 0.341 (1, 2)		0-1 F8		4-1 HBP			1-2 G6-3		1-2 F7	3	0	0	0	0	0	1											
Deivi Cruz, R OBP: 0.235, SLG: 0.275 (1, 6)		0-0 FC5-4		1-3 K			2-2 BB			3	0	1	0	0	1	2											
Inning Stats	R: 1 E: 0 K: 1 S: 14	H: 3 LOB: 2 BB: 0 P: 22	R: 0 E: 0 K: 0 S: 6	H: 1 LOB: 1 BB: 0 P: 8	R: 0 E: 0 K: 1 S: 8	H: 1 LOB: 1 BB: 0 P: 14	R: 0 E: 0 K: 2 S: 11	H: 0 LOB: 1 BB: 0 P: 18	R: 0 E: 0 K: 1 S: 8	H: 0 LOB: 0 BB: 0 P: 12	R: 0 E: 0 K: 1 S: 10	H: 1 LOB: 2 BB: 1 P: 18	R: 0 E: 0 K: 0 S: 7	H: 0 LOB: 0 BB: 1 P: 13	R: 0 E: 0 K: 1 S: 12	H: 0 LOB: 0 BB: 0 P: 16	1B: 6 2B: 0 3B: 0 HR: 0	SF: 0 SAC: 0 DP: 1 HBP: 1	WP: 0 PB: 0 SB: 1 CS: 0	PA: 35							
PITCHER	IP	WLS	BF	H	R	ER	SO	BB	IBB	HBP	BLK	WP	HR	S	P	ERA	WHIP										
Jaime Navarro, R ERA: 7.71 (1, 1)	6.2	W	28	6	1	1	7	1	0	1	0	0	0	64	104	1.35	1.050										
41 Bill Simas, R ERA: 3.0 (7, 1)	1.1	H	4	0	0	0	0	1	0	0	0	0	0	8	15	0.00	0.750										
Bob Howry, R ERA: 2.25 (9, 1)	1.0	S	3	0	0	0	1	0	0	0	0	0	0	12	16	0.00	0.000										

AB	32
R	1
H	6
RBI	1
BB	2
SO	8
LOB	11



Batter	1	2	3	4	5	6	7	8	9	AB	R	H	RBI	BB	SO	LOB	BOTTOM										
Ray Durham, S OBP: 0.406, SLG: 0.483 (1, 4)	1-1 G4-3	2-3 K		4-2 BB			4-1 BLK 1B BB			2	1	0	0	2	1	2	Detroit Tigers @ Chicago White Sox Comiskey Park, Chicago, IL Sat Apr 24 1999, 2:05 PM EDT Att: 11,264 - Unknown - 47 F										
Mike Canuso, S OBP: 0.286, SLG: 0.250 (1, 6)	2-2 E G5-3 1B	0-1 G1-3		0-0 G3			1 SAFE 1 SAFE 1-H 1B			4	1	2	1	0	0	5											
Frank Thomas, R OBP: 0.545, SLG: 0.673 (1, 10)	4-1 1-2 BB		1-0 L9		2-2 P8		3-3 K			3	0	0	0	1	1	1											
Magglio Ordonez, R OBP: 0.313, SLG: 0.458 (1, 9)	1 SAFE G5-3		2-3 K		1-3 K			1-2 G6-3		4	0	0	1	0	2	1											
Greg Norton, S OBP: 0.382, SLG: 0.356 (1, 5) (9, 3)	2-3 K		1-1 G6-3		0-1 F8			1-3 K		4	0	0	0	0	2	1											
14 Paul Konerko, R OBP: 0.245, SLG: 0.319 (1, 3)		0-1 G3 E 2B		3-1 F9			1-1 F8		2-3 K	4	1	1	0	0	1	0											
Craig Wilson, R OBP: 0.200, SLG: 0.111 (9, 5)										0	0	0	0	0	0	0											
Chris Singleton, L OBP: 0.250, SLG: 0.267 (1, 7)		2-2 G3		0-0 E1 G1-3 1B			1-2 G3			3	0	0	0	0	0	1											
Brook Fordyce, R OBP: 0.265, SLG: 0.313 (1, 2)		0-2 E5		1 SAFE 1 SAFE 1 SAFE G1-3 1B			1-1 G4-3			3	0	1	0	0	0	0											
McKay Christensen, L OBP: 0.333, SLG: 0.345 (1, 8)		3-H 4-1 BB		0-0 G1-3			1-1 G6-3			2	0	0	0	1	0	2											
Inning Stats	R: 1 E: 1 K: 1 S: 12	H: 1 LOB: 1 BB: 1 P: 22	R: 1 E: 1 K: 1 S: 14	H: 1 LOB: 2 BB: 1 P: 22	R: 0 E: 0 K: 1 S: 8	H: 0 LOB: 0 BB: 0 P: 12	R: 0 E: 1 K: 0 S: 9	H: 1 LOB: 3 BB: 1 P: 16	R: 0 E: 0 K: 0 S: 8	H: 0 LOB: 0 BB: 0 P: 11	R: 0 E: 0 K: 0 S: 7	H: 0 LOB: 0 BB: 0 P: 10	R: 1 E: 0 K: 1 S: 8	H: 1 LOB: 0 BB: 0 P: 18	R: 0 E: 0 K: 2 S: 10	H: 0 LOB: 0 BB: 0 P: 14	1B: 3 2B: 1 3B: 0 HR: 0	SF: 0 SAC: 0 DP: 0 HBP: 0	WP: 0 PB: 0 SB: 0 CS: 1	PA: 33							
PITCHER	IP	WLS	BF	H	R	ER	SO	BB	IBB	HBP	BLK	WP	HR	S	P	ERA	WHIP										
Dave Milcki, R ERA: 1.96 (1, 1)	6.0	L	26	3	2	0	4	3	0	0	0	0	0	58	93	0.00	1.000										
C.J. Nitkowski, L ERA: 6.75 (7, 1)	0.1		3	1	1	1	0	1	0	0	1	0	0	5	12	27.00	6.000										
Matt Anderson, R ERA: 1.0 (7, 1)	1.2		4	0	0	0	3	0	0	0	0	0	0	13	20	0.00	0.000										

AB	29
R	3
H	4
RBI	2
BB	4
SO	7
LOB	13



Batter	1	2	3	4	5	6	7	8	9	AB	R	H	RBI	BB	SO	LOB	TOP					
Gregg Jefferies, S (1, 10) OBP: 0.253, SLG: 0.284	3-2 S HBP 1B		1-2 G1-3		0-1 G4-1	3-3 K	0-3 K		1-2 F9	6	1	1	0	0	2	4						
Frank Catalanotto, L (1, 5) OBP: 0.391, SLG: 0.579	1 SAFE 2-1 S HBP 1B		3-2 F9		0-0 E8		1-0 BB 1B	0-1 P2		4	2	2	0	0	0	0						
Bobby Higginson, L (1, 9) OBP: 0.431, SLG: 0.552	1-3 K		4-0 BB		4-1 G4-6-3 BB		4-1 1B SF8 BB	4-1 1B BB		1	1	0	0	4	1	2						
Tony Clark, S (1, 3) OBP: 0.257, SLG: 0.412	1-3 K		1-1 G6-3		1-2 G4-6-3		1-1 BB 1B	2-0 P5		5	1	1	1	0	1	6						
Damon Easley, R (1, 4) OBP: 0.333, SLG: 0.459	1-1 E 1-H 2-H 1B				1-3 K		0-0 1B HBP 2B	0-2 SF8	4-2 1B BB	3	1	2	3	1	1	0						
Karim Garcia, L (1, 7) OBP: 0.278, SLG: 0.235	1 SAFE 2-3 K				2-2 2B 1B		0-1 HBP BB SF8 1B	3-H 4-0 1B BB	1-1 1B	3	2	0	1	1	1							
Brian Hunter, R (7, PR)	1-3 K				1-0 G3 2B		2-3 HBP BB SF8 1B	1-2 1B BB	1-2 2-3 1B	4	0	2	2	1	0	3						
Juan Encarnacion, R (1, 8) (7, 7)		0-1 G2-3		1-0 G3 2B		4-0 SF8 HBP BB	1-1 1B BB	1-1 F8		4	0	2	2	1	0	3						
Brad Ausmus, R (1, 2) OBP: 0.265, SLG: 0.333		1-0 F9		2-2 G3		1-2 HBP CS HBP	1-2 1B		2-2 G3-1	4	0	1	2	0	0	1						
Deivi Cruz, R (1, 6) OBP: 0.218, SLG: 0.259		1-0 F7		0-0 P2		1-2 2-3 3-H 1-0 SF8	0-1 L8		1-1 G5-3	3	0	0	1	0	0	3						
Luis Garcia, R (9, PH)										1	0	0	0	0	0	0						
Inning Stats	R: 2 E: 1 K: 3 S: 16	H: 2 LOB: 1 BB: 0 P: 26	R: 0 E: 0 K: 0 S: 4	H: 0 LOB: 0 BB: 0 P: 6	R: 0 E: 0 K: 0 S: 8	H: 0 LOB: 1 BB: 1 P: 17	R: 1 E: 0 K: 1 S: 11	H: 2 LOB: 1 BB: 0 P: 17	R: 0 E: 1 K: 0 S: 9	H: 1 LOB: 1 BB: 1 P: 14	R: 2 E: 0 K: 1 S: 9	H: 2 LOB: 2 BB: 1 P: 18	R: 4 E: 0 K: 1 S: 18	H: 4 LOB: 2 BB: 2 P: 30	R: 0 E: 0 K: 0 S: 10	H: 1 LOB: 3 BB: 2 P: 22	R: 0 E: 0 K: 0 S: 8	H: 0 LOB: 0 BB: 0 P: 12	1B: 9 2B: 4 3B: 0 HR: 0	SF: 2 SAC: 0 DP: 2 HBP: 2	WP: 0 PB: 0 CS: 1	PA: 46
PITCHER	IP WLS BF H R ER SO BB IBB HBP BLK WP HR S P ERA WHIP	IP WLS BF H R ER SO BB IBB HBP BLK WP HR S P ERA WHIP															IP WLS BF H R ER SO BB IBB HBP BLK WP HR S P ERA WHIP					
James Baldwin, R (1, 1) ERA: 5.16	5.0 L 26 7 5 5 4 3 0 2 0 0 0 0 53 90 9.00 2.000																					
Sean Lowe, R (6, 1) ERA: 2.25	1.0 2 0 0 0 1 0 0 0 0 0 0 0 4 8 0.00 0.000																					
Bryan Ward, L (7, 1) ERA: 10.13	0.0 3 2 3 3 0 1 0 0 0 0 0 0 4 10 ∞ ∞																					
David Lundquist, R (7, 1) ERA: 5.68	2.0 12 3 1 1 1 3 0 0 0 0 0 0 24 42 4.50 3.000																					
Keith Foulke, R (9, 1) ERA: 0.82	1.0 3 0 0 0 0 0 0 0 0 0 0 0 8 12 0.00 0.000																					

Detroit Tigers @ Chicago White Sox
Comiskey Park, Chicago, IL
Sun Apr 25 1999, 2:05 PM EDT
Att: 15,370 - Sunny - 48 F

AB	35
R	9
H	12
RBI	9
BB	7
SO	6
LOB	20



Batter	1	2	3	4	5	6	7	8	9	AB	R	H	RBI	BB	SO	LOB	BOTTOM					
Ray Durham, S (1, 4) OBP: 0.425, SLG: 0.597	0-0 G4-3 1B		2-2 G1-3			3-2 HR		3-2 HR		4	2	3	3	0	0	0						
Mike Canuso, S (1, 6) OBP: 0.289, SLG: 0.234	1 SAFE 2-2 G4-3			1-0 G3		0-1 P7		2-2 G3-1		4	0	0	0	0	0	1						
Frank Thomas, R (1, 10) OBP: 0.529, SLG: 0.642	1-2 P3			1-3 K		1-0 F9		2-0 1B		4	0	1	0	0	1	0						
Jeff Liefer, L (1, 9) OBP: 0.321, SLG: 0.308		3-2 L4		3-2 1B		2-3 K		1-3 K		4	0	1	0	0	2	1						
14 Paul Konerko, R (1, 3) OBP: 0.226, SLG: 0.294		3-2 F7		1-3 K		2-1 G4-3		2-2 L6		4	0	0	0	0	1	2						
Greg Norton, S (1, 5) OBP: 0.373, SLG: 0.333		1-0 G6-3			4-0 G4-6-3 BB	3-2 G3		3-2 L7		3	0	0	0	1	0	1						
Chris Singleton, L (1, 7) OBP: 0.211, SLG: 0.222			0-0 B1-3		0-3 K	2-3 K				3	0	0	0	0	2	1						
Mark Johnson, L (1, 2) OBP: 0.143, SLG: 0.053			0-1 G3		1-0 G4-6-3		2-1 G3			3	0	0	0	0	0	1						
McKay Christensen, L (1, 8) OBP: 0.361, SLG: 0.452			2-2 HR		4-2 HR BB		0-2 F7			2	2	1	1	1	0	0						
Inning Stats	R: 0 E: 0 K: 0 S: 7	H: 1 LOB: 0 BB: 0 P: 10	R: 0 E: 0 K: 0 S: 7	H: 0 LOB: 0 BB: 0 P: 14	R: 1 E: 0 K: 0 S: 9	H: 1 LOB: 0 BB: 0 P: 13	R: 0 E: 0 K: 2 S: 10	H: 1 LOB: 1 BB: 0 P: 16	R: 0 E: 0 K: 1 S: 4	H: 0 LOB: 0 BB: 1 P: 9	R: 2 E: 0 K: 1 S: 15	H: 1 LOB: 0 BB: 1 P: 25	R: 0 E: 0 K: 1 S: 8	H: 0 LOB: 0 BB: 0 P: 15	R: 1 E: 0 K: 0 S: 12	H: 1 LOB: 0 BB: 0 P: 19	R: 0 E: 0 K: 1 S: 13	H: 1 LOB: 1 BB: 0 P: 21	1B: 3 2B: 0 3B: 0 HR: 3	SF: 0 SAC: 0 DP: 2 HBP: 0	WP: 0 PB: 0 CS: 0	PA: 33
PITCHER	IP WLS BF H R ER SO BB IBB HBP BLK WP HR S P ERA WHIP	IP WLS BF H R ER SO BB IBB HBP BLK WP HR S P ERA WHIP															IP WLS BF H R ER SO BB IBB HBP BLK WP HR S P ERA WHIP					
Jeff Weaver, R (1, 1) ERA: 2.12	6.0 W 22 4 3 3 4 2 0 0 0 0 0 8 15 0.00 1.000																					
Masao Kida, R (7, 1) ERA: 9.51	1.0 3 0 0 0 1 0 0 0 0 0 0 1 12 19 9.00 1.000																					
Doug Brocail, R (8, 1) ERA: 3.72	1.0 4 1 1 1 0 0 0 0 0 0 0 1 13 21 0.00 1.000																					
Todd Jones, R (9, 1) ERA:	1.0 4 1 0 0 1 0 0 0 0 0 0 0 13 21 0.00 1.000																					

Detroit Tigers @ Chicago White Sox
Comiskey Park, Chicago, IL
Sun Apr 25 1999, 2:05 PM EDT
Att: 15,370 - Sunny - 48 F


AB	31
R	4
H	6
RBI	4
BB	2
SO	6
LOB	7



Batter	1	2	3	4	5	6	7	8	9	AB	R	H	RBI	BB	SO	LOB	TOP										
Gregg Jefferies, S OBP: 0.250, SLG: 0.278 (1, 10)	2-2 1B	2-2 F7		2-0 G4-3			0-3 K		1-1 G3	5	0	1	0	0	1	1											
Damion Easley, R OBP: 0.354, SLG: 0.514 (1, 4)	0-1 2B		1-3 K	0-0 HR			0-0 1B		0-1 G6-3	5	1	3	1	0	1	0											
Bobby Higginson, L OBP: 0.307, SLG: 0.500 (1, 9)	3-3 K		2-1 F7	3-2 F8			1-0 F8			4	0	0	0	0	1	2											
Tony Clark, S OBP: 0.278, SLG: 0.400 (1, 3)	4-1 BB		1-1 BB HR	1B		1-3 K2-3				3	1	1	0	1	2	1											
Dean Palmer, R OBP: 0.315, SLG: 0.397 (1, 5)	1-1 F8		4-0 HR	BB		1-3 K			3-2 F9	3	1	0	0	1	1	2											
Karim Garcia, L OBP: 0.308, SLG: 0.520 (8, 8)		1-3 K	1-0 HR			0-0 P9			2-0 F8	4	1	1	3	0	1	0											
Brian Hunter, R OBP: 0.311, SLG: 0.309 (8, 8)			1-1 HR							0	0	0	0	0	0	0											
Juan Encarnacion, R OBP: 0.297, SLG: 0.444 (8, 7)		0-1 F7	2-2 2B				1-1 CS HBP		3-2 1B	3	0	2	0	0	0	0											
Brad Ausmus, R OBP: 0.264, SLG: 0.388 (1, 2)		3-1 HR	3-1 P3			1-3 K	1-2		2-2 K	4	1	1	1	0	2	3											
Luis Garcia, R OBP: 0.143, SLG: 0.286 (7, 6)		0-0 2B		1-3 K			0-0 F9		0-0 G5-3	3	0	1	0	0	1	0											
Deivi Cruz, R OBP: 0.233, SLG: 0.288 (7, 6)										1	0	0	0	0	0	0											
Inning Stats	R: 0 E: 0 K: 1 S: 13	H: 2 LOB: 2 BB: 1 P: 23	R: 1 E: 0 K: 1 S: 11	H: 2 LOB: 1 BB: 0 P: 17	R: 3 E: 0 K: 1 S: 13	H: 3 LOB: 1 BB: 1 P: 27	R: 1 E: 0 K: 1 S: 8	H: 1 LOB: 0 BB: 0 P: 14	R: 0 E: 0 K: 2 S: 7	H: 0 LOB: 0 BB: 0 P: 9	R: 0 E: 0 K: 1 S: 5	H: 0 LOB: 1 BB: 0 P: 7	R: 0 E: 0 K: 2 S: 9	H: 1 LOB: 1 BB: 0 P: 12	R: 0 E: 0 K: 1 S: 11	H: 1 LOB: 1 BB: 0 P: 21	R: 0 E: 0 K: 0 S: 5	H: 0 LOB: 0 BB: 6 P: 6	1B: 4 2B: 3 3B: 0 HR: 3	SF: 0 SAC: 0 DP: 0 HBP: 1	WP: 0 PB: 0 SB: 2 CS: 1	PA: 38					
PITCHER	IP	WLS	BF	H	R	ER	SO	BB	IBB	HBP	BLK	WP	HR	S	P	ERA	WHIP										
Brett Hinchliffe, R ERA: 8.1 (1, 1)	4.0	L	21	8	5	5	4	2	0	0	0	0	3	45	81	11.25	2.500										
Mac Suzuki, R ERA: 7.53 (5, 1)	4.0		14	2	0	0	6	0	0	1	0	0	0	32	49	0.00	0.500										
28 Ken Cloude, R ERA: 12.75 (9, 1)	1.0		3	0	0	0	0	0	0	0	0	0	0	5	6	0.00	0.000										

Detroit Tigers @ Seattle Mariners
The Kingdome, Seattle, WA
Tue Apr 27 1999, 10:05 PM EDT
Att: 19,1617 - Dome - 72 F


AB 35
R 5
H 10
RBI 5
BB 2
SO 10
LOB 9



Batter	1	2	3	4	5	6	7	8	9	AB	R	H	RBI	BB	SO	LOB	BOTTOM										
David Bell, R OBP: 0.259, SLG: 0.413 (1, 4)	4-1 1B BB		4-0 BB			1-2 1B	1-3 K		0-2 E5	3	0	1	0	2	1	3											
Matt Mieske, R OBP: 0.250, SLG: 0.625 (8, PH)	0-1 1B		2-2 P6			1-3 K	0-1 FC6-4		1-1 G1	4	0	1	0	0	1	5											
David Sequi, S OBP: 0.301, SLG: 0.513 (9, 3)	1-2 1B					1-2 1B				1	0	0	0	0	0	2											
Ken Griffey Jr., L OBP: 0.415, SLG: 0.559 (1, 8)	2-3 K		0-0 P5			1-0 F8				4	0	0	0	1	1	5											
Edgar Martinez, R OBP: 0.425, SLG: 0.507 (1, 10)	1-3 K					0-0 G6-3	4-0 BB		2-3 K	3	0	0	0	2	2	3											
Jay Buhner, R OBP: 0.373, SLG: 0.528 (1, 9)	2-3 K					4-0 1B BB	0-0 P7		2-2 F8	4	0	0	0	1	2	7											
Dan Wilson, R OBP: 0.291, SLG: 0.308 (1, 2)		0-1 L4				3-1 1B			1-1 L9	5	1	2	0	0	0	2											
Butch Huskey, R OBP: 0.375, SLG: 0.564 (9, 7)		0-3 K				1-1 F9			1-0 G6-4-3 1B	4	0	2	1	0	1	2											
Russ Davis, R OBP: 0.240, SLG: 0.444 (1, 5)		2-3 K				1-0 F8			0-0 G6-4-3 1B	4	0	0	0	0	1	4											
Domingo Cedeño, S OBP: 0.297, SLG: 0.424 (8, PH)			1-1 P4			1-2 BB 1B			0-0 FC6-4 1B	3	0	2	0	0	0	0											
John Mabry, L OBP: 0.272, SLG: 0.380 (8, PH)										1	0	1	0	0	0	0											
Giomar Guevara, S OBP: 0.250, SLG: 0.417 (9, 6)										0	0	0	0	0	0	0											
Inning Stats	R: 0 E: 0 K: 3 S: 12	H: 1 LOB: 2 BB: 1 P: 21	R: 0 E: 0 K: 2 S: 8	H: 0 LOB: 0 BB: 0 P: 10	R: 0 E: 0 K: 0 S: 8	H: 0 LOB: 1 BB: 1 P: 15	R: 0 E: 0 K: 0 S: 6	H: 1 LOB: 2 BB: 1 P: 15	R: 0 E: 0 K: 1 S: 11	H: 2 LOB: 3 BB: 1 P: 18	R: 1 E: 0 K: 1 S: 10	H: 3 LOB: 2 BB: 0 P: 12	R: 0 E: 0 K: 1 S: 10	H: 0 LOB: 1 BB: 1 P: 19	R: 0 E: 1 K: 0 S: 8	H: 2 LOB: 2 BB: 0 P: 10	R: 0 E: 0 K: 1 S: 7	H: 0 LOB: 1 BB: 1 P: 15	1B: 8 2B: 1 3B: 0 HR: 0	SF: 0 SAC: 0 DP: 1 HBP: 0	WP: 0 PB: 0 SB: 0 CS: 0	PA: 42					
PITCHER	IP	WLS	BF	H	R	ER	SO	BB	IBB	HBP	BLK	WP	HR	S	P	ERA	WHIP										
Justin Thompson, L ERA: 3.77 (1, 1)	6.0	W	29	7	1	1	7	4	0	0	0	0	0	10	19	0.00	1.000										
Matt Anderson, R ERA: 9.5 (7, 1)	1.0		4	0	0	0	1	1	0	0	0	0	0	8	10	0.00	2.000										
Doug Brocail, R ERA: 3.09 (8, 1)	1.0		5	2	0	0	0	0	0	0	0	0	0	3	9	0.00	3.000										
C.J. Nitkowski, L ERA: 6.43 (9, 1)	0.1		2	0	0	0	0	1	0	0	0	0	0	4	6	0.00	0.000										
Todd Jones, R ERA: (9, 1)	0.2		2	0	0	0	1	0	0	0	0	0	0	4	6	0.00	0.000										

Detroit Tigers @ Seattle Mariners
The Kingdome, Seattle, WA
Tue Apr 27 1999, 10:05 PM EDT
Att: 19,1617 - Dome - 72 F

AB 36
R 1
H 9
RBI 1
BB 6
SO 9
LOB 33



Batter	1	2	3	4	5	6	7	8	9	AB	R	H	RBI	BB	SO	LOB	TOP										
Gregg Jefferies, S (1, 10) OBP: 0.271, SLG: 0.316	G5-3		FC5-4 HBP		G6-3 2B		G4-6-3		BB 1B 2B	4	1	2	0	0	0	2	Detroit Tigers @ Seattle Mariners The Kingdome, Seattle, WA Wed Apr 28 1999, 10:35 PM EDT Att: 21,708 - Dome - 72 F										
Damion Easley, R (1, 4) OBP: 0.397, SLG: 0.493	G5-3		FC5-4 1-2		G6-3		BB BB HBP		1B BB BB	3	1	0	0	1	0	2											
Bobby Higginson, L (1, 9) OBP: 0.430, SLG: 0.515					L8				1B BB	2	2	1	0	3	0	1											
Tony Clark, S (1, 3) OBP: 0.286, SLG: 0.392					G3-1 2B		G6-3		1B BB	4	0	1	2	1	1	2											
Dean Palmer, R (1, 5) OBP: 0.321, SLG: 0.389					G4-3 1B BB		G6-3		1B	4	1	1	2	1	1	3											
Karim Garcia, L (1, 7) OBP: 0.290, SLG: 0.448	F7				G4-3				K	4	0	0	1	1	2	3											
Juan Encarnacion, R (1, 8) OBP: 0.291, SLG: 0.429	G6-3				FC6-4 1B		G5-3		K	5	0	1	1	0	2	3											
Brad Ausmus, R (1, 2) OBP: 0.263, SLG: 0.377					G5-3		G4-6-3 BB 1B		G6-3	4	1	1	0	0	0	1											
Deivi Cruz, R (1, 6) OBP: 0.234, SLG: 0.286					P4		G4-3		G6-3	4	0	1	0	0	0	0											
Inning Stats	R: 0 E: 0 K: 1 S: 11	H: 0 LOB: 1 BB: 1 P: 21	R: 0 E: 0 K: 0 S: 7	H: 0 LOB: 0 BB: 0 P: 12	R: 0 E: 0 K: 0 S: 7	H: 0 LOB: 0 BB: 0 P: 13	R: 2 E: 0 K: 0 S: 13	H: 2 LOB: 1 BB: 1 P: 23	R: 0 E: 0 K: 0 S: 8	H: 0 LOB: 1 BB: 0 P: 19	R: 1 E: 0 K: 1 S: 11	H: 2 LOB: 3 BB: 2 P: 24	R: 0 E: 0 K: 2 S: 9	H: 0 LOB: 0 BB: 0 P: 12	R: 3 E: 0 K: 2 S: 15	H: 3 LOB: 2 BB: 2 P: 29	1B: 5 2B: 3 3B: 0 HR: 0	SF: 0 SAC: 0 DP: 1 HBP: 2	WP: 0 PB: 0 SB: 0 CS: 0	PA: 43							
PITCHER	IP	WLS	BF	H	R	ER	SO	BB	IBB	HBP	BLK	WP	HR	S	P	ERA	WHIP										
Freddy Garcia, R (1, 1) ERA: 3.73	6.0	W	26	4	3	3	1	3	0	1	0	0	0	58	105	4.50	1.167										
Jose Paniagua, R (7, 1) ERA: 1.35	2.0		9	1	0	0	3	2	0	1	0	0	0	18	32	0.00	1.500										
Jose Mesa, R (9, 1) ERA: 11.57	1.0		8	3	3	3	2	2	0	0	0	0	0	15	29	27.00	5.000										

Batter	1	2	3	4	5	6	7	8	9	AB	R	H	RBI	BB	SO	LOB	BOTTOM										
David Bell, R (1, 4) OBP: 0.279, SLG: 0.456	P3		WP HR 1B				F9			4	2	2	1	1	0	1	Detroit Tigers @ Seattle Mariners The Kingdome, Seattle, WA Wed Apr 28 1999, 10:35 PM EDT Att: 21,708 - Dome - 72 F										
Edgar Martinez, R (1, 10) OBP: 0.435, SLG: 0.493	FC3-6 BB		HR BB	F8 HBP BB			K			2	1	0	0	3	2	1											
Ken Griffey Jr., L (1, 8) OBP: 0.402, SLG: 0.575	FC3-6 FC6-4		HR	F8		P5		G1-3		5	1	1	3	0	0	2											
Jay Buhner, R (1, 9) OBP: 0.375, SLG: 0.509	FC6-4		HR 1B	E HBP		G5-3		F8		4	1	1	0	0	0	1											
John Mabry, L (1, 3) OBP: 0.232, SLG: 0.500			HR	F8		F7				4	2	2	3	0	0	2											
Butch Huskey, R (1, 7) OBP: 0.367, SLG: 0.534			HR	HR						3	0	0	0	1	1	0											
Brian Hunter, R (8, 7) OBP: 0.311, SLG: 0.309			P8				G5-3			0	0	0	0	0	0	0											
Russ Davis, R (1, 5) OBP: 0.253, SLG: 0.447	K		1B	F8			1B FC5-4			4	1	2	0	0	1	3											
Dan Wilson, R (1, 2) OBP: 0.305, SLG: 0.321				K		G6-3		FC5-4 1B		4	0	2	0	0	1	1											
Rafael Bournigal, R (1, 6) OBP: 0.286, SLG: 0.392	G6-3		F9			G5-3		FC5-4		4	0	0	1	0	0	3											
Inning Stats	R: 0 E: 0 K: 0 S: 5	H: 0 LOB: 1 BB: 1 P: 11	R: 1 E: 0 K: 2 S: 13	H: 2 LOB: 0 BB: 0 P: 23	R: 5 E: 0 K: 1 S: 20	H: 5 LOB: 1 BB: 1 P: 39	R: 1 E: 1 K: 0 S: 11	H: 1 LOB: 3 BB: 2 P: 26	R: 0 E: 0 K: 0 S: 7	H: 0 LOB: 0 BB: 0 P: 14	R: 1 E: 0 K: 0 S: 10	H: 2 LOB: 1 BB: 0 P: 16	R: 0 E: 0 K: 1 S: 6	H: 0 LOB: 0 BB: 0 P: 8	R: 0 E: 0 K: 2 S: 9	H: 0 LOB: 0 BB: 0 P: 14	1B: 6 2B: 0 3B: 0 HR: 4	SF: 0 SAC: 0 DP: 0 HBP: 1	WP: 1 PB: 0 SB: 0 CS: 0	PA: 40							
PITCHER	IP	WLS	BF	H	R	ER	SO	BB	IBB	HBP	BLK	WP	HR	S	P	ERA	WHIP										
Willie Blair, R (1, 1) ERA: 6.08	3.0	L	20	8	7	7	3	3	0	0	0	0	0	40	79	21.00	3.667										
Masao Kida, R (4, 1) ERA: 7.24	4.0		17	2	1	1	1	2	0	1	0	0	0	35	64	2.25	1.000										
44 Sean Runyan, L (8, 1) ERA: 3.18	1.0		3	0	0	0	1	0	0	0	0	0	0	6	8	0.00	0.000										

AB	34
R	6
H	8
RBI	6
BB	7
SO	6
LOB	17



AB	34
R	8
H	10
RBI	8
BB	5
SO	5
LOB	14



Batter	1	2	3	4	5	6	7	8	9	AB	R	H	RBI	BB	SO	LOB	TOP					
Gregg Jefferies, S OBP: 0.267, SLG: 0.309 (1, 10)	F8		G6-3				F9		G5-3	5	1	1	0	0	0	0						
Damon Easley, R OBP: 0.338, SLG: 0.553 Frank Catalanotto, L OBP: 0.400, SLG: 0.615 (7, PH) (7, 4)	G5-3		HR						1B	3	2	2	2	0	0	0						
Bobby Higginson, L OBP: 0.340, SLG: 0.521 (1, 9)	1B		F8						1B	5	1	3	1	0	1	1						
Tony Clark, S OBP: 0.292, SLG: 0.386 (1, 3)	1B								L9	4	0	1	0	1	0	4						
Dean Palmer, R OBP: 0.328, SLG: 0.421 (1, 5)	K		P9							4	1	2	1	0	1	3						
Karim Garcia, L OBP: 0.314, SLG: 0.455 (1, 7)										4	0	2	1	0	0	1						
Juan Encarnacion, R OBP: 0.289, SLG: 0.420 (1, 8)										4	1	1	0	0	1	1						
Bill Haselman, R OBP: 0.333, SLG: 0.389 (1, 2)										4	0	1	1	0	0	1						
Deivi Cruz, R OBP: 0.224, SLG: 0.273 Luis Garcia, R OBP: 0.125, SLG: 0.250 (7, 6)										3	0	0	0	0	0	0						
Inning Stats	R: 0 E: 0 K: 1 S: 10	H: 2 LOB: 2 BB: 0 P: 16	R: 1 E: 0 K: 0 S: 9	H: 3 LOB: 0 BB: 1 P: 14	R: 1 E: 0 K: 0 S: 7	H: 1 LOB: 1 BB: 1 P: 13	R: 0 E: 0 K: 0 S: 3	H: 0 LOB: 0 BB: 0 P: 3	R: 4 E: 0 K: 0 S: 16	H: 5 LOB: 1 BB: 0 P: 25	R: 0 E: 0 K: 0 S: 9	H: 0 LOB: 0 BB: 0 P: 14	R: 0 E: 0 K: 1 S: 9	H: 1 LOB: 1 BB: 0 P: 11	R: 0 E: 0 K: 1 S: 11	H: 1 LOB: 1 BB: 0 P: 18	R: 0 E: 0 K: 0 S: 9	H: 2 LOB: 2 BB: 0 P: 15	1B: 10 2B: 4 3B: 0 HR: 1	SF: 0 SAC: 0 DP: 0 HBP: 0	WP: 0 PB: 0 SB: 1 CS: 1	PA: 40
PITCHER	IP	WLS	BF	H	R	ER	SO	BB	IBB	HBP	BLK	WP	HR	S	P	ERA	WHIP					
Butch Henry, L ERA: 4.63	4.2		23	10	6	6	1	1	0	0	0	0	1	43	68	11.57	2.357					
28 Ken Cloude, R ERA: 9.35	2.1	W	8	2	0	0	1	0	0	0	0	0	0	20	28	0.00	0.857					
Mark Leiter, R ERA: 4.66	1.0		4	1	0	0	1	0	0	0	0	0	0	11	18	0.00	1.000					
John Halama, L ERA: 4.66	1.0		5	2	0	0	0	0	0	0	0	0	0	9	15	0.00	2.000					

Detroit Tigers @ Seattle Mariners
The Kingdome, Seattle, WA
Thu Apr 29 1999, 3:35 PM EDT
Att: 22,078 - Dome - 72 F

AB 39
R 6
H 15
RBI 6
BB 1
SO 3
LOB 11



Batter	1	2	3	4	5	6	7	8	9	AB	R	H	RBI	BB	SO	LOB	BOTTOM					
Brian Hunter, R OBP: 0.328, SLG: 0.328 (7, 8)	S		G4-3				L8			6	2	3	1	0	0	3						
David Bell, R OBP: 0.293, SLG: 0.482 (1, 4)	F7		K							4	2	1	2	2	2	1						
Ken Griffey Jr., L OBP: 0.402, SLG: 0.641 Raul Ibanez, L OBP: 0.429, SLG: 0.429 (7, 9)	P5		P5							5	3	2	6	0	0	3						
Edgar Martinez, R OBP: 0.429, SLG: 0.475 (1, 10)	G3-1									5	2	1	1	1	1	2						
David Segui, S OBP: 0.315, SLG: 0.500 (1, 3)										4	3	1	1	2	0	1						
John Mabry, L OBP: 0.299, SLG: 0.509 Jay Buhner, R OBP: 0.392, SLG: 0.534 (5, PH) (6, 9)										1	0	1	0	1	0	0						
Matt Mieske, R OBP: 0.300, SLG: 0.900 (7, 7)										2	1	1	1	0	0	2						
Russ Davis, R OBP: 0.282, SLG: 0.481 (1, 5)										5	2	3	5	0	0	3						
Tom Lampkin, L OBP: 0.364, SLG: 0.333 (1, 2)										3	1	1	1	1	0	3						
Rafael Bourquigal, R OBP: 0.300, SLG: 0.500 (1, 6)										6	3	3	3	0	2	5						
Inning Stats	R: 0 E: 0 K: 0 S: 10	H: 1 LOB: 1 BB: 0 P: 16	R: 1 E: 0 K: 0 S: 8	H: 1 LOB: 1 BB: 1 P: 14	R: 0 E: 0 K: 1 S: 6	H: 0 LOB: 0 BB: 0 P: 10	R: 0 E: 0 K: 0 S: 8	H: 0 LOB: 2 BB: 2 P: 18	R: 11 E: 1 K: 0 S: 22	H: 5 LOB: 0 BB: 4 P: 48	R: 6 E: 0 K: 1 S: 16	H: 5 LOB: 0 BB: 0 P: 24	R: 1 E: 0 K: 1 S: 17	H: 3 LOB: 2 BB: 0 P: 25	R: 3 E: 0 K: 2 S: 19	H: 4 LOB: 2 BB: 1 P: 30	R: 0 E: 0 K: 0 S: 9	H: 1 LOB: 1 BB: 0 P: 15	1B: 10 2B: 5 3B: 0 HR: 4	SF: 1 SAC: 0 DP: 0 HBP: 2	WP: 0 PB: 0 SB: 1 CS: 0	PA: 54
PITCHER	IP	WLS	BF	H	R	ER	SO	BB	IBB	HBP	BLK	WP	HR	S	P	ERA	WHIP					
Dave Milick, R ERA: 3.18	4.1		23	4	6	6	1	5	0	0	0	0	0	44	84	12.46	2.077					
C.J. Nitkowski, L ERA: 7.71	0.0	L	1	0	0	0	0	1	0	0	0	0	0	1	5	∞	∞					
Mel Rojas, R ERA: 15.19	1.2		16	8	12	10	1	1	0	2	0	0	3	25	41	54.00	5.400					
44 Sean Runyan, L ERA: 4.05	1.0		6	3	1	1	1	0	0	0	0	0	1	17	25	9.00	3.000					
Todd Jones, R ERA: 3.0	1.0		8	4	3	3	2	1	0	0	0	0	0	19	30	27.00	5.000					

Detroit Tigers @ Seattle Mariners
The Kingdome, Seattle, WA
Thu Apr 29 1999, 3:35 PM EDT
Att: 22,078 - Dome - 72 F


AB 43
R 22
H 19
RBI 22
BB 8
SO 5
LOB 23



Batter	1	2	3	4	5	6	7	8	9	AB	R	H	RBI	BB	SO	LOB	TOP																			
Frank Catalanotto, L (1,4) OBP: 0.412, SLG: 0.633 Damion Easley, R (7,4) OBP: 0.364, SLG: 0.545	G6-3		1B	2B		F7		K		4	0	2	1	0	0	1																				
Gregg Jefferies, S (1,10) OBP: 0.274, SLG: 0.306	F8		1B	G4-3			FC4-6 BB	G3		4	0	1	1	1	0	2																				
Bobby Higginson, L (1,9) OBP: 0.438, SLG: 0.500	K		HBP			F9	FC4-6 CS		4-2 BB	3	0	0	0	1	1	1																				
Tony Clark, S (1,3)		4-1 BB	G4-3			K			4-2 BB	4	0	0	0	1	2	4																				
Dean Palmer, R (1,5) OBP: 0.345, SLG: 0.463	F9			S BB		1B		HR	1-2 K	4	2	2	1	1	1	2																				
Karim Garcia, L (1,7) OBP: 0.308, SLG: 0.432	K			K		K		WP HR		4	1	1	0	0	3	3																				
Gabe Kapler, R (1,8) OBP: 0.333, SLG: 0.500	K			P6		G6-3		HR		4	1	1	2	0	1	2																				
Brad Ausmus, R (1,2) OBP: 0.279, SLG: 0.386			K	E7 2B		FC3-6 1B		G5-3		4	1	2	1	0	1	0																				
Deivi Cruz, R (1,6) OBP: 0.254, SLG: 0.314			1B	2B		FC3-6 1B		1B		4	2	3	1	0	0	1																				
Inning Stats	R: 0 E: 0 K: 1 S: 7	H: 0 LOB: 0 BB: 0 P: 12	R: 0 E: 0 K: 2 S: 9	H: 0 LOB: 1 BB: 1 P: 18	R: 1 E: 0 K: 1 S: 15	H: 3 LOB: 2 BB: 0 P: 23	R: 3 E: 1 K: 1 S: 16	H: 3 LOB: 1 BB: 0 P: 24	R: 0 E: 0 K: 0 S: 7	H: 1 LOB: 1 BB: 0 P: 9	R: 0 E: 0 K: 1 S: 7	H: 0 LOB: 0 BB: 1 P: 13	R: 3 E: 0 K: 1 S: 18	H: 4 LOB: 1 BB: 0 P: 30	R: 0 E: 0 K: 1 S: 10	H: 0 LOB: 1 BB: 1 P: 17	1B: 8 2B: 3 3B: 0 HR: 2	SF: 0 SAC: 0 DP: 1 HBP: 1	WP: 1 PA: 41 PB: 0 SB: 2 CS: 1																	
PITCHER	IP	WLS	BF	H	R	ER	SO	BB	IBB	HBP	BLK	WP	HR	S	P	ERA	WHIP	PITCHER		IP	WLS	BF	H	R	ER	SO	BB	IBB	HBP	BLK	WP	HR	S	P	ERA	WHIP
Rolando Arroyo, R (1,1) ERA: 6.11	6.0	L	28	8	4	4	7	2	0	1	0	0	0	71	110	6.00	1.667																			
Scott Aldred, L (7,1) ERA:	1.0		3	0	0	0	1	1	0	0	0	0	0	7	13	0.00	1.000																			
Albie Lopez, R (8,1) ERA: 7.8	0.1		5	4	3	3	0	0	0	0	0	1	2	13	22	81.00	12.000																			
Esteban Yan, R (8,1) ERA: 4.38	1.2		5	0	0	0	2	1	0	0	0	0	0	15	25	0.00	0.600																			

Detroit Tigers @ Tampa Bay Devil Rays
Tropicana Field, St. Petersburg, FL
Fri Apr 30 1999, 7:05 PM EDT
Att: 17,781 - Dome - 72 F


AB 36
R 7
H 12
RBI 7
BB 4
SO 10
LOB 17



Batter	1	2	3	4	5	6	7	8	9	AB	R	H	RBI	BB	SO	LOB	BOTTOM																			
Quinton McCracken, S (1,8) OBP: 0.284, SLG: 0.338	G3		K		FC5-4 CS		G3-6-3		K	5	0	1	0	0	2	1																				
Dave Martinez, L (1,9) OBP: 0.397, SLG: 0.413	K		K		FC5-4 BB		K			3	0	0	0	1	3	0																				
Jose Canseco, R (1,10) OBP: 0.360, SLG: 0.663	E5 BB		P3		K		F8			4	0	0	0	0	1	2																				
Fred McGriff, L (1,3) OBP: 0.357, SLG: 0.533	BB			2B	FC5-4		HR			3	2	2	0	1	0	2																				
John Flaherty, R (1,2) OBP: 0.341, SLG: 0.486	G5-3			1B SF7	CS	G5-3	HR			4	2	2	3	0	0	2																				
Wade Boggs, L (1,5) OBP: 0.328, SLG: 0.338	G2-3			1B		F7	HR			3	0	1	0	1	0	0																				
Paul Sorrento, L (1,7) OBP: 0.200, SLG: 0.118	L4			SF7		G1-3	G4-6-3 BB			3	0	0	1	0	0	1																				
Bobby Smith, R (1,4) OBP: 0.279, SLG: 0.269 Randy Wirtz, S (9,PH) ERA: 7.0 OBP: 0.312, SLG: 0.404		4-2 BB		K			1B WP G3-6-3 BB		K	1	1	0	0	2	1	1																				
Kevin Stocker, S (1,6) OBP: 0.416, SLG: 0.456	L3			G5-3			G3-6-3 1B		K	4	0	1	0	0	1	2																				
Inning Stats	R: 0 E: 1 K: 1 S: 11	H: 0 LOB: 2 BB: 1 P: 17	R: 0 E: 0 K: 0 S: 11	H: 0 LOB: 1 BB: 1 P: 20	R: 0 E: 0 K: 2 S: 14	H: 0 LOB: 0 BB: 0 P: 19	R: 2 E: 0 K: 1 S: 12	H: 3 LOB: 1 BB: 0 P: 14	R: 0 E: 0 K: 0 S: 5	H: 0 LOB: 0 BB: 0 P: 7	R: 1 E: 0 K: 1 S: 11	H: 1 LOB: 0 BB: 1 P: 19	R: 2 E: 0 K: 0 S: 10	H: 2 LOB: 0 BB: 1 P: 18	R: 0 E: 0 K: 3 S: 9	H: 0 LOB: 0 BB: 0 P: 13	1B: 4 2B: 2 3B: 0 HR: 1	SF: 1 SAC: 0 DP: 2 HBP: 0	WP: 1 PA: 38 PB: 0 SB: 1 CS: 1																	
PITCHER	IP	WLS	BF	H	R	ER	SO	BB	IBB	HBP	BLK	WP	HR	S	P	ERA	WHIP	PITCHER		IP	WLS	BF	H	R	ER	SO	BB	IBB	HBP	BLK	WP	HR	S	P	ERA	WHIP
Jeff Weaver, R (1,1) ERA: 2.45	5.0	W	22	4	2	2	5	3	0	0	0	1	0	61	89	3.60	1.400																			
C.J. Nitkowski, L (6,1) ERA: 7.0	2.0	H	7	1	1	1	1	1	0	0	0	1	0	16	26	4.50	1.000																			
Doug Brocail, R (8,1) ERA: 4.26	1.0		5	2	2	2	0	1	0	0	0	0	1	10	18	18.00	3.000																			
Todd Jones, R (9,1) ERA: 2.7	1.0	S	3	0	0	0	3	0	0	0	0	0	0	9	13	0.00	0.000																			

Detroit Tigers @ Tampa Bay Devil Rays
Tropicana Field, St. Petersburg, FL
Fri Apr 30 1999, 7:05 PM EDT
Att: 17,781 - Dome - 72 F

AB 31
R 5
H 7
RBI 4
BB 5
SO 9
LOB 11



Batter	1	2	3	4	5	6	7	8	9	AB	R	H	RBI	BB	SO	LOB	TOP				
Bobby Higginson, L OBP: 0.320, SLG: 0.481 (1, 9)	G6-3		SF7		P6			K		3	0	0	1	0	1	0	Detroit Tigers @ Tampa Bay Devil Rays Tropicana Field, St. Petersburg, FL Sat May 01 1999, 6:35 PM EDT Att: 18,203 - Dome - 72 F				
Damion Easley, R OBP: 0.348, SLG: 0.519 (1, 4)	P4		P4		G4-3			F8		4	0	0	0	0	0	1					
Juan Encarnacion, R OBP: 0.287, SLG: 0.472 (1, 7)	F9				1B			K		4	1	1	0	0	1	0					
Tony Clark, S OBP: 0.276, SLG: 0.352 (1, 3)		G4-3			F8			G1-3		4	0	0	0	0	0	1					
Dean Palmer, R OBP: 0.341, SLG: 0.446 (1, 5)		G5-3			1B			K		3	1	0	0	1	2	0					
Gabe Kapler, R OBP: 0.375, SLG: 0.462 (1, 8)		G1-3			E9			K		3	0	1	1	1	1	0					
Gregg Jefferies, S OBP: 0.276, SLG: 0.299 (1, 10)					G6-3			FC1-5-4-1-6		2	0	0	0	1	0	1					
Brad Ausmus, R OBP: 0.281, SLG: 0.383 (1, 2)					G4-6-3			K		3	1	1	0	0	1	3					
Deivi Cruz, R OBP: 0.257, SLG: 0.315 (1, 6)					G6-3			G6-3		3	0	1	0	0	0	1					
Inning Stats	R: 0 E: 0 K: 0 S: 7	H: 0 LOB: 0 BB: 0 P: 10	R: 0 E: 0 K: 0 S: 8	H: 0 LOB: 0 BB: 0 P: 12	R: 1 E: 0 K: 0 S: 8	H: 2 LOB: 1 BB: 0 P: 12	R: 2 E: 1 K: 0 S: 7	H: 2 LOB: 1 BB: 2 P: 17	R: 0 E: 0 K: 1 S: 5	H: 0 LOB: 0 BB: 0 P: 8	R: 0 E: 0 K: 1 S: 8	H: 0 LOB: 1 BB: 1 P: 16	R: 0 E: 0 K: 2 S: 7	H: 0 LOB: 0 BB: 0 P: 12	R: 0 E: 0 K: 2 S: 8	H: 0 LOB: 0 BB: 0 P: 14	1B: 4 2B: 0 3B: 0 HR: 0	SF: 1 SAC: 0 DP: 1 HBP: 0	WP: 0 PB: 0 SB: 3 CS: 0	PA: 33	
PITCHER	IP	WLS	BF	H	R	ER	SO	BB	IBB	HBP	BLK	WP	HR	S	P	ERA	WHIP				
Bobby Witt, R ERA: 3.03	7.0	W	27	4	3	2	2	3	0	0	0	0	0	52	86	2.57	1.000				
Scott Aldred, L ERA: 2.2	0.1	H	1	0	0	0	1	0	0	0	0	0	0	3	6	0.00	0.000				
Jim Mecir, R ERA: 2.2	0.2	H	2	0	0	0	1	0	0	0	0	0	0	4	6	0.00	0.000				
Roberto Hernandez, R ERA: 1.88	1.0	S	3	0	0	0	2	0	0	0	0	0	0	8	14	0.00	0.000				

Batter	1	2	3	4	5	6	7	8	9	AB	R	H	RBI	BB	SO	LOB	BOTTOM				
Randy Winn, S OBP: 0.320, SLG: 0.424 (1, 8)	3B	K			2B			SF7		3	1	2	1	0	1	1	Detroit Tigers @ Tampa Bay Devil Rays Tropicana Field, St. Petersburg, FL Sat May 01 1999, 6:35 PM EDT Att: 18,203 - Dome - 72 F				
Dave Martinez, L OBP: 0.382, SLG: 0.430 (1, 9)	1B		F8		F7			F7		4	1	1	1	0	0	3					
Jose Canseco, R OBP: 0.346, SLG: 0.633 (1, 10)	K		L8					G6-3		4	0	0	0	0	1	1					
Fred McGriff, L OBP: 0.352, SLG: 0.519 (1, 3)	G6-3		K					K		4	0	1	1	0	2	0					
Wade Boggs, L OBP: 0.315, SLG: 0.324 (1, 5)	G6-3				G4-3			F8		3	0	0	0	0	0	1					
David Lamb, S OBP: 0.217, SLG: 0.318 (8, 4)	G6-3				G4-3			F8		1	0	0	0	0	0	0					
Bobby Smith, R OBP: 0.286, SLG: 0.255 (1, 4) (8, 5)	K				G1-3			G6-3		3	0	0	0	0	1	0					
Paul Sorrento, L OBP: 0.281, SLG: 0.158 (1, 7) Quinton McCracken, S OBP: 0.284, SLG: 0.338 (7, PR) (8, 7)	G4-3				K			BB		2	1	0	1	1	0	0					
Mike DiFelice, R OBP: 0.316, SLG: 0.632 (1, 2)	G4-3				G6-3			BB		3	0	1	0	0	0	1					
Kevin Stocker, S OBP: 0.425, SLG: 0.457 (1, 6)					P3			BB		2	0	1	1	1	0	0					
Inning Stats	R: 2 E: 0 K: 1 S: 14	H: 3 LOB: 0 BB: 0 P: 20	R: 1 E: 0 K: 2 S: 12	H: 1 LOB: 1 BB: 1 P: 20	R: 0 E: 0 K: 1 S: 8	H: 0 LOB: 0 BB: 0 P: 16	R: 0 E: 0 K: 1 S: 6	H: 0 LOB: 0 BB: 0 P: 11	R: 0 E: 0 K: 0 S: 7	H: 0 LOB: 2 BB: 1 P: 9	R: 1 E: 0 K: 0 S: 10	H: 2 LOB: 2 BB: 1 P: 17	R: 0 E: 0 K: 1 S: 12	H: 0 LOB: 0 BB: 0 P: 18	1B: 5 2B: 1 3B: 1 HR: 0	SF: 1 SAC: 0 DP: 1 HBP: 0	WP: 0 PB: 0 SB: 0 CS: 0	PA: 32			
PITCHER	IP	WLS	BF	H	R	ER	SO	BB	IBB	HBP	BLK	WP	HR	S	P	ERA	WHIP				
Brian Moehler, R ERA: 4.23	6.1	L	26	7	4	4	4	1	0	0	0	0	0	58	91	5.68	1.263				
44 Sean Runyan, L ERA: 3.68	0.2		3	0	0	0	0	1	0	0	0	0	0	6	12	0.00	1.500				
Matt Anderson, R ERA: 0.82	1.0		3	0	0	0	1	0	0	0	0	0	0	12	18	0.00	0.000				

AB	29
R	3
H	4
RBI	2
BB	3
SO	6
LOB	7



AB	29
R	4
H	7
RBI	4
BB	2
SO	6
LOB	7



Batter	1	2	3	4	5	6	7	8	9	AB	R	H	RBI	BB	SO	LOB	TOP			
Gregg Jefferies, S OBP: 0.272, SLG: 0.326 (1, 10)										5	1	1	1	0	0	2	Detroit Tigers @ Tampa Bay Devil Rays Tropicana Field, St. Petersburg, FL Mon May 03 1999, 7:05 PM EDT Att: 13,157 - Dome - 72 F			
Damion Easley, R OBP: 0.373, SLG: 0.567 (1, 4)										5	1	4	0	0	0	0				
Bobby Higginson, L OBP: 0.409, SLG: 0.483 (1, 9)										5	0	0	0	0	2	4				
Dean Palmer, R OBP: 0.354, SLG: 0.467 Frank Catalanotto, L OBP: 0.390, SLG: 0.595 (1, 5) (6, 5)										3	1	2	0	0	1	1				
Tony Clark, S OBP: 0.265, SLG: 0.337 (1, 3)										4	0	0	0	0	2	4				
Gabe Kapler, R OBP: 0.320, SLG: 0.364 (1, 8)										4	1	1	1	0	1	0				
Juan Encarnacion, R OBP: 0.310, SLG: 0.457 (1, 7)										3	2	2	1	1	0	0				
Brad Ausmus, R OBP: 0.294, SLG: 0.381 (1, 2)										3	0	1	2	0	1	1				
Deivi Cruz, R OBP: 0.272, SLG: 0.329 Luis Garcia, R OBP: 0.111, SLG: 0.222 (1, 6) (7, 6)										3	0	1	1	0	0	1				
Inning Stats	R: 1 E: 0 K: 1 S: 11	H: 2 LOB: 1 BB: 0 P: 15	R: 1 E: 0 K: 1 S: 13	H: 1 LOB: 1 BB: 1 P: 21	R: 4 E: 0 K: 1 S: 20	H: 5 LOB: 1 BB: 0 P: 29	R: 0 E: 0 K: 1 S: 11	H: 1 LOB: 0 BB: 0 P: 15	R: 0 E: 0 K: 0 S: 6	H: 0 LOB: 0 BB: 0 P: 9	R: 0 E: 0 K: 1 S: 15	H: 1 LOB: 1 BB: 0 P: 21	R: 0 E: 0 K: 1 S: 16	H: 1 LOB: 1 BB: 0 P: 22	R: 0 E: 0 K: 0 S: 7	H: 1 LOB: 1 BB: 0 P: 12		1B: 8 2B: 3 3B: 0 HR: 1	SF: 0 SAC: 0 DP: 1 HBP: 1	WP: 0 PB: 0 SB: 0 CS: 0
PITCHER	IP	WLS	BF	H	R	ER	SO	BB	IBB	HBP	BLK	WP	HR	S	P	ERA	WHIP			
Tony Saunders, L ERA: 8.67 (1, 1)	3.0		18	8	6	6	3	1	0	1	0	0	1	44	65	18.00	3.000			
Esteban Yan, R ERA: 3.51 (4, 1)	4.0	W	14	2	0	0	4	0	0	0	0	0	0	39	54	0.00	0.500			
Rick White, R ERA: 2.0 (8, 1)	2.0		8	2	0	0	1	0	0	0	0	0	0	23	34	0.00	1.000			

Batter	1	2	3	4	5	6	7	8	9	AB	R	H	RBI	BB	SO	LOB	BOTTOM			
Quinton McCracken, S OBP: 0.319, SLG: 0.372 (1, 8) (9, 7)										4	3	2	3	1	0	2	Detroit Tigers @ Tampa Bay Devil Rays Tropicana Field, St. Petersburg, FL Mon May 03 1999, 7:05 PM EDT Att: 13,157 - Dome - 72 F			
Dave Martinez, L OBP: 0.374, SLG: 0.440 (1, 9)										5	1	3	4	0	0	2				
Jose Canseco, R OBP: 0.342, SLG: 0.626 (1, 10)										4	0	1	3	0	2	3				
Fred McGriff, L OBP: 0.367, SLG: 0.535 Randy Winn, S OBP: 0.314, SLG: 0.406 (1, 3) (9, 8)										3	1	0	0	2	1	2				
John Flaherty, R OBP: 0.315, SLG: 0.432 (1, 2)										4	1	0	0	0	0	1				
Wade Boggs, L OBP: 0.325, SLG: 0.333 Bobby Smith, R OBP: 0.261, SLG: 0.250 (1, 5) (8, 5)										4	2	2	1	0	0	1				
Paul Sorrento, L OBP: 0.357, SLG: 0.318 (1, 7) (9, 3)										3	3	2	1	1	0	0				
David Lamb, S OBP: 0.281, SLG: 0.310 (1, 4)										4	2	1	1	1	2	2				
Kevin Stoker, S OBP: 0.409, SLG: 0.429 (1, 6)										3	1	1	0	1	0	3				
Inning Stats	R: 2 E: 0 K: 0 S: 14	H: 2 LOB: 1 BB: 1 P: 26	R: 3 E: 0 K: 1 S: 16	H: 2 LOB: 1 BB: 1 P: 28	R: 3 E: 0 K: 1 S: 17	H: 3 LOB: 2 BB: 2 P: 31	R: 6 E: 0 K: 1 S: 22	H: 4 LOB: 1 BB: 2 P: 38	R: 0 E: 0 K: 0 S: 3	H: 0 LOB: 0 BB: 0 P: 8	R: 0 E: 0 K: 0 S: 4	H: 0 LOB: 0 BB: 0 P: 4	R: 0 E: 0 K: 1 S: 9	H: 0 LOB: 0 BB: 0 P: 14	R: 0 E: 0 K: 1 S: 11	H: 1 LOB: 1 BB: 0 P: 15		1B: 8 2B: 4 3B: 0 HR: 0	SF: 1 SAC: 0 DP: 0 HBP: 2	WP: 1 PB: 1 SB: 1 CS: 0
PITCHER	IP	WLS	BF	H	R	ER	SO	BB	IBB	HBP	BLK	WP	HR	S	P	ERA	WHIP			
Willie Blair, R ERA: 7.76 (1, 1)	2.1	L	18	6	8	7	1	4	0	1	0	0	0	16	31	67.50	7.500			
Mel Rojas, R ERA: 18.26 (3, 1)	0.2		8	3	5	5	1	2	0	1	0	0	0	9	14	0.00	0.000			
44 Sean Runyan, L ERA: 3.48 (4, 1)	3.0		11	2	1	1	1	0	0	0	0	0	0	19	29	3.00	0.667			
Masao Kida, R ERA: 5.94 (7, 1)	1.0		3	0	0	0	1	0	0	0	0	0	0	9	14	0.00	0.000			
Doug Brocail, R ERA: 3.95 (8, 1)	1.0		4	1	0	0	1	0	0	0	0	1	0	11	15	0.00	1.000			

AB	38
R	6
H	12
RBI	6
BB	1
SO	8
LOB	16



AB	35
R	14
H	12
RBI	13
BB	6
SO	5
LOB	16



Batter	1	2	3	4	5	6	7	8	9	AB	R	H	RBI	BB	SO	LOB	TOP				
Darin Erstad, L (1, 7) OBP: 0.328, SLG: 0.389	F7		P5			G4-3		HR		4	1	1	2	0	0	1	Anaheim Angels @ Detroit Tigers Tiger Stadium, Detroit, MI Wed May 05 1999, 7:05 PM EDT Att: 12,676 - Cloudy - 73 F				
Randy Velarde, R (1, 4) OBP: 0.400, SLG: 0.451	K			HR		F7		CS BB		3	1	1	0	1	1	0					
Mo Vaughn, L (1, 3) OBP: 0.397, SLG: 0.560	K			HR		G4-3		K		4	1	1	2	0	2	1					
16 Garret Anderson, L (1, 8) OBP: 0.303, SLG: 0.491		F7		G4-3			L3		G6-3	4	0	0	0	0	0	0					
Troy Glaus, R (1, 5) OBP: 0.397, SLG: 0.604		K		P4			K		K	4	0	0	0	0	3	0					
Todd Greene, R (1, 2) OBP: 0.287, SLG: 0.437				P6			S 1B			4	0	2	0	0	0	0					
Charlie O'Brien, R (9, 2) OBP: 0.143, SLG: 0.080		G5-3							2B	0	0	0	0	0	0	0					
Orlando Palmeiro, L (1, 9) OBP: 0.340, SLG: 0.344			K			G4-3			G1-3	4	0	0	0	0	1	2					
Matt Walbeck, S (1, 10) OBP: 0.343, SLG: 0.377						F7		HR		2	1	1	0	1	0	0					
Andy Sheets, R (1, 6) OBP: 0.255, SLG: 0.393			K			G5-3		L5		3	0	0	0	0	1	2					
Inning Stats	R: 0 E: 0 K: 2 S: 7	H: 0 LOB: 0 BB: 0 P: 11	R: 0 E: 0 K: 1 S: 6	H: 0 LOB: 0 BB: 0 P: 12	R: 0 E: 0 K: 2 S: 8	H: 0 LOB: 1 BB: 1 P: 17	R: 2 E: 0 K: 0 S: 11	H: 2 LOB: 0 BB: 0 P: 18	R: 0 E: 0 K: 0 S: 5	H: 0 LOB: 0 BB: 0 P: 11	R: 0 E: 0 K: 1 S: 10	H: 1 LOB: 1 BB: 0 P: 17	R: 2 E: 0 K: 1 S: 11	H: 2 LOB: 1 BB: 1 P: 24	R: 0 E: 0 K: 1 S: 11	H: 1 LOB: 0 BB: 0 P: 14	1B: 3 2B: 2 3B: 0 HR: 2	SF: 0 SAC: 0 DP: 1 HBP: 0	WP: 0 PB: 0 SB: 1 CS: 1	PA: 34	
PITCHER	IP	WLS	BF	H	R	ER	SO	BB	IBB	HBP	BLK	WP	HR	S	P	ERA	WHIP				
Jeff Weaver, R (1, 1) ERA: 2.48	7.0	L	25	3	2	2	6	1	0	0	0	0	1	54	96	2.57	0.571				
Matt Anderson, R (8, 1) ERA: 2.39	0.1		4	2	2	2	0	1	0	0	0	0	1	7	17	54.00	9.000				
C.J. Nitkowski, L (8, 1) ERA: 5.73	1.0		2	0	0	0	1	0	0	0	0	0	0	6	9	0.00	0.000				
Masao Kida, R (9, 1) ERA: 5.71	0.2		3	1	0	0	1	0	0	0	0	0	0	9	12	0.00	1.500				

Batter	1	2	3	4	5	6	7	8	9	AB	R	H	RBI	BB	SO	LOB	BOTTOM					
Frank Catalanotto, L (1, 4) OBP: 0.367, SLG: 0.512	L7		G4-3			K		F7		4	0	0	0	0	1	0	Anaheim Angels @ Detroit Tigers Tiger Stadium, Detroit, MI Wed May 05 1999, 7:05 PM EDT Att: 12,676 - Cloudy - 73 F					
Damion Easley, R (1, 6) OBP: 0.355, SLG: 0.526	F7		F8			G1-3			G5-3	4	0	0	0	0	0	0						
Bobby Higginson, L (1, 9) OBP: 0.315, SLG: 0.468	G4-3			G1-6-3 BB		G5-3			K	3	0	0	0	1	1	0						
Dean Palmer, R (1, 5) OBP: 0.346, SLG: 0.480		BB FC6-4 1B		G1-6-3 1-2		G5-3			K	4	1	1	0	0	1	1						
Tony Clark, S (1, 3) OBP: 0.274, SLG: 0.343		FC6-4 BB 1B		L7		G4-3				3	0	1	0	0	0	0						
Gabe Kapler, R (1, 8) OBP: 0.375, SLG: 0.444		FC6-4 BB 1B			BB		1B			1	0	1	0	2	0	0						
Juan Encarnacion, R (1, 7) OBP: 0.314, SLG: 0.444		FC6-4 CS			F9		F7			3	0	0	1	0	0	4						
Gregg Jefferies, S (1, 10) OBP: 0.264, SLG: 0.313		G1-3			K				P2	3	0	0	0	0	1	3						
Brad Ausmus, R (1, 2) OBP: 0.284, SLG: 0.362			G5-3		P4				K	3	0	0	0	0	1	1						
Inning Stats	R: 0 E: 0 K: 0 S: 8	H: 2 LOB: 1 BB: 1 P: 13	R: 1 E: 0 K: 0 S: 6	H: 2 LOB: 1 BB: 1 P: 13	R: 0 E: 0 K: 0 S: 5	H: 0 LOB: 0 BB: 0 P: 10	R: 0 E: 0 K: 0 S: 9	H: 0 LOB: 0 BB: 1 P: 14	R: 0 E: 0 K: 1 S: 7	H: 0 LOB: 1 BB: 1 P: 14	R: 0 E: 0 K: 1 S: 6	H: 1 LOB: 1 BB: 0 P: 9	R: 0 E: 0 K: 1 S: 9	H: 0 LOB: 0 BB: 0 P: 18	R: 0 E: 0 K: 1 S: 7	H: 0 LOB: 0 BB: 0 P: 8		R: 0 E: 0 K: 2 S: 9	H: 0 LOB: 0 BB: 0 P: 14	1B: 3 2B: 0 3B: 0 HR: 0	SF: 0 SAC: 0 DP: 1 HBP: 0	WP: 0 PB: 0 SB: 0 CS: 1
PITCHER	IP	WLS	BF	H	R	ER	SO	BB	IBB	HBP	BLK	WP	HR	S	P	ERA	WHIP					
Steve Sparks, R (1, 1) ERA: 4.29	8.0	W	28	3	1	1	3	3	0	0	0	0	0	57	99	1.12	0.750					
Troy Percival, R (9, 1) ERA: 5.06	1.0	S	3	0	0	0	2	0	0	0	0	0	0	9	14	0.00	0.000					

Batter	1	2	3	4	5	6	7	8	9	AB	R	H	RBI	BB	SO	LOB	TOP				
Darin Erstad, L (1, 7) OBP: 0.326, SLG: 0.385	G3		G6-3		FC4		K			4	0	1	0	0	1	2	Anaheim Angels @ Detroit Tigers Tiger Stadium, Detroit, MI Thu May 06 1999, 7:05 PM EDT Att: 12,510 - Cloudy - 66 F				
Jeff Huson, L (1, 4) OBP: 0.172, SLG: 0.207 Tim Unroe, R (8, FH) OBP: 0.476, SLG: 0.611	G5-3		G6-3		L8			P3		3	0	0	0	0	5	1					
Mo Vaughn, L (1, 3) OBP: 0.371, SLG: 0.519	K			G3				K		4	0	0	0	0	3	0					
16 Garret Anderson, L (1, 8) OBP: 0.302, SLG: 0.508		L8		G4-3				G3		4	1	1	1	0	0	0					
Troy Glaus, R (1, 5) OBP: 0.383, SLG: 0.581		G6-3		K				G6-3		4	0	0	0	0	1	0					
Todd Greene, R (1, 10) OBP: 0.291, SLG: 0.486		P6			HR			BB		3	1	2	1	1	0	0					
Orlando Palmeiro, L (1, 9) OBP: 0.337, SLG: 0.340			G4-3		FC4			L8		4	0	1	0	0	1	2					
Charlie O'Brien, R (1, 2) OBP: 0.161, SLG: 0.107 Matt Walbeck, S (9, FH) OBP: 0.336, SLG: 0.371			1B		E3			G4-3		3	0	1	0	0	0	1					
Andy Sheets, R (1, 6) OBP: 0.258, SLG: 0.391			1B		B2			K		3	0	1	0	0	1	2					
Inning Stats	R: 0 E: 0 K: 1 S: 8	H: 0 LOB: 0 BB: 0 P: 14	R: 0 E: 0 K: 0 S: 5	H: 0 LOB: 0 BB: 0 P: 8	R: 0 E: 0 K: 0 S: 13	H: 3 LOB: 2 BB: 0 P: 21	R: 0 E: 0 K: 1 S: 7	H: 0 LOB: 0 BB: 0 P: 7	R: 1 E: 0 K: 0 S: 13	H: 2 LOB: 2 BB: 0 P: 18	R: 1 E: 0 K: 1 S: 10	H: 0 LOB: 0 BB: 0 P: 15	R: 0 E: 0 K: 1 S: 11	H: 0 LOB: 1 BB: 0 P: 13	R: 0 E: 0 K: 2 S: 10	H: 0 LOB: 1 BB: 1 P: 19		1B: 5 2B: 0 3B: 0 HR: 2	SF: 0 SAC: 0 DP: 1 HBP: 0	WP: 0 PB: 0 SB: 0 CS: 0	PA: 35
PITCHER	IP	WLS	BF	H	R	ER	SO	BB	IBB	HBP	BLK	WP	HR	S	P	ERA	WHIP				
Bryce Florie, R (1, 1) ERA: 1.8	5.0	W	20	5	1	1	2	0	0	0	0	0	1	46	68	1.80	1.000				
C.J. Nitkowski, L (6, 1) ERA: 6.35	0.1	H	2	1	1	1	1	0	0	0	0	0	1	5	8	27.00	3.000				
Nelson Cruz, R (6, 1) ERA:	1.1	H	5	1	0	0	1	0	0	0	0	0	0	14	20	0.00	0.750				
44 Sean Runyan, L (7, 1) ERA: 3.38	0.1	H	1	0	0	0	1	0	0	0	0	0	0	4	6	0.00	0.000				
Doug Brocail, R (8, 1) ERA: 3.45	1.0	H	3	0	0	0	1	0	0	0	0	0	0	11	13	0.00	0.000				
PITCHER	IP	WLS	BF	H	R	ER	SO	BB	IBB	HBP	BLK	WP	HR	S	P	ERA	WHIP				
Todd Jones, R (9, 1) ERA: 2.25	1.0	S	4	0	0	0	2	1	0	0	0	0	0	10	19	0.00	1.000				

Batter	1	2	3	4	5	6	7	8	9	AB	R	H	RBI	BB	SO	LOB	BOTTOM				
Frank Catalanotto, L (1, 4) OBP: 0.358, SLG: 0.489	K		P5		2B		G6-4-3			4	0	1	0	0	1	3	Anaheim Angels @ Detroit Tigers Tiger Stadium, Detroit, MI Thu May 06 1999, 7:05 PM EDT Att: 12,510 - Cloudy - 66 F				
Damion Easley, R (1, 6) OBP: 0.388, SLG: 0.560	1B		SF8		1B			1B		3	1	3	1	0	0	0					
Bobby Higginson, L (1, 10) OBP: 0.302, SLG: 0.449	K		K		L4			G1-3		4	0	0	0	0	2	5					
Dean Palmer, R (1, 5) OBP: 0.351, SLG: 0.475	F9			HR	K			1B		3	1	1	0	1	1	3					
Tony Clark, S (1, 3) OBP: 0.273, SLG: 0.340	K		K		G6-3			1B		4	0	1	1	0	2	1					
Gabe Kapler, R (1, 8) OBP: 0.361, SLG: 0.516	G6-3			HR	K			F9		4	1	1	2	0	1	2					
Juan Encarnacion, R (1, 7) OBP: 0.302, SLG: 0.427	G3-1			B1-3	G6-3			K		4	0	0	0	0	1	2					
Karim Garcia, L (1, 9) OBP: 0.283, SLG: 0.386			1B		F7			K		3	1	1	0	0	1	0					
Bill Haselman, R (1, 2) OBP: 0.357, SLG: 0.400			1B		G3-1			G6-4-3		3	0	2	0	0	0	0					
Inning Stats	R: 0 E: 0 K: 2 S: 11	H: 1 LOB: 1 BB: 0 P: 17	R: 0 E: 0 K: 1 S: 9	H: 0 LOB: 0 BB: 0 P: 13	R: 1 E: 0 K: 1 S: 9	H: 2 LOB: 1 BB: 0 P: 15	R: 2 E: 0 K: 1 S: 10	H: 2 LOB: 0 BB: 0 P: 15	R: 0 E: 0 K: 1 S: 7	H: 0 LOB: 0 BB: 0 P: 11	R: 0 E: 0 K: 1 S: 6	H: 1 LOB: 0 BB: 0 P: 9	R: 1 E: 0 K: 1 S: 9	H: 2 LOB: 2 BB: 1 P: 19	R: 0 E: 0 K: 1 S: 10	H: 0 LOB: 0 BB: 0 P: 19		1B: 7 2B: 2 3B: 0 HR: 1	SF: 1 SAC: 0 DP: 1 HBP: 0	WP: 0 PB: 0 SB: 0 CS: 0	PA: 34
PITCHER	IP	WLS	BF	H	R	ER	SO	BB	IBB	HBP	BLK	WP	HR	S	P	ERA	WHIP				
Chuck Finley, L (1, 1) ERA: 5.92	7.1	L	32	10	4	4	8	0	1	0	0	0	0	66	103	4.91	1.364				
Shigetoshi Hasegawa, R (8, 1) ERA: 4.61	0.2		2	0	0	0	1	0	0	0	0	0	0	5	8	0.00	0.000				

Batter	1	2	3	4	5	6	7	8	9	AB	R	H	RBI	BB	SO	LOB	TOP		
Delino DeShields, L OBP: 0.210, SLG: 0.189	F7	G4-3		G6-3	G6-3		FC4-6		P5	6	0	0	0	0	0	5			
Jeff Reboulet, R OBP: 0.375, SLG: 0.250	1B SF8 BB		1B HR BB	2B 1B		1B 1B	F9		P4	4	4	2	0	2	0	3			
B.J. Surhoff, L OBP: 0.388, SLG: 0.549	BB 1B		1B	L9		G1-3		F7		5	1	2	0	0	0	2			
Albert Belle, R OBP: 0.421, SLG: 0.463	SF8		HR 2B	2B BB		F9		K		3	2	1	4	1	1	1			
Jeff Conine, R OBP: 0.372, SLG: 0.484	BB 1B		F9	1B 2B		1B BB		2B		3	0	2	2	2	0	0			
Rich Amaral, R OBP: 0.308, SLG: 0.194	G4-3		L9	K		1B		G6-3		5	0	1	1	0	1	4			
Mike Bordick, R OBP: 0.303, SLG: 0.284		G1-3	P6		G6-3	P6		F9		5	0	0	0	0	0	2			
Willis Otanez, R OBP: 0.303, SLG: 0.377		K		HR 1B	L7		FC4-6 BB		2B BB	2	1	1	0	0	1	0			
Calvin Pickering, L (5, PH)										1	0	0	0	2	0	0			
Charles Johnson, R OBP: 0.310, SLG: 0.381		1B		HR BB					2B	4	1	3	2	1	1	1			
Inning Stats	R: 1 E: 0 K: 0 S: 14	H: 1 LOB: 2 BB: 2 P: 27	R: 0 E: 0 K: 1 S: 9	H: 1 LOB: 1 BB: 0 P: 13	R: 3 E: 0 K: 0 S: 12	H: 2 LOB: 0 BB: 1 P: 24	R: 4 E: 0 K: 1 S: 21	H: 4 LOB: 1 BB: 1 P: 35	R: 0 E: 0 K: 0 S: 10	H: 0 LOB: 2 BB: 1 P: 20	R: 0 E: 0 K: 1 S: 11	H: 0 LOB: 1 BB: 1 P: 20	R: 0 E: 0 K: 1 S: 8	H: 1 LOB: 1 BB: 1 P: 15	R: 0 E: 0 K: 0 S: 11	H: 1 LOB: 2 BB: 1 P: 22	1B: 7 2B: 3 3B: 0 HR: 2	SF: 1 SAC: 0 DP: 0 HBP: 0	WP: 0 PA: 47 PB: 0 SB: 0 CS: 0
PITCHER	IP	WLS	BF	H	R	ER	SO	BB	IBB	HBP	BLK	WP	HR	S	P	ERA	WHIP		
Justin Thompson, L ERA: 4.93	3.2	L	21	7	7	7	1	3	0	0	0	0	2	49	86	17.18	2.727		
Nelson Cruz, R ERA: 3.99	3.1	17	3	2	2	2	4	0	0	0	0	0	0	40	75	5.40	2.100		
Masao Kida, R ERA: 5.4	1.0	4	1	0	0	1	0	0	0	0	0	0	0	8	15	0.00	1.000		
Matt Anderson, R ERA: 2.19	1.0	5	1	0	0	0	1	0	0	0	0	0	0	11	22	0.00	2.000		

Baltimore Orioles @ Detroit Tigers
Tiger Stadium, Detroit, MI
Fri May 07 1999, 7:05 PM EDT
Att: 15,519 - Cloudy - 70 F

AB 38
R 9
H 12
RBI 9
BB 8
SO 4
LOB 18



Batter	1	2	3	4	5	6	7	8	9	AB	R	H	RBI	BB	SO	LOB	BOTTOM		
Frank Catalanotto, L OBP: 0.362, SLG: 0.471	L7		CS 1B		K	G5-3		BB BB		4	0	1	0	1	1	4			
Damion Easley, R OBP: 0.370, SLG: 0.544	K		F9		F9		FC4-6 BB BB	1-2 BB		3	0	0	0	2	1	3			
Bobby Higginson, L OBP: 0.317, SLG: 0.471	FC6-4 1B			1B		HR 2B	FC4-6 BB	F7		4	1	3	0	1	0	2			
Dean Palmer, R OBP: 0.336, SLG: 0.453	FC6-4			L6		K	K		F8	5	0	0	0	0	2	5			
Tony Clark, S OBP: 0.278, SLG: 0.330		G1-3		G4-6-3 BB		HR BB	FC4-6		F8	3	1	0	0	2	0	2			
Bill Haselman, R OBP: 0.375, SLG: 0.552		F8 2B		G4-6-3		HR	1-2 2-3		F8	4	1	2	3	0	1	4			
Gregg Jefferies, S OBP: 0.261, SLG: 0.310							K		G3	1	0	0	0	0	0	0			
Gabe Kapler, R OBP: 0.350, SLG: 0.571		F8				F8	K		HR	4	1	1	1	0	1	1			
Juan Encarnacion, R OBP: 0.309, SLG: 0.449		G6-3				1B	1B		P5	4	0	2	0	0	0	1			
Brad Ausmus, R OBP: 0.295, SLG: 0.361				G5-3		1B	3B		G6-3	3	0	1	0	1	0	0			
Inning Stats	R: 0 E: 0 K: 1 S: 9	H: 1 LOB: 1 BB: 0 P: 15	R: 0 E: 0 K: 0 S: 8	H: 1 LOB: 0 BB: 0 P: 14	R: 0 E: 0 K: 0 S: 8	H: 1 LOB: 0 BB: 0 P: 11	R: 0 E: 0 K: 0 S: 6	H: 1 LOB: 1 BB: 1 P: 13	R: 0 E: 0 K: 2 S: 13	H: 3 LOB: 2 BB: 2 P: 29	R: 1 E: 0 K: 0 S: 11	H: 1 LOB: 2 BB: 2 P: 23	R: 0 E: 0 K: 0 S: 6	H: 0 LOB: 0 BB: 0 P: 11	1B: 5 2B: 2 3B: 1 HR: 2	SF: 0 SAC: 0 DP: 1 HBP: 0	WP: 0 PA: 42 PB: 0 SB: 0 CS: 1		
PITCHER	IP	WLS	BF	H	R	ER	SO	BB	IBB	HBP	BLK	WP	HR	S	P	ERA	WHIP		
35 Mike Mussina, R ERA: 4.71	6.0	W	29	9	3	3	4	4	0	0	0	0	1	55	98	4.50	2.167		
Jesse Orosco, L ERA: 8.64	0.2	3	0	0	0	1	1	0	0	0	0	0	0	8	17	0.00	1.500		
Ricky Bones, R ERA: 2.0	1.1	7	1	1	1	1	2	0	0	0	0	0	1	15	30	6.75	2.250		
Mike Fetters, R ERA: 3.95	1.0	3	0	0	0	0	0	0	0	0	0	0	0	6	11	0.00	0.000		

Baltimore Orioles @ Detroit Tigers
Tiger Stadium, Detroit, MI
Fri May 07 1999, 7:05 PM EDT
Att: 15,519 - Cloudy - 70 F

AB 35
R 4
H 10
RBI 4
BB 7
SO 6
LOB 22




Batter	1	2	3	4	5	6	7	8	9	AB	R	H	RBI	BB	SO	LOB	TOP											
Brady Anderson, L OBP: 0.393, SLG: 0.446	1-1 P6		4-0 HR BB		3-2 F8		2-3 K		4-1 BB	3	1	0	0	2	1	0	Baltimore Orioles @ Detroit Tigers Tiger Stadium, Detroit, MI Sat May 08 1999, 1:05 PM EDT Att: 18,068 - Cloudy - 64 F											
Delino DeShields, L OBP: 0.233, SLG: 0.244	2-2 F9		1-1 HR		1-0 S 1B		4-2 BB		0-0 L7	4	1	2	2	1	0	2												
B.J. Surhoff, L OBP: 0.376, SLG: 0.530	3-2 F7		1-2 L7		2-2 P5		2-2 F7			4	0	0	0	0	0	2												
Albert Belle, R OBP: 0.423, SLG: 0.459		2-3 K	0-2 F8		4-2 BB			2-2 G6-3 1B		3	0	1	0	1	1	0												
Harold Baines, L OBP: 0.386, SLG: 0.528		3-3 K		1-1 F9	3-0 G3			0-0 G6-3		4	0	0	0	0	1	3												
Jeff Conine, R OBP: 0.354, SLG: 0.456		1-2 F8		2-0 F8		1-6 G6-3		0-0 F9		4	0	0	0	0	0	0												
Willis Ojanez, R OBP: 0.291, SLG: 0.361 Calvin Pickering, L (9, PH)			1-0 F8	0-1 L5		1-2 G5-3			1-2 G6-3	3	0	0	0	0	0	0												
Mike Bordick, R OBP: 0.317, SLG: 0.336			1-1 HR		0-1 HR 2B	2-3 K		3-1 G5-3 1B		4	2	3	1	0	1	0												
Charles Johnson, R OBP: 0.320, SLG: 0.478			0-1 HR		3-1 HR 2H		1-2 L6	2-1 G5-3		4	2	2	3	0	0	1												
Inning Stats	R: 0 E: 0 K: 0 S: 13	H: 0 LOB: 0 BB: 0 P: 19	R: 0 E: 0 K: 2 S: 10	H: 0 LOB: 0 BB: 0 P: 16	R: 4 E: 0 K: 0 S: 14	H: 3 LOB: 0 BB: 1 P: 22	R: 0 E: 0 K: 0 S: 5	H: 0 LOB: 0 BB: 0 P: 8	R: 2 E: 0 K: 1 S: 16	H: 3 LOB: 2 BB: 1 P: 32	R: 0 E: 0 K: 1 S: 7	H: 0 LOB: 1 BB: 0 P: 11	R: 0 E: 0 K: 1 S: 15	H: 0 LOB: 0 BB: 1 P: 24	R: 0 E: 0 K: 0 S: 5	H: 1 LOB: 0 BB: 0 P: 7		R: 0 E: 0 K: 0 S: 11	H: 1 LOB: 2 BB: 1 P: 21	1B: 3 2B: 1 3B: 0 HR: 4	SF: 0 SAC: 0 DP: 1 HBP: 0	WP: 0 PB: 0 SB: 2 CS: 0	PA: 38					
PITCHER	IP	WLS	BF	H	R	ER	SO	BB	IBB	HBP	BLK	WP	HR	S	P	ERA	WHIP											
Willie Blair, R ERA: 8.21	(1, 1)	5.0	W	23	6	6	6	2	2	0	0	0	0	4	58	97	10.80	1.600										
Masao Kida, R ERA: 5.03	(6, 1)	1.1	H	4	0	0	0	1	0	0	0	0	0	0	11	16	0.00	0.000										
C.J. Nitkowski, L ERA: 6.0	(7, 1)	0.2	H	3	0	0	0	1	1	0	0	0	0	0	11	19	0.00	1.500										
Doug Brocail, R ERA: 3.24	(8, 1)	1.0	H	3	1	0	0	0	0	0	0	0	0	5	7	0.00	1.000											
Todd Jones, R ERA: 2.09	(9, 1)	1.0	S	5	1	0	0	0	1	0	0	0	0	0	11	21	0.00	2.000										
Batter	1	2	3	4	5	6	7	8	9	AB	R	H	RBI	BB	SO	LOB	BOTTOM											
Gregg Jefferies, S OBP: 0.270, SLG: 0.340	1-0 HR	4-0 1B E BB	0-2 G3			0-0 G3-1				3	2	1	2	1	0	1	Baltimore Orioles @ Detroit Tigers Tiger Stadium, Detroit, MI Sat May 08 1999, 1:05 PM EDT Att: 18,068 - Cloudy - 64 F											
Damion Easley, R OBP: 0.386, SLG: 0.533	3-1 G5-3	3-2 E6 WP BB 1B		0-1 G6-3		3-1 G5-3				4	1	1	2	0	0	0												
Bobby Higginson, L OBP: 0.412, SLG: 0.457	3-2 P5	4-2 BB WP BB		3-1 P5		1-1 F7				3	0	0	0	1	0	0												
Dean Palmer, R OBP: 0.342, SLG: 0.477	0-1 G3-1	4-0 BB BB		0-0 HR		2-3 K				3	1	1	1	1	1	0												
Tony Clark, S OBP: 0.277, SLG: 0.321				2-2 F8		0-1 F7				3	0	0	1	1	1	0												
Gabe Kapler, R OBP: 0.364, SLG: 0.579					4-1 FC6-4 BB	2-2 F7				3	1	1	0	1	0	3												
Juan Encarnacion, R OBP: 0.289, SLG: 0.432		0-3 K	0-2 G6-3		1-3 K		2-3 K			4	0	0	0	0	3	2												
Bill Haselman, R OBP: 0.389, SLG: 0.563		4-0 BB 1B BB	2-0 G4-3 2B		1-0 P4		3-1 F7			3	1	1	0	1	0	1												
Deivi Cruz, R OBP: 0.287, SLG: 0.325		4-0 BB 1B BB	1-2 G4-3		2-2 FC6-4		0-0 L5			3	1	0	0	1	0	2												
Inning Stats	R: 1 E: 0 K: 0 S: 9	H: 1 LOB: 0 BB: 0 P: 16	R: 5 E: 1 K: 2 S: 19	H: 2 LOB: 3 BB: 6 P: 54	R: 0 E: 0 K: 0 S: 10	H: 1 LOB: 1 BB: 0 P: 13	R: 1 E: 0 K: 0 S: 8	H: 1 LOB: 0 BB: 0 P: 13	R: 0 E: 0 K: 1 S: 9	H: 0 LOB: 1 BB: 1 P: 16	R: 0 E: 0 K: 0 S: 5	H: 0 LOB: 0 BB: 0 P: 9	R: 0 E: 0 K: 1 S: 8	H: 0 LOB: 0 BB: 0 P: 12	R: 0 E: 0 K: 1 S: 6	H: 0 LOB: 0 BB: 0 P: 11		1B: 1 2B: 2 3B: 0 HR: 2	SF: 0 SAC: 0 DP: 0 HBP: 0	WP: 1 PB: 0 SB: 0 CS: 0	PA: 36							
PITCHER	IP	WLS	BF	H	R	ER	SO	BB	IBB	HBP	BLK	WP	HR	S	P	ERA	WHIP											
Scott Kamieniecki, R ERA: 32.4	(1, 1)	1.2	L	12	3	6	2	4	0	0	0	0	1	22	53	32.40	4.200											
Doug Linton, R ERA: 5.82	(2, 1)	2.1		11	2	1	1	2	0	0	0	0	1	24	43	3.86	1.714											
Gabe Molina, R ERA:	(5, 1)	3.0		10	0	0	0	2	1	0	0	0	0	22	37	0.00	0.333											
Mike Fetters, R ERA: 3.68	(8, 1)	1.0		3	0	0	0	1	0	0	0	0	0	6	11	0.00	0.000											

Batter	1	2	3	4	5	6	7	8	9	AB	R	H	RBI	BB	SO	LOB	TOP		
Brady Anderson, L (1, 8) OBP: 0.409, SLG: 0.476	3-2 HR	4-1 BB		4-1 1-2 BB			4-2 G3 1B BB	0-1 G1-3		2	2	1	1	3	0	1			
Jeff Reboulet, R (1, 4) OBP: 0.356, SLG: 0.243	0-1 1B BB	1-2 F9		2-2 F8			2-1 G3		0-0 F7	5	0	1	0	0	0	4			
B.J. Surhoff, L (1, 7) OBP: 0.377, SLG: 0.521	4-2 1B BB	1-0 G4-3			2-3 K		2-2 HR 1B		0-1 L7	4	1	1	1	1	1	1			
Albert Belle, R (1, 9) OBP: 0.415, SLG: 0.447	1-1 1B		3-1 G5-3		3-2 G6-3		2-3 K		1-1 F9	5	0	1	0	0	1	1			
Harold Baines, L (1, 10) OBP: 0.379, SLG: 0.553	0-3 K		0-0 L9		1-0 F9		0-1 HR			4	1	1	2	0	1	3			
Jeff Conine, R (1, 3) OBP: 0.337, SLG: 0.431	2-2 F8		0-1 L9				0-0 F8		1-2 G6-3	4	0	0	0	0	0	3			
Mike Bordick, R (1, 6) OBP: 0.315, SLG: 0.328	2-3 K			2-2 G6-3			4-2 G6-3 BB		1-3 K	3	0	0	0	1	2	3			
Willis Otanez, R (1, 5) OBP: 0.277, SLG: 0.342		0-0 P3		2-1 P3			2-2 G6-3		3-2 P4	4	0	0	0	0	0	1			
Charles Johnson, R (1, 2) OBP: 0.342, SLG: 0.529		1-1 HR		0-1 BB 1B			0-2 F7		4-1 BB	3	1	2	1	1	0	1			
Inning Stats	R: 1 H: 3 E: 0 K: 2 S: 22	H: 3 LOB: 3 BB: 1 P: 34	R: 1 H: 1 E: 0 K: 0 S: 8	H: 1 LOB: 1 BB: 1 P: 15	R: 0 H: 0 E: 0 K: 0 S: 5	H: 0 LOB: 0 BB: 0 P: 8	R: 0 H: 1 E: 0 K: 0 S: 11	H: 1 LOB: 2 BB: 1 P: 21	R: 0 H: 0 E: 0 K: 1 S: 9	H: 0 LOB: 0 BB: 1 P: 15	R: 3 H: 2 E: 0 K: 1 S: 18	H: 2 LOB: 0 BB: 1 P: 29	R: 0 H: 0 E: 0 K: 1 S: 9	H: 0 LOB: 1 BB: 1 P: 17	R: 0 H: 0 E: 0 K: 0 S: 5	H: 0 LOB: 0 BB: 0 P: 6	1B: 4 2B: 0 3B: 0 HR: 3	SF: 0 SAC: 0 DP: 0 HBP: 0	WP: 0 PA: 40 PB: 0 SB: 0 CS: 0
PITCHER	IP	WLS	BF	H	R	ER	SO	BB	IBB	HBP	BLK	WP	HR	S	P	ERA	WHIP		
Dave Milick, R (1, 1) ERA: 2.78	6.0	L	27	5	2	2	3	4	0	0	0	0	2	64	108	3.00	1.500		
C.J. Nitkowski, L (7, 1) ERA: 7.3	0.1		3	1	2	2	0	1	0	0	0	0	0	8	16	54.00	6.000		
Matt Anderson, R (7, 1) ERA: 2.57	1.2		7	1	1	1	2	1	0	0	0	0	1	19	30	5.40	1.200		
Nelson Cruz, R (9, 1) ERA: 3.18	1.0		3	0	0	0	0	0	0	0	0	0	0	5	6	0.00	0.000		

Baltimore Orioles @ Detroit Tigers
Tiger Stadium, Detroit, MI
Sun May 09 1999, 1:05 PM EDT
Att: 16,940 - Unknown - 58 F


AB 34
R 5
H 7
RBI 5
BB 6
SO 5
LOB 18



Batter	1	2	3	4	5	6	7	8	9	AB	R	H	RBI	BB	SO	LOB	BOTTOM		
Gregg Jefferies, S (1, 10) OBP: 0.269, SLG: 0.330	4-2 FC6-4 BB	0-3 K			0-2 L8			2-0 P5		3	0	0	0	1	1	1			
Damion Easley, R (1, 4) OBP: 0.378, SLG: 0.532	1-2 F8		4-1 G1-6-3 BB			4-2 G4-3 WP BB		1-2 1B		2	0	1	0	2	0	1			
Bobby Higginson, L (1, 9) OBP: 0.300, SLG: 0.440	1-0 FC6-4 BB BB		1-3 K			2-0 G4-3		0-0 F8		4	0	0	0	0	1	4			
Dean Palmer, R (1, 5) OBP: 0.344, SLG: 0.473	4-2 BB		0-1 G1-6-3			3-0 G1-3		2-2 P2		1	0	0	0	1	0	1			
Frank Catalanotto, L (5, 5) OBP: 0.350, SLG: 0.453	1-2 BB		1-2 BB							2	0	0	0	0	0	2			
Tony Clark, S (1, 3) OBP: 0.285, SLG: 0.321	4-0 BB			0-0 G4-3			2-1 F9		1-1 G6-4-3 1B	3	0	1	0	1	0	1			
Gabe Kapler, R (1, 8) OBP: 0.354, SLG: 0.548	1-2 2-3 BB			0-1 P6					1-1 G6-4-3	4	0	1	0	0	0	4			
Karim Garcia, L (1, 7) OBP: 0.280, SLG: 0.375		2-0 G5-3 1B		2-3 K			2-1 F7		2-3 K	4	0	1	0	0	2	1			
Brad Ausmus, R (1, 2) OBP: 0.296, SLG: 0.360		1-0 G5-3			1-3 K		0-0 G5-4-3 1B			3	0	1	0	0	1	1			
Deivi Cruz, R (1, 6) OBP: 0.278, SLG: 0.314		0-1 P4			0-0 G6-3		0-0 G5-4-3			3	0	0	0	0	0	3			
Inning Stats	R: 0 H: 0 E: 0 K: 0 S: 11	H: 0 LOB: 3 BB: 3 P: 25	R: 0 H: 1 E: 0 K: 1 S: 8	H: 1 LOB: 0 BB: 0 P: 11	R: 0 H: 0 E: 0 K: 1 S: 6	H: 0 LOB: 0 BB: 1 P: 11	R: 0 H: 0 E: 0 K: 1 S: 6	H: 0 LOB: 0 BB: 0 P: 8	R: 0 H: 0 E: 0 K: 0 S: 6	H: 0 LOB: 1 BB: 1 P: 17	R: 0 H: 2 E: 0 K: 0 S: 6	H: 2 LOB: 1 BB: 0 P: 8	R: 0 H: 1 E: 0 K: 0 S: 8	H: 1 LOB: 0 BB: 0 P: 13	R: 0 H: 1 E: 0 K: 1 S: 7	H: 1 LOB: 0 BB: 0 P: 11	1B: 5 2B: 0 3B: 0 HR: 0	SF: 0 SAC: 0 DP: 3 HBP: 0	WP: 1 PA: 34 PB: 0 SB: 0 CS: 0
PITCHER	IP	WLS	BF	H	R	ER	SO	BB	IBB	HBP	BLK	WP	HR	S	P	ERA	WHIP		
Scott Erickson, R (1, 1) ERA: 6.59	9.0	W	34	5	0	0	5	5	0	0	0	1	0	65	112	0.00	1.111		

Baltimore Orioles @ Detroit Tigers
Tiger Stadium, Detroit, MI
Sun May 09 1999, 1:05 PM EDT
Att: 16,940 - Unknown - 58 F

AB 29
R 0
H 5
RBI 0
BB 5
SO 5
LOB 19



Batter	1	2	3	4	5	6	7	8	9	AB	R	H	RBI	BB	SO	LOB	TOP			
Tony Phillips, S OBP: 0.399, SLG: 0.539 (1, 4) (9, 5) (9, 4) (9, 5)										3	1	2	0	1	1	0	Oakland Athletics @ Detroit Tigers Tiger Stadium, Detroit, MI Tue May 11 1999, 7:05 PM EDT Att. 12,411 - Cloudy - 72 F			
Jason McDonald, S OBP: 0.327, SLG: 0.261 (1, 8)										5	1	1	0	0	2	4				
Jason Giambi, L OBP: 0.380, SLG: 0.534 (1, 3)										4	1	2	2	1	1	1				
John Jaha, R OBP: 0.448, SLG: 0.667 Scott Spiezo, S OBP: 0.312, SLG: 0.350 (7, PR) (7, PR)										3	0	1	0	1	1	2				
Matt Stairs, L OBP: 0.393, SLG: 0.546 (1, 9)										4	1	0	0	1	3	6				
Ben Grievie, L OBP: 0.221, SLG: 0.284 Tim Raines, S OBP: 0.364, SLG: 0.255 (7, PH) (7, 7)										3	0	1	1	0	1	2				
3 Eric Chavez, L OBP: 0.337, SLG: 0.378 Olmedo Sarfraz, R OBP: 0.230, SLG: 0.236 (7, PH) (7, 6)										2	0	1	1	1	0	0				
Jorge Valadria, R OBP: 0.298, SLG: 0.429 (9, 5) (9, 4)										0	0	0	0	0	0	0				
Miguel Tejada, R OBP: 0.297, SLG: 0.400 (1, 6)										5	1	1	1	0	1	5				
A.J. Hinch, R OBP: 0.244, SLG: 0.292 (1, 2)										5	1	1	0	0	1	2				
Inning Stats	R: 0 E: 0 K: 2 S: 16	H: 1 LOB: 1 BB: 0 P: 23	R: 0 E: 0 K: 0 S: 8	H: 0 LOB: 0 BB: 0 P: 15	R: 0 E: 0 K: 1 S: 11	H: 1 LOB: 1 BB: 0 P: 15	R: 2 E: 0 K: 2 S: 16	H: 3 LOB: 2 BB: 1 P: 25	R: 2 E: 0 K: 2 S: 17	H: 2 LOB: 3 BB: 2 P: 34	R: 0 E: 1 K: 2 S: 12	H: 1 LOB: 2 BB: 1 P: 24	R: 1 E: 0 K: 1 S: 17	H: 1 LOB: 3 BB: 3 P: 35	R: 1 E: 0 K: 0 S: 15	H: 1 LOB: 0 BB: 0 P: 25	1B: 4 2B: 5 3B: 0 HR: 1	SF: 0 SAC: 0 DP: 0 HBP: 1	WP: 0 PB: 0 SB: 0 CS: 0	PA: 45
PITCHER	IP	WLS	BF	H	R	ER	SO	BB	IBB	HBP	BLK	WP	HR	S	P	ERA	WHIP			
Jeff Weaver, R ERA: 3.27 (1, 1)	4.0	L	22	7	4	4	5	2	0	1	0	0	0	58	94	9.00	2.250			
Bryce Florie, R ERA: 1.23 (5, 1)	2.1	9	1	0	0	4	1	0	0	0	0	0	0	24	41	0.00	0.857			
C.J. Nitkowski, L ERA: 7.11 (7, 1)	0.1	2	0	0	0	1	0	0	0	0	0	0	0	3	9	0.00	0.000			
Matt Anderson, R ERA: 3.0 (7, 1)	1.0	7	1	1	1	1	2	1	0	0	0	0	0	18	35	9.00	3.000			
Masao Kida, R ERA: 5.14 (8, 1)	1.1	5	1	1	1	1	0	0	0	0	0	0	1	18	30	6.75	0.750			

AB	37
R	6
H	10
RBI	6
BB	7
SO	12
LOB	24




Batter	1	2	3	4	5	6	7	8	9	AB	R	H	RBI	BB	SO	LOB	BOTTOM					
Damon Easley, R OBP: 0.374, SLG: 0.522 (1, 4)										4	0	1	0	0	1	1	Oakland Athletics @ Detroit Tigers Tiger Stadium, Detroit, MI Tue May 11 1999, 7:05 PM EDT Att. 12,411 - Cloudy - 72 F					
Bobby Higginson, L OBP: 0.396, SLG: 0.434 (1, 9)										4	0	1	0	0	0	2						
Juan Encarnacion, R OBP: 0.297, SLG: 0.426 (1, 7)										4	1	1	0	0	0	1						
Tony Clark, S OBP: 0.283, SLG: 0.313 (1, 3)										3	1	0	0	1	1	1						
Gabe Kapler, R OBP: 0.365, SLG: 0.533 (1, 8)										3	0	1	0	0	0	0						
Jason Wood, R Frank Catalanotto, L OBP: 0.355, SLG: 0.455 (1, 5) (6, PH) (7, 5)										2	0	0	0	0	1	1						
Gregg Jefferies, S OBP: 0.262, SLG: 0.321 (1, 10)										3	0	0	0	0	0	0						
Brad Ausmus, R OBP: 0.298, SLG: 0.359 (1, 2)										3	0	1	0	0	0	0						
Deivi Cruz, R OBP: 0.269, SLG: 0.303 (1, 6)										3	0	0	0	0	1	1						
Inning Stats	R: 0 E: 0 K: 0 S: 13	H: 2 LOB: 1 BB: 0 P: 19	R: 0 E: 0 K: 1 S: 8	H: 0 LOB: 0 BB: 0 P: 11	R: 0 E: 0 K: 0 S: 9	H: 1 LOB: 1 BB: 0 P: 12	R: 0 E: 0 K: 1 S: 10	H: 1 LOB: 1 BB: 0 P: 16	R: 0 E: 0 K: 1 S: 10	H: 0 LOB: 0 BB: 0 P: 16	R: 2 E: 0 K: 1 S: 16	H: 2 LOB: 1 BB: 1 P: 28	R: 0 E: 0 K: 0 S: 4	H: 0 LOB: 0 BB: 0 P: 7	R: 0 E: 0 K: 0 S: 7	H: 0 LOB: 0 BB: 0 P: 9		R: 0 E: 0 K: 0 S: 9	H: 0 LOB: 0 BB: 0 P: 16	1B: 6 2B: 0 3B: 0 HR: 0	SF: 0 SAC: 0 DP: 0 HBP: 1	WP: 0 PB: 0 SB: 1 CS: 2
PITCHER	IP	WLS	BF	H	R	ER	SO	BB	IBB	HBP	BLK	WP	HR	S	P	ERA	WHIP					
Kenny Rogers, L ERA: 4.58 (1, 1)	1.1		5	2	0	0	3	0	0	0	0	0	0	15	22	0.00	1.500					
Brad Rigby, R ERA: 4.13 (2, 1)	3.2	W	13	2	0	0	3	0	0	0	0	0	0	35	52	0.00	0.545					
Tim Worrell, R ERA: 4.19 (6, 1)	0.2		6	2	2	2	1	1	0	1	0	0	0	14	25	27.00	4.500					
Buddy Groom, L ERA: 6.3 (6, 1)	0.2	H	1	0	0	0	0	0	0	0	0	0	0	4	7	0.00	0.000					
T.J. Mathews, R ERA: 1.15 (7, 1)	1.2	H	5	0	0	0	0	0	0	0	0	0	0	9	12	0.00	0.000					
Billy Taylor, R ERA: 2.7 (9, 1)	1.0		3	0	0	0	0	0	0	0	0	0	0	9	16	0.00	0.000					



Batter	1	2	3	4	5	6	7	8	9	AB	R	H	RBI	BB	SO	LOB	TOP			
Tony Phillips, S OBP: 0.399, SLG: 0.527 (1, 4) (7, 7)	L7		G6-3			P4	BB HBP		BB SAFE SAFE SAFE SAFE SAFE SAFE SAFE	3	0	0	0	1	0	0				
Jason McDonald, S OBP: 0.330, SLG: 0.260 (1, 8)	F7		G4-3			G3 BB 1B	FC4-6 BB		BB SAFE SAFE SAFE SAFE SAFE SAFE SAFE	4	0	1	1	1	1	2				
Tim Raines, S OBP: 0.371, SLG: 0.315 Jorge Velandia, R OBP: 0.286, SLG: 0.429 (1, 7) (7, 4)	HR			K		G3 BB	FC4-6			3	1	1	1	1	1	3				
Jason Giambi, L OBP: 0.377, SLG: 0.522 (1, 3)	BB			F9		G3				3	0	0	0	1	0	2				
Matt Stairs, L OBP: 0.370, SLG: 0.525 (1, 9)	G3			G3		P6				4	0	0	0	0	1	3				
Mike Macfarlane, R OBP: 0.295, SLG: 0.256 (1, 2)			K			G4-3	HBP BB G4-3 1B			4	1	1	0	0	2	0				
Scott Spiezio, S OBP: 0.309, SLG: 0.345 (1, 10)			K			G4-3	1B			4	0	1	0	0	1	1				
Miguel Tejada, R OBP: 0.288, SLG: 0.387 (1, 6)			G4-3			F7				4	0	0	0	0	0	2				
3 Eric Chavez, L OBP: 0.333, SLG: 0.365 (1, 5)						F7				3	0	0	0	1	0	1				
Inning Stats	R: 1 E: 0 K: 0 S: 9	H: 1 LOB: 1 BB: 1 P: 16	R: 0 E: 0 K: 2 S: 10	H: 0 LOB: 0 BB: 0 P: 17	R: 0 E: 0 K: 0 S: 7	H: 0 LOB: 0 BB: 0 P: 11	R: 0 E: 0 K: 1 S: 11	H: 0 LOB: 0 BB: 0 P: 16	R: 0 E: 0 K: 0 S: 10	H: 1 LOB: 1 BB: 0 P: 16	R: 0 E: 0 K: 0 S: 9	H: 1 LOB: 3 BB: 2 P: 20	R: 0 E: 0 K: 2 S: 9	H: 0 LOB: 0 BB: 0 P: 15	R: 0 E: 1 K: 1 S: 9	H: 0 LOB: 2 BB: 1 P: 17	1B: 3 2B: 0 3B: 0 HR: 1	SF: 0 SAC: 0 DP: 0 HBP: 1	WP: 0 PB: 0 SB: 0 CS: 0	PA: 38
PITCHER	IP	WLS	BF	H	R	ER	SO	BB	IBB	HBP	BLK	WP	HR	S	P	ERA	WHIP			
Justin Thompson, L ERA: 4.6 (1, 1)	6.2	L	29	4	2	2	3	4	0	0	0	0	1	64	113	2.70	1.200			
Masao Kida, R ERA: 5.09 (7, 1)	0.1		1	0	0	0	0	0	0	0	0	0	0	1	1	0.00	0.000			
C.J. Nitkowski, L ERA: 6.75 (8, 1)	0.2		2	0	0	0	1	0	0	0	0	0	0	6	10	0.00	0.000			
Doug Brocail, R ERA: 3.0 (8, 1)	1.1		6	0	0	0	2	1	0	0	0	0	0	12	22	0.00	0.750			

Oakland Athletics @ Detroit Tigers
Tiger Stadium, Detroit, MI
Wed May 12 1999, 7:05 PM EDT
Att: 13,565 - Cloudy - 61 F

AB 32
R 2
H 4
RBI 2
BB 5
SO 6
LOB 14



Batter	1	2	3	4	5	6	7	8	9	AB	R	H	RBI	BB	SO	LOB	BOTTOM					
Damon Easley, R OBP: 0.370, SLG: 0.513 (1, 6) (9, 4)	G5-3			G6-3		F8				4	0	1	1	0	0	0						
Bobby Higginson, L OBP: 0.385, SLG: 0.419 (1, 9)	G3			F9		G3				4	0	0	0	0	0	2						
Juan Encarnacion, R OBP: 0.299, SLG: 0.420 (1, 7)	G3-4-1			FC5 S 1B		G6-3				4	0	1	0	0	0	2						
Tony Clark, S OBP: 0.282, SLG: 0.305 (1, 3)				G6-3		F7				3	0	0	0	1	1	0						
Gabe Kapler, R OBP: 0.339, SLG: 0.490 (1, 8)	P4			FC5		P4				4	0	0	0	0	0	2						
Frank Catalanotto, L OBP: 0.333, SLG: 0.424 (1, 5)	K					K				4	0	0	0	0	2	0						
Karim Garcia, L OBP: 0.283, SLG: 0.392 (1, 10)				K		P5				3	1	1	0	0	1	0						
Brad Ausmus, R OBP: 0.299, SLG: 0.358 (1, 2)				L9		S 1B				3	0	1	0	0	0	1						
Jose Macias, S (1, 4) Gregg Jefferies, S OBP: 0.266, SLG: 0.321 (8, PH) Deivi Cruz, R OBP: 0.269, SLG: 0.303 (9, 6)				G6-3		P5				2	0	0	0	0	0	1						
Inning Stats	R: 0 E: 0 K: 0 S: 8	H: 0 LOB: 0 BB: 0 P: 10	R: 0 E: 0 K: 1 S: 9	H: 0 LOB: 0 BB: 0 P: 11	R: 0 E: 0 K: 1 S: 8	H: 0 LOB: 0 BB: 0 P: 11	R: 0 E: 0 K: 0 S: 10	H: 1 LOB: 2 BB: 1 P: 20	R: 0 E: 0 K: 0 S: 12	H: 1 LOB: 1 BB: 0 P: 17	R: 0 E: 0 K: 0 S: 7	H: 0 LOB: 0 BB: 0 P: 11	R: 0 E: 0 K: 1 S: 5	H: 0 LOB: 0 BB: 0 P: 6	R: 1 E: 0 K: 0 S: 11	H: 2 LOB: 2 BB: 0 P: 19	R: 0 E: 0 K: 1 S: 9	H: 0 LOB: 0 BB: 0 P: 11	1B: 3 2B: 1 3B: 0 HR: 0	SF: 0 SAC: 0 DP: 0 HBP: 1	WP: 0 PB: 0 SB: 2 CS: 0	PA: 33
PITCHER	IP	WLS	BF	H	R	ER	SO	BB	IBB	HBP	BLK	WP	HR	S	P	ERA	WHIP					
Gil Heredia, R ERA: 3.8 (1, 1)	7.0	W	25	3	1	1	3	1	0	0	0	0	0	62	89	1.29	0.571					
Doug Jones, R ERA: 1.82 (8, 1)	1.0	H	5	1	0	0	0	0	0	1	0	0	0	8	16	0.00	1.000					
Billy Taylor, R ERA: 2.51 (9, 1)	1.0	S	3	0	0	0	1	0	0	0	0	0	0	9	11	0.00	0.000					

Oakland Athletics @ Detroit Tigers
Tiger Stadium, Detroit, MI
Wed May 12 1999, 7:05 PM EDT
Att: 13,565 - Cloudy - 61 F

AB 31
R 1
H 4
RBI 1
BB 1
SO 4
LOB 8



Batter	1	2	3	4	5	6	7	8	9	AB	R	H	RBI	BB	SO	LOB	TOP			
Kenny Lofton, L OBP: 0.432, SLG: 0.507 (1, 8)										4	1	2	1	0	0	1	Cleveland Indians @ Detroit Tigers Tiger Stadium, Detroit, MI Sun May 16 1999, 1:05 PM EDT Att: 29,731 - Cloudy - 64 F			
Omar Vizquel, S OBP: 0.382, SLG: 0.435 (1, 6)										4	0	1	0	0	1	1				
Roberto Alomar, S OBP: 0.442, SLG: 0.584 (1, 4)										3	0	0	0	1	0	1				
Manny Ramirez, R OBP: 0.412, SLG: 0.613 (1, 9)										3	0	1	0	1	1	1				
Jim Thome, L OBP: 0.449, SLG: 0.529 (1, 3)										4	1	2	1	0	1	1				
Wil Cordero, R OBP: 0.397, SLG: 0.545 (1, 7)										2	1	0	0	1	0	0				
David Justice, L OBP: 0.343, SLG: 0.545 (1, 10)										4	0	0	0	0	2	4				
Travis Fryman, R OBP: 0.323, SLG: 0.418 (1, 5)										4	0	0	0	0	1	1				
Einar Diaz, R OBP: 0.333, SLG: 0.538 (1, 2)										2	0	1	0	0	1	0				
Inning Stats	R: 1 E: 0 K: 1 S: 11	H: 2 LOB: 0 BB: 0 P: 20	R: 0 E: 0 K: 1 S: 8	H: 0 LOB: 0 BB: 0 P: 11	R: 0 E: 0 K: 1 S: 8	H: 0 LOB: 0 BB: 0 P: 10	R: 0 E: 0 K: 2 S: 14	H: 1 LOB: 3 BB: 2 P: 26	R: 0 E: 0 K: 0 S: 10	H: 1 LOB: 1 BB: 0 P: 13	R: 1 E: 0 K: 1 S: 7	H: 2 LOB: 2 BB: 0 P: 16	R: 0 E: 0 K: 0 S: 7	H: 0 LOB: 0 BB: 1 P: 12	R: 1 E: 0 K: 1 S: 10	H: 1 LOB: 0 BB: 0 P: 15		1B: 5 2B: 1 3B: 0 HR: 1	SF: 0 SAC: 0 DP: 3 HBP: 2	WP: 0 PB: 0 SB: 0 CS: 0
PITCHER	IP WLS BF H R ER SO BB IBB HBP BLK WP HR S P ERA WHIP																			
Jeff Weaver, R ERA: 3.23 (1, 1)	6.0 W 24 4 2 2 5 2 0 2 0 0 0 59 93 3.00 1.000																			
Masao Kida, R ERA: 4.74 (7, 1)	3.0 S 11 3 1 1 2 1 0 0 0 0 1 24 40 3.00 1.333																			

Batter	1	2	3	4	5	6	7	8	9	AB	R	H	RBI	BB	SO	LOB	BOTTOM			
Juan Encarnacion, R OBP: 0.301, SLG: 0.424 (1, 7)										4	2	1	0	1	1	0	Cleveland Indians @ Detroit Tigers Tiger Stadium, Detroit, MI Sun May 16 1999, 1:05 PM EDT Att: 29,731 - Cloudy - 64 F			
Damion Easley, R OBP: 0.351, SLG: 0.485 (1, 4)										4	2	2	2	0	0	0				
Bobby Higginson, L OBP: 0.385, SLG: 0.457 (1, 9)										4	2	2	5	0	0	0				
Dean Palmer, R OBP: 0.351, SLG: 0.454 (1, 10)										3	1	0	0	1	1	0				
Tony Clark, S OBP: 0.299, SLG: 0.333 (1, 3)										3	1	2	2	1	0	0				
Gabe Kapler, R OBP: 0.333, SLG: 0.492 (1, 8)										4	0	1	0	0	1	1				
Frank Catalanotto, L OBP: 0.346, SLG: 0.457 (1, 5)										4	1	2	0	0	1	2				
Brad Ausmus, R OBP: 0.305, SLG: 0.375 (1, 2)										4	0	0	0	0	3					
Deivi Cruz, R OBP: 0.253, SLG: 0.284 (1, 6)										4	0	0	0	0	1	1				
Inning Stats	R: 3 E: 0 K: 0 S: 15	H: 5 LOB: 2 BB: 0 P: 25	R: 0 E: 0 K: 1 S: 6	H: 0 LOB: 0 BB: 0 P: 9	R: 0 E: 0 K: 1 S: 9	H: 1 LOB: 2 BB: 1 P: 20	R: 0 E: 0 K: 1 S: 10	H: 0 LOB: 0 BB: 0 P: 14	R: 2 E: 0 K: 1 S: 13	H: 1 LOB: 0 BB: 1 P: 26	R: 4 E: 0 K: 0 S: 12	H: 3 LOB: 0 BB: 1 P: 23	R: 0 E: 0 K: 1 S: 8	H: 0 LOB: 0 BB: 0 P: 12	R: 0 E: 0 K: 0 S: 4	H: 0 LOB: 0 BB: 0 P: 6		1B: 5 2B: 2 3B: 0 HR: 3	SF: 0 SAC: 0 DP: 0 HBP: 0	WP: 1 PB: 0 SB: 0 CS: 0
PITCHER	IP WLS BF H R ER SO BB IBB HBP BLK WP HR S P ERA WHIP																			
Jaret Wright, R ERA: 6.13 (1, 1)	5.2 L 29 9 8 8 4 3 0 0 0 0 0 62 110 12.71 2.118																			
Mark Langston, L ERA: 4.15 (6, 1)	2.1 8 1 1 1 1 0 0 0 0 0 1 15 25 3.86 0.429																			

Batter	1	2	3	4	5	6	7	8	9	AB	R	H	RBI	BB	SO	LOB	TOP					
Juan Encarnacion, R OBP: 0.300, SLG: 0.426 Karim Garcia, L OBP: 0.286, SLG: 0.389	0-0 G6-3	1-0 F9			2-2 SF8 2B		1-1 E6 1B		0-2 F8	4	1	1	0	0	0	1						
Damion Easley, R OBP: 0.348, SLG: 0.478	0-1 1B	1-1 P4			1-2 SF8 2H		1-1 F8		0-0 FC5-4 1-2	4	1	1	1	0	0	3						
Bobby Higginson, L OBP: 0.388, SLG: 0.459	1-2 F7		0-1 P6		2-1 1B		3-2 1B			4	0	2	1	0	0	1						
Dean Palmer, R OBP: 0.348, SLG: 0.443	4-2 1B WP		1-2 G6-3		1-3 K			2-2 K		3	1	0	0	1	2	1						
Tony Clark, S OBP: 0.297, SLG: 0.331	3-2 WP 1B		1-0 G4-3				0-1 F8			4	1	1	1	0	1	0						
Gabe Kapler, R OBP: 0.342, SLG: 0.484	4-2 1B		3-0 G5-3				1-1 F8		2-1 1B	3	0	1	0	1	0	0						
Gregg Jefferies, S OBP: 0.266, SLG: 0.316	0-1 1B		3-2 L6				0-2 L8		2-2 G4-3	4	0	1	1	0	0	1						
Brad Ausmus, R OBP: 0.296, SLG: 0.363 Jose Macias, S OBP: 0.250, SLG: 1.000	3-2 G6-3		2-1 F9				0-1 G6-3		2-3 K	3	0	0	0	0	0	2						
Deivi Cruz, R OBP: 0.248, SLG: 0.278 Frank Catalanotto, L OBP: 0.363, SLG: 0.466		0-0 F9			0-0 G6-3		2-2 F8 1B 2B		1-1 FC5-4 1B	2	0	0	0	0	0	0						
Inning Stats	R: 3 E: 0 K: 0 S: 19	H: 3 LOB: 2 BB: 2 P: 34	R: 0 E: 0 K: 0 S: 4	H: 0 LOB: 0 BB: 0 P: 6	R: 0 E: 0 K: 0 S: 6	H: 0 LOB: 0 BB: 0 P: 8	R: 0 E: 0 K: 0 S: 6	H: 0 LOB: 0 BB: 0 P: 14	R: 1 E: 0 K: 0 S: 16	H: 2 LOB: 1 BB: 0 P: 22	R: 0 E: 0 K: 0 S: 7	H: 0 LOB: 0 BB: 0 P: 8	R: 1 E: 1 K: 0 S: 12	H: 2 LOB: 2 BB: 0 P: 19	R: 0 E: 0 K: 2 S: 12	H: 1 LOB: 1 BB: 0 P: 18	R: 0 E: 0 K: 1 S: 9	H: 1 LOB: 1 BB: 0 P: 12	1B: 7 2B: 2 3B: 0 HR: 0	SF: 1 SAC: 0 DP: 0 HBP: 0	WP: 1 PB: 0 SB: 5 CS: 0	PA: 38
PITCHER	IP WLS BF H R ER SO BB IBB HBP BLK WP HR S P ERA WHIP	IP WLS BF H R ER SO BB IBB HBP BLK WP HR S P ERA WHIP																				
Pat Hentgen, R ERA: 4.44	(1, 1)	6.2	W	29	6	5	4	1	2	0	0	0	0	1	0	67	105	5.40	1.200			
Dan Plesac, L ERA: 7.16	(7, 1)	0.1	H	1	1	0	0	0	0	0	0	0	0	0	0	3	6	0.00	3.000			
Billy Koch, R ERA: 2.7	(8, 1)	2.0	S	8	2	0	0	3	0	0	0	0	0	0	0	21	30	0.00	1.000			

Detroit Tigers @ Toronto Blue Jays
SkyDome, Toronto, ON
Tue May 18 1999, 7:05 PM EDT
Att: 20,310 - Dome - 72 F

AB 35
R 5
H 9
RBI 4
BB 2
SO 4
LOB 10



Batter	1	2	3	4	5	6	7	8	9	AB	R	H	RBI	BB	SO	LOB	BOTTOM			
Shannon Stewart, R OBP: 0.395, SLG: 0.443	4-2 FC6-4 BB	4-2 HBP BB		1-0 1B		1-1 G3-1 G4-3 HR 1B		0-0 F9		3	2	2	0	2	0	0				
Homer Bush, R OBP: 0.344, SLG: 0.367	2-2 FC6-4 1B 1-2	4-1 HBP BB		1-2 1B E		3-2 G4-3 1-2		1-3 K		4	1	1	0	1	1	2				
Shawn Green, L OBP: 0.408, SLG: 0.640	3-1 1B	3-2 HBP		0-1 E 1B		1-2 G3-1		2-2 F7		4	0	2	2	0	0	1				
Carlos Delgado, L OBP: 0.376, SLG: 0.557	0-1 P3			1-2 L7		1-1 HR				4	1	1	2	0	1	7				
Tony Fernandez, S OBP: 0.475, SLG: 0.511	3-2 G6-3	2-2 G5-3		0-0 E5		4-0 FC5-4 BB				3	0	0	0	1	0	6				
José Cruz Jr., S OBP: 0.381, SLG: 0.452		4-2 2B G4-3 BB		1-1 G4-3		0-0 F7		1-1 FC5-4		3	1	0	0	1	0	3				
Pat Kelly, R OBP: 0.333, SLG: 0.576		0-2 G4-3 1B 2B		1-2 F8		2-0 G5-3		3-3 K		4	1	1	0	0	1	0				
Craig Grebeck, R OBP: 0.400, SLG: 0.381		1-1 G4-3		1-1 G6-3		0-2 F9		2-2 F8		4	0	0	1	0	0	1				
Mike Matheny, R OBP: 0.284, SLG: 0.351		0-0 BB HBP 1B		2-0 P3		1-3 K		0-2 G4-3		4	1	1	1	0	1	0				
Inning Stats	R: 0 E: 0 K: 0 S: 15	H: 1 LOB: 2 BB: 1 P: 27	R: 3 E: 0 K: 1 S: 24	H: 2 LOB: 3 BB: 3 P: 43	R: 0 E: 0 K: 0 S: 7	H: 0 LOB: 0 BB: 0 P: 10	R: 2 E: 1 K: 0 S: 15	H: 3 LOB: 2 BB: 0 P: 20	R: 0 E: 0 K: 1 S: 8	H: 0 LOB: 0 BB: 0 P: 11	R: 2 E: 0 K: 0 S: 13	H: 2 LOB: 1 BB: 1 P: 25	R: 0 E: 0 K: 1 S: 12	H: 0 LOB: 0 BB: 0 P: 17	R: 0 E: 0 K: 1 S: 7	H: 0 LOB: 0 BB: 0 P: 10	1B: 6 2B: 1 3B: 0 HR: 1	SF: 0 SAC: 0 DP: 0 HBP: 1	WP: 0 PB: 0 SB: 0 CS: 0	PA: 39
PITCHER	IP WLS BF H R ER SO BB IBB HBP BLK WP HR S P ERA WHIP	IP WLS BF H R ER SO BB IBB HBP BLK WP HR S P ERA WHIP																		
Justin Thompson, L ERA: 4.96	(1, 1)	4.0	L	24	6	5	4	1	4	0	0	0	0	0	0	13	20	6.75	0.750	
Bryce Florie, R ERA: 3.39	(5, 1)	1.1		5	1	1	1	1	0	0	0	0	0	0	0	8	16	13.50	3.000	
C.J. Nitkowski, L ERA: 6.75	(6, 1)	0.2		4	1	1	1	0	1	0	0	0	0	0	0	19	27	0.00	0.000	
Matt Anderson, R ERA: 2.37	(7, 1)	2.0		6	0	0	0	2	0	0	0	0	0	0	0	19	27	0.00	0.000	

Detroit Tigers @ Toronto Blue Jays
SkyDome, Toronto, ON
Tue May 18 1999, 7:05 PM EDT
Att: 20,310 - Dome - 72 F

AB 33
R 7
H 8
RBI 6
BB 5
SO 4
LOB 20



Batter	1	2	3	4	5	6	7	8	9	AB R H RBI BB SO LOB	TOP											
Juan Encarnacion, R OBP: 0.303, SLG: 0.443	(1, 7) C K		(4, 1) B S BB		(0, 3) C K		(0, 1) F HR		(2, 3) B K	4 1 1 3 1 3 0	Detroit Tigers @ Toronto Blue Jays SkyDome, Toronto, ON Wed May 19 1999, 7:05 PM EDT Att: 20,384 - Unknown - 70 F											
Damion Easley, R OBP: 0.381, SLG: 0.493	(1, 4) C HBP 1B		(0, 3) C SAFE SAFE K		(1, 1) B HR		(1, 0) B S 1B		(4, 1) B BB	4 1 3 0 1 1 1												
Bobby Higginson, L OBP: 0.388, SLG: 0.478	(1, 9) C SAFE K		(1, 3) B K		(1, 0) B HR		(2, 1) B P6		(1, 3) F SAFE K	5 1 2 2 0 2 4												
Dean Palmer, R OBP: 0.350, SLG: 0.460	(1, 5) H G5-3 HBP			(1, 0) B HR		(3, 1) B F9		(0, 0) B P6	(1, 3) F SAFE K	4 1 1 1 0 1 3												
Tony Clark, S OBP: 0.296, SLG: 0.336	(1, 3) C G5-3			(0, 2) B P5		(0, 0) X P4		(1, 1) B G4-3 3B 2B		4 1 1 0 0 0 3												
Gabe Kapler, R OBP: 0.325, SLG: 0.456		(1, 1) C G5-3		(1, 3) B K		(0, 3) C K		(2, 1) B G4-3		4 0 0 0 0 2 1												
Jason Wood, R Karim Garcia, L OBP: 0.281, SLG: 0.382	(1, 10) B G5-3			(1, 3) B K			(1, 2) F F8		(2, 3) B K	3 0 0 0 0 1 0 1 0 0 0 0 1 1												
Bill Haselman, R Jose Macias, S Brad Ausmus, R OBP: 0.372, SLG: 0.513 OBP: 0.250, SLG: 1.000 OBP: 0.303, SLG: 0.391	(1, 2) X G5-3				(2, 0) B G4-3		(1, 0) B 2B HR 1B		(0, 0) B 3B	3 0 1 0 0 0 0 0 1 0 0 0 0 0 1 0 1 1 0 0 0												
Deivi Cruz, R OBP: 0.248, SLG: 0.287			(1, 3) C K		(0, 0) X F9		(1, 0) B HR 2B		(3, 2) B G4-3	4 1 1 0 0 1 1												
Inning Stats	R: 0 E: 0 K: 1 S: 9	H: 2 LOB: 2 BB: 0 P: 13	R: 0 E: 0 K: 0 S: 6	H: 0 LOB: 0 BB: 0 P: 10	R: 0 E: 0 K: 3 S: 10	H: 0 LOB: 1 BB: 1 P: 16	R: 1 E: 0 K: 2 S: 15	H: 1 LOB: 0 BB: 0 P: 18	R: 0 E: 0 K: 1 S: 5	H: 0 LOB: 0 BB: 0 P: 7		R: 2 E: 0 K: 1 S: 9	H: 2 LOB: 0 BB: 0 P: 14	R: 3 E: 0 K: 0 S: 11	H: 4 LOB: 2 BB: 0 P: 17	R: 1 E: 0 K: 1 S: 11	H: 2 LOB: 1 BB: 0 P: 18	R: 0 E: 0 K: 3 S: 10	H: 0 LOB: 1 BB: 1 P: 17	1B: 4 2B: 3 3B: 1 HR: 3	SF: 0 SAC: 0 DP: 1 HBP: 1	WP: 0 PB: 0 SB: 2 CS: 0
PITCHER	IP WLS BF H R ER SO BB IBB HBP BLK WP HR S P ERA WHIP											IP WLS BF H R ER SO BB IBB HBP BLK WP HR S P ERA WHIP										
David Wells, L ERA: 6.0	(1, 1) 7.0 L 31 9 6 6 8 1 0 1 0 0 0 3 65 95 7.71 1.429											Tom Davey, R ERA: 5.47	(8, 1) 2.0 9 2 1 1 4 1 0 0 0 0 0 21 35 4.50 1.500									


Batter	1	2	3	4	5	6	7	8	9	AB R H RBI BB SO LOB	BOTTOM											
Shannon Stewart, R OBP: 0.402, SLG: 0.440	(1, 7) B G6-3		(4, 2) C 1B FC4-6 BB		(4, 1) B 1B BB		(4, 2) C G6-3 BB			1 1 0 0 3 0 0	Detroit Tigers @ Toronto Blue Jays SkyDome, Toronto, ON Wed May 19 1999, 7:05 PM EDT Att: 20,384 - Unknown - 70 F											
Homer Bush, R OBP: 0.381, SLG: 0.382	(1, 6) B F9		(2, 1) B FC4-6 1B		(1, 2) B S 1B		(1, 0) B G6-3		(1, 2) B 1-2 2-3	4 0 2 0 0 0 2												
Shawn Green, L OBP: 0.400, SLG: 0.625	(1, 9) B G4-3		(0, 1) B FC4-6		(2, 3) B K		(0, 0) X G3			4 0 0 1 0 1 4												
Carlos Delgado, L OBP: 0.383, SLG: 0.565		(0, 1) C 1B	(1, 3) C K			(1, 1) B HR 2B		(4, 2) B G3-6-1 BB		3 1 2 0 1 1 1												
Tony Fernandez, S OBP: 0.470, SLG: 0.525		(1, 0) B F9		(1, 1) C G4-3		(3, 2) B HR		(0, 3) B K		4 1 1 2 0 1 2												
José Cruz Jr., S OBP: 0.373, SLG: 0.440		(2, 0) B SAFE F8		(1, 0) B G3		(1, 3) B K		(2, 1) B G3-6-1		4 0 0 0 0 1 2												
Kevin Witt, L OBP: 0.250, SLG: 0.324	(1, 10) B K			(0, 3) B K		(1, 3) B K			(0, 3) B K	4 0 1 0 0 3 0												
Craig Grebeck, R OBP: 0.345, SLG: 0.320		(1, 1) B G5-3			(1, 1) B G4-3		(0, 0) B G5-3		(3, 2) B P6	4 0 0 0 0 0 2												
Mike Matheny, R OBP: 0.286, SLG: 0.342			(0, 0) X G4-3		(2, 1) B F8		(4, 1) B G6-3 BB BB			2 0 0 0 1 0 0												
Willie Greene, L OBP: 0.276, SLG: 0.274									(1, 3) B K	1 0 0 0 0 1 0												
Inning Stats	R: 0 E: 0 K: 0 S: 7	H: 0 LOB: 0 BB: 0 P: 13	R: 0 E: 0 K: 0 S: 9	H: 2 LOB: 2 BB: 0 P: 15	R: 1 E: 0 K: 1 S: 11	H: 1 LOB: 1 BB: 1 P: 18	R: 0 E: 0 K: 1 S: 6	H: 0 LOB: 0 BB: 0 P: 8	R: 0 E: 0 K: 1 S: 11	H: 1 LOB: 2 BB: 1 P: 21	R: 2 E: 0 K: 2 S: 15	H: 2 LOB: 0 BB: 0 P: 21	R: 0 E: 0 K: 0 S: 5	H: 0 LOB: 2 BB: 2 P: 14	R: 0 E: 0 K: 1 S: 7	H: 0 LOB: 0 BB: 1 P: 13	R: 0 E: 0 K: 2 S: 12	H: 0 LOB: 0 BB: 0 P: 16	1B: 4 2B: 1 3B: 0 HR: 1	SF: 0 SAC: 0 DP: 2 HBP: 0	WP: 0 PB: 0 SB: 1 CS: 0	PA: 36
PITCHER	IP WLS BF H R ER SO BB IBB HBP BLK WP HR S P ERA WHIP											IP WLS BF H R ER SO BB IBB HBP BLK WP HR S P ERA WHIP										
Brian Moehler, R ERA: 4.09	(1, 1) 6.0 W 27 6 3 3 3 3 0 0 0 0 0 1 60 101 4.50 1.500											Masao Kida, R ERA: 4.02	(7, 1) 0.2 H 2 0 0 0 0 1 0 0 0 0 0 3 8 0.00 1.500									
C.J. Nitkowski, L ERA: 6.6	(7, 1) 0.1 H 1 0 0 0 0 0 0 0 0 0 0 1 1 0.00 0.000											Doug Brocail, R ERA: 3.32	(8, 1) 2.0 6 0 0 0 3 1 0 0 0 0 0 19 29 0.00 0.500									



Batter	1	2	3	4	5	6	7	8	9	AB	R	H	RBI	BB	SO	LOB	TOP					
Juan Encarnacion, R OBP: 0.302, SLG: 0.438										4	0	1	0	0	0	1						
Damion Easley, R OBP: 0.358, SLG: 0.486										4	0	1	0	0	1	1						
Bobby Higginson, L OBP: 0.379, SLG: 0.465										4	0	0	0	0	1	1						
Dean Palmer, R OBP: 0.347, SLG: 0.454										4	0	1	0	0	2	1						
Tony Clark, S OBP: 0.295, SLG: 0.340										4	0	1	0	0	1	1						
Karim Garcia, L OBP: 0.279, SLG: 0.373										4	0	1	0	0	1	2						
Frank Catalanotto, L OBP: 0.345, SLG: 0.461										4	0	0	0	0	0	2						
Brad Ausmus, R OBP: 0.304, SLG: 0.389										3	0	1	0	0	0	0						
Deivi Cruz, R OBP: 0.243, SLG: 0.282										2	0	0	0	0	0	2						
Gregg Jefferies, S OBP: 0.271, SLG: 0.322										1	0	1	0	0	0	0						
Inning Stats	R: 0 E: 0 K: 0 S: 8	H: 1 LOB: 1 BB: 0 P: 11	R: 0 E: 0 K: 0 S: 9	H: 2 LOB: 2 BB: 0 P: 15	R: 0 E: 0 K: 0 S: 9	H: 0 LOB: 0 BB: 0 P: 12	R: 0 E: 0 K: 2 S: 12	H: 1 LOB: 1 BB: 0 P: 19	R: 0 E: 0 K: 1 S: 8	H: 1 LOB: 1 BB: 0 P: 11	R: 0 E: 0 K: 0 S: 11	H: 1 LOB: 1 BB: 0 P: 14	R: 0 E: 0 K: 0 S: 8	H: 1 LOB: 1 BB: 0 P: 11	R: 0 E: 0 K: 1 S: 7	H: 0 LOB: 0 BB: 0 P: 13	R: 0 E: 0 K: 0 S: 5	H: 0 LOB: 0 BB: 0 P: 6	1B: 6 2B: 1 3B: 0 HR: 0	SF: 0 SAC: 0 DP: 0 HBP: 0	WP: 0 PB: 0 SB: 1 CS: 0	PA: 34
PITCHER 32 Roy Halladay, R ERA: 4.17	IP: 9.0 WLS: W BF: 34 H: 7 R: 0 ER: 0 SO: 6 BB: 0 IBB: 0 HBP: 0 BLK: 0 WP: 0 HR: 0 S: 77 P: 112 ERA: 0.00 WHIP: 0.778															PITCHER						

Detroit Tigers @ Toronto Blue Jays
SkyDome, Toronto, ON
Thu May 20 1999, 7:05 PM EDT
Att: 21,137 - Unknown - 67 F


AB 34
R 0
H 7
RBI 0
BB 0
SO 6
LOB 11



Batter	1	2	3	4	5	6	7	8	9	AB	R	H	RBI	BB	SO	LOB	BOTTOM			
Shannon Stewart, R OBP: 0.402, SLG: 0.436										4	1	1	0	1	0	2				
Homer Bush, R OBP: 0.390, SLG: 0.395										4	2	2	0	0	1	1				
Shawn Green, L OBP: 0.405, SLG: 0.641										5	2	3	3	0	1	2				
Carlos Delgado, L OBP: 0.384, SLG: 0.564										4	2	1	0	1	0	3				
Tony Fernandez, S OBP: 0.485, SLG: 0.545										4	0	4	2	0	0	0				
José Cruz Jr., S OBP: 0.374, SLG: 0.439										5	0	2	2	0	0	3				
Willie Greene, L OBP: 0.264, SLG: 0.260										4	0	0	0	0	0	5				
Pat Kelly, R OBP: 0.330, SLG: 0.558										3	0	0	0	1	3	1				
Mike Matheny, R OBP: 0.284, SLG: 0.349										4	0	1	0	0	2	1				
Inning Stats	R: 2 E: 0 K: 0 S: 17	H: 2 LOB: 1 BB: 1 P: 32	R: 0 E: 0 K: 0 S: 8	H: 0 LOB: 1 BB: 1 P: 13	R: 1 E: 0 K: 1 S: 14	H: 3 LOB: 2 BB: 0 P: 23	R: 0 E: 0 K: 2 S: 11	H: 2 LOB: 2 BB: 0 P: 15	R: 1 E: 0 K: 1 S: 10	H: 2 LOB: 1 BB: 0 P: 17	R: 3 E: 0 K: 1 S: 18	H: 3 LOB: 2 BB: 1 P: 33	R: 0 E: 0 K: 1 S: 9	H: 1 LOB: 1 BB: 0 P: 11	R: 0 E: 0 K: 1 S: 11	H: 1 LOB: 1 BB: 0 P: 16	1B: 10 2B: 3 3B: 0 HR: 1	SF: 0 SAC: 0 DP: 1 HBP: 2	WP: 0 PB: 0 SB: 0 CS: 0	PA: 42
PITCHER Dave Milck, R ERA: 5.16 Masao Kida, R ERA: 4.39 Todd Jones, R ERA: 2.4	IP: 5.2 WLS: L BF: 31 H: 11 R: 7 ER: 7 SO: 7 BB: 3 IBB: 0 HBP: 1 BLK: 0 WP: 0 HR: 1 S: 71 P: 120 ERA: 11.12 WHIP: 2.471															PITCHER				

Detroit Tigers @ Toronto Blue Jays
SkyDome, Toronto, ON
Thu May 20 1999, 7:05 PM EDT
Att: 21,137 - Unknown - 67 F

AB 37
R 7
H 14
RBI 7
BB 3
SO 7
LOB 18



Batter	1	2	3	4	5	6	7	8	9	AB	R	H	RBI	BB	SO	LOB	TOP								
Juan Encarnacion, R OBP: 0.305, SLG: 0.439										4	0	2	1	0	1	2									
Gregg Jefferies, S OBP: 0.276, SLG: 0.319										4	1	1	1	1	0	2									
Damion Easley, R OBP: 0.359, SLG: 0.486										4	1	1	0	1	1	3									
Bobby Higginson, L OBP: 0.368, SLG: 0.449										5	0	0	0	0	1	4									
Dean Palmer, R OBP: 0.349, SLG: 0.455										4	0	1	2	1	0	0									
Tony Clark, S OBP: 0.292, SLG: 0.331										4	2	0	0	1	2	2									
Gabe Kapler, R OBP: 0.333, SLG: 0.443										2	2	0	0	2	0	1									
Frank Catalanotto, L OBP: 0.375, SLG: 0.563										4	3	4	3	0	0	0									
Deivi Cruz, R OBP: 0.243, SLG: 0.282										0	0	0	0	0	0	0									
Brad Ausmus, R OBP: 0.311, SLG: 0.394										4	0	2	2	0	0	0									
Inning Stats	R: 0 E: 0 K: 0 S: 9	H: 2 LOB: 1 BB: 0 P: 13	R: 3 E: 0 K: 1 S: 16	H: 3 LOB: 2 BB: 2 P: 31	R: 0 E: 0 K: 1 S: 8	H: 0 LOB: 0 BB: 0 P: 9	R: 1 E: 0 K: 0 S: 12	H: 1 LOB: 0 BB: 0 P: 20	R: 0 E: 0 K: 0 S: 5	H: 0 LOB: 0 BB: 0 P: 6	R: 1 E: 1 K: 1 S: 16	H: 2 LOB: 2 BB: 1 P: 30	R: 0 E: 0 K: 1 S: 8	H: 0 LOB: 0 BB: 1 P: 12	R: 2 E: 0 K: 1 S: 12	H: 1 LOB: 0 BB: 1 P: 19	R: 2 E: 0 K: 0 S: 12	H: 2 LOB: 1 BB: 1 P: 23	1B: 7 2B: 2 3B: 0 HR: 2	SF: 1 SAC: 0 DP: 1 HBP: 0	WP: 0 PB: 0 SB: 0 CS: 1	PA: 42			
PITCHER	IP	WLS	BF	H	R	ER	SO	BB	IBB	HBP	BLK	WP	HR	S	P	ERA	WHIP								
Dave Burba, R ERA: 4.66	(1, 1)	5.2	27	8	5	5	2	3	0	0	0	0	1	62	103	7.94	1.941								
Steve Karsay, R ERA: 2.12	(6, 1)	1.1	H	4	0	0	2	1	0	0	0	0	0	12	18	0.00	0.750								
Paul Shuey, R ERA: 3.5	(8, 1)	1.1	L	8	2	4	4	2	0	0	0	0	1	14	27	27.00	3.000								
Ricardo Rincon, L ERA: 1.96	(9, 1)	0.1		1	0	0	0	0	0	0	0	0	0	1	3	0.00	0.000								
Steve Reed, R ERA: 1.96	(9, 1)	0.1		2	1	0	0	0	0	0	0	0	0	9	12	0.00	3.000								

Detroit Tigers @ Cleveland Indians
Jacobs Field, Cleveland, OH
Fri May 21 1999, 7:05 PM EDT
Att: 43,290 - Unknown - 69 F

AB 35
R 9
H 11
RBI 9
BB 6
SO 5
LOB 14



Batter	1	2	3	4	5	6	7	8	9	AB	R	H	RBI	BB	SO	LOB	BOTTOM								
Kenny Lofton, L OBP: 0.445, SLG: 0.538										4	0	0	0	1	2	5									
Omar Vizquel, S OBP: 0.390, SLG: 0.418										4	1	2	0	0	0	0									
Roberto Alomar, S OBP: 0.444, SLG: 0.568										5	1	1	0	0	2	3									
Manny Ramirez, R OBP: 0.419, SLG: 0.629										4	1	1	1	1	2	3									
Jim Thome, L OBP: 0.455, SLG: 0.529										4	1	1	0	1	1	5									
Travis Fryman, R OBP: 0.345, SLG: 0.465										5	2	2	3	0	0	2									
David Justice, L OBP: 0.378, SLG: 0.609										3	0	1	0	1	1	0									
Richie Sexson, R OBP: 0.297, SLG: 0.520										3	0	0	1	1	0	2									
Einar Diaz, R OBP: 0.305, SLG: 0.487										4	0	2	1	0	2	3									
Inning Stats	R: 0 E: 0 K: 0 S: 6	H: 0 LOB: 0 BB: 0 P: 8	R: 2 E: 0 K: 1 S: 17	H: 3 LOB: 1 BB: 1 P: 27	R: 3 E: 0 K: 3 S: 17	H: 3 LOB: 0 BB: 0 P: 26	R: 0 E: 1 K: 1 S: 7	H: 0 LOB: 0 BB: 0 P: 9	R: 1 E: 0 K: 1 S: 9	H: 1 LOB: 0 BB: 0 P: 14	R: 0 E: 0 K: 0 S: 6	H: 0 LOB: 0 BB: 0 P: 12	R: 0 E: 0 K: 1 S: 8	H: 1 LOB: 3 BB: 2 P: 18	R: 0 E: 0 K: 2 S: 11	H: 1 LOB: 2 BB: 1 P: 20	R: 0 E: 0 K: 1 S: 14	H: 1 LOB: 2 BB: 1 P: 27	1B: 7 2B: 1 3B: 0 HR: 2	SF: 0 SAC: 1 DP: 1 HBP: 0	WP: 0 PB: 0 SB: 0 CS: 0	PA: 42			
PITCHER	IP	WLS	BF	H	R	ER	SO	BB	IBB	HBP	BLK	WP	HR	S	P	ERA	WHIP								
Willie Blair, R ERA: 8.54	(1, 1)	5.0	23	7	6	6	6	1	0	0	0	0	0	8	18	0.00	2.000								
Byce Florie, R ERA: 3.09	(6, 1)	1.0		5	1	0	0	1	0	0	0	0	0	8	18	0.00	2.000								
C.J. Nitkowski, L ERA: 6.19	(7, 1)	1.0	W	4	0	0	0	1	0	1	0	0	0	6	12	0.00	0.000								
Matt Anderson, R ERA: 2.29	(8, 1)	0.2	H	4	1	0	0	1	0	0	0	0	0	8	15	0.00	3.000								
Will Brunson, L ERA: 2.29	(8, 1)	0.1	H	1	0	0	0	1	0	0	0	0	0	3	5	0.00	0.000								

Detroit Tigers @ Cleveland Indians
Jacobs Field, Cleveland, OH
Fri May 21 1999, 7:05 PM EDT
Att: 43,290 - Unknown - 69 F

AB 36
R 6
H 10
RBI 6
BB 5
SO 10
LOB 23



Batter	1	2	3	4	5	6	7	8	9	AB	R	H	RBI	BB	SO	LOB	TOP					
Juan Encarnacion, R OBP: 0.316, SLG: 0.457	1-1 E 2B		0-1 L8			0-1 SH2-4	2-2	4-0		3	1	2	0	1	0	0						
Gregg Jefferies, S OBP: 0.288, SLG: 0.325	0-0 E1 CS 1B		3-2 G1-3			1-0 BB 2B	4-0 1B	1-0 F9		4	1	2	1	1	0	3						
Damon Easley, R OBP: 0.360, SLG: 0.480	2-3 K 1-2			2-0 F8		4-0 2B BB	2-1 SF7		4-1 G1-4-3 BB	2	1	0	1	2	1	1						
Bobby Higginson, L OBP: 0.358, SLG: 0.434	3-3 K			3-1 L8		1-0 L1	0-1 F7		0-2 P9	5	0	0	0	0	1	5						
Dean Palmer, R OBP: 0.350, SLG: 0.482		2-0 G6-3		2-2 P3		0-0 2B		2-1 HR	1-1 G1-4-3	5	1	2	3	0	0	1						
Tony Clark, S OBP: 0.291, SLG: 0.324		0-0 F8			2-2 G4-3	1-2 FC6-4 HBP		3-2 F8		3	0	0	0	0	0	0						
Gabe Kapler, R OBP: 0.341, SLG: 0.459		2-1 1B			0-2 G6-3	0-2 FC6-4		1-2 E 2B		4	0	2	0	0	0	2						
Frank Catalanotto, L OBP: 0.374, SLG: 0.549		1-2 F8			4-1 CS BB		1-0 L9	1-2 E5		2	0	0	0	1	0	1						
Deivi Cruz, R OBP: 0.280, SLG: 0.288		1-2 F8						2-3 1B		1	0	1	0	0	0	0						
Brad Ausmus, R OBP: 0.318, SLG: 0.392			1-0 G6-3		1-0 CS	4-2 SH2-4 1B BB	1-2 2B SF7	3-2 L4		3	2	1	0	1	0	2						
Inning Stats	R: 1 E: 1 K: 2 S: 13	H: 2 LOB: 0 BB: 0 P: 19	R: 0 E: 0 K: 0 S: 7	H: 1 LOB: 1 BB: 0 P: 12	R: 0 E: 0 K: 0 S: 7	H: 0 LOB: 0 BB: 0 P: 11	R: 0 E: 0 K: 0 S: 6	H: 0 LOB: 0 BB: 0 P: 13	R: 0 E: 0 K: 0 S: 7	H: 0 LOB: 0 BB: 1 P: 14	R: 3 E: 0 K: 0 S: 17	H: 2 LOB: 2 BB: 2 P: 27	R: 1 E: 0 K: 0 S: 11	H: 2 LOB: 2 BB: 1 P: 21	R: 1 E: 1 K: 0 S: 20	H: 3 LOB: 3 BB: 1 P: 35	R: 0 E: 0 K: 0 S: 8	H: 0 LOB: 0 BB: 1 P: 13	1B: 5 2B: 5 3B: 0 HR: 1	SF: 1 SAC: 1 DP: 2 HBP: 1	WP: 0 PB: 0 SB: 1 CS: 2	PA: 42
PITCHER	IP WLS BF H R ER SO BB IBB HBP BLK WP HR S P ERA WHIP	IP WLS BF H R ER SO BB IBB HBP BLK WP HR S P ERA WHIP															IP WLS BF H R ER SO BB IBB HBP BLK WP HR S P ERA WHIP					
Jaret Wright, R ERA: 6.08	6.1 L 28 7 5 4 2 3 0 1 0 0 0 0 64 107 5.68 1.579																					
Steve Reed, R ERA: 1.93	0.1 2 0 0 0 0 0 0 1 0 0 0 0 0 2 8 0.00 0.000																					
Mark Langston, L ERA: 4.34	1.1 8 3 1 1 0 0 0 1 0 0 0 0 0 22 37 6.75 2.250																					
Michael Jackson, R ERA: 6.48	1.0 3 0 0 0 0 0 1 0 0 0 0 0 0 8 13 0.00 1.000																					

Detroit Tigers @ Cleveland Indians
Jacobs Field, Cleveland, OH
Sat May 22 1999, 1:05 PM EDT
Att: 40,991 - Cloudy - 64 F

AB	32
R	6
H	10
RBI	5
BB	6
SO	2
LOB	15



Batter	1	2	3	4	5	6	7	8	9	AB	R	H	RBI	BB	SO	LOB	BOTTOM					
Kenny Lofton, L OBP: 0.456, SLG: 0.553	3-2 SH1-3 2B		0-0 G4-6-3 1B		2-2 1B			4-0 CS BB		3	0	3	0	1	0	0						
Omar Vizquel, S OBP: 0.389, SLG: 0.416	0-0 SH1-3		1-1 G4-6-3		2-2 1B			2-1 F9		3	0	1	0	0	0	3						
Roberto Alomar, S OBP: 0.440, SLG: 0.557	2-2 P7		1-2 2-3 3-H 4-1 BB		0-2 F7			3-2 K		3	0	0	0	1	1	4						
Manny Ramirez, R OBP: 0.418, SLG: 0.621	3-2 F8		0-1 G6-3			2-1 G5-4-3 HBP			2-2 L6	2	0	0	0	0	0	3						
Jolbert Cabrera, R OBP: 0.214, SLG: 0.083			1-1 G6-3						4-2 2B BB	0	0	0	0	0	0	0						
Enrique Wilson, S OBP: 0.325, SLG: 0.400			1-2							1	0	0	0	0	0	0						
Jim Thome, L OBP: 0.450, SLG: 0.516		1-2 F8		0-3 K		0-2 F8			4-2 2B BB	3	1	0	0	1	1	1						
Travis Fryman, R OBP: 0.343, SLG: 0.465		2-2 G4-3		2-3 K		0-0 G5-4-3			0-1 2B	4	0	1	1	0	1	1						
David Justice, L OBP: 0.366, SLG: 0.588		0-1 L7		2-1 F8					3-2 L8	4	0	0	0	0	0	1						
Richie Sexson, R OBP: 0.296, SLG: 0.509			0-1 1B 1B G4-6-3 1B		1-0 F9				3-3 K	4	1	1	0	0	1	1						
Einar Diaz, R OBP: 0.306, SLG: 0.481			0-0 G4-6-3 1B		0-0 F9				2-1 P6	3	0	1	0	0	0	0						
Inning Stats	R: 0 E: 0 K: 0 S: 17	H: 1 LOB: 1 BB: 0 P: 25	R: 0 E: 0 K: 0 S: 9	H: 0 LOB: 0 BB: 0 P: 12	R: 1 E: 0 K: 0 S: 9	H: 3 LOB: 2 BB: 1 P: 14	R: 0 E: 0 K: 2 S: 8	H: 0 LOB: 0 BB: 0 P: 12	R: 0 E: 0 K: 0 S: 12	H: 2 LOB: 2 BB: 0 P: 16	R: 0 E: 0 K: 0 S: 7	H: 0 LOB: 1 BB: 0 P: 9	R: 0 E: 0 K: 0 S: 7	H: 0 LOB: 0 BB: 0 P: 13	R: 0 E: 0 K: 1 S: 5	H: 0 LOB: 0 BB: 1 P: 14	R: 1 E: 0 K: 0 S: 14	H: 1 LOB: 1 BB: 1 P: 26	1B: 5 2B: 2 3B: 0 HR: 0	SF: 0 SAC: 1 DP: 2 HBP: 1	WP: 0 PB: 0 SB: 1 CS: 1	PA: 35
PITCHER	IP WLS BF H R ER SO BB IBB HBP BLK WP HR S P ERA WHIP	IP WLS BF H R ER SO BB IBB HBP BLK WP HR S P ERA WHIP															IP WLS BF H R ER SO BB IBB HBP BLK WP HR S P ERA WHIP					
Jeff Weaver, R ERA: 3.0	6.0 W 24 6 1 1 2 1 0 1 0 0 0 0 7 13 0.00 0.000																					
Matt Anderson, R ERA: 2.19	1.0 3 0 0 0 0 0 0 0 0 0 0 0 0 7 13 0.00 0.000																					
C.J. Nitkowski, L ERA: 6.19	0.0 0 0 0 0 0 0 0 0 0 0 0 0 0 0 0 0 ∞ ∞																					
Doug Brocail, R ERA: 3.42	2.0 8 1 1 1 2 2 0 0 0 0 0 0 19 40 4.50 1.500																					

Detroit Tigers @ Cleveland Indians
Jacobs Field, Cleveland, OH
Sat May 22 1999, 1:05 PM EDT
Att: 40,991 - Cloudy - 64 F

AB	30
R	2
H	7
RBI	1
BB	3
SO	4
LOB	14



Batter	1	2	3	4	5	6	7	8	9	AB	R	H	RBI	BB	SO	LOB	TOP								
Shannon Stewart, R OBP: 0.387, SLG: 0.418 (1, 8)	G4-3		G4-3			G1-3	BB 2B BB	G6-4-3		4	1	0	1	1	0	1									
Pat Kelly, R OBP: 0.333, SLG: 0.530 (1, 4)	P5		G6-3			F8	BB 2B BB			3	1	0	1	2	0	0									
Shawn Green, L OBP: 0.404, SLG: 0.626 (1, 9)	K		G4-3			F7	BB 2B 1B BB			4	1	0	1	1	1	1									
Carlos Delgado, L OBP: 0.375, SLG: 0.552 (1, 3)		HR		G4-3						4	3	2	3	1	1	0									
Tony Fernandez, S OBP: 0.489, SLG: 0.548 (1, 5)		K		K						3	1	1	2	0	2	0									
Dave Hollins, S OBP: 0.270, SLG: 0.271 (1, 10)	P6			P5						4	1	1	1	0	0	1									
Pat Lennon, R OBP: 0.444, SLG: 0.875 José Cruz Jr., S OBP: 0.365, SLG: 0.433 (7, PR)		HR			G2-3					2	1	1	1	0	0	0									
Homer Bush, R OBP: 0.333, SLG: 0.352 (1, 6)				G4-3			BB 1B BB	K		4	1	2	1	0	1	0									
Mike Matheny, R OBP: 0.299, SLG: 0.363 (1, 2)	G4-3			K			BB 1B BB	G6-4-3		3	1	1	1	1	1	1									
Inning Stats	R: 0 E: 0 K: 1 S: 5	H: 0 LOB: 0 BB: 0 P: 7	R: 2 E: 0 K: 1 S: 12	H: 3 LOB: 1 BB: 0 P: 21	R: 0 E: 0 K: 0 S: 9	H: 0 LOB: 0 BB: 0 P: 12	R: 0 E: 0 K: 1 S: 9	H: 0 LOB: 0 BB: 0 P: 15	R: 0 E: 0 K: 1 S: 8	H: 0 LOB: 0 BB: 0 P: 11	R: 0 E: 0 K: 0 S: 7	H: 0 LOB: 0 BB: 0 P: 10	R: 10 E: 0 K: 0 S: 24	H: 5 LOB: 1 BB: 4 P: 51	R: 0 E: 0 K: 1 S: 5	H: 0 LOB: 0 BB: 1 P: 13	R: 0 E: 0 K: 1 S: 6	H: 0 LOB: 0 BB: 1 P: 13	1B: 4 2B: 2 3B: 0 HR: 2	SF: 0 SAC: 0 DP: 3 HBP: 2	WP: 0 PB: 0 SB: 0 CS: 0	PA: 40			
PITCHER	IP	WLS	BF	H	R	ER	SO	BB	IBB	HBP	BLK	WP	HR	S	P	ERA	WHIP								
Brian Moehler, R ERA: 4.61 (1, 1)	6.0	L	25	4	6	6	4	1	0	2	0	0	2	56	90	9.00	0.833								
Matt Anderson, R ERA: 3.92 (7, 1)	0.0		4	2	1	1	0	2	0	0	0	0	0	4	13	∞	∞								
Will Brunson, L ERA: 13.5 (7, 1)	1.0		5	2	5	5	0	1	0	0	0	0	0	14	24	45.00	3.000								
Bryce Florie, R ERA: 2.63 (8, 1)	2.0		6	0	0	0	2	2	0	0	0	0	0	11	26	0.00	1.000								

Toronto Blue Jays @ Detroit Tigers
Tiger Stadium, Detroit, MI
Mon May 24, 1999, 7:05 PM EDT
Att: 13,038 - Cloudy - 50 F

AB 32
R 12
H 8
RBI 12
BB 6
SO 6
LOB 5



Batter	1	2	3	4	5	6	7	8	9	AB	R	H	RBI	BB	SO	LOB	BOTTOM								
Juan Encarnacion, R OBP: 0.317, SLG: 0.475 (1, 7)	S 2B		B5-3		K			K2-3		5	1	2	2	0	2	1									
Gregg Jefferies, S OBP: 0.282, SLG: 0.316 (1, 10)	G5-3		F7			P6	FC6-4	L8		5	0	1	1	0	0	1									
Damion Easley, R OBP: 0.357, SLG: 0.462 (1, 4)	G3		P4			BB 1B BB	FC6-4	K		4	2	0	0	1	1	2									
Bobby Higginson, L OBP: 0.367, SLG: 0.433 (1, 9)	S BB					BB 1B BB	FC5-4	G6-3		1	1	0	0	4	0	0									
Dean Palmer, R OBP: 0.345, SLG: 0.466 (1, 5)	K					F8	FC5-4			4	0	1	1	0	1	5									
Gabe Kapler, R OBP: 0.333, SLG: 0.432 (1, 8)		P3		K			FC5-4			4	0	1	1	0	1	3									
Jason Wood, R OBP: 0.167, SLG: 0.167 Tony Clark, S OBP: 0.289, SLG: 0.322 (7, PH)		G6-3				G6-3 WP	K			3	0	2	1	0	0	0									
Bill Haselman, R OBP: 0.383, SLG: 0.535 (1, 2)						K		F9		4	1	2	0	0	1	1									
Deivi Cruz, R OBP: 0.259, SLG: 0.304 (1, 6)						G6-3		F7		4	1	1	0	0	1	2									
Inning Stats	R: 0 E: 0 K: 1 S: 14	H: 1 LOB: 2 BB: 1 P: 23	R: 0 E: 0 K: 1 S: 11	H: 1 LOB: 0 BB: 0 P: 16	R: 0 E: 0 K: 0 S: 5	H: 0 LOB: 0 BB: 0 P: 8	R: 0 E: 0 K: 1 S: 5	H: 0 LOB: 0 BB: 1 P: 11	R: 0 E: 0 K: 2 S: 12	H: 1 LOB: 1 BB: 0 P: 14	R: 2 E: 0 K: 0 S: 7	H: 2 LOB: 2 BB: 2 P: 20	R: 4 E: 1 K: 1 S: 16	H: 5 LOB: 2 BB: 1 P: 29	R: 0 E: 0 K: 1 S: 7	H: 0 LOB: 0 BB: 0 P: 10	R: 0 E: 0 K: 1 S: 7	H: 0 LOB: 0 BB: 0 P: 10	1B: 7 2B: 2 3B: 1 HR: 0	SF: 0 SAC: 0 DP: 0 HBP: 0	WP: 1 PB: 0 SB: 2 CS: 1	PA: 40			
PITCHER	IP	WLS	BF	H	R	ER	SO	BB	IBB	HBP	BLK	WP	HR	S	P	ERA	WHIP								
David Wells, L ERA: 6.15 (1, 1)	6.0	W	28	8	5	5	5	4	0	0	0	0	0	60	100	7.50	2.000								
Pete Munro, R ERA: 4.85 (7, 1)	0.1		4	2	1	1	0	1	0	0	0	0	0	6	14	27.00	9.000								
Tom Davey, R ERA: 4.85 (7, 1)	2.2		8	0	0	0	3	0	0	0	0	0	0	18	27	0.00	0.000								

Toronto Blue Jays @ Detroit Tigers
Tiger Stadium, Detroit, MI
Mon May 24, 1999, 7:05 PM EDT
Att: 13,038 - Cloudy - 50 F

AB 35
R 6
H 10
RBI 6
BB 5
SO 8
LOB 17



Batter	1	2	3	4	5	6	7	8	9	AB	R	H	RBI	BB	SO	LOB	TOP					
Shannon Stewart, R OBP: 0.392, SLG: 0.423 (1, 8)										5	1	3	2	0	0	2						
Pat Kelly, R OBP: 0.328, SLG: 0.510 (1, 4)										4	0	0	0	1	0	2						
Shawn Green, L OBP: 0.399, SLG: 0.620 (1, 9)										5	0	1	0	0	0	2						
Carlos Delgado, L OBP: 0.371, SLG: 0.541 (1, 3)										4	0	0	0	1	3	2						
Tony Fernandez, S OBP: 0.489, SLG: 0.544 (1, 5)										3	1	1	1	1	0	2						
Dave Hollins, S OBP: 0.269, SLG: 0.317 (1, 10)										4	1	1	2	0	0	3						
Pat Lennon, R OBP: 0.308, SLG: 0.583 José Cruz Jr., S OBP: 0.365, SLG: 0.433 (1, 7)										4	0	0	0	0	1	0						
Homer Bush, R OBP: 0.361, SLG: 0.368 (1, 6)										3	2	2	0	1	1	0						
Mike Matheny, R OBP: 0.297, SLG: 0.351 (1, 2)										3	0	0	0	1	1	2						
Inning Stats	R: 0 E: 0 K: 0 S: 15	H: 2 LOB: 2 BB: 0 P: 23	R: 0 E: 0 K: 1 S: 5	H: 0 LOB: 0 BB: 0 P: 9	R: 0 E: 0 K: 0 S: 9	H: 0 LOB: 0 BB: 0 P: 14	R: 2 E: 0 K: 1 S: 12	H: 2 LOB: 0 BB: 0 P: 20	R: 2 E: 0 K: 0 S: 19	H: 2 LOB: 3 BB: 3 P: 36	R: 1 E: 0 K: 2 S: 14	H: 1 LOB: 1 BB: 1 P: 25	R: 0 E: 0 K: 1 S: 6	H: 0 LOB: 0 BB: 0 P: 11	R: 0 E: 0 K: 0 S: 15	H: 1 LOB: 2 BB: 1 P: 24	R: 0 E: 0 K: 1 S: 8	H: 0 LOB: 0 BB: 0 P: 13	1B: 6 2B: 1 3B: 0 HR: 1	SF: 0 SAC: 0 DP: 0 HBP: 0	WP: 0 PB: 0 SB: 2 CS: 0	PA: 40
PITCHER	IP WLS BF H R ER SO BB IBB HBP BLK WP HR S P ERA WHIP																					
Dave Milcik, R ERA: 5.4 (1, 1)	4.2 L 23 6 4 4 2 3 0 0 0 0 0 1 59 100 7.71 1.929																					
Masao Kida, R ERA: 4.99 (5, 1)	1.1 6 1 1 1 2 1 0 0 0 0 0 0 15 27 6.75 1.500																					
C.J. Nitkowski, L ERA: 5.71 (7, 1)	1.1 4 0 0 0 1 0 0 0 0 0 0 0 9 16 0.00 0.000																					
Doug Brocail, R ERA: 3.08 (8, 1)	1.2 7 1 0 0 1 1 0 0 0 0 0 0 20 32 0.00 1.200																					

Toronto Blue Jays @ Detroit Tigers
Tiger Stadium, Detroit, MI
Tue May 25 1999, 7:05 PM EDT
Att: 13,087 - Cloudy - 54 F

AB	35
R	5
H	8
RBI	5
BB	5
SO	6
LOB	15



Batter	1	2	3	4	5	6	7	8	9	AB	R	H	RBI	BB	SO	LOB	BOTTOM					
Juan Encarnacion, R OBP: 0.320, SLG: 0.475 Karim Garcia, L OBP: 0.266, SLG: 0.355 (1, 7)										2	0	1	0	0	0	0						
Gregg Jefferies, S OBP: 0.279, SLG: 0.312 (1, 10)										5	1	1	0	0	0	2						
Damion Easley, R OBP: 0.366, SLG: 0.494 (1, 6)										4	1	3	1	0	0	1						
Bobby Higginson, L OBP: 0.365, SLG: 0.429 (1, 9)										4	0	1	1	0	1	2						
Dean Palmer, R OBP: 0.349, SLG: 0.483 (1, 5)										3	1	1	1	1	2	0						
Tony Clark, S OBP: 0.296, SLG: 0.325 Jason Wood, R OBP: 0.154, SLG: 0.154 (1, 3)										2	0	1	0	1	1	0						
Gabe Kapler, R OBP: 0.333, SLG: 0.429 (1, 8)										3	0	1	0	0	0	1						
Frank Catalanotto, L OBP: 0.374, SLG: 0.528 (1, 4)										4	0	1	0	0	1	3						
Brad Ausmus, R OBP: 0.314, SLG: 0.391 (1, 2)										4	0	1	0	0	0	2						
Inning Stats	R: 0 E: 0 K: 0 S: 8	H: 2 LOB: 1 BB: 0 P: 15	R: 0 E: 0 K: 0 S: 7	H: 1 LOB: 1 BB: 1 P: 15	R: 0 E: 0 K: 0 S: 6	H: 0 LOB: 0 BB: 0 P: 8	R: 2 E: 0 K: 1 S: 11	H: 2 LOB: 1 BB: 1 P: 25	R: 1 E: 0 K: 0 S: 13	H: 2 LOB: 2 BB: 0 P: 20	R: 0 E: 0 K: 2 S: 14	H: 2 LOB: 2 BB: 0 P: 25	R: 0 E: 0 K: 1 S: 8	H: 1 LOB: 1 BB: 0 P: 11	R: 0 E: 0 K: 1 S: 9	H: 0 LOB: 0 BB: 0 P: 11	R: 0 E: 0 K: 0 S: 9	H: 1 LOB: 1 BB: 0 P: 12	1B: 7 2B: 3 3B: 0 HR: 2	SF: 0 SAC: 1 DP: 1 HBP: 0	WP: 1 PB: 0 SB: 0 CS: 1	PA: 38
PITCHER	IP WLS BF H R ER SO BB IBB HBP BLK WP HR S P ERA WHIP																					
32 Roy Halladay, R ERA: 4.06 (1, 1)	5.2 W 25 8 3 2 3 2 0 0 0 0 0 1 54 100 3.18 1.765																					
Dan Plesac, L ERA: 7.36 (6, 1)	1.1 H 6 2 0 0 1 0 0 0 0 0 0 0 13 19 0.00 1.500																					
Billy Koch, R ERA: 2.77 (8, 1)	2.0 S 7 1 0 0 1 0 0 0 0 0 0 0 18 23 0.00 0.500																					

Toronto Blue Jays @ Detroit Tigers
Tiger Stadium, Detroit, MI
Tue May 25 1999, 7:05 PM EDT
Att: 13,087 - Cloudy - 54 F

AB	35
R	3
H	11
RBI	3
BB	2
SO	5
LOB	12



Batter	1	2	3	4	5	6	7	8	9	AB	R	H	RBI	BB	SO	LOB	TOP				
Shannon Stewart, R OBP: 0.388, SLG: 0.417 (1, 8)	F9		F8		G1-3	FC4				5	0	1	1	0	0	2	Toronto Blue Jays @ Detroit Tigers Tiger Stadium, Detroit, MI Wed May 26 1999, 7:05 PM EDT Att: 14,177 - Cloudy - 66 F				
Craig Grebeck, R OBP: 0.442, SLG: 0.432 (1, 4)	G6-3			1B SF8	2B	HR	1B	F9	P4	5	2	2	0	0	0	1					
Shawn Green, L OBP: 0.403, SLG: 0.634 (1, 9)				SF8 BB	FC2-5	1B	F7	HR	G4-3	5	1	3	1	0	0	1					
Carlos Delgado, L OBP: 0.372, SLG: 0.550 (1, 3)	CS	F7		FC2-5	2B	BB	HR	F9	L7	4	2	1	2	1	0	0					
Tony Fernandez, S OBP: 0.487, SLG: 0.546 (1, 5)		F9		SF8	2B	HBP	G6-3			3	0	1	1	0	0	0					
Dave Hollins, S OBP: 0.276, SLG: 0.338 (1, 10)	K			FC2-5	2B	BB	2B		P6	5	2	2	0	0	1	3					
Pat Lennon, R OBP: 0.353, SLG: 0.500 José Cruz Jr., S OBP: 0.365, SLG: 0.433 (8, 8)			FC6-4	BB	2B	BB	K	K		2	1	0	0	2	2	1					
Homer Bush, R OBP: 0.369, SLG: 0.393 (1, 6)			FC6-4	2B	2B	1B	K	SF8	S	4	1	2	3	0	1	1					
Mike Matheny, R OBP: 0.295, SLG: 0.344 (1, 2)	F9			F9	K	FC4	BB	SF8		2	0	0	1	1	1	2					
Inning Stats	R: 0 E: 0 K: 0 S: 8	H: 1 LOB: 0 BB: 0 P: 13	R: 0 E: 0 K: 1 S: 12	H: 0 LOB: 0 BB: 0 P: 15	R: 0 E: 0 K: 0 S: 5	H: 0 LOB: 1 BB: 1 P: 10	R: 4 E: 0 K: 1 S: 14	H: 3 LOB: 1 BB: 2 P: 30	R: 2 E: 0 K: 0 S: 14	H: 3 LOB: 2 BB: 1 P: 24	R: 1 E: 0 K: 0 S: 8	H: 1 LOB: 0 BB: 0 P: 16	R: 2 E: 0 K: 1 S: 13	H: 3 LOB: 1 BB: 0 P: 22	R: 0 E: 0 K: 0 S: 10	H: 1 LOB: 1 BB: 0 P: 15	1B: 6 2B: 4 3B: 0 HR: 2	SF: 2 SAC: 0 DP: 0 HBP: 1	WP: 0 PB: 0 SB: 1 CS: 1	PA: 43	
PITCHER	IP	WLS	BF	H	R	ER	SO	BB	IBB	HBP	BLK	WP	HR	S	P	ERA	WHIP				
Willie Blair, R ERA: 8.8 (1, 1)	5.0	L	24	7	6	6	2	3	0	1	0	0	1	53	92	10.80	2.000				
Bryce Florie, R ERA: 3.0 (6, 1)	1.1		6	1	1	1	2	1	0	0	0	0	1	13	23	6.75	1.500				
C.J. Nitkowski, L ERA: 5.5 (7, 1)	0.2		2	0	0	0	0	0	0	0	0	0	0	3	8	0.00	0.000				
Matt Anderson, R ERA: 4.57 (8, 1)	1.0		6	3	2	2	1	0	0	0	0	0	0	13	22	18.00	3.000				
Todd Jones, R ERA: 4.67 (9, 1)	1.0		4	1	0	0	0	0	0	0	0	0	0	10	15	0.00	1.000				

Batter	1	2	3	4	5	6	7	8	9	AB	R	H	RBI	BB	SO	LOB	BOTTOM				
Luis Polonia, L (1, 10)	P6		L6		F8		K		L6	4	0	0	0	0	1	0	Toronto Blue Jays @ Detroit Tigers Tiger Stadium, Detroit, MI Wed May 26 1999, 7:05 PM EDT Att: 14,177 - Cloudy - 66 F				
Bill Haselman, R OBP: 0.375, SLG: 0.523 (9, FH)										1	0	0	0	0	0	0					
Frank Catalanotto, L OBP: 0.359, SLG: 0.505 (1, 3)	G3		G3		G4-3		F9			4	0	0	0	0	0	0					
Damion Easley, R OBP: 0.368, SLG: 0.491 (1, 4)	K2-3		HR	1B		G3	1B	G4-3		3	2	1	0	0	1	0					
Bobby Higginson, L OBP: 0.367, SLG: 0.448 (1, 9)		G3-1	HR			G3	1B	P4		4	2	2	2	0	0	0					
Dean Palmer, R OBP: 0.353, SLG: 0.500 (1, 5)		HR	F7			L7		E	1B	3	1	1	1	1	0	2					
Karim Garcia, L OBP: 0.285, SLG: 0.348 (1, 7)			K		F8	G3		E4		4	0	1	0	0	1	2					
Gabe Kapler, R OBP: 0.340, SLG: 0.443 (1, 8)					P4		2B	F8		4	0	2	2	0	0	2					
Brad Ausmus, R OBP: 0.311, SLG: 0.381 (1, 2)					P4		G6-3		L6	3	0	0	0	1	0	1					
Deivi Cruz, R OBP: 0.252, SLG: 0.296 Gregg Jefferies, S OBP: 0.277, SLG: 0.309 (9, FH)			L8		G6-3		K		G5-3	3	0	0	0	0	1	2					
Inning Stats	R: 0 E: 0 K: 1 S: 7	H: 0 LOB: 0 BB: 0 P: 11	R: 1 E: 0 K: 1 S: 13	H: 2 LOB: 2 BB: 1 P: 24	R: 2 E: 0 K: 0 S: 11	H: 2 LOB: 0 BB: 0 P: 17	R: 0 E: 0 K: 0 S: 5	H: 0 LOB: 0 BB: 0 P: 11	R: 0 E: 0 K: 2 S: 12	H: 2 LOB: 1 BB: 0 P: 15	R: 0 E: 0 K: 0 S: 10	H: 0 LOB: 0 BB: 0 P: 13	R: 0 E: 1 K: 0 S: 10	H: 1 LOB: 2 BB: 1 P: 22	R: 0 E: 0 K: 0 S: 6	H: 0 LOB: 0 BB: 0 P: 12	1B: 4 2B: 1 3B: 0 HR: 2	SF: 0 SAC: 0 DP: 0 HBP: 1	WP: 0 PB: 0 SB: 0 CS: 0	PA: 37	
PITCHER	IP	WLS	BF	H	R	ER	SO	BB	IBB	HBP	BLK	WP	HR	S	P	ERA	WHIP				
Kelvin Escobar, R ERA: 5.86 (1, 1)	5.2	W	25	6	5	5	2	1	0	1	0	0	2	48	81	7.94	1.235				
Joey Hamilton, R ERA: 17.81 (6, 1)	0.2	H	2	0	0	0	1	0	0	0	0	0	0	6	8	0.00	0.000				
Graeme Lloyd, L ERA: 3.09 (7, 1)	2.2	S	10	1	0	0	1	1	0	0	0	0	0	23	41	0.00	0.750				


AB	35
R	9
H	12
RBI	9
BB	4
SO	5
LOB	11



Batter	1	2	3	4	5	6	7	8	9	AB	R	H	RBI	BB	SO	LOB	TOP				
Ray Durham, S OBP: 0.350, SLG: 0.455	(1, 4) K		(1, 1) G4-1			(1, 2) G6-3		(1, 2) E5 FC6-4	(1, 1) L7	5	0	0	0	0	1	2					
Mike Caruso, S OBP: 0.305, SLG: 0.315	(1, 6) F8			(1, 0) G6-3		(1, 0) F7		(1, 2) FC6-4		4	0	0	0	0	0	2					
Frank Thomas, R OBP: 0.428, SLG: 0.459	(1, 10) K			(2, 2) L6			(0, 1) HR	(3, 3) K		4	1	1	0	0	2	1					
Magglio Ordonez, R OBP: 0.330, SLG: 0.503		(1, 1) G1-3		(2, 1) G3		(1, 0) G6-3		(2, 2) 1B 2B		4	1	1	0	0	0	1					
Carlos Lee, R OBP: 0.323, SLG: 0.492	(1, 7) K				(1, 2) F9	(2, 0) G5-3		(1, 1) HR 1B		4	1	1	1	0	1	1					
Greg Norton, S OBP: 0.391, SLG: 0.416	(1, 5) BB				(1, 3) K	(3, 1) HR		(1, 0) HR		3	2	2	4	1	1	0					
Jeff Liefer, L OBP: 0.265, SLG: 0.281	(1, 3) G4-3				(0, 1) L4	(0, 0) FC4-6 1B		(3, 2) G5-3 1B		4	0	2	0	0	0	1					
Chris Singleton, L OBP: 0.292, SLG: 0.452			(2, 2) L6-3 1B			(2, 1) G4-3	(0, 0) FC4-6 1B	(1, 2) F7		4	0	1	0	0	0	2					
Brook Fordyce, R OBP: 0.367, SLG: 0.456			(1, 0) L6-3			(0, 0) G6-3 2B		(3, 0) G5-3	(2, 2) G5-3	4	0	1	0	0	0	2					
Inning Stats	R: 0 E: 0 K: 2 S: 9	H: 0 LOB: 0 BB: 0 P: 14	R: 0 E: 0 K: 1 S: 10	H: 0 LOB: 1 BB: 1 P: 20	R: 0 E: 0 K: 0 S: 7	H: 1 LOB: 0 BB: 0 P: 11	R: 0 E: 0 K: 0 S: 6	H: 0 LOB: 0 BB: 0 P: 11	R: 0 E: 0 K: 1 S: 9	H: 0 LOB: 0 BB: 0 P: 11	R: 2 E: 0 K: 0 S: 9	H: 3 LOB: 1 BB: 0 P: 12	R: 0 E: 1 K: 1 S: 9	H: 0 LOB: 1 BB: 0 P: 16	R: 3 E: 0 K: 0 S: 18	H: 4 LOB: 1 BB: 0 P: 28	1B: 4 2B: 4 3B: 0 HR: 2	SF: 0 SAC: 0 DP: 1 HBP: 0	WP: 0 PB: 0 SB: 0 CS: 0	PA: 37	
PITCHER	IP	WLS	BF	H	R	ER	SO	BB	IBB	HBP	BLK	WP	HR	S	P	ERA	WHIP				
Jeff Weaver, R ERA: 2.89	(1, 1) 8.0	W	30	5	2	2	5	1	0	0	0	0	1	66	105	2.25	0.750				
Masao Kida, R ERA: 5.59	(9, 1) 0.0		4	4	3	3	0	0	0	0	0	0	1	9	16	∞	∞				
Doug Brocail, R ERA: 2.96	(9, 1) 1.0		3	0	0	0	0	0	0	0	0	0	0	9	12	0.00	0.000				

Chicago White Sox @ Detroit Tigers
Tiger Stadium, Detroit, MI
Thu May 27 1999, 7:05 PM EDT
Att: 13,465 - Unknown - 79 F

AB	36
R	5
H	9
RBI	5
BB	1
SO	5
LOB	12



Batter	1	2	3	4	5	6	7	8	9	AB	R	H	RBI	BB	SO	LOB	BOTTOM				
Luis Polonia, L OBP: 0.556, SLG: 0.778	(1, 10) HBP E 1B	(1, 1) E7 1B 2B		(1, 0) HR 2B		(0, 0) BB 1B 2B		(1, 2) WP 1B		5	4	5	1	0	0	0					
Brad Ausmus, R OBP: 0.331, SLG: 0.419	(1, 2) FC3-6 HBP	(0, 0) G5-3 1B		(0, 1) HR 2B		(2, 2) BB 2B 1B		(0, 1) F9		4	2	3	3	0	0	2					
Damion Easley, R OBP: 0.364, SLG: 0.479	(1, 4) FC3-6 1B	(0, 0) G5-3 1B		(0, 1) G4-3		(4, 0) 2B BB		(3, 2) F8-2		4	1	0	0	1	0	4					
Bobby Higginson, L OBP: 0.365, SLG: 0.450	(1, 9) F7	(1, 2) G4-3			(0, 0) G4-3	(2, 2) 2B				4	0	1	3	0	0	2					
Dean Palmer, R OBP: 0.350, SLG: 0.494	(1, 5) 2H 1B			(3, 2) F8	(1, 0) G3-1	(0, 1) F9				4	0	1	0	0	0	1					
Jason Wood, R OBP: 0.154, SLG: 0.154										0	0	0	0	0	0	0					
Karim Garcia, L OBP: 0.284, SLG: 0.357		(2, 2) E4 1B	(0, 0) F8		(0, 1) 2B		(0, 1) P3			4	1	1	0	0	0	0					
Gabe Kapler, R OBP: 0.337, SLG: 0.435	(1, 8) SH5-4 1B 2B	(3, 1) L7	(0, 0) L7		(0, 0) G6-3		(1, 0) F9			4	1	1	0	0	0	1					
Frank Catalanotto, L OBP: 0.355, SLG: 0.495		(1, 1) 2B SH5-4 E 1B		(0, 0) F7		(2, 1) F9	(1, 2) L6			4	1	1	1	0	0	0					
Deivi Cruz, R OBP: 0.254, SLG: 0.297		(0, 0) SH5-4		(0, 1) G5-3		(0, 0) G1-3		(2, 1) WP F8-2 1B		3	0	1	0	0	0	0					
Inning Stats	R: 1 E: 1 K: 0 S: 6	H: 2 LOB: 2 BB: 0 P: 8	R: 4 E: 2 K: 0 S: 17	H: 4 LOB: 1 BB: 0 P: 25	R: 0 E: 0 K: 0 S: 5	H: 0 LOB: 0 BB: 0 P: 8	R: 2 E: 0 K: 0 S: 8	H: 2 LOB: 0 BB: 0 P: 9	R: 0 E: 0 K: 0 S: 5	H: 1 LOB: 1 BB: 0 P: 6	R: 3 E: 0 K: 0 S: 12	H: 3 LOB: 1 BB: 1 P: 22	R: 0 E: 0 K: 0 S: 6	H: 0 LOB: 0 BB: 0 P: 8	R: 0 E: 0 K: 0 S: 11	H: 2 LOB: 1 BB: 0 P: 17	1B: 9 2B: 5 3B: 0 HR: 1	SF: 0 SAC: 1 DP: 1 HBP: 1	WP: 1 PB: 0 SB: 0 CS: 0	PA: 39	
PITCHER	IP	WLS	BF	H	R	ER	SO	BB	IBB	HBP	BLK	WP	HR	S	P	ERA	WHIP				
John Snyder, R ERA: 3.6	(1, 1) 4.0	L	21	8	7	6	0	0	0	0	0	0	1	36	50	13.50	2.000				
Chad Bradford, R ERA: 18.84	(5, 1) 2.0		11	4	3	3	0	1	0	0	0	0	0	17	28	13.50	2.500				
Bob Howry, R ERA: 5.71	(7, 1) 1.0		4	1	0	0	0	0	0	0	0	0	0	8	12	0.00	1.000				
Bryan Ward, L ERA: 6.75	(8, 1) 1.0		3	1	0	0	0	0	0	0	0	1	0	9	13	0.00	1.000				

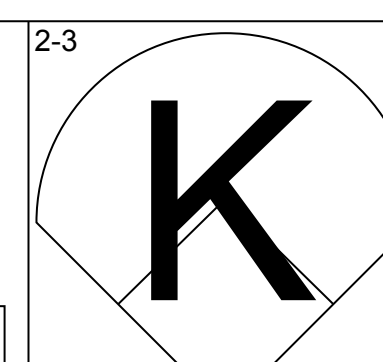
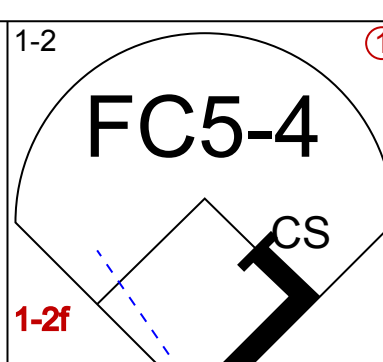
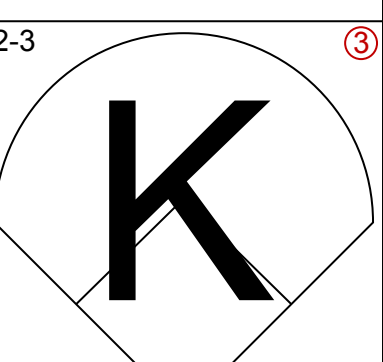
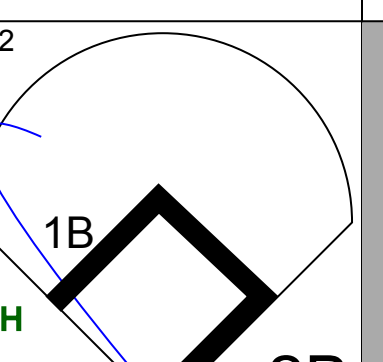
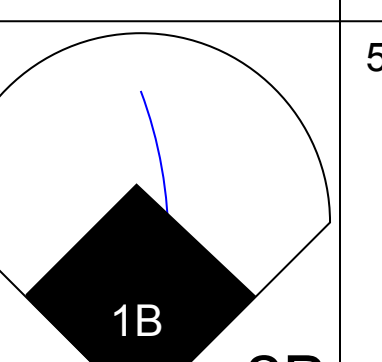
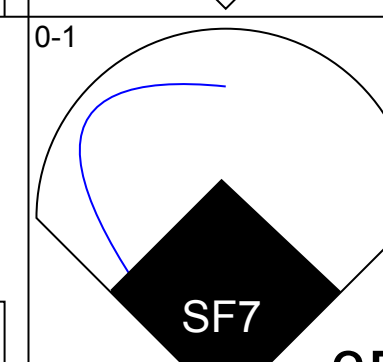
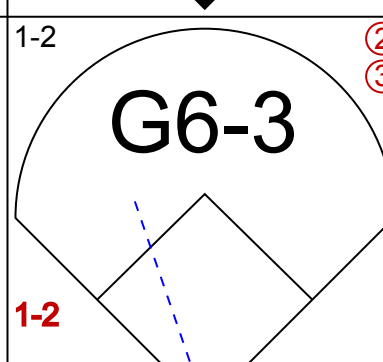
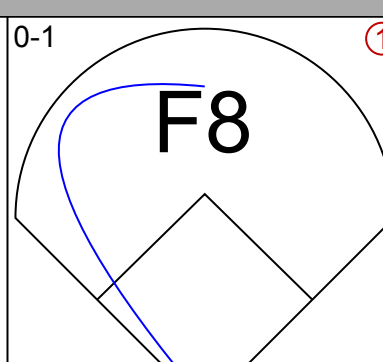
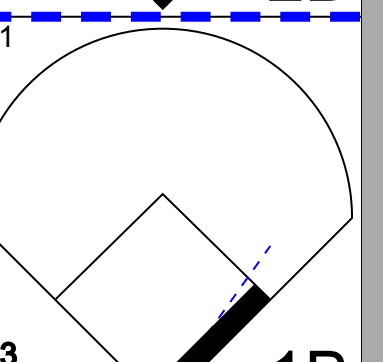
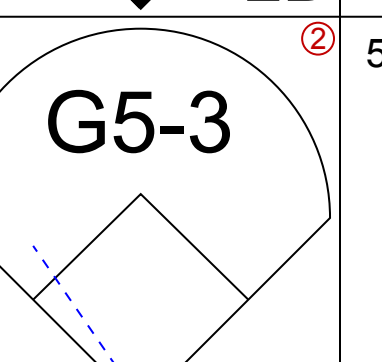
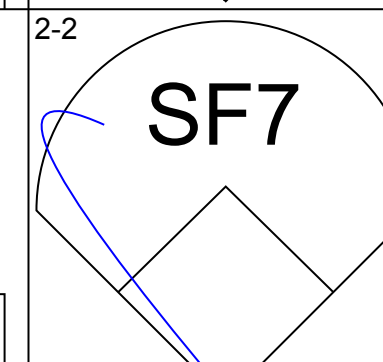
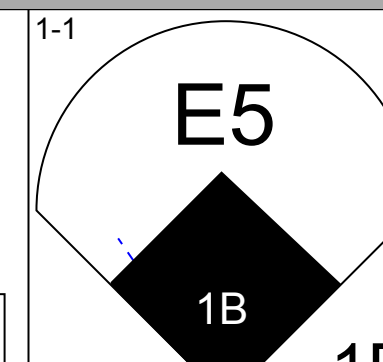
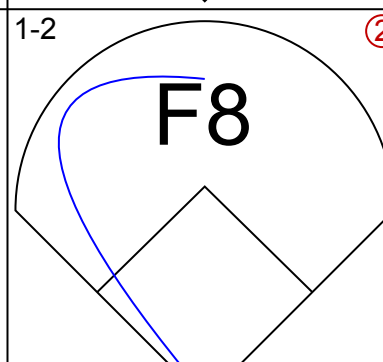
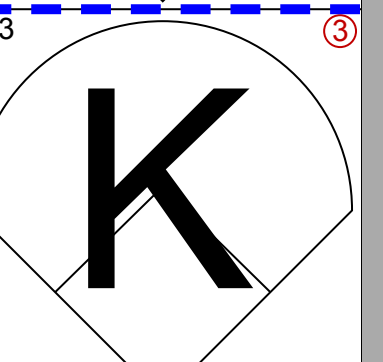
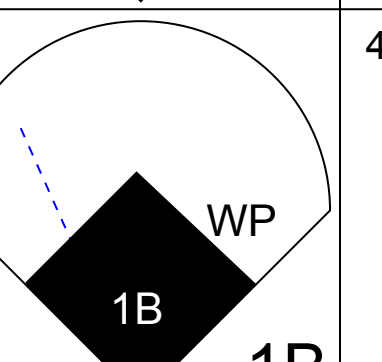
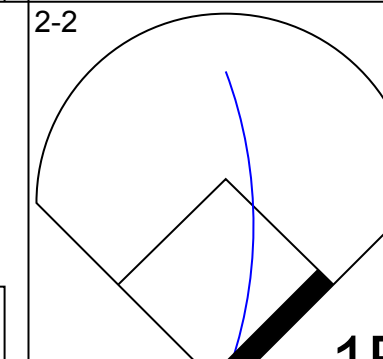
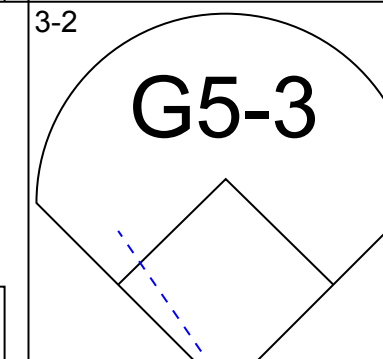
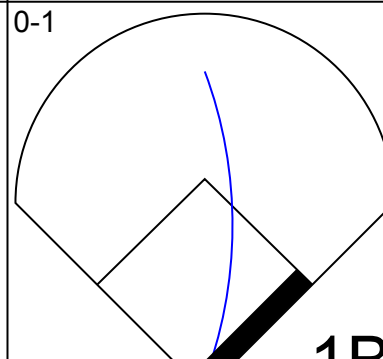
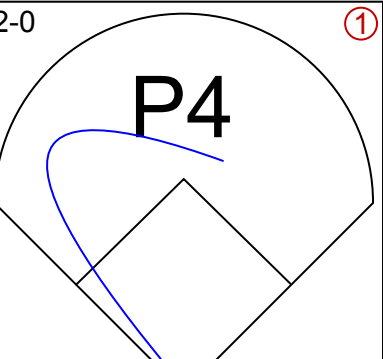
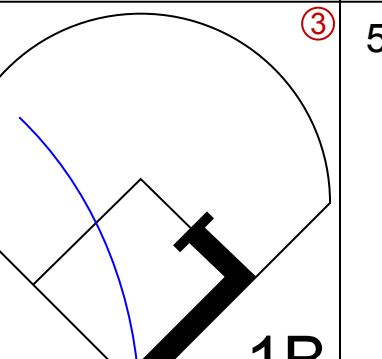
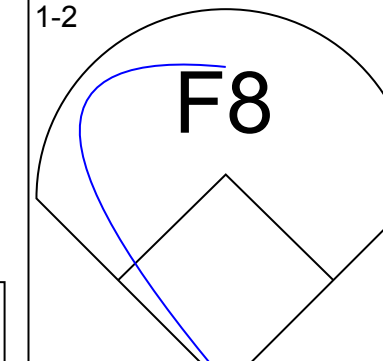
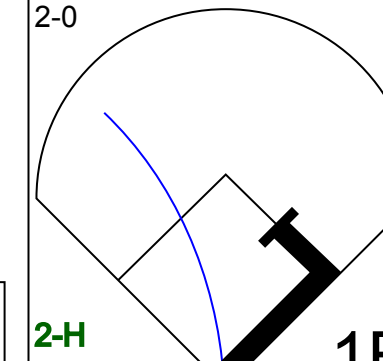
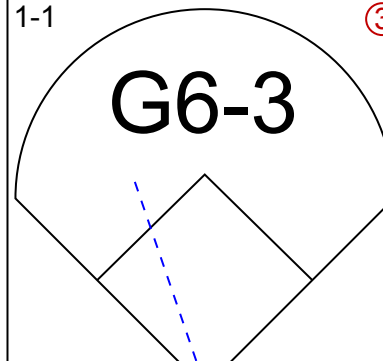
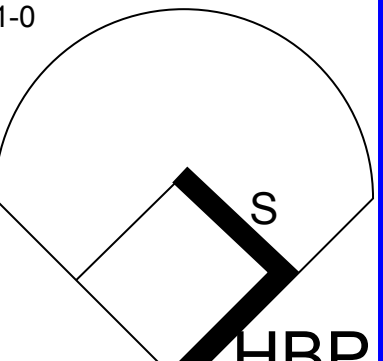
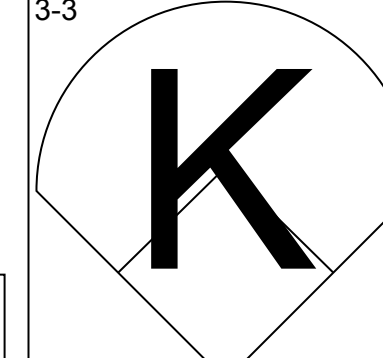
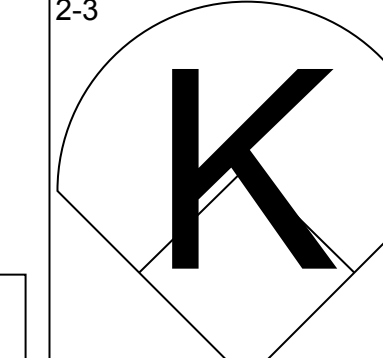
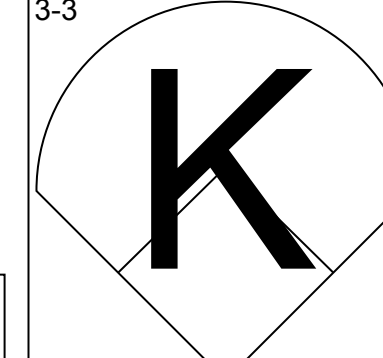
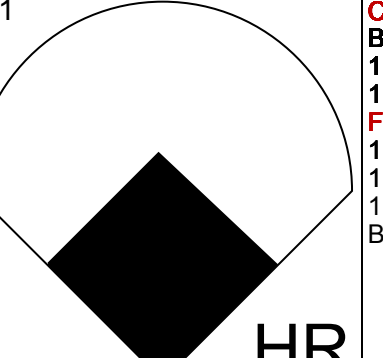
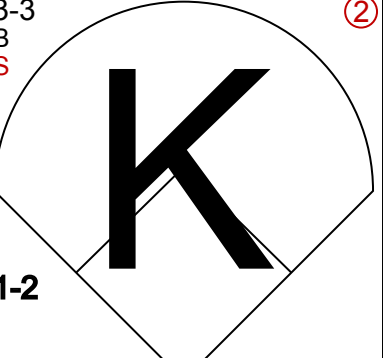
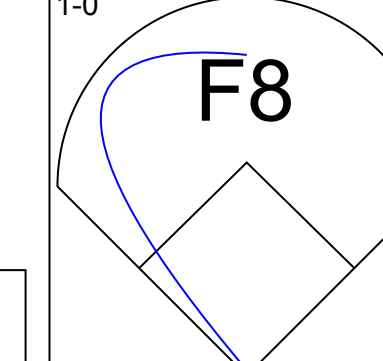
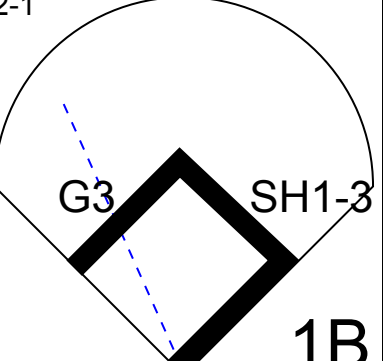
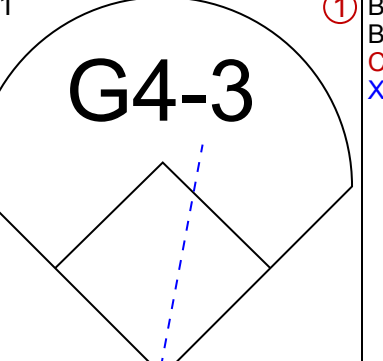
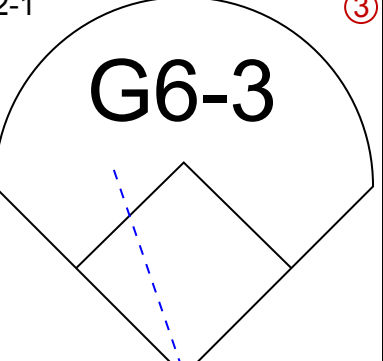
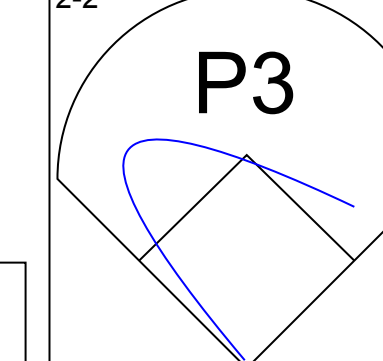
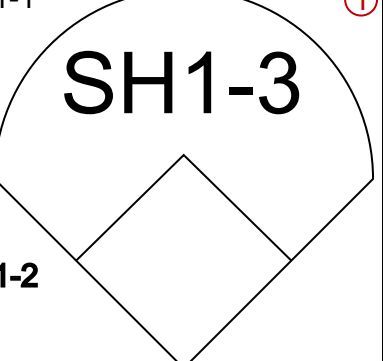
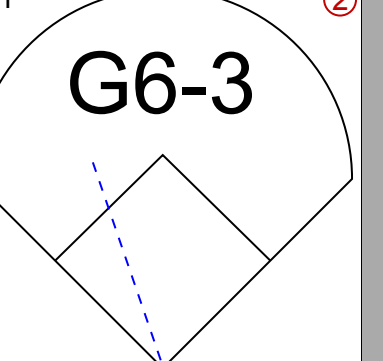
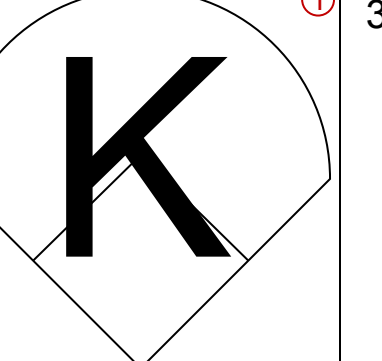
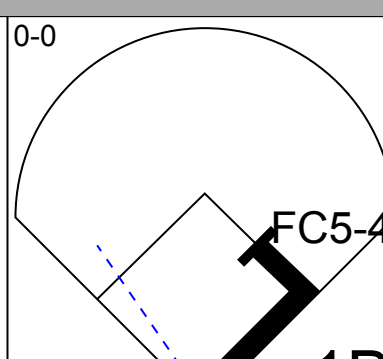
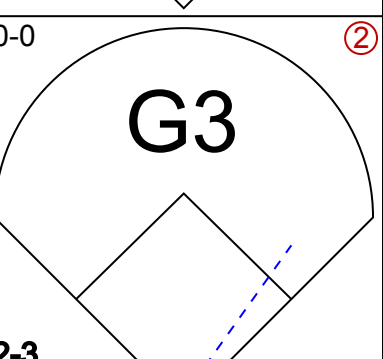
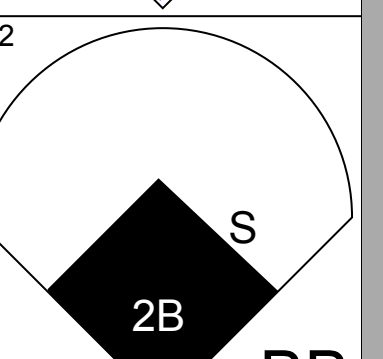

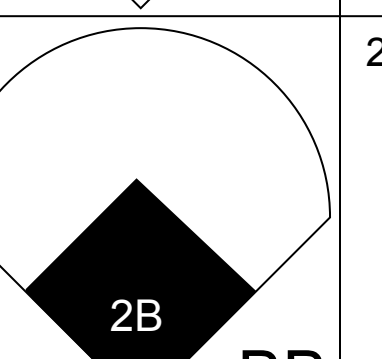
Chicago White Sox @ Detroit Tigers
Tiger Stadium, Detroit, MI
Thu May 27 1999, 7:05 PM EDT
Att: 13,465 - Unknown - 79 F

AB	36
R	10
H	14
RBI	8
BB	1
SO	0
LOB	10



Batter	1	2	3	4	5	6	7	8	9	AB	R	H	RBI	BB	SO	LOB	TOP											
Ray Durham, S OBP: 0.346, SLG: 0.464	F8		G3-1			L8		K		5	1	1	2	0	1	2	Chicago White Sox @ Detroit Tigers Tiger Stadium, Detroit, MI Fri May 28 1999, 7:05 PM EDT Att: 20,437 - Cloudy - 80 F											
Darin Jackson, R OBP: 0.302, SLG: 0.484	G5-3		F8			G4-3		P2		5	0	1	0	0	0	1												
Frank Thomas, R OBP: 0.427, SLG: 0.481	1B		F9						G6-3	5	1	2	1	0	0	2												
Magglio Ordonez, R OBP: 0.337, SLG: 0.506	2B					2B			14 FC4-6	5	1	3	0	0	1	0												
Carlos Lee, R OBP: 0.313, SLG: 0.484	L4					14 HR		F7	F9	5	1	1	0	0	0	3												
14 Paul Konerko, R OBP: 0.300, SLG: 0.420						2B		F8	FC4-6	5	1	2	3	0	0	1												
Greg Norton, S OBP: 0.393, SLG: 0.461	G6-4-3					2B				4	2	2	2	0	0	1												
Craig Wilson, R OBP: 0.316, SLG: 0.212	F9					HR		G4-3		3	1	1	0	1	0	0												
Brook Fordyce, R OBP: 0.373, SLG: 0.489						G5-3		F8		4	1	2	1	0	0	2												
Inning Stats	R: 0 H: 2 E: 0 K: 0 S: 11	H: 2 LOB: 2 BB: 0 P: 17	R: 0 H: 1 E: 0 K: 0 S: 8	LOB: 0 BB: 0 P: 13	R: 1 H: 1 E: 0 K: 0 S: 6	LOB: 0 BB: 0 P: 9	R: 0 H: 0 E: 0 K: 1 S: 5	LOB: 0 BB: 0 P: 5	R: 2 H: 2 E: 0 K: 0 S: 6	H: 2 LOB: 0 BB: 0 P: 6	R: 5 H: 7 E: 0 K: 0 S: 20	H: 7 LOB: 2 BB: 0 P: 34	R: 0 H: 0 E: 0 K: 0 S: 7	LOB: 0 BB: 0 P: 13	R: 1 H: 1 E: 0 K: 1 S: 9	LOB: 1 BB: 1 P: 18	R: 0 H: 1 E: 0 K: 0 S: 7	LOB: 1 BB: 0 P: 13	1B: 7 2B: 2 3B: 0 HR: 6	SF: 0 SAC: 0 DP: 1 HBP: 0	WP: 0 PB: 0 CS: 0	PA: 42						
PITCHER	IP	WLS	BF	H	R	ER	SO	BB	IBB	HBP	BLK	WP	HR	S	P	ERA	WHIP											
Justin Thompson, L ERA: 5.1	(1, 1)	5.0	L	24	10	7	7	1	0	0	0	0	0	4	42	63	12.60	2.000										
Bryce Florie, R ERA: 3.35	(6, 1)	1.0		6	3	1	1	0	0	0	0	0	0	1	14	21	9.00	3.000										
Matt Anderson, R ERA: 4.56	(7, 1)	2.0		8	1	1	1	0	1	0	0	0	0	1	16	31	4.50	1.000										
Will Brunson, L ERA: 7.71	(9, 1)	1.0		4	1	0	0	0	0	0	0	0	0	7	13	0.00	1.000											

Batter	1	2	3	4	5	6	7	8	9	AB	R	H	RBI	BB	SO	LOB	BOTTOM											
Luis Polonia, L OBP: 0.538, SLG: 0.692	S		P3			F7		F8		4	0	2	0	0	0	0	Chicago White Sox @ Detroit Tigers Tiger Stadium, Detroit, MI Fri May 28 1999, 7:05 PM EDT Att: 20,437 - Cloudy - 80 F											
Brad Ausmus, R OBP: 0.344, SLG: 0.425	1B							1B		3	0	2	0	1	0	0												
Damon Easley, R OBP: 0.357, SLG: 0.468	1B									4	0	0	0	0	1	4												
Jason Wood, R OBP: 0.154, SLG: 0.154	1B							BB		0	0	0	0	0	0	0												
Bobby Higginson, L OBP: 0.368, SLG: 0.448	BB									3	0	1	0	1	0	2												
Dean Palmer, R OBP: 0.343, SLG: 0.481	K									4	0	0	0	0	1	5												
Karim Garcia, L OBP: 0.283, SLG: 0.392	F8									4	1	1	1	0	0	0												
Gabe Kapler, R OBP: 0.333, SLG: 0.427	G6-3									4	0	1	0	0	1	0												
Frank Catalanotto, L OBP: 0.342, SLG: 0.475	G5-3									4	0	0	0	0	1	1												
Deivi Cruz, R OBP: 0.248, SLG: 0.289	F8									3	0	0	0	0	0	1												
Inning Stats	R: 0 H: 2 E: 0 K: 1 S: 13	H: 0 LOB: 0 BB: 1 P: 21	R: 0 H: 0 E: 0 K: 0 S: 7	LOB: 0 BB: 0 P: 11	R: 0 H: 1 E: 0 K: 0 S: 4	LOB: 1 BB: 0 P: 4	R: 1 H: 1 E: 0 K: 0 S: 5	LOB: 0 BB: 0 P: 6	R: 0 H: 1 E: 0 K: 0 S: 8	LOB: 1 BB: 0 P: 12	R: 0 H: 1 E: 0 K: 0 S: 5	LOB: 1 BB: 0 P: 7	R: 0 H: 1 E: 0 K: 1 S: 11	LOB: 1 BB: 1 P: 17	R: 0 H: 0 E: 0 K: 2 S: 12	LOB: 0 BB: 0 P: 16	1B: 6 2B: 0 3B: 0 HR: 1	SF: 0 SAC: 0 DP: 0 HBP: 0	WP: 0 PB: 0 CS: 0	PA: 35								
PITCHER	IP	WLS	BF	H	R	ER	SO	BB	IBB	HBP	BLK	WP	HR	S	P	ERA	WHIP											
Jaime Navarro, R ERA: 5.96	(1, 1)	7.0	W	29	7	1	1	1	2	0	0	0	0	0	50	73	1.29	1.286										
Keith Foulke, R ERA: 2.85	(8, 1)	2.0		6	0	0	0	3	0	0	0	0	0	18	24	0.00	0.000											

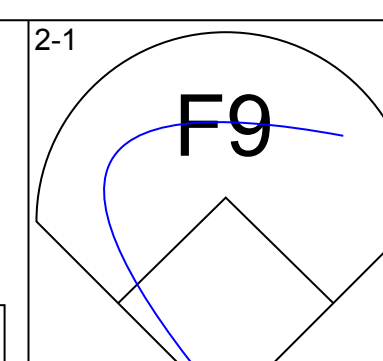
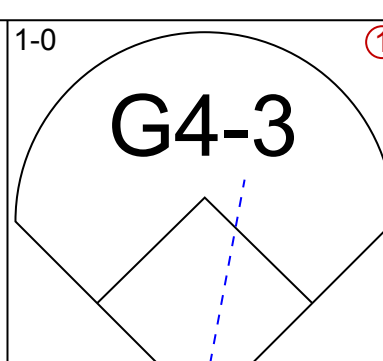
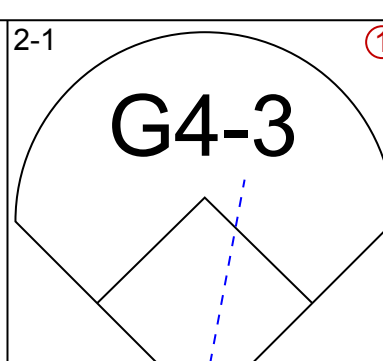
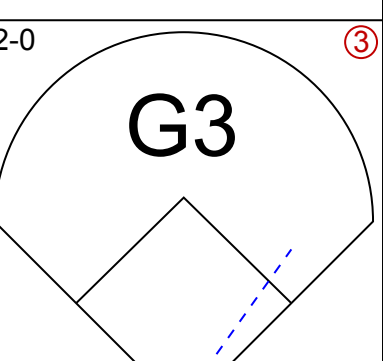
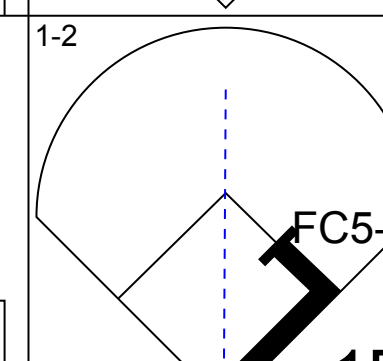
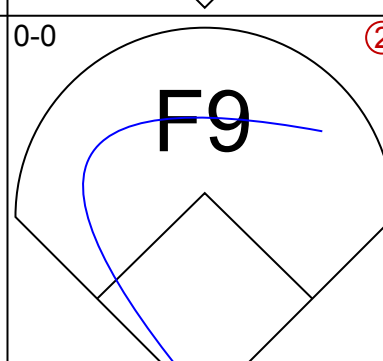
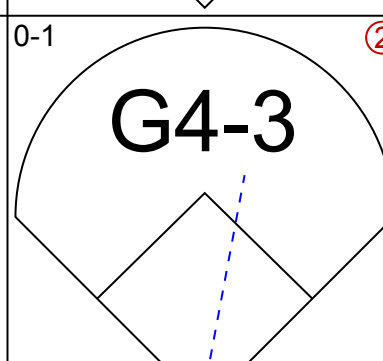
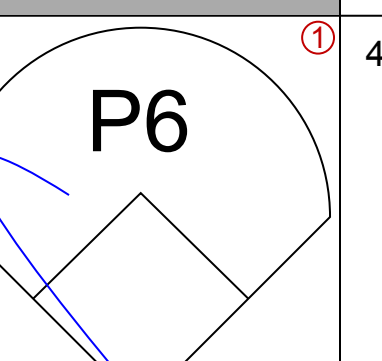
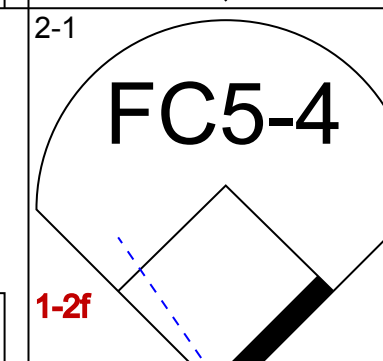
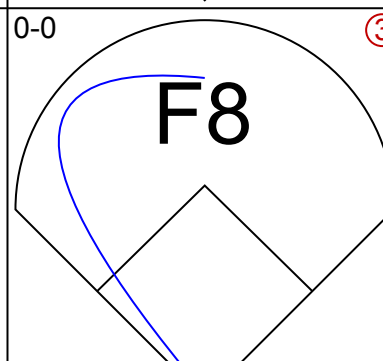
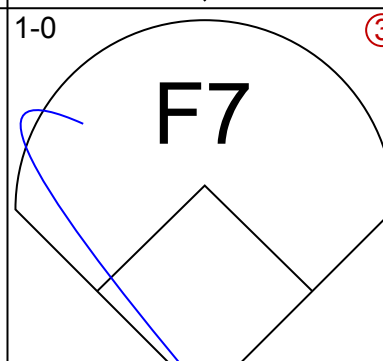
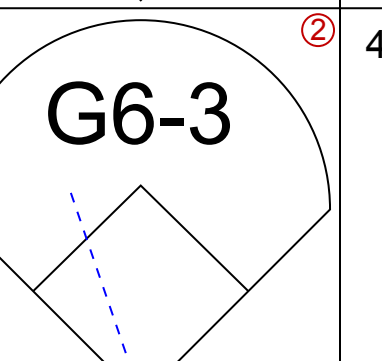
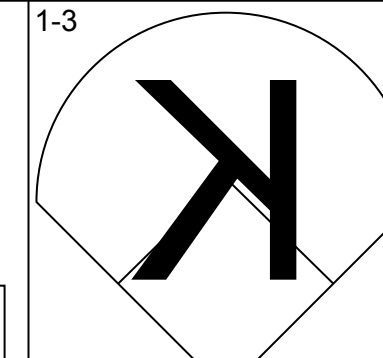
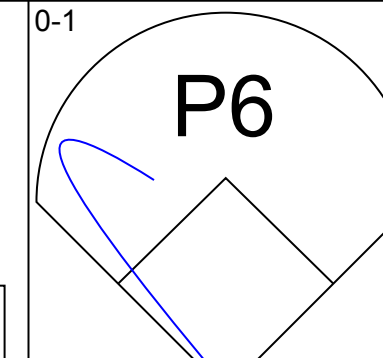
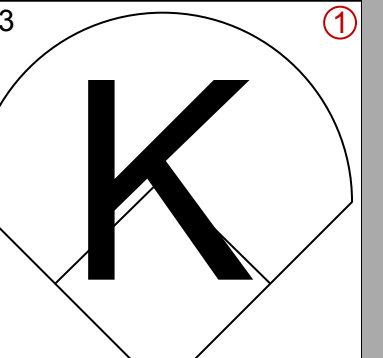
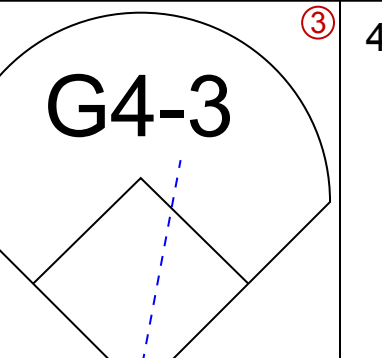
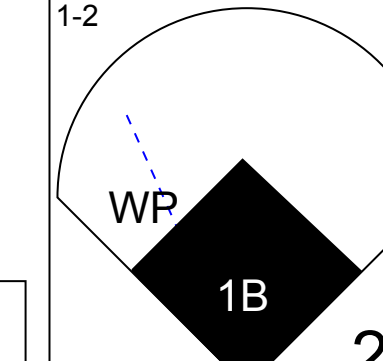
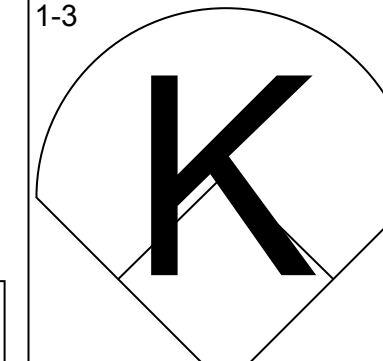
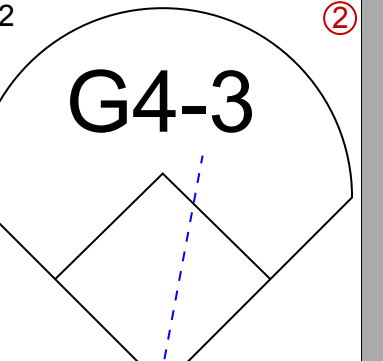
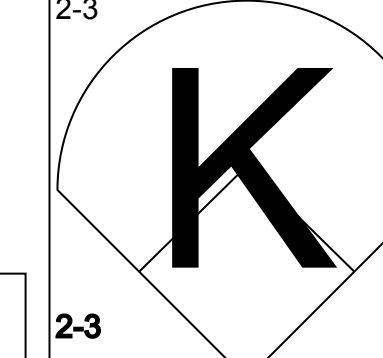
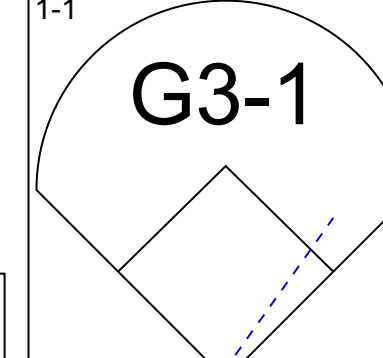
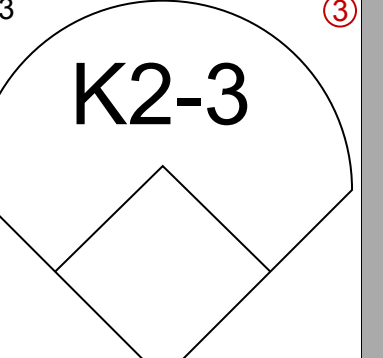
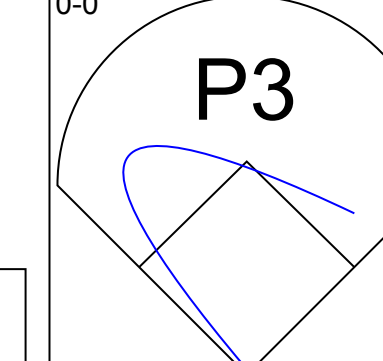
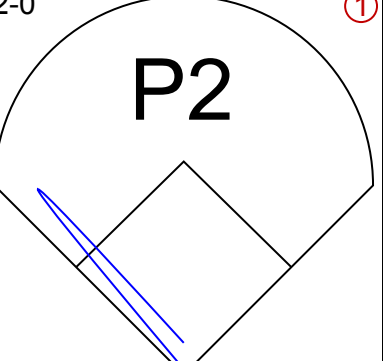
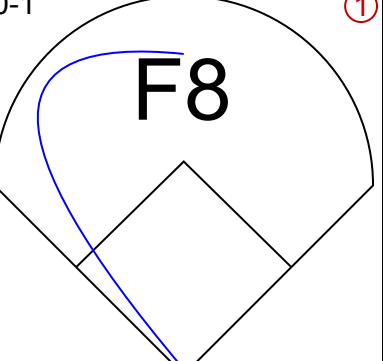
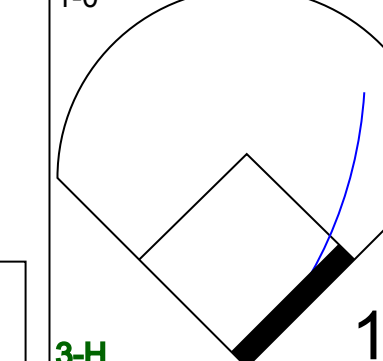
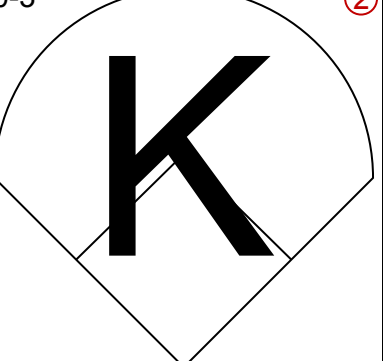
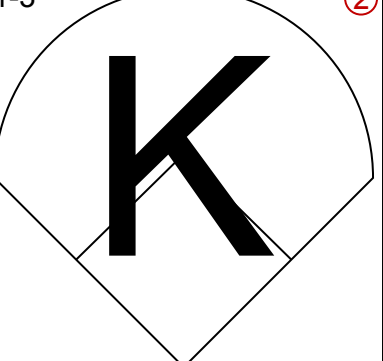
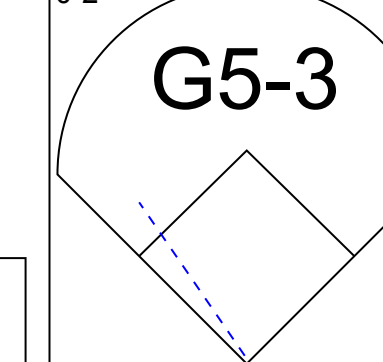
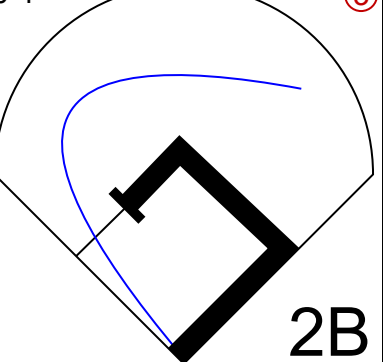

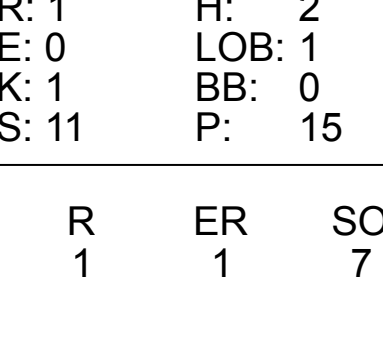
Batter	1	2	3	4	5	6	7	8	9	AB	R	H	RBI	BB	SO	LOB	TOP					
Ray Durham, S OBP: 0.348, SLG: 0.473										5	1	2	2	0	2	2						
Chris Singleton, L OBP: 0.298, SLG: 0.472										5	1	2	0	0	0	2						
Frank Thomas, R OBP: 0.426, SLG: 0.482										4	2	2	2	0	1	2						
Magglio Ordonez, R OBP: 0.344, SLG: 0.508										5	0	3	1	0	0	1						
Carlos Lee, R OBP: 0.324, SLG: 0.478										3	0	1	1	0	0	2						
Darrin Jackson, R OBP: 0.302, SLG: 0.484										0	0	0	0	0	0	0						
Greg Norton, S OBP: 0.390, SLG: 0.476										4	1	1	1	0	3	1						
14 Paul Konerko, R OBP: 0.299, SLG: 0.415										4	0	1	0	0	0	2						
Craig Wilson, R OBP: 0.293, SLG: 0.194										3	0	0	0	0	1	0						
Mark Johnson, L OBP: 0.281, SLG: 0.255										2	2	1	0	2	0	1						
Inning Stats	R: 1 E: 0 K: 1 S: 14	H: 2 LOB: 1 BB: 0 P: 21	R: 0 E: 0 K: 1 S: 10	H: 0 LOB: 0 BB: 0 P: 15	R: 0 E: 0 K: 0 S: 7	H: 1 LOB: 0 BB: 0 P: 9	R: 1 E: 1 K: 1 S: 9	H: 2 LOB: 0 BB: 0 P: 18	R: 0 E: 0 K: 1 S: 8	H: 1 LOB: 1 BB: 0 P: 13	R: 0 E: 0 K: 0 S: 9	H: 1 LOB: 1 BB: 0 P: 11	R: 2 E: 0 K: 1 S: 16	H: 3 LOB: 2 BB: 1 P: 28	R: 0 E: 0 K: 1 S: 6	H: 0 LOB: 2 BB: 0 P: 14	R: 3 E: 0 K: 1 S: 16	H: 3 LOB: 1 BB: 1 P: 25	1B: 9 2B: 2 3B: 1 HR: 1	SF: 1 SAC: 1 DP: 0 HBP: 1	WP: 1 PB: 0 SB: 2 CS: 1	PA: 40
PITCHER	IP	WLS	BF	H	R	ER	SO	BB	IBB	HBP	BLK	WP	HR	S	P	ERA	WHIP					
Brian Moehler, R ERA: 4.55	(1, 1)	6.2	L	28	9	4	3	4	1	0	0	0	0	1	106	4.05	1.500					
Will Brunson, L ERA: 7.71	(7, 1)	0.0		1	1	0	0	0	0	0	0	0	0	2	4	∞	∞					
Doug Brocail, R ERA: 2.83	(7, 1)	1.1		5	0	0	2	0	0	1	0	0	0	9	19	0.00	0.000					
Todd Jones, R ERA: 5.89	(9, 1)	1.0		6	3	3	3	1	1	0	0	0	1	0	16	27.00	4.000					

Chicago White Sox @ Detroit Tigers
Tiger Stadium, Detroit, MI
Sat May 29 1999, 1:05 PM EDT
Att: 27,821 - Unknown - 82 F

livebaseballscorecards.com

AB 35
R 7
H 13
RBI 7
BB 2
SO 7
LOB 13



Batter	1	2	3	4	5	6	7	8	9	AB	R	H	RBI	BB	SO	LOB	BOTTOM					
Luis Polonia, L OBP: 0.412, SLG: 0.529										4	0	0	0	0	0	1						
Frank Catalanotto, L OBP: 0.339, SLG: 0.467										4	0	1	0	0	0	0						
Damion Easley, R OBP: 0.350, SLG: 0.457										4	0	0	0	0	0	1						
Bobby Higginson, L OBP: 0.361, SLG: 0.438										4	0	0	0	0	2	1						
Dean Palmer, R OBP: 0.342, SLG: 0.485										3	1	1	0	0	1	0						
Karim Garcia, L OBP: 0.253, SLG: 0.377										3	0	0	0	0	2	1						
Gabe Kapler, R OBP: 0.324, SLG: 0.414										3	0	0	0	0	0	1						
Bill Haselman, R OBP: 0.373, SLG: 0.511										3	0	1	1	0	2	0						
Deivi Cruz, R OBP: 0.252, SLG: 0.301										2	0	1	0	0	0	1						
Gregg Jefferies, S OBP: 0.282, SLG: 0.314										1	0	1	0	0	0	0						
Jason Wood, R OBP: 0.154, SLG: 0.154										0	0	0	0	0	0	0						
Inning Stats	R: 0 E: 0 K: 1 S: 10	H: 1 LOB: 1 BB: 0 P: 16	R: 1 E: 0 K: 1 S: 11	H: 2 LOB: 1 BB: 0 P: 15	R: 0 E: 0 K: 0 S: 3	H: 0 LOB: 0 BB: 0 P: 4	R: 0 E: 0 K: 1 S: 7	H: 0 LOB: 0 BB: 0 P: 9	R: 0 E: 0 K: 1 S: 6	H: 1 LOB: 1 BB: 0 P: 8	R: 0 E: 0 K: 0 S: 5	H: 0 LOB: 0 BB: 0 P: 8	R: 0 E: 0 K: 2 S: 10	H: 0 LOB: 0 BB: 0 P: 13	R: 0 E: 0 K: 1 S: 9	H: 1 LOB: 1 BB: 0 P: 13	R: 0 E: 0 K: 0 S: 5	H: 0 LOB: 0 BB: 0 P: 9	1B: 3 2B: 2 3B: 0 HR: 0	SF: 0 SAC: 0 DP: 0 HBP: 0	WP: 1 PB: 0 SB: 0 CS: 0	PA: 31
PITCHER	IP	WLS	BF	H	R	ER	SO	BB	IBB	HBP	BLK	WP	HR	S	P	ERA	WHIP					
James Baldwin, R ERA: 5.5	(1, 1)	9.0	W	31	5	1	1	7	0	0	0	0	1	0	66	1.00	0.556					

Chicago White Sox @ Detroit Tigers
Tiger Stadium, Detroit, MI
Sat May 29 1999, 1:05 PM EDT
Att: 27,821 - Unknown - 82 F

livebaseballscorecards.com

AB 31
R 1
H 5
RBI 1
BB 0
SO 7
LOB 6



Batter	1	2	3	4	5	6	7	8	9	AB	R	H	RBI	BB	SO	LOB	TOP										
Luis Polonia, L OBP: 0.482, SLG: 0.615 Bill Haselman, R OBP: 0.377, SLG: 0.510 Karin Garcia, L OBP: 0.285, SLG: 0.383	G4-3		F9		G1-3		HR		2B	4	1	1	0	0	0	1	Detroit Tigers @ Boston Red Sox Fenway Park, Boston, MA Tue Jun 01 1999, 7:05 PM EDT Att: 26,456 - Unknown - 82 F										
Brad Ausmus, R OBP: 0.340, SLG: 0.444	K			L8			HR		2B	5	1	3	3	0	1	0											
Damion Easley, R OBP: 0.355, SLG: 0.443	P3			1B	G5-3		G5-3		K	5	1	1	0	0	1	4											
Bobby Higginson, L OBP: 0.367, SLG: 0.455				1B					L9	4	0	3	0	0	0	0											
Dean Palmer, R OBP: 0.347, SLG: 0.523				1B	FC1-6-4		P3		2B	4	0	2	1	0	0	2											
Gabe Kapler, R OBP: 0.341, SLG: 0.477	K			BB			K		K	3	0	0	0	1	3	3											
Juan Encarnacion, R OBP: 0.309, SLG: 0.451	K			G5-3			G4-3		K	4	0	0	0	0	2	5											
Frank Catalanotto, L OBP: 0.333, SLG: 0.460 Gregg Jefferies, S OBP: 0.278, SLG: 0.310			L8				HR		G6-3	3	1	1	0	0	0	0											
Deivi Cruz, R OBP: 0.248, SLG: 0.293 Jason Wood, R OBP: 0.118, SLG: 0.118	K		K		G4-3		L7		K	3	0	0	0	0	1	1											
Inning Stats	R: 0 E: 0 K: 1 S: 8	H: 0 LOB: 0 BB: 0 P: 11	R: 0 E: 0 K: 2 S: 9	H: 2 LOB: 1 BB: 0 P: 12	R: 0 E: 0 K: 1 S: 9	H: 0 LOB: 0 BB: 0 P: 14	R: 1 E: 0 K: 0 S: 16	H: 2 LOB: 2 BB: 1 P: 27	R: 1 E: 0 K: 1 S: 9	H: 2 LOB: 1 BB: 0 P: 12	R: 0 E: 0 K: 1 S: 7	H: 1 LOB: 1 BB: 0 P: 9	R: 2 E: 0 K: 0 S: 11	H: 2 LOB: 0 BB: 0 P: 18	R: 0 E: 0 K: 2 S: 11	H: 1 LOB: 1 BB: 0 P: 15		R: 0 E: 0 K: 12 S: 12	H: 2 LOB: 3 BB: 0 P: 17	1B: 8 2B: 3 3B: 0 HR: 1	SF: 0 SAC: 0 DP: 0 HBP: 0	WP: 0 PB: 0 SB: 1 CS: 0	PA: 39				
PITCHER	IP	WLS	BF	H	R	ER	SO	BB	IBB	HBP	BLK	WP	HR	S	P	ERA	WHIP										
Bret Saberhagen, R ERA: 2.05	5.0		21	6	2	2	4	1	0	0	0	0	0	51	76	3.60	1.400										
Jim Corsi, R ERA: 4.71	1.2	H	7	2	1	1	1	0	0	0	0	0	0	14	22	5.40	1.200										
John Wasdin, R ERA: 3.22	1.1	W	6	2	1	1	2	0	0	0	0	0	1	15	20	6.75	1.500										
Rheal Cormier, L ERA: 5.04	0.2	H	3	1	0	0	1	0	0	0	0	0	0	6	9	0.00	1.500										
Derek Lowe, R ERA: 4.32	0.1	S	2	1	0	0	1	0	0	0	0	0	0	6	8	0.00	3.000										

Batter	1	2	3	4	5	6	7	8	9	AB	R	H	RBI	BB	SO	LOB	BOTTOM										
Jose Offerman, S OBP: 0.416, SLG: 0.505	G4-6-3		E		CS		FC5-4			3	1	3	0	1	0	0	Detroit Tigers @ Boston Red Sox Fenway Park, Boston, MA Tue Jun 01 1999, 7:05 PM EDT Att: 26,456 - Unknown - 82 F										
John Valentin, R OBP: 0.324, SLG: 0.405	G4-6-3		E7		K		FC5-4			4	0	0	0	0	1	4											
Brian Daubach, L OBP: 0.372, SLG: 0.632	F8		1B		L8				HR	4	1	2	2	0	0	0											
Nomar Garciaparra, R OBP: 0.395, SLG: 0.660		L8			1B		F8		G1-3	4	0	1	0	0	0	0											
Troy O'Leary, L OBP: 0.346, SLG: 0.500			1B		P6		L4		K	4	1	1	1	0	1	3											
18 Reggie Jefferson, S OBP: 0.347, SLG: 0.456			G5-3		K		G4-3		K	4	0	0	0	0	2	3											
Jason Varitek, S OBP: 0.327, SLG: 0.504					P2		K			3	1	1	1	0	1	0											
Damon Buford, R OBP: 0.321, SLG: 0.392					G6-3		G5-3			3	0	0	0	0	0	0											
Trot Nixon, L OBP: 0.328, SLG: 0.388			G6-3		G4-3		HR			3	1	1	1	0	0	0											
Inning Stats	R: 0 E: 0 K: 0 S: 10	H: 1 LOB: 0 BB: 0 P: 12	R: 2 E: 0 K: 0 S: 11	H: 2 LOB: 0 BB: 0 P: 16	R: 1 E: 1 K: 1 S: 18	H: 3 LOB: 3 BB: 0 P: 29	R: 0 E: 0 K: 0 S: 5	H: 0 LOB: 0 BB: 0 P: 7	R: 0 E: 0 K: 1 S: 6	H: 0 LOB: 0 BB: 1 P: 11	R: 0 E: 0 K: 0 S: 5	H: 0 LOB: 0 BB: 0 P: 8	R: 1 E: 0 K: 1 S: 13	H: 2 LOB: 1 BB: 0 P: 19	R: 1 E: 0 K: 2 S: 10	H: 1 LOB: 0 BB: 0 P: 12		1B: 5 2B: 0 3B: 0 HR: 4	SF: 0 SAC: 0 DP: 1 HBP: 0	WP: 0 PB: 0 SB: 0 CS: 1	PA: 33						
PITCHER	IP	WLS	BF	H	R	ER	SO	BB	IBB	HBP	BLK	WP	HR	S	P	ERA	WHIP										
Jeff Weaver, R ERA: 3.0	7.0		29	8	4	3	3	1	0	0	0	0	0	68	102	3.86	1.286										
Doug Brocail, R ERA: 3.23	1.0	L	4	1	1	1	2	0	0	0	0	0	1	10	12	9.00	1.000										

AB	38
R	4
H	12
RBI	4
BB	1
SO	9
LOB	16




AB	32
R	5
H	9
RBI	5
BB	1
SO	5
LOB	10



Batter	1	2	3	4	5	6	7	8	9	AB	R	H	RBI	BB	SO	LOB	TOP		
Gregg Jefferies, S (1, 10) OBP: 0.276, SLG: 0.306	G3-1		G3-6		G4-3			1B	G5-3	5	1	1	0	0	0	2			
Brad Ausmus, R (1, 2) OBP: 0.338, SLG: 0.438	P2		G6-3		P4			1B		4	0	1	0	0	0	0			
Dean Palmer, R (1, 5) OBP: 0.340, SLG: 0.511	F7				F9			G6-3		4	0	0	0	0	0	1			
Bobby Higginson, L (1, 9) OBP: 0.369, SLG: 0.453		K			2B			F8		3	1	1	0	1	1	0			
Damon Easley, R (1, 4) OBP: 0.357, SLG: 0.447		S			SF7			1B		3	1	1	1	1	1	2			
Karim Garcia, L (1, 7) OBP: 0.256, SLG: 0.369	P2				CI			K		3	0	0	0	0	1	3			
Gabe Kapler, R (1, 8) OBP: 0.339, SLG: 0.482	G5-3				SF7			K		3	0	1	1	0	1	1			
Frank Catalanotto, L (1, 3) OBP: 0.331, SLG: 0.453					F9			E6		4	1	1	0	0	0	2			
Deivi Cruz, R (1, 6) OBP: 0.248, SLG: 0.292					G3-6			FC6-4		4	0	1	1	0	0	2			
Inning Stats	R: 0 H: 0 E: 0 K: 0 S: 13	H: 0 LOB: 0 BB: 0 P: 20	R: 0 H: 0 E: 0 K: 1 S: 8	H: 0 LOB: 1 BB: 1 P: 13	R: 1 H: 2 E: 0 K: 0 S: 7	H: 2 LOB: 0 BB: 0 P: 9	R: 2 H: 2 E: 1 K: 0 S: 17	H: 2 LOB: 1 BB: 0 P: 21	R: 0 H: 0 E: 0 K: 0 S: 6	H: 0 LOB: 0 BB: 0 P: 8	R: 0 H: 0 E: 1 K: 1 S: 11	H: 0 LOB: 1 BB: 0 P: 12	R: 1 H: 2 E: 0 K: 2 S: 17	H: 2 LOB: 2 BB: 0 P: 26	R: 0 H: 1 E: 0 K: 0 S: 11	H: 1 LOB: 1 BB: 0 P: 17	1B: 5 2B: 2 3B: 0 HR: 0	SF: 1 SAC: 0 DP: 1 HBP: 0	WP: 0 PA: 37 PB: 1 SB: 4 CS: 0
PITCHER	IP	WLS	BF	H	R	ER	SO	BB	IBB	HBP	BLK	WP	HR	S	P	ERA	WHIP		
49 Tim Wakefield, R (1, 1) ERA: 5.86	8.0	L	34	7	4	3	4	1	1	0	0	0	0	92	125	3.38	1.000		
Mark Guttrine, L (9, 1) ERA: 4.64	1.0	S	3	0	0	0	0	0	0	0	0	0	0	7	12	0.00	0.000		

Detroit Tigers @ Boston Red Sox
Fenway Park, Boston, MA
Wed Jun 02 1999, 7:05 PM EDT
Att: 27,280 - Unknown - 84 F


AB 33
R 4
H 7
RBI 3
BB 2
SO 4
LOB 13



Batter	1	2	3	4	5	6	7	8	9	AB	R	H	RBI	BB	SO	LOB	BOTTOM		
Jose Offerman, S (1, 10) OBP: 0.409, SLG: 0.495	G6-3		G5-3					L9		4	0	0	0	0	0	2			
John Valentin, R (1, 5) OBP: 0.318, SLG: 0.397	F8				K			F9		4	0	0	0	0	1	1			
Nomar Garciaparra, R (1, 6) OBP: 0.392, SLG: 0.592	P4				K			F8		4	1	1	0	0	0	1			
Mike Stanley, R (1, 3) OBP: 0.427, SLG: 0.497					F9			G6-3		4	1	3	2	0	0	0			
Jason Varitek, S (1, 2) OBP: 0.318, SLG: 0.490					E5			G6-3		4	0	0	0	0	1	2			
Troy O'Leary, L (1, 7) OBP: 0.344, SLG: 0.492	G3-6-1				G2-3			F8		3	0	0	0	1	0	2			
Damon Buford, R (1, 8) OBP: 0.313, SLG: 0.381					L5			G4-3		3	0	0	0	0	0	3			
Trot Nixon, L (9, PH) OBP: 0.326, SLG: 0.385					G6-3			G3		1	0	0	0	0	0	0			
Jeff Frye, R (1, 4) OBP: 0.340, SLG: 0.241					G5-3			L6		3	0	0	0	0	1	1			
Darren Lewis, R (1, 9) OBP: 0.368, SLG: 0.333					G6-3			1B		3	0	2	0	0	0	0			
Inning Stats	R: 0 H: 0 E: 0 K: 0 S: 4	H: 1 LOB: 0 BB: 0 P: 4	R: 0 H: 1 E: 0 K: 1 S: 6	H: 1 LOB: 0 BB: 0 P: 8	R: 0 H: 1 E: 0 K: 0 S: 8	H: 1 LOB: 1 BB: 0 P: 14	R: 0 H: 0 E: 0 K: 2 S: 7	H: 0 LOB: 0 BB: 0 P: 11	R: 0 H: 0 E: 0 K: 0 S: 7	H: 0 LOB: 0 BB: 0 P: 8	R: 0 H: 1 E: 0 K: 0 S: 7	H: 1 LOB: 2 BB: 1 P: 13	R: 0 H: 1 E: 0 K: 0 S: 9	H: 1 LOB: 1 BB: 0 P: 12	R: 2 H: 2 E: 0 K: 0 S: 15	H: 2 LOB: 0 BB: 0 P: 23	1B: 4 2B: 1 3B: 0 HR: 1	SF: 0 SAC: 0 DP: 1 HBP: 0	WP: 0 PA: 34 PB: 0 SB: 1 CS: 0
PITCHER	IP	WLS	BF	H	R	ER	SO	BB	IBB	HBP	BLK	WP	HR	S	P	ERA	WHIP		
Justin Thompson, L (1, 1) ERA: 4.76	8.0	W	31	6	2	2	4	1	0	0	0	0	0	60	86	2.25	0.875		
Todd Jones, R (9, 1) ERA: 5.75	1.0	S	3	0	0	0	0	0	0	0	0	0	0	11	19	0.00	0.000		

Detroit Tigers @ Boston Red Sox
Fenway Park, Boston, MA
Wed Jun 02 1999, 7:05 PM EDT
Att: 27,280 - Unknown - 84 F

AB 33
R 2
H 6
RBI 2
BB 1
SO 4
LOB 11



Batter	1	2	3	4	5	6	7	8	9	AB	R	H	RBI	BB	SO	LOB	TOP					
Darren Bragg, L (1, 8) OBP: 0.368, SLG: 0.340	G4-3			G6-4-3 1B		F7			G4-6-3 BB	3	0	1	0	1	0	0						
Edgar Renteria, R (1, 6) OBP: 0.330, SLG: 0.387	K			G6-4-3 1-2f		G4-3			G4-6-3 1-2f	4	0	0	0	0	1	2						
Mark McGwire, R (1, 3) OBP: 0.419, SLG: 0.615	P3			P3		G4-3			G6-3	4	0	0	0	0	0	0						
Ray Lankford, L (1, 7) OBP: 0.383, SLG: 0.691		K				K			G6-3	3	0	0	0	0	2	0						
Fernando Tatis, R (1, 5) OBP: 0.410, SLG: 0.573		E6 G6-4-3				FC6-4 2B			F8	3	1	1	0	0	0	0						
Eric Davis, R (1, 9) OBP: 0.361, SLG: 0.423		G6-4-3 1-2f				FC6-4 BB			K	2	0	0	0	1	1	1						
Thomas Howard, S (1, 10) OBP: 0.423, SLG: 0.400				F7		FC6-4 2B 1-2f 2-3			G4-3	3	0	0	0	0	0	2						
Eli Marrero, R (1, 2) OBP: 0.272, SLG: 0.369				L4-3 1B					P4	3	0	2	1	0	0	0						
Joe McEwing, R (1, 4) OBP: 0.374, SLG: 0.446				L4-3		G3			F8	3	0	0	0	0	0	3						
Inning Stats	R: 0 E: 0 K: 1 S: 6	H: 0 LOB: 0 BB: 0 P: 10	R: 0 E: 1 K: 1 S: 9	H: 0 LOB: 0 BB: 0 P: 13	R: 0 E: 0 K: 0 S: 7	H: 1 LOB: 0 BB: 0 P: 11	R: 0 E: 0 K: 0 S: 5	H: 1 LOB: 0 BB: 0 P: 8	R: 1 E: 0 K: 1 S: 13	H: 2 LOB: 2 BB: 1 P: 20	R: 0 E: 0 K: 0 S: 9	H: 0 LOB: 0 BB: 0 P: 13	R: 0 E: 0 K: 1 S: 5	H: 0 LOB: 0 BB: 0 P: 9	R: 0 E: 0 K: 0 S: 8	H: 0 LOB: 0 BB: 0 P: 12	R: 0 E: 0 K: 0 S: 6	H: 0 LOB: 0 BB: 1 P: 12	1B: 2 2B: 3 3B: 0 HR: 0	SF: 0 SAC: 0 DP: 4 HBP: 0	WP: 0 PB: 0 SB: 0 CS: 0	PA: 30
PITCHER	IP	WLS	BF	H	R	ER	SO	BB	IBB	HBP	BLK	WP	HR	S	P	ERA	WHIP					
Brian Moehler, R (1, 1) ERA: 4.22	7.0	W	24	4	1	1	4	1	0	0	0	0	0	54	84	1.29	0.714					
Doug Brocail, R (8, 1) ERA: 3.13	1.0	H	3	0	0	0	0	0	0	0	0	0	0	8	12	0.00	0.000					
Todd Jones, R (9, 1) ERA: 5.48	1.0	S	3	0	0	0	0	1	0	0	0	0	0	6	12	0.00	1.000					

St. Louis Cardinals @ Detroit Tigers
Tiger Stadium, Detroit, MI
Fri Jun 04 1999, 7:05 PM EDT
Att: 40,794 - Cloudy - 70 F

AB 28
R 1
H 4
RBI 1
BB 2
SO 4
LOB 8



Batter	1	2	3	4	5	6	7	8	9	AB	R	H	RBI	BB	SO	LOB	BOTTOM					
Luis Polonia, L (1, 10) OBP: 0.467, SLG: 0.586	G6-4-3 1B		E1 CS		G6-3 1-2			FC5 BB BB		3	1	1	0	1	0	1						
Brad Ausmus, R (1, 2) OBP: 0.348, SLG: 0.447	G6-4-3 1B		G5-4-3 1B			CS 1B		K		4	0	3	0	0	1	1						
Damion Easley, R (1, 4) OBP: 0.351, SLG: 0.438	G6-4-3 1-2f 3-H		G5-4-3 1-2f			K		P6		4	0	0	0	0	1	4						
Bobby Higginson, L (1, 9) OBP: 0.367, SLG: 0.446	F7				K		G3			3	0	0	0	1	1	0						
Dean Palmer, R (1, 5) OBP: 0.338, SLG: 0.503				F9				K	FC5	3	1	0	0	1	1	2						
Gabe Kapler, R (1, 8) OBP: 0.331, SLG: 0.470				G5-3				G5-3		3	0	0	0	0	1	1						
Juan Encarnacion, R (1, 7) OBP: 0.314, SLG: 0.463					F7 1-H			HR BB		2	1	1	1	1	0	0						
Frank Catalanotto, L (1, 3) OBP: 0.331, SLG: 0.475			K2-3					HR		3	1	1	2	0	1	1						
Deivi Cruz, R (1, 6) OBP: 0.250, SLG: 0.293			G6-3					K		3	0	1	0	0	1	1						
Inning Stats	R: 1 E: 0 K: 0 S: 8	H: 2 LOB: 0 BB: 0 P: 11	R: 1 E: 0 K: 2 S: 15	H: 1 LOB: 1 BB: 1 P: 24	R: 0 E: 1 K: 0 S: 7	H: 1 LOB: 0 BB: 0 P: 11	R: 0 E: 0 K: 1 S: 5	H: 0 LOB: 0 BB: 0 P: 7	R: 0 E: 0 K: 0 S: 9	H: 1 LOB: 1 BB: 0 P: 18	R: 0 E: 0 K: 1 S: 7	H: 1 LOB: 0 BB: 0 P: 12	R: 2 E: 0 K: 2 S: 11	H: 1 LOB: 0 BB: 1 P: 19	R: 0 E: 0 K: 1 S: 8	H: 0 LOB: 2 BB: 2 P: 17	R: 0 E: 0 K: 1 S: 8	H: 0 LOB: 2 BB: 2 P: 17	1B: 5 2B: 1 3B: 1 HR: 1	SF: 0 SAC: 0 DP: 3 HBP: 0	WP: 1 PB: 0 SB: 0 CS: 2	PA: 32
PITCHER	IP	WLS	BF	H	R	ER	SO	BB	IBB	HBP	BLK	WP	HR	S	P	ERA	WHIP					
Jose Jimenez, R (1, 1) ERA: 6.75	7.0	L	28	7	4	4	6	3	0	0	0	0	0	62	106	5.14	1.429					
Manny Aybar, R (8, 1) ERA: 4.14	1.0		4	0	0	0	1	1	0	0	0	0	0	8	13	0.00	1.000					

St. Louis Cardinals @ Detroit Tigers
Tiger Stadium, Detroit, MI
Fri Jun 04 1999, 7:05 PM EDT
Att: 40,794 - Cloudy - 70 F

AB 28
R 4
H 7
RBI 3
BB 4
SO 7
LOB 11



Batter	1	2	3	4	5	6	7	8	9	AB	R	H	RBI	BB	SO	LOB	TOP											
Shawon Dunston, R OBP: 0.358, SLG: 0.519	G6-3		CS 2B		P2		SH2-3	L6		4	0	1	0	0	0	0	St. Louis Cardinals @ Detroit Tigers Tiger Stadium, Detroit, MI Sat Jun 05 1999, 5:05 PM EDT Att: 43,679 - Cloudy - 81 F											
Edgar Renteria, R OBP: 0.332, SLG: 0.393	G3		2-3		K		CS 2B	WP 1B		5	1	2	1	0	2	1												
Mark McGwire, R OBP: 0.419, SLG: 0.607	K		2-3		K		F9	1B		4	1	1	0	1	2	0												
Ray Lankford, L OBP: 0.392, SLG: 0.684		G4-3			1B		1B	BB		4	2	2	1	1	1	0												
Fernando Tatis, R OBP: 0.414, SLG: 0.571		P3			1B		1B	BB		4	2	2	1	0	1	2												
Eric Davis, R OBP: 0.368, SLG: 0.421		1B			F7		1B	BB		3	0	1	0	2	1	2												
Darren Bragg, L OBP: 0.379, SLG: 0.359		BB			1B		1B	BB		4	0	3	2	1	1	2												
Eli Marrero, R OBP: 0.276, SLG: 0.370		FC6-4			1B		1B	BB		5	0	2	2	0	0	5												
Joe McEwing, R OBP: 0.375, SLG: 0.441		FC6-4			1B		F7	1B		4	1	1	0	1	1	1												
Inning Stats	R: 0 E: 0 K: 1 S: 7	H: 0 LOB: 0 BB: 0 P: 8	R: 0 E: 0 K: 0 S: 9	H: 1 LOB: 2 BB: 1 P: 15	R: 0 E: 0 K: 1 S: 5	H: 1 LOB: 0 BB: 0 P: 9	R: 2 E: 0 K: 1 S: 15	H: 4 LOB: 2 BB: 1 P: 24	R: 0 E: 0 K: 2 S: 18	H: 1 LOB: 2 BB: 0 P: 25	R: 4 E: 0 K: 0 S: 11	H: 5 LOB: 2 BB: 3 P: 30	R: 1 E: 0 K: 1 S: 13	H: 2 LOB: 2 BB: 1 P: 21	R: 0 E: 0 K: 2 S: 11	H: 1 LOB: 1 BB: 0 P: 19	1B: 12 2B: 3 3B: 0 HR: 0	SF: 0 SAC: 1 DP: 0 HBP: 1	WP: 1 PB: 0 SB: 2 CS: 2	PA: 45								
PITCHER	IP	WLS	BF	H	R	ER	SO	BB	IBB	HBP	BLK	WP	HR	S	P	ERA	WHIP											
Dave Milck, R ERA: 4.57	(1, 1)	6.0	L	26	7	2	2	6	2	0	1	0	0	0	61	94	3.00	1.500										
Wille Blair, R ERA: 9.07	(7, 1)	0.2	L	4	2	2	2	0	1	0	0	0	0	0	7	15	27.00	4.500										
C.J. Nitkowski, L ERA: 6.38	(7, 1)	0.0		1	1	0	0	0	0	0	0	0	0	1	2	∞	∞											
Matt Anderson, R ERA: 6.08	(7, 1)	0.0		3	1	1	1	0	2	0	0	0	0	2	10	∞	∞											
Masao Kida, R ERA: 5.19	(7, 1)	2.1		11	4	2	2	3	1	0	0	0	1	0	25	43	7.71	2.143										

Batter	1	2	3	4	5	6	7	8	9	AB	R	H	RBI	BB	SO	LOB	BOTTOM											
Luis Polonia, L OBP: 0.441, SLG: 0.545	K		K		1B		G6-3			4	0	1	0	0	2	0	St. Louis Cardinals @ Detroit Tigers Tiger Stadium, Detroit, MI Sat Jun 05 1999, 5:05 PM EDT Att: 43,679 - Cloudy - 81 F											
Brad Ausmus, R OBP: 0.353, SLG: 0.441	BB		BB		K		L8			2	0	0	0	2	1	2												
Damion Easley, R OBP: 0.345, SLG: 0.429	P2		K		F7		F7			4	0	0	0	0	1	4												
Bobby Higginson, L OBP: 0.361, SLG: 0.437	L8		P5		K		G3			4	0	0	0	0	1	3												
Dean Palmer, R OBP: 0.332, SLG: 0.492	G3-1		K		K		K			4	0	0	0	0	3	0												
Gabe Kapler, R OBP: 0.336, SLG: 0.479	F9		HR		1B		G5-3			4	1	2	0	0	0	0												
Juan Encarnacion, R OBP: 0.312, SLG: 0.475	F9		HR		HR		L5			4	1	1	2	0	1	1												
Frank Catalanotto, L OBP: 0.323, SLG: 0.463	F7		G3		G3		P6			3	0	0	0	0	0	1												
Deivi Cruz, R OBP: 0.252, SLG: 0.294	G4-3		G4-3		1B		K			3	0	1	0	0	1	0												
Inning Stats	R: 0 E: 0 K: 1 S: 8	H: 0 LOB: 1 BB: 1 P: 13	R: 0 E: 0 K: 0 S: 13	H: 1 LOB: 0 BB: 0 P: 19	R: 0 E: 0 K: 2 S: 9	H: 0 LOB: 1 BB: 1 P: 17	R: 2 E: 0 K: 1 S: 8	H: 2 LOB: 0 BB: 0 P: 12	R: 0 E: 0 K: 2 S: 13	H: 2 LOB: 2 BB: 0 P: 17	R: 0 E: 0 K: 1 S: 6	H: 0 LOB: 0 BB: 0 P: 10	R: 0 E: 0 K: 1 S: 7	H: 0 LOB: 0 BB: 0 P: 10	R: 0 E: 0 K: 0 S: 9	H: 0 LOB: 0 BB: 0 P: 16	R: 0 E: 0 K: 2 S: 10	H: 0 LOB: 0 BB: 0 P: 16	1B: 3 2B: 1 3B: 0 HR: 1	SF: 0 SAC: 0 DP: 0 HBP: 0	WP: 0 PB: 0 SB: 0 CS: 0	PA: 34						
PITCHER	IP	WLS	BF	H	R	ER	SO	BB	IBB	HBP	BLK	WP	HR	S	P	ERA	WHIP											
Kent Bothenfield, R ERA: 3.97	(1, 1)	6.0	W	25	5	2	2	7	2	0	0	0	0	0	57	88	3.00	1.167										
Ricky Bottalico, R ERA: 2.27	(7, 1)	3.0	S	9	0	0	0	3	0	0	0	0	0	26	42	0.00	0.000											

AB	37
R	7
H	15
RBI	7
BB	6
SO	9
LOB	13



Batter	1	2	3	4	5	6	7	8	9	AB	R	H	RBI	BB	SO	LOB	TOP					
Joe McEwing, R OBP: 0.373, SLG: 0.437	G6-3		K		SH		E	SH3-4	G5-3	4	1	1	1	0	1	2						
Willie McGee, S OBP: 0.333, SLG: 0.287	G6-3						E6			4	2	2	2	1	0	1						
Mark McGwire, R OBP: 0.423, SLG: 0.695 Alberto Castillo, R OBP: 0.296, SLG: 0.317	1B			K			1B	F7		4	0	2	1	1	1	3						
Ray Lankford, L OBP: 0.385, SLG: 0.664	G4-3						K	L7		5	0	1	1	0	2	8						
Fernando Tatis, R OBP: 0.409, SLG: 0.559		G5-3					F8		K	4	0	0	0	1	1	5						
Eric Davis, R OBP: 0.375, SLG: 0.443						G3-1	1B			4	1	2	2	1	1	1						
Darren Bragg, L OBP: 0.385, SLG: 0.362		L6					1B		HR	4	2	2	0	1	1	1						
Eli Marrero, R OBP: 0.274, SLG: 0.371			G3			G6-3	L9	F8		5	0	1	0	0	0	4						
Piaciono Polanco, R OBP: 0.348, SLG: 0.363									SF8	3	2	3	1	1	0	0						
Inning Stats	R: 0 E: 0 K: 0 S: 6	H: 1 LOB: 1 BB: 0 P: 7	R: 0 E: 0 K: 0 S: 6	H: 0 LOB: 0 BB: 1 P: 13	R: 0 E: 0 K: 1 S: 7	H: 1 LOB: 0 BB: 0 P: 8	R: 1 E: 0 K: 2 S: 12	H: 2 LOB: 1 BB: 1 P: 24	R: 2 E: 1 K: 1 S: 17	H: 2 LOB: 3 BB: 2 P: 31	R: 0 E: 0 K: 1 S: 5	H: 0 LOB: 0 BB: 0 P: 8	R: 3 E: 1 K: 1 S: 21	H: 4 LOB: 3 BB: 1 P: 34	R: 0 E: 0 K: 0 S: 8	H: 1 LOB: 2 BB: 1 P: 14	R: 2 E: 0 K: 1 S: 11	H: 3 LOB: 1 BB: 0 P: 13	1B: 11 2B: 3 3B: 0 HR: 1	SF: 1 SAC: 2 DP: 1 HBP: 0	WP: 0 PB: 0 SB: 0 CS: 1	PA: 46
PITCHER	IP	WLS	BF	H	R	ER	SO	BB	IBB	HBP	BLK	WP	HR	S	P	ERA	WHIP					
Bryce Florie, R ERA: 4.1	4.1		21	6	3	3	3	4	0	0	0	0	0	43	76	6.23	2.308					
C.J. Nitkowski, L ERA: 6.3	1.2	L	8	1	3	1	2	1	0	0	0	0	0	16	27	5.40	1.200					
Doug Brocail, R ERA: 3.03	1.0		6	3	0	0	1	0	0	0	0	0	0	15	22	0.00	3.000					
Willie Blair, R ERA: 9.06	2.0		11	4	2	2	1	1	0	0	0	0	1	19	27	9.00	2.500					

St. Louis Cardinals @ Detroit Tigers
Tiger Stadium, Detroit, MI
Sun Jun 06 1999, 1:05 PM EDT
Att: 40,898 - Cloudy - 84 F

AB 37
R 8
H 14
RBI 8
BB 6
SO 7
LOB 25



Batter	1	2	3	4	5	6	7	8	9	AB	R	H	RBI	BB	SO	LOB	BOTTOM					
Luis Polonia, L OBP: 0.421, SLG: 0.514	G6-4-3		G3		G5-3		G3			4	0	1	0	0	0	3						
Gregg Jefferies, S OBP: 0.277, SLG: 0.307 Damon Easley, R OBP: 0.348, SLG: 0.431	G6-4-3						G3	SH1-4	G5-4-3	3	1	1	0	0	0	1						
Gabe Kapler, R OBP: 0.328, SLG: 0.467	F8						SH1-4		G5-4-3	1	0	1	0	0	0	0						
Bobby Higginson, L OBP: 0.359, SLG: 0.433		G4-3			F7		G3		FC6-4	3	0	0	0	0	1	1						
Dean Palmer, R OBP: 0.335, SLG: 0.508							1B		FC6-4	4	2	2	2	0	1	1						
Frank Catalanotto, L OBP: 0.314, SLG: 0.449							1B			4	0	0	0	0	1	1						
Juan Encarnacion, R OBP: 0.311, SLG: 0.479			K				L8		F7	4	0	0	0	0	1	1						
Bill Haselman, R OBP: 0.351, SLG: 0.472									P6	4	0	1	0	0	2	0						
Deivi Cruz, R OBP: 0.260, SLG: 0.322									L7	4	0	0	0	0	2							
Inning Stats	R: 0 E: 0 K: 0 S: 4	H: 1 LOB: 0 BB: 0 P: 8	R: 0 E: 0 K: 2 S: 7	H: 0 LOB: 0 BB: 0 P: 11	R: 1 E: 0 K: 1 S: 10	H: 1 LOB: 0 BB: 0 P: 12	R: 0 E: 0 K: 1 S: 7	H: 0 LOB: 0 BB: 0 P: 12	R: 1 E: 0 K: 0 S: 8	H: 3 LOB: 2 BB: 0 P: 13	R: 2 E: 0 K: 0 S: 16	H: 2 LOB: 1 BB: 0 P: 26	R: 0 E: 1 K: 2 S: 13	H: 0 LOB: 1 BB: 0 P: 17	R: 0 E: 0 K: 0 S: 10	H: 2 LOB: 1 BB: 0 P: 15	R: 0 E: 0 K: 0 S: 8	H: 0 LOB: 0 BB: 0 P: 9	1B: 7 2B: 0 3B: 0 HR: 2	SF: 0 SAC: 1 DP: 2 HBP: 0	WP: 0 PB: 0 SB: 0 CS: 0	PA: 35
PITCHER	IP	WLS	BF	H	R	ER	SO	BB	IBB	HBP	BLK	WP	HR	S	P	ERA	WHIP					
Juan Azevedo, R ERA: 5.23	5.2		22	6	3	3	4	0	0	0	0	0	1	47	73	4.76	1.059					
Rick Croushore, R ERA: 1.56	1.1	W	6	1	1	1	2	0	0	0	0	0	1	18	26	6.75	0.750					
Manny Aybar, R ERA: 3.92	2.0	S	7	2	0	0	0	0	0	0	0	0	0	18	24	0.00	1.000					

St. Louis Cardinals @ Detroit Tigers
Tiger Stadium, Detroit, MI
Sun Jun 06 1999, 1:05 PM EDT
Att: 40,898 - Cloudy - 84 F

AB 34
R 4
H 9
RBI 4
BB 0
SO 6
LOB 11



Batter	1	2	3	4	5	6	7	8	9	AB	R	H	RBI	BB	SO	LOB	TOP					
Al Martin, L OBP: 0.335, SLG: 0.476 (1, 7)	F7	FC6		L8		K		P5		5	0	0	0	0	1	5	Pittsburgh Pirates @ Detroit Tigers Tiger Stadium, Detroit, MI Mon Jun 07 1999, 7:05 PM EDT Att: 14,280 - Cloudy - 90 F					
Ed Sprague, R OBP: 0.408, SLG: 0.509 (1, 5)	HBP		P3		K			F7		3	0	0	0	1	1	0						
Brian Giles, L OBP: 0.394, SLG: 0.557 (1, 10)	G4-6-3		K		K				2B	4	1	0	0	1	2	3						
Kevin Young, R OBP: 0.438, SLG: 0.512 (1, 3)		G5-3	G5-3		BB				BB	4	0	2	1	1	0	0						
1B Jason Kendall, R OBP: 0.460, SLG: 0.528 (1, 2)				BB					BB	2	2	1	0	2	0	1						
Warren Morris, L OBP: 0.399, SLG: 0.459 (1, 4)				BB					BB	4	1	2	0	1	0	3						
Turner Ward, S OBP: 0.314, SLG: 0.230 (1, 8)				BB					BB	4	0	0	0	1	0	8						
Brant Brown, L OBP: 0.260, SLG: 0.362 (1, 9)										4	0	1	0	0	2	7						
Abraham Nunez, S OBP: 0.299, SLG: 0.283 (1, 6)										3	0	2	3	0	1	0						
Inning Stats	R: 0 E: 0 K: 0 S: 6	H: 0 LOB: 0 BB: 0 P: 10	R: 1 E: 0 K: 0 S: 19	H: 2 LOB: 2 BB: 2 P: 33	R: 0 E: 0 K: 1 S: 9	H: 0 LOB: 0 BB: 0 P: 13	R: 2 E: 0 K: 1 S: 11	H: 2 LOB: 1 BB: 1 P: 23	R: 0 E: 0 K: 2 S: 18	H: 1 LOB: 3 BB: 1 P: 27	R: 0 E: 0 K: 1 S: 8	H: 1 LOB: 2 BB: 1 P: 15	R: 0 E: 0 K: 1 S: 11	H: 1 LOB: 2 BB: 1 P: 17	R: 0 E: 0 K: 1 S: 7	H: 0 LOB: 0 BB: 0 P: 9	R: 1 E: 0 K: 0 S: 14	H: 1 LOB: 1 BB: 1 P: 27	1B: 6 2B: 2 3B: 0 HR: 0	SF: 0 SAC: 1 DP: 1 HBP: 2	WP: 0 PB: 0 SB: 0 CS: 0	PA: 43
PITCHER	IP	WLS	BF	H	R	ER	SO	BB	IBB	HBP	BLK	WP	HR	S	P	ERA	WHIP					
Jeff Weaver, R ERA: 3.18 (1, 1)	5.0		25	5	3	3	4	4	0	2	0	0	0	63	106	5.40	1.800					
Will Brunson, L ERA: 5.4 (6, 1)	1.0	W	5	1	0	0	1	0	1	0	0	0	0	8	15	0.00	1.000					
Masao Kida, R ERA: 5.18 (7, 1)	0.0		2	1	0	0	0	1	0	0	0	0	0	5	9	∞	∞					
C.J. Nitkowski, L ERA: 6.0 (7, 1)	1.0	H	3	0	0	0	1	0	0	0	0	0	0	6	8	0.00	0.000					
Doug Brocail, R ERA: 2.94 (8, 1)	1.0	H	3	0	0	0	1	0	0	0	0	0	0	7	9	0.00	0.000					
PITCHER	IP	WLS	BF	H	R	ER	SO	BB	IBB	HBP	BLK	WP	HR	S	P	ERA	WHIP					
Todd Jones, R ERA: 5.64 (9, 1)	1.0		5	1	1	1	0	1	0	0	0	0	0	14	27	9.00	2.000					

AB	33
R	4
H	8
RBI	4
BB	7
SO	7
LOB	27



Batter	1	2	3	4	5	6	7	8	9	AB	R	H	RBI	BB	SO	LOB	BOTTOM				
Luis Polonia, L OBP: 0.429, SLG: 0.561 (1, 10)	G6-3				B5-3					4	1	2	1	0	1	0	Pittsburgh Pirates @ Detroit Tigers Tiger Stadium, Detroit, MI Mon Jun 07 1999, 7:05 PM EDT Att: 14,280 - Cloudy - 90 F				
Brad Ausmus, R OBP: 0.350, SLG: 0.456 (1, 2)	G6-3				F8					4	1	1	2	0	0	1					
Juan Encarnacion, R OBP: 0.315, SLG: 0.479 (1, 8)	BB				F9					3	1	1	0	0	0	0					
Dean Palmer, R OBP: 0.333, SLG: 0.500 (1, 5)					G6-3					3	1	0	0	0	1	1					
Bobby Higginson, L OBP: 0.365, SLG: 0.437 (1, 9)										3	1	2	1	1	0	0					
Damion Easley, R OBP: 0.355, SLG: 0.458 (1, 4)										4	2	3	3	0	0	1					
Karim Garcia, L OBP: 0.256, SLG: 0.398 (1, 7)										4	1	1	2	0	1	2					
Frank Catalanotto, L OBP: 0.312, SLG: 0.438 (1, 3)										3	1	0	0	1	0	0					
Deivi Cruz, R OBP: 0.253, SLG: 0.313 (1, 6)										4	0	0	0	0	0	1					
Inning Stats	R: 2 E: 0 K: 1 S: 19	H: 4 LOB: 2 BB: 0 P: 27	R: 1 E: 0 K: 0 S: 7	H: 1 LOB: 1 BB: 1 P: 15	R: 0 E: 0 K: 0 S: 9	H: 0 LOB: 0 BB: 1 P: 14	R: 0 E: 0 K: 1 S: 10	H: 0 LOB: 0 BB: 0 P: 14	R: 0 E: 0 K: 0 S: 6	H: 0 LOB: 0 BB: 0 P: 10	R: 2 E: 1 K: 0 S: 13	H: 2 LOB: 0 BB: 0 P: 18	R: 1 E: 0 K: 1 S: 11	H: 1 LOB: 0 BB: 0 P: 19	R: 3 E: 0 K: 0 S: 16	H: 2 LOB: 0 BB: 0 P: 21	R: 1 E: 0 K: 0 S: 14	H: 3 LOB: 3 BB: 2 HR: 3	SF: 0 SAC: 0 DP: 1 HBP: 2	WP: 0 PB: 0 SB: 0 CS: 1	PA: 37
PITCHER	IP	WLS	BF	H	R	ER	SO	BB	IBB	HBP	BLK	WP	HR	S	P	ERA	WHIP				
Jason Schmidt, R ERA: 4.48 (1, 1)	6.2	L	30	8	6	6	3	2	0	1	0	0	1	17	23	20.25	1.500				
Marc Wilkins, R ERA: 5.65 (7, 1)	1.1		6	2	3	3	0	0	0	1	0	0	1	17	23	20.25	1.500				



Batter	1	2	3	4	5	6	7	8	9	AB	R	H	RBI	BB	SO	LOB	TOP					
Al Martin, L OBP: 0.326, SLG: 0.462 (1, 7)	L9		G3			G3-1		P7	FC3-6	5	0	0	1	0	0	2						
Ed Sprague, R OBP: 0.407, SLG: 0.520 (1, 5)	P9			F7		2B		HR	K	4	2	1	1	1	1	1						
Brian Giles, L OBP: 0.400, SLG: 0.564 (1, 10)	P2			1B		1-H		1B		3	0	2	1	1	0	0						
Kevin Young, R OBP: 0.439, SLG: 0.509 (1, 3)		K			1B	F8				3	0	1	0	1	1	1						
1B Jason Kendall, R OBP: 0.452, SLG: 0.518 (1, 2)	L5			BB		G6-3		G4-3		4	0	0	0	0	0	5						
Warren Morris, L OBP: 0.395, SLG: 0.454 (1, 4)	F8						G3		1B	4	1	1	0	0	0	2						
Turner Ward, S OBP: 0.311, SLG: 0.231 (1, 8)			F9			F7		G3-4-1	1B	4	1	1	0	0	0	0						
Jose Guillen, R OBP: 0.314, SLG: 0.312 (1, 9)						K		F7	1B	3	0	1	0	1	1	0						
Mike Benjamin, R OBP: 0.291, SLG: 0.307 (1, 6)			F7			G6-3			L4	4	0	0	0	0	1	3						
Inning Stats	R: 0 E: 0 K: 0 S: 6	H: 0 LOB: 0 BB: 0 P: 9	R: 0 E: 0 K: 1 S: 6	H: 0 LOB: 0 BB: 0 P: 11	R: 0 E: 0 K: 0 S: 10	H: 0 LOB: 1 BB: 1 P: 19	R: 0 E: 0 K: 0 S: 14	H: 1 LOB: 2 BB: 1 P: 22	R: 0 E: 0 K: 1 S: 12	H: 0 LOB: 0 BB: 0 P: 19	R: 1 E: 0 K: 0 S: 13	H: 1 LOB: 1 BB: 1 P: 22	R: 0 E: 0 K: 0 S: 8	H: 0 LOB: 0 BB: 0 P: 13	R: 1 E: 0 K: 1 S: 12	H: 2 LOB: 2 BB: 1 P: 19	R: 2 E: 0 K: 1 S: 16	H: 3 LOB: 1 BB: 0 P: 23	1B: 5 2B: 1 3B: 0 HR: 1	SF: 0 SAC: 0 DP: 0 HBP: 0	WP: 1 PB: 0 SB: 0 CS: 0	PA: 38
PITCHER	IP	WLS	BF	H	R	ER	SO	BB	IBB	HBP	BLK	WP	HR	S	P	ERA	WHIP					
Nelson Cruz, R ERA: 2.13 (1, 1)	7.0	W	26	2	1	1	2	3	0	0	0	0	0	69	115	1.29	0.714					
Will Brunson, L ERA: 5.75 (8, 1)	0.2		4	1	1	1	1	1	0	0	0	0	1	7	13	13.50	3.000					
Masao Kida, R ERA: 5.5 (8, 1)	1.1		8	4	2	2	1	0	0	0	0	1	0	21	29	13.50	3.000					

Pittsburgh Pirates @ Detroit Tigers
Tiger Stadium, Detroit, MI
Tue Jun 08 1999, 7:05 PM EDT
Att: 15,270 - Unknown - 90 F

AB 34
R 4
H 7
RBI 3
BB 4
SO 4
LOB 14



Batter	1	2	3	4	5	6	7	8	9	AB	R	H	RBI	BB	SO	LOB	BOTTOM					
Luis Polonia, L OBP: 0.447, SLG: 0.622 (1, 10)	F7		K	E						4	1	2	2	1	1	0						
Brad Ausmus, R OBP: 0.345, SLG: 0.447 (1, 2)	F9		G5-3	G5-3		L8		1B	1B	5	1	1	0	0	0	3						
Juan Encarnacion, R OBP: 0.327, SLG: 0.593 (1, 8)	E8			1B	G6-3			HR	E9	5	3	4	1	0	0	0						
Dean Palmer, R OBP: 0.339, SLG: 0.518 (1, 5)				1B				K	K	5	2	3	2	0	2	1						
Bobby Higginson, L OBP: 0.367, SLG: 0.435 (1, 9)	F8			HR	G6-4-3			F8		3	1	1	1	1	0	1						
Damion Easley, R OBP: 0.353, SLG: 0.468 (1, 4)		G5-3			G6-4-3			K		4	1	1	3	0	1	1						
Karim Garcia, L OBP: 0.255, SLG: 0.391 (1, 7)		K		K				HR	1B	4	1	1	0	0	3	0						
Gregg Jefferies, S OBP: 0.276, SLG: 0.325 (1, 3)		G3-6			HR			F8		4	1	1	1	0	0	2						
Deivi Cruz, R OBP: 0.253, SLG: 0.312 (1, 6)			L8	F9				P4		4	0	1	0	0	0	1						
Inning Stats	R: 1 E: 1 K: 0 S: 9	H: 2 LOB: 1 BB: 0 P: 11	R: 0 E: 0 K: 1 S: 9	H: 0 LOB: 0 BB: 0 P: 12	R: 0 E: 0 K: 1 S: 5	H: 0 LOB: 0 BB: 0 P: 8	R: 5 E: 0 K: 1 S: 15	H: 6 LOB: 1 BB: 0 P: 19	R: 1 E: 0 K: 0 S: 11	H: 1 LOB: 0 BB: 1 P: 19	R: 0 E: 0 K: 1 S: 12	H: 1 LOB: 2 BB: 1 P: 22	R: 1 E: 0 K: 2 S: 11	H: 1 LOB: 0 BB: 0 P: 16	R: 3 E: 1 K: 1 S: 13	H: 4 LOB: 1 BB: 0 P: 19	1B: 10 2B: 0 3B: 0 HR: 5	SF: 0 SAC: 0 DP: 2 HBP: 0	WP: 1 PB: 0 SB: 1 CS: 0	PA: 40		
PITCHER	IP	WLS	BF	H	R	ER	SO	BB	IBB	HBP	BLK	WP	HR	S	P	ERA	WHIP					
Todd Ritchie, R ERA: 4.42 (1, 1)	3.1	L	17	7	6	5	3	0	0	0	0	0	0	6	10	0.00	1.500					
Brad Clontz, R ERA: 1.62 (4, 1)	0.2		3	1	0	0	0	0	0	0	0	0	0	6	10	0.00	1.500					
Jeff Wallace, L ERA: 1.98 (5, 1)	1.0		4	1	1	1	0	1	0	0	0	0	1	11	19	9.00	2.000					
Pete Schourek, L ERA: 4.82 (6, 1)	2.0		9	2	1	1	3	1	0	0	0	0	1	23	38	4.50	1.500					
Mike Williams, R ERA: 2.93 (8, 1)	1.0		7	4	3	2	1	0	0	0	0	0	1	13	19	18.00	4.000					

Pittsburgh Pirates @ Detroit Tigers
Tiger Stadium, Detroit, MI
Tue Jun 08 1999, 7:05 PM EDT
Att: 15,270 - Unknown - 90 F

AB 38
R 11
H 15
RBI 10
BB 2
SO 7
LOB 9



Batter	1	2	3	4	5	6	7	8	9	AB	R	H	RBI	BB	SO	LOB	TOP								
Al Martin, L OBP: 0.327, SLG: 0.464 (1, 7)	1-2 F8	3-2 G1-3		1-0 1B 2B		0-0 HR 1B	1-2 F8		1-3 K	6	2	2	0	0	1	2									
Ed Sprague, R OBP: 0.405, SLG: 0.530 (1, 5)	0-2 G6-3	0-0 BB 1B		0-0 F8		0-0 1-H HR		1-0 F7	2-0 F9	6	1	2	3	0	0	1									
Brian Giles, L OBP: 0.404, SLG: 0.578 (1, 10)	3-1 HR	3-H 4-1 SAFE G6-4-3 BB		2-2 2-H 1B		2-3 K		2-1 F7		4	1	2	2	1	1	0									
Kevin Young, R OBP: 0.438, SLG: 0.507 (1, 3)	3-2 18 S 1B	2-2 G6-4-3		1-2 F8		2-0 P4		1-2 E 18 WP 2B 1B		5	1	2	0	0	0	3									
1B Jason Kendall, R OBP: 0.443, SLG: 0.505 (1, 2)	2-1 F9		1-1 G6-3	3-2 G6-3		1-1 F7		0-3 K 2B E		5	1	0	0	0	1	3									
Warren Morris, L OBP: 0.382, SLG: 0.453 (1, 4)		3-2 1B 2B	1-3 K		0-0 F7		3-2 G1-3	1-2 E4 2B		5	2	1	0	0	1	2									
Brant Brown, L OBP: 0.289, SLG: 0.421 (1, 8)		0-0 BB 1B 2-H	0-1 HR 1B		0-0 HR		0-0 2B 1B	3-2 1-H 2-H 3-H 2B		5	4	5	5	0	0	0									
Jose Guillen, R OBP: 0.327, SLG: 0.361 (1, 9)		4-1 SAFE 1B BB	2-0 1-H HR		0-3 K		3-2 FC6-5-4 1-H 2B	0-1 G3		4	2	2	3	1	1	1									
Mike Benjamin, R OBP: 0.288, SLG: 0.317 (1, 6)		1-1 1-H 2-H 1B 3B	1-2 L9		1-2 G6-3		2-2 FC6-5-4-6 2-2 2B	1-3 K		5	1	1	2	0	1	1									
Inning Stats	R: 1 E: 0 K: 0 S: 14	H: 2 LOB: 1 BB: 0 P: 23	R: 4 E: 0 K: 0 S: 16	H: 4 LOB: 1 BB: 2 P: 33	R: 2 E: 0 K: 1 S: 11	H: 2 LOB: 0 BB: 0 P: 16	R: 1 E: 0 K: 0 S: 14	H: 2 LOB: 1 BB: 0 P: 21	R: 1 E: 0 K: 1 S: 8	H: 1 LOB: 0 BB: 0 P: 9	R: 2 E: 0 K: 1 S: 10	H: 2 LOB: 0 BB: 0 P: 15	R: 1 E: 0 K: 0 S: 13	H: 2 LOB: 1 BB: 0 P: 22	R: 3 E: 1 K: 1 S: 18	H: 2 LOB: 1 BB: 0 P: 26	R: 0 E: 0 K: 2 S: 7	H: 0 LOB: 0 BB: 0 P: 11	1B: 8 2B: 4 3B: 1 HR: 4	SF: 0 SAC: 0 DP: 1 HBP: 0	WP: 1 PB: 0 SB: 1 CS: 0	PA: 47			
PITCHER	IP	WLS	BF	H	R	ER	SO	BB	IBB	HBP	BLK	WP	HR	S	P	ERA	WHIP								
Brian Moehler, R ERA: 4.77 (1, 1)	1.1	L	12	6	5	5	0	2	0	0	0	0	1	27	51	33.75	6.000								
Willie Blair, R ERA: 9.12 (2, 1)	3.2		15	5	4	4	2	0	0	0	0	0	2	36	51	9.82	1.364								
Will Brunson, L ERA: 9.0 (6, 1)	2.0		10	4	3	3	1	0	0	0	0	0	1	23	37	13.50	2.000								
Bryce Florie, R ERA: 3.95 (8, 1)	1.0		7	2	3	0	1	0	0	0	0	1	0	18	26	0.00	2.000								
C.J. Nitkowski, L ERA: 5.73 (9, 1)	1.0		3	0	0	0	2	0	0	0	0	0	0	7	11	0.00	0.000								

Pittsburgh Pirates @ Detroit Tigers
Tiger Stadium, Detroit, MI
Wed Jun 09 1999, 7:05 PM EDT
Att: 15,747 - Cloudy - 86 F

AB 45
R 15
H 17
RBI 15
BB 2
SO 6
LOB 13



Batter	1	2	3	4	5	6	7	8	9	AB	R	H	RBI	BB	SO	LOB	BOTTOM									
Luis Polonia, L OBP: 0.440, SLG: 0.625 (1, 10)	1-0 F7		0-0 2B		0-2 G4-3		1-0 FC4-6 BB		0-0 P2	3	0	1	0	0	0	0										
Bill Haselman, R OBP: 0.339, SLG: 0.455 (7, FH)							1-2 2-3 BB			2	0	0	0	0	0	2										
Brad Ausmus, R OBP: 0.385, SLG: 0.474 (1, 2)	4-1 PO HBP		4-1 FC6 BB		2-2 1B		4-2 FC6-4 BB		2-0 HR	2	1	2	1	2	0	0										
Juan Encarnacion, R OBP: 0.319, SLG: 0.490 (1, 7)	1-3 K		2-1 FC6		3-1 F8		1-3 K		1-3 K	5	0	0	0	0	3	7										
Dean Palmer, R OBP: 0.344, SLG: 0.535 (1, 5)	2-1 PO	1-0 HR		2-2 FC3-6 1B		0-0 P3		0-2 FC6-4		3	1	2	1	0	0	1										
Jason Wood, R OBP: 0.111, SLG: 0.111 (7, 5)	1-2 PO							1-2 FC6-4		1	0	0	0	0	0	3										
Bobby Higginson, L OBP: 0.363, SLG: 0.429 (1, 9)		0-0 P6		0-1 FC3-6 1B SF7		0-1 G3-1		1-2 G3		3	1	0	0	0	0	1										
Karim Garcia, L OBP: 0.253, SLG: 0.387 (7, 9)										1	0	0	0	0	0	0										
Damon Easley, R OBP: 0.354, SLG: 0.469 (1, 4)		3-2 F9		1-2 SF7 BB 1B		0-1 G6-3		1-2 2B		2	0	1	0	0	0	0										
Frank Catalanotto, L OBP: 0.315, SLG: 0.447 (6, PH)										2	0	1	0	0	0	0										
Gabe Kapler, R OBP: 0.333, SLG: 0.460 (1, 8)		1-3 K		4-0 E BB		2-2 G5-3		4-1 G4-3 BB		2	0	0	0	2	1	0										
Gregg Jefferies, S OBP: 0.276, SLG: 0.331 (1, 3)					1-2 G3-1		1-1 SF7		2-1 G4-3	3	0	1	1	0	0	2										
Deivi Cruz, R OBP: 0.259, SLG: 0.316 (1, 6)					1-2 K		0-0 FC4-6 1B		0-1 G4-3	4	0	2	0	0	1	2										
Inning Stats	R: 0 E: 0 K: 1 S: 6	H: 0 LOB: 0 BB: 0 P: 14	R: 1 E: 0 K: 1 S: 8	H: 1 LOB: 0 BB: 0 P: 13	R: 0 E: 0 K: 0 S: 12	H: 2 LOB: 2 BB: 1 P: 20	R: 1 E: 1 K: 1 S: 14	H: 2 LOB: 1 BB: 1 P: 22	R: 0 E: 0 K: 0 S: 9	H: 1 LOB: 0 BB: 0 P: 14	R: 0 E: 0 K: 0 S: 7	H: 0 LOB: 0 BB: 0 P: 9	R: 0 E: 0 K: 1 S: 12	H: 2 LOB: 3 BB: 1 P: 20	R: 0 E: 0 K: 0 S: 10	H: 1 LOB: 1 BB: 1 P: 18	R: 1 E: 0 K: 1 S: 8	H: 1 LOB: 0 BB: 0 P: 11	1B: 5 2B: 3 3B: 0 HR: 2	SF: 1 SAC: 0 DP: 1 HBP: 1	WP: 0 PB: 0 SB: 0 CS: 0	PA: 40				
PITCHER	IP	WLS	BF	H	R	ER	SO	BB	IBB	HBP	BLK	WP	HR	S	P	ERA	WHIP									
67 Francisco Cordova, R ERA: 4.89 (1, 1)	6.0	W	27	8	2	2	3	2	0	1	0	0	0	1	59	97	3.00	1.667								
Scott Sauerbeck, L ERA: 1.63 (7, 1)	1.0		4	0	0	0	1	1	0	0	0	0	0	9	15	0.00	1.000									
Jason Christiansen, L ERA: 3.1 (8, 1)	1.0		4	1	0	0	0	1	0	0	0	0	0	10	18	0.00	2.000									
Brad Clontz, R ERA: 2.04 (9, 1)	1.0		4	1	1	1	1	0	0	0	0	0	1	8	11	9.00	1.000									

Pittsburgh Pirates @ Detroit Tigers
Tiger Stadium, Detroit, MI
Wed Jun 09 1999, 7:05 PM EDT
Att: 15,747 - Cloudy - 86 F

AB 33
R 3
H 10
RBI 3
BB 4
SO 5
LOB 18



Batter	1	2	3	4	5	6	7	8	9	AB	R	H	RBI	BB	SO	LOB	TOP		
Bobby Higginson, L OBP: 0.364, SLG: 0.423	1-0 G4-3	2-2 P6							4-2 HR	3	1	0	0	2	1	1			
Brad Ausmus, R OBP: 0.380, SLG: 0.462	0-0 F9		2-1 F8					4-1 SH	2-3 K	4	0	0	0	1	1	4			
Juan Encarnacion, R OBP: 0.322, SLG: 0.595	3-1 HR		2-0 F8					0-0 SH	1-0 HR	4	2	2	4	0	1	1			
Dean Palmer, R OBP: 0.341, SLG: 0.541	0-0 HR		2-3 K					0-1 G4-6-3	2-3 K	5	1	1	2	0	3	3			
Damon Easley, R OBP: 0.357, SLG: 0.467	1-3 K			1-0 1B				2-3 K		3	0	1	0	1	2	1			
Tony Clark, S OBP: 0.301, SLG: 0.355		3-2 HR		2-3 K				0-0 SH	0-0 FC6-2	4	1	2	1	0	1	2			
Frank Catalanotto, L OBP: 0.315, SLG: 0.447										0	0	0	0	0	0	0			
Gabe Kapler, R OBP: 0.326, SLG: 0.449	1-1 F8			1-3 K				0-0 SH	0-0 FC6-2	3	1	0	0	0	1	2			
Deivi Cruz, R OBP: 0.253, SLG: 0.309	2-0 F8			1-2 P5				3-1 FC6-2	1-2 HR	4	1	0	0	0	0	4			
Dave Mlicki, R OBP: 0.067, SLG: 0.500		4-2 BB						1-2 HR	2-2 BB	1	0	0	0	1	0	0			
Gregg Jeffries, S OBP: 0.274, SLG: 0.329										0	0	0	0	0	0	0			
Masao Kida, R ERA: 5.69										0	0	0	0	0	0	0			
C.J. Nitkowski, L ERA: 5.64										0	0	0	0	0	0	0			
Doug Brocail, R ERA: 2.86										0	0	0	0	0	0	0			
Luis Polonia, L OBP: 0.407, SLG: 0.633										1	1	1	1	0	0	0			
Todd Jones, L ERA: 5.4										0	0	0	0	0	0	0			
Inning Stats	R: 2 E: 0 K: 1 S: 8	H: 2 LOB: 0 BB: 0 P: 13	R: 1 E: 0 K: 0 S: 14	H: 1 LOB: 1 BB: 1 P: 26	R: 0 E: 0 K: 1 S: 7	H: 0 LOB: 0 BB: 0 P: 13	R: 0 E: 0 K: 2 S: 11	H: 1 LOB: 1 BB: 0 P: 16	R: 0 E: 0 K: 1 S: 6	H: 0 LOB: 1 BB: 1 P: 11	R: 0 E: 0 K: 1 S: 11	H: 0 LOB: 0 BB: 0 P: 10	R: 0 E: 0 K: 1 S: 7	H: 0 LOB: 1 BB: 1 P: 13	R: 5 E: 0 K: 2 S: 19	H: 3 LOB: 1 BB: 1 P: 31	1B: 3 2B: 1 3B: 0 HR: 3	SF: 0 SAC: 2 DP: 1 HBP: 0	WP: 0 PA: 40 PB: 0 SB: 0 CS: 0
PITCHER	IP	WLS	BF	H	R	ER	SO	BB	IBB	HBP	BLK	WP	HR	S	P	ERA	WHIP		
Kent Bottenfield, R ERA: 3.96	7.0	L	30	4	3	3	7	4	0	0	0	0	2	65	111	3.86	1.143		
Rick Croushore, R ERA: 3.54	1.1		5	1	2	2	1	0	0	0	0	0	0	9	14	13.50	0.750		
Scott Radinsky, L ERA: 6.62	0.1		3	1	0	0	1	1	0	0	0	0	0	11	19	0.00	6.000		
Manny Aybar, R ERA: 4.68	0.1		2	1	3	3	1	0	0	0	0	0	1	4	5	81.00	3.000		

Detroit Tigers @ St. Louis Cardinals
 Busch Stadium, St. Louis, MO
 Fri Jun 11 1999, 7:10 PM CDT
 Att: 41,927 - Cloudy - 74 F

AB 33
 R 8
 H 7
 RBI 8
 BB 5
 SO 10
 LOB 18



Batter	1	2	3	4	5	6	7	8	9	AB	R	H	RBI	BB	SO	LOB	BOTTOM				
Joe McEwing, R OBP: 0.369, SLG: 0.433	1-2 F8	1-1 2B		0-2 BB				1-2 G1-3		5	0	3	0	0	0	0					
Edgar Renteria, R OBP: 0.341, SLG: 0.402	3-0 G6-3	0-2 P6		2-2 BB				0-0 F2	2-3 K	5	0	1	0	0	1	3					
Mark McGwire, R OBP: 0.424, SLG: 0.616	0-0 2B		1-0 P5	4-2 BB				4-2 2B	2-3 K	3	0	1	0	2	1	0					
Ray Lankford, L OBP: 0.393, SLG: 0.679	0-1 2B		3-2 HR	0-0 G3-1				1-0 1B	2-3 K	5	2	3	1	0	1	3					
Fernando Tatis, R OBP: 0.418, SLG: 0.579	4-1 BB		2-3 K					0-0 FC5-4	3-3 1B	3	0	1	1	1	1	0					
Eric Davis, R OBP: 0.374, SLG: 0.428	1-1 G1-3		0-0 1B					2-1 F9	3-2 FC5-4	4	0	1	0	0	0	4					
Darren Bragg, L OBP: 0.396, SLG: 0.366		2-1 HBP	0-2 L8					2-1 L7	1-2 G1-3	3	0	0	0	0	0	2					
Scott Radinsky, L ERA: 5.69										0	0	0	0	0	0	0					
Manny Aybar, R OBP: 0.125, SLG: 0.125										0	0	0	0	0	0	0					
Eli Marrero, R OBP: 0.271, SLG: 0.376		1-2 G5-4-3		1-2 G6-3				1-3 K	2-2 F9	4	0	0	0	0	1	1					
Kent Bottenfield, R OBP: 0.115, SLG: 0.115										3	0	0	0	0	2	0					
Rick Croushore, R OBP: 0.500, SLG: 0.500										0	0	0	0	0	0	0					
Willie McGee, S OBP: 0.323, SLG: 0.278		0-1 2B		0-3 K				3-2 L3		1	0	0	0	0	0	0					
Inning Stats	R: 0 E: 0 K: 0 S: 11	H: 2 LOB: 3 BB: 1 P: 20	R: 0 E: 1 K: 0 S: 11	H: 1 LOB: 2 BB: 0 P: 15	R: 1 E: 0 K: 1 S: 12	H: 2 LOB: 1 BB: 0 P: 18	R: 0 E: 0 K: 1 S: 16	H: 2 LOB: 3 BB: 1 P: 23	R: 0 E: 0 K: 0 S: 6	H: 0 LOB: 0 BB: 0 P: 11	R: 0 E: 0 K: 2 S: 11	H: 1 LOB: 1 BB: 0 P: 16	R: 1 E: 1 K: 0 S: 10	H: 2 LOB: 1 BB: 1 P: 19	R: 0 E: 0 K: 0 S: 12	H: 0 LOB: 0 BB: 0 P: 18	R: 0 E: 0 K: 3 S: 11	H: 0 LOB: 0 BB: 0 P: 17	1B: 6 2B: 3 3B: 0 HR: 1	SF: 0 SAC: 0 DP: 1 HBP: 1	WP: 0 PA: 40 PB: 0 SB: 0 CS: 0
PITCHER	IP	WLS	BF	H	R	ER	SO	BB	IBB	HBP	BLK	WP	HR	S	P	ERA	WHIP				
Dave Mlicki, R ERA: 4.3	6.0	W	29	8	1	1	4	2	0	1	0	0	0	7	15	13.50	4.500				
Masao Kida, R ERA: 5.69	0.2	H	4	2	1	1	0	1	0	0	0	0	0	3	4	0.00	0.000				
C.J. Nitkowski, L ERA: 5.64	0.1	H	1	0	0	0	0	0	0	0	0	0	0	3	4	0.00	0.000				
Doug Brocail, R ERA: 2.86	1.0	H	3	0	0	0	0	0	0	0	0	0	0	12	18	0.00	0.000				
Todd Jones, R ERA: 5.4	1.0		3	0	0	0	3	0	0	0	0	0	0	11	17	0.00	0.000				

Detroit Tigers @ St. Louis Cardinals
 Busch Stadium, St. Louis, MO
 Fri Jun 11 1999, 7:10 PM CDT
 Att: 41,927 - Cloudy - 74 F


AB 36
 R 2
 H 10
 RBI 2
 BB 3
 SO 7
 LOB 13



Batter	1	2	3	4	5	6	7	8	9	10	11	12	13	14	AB	R	H	RBI	BB	SO	LOB	TOP		
Luis Polonia, L OBP: 0.455, SLG: 0.623 (8, 8)	G6-3			FC6-4 1B		F7	1-2 1B		K			G5-3			4	0	2	1	0	0	0	0		
Brad Ausmus, R OBP: 0.359, SLG: 0.451 (1, 2)	G6-3			FC6-4 CS		G5-3	K			CS BB			CS BB		4	0	0	0	2	1	3	6		
Juan Encarnacion, R OBP: 0.318, SLG: 0.495 (8, 7)	K			P4			G3			F2			K		6	1	1	0	0	2	5	5		
Dean Palmer, R OBP: 0.345, SLG: 0.552 (1, 5)		L9		CS			HR			K			K		5	2	2	1	1	2	2	6		
Tony Clark, S OBP: 0.296, SLG: 0.366 (1, 3)		G3-1				L7	HR			F9					6	1	1	3	0	2	1	5		
Damon Easley, R OBP: 0.352, SLG: 0.456 (1, 4)		G5-3				L6	HR			F8					5	0	0	0	1	0	1	5		
Bobby Higginson, L OBP: 0.363, SLG: 0.416 (1, 9)						L4	HR			F7					4	2	0	0	2	1	2	5		
Delvi Cruz, R OBP: 0.250, SLG: 0.321 (1, 6)				L9		L9	HR			F8			P4		6	1	1	2	0	0	2	5		
Jeff Weaver, R ERA: 5.89 C.J. Nitkowski, L Doug Brocail, L Karin Garcia, L Todd Jones, R Willie Blair, R				K		G4-3				P6			G6-3		2	0	0	0	0	0	0	5		
Inning Stats	R: 0 E: 0 K: 1 S: 9	H: 0 LOB: 0 BB: 0 P: 13	R: 0 E: 0 K: 0 S: 5	H: 0 LOB: 0 BB: 0 P: 8	R: 0 E: 0 K: 1 S: 6	H: 0 LOB: 0 BB: 0 P: 9	R: 0 E: 0 K: 0 S: 6	H: 1 LOB: 0 BB: 0 P: 6	R: 3 E: 0 K: 0 S: 14	H: 2 LOB: 2 BB: 1 P: 24	R: 1 E: 0 K: 1 S: 13	H: 2 LOB: 1 BB: 1 P: 24	R: 0 E: 0 K: 1 S: 9	H: 0 LOB: 0 BB: 0 P: 15	R: 0 E: 0 K: 1 S: 5	H: 0 LOB: 0 BB: 0 P: 5	R: 0 E: 0 K: 2 S: 6	H: 0 LOB: 1 BB: 1 P: 10	R: 0 E: 0 K: 1 S: 5	H: 0 LOB: 1 BB: 1 P: 9	1B: 5 2B: 2 3B: 0 HR: 3	SF: 0 SAC: 0 DP: 2 HBP: 0	WP: 0 PB: 0 SB: 1 CS: 3	PA: 54
PITCHER	IP	WLS	BF	H	R	ER	SO	BB	IBB	HBP	BLK	WP	HR	S	P	ERA	WHIP							
Juan Acevedo, R ERA: 5.89	6.0	25	5	7	2	2	3	0	0	0	0	0	0	13	20	10.50	1.333							
Heathcliff Slocumb, R ERA: 8.35	1.0	4	2	0	0	1	0	0	0	0	0	0	0	11	16	0.00	1.000							
Kent Mercker, L ERA: 7.79	1.0	6	0	0	0	2	1	0	0	0	0	0	0	13	23	0.00	0.500							
Ricky Bottalico, R ERA: 3.53	3.0	9	0	0	0	3	1	0	0	0	0	0	0	14	18	0.00	0.333							

Detroit Tigers @ St. Louis Cardinals
 Busch Stadium, St. Louis, MO
 Sat Jun 12 1999, 7:10 PM CDT
 Att: 47,716 - Cloudy - 82 F


AB: 47
 R: 7
 H: 8
 RBI: 7
 BB: 6
 SO: 10
 LOB: 16



Batter	1	2	3	4	5	6	7	8	9	10	11	12	13	14	AB	R	H	RBI	BB	SO	LOB	BOTTOM				
Joe Mewing, R OBP: 0.362, SLG: 0.423 (1, 4)	L9				G6-3		1B 2B	P3		G5-3			G1-3		7	1	1	0	0	1	2	5				
Willie McGee, S OBP: 0.330, SLG: 0.289 (1, 8)	F7			L7	G4-3		1B 2B	1B		G4-3			1B 1B		7	2	3	1	0	0	0	6				
Mark McGwire, R OBP: 0.420, SLG: 0.607 (1, 3)	BB				K		P3	F8		F8			F8		6	1	1	0	1	1	6	6				
Ray Lankford, L OBP: 0.395, SLG: 0.674 (1, 7)	F8				F9 G6-3 1B		P6	2B		F7			F8		7	1	3	4	0	0	1	7				
Fernando Tatis, R OBP: 0.419, SLG: 0.574 (1, 5)		F9			G6-3 1B		K	K		K			L5-3 1B		7	0	3	0	0	3	1	7				
Darren Bragg, L OBP: 0.397, SLG: 0.371 (1, 9)		F9			F9		1B	SF9 2B		FC6-4 BB			L5-3 1B		6	1	2	0	1	1	6	6				
Edgar Renteria, R OBP: 0.343, SLG: 0.407 (1, 6)					G6-3		F9	1B		FC6-4			G6-3		7	1	3	2	0	0	3	5				
Eli Marrero, R OBP: 0.268, SLG: 0.368 (1, 2)		G6-3					K	SF9		G4-3			K		4	0	0	1	1	2	1	5				
Inning Stats	R: 0 E: 0 K: 0 S: 9	H: 0 LOB: 1 BB: 1 P: 17	R: 0 E: 0 K: 0 S: 11	H: 1 LOB: 1 BB: 0 P: 19	R: 2 E: 0 K: 1 S: 21	H: 3 LOB: 2 BB: 1 P: 34	R: 0 E: 0 K: 1 S: 8	H: 0 LOB: 0 BB: 0 P: 11	R: 0 E: 0 K: 1 S: 10	H: 1 LOB: 1 BB: 0 P: 14	R: 3 E: 0 K: 3 S: 16	H: 3 LOB: 1 BB: 0 P: 24	R: 2 E: 0 K: 0 S: 14	H: 4 LOB: 2 BB: 0 P: 19	R: 0 E: 0 K: 1 S: 14	H: 0 LOB: 0 BB: 0 P: 5	R: 0 E: 0 K: 0 S: 3	H: 0 LOB: 0 BB: 0 P: 3	R: 0 E: 0 K: 1 S: 5	H: 0 LOB: 0 BB: 0 P: 5	R: 1 E: 0 K: 1 S: 8	H: 4 LOB: 3 BB: 0 P: 8	1B: 13 2B: 5 3B: 0 HR: 0	SF: 1 SAC: 0 DP: 1 HBP: 0	WP: 1 PB: 0 SB: 0 CS: 0	PA: 61
PITCHER	IP	WLS	BF	H	R	ER	SO	BB	IBB	HBP	BLK	WP	HR	S	P	ERA	WHIP									
Jeff Weaver, R ERA: 3.17	6.0	25	5	7	2	2	3	0	0	0	0	0	0	11	15	3.00	1.000									
Bryce Florie, R ERA: 4.82	0.2	5	2	3	3	2	0	0	0	0	0	0	0	2	3	40.50	3.000									
C.J. Nitkowski, L ERA: 5.64	0.0	H	1	1	0	0	0	0	0	0	0	0	0	2	3	∞	∞									
Doug Brocail, R ERA: 3.25	1.1	B	8	4	2	2	1	0	0	0	0	0	0	17	25	13.50	3.000									
Todd Jones, R ERA: 4.97	2.0	7	0	0	0	2	1	0	0	0	0	0	0	19	26	0.00	0.500									

Detroit Tigers @ St. Louis Cardinals
 Busch Stadium, St. Louis, MO
 Sat Jun 12 1999, 7:10 PM CDT
 Att: 47,716 - Cloudy - 82 F

AB: 57
 R: 8
 H: 17
 RBI: 8
 BB: 3
 SO: 12
 LOB: 22



Batter	1	2	3	4	5	6	7	8	9	AB	R	H	RBI	BB	SO	LOB	TOP										
Brian Hunter, R OBP: 0.328, SLG: 0.360 (1, 7)										5	2	3	2	0	0	2											
Alex Rodriguez, R OBP: 0.446, SLG: 0.681 (1, 6)										5	1	1	1	0	2	2											
Ken Griffey Jr., L OBP: 0.413, SLG: 0.660 (1, 8)										5	0	1	0	0	1	3											
Butch Huskey, R OBP: 0.400, SLG: 0.598 (1, 10)										2	0	0	0	3	1	1											
David Segui, S OBP: 0.353, SLG: 0.472 (1, 3)										4	0	2	0	1	0	3											
Raul Ibanez, L OBP: 0.379, SLG: 0.393 (1, 9)										5	1	2	0	0	1	5											
John Mabry, L OBP: 0.308, SLG: 0.432 (1, 5)										5	2	2	0	0	1	2											
David Bell, R OBP: 0.326, SLG: 0.504 (1, 4)										4	0	0	1	0	0	2											
Tom Lampkin, L OBP: 0.378, SLG: 0.527 (1, 2)										3	1	2	1	0	0	0											
Inning Stats	R: 1 E: 0 K: 2 S: 16	H: 2 LOB: 2 BB: 1 P: 30	R: 0 E: 0 K: 1 S: 6	H: 0 LOB: 0 BB: 0 P: 11	R: 0 E: 0 K: 1 S: 10	H: 1 LOB: 2 BB: 1 P: 19	R: 5 E: 1 K: 1 S: 24	H: 5 LOB: 2 BB: 1 P: 42	R: 1 E: 0 K: 0 S: 9	H: 2 LOB: 0 BB: 0 P: 14	R: 0 E: 0 K: 0 S: 7	H: 0 LOB: 0 BB: 0 P: 14	R: 0 E: 0 K: 0 S: 6	H: 1 LOB: 0 BB: 0 P: 9	R: 0 E: 0 K: 0 S: 8	H: 0 LOB: 1 BB: 0 P: 14	R: 0 E: 0 K: 1 S: 15	H: 2 LOB: 2 BB: 1 P: 27	1B: 10 2B: 3 3B: 0 HR: 1	SF: 0 SAC: 0 DP: 3 HBP: 1	WP: 0 PB: 0 SB: 1 CS: 1	PA: 43					
PITCHER	IP	WLS	BF	H	R	ER	SO	BB	IBB	HBP	BLK	WP	HR	S	P	ERA	WHIP										
Nelson Cruz, R ERA: 4.24 (1, 1)	4.1		26	9	7	5	5	3	0	0	0	0	1	62	110	10.38	2.769										
Will Brunson, L ERA: 7.36 (5, 1)	1.1		4	1	0	0	0	0	0	0	0	0	0	7	14	0.00	0.750										
Bryce Florie, R ERA: 4.4 (6, 1)	2.1		8	1	0	0	0	0	0	1	0	0	0	17	29	0.00	0.429										
C.J. Nitkowski, L ERA: 5.56 (9, 1)	0.0		1	1	0	0	0	0	0	0	0	0	0	3	5	∞	∞										
Masao Kida, R ERA: 5.5 (9, 1)	1.0	W	4	1	0	0	1	1	0	0	0	0	0	12	22	0.00	2.000										

Seattle Mariners @ Detroit Tigers
Tiger Stadium, Detroit, MI
Mon Jun 14 1999, 7:05 PM EDT
Att: 17,291 - Cloudy - 75 F

AB 38
R 7
H 13
RBI 5
BB 4
SO 6
LOB 20



Batter	1	2	3	4	5	6	7	8	9	AB	R	H	RBI	BB	SO	LOB	BOTTOM											
Gregg Jefferies, S OBP: 0.276, SLG: 0.335 (1, 10)										5	1	1	0	0	0	1												
Brad Ausmus, R OBP: 0.386, SLG: 0.448 (1, 2)										3	2	1	1	2	0	1												
Juan Encarnacion, R OBP: 0.317, SLG: 0.454 (1, 7)										5	0	0	0	0	3	3												
Dean Palmer, R OBP: 0.348, SLG: 0.560 (1, 5)										4	1	1	2	1	0	1												
Tony Clark, S OBP: 0.314, SLG: 0.391 (1, 3)										4	0	3	1	1	0	0												
Damion Easley, R OBP: 0.351, SLG: 0.448 (1, 4)										3	1	1	0	1	0	2												
Bobby Higginson, L OBP: 0.362, SLG: 0.418 (1, 9)										4	1	1	0	0	0	3												
Gabe Kapler, R OBP: 0.327, SLG: 0.481 (1, 8)										3	2	2	4	1	0	2												
Deivi Cruz, R OBP: 0.247, SLG: 0.316 (1, 6)										3	0	0	0	0	0	0												
Inning Stats	R: 0 E: 0 K: 0 S: 6	H: 0 LOB: 0 BB: 0 P: 9	R: 0 E: 0 K: 0 S: 11	H: 1 LOB: 2 BB: 1 P: 22	R: 1 E: 0 K: 1 S: 9	H: 2 LOB: 1 BB: 0 P: 14	R: 3 E: 0 K: 0 S: 12	H: 3 LOB: 0 BB: 0 P: 21	R: 2 E: 0 K: 0 S: 11	H: 2 LOB: 1 BB: 1 P: 20	R: 0 E: 0 K: 0 S: 8	H: 0 LOB: 1 BB: 1 P: 13	R: 0 E: 0 K: 1 S: 12	H: 0 LOB: 1 BB: 1 P: 19	R: 1 E: 0 K: 0 S: 9	H: 1 LOB: 0 BB: 0 P: 11	R: 1 E: 0 K: 1 S: 9	H: 1 LOB: 2 BB: 2 P: 18	1B: 5 2B: 2 3B: 0 HR: 3	SF: 0 SAC: 1 DP: 0 HBP: 0	WP: 0 PB: 0 SB: 0 CS: 0	PA: 41						
PITCHER	IP	WLS	BF	H	R	ER	SO	BB	IBB	HBP	BLK	WP	HR	S	P	ERA	WHIP											
Jeff Fassero, L ERA: 7.23 (1, 1)	5.0		25	8	6	6	1	2	0	0	0	0	1	38	61	5.40	1.800											
28 Ken Cloude, R ERA: 7.24 (6, 1)	3.1	L	16	2	2	2	2	4	0	0	0	0	0	1	38	61	5.40	1.800										

Seattle Mariners @ Detroit Tigers
Tiger Stadium, Detroit, MI
Mon Jun 14 1999, 7:05 PM EDT
Att: 17,291 - Cloudy - 75 F

AB 34
R 8
H 10
RBI 8
BB 6
SO 3
LOB 13



Batter	1	2	3	4	5	6	7	8	9	AB	R	H	RBI	BB	SO	LOB	TOP								
Brian Hunter, R OBP: 0.330, SLG: 0.363 (1, 8)	G6-3			HR	P3			G4-3		4	1	2	0	0	0	0									
Alex Rodriguez, R OBP: 0.441, SLG: 0.664 (1, 6)	G5-3			HR	P3			G4-3		3	1	0	0	1	0	1									
Ken Griffey Jr., L OBP: 0.414, SLG: 0.668 (1, 10)	G4-3			HR	K					3	1	1	3	1	1	0									
Butch Huskey, R OBP: 0.397, SLG: 0.590 Raul Ibanez, L OBP: 0.379, SLG: 0.393 Jose Mesa, R (9, 1)		G4-3		1B	1B	G6-3		K		4	1	1	0	0	1	2									
David Segui, S OBP: 0.351, SLG: 0.468 (1, 3)	G3-1			1B	1B	G4-3		G4-3		0	0	0	0	0	0	0									
John Mabry, L OBP: 0.301, SLG: 0.420 (1, 9)	G4-3			K		F8				4	0	0	0	0	1	2									
Russ Davis, R OBP: 0.288, SLG: 0.490 (1, 5)			K	K			G4-3		K	4	0	0	0	0	3	3									
David Bell, R OBP: 0.324, SLG: 0.509 (1, 4)	G5-3			3B			G6-3		L5	4	0	1	2	0	0	1									
Dan Wilson, R OBP: 0.320, SLG: 0.402 (1, 2)	G4-3			F8			K		L4	4	0	0	0	0	1	2									
Inning Stats	R: 0 H: 0 E: 0 K: 0 S: 9	H: 0 LOB: 0 BB: 0 P: 11	R: 0 H: 0 E: 0 K: 0 S: 8	H: 0 LOB: 0 BB: 0 P: 12	R: 0 H: 0 E: 0 K: 1 S: 8	H: 0 LOB: 0 BB: 0 P: 10	R: 5 H: 5 E: 0 K: 2 S: 19	H: 5 LOB: 1 BB: 1 P: 35	R: 0 H: 0 E: 0 K: 1 S: 9	H: 0 LOB: 0 BB: 0 P: 14	R: 0 H: 0 E: 0 K: 0 S: 12	H: 0 LOB: 0 BB: 0 P: 17	R: 0 H: 0 E: 0 K: 1 S: 7	H: 0 LOB: 0 BB: 0 P: 9	R: 0 H: 1 E: 0 K: 1 S: 12	H: 1 LOB: 2 BB: 1 P: 22	R: 0 H: 0 E: 1 K: 1 S: 12	H: 0 LOB: 0 BB: 0 P: 21	1B: 4 2B: 0 3B: 1 HR: 1	SF: 0 SAC: 0 DP: 0 HBP: 0	WP: 0 PB: 0 SB: 2 CS: 0	PA: 36			
PITCHER	IP	WLS	BF	H	R	ER	SO	BB	IBB	HBP	BLK	WP	HR	S	P	ERA	WHIP								
Brian Moehler, R ERA: 4.9 Masao Kida, R ERA: 5.25	7.1	L	30	6	5	5	5	1	1	0	0	0	1	80	124	6.14	0.955								
	1.2		6	0	0	0	2	0	0	0	0	0	0	16	27	0.00	0.000								

Seattle Mariners @ Detroit Tigers
Tiger Stadium, Detroit, MI
Tue Jun 15 1999, 7:05 PM EDT
Att: 16,659 - Cloudy - 64 F

AB	34
R	5
H	6
RBI	5
BB	2
SO	7
LOB	13



Batter	1	2	3	4	5	6	7	8	9	AB	R	H	RBI	BB	SO	LOB	BOTTOM								
Luis Polonia, L OBP: 0.433, SLG: 0.638 (1, 10)	G6-3		G6-3		HR		L6		G6-3	5	1	1	1	0	0	0									
Brad Ausmus, R OBP: 0.381, SLG: 0.441 (1, 2)	G6-4-3		K		K		G3		L9	5	0	1	0	0	2	0									
Juan Encarnacion, R OBP: 0.323, SLG: 0.452 (1, 7)	G6-4-3		S		K			2B	1B	3	1	1	0	0	1	1									
Dean Palmer, R OBP: 0.349, SLG: 0.556 (1, 5)		HBP	BB		F9		K		1B	5	1	2	0	0	2	2									
Tony Clark, S OBP: 0.321, SLG: 0.395 (1, 3)		FC4-6	HBP		F9		FC6-4		F7	3	0	1	1	2	0	2									
Damon Easley, R OBP: 0.354, SLG: 0.447 (1, 4)		FC4-6	HBP		F7		F8		1B	3	0	1	0	0	0	1									
Bobby Higginson, L OBP: 0.361, SLG: 0.415 (1, 9)		FC4-6	FC6-4		1B		F8		K	4	0	1	1	0	1	5									
Gabe Kapler, R OBP: 0.325, SLG: 0.471 (1, 8)		K			FC5-4		FC6-4		P3	3	0	0	0	1	1	5									
Deivi Cruz, R OBP: 0.244, SLG: 0.313 Frank Catalanotto, L OBP: 0.322, SLG: 0.466 (7, PH)		FC6-4			FC5-4		G1		HR	2	0	0	0	0	0	4									
										2	1	1	1	0	0	0									
Inning Stats	R: 0 H: 1 E: 0 K: 0 S: 6	H: 1 LOB: 2 BB: 1 P: 7	R: 1 H: 1 E: 0 K: 1 S: 9	H: 1 LOB: 1 BB: 1 P: 18	R: 0 H: 0 E: 0 K: 1 S: 8	H: 0 LOB: 0 BB: 0 P: 13	R: 0 H: 1 E: 0 K: 0 S: 10	H: 1 LOB: 2 BB: 1 P: 18	R: 1 H: 1 E: 0 K: 3 S: 12	H: 1 LOB: 0 BB: 0 P: 16	R: 0 H: 0 E: 0 K: 0 S: 5	H: 0 LOB: 0 BB: 1 P: 10	R: 0 H: 0 E: 0 K: 0 S: 8	H: 0 LOB: 0 BB: 0 P: 15	R: 1 H: 2 E: 0 K: 2 S: 16	H: 3 LOB: 2 BB: 0 P: 26	R: 1 H: 3 E: 0 K: 0 S: 16	H: 3 LOB: 2 BB: 0 P: 25	1B: 6 2B: 1 3B: 0 HR: 2	SF: 0 SAC: 0 DP: 1 HBP: 3	WP: 0 PB: 0 SB: 1 CS: 0	PA: 41			
PITCHER	IP	WLS	BF	H	R	ER	SO	BB	IBB	HBP	BLK	WP	HR	S	P	ERA	WHIP								
Frankie Rodriguez, R ERA: 3.05 Jose Paniagua, R ERA: 3.35 Jose Mesa, R ERA: 7.43 Jose Mesa, R ERA: 7.43	7.0	W	29	4	2	2	5	3	0	2	0	0	0	16	26	9.00	2.000								
	1.0	S	6	3	1	1	0	0	0	0	0	0	1	16	25	9.00	3.000								
	1.0	S	6	3	1	1	0	0	0	0	0	0	1	16	25	9.00	3.000								

Seattle Mariners @ Detroit Tigers
Tiger Stadium, Detroit, MI
Tue Jun 15 1999, 7:05 PM EDT
Att: 16,659 - Cloudy - 64 F

AB	35
R	4
H	9
RBI	4
BB	3
SO	7
LOB	20



Batter	1	2	3	4	5	6	7	8	9	AB	R	H	RBI	BB	SO	LOB	TOP								
Brian Hunter, R OBP: 0.332, SLG: 0.368 (1, 8)										5	1	2	0	0	1	1									
Alex Rodriguez, R OBP: 0.435, SLG: 0.656 (1, 6)										3	1	1	1	0	1	0									
Ken Griffey Jr., L OBP: 0.414, SLG: 0.671 (1, 10)										5	1	2	0	0	1	1									
Butch Huskey, R Aaron Scheffer, L (1, 7)										4	1	1	1	0	1	2									
David Segui, S OBP: 0.365, SLG: 0.475 (1, 3)										3	1	3	1	2	0	0									
John Mabry, L OBP: 0.310, SLG: 0.422 (1, 9)										4	1	2	1	1	0	3									
Russ Davis, R OBP: 0.286, SLG: 0.481 (1, 5)										4	0	0	0	1	2	6									
David Bell, R OBP: 0.322, SLG: 0.506 (1, 4)										5	0	1	1	0	0	6									
Dan Wilson, R OBP: 0.318, SLG: 0.417 (1, 2)										4	1	1	2	0	1	1									
Inning Stats	R: 0 E: 0 K: 1 S: 12	H: 1 LOB: 1 BB: 0 P: 16	R: 2 E: 0 K: 2 S: 17	H: 1 LOB: 1 BB: 2 P: 30	R: 0 E: 0 K: 2 S: 10	H: 2 LOB: 0 BB: 0 P: 13	R: 1 E: 0 K: 0 S: 6	H: 1 LOB: 0 BB: 0 P: 10	R: 2 E: 0 K: 0 S: 14	H: 4 LOB: 2 BB: 0 P: 21	R: 1 E: 0 K: 0 S: 9	H: 1 LOB: 0 BB: 0 P: 14	R: 0 E: 0 K: 0 S: 17	H: 0 LOB: 2 BB: 2 P: 27	R: 0 E: 0 K: 1 S: 8	H: 0 LOB: 0 BB: 0 P: 10	R: 1 E: 0 K: 1 S: 12	H: 3 LOB: 2 BB: 0 P: 18	1B: 8 2B: 4 3B: 0 HR: 1	SF: 2 SAC: 1 DP: 0 HBP: 0	WP: 0 PB: 0 SB: 1 CS: 0	PA: 44			
PITCHER	IP	WLS	BF	H	R	ER	SO	BB	IBB	HBP	BLK	WP	HR	S	P	ERA	WHIP								
Dave Milick, R ERA: 4.68 (1, 1)	6.0	L	30	10	6	6	5	2	0	0	0	0	1	68	104	9.00	2.000								
Willie Blair, R ERA: 8.36 (7, 1)	2.0		8	0	0	0	1	2	0	0	0	0	0	25	37	0.00	1.000								
Will Brunson, L ERA: 8.22 (9, 1)	0.1		4	3	1	1	0	0	0	0	0	0	0	6	8	27.00	9.000								
Todd Jones, R ERA: 5.0 (9, 1)	0.2		2	0	0	0	1	0	0	0	0	0	0	6	10	0.00	0.000								

Seattle Mariners @ Detroit Tigers
Tiger Stadium, Detroit, MI
Wed Jun 16 1999, 7:05 PM EDT
Att: 17,136 - Cloudy - 64 F

AB 37
R 7
H 13
RBI 7
BB 4
SO 7
LOB 20



Batter	1	2	3	4	5	6	7	8	9	AB	R	H	RBI	BB	SO	LOB	BOTTOM								
Gregg Jefferies, S OBP: 0.277, SLG: 0.341 (1, 10)										3	0	1	0	0	1	0									
Bill Haselman, R OBP: 0.323, SLG: 0.426 (7, FH)										5	1	1	0	0	2	3									
Brad Ausmus, R OBP: 0.357, SLG: 0.434 (1, 2)										4	0	0	0	0	2	2									
Juan Encarnacion, R OBP: 0.319, SLG: 0.473 (1, 7)										4	0	0	0	0	2	2									
Dean Palmer, R OBP: 0.352, SLG: 0.555 (1, 5)										4	0	2	0	0	1	1									
Tony Clark, S OBP: 0.325, SLG: 0.398 (1, 3)										4	0	2	1	0	0	1									
Damion Easley, R OBP: 0.356, SLG: 0.443 (1, 4)										2	0	0	0	0	1	3									
Gabe Kapler, R OBP: 0.323, SLG: 0.472 (1, 8)										4	0	1	0	0	1	2									
Karim Garcia, L OBP: 0.250, SLG: 0.366 (1, 9)										4	0	0	0	0	3	4									
Deivi Cruz, R OBP: 0.245, SLG: 0.311 (1, 6)										4	0	1	0	0	0	2									
Inning Stats	R: 0 E: 0 K: 3 S: 11	H: 1 LOB: 1 BB: 0 P: 16	R: 0 E: 0 K: 1 S: 10	H: 1 LOB: 2 BB: 0 P: 19	R: 1 E: 0 K: 2 S: 16	H: 3 LOB: 0 BB: 0 P: 23	R: 0 E: 1 K: 0 S: 7	H: 0 LOB: 0 BB: 0 P: 12	R: 0 E: 0 K: 2 S: 9	H: 0 LOB: 0 BB: 0 P: 14	R: 0 E: 0 K: 1 S: 12	H: 1 LOB: 2 BB: 0 P: 20	R: 0 E: 0 K: 0 S: 4	H: 0 LOB: 0 BB: 0 P: 6	R: 0 E: 0 K: 0 S: 7	H: 1 LOB: 1 BB: 0 P: 11	R: 0 E: 0 K: 2 S: 11	H: 2 LOB: 2 BB: 0 P: 16	1B: 7 2B: 2 3B: 0 HR: 0	SF: 0 SAC: 0 DP: 0 HBP: 2	WP: 0 PB: 0 SB: 0 CS: 0	PA: 39			
PITCHER	IP	WLS	BF	H	R	ER	SO	BB	IBB	HBP	BLK	WP	HR	S	P	ERA	WHIP								
Jamie Moyer, L ERA: 4.78 (1, 1)	8.0	W	33	7	1	1	9	0	0	2	0	0	0	76	121	1.12	0.875								
Aaron Scheffer, R ERA: 4.5 (9, 1)	1.0		5	2	0	0	2	0	0	0	0	0	0	11	16	0.00	2.000								

Seattle Mariners @ Detroit Tigers
Tiger Stadium, Detroit, MI
Wed Jun 16 1999, 7:05 PM EDT
Att: 17,136 - Cloudy - 64 F

AB 36
R 1
H 9
RBI 1
BB 0
SO 11
LOB 18



Batter	1	2	3	4	5	6	7	8	9	AB	R	H	RBI	BB	SO	LOB	TOP			
Brian Hunter, R OBP: 0.332, SLG: 0.368 Tom Lampkin, L OBP: 0.373, SLG: 0.520 Matt Mieske, R OBP: 0.395, SLG: 0.659	1-1 G6-4-3 1B		1-2 FC6-4			1-0 G6-3		1-1 P5	3-3 K	3	0	1	0	0	0	1				
Alex Rodriguez, R OBP: 0.430, SLG: 0.667	1-0 G6-4-3			0-1 F8			0-0 HR	2-2 G1-3		4	1	1	1	0	0	3				
Ken Griffey Jr., L OBP: 0.412, SLG: 0.663	3-3 K			3-2 P4			1-0 G3		4-2 E 1B 3B BB	3	1	0	0	1	1	0				
Butch Huskey, R OBP: 0.389, SLG: 0.575		3-1 G1-3		2-3 K			0-0 P3		1-2 E9 3B 1B	4	1	1	0	0	1	0				
David Segui, S OBP: 0.367, SLG: 0.484	1-1 F8				1-2 L7		2-1 1B		0-0 SH1-3 3B	4	1	2	2	0	0	0				
John Mabry, L OBP: 0.306, SLG: 0.418	2-2 G4-3			3-2 G6-4-3 1B			0-3 K		1-2 G4-3	4	0	1	0	0	1	2				
Russ Davis, R OBP: 0.283, SLG: 0.476 Raul Ibanez, L OBP: 0.419, SLG: 0.393			1-3 K		0-1 G6-4-3			4-1 SH1-4 1B BB	4-0 SH1-3 IBB	2	0	0	0	0	1	1				
David Bell, R OBP: 0.322, SLG: 0.504			1-3 K			1-0 P2		0-0 SH1-4 1B	0-0 SH1-3	3	0	1	1	0	1	0				
Dan Wilson, R OBP: 0.324, SLG: 0.414			4-2 FC6-4 BB			1-1 F7		0-0 SH1-4	4-1 BB	1	0	0	0	2	0	0				
Inning Stats	R: 0 E: 0 K: 1 S: 7	H: 1 LOB: 0 BB: 0 P: 12	R: 0 E: 0 K: 0 S: 8	H: 0 LOB: 0 BB: 0 P: 14	R: 0 E: 0 K: 2 S: 11	H: 0 LOB: 1 BB: 1 P: 18	R: 0 E: 0 K: 1 S: 10	H: 0 LOB: 0 BB: 0 P: 15	R: 0 E: 0 K: 0 S: 4	H: 0 LOB: 0 BB: 0 P: 7	R: 1 E: 0 K: 1 S: 8	H: 2 LOB: 1 BB: 0 P: 11	R: 0 E: 0 K: 0 S: 9	H: 1 LOB: 2 BB: 1 P: 16	R: 3 E: 1 K: 1 S: 16	H: 2 LOB: 2 BB: 3 P: 33	1B: 5 2B: 0 3B: 1 HR: 1	SF: 0 SAC: 2 DP: 2 HBP: 0	WP: 0 PB: 0 SB: 0 CS: 0	PA: 37
PITCHER	IP	WLS	BF	H	R	ER	SO	BB	IBB	HBP	BLK	WP	HR	S	P	ERA	WHIP			
Jeff Weaver, R ERA: 2.96	8.0		29	5	1	1	5	2	0	0	0	0	1	65	105	1.12	0.875			
C.J. Nitkowski, L ERA: 5.99	0.0		1	0	1	1	0	1	0	0	0	0	0	4	8	∞	∞			
Todd Jones, R ERA: 5.46	1.0	L	7	2	2	2	1	1	1	0	0	0	0	12	25	18.00	3.000			

Seattle Mariners @ Detroit Tigers
Tiger Stadium, Detroit, MI
Thu Jun 17 1999, 7:05 PM EDT
Att: 18,415 - Cloudy - 66 F

AB 30
R 4
H 7
RBI 4
BB 5
SO 6
LOB 11



Batter	1	2	3	4	5	6	7	8	9	AB	R	H	RBI	BB	SO	LOB	BOTTOM			
Luis Polonia, L OBP: 0.438, SLG: 0.661 Karim Garcia, L OBP: 0.248, SLG: 0.363	2-2 G3-1 2B		2-2 BB 2B		1-2 G3-1		3-3 K		2-2 F7	4	0	2	0	0	1	1				
Brad Ausmus, R OBP: 0.350, SLG: 0.425	3-1 G3-1		1-0 F7		3-2 G6-3		2-1 L8			4	0	0	0	0	0	3				
Bobby Higginson, L OBP: 0.363, SLG: 0.414	1-3 K		4-2 BB BB		1-0 P6			1-1 CS HBP 1B		3	0	1	0	1	1	1				
Dean Palmer, R OBP: 0.350, SLG: 0.548	0-3 K		1-1 F8			2-1 F9		1-2 CS HBP		3	0	0	0	0	1	3				
Tony Clark, S OBP: 0.328, SLG: 0.393		4-0 BLK 1B BB	4-1 BB		0-0 G4-3			3-3 K		2	1	0	0	2	1	2				
Damion Easley, R OBP: 0.351, SLG: 0.435		1-3 K	1-3 K		3-2 G4-3			1-2 L4		4	0	0	0	0	2	5				
Frank Catalanotto, L OBP: 0.320, SLG: 0.499		2-2 K		1-0 G6-4-3 1B			1-0 G4-3		0-3 K	4	0	1	0	0	2	1				
Gabe Kapler, R OBP: 0.333, SLG: 0.497	2-1 1B		1-2 BB		2-0 G6-4-3		4-1 2B BB		3-2 HR	3	2	2	2	1	0	1				
Deivi Cruz, R OBP: 0.246, SLG: 0.317 Gregg Jefferies, S OBP: 0.276, SLG: 0.339	1-1 G4-3		2-0 F8		2-0 F8		0-0 2B		0-1 G1-3	3	0	1	1	0	0	1				
Inning Stats	R: 0 E: 0 K: 2 S: 11	H: 1 LOB: 1 BB: 0 P: 17	R: 1 E: 0 K: 2 S: 10	H: 1 LOB: 1 BB: 1 P: 20	R: 0 E: 0 K: 1 S: 12	H: 1 LOB: 3 BB: 2 P: 25	R: 0 E: 0 K: 0 S: 3	H: 0 LOB: 0 BB: 0 P: 8	R: 0 E: 0 K: 0 S: 6	H: 0 LOB: 0 BB: 0 P: 11	R: 1 E: 0 K: 1 S: 8	H: 1 LOB: 1 BB: 1 P: 18	R: 0 E: 0 K: 1 S: 9	H: 1 LOB: 1 BB: 0 P: 14	R: 1 E: 0 K: 1 S: 12	H: 1 LOB: 0 BB: 0 P: 17	1B: 3 2B: 3 3B: 0 HR: 1	SF: 0 SAC: 0 DP: 1 HBP: 1	WP: 0 PB: 0 SB: 0 CS: 2	PA: 37
PITCHER	IP	WLS	BF	H	R	ER	SO	BB	IBB	HBP	BLK	WP	HR	S	P	ERA	WHIP			
Freddy Garcia, R ERA: 4.48	8.0		33	6	2	2	7	4	0	1	1	0	1	66	125	2.25	1.250			
Jose Mesa, R ERA: 7.49	1.0	S	4	1	1	1	1	0	0	0	0	0	1	12	17	9.00	1.000			

Seattle Mariners @ Detroit Tigers
Tiger Stadium, Detroit, MI
Thu Jun 17 1999, 7:05 PM EDT
Att: 18,415 - Cloudy - 66 F

AB 32
R 3
H 7
RBI 3
BB 4
SO 8
LOB 18



Batter	1	2	3	4	5	6	7	8	9	AB	R	H	RBI	BB	SO	LOB	TOP										
Tim Raines, S (1, 7) OBP: 0.341, SLG: 0.330	G5-3	FC5-4			G6-3		L9			4	0	0	0	0	0	2											
Miguel Tejada, R (1, 6) OBP: 0.340, SLG: 0.437	P6		G5-3				G4-3			4	0	1	0	0	0	0											
Ben Grieve, L (1, 9) OBP: 0.324, SLG: 0.352	G3		L4		F8			F7		4	0	0	0	0	0	1											
John Jaha, R (1, 10) OBP: 0.407, SLG: 0.540		HBP BB 1B BB		HR	CS	P3		G3 BB		2	2	1	1	2	0	0											
Jason Giambi, L (1, 3) OBP: 0.378, SLG: 0.442	F7		G3-1			PB BB		G3		3	0	0	0	1	0	2											
Olmedo Saenz, R (1, 5) OBP: 0.356, SLG: 0.414		HBP BB 1B BB			G6-3	P3		K		3	1	0	0	1	1	2											
Mike Macfarlane, R (1, 2) OBP: 0.315, SLG: 0.392		1B HBP			G4-3				K	2	0	0	0	1	1	0											
Ryan Christenson, R (1, 8) OBP: 0.268, SLG: 0.282										2	0	1	2	1	0	2											
Tony Phillips, S (9, PH) OBP: 0.345, SLG: 0.464		FC5-4 1B			G3-1					1	0	0	0	0	1	0											
Jorge Velandia, R (1, 4) OBP: 0.208, SLG: 0.250										3	0	0	0	0	0	3											
Matt Stairs, L (9, PH) OBP: 0.333, SLG: 0.514		L8			G3			F9		1	0	0	0	0	0	0											
Inning Stats	R: 0 E: 0 K: 0 S: 8	H: 0 LOB: 0 BB: 0 P: 13	R: 2 E: 0 K: 0 S: 8	H: 1 LOB: 2 BB: 2 P: 23	R: 1 E: 0 K: 0 S: 9	H: 1 LOB: 0 BB: 0 P: 15	R: 0 E: 0 K: 0 S: 7	H: 0 LOB: 1 BB: 1 P: 12	R: 0 E: 0 K: 0 S: 10	H: 0 LOB: 0 BB: 0 P: 14	R: 0 E: 0 K: 0 S: 11	H: 0 LOB: 0 BB: 0 P: 23	R: 0 E: 0 K: 1 S: 11	H: 0 LOB: 1 BB: 1 P: 18	R: 0 E: 0 K: 2 S: 7	H: 0 LOB: 0 BB: 0 P: 9	1B: 2 2B: 0 3B: 0 HR: 1	SF: 0 SAC: 0 DP: 0 HBP: 1	WP: 0 PB: 1 SB: 0 CS: 1	PA: 37							
PITCHER	IP	WLS	BF	H	R	ER	SO	BB	IBB	HBP	BLK	WP	HR	S	P	ERA	WHIP										
Justin Thompson, L (1, 1) ERA: 4.2	8.0	W	33	3	3	3	1	6	0	1	0	0	1	71	128	3.38	1.125										
Doug Brocail, R (9, 1) ERA: 3.11	1.0		3	0	0	0	2	0	0	0	0	0	0	7	9	0.00	0.000										

Oakland Athletics @ Detroit Tigers
Tiger Stadium, Detroit, MI
Fri Jun 18 1999, 7:05 PM EDT
Att: 22,347 - Cloudy - 72 F

AB	29
R	3
H	3
RBI	3
BB	6
SO	3
LOB	12



Batter	1	2	3	4	5	6	7	8	9	AB	R	H	RBI	BB	SO	LOB	BOTTOM										
Luis Polonia, L (1, 10) OBP: 0.420, SLG: 0.646	F8		BB 1B		K	SF8		SF7		3	0	1	3	0	1	0											
Bobby Higginson, L (1, 9) OBP: 0.356, SLG: 0.405	F8		K		G1-3	P6		K		5	0	0	0	0	2	5											
Juan Encarnacion, R (1, 7) OBP: 0.311, SLG: 0.463	F9		F9		F8		G5-3	G6-3		5	0	0	0	0	0	3											
Dean Palmer, R (1, 5) OBP: 0.352, SLG: 0.558		G5-3		BB		HR		G6-3		3	1	1	1	1	0	0											
Tony Clark, S (1, 3) OBP: 0.327, SLG: 0.387		F8		K		SH2-4 BB HBP BB		G6-3		3	1	0	0	1	1	3											
Damion Easley, R (1, 4) OBP: 0.380, SLG: 0.453		HR		CS BB		BB SH2-4 SF8 HBP		HR 1B		2	3	2	1	1	0	0											
Gabe Kapler, R (1, 8) OBP: 0.339, SLG: 0.527		G5-3		2B		SH2-4		HR		3	1	2	2	0	0	0											
Bill Haselman, R (1, 2) OBP: 0.348, SLG: 0.453			1B 1B 2B		F7		BB IBB	1B SF7 1B		3	2	2	0	1	0	1											
Deivi Cruz, R (1, 6) OBP: 0.257, SLG: 0.323			BB 1B 1B		F8		1-2 2-3 3-H BB	WP SF7 1B		3	0	2	1	1	0	1											
Inning Stats	R: 0 E: 0 K: 0 S: 9	H: 0 LOB: 0 BB: 0 P: 13	R: 1 E: 0 K: 0 S: 10	H: 1 LOB: 0 BB: 0 P: 17	R: 1 E: 0 K: 2 S: 17	H: 3 LOB: 3 BB: 1 P: 28	R: 0 E: 0 K: 0 S: 9	H: 1 LOB: 1 BB: 1 P: 17	R: 0 E: 0 K: 1 S: 9	H: 0 LOB: 0 BB: 0 P: 10	R: 3 E: 0 K: 0 S: 13	H: 1 LOB: 2 BB: 3 P: 28	R: 0 E: 0 K: 0 S: 5	H: 0 LOB: 0 BB: 0 P: 6	R: 3 E: 0 K: 1 S: 15	H: 4 LOB: 1 BB: 0 P: 26	1B: 5 2B: 2 3B: 0 HR: 3	SF: 2 SAC: 1 DP: 0 HBP: 1	WP: 1 PB: 0 SB: 0 CS: 1	PA: 39							
PITCHER	IP	WLS	BF	H	R	ER	SO	BB	IBB	HBP	BLK	WP	HR	S	P	ERA	WHIP										
Mike Oquist, R (1, 1) ERA: 5.21	5.1	L	26	6	5	5	3	3	1	0	0	0	2	64	105	8.44	1.688										
Doug Jones, R (6, 1) ERA: 3.09	1.2		10	4	3	3	0	1	0	0	0	0	1	16	30	16.20	3.000										
Tim Worrell, R (8, 1) ERA: 4.19	1.0		3	0	0	0	1	0	0	0	0	1	0	7	10	0.00	0.000										

Oakland Athletics @ Detroit Tigers
Tiger Stadium, Detroit, MI
Fri Jun 18 1999, 7:05 PM EDT
Att: 22,347 - Cloudy - 72 F

AB	30
R	8
H	10
RBI	8
BB	5
SO	4
LOB	13



Batter	1	2	3	4	5	6	7	8	9	AB	R	H	RBI	BB	SO	LOB	TOP								
Tony Phillips, S OBP: 0.353, SLG: 0.482 Jorge Velandía, R OBP: 0.192, SLG: 0.231	G4-3 HR 2B		S BB 1B BB	2-1 SAFE 1B 1B		G1-3 3B	K		K	3	3	3	0	1	0	0									
Miguel Tejada, R OBP: 0.343, SLG: 0.440	G4-3		1B BB	0-0 1-3 1B 1B		G1-3		G4-3	G5-3 2B	5	1	2	2	1	0	1									
Ben Grieve, L OBP: 0.329, SLG: 0.349	L3		F9 SF8 1B	G3					G5-3	4	2	1	2	1	0	3									
Matt Stairs, L OBP: 0.337, SLG: 0.537	HR		1-3 2-H 1B		G4-3	K		HR	F8	6	2	3	4	0	1	2									
John Jaha, R OBP: 0.412, SLG: 0.576	G6-3		F9							4	2	2	3	1	0	2									
Jason Giambi, L OBP: 0.386, SLG: 0.459 Olmedo Saenz, R OBP: 0.356, SLG: 0.414		HR	SF8					HR		2	1	2	2	2	0	0									
3 Eric Chavez, L OBP: 0.319, SLG: 0.370		G3-1	FC6							5	0	0	0	0	1	5									
Ryan Christenson, R OBP: 0.264, SLG: 0.276		K								5	0	1	0	0	4	3									
A.J. Hinch, R OBP: 0.248, SLG: 0.312	G1-3									5	2	2	0	0	0	2									
Inning Stats	R: 2 E: 0 K: 0 S: 14	H: 2 LOB: 0 BB: 0 P: 25	R: 1 E: 0 K: 1 S: 9	H: 1 LOB: 0 BB: 0 P: 13	R: 3 E: 0 K: 0 S: 11	H: 2 LOB: 1 BB: 2 P: 29	R: 1 E: 0 K: 1 S: 10	H: 3 LOB: 1 BB: 0 P: 15	R: 0 E: 0 K: 2 S: 11	H: 0 LOB: 2 BB: 2 P: 25	R: 1 E: 0 K: 1 S: 9	H: 1 LOB: 1 BB: 1 P: 19	R: 1 E: 0 K: 1 S: 13	H: 3 LOB: 2 BB: 0 P: 20	R: 3 E: 0 K: 1 S: 20	H: 2 LOB: 1 BB: 1 P: 29	R: 1 E: 0 K: 1 S: 11	H: 2 LOB: 1 BB: 0 P: 17	1B: 8 2B: 2 3B: 2 HR: 4	SF: 1 SAC: 0 DP: 0 HBP: 1	WP: 0 PB: 0 SB: 2 CS: 0	PA: 49			
PITCHER	IP	WLS	BF	H	R	ER	SO	BB	IBB	HBP	BLK	WP	HR	S	P	ERA	WHIP								
Nelson Cruz, R ERA: 6.63	2.0	L	12	4	6	6	1	2	0	0	0	0	2	27	52	27.00	3.000								
Bryce Florie, R ERA: 4.46	3.2		18	5	2	2	3	3	0	0	0	0	0	34	69	4.91	2.182								
Will Brunson, L ERA: 8.64	0.2		4	2	1	1	1	0	0	0	0	0	1	8	13	13.50	3.000								
Masao Kida, R ERA: 5.72	1.2		10	3	3	3	2	1	0	1	0	0	1	28	41	16.20	2.400								
C.J. Nitkowski, L ERA: 6.09	1.0		5	2	1	1	1	0	0	0	0	0	0	11	17	9.00	2.000								

Oakland Athletics @ Detroit Tigers
Tiger Stadium, Detroit, MI
Sat Jun 19 1999, 5:05 PM EDT
Att: 24,704 - Cloudy - 72 F


AB 41
R 13
H 16
RBI 13
BB 6
SO 8
LOB 21



Batter	1	2	3	4	5	6	7	8	9	AB	R	H	RBI	BB	SO	LOB	BOTTOM								
Luis Polonia, L OBP: 0.446, SLG: 0.657	1B		F8 G6-3 1B						G6-3	5	0	4	0	0	0	1									
Brad Ausmus, R OBP: 0.311, SLG: 0.424	1B		G6-3						F9	5	0	2	1	0	0	3									
Frank Catalanotto, L OBP: 0.310, SLG: 0.472	K		F8						F8	5	0	0	0	0	2	7									
Tony Clark, S OBP: 0.330, SLG: 0.386	K		BB							3	0	1	0	1	1	3									
Damon Easley, R OBP: 0.358, SLG: 0.450	G1-3		P2							4	0	1	0	0	0	5									
Gabe Kapler, R OBP: 0.331, SLG: 0.513		G6-3							L4	4	0	0	0	0	1	2									
Karim Garcia, L OBP: 0.248, SLG: 0.358		K							F8	4	0	1	0	0	1	1									
Gregg Jefferies, S OBP: 0.275, SLG: 0.333		P6							G5-3	3	0	0	0	0	0	1									
Deivi Cruz, R OBP: 0.262, SLG: 0.337			1B G6-3 2B						G6-3	4	1	2	0	0	0	3									
Inning Stats	R: 0 E: 0 K: 2 S: 15	H: 2 LOB: 2 BB: 0 P: 22	R: 0 E: 0 K: 1 S: 10	H: 0 LOB: 0 BB: 0 P: 15	R: 1 E: 0 K: 0 S: 14	H: 2 LOB: 1 BB: 1 P: 24	R: 0 E: 0 K: 1 S: 6	H: 0 LOB: 0 BB: 0 P: 11	R: 0 E: 0 K: 0 S: 8	H: 2 LOB: 1 BB: 0 P: 10	R: 0 E: 0 K: 0 S: 10	H: 2 LOB: 3 BB: 0 P: 14	R: 0 E: 0 K: 1 S: 10	H: 1 LOB: 1 BB: 0 P: 18	R: 0 E: 0 K: 0 S: 10	H: 1 LOB: 1 BB: 0 P: 13	R: 0 E: 0 K: 0 S: 9	H: 1 LOB: 1 BB: 0 P: 13	1B: 9 2B: 2 3B: 0 HR: 0	SF: 0 SAC: 0 DP: 1 HBP: 1	WP: 0 PB: 0 SB: 0 CS: 0	PA: 39			
PITCHER	IP	WLS	BF	H	R	ER	SO	BB	IBB	HBP	BLK	WP	HR	S	P	ERA	WHIP								
Tim Hudson, R ERA: 2.37	1.0		4	1	0	0	0	0	0	0	0	0	0	10	13	0.00	1.000								
Brad Rigby, R ERA: 4.15	1.0		4	1	0	0	0	0	0	0	0	0	0	9	13	0.00	1.000								
Billy Taylor, R ERA: 2.89																									

Oakland Athletics @ Detroit Tigers
Tiger Stadium, Detroit, MI
Sat Jun 19 1999, 5:05 PM EDT
Att: 24,704 - Cloudy - 72 F

AB 37
R 1
H 11
RBI 1
BB 1
SO 5
LOB 26



Batter	1	2	3	4	5	6	7	8	9	AB	R	H	RBI	BB	SO	LOB	TOP										
Tony Phillips, S (1, 4) OBP: 0.361, SLG: 0.490 Jorge Velandia, R (9, FR) OBP: 0.192, SLG: 0.231										4	1	3	0	1	1	0											
Miguel Tejada, R (1, 6) OBP: 0.336, SLG: 0.433										4	0	0	0	0	1	3											
Ben Grieve, L (1, 7) OBP: 0.330, SLG: 0.363										4	1	1	2	1	1	2											
Matt Stairs, L (1, 9) OBP: 0.335, SLG: 0.527										4	0	0	0	1	3	4											
John Jaha, R (1, 10) OBP: 0.414, SLG: 0.609										4	2	2	2	0	1	3											
Jason Giambi, L (1, 3) OBP: 0.384, SLG: 0.460										4	1	1	0	0	2	1											
Eric Chavez, L (1, 5) OBP: 0.323, SLG: 0.365										2	1	0	0	2	0	0											
Ryan Christenson, R (1, 8) OBP: 0.267, SLG: 0.278										3	0	1	0	0	0	0											
A.J. Hinch, R (1, 2) OBP: 0.241, SLG: 0.305										3	0	0	1	0	0	3											
Inning Stats	R: 0 E: 0 K: 1 S: 6	H: 0 LOB: 0 BB: 0 P: 12	R: 0 E: 0 K: 1 S: 13	H: 1 LOB: 3 BB: 2 P: 29	R: 3 E: 0 K: 2 S: 16	H: 3 LOB: 0 BB: 0 P: 24	R: 0 E: 0 K: 0 S: 7	H: 0 LOB: 0 BB: 0 P: 9	R: 0 E: 0 K: 0 S: 9	H: 1 LOB: 2 BB: 1 P: 18	R: 1 E: 0 K: 3 S: 11	H: 1 LOB: 0 BB: 0 P: 18	R: 0 E: 0 K: 0 S: 5	H: 0 LOB: 0 BB: 0 P: 7	R: 0 E: 0 K: 1 S: 9	H: 1 LOB: 2 BB: 0 P: 15	1B: 3 2B: 2 3B: 0 HR: 3	SF: 1 SAC: 2 DP: 0 HBP: 0	WP: 1 PB: 0 SB: 1 CS: 0	PA: 40							
PITCHER	IP	WLS	BF	H	R	ER	SO	BB	IBB	HBP	BLK	WP	HR	S	P	ERA	WHIP										
Brian Moehler, R (1, 1) ERA: 5.1	5.2	L	27	6	5	5	4	4	0	0	0	0	2	57	103	7.94	1.765										
C.J. Nitkowski, L (6, 1) ERA: 6.12	1.1		6	1	1	1	4	1	0	0	0	1	1	17	30	6.75	1.500										
Willie Blair, R (8, 1) ERA: 8.21	1.0		3	0	0	0	0	0	0	0	0	0	0	5	7	0.00	0.000										
Doug Brocail, R (9, 1) ERA: 3.03	1.0		4	1	0	0	1	0	0	0	0	0	0	9	15	0.00	1.000										

Oakland Athletics @ Detroit Tigers
Tiger Stadium, Detroit, MI
Sun Jun 20 1999, 1:05 PM EDT
Att: 25,934 - Cloudy - 73 F

AB	32
R	6
H	8
RBI	5
BB	5
SO	9
LOB	16



Batter	1	2	3	4	5	6	7	8	9	AB	R	H	RBI	BB	SO	LOB	BOTTOM										
Luis Polonia, L (1, 7) OBP: 0.436, SLG: 0.635										4	0	1	0	0	0	2											
Frank Catalanotto, L (1, 3) OBP: 0.302, SLG: 0.459										4	0	0	0	0	3	3											
Damion Easley, R (1, 4) OBP: 0.357, SLG: 0.444										3	1	0	0	1	0	1											
Dean Palmer, R (1, 5) OBP: 0.358, SLG: 0.572										3	1	2	4	1	1	1											
Tony Clark, S (1, 10) OBP: 0.329, SLG: 0.380 Gregg Jefferies, S (8, FR) OBP: 0.275, SLG: 0.333										3	0	0	0	1	2	2											
Gabe Kapler, R (1, 8) OBP: 0.324, SLG: 0.500										4	0	0	0	0	2	3											
Karim Garcia, L (1, 9) OBP: 0.248, SLG: 0.349										3	0	0	0	1	0	1											
Bill Haselman, R (1, 2) OBP: 0.356, SLG: 0.500										4	2	2	1	0	1	1											
Deivi Cruz, R (1, 6) OBP: 0.263, SLG: 0.337 Bobby Higginson, L (9, PH) OBP: 0.355, SLG: 0.403										3	1	1	0	0	0	0											
Inning Stats	R: 0 E: 0 K: 0 S: 10	H: 0 LOB: 0 BB: 0 P: 18	R: 0 E: 0 K: 1 S: 11	H: 1 LOB: 1 BB: 0 P: 15	R: 1 E: 0 K: 1 S: 8	H: 1 LOB: 0 BB: 0 P: 12	R: 0 E: 0 K: 2 S: 10	H: 0 LOB: 1 BB: 1 P: 16	R: 0 E: 0 K: 0 S: 7	H: 0 LOB: 0 BB: 1 P: 13	R: 0 E: 0 K: 2 S: 14	H: 1 LOB: 1 BB: 0 P: 21	R: 0 E: 0 K: 0 S: 9	H: 0 LOB: 0 BB: 0 P: 15	R: 4 E: 0 K: 2 S: 14	H: 3 LOB: 1 BB: 2 P: 24	R: 0 E: 0 K: 2 S: 11	H: 0 LOB: 0 BB: 0 P: 17	1B: 4 2B: 0 3B: 0 HR: 2	SF: 0 SAC: 0 DP: 1 HBP: 0	WP: 0 PB: 1 SB: 0 CS: 0	PA: 36					
PITCHER	IP	WLS	BF	H	R	ER	SO	BB	IBB	HBP	BLK	WP	HR	S	P	ERA	WHIP										
Jimmy Haynes, R (1, 1) ERA: 5.13	7.2	W	30	5	4	4	7	3	0	0	0	0	1	79	126	4.70	1.043										
T.J. Mathews, R (8, 1) ERA: 3.45	0.1	H	3	1	1	1	1	1	0	0	0	0	1	4	8	27.00	6.000										
Billy Taylor, R (9, 1) ERA: 2.79	1.0	S	3	0	0	0	2	0	0	0	0	0	0	11	17	0.00	0.000										

Oakland Athletics @ Detroit Tigers
Tiger Stadium, Detroit, MI
Sun Jun 20 1999, 1:05 PM EDT
Att: 25,934 - Cloudy - 73 F

AB	32
R	5
H	6
RBI	5
BB	4
SO	10
LOB	14



Batter	1	2	3	4	5	6	7	8	9	AB	R	H	RBI	BB	SO	LOB	TOP			
Tony Phillips, S OBP: 0.361, SLG: 0.496 (1, 4)										5	0	2	2	0	1	0	Oakland Athletics @ Detroit Tigers Tiger Stadium, Detroit, MI Mon Jun 21 1999, 7:05 PM EDT Att: 16,083 - Unknown - 78 F			
Miguel Tejada, R OBP: 0.337, SLG: 0.430 (1, 6)										4	1	1	1	0	0	2				
Ben Grieve, L OBP: 0.336, SLG: 0.381 (1, 7)										4	2	2	1	1	2	1				
Matt Stairs, L OBP: 0.332, SLG: 0.520 (1, 9)										5	0	1	0	0	2	3				
John Jaha, R OBP: 0.413, SLG: 0.615 (1, 10)										5	1	2	2	0	0	1				
Jason Giambi, L OBP: 0.384, SLG: 0.483 (1, 3)										5	2	2	3	0	0	1				
Mike Macfarlane, R OBP: 0.319, SLG: 0.387 (1, 2)										4	2	1	0	1	1	0				
3 Eric Chavez, L OBP: 0.330, SLG: 0.386 (1, 5)										4	2	2	2	1	1	0				
Ryan Christenson, R OBP: 0.266, SLG: 0.268 (1, 8)										3	1	0	0	1	1	1				
Inning Stats	R: 2 E: 0 K: 1 S: 15	H: 3 LOB: 1 BB: 0 P: 25	R: 0 E: 0 K: 0 S: 8	H: 0 LOB: 0 BB: 13 P: 13	R: 1 E: 0 K: 0 S: 12	H: 2 LOB: 1 BB: 0 P: 19	R: 3 E: 0 K: 1 S: 13	H: 2 LOB: 1 BB: 2 P: 26	R: 4 E: 0 K: 2 S: 9	H: 4 LOB: 1 BB: 1 P: 38	R: 0 E: 0 K: 1 S: 6	H: 1 LOB: 1 BB: 0 P: 13	R: 0 E: 1 K: 0 S: 9	H: 0 LOB: 1 BB: 1 P: 18	R: 1 E: 0 K: 1 S: 10	H: 1 LOB: 0 BB: 0 P: 15	1B: 5 2B: 4 3B: 0 HR: 4	SF: 0 SAC: 1 DP: 0 HBP: 0	WP: 0 PB: 0 SB: 0 CS: 0	PA: 44
PITCHER	IP WLS BF H R ER SO BB IBB HBP BLK WP HR S P ERA WHIP	IP WLS BF H R ER SO BB IBB HBP BLK WP HR S P ERA WHIP	PITCHER Dave Milcki, R (1, 1) ERA: 5.45 Willie Blair, R (5, 1) ERA: 8.27 Will Brunson, L (6, 1) ERA: 8.0 Masao Kida, R (6, 1) ERA: 5.53 Doug Brocail, R (8, 1) ERA: 2.95 Todd Jones, R (9, 1) ERA: 5.59																	


AB	39
R	11
H	13
RBI	11
BB	4
SO	8
LOB	9




Batter	1	2	3	4	5	6	7	8	9	AB	R	H	RBI	BB	SO	LOB	BOTTOM			
Luis Polonia, L OBP: 0.446, SLG: 0.654 (1, 10)										4	2	2	0	1	0	0	Oakland Athletics @ Detroit Tigers Tiger Stadium, Detroit, MI Mon Jun 21 1999, 7:05 PM EDT Att: 16,083 - Unknown - 78 F			
Brad Ausmus, R OBP: 0.382, SLG: 0.428 (1, 2)										3	2	2	1	2	0	0				
Juan Encarnacion, R OBP: 0.399, SLG: 0.464 (1, 7)										4	1	1	2	0	2	3				
Dean Palmer, R OBP: 0.359, SLG: 0.579 (1, 5)										4	2	1	2	1	1	1				
Tony Clark, S OBP: 0.335, SLG: 0.411 (1, 3)										5	2	3	3	0	0	0				
Damion Easley, R OBP: 0.358, SLG: 0.441 (1, 4)										4	1	1	0	0	1	1				
Gabe Kapler, R OBP: 0.322, SLG: 0.494 (1, 8)										4	1	1	1	0	0	2				
Karim Garcia, L OBP: 0.239, SLG: 0.336 (1, 9)										4	1	0	0	0	2	3				
Deivi Cruz, R OBP: 0.284, SLG: 0.337 Frank Catalanotto, L (8, PH)										3	1	1	2	0	1	0				
Inning Stats	R: 3 E: 0 K: 1 S: 17	H: 4 LOB: 1 BB: 0 P: 23	R: 0 E: 0 K: 3 S: 17	H: 1 LOB: 2 BB: 1 P: 25	R: 6 E: 1 K: 1 S: 16	H: 4 LOB: 1 BB: 2 P: 28	R: 0 E: 1 K: 0 S: 6	H: 0 LOB: 1 BB: 0 P: 15	R: 0 E: 0 K: 0 S: 6	H: 0 LOB: 0 BB: 0 P: 8	R: 0 E: 0 K: 2 S: 9	H: 0 LOB: 0 BB: 0 P: 15	R: 0 E: 0 K: 0 S: 15	H: 3 LOB: 0 BB: 1 P: 22	R: 4 E: 0 K: 0 S: 15	H: 3 LOB: 0 BB: 1 P: 22	1B: 6 2B: 3 3B: 1 HR: 2	SF: 1 SAC: 0 DP: 0 HBP: 1	WP: 3 PB: 0 SB: 3 CS: 0	PA: 42
PITCHER	IP WLS BF H R ER SO BB IBB HBP BLK WP HR S P ERA WHIP	IP WLS BF H R ER SO BB IBB HBP BLK WP HR S P ERA WHIP	PITCHER Gil Heredia, R (1, 1) ERA: 5.44 Brett Laxton, R (3, 1) ERA: 5.4 Brad Rigby, R (5, 1) ERA: 4.21 Doug Jones, R (8, 1) ERA: 3.4																	

AB	36
R	13
H	12
RBI	11
BB	4
SO	7
LOB	10



Batter	1	2	3	4	5	6	7	8	9	AB	R	H	RBI	BB	SO	LOB	TOP										
Luis Polonia, L (1, 10) OBP: 0.425, SLG: 0.622	G6-3		G5-4-3		G3		B1-3			4	0	0	0	0	0	1	Detroit Tigers @ Kansas City Royals Kauffman Stadium, Kansas City, MO Tue Jun 22 1999, 7:05 PM CDT Att: 14,696 - Cloudy - 83 F										
Brad Ausmus, R (1, 2) OBP: 0.384, SLG: 0.432	1B FC5-4 2B				K			K		3	1	1	0	1	2	0											
Juan Encarnacion, R (1, 7) OBP: 0.369, SLG: 0.460	FC5-4 1B		K		K			F7		4	0	1	0	0	2	1											
Dean Palmer, R (1, 5) OBP: 0.358, SLG: 0.578	FC5-4 1B 2B				G6-3			P4		4	1	1	1	0	0	1											
Tony Clark, S (1, 3)	FC5-4				G4-3					4	0	1	0	0	1	2											
Damon Easley, R (1, 4)		F9			FC6-4 1B					4	0	2	1	0	1	0											
Bobby Higginson, L (1, 9)	G3-1				FC6-4 1B					3	0	1	0	1	0	1											
Gabe Kapler, R (1, 8)	P6				FC6-4					4	0	0	0	0	0	3											
Deivi Cruz, R (1, 6)					F9					3	0	1	0	0	0	2											
Inning Stats	R: 1 E: 0 K: 0 S: 11	H: 2 LOB: 1 BB: 0 P: 16	R: 0 E: 0 K: 0 S: 9	H: 0 LOB: 0 BB: 0 P: 15	R: 0 E: 0 K: 1 S: 11	H: 1 LOB: 1 BB: 1 P: 17	R: 1 E: 0 K: 0 S: 16	H: 3 LOB: 2 BB: 0 P: 19	R: 0 E: 0 K: 0 S: 10	H: 2 LOB: 1 BB: 0 P: 17	R: 0 E: 0 K: 0 S: 5	H: 0 LOB: 0 BB: 0 P: 8	R: 0 E: 0 K: 2 S: 9	H: 0 LOB: 1 BB: 1 P: 13	R: 0 E: 0 K: 2 S: 11	H: 0 LOB: 1 BB: 1 P: 22		1B: 5 2B: 3 3B: 0 HR: 0	SF: 0 SAC: 0 DP: 1 HBP: 0	WP: 0 PB: 0 SB: 0 CS: 0	PA: 35						
PITCHER	IP	WLS	BF	H	R	ER	SO	BB	IBB	HBP	BLK	WP	HR	S	P	ERA	WHIP										
50 José Rosado, L (1, 1) ERA: 2.8	8.0	W	31	8	2	2	4	1	0	0	0	0	0	83	124	2.25	1.125										
Scott Service, R (9, 1) ERA: 5.67	1.0	S	4	0	0	0	2	1	0	0	0	0	0	11	22	0.00	1.000										

Batter	1	2	3	4	5	6	7	8	9	AB	R	H	RBI	BB	SO	LOB	BOTTOM										
Scott Pose, L (1, 7)	L9		G1-3				K			3	0	0	0	1	1	2	Detroit Tigers @ Kansas City Royals Kauffman Stadium, Kansas City, MO Tue Jun 22 1999, 7:05 PM CDT Att: 14,696 - Cloudy - 83 F										
Joe Randa, R (1, 5)	FC5-4 1B		F8		L4-6			2B FC6-2 1B		4	0	2	0	0	0	2											
Johnny Damon, L (1, 8)	FC5-4		P4				L9	FC6-2 1B 2B		4	1	1	0	0	0	1											
29 Mike Sweeney, R (1, 3)	F9				G4-3 SF8 2B		F9	FC6-2 1B BB FC4-6		4	2	1	0	0	0	3											
Jermaine Dye, R (1, 9)					G4-3		F9	FC4-6 1B BB		3	1	1	0	1	0	1											
Jeremy Giambi, L (1, 10)					SF8			FC4-6 1B		3	0	2	3	0	0	0											
Chad Kreuter, S (1, 2)					F8			FC4-6		3	0	0	1	0	1	3											
Carlos Febles, R (1, 4)								G6-3		3	0	1	0	0	0	3											
Rey Sanchez, R (1, 6)	G6-3				G1-3					3	0	1	0	0	0	2											
Inning Stats	R: 0 E: 0 K: 0 S: 7	H: 1 LOB: 1 BB: 0 P: 10	R: 1 E: 0 K: 1 S: 13	H: 2 LOB: 0 BB: 0 P: 19	R: 0 E: 0 K: 0 S: 5	H: 0 LOB: 0 BB: 0 P: 9	R: 1 E: 0 K: 0 S: 12	H: 1 LOB: 0 BB: 0 P: 18	R: 0 E: 0 K: 0 S: 12	H: 0 LOB: 1 BB: 1 P: 20	R: 0 E: 0 K: 0 S: 5	H: 0 LOB: 0 BB: 0 P: 8	R: 0 E: 0 K: 1 S: 10	H: 1 LOB: 2 BB: 0 P: 19	R: 2 E: 0 K: 0 S: 18	H: 3 LOB: 2 BB: 1 P: 29		1B: 6 2B: 4 3B: 0 HR: 0	SF: 1 SAC: 1 DP: 1 HBP: 1	WP: 0 PB: 0 SB: 1 CS: 0	PA: 35						
PITCHER	IP	WLS	BF	H	R	ER	SO	BB	IBB	HBP	BLK	WP	HR	S	P	ERA	WHIP										
Jeff Weaver, R (1, 1) ERA: 2.93	7.0		28	6	2	2	2	1	0	1	0	0	0	64	103	2.57	1.000										
Bryce Florie, R (8, 1) ERA: 4.84	1.0	L	7	3	2	2	0	1	0	0	0	0	0	18	29	18.00	4.000										

Batter	1	2	3	4	5	6	7	8	9	AB	R	H	RBI	BB	SO	LOB	TOP							
Luis Polonia, L (1, 10) OBP: 0.428, SLG: 0.616	2-2 CS 1B		0-2 F7			2-2 G4-6-3 1B		1-3 K		4	0	2	0	0	1	1								
Bobby Higginson, L (1, 9) OBP: 0.395, SLG: 0.398	0-0 L8		2-3 K			1-1 G4-6-3 1-2f			4-0 FC5-4 BB	3	0	0	0	1	1	3								
Juan Encarnacion, R (1, 7) OBP: 0.363, SLG: 0.452	2-3 K 1-2			1-1 G6-3		2-0 F7			2-1 FC5-4 1-2f	4	0	0	0	0	1	2								
Dean Palmer, R (1, 5) OBP: 0.353, SLG: 0.569		0-0 F9		2-3 K			2-3 K		2-1 F8	4	0	0	0	0	2	1								
Tony Clark, S (1, 3) OBP: 0.327, SLG: 0.400		1-3 K		2-1 P7			2-2 F8		0-2 P5	4	0	0	0	0	1	1								
Damon Easley, R (1, 4) OBP: 0.358, SLG: 0.442		1-0 HBP			1-1 F8		1-1 P5			2	0	0	0	0	0	0								
Gabe Kapler, R (1, 8) OBP: 0.321, SLG: 0.503	1 SAFE F7				2-1 FC6-4 1B			1-0 HR		3	1	2	1	0	0	1	AB 29 R 1 H 5 RBI 1 BB 1 SO 6 LOB 11							
Bill Haselman, R (1, 2) OBP: 0.355, SLG: 0.493			1-0 SH1-4 1B		1-0 FC6-4 1-2f			2-1 G6-3		3	0	1	0	0	0	1								
Deivi Cruz, R (1, 6) OBP: 0.262, SLG: 0.333			0-0 SH1-4			0-0 P5		0-0 L6		2	0	0	0	0	0	1								
Inning Stats	R: 0 E: 0 K: 1 S: 8	H: 1 LOB: 0 BB: 0 P: 12	R: 0 E: 0 K: 1 S: 5	H: 0 LOB: 1 BB: 0 P: 7	R: 0 E: 0 K: 1 S: 8	H: 1 LOB: 1 BB: 0 P: 11	R: 0 E: 0 K: 1 S: 7	H: 0 LOB: 0 BB: 0 P: 12	R: 0 E: 0 K: 0 S: 6	H: 1 LOB: 1 BB: 0 P: 10	R: 0 E: 0 K: 0 S: 8	H: 1 LOB: 0 BB: 0 P: 13	R: 0 E: 0 K: 1 S: 8	H: 0 LOB: 0 BB: 0 P: 13	R: 1 E: 0 K: 1 S: 7	H: 1 LOB: 0 BB: 0 P: 11	R: 0 E: 0 K: 0 S: 7	H: 0 LOB: 1 BB: 1 P: 15	1B: 4 2B: 0 3B: 0 HR: 1	SF: 0 SAC: 1 DP: 1 HBP: 1	WP: 0 PB: 0 SB: 0 CS: 1	PA: 32		
PITCHER	IP WLS BF	H R ER SO	BB IBB HBP BLK	WP HR S P	ERA WHIP	PITCHER	IP WLS BF	H R ER SO	BB IBB HBP BLK	WP HR S P	ERA WHIP													
Jay Witasick, R (1, 1) ERA: 6.35	8.0	W 28	5 1 1 6	0 0 1 0	0 1 57 89	1.12 0.625																		
Marc Pisciotto, R (9, 1) ERA: 10.8	1.0	4	0 0 0 0	1 0 0 0	0 0 7 15	0.00 1.000																		

Detroit Tigers @ Kansas City Royals
Kauffman Stadium, Kansas City, MO
Wed Jun 23 1999, 7:05 PM CDT
Att: 19,021 - Overcast - 76 F

livebaseballscores.com



Batter	1	2	3	4	5	6	7	8	9	AB	R	H	RBI	BB	SO	LOB	BOTTOM			
Carlos Beltrán, S (1, 8) OBP: 0.334, SLG: 0.468	2-1 G5-3		1-0 2B	0-3 K		2-2 SF7 3B	0-1 G4-3			5	2	2	0	0	1	4				
Joe Randa, R (1, 5) OBP: 0.346, SLG: 0.448	0-3 K		2-2 P4		2-2 L9	0-1 SF7		0-0 G6-3		3	0	0	1	0	1	1				
Scott Leius, R (8, PH) OBP: 0.243, SLG: 0.270										1	0	0	0	0	0	0				
Johnny Damon, L (1, 7) OBP: 0.379, SLG: 0.478	2-2 F9		2-1 29 1B		0-2 29 2B	3-H 1B		4-1 E 29 1B		4	3	3	1	1	0	0				
29 Mike Sweeney, R (1, 3) OBP: 0.378, SLG: 0.484		3-2 F9	1-0 WP 1B		1-1 1B	1-2 P3		0-0 E		5	2	3	1	0	0	1				
Jermaine Dye, R (1, 9) OBP: 0.365, SLG: 0.510		3-1 G4-3 1B	3-2 G6-3		4-0 1B		0-0 1B	1-2 E		3	1	2	0	1	0	1				
Scott Pose, L (8, PH) OBP: 0.400, SLG: 0.377								1-2 E		1	1	0	0	0	0	2				
Jeremy Giambi, L (1, 10) OBP: 0.387, SLG: 0.367	2-1 G4-3			2-2 E FC6-4 1B	0-1 1B		0-0 F8	1-0 E		5	1	2	2	0	0	3				
Chad Kreuter, S (1, 2) OBP: 0.365, SLG: 0.411		4-1 BB		1-1 E5 FC6-4	0-0 1B		1-0 FC1-2 1B	1-3 K		4	0	2	2	1	1	2	AB 40 R 10 H 15 RBI 8 BB 3 SO 4 LOB 24			
Carlos Febles, R (1, 4) OBP: 0.370, SLG: 0.456					1-2 2-H 3-H 1B		1-2 FC1-2 1B	1-3 K		5	0	1	1	0	1	6				
Steve Scarsone, R (9, 4) OBP: 0.270, SLG: 0.204				0-1 FC6-4 FC4-6	0-0 G6-4-3		0-1 FC1-2 1B	0-3 K		0	0	0	0	0	0	0				
Rey Sanchez, R (1, 6) OBP: 0.296, SLG: 0.342			1-1 G6-3		1-2 FC4-6		2-0 F9		1-2 FC1-2	4	0	0	0	0	0	4				
Inning Stats	R: 0 E: 0 K: 1 S: 8	H: 0 LOB: 0 BB: 0 P: 12	R: 0 E: 0 K: 0 S: 10	H: 1 LOB: 2 BB: 1 P: 23	R: 2 E: 0 K: 0 S: 12	H: 3 LOB: 1 BB: 0 P: 22	R: 1 E: 1 K: 1 S: 15	H: 1 LOB: 1 BB: 0 P: 20	R: 3 E: 0 K: 0 S: 13	H: 4 LOB: 1 BB: 1 P: 20	R: 1 E: 0 K: 0 S: 11	H: 2 LOB: 1 BB: 0 P: 19	R: 0 E: 0 K: 0 S: 8	H: 3 LOB: 3 BB: 0 P: 9	R: 3 E: 2 K: 2 S: 12	H: 1 LOB: 1 BB: 1 P: 18	1B: 10 2B: 4 3B: 1 HR: 0	SF: 1 SAC: 0 DP: 1 HBP: 0	WP: 2 PB: 0 SB: 0 CS: 0	PA: 44
PITCHER	IP WLS BF	H R ER SO	BB IBB HBP BLK	WP HR S P	ERA WHIP	PITCHER	IP WLS BF	H R ER SO	BB IBB HBP BLK	WP HR S P	ERA WHIP									
Justin Thompson, L (1, 1) ERA: 4.52	6.0	L 31	11 7 6 2	1 0 0 0	1 0 69 116	9.00 2.000														
Willie Blair, R (7, 1) ERA: 7.99	2.0	13	4 3 0 2	1 0 0 0	1 0 20 27	0.00 2.500														

Detroit Tigers @ Kansas City Royals
Kauffman Stadium, Kansas City, MO
Wed Jun 23 1999, 7:05 PM CDT
Att: 19,021 - Overcast - 76 F

livebaseballscores.com



Batter	1	2	3	4	5	6	7	8	9	AB	R	H	RBI	BB	SO	LOB	TOP										
Luis Polonia, L OBP: 0.411, SLG: 0.589 Juan Encarnacion, R OBP: 0.369, SLG: 0.467	0-1 G6-3		0-0 G4-3		1-3 K		0-0 B3		0-0 HR	4	0	0	0	0	1	3											
Brad Ausmus, R OBP: 0.381, SLG: 0.436	0-3 K			2-2 P4	2-3 K		2-1 3B		0-3 K	5	0	1	1	0	3	1											
Bobby Higginson, L OBP: 0.351, SLG: 0.391	1-1 P6			2-2 L8		0-1 F9	3-2 F7			4	0	0	0	0	0	1											
Dean Palmer, R OBP: 0.351, SLG: 0.563		1-0 G6-3		1-0 P4		1-1 1B	1-1 F9			4	1	1	0	0	0	1											
Tony Clark, S OBP: 0.330, SLG: 0.407		2-3 K			1-2 HR	1-0 1B		1-1 G3-1		4	1	2	0	0	1	0											
Damon Easley, R OBP: 0.355, SLG: 0.435		2-0 G6-3			0-1 G5-3	2-3 K		2-1 F7		4	0	0	0	0	1	3											
Frank Catalanotto, L OBP: 0.311, SLG: 0.457			4-2 BB		4-0 HR	0-1 1B		0-1 G4-3		2	1	1	1	2	0	0											
Gabe Kapler, R OBP: 0.319, SLG: 0.515		2-2 G5-4-3		3-2 HR	0-1 P5		2-1 G3			4	1	1	3	0	0	3											
Deivi Cruz, R OBP: 0.267, SLG: 0.337		1-2 1B		0-1 E4		0-2 3B		1-1 L7		4	1	2	0	0	0	0											
Inning Stats	R: 0 E: 0 K: 1 S: 8	H: 0 LOB: 0 BB: 0 P: 9	R: 0 E: 0 K: 1 S: 5	H: 0 LOB: 0 BB: 0 P: 10	R: 0 E: 0 K: 0 S: 14	H: 1 LOB: 1 BB: 1 P: 21	R: 0 E: 0 K: 0 S: 7	H: 0 LOB: 0 BB: 0 P: 12	R: 3 E: 1 K: 2 S: 18	H: 2 LOB: 1 BB: 1 P: 29	R: 1 E: 0 K: 1 S: 12	H: 3 LOB: 2 BB: 0 P: 16	R: 1 E: 0 K: 0 S: 12	H: 2 LOB: 1 BB: 0 P: 17	R: 0 E: 0 K: 0 S: 6	H: 0 LOB: 0 BB: 0 P: 9	R: 1 E: 0 K: 1 S: 8	H: 1 LOB: 0 BB: 0 P: 11	1B: 5 2B: 1 3B: 1 HR: 2	SF: 0 SAC: 0 DP: 1 HBP: 0	WP: 0 PB: 0 SB: 0 CS: 0	PA: 38					
PITCHER	IP	WLS	BF	H	R	ER	SO	BB	IBB	HBP	BLK	WP	HR	S	P	ERA	WHIP										
Kevin Appier, R ERA: 5.03	6.0		26	6	4	4	5	2	0	0	0	0	1	64	97	6.00	1.333										
Terry Mathews, R ERA: 3.97	3.0	L	12	3	2	2	1	0	0	0	0	0	1	26	37	6.00	1.000										

Detroit Tigers @ Kansas City Royals
 Kauffman Stadium, Kansas City, MO
 Thu Jun 24 1999, 1:05 PM CDT
 Att: 22,506 - Cloudy - 80 F

AB 36
R 6
H 9
RBI 6
BB 2
SO 6
LOB 12



Batter	1	2	3	4	5	6	7	8	9	AB	R	H	RBI	BB	SO	LOB	BOTTOM										
Carlos Beltrán, S OBP: 0.332, SLG: 0.463	1-0 G4-6-3 1B		1-0 L9	0-0 G4-3		1-3 K		1-1 G4-3		5	0	1	0	0	1	0											
Joe Randa, R OBP: 0.352, SLG: 0.454 Scott Leius, R OBP: 0.236, SLG: 0.262	1-0 G4-6-3 1B		2-0 2B 1B	0-1 2B 1B		1-2 G6-3		1-2 G3		3	2	3	0	0	0	0											
Johnny Damon, L OBP: 0.380, SLG: 0.477	1-1 G4-6-3		0-1 F8	1-0 2B 1B		1-1 G3-1		0-2 2B G4-6-3 1B		5	0	2	0	0	0	3											
29 Mike Sweeney, R OBP: 0.378, SLG: 0.487	1-2 F9		0-1 1B 2B	2-0 1B 1B		1-1 P6		1-2 G4-6-3		5	1	2	1	0	0	2											
Jermaine Dye, R OBP: 0.363, SLG: 0.506		0-1 G1-3	0-0 1B	1-2 P4		1-0 G6-3				4	0	1	2	0	0	2											
Jeremy Giambi, L OBP: 0.415, SLG: 0.392 Steve Scarosone, R OBP: 0.281, SLG: 0.236		1-2 FC5 1B	0-0 1B		1-1 HBP		3-2 2B			2	0	2	0	0	0	0											
Tim Spehr, R OBP: 0.342, SLG: 0.441		3-3 K	0-0 P6		0-1 FC1-6		1-3 K			4	0	0	0	0	2	5											
Carlos Febles, R OBP: 0.372, SLG: 0.467		4-2 HBP		0-1 HR		1-3 K		2-1 L9		3	1	1	1	0	1	1											
Rey Sanchez, R OBP: 0.291, SLG: 0.336		1-2 FC5		3-3 K		1-1 B2		1-3 K		4	0	0	0	0	2	3											
Inning Stats	R: 0 E: 0 K: 0 S: 7	H: 2 LOB: 1 BB: 0 P: 11	R: 0 E: 1 K: 1 S: 14	H: 1 LOB: 2 BB: 0 P: 23	R: 2 E: 0 K: 0 S: 9	H: 4 LOB: 2 BB: 0 P: 12	R: 2 E: 0 K: 1 S: 14	H: 4 LOB: 2 BB: 0 P: 21	R: 0 E: 0 K: 1 S: 11	H: 0 LOB: 1 BB: 0 P: 14	R: 0 E: 0 K: 1 S: 9	H: 0 LOB: 0 BB: 0 P: 12	R: 0 E: 0 K: 1 S: 11	H: 1 LOB: 1 BB: 0 P: 17	R: 0 E: 0 K: 1 S: 7	H: 0 LOB: 0 BB: 0 P: 11	R: 0 E: 0 K: 0 S: 10	H: 1 LOB: 0 BB: 0 P: 12	1B: 10 2B: 2 3B: 0 HR: 1	SF: 0 SAC: 0 DP: 2 HBP: 2	WP: 0 PB: 0 SB: 0 CS: 0	PA: 40					
PITCHER	IP	WLS	BF	H	R	ER	SO	BB	IBB	HBP	BLK	WP	HR	S	P	ERA	WHIP										
Nelson Cruz, R ERA: 6.48	6.0		30	11	4	4	4	0	0	2	0	0	0	11	17	6.00	1.833										
Masao Kida, R ERA: 5.4	1.0	H	4	1	0	0	1	0	0	0	0	0	0	7	11	0.00	0.000										
Doug Brocail, R ERA: 2.88	1.0	S	3	1	0	0	0	0	0	0	0	0	0	10	12	0.00	1.000										
Todd Jones, R ERA: 5.4																											

Detroit Tigers @ Kansas City Royals
 Kauffman Stadium, Kansas City, MO
 Thu Jun 24 1999, 1:05 PM CDT
 Att: 22,506 - Cloudy - 80 F

AB 38
R 4
H 13
RBI 4
BB 0
SO 6
LOB 16



Batter	1	2	3	4	5	6	7	8	9	AB	R	H	RBI	BB	SO	LOB	TOP			
Jacque Jones, L (1, 9) OBP: 0.344, SLG: 0.390 (8, 8)	0-0 F8		1-1 F7			2-2 G3		0-0 L8		4	0	0	0	0	0	1				
Denny Hocking, S (1, 4) OBP: 0.310, SLG: 0.344 (8, 6)	2-0 1B			2-2 P3		1-0 G4-3		0-1 G4-3		4	0	1	0	0	0	1				
Todd Walker, L (1, 10) OBP: 0.337, SLG: 0.382 (8, 5)	2-2 SAFE 1-3 1B			1-0 L9 2B		3-2 G4-3			2-1 G4-3	4	0	2	0	0	0	0				
Ron Coomer, R (1, 3) OBP: 0.318, SLG: 0.463 (8, 5)	0-2 G6-4-3			2-1 L9			0-0 1B		3-1 G1-4-3 1B	4	0	2	0	0	0	3				
Chad Allen, R (1, 7) OBP: 0.349, SLG: 0.426 (8, 9)		1-0 G6-3		1-0 F9			0-1 L8		0-1 G1-4-3	4	0	0	0	0	0	3				
Corey Koskie, L (1, 5) OBP: 0.384, SLG: 0.476 (8, 9)		0-1 P4			0-2 P4		2-2 L4		0-3 K	4	0	0	0	0	1	2				
Terry Steinbach, R (1, 2) OBP: 0.370, SLG: 0.402 (8, 3)		1-0 G5-3			2-0 F8		0-0 G4-3			3	0	0	0	0	0	1				
Torii Hunter, R (1, 8) OBP: 0.290, SLG: 0.324 (8, PH)			1-1 G5-3		3-2 1B			4-1 G3 BB		2	0	1	0	0	0	0				
Doug Mientkiewicz, L (8, 3) OBP: 0.340, SLG: 0.326 (8, 3)										0	0	0	0	1	0	0				
Cristian Guzman, S (1, 6) OBP: 0.253, SLG: 0.250 (8, PH)			0-0 F7		1-3 K		2-2 G3			2	0	0	0	0	1	1				
Brent Gates, S (8, 4) OBP: 0.370, SLG: 0.377 (8, 4)							1-2 G3			1	0	0	0	0	0	1				
Inning Stats	R: 0 E: 0 K: 0 S: 9	H: 2 LOB: 1 BB: 0 P: 13	R: 0 E: 0 K: 0 S: 4	H: 0 LOB: 0 BB: 0 P: 6	R: 0 E: 0 K: 0 S: 5	H: 0 LOB: 0 BB: 0 P: 7	R: 0 E: 0 K: 0 S: 10	H: 1 LOB: 1 BB: 0 P: 16	R: 0 E: 0 K: 1 S: 7	H: 0 LOB: 0 BB: 0 P: 13	R: 0 E: 0 K: 0 S: 7	H: 1 LOB: 1 BB: 0 P: 9	R: 0 E: 0 K: 0 S: 7	H: 0 LOB: 1 BB: 1 P: 13	R: 0 E: 0 K: 1 S: 9	H: 1 LOB: 1 BB: 0 P: 14	1B: 5 2B: 1 3B: 0 HR: 0	SF: 0 SAC: 0 DP: 1 HBP: 0	WP: 0 PB: 0 SB: 0 CS: 0	PA: 33
PITCHER Brian Moehler, R (1, 1) ERA: 4.61	IP: 9.0 WLS: W BF: 33 H: 6 R: 0 ER: 0 SO: 2 BB: 1 IBB: 0 HBP: 0 BLK: 0 WP: 0 HR: 0 S: 68 P: 107 ERA: 0.00 WHIP: 0.778															PITCHER				

Minnesota Twins @ Detroit Tigers
Tiger Stadium, Detroit, MI
Fri Jun 25 1999, 7:05 PM EDT
Att: 21,604 - Unknown - 84 F

AB	32
R	0
H	6
RBI	0
BB	1
SO	2
LOB	13



Batter	1	2	3	4	5	6	7	8	9	AB	R	H	RBI	BB	SO	LOB	BOTTOM			
Juan Encarnacion, R (1, 7) OBP: 0.301, SLG: 0.459 (8, 3)	0-1 G5-3		0-2 L5			1-2 F9		1-2 P4		4	0	0	0	0	0	1				
Brad Ausmus, R (1, 2) OBP: 0.359, SLG: 0.437 (8, 3)	2-2 L7		2-1 G6-3			3-1 F9		0-1 2B		4	0	1	0	0	0	1				
Gabe Kapler, R (1, 8) OBP: 0.318, SLG: 0.514 (8, 3)	0-1 F9			1-2 P6		1-0 1B 2B		1-3 K		4	1	1	0	0	1	1				
Dean Palmer, R (1, 5) OBP: 0.357, SLG: 0.576 (8, 3)		2-2 HR		0-1 F9		1-0 2H 1B		4-0 IBB		3	1	2	2	1	0	0				
Tony Clark, S (1, 3) OBP: 0.329, SLG: 0.404 (8, 3)		1-2 G5-3		0-0 1B		2-2 P4		0-2 G3-1		4	0	1	0	0	0	3				
Damion Easley, R (1, 4) OBP: 0.351, SLG: 0.430 (8, 3)		1-3 K		0-1 F9			0-0 P3			3	0	0	0	0	1	1				
Bobby Higginson, L (1, 9) OBP: 0.347, SLG: 0.386 (8, 3)		1-0 G3			3-2 G3-1		1-3 K			3	0	0	0	0	1	0				
Bill Haselman, R (1, 10) OBP: 0.367, SLG: 0.493 (8, 3)			4-2 SH3 BB		2-2 G4-3		1-0 1B			2	0	1	0	1	0	0				
Deivi Cruz, R (1, 6) OBP: 0.264, SLG: 0.333 (8, 3)			0-0 SH3		2-2 F9		2-2 F7			2	0	0	0	0	0	1				
Inning Stats	R: 0 E: 0 K: 0 S: 9	H: 0 LOB: 0 BB: 0 P: 11	R: 1 E: 0 K: 1 S: 12	H: 1 LOB: 0 BB: 0 P: 17	R: 0 E: 0 K: 0 S: 10	H: 0 LOB: 1 BB: 1 P: 16	R: 0 E: 0 K: 0 S: 8	H: 1 LOB: 1 BB: 0 P: 9	R: 0 E: 0 K: 0 S: 12	H: 0 LOB: 0 BB: 0 P: 19	R: 1 E: 0 K: 0 S: 11	H: 2 LOB: 1 BB: 0 P: 19	R: 0 E: 0 K: 1 S: 10	H: 1 LOB: 1 BB: 0 P: 14	R: 0 E: 0 K: 1 S: 12	H: 1 LOB: 2 BB: 1 P: 18	1B: 3 2B: 2 3B: 0 HR: 1	SF: 0 SAC: 1 DP: 0 HBP: 0	WP: 0 PB: 0 SB: 0 CS: 0	PA: 32
PITCHER Eric Milton, L (1, 1) ERA: 5.38	IP: 8.0 WLS: L BF: 32 H: 6 R: 2 ER: 2 SO: 3 BB: 1 IBB: 1 HBP: 0 BLK: 0 WP: 0 HR: 1 S: 84 P: 123 ERA: 2.25 WHIP: 0.875															PITCHER				

Minnesota Twins @ Detroit Tigers
Tiger Stadium, Detroit, MI
Fri Jun 25 1999, 7:05 PM EDT
Att: 21,604 - Unknown - 84 F

AB	29
R	2
H	6
RBI	2
BB	2
SO	3
LOB	8



Batter	1	2	3	4	5	6	7	8	9	AB	R	H	RBI	BB	SO	LOB	TOP					
Jacque Jones, L OBP: 0.338, SLG: 0.381 (1, 8)	L6		F8					K		4	0	1	0	0	1	2						
Chad Allen, R OBP: 0.352, SLG: 0.427 (1, 7)	1B			K					G6-3	4	0	2	1	0	1	0						
Todd Walker, L OBP: 0.358, SLG: 0.376 Cristian Guzman, S OBP: 0.253, SLG: 0.250 (1, 4)	K			E4					G4-3	4	0	0	0	0	1	2						
Marty Cordova, R OBP: 0.383, SLG: 0.465 (1, 10)		P3		G5-4-3					F8	4	0	1	0	0	0	1						
Ron Coomer, R OBP: 0.314, SLG: 0.457 (1, 5)	L8				F8			L9		3	0	0	0	0	0	1						
Corey Koskie, L OBP: 0.358, SLG: 0.467 Torii Hunter, R OBP: 0.286, SLG: 0.324 (1, 9)	K				G5-3			G1-3		3	0	0	0	0	1	1						
Terry Steinbach, R OBP: 0.362, SLG: 0.391 (1, 2)			P3		G6-3			P4		3	0	0	0	0	0	0						
Doug Mientkiewicz, L OBP: 0.344, SLG: 0.328 (1, 3)						1B		G6-3		2	1	1	0	1	0	0						
Denny Hocking, S OBP: 0.311, SLG: 0.344 (1, 6)					F8			F8		3	0	1	0	0	0	2						
Inning Stats	R: 0 E: 0 K: 1 S: 5	H: 1 LOB: 0 BB: 0 P: 8	R: 0 E: 0 K: 1 S: 7	H: 0 LOB: 0 BB: 0 P: 11	R: 0 E: 0 K: 1 S: 10	H: 1 LOB: 1 BB: 0 P: 12	R: 0 E: 1 K: 1 S: 7	H: 0 LOB: 0 BB: 0 P: 10	R: 0 E: 0 K: 0 S: 9	H: 0 LOB: 0 BB: 0 P: 11	R: 1 E: 0 K: 0 S: 6	H: 2 LOB: 1 BB: 1 P: 13	R: 0 E: 0 K: 0 S: 6	H: 1 LOB: 0 BB: 0 P: 8	R: 0 E: 0 K: 1 S: 12	H: 1 LOB: 1 BB: 0 P: 20	R: 0 E: 0 K: 0 S: 3	H: 0 LOB: 0 BB: 0 P: 5	1B: 6 2B: 0 3B: 0 HR: 0	SF: 0 SAC: 0 DP: 1 HBP: 0	WP: 0 PB: 0 SB: 0 CS: 2	PA: 31
PITCHER Dave Milicki, R ERA: 4.99 (1, 1)	IP: 9.0 WLS: L BF: 31	H: 6 R: 1 ER: 1 SO: 4	BB: 1 IBB: 0 HBP: 0 BLK: 0	WP: 0 HR: 0 S: 65 P: 98	ERA: 1.00 WHIP: 0.778	PITCHER										IP: 9.0 WLS: L BF: 31	H: 6 R: 1 ER: 1 SO: 4	BB: 1 IBB: 0 HBP: 0 BLK: 0	WP: 0 HR: 0 S: 65 P: 98	ERA: 1.00 WHIP: 0.778		

Minnesota Twins @ Detroit Tigers
Tiger Stadium, Detroit, MI
Sat Jun 26 1999, 5:05 PM EDT
Att: 19,667 - Cloudy - 86 F

AB 30
R 1
H 6
RBI 1
BB 1
SO 4
LOB 9



Batter	1	2	3	4	5	6	7	8	9	AB	R	H	RBI	BB	SO	LOB	BOTTOM					
Luis Polonia, L OBP: 0.404, SLG: 0.570 (1, 10)	B2-3								G4-3	3	0	0	0	1	0	1						
Brad Ausmus, R OBP: 0.381, SLG: 0.438 (1, 2)	1B							F7		4	0	2	0	0	0	0						
Gabe Kapler, R OBP: 0.312, SLG: 0.503 (1, 8)	L7							K		4	0	0	0	0	1	2						
Dean Palmer, R OBP: 0.355, SLG: 0.571 (1, 5)	G5-3							G6-3		4	0	1	0	0	0	2						
Tony Clark, S OBP: 0.336, SLG: 0.408 Jose Macias, S OBP: 0.250, SLG: 1.000 (9, PR)	K									3	0	2	0	1	1	0						
Juan Encarnacion, R OBP: 0.297, SLG: 0.452 (1, 7)	L9							K		4	0	0	0	0	2	5						
Bobby Higginson, L OBP: 0.346, SLG: 0.382 (1, 9)	G6-3							F8		3	0	0	0	1	0	1						
Damon Easley, R OBP: 0.348, SLG: 0.425 (1, 4)										3	0	0	0	0	1	1						
Deivi Cruz, R OBP: 0.260, SLG: 0.329 (1, 6)	G5-3									3	0	0	0	0	0	1						
Inning Stats	R: 0 E: 0 K: 0 S: 10	H: 1 LOB: 1 BB: 0 P: 16	R: 0 E: 0 K: 1 S: 5	H: 0 LOB: 0 BB: 0 P: 9	R: 0 E: 0 K: 1 S: 8	H: 0 LOB: 0 BB: 1 P: 14	R: 0 E: 1 K: 1 S: 12	H: 1 LOB: 2 BB: 1 P: 17	R: 0 E: 0 K: 0 S: 5	H: 0 LOB: 0 BB: 1 P: 13	R: 0 E: 0 K: 0 S: 12	H: 2 LOB: 2 BB: 0 P: 23	R: 0 E: 0 K: 0 S: 5	H: 0 LOB: 0 BB: 0 P: 11	R: 0 E: 0 K: 1 S: 8	H: 0 LOB: 1 BB: 0 P: 14	R: 0 E: 0 K: 1 S: 8	H: 1 LOB: 0 BB: 0 P: 10	1B: 5 2B: 0 3B: 0 HR: 0	SF: 0 SAC: 0 DP: 0 HBP: 0	WP: 0 PB: 0 SB: 0 CS: 0	PA: 35
PITCHER Joe Mays, R ERA: 4.84 Bob Wells, R ERA: 3.53 Mike Trombley, R ERA: 2.89 (1, 1)	IP: 6.0 WLS: W BF: 24	H: 4 R: 0 ER: 0 SO: 3	BB: 3 IBB: 0 HBP: 0 BLK: 0	WP: 0 HR: 0 S: 52 P: 92	ERA: 0.00 WHIP: 1.167	PITCHER										IP: 6.0 WLS: H BF: 5	H: 0 R: 0 ER: 0 SO: 0	BB: 0 IBB: 0 HBP: 0 BLK: 0	WP: 0 HR: 0 S: 10 P: 19	ERA: 0.00 WHIP: 0.000		
PITCHER Joe Mays, R ERA: 4.84 Bob Wells, R ERA: 3.53 Mike Trombley, R ERA: 2.89 (8, 1)	IP: 1.1 WLS: S BF: 5	H: 1 R: 0 ER: 0 SO: 2	BB: 0 IBB: 0 HBP: 0 BLK: 0	WP: 0 HR: 0 S: 11 P: 16	ERA: 0.00 WHIP: 0.750	PITCHER										IP: 1.1 WLS: H BF: 5	H: 0 R: 0 ER: 0 SO: 0	BB: 0 IBB: 0 HBP: 0 BLK: 0	WP: 0 HR: 0 S: 10 P: 19	ERA: 0.00 WHIP: 0.000		

Minnesota Twins @ Detroit Tigers
Tiger Stadium, Detroit, MI
Sat Jun 26 1999, 5:05 PM EDT
Att: 19,667 - Cloudy - 86 F

AB 31
R 0
H 5
RBI 0
BB 3
SO 5
LOB 13



Batter	1	2	3	4	5	6	7	8	9	AB	R	H	RBI	BB	SO	LOB	TOP						
Jacque Jones, L OBP: 0.338, SLG: 0.397										5	1	2	1	0	1	4	Minnesota Twins @ Detroit Tigers Tiger Stadium, Detroit, MI Sun Jun 27 1999, 1:05 PM EDT Att: 21,355 - Cloudy - 70 F						
Denny Hocking, S OBP: 0.328, SLG: 0.379										6	2	5	0	0	0	1							
Todd Walker, L OBP: 0.381, SLG: 0.381										5	2	2	1	0	2	4							
Chad Allen, R OBP: 0.350, SLG: 0.427										0	0	0	1	0	0	0							
Marty Cordova, R OBP: 0.378, SLG: 0.457										4	1	0	1	0	1	2							
Corey Koskie, L OBP: 0.353, SLG: 0.458										5	0	1	2	0	1	2							
Tori Hunter, R OBP: 0.286, SLG: 0.324										0	0	0	0	0	0	0							
Brent Gates, S OBP: 0.371, SLG: 0.404										5	2	2	2	0	0	2							
Doug Mientkiewicz, L OBP: 0.355, SLG: 0.337										4	2	3	1	0	0	1							
Javier Valentin, S OBP: 0.305, SLG: 0.370										4	1	1	0	1	1	4							
Cristian Guzman, S OBP: 0.251, SLG: 0.250										4	1	1	3	0	1	3							
Inning Stats	R: 5 E: 1 K: 0 S: 18	H: 4 LOB: 2 BB: 1 P: 31	R: 2 E: 0 K: 2 S: 17	H: 3 LOB: 2 BB: 0 P: 27	R: 0 E: 0 K: 2 S: 13	H: 1 LOB: 1 BB: 0 P: 15	R: 0 E: 0 K: 0 S: 8	H: 0 LOB: 0 BB: 0 P: 11	R: 0 E: 0 K: 0 S: 7	H: 1 LOB: 1 BB: 0 P: 9	R: 0 E: 0 K: 1 S: 8	H: 1 LOB: 1 BB: 0 P: 12	R: 2 E: 0 K: 2 S: 20	H: 4 LOB: 2 BB: 0 P: 28	R: 0 E: 0 K: 0 S: 11	H: 0 LOB: 0 BB: 0 P: 15	R: 3 E: 1 K: 0 S: 20	H: 3 LOB: 1 BB: 0 P: 26	1B: 10 2B: 6 3B: 0 HR: 1	SF: 4 SAC: 0 DP: 0 HBP: 2	WP: 0 PB: 0 SB: 0 CS: 0	PA: 49	
PITCHER	IP	WLS	BF	H	R	ER	SO	BB	IBB	HBP	BLK	WP	HR	S	P	ERA	WHIP					ERA	WHIP
Jeff Weaver, R ERA: 3.49	1.2	L	16	7	7	6	1	1	0	2	0	0	0	38	51	32.40	4.800					0.00	3.000
Willie Blair, R ERA: 7.49	4.0		15	3	0	0	4	0	0	0	0	0	0	3	52	0.00	0.750					0.00	0.000
C.J. Nitkowski, L ERA: 6.04	0.1		1	0	0	0	0	0	0	0	0	0	0	2	2	0.00	0.000					0.00	0.000
Bryce Florie, R ERA: 5.35	0.0		3	3	2	2	0	0	0	0	0	0	1	11	16	∞	∞						
Masao Kida, R ERA: 5.59	2.0		10	3	3	1	2	0	0	0	0	0	0	28	37	4.50	1.500						
Will Brunson, L ERA: 7.71	0.1		2	1	0	0	0	0	0	0	0	0	0	0	0	0.00	0.000					0.00	0.000
Todd Jones, R ERA: 5.28	0.2		2	0	0	0	0	0	0	0	0	0	0	0	0	0.00	0.000					0.00	0.000
Luis Polonia, L OBP: 0.417, SLG: 0.588										4	2	3	1	0	0	0	Minnesota Twins @ Detroit Tigers Tiger Stadium, Detroit, MI Sun Jun 27 1999, 1:05 PM EDT Att: 21,355 - Cloudy - 70 F						
Bill Haselman, R OBP: 0.363, SLG: 0.486										1	0	0	0	0	0	1							
Brad Ausmus, R OBP: 0.382, SLG: 0.444										4	1	2	3	0	0	2							
Gabe Kapler, R OBP: 0.305, SLG: 0.492										4	0	0	0	0	0	4							
Dean Palmer, R OBP: 0.350, SLG: 0.563										4	0	0	0	0	3	1							
Tony Clark, S OBP: 0.335, SLG: 0.405										4	0	1	1	0	2	0							
Bobby Higginson, L OBP: 0.341, SLG: 0.376										4	0	0	0	0	0	1							
Damion Easley, R OBP: 0.350, SLG: 0.442										4	2	2	1	0	1	0							
Karim Garcia, L OBP: 0.242, SLG: 0.336										3	0	1	0	0	1	1							
Juan Encarnacion, R OBP: 0.295, SLG: 0.450										1	0	0	0	0	1	0							
Deivi Cruz, R OBP: 0.269, SLG: 0.333										3	2	2	0	1	0	1							
Inning Stats	R: 2 E: 0 K: 1 S: 23	H: 3 LOB: 1 BB: 0 P: 35	R: 0 E: 0 K: 1 S: 6	H: 1 LOB: 0 BB: 0 P: 8	R: 0 E: 1 K: 0 S: 7	H: 0 LOB: 0 BB: 0 P: 8	R: 0 E: 0 K: 2 S: 8	H: 0 LOB: 0 BB: 0 P: 14	R: 2 E: 0 K: 1 S: 19	H: 2 LOB: 1 BB: 1 P: 29	R: 0 E: 0 K: 2 S: 8	H: 0 LOB: 0 BB: 0 P: 12	R: 2 E: 0 K: 0 S: 15	H: 3 LOB: 1 BB: 0 P: 27	R: 0 E: 0 K: 0 S: 13	H: 0 LOB: 0 BB: 0 P: 20	R: 1 E: 0 K: 1 S: 14	H: 2 LOB: 1 BB: 0 P: 21	1B: 7 2B: 3 3B: 0 HR: 1	SF: 1 SAC: 0 DP: 2 HBP: 0	WP: 0 PB: 1 SB: 0 CS: 0	PA: 38	
PITCHER	IP	WLS	BF	H	R	ER	SO	BB	IBB	HBP	BLK	WP	HR	S	P	ERA	WHIP					ERA	WHIP
LaTroy Hawkins, R ERA: 7.97	5.0		21	6	4	3	5	1	0	0	0	0	0	21	35	10.80	1.800						
Hector Carrasco, R ERA: 10.8	1.2	H	8	3	2	2	2	0	0	0	0	0	0	15	24	0.00	0.000						
Bob Wells, R ERA: 3.72	1.1	H	4	0	0	0	0	0	0	0	0	0	0	14	21	9.00	2.000						
Travis Miller, L ERA: 1.84	1.0		5	2	1	1	1	0	0	0	0	0	1	14	21	9.00	2.000						

Batter	1	2	3	4	5	6	7	8	9	AB	R	H	RBI	BB	SO	LOB	TOP					
Luis Polonia, L OBP: 0.411, SLG: 0.574	G4-3		FC5-4 1B		F9			P6		4	0	1	0	0	0	1						
Brad Ausmus, R OBP: 0.356, SLG: 0.436	K		FC5-4 1-2			P4		F9		4	0	0	0	0	1	2						
Bobby Higginson, L OBP: 0.343, SLG: 0.378	F7			K		2B 1B				4	0	2	0	0	1	0						
Dean Palmer, R OBP: 0.349, SLG: 0.562		K		G6-3		2-2 1-3 2B		G4-3		4	0	1	0	0	1	1						
Tony Clark, S OBP: 0.337, SLG: 0.404		G5-4-3 BB				K				3	0	1	0	1	2	2						
Damion Easley, R OBP: 0.345, SLG: 0.435	G5-4-3 1-2			F7		F8				4	0	0	0	0	1	4						
Frank Catalanotto, L OBP: 0.310, SLG: 0.452			G6-3		K			L7		4	0	1	0	0	1	0						
Gabe Kapler, R OBP: 0.300, SLG: 0.481			F8		G3			G5-3		4	0	0	0	0	1	1						
Deivi Cruz, R OBP: 0.275, SLG: 0.343								F8		3	0	2	0	0	0	0						
Inning Stats	R: 0 E: 0 K: 1 S: 9	H: 0 LOB: 0 BB: 0 P: 14	R: 0 E: 0 K: 1 S: 9	H: 0 LOB: 0 BB: 1 P: 17	R: 0 E: 0 K: 0 S: 7	H: 2 LOB: 2 BB: 0 P: 11	R: 0 E: 0 K: 1 S: 12	H: 1 LOB: 1 BB: 0 P: 21	R: 0 E: 0 K: 1 S: 8	H: 1 LOB: 2 BB: 0 P: 14	R: 0 E: 0 K: 0 S: 13	H: 2 LOB: 2 BB: 0 P: 19	R: 0 E: 0 K: 0 S: 8	H: 0 LOB: 0 BB: 0 P: 9	R: 0 E: 0 K: 0 S: 7	H: 1 LOB: 1 BB: 0 P: 12	R: 0 E: 0 K: 3 S: 10	H: 1 LOB: 1 BB: 0 P: 12	1B: 6 2B: 2 3B: 0 HR: 0	SF: 0 SAC: 0 DP: 1 HBP: 0	WP: 0 PB: 0 SB: 0 CS: 0	PA: 35
PITCHER Rogier Clemens, R ERA: 4.52	IP: 9.0 WLS: W BF: 35 H: 8 R: 0 ER: 0 SO: 8 BB: 1 IBB: 0 HBP: 0 BLK: 0 WP: 0 HR: 0 S: 83 P: 129 ERA: 0.00 WHIP: 1.000															PITCHER						

Detroit Tigers @ New York Yankees
Yankee Stadium, Bronx, NY
Tue Jun 29 1999, 7:30 PM EDT
Att: 31,338 - Overcast - 86 F

AB 34
R 0
H 8
RBI 0
BB 1
SO 8
LOB 11



Batter	1	2	3	4	5	6	7	8	9	AB	R	H	RBI	BB	SO	LOB	BOTTOM			
Chuck Knoblauch, R OBP: 0.369, SLG: 0.365	F9 S BB		F9			CS 2S BB		L6	G1-3	3	0	0	0	2	0	2				
Bernie Williams, S OBP: 0.419, SLG: 0.533	G6-3				F8			2 HR 1B		4	1	2	0	0	0	2				
2 Derek Jeter, R OBP: 0.463, SLG: 0.630					F8			1B		2	1	1	2	2	0	1				
Chili Davis, S OBP: 0.399, SLG: 0.490	F9		F8		F8			F8		3	0	0	0	1	0	3				
Tino Martinez, L OBP: 0.363, SLG: 0.484	G4-3			G3				G5-3		4	0	0	0	0	1	4				
Shane Spencer, R OBP: 0.330, SLG: 0.448					FC1-6 1B			F7		3	1	2	1	1	0	0				
20 Jorge Posada, S OBP: 0.304, SLG: 0.377		G3		FC1-6 BB				F7		4	0	0	0	0	0	2				
Chad Curtis, R OBP: 0.355, SLG: 0.342		K2-3								2	0	1	0	2	1	0				
Scott Brosius, R OBP: 0.290, SLG: 0.402		P3								4	0	0	0	0	1	5				
Inning Stats	R: 0 E: 0 K: 0 S: 10	H: 0 LOB: 2 BB: 2 P: 21	R: 1 E: 0 K: 1 S: 9	H: 1 LOB: 0 BB: 0 P: 13	R: 0 E: 0 K: 0 S: 9	H: 1 LOB: 1 BB: 0 P: 14	R: 0 E: 0 K: 1 S: 9	H: 1 LOB: 2 BB: 1 P: 18	R: 0 E: 0 K: 0 S: 7	H: 1 LOB: 1 BB: 0 P: 11	R: 2 E: 0 K: 0 S: 17	H: 2 LOB: 0 BB: 0 P: 20	R: 0 E: 0 K: 0 S: 10	H: 0 LOB: 2 BB: 2 P: 22	R: 0 E: 0 K: 0 S: 10	H: 0 LOB: 2 BB: 2 P: 22	1B: 3 2B: 1 3B: 0 HR: 2	SF: 0 SAC: 0 DP: 0 HBP: 0	WP: 0 PB: 0 SB: 2 CS: 1	PA: 37
PITCHER Justin Thompson, L ERA: 4.47	IP: 7.0 WLS: L BF: 32 H: 6 R: 3 ER: 3 SO: 3 BB: 6 IBB: 0 HBP: 0 BLK: 0 WP: 0 HR: 2 S: 70 P: 120 ERA: 3.86 WHIP: 1.714															PITCHER				
Masao Kida, R ERA: 5.32	0.1	3	0	0	0	0	2	0	0	0	0	5	15	0.00	6.000					
Nelson Cruz, R ERA: 6.31	0.2	2	0	0	0	0	0	0	0	0	5	7	0.00	0.000						

Detroit Tigers @ New York Yankees
Yankee Stadium, Bronx, NY
Tue Jun 29 1999, 7:30 PM EDT
Att: 31,338 - Overcast - 86 F

AB 29
R 3
H 6
RBI 3
BB 8
SO 3
LOB 19



Batter	1	2	3	4	5	6	7	8	9	AB	R	H	RBI	BB	SO	LOB	TOP				
Juan Encarnacion, R OBP: 0.305, SLG: 0.459	0-1 F8 1B	2-2 BB HBP			0-0 SH SF7 2B	0-2 G4-3		3-2 FC3-6 1B 2B		4	3	3	0	0	0	1					
Jason Wood, R OBP: 0.182, SLG: 0.143	0-1 L4	4-2 BB			1-1 SH SF7 FC6-4 2-3		0-0 G6-3	0-1 FC3-6 1B		3	1	1	1	1	0	1					
Bobby Higginson, L OBP: 0.344, SLG: 0.374	1-2 F8	1-0 G1-4-3			4-2 FC6-4 1-2 BB		4-0 1B E	2-0 FC3-6 2B 1-2 2-3		3	1	0	0	2	0	6					
Dean Palmer, R OBP: 0.353, SLG: 0.568	2-2 1B				1-2 SF7 2-3 3-H		2-2 E9 1-H HR 1B	1-2 1B 3-H		4	1	3	3	0	0	0					
Tony Clark, S OBP: 0.339, SLG: 0.414	0-1 G2-3				0-0 FC6-4 1-2 3-H		1-0 HR	4-0 IBB		4	1	1	3	1	1	2					
Bill Haselman, R OBP: 0.353, SLG: 0.468		2-1 G6-3		3-1 G1-3		1-2 K		3-2 HR FC6-4 1B	2-2 G3-1												
Damion Easley, R OBP: 0.343, SLG: 0.431		2-0 FC6-4 1B			1-2 F9		1-2 G5-3	1-2 F8	2-2 F9	5	0	1	0	0	0	1					
Gabe Kapler, R OBP: 0.292, SLG: 0.469		0-0 FC6-4 HBP BB 1-2			0-0 G4-3		0-1 P3	1-1 FC6-4 1-2	2-3 K	5	1	0	0	0	1	2					
Deivi Cruz, R OBP: 0.278, SLG: 0.341		4-0 BB HBP BB 1-2			3-2 G1-3		1-1 1B		1-1 F8	4	0	1	0	1	0	0					
Inning Stats	R: 1 E: 0 K: 0 S: 12	H: 2 LOB: 1 BB: 0 P: 15	R: 1 E: 0 K: 0 S: 11	H: 1 LOB: 3 BB: 2 P: 26	R: 0 E: 0 K: 1 S: 6	H: 0 LOB: 0 BB: 0 P: 11	R: 0 E: 0 K: 0 S: 9	H: 0 LOB: 0 BB: 0 P: 13	R: 2 E: 1 K: 1 S: 12	H: 1 LOB: 1 BB: 1 P: 19	R: 3 E: 1 K: 0 S: 13	H: 3 LOB: 1 BB: 1 P: 22	R: 1 E: 0 K: 0 S: 13	H: 3 LOB: 3 BB: 1 P: 26	R: 0 E: 0 K: 1 S: 11	H: 0 LOB: 0 BB: 0 P: 16	1B: 8 2B: 2 3B: 0 HR: 1	SF: 1 SAC: 1 DP: 0 HBP: 1	WP: 0 PB: 0 SB: 1 CS: 0	PA: 45	
PITCHER	IP WLS BF H R ER SO BB IBB HBP BLK WP HR S P ERA WHIP	IP WLS BF H R ER SO BB IBB HBP BLK WP HR S P ERA WHIP	IP WLS BF H R ER SO BB IBB HBP BLK WP HR S P ERA WHIP	IP WLS BF H R ER SO BB IBB HBP BLK WP HR S P ERA WHIP	IP WLS BF H R ER SO BB IBB HBP BLK WP HR S P ERA WHIP	IP WLS BF H R ER SO BB IBB HBP BLK WP HR S P ERA WHIP	IP WLS BF H R ER SO BB IBB HBP BLK WP HR S P ERA WHIP	IP WLS BF H R ER SO BB IBB HBP BLK WP HR S P ERA WHIP	IP WLS BF H R ER SO BB IBB HBP BLK WP HR S P ERA WHIP	IP WLS BF H R ER SO BB IBB HBP BLK WP HR S P ERA WHIP	IP WLS BF H R ER SO BB IBB HBP BLK WP HR S P ERA WHIP	IP WLS BF H R ER SO BB IBB HBP BLK WP HR S P ERA WHIP	IP WLS BF H R ER SO BB IBB HBP BLK WP HR S P ERA WHIP	IP WLS BF H R ER SO BB IBB HBP BLK WP HR S P ERA WHIP	IP WLS BF H R ER SO BB IBB HBP BLK WP HR S P ERA WHIP	IP WLS BF H R ER SO BB IBB HBP BLK WP HR S P ERA WHIP	IP WLS BF H R ER SO BB IBB HBP BLK WP HR S P ERA WHIP	IP WLS BF H R ER SO BB IBB HBP BLK WP HR S P ERA WHIP	IP WLS BF H R ER SO BB IBB HBP BLK WP HR S P ERA WHIP	IP WLS BF H R ER SO BB IBB HBP BLK WP HR S P ERA WHIP	IP WLS BF H R ER SO BB IBB HBP BLK WP HR S P ERA WHIP

Detroit Tigers @ New York Yankees
Yankee Stadium, Bronx, NY
Wed Jun 30 1999, 1:05 PM EDT
Att: 39,749 - Sunny - 71 F

AB 37
R 8
H 11
RBI 7
BB 5
SO 3
LOB 17



Batter	1	2	3	4	5	6	7	8	9	AB	R	H	RBI	BB	SO	LOB	BOTTOM					
Chuck Knoblauch, R OBP: 0.376, SLG: 0.374	2-1 F8-6-3 HBP	1-3 2B		0-2 F9		0-1 1B		3-2 1B		4	0	3	0	0	0	2						
Bernie Williams, S OBP: 0.418, SLG: 0.531	1-0 F8-6-3 1-2	2-2 F7		4-2 BB		3-1 SF7		0-1 1B		3	0	1	1	1	0	3						
Derek Jeter, R OBP: 0.459, SLG: 0.623	2-2 1B E			0-1 G4-3		2-2 G3		0-3 F9		5	1	1	0	0	1	6						
Tino Martinez, L OBP: 0.363, SLG: 0.481	3-2 E8 1-H BB 1B			4-2 BB		1-0 G3		3-2 P4		4	0	1	0	1	0	3						
Paul O'Neill, L OBP: 0.363, SLG: 0.441	4-1 BB			0-0 L5		0-0 P5		1-0 1B		4	0	1	0	1	1	1						
Chili Davis, S OBP: 0.395, SLG: 0.482	1-1 G1-3			1-1 G1-3		4-2 1B BB		3-1 P3		4	0	0	0	1	1	4						
Shane Spencer, R OBP: 0.333, SLG: 0.440		3-1 F8		1-1 F9		1-2 1B		3-3 K		4	0	1	0	1	1	1						
Scott Brosius, R OBP: 0.293, SLG: 0.402		1-1 2B 1B		1-0 BB 1B		3-3 K		1-2 K		5	0	2	0	0	2	4						
Joe Girardi, R OBP: 0.227, SLG: 0.292		2-3 K		0-2 BB 1B		0-1 1B SF7		0-1 F7		4	1	2	0	0	1	1						
Inning Stats	R: 1 E: 1 K: 0 S: 11	H: 2 LOB: 2 BB: 1 P: 24	R: 0 E: 0 K: 1 S: 12	H: 2 LOB: 0 BB: 0 P: 22	R: 0 E: 0 K: 0 S: 7	H: 0 LOB: 1 BB: 1 P: 12	R: 0 E: 0 K: 0 S: 17	H: 2 LOB: 3 BB: 1 P: 25	R: 0 E: 0 K: 1 S: 15	H: 1 LOB: 2 BB: 1 P: 25	R: 1 E: 0 K: 0 S: 16	H: 2 LOB: 1 BB: 0 P: 24	R: 0 E: 0 K: 2 S: 10	H: 1 LOB: 1 BB: 0 P: 18	R: 0 E: 0 K: 1 S: 16	H: 2 LOB: 2 BB: 0 P: 20	R: 0 E: 0 K: 2 S: 14	H: 0 LOB: 1 BB: 1 P: 25	1B: 11 2B: 2 3B: 0 HR: 0	SF: 1 SAC: 0 DP: 1 HBP: 1	WP: 0 PB: 0 SB: 0 CS: 0	PA: 44
PITCHER	IP WLS BF H R ER SO BB IBB HBP BLK WP HR S P ERA WHIP	IP WLS BF H R ER SO BB IBB HBP BLK WP HR S P ERA WHIP	IP WLS BF H R ER SO BB IBB HBP BLK WP HR S P ERA WHIP	IP WLS BF H R ER SO BB IBB HBP BLK WP HR S P ERA WHIP	IP WLS BF H R ER SO BB IBB HBP BLK WP HR S P ERA WHIP	IP WLS BF H R ER SO BB IBB HBP BLK WP HR S P ERA WHIP	IP WLS BF H R ER SO BB IBB HBP BLK WP HR S P ERA WHIP	IP WLS BF H R ER SO BB IBB HBP BLK WP HR S P ERA WHIP	IP WLS BF H R ER SO BB IBB HBP BLK WP HR S P ERA WHIP	IP WLS BF H R ER SO BB IBB HBP BLK WP HR S P ERA WHIP	IP WLS BF H R ER SO BB IBB HBP BLK WP HR S P ERA WHIP	IP WLS BF H R ER SO BB IBB HBP BLK WP HR S P ERA WHIP	IP WLS BF H R ER SO BB IBB HBP BLK WP HR S P ERA WHIP	IP WLS BF H R ER SO BB IBB HBP BLK WP HR S P ERA WHIP	IP WLS BF H R ER SO BB IBB HBP BLK WP HR S P ERA WHIP	IP WLS BF H R ER SO BB IBB HBP BLK WP HR S P ERA WHIP	IP WLS BF H R ER SO BB IBB HBP BLK WP HR S P ERA WHIP	IP WLS BF H R ER SO BB IBB HBP BLK WP HR S P ERA WHIP	IP WLS BF H R ER SO BB IBB HBP BLK WP HR S P ERA WHIP	IP WLS BF H R ER SO BB IBB HBP BLK WP HR S P ERA WHIP	IP WLS BF H R ER SO BB IBB HBP BLK WP HR S P ERA WHIP	

Detroit Tigers @ New York Yankees
Yankee Stadium, Bronx, NY
Wed Jun 30 1999, 1:05 PM EDT
Att: 39,749 - Sunny - 71 F

AB 37
R 2
H 12
RBI 1
BB 5
SO 7
LOB 25



Batter	1	2	3	4	5	6	7	8	9	AB	R	H	RBI	BB	SO	LOB	TOP			
Luis Polonia, L OBP: 0.405, SLG: 0.558	1-2 CS HBP		1-1 F7			3-2 P6		1-1 F7		3	0	0	0	0	0	1				
Brad Ausmus, R OBP: 0.354, SLG: 0.430	0-0 F8			3-2 F9		1-2 F7			4-2 G4-3 BB	3	0	0	0	1	0	1				
Bobby Higginson, L OBP: 0.343, SLG: 0.372	1-0 P6			2-2 1B			0-1 G6-3		1-2 G4-3	4	0	1	0	0	0	2				
Dean Palmer, R OBP: 0.349, SLG: 0.560	3-1 CS	1-3 K		0-0 F7			0-1 F8		1-2 P6	4	0	0	0	0	1	2				
Tony Clark, S OBP: 0.337, SLG: 0.412		3-2 P5		2-3 K			0-0 2B 1B		0-0 F9	4	0	1	0	0	1	2				
Juan Encarnacion, R OBP: 0.335, SLG: 0.461		1-0 F8			0-1 P6				1-3 2B	3	0	1	0	0	0	0				
Frank Catalanotto, L OBP: 0.304, SLG: 0.443			1-3 K		1-0 F9				0-0 F9	3	0	0	0	0	1	2				
Karim Garcia, L OBP: 0.244, SLG: 0.331			4-1 BB		1-1 L3				0-0 L9	2	0	0	0	1	0	0				
Deivi Cruz, R OBP: 0.274, SLG: 0.336			0-0 P3			2-1 G5-3			0-3 K	3	0	0	0	0	1	1				
Inning Stats	R: 0 E: 0 K: 0 S: 5	H: 0 LOB: 0 BB: 0 P: 10	R: 0 E: 0 K: 1 S: 7	H: 0 LOB: 0 BB: 0 P: 12	R: 0 E: 0 K: 1 S: 9	H: 0 LOB: 1 BB: 1 P: 15	R: 0 E: 0 K: 1 S: 10	H: 1 LOB: 1 BB: 0 P: 17	R: 0 E: 0 K: 0 S: 5	H: 0 LOB: 0 BB: 0 P: 7	R: 0 E: 0 K: 0 S: 7	H: 2 LOB: 2 BB: 0 P: 7	R: 0 E: 0 K: 1 S: 6	H: 0 LOB: 0 BB: 1 P: 7	R: 0 E: 0 K: 0 S: 10	H: 0 LOB: 1 BB: 1 P: 16	1B: 2 2B: 1 3B: 0 HR: 0	SF: 0 SAC: 0 DP: 0 HBP: 1	WP: 0 PB: 0 SB: 0 CS: 1	PA: 33
PITCHER Hideki Irabu, R ERA: 4.16	IP: 9.0 WLS: W BF: 32 H: 3 R: 0 ER: 0 SO: 4 BB: 2 IBB: 0 HBP: 1 BLK: 0 WP: 0 HR: 0 S: 67 P: 105 ERA: 0.00 WHIP: 0.556															PITCHER				

Detroit Tigers @ New York Yankees
Yankee Stadium, Bronx, NY
Thu Jul 01 1999, 7:30 PM EDT
Att: 26,311 - Overcast - 75 F

AB	29
R	0
H	3
RBI	0
BB	2
SO	4
LOB	11



Batter	1	2	3	4	5	6	7	8	9	AB	R	H	RBI	BB	SO	LOB	BOTTOM			
Chuck Knoblauch, R OBP: 0.376, SLG: 0.376	2-1 G5-3		0-2 G4-3		1-2 2B 1B HBP	3-1 2B		1-0 G5-3		4	1	1	0	0	0	0				
Bernie Williams, S OBP: 0.415, SLG: 0.525	2-1 G3		2-2 2B 1B		3-2 G6-3	2-0 G6-3		0-0 G5-3		5	0	1	0	0	0	2				
2 Derek Jeter, R OBP: 0.464, SLG: 0.623	0-0 1B		4-2 1B BB		0-2 1B 1B	1-0 F8		4-2 BB		3	1	2	0	2	0	1				
Tino Martinez, L OBP: 0.364, SLG: 0.477	3-2 G4-3		0-2 P4		0-0 2B 1B	4-1 BB		2-3 K		4	1	1	1	1	1	4				
Paul O'Neill, L OBP: 0.365, SLG: 0.453		1-0 HR	1-2 F7		1-2 2B 1B	3-3 K				4	2	2	2	0	1	4				
Shane Spencer, R OBP: 0.339, SLG: 0.452		2-2 1B		2-1 G6-3	0-1 20 G6-3 1B 2B	3-3 K				4	1	2	2	0	1	0				
20 Jorge Posada, S OBP: 0.297, SLG: 0.368		0-0 F7		0-2 G3	0-1 G6-3		0-0 G1-3			4	0	0	0	0	0	2				
Ricky Ledee, L OBP: 0.283, SLG: 0.229		0-1 F7		4-0 BB	1-1 BB		3-2 FC6-4 1B			3	0	2	1	1	0	1				
Clay Bellinger, R OBP: 0.103, SLG: 0.138		3-1 F7		1-3 K	3-H G4-3		2-1 FC6-4			4	0	0	0	0	1	4				
Inning Stats	R: 0 E: 0 K: 0 S: 9	H: 1 LOB: 1 BB: 0 P: 16	R: 1 E: 0 K: 0 S: 10	H: 2 LOB: 1 BB: 0 P: 16	R: 0 E: 0 K: 0 S: 18	H: 1 LOB: 2 BB: 1 P: 25	R: 0 E: 0 K: 1 S: 9	H: 0 LOB: 1 BB: 1 P: 16	R: 5 E: 0 K: 0 S: 20	H: 5 LOB: 1 BB: 0 P: 28	R: 0 E: 0 K: 1 S: 8	H: 1 LOB: 2 BB: 1 P: 21	R: 0 E: 0 K: 1 S: 10	H: 1 LOB: 1 BB: 0 P: 18	R: 0 E: 0 K: 1 S: 10	H: 0 LOB: 1 BB: 1 P: 17	1B: 8 2B: 2 3B: 0 HR: 1	SF: 0 SAC: 0 DP: 0 HBP: 1	WP: 0 PB: 0 SB: 1 CS: 0	PA: 40
PITCHER Dave Milck, R ERA: 5.27 Willi Brunson, L ERA: 7.45 Bryce Florie, R ERA: 5.06	IP: 5.2 WLS: L BF: 30 H: 10 R: 6 ER: 6 SO: 1 BB: 2 IBB: 0 HBP: 1 BLK: 0 WP: 0 HR: 1 S: 70 P: 111 ERA: 9.53 WHIP: 2.118															PITCHER				

Detroit Tigers @ New York Yankees
Yankee Stadium, Bronx, NY
Thu Jul 01 1999, 7:30 PM EDT
Att: 26,311 - Overcast - 75 F

AB	35
R	6
H	11
RBI	6
BB	4
SO	4
LOB	18



Batter	1	2	3	4	5	6	7	8	9	AB	R	H	RBI	BB	SO	LOB	TOP								
Luis Polonia, L OBP: 0.400, SLG: 0.556 Gabe Kapler, R OBP: 0.291, SLG: 0.466	F8		SF7 2B		F7	K			F8	4	1	1	1	0	1	3									
Brad Ausmus, R OBP: 0.351, SLG: 0.422	K		G6-3		FC5 BB				G6-3	4	0	0	1	1	1	1									
Bobby Higginson, L OBP: 0.342, SLG: 0.369	F9		SF7						G3	2	0	0	1	1	0	0									
Dean Palmer, R OBP: 0.344, SLG: 0.552		K	G6-3		FC5				G6-3	4	0	0	0	0	1	3									
Tony Clark, S OBP: 0.336, SLG: 0.409		FC5-4 1B			G4-3				P3	4	0	1	0	0	0	0									
Karim Garcia, L OBP: 0.252, SLG: 0.339	FC5-4 1-2				G3	1B SF9 BB			F8 2B	3	1	1	0	1	0	1									
Damion Easley, R OBP: 0.342, SLG: 0.428	F8				G5-3	SF9 1B			F8 2-3	4	0	1	0	0	0	2									
Juan Encarnacion, R OBP: 0.308, SLG: 0.460			1B 2B 1B		G6-3				P3	3	1	1	0	1	0	1									
Deivi Cruz, R OBP: 0.279, SLG: 0.342 Jason Wood, R OBP: 0.174, SLG: 0.136			2B G6-3 1B		E6 BB 1B	SF9 2-3 3H			K	2	1	2	1	0	0	0									
Inning Stats	R: 0 E: 0 K: 1 S: 9	H: 0 LOB: 0 BB: 0 P: 12	R: 0 E: 0 K: 1 S: 7	H: 1 LOB: 1 BB: 0 P: 8	R: 3 E: 0 K: 0 S: 15	H: 3 LOB: 0 BB: 0 P: 22	R: 0 E: 0 K: 0 S: 4	H: 0 LOB: 0 BB: 0 P: 7	R: 0 E: 1 K: 0 S: 12	H: 1 LOB: 3 BB: 2 P: 24	R: 0 E: 0 K: 1 S: 15	H: 1 LOB: 2 BB: 2 P: 26	R: 0 E: 0 K: 0 S: 9	H: 0 LOB: 0 BB: 0 P: 13	R: 0 E: 0 K: 0 S: 8	H: 1 LOB: 1 BB: 0 P: 12	R: 0 E: 0 K: 1 S: 6	H: 0 LOB: 0 BB: 0 P: 10	1B: 5 2B: 2 3B: 0 HR: 0	SF: 2 SAC: 0 DP: 0 HBP: 0	WP: 0 PB: 0 SB: 0 CS: 0	PA: 38			
PITCHER	IP	WLS	BF	H	R	ER	SO	BB	IBB	HBP	BLK	WP	HR	S	P	ERA	WHIP								
LaTroy Hawkins, R ERA: 7.89	5.1	W	26	6	4	4	2	4	0	0	0	0	0	57	92	6.75	1.875								
Bob Wells, R ERA: 3.89	2.2	H	9	1	0	0	1	0	0	0	0	0	0	22	32	0.00	0.375								
Travis Miller, L ERA: 1.72	1.0		3	0	0	0	1	0	0	0	0	0	0	6	10	0.00	0.000								

Detroit Tigers @ Minnesota Twins
Hubert H. Humphrey Metrodome, Minneapolis, MN

AB 32
R 4
H 7
RBI 4
BB 4
SO 4
LOB 11



WP: 0 PA: 38
PB: 0
SB: 0
CS: 0

Detroit Tigers @ Minnesota Twins
Hubert H. Humphrey Metrodome, Minneapolis, MN

AB 34
R 11
H 13
RBI 11
BB 2
SO 7
LOB 13



WP: 0 PA: 42
PB: 0
SB: 0
CS: 1

Batter	1	2	3	4	5	6	7	8	9	AB	R	H	RBI	BB	SO	LOB	BOTTOM								
Jacque Jones, L OBP: 0.337, SLG: 0.393	SH1-3 2B	1B 2B		FC6-4 1B CS BB		G1-3	G4-3			4	1	2	2	1	0	1									
Denny Hocking, S OBP: 0.340, SLG: 0.383	SH1-3 2-3	FC5-4 1B		FC6-4 1B					G6-3	3	0	2	2	1	0	0									
Todd Walker, L OBP: 0.334, SLG: 0.391 Chad Allen, R OBP: 0.344, SLG: 0.413	K	K		FC6-4 1-2 2-3		PO			K	3	0	0	0	0	2	4									
Marty Cordova, R OBP: 0.368, SLG: 0.438 Terry Steinbach, R OBP: 0.367, SLG: 0.410	G1-3	FC5-4 1-2		CS 3H	P6				K	3	1	0	0	0	0	2									
Corey Koskie, L OBP: 0.357, SLG: 0.473 Torii Hunter, R OBP: 0.294, SLG: 0.342		3B 1B		G4-3					K	4	2	2	1	0	1	0									
Brent Gates, S OBP: 0.398, SLG: 0.400		F8		K	E4 2B 1B				K	4	2	1	0	0	1	3									
Doug Mientkiewicz, L OBP: 0.360, SLG: 0.360		1B 3B		P8					K	4	1	3	3	0	0	0									
Javier Valentin, S OBP: 0.315, SLG: 0.403		1B 2B HBP		K	P9				FC6-4 1B	3	1	0	1	0	1	3									
Cristian Guzman, S OBP: 0.254, SLG: 0.269		2B 1B		K 2B					SF8	3	2	2	2	0	0	0									
Inning Stats	R: 0 E: 0 K: 1 S: 6	H: 1 LOB: 1 BB: 0 P: 11	R: 5 E: 0 K: 1 S: 15	H: 5 LOB: 1 BB: 0 P: 21	R: 0 E: 0 K: 1 S: 6	H: 0 LOB: 0 BB: 0 P: 6	R: 1 E: 0 K: 1 S: 17	H: 2 LOB: 1 BB: 1 P: 25	R: 1 E: 0 K: 1 S: 14	H: 2 LOB: 1 BB: 0 P: 23	R: 0 E: 0 K: 0 S: 11	H: 0 LOB: 0 BB: 1 P: 19	R: 4 E: 1 K: 0 S: 15	H: 3 LOB: 1 BB: 0 P: 19	R: 0 E: 0 K: 2 S: 8	H: 0 LOB: 0 BB: 0 P: 13	1B: 8 2B: 4 3B: 1 HR: 0	SF: 1 SAC: 1 DP: 0 HBP: 2	WP: 0 PB: 0 SB: 0 CS: 1	PA: 42					
PITCHER	IP	WLS	BF	H	R	ER	SO	BB	IBB	HBP	BLK	WP	HR	S	P	ERA	WHIP								
Jeff Weaver, R ERA: 3.98	5.0	L	26	10	7	7	5	1	0	1	0	0	0	6	86	12.60	2.200								
Will Brunson, L ERA: 5.97	0.2		3	0	0	0	0	1	0	0	0	0	0	6	13	0.00	1.500								
Willis Roberts, R ERA: 13.5	1.1		8	3	4	2	0	0	0	1	0	0	0	20	25	13.50	2.250								
C.J. Nitkowski, L ERA: 5.67	1.0		3	0	0	0	2	0	0	0	0	0	0	8	13	0.00	0.000								

WP: 0 PA: 42
PB: 0
SB: 0
CS: 1

Batter	1	2	3	4	5	6	7	8	9	AB	R	H	RBI	BB	SO	LOB	TOP				
Luis Polonia, L (1, 10) OBP: 0.395, SLG: 0.554	0-0 1B 2B		0-3 K		3-2 F7			2-2 F7		4	1	1	0	0	1	0	Detroit Tigers @ Minnesota Twins Hubert H. Humphrey Metrodome, Minneapolis, MN Sat Jul 03 1999, 8:05 PM EDT Att: 14,042 - Dome - 72 F livebaseballscorecards.com				
Brad Ausmus, R (1, 2) OBP: 0.345, SLG: 0.414	1-3 K		0-0 F8		1-3 K			3-3 K		4	0	0	0	0	3	1					
Bobby Higginson, L (1, 9) OBP: 0.344, SLG: 0.372	0-0 F7		0-0 1B 2B		0-0 P7			4-2 BB		3	1	1	0	1	0	1					
Dean Palmer, R (1, 5) OBP: 0.346, SLG: 0.551	0-0 2H 1B		0-0 2H 1B		2-1 F8			3-2 G6-3		4	0	2	2	0	0	1					
Tony Clark, S (1, 3) OBP: 0.331, SLG: 0.402	1-3 K		0-0 G4-3		2-0 G4-3			2-3 K		4	0	0	0	0	2	2					
Damon Easley, R (1, 4) OBP: 0.340, SLG: 0.426				0-0 G5-3 1B				0-0 F8		4	0	1	0	0	1	0					
Juan Encarnacion, R (1, 7) OBP: 0.304, SLG: 0.453				0-0 G5-3				2-0 F9		4	0	0	0	0	0	1					
Gabe Kapler, R (1, 8) OBP: 0.292, SLG: 0.462				4-1 BB				1-0 F7		2	0	0	0	1	0	1					
Deivi Cruz, R (1, 6) OBP: 0.275, SLG: 0.338				0-0 F9				1-0 F7		3	0	0	0	0	0	2					
Inning Stats	R: 1 E: 0 K: 2 S: 9	H: 2 LOB: 1 BB: 0 P: 11	R: 0 E: 0 K: 1 S: 6	H: 0 LOB: 1 BB: 1 P: 12	R: 1 E: 0 K: 1 S: 7	H: 2 LOB: 1 BB: 0 P: 7	R: 0 E: 0 K: 0 S: 9	H: 1 LOB: 1 BB: 0 P: 14	R: 0 E: 0 K: 0 S: 4	H: 0 LOB: 0 BB: 0 P: 8	R: 0 E: 0 K: 0 S: 3	H: 0 LOB: 1 BB: 0 P: 5	R: 0 E: 0 K: 1 S: 17	H: 0 LOB: 0 BB: 0 P: 29	R: 0 E: 0 K: 1 S: 5	H: 0 LOB: 0 BB: 0 P: 9	1B: 3 2B: 2 3B: 0 HR: 0	SF: 0 SAC: 0 DP: 0 HBP: 0	WP: 0 PB: 0 SB: 0 CS: 0	PA: 34	
PITCHER	IP	WLS	BF	H	R	ER	SO	BB	IBB	HBP	BLK	WP	HR	S	P	ERA	WHIP				
Mike Lincoln, R (1, 1) ERA: 6.04	7.0	W	27	5	2	2	5	1	0	0	0	0	0	45	68	2.57	0.857				
Eddie Guardado, L (8, 1) ERA: 4.59	1.0		4	0	0	0	1	1	0	0	0	0	0	17	29	0.00	1.000				
Hector Carrasco, R (9, 1) ERA: 12.46	1.0		3	0	0	0	1	0	0	0	0	0	0	5	9	0.00	0.000				

Batter	1	2	3	4	5	6	7	8	9	AB	R	H	RBI	BB	SO	LOB	BOTTOM				
Jacque Jones, L (1, 8) OBP: 0.344, SLG: 0.432	0-0 HR		0-1 G4-3		2-1 G6-3			0-0 1B		4	2	2	1	0	0	1	Detroit Tigers @ Minnesota Twins Hubert H. Humphrey Metrodome, Minneapolis, MN Sat Jul 03 1999, 8:05 PM EDT Att: 14,042 - Dome - 72 F livebaseballscorecards.com				
Brent Gates, S (1, 4) OBP: 0.376, SLG: 0.405	4-0 BB		2-1 G6-3		3-2 2B		2-2 G6-3			3	1	2	2	1	0	1					
Todd Walker, L (1, 10) OBP: 0.333, SLG: 0.392	0-0 G6-4-3		1-0 G3		1-2 1B		1-1 G6-3			4	1	1	1	0	0	3					
Ron Coomer, R (1, 5) OBP: 0.312, SLG: 0.452	0-0 F9			1-2 1B			0-0 F8			3	0	1	0	0	0	1					
Denny Hocking, S (8, 5) OBP: 0.340, SLG: 0.383							1-1 1B			0	0	0	0	0	0	0					
Corey Koskie, L (1, 9) OBP: 0.355, SLG: 0.468							2-2 F7			4	0	1	0	0	0	2					
Tori Hunter, R (8, 9) OBP: 0.294, SLG: 0.342							3-1 G6-3			0	0	0	0	0	0	0					
Chad Allen, R (1, 7) OBP: 0.343, SLG: 0.411							3-2 1B			4	0	1	1	0	2	2					
Doug Mientkiewicz, L (1, 3) OBP: 0.354, SLG: 0.352							1-2 P5			4	0	0	0	0	1	3					
Terry Steinbach, R (1, 2) OBP: 0.378, SLG: 0.444							0-2 1B			4	2	3	0	0	0	0					
Cristian Guzman, S (1, 6) OBP: 0.258, SLG: 0.274							2-1 L6			4	1	2	1	0	0	1					
Inning Stats	R: 1 E: 0 K: 0 S: 3	H: 1 LOB: 0 BB: 1 P: 7	R: 0 E: 0 K: 2 S: 8	H: 0 LOB: 0 BB: 0 P: 10	R: 1 E: 0 K: 0 S: 8	H: 2 LOB: 1 BB: 0 P: 12	R: 0 E: 0 K: 1 S: 15	H: 1 LOB: 1 BB: 0 P: 19	R: 0 E: 0 K: 0 S: 5	H: 0 LOB: 0 BB: 0 P: 9	R: 2 E: 1 K: 0 S: 15	H: 3 LOB: 1 BB: 0 P: 24	R: 3 E: 0 K: 0 S: 17	H: 5 LOB: 1 BB: 0 P: 23	R: 0 E: 0 K: 0 S: 9	H: 1 LOB: 1 BB: 0 P: 15	1B: 9 2B: 2 3B: 1 HR: 1	SF: 0 SAC: 0 DP: 3 HBP: 1	WP: 0 PB: 0 SB: 0 CS: 0	PA: 36	
PITCHER	IP	WLS	BF	H	R	ER	SO	BB	IBB	HBP	BLK	WP	HR	S	P	ERA	WHIP				
Nelson Cruz, R (1, 1) ERA: 6.68	6.0	L	27	9	6	6	3	1	0	1	0	0	0	60	87	9.00	1.667				
C.J. Nitkowski, L (7, 1) ERA: 5.95	0.2		3	2	1	1	0	0	0	0	0	0	0	6	9	13.50	3.000				
Willie Blair, R (7, 1) ERA: 7.34	1.1		6	2	0	0	0	0	0	0	0	0	0	14	23	0.00	1.500				

Batter	1	2	3	4	5	6	7	8	9	AB	R	H	RBI	BB	SO	LOB	TOP					
Juan Encarnacion, R OBP: 0.308, SLG: 0.470	(1, 7) F9		X 0-0 HR		X 0-0 E5 1B	1-1 SF8 3B		4-0 FC3-6 1B 2B BB	2-3 K	5	4	2	4	1	1	1						
Frank Catalanotto, L OBP: 0.316, SLG: 0.460	(1, 3) F9		0-2 1B		1-1 SF7 1B	0-1 SF8		1-0 FC3-6 1B	0-0 2B	5	1	4	3	0	0	0						
Bobby Higginson, L OBP: 0.343, SLG: 0.371	(1, 10) F9		2-0 G6-4-3 1B		1-1 HR 1B	2-3 K		3-2 FC3-6 2B BB	2-1 P4	6	2	2	0	0	1	3						
Dean Palmer, R OBP: 0.344, SLG: 0.544		2-2 G5-3			3-2 P3			4-2 2B BB		4	1	0	0	1	0	4						
Jason Wood, R OBP: 0.174, SLG: 0.136		1-2 G6-4-3			1-3 HR 1B			1-2 2B		0	0	0	0	0	0	0						
Damon Easley, R OBP: 0.341, SLG: 0.434		2-1 G5-3			1-0 SF7 2B			0-0 G5-3		4	1	2	4	0	0	0						
Bill Haselman, R OBP: 0.397, SLG: 0.506		4-1 BB			0-0 G5-3			3-2 G5-3		4	1	2	2	1	1	2						
Karim Garcia, L OBP: 0.258, SLG: 0.357		1-3 K			0-1 1B			2-0 F8		5	1	2	1	0	1	2						
Gabe Kapler, R OBP: 0.294, SLG: 0.460					0-2 F8 1B			1-2 1B 3B 1B		5	1	2	0	0	0	3						
Deivi Cruz, R OBP: 0.282, SLG: 0.348					1-0 HR 1B			0-1 3B 1B		5	3	3	0	0	0	1						
Inning Stats	R: 0 E: 0 K: 0 S: 7	H: 0 LOB: 0 BB: 0 P: 13	R: 0 E: 0 K: 1 S: 11	H: 0 LOB: 1 BB: 1 P: 20	R: 2 E: 0 K: 0 S: 11	H: 5 LOB: 1 BB: 0 P: 13	R: 1 E: 0 K: 0 S: 17	H: 2 LOB: 1 BB: 0 P: 22	R: 4 E: 1 K: 0 S: 11	H: 3 LOB: 0 BB: 0 P: 17	R: 3 E: 0 K: 1 S: 15	H: 3 LOB: 0 BB: 0 P: 19	R: 0 E: 0 K: 0 S: 8	H: 1 LOB: 1 BB: 0 P: 14	R: 3 E: 0 K: 1 S: 17	H: 2 LOB: 1 BB: 2 P: 30	R: 2 E: 0 K: 1 S: 11	H: 3 LOB: 1 BB: 0 P: 16	1B: 11 2B: 4 3B: 2 HR: 2	SF: 2 SAC: 0 DP: 1 HBP: 0	WP: 0 PB: 1 SB: 0 CS: 1	PA: 48
PITCHER	IP WLS BF H R ER SO BB IBB HBP BLK WP HR S P ERA WHIP																					
Dan Perkins, R ERA: 7.57	(1, 1) 4.0 L 21 9 6 4 1 1 0 0 0 0 0 1 51 75 9.00 2.500																					
23 Brent Sampson, L ERA: 7.06	(5, 1) 3.2 18 6 6 5 1 1 0 0 0 0 0 1 37 59 12.27 1.909																					
Hector Carrasco, R ERA: 13.5	(8, 1) 0.1 3 1 1 1 1 1 0 0 0 0 0 0 0 9 14 27.00 6.000																					
Mike Trombley, R ERA: 3.42	(9, 1) 1.0 6 3 2 2 1 0 0 0 0 0 0 0 11 16 18.00 3.000																					

Detroit Tigers @ Minnesota Twins
 Hubert H. Humphrey Metrodome, Minneapolis, MN
 Sun Jul 04 1999, 2:05 PM EDT
 Att: 13,094 - Dome - 72 F

AB 43
R 15
H 19
RBI 14
BB 3
SO 4
LOB 16



Batter	1	2	3	4	5	6	7	8	9	AB	R	H	RBI	BB	SO	LOB	BOTTOM			
Tori Hunter, R OBP: 0.295, SLG: 0.339	(1, 8) F8		X 0-0 P9			4-2 FC3-6 BB	0-0 F8		0-2 G6-4-3	2	0	0	0	1	0	0				
Jacque Jones, L OBP: 0.337, SLG: 0.422	(7, FH) F8					1-2 FC3-6 BB	1-2 F8		1-2 G6-4-3	2	0	0	0	0	0	2				
Denny Hocking, S OBP: 0.333, SLG: 0.374	(1, 9) F8					0-1 L6	1-2 FC3-6 BB		0-0 L6	4	1	0	0	0	0	2				
Brent Gates, S OBP: 0.374, SLG: 0.398	(1, 5) G4-3					1-1 G6-3	4-0 2B WP BB		1-0 L4	3	1	0	0	1	0	1				
Ron Coomer, R OBP: 0.314, SLG: 0.457						2-3 K	1-0 WP SF8 2B		2-0 1B	4	1	2	1	0	1	0				
Terry Steinbach, R OBP: 0.379, SLG: 0.445						1-2 F8	1-1 SF8		0-1 P6	2	0	1	0	0	0	0				
Corey Koskie, L OBP: 0.351, SLG: 0.465						1-1 1B	2-H 3-H		2-3 P6	1	0	0	1	0	0	1				
Chad Allen, R OBP: 0.342, SLG: 0.409						1-3 K	3-2 G6-3		2-3 K	1	0	0	0	0	1	1				
Javier Valentin, S OBP: 0.316, SLG: 0.423							HR			3	1	1	1	0	1	1				
Marty Cordova, R OBP: 0.370, SLG: 0.437							BB			3	0	1	0	1	1	2				
Todd Walker, L OBP: 0.329, SLG: 0.387							1-1 F7			4	0	0	0	0	0	2				
Cristian Guzman, S OBP: 0.267, SLG: 0.298							1-0 F7			4	1	3	1	0	0	0				
Inning Stats	R: 0 E: 0 K: 0 S: 7	H: 1 LOB: 1 BB: 0 P: 14	R: 0 E: 0 K: 2 S: 11	H: 1 LOB: 0 BB: 0 P: 14	R: 0 E: 0 K: 1 S: 7	H: 0 LOB: 0 BB: 0 P: 10	R: 0 E: 0 K: 0 S: 8	H: 0 LOB: 0 BB: 1 P: 14	R: 5 E: 0 K: 0 S: 17	H: 4 LOB: 1 BB: 2 P: 34	R: 0 E: 0 K: 0 S: 4	H: 1 LOB: 1 BB: 0 P: 5	R: 0 E: 0 K: 1 S: 7	H: 1 LOB: 0 BB: 0 P: 12	R: 0 E: 0 K: 0 S: 7	H: 1 LOB: 0 BB: 0 P: 8	1B: 5 2B: 1 3B: 0 HR: 2	SF: 1 SAC: 0 DP: 1 HBP: 0	WP: 1 PB: 0 SB: 0 CS: 0	PA: 37
PITCHER	IP WLS BF H R ER SO BB IBB HBP BLK WP HR S P ERA WHIP																			
Justin Thompson, L ERA: 4.66	(1, 1) 5.2 W 24 4 5 5 3 3 0 0 0 0 0 0 5 7 7.94 1.235																			
Byoye Florie, R ERA: 5.02	(6, 1) 0.1 3 2 0 0 0 0 0 0 0 0 0 0 5 7 0.00 6.000																			
C.J. Nitkowski, L ERA: 5.65	(7, 1) 1.0 3 0 0 0 0 0 0 0 0 0 0 0 3 4 0.00 0.000																			
Doug Brocail, R ERA: 2.7	(8, 1) 1.0 4 1 0 0 1 0 0 0 0 0 0 0 7 12 0.00 1.000																			
Todd Jones, R ERA: 4.98	(9, 1) 1.0 3 1 0 0 0 0 0 0 0 0 0 0 7 8 0.00 1.000																			

Detroit Tigers @ Minnesota Twins
 Hubert H. Humphrey Metrodome, Minneapolis, MN
 Sun Jul 04 1999, 2:05 PM EDT
 Att: 13,094 - Dome - 72 F

AB 33
R 5
H 8
RBI 4
BB 3
SO 4
LOB 12



Batter	1	2	3	4	5	6	7	8	9	10	AB	R	H	RBI	BB	SO	LOB	TOP						
Chuck Knoblauch, R OBP: 0.375, SLG: 0.375 Luis Sojo, R OBP: 0.212, SLG: 0.277	F8	2B	P6		CS	1B	2B		F9		4	1	2	1	0	0	1	New York Yankees @ Detroit Tigers Tiger Stadium, Detroit, MI Tue Jul 06 1999, 7:05 PM EDT Att: 23,785 - Unknown - 86 F						
2 Derek Jeter, R OBP: 0.460, SLG: 0.624	1B	2B				1B	HBP		K		5	1	3	1	1	2								
Paul O'Neill, L OBP: 0.365, SLG: 0.442	1B	2B				1B	BB		K		4	1	1	2	2	3								
Bernie Williams, S OBP: 0.423, SLG: 0.519	BB	2B				1B			1B		6	2	3	1	0	0	4							
Tino Martinez, L OBP: 0.369, SLG: 0.474	F9	2B				1B			1B		4	1	3	1	2	0	2							
Chili Davis, S OBP: 0.396, SLG: 0.487 Ricky Ledee, L OBP: 0.283, SLG: 0.241											6	1	2	1	0	0	5							
20 Jorge Posada, S OBP: 0.301, SLG: 0.363											5	0	1	1	1	2	3							
Chad Curtis, R OBP: 0.364, SLG: 0.333											1	2	1	0	3	0	0							
Scott Brosius, R OBP: 0.288, SLG: 0.413											5	0	1	1	0	1	5							
Inning Stats	R: 0 E: 0 K: 0 S: 11	H: 1 LOB: 2 BB: 1 P: 17	R: 6 E: 0 K: 1 S: 23	H: 8 LOB: 1 BB: 0 P: 42	R: 0 E: 0 K: 0 S: 7	H: 0 LOB: 1 BB: 1 P: 14	R: 0 E: 0 K: 0 S: 11	H: 2 LOB: 2 BB: 0 P: 17	R: 0 E: 0 K: 0 S: 7	H: 0 LOB: 0 BB: 1 P: 11	R: 0 E: 0 K: 0 S: 10	H: 2 LOB: 1 BB: 1 P: 17	R: 2 E: 0 K: 2 S: 19	H: 1 LOB: 3 BB: 3 P: 38	R: 0 E: 0 K: 0 S: 6	H: 0 LOB: 0 BB: 1 P: 13	R: 0 E: 0 K: 1 S: 13		H: 0 LOB: 2 BB: 1 P: 22	R: 1 E: 0 K: 2 S: 9	H: 3 LOB: 2 BB: 0 P: 9	1B: 13 2B: 5 3B: 0 HR: 0	SF: 0 SAC: 0 DP: 3 HBP: 2	WP: 1 PB: 0 SB: 1 CS: 2
PITCHER	IP	WLS	BF	H	R	ER	SO	BB	IBB	HBP	BLK	WP	HR	S	P	ERA	WHIP							
Brian Moehler, R ERA: 4.93	1.2		14	9	6	6	1	1	0	0	0	0	0	33	57	32.40	6.000							
Wille Blair, R ERA: 7.01	4.1		18	4	1	1	1	4	0	0	0	0	0	40	69	2.08	1.846							
Doug Brocail, R ERA: 2.84	1.0		7	1	1	1	2	2	0	1	0	1	0	15	30	9.00	3.000							
Will Brunson, L ERA: 6.35	1.0		3	0	0	0	1	0	0	0	0	0	0	6	13	0.00	1.000							
Todd Jones, R ERA: 4.93	2.0	L	10	3	1	1	3	1	0	1	0	0	0	22	31	4.50	2.000							

Batter	1	2	3	4	5	6	7	8	9	10	AB	R	H	RBI	BB	SO	LOB	BOTTOM						
Luis Polonia, L OBP: 0.385, SLG: 0.539 Gabe Kapler, R OBP: 0.293, SLG: 0.458	F8		F8		G4-3		K		P5		3	0	0	0	0	0	0	New York Yankees @ Detroit Tigers Tiger Stadium, Detroit, MI Tue Jul 06 1999, 7:05 PM EDT Att: 23,785 - Unknown - 86 F						
Karim Garcia, L OBP: 0.256, SLG: 0.354											1	0	0	0	0	0								
Brad Ausmus, R OBP: 0.350, SLG: 0.434	G4-3		BB			1B			K		4	2	2	0	1	2	1							
Bobby Higginson, L OBP: 0.344, SLG: 0.380	G4-3		P6			K					4	2	1	2	1	1	2							
Dean Palmer, R OBP: 0.342, SLG: 0.538	F8		F7			K			K		5	1	1	0	0	2	2							
Tony Clark, S OBP: 0.326, SLG: 0.395		K				HBP			K		4	1	0	0	1	4	2							
Damon Easley, R OBP: 0.345, SLG: 0.433		FC5-4				1B			G5-3		3	2	1	0	0	1	0							
Frank Catalanotto, L OBP: 0.319, SLG: 0.461		E8				K			G4-3		4	0	2	3	0	1	0							
Juan Encarnacion, R OBP: 0.307, SLG: 0.471		FC5-4				F7					4	0	1	3	0	0	1							
Deivi Cruz, R OBP: 0.283, SLG: 0.347 Gregg Jefferies, S OBP: 0.274, SLG: 0.331 Jason Wood, R OBP: 0.174, SLG: 0.136		F7				P6			F9		3	0	1	0	0	0	1							
Inning Stats	R: 1 E: 0 K: 0 S: 7	H: 1 LOB: 0 BB: 0 P: 12	R: 1 E: 2 K: 1 S: 12	H: 2 LOB: 1 BB: 0 P: 21	R: 0 E: 0 K: 0 S: 14	H: 0 LOB: 1 BB: 1 P: 19	R: 0 E: 0 K: 3 S: 10	H: 0 LOB: 0 BB: 0 P: 14	R: 0 E: 0 K: 0 S: 5	H: 0 LOB: 0 BB: 0 P: 6	R: 2 E: 0 K: 2 S: 18	H: 2 LOB: 1 BB: 1 P: 28	R: 0 E: 0 K: 2 S: 13	H: 1 LOB: 1 BB: 0 P: 22	R: 3 E: 0 K: 1 S: 11	H: 2 LOB: 1 BB: 1 P: 19	R: 1 E: 0 K: 2 S: 11	H: 1 LOB: 0 BB: 0 P: 16	R: 0 E: 0 K: 1 S: 5	H: 0 LOB: 0 BB: 0 P: 5	1B: 5 2B: 1 3B: 2 HR: 1	SF: 1 SAC: 0 DP: 0 HBP: 2	WP: 0 PB: 0 SB: 0 CS: 0	PA: 43
PITCHER	IP	WLS	BF	H	R	ER	SO	BB	IBB	HBP	BLK	WP	HR	S	P	ERA	WHIP							
Hideki Irabu, R ERA: 4.17	6.1		27	6	4	3	6	2	0	0	0	0	0	72	112	4.26	1.263							
Mike Stanton, L ERA: 4.91	1.0		5	1	2	2	3	1	0	0	0	0	0	12	19	18.00	2.000							
42 Mariano Rivera, R ERA: 1.93	1.2	W	8	2	2	2	2	0	0	1	0	0	1	17	26	10.80	1.200							
Ramiro Mendoza, R ERA: 4.52	1.0	S	3	0	0	0	1	0	0	0	0	0	0	5	5	0.00	0.000							

AB	41
R	9
H	17
RBI	9
BB	9
SO	7
LOB	27



AB	37
R	8
H	9
RBI	8
BB	3
SO	12
LOB	11



Batter	1	2	3	4	5	6	7	8	9	AB	R	H	RBI	BB	SO	LOB	TOP				
Ricky Ledee, L OBP: 0.262, SLG: 0.220	F7		G4-3			G3-1	FC3-6 2 G4-3		P5	5	0	0	0	0	0	3					
2 Derek Jeter, R OBP: 0.460, SLG: 0.629	K					G4-3	G4-3			4	0	2	1	0	1	1					
Paul O'Neill, L OBP: 0.366, SLG: 0.443	1B					G6-3	K			4	0	2	0	0	1	2					
Bernie Williams, S OBP: 0.421, SLG: 0.514	G6-3					G4-3	K			3	0	0	0	1	1	3					
Tino Martinez, L OBP: 0.368, SLG: 0.471	K					G4-6-3	G6-3			4	1	1	0	0	1	2					
Chili Davis, S OBP: 0.396, SLG: 0.496	L7					1B	G3			3	1	1	2	1	0	0					
Scott Brosius, R OBP: 0.297, SLG: 0.423	L9					P9	HR			4	1	1	1	0	0	1					
Luis Sojo, R OBP: 0.243, SLG: 0.304			F9			1B	FC3-6 2 G4-3			4	1	3	0	0	0	0					
Joe Girardi, R OBP: 0.227, SLG: 0.281			G6-3			G6-4-3	1B			2	0	0	0	1	0	2					
20 Jorge Posada, S OBP: 0.300, SLG: 0.361						G6-4-3	FC3-6			1	0	0	0	0	1	1					
Inning Stats	R: 0 E: 0 K: 1 S: 10	H: 1 LOB: 1 BB: 0 P: 16	R: 0 E: 0 K: 1 S: 7	H: 0 LOB: 0 BB: 0 P: 10	R: 0 E: 0 K: 0 S: 8	H: 0 LOB: 0 BB: 0 P: 10	R: 0 E: 0 K: 0 S: 7	H: 1 LOB: 1 BB: 1 P: 14	R: 0 E: 0 K: 0 S: 10	H: 2 LOB: 1 BB: 0 P: 15	R: 4 E: 0 K: 1 S: 25	H: 4 LOB: 1 BB: 1 P: 41	R: 0 E: 0 K: 1 S: 7	H: 0 LOB: 0 BB: 0 P: 11	R: 0 E: 0 K: 1 S: 12	H: 1 LOB: 1 BB: 0 P: 17	1B: 7 2B: 0 3B: 1 HR: 2	SF: 0 SAC: 0 DP: 3 HBP: 0	WP: 0 PB: 0 SB: 2 CS: 0	PA: 37	
PITCHER	IP	WLS	BF	H	R	ER	SO	BB	IBB	HBP	BLK	WP	HR	S	P	ERA	WHIP				
Dave Milck, R ERA: 5.31	6.0	W	26	9	4	4	2	2	0	0	0	0	2	62	101	6.00	1.833				
Bryce Florie, R ERA: 4.53	0.2	H	3	0	0	0	0	1	0	0	0	0	0	9	17	0.00	1.500				
C.J. Nitkowski, L ERA: 5.4	1.1	H	4	0	0	0	2	0	0	0	0	0	0	10	16	0.00	0.000				
Doug Brocail, R ERA: 2.78	1.0	S	4	1	0	0	1	0	0	0	0	0	0	12	17	0.00	1.000				

New York Yankees @ Detroit Tigers
Tiger Stadium, Detroit, MI
Wed Jul 07 1999, 7:05 PM EDT
Att: 28,844 - Cloudy - 82 F

AB	34
R	4
H	10
RBI	4
BB	3
SO	5
LOB	15



Batter	1	2	3	4	5	6	7	8	9	AB	R	H	RBI	BB	SO	LOB	BOTTOM				
Luis Polonia, L OBP: 0.389, SLG: 0.563	CS		G3				HR			4	1	2	1	0	0	1					
Juan Encarnacion, R OBP: 0.307, SLG: 0.471	1B									0	0	0	0	0	0	0					
Brad Ausmus, R OBP: 0.353, SLG: 0.443	G5-3						G6-3			4	1	2	1	0	0	1					
Bobby Higginson, L OBP: 0.349, SLG: 0.387	2B						L9			3	0	2	0	1	0	0					
Dean Palmer, R OBP: 0.340, SLG: 0.534	K						K			4	0	1	1	0	2	3					
Damon Easley, R OBP: 0.344, SLG: 0.430	F7						G1-3			4	1	1	0	0	1	2					
Tony Clark, S OBP: 0.327, SLG: 0.393	F9						K			4	1	1	0	0	1	2					
Frank Catalanotto, L OBP: 0.317, SLG: 0.462	K						F8			4	1	1	1	0	2	0					
Gabe Kapler, R OBP: 0.293, SLG: 0.463							K			2	1	1	1	0	1	0					
Deivi Cruz, R OBP: 0.285, SLG: 0.353							F7			2	0	1	1	0	0	0					
Inning Stats	R: 0 E: 0 K: 1 S: 11	H: 2 LOB: 1 BB: 0 P: 16	R: 0 E: 0 K: 1 S: 7	H: 0 LOB: 0 BB: 0 P: 8	R: 1 E: 0 K: 0 S: 12	H: 2 LOB: 2 BB: 1 P: 20	R: 3 E: 0 K: 0 S: 12	H: 4 LOB: 0 BB: 0 P: 15	R: 1 E: 0 K: 1 S: 12	H: 3 LOB: 1 BB: 0 P: 16	R: 0 E: 0 K: 1 S: 10	H: 0 LOB: 0 BB: 0 P: 13	R: 1 E: 0 K: 2 S: 11	H: 1 LOB: 0 BB: 0 P: 11	R: 0 E: 0 K: 2 S: 11	H: 0 LOB: 0 BB: 0 P: 17	1B: 5 2B: 6 3B: 0 HR: 1	SF: 1 SAC: 1 DP: 1 HBP: 0	WP: 0 PB: 0 SB: 0 CS: 1	PA: 34	
PITCHER	IP	WLS	BF	H	R	ER	SO	BB	IBB	HBP	BLK	WP	HR	S	P	ERA	WHIP				
David Cone, R ERA: 2.86	7.0	L	31	12	6	6	5	12	6	6	5	1	72	99	7.71	1.857					
Ramiro Mendoza, R ERA: 4.46	1.0		3	0	0	0	2	0	0	0	0	0	0	11	17	0.00	0.000				

New York Yankees @ Detroit Tigers
Tiger Stadium, Detroit, MI
Wed Jul 07 1999, 7:05 PM EDT
Att: 28,844 - Cloudy - 82 F

AB	31
R	6
H	12
RBI	6
BB	1
SO	7
LOB	9



Batter	1	2	3	4	5	6	7	8	9	AB	R	H	RBI	BB	SO	LOB	TOP								
Mark Loretta, R OBP: 0.369, SLG: 0.412 (1, 3)	F9		G3		G4-3		P3		G4-3	5	0	0	0	0	0	3	Milwaukee Brewers @ Detroit Tigers Tiger Stadium, Detroit, MI Fri Jul 09 1999, 7:05 PM EDT Att: 22,769 - Unknown - 81 F								
Ronnie Belliard, R OBP: 0.423, SLG: 0.471 Brian Banks, S OBP: 0.333, SLG: 0.378 (1, 4)	K			G5-3	K2-3			G6-3		3	0	0	0	0	2	1									
Jeff Cirillo, R OBP: 0.388, SLG: 0.442 (1, 5)	K			2B	1B	HR		FC3-6	1B	4	2	3	0	0	1	0									
Jeremy Burnitz, L OBP: 0.389, SLG: 0.599 (1, 10)		G6-3		1B	SF9	2B	HR	FC3-6	1B	4	2	2	2	0	0	1									
Dave Nilsson, L OBP: 0.393, SLG: 0.619 (1, 2)		G5-4-3		FC4	1B		G1-3			3	0	2	1	1	0	0									
Marquis Grissom, R OBP: 0.338, SLG: 0.422 (1, 8)	G5-4-3			SF9			G6-3		G5-3	3	0	0	1	0	0	3									
Geoff Jenkins, L OBP: 0.378, SLG: 0.564 (1, 7)			G6-3	FC4			F8		K	4	0	0	0	0	1	1									
Jose Valentin, S OBP: 0.427, SLG: 0.625 (1, 6)			K		FC4-6	1B	F8		WP	4	0	2	0	0	1	0									
Rich Becker, L OBP: 0.380, SLG: 0.395 (1, 9)					FC4-6	G4-3	K		K	3	0	0	0	1	2	2									
Inning Stats	R: 0 E: 0 K: 2 S: 14	H: 0 LOB: 0 BB: 0 P: 19	R: 0 E: 0 K: 0 S: 7	H: 1 LOB: 0 BB: 0 P: 10	R: 0 E: 0 K: 1 S: 13	H: 0 LOB: 1 BB: 1 P: 22	R: 2 E: 0 K: 0 S: 14	H: 3 LOB: 1 BB: 0 P: 22	R: 0 E: 0 K: 1 S: 9	H: 1 LOB: 1 BB: 0 P: 16	R: 2 E: 0 K: 0 S: 9	H: 2 LOB: 0 BB: 0 P: 10	R: 0 E: 0 K: 1 S: 6	H: 0 LOB: 0 BB: 0 P: 6	R: 0 E: 0 K: 0 S: 7	H: 1 LOB: 2 BB: 1 P: 17	R: 0 E: 0 K: 2 S: 11	H: 1 LOB: 1 BB: 0 P: 17	1B: 7 2B: 1 3B: 0 HR: 1	SF: 1 SAC: 0 DP: 1 HBP: 0	WP: 1 PB: 0 SB: 1 CS: 0	PA: 37			
PITCHER	IP	WLS	BF	H	R	ER	SO	BB	IBB	HBP	BLK	WP	HR	S	P	ERA	WHIP								
Nelson Cruz, R ERA: 6.57 (1, 1)	6.0	L	25	7	4	4	4	1	0	0	0	0	1	66	99	6.00	1.333								
Will Brunson, L ERA: 5.0 (7, 1)	0.2		2	0	0	0	1	0	0	0	0	0	0	5	5	0.00	0.000								
Bryce Florie, R ERA: 4.65 (7, 1)	2.1		10	2	0	0	2	0	1	0	0	1	0	19	35	0.00	0.857								

Batter	1	2	3	4	5	6	7	8	9	AB	R	H	RBI	BB	SO	LOB	BOTTOM								
Luis Polonia, L OBP: 0.383, SLG: 0.571 Bill Haselman, R OBP: 0.363, SLG: 0.500 (1, 10)	F8			K		F9		F9		3	0	0	0	0	1	0	Milwaukee Brewers @ Detroit Tigers Tiger Stadium, Detroit, MI Fri Jul 09 1999, 7:05 PM EDT Att: 22,769 - Unknown - 81 F								
Brad Ausmus, R OBP: 0.346, SLG: 0.433 (1, 2)	F7			K		S	1B	G6-3		4	0	1	0	0	1	0									
Bobby Higginson, L OBP: 0.350, SLG: 0.382 (1, 9)	F8			F9		L9			BB	3	0	0	0	1	0	1									
Dean Palmer, R OBP: 0.338, SLG: 0.536 (1, 5)		K			HR	K		K		4	1	1	1	0	3	2									
Tony Clark, S OBP: 0.321, SLG: 0.384 (1, 3)		K			G3		G3-1		K	4	0	0	0	0	2	0									
Damion Easley, R OBP: 0.345, SLG: 0.427 (1, 4)		K			FC5-4	1B	1B		K	4	0	2	0	0	2	0									
Juan Encarnacion, R OBP: 0.303, SLG: 0.464 (1, 7)			L8		FC5-4		K		G6-3	4	0	0	0	0	1	2									
Gabe Kapler, R OBP: 0.302, SLG: 0.469 (1, 8)				G6-4-3	1B		BB			2	0	2	0	1	0	0									
Deivi Cruz, R OBP: 0.280, SLG: 0.347 Gregg Jefferies, S OBP: 0.271, SLG: 0.328 Jason Wood, R OBP: 0.174, SLG: 0.136 (1, 6)			G6-4-3		P5		F8			2	0	0	0	0	0	3									
Inning Stats	R: 0 E: 0 K: 0 S: 6	H: 0 LOB: 0 BB: 0 P: 7	R: 0 E: 0 K: 3 S: 9	H: 0 LOB: 0 BB: 0 P: 12	R: 0 E: 0 K: 0 S: 7	H: 1 LOB: 0 BB: 0 P: 10	R: 0 E: 0 K: 2 S: 7	H: 0 LOB: 0 BB: 0 P: 10	R: 1 E: 0 K: 0 S: 9	H: 2 LOB: 1 BB: 1 P: 17	R: 0 E: 0 K: 1 S: 14	H: 1 LOB: 1 BB: 0 P: 19	R: 0 E: 0 K: 1 S: 8	H: 2 LOB: 2 BB: 0 P: 14	R: 0 E: 0 K: 1 S: 6	H: 0 LOB: 1 BB: 1 P: 14	R: 0 E: 0 K: 2 S: 9	H: 0 LOB: 0 BB: 0 P: 14	1B: 5 2B: 0 3B: 0 HR: 1	SF: 0 SAC: 0 DP: 1 HBP: 0	WP: 0 PB: 0 SB: 2 CS: 0	PA: 34			
PITCHER	IP	WLS	BF	H	R	ER	SO	BB	IBB	HBP	BLK	WP	HR	S	P	ERA	WHIP								
Steve Woodard, R ERA: 4.37 (1, 1)	6.2	W	26	6	1	1	7	0	0	0	0	0	0	2	5	0.00	0.000								
Mike Myers, L ERA: 6.04 (7, 1)	0.1	H	1	0	0	0	0	0	0	0	0	0	0	2	5	0.00	0.000								
David Weathers, R ERA: 4.14 (8, 1)	1.0	H	4	0	0	0	1	1	0	0	0	0	0	6	14	0.00	1.000								
Bob Wickman, R ERA: 3.18 (9, 1)	1.0	S	3	0	0	0	2	0	0	0	0	0	0	9	14	0.00	0.000								

Batter	1	2	3	4	5	6	7	8	9	AB	R	H	RBI	BB	SO	LOB	TOP					
Mark Loretta, R (1, 4) <small>OBP: 0.365, SLG: 0.407</small> Lou Collier, R (8, 4) <small>OBP: 0.339, SLG: 0.415</small>	F9	F9			F9		P3		K	4	0	0	0	0	0	2						
Jose Valentin, S (1, 6) <small>OBP: 0.20, SLG: 0.602</small>	P4		K		K					3	0	0	0	1	2	0						
Jeff Cirillo, R (1, 5) <small>OBP: 0.392, SLG: 0.444</small>	2B		G4-3			HR				3	2	2	0	1	0	0						
Jeremy Burnitz, L (1, 9) <small>OBP: 0.393, SLG: 0.617</small>	1-H									4	1	3	3	0	1	2						
Dave Nilsson, L (1, 2) <small>OBP: 0.387, SLG: 0.609</small> Brian Banks, S (8, 2) <small>OBP: 0.333, SLG: 0.378</small>	K		L3							4	0	0	0	0	3	4						
Marquis Grissom, R (1, 8) <small>OBP: 0.334, SLG: 0.417</small>		E3			K					4	0	0	0	0	2	2						
Alex Ochoa, R (1, 7) <small>OBP: 0.446, SLG: 0.546</small>			G4-3							3	0	1	0	1	0	0						
Sean Berry, R (1, 3) <small>OBP: 0.290, SLG: 0.323</small>		F9			F8		P3			4	0	0	0	0	0	3						
Bobby Hughes, R (1, 10) <small>OBP: 0.289, SLG: 0.391</small> Rich Becker, L (9, PH) <small>OBP: 0.376, SLG: 0.390</small>			K							3	0	0	0	0	2	2						
Inning Stats	R: 1 E: 0 K: 1 S: 14	H: 2 LOB: 1 BB: 0 P: 19	R: 0 E: 1 K: 1 S: 12	H: 0 LOB: 2 BB: 1 P: 22	R: 0 E: 0 K: 1 S: 12	H: 1 LOB: 1 BB: 0 P: 19	R: 0 E: 0 K: 1 S: 7	H: 0 LOB: 0 BB: 0 P: 9	R: 0 E: 0 K: 2 S: 10	H: 0 LOB: 0 BB: 0 P: 12	R: 2 E: 0 K: 1 S: 8	H: 1 LOB: 0 BB: 1 P: 14	R: 0 E: 0 K: 0 S: 16	H: 0 LOB: 2 BB: 1 P: 25	R: 0 E: 0 K: 3 S: 16	H: 1 LOB: 2 BB: 1 P: 25	R: 0 E: 0 K: 2 S: 10	H: 1 LOB: 1 BB: 0 P: 16	1B: 3 2B: 2 3B: 0 HR: 1	SF: 0 SAC: 0 DP: 0 HBP: 0	WP: 0 PB: 0 SB: 1 CS: 0	PA: 37
PITCHER	IP	WLS	BF	H	R	ER	SO	BB	IBB	HBP	BLK	WP	HR	S	P	ERA	WHIP					
Justin Thompson, L (1, 1) <small>ERA: 4.57</small>	8.0	W	33	5	3	3	10	3	0	0	0	0	1	86	131	3.38	1.000					
Doug Brocail, R (9, 1) <small>ERA: 2.72</small>	1.0		4	1	0	0	2	0	0	0	0	0	0	10	16	0.00	1.000					

Milwaukee Brewers @ Detroit Tigers
Tiger Stadium, Detroit, MI
Sat Jul 10 1999, 5:05 PM EDT
Att: 25,374 - Cloudy - 72 F

AB	34
R	3
H	6
RBI	3
BB	3
SO	12
LOB	17





Batter	1	2	3	4	5	6	7	8	9	AB	R	H	RBI	BB	SO	LOB	BOTTOM				
Juan Encarnacion, R (1, 7) <small>OBP: 0.303, SLG: 0.461</small>	B2		G3							6	2	2	0	0	0	2					
Jason Wood, R (1, 3) <small>OBP: 0.231, SLG: 0.200</small> Frank Catalanotto, L (6, PH) <small>OBP: 0.323, SLG: 0.466</small>	FC5				G6-3					3	1	2	0	0	0	1					
Bobby Higginson, L (1, 9) <small>OBP: 0.356, SLG: 0.387</small>	E6									4	1	3	2	1	0	1					
Dean Palmer, R (1, 5) <small>OBP: 0.342, SLG: 0.537</small>	FC5									3	1	1	2	1	0	3					
Tony Clark, S (1, 10) <small>OBP: 0.319, SLG: 0.384</small>	G5-3									5	1	1	1	0	1	7					
Damion Easley, R (1, 4) <small>OBP: 0.348, SLG: 0.422</small>										3	0	0	1	2	0	1					
Gabe Kapler, R (1, 8) <small>OBP: 0.304, SLG: 0.467</small>										5	1	2	1	0	0	4					
Bill Haselman, R (1, 2) <small>OBP: 0.354, SLG: 0.483</small>										5	0	1	1	0	1	5					
Deivi Cruz, R (1, 6) <small>OBP: 0.282, SLG: 0.360</small>										5	1	2	1	0	0	2					
Inning Stats	R: 0 E: 0 K: 0 S: 9	H: 1 LOB: 2 BB: 0 P: 15	R: 0 E: 0 K: 1 S: 7	H: 0 LOB: 1 BB: 1 P: 15	R: 4 E: 0 K: 0 S: 13	H: 4 LOB: 1 BB: 1 P: 29	R: 1 E: 0 K: 0 S: 8	H: 2 LOB: 1 BB: 0 P: 12	R: 1 E: 0 K: 1 S: 10	H: 2 LOB: 1 BB: 0 P: 17	R: 2 E: 0 K: 0 S: 13	H: 2 LOB: 3 BB: 2 P: 28	R: 1 E: 0 K: 1 S: 15	H: 2 LOB: 2 BB: 1 P: 26	R: 0 E: 1 K: 0 S: 13	H: 1 LOB: 2 BB: 0 P: 22	1B: 11 2B: 2 3B: 0 HR: 1	SF: 0 SAC: 0 DP: 0 HBP: 1	WP: 0 PB: 0 SB: 3 CS: 0	PA: 46	
PITCHER	IP	WLS	BF	H	R	ER	SO	BB	IBB	HBP	BLK	WP	HR	S	P	ERA	WHIP				
Jim Abbott, L (1, 1) <small>ERA: 6.84</small>	3.2	L	21	7	5	5	1	2	0	0	0	0	0	36	69	12.27	2.455				
Jim Pittsley, R (4, 1) <small>ERA: 5.18</small>	1.1		10	4	3	3	1	1	0	1	0	0	0	14	28	20.25	3.750				
Eric Plunk, R (6, 1) <small>ERA: 3.19</small>	2.0		10	2	1	1	1	2	0	0	0	0	1	25	45	4.50	2.000				
Bill Pulsipher, L (8, 1) <small>ERA: 5.14</small>	1.0		5	1	0	0	0	0	0	0	0	0	0	13	22	0.00	1.000				

Milwaukee Brewers @ Detroit Tigers
Tiger Stadium, Detroit, MI
Sat Jul 10 1999, 5:05 PM EDT
Att: 25,374 - Cloudy - 72 F

AB	40
R	9
H	14
RBI	9
BB	5
SO	3
LOB	26



Batter	1	2	3	4	5	6	7	8	9	AB	R	H	RBI	BB	SO	LOB	TOP										
Mark Loretta, R OBP: 0.360, SLG: 0.401 (1, 4)	G5-3		G6-3	G5-3			FC1-2-5-1		L4	5	0	0	0	0	0	4	Milwaukee Brewers @ Detroit Tigers Tiger Stadium, Detroit, MI Sun Jul 11 1999, 1:05 PM EDT Att: 32,974 - Cloudy - 70 F										
Jose Valentin, S OBP: 0.404, SLG: 0.575 (1, 6)	G3-1		F8		G3		K			4	0	0	0	0	1	2											
Jeff Cirillo, R OBP: 0.393, SLG: 0.443 (1, 5)	K			B1-3						3	0	1	0	1	1	0											
Jeremy Burnitz, L OBP: 0.389, SLG: 0.609 (1, 10)		K	P4		G4-3		F8			4	0	0	0	0	1	4											
Dave Nilsson, L OBP: 0.385, SLG: 0.602 (1, 2)		P4		L9		P5		G6-4-3		3	0	0	0	1	0	0											
Marquis Grissom, R OBP: 0.333, SLG: 0.415 (1, 8)	E5			1B		F8		G6-4-3		4	2	1	0	0	0	1											
Geoff Jenkins, L OBP: 0.376, SLG: 0.572 (1, 7)			F8		G4-3			K		4	1	1	2	0	1	1											
Rich Becker, L OBP: 0.390, SLG: 0.417 (1, 9)				1B			1B		K	2	0	1	0	2	1	0											
Brian Banks, S OBP: 0.338, SLG: 0.383 (1, 3)									K	4	0	2	1	0	2	1											
Inning Stats	R: 0 E: 0 K: 1 S: 12	H: 0 LOB: 0 BB: 0 P: 17	R: 2 E: 1 K: 2 S: 14	H: 2 LOB: 1 BB: 0 P: 20	R: 0 E: 0 K: 0 S: 7	H: 1 LOB: 1 BB: 0 P: 10	R: 1 E: 0 K: 0 S: 14	H: 2 LOB: 2 BB: 1 P: 22	R: 0 E: 0 K: 0 S: 5	H: 0 LOB: 0 BB: 0 P: 8	R: 0 E: 0 K: 0 S: 5	H: 0 LOB: 0 BB: 0 P: 7	R: 0 E: 0 K: 1 S: 16	H: 1 LOB: 3 BB: 2 P: 30	R: 0 E: 0 K: 1 S: 8	H: 0 LOB: 0 BB: 1 P: 17		R: 0 E: 0 K: 2 S: 10	H: 0 LOB: 0 BB: 0 P: 11	1B: 4 2B: 0 3B: 1 HR: 1	SF: 0 SAC: 0 DP: 1 HBP: 0	WP: 0 PB: 0 SB: 2 CS: 0	PA: 37				
PITCHER	IP	WLS	BF	H	R	ER	SO	BB	IBB	HBP	BLK	WP	HR	S	P	ERA	WHIP										
Brian Moehler, R ERA: 4.7 (1, 1)	7.0	L	31	6	3	1	4	3	0	0	0	0	1	73	114	1.29	1.286										
C.J. Nitkowski, L ERA: 5.52 (8, 1)	1.0		3	0	0	0	1	1	0	0	0	0	0	8	17	0.00	1.000										
Todd Jones, R ERA: 4.66 (9, 1)	1.0		3	0	0	0	2	0	0	0	0	0	0	10	11	0.00	0.000										

Batter	1	2	3	4	5	6	7	8	9	AB	R	H	RBI	BB	SO	LOB	BOTTOM										
Luis Polonia, L OBP: 0.377, SLG: 0.554 (1, 10)	F8	G4-3		G6-3			L4		L8	4	0	0	0	1	0	1	Milwaukee Brewers @ Detroit Tigers Tiger Stadium, Detroit, MI Sun Jul 11 1999, 1:05 PM EDT Att: 32,974 - Cloudy - 70 F										
Brad Ausmus, R OBP: 0.371, SLG: 0.434 (1, 2)				1B		G4-3			BB	4	1	2	0	1	1	0											
Bobby Higginson, L OBP: 0.360, SLG: 0.385 (1, 9)										2	0	0	0	3	1	2											
Dean Palmer, R OBP: 0.340, SLG: 0.532 (1, 5)										5	0	1	0	0	1	5											
Tony Clark, S OBP: 0.318, SLG: 0.384 (1, 3)										3	0	1	1	0	1	2											
Damion Easley, R OBP: 0.345, SLG: 0.423 (1, 4)										4	0	1	0	0	0	3											
Juan Encarnacion, R OBP: 0.303, SLG: 0.458 (1, 7)										4	0	1	0	0	1	3											
Gabe Kapler, R OBP: 0.307, SLG: 0.468 (1, 8)										4	1	2	0	0	2	1											
Deivi Cruz, R OBP: 0.283, SLG: 0.364 Frank Catalanotto, L OBP: 0.321, SLG: 0.463 (1, 6) (9, PH)										3	0	1	1	0	0	2											
Inning Stats	R: 0 E: 0 K: 2 S: 11	H: 1 LOB: 2 BB: 1 P: 24	R: 1 E: 0 K: 0 S: 13	H: 2 LOB: 1 BB: 0 P: 19	R: 1 E: 0 K: 1 S: 13	H: 2 LOB: 2 BB: 1 P: 22	R: 0 E: 0 K: 1 S: 6	H: 0 LOB: 0 BB: 0 P: 10	R: 0 E: 0 K: 1 S: 9	H: 0 LOB: 0 BB: 0 P: 12	R: 0 E: 0 K: 0 S: 8	H: 3 LOB: 2 BB: 0 P: 14	R: 0 E: 0 K: 1 S: 12	H: 0 LOB: 1 BB: 1 P: 21	R: 0 E: 0 K: 1 S: 12	H: 1 LOB: 1 BB: 0 P: 20		R: 0 E: 0 K: 0 S: 7	H: 0 LOB: 2 BB: 2 P: 17	1B: 7 2B: 2 3B: 0 HR: 0	SF: 1 SAC: 0 DP: 1 HBP: 0	WP: 0 PB: 0 SB: 2 CS: 0	PA: 40				
PITCHER	IP	WLS	BF	H	R	ER	SO	BB	IBB	HBP	BLK	WP	HR	S	P	ERA	WHIP										
Hideo Nomo, R ERA: 3.95 (1, 1)	6.2	W	29	8	2	2	6	2	0	0	0	0	0	68	113	2.70	1.500										
Mike Myers, L ERA: 6.04 (7, 1)	0.0		1	0	0	0	0	1	0	0	0	0	0	3	7	∞	∞										
Eric Plunk, R ERA: 3.14 (7, 1)	0.2	H	2	0	0	0	0	0	0	0	0	0	0	4	8	0.00	0.000										
David Weathers, R ERA: 4.09 (8, 1)	0.2	H	3	1	0	0	1	0	0	0	0	0	0	9	14	0.00	1.500										
Bob Wickman, R ERA: 3.1 (9, 1)	1.0	S	5	0	0	0	0	2	0	0	0	0	0	7	17	0.00	2.000										

Batter	1	2	3	4	5	6	7	8	9	AB	R	H	RBI	BB	SO	LOB	TOP		
Juan Encarnacion, R OBP: 0.301, SLG: 0.454 (1, 7)			G6-4-3 1-2		G6-3				F9	5	0	1	0	0	1	1			
Brad Ausmus, R OBP: 0.356, SLG: 0.439 (1, 2)				2B 1B	3B 1B					4	2	3	0	0	1	0			
Bobby Higginson, L OBP: 0.358, SLG: 0.386 (1, 9)				1B 2B	K					4	1	1	1	1	0	3	2		
Dean Palmer, R OBP: 0.345, SLG: 0.551 (1, 5)		HR		F8 2B 1B	3B					4	2	3	2	0	1	0			
Tony Clark, S OBP: 0.317, SLG: 0.382 (1, 3)	G3-1			F8 1-2	F8					4	0	1	0	0	0	3			
Damon Easley, R OBP: 0.348, SLG: 0.431 (1, 4)				2B						4	1	2	2	0	2	1			
Gabe Kapler, R OBP: 0.303, SLG: 0.462 Luis Polonia, L OBP: 0.374, SLG: 0.550 (8, PH)	G6-3			G6-3			P2		G4-3	3	0	0	0	0	0	2			
Deivi Cruz, R OBP: 0.282, SLG: 0.366 (1, 6)			K				P4		G6-3	4	0	1	1	0	1	1			
Dave Micki, R OBP: 0.500, SLG: 0.250 Willie Blair, R Doug Brocail, L Bryce Florie, R Gregg Jefferies, S OBP: 0.289, SLG: 0.326 (9, PH)									K	2	0	0	0	1	2	2			
Inning Stats	R: 0 E: 0 K: 3 S: 9	H: 0 LOB: 0 BB: 0 P: 9	R: 1 E: 0 K: 1 S: 10	H: 1 LOB: 0 BB: 0 P: 16	R: 0 E: 0 K: 1 S: 11	H: 0 LOB: 0 BB: 1 P: 17	R: 4 E: 0 K: 1 S: 16	H: 5 LOB: 1 BB: 0 P: 24	R: 1 E: 0 K: 1 S: 9	H: 2 LOB: 1 BB: 0 P: 12	R: 0 E: 0 K: 1 S: 8	H: 2 LOB: 1 BB: 0 P: 12	R: 0 E: 0 K: 2 S: 12	H: 1 LOB: 1 BB: 0 P: 18	R: 0 E: 0 K: 1 S: 9	H: 0 LOB: 0 BB: 0 P: 11	1B: 6 2B: 5 3B: 1 HR: 1	SF: 0 SAC: 0 DP: 2 HBP: 0	WP: 0 PA: 37 PB: 0 SB: 0 CS: 1
PITCHER	IP	WLS	BF	H	R	ER	SO	BB	IBB	HBP	BLK	WP	HR	S	P	ERA	WHIP		
Shane Reynolds, R ERA: 3.89 Doug Henry, R ERA: 5.84 Trever Miller, L ERA: 6.15 Jay Powell, R ERA: 3.63 Billy Wagner, L ERA: 2.14	5.0		23	8	6	6	7	1	0	0	0	0	1	55	78	10.80	1.800		

Detroit Tigers @ Houston Astros
Astrodome, Houston, TX
Thu Jul 15 1999, 8:05 PM EDT
Att: 32,573 - Dome - 72 F

AB 36
R 6
H 12
RBI 6
BB 1
SO 12
LOB 13



Batter	1	2	3	4	5	6	7	8	9	AB	R	H	RBI	BB	SO	LOB	BOTTOM		
Craig Biggio, R OBP: 0.374, SLG: 0.465 (1, 4)			F9		5 HR		P6		G6-3	5	1	2	0	0	0	0			
Bill Spiers, L OBP: 0.361, SLG: 0.418 (1, 5)			G4-3		F7		G1-6-3 5 PB 1B BB			3	1	0	0	2	0	3			
5 Jeff Bagwell, R OBP: 0.465, SLG: 0.653 (1, 3)	G5-3 1-2			S HBP			1B HR		F8	3	2	1	3	1	0	2			
Carl Everett, S OBP: 0.371, SLG: 0.502 Jay Powell, R Jack Howell, L OBP: 0.375, SLG: 0.375 Billy Wagner, L Richard Hidalgo, R OBP: 0.325, SLG: 0.461 (1, 7)	G6-3		F7				G1-6-3 1B BB		G6-3	4	0	1	0	0	0	4			
Derek Bell, R OBP: 0.299, SLG: 0.367 (1, 9)										4	1	2	2	0	0	0			
Paul Bako, L OBP: 0.384, SLG: 0.419 (1, 2)	FC6-4 1-2						F8		FC5-4 1B	3	0	1	0	1	0	2			
Tim Bogar, R OBP: 0.341, SLG: 0.376 (1, 6)							G6-3		FC5-4 HBP	3	1	1	2	0	0	3			
Shane Reynolds, R Rus Jones, R Doug Henry, R Matt Mieseke, R Trever Miller, R Glen Barker, S OBP: 0.348, SLG: 0.333 (8, 8)	FC5-4 1-2						1B 5 HR 2B		G4-3	1	0	0	0	0	0	2			
Inning Stats	R: 0 E: 0 K: 0 S: 4	H: 1 LOB: 1 BB: 0 P: 4	R: 0 E: 0 K: 1 S: 15	H: 1 LOB: 2 BB: 0 P: 24	R: 0 E: 0 K: 0 S: 7	H: 0 LOB: 1 BB: 0 P: 13	R: 0 E: 0 K: 1 S: 11	H: 1 LOB: 1 BB: 0 P: 18	R: 3 E: 0 K: 0 S: 12	H: 4 LOB: 0 BB: 0 P: 17	R: 2 E: 1 K: 0 S: 12	H: 1 LOB: 0 BB: 0 P: 22	R: 3 E: 0 K: 0 S: 18	H: 1 LOB: 2 BB: 4 P: 39	R: 0 E: 0 K: 0 S: 6	H: 0 LOB: 1 BB: 1 P: 14	1B: 5 2B: 1 3B: 2 HR: 1	SF: 0 SAC: 0 DP: 0 HBP: 2	WP: 0 PA: 41 PB: 1 SB: 1 CS: 1
PITCHER	IP	WLS	BF	H	R	ER	SO	BB	IBB	HBP	BLK	WP	HR	S	P	ERA	WHIP		
Dave Micki, R ERA: 5.26 Willie Blair, R ERA: 7.27 Doug Brocail, R ERA: 2.85 Bryce Florie, R ERA: 4.54	6.0		28	8	5	3	2	0	0	0	0	0	0	6	14	4.50	1.333		

Detroit Tigers @ Houston Astros
Astrodome, Houston, TX
Thu Jul 15 1999, 8:05 PM EDT
Att: 32,573 - Dome - 72 F


AB 33
R 8
H 9
RBI 8
BB 5
SO 2
LOB 20



Batter	1	2	3	4	5	6	7	8	9	AB	R	H	RBI	BB	SO	LOB	TOP		
Juan Encarnacion, R OBP: 0.300, SLG: 0.451 (1, 7)										4	0	1	0	0	2	0			
Damion Easley, R OBP: 0.345, SLG: 0.429 (1, 4)										4	0	1	0	0	1	1			
Bobby Higginson, L OBP: 0.354, SLG: 0.381 (1, 9)										4	0	0	0	0	1	1			
Dean Palmer, R OBP: 0.344, SLG: 0.550 (1, 5)										4	0	1	0	0	1	0			
Tony Clark, S OBP: 0.320, SLG: 0.392 (1, 3)										3	1	1	1	1	1	1			
Frank Catalanotto, L OBP: 0.321, SLG: 0.463 (9, PR)										0	0	0	0	0	0	0			
Gabe Kapler, R OBP: 0.304, SLG: 0.457 (1, 8)										2	0	0	0	1	1	1			
Bill Haselman, R OBP: 0.343, SLG: 0.467 (1, 2)										3	0	0	0	0	1	2			
Deivi Cruz, R OBP: 0.279, SLG: 0.362 (1, 6)										3	0	0	0	0	0	0			
Justin Thompson, L (1, 1)										2	0	0	0	0	1	0			
Luis Polonia, L OBP: 0.371, SLG: 0.545 (8, PH)										1	0	0	0	0	1	0			
Doug Brocail, L (8, 1)										0	0	0	0	0	0	0			
Inning Stats	R: 0 E: 0 K: 0 S: 6	H: 0 LOB: 0 BB: 0 P: 11	R: 0 E: 0 K: 2 S: 8	H: 0 LOB: 1 BB: 1 P: 14	R: 0 E: 0 K: 2 S: 9	H: 0 LOB: 0 BB: 0 P: 10	R: 0 E: 0 K: 1 S: 9	H: 0 LOB: 0 BB: 0 P: 15	R: 1 E: 0 K: 0 S: 5	H: 1 LOB: 0 BB: 0 P: 12	R: 0 E: 0 K: 1 S: 9	H: 1 LOB: 1 BB: 0 P: 15	R: 0 E: 0 K: 2 S: 12	H: 1 LOB: 1 BB: 1 P: 20	R: 0 E: 0 K: 0 S: 7	H: 0 LOB: 1 BB: 1 P: 16	1B: 2 2B: 1 3B: 0 HR: 1	SF: 0 SAC: 0 DP: 0 HBP: 0	WP: 0 PA: 33 PB: 0 SB: 1 CS: 0
PITCHER	IP	WLS	BF	H	R	ER	SO	BB	IBB	HBP	BLK	WP	HR	S	P	ERA	WHIP		
Scott Elarton, R ERA: 2.98 (1, 1)	7.0		25	3	1	1	8	1	0	0	0	0	1	55	90	1.29	0.571		
Jay Powell, R ERA: 3.54 (8, 1)	1.0		4	1	0	0	2	0	0	0	0	0	0	12	20	0.00	1.000		
Jose Cabrera, R ERA: 3.12 (9, 1)	1.0	W	3	0	0	0	0	1	0	0	0	0	0	7	16	0.00	1.000		

Detroit Tigers @ Houston Astros
Astrodome, Houston, TX
Fri Jul 16 1999, 8:05 PM EDT
Att: 36,541 - Dome - 72 F


AB	30
R	1
H	4
RBI	1
BB	2
SO	10
LOB	6



Batter	1	2	3	4	5	6	7	8	9	AB	R	H	RBI	BB	SO	LOB	BOTTOM				
Craig Biggio, R OBP: 0.372, SLG: 0.462 (1, 4)										5	0	1	1	0	1	3					
Russ Johnson, R OBP: 0.356, SLG: 0.362 (1, 5)										3	0	0	0	1	0	0					
5 Jeff Bagwell, R OBP: 0.465, SLG: 0.654 (1, 3)										4	0	2	0	0	1	1					
Richard Hidalgo, R OBP: 0.324, SLG: 0.457 (1, 8)										3	0	0	0	1	2	2					
Matt Mieske, R OBP: 0.347, SLG: 0.544 (1, 7)										2	0	0	0	1	0	0					
Jay Powell, R (8, 1)										0	0	0	0	0	0	0					
Bill Spiers, L OBP: 0.363, SLG: 0.421 (8, PH)										1	0	1	0	0	0	0					
Jose Cabrera, R (9, 1)										0	0	0	0	0	0	0					
Derek Bell, R OBP: 0.296, SLG: 0.366 (1, 9)										4	1	1	0	0	1	4					
Tony Eusebio, R OBP: 0.352, SLG: 0.332 (1, 2)										2	0	2	0	1	0	0					
Glen Barker, S OBP: 0.375, SLG: 0.333 (7, PR)										0	1	0	0	1	0	0					
Tim Bogar, R OBP: 0.339, SLG: 0.374 (1, 6)										4	0	1	1	0	0	3					
Scott Elarton, R (1, 1)										1	0	0	0	0	0	1					
17 Lance Berkman, S (7, PH)										1	0	0	0	0	0	2					
Randy Knorr, R OBP: 0.143, SLG: 0.077 (8, 2)										1	0	0	0	0	1	1					
Inning Stats	R: 0 E: 0 K: 2 S: 9	H: 1 LOB: 1 BB: 0 P: 19	R: 1 E: 1 K: 0 S: 17	H: 2 LOB: 1 BB: 0 P: 26	R: 0 E: 0 K: 0 S: 10	H: 0 LOB: 0 BB: 1 P: 18	R: 0 E: 0 K: 1 S: 7	H: 0 LOB: 0 BB: 0 P: 10	R: 0 E: 0 K: 0 S: 8	H: 0 LOB: 1 BB: 1 P: 17	R: 0 E: 0 K: 0 S: 6	H: 1 LOB: 2 BB: 1 P: 13	R: 0 E: 0 K: 0 S: 10	H: 2 LOB: 2 BB: 0 P: 13	R: 0 E: 0 K: 2 S: 10	H: 1 LOB: 2 BB: 1 P: 15	R: 1 E: 0 K: 1 S: 7	H: 1 LOB: 1 BB: 1 P: 11	1B: 7 2B: 1 3B: 0 HR: 0	SF: 0 SAC: 1 DP: 2 HBP: 0	WP: 0 PA: 37 PB: 0 SB: 1 CS: 0
PITCHER	IP	WLS	BF	H	R	ER	SO	BB	IBB	HBP	BLK	WP	HR	S	P	ERA	WHIP				
Justin Thompson, L ERA: 4.37 (1, 1)	7.0		28	6	1	1	3	3	0	0	0	0	0	67	116	1.29	1.286				
Doug Brocail, R ERA: 2.94 (8, 1)	1.2	L	9	2	1	1	3	2	0	0	0	0	0	17	26	5.40	2.400				

Detroit Tigers @ Houston Astros
Astrodome, Houston, TX
Fri Jul 16 1999, 8:05 PM EDT
Att: 36,541 - Dome - 72 F

AB	31
R	2
H	8
RBI	2
BB	5
SO	6
LOB	17



Batter	1	2	3	4	5	6	7	8	9	10	AB	R	H	RBI	BB	SO	LOB	TOP						
Juan Encarnacion, R OBP: 0.296, SLG: 0.444 (1, 7)	K 0-3		F9 0-0		F8 0-1		K 1-3			L4 0-0	5	0	0	0	0	2	2							
Brad Ausmus, R OBP: 0.354, SLG: 0.434 (1, 2)	K 1-3		K 0-3			K 2-3	G5-3 0-0			1B 0-0	5	0	1	0	0	3	1							
Bobby Higginson, L OBP: 0.355, SLG: 0.381 (1, 9)	F7 1-1			F7 2-2			FC5-4 1B 1-0			1B 0-0	5	0	2	0	0	1	0							
Dean Palmer, R OBP: 0.339, SLG: 0.542 (1, 5)		K 0-3		G6-3 1-1		FC5-4 1B 2-2	G6-3 3-2			1B 0-3	5	0	0	0	0	2	3							
Tony Clark, S OBP: 0.322, SLG: 0.392 (1, 3)		1B BB 4-2		1B 2-1		G3-1 1-2	F9 3-2				3	0	1	0	1	0	1							
Damon Easley, R OBP: 0.347, SLG: 0.433 (1, 4)		1B BB 2-2		F7 2-1						G6-3 1-2	4	1	2	0	0	0	1							
Gabe Kapler, R OBP: 0.303, SLG: 0.454 (1, 8)		1B 2-3			K 2-3		1B 2B 1-1			P3 1-2	4	1	1	0	0	2	2							
Deivi Cruz, R OBP: 0.283, SLG: 0.364 Todd Jones, L (9, 1)		F8 0-2			1B 0-2		1B 1B 2-1			K 0-3	4	0	2	1	0	1	2							
Dave Borkowski, R OBP: 0.222, SLG: 0.192 Nelson Cruz, R (8, 1) Jason Wood, R (9, 6)			K 1-3		K 0-3		G4-3 1-2			K 0-3	3	0	0	1	0	2	2							
Inning Stats	R: 0 E: 0 K: 2 S: 9	H: 0 LOB: 0 BB: 0 P: 11	R: 0 E: 0 K: 2 S: 16	H: 1 LOB: 2 BB: 1 P: 23	R: 0 E: 0 K: 2 S: 8	H: 0 LOB: 0 BB: 0 P: 9	R: 0 E: 0 K: 2 S: 11	H: 1 LOB: 1 BB: 0 P: 18	R: 0 E: 0 K: 1 S: 12	H: 1 LOB: 1 BB: 0 P: 19	R: 2 E: 0 K: 1 S: 11	H: 3 LOB: 1 BB: 0 P: 18	R: 0 E: 0 K: 1 S: 9	H: 0 LOB: 0 BB: 0 P: 17	R: 0 E: 0 K: 2 S: 10	H: 0 LOB: 0 BB: 0 P: 12	R: 0 E: 0 K: 2 S: 9	H: 2 LOB: 3 BB: 2 P: 9	1B: 8 2B: 1 3B: 0 HR: 0	SF: 0 SAC: 0 DP: 0 HBP: 0	WP: 2 PB: 0 SB: 0 CS: 0	PA: 40		
PITCHER	IP 7.0	WLS 29	H 7	R 2	ER 2	SO 10	BB 1	IBB 0	HBP 0	BLK 0	WP 0	HR 0	S 78	P 111	ERA 2.57	WHIP 1.143								
Jose Lima, R ERA: 3.2 Doug Henry, R ERA: 5.4 Billy Wagner, L ERA: 2.05	(1, 1)	(8, 1)	(9, 1)																					

Detroit Tigers @ Houston Astros
Astrodome, Houston, TX
Sat Jul 17 1999, 4:05 PM EDT
Att. 41,177 - Dome - 72 F

AB 39
R 2
H 9
RBI 2
BB 1
SO 14
LOB 14



Batter	1	2	3	4	5	6	7	8	9	10	AB	R	H	RBI	BB	SO	LOB	BOTTOM					
Craig Biggio, R OBP: 0.375, SLG: 0.472 (1, 4)	P4 1-2		FC1-6-4 PO 1-2 2-3		1B 1-0					CS 0-0	5	2	3	1	0	0	2						
Bill Spiers, L OBP: 0.364, SLG: 0.418 (1, 5)	G4-3 3-2		PO 1-2	G6-3 5 BB 4-1	G4-3 1-0			K 2-3		1B 0-0	4	0	1	0	1	1	1						
5 Jeff Bagwell, R OBP: 0.465, SLG: 0.659 (1, 3)	K 3-3			G1 1-0		K 2-3				1B 0-0	5	1	2	1	0	2	1						
Richard Hidalgo, R OBP: 0.325, SLG: 0.454 (1, 8) (10, 7)		G1 2-1		G6-3 3-1		1B 0-2				K 0-3	4	0	1	0	1	1	4						
17 Lance Berkman, S Billy Wagner, L Jack Howell, L OBP: 0.366, SLG: 0.364 (10, PH)		K 1-3		S BB 4-2		F8 2-0				K 0-3	3	0	0	0	1	2	2						
Derek Bell, R OBP: 0.300, SLG: 0.363 (1, 9)		K 0-3		BB 4-2		G4-3 1-0				K 4-0	3	0	0	1	2	2	2						
Paul Bako, L OBP: 0.379, SLG: 0.406 (1, 2)				G4-3 1-1						1B FC1-5 BB 4-2	3	0	0	0	1	1	3						
Tim Bogar, R OBP: 0.342, SLG: 0.376 (1, 6)					K 1-3					1B FC1-5 1B 1-2	4	0	2	0	0	1	0						
Jose Lima, R OBP: 0.174, SLG: 0.136 (7, PH) Russ Johnson, R OBP: 0.301, SLG: 0.396 Doug Henry, R OBP: 0.305, SLG: 0.551 Matt Mieske, R OBP: 0.275, SLG: 0.333 Glen Barker, R OBP: 0.275, SLG: 0.333 (10, PH)	(1, 11)	(8, 1)	(9, 7)	(9, PH)	(10, 8)					CS 1B 1-2	2	0	0	0	0	1	2						
Inning Stats	R: 0 E: 0 K: 1 S: 10	H: 0 LOB: 0 BB: 0 P: 17	R: 0 E: 0 K: 2 S: 10	H: 0 LOB: 0 BB: 0 P: 13	R: 0 E: 0 K: 0 S: 9	H: 1 LOB: 1 BB: 1 P: 16	R: 0 E: 0 K: 0 S: 10	H: 0 LOB: 3 BB: 3 P: 27	R: 0 E: 0 K: 2 S: 9	H: 1 LOB: 1 BB: 0 P: 11	R: 0 E: 0 K: 1 S: 11	H: 0 LOB: 0 BB: 0 P: 13	R: 2 E: 0 K: 3 S: 14	H: 2 LOB: 1 BB: 1 P: 23	R: 0 E: 0 K: 1 S: 9	H: 2 LOB: 1 BB: 1 P: 13	R: 1 E: 0 K: 2 S: 9	H: 3 LOB: 3 BB: 1 P: 13	1B: 8 2B: 0 3B: 0 HR: 2	SF: 0 SAC: 0 DP: 0 HBP: 0	WP: 0 PB: 0 SB: 1 CS: 2	PA: 44	
PITCHER	IP 7.1	WLS 30	H 5	R 2	ER 2	SO 8	BB 4	IBB 0	HBP 0	BLK 0	WP 0	HR 2	S 74	P 122	ERA 2.46	WHIP 1.227							
Dave Borkowski, R ERA: 2.45 Nelson Cruz, R ERA: 6.35 Todd Jones, R ERA: 4.78	(1, 1)	(8, 1)	(9, 1)																				

Detroit Tigers @ Houston Astros
Astrodome, Houston, TX
Sat Jul 17 1999, 4:05 PM EDT
Att. 41,177 - Dome - 72 F

AB 36
R 3
H 10
RBI 3
BB 6
SO 13
LOB 20



Batter	1	2	3	4	5	6	7	8	9	AB	R	H	RBI	BB	SO	LOB	TOP								
Johnny Damon, L (1, 7) OBP: 0.373, SLG: 0.478	1-1 F8		3-2 1B		0-0 2B		1-0 SF7		2-1 2B	4	0	3	1	0	0	0	Kansas City Royals @ Detroit Tigers Tiger Stadium, Detroit, MI Wed Jul 21 1999, 7:05 PM EDT Att: 19,064 - Cloudy - 82 F								
Carlos Febles, R (1, 4) OBP: 0.351, SLG: 0.438	1-3 K		2-2 G5-3		2-2 G6-3		3-2 HR		3-2 L7	5	1	1	2	0	1	5									
Carlos Beltrán, S (1, 8) OBP: 0.344, SLG: 0.473	1-1 F9			2-2 1B		1-3 K	1-1 G6-3			4	0	1	0	0	1	0									
29 Mike Sweeney, R (1, 10) OBP: 0.384, SLG: 0.531		1-2 P3		0-1 P6		2-2 HR		1-2 HR		4	2	2	2	0	0	1									
Jermaine Dye, R (1, 9) OBP: 0.353, SLG: 0.531		2-2 G4-3		2-2 P4		2-3 K		1-2 G3		4	0	0	0	0	1	1									
Joe Randa, R (1, 5) OBP: 0.381, SLG: 0.505		1-1 E8 2B		1-2 L7		0-1 G6-3		0-0 F8		4	0	1	0	0	0	1									
Jeremy Giambi, L (1, 3) OBP: 0.367, SLG: 0.319			1-3 K		1-3 K		0-3 K	2-3 K		4	0	0	0	0	4	1									
Tim Spehr, R (1, 2) OBP: 0.330, SLG: 0.436			1-1 P7		4-2 FC6-4 BB		0-1 1B SF7		3-2 L8	2	1	1	0	1	0	0									
Scott Pose, L (9, PH) OBP: 0.395, SLG: 0.338									1-1 L8	1	0	0	0	0	0	0									
Rey Sanchez, R (1, 6) OBP: 0.300, SLG: 0.352			1-0 G5-3 1B		1-0 FC6-4 2B		3-2 1B HR		1-1 L8	4	1	2	0	0	0	1									
Inning Stats	R: 0 E: 0 K: 1 S: 7	H: 0 LOB: 0 BB: 0 P: 10	R: 0 E: 1 K: 1 S: 12	H: 1 LOB: 1 BB: 0 P: 17	R: 0 E: 0 K: 0 S: 9	H: 2 LOB: 1 BB: 0 P: 16	R: 0 E: 0 K: 0 S: 13	H: 1 LOB: 1 BB: 0 P: 18	R: 0 E: 0 K: 1 S: 10	H: 1 LOB: 2 BB: 1 P: 18	R: 1 E: 0 K: 2 S: 13	H: 1 LOB: 0 BB: 0 P: 18	R: 3 E: 0 K: 1 S: 19	H: 3 LOB: 0 BB: 0 P: 27	R: 1 E: 0 K: 1 S: 14	H: 1 LOB: 0 BB: 0 P: 18	R: 0 E: 0 K: 0 S: 16	H: 1 LOB: 1 BB: 0 P: 25	1B: 5 2B: 3 3B: 0 HR: 3	SF: 1 SAC: 0 DP: 1 HBP: 0	WP: 0 PB: 0 SB: 0 CS: 0	PA: 38			
PITCHER	IP	WLS	BF	H	R	ER	SO	BB	IBB	HBP	BLK	WP	HR	S	P	ERA	WHIP								
Justin Thompson, L (1, 1) ERA: 4.42	7.0	W	30	9	4	4	6	1	0	0	0	0	2	83	124	5.14	1.429								
Doug Brocail, R (8, 1) ERA: 3.0	1.0	H	4	1	1	1	1	0	0	0	0	0	1	14	18	9.00	1.000								
Nelson Cruz, R (9, 1) ERA: 6.05	1.0		4	1	0	0	0	0	0	0	0	0	0	16	25	0.00	1.000								

Batter	1	2	3	4	5	6	7	8	9	AB	R	H	RBI	BB	SO	LOB	BOTTOM								
Luis Polonia, L (1, 7) OBP: 0.379, SLG: 0.555	1-1 P5		1-0 L8		1-1 FC5-4 S 1B		0-0 HR SH1-3 1B	2-1 HR 3B		4	1	2	0	0	0	1	Kansas City Royals @ Detroit Tigers Tiger Stadium, Detroit, MI Wed Jul 21 1999, 7:05 PM EDT Att: 19,064 - Cloudy - 82 F								
Brad Ausmus, R (8, 2) OBP: 0.361, SLG: 0.452			2-3 2B		0-0 F9		0-1 SH1-3	2-0 HR		4	2	3	4	0	0	1									
Deivi Cruz, R (1, 6) OBP: 0.287, SLG: 0.379	1-1 G1-3 1B		0-2 2B		0-0 F9		1-2 SH1-3	1-2 HR		3	2	1	1	2	1	1									
Bobby Higginson, L (1, 9) OBP: 0.395, SLG: 0.375	0-1 G1-3		1-0 E 1B 2B		4-0 FC5-4 BB		3-1 HR IBB	2-3 K		5	0	0	0	0	1	6									
Dean Palmer, R (1, 5) OBP: 0.335, SLG: 0.536	2-2 F9		1-1 E1 1B 2B		2-2 FC5-4		2-3 K	1-0 L6		4	1	2	4	0	0	2									
Tony Clark, S (1, 10) OBP: 0.326, SLG: 0.432		1-2 G3	2-1 FC4 1B		2-2 G4-3		1-1 HR			4	1	2	4	0	0	2									
Damion Easley, R (1, 4) OBP: 0.348, SLG: 0.444		1-0 G5-3	1-1 FC4			3-0 G5-3	0-0 2B			4	0	1	0	0	0	2									
Frank Catalanotto, L (1, 3) OBP: 0.317, SLG: 0.454		2-3 K		0-0 F7		1-3 K	3-2 G3			4	0	0	0	0	2	1									
Juan Encarnacion, R (1, 8) OBP: 0.295, SLG: 0.453			1-0 L8 2B		2-2 G5-3		1-2 G6-3	2-2 P4		4	1	1	0	0	0	0									
Bill Haselman, R (1, 2) OBP: 0.343, SLG: 0.463			2-0 G6-3		0-0 P2		1-2 E6 1B SH1-3	4-0 S 3B BB		3	0	1	0	0	0	1									
Gabe Kapler, R (7, PR) OBP: 0.308, SLG: 0.443										0	2	0	0	1	0	0									
Inning Stats	R: 0 E: 0 K: 0 S: 9	H: 1 LOB: 1 BB: 0 P: 13	R: 0 E: 0 K: 1 S: 9	H: 0 LOB: 0 BB: 0 P: 13	R: 3 E: 1 K: 0 S: 13	H: 4 LOB: 2 BB: 0 P: 22	R: 0 E: 0 K: 0 S: 5	H: 0 LOB: 0 BB: 0 P: 7	R: 0 E: 0 K: 1 S: 7	H: 0 LOB: 0 BB: 0 P: 12	R: 4 E: 1 K: 1 S: 15	H: 4 LOB: 1 BB: 1 P: 26	R: 3 E: 0 K: 1 S: 10	H: 2 LOB: 0 BB: 1 P: 23	R: 0 E: 0 K: 0 S: 9	H: 0 LOB: 0 BB: 0 P: 13	1B: 5 2B: 4 3B: 1 HR: 2	SF: 0 SAC: 1 DP: 0 HBP: 0	WP: 0 PB: 0 SB: 2 CS: 0	PA: 40					
PITCHER	IP	WLS	BF	H	R	ER	SO	BB	IBB	HBP	BLK	WP	HR	S	P	ERA	WHIP								
Kevin Appier, R (1, 1) ERA: 5.0	6.2	L	32	9	7	6	3	1	0	0	0	0	1	10	23	40.50	6.000								
Ken Ray, R (7, 1) ERA: 4.78	0.2		6	3	3	3	0	1	0	0	0	0	0	4	7	0.00	0.000								
Matt Whisenant, L (8, 1) ERA: 5.02	0.2		2	0	0	0	1	0	0	0	0	0	0	4	7	0.00	0.000								

Batter	1	2	3	4	5	6	7	8	9	AB	R	H	RBI	BB	SO	LOB	TOP			
Jose Offerman, S OBP: 0.357, SLG: 0.408	0-0 F7	2-3 K		2-1 G4-3		4-0 1B BB		1-3 K		4	0	0	0	1	2	0				
John Valentin, R OBP: 0.317, SLG: 0.414	1-2 F9	3-2 G6-3		0-1 HR 1B		1-0 1B		1-2 G1-3		5	1	2	0	0	0	0				
Brian Daubach, L OBP: 0.377, SLG: 0.607	3-2 1B		2-3 K	2-2 HR		2-0 F7			1-2 L3	5	1	2	2	0	1	2				
Nomar Garciaparra, R OBP: 0.397, SLG: 0.611	1-0 F8		1-0 HR	1-1 HR		0-1 P4			0-0 F8	5	2	2	2	0	0	3				
Troy O'Leary, L OBP: 0.343, SLG: 0.517		0-0 L8	2-1 F8	2-2 P7			3-1 G3-1		3-2 HR	5	1	1	1	0	0	0				
18 Reggie Jefferson, S OBP: 0.356, SLG: 0.451		1-0 1B E	0-0 1B	2-2 1B		2-2 F8		0-3 K	4-1 BB	4	1	2	0	1	1	0				
Jason Varitek, S OBP: 0.319, SLG: 0.473		4-2 HR BB	2-2 G4-3	1-1 G3-1		1-2 F9		4-0 FC4-6 BB		3	1	0	0	2	0	1				
Darren Lewis, R OBP: 0.333, SLG: 0.329		0-0 E5 HR 1B		3-3 K	2-0 L8		1-0 G6-3	1-2 FC4-6		5	1	1	0	0	1	2				
Trot Nixon, L OBP: 0.357, SLG: 0.434		0-2 HR		0-1 HR		1-0 G4-3		2-1 HR		4	3	3	5	0	0	0				
Inning Stats	R: 0 E: 0 K: 0 S: 11	H: 1 LOB: 1 BB: 0 P: 16	R: 4 E: 1 K: 1 S: 14	H: 3 LOB: 0 BB: 1 P: 24	R: 1 E: 0 K: 1 S: 10	H: 2 LOB: 1 BB: 0 P: 17	R: 4 E: 0 K: 1 S: 17	H: 4 LOB: 0 BB: 0 P: 27	R: 0 E: 0 K: 0 S: 5	H: 0 LOB: 2 BB: 1 P: 13	R: 0 E: 0 K: 1 S: 8	H: 0 LOB: 0 BB: 0 P: 12	R: 1 E: 0 K: 1 S: 9	H: 1 LOB: 0 BB: 0 P: 14	R: 1 E: 0 K: 0 S: 13	H: 1 LOB: 2 BB: 2 P: 26	1B: 6 2B: 0 3B: 0 HR: 7	SF: 0 SAC: 0 DP: 0 HBP: 0	WP: 0 PB: 0 SB: 0 CS: 0	PA: 44
PITCHER	IP	WLS	BF	H	R	ER	SO	BB	IBB	HBP	BLK	WP	HR	S	P	ERA	WHIP			
Jeff Weaver, R ERA: 4.57	4.0	L	23	10	9	9	3	1	0	0	0	0	5	52	84	20.25	2.750			
Willie Blair, R ERA: 6.53	4.0	S	15	2	1	1	2	1	0	0	0	0	1	28	50	2.25	0.750			
C.J. Nitkowski, L ERA: 5.4	1.0		6	1	1	1	0	2	0	0	0	0	1	13	26	9.00	3.000			

Boston Red Sox @ Detroit Tigers
Tiger Stadium, Detroit, MI
Sat Jul 24 1999, 5:05 PM EDT
Att: 37,149 - Cloudy - 89 F

AB 40
R 11
H 13
RBI 10
BB 4
SO 5
LOB 8




Batter	1	2	3	4	5	6	7	8	9	AB	R	H	RBI	BB	SO	LOB	BOTTOM			
Luis Polonia, L OBP: 0.391, SLG: 0.605	0-2 HR	1-2 G1-3			1-0 1B FC3-6	0-1 G3			3-3 K	5	2	2	1	0	1	3				
Brad Ausmus, R OBP: 0.359, SLG: 0.442	0-0 G4-3 S 1B		1-3 K		3-2 F8		1-2 G6-3	2-2 F8		5	0	1	0	0	1	1				
Frank Catalanotto, L OBP: 0.327, SLG: 0.476	3-2 P5		2-2 HR		1-0 FC3-6 1B		0-1 G6-3			4	1	2	1	0	0	1				
Tony Clark, S OBP: 0.333, SLG: 0.443	2-1 G4-3		1-3 K		0-2 FC3-6		3-2 HR			4	1	1	2	0	1	2				
Damon Easley, R OBP: 0.345, SLG: 0.437	4-2 BB		1-3 K		0-1 L6		1-0 G5-3			1	0	0	0	1	1	0				
Gabe Alvarez, R										2	0	0	0	0	0	1				
Karim Garcia, L OBP: 0.257, SLG: 0.365	1-3 K			0-0 P6		2-3 K		1-0 G1-3		4	0	0	0	0	2	2				
Gabe Kapler, R OBP: 0.319, SLG: 0.460		1-0 G6-3		1-2 1B		2-1 1B		0-0 B1-3		4	0	2	0	0	0	0				
Gregg Jefferies, S OBP: 0.260, SLG: 0.333		2-0 2B		1-0 P6		1-1 F8		0-0 G4-3		4	0	1	0	0	0	2				
Deivi Cruz, R OBP: 0.288, SLG: 0.385		3-2 F9		0-3 K		2-0 1B		0-3 K		4	0	1	0	0	2	2				
Inning Stats	R: 1 E: 0 K: 1 S: 17	H: 2 LOB: 2 BB: 1 P: 27	R: 0 E: 0 K: 0 S: 9	H: 1 LOB: 1 BB: 0 P: 16	R: 1 E: 0 K: 3 S: 14	H: 1 LOB: 0 BB: 0 P: 19	R: 0 E: 0 K: 1 S: 9	H: 1 LOB: 1 BB: 0 P: 11	R: 1 E: 0 K: 0 S: 11	H: 2 LOB: 1 BB: 0 P: 16	R: 0 E: 0 K: 0 S: 3	H: 0 LOB: 0 BB: 0 P: 4	R: 0 E: 0 K: 2 S: 10	H: 0 LOB: 0 BB: 0 P: 15	R: 0 E: 0 K: 0 S: 10	H: 0 LOB: 0 BB: 0 P: 15	1B: 6 2B: 1 3B: 0 HR: 3	SF: 0 SAC: 0 DP: 0 HBP: 0	WP: 0 PB: 0 SB: 1 CS: 0	PA: 38
PITCHER	IP	WLS	BF	H	R	ER	SO	BB	IBB	HBP	BLK	WP	HR	S	P	ERA	WHIP			
Mark Portugal, R ERA: 5.42	5.0	W	23	7	3	3	5	1	0	0	0	0	1	60	89	5.40	1.600			
Derek Lowe, R ERA: 3.41	4.0	S	15	3	1	1	3	0	0	0	0	0	1	34	52	2.25	0.750			

Boston Red Sox @ Detroit Tigers
Tiger Stadium, Detroit, MI
Sat Jul 24 1999, 5:05 PM EDT
Att: 37,149 - Cloudy - 89 F


AB 37
R 4
H 10
RBI 4
BB 1
SO 8
LOB 14



Batter	1	2	3	4	5	6	7	8	9	AB	R	H	RBI	BB	SO	LOB	TOP					
Damon Buford, R OBP: 0.309, SLG: 0.378	4-2 S BB		3-3 K		0-1 P3			0-1 SF7		2	0	0	1	1	1	2						
John Valentin, R OBP: 0.313, SLG: 0.409	1-1 F9		2-3 K		3-2 P9			0-2 F9		4	0	0	0	0	1	3						
Brian Daubach, L OBP: 0.370, SLG: 0.596	3-3 K		3-2 K		0-0 P5			0-3 K		4	0	0	0	0	3	2						
Nomar Garciaparra, R OBP: 0.398, SLG: 0.610	0-0 P2			0-0 1B	1-1 P3			1-1 G3-6-1 1B		4	0	2	0	0	0	1						
Troy O'Leary, L OBP: 0.339, SLG: 0.511	0-0 F7			0-0 P6	1-0 P2			1-0 G3-6-1 1-2		4	0	0	0	0	0	2						
Mike Stanley, R OBP: 0.381, SLG: 0.462	1-1 F9			0-0 F8			2-2 F8	1-2 1B		4	0	1	0	0	0	1						
Jason Varitek, S OBP: 0.318, SLG: 0.470	0-0 1B			0-1 F8			0-0 P5	0-0 F8		4	0	1	0	0	0	2						
Lou Merloni, R OBP: 0.297, SLG: 0.294	2-1 G5-3			2-2 E9	1-0 L7					3	0	0	0	0	0	1						
Trot Nixon, L OBP: 0.361, SLG: 0.450			2-1 2B	3-2 F8			2-1 SF7 3B			3	1	2	0	0	0	1						
Inning Stats	R: 0 E: 0 K: 1 S: 9	H: 0 LOB: 1 BB: 1 P: 17	R: 0 E: 0 K: 0 S: 6	H: 1 LOB: 1 BB: 0 P: 9	R: 0 E: 0 K: 3 S: 11	H: 1 LOB: 1 BB: 0 P: 21	R: 0 E: 0 K: 0 S: 5	H: 1 LOB: 1 BB: 0 P: 5	R: 0 E: 1 K: 0 S: 11	H: 0 LOB: 0 BB: 0 P: 19	R: 0 E: 0 K: 0 S: 4	H: 0 LOB: 0 BB: 0 P: 6	R: 0 E: 0 K: 0 S: 6	H: 0 LOB: 0 BB: 0 P: 9	R: 1 E: 0 K: 1 S: 10	H: 1 LOB: 0 BB: 0 P: 12	R: 0 E: 0 K: 0 S: 7	H: 2 LOB: 1 BB: 0 P: 10	1B: 4 2B: 1 3B: 1 HR: 0	SF: 1 SAC: 0 DP: 1 HBP: 0	WP: 0 PB: 0 SB: 1 CS: 0	PA: 34
PITCHER Dave Milick, R ERA: 5.14	IP: 9.0 WLS: W BF: 34 H: 6 R: 1 ER: 1 SO: 5 BB: 1 IBB: 0 HBP: 0 BLK: 0 WP: 0 HR: 0 S: 69 P: 108 ERA: 1.00 WHIP: 0.778															PITCHER	IP: WLS: BF: H: R: ER: SO: BB: IBB: HBP: BLK: WP: HR: S: P: ERA: WHIP:					

Boston Red Sox @ Detroit Tigers
Tiger Stadium, Detroit, MI
Sun Jul 25 1999, 1:05 PM EDT
Att: 34,959 - Unknown - 79 F

AB 32
R 1
H 6
RBI 1
BB 1
SO 5
LOB 15

Batter	1	2	3	4	5	6	7	8	9	AB	R	H	RBI	BB	SO	LOB	BOTTOM			
Luis Polonia, L OBP: 0.379, SLG: 0.586	1-0 P5		1-1 B5		3-1 G4-3		0-0 F7	3-2 G3		5	0	0	0	0	0	1				
Brad Ausmus, R OBP: 0.383, SLG: 0.441	0-0 F7		1-0 G3 2H 1B		2-0 F7		4-0 HBP HR BB	4-1 BB		3	1	1	1	2	0	0				
Frank Catalanotto, L OBP: 0.333, SLG: 0.474	4-0 1B BB		3-1 G3 1-2		1-1 F8		1-1 HR 1B	3-2 HR HBP	2-2 G4-3	3	2	1	0	1	0	2				
Dean Palmer, R OBP: 0.339, SLG: 0.546	0-2 1B		1-1 F8		0-0 HR 1B		0-2 HR	0-2 HR		4	2	3	3	0	0	1				
Tony Clark, S OBP: 0.335, SLG: 0.463	3-3 K			2-2 L9		2-2 HR 1B	1-0 HR	1-0 HR		4	2	2	4	0	1	2				
Gabe Kapler, R OBP: 0.322, SLG: 0.458		4-2 CS S BB		0-0 P4		1-1 L8	0-0 1B			3	0	1	0	1	0	0				
Karim Garcia, L OBP: 0.257, SLG: 0.357	1-3 K		1-2 K		0-1 L4		4-2 BB	3-3 K		3	0	0	0	1	2	2				
Gabe Alvarez, R OBP: 0.167, SLG: 0.667	2-2 G5-3 2-3				1-0 HR		0-1 L8	1-1 P6		4	1	1	1	0	0	3				
Deivi Cruz, R OBP: 0.287, SLG: 0.384			0-0 E5 1B 1B		1-1 F9		1-1 G5-3	3-2 G6-3		4	1	1	0	0	0	1				
Inning Stats	R: 0 E: 0 K: 1 S: 8	H: 1 LOB: 2 BB: 1 P: 16	R: 0 E: 0 K: 1 S: 10	H: 0 LOB: 0 BB: 1 P: 17	R: 1 E: 1 K: 0 S: 9	H: 2 LOB: 1 BB: 0 P: 14	R: 0 E: 0 K: 0 S: 6	H: 0 LOB: 0 BB: 0 P: 8	R: 1 E: 0 K: 0 S: 6	H: 1 LOB: 0 BB: 0 P: 13	R: 3 E: 0 K: 0 S: 15	H: 3 LOB: 1 BB: 1 P: 24	R: 4 E: 0 K: 1 S: 13	H: 3 LOB: 1 BB: 1 P: 25	R: 0 E: 0 K: 0 S: 12	H: 0 LOB: 1 BB: 1 P: 24	1B: 6 2B: 0 3B: 0 HR: 4	SF: 0 SAC: 0 DP: 0 HBP: 1	WP: 0 PB: 0 SB: 1 CS: 1	PA: 39
PITCHER Brian Rose, R ERA: 3.87 Mark Guthrie, L ERA: 6.19 Rheal Cormier, L ERA: 4.35	IP: 5.0 WLS: L BF: 23 H: 7 R: 5 ER: 4 SO: 2 BB: 2 IBB: 0 HBP: 0 BLK: 0 WP: 0 HR: 2 S: 45 P: 77 ERA: 7.20 WHIP: 1.800															PITCHER	IP: WLS: BF: H: R: ER: SO: BB: IBB: HBP: BLK: WP: HR: S: P: ERA: WHIP:			

Boston Red Sox @ Detroit Tigers
Tiger Stadium, Detroit, MI
Sun Jul 25 1999, 1:05 PM EDT
Att: 34,959 - Unknown - 79 F

AB 33
R 9
H 10
RBI 9
BB 5
SO 3
LOB 12

Batter	1	2	3	4	5	6	7	8	9	AB	R	H	RBI	BB	SO	LOB	TOP			
Luis Polonia, L (1, 7) OBP: 0.391, SLG: 0.589	1-1 G4-3 SF8 1B		0-2 G3			2-3 K		1-2 G6-3		4	1	1	0	0	1	0				
Brad Ausmus, R (1, 2) OBP: 0.382, SLG: 0.442	3-2 G4-3			2-1 G5-3		2-2 2B		0-0 L6		4	0	1	0	0	0	1				
Damon Easley, R (1, 4) OBP: 0.343, SLG: 0.432	2-0 SF8			4-2 BB BB		3-3 K			2-1 F8	2	0	0	1	1	1	1				
Dean Palmer, R (1, 5) OBP: 0.336, SLG: 0.537	3-3 K			4-2 BB 1-2 BB		1-2 P3			2-1 1B 2B	3	1	1	0	1	1	1				
Tony Clark, S (1, 3)		1-0 G6-3		1-3 K			3-1 G6-3		0-0 1B 1B	4	0	1	1	0	1	2				
Karim Garcia, L (1, 9)		0-0 G4-3		0-0 G3			2-3 K		0-0 F7	4	0	0	0	0	1	3				
Gregg Jefferies, S (1, 10)		3-2 G4-3			1-0 G6-3		0-0 2B		0-1 1-2 1B	4	0	2	0	0	0	0				
Gabe Kapler, R (1, 8)			1-3 K		0-1 G6-3		0-1 G5-3		3-2 F8	4	0	0	0	0	1	3				
Deivi Cruz, R (1, 6)			1-1 G5-3		0-1 F7			1-0 G6-3		3	0	0	0	0	0	0				
Inning Stats	R: 1 E: 0 K: 1 S: 9	H: 1 LOB: 0 BB: 0 P: 18	R: 0 E: 0 K: 0 S: 7	H: 0 LOB: 0 BB: 0 P: 11	R: 0 E: 0 K: 1 S: 10	H: 0 LOB: 0 BB: 0 P: 12	R: 0 E: 0 K: 1 S: 11	H: 0 LOB: 0 BB: 2 P: 22	R: 0 E: 0 K: 0 S: 5	H: 1 LOB: 1 BB: 0 P: 6	R: 0 E: 0 K: 1 S: 9	H: 1 LOB: 1 BB: 0 P: 14	R: 0 E: 0 K: 0 S: 6	H: 0 LOB: 0 BB: 0 P: 8	R: 1 E: 0 K: 0 S: 12	H: 3 LOB: 2 BB: 0 P: 19	1B: 3 2B: 3 3B: 0 HR: 0	SF: 1 SAC: 0 DP: 0 HBP: 0	WP: 0 PB: 0 SB: 1 CS: 0	PA: 35
PITCHER Kelvin Escobar, R (1, 1) ERA: 5.81	IP: 9.0 WLS: W BF: 35 H: 6 R: 2 ER: 2 SO: 6 BB: 2 IBB: 0 HBP: 0 BLK: 0 WP: 0 HR: 0 S: 83 P: 132 ERA: 2.00 WHIP: 0.889															PITCHER				

Detroit Tigers @ Toronto Blue Jays
SkyDome, Toronto, ON
Fri Jul 30 1999, 7:05 PM EDT
Att: 28,412 - Unknown - 81 F

AB	32
R	2
H	6
RBI	2
BB	2
SO	6
LOB	11



Batter	1	2	3	4	5	6	7	8	9	AB	R	H	RBI	BB	SO	LOB	BOTTOM			
Shannon Stewart, R (1, 7) OBP: 0.377, SLG: 0.423	1-1 G5-3	1-0 CS	2-2 G5-3	1-1 1B		2-0 G4-3		1-0 G4-3		5	0	1	2	0	0	0				
Willie Greene, L (1, 10) OBP: 0.294, SLG: 0.418	2-1 HR		2-1 1B	1-3 2H 3H 1B		2-2 G6-3				4	1	3	2	0	0	0				
Shawn Green, L (1, 9) OBP: 0.408, SLG: 0.645	0-0 HR		1-0 F8	1-0 P4			0-1 G3			4	1	1	1	0	0	3				
Carlos Delgado, L (1, 3) OBP: 0.358, SLG: 0.519	4-2 BB		2-2 G3		2-2 F9 SF8 2B		3-1 HR			3	2	2	1	1	0	1				
Tony Fernandez, S (1, 5) OBP: 0.454, SLG: 0.502	0-0 L7			1-0 1B 1B	1-1 F9		1-1 HR			4	2	2	1	0	0	2				
Willis Oteaz, R (8, 5) OBP: 0.270, SLG: 0.350				2-3 1B 1B	2-3 BB		4-0 HR			0	0	0	0	0	0	0				
Darin Fletcher, L (1, 2) OBP: 0.345, SLG: 0.487	1-1 L8			0-3 K	4-2 BB		4-0 BB			2	0	0	0	2	1	2				
Tony Batista, R (1, 6) OBP: 0.333, SLG: 0.480		0-3 K		0-0 1B 1B	1-1 SF8		0-0 G4-6-3			3	1	1	1	0	1	1				
José Cruz Jr., S (1, 8) OBP: 0.348, SLG: 0.405		2-0 G3		4-0 1B 1B	3-3 K			1-3 K		3	1	0	0	1	2	1				
Homer Bush, R (1, 4) OBP: 0.336, SLG: 0.367		4-2 CS BB		2-3 K		0-1 G6-3		0-1 G5-3		3	0	0	0	1	1	3				
Inning Stats	R: 2 E: 0 K: 0 S: 13	H: 2 LOB: 1 BB: 1 P: 21	R: 0 E: 0 K: 1 S: 6	H: 0 LOB: 0 BB: 1 P: 13	R: 0 E: 0 K: 0 S: 9	H: 1 LOB: 1 BB: 0 P: 16	R: 3 E: 0 K: 2 S: 14	H: 4 LOB: 2 BB: 1 P: 25	R: 1 E: 0 K: 1 S: 13	H: 1 LOB: 1 BB: 1 P: 22	R: 0 E: 0 K: 0 S: 8	H: 0 LOB: 0 BB: 0 P: 12	R: 2 E: 0 K: 0 S: 7	H: 2 LOB: 0 BB: 1 P: 15	R: 0 E: 0 K: 1 S: 6	H: 0 LOB: 0 BB: 0 P: 8	1B: 5 2B: 1 3B: 0 HR: 4	SF: 1 SAC: 0 DP: 1 HBP: 0	WP: 0 PB: 0 SB: 0 CS: 1	PA: 38
PITCHER Jeff Weaver, R (1, 1) ERA: 4.8	IP: 6.0 WLS: L BF: 29 H: 8 R: 6 ER: 6 SO: 4 BB: 4 IBB: 0 HBP: 0 BLK: 0 WP: 0 HR: 2 S: 63 P: 109 ERA: 9.00 WHIP: 2.000															PITCHER				
C.J. Nitkowski, L (7, 1) ERA: 5.77	0.1 WLS: L BF: 4 H: 2 R: 2 ER: 2 SO: 0 BB: 1 IBB: 0 HBP: 0 BLK: 0 WP: 0 HR: 0 S: 6 P: 14 ERA: 54.00 WHIP: 9.000																			
Masao Kida, R (7, 1) ERA: 4.91	1.2 WLS: L BF: 4 H: 0 R: 0 ER: 0 SO: 1 BB: 0 IBB: 0 HBP: 0 BLK: 0 WP: 0 HR: 0 S: 7 P: 9 ERA: 0.00 WHIP: 0.000																			

Detroit Tigers @ Toronto Blue Jays
SkyDome, Toronto, ON
Fri Jul 30 1999, 7:05 PM EDT
Att: 28,412 - Unknown - 81 F


AB	31
R	8
H	10
RBI	8
BB	5
SO	5
LOB	13



Batter	1	2	3	4	5	6	7	8	9	AB	R	H	RBI	BB	SO	LOB	TOP										
Luis Polonia, L OBP: 0.386, SLG: 0.578	L7			F7		G4-3			G4-3	5	0	1	1	0	0	2											
Brad Ausmus, R OBP: 0.382, SLG: 0.439	F9		K	FC4-6			G4-6-3		DI 2B	4	1	1	0	1	1	2											
Damon Easley, R OBP: 0.344, SLG: 0.431	G5-3		2B FC3-6		BB		K		G5-3	5	1	2	0	0	1	2											
Dean Palmer, R OBP: 0.339, SLG: 0.542		K	FC3-6		BB		G4-6-3		1B	4	1	2	1	1	1	1											
Tony Clark, S OBP: 0.341, SLG: 0.467	2B 1B		FC3-6		P3				F9	4	1	2	1	0	0	2											
Jeff Weaver, R OBP: 0.500, SLG: 0.750	1B		HBP						1B	0	0	0	0	0	0	0											
Karim Garcia, L OBP: 0.259, SLG: 0.382	1B		FC3-6		K				G5-3	3	1	1	1	0	1	4											
Juan Encarnacion, R OBP: 0.298, SLG: 0.469	SF8		CS						1B	2	0	1	0	0	0	0											
Frank Catalanotto, L OBP: 0.330, SLG: 0.462	1B		CS		K				F9	3	1	1	1	0	1	2											
Gabe Alvarez, R OBP: 0.125, SLG: 0.375	1B				G1-3				2B	2	0	1	0	0	0	2											
Gabe Kapler, R OBP: 0.308, SLG: 0.433	SF8				1B				G3	2	0	1	1	1	0	0											
Deivi Cruz, R OBP: 0.287, SLG: 0.390	1B				1B				G6-3	4	0	2	0	0	0	2											
Gregg Jefferies, S OBP: 0.264, SLG: 0.342	1B				1B				G4-3	0	0	0	0	0	0	0											
Inning Stats	R: 0 E: 0 K: 0 S: 4	H: 0 LOB: 0 BB: 0 P: 6	R: 3 E: 0 K: 1 S: 15	H: 5 LOB: 2 BB: 0 P: 26	R: 1 E: 0 K: 1 S: 14	H: 2 LOB: 1 BB: 0 P: 19	R: 0 E: 0 K: 1 S: 10	H: 2 LOB: 2 BB: 1 P: 18	R: 0 E: 0 K: 1 S: 15	H: 0 LOB: 0 BB: 0 P: 16	R: 0 E: 0 K: 1 S: 9	H: 1 LOB: 0 BB: 0 P: 14	R: 0 E: 0 K: 0 S: 12	H: 1 LOB: 2 BB: 1 P: 21	R: 2 E: 0 K: 0 S: 15	H: 3 LOB: 2 BB: 1 P: 26	1B: 11 2B: 4 3B: 0 HR: 0	SF: 1 SAC: 0 DP: 1 HBP: 1	WP: 0 PB: 0 SB: 0 CS: 1	PA: 44							
PITCHER	IP	WLS	BF	H	R	ER	SO	BB	IBB	HBP	BLK	WP	HR	S	P	ERA	WHIP										
Chris Carpenter, R ERA: 3.64	4.0		22	10	4	4	3	1	0	1	0	0	0	48	80	9.00	2.750										
Paul Spoljaric, L ERA: 6.65	1.0		3	0	0	0	1	0	0	0	0	0	0	10	15	0.00	0.000										
32 Roy Halladay, R ERA: 3.7	2.0	W	6	1	0	0	1	0	0	0	0	0	0	17	30	0.00	0.500										
Graeme Lloyd, L ERA: 3.14	0.2	H	3	1	0	0	0	0	0	0	0	0	0	10	14	0.00	1.500										
Paul Quantrill, R ERA: 1.99	0.1	H	2	0	0	0	0	1	0	0	0	0	0	2	7	0.00	3.000										

Detroit Tigers @ Toronto Blue Jays
SkyDome, Toronto, ON
Sat Jul 31 1999, 4:05 PM EDT
Att: 29,527 - Dome - 72 F


AB 38
R 6
H 15
RBI 6
BB 3
SO 5
LOB 19



Batter	1	2	3	4	5	6	7	8	9	AB	R	H	RBI	BB	SO	LOB	BOTTOM										
Shannon Stewart, R OBP: 0.373, SLG: 0.418	G1-3	FC5-2			G5-4-3	K			G5-3	5	0	0	0	0	1	6											
Tony Batieta, R OBP: 0.335, SLG: 0.493	HR	K			1B	G4-3				4	2	2	1	0	1	5											
Shawn Green, L OBP: 0.409, SLG: 0.651	K		G3		1B				HR	4	2	2	2	0	1	0											
David Segui, S OBP: 0.351, SLG: 0.450	K		G4-3		1B				K	4	0	1	1	0	2	0											
Carlos Delgado, L OBP: 0.357, SLG: 0.515		E 1B BB	F8		K				G3-1	3	1	0	0	1	1	1											
Tony Fernandez, S OBP: 0.452, SLG: 0.498	F7			K		FC3-6 1B			F8	4	1	1	0	0	1	1											
Darrin Fletcher, L OBP: 0.347, SLG: 0.488	1B E FC5-2			F7		FC3-6 1B			F9	4	0	2	0	0	0	0											
José Cruz Jr., S OBP: 0.347, SLG: 0.413	E3 FC5-2			K		FC3-6 1B			HR	4	1	1	1	0	1	4											
Homer Bush, R OBP: 0.342, SLG: 0.373	FC5-2				G5-4-3	WP 1B			G6-3	4	0	3	2	0	0	0											
Inning Stats	R: 1 E: 0 K: 2 S: 12	H: 1 LOB: 0 BB: 0 P: 19	R: 1 E: 1 K: 1 S: 13	H: 2 LOB: 3 BB: 1 P: 24	R: 0 E: 0 K: 0 S: 9	H: 0 LOB: 0 BB: 0 P: 16	R: 0 E: 0 K: 2 S: 8	H: 0 LOB: 0 BB: 0 P: 13	R: 2 E: 0 K: 1 S: 20	H: 4 LOB: 1 BB: 0 P: 30	R: 1 E: 0 K: 1 S: 11	H: 3 LOB: 2 BB: 0 P: 16	R: 1 E: 0 K: 0 S: 11	H: 1 LOB: 0 BB: 0 P: 16	R: 1 E: 0 K: 0 S: 6	H: 1 LOB: 0 BB: 0 P: 10	1B: 8 2B: 1 3B: 0 HR: 3	SF: 0 SAC: 0 DP: 1 HBP: 0	WP: 1 PB: 0 SB: 1 CS: 0	PA: 37							
PITCHER	IP	WLS	BF	H	R	ER	SO	BB	IBB	HBP	BLK	WP	HR	S	P	ERA	WHIP										
Dave Milicki, R ERA: 5.28	5.1	L	26	9	5	5	6	1	0	0	0	0	1	66	106	8.44	1.875										
Bryce Florie, R ERA: 4.69	0.2		3	1	0	0	1	0	0	0	0	1	0	7	12	0.00	1.500										
Nelson Cruz, R ERA: 5.94	2.0		8	2	2	2	1	0	0	0	0	0	2	17	26	9.00	1.000										

Detroit Tigers @ Toronto Blue Jays
SkyDome, Toronto, ON
Sat Jul 31 1999, 4:05 PM EDT
Att: 29,527 - Dome - 72 F

AB 36
R 7
H 12
RBI 7
BB 1
SO 8
LOB 17



Batter	1	2	3	4	5	6	7	8	9	AB R H RBI BB SO LOB	TOP									
Luis Polonia, L (1, 10) OBP: 0.392, SLG: 0.580	4-0 BB G5-4-3		0-0 P6		1-1 2B		4-2 BB FC6-4		1-3 K	3 0 1 0 2 1 1	Detroit Tigers @ Toronto Blue Jays SkyDome, Toronto, ON Sun Aug 01 1999, 1:05 PM EDT Att: 30,105 - Sunny - 78 F									
Brad Ausmus, R (1, 2) OBP: 0.380, SLG: 0.445	0-0 G5-4-3 1-2f		2-0 HR		0-3 K		0-1 SAFE SAFE FC6-4 1-2f		3-2 G5-3	5 1 1 1 0 1 4										
Juan Encarnacion, R (1, 7) OBP: 0.299, SLG: 0.470	2-3 K		1-2 2B		1-3 K			1-1 F9		4 0 1 0 0 2 1										
Dean Palmer, R (1, 5) OBP: 0.341, SLG: 0.541		0-2 2B 1B	2-2 K		1-0 L4			4-2 HR BB		3 2 1 0 1 1 1										
Tony Clark, S (1, 3) OBP: 0.345, SLG: 0.483		1-0 G3 1-H 2B		2-2 WP 1B		1-1 F7		1-0 HR 1-H		4 1 3 3 0 0 0										
Karim Garcia, L (1, 9) OBP: 0.280, SLG: 0.400		0-0 G3		1-3 K		0-0 HR		2-0 G6-3		3 1 1 1 0 1 2										
Gabe Alvarez, R (8, PH) OBP: 0.118, SLG: 0.353		2-3		1-2 K						1 0 0 0 0 0 0										
Frank Catalanotto, L (1, 4) OBP: 0.329, SLG: 0.455		2-2 CS HBP		3-3 K		0-2 F8		2-2 F9		3 0 0 0 0 1 1										
Gabe Kapler, R (1, 8) OBP: 0.304, SLG: 0.426		1 SAFE BB BB F8 1-2		2-0 L8			3-3 K		1-1 G1-3	4 0 0 0 0 1 3										
Deivi Cruz, R (1, 6) OBP: 0.287, SLG: 0.391			2-3 K		2-3 K		1-2 P4		0-0 2B	4 0 1 0 0 2 0										
Inning Stats	R: 0 E: 0 K: 1 S: 4	H: 0 LOB: 0 BB: 1 P: 10	R: 1 E: 0 K: 0 S: 10	H: 2 LOB: 1 BB: 0 P: 16	R: 1 E: 0 K: 2 S: 14	H: 2 LOB: 1 BB: 0 P: 21	R: 0 E: 0 K: 2 S: 12	H: 1 LOB: 1 BB: 0 P: 20	R: 0 E: 0 K: 3 S: 15	H: 1 LOB: 0 BB: 0 P: 11	R: 0 E: 0 K: 1 S: 15	H: 0 LOB: 1 BB: 1 P: 23	R: 2 E: 0 K: 0 S: 13	H: 1 LOB: 0 BB: 1 P: 23	R: 0 E: 0 K: 1 S: 11	H: 1 LOB: 1 BB: 0 P: 16	1B: 2 2B: 4 3B: 0 HR: 3	SF: 0 SAC: 0 DP: 1 HBP: 1	WP: 1 PB: 0 SB: 0 CS: 1	PA: 38
PITCHER	IP WLS BF H R ER SO BB IBB HBP BLK WP HR S P ERA WHIP											IP WLS BF H R ER SO BB IBB HBP BLK WP HR S P ERA WHIP								
Pat Hentgen, R (1, 1) ERA: 5.22	7.0 W 29 7 3 3 9 2 0 1 0 0 1 2 79 120 3.86 1.286																			
Paul Quantrill, R (8, 1) ERA: 2.7	0.1 3 1 2 2 0 1 0 0 0 0 0 1 8 14 54.00 6.000																			
Graeme Lloyd, L (8, 1) ERA: 3.1	0.2 H 2 0 0 0 0 0 0 0 0 0 0 0 5 9 0.00 0.000																			
Billy Koch, R (9, 1) ERA: 2.41	1.0 S 4 1 0 0 1 0 0 0 0 0 0 0 11 16 0.00 1.000																			

Batter	1	2	3	4	5	6	7	8	9	AB R H RBI BB SO LOB	BOTTOM							
Shannon Stewart, R (1, 7) OBP: 0.378, SLG: 0.423	1-0 2B		2-0 S 1B		1 SAFE SAFE 1-2 BB G6-4-3		4-2 SF9 SH 1B BB		0-0 SH1	2 1 2 0 2 0 0	Detroit Tigers @ Toronto Blue Jays SkyDome, Toronto, ON Sun Aug 01 1999, 1:05 PM EDT Att: 30,105 - Sunny - 78 F							
Tony Batista, R (1, 6) OBP: 0.334, SLG: 0.490	1-3 K		1-1 P6		0-0 G6-4-3 1-2f		0-0 SH BB 1B BB 1-2 2-3	1-1 BB 1B	2-3	4 1 1 1 0 1 4								
Shawn Green, L (1, 9) OBP: 0.404, SLG: 0.644	3-0 F7		2-2 L4			0-2 G6-3	0-0 SF9	0-0 L8		4 0 0 1 0 0 3								
David Segui, S (1, 3) OBP: 0.354, SLG: 0.449	4-0 BB		3-2 G6-3			2-2 F9	2-3 3-H 1-1 BB BB FC4-6 1B	4-2 BB	1-2 BB	3 1 1 1 2 0 1								
Carlos Delgado, L (1, 10) OBP: 0.355, SLG: 0.510	1-3 K			1-2 P5		0-1 F9	4-2 FC4-6 BB BB 1-2 2-3	0-2 F8		4 0 0 0 1 1 4								
Tony Fernandez, S (1, 5) OBP: 0.452, SLG: 0.500		0-3 K		0-1 P4			0-2 2B			3 1 1 1 1 1 0								
Darrin Fletcher, L (1, 2) OBP: 0.346, SLG: 0.488		0-1 G1-3		1-2 L9						4 1 1 2 0 0 2								
Jacob Brumfield, R (1, 8) OBP: 0.317, SLG: 0.394		3-2 WP 2B			4-2 S BB					3 1 2 0 1 0 2								
Homer Bush, R (1, 4) OBP: 0.344, SLG: 0.378		2-0 G5-3			1-3 K		0-2 E3 SH SF9 1B	0-1 SH1 1B 2B		4 2 2 1 0 1 2								
Inning Stats	R: 0 E: 0 K: 2 S: 10	H: 1 LOB: 2 BB: 1 P: 20	R: 0 E: 0 K: 1 S: 9	H: 1 LOB: 0 BB: 0 P: 14	R: 0 E: 0 K: 0 S: 10	H: 0 LOB: 0 BB: 0 P: 12	R: 0 E: 0 K: 1 S: 7	H: 0 LOB: 2 BB: 2 P: 16	R: 0 E: 0 K: 0 S: 8	H: 0 LOB: 0 BB: 0 P: 10		R: 7 E: 1 K: 0 S: 29	H: 5 LOB: 3 BB: 3 P: 45	R: 1 E: 0 K: 0 S: 11	H: 2 LOB: 2 BB: 1 P: 16	1B: 4 2B: 6 3B: 0 HR: 0	SF: 1 SAC: 2 DP: 1 HBP: 0	WP: 1 PB: 0 SB: 2 CS: 0
PITCHER	IP WLS BF H R ER SO BB IBB HBP BLK WP HR S P ERA WHIP											IP WLS BF H R ER SO BB IBB HBP BLK WP HR S P ERA WHIP						
Dave Borkowski, R (1, 1) ERA: 7.5	6.0 L 27 7 4 4 4 3 0 0 0 0 0 0 4 65 6.00 1.667																	
Masao Kida, R (7, 1) ERA: 5.29	0.0 2 0 0 0 0 1 0 0 0 0 0 0 4 8 ∞ ∞																	
C.J. Nitkowski, L (7, 1) ERA: 5.97	0.1 3 1 1 1 0 1 0 0 0 0 0 0 6 11 27.00 6.000																	
Doug Brocail, R (7, 1) ERA: 2.96	1.1 7 2 3 3 0 1 0 0 0 0 0 0 14 20 20.25 2.250																	
Todd Jones, R (8, 1) ERA: 4.71	0.1 2 0 0 0 0 1 0 0 0 0 0 0 5 9 0.00 3.000																	

AB	34
R	5
H	9
RBI	5
BB	3
SO	10
LOB	13



AB	31
R	8
H	10
RBI	7
BB	7
SO	4
LOB	18



Batter	1	2	3	4	5	6	7	8	9	AB	R	H	RBI	BB	SO	LOB	TOP										
Ray Durham, S OBP: 0.372, SLG: 0.475	F8		G4-3			WP 1B	FC6-5 1B	G5-3		5	1	2	0	0	0	2											
Chris Singleton, L OBP: 0.343, SLG: 0.531	G6-3			G4-3		SF8 1B	FC6-5 1B	G6-3		4	0	0	1	0	0	1											
Frank Thomas, R OBP: 0.419, SLG: 0.500	F9			1B		1B 2B	1B	1B		5	1	4	1	0	0	0											
Magglio Ordonez, R OBP: 0.362, SLG: 0.564		K		F9		2B 1B	P3	K		5	1	1	0	0	2	4											
Carlos Lee, R OBP: 0.328, SLG: 0.438		K				1B																					
Brian Simmons, S OBP: 0.344, SLG: 0.567		K		G5-3		1B 2B	FC4-6 1B	K		4	1	2	2	0	1	1											
14 Paul Konerko, R OBP: 0.348, SLG: 0.521					G6-3	K		F8		3	0	0	0	1	1	2											
Greg Norton, S OBP: 0.350, SLG: 0.391																											
Mark Johnson, L OBP: 0.306, SLG: 0.311																											
Brook Fordyce, R OBP: 0.348, SLG: 0.442																											
Mike Caruso, S OBP: 0.273, SLG: 0.310																											
Inning Stats	R: 0 H: 0 E: 0 K: 0 S: 4	H: 0 LOB: 0 BB: 0 P: 6	R: 0 H: 0 E: 0 K: 3 S: 11	H: 0 LOB: 1 BB: 1 P: 19	R: 0 H: 0 E: 0 K: 0 S: 6	H: 0 LOB: 0 BB: 0 P: 11	R: 0 H: 1 E: 0 K: 0 S: 10	H: 1 LOB: 1 BB: 0 P: 16	R: 0 H: 0 E: 0 K: 1 S: 9	H: 0 LOB: 0 BB: 0 P: 15	R: 5 H: 5 E: 0 K: 1 S: 19	H: 5 LOB: 1 BB: 0 P: 35	R: 0 H: 2 E: 0 K: 0 S: 14	H: 2 LOB: 2 BB: 0 P: 21	R: 1 H: 2 E: 1 K: 0 S: 15	H: 2 LOB: 2 BB: 1 P: 29	R: 0 H: 1 E: 0 K: 2 S: 13	H: 1 LOB: 1 BB: 0 P: 20	1B: 10 2B: 1 3B: 0 HR: 0	SF: 1 SAC: 0 DP: 0 HBP: 1	WP: 2 PA: 41 PB: 0 SB: 1 CS: 0						
PITCHER	IP	WLS	BF	H	R	ER	SO	BB	IBB	HBP	BLK	WP	HR	S	P	ERA	WHIP										
Brian Moehler, R ERA: 5.54	5.1	L	23	5	5	5	4	1	0	1	0	1	0	51	89	8.44	1.125										
Nelson Cruz, R ERA: 5.73	1.2		8	3	0	0	1	0	0	0	0	1	0	22	34	0.00	1.800										
Willie Blair, R ERA: 6.89	0.1		3	1	1	1	0	1	0	0	0	0	0	4	11	27.00	6.000										
C.J. Nitkowski, L ERA: 5.86	0.2		3	1	0	0	0	0	0	0	0	0	0	11	18	0.00	1.500										
Francisco Cordero, R ERA:	1.0		4	1	0	0	2	0	0	0	0	0	0	13	20	0.00	1.000										

Chicago White Sox @ Detroit Tigers
Tiger Stadium, Detroit, MI
Mon Aug 02 1999, 7:05 PM EDT
Att: 26,637 - Cloudy - 77 F

AB 37
R 6
H 11
RBI 6
BB 2
SO 7
LOB 15



Batter	1	2	3	4	5	6	7	8	9	AB	R	H	RBI	BB	SO	LOB	BOTTOM										
Luis Polonia, L OBP: 0.394, SLG: 0.583	K		CS 1B		E 2B		P6			4	1	2	0	0	1	1											
Brad Ausmus, R OBP: 0.355, SLG: 0.439	G5-3		K2-3		E1 CS			G4-3		4	0	0	0	0	1	1											
Juan Encarnacion, R OBP: 0.297, SLG: 0.476	K			HR	CS 1-2		L4	K		4	1	1	1	0	2	0											
Dean Palmer, R OBP: 0.340, SLG: 0.538		G5-3		P4		G4-1 1B		L6		4	0	1	0	0	0	0											
Tony Clark, S OBP: 0.347, SLG: 0.480		1B BB		FC5-4-3 1B BB		G4-1		P5		2	0	0	0	2	0	1											
Karin Garcia, L OBP: 0.282, SLG: 0.399		K																									
Gabe Alvarez, R OBP: 0.167, SLG: 0.389					CS-4-3-1 1B			FC6 1B		3	0	1	0	0	1	2											
Frank Catalanotto, L OBP: 0.329, SLG: 0.451					FC5-4-3-5																						
Gregg Jefferies, S OBP: 0.264, SLG: 0.337		F7																									
Deivi Cruz, R OBP: 0.284, SLG: 0.388					G6-3																						
Inning Stats	R: 0 H: 0 E: 0 K: 2 S: 9	H: 1 LOB: 2 BB: 1 P: 14	R: 0 H: 1 E: 0 K: 1 S: 10	H: 1 LOB: 0 BB: 0 P: 17	R: 1 H: 2 E: 0 K: 0 S: 11	H: 2 LOB: 1 BB: 1 P: 17	R: 1 H: 1 E: 1 K: 0 S: 13	H: 1 LOB: 0 BB: 0 P: 20	R: 0 H: 0 E: 0 K: 0 S: 8	H: 0 LOB: 1 BB: 1 P: 13	R: 0 H: 0 E: 0 K: 0 S: 10	H: 0 LOB: 0 BB: 1 P: 21	R: 0 H: 0 E: 0 K: 1 S: 9	H: 0 LOB: 0 BB: 0 P: 10	R: 0 H: 1 E: 0 K: 0 S: 9	H: 1 LOB: 1 BB: 0 P: 12	1B: 5 2B: 1 3B: 0 HR: 1	SF: 0 SAC: 0 DP: 1 HBP: 0	WP: 0 PA: 36 PB: 0 SB: 0 CS: 2								
PITCHER	IP	WLS	BF	H	R	ER	SO	BB	IBB	HBP	BLK	WP	HR	S	P	ERA	WHIP										
Kip Wells, R ERA: 1.69	5.1	W	22	6	2	1	4	2	0	0	0	0	0	13	24	0.00	0.600										
41 Bill Simas, R ERA: 4.69	1.2	H	6	0	0	0	0	1	0	0	0	0	0	9	10	0.00	0.000										
Keith Foulke, R ERA: 2.47	1.0		3	0	0	0	1	0	0	0	0	0	0	9	10	0.00	0.000										
Bob Howry, R ERA: 3.25	1.0		4	1	0	0	0	0	0	0	0	0	0	9	12	0.00	1.000										

Chicago White Sox @ Detroit Tigers
Tiger Stadium, Detroit, MI
Mon Aug 02 1999, 7:05 PM EDT
Att: 26,637 - Cloudy - 77 F

AB 32
R 2
H 7
RBI 1
BB 3
SO 5
LOB 12



Batter	1	2	3	4	5	6	7	8	9	AB	R	H	RBI	BB	SO	LOB	TOP					
Ray Durham, S OBP: 0.374, SLG: 0.477										5	2	3	0	0	0	3	Chicago White Sox @ Detroit Tigers Tiger Stadium, Detroit, MI Tue Aug 03 1999, 7:05 PM EDT Att: 24,484 - Cloudy - 81 F					
Chris Singleton, L OBP: 0.348, SLG: 0.544										5	2	4	3	0	0	0						
Frank Thomas, R OBP: 0.419, SLG: 0.499										3	1	1	1	1	0	3						
Magglio Ordonez, R OBP: 0.361, SLG: 0.562										5	0	1	1	0	0	2						
Carlos Lee, R OBP: 0.329, SLG: 0.436										4	1	1	0	1	0	1						
Brian Simmons, S OBP: 0.344, SLG: 0.567										0	0	0	0	0	0	0						
14 Paul Konerko, R OBP: 0.343, SLG: 0.513										5	0	0	0	0	0	4						
Brook Fordyce, R OBP: 0.351, SLG: 0.443										4	1	2	1	0	0	2						
Craig Wilson, R OBP: 0.327, SLG: 0.356										4	1	2	2	0	0	1						
Mike Caruso, S OBP: 0.273, SLG: 0.309										4	1	1	0	0	1	2						
Inning Stats	R: 2 E: 0 K: 0 S: 8	H: 2 LOB: 0 BB: 0 P: 12	R: 0 E: 0 K: 0 S: 13	H: 2 LOB: 2 BB: 0 P: 21	R: 0 E: 0 K: 0 S: 4	H: 0 LOB: 0 BB: 1 P: 11	R: 2 E: 0 K: 0 S: 12	H: 2 LOB: 0 BB: 0 P: 14	R: 4 E: 0 K: 0 S: 20	H: 4 LOB: 1 BB: 1 P: 33	R: 0 E: 0 K: 1 S: 7	H: 2 LOB: 1 BB: 0 P: 13	R: 0 E: 0 K: 0 S: 6	H: 1 LOB: 1 BB: 0 P: 7	R: 1 E: 0 K: 0 S: 14	H: 2 LOB: 1 BB: 0 P: 23	R: 0 E: 0 K: 0 S: 5	H: 0 LOB: 0 BB: 0 P: 8	1B: 12 2B: 1 3B: 0 HR: 2	SF: 1 SAC: 0 DP: 2 HBP: 0	WP: 2 PB: 0 SB: 2 CS: 0	PA: 42
PITCHER	IP WLS BF H R ER SO BB IBB HBP BLK WP HR S P ERA WHIP																					
Justin Thompson, L ERA: 4.96	(1, 1) 4.0 L 21 9 7 6 0 1 0 0 0 0 0 2 46 70 13.50 2.500																					
Masao Kida, R ERA: 5.25	(5, 1) 2.0 9 3 1 1 1 1 0 0 0 0 2 0 18 34 4.50 2.000																					
Willie Blair, R ERA: 6.83	(7, 1) 2.0 9 3 1 1 0 0 0 0 0 0 0 0 20 30 4.50 1.500																					
Todd Jones, R ERA: 4.6	(9, 1) 1.0 3 0 0 0 0 0 0 0 0 0 0 0 5 8 0.00 0.000																					

Batter	1	2	3	4	5	6	7	8	9	AB	R	H	RBI	BB	SO	LOB	BOTTOM					
Luis Polonia, L OBP: 0.394, SLG: 0.578										5	0	2	1	0	0	2	Chicago White Sox @ Detroit Tigers Tiger Stadium, Detroit, MI Tue Aug 03 1999, 7:05 PM EDT Att: 24,484 - Cloudy - 81 F					
Frank Catalanotto, L OBP: 0.325, SLG: 0.443										4	0	0	0	1	1	2						
Juan Encarnacion, R OBP: 0.294, SLG: 0.470										4	0	0	0	0	2	2						
Dean Palmer, R OBP: 0.341, SLG: 0.544										3	2	1	1	1	0	1						
Tony Clark, S OBP: 0.346, SLG: 0.477										4	1	1	0	0	0	1						
Damon Easley, R OBP: 0.343, SLG: 0.429										4	1	1	0	0	1	2						
Gabe Alvarez, R OBP: 0.273, SLG: 0.591										4	2	3	2	0	0	0						
Bill Haselman, R OBP: 0.333, SLG: 0.431										3	0	1	0	1	1	3						
Deivi Cruz, R OBP: 0.281, SLG: 0.383										4	0	0	0	0	0	4						
Inning Stats	R: 0 E: 0 K: 0 S: 6	H: 0 LOB: 0 BB: 0 P: 10	R: 2 E: 1 K: 1 S: 13	H: 2 LOB: 2 BB: 1 P: 24	R: 1 E: 0 K: 1 S: 9	H: 1 LOB: 0 BB: 0 P: 13	R: 2 E: 0 K: 0 S: 12	H: 3 LOB: 0 BB: 0 P: 17	R: 0 E: 0 K: 1 S: 8	H: 0 LOB: 1 BB: 1 P: 13	R: 0 E: 0 K: 0 S: 7	H: 0 LOB: 0 BB: 0 P: 11	R: 0 E: 1 K: 1 S: 11	H: 1 LOB: 1 BB: 0 P: 17	R: 0 E: 0 K: 1 S: 9	H: 0 LOB: 0 BB: 0 P: 12		R: 1 E: 0 K: 0 S: 12	H: 2 LOB: 1 BB: 1 P: 21	1B: 7 2B: 1 3B: 0 HR: 2	SF: 0 SAC: 0 DP: 2 HBP: 0	WP: 1 PB: 0 SB: 0 CS: 0
PITCHER	IP WLS BF H R ER SO BB IBB HBP BLK WP HR S P ERA WHIP																					
John Snyder, R ERA: 5.53	(1, 1) 5.0 W 23 6 5 3 3 2 0 0 0 0 0 0 31 50 3.00 1.000																					
Carlos Castillo, R ERA: 4.22	(6, 1) 3.0 H 12 2 1 1 2 1 0 0 0 0 0 0 31 50 3.00 1.000																					
Bob Howry, R ERA: 3.18	(9, 1) 1.0 S 3 1 0 0 0 0 0 0 0 0 1 0 8 11 0.00 1.000																					

Batter	1	2	3	4	5	6	7	8	9	AB	R	H	RBI	BB	SO	LOB	TOP										
Luis Polonia, L (1,9) OBP: 0.379, SLG: 0.551	G1-3		P5			L7	F8		L3	5	0	0	0	0	0	0											
Brad Ausmus, R (1,2) OBP: 0.355, SLG: 0.440	G5-3		G4-3			F8		F7	P5	5	0	0	0	0	0	0											
Damon Easley, R (1,4) OBP: 0.347, SLG: 0.429	G5-3			HR	1B	BB	WP	G5-3		3	2	1	0	1	0	0											
Dean Palmer, R (1,5) OBP: 0.336, SLG: 0.537		K		HR	1B	BB	2B	L8		3	2	1	2	1	1	0											
Tony Clark, S (1,3) OBP: 0.345, SLG: 0.466	FC6-4	BB	G1-3	HR	G1-3	2B	BB	G4-3		2	0	0	0	2	0	0											
Juan Encarnacion, R (1,7) OBP: 0.297, SLG: 0.486	FC6-4	BB	1B	1B	1B	2B	BB	B5-3		4	0	2	2	0	0	1											
Frank Catalanotto, L (1,10) OBP: 0.335, SLG: 0.456	BB	BB	F9	F9	F7	F7		1B		3	0	1	0	1	0	3											
Deivi Cruz, R (1,6) OBP: 0.282, SLG: 0.379	G3-1		1B	1B	1B	CS	1B	F8		4	0	2	0	0	0	3											
Kimera Batee, R (1,8) OBP: 0.333, SLG: 0.364			G5-3	F9	F9	P7		K		4	0	0	0	0	1	3											
Inning Stats	R: 0 E: 0 K: 0 S: 5	H: 0 LOB: 0 BB: 0 P: 8	R: 0 E: 0 K: 1 S: 7	H: 0 LOB: 2 BB: 2 P: 16	R: 0 E: 0 K: 0 S: 6	H: 0 LOB: 0 BB: 0 P: 8	R: 2 E: 0 K: 0 S: 15	H: 4 LOB: 2 BB: 0 P: 19	R: 2 E: 0 K: 0 S: 14	H: 1 LOB: 2 BB: 3 P: 32	R: 0 E: 0 K: 0 S: 9	H: 0 LOB: 0 BB: 0 P: 16	R: 0 E: 0 K: 0 S: 6	H: 1 LOB: 1 BB: 0 P: 9	R: 0 E: 0 K: 1 S: 6	H: 0 LOB: 0 BB: 0 P: 8	R: 0 E: 0 K: 1 S: 6	H: 0 LOB: 0 BB: 0 P: 8	1B: 5 2B: 1 3B: 0 HR: 1	SF: 0 SAC: 0 DP: 0 HBP: 0	WP: 1 PB: 0 SB: 1 CS: 1	PA: 38					
PITCHER	IP	WLS	BF	H	R	ER	SO	BB	IBB	HBP	BLK	WP	HR	S	P	ERA	WHIP										
Scott Erickson, R (1,1) ERA: 5.74	7.0	W	31	6	4	4	1	5	0	0	0	1	1	63	108	5.14	1.571										
Scott Kamieniecki, R (8,1) ERA: 6.75	1.0	H	4	1	0	0	0	0	0	0	0	0	0	6	9	0.00	1.000										
Mike Timlin, R (9,1) ERA: 4.4	1.0	S	3	0	0	0	1	0	0	0	0	0	0	6	8	0.00	0.000										

Detroit Tigers @ Baltimore Orioles
 Oriole Park at Camden Yards, Baltimore, MD
 Sat Aug 07 1999, 7:05 PM EDT
 Att: 48,505 - Cloudy - 89 F

AB 33
 R 4
 H 7
 RBI 4
 BB 5
 SO 2
 LOB 10



Batter	1	2	3	4	5	6	7	8	9	AB	R	H	RBI	BB	SO	LOB	BOTTOM										
Brady Anderson, L (1,8) OBP: 0.417, SLG: 0.476	F7		G5-4-3	1B		BB	1B	BB	1B	4	1	2	0	0	1	1											
Mike Bordick, R (1,6) OBP: 0.328, SLG: 0.381	F8		G5-4-3	1B		BB	BB	SF8	1B	4	1	1	0	0	1	2											
Will Clark, L (1,3) OBP: 0.388, SLG: 0.483	HR	1B	G4-1			SF8	BB	1B	BB	2	1	1	0	2	0	0											
Albert Belle, R (1,9) OBP: 0.390, SLG: 0.505	HR	1B	G4-3	G4-3		P3	P6			4	1	1	0	0	0	5											
Harold Baines, L (1,10) OBP: 0.402, SLG: 0.607	HR	1B	G3-1	G3-1		SF8	BB	F7		3	1	1	4	1	0	0											
Jeff Conine, R (1,7) OBP: 0.337, SLG: 0.467	F7		G6-3	G6-3		SF8		F8		3	0	0	1	0	0	0											
Jeff Reboulet, R (9,5) OBP: 0.308, SLG: 0.203	F7		G6-3	G6-3		SF8		F8		0	0	0	0	0	0	0											
Delino DeShields, L (1,4) OBP: 0.353, SLG: 0.370			CS	1B		F9	BB	1B		3	0	2	0	1	0	0											
Charles Johnson, R (1,2) OBP: 0.345, SLG: 0.451			K	K		F8	F9	K		4	0	0	0	0	2	5											
Ryan Minor, R (1,5) OBP: 0.269, SLG: 0.320			K	K		P6				3	0	1	0	0	1	0											
B.J. Surhoff, L (9,7) OBP: 0.353, SLG: 0.519			K	K		P6				0	0	0	0	0	0	0											
Inning Stats	R: 3 E: 0 K: 0 S: 21	H: 3 LOB: 0 BB: 0 P: 31	R: 0 E: 0 K: 2 S: 9	H: 1 LOB: 0 BB: 0 P: 15	R: 0 E: 0 K: 0 S: 6	H: 1 LOB: 0 BB: 0 P: 11	R: 0 E: 0 K: 0 S: 7	H: 0 LOB: 0 BB: 0 P: 7	R: 0 E: 0 K: 0 S: 7	H: 0 LOB: 0 BB: 0 P: 11	R: 2 E: 0 K: 0 S: 16	H: 2 LOB: 3 BB: 3 P: 32	R: 0 E: 0 K: 2 S: 12	H: 1 LOB: 2 BB: 1 P: 20	R: 0 E: 0 K: 1 S: 11	H: 1 LOB: 1 BB: 0 P: 14	R: 0 E: 0 K: 1 S: 11	H: 1 LOB: 1 BB: 0 P: 14	1B: 8 2B: 0 3B: 0 HR: 1	SF: 1 SAC: 0 DP: 1 HBP: 0	WP: 0 PB: 0 SB: 1 CS: 1	PA: 35					
PITCHER	IP	WLS	BF	H	R	ER	SO	BB	IBB	HBP	BLK	WP	HR	S	P	ERA	WHIP										
Dave Borkowski, R (1,1) ERA: 7.67	5.1	L	23	7	5	5	2	2	0	0	0	0	1	61	97	8.44	1.688										
Francisco Cordero, R (6,1) ERA: 2.91	1.2		8	1	0	0	2	2	0	0	0	0	0	17	30	0.00	1.800										
Doug Brocail, R (8,1) ERA: 2.91	1.0		4	1	0	0	1	0	0	0	0	0	0	11	14	0.00	1.000										

Detroit Tigers @ Baltimore Orioles
 Oriole Park at Camden Yards, Baltimore, MD
 Sat Aug 07 1999, 7:05 PM EDT
 Att: 48,505 - Cloudy - 89 F

AB 30
 R 5
 H 9
 RBI 5
 BB 4
 SO 5
 LOB 13



Batter	1	2	3	4	5	6	7	8	9	10	11	AB	R	H	RBI	BB	SO	LOB	TOP	
Luis Polonia, L OBP: 0.372, SLG: 0.540 Gabe Kapler, R OBP: 0.305, SLG: 0.425	(1, 9) 1-2 L6		(3, 2) G4-3		(2, 1) G6-3		(3, 0) F8		(2, 0) G6-3	(2, 0) G6-3	(1, 0) HBP	4	0	0	0	0	0	2		
Brad Ausmus, R OBP: 0.355, SLG: 0.436	(1, 2) G6-3			(3, 1) FC5-4 1B		(2, 2) FC4-6 BB		(2, 0) L9		(3, 0) P2	(3, 0) P3	5	1	1	0	1	0	3		
Damion Easley, R OBP: 0.347, SLG: 0.427	(1, 4) K			(1, 0) L8		(2, 2) FC4-6 1B		(4, 2) BB		(4, 2) BB	(0, 0) HBP 1B	4	1	1	0	1	1	2		
Dean Palmer, R OBP: 0.336, SLG: 0.533		(1, 2) G5-3		(4, 0) FC5-4 BB		(1, 3) K		(2, 2) L5			(1, 0) HBP 1B	3	1	0	0	1	1	2		
Tony Clark, S OBP: 0.345, SLG: 0.465	(1, 3) G6-3			(1, 1) FC5-4 1B		(1, 1) FC5-4 1B		(0, 1) F9		(0, 0) F9	(0, 0) SH1-3 1B	5	1	2	1	0	0	3		
Juan Encarnacion, R OBP: 0.285, SLG: 0.485	(1, 7) F9			(1, 0) 1B		(1, 2) F8				(1, 0) G1-3	(0, 0) E8 1B	5	0	2	1	0	0	2		
Bill Haselman, R OBP: 0.325, SLG: 0.420 Frank Catalanotto, L OBP: 0.332, SLG: 0.454	(1, 10) P5 (9, PH)		(2, 2) P5	(3, 1) G4-3			(1, 3) K		(2, 0) P4	(0, 0) FC4-6 SH1-3	(0, 0) FC4-6 1B	3	0	0	0	0	1	2	AB 40	
Deivi Cruz, R OBP: 0.285, SLG: 0.392	(1, 6) HR			(1, 0) K		(2, 3) K		(1, 0) G4-3 2B		(0, 0) F8	(0, 0) SH1-3	4	1	2	2	0	1	0	R 5	
Kimera Bartee, R OBP: 0.294, SLG: 0.267	(1, 8) F9			(1, 1) HR		(4, 2) G6-3 BB		(2, 0) G4-3		(0, 3) K	(0, 0) E6	4	0	0	0	1	1	2	H 8	
Inning Stats	R: 0 E: 0 K: 1 S: 8	H: 0 LOB: 0 BB: 0 P: 11	R: 0 E: 0 K: 0 S: 7	H: 0 LOB: 0 BB: 0 P: 9	R: 1 E: 0 K: 0 S: 11	H: 1 LOB: 0 BB: 0 P: 18	R: 1 E: 0 K: 0 S: 8	H: 2 LOB: 2 BB: 1 P: 21	R: 0 E: 0 K: 1 S: 14	H: 1 LOB: 2 BB: 1 P: 23	R: 0 E: 0 K: 0 S: 11	H: 0 LOB: 1 BB: 1 P: 17	R: 0 E: 0 K: 0 S: 5	H: 0 LOB: 0 BB: 0 P: 5	R: 3 E: 2 K: 0 S: 7	H: 3 LOB: 3 BB: 0 P: 9	1B: 6 2B: 1 3B: 0 HR: 1	SF: 0 SAC: 1 DP: 1 HBP: 2	WP: 0 PB: 0 SB: 2 CS: 0	PA: 47
PITCHER	IP WLS BF H R ER SO BB IBB HBP BLK WP HR S P ERA WHIP																			
Ricky Bones, R ERA: 6.26	(1, 1) 0.1 1 0 0 0 0 0 0 0 0 0 0 2 5 0.00 1.091																			
Jim Corsi, R ERA: 4.91	(4, 1) 0.1 1 0 0 0 2 2 0 0 0 0 0 19 35 0.00 1.800																			
Arthur Rhodes, L ERA: 5.89	(6, 1) 2.0 8 1 0 0 1 1 0 0 0 0 0 18 29 0.00 1.000																			
Al Reyes, R ERA: 3.6	(8, 1) 0.1 1 0 0 0 0 0 0 0 0 0 0 2 2 0.00 0.000																			
Jesse Orosco, L ERA: 6.46	(8, 1) 0.1 1 0 0 0 0 0 0 0 0 0 0 2 2 0.00 0.000																			
PITCHER	IP WLS BF H R ER SO BB IBB HBP BLK WP HR S P ERA WHIP																			
Scott Kaniemicki, R ERA: 7.16	(9, 1) 1.0 5 0 0 0 0 0 0 0 1 0 0 0 4 5 0.00 0.000																			
Mike Timlin, R ERA: 4.3	(11, 1) 1.0 5 0 0 0 0 0 0 0 1 0 0 0 4 5 0.00 0.000																			

Detroit Tigers @ Baltimore Orioles
 Oriole Park at Camden Yards, Baltimore, MD
 Sun Aug 08 1999, 1:35 PM EDT
 Alt. 44,474 - Overcast - 87 F

AB 40
 R 5
 H 8
 RBI 4
 BB 4
 SO 5
 LOB 20



Batter	1	2	3	4	5	6	7	8	9	10	11	AB	R	H	RBI	BB	SO	LOB	BOTTOM					
Brady Anderson, L OBP: 0.421, SLG: 0.479	(1, 8) 2B 1B		(2, 1) FC6-4 1B		(2, 1) 1B		(4, 0) IBB			(0, 0) G4-3		4	0	3	0	1	0	0						
Mike Bordick, R OBP: 0.327, SLG: 0.382	(1, 6) 2B		(1, 1) FC6-4		(2, 3) K		(1, 0) F9			(0, 3) K		5	0	1	0	0	2	4						
B.J. Surhoff, L OBP: 0.349, SLG: 0.514	(1, 7) P4			(0, 2) G6-3		(0, 0) L8		(1, 1) G4-3		(0, 0) F8		5	0	0	0	0	0	3						
Albert Belle, R OBP: 0.390, SLG: 0.508	(1, 9) K			(0, 2) 1B 2B		(1, 1) F9		(1, 0) F9-5 2B			(0, 0) F8	5	0	2	0	0	1	1						
Will Clark, L OBP: 0.385, SLG: 0.477		(2, 1) G6-3		(3, 1) 1B		(0, 1) F7		(0, 1) F9-5			(0, 0) F7	5	0	1	0	0	0	1						
Jeff Conine, R OBP: 0.334, SLG: 0.463		(1, 2) F8		(1, 0) P4		(1, 0) P4		(1, 0) F8			(0, 0) P9	5	1	1	0	0	0	2						
Delino DeShields, L OBP: 0.351, SLG: 0.380		(3, 2) G6-3		(2, 1) L7			(1, 0) HR 1B			(0, 0) F8		4	1	1	2	0	0	2	AB 40					
Charles Johnson, R OBP: 0.344, SLG: 0.449				(1, 0) G5-3		(2, 0) G6-3		(2, 1) F9 SH1-4 1B		(1, 3) K		4	0	1	0	0	1	0	R 2					
Ryan Minor, R OBP: 0.290, SLG: 0.296 Jeff Reboulet, R OBP: 0.306, SLG: 0.202	(1, 5) K (7, PH) (8, 5)			(3, 3) K		(1, 1) G6-3		(0, 0) SH1-4		(0, 0) G3-1		2	0	0	0	0	1	0	H 10					
Inning Stats	R: 0 E: 0 K: 1 S: 7	H: 2 LOB: 1 BB: 0 P: 13	R: 0 E: 0 K: 0 S: 10	H: 0 LOB: 0 BB: 0 P: 16	R: 0 E: 0 K: 1 S: 8	H: 1 LOB: 1 BB: 0 P: 16	R: 0 E: 0 K: 0 S: 11	H: 2 LOB: 2 BB: 0 P: 17	R: 0 E: 0 K: 0 S: 5	H: 0 LOB: 0 BB: 0 P: 6	R: 2 E: 0 K: 0 S: 8	H: 3 LOB: 2 BB: 1 P: 18	R: 0 E: 0 K: 0 S: 4	H: 1 LOB: 1 BB: 0 P: 8	R: 0 E: 0 K: 1 S: 5	H: 0 LOB: 0 BB: 0 P: 6	R: 0 E: 0 K: 1 S: 5	H: 0 LOB: 0 BB: 0 P: 5	R: 0 E: 0 K: 0 S: 3	H: 0 LOB: 0 BB: 0 P: 3	1B: 6 2B: 4 3B: 0 HR: 1	SF: 0 SAC: 1 DP: 1 HBP: 0	WP: 0 PB: 0 SB: 0 CS: 0	PA: 42
PITCHER	IP WLS BF H R ER SO BB IBB HBP BLK WP HR S P ERA WHIP																							
Brian Moehler, R ERA: 5.38	(1, 1) 3.0 W 9 1 0 0 2 0 0 0 0 0 0 14 19 0.00 0.333																							
Doug Brocail, R ERA: 2.76	(8, 1) 1.0 S 3 0 0 0 0 0 0 0 0 0 0 3 3 0.00 0.000																							
Todd Jones, R ERA: 4.4	(11, 1) 1.0 S 3 0 0 0 0 0 0 0 0 0 0 3 3 0.00 0.000																							

Detroit Tigers @ Baltimore Orioles
 Oriole Park at Camden Yards, Baltimore, MD
 Sun Aug 08 1999, 1:35 PM EDT
 Alt. 44,474 - Overcast - 87 F

AB 40
 R 2
 H 10
 RBI 2
 BB 1
 SO 5
 LOB 13



Batter	1	2	3	4	5	6	7	8	9	AB	R	H	RBI	BB	SO	LOB	TOP					
Kimera Barteo, R OBP: 0.292, SLG: 0.238 Karim Garcia, L OBP: 0.264, SLG: 0.389	0-3 K		0-2 G6-3			1-3 K		1-3 K		3	0	0	0	0	2	2						
Brad Ausmus, R OBP: 0.359, SLG: 0.443	4-0 CS BB			2-3 K		1-0 F9		2-2 L1		3	0	0	0	1	1	2						
Juan Encarnacion, R OBP: 0.297, SLG: 0.486	1-0 P2			2-0 HR		2-2 G6-3		0-2 P5		4	1	1	1	0	0	3						
Dean Palmer, R OBP: 0.331, SLG: 0.523	2-1 CS	2-2 K2-3		0-2 F9		2-2 G5-3		1-0 F9		4	0	0	0	0	1	0						
Tony Clark, S OBP: 0.345, SLG: 0.462		3-2 G4-3		1-3 K		0-1 F8		1-3 K		4	0	0	0	0	2	0						
Damon Easley, R OBP: 0.345, SLG: 0.430		0-0 F8			0-0 B2		0-0 HR		1-0 1B	4	1	2	1	0	0	0						
Gabe Alvarez, R OBP: 0.267, SLG: 0.533			0-1 G6-3		2-0 F9		1-2 2B		0-0 F8	4	0	1	0	0	0	1						
Gabe Kapler, R OBP: 0.305, SLG: 0.422			4-0 E BB		1-1 F8		1-3 K			2	0	0	0	1	1	1						
Deivi Cruz, R OBP: 0.284, SLG: 0.392			3-2 F9			1-0 WP 1B		3-2 2B		3	0	2	0	0	0	1						
Inning Stats	R: 0 E: 0 K: 1 S: 5	H: 0 LOB: 0 BB: 1 P: 12	R: 0 E: 0 K: 1 S: 9	H: 0 LOB: 0 BB: 1 P: 14	R: 0 E: 1 K: 0 S: 9	H: 0 LOB: 1 BB: 1 P: 16	R: 1 E: 0 K: 2 S: 11	H: 1 LOB: 0 BB: 0 P: 16	R: 0 E: 0 K: 0 S: 4	H: 0 LOB: 0 BB: 0 P: 7	R: 0 E: 0 K: 1 S: 9	H: 1 LOB: 1 BB: 0 P: 14	R: 1 E: 0 K: 1 S: 13	H: 2 LOB: 1 BB: 0 P: 17	R: 0 E: 0 K: 1 S: 13	H: 1 LOB: 1 BB: 0 P: 19	R: 0 E: 0 K: 1 S: 6	H: 1 LOB: 1 BB: 0 P: 9	1B: 2 2B: 2 3B: 0 HR: 2	SF: 0 SAC: 0 DP: 0 HBP: 0	WP: 1 PB: 0 SB: 0 CS: 1	PA: 35
PITCHER Rick Helling, R ERA: 4.18	IP: 9.0 WLS: W BF: 34 H: 6 R: 2 ER: 2 SO: 8 BB: 2 IBB: 0 HBP: 0 BLK: 0 WP: 1 HR: 2 S: 79 P: 124 ERA: 2.00 WHIP: 0.889															PITCHER						

Detroit Tigers @ Texas Rangers
The Ballpark at Arlington, Arlington, TX
Wed Aug 11, 1999, 8:35 PM EDT
Att: 27,432 - Unknown - 97 F

AB 32
R 2
H 6
RBI 2
BB 2
SO 8
LOB 11



Batter	1	2	3	4	5	6	7	8	9	AB	R	H	RBI	BB	SO	LOB	BOTTOM			
Mark McLemore, S OBP: 0.375, SLG: 0.385	0-1 29 G6-3 3B	1-0 FC5-4 1B		1-0 F8		2-2 FC5-4 FC6 1-2F		1-0 L6		5	1	2	1	0	0	2				
Ivan Rodriguez, R OBP: 0.347, SLG: 0.540	1-1 G5-3	2-2 FC5-4 1-2F			0-1 G4-3	0-0 FC6 1-2F		3-2 G5-3		5	0	0	0	0	0	4				
29 Rusty Greer, L OBP: 0.399, SLG: 0.437	1-1 G6-3		1-2 G3		0-0 G4-3		1-0 E5 G5-3 BB			4	0	0	1	0	0	0				
Rafael Palmeiro, L OBP: 0.438, SLG: 0.628	0-1 HR		3-1 2B		1-0 G6-3		4-2 G5-3 BB			3	1	2	1	1	0	0				
Todd Zeile, R OBP: 0.362, SLG: 0.490	2-3 K		0-2 F8			0-2 G6-3	2-0 G5-3			4	0	0	0	0	1	3				
Lee Stevens, L OBP: 0.350, SLG: 0.490		0-0 F9	2-3 K			1-0 1B	0-3 K			4	1	1	0	0	2	3				
Roberto Kelly, R OBP: 0.396, SLG: 0.478		2-3 K		2-1 HR		2-2 1B 1B	0-0 G4-3			4	2	2	1	0	1	2				
Royce Clayton, R OBP: 0.306, SLG: 0.372		1-0 2B 1B		3-2 F9		0-0 1B 1B		0-0 FC6-4 1B		4	2	3	1	0	0	0				
Tom Goodwin, L OBP: 0.319, SLG: 0.310		0-1 1B 2B		1-3 K		3-1 FC5-4 1B		0-0 FC6-4		4	1	2	3	0	1	1				
Inning Stats	R: 2 E: 0 K: 1 S: 12	H: 2 LOB: 0 BB: 0 P: 16	R: 2 E: 0 K: 1 S: 12	H: 3 LOB: 1 BB: 0 P: 18	R: 0 E: 0 K: 1 S: 11	H: 1 LOB: 1 BB: 0 P: 17	R: 1 E: 0 K: 1 S: 11	H: 1 LOB: 0 BB: 0 P: 18	R: 0 E: 0 K: 0 S: 4	H: 0 LOB: 0 BB: 0 P: 5	R: 3 E: 0 K: 0 S: 16	H: 4 LOB: 1 BB: 0 P: 24	R: 0 E: 1 K: 1 S: 9	H: 0 LOB: 2 BB: 1 P: 16	R: 0 E: 0 K: 0 S: 6	H: 1 LOB: 1 BB: 0 P: 10	1B: 7 2B: 2 3B: 1 HR: 2	SF: 0 SAC: 0 DP: 0 HBP: 0	WP: 0 PB: 0 SB: 0 CS: 0	PA: 38
PITCHER Willie Blair, R ERA: 6.77 Neelson Cruz, R ERA: 5.94 C.J. Nitkowski, L ERA: 5.59 Masao Kida, R ERA: 5.12	IP: 5.1 WLS: L BF: 25 H: 9 R: 7 ER: 7 SO: 4 BB: 0 IBB: 0 HBP: 0 BLK: 0 WP: 0 HR: 2 S: 58 P: 85 ERA: 11.81 WHIP: 1.688															PITCHER				

Detroit Tigers @ Texas Rangers
The Ballpark at Arlington, Arlington, TX
Wed Aug 11, 1999, 8:35 PM EDT
Att: 27,432 - Unknown - 97 F

AB 37
R 8
H 12
RBI 8
BB 1
SO 5
LOB 15



Batter	1	2	3	4	5	6	7	8	9	AB	R	H	RBI	BB	SO	LOB	TOP										
Luis Polonia, L OBP: 0.358, SLG: 0.516 Gabe Kapler, R OBP: 0.305, SLG: 0.422										5	0	0	0	0	1	3											
Deivi Cruz, R OBP: 0.283, SLG: 0.392										5	1	1	0	0	2	1											
Juan Encarnacion, R OBP: 0.299, SLG: 0.485										3	0	1	1	1	2	0											
Dean Palmer, R OBP: 0.330, SLG: 0.519										3	0	0	0	1	2	1											
Tony Clark, S OBP: 0.349, SLG: 0.473										4	2	3	1	0	1	2											
Damon Easley, R OBP: 0.348, SLG: 0.429										3	0	1	0	0	1	1											
Gabe Alvarez, R OBP: 0.242, SLG: 0.485 Karim Garcia, L OBP: 0.263, SLG: 0.387										3	0	0	0	0	1	5											
Bill Haselman, R OBP: 0.331, SLG: 0.422										4	0	2	1	0	0	1											
Kimera Barteo, R OBP: 0.250, SLG: 0.200										4	0	0	0	0	3	3											
Inning Stats	R: 1 E: 0 K: 2 S: 19	H: 2 LOB: 3 BB: 1 P: 30	R: 0 E: 0 K: 3 S: 9	H: 1 LOB: 1 BB: 0 P: 11	R: 1 E: 0 K: 3 S: 12	H: 1 LOB: 0 BB: 0 P: 13	R: 0 E: 0 K: 1 S: 7	H: 0 LOB: 0 BB: 0 P: 9	R: 0 E: 0 K: 1 S: 8	H: 0 LOB: 1 BB: 1 P: 14	R: 1 E: 0 K: 2 S: 17	H: 3 LOB: 2 BB: 0 P: 23	R: 0 E: 0 K: 2 S: 8	H: 0 LOB: 0 BB: 0 P: 11	R: 0 E: 0 K: 0 S: 11	H: 1 LOB: 1 BB: 0 P: 18	R: 0 E: 0 K: 0 S: 9	H: 0 LOB: 0 BB: 0 P: 13	1B: 6 2B: 1 3B: 0 HR: 1	SF: 0 SAC: 0 DP: 0 HBP: 1	WP: 0 PB: 0 SB: 0 CS: 0	PA: 38					
PITCHER	IP	WLS	BF	H	R	ER	SO	BB	IBB	HBP	BLK	WP	HR	S	P	ERA	WHIP										
Aaron Sele, R ERA: 5.21	7.0	L	32	8	3	3	13	2	0	1	0	0	1	82	115	3.86	1.429										
Danny Patterson, R ERA: 4.53	1.0		3	0	0	0	0	0	0	0	0	0	0	9	14	0.00	0.000										
59 Jeff Zimmerman, R ERA: 1.2	1.0		3	0	0	0	0	0	0	0	0	0	0	9	13	0.00	0.000										

Detroit Tigers @ Texas Rangers
The Ballpark at Arlington, Arlington, TX
Thu Aug 12 1999, 8:35 PM EDT
Att. 27,209 - Cloudy - 102 F

AB 35
R 3
H 8
RBI 3
BB 2
SO 13
LOB 18



Batter	1	2	3	4	5	6	7	8	9	AB	R	H	RBI	BB	SO	LOB	BOTTOM										
Tom Goodwin, L OBP: 0.314, SLG: 0.305										4	0	0	0	0	1	3											
Mark McLemore, S OBP: 0.374, SLG: 0.383										4	0	1	0	0	0	3											
29 Rusty Greer, L OBP: 0.400, SLG: 0.436										3	1	1	0	1	0	1											
Rafael Palmeiro, L OBP: 0.434, SLG: 0.622										4	0	0	0	0	2	3											
Todd Zeile, R OBP: 0.363, SLG: 0.489										3	0	1	0	1	1	1											
Lee Stevens, L OBP: 0.346, SLG: 0.486										3	0	0	1	0	2	1											
Roberto Kelly, R OBP: 0.394, SLG: 0.478										4	0	1	0	0	3	1											
Royce Clayton, R OBP: 0.306, SLG: 0.369										3	0	0	0	1	1	1											
Gregg Zaun, S OBP: 0.309, SLG: 0.296 Ivan Rodriguez, R OBP: 0.346, SLG: 0.539										2	0	1	0	1	1	0											
Inning Stats	R: 0 E: 0 K: 1 S: 9	H: 1 LOB: 1 BB: 0 P: 15	R: 0 E: 0 K: 1 S: 9	H: 0 LOB: 0 BB: 0 P: 11	R: 0 E: 0 K: 0 S: 10	H: 1 LOB: 1 BB: 0 P: 15	R: 0 E: 0 K: 2 S: 9	H: 0 LOB: 1 BB: 1 P: 20	R: 0 E: 0 K: 0 S: 10	H: 1 LOB: 2 BB: 1 P: 16	R: 1 E: 0 K: 1 S: 14	H: 1 LOB: 1 BB: 1 P: 25	R: 0 E: 0 K: 3 S: 10	H: 0 LOB: 0 BB: 0 P: 13	R: 0 E: 0 K: 1 S: 11	H: 1 LOB: 1 BB: 0 P: 19	R: 0 E: 0 K: 3 S: 13	H: 0 LOB: 1 BB: 1 P: 24	1B: 3 2B: 2 3B: 0 HR: 0	SF: 1 SAC: 0 DP: 0 HBP: 0	WP: 0 PB: 0 SB: 0 CS: 0	PA: 36					
PITCHER	IP	WLS	BF	H	R	ER	SO	BB	IBB	HBP	BLK	WP	HR	S	P	ERA	WHIP										
Dave Micki, R ERA: 5.02	5.2	W	24	4	1	1	4	3	0	0	0	0	0	13	18	0.00	0.000										
Francisco Cordero, R ERA:	1.1	H	4	0	0	0	4	0	0	0	0	0	0	11	19	0.00	1.000										
Doug Brocail, R ERA: 2.63	1.0	H	4	1	0	0	1	0	0	0	0	0	0	13	24	0.00	1.000										
Todd Jones, R ERA: 4.3	1.0	S	4	0	0	0	3	1	0	0	0	0	0	13	24	0.00	1.000										

Detroit Tigers @ Texas Rangers
The Ballpark at Arlington, Arlington, TX
Thu Aug 12 1999, 8:35 PM EDT
Att. 27,209 - Cloudy - 102 F

AB 31
R 1
H 5
RBI 1
BB 4
SO 12
LOB 15



Batter	1	2	3	4	5	6	7	8	9	AB	R	H	RBI	BB	SO	LOB	TOP										
16 Garret Anderson, L (1, 7) OBP: 0.326, SLG: 0.475	1-2 G5-4-3 1B		1-1 1B 1B		1-0 F8		0-0 SH1-4 SF7 2B		1-0 G3-1	5	2	3	2	0	0	0											
Gary Disarcina, R (1, 6) OBP: 0.253, SLG: 0.221	2-2 G5-4-3 1-2		0-0 1B 2B 1B		3-2 F7		0-1 SH1-4 2-3		3-2 P3	4	1	1	1	0	0	1											
Mo Vaughn, L (1, 3) OBP: 0.341, SLG: 0.444	0-3 K		3-H F8		1-1 F8		1-0 SF7			3	0	0	1	0	1	2											
Tim Salmon, R (1, 9) OBP: 0.372, SLG: 0.492		0-1 G5-3	2-1 2B 1B		0-0 BB 1B		3-H 2-2 2B			4	1	3	1	0	0	0											
Jim Edmonds, L (1, 8) OBP: 0.300, SLG: 0.364		1-1 F8	3-2 1B 2B		1-0 P3		2-3 K			4	0	1	2	0	1	2											
Troy Glas, R (1, 5) OBP: 0.326, SLG: 0.451		3-2 1B G5-3	0-0 G5-3		1 SAFE 4-1 BB		2-3 K			3	0	1	0	1	1	1											
Todd Greene, R (1, 10) OBP: 0.270, SLG: 0.437	1 SAFE 2-3 K		2-1 G6-3		0-0 L7		0-1 P4			4	0	0	0	0	1	2											
Bengie Molina, R (1, 2) OBP: 0.269, SLG: 0.346			2-1 G4-3		0-0 G1-3		2-0 1B 2B 1B		0-0 P4	4	1	1	0	0	0	0											
Trent Durrington, R (1, 4) OBP: 0.318, SLG: 0.364			1-2 16 1B 2B		2-3 K		1-2 16 2B 1B		2-3 K	4	2	2	0	0	2	0											
Inning Stats	R: 0 E: 0 K: 1 S: 9	H: 1 LOB: 0 BB: 0 P: 12	R: 0 E: 0 K: 1 S: 10	H: 1 LOB: 1 BB: 0 P: 16	R: 4 E: 0 K: 0 S: 17	H: 5 LOB: 1 BB: 0 P: 28	R: 0 E: 0 K: 1 S: 7	H: 0 LOB: 0 BB: 0 P: 11	R: 0 E: 0 K: 0 S: 6	H: 0 LOB: 0 BB: 0 P: 11	R: 0 E: 0 K: 0 S: 4	H: 1 LOB: 1 BB: 1 P: 9	R: 3 E: 0 K: 1 S: 16	H: 4 LOB: 1 BB: 0 P: 24	R: 0 E: 0 K: 1 S: 6	H: 0 LOB: 0 BB: 0 P: 8	R: 0 E: 0 K: 1 S: 7	H: 0 LOB: 0 BB: 0 P: 13	1B: 8 2B: 4 3B: 0 HR: 0	SF: 1 SAC: 1 DP: 1 HBP: 0	WP: 0 PB: 0 SB: 0 CS: 0	PA: 38					
PITCHER	IP	WLS	BF	H	R	ER	SO	BB	IBB	HBP	BLK	WP	HR	S	P	ERA	WHIP										
Brian Moehler, R (1, 1) ERA: 5.59	6.1	L	29	11	7	7	3	1	0	0	0	0	0	61	98	9.95	1.895										
C.J. Nitkowski, L (7, 1) ERA: 5.35	0.2		3	1	0	0	1	0	0	0	0	0	0	8	13	0.00	1.500										
Nelson Cruz, R (8, 1) ERA: 5.71	2.0		6	0	0	0	2	0	0	0	0	0	0	13	21	0.00	0.000										

Anaheim Angels @ Detroit Tigers
Tiger Stadium, Detroit, MI
Sat Aug 14 1999, 4:05 PM EDT
Att: 36,651 - Cloudy - 66 F

AB 35
R 7
H 12
RBI 7
BB 1
SO 6
LOB 8



Batter	1	2	3	4	5	6	7	8	9	AB	R	H	RBI	BB	SO	LOB	BOTTOM										
Luis Polonia, L (1, 9) OBP: 0.397, SLG: 0.512	0-2 S 1B		0-2 G6-3		0-1 F7		1-3 K		4-2 G4-3 1B BB	4	1	1	0	0	1	1											
Kimera Barteo, R (9, FH) OBP: 0.276, SLG: 0.200			1-2 F8		3-2 F8		2-2 FC5-4 1B		2-1 G4-3	5	0	2	1	0	0	3											
Brad Ausmus, R (1, 2) OBP: 0.380, SLG: 0.440	1 SAFE 2-1 G5-3 1B				1-2 F8		2-2 FC5-4 1B		1-2 2-3 G4-3	5	0	2	1	0	0	3											
Juan Encarnacion, R (1, 7) OBP: 0.299, SLG: 0.491	2-0 F9				0-0 1B FC3-2 2B		0-0 FC5-4		1-0 2B 1B	5	0	2	2	0	0	3											
Dean Palmer, R (1, 5) OBP: 0.330, SLG: 0.521	1-0 G5-3				2-3 K		0-1 F8		1-2 F8 F9	5	0	0	0	0	1	3											
Tony Clark, S (1, 3) OBP: 0.352, SLG: 0.490	2-2 G4-3				3-2 FC3-2 BB 1B		1-0 HR		2-2 L7	4	1	2	1	0	0	1											
Damion Easley, R (1, 4) OBP: 0.347, SLG: 0.429			1-3 K		4-2 FC3-2 BB		1-1 F9		1-0 2B	3	0	1	0	1	1	0											
Frank Catalanotto, L (1, 10) OBP: 0.333, SLG: 0.466			2-3 K		3-2 FC3-2		0-0 2B		0-0 G4-3	3	0	1	0	0	1	3											
Gabe Alvarez, R (8, PH) OBP: 0.216, SLG: 0.432					1-2 2-3 3-H K		1-1 G4-3			1	0	0	0	0	0	1											
Gabe Kapler, R (1, 8) OBP: 0.301, SLG: 0.414			2-3 K							4	0	0	0	0	3	4											
Deivi Cruz, R (1, 6) OBP: 0.285, SLG: 0.390			2-1 G5-3		4-0 FC5-4 BB		1-0 G5-3		1-2 G4-3 WP 1B 1B	3	1	1	0	1	0	0											
Inning Stats	R: 1 E: 0 K: 0 S: 11	H: 2 LOB: 1 BB: 0 P: 18	R: 0 E: 0 K: 3 S: 11	H: 0 LOB: 0 BB: 0 P: 16	R: 0 E: 0 K: 0 S: 8	H: 0 LOB: 0 BB: 0 P: 11	R: 0 E: 0 K: 2 S: 17	H: 2 LOB: 3 BB: 1 P: 32	R: 0 E: 0 K: 0 S: 6	H: 0 LOB: 1 BB: 1 P: 13	R: 1 E: 0 K: 0 S: 8	H: 2 LOB: 1 BB: 0 P: 11	R: 0 E: 0 K: 1 S: 12	H: 1 LOB: 1 BB: 0 P: 18	R: 0 E: 0 K: 0 S: 8	H: 1 LOB: 1 BB: 0 P: 12	R: 2 E: 0 K: 1 S: 18	H: 2 LOB: 1 BB: 1 P: 27	1B: 6 2B: 3 3B: 0 HR: 1	SF: 0 SAC: 0 DP: 0 HBP: 0	WP: 1 PB: 0 SB: 1 CS: 0	PA: 40					
PITCHER	IP	WLS	BF	H	R	ER	SO	BB	IBB	HBP	BLK	WP	HR	S	P	ERA	WHIP										
Ken Hill, R (1, 1) ERA: 4.8	3.1		15	4	1	1	4	1	0	0	0	0	1	18	33	3.86	1.286										
Mike Maignante, L (4, 1) ERA: 4.19	2.1	W	10	2	1	1	1	1	0	0	0	0	0	18	33	3.86	1.286										
Mike Fyhrie, R (6, 1) ERA: 4.88	2.0	H	8	2	0	0	1	0	0	0	0	0	0	21	32	0.00	1.000										
Mike Holtz, L (8, 1) ERA: 9.77	0.2		4	1	2	2	1	1	0	0	0	1	0	10	15	27.00	3.000										
Mark Petkovsek, R (9, 1) ERA: 2.32	0.1		2	1	0	0	0	0	0	0	0	0	0	3	6	0.00	3.000										

Anaheim Angels @ Detroit Tigers
Tiger Stadium, Detroit, MI
Sat Aug 14 1999, 4:05 PM EDT
Att: 36,651 - Cloudy - 66 F

AB 37
R 4
H 10
RBI 4
BB 3
SO 7
LOB 19



Batter	1	2	3	4	5	6	7	8	9	AB	R	H	RBI	BB	SO	LOB	TOP			
Miguel Cairo, R OBP: 0.333, SLG: 0.377	F9	G6-3			P2			F8		4	0	0	0	0	0	2	Tampa Bay Devil Rays @ Detroit Tigers Tiger Stadium, Detroit, MI Tue Aug 17 1999, 7:05 PM EDT Att: 19,418 - Cloudy - 88 F			
Dave Martinez, L OBP: 0.356, SLG: 0.396	K		L6		L9			B5-3		4	0	0	0	0	1	0				
Bubba Trammell, R OBP: 0.390, SLG: 0.517	BB		1B					P5		3	0	2	0	1	0	0				
Fred McGriff, L OBP: 0.410, SLG: 0.583	K		K					L7		4	0	1	0	0	2	3				
John Flaherty, R OBP: 0.326, SLG: 0.419		G5-4-3 1B	L7					L9		4	1	1	0	0	0	3				
Paul Sorrento, L OBP: 0.359, SLG: 0.445		G5-4-3 BB		K				P6		3	0	0	0	1	1	2				
Jose Guillen, R OBP: 0.326, SLG: 0.342		G5-4-3		L4				G5-3		3	0	0	0	0	0	2				
Bobby Smith, R OBP: 0.252, SLG: 0.243		2B		L7				K		3	0	1	1	0	1	0				
Aaron Ledesma, R OBP: 0.300, SLG: 0.323		1-3 2B			G1-3			P9		3	0	1	0	0	0	0				
Inning Stats	R: 0 E: 0 K: 2 S: 9	H: 0 LOB: 1 BB: 1 P: 18	R: 1 E: 0 K: 0 S: 12	H: 3 LOB: 2 BB: 1 P: 19	R: 0 E: 0 K: 1 S: 11	H: 1 LOB: 0 BB: 0 P: 13	R: 0 E: 0 K: 1 S: 7	H: 0 LOB: 0 BB: 0 P: 11	R: 0 E: 0 K: 0 S: 10	H: 1 LOB: 1 BB: 0 P: 9	R: 0 E: 0 K: 1 S: 8	H: 0 LOB: 0 BB: 0 P: 11	R: 0 E: 0 K: 0 S: 5	H: 0 LOB: 0 BB: 0 P: 7	R: 0 E: 0 K: 0 S: 5	H: 1 LOB: 0 BB: 0 P: 7	1B: 4 2B: 2 3B: 0 HR: 0	SF: 0 SAC: 0 DP: 2 HBP: 0	WP: 0 PB: 0 SB: 0 CS: 0	PA: 33
PITCHER	IP	WLS	BF	H	R	ER	SO	BB	IBB	HBP	BLK	WP	HR	S	P	ERA	WHIP			
Dave Milck, R ERA: 4.84	(1, 1)	7.0	W	27	5	1	1	5	2	0	0	0	0	62	97	1.29	1.000			
Doug Brocail, R ERA: 2.51	(8, 1)	1.0	H	3	0	0	0	0	0	0	0	0	0	5	7	0.00	0.000			
Todd Jones, R ERA: 4.13	(9, 1)	1.0	S	3	1	0	0	0	0	0	0	0	0	5	7	0.00	1.000			

Batter	1	2	3	4	5	6	7	8	9	AB	R	H	RBI	BB	SO	LOB	BOTTOM				
Luis Polonia, L OBP: 0.361, SLG: 0.516	F7	P6			WP 2B			F8		4	0	1	0	0	0	1	Tampa Bay Devil Rays @ Detroit Tigers Tiger Stadium, Detroit, MI Tue Aug 17 1999, 7:05 PM EDT Att: 19,418 - Cloudy - 88 F				
Brad Ausmus, R OBP: 0.361, SLG: 0.438	2B		G5-3		G6-4-3 BB			G6-3		3	1	1	0	1	0	0					
Dean Palmer, R OBP: 0.332, SLG: 0.525	2B		F9		G6-4-3			HR		4	1	2	2	0	0	2					
Tony Clark, S OBP: 0.347, SLG: 0.477	G4-6-3 BB		K					F7		2	0	0	0	2	1	0					
Juan Encarnacion, R OBP: 0.295, SLG: 0.474	G4-6-3			P3				G5-3		4	0	0	0	0	0	3					
Damion Easley, R OBP: 0.348, SLG: 0.425		K		K				G4-6-3 1B		3	0	1	0	0	2	0					
Deivi Cruz, R OBP: 0.290, SLG: 0.389		G3		E5 1B				G4-6-3		3	0	1	0	0	0	2					
Karim Garcia, L OBP: 0.258, SLG: 0.374				E3 CS				L8		3	1	1	0	0	0	1					
Kimera Barteaux, R OBP: 0.305, SLG: 0.313		2B								0	0	0	0	0	0	0					
Gabe Kapler, R OBP: 0.300, SLG: 0.422		1B		CS				G4-3		3	0	1	1	0	0	0					
Inning Stats	R: 1 E: 0 K: 0 S: 8	H: 2 LOB: 1 BB: 1 P: 14	R: 1 E: 0 K: 1 S: 14	H: 2 LOB: 0 BB: 0 P: 23	R: 0 E: 0 K: 1 S: 7	H: 0 LOB: 0 BB: 0 P: 11	R: 0 E: 2 K: 1 S: 11	H: 1 LOB: 1 BB: 0 P: 16	R: 0 E: 0 K: 0 S: 9	H: 1 LOB: 1 BB: 1 P: 15	R: 0 E: 0 K: 0 S: 7	H: 1 LOB: 1 BB: 1 P: 12	R: 0 E: 0 K: 0 S: 7	H: 0 LOB: 0 BB: 0 P: 11	R: 1 E: 0 K: 0 S: 7	H: 1 LOB: 0 BB: 0 P: 13	1B: 3 2B: 4 3B: 0 HR: 1	SF: 0 SAC: 0 DP: 3 HBP: 0	WP: 1 PB: 0 SB: 0 CS: 1	PA: 33	
PITCHER	IP	WLS	BF	H	R	ER	SO	BB	IBB	HBP	BLK	WP	HR	S	P	ERA	WHIP				
Bobby Witt, R ERA: 5.55	(1, 1)	8.0	L	32	8	3	3	3	3	0	0	0	1	1	70	115	3.38	1.375			

AB	31
R	1
H	6
RBI	1
BB	2
SO	5
LOB	12



AB	29
R	3
H	8
RBI	3
BB	3
SO	3
LOB	9



Batter	1	2	3	4	5	6	7	8	9	AB	R	H	RBI	BB	SO	LOB	TOP										
Terrell Lowery, R OBP: 0.395, SLG: 0.519 (1, 8)										4	1	1	4	1	1	4											
Wade Boggs, L OBP: 0.371, SLG: 0.369 Bobby Smith, R OBP: 0.252, SLG: 0.243 (1, 5)										5	0	1	0	0	1	1											
Bubba Trammell, R OBP: 0.388, SLG: 0.508 Dave Martinez, L OBP: 0.355, SLG: 0.395 (1, 7)										3	0	0	0	1	1	1											
Fred McGriff, L OBP: 0.410, SLG: 0.580 (1, 10)										4	0	1	0	1	2	2											
Jose Guillen, R OBP: 0.318, SLG: 0.333 (1, 9)										4	0	0	0	0	0	3											
Paul Sorrento, L OBP: 0.357, SLG: 0.439 (1, 3)										3	0	0	0	1	2	0											
Tony Graffanino, R OBP: 0.345, SLG: 0.554 (1, 4)										4	1	3	0	0	0	2											
Aaron Ledesma, R OBP: 0.308, SLG: 0.328 (1, 6)										3	1	2	0	1	0	0											
Mike DiFelice, R OBP: 0.331, SLG: 0.487 (1, 2)										3	1	0	0	1	1	4											
Inning Stats	R: 0 E: 0 K: 0 S: 12	H: 0 LOB: 1 BB: 2 P: 24	R: 4 E: 0 K: 2 S: 20	H: 3 LOB: 0 BB: 1 P: 34	R: 0 E: 0 K: 1 S: 15	H: 1 LOB: 2 BB: 1 P: 23	R: 0 E: 0 K: 0 S: 6	H: 0 LOB: 0 BB: 0 P: 8	R: 0 E: 0 K: 1 S: 12	H: 1 LOB: 1 BB: 0 P: 18	R: 0 E: 0 K: 1 S: 11	H: 2 LOB: 2 BB: 0 P: 17	R: 0 E: 0 K: 0 S: 12	H: 0 LOB: 1 BB: 1 P: 21	R: 0 E: 0 K: 2 S: 14	H: 1 LOB: 2 BB: 1 P: 22	R: 0 E: 0 K: 2 S: 9	H: 0 LOB: 0 BB: 0 P: 14	1B: 5 2B: 2 3B: 0 HR: 1	SF: 0 SAC: 0 DP: 0 HBP: 0	WP: 0 PB: 0 SB: 0 CS: 0	PA: 40					
PITCHER	IP	WLS	BF	H	R	ER	SO	BB	IBB	HBP	BLK	WP	HR	S	P	ERA	WHIP										
Dave Borkowski, R ERA: 8.29 (1, 1)	4.0	L	19	4	4	4	3	4	0	0	0	0	1	53	89	9.00	2.000										
C.J. Nitkowski, L ERA: 5.91 (5, 1)	2.2		12	3	0	0	2	1	0	0	0	0	0	32	52	0.00	1.500										
Matt Anderson, R ERA: 5.76 (7, 1)	1.1		6	1	0	0	2	1	0	0	0	0	0	17	26	0.00	1.500										
Masao Kida, R ERA: 5.03 (9, 1)	1.0		3	0	0	0	2	0	0	0	0	0	0	9	14	0.00	0.000										

Tampa Bay Devil Rays @ Detroit Tigers
Tiger Stadium, Detroit, MI
Wed Aug 18 1999, 7:05 PM EDT
Att: 21,311 - Cloudy - 72 F

AB 34
R 4
H 8
RBI 4
BB 6
SO 9
LOB 17



Batter	1	2	3	4	5	6	7	8	9	AB	R	H	RBI	BB	SO	LOB	BOTTOM										
Kimera Barteo, R OBP: 0.308, SLG: 0.294 Luis Polonia, L OBP: 0.360, SLG: 0.513 (1, 8)										2	0	0	0	1	1	1											
Brad Ausmus, R OBP: 0.357, SLG: 0.433 (1, 2)										4	0	0	0	0	1	3											
Dean Palmer, R OBP: 0.335, SLG: 0.524 (1, 5)										1	0	0	0	2	0	0											
Tony Clark, S OBP: 0.344, SLG: 0.472 (1, 3)										4	0	0	0	0	3	6											
Juan Encarnacion, R OBP: 0.292, SLG: 0.469 (1, 7)										4	0	0	0	0	2	0											
Damion Easley, R OBP: 0.347, SLG: 0.423 (1, 4)										2	0	0	0	2	1	0											
Deivi Cruz, R OBP: 0.289, SLG: 0.385 (1, 6)										3	0	0	0	1	0	2											
Gabe Alvarez, R OBP: 0.227, SLG: 0.381 (1, 10)										3	0	0	0	1	1	2											
Gabe Kapler, R OBP: 0.300, SLG: 0.426 (1, 9)										4	0	1	0	0	1	2											
Inning Stats	R: 0 E: 1 K: 0 S: 9	H: 0 LOB: 1 BB: 1 P: 14	R: 0 E: 0 K: 0 S: 8	H: 0 LOB: 1 BB: 1 P: 14	R: 0 E: 0 K: 3 S: 14	H: 1 LOB: 2 BB: 1 P: 23	R: 0 E: 0 K: 1 S: 8	H: 0 LOB: 1 BB: 1 P: 16	R: 0 E: 0 K: 1 S: 13	H: 0 LOB: 2 BB: 1 P: 23	R: 0 E: 0 K: 1 S: 11	H: 0 LOB: 2 BB: 2 P: 22	R: 0 E: 0 K: 0 S: 10	H: 0 LOB: 0 BB: 0 P: 15	R: 0 E: 0 K: 3 S: 11	H: 0 LOB: 0 BB: 0 P: 14	R: 0 E: 0 K: 1 S: 9	H: 0 LOB: 0 BB: 0 P: 14	1B: 0 2B: 0 3B: 1 HR: 0	SF: 0 SAC: 0 DP: 1 HBP: 1	WP: 0 PB: 0 SB: 1 CS: 0	PA: 36					
PITCHER	IP	WLS	BF	H	R	ER	SO	BB	IBB	HBP	BLK	WP	HR	S	P	ERA	WHIP										
Wilson Alvarez, L ERA: 4.1 (1, 1)	6.0		27	1	0	0	6	7	0	1	0	0	0	63	112	0.00	1.333										
Albie Lopez, R ERA: 6.12 (7, 1)	3.0	S	9	0	0	0	4	0	0	0	0	0	0	30	43	0.00	0.000										

Tampa Bay Devil Rays @ Detroit Tigers
Tiger Stadium, Detroit, MI
Wed Aug 18 1999, 7:05 PM EDT
Att: 21,311 - Cloudy - 72 F

AB 28
R 0
H 1
RBI 0
BB 7
SO 10
LOB 16



Batter	1	2	3	4	5	6	7	8	9	AB	R	H	RBI	BB	SO	LOB	TOP					
Kimera Barteo, R OBP: 0.279, SLG: 0.263 (1, 8)										4	0	0	0	0	2	1						
Brad Ausmus, R OBP: 0.353, SLG: 0.428 (1, 2)										4	0	0	0	0	1	0						
Dean Palmer, R OBP: 0.335, SLG: 0.521 (1, 5)										4	0	1	0	0	1	0						
Tony Clark, S OBP: 0.343, SLG: 0.469 (1, 3)										3	0	0	0	1	1	1						
Juan Encarnacion, R OBP: 0.289, SLG: 0.465 (1, 7)										4	0	0	0	0	0	2						
Damon Easley, R OBP: 0.348, SLG: 0.431 (1, 4)										2	1	1	1	1	0	1						
Gregg Jefferies, S OBP: 0.265, SLG: 0.337 (1, 10)										3	0	1	0	0	0	1						
Deivi Cruz, R OBP: 0.292, SLG: 0.390 (1, 6)										3	0	2	0	0	0	2						
Gabe Kapler, R OBP: 0.297, SLG: 0.422 (1, 9)										3	0	0	0	0	0	2						
Inning Stats	R: 0 E: 0 K: 1 S: 7	H: 0 LOB: 0 BB: 0 P: 11	R: 0 E: 0 K: 0 S: 10	H: 1 LOB: 2 BB: 2 P: 18	R: 0 E: 0 K: 0 S: 7	H: 0 LOB: 0 BB: 0 P: 15	R: 0 E: 0 K: 1 S: 7	H: 0 LOB: 0 BB: 0 P: 13	R: 1 E: 0 K: 0 S: 9	H: 2 LOB: 1 BB: 0 P: 11	R: 0 E: 0 K: 1 S: 5	H: 0 LOB: 0 BB: 0 P: 7	R: 0 E: 0 K: 0 S: 5	H: 0 LOB: 0 BB: 0 P: 7	R: 0 E: 0 K: 1 S: 10	H: 1 LOB: 1 BB: 0 P: 16	R: 0 E: 0 K: 1 S: 10	H: 1 LOB: 1 BB: 0 P: 13	1B: 3 2B: 1 3B: 0 HR: 1	SF: 0 SAC: 0 DP: 2 HBP: 0	WP: 1 PB: 0 CS: 1	PA: 33
PITCHER Chuck Finley, L ERA: 4.92 (1, 1)	IP: 9.0 WLS: W BF: 32 H: 5 R: 1 ER: 1 SO: 5 BB: 2 IBB: 0 HBP: 0 BLK: 0 WP: 1 HR: 1 S: 70 P: 111 ERA: 1.00 WHIP: 0.778															PITCHER	IP: WLS: BF: H: R: ER: SO: BB: IBB: HBP: BLK: WP: HR: S: P: ERA: WHIP:					

Detroit Tigers @ Anaheim Angels
Edison International Field, Anaheim, CA
Fri Aug 20 1999, 10:05 PM EDT
Att: 29,910 - Unknown - 70 F

AB 30
R 1
H 5
RBI 1
BB 2
SO 5
LOB 10



Batter	1	2	3	4	5	6	7	8	9	AB	R	H	RBI	BB	SO	LOB	BOTTOM					
Trent Durrington, R OBP: 0.279, SLG: 0.302 (1, 4)										3	1	2	0	0	0	0						
16 Garret Anderson, L OBP: 0.322, SLG: 0.469 (1, 7)										3	0	1	2	0	0	1						
Mo Vaughn, L OBP: 0.347, SLG: 0.462 (1, 3)										2	0	0	0	1	0	1						
Tim Salmon, R OBP: 0.378, SLG: 0.500 (1, 9)										3	1	1	1	0	0	2						
Jim Edmonds, L OBP: 0.321, SLG: 0.353 (1, 8)											3	1	1	0	1	2						
Troy Glaus, R OBP: 0.331, SLG: 0.460 (1, 5)										3	0	1	0	1	0	0						
Todd Greene, R OBP: 0.268, SLG: 0.440 (1, 10)										3	0	0	1	0	0	2						
Bengie Molina, R OBP: 0.256, SLG: 0.372 (1, 2)											4	0	0	0	0	2						
Gary Disarcina, R OBP: 0.249, SLG: 0.221 (1, 6)										3	2	1	0	0	0	0						
Inning Stats	R: 0 E: 0 K: 0 S: 5	H: 0 LOB: 0 BB: 0 P: 11	R: 1 E: 0 K: 0 S: 8	H: 2 LOB: 1 BB: 1 P: 19	R: 1 E: 2 K: 0 S: 6	H: 0 LOB: 0 BB: 0 P: 8	R: 1 E: 0 K: 0 S: 6	H: 1 LOB: 1 BB: 1 P: 10	R: 0 E: 0 K: 1 S: 5	H: 1 LOB: 2 BB: 1 P: 18	R: 0 E: 0 K: 0 S: 9	H: 0 LOB: 0 BB: 0 P: 10	R: 2 E: 0 K: 0 S: 9	H: 3 LOB: 2 BB: 0 P: 19	R: 0 E: 0 K: 0 S: 5	H: 0 LOB: 0 BB: 0 P: 9	R: 0 E: 0 K: 0 S: 5	H: 0 LOB: 0 BB: 0 P: 9	1B: 7 2B: 1 3B: 0 HR: 0	SF: 3 SAC: 1 DP: 2 HBP: 1	WP: 0 PB: 0 CS: 0	PA: 35
PITCHER Brian Moehler, R ERA: 5.59 C.J. Niskowski, L ERA: 5.01 Francisco Cordero, R ERA: Willie Blair, R ERA: 6.7 (1, 1) (7, 1) (7, 1) (8, 1)	IP: 6.1 WLS: L BF: 29 H: 7 R: 5 ER: 4 SO: 1 BB: 3 IBB: 0 HBP: 0 BLK: 0 WP: 0 HR: 0 S: 46 P: 86 ERA: 5.68 WHIP: 1.579															PITCHER	IP: WLS: BF: H: R: ER: SO: BB: IBB: HBP: BLK: WP: HR: S: P: ERA: WHIP:					

Detroit Tigers @ Anaheim Angels
Edison International Field, Anaheim, CA
Fri Aug 20 1999, 10:05 PM EDT
Att: 29,910 - Unknown - 70 F

AB 27
R 5
H 7
RBI 4
BB 3
SO 1
LOB 10



Batter	1	2	3	4	5	6	7	8	9	AB	R	H	RBI	BB	SO	LOB	TOP										
Gregg Jefferies, S OBP: 0.259, SLG: 0.328 (1, 10)	E6 CS		F8 2-3	F7 1-0		G3 0-1		CS 2-0	F8 0-0	5	0	0	0	0	0	7											
Deivi Cruz, R OBP: 0.291, SLG: 0.388 (1, 6)	K 1-2		P4 3-H		B1-3 0-0		G5-3 0-0		G6-4-3 1B	5	0	1	0	0	1	1											
Dean Palmer, R OBP: 0.335, SLG: 0.520 (1, 5)	P4 0-0			1B 2B 1B 2-1	1B 2-0		G6-3 2-1		G6-4-3 1-2	5	1	2	0	0	0	1											
Tony Clark, S OBP: 0.344, SLG: 0.469 (1, 3)		G6-3 1B 1B 1-2		2B 1B 1-2	L6 1-1		G4-3 1-2			4	1	2	0	0	0	0											
Juan Encarnacion, R OBP: 0.294, SLG: 0.469 (1, 7)		G6-3 1B 1-2		BB 2B 1-3 2-H		G6-3 S BB 4-2		E6 FC4-2 E S		3	0	2	1	1	0	0											
Damon Easley, R OBP: 0.350, SLG: 0.429 (1, 4)	G6-3 1-2 2-3			BB BB 4-0		G6-3 1-3		FC4-2 CS BB 1-2		2	0	0	0	2	0	3											
Bill Haselman, R OBP: 0.333, SLG: 0.418 (1, 2)	K 1-3			BB BB 4-0		BB BB 4-2		E6 CS FC4-2 1B 1-2 2-3		2	1	0	1	2	1	3											
Gabe Kapler, R OBP: 0.296, SLG: 0.419 (1, 9)			F8 SH5-3 WP 1B 2-0	P6 1-1		K 0-3		FC4-2 CS 1B 1-2 2-3 3-H		4	2	1	0	0	1	8											
Kimera Batee, R OBP: 0.304, SLG: 0.275 (1, 8)			SH5-3 1-2	K 2-3				CS 1B 1-1 2-H 2-H		2	0	1	2	1	1	3											
Inning Stats	R: 0 E: 1 K: 1 S: 6	H: 0 LOB: 0 BB: 0 P: 12	R: 0 E: 0 K: 1 S: 10	H: 2 LOB: 1 BB: 0 P: 14	R: 1 E: 0 K: 0 S: 9	H: 1 LOB: 0 BB: 0 P: 14	R: 2 E: 0 K: 1 S: 12	H: 3 LOB: 3 BB: 2 P: 27	R: 0 E: 0 K: 0 S: 4	H: 1 LOB: 0 BB: 0 P: 7	R: 0 E: 0 K: 0 S: 12	H: 0 LOB: 3 BB: 3 P: 27	R: 0 E: 0 K: 0 S: 6	H: 0 LOB: 0 BB: 0 P: 9	R: 2 E: 2 K: 0 S: 10	H: 1 LOB: 0 BB: 0 P: 23	R: 0 E: 0 K: 0 S: 5	H: 1 LOB: 0 BB: 0 P: 7	1B: 8 2B: 2 3B: 0 HR: 0	SF: 0 SAC: 1 DP: 3 HBP: 0	WP: 1 PB: 0 SB: 2 CS: 5	PA: 40					
PITCHER	IP	WLS	BF	H	R	ER	SO	BB	IBB	HBP	BLK	WP	HR	S	P	ERA	WHIP										
Jarrod Washburn, L ERA: 8.56 (1, 1)	3.0	L	16	6	3	3	2	2	0	0	0	1	0	30	56	9.00	2.667										
Al Levine, R ERA: 3.45 (4, 1)	3.0		12	1	0	0	2	3	0	0	0	0	0	23	45	0.00	1.333										
Lou Pote, R ERA: 1.93 (7, 1)	3.0		11	2	2	0	0	1	0	0	0	0	0	21	39	0.00	1.000										

Detroit Tigers @ Anaheim Angels
Edison International Field, Anaheim, CA
Sat Aug 21 1999, 10:05 PM EDT
Att: 28,575 - Unknown - 69 F

AB	32
R	5
H	9
RBI	4
BB	6
SO	4
LOB	26



Batter	1	2	3	4	5	6	7	8	9	AB	R	H	RBI	BB	SO	LOB	BOTTOM										
Trent Durrington, R OBP: 0.255, SLG: 0.277 (1, 4)	F7 1-1		G6-4-3 1-2			G6-3 0-0		L9 3-2		4	0	0	0	0	0	2											
16 Garret Anderson, L OBP: 0.321, SLG: 0.465 (1, 7)	K 1-3			BB 4-1		G5-3 0-0		G3-1 1-2		3	0	0	0	1	1	0											
Mo Vaughn, L OBP: 0.348, SLG: 0.462 (1, 3)	G6-3 3-1			BB K 3-3		FC6-4 1B 2-2		BB 1B 3-2		4	0	2	0	0	1	1											
Tim Salmon, R OBP: 0.373, SLG: 0.491 (1, 9)		K 2-3		P3 2-0		FC6-4 1-1		K 2-3		4	0	0	0	0	2	3											
Jim Edmonds, L OBP: 0.309, SLG: 0.338 Todd Greene, R OBP: 0.271, SLG: 0.440 (9, PH)		L3 0-0		K 2-3		G3 2-2		BB 1-2		3	0	0	0	0	1	1											
Troy Glaus, R OBP: 0.328, SLG: 0.455 (1, 5)	K 2-3					F8 2-2		K 1-3		4	0	0	0	0	3	2											
Orlando Palmeiro, L OBP: 0.365, SLG: 0.523 (1, 10)			1B BB 4-2		HBP 2-1		1B 1-2		G4-3 3-2	2	0	1	0	1	0	2											
Matt Walbeck, S OBP: 0.305, SLG: 0.315 (1, 2)			P6 0-0		K 2-3		P6 1-0			3	0	0	0	0	1	3											
Gary Disarcina, R OBP: 0.251, SLG: 0.224 Jeff Huson, L OBP: 0.325, SLG: 0.327 (8, PH)			G6-4-3 1B 1-3		G1-3 0-2			L9 1-1		2	0	1	0	0	0	1											
Inning Stats	R: 0 E: 0 K: 1 S: 7	H: 0 LOB: 0 BB: 0 P: 12	R: 0 E: 0 K: 2 S: 7	H: 0 LOB: 0 BB: 0 P: 11	R: 0 E: 0 K: 0 S: 6	H: 1 LOB: 1 BB: 1 P: 11	R: 0 E: 0 K: 2 S: 8	H: 0 LOB: 1 BB: 1 P: 19	R: 0 E: 0 K: 1 S: 10	H: 0 LOB: 1 BB: 0 P: 16	R: 0 E: 0 K: 0 S: 9	H: 1 LOB: 1 BB: 0 P: 12	R: 0 E: 0 K: 1 S: 10	H: 1 LOB: 1 BB: 0 P: 16	R: 0 E: 0 K: 0 S: 9	H: 0 LOB: 0 BB: 0 P: 14	R: 0 E: 0 K: 2 S: 17	H: 1 LOB: 2 BB: 1 P: 30	1B: 4 2B: 0 3B: 0 HR: 0	SF: 0 SAC: 0 DP: 1 HBP: 1	WP: 0 PB: 0 SB: 0 CS: 0	PA: 34					
PITCHER	IP	WLS	BF	H	R	ER	SO	BB	IBB	HBP	BLK	WP	HR	S	P	ERA	WHIP										
Jeff Weaver, R ERA: 5.17 (1, 1)	7.0	W	26	3	0	0	7	2	0	0	0	0	0	9	14	0.00	0.714										
Doug Brocail, R ERA: 2.47 (8, 1)	1.0		3	0	0	0	0	0	0	0	0	0	0	9	14	0.00	0.000										
Todd Jones, R ERA: 4.04 (9, 1)	1.0		5	1	0	0	2	1	0	0	0	0	0	17	30	0.00	2.000										

Detroit Tigers @ Anaheim Angels
Edison International Field, Anaheim, CA
Sat Aug 21 1999, 10:05 PM EDT
Att: 28,575 - Unknown - 69 F


AB	30
R	0
H	4
RBI	0
BB	3
SO	9
LOB	15



Batter	1	2	3	4	5	6	7	8	9	AB	R	H	RBI	BB	SO	LOB	TOP					
Luis Polonia, L OBP: 0.358, SLG: 0.509 Kimera Barteo, R OBP: 0.319, SLG: 0.275	2-1 BB 1B	3-1 G4-3			1-2 P7		0-1 F9		4-2 E 1B BB	4	0	1	0	0	0	2						
Brad Ausmus, R OBP: 0.358, SLG: 0.426	4-1 BB HR BB		0-1 G6-3		2-2 G6-3		0-0 1B 1B		3-2 E6 1B	4	2	1	0	1	0	1						
Dean Palmer, R OBP: 0.338, SLG: 0.521	2-0 F8		1-3 K		3-1 1B 1B		0-0 L4-6 1B		0-0 1B 1B	5	2	3	3	0	1	1						
Tony Clark, S OBP: 0.349, SLG: 0.470 Gabe Kapler, R OBP: 0.296, SLG: 0.419	4-1 HR BB		3-2 F7		0-1 1B 1B		1-2 G4-3 1B		1-0 1B HBP	3	2	2	0	1	0	0						
Juan Encarnacion, R OBP: 0.297, SLG: 0.478	0-0 1-H 2-H HR		1-1 F8		1-1 G4-3 1B		2-2 L4-6		3-2 1B HBP	5	2	3	5	0	0	3						
Frank Catalanotto, L OBP: 0.330, SLG: 0.461	1-2 F8		0-2 G4-3		0-0 G4-3 1B		1-2 G4-3		1-3 K	5	0	1	0	0	1	2						
Damion Easley, R OBP: 0.351, SLG: 0.429		2-3 K		1-1 1B		2-2 G4-3		2-3 K	1-1 1B	5	0	2	1	0	2	2						
Karim Garcia, L OBP: 0.262, SLG: 0.375		1-1 S 1B		3-2 G4-3		0-0 G6-3		2-1 G6-3	0-0 G6-3 1B	5	0	2	1	0	0	2						
Deivi Cruz, R OBP: 0.293, SLG: 0.388		0-3 K		1-2 F7			0-1 1B 1B		1-2 E 1B G6-4-3	5	2	2	0	0	1	3						
Inning Stats	R: 3 E: 0 K: 0 S: 10	H: 2 LOB: 0 BB: 2 P: 23	R: 0 E: 0 K: 2 S: 10	H: 1 LOB: 1 BB: 0 P: 16	R: 0 E: 0 K: 1 S: 9	H: 0 LOB: 0 BB: 0 P: 13	R: 0 E: 0 K: 0 S: 11	H: 1 LOB: 1 BB: 0 P: 16	R: 0 E: 0 K: 0 S: 11	H: 0 LOB: 0 BB: 0 P: 15	R: 2 E: 0 K: 0 S: 13	H: 4 LOB: 1 BB: 0 P: 19	R: 1 E: 0 K: 0 S: 12	H: 4 LOB: 2 BB: 0 P: 15	R: 0 E: 0 K: 1 S: 9	H: 0 LOB: 0 BB: 0 P: 14	R: 6 E: 1 K: 1 S: 21	H: 5 LOB: 2 BB: 1 P: 36	1B: 16 2B: 1 3B: 0 HR: 1	SF: 0 SAC: 0 DP: 3 HBP: 1	WP: 0 PB: 0 SB: 1 CS: 0	PA: 45
PITCHER	IP WLS BF H R ER SO BB IBB HBP BLK WP HR S P ERA WHIP	IP WLS BF H R ER SO BB IBB HBP BLK WP HR S P ERA WHIP	IP WLS BF H R ER SO BB IBB HBP BLK WP HR S P ERA WHIP	IP WLS BF H R ER SO BB IBB HBP BLK WP HR S P ERA WHIP	IP WLS BF H R ER SO BB IBB HBP BLK WP HR S P ERA WHIP	IP WLS BF H R ER SO BB IBB HBP BLK WP HR S P ERA WHIP	IP WLS BF H R ER SO BB IBB HBP BLK WP HR S P ERA WHIP	IP WLS BF H R ER SO BB IBB HBP BLK WP HR S P ERA WHIP	IP WLS BF H R ER SO BB IBB HBP BLK WP HR S P ERA WHIP	IP WLS BF H R ER SO BB IBB HBP BLK WP HR S P ERA WHIP	IP WLS BF H R ER SO BB IBB HBP BLK WP HR S P ERA WHIP	IP WLS BF H R ER SO BB IBB HBP BLK WP HR S P ERA WHIP	IP WLS BF H R ER SO BB IBB HBP BLK WP HR S P ERA WHIP	IP WLS BF H R ER SO BB IBB HBP BLK WP HR S P ERA WHIP	IP WLS BF H R ER SO BB IBB HBP BLK WP HR S P ERA WHIP	IP WLS BF H R ER SO BB IBB HBP BLK WP HR S P ERA WHIP	IP WLS BF H R ER SO BB IBB HBP BLK WP HR S P ERA WHIP					

Detroit Tigers @ Anaheim Angels
Edison International Field, Anaheim, CA
Sun Aug 22 1999, 8:05 PM EDT
Att: 24,465 - Unknown - 74 F


AB 41
R 12
H 17
RBI 10
BB 3
SO 5
LOB 16



Batter	1	2	3	4	5	6	7	8	9	AB	R	H	RBI	BB	SO	LOB	BOTTOM					
Orlando Palmeiro, L OBP: 0.363, SLG: 0.319	2-2 F8		1-1 S HBP		2-2 P6		2-1 P8			3	0	0	0	0	0	1						
Trent Durrington, R OBP: 0.256, SLG: 0.275	1-1 1B		1-3 K		1-1 F8		3-2 G5-3			4	0	1	0	0	1	2						
Mo Vaughn, L OBP: 0.345, SLG: 0.457	2-3 K		1-0 G4-3		3-3 K		2-1 G4-3			4	0	0	0	0	2	2						
Tim Salmon, R OBP: 0.375, SLG: 0.491	0-3 K		1-1 FC5-4 1B		2-3 K		2-1 1B			4	0	2	0	0	2	1						
16 Garret Anderson, L OBP: 0.323, SLG: 0.466		0-0 G1-3 1B		2-0 F7		1-0 HR 1B		1-3 K		4	1	2	0	0	1	2						
Troy Glaus, R OBP: 0.328, SLG: 0.461		3-1 G1-3		0-2 F8		0-0 1-H HR		0-2 F7		4	1	1	2	0	0	3						
Todd Greene, R OBP: 0.270, SLG: 0.441		1-1 G5-3		0-0 FC5-4		3-2 G4-3 1B		0-2 F7		4	1	1	0	0	0	2						
Jeff Huson, L OBP: 0.318, SLG: 0.319		3-3 K		0-2 G6-3		1-2 G4-3		2-2 G6-3		4	0	0	0	0	1	2						
Bengie Molina, R OBP: 0.255, SLG: 0.362			0-2 P4-9		0-0 G6-3		1-1 3-H 1B		0-3 K	4	0	1	1	0	1	0						
Inning Stats	R: 0 E: 0 K: 2 S: 13	H: 1 LOB: 1 BB: 0 P: 18	R: 0 E: 0 K: 1 S: 10	H: 1 LOB: 0 BB: 0 P: 17	R: 0 E: 0 K: 1 S: 8	H: 0 LOB: 1 BB: 0 P: 11	R: 0 E: 0 K: 0 S: 7	H: 1 LOB: 0 BB: 0 P: 10	R: 0 E: 0 K: 0 S: 9	H: 0 LOB: 0 BB: 0 P: 11	R: 0 E: 0 K: 2 S: 10	H: 0 LOB: 0 BB: 0 P: 16	R: 3 E: 0 K: 0 S: 17	H: 4 LOB: 1 BB: 0 P: 28	R: 0 E: 0 K: 1 S: 10	H: 1 LOB: 1 BB: 0 P: 15	R: 0 E: 0 K: 1 S: 10	H: 0 LOB: 0 BB: 0 P: 12	1B: 6 2B: 1 3B: 0 HR: 1	SF: 0 SAC: 0 DP: 0 HBP: 1	WP: 0 PB: 0 SB: 1 CS: 0	PA: 36
PITCHER	IP WLS BF H R ER SO BB IBB HBP BLK WP HR S P ERA WHIP	IP WLS BF H R ER SO BB IBB HBP BLK WP HR S P ERA WHIP	IP WLS BF H R ER SO BB IBB HBP BLK WP HR S P ERA WHIP	IP WLS BF H R ER SO BB IBB HBP BLK WP HR S P ERA WHIP	IP WLS BF H R ER SO BB IBB HBP BLK WP HR S P ERA WHIP	IP WLS BF H R ER SO BB IBB HBP BLK WP HR S P ERA WHIP	IP WLS BF H R ER SO BB IBB HBP BLK WP HR S P ERA WHIP	IP WLS BF H R ER SO BB IBB HBP BLK WP HR S P ERA WHIP	IP WLS BF H R ER SO BB IBB HBP BLK WP HR S P ERA WHIP	IP WLS BF H R ER SO BB IBB HBP BLK WP HR S P ERA WHIP	IP WLS BF H R ER SO BB IBB HBP BLK WP HR S P ERA WHIP	IP WLS BF H R ER SO BB IBB HBP BLK WP HR S P ERA WHIP	IP WLS BF H R ER SO BB IBB HBP BLK WP HR S P ERA WHIP	IP WLS BF H R ER SO BB IBB HBP BLK WP HR S P ERA WHIP	IP WLS BF H R ER SO BB IBB HBP BLK WP HR S P ERA WHIP	IP WLS BF H R ER SO BB IBB HBP BLK WP HR S P ERA WHIP	IP WLS BF H R ER SO BB IBB HBP BLK WP HR S P ERA WHIP					

Detroit Tigers @ Anaheim Angels
Edison International Field, Anaheim, CA
Sun Aug 22 1999, 8:05 PM EDT
Att: 24,465 - Unknown - 74 F

AB 35
R 3
H 8
RBI 3
BB 0
SO 8
LOB 15



Batter	1	2	3	4	5	6	7	8	9	AB	R	H	RBI	BB	SO	LOB	TOP
Luis Polonia, L OBP: 0.357, SLG: 0.502	1-0 F8 S 1B		2-2 P7			0-0 G6-3		1-3 K		4	0	1	0	0	1	0	
Bobby Higginson, L OBP: 0.356, SLG: 0.372	2-2 F8		0-1 G3			3-2 G3-1		2-0 F8		4	0	0	0	0	0	1	
Dean Palmer, R OBP: 0.338, SLG: 0.515	2-1 HBP		2-3 K			3-2 BB 1B		2-3 K		3	0	1	0	0	2	0	
Tony Clark, S OBP: 0.351, SLG: 0.474	1-3 K				1-1 F7		2-1 BB 1B		3-2 F8	4	0	1	0	0	1	2	
Juan Encarnacion, R OBP: 0.296, SLG: 0.471					2-3 K		4-2 BB		0-1 1B 1B	3	0	1	0	1	2	2	
Damion Easley, R OBP: 0.348, SLG: 0.423		1-2 G4-3			2-0 P4		2-3 BB		1-3 K	4	0	0	0	0	2	4	
Karim Garcia, L OBP: 0.266, SLG: 0.387		1-2 G1-3				1-3 K		0-1 G4-3		4	0	1	0	0	1	0	
Bill Haselman, R OBP: 0.331, SLG: 0.421		3-2 WP 2B				3-3 K		0-3 K		4	0	1	0	0	2	2	
Deivi Cruz, R OBP: 0.287, SLG: 0.381		1-3 K				0-0 F7		0-0 G6-3		3	0	0	0	0	1	1	
Inning Stats	R: 0 H: 1 E: 0 LOB: 2 K: 2 BB: 0 S: 11	H: 1 R: 0 ER: 0 SO: 12 BB: 1 IBB: 0 HBP: 1 BLK: 0	H: 0 R: 0 ER: 0 SO: 13 BB: 0 IBB: 0 HBP: 0 BLK: 0	H: 0 R: 0 ER: 0 SO: 11 BB: 0 IBB: 0 HBP: 0 BLK: 0	H: 0 R: 0 ER: 0 SO: 13 BB: 0 IBB: 0 HBP: 0 BLK: 0	H: 2 R: 0 ER: 0 SO: 28 BB: 1 IBB: 0 HBP: 0 BLK: 0	H: 0 R: 0 ER: 0 SO: 6 BB: 0 IBB: 0 HBP: 0 BLK: 0	H: 0 R: 0 ER: 0 SO: 12 BB: 0 IBB: 0 HBP: 0 BLK: 0	H: 0 R: 0 ER: 0 SO: 20 BB: 0 IBB: 0 HBP: 0 BLK: 0	1B: 5 2B: 1 3B: 0 HR: 0	SF: 0 SAC: 0 DP: 0 HBP: 1	WP: 1 PB: 0 SB: 1 CS: 0	PA: 35				
PITCHER Freddy Garcia, R ERA: 4.24	IP: 9.0 WLS: W BF: 35 H: 6 R: 0 ER: 0 SO: 12 BB: 1 IBB: 0 HBP: 1 BLK: 0 WP: 1 HR: 0 S: 90 P: 139 ERA: 0.00 WHIP: 0.778																

Detroit Tigers @ Seattle Mariners
Safeco Field, Seattle, WA
Tue Aug 24 1999, 7:05 PM PDT
Att: 42,517 - Cloudy - 79 F

AB 33
R 0
H 6
RBI 0
BB 1
SO 12
LOB 12



Batter	1	2	3	4	5	6	7	8	9	AB	R	H	RBI	BB	SO	LOB	BOTTOM
Brian Hunter, R OBP: 0.293, SLG: 0.318	4-2 FC4 BB		2-1 G6-3 HR 1B		1-0 HR 1B		2-2 G4-3			3	2	2	0	1	0	0	
David Bell, R OBP: 0.333, SLG: 0.426	0-0 FC4 WP 1B		1-1 G6-3		0-0 P6		0-0 G6-3			4	1	0	0	0	0	3	
Ken Griffey Jr., L OBP: 0.398, SLG: 0.616	3-2 P7		1-0 HR		0-0 HR		0-0 F8			4	2	2	4	0	0	1	
Alex Rodriguez, R OBP: 0.381, SLG: 0.650	1-2 2H 1B		2-3 K		3-1 P6		0-0 G6-3			4	0	1	1	0	1	0	
Edgar Martinez, R OBP: 0.443, SLG: 0.535	1-3 K		2-0 G5-3			2-1 1B		3-2 G6-3		4	0	1	0	0	1	1	
Jay Buhner, R OBP: 0.376, SLG: 0.452		0-0 P3		2-3 K		1-3 K				3	0	0	0	0	2	1	
Ryan Jackson, L OBP: 0.400, SLG: 0.320		2-0 F7		2-3 K		1-2 K				3	0	0	0	0	2	1	
Dan Wilson, R OBP: 0.312, SLG: 0.360		1-1 E9 1B		0-1 F9		0-0 F8				3	0	0	0	0	0	1	
Russ Davis, R OBP: 0.294, SLG: 0.428		1-0 2H 1B			1-1 F9		0-0 G4-3			3	0	1	0	0	0	0	
Inning Stats	R: 1 H: 1 E: 1 LOB: 1 K: 1 BB: 1 S: 19	H: 1 R: 0 ER: 5 SO: 5 BB: 0 IBB: 0 HBP: 0 BLK: 0	H: 2 R: 2 ER: 0 SO: 11 BB: 0 IBB: 0 HBP: 0 BLK: 0	H: 0 R: 0 ER: 0 SO: 14 BB: 0 IBB: 0 HBP: 0 BLK: 0	H: 2 R: 2 ER: 0 SO: 12 BB: 0 IBB: 0 HBP: 0 BLK: 0	H: 1 R: 0 ER: 0 SO: 14 BB: 0 IBB: 0 HBP: 0 BLK: 0	H: 0 R: 0 ER: 0 SO: 8 BB: 0 IBB: 0 HBP: 0 BLK: 0	H: 0 R: 0 ER: 0 SO: 8 BB: 0 IBB: 0 HBP: 0 BLK: 0	H: 0 R: 0 ER: 0 SO: 8 BB: 0 IBB: 0 HBP: 0 BLK: 0	1B: 5 2B: 0 3B: 0 HR: 2	SF: 0 SAC: 0 DP: 0 HBP: 0	WP: 1 PB: 0 SB: 1 CS: 0	PA: 32				
PITCHER Willie Blair, R ERA: 6.79 C.J. Nitkowski, L ERA: 4.67	IP: 5.1 WLS: L BF: 24 H: 7 R: 5 ER: 5 SO: 5 BB: 1 IBB: 0 HBP: 0 BLK: 0 WP: 0 HR: 0 S: 57 P: 90 ERA: 8.44 WHIP: 1.500																

Detroit Tigers @ Seattle Mariners
Safeco Field, Seattle, WA
Tue Aug 24 1999, 7:05 PM PDT
Att: 42,517 - Cloudy - 79 F

AB 31
R 5
H 7
RBI 5
BB 1
SO 6
LOB 8




Batter	1	2	3	4	5	6	7	8	9	AB	R	H	RBI	BB	SO	LOB	TOP										
Kimera Barteo, R OBP: 0.314, SLG: 0.318	F9			G5-3 3B	P4			G3		4	0	1	0	0	0	2	Detroit Tigers @ Seattle Mariners Safeco Field, Seattle, WA Wed Aug 25 1999, 7:35 PM PDT Att: 43,789 - Unknown - 68 F										
Brad Ausmus, R OBP: 0.356, SLG: 0.427	F8			K				G5-3		4	0	1	0	0	1	1											
Dean Palmer, R OBP: 0.337, SLG: 0.512	G6-3			G5-3				G6-3		4	0	1	0	0	0	1											
Tony Clark, S OBP: 0.350, SLG: 0.479				3-H				F7		4	1	1	1	0	1	2											
Juan Encarnacion, R OBP: 0.295, SLG: 0.469								F8		4	0	1	0	0	0	0											
Bobby Higginson, L OBP: 0.357, SLG: 0.376								F8		4	1	2	0	0	1	1											
Damion Easley, R OBP: 0.348, SLG: 0.421								K		4	0	1	0	0	2	2											
Gabe Kapler, R OBP: 0.297, SLG: 0.419								K		3	0	1	1	0	0	1											
Luis Polonia, L OBP: 0.356, SLG: 0.500								K		1	0	0	0	0	1	1											
Deivi Cruz, R OBP: 0.285, SLG: 0.378								F8		3	0	0	0	0	0	2											
Inning Stats	R: 0 E: 0 K: 0 S: 8	H: 0 LOB: 0 BB: 0 P: 12	R: 0 E: 0 K: 1 S: 9	H: 0 LOB: 0 BB: 0 P: 13	R: 0 E: 0 K: 1 S: 6	H: 0 LOB: 0 BB: 0 P: 11	R: 0 E: 0 K: 1 S: 6	H: 1 LOB: 0 BB: 0 P: 8	R: 2 E: 0 K: 0 S: 16	H: 4 LOB: 2 BB: 0 P: 22	R: 0 E: 0 K: 0 S: 9	H: 0 LOB: 0 BB: 0 P: 11	R: 0 E: 0 K: 0 S: 8	H: 1 LOB: 1 BB: 0 P: 13	R: 0 E: 0 K: 0 S: 10	H: 2 LOB: 2 BB: 0 P: 13	R: 0 E: 0 K: 2 S: 10	H: 1 LOB: 1 BB: 0 P: 14	1B: 6 2B: 2 3B: 1 HR: 1	SF: 0 SAC: 0 DP: 1 HBP: 0	WP: 0 PB: 0 SB: 0 CS: 0	PA: 35					
PITCHER	IP	WLS	BF	H	R	ER	SO	BB	IBB	HBP	BLK	WP	HR	S	P	ERA	WHIP										
John Halama, L ERA: 4.05	(1, 1)	8.0	W	31	8	2	2	4	0	0	0	0	1	72	103	2.25	1.000										
Jose Mesa, R ERA: 5.83	(9, 1)	1.0	S	4	1	0	0	2	0	0	0	0	0	10	14	0.00	1.000										

Batter	1	2	3	4	5	6	7	8	9	AB	R	H	RBI	BB	SO	LOB	BOTTOM										
Brian Hunter, R OBP: 0.293, SLG: 0.317	G6-3			F8				K		4	1	1	0	0	1	0	Detroit Tigers @ Seattle Mariners Safeco Field, Seattle, WA Wed Aug 25 1999, 7:35 PM PDT Att: 43,789 - Unknown - 68 F										
David Bell, R OBP: 0.331, SLG: 0.424				F8				G6-3		3	0	0	0	0	1	0											
Rafael Bourimigal, R OBP: 0.347, SLG: 0.456								G6-3		1	0	1	0	0	0	0											
Ken Griffey Jr., L OBP: 0.397, SLG: 0.614								G4-3		3	1	1	1	0	1	0											
Alex Rodriguez, R OBP: 0.380, SLG: 0.648								SF8		4	1	1	1	0	2	1											
Edgar Martinez, R OBP: 0.444, SLG: 0.536								K		3	0	2	1	0	0	0											
Tom Lampkin, L OBP: 0.370, SLG: 0.511								K		3	0	0	0	0	0	2											
Russ Davis, R OBP: 0.294, SLG: 0.427								F8		3	0	1	0	0	0	0											
Raul Ibanez, L OBP: 0.298, SLG: 0.361								F9		3	0	0	0	0	0	2											
Ryan Jackson, L OBP: 0.364, SLG: 0.286								F7		3	0	0	0	0	1	0											
Inning Stats	R: 0 E: 0 K: 2 S: 9	H: 0 LOB: 0 BB: 0 P: 11	R: 0 E: 0 K: 0 S: 10	H: 0 LOB: 0 BB: 0 P: 15	R: 0 E: 0 K: 0 S: 4	H: 0 LOB: 0 BB: 0 P: 7	R: 2 E: 0 K: 0 S: 14	H: 3 LOB: 1 BB: 0 P: 20	R: 0 E: 0 K: 1 S: 8	H: 0 LOB: 0 BB: 0 P: 13	R: 0 E: 0 K: 1 S: 5	H: 0 LOB: 0 BB: 0 P: 9	R: 0 E: 0 K: 1 S: 15	H: 2 LOB: 2 BB: 0 P: 21	R: 1 E: 0 K: 1 S: 11	H: 2 LOB: 1 BB: 0 P: 17	1B: 6 2B: 1 3B: 0 HR: 0	SF: 1 SAC: 0 DP: 0 HBP: 0	WP: 0 PB: 0 SB: 1 CS: 0	PA: 31							
PITCHER	IP	WLS	BF	H	R	ER	SO	BB	IBB	HBP	BLK	WP	HR	S	P	ERA	WHIP										
Brian Moehler, R ERA: 5.5	(1, 1)	7.1	L	29	7	3	3	5	0	0	0	0	0	71	107	3.68	0.955										
Francisco Cordero, R ERA:	(8, 1)	0.2		2	0	0	0	1	0	0	0	0	0	5	6	0.00	0.000										


Batter	1	2	3	4	5	6	7	8	9	AB	R	H	RBI	BB	SO	LOB	TOP																			
Brady Anderson, L (1, 8) OBP: 0.416, SLG: 0.492	F9			F8			G3		G5-3	4	1	1	0	0	0	0	Baltimore Orioles @ Detroit Tigers Tiger Stadium, Detroit, MI Fri Aug 27 1999, 7:05 PM EDT Att: 37,600 - Cloudy - 82 F																			
Delino DeShields, L (1, 4) OBP: 0.344, SLG: 0.376	F7			K			HR		E1	4	1	1	0	0	1	1																				
B.J. Surhoff, L (1, 7) OBP: 0.359, SLG: 0.525	F8			G3-1			HR		G5-3	4	1	1	3	0	0	1																				
Albert Belle, R (1, 9) OBP: 0.390, SLG: 0.500		L4-6			F9		K		F9	4	0	1	0	0	1	1																				
Jeff Conine, R (1, 3) OBP: 0.348, SLG: 0.496	G1-3				G5-3		P6		P4	4	0	0	0	0	0	2																				
Derrick May, L (1, 10) OBP: 0.425, SLG: 1.000		L4-6			F9				HR	3	1	1	1	0	0	1																				
Mike Bordick, R (1, 6) OBP: 0.328, SLG: 0.385				G3			G6-3		K	3	0	0	0	0	1	0																				
Charles Johnson, R (1, 2) OBP: 0.334, SLG: 0.415				K			K		G6-3	3	0	0	0	0	2	0																				
Ryan Minor, R (1, 5) OBP: 0.244, SLG: 0.316				G5-3			K		G5-3	3	0	0	0	0	1	0																				
Inning Stats	R: 0 E: 0 K: 0 S: 6	H: 0 LOB: 0 BB: 0 P: 8	R: 0 E: 0 K: 0 S: 6	H: 1 LOB: 0 BB: 0 P: 7	R: 0 E: 0 K: 1 S: 7	H: 0 LOB: 0 BB: 0 P: 10	R: 0 E: 0 K: 1 S: 6	H: 0 LOB: 0 BB: 0 P: 8	R: 0 E: 0 K: 2 S: 8	H: 0 LOB: 0 BB: 0 P: 11	R: 2 E: 0 K: 1 S: 12	H: 2 LOB: 0 BB: 0 P: 17	R: 1 E: 0 K: 1 S: 10	H: 1 LOB: 0 BB: 0 P: 13	R: 1 E: 1 K: 0 S: 13	H: 1 LOB: 1 BB: 0 P: 16	1B: 0 2B: 4 3B: 0 HR: 2	SF: 0 SAC: 0 DP: 1 HBP: 0	WP: 0 PA: 32 PB: 0 SB: 0 CS: 0																	
PITCHER	IP	WLS	BF	H	R	ER	SO	BB	IBB	HBP	BLK	WP	HR	S	P	ERA	WHIP	PITCHER		IP	WLS	BF	H	R	ER	SO	BB	IBB	HBP	BLK	WP	HR	S	P	ERA	WHIP
Jeff Weaver, R (1, 1) ERA: 5.06	8.0	W	27	4	3	3	6	0	0	0	0	0	2	64	89	3.38	0.500																			
Todd Jones, R (9, 1) ERA: 4.14	1.0	S	5	1	1	1	0	0	0	0	0	0	0	13	16	9.00	1.000																			

Batter	1	2	3	4	5	6	7	8	9	AB	R	H	RBI	BB	SO	LOB	BOTTOM																				
Kimera Barteo, R (1, 8) OBP: 0.321, SLG: 0.327	F7				SF9	L7		G6-4-3		5	1	2	1	0	0	3	Baltimore Orioles @ Detroit Tigers Tiger Stadium, Detroit, MI Fri Aug 27 1999, 7:05 PM EDT Att: 37,600 - Cloudy - 82 F																				
Brad Ausmus, R (1, 2) OBP: 0.355, SLG: 0.425	P4			1B		P3				4	0	1	0	0	0	3																					
Dean Palmer, R (1, 5) OBP: 0.335, SLG: 0.509	L5			K	SF9		K			3	0	0	1	0	2	0																					
Tony Clark, S (1, 3) OBP: 0.352, SLG: 0.484		G4-3		FC3-6	K	G6-3				4	0	2	0	0	1	2																					
Juan Encarnacion, R (1, 7) OBP: 0.297, SLG: 0.468	G5-3			FC3-6	HBP	G5-3				3	0	1	1	0	0	1																					
Bobby Higginson, L (1, 10) OBP: 0.354, SLG: 0.372	G4-3			FC3-6	K		G3			4	0	0	0	0	1	5																					
Damion Easley, R (1, 4) OBP: 0.349, SLG: 0.429	F9			K		E4		HR		4	1	2	1	0	1	3																					
Gabe Kapler, R (1, 9) OBP: 0.302, SLG: 0.434				P6		1B		HR		3	2	2	1	1	0	0																					
Deivi Cruz, R (1, 6) OBP: 0.287, SLG: 0.378	G5-3			G5-3		1B		HR		3	1	1	0	1	0	2																					
Inning Stats	R: 0 E: 0 K: 0 S: 7	H: 0 LOB: 0 BB: 0 P: 11	R: 0 E: 0 K: 0 S: 6	H: 1 LOB: 1 BB: 0 P: 12	R: 0 E: 0 K: 2 S: 12	H: 1 LOB: 2 BB: 0 P: 18	R: 0 E: 0 K: 2 S: 15	H: 5 LOB: 2 BB: 0 P: 20	R: 0 E: 1 K: 1 S: 9	H: 1 LOB: 2 BB: 1 P: 19	R: 0 E: 0 K: 1 S: 6	H: 0 LOB: 0 BB: 0 P: 9	R: 2 E: 0 K: 0 S: 7	H: 2 LOB: 0 BB: 1 P: 16	1B: 6 2B: 3 3B: 0 HR: 2	SF: 1 SAC: 0 DP: 1 HBP: 1	WP: 0 PA: 37 PB: 0 SB: 0 CS: 0																				
PITCHER	IP	WLS	BF	H	R	ER	SO	BB	IBB	HBP	BLK	WP	HR	S	P	ERA	WHIP	PITCHER		IP	WLS	BF	H	R	ER	SO	BB	IBB	HBP	BLK	WP	HR	S	P	ERA	WHIP	
Doug Johns, L (1, 1) ERA: 5.04	5.0		24	8	3	3	4	0	0	1	0	0	0	48	73	5.40	1.600																				
Arthur Rhodes, L (6, 1) ERA: 5.83	2.1	9	1	0	0	0	1	1	0	0	0	0	0	16	32	0.00	0.857																				
Al Reyes, R (8, 1) ERA: 3.63	0.0	L	3	2	2	2	0	1	0	0	0	0	2	5	11	∞	∞																				
Jesse Orosco, L (8, 1) ERA: 6.15	0.2	1	0	0	0	0	0	0	0	0	0	0	0	1	1	0.00	0.000																				

AB 32
R 4
H 5
RBI 4
BB 0
SO 6
LOB 6



AB 33
R 5
H 11
RBI 5
BB 2
SO 5
LOB 19



Batter	1	2	3	4	5	6	7	8	9	AB	R	H	RBI	BB	SO	LOB	TOP					
Rich Amaral, R OBP: 0.357, SLG: 0.366 (1, 7)										5	2	1	0	1	0	3						
Mike Bordick, R OBP: 0.326, SLG: 0.380 (1, 6)										5	1	1	0	1	0	4						
B.J. Surhoff, L OBP: 0.354, SLG: 0.518 (1, 10)										6	3	1	0	0	1	7						
Albert Belle, R OBP: 0.394, SLG: 0.511 (1, 9)										5	3	4	3	0	1	1						
Jeff Conine, R OBP: 0.350, SLG: 0.501 (1, 3)										4	1	2	4	1	1	2						
Ryan Minor, R OBP: 0.238, SLG: 0.308 Delino DeShields, L OBP: 0.347, SLG: 0.374 (1, 5) (6, PH) (6, 4)										2	0	0	0	0	0	1						
Jeff Reboulet, R OBP: 0.322, SLG: 0.200 (6, 5)										2	0	0	0	3	0	2						
Gene Kingsale, S OBP: 0.300, SLG: 0.500 (1, 8)										4	0	1	0	1	1	6						
Mike Figga, R OBP: 0.250, SLG: 0.364 (1, 2)										5	1	3	0	0	0	1						
Inning Stats	R: 3 E: 0 K: 1 S: 12	H: 2 LOB: 0 BB: 1 P: 20	R: 0 E: 0 K: 0 S: 4	H: 1 LOB: 0 BB: 0 P: 6	R: 0 E: 0 K: 0 S: 7	H: 0 LOB: 0 BB: 0 P: 13	R: 0 E: 0 K: 2 S: 15	H: 1 LOB: 2 BB: 1 P: 27	R: 0 E: 0 K: 0 S: 7	H: 0 LOB: 0 BB: 0 P: 13	R: 2 E: 1 K: 0 S: 14	H: 2 LOB: 1 BB: 1 P: 26	R: 3 E: 0 K: 0 S: 20	H: 2 LOB: 3 BB: 4 P: 42	R: 3 E: 0 K: 0 S: 13	H: 4 LOB: 2 BB: 2 P: 26	R: 0 E: 0 K: 1 S: 14	H: 1 LOB: 2 BB: 1 P: 23	1B: 5 2B: 9 3B: 0 HR: 1	SF: 1 SAC: 0 DP: 2 HBP: 0	WP: 1 PB: 1 SB: 0 CS: 0	PA: 48
PITCHER	IP WLS BF H R ER SO BB IBB HBP BLK WP HR S P ERA WHIP																					
C.J. Nitkowski, L ERA: 4.84 Masao Kida, R ERA: 5.11 Matt Anderson, R ERA: 5.4 Nelson Cruz, R ERA: 6.0 Willie Blair, R ERA: 6.71	(1, 1) 4.0 L 17 4 3 3 3 2 0 0 0 0 0 1 38 66 6.75 1.500	(5, 1) 2.0 9 2 2 2 0 1 0 0 0 0 0 0 21 39 9.00 1.500	(7, 1) 0.2 7 2 3 0 0 3 0 0 0 0 0 0 17 34 0.00 7.500	(7, 1) 1.0 9 4 3 3 0 2 0 0 0 1 0 15 33 27.00 6.000	(8, 1) 1.1 6 1 0 0 1 1 0 0 0 0 0 15 24 0.00 1.500																	

Baltimore Orioles @ Detroit Tigers
Tiger Stadium, Detroit, MI
Sun Aug 29 1999, 1:05 PM EDT
Att: 37,911 - Cloudy - 67 F

AB 38
R 11
H 13
RBI 9
BB 9
SO 4
LOB 27



Batter	1	2	3	4	5	6	7	8	9	AB	R	H	RBI	BB	SO	LOB	BOTTOM					
Luis Polonia, L OBP: 0.350, SLG: 0.492 (1, 9)										4	0	0	0	0	0	1						
Gabe Kapler, R OBP: 0.307, SLG: 0.445 (1, 8)										4	0	1	0	0	1	1						
Bobby Higginson, L OBP: 0.350, SLG: 0.368 (1, 10)										4	0	0	0	0	3	2						
Tony Clark, S OBP: 0.354, SLG: 0.489 (1, 3)										4	1	1	1	0	0	1						
Juan Encarnacion, R OBP: 0.292, SLG: 0.459 (1, 7)										4	0	0	0	0	1	0						
Frank Catalanotto, L OBP: 0.337, SLG: 0.468 (1, 5)										4	1	2	0	0	1	0						
Damion Easley, R OBP: 0.350, SLG: 0.450 (1, 4)										4	2	2	3	0	0	1						
Bill Haselman, R OBP: 0.324, SLG: 0.411 (1, 2)										3	0	0	0	0	0	0						
Deivi Cruz, R OBP: 0.291, SLG: 0.386 (1, 6)										3	0	1	0	0	0	0						
Inning Stats	R: 0 E: 0 K: 1 S: 10	H: 1 LOB: 1 BB: 0 P: 15	R: 0 E: 0 K: 1 S: 8	H: 0 LOB: 0 BB: 0 P: 14	R: 0 E: 0 K: 0 S: 9	H: 0 LOB: 0 BB: 0 P: 16	R: 0 E: 0 K: 1 S: 6	H: 0 LOB: 0 BB: 0 P: 11	R: 2 E: 0 K: 0 S: 13	H: 2 LOB: 0 BB: 0 P: 19	R: 0 E: 0 K: 0 S: 6	H: 0 LOB: 0 BB: 0 P: 8	R: 2 E: 0 K: 1 S: 7	H: 2 LOB: 0 BB: 0 P: 12	R: 0 E: 0 K: 2 S: 14	H: 1 LOB: 1 BB: 0 P: 23	R: 0 E: 0 K: 0 S: 7	H: 1 LOB: 1 BB: 0 P: 12	1B: 1 2B: 3 3B: 0 HR: 3	SF: 0 SAC: 0 DP: 0 HBP: 0	WP: 0 PB: 0 SB: 0 CS: 0	PA: 34
PITCHER	IP WLS BF H R ER SO BB IBB HBP BLK WP HR S P ERA WHIP																					
Jason Johnson, R ERA: 6.21 Al Reyes, R ERA: 3.61 B.J. Ryan, L ERA: 3.0 Scott Kamieniecki, R ERA: 6.34	(1, 1) 6.2 W 25 5 4 4 4 4 0 0 0 0 0 0 3 58 94 5.40 0.750	(7, 1) 0.1 1 0 0 0 0 0 0 0 0 0 0 0 1 1 0.00 0.000	(8, 1) 1.0 4 1 0 0 2 0 0 0 0 0 0 14 23 0.00 1.000	(9, 1) 1.0 4 1 0 0 0 0 0 0 0 0 0 7 12 0.00 1.000																		

Baltimore Orioles @ Detroit Tigers
Tiger Stadium, Detroit, MI
Sun Aug 29 1999, 1:05 PM EDT
Att: 37,911 - Cloudy - 67 F

AB 34
R 4
H 7
RBI 4
BB 0
SO 6
LOB 6



Batter	1	2	3	4	5	6	7	8	9	AB	R	H	RBI	BB	SO	LOB	TOP					
Mark McLemore, S (1.4)										3	0	2	0	1	0	0	<p>Texas Rangers @ Detroit Tigers Tiger Stadium, Detroit, MI Mon Aug 30 1999, 7:05 PM EDT Att: 19,007 - Unknown - 64 F</p>					
Ivan Rodriguez, R (1.2)										4	0	0	0	0	3							
29 Rusty Greer, L (1.7)										4	0	0	0	0	2							
Juan Gonzalez, R (1.9)										2	0	0	0	1	0							
Rafael Palmeiro, L (1.10)										3	0	0	0	0	1	2						
Todd Zeile, R (1.5)										3	0	0	0	0	1	0						
Lee Stevens, L (1.3)										3	0	0	0	0	0	0						
Royce Clayton, R (1.6)										3	0	1	0	0	0	0						
Tom Goodwin, L (1.8)										3	0	0	0	0	0	0						
Inning Stats	R: 0 E: 0 K: 0 S: 9	H: 1 LOB: 0 BB: 0 P: 13	R: 0 E: 0 K: 2 S: 10	H: 0 LOB: 0 BB: 0 P: 12	R: 0 E: 0 K: 0 S: 6	H: 0 LOB: 0 BB: 0 P: 10	R: 0 E: 1 K: 0 S: 16	H: 0 LOB: 2 BB: 0 P: 31	R: 0 E: 0 K: 0 S: 8	H: 1 LOB: 0 BB: 0 P: 15	R: 0 E: 0 K: 0 S: 5	H: 0 LOB: 0 BB: 0 P: 10	R: 0 E: 0 K: 0 S: 6	H: 0 LOB: 0 BB: 0 P: 10	R: 0 E: 0 K: 0 S: 6	H: 0 LOB: 0 BB: 0 P: 10	R: 0 E: 0 K: 0 S: 14	H: 1 LOB: 1 BB: 0 P: 19	1B: 3 2B: 1 3B: 0 HR: 0	SF: 0 SAC: 0 DP: 2 HBP: 0	WP: 0 PB: 0 SB: 1 CS: 1	PA: 31
PITCHER Brian Moehler, R (1.1) ERA: 5.2	IP: 9.0 WLS: W BF: 30	H: 3 R: 0 ER: 0 SO: 2	BB: 2 IBB: 0 HBP: 0 BLK: 0	WP: 0 HR: 0 S: 79 P: 130	ERA: 0.00 WHIP: 0.556	PITCHER										IP: 9.0 WLS: W BF: 30	H: 3 R: 0 ER: 0 SO: 2	BB: 2 IBB: 0 HBP: 0 BLK: 0	WP: 0 HR: 0 S: 79 P: 130	ERA: 0.00 WHIP: 0.556		

AB 28
R 0
H 3
RBI 0
BB 2
SO 2
LOB 7



Batter	1	2	3	4	5	6	7	8	9	AB	R	H	RBI	BB	SO	LOB	BOTTOM			
Brad Ausmus, R (1.2)										2	0	1	0	2	0	2	<p>Texas Rangers @ Detroit Tigers Tiger Stadium, Detroit, MI Mon Aug 30 1999, 7:05 PM EDT Att: 19,007 - Unknown - 64 F</p>			
Deivi Cruz, R (1.6)										4	0	0	0	0	5					
Dean Palmer, R (1.5)										4	0	0	0	0	1	2				
Tony Clark, S (1.3)										4	0	1	0	0	1	1				
Damon Easley, R (1.4)										4	0	3	0	0	0	0				
Bobby Higginson, L (1.10)										4	0	1	0	0	0	3				
Juan Encarnacion, R (1.7)										4	0	0	0	0	4	3				
Gabe Kapler, R (1.8)										3	1	2	1	0	0	0				
Karim Garcia, L (1.9)										2	0	2	0	1	0	0				
Inning Stats	R: 0 E: 0 K: 1 S: 11	H: 1 LOB: 1 BB: 0 P: 13	R: 0 E: 0 K: 1 S: 8	H: 0 LOB: 0 BB: 0 P: 12	R: 0 E: 0 K: 0 S: 9	H: 1 LOB: 1 BB: 1 P: 16	R: 0 E: 0 K: 1 S: 11	H: 1 LOB: 2 BB: 0 P: 17	R: 0 E: 0 K: 1 S: 15	H: 2 LOB: 2 BB: 0 P: 22	R: 1 E: 0 K: 0 S: 11	H: 2 LOB: 1 BB: 1 P: 19	R: 0 E: 0 K: 1 S: 8	H: 2 LOB: 1 BB: 0 P: 13	R: 0 E: 0 K: 1 S: 8	H: 2 LOB: 1 BB: 0 P: 13	1B: 8 2B: 1 3B: 0 HR: 1	SF: 0 SAC: 0 DP: 2 HBP: 0	WP: 0 PB: 0 SB: 0 CS: 1	PA: 34
PITCHER Esteban Loaiza, R (1.1) ERA: 4.46	IP: 6.1 WLS: L BF: 28	H: 8 R: 1 ER: 1 SO: 5	BB: 3 IBB: 0 HBP: 0 BLK: 0	WP: 0 HR: 1 S: 68 P: 105	ERA: 1.42 WHIP: 1.737	PITCHER										IP: 6.1 WLS: L BF: 28	H: 8 R: 1 ER: 1 SO: 5	BB: 3 IBB: 0 HBP: 0 BLK: 0	WP: 0 HR: 1 S: 68 P: 105	ERA: 1.42 WHIP: 1.737
PITCHER Tim Lincecum, R (7.1) ERA: 2.07	IP: 1.2 WLS: W BF: 6	H: 2 R: 0 ER: 0 SO: 1	BB: 0 IBB: 0 HBP: 0 BLK: 0	WP: 0 HR: 0 S: 16 P: 23	ERA: 0.00 WHIP: 1.200	PITCHER										IP: 1.2 WLS: W BF: 6	H: 2 R: 0 ER: 0 SO: 1	BB: 0 IBB: 0 HBP: 0 BLK: 0	WP: 0 HR: 0 S: 16 P: 23	ERA: 0.00 WHIP: 1.200

AB 31
R 1
H 10
RBI 1
BB 3
SO 6
LOB 16



Batter	1	2	3	4	5	6	7	8	9	AB	R	H	RBI	BB	SO	LOB	TOP					
Mark McLemore, S (1, 4) OBP: 0.366, SLG: 0.374	F7		HR	G4-3		G4-6-3		G4-3	G4-3	6	1	2	0	0	0	2						
Ivan Rodriguez, R (1, 2) OBP: 0.349, SLG: 0.554	G4-3		HR	G4-3		G4-6-3		G4-3		5	1	2	2	0	0	0						
29 Rusty Greer, L (1, 7) OBP: 0.412, SLG: 0.492	G3		HR	HR		G4-6-3		DI	BB	4	2	2	1	1	0	2						
Juan Gonzalez, R (1, 9) OBP: 0.365, SLG: 0.567		F7	BB	BB	HR			BB	BB	3	2	1	2	2	0	1						
Rafael Palmeiro, L (1, 10) OBP: 0.425, SLG: 0.646	P6		BB	BB	HR		G1-2-3	F9		3	0	1	0	2	0	2						
Todd Zeile, R (1, 5) OBP: 0.365, SLG: 0.495	1B		K	FC6-4				F8		4	0	1	0	1	1	3						
Lee Stevens, L (1, 3) OBP: 0.356, SLG: 0.504			BB	BB		G4-1		BB	1B	3	0	2	0	2	0	0						
Royce Clayton, R (1, 6) OBP: 0.319, SLG: 0.383			BB	SF9		G3		BB	BB	2	0	0	1	2	1	3						
Tom Goodwin, L (1, 8) OBP: 0.304, SLG: 0.306	G3-1		K	K		L4		L8		5	0	0	0	0	1	10						
Inning Stats	R: 0 E: 0 K: 0 S: 6	H: 0 LOB: 0 BB: 0 P: 12	R: 0 E: 0 K: 0 S: 8	H: 1 LOB: 3 BB: 2 P: 17	R: 4 E: 0 K: 2 S: 17	H: 3 LOB: 2 BB: 3 P: 37	R: 2 E: 0 K: 0 S: 16	H: 3 LOB: 1 BB: 0 P: 22	R: 0 E: 0 K: 0 S: 5	H: 0 LOB: 0 BB: 0 P: 7	R: 0 E: 0 K: 0 S: 8	H: 2 LOB: 1 BB: 0 P: 14	R: 0 E: 0 K: 1 S: 8	H: 1 LOB: 2 BB: 2 P: 17	R: 0 E: 0 K: 0 S: 5	H: 0 LOB: 2 BB: 1 P: 17	R: 0 E: 0 K: 0 S: 18	H: 1 LOB: 2 BB: 1 P: 30	1B: 7 2B: 1 3B: 0 HR: 3	SF: 1 SAC: 0 DP: 2 HBP: 0	WP: 0 PB: 0 SB: 0 CS: 0	PA: 46
PITCHER	IP	WLS	BF	H	R	ER	SO	BB	IBB	HBP	BLK	WP	HR	S	P	ERA	WHIP					
Dave Borkowski, R (1, 1) ERA: 8.2	2.0		14	4	4	0	0	4	0	0	0	0	2	24	51	18.00	4.000					
Willie Blair, R (3, 1) ERA: 6.62	4.0		17	5	2	2	2	1	0	0	0	0	1	36	58	4.50	1.500					
Francisco Cordero, R (7, 1) ERA: 5.02	1.0	W	5	1	0	0	1	1	0	0	0	0	0	8	17	0.00	2.000					
Matt Anderson, R (8, 1) ERA: 5.02	2.0		10	1	0	0	0	3	0	0	0	0	0	23	47	0.00	2.000					

Texas Rangers @ Detroit Tigers
Tiger Stadium, Detroit, MI
Tue Aug 31 1999, 7:05 PM EDT
Att: 17,439 - Unknown - 76 F

AB 35
R 6
H 11
RBI 6
BB 10
SO 3
LOB 23



Batter	1	2	3	4	5	6	7	8	9	AB	R	H	RBI	BB	SO	LOB	BOTTOM					
Luis Polonia, L (1, 7) OBP: 0.352, SLG: 0.504	G4-3			2B		F8		G5-3		4	2	2	0	0	0	1						
Kimera Barteo, R (7, FH) OBP: 0.311, SLG: 0.302	SF8			2B		FC6-4		G5-3		2	1	0	0	0	0	5						
Brad Ausmus, R (1, 2) OBP: 0.359, SLG: 0.429	G4-3		G5-3	2B						4	1	2	3	1	0	1						
Dean Palmer, R (1, 5) OBP: 0.328, SLG: 0.497	SF8		G5-3	G6-3						3	1	0	1	1	1	2						
Tony Clark, S (1, 3) OBP: 0.354, SLG: 0.488	K		2B	L8						5	2	2	2	0	2	2						
Damon Easley, R (1, 4) OBP: 0.358, SLG: 0.462		HR	BB	2B		G6-3		1B	2B	4	3	3	0	1	0	0						
Bobby Higginson, L (1, 10) OBP: 0.355, SLG: 0.377		HR	BB	BB		G1-3		2B	1B	3	2	2	3	2	0	0						
Gabe Kapler, R (1, 8) OBP: 0.312, SLG: 0.459	G3		E6	G4-3				1B	2B	5	1	2	1	0	0	1						
Karim Garcia, L (1, 9) OBP: 0.275, SLG: 0.389	G6-3		G4-3			L7		FC5-2	FC1-2	5	1	1	2	0	0	5						
Deivi Cruz, R (1, 6) OBP: 0.290, SLG: 0.382				G5-3		G1-3		FC1-2		5	0	2	0	0	0	3						
Inning Stats	R: 1 E: 0 K: 1 S: 7	H: 1 LOB: 0 BB: 0 P: 10	R: 2 E: 0 K: 0 S: 9	H: 2 LOB: 1 BB: 1 P: 19	R: 2 E: 1 K: 0 S: 9	H: 2 LOB: 2 BB: 1 P: 17	R: 1 E: 0 K: 0 S: 8	H: 2 LOB: 1 BB: 0 P: 17	R: 0 E: 0 K: 0 S: 7	H: 0 LOB: 0 BB: 0 P: 12	R: 8 E: 0 K: 2 S: 28	H: 7 LOB: 1 BB: 2 P: 48	R: 0 E: 0 K: 0 S: 16	H: 2 LOB: 3 BB: 1 P: 25	R: 0 E: 0 K: 0 S: 18	H: 2 LOB: 3 BB: 1 P: 30	1B: 7 2B: 7 3B: 1 HR: 1	SF: 1 SAC: 0 DP: 0 HBP: 0	WP: 0 PB: 0 SB: 0 CS: 0	PA: 46		
PITCHER	IP	WLS	BF	H	R	ER	SO	BB	IBB	HBP	BLK	WP	HR	S	P	ERA	WHIP					
Mike Morgan, R (1, 1) ERA: 6.23	2.0		10	0	2	2	0	2	0	0	0	0	0	24	41	6.75	0.750					
Dan Kolb, R (4, 1) ERA: 4.24	0.0		4	4	2	2	0	0	0	0	0	0	0	9	16	∞	∞					
59 Jeff Zimmerman, R (7, 1) ERA: 1.63	1.0		6	3	4	4	2	0	0	0	0	0	0	14	19	36.00	3.000					
Jeff Fassero, L (7, 1) ERA: 7.6	1.0		6	2	0	0	0	1	0	0	0	0	0	16	25	0.00	3.000					
Mike Venafro, L (8, 1) ERA: 3.41	1.0		6	2	0	0	0	1	0	0	0	0	0	16	25	0.00	3.000					

Texas Rangers @ Detroit Tigers
Tiger Stadium, Detroit, MI
Tue Aug 31 1999, 7:05 PM EDT
Att: 17,439 - Unknown - 76 F


AB 40
R 14
H 16
RBI 12
BB 5
SO 3
LOB 20



Batter	1	2	3	4	5	6	7	8	9	AB	R	H	RBI	BB	SO	LOB	TOP			
Tom Goodwin, L (1, 8) OBP: 0.307, SLG: 0.319	1-3 K		0-1 1B 2B	2-0 1B		1-0 3B		2-3 K	0-0 G3	6	1	3	2	0	2	1				
Mark McLemore, S (1, 4) OBP: 0.366, SLG: 0.374	1-0 G6-3		1-0 1B	0-2 F7		3-1 G6-3		1-2 29 CS 1B	0-0 L9	6	0	2	2	0	0	3				
29 Rusty Greer, L (1, 7) OBP: 0.410, SLG: 0.489	1-0 F7		0-2 G4-3		2-2 P6		2-1 G3	2-0 CS 1B	1-0 BB 1B	5	1	1	0	0	0	1				
Juan Gonzalez, R (1, 9) OBP: 0.368, SLG: 0.576		1-3 K		0-0 2B 2B	0-1 HR		0-3 K		2-1 E5 1B	5	3	3	1	0	2	0				
Rafael Palmeiro, L (1, 3) OBP: 0.426, SLG: 0.647		1-1 G4-3		3-2 G3 1B 2B	1-1 L7		0-0 1B		4-0 E BB SF8 IBB	4	2	2	1	1	0	0				
Lee Stevens, L (1, 10) OBP: 0.357, SLG: 0.504		0-1 2B		1-3 K	0-2 G4-3		2-2 G6-3		4-1 SF8 HR BB	4	1	1	1	1	1	2				
Luis Alica, S (1, 5) OBP: 0.310, SLG: 0.306		2-3 K		3-2 G3		1-2 P6		0-0 HR	0-1 E5 HR	5	2	1	2	0	1	4				
Royce Clayton, R (1, 6) OBP: 0.323, SLG: 0.382			0-1 L7	4-2 1B 1B BB		3-2 3B HBP		4-1 SH3-4 1B BB	1-2 SF8	1	3	0	1	2	0	0				
Gregg Zaun, S (1, 2) OBP: 0.297, SLG: 0.321			0-1 G3-1	1-2 1B 1B		2-2 F7		0-0 SH3-4	0-1 HR	4	1	2	4	0	0	1				
Inning Stats	R: 0 E: 0 K: 1 S: 5	H: 0 LOB: 0 BB: 0 P: 8	R: 0 E: 0 K: 2 S: 10	H: 1 LOB: 1 BB: 0 P: 14	R: 1 E: 0 K: 0 S: 10	H: 2 LOB: 1 BB: 0 P: 11	R: 3 E: 0 K: 1 S: 19	H: 4 LOB: 2 BB: 1 P: 32	R: 1 E: 0 K: 0 S: 10	H: 1 LOB: 1 BB: 0 P: 13	R: 0 E: 0 K: 1 S: 9	H: 1 LOB: 1 BB: 0 P: 13	R: 2 E: 0 K: 1 S: 9	H: 2 LOB: 0 BB: 1 P: 18	R: 6 E: 2 K: 0 S: 13	H: 3 LOB: 2 BB: 2 P: 25	1B: 7 2B: 4 3B: 1 HR: 3	SF: 1 SAC: 1 DP: 0 HBP: 1	WP: 0 PB: 0 SB: 0 CS: 1	PA: 48
PITCHER	IP	WLS	BF	H	R	ER	SO	BB	IBB	HBP	BLK	WP	HR	S	P	ERA	WHIP			
Jeff Weaver, R (1, 1) ERA: 5.23	6.0	L	29	9	6	6	4	1	0	1	0	0	1	67	100	9.00	1.667			
Doug Brocail, R (7, 1) ERA: 2.3	2.0		9	3	2	2	2	1	0	0	0	0	1	18	31	9.00	2.000			
Masao Kida, R (9, 1) ERA: 5.81	1.0		9	3	6	5	0	1	1	0	0	0	1	13	25	45.00	4.000			

Texas Rangers @ Detroit Tigers
Tiger Stadium, Detroit, MI
Wed Sep 01 1999, 7:05 PM EDT
Att: 18,544 - Unknown - 81 F


AB 40
R 14
H 15
RBI 14
BB 4
SO 6
LOB 12



Batter	1	2	3	4	5	6	7	8	9	AB	R	H	RBI	BB	SO	LOB	BOTTOM					
Luis Polonia, L (1, 7) OBP: 0.346, SLG: 0.494	0-0 F7		1-2 P6	1-2 F7			0-0 G4-3		1-1 F8	5	0	0	0	0	0	4						
Brad Ausmus, R (1, 2) OBP: 0.359, SLG: 0.427	2-3 K		4-1 S HR BB		0-0 F8		3-2 F7		0-1 1B 1B	4	1	1	0	1	1	2						
Dean Palmer, R (1, 5) OBP: 0.331, SLG: 0.504	1-0 HR		2-2 G6-3		0-3 K2-3		1-2 BB 1B SF8 1B	0-1 1B 1B	1-3 2H 1B	5	2	3	2	0	1	1						
Tony Clark, S (1, 3) OBP: 0.354, SLG: 0.494	2-3 K		2-1 HR		2-3 K		3-2 BB 1B	1-2 K	1-3 K	5	1	2	2	0	3	2						
Damon Easley, R (1, 4) OBP: 0.358, SLG: 0.468		0-0 1B S SF8 1B	0-0 HR		2-2 K		1-3 K	3-2 P7		5	2	2	1	0	2	4						
Bobby Higginson, L (1, 10) OBP: 0.356, SLG: 0.377		1 SAFE 3-2 X	2-1 G4-3		2-1 G4-3		4-0 BB		3-0 1 0 1 0 0	0	0	0	0	0	0	0						
C.J. Nitkowski, L (8, PR)		1 SAFE 1-3	1-3 1B				1-2 BB		0 0 0 0 0 0 0													
Gabe Kapler, R (1, 8) OBP: 0.308, SLG: 0.455		1-3 K		2-2 P5		0-0 G6-3		2-0 SF8		3	0	0	1	0	1	2						
Karim Garcia, L (1, 9) OBP: 0.276, SLG: 0.390		0-0 SF8		1-2 F7			0-2 G4-3 G6-3		0-1 F8	2	0	1	1	0	0	0						
Kimera Bartee, R (7, PR) OBP: 0.311, SLG: 0.302										0	0	0	0	0	0	0						
Frank Catalanotto, L (8, PH) OBP: 0.330, SLG: 0.486										1	0	0	0	0	0	2						
Juan Encarnacion, R (9, 7) OBP: 0.289, SLG: 0.455										0	0	0	0	0	0	0						
Deivi Cruz, R (1, 6) OBP: 0.292, SLG: 0.383		3-H 2-3	1-3 K		1-1 E7 1B		0-0 G6-3		0-1 1B 1B	4	1	2	0	0	1	2						
Inning Stats	R: 1 E: 0 K: 2 S: 8	H: 1 LOB: 0 BB: 0 P: 13	R: 1 E: 0 K: 2 S: 13	H: 2 LOB: 1 BB: 0 P: 19	R: 3 E: 0 K: 0 S: 12	H: 2 LOB: 0 BB: 1 P: 23	R: 0 E: 1 K: 0 S: 11	H: 1 LOB: 1 BB: 0 P: 16	R: 0 E: 0 K: 2 S: 8	H: 0 LOB: 0 BB: 0 P: 10	R: 0 E: 0 K: 1 S: 6	H: 0 LOB: 0 BB: 0 P: 10	R: 0 E: 0 K: 0 S: 8	H: 1 LOB: 2 BB: 0 P: 11	R: 1 E: 0 K: 1 S: 15	H: 2 LOB: 2 BB: 1 P: 26	R: 1 E: 0 K: 1 S: 17	H: 3 LOB: 2 BB: 0 P: 22	1B: 9 2B: 0 3B: 0 HR: 3	SF: 2 SAC: 0 DP: 0 HBP: 0	WP: 0 PB: 0 SB: 2 CS: 0	PA: 41
PITCHER	IP	WLS	BF	H	R	ER	SO	BB	IBB	HBP	BLK	WP	HR	S	P	ERA	WHIP					
Rick Helling, R (1, 1) ERA: 4.32	7.0		30	8	6	6	7	1	0	0	0	0	0	8	16	0.00	6.000					
Tim Crabtree, R (8, 1) ERA: 2.65	0.1	H	3	1	0	0	1	1	0	0	0	0	0	8	16	0.00	6.000					
John Wetteland, R (8, 1) ERA: 4.09	1.2	S	8	3	1	1	1	0	0	0	0	0	0	20	27	5.40	1.800					

Texas Rangers @ Detroit Tigers
Tiger Stadium, Detroit, MI
Wed Sep 01 1999, 7:05 PM EDT
Att: 18,544 - Unknown - 81 F

AB 37
R 7
H 12
RBI 7
BB 2
SO 9
LOB 19



Batter	1	2	3	4	5	6	7	8	9	AB R H RBI BB SO LOB	TOP											
Mark McLemore, S (1, 4) OBP: 0.366, SLG: 0.374	1-0 2B 1B	1-1 G5-3		2-3 K 1-2			0-1 G5-4-3 1B		0-3 K	5 1 2 0 0 2 2	Texas Rangers @ Detroit Tigers Tiger Stadium, Detroit, MI Thu Sep 02 1999, 1:05 PM EDT Att: 22,945 - Overcast - 66 F											
Ivan Rodriguez, R (1, 2) OBP: 0.350, SLG: 0.554	1-2 S 1B 2B	0-2 29 HR 1B		0-0 G5-3			0-0 G5-4-3 1-2		0-3 K	5 2 2 1 0 1 2												
29 Rusty Greer, L (1, 7) OBP: 0.409, SLG: 0.493	0-0 L7	1-2 1-H HR			0-2 G1-3			2-1 L7		4 1 1 2 0 0 1												
Juan Gonzalez, R (1, 9) OBP: 0.367, SLG: 0.573	1-3 K 2-3	0-2 E8 1B			0-3 K			1-0 G3		4 0 1 0 0 2 1												
Rafael Palmeiro, L (1, 10) OBP: 0.427, SLG: 0.652	0-0 1B 3-H	0-1 F7			2-2 P4			2-2 HR		4 1 2 2 0 0 1												
Todd Zeile, R (1, 5) OBP: 0.366, SLG: 0.501	1-1 1-2 1B		0-3 K			2-1 P5		2-1 HR		4 1 2 1 0 1 0												
Lee Stevens, L (1, 3) OBP: 0.354, SLG: 0.499	0-2 L7		3-3 K			0-1 P6		1-1 F7		4 0 0 0 0 1 2												
Royce Clayton, R (1, 6) OBP: 0.324, SLG: 0.394		3-2 HR	3-2 K			1-3 K		1-2 SH2-4 2B		4 1 2 1 0 2 0												
Tom Goodwin, L (1, 8) OBP: 0.307, SLG: 0.319		1-2 F8		0-0 CS 1B			1-0 P3		0-0 SH2-4	3 0 1 0 0 0 0												
Inning Stats	R: 2 E: 0 K: 1 S: 14	H: 4 LOB: 2 BB: 0 P: 18	R: 3 E: 1 K: 0 S: 23	H: 4 LOB: 1 BB: 0 P: 29	R: 0 E: 0 K: 3 S: 10	H: 0 LOB: 0 BB: 0 P: 16	R: 0 E: 0 K: 1 S: 5	H: 1 LOB: 0 BB: 0 P: 7	R: 0 E: 0 K: 1 S: 9	H: 0 LOB: 0 BB: 0 P: 11	R: 0 E: 0 K: 1 S: 7	H: 0 LOB: 0 BB: 0 P: 10	R: 0 E: 0 K: 0 S: 4	H: 1 LOB: 0 BB: 0 P: 5	R: 2 E: 0 K: 0 S: 10	H: 2 LOB: 1 BB: 0 P: 18	R: 0 E: 0 K: 2 S: 10	H: 1 LOB: 1 BB: 0 P: 11	1B: 7 2B: 2 3B: 0 HR: 4	SF: 0 SAC: 1 DP: 1 HBP: 0	WP: 0 PB: 0 SB: 1 CS: 1	PA: 38
PITCHER	IP WLS BF H R ER SO BB IBB HBP BLK WP HR S P ERA WHIP											PITCHER	IP WLS BF H R ER SO BB IBB HBP BLK WP HR S P ERA WHIP									
Dave Milick, R (1, 1) ERA: 4.89	8.0 W 34 12 7 7 7 0 0 0 0 0 4 82 114 7.88 1.500																					
Todd Jones, R (9, 1) ERA: 3.98	1.0 S 4 1 0 0 2 0 0 0 0 0 0 0 10 11 0.00 1.000																					

AB	37
R	7
H	13
RBI	7
BB	0
SO	9
LOB	9



Batter	1	2	3	4	5	6	7	8	9	AB R H RBI BB SO LOB	BOTTOM									
Frank Catalanotto, L (1, 5) OBP: 0.333, SLG: 0.465	2-0 F7		2-3 K		2-2 P6		0-0 1B	2-2 FC5-4 1B		5 0 2 0 0 1 0	Texas Rangers @ Detroit Tigers Tiger Stadium, Detroit, MI Thu Sep 02 1999, 1:05 PM EDT Att: 22,945 - Overcast - 66 F									
Gabe Kapler, R (1, 8) OBP: 0.310, SLG: 0.454	0-2 G1-3 1B		1-0 G6-3		3-1 1B		0-1 P3	0-0 FC5-4 FC6		5 0 2 0 0 0 3										
Tony Clark, S (1, 3) OBP: 0.353, SLG: 0.491	1-0 G1-3 1-2		3-3 K		3-2 G4-3		2-0 FC5-4 1B	0-1 FC6		5 0 1 1 0 1 3										
Damion Easley, R (1, 4) OBP: 0.357, SLG: 0.466	1-3 K			0-0 2B 1B		0-0 F9	0-1 FC5-4 1-2			4 1 1 0 0 1 3										
Bobby Higginson, L (1, 10) OBP: 0.357, SLG: 0.395		1-0 HR		0-3 K		0-2 E6 G5-4-3		2-2 HR		4 2 2 2 0 1 1										
Juan Encarnacion, R (1, 7) OBP: 0.291, SLG: 0.460		1-1 G5-3		0-0 L8 1-H 2B		2-2 G5-4-3 1-2		1-0 F7 1B 2B		4 1 2 1 0 0 1										
Karim Garcia, L (1, 9) OBP: 0.322, SLG: 0.406		0-0 E FC1-2 1B		1-0 L8			0-0 F9 1B 2B	1-0 F7		4 1 2 0 0 0 2										
Kimera Barteo, R (9, 8) OBP: 0.311, SLG: 0.302				2-3 G5-3				2-3 F7 1B HR		0 0 0 0 0 0 0										
Bill Haselman, R (1, 2) OBP: 0.322, SLG: 0.406		3-2 FC1-5-2 1-H		3-0 G5-3			0-0 F9	3-2 HR 1B		4 0 1 1 0 0 3										
Brad Ausmus, R (8, PR) OBP: 0.359, SLG: 0.427							2-3 1B			0 1 0 0 0 0 0										
Deivi Cruz, R (1, 6) OBP: 0.294, SLG: 0.391		1-3 K			0-3 K		0-1 1B 1B	3-H 0-2 HR		4 2 2 3 0 2 1										
Inning Stats	R: 0 E: 0 K: 1 S: 10	H: 1 LOB: 1 BB: 0 P: 14	R: 1 E: 1 K: 1 S: 11	H: 2 LOB: 1 BB: 0 P: 17	R: 0 E: 0 K: 2 S: 7	H: 0 LOB: 0 BB: 0 P: 13	R: 1 E: 0 K: 1 S: 7	H: 2 LOB: 1 BB: 0 P: 11	R: 0 E: 0 K: 1 S: 11	H: 1 LOB: 1 BB: 0 P: 19	R: 0 E: 1 K: 0 S: 8	H: 0 LOB: 0 BB: 0 P: 10	R: 2 E: 0 K: 0 S: 10	H: 4 LOB: 2 BB: 0 P: 12	R: 4 E: 0 K: 0 S: 18	H: 5 LOB: 1 BB: 0 P: 27	1B: 9 2B: 3 3B: 0 HR: 3	SF: 0 SAC: 0 DP: 1 HBP: 0	WP: 0 PB: 0 SB: 0 CS: 0	PA: 39
PITCHER	IP WLS BF H R ER SO BB IBB HBP BLK WP HR S P ERA WHIP											PITCHER	IP WLS BF H R ER SO BB IBB HBP BLK WP HR S P ERA WHIP							
Aaron Sele, R (1, 1) ERA: 4.97	6.2 L 30 10 4 4 6 0 0 0 0 0 0 2 20 29 5.40 3.750																			
59 Jeff Zimmerman, R (7, 1) ERA: 2.06	1.1 L 9 5 4 4 0 0 0 0 0 0 0 2 20 29 27.00 3.750																			

AB	39
R	8
H	15
RBI	8
BB	0
SO	6
LOB	17



Batter	1	2	3	4	5	6	7	8	9	AB	R	H	RBI	BB	SO	LOB	TOP			
Brad Ausmus, R OBP: 0.356, SLG: 0.423	G1-3		G4-3					G4-3		3	0	0	0	1	0	0	Detroit Tigers @ Oakland Athletics Network Associates Coliseum, Oakland, CA Sat Sep 04 1999, 4:05 PM EDT Att: 18,323 - Unknown - 70 F			
Deivi Cruz, R OBP: 0.294, SLG: 0.391	1B		G4-3					G4-3		4	0	1	0	0	0	3				
Bobby Higginson, L OBP: 0.395, SLG: 0.388	K			F8				G6-4-3 BB	F8	3	0	0	0	1	1	1				
Tony Clark, S OBP: 0.352, SLG: 0.489	K			G1-3				G6-4-3		3	0	0	0	1	1	2				
Kimera Santee, R OBP: 0.311, SLG: 0.302								CS		0	0	0	0	0	0	0				
Frank Catalanotto, L OBP: 0.336, SLG: 0.463								BB		0	0	0	0	0	0	0				
Dean Palmer, R OBP: 0.329, SLG: 0.504		HR		F8				BB	FC6-4	3	1	1	1	1	1	0				
Damon Easley, R OBP: 0.358, SLG: 0.465	G5-3								BB	4	0	1	0	0	1	1				
Juan Encarnacion, R OBP: 0.293, SLG: 0.462	F9								FC6-4	3	0	1	0	0	0	0				
Gabe Kapler, R OBP: 0.309, SLG: 0.452	K								BB	3	0	0	0	0	2	2				
Karim Garcia, L OBP: 0.276, SLG: 0.391			K						BB	3	0	0	0	0	2	2				
Inning Stats	R: 0 E: 0 K: 2 S: 10	H: 1 LOB: 1 BB: 0 P: 14	R: 1 E: 0 K: 1 S: 8	H: 1 LOB: 0 BB: 0 P: 13	R: 0 E: 0 K: 1 S: 9	H: 0 LOB: 0 BB: 0 P: 13	R: 0 E: 0 K: 0 S: 5	H: 0 LOB: 0 BB: 0 P: 9	R: 0 E: 0 K: 1 S: 6	H: 2 LOB: 3 BB: 1 P: 26	R: 0 E: 0 K: 2 S: 7	H: 0 LOB: 0 BB: 0 P: 12	R: 0 E: 0 K: 0 S: 7	H: 0 LOB: 0 BB: 0 P: 10	R: 0 E: 0 K: 0 S: 17	H: 0 LOB: 1 BB: 2 P: 27	1B: 2 2B: 1 3B: 0 HR: 1	SF: 0 SAC: 0 DP: 1 HBP: 0	WP: 0 PB: 0 SB: 0 CS: 1	PA: 33
PITCHER Tim Hudson, R ERA: 3.27	IP: 9.0 WLS: W BF: 33 H: 4 R: 1 ER: 1 SO: 8 BB: 4 IBB: 0 HBP: 0 BLK: 0 WP: 0 HR: 1 S: 84 P: 136 ERA: 1.00 WHIP: 0.889																			

Batter	1	2	3	4	5	6	7	8	9	AB	R	H	RBI	BB	SO	LOB	BOTTOM					
Rich Becker, L OBP: 0.414, SLG: 0.400	G4-3 1B		2B 1B					K		4	1	2	0	0	2	2	Detroit Tigers @ Oakland Athletics Network Associates Coliseum, Oakland, CA Sat Sep 04 1999, 4:05 PM EDT Att: 18,323 - Unknown - 70 F					
Randy Velarde, R OBP: 0.386, SLG: 0.447	G4-3		FC1-5 1-H 2B					FC6-4	F8	4	0	1	1	0	0	2						
Jason Giambi, L OBP: 0.421, SLG: 0.535	F8		FC1-5					1B	K	4	0	1	0	0	1	1						
John Jaha, R OBP: 0.415, SLG: 0.587		F9	L3					1B	K	3	0	0	0	1	1	2						
Jason McDonald, S OBP: 0.296, SLG: 0.293								BB	PB BB	0	0	0	0	0	0	0						
Matt Stairs, L OBP: 0.364, SLG: 0.521		1B						1B	BB	2	0	2	0	2	0	0						
Ben Grievie, L OBP: 0.372, SLG: 0.485		1B						1B	BB	4	0	1	0	0	1	4						
Scott Spiezio, S OBP: 0.305, SLG: 0.408	K							G6-4-3	P6	4	1	1	0	0	1	3						
Miguel Tejada, R OBP: 0.325, SLG: 0.428	FC4-6							F8	SH5-3 SF8 2B	3	0	0	0	0	1	2						
Ramon Hernandez, R OBP: 0.354, SLG: 0.425			G5-3					FC6-4 BB	SF8	2	0	1	1	1	0	0						
Inning Stats	R: 0 E: 0 K: 0 S: 5	H: 1 LOB: 0 BB: 0 P: 9	R: 0 E: 0 K: 1 S: 15	H: 2 LOB: 2 BB: 0 P: 20	R: 1 E: 0 K: 0 S: 13	H: 2 LOB: 1 BB: 0 P: 24	R: 0 E: 0 K: 0 S: 3	H: 0 LOB: 0 BB: 1 P: 7	R: 0 E: 0 K: 1 S: 8	H: 0 LOB: 1 BB: 1 P: 17	R: 0 E: 0 K: 2 S: 11	H: 2 LOB: 1 BB: 0 P: 17	R: 0 E: 0 K: 2 S: 12	H: 1 LOB: 1 BB: 0 P: 17	R: 0 E: 0 K: 2 S: 12	H: 0 LOB: 2 BB: 2 P: 26	R: 1 E: 0 K: 0 S: 8	H: 1 LOB: 0 BB: 0 P: 11	1B: 7 2B: 2 3B: 0 HR: 0	SF: 1 SAC: 1 DP: 2 HBP: 0	WP: 0 PB: 1 SB: 0 CS: 0	PA: 36
PITCHER Brian Moehler, R ERA: 5.04	IP: 7.0 WLS: L BF: 28 H: 8 R: 1 ER: 1 SO: 5 BB: 2 IBB: 0 HBP: 0 BLK: 0 WP: 0 HR: 0 S: 67 P: 111 ERA: 1.29 WHIP: 1.429																					
PITCHER Francisco Cordero, R ERA: 0.77	IP: 1.2 WLS: L BF: 8 H: 1 R: 1 ER: 1 SO: 2 BB: 2 IBB: 0 HBP: 0 BLK: 0 WP: 0 HR: 0 S: 20 P: 37 ERA: 5.40 WHIP: 1.800																					



Batter	1	2	3	4	5	6	7	8	9	AB	R	H	RBI	BB	SO	LOB	TOP										
Luis Polonia, L OBP: 0.345, SLG: 0.487 Kimera Barteo, R OBP: 0.306, SLG: 0.296	3-1 L7		1-2 2B	2-0 G3			2-2 2B	0-3 K		4	1	2	0	0	0	1											
Deivi Cruz, R OBP: 0.296, SLG: 0.398	1-1 SF9		1-1 HR	1-3 K			1-0 2B		0-3 K	5	2	3	1	0	2	1											
Bobby Higginson, L OBP: 0.351, SLG: 0.383	2-2 E6		0-1 L6	0-0 F8			0-1 G6-3		3-1 G4-3	5	0	0	0	0	0	5											
Tony Clark, S OBP: 0.353, SLG: 0.494	3-2 SF9		2-0 HR		1-1 P6		4-0 IBB		0-2 F8	3	1	1	3	1	0	0											
Dean Palmer, R OBP: 0.326, SLG: 0.500	3-3 K		3-3 K		2-2 G6-3		2-3 K			4	0	0	0	0	3	4											
Damon Easley, R OBP: 0.357, SLG: 0.462		0-3 K	4-2 2B		2-2 G1-3		1-2 G4-3			3	1	0	0	1	1	3											
Bill Haselman, R OBP: 0.320, SLG: 0.409		2-2 F9	1-2 2B		0-1 P3			2-2 G6-3		4	0	1	1	0	0	0											
Juan Encarnacion, R OBP: 0.295, SLG: 0.464		1-1 1B	2-1 G1-3		0-1 P3			0-0 2B		4	0	2	0	0	0	1											
Gabe Kapler, R OBP: 0.309, SLG: 0.452		0-0 F9		0-1 G3		2-1 G6-3		1-1 P3		4	0	1	0	0	0	2											
Inning Stats	R: 1 E: 1 K: 1 S: 20	H: 1 LOB: 1 BB: 0 P: 32	R: 0 E: 0 K: 1 S: 10	H: 1 LOB: 1 BB: 0 P: 13	R: 4 E: 0 K: 1 S: 20	H: 4 LOB: 1 BB: 1 P: 34	R: 0 E: 0 K: 1 S: 7	H: 1 LOB: 1 BB: 0 P: 10	R: 0 E: 0 K: 0 S: 8	H: 0 LOB: 0 BB: 0 P: 13	R: 0 E: 0 K: 0 S: 6	H: 0 LOB: 0 BB: 0 P: 8	R: 0 E: 0 K: 1 S: 13	H: 2 LOB: 3 BB: 1 P: 23	R: 0 E: 0 K: 1 S: 9	H: 1 LOB: 1 BB: 0 P: 12	R: 0 E: 0 K: 1 S: 10	H: 0 LOB: 0 BB: 0 P: 13	1B: 4 2B: 5 3B: 0 HR: 1	SF: 1 SAC: 0 DP: 0 HBP: 0	WP: 0 PB: 0 CS: 0	PA: 40					
PITCHER	IP	WLS	BF	H	R	ER	SO	BB	IBB	HBP	BLK	WP	HR	S	P	ERA	WHIP										
Jimmy Haynes, R ERA: 6.12	(1, 1)	2.2	L	16	6	5	4	3	1	0	0	0	1	48	75	13.50	2.625										
Mike Oquist, R ERA: 5.3	(3, 1)	4.2		19	4	0	0	2	0	1	0	0	0	40	64	0.00	0.857										
Tim Worrell, R ERA: 4.15	(8, 1)	1.2		5	0	0	0	2	0	0	0	0	0	15	19	0.00	0.000										

Detroit Tigers @ Oakland Athletics
Network Associates Coliseum, Oakland, CA
Sun Sep 05 1999, 4:05 PM EDT
Att: 20,429 - Unknown - 72 F

AB	37
R	5
H	10
RBI	5
BB	2
SO	7
LOB	18



Batter	1	2	3	4	5	6	7	8	9	AB	R	H	RBI	BB	SO	LOB	BOTTOM										
Rich Becker, L OBP: 0.414, SLG: 0.394	1-0 L9		4-2 G6-4-3		3-3 K		4-0 BB		3-3 K	3	0	0	0	2	2	0											
Randy Velarde, R OBP: 0.383, SLG: 0.444	1-1 F8		0-1 G6-4-3		2-2 G5-3		0-3 K			4	0	0	0	0	1	3											
Jason Giambi, L OBP: 0.422, SLG: 0.543	1-1 2B			1-2 HR		1-1 G4-3		2-3 K		4	1	2	1	0	1	0											
John Jaha, R OBP: 0.412, SLG: 0.581	0-0 P4			1-2 F8		1-3 K		3-2 P6		4	0	0	0	0	1	1											
Matt Stairs, L OBP: 0.365, SLG: 0.525		1-1 G4-3		1-0 2B		1-1 G5-3		0-1 E		4	2	2	0	0	0	0											
Ben Grievs, L OBP: 0.359, SLG: 0.480 Ryan Christenson, R OBP: 0.308, SLG: 0.311		3-1 P6		3-2 F8		1-3 K		0-0 E3		4	0	0	0	0	1	1											
Scott Spiezio, S OBP: 0.312, SLG: 0.419		0-0 1B		0-2 1B		0-0 2B		2-1 F8		4	1	3	1	0	0	1											
Miguel Tejada, R OBP: 0.323, SLG: 0.425		0-1 L6		0-1 G1-3		3-1 G5-3		1-3 K		4	0	0	0	0	1	3											
Ramon Hernandez, R OBP: 0.350, SLG: 0.429			2-1 F8		0-0 F9		1-2 2B		1-0 F7	4	0	1	1	0	0	0											
Inning Stats	R: 0 E: 0 K: 0 S: 6	H: 1 LOB: 1 BB: 0 P: 9	R: 0 E: 0 K: 0 S: 7	H: 1 LOB: 1 BB: 0 P: 11	R: 0 E: 0 K: 0 S: 6	H: 0 LOB: 0 BB: 1 P: 12	R: 2 E: 0 K: 0 S: 16	H: 3 LOB: 1 BB: 0 P: 22	R: 0 E: 0 K: 1 S: 8	H: 0 LOB: 0 BB: 0 P: 13	R: 0 E: 0 K: 1 S: 8	H: 0 LOB: 0 BB: 0 P: 11	R: 1 E: 0 K: 2 S: 18	H: 2 LOB: 2 BB: 1 P: 27	R: 1 E: 1 K: 1 S: 12	H: 1 LOB: 1 BB: 0 P: 19	R: 0 E: 0 K: 2 S: 7	H: 0 LOB: 0 BB: 0 P: 12	1B: 2 2B: 5 3B: 0 HR: 1	SF: 0 SAC: 0 DP: 1 HBP: 0	WP: 0 PB: 0 CS: 0	PA: 37					
PITCHER	IP	WLS	BF	H	R	ER	SO	BB	IBB	HBP	BLK	WP	HR	S	P	ERA	WHIP										
Willie Blair, R ERA: 6.47	(1, 1)	6.2	W	27	7	3	3	3	1	0	0	0	0	62	94	4.05	1.200										
Matt Anderson, R ERA: 5.02	(7, 1)	0.0		1	0	0	0	0	1	0	0	0	0	4													
Doug Brocail, R ERA: 2.76	(7, 1)	1.0	H	3	0	0	0	2	0	0	0	0	0	14	19	0.00	0.000										
Todd Jones, R ERA: 3.88	(8, 1)	1.1	S	6	1	1	0	2	0	0	0	0	0	12	19	0.00	0.750										

Detroit Tigers @ Oakland Athletics
Network Associates Coliseum, Oakland, CA
Sun Sep 05 1999, 4:05 PM EDT
Att: 20,429 - Unknown - 72 F

AB	35
R	4
H	8
RBI	3
BB	2
SO	7
LOB	9



Batter	1	2	3	4	5	6	7	8	9	AB	R	H	RBI	BB	SO	LOB	TOP							
Luis Polonia, L OBP: 0.354, SLG: 0.500 (1, 10)										5	2	4	2	0	0	0								
Brad Ausmus, R OBP: 0.355, SLG: 0.419 (1, 2)										4	1	0	0	0	0	2								
Tony Clark, S OBP: 0.357, SLG: 0.509 (1, 3)										3	3	3	4	1	0	0								
Damon Easley, R OBP: 0.357, SLG: 0.461 (1, 4)										5	0	2	2	0	0	1								
Juan Encarnacion, R OBP: 0.292, SLG: 0.459 (1, 7)										5	0	0	0	0	2	2								
Frank Catalanotto, L OBP: 0.332, SLG: 0.458 (7, 5)										3	0	0	0	0	1	1								
Dean Palmer, R OBP: 0.326, SLG: 0.499 (7, 5)										1	0	0	0	0	0	0								
Deivi Cruz, R OBP: 0.299, SLG: 0.399 (1, 6)										4	1	2	0	0	0	1								
Gabe Kapler, R OBP: 0.311, SLG: 0.450 (8, 9)										2	0	0	0	2	2	1								
Karim Garcia, L OBP: 0.281, SLG: 0.414 (8, PH)										3	2	2	1	0	0	0								
Kimera Barteo, R OBP: 0.302, SLG: 0.291 (8, 8)										1	0	0	0	0	1	2								
Inning Stats	R: 3 E: 0 K: 2 S: 18	H: 3 LOB: 1 BB: 0 P: 29	R: 0 E: 0 K: 1 S: 11	H: 1 LOB: 1 BB: 0 P: 16	R: 0 E: 0 K: 0 S: 5	H: 0 LOB: 0 BB: 1 P: 11	R: 0 E: 0 K: 0 S: 5	H: 0 LOB: 0 BB: 1 P: 11	R: 2 E: 0 K: 0 S: 12	H: 2 LOB: 0 BB: 0 P: 20	R: 0 E: 0 K: 1 S: 9	H: 1 LOB: 1 BB: 0 P: 12	R: 2 E: 0 K: 1 S: 17	H: 3 LOB: 1 BB: 0 P: 29	R: 1 E: 0 K: 1 S: 10	H: 2 LOB: 1 BB: 1 P: 18	R: 1 E: 0 K: 0 S: 8	H: 1 LOB: 0 BB: 0 P: 14	1B: 7 2B: 3 3B: 1 HR: 2	SF: 1 SAC: 0 DP: 1 HBP: 1	WP: 0 PB: 0 SB: 2 CS: 1	PA: 42		
PITCHER	IP	WLS	BF	H	R	ER	SO	BB	IBB	HBP	BLK	WP	HR	S	P	ERA	WHIP					ERA	WHIP	
Omar Olivares, R ERA: 4.01	(1, 1)	6.0	L	27	8	6	6	4	2	0	1	0	0	1	62	101	9.00	1.667					9.00	1.667
Tim Kubinski, L ERA: 4.5	(7, 1)	0.1		1	0	0	0	0	0	0	0	0	0	0	3	5	0.00	0.000						
Greg McMichael, R ERA: 4.33	(7, 1)	0.1		2	1	0	0	0	0	0	0	0	0	0	6	10	0.00	3.000						
Chad Harville, R ERA: 5.73	(7, 1)	0.2		5	2	2	2	1	1	0	0	1	0	0	11	23	27.00	4.500						
Buddy Groom, L ERA: 5.65	(8, 1)	0.2		2	1	0	0	1	0	0	0	0	0	0	5	7	0.00	1.500						

Detroit Tigers @ Oakland Athletics
Network Associates Coliseum, Oakland, CA

Mon Sep 06 1999, 9:15 PM EDT
Att: 30,541 - Unknown - 68 F

AB 36
R 9
H 13
RBI 9
BB 3
SO 6
LOB 10



Batter	1	2	3	4	5	6	7	8	9	AB	R	H	RBI	BB	SO	LOB	BOTTOM							
Rich Becker, L OBP: 0.409, SLG: 0.389 (1, 8)										5	1	1	0	0	2	6								
Randy Velarde, R OBP: 0.383, SLG: 0.442 (1, 4)										4	0	1	1	1	0	1								
Jason Giambi, L OBP: 0.422, SLG: 0.554 (1, 10)										5	2	2	3	0	1	2								
Matt Stairs, L OBP: 0.368, SLG: 0.531 (1, 9)										4	1	2	1	1	0	0								
Ben Grieve, L OBP: 0.368, SLG: 0.485 (1, 7)										4	1	1	1	0	0	2								
Scott Spiezio, S OBP: 0.316, SLG: 0.423 (5, FR)										3	1	2	0	0	0	0								
Miguel Tejada, R OBP: 0.322, SLG: 0.424 (6, 6)										3	1	1	1	0	1	1								
Olmedo Saenz, R OBP: 0.371, SLG: 0.486 (9, 5)										3	0	2	0	1	0	0								
Ramon Hernandez, R OBP: 0.364, SLG: 0.447 (8, FR)										3	0	2	0	1	0	0								
Jason McDonald, S OBP: 0.299, SLG: 0.283 (9, 2)										0	0	0	0	0	0	0								
A.J. Hinch, R OBP: 0.265, SLG: 0.353 (9, 2)										3	0	1	0	0	2	4								
Frank Menechino, R OBP: 0.333, SLG: 0.333 (6, 5)										1	0	0	0	0	1	1								
John Jaha, R OBP: 0.411, SLG: 0.579 (9, 3)										1	0	0	0	0	1	1								
Inning Stats	R: 2 E: 0 K: 0 S: 11	H: 3 LOB: 0 BB: 0 P: 20	R: 1 E: 0 K: 2 S: 12	H: 2 LOB: 2 BB: 1 P: 22	R: 2 E: 0 K: 1 S: 8	H: 2 LOB: 0 BB: 0 P: 11	R: 0 E: 0 K: 1 S: 14	H: 1 LOB: 2 BB: 1 P: 25	R: 0 E: 0 K: 0 S: 7	H: 1 LOB: 1 BB: 1 P: 15	R: 0 E: 0 K: 0 S: 7	H: 1 LOB: 0 BB: 0 P: 10	R: 0 E: 0 K: 0 S: 8	H: 0 LOB: 0 BB: 0 P: 15	R: 2 E: 0 K: 2 S: 16	H: 3 LOB: 1 BB: 0 P: 24	R: 0 E: 0 K: 1 S: 8	H: 0 LOB: 0 BB: 0 P: 12	1B: 7 2B: 1 3B: 0 HR: 5	SF: 0 SAC: 0 DP: 3 HBP: 1	WP: 0 PB: 0 SB: 0 CS: 0	PA: 40		
PITCHER	IP	WLS	BF	H	R	ER	SO	BB	IBB	HBP	BLK	WP	HR	S	P	ERA	WHIP					ERA	WHIP	
Jeff Weaver, R ERA: 5.4	(1, 1)	3.2		8	2	0	5	4	2	0	1	0	0	3	42	73	12.27	2.727						
Dave Borkowski, R ERA: 7.53	(4, 1)	2.1	W	8	2	0	0	0	1	0	0	0	0	17	30	0.00	1.286							
Matt Anderson, R ERA: 4.85	(7, 1)	1.0	H	3	0	0	0	0	0	0	0	0	0	8	15	0.00	0.000							
Francisco Cordero, R ERA: 2.13	(8, 1)	1.0	H	6	3	2	2	2	0	0	0	0	2	16	24	18.00	3.000							
Todd Jones, R ERA: 3.81	(9, 1)	1.0	S	3	0	0	0	1	0	0	0	0	0	8	12	0.00	0.000							

Detroit Tigers @ Oakland Athletics
Network Associates Coliseum, Oakland, CA

Mon Sep 06 1999, 9:15 PM EDT
Att: 30,541 - Unknown - 68 F

AB 36
R 7
H 13
RBI 7
BB 3
SO 7
LOB 17



Batter	1	2	3	4	5	6	7	8	9	AB	R	H	RBI	BB	SO	LOB	TOP				
Shannon Stewart, R (1, 7) OBP: 0.374, SLG: 0.416 10 Vernon Wells, R (1, 8) OBP: 0.182, SLG: 0.167	2-1 G6-3	1-1 SAFE 1-3 1B			0-2 P5		0-0 P8		0-3 K	1	0	0	0	0	0	0					
Homer Bush, R (1, 4) OBP: 0.374, SLG: 0.419	0-3 K	2-0 G6-3			3-2 1B		2-2 F9		0-0 1B	5	1	2	0	0	1	1					
Shawn Green, L (1, 9) OBP: 0.389, SLG: 0.600	4-0 BB HBP 2B BB				4-0 1B BB		2-0 F7		2-0 G3	3	2	1	1	2	0	1					
Carlos Delgado, L (1, 10) OBP: 0.374, SLG: 0.580	1-0 BB HBP 2B				2-2 F7		0-0 HR			3	2	2	2	0	0	0					
Tony Fernandez, S (1, 5) OBP: 0.436, SLG: 0.463	4-0 2B BB				1-1 G1-6-3 1B				2-0 G6-3	3	0	0	0	1	0	2					
Darin Fletcher, L (1, 2) OBP: 0.344, SLG: 0.504	2-2 2B				1-2 L9				1-2 1B	4	0	2	2	0	0	0					
Tony Batista, R (1, 6) OBP: 0.331, SLG: 0.521	2-2 G6-3				3-3 K				0-1 L5	4	0	0	0	0	2	3					
Willis Oteñez, R (1, 3) OBP: 0.283, SLG: 0.366					4-2 G6-4-3 BB				1-2 K	3	0	1	0	1	1	1					
Jacob Brumfield, R (1, 8) OBP: 0.295, SLG: 0.363	0-1 10 1B				0-1 G6-4-3				1-2 F7	4	0	1	0	0	1	2					
Inning Stats	R: 2 E: 0 K: 1 S: 11	H: 1 LOB: 2 BB: 2 P: 26	R: 0 E: 0 K: 0 S: 9	H: 2 LOB: 1 BB: 0 P: 14	R: 1 E: 0 K: 0 S: 10	H: 1 LOB: 0 BB: 1 P: 14	R: 0 E: 0 K: 1 S: 8	H: 0 LOB: 0 BB: 1 P: 15	R: 1 E: 0 K: 0 S: 12	H: 2 LOB: 1 BB: 0 P: 21	R: 0 E: 0 K: 0 S: 5	H: 0 LOB: 0 BB: 0 P: 9	R: 1 E: 0 K: 2 S: 11	H: 2 LOB: 1 BB: 0 P: 16	R: 0 E: 0 K: 2 S: 9	H: 1 LOB: 1 BB: 0 P: 12	1B: 6 2B: 1 3B: 1 HR: 2	SF: 0 SAC: 0 DP: 2 HBP: 1	WP: 0 PB: 0 SB: 0 CS: 0	PA: 39	
PITCHER	IP WLS BF H R ER SO BB IBB HBP BLK WP HR S P ERA WHIP	IP WLS BF H R ER SO BB IBB HBP BLK WP HR S P ERA WHIP	IP WLS BF H R ER SO BB IBB HBP BLK WP HR S P ERA WHIP	IP WLS BF H R ER SO BB IBB HBP BLK WP HR S P ERA WHIP	IP WLS BF H R ER SO BB IBB HBP BLK WP HR S P ERA WHIP	IP WLS BF H R ER SO BB IBB HBP BLK WP HR S P ERA WHIP	IP WLS BF H R ER SO BB IBB HBP BLK WP HR S P ERA WHIP	IP WLS BF H R ER SO BB IBB HBP BLK WP HR S P ERA WHIP	IP WLS BF H R ER SO BB IBB HBP BLK WP HR S P ERA WHIP	IP WLS BF H R ER SO BB IBB HBP BLK WP HR S P ERA WHIP	IP WLS BF H R ER SO BB IBB HBP BLK WP HR S P ERA WHIP	IP WLS BF H R ER SO BB IBB HBP BLK WP HR S P ERA WHIP	IP WLS BF H R ER SO BB IBB HBP BLK WP HR S P ERA WHIP	IP WLS BF H R ER SO BB IBB HBP BLK WP HR S P ERA WHIP	IP WLS BF H R ER SO BB IBB HBP BLK WP HR S P ERA WHIP	IP WLS BF H R ER SO BB IBB HBP BLK WP HR S P ERA WHIP	IP WLS BF H R ER SO BB IBB HBP BLK WP HR S P ERA WHIP	IP WLS BF H R ER SO BB IBB HBP BLK WP HR S P ERA WHIP	IP WLS BF H R ER SO BB IBB HBP BLK WP HR S P ERA WHIP	IP WLS BF H R ER SO BB IBB HBP BLK WP HR S P ERA WHIP	IP WLS BF H R ER SO BB IBB HBP BLK WP HR S P ERA WHIP
Jeff Weaver, R (1, 1) ERA: 5.42	6.0 L	27	7	4	4	2	4	0	0	1	61	107	6.00	1.833							
Erik Hiljus, R (7, 1) ERA: 5.0	1.0	3	0	0	0	0	0	0	0	0	5	9	0.00	0.000							
Doug Brocail, R (8, 1) ERA: 2.81	2.0	9	3	1	1	4	0	0	0	0	1	20	4.50	1.500							

Toronto Blue Jays @ Detroit Tigers
Tiger Stadium, Detroit, MI
Sun Sep 12 1999, 1:05 PM EDT
Att: 39,349 - Cloudy - 73 F

AB	34
R	5
H	10
RBI	5
BB	4
SO	6
LOB	10



Batter	1	2	3	4	5	6	7	8	9	AB	R	H	RBI	BB	SO	LOB	BOTTOM					
Luis Polonia, L (1, 10) OBP: 0.355, SLG: 0.509	2-3 K		2-0 F9		1-2 G3			0-2 L3		4	0	0	0	0	1	1						
Deivi Cruz, R (1, 6) OBP: 0.305, SLG: 0.434	1-2 G4-3 2B				0-0 HR		2-1 G5-3		0-2 HR	4	2	3	2	0	0	0						
Tony Clark, S (1, 3) OBP: 0.363, SLG: 0.516	0-0 G4-3				0-3 K		3-3 K		1-1 1B	4	1	1	0	0	2	1						
Damon Easley, R (1, 4) OBP: 0.357, SLG: 0.453	3-0 P4				3-3 K		0-1 1B		1-1 FC1-6 1B	4	0	2	0	0	1	1						
Dean Palmer, R (1, 5) OBP: 0.332, SLG: 0.505					4-2 BB		1-1 SAFE 1-2 1B		0-2 FC1-6 1-2 2-H	3	0	1	0	1	0	1						
Juan Encarnación, R (1, 7) OBP: 0.288, SLG: 0.450 Bobby Higginson, L (8, PH) OBP: 0.351, SLG: 0.382 Kimera Batee, R (9, 8) OBP: 0.302, SLG: 0.291	1-2 E5				2-3 K		3-2 L7		2-3 K	3	0	0	0	0	1	3						
Gabe Kapler, R (1, 8) OBP: 0.316, SLG: 0.452	2-3 K						2-2 L3		0-3 K	3	0	0	0	0	1	1						
Frank Catalanotto, L (9, PH) OBP: 0.329, SLG: 0.451									0-2 G4-3	1	0	0	0	0	1	0						
Karim Garcia, L (1, 9) OBP: 0.280, SLG: 0.425					0-0 L9		2-3 K		0-0 G3-1	4	0	0	0	0	1	0						
Bill Haselman, R (1, 2) Robert Fick, L (9, PH)	1-2 G6-3				0-0 2B				3-3 K	3	0	1	0	0	1	0						
Inning Stats	R: 0 E: 0 K: 1 S: 8	H: 1 LOB: 0 BB: 0 P: 14	R: 0 E: 1 K: 1 S: 10	H: 0 LOB: 0 BB: 0 P: 14	R: 0 E: 0 K: 0 S: 5	H: 0 LOB: 0 BB: 0 P: 8	R: 1 E: 0 K: 3 S: 14	H: 1 LOB: 1 BB: 1 P: 23	R: 0 E: 0 K: 1 S: 14	H: 1 LOB: 0 BB: 0 P: 19	R: 0 E: 0 K: 1 S: 15	H: 2 LOB: 2 BB: 0 P: 24	R: 0 E: 0 K: 1 S: 8	H: 0 LOB: 0 BB: 0 P: 11	R: 2 E: 1 K: 1 S: 18	H: 3 LOB: 1 BB: 0 P: 22	R: 0 E: 0 K: 1 S: 10	H: 0 LOB: 0 BB: 0 P: 12	1B: 4 2B: 3 3B: 0 HR: 2	SF: 0 SAC: 0 DP: 1 HBP: 0	WP: 0 PB: 0 SB: 1 CS: 1	PA: 36
PITCHER	IP WLS BF H R ER SO BB IBB HBP BLK WP HR S P ERA WHIP	IP WLS BF H R ER SO BB IBB HBP BLK WP HR S P ERA WHIP	IP WLS BF H R ER SO BB IBB HBP BLK WP HR S P ERA WHIP	IP WLS BF H R ER SO BB IBB HBP BLK WP HR S P ERA WHIP	IP WLS BF H R ER SO BB IBB HBP BLK WP HR S P ERA WHIP	IP WLS BF H R ER SO BB IBB HBP BLK WP HR S P ERA WHIP	IP WLS BF H R ER SO BB IBB HBP BLK WP HR S P ERA WHIP	IP WLS BF H R ER SO BB IBB HBP BLK WP HR S P ERA WHIP	IP WLS BF H R ER SO BB IBB HBP BLK WP HR S P ERA WHIP	IP WLS BF H R ER SO BB IBB HBP BLK WP HR S P ERA WHIP	IP WLS BF H R ER SO BB IBB HBP BLK WP HR S P ERA WHIP	IP WLS BF H R ER SO BB IBB HBP BLK WP HR S P ERA WHIP	IP WLS BF H R ER SO BB IBB HBP BLK WP HR S P ERA WHIP	IP WLS BF H R ER SO BB IBB HBP BLK WP HR S P ERA WHIP	IP WLS BF H R ER SO BB IBB HBP BLK WP HR S P ERA WHIP	IP WLS BF H R ER SO BB IBB HBP BLK WP HR S P ERA WHIP	IP WLS BF H R ER SO BB IBB HBP BLK WP HR S P ERA WHIP	IP WLS BF H R ER SO BB IBB HBP BLK WP HR S P ERA WHIP	IP WLS BF H R ER SO BB IBB HBP BLK WP HR S P ERA WHIP	IP WLS BF H R ER SO BB IBB HBP BLK WP HR S P ERA WHIP	IP WLS BF H R ER SO BB IBB HBP BLK WP HR S P ERA WHIP	
Kelvin Escobar, R (1, 1) ERA: 5.62	5.0 W	19	3	1	1	6	1	0	0	0	0	0	0	0	0	0						
Paul Quantrill, R (6, 1) ERA: 2.9	2.0 H	8	2	0	0	2	0	0	0	0	0	23	35	0.00	1.000							
Graeme Lloyd, L (8, 1) ERA: 3.62	0.1 S	4	3	2	1	0	0	0	0	0	1	11	13	27.00	9.000							
Billy Koch, R (8, 1) ERA: 2.72	1.2 S	5	0	0	0	2	0	0	0	0	0	17	21	0.00	0.000							

Toronto Blue Jays @ Detroit Tigers
Tiger Stadium, Detroit, MI
Sun Sep 12 1999, 1:05 PM EDT
Att: 39,349 - Cloudy - 73 F

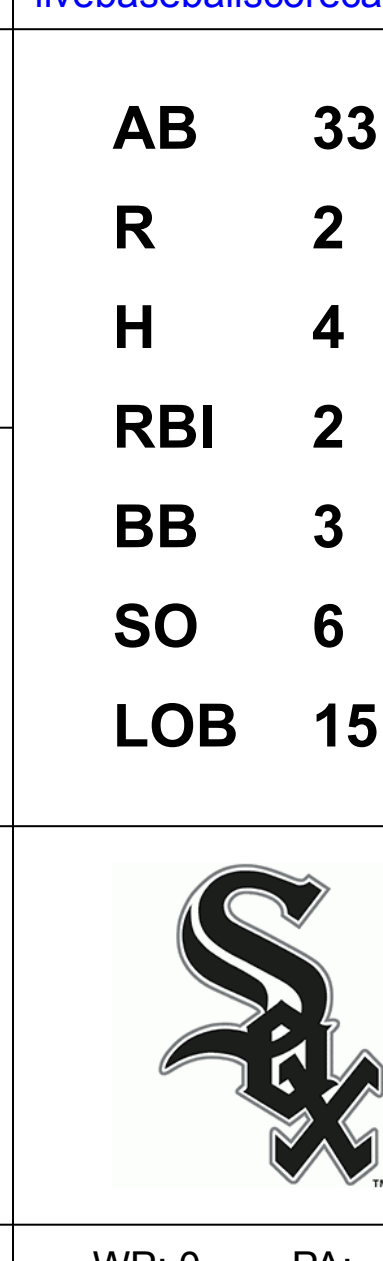
AB	35
R	3
H	8
RBI	2
BB	1
SO	10
LOB	9



Batter	1	2	3	4	5	6	7	8	9	AB	R	H	RBI	BB	SO	LOB	TOP										
Brad Ausmus, R OBP: 0.364, SLG: 0.420 (1, 2)	0-0 CS 1B		4-2 G6-4-3 BB		3-1 FC1-6 1B		2-1 G5-3		2-3 K	4	0	2	0	1	1	0	Detroit Tigers @ Chicago White Sox Comiskey Park, Chicago, IL Mon Sep 13 1999, 8:05 PM EDT Att. 12,217 - Overcast - 65 F										
Deivi Cruz, R OBP: 0.502, SLG: 0.429 (1, 6)	1-0 F7		3-1 G6-4-3 1-2		0-3 K		0-1 G6-3		1-1 P5	5	0	0	0	0	1	3											
Tony Clark, S OBP: 0.363, SLG: 0.514 (1, 3)	3-2 BB 1B			1-2 G4-3	1-0 FC1-6 WP		4-1 HBP BB		3-3 K	4	0	1	0	1	1	1											
Dean Palmer, R OBP: 0.337, SLG: 0.506 (1, 5)	4-2 1B			0-0 2B HR 1B	4-2 1B		1-2 HBP			1	1	1	0	2	0	0											
Damon Easley, R OBP: 0.356, SLG: 0.454 (1, 4)	3-2 G6-3			1-1 HR 2B	0-1 G1-6-3		1-3 K			4	1	1	0	0	1	6											
Robert Fick, L OBP: 0.071, SLG: 0.286 (1, 10)		2-3 K		1-2 HR		0-1 G4-3		3-2 F9		4	1	1	3	0	1	0											
Juan Encarnacion, R OBP: 0.289, SLG: 0.448 (1, 7)		2-2 G6-3		2-2 F7		0-1 1B		2-1 G5-3		4	0	1	0	0	0	0											
Gabe Kapler, R OBP: 0.318, SLG: 0.453 (1, 8)		0-0 G4-3		0-0 1B		1 SAFE 0-1 P8		3-2 1B		4	0	2	0	0	0	1											
Karim Garcia, L OBP: 0.275, SLG: 0.418 (1, 9)			0-0 L9	1-0 F7		1 SAFE 0-0 F8		3-3 K		4	0	0	0	0	1	3											
Inning Stats	R: 0 E: 0 K: 0 S: 14	H: 2 LOB: 2 BB: 1 P: 25	R: 0 E: 0 K: 0 S: 7	H: 0 LOB: 0 BB: 0 P: 11	R: 0 E: 0 K: 0 S: 5	H: 0 LOB: 0 BB: 1 P: 12	R: 3 E: 0 K: 0 S: 12	H: 4 LOB: 1 BB: 0 P: 16	R: 0 E: 0 K: 1 S: 10	H: 1 LOB: 2 BB: 1 P: 18	R: 0 E: 0 K: 1 S: 11	H: 0 LOB: 2 BB: 1 P: 19	R: 0 E: 0 K: 1 S: 12	H: 1 LOB: 1 BB: 0 P: 23	R: 0 E: 0 K: 2 S: 8	H: 0 LOB: 0 BB: 0 P: 14	1B: 7 2B: 1 3B: 0 HR: 1	SF: 0 SAC: 0 DP: 1 HBP: 1	WP: 1 PB: 0 SB: 0 CS: 1	PA: 39							
PITCHER	IP	WLS	BF	H	R	ER	SO	BB	IBB	HBP	BLK	WP	HR	S	P	ERA	WHIP										
John Snyder, R ERA: 6.68 (1, 1)	6.2	L	31	8	3	3	2	4	0	1	0	1	1	62	103	4.05	1.800										
Sean Lowe, R ERA: 3.68 (7, 1)	2.1		8	1	0	0	4	0	0	0	0	0	0	24	42	0.00	0.429										

Batter	1	2	3	4	5	6	7	8	9	AB	R	H	RBI	BB	SO	LOB	BOTTOM										
Ray Durham, S OBP: 0.377, SLG: 0.448 (1, 4)	1-0 G6-3		1-3 K			2-2 F7		1-0 E1 FC6-4		4	0	0	0	0	1	3	Detroit Tigers @ Chicago White Sox Comiskey Park, Chicago, IL Mon Sep 13 1999, 8:05 PM EDT Att. 12,217 - Overcast - 65 F										
34 Jason Dellaero, S OBP: 0.071, SLG: 0.077 (1, 6)	2-2 G3		2-2 P5			2-0 F7		1-1 L7		3	0	0	0	0	0	2											
Brian Simmons, S OBP: 0.267, SLG: 0.352 (8, FH)										1	0	0	0	0	0	2											
Mike Caruso, S OBP: 0.289, SLG: 0.303 (9, 6)										0	0	0	0	0	0	0											
Carlos Lee, R OBP: 0.333, SLG: 0.472 (1, 7)	1-3 K			2-2 F7		0-2 2B		1-0 L7		4	0	1	0	0	1	2											
Magglio Ordonez, R OBP: 0.342, SLG: 0.511 (1, 9)		1-0 G5-3		2-3 K		0-1 F9		3-1 FC6-4		4	0	0	0	0	1	3											
Chris Singleton, L OBP: 0.328, SLG: 0.489 (1, 8)		0-1 F9		4-0 BB		1-2 P7		1-2 E5 HR		3	1	0	0	1	0	0											
14 Paul Konerko, R OBP: 0.341, SLG: 0.507 (1, 10)		1-0 G4-3		1-3 K		1-0 P6		0-0 L7		4	0	0	0	0	1	2											
Greg Norton, S OBP: 0.360, SLG: 0.432 (1, 3)			1-0 F7			3-2 1B		1-1 HR		4	1	2	2	0	0	0											
Craig Wilson, R OBP: 0.296, SLG: 0.323 (1, 5)			4-1 1B BB			0-3 K		2-0 F9		3	0	0	0	1	2	1											
Brook Fordyce, R OBP: 0.347, SLG: 0.452 (1, 2)			0-0 BB			1-1 G3-1		4-2 E BB		0	0	0	0	0	0	0											
Mark Johnson, L OBP: 0.341, SLG: 0.337 (2, 2)			1-2 1B						1-2 G3-1	3	0	1	0	1	0	0											
Inning Stats	R: 0 E: 0 K: 1 S: 9	H: 0 LOB: 0 BB: 0 P: 13	R: 0 E: 0 K: 0 S: 4	H: 0 LOB: 0 BB: 0 P: 6	R: 0 E: 0 K: 1 S: 10	H: 1 LOB: 2 BB: 1 P: 18	R: 0 E: 0 K: 2 S: 9	H: 0 LOB: 1 BB: 1 P: 18	R: 0 E: 0 K: 1 S: 7	H: 0 LOB: 0 BB: 0 P: 8	R: 0 E: 0 K: 0 S: 10	H: 1 LOB: 1 BB: 0 P: 14	R: 0 E: 1 K: 0 S: 8	H: 1 LOB: 2 BB: 1 P: 15	R: 0 E: 1 K: 0 S: 10	H: 0 LOB: 2 BB: 1 P: 20	R: 2 E: 1 K: 1 S: 14	H: 1 LOB: 0 BB: 0 P: 18	1B: 2 2B: 1 3B: 0 HR: 1	SF: 0 SAC: 0 DP: 0 HBP: 0	WP: 0 PB: 0 SB: 0 CS: 0	PA: 36					
PITCHER	IP	WLS	BF	H	R	ER	SO	BB	IBB	HBP	BLK	WP	HR	S	P	ERA	WHIP										
Dave Milcki, R ERA: 4.53 (1, 1)	7.0	W	28	3	0	0	5	3	0	0	0	0	0	62	102	0.00	0.857										
Doug Brocail, R ERA: 2.77 (8, 1)	1.0	H	3	0	0	0	0	0	0	0	0	0	0	5	10	0.00	0.000										
Todd Jones, R ERA: 3.92 (9, 1)	1.0	S	5	1	2	1	1	0	0	0	0	0	1	14	18	9.00	1.000										


AB	34
R	3
H	9
RBI	3
BB	4
SO	6
LOB	14



Batter	1	2	3	4	5	6	7	8	9	AB	R	H	RBI	BB	SO	LOB	TOP											
Brad Ausmus, R OBP: 0.364, SLG: 0.417	4-1 BB WP BB	4-1 2B WP BB		1-2 FC5-4 1-2 BB		1-2 G1-3		2-0 F8		3	1	0	0	2	0	1												
Deivi Cruz, R OBP: 0.303, SLG: 0.431	1-0 F9	0-1 WP 1-3 2B		0-1 L4		0-0 G5-3		2-1 1B		5	0	2	0	0	0	2												
Tony Clark, S OBP: 0.365, SLG: 0.513	4-0 BB 1-2 BB	1-3 K		4-1 1-2 BB			0-0 HR 1B	0-1 F7		3	1	1	0	2	1	3												
Dean Palmer, R OBP: 0.337, SLG: 0.510	4-0 1-2 2-3 BB	1-3 K2-3		0-0 F9			1-0 HR	2-3 K		4	1	1	2	1	2	3												
Damon Easley, R OBP: 0.355, SLG: 0.451	1-2 P4	2-1 P4			1-0 G5-3 1B		0-1 G5-3	1-0 G5-3		5	0	1	0	0	0	4												
Robert Fick, L OBP: 0.053, SLG: 0.211	2-2 P6		0-0 F9		1-1 P6		1-1 G3	0-2 G4-3		5	0	0	0	0	0	4												
Juan Encarnacion, R OBP: 0.289, SLG: 0.446 Kimera Barteo, R OBP: 0.302, SLG: 0.291		1-2 S 1B	2-1 F9		0-0 G5-3		0-3 K			4	1	1	0	0	1	1												
Gabe Kapler, R OBP: 0.317, SLG: 0.451		2-2 HR 1B	2-0 G6-3		0-1 F8			2-1 G5-3		4	1	1	1	0	0	1												
Karim Garcia, L OBP: 0.287, SLG: 0.458		1-0 HR		0-0 FC5-4 1B		0-0 2B		3-1 HR		4	2	4	3	0	0	0												
Inning Stats	R: 0 E: 0 K: 0 S: 10	H: 0 LOB: 3 BB: 3 P: 26	R: 4 E: 0 K: 2 S: 20	H: 4 LOB: 1 BB: 1 P: 31	R: 0 E: 0 K: 0 S: 4	H: 0 LOB: 0 BB: 0 P: 8	R: 0 E: 0 K: 0 S: 8	H: 1 LOB: 2 BB: 1 P: 13	R: 0 E: 0 K: 0 S: 6	H: 1 LOB: 1 BB: 0 P: 8	R: 0 E: 0 K: 0 S: 6	H: 1 LOB: 0 BB: 0 P: 7	R: 2 E: 0 K: 1 S: 11	H: 2 LOB: 0 BB: 0 P: 13	R: 1 E: 0 K: 0 S: 9	H: 2 LOB: 1 BB: 0 P: 18	R: 0 E: 0 K: 1 S: 10	H: 0 LOB: 0 BB: 0 P: 13	1B: 6 2B: 2 3B: 0 HR: 3	SF: 0 SAC: 0 DP: 0 HBP: 0	WP: 2 PB: 0 SB: 1 CS: 0	PA: 42						
PITCHER	IP	WLS	BF	H	R	ER	SO	BB	IBB	HBP	BLK	WP	HR	S	P	ERA	WHIP											
Aaron Myette, R ERA: 7.5	(1, 1)	4.0	L	22	5	4	4	2	5	0	0	0	2	1	42	78	9.00	2.500										
Jaime Navarro, R ERA: 6.11	(5, 1)	2.0		7	2	0	0	0	0	0	0	0	0	0	12	15	0.00	1.000										
Jesus Pena, L ERA: 4.2	(7, 1)	1.0		5	2	2	2	1	0	0	0	0	1	11	13	18.00	2.000											
Carlos Castillo, R ERA: 6.49	(8, 1)	1.0		5	2	1	1	0	0	0	0	0	1	9	18	9.00	2.000											
41 Bill Simas, R ERA: 3.9	(9, 1)	1.0		3	0	0	0	1	0	0	0	0	0	10	13	0.00	0.000											

Detroit Tigers @ Chicago White Sox
Comiskey Park, Chicago, IL
Tue Sep 14 1999, 8:05 PM EDT
Att: 11,475 - Cloudy - 71 F


AB 37
R 7
H 11
RBI 6
BB 5
SO 4
LOB 19



Batter	1	2	3	4	5	6	7	8	9	AB	R	H	RBI	BB	SO	LOB	BOTTOM										
Ray Durham, S OBP: 0.376, SLG: 0.446	2-3 K		0-1 G5-3			4-0 G4-3 BB		3-1 P6		3	0	0	0	1	1	2											
Darin Jackson, R OBP: 0.281, SLG: 0.435	1-1 L8			0-3 K		0-2 P4		1-2 FC6-4 FC5-4		4	0	0	0	0	1	3											
Carlos Lee, R OBP: 0.330, SLG: 0.467	2-1 F9			0-0 P3		0-0 G4-3		1-2 FC5-4		4	0	0	0	0	0	3											
Magglio Ordonez, R OBP: 0.341, SLG: 0.509		3-2 G3-1		2-2 14 BB 1B		1-0 G5-3			2-3 K	4	0	1	0	0	1	1											
14 Paul Konerko, R OBP: 0.344, SLG: 0.507		1-2 1B		4-1 1-2 BB			0-0 P6	4-1 1B BB		2	0	1	0	2	0	0											
Craig Wilson, R OBP: 0.295, SLG: 0.322		2-2 L4		2-2 F9			1-0 P3	3-1 1B		4	0	1	0	0	0	3											
Brian Simmons, S OBP: 0.253, SLG: 0.333			0-1 G6-3		1-3 K		2-1 F8	2-3 K		4	0	0	0	0	2	3											
Greg Norton, S OBP: 0.359, SLG: 0.429			1-0 G4-3		2-3 K			4-1 FC6-4 1B BB	0-1 G1-3	3	0	0	0	1	1	2											
Josh Paul, R OBP: 0.125, SLG: 0.125			0-1 F9		2-2 G6-3			2-1 FC6-4 1B		3	0	1	0	0	0	0											
Inning Stats	R: 0 E: 0 K: 1 S: 9	H: 0 LOB: 0 BB: 0 P: 14	R: 0 E: 0 K: 0 S: 12	H: 1 LOB: 1 BB: 0 P: 18	R: 0 E: 0 K: 0 S: 5	H: 0 LOB: 0 BB: 0 P: 6	R: 0 E: 0 K: 1 S: 11	H: 1 LOB: 1 BB: 1 P: 19	R: 0 E: 0 K: 2 S: 16	H: 0 LOB: 0 BB: 0 P: 21	R: 0 E: 0 K: 0 S: 6	H: 0 LOB: 1 BB: 1 P: 11	R: 0 E: 0 K: 0 S: 4	H: 0 LOB: 0 BB: 0 P: 7	R: 0 E: 0 K: 0 S: 11	H: 1 LOB: 2 BB: 1 P: 22	R: 0 E: 0 K: 2 S: 12	H: 1 LOB: 2 BB: 1 P: 23	1B: 4 2B: 0 3B: 0 HR: 0	SF: 0 SAC: 0 DP: 0 HBP: 0	WP: 0 PB: 0 SB: 0 CS: 0	PA: 35					
PITCHER	IP	WLS	BF	H	R	ER	SO	BB	IBB	HBP	BLK	WP	HR	S	P	ERA	WHIP										
C.J. Nitkowski, L ERA: 4.78	(1, 1)	7.0	W	25	2	0	0	4	2	0	0	0	0	63	96	0.00	0.571										
Matt Anderson, R ERA: 4.79	(8, 1)	1.0		5	1	0	0	0	1	0	0	0	0	11	22	0.00	2.000										
Nelson Cruz, R ERA: 6.12	(9, 1)	1.0		5	1	0	0	2	1	0	0	0	0	12	23	0.00	2.000										

Detroit Tigers @ Chicago White Sox
Comiskey Park, Chicago, IL
Tue Sep 14 1999, 8:05 PM EDT
Att: 11,475 - Cloudy - 71 F

AB 31
R 0
H 4
RBI 0
BB 4
SO 6
LOB 17



Batter	1	2	3	4	5	6	7	8	9	AB	R	H	RBI	BB	SO	LOB	TOP										
Luis Polonia, L OBP: 0.350, SLG: 0.502 (1, 10)	G4-3		F8			F8		P2		4	0	0	0	0	0	2	Detroit Tigers @ Chicago White Sox Comiskey Park, Chicago, IL Wed Sep 15 1999, 8:05 PM EDT Att: 11,528 - Unknown - 64 F										
Brad Ausmus, R OBP: 0.381, SLG: 0.413 (1, 2)	K			F8		F9			F7	4	0	0	0	0	1	1											
Tony Clark, S OBP: 0.362, SLG: 0.508 (1, 3)	K			P6					P6	4	0	0	0	0	2	0											
Dean Palmer, R OBP: 0.335, SLG: 0.506 (1, 5)		L9		F8			G5-3		P6	4	0	0	0	0	0	0											
Karim Garcia, L OBP: 0.283, SLG: 0.452 (1, 9)		G3			F7					3	0	0	0	0	0	0											
Juan Encarnacion, R OBP: 0.288, SLG: 0.444 (1, 7)						K			G5-3	2	0	0	0	0	1	0											
Frank Catalanotto, L OBP: 0.325, SLG: 0.446 (1, 4)						K			L4	3	0	0	0	0	1	1											
Gabe Kapler, R OBP: 0.317, SLG: 0.458 (1, 8)										3	1	1	1	0	1	0											
Deivi Cruz, R OBP: 0.305, SLG: 0.433 (1, 6)										3	0	2	0	0	0	0											
Inning Stats	R: 0 E: 0 K: 2 S: 12	H: 0 LOB: 0 BB: 0 P: 16	R: 0 E: 0 K: 0 S: 10	H: 0 LOB: 1 BB: 0 P: 14	R: 0 E: 0 K: 1 S: 10	H: 0 LOB: 0 BB: 0 P: 15	R: 0 E: 0 K: 0 S: 15	H: 0 LOB: 0 BB: 0 P: 19	R: 0 E: 0 K: 2 S: 9	H: 1 LOB: 1 BB: 0 P: 14	R: 0 E: 0 K: 1 S: 8	H: 0 LOB: 0 BB: 0 P: 12	R: 1 E: 0 K: 0 S: 13	H: 2 LOB: 1 BB: 0 P: 18	R: 0 E: 0 K: 0 S: 10	H: 0 LOB: 0 BB: 0 P: 13	1B: 2 2B: 0 3B: 0 HR: 1	SF: 0 SAC: 0 DP: 0 HBP: 1	WP: 0 PB: 0 SB: 1 CS: 0	PA: 31							
PITCHER	IP	WLS	BF	H	R	ER	SO	BB	IBB	HBP	BLK	WP	HR	S	P	ERA	WHIP										
James Baldwin, R ERA: 5.3 (1, 1)	7.2	W	27	3	1	1	6	0	0	1	0	0	1	84	117	1.17	0.391										
Keith Foulke, R ERA: 2.23 (8, 1)	1.1	S	4	0	0	0	0	0	0	0	0	0	0	14	19	0.00	0.000										

Batter	1	2	3	4	5	6	7	8	9	AB	R	H	RBI	BB	SO	LOB	BOTTOM										
Mike Caruso, S OBP: 0.287, SLG: 0.300 (1, 6)	G5-3			FC4-6		G6-3				4	0	0	1	0	1	5	Detroit Tigers @ Chicago White Sox Comiskey Park, Chicago, IL Wed Sep 15 1999, 8:05 PM EDT Att: 11,528 - Unknown - 64 F										
Greg Norton, S OBP: 0.356, SLG: 0.424 (1, 5) (9, 3)	K		L8		L3				K	4	0	0	0	0	2	2											
Ray Durham, S OBP: 0.377, SLG: 0.446 (1, 4)										4	0	2	0	0	0	0											
Magglio Ordonez, R OBP: 0.342, SLG: 0.510 (1, 10)										4	0	2	0	0	0	2											
Carlos Lee, R OBP: 0.329, SLG: 0.465 Darrin Jackson, R OBP: 0.281, SLG: 0.435 (1, 7) (9, 7)										4	1	1	0	0	0	3											
Chris Singleton, L OBP: 0.330, SLG: 0.489 (1, 8)										4	1	2	0	0	0	1											
14 Paul Konerko, R OBP: 0.343, SLG: 0.504 Craig Wilson, R OBP: 0.295, SLG: 0.322 (1, 3) (9, 5)										4	1	1	0	0	0	2											
Brian Simmons, S OBP: 0.277, SLG: 0.346 (1, 9)										0	0	0	0	0	0	0											
Brook Fordyce, R OBP: 0.343, SLG: 0.448 (1, 2)										3	0	2	1	1	0	0											
Inning Stats	R: 0 E: 0 K: 1 S: 10	H: 1 LOB: 1 BB: 0 P: 18	R: 2 E: 1 K: 1 S: 18	H: 3 LOB: 2 BB: 0 P: 26	R: 0 E: 0 K: 0 S: 9	H: 1 LOB: 1 BB: 0 P: 12	R: 1 E: 0 K: 0 S: 9	H: 2 LOB: 0 BB: 0 P: 18	R: 0 E: 0 K: 0 S: 12	H: 1 LOB: 1 BB: 0 P: 15	R: 0 E: 0 K: 1 S: 11	H: 1 LOB: 2 BB: 1 P: 19	R: 0 E: 0 K: 0 S: 11	H: 1 LOB: 1 BB: 0 P: 18	R: 0 E: 0 K: 0 S: 7	H: 0 LOB: 0 BB: 0 P: 10	1B: 9 2B: 1 3B: 0 HR: 0	SF: 0 SAC: 0 DP: 0 HBP: 0	WP: 0 PB: 0 SB: 1 CS: 1	PA: 36							
PITCHER	IP	WLS	BF	H	R	ER	SO	BB	IBB	HBP	BLK	WP	HR	S	P	ERA	WHIP										
Brian Moehler, R ERA: 4.95 (1, 1)	7.0	L	32	10	3	2	3	1	0	0	0	0	0	7	10	0.00	0.000										
Francisco Cordero, R ERA: 3.68 (8, 1)	1.0		3	0	0	0	0	0	0	0	0	0	0	7	10	0.00	0.000										

Batter	1	2	3	4	5	6	7	8	9	AB	R	H	RBI	BB	SO	LOB	TOP										
Brad Ausmus, R OBP: 0.366, SLG: 0.416	3-2 FC6-4 1B		2-1 2B 1B		4-0 FC5-4 BB		1-0 HBP			2	1	2	0	1	0	0											
Deivi Cruz, R OBP: 0.503, SLG: 0.429	0-1 FC6-4 1B		2-3 K		0-2 FC5-4 1-2		0-3 K			4	1	0	0	0	2	4											
Tony Clark, S OBP: 0.363, SLG: 0.510	0-0 L5-4 1B		3-1 1-H 2B		1-0 L8			2-2 L8		4	0	2	1	0	0	1											
Dean Palmer, R OBP: 0.337, SLG: 0.506	3-2 1B		4-2 2B		2-3 K			1-1 F8		2	0	1	1	1	1	1											
Jason Wood, R OBP: 0.211, SLG: 0.250	1-2 2H 1B									1	0	0	0	0	0	0											
Damon Easley, R OBP: 0.356, SLG: 0.452	2-0 L5-4		1-2 G2-3		2-1 FC5-4 1B			3-1 FC6-4 1B		4	0	2	0	0	0	4											
Robert Fick, L OBP: 0.087, SLG: 0.348								0-0 FC5-4 G6-3		4	1	1	1	0	1	2											
Juan Encarnacion, R OBP: 0.280, SLG: 0.441			0-0 L8		0-3 K			0-0 G6-3		4	0	0	0	0	1	1											
Gabe Kapler, R OBP: 0.314, SLG: 0.453			3-2 P7		2-2 L7			0-1 G6-3		4	0	0	0	0	0	0											
Karim Garcia, L OBP: 0.279, SLG: 0.444			3-2 G6-3		2-0 F8			1-2 G3		4	0	0	0	0	0	0											
Inning Stats	R: 1 E: 0 K: 0 S: 12	H: 3 LOB: 1 BB: 0 P: 20	R: 0 E: 0 K: 1 S: 9	H: 0 LOB: 0 BB: 0 P: 15	R: 1 E: 0 K: 1 S: 16	H: 2 LOB: 2 BB: 1 P: 31	R: 1 E: 0 K: 1 S: 12	H: 1 LOB: 0 BB: 0 P: 19	R: 0 E: 0 K: 1 S: 8	H: 0 LOB: 0 BB: 1 P: 15	R: 0 E: 0 K: 1 S: 4	H: 1 LOB: 1 BB: 0 P: 6	R: 0 E: 0 K: 1 S: 8	H: 0 LOB: 1 BB: 0 P: 10	R: 0 E: 0 K: 0 S: 9	H: 1 LOB: 0 BB: 0 P: 15	R: 0 E: 0 K: 0 S: 6	H: 0 LOB: 0 BB: 0 P: 10	R: 0 E: 0 K: 0 S: 6	H: 0 LOB: 0 BB: 0 P: 10	1B: 6 2B: 2 3B: 0 HR: 1	SF: 0 SAC: 0 DP: 2 HBP: 1	WP: 0 PB: 0 SB: 0 CS: 0	PA: 36			
PITCHER	IP	WLS	BF	H	R	ER	SO	BB	IBB	HBP	BLK	WP	HR	S	P	ERA	WHIP										
Pat Rapp, R ERA: 4.13	4.0		19	6	3	3	3	2	0	0	0	0	1	49	89	6.75	2.000										
Bryce Florie, R ERA: 4.31	4.0	W	14	2	0	0	2	0	0	1	0	0	0	29	42	0.00	0.500										
Tomo Ohka, R ERA: 9.35	1.0		3	0	0	0	0	0	0	0	0	0	0	6	10	0.00	0.000										

Detroit Tigers @ Boston Red Sox
Fenway Park, Boston, MA
Fri Sep 17 1999, 7:05 PM EDT
Att: 29,038 - Cloudy - 61 F

AB 33
R 3
H 8
RBI 3
BB 2
SO 5
LOB 13



Batter	1	2	3	4	5	6	7	8	9	AB	R	H	RBI	BB	SO	LOB	BOTTOM										
Jose Offerman, S OBP: 0.391, SLG: 0.439	0-0 1B 1B		0-2 FC6-4 1-2		1-2 E9 HBP 1B		3-2 G4-3		2-3 K	6	1	3	1	0	1	3											
Darren Lewis, R OBP: 0.319, SLG: 0.320	2-2 L6		1-1 F9		3-2 G6-3					5	1	1	0	0	0	3											
Jason Varitek, S OBP: 0.331, SLG: 0.472	2-1 FC3-6 1B		1-1 G3-1		3-2 F8			1-0 2B 1B		5	2	2	1	0	0	4											
Nomar Garciaparra, R OBP: 0.413, SLG: 0.588	1-2 FC3-6 1B		0-1 BB 1B		1-2 HBP			2-1 2B 1B		4	2	3	1	0	0	0											
Troy O'Leary, L OBP: 0.345, SLG: 0.508	0-0 FC3-6 HR		0-1 BB 1B		2-0 G4-3			4-0 2B 1B		3	3	1	0	2	0	3											
Mike Stanley, R OBP: 0.397, SLG: 0.474	0-2 HR		4-2 BB 1B		4-0 1B BB			2-2 2B 3B 1B		3	3	2	5	2	1	1											
Scott Hatteberg, L OBP: 0.403, SLG: 0.288	0-1 G1-3		1-0 FC6-4 1B		2-3 K			1-2 2H 3H 1B		5	1	2	3	0	1	2											
3B Wilton Veras, R OBP: 0.330, SLG: 0.440			1-0 3B 2B		0-1 F7			1-1 2H 3H 1B		5	1	2	2	0	1	3											
Trot Nixon, L OBP: 0.355, SLG: 0.484			2-1 L3		2-3 K			0-0 F9		4	0	0	0	1	1	4											
Inning Stats	R: 4 E: 0 K: 0 S: 16	H: 4 LOB: 0 BB: 0 P: 21	R: 1 E: 0 K: 0 S: 8	H: 2 LOB: 1 BB: 0 P: 13	R: 2 E: 0 K: 1 S: 15	H: 3 LOB: 2 BB: 1 P: 23	R: 0 E: 0 K: 0 S: 9	H: 0 LOB: 0 BB: 0 P: 18	R: 1 E: 1 K: 1 S: 11	H: 1 LOB: 3 BB: 2 P: 23	R: 0 E: 0 K: 1 S: 9	H: 0 LOB: 1 BB: 1 P: 17	R: 0 E: 0 K: 1 S: 8	H: 0 LOB: 0 BB: 0 P: 13	R: 6 E: 0 K: 1 S: 18	H: 6 LOB: 1 BB: 1 P: 33	R: 0 E: 0 K: 0 S: 9	H: 0 LOB: 0 BB: 0 P: 10	R: 0 E: 0 K: 0 S: 6	H: 0 LOB: 0 BB: 0 P: 10	1B: 10 2B: 4 3B: 1 HR: 1	SF: 0 SAC: 0 DP: 0 HBP: 2	WP: 0 PB: 0 SB: 0 CS: 0	PA: 47			
PITCHER	IP	WLS	BF	H	R	ER	SO	BB	IBB	HBP	BLK	WP	HR	S	P	ERA	WHIP										
Willie Blair, R ERA: 6.95	2.0	L	15	8	7	7	0	1	0	0	0	0	0	31	45	31.50	4.500										
Dave Borkowski, R ERA: 6.53	3.0		15	2	1	0	2	2	0	2	0	0	0	28	53	0.00	1.333										
Masao Kida, R ERA: 6.41	2.0		13	5	6	6	2	1	1	0	0	0	0	27	51	27.00	3.000										
Nelson Cruz, R ERA: 6.02	1.0		4	1	0	0	1	0	0	0	0	0	0	8	12	0.00	1.000										

Detroit Tigers @ Boston Red Sox
Fenway Park, Boston, MA
Fri Sep 17 1999, 7:05 PM EDT
Att: 29,038 - Cloudy - 61 F

AB 40
R 14
H 16
RBI 13
BB 5
SO 5
LOB 23



Batter	1	2	3	4	5	6	7	8	9	AB	R	H	RBI	BB	SO	LOB	TOP					
Luis Polonia, L OBP: 0.349, SLG: 0.498 (1, 7)	F8		FC4-6			G6-3											4 0 1 0 0 0 1					
Deivi Cruz, R OBP: 0.501, SLG: 0.426 Jason Wood, R OBP: 0.205, SLG: 0.243 (1, 6) (7, 6)	G6-3			K			F8	K									3 0 0 0 0 1 0 1 0 0 0 0 1 2					
Tony Clark, S OBP: 0.363, SLG: 0.510 (1, 10)	K			G6-3			G6-3										4 1 1 0 0 1 0					
Dean Palmer, R OBP: 0.338, SLG: 0.505 (1, 5)		P3		G5-3													3 0 1 0 1 0 0					
Damon Easley, R OBP: 0.355, SLG: 0.450 (1, 4)	F8																4 0 1 0 0 1 2					
Frank Catalanotto, L OBP: 0.351, SLG: 0.441 (1, 3)	L7																3 0 0 1 0 0 2					
Gabe Kapler, R OBP: 0.311, SLG: 0.448 (1, 8)																	4 0 0 0 0 1 1					
Karim Garcia, L OBP: 0.284, SLG: 0.447 (1, 9)			G3														3 0 2 0 0 0 0					
Bill Haselman, R OBP: 0.320, SLG: 0.413 Robert Fick, L OBP: 0.087, SLG: 0.348 (1, 2) (8, 2)																	3 0 1 0 0 0 2 0 0 0 0 0 0 0					
Inning Stats	R: 0 E: 0 K: 1 S: 11	H: 0 LOB: 0 BB: 0 P: 15	R: 0 E: 0 K: 0 S: 8	H: 0 LOB: 0 BB: 0 P: 13	R: 0 E: 0 K: 1 S: 11	H: 1 LOB: 1 BB: 0 P: 16	R: 0 E: 0 K: 1 S: 7	H: 0 LOB: 0 BB: 0 P: 10	R: 0 E: 0 K: 1 S: 11	H: 0 LOB: 0 BB: 0 P: 16	R: 0 E: 0 K: 0 S: 6	H: 1 LOB: 0 BB: 0 P: 11	R: 0 E: 0 K: 0 S: 11	H: 1 LOB: 2 BB: 1 P: 16	R: 0 E: 0 K: 1 S: 10	H: 2 LOB: 2 BB: 0 P: 18	R: 1 E: 0 K: 0 S: 11	H: 2 LOB: 1 BB: 0 P: 15	1B: 6 2B: 1 3B: 0 HR: 0	SF: 1 SAC: 0 DP: 1 HBP: 0	WP: 0 PB: 0 SB: 0 CS: 0	PA: 34
PITCHER	IP	WLS	BF	H	R	ER	SO	BB	IBB	HBP	BLK	WP	HR	S	P	ERA	WHIP					
Bret Saberhagen, R ERA: 3.11 (1, 1)	6.0	W	19	2	0	0	4	0	0	0	0	0	0	54	81	0.00	0.333					
Rich Garces, R ERA: 1.99 (7, 1)	1.2		9	3	0	0	0	1	0	0	0	0	0	18	29	0.00	2.400					
Derek Lowe, R ERA: 2.78 (8, 1)	0.1		1	0	0	0	1	0	0	0	0	0	0	3	5	0.00	0.000					
John Wasdin, R ERA: 4.11 (9, 1)	1.0		5	2	1	1	0	0	0	0	0	0	0	11	15	9.00	2.000					

Detroit Tigers @ Boston Red Sox
Fenway Park, Boston, MA
Sat Sep 18 1999, 4:05 PM EDT
Att: 32,382 - Sunny - 73 F

AB 32
R 1
H 7
RBI 1
BB 1
SO 5
LOB 10



Batter	1	2	3	4	5	6	7	8	9	AB	R	H	RBI	BB	SO	LOB	BOTTOM					
Jose Offerman, S OBP: 0.394, SLG: 0.441 (1, 4)	L8																3 2 2 0 2 0 0					
Darren Lewis, R OBP: 0.316, SLG: 0.317 (1, 8)	G6-3																5 1 0 0 0 1 7					
Jason Varitek, S OBP: 0.335, SLG: 0.481 (1, 2)																	4 3 3 4 1 0 0					
Nomar Garciaparra, R OBP: 0.418, SLG: 0.660 (1, 6)																	4 2 4 3 1 0 0					
Troy O'Leary, L OBP: 0.349, SLG: 0.514 (1, 7)																	4 0 3 2 1 0 1					
Mike Stanley, R OBP: 0.397, SLG: 0.470 (1, 3)																	3 0 0 0 2 0 6					
Scott Hatteberg, L OBP: 0.375, SLG: 0.263 (1, 10)																	5 0 0 0 0 3 6					
38 Wilton Veras, R OBP: 0.337, SLG: 0.436 (1, 5)																	3 0 1 0 1 0 2					
Trot Nixon, L OBP: 0.356, SLG: 0.482 (1, 9)																	2 1 0 0 2 0 2					
Inning Stats	R: 2 E: 0 K: 1 S: 14	H: 3 LOB: 2 BB: 1 P: 24	R: 0 E: 0 K: 0 S: 7	H: 2 LOB: 1 BB: 0 P: 11	R: 2 E: 0 K: 1 S: 13	H: 2 LOB: 1 BB: 1 P: 25	R: 2 E: 0 K: 0 S: 13	H: 3 LOB: 2 BB: 2 P: 29	R: 0 E: 0 K: 0 S: 14	H: 0 LOB: 0 BB: 2 P: 26	R: 0 E: 0 K: 0 S: 8	H: 0 LOB: 0 BB: 1 P: 17	R: 0 E: 0 K: 0 S: 6	H: 0 LOB: 0 BB: 1 P: 12	R: 3 E: 0 K: 2 S: 19	H: 3 LOB: 2 BB: 2 P: 35	R: 0 E: 0 K: 2 S: 11	H: 0 LOB: 1 BB: 0 P: 15	1B: 8 2B: 3 3B: 0 HR: 2	SF: 0 SAC: 0 DP: 4 HBP: 0	WP: 0 PB: 1 SB: 0 CS: 0	PA: 43
PITCHER	IP	WLS	BF	H	R	ER	SO	BB	IBB	HBP	BLK	WP	HR	S	P	ERA	WHIP					
Jeff Weaver, R ERA: 5.65 (1, 1)	3.1	L	23	10	6	6	2	3	0	0	0	0	0	25	44	16.20	3.900					
Erik Hiljus, R ERA: 3.19 (4, 1)	2.2		9	0	0	0	0	3	0	0	0	0	0	25	46	0.00	1.125					
Matt Anderson, R ERA: 5.29 (7, 1)	2.0		11	3	3	3	2	3	0	0	0	0	1	25	47	13.50	3.000					

Detroit Tigers @ Boston Red Sox
Fenway Park, Boston, MA
Sat Sep 18 1999, 4:05 PM EDT
Att: 32,382 - Sunny - 73 F

AB 33
R 9
H 13
RBI 9
BB 10
SO 4
LOB 24



Batter	1	2	3	4	5	6	7	8	9	AB	R	H	RBI	BB	SO	LOB	TOP			
Luis Polonia, L (1, 10) OBP: 0.344, SLG: 0.492	F8		P4		F9		G1-3			4	0	0	0	0	0	1				
Brad Ausmus, R (1, 2) OBP: 0.365, SLG: 0.413	P3		HBP		G6-3			G6-3		3	0	0	0	0	0	0				
Tony Clark, S (1, 3) OBP: 0.362, SLG: 0.508	K		F8			1B		K		4	0	1	0	0	2	1				
Dean Palmer, R (1, 5) OBP: 0.337, SLG: 0.509		HR				P3		G6-3		4	1	1	1	0	1	1				
Damon Easley, R (1, 4) OBP: 0.352, SLG: 0.446	P4				K				K	4	0	0	0	0	2	1				
Juan Encarnacion, R (1, 7) OBP: 0.287, SLG: 0.454		HR							K	4	2	2	2	0	1	1				
Gabe Kapler, R (1, 8) OBP: 0.310, SLG: 0.444	G6-3								G5-3	3	0	0	0	1	0	0				
Karim Garcia, L (1, 9) OBP: 0.280, SLG: 0.442	F9									3	0	0	0	0	0	1				
Deivi Cruz, R (1, 6) OBP: 0.301, SLG: 0.426			P4		F8					3	0	1	0	0	0	0				
Inning Stats	R: 0 E: 0 K: 1 S: 7	H: 0 LOB: 0 BB: 0 P: 12	R: 2 E: 0 K: 0 S: 8	H: 2 LOB: 0 BB: 0 P: 9	R: 0 E: 0 K: 0 S: 8	H: 0 LOB: 1 BB: 0 P: 14	R: 1 E: 0 K: 1 S: 12	H: 1 LOB: 1 BB: 1 P: 21	R: 0 E: 0 K: 1 S: 9	H: 1 LOB: 0 BB: 0 P: 14	R: 0 E: 0 K: 0 S: 7	H: 1 LOB: 1 BB: 0 P: 9	R: 0 E: 0 K: 2 S: 5	H: 0 LOB: 0 BB: 0 P: 7	R: 0 E: 0 K: 2 S: 12	H: 0 LOB: 0 BB: 0 P: 18	1B: 2 2B: 0 3B: 0 HR: 3	SF: 0 SAC: 0 DP: 0 HBP: 1	WP: 0 PB: 0 SB: 1 CS: 0	PA: 34
PITCHER	IP	WLS	BF	H	R	ER	SO	BB	IBB	HBP	BLK	WP	HR	S	P	ERA	WHIP			
49 Tim Wakefield, R (1, 1) ERA: 5.35	5.2	W	23	4	3	3	3	1	0	1	0	0	3	50	78	4.76	0.882			
Derek Lowe, R (6, 1) ERA: 2.69	3.1	S	11	1	0	0	3	0	0	0	0	0	0	25	36	0.00	0.300			

Detroit Tigers @ Boston Red Sox
Fenway Park, Boston, MA
Sun Sep 19 1999, 1:05 PM EDT
Att: 30,777 - Sunny - 69 F

AB 32
R 3
H 5
RBI 3
BB 1
SO 6
LOB 6



Batter	1	2	3	4	5	6	7	8	9	AB	R	H	RBI	BB	SO	LOB	BOTTOM			
Jose Offerman, S (1, 4) OBP: 0.392, SLG: 0.438	G4-3		F7		L8		G5-3			5	0	1	1	0	0	2				
Damon Buford, R (1, 8) OBP: 0.285, SLG: 0.357	L5				K			L9		5	0	1	0	0	2	3				
Jason Varitek, S (1, 2) OBP: 0.336, SLG: 0.482		SF7			L7			F8		3	1	1	1	1	0	1				
Nomar Garciaparra, R (1, 6) OBP: 0.419, SLG: 0.665	G3-1						G1-3			4	1	2	2	1	0	1				
Troy O'Leary, L (1, 7) OBP: 0.346, SLG: 0.511					P6		G1-3			5	1	1	0	0	0	4				
Mike Stanley, R (1, 3) OBP: 0.397, SLG: 0.469		1B			K		K			3	1	1	0	1	2	0				
Scott Hatteberg, L (1, 10) OBP: 0.395, SLG: 0.283		1B					F9			3	1	2	0	0	0	0				
38 Wilton Veras, R (1, 5) OBP: 0.333, SLG: 0.429		1B			P3		K			4	1	1	2	0	1	3				
Trot Nixon, L (1, 9) OBP: 0.360, SLG: 0.490		1B								2	1	1	1	2	0	0				
Inning Stats	R: 0 E: 0 K: 0 S: 4	H: 0 LOB: 1 BB: 1 P: 9	R: 4 E: 0 K: 1 S: 25	H: 5 LOB: 3 BB: 2 P: 43	R: 0 E: 0 K: 1 S: 13	H: 0 LOB: 2 BB: 1 P: 23	R: 2 E: 0 K: 1 S: 11	H: 3 LOB: 2 BB: 1 P: 25	R: 0 E: 0 K: 1 S: 9	H: 1 LOB: 1 BB: 0 P: 12	R: 0 E: 0 K: 1 S: 8	H: 0 LOB: 0 BB: 0 P: 12	R: 1 E: 0 K: 1 S: 12	H: 1 LOB: 0 BB: 0 P: 20	R: 0 E: 0 K: 0 S: 6	H: 1 LOB: 1 BB: 0 P: 9	1B: 8 2B: 1 3B: 0 HR: 2	SF: 1 SAC: 0 DP: 0 HBP: 1	WP: 0 PB: 0 SB: 0 CS: 0	PA: 41
PITCHER	IP	WLS	BF	H	R	ER	SO	BB	IBB	HBP	BLK	WP	HR	S	P	ERA	WHIP			
Dave Milcki, R (1, 1) ERA: 4.73	4.0	L	26	6	6	6	3	5	0	1	0	0	1	53	100	13.50	3.250			
Nelson Cruz, R (5, 1) ERA: 5.69	3.0		11	2	1	1	2	0	0	0	0	0	1	29	44	3.00	0.667			
Todd Jones, R (8, 1) ERA: 3.86	1.0		4	1	0	0	0	0	0	0	0	0	0	6	9	0.00	1.000			

Detroit Tigers @ Boston Red Sox
Fenway Park, Boston, MA
Sun Sep 19 1999, 1:05 PM EDT
Att: 30,777 - Sunny - 69 F

AB 34
R 7
H 11
RBI 7
BB 5
SO 5
LOB 14



Batter	1	2	3	4	5	6	7	8	9	AB	R	H	RBI	BB	SO	LOB	TOP			
Kenny Lofton, L OBP: 0.405, SLG: 0.432 (1, 8)	F8		G3		G6-3		FC6-4		BB 2B	4	1	0	0	1	0	2				
Omar Vizquel, S OBP: 0.393, SLG: 0.428 (1, 6)	G3-1			K		L4		G6-3	P4	5	0	0	0	0	1	2				
Roberto Alomar, S OBP: 0.423, SLG: 0.538 (1, 4)	G4-3			G5-3		K		1B 1B	BB 2B	4	2	1	0	1	1	0				
Manny Ramirez, R OBP: 0.445, SLG: 0.661 (1, 9)		F9		WP 1B BB		BB BB		K	WP 2B	3	1	1	3	2	1	1				
Jim Thome, L OBP: 0.432, SLG: 0.555 (1, 3)	K			WP 1B		BB BB		1B 1B	BB	3	1	2	0	2	1	0				
Harold Baines, L OBP: 0.382, SLG: 0.539 (1, 10)	G4-3			1B		F7		1B	BB	5	0	2	3	0	0	4				
David Justice, L OBP: 0.412, SLG: 0.480 (1, 7)			BB	L8				L9		3	0	0	0	1	1	3				
Travis Fryman, R OBP: 0.305, SLG: 0.390 (1, 5)		F8			G6-3		L8		G4-3	4	0	0	0	0	0	1				
Einar Diaz, R OBP: 0.323, SLG: 0.360 (1, 2)	P3				G5-3		FC6-4 1B		BB BB 2B 1B	4	1	2	0	0	0	1				
Inning Stats	R: 0 E: 0 K: 0 S: 8	H: 0 LOB: 0 BB: 0 P: 13	R: 0 E: 0 K: 1 S: 5	H: 0 LOB: 0 BB: 0 P: 7	R: 0 E: 0 K: 0 S: 6	H: 0 LOB: 1 BB: 1 P: 15	R: 2 E: 0 K: 1 S: 16	H: 2 LOB: 1 BB: 1 P: 28	R: 0 E: 0 K: 0 S: 7	H: 0 LOB: 0 BB: 0 P: 11	R: 0 E: 0 K: 1 S: 9	H: 1 LOB: 1 BB: 0 P: 8	R: 1 E: 0 K: 0 S: 14	H: 3 LOB: 2 BB: 0 P: 21	R: 3 E: 0 K: 0 S: 21	H: 2 LOB: 2 BB: 3 P: 40	1B: 7 2B: 1 3B: 0 HR: 0	SF: 0 SAC: 0 DP: 0 HBP: 0	WP: 2 PB: 0 SB: 0 CS: 0	PA: 42
PITCHER	IP	WLS	BF	H	R	ER	SO	BB	IBB	HBP	BLK	WP	HR	S	P	ERA	WHIP			
Dave Borkowski, R ERA: 6.39 (1, 1)	8.0	L	34	6	3	3	5	4	0	0	0	1	0	73	123	3.38	1.250			
Matt Anderson, R ERA: 5.97 (9, 1)	0.2		7	2	3	3	0	3	0	0	0	1	0	17	33	40.50	7.500			
Masao Kida, R ERA: 6.38 (9, 1)	0.1		1	0	0	0	0	0	0	0	0	0	0	4	7	0.00	0.000			

Cleveland Indians @ Detroit Tigers
Tiger Stadium, Detroit, MI
Tue Sep 21 1999, 7:05 PM EDT
Att: 24,155 - Cloudy - 57 F

AB 35
R 6
H 8
RBI 6
BB 7
SO 5
LOB 14



Batter	1	2	3	4	5	6	7	8	9	AB	R	H	RBI	BB	SO	LOB	BOTTOM					
Luis Polonia, L OBP: 0.344, SLG: 0.493 (1, 10)	B2-3		L8					G4-3		4	0	1	1	0	0	0						
Brad Ausmus, R OBP: 0.387, SLG: 0.411 (1, 2)	1B BB		G6-3		P4			F9		3	0	0	0	1	0	2						
Tony Clark, S OBP: 0.363, SLG: 0.506 (1, 3)	1B			K2-3		K			1B 1B	4	0	2	0	0	2	0						
Dean Palmer, R OBP: 0.334, SLG: 0.508 (1, 5)	K			P3		F9			K	4	0	0	0	0	2	3						
Juan Encarnacion, R OBP: 0.288, SLG: 0.450 (1, 7)	P4			L9		L8			K	4	0	0	0	0	1	3						
Damion Easley, R OBP: 0.352, SLG: 0.442 (1, 4)		F8			F9		F8		1B	4	0	1	0	0	0	0						
Karim Garcia, L OBP: 0.283, SLG: 0.433 (1, 9)				L6-3 BB		E BB 1B BB		F7	F7	2	1	0	0	2	0	2						
Deivi Cruz, R OBP: 0.299, SLG: 0.421 (1, 6)		L6-3			F2		G4-3			3	0	0	0	0	0	2						
Kimera Batee, R OBP: 0.308, SLG: 0.286 (1, 8)										1	0	0	0	1	0	0						
Robert Fick, L OBP: 0.383, SLG: 0.333 (8, PH)					F8					1	0	0	0	0	1	0						
Gabe Kapler, R OBP: 0.308, SLG: 0.441 (9, 8)						1B E BB				0	0	0	0	0	0	0						
Inning Stats	R: 0 E: 0 K: 1 S: 11	H: 1 LOB: 2 BB: 1 P: 19	R: 0 E: 0 K: 0 S: 7	H: 0 LOB: 0 BB: 1 P: 14	R: 0 E: 0 K: 0 S: 5	H: 0 LOB: 0 BB: 0 P: 8	R: 0 E: 0 K: 1 S: 7	H: 0 LOB: 0 BB: 0 P: 10	R: 1 E: 1 K: 0 S: 13	H: 1 LOB: 2 BB: 2 P: 28	R: 0 E: 0 K: 0 S: 7	H: 0 LOB: 0 BB: 0 P: 9	R: 0 E: 0 K: 0 S: 4	H: 0 LOB: 0 BB: 0 P: 6	R: 0 E: 0 K: 1 S: 7	H: 0 LOB: 0 BB: 0 P: 8	R: 0 E: 0 K: 2 S: 14	H: 2 LOB: 2 BB: 0 P: 19	1B: 4 2B: 1 3B: 0 HR: 0	SF: 0 SAC: 0 DP: 1 HBP: 0	WP: 0 PB: 0 SB: 1 CS: 0	PA: 34
PITCHER	IP	WLS	BF	H	R	ER	SO	BB	IBB	HBP	BLK	WP	HR	S	P	ERA	WHIP					
Dave Burba, R ERA: 4.17 (1, 1)	8.0	W	29	2	1	0	4	4	0	0	0	0	0	61	102	0.00	0.750					
Michael Jackson, R ERA: 4.15 (9, 1)	1.0		5	2	0	0	2	0	0	0	0	0	0	14	19	0.00	2.000					

Cleveland Indians @ Detroit Tigers
Tiger Stadium, Detroit, MI
Tue Sep 21 1999, 7:05 PM EDT
Att: 24,155 - Cloudy - 57 F

AB 30
R 1
H 4
RBI 1
BB 4
SO 6
LOB 12



Batter	1	2	3	4	5	6	7	8	9	AB	R	H	RBI	BB	SO	LOB	TOP								
Kenny Lofton, L OBP: 0.404, SLG: 0.430 (1, 8)	2-2 HBP 1B	0-2 G4-3 1B		0-1 G4-3		0-1 G3	2-3 K		0-0 G6-3	6	2	2	0	0	1	2									
Enrique Wilson, S OBP: 0.311, SLG: 0.345 (1, 6)	2-2 1B	0-0 G4-3		0-0 G4-3 1B		0-1 FC4-6 HBP 1B		4-2 FC5-4 BB	0-0 G5-3	4	2	2	0	1	0	2									
Roberto Alomar, S OBP: 0.425, SLG: 0.539 Carlos Baerga, S OBP: 0.309, SLG: 0.323 (1, 4) (7, 4)	1-2 2B	2-2 1B		2-2 G4-3 1-2		1-2 FC4-6 HBP		2-3 K		3	1	2	2	0	0	1									
Manny Ramirez, R OBP: 0.445, SLG: 0.660 Alex Ramirez, R OBP: 0.319, SLG: 0.437 (8, PH) (8, 9)	2-3 K	1-2 1B			3-2 FC4-6 1B	3-2 FC4-6 BB 1B		0-0 FC5-4		4	0	2	0	0	1	4									
Jim Thome, L OBP: 0.432, SLG: 0.554 (1, 3)	1-1 1B	1-3 K			1-0 FC4-6 2B FC6-4	4-2 1B BB		1-3 K		4	2	1	2	1	2	4									
Harold Baines, L OBP: 0.384, SLG: 0.542 (1, 10)	1-2 1B	0-0 G3-1			1-1 FC6-4 2B	2-0 1B		0-0 F8		5	0	3	2	0	0	2									
David Justice, L OBP: 0.414, SLG: 0.479 (1, 7)	2-2 FC6-4 1B		3-1 G3-1		4-0 FC6-4 IBB		0-0 P6		4-2 1B BB	3	1	1	0	2	0	0									
Travis Fryman, R OBP: 0.303, SLG: 0.387 (1, 5)	0-3 K		1-1 F8		2-1 FC6-4 FC5-4		3-2 G5-3		0-2 1B	5	1	1	1	0	1	4									
Sandy Alomar Jr., R OBP: 0.314, SLG: 0.548 (1, 2)	2-2 FC6-4		1-0 G3		0-0 FC5-4		1-0 1B		1-1 G6-3 1B	5	0	2	2	0	0	4									
Inning Stats	R: 4 E: 0 K: 2 S: 28	H: 5 LOB: 2 BB: 0 P: 41	R: 1 E: 0 K: 1 S: 14	H: 3 LOB: 2 BB: 0 P: 18	R: 0 E: 0 K: 0 S: 5	H: 0 LOB: 0 BB: 0 P: 10	R: 0 E: 0 K: 0 S: 6	H: 1 LOB: 0 BB: 0 P: 8	R: 1 E: 0 K: 0 S: 10	H: 2 LOB: 2 BB: 1 P: 21	R: 1 E: 0 K: 0 S: 13	H: 2 LOB: 1 BB: 0 P: 23	R: 0 E: 0 K: 1 S: 8	H: 1 LOB: 1 BB: 0 P: 14	R: 0 E: 0 K: 2 S: 10	H: 0 LOB: 1 BB: 1 P: 17	R: 2 E: 0 K: 0 S: 12	H: 2 LOB: 1 BB: 1 P: 17	1B: 13 2B: 3 3B: 0 HR: 0	SF: 0 SAC: 0 DP: 1 HBP: 2	WP: 0 PB: 0 SB: 0 CS: 0	PA: 47			
PITCHER	IP	WLS	BF	H	R	ER	SO	BB	IBB	HBP	BLK	WP	HR	S	P	ERA	WHIP								
Brian Moehler, R ERA: 5.11 Masao Kida, R ERA: 6.36	(1, 1) (7, 1)	6.0 3.0	L 14	33 3	13 2	7 2	3 3	1 2	1 0	2 0	0 0	0 0	0 0	76 30	121 48	10.50 6.00	2.333 1.667								

Cleveland Indians @ Detroit Tigers
Tiger Stadium, Detroit, MI
Wed Sep 22 1999, 7:05 PM EDT
Att: 27,355 - Unknown - 66 F

AB	41
R	9
H	16
RBI	9
BB	4
SO	6
LOB	25



Batter	1	2	3	4	5	6	7	8	9	AB	R	H	RBI	BB	SO	LOB	BOTTOM								
Luis Polonia, L OBP: 0.340, SLG: 0.487 (1, 10)	1-3 K		1-1 G6-3			2-0 G4-3		1-0 G3		4	0	0	0	0	1	0									
Brad Ausmus, R OBP: 0.384, SLG: 0.407 (1, 2)	3-3 K			2-3 K		2-1 G6-3		0-1 F8		4	0	0	0	0	2	0									
Tony Clark, S OBP: 0.361, SLG: 0.502 (1, 3)	2-0 L8			2-2 L3		2-3 K		0-0 G4-3		4	0	0	0	0	1	0									
Dean Palmer, R OBP: 0.335, SLG: 0.507 (1, 5)		1-2 FC5-4 1B		3-2 L7		4-0 BB		3-3 K		3	0	1	0	1	1	0									
Juan Encarnacion, R OBP: 0.287, SLG: 0.448 (1, 7)		0-3 K			0-0 E9 G4-3		0-3 K			3	1	0	0	0	2	2									
Damon Easley, R OBP: 0.350, SLG: 0.440 (1, 4)		0-2 FC5-4			0-0 G4-3		1-3 K			3	0	0	1	0	1	2									
Gabe Kapler, R OBP: 0.306, SLG: 0.438 (1, 8)		2-2 G5-3			3-H G5-3		2-2 F8			3	0	0	0	0	0	2									
Karim Garcia, L OBP: 0.284, SLG: 0.432 (1, 9)			1-0 G5-3		0-1 1B		0-0 P5			3	0	1	0	0	0	0									
Deivi Cruz, R OBP: 0.297, SLG: 0.419 (1, 6)			2-3 K		2-2 P9		1-0 G5-3			3	0	0	0	0	1	1									
Inning Stats	R: 0 E: 0 K: 2 S: 9	H: 0 LOB: 0 BB: 0 P: 15	R: 0 E: 0 K: 1 S: 15	H: 1 LOB: 1 BB: 0 P: 18	R: 0 E: 0 K: 1 S: 6	H: 0 LOB: 0 BB: 0 P: 10	R: 0 E: 0 K: 1 S: 10	H: 0 LOB: 0 BB: 0 P: 17	R: 1 E: 1 K: 0 S: 10	H: 1 LOB: 1 BB: 0 P: 13	R: 0 E: 0 K: 1 S: 7	H: 0 LOB: 0 BB: 0 P: 13	R: 0 E: 0 K: 2 S: 9	H: 0 LOB: 1 BB: 1 P: 16	R: 0 E: 0 K: 0 S: 3	H: 0 LOB: 0 BB: 0 P: 5	R: 0 E: 0 K: 1 S: 6	H: 0 LOB: 0 BB: 0 P: 9	1B: 2 2B: 0 3B: 0 HR: 0	SF: 0 SAC: 0 DP: 0 HBP: 0	WP: 0 PB: 0 SB: 0 CS: 0	PA: 31			
PITCHER	IP	WLS	BF	H	R	ER	SO	BB	IBB	HBP	BLK	WP	HR	S	P	ERA	WHIP								
Jaret Wright, R ERA: 5.98 Steve Karsay, R ERA: 2.89 Ricardo Rincon, L ERA: 4.39	(1, 1) (8, 1) (9, 1)	7.0 1.0 1.0	W 3	25 0	2 0	1 0	8 0	1 0	0 0	0 0	0 0	0 0	0 0	6 6	10 5 9	0.00 0.00 0.00	0.429 0.000 0.000								

Cleveland Indians @ Detroit Tigers
Tiger Stadium, Detroit, MI
Wed Sep 22 1999, 7:05 PM EDT
Att: 27,355 - Unknown - 66 F

AB	30
R	1
H	2
RBI	1
BB	1
SO	9
LOB	7



Batter	1	2	3	4	5	6	7	8	9	AB	R	H	RBI	BB	SO	LOB	TOP			
Kenny Lofton, L OBP: 0.402, SLG: 0.430 (1, 8)										5	1	1	0	0	0	3	Cleveland Indians @ Detroit Tigers Tiger Stadium, Detroit, MI Thu Sep 23 1999, 7:05 PM EDT Att: 34,970 - Unknown - 77 F			
Omar Vizquel, S OBP: 0.393, SLG: 0.427 (1, 6)										2	0	0	0	2	0	1				
Roberto Alomar, S OBP: 0.426, SLG: 0.544 (1, 4)										3	1	1	2	1	1	1				
Manny Ramirez, R OBP: 0.444, SLG: 0.657 Alex Ramirez, R OBP: 0.315, SLG: 0.432 David Justice, L OBP: 0.414, SLG: 0.478 (8, PH) (8, 9)										2	0	0	0	0	0	2				
Jim Thome, L OBP: 0.430, SLG: 0.558 (1, 3)										4	1	1	1	0	3	2				
Harold Baines, L OBP: 0.383, SLG: 0.539 Jolbert Cabrera, R OBP: 0.229, SLG: 0.212 (9, PR)										4	0	1	0	0	1	0				
Wil Cordero, R OBP: 0.354, SLG: 0.463 (1, 7)										4	1	1	1	0	2	1				
Travis Fryman, R OBP: 0.303, SLG: 0.397 Tyler Houston, L OBP: 0.305, SLG: 0.370 (9, PH)										3	1	1	1	0	0	0				
Sandy Alomar Jr., R OBP: 0.320, SLG: 0.538 John McDonald, R OBP: 0.333, SLG: 0.333 (9, PR)										2	0	0	0	2	1	0				
Inning Stats	R: 2 E: 0 K: 1 S: 13	H: 2 LOB: 0 BB: 0 P: 18	R: 1 E: 0 K: 2 S: 11	H: 1 LOB: 0 BB: 0 P: 16	R: 0 E: 0 K: 1 S: 8	H: 0 LOB: 2 BB: 2 P: 18	R: 0 E: 0 K: 1 S: 7	H: 0 LOB: 0 BB: 0 P: 10	R: 0 E: 0 K: 0 S: 5	H: 0 LOB: 1 BB: 1 P: 12	R: 0 E: 0 K: 1 S: 9	H: 1 LOB: 0 BB: 1 P: 19	R: 0 E: 0 K: 1 S: 8	H: 0 LOB: 2 BB: 1 P: 12	R: 1 E: 0 K: 2 S: 25	H: 2 LOB: 2 BB: 1 P: 35		1B: 1 2B: 1 3B: 0 HR: 4	SF: 0 SAC: 0 DP: 1 HBP: 0	WP: 0 PB: 0 SB: 0 CS: 0
PITCHER	IP WLS BF H R ER SO BB IBB HBP BLK WP HR S P ERA WHIP																			
Wille Blair, R ERA: 6.85 Francisco Cordero, R ERA: 3.38 Doug Brocail, R ERA: 2.89 Todd Jones, R ERA: 3.96	(1, 1) (7, 1) (8, 1) (9, 1)	6.1 0.2 1.0 1.0	WLS H H S	27 1 3 6	H 0 0 2	R 4 0 1	ER 4 0 0 1	SO 6 0 1 2	BB 4 0 0 1	IBB 0 0 0 0	HBP 0 0 0 0	BLK 0 0 0 0	WP 0 0 0 0	HR 3 0 8 1	S 57 3 8 25	P 97 6 12 35	ERA 5.68 0.00 0.00 9.00	WHIP 1.263 0.000 0.000 3.000		

Batter	1	2	3	4	5	6	7	8	9	AB	R	H	RBI	BB	SO	LOB	BOTTOM			
Luis Polonia, L OBP: 0.340, SLG: 0.487 (1, 10)										4	0	1	1	1	0	1	Cleveland Indians @ Detroit Tigers Tiger Stadium, Detroit, MI Thu Sep 23 1999, 7:05 PM EDT Att: 34,970 - Unknown - 77 F			
Brad Ausmus, R OBP: 0.382, SLG: 0.407 (1, 2)										5	1	1	0	0	1	3				
Tony Clark, S OBP: 0.364, SLG: 0.503 (1, 3)										3	1	2	2	2	1	1				
Dean Palmer, R OBP: 0.332, SLG: 0.502 (1, 5)										5	0	0	0	0	3	6				
Damon Easley, R OBP: 0.351, SLG: 0.439 (1, 4)										3	1	1	0	1	1	0				
Juan Encarnacion, R OBP: 0.288, SLG: 0.450 (1, 7)										4	1	2	2	0	2	1				
Gabe Kapler, R OBP: 0.308, SLG: 0.437 (9, 9)										3	0	1	1	1	0	1				
Karim Garcia, L OBP: 0.284, SLG: 0.429 Kimera Barteel, R OBP: 0.318, SLG: 0.333 (9, 8)										2	0	0	0	1	0	3				
Deivi Cruz, R OBP: 0.299, SLG: 0.424 (1, 6)										3	2	2	1	0	1	2				
Inning Stats	R: 0 E: 0 K: 1 S: 8	H: 0 LOB: 1 BB: 1 P: 20	R: 0 E: 0 K: 1 S: 8	H: 1 LOB: 1 BB: 1 P: 16	R: 1 E: 0 K: 0 S: 11	H: 2 LOB: 1 BB: 0 P: 13	R: 0 E: 0 K: 2 S: 13	H: 1 LOB: 2 BB: 1 P: 18	R: 4 E: 0 K: 0 S: 21	H: 4 LOB: 1 BB: 1 P: 34	R: 1 E: 0 K: 3 S: 16	H: 2 LOB: 1 BB: 0 P: 22	R: 0 E: 0 K: 1 S: 10	H: 0 LOB: 0 BB: 0 P: 18	R: 1 E: 0 K: 1 S: 12	H: 1 LOB: 2 BB: 2 P: 26		1B: 5 2B: 5 3B: 1 HR: 0	SF: 1 SAC: 0 DP: 1 HBP: 0	WP: 0 PB: 0 SB: 2 CS: 0
PITCHER	IP WLS BF H R ER SO BB IBB HBP BLK WP HR S P ERA WHIP																			
Charles Nagy, R ERA: 4.78 David Riske, R ERA: 8.36 Paul Assenmacher, L ERA: 6.53 Steve Reed, R ERA: 3.73	(1, 1) (6, 1) (8, 1) (8, 1)	5.0 2.0 0.1 0.2	WLS L	28 6 3 3	H 0 0 0	R 0 0 1 0	ER 6 0 1 0	SO 6 4 0 1	BB 4 0 1 0	IBB 0 0 0 1	HBP 0 0 0 0	BLK 0 0 0 0	WP 0 0 0 0	HR 0 22 6 6	S 65 34 10 16	P 107 34 10 16	ERA 10.80 0.00 27.00 0.00	WHIP 2.800 0.000 6.000 0.000		

AB 32
R 5
H 6
RBI 5
BB 5
SO 9
LOB 11



AB 33
R 7
H 11
RBI 7
BB 6
SO 9
LOB 18



WP: 0
PB: 0
SB: 2
CS: 0

Batter	1	2	3	4	5	6	7	8	9	AB	R	H	RBI	BB	SO	LOB	TOP								
Carlos Febles, R (1,4) OBP: 0.342, SLG: 0.425	B2-3			G6-3		G6-3		2B	L9	5	1	1	0	0	0	1									
Rey Sanchez, R (1,6) OBP: 0.328, SLG: 0.368	G3-1			P6		L6		2H		4	0	1	1	0	0	0									
Carlos Beltrán, S (1,8) OBP: 0.338, SLG: 0.459	G4-3			P6		P2		G5-4-3		3	0	0	0	1	0	0									
Jemaine Dye, R (1,9) OBP: 0.354, SLG: 0.531				G6-3		F8		G5-4-3		3	1	1	0	1	0	2									
29 Mike Sweeney, R (1,10) OBP: 0.389, SLG: 0.525				K		3B				2	3	1	0	2	1	1									
Joe Randa, R (1,5) OBP: 0.371, SLG: 0.486				G6-3		F8				4	2	2	0	0	0	3									
Mark Quinn, R (1,7) OBP: 0.375, SLG: 0.872				G5-3		3B				4	0	2	4	0	1	2									
Jeremy Giambi, L (1,3) OBP: 0.377, SLG: 0.375				L7						3	0	1	1	1	0	1									
Larry Sutton, L (9,3) OBP: 0.307, SLG: 0.343										0	0	0	0	0	0	0									
Sal Fasano, R (1,2) OBP: 0.356, SLG: 0.563				P3		G6-4-3				3	0	0	1	0	0	2									
Inning Stats	R: 0 H: 0 E: 0 K: 0 S: 5	H: 0 LOB: 0 BB: 0 P: 9	R: 0 H: 1 E: 0 K: 1 S: 12	LOB: 0 BB: 0 P: 16	R: 0 H: 0 E: 0 K: 0 S: 3	LOB: 0 BB: 0 P: 5	R: 0 H: 0 E: 0 K: 0 S: 7	LOB: 0 BB: 0 P: 10	R: 2 H: 2 E: 0 K: 0 S: 10	LOB: 1 BB: 2 P: 19	R: 0 H: 0 E: 0 K: 0 S: 5	LOB: 0 BB: 0 P: 6	R: 2 H: 2 E: 0 K: 0 S: 7	LOB: 0 BB: 1 P: 13	R: 1 H: 2 E: 0 K: 0 S: 10	LOB: 1 BB: 1 P: 20	R: 2 H: 2 E: 1 K: 1 S: 18	LOB: 1 BB: 1 P: 31	1B: 5 2B: 3 3B: 1 HR: 0	SF: 1 SAC: 0 DP: 4 HBP: 0	WP: 0 PB: 0 SB: 0 CS: 0	PA: 37			
PITCHER	IP	WLS	BF	H	R	ER	SO	BB	IBB	HBP	BLK	WP	HR	S	P	ERA	WHIP								
Dave Milick, R (1,1) ERA: 4.78	7.1	L	28	6	5	5	1	3	0	0	0	0	0	53	85	6.14	1.227								
Erik Hiljus, R (8,1) ERA: 5.14	1.0		7	3	2	2	1	2	0	0	0	0	0	17	33	18.00	5.000								
Nelson Cruz, R (9,1) ERA: 5.82	0.2		2	0	0	0	0	0	0	0	0	0	0	7	11	0.00	0.000								

Kansas City Royals @ Detroit Tigers
Tiger Stadium, Detroit, MI
Fri Sep 24 1999, 7:05 PM EDT
Att: 39,030 - Cloudy - 70 F

AB 31
R 7
H 9
RBI 7
BB 5
SO 2
LOB 12



Batter	1	2	3	4	5	6	7	8	9	AB	R	H	RBI	BB	SO	LOB	BOTTOM								
Kimera Barteo, R (1,8) OBP: 0.300, SLG: 0.311	F8		G4-3			F9				4	0	0	0	0	0	1									
Brad Ausmus, R (1,2) OBP: 0.383, SLG: 0.406	1B		F8			1B		F8		3	1	1	0	1	0	0									
Tony Clark, S (1,3) OBP: 0.364, SLG: 0.501	L9					F9				4	0	1	0	0	1	1									
Dean Palmer, R (1,5) OBP: 0.333, SLG: 0.501						P4				3	0	1	0	1	1	1									
Damon Easley, R (1,4) OBP: 0.351, SLG: 0.443	G1-3		G6-4-3			K				4	1	1	1	0	1	4									
Juan Encarnacion, R (1,7) OBP: 0.288, SLG: 0.446			K			K				4	0	0	0	0	2	0									
Gabe Kapler, R (1,9) OBP: 0.307, SLG: 0.435			F8			F8				4	0	1	0	0	0	0									
Gabe Alvarez, R (1,10) OBP: 0.250, SLG: 0.378			L7							2	1	1	0	1	0	0									
Frank Catalanotto, L (9,PH) OBP: 0.319, SLG: 0.438						WP				1	0	0	0	0	0	1									
Deivi Cruz, R (1,6) OBP: 0.298, SLG: 0.423			G6-3			F8				4	0	1	1	0	0	2									
Inning Stats	R: 0 H: 2 E: 0 K: 0 S: 14	H: 0 LOB: 0 BB: 0 P: 16	R: 0 H: 0 E: 0 K: 1 S: 12	LOB: 0 BB: 0 P: 18	R: 0 H: 0 E: 0 K: 0 S: 7	LOB: 0 BB: 0 P: 9	R: 0 H: 0 E: 0 K: 0 S: 7	LOB: 0 BB: 1 P: 14	R: 1 H: 1 E: 1 K: 1 S: 13	LOB: 1 BB: 1 P: 18	R: 1 H: 1 E: 0 K: 0 S: 14	LOB: 1 BB: 1 P: 20	R: 0 H: 0 E: 0 K: 2 S: 11	LOB: 0 BB: 0 P: 15	R: 1 H: 2 E: 0 K: 0 S: 12	LOB: 1 BB: 0 P: 16	1B: 6 2B: 0 3B: 0 HR: 1	SF: 0 SAC: 0 DP: 1 HBP: 0	WP: 2 PB: 0 SB: 0 CS: 0	PA: 36					
PITCHER	IP	WLS	BF	H	R	ER	SO	BB	IBB	HBP	BLK	WP	HR	S	P	ERA	WHIP								
50 José Rosado, L (1,1) ERA: 3.98	8.0	W	31	5	2	1	5	3	0	0	0	2	0	92	128	1.12	1.000								
Jose Santiago, R (9,1) ERA: 3.63	1.0		5	2	1	1	0	0	0	0	0	0	1	12	16	9.00	2.000								

Kansas City Royals @ Detroit Tigers
Tiger Stadium, Detroit, MI
Fri Sep 24 1999, 7:05 PM EDT
Att: 39,030 - Cloudy - 70 F

AB 33
R 3
H 7
RBI 2
BB 3
SO 5
LOB 10



Batter	1	2	3	4	5	6	7	8	9	AB	R	H	RBI	BB	SO	LOB	TOP										
Carlos Febles, R (1, 4) OBP: 0.343, SLG: 0.422	G6-3			K		G5-4-3 1-2 2-H 1B		K		4	0	1	1	0	2	2	Kansas City Royals @ Detroit Tigers Tiger Stadium, Detroit, MI Sun Sep 26 1999, 1:05 PM EDT Att: 41,586 - Unknown - 76 F										
Ray Holbert, R (1, 6) OBP: 0.330, SLG: 0.310	F9			B2-3		G5-4-3		K		3	0	0	0	0	0	2											
Larry Sutton, L (8, PH) OBP: 0.302, SLG: 0.337										1	0	0	0	0	1	2											
Felix Martinez, S (8, 6) OBP: 0.143, SLG: 0.143										0	0	0	0	0	0	0											
Carlos Beltrán, S (1, 8) OBP: 0.334, SLG: 0.454	G6-3			G4-3				P6		4	0	0	0	0	0	0											
Jermaine Dye, R (1, 9) OBP: 0.351, SLG: 0.525				K		P4		L8		4	0	0	0	0	2	0											
29 Mike Sweeney, R (1, 3) OBP: 0.388, SLG: 0.524				L8		G4-6-3 1B				4	0	2	0	0	0	0											
Joe Randa, R (1, 5) OBP: 0.388, SLG: 0.482				L6		G4-6-3 1-2		F9		3	0	0	0	0	0	2											
Mark Quinn, R (1, 7) OBP: 0.383, SLG: 0.795				F7				G1-3		2	1	0	0	0	0	0											
Jeremy Giambi, L (1, 10) OBP: 0.379, SLG: 0.375				K						2	0	1	0	1	1	0											
Tim Spehr, R (1, 2) OBP: 0.324, SLG: 0.426				P5						2	0	0	0	0	1	2											
Dee Brown, L (8, PH) OBP: 0.148, SLG: 0.080										0	0	0	0	1	0	0											
Sal Fasano, R (8, 2) OBP: 0.387, SLG: 0.571										0	0	0	0	0	0	0											
Inning Stats	R: 0 E: 0 K: 0 S: 5	H: 0 LOB: 0 BB: 0 P: 9	R: 0 E: 0 K: 1 S: 7	H: 0 LOB: 0 BB: 0 P: 7	R: 0 E: 0 K: 1 S: 9	H: 0 LOB: 0 BB: 0 P: 12	R: 0 E: 0 K: 1 S: 7	H: 0 LOB: 0 BB: 0 P: 10	R: 0 E: 0 K: 0 S: 6	H: 1 LOB: 0 BB: 0 P: 6	R: 1 E: 0 K: 1 S: 10	H: 1 LOB: 1 BB: 1 P: 19	R: 0 E: 0 K: 0 S: 7	H: 1 LOB: 1 BB: 0 P: 8	R: 0 E: 0 K: 2 S: 16	H: 1 LOB: 2 BB: 1 P: 26	R: 0 E: 0 K: 1 S: 9	H: 0 LOB: 0 BB: 0 P: 14	1B: 4 2B: 0 3B: 0 HR: 0	SF: 0 SAC: 0 DP: 2 HBP: 1	WP: 0 PB: 0 SB: 0 CS: 0	PA: 32					
PITCHER	IP	WLS	BF	H	R	ER	SO	BB	IBB	HBP	BLK	WP	HR	S	P	ERA	WHIP										
Dave Borkowski, R (1, 1) ERA: 5.8	8.0	W	29	4	1	1	6	2	0	1	0	0	0	67	97	1.12	0.750										
Jeff Weaver, R (8, 1) ERA: 5.62	1.0		3	0	0	0	1	0	0	0	0	0	0	9	14	0.00	0.000										

Batter	1	2	3	4	5	6	7	8	9	AB	R	H	RBI	BB	SO	LOB	BOTTOM										
Luis Polonia, L (1, 10) OBP: 0.346, SLG: 0.491	G6-4-3 BB			P2				F8		3	0	0	0	1	1	2	Kansas City Royals @ Detroit Tigers Tiger Stadium, Detroit, MI Sun Sep 26 1999, 1:05 PM EDT Att: 41,586 - Unknown - 76 F										
Gabe Alvarez, R (8, PH) OBP: 0.245, SLG: 0.370				K				P5		1	0	0	0	0	0	2											
Deivi Cruz, R (1, 6) OBP: 0.500, SLG: 0.428	G6-4-3 1-2			1-2 1-H HR				F9		4	1	2	2	0	0	1											
Tony Clark, S (1, 3) OBP: 0.361, SLG: 0.494				4-2 HR BB				L8		2	1	0	0	2	0	1											
Dean Palmer, R (1, 5) OBP: 0.332, SLG: 0.502				3-2 HR				E6 FC6-4		2	1	0	0	2	0	1											
				K				F8		4	1	1	2	0	1	3											
Damon Easley, R (1, 4) OBP: 0.349, SLG: 0.439				G6-3				P6		3	0	0	0	1	0	2											
								WP 1B BB																			
								FC6-4																			
Karin Garcia, L (1, 9) OBP: 0.283, SLG: 0.423				K				F8		4	0	1	0	0	2	0											
Juan Encarnacion, R (1, 7) OBP: 0.297, SLG: 0.450										1	0	0	0	0	0	0											
Kimera Barte, R (4, PR) OBP: 0.292, SLG: 0.302				F8				1B HBP		2	1	0	0	0	1	2											
Robert Fick, L (1, 2) OBP: 0.250, SLG: 0.400										3	1	2	1	1	1	2											
Gabe Kapler, R (1, 8) OBP: 0.309, SLG: 0.443								F9		4	1	2	1	0	0	3											
Inning Stats	R: 0 E: 0 K: 1 S: 11	H: 0 LOB: 1 BB: 2 P: 22	R: 0 E: 0 K: 1 S: 7	H: 0 LOB: 0 BB: 0 P: 10	R: 4 E: 0 K: 0 S: 16	H: 2 LOB: 0 BB: 2 P: 30	R: 2 E: 0 K: 1 S: 11	H: 2 LOB: 1 BB: 0 P: 18	R: 0 E: 0 K: 0 S: 12	H: 0 LOB: 0 BB: 0 P: 19	R: 0 E: 0 K: 2 S: 16	H: 1 LOB: 2 BB: 1 P: 24	R: 0 E: 0 K: 0 S: 11	H: 1 LOB: 2 BB: 0 P: 20	R: 0 E: 0 K: 1 S: 12	H: 2 LOB: 2 BB: 0 P: 19	1B: 5 2B: 0 3B: 0 HR: 3	SF: 0 SAC: 0 DP: 1 HBP: 1	WP: 1 PB: 0 SB: 2 CS: 0	PA: 37							
PITCHER	IP	WLS	BF	H	R	ER	SO	BB	IBB	HBP	BLK	WP	HR	S	P	ERA	WHIP										
Blake Stein, R (1, 1) ERA: 4.24	3.2	L	18	4	6	6	2	4	0	1	0	0	0	32	41	7.50	2.182										
Chad Durbin, R (4, 1)	2.1		9	1	0	0	3	1	0	0	0	1	0	32	48	0.00	0.857										
Tim Byrdak, L (7, 1) ERA: 7.77	0.1		3	1	0	0	0	0	0	0	0	0	0	6	11	0.00	3.000										
Lance Carter, R (7, 1) ERA: 5.79	0.2		2	0	0	0	0	0	0	0	0	0	0	5	9	0.00	0.000										
Alvin Morman, L (8, 1) ERA: 4.24	0.2		4	2	0	0	1	0	0	0	0	0	0	10	15	0.00	3.000										

AB	29
R	1
H	4
RBI	1
BB	2
SO	7
LOB	10




Batter	1	2	3	4	5	6	7	8	9	AB	R	H	RBI	BB	SO	LOB	TOP					
Carlos Febles, R (1, 4) OBP: 0.342, SLG: 0.421 Scott Pose, L (9, PH) OBP: 0.369, SLG: 0.309	F8			G3-1		K			K	4	0	1	0	0	1	1						
Rey Sanchez, R (1, 6) OBP: 0.332, SLG: 0.371	BB 1B	L9		L9					L4	5	0	2	0	0	0	1						
Carlos Beltrán, S (1, 8) OBP: 0.337, SLG: 0.458	BB 1B								K	4	1	3	0	1	1	0						
Jermaine Dye, R (1, 9) OBP: 0.352, SLG: 0.524										3	0	1	0	1	1	3						
29 Mike Sweeney, R (1, 3) OBP: 0.388, SLG: 0.522	K									4	0	1	0	0	2	6						
Joe Randa, R (1, 5) OBP: 0.388, SLG: 0.480	L4									4	0	1	1	0	0	7						
Mark Quinn, R (1, 7) OBP: 0.392, SLG: 0.830										3	1	1	1	1	0	0						
Jeremy Giambi, L (1, 10) OBP: 0.374, SLG: 0.369										4	0	0	0	0	3	2						
Chad Kreuter, S (1, 2) OBP: 0.309, SLG: 0.318										4	0	1	0	0	1	0						
Inning Stats	R: 0 E: 0 K: 1 S: 11	H: 2 LOB: 3 BB: 1 P: 20	R: 1 E: 0 K: 1 S: 16	H: 2 LOB: 1 BB: 0 P: 25	R: 1 E: 0 K: 0 S: 15	H: 3 LOB: 2 BB: 1 P: 24	R: 0 E: 0 K: 0 S: 9	H: 0 LOB: 0 BB: 0 P: 10	R: 0 E: 0 K: 1 S: 11	H: 1 LOB: 1 BB: 0 P: 16	R: 0 E: 0 K: 2 S: 11	H: 1 LOB: 1 BB: 0 P: 15	R: 0 E: 0 K: 1 S: 13	H: 2 LOB: 2 BB: 1 P: 19	R: 0 E: 0 K: 2 S: 8	H: 0 LOB: 0 BB: 0 P: 12	R: 0 E: 0 K: 2 S: 7	H: 0 LOB: 0 BB: 0 P: 10	1B: 9 2B: 1 3B: 0 HR: 1	SF: 0 SAC: 0 DP: 2 HBP: 0	WP: 0 PB: 0 SB: 0 CS: 0	PA: 39
PITCHER	IP	WLS	BF	H	R	ER	SO	BB	IBB	HBP	BLK	WP	HR	S	P	ERA	WHIP					
Brian Moehler, R (1, 1) ERA: 5.04	6.0	W	28	9	2	2	5	2	0	0	0	0	1	73	110	3.00	1.833					
Francisco Cordero, R (7, 1) ERA: 3.5	0.1	H	4	2	0	0	1	1	0	0	0	0	0	10	16	0.00	9.000					
Doug Brocail, R (7, 1) ERA: 2.63	1.2	H	4	0	0	0	2	0	0	0	0	0	0	11	15	0.00	0.000					
Todd Jones, R (9, 1) ERA: 3.9	1.0		3	0	0	0	2	0	0	0	0	0	0	7	10	0.00	0.000					

Kansas City Royals @ Detroit Tigers
Tiger Stadium, Detroit, MI
Mon Sep 27 1999, 4:05 PM EDT
Att: 43,356 - Cloudy - 84 F

livebaseballscorecards.com

AB 36
R 2
H 11
RBI 2
BB 3
SO 10
LOB 20




Batter	1	2	3	4	5	6	7	8	9	AB	R	H	RBI	BB	SO	LOB	BOTTOM				
Luis Polonia, L (1, 7) OBP: 0.349, SLG: 0.502 Gregg Jefferies, S (7, PH) OBP: 0.258, SLG: 0.327 Kimera Bartee, R (8, 8) OBP: 0.288, SLG: 0.297	HR									3	1	2	1	0	0	0					
Brad Ausmus, R (1, 2) OBP: 0.389, SLG: 0.418	BB									3	0	1	0	1	1	1					
Tony Clark, S (1, 3) OBP: 0.359, SLG: 0.490	BB									4	0	0	0	0	0	3					
Dean Palmer, R (1, 5) OBP: 0.335, SLG: 0.505	CS									3	1	2	0	1	0	1					
Damon Easley, R (1, 4) OBP: 0.353, SLG: 0.444	CS									3	2	3	0	0	0	0					
Karim Garcia, L (1, 9) OBP: 0.286, SLG: 0.433										3	2	1	2	1	0	2					
Gabe Kapler, R (1, 8) OBP: 0.311, SLG: 0.442										3	1	1	0	1	0	4					
Robert Fick, L (1, 10) OBP: 0.278, SLG: 0.500										2	1	1	5	1	0	1					
Deivi Cruz, R (1, 6) OBP: 0.298, SLG: 0.425										4	0	0	0	0	0	3					
Inning Stats	R: 1 E: 0 K: 0 S: 13	H: 2 LOB: 0 BB: 1 P: 22	R: 1 E: 0 K: 0 S: 10	H: 1 LOB: 1 BB: 1 P: 18	R: 0 E: 0 K: 1 S: 7	H: 1 LOB: 1 BB: 0 P: 13	R: 0 E: 0 K: 0 S: 10	H: 1 LOB: 2 BB: 1 P: 18	R: 0 E: 0 K: 0 S: 5	H: 0 LOB: 0 BB: 0 P: 8	R: 2 E: 0 K: 0 S: 10	H: 3 LOB: 0 BB: 0 P: 16	R: 0 E: 0 K: 0 S: 8	H: 0 LOB: 1 BB: 1 P: 16	R: 4 E: 1 K: 0 S: 11	H: 3 LOB: 0 BB: 1 P: 21	1B: 6 2B: 3 3B: 0 HR: 3	SF: 1 SAC: 1 DP: 2 HBP: 0	WP: 0 PB: 0 SB: 1 CS: 1	PA: 38	
PITCHER	IP	WLS	BF	H	R	ER	SO	BB	IBB	HBP	BLK	WP	HR	S	P	ERA	WHIP				
Jeff Suppan, R (1, 1) ERA: 4.51	5.1	L	25	8	4	4	1	3	0	0	0	0	0	11	19	0.00	0.600				
Alvin Morman, L (6, 1) ERA: 4.1	1.2		5	0	0	0	0	1	0	0	0	0	0	11	19	0.00	0.600				
Jeff Montgomery, R (8, 1) ERA: 6.93	1.0		7	3	4	4	0	0	1	0	0	0	1	11	21	36.00	3.000				

Kansas City Royals @ Detroit Tigers
Tiger Stadium, Detroit, MI
Mon Sep 27 1999, 4:05 PM EDT
Att: 43,356 - Cloudy - 84 F

livebaseballscorecards.com

AB 30
R 8
H 11
RBI 8
BB 5
SO 1
LOB 15



Batter	1	2	3	4	5	6	7	8	9	AB	R	H	RBI	BB	SO	LOB	TOP										
Kimera Barteo, R (1, 8) OBP: 0.273, SLG: 0.279 Frank Catalanotto, L (9, PH) OBP: 0.321, SLG: 0.444	0-3 K	1-2 P4		1-1 F7			1-2 G5-3		2-2 3B 2B	4	0	0	0	0	1	2											
Brad Ausmus, R (1, 2) OBP: 0.389, SLG: 0.422	0-0 1B		3-3 K		0-1 G5-3		0-0 G6-3		2-0 HR 3B	5	1	2	1	0	1	0											
Tony Clark, S (1, 10) OBP: 0.359, SLG: 0.494	0-3 K		0-0 HR		1-3 K			2-2 G4-3	4-2 HR BB	4	2	1	1	1	2	1											
Dean Palmer, R (1, 5) OBP: 0.339, SLG: 0.512	0-1 1B		2-2 FC5-4 1B		3-3 K			4-0 BB	1-1 HR HR	4	1	3	3	1	1	0											
Damon Easley, R (1, 4) OBP: 0.350, SLG: 0.440	1-2 G1-3		2-2 FC5-4 1-2			0-1 F8		2-0 F7	1-2 G6-3	5	0	0	0	0	0	4											
Gabe Kapler, R (1, 9) OBP: 0.310, SLG: 0.439		1-2 P5	2-1 F8			4-1 FC6-4 BB		0-3 K		3	0	0	0	1	1	2											
Karim Garcia, L (1, 7) OBP: 0.286, SLG: 0.429		4-2 1B WP BB		3-2 F7		0-2 P6			1-1 G3-1	3	1	0	0	1	0	1											
Deivi Cruz, R (1, 6) OBP: 0.301, SLG: 0.426		1-2 WP 1B	2-2 HBP		1-1 FC6-4 1-2				0-2 2B 1B	3	1	2	0	0	0	1											
Jason Wood, R (1, 3) OBP: 0.190, SLG: 0.225 Robert Fick, L (9, PH) OBP: 0.270, SLG: 0.485 Luis Polonia, L (9, 7) OBP: 0.349, SLG: 0.502		1-0 P6		1-3 K		2-1 P4			2-3 K	3	0	0	0	0	1	3											
Inning Stats	R: 0 E: 0 K: 2 S: 13	H: 2 LOB: 2 BB: 0 P: 14	R: 1 E: 0 K: 0 S: 14	H: 1 LOB: 1 BB: 1 P: 22	R: 1 E: 0 K: 1 S: 12	H: 2 LOB: 1 BB: 0 P: 21	R: 0 E: 0 K: 1 S: 12	H: 0 LOB: 1 BB: 0 P: 19	R: 0 E: 0 K: 2 S: 10	H: 0 LOB: 0 BB: 0 P: 14	R: 0 E: 0 K: 0 S: 6	H: 0 LOB: 0 BB: 0 P: 9	R: 0 E: 0 K: 1 S: 7	H: 0 LOB: 1 BB: 1 P: 15	R: 5 E: 0 K: 1 S: 21	H: 4 LOB: 0 BB: 1 P: 34	1B: 5 2B: 1 3B: 1 HR: 2	SF: 0 SAC: 0 DP: 0 HBP: 1	WP: 1 PB: 0 SB: 0 CS: 0	PA: 41							
PITCHER	IP	WLS	BF	H	R	ER	SO	BB	IBB	HBP	BLK	WP	HR	S	P	ERA	WHIP										
Eric Milton, L (1, 1) ERA: 4.58	7.0		29	5	2	2	6	2	0	1	0	1	1	75	112	2.57	1.000										
Hector Carrasco, R (8, 1) ERA: 5.1	1.0	H	4	0	0	0	1	1	0	0	0	0	0	7	15	0.00	1.000										
Mike Trombley, R (9, 1) ERA: 4.38	1.0	L	8	4	5	5	1	1	0	0	0	0	1	21	34	45.00	5.000										

Detroit Tigers @ Minnesota Twins
Hubert H. Humphrey Metrodome, Minneapolis, MN
Tue Sep 28 1999, 8:05 PM EDT
Att: 11,875 - Dome - 72 F

AB 36
R 7
H 9
RBI 6
BB 4
SO 8
LOB 15



Batter	1	2	3	4	5	6	7	8	9	AB	R	H	RBI	BB	SO	LOB	BOTTOM										
Jacque Jones, L (1, 8) OBP: 0.320, SLG: 0.442	1-3 K		0-0 G4-3			1-1 CS 1B		1-0 F7		4	0	1	0	0	1	0											
Denny Hocking, S (1, 6) OBP: 0.304, SLG: 0.378	2-1 F7			1-0 G4-3		1-3 K		3-1 F8		4	0	0	0	0	1	1											
Todd Walker, L (1, 4) OBP: 0.341, SLG: 0.398 Doug Mientkiewicz, L (8, 3) OBP: 0.328, SLG: 0.336	2-0 G3			0-1 G3		1-2 F7 1-2		4-0 BB		3	0	0	0	0	0	1											
Marty Cordova, R (1, 9) OBP: 0.366, SLG: 0.468		2-2 G3 G4-3 2B		0-0 G5-3		0-0 2B 1B		2-2 P9		4	2	2	0	0	0	1											
Corey Koskie, L (1, 5) OBP: 0.385, SLG: 0.469		0-0 G3			1-1 G4-3		0-1 1B 2B		0-1 E DI 1B	4	1	2	0	0	0	1											
Chad Allen, R (1, 7) OBP: 0.335, SLG: 0.403		2-0 G4-3			0-0 1B 2B		2-2 G6-4-3 1B		3-3 K	4	1	2	2	0	1	1											
Midre Cummings, L (1, 10) OBP: 0.313, SLG: 0.250		3-H F9			2-2 F8		0-1 G6-4-3 1B		1-2 E5 G3-6	4	0	1	1	0	0	2											
Terry Steinbach, R (1, 2) OBP: 0.358, SLG: 0.389			0-0 P3		1-0 2H 1B		2-2 G6-4-3		0-0 G3-6	4	0	1	1	0	0	4											
Brent Gates, S (1, 3) OBP: 0.327, SLG: 0.336			3-1 G3		0-0 F7		3-2 G4-3			3	0	0	0	0	0	2											
Inning Stats	R: 0 E: 0 K: 1 S: 6	H: 0 LOB: 0 BB: 0 P: 11	R: 1 E: 0 K: 0 S: 7	H: 1 LOB: 0 BB: 0 P: 11	R: 0 E: 0 K: 0 S: 4	H: 0 LOB: 0 BB: 0 P: 7	R: 0 E: 0 K: 0 S: 4	H: 0 LOB: 0 BB: 0 P: 5	R: 1 E: 0 K: 0 S: 9	H: 2 LOB: 1 BB: 0 P: 13	R: 0 E: 0 K: 1 S: 8	H: 1 LOB: 0 BB: 0 P: 11	R: 2 E: 0 K: 0 S: 14	H: 4 LOB: 1 BB: 0 P: 21	R: 0 E: 0 K: 0 S: 7	H: 0 LOB: 1 BB: 1 P: 17	R: 0 E: 1 K: 1 S: 9	H: 1 LOB: 1 BB: 0 P: 13	1B: 6 2B: 3 3B: 0 HR: 0	SF: 0 SAC: 0 DP: 2 HBP: 0	WP: 0 PB: 0 SB: 0 CS: 1	PA: 35					
PITCHER	IP	WLS	BF	H	R	ER	SO	BB	IBB	HBP	BLK	WP	HR	S	P	ERA	WHIP										
Willie Blair, R (1, 1) ERA: 6.85	6.0		25	8	4	4	2	0	0	0	0	0	0	46	68	6.00	1.333										
Matt Anderson, R (7, 1) ERA: 5.5	2.0	W	6	0	0	0	0	1	0	0	0	0	0	13	28	0.00	0.500										
Todd Jones, R (9, 1) ERA: 3.84	1.0	S	4	1	0	0	1	0	0	0	0	0	0	9	13	0.00	1.000										

Detroit Tigers @ Minnesota Twins
Hubert H. Humphrey Metrodome, Minneapolis, MN
Tue Sep 28 1999, 8:05 PM EDT
Att: 11,875 - Dome - 72 F

AB 34
R 4
H 9
RBI 4
BB 1
SO 3
LOB 13



Batter	1	2	3	4	5	6	7	8	9	AB	R	H	RBI	BB	SO	LOB	TOP										
Luis Polonia, L OBP: 0.357, SLG: 0.526 Gabe Alvarez, R OBP: 0.250, SLG: 0.377	3-2 HR		1-0 E5 SH5-4 HR 1B		3-1 1B		1-0 SH5-3		1-1 SH3 1B	3	2	3	1	0	0	0	Detroit Tigers @ Kansas City Royals Kauffman Stadium, Kansas City, MO Sat Oct 02 1999, 7:05 PM CDT Att: 17,204 - Overcast - 57 F										
Deivi Cruz, R OBP: 0.502, SLG: 0.427	0-2 G5-4-3 1B		0-1 SH5-4 2-3		1-3 K SAFE		0-1 2B		0-1 SH3 1-2	3	0	2	1	0	1												
Tony Clark, S OBP: 0.361, SLG: 0.507	2-2 G5-4-3 1-2		2-2 HR		0-3 K		4-0 IBB		4-0 FC6-4 IBB	3	1	1	2	2	1	2											
Dean Palmer, R OBP: 0.339, SLG: 0.518	2-1 3B		2-2 G5-3		1-1 F9		2-3 K		0-3 K	5	0	1	0	0	2	4											
Damon Easley, R OBP: 0.346, SLG: 0.434	2-1 G5-3		0-0 G6-3		1-3 K		1-3 K		1-2 FC6-4 1-2	5	0	0	0	0	2	5											
Karim Garcia, L OBP: 0.288, SLG: 0.441		2-1 G1-3		2-2 G4-3		3-2 E3		1-3 K		4	0	0	0	0	1	0											
Robert Fick, L OBP: 0.327, SLG: 0.439		4-2 BB		2-2 F7		4-0 BB		0-1 BB 1B		2	0	1	0	2	0	0											
Gabe Kapler, R OBP: 0.315, SLG: 0.447		1-0 L7		2-0 F8		1-0 F8		4-0 G6-3 BB		3	0	0	0	1	0	3											
Kimera Batee, R OBP: 0.279, SLG: 0.286		0-0 L9			0-0 B5-3		3-2 SH5-3 2B 1B		2-2 G6-3 1-2	4	1	1	0	0	0	3											
Inning Stats	R: 1 E: 0 K: 0 S: 16	H: 3 LOB: 1 BB: 0 P: 25	R: 0 E: 0 K: 0 S: 6	H: 0 LOB: 1 BB: 1 P: 13	R: 2 E: 1 K: 0 S: 11	H: 2 LOB: 0 BB: 0 P: 16	R: 0 E: 0 K: 0 S: 8	H: 0 LOB: 0 BB: 0 P: 14	R: 0 E: 0 K: 1 S: 9	H: 1 LOB: 1 BB: 1 P: 13	R: 0 E: 1 K: 1 S: 9	H: 0 LOB: 2 BB: 1 P: 19	R: 1 E: 0 K: 2 S: 13	H: 2 LOB: 2 BB: 1 P: 24	R: 0 E: 0 K: 1 S: 9	H: 1 LOB: 1 BB: 1 P: 16	R: 0 E: 0 K: 1 S: 10	H: 1 LOB: 2 BB: 1 P: 16	1B: 6 2B: 1 3B: 1 HR: 2	SF: 0 SAC: 3 DP: 2 HBP: 0	WP: 0 PB: 0 SB: 0 CS: 0	PA: 41					
PITCHER	IP	WLS	BF	H	R	ER	SO	BB	IBB	HBP	BLK	WP	HR	S	P	ERA	WHIP										
Jeff Suppan, R ERA: 4.53	(1, 1)	7.0	L 32	8	4	4	5	2	1	0	0	0	2	72	124	5.14	1.429										
Alvin Moman, L ERA: 4.05	(8, 1)	0.1	2	1	0	0	1	0	0	0	0	0	0	5	6	0.00	3.000										
Lance Carter, R ERA: 5.06	(8, 1)	0.2	2	0	0	0	0	1	0	0	0	0	0	4	10	0.00	1.500										
Tim Byrdak, L ERA: 7.86	(9, 1)	0.1	3	1	0	0	0	0	1	0	0	0	0	4	9	0.00	3.000										
Jeff Montgomery, R ERA: 6.84	(9, 1)	0.2	2	0	0	0	1	0	0	0	0	0	0	6	7	0.00	0.000										

Batter	1	2	3	4	5	6	7	8	9	AB	R	H	RBI	BB	SO	LOB	BOTTOM										
Scott Pose, L OBP: 0.377, SLG: 0.307	0-3 K			2-3 K	4-2 G6-4-3 BB		4-1 SH1-4 BB		4-2 1B SH5-4 BB	2	0	0	1	3	2	0	Detroit Tigers @ Kansas City Royals Kauffman Stadium, Kansas City, MO Sat Oct 02 1999, 7:05 PM CDT Att: 17,204 - Overcast - 57 F										
Rey Sanchez, R OBP: 0.329, SLG: 0.370	1-0 G5-3			0-0 F9	1-3 K		0-0 SH1-4		0-0 SH5-4	3	0	0	0	0	1	3											
Carlos Beltrán, S OBP: 0.337, SLG: 0.454	0-0 G4-3			4-1 E 1B BB	0-2 G6-4-3 1-2		3-3 K		0-1 2B 3H 1B	4	0	1	1	1	1	4											
Jemaine Dye, R OBP: 0.354, SLG: 0.526		0-2 F8		0-0 E9 2B BB 1B	1-3 1B		0-2 2B 1B		2-3 K	5	1	2	0	0	2	3											
29 Mike Sweeney, R OBP: 0.387, SLG: 0.520		3-3 K		4-1 BB	1-2 BB		2-0 FC1-6 1B		4-2 P4 BB	3	0	1	0	2	1	0											
Joe Randa, R OBP: 0.363, SLG: 0.473		2-2 G6-3		0-0 F7			0-1 FC1-6 1B		1-1 F8 K	5	0	1	1	0	1	6											
Mark Quinn, R OBP: 0.385, SLG: 0.733			1-1 F8		4-2 SH 1B BB		1-2 FC1-6 1B		0-0 1B	3	1	1	0	1	0	2											
Sal Fasano, R OBP: 0.373, SLG: 0.517 Jeremy Giambi, L OBP: 0.373, SLG: 0.368 Chad Kreuter, S OBP: 0.309, SLG: 0.318	(1, 2)	2-2 P3		2-2 P3	1-2 BB SH 1B		2-3 K		1-0 L7	3	0	1	0	0	1	2											
Carlos Febles, R OBP: 0.336, SLG: 0.411 Larry Sutton, L OBP: 0.309, SLG: 0.343 Johnny Damon, L OBP: 0.379, SLG: 0.477	(1, 4)	3-2 L4		1-1 SH BB	1-2 SH 1B		1-3 K		1-2 SH5-4 PB 1B	2	0	0	0	0	1	2											
1-2 1B				1-2 2-3																							
Inning Stats	R: 0 E: 0 K: 1 S: 5	H: 0 LOB: 0 BB: 0 P: 6	R: 0 E: 0 K: 1 S: 15	H: 0 LOB: 0 BB: 0 P: 20	R: 0 E: 0 K: 0 S: 9	H: 0 LOB: 0 BB: 0 P: 15	R: 0 E: 1 K: 1 S: 8	H: 1 LOB: 3 BB: 2 P: 18	R: 1 E: 0 K: 2 S: 17	H: 3 LOB: 2 BB: 0 P: 24	R: 0 E: 0 K: 2 S: 9	H: 0 LOB: 1 BB: 1 P: 18	R: 0 E: 0 K: 0 S: 5	H: 1 LOB: 1 BB: 0 P: 7	R: 1 E: 0 K: 2 S: 21	H: 2 LOB: 3 BB: 2 P: 32	1B: 8 2B: 0 3B: 0 HR: 0	SF: 0 SAC: 3 DP: 1 HBP: 0	WP: 0 PB: 1 SB: 2 CS: 0	PA: 42							
PITCHER	IP	WLS	BF	H	R	ER	SO	BB	IBB	HBP	BLK	WP	HR	S	P	ERA	WHIP										
Jeff Weaver, R ERA: 5.55	(1, 1)	5.0	W 24	5	2	2	4	4	0	0	0	0	0	68	103	3.60	1.800										
Neelson Cruz, R ERA: 5.07	(6, 1)	1.2	H 6	0	0	0	3	1	0	0	0	0	0	16	28	0.00	0.600										
Doug Brocail, R ERA: 2.52	(7, 1)	1.1	H 5	1	0	0	1	0	0	0	0	0	0	8	12	0.00	0.750										
Todd Jones, R ERA: 3.8	(9, 1)	1.0	S 7	2	1	1	2	2	0	0	0	0	0	21	32	9.00	4.000										

AB	33
R	4
H	10
RBI	4
BB	5
SO	7
LOB	18



AB	32
R	3
H	8
RBI	3
BB	7
SO	10
LOB	23



