

Detroit Tigers - 2000

Batter	1	2	3	4	5	6	7	8	9	AB	R	H	RBI	BB	SO	LOB	TOP				
Luis Polonia, L Karim Garcia, L (1, 9)	K																4 1 1 1 1 1 1 5 1 0 0 0 0 0 0 0				
Brad Ausmus, R OBP: 0.400, SLG: 0.667 (1, 2)	F9																3 1 1 1 1 1 1 1 0				
Bobby Higginson, L OBP: 0.200, SLG: 0.200 (1, 7)																	5 0 1 0 0 0 2 2				
Juan Gonzalez, R (1, 10)	E5																4 1 0 0 1 2 4				
Tony Clark, S (1, 3)	G1-3																4 0 0 0 1 0 4				
Dean Palmer, R OBP: 0.800, SLG: 1.600 (1, 5)																	5 1 4 2 0 1 0				
Damion Easley, R (1, 4)																	4 0 0 0 1 0 3				
Juan Encarnacion, R OBP: 0.200, SLG: 0.200 (1, 8)																	5 1 1 0 0 3 3				
Deivi Cruz, R OBP: 0.800, SLG: 1.250 (1, 6)																	4 2 3 0 1 0 0				
Inning Stats	R: 0 H: 1 E: 1 K: 1 S: 11	H: 1 LOB: 2 BB: 0 P: 15	R: 2 H: 3 E: 0 K: 1 S: 10	H: 3 LOB: 1 BB: 0 P: 16	R: 0 H: 0 E: 0 K: 1 S: 5	H: 0 LOB: 1 BB: 0 P: 9	R: 4 H: 2 E: 1 K: 2 S: 16	H: 2 LOB: 1 BB: 2 P: 29	R: 0 H: 1 E: 0 K: 1 S: 11	H: 1 LOB: 3 BB: 2 P: 25	R: 0 H: 1 E: 0 K: 1 S: 13	H: 2 LOB: 2 BB: 0 P: 15	R: 1 H: 1 E: 0 K: 2 S: 16	H: 1 LOB: 2 BB: 0 P: 28	R: 0 H: 0 E: 0 K: 0 S: 10	H: 0 LOB: 0 BB: 0 P: 16	1B: 6 2B: 4 3B: 0 HR: 1	SF: 0 SAC: 0 DP: 0 HBP: 1	WP: 0 PB: 0 SB: 0 CS: 0	PA: 46	
PITCHER	IP	WLS	BF	H	R	ER	SO	BB	IBB	HBP	BLK	WP	HR	S	P	ERA	WHIP				
Kevin Appier, R ERA: 4.5 (1, 1)	6.0	L	32	8	6	3	7	3	1	1	0	0	1	66	112	4.50	1.833				
Luis Vizcaino, R ERA: 5.4 (7, 1)	1.2		10	3	1	1	3	2	0	0	0	0	0	22	39	5.40	3.000				
Jeff Tam, R ERA: (8, 1)	1.1		4	0	0	0	0	0	0	0	0	0	0	13	20	0.00	0.000				

TOP

Detroit Tigers @ Oakland Athletics
Network Associates Coliseum, Oakland, CA

Mon Apr 03 2000, 10:05 PM EDT
Att: 53,498 - Sunny - 60 F

AB 39
R 7
H 11
RBI 4
BB 6
SO 10
LOB 21



Batter	1	2	3	4	5	6	7	8	9	AB	R	H	RBI	BB	SO	LOB	BOTTOM					
Rich Becker, L (1, 8)	K2-3																4 0 0 0 0 2 0					
Miguel Tejada, R (1, 6)	F7																4 0 0 0 0 1 0					
Jason Giambi, L OBP: 0.500, SLG: 2.000 (1, 3)																	4 2 2 2 0 0 0					
John Jaha, R (1, 10)																	2 0 0 0 2 1 0					
Matt Stairs, L OBP: 0.500, SLG: 1.333 (1, 9)																	3 1 1 1 1 0 1					
Ben Grieve, L (1, 7)																	4 0 0 0 0 3 3					
Ramon Hernandez, R (1, 2)																	4 0 0 0 0 0 0					
3 Eric Chavez, L (1, 5)																	3 0 0 0 0 1 0					
Frank Menechino, R OBP: 0.333, SLG: 1.333 (1, 4)																	3 1 1 1 0 1 0					
Inning Stats	R: 1 H: 1 E: 0 K: 1 S: 9	H: 1 LOB: 2 BB: 2 P: 24	R: 0 H: 0 E: 0 K: 0 S: 10	H: 0 LOB: 0 BB: 0 P: 12	R: 0 H: 0 E: 0 K: 0 S: 9	H: 0 LOB: 0 BB: 0 P: 9	R: 1 H: 1 E: 0 K: 2 S: 11	H: 1 LOB: 0 BB: 0 P: 18	R: 1 H: 1 E: 0 K: 3 S: 11	H: 1 LOB: 0 BB: 0 P: 14	R: 0 H: 0 E: 0 K: 1 S: 8	H: 0 LOB: 1 BB: 1 P: 15	R: 0 H: 0 E: 0 K: 1 S: 7	H: 0 LOB: 0 BB: 0 P: 14	R: 1 H: 1 E: 0 K: 0 S: 8	H: 1 LOB: 0 BB: 0 P: 16	R: 0 H: 0 E: 0 K: 1 S: 9	H: 0 LOB: 0 BB: 0 P: 16	1B: 0 2B: 0 3B: 0 HR: 4	SF: 0 SAC: 0 DP: 0 HBP: 0	WP: 1 PB: 0 SB: 0 CS: 0	PA: 34
PITCHER	IP	WLS	BF	H	R	ER	SO	BB	IBB	HBP	BLK	WP	HR	S	P	ERA	WHIP					
Hideo Nomo, R ERA: 3.86 (1, 1)	7.0	W	27	3	3	3	8	3	0	0	0	0	1	65	106	3.86	0.857					
Doug Brocail, R ERA: 9.0 (8, 1)	1.0		4	1	1	1	0	0	0	0	0	0	1	8	16	9.00	1.000					
Todd Jones, R ERA: (9, 1)	1.0	S	3	0	0	0	1	0	0	0	0	0	0	9	16	0.00	0.000					

BOTTOM

Detroit Tigers @ Oakland Athletics
Network Associates Coliseum, Oakland, CA

Mon Apr 03 2000, 10:05 PM EDT
Att: 53,498 - Sunny - 60 F


AB 31
R 4
H 4
RBI 4
BB 3
SO 9
LOB 4



Batter	1	2	3	4	5	6	7	8	9	AB	R	H	RBI	BB	SO	LOB	TOP				
Luis Polonia, L OBP: 0.222, SLG: 0.125	G1-3			G3		G4-3		G4-3		4	0	0	0	0	0	0					
Brad Ausmus, R OBP: 0.444, SLG: 0.333	K			BB BB		G5-3			K	3	0	0	0	1	2	0					
Bobby Higginson, L OBP: 0.111, SLG: 0.111	F8			F8		K			F7	4	0	0	0	0	1	1					
Dean Palmer, R OBP: 0.667, SLG: 1.143		K							1B PB BB	2	1	0	0	2	2	0					
Tony Clark, S OBP: 0.333, SLG: 0.375	K			F8		G6-3 2B			PB 1B	4	0	2	0	0	1	2					
Damion Easley, R (1, 4)	G5-3					G6-3			K	3	0	0	0	1	1	2					
Robert Fick, L (1, 10)				K		G3			F9	3	0	0	0	0	1	2					
Juan Encarnacion, R OBP: 0.125, SLG: 0.125				P4		K			K	3	0	0	0	0	2	1					
Deivi Cruz, R OBP: 0.500, SLG: 0.714				K		G6-3			F8	3	0	0	0	0	1	1					
Inning Stats	R: 0 E: 0 K: 1 S: 10	H: 0 LOB: 0 BB: 0 P: 14	R: 0 E: 0 K: 2 S: 8	H: 0 LOB: 0 BB: 0 P: 11	R: 0 E: 0 K: 2 S: 9	H: 0 LOB: 0 BB: 0 P: 14	R: 0 E: 0 K: 1 S: 4	H: 0 LOB: 2 BB: 2 P: 14	R: 0 E: 0 K: 1 S: 14	H: 0 LOB: 1 BB: 1 P: 25	R: 0 E: 0 K: 1 S: 8	H: 1 LOB: 1 BB: 0 P: 12	R: 0 E: 0 K: 1 S: 10	H: 0 LOB: 0 BB: 0 P: 14	R: 1 E: 0 K: 2 S: 12	H: 1 LOB: 1 BB: 1 P: 21	1B: 1 2B: 1 3B: 0 HR: 0	SF: 0 SAC: 0 DP: 0 HBP: 0	WP: 0 PB: 1 SB: 0 CS: 0	PA: 33	
PITCHER	IP	WLS	BF	H	R	ER	SO	BB	IBB	HBP	BLK	WP	HR	S	P	ERA	WHIP				
Tim Hudson, R ERA: 1.5	7.0	W	25	1	0	0	8	3	0	0	0	0	0	63	104	0.00	0.571				
T.J. Mathews, R ERA:	1.0	H	3	0	0	0	1	0	0	0	0	0	0	8	11	0.00	0.000				
Jason Isringhausen, R ERA:	1.0	S	5	1	1	0	2	1	0	0	0	0	0	12	21	0.00	2.000				

Detroit Tigers @ Oakland Athletics
Network Associates Coliseum, Oakland, CA
Tue Apr 04 2000, 10:05 PM EDT
Att: 10,188 - Sunny - 58 F


AB 29
R 1
H 2
RBI 0
BB 4
SO 11
LOB 9



Batter	1	2	3	4	5	6	7	8	9	AB	R	H	RBI	BB	SO	LOB	BOTTOM				
Ryan Christenson, R (1, 8)	F3		K				G5-4-3			3	1	0	0	1	1	2					
Miguel Tejada, R OBP: 0.250, SLG: 0.143	G4-6-3 1B			F9		FC4-6 BB		K		3	0	1	0	1	1	0					
Jason Giambi, L OBP: 0.375, SLG: 1.143	G4-6-3 1-2			K		FC4-6				3	0	0	2	1	1	2					
John Jaha, R (1, 10)		G6-3		1B BB		P4		K		3	1	0	0	1	1	2					
Matt Stairs, L OBP: 0.375, SLG: 0.714		K		1B 1B				G5-3		4	0	1	0	0	2	1					
Ben Griewe, L OBP: 0.143, SLG: 0.143		K								3	0	1	1	0	2	0					
Rich Becker, L (9, 7)		K								0	0	0	0	0	0	0					
Ramon Hernandez, R (1, 2)				F9		G4-3			F9	3	0	0	0	0	0	2					
3 Eric Chavez, L OBP: 0.167, SLG: 0.167				K		E3 FC1-6		G5-4-3 1B		3	0	1	0	0	1	0					
Frank Menechino, R OBP: 0.333, SLG: 1.167				3B		FC1-6 BB FC4-6		F9		3	1	1	0	0	0	2					
Inning Stats	R: 0 E: 0 K: 0 S: 5	H: 1 LOB: 0 BB: 0 P: 9	R: 0 E: 0 K: 2 S: 9	H: 0 LOB: 0 BB: 0 P: 13	R: 0 E: 0 K: 2 S: 12	H: 1 LOB: 1 BB: 0 P: 21	R: 1 E: 0 K: 1 S: 16	H: 2 LOB: 2 BB: 1 P: 29	R: 2 E: 0 K: 0 S: 13	H: 0 LOB: 1 BB: 2 P: 27	R: 0 E: 0 K: 2 S: 10	H: 0 LOB: 0 BB: 0 P: 15	R: 0 E: 0 K: 0 S: 6	H: 1 LOB: 0 BB: 0 P: 7	R: 0 E: 0 K: 2 S: 9	H: 0 LOB: 1 BB: 1 P: 17	1B: 4 2B: 0 3B: 1 HR: 0	SF: 0 SAC: 0 DP: 2 HBP: 0	WP: 0 PB: 0 SB: 0 CS: 0	PA: 32	
PITCHER	IP	WLS	BF	H	R	ER	SO	BB	IBB	HBP	BLK	WP	HR	S	P	ERA	WHIP				
C.J. Nitkowski, L ERA: 1.5	6.0	L	25	4	3	1	7	3	0	0	0	0	0	65	114	1.50	1.167				
Danny Patterson, R ERA:	1.0		3	1	0	0	0	0	0	0	0	0	0	6	7	0.00	1.000				
Matt Anderson, R ERA:	0.2		3	0	0	0	2	1	0	0	0	0	0	7	13	0.00	1.500				
Jim Poole, L ERA:	0.1		1	0	0	0	0	0	0	0	0	0	0	2	4	0.00	0.000				

Detroit Tigers @ Oakland Athletics
Network Associates Coliseum, Oakland, CA
Tue Apr 04 2000, 10:05 PM EDT
Att: 10,188 - Sunny - 58 F

AB 28
R 3
H 5
RBI 3
BB 4
SO 9
LOB 11



Batter	1	2	3	4	5	6	7	8	9	AB	R	H	RBI	BB	SO	LOB	TOP	
Luis Polonia, L OBP: 0.231, SLG: 0.091 (1,9) 										3	1	0	0	1	0	2	Detroit Tigers @ Oakland Athletics Network Associates Coliseum, Oakland, CA Wed Apr 05 2000, 3:35 PM EDT Att: 10,229 - Sunny - 65 F	
Brad Ausmus, R OBP: 0.482, SLG: 0.333 (1,2) 										3	1	1	0	1	0	1		
Bobby Higginson, L OBP: 0.231, SLG: 0.167 (1,7) 										3	0	1	0	1	0	2		
Dean Palmer, R OBP: 0.462, SLG: 0.727 (1,5) 										4	0	0	1	0	0	4		
Tony Clark, S OBP: 0.308, SLG: 0.333 (1,3) 										4	0	1	1	0	1	3		
Damon Easley, R Gregg Jefferies, S (9, PH) 										2	0	0	0	0	0	3		
Robert Fick, L OBP: 0.143, SLG: 0.143 (1,10) 										4	0	1	0	0	1	1		
Juan Encarnacion, R Wendell Magee, R (9, PH) 										3	0	1	0	0	0	0		
Deivi Cruz, R OBP: 0.455, SLG: 0.600 (1,6) 										3	0	1	0	0	0	2		
Inning Stats	R: 0 H: 0 E: 0 K: 0 S: 8	H: 0 LOB: 0 BB: 0 P: 12	R: 0 H: 0 E: 0 K: 1 S: 8	H: 1 LOB: 1 BB: 0 P: 12	R: 0 H: 1 E: 0 K: 0 S: 6	H: 0 LOB: 1 BB: 1 P: 13	R: 0 H: 2 E: 0 K: 0 S: 9	H: 2 LOB: 1 BB: 0 P: 13	R: 1 H: 2 E: 0 K: 0 S: 10	H: 0 LOB: 0 BB: 0 P: 16	R: 1 H: 1 E: 1 K: 0 S: 6	H: 1 LOB: 1 BB: 1 P: 16	R: 0 H: 0 E: 0 K: 2 S: 8	H: 0 LOB: 0 BB: 0 P: 14	1B: 6 2B: 0 3B: 0 HR: 0	SF: 0 SAC: 0 DP: 3 HBP: 1		WP: 0 PB: 0 SB: 0 CS: 0
PITCHER	IP WLS BF H R ER SO BB IBB HBP BLK WP HR S P ERA WHIP																	
Omar Olivares, R ERA: 2.45 (1,1)	7.1 W 31 6 2 2 2 3 0 1 0 0 0 61 103 2.46 1.227																	
Mike Magnante, L ERA (8,1)	0.2 H 1 0 0 0 0 0 0 0 0 0 0 2 4 0.00 0.000																	
Scott Service, R ERA (9,1)	1.0 3 0 0 0 2 0 0 0 0 0 0 8 14 0.00 0.000																	


Batter	1	2	3	4	5	6	7	8	9	AB	R	H	RBI	BB	SO	LOB	BOTTOM			
Rich Becker, L (1,8) (9,7) 										4	1	0	0	0	1	2	Detroit Tigers @ Oakland Athletics Network Associates Coliseum, Oakland, CA Wed Apr 05 2000, 3:35 PM EDT Att: 10,229 - Sunny - 65 F			
Frank Menechino, R OBP: 0.300, SLG: 1.100 (1,4) 										4	1	1	2	0	0	1				
Jason Giambi, L OBP: 0.333, SLG: 0.900 (1,3) 										3	1	1	1	0	0	0				
John Jaha, R Jeremy Giambi, L (8, PR) 										3	0	0	0	1	2	0				
Matt Stairs, L OBP: 0.500, SLG: 0.818 (1,9) 										4	0	3	1	0	0	0				
Ben Grievs, L Ryan Christenson, R (8, PR) 										3	0	1	1	0	1	2				
Ramon Hernandez, R (1,2) 										3	0	0	1	0	1	3				
Eric Chavez, L OBP: 0.400, SLG: 0.800 (1,5) 										4	2	3	1	0	0	1				
Miguel Tejada, R OBP: 0.333, SLG: 0.200 (1,6) 										3	1	1	0	1	1	3				
Inning Stats	R: 0 H: 0 E: 0 K: 1 S: 7	H: 1 LOB: 0 BB: 0 P: 10	R: 0 H: 1 E: 0 K: 1 S: 9	H: 1 LOB: 0 BB: 0 P: 14	R: 3 H: 2 E: 1 K: 1 S: 10	H: 2 LOB: 0 BB: 0 P: 19	R: 0 H: 1 E: 0 K: 1 S: 9	H: 1 LOB: 1 BB: 0 P: 12	R: 1 H: 1 E: 0 K: 0 S: 10	H: 1 LOB: 0 BB: 1 P: 18	R: 0 H: 1 E: 0 K: 1 S: 12	H: 1 LOB: 0 BB: 0 P: 19	R: 1 H: 1 E: 0 K: 1 S: 14	H: 1 LOB: 0 BB: 0 P: 21	R: 3 H: 3 E: 1 K: 0 S: 19	H: 3 LOB: 3 BB: 1 P: 32		1B: 6 2B: 2 3B: 0 HR: 2	SF: 3 SAC: 0 DP: 1 HBP: 0	WP: 1 PB: 0 SB: 0 CS: 0
PITCHER	IP WLS BF H R ER SO BB IBB HBP BLK WP HR S P ERA WHIP																			
Brian Moehler, R ERA: 4.5 (1,1)	6.0 L 26 7 5 3 5 1 0 0 0 0 0 0 7 11 4.50 1.333																			
Matt Anderson, R ERA (7,1)	1.0 3 0 0 0 1 0 0 0 0 0 0 7 11 0.00 0.000																			
Willie Blair, R ERA: 54.0 (8,1)	0.1 3 2 3 2 0 1 0 0 0 1 0 9 18 54.00 9.000																			
Jim Poole, L ERA (8,1)	0.0 1 0 0 0 0 0 0 0 0 0 0 3 5 ∞ ∞																			
Danny Patterson, R ERA (8,1)	0.2 3 1 0 0 0 0 0 0 0 0 0 7 9 0.00 1.500																			



Batter	1	2	3	4	5	6	7	8	9	AB	R	H	RBI	BB	SO	LOB	TOP					
Luis Polonia, L OBP: 0.176, SLG: 0.071 Wendell Magee, R OBP: 0.667, SLG: 1.667	G6-3		SF7	F8		F7		BB 1B	HR	3	0	0	1	0	0	1						
Brad Ausmus, R OBP: 0.526, SLG: 0.714	F8		HBP BB			HR		BB	G1-3	5	1	3	1	1	0	0						
Bobby Higginson, L OBP: 0.316, SLG: 0.188	G3		HBP			HR BB		K		4	1	1	0	1	2	3						
Dean Palmer, R OBP: 0.421, SLG: 0.750		K	K			HR BB		K	F9	5	1	1	2	1	3	6						
Tony Clark, S OBP: 0.444, SLG: 0.571	G4-3			G6-4-3		HR		FC5-4		2	2	1	1	3	0	0						
Damon Easley, R OBP: 0.235, SLG: 0.071	G5-3			G6-4-3		F6		FC5-4		5	0	1	0	0	0	6						
Robert Fick, L OBP: 0.167, SLG: 0.167			F7	G6-4-3		G4-3		F7	HR BB	5	1	1	0	0	0	2						
Juan Encarnacion, R OBP: 0.375, SLG: 0.533			1B SF7	HR		S		G6-3	HR BB	4	3	3	2	1	0	0						
Deivi Cruz, R OBP: 0.375, SLG: 0.467			HBP BB	E5		G5-3		F7	F7	5	0	1	0	0	0	3						
Inning Stats	R: 0 E: 0 K: 0 S: 9	H: 0 LOB: 0 BB: 0 P: 11	R: 0 E: 0 K: 1 S: 9	H: 0 LOB: 0 BB: 0 P: 12	R: 1 E: 0 K: 1 S: 22	H: 2 LOB: 3 BB: 1 P: 36	R: 2 E: 1 K: 0 S: 24	H: 2 LOB: 1 BB: 1 P: 39	R: 4 E: 0 K: 1 S: 15	H: 4 LOB: 1 BB: 2 P: 22	R: 0 E: 0 K: 1 S: 13	H: 1 LOB: 3 BB: 2 P: 28	R: 0 E: 0 K: 2 S: 8	H: 0 LOB: 0 BB: 0 P: 11	R: 0 E: 0 K: 2 S: 18	H: 2 LOB: 3 BB: 1 P: 30	R: 3 E: 0 K: 0 S: 15	H: 3 LOB: 1 BB: 1 P: 27	1B: 8 2B: 1 3B: 0 HR: 5	SF: 1 SAC: 0 DP: 1 HBP: 1	WP: 1 PB: 0 SB: 1 CS: 0	PA: 49
PITCHER	IP	WLS	BF	H	R	ER	SO	BB	IBB	HBP	BLK	WP	HR	S	P	ERA	WHIP					
Calvin Maduro, R ERA: 13.5	4.0		22	6	6	6	2	3	0	1	0	1	3	71	110	13.50	2.250					
Tim Worrell, R ERA: 4.5	2.0	W	11	3	1	1	1	2	0	0	0	0	1	21	38	4.50	2.500					
Al Reyes, R ERA:	1.0		3	0	0	0	0	0	0	0	0	0	0	8	11	0.00	0.000					
B.J. Ryan, L ERA:	1.0		6	2	0	0	2	1	0	0	0	0	0	18	30	0.00	3.000					
Gabe Molina, R ERA: 27.0	1.0		7	3	3	3	0	1	0	0	0	0	1	15	27	27.00	4.000					

Detroit Tigers @ Baltimore Orioles
 Oriole Park at Camden Yards, Baltimore, MD
 Fri Apr 07 2000, 7:05 PM EDT
 Att: 39,415 - Sunny - 74 F


AB	40
R	10
H	14
RBI	10
BB	7
SO	5
LOB	21



Batter	1	2	3	4	5	6	7	8	9	AB	R	H	RBI	BB	SO	LOB	BOTTOM					
Brady Anderson, L OBP: 0.263, SLG: 0.176 Rich Amaral, R	G4-3		F7	K		G5-3				5	0	1	0	0	1	2						
Delino DeShields, L OBP: 0.484, SLG: 0.533	F9		1B HR			1B		K		5	2	3	1	0	1	0						
B.J. Surhoff, L OBP: 0.500, SLG: 0.563	G3-1		HR			2B		K	F5	5	2	2	1	0	1	2						
Albert Belle, R OBP: 0.333, SLG: 0.714		E5	HR			G1-3		F9		4	3	2	4	1	0	0						
Harold Baines, L OBP: 0.154, SLG: 0.083		K	F8			G1-3		G6-3	G6-3	5	0	0	0	0	1	3						
Cal Ripken Jr., R OBP: 0.313, SLG: 0.500 Jeff Conine, R OBP: 0.400, SLG: 0.250		HR			G6-3	G6-3		1B E	BB	3	2	1	2	1	0	1						
Will Clark, L OBP: 0.765, SLG: 0.818		G5-4-3			G1-3			E	SF8	2	2	1	0	3	1	1						
Charles Johnson, R OBP: 0.438, SLG: 1.200		G5-4-3			G1-3			E5		4	2	2	4	0	0	2						
Mike Bordick, R OBP: 0.375, SLG: 0.786 Jesse Garcia, R			F8		G1-3			SF8		3	1	1	2	0	0	2						
Inning Stats	R: 0 E: 0 K: 0 S: 4	H: 1 LOB: 0 BB: 0 P: 7	R: 2 E: 1 K: 1 S: 11	H: 1 LOB: 1 BB: 1 P: 18	R: 3 E: 0 K: 0 S: 11	H: 3 LOB: 0 BB: 0 P: 20	R: 0 E: 0 K: 1 S: 15	H: 1 LOB: 2 BB: 1 P: 26	R: 6 E: 0 K: 0 S: 23	H: 5 LOB: 0 BB: 1 P: 37	R: 0 E: 0 K: 2 S: 8	H: 0 LOB: 0 BB: 0 P: 12	R: 3 E: 1 K: 0 S: 17	H: 3 LOB: 2 BB: 1 P: 25	R: 0 E: 0 K: 1 S: 6	H: 0 LOB: 1 BB: 2 P: 16	1B: 7 2B: 1 3B: 1 HR: 4	SF: 1 SAC: 0 DP: 2 HBP: 0	WP: 0 PB: 0 SB: 0 CS: 0	PA: 43		
PITCHER	IP	WLS	BF	H	R	ER	SO	BB	IBB	HBP	BLK	WP	HR	S	P	ERA	WHIP					
Dave Milicki, R ERA: 15.75	4.0	L	22	8	8	7	2	2	0	0	0	0	2	50	84	15.75	2.500					
Mark Johnson, R ERA: 13.5	2.2		14	3	6	4	2	2	0	0	0	0	2	32	53	13.50	1.875					
Jim Poole, L ERA:	0.1		3	2	0	0	0	0	0	0	0	0	0	7	8	0.00	6.000					
Matt Anderson, R ERA:	1.0		4	0	0	0	1	2	0	0	0	0	0	6	16	0.00	2.000					

Detroit Tigers @ Baltimore Orioles
 Oriole Park at Camden Yards, Baltimore, MD
 Fri Apr 07 2000, 7:05 PM EDT
 Att: 39,415 - Sunny - 74 F

AB	36
R	14
H	13
RBI	14
BB	6
SO	5
LOB	13



Batter	1	2	3	4	5	6	7	8	9	10	AB	R	H	RBI	BB	SO	LOB	TOP									
Damon Easley, R OBP: 0.250, SLG: 0.118 Juan Gonzalez, R (7, PH) Shane Halter, R (7, 4)	3-1 SH2-3 1B		2-3 K		1-2 F9		1-1 G6-4-3		2-3 K		3	0	1	0	0	1	1										
Brad Ausmus, R OBP: 0.583, SLG: 0.778	0-0 SH2-3 1B		1-2 K		2-2 G5-3			1-2 FC3-2 1B		4-2 SH1-4 BB	4	0	3	0	1	0	0										
Bobby Higginson, L OBP: 0.318, SLG: 0.211	0-0 SH2-3		3-3 K			0-1 P6		0-0 E8 FC3-2 1B		0-1 SH1-4	3	0	1	0	0	1	1										
Dean Palmer, R OBP: 0.417, SLG: 0.632	2-3 K			4-2 G4-3 BB		1-3 K		1-3 K		4-1 G6-3 BB	3	1	0	0	2	3	4										
Tony Clark, S OBP: 0.348, SLG: 0.421	2-1 G3-1			2-0 G4-3		0-3 K		1-1 FC3-2		1-0 G6-3	5	0	0	0	0	1	7										
Juan Encarnacion, R OBP: 0.350, SLG: 0.474		0-1 L8		0-0 P4			2-2 1B 1B		0-2 L4		4	0	1	0	0	0	3										
Robert Fick, L OBP: 0.267, SLG: 0.267 Gregg Jefferies, S (9, PH)	1-2 G3		3-0 K	2-H 1B			2-1 1B 1B		4-2 G4-3 BB	3	0	2	1	0	0	0	0										
Karim Garcia, L Luis Polonia, L OBP: 0.167, SLG: 0.067	0-0 G3-1		0-0 F8				1-2 L7		1-2 G4-3	3	0	0	0	0	0	0	3										
Deivi Cruz, R OBP: 0.400, SLG: 0.474			1-1 G5-3		1-2 CS 1B		0-0 G6-4-3 1B		0-1 F8	4	0	2	0	0	0	1											
Inning Stats	R: 0 E: 0 K: 1 S: 9	H: 2 LOB: 2 BB: 0 P: 16	R: 0 E: 0 K: 0 S: 6	H: 0 LOB: 0 BB: 0 P: 7	R: 0 E: 0 K: 2 S: 16	H: 1 LOB: 1 BB: 1 P: 23	R: 1 E: 0 K: 0 S: 6	H: 1 LOB: 1 BB: 1 P: 15	R: 0 E: 0 K: 2 S: 8	H: 0 LOB: 0 BB: 0 P: 9	R: 0 E: 0 K: 0 S: 12	H: 3 LOB: 2 BB: 0 P: 18	R: 0 E: 1 K: 1 S: 14	H: 2 LOB: 2 BB: 0 P: 17	R: 0 E: 0 K: 1 S: 13	H: 0 LOB: 1 BB: 1 P: 20	R: 0 E: 0 K: 0 S: 7	H: 0 LOB: 1 BB: 2 P: 16	1B: 9 2B: 1 3B: 0 HR: 0	SF: 0 SAC: 2 DP: 2 HBP: 0	WP: 0 PB: 0 SB: 0 CS: 1	PA: 41					
PITCHER	IP	WLS	BF	H	R	ER	SO	BB	IBB	HBP	BLK	WP	HR	S	P	ERA	WHIP										
35 Mike Mussina, R ERA: 2.87 Chuck McElroy, L ERA: Al Reyes, R ERA:	(1, 1) 8.0		33	10	1	1	6	1	0	0	0	0	0	5	10	0.00	3.000										
	(9, 1) 0.1		2	0	0	0	0	1	0	0	0	0	0	5	10	0.00	3.000										
	(9, 1) 1.2	W	6	0	0	0	1	2	0	0	0	0	0	15	26	0.00	1.200										

Detroit Tigers @ Baltimore Orioles
Oriole Park at Camden Yards, Baltimore, MD
Sat. Apr. 08 2000, 1:35 PM EDT
Att. 42,547 - Cloudy - 81 F

AB	35
R	1
H	10
RBI	1
BB	4
SO	7
LOB	25



Batter	1	2	3	4	5	6	7	8	9	10	AB	R	H	RBI	BB	SO	LOB	BOTTOM									
Brady Anderson, L OBP: 0.273, SLG: 0.158	1-1 F7		4-0 FC6-4 BB		2-3 K			0-0 SH1-4		1-0 SH3-4	2	0	0	0	1	1	1										
Delino DeShields, L OBP: 0.391, SLG: 0.450	0-2 G6-3		1-2 FC6-4			3-3 K		3-1 L3		1-2 1B	5	0	1	1	0	1	3										
B.J. Surhoff, L OBP: 0.455, SLG: 0.500	0-2 P6		2-2 G2-3			2-3 K		0-0 FC4-6 BB 1B			4	0	1	1	0	1	3										
Albert Belle, R OBP: 0.354, SLG: 0.647		0-0 CS 1B 1B		3-1 P6		0-0 G5-4-3		4-1 FC4-6 BB			3	0	1	0	1	0	1										
Harold Baines, L OBP: 0.176, SLG: 0.125		1-0 1B		2-3 K			3-1 L7		0-0 FC4-6		4	0	1	0	0	1	2										
Jeff Conine, R OBP: 0.222, SLG: 0.125		1-1 F8		2-0 G6-3			0-0 G5-3		1-0 F9		4	0	0	0	0	0	2										
Will Clark, L OBP: 0.714, SLG: 0.786		3-3 K			1-2 2B		4-1 FC6-4 BB		0-0 G3-1		3	0	1	0	1	1	2										
Charles Johnson, R OBP: 0.400, SLG: 1.000			0-0 FC6-4 BB 1B		2-2 G6-3		1-1 FC6-4		3-2 F8		4	0	1	0	0	0	2										
Mike Bordick, R OBP: 0.400, SLG: 0.722			1-2 F8		0-1 G5-3			0-1 SH1-4 BB 1B		3-2 SH3-4 BB 1B	4	2	2	0	0	0	2										
Inning Stats	R: 0 E: 0 K: 0 S: 8	H: 0 LOB: 0 BB: 0 P: 9	R: 0 E: 0 K: 1 S: 7	H: 2 LOB: 2 BB: 0 P: 12	R: 0 E: 0 K: 0 S: 11	H: 1 LOB: 2 BB: 1 P: 19	R: 0 E: 0 K: 1 S: 7	H: 0 LOB: 0 BB: 0 P: 14	R: 0 E: 0 K: 2 S: 6	H: 0 LOB: 1 BB: 1 P: 14	R: 1 E: 0 K: 0 S: 8	H: 2 LOB: 2 BB: 1 P: 15	R: 0 E: 0 K: 0 S: 6	H: 0 LOB: 0 BB: 0 P: 10	R: 1 E: 0 K: 0 S: 8	H: 2 LOB: 1 BB: 0 P: 13	1B: 7 2B: 2 3B: 0 HR: 0	SF: 0 SAC: 2 DP: 2 HBP: 0	WP: 1 PB: 0 SB: 0 CS: 1	PA: 38							
PITCHER	IP	WLS	BF	H	R	ER	SO	BB	IBB	HBP	BLK	WP	HR	S	P	ERA	WHIP										
Hideo Nomo, R ERA: 1.93 Doug Brocail, R ERA: 8.1	(1, 1) 7.0		26	4	0	0	5	2	0	0	0	1	0	57	96	0.00	0.857										
	(8, 1) 2.1	L	12	4	2	2	0	1	0	0	0	0	0	22	38	7.71	2.143										

Detroit Tigers @ Baltimore Orioles
Oriole Park at Camden Yards, Baltimore, MD
Sat. Apr. 08 2000, 1:35 PM EDT
Att. 42,547 - Cloudy - 81 F


AB	33
R	2
H	8
RBI	2
BB	3
SO	5
LOB	18



Batter	1	2	3	4	5	6	7	8	9	AB	R	H	RBI	BB	SO	LOB	TOP								
Luis Polonia, L OBP: 0.217, SLG: 0.211 (1, 9)										4	1	1	0	1	0	0									
Gregg Jefferies, S OBP: 0.571, SLG: 0.250 (1, 10)										3	1	1	0	2	1	0									
Bobby Higginson, L OBP: 0.296, SLG: 0.250 (1, 7)										5	2	1	0	0	1	4									
Dean Palmer, R OBP: 0.379, SLG: 0.667 (1, 5)										5	1	1	1	0	1	5									
Brad Ausmus, R OBP: 0.571, SLG: 0.773 (1, 2)										4	0	2	2	0	0	0									
Robert Fick, L OBP: 0.316, SLG: 0.316 (1, 3)										4	0	2	1	0	2	1									
Damion Easley, R OBP: 0.250, SLG: 0.118 Shane Halter, R OBP: 0.200, SLG: 0.200 (1, PH)										0	0	0	0	0	0	0									
Juan Encarnacion, R OBP: 0.333, SLG: 0.565 (1, 8)										4	1	1	1	0	0	4									
Deivi Cruz, R OBP: 0.333, SLG: 0.391 (1, 6)										4	0	0	0	0	0	1									
Inning Stats	R: 3 E: 1 K: 2 S: 29	H: 3 LOB: 2 BB: 1 P: 45	R: 0 E: 0 K: 0 S: 7	H: 0 LOB: 2 BB: 2 P: 20	R: 0 E: 0 K: 0 S: 13	H: 2 LOB: 1 BB: 0 P: 18	R: 0 E: 0 K: 0 S: 8	H: 1 LOB: 1 BB: 0 P: 10	R: 1 E: 0 K: 1 S: 12	H: 1 LOB: 0 BB: 0 P: 16	R: 1 E: 0 K: 1 S: 14	H: 2 LOB: 1 BB: 0 P: 22	R: 0 E: 1 K: 0 S: 7	H: 0 LOB: 0 BB: 0 P: 7	R: 0 E: 0 K: 1 S: 7	H: 0 LOB: 0 BB: 0 P: 13	1B: 5 2B: 2 3B: 1 HR: 2	SF: 0 SAC: 0 DP: 2 HBP: 0	WP: 0 PB: 0 SB: 0 CS: 0	PA: 40					
PITCHER	IP	WLS	BF	H	R	ER	SO	BB	IBB	HBP	BLK	WP	HR	S	P	ERA	WHIP								
Jose Mercedes, R ERA: 5.4 (1, 1)	5.0	W	25	7	4	3	3	3	0	0	0	0	1	69	109	5.40	2.000								
Tim Worrell, R ERA: 5.75 (6, 1)	2.0		9	3	2	2	2	0	0	0	0	0	1	23	34	9.00	1.500								
Buddy Groom, L ERA: (8, 1)	1.0		3	0	0	0	0	0	0	0	0	0	0	7	7	0.00	0.000								
Mike Trombley, R ERA: (9, 1)	1.0		3	0	0	0	1	0	0	0	0	0	0	7	13	0.00	0.000								

Detroit Tigers @ Baltimore Orioles
 Oriole Park at Camden Yards, Baltimore, MD
 Sun Apr 09 2000, 1:35 PM EDT
 Att: 42,178 - Cloudy - 52 F


AB 37
R 6
H 10
RBI 5
BB 3
SO 6
LOB 18



Batter	1	2	3	4	5	6	7	8	9	AB	R	H	RBI	BB	SO	LOB	BOTTOM								
Rich Amaral, R OBP: 0.600, SLG: 0.600 (1, 8)										5	1	3	0	0	0	0									
Delino DeShields, L OBP: 0.393, SLG: 0.440 Jesse Garcia, R (8, 4)										5	1	2	2	0	1	3									
B.J. Surhoff, L OBP: 0.407, SLG: 0.440 (1, 7)										5	1	1	0	0	2	4									
Albert Belle, R OBP: 0.444, SLG: 0.714 (1, 9)										4	3	3	0	1	0	0									
Jeff Conine, R OBP: 0.357, SLG: 0.308 (1, 3)										5	1	3	1	0	0	0									
Cal Ripken Jr., R OBP: 0.286, SLG: 0.389 (1, 5)										4	0	0	1	1	1	5									
Will Clark, L OBP: 0.615, SLG: 0.722 (1, 10)										4	2	1	3	0	1	2									
13 Willie Morales, R OBP: 0.500, SLG: 0.500 (1, 2)										4	1	2	0	0	1	2									
Mike Bordick, R OBP: 0.375, SLG: 0.667 (1, 6)										3	1	1	2	0	0	0									
Inning Stats	R: 2 E: 1 K: 1 S: 17	H: 2 LOB: 1 BB: 0 P: 30	R: 6 E: 1 K: 2 S: 28	H: 5 LOB: 2 BB: 2 P: 49	R: 0 E: 0 K: 1 S: 9	H: 1 LOB: 1 BB: 0 P: 15	R: 3 E: 0 K: 1 S: 19	H: 5 LOB: 2 BB: 0 P: 28	R: 0 E: 0 K: 0 S: 6	H: 0 LOB: 0 BB: 0 P: 11	R: 0 E: 0 K: 0 S: 7	H: 0 LOB: 0 BB: 0 P: 10	R: 0 E: 0 K: 1 S: 7	H: 1 LOB: 1 BB: 0 P: 12	R: 0 E: 0 K: 1 S: 7	H: 2 LOB: 2 BB: 0 P: 12	1B: 14 2B: 3 3B: 0 HR: 0	SF: 2 SAC: 0 DP: 1 HBP: 0	WP: 0 PB: 0 SB: 3 CS: 1	PA: 43					
PITCHER	IP	WLS	BF	H	R	ER	SO	BB	IBB	HBP	BLK	WP	HR	S	P	ERA	WHIP								
C.J. Nitkowski, L ERA: 7.71 (1, 1)	3.1	L	25	11	11	7	5	2	0	0	0	0	0	62	103	18.90	3.900								
Willie Blair, R ERA: 6.0 (4, 1)	2.2		10	2	0	0	0	0	0	0	0	0	0	24	40	0.00	0.750								
Danny Patterson, R ERA: (7, 1)	1.0		4	1	0	0	0	0	0	0	0	0	0	7	12	0.00	1.000								
Todd Jones, R ERA: (8, 1)	1.0		4	2	0	0	1	0	0	0	0	0	0	7	12	0.00	2.000								

Detroit Tigers @ Baltimore Orioles
 Oriole Park at Camden Yards, Baltimore, MD
 Sun Apr 09 2000, 1:35 PM EDT
 Att: 42,178 - Cloudy - 52 F

AB 39
R 11
H 16
RBI 9
BB 2
SO 6
LOB 16



Batter	1	2	3	4	5	6	7	8	9	AB	R	H	RBI	BB	SO	LOB	TOP					
Mark McLemore, S OBP: 0.367, SLG: 0.174 (1, 7)	F8	F8		G4-3		L3		G3-1		5	0	0	0	0	0	5						
Mike Cameron, R OBP: 0.291, SLG: 0.414 (1, 8)	E6		P6			F9			1B BB	4	0	0	0	1	1	2						
Alex Rodriguez, R OBP: 0.516, SLG: 0.714 (1, 6)	E5		1B			FC5-4 1B		1B BB	K	4	0	2	0	1	1	2						
John Olerud, L OBP: 0.367, SLG: 0.435 (1, 3)				FC5-4 1B		FC5-4 1B E		F7		5	1	3	0	0	0	2						
Edgar Martinez, R OBP: 0.167, SLG: 0.167 (1, 10)	F9					F7		F9	K	5	0	0	0	0	2	8						
Jay Buhner, R OBP: 0.458, SLG: 0.783 (1, 9)		1B G6-3 1B		FC5-4		E8 1B			G4-3	5	0	3	0	0	0	4						
David Bell, R OBP: 0.174, SLG: 0.273 John Mabry, L OBP: 0.250, SLG: 0.100 (7, PH) (7, 7)		G6-3				G1-3				3	0	0	0	0	0	2						
Dan Wilson, R OBP: 0.348, SLG: 0.300 (1, 2)								F9		4	1	3	0	0	0	0						
Carlos Guillen, S OBP: 0.200, SLG: 0.136 (1, 5)								F8		3	0	1	1	1	1	2						
Inning Stats	R: 0 E: 2 K: 0 S: 14	H: 1 LOB: 2 BB: 0 P: 22	R: 0 E: 0 K: 1 S: 13	H: 2 LOB: 2 BB: 0 P: 20	R: 0 E: 0 K: 1 S: 12	H: 2 LOB: 2 BB: 0 P: 17	R: 1 E: 0 K: 1 S: 11	H: 2 LOB: 1 BB: 0 P: 14	R: 1 E: 1 K: 0 S: 8	H: 2 LOB: 1 BB: 0 P: 11	R: 0 E: 0 K: 1 S: 13	H: 1 LOB: 2 BB: 1 P: 21	R: 0 E: 0 K: 1 S: 12	H: 1 LOB: 2 BB: 1 P: 21	R: 0 E: 0 K: 2 S: 9	H: 0 LOB: 0 BB: 0 P: 14	R: 0 E: 0 K: 2 S: 13	H: 1 LOB: 2 BB: 1 P: 23	1B: 9 2B: 4 3B: 0 HR: 0	SF: 0 SAC: 0 DP: 1 HBP: 0	WP: 0 PB: 0 SB: 0 CS: 0	PA: 42
PITCHER	IP	WLS	BF	H	R	ER	SO	BB	IBB	HBP	BLK	WP	HR	S	P	ERA	WHIP					
Brian Moehler, R ERA: 3.0 (1, 1)	6.0	W	29	10	2	1	3	1	0	0	0	0	0	71	105	1.50	1.833					
Danny Patterson, R ERA: (7, 1)	0.2	H	4	1	0	0	0	1	0	0	0	0	0	8	16	0.00	3.000					
Doug Brocail, R ERA: 5.79 (7, 1)	1.1	H	4	0	0	0	1	0	0	0	0	0	0	13	19	0.00	0.000					
Todd Jones, R ERA: (9, 1)	1.0	S	5	1	0	0	2	1	0	0	0	0	0	13	23	0.00	2.000					

Seattle Mariners @ Detroit Tigers
Comerica Park, Detroit, MI
Tue Apr 11 2000, 1:05 PM EDT
Att: 39,168 - Cloudy - 36 F

AB 39
R 2
H 12
RBI 1
BB 3
SO 6
LOB 29



Batter	1	2	3	4	5	6	7	8	9	AB	R	H	RBI	BB	SO	LOB	BOTTOM					
Luis Polonia, L OBP: 0.250, SLG: 0.304 (1, 10)	1B 3B	3B BB		P5		F8		F7		4	2	1	0	1	0	3						
Gregg Jefferies, S OBP: 0.545, SLG: 0.375 Shane Halter, R OBP: 0.167, SLG: 0.167 (1, 4) (7, 4)	BB BLK 1B	K		G4-3		E8 1B		F8		4	1	2	2	0	1	3						
Bobby Higginson, L OBP: 0.290, SLG: 0.321 (1, 7)	F8			F8		G5-3				4	0	1	2	0	0	3						
Tony Clark, S OBP: 0.333, SLG: 0.391 (1, 3)	K	G4-3				F4			1B	4	0	1	0	0	1	2						
Brad Ausmus, R OBP: 0.531, SLG: 0.680 (1, 2)	BLK BB 1B			G5-3		G5-3		L3		3	0	0	0	1	0	1						
Dean Palmer, R OBP: 0.394, SLG: 0.615 (1, 5)	BLK BB			E2				K		2	0	0	0	2	1	1						
Karim Garcia, L (1, 9)	K			F5		K		K		4	0	0	0	0	3	5						
Juan Encarnacion, R OBP: 0.393, SLG: 0.615 (1, 8)		SH3-4 3B 1B		G6-3		SH3-4 E BB		SH5-4 2B		3	2	2	0	1	0	1						
Deivi Cruz, R OBP: 0.360, SLG: 0.458 (1, 6)		SH3-4				SH3-4		SH5-4		1	0	1	0	0	0	0						
Inning Stats	R: 2 E: 0 K: 2 S: 16	H: 2 LOB: 2 BB: 2 P: 28	R: 2 E: 0 K: 1 S: 11	H: 2 LOB: 1 BB: 1 P: 17	R: 0 E: 1 K: 0 S: 10	H: 0 LOB: 1 BB: 0 P: 15	R: 0 E: 0 K: 0 S: 8	H: 1 LOB: 1 BB: 0 P: 11	R: 0 E: 0 K: 1 S: 12	H: 0 LOB: 1 BB: 1 P: 19	R: 1 E: 1 K: 0 S: 14	H: 1 LOB: 1 BB: 1 P: 25	R: 0 E: 0 K: 2 S: 12	H: 1 LOB: 1 BB: 0 P: 16	R: 0 E: 0 K: 0 S: 6	H: 1 LOB: 1 BB: 0 P: 7	R: 0 E: 0 K: 0 S: 6	H: 1 LOB: 1 BB: 0 P: 7	1B: 4 2B: 2 3B: 2 HR: 0	SF: 0 SAC: 3 DP: 0 HBP: 0	WP: 0 PB: 0 SB: 0 CS: 0	PA: 38
PITCHER	IP	WLS	BF	H	R	ER	SO	BB	IBB	HBP	BLK	WP	HR	S	P	ERA	WHIP					
Freddy Garcia, R ERA: 5.73 (1, 1)	6.0	L	30	6	5	5	4	5	0	0	1	0	0	71	115	7.50	1.833					
Jose Paniagua, R ERA: (7, 1)	2.0		8	2	0	0	2	0	0	0	0	0	0	18	23	0.00	1.000					

Seattle Mariners @ Detroit Tigers
Comerica Park, Detroit, MI
Tue Apr 11 2000, 1:05 PM EDT
Att: 39,168 - Cloudy - 36 F

AB 30
R 5
H 8
RBI 4
BB 5
SO 6
LOB 20



Batter	1	2	3	4	5	6	7	8	9	AB	R	H	RBI	BB	SO	LOB	TOP										
Mark McLemore, S OBP: 0.371, SLG: 0.214 (1, 7)										5	1	2	0	0	1	3											
David Bell, R OBP: 0.143, SLG: 0.222 (1, 4)										5	0	0	0	0	1	3											
Alex Rodriguez, R OBP: 0.514, SLG: 0.680 (1, 6)										4	2	2	0	0	0	0											
John Olerud, L OBP: 0.412, SLG: 0.500 (1, 3)										3	1	2	1	1	0	0											
Edgar Martinez, R OBP: 0.188, SLG: 0.188 (1, 10)										4	0	1	1	0	1	3											
Jay Buhner, R OBP: 0.393, SLG: 0.667 Charles Gipson, R OBP: 0.500, SLG: 0.500 (1, 9)										4	0	0	0	0	1	5											
Carlos Guillen, S OBP: 0.185, SLG: 0.125 Raul Ibanez, L OBP: 0.697, SLG: 1.167 (5, 7)										2	0	0	0	0	1	0											
Dan Wilson, R OBP: 0.370, SLG: 0.348 (1, 2)										3	0	1	0	1	0	1											
Mike Cameron, R OBP: 0.257, SLG: 0.375 (1, 8)										3	0	0	0	0	2	1											
Inning Stats	R: 2 H: 3 E: 0 K: 1 S: 17	H: 3 LOB: 1 BB: 0 P: 24	R: 0 H: 1 E: 1 K: 1 S: 10	LOB: 1 BB: 0 P: 11	R: 0 H: 0 E: 0 K: 0 S: 8	LOB: 0 BB: 0 P: 12	R: 0 H: 0 E: 0 K: 1 S: 6	LOB: 0 BB: 0 P: 8	R: 0 H: 1 E: 0 K: 1 S: 12	LOB: 1 BB: 0 P: 20	R: 2 H: 2 E: 0 K: 0 S: 12	H: 2 LOB: 1 BB: 1 P: 22	R: 0 H: 0 E: 0 K: 2 S: 9	H: 0 LOB: 0 BB: 0 P: 9	R: 0 H: 2 E: 0 K: 0 S: 9	LOB: 2 BB: 0 P: 15	R: 0 H: 0 E: 0 K: 1 S: 9	H: 0 LOB: 1 BB: 1 P: 16	1B: 7 2B: 2 3B: 0 HR: 0	SF: 0 SAC: 1 DP: 1 HBP: 0	WP: 1 PB: 0 SB: 1 CS: 0	PA: 38					
PITCHER	IP	WLS	BF	H	R	ER	SO	BB	IBB	HBP	BLK	WP	HR	S	P	ERA	WHIP										
Dave Milck, R ERA: 9.9 (1, 1)	6.0	L	26	7	4	4	4	1	0	0	0	1	0	65	97	6.00	1.333										
Matt Anderson, R ERA: (7, 1)	1.2		7	2	0	0	2	0	0	0	0	0	0	17	23	0.00	1.200										
Jim Poole, L ERA: (8, 1)	0.1		1	0	0	0	0	0	0	0	0	0	0	1	1	0.00	0.000										
Mark Johnson, R ERA: 9.82 (9, 1)	1.0		4	0	0	0	1	1	0	0	0	0	0	9	16	0.00	1.000										

Seattle Mariners @ Detroit Tigers
Comerica Park, Detroit, MI
Wed Apr 12 2000, 7:05 PM EDT
Att: 21,405 - Sunny - 44 F

AB 35
R 4
H 9
RBI 4
BB 2
SO 7
LOB 18



Batter	1	2	3	4	5	6	7	8	9	AB	R	H	RBI	BB	SO	LOB	BOTTOM										
Luis Polonia, L OBP: 0.250, SLG: 0.269 (1, 10)										3	0	0	0	1	0	0											
Gregg Jefferies, S OBP: 0.400, SLG: 0.250 (1, 4)										4	0	0	0	0	0	1											
Bobby Higginson, L OBP: 0.286, SLG: 0.313 (1, 7)										4	0	1	0	0	0	0											
Tony Clark, S OBP: 0.300, SLG: 0.346 (1, 3)										3	0	0	0	0	0	1											
Brad Ausmus, R OBP: 0.486, SLG: 0.607 (1, 2)										3	0	0	0	0	0	0											
Dean Palmer, R OBP: 0.361, SLG: 0.552 (1, 5)										3	0	0	0	0	1	0											
Juan Encarnacion, R OBP: 0.355, SLG: 0.552 (1, 8)										3	0	0	0	0	0	1											
Karim Garcia, L OBP: 0.182, SLG: 0.182 (1, 9)										3	0	2	0	0	0	0											
Deivi Cruz, R OBP: 0.321, SLG: 0.407 (1, 6)										3	0	0	0	0	0	2											
Inning Stats	R: 0 H: 0 E: 0 K: 0 S: 6	H: 0 LOB: 0 BB: 0 P: 8	R: 0 H: 0 E: 1 K: 0 S: 7	LOB: 0 BB: 0 P: 10	R: 0 H: 1 E: 0 K: 0 S: 10	LOB: 0 BB: 0 P: 15	R: 0 H: 0 E: 0 K: 0 S: 8	LOB: 0 BB: 0 P: 13	R: 0 H: 0 E: 0 K: 0 S: 5	LOB: 0 BB: 1 P: 16	R: 0 H: 1 E: 0 K: 0 S: 5	H: 1 LOB: 0 BB: 0 P: 8	R: 0 H: 1 E: 0 K: 1 S: 8	LOB: 1 BB: 0 P: 8	R: 0 H: 0 E: 0 K: 0 S: 9	LOB: 0 BB: 0 P: 15	1B: 3 2B: 0 3B: 0 HR: 0	SF: 0 SAC: 0 DP: 2 HBP: 0	WP: 0 PB: 0 SB: 0 CS: 0	PA: 30							
PITCHER	IP	WLS	BF	H	R	ER	SO	BB	IBB	HBP	BLK	WP	HR	S	P	ERA	WHIP										
Aaron Sele, R ERA: 1.2 (1, 1)	9.0	W	30	3	0	0	1	1	0	0	0	0	0	65	99	0.00	0.444										

Seattle Mariners @ Detroit Tigers
Comerica Park, Detroit, MI
Wed Apr 12 2000, 7:05 PM EDT
Att: 21,405 - Sunny - 44 F


AB 29
R 0
H 3
RBI 0
BB 1
SO 1
LOB 5




Batter	1	2	3	4	5	6	7	8	9	AB	R	H	RBI	BB	SO	LOB	TOP			
Mark McLemore, S OBP: 0.425, SLG: 0.258 (1, 4)										3	0	2	0	2	0	1	Seattle Mariners @ Detroit Tigers			
David Bell, R OBP: 0.182, SLG: 0.281 (1, 5)										5	0	2	0	0	0	6	Comerica Park, Detroit, MI			
Alex Rodriguez, R OBP: 0.513, SLG: 0.630 (1, 6)										2	0	0	0	2	1	1	Thu Apr 13 2000, 7:05 PM EDT			
John Olerud, L OBP: 0.395, SLG: 0.467 (1, 3)										4	0	1	0	0	0	4	Att: 20,781 - Cloudy - 50 F			
Edgar Martinez, R OBP: 0.200, SLG: 0.200 (1, 10)										4	0	1	0	0	0	3	livebaseballscorecards.com			
Jay Buhner, R OBP: 0.387, SLG: 0.621 Charles Gipson, R OBP: 0.500, SLG: 0.500 (7, PR)										2	0	1	0	0	1	0				
Stan Javier, S OBP: 0.429, SLG: 0.417 (8, PH)										0	0	0	0	0	0	0				
Raul Ibanez, L OBP: 0.400, SLG: 0.700 (1, 7)										4	0	0	0	0	3	3	AB 33			
Joe Oliver, R OBP: 0.500, SLG: 1.000 John Mabry, L OBP: 0.368, SLG: 0.182 Dan Wilson, R OBP: 0.357, SLG: 0.333 (7, PH)										2	0	1	0	0	1	0	R 0			
Mike Cameron, R OBP: 0.256, SLG: 0.361 (1, 8)										1	0	1	0	0	0	0	H 9			
Inning Stats	R: 0 E: 0 K: 0 S: 5	H: 1 LOB: 0 BB: 1 P: 14	R: 0 E: 0 K: 0 S: 8	H: 0 LOB: 0 BB: 0 P: 13	R: 0 E: 0 K: 1 S: 11	H: 1 LOB: 1 BB: 0 P: 20	R: 0 E: 0 K: 1 S: 7	H: 1 LOB: 1 BB: 0 P: 11	R: 0 E: 0 K: 2 S: 8	H: 0 LOB: 0 BB: 0 P: 10	R: 0 E: 0 K: 1 S: 10	H: 1 LOB: 2 BB: 2 P: 21	R: 0 E: 0 K: 1 S: 10	H: 2 LOB: 2 BB: 0 P: 23	R: 0 E: 0 K: 0 S: 15	H: 2 LOB: 1 BB: 0 P: 16	1B: 8 2B: 2 3B: 0 HR: 0	SF: 0 SAC: 0 DP: 2 HBP: 0	WP: 2 PB: 0 SB: 0 CS: 2	PA: 39
PITCHER	IP WLS BF H R ER SO BB IBB HBP BLK WP HR S P ERA WHIP	6.0 24 4 0 0 4 4 0 0 0 2 0 50 94 0.00 1.333	0.1 1 0 0 0 1 0 0 0 0 0 0 3 3 0.00 0.000	0.2 4 1 0 0 0 0 1 0 0 0 0 6 15 0.00 1.500	1.0 W 5 2 0 0 1 0 0 0 0 0 0 0 15 23 0.00 2.000	1.0 S 4 2 0 0 0 0 0 0 0 0 0 0 12 16 0.00 2.000	PITCHER						IP WLS BF H R ER SO BB IBB HBP BLK WP HR S P ERA WHIP	3 0 1 0 0 1 0 1 0 0 0 0 1 1 4 0 1 0 0 0 2 3 0 1 0 0 0 2 0 1 0 0 1 0 0 4 0 2 1 0 0 2 0 1 0 0 0 0 0 4 0 1 0 0 0 2 2 0 1 1 1 1 0 4 0 0 0 0 2 4 3 0 2 0 1 1 1 3 0 0 0 0 1 5						
Hideo Nomo, R ERA: 1.35 Jim Poole, L ERA: Danny Patterson, R ERA: Doug Brocail, R ERA: 4.76 Todd Jones, R ERA:	IP WLS BF H R ER SO BB IBB HBP BLK WP HR S P ERA WHIP	6.0 24 4 0 0 4 4 0 0 0 2 0 50 94 0.00 1.333	0.1 1 0 0 0 1 0 0 0 0 0 0 3 3 0.00 0.000	0.2 4 1 0 0 0 0 1 0 0 0 0 6 15 0.00 1.500	1.0 W 5 2 0 0 1 0 0 0 0 0 0 0 15 23 0.00 2.000	1.0 S 4 2 0 0 0 0 0 0 0 0 0 0 12 16 0.00 2.000	PITCHER						IP WLS BF H R ER SO BB IBB HBP BLK WP HR S P ERA WHIP	3 0 1 0 0 1 0 1 0 0 0 0 1 1 4 0 1 0 0 0 2 3 0 1 0 0 0 2 0 1 0 0 1 0 0 4 0 2 1 0 0 2 0 1 0 0 0 0 0 4 0 1 0 0 0 2 2 0 1 1 1 1 0 4 0 0 0 0 2 4 3 0 2 0 1 1 1 3 0 0 0 0 1 5						
Luis Polonia, L OBP: 0.257, SLG: 0.276 Wendell Magee, R OBP: 0.500, SLG: 1.250 (7, PH)										3	0	1	0	0	1	0	Seattle Mariners @ Detroit Tigers			
Brad Ausmus, R OBP: 0.482, SLG: 0.563 (1, 2)										4	0	1	0	0	0	2	Comerica Park, Detroit, MI			
Gregg Jefferies, S OBP: 0.389, SLG: 0.333 Shane Halter, R OBP: 0.286, SLG: 0.167 (8, 4)										3	0	1	0	0	0	2	Thu Apr 13 2000, 7:05 PM EDT			
Juan Gonzalez, R OBP: 0.300, SLG: 0.333 Karim Garcia, L OBP: 0.182, SLG: 0.182 (8, PR)										4	0	2	1	0	0	2	Att: 20,781 - Cloudy - 50 F			
Bobby Higginson, L OBP: 0.282, SLG: 0.306 (1, 7)										4	0	1	0	0	0	2	livebaseballscorecards.com			
Dean Palmer, R OBP: 0.375, SLG: 0.548 (1, 5)										2	0	1	1	1	1	0				
Tony Clark, S OBP: 0.265, SLG: 0.300 (1, 3)										4	0	0	0	0	2	4	AB 31			
Juan Encarnacion, R OBP: 0.400, SLG: 0.563 (1, 8)										3	0	2	0	1	1	1	R 2			
Deivi Cruz, R OBP: 0.290, SLG: 0.367 (1, 6)										3	0	0	0	0	1	5	H 9			
Inning Stats	R: 0 E: 1 K: 0 S: 10	H: 2 LOB: 2 BB: 0 P: 14	R: 0 E: 0 K: 2 S: 8	H: 0 LOB: 1 BB: 1 P: 14	R: 0 E: 0 K: 1 S: 9	H: 1 LOB: 2 BB: 1 P: 14	R: 0 E: 0 K: 1 S: 8	H: 1 LOB: 1 BB: 0 P: 15	R: 0 E: 0 K: 2 S: 9	H: 0 LOB: 0 BB: 0 P: 14	R: 0 E: 0 K: 1 S: 10	H: 1 LOB: 1 BB: 0 P: 16	R: 2 E: 0 K: 0 S: 11	H: 3 LOB: 2 BB: 1 P: 20	1B: 7 2B: 2 3B: 0 HR: 0	SF: 1 SAC: 1 DP: 0 HBP: 0	WP: 1 PB: 0 SB: 0 CS: 0	PA: 36		
PITCHER	IP WLS BF H R ER SO BB IBB HBP BLK WP HR S P ERA WHIP	6.1 27 6 0 1 1 1 1 0 0 0 0 0 7 14 13.50 1.500	0.2 L 3 0 1 1 1 1 0 0 0 0 0 0 7 14 13.50 1.500	1.0 6 3 1 1 0 0 0 0 0 0 0 0 10 15 9.00 3.000	4.91	PITCHER						IP WLS BF H R ER SO BB IBB HBP BLK WP HR S P ERA WHIP	3 0 1 0 0 1 0 1 0 0 0 0 1 1 4 0 0 0 0 2 4 3 0 2 0 1 1 1 3 0 0 0 0 1 5							
Gil Meche, R ERA: 0.84 Arthur Rhodes, L ERA: 2.45 Jose Mesa, R ERA: 4.91	IP WLS BF H R ER SO BB IBB HBP BLK WP HR S P ERA WHIP	6.1 27 6 0 1 1 1 1 0 0 0 0 0 7 14 13.50 1.500	0.2 L 3 0 1 1 1 1 0 0 0 0 0 0 7 14 13.50 1.500	1.0 6 3 1 1 0 0 0 0 0 0 0 0 10 15 9.00 3.000	4.91	PITCHER						IP WLS BF H R ER SO BB IBB HBP BLK WP HR S P ERA WHIP	3 0 1 0 0 1 0 1 0 0 0 0 1 1 4 0 0 0 0 2 4 3 0 2 0 1 1 1 3 0 0 0 0 1 5							

Batter	1	2	3	4	5	6	7	8	9	AB	R	H	RBI	BB	SO	LOB	TOP					
Gerald Williams, R OBP: 0.321, SLG: 0.462 (1, 8)	F8		G5-3				HR		P5	4	1	1	3	1	0	1	Tampa Bay Devil Rays @ Detroit Tigers Comerica Park, Detroit, MI Fri Apr 14, 2000, 7:05 PM EDT Att: 25,043 - Sunny - 69 F					
Miguel Cairo, R OBP: 0.279, SLG: 0.300 (1, 4)	L6		F7				F9		F8	5	0	0	0	0	0	2						
Jose Canseco, R OBP: 0.358, SLG: 0.447 (1, 10)	G6-3			SF8			G4-3		1B	5	1	2	0	0	0	1						
Fred McGriff, L OBP: 0.302, SLG: 0.324 (1, 3)		F9		1B			G6-3		L9	5	0	2	1	0	0	0						
Greg Vaughn, R OBP: 0.408, SLG: 0.682 (1, 7)		K		1B			FC6-4		G6-3	5	0	3	0	0	1	0						
Vinny Castilla, R OBP: 0.222, SLG: 0.188 (1, 5)		1B		SF8			F2		G5-3	4	0	1	1	0	0	4						
Bubba Trammell, R OBP: 0.400, SLG: 0.556 (1, 9)		1B		K			FC6-4		FC6-4	4	0	2	0	0	1	3						
John Flaherty, R OBP: 0.424, SLG: 0.625 (1, 2)		FC4		G5-3			HR		FC6-4	4	1	1	0	0	0	5						
Kevin Stocker, S OBP: 0.457, SLG: 0.563 (1, 6)			F9		G6-3		HR		1B	4	2	2	0	0	0	0	AB 40 R 5 H 14 RBI 5 BB 1 SO 2 LOB 16					
Inning Stats	R: 0 H: 0 E: 0 K: 0 S: 7	H: 0 LOB: 0 BB: 0 P: 9	R: 0 H: 2 E: 0 K: 1 S: 16	H: 2 LOB: 2 BB: 0 P: 21	R: 0 H: 0 E: 0 K: 0 S: 10	H: 0 LOB: 0 BB: 0 P: 14	R: 1 H: 3 E: 0 K: 1 S: 12	H: 3 LOB: 2 BB: 0 P: 19	R: 0 H: 0 E: 0 K: 0 S: 13	H: 1 LOB: 1 BB: 0 P: 6	R: 3 H: 3 E: 0 K: 0 S: 10	H: 3 LOB: 0 BB: 0 P: 15	R: 0 H: 1 E: 0 K: 0 S: 5	H: 1 LOB: 1 BB: 0 P: 8	R: 1 H: 4 E: 0 K: 0 S: 17	H: 4 LOB: 3 BB: 0 P: 26		1B: 13 2B: 0 3B: 0 HR: 1	SF: 1 SAC: 0 DP: 0 HBP: 0	WP: 0 PB: 0 SB: 0 CS: 0	PA: 42	
PITCHER	IP	WLS	BF	H	R	ER	SO	BB	IBB	HBP	BLK	WP	HR	S	P	ERA		WHIP				
C.J. Nitkowski, L ERA: 6.61 (1, 1)	7.0	W	31	9	4	4	2	1	0	0	0	0	1	74	106	5.14		1.429				
Danny Patterson, R ERA: (8, 1)	1.0		4	1	0	0	0	0	0	0	0	0	0	5	8	0.00		1.000				
Willie Blair, R ERA: 6.75 (9, 1)	1.0		7	4	1	1	0	0	0	0	0	0	0	17	26	9.00		4.000				

Batter	1	2	3	4	5	6	7	8	9	AB	R	H	RBI	BB	SO	LOB	BOTTOM					
Luis Polonia, L OBP: 0.364, SLG: 0.242 (1, 9)	K		G3	L9			K		G3-1	4	1	0	0	1	2	0	Tampa Bay Devil Rays @ Detroit Tigers Comerica Park, Detroit, MI Fri Apr 14, 2000, 7:05 PM EDT Att: 25,043 - Sunny - 69 F					
Brad Ausmus, R OBP: 0.488, SLG: 0.583 (1, 2)	K2-3		G3				FC6-4		1B	4	2	3	1	0	1	0						
Gregg Jefferies, S OBP: 0.364, SLG: 0.316 (1, 4)	G6-3		G3				FC6-4		2B	4	1	1	0	0	0	3						
Shane Halter, R OBP: 0.286, SLG: 0.167 (7, PR) (8, 4)			G3				SF8		1B	0	1	0	0	0	0	0						
Juan Gonzalez, R OBP: 0.500, SLG: 0.917 (1, 10)							SF8		IBB	3	2	3	3	1	0	0						
Bobby Higginson, L OBP: 0.279, SLG: 0.289 (1, 7)							SF8		1B	2	0	0	1	1	2	1						
Wendell Magee, R OBP: 0.500, SLG: 1.250 (8, 7)							SF8		BB	0	0	0	0	0	0	0						
Dean Palmer, R OBP: 0.406, SLG: 0.588 (1, 5)							HR		CS	3	1	2	2	0	1	1						
Tony Clark, S OBP: 0.283, SLG: 0.382 (1, 3)	F8						HR		G4-3-6	4	1	1	2	0	1	5						
Juan Encarnacion, R OBP: 0.385, SLG: 0.556 (1, 8)			SH2-4		G3-1		P4		G6-3	4	1	1	0	0	0	0						
Deivi Cruz, R OBP: 0.265, SLG: 0.333 (1, 6)			SH2-4		F8		F7		G1-3	3	0	0	0	0	0	0	AB 31 R 10 H 11 RBI 9 BB 3 SO 7 LOB 10					
Inning Stats	R: 0 H: 0 E: 0 K: 2 S: 8	H: 1 LOB: 1 BB: 0 P: 11	R: 0 H: 1 E: 0 K: 2 S: 11	H: 1 LOB: 0 BB: 0 P: 17	R: 4 H: 3 E: 0 K: 1 S: 17	H: 3 LOB: 1 BB: 1 P: 26	R: 2 H: 2 E: 0 K: 0 S: 10	H: 2 LOB: 0 BB: 0 P: 14	R: 2 H: 2 E: 0 K: 1 S: 12	H: 2 LOB: 2 BB: 1 P: 23	R: 0 H: 0 E: 0 K: 1 S: 7	H: 0 LOB: 0 BB: 0 P: 12	R: 2 H: 3 E: 0 K: 0 S: 11	H: 3 LOB: 1 BB: 1 P: 20	R: 0 H: 0 E: 0 K: 0 S: 5	H: 0 LOB: 0 BB: 0 P: 7		1B: 5 2B: 5 3B: 0 HR: 2	SF: 1 SAC: 1 DP: 2 HBP: 1	WP: 1 PB: 0 SB: 0 CS: 1	PA: 37	
PITCHER	IP	WLS	BF	H	R	ER	SO	BB	IBB	HBP	BLK	WP	HR	S	P	ERA		WHIP				
Ryan Rupe, R ERA: 11.2 (1, 1)	4.1	L	23	8	8	8	5	1	1	0	0	0	0	12	21	0.00		0.000				
Jeff Sparks, R ERA: 3.0 (5, 1)	1.2		5	0	0	0	2	0	0	1	0	0	0	12	21	0.00		0.000				
Cory Lidle, R ERA: 54.0 (7, 1)	0.1		3	2	2	2	0	0	0	0	0	0	0	7	12	54.00		6.000				
Jim Morris, L ERA: 6.75 (7, 1)	0.0		1	0	0	0	0	1	0	0	0	0	0	1	5	∞		∞				
Dave Eiland, R ERA: 10.8 (7, 1)	1.2		5	1	0	0	0	0	0	0	0	0	0	8	10	0.00	0.600					

Batter	1	2	3	4	5	6	7	8	9	AB	R	H	RBI	BB	SO	LOB	TOP								
Gerald Williams, R OBP: 0.300, SLG: 0.429	G4-3		K		FC4-6-5-6			F4		4	0	0	0	0	1	4	Tampa Bay Devil Rays @ Detroit Tigers Comerica Park, Detroit, MI Sat Apr 15 2000, 1:05 PM EDT Att: 25,969 - Sunny - 76 F								
Dave Martinez, L OBP: 0.289, SLG: 0.389	1B SF9		SF7					E7		3	2	3	1	0	0	0									
Jose Canseco, R OBP: 0.351, SLG: 0.431			G2-3					K		4	0	1	0	0	1	2									
Fred McGriff, L OBP: 0.298, SLG: 0.308	SF9				F5					2	1	0	1	1	1	1									
Greg Vaughn, R OBP: 0.396, SLG: 0.667	K				F7					4	1	1	2	0	1	1									
Vinny Castilla, R OBP: 0.227, SLG: 0.200			K		G5-3					4	0	1	1	0	1	0									
John Flaherty, R OBP: 0.405, SLG: 0.583			K					G1-6-3		4	0	1	0	0	1	0									
Kevin Stocker, S OBP: 0.436, SLG: 0.583			F8							4	1	1	0	0	1	1									
Miguel Cairo, R OBP: 0.319, SLG: 0.341										4	2	3	1	0	0	0									
Inning Stats	R: 1 E: 0 K: 1 S: 14	H: 2 LOB: 1 BB: 0 P: 19	R: 0 E: 0 K: 2 S: 10	H: 0 LOB: 0 BB: 0 P: 14	R: 1 E: 0 K: 1 S: 10	H: 1 LOB: 0 BB: 0 P: 15	R: 0 E: 0 K: 0 S: 12	H: 0 LOB: 0 BB: 0 P: 19	R: 0 E: 0 K: 1 S: 8	H: 2 LOB: 1 BB: 0 P: 10	R: 0 E: 0 K: 0 S: 4	H: 0 LOB: 0 BB: 0 P: 5	R: 5 E: 1 K: 1 S: 17	H: 5 LOB: 0 BB: 0 P: 32	R: 0 E: 0 K: 0 S: 9	H: 0 LOB: 0 BB: 0 P: 13		1B: 9 2B: 1 3B: 1 HR: 0	SF: 2 SAC: 0 DP: 1 HBP: 0	WP: 0 PB: 0 SB: 1 CS: 2	PA: 37				
PITCHER	IP	WLS	BF	H	R	ER	SO	BB	IBB	HBP	BLK	WP	HR	S	P	ERA	WHIP								
Jeff Weaver, R ERA: 3.86	7.0	L	27	8	4	3	6	0	0	0	0	0	0	71	101	3.86	1.143								
Matt Anderson, R ERA: 5.09	1.0		6	3	3	3	1	0	1	0	0	0	0	12	24	27.00	3.000								
Mark Johnson, R ERA: 7.71	1.0		3	0	0	0	0	0	0	0	0	0	0	9	13	0.00	0.000								

Batter	1	2	3	4	5	6	7	8	9	AB	R	H	RBI	BB	SO	LOB	BOTTOM								
Gregg Jefferies, S OBP: 0.385, SLG: 0.348	L4-3		E5		G3			G5-3		4	0	2	0	0	0	0	Tampa Bay Devil Rays @ Detroit Tigers Comerica Park, Detroit, MI Sat Apr 15 2000, 1:05 PM EDT Att: 25,969 - Sunny - 76 F								
Robert Fick, L OBP: 0.261, SLG: 0.261	L4-3		F7					G5-3		4	0	0	0	0	0	3									
Juan Encarnacion, R OBP: 0.372, SLG: 0.513								F8		3	0	0	0	1	0	1									
Juan Gonzalez, R OBP: 0.444, SLG: 0.813	FC5-4									4	0	1	0	0	2	1									
Bobby Higginson, L OBP: 0.277, SLG: 0.268			F8							3	0	0	0	1	0	1									
Dean Palmer, R OBP: 0.417, SLG: 0.579										4	0	2	0	0	1	0									
Tony Clark, S OBP: 0.244, SLG: 0.351										3	0	0	0	0	2	3									
Karim Garcia, L OBP: 0.214, SLG: 0.214			G4-3					G4-6-3		3	0	1	0	0	0	1									
Deivi Cruz, R OBP: 0.243, SLG: 0.306										3	0	0	0	0	1	1									
Inning Stats	R: 0 E: 0 K: 0 S: 10	H: 1 LOB: 1 BB: 1 P: 21	R: 0 E: 0 K: 1 S: 8	H: 0 LOB: 0 BB: 0 P: 12	R: 0 E: 1 K: 1 S: 11	H: 0 LOB: 1 BB: 0 P: 15	R: 0 E: 0 K: 1 S: 10	H: 1 LOB: 2 BB: 1 P: 17	R: 0 E: 0 K: 0 S: 6	H: 1 LOB: 0 BB: 0 P: 10	R: 0 E: 0 K: 0 S: 8	H: 1 LOB: 1 BB: 0 P: 13	R: 0 E: 0 K: 1 S: 9	H: 1 LOB: 0 BB: 0 P: 13	R: 0 E: 0 K: 0 S: 9	H: 0 LOB: 0 BB: 0 P: 15		R: 0 E: 0 K: 2 S: 8	H: 0 LOB: 0 BB: 0 P: 13	1B: 5 2B: 2 3B: 0 HR: 0	SF: 0 SAC: 0 DP: 3 HBP: 0	WP: 0 PB: 0 SB: 0 CS: 0	PA: 33		
PITCHER	IP	WLS	BF	H	R	ER	SO	BB	IBB	HBP	BLK	WP	HR	S	P	ERA	WHIP								
Dwight Gooden, R ERA: 3.6	6.0	W	23	4	0	0	3	2	0	0	0	0	0	18	28	0.00	1.000								
Jim Mecir, R ERA: 2.25	2.0	H	7	2	0	0	1	0	0	0	0	0	0	8	13	0.00	0.000								
Jeff Sparks, R ERA: 2.57	1.0		3	0	0	0	2	0	0	0	0	0	0	8	13	0.00	0.000								

Batter	1	2	3	4	5	6	7	8	9	AB	R	H	RBI	BB	SO	LOB	TOP				
Gerald Williams, R OBP: 0.323, SLG: 0.492	G5-3		FC4 1B						G4-3	5	1	3	3	0	0	0	Tampa Bay Devil Rays @ Detroit Tigers Comerica Park, Detroit, MI Sun Apr 16 2000, 1:05 PM EDT Att: 24,686 - Cloudy - 58 F				
Dave Martinez, L OBP: 0.302, SLG: 0.390	G6-3		FC4 G6-4-3		G1-4-6-3		HR		1B 1B	5	1	2	1	0	0	3					
Jose Canseco, R OBP: 0.339, SLG: 0.411	E5		G6-4-3				1B		F9	5	0	1	0	0	0	3					
Fred McGriff, L OBP: 0.288, SLG: 0.295	F9				F8				1B	5	0	1	0	0	0	3					
Tony Gaffanino, R OBP: 0.000, SLG: 0.500						F7			1B	0	1	0	0	0	0	0					
Steve Cox, L OBP: 0.545, SLG: 0.286							F9		1B	0	0	0	0	0	0	0					
Greg Vaughn, R OBP: 0.431, SLG: 0.692		K							1B	4	1	3	0	1	1	0					
Vinny Castilla, R OBP: 0.299, SLG: 0.240	P5					G5-3	K		1B	5	0	2	2	0	1	4					
Mike DiFelice, R OBP: 0.438, SLG: 0.400	F3				FC5-4				1B	5	1	2	1	0	0	2					
Kevin Stocker, S OBP: 0.432, SLG: 0.550			FC4 1B		K				F8	4	2	1	0	1	1	4					
Miguel Cairo, R OBP: 0.314, SLG: 0.333			FC4 1B			G6-3			F2	4	0	1	0	0	0	2					
Inning Stats	R: 0 E: 1 K: 0 S: 10	H: 0 LOB: 1 BB: 0 P: 15	R: 0 E: 0 K: 1 S: 7	H: 0 LOB: 0 BB: 0 P: 10	R: 1 E: 0 K: 0 S: 13	H: 2 LOB: 1 BB: 1 P: 20	R: 0 E: 0 K: 1 S: 10	H: 2 LOB: 2 BB: 0 P: 14	R: 0 E: 0 K: 0 S: 6	H: 1 LOB: 1 BB: 0 P: 8	R: 3 E: 0 K: 1 S: 15	H: 5 LOB: 3 BB: 1 P: 25	R: 0 E: 0 K: 0 S: 4	H: 0 LOB: 0 BB: 0 P: 6	R: 3 E: 0 K: 0 S: 17	H: 5 LOB: 2 BB: 0 P: 23	1B: 14 2B: 1 3B: 0 HR: 1	SF: 0 SAC: 0 DP: 2 HBP: 0	WP: 0 PB: 0 SB: 0 CS: 0	PA: 44	
PITCHER	IP	WLS	BF	H	R	ER	SO	BB	IBB	HBP	BLK	WP	HR	S	P	ERA	WHIP				
Brian Moehler, R ERA: 3.93	6.1		29	10	4	4	2	1	0	0	0	0	1	59	89	5.68	1.737				
Doug Brocail, R ERA: 3.99	1.2	H	7	1	0	0	1	1	0	0	0	0	0	13	20	0.00	1.200				
Todd Jones, R ERA: 5.4	1.0	L	8	5	3	3	0	0	0	0	0	0	0	17	23	27.00	5.000				

Batter	1	2	3	4	5	6	7	8	9	AB	R	H	RBI	BB	SO	LOB	BOTTOM				
Gregg Jefferies, S OBP: 0.367, SLG: 0.370	G4-3								SH1-4	4	0	1	0	0	0	2	Tampa Bay Devil Rays @ Detroit Tigers Comerica Park, Detroit, MI Sun Apr 16 2000, 1:05 PM EDT Att: 24,686 - Cloudy - 58 F				
Shane Halter, R OBP: 0.286, SLG: 0.167		F7							1B	0	0	0	0	0	0	0					
Brad Ausmus, R OBP: 0.438, SLG: 0.512	F4		F8						F8	5	0	0	0	0	1	3					
Robert Fick, L OBP: 0.286, SLG: 0.296	F9		HR						F9	4	1	1	0	1	0	2					
Juan Gonzalez, R OBP: 0.455, SLG: 0.789		1B 1B	HR			G5-4-3				3	2	1	0	1	1	1					
Bobby Higginson, L OBP: 0.314, SLG: 0.262		1B 1B	L7							1	1	0	0	3	0	2					
Dean Palmer, R OBP: 0.423, SLG: 0.643		BLK SF8	HR						G6-3	4	2	2	3	0	1	2					
Juan Encarnacion, R OBP: 0.363, SLG: 0.535		BLK 1B	G5-3						G5-3	4	0	2	2	0	0	1					
Karim Garcia, L OBP: 0.188, SLG: 0.188										2	0	0	0	0	1	2					
Wendell Magee, R OBP: 0.333, SLG: 0.833		K							F8	2	0	0	0	0	0	2					
Deivi Cruz, R OBP: 0.244, SLG: 0.308		SF8								3	0	1	1	0	0	1					
Luis Polonia, L OBP: 0.250, SLG: 0.242									SH1-4 1B	0	0	0	0	0	0	0					
Inning Stats	R: 0 E: 0 K: 0 S: 7	H: 0 LOB: 0 BB: 0 P: 9	R: 3 E: 0 K: 1 S: 16	H: 3 LOB: 1 BB: 1 P: 26	R: 3 E: 0 K: 0 S: 16	H: 2 LOB: 0 BB: 1 P: 28	R: 0 E: 0 K: 1 S: 13	H: 1 LOB: 1 BB: 2 P: 19	R: 0 E: 0 K: 0 S: 9	H: 1 LOB: 1 BB: 0 P: 13	R: 0 E: 0 K: 1 S: 10	H: 0 LOB: 0 BB: 0 P: 16	R: 0 E: 0 K: 0 S: 9	H: 0 LOB: 1 BB: 1 P: 19	R: 0 E: 0 K: 0 S: 7	H: 1 LOB: 2 BB: 0 P: 10	1B: 3 2B: 4 3B: 0 HR: 1	SF: 1 SAC: 1 DP: 1 HBP: 0	WP: 0 PB: 0 SB: 1 CS: 0	PA: 39	
PITCHER	IP	WLS	BF	H	R	ER	SO	BB	IBB	HBP	BLK	WP	HR	S	P	ERA	WHIP				
Esteban Yan, R ERA: 6.88	5.0		25	7	6	6	3	4	0	0	0	0	0	60	104	10.80	2.200				
Jim Morris, L ERA: 5.4	1.0		3	0	0	0	0	0	0	0	0	0	0	8	11	0.00	0.000				
Albie Lopez, R ERA: 9.31	1.2		6	0	0	0	1	1	0	0	0	0	0	17	32	0.00	0.600				
Roberto Hernandez, R ERA:	1.1	W	5	1	0	0	0	0	0	0	0	0	0	9	13	0.00	0.750				



Batter	1	2	3	4	5	6	7	8	9	AB	R	H	RBI	BB	SO	LOB	TOP					
Jose Offerman, S OBP: 0.381, SLG: 0.286 (1, 4)	F7		F8		G4-3		K		1B	5	0	1	1	0	1	1						
Trot Nixon, L OBP: 0.370, SLG: 0.617 (1, 9)	HR		2B		G3-1			F8	F8	5	1	2	1	0	0	2						
Brian Daubach, L OBP: 0.404, SLG: 0.698 (1, 10)	G3-1		K		K			P3	SF7	4	0	0	1	0	2	1						
Nomar Garciaparra, R OBP: 0.400, SLG: 0.392 (1, 6)	G6-3			2B	SF8	1B			1B	4	1	2	0	1	0	0						
Troy O'Leary, L OBP: 0.236, SLG: 0.385 (1, 7)		F9		SF8	SF8	2B		F8	G3	5	1	1	0	0	0	3						
Carl Everett, S OBP: 0.431, SLG: 0.780 (1, 8)	K			SF8	HBP			F9	1B	3	1	1	0	0	1	0						
Mike Stanley, R OBP: 0.340, SLG: 0.263 (1, 3)	WP			SF8				F3	1B	2	1	1	1	1	0	0						
Scott Hatteberg, L OBP: 0.286, SLG: 0.250 (1, 2)	K			SF8				3B	1B	2	1	1	2	1	1	1						
3B Wilton Veras, R OBP: 0.280, SLG: 0.292 (1, 5)			G1-3	K				G1	1B	4	1	1	1	0	1	2						
Inning Stats	R: 1 E: 0 K: 0 S: 8	H: 1 LOB: 0 BB: 0 P: 10	R: 0 E: 0 K: 2 S: 10	H: 0 LOB: 1 BB: 1 P: 21	R: 0 E: 0 K: 1 S: 7	H: 1 LOB: 1 BB: 0 P: 10	R: 2 E: 0 K: 1 S: 9	H: 2 LOB: 1 BB: 0 P: 13	R: 0 E: 0 K: 1 S: 5	H: 0 LOB: 0 BB: 0 P: 6	R: 0 E: 0 K: 0 S: 9	H: 0 LOB: 1 BB: 1 P: 15	R: 0 E: 0 K: 1 S: 7	H: 0 LOB: 1 BB: 1 P: 14	R: 0 E: 0 K: 0 S: 4	H: 0 LOB: 1 BB: 1 P: 8	R: 4 E: 0 K: 0 S: 12	H: 6 LOB: 2 BB: 0 P: 22	1B: 7 2B: 2 3B: 0 HR: 1	SF: 3 SAC: 0 DP: 0 HBP: 1	WP: 1 PB: 0 SB: 0 CS: 0	PA: 41
PITCHER	IP	WLS	BF	H	R	ER	SO	BB	IBB	HBP	BLK	WP	HR	S	P	ERA	WHIP					
Dave Milick, R ERA: 7.5 (1, 1)	8.0	L	33	5	4	4	6	3	0	1	0	1	1	60	98	4.50	1.000					
Danny Patterson, R ERA: 5.4 (9, 1)	0.0		3	3	1	1	0	0	0	0	0	0	0	4	9	∞	∞					
Jim Poole, L ERA: (9, 1)	0.2		3	1	2	2	0	0	0	0	0	0	0	3	5	27.00	1.500					
Willie Blair, R ERA: 6.23 (9, 1)	0.1		2	1	0	0	0	0	0	0	0	0	0	4	7	0.00	3.000					

Boston Red Sox @ Detroit Tigers
Comerica Park, Detroit, MI
Tue Apr 18 2000, 7:05 PM EDT
Att: 21,632 - Sunny - 55 F

AB 34
R 7
H 10
RBI 7
BB 3
SO 6
LOB 10



Batter	1	2	3	4	5	6	7	8	9	AB	R	H	RBI	BB	SO	LOB	BOTTOM				
Gregg Jefferies, S OBP: 0.382, SLG: 0.367 (1, 4)	CS		G5-4-3			G5-3		FC6-4		3	0	1	0	1	0	2					
Brad Ausmus, R OBP: 0.423, SLG: 0.477 (1, 2)	K		BB			F7		FC6-4		3	0	0	0	1	1	2					
Bobby Higginson, L OBP: 0.309, SLG: 0.283 (1, 7)	F9		F5			2B		K		4	0	1	0	0	1	3					
Juan Gonzalez, R OBP: 0.385, SLG: 0.652 (1, 10)		P4		G1-3		G6-3			G3	4	0	0	0	0	0	1					
Dean Palmer, R OBP: 0.393, SLG: 0.587 (1, 5)		F8		G4-3			F8		G3-1	4	0	0	0	0	0	0					
Juan Encarnacion, R OBP: 0.392, SLG: 0.532 (1, 8)				F9			FC5-4		K	4	0	2	0	0	1	0					
Tony Clark, S OBP: 0.227, SLG: 0.325 (1, 3)			K				K			3	0	0	0	0	3	2					
Wendell Magee, R OBP: 0.333, SLG: 0.667 (1, 9)			G5-4-3				F7		FC5-4	3	0	1	0	0	0	1					
Deivi Cruz, R OBP: 0.256, SLG: 0.317 Robert Fick, L OBP: 0.276, SLG: 0.286 (8, PH) Shane Halter, R OBP: 0.286, SLG: 0.167 (9, 6)			1B				F7		F7	2	0	1	0	0	0	0					
Inning Stats	R: 0 E: 0 K: 1 S: 8	H: 1 LOB: 0 BB: 0 P: 12	R: 0 E: 0 K: 1 S: 14	H: 1 LOB: 1 BB: 0 P: 19	R: 0 E: 0 K: 0 S: 10	H: 2 LOB: 2 BB: 1 P: 17	R: 0 E: 0 K: 0 S: 7	H: 0 LOB: 0 BB: 0 P: 10	R: 0 E: 0 K: 0 S: 11	H: 1 LOB: 1 BB: 0 P: 18	R: 0 E: 0 K: 1 S: 8	H: 1 LOB: 1 BB: 0 P: 13	R: 0 E: 0 K: 1 S: 7	H: 0 LOB: 1 BB: 1 P: 15	R: 0 E: 0 K: 1 S: 8	H: 0 LOB: 0 BB: 0 P: 14	1B: 5 2B: 1 3B: 0 HR: 0	SF: 0 SAC: 0 DP: 1 HBP: 0	WP: 0 PB: 0 SB: 0 CS: 1	PA: 33	
PITCHER	IP	WLS	BF	H	R	ER	SO	BB	IBB	HBP	BLK	WP	HR	S	P	ERA	WHIP				
Pete Schourek, L ERA: 2.41 (1, 1)	7.0	W	26	6	0	0	4	1	0	0	0	0	0	15	29	0.00	0.500				
Derek Lowe, R ERA: 1.0 (8, 1)	2.0	S	7	0	0	0	2	1	0	0	0	0	0	15	29	0.00	0.500				

Boston Red Sox @ Detroit Tigers
Comerica Park, Detroit, MI
Tue Apr 18 2000, 7:05 PM EDT
Att: 21,632 - Sunny - 55 F

AB 31
R 0
H 6
RBI 0
BB 2
SO 6
LOB 11



Batter	1	2	3	4	5	6	7	8	9	AB	R	H	RBI	BB	SO	LOB	TOP											
Jose Offerman, S OBP: 0.382, SLG: 0.340 Jeff Frye, R OBP: 0.133, SLG: 0.133	3-1 G3-1		2-2 HR	1-2 F7		4-1 HR BB	1-0 G4-3		0-1 G1-3	4	2	1	1	1	0	2												
Trot Nixon, L OBP: 0.417, SLG: 0.692	0-3 K		0-0 F8 S 1B		4-2 FC6-4 BB	2-1 HR	0-0 FC5-4 BB 1B		1-1 G1-3 1B	5	1	4	5	1	1	0												
Brian Daubach, L OBP: 0.431, SLG: 0.674	4-2 BB		4-1 WP BB		1-0 F9	0-0 F8	4-0 FC5-4 BB		0-0 G1-3 1B	3	0	1	0	3	0	1												
Nomar Garciaparra, R OBP: 0.383, SLG: 0.429 Andy Sheets, R	2-2 G1-3		0-0 F8		1-0 FC6-4 HR	0-1 HR	0-1 FC5-4 FC6-4		2-2 G1-3	5	2	1	1	0	0	6												
Troy O'Leary, L OBP: 0.237, SLG: 0.414		0-3 K	2-3 K		1-1 HR	1-0 G3	0-0 FC6-4		1-2 F7	6	1	1	2	0	2	6												
Carl Everett, S OBP: 0.413, SLG: 0.727	3-1 F5		2-3 K		0-0 L6	0-2 1B				5	0	1	0	0	2	2												
Mike Stanley, R OBP: 0.395, SLG: 0.419		1-1 BB 1B			2-1 F8					5	1	4	1	0	0	0												
Jason Varitek, S OBP: 0.429, SLG: 0.425		4-1 BB			4-0 BB					2	1	0	0	3	0	3												
Manny Alexander, R OBP: 0.286, SLG: 0.450	3-1 F9				2-1 F9					5	2	2	0	0	0	4												
Inning Stats	R: 0 E: 0 K: 1 S: 11	H: 0 LOB: 1 BB: 1 P: 20	R: 0 E: 0 K: 1 S: 10	H: 1 LOB: 2 BB: 1 P: 21	R: 1 E: 0 K: 2 S: 16	H: 2 LOB: 2 BB: 1 P: 26	R: 0 E: 0 K: 0 S: 7	H: 0 LOB: 1 BB: 1 P: 16	R: 2 E: 0 K: 0 S: 7	H: 1 LOB: 0 BB: 1 P: 14	R: 6 E: 0 K: 0 S: 19	H: 6 LOB: 2 BB: 2 P: 31	R: 1 E: 0 K: 0 S: 8	H: 2 LOB: 2 BB: 1 P: 15	R: 0 E: 0 K: 1 S: 9	H: 1 LOB: 1 BB: 0 P: 13	R: 0 E: 0 K: 0 S: 11	H: 2 LOB: 2 BB: 0 P: 15	1B: 8 2B: 2 3B: 0 HR: 5	SF: 0 SAC: 0 DP: 0 HBP: 0	WP: 1 PA: 50 PB: 0 SB: 1 CS: 0							
PITCHER	IP	WLS	BF	H	R	ER	SO	BB	IBB	HBP	BLK	WP	HR	S	P	ERA	WHIP											
Hideo Nomo, R ERA: 2.52	(1, 1)	5.0	L	25	5	4	4	4	5	0	0	0	1	3	53	99	7.20	2.000										
Matt Anderson, R ERA: 10.13	(6, 1)	0.0		3	1	0	0	0	2	0	0	0	0	0	4	12	∞	∞										
Jim Poole, L ERA: 6.75	(6, 1)	0.2		5	3	5	0	0	0	0	0	0	0	2	9	12	67.50	4.500										
Willie Blair, R ERA: 5.79	(6, 1)	0.1		2	1	0	0	0	0	0	0	0	0	4	5	0.00	3.000											
Mark Johnson, R ERA: 5.87	(7, 1)	3.0		15	5	1	1	1	1	0	0	0	0	0	28	43	3.00	2.000										

Boston Red Sox @ Detroit Tigers
Comerica Park, Detroit, MI
Wed Apr 19 2000, 7:05 PM EDT
Att: 20,526 - Cloudy - 58 F

AB 42
R 10
H 15
RBI 10
BB 8
SO 5
LOB 26





Batter	1	2	3	4	5	6	7	8	9	AB	R	H	RBI	BB	SO	LOB	BOTTOM										
Gregg Jefferies, S OBP: 0.368, SLG: 0.353	2-2 G6-3		1-1 G6-3 1B		2-3 K		1-0 F8			4	0	1	0	0	1	2											
Brad Ausmus, R OBP: 0.400, SLG: 0.447 Robert Fick, L OBP: 0.267, SLG: 0.276	0-0 F3		2-1 F8		1-2 G6-3			2-2 G4-3		3	0	0	0	0	0	2											
Juan Encarnacion, R OBP: 0.389, SLG: 0.520 Karim Garcia, L OBP: 0.176, SLG: 0.176	0-0 BB 1B		1-1 G6-3		0-0 G5-3		0-2 G4-3		0-2 G4-3	3	0	1	0	0	0	1											
Juan Gonzalez, R OBP: 0.400, SLG: 0.615	4-0 BB		3-2 L7		0-0 P2		2-1 2B 1B			3	0	1	0	1	0	1											
Bobby Higginson, L OBP: 0.322, SLG: 0.306	2-0 F2				0-3 K		4-2 FC6-4 BB		0-0 2B	3	0	1	0	1	1	2											
Dean Palmer, R OBP: 0.373, SLG: 0.551 Shane Halter, R OBP: 0.250, SLG: 0.143		0-3 K			1-2 G6-3		1-2 FC6-4		0-2 G5-3	3	0	0	0	0	1	1											
Wendell Magee, R OBP: 0.231, SLG: 0.462	1-0 G6-3				1-0 P6					4	0	0	0	0	0	0											
Tony Clark, S OBP: 0.250, SLG: 0.326		4-0 BB			0-3 K		0-1 1B		0-1 F8	3	0	1	0	1	1	0											
Deivi Cruz, R OBP: 0.255, SLG: 0.311		0-2 F8			2-1 1B		3-1 F8		0-2 G6-3	4	0	1	0	0	0	2											
Inning Stats	R: 0 E: 0 K: 0 S: 6	H: 1 LOB: 2 BB: 1 P: 14	R: 0 E: 0 K: 1 S: 7	H: 0 LOB: 1 BB: 1 P: 12	R: 0 E: 0 K: 1 S: 9	H: 0 LOB: 0 BB: 0 P: 9	R: 0 E: 0 K: 2 S: 14	H: 1 LOB: 1 BB: 0 P: 19	R: 0 E: 0 K: 0 S: 8	H: 0 LOB: 1 BB: 1 P: 13	R: 0 E: 0 K: 0 S: 7	H: 1 LOB: 1 BB: 0 P: 11	R: 0 E: 0 K: 0 S: 14	H: 2 LOB: 2 BB: 0 P: 18	R: 0 E: 0 K: 0 S: 7	H: 0 LOB: 0 BB: 0 P: 8	1B: 5 2B: 1 3B: 0 HR: 0	SF: 0 SAC: 0 DP: 0 HBP: 0	WP: 0 PA: 36 PB: 0 SB: 0 CS: 0								
PITCHER	IP	WLS	BF	H	R	ER	SO	BB	IBB	HBP	BLK	WP	HR	S	P	ERA	WHIP										
Brian Rose, R ERA: 8.25	(1, 1)	6.0	W	24	3	0	0	4	3	0	0	0	0	51	83	0.00	1.000										
Rich Garces, R ERA: 3.69	(7, 1)	1.0		4	1	0	0	0	0	0	0	0	0	7	11	0.00	1.000										
Rob Stanifer, R ERA: 10.13	(8, 1)	1.0		5	2	0	0	0	0	0	0	0	0	14	18	0.00	2.000										
John Wasdin, R ERA: 5.0	(9, 1)	1.0		3	0	0	0	0	0	0	0	0	0	7	8	0.00	0.000										

Boston Red Sox @ Detroit Tigers
Comerica Park, Detroit, MI
Wed Apr 19 2000, 7:05 PM EDT
Att: 20,526 - Cloudy - 58 F

AB 33
R 0
H 6
RBI 0
BB 3
SO 4
LOB 13




Batter	1	2	3	4	5	6	7	8	9	AB R H RBI BB SO LOB	TOP																								
											<p>Boston Red Sox @ Detroit Tigers Comerica Park, Detroit, MI Thu Apr 20 2000, 7:05 PM EDT</p> <p>livebaseballscorecards.com</p> <p>AB 0 R 0 H 0 RBI 0 BB 0 SO 0 LOB 0</p> 																								
Inning Stats										1B: 0 SF: 0 WP: 0 PA: 0 2B: 0 SAC: 0 FB: 0 3B: 0 DP: 0 SB: 0 HR: 0 HBP: 0 CS: 0																									
PITCHER	IP	WLS	BF	H	R	ER	SO	BB	IBB	HBP	BLK	WP	HR	S	P	ERA	WHIP	PITCHER	IP	WLS	BF	H	R	ER	SO	BB	IBB	HBP	BLK	WP	HR	S	P	ERA	WHIP

Batter	1	2	3	4	5	6	7	8	9	AB R H RBI BB SO LOB	BOTTOM																								
											<p>Boston Red Sox @ Detroit Tigers Comerica Park, Detroit, MI Thu Apr 20 2000, 7:05 PM EDT</p> <p>livebaseballscorecards.com</p> <p>AB 0 R 0 H 0 RBI 0 BB 0 SO 0 LOB 0</p> 																								
Inning Stats										1B: 0 SF: 0 WP: 0 PA: 0 2B: 0 SAC: 0 FB: 0 3B: 0 DP: 0 SB: 0 HR: 0 HBP: 0 CS: 0																									
PITCHER	IP	WLS	BF	H	R	ER	SO	BB	IBB	HBP	BLK	WP	HR	S	P	ERA	WHIP	PITCHER	IP	WLS	BF	H	R	ER	SO	BB	IBB	HBP	BLK	WP	HR	S	P	ERA	WHIP

Batter	1	2	3	4	5	6	7	8	9	AB	R	H	RBI	BB	SO	LOB	TOP										
Luis Polonia, L (1, 9) OBP: 0.250, SLG: 0.222	4-1 E 2B BB		0-0 F9			2-2 F8		2-3 K		3	1	0	0	1	1	0											
Brad Ausmus, R (1, 2) OBP: 0.407, SLG: 0.451	2-3 SAFE K		0-1 G6-3 1B			3-1 G3-6 1B		2-2 G6-3		4	0	2	0	0	1	1											
Gregg Jefferies, S (1, 4) OBP: 0.381, SLG: 0.395	2-1 2H 2B		2-2 G6-3 1-2			3-0 G3-6 1-2		0-2 1B		4	0	2	1	0	0	2											
Juan Gonzalez, R (1, 10) OBP: 0.353, SLG: 0.533	1-3 K			1-0 F9				1-2 F3		4	0	0	0	0	2	2											
Bobby Higginson, L (1, 7) OBP: 0.302, SLG: 0.283	1-2 P5			2-2 G1-3				3-1 P6		4	0	0	0	0	0	1											
Dean Palmer, R (1, 5) OBP: 0.381, SLG: 0.547		1-1 SH5-3 1B		1-3 K2-3				1-2 1B 1B		4	0	2	0	0	1	0											
Juan Encarnacion, R (1, 8) OBP: 0.404, SLG: 0.585		0-0 SH5-3 1-2			1-1 HR			2-2 1-2 1B		3	1	2	1	0	0	0											
Tony Clark, S (1, 3) OBP: 0.255, SLG: 0.311		4-2 G6-3 BB			2-3 K			2-3 K		2	0	0	0	1	2	2											
Deivi Cruz, R (1, 6) OBP: 0.240, SLG: 0.292		0-1 G6-3 1-2			0-1 F9			2-1 G3		3	0	0	0	0	0	4											
Inning Stats	R: 1 E: 1 K: 2 S: 16	H: 1 LOB: 1 BB: 1 P: 26	R: 0 E: 0 K: 0 S: 10	H: 1 LOB: 1 BB: 1 P: 15	R: 0 E: 0 K: 0 S: 6	H: 1 LOB: 0 BB: 0 P: 8	R: 0 E: 0 K: 1 S: 9	H: 0 LOB: 0 BB: 0 P: 13	R: 1 E: 0 K: 1 S: 12	H: 1 LOB: 0 BB: 0 P: 17	R: 0 E: 0 K: 1 S: 6	H: 1 LOB: 0 BB: 0 P: 12	R: 0 E: 0 K: 1 S: 15	H: 2 LOB: 2 BB: 0 P: 25	R: 0 E: 0 K: 1 S: 16	H: 1 LOB: 1 BB: 0 P: 21	R: 0 E: 0 K: 0 S: 9	H: 0 LOB: 0 BB: 0 P: 14	1B: 6 2B: 1 3B: 0 HR: 1	SF: 0 SAC: 1 DP: 3 HBP: 0	WP: 0 PB: 0 SB: 0 CS: 0	PA: 34					
PITCHER	IP	WLS	BF	H	R	ER	SO	BB	IBB	HBP	BLK	WP	HR	S	P	ERA	WHIP										
Kip Wells, R (1, 1) ERA: 5.4	6.1	W	25	7	2	1	5	2	0	0	0	0	1	69	107	1.42	1.421										
Kelly Wunsch, L (7, 1) ERA: 2.16	1.1		5	1	0	0	2	0	0	0	0	0	0	18	26	0.00	0.750										
41 Bill Simas, R (8, 1) ERA: 2.7	1.1		4	0	0	0	0	0	0	0	0	0	0	12	18	0.00	0.000										

Detroit Tigers @ Chicago White Sox
Comiskey Park, Chicago, IL
Fri Apr 21 2000, 8:05 PM EDT
Att: 11,278 - Sunny - 49 F


AB 31
R 2
H 8
RBI 2
BB 2
SO 7
LOB 12



Batter	1	2	3	4	5	6	7	8	9	AB	R	H	RBI	BB	SO	LOB	BOTTOM										
Ray Durham, S (1, 4) OBP: 0.372, SLG: 0.554	3-3 K		1-3 K			2-0 E6 2H 1B		1-2 F7		4	1	0	0	0	2	0											
Jose Valentin, S (1, 6) OBP: 0.339, SLG: 0.404	1-2 F8		1-1 F9			4-1 1B BB 1B BB		1-0 F7		3	1	0	0	1	0	0											
Frank Thomas, R (1, 10) OBP: 0.500, SLG: 0.705	4-2 BB		3-1 HR			4-2 1-2 2-3 BB BB		4-1 BB		1	2	1	1	3	0	0											
Magglio Ordonez, R (1, 9) OBP: 0.378, SLG: 0.426	1-1 G6-3		4-2 BB			2-1 1B SF8 1B		0-3 K		3	1	1	1	1	1	2											
14 Paul Konerko, R (1, 3) OBP: 0.403, SLG: 0.569		2-1 F8	2-0 F7			2-3 K		3-2 G6-3		4	0	0	0	0	1	5											
Chris Singleton, L (1, 8) OBP: 0.333, SLG: 0.464		1-0 1B 1B		0-1 G4-3		0-2 CS 1B		0-0 F7		4	1	2	2	0	0	0											
Carlos Lee, R (1, 7) OBP: 0.429, SLG: 0.600		2-1 F9		2-3 K		1-3 2H 3H SF8 1B		1-1 G4-3		3	0	0	1	0	1	1											
McKay Christensen, L (9, 8)										0	0	0	0	0	0	0											
Craig Wilson, R (1, 5) OBP: 0.409, SLG: 0.400		1-2 1B 1B		1-0 P6		3-2 CS		2-1 K		4	0	2	0	0	1	0											
Josh Paul, R (1, 2) OBP: 0.370, SLG: 0.400		2-2 1B		2-2 1-1 1B		0-1 E 2B		0-3 K		4	1	2	1	0	2	1											
Inning Stats	R: 0 E: 0 K: 1 S: 12	H: 0 LOB: 1 BB: 1 P: 21	R: 1 E: 0 K: 0 S: 11	H: 3 LOB: 2 BB: 0 P: 19	R: 1 E: 0 K: 1 S: 12	H: 1 LOB: 1 BB: 1 P: 23	R: 0 E: 0 K: 1 S: 6	H: 0 LOB: 0 BB: 0 P: 9	R: 5 E: 1 K: 1 S: 20	H: 3 LOB: 0 BB: 2 P: 38	R: 0 E: 0 K: 2 S: 10	H: 0 LOB: 0 BB: 0 P: 12	R: 0 E: 0 K: 1 S: 10	H: 0 LOB: 1 BB: 1 P: 18	R: 0 E: 0 K: 1 S: 8	H: 1 LOB: 1 BB: 0 P: 11	R: 0 E: 0 K: 0 S: 9	H: 0 LOB: 0 BB: 0 P: 14	1B: 6 2B: 1 3B: 0 HR: 1	SF: 1 SAC: 0 DP: 0 HBP: 0	WP: 0 PB: 0 SB: 0 CS: 1	PA: 37					
PITCHER	IP	WLS	BF	H	R	ER	SO	BB	IBB	HBP	BLK	WP	HR	S	P	ERA	WHIP										
C.J. Nitkowski, L (1, 1) ERA: 7.52	4.0	L	21	5	6	6	3	4	0	0	0	0	0	49	90	13.50	2.250										
Matt Anderson, R (5, 1) ERA: 8.59	2.0		7	2	1	0	3	0	0	0	0	0	0	22	32	0.00	1.000										
Danny Patterson, R (7, 1) ERA: 4.5	1.0		4	0	0	0	1	1	0	0	0	0	0	10	18	0.00	1.000										
Willie Blair, R (8, 1) ERA: 4.76	1.0		4	1	0	0	1	0	0	0	0	0	0	8	11	0.00	1.000										

Detroit Tigers @ Chicago White Sox
Comiskey Park, Chicago, IL
Fri Apr 21 2000, 8:05 PM EDT
Att: 11,278 - Sunny - 49 F

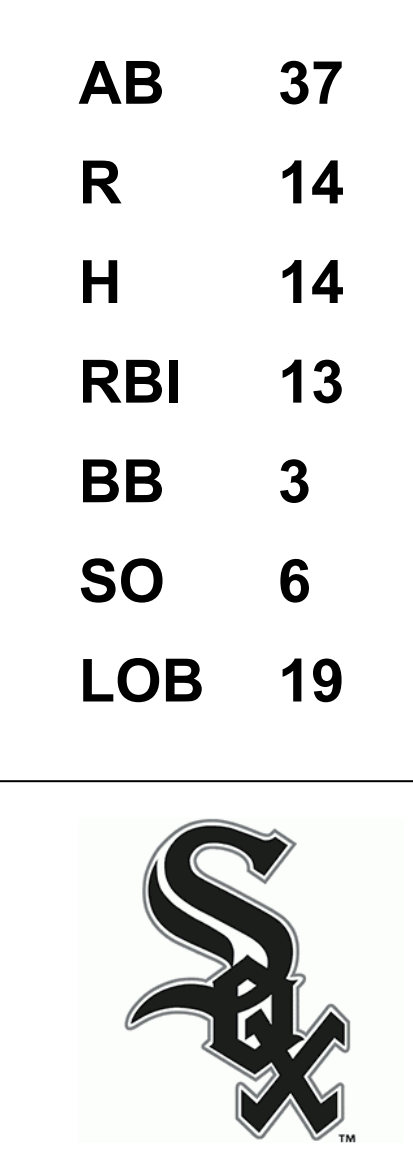
AB 30
R 7
H 8
RBI 6
BB 5
SO 8
LOB 9



Batter	1	2	3	4	5	6	7	8	9	AB	R	H	RBI	BB	SO	LOB	TOP											
Luis Polonia, L (1, 10) OBP: 0.265, SLG: 0.293	F9		P6		G6-3			1B WP	3B	5	1	2	2	0	0	1	Detroit Tigers @ Chicago White Sox Comiskey Park, Chicago, IL Sat Apr 22 2000, 2:05 PM EDT Att: 16,410 - Sunny - 50 F											
Brad Ausmus, R (1, 2) OBP: 0.391, SLG: 0.418	G5-3		FC6-4 BB		G2-3			1B	3B	4	0	0	0	1	2													
Gregg Jefferies, S (1, 4) OBP: 0.391, SLG: 0.390	BB		P6		G5-3			1B WP		3	0	1	0	1	0	2												
Juan Gonzalez, R (1, 9) OBP: 0.316, SLG: 0.471	G4-3		FC6-4		L3			G6-3		4	0	0	0	0	0	4												
Dean Palmer, R (1, 5) OBP: 0.379, SLG: 0.527 Deivi Cruz, R (7, PR) OBP: 0.255, SLG: 0.292			K		G5-3			G6-4-3 1B PB HBP	WP G4-3 HBP	2	0	0	0	0	1	0												
Juan Encarnacion, R (1, 8) OBP: 0.393, SLG: 0.561			K		K			G6-4-3 1B	G4-3	4	0	1	1	0	2	0												
Wendell Magee, R (1, 7) OBP: 0.294, SLG: 0.625			HR		L9			G6-4-3 1B	3B HBP BB	3	2	1	1	1	0	2												
Tony Clark, S (1, 3) OBP: 0.236, SLG: 0.286	G1-3				G6-3			K	K	4	0	0	0	0	2	2												
Shane Halter, R (1, 6) OBP: 0.333, SLG: 0.200			FC6-4 S		G4-3			F8	3B HBP	3	1	1	0	0	0	0												
Inning Stats	R: 0 E: 0 K: 0 S: 12	H: 0 LOB: 1 BB: 1 P: 22	R: 1 E: 0 K: 2 S: 12	H: 1 LOB: 0 BB: 0 P: 20	R: 0 E: 0 K: 0 S: 10	H: 1 LOB: 2 BB: 1 P: 16	R: 0 E: 0 K: 1 S: 8	H: 0 LOB: 0 BB: 0 P: 11	R: 0 E: 0 K: 0 S: 5	H: 0 LOB: 0 BB: 0 P: 8	R: 1 E: 0 K: 1 S: 10	H: 1 LOB: 1 BB: 0 P: 16	R: 1 E: 0 K: 1 S: 12	H: 2 LOB: 1 BB: 0 P: 22	R: 3 E: 0 K: 2 S: 20	H: 1 LOB: 1 BB: 1 P: 36		1B: 4 2B: 0 3B: 1 HR: 1	SF: 0 SAC: 0 DP: 1 HBP: 3	WP: 3 PB: 1 SB: 1 CS: 0	PA: 38							
PITCHER	IP	WLS	BF	H	R	ER	SO	BB	IBB	HBP	BLK	WP	HR	S	P	ERA	WHIP											
Jim Parque, L ERA: 5.32	(1, 1)	7.0	W	26	3	2	1	4	2	0	1	0	0	61	99	1.29	0.714											
Sean Lowe, R ERA: 2.19	(8, 1)	1.0		5	2	1	1	1	0	0	0	0	1	0	12	22	9.00	2.000										
Tanyon Sturtze, R ERA: 16.2	(9, 1)	0.0		1	0	1	1	0	0	0	1	0	0	0	1	3	∞	∞										
Bob Howry, R ERA: 5.19	(9, 1)	0.2		4	0	0	0	1	1	0	1	0	1	0	13	22	0.00	1.500										
Scott Eyre, L ERA: 7.2	(9, 1)	0.1		2	1	2	2	1	0	0	0	0	0	0	6	11	54.00	3.000										

Batter	1	2	3	4	5	6	7	8	9	AB	R	H	RBI	BB	SO	LOB	BOTTOM										
Ray Durham, S (1, 4) OBP: 0.361, SLG: 0.529	G4-3		F9		G1-3	FC4-6 1B		14 HR 1B		5	1	1	1	0	0	2	Detroit Tigers @ Chicago White Sox Comiskey Park, Chicago, IL Sat Apr 22 2000, 2:05 PM EDT Att: 16,410 - Sunny - 50 F										
Jose Valentin, S (1, 6) OBP: 0.343, SLG: 0.403	K		G3		G4-3	FC5-4 1B		14 HR 1B		5	1	2	1	0	1	0											
Frank Thomas, R (1, 10) OBP: 0.481, SLG: 0.682	K			14 HBP 1B	F8	FC5-4		K		5	1	1	0	0	2	4											
Magglio Ordonez, R (1, 9) OBP: 0.403, SLG: 0.460 Jeff Abbott, R (7, 9) OBP: 0.211, SLG: 0.222		14 G5-3 1B		14 HBP 1B		2B		G6-3	L7	2	3	2	0	1	0	0											
14 Paul Konerko, R (1, 3) OBP: 0.429, SLG: 0.618		G5-3		1B SF8 HBP		2B		2B	1B	3	4	2	3	1	0	1											
Chris Singleton, L (1, 8) OBP: 0.382, SLG: 0.574				1B		BB		1B	HR	5	3	5	5	0	0	0											
Carlos Lee, R (1, 7) OBP: 0.433, SLG: 0.596 McKay Christensen, L (8, 8)		F9		K		FC4-6 1B HBP		E2	F7	3	1	1	1	0	1	3											
Greg Norton, S (1, 5) OBP: 0.275, SLG: 0.459		FC4-6		SF8		K		K		3	0	0	1	0	2	5											
Mark Johnson, L (1, 2) OBP: 0.289, SLG: 0.400			F9		L3			G3-1		3	0	0	1	1	0	2											
Inning Stats	R: 0 E: 0 K: 2 S: 8	H: 0 LOB: 0 BB: 0 P: 11	R: 1 E: 0 K: 0 S: 9	H: 2 LOB: 1 BB: 0 P: 19	R: 0 E: 0 K: 0 S: 5	H: 0 LOB: 0 BB: 0 P: 8	R: 3 E: 0 K: 1 S: 13	H: 2 LOB: 1 BB: 1 P: 23	R: 0 E: 0 K: 0 S: 9	H: 0 LOB: 0 BB: 0 P: 17	R: 2 E: 1 K: 1 S: 11	H: 3 LOB: 1 BB: 0 P: 20	R: 4 E: 0 K: 1 S: 21	H: 4 LOB: 0 BB: 0 P: 34	1B: 9 2B: 3 3B: 0 HR: 2	SF: 1 SAC: 0 DP: 0 HBP: 2		WP: 0 PB: 0 SB: 0 CS: 0	PA: 43								
PITCHER	IP	WLS	BF	H	R	ER	SO	BB	IBB	HBP	BLK	WP	HR	S	P	ERA	WHIP										
Jeff Weaver, R ERA: 8.25	(1, 1)	5.0	L	25	6	8	8	3	2	0	2	0	0	51	92	14.40	1.600										
Jim Poole, L ERA: 5.4	(6, 1)	0.2		4	1	0	0	1	1	0	0	0	0	6	15	0.00	3.000										
Danny Patterson, R ERA: 4.26	(6, 1)	0.1		1	0	0	0	0	0	0	0	0	0	1	1	0.00	0.000										
Doug Brocail, R ERA: 4.32	(7, 1)	1.0		6	3	2	1	1	0	0	0	0	0	11	20	9.00	3.000										
Todd Jones, R ERA: 9.53	(8, 1)	0.2		5	3	3	3	1	0	0	0	0	1	18	29	40.50	4.500										
PITCHER	IP	WLS	BF	H	R	ER	SO	BB	IBB	HBP	BLK	WP	HR	S	P	ERA	WHIP										
Willie Blair, R ERA: 6.0	(8, 1)	0.1		2	1	1	1	0	0	0	0	0	0	3	5	27.00	3.000										

AB	32
R	6
H	6
RBI	4
BB	3
SO	7
LOB	13



Batter	1	2	3	4	5	6	7	8	9	AB	R	H	RBI	BB	SO	LOB	TOP																					
Luis Polonia, L OBP: 0.259, SLG: 0.283 (1, 10)	L8		E5		G1-3		G3		G3	5	0	1	0	0	0	0	Detroit Tigers @ Chicago White Sox Comiskey Park, Chicago, IL Sun Apr 23 2000, 2:05 PM EDT Att: 12,154 - Overcast - 51 F																					
Robert Fick, L OBP: 0.257, SLG: 0.242 (1, 2)	K				K		G5-3		K	4	0	0	0	1	3	0																						
Gregg Jefferies, S OBP: 0.360, SLG: 0.356 (1, 4)	F9		F7		F7		G4-3			4	0	0	0	0	0	2																						
Juan Gonzalez, R OBP: 0.333, SLG: 0.553 (1, 9)		K								4	1	2	1	0	1	0																						
Bobby Higginson, L OBP: 0.343, SLG: 0.456 (1, 7)										4	2	4	2	0	0	0																						
Dean Palmer, R OBP: 0.371, SLG: 0.559 (1, 5)										4	1	1	1	0	1	3																						
Juan Encarnacion, R OBP: 0.385, SLG: 0.541 (1, 8)										4	0	1	0	0	1	3																						
Tony Clark, S OBP: 0.237, SLG: 0.269 (1, 3)										3	0	0	0	1	0	3																						
Deivi Cruz, R OBP: 0.236, SLG: 0.269 (1, 6)										4	0	0	0	0	0	3																						
Inning Stats	R: 0 E: 0 K: 1 S: 8	H: 0 LOB: 0 BB: 0 P: 10	R: 1 E: 0 K: 1 S: 12	H: 1 LOB: 0 BB: 0 P: 17	R: 0 E: 1 K: 0 S: 10	H: 1 LOB: 2 BB: 1 P: 17	R: 1 E: 0 K: 0 S: 17	H: 2 LOB: 2 BB: 1 P: 33	R: 0 E: 0 K: 1 S: 8	H: 0 LOB: 0 BB: 0 P: 9	R: 2 E: 0 K: 0 S: 15	H: 3 LOB: 1 BB: 0 P: 20	R: 0 E: 0 K: 2 S: 15	H: 2 LOB: 2 BB: 0 P: 20	R: 0 E: 0 K: 1 S: 7	H: 0 LOB: 0 BB: 0 P: 9	1B: 4 2B: 1 3B: 0 HR: 4	SF: 0 SAC: 0 DP: 0 HBP: 0	WP: 0 PB: 0 CS: 0	PA: 38																		
PITCHER	IP	WLS	BF	H	R	ER	SO	BB	IBB	HBP	BLK	WP	HR	S	P	ERA	WHIP	PITCHER				IP	WLS	BF	H	R	ER	SO	BB	IBB	HBP	BLK	WP	HR	S	P	ERA	WHIP
James Baldwin, R ERA: 3.38 (1, 1)	5.1	W	25	7	4	4	3	2	0	0	0	0	4	65	100	6.75	1.688																					
Kelly Wunsch, L ERA: 1.8 (6, 1)	1.2		7	2	0	0	0	0	0	0	0	0	0	19	28	0.00	1.200																					
41 Bill Simas, R ERA: 2.45 (8, 1)	1.0		3	0	0	0	2	0	0	0	0	0	0	9	12	0.00	0.000																					
Keith Foulke, R ERA: 1.46 (9, 1)	1.0		3	0	0	0	1	0	0	0	0	0	0	7	9	0.00	0.000																					

Batter	1	2	3	4	5	6	7	8	9	AB	R	H	RBI	BB	SO	LOB	BOTTOM																					
Ray Durham, S OBP: 0.364, SLG: 0.547 (1, 4)			G1-3							5	2	2	0	0	1	1	Detroit Tigers @ Chicago White Sox Comiskey Park, Chicago, IL Sun Apr 23 2000, 2:05 PM EDT Att: 12,154 - Overcast - 51 F																					
Jose Valentin, S OBP: 0.347, SLG: 0.394 (1, 6)										4	2	1	0	1	0	1																						
Frank Thomas, R OBP: 0.476, SLG: 0.667 (1, 10)										3	1	1	1	1	0	1																						
Magglio Ordonez, R OBP: 0.415, SLG: 0.559 (1, 9)										5	3	3	4	0	2	1																						
14 Paul Konerko, R OBP: 0.420, SLG: 0.600 (1, 3)										2	0	0	1	1	1	1																						
Chris Singleton, L OBP: 0.388, SLG: 0.578 (1, 8)										3	1	1	0	1	0	1																						
Carlos Lee, R OBP: 0.423, SLG: 0.557 (1, 7)										3	0	0	0	1	1	2																						
Greg Norton, S OBP: 0.295, SLG: 0.450 (1, 5)										3	0	1	2	1	0	1																						
Mark Johnson, L OBP: 0.286, SLG: 0.368 (1, 2)										3	0	0	0	1	1	4																						
Inning Stats	R: 4 E: 0 K: 1 S: 22	H: 3 LOB: 2 BB: 3 P: 39	R: 4 E: 0 K: 1 S: 18	H: 4 LOB: 2 BB: 2 P: 35	R: 0 E: 0 K: 1 S: 10	H: 1 LOB: 1 BB: 0 P: 15	R: 0 E: 0 K: 0 S: 5	H: 0 LOB: 1 BB: 1 P: 11	R: 0 E: 0 K: 0 S: 7	H: 0 LOB: 1 BB: 1 P: 12	R: 1 E: 0 K: 1 S: 10	H: 1 LOB: 0 BB: 0 P: 17	R: 0 E: 0 K: 1 S: 12	H: 0 LOB: 0 BB: 0 P: 20	R: 0 E: 0 K: 1 S: 8	H: 0 LOB: 0 BB: 0 P: 11	1B: 4 2B: 2 3B: 2 HR: 1	SF: 2 SAC: 0 DP: 0 HBP: 0	WP: 0 PB: 1 CS: 0	PA: 40																		
PITCHER	IP	WLS	BF	H	R	ER	SO	BB	IBB	HBP	BLK	WP	HR	S	P	ERA	WHIP	PITCHER				IP	WLS	BF	H	R	ER	SO	BB	IBB	HBP	BLK	WP	HR	S	P	ERA	WHIP
Dave Borkowski, R ERA: 43.2 (1, 1)	1.2	L	16	6	8	8	1	4	1	0	0	0	1	35	67	43.20	6.000																					
Mark Johnson, R ERA: 4.5 (2, 1)	4.1		18	3	1	1	3	2	0	0	0	0	0	37	62	2.08	1.154																					
Jim Poole, L ERA: 4.15 (7, 1)	1.0		3	0	0	0	1	0	0	0	0	0	0	12	20	0.00	0.000																					
Matt Anderson, R ERA: 7.56 (8, 1)	1.0		3	0	0	0	1	0	0	0	0	0	0	8	11	0.00	0.000																					

AB	36
R	4
H	9
RBI	4
BB	2
SO	6
LOB	14

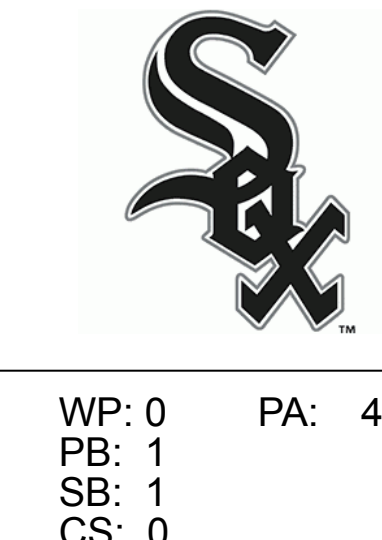



WP	0
PB	0
CS	0


1B	4
2B	1
3B	0
HR	4

SF	0
SAC	0
DP	0
HBP	0

AB	31
R	9
H	9
RBI	8
BB	7
SO	6
LOB	13




Batter	1	2	3	4	5	6	7	8	9	AB	R	H	RBI	BB	SO	LOB	TOP										
Luis Polonia, L (1, 10) OBP: 0.254, SLG: 0.275	E4 WP	FC4-6 1-2		K			P6		1B G5-4-3	5	1	1	0	0	1	3	Detroit Tigers @ Anaheim Angels Edison International Field, Anaheim, CA Mon Apr 24 2000, 10:05 PM EDT Att: 16,433 - Sunny - 75 F										
Gregg Jefferies, S (1, 4) OBP: 0.382, SLG: 0.380	K		F	L6			BB	1B	1B G5-4-3	5	1	3	0	0	1	3											
Brad Ausmus, R (1, 2) OBP: 0.377, SLG: 0.390	F8		F7		G6-3		BB	1B	1B G5-4-3	4	0	0	0	1	0	3											
Juan Gonzalez, R (1, 9) OBP: 0.362, SLG: 0.619	WP BB		G5-3		HR		K		1B 1B	4	1	2	1	1	1	3											
Bobby Higginson, L (1, 7) OBP: 0.347, SLG: 0.452	F7		FC6-4		G6-3		G1-3		1B	5	0	2	1	0	0	4											
Juan Encarnacion, R (1, 8) OBP: 0.388, SLG: 0.523		F8	FC6-4		G6-3			FC4-6 BB	1B FC6	4	0	1	0	1	0	1											
Robert Fick, L (1, 3) OBP: 0.300, SLG: 0.270	1B SF9			2B BB			K	FC4-6 1B	FC6	4	1	2	0	1	1	3											
Shane Halter, R (1, 5) OBP: 0.313, SLG: 0.214	FC4-6 1B			K			G1-3	FC4-6 G4-3		4	0	1	0	0	1	3											
Deivi Cruz, R (1, 6) OBP: 0.237, SLG: 0.291	SF9						G6-3	G4-3		3	0	1	1	0	0	2											
Inning Stats	R: 0 E: 1 K: 1 S: 12	H: 0 LOB: 2 BB: 1 P: 19	R: 1 E: 0 K: 0 S: 11	H: 2 LOB: 1 BB: 0 P: 15	R: 1 E: 1 K: 0 S: 9	H: 2 LOB: 1 BB: 0 P: 15	R: 0 E: 0 K: 2 S: 14	H: 1 LOB: 2 BB: 1 P: 23	R: 1 E: 0 K: 0 S: 7	H: 1 LOB: 0 BB: 0 P: 13	R: 0 E: 0 K: 1 S: 10	H: 0 LOB: 0 BB: 0 P: 14	R: 0 E: 0 K: 1 S: 13	H: 1 LOB: 2 BB: 1 P: 20	R: 0 E: 0 K: 0 S: 9	H: 1 LOB: 1 BB: 1 P: 18		R: 1 E: 0 K: 0 S: 18	H: 5 LOB: 3 BB: 0 P: 27	1B: 11 2B: 3 3B: 0 HR: 1	SF: 1 SAC: 0 DP: 2 HBP: 0	WP: 1 PB: 0 SB: 1 CS: 0	PA: 43				
PITCHER	IP	WLS	BF	H	R	ER	SO	BB	IBB	HBP	BLK	WP	HR	S	P	ERA	WHIP										
Ken Hill, R ERA: 7.3	6.1	W	30	7	3	2	4	3	0	0	0	1	1	71	112	2.84	1.579										
Al Levine, R ERA: 3.55	1.2		6	1	0	0	1	1	0	0	0	0	0	14	25	0.00	1.200										
Lou Pote, R ERA: 7.04	1.0		7	5	1	1	0	0	0	0	0	0	0	18	27	9.00	5.000										

Batter	1	2	3	4	5	6	7	8	9	AB	R	H	RBI	BB	SO	LOB	BOTTOM										
Darin Erstad, L (1, 7) OBP: 0.516, SLG: 0.659	P6		1B G3	F9		BB 2B		1B		5	2	3	0	0	0	1	Detroit Tigers @ Anaheim Angels Edison International Field, Anaheim, CA Mon Apr 24 2000, 10:05 PM EDT Att: 16,433 - Sunny - 75 F										
Adam Kennedy, L (1, 4) OBP: 0.383, SLG: 0.482	F9		F7 G3	F8		BB		F7		4	1	1	0	1	0	2											
Mo Vaughn, L (1, 3) OBP: 0.407, SLG: 0.577	HR		G3		HR	1H 2H		F7		5	2	3	4	0	0	2											
Tim Salmon, R (1, 9) OBP: 0.353, SLG: 0.441	HR		F7		16 G6-3	F8				4	1	2	2	0	0	2											
16 Garret Anderson, L (1, 8) OBP: 0.277, SLG: 0.390	G5-3		G4-3		G6-3		G4-3			4	0	0	0	0	0	2											
Troy Glaus, R (1, 5) OBP: 0.430, SLG: 0.644	F9		SH3-4 1B		G6-3		F9			3	1	0	0	1	0	0											
Scott Spiezio, S (1, 10) OBP: 0.391, SLG: 0.519		HR	E3 SH3-4 1B			HR	BB			3	3	2	2	1	0	1											
Bengie Molina, R (1, 2) OBP: 0.328, SLG: 0.365			SH3-4			G6-4-3 1B	K			3	0	2	0	0	1	1											
Gary Disarcina, R (1, 6) OBP: 0.409, SLG: 0.429	FC1-6-3-6					G6-4-3		G4-3		4	0	1	2	0	0	2											
Inning Stats	R: 2 E: 0 K: 0 S: 10	H: 2 LOB: 0 BB: 0 P: 15	R: 1 E: 0 K: 0 S: 7	H: 2 LOB: 0 BB: 0 P: 9	R: 1 E: 0 K: 0 S: 11	H: 2 LOB: 1 BB: 0 P: 18	R: 2 E: 1 K: 0 S: 11	H: 1 LOB: 1 BB: 1 P: 22	R: 1 E: 0 K: 0 S: 10	H: 2 LOB: 0 BB: 0 P: 15	R: 3 E: 0 K: 0 S: 11	H: 4 LOB: 1 BB: 1 P: 19	R: 0 E: 0 K: 1 S: 9	H: 0 LOB: 1 BB: 1 P: 18	R: 0 E: 0 K: 0 S: 7	H: 1 LOB: 1 BB: 0 P: 12		1B: 8 2B: 3 3B: 0 HR: 4	SF: 0 SAC: 1 DP: 3 HBP: 0	WP: 0 PB: 0 SB: 0 CS: 0	PA: 39						
PITCHER	IP	WLS	BF	H	R	ER	SO	BB	IBB	HBP	BLK	WP	HR	S	P	ERA	WHIP										
Dave Milcki, R ERA: 8.61	5.0	L	26	11	9	8	0	1	0	0	0	0	0	17	33	4.50	2.400										
Willie Blair, R ERA: 6.75	2.0		9	2	1	1	1	2	0	0	0	0	0	17	33	4.50	2.000										
Doug Brocail, R ERA: 3.86	1.0		4	1	0	0	0	0	0	0	0	0	0	7	12	0.00	1.000										

Batter	1	2	3	4	5	6	7	8	9	AB	R	H	RBI	BB	SO	LOB	TOP										
Luis Polonia, L OBP: 0.266, SLG: 0.304 (1, 10)										5	2	2	0	0	0	1											
Brad Ausmus, R OBP: 0.365, SLG: 0.375 (1, 2)										5	0	1	1	0	0	2											
Juan Encarnacion, R OBP: 0.493, SLG: 0.529 (1, 8)										3	0	2	1	1	0	0											
Juan Gonzalez, R OBP: 0.333, SLG: 0.565 (1, 9)										4	0	0	0	0	1	5											
Bobby Higginson, L OBP: 0.342, SLG: 0.439 (1, 7)										4	0	1	1	0	0	2											
Dean Palmer, R OBP: 0.376, SLG: 0.548 (1, 5)										3	0	1	0	1	0	2											
Damon Easley, R OBP: 0.292, SLG: 0.300 (1, 4)										3	1	1	1	0	0	2											
Tony Clark, S OBP: 0.222, SLG: 0.250 (1, 3)										4	0	0	0	0	1	3											
Deivi Cruz, R OBP: 0.254, SLG: 0.339 (1, 6)										4	1	2	0	0	1	1											
Inning Stats	R: 1 E: 0 K: 0 S: 15	H: 3 LOB: 1 BB: 0 P: 27	R: 0 E: 0 K: 0 S: 5	H: 0 LOB: 0 BB: 1 P: 12	R: 0 E: 0 K: 0 S: 8	H: 0 LOB: 0 BB: 0 P: 8	R: 0 E: 0 K: 0 S: 8	H: 0 LOB: 0 BB: 0 P: 13	R: 1 E: 0 K: 1 S: 9	H: 2 LOB: 1 BB: 0 P: 12	R: 0 E: 0 K: 1 S: 8	H: 1 LOB: 1 BB: 0 P: 10	R: 1 E: 1 K: 0 S: 15	H: 1 LOB: 2 BB: 1 P: 28	R: 1 E: 1 K: 1 S: 12	H: 2 LOB: 1 BB: 0 P: 20	1B: 6 2B: 3 3B: 0 HR: 1	SF: 0 SAC: 0 DP: 2 HBP: 1	WP: 0 PB: 0 SB: 1 CS: 1	PA: 38							
PITCHER	IP	WLS	BF	H	R	ER	SO	BB	IBB	HBP	BLK	WP	HR	S	P	ERA	WHIP										
Kent Bottenfield, R ERA: 4.8 (1, 1)	7.2	L	32	8	3	2	2	2	0	0	0	0	1	72	117	2.35	1.304										
Shigetoshi Hasegawa, R ERA: 12.46 (8, 1)	1.1		6	2	1	0	1	0	0	1	0	0	0	15	25	0.00	1.500										

Detroit Tigers @ Anaheim Angels
Edison International Field, Anaheim, CA
Tue Apr 25 2000, 10:05 PM EDT
Att: 17,086 - Sunny - 72 F


AB 35
R 4
H 10
RBI 3
BB 2
SO 3
LOB 18



Batter	1	2	3	4	5	6	7	8	9	AB	R	H	RBI	BB	SO	LOB	BOTTOM										
Darin Erstad, L OBP: 0.531, SLG: 0.663 (1, 7)										4	1	3	0	1	0	0											
Adam Kennedy, L OBP: 0.384, SLG: 0.506 (1, 4)										4	1	1	2	1	0	2											
Mo Vaughn, L OBP: 0.406, SLG: 0.566 (1, 3)										5	0	2	0	0	1	3											
Tim Salmon, R OBP: 0.348, SLG: 0.431 (1, 9)										4	0	1	0	0	0	1											
16 Garret Anderson, L OBP: 0.264, SLG: 0.370 (1, 8)										4	0	0	0	0	1	2											
Troy Glaus, R OBP: 0.444, SLG: 0.640 (1, 5)										2	0	1	0	2	0	0											
Scott Spiezio, S OBP: 0.384, SLG: 0.491 (1, 10)										3	0	0	0	1	1	4											
Matt Walbeck, S OBP: 0.222, SLG: 0.333 (1, 2)										4	0	0	0	0	1	2											
Benji Gil, R OBP: 0.288, SLG: 0.283 (1, 6)										3	0	0	0	0	1	0											
Orlando Palmeiro, L OBP: 0.316, SLG: 0.353 (8, PH)										1	0	0	0	0	0	0											
Inning Stats	R: 0 E: 0 K: 1 S: 8	H: 0 LOB: 0 BB: 0 P: 12	R: 0 E: 0 K: 2 S: 11	H: 0 LOB: 2 BB: 2 P: 24	R: 2 E: 0 K: 1 S: 21	H: 4 LOB: 3 BB: 1 P: 32	R: 0 E: 0 K: 1 S: 12	H: 1 LOB: 0 BB: 0 P: 14	R: 0 E: 0 K: 0 S: 6	H: 0 LOB: 0 BB: 0 P: 7	R: 0 E: 0 K: 0 S: 6	H: 0 LOB: 1 BB: 1 P: 15	R: 0 E: 0 K: 0 S: 8	H: 1 LOB: 1 BB: 0 P: 9	R: 0 E: 0 K: 0 S: 7	H: 1 LOB: 2 BB: 1 P: 12	1B: 7 2B: 0 3B: 0 HR: 1	SF: 0 SAC: 0 DP: 1 HBP: 0	WP: 0 PB: 0 SB: 0 CS: 0	PA: 39							
PITCHER	IP	WLS	BF	H	R	ER	SO	BB	IBB	HBP	BLK	WP	HR	S	P	ERA	WHIP										
Hideo Nomo, R ERA: 2.59 (1, 1)	6.1		28	6	2	2	5	4	0	0	0	0	0	4	7	0.00	0.000										
Jim Poole, L ERA: 3.6 (7, 1)	0.2	W	2	0	0	0	0	0	0	0	0	0	0	4	7	0.00	0.000										
Doug Brocail, R ERA: 3.48 (8, 1)	1.0	H	4	1	0	0	0	0	0	0	0	0	0	8	9	0.00	1.000										
Todd Jones, R ERA: 8.1 (9, 1)	1.0	S	5	1	0	0	0	1	0	0	0	0	0	7	12	0.00	2.000										

Detroit Tigers @ Anaheim Angels
Edison International Field, Anaheim, CA
Tue Apr 25 2000, 10:05 PM EDT
Att: 17,086 - Sunny - 72 F


AB 34
R 2
H 8
RBI 2
BB 5
SO 5
LOB 14



Batter	1	2	3	4	5	6	7	8	9	AB	R	H	RBI	BB	SO	LOB	TOP					
Brad Ausmus, R OBP: 0.346, SLG: 0.353 (1, 2)	G5-3			G6-3		G6-3		K		4	0	0	0	0	1	1	Detroit Tigers @ Anaheim Angels Edison International Field, Anaheim, CA Wed Apr 26 2000, 10:05 PM EDT Att: 16,153 - Sunny - 71 F					
Bobby Higginson, L OBP: 0.338, SLG: 0.420 (1, 7)	G3			L4		1B BB		F9		3	0	0	0	1	0	1						
Juan Encarnacion, R OBP: 0.410, SLG: 0.528 (1, 8)	K2-3			1B		1B			K	4	0	2	0	0	2	0						
Juan Gonzalez, R OBP: 0.327, SLG: 0.540 (1, 9)				L5		F9			P6	4	0	1	0	0	0	3						
Dean Palmer, R OBP: 0.359, SLG: 0.515 (1, 5)						K			F9	4	0	0	0	0	1	1						
Wendell Magee, R OBP: 0.250, SLG: 0.526 (1, 10)						G6-3				3	0	0	0	0	0	1						
Damion Easley, R OBP: 0.259, SLG: 0.261 (1, 4)						G4-3				3	0	0	0	0	0	0						
Tony Clark, S OBP: 0.215, SLG: 0.241 (8, PH)						G5-3				2	0	0	0	0	0	0						
Gregg Jefferies, S OBP: 0.393, SLG: 0.412 (8, 3)								G4-3		1	0	1	0	0	0	0						
Deivi Cruz, R OBP: 0.258, SLG: 0.387 (1, 6)									G4-3	3	1	1	1	0	0	1						
Inning Stats	R: 0 E: 0 K: 1 S: 12	H: 0 LOB: 0 BB: 0 P: 18	R: 0 E: 0 K: 0 S: 5	H: 1 LOB: 0 BB: 0 P: 7	R: 0 E: 0 K: 0 S: 5	H: 0 LOB: 0 BB: 0 P: 11	R: 0 E: 0 K: 0 S: 10	H: 1 LOB: 1 BB: 0 P: 11	R: 0 E: 0 K: 1 S: 8	H: 0 LOB: 0 BB: 0 P: 11	R: 1 E: 0 K: 0 S: 7	H: 2 LOB: 2 BB: 1 P: 16	R: 0 E: 0 K: 0 S: 6	H: 0 LOB: 0 BB: 0 P: 9	R: 0 E: 0 K: 1 S: 9	H: 1 LOB: 1 BB: 0 P: 13	R: 0 E: 0 K: 1 S: 8	H: 0 LOB: 0 BB: 0 P: 13	1B: 3 2B: 1 3B: 0 HR: 1	SF: 0 SAC: 0 DP: 1 HBP: 0	WP: 0 PB: 0 SB: 0 CS: 0	PA: 32
PITCHER	IP	WLS	BF	H	R	ER	SO	BB	IBB	HBP	BLK	WP	HR	S	P	ERA	WHIP					
Scott Schoeneweis, L ERA: 3.15 (1, 1)	8.0	W	29	5	1	1	3	1	0	0	0	0	1	62	96	1.12	0.750					
Troy Percival, R ERA: 2.57 (9, 1)	1.0		3	0	0	0	1	0	0	0	0	0	0	8	13	0.00	0.000					

Batter	1	2	3	4	5	6	7	8	9	AB	R	H	RBI	BB	SO	LOB	BOTTOM					
Darin Erstad, L OBP: 0.520, SLG: 0.644 (1, 8)	G4-3	FC6					K2-3			4	0	1	0	0	1	2	Detroit Tigers @ Anaheim Angels Edison International Field, Anaheim, CA Wed Apr 26 2000, 10:05 PM EDT Att: 16,153 - Sunny - 71 F					
Adam Kennedy, L OBP: 0.379, SLG: 0.495 (1, 4)	G1-3			G4-3		K		HR		4	1	1	0	0	1	1						
Mo Vaughn, L OBP: 0.400, SLG: 0.586 (1, 3)	K			K		K		HR		4	1	1	2	0	3	1						
Tim Salmon, R OBP: 0.344, SLG: 0.421 (1, 9)				G4-3		G2-3		F9		4	1	1	0	0	0	0						
16 Garret Anderson, L OBP: 0.264, SLG: 0.400 (1, 10)				G5-3		G5-3		F8		4	1	1	2	0	0	0						
Troy Glaus, R OBP: 0.457, SLG: 0.679 (1, 5)						K				3	1	2	1	1	1	0						
Edgard Clemente, R OBP: 0.316, SLG: 0.368 (1, 7)										4	1	3	0	0	0	0						
Bengie Molina, R OBP: 0.328, SLG: 0.352 (1, 2)										2	0	0	0	1	0	3						
Gary Disarcina, R OBP: 0.400, SLG: 0.417 (1, 6)										3	0	1	1	0	0	1						
Inning Stats	R: 0 E: 0 K: 1 S: 7	H: 0 LOB: 0 BB: 0 P: 10	R: 3 E: 0 K: 0 S: 16	H: 3 LOB: 1 BB: 1 P: 29	R: 0 E: 0 K: 1 S: 8	H: 0 LOB: 0 BB: 0 P: 14	R: 0 E: 0 K: 0 S: 15	H: 2 LOB: 1 BB: 0 P: 23	R: 0 E: 0 K: 2 S: 11	H: 1 LOB: 1 BB: 0 P: 15	R: 0 E: 0 K: 1 S: 7	H: 0 LOB: 0 BB: 0 P: 10	R: 1 E: 0 K: 1 S: 9	H: 2 LOB: 2 BB: 0 P: 10	R: 2 E: 0 K: 0 S: 8	H: 3 LOB: 2 BB: 1 P: 18		R: 2 E: 0 K: 0 S: 8	H: 3 LOB: 2 BB: 1 P: 18	1B: 7 2B: 1 3B: 0 HR: 3	SF: 0 SAC: 1 DP: 0 HBP: 0	WP: 0 PB: 0 SB: 0 CS: 2
PITCHER	IP	WLS	BF	H	R	ER	SO	BB	IBB	HBP	BLK	WP	HR	S	P	ERA	WHIP					
C.J. Nitkowski, L ERA: 7.18 (1, 1)	6.0	L	25	7	4	4	4	1	0	0	0	0	0	4	4	0.00	3.000					
Danny Patterson, R ERA: 4.05 (7, 1)	0.1		2	1	0	0	0	0	0	0	0	0	0	4	4	0.00	3.000					
Jim Poole, L ERA: 6.35 (7, 1)	0.2		3	2	2	2	1	0	0	0	0	0	1	8	12	27.00	3.000					
Matt Anderson, R ERA: 6.75 (8, 1)	1.0		5	1	0	0	0	1	0	0	0	0	0	4	11	0.00	2.000					

AB 31
R 1
H 5
RBI 1
BB 1
SO 4
LOB 8



AB 32
R 6
H 11
RBI 6
BB 2
SO 6
LOB 8



Batter	1	2	3	4	5	6	7	8	9	AB	R	H	RBI	BB	SO	LOB	TOP					
Ray Durham, S OBP: 0.361, SLG: 0.538 (1, 4)	F7		G1-3				CS	F8		4	0	1	1	0	0	1	Chicago White Sox @ Detroit Tigers Comerica Park, Detroit, MI Fri Apr 28 2000, 7:05 PM EDT Att: 26,916 - Sunny - 63 F					
Jose Valentin, S OBP: 0.368, SLG: 0.529 (1, 6)	F9		HR					1B		4	1	2	2	0	0	2						
Frank Thomas, R OBP: 0.462, SLG: 0.655 Craig Wilson, R OBP: 0.383, SLG: 0.372 (1, 3) (9, 5)	F9		E6					1B		4	0	1	0	0	0	2						
Magglio Ordonez, R OBP: 0.365, SLG: 0.466 (1, 9)		G6-3	FC6-4					1B		4	0	0	0	0	0	3						
14 Paul Konerko, R OBP: 0.412, SLG: 0.644 (1, 10)	F8			K						4	0	1	0	0	2	0						
Chris Singleton, L OBP: 0.366, SLG: 0.524 (1, 8)	G3			G6-3						4	0	0	0	0	0	1						
Jeff Abbott, R OBP: 0.240, SLG: 0.217 (1, 7)			1B	G1						3	0	1	0	1	1	0						
Greg Norton, S OBP: 0.377, SLG: 0.564 (1, 5) (9, 3)			1B							4	1	3	0	0	0	1						
Mark Johnson, L OBP: 0.333, SLG: 0.378 (1, 2)			HR							3	1	1	0	0	1	2						
Inning Stats	R: 0 E: 0 K: 0 S: 5	H: 0 LOB: 0 BB: 0 P: 11	R: 0 E: 0 K: 0 S: 6	H: 0 LOB: 0 BB: 0 P: 8	R: 3 E: 1 K: 0 S: 12	H: 3 LOB: 1 BB: 1 P: 22	R: 0 E: 0 K: 1 S: 7	H: 0 LOB: 0 BB: 0 P: 12	R: 0 E: 0 K: 1 S: 12	H: 2 LOB: 2 BB: 0 P: 20	R: 0 E: 0 K: 1 S: 7	H: 0 LOB: 0 BB: 0 P: 9	R: 0 E: 0 K: 1 S: 9	H: 1 LOB: 0 BB: 0 P: 13	R: 0 E: 0 K: 0 S: 9	H: 2 LOB: 1 BB: 0 P: 13	R: 0 E: 0 K: 0 S: 9	H: 2 LOB: 1 BB: 0 P: 11	1B: 8 2B: 0 3B: 1 HR: 1	SF: 0 SAC: 0 DP: 2 HBP: 0	WP: 0 PB: 0 SB: 0 CS: 1	PA: 36
PITCHER Jeff Weaver, R ERA: 6.0 (1, 1)	IP: 9.0 WLS: L BF: 35 H: 10 R: 3 ER: 3 SO: 4 BB: 1 IBB: 0 HBP: 0 BLK: 0 WP: 0 HR: 1 S: 76 P: 119 ERA: 3.00 WHIP: 1.222															PITCHER						

Batter	1	2	3	4	5	6	7	8	9	AB	R	H	RBI	BB	SO	LOB	BOTTOM			
Luis Polonia, L OBP: 0.299, SLG: 0.390 Wendell Magee, R OBP: 0.238, SLG: 0.500 (1, 10) (8, FH)	HR							G6-3		3	1	3	1	0	0	0	Chicago White Sox @ Detroit Tigers Comerica Park, Detroit, MI Fri Apr 28 2000, 7:05 PM EDT Att: 26,916 - Sunny - 63 F			
Gregg Jefferies, S OBP: 0.367, SLG: 0.382 (1, 5)	G6-3		CS					G3		4	0	0	0	0	0	1				
Juan Encarnacion, R OBP: 0.415, SLG: 0.566 (1, 8)	1B									4	1	2	1	0	1	1				
Juan Gonzalez, R OBP: 0.322, SLG: 0.509 (1, 9)	F8									3	0	0	0	1	1	2				
Bobby Higginson, L OBP: 0.333, SLG: 0.411 (1, 7)		G4-3								4	0	1	0	0	1	0				
Damion Easley, R OBP: 0.233, SLG: 0.231 (1, 4)		K								3	0	0	0	0	1	2				
Brad Ausmus, R OBP: 0.346, SLG: 0.343 (1, 2)										2	0	0	0	1	0	0				
Tony Clark, S OBP: 0.206, SLG: 0.230 (1, 3)										3	0	0	0	0	1	1				
Deivi Cruz, R OBP: 0.246, SLG: 0.369 (1, 6)										3	0	0	0	0	1	0				
Inning Stats	R: 1 E: 0 K: 0 S: 10	H: 2 LOB: 0 BB: 0 P: 11	R: 0 E: 0 K: 1 S: 10	H: 0 LOB: 0 BB: 0 P: 13	R: 0 E: 0 K: 0 S: 8	H: 1 LOB: 0 BB: 0 P: 14	R: 1 E: 0 K: 0 S: 8	H: 2 LOB: 1 BB: 1 P: 16	R: 0 E: 0 K: 0 S: 7	H: 0 LOB: 0 BB: 0 P: 11	R: 0 E: 0 K: 0 S: 13	H: 1 LOB: 1 BB: 1 P: 21	R: 0 E: 0 K: 1 S: 7	H: 0 LOB: 0 BB: 0 P: 9	R: 0 E: 0 K: 3 S: 16	H: 0 LOB: 0 BB: 0 P: 23	1B: 4 2B: 0 3B: 0 HR: 2	SF: 0 SAC: 0 DP: 1 HBP: 0	WP: 1 PB: 0 SB: 0 CS: 1	PA: 33
PITCHER James Baldwin, R ERA: 3.12 Kelly Wunsch, L ERA: 1.5 Keith Foulke, R ERA: 1.23 (1, 1) (8, 1) (8, 1)	IP: 7.1 WLS: W BF: 27 H: 6 R: 2 ER: 2 SO: 3 BB: 2 IBB: 2 HBP: 0 BLK: 0 WP: 1 HR: 2 S: 67 P: 101 ERA: 2.46 WHIP: 1.091															PITCHER				


Batter	1	2	3	4	5	6	7	8	9	AB	R	H	RBI	BB	SO	LOB	TOP										
Ray Durham, S OBP: 0.366, SLG: 0.526 (1,4)	G4-3		F7					CS SH2-3 HBP		2	0	0	0	1	0	0	Chicago White Sox @ Detroit Tigers Comerica Park, Detroit, MI Sat Apr 29 2000, 1:05 PM EDT Att: 28,393 - Sunny - 66 F										
Jose Valentin, S OBP: 0.387, SLG: 0.534 (1,6)	P4		G4-3					SH2-3		3	0	1	1	0	0	0											
Frank Thomas, R OBP: 0.454, SLG: 0.632 (1,10)				L7				G6-3		3	0	0	0	1	0	3											
Magglio Ordonez, R OBP: 0.361, SLG: 0.457 (1,9)	F8								G4-3 1B	4	0	1	0	0	0	1											
14 Paul Konerko, R OBP: 0.396, SLG: 0.617 (1,3)			K						F3	4	0	0	0	0	2	1											
Chris Singleton, L OBP: 0.351, SLG: 0.500 (1,8)									G4-3	4	0	0	0	0	0	1											
Jeff Abbott, R OBP: 0.276, SLG: 0.296 (1,7)									G3-1	4	1	2	0	0	0	1											
Greg Norton, S OBP: 0.375, SLG: 0.569 (1,5)			K							3	1	1	1	0	1	1											
Josh Paul, R OBP: 0.385, SLG: 0.595 (1,2)				L4					F8	3	0	0	0	0	0	1											
Inning Stats	R: 0 E: 0 K: 0 S: 14	H: 0 LOB: 1 BB: 1 P: 22	R: 0 E: 0 K: 2 S: 12	H: 1 LOB: 1 BB: 0 P: 16	R: 0 E: 0 K: 0 S: 7	H: 0 LOB: 0 BB: 0 P: 11	R: 0 E: 0 K: 1 S: 6	H: 0 LOB: 0 BB: 0 P: 9	R: 2 E: 0 K: 0 S: 21	H: 3 LOB: 2 BB: 1 P: 31	R: 0 E: 0 K: 0 S: 7	H: 0 LOB: 0 BB: 0 P: 9	R: 0 E: 0 K: 0 S: 4	H: 0 LOB: 0 BB: 0 P: 7	R: 0 E: 0 K: 0 S: 6	H: 0 LOB: 0 BB: 0 P: 10	R: 0 E: 0 K: 0 S: 9	H: 1 LOB: 1 BB: 0 P: 12	1B: 2 2B: 3 3B: 0 HR: 0	SF: 0 SAC: 1 DP: 0 HBP: 1	WP: 0 PB: 0 CS: 1	PA: 34					
PITCHER	IP	WLS	BF	H	R	ER	SO	BB	IBB	HBP	BLK	WP	HR	S	P	ERA	WHIP										
Dave Milicki, R ERA: 7.2 (1,1)	7.0	L	27	4	2	2	3	2	0	0	0	0	0	71	105	2.57	0.857										
Jim Poole, L ERA: 5.0 (8,1)	0.1		2	0	0	0	0	0	0	1	0	0	0	4	7	0.00	0.000										
Matt Anderson, R ERA: 5.73 (8,1)	1.2		5	1	0	0	0	0	0	0	0	0	0	11	15	0.00	0.600										

Batter	1	2	3	4	5	6	7	8	9	AB	R	H	RBI	BB	SO	LOB	BOTTOM										
Luis Polonia, L OBP: 0.292, SLG: 0.375 (1,10)	G4-3	G1-3		G3-1					P6	5	0	1	0	0	0	6	Chicago White Sox @ Detroit Tigers Comerica Park, Detroit, MI Sat Apr 29 2000, 1:05 PM EDT Att: 28,393 - Sunny - 66 F										
Gregg Jefferies, S OBP: 0.344, SLG: 0.356 (1,5)	L9									4	0	0	0	0	0	1											
Shane Halter, R OBP: 0.313, SLG: 0.214 (8,5)										0	0	0	0	0	0	0											
Juan Encarnacion, R OBP: 0.407, SLG: 0.550 (1,8)	FC5-4 1B		K					F9		4	0	1	0	0	1	0											
Juan Gonzalez, R OBP: 0.302, SLG: 0.474 (1,9)	FC5-4		G6-3					G6-3		4	0	0	0	0	0	1											
Bobby Higginson, L OBP: 0.341, SLG: 0.429 (1,7)		F9 SF9 2B		P5				F8		4	1	2	0	0	0	0											
Damion Easley, R OBP: 0.235, SLG: 0.207 (1,4)		F9		FC6 HBP				G5-3		3	0	0	0	0	1	2											
Brad Ausmus, R OBP: 0.353, SLG: 0.347 (1,2)		SF9		FC6 BB				G6-3		2	0	1	1	1	0	0											
Robert Fick, L OBP: 0.295, SLG: 0.293 (1,3)		WP 2B		FC6 BB				F9		4	0	1	0	0	0	3											
Deivi Cruz, R OBP: 0.260, SLG: 0.358 (1,6)								P6		2	0	0	0	2	1	1											
Inning Stats	R: 0 E: 0 K: 0 S: 6	H: 1 LOB: 2 BB: 1 P: 8	R: 1 E: 0 K: 0 S: 7	H: 2 LOB: 2 BB: 1 P: 14	R: 0 E: 0 K: 1 S: 7	H: 0 LOB: 0 BB: 0 P: 10	R: 0 E: 0 K: 0 S: 10	H: 0 LOB: 2 BB: 2 P: 23	R: 0 E: 0 K: 0 S: 7	H: 0 LOB: 0 BB: 0 P: 10	R: 0 E: 0 K: 0 S: 5	H: 0 LOB: 0 BB: 0 P: 9	R: 0 E: 0 K: 0 S: 8	H: 1 LOB: 1 BB: 0 P: 10	R: 0 E: 0 K: 1 S: 10	H: 1 LOB: 1 BB: 0 P: 14	R: 0 E: 0 K: 1 S: 8	H: 1 LOB: 1 BB: 0 P: 11	1B: 4 2B: 2 3B: 0 HR: 0	SF: 1 SAC: 0 DP: 0 HBP: 1	WP: 1 PB: 0 CS: 0	PA: 37					
PITCHER	IP	WLS	BF	H	R	ER	SO	BB	IBB	HBP	BLK	WP	HR	S	P	ERA	WHIP										
21 Cal Eldred, R ERA: 4.91 (1,1)	7.0	W	29	4	1	1	1	3	0	1	0	0	0	50	84	1.29	1.000										
41 Bill Simas, R ERA: 2.13 (8,1)	0.2	H	2	0	0	0	0	0	0	0	0	0	0	5	6	0.00	0.000										
Kelly Wunsch, L ERA: 1.5 (8,1)	0.0		1	1	0	0	0	0	0	0	0	0	0	2	4	∞	∞										
Keith Foulke, R ERA: 1.13 (8,1)	1.1	S	5	1	0	0	2	0	0	0	0	0	0	11	15	0.00	0.750										

Batter	1	2	3	4	5	6	7	8	9	10	11	12	AB	R	H	RBI	BB	SO	LOB							
Ray Durham, S OBP: 0.373, SLG: 0.525	3-1 CS 1B		1-1 F7			1-1 WP FC5-2 1B	3-3 K		0-1 PO 1B			0-1 G1-3	6	0	3	1	0	1	1							
Jose Valentin, S OBP: 0.356, SLG: 0.511	1-3 K			0-0 F9		1-1 FC5-2 WP 1B		1-1 F5	1-1 F8			1-2 P6	6	0	1	0	0	1	2							
Frank Thomas, R OBP: 0.448, SLG: 0.615 Herbert Perry, R OBP: 0.270, SLG: 0.343	0-1 F9			2-1 F8		3-0 FC5-2 BB		0-0 14 1B 1B	0-1 PO	2-3 K		0-0 P4	4	0	1	0	0	0	2							
Magglio Ordonez, R OBP: 0.363, SLG: 0.479		2-1 HR			3-3 K	4-2 BB		0-3 K			2-1 G6-3		4	1	1	1	1	2	1							
14 Paul Konerko, R OBP: 0.396, SLG: 0.616		2-2 F7				2-3 G4-3 2B		0-0 K	1-3 1B				5	0	2	0	0	2	3							
Chris Singleton, L OBP: 0.343, SLG: 0.484		1-2 F8				0-0 G4-3	1-3 K		0-0 1B			0-0 F9	5	0	1	1	1	0	1	4						
Jeff Abbott, R OBP: 0.235, SLG: 0.250		1-3 K				1-0 F7		1-1 G5-3	1-3 K			1-3 K	5	0	0	0	0	3	4							
Greg Norton, S OBP: 0.406, SLG: 0.567			1-3 K			4-0 BB		4-0 G1-3 BB	4-1 SH3-4 1B BB			0-0 1B	2	1	1	0	3	1	0							
Mark Johnson, L OBP: 0.309, SLG: 0.347			3-3 K			1-2 P6		1-0 G1-3	0-0 SH3-4			3-2 G4-3	4	0	0	0	0	1	4							
Inning Stats	R: 0 E: 0 K: 1 S: 7	H: 1 LOB: 0 BB: 0 P: 11	R: 1 E: 0 K: 1 S: 11	H: 1 LOB: 0 BB: 0 P: 17	R: 0 E: 0 K: 2 S: 8	H: 0 LOB: 0 BB: 0 P: 13	R: 0 E: 0 K: 1 S: 6	H: 0 LOB: 0 BB: 0 P: 11	R: 0 E: 0 K: 0 S: 7	H: 1 LOB: 2 BB: 1 P: 13	R: 0 E: 0 K: 2 S: 13	H: 0 LOB: 1 BB: 1 P: 16	R: 1 E: 0 K: 2 S: 13	H: 3 LOB: 3 BB: 0 P: 15	R: 1 E: 0 K: 0 S: 7	H: 1 LOB: 0 BB: 1 P: 12	R: 0 E: 0 K: 2 S: 9	H: 0 LOB: 0 BB: 0 P: 14	R: 0 E: 0 K: 1 S: 9	H: 1 LOB: 1 BB: 0 P: 13	R: 0 E: 0 K: 0 S: 6	H: 0 LOB: 0 BB: 0 P: 7	1B: 8 2B: 1 3B: 0 HR: 1	SF: 0 SAC: 1 DP: 0 HBP: 0	WP: 1 PB: 0 SB: 0 CS: 1	PA: 49
PITCHER	IP WLS BF H R ER SO BB IBB HBP BLK WP HR S P ERA WHIP																									
Hideo Nomo, R ERA: 2.54	(1, 1)																									
Todd Jones, R ERA: 7.88	(8, 1)																									
Danny Patterson, R ERA: 3.12	(10, 1)																									
Jim Poole, L ERA: 5.4	(12, 1)																									
Matt Anderson, R ERA: 5.56	(12, 1)																									

Chicago White Sox @ Detroit Tigers
Comerica Park, Detroit, MI
Sun Apr 30 2000, 1:05 PM EDT
Att. 28,435 - Sunny - 55 F


AB 43
R 3
H 10
RBI 3
BB 4
SO 13
LOB 21



Batter	1	2	3	4	5	6	7	8	9	10	11	12	AB	R	H	RBI	BB	SO	LOB									
Gregg Jefferies, S OBP: 0.329, SLG: 0.328	0-1 G6-3		0-1 F8		2-0 F8		2-2 E6		4-0 FC6-2 1B IBB			1-0 G6-3	5	0	0	0	1	0	2									
Brad Ausmus, R OBP: 0.374, SLG: 0.355	4-0 1B BB		3-2 L6		1-1 G5-3			2-2 FC6-4 1B	0-0 FC6-2 1B			4-1 1B BB	4	1	2	0	2	0	1									
Juan Encarnacion, R OBP: 0.402, SLG: 0.535	0-1 G4-6-3 1B		2-0 1B			0-0 G5-3		1-3 K	1-1 FC6-2 1B			0-0 F8	6	0	2	0	0	1	5									
Juan Gonzalez, R OBP: 0.290, SLG: 0.444	0-0 G4-6-3 1-2r		1-3 1B		1-3 K		1-0 P6	1-0 FC6-4	1-2 FC6-2 F7			2-1 1B	6	0	1	0	0	1	7									
Bobby Higginson, L OBP: 0.340, SLG: 0.422		1-2 1B 1B			1-0 F8		0-1 F8		2-1 G1-3			3-2 F5	6	0	2	1	0	0	1									
Damon Easley, R OBP: 0.288, SLG: 0.235		1-0 F8			3-2 F8			0-1 FC4-6 1B	1-2 SH1-4 1B			0-0 G6-3	5	1	2	0	0	0	1									
Wendell Magee, R OBP: 0.290, SLG: 0.478 Luis Polonia, L OBP: 0.311, SLG: 0.385	0-1 1B		0-1 1B		1-0 G5-3		2-2 FC4-6 2B		0-0 SH1-4 1B	4-0 SH1-4 1B			3	1	1	0	0	0	1									
Shane Halter, R OBP: 0.350, SLG: 0.278	1-0 1B		1-2 1B			1-2 K		1-3 K	0-1 SH1-4	SAFE	1-1 CS	2-3 K	4	0	2	0	0	2	1									
Deivi Cruz, R OBP: 0.263, SLG: 0.371 Robert Fick, L OBP: 0.304, SLG: 0.326	1-1 G5-4-3		1-1 G5-4-3		2-1 F9		1-0 E6 2B		1-2 FC6-2 2B			1-0 G1-3	3	0	1	1	0	0	4									
Inning Stats	R: 0 E: 0 K: 0 S: 5	H: 1 LOB: 1 BB: 1 P: 1	R: 0 E: 0 K: 0 S: 9	H: 3 LOB: 2 BB: 0 P: 13	R: 0 E: 0 K: 1 S: 11	H: 1 LOB: 1 BB: 0 P: 17	R: 0 E: 0 K: 0 S: 5	H: 0 LOB: 0 BB: 0 P: 10	R: 0 E: 0 K: 0 S: 4	H: 1 LOB: 1 BB: 2 P: 14	R: 0 E: 0 K: 0 S: 4	H: 0 LOB: 0 BB: 0 P: 5	R: 1 E: 2 K: 1 S: 12	H: 2 LOB: 2 BB: 0 P: 18	R: 0 E: 0 K: 1 S: 9	H: 1 LOB: 1 BB: 1 P: 15	R: 2 E: 0 K: 0 S: 14	H: 4 LOB: 3 BB: 1 P: 21	R: 0 E: 0 K: 0 S: 6	H: 0 LOB: 0 BB: 0 P: 14	R: 0 E: 0 K: 1 S: 5	H: 0 LOB: 0 BB: 0 P: 9	R: 1 E: 0 K: 0 S: 6	H: 2 LOB: 2 BB: 1 P: 11	1B: 13 2B: 2 3B: 0 HR: 0	SF: 0 SAC: 1 DP: 2 HBP: 0	WP: 0 PB: 0 SB: 0 CS: 1	PA: 51
PITCHER	IP WLS BF H R ER SO BB IBB HBP BLK WP HR S P ERA WHIP																											
Mike Sirota, L ERA: 4.44	(1, 1)																											
Sean Lowe, R ERA: 1.76	(8, 1)																											
Kelly Wunsch, L ERA: 1.49	(8, 1)																											
41 Bill Simas, R ERA: 3.29	(9, 1)																											
Scott Eyre, L ERA: 8.0	(10, 1)																											

Chicago White Sox @ Detroit Tigers
Comerica Park, Detroit, MI
Sun Apr 30 2000, 1:05 PM EDT
Att. 28,435 - Sunny - 55 F


AB 45
R 4
H 15
RBI 4
BB 4
SO 4
LOB 23



Batter	1	2	3	4	5	6	7	8	9	AB	R	H	RBI	BB	SO	LOB	TOP					
Gregg Jefferies, S (1, 3) OBP: 0.320, SLG: 0.338	G6-3		SH3-4 1-H 1B 2B		G5-3		F8		SF8	4	1	1	2	0	0	1						
Brad Ausmus, R (1, 2) OBP: 0.379, SLG: 0.363	F7		SH3-4					K2-5 1B 1B	K	4	0	2	0	0	0	1						
Juan Encarnacion, R (1, 8) OBP: 0.499, SLG: 0.533	G6-3				F9					4	0	2	1	0	0	1						
Juan Gonzalez, R (1, 10) OBP: 0.288, SLG: 0.433										4	0	1	0	0	3	3						
Bobby Higginson, L (1, 7) OBP: 0.327, SLG: 0.402										4	0	0	0	0	1	2						
Damon Easley, R (1, 4) OBP: 0.296, SLG: 0.237										4	1	1	0	0	1	1						
Wendell Magee, R (1, 9) Luis Polonia, L (7, PH) OBP: 0.316, SLG: 0.379	G5-3									2	0	0	0	0	0	1						
Shane Halter, R (1, 5) OBP: 0.375, SLG: 0.500										4	2	2	1	0	1	2						
Deivi Cruz, R (1, 6) OBP: 0.275, SLG: 0.378										4	1	2	2	0	0	2						
Inning Stats	R: 0 E: 0 K: 0 S: 7	H: 0 LOB: 0 BB: 0 P: 9	R: 0 E: 0 K: 0 S: 10	H: 1 LOB: 1 BB: 0 P: 16	R: 3 E: 0 K: 1 S: 11	H: 4 LOB: 0 BB: 0 P: 14	R: 0 E: 0 K: 1 S: 7	H: 0 LOB: 0 BB: 0 P: 11	R: 1 E: 0 K: 0 S: 9	H: 2 LOB: 1 BB: 0 P: 18	R: 0 E: 0 K: 2 S: 10	H: 0 LOB: 0 BB: 0 P: 16	R: 0 E: 0 K: 1 S: 9	H: 1 LOB: 1 BB: 0 P: 14	R: 0 E: 0 K: 1 S: 7	H: 2 LOB: 1 BB: 0 P: 7	R: 2 E: 1 K: 1 S: 16	H: 1 LOB: 1 BB: 1 P: 24	1B: 8 2B: 3 3B: 0 HR: 1	SF: 1 SAC: 1 DP: 1 HBP: 0	WP: 0 PB: 0 SB: 0 CS: 1	PA: 39
PITCHER	IP	WLS	BF	H	R	ER	SO	BB	IBB	HBP	BLK	WP	HR	S	P	ERA	WHIP					
Jeff Fassero, L (1, 1) ERA: 4.26	5.0	W	21	7	4	4	2	0	0	0	0	0	1	44	68	7.20	1.400					
Rich Garces, R (6, 1) ERA: 2.7	2.0	H	7	1	0	0	3	0	0	0	0	0	0	19	30	0.00	0.500					
49 Tim Wakefield, R (8, 1) ERA: 2.6	2.0		10	3	2	1	2	1	0	0	0	0	0	23	31	4.50	2.000					

Detroit Tigers @ Boston Red Sox
Fenway Park, Boston, MA
Mon May 01 2000, 7:05 PM EDT
Att: 24,087 - Overcast - 61 F


AB 35
R 6
H 11
RBI 6
BB 1
SO 7
LOB 14



Batter	1	2	3	4	5	6	7	8	9	AB	R	H	RBI	BB	SO	LOB	BOTTOM					
Darren Lewis, R (1, 9) OBP: 0.323, SLG: 0.231	G5-3		1B G6-4-3 2B		G6-3			G1-3		5	1	1	0	0	0	1						
Jeff Frye, R (1, 4) OBP: 0.269, SLG: 0.280	FC5-4 1B		G6-4-3 1B		G6-3		F8	G6-3		5	0	2	0	0	0	0						
Nomar Garciaparra, R (1, 6) OBP: 0.492, SLG: 0.494	FC5-4 1-2 HR		G6-4-3 1-2 3-H		G5-3			2B		4	2	1	0	0	0	2						
Mike Stanley, R (1, 3) OBP: 0.403, SLG: 0.532	1-H HR				G5-3			2B		3	2	2	3	1	0	0						
Troy O'Leary, L (1, 7) OBP: 0.283, SLG: 0.417	G6-3		F8				F8 HR BB	2B		3	1	1	1	1	0	1						
Carl Everett, S (1, 8) OBP: 0.404, SLG: 0.729			HR		E5 E 2B		HR 1B	F7		4	3	2	1	0	0	1						
Jason Varitek, S (1, 2) OBP: 0.447, SLG: 0.500			F8		SAFE 1-H 2B		F8	BB		3	0	1	1	1	0	2						
Andy Sheets, R (1, 10)										2	0	0	0	0	0	1						
Brian Daubach, L (6, PH) ERA: 21.94										2	1	1	3	0	0	2						
3B Wilton Veras, R (1, 5) OBP: 0.250, SLG: 0.279										4	0	0	0	0	0	1						
Inning Stats	R: 2 E: 0 K: 0 S: 16	H: 2 LOB: 0 BB: 0 P: 27	R: 1 E: 0 K: 0 S: 9	H: 1 LOB: 0 BB: 0 P: 18	R: 1 E: 0 K: 0 S: 7	H: 2 LOB: 1 BB: 1 P: 13	R: 1 E: 2 K: 0 S: 11	H: 1 LOB: 1 BB: 0 P: 21	R: 0 E: 0 K: 0 S: 7	H: 0 LOB: 0 BB: 0 P: 12	R: 3 E: 0 K: 0 S: 10	H: 2 LOB: 1 BB: 1 P: 22	R: 2 E: 0 K: 0 S: 13	H: 3 LOB: 2 BB: 1 P: 23	R: 0 E: 0 K: 0 S: 8	H: 0 LOB: 0 BB: 0 P: 11	1B: 3 2B: 5 3B: 0 HR: 3	SF: 0 SAC: 0 DP: 1 HBP: 0	WP: 0 PB: 0 SB: 0 CS: 0	PA: 38		
PITCHER	IP	WLS	BF	H	R	ER	SO	BB	IBB	HBP	BLK	WP	HR	S	P	ERA	WHIP					
C.J. Nitkowski, L (1, 1) ERA: 7.67	3.0	L	16	6	5	4	0	0	0	0	0	0	1	35	64	12.00	2.333					
Dave Borkowski, R (4, 1) ERA: 21.94	3.2		18	5	5	5	0	2	0	0	0	0	1	37	71	12.27	1.909					
Jim Poole, L (7, 1) ERA: 5.14	0.1		1	0	0	0	0	0	0	0	0	0	0	1	1	0.00	0.000					
Willie Blair, R (8, 1) ERA: 6.0	1.0		3	0	0	0	0	0	0	0	0	0	0	8	11	0.00	0.000					

Detroit Tigers @ Boston Red Sox
Fenway Park, Boston, MA
Mon May 01 2000, 7:05 PM EDT
Att: 24,087 - Overcast - 61 F

AB 35
R 10
H 11
RBI 9
BB 3
SO 0
LOB 11



Batter	1	2	3	4	5	6	7	8	9	10	11	12	AB	R	H	RBI	BB	SO	LOB						
Luis Polonia, L (1.9) ERA: 3.21, SLG: 0.371 (7, FH) OBP: 0.241, SLG: 0.536 (7.9)	F7	F9		G4-6-3 1B		F9	FC5-4		K			HR	4	0	1	0	0	0	3						
Gregg Jefferies, S (1.5) OBP: 0.316, SLG: 0.333 (6.5)	G2-3			G4-6-3 1B		F8	K						4	0	1	1	0	0	2						
Juan Encarnacion, R (1.8) OBP: 0.388, SLG: 0.515	G6-3	G5-3				FC4-6 1B			G6-3			G6-3	7	0	2	1	0	0	4						
Juan Gonzalez, R (1.10) OBP: 0.288, SLG: 0.459		HR		F8		FC4-6 1B			F7			K	7	1	2	1	0	2	3						
Bobby Higginson, L (1.7) OBP: 0.337, SLG: 0.424		2B 3B		FC5-4 BB		P6	FC4-6					G4-3	5	1	2	0	1	0	3						
Damon Easley, R (1.4) OBP: 0.283, SLG: 0.256		G3 2B		FC5-4 BB		G5-3			P5			L5	5	1	1	1	1	0	1						
Robert Fick, L (1.2) OBP: 0.340, SLG: 0.348 Brad Ausmus, R (7.2) OBP: 0.371, SLG: 0.354	G3			FC5 BB		FC6 1B			2B FC5-4 1B			F9	3	1	2	0	1	0	1						
Tony Clark, S (1.3) OBP: 0.230, SLG: 0.258				FC5 BB		FC6 1B						P4	5	1	2	1	1	0	1						
Deivi Cruz, R (1.6) OBP: 0.291, SLG: 0.392				FC5					G5-3			G5-3	5	1	2	0	1	0	3						
Inning Stats	R: 0 E: 0 K: 0 S: 5	H: 0 LOB: 0 BB: 0 P: 8	R: 4 E: 0 K: 0 S: 17	H: 6 LOB: 2 BB: 0 P: 22	R: 0 E: 0 K: 1 S: 11	H: 0 LOB: 3 BB: 3 P: 25	R: 0 E: 0 K: 0 S: 9	H: 2 LOB: 1 BB: 0 P: 12	R: 0 E: 0 K: 0 S: 10	H: 1 LOB: 1 BB: 0 P: 14	R: 1 E: 0 K: 0 S: 13	H: 3 LOB: 2 BB: 1 P: 21	R: 1 E: 0 K: 0 S: 12	H: 2 LOB: 2 BB: 1 P: 23	R: 0 E: 0 K: 0 S: 13	H: 1 LOB: 1 BB: 0 P: 20	R: 0 E: 0 K: 1 S: 12	H: 1 LOB: 0 BB: 0 P: 16	R: 0 E: 0 K: 0 S: 3	H: 0 LOB: 0 BB: 0 P: 6	R: 1 E: 0 K: 0 S: 7	H: 2 LOB: 1 BB: 0 P: 9	1B: 11 2B: 4 3B: 1 HR: 2	SF: 0 SAC: 0 DP: 1 HBP: 0	WP: 0 PA: 58
PITCHER	IP WLS BF H R ER SO	BB IBB HBP BLK	WP HR S P	ERA WHIP	PITCHER	IP WLS BF H R ER SO	BB IBB HBP BLK	WP HR S P	ERA WHIP																
Brian Rose, R (1.1) ERA: 3.2	1.2 8 11 4 4 4 0	0 0 0 0	27 19 27	21.60 3.600	John Wasdin, R (2.1) ERA: 4.76	1.1 8 1 0 0 1	3 0 0 0	0 0 16 31	0.00 3.000																
Rob Stanley, R (4.1) ERA: 5.59	2.0 8 3 1 1 0	0 0 0 0	22 31	4.50 1.500	Rheal Cormier, L (6.1) ERA: 3.27	1.2 10 4 1 1 0	0 1 0 0	0 0 17 30	5.40 2.400																
49 Tim Wakefield, R (7.1) ERA: 2.58	5.1 L 21 4 1 1 3	1 0 0 0	68	1.69 0.938																					

TOP

Detroit Tigers @ Boston Red Sox
Fenway Park, Boston, MA

Tue May 02 2000, 7:05 PM EDT
Att. 22,897 - Sunny - 64 F

AB	53
R	7
H	18
RBI	7
BB	5
SO	4
LOB	27

Batter	1	2	3	4	5	6	7	8	9	10	11	12	AB	R	H	RBI	BB	SO	LOB
Jeff Frye, R (1.4) OBP: 0.219, SLG: 0.226	F7	E3			G3		G6-3		K			K	6	0	0	0	0	2	0
Trot Nixon, L (1.9) OBP: 0.391, SLG: 0.610	G6-3	F8			F7		F8 2B						6	0	3	0	0	0	1
Brian Daubach, L (1.3) OBP: 0.416, SLG: 0.630	G6-3			G3		F8			F8 2B			G4-6-3 1B	6	0	0	0	0	1	3
Nomar Garciaparra, R (1.6) OBP: 0.412, SLG: 0.500		BB 1B 1B		F9			HR 2B					F7	4	2	2	0	1	0	0
Troy O'Leary, L (1.7) OBP: 0.288, SLG: 0.449		BB 1B		F8			HR		F8			G3-1	5	2	2	2	0	0	2
Carl Everett, S (1.8) OBP: 0.394, SLG: 0.697		1B BB			K		G1-3					G6-3	4	1	0	0	1	1	0
Mike Stanley, R (1.10) ERA: 5.29 Darren Lewis, R (11, PR) OBP: 0.323, SLG: 0.231		L4			K		G4-3					G5-3	5	0	1	0	0	1	3
Jason Vartek, S (1.2) OBP: 0.457, SLG: 0.515		E8 3B SF9					G4-3					G4-6-3 1B	4	1	2	2	1	0	1
3B Wilton Veras, R (1.5) ERA: 5.29 Scott Hatteberg, L (9, PH) OBP: 0.300, SLG: 0.188 Manny Alexander, R (10.5) OBP: 0.212, SLG: 0.313		SF9					G4-3					G6-3	2	0	0	1	0	0	2
Inning Stats	R: 0 E: 0 K: 0 S: 6	H: 0 LOB: 0 BB: 0 P: 10	R: 4 E: 2 K: 0 S: 12	H: 3 LOB: 1 BB: 1 P: 23	R: 0 E: 0 K: 0 S: 10	H: 0 LOB: 0 BB: 0 P: 8	R: 0 E: 0 K: 0 S: 10	H: 1 LOB: 1 BB: 0 P: 14	R: 0 E: 0 K: 0 S: 8	H: 0 LOB: 0 BB: 0 P: 14	R: 0 E: 0 K: 0 S: 14	H: 1 LOB: 1 BB: 0 P: 7	R: 0 E: 0 K: 1 S: 5	H: 1 LOB: 1 BB: 0 P: 9	R: 0 E: 0 K: 0 S: 5	H: 1 LOB: 1 BB: 0 P: 7	1B: 5 2B: 4 3B: 0 HR: 1	SF: 1 SAC: 0 DP: 2 HBP: 0	WP: 1 PA: 48
PITCHER	IP WLS BF H R ER SO	BB IBB HBP BLK	WP HR S P	ERA WHIP	PITCHER	IP WLS BF H R ER SO	BB IBB HBP BLK	WP HR S P	ERA WHIP										
Mark Johnson, R (1.1) ERA: 6.14	5.0 5 22	5 5 4	2 2	7.20 1.200	Jim Poole, L (6.1) ERA: 6.14	0.1 2 1 1 0	0 0 0	0 1 7	27.00 3.000										
Matt Anderson, R (6.1) ERA: 2.7	0.2 3 0 0 0	1 0 0	1 5	0.00 1.500	Doug Brocail, R (7.1) ERA: 2.7	3.0 12 2 0 0 2	0 1 0	0 0 32	0.00 0.667										
Willie Blair, R (10.1) ERA: 4.91	2.0 W 6 1	0 0	11	0.00 0.500															

BOTTOM

Detroit Tigers @ Boston Red Sox
Fenway Park, Boston, MA

Tue May 02 2000, 7:05 PM EDT
Att. 22,897 - Sunny - 64 F

AB	44
R	6
H	10
RBI	5
BB	3
SO	5
LOB	13

Batter	1	2	3	4	5	6	7	8	9	AB	R	H	RBI	BB	SO	LOB	TOP																					
Shane Halter, R (1.5) OBP: 0.387, SLG: 0.552										4	1	1	0	0	2	0																						
Brad Ausmus, R (1.2) OBP: 0.376, SLG: 0.353										3	0	1	0	1	1	1																						
Juan Encarnacion, R (1.8) OBP: 0.393, SLG: 0.595										4	0	1	1	0	0	2																						
Juan Gonzalez, R (1.10) OBP: 0.274, SLG: 0.436										4	0	0	0	0	0	2																						
Bobby Higginson, L (1.7) OBP: 0.336, SLG: 0.421										3	0	1	0	0	2	0																						
Damon Easley, R (1.4) OBP: 0.290, SLG: 0.239										3	0	0	0	0	1	1																						
Wendell Magee, R (1.9) OBP: 0.290, SLG: 0.516										3	0	1	0	0	0	1																						
Tony Clark, S (1.3) OBP: 0.234, SLG: 0.304										3	1	1	1	0	0	1																						
Deivi Cruz, R (1.6) OBP: 0.281, SLG: 0.378										3	0	0	0	0	0	0																						
Inning Stats	R: 1 E: 0 K: 0 S: 8	H: 2 LOB: 0 BB: 0 P: 12	R: 0 E: 0 K: 1 S: 12	H: 1 LOB: 1 BB: 0 P: 17	R: 0 E: 0 K: 1 S: 13	H: 0 LOB: 1 BB: 1 P: 22	R: 0 E: 0 K: 1 S: 12	H: 0 LOB: 0 BB: 0 P: 18	R: 1 E: 0 K: 0 S: 10	H: 1 LOB: 0 BB: 0 P: 13	R: 0 E: 0 K: 0 S: 7	H: 1 LOB: 0 BB: 0 P: 11	R: 0 E: 0 K: 1 S: 6	H: 1 LOB: 0 BB: 0 P: 6	R: 0 E: 0 K: 0 S: 7	H: 0 LOB: 0 BB: 0 P: 12	R: 0 E: 0 K: 1 S: 9	H: 0 LOB: 0 BB: 0 P: 12	1B: 4 2B: 1 3B: 0 HR: 1	SF: 0 SAC: 0 DP: 3 HBP: 0	WP: 0 PB: 0 SB: 0 CS: 0	PA: 31																
PITCHER	IP	WLS	BF	H	R	ER	SO	BB	IBB	HBP	BLK	WP	HR	S	P	ERA	WHIP	PITCHER				IP	WLS	BF	H	R	ER	SO	BB	IBB	HBP	BLK	WP	HR	S	P	ERA	WHIP
Pete Schourek, L (1.1) ERA: 3.19	7.0		25	6	2	2	5	1	0	0	0	0	1	68	99	2.57	1.000																					
Derek Lowe, R (8.1) ERA: 1.13	2.0	W	6	0	0	0	1	0	0	0	0	0	0	16	24	0.00	0.000																					

Detroit Tigers @ Boston Red Sox
Fenway Park, Boston, MA
Wed May 03 2000, 7:05 PM EDT
Att: 27,397 - Sunny - 62 F

AB	30
R	2
H	6
RBI	2
BB	1
SO	6
LOB	8



Batter	1	2	3	4	5	6	7	8	9	AB	R	H	RBI	BB	SO	LOB	BOTTOM																					
Jose Offerman, S (1.4) OBP: 0.317, SLG: 0.301										3	1	1	0	1	0	0																						
Trot Nixon, L (1.9) OBP: 0.385, SLG: 0.605										4	1	1	1	0	0	1																						
Brian Daubach, L (1.10) OBP: 0.409, SLG: 0.610										4	0	1	0	0	1	1																						
Nomar Garciaparra, R (1.6) OBP: 0.426, SLG: 0.522										3	0	2	1	1	0	0																						
Troy O'Leary, L (1.7) OBP: 0.287, SLG: 0.435										3	0	0	0	1	0	3																						
Carl Everett, S (1.8) OBP: 0.402, SLG: 0.692										2	1	1	0	1	0	0																						
Mike Stanley, R (1.3) OBP: 0.386, SLG: 0.543										3	1	1	2	0	0	2																						
Scott Hatteberg, L (1.2) OBP: 0.261, SLG: 0.158										3	0	0	0	0	2	0																						
3B Wilton Veras, R (1.5) OBP: 0.220, SLG: 0.250										3	0	0	0	0	0	0																						
Inning Stats	R: 0 E: 0 K: 0 S: 7	H: 1 LOB: 1 BB: 0 P: 10	R: 2 E: 0 K: 1 S: 13	H: 1 LOB: 0 BB: 2 P: 26	R: 0 E: 0 K: 0 S: 6	H: 0 LOB: 1 BB: 1 P: 11	R: 0 E: 0 K: 0 S: 10	H: 1 LOB: 2 BB: 1 P: 20	R: 0 E: 0 K: 0 S: 10	H: 0 LOB: 0 BB: 0 P: 13	R: 0 E: 0 K: 1 S: 7	H: 1 LOB: 1 BB: 0 P: 11	R: 0 E: 0 K: 1 S: 7	H: 0 LOB: 0 BB: 0 P: 11	R: 2 E: 0 K: 0 S: 11	H: 3 LOB: 1 BB: 0 P: 19	R: 0 E: 0 K: 0 S: 9	H: 0 LOB: 0 BB: 0 P: 12	1B: 3 2B: 3 3B: 0 HR: 1	SF: 0 SAC: 0 DP: 1 HBP: 0	WP: 0 PB: 0 SB: 0 CS: 1	PA: 32																
PITCHER	IP	WLS	BF	H	R	ER	SO	BB	IBB	HBP	BLK	WP	HR	S	P	ERA	WHIP	PITCHER				IP	WLS	BF	H	R	ER	SO	BB	IBB	HBP	BLK	WP	HR	S	P	ERA	WHIP
Jeff Weaver, R (1.1) ERA: 5.72	7.1	L	29	6	4	4	3	4	0	0	0	0	1	66	113	4.91	1.364																					
Danny Patterson, R (8.1) ERA: 2.89	0.2		3	1	0	0	0	0	0	0	0	0	0	5	8	0.00	1.500																					

Detroit Tigers @ Boston Red Sox
Fenway Park, Boston, MA
Wed May 03 2000, 7:05 PM EDT
Att: 27,397 - Sunny - 62 F

AB	28
R	4
H	7
RBI	4
BB	4
SO	3
LOB	7




Batter	1	2	3	4	5	6	7	8	9	10	11	AB	R	H	RBI	BB	SO	LOB	TOP							
Shane Halter, R OBP: 0.333, SLG: 0.471 Robert Fick, L OBP: 0.333, SLG: 0.340 (11, 3)	F7		K		K	F8			F9		K	5	0	0	0	0	2	1								
Brad Ausmus, R OBP: 0.393, SLG: 0.400			HR			F9		HR	L8		E6	5	2	3	2	1	0	0								
Juan Encarnacion, R OBP: 0.381, SLG: 0.514	F8		HR		P4	F9			G1-3		G6-3	6	1	1	2	0	0	2								
Juan Gonzalez, R OBP: 0.288, SLG: 0.410	F3		L7		F3	P4			K			5	0	0	0	0	1	1								
Bobby Higginson, L OBP: 0.330, SLG: 0.404		F7		F7		F7	P3				BB	4	0	0	0	1	0	0								
Damon Easley, R OBP: 0.283, SLG: 0.240		HBP		K		CI			K		F3	4	1	1	0	0	2	1								
Wendell Magee, R OBP: 0.257, SLG: 0.485 Luis Polonia, L OBP: 0.309, SLG: 0.366 (11, 9)	P6					CI			F3		L3	2	1	0	0	1	0	1								
Gregg Jefferies, S OBP: 0.333, SLG: 0.351 (11, 5)	P3					CI			F8			5	2	3	1	0	0	1								
Deivi Cruz, R OBP: 0.287, SLG: 0.402 (11, 6)			G3		FC5-4				G4-3			5	1	2	2	0	0	2								
Inning Stats	R: 0 E: 0 K: 0 S: 7	H: 0 LOB: 1 BB: 1 P: 15	R: 0 E: 0 K: 0 S: 7	H: 0 LOB: 1 BB: 0 P: 12	R: 2 E: 0 K: 1 S: 16	H: 2 LOB: 0 BB: 0 P: 21	R: 0 E: 0 K: 1 S: 8	H: 1 LOB: 2 BB: 1 P: 16	R: 0 E: 0 K: 1 S: 9	H: 0 LOB: 0 BB: 0 P: 11	R: 3 E: 1 K: 0 S: 14	H: 3 LOB: 1 BB: 0 P: 20	R: 1 E: 0 K: 0 S: 11	H: 1 LOB: 0 BB: 0 P: 15	R: 0 E: 0 K: 1 S: 6	H: 0 LOB: 0 BB: 0 P: 9	R: 0 E: 0 K: 0 S: 9	H: 0 LOB: 1 BB: 1 P: 13	R: 0 E: 0 K: 1 S: 7	H: 0 LOB: 1 BB: 1 P: 13	R: 2 E: 1 K: 1 S: 19	H: 3 LOB: 1 BB: 0 P: 26	1B: 6 2B: 2 3B: 0 HR: 2	SF: 0 SAC: 0 DP: 0 HBP: 1	WP: 0 PB: 0 SB: 0 CS: 0	PA: 48
PITCHER	IP WLS BF H R ER SO BB IBB HBP BLK WP HR S P ERA WHIP	Eric Milton, L ERA: 5.24 LaTroy Hawkins, R ERA: 4.96 Travis Miller, L ERA: 7.2 Bob Wells, R ERA: 4.76 Eddie Guardado, L ERA: 6.75	IP WLS BF H R ER SO BB IBB HBP BLK WP HR S P ERA WHIP	PITCHER	IP WLS BF H R ER SO BB IBB HBP BLK WP HR S P ERA WHIP	Eric Milton, L ERA: 5.24 LaTroy Hawkins, R ERA: 4.96 Travis Miller, L ERA: 7.2 Bob Wells, R ERA: 4.76 Eddie Guardado, L ERA: 6.75	IP WLS BF H R ER SO BB IBB HBP BLK WP HR S P ERA WHIP																			

Detroit Tigers @ Minnesota Twins
Hubert H. Humphrey Metrodome, Minneapolis, MN
Thu May 04 2000, 8:05 PM EDT
Att. 6,675 - Dome - 72 F

livebaseballscores.com

AB 43
R 8
H 10
RBI 7
BB 3
SO 6
LOB 11




Batter	1	2	3	4	5	6	7	8	9	10	11	AB	R	H	RBI	BB	SO	LOB	BOTTOM					
Cristian Guzman, S OBP: 0.336, SLG: 0.456	2B	G6-3		FC4				G4-3			K	6	2	2	0	0	1	1						
Denny Hocking, S OBP: 0.333, SLG: 0.482	2B		G4-3					K			F7	5	1	2	2	1	1	0						
Matt Lawton, L OBP: 0.447, SLG: 0.540	G6-3							G3			G1	4	2	2	1	2	0	0						
Ron Coomer, R OBP: 0.333, SLG: 0.490	G6-3											5	0	2	1	0	0	6						
Corey Koskie, L OBP: 0.343, SLG: 0.419	FC4-6											4	0	1	0	1	2	2						
David Ortiz, L OBP: 0.345, SLG: 0.340	FC4-6											5	0	1	1	0	0	3						
Matthew LeCroy, R OBP: 0.286, SLG: 0.333 Marcus Jensen, S OBP: 0.224, SLG: 0.383 (8, 2)	G6-3										F3	3	0	0	0	0	0	3						
Jacque Jones, L OBP: 0.376, SLG: 0.568												5	1	2	1	0	0	0						
Tori Hunter, R OBP: 0.291, SLG: 0.389												5	0	0	0	0	0	1						
Inning Stats	R: 3 E: 0 K: 0 S: 12	H: 3 LOB: 1 BB: 1 P: 24	R: 0 E: 0 K: 0 S: 6	H: 0 LOB: 0 BB: 0 P: 8	R: 1 E: 0 K: 0 S: 11	H: 3 LOB: 2 BB: 0 P: 16	R: 0 E: 0 K: 0 S: 12	H: 1 LOB: 3 BB: 2 P: 20	R: 0 E: 0 K: 1 S: 10	H: 0 LOB: 0 BB: 0 P: 13	R: 1 E: 0 K: 0 S: 13	H: 2 LOB: 2 BB: 1 P: 20	R: 0 E: 0 K: 1 S: 7	H: 1 LOB: 0 BB: 0 P: 12	R: 1 E: 0 K: 1 S: 8	H: 1 LOB: 1 BB: 0 P: 10	R: 0 E: 0 K: 0 S: 10	H: 0 LOB: 0 BB: 0 P: 14	R: 0 E: 0 K: 1 S: 9	H: 0 LOB: 0 BB: 0 P: 15	1B: 6 2B: 4 3B: 1 HR: 1	SF: 0 SAC: 0 DP: 1 HBP: 0	WP: 0 PB: 0 SB: 0 CS: 0	PA: 48
PITCHER	IP WLS BF H R ER SO BB IBB HBP BLK WP HR S P ERA WHIP	Dave Micki, R ERA: 7.25 Danny Patterson, R ERA: 2.61 Doug Brocail, R ERA: 3.14 Matt Anderson, R ERA: 4.5 Todd Jones, R ERA: 6.3	IP WLS BF H R ER SO BB IBB HBP BLK WP HR S P ERA WHIP	PITCHER	IP WLS BF H R ER SO BB IBB HBP BLK WP HR S P ERA WHIP	Dave Micki, R ERA: 7.25 Danny Patterson, R ERA: 2.61 Doug Brocail, R ERA: 3.14 Matt Anderson, R ERA: 4.5 Todd Jones, R ERA: 6.3	IP WLS BF H R ER SO BB IBB HBP BLK WP HR S P ERA WHIP																	

Detroit Tigers @ Minnesota Twins
Hubert H. Humphrey Metrodome, Minneapolis, MN
Thu May 04 2000, 8:05 PM EDT
Att. 6,675 - Dome - 72 F

livebaseballscores.com

AB 44
R 6
H 12
RBI 6
BB 4
SO 5
LOB 16



Batter	1	2	3	4	5	6	7	8	9	AB	R	H	RBI	BB	SO	LOB	TOP										
Luis Polonia, L OBP: 0.329, SLG: 0.400 Wendell Magee, R OBP: 0.270, SLG: 0.486 (7, PH)	F7		FC6-4 1B		G4-3 1B	1-3 2H 2B	1B		K	4	0	3	1	0	0	0											
Brad Ausmus, R OBP: 0.389, SLG: 0.389 (1, 2)	F3		F9		L3	G5-3			2B BB	5	1	1	1	1	0	5											
Juan Encarnacion, R OBP: 0.370, SLG: 0.496 (1, 8)	G4-3		FC6-4		G4-3				K	6	1	1	0	0	1	6											
Juan Gonzalez, R OBP: 0.274, SLG: 0.438 (1, 10)		F7		E5 HR	F8		G3 CI WP 1B	G1 2B	WP 2B	6	2	3	1	0	0	1											
Bobby Higginson, L OBP: 0.342, SLG: 0.431 (1, 7)	F8			HR		G6-3 S SF8 BB	CI WP 1B	G1		3	3	1	2	2	0	1											
Damon Easley, R OBP: 0.290, SLG: 0.231 Jose Macias, S (8, 4)				F7-5 1B BB		G6-3	K	F9 BB	F9	2	0	0	0	3	1	4											
Gregg Jefferies, S OBP: 0.259, SLG: 0.350 Shane Halter, R OBP: 0.324, SLG: 0.457 (7, 5)	K			F7-5 1B		SF8	G3	F9		3	0	1	2	0	1	3											
Tony Clark, S OBP: 0.259, SLG: 0.310 Robert Fick, L OBP: 0.346, SLG: 0.340 (8, PH)			FC6-4 1B BB	F7-5		1B 2B 1B	1B 1B BB			2	2	1	0	2	0	2											
Deivi Cruz, R OBP: 0.293, SLG: 0.402 (1, 6)			F8	G6-3		2B 1B	1B 1B 1B	F2		5	1	2	1	0	0	5											
Inning Stats	R: 0 E: 0 K: 0 S: 7	H: 0 LOB: 0 BB: 0 P: 12	R: 0 E: 0 K: 1 S: 8	H: 0 LOB: 1 BB: 1 P: 17	R: 0 E: 0 K: 0 S: 7	H: 1 LOB: 2 BB: 1 P: 17	R: 2 E: 1 K: 0 S: 9	H: 2 LOB: 1 BB: 1 P: 16	R: 0 E: 0 K: 0 S: 7	H: 1 LOB: 1 BB: 0 P: 10	R: 2 E: 0 K: 0 S: 16	H: 3 LOB: 2 BB: 1 P: 26	R: 5 E: 1 K: 1 S: 31	H: 5 LOB: 2 BB: 1 P: 50	R: 0 E: 0 K: 0 S: 10	H: 1 LOB: 3 BB: 2 P: 24	R: 1 E: 0 K: 2 S: 18	H: 1 LOB: 2 BB: 2 P: 33	1B: 10 2B: 4 3B: 0 HR: 1	SF: 1 SAC: 0 DP: 1 HBP: 0	WP: 2 PB: 0 SB: 2 CS: 0	PA: 51					
PITCHER	IP	WLS	BF	H	R	ER	SO	BB	IBB	HBP	BLK	WP	HR	S	P	ERA	WHIP										
Sean Bergman, R ERA: 6.55 Hector Carrasco, R ERA: 2.33 Travis Miller, L ERA: 7.84 Johan Santana, L ERA: 9.53	(1, 1)	5.2	26	5	4	3	1	4	0	0	0	0	1	48	90	4.76	1.588										

Detroit Tigers @ Minnesota Twins
Hubert H. Humphrey Metrodome, Minneapolis, MN

AB 40
R 10
H 14
RBI 9
BB 9
SO 4
LOB 31



WP: 2 PA: 51
PB: 0
SB: 2
CS: 0

Batter	1	2	3	4	5	6	7	8	9	AB	R	H	RBI	BB	SO	LOB	BOTTOM										
Cristian Guzman, S OBP: 0.354, SLG: 0.483 (1, 6)	G6-3		FC6-4 1B		CS BB	1B				4	0	3	0	1	0	0											
Jay Canizaro, R OBP: 0.200, SLG: 0.400 (1, 4)	1B 2B		FC6-4 WP 1B		K2-3	G1-6-3			K	5	2	1	0	0	2	4											
Matt Lawton, L OBP: 0.453, SLG: 0.543 (1, 9)	1B BB		F7					G3		3	1	1	0	2	0	2											
Ron Coomer, R OBP: 0.345, SLG: 0.495 (1, 3)	G4-6-3 1B		F7		G1-3				G5-3	5	0	3	2	0	0	1											
Midre Cummings, L OBP: 0.351, SLG: 0.400 Butch Huskey, R OBP: 0.307, SLG: 0.338 (7, PH)	G4-6-3		F5						G3-1	2	1	0	0	0	0	3											
Corey Koskie, L OBP: 0.346, SLG: 0.423 (1, 5)		L7		WP G4-3 2B					K	4	2	1	0	1	1	1											
Matthew LeCroy, R OBP: 0.269, SLG: 0.386 David Ortiz, L OBP: 0.356, SLG: 0.340 Marcus Jensen, S OBP: 0.224, SLG: 0.383 (8, 2)				G4-3						3	1	1	2	0	1	2											
Jacque Jones, L OBP: 0.371, SLG: 0.588 (1, 7)		P3		G3-1						4	1	1	3	0	1	2											
Torii Hunter, R OBP: 0.273, SLG: 0.376 Denny Hocking, S OBP: 0.328, SLG: 0.474 (8, PH)				G5-3						3	0	0	0	0	2	0											
Inning Stats	R: 1 E: 0 K: 0 S: 11	H: 2 LOB: 1 BB: 1 P: 18	R: 1 E: 0 K: 1 S: 8	H: 1 LOB: 0 BB: 0 P: 10	R: 1 E: 0 K: 0 S: 12	H: 2 LOB: 1 BB: 0 P: 17	R: 1 E: 0 K: 0 S: 7	H: 1 LOB: 0 BB: 0 P: 10	R: 0 E: 0 K: 1 S: 5	H: 0 LOB: 1 BB: 2 P: 14	R: 3 E: 0 K: 2 S: 15	H: 2 LOB: 1 BB: 1 P: 24	R: 1 E: 0 K: 1 S: 11	H: 2 LOB: 2 BB: 1 P: 21	R: 0 E: 0 K: 1 S: 9	H: 1 LOB: 1 BB: 0 P: 15	R: 0 E: 0 K: 1 S: 9	H: 0 LOB: 0 BB: 0 P: 16	1B: 5 2B: 3 3B: 1 HR: 2	SF: 0 SAC: 0 DP: 1 HBP: 1	WP: 2 PB: 0 SB: 0 CS: 1	PA: 42					
PITCHER	IP	WLS	BF	H	R	ER	SO	BB	IBB	HBP	BLK	WP	HR	S	P	ERA	WHIP										
Hideo Nomo, R ERA: 3.65 Danny Patterson, R ERA: 3.27 Jim Poole, L ERA: 5.63 Matt Anderson, R ERA: 4.4 Doug Brocail, R ERA: 2.93	(1, 1)	5.1	26	7	7	3	3	4	0	0	0	0	2	51	84	11.81	2.062										
Todd Jones, R ERA: 5.73 (9, 1)	1.0	1.0	3	0	0	0	1	0	0	0	0	0	0	9	16	0.00	0.000										

Detroit Tigers @ Minnesota Twins
Hubert H. Humphrey Metrodome, Minneapolis, MN

AB 36
R 8
H 11
RBI 8
BB 5
SO 7
LOB 16



WP: 2 PA: 42
PB: 0
SB: 0
CS: 1

Batter	1	2	3	4	5	6	7	8	9	AB	R	H	RBI	BB	SO	LOB	TOP					
Shane Halter, R OBP: 0.325, SLG: 0.474 Jose Macias, S (8, FH) (8, 4)	L9		F9					K		3	0	1	0	0	0	0						
Brad Ausmus, R OBP: 0.385, SLG: 0.394	K							K		4	0	1	0	0	3	1						
Juan Encarnacion, R OBP: 0.369, SLG: 0.487	G4-3							G5-3		4	0	1	0	0	1	1						
Juan Gonzalez, R OBP: 0.283, SLG: 0.441										4	0	2	0	0	1	0						
Dean Palmer, R OBP: 0.354, SLG: 0.500										4	0	1	0	0	1	1						
Bobby Higginson, L OBP: 0.347, SLG: 0.443										4	0	2	0	0	1	2						
Wendell Magee, R OBP: 0.282, SLG: 0.514 Luis Polonia, L (7, FH) (7, 9)										2	1	1	0	0	0	2						
Gregg Jefferies, S OBP: 0.315, SLG: 0.333										4	0	0	0	0	0	5						
Deivi Cruz, R OBP: 0.284, SLG: 0.389										3	0	0	1	0	0	0						
Inning Stats	R: 0 E: 0 K: 1 S: 8	H: 0 LOB: 0 BB: 0 P: 11	R: 0 E: 0 K: 1 S: 12	H: 2 LOB: 2 BB: 0 P: 21	R: 0 E: 0 K: 1 S: 9	H: 1 LOB: 1 BB: 0 P: 11	R: 0 E: 0 K: 2 S: 7	H: 0 LOB: 0 BB: 0 P: 9	R: 0 E: 0 K: 1 S: 10	H: 2 LOB: 1 BB: 0 P: 12	R: 0 E: 0 K: 0 S: 11	H: 3 LOB: 1 BB: 0 P: 16	R: 0 E: 0 K: 0 S: 5	H: 0 LOB: 0 BB: 0 P: 9	R: 0 E: 0 K: 2 S: 14	H: 0 LOB: 0 BB: 0 P: 17	R: 0 E: 0 K: 0 S: 13	H: 2 LOB: 2 BB: 0 P: 17	1B: 6 2B: 5 3B: 0 HR: 0	SF: 0 SAC: 0 DP: 1 HBP: 0	WP: 0 PB: 0 SB: 0 CS: 0	PA: 35
PITCHER	IP	WLS	BF	H	R	ER	SO	BB	IBB	HBP	BLK	WP	HR	S	P	ERA	WHIP					
Mark Redman, L ERA: 3.22	7.0	W	27	8	1	1	6	0	0	0	0	0	0	62	89	1.29	1.143					
LaTroy Hawkins, R ERA: 4.42	2.0		8	2	0	0	2	0	0	0	0	0	0	27	34	0.00	1.000					

Detroit Tigers @ Minnesota Twins
Hubert H. Humphrey Metrodome, Minneapolis, MN
Sat May 06 2000, 7:05 PM EDT
Att: 14,013 - Dome - 72 F

AB 35
R 1
H 10
RBI 1
BB 0
SO 8
LOB 12



Batter	1	2	3	4	5	6	7	8	9	AB	R	H	RBI	BB	SO	LOB	BOTTOM				
Cristian Guzman, S OBP: 0.351, SLG: 0.471	G6-3									3	1	0	0	1	0	3					
Denny Hocking, S OBP: 0.338, SLG: 0.467	G4-3									3	1	1	0	1	0	2					
Matt Lawton, L OBP: 0.454, SLG: 0.550										4	1	2	2	0	0	1					
Ron Coomer, R OBP: 0.333, SLG: 0.476	L4									4	0	0	0	0	0	3					
Butch Huskey, R OBP: 0.326, SLG: 0.358										4	2	3	1	0	0	0					
Matthew LeCroy, R OBP: 0.254, SLG: 0.361										4	0	0	0	0	2	3					
Tori Hunter, R OBP: 0.282, SLG: 0.375										3	1	1	0	1	0	0					
Jason Maxwell, R OBP: 0.324, SLG: 0.412										4	0	1	1	0	1	2					
Jay Canizaro, R OBP: 0.250, SLG: 0.286 Jacque Jones, L OBP: 0.367, SLG: 0.581										2	0	0	0	1	0	2					
Inning Stats	R: 0 E: 0 K: 0 S: 10	H: 1 LOB: 1 BB: 0 P: 11	R: 1 E: 0 K: 1 S: 13	H: 1 LOB: 2 BB: 2 P: 23	R: 0 E: 0 K: 0 S: 5	H: 1 LOB: 0 BB: 0 P: 8	R: 2 E: 1 K: 1 S: 17	H: 3 LOB: 2 BB: 0 P: 24	R: 0 E: 0 K: 0 S: 5	H: 0 LOB: 0 BB: 0 P: 9	R: 0 E: 0 K: 1 S: 6	H: 0 LOB: 0 BB: 0 P: 9	R: 3 E: 0 K: 0 S: 11	H: 2 LOB: 1 BB: 2 P: 21	R: 0 E: 0 K: 0 S: 7	H: 0 LOB: 0 BB: 0 P: 11	1B: 7 2B: 1 3B: 0 HR: 0	SF: 0 SAC: 0 DP: 0 HBP: 0	WP: 1 PB: 0 SB: 1 CS: 1	PA: 36	
PITCHER	IP	WLS	BF	H	R	ER	SO	BB	IBB	HBP	BLK	WP	HR	S	P	ERA	WHIP				
C.J. Nitkowski, L ERA: 7.57	6.1	L	30	7	6	5	3	4	0	0	1	0	0	61	97	7.11	1.737				
Willie Blair, R ERA: 4.26	1.2		6	1	0	0	0	0	0	0	0	0	0	13	19	0.00	0.600				

Detroit Tigers @ Minnesota Twins
Hubert H. Humphrey Metrodome, Minneapolis, MN
Sat May 06 2000, 7:05 PM EDT
Att: 14,013 - Dome - 72 F

AB 32
R 6
H 8
RBI 4
BB 4
SO 3
LOB 16



Batter	1	2	3	4	5	6	7	8	9	AB	R	H	RBI	BB	SO	LOB	TOP			
Luis Polonia, L OBP: 0.330, SLG: 0.395	2-2 G6-4-3 1B		0-0 L8		1-0 F7			1-0 G4-3		4	0	1	0	0	0	2	Detroit Tigers @ Minnesota Twins Hubert H. Humphrey Metrodome, Minneapolis, MN Sun May 07 2000, 2:05 PM EDT Att. 8,333 - Dome - 72 F livebaseballscorecards.com			
Brad Ausmus, R OBP: 0.380, SLG: 0.382	3-2 G6-4-3 1-2		4-1 WP BB		0-0 FC5-4 1-2			0-1 G6-3		3	0	0	0	1	0	2				
Juan Encarnacion, R OBP: 0.370, SLG: 0.590	2-3 K		4-2 BB		0-1 L8			1-0 3B		3	0	1	0	1	1	0				
Juan Gonzalez, R OBP: 0.272, SLG: 0.423		1-1 F8	1-1 F7		2-1 F8			1-0 F8		4	0	0	0	0	0	4				
Bobby Higginson, L OBP: 0.336, SLG: 0.427	1-2 F9			1-2 G4-3				2-0 F1		4	0	0	0	0	0	1				
Dean Palmer, R OBP: 0.348, SLG: 0.486	1-1 1B			1-3 K			2-1 L6	0-0 F7		4	0	1	0	0	1	1				
Damon Easley, R OBP: 0.277, SLG: 0.218	0-3 K		2-3 K							3	0	0	0	0	3	1				
Tony Clark, S OBP: 0.250, SLG: 0.297			2-0 G6-3		1-1 P6			1-2 F8		3	0	0	0	0	0	0				
Deivi Cruz, R OBP: 0.295, SLG: 0.398			3-1 WP BB 1B		2-1 FC5-4 1B			2-2 G6-3		3	0	2	0	0	0	0				
Inning Stats	R: 0 E: 0 K: 1 S: 11	H: 1 LOB: 0 BB: 0 P: 18	R: 0 E: 0 K: 1 S: 10	H: 1 LOB: 1 BB: 0 P: 13	R: 0 E: 0 K: 0 S: 9	H: 0 LOB: 0 BB: 0 P: 13	R: 0 E: 0 K: 2 S: 9	H: 1 LOB: 1 BB: 0 P: 10	R: 0 E: 0 K: 0 S: 7	H: 0 LOB: 0 BB: 0 P: 12	R: 0 E: 0 K: 1 S: 8	H: 0 LOB: 0 BB: 0 P: 13	R: 0 E: 0 K: 0 S: 6	H: 0 LOB: 0 BB: 0 P: 9	R: 0 E: 0 K: 0 S: 4	H: 1 LOB: 1 BB: 0 P: 8	1B: 4 2B: 0 3B: 1 HR: 0	SF: 0 SAC: 0 DP: 1 HBP: 0	WP: 1 PB: 0 SB: 0 CS: 0	PA: 33
PITCHER Joe Mays, R ERA: 5.88	IP: 9.0 WLS: W BF: 33 H: 5 R: 0 ER: 0 SO: 5 BB: 2 IBB: 0 HBP: 0 BLK: 0 WP: 1 HR: 0 S: 70 P: 119 ERA: 0.00 WHIP: 0.778															PITCHER				

Batter	1	2	3	4	5	6	7	8	9	AB	R	H	RBI	BB	SO	LOB	BOTTOM	
Cristian Guzman, S OBP: 0.360, SLG: 0.484	4-0 1B SF9 BB	4-0 G1-3 BB		3-1 1B 3B		1-2 F9		1-2 G4-3		3	2	1	0	2	0	3	Detroit Tigers @ Minnesota Twins Hubert H. Humphrey Metrodome, Minneapolis, MN Sun May 07 2000, 2:05 PM EDT Att. 8,333 - Dome - 72 F livebaseballscorecards.com	
Jay Canizaro, R OBP: 0.398, SLG: 0.273	0-1 HBP 1B	4-1 G1-3 BB		0-0 G6-3		3-2 L7		3-3 K		4	1	1	0	1	1	4		
Matt Lawton, L OBP: 0.448, SLG: 0.540	0-0 F7	0-2 G1-3		0-0 G6-4-3 1B		0-0 F7				4	0	1	1	0	0	6		
Ron Coomer, R OBP: 0.322, SLG: 0.463	0-1 SF9	0-0 G6-3		3-1 G6-4-3 1-2			3-1 P3			3	0	0	1	0	0	3		
Corey Koskie, L OBP: 0.342, SLG: 0.410	4-2 1B HBP BB		2-2 G6-3		1-0 G4-3		2-2 G5-3			3	1	0	0	1	0	0		
Butch Huskey, R OBP: 0.344, SLG: 0.354	1-0 1B HBP		4-0 FC6-4 BB BB		1-3 K		4-2 BB			1	0	0	0	2	1	0		
Jacque Jones, L OBP: 0.372, SLG: 0.573	0-0 1-2 2H 3H 1B		4-0 FC6-4 BB		0-0 G5-3		2-2 G4-3			3	0	1	2	1	0	1		
Marcus Jensen, S OBP: 0.245, SLG: 0.380	0-1 G4-3		0-3 K		4-2 1B BB			0-1 G4-3 1B		3	0	1	0	1	1	4		
Tori Hunter, R OBP: 0.280, SLG: 0.370		2-1 F9	1-2 FC6-4		1-2 1B			2-3 K		4	0	1	0	0	1	3		
Inning Stats	R: 3 E: 0 K: 0 S: 10	H: 2 LOB: 2 BB: 2 P: 19	R: 0 E: 0 K: 0 S: 8	H: 0 LOB: 2 BB: 2 P: 17	R: 0 E: 0 K: 1 S: 9	H: 0 LOB: 0 BB: 0 P: 20	R: 1 E: 0 K: 0 S: 5	H: 2 LOB: 0 BB: 0 P: 9	R: 0 E: 0 K: 0 S: 12	H: 1 LOB: 1 BB: 1 P: 21	R: 0 E: 0 K: 0 S: 11	H: 0 LOB: 1 BB: 1 P: 22	R: 0 E: 0 K: 2 S: 14	H: 1 LOB: 1 BB: 0 P: 20	1B: 5 2B: 0 3B: 1 HR: 0	SF: 1 SAC: 0 DP: 1 HBP: 1	WP: 1 PB: 0 SB: 0 CS: 0	PA: 38
PITCHER Mark Johnson, R ERA: 6.2 Willie Blair, R ERA: 3.18 Matt Anderson, R ERA: 4.3	IP: 3.1 WLS: L BF: 21 H: 4 R: 4 ER: 4 SO: 1 BB: 4 IBB: 4 HBP: 4 BLK: 1 WP: 0 HR: 0 S: 31 P: 63 ERA: 10.80 WHIP: 3.000															PITCHER		

Batter	1	2	3	4	5	6	7	8	9	10	11	AB	R	H	RBI	BB	SO	LOB	TOP							
Johnny Damon, L OBP: 0.331, SLG: 0.455 (1, 7)	G3		B1-3		F8			F8			SH1-4	4	0	0	0	0	0	3								
Carlos Febles, R OBP: 0.379, SLG: 0.341 (1, 4)	G4-3			L3		G5-3		K			G6-3	5	0	0	0	0	1	2								
29 Mike Sweeney, R OBP: 0.379, SLG: 0.627 Dave McCarty, R OBP: 0.333, SLG: 0.500 (11, 3)	2B			K		HR			G6-3		2B	5	2	3	1	0	1	0								
Jermaine Dye, R OBP: 0.448, SLG: 0.803 (1, 9)	G3-1			BB		K			G4-3		1B	4	1	1	2	1	1	1								
Mark Quinn, R OBP: 0.339, SLG: 0.532 (1, 10)	G6-3			K		G5-3			G4-3		1B	5	0	1	1	0	1	1								
Carlos Beltrán, S OBP: 0.239, SLG: 0.342 (1, 8)	G4-3				B3			G4-3		F5	F8	5	0	0	0	0	0	1								
Jorge Fabregas, L OBP: 0.288, SLG: 0.237 (1, 2)	G4-3				F8			G6-3		G4-3		4	0	0	0	0	0	0								
Jeff Reboulet, R OBP: 0.588, SLG: 0.571 (1, 5)			F7		1B			G4-3		G1-3		4	0	1	0	0	0	0								
Rey Sanchez, R OBP: 0.315, SLG: 0.402 (1, 6)	G5-3				1B			CS			2B	3	1	2	0	1	0	0								
Inning Stats	R: 0 E: 0 K: 0 S: 11	H: 1 LOB: 1 BB: 0 P: 16	R: 0 E: 0 K: 0 S: 4	H: 0 LOB: 0 BB: 0 P: 7	R: 0 E: 0 K: 0 S: 5	H: 0 LOB: 0 BB: 0 P: 7	R: 0 E: 0 K: 2 S: 10	H: 0 LOB: 1 BB: 1 P: 18	R: 0 E: 0 K: 0 S: 8	H: 2 LOB: 2 BB: 0 P: 12	R: 1 E: 0 K: 1 S: 11	H: 1 LOB: 0 BB: 0 P: 14	R: 0 E: 0 K: 0 S: 5	H: 0 LOB: 0 BB: 0 P: 8	R: 0 E: 0 K: 1 S: 7	H: 0 LOB: 0 BB: 1 P: 13	R: 0 E: 0 K: 0 S: 7	H: 0 LOB: 0 BB: 0 P: 12	R: 0 E: 0 K: 0 S: 6	H: 0 LOB: 0 BB: 0 P: 10	R: 3 E: 0 K: 0 S: 11	H: 4 LOB: 1 BB: 0 P: 16	1B: 5 2B: 2 3B: 0 HR: 1	SF: 0 SAC: 1 DP: 0 HBP: 0	WP: 0 PB: 0 SB: 0 CS: 1	PA: 42
PITCHER	IP 9.0	WLS L	BF 32	H 4	R 3	ER 3	SO 0	BB 0	IBB 0	HBP 0	BLK 0	WP 0	HR 0	S 14	P 22	ERA 16.20	WHIP 1.800									
Jeff Weaver, R ERA: 4.58 (1, 1)																										
Doug Brocail, R ERA: 4.24 (10, 1)																										
Danny Patterson, R ERA: 3.16 (11, 1)																										

Kansas City Royals @ Detroit Tigers
Comerica Park, Detroit, MI
Mon May 08 2000, 7:05 PM EDT
Att: 20,340 - Cloudy - 83 F

AB	39
R	4
H	8
RBI	4
BB	2
SO	4
LOB	8



Batter	1	2	3	4	5	6	7	8	9	10	11	AB	R	H	RBI	BB	SO	LOB	BOTTOM							
Luis Polonia, L OBP: 0.323, SLG: 0.384 (1, 9)	G4-3		G3		B3			1B		G6-3		5	0	1	0	0	0	0								
Brad Ausmus, R OBP: 0.373, SLG: 0.368 (1, 2)	FC6-4		G6-3			E5		F7			G5-3	4	0	0	0	1	0	1								
Juan Encarnacion, R OBP: 0.356, SLG: 0.480 (1, 8)	FC6-4			F9		G6-4-3		F8			L6	5	0	0	0	0	0	3								
Juan Gonzalez, R OBP: 0.271, SLG: 0.410 Jose Macias, S (9, PR)	G6-3			G6-3		G3-1			BB		G4-3	3	0	0	0	1	0	1								
Bobby Higginson, L OBP: 0.333, SLG: 0.416 (1, 7)	F8			E4		G5-4-3		F8				3	0	0	0	1	0	1								
Dean Palmer, R OBP: 0.333, SLG: 0.462 (1, 5)	K			FC6-4		G5-4-3		F4				4	0	0	0	0	1	3								
Tony Clark, S OBP: 0.273, SLG: 0.351 (1, 3)	BB			HR		1B		K				3	1	2	1	1	1	1								
Gregg Jefferies, S OBP: 0.365, SLG: 0.322 Damon Easley, R OBP: 0.277, SLG: 0.218 Robert Fick, L OBP: 0.340, SLG: 0.333 Shane Hatter, R OBP: 0.325, SLG: 0.474 (10, PH)	F9			L3		G1-3				F7		3	0	0	0	0	0	2								
Deivi Cruz, R OBP: 0.264, SLG: 0.382 (1, 6)	G5-3			G6-3				F7		F7		4	0	0	0	0	0	0								
Inning Stats	R: 0 E: 0 K: 0 S: 8	H: 0 LOB: 1 BB: 1 P: 16	R: 0 E: 0 K: 1 S: 11	H: 0 LOB: 1 BB: 1 P: 19	R: 0 E: 0 K: 0 S: 6	H: 0 LOB: 0 BB: 0 P: 10	R: 0 E: 1 K: 0 S: 7	H: 0 LOB: 1 BB: 0 P: 10	R: 1 E: 0 K: 0 S: 5	H: 1 LOB: 1 BB: 0 P: 12	R: 0 E: 0 K: 0 S: 10	H: 0 LOB: 0 BB: 0 P: 7	R: 0 E: 0 K: 0 S: 9	H: 1 LOB: 1 BB: 1 P: 15	R: 0 E: 0 K: 0 S: 10	H: 1 LOB: 1 BB: 0 P: 16	R: 0 E: 0 K: 1 S: 11	H: 0 LOB: 1 BB: 1 P: 18	R: 0 E: 0 K: 0 S: 7	H: 0 LOB: 0 BB: 0 P: 9	R: 0 E: 0 K: 0 S: 8	H: 0 LOB: 0 BB: 0 P: 14	1B: 2 2B: 0 3B: 0 HR: 1	SF: 0 SAC: 0 DP: 2 HBP: 0	WP: 0 PB: 0 SB: 0 CS: 0	PA: 40
PITCHER	IP 9.0	WLS W	BF 34	H 3	R 1	ER 1	SO 2	BB 4	IBB 0	HBP 0	BLK 0	WP 0	HR 1	S 15	P 23	ERA 0.00	WHIP 0.000									
Jeff Suppan, R ERA: 5.26 (1, 1)																										
Jose Santiago, R ERA: 1.59 (10, 1)																										

Kansas City Royals @ Detroit Tigers
Comerica Park, Detroit, MI
Mon May 08 2000, 7:05 PM EDT
Att: 20,340 - Cloudy - 83 F

AB	36
R	1
H	3
RBI	1
BB	4
SO	2
LOB	12




Batter	1	2	3	4	5	6	7	8	9	AB	R	H	RBI	BB	SO	LOB	TOP								
Johnny Damon, L OBP: 0.333, SLG: 0.453 (1, 7)	G1-3		E 29 1B		G6-3		FC6-4 1B		G3-1	5	1	2	0	0	0	1									
Carlos Febles, R OBP: 0.372, SLG: 0.336 (1, 4)	G6-3		E1 29 1B		F9		FC6-4 BB 29 S		G3	5	1	1	1	0	0	3									
29 Mike Sweeney, R OBP: 0.386, SLG: 0.623 Dave McCarty, R OBP: 0.333, SLG: 0.500 (9, PR) (9, 3)	G6-3		G6-4-3 1B				K			4	0	2	1	1	1	0									
Jermaine Dye, R OBP: 0.447, SLG: 0.785 (1, 9)			G6-4-3 1B				F8			0	0	0	0	0	0	0									
Carlos Beltrán, S OBP: 0.295, SLG: 0.333 (1, 8)	F7				K		F7			3	0	0	1	1	1	1									
Joe Randa, R OBP: 0.422, SLG: 0.537 (1, 5)	F7				F7					4	1	1	0	0	0	4									
Mark Quinn, R OBP: 0.328, SLG: 0.513 (1, 10)	K				G6-3					4	0	0	0	0	1	2									
Jorge Fabregas, L OBP: 0.311, SLG: 0.268 (1, 2)			1B SH1-4 E 1B		G6-3 SH1-4 BB		1B FC6-4 1B		G4-3	3	2	2	1	1	0	0									
Luis Ordez, R OBP: 0.091, SLG: 0.100 (1, 6)			SH1-4		SH1-4		FC6-4 BB 1B		G3-1	2	1	1	0	0	0	0									
Inning Stats	R: 0 E: 0 K: 0 S: 5	H: 0 LOB: 0 BB: 0 P: 8	R: 0 E: 0 K: 1 S: 8	H: 0 LOB: 1 BB: 1 P: 16	R: 2 E: 1 K: 0 S: 13	H: 4 LOB: 1 BB: 0 P: 17	R: 0 E: 0 K: 1 S: 9	H: 0 LOB: 0 BB: 0 P: 10	R: 0 E: 0 K: 0 S: 5	H: 0 LOB: 0 BB: 0 P: 10	R: 0 E: 0 K: 1 S: 7	H: 0 LOB: 0 BB: 0 P: 7	R: 4 E: 0 K: 0 S: 21	H: 4 LOB: 3 BB: 3 P: 42	R: 0 E: 0 K: 0 S: 4	H: 0 LOB: 0 BB: 0 P: 6	R: 0 E: 0 K: 1 S: 10	H: 1 LOB: 1 BB: 0 P: 17	1B: 8 2B: 1 3B: 0 HR: 0	SF: 0 SAC: 2 DP: 1 HBP: 0	WP: 0 PB: 0 SB: 1 CS: 0	PA: 40			
PITCHER	IP	WLS	BF	H	R	ER	SO	BB	IBB	HBP	BLK	WP	HR	S	P	ERA	WHIP								
Hideo Nomo, R ERA: 4.24 (1, 1)	6.2	L	30	8	6	6	3	3	0	0	0	0	0	60	93	8.10	1.650								
Matt Anderson, R ERA: 4.3 (7, 1)	0.0		2	0	0	0	0	2	0	0	0	0	0	5	13	∞	∞								
Masao Kida, R ERA: (7, 1)	2.0		7	1	0	0	0	0	0	0	0	0	0	12	20	0.00	0.500								
Todd Jones, R ERA: 5.56 (9, 1)	0.1		1	0	0	0	1	0	0	0	0	0	0	5	7	0.00	0.000								

Kansas City Royals @ Detroit Tigers
Comerica Park, Detroit, MI
Wed May 10 2000, 1:05 PM EDT
Att: 31,529 - Cloudy - 48 F

livebaseballscorecards.com

AB	33
R	6
H	9
RBI	5
BB	5
SO	4
LOB	14




Batter	1	2	3	4	5	6	7	8	9	AB	R	H	RBI	BB	SO	LOB	BOTTOM								
Luis Polonia, L OBP: 0.320, SLG: 0.371 (1, 7)	F8		BB BB		G6-3			L4		3	0	0	0	1	0	0									
Brad Ausmus, R OBP: 0.368, SLG: 0.358 (1, 2)	G4-3		P3				CS HBP	K		3	0	0	0	0	1	1									
Juan Encarnacion, R OBP: 0.360, SLG: 0.491 (1, 8)	K		F8		CS					4	0	2	0	0	1	1									
Juan Gonzalez, R OBP: 0.270, SLG: 0.398 (1, 9)			K				F7			3	0	0	0	1	1	1									
Tony Clark, S OBP: 0.283, SLG: 0.358 (1, 3)			BB BB 1B		K		G4-3			4	0	2	0	0	1	2									
Dean Palmer, R OBP: 0.330, SLG: 0.444 (1, 5)			BB BB		F9		P4			3	0	0	0	1	0	1									
Robert Fick, L OBP: 0.339, SLG: 0.320 (1, 10)			BB		F9		G4-3			2	0	0	0	1	0	0									
Gregg Jefferies, S OBP: 0.296, SLG: 0.311 (1, 4)			L9		P6		G6-3			3	0	0	0	0	0	3									
Deivi Cruz, R OBP: 0.277, SLG: 0.371 (1, 6)			K		P3			G6-3		3	0	0	0	0	1	3									
Inning Stats	R: 0 E: 0 K: 1 S: 7	H: 0 LOB: 0 BB: 0 P: 11	R: 0 E: 0 K: 2 S: 15	H: 1 LOB: 3 BB: 2 P: 33	R: 0 E: 0 K: 1 S: 13	H: 0 LOB: 2 BB: 2 P: 23	R: 0 E: 0 K: 0 S: 7	H: 0 LOB: 0 BB: 0 P: 14	R: 0 E: 0 K: 0 S: 6	H: 0 LOB: 0 BB: 0 P: 10	R: 0 E: 0 K: 0 S: 6	H: 1 LOB: 0 BB: 0 P: 11	R: 0 E: 0 K: 0 S: 10	H: 0 LOB: 0 BB: 0 P: 12	R: 0 E: 0 K: 1 S: 7	H: 0 LOB: 0 BB: 0 P: 8	R: 0 E: 0 K: 0 S: 9	H: 2 LOB: 1 BB: 0 P: 14	1B: 4 2B: 0 3B: 0 HR: 0	SF: 0 SAC: 0 DP: 1 HBP: 1	WP: 0 PB: 0 SB: 0 CS: 1	PA: 34			
PITCHER	IP	WLS	BF	H	R	ER	SO	BB	IBB	HBP	BLK	WP	HR	S	P	ERA	WHIP								
49 Chris Fussell, R ERA: 3.72 (1, 1)	6.0	W	23	4	0	0	4	4	0	1	0	0	0	54	102	0.00	1.000								
Jerry Spradlin, R ERA: 2.52 (7, 1)	2.0		6	0	0	0	1	0	0	0	0	0	0	17	20	0.00	0.000								
Jay Witasick, R ERA: 9.62 (9, 1)	1.0		4	2	0	0	0	0	0	0	0	0	0	9	14	0.00	2.000								

Kansas City Royals @ Detroit Tigers
Comerica Park, Detroit, MI
Wed May 10 2000, 1:05 PM EDT
Att: 31,529 - Cloudy - 48 F

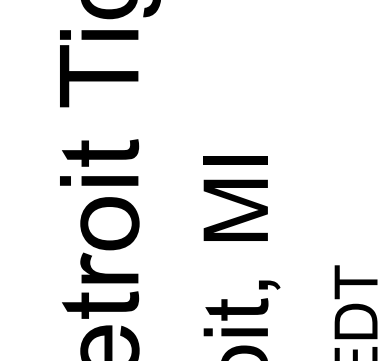
livebaseballscorecards.com

AB	28
R	0
H	4
RBI	0
BB	4
SO	5
LOB	12



Batter	1	2	3	4	5	6	7	8	9	AB	R	H	RBI	BB	SO	LOB	TOP										
Chuck Knoblauch R (1,4) OBP: 0.272, SLG: 0.316	G5-3		F3		FC4-6		L9		WP HR 1B	5	1	1	0	0	0	2	New York Yankees @ Detroit Tigers Comerica Park, Detroit, MI Fri May 12 2000, 7:05 PM EDT Att: 33,326 - Cloudy - 82 F										
Scott Brosius R (1,5) OBP: 0.367, SLG: 0.373	G3-1									5	0	1	0	0	3	1											
Paul O'Neill, L (1,9) OBP: 0.364, SLG: 0.441	G6-3				G4-3		F5		1B 20 1B BB	4	2	1	2	1	0	2											
Bernie Williams, S (1,8) OBP: 0.396, SLG: 0.616		G6-3							20 FC6-4 BB	4	1	3	0	1	0	0											
20 Jorge Posada, S (1,2) OBP: 0.441, SLG: 0.664		F8			FC6-4		FC6-4		1B 2B	5	1	1	1	0	0	3											
Tino Martinez, L (1,3) OBP: 0.338, SLG: 0.492		G1-3							2B 1B	3	1	2	2	1	0	0											
Shane Spencer, R (1,7) OBP: 0.265, SLG: 0.463				L5			G6-4-3		BB	4	1	1	0	0	0	3											
Jim Leyritz, R (1,10) OBP: 0.207, SLG: 0.286									1B 2B	3	0	2	2	0	0	0											
Ricky Ledee, L (8,PH) OBP: 0.333, SLG: 0.365				FC1-6			G4-3		G3-1	1	0	0	0	0	0	1											
Clay Bellinger, R (1,6) OBP: 0.255, SLG: 0.349				FC1-6			G6-3		G3	3	0	0	0	0	0	2											
Lance Johnson, L (9,PH) OBP: 0.300, SLG: 0.350					L8					1	0	0	0	0	0	0											
Inning Stats	R: 0 E: 0 K: 0 S: 6	H: 0 LOB: 0 BB: 0 P: 11	R: 0 E: 0 K: 0 S: 8	H: 0 LOB: 0 BB: 0 P: 15	R: 0 E: 0 K: 0 S: 8	H: 1 LOB: 1 BB: 0 P: 12	R: 0 E: 0 K: 1 S: 7	H: 0 LOB: 1 BB: 1 P: 11	R: 2 E: 0 K: 0 S: 14	H: 4 LOB: 2 BB: 0 P: 20	R: 0 E: 0 K: 0 S: 6	H: 1 LOB: 1 BB: 1 P: 10	R: 0 E: 0 K: 0 S: 8	H: 0 LOB: 0 BB: 0 P: 13	R: 3 E: 0 K: 1 S: 19	H: 3 LOB: 1 BB: 1 P: 29	R: 2 E: 0 K: 1 S: 16	H: 3 LOB: 1 BB: 0 P: 24	1B: 8 2B: 2 3B: 1 HR: 1	SF: 0 SAC: 0 DP: 1 HBP: 0	WP: 1 PB: 0 SB: 0 CS: 0	PA: 41					
PITCHER	IP	WLS	BF	H	R	ER	SO	BB	IBB	HBP	BLK	WP	HR	S	P	ERA	WHIP										
C.J. Nitkowski, L (1,1) ERA: 7.02	5.1	W	24	6	2	2	1	2	0	0	0	0	0	48	78	3.38	1.500										
Willie Blair, R (6,1) ERA: 3.73	2.0	H	7	1	2	2	1	1	0	0	0	0	0	16	27	9.00	1.000										
Jim Poole, L (8,1) ERA: 6.75	0.0		2	1	1	1	0	0	0	0	0	0	0	6	8	∞	∞										
Doug Brocail, R (8,1) ERA: 4.91	1.1	H	6	2	2	2	1	0	0	0	0	1	1	17	26	13.50	1.500										
Todd Jones, R (9,1) ERA: 5.4	0.1	S	2	1	0	0	0	0	0	0	0	0	0	5	6	0.00	3.000										

Batter	1	2	3	4	5	6	7	8	9	AB	R	H	RBI	BB	SO	LOB	BOTTOM										
Luis Polonia, L (1,10) OBP: 0.340, SLG: 0.376			FC6-4 1B 2B	F9			G1-3 WP	FC3-6		4	1	2	1	2	0	5	New York Yankees @ Detroit Tigers Comerica Park, Detroit, MI Fri May 12 2000, 7:05 PM EDT Att: 33,326 - Cloudy - 82 F										
Rich Becker, L (1,7) OBP: 0.406, SLG: 0.340										3	0	1	1	2	2	3											
Juan Encarnacion, R (1,8) OBP: 0.362, SLG: 0.478			FC6-4 2B				G1-3			5	0	2	3	0	0	4											
Juan Gonzalez, R (1,9) OBP: 0.284, SLG: 0.411										4	0	2	1	1	0	4											
Tony Clark, S (1,3) OBP: 0.271, SLG: 0.341										4	0	0	0	0	1	7											
Gregg Jefferies, S (8,PH) OBP: 0.303, SLG: 0.311										0	1	0	0	1	0	0											
Dean Palmer, R (1,5) OBP: 0.333, SLG: 0.477										5	2	2	1	0	0	2											
Robert Fick, L (1,2) OBP: 0.344, SLG: 0.315										4	1	1	0	1	2	0											
Jose Macias, S (1,4) OBP: 0.250, SLG: 0.250										5	2	2	0	0	1	3											
Deivi Cruz, R (1,6) OBP: 0.299, SLG: 0.409										5	2	4	2	0	0	0											
Inning Stats	R: 0 E: 0 K: 1 S: 13	H: 1 LOB: 2 BB: 2 P: 24	R: 0 E: 1 K: 1 S: 6	H: 0 LOB: 1 BB: 0 P: 10	R: 1 E: 0 K: 0 S: 10	H: 3 LOB: 2 BB: 0 P: 13	R: 4 E: 0 K: 0 S: 21	H: 4 LOB: 2 BB: 2 P: 35	R: 1 E: 0 K: 2 S: 12	H: 2 LOB: 2 BB: 1 P: 20	R: 0 E: 0 K: 1 S: 9	H: 1 LOB: 1 BB: 0 P: 14	R: 2 E: 0 K: 1 S: 15	H: 3 LOB: 2 BB: 1 P: 23	R: 1 E: 0 K: 0 S: 14	H: 2 LOB: 2 BB: 1 P: 21	1B: 13 2B: 2 3B: 1 HR: 1	SF: 0 SAC: 0 DP: 1 HBP: 0	WP: 2 PB: 0 SB: 0 CS: 1	PA: 46							
PITCHER	IP	WLS	BF	H	R	ER	SO	BB	IBB	HBP	BLK	WP	HR	S	P	ERA	WHIP										
Roger Clemens, R (1,1) ERA: 3.75	4.2	L	28	10	6	6	3	5	0	0	0	1	1	59	96	11.57	3.214										
Todd Erdos, R (5,1) ERA: 6.3	1.2		10	4	2	2	3	1	0	0	0	1	0	21	35	10.80	3.000										
56 Darrell Einertson, R (7,1) ERA: 3.38	1.1		6	1	1	1	0	1	0	0	0	0	0	17	25	6.75	1.500										
Jason Grimsley, R (8,1) ERA: 2.14	0.1		2	1	0	0	0	0	0	0	0	0	0	3	4	0.00	3.000										



Batter	1	2	3	4	5	6	7	8	9	AB	R	H	RBI	BB	SO	LOB	TOP				
Chuck Knoblauch, R (1, 4) OBP: 0.271, SLG: 0.314	G4-3	G4-3			F8		BB 1B			4	0	1	1	0	0	2	New York Yankees @ Detroit Tigers Comerica Park, Detroit, MI Sat May 13 2000, 1:05 PM EDT Att: 36,520 - Sunny - 66 F				
Ricky Ledes, L (1, 7) OBP: 0.330, SLG: 0.352	G4-3		K			K	BB 1B			3	0	0	0	1	2	0					
Paul O'Neill, L (1, 9) OBP: 0.368, SLG: 0.438	BB		G4-3			E 1B	G3			3	1	1	0	1	0	2					
Bernie Williams, S (1, 8) OBP: 0.392, SLG: 0.605	G4-3		F3			E7 1B 20 CS				4	0	1	0	0	0	2					
Tino Martinez, L (1, 3) OBP: 0.362, SLG: 0.492		20 1B			P6		G3-6-3 1B			4	1	2	1	0	0	1					
20 Jorge Posada, S (1, 2) OBP: 0.435, SLG: 0.649		1B			L6		1B			4	0	1	0	0	2	2					
Shane Spencer, R (1, 10) OBP: 0.256, SLG: 0.446					K					4	0	0	0	0	1	2					
Scott Brosius, R (1, 5) OBP: 0.359, SLG: 0.364					E5 G4-6-3		F7			4	0	1	1	0	0	0					
Clay Bellinger, R (1, 6) OBP: 0.260, SLG: 0.348					G4-6-3		E5 1B			3	1	1	0	0	1	3					
Lance Johnson, L (9, PH) OBP: 0.286, SLG: 0.333							G4-3			1	0	0	0	0	0	0					
Inning Stats	R: 0 E: 0 K: 0 S: 8	H: 0 LOB: 1 BB: 1 P: 14	R: 1 E: 0 K: 1 S: 15	H: 3 LOB: 2 BB: 0 P: 18	R: 0 E: 0 K: 1 S: 7	H: 0 LOB: 0 BB: 0 P: 10	R: 0 E: 0 K: 1 S: 7	H: 0 LOB: 0 BB: 0 P: 11	R: 0 E: 1 K: 0 S: 8	H: 2 LOB: 2 BB: 0 P: 19	R: 1 E: 1 K: 0 S: 15	H: 2 LOB: 2 BB: 1 P: 24	R: 0 E: 0 K: 1 S: 6	H: 1 LOB: 0 BB: 0 P: 10	R: 0 E: 0 K: 0 S: 11	H: 0 LOB: 0 BB: 0 P: 15	1B: 8 2B: 1 3B: 0 HR: 0	SF: 0 SAC: 0 DP: 3 HBP: 0	WP: 0 PB: 0 SB: 0 CS: 1	PA: 36	
PITCHER	IP	WLS	BF	H	R	ER	SO	BB	IBB	HBP	BLK	WP	HR	S	P	ERA	WHIP				
Jeff Weaver, R (1, 1) ERA: 4.09	6.2	W	29	7	3	1	5	2	0	0	0	0	0	69	102	1.35	1.350				
Matt Anderson, R (7, 1) ERA: 4.2	0.1	H	1	0	0	0	0	0	0	0	0	0	0	3	5	0.00	0.000				
Doug Brocail, R (8, 1) ERA: 4.66	1.0	H	3	1	0	0	1	0	0	0	0	0	0	6	10	0.00	1.000				
Todd Jones, R (9, 1) ERA: 4.97	1.0	S	3	0	0	0	0	0	0	0	0	0	0	11	15	0.00	0.000				

Batter	1	2	3	4	5	6	7	8	9	AB	R	H	RBI	BB	SO	LOB	BOTTOM				
Luis Polonia, L (1, 10) OBP: 0.342, SLG: 0.381	E1 G6-3 1B	2B 1B			G3		G1-6-3			4	0	2	1	0	0	2	New York Yankees @ Detroit Tigers Comerica Park, Detroit, MI Sat May 13 2000, 1:05 PM EDT Att: 36,520 - Sunny - 66 F				
Brad Ausmus, R (1, 2) OBP: 0.383, SLG: 0.360	G6-3				F9		G5-3			5	0	1	1	0	1	2					
Juan Encarnacion, R (1, 8) OBP: 0.359, SLG: 0.466	P6	G4-3			BB 1B		L4			5	1	1	0	0	0	3					
Juan Gonzalez, R (1, 9) OBP: 0.289, SLG: 0.414	G5-3	G1-3			1B BB		2B			4	0	1	0	1	0	3					
Dean Palmer, R (1, 5) OBP: 0.340, SLG: 0.489		3B 2B			G5-3		K			4	1	2	1	0	1	1					
Rich Becker, L (1, 7) OBP: 0.382, SLG: 0.315		K			G1-3		L8			4	0	0	0	0	2	4					
Gregg Jefferies, S (1, 3) OBP: 0.330, SLG: 0.326		3B BB			2B BB		SH1-3 1B SF8			2	2	2	0	2	0	0					
Jose Macias, S (1, 4) OBP: 0.417, SLG: 0.667		E 3B			2B		F8			4	1	3	2	0	0	1					
Shane Halter, R (1, 6) OBP: 0.326, SLG: 0.463	E1 1B 2B				K		SH1-3 1B			3	1	1	0	0	1	2					
Inning Stats	R: 0 E: 1 K: 0 S: 7	H: 1 LOB: 1 BB: 0 P: 12	R: 4 E: 1 K: 1 S: 18	H: 4 LOB: 2 BB: 1 P: 28	R: 0 E: 0 K: 2 S: 12	H: 1 LOB: 2 BB: 1 P: 21	R: 1 E: 0 K: 0 S: 12	H: 2 LOB: 1 BB: 1 P: 22	R: 0 E: 0 K: 1 S: 7	H: 1 LOB: 1 BB: 0 P: 7	R: 0 E: 0 K: 0 S: 9	H: 2 LOB: 1 BB: 0 P: 12	R: 0 E: 0 K: 1 S: 8	H: 0 LOB: 0 BB: 0 P: 14	1B: 8 2B: 4 3B: 1 HR: 0	SF: 1 SAC: 1 DP: 1 HBP: 0	WP: 0 PB: 0 SB: 0 CS: 0	PA: 40			
PITCHER	IP	WLS	BF	H	R	ER	SO	BB	IBB	HBP	BLK	WP	HR	S	P	ERA	WHIP				
Andy Pettitte, L (1, 1) ERA: 4.61	4.2	L	28	10	6	5	3	3	0	0	0	0	0	58	97	9.64	2.786				
Jason Grimsley, R (5, 1) ERA: 1.53	2.1		9	3	0	0	1	0	0	0	0	0	0	17	22	0.00	1.286				
Jeff Nelson, R (8, 1) ERA: 1.29	1.0		3	0	0	0	1	0	0	0	0	0	0	8	14	0.00	0.000				

Batter	1	2	3	4	5	6	7	8	9	AB	R	H	RBI	BB	SO	LOB	TOP							
Chuck Knoblauch, R (1,4) OBP: 0.270, SLG: 0.311	0-2 1B	0-1 G4-3			1-1 P4			1-1 G5-3		4	0	1	0	0	0	2								
Ricky Ledesma, L (1,10) OBP: 0.318, SLG: 0.337	0-0 F7		3-3 K			2-1 G3		1-1 G3		4	0	0	0	0	1	1								
Paul O'Neill, L (1,9) OBP: 0.358, SLG: 0.425	0-0 F7		1-0 G3			1-3 K			0-2 F9	4	0	0	0	0	1	1								
Bernie Williams, S (1,8) OBP: 0.388, SLG: 0.594	1-0 1B		0-0 F8			1-3 K			0-1 G4-3	4	0	1	0	0	1	0								
Tino Martinez, L (1,3) OBP: 0.359, SLG: 0.481	1-0 G3			3-0 G3-1			2-2 F7		4-2 20 BB 1B	3	1	0	0	1	0	2								
20 Jorge Posada, S (1,2) OBP: 0.437, SLG: 0.638		4-2 G1 FC5-2 BB		3-3 K		1-1 G5-3		4-0 1B BB		2	0	0	0	2	1	0								
Shane Spencer, R (1,7) OBP: 0.272, SLG: 0.457		0-0 G1 1B		1-2 F8		1-1 1B		1-1 1B		4	0	3	1	0	0	0								
Scott Brosius, R (1,5) OBP: 0.338, SLG: 0.339		0-0 G1		1-2 2-3		1-2 G6-3		2-2 F9		4	0	0	0	0	0	5								
Clayton Kershaw, R (1,6) OBP: 0.250, SLG: 0.333		2-2 FC5-2			0-1 G4-3			3-2 G4-3		2	0	0	0	0	0	2								
Lance Johnson, L (8,PH) OBP: 0.273, SLG: 0.318										1	0	0	0	0	0	0								
Wilson Delgado, S (8,6) OBP: 0.385, SLG: 0.333										0	0	0	0	0	0	0								
Inning Stats	R: 0 E: 0 K: 0 S: 9	H: 2 LOB: 2 BB: 0 P: 11	R: 0 E: 0 K: 0 S: 10	H: 1 LOB: 2 BB: 1 P: 16	R: 0 E: 0 K: 1 S: 6	H: 0 LOB: 0 BB: 0 P: 10	R: 0 E: 0 K: 1 S: 9	H: 0 LOB: 0 BB: 0 P: 16	R: 0 E: 0 K: 0 S: 7	H: 0 LOB: 0 BB: 0 P: 9	R: 0 E: 0 K: 2 S: 8	H: 0 LOB: 0 BB: 0 P: 12	R: 0 E: 0 K: 0 S: 10	H: 1 LOB: 1 BB: 0 P: 15	R: 0 E: 0 K: 0 S: 7	H: 0 LOB: 0 BB: 0 P: 12	R: 1 E: 0 K: 0 S: 13	H: 1 LOB: 2 BB: 2 P: 24	1B: 5 2B: 0 3B: 0 HR: 0	SF: 0 SAC: 0 DP: 0 HBP: 0	WP: 0 PB: 0 SB: 0 CS: 0	PA: 35		
PITCHER	IP WLS BF H R ER SO BB IBB HBP BLK WP HR S P ERA WHIP	8.2 W 33 4 1 1 4 3 0 0 0 0 0 0 73 116 1.04 0.808	0.1 S 2 1 0 0 0 0 0 0 0 0 0 0 6 9 0.00 3.000																					

New York Yankees @ Detroit Tigers
Comerica Park, Detroit, MI
Sun May 14 2000, 1:05 PM EDT
Att: 31,313 - Cloudy - 55 F

AB 32
R 1
H 5
RBI 1
BB 3
SO 4
LOB 13



Batter	1	2	3	4	5	6	7	8	9	AB	R	H	RBI	BB	SO	LOB	BOTTOM							
Rich Becker, L (1,7) OBP: 0.370, SLG: 0.293	4-1 G5-3 BB		3-1 F5		1-0 G3		3-3 K	2-3 K		4	0	0	0	1	2	3								
Brad Ausmus, R (1,2) OBP: 0.374, SLG: 0.376	1-1 G5-3		0-0 1B 2B		1-1 1B HBP		0-2 F9 1B			3	1	2	0	0	0	1								
Juan Encarnacion, R (1,8) OBP: 0.360, SLG: 0.499	1-0 L6		0-1 G6-3		0-0 1-2 3-H 1B		0-0 1-2 1B			4	0	2	1	0	0	2								
Juan Gonzalez, R (1,9) OBP: 0.288, SLG: 0.409	2-1 L5		0-1 1B		1-0 P6		0-0 F9			4	0	1	1	0	0	5								
Luis Polonia, L (1,10) OBP: 0.330, SLG: 0.366		0-1 F9	2-1 F8		2-2 G3		2-1 F9			4	0	0	0	0	0	5								
Dean Palmer, R (1,5) OBP: 0.336, SLG: 0.473		0-1 F9		0-0 F7		1-3 K		4-2 BB BB		3	0	0	0	1	1	0								
Gregg Jefferies, S (1,3) OBP: 0.336, SLG: 0.337		4-2 E BB		2-1 P5		2-0 2B		3-2 F9		3	0	1	0	1	0	1								
Jose Macias, S (1,4) OBP: 0.438, SLG: 0.600		2-2 E4 1B		2-2 F7		3-2 F7		4-1 BB		3	0	1	0	1	0	1								
Deivi Cruz, R (1,6) OBP: 0.298, SLG: 0.412		0-0 F7			0-0 PB 1B 2B		0-0 F8		0-2 F7	4	1	1	0	0	0	5								
Inning Stats	R: 0 E: 0 K: 0 S: 6	H: 0 LOB: 1 BB: 1 P: 14	R: 0 E: 1 K: 0 S: 10	H: 1 LOB: 2 BB: 1 P: 16	R: 1 E: 0 K: 0 S: 9	H: 2 LOB: 1 BB: 0 P: 14	R: 0 E: 0 K: 0 S: 7	H: 0 LOB: 0 BB: 0 P: 11	R: 1 E: 0 K: 0 S: 8	H: 2 LOB: 2 BB: 0 P: 13	R: 0 E: 0 K: 1 S: 8	H: 1 LOB: 1 BB: 0 P: 14	R: 0 E: 0 K: 1 S: 11	H: 2 LOB: 2 BB: 0 P: 16	R: 0 E: 0 K: 1 S: 19	H: 0 LOB: 2 BB: 2 P: 31	1B: 5 2B: 3 3B: 0 HR: 0	SF: 0 SAC: 0 DP: 0 HBP: 1	WP: 0 PB: 1 SB: 0 CS: 0	PA: 37				
PITCHER	IP WLS BF H R ER SO BB IBB HBP BLK WP HR S P ERA WHIP	7.0 L 32 8 2 2 2 2 0 0 0 0 0 0 16 26 0.00 3.000	0.2 4 0 0 0 0 2 0 0 0 0 0 0 0 3 5 0.00 0.000																					

New York Yankees @ Detroit Tigers
Comerica Park, Detroit, MI
Sun May 14 2000, 1:05 PM EDT
Att: 31,313 - Cloudy - 55 F

AB 32
R 2
H 8
RBI 2
BB 4
SO 3
LOB 23



Batter	1	2	3	4	5	6	7	8	9	AB	R	H	RBI	BB	SO	LOB	TOP					
Luis Polonia, L OBP: 0.333, SLG: 0.400										4	1	2	2	0	0	0	Detroit Tigers @ Cleveland Indians Jacobs Field, Cleveland, OH Tue May 16 2000, 7:05 PM EDT Att: 40,633 - Cloudy - 63 F					
Brad Ausmus, R OBP: 0.388, SLG: 0.369										5	0	1	0	0	0	3						
Juan Encarnacion, R OBP: 0.361, SLG: 0.466										5	1	2	0	0	0	1						
Juan Gonzalez, R OBP: 0.308, SLG: 0.471										4	2	3	3	1	0	0						
Dean Palmer, R OBP: 0.339, SLG: 0.490										5	1	2	0	0	0	4						
Rich Becker, L OBP: 0.372, SLG: 0.365										5	1	2	2	0	2	2						
Gregg Jefferies, S OBP: 0.339, SLG: 0.364										4	2	1	1	1	1	0						
Jose Macias, S OBP: 0.381, SLG: 0.474										4	1	0	0	1	0	3						
Deivi Cruz, R OBP: 0.302, SLG: 0.420										5	0	2	1	0	1	2						
Inning Stats	R: 2 E: 0 K: 0 S: 10	H: 2 LOB: 0 BB: 13 P: 13	R: 0 E: 0 K: 1 S: 9	H: 0 LOB: 0 BB: 0 P: 17	R: 0 E: 0 K: 0 S: 9	H: 1 LOB: 1 BB: 0 P: 17	R: 3 E: 0 K: 1 S: 20	H: 4 LOB: 2 BB: 0 P: 34	R: 0 E: 0 K: 1 S: 12	H: 1 LOB: 1 BB: 0 P: 19	R: 2 E: 0 K: 0 S: 18	H: 3 LOB: 3 BB: 2 P: 32	R: 0 E: 0 K: 0 S: 7	H: 1 LOB: 1 BB: 1 P: 14	R: 2 E: 0 K: 0 S: 13	H: 3 LOB: 1 BB: 23 P: 23	R: 0 E: 0 K: 1 S: 6	H: 0 LOB: 0 BB: 0 P: 11	1B: 7 2B: 2 3B: 1 HR: 5	SF: 1 SAC: 0 DP: 1 HBP: 0	WP: 0 PB: 1 SB: 0 CS: 0	PA: 45
PITCHER	IP WLS BF H R ER SO BB IBB HBP BLK WP HR S P ERA WHIP	IP WLS BF H R ER SO BB IBB HBP BLK WP HR S P ERA WHIP	Charles Nagy, R (1, 1) ERA: 7.19 Sean DePaula, R (6, 1) ERA: 5.4 Steve Reed, R (6, 1) ERA: 8.25 Ricardo Rincon, L (7, 1) ERA: 0.96 Paul Shuey, R (7, 1) ERA: 3.1 Steve Karsay, R (8, 1) ERA: 2.89																			

Batter	1	2	3	4	5	6	7	8	9	AB	R	H	RBI	BB	SO	LOB	BOTTOM					
Kenny Lofton, L OBP: 0.365, SLG: 0.408										3	3	1	1	1	0	1	Detroit Tigers @ Cleveland Indians Jacobs Field, Cleveland, OH Tue May 16 2000, 7:05 PM EDT Att: 40,633 - Cloudy - 63 F					
Jolbert Cabrera, R OBP: 0.370, SLG: 0.386										5	1	3	2	0	1	0						
Omar Vizquel, S OBP: 0.358, SLG: 0.397										4	2	1	0	1	1	2						
Roberto Alomar, S OBP: 0.327, SLG: 0.396										4	0	1	0	1	2	4						
Manny Ramirez, R OBP: 0.385, SLG: 0.599										4	1	2	3	1	1	2						
Jim Thome, L OBP: 0.366, SLG: 0.571										4	1	0	0	1	2	6						
David Justice, L OBP: 0.385, SLG: 0.535										4	1	0	0	1	2	6						
Travis Fryman, R OBP: 0.358, SLG: 0.493									5	2	3	4	0	1	2							
Richie Sexson, R OBP: 0.319, SLG: 0.378									4	0	2	0	0	0	2							
Sandy Alomar Jr., R OBP: 0.339, SLG: 0.404									4	1	1	1	0	0	3							
Inning Stats	R: 3 E: 0 K: 2 S: 21	H: 4 LOB: 2 BB: 1 P: 39	R: 1 E: 0 K: 2 S: 10	H: 1 LOB: 1 BB: 1 P: 20	R: 3 E: 0 K: 0 S: 14	H: 2 LOB: 0 BB: 2 P: 28	R: 0 E: 1 K: 0 S: 9	H: 0 LOB: 2 BB: 1 P: 19	R: 2 E: 0 K: 0 S: 10	H: 3 LOB: 1 BB: 0 P: 19	R: 0 E: 0 K: 2 S: 8	H: 0 LOB: 0 BB: 0 P: 12	R: 1 E: 0 K: 0 S: 6	H: 1 LOB: 0 BB: 0 P: 11	R: 1 E: 0 K: 2 S: 14	H: 3 LOB: 2 BB: 0 P: 25	R: 1 E: 0 K: 2 S: 14	H: 3 LOB: 2 BB: 0 P: 25	1B: 9 2B: 1 3B: 2 HR: 2	SF: 0 SAC: 0 DP: 1 HBP: 0	WP: 0 PB: 0 SB: 0 CS: 0	PA: 43
PITCHER	IP WLS BF H R ER SO BB IBB HBP BLK WP HR S P ERA WHIP	IP WLS BF H R ER SO BB IBB HBP BLK WP HR S P ERA WHIP	Hideo Nomo, R (1, 1) ERA: 5.26 Willie Blair, R (3, 1) ERA: 4.18 Jim Poole, L (7, 1) ERA: 7.27 Danny Patterson, R (8, 1) ERA: 3.0																			

Batter	1	2	3	4	5	6	7	8	9	AB	R	H	RBI	BB	SO	LOB	TOP			
Luis Polonia, L OBP: 0.323, SLG: 0.385	L8		K		K		L6			4	0	0	0	0	2	4	Detroit Tigers @ Cleveland Indians Jacobs Field, Cleveland, OH Wed May 17 2000, 7:05 PM EDT Att: 40,652 - Cloudy - 73 F			
Brad Ausmus, R OBP: 0.358, SLG: 0.357	G4-3		K		K		K			4	0	0	0	0	3	4				
Juan Encarnacion, R OBP: 0.359, SLG: 0.457	K			E S BB		G4-3		G4-3		3	0	0	0	1	1	0				
Juan Gonzalez, R OBP: 0.306, SLG: 0.488		HR		K		F9		K		4	1	1	1	0	2	1				
Bobby Higginson, L OBP: 0.323, SLG: 0.402	K			K		K		G3		4	0	0	0	0	3	1				
Dean Palmer, R OBP: 0.345, SLG: 0.485		1B		K				G5-3		3	1	1	0	1	1	1				
Gregg Jefferies, S OBP: 0.336, SLG: 0.359	F8							F8		4	0	1	0	0	1	2				
Jose Macias, S OBP: 0.360, SLG: 0.435	P5							G3-1		4	0	1	0	0	0	2				
Deivi Cruz, R OBP: 0.310, SLG: 0.426			L4							3	0	2	1	0	0	0				
Inning Stats	R: 0 E: 0 K: 1 S: 8	H: 0 LOB: 0 BB: 0 P: 12	R: 1 E: 0 K: 1 S: 10	H: 2 LOB: 1 BB: 0 P: 14	R: 0 E: 0 K: 2 S: 10	H: 0 LOB: 0 BB: 0 P: 16	R: 0 E: 1 K: 3 S: 13	H: 0 LOB: 1 BB: 1 P: 23	R: 0 E: 0 K: 2 S: 11	H: 2 LOB: 2 BB: 0 P: 13	R: 0 E: 0 K: 1 S: 8	H: 0 LOB: 0 BB: 0 P: 12	R: 1 E: 0 K: 2 S: 14	H: 2 LOB: 2 BB: 1 P: 23	R: 0 E: 0 K: 0 S: 7	H: 0 LOB: 0 BB: 0 P: 8	1B: 5 2B: 0 3B: 0 HR: 1	SF: 0 SAC: 0 DP: 0 HBP: 0	WP: 1 PB: 0 SB: 1 CS: 0	PA: 35
PITCHER	IP	WLS	BF	H	R	ER	SO	BB	IBB	HBP	BLK	WP	HR	S	P	ERA	WHIP			
Bartolo Colon, R ERA: 3.95	7.0	W	29	6	2	2	12	2	0	0	0	1	1	74	113	2.57	1.143			
Steve Reed, R ERA: 7.07	2.0		6	0	0	0	1	0	0	0	0	0	0	15	20	0.00	0.000			


Batter	1	2	3	4	5	6	7	8	9	AB	R	H	RBI	BB	SO	LOB	BOTTOM			
Roberto Alomar, S OBP: 0.335, SLG: 0.409	G4-6-3 1B		F9		1B 2B	1B 2B		L7		5	1	3	0	0	0	1	Detroit Tigers @ Cleveland Indians Jacobs Field, Cleveland, OH Wed May 17 2000, 7:05 PM EDT Att: 40,652 - Cloudy - 73 F			
Omar Vizquel, S OBP: 0.359, SLG: 0.397	G4-6-3 1-2		G5-3		2B 1B	WP 1B		F7		5	0	2	0	0	0	2				
David Justice, L OBP: 0.386, SLG: 0.550	2B BB		HR		F8	F7		G4-3		4	1	1	1	1	0	5				
Manny Ramirez, R OBP: 0.393, SLG: 0.613	2B 1-H		P6		2B 1-3 2-H	2B 1B				3	0	2	1	1	0	0				
Travis Fryman, R OBP: 0.361, SLG: 0.514		HR		G6-4-3 1B	F9	F7				4	1	2	1	0	0	5				
Richie Sexson, R OBP: 0.324, SLG: 0.377		L1-3 BB		G6-4-3 1-2		2B HR 1B		G5-3		3	1	1	0	1	0	1				
Alex Ramirez, R OBP: 0.304, SLG: 0.500		L1-3		HR		HR 2B		G5-3		4	2	2	1	0	0	1				
Sandy Alomar Jr., R OBP: 0.350, SLG: 0.500		3B		G6-3		HR		G5-3		4	1	2	3	0	0	0				
Jolbert Cabrera, R OBP: 0.360, SLG: 0.375	F9				G1-3	G1-3				4	0	1	0	0	0	1				
Inning Stats	R: 0 E: 0 K: 0 S: 11	H: 2 LOB: 2 BB: 1 P: 22	R: 1 E: 0 K: 0 S: 11	H: 2 LOB: 1 BB: 1 P: 22	R: 1 E: 0 K: 0 S: 11	H: 1 LOB: 0 BB: 0 P: 16	R: 1 E: 0 K: 0 S: 7	H: 2 LOB: 0 BB: 0 P: 10	R: 1 E: 0 K: 0 S: 12	H: 3 LOB: 2 BB: 0 P: 20	R: 3 E: 0 K: 0 S: 13	H: 5 LOB: 3 BB: 1 P: 23	R: 0 E: 0 K: 0 S: 6	H: 0 LOB: 0 BB: 0 P: 8	R: 0 E: 0 K: 0 S: 12	H: 1 LOB: 1 BB: 0 P: 15	1B: 7 2B: 5 3B: 1 HR: 4	SF: 0 SAC: 0 DP: 3 HBP: 0	WP: 1 PB: 0 SB: 0 CS: 0	PA: 39
PITCHER	IP	WLS	BF	H	R	ER	SO	BB	IBB	HBP	BLK	WP	HR	S	P	ERA	WHIP			
C.J. Nitkowski, L ERA: 7.09	4.2	L	22	10	4	4	0	0	0	0	0	0	1	10	13	40.50	6.000			
Masao Kida, R ERA: 10.13	0.2		6	4	3	3	0	0	0	0	0	0	0	10	19	0.00	0.600			
Mark Johnson, R ERA: 5.73	1.2		7	1	0	0	0	0	1	0	0	1	0	10	15	0.00	1.000			
Matt Anderson, R ERA: 3.94	1.0		4	1	0	0	0	0	0	0	0	0	0	12	15	0.00	1.000			


AB	33
R	2
H	6
RBI	2
BB	2
SO	13
LOB	15



AB	36
R	7
H	16
RBI	7
BB	3
SO	0
LOB	16



Batter	1	2	3	4	5	6	7	8	9	AB R H RBI BB SO LOB	TOP																								
											<p style="text-align: center;">Detroit Tigers @ Cleveland Indians Jacobs Field, Cleveland, OH Thu May 18 2000, 7:05 PM EDT</p> <p style="text-align: right;">livebaseballscorecards.com</p> <p>AB 0 R 0 H 0 RBI 0 BB 0 SO 0 LOB 0</p> 																								
Inning Stats										1B: 0 SF: 0 WP: 0 PA: 0 2B: 0 SAC: 0 FB: 0 3B: 0 DP: 0 SB: 0 HR: 0 HBP: 0 CS: 0																									
PITCHER	IP	WLS	BF	H	R	ER	SO	BB	IBB	HBP	BLK	WP	HR	S	P	ERA	WHIP	PITCHER	IP	WLS	BF	H	R	ER	SO	BB	IBB	HBP	BLK	WP	HR	S	P	ERA	WHIP

Batter	1	2	3	4	5	6	7	8	9	AB R H RBI BB SO LOB	BOTTOM																								
											<p style="text-align: center;">Detroit Tigers @ Cleveland Indians Jacobs Field, Cleveland, OH Thu May 18 2000, 7:05 PM EDT</p> <p style="text-align: right;">livebaseballscorecards.com</p> <p>AB 0 R 0 H 0 RBI 0 BB 0 SO 0 LOB 0</p> 																								
Inning Stats										1B: 0 SF: 0 WP: 0 PA: 0 2B: 0 SAC: 0 FB: 0 3B: 0 DP: 0 SB: 0 HR: 0 HBP: 0 CS: 0																									
PITCHER	IP	WLS	BF	H	R	ER	SO	BB	IBB	HBP	BLK	WP	HR	S	P	ERA	WHIP	PITCHER	IP	WLS	BF	H	R	ER	SO	BB	IBB	HBP	BLK	WP	HR	S	P	ERA	WHIP

Batter	1	2	3	4	5	6	7	8	9	AB	R	H	RBI	BB	SO	LOB	TOP					
Shane Halter, R (1, 7) OBP: 0.326, SLG: 0.455 Robert Fick, L (8, FH) OBP: 0.339, SLG: 0.309 (8, 3)										3	0	1	0	0	1	0						
Rich Becker, L (1, 8) OBP: 0.354, SLG: 0.343										4	0	0	0	0	0	2	1					
Gregg Jefferies, S (1, 3) OBP: 0.333, SLG: 0.355 (8, 7)										4	0	1	0	0	0	1						
Juan Gonzalez, R (1, 9) OBP: 0.304, SLG: 0.476										3	0	0	0	1	0	2						
Dean Palmer, R (1, 5) OBP: 0.342, SLG: 0.476											4	0	1	0	0	3	1					
Brad Ausmus, R (1, 2) OBP: 0.382, SLG: 0.357											3	0	1	0	1	1	1					
Bobby Higginson, L (1, 10) OBP: 0.316, SLG: 0.392											3	0	0	0	0	2	2					
Jose Macias, S (1, 4) OBP: 0.357, SLG: 0.423											3	0	1	0	0	1	2					
Deivi Cruz, R (1, 6) OBP: 0.303, SLG: 0.416											3	0	0	0	0	2						
Inning Stats	R: 0 E: 0 K: 1 S: 11	H: 1 LOB: 1 BB: 0 P: 16	R: 0 E: 0 K: 2 S: 8	H: 0 LOB: 0 BB: 0 P: 10	R: 0 E: 0 K: 0 S: 6	H: 1 LOB: 0 BB: 0 P: 7	R: 0 E: 0 K: 2 S: 13	H: 0 LOB: 1 BB: 1 P: 23	R: 0 E: 0 K: 2 S: 10	H: 0 LOB: 1 BB: 1 P: 20	R: 0 E: 0 K: 0 S: 7	H: 1 LOB: 1 BB: 0 P: 7	R: 0 E: 0 K: 1 S: 10	H: 1 LOB: 0 BB: 0 P: 15	R: 0 E: 0 K: 1 S: 8	H: 0 LOB: 0 BB: 0 P: 14	R: 0 E: 0 K: 1 S: 16	H: 1 LOB: 1 BB: 0 P: 22	1B: 5 2B: 0 3B: 0 HR: 0	SF: 0 SAC: 0 DP: 1 HBP: 0	WP: 0 PB: 0 SB: 1 CS: 0	PA: 33
PITCHER	IP	WLS	BF	H	R	ER	SO	BB	IBB	HBP	BLK	WP	HR	S	P	ERA	WHIP					
Jeff Fassero, L (1, 1) ERA: 3.25	7.0	W	26	4	0	0	8	2	0	0	0	0	0	65	98	0.00	0.857					
Rich Garces, R (8, 1) ERA: 2.25	1.0	H	3	0	0	0	1	0	0	0	0	0	0	8	14	0.00	0.000					
Derek Lowe, R (9, 1) ERA: 1.8	1.0	S	4	1	0	0	1	0	0	0	0	0	0	16	22	0.00	1.000					

Detroit Tigers @ Boston Red Sox
Fenway Park, Boston, MA
Fri May 19 2000, 7:05 PM EDT
Att: 31,973 - Cloudy - 46 F

AB 31
R 0
H 5
RBI 0
BB 2
SO 10
LOB 12



Batter	1	2	3	4	5	6	7	8	9	AB	R	H	RBI	BB	SO	LOB	BOTTOM					
Jose Offerman, S (1, 4) OBP: 0.331, SLG: 0.338										4	0	1	0	0	1	1						
Donnie Sadler, R (1, 6) OBP: 0.250, SLG: 0.464										4	0	0	0	0	0	2						
Trot Nixon, L (1, 9) OBP: 0.395, SLG: 0.579										4	1	0	0	0	1	2						
Brian Daubach, L (1, 10) OBP: 0.397, SLG: 0.611										4	0	1	0	0	1	2						
Carl Everett, S (1, 8) OBP: 0.399, SLG: 0.724										4	1	1	2	0	1	1						
Troy O'Leary, L (1, 7) OBP: 0.284, SLG: 0.386										3	0	0	0	0	0	1						
Mike Stanley, R (1, 3) OBP: 0.366, SLG: 0.477										2	1	2	1	1	0	0						
Jason Varitek, S (1, 2) OBP: 0.431, SLG: 0.469										3	0	2	0	0	0	0						
John Valentin, R (1, 5) OBP: 0.300, SLG: 0.700										3	0	0	0	0	2	3						
Inning Stats	R: 0 E: 0 K: 0 S: 10	H: 1 LOB: 1 BB: 0 P: 13	R: 0 E: 0 K: 1 S: 16	H: 1 LOB: 2 BB: 1 P: 23	R: 0 E: 0 K: 1 S: 5	H: 0 LOB: 0 BB: 0 P: 8	R: 0 E: 0 K: 0 S: 8	H: 2 LOB: 2 BB: 0 P: 13	R: 0 E: 0 K: 0 S: 9	H: 0 LOB: 0 BB: 0 P: 13	R: 2 E: 1 K: 1 S: 11	H: 1 LOB: 0 BB: 0 P: 17	R: 1 E: 0 K: 0 S: 13	H: 2 LOB: 1 BB: 0 P: 18	R: 0 E: 0 K: 2 S: 9	H: 0 LOB: 0 BB: 0 P: 14	R: 0 E: 0 K: 2 S: 9	H: 0 LOB: 0 BB: 0 P: 14	1B: 5 2B: 0 3B: 0 HR: 2	SF: 0 SAC: 0 DP: 0 HBP: 0	WP: 0 PB: 0 SB: 0 CS: 0	PA: 32
PITCHER	IP	WLS	BF	H	R	ER	SO	BB	IBB	HBP	BLK	WP	HR	S	P	ERA	WHIP					
Brian Moehler, R (1, 1) ERA: 3.33	6.0	L	26	7	3	1	3	1	0	0	0	0	2	62	91	1.50	1.333					
Matt Anderson, R (7, 1) ERA: 3.71	1.0		3	0	0	0	1	0	0	0	0	0	0	10	14	0.00	0.000					
Allen McDill, L (8, 1) ERA:	0.2		2	0	0	0	1	0	0	0	0	0	0	5	9	0.00	0.000					
Doug Brocail, R (8, 1) ERA: 4.88	0.1		1	0	0	0	1	0	0	0	0	0	0	4	5	0.00	0.000					

Detroit Tigers @ Boston Red Sox
Fenway Park, Boston, MA
Fri May 19 2000, 7:05 PM EDT
Att: 31,973 - Cloudy - 46 F

AB 31
R 3
H 7
RBI 3
BB 1
SO 6
LOB 12



Batter	1	2	3	4	5	6	7	8	9	AB	R	H	RBI	BB	SO	LOB	TOP										
Shane Halter, R OBP: 0.314, SLG: 0.429	G6-3		K		G6-3		1B S		F8	5	0	1	0	0	1	1											
Jose Macias, S OBP: 0.394, SLG: 0.419	F3			G6-3			1B		F8	5	0	2	0	0	0	0											
Gregg Jefferies, S OBP: 0.323, SLG: 0.342	G1-3			G6-3	G1-3		FC6-4			4	0	0	0	0	0	3											
Juan Gonzalez, R OBP: 0.310, SLG: 0.508		P4				2B			P6	4	2	2	1	0	0	0											
Dean Palmer, R OBP: 0.347, SLG: 0.472		K2-3			2B					3	0	1	0	1	2	0											
Bobby Higginson, L OBP: 0.314, SLG: 0.395		F8			BB					4	0	1	1	0	0	1											
Gabe Alvarez, R OBP: 0.314, SLG: 0.353										1	0	0	0	2	1	0											
Rich Becker, L OBP: 0.361, SLG: 0.353										1	0	1	0	0	0	0											
Robert Fick, L OBP: 0.318, SLG: 0.288										4	0	0	0	0	2	6											
Brad Ausmus, R OBP: 0.362, SLG: 0.357										0	0	0	0	0	0	0											
Deivi Cruz, R OBP: 0.301, SLG: 0.411										4	0	1	0	0	0	0											
Inning Stats	R: 0 E: 0 K: 0 S: 9	H: 0 LOB: 0 BB: 0 P: 15	R: 0 E: 0 K: 1 S: 11	H: 0 LOB: 0 BB: 0 P: 15	R: 0 E: 0 K: 2 S: 11	H: 1 LOB: 1 BB: 1 P: 21	R: 1 E: 0 K: 1 S: 16	H: 2 LOB: 3 BB: 2 P: 30	R: 0 E: 0 K: 0 S: 13	H: 1 LOB: 1 BB: 0 P: 17	R: 1 E: 0 K: 2 S: 11	H: 1 LOB: 2 BB: 0 P: 14	R: 0 E: 0 K: 0 S: 11	H: 2 LOB: 2 BB: 0 P: 14	R: 0 E: 0 K: 0 S: 11	H: 2 LOB: 2 BB: 0 P: 15	R: 0 E: 0 K: 0 S: 5	H: 0 LOB: 0 BB: 0 P: 6	1B: 6 2B: 3 3B: 0 HR: 1	SF: 0 SAC: 0 DP: 1 HBP: 0	WP: 0 PB: 0 SB: 2 CS: 1	PA: 38					
PITCHER	IP	WLS	BF	H	R	ER	SO	BB	IBB	HBP	BLK	WP	HR	S	P	ERA	WHIP										
Pete Schourek, L ERA: 2.88	5.0		21	4	1	1	4	3	0	0	0	0	0	60	98	1.80	1.400										
49 Tim Wakefield, R ERA: 3.82	1.2	L	8	3	1	1	2	0	0	0	0	0	1	20	26	5.40	1.800										
Rheal Cormier, L ERA: 5.51	0.1		1	0	0	0	0	0	0	0	0	0	0	2	2	0.00	0.000										
John Wasdin, R ERA: 3.0	0.1		2	1	0	0	0	0	0	0	0	0	0	4	5	0.00	3.000										
Tim Young, L ERA:	0.1		1	0	0	0	0	0	0	0	0	0	0	2	4	0.00	0.000										
PITCHER	IP	WLS	BF	H	R	ER	SO	BB	IBB	HBP	BLK	WP	HR	S	P	ERA	WHIP										
Brian Rose, R ERA: 5.79	1.1		5	1	0	0	0	0	0	0	0	0	0	10	12	0.00	0.750										

Detroit Tigers @ Boston Red Sox
Fenway Park, Boston, MA
Sat May 20 2000, 1:05 PM EDT
Att: 31,909 - Sunny - 55 F

AB 35
R 2
H 9
RBI 2
BB 3
SO 6
LOB 11



Batter	1	2	3	4	5	6	7	8	9	AB	R	H	RBI	BB	SO	LOB	BOTTOM										
Jose Offerman, S OBP: 0.329, SLG: 0.336	G6-3			1B WP	G4-3			G4-3		4	1	1	0	0	0	2											
Donnie Sadler, R OBP: 0.226, SLG: 0.419	B1-3			G4-3						3	0	0	0	0	0	1											
Jason Varitek, S OBP: 0.427, SLG: 0.464										1	0	0	0	0	1	0											
Manny Alexander, R OBP: 0.190, SLG: 0.288										0	0	0	0	0	0	0											
Trot Nixon, L OBP: 0.404, SLG: 0.581	F9			WP	BB			1B		3	0	2	0	1	0	0											
Brian Daubach, L OBP: 0.400, SLG: 0.604		F8		FC7-4	WP					3	0	1	0	1	0	1											
Carl Everett, S OBP: 0.397, SLG: 0.701		P4		FC7-4	BB					4	0	0	0	0	0	5											
Troy O'Leary, L OBP: 0.283, SLG: 0.389										4	0	1	0	0	1	0											
Mike Stanley, R OBP: 0.356, SLG: 0.459				G5-3						4	0	0	0	0	1	1											
Scott Hatteberg, L OBP: 0.298, SLG: 0.256		F8								2	0	1	0	2	0	0											
3B Wilton Veras, R OBP: 0.333, SLG: 0.375		F7								4	0	0	0	0	1	4											
Inning Stats	R: 0 E: 0 K: 0 S: 7	H: 0 LOB: 0 BB: 0 P: 14	R: 0 E: 0 K: 1 S: 10	H: 0 LOB: 0 BB: 0 P: 17	R: 0 E: 0 K: 0 S: 9	H: 0 LOB: 0 BB: 0 P: 16	R: 1 E: 0 K: 0 S: 9	H: 2 LOB: 1 BB: 1 P: 19	R: 0 E: 0 K: 0 S: 12	H: 1 LOB: 2 BB: 1 P: 20	R: 0 E: 0 K: 0 S: 6	H: 0 LOB: 1 BB: 1 P: 13	R: 0 E: 0 K: 0 S: 6	H: 0 LOB: 1 BB: 1 P: 11	R: 0 E: 0 K: 1 S: 13	H: 2 LOB: 2 BB: 0 P: 17	R: 0 E: 0 K: 2 S: 11	H: 1 LOB: 1 BB: 0 P: 13	1B: 5 2B: 2 3B: 0 HR: 0	SF: 0 SAC: 0 DP: 1 HBP: 0	WP: 1 PB: 1 SB: 1 CS: 0	PA: 36					
PITCHER	IP	WLS	BF	H	R	ER	SO	BB	IBB	HBP	BLK	WP	HR	S	P	ERA	WHIP										
Dave Milcki, R ERA: 5.88	5.1	W	21	3	1	1	1	3	0	0	0	0	0	49	92	1.69	1.125										
Allen McDill, L ERA:	0.1	H	1	0	0	0	0	0	0	0	0	0	0	3	5	0.00	0.000										
Danny Patterson, R ERA: 2.7	1.1	H	5	0	0	0	0	1	0	0	0	0	0	7	13	0.00	0.750										
Doug Brocail, R ERA: 4.35	1.0	H	5	2	0	0	1	0	0	0	0	0	0	13	17	0.00	2.000										
Todd Jones, R ERA: 4.5	1.0	S	4	1	0	0	2	0	0	0	0	0	0	11	13	0.00	1.000										

Detroit Tigers @ Boston Red Sox
Fenway Park, Boston, MA
Sat May 20 2000, 1:05 PM EDT
Att: 31,909 - Sunny - 55 F

AB 32
R 1
H 6
RBI 0
BB 4
SO 4
LOB 14



Batter	1	2	3	4	5	6	7	8	9	AB	R	H	RBI	BB	SO	LOB	TOP										
Gregg Jefferies, S OBP: 0.326, SLG: 0.371	2-1 HR	1-1 G4-3	3-2 1B			0-1 F9		3-2 F9		5	1	2	2	0	0	1											
Brad Ausmus, R OBP: 0.363, SLG: 0.358	2-2 G6-3		E6 1B			3-2 FC6-4 1B			0-0 P4	5	1	2	0	0	0	2											
Rich Becker, L OBP: 0.375, SLG: 0.375	4-2 BB		0-1 2B FC5-4 1B	0-0 2B		2-2 F7		2-1 P6		4	1	2	0	1	0	1											
Juan Gonzalez, R OBP: 0.313, SLG: 0.519	2-3 K		0-2 FC5-4 1B 2B	3-3 K		1-1 FC6-4		2-2 2B		5	1	2	1	0	2	3											
Bobby Higginson, L OBP: 0.370, SLG: 0.383	2-1 F9		4-0 FC5-4 IBB	3-3 K			1-2 F9		0-3 K	4	0	0	0	1	2	3											
Dean Palmer, R OBP: 0.344, SLG: 0.473		3-0 G4-3 1B 2B	0-0 FC5-4 1B SF7	2-3 K			3-3 K			4	2	1	1	0	2	3											
Robert Fick, L OBP: 0.314, SLG: 0.274		0-2 G4-3	1-2 1B BB			1-0 P4		2-0 F9		3	1	0	0	1	0	1											
Jose Macias, S OBP: 0.378, SLG: 0.429		0-1 1B	1-0 1B 1B			0-0 P1		1-3 K		4	0	2	2	0	1	0											
Deivi Cruz, R OBP: 0.293, SLG: 0.402	2-2 F9		0-1 SF7			2-0 L4		1-3 K		3	0	0	1	0	1	1											
Inning Stats	R: 1 E: 0 K: 1 S: 13	H: 1 LOB: 1 BB: 1 P: 25	R: 1 E: 0 K: 0 S: 11	H: 2 LOB: 1 BB: 0 P: 17	R: 5 E: 1 K: 0 S: 17	H: 5 LOB: 2 BB: 2 P: 32	R: 0 E: 0 K: 3 S: 11	H: 1 LOB: 1 BB: 0 P: 19	R: 0 E: 0 K: 0 S: 3	H: 0 LOB: 0 BB: 0 P: 6	R: 0 E: 0 K: 0 S: 10	H: 1 LOB: 1 BB: 0 P: 16	R: 0 E: 0 K: 1 S: 8	H: 0 LOB: 0 BB: 0 P: 14	R: 0 E: 0 K: 2 S: 10	H: 0 LOB: 0 BB: 0 P: 15	R: 0 E: 0 K: 1 S: 11	H: 1 LOB: 1 BB: 0 P: 15	1B: 6 2B: 4 3B: 0 HR: 1	SF: 1 SAC: 0 DP: 0 HBP: 0	WP: 0 PB: 0 SB: 0 CS: 0	PA: 41					
PITCHER	IP	WLS	BF	H	R	ER	SO	BB	IBB	HBP	BLK	WP	HR	S	P	ERA	WHIP										
Ramon Martinez, R ERA: 6.95	2.1	L	16	6	7	7	1	2	1	0	0	0	1	32	58	27.00	3.429										
John Wasdin, R ERA: 2.61	2.2		11	3	0	0	3	0	0	0	0	0	0	23	41	0.00	1.125										
Rheal Cormier, L ERA: 4.91	2.0		7	1	0	0	1	0	0	0	0	0	0	18	30	0.00	0.500										
Rich Garces, R ERA: 2.14	1.0		3	0	0	0	2	0	0	0	0	0	0	10	15	0.00	0.000										
Derek Lowe, R ERA: 1.73	1.0		4	1	0	0	1	0	0	0	0	0	0	11	15	0.00	1.000										

Detroit Tigers @ Boston Red Sox
Fenway Park, Boston, MA
Sun May 21 2000, 1:05 PM EDT
Att: 31,893 - Cloudy - 53 F

AB	37
R	7
H	11
RBI	7
BB	3
SO	8
LOB	15



Batter	1	2	3	4	5	6	7	8	9	AB	R	H	RBI	BB	SO	LOB	BOTTOM										
Jose Offerman, S OBP: 0.325, SLG: 0.331	0-1 G4-3		3-2 F7		2-3 K		0-0 BB 1B BB	1-3 K		5	1	1	0	0	2	5											
Trot Nixon, L OBP: 0.403, SLG: 0.576	2-1 G3-1		0-2 1B		2-0 F7		3-2 BB BB SF8 1B	2-2 2B		3	0	1	0	0	0	2											
Jeff Frye, R OBP: 0.306, SLG: 0.289			1-2 1B				1-2 2-3 3-H SF8 1B	1-3 2-H 2B		2	1	2	1	0	0	0											
Brian Daubach, L OBP: 0.388, SLG: 0.583	0-1 F9		3-3 K			1-0 F8	0-0 F5	3-3 K		5	0	0	0	0	2	7											
Mike Stanley, R OBP: 0.364, SLG: 0.482		4-2 BB		3-1 F7		1-0 HR	4-1 SF8 BB BB	3-3 K		3	1	1	2	2	1	2											
Carl Everett, S OBP: 0.388, SLG: 0.687		3-3 K		1-1 F9		3-1 FC6-4 1B	4-2 BB		2-3 K	4	0	1	1	1	2	1											
Troy O'Leary, L OBP: 0.280, SLG: 0.385		1-1 F9		3-2 F7		2-1 FC6-4 1B	0-0 SF8	0-0 G6-3		4	0	1	1	0	0	1											
Jason Varitek, S OBP: 0.418, SLG: 0.446		1-3 K			4-1 1B BB	1-1 P3	3-3 K	2-3 K		4	0	0	0	1	3	5											
John Valentin, R OBP: 0.357, SLG: 0.643			0-1 1B 1B		3-3 K	2-1 FC6-4		2-2 1B 2B 1B		4	1	2	0	0	1	3											
Donnie Sadler, R OBP: 0.286, SLG: 0.457			2-3 K		2-2 1B		0-1 1B BB 1B	1-1 2B 1B		4	1	3	0	0	1	1											
Inning Stats	R: 0 E: 0 K: 0 S: 6	H: 0 LOB: 0 BB: 0 P: 8	R: 0 E: 0 K: 2 S: 14	H: 0 LOB: 1 BB: 1 P: 23	R: 0 E: 0 K: 2 S: 17	H: 2 LOB: 2 BB: 0 P: 25	R: 0 E: 0 K: 0 S: 7	H: 0 LOB: 0 BB: 0 P: 14	R: 0 E: 0 K: 2 S: 13	H: 1 LOB: 2 BB: 1 P: 26	R: 1 E: 0 K: 0 S: 10	H: 3 LOB: 2 BB: 0 P: 20	R: 3 E: 0 K: 1 S: 18	H: 3 LOB: 2 BB: 2 P: 32	R: 1 E: 0 K: 3 S: 22	H: 3 LOB: 2 BB: 0 P: 34	R: 0 E: 0 K: 2 S: 8	H: 0 LOB: 0 BB: 0 P: 12	1B: 10 2B: 1 3B: 0 HR: 1	SF: 1 SAC: 0 DP: 0 HBP: 0	WP: 0 PB: 0 SB: 0 CS: 0	PA: 43					
PITCHER	IP	WLS	BF	H	R	ER	SO	BB	IBB	HBP	BLK	WP	HR	S	P	ERA	WHIP										
Hideo Nomo, R ERA: 4.94	5.1	W	23	5	1	1	6	2	0	0	0	0	0	9	14	27.00	4.500										
Willie Blair, R ERA: 4.61	0.2		5	3	2	2	0	0	0	0	0	0	0	4	7	0.00	3.000										
Allen McDill, L ERA: 6.75	0.1		2	1	0	0	0	0	0	0	0	0	0	4	7	0.00	3.000										
Matt Anderson, R ERA: 3.57	0.2		4	0	1	1	1	2	0	0	0	0	0	11	22	13.50	3.000										
Danny Patterson, R ERA: 3.38	0.0		2	2	1	1	0	0	0	0	0	0	0	5	8	∞	∞										
PITCHER	IP	WLS	BF	H	R	ER	SO	BB	IBB	HBP	BLK	WP	HR	S	P	ERA	WHIP										
Doug Brocail, R ERA: 4.15	1.0		4	1	0	0	3	0	0	0	0	0	0	8	12	0.00	1.000										
Todd Jones, R ERA: 4.2	1.0	S	3	0	0	0	2	0	0	0	0	0	0	8	12	0.00	0.000										

Detroit Tigers @ Boston Red Sox
Fenway Park, Boston, MA
Sun May 21 2000, 1:05 PM EDT
Att: 31,893 - Cloudy - 53 F

AB	38
R	5
H	12
RBI	5
BB	4
SO	12
LOB	27



Batter	1	2	3	4	5	6	7	8	9	AB	R	H	RBI	BB	SO	LOB	TOP								
Kenny Lofton, L OBP: 0.370, SLG: 0.398 (1, 8)	G6-3		G6-4-3 1B		K	1-2 1B			K	5	0	2	0	0	2	2	Cleveland Indians @ Detroit Tigers Comerica Park, Detroit, MI Tue May 23 2000, 7:05 PM EDT Att: 27,039 - Cloudy - 73 F								
Enrique Wilson, S OBP: 0.471, SLG: 0.596 (1, 6)	G5-3		G6-4-3 1-2		E	G4-3			1B 2B	5	1	2	1	0	0	3									
Roberto Alomar, S OBP: 0.364, SLG: 0.440 (1, 4)				BB G6-4-3 1B	E4				1B	5	1	3	1	0	0	2									
Manny Ramirez, R OBP: 0.403, SLG: 0.623 (1, 9)		2B		G6-4-3 BB 1-2	K				G3	3	0	0	0	2	1	3									
Travis Fryman, R OBP: 0.360, SLG: 0.494 (1, 5)	K			G6-4-3 BB 1-2	F9				L6	3	0	0	0	1	1	5									
Jim Thome, L OBP: 0.353, SLG: 0.551 (1, 10)				G6-4-3 1-2 2-3 3-H	L4				BB	3	0	0	0	1	0	2									
Richie Sexson, R OBP: 0.327, SLG: 0.411 (1, 3)	G4-3			K	L9				F8	4	0	0	0	0	1	2									
Alex Ramirez, R OBP: 0.313, SLG: 0.533 (1, 7)					E6 1B				K	4	2	2	1	0	1	1									
Sandy Alomar Jr., R OBP: 0.353, SLG: 0.500 (6, PR)	PO				E 1B				F8	3	0	2	0	0	0	0									
Einar Diaz, R OBP: 0.351, SLG: 0.438 (6, PR)			P4		E 1B					1	0	0	0	0	0	1									
Inning Stats	R: 0 E: 0 K: 1 S: 10	H: 1 LOB: 2 BB: 1 P: 17	R: 0 E: 0 K: 0 S: 4	H: 1 LOB: 0 BB: 0 P: 5	R: 0 E: 0 K: 0 S: 6	H: 1 LOB: 1 BB: 2 P: 10	R: 1 E: 0 K: 1 S: 11	H: 1 LOB: 1 BB: 2 P: 21	R: 1 E: 2 K: 2 S: 24	H: 2 LOB: 3 BB: 0 P: 34	R: 1 E: 0 K: 0 S: 15	H: 3 LOB: 2 BB: 0 P: 21	R: 0 E: 0 K: 0 S: 7	H: 0 LOB: 0 BB: 0 P: 12	R: 0 E: 0 K: 1 S: 13	H: 0 LOB: 1 BB: 1 P: 20	R: 1 E: 0 K: 1 S: 11	H: 2 LOB: 0 BB: 0 P: 19	1B: 8 2B: 2 3B: 0 HR: 1	SF: 0 SAC: 0 DP: 2 HBP: 0	WP: 0 PB: 0 SB: 0 CS: 0	PA: 41			
PITCHER	IP	WLS	BF	H	R	ER	SO	BB	IBB	HBP	BLK	WP	HR	S	P	ERA	WHIP								
C.J. Niekowski, L ERA: 6.66	4.1		21	6	2	1	3	3	0	0	0	0	0	47	76	2.08	2.077								
Willie Blair, R ERA: 4.5	3.2	W	15	3	1	1	2	1	0	0	0	0	1	43	64	2.46	1.091								
Allen McDill, L ERA: 9.0	0.2		3	2	1	1	1	0	0	0	0	0	0	10	17	13.50	3.000								
Brandon Villafuerte, R ERA:	0.1		1	0	0	0	0	0	0	0	0	0	0	1	2	0.00	0.000								

Batter	1	2	3	4	5	6	7	8	9	AB	R	H	RBI	BB	SO	LOB	BOTTOM								
Luis Polonia, L OBP: 0.318, SLG: 0.377 (1, 10)	K		F9	F8	1B		G4-3			5	0	1	0	0	1	2	Cleveland Indians @ Detroit Tigers Comerica Park, Detroit, MI Tue May 23 2000, 7:05 PM EDT Att: 27,039 - Cloudy - 73 F								
Rich Becker, L OBP: 0.387, SLG: 0.390 (1, 8)			K	K	FC4-6 1B		2B 1B			5	1	3	2	0	2	2									
Gregg Jefferies, S OBP: 0.328, SLG: 0.380 (1, 3)	G3-6-3 1-2		1B 2B 1B		K FC4-6 1B		2B			5	1	2	1	0	1	2									
Juan Gonzalez, R OBP: 0.316, SLG: 0.514 (1, 9)		G6-3	2B 1B		HR 1B		P6 F7			5	2	2	0	0	0	1									
Bobby Higginson, L OBP: 0.320, SLG: 0.417 (1, 7)		G4-3 BB 1B			HR		F8		L9	4	2	2	4	1	0	0									
Dean Palmer, R OBP: 0.353, SLG: 0.496 (1, 5)		1B G4-3 BB			HR		1B BB		K	3	1	1	1	2	2	1									
Brad Ausmus, R OBP: 0.370, SLG: 0.362 (1, 2)		G4-3			1B BB		1B BB		K	4	1	2	0	1	1	2									
Jose Macias, S OBP: 0.390, SLG: 0.421 (1, 4)					F8		F9			3	1	1	1	1	0	3									
Deivi Cruz, R OBP: 0.299, SLG: 0.404 (1, 6)		P4			1B		G6-3			4	1	2	1	0	0	2									
Inning Stats	R: 0 E: 0 K: 1 S: 8	H: 1 LOB: 0 BB: 0 P: 12	R: 1 E: 0 K: 0 S: 20	H: 1 LOB: 2 BB: 2 P: 36	R: 2 E: 0 K: 2 S: 12	H: 3 LOB: 1 BB: 0 P: 19	R: 0 E: 0 K: 1 S: 12	H: 1 LOB: 2 BB: 1 P: 24	R: 6 E: 0 K: 1 S: 22	H: 7 LOB: 1 BB: 1 P: 39	R: 0 E: 0 K: 0 S: 9	H: 1 LOB: 1 BB: 1 P: 15	R: 1 E: 0 K: 0 S: 10	H: 2 LOB: 1 BB: 0 P: 14	R: 0 E: 0 K: 2 S: 10	H: 0 LOB: 0 BB: 0 P: 16		R: 0 E: 0 K: 2 S: 10	H: 0 LOB: 0 BB: 0 P: 16	1B: 12 2B: 2 3B: 0 HR: 2	SF: 0 SAC: 0 DP: 1 HBP: 0	WP: 0 PB: 0 SB: 0 CS: 0	PA: 43		
PITCHER	IP	WLS	BF	H	R	ER	SO	BB	IBB	HBP	BLK	WP	HR	S	P	ERA	WHIP								
Bartolo Colon, R ERA: 5.12	4.1	L	24	9	6	6	5	3	0	0	0	0	2	62	107	12.46	2.769								
Jim Brower, R ERA:	0.0		4	3	1	1	0	1	0	0	0	0	0	10	19	-	-								
Tom Martin, L ERA: 4.02	1.2		7	2	2	2	0	1	0	0	0	0	0	11	19	10.80	1.800								
Scott Kamieniecki, R ERA: 6.79	1.0		5	2	1	1	0	0	0	0	0	0	0	10	14	9.00	2.000								
Steve Karsay, R ERA: 2.75	1.0		3	0	0	0	2	0	0	0	0	0	0	10	16	0.00	0.000								

AB	36
R	4
H	11
RBI	3
BB	4
SO	6
LOB	21



Batter	1	2	3	4	5	6	7	8	9	AB	R	H	RBI	BB	SO	LOB	TOP					
Kenny Lofton, L OBP: 0.358, SLG: 0.393	1-1 G5-3	1-2 F7		1-3 K		1-2 SH5-3 2B	1-2 FC4-6		1-2 G4-3	6	0	1	0	0	1	6						
Omar Vizquel, S OBP: 0.360, SLG: 0.375	2-2 G4-3		2-1 HR 1B	1-1 1B 1B		0-0 SH5-3 2-3		4-2 G6-3 BB		3	2	2	1	1	0	0						
Roberto Alomar, S OBP: 0.370, SLG: 0.459	4-2 BB BB		2-1 HR	1-1 1B 1B		0-1 F5		1-1 G6-3		4	1	2	3	1	0	2						
Manny Ramirez, R OBP: 0.403, SLG: 0.614	4-2 BB		0-0 G6-3	1-2 1B		2-3 K		2-3 K		4	0	1	1	1	2	1						
Jim Thome, L OBP: 0.354, SLG: 0.572	3-2 F8		1-2 G3	0-3 K			3-1 HR		1-1 HR 2B	5	2	2	1	0	1	4						
David Justice, L OBP: 0.380, SLG: 0.544			1-0 G3		3-3 K		3-2 1B 2B		2-3 K	5	0	1	0	0	3	1						
Richie Sexson, R OBP: 0.329, SLG: 0.450			0-0 HR		2-2 G6-3		2-2 F8		1-0 HR	5	2	2	3	0	0	1						
Enrique Wilson, S OBP: 0.462, SLG: 0.583		3-2 G4-3		0-2 1B 1B		0-1 K		1-0 G1-3 1B		1	0	0	0	0	0	0						
Travis Fryman, R OBP: 0.369, SLG: 0.500				1-2 1B 1B						4	1	3	0	0	1	1						
Einar Diaz, R OBP: 0.364, SLG: 0.441		2-1 HBP		1-2 1B 1B			3-1 FC4-6 1B		0-2 G1-3	4	1	2	0	0	0	2						
Inning Stats	R: 0 E: 0 K: 0 S: 16	H: 0 LOB: 2 BB: 2 P: 30	R: 1 E: 0 K: 0 S: 12	H: 1 LOB: 0 BB: 0 P: 19	R: 2 E: 0 K: 0 S: 11	H: 2 LOB: 0 BB: 0 P: 17	R: 3 E: 0 K: 2 S: 21	H: 5 LOB: 2 BB: 0 P: 31	R: 0 E: 0 K: 1 S: 9	H: 1 LOB: 1 BB: 0 P: 15	R: 0 E: 0 K: 1 S: 11	H: 1 LOB: 2 BB: 0 P: 14	R: 1 E: 0 K: 1 S: 17	H: 3 LOB: 2 BB: 0 P: 30	R: 0 E: 0 K: 1 S: 8	H: 0 LOB: 0 BB: 1 P: 15	R: 2 E: 0 K: 1 S: 13	H: 3 LOB: 1 BB: 0 P: 19	1B: 9 2B: 3 3B: 0 HR: 4	SF: 0 SAC: 1 DP: 1 HBP: 1	WP: 0 PB: 0 SB: 0 CS: 0	PA: 46
PITCHER	IP	WLS	BF	H	R	ER	SO	BB	IBB	HBP	BLK	WP	HR	S	P	ERA	WHIP					
Jeff Weaver, R ERA: 4.88	4.0		23	8	6	6	3	2	0	1	0	0	2	60	29	13.50	2.500					
Danny Patterson, R ERA: 2.93	2.0	W	8	2	0	0	2	0	0	0	0	0	0	20	9	0.00	1.000					
Allen McDill, L ERA: 13.5	0.0		2	2	1	1	0	0	0	0	0	0	1	5	11	∞	∞					
Matt Anderson, R ERA: 3.38	1.0	H	4	1	0	0	1	0	0	0	0	0	0	12	19	0.00	1.000					
Doug Brocail, R ERA: 3.97	1.0	H	3	0	0	0	1	1	0	0	0	0	0	8	15	0.00	1.000					

Cleveland Indians @ Detroit Tigers
Comerica Park, Detroit, MI
Wed May 24, 2000, 7:05 PM EDT
Att: 27,274 - Cloudy - 76 F

AB 41
R 9
H 16
RBI 9
BB 3
SO 8
LOB 18



Batter	1	2	3	4	5	6	7	8	9	AB	R	H	RBI	BB	SO	LOB	BOTTOM					
Luis Polonia, L OBP: 0.321, SLG: 0.373	2-2 G1-3	4-0 1B FC5-2 BB	1-2 G4-3			1-0 1B G1-3 1B	0-0 G4-3			4	1	1	0	1	0	0						
Rich Becker, L OBP: 0.395, SLG: 0.395	1-2 E1 FC4-6	3-2 FC5-2 WP 1-3 2H 2B 1B		2-2 G4-3		1-0 G1-3 BB 1B 1B	4-2 1B BB			4	3	2	1	1	0	0						
Gregg Jefferies, S OBP: 0.345, SLG: 0.395	1-1 FC4-6 2B	4-2 FC5-2 BB		1-1 2B		4-2 BB G1-3 BB	0-1 1B			3	3	2	0	2	0	1						
Juan Gonzalez, R OBP: 0.318, SLG: 0.517	3-0 2B	2-2 FC5-2 BB		1-0 P6		1-0 G1-3	0-1 G4-6-3 1B			5	1	2	2	0	0	6						
Bobby Higginson, L OBP: 0.329, SLG: 0.434	1-2 BB 2B	0-1 2B		2-2 F7		1-2 BB 1B IBB	4-0 G4-6-3			4	1	2	4	1	0	3						
Dean Palmer, R OBP: 0.396, SLG: 0.491	2-1 HBP				2-2 F7	0-3 K		1-2 G4-3		1	0	0	0	0	1	2						
Shane Halter, R OBP: 0.296, SLG: 0.404										3	0	0	0	0	1	3						
Brad Ausmus, R OBP: 0.371, SLG: 0.355	4-2 BB	2-2 G5-3			2-2 F8	4-2 1B BB		0-0 F7		3	0	0	1	2	0	2						
Jose Macias, S OBP: 0.391, SLG: 0.419	0-1 G1-3		1-2 G6-3			0-0 1B		0-3 K		5	0	2	2	0	1	3						
Deivi Cruz, R OBP: 0.297, SLG: 0.400		3-1 BB 1B		1-2 G5-3		0-0 F8		3-2 P1		4	1	1	0	0	0	3						
Inning Stats	R: 2 E: 1 K: 0 S: 18	H: 2 LOB: 3 BB: 1 P: 32	R: 3 E: 0 K: 1 S: 19	H: 3 LOB: 2 BB: 2 P: 39	R: 0 E: 0 K: 0 S: 9	H: 0 LOB: 0 BB: 0 P: 12	R: 0 E: 0 K: 0 S: 9	H: 1 LOB: 1 BB: 0 P: 15	R: 0 E: 0 K: 0 S: 8	H: 1 LOB: 1 BB: 0 P: 12	R: 4 E: 0 K: 1 S: 17	H: 3 LOB: 2 BB: 3 P: 35	R: 1 E: 0 K: 0 S: 9	H: 2 LOB: 1 BB: 1 P: 13	R: 0 E: 0 K: 1 S: 9	H: 0 LOB: 0 BB: 0 P: 10	R: 0 E: 0 K: 1 S: 9	H: 0 LOB: 0 BB: 0 P: 10	1B: 8 2B: 4 3B: 0 HR: 0	SF: 0 SAC: 0 DP: 1 HBP: 1	WP: 1 PB: 0 SB: 0 CS: 0	PA: 44
PITCHER	IP	WLS	BF	H	R	ER	SO	BB	IBB	HBP	BLK	WP	HR	S	P	ERA	WHIP					
Tim Drew, R ERA: 27.0	1.0		11	4	5	3	0	2	0	0	0	0	0	23	47	27.00	6.000					
Jim Brower, R ERA: 6.75	4.0		16	3	0	0	1	1	0	0	0	1	0	40	63	0.00	1.000					
Mark Watson, L ERA: 9.0	0.0	L	3	2	3	3	0	1	0	0	0	0	0	5	11	∞	∞					
Sean DePaula, R ERA: 5.28	1.1	B	10	3	2	2	1	2	1	0	0	0	0	20	36	13.50	3.750					
Tom Martin, L ERA: 3.66	0.2		1	0	0	0	0	0	0	0	0	0	0	1	1	0.00	0.000					

Cleveland Indians @ Detroit Tigers
Comerica Park, Detroit, MI
Wed May 24, 2000, 7:05 PM EDT
Att: 27,274 - Cloudy - 76 F

AB 36
R 10
H 12
RBI 10
BB 7
SO 3
LOB 23



Batter	1	2	3	4	5	6	7	8	9	AB	R	H	RBI	BB	SO	LOB	TOP										
Roberto Alomar, S (1, 4) OBP: 0.367, SLG: 0.454	0-2 G1-6-3 1B		1-1 G4-3			2-2 G6-3		0-2 F7		4	0	1	0	0	0	0	Cleveland Indians @ Detroit Tigers Comerica Park, Detroit, MI Thu May 25 2000, 7:05 PM EDT Att: 30,103 - Cloudy - 69 F										
Omar Vizquel, S (1, 6) OBP: 0.358, SLG: 0.372	2-2 G1-6-3 1-2f		1-1 G3			2-2 F9		0-2 G3-6-3 1B		4	0	1	0	0	0	1											
David Justice, L (1, 10) OBP: 0.377, SLG: 0.557	1-0 HR			1-3 K		2-2 G5-3		2-1 G3-6-3 1-2f		4	1	1	1	0	1	1											
Manny Ramirez, R (1, 9) OBP: 0.405, SLG: 0.629	1-3 K			0-0 G6-3			0-0 HR 2B	2-1 SF8 3B		4	2	2	0	0	1	0											
Jim Thome, L (1, 3) OBP: 0.358, SLG: 0.587		1-2 L6		1-3 K			3-0 HR 2H	4-2 HBP BB		3	1	1	2	1	1	0											
Richie Sexson, R (1, 7) OBP: 0.327, SLG: 0.448		0-2 G4-3			1-1 G1-3 1B		0-0 F9	1-2 SF8		3	0	1	1	0	0	0											
Travis Fryman, R (1, 5) OBP: 0.378, SLG: 0.509		2-2 FC6-4 1B			0-2 G1-3 1-2		0-2 G4-3 2B	3-H G6-3 HBP		3	0	2	0	0	0	1											
Einar Diaz, R (1, 2) OBP: 0.350, SLG: 0.423		1-2 FC6-4 1-2f			0-0 G1-3		1-1 G4-3	1-1 G6-3		4	0	0	0	0	0	5											
Jolbert Cabrera, R (1, 8) OBP: 0.328, SLG: 0.327			2-1 G3		1-0 P5		1-2 G1-3			3	0	0	0	0	0	2											
Inning Stats	R: 1 E: 0 K: 1 S: 11	H: 2 LOB: 0 BB: 0 P: 15	R: 0 E: 0 K: 0 S: 13	H: 1 LOB: 1 BB: 0 P: 17	R: 0 E: 0 K: 2 S: 6	H: 0 LOB: 0 BB: 0 P: 10	R: 0 E: 0 K: 2 S: 7	H: 0 LOB: 0 BB: 0 P: 9	R: 0 E: 0 K: 0 S: 10	H: 0 LOB: 1 BB: 0 P: 16	R: 2 E: 0 K: 0 S: 12	H: 3 LOB: 1 BB: 0 P: 17	R: 0 E: 0 K: 0 S: 8	H: 1 LOB: 0 BB: 0 P: 10	R: 1 E: 0 K: 0 S: 14	H: 1 LOB: 1 BB: 1 P: 24	1B: 4 2B: 2 3B: 1 HR: 2	SF: 1 SAC: 0 DP: 3 HBP: 1	WP: 0 PB: 0 SB: 0 CS: 0	PA: 35							
PITCHER	IP	WLS	BF	H	R	ER	SO	BB	IBB	HBP	BLK	WP	HR	S	P	ERA	WHIP										
Brian Moehler, R (1, 1) ERA: 3.41	7.1	L	29	8	3	3	3	0	0	0	0	0	0	2	4	3.68	1.091										
Allen McDuff, L (8, 1) ERA: 10.13	0.2		1	0	0	0	0	0	0	0	0	0	0	2	4	0.00	0.000										
Matt Anderson, R (9, 1) ERA: 3.79	0.1		4	1	1	1	0	1	0	1	0	0	0	12	21	27.00	6.000										
Danny Patterson, R (9, 1) ERA: 2.81	0.2		1	0	0	0	0	0	0	0	0	0	0	2	3	0.00	0.000										

Batter	1	2	3	4	5	6	7	8	9	AB	R	H	RBI	BB	SO	LOB	BOTTOM										
Luis Polonia, L (1, 10) OBP: 0.326, SLG: 0.377	0-2 FC2-6 1B		0-0 F8		2-1 F7			0-2 BB 1B		4	1	2	0	0	0	0	Cleveland Indians @ Detroit Tigers Comerica Park, Detroit, MI Thu May 25 2000, 7:05 PM EDT Att: 30,103 - Cloudy - 69 F										
Shane Halter, R (1, 8) OBP: 0.310, SLG: 0.400	0-1 FC2-6 G3-1 1-2f		2-2 1B			2-3 K		4-1 FC5-4 1B BB		3	0	1	0	1	1	1											
Gregg Jefferies, S (1, 3) OBP: 0.350, SLG: 0.394	2-2 G3-1 1-3		1-3 K			4-2 CS WP BB		0-0 FC5-4 1B 2-H		3	0	1	1	1	1	2											
Juan Gonzalez, R (1, 9) OBP: 0.317, SLG: 0.507	1-1 F3			2-1 F9		4-1 BB		2-1 FC5-4 1-2f 2-3		3	0	0	0	1	0	3											
Bobby Higginson, L (1, 7) OBP: 0.333, SLG: 0.432		3-2 1B		4-0 S BB		3-3 K 2-3		1-3 K		3	0	1	0	1	2	4											
Dean Palmer, R (1, 5) OBP: 0.345, SLG: 0.475		2-3 K		0-3 K		1-3 K		1-2 G6-3		4	0	0	0	0	3	1											
Brad Ausmus, R (1, 2) OBP: 0.368, SLG: 0.347		4-1 BB		1-1 G6-3 1-2		0-1 F7		2-2 G6-3		3	0	0	0	1	0	1											
Jose Macias, S (1, 4) OBP: 0.360, SLG: 0.383		1-2 F8			0-0 G1-3		1-1 G4-3		1-1 G6-3		4	0	0	0	0	1											
Deivi Cruz, R (1, 6) OBP: 0.291, SLG: 0.392			2-3 K		1-1 G6-3			1-2 G6-3		3	0	0	0	0	1	0											
Inning Stats	R: 0 E: 0 K: 0 S: 11	H: 1 LOB: 1 BB: 0 P: 14	R: 0 E: 0 K: 1 S: 12	H: 1 LOB: 1 BB: 1 P: 22	R: 0 E: 0 K: 2 S: 11	H: 1 LOB: 0 BB: 0 P: 16	R: 0 E: 0 K: 1 S: 7	H: 0 LOB: 1 BB: 1 P: 14	R: 0 E: 0 K: 0 S: 5	H: 0 LOB: 0 BB: 0 P: 8	R: 0 E: 0 K: 2 S: 10	H: 0 LOB: 2 BB: 2 P: 23	R: 0 E: 0 K: 1 S: 7	H: 0 LOB: 0 BB: 0 P: 9	R: 1 E: 0 K: 1 S: 13	H: 2 LOB: 2 BB: 1 P: 21	R: 0 E: 0 K: 0 S: 9	H: 0 LOB: 0 BB: 0 P: 13	1B: 5 2B: 1 3B: 0 HR: 0	SF: 0 SAC: 0 DP: 1 HBP: 0	WP: 1 PB: 0 SB: 2 CS: 1	PA: 35					
PITCHER	IP	WLS	BF	H	R	ER	SO	BB	IBB	HBP	BLK	WP	HR	S	P	ERA	WHIP										
Dave Burba, R (1, 1) ERA: 5.23	7.1	W	29	4	1	1	7	5	0	0	0	0	0	15	22	0.00	0.600										
Steve Karsay, R (8, 1) ERA: 2.53	1.2	S	6	1	0	0	1	0	0	0	0	0	0	15	22	0.00	0.600										

AB 32
R 4
H 9
RBI 4
BB 1
SO 3
LOB 10



AB 30
R 1
H 5
RBI 1
BB 5
SO 8
LOB 13



Batter	1	2	3	4	5	6	7	8	9	AB	R	H	RBI	BB	SO	LOB	TOP		
Shannon Stewart, R OBP: 0.396, SLG: 0.615 (1, 7)										5	0	2	0	0	0	3	Toronto Blue Jays @ Detroit Tigers Comerica Park, Detroit, MI Fri May 26 2000, 7:05 PM EDT Att: 33,068 - Cloudy - 70 F		
Craig Grebeck, R OBP: 0.426, SLG: 0.571 (1, 4)										3	0	0	0	2	1	3			
Raul Mondesi, R OBP: 0.333, SLG: 0.522 (1, 9)										5	1	2	1	0	1	3			
Carlos Delgado, L OBP: 0.425, SLG: 0.641 (1, 3)										5	2	2	1	0	1	3			
Brad Fullmer, L OBP: 0.385, SLG: 0.539 (1, 10)											4	1	1	0	1	1		0	
Tony Batista, R OBP: 0.322, SLG: 0.530 (1, 5)											3	1	1	1	1	1		0	
Darrin Fletcher, L OBP: 0.361, SLG: 0.621 (1, 2)											5	1	2	4	0	0		1	
José Cruz Jr., S OBP: 0.329, SLG: 0.490 (1, 8)										3	1	1	0	1	0	0			
Alex Gonzalez, R OBP: 0.310, SLG: 0.359 (1, 6)										3	1	1	0	0	0	3			
Inning Stats	R: 0 E: 0 K: 1 S: 8	H: 2 LOB: 1 BB: 0 P: 12	R: 0 E: 0 K: 1 S: 6	H: 0 LOB: 0 BB: 0 P: 10	R: 0 E: 0 K: 0 S: 10	H: 1 LOB: 1 BB: 0 P: 16	R: 1 E: 0 K: 0 S: 9	H: 3 LOB: 3 BB: 1 P: 18	R: 0 E: 0 K: 1 S: 7	H: 0 LOB: 0 BB: 0 P: 7	R: 0 E: 0 K: 1 S: 8	H: 1 LOB: 1 BB: 0 P: 14	R: 7 E: 1 K: 0 S: 22	H: 5 LOB: 1 BB: 2 P: 41	R: 0 E: 0 K: 0 S: 9	H: 0 LOB: 0 BB: 1 P: 17	1B: 9 2B: 2 3B: 0 HR: 1	SF: 1 SAC: 1 DP: 2 HBP: 0	WP: 1 PA: 43 FB: 0 SB: 0 CS: 0
PITCHER	IP	WLS	BF	H	R	ER	SO	BB	IBB	HBP	BLK	WP	HR	S	P	ERA	WHIP		
Dave Mlicki, R ERA: 5.21 (1, 1)	7.0		30	8	2	2	5	2	0	0	0	0	0	57	91	2.57	1.429		
Doug Brocail, R ERA: 5.56 (8, 1)	0.0	L	5	3	4	4	0	1	0	0	0	0	1	10	18	∞	∞		
Brandon Villafuerte, R ERA: 3.86 (8, 1)	2.0		8	1	2	1	0	2	0	0	0	1	0	20	39	4.50	1.500		

AB	36
R	8
H	12
RBI	7
BB	5
SO	5
LOB	16



Batter	1	2	3	4	5	6	7	8	9	AB	R	H	RBI	BB	SO	LOB	BOTTOM				
Luis Polonia, L OBP: 0.315, SLG: 0.362 (1, 10)										5	0	0	0	0	2	9	Toronto Blue Jays @ Detroit Tigers Comerica Park, Detroit, MI Fri May 26 2000, 7:05 PM EDT Att: 33,068 - Cloudy - 70 F				
Shane Halter, R OBP: 0.286, SLG: 0.367 (1, 8)											5	0	0	0	3	3					
Gregg Jefferies, S OBP: 0.351, SLG: 0.389 (1, 3)											4	0	1	0	1	0					
Juan Gonzalez, R OBP: 0.319, SLG: 0.529 (1, 9)											5	2	2	1	0	2					
Bobby Higginson, L OBP: 0.337, SLG: 0.437 (1, 7)											3	0	1	1	1	0					
Dean Palmer, R OBP: 0.343, SLG: 0.476 (1, 5)											4	0	1	0	0	1					
Brad Ausmus, R OBP: 0.362, SLG: 0.340 (1, 2)										3	0	0	0	0	2						
Jose Macias, S OBP: 0.352, SLG: 0.360 (1, 4)										3	0	0	0	1	0	4					
Deivi Cruz, R OBP: 0.303, SLG: 0.404 (1, 6)										3	0	2	0	1	0	2					
Inning Stats	R: 0 E: 0 K: 2 S: 9	H: 0 LOB: 0 BB: 0 P: 13	R: 1 E: 0 K: 0 S: 16	H: 2 LOB: 3 BB: 1 P: 26	R: 0 E: 0 K: 0 S: 7	H: 1 LOB: 1 BB: 0 P: 11	R: 0 E: 0 K: 2 S: 16	H: 1 LOB: 3 BB: 0 P: 24	R: 0 E: 0 K: 0 S: 5	H: 0 LOB: 0 BB: 1 P: 12	R: 0 E: 0 K: 1 S: 10	H: 1 LOB: 1 BB: 1 P: 17	R: 1 E: 0 K: 1 S: 11	H: 1 LOB: 1 BB: 1 P: 19	R: 0 E: 0 K: 0 S: 9	H: 1 LOB: 0 BB: 0 P: 15	R: 0 E: 0 K: 0 S: 7	H: 0 LOB: 0 BB: 0 P: 10	1B: 2 2B: 5 3B: 0 HR: 1	SF: 0 SAC: 1 DP: 1 HBP: 0	WP: 0 PA: 40 FB: 0 SB: 1 CS: 0
PITCHER	IP	WLS	BF	H	R	ER	SO	BB	IBB	HBP	BLK	WP	HR	S	P	ERA	WHIP				
Frank Castillo, R ERA: 4.75 (1, 1)	6.2		32	6	2	2	6	4	0	0	0	0	0	71	119	2.70	1.500				
John Frascatore, R ERA: 7.01 (7, 1)	2.1	W	8	1	0	0	0	0	0	0	0	0	0	19	28	0.00	0.429				

AB	35
R	2
H	7
RBI	2
BB	4
SO	6
LOB	25



Batter	1	2	3	4	5	6	7	8	9	AB	R	H	RBI	BB	SO	LOB	TOP										
Shannon Stewart, R (1, 7) OBP: 0.400, SLG: 0.611	2-1 G6-3 1B			0-1 F8	1-1 1B			2-2 F9		4	0	2	2	0	0	0	Toronto Blue Jays @ Detroit Tigers Comerica Park, Detroit, MI Sat May 27 2000, 5:05 PM EDT Att: 29,584 - Cloudy - 61 F										
Craig Grebeck, R (1, 4) OBP: 0.417, SLG: 0.552	2-2 G6-3 1-2		1-3 K	1-3 K	1-2 2-H 2-H 2-H 1B			2-2 BB 1B		4	1	1	0	0	2	3											
Raul Mondesi, R (1, 9) OBP: 0.336, SLG: 0.519	0-0 G5-3		0-2 1B		2-0 F8			4-1 1B 1-2 BB		3	0	1	0	1	0	0											
Carlos Delgado, L (1, 3) OBP: 0.422, SLG: 0.633		3-3 K	1-3 K		0-3 K			3-2 1B 1-3 2-H 1B		4	0	1	1	0	3	1											
Brad Fullmer, L (1, 10) OBP: 0.388, SLG: 0.542		4-0 CS BB		1-1 G3-1 1B 2B	0-3 K2-3			1-3 K		3	1	1	0	1	2	2											
Tony Batista, R (1, 5) OBP: 0.321, SLG: 0.525	3-3 K 1-2		0-1 L4		0-0 G3 WP FC3-2 1B			1-2 G1-4-3		4	0	1	0	0	1	4											
Darrin Fletcher, L (1, 2) OBP: 0.371, SLG: 0.604			0-2 F8		1-0 G3-1			0-0 P5		4	0	0	0	0	0	2											
José Cruz Jr., S (1, 8) OBP: 0.332, SLG: 0.485			4-0 CS BB		4-1 BB 1B BB			0-0 P5		2	1	0	0	2	0	1											
Alex Gonzalez, R (1, 6) OBP: 0.309, SLG: 0.353			3-3 K 1-2		4-1 1B BB			2-2 G3-1		3	0	0	0	1	1	2											
Inning Stats	R: 0 E: 0 K: 0 S: 6	H: 1 LOB: 0 BB: 0 P: 10	R: 0 E: 0 K: 2 S: 7	H: 0 LOB: 1 BB: 1 P: 17	R: 0 E: 0 K: 1 S: 7	H: 0 LOB: 0 BB: 1 P: 14	R: 0 E: 0 K: 2 S: 11	H: 1 LOB: 1 BB: 0 P: 13	R: 2 E: 0 K: 1 S: 12	H: 2 LOB: 2 BB: 2 P: 25	R: 0 E: 0 K: 2 S: 7	H: 0 LOB: 0 BB: 0 P: 9	R: 0 E: 0 K: 0 S: 7	H: 1 LOB: 1 BB: 0 P: 9	R: 1 E: 0 K: 1 S: 20	H: 2 LOB: 2 BB: 1 P: 33	R: 0 E: 0 K: 0 S: 5	H: 0 LOB: 0 BB: 0 P: 7	1B: 6 2B: 2 3B: 0 HR: 0	SF: 0 SAC: 0 DP: 2 HBP: 0	WP: 1 PB: 0 SB: 1 CS: 2	PA: 36					
PITCHER	IP	WLS	BF	H	R	ER	SO	BB	IBB	HBP	BLK	WP	HR	S	P	ERA	WHIP										
Hideo Nomo, R (1, 1) ERA: 4.8	7.1		31	7	3	3	8	5	0	0	0	1	0	70	121	3.68	1.636										
Doug Brocail, R (8, 1) ERA: 5.18	1.2	W	5	0	0	0	1	0	0	0	0	0	0	12	16	0.00	0.000										

AB 31
R 3
H 7
RBI 3
BB 5
SO 9
LOB 15



Batter	1	2	3	4	5	6	7	8	9	AB	R	H	RBI	BB	SO	LOB	BOTTOM										
Luis Polonia, L (1, 10) OBP: 0.327, SLG: 0.364	4-2 G6-3 BB		2-1 G4-3		2-0 FC4-6 1B			4-1 BB		2	0	1	0	2	0	0	Toronto Blue Jays @ Detroit Tigers Comerica Park, Detroit, MI Sat May 27 2000, 5:05 PM EDT Att: 29,584 - Cloudy - 61 F										
Rich Becker, L (1, 8) OBP: 0.392, SLG: 0.381	4-2 G6-3 BB		3-1 F5		0-0 FC4-6 G6-4-3			1-3 K		3	0	0	1	1	1	3											
Gregg Jefferies, S (1, 3) OBP: 0.342, SLG: 0.378	0-2 G6-3 1-2 2-3		3-2 F9		1-0 G6-4-3			1-0 F9		4	0	0	0	0	0	5											
Juan Gonzalez, R (1, 9) OBP: 0.325, SLG: 0.538	1-1 P6		1-0 FC4-6 1B		3-1 2B			4-1 PO BB		3	0	2	0	0	0	1											
Shane Halter, R (8, 9) OBP: 0.297, SLG: 0.367			2-2 F8		1-0 G6-3			0-0 F8		3	1	0	0	1	0	3											
Bobby Higginson, L (1, 7) OBP: 0.335, SLG: 0.428		4-2 HR BB		2-3 K				1-0 F8		4	1	1	2	0	1	3											
Dean Palmer, R (1, 5) OBP: 0.340, SLG: 0.492		3-1 HR		1-1 FC4-6				1-0 PO		2	1	0	0	1	0	1											
Brad Ausmus, R (1, 2) OBP: 0.365, SLG: 0.336		0-1 G5-3		1-2 F7				0-0 SH1-4 1B BB		3	1	1	0	0	0	2											
Jose Macias, S (1, 4) OBP: 0.351, SLG: 0.358		1-2 F7		0-2 FC4-6 1B				0-2 SH1-4		4	0	2	1	0	0	0											
Deivi Cruz, R (1, 6) OBP: 0.308, SLG: 0.407		0-0 F9		1-2 FC4-6 1B				1-2 F7		4	0	2	1	0	0	0											
Inning Stats	R: 0 E: 0 K: 0 S: 10	H: 0 LOB: 2 BB: 2 P: 19	R: 2 E: 0 K: 0 S: 10	H: 1 LOB: 0 BB: 1 P: 18	R: 0 E: 0 K: 1 S: 9	H: 0 LOB: 0 BB: 0 P: 15	R: 1 E: 0 K: 0 S: 10	H: 3 LOB: 1 BB: 0 P: 14	R: 0 E: 0 K: 1 S: 9	H: 1 LOB: 2 BB: 0 P: 18	R: 0 E: 0 K: 1 S: 8	H: 0 LOB: 1 BB: 1 P: 15	R: 0 E: 0 K: 0 S: 3	H: 0 LOB: 0 BB: 1 P: 8	R: 1 E: 0 K: 0 S: 6	H: 1 LOB: 1 BB: 1 P: 10	1B: 5 2B: 1 3B: 0 HR: 1	SF: 0 SAC: 1 DP: 2 HBP: 1	WP: 0 PB: 0 SB: 1 CS: 0	PA: 37							
PITCHER	IP	WLS	BF	H	R	ER	SO	BB	IBB	HBP	BLK	WP	HR	S	P	ERA	WHIP										
Pete Munro, R (1, 1) ERA: 4.88	6.0		26	6	3	3	1	3	0	1	0	0	0	8	15	0.00	1.500										
Pedro Borbon, L (7, 1) ERA: 5.0	1.0		4	0	0	0	1	1	0	0	0	0	0	8	15	0.00	1.000										
Paul Quantrill, R (8, 1) ERA: 4.3	1.1	L	6	1	1	1	0	2	0	0	0	0	0	9	18	6.75	2.250										

AB 28
R 4
H 7
RBI 4
BB 6
SO 2
LOB 18



Batter	1	2	3	4	5	6	7	8	9	AB	R	H	RBI	BB	SO	LOB	TOP								
Shannon Stewart, R OBP: 0.400, SLG: 0.607	G4-3	K		SF8		FC6-4 1B		FC6-4 1B		4	0	2	1	0	1	1	Toronto Blue Jays @ Detroit Tigers Comerica Park, Detroit, MI Sun May 28 2000, 1:05 PM EDT Att: 29,105 - Cloudy - 57 F								
Alex Gonzalez, R OBP: 0.306, SLG: 0.348	1B	F9		F8		FC6-4 E		F9		5	0	1	1	0	0	4									
Raul Mondesi, R OBP: 0.333, SLG: 0.512	F8		K		HR	E6		FC6-4 HR		5	2	1	0	0	1	4									
Carlos Delgado, L OBP: 0.422, SLG: 0.658	G4-3		K		HR	F8		HR		5	2	2	5	0	1	3									
Tony Batista, R OBP: 0.318, SLG: 0.515		1B HBP	F7		F8		G5-3	F3		4	1	0	0	0	0	0									
Marty Cordova, R OBP: 0.346, SLG: 0.393		1B 2B 1B		E7 1B 2B 1B	G5-3		F7 1B			5	2	4	0	0	0	0									
José Cruz Jr., S OBP: 0.333, SLG: 0.483		2B 1B		2B G6-3 1B	G1-4-3		F7	F9		5	2	2	1	0	0	2									
Chris Woodward, R OBP: 0.600, SLG: 1.000		G4-3 2B		G6-3 SF8 2B		1B FC6-4 BB	G6-3	K		4	2	2	3	1	1	2									
Alberto Castillo, R OBP: 0.254, SLG: 0.278	G4-3			G6-3		F8		FC6-4 HR 1B	G4-3	5	1	1	1	0	0	4									
Inning Stats	R: 0 E: 0 K: 0 S: 7	H: 1 LOB: 1 BB: 0 P: 11	R: 3 E: 0 K: 1 S: 16	H: 3 LOB: 1 BB: 0 P: 28	R: 0 E: 0 K: 2 S: 8	H: 0 LOB: 0 BB: 0 P: 13	R: 3 E: 1 K: 0 S: 14	H: 3 LOB: 0 BB: 0 P: 21	R: 2 E: 0 K: 0 S: 13	H: 2 LOB: 0 BB: 0 P: 21	R: 1 E: 1 K: 0 S: 15	H: 1 LOB: 2 BB: 1 P: 24	R: 0 E: 0 K: 0 S: 6	H: 1 LOB: 1 BB: 0 P: 7	R: 3 E: 0 K: 0 S: 11	H: 3 LOB: 0 BB: 0 P: 19		R: 0 E: 0 K: 1 S: 14	H: 1 LOB: 0 BB: 0 P: 17	1B: 11 2B: 2 3B: 0 HR: 2	SF: 1 SAC: 0 DP: 0 HBP: 1	WP: 0 PB: 0 SB: 1 CS: 0	PA: 45		
PITCHER	IP	WLS	BF	H	R	ER	SO	BB	IBB	HBP	BLK	WP	HR	S	P	ERA	WHIP								
C.J. Nitkowski, L ERA: 7.3	3.0		17	7	6	6	3	0	0	1	0	0	0	38	64	18.00	2.333								
Willie Blair, R ERA: 5.23	4.2	L	22	6	5	5	0	1	0	0	0	0	1	50	73	9.64	1.500								
Allen McDill, L ERA: 10.8	0.2		4	2	1	1	0	0	0	0	0	0	1	9	16	13.50	3.000								
Todd Jones, R ERA: 4.86	0.2		2	0	0	0	1	0	0	0	0	0	0	7	8	0.00	0.000								

Batter	1	2	3	4	5	6	7	8	9	AB	R	H	RBI	BB	SO	LOB	BOTTOM								
Luis Polonia, L OBP: 0.329, SLG: 0.388	BB 1B 1B	HR		G4-3			G4-3		K	5	2	2	1	0	1	1	Toronto Blue Jays @ Detroit Tigers Comerica Park, Detroit, MI Sun May 28 2000, 1:05 PM EDT Att: 29,105 - Cloudy - 57 F								
Rich Becker, L OBP: 0.390, SLG: 0.379		HR		F7			F9		K	3	1	1	0	0	1	0									
Shane Halter, R OBP: 0.288, SLG: 0.355	BB 1B 1B	K							K	2	0	0	0	0	1	1									
Gregg Jefferies, S OBP: 0.344, SLG: 0.374	BB 1B 2B	F9		G4-3			L5		FC6 1B	4	1	1	0	1	0	0									
Juan Gonzalez, R OBP: 0.316, SLG: 0.522	F9		P5		G5-3		F9	FC6		5	0	0	0	0	0	5									
Bobby Higginson, L OBP: 0.333, SLG: 0.443	K		G3		G4-3		HR			4	1	1	1	0	1	3									
Dean Palmer, R OBP: 0.351, SLG: 0.523	2B 1B		HR		G5-3		G4-3 1B			4	2	3	3	0	0	0									
Robert Fick, L OBP: 0.324, SLG: 0.318	2B		WP 2B		F7		G4-3			4	0	2	2	0	0	1									
Jose Macias, S OBP: 0.328, SLG: 0.333	K		K		G6-3		G4-3			4	0	0	0	0	2	3									
Deivi Cruz, R OBP: 0.307, SLG: 0.403		G1-3		F7		L9		FC6 1B 1B		4	0	1	0	0	0	2									
Inning Stats	R: 4 E: 0 K: 2 S: 22	H: 4 LOB: 1 BB: 1 P: 36	R: 1 E: 0 K: 1 S: 9	H: 1 LOB: 0 BB: 0 P: 12	R: 1 E: 0 K: 1 S: 15	H: 2 LOB: 2 BB: 0 P: 26	R: 0 E: 0 K: 0 S: 6	H: 0 LOB: 0 BB: 0 P: 11	R: 0 E: 0 K: 0 S: 5	H: 0 LOB: 0 BB: 0 P: 8	R: 0 E: 0 K: 0 S: 7	H: 0 LOB: 0 BB: 0 P: 11	R: 1 E: 0 K: 0 S: 13	H: 2 LOB: 1 BB: 0 P: 24	R: 0 E: 0 K: 2 S: 13	H: 2 LOB: 2 BB: 0 P: 15	1B: 6 2B: 2 3B: 0 HR: 3	SF: 0 SAC: 0 DP: 0 HBP: 0	WP: 1 PB: 0 SB: 0 CS: 0	PA: 40					
PITCHER	IP	WLS	BF	H	R	ER	SO	BB	IBB	HBP	BLK	WP	HR	S	P	ERA	WHIP								
Chris Carpenter, R ERA: 5.32	3.0		18	7	6	6	4	1	0	0	0	0	0	26	46	18.00	2.667								
Clayton Andrews, L ERA: 6.1	4.0	W	12	0	0	0	0	0	0	0	0	0	0	26	39	0.00	0.000								
Billy Koch, R ERA: 3.86	2.0		10	4	1	1	2	0	0	0	0	0	1	26	39	4.50	2.000								

AB	42
R	12
H	15
RBI	12
BB	1
SO	4
LOB	20



AB	39
R	7
H	11
RBI	7
BB	1
SO	6
LOB	16




Batter	1	2	3	4	5	6	7	8	9	AB	R	H	RBI	BB	SO	LOB	TOP								
Luis Alica, S OBP: 0.388, SLG: 0.436 (1, 4)	1-1 G4-6-3 1B		2-0 1-H HR		4-2 BB			0-1 F7		3	1	2	2	1	0	0	<p>Texas Rangers @ Detroit Tigers Comerica Park, Detroit, MI Mon May 29 2000, 7:05 PM EDT Att: 31,915 - Cloudy - 69 F</p>								
29 Rusty Greer, L OBP: 0.366, SLG: 0.441 (1, 7)	0-0 G4-6-3 1-2		2-0 F8		3-0 G3			2-0 2B 1B		4	0	1	0	0	0	3									
Ivan Rodriguez, R OBP: 0.406, SLG: 0.733 (1, 2)	1-0 G1-3			1-0 F3		2-3 K		0-1 1-3 2B		4	0	1	0	0	1	0									
Rafael Palmeiro, L OBP: 0.386, SLG: 0.559 (1, 3)		2-3 K		1-0 HR		0-2 F7		4-0 1B		3	1	1	1	1	1	0									
David Segui, S OBP: 0.398, SLG: 0.519 (1, 10)		3-2 F7		1-3 K		2-2 F7		1-3 K		4	0	0	0	0	2	3									
Ruben Mateo, R OBP: 0.340, SLG: 0.448 (1, 8)		2-3 K		1-2 G6-3			0-1 F7		1-2 F8	4	0	0	0	0	1	0									
Mike Lamb, L OBP: 0.358, SLG: 0.468 (1, 5)			2-2 FC5-4 1B		2-1 B1-3 1B		1-1 G4-3		1-2 F9	4	0	2	0	0	0	0									
Royce Clayton, R OBP: 0.278, SLG: 0.414 (1, 6)			1-0 FC5-4 FC3-6 1-2		2-3 K		0-0 G4-3		1-3 K	4	0	0	0	0	2	2									
Scarborough Green, S OBP: 0.190, SLG: 0.200 (1, 9)			0-0 FC3-6 HR		1-2 B1-3			2-2 G3-1		3	1	0	0	0	0	2									
Inning Stats	R: 0 E: 0 K: 0 S: 4	H: 1 LOB: 0 BB: 0 P: 6	R: 0 E: 0 K: 2 S: 10	H: 0 LOB: 0 BB: 0 P: 17	R: 2 E: 0 K: 0 S: 9	H: 2 LOB: 0 BB: 0 P: 15	R: 1 E: 0 K: 1 S: 9	H: 1 LOB: 0 BB: 0 P: 13	R: 0 E: 0 K: 1 S: 11	H: 0 LOB: 2 BB: 1 P: 22	R: 0 E: 0 K: 0 S: 5	H: 0 LOB: 0 BB: 0 P: 6	R: 0 E: 0 K: 1 S: 12	H: 2 LOB: 3 BB: 0 P: 21	R: 0 E: 0 K: 1 S: 12	H: 0 LOB: 0 BB: 0 P: 15		1B: 4 2B: 1 3B: 0 HR: 2	SF: 0 SAC: 0 DP: 1 HBP: 0	WP: 0 PB: 0 SB: 0 CS: 0	PA: 35				
PITCHER	IP	WLS	BF	H	R	ER	SO	BB	IBB	HBP	BLK	WP	HR	S	P	ERA	WHIP								
Jeff Weaver, R ERA: 4.66 (1, 1)	8.0	L	32	7	3	3	6	1	1	0	0	0	2	71	115	3.38	1.000								
Matt Anderson, R ERA: 3.6 (9, 1)	1.0	S	3	0	0	0	1	0	0	0	0	0	0	12	15	0.00	0.000								
Jose Macias, S OBP: 0.338, SLG: 0.344 (1, 4)	0-1 G5-3 1B		0-1 G4-6-3 1B			2-2 L6		0-0 FC1-5		4	0	2	0	0	0	1	<p>Texas Rangers @ Detroit Tigers Comerica Park, Detroit, MI Mon May 29 2000, 7:05 PM EDT Att: 31,915 - Cloudy - 69 F</p>								
Brad Ausmus, R OBP: 0.383, SLG: 0.333 (1, 2)	2-2 F9		3-1 G4-6-3 1-2		3-1 1B 1B		3-1 1B		1-0 F8	4	0	1	0	0	0	3									
Gregg Jefferies, S OBP: 0.344, SLG: 0.373 (6, PR)	2-1 G5-3		1-0 G6-3		2-2 G1-6-3 1B		2-2 G1-6-3 1B		3-3 K	3	0	1	0	0	0	1									
Rich Becker, L OBP: 0.387, SLG: 0.375 (7, 9)	1-2									1	0	0	0	0	1	1									
Dean Palmer, R OBP: 0.348, SLG: 0.515 (1, 5)	2-1 F9			2-3 K		2-2 G1-6-3		2-2 SH1-4 FC5-2 1B		4	0	1	0	0	1	3									
Bobby Higginson, L OBP: 0.337, SLG: 0.451 (1, 7)		2-1 1B 2B		3-2 G1-3			3-3 K		2-2 FC5-2 SH1-4 1B	4	1	2	0	0	1	0									
Wendell Magee, R OBP: 0.310, SLG: 0.525 (9, FH)		0-1 1B		0-0 G5-3			1-2 1B		1-1 SH1-4	3	1	2	0	0	0	0									
Luis Polonia, L OBP: 0.329, SLG: 0.388 (9, FH)		2-3 G6-4-3 1B							1-2 2-3	0	0	0	0	0	0	0									
Robert Fick, L OBP: 0.333, SLG: 0.319 (1, 10)		0-1 G6-4-3 1B			2-3 K		2-0 F8		4-0 1B	3	0	1	1	1	1	1									
Deivi Cruz, R OBP: 0.299, SLG: 0.392 (1, 6)		0-0 G6-4-3			0-1 L4		1-0 F7		0-0 FC5-2	4	0	0	0	0	0	5									
Shane Halter, R OBP: 0.290, SLG: 0.369 (7, 3)		3-1 G6-3			1-1 G5-3			1-1 FC1-5 2B		3	0	1	0	0	0	0									
Inning Stats	R: 0 E: 0 K: 0 S: 9	H: 1 LOB: 1 BB: 0 P: 15	R: 2 E: 0 K: 0 S: 8	H: 3 LOB: 0 BB: 0 P: 11	R: 0 E: 0 K: 0 S: 5	H: 1 LOB: 0 BB: 0 P: 9	R: 0 E: 0 K: 1 S: 8	H: 0 LOB: 0 BB: 0 P: 13	R: 0 E: 0 K: 1 S: 8	H: 0 LOB: 0 BB: 0 P: 11	R: 0 E: 0 K: 0 S: 11	H: 2 LOB: 2 BB: 0 P: 20	R: 0 E: 0 K: 1 S: 9	H: 1 LOB: 1 BB: 0 P: 16	R: 0 E: 0 K: 1 S: 7	H: 1 LOB: 1 BB: 0 P: 12	R: 0 E: 0 K: 0 S: 10	H: 2 LOB: 1 BB: 1 P: 19	1B: 9 2B: 2 3B: 0 HR: 0	SF: 0 SAC: 1 DP: 4 HBP: 0	WP: 0 PB: 0 SB: 0 CS: 0	PA: 35			
PITCHER	IP	WLS	BF	H	R	ER	SO	BB	IBB	HBP	BLK	WP	HR	S	P	ERA	WHIP								
Kenny Rogers, L ERA: 4.09 (1, 1)	8.0	W	30	9	2	2	4	0	0	0	0	0	0	65	107	2.25	1.125								
John Wetteland, R ERA: 4.24 (9, 1)	1.0	S	5	2	0	0	0	0	1	0	0	0	0	10	19	0.00	2.000								



Batter	1	2	3	4	5	6	7	8	9	AB	R	H	RBI	BB	SO	LOB	TOP								
Luis Alica, S OBP: 0.385, SLG: 0.438 (1.4)	G6-3		F9			SF9 2B		F7		4	1	1	2	0	0	1									
29 Rusty Greer, L OBP: 0.333, SLG: 0.395 (1.7)	K			F2		G4-3		F7		4	0	0	0	0	1	1									
Ivan Rodriguez, R OBP: 0.398, SLG: 0.722 (1.2)	G5-3			G4-3		SF9			F9	3	0	0	1	0	0	0									
Rafael Palmeiro, L OBP: 0.389, SLG: 0.557 (1.3)		G3-6-1 1B		K				G3		4	0	2	0	0	1	0									
David Segui, S OBP: 0.395, SLG: 0.519 (1.10)		G3-6-1 1-2			K	G6-3			1B 2B	4	1	1	0	0	1	2									
Chad Curtis, R OBP: 0.352, SLG: 0.474 (1.9)		G6-3			K		G6-4-3 BB			3	0	1	1	1	1	0									
Ruben Mateo, R OBP: 0.338, SLG: 0.444 (1.8)			G4-6-3 1B		F8		P6		G3	4	0	1	0	0	0	2									
Mike Lamb, L OBP: 0.357, SLG: 0.474 (1.5)			G4-6-3 1-2			1B 2B	G6-4-3			3	1	1	0	0	0	2									
Royce Clayton, R OBP: 0.284, SLG: 0.423 (1.6)						1B 2B		G1-3		3	1	2	0	0	0	0									
Inning Stats	R: 0 E: 0 K: 1 S: 6	H: 0 LOB: 0 BB: 0 P: 8	R: 0 E: 0 K: 0 S: 10	H: 1 LOB: 0 BB: 0 P: 16	R: 0 E: 0 K: 0 S: 13	H: 2 LOB: 1 BB: 0 P: 19	R: 0 E: 0 K: 1 S: 10	H: 0 LOB: 0 BB: 0 P: 13	R: 0 E: 0 K: 2 S: 12	H: 0 LOB: 0 BB: 0 P: 18	R: 3 E: 0 K: 0 S: 12	H: 4 LOB: 1 BB: 0 P: 19	R: 0 E: 0 K: 0 S: 7	H: 0 LOB: 0 BB: 1 P: 12	R: 0 E: 0 K: 0 S: 4	H: 0 LOB: 0 BB: 0 P: 9	R: 1 E: 0 K: 0 S: 10	H: 2 LOB: 1 BB: 0 P: 14	1B: 5 2B: 4 3B: 0 HR: 0	SF: 1 SAC: 0 DP: 3 HBP: 0	WP: 0 PB: 0 SB: 0 CS: 0	PA: 34			
PITCHER	IP	WLS	BF	H	R	ER	SO	BB	IBB	HBP	BLK	WP	HR	S	P	ERA	WHIP								
Brian Moehler, R (1.1)	5.2	W	22	7	3	3	4	0	0	0	0	0	0	60	87	4.76	1.235								
C.J. Nitkowski, L (6.1)	0.1	H	1	0	0	0	0	0	0	0	0	0	0	3	6	0.00	0.000								
Danny Patterson, R (7.1)	2.2	H	10	2	1	1	0	1	0	0	0	0	0	18	32	3.38	1.125								
Todd Jones, R (9.1)	0.1	S	1	0	0	0	0	0	0	0	0	0	0	3	3	0.00	0.000								

Texas Rangers @ Detroit Tigers
Comerica Park, Detroit, MI
Tue May 30 2000, 7:05 PM EDT
Att: 21,053 - Cloudy - 70 F

AB	32
R	4
H	9
RBI	4
BB	1
SO	4
LOB	8



Batter	1	2	3	4	5	6	7	8	9	AB	R	H	RBI	BB	SO	LOB	BOTTOM								
Luis Polonia, L OBP: 0.318, SLG: 0.374 (1.10)	G6-3	FC6-4		F6		G4-3		G4-3		5	0	0	0	0	0	2									
Rich Becker, L OBP: 0.404, SLG: 0.396 (1.9)										3	1	3	0	0	0	0									
Wendell Magee, R OBP: 0.318, SLG: 0.571 (7.9)	1B							K		2	1	1	0	0	1	0									
Juan Encarnacion, R OBP: 0.362, SLG: 0.456 (1.8)	1B									4	2	2	0	0	0	2									
Bobby Higginson, L OBP: 0.346, SLG: 0.462 (1.7)										3	2	2	1	1	0	0									
Dean Palmer, R OBP: 0.352, SLG: 0.540 (1.5)										3	1	2	5	0	1	0									
Brad Ausmus, R OBP: 0.386, SLG: 0.333 (1.2)	K									3	0	1	0	1	1	1									
Robert Fick, L OBP: 0.341, SLG: 0.324 (1.3)										2	0	1	1	1	0	1									
Jose Macias, S OBP: 0.319, SLG: 0.323 (1.4)										4	0	0	0	0	0	5									
Deivi Cruz, R OBP: 0.298, SLG: 0.389 (1.6)										4	0	1	0	0	1	1									
Inning Stats	R: 2 E: 0 K: 1 S: 14	H: 3 LOB: 1 BB: 0 P: 21	R: 0 E: 0 K: 1 S: 10	H: 1 LOB: 0 BB: 0 P: 12	R: 3 E: 0 K: 0 S: 17	H: 5 LOB: 1 BB: 0 P: 30	R: 0 E: 0 K: 0 S: 7	H: 1 LOB: 1 BB: 0 P: 7	R: 0 E: 0 K: 1 S: 7	H: 0 LOB: 0 BB: 0 P: 11	R: 0 E: 0 K: 0 S: 7	H: 1 LOB: 1 BB: 1 P: 15	R: 2 E: 0 K: 0 S: 7	H: 2 LOB: 2 BB: 2 P: 18	R: 0 E: 0 K: 1 S: 5	H: 0 LOB: 0 BB: 0 P: 7	1B: 10 2B: 1 3B: 1 HR: 1	SF: 2 SAC: 0 DP: 1 HBP: 0	WP: 0 PB: 0 SB: 0 CS: 0	PA: 38					
PITCHER	IP	WLS	BF	H	R	ER	SO	BB	IBB	HBP	BLK	WP	HR	S	P	ERA	WHIP								
Esteban Loaiza, R (1.1)	5.0	L	25	10	5	5	3	1	0	0	0	0	0	9	22	13.50	3.000								
Francisco Cordero, R (6.1)	1.1		8	3	2	2	0	1	1	0	0	0	0	4	6	0.00	0.000								
Mike Venafro, L (7.1)	0.2		2	0	0	0	0	0	0	0	0	0	0	4	6	0.00	0.000								
Tim Crabtree, R (8.1)	1.0		3	0	0	0	1	0	0	0	0	0	0	5	7	0.00	0.000								

Texas Rangers @ Detroit Tigers
Comerica Park, Detroit, MI
Tue May 30 2000, 7:05 PM EDT
Att: 21,053 - Cloudy - 70 F

AB	33
R	7
H	13
RBI	7
BB	3
SO	4
LOB	12



Batter	1	2	3	4	5	6	7	8	9	AB	R	H	RBI	BB	SO	LOB	TOP											
Luis Alcega, S OBP: 0.398, SLG: 0.466	2-2 HR 2B	0-0 F9		4-1 29 G3 1B	4-1 29 1B 2B		2-2 29 SF9 3B		1-0 2B	4	4	3	2	2	0	3	Texas Rangers @ Detroit Tigers Comerica Park, Detroit, MI Wed May 31 2000, 7:05 PM EDT Att: 22,425 - Cloudy - 72 F											
29 Rusty Greer, L OBP: 0.314, SLG: 0.372	1-2 G1-3	1-0 FC4-6		0-0 G3	1-0 2B 1B		3-2 SF9		1-2 G6-3	5	1	1	4	0	0	5												
Ivan Rodriguez, R OBP: 0.350, SLG: 0.717	0-1 G6-3			0-1 G5-3	2-2 2B 1B		0-3 K		4-2 G4-6 HBP	4	0	1	2	1	1	3												
Frank Catalanotto, L OBP: 0.630, SLG: 0.757										0	0	0	0	0	0	0												
Bill Haselman, R OBP: 0.348, SLG: 0.348										0	0	0	0	0	0	0												
Rafael Palmeiro, L OBP: 0.392, SLG: 0.572	2-1 HR	0-1 G3-1		2-1 1B	0-0 F7		2-1 1B		0-0 G4-6-3	6	1	3	4	0	0	5												
David Segui, S OBP: 0.391, SLG: 0.510	3-2 1B		0-0 G4-3	1-0 F2		3-3 K		0-0 G5-3		5	0	1	0	0	1	2												
Chad Curtis, R OBP: 0.344, SLG: 0.463	1-1 F9		0-3 K		2-1 F8	1-0 G3-1		0-3 K2-3		4	0	0	0	0	1	1												
Scarborough Green, S OBP: 0.182, SLG: 0.190										1	0	0	0	0	1	0												
Ruben Mateo, R OBP: 0.344, SLG: 0.453		0-1 1B 29 FC4-6 1B	1-2 2B		0-0 G6-3	1-1 F8		1-0 1B		5	1	3	0	0	0	0												
Mike Lamb, L OBP: 0.359, SLG: 0.479		3-2 1B 29 E 1B	0-1 F2		1-0 BB 29 1B 2B		2-0 E4 BB 3B	0-3 K		5	3	2	0	0	1	2												
Royce Clayton, R OBP: 0.296, SLG: 0.426		2-0 1B 29 FC4-6 1B		2-1 29 G3 1B WP	4-1 29 BB 1B BB		4-1 1-2 3B BB	1-3 K		3	3	2	0	2	1	1												
Inning Stats	R: 2 E: 0 K: 0 S: 22	H: 3 LOB: 1 BB: 0 P: 31	R: 2 E: 1 K: 0 S: 14	H: 3 LOB: 2 BB: 1 P: 24	R: 0 E: 0 K: 1 S: 9	H: 1 LOB: 1 BB: 0 P: 10	R: 2 E: 0 K: 0 S: 9	H: 2 LOB: 1 BB: 1 P: 18	R: 4 E: 0 K: 0 S: 11	H: 3 LOB: 1 BB: 2 P: 25	R: 0 E: 0 K: 1 S: 8	H: 0 LOB: 0 BB: 0 P: 13	R: 3 E: 1 K: 1 S: 17	H: 2 LOB: 1 BB: 1 P: 30	R: 0 E: 0 K: 3 S: 11	H: 1 LOB: 1 BB: 0 P: 13	R: 0 E: 0 K: 0 S: 7	H: 1 LOB: 1 BB: 0 P: 13	1B: 9 2B: 5 3B: 1 HR: 1	SF: 1 SAC: 0 DP: 1 HBP: 1	WP: 1 PB: 0 SB: 0 CS: 0	PA: 49						
PITCHER	IP	WLS	BF	H	R	ER	SO	BB	IBB	HBP	BLK	WP	HR	S	P	ERA	WHIP											
Dave Micki, R ERA: 5.64	(1, 1)	3.2	L	22	9	6	5	1	2	0	0	0	1	1	53	81	12.27	3.000										
Allen McDill, L ERA: 9.82	(4, 1)	0.1		1	0	0	0	0	0	0	0	0	0	0	1	2	0.00	0.000										
Brandon Villafrute, R ERA: 10.39	(5, 1)	2.0		11	3	4	4	1	2	0	0	0	0	0	19	38	18.00	2.500										
Matt Anderson, R ERA: 4.09	(7, 1)	2.0		11	3	3	2	4	1	0	0	0	0	0	28	43	9.00	2.000										
Doug Brocail, R ERA: 4.97	(9, 1)	1.0		4	1	0	0	0	0	0	1	0	0	0	7	13	0.00	1.000										

AB	42
R	13
H	16
RBI	12
BB	5
SO	6
LOB	22



Batter	1	2	3	4	5	6	7	8	9	AB	R	H	RBI	BB	SO	LOB	BOTTOM										
Luis Polonia, L OBP: 0.319, SLG: 0.372	1-2 F8	1-2 FC6-4 1B		0-0 F8	1-1 FC4-6			0-1 1B	3-3 K	6	0	2	0	0	1	5	Texas Rangers @ Detroit Tigers Comerica Park, Detroit, MI Wed May 31 2000, 7:05 PM EDT Att: 22,425 - Cloudy - 72 F										
Jose Macias, S OBP: 0.338, SLG: 0.333	1-0 BLK BB 1B	0-2 FC6-4 HBP		3-2 FC6-4 1B	4-1 2B BB		0-0 G1-3			4	2	2	0	1	0	3											
Juan Encarnacion, R OBP: 0.397, SLG: 0.447	0-0 F8	2-1 FC6-4 HBP		1-0 FC6-4	1-1 F9		0-2 G4-3			4	0	0	0	0	0	4											
Dean Palmer, R OBP: 0.356, SLG: 0.535	4-0 BB BLK BB	0-2 FC6-4		2-1 1B 1B	0-1 F8		3-3 K			3	1	1	0	1	0	4											
Shane Halter, R OBP: 0.296, SLG: 0.364	1-2 BB	1-2 FC6-4		1-1 1B 1B	1-3 1B 2B		3-1 F8			1	0	0	0	0	1	0											
Bobby Higginson, L OBP: 0.346, SLG: 0.463	4-1 BB 1-2 2-3 BB		1-1 G3		1-1 F7		0-0 1B 2B		3-1 F8	4	1	1	0	1	0	1											
Brad Ausmus, R OBP: 0.374, SLG: 0.340	4-1 BB		1-2 F9		0-0 1B		0-1 1B		0-0 F9	3	1	2	3	1	0	0											
Javier Cardona, R ERA: 5.96	1-2 2-3 3-H BB		1-2 F9		1-3 1B 1B		2-H 2-H 3-H 1B			1	0	0	0	0	0	0											
Wendell Magee, R OBP: 0.327, SLG: 0.543			0-0 G5-3		2-2 FC4-6 1B 1-2 3-H 1B		3-2 G5-3		4-2 1B BB	4	0	1	1	1	1	4											
Robert Flick, L OBP: 0.356, SLG: 0.333		1-2 E4 FC6-4 1B		4-1 1B BB	0-2 1B FC4-6 1B		3-2 F7		1-2 1B	4	0	2	1	1	0	0											
Deivi Cruz, R OBP: 0.290, SLG: 0.377		0-1 P4		0-0 F7	1-3 K		1-2 G6-3		0-2 F8	5	0	0	0	0	1	6											
Inning Stats	R: 1 E: 0 K: 1 S: 10	H: 1 LOB: 3 BB: 3 P: 26	R: 0 E: 1 K: 0 S: 15	H: 1 LOB: 3 BB: 0 P: 19	R: 0 E: 0 K: 0 S: 6	H: 0 LOB: 0 BB: 0 P: 8	R: 0 E: 0 K: 0 S: 7	H: 1 LOB: 2 BB: 1 P: 15	R: 2 E: 0 K: 1 S: 16	H: 4 LOB: 2 BB: 0 P: 23	R: 2 E: 0 K: 0 S: 13	H: 2 LOB: 1 BB: 1 P: 21	R: 0 E: 0 K: 1 S: 9	H: 0 LOB: 0 BB: 0 P: 13	R: 0 E: 0 K: 1 S: 8	H: 0 LOB: 0 BB: 0 P: 14	R: 0 E: 0 K: 1 S: 12	H: 1 LOB: 2 BB: 1 P: 20	1B: 10 2B: 1 3B: 0 HR: 0	SF: 0 SAC: 0 DP: 0 HBP: 1	WP: 0 PB: 0 SB: 0 CS: 0	PA: 46					
PITCHER	IP	WLS	BF	H	R	ER	SO	BB	IBB	HBP	BLK	WP	HR	S	P	ERA	WHIP										
Darren Oliver, L ERA: 5.98	(1, 1)	5.2	W	32	8	5	5	2	5	0	0	0	0	60	102	7.94	2.294										
Tim Crabtree, R ERA: 5.96	(6, 1)	1.1		6	2	0	0	0	0	0	0	0	0	16	23	0.00	1.500										
40 Matt Perisho, L ERA: 7.88	(8, 1)	2.0		8	1	0	0	2	1	0	0	0	0	20	34	0.00	1.000										

AB	39
R	5
H	11
RBI	5
BB	6
SO	4
LOB	27



Batter	1	2	3	4	5	6	7	8	9	AB	R	H	RBI	BB	SO	LOB	TOP					
Brad Ausmus, R OBP: 0.371, SLG: 0.337 (1, 2)										4	0	1	0	0	1	0	Detroit Tigers @ Chicago Cubs Wrigley Field, Chicago, IL Fri Jun 02 2000, 2:20 PM CDT Att: 37,785 - Sunny - 59 F					
Robert Fick, L OBP: 0.352, SLG: 0.329 (1, 3)										4	0	1	0	0	2	1						
Juan Encarnacion, R OBP: 0.353, SLG: 0.442 (1, 8)										4	0	1	0	0	1	1						
Juan Gonzalez, R OBP: 0.326, SLG: 0.537 (1, 9)										3	0	2	0	1	1	2						
Dean Palmer, R OBP: 0.347, SLG: 0.521 (1, 5)										4	0	0	0	0	1	3						
Bobby Higginson, L OBP: 0.346, SLG: 0.457 (1, 7)										4	0	1	0	0	1	1						
Damon Easley, R OBP: 0.290, SLG: 0.237 (1, 4)										4	0	2	0	0	1	1						
Deivi Cruz, R OBP: 0.285, SLG: 0.371 (1, 6)										3	0	0	0	0	0	4						
Hideo Nomo, R OBP: 0.333, SLG: 0.329 (8, PH) Doug Brocail, L OBP: 0.346, SLG: 0.477 (8, 1)										2	0	0	0	0	0	1						
Inning Stats	R: 0 E: 0 K: 2 S: 9	H: 0 LOB: 0 BB: 0 P: 14	R: 0 E: 0 K: 1 S: 10	H: 1 LOB: 1 BB: 0 P: 17	R: 0 E: 0 K: 0 S: 4	H: 0 LOB: 0 BB: 0 P: 6	R: 0 E: 0 K: 2 S: 10	H: 1 LOB: 1 BB: 0 P: 14	R: 0 E: 0 K: 1 S: 14	H: 1 LOB: 1 BB: 0 P: 23	R: 0 E: 0 K: 0 S: 6	H: 1 LOB: 0 BB: 0 P: 9	R: 0 E: 0 K: 0 S: 15	H: 2 LOB: 2 BB: 1 P: 25	R: 0 E: 0 K: 1 S: 13	H: 2 LOB: 2 BB: 0 P: 19		R: 0 E: 0 K: 1 S: 8	H: 0 LOB: 0 BB: 0 P: 13	1B: 7 2B: 0 3B: 1 HR: 0	SF: 0 SAC: 0 DP: 2 HBP: 0	WP: 0 PB: 0 SB: 0 CS: 0
PITCHER	IP WLS BF H R ER SO BB IBB HBP BLK WP HR S P ERA WHIP																					
Scott Downs, L ERA: 5.6 (1, 1)	7.2 W 30 8 0 0 6 1 0 0 0 0 0 0 76 121 0.00 1.174																					
Tim Worrell, R ERA: 5.06 (8, 1)	0.1 H 1 0 0 0 1 0 0 0 0 0 0 0 5 6 0.00 0.000																					
Rick Aguilera, R ERA: 6.0 (9, 1)	1.0 S 3 0 0 0 1 0 0 0 0 0 0 0 8 13 0.00 0.000																					

Batter	1	2	3	4	5	6	7	8	9	AB	R	H	RBI	BB	SO	LOB	BOTTOM					
Eric Young Sr., R OBP: 0.368, SLG: 0.459 (1, 4)										4	0	1	1	0	0	0	Detroit Tigers @ Chicago Cubs Wrigley Field, Chicago, IL Fri Jun 02 2000, 2:20 PM CDT Att: 37,785 - Sunny - 59 F					
Jeff Huson, L OBP: 0.229, SLG: 0.194 (1, 6)										3	0	0	0	1	0	1						
Mark Grace, L OBP: 0.423, SLG: 0.463 (1, 3)										4	0	1	0	0	1	0						
Sammy Sosa, R OBP: 0.404, SLG: 0.605 (1, 9)										3	0	1	0	1	1	0						
Henry Rodriguez, L OBP: 0.323, SLG: 0.589 (7, PR) Dave Martinez, L OBP: 0.286, SLG: 0.327 (8, 7)										2	0	0	0	1	1	1						
Willie Greene, L OBP: 0.346, SLG: 0.477 (1, 5)										2	0	0	0	1	1	1						
Jeff Reed, L OBP: 0.358, SLG: 0.342 (1, 2)										3	0	0	0	0	2	2						
Damon Buford, R OBP: 0.362, SLG: 0.495 (1, 8)										3	2	2	1	0	0	2						
Scott Downs, L OBP: 0.063, SLG: 0.063 (8, 1) Tim Worrell, R ERA: 2.79 (8, PH) Gary Matthews, S ERA: 4.78 (9, 1)										1	0	0	0	0	1	0						
Inning Stats	R: 0 E: 0 K: 1 S: 10	H: 0 LOB: 0 BB: 0 P: 14	R: 0 E: 0 K: 2 S: 9	H: 1 LOB: 0 BB: 0 P: 12	R: 1 E: 0 K: 1 S: 13	H: 2 LOB: 1 BB: 0 P: 17	R: 0 E: 0 K: 1 S: 6	H: 0 LOB: 0 BB: 0 P: 7	R: 1 E: 0 K: 2 S: 8	H: 1 LOB: 0 BB: 0 P: 12	R: 0 E: 0 K: 0 S: 7	H: 0 LOB: 0 BB: 0 P: 7	R: 0 E: 0 K: 0 S: 10	H: 0 LOB: 2 BB: 2 P: 23	R: 0 E: 0 K: 1 S: 18	H: 1 LOB: 3 BB: 2 P: 33		R: 0 E: 0 K: 1 S: 8	H: 0 LOB: 0 BB: 0 P: 13	1B: 4 2B: 0 3B: 0 HR: 1	SF: 0 SAC: 1 DP: 0 HBP: 0	WP: 0 PB: 0 SB: 1 CS: 1
PITCHER	IP WLS BF H R ER SO BB IBB HBP BLK WP HR S P ERA WHIP																					
Hideo Nomo, R ERA: 4.63 (7, 1)	6.1 L 24 4 2 2 7 2 0 0 0 0 0 0 4 8 2.84 0.947																					
Damon Buford, R ERA: 4.78 (8, 1)	1.0 6 1 0 0 1 2 0 0 0 0 0 0 18 33 0.00 3.000																					

AB	33
R	0
H	8
RBI	0
BB	1
SO	8
LOB	14



AB	27
R	2
H	5
RBI	2
BB	4
SO	8
LOB	10



Batter	1	2	3	4	5	6	7	8	9	AB	R	H	RBI	BB	SO	LOB	TOP				
Brad Ausmus, R OBP: 0.362, SLG: 0.327 (1, 2)	G1-3		K		G5-3		K		K	5	0	0	0	0	3	1					
Robert Fick, L OBP: 0.354, SLG: 0.325 (1, 3)	K			HBP 1B BB	2B 1B		G4-3		K	4	1	1	0	1	2	1					
Juan Encarnacion, R OBP: 0.364, SLG: 0.452 (1, 8)	G6-3			1B HBP	2B			F8 2B 1B		3	2	2	0	0	0	0					
Juan Gonzalez, R OBP: 0.324, SLG: 0.530 (1, 9)		F9		HBP 1B 1B	G5-3			F8		4	0	1	1	0	0	3					
Bobby Higginson, L OBP: 0.339, SLG: 0.446 (1, 7)	L9			1B F7	K			F8		4	0	0	0	0	1	5					
Dean Palmer, R OBP: 0.351, SLG: 0.537 (1, 5)				K HR		G5-3		2B BB		3	2	1	1	1	1	2					
Damon Easley, R OBP: 0.301, SLG: 0.270 (1, 4)				HBP 1B		K		2B		4	0	2	3	0	2	0					
Deivi Cruz, R OBP: 0.284, SLG: 0.364 (1, 6)			F3		HBP		F8	G1-6-3		3	0	0	0	0	0	1					
Jeff Weaver, R (1, 1)			G6-3							3	0	0	0	0	2	3					
Matt Anderson, R (8, 1)										0	0	0	0	0	0	0					
Willie Blair, R (8, 1)										0	0	0	0	0	0	0					
Rich Becker, L OBP: 0.409, SLG: 0.396 (9, PH)										0	0	0	0	1	0	0					
Todd Jones, L (9, 1)										0	0	0	0	0	0	0					
Inning Stats	R: 0 E: 0 K: 1 S: 10	H: 0 LOB: 0 BB: 0 P: 15	R: 1 E: 0 K: 1 S: 7	H: 1 LOB: 0 BB: 0 P: 14	R: 0 E: 0 K: 1 S: 7	H: 0 LOB: 0 BB: 0 P: 10	R: 2 E: 0 K: 2 S: 18	H: 2 LOB: 3 BB: 1 P: 31	R: 0 E: 0 K: 1 S: 11	H: 2 LOB: 2 BB: 0 P: 15	R: 0 E: 0 K: 2 S: 10	H: 0 LOB: 0 BB: 0 P: 16	R: 2 E: 0 K: 0 S: 11	H: 2 LOB: 1 BB: 1 P: 18	R: 0 E: 0 K: 2 S: 8	H: 0 LOB: 0 BB: 1 P: 14	1B: 4 2B: 2 3B: 0 HR: 1	SF: 0 SAC: 0 DP: 0 HBP: 2	WP: 0 PB: 0 SB: 1 CS: 1	PA: 38	
PITCHER	IP	WLS	BF	H	R	ER	SO	BB	IBB	HBP	BLK	WP	HR	S	P	ERA	WHIP				
34 Kerry Wood, R ERA: 5.5 (1, 1)	7.0	L	29	5	3	3	9	1	0	2	0	0	1	69	109	3.86	0.857				
Matt Karchner, R ERA: 6.35 (8, 1)	1.0		6	2	2	2	0	1	0	0	0	0	0	11	18	18.00	3.000				
Todd Van Poppel, R ERA: (9, 1)	1.0		3	0	0	0	2	1	0	0	0	0	0	8	14	0.00	1.000				

Detroit Tigers @ Chicago Cubs
Wrigley Field, Chicago, IL
Sat Jun 03 2000, 3:05 PM CDT
Att: 40,061 - Sunny - 62 F

AB	33
R	5
H	7
RBI	5
BB	3
SO	11
LOB	16



Batter	1	2	3	4	5	6	7	8	9	AB	R	H	RBI	BB	SO	LOB	BOTTOM					
Eric Young Sr., R OBP: 0.362, SLG: 0.451 (1, 4)	G6-3		G1-3		L7			G4-3		4	0	0	0	0	0	0						
Joe Girardi, R OBP: 0.380, SLG: 0.444 (1, 2)	K		G4-3		1B			HR BB BB		3	1	1	0	1	1	0						
Mark Grace, L OBP: 0.430, SLG: 0.471 (1, 3)			1B 2B		G4-3			HR BB		2	1	1	0	2	0	1						
Sammy Sosa, R OBP: 0.406, SLG: 0.617 (1, 9)	F8		1B			G5-3		HR		4	1	2	3	0	0	1						
Henry Rodriguez, L OBP: 0.321, SLG: 0.579 (1, 7)		FC3-6 1B			K		G4-3	K		4	0	1	0	0	2	0						
Willie Greene, L OBP: 0.352, SLG: 0.484 (1, 5)		FC3-6 BB			2B		G3-1	K		3	0	1	0	1	1	0						
Damon Buford, R OBP: 0.355, SLG: 0.485 (1, 8)		L8			G5-3			K		4	0	0	0	0	2	3						
Jeff Huson, L OBP: 0.211, SLG: 0.176 (1, 6)		FC3-6 34 FC6-4			K		G6-3	G4-3		3	0	0	0	0	1	3						
Dave Martinez, L OBP: 0.294, SLG: 0.324 (9, PH)		1-2 2-3			K					1	0	0	0	0	0	0						
34 Kerry Wood, R OBP: 0.231, SLG: 0.462 (1, 1)		FC6-4			G5-3			K		2	0	0	0	0	0	2						
Gary Matthews, S (7, PH)										1	0	0	0	0	0	0						
Matt Karchner, R (8, 1)										0	0	0	0	0	0	0						
Todd Van Poppel, R (9, 1)										0	0	0	0	0	0	0						
Jeff Reed, L OBP: 0.354, SLG: 0.338 (9, PH)										1	0	0	0	0	1	0						
Inning Stats	R: 0 E: 0 K: 1 S: 15	H: 0 LOB: 1 BB: 1 P: 24	R: 0 E: 0 K: 0 S: 12	H: 1 LOB: 2 BB: 1 P: 26	R: 0 E: 0 K: 0 S: 6	H: 2 LOB: 2 BB: 0 P: 11	R: 0 E: 0 K: 2 S: 10	H: 1 LOB: 1 BB: 0 P: 12	R: 0 E: 0 K: 0 S: 11	H: 1 LOB: 1 BB: 0 P: 18	R: 0 E: 0 K: 0 S: 3	H: 0 LOB: 0 BB: 0 P: 6	R: 0 E: 0 K: 1 S: 7	H: 0 LOB: 0 BB: 0 P: 10	R: 3 E: 0 K: 2 S: 18	H: 1 LOB: 2 BB: 2 P: 32	R: 0 E: 0 K: 2 S: 9	H: 0 LOB: 0 BB: 0 P: 9	1B: 3 2B: 2 3B: 0 HR: 1	SF: 0 SAC: 0 DP: 0 HBP: 0	WP: 0 PB: 0 SB: 0 CS: 0	PA: 36
PITCHER	IP	WLS	BF	H	R	ER	SO	BB	IBB	HBP	BLK	WP	HR	S	P	ERA	WHIP					
Jeff Weaver, R ERA: 4.26 (1, 1)	7.1	W	29	5	1	1	4	3	0	0	0	0	1	5	9							
Matt Anderson, R ERA: 4.91 (8, 1)	0.0		2	1	2	2	0	1	0	0	0	0	0	1	5	9						
Willie Blair, R ERA: 5.13 (8, 1)	0.2	H	2	0	0	0	2	0	0	0	0	0	0	8	12	0.00	0.000					
Todd Jones, R ERA: 4.5 (9, 1)	1.0	S	3	0	0	0	2	0	0	0	0	0	0	9	9	0.00	0.000					

Detroit Tigers @ Chicago Cubs
Wrigley Field, Chicago, IL
Sat Jun 03 2000, 3:05 PM CDT
Att: 40,061 - Sunny - 62 F

AB	32
R	3
H	6
RBI	3
BB	4
SO	8
LOB	10



Batter	1	2	3	4	5	6	7	8	9	10	11	12	AB	R	H	RBI	BB	SO	LOB	TOP								
Brad Ausmus, R OBP: 0.391, SLG: 0.316 (1, 2)	K		K		K			F8		G1-3		K	6	0	0	0	0	4	3									
Robert Fick, L OBP: 0.337, SLG: 0.307 (1, 3)	K		K		G4-3			G4-3			F8		5	0	0	0	0	2	0									
Juan Encarnacion, R OBP: 0.354, SLG: 0.439 (1, 8)	E9		G6-3			G3		G3			K		5	0	0	0	0	1	0									
Juan Gonzalez, R OBP: 0.326, SLG: 0.529 Rich Becker, L OBP: 0.398, SLG: 0.383 (4, 9)	K			HR		G4-3			K		G6-3		2	1	1	0	0	1	1									
Bobby Higginson, L OBP: 0.345, SLG: 0.465 (1, 7)				HR		G3			K			G6-3	4	2	2	2	1	1	0									
Dean Palmer, R OBP: 0.341, SLG: 0.519 (1, 5)		P4			G5-3			K		F7		K	5	0	0	0	0	2	2									
Damon Easley, R OBP: 0.285, SLG: 0.285 (1, 4)					K			G3-1			K	G6-3	5	0	1	0	0	2	1									
Shane Halter, R OBP: 0.293, SLG: 0.366 (1, 8)		L5			G5-3						F8		5	0	2	1	0	0	2									
Brian Moehler, R ERA: 3.55 Luis Palencia, L OBP: 0.370, SLG: 0.539 Danny Patterson, R ERA: 4.63 Willie Blair, R ERA: 2.53 Wendell Magee, R ERA: 4.5 Matt Anderson, R ERA: 4.5 Joe Girardi, R OBP: 0.351, SLG: 0.333 Jeff Reed, L OBP: 0.351, SLG: 0.333 (12, PH)			G1-3			G6-3		G4-3					2	0	0	0	0	0	2									
Inning Stats	R: 0 E: 1 K: 3 S: 12	H: 0 LOB: 1 BB: 0 P: 15	R: 0 E: 0 K: 0 S: 12	H: 2 LOB: 2 BB: 0 P: 18	R: 0 E: 0 K: 2 S: 7	H: 0 LOB: 0 BB: 0 P: 10	R: 2 E: 0 K: 1 S: 15	H: 2 LOB: 0 BB: 0 P: 24	R: 0 E: 0 K: 1 S: 6	H: 0 LOB: 0 BB: 0 P: 7	R: 0 E: 0 K: 0 S: 7	H: 0 LOB: 0 BB: 0 P: 9	R: 0 E: 0 K: 1 S: 10	H: 1 LOB: 1 BB: 0 P: 13	R: 0 E: 0 K: 2 S: 7	H: 0 LOB: 0 BB: 0 P: 10	R: 0 E: 0 K: 1 S: 9	H: 1 LOB: 1 BB: 0 P: 13	R: 0 E: 0 K: 1 S: 7	H: 0 LOB: 0 BB: 0 P: 12	R: 1 E: 0 K: 2 S: 12	H: 1 LOB: 2 BB: 2 P: 25	1B: 6 2B: 0 3B: 0 HR: 1	SF: 0 SAC: 0 DP: 0 HBP: 0	WP: 0 PB: 0 SB: 0 CS: 1	PA: 46		
PITCHER	IP	WLS	BF	H	R	ER	SO	BB	IBB	HBP	BLK	WP	HR	S	P	ERA	WHIP											
Jon Lieber, R ERA: 3.55 Tim Worrell, R ERA: 4.63 Todd Van Poppel, R ERA: 0.59	(1, 1)	9.0	33	5	2	2	10	0	0	0	0	0	0	9	13	2.00	0.556											
	(10, 1)	1.0	4	1	0	0	1	0	0	0	0	0	0	9	13	0.00	1.000											
	(11, 1)	2.0	L	9	1	1	3	2	0	0	0	0	0	19	37	4.50	1.500											
Eric Young Sr., R OBP: 0.359, SLG: 0.450 (1, 4)		P4		G6-3				G6-3		G6-3			5	0	1	1	0	0	0									
Dave Martinez, L OBP: 0.287, SLG: 0.327 Todd Van Poppel, R (11, 1)		K			G4-3			P3		FC5-4		F8	5	0	2	0	0	1	2									
													0	0	0	0	0	0	0									
Mark Grace, L OBP: 0.418, SLG: 0.454 (1, 3)		G6-3			G4-3			F9		FC5-4			5	0	0	0	0	2										
Sammy Sosa, R OBP: 0.402, SLG: 0.607 (1, 9)					G5-3			G5-3					5	0	1	0	0	1	1									
Henry Rodriguez, L OBP: 0.317, SLG: 0.567 (1, 7)		G3			F9			G4-3					5	0	1	0	0	1	3									
Willie Greene, L OBP: 0.354, SLG: 0.510 (1, 5)		HR				CS		G3		G4-3			5	2	2	1	0	0	0									
Joe Girardi, R OBP: 0.370, SLG: 0.430 Jeff Reed, L OBP: 0.351, SLG: 0.333 (12, PH)		G6-3			G5-3			G1-3		G6-3			4	0	0	0	0	0	1									
													1	0	0	0	0	0	0									
Augie Ojeda, S OBP: 0.250, SLG: 0.500 Glenallen Hill, R OBP: 0.305, SLG: 0.523 (12, PH)				G1-3				K		F7			4	0	1	0	0	1	1									
													1	0	0	0	0	0	0									
Jon Lieber, L OBP: 0.147, SLG: 0.176 Tim Worrell, R (10, 1) Damon Buford, R OBP: 0.353, SLG: 0.482 (11, 8)				G4-3				G4-3					3	0	1	0	0	0	1									
													0	0	0	0	0	0	0									
													1	0	0	0	0	1	0									
Inning Stats	R: 0 E: 0 K: 1 S: 8	H: 0 LOB: 0 BB: 0 P: 10	R: 1 E: 0 K: 0 S: 7	H: 1 LOB: 0 BB: 0 P: 11	R: 0 E: 0 K: 0 S: 7	H: 0 LOB: 0 BB: 0 P: 10	R: 0 E: 0 K: 0 S: 7	H: 1 LOB: 1 BB: 0 P: 14	R: 1 E: 0 K: 1 S: 14	H: 3 LOB: 2 BB: 0 P: 21	R: 0 E: 0 K: 0 S: 8	H: 1 LOB: 0 BB: 0 P: 12	R: 0 E: 0 K: 0 S: 11	H: 1 LOB: 1 BB: 0 P: 15	R: 0 E: 0 K: 0 S: 10	H: 2 LOB: 2 BB: 0 P: 14	R: 0 E: 0 K: 0 S: 5	H: 0 LOB: 0 BB: 0 P: 7	R: 0 E: 0 K: 1 S: 8	H: 0 LOB: 0 BB: 0 P: 11	R: 0 E: 0 K: 2 S: 8	H: 0 LOB: 0 BB: 0 P: 10	R: 0 E: 0 K: 0 S: 9	H: 0 LOB: 0 BB: 0 P: 12	1B: 6 2B: 2 3B: 0 HR: 1	SF: 0 SAC: 0 DP: 0 HBP: 0	WP: 0 PB: 0 SB: 0 CS: 1	PA: 45
PITCHER	IP	WLS	BF	H	R	ER	SO	BB	IBB	HBP	BLK	WP	HR	S	P	ERA	WHIP											
Brian Moehler, R ERA: 4.98 Danny Patterson, R ERA: 2.53 Willie Blair, R ERA: 4.98 Matt Anderson, R ERA: 4.5 Todd Jones, R ERA: 4.28	(1, 1)	6.0	23	6	2	2	2	0	0	0	0	0	0	21	29	3.00	1.000											
	(7, 1)	2.0	9	3	0	0	0	0	0	0	0	0	0	5	7	0.00	0.000											
	(9, 1)	1.0	3	0	0	0	0	0	0	0	0	0	0	16	21	0.00	0.000											
	(10, 1)	2.0	W	6	0	0	0	3	0	0	0	0	0	9	12	0.00	0.000											
	(12, 1)	1.0	S	3	0	0	0	0	0	0	0	0	0	9	12	0.00	0.000											

Detroit Tigers @ Chicago Cubs
Wrigley Field, Chicago, IL
Sun Jun 04 2000, 1:20 PM CDT
Att: 36,749 - Overcast - 57 F

AB 44
R 3
H 7
RBI 3
BB 2
SO 14
LOB 12



BOTTOM

Detroit Tigers @ Chicago Cubs
Wrigley Field, Chicago, IL
Sun Jun 04 2000, 1:20 PM CDT
Att: 36,749 - Overcast - 57 F

AB 44
R 2
H 9
RBI 2
BB 0
SO 5
LOB 11



Batter	1	2	3	4	5	6	7	8	9	AB	R	H	RBI	BB	SO	LOB	TOP								
Rich Becker , L (1, 9) OBP: 0.402, SLG: 0.392	1-2 F8		2-1 G2-3			2-0 1B 2B		4-2 1B SF9 BB		3	1	1	0	1	0	0	Detroit Tigers @ Pittsburgh Pirates Three Rivers Stadium, Pittsburgh, PA Mon Jun 05 2000, 7:05 PM EDT Att: 12,479 - Overcast - 62 F								
Robert Fick , L (1, 3) OBP: 0.343, SLG: 0.315	3-2 G5-3		2-2 G3			1-0 BB 1B		3-2 1B		4	0	2	0	0	0	0									
Juan Encarnacion , R (1, 8) OBP: 0.348, SLG: 0.431	1-3 K			1-3 K		0-1 P4		1-1 SF9		3	0	0	1	0	2	2									
Bobby Higginson , L (1, 7) OBP: 0.348, SLG: 0.463		0-2 2B 1B		2-1 G4-3		4-1 FC5-4 BB		3-H 0-3 K		3	0	1	0	1	1	1									
Dean Palmer , R (1, 5) OBP: 0.339, SLG: 0.519		3-0 1B 1-3 2B		2-3 K		3-3 K		2-3 K		4	0	1	0	0	3	4									
Damon Easley , R (1, 4) OBP: 0.293, SLG: 0.264		1-3 K			1-0 F7	2-2 FC5-4			0-2 1B	4	0	1	0	0	1	5									
Deivi Cruz , R (1, 6) OBP: 0.278, SLG: 0.356		0-2 L5			2-0 F7		1-1 G6-3		2-2 F9	4	0	0	0	0	0	3									
Javier Cardona , R (1, 2) OBP: 0.250, SLG: 0.250		1-3 K			2-0 FC6-4 1B		2-2 F8		1-3 K	3	0	1	0	0	1	2									
Luis Polonia , L (9, PH) OBP: 0.315, SLG: 0.367					1-0 FC6-4		1-2 F7		2-3 K	1	0	0	0	0	1	1									
Dave Micki , R (1, 1) Jose Macias , S (7, PH) Allen McDill , L (7, 1) C.J. Nitkowski , L (8, 1) Shane Halter , R (9, PH)				0-3 K		1-2 FC6-4				2	0	0	0	0	1	1									
Inning Stats	R: 0 E: 0 K: 1 S: 12	H: 0 LOB: 0 BB: 0 P: 17	R: 0 E: 0 K: 2 S: 13	H: 2 LOB: 2 BB: 0 P: 18	R: 0 E: 0 K: 1 S: 8	H: 0 LOB: 0 BB: 0 P: 12	R: 0 E: 0 K: 2 S: 8	H: 0 LOB: 0 BB: 0 P: 13	R: 0 E: 0 K: 0 S: 4	H: 1 LOB: 1 BB: 0 P: 10	R: 0 E: 0 K: 1 S: 11	H: 2 LOB: 3 BB: 1 P: 23	R: 0 E: 0 K: 0 S: 9	H: 0 LOB: 0 BB: 0 P: 13	R: 1 E: 0 K: 2 S: 18	H: 1 LOB: 1 BB: 1 P: 28	R: 0 E: 0 K: 2 S: 14	H: 1 LOB: 1 BB: 0 P: 19	1B: 5 2B: 2 3B: 0 HR: 0	SF: 1 SAC: 0 DP: 0 HBP: 0	WP: 0 PB: 0 SB: 0 CS: 0	PA: 36			
PITCHER	IP	WLS	BF	H	R	ER	SO	BB	IBB	HBP	BLK	WP	HR	S	P	ERA	WHIP								
67 Francisco Cordova , R (1, 1) ERA: 4.15	7.0	W	29	6	1	1	7	2	0	0	0	0	0	75	123	1.29	1.143								
Jose Silva , R (8, 1) ERA: 3.63	2.0		7	1	0	0	4	0	0	0	0	0	0	22	30	0.00	0.500								

Batter	1	2	3	4	5	6	7	8	9	AB	R	H	RBI	BB	SO	LOB	BOTTOM								
Warren Morris , L (1, 4) OBP: 0.346, SLG: 0.333	0-1 G3			4-2 1B 18 BB E		0-3 K	1-0 F8			2	1	0	0	1	0	1	Detroit Tigers @ Pittsburgh Pirates Three Rivers Stadium, Pittsburgh, PA Mon Jun 05 2000, 7:05 PM EDT Att: 12,479 - Overcast - 62 F								
Mike Benjamin , R (5, 4) OBP: 0.360, SLG: 0.457		3-2 F5				1-1 FC5-4 FC6-4		0-0 F3		4	0	0	0	1	0	1									
18 Jason Kendall , R (1, 2) OBP: 0.450, SLG: 0.485	1-1 F3		2-2 F8	4-0 E 1B BB		1-1 FC5-4 FC6-4		0-0 F3		4	0	0	0	1	0	1									
Wil Cordero , R (1, 7) OBP: 0.343, SLG: 0.527	1-2 3B 1B		2-2 HR	0-1 E 1B		0-0 FC6-4		2-1 HBP		4	2	3	1	0	0	1									
Brian Giles , L (1, 8) OBP: 0.443, SLG: 0.688	3-1 3B		4-0 FC6 BB	0-1 E3		1-1 WP 1B 2B		3-3 K		4	1	2	1	1	1	3									
John Vander Wal , L (1, 9) OBP: 0.440, SLG: 0.563	4-2 S BB		1-3 K	0-0 P6		1-2 FC5-4 1B		1-1 G1-3		3	0	1	1	1	1	4									
Adrian Brown , S (8, 9) OBP: 0.308, SLG: 0.459					0-0 P6					1	0	0	0	0	0	1									
Kevin Young , R (1, 3) OBP: 0.292, SLG: 0.393	3-3 K		2-2 FC6		0-1 G1-6-3 1B		1-1 FC5-4 1B HBP			4	1	1	0	0	1	4									
Pat Meares , R (1, 6) OBP: 0.297, SLG: 0.384		0-1 G5-3		1-3 K		1-1 F7		3-1 67 FC1-5 1B HBP		3	0	0	0	0	1	3									
Luis Sojo , R (1, 5) OBP: 0.326, SLG: 0.437		1-0 G4-3			1-0 F7	1-0 G1-6-3		2-2 67 FC1-5 1B		4	0	1	1	0	0	1									
67 Francisco Cordova , R (1, 1) OBP: 0.148, SLG: 0.080		1-2 1B			0-1 G6-3		4-1 18 FC5-4 BB		0-0 FC1-5	3	0	1	0	1	0	2									
Jose Silva , R (8, 1)								1-2 2-3 1B		0	0	0	0	0	0	0									
Inning Stats	R: 1 E: 0 K: 1 S: 15	H: 2 LOB: 2 BB: 1 P: 27	R: 0 E: 0 K: 0 S: 9	H: 1 LOB: 1 BB: 0 P: 14	R: 1 E: 0 K: 2 S: 16	H: 1 LOB: 2 BB: 1 P: 28	R: 1 E: 1 K: 0 S: 10	H: 1 LOB: 3 BB: 2 P: 19	R: 0 E: 0 K: 0 S: 5	H: 1 LOB: 0 BB: 0 P: 7	R: 0 E: 0 K: 1 S: 7	H: 3 LOB: 2 BB: 0 P: 12	R: 2 E: 0 K: 0 S: 13	H: 3 LOB: 2 BB: 0 P: 22	R: 0 E: 0 K: 1 S: 7	H: 0 LOB: 1 BB: 0 P: 13	1B: 6 2B: 1 3B: 1 HR: 1	SF: 0 SAC: 0 DP: 1 HBP: 2	WP: 1 PB: 0 SB: 1 CS: 0	PA: 41					
PITCHER	IP	WLS	BF	H	R	ER	SO	BB	IBB	HBP	BLK	WP	HR	S	P	ERA	WHIP								
Dave Micki , R (1, 1) ERA: 5.4	6.0	L	30	6	3	2	4	5	0	0	0	0	0	62	107	3.00	1.833								
Allen McDill , L (7, 1) ERA: 11.57	1.0		7	3	2	2	0	0	0	1	0	1	0	13	22	18.00	3.000								
C.J. Nitkowski , L (8, 1) ERA: 7.12	1.0		4	0	0	0	1	0	0	1	0	0	0	7	13	0.00	0.000								

Batter	1	2	3	4	5	6	7	8	9	AB	R	H	RBI	BB	SO	LOB	TOP										
Brad Ausmus, R OBP: 0.349, SLG: 0.311 (1, 2)	4-1 FC6-4 BB 1B BB		0-0 G6-3		1-1 FC6-4 1-2			1-1 G1-3		3	1	0	0	1	0	2	Detroit Tigers @ Pittsburgh Pirates Three Rivers Stadium, Pittsburgh, PA Tue Jun 06 2000, 7:05 PM EDT Att: 13,174 - Sunny - 54 F										
Robert Fick, L OBP: 0.349, SLG: 0.309 (1, 3)	4-2 FC6-4 BB		0-1 G1-3			1-2 G6-3		4-2 BB BB		2	0	0	0	2	0	0											
Juan Encarnacion, R OBP: 0.349, SLG: 0.429 (1, 8)	3-2 FC6-4 1B 1-2 2-3		2-2 G3		1-0 G6-4-3 1B		4-2 BB BB	1-2 BB		3	0	1	0	1	0	2											
Juan Gonzalez, R OBP: 0.324, SLG: 0.523 (1, 9)	2-0 FC5-4 1B 1-3 3-H 2-0			3-3 K	1-0 G6-4-3 1-2		1-3 K			4	0	1	1	0	2	3											
Dean Palmer, R OBP: 0.332, SLG: 0.506 (1, 5)	FC5-4 1-2			1-0 P4			0-1 G3		0-1 G1-3	4	0	0	0	0	0	2											
Bobby Higginson, L OBP: 0.341, SLG: 0.453 (1, 7)	2-2 P6			2-2 G4-3			0-0 G1-3		2-2 G5-3	4	0	0	0	0	0	2											
Damion Easley, R OBP: 0.282, SLG: 0.253 Doug Brocail, L (7, 1)		2-1 G1-3		2-2 G6-3			0-0 G5-3		0-1 G5-3	3	0	0	0	0	0	0											
Wendell Magee, R OBP: 0.333, SLG: 0.542 Todd Jones, L (9, 1)										1	0	0	0	0	0	0											
Deivi Cruz, R OBP: 0.279, SLG: 0.372 (1, 6)		1-3 K		1-0 L4			2-1 HR			3	1	1	1	0	1	0											
Willie Blair, R OBP: 0.500, SLG: 0.500 C.J. Nitkowski, L (5, 1)		2-3 K		3-1 FC6-4 1B			2-2 CS 1B			2	0	1	0	0	1	0											
Danny Patterson, R OBP: 0.299, SLG: 0.370 (7, 4)										1	0	1	0	0	0	0											
Inning Stats	R: 1 E: 0 K: 0 S: 12	H: 1 LOB: 2 BB: 2 P: 29	R: 0 E: 0 K: 2 S: 9	H: 0 LOB: 0 BB: 0 P: 14	R: 0 E: 0 K: 1 S: 6	H: 0 LOB: 0 BB: 0 P: 8	R: 0 E: 0 K: 1 S: 8	H: 1 LOB: 1 BB: 0 P: 16	R: 0 E: 0 K: 0 S: 5	H: 1 LOB: 0 BB: 0 P: 8	R: 0 E: 0 K: 0 S: 4	H: 0 LOB: 0 BB: 0 P: 4	R: 1 E: 0 K: 1 S: 19	H: 2 LOB: 2 BB: 2 P: 33	R: 0 E: 0 K: 0 S: 7	H: 0 LOB: 0 BB: 0 P: 9	1B: 4 2B: 0 3B: 0 HR: 1	SF: 0 SAC: 0 DP: 1 HBP: 0	WP: 0 PB: 0 SB: 0 CS: 1	PA: 34							
PITCHER	IP	WLS	BF	H	R	ER	SO	BB	IBB	HBP	BLK	WP	HR	S	P	ERA	WHIP										
Jimmy Anderson, L ERA: 5.68 Josias Manzanillo, R ERA: 3.48 Rich Loiselle, R ERA: 10.38 Jason Christiansen, L ERA: 2.7	7.0	L	25	3	1	1	3	2	0	0	0	0	0	16	93	1.29	0.714										

Batter	1	2	3	4	5	6	7	8	9	AB	R	H	RBI	BB	SO	LOB	BOTTOM										
Abraham Nunez, S OBP: 0.200, SLG: 0.200 (1, 4)	1-1 1B 18 HBP 1B		1-0 G4-3		2-1 G4-3		2-2 F3		1-3 K	5	0	1	0	0	1	0	Detroit Tigers @ Pittsburgh Pirates Three Rivers Stadium, Pittsburgh, PA Tue Jun 06 2000, 7:05 PM EDT Att: 13,174 - Sunny - 54 F										
18 Jason Kendall, R OBP: 0.457, SLG: 0.485 (1, 2)	1-2 1B HBP		2-1 G6-3		2-1 1B 1B		4-0 1B BB	4-0 BB		2	0	1	0	2	0	0											
Wil Cordero, R OBP: 0.349, SLG: 0.528 (1, 7)	3-2 P3		3-2 E 1B		0-0 1-2 1B		2-1 1-2 1B	0-1 P4		5	0	3	0	0	0	3											
Brian Giles, L OBP: 0.438, SLG: 0.676 (1, 8)	2-0 1-2 2-3 1B		1 SAFE 3-3 K2-3		2-3 K		0-3 K	0-0 G4-3		5	0	1	0	0	3	6											
John Vander Wal, L OBP: 0.433, SLG: 0.560 (1, 9)	2-3 K			1-1 G4-3	0-0 G3			0-1 G4-3 3B 2B		4	1	1	0	0	1	5											
Kevin Young, R OBP: 0.295, SLG: 0.395 (1, 3)	1-0 F7			0-1 FC5-4 1B		0-1 G6-4-3 1B		3-3 K		4	0	2	0	0	1	4											
Luis Sojo, R OBP: 0.316, SLG: 0.423 (1, 5)		0-0 G6-3		2-2 FC5-4 1B 1-2		3-2 G6-4-3		1-0 G4-3		4	0	0	0	0	0	3											
Mike Benjamin, R OBP: 0.365, SLG: 0.480 (1, 6)		1-2 G1-3		2-2 1-2 1B		0-0 F2		1-2 3B		4	0	2	1	0	0	0											
Jimmy Anderson, L ERA: 5.68 Rich Loiselle, R ERA: 10.38 Adrian Brown, S ERA: 6.43 Jason Christiansen, R ERA: 4.05	1.1	W	5	1	0	0	1	0	0	0	0	0	0	0	0	2											
Inning Stats	R: 0 E: 1 K: 1 S: 13	H: 2 LOB: 3 BB: 0 P: 23	R: 0 E: 0 K: 0 S: 6	H: 0 LOB: 0 BB: 0 P: 7	R: 0 E: 1 K: 1 S: 10	H: 1 LOB: 1 BB: 0 P: 19	R: 0 E: 0 K: 0 S: 13	H: 2 LOB: 2 BB: 0 P: 18	R: 0 E: 0 K: 1 S: 9	H: 2 LOB: 2 BB: 0 P: 15	R: 0 E: 0 K: 0 S: 7	H: 1 LOB: 0 BB: 0 P: 10	R: 0 E: 0 K: 2 S: 12	H: 1 LOB: 2 BB: 1 P: 23	R: 1 E: 0 K: 1 S: 12	H: 2 LOB: 1 BB: 0 P: 19		R: 0 E: 0 K: 1 S: 6	H: 0 LOB: 1 BB: 1 P: 11	1B: 9 2B: 1 3B: 1 HR: 0	SF: 0 SAC: 0 DP: 1 HBP: 1	WP: 0 PB: 0 SB: 0 CS: 0	PA: 40				
PITCHER	IP	WLS	BF	H	R	ER	SO	BB	IBB	HBP	BLK	WP	HR	S	P	ERA	WHIP										
Willie Blair, R ERA: 4.42 C.J. Nitkowski, L ERA: 5.91 Danny Patterson, R ERA: 2.45 Doug Brocail, R ERA: 4.88 Todd Jones, R ERA: 4.05	4.1	L	21	7	0	0	2	0	0	1	0	0	0	11	16	0.00	0.600										

Batter	1	2	3	4	5	6	7	8	9	AB	R	H	RBI	BB	SO	LOB	TOP										
Damon Easley, R OBP: 0.289, SLG: 0.263 (1, 4)	G5-3		2B					G6-3	G6-3	5	1	2	0	0	0	3											
Deivi Cruz, R OBP: 0.276, SLG: 0.375 (1, 6)	G6-3		2B					F9		4	0	1	1	0	0	1											
Juan Encarnacion, R OBP: 0.397, SLG: 0.422 Matt Anderson, R (8, 1)	G1-3		BB					G4-3		3	0	0	0	1	0	0											
Juan Gonzalez, R OBP: 0.323, SLG: 0.522 (1, 9)		L7	F8						1B	4	1	1	0	0	1	2											
Bobby Higginson, L OBP: 0.340, SLG: 0.445 (1, 7)		2B	P3						F9	3	1	0	0	1	0	3											
Dean Palmer, R OBP: 0.335, SLG: 0.512 Shane Halter, R OBP: 0.299, SLG: 0.370 (9, PR)		2B							1B	4	0	2	1	0	2	0											
Robert Fick, L OBP: 0.345, SLG: 0.306 (1, 3)		K							1B	4	0	1	1	0	2	1											
Brad Ausmus, R OBP: 0.347, SLG: 0.315 (1, 2)	G5-3								K	4	0	1	0	0	1	3											
Hideo Nomo, R (1, 1)										2	0	0	0	0	1	1											
Luis Polonia, L OBP: 0.313, SLG: 0.365 (7, PH)			G1-3							1	0	0	0	0	0	0											
C.J. Nitkowski, L (7, 1)										0	0	0	0	0	0	0											
Rich Becker, L OBP: 0.407, SLG: 0.392 (8, 8)									BB	0	0	0	0	1	0	0											
Inning Stats	R: 0 E: 0 K: 0 S: 7	H: 0 LOB: 0 BB: 0 P: 9	R: 1 E: 0 K: 1 S: 8	H: 1 LOB: 1 BB: 1 P: 15	R: 1 E: 0 K: 0 S: 11	H: 2 LOB: 2 BB: 1 P: 20	R: 0 E: 0 K: 2 S: 11	H: 1 LOB: 1 BB: 0 P: 18	R: 0 E: 0 K: 0 S: 6	H: 0 LOB: 0 BB: 0 P: 13	R: 0 E: 0 K: 1 S: 10	H: 0 LOB: 0 BB: 0 P: 18	R: 0 E: 0 K: 0 S: 7	H: 0 LOB: 0 BB: 0 P: 12	R: 1 E: 0 K: 1 S: 16	H: 3 LOB: 3 BB: 1 P: 27	1B: 4 2B: 4 3B: 0 HR: 0	SF: 0 SAC: 0 DP: 1 HBP: 0	WP: 0 PB: 0 SB: 0 CS: 0	PA: 37							
PITCHER	IP	WLS	BF	H	R	ER	SO	BB	IBB	HBP	BLK	WP	HR	S	P	ERA	WHIP										
Todd Ritchie, R ERA: 4.34 (1, 1)	8.0	W	30	5	2	2	6	2	0	0	0	0	0	71	118	2.25	0.875										
Mike Williams, R ERA: 1.75 (9, 1)	1.0	S	7	3	1	1	1	1	0	0	0	0	0	16	27	9.00	4.000										

Detroit Tigers @ Pittsburgh Pirates
Three Rivers Stadium, Pittsburgh, PA
Wed Jun 07 2000, 7:05 PM EDT
Att: 15,067 - Sunny - 72 F

AB 34
R 3
H 8
RBI 3
BB 3
SO 7
LOB 14



Batter	1	2	3	4	5	6	7	8	9	AB	R	H	RBI	BB	SO	LOB	BOTTOM										
Abraham Nunez, S OBP: 0.300, SLG: 0.222 (1, 4)	1B		1B							4	1	1	0	1	2	1											
18 Jason Kendall, R OBP: 0.457, SLG: 0.483 (1, 2)	K		1B							3	0	1	0	1	1	1											
Wil Cordero, R OBP: 0.357, SLG: 0.533 (1, 7)	1B		1B							4	0	3	1	0	0	0											
Brian Giles, L OBP: 0.439, SLG: 0.670 (1, 8)	P6		1B							2	0	0	1	2	0	2											
John Vander Wal, L OBP: 0.419, SLG: 0.538 Adrian Brown, S OBP: 0.304, SLG: 0.453 (9, 9)	K		F5							4	0	0	0	0	1	8											
Kevin Young, R OBP: 0.295, SLG: 0.407 (1, 3)			K							4	1	1	1	0	2	3											
Luis Sojo, R OBP: 0.314, SLG: 0.441 (1, 5)	F8									4	1	1	1	0	0	0											
Mike Benjamin, R OBP: 0.361, SLG: 0.480 (1, 6)	K									4	0	1	0	0	2	0											
Todd Ritchie, R OBP: 0.259, SLG: 0.259 Bruce Aven, R OBP: 0.260, SLG: 0.425 Mike Williams, R (9, 1)			K							3	1	1	0	0	1	1											
Inning Stats	R: 0 E: 0 K: 2 S: 11	H: 1 LOB: 2 BB: 1 P: 21	R: 0 E: 0 K: 2 S: 8	H: 0 LOB: 0 BB: 0 P: 10	R: 1 E: 0 K: 2 S: 14	H: 3 LOB: 3 BB: 1 P: 24	R: 2 E: 0 K: 0 S: 15	H: 3 LOB: 3 BB: 2 P: 32	R: 0 E: 0 K: 1 S: 7	H: 0 LOB: 0 BB: 0 P: 8	R: 1 E: 0 K: 0 S: 9	H: 1 LOB: 0 BB: 0 P: 16	R: 0 E: 0 K: 3 S: 11	H: 0 LOB: 0 BB: 0 P: 17	1B: 6 2B: 1 3B: 0 HR: 2	SF: 0 SAC: 0 DP: 0 HBP: 0	WP: 0 PB: 0 SB: 0 CS: 0	PA: 37									
PITCHER	IP	WLS	BF	H	R	ER	SO	BB	IBB	HBP	BLK	WP	HR	S	P	ERA	WHIP										
Hideo Nomo, R ERA: 4.62 (1, 1)	6.0	L	30	8	3	3	7	3	1	0	0	0	0	63	104	4.50	1.833										
C.J. Nitkowski, L ERA: 6.91 (7, 1)	1.1		5	1	1	1	1	0	0	0	0	0	1	13	23	6.75	0.750										
Matt Anderson, R ERA: 4.38 (8, 1)	0.2		2	0	0	0	2	0	0	0	0	0	0	7	10	0.00	0.000										

Detroit Tigers @ Pittsburgh Pirates
Three Rivers Stadium, Pittsburgh, PA
Wed Jun 07 2000, 7:05 PM EDT
Att: 15,067 - Sunny - 72 F

AB 33
R 4
H 9
RBI 4
BB 4
SO 10
LOB 16



Batter	1	2	3	4	5	6	7	8	9	AB	R	H	RBI	BB	SO	LOB	TOP				
Fernando Vina, L (1.4) OBP: 0.394, SLG: 0.423	L9		G4-3			G4-3		G5-3		4	0	0	0	0	0	1	St. Louis Cardinals @ Detroit Tigers Comerica Park, Detroit, MI Fri Jun 09 2000, 7:05 PM EDT Att: 39,081 - Sunny - 88 F				
Edgar Renteria, R (1.6) OBP: 0.317, SLG: 0.437	G6-3			P3		G6-3		G6-3		4	0	0	0	0	0	1					
15 Jim Edmonds, L (1.8) OBP: 0.468, SLG: 0.667	G4-3			F8			HR		E5	4	1	1	0	0	0	0					
Mark McGwire, R (1.3) OBP: 0.485, SLG: 0.778		K		L7			K		K	4	0	0	0	0	3	2					
Thomas Howard, S (1.10) OBP: 0.281, SLG: 0.558		HBP			F8		HR		G6-3	3	1	1	2	0	0	1					
Larry Sutton, L (1.9) OBP: 0.276, SLG: 0.429		K					G3			3	0	1	0	0	1	1					
J.D. Drew, L (1.7) OBP: 0.392, SLG: 0.500		K					G3-1			3	0	0	0	0	2	2					
Eli Marrero, R (1.2) OBP: 0.299, SLG: 0.455			F7		F7			G6-3		3	0	0	0	0	0	1					
Piacleo Polanco, R (1.5) OBP: 0.352, SLG: 0.471			G6-3			G3			G5-3	3	0	1	0	0	0	0					
Inning Stats	R: 0 E: 0 K: 0 S: 6	H: 0 LOB: 0 BB: 0 P: 11	R: 0 E: 0 K: 3 S: 11	H: 0 LOB: 1 BB: 0 P: 17	R: 0 E: 0 K: 0 S: 6	H: 0 LOB: 0 BB: 0 P: 8	R: 0 E: 0 K: 0 S: 5	H: 1 LOB: 1 BB: 0 P: 21	R: 0 E: 0 K: 0 S: 5	H: 0 LOB: 0 BB: 0 P: 7	R: 2 E: 0 K: 1 S: 11	H: 2 LOB: 0 BB: 0 P: 17	R: 0 E: 0 K: 1 S: 10	H: 1 LOB: 1 BB: 0 P: 11	R: 0 E: 1 K: 1 S: 9	H: 0 LOB: 0 BB: 0 P: 14	1B: 3 2B: 0 3B: 0 HR: 1	SF: 0 SAC: 0 DP: 1 HBP: 1	WP: 0 PB: 0 SB: 0 CS: 0	PA: 32	
PITCHER	IP	WLS	BF	H	R	ER	SO	BB	IBB	HBP	BLK	WP	HR	S	P	ERA	WHIP				
Jeff Weaver, R (1.1) ERA: 4.04	8.0	W	29	4	2	2	5	0	0	1	0	0	1	67	101	2.25	0.500				
Todd Jones, R (9.1) ERA: 3.66	1.0	S	3	0	0	0	1	0	0	0	0	0	0	9	14	0.00	0.000				

AB	31
R	2
H	4
RBI	2
BB	0
SO	6
LOB	9



Batter	1	2	3	4	5	6	7	8	9	AB	R	H	RBI	BB	SO	LOB	BOTTOM				
Luis Polonia, L (1.10) OBP: 0.306, SLG: 0.355	B1-3	F7		G3			G4-3			4	0	0	0	0	0	2	St. Louis Cardinals @ Detroit Tigers Comerica Park, Detroit, MI Fri Jun 09 2000, 7:05 PM EDT Att: 39,081 - Sunny - 88 F				
Damion Easley, R (1.4) OBP: 0.287, SLG: 0.253	FC5-4 BB		K		P4		K			3	0	0	0	1	2	0					
Juan Encarnacion, R (1.8) OBP: 0.345, SLG: 0.415	FC5-4 1-2		G4-3				F9			3	0	0	0	0	0	1					
Juan Gonzalez, R (1.9) OBP: 0.321, SLG: 0.516	F7			2B		F8		F9		4	1	1	0	0	0	2					
Bobby Higginson, L (1.7) OBP: 0.338, SLG: 0.446		G4-3		2B		G4-3		G4-3		4	0	1	1	0	0	1					
Dean Palmer, R (1.5) OBP: 0.336, SLG: 0.529		1B					HR			4	2	2	1	0	2	1					
Shane Halter, R (9.5) OBP: 0.299, SLG: 0.370		1B		K				K		0	0	0	0	0	0	0					
Robert Fick, L (1.3) OBP: 0.353, SLG: 0.330		F5		G6-3			CS HBP			2	1	1	0	0	0	1					
Brad Ausmus, R (1.2) OBP: 0.347, SLG: 0.315		1B		G6-3			F9			3	0	1	1	0	0	1					
Deivi Cruz, R (1.6) OBP: 0.279, SLG: 0.374		1B		K			L5			3	0	1	1	0	1	1					
Inning Stats	R: 0 E: 0 K: 0 S: 10	H: 0 LOB: 1 BB: 1 P: 17	R: 1 E: 0 K: 0 S: 14	H: 3 LOB: 2 BB: 0 P: 18	R: 1 E: 0 K: 2 S: 10	H: 2 LOB: 1 BB: 0 P: 18	R: 1 E: 0 K: 1 S: 10	H: 1 LOB: 0 BB: 0 P: 15	R: 0 E: 0 K: 0 S: 7	H: 0 LOB: 1 BB: 0 P: 9	R: 1 E: 0 K: 0 S: 12	H: 1 LOB: 0 BB: 0 P: 17	R: 0 E: 0 K: 1 S: 9	H: 0 LOB: 0 BB: 0 P: 16	R: 0 E: 0 K: 1 S: 6	H: 0 LOB: 0 BB: 0 P: 9	1B: 4 2B: 1 3B: 1 HR: 1	SF: 0 SAC: 0 DP: 0 HBP: 2	WP: 0 PB: 0 SB: 0 CS: 1	PA: 33	
PITCHER	IP	WLS	BF	H	R	ER	SO	BB	IBB	HBP	BLK	WP	HR	S	P	ERA	WHIP				
Garrett Stephenson, R (1.1) ERA: 4.15	6.0	L	27	7	4	4	3	1	0	2	0	0	0	63	94	6.00	1.333				
Alan Benes, R (7.1) ERA: 2.89	2.0		6	0	0	0	2	0	0	0	0	0	0	15	25	0.00	0.000				

AB	30
R	4
H	7
RBI	4
BB	1
SO	5
LOB	10



Batter	1	2	3	4	5	6	7	8	9	AB	R	H	RBI	BB	SO	LOB	TOP					
Fernando Vina, L OBP: 0.392, SLG: 0.420	2-1 15 G3 G6-3 1B		1-2 F9					2-3 K		4	0	1	0	0	1	1	St. Louis Cardinals @ Detroit Tigers Comerica Park, Detroit, MI Sat Jun 10 2000, 5:05 PM EDT Att: 39,053 - Cloudy - 91 F					
Edgar Renteria, R OBP: 0.316, SLG: 0.434	1-0 G6-3		1-1 F8				0-2 G1-3	2-2 1B 1B		4	0	1	0	0	0	2						
15 Jim Edmonds, L OBP: 0.461, SLG: 0.654	3-2 G3				0-1 F8		1-3 K	1-3 K		4	0	0	0	0	2	2						
Mark McGwire, R OBP: 0.485, SLG: 0.770	2-3 K				0-0 1B		0-0 F2	1-0 1B		4	0	2	0	0	1	1						
Thomas Howard, S OBP: 0.262, SLG: 0.518		3-1 F8			3-3 K		0-1 F7	3-2 F8		4	0	0	0	0	1	3						
Eric Davis, R OBP: 0.398, SLG: 0.486		0-1 F8			4-1 BB		0-2 F9		0-1 G6-3	3	0	0	0	1	0	0						
J.D. Drew, L OBP: 0.388, SLG: 0.514		3-3 K			1-1 F8		3-2 HR		3-2 F7	4	1	1	1	0	1	2						
Mike Matheny, R OBP: 0.317, SLG: 0.364			1-0 FC3-6 1B				3-2 G1-6-3		2-3 K	4	0	2	0	0	1	0						
Craig Paquette, R OBP: 0.313, SLG: 0.439			0-0 FC3-6				0-1 G6-3			3	0	0	0	0	0	2						
Inning Stats	R: 0 E: 0 K: 1 S: 13	H: 1 LOB: 1 BB: 0 P: 21	R: 0 E: 0 K: 1 S: 7	H: 0 LOB: 0 BB: 0 P: 13	R: 0 E: 0 K: 0 S: 7	H: 1 LOB: 1 BB: 0 P: 10	R: 0 E: 0 K: 1 S: 10	H: 1 LOB: 2 BB: 1 P: 18	R: 0 E: 0 K: 0 S: 9	H: 0 LOB: 0 BB: 0 P: 12	R: 0 E: 0 K: 1 S: 7	H: 0 LOB: 0 BB: 0 P: 8	R: 1 E: 0 K: 0 S: 12	H: 2 LOB: 1 BB: 0 P: 16	R: 0 E: 0 K: 2 S: 13	H: 2 LOB: 2 BB: 0 P: 22	R: 0 E: 0 K: 1 S: 8	H: 0 LOB: 0 BB: 0 P: 13	1B: 6 2B: 0 3B: 0 HR: 1	SF: 0 SAC: 0 DP: 0 HBP: 0	WP: 0 PB: 0 SB: 1 CS: 0	PA: 35
PITCHER	IP	WLS	BF	H	R	ER	SO	BB	IBB	HBP	BLK	WP	HR	S	P	ERA	WHIP					
Brian Moehler, R ERA: 3.22	(1, 1)	7.0	W	27	5	1	1	4	1	0	0	0	0	1	65	98	1.29	0.857				
Doug Brocail, R ERA: 4.71	(8, 1)	1.0		5	2	0	0	2	0	0	0	0	0	0	13	22	0.00	2.000				
Allen McDill, L ERA: 9.53	(9, 1)	1.0		3	0	0	0	1	0	0	0	0	0	0	8	13	0.00	0.000				

Batter	1	2	3	4	5	6	7	8	9	AB	R	H	RBI	BB	SO	LOB	BOTTOM					
Damon Easley, R OBP: 0.303, SLG: 0.318	1-3 K		1-0 F8					2-0 HR		5	3	3	2	0	1	0	St. Louis Cardinals @ Detroit Tigers Comerica Park, Detroit, MI Sat Jun 10 2000, 5:05 PM EDT Att: 39,053 - Cloudy - 91 F					
Jose Macias, S OBP: 0.338, SLG: 0.324								1-2 HR 1B		0	0	0	0	0	0	0						
Brad Ausmus, R OBP: 0.353, SLG: 0.335	2-0 L6		4-2 E BB				1-1 L4-3 1B	2-2 HR		4	2	2	5	1	1	0						
Javier Cardona, R OBP: 0.250, SLG: 0.250							2-H 3-H 2-0 L4-3 1B	1-H 2-H HR		0	0	0	0	0	0	0						
Juan Encarnacion, R OBP: 0.342, SLG: 0.496	0-1 G6-3		0-0 E1 1B				0-1 L4-3 1B	4-2 FC4-6 BB		4	1	0	0	1	0	1						
Juan Gonzalez, R OBP: 0.328, SLG: 0.522		4-2 G4-3 BB	0-1 E 1B				0-1 2B	0-0 FC4-6		4	0	2	1	1	1	1						
Bobby Higginson, L OBP: 0.336, SLG: 0.447		1-1 G4-3	1-0 E 2B				1-2 G4-3	0-1 F7		4	0	1	0	0	0	2						
Dean Palmer, R OBP: 0.342, SLG: 0.543		4-1 BB					3-1 F9		0-0 HR	3	1	1	1	1	1	0						
Shane Halter, R OBP: 0.299, SLG: 0.370									1-2 P6	0	0	0	0	0	0	0						
Wendell Magee, R OBP: 0.345, SLG: 0.529		3-2 P4					0-1 G1-6-3 1B	1-2 P6		3	0	1	0	1	0	2						
Robert Fick, L OBP: 0.350, SLG: 0.327		2-3 K					0-1 G1-6-3	0-2 1B 1B		4	1	1	0	0	1	4						
Deivi Cruz, R OBP: 0.284, SLG: 0.377							0-0 F9	2-2 1B 1B		4	2	2	0	0	0	1						
Inning Stats	R: 0 E: 0 K: 1 S: 7	H: 0 LOB: 0 BB: 0 P: 10	R: 0 E: 0 K: 1 S: 15	H: 0 LOB: 2 BB: 2 P: 29	R: 2 E: 1 K: 0 S: 11	H: 2 LOB: 2 BB: 1 P: 17	R: 0 E: 0 K: 0 S: 6	H: 1 LOB: 0 BB: 0 P: 9	R: 2 E: 0 K: 0 S: 13	H: 4 LOB: 1 BB: 0 P: 20	R: 0 E: 0 K: 1 S: 7	H: 0 LOB: 1 BB: 1 P: 13	R: 1 E: 0 K: 2 S: 9	H: 1 LOB: 0 BB: 0 P: 15	R: 5 E: 0 K: 0 S: 23	H: 5 LOB: 1 BB: 1 P: 34	R: 0 E: 0 K: 0 S: 8	H: 0 LOB: 0 BB: 0 P: 13	1B: 7 2B: 4 3B: 0 HR: 3	SF: 0 SAC: 0 DP: 2 HBP: 0	WP: 0 PB: 0 SB: 0 CS: 0	PA: 40
PITCHER	IP	WLS	BF	H	R	ER	SO	BB	IBB	HBP	BLK	WP	HR	S	P	ERA	WHIP					
Rick Ankiel, L ERA: 3.63	(1, 1)	6.0	L	27	7	4	2	3	4	0	0	0	0	0	59	98	3.00	1.833				
Heathcliff Slocumb, R ERA: 4.94	(7, 1)	1.0		4	1	1	1	2	0	0	0	0	0	1	9	15	9.00	1.000				
Mike Matthews, L ERA: 27.0	(8, 1)	0.2		8	5	5	5	0	1	0	0	0	0	2	22	33	67.50	9.000				
Dave Veres, R ERA: 3.45	(8, 1)	0.1		1	0	0	0	0	0	0	0	0	0	0	1	1	0.00	0.000				

AB	34
R	1
H	7
RBI	1
BB	1
SO	7
LOB	13



AB	35
R	10
H	13
RBI	9
BB	5
SO	5
LOB	11



Batter	1	2	3	4	5	6	7	8	9	AB	R	H	RBI	BB	SO	LOB	TOP										
Fernando Vina, L (1,4) OBP: 0.388, SLG: 0.413	1-1 G1-3	2-3 K		1-1 G6-3			3-2 F8		4-2 1B BB	4	0	0	0	1	1	2											
Edgar Renteria, R (1,6) OBP: 0.321, SLG: 0.442	1-1 G6-3	0-0 15 HR		1-2 F7			0-0 2B		0-0 1B	5	1	3	1	0	0	0											
15 Jim Edmonds, L (1,8) OBP: 0.459, SLG: 0.662	3-2 HR	1-2 1B		0-3 K			2-3 K		2-3 K	5	2	2	3	0	3	3											
Mark McGwire, R (1,3) OBP: 0.488, SLG: 0.789	1-2 1B	1-1 2B		1-1 F9			4-0 IBB		3-3 K	4	1	2	2	1	1	2											
Ray Lankford, L (1,10) OBP: 0.348, SLG: 0.477	3-2 1B	3-3 2B		1-3 K			1-3 K			2	1	1	0	0	1	1											
Eric Davis, R (5, PH) OBP: 0.392, SLG: 0.477										2	0	0	0	0	2	2											
Shawon Dunston, R (1,7) OBP: 0.217, SLG: 0.390	0-0 1B	2-3 K		0-1 F7					0-3 K	4	0	1	1	0	2	1											
J.D. Drew, L (1,9) OBP: 0.379, SLG: 0.500	0-1 G4-3			0-0 F7			3-2 F7		3-2 G1-3	4	0	0	0	0	0	1											
Mike Matheny, R (1,2) OBP: 0.316, SLG: 0.368		0-2 1B 2B		1-2 G6-3			1-1 G6-3		1-1 G6-3	4	1	1	0	0	1	0											
Piacleo Polanco, R (1,5) OBP: 0.349, SLG: 0.462		0-0 15 HR 1B		2-1 G4-3			1-1 G1-3		2-1 G4-3	4	1	1	0	0	0	0											
Inning Stats	R: 3 E: 0 K: 0 S: 16	H: 4 LOB: 1 BB: 0 P: 25	R: 4 E: 0 K: 3 S: 19	H: 5 LOB: 1 BB: 0 P: 30	R: 0 E: 0 K: 1 S: 8	H: 0 LOB: 0 BB: 0 P: 12	R: 0 E: 0 K: 1 S: 12	H: 0 LOB: 0 BB: 0 P: 17	R: 0 E: 0 K: 1 S: 7	H: 0 LOB: 0 BB: 0 P: 9	R: 0 E: 0 K: 2 S: 9	H: 0 LOB: 0 BB: 0 P: 14	R: 0 E: 0 K: 1 S: 13	H: 1 LOB: 2 BB: 1 P: 23	R: 0 E: 0 K: 1 S: 8	H: 0 LOB: 2 BB: 1 P: 12	R: 0 E: 0 K: 2 S: 11	H: 1 LOB: 2 BB: 1 P: 22	1B: 5 2B: 4 3B: 0 HR: 2	SF: 0 SAC: 0 DP: 0 HBP: 0	WP: 0 PB: 0 SB: 0 CS: 0	PA: 40					
PITCHER	IP	WLS	BF	H	R	ER	SO	BB	IBB	HBP	BLK	WP	HR	S	P	ERA	WHIP										
Dave Milcki, R (1,1) ERA: 6.22	1.1	L	13	9	7	7	1	0	0	0	0	0	2	29	44	47.25	6.750										
Allen McDill, L (2,1) ERA: 6.48	2.2		8	0	0	0	4	0	0	0	0	0	0	26	40	0.00	0.000										
Willie Blair, R (5,1) ERA: 4.31	1.0		3	0	0	0	1	0	0	0	0	0	0	7	9	0.00	0.000										
C.J. Nitkowski, L (6,1) ERA: 6.71	1.2		7	1	0	0	1	0	1	0	0	0	0	19	33	0.00	0.600										
Matt Anderson, R (7,1) ERA: 4.0	2.1		9	1	0	0	4	1	0	0	0	0	0	22	38	0.00	0.857										

St. Louis Cardinals @ Detroit Tigers
Comerica Park, Detroit, MI
Sun Jun 11 2000, 1:05 PM EDT
Att: 38,139 - Cloudy - 82 F

AB 38
R 7
H 11
RBI 7
BB 2
SO 11
LOB 12



Batter	1	2	3	4	5	6	7	8	9	AB	R	H	RBI	BB	SO	LOB	BOTTOM										
Luis Polonia, L (1,10) OBP: 0.305, SLG: 0.359	0-0 F8		2-2 P6			2-0 F9		1-1 FC6-4 2B		4	0	1	0	0	0	0											
Rich Becker, L (1,8) OBP: 0.402, SLG: 0.380	4-1 FC4-6 BB			0-3 K			1-0 G3	2-1 L7		3	0	0	0	1	1	1											
Bobby Higginson, L (1,7) OBP: 0.339, SLG: 0.446	0-1 FC4-6 1-2			1-2 G5-3			0-2 1B 1B	4-1 FC6-4 BB		3	1	1	0	1	0	1											
Juan Gonzalez, R (1,9) OBP: 0.327, SLG: 0.516	1-0 F8			1-1 P4			3-1 1B 2B 1B	1-0 FC6-4 1-2 2-3		4	1	1	0	0	0	3											
Dean Palmer, R (1,5) OBP: 0.340, SLG: 0.537		1-1 E6 G5-4-3		3-2 F9			1-3 K	2-2 G5-4-3 1B		4	0	1	0	0	1	2											
Brad Ausmus, R (1,2) OBP: 0.351, SLG: 0.333		2-2 L9		1-0 G6-3			2-1 2B 1B	2-0 G5-4-3 1-2		4	1	1	1	0	0	2											
Damion Easley, R (1,4) OBP: 0.301, SLG: 0.326		2-1 G5-4-3 1-2		2-1 F9			2-0 1B 2B	1-2 P6		4	0	1	2	0	0	1											
Robert Flick, L (1,3) OBP: 0.341, SLG: 0.318			0-0 F8			1-3 K	1-0 F9			3	0	0	0	0	1	1											
Shane Halter, R (1,6) OBP: 0.288, SLG: 0.355			2-1 G6-3			0-0 G5-3		1-2 G5-3		3	0	0	0	0	0	0											
Inning Stats	R: 0 E: 0 K: 0 S: 5	H: 0 LOB: 1 BB: 1 P: 10	R: 0 E: 1 K: 0 S: 8	H: 0 LOB: 0 BB: 0 P: 13	R: 0 E: 0 K: 0 S: 7	H: 0 LOB: 0 BB: 0 P: 11	R: 0 E: 0 K: 1 S: 8	H: 0 LOB: 0 BB: 0 P: 10	R: 0 E: 0 K: 1 S: 5	H: 0 LOB: 0 BB: 0 P: 14	R: 3 E: 0 K: 1 S: 14	H: 4 LOB: 1 BB: 0 P: 24	R: 0 E: 0 K: 0 S: 9	H: 1 LOB: 2 BB: 1 P: 18	R: 0 E: 0 K: 0 S: 8	H: 1 LOB: 0 BB: 0 P: 13	1B: 4 2B: 2 3B: 0 HR: 0	SF: 0 SAC: 0 DP: 2 HBP: 0	WP: 0 PB: 0 SB: 0 CS: 0	PA: 34							
PITCHER	IP	WLS	BF	H	R	ER	SO	BB	IBB	HBP	BLK	WP	HR	S	P	ERA	WHIP										
Pat Hentgen, R (1,1) ERA: 5.38	7.0	W	26	4	3	3	3	1	0	0	0	0	0	55	90	3.86	0.714										
Matt Morris, R (8,1) ERA: 1.13	2.0		8	2	0	0	0	1	0	0	0	0	0	17	31	0.00	1.500										

St. Louis Cardinals @ Detroit Tigers
Comerica Park, Detroit, MI
Sun Jun 11 2000, 1:05 PM EDT
Att: 38,139 - Cloudy - 82 F

AB 32
R 3
H 6
RBI 3
BB 2
SO 3
LOB 11



Batter	1	2	3	4	5	6	7	8	9	AB	R	H	RBI	BB	SO	LOB	TOP										
Shannon Stewart, R (1, 7) OBP: 0.399, SLG: 0.600	F8		1B		K		K		1B	5	1	2	2	0	2	1											
Homer Bush, R (1, 4) OBP: 0.261, SLG: 0.234	G5-3		F8		1B			K	K	5	0	1	0	0	2	3											
Tony Batista, R (1, 5) OBP: 0.316, SLG: 0.524	F7		1B		F5			K		4	0	1	1	0	1	1											
Carlos Delgado, L (1, 3) OBP: 0.456, SLG: 0.733		K	P5			G3-1		2B	1B	4	0	1	0	0	1	1											
Brad Fullmer, L (1, 10) OBP: 0.378, SLG: 0.528		K			HR		F7		1B	4	1	2	1	0	1	0											
José Cruz Jr., S (1, 8) OBP: 0.323, SLG: 0.459		G3			G4-3		K		G1-3	4	0	0	0	0	1	2											
Marty Cordova, R (1, 9) OBP: 0.326, SLG: 0.367			G3-1		P6			F2		3	0	0	0	0	0	0											
Raul Mondesi, R (9, PH) OBP: 0.317, SLG: 0.475									G5-3	1	0	0	0	0	0	0											
Alex Gonzalez, R (1, 6) OBP: 0.301, SLG: 0.352			WP		F5			WP	K	4	1	2	0	0	1	0											
Alberto Castillo, R (1, 2) OBP: 0.295, SLG: 0.304			WP					K	1B	3	1	1	0	1	1	1											
Inning Stats	R: 0 H: 0 E: 0 K: 0 S: 7	H: 0 LOB: 0 BB: 0 P: 11	R: 0 H: 0 E: 0 K: 2 S: 12	H: 0 LOB: 0 BB: 0 P: 17	R: 3 H: 3 E: 0 K: 0 S: 17	H: 3 LOB: 1 BB: 1 P: 28	R: 1 H: 1 E: 0 K: 0 S: 7	H: 1 LOB: 0 BB: 0 P: 10	R: 0 H: 1 E: 0 K: 1 S: 14	H: 1 LOB: 1 BB: 0 P: 18	R: 0 H: 0 E: 0 K: 1 S: 7	H: 0 LOB: 0 BB: 0 P: 11	R: 0 H: 1 E: 0 K: 2 S: 8	H: 1 LOB: 1 BB: 0 P: 14	R: 0 H: 2 E: 0 K: 2 S: 14	H: 2 LOB: 2 BB: 0 P: 25	R: 0 H: 2 E: 0 K: 2 S: 16	H: 2 LOB: 2 BB: 0 P: 19	1B: 5 2B: 4 3B: 0 HR: 1	SF: 0 SAC: 0 DP: 0 HBP: 0	WP: 2 PB: 0 SB: 0 CS: 0	PA: 38					
PITCHER	IP	WLS	BF	H	R	ER	SO	BB	IBB	HBP	BLK	WP	HR	S	P	ERA	WHIP										
Hideo Nomo, R (1, 1) ERA: 4.62	7.2	L	31	7	4	4	8	1	0	0	0	2	1	81	125	4.70	1.043										
C.J. Nitkowski, L (8, 1) ERA: 6.67	0.1		2	1	0	0	0	0	0	0	0	0	0	5	9	0.00	3.000										
Danny Patterson, R (9, 1) ERA: 2.35	1.0		5	2	0	0	2	0	0	0	0	0	0	16	19	0.00	2.000										

Toronto Blue Jays @ Detroit Tigers
Comerica Park, Detroit, MI
Mon Jun 12 2000, 7:05 PM EDT
Att: 21,779 - Cloudy - 64 F

AB 37
R 4
H 10
RBI 4
BB 1
SO 10
LOB 9



Batter	1	2	3	4	5	6	7	8	9	AB	R	H	RBI	BB	SO	LOB	BOTTOM										
Luis Polonia, L (1, 10) OBP: 0.298, SLG: 0.350	F7		F9			G4-3		G4-3		4	0	0	0	0	0	1											
Brad Ausmus, R (1, 2) OBP: 0.349, SLG: 0.332	G5-3				L5		G5-3	1B	1B	4	0	1	0	0	0	1											
Bobby Higginson, L (1, 7) OBP: 0.342, SLG: 0.462	K				G4-3		HR	1B	1B	4	1	2	2	0	1	0											
Juan Gonzalez, R (1, 9) OBP: 0.325, SLG: 0.515		G3-1			F7		K	K		4	0	1	0	0	2	2											
Dean Palmer, R (1, 5) OBP: 0.338, SLG: 0.530		F8				F9		G5-3	G5-4-3	4	0	1	0	0	0	1											
Damion Easley, R (1, 4) OBP: 0.299, SLG: 0.323		G3-1			1B		K		G5-4-3	4	0	1	0	0	1	2											
Juan Encarnacion, R (1, 8) OBP: 0.340, SLG: 0.493		G6-3			F8		1B		G5-3	4	0	1	0	0	0	2											
Tony Clark, S (1, 3) OBP: 0.263, SLG: 0.330			G3		G3		K			3	0	0	0	0	1	2											
Deivi Cruz, R (1, 6) OBP: 0.286, SLG: 0.383			G4-3							2	1	1	0	0	0	0											
Rich Becker, L (8, PH) OBP: 0.398, SLG: 0.376										1	0	0	0	0	1	0											
Shane Halter, R (9, 6) OBP: 0.288, SLG: 0.355						G4-3	HR			0	0	0	0	0	0	0											
Inning Stats	R: 0 H: 0 E: 0 K: 1 S: 10	H: 1 LOB: 1 BB: 0 P: 11	R: 0 H: 1 E: 0 K: 0 S: 12	H: 1 LOB: 0 BB: 0 P: 21	R: 0 H: 0 E: 0 K: 0 S: 7	H: 0 LOB: 0 BB: 0 P: 10	R: 0 H: 0 E: 0 K: 0 S: 4	H: 0 LOB: 0 BB: 0 P: 5	R: 0 H: 1 E: 0 K: 0 S: 8	H: 1 LOB: 1 BB: 0 P: 17	R: 2 H: 2 E: 0 K: 1 S: 8	H: 2 LOB: 0 BB: 0 P: 10	R: 0 H: 1 E: 0 K: 2 S: 10	H: 1 LOB: 1 BB: 0 P: 19	R: 0 H: 2 E: 0 K: 2 S: 13	H: 2 LOB: 2 BB: 0 P: 23	R: 0 H: 1 E: 0 K: 0 S: 6	H: 1 LOB: 0 BB: 0 P: 7	1B: 5 2B: 2 3B: 0 HR: 1	SF: 0 SAC: 0 DP: 1 HBP: 0	WP: 0 PB: 0 SB: 1 CS: 0	PA: 34					
PITCHER	IP	WLS	BF	H	R	ER	SO	BB	IBB	HBP	BLK	WP	HR	S	P	ERA	WHIP										
Frank Castillo, R (1, 1) ERA: 4.71	7.0	W	26	5	2	2	4	0	0	0	0	0	0	8	13	0.00	1.500										
Paul Quantrill, R (8, 1) ERA: 3.99	0.2	H	3	1	0	0	1	0	0	0	0	0	0	8	13	0.00	1.500										
Pedro Borbon, L (8, 1) ERA: 4.95	0.0		1	1	0	0	0	0	0	0	0	0	0	2	5	∞	∞										
Billy Koch, R (8, 1) ERA: 3.55	1.1	S	4	1	0	0	1	0	0	0	0	0	0	9	12	0.00	0.750										

Toronto Blue Jays @ Detroit Tigers
Comerica Park, Detroit, MI
Mon Jun 12 2000, 7:05 PM EDT
Att: 21,779 - Cloudy - 64 F

AB 34
R 2
H 8
RBI 2
BB 0
SO 6
LOB 11



Batter	1	2	3	4	5	6	7	8	9	AB	R	H	RBI	BB	SO	LOB	TOP					
Shannon Stewart, R (1.7) OBP: 0.390, SLG: 0.586	F8		F8		F9			K		4	0	0	0	0	1	1						
Homer Bush, R (1.4) OBP: 0.255, SLG: 0.228	F9		G5-3			F9		F9		4	0	0	0	0	0	0						
Raul Mondesi, R (1.9) OBP: 0.316, SLG: 0.472	G6-3			G5-3		F3				4	0	1	0	0	0	0						
Carlos Delgado, L (1.3) OBP: 0.459, SLG: 0.731 Chris Woodward, R (6.3) OBP: 0.398, SLG: 0.636		G4-3 1B BB		G4-6-3 1B		F8		K		2	0	1	0	1	0	0						
Brad Fullmer, L (1.10) OBP: 0.380, SLG: 0.533	F9		G4-6-3							4	1	2	0	0	0	2						
Tony Batista, R (1.5) OBP: 0.323, SLG: 0.541		G4-3 1B			2-1 2B					4	2	3	2	0	1	1						
José Cruz Jr., S (1.8) OBP: 0.319, SLG: 0.452	G4-3				P4					4	0	0	0	0	0	4						
Alex Gonzalez, R (1.6) OBP: 0.302, SLG: 0.357 Craig Grebeck, R (7.6) OBP: 0.337, SLG: 0.457	K					G5-3				3	0	1	1	0	1	2						
Alberto Castillo, R (1.2) OBP: 0.289, SLG: 0.296 Josh Phelps, R (6.2)			G4-3		G6-3			K		2	0	0	0	0	0	1						
Inning Stats	R: 0 E: 0 K: 0 S: 7	H: 0 LOB: 0 BB: 0 P: 9	R: 0 E: 0 K: 1 S: 13	H: 1 LOB: 2 BB: 1 P: 20	R: 0 E: 0 K: 0 S: 5	H: 0 LOB: 0 BB: 0 P: 6	R: 0 E: 0 K: 0 S: 5	H: 1 LOB: 0 BB: 0 P: 8	R: 1 E: 0 K: 0 S: 11	H: 2 LOB: 1 BB: 0 P: 18	R: 0 E: 0 K: 0 S: 6	H: 0 LOB: 0 BB: 0 P: 8	R: 2 E: 0 K: 1 S: 11	H: 2 LOB: 0 BB: 0 P: 17	R: 0 E: 0 K: 2 S: 10	H: 1 LOB: 1 BB: 0 P: 14	R: 0 E: 0 K: 1 S: 7	H: 1 LOB: 1 BB: 0 P: 11	1B: 5 2B: 2 3B: 0 HR: 1	SF: 0 SAC: 0 DP: 1 HBP: 0	WP: 0 PB: 0 SB: 0 CS: 0	PA: 35
PITCHER	IP	WLS	BF	H	R	ER	SO	BB	IBB	HBP	BLK	WP	HR	S	P	ERA	WHIP					
Willie Blair, R (1.1) ERA: 4.24	7.0	W	27	6	3	3	2	1	0	0	0	0	1	58	86	3.86	1.000					
Doug Brocail, R (8.1) ERA: 4.55	1.0		4	1	0	0	2	0	0	0	0	0	0	10	14	0.00	1.000					
Todd Jones, R (9.1) ERA: 3.68	1.0		4	1	0	0	1	0	0	0	0	0	0	7	11	0.00	1.000					

Toronto Blue Jays @ Detroit Tigers
Comerica Park, Detroit, MI
Tue Jun 13 2000, 7:05 PM EDT
Att: 23,314 - Cloudy - 75 F

AB 34
R 3
H 8
RBI 3
BB 1
SO 5
LOB 13



Batter	1	2	3	4	5	6	7	8	9	AB	R	H	RBI	BB	SO	LOB	BOTTOM					
Damon Easley, R (1.4) OBP: 0.313, SLG: 0.340 Jose Macias, S (7. PR) OBP: 0.338, SLG: 0.324	1B HR	P3		1B HR	2B 1B		E9			4	3	2	3	1	0	0						
Brad Ausmus, R (1.2) OBP: 0.359, SLG: 0.363 Robert Fick, L (8.2) OBP: 0.341, SLG: 0.318	1B HR			HR	1B G4-3		G4-6-3			5	4	4	2	0	0	1						
Bobby Higginson, L (1.7) OBP: 0.354, SLG: 0.502 Rich Becker, L (6. PR) OBP: 0.395, SLG: 0.373	HR			HR	1B		G3-1			4	2	4	7	0	0	0						
Juan Gonzalez, R (1.9) OBP: 0.324, SLG: 0.525 Wendell Magee, R (8.9) OBP: 0.337, SLG: 0.538	HR	K		F9	P4			G5-3 1B		4	1	1	1	0	1	3						
Dean Palmer, R (1.10) OBP: 0.344, SLG: 0.533	1B 2B			G6-3 BB	G4-3			G5-3		3	1	1	1	2	0	2						
Juan Encarnacion, R (1.8) OBP: 0.338, SLG: 0.398	K		G6-3	FC6-4 BB	G4-3			FC5-4 1B		5	0	1	1	0	1	5						
Tony Clark, S (1.3) OBP: 0.260, SLG: 0.323	1B		K	G4-3		F5		K		5	0	1	0	0	2	2						
Shane Halter, R (1.5) OBP: 0.318, SLG: 0.383	G5-4-3 1B			1B 2B	1B 1B	F9		FC5-4 1B		5	2	4	1	0	0	0						
Deivi Cruz, R (1.6) OBP: 0.288, SLG: 0.384	G5-4-3			2B 1B	2B 1B	G4-3		FC5-4		5	2	2	0	0	0	4						
Inning Stats	R: 5 E: 0 K: 1 S: 18	H: 6 LOB: 1 BB: 1 P: 31	R: 1 E: 0 K: 1 S: 8	H: 2 LOB: 1 BB: 0 P: 16	R: 0 E: 0 K: 1 S: 8	H: 0 LOB: 0 BB: 1 P: 15	R: 5 E: 0 K: 0 S: 22	H: 5 LOB: 1 BB: 1 P: 40	R: 4 E: 0 K: 0 S: 19	H: 5 LOB: 2 BB: 0 P: 28	R: 0 E: 0 K: 0 S: 5	H: 0 LOB: 0 BB: 0 P: 7	R: 0 E: 1 K: 0 S: 3	H: 0 LOB: 1 BB: 0 P: 5	R: 1 E: 0 K: 1 S: 14	H: 3 LOB: 2 BB: 0 P: 18	1B: 14 2B: 4 3B: 0 HR: 4	SF: 0 SAC: 0 DP: 4 HBP: 0	WP: 0 PB: 0 SB: 0 CS: 1	PA: 45		
PITCHER	IP	WLS	BF	H	R	ER	SO	BB	IBB	HBP	BLK	WP	HR	S	P	ERA	WHIP					
Clayton Andrews, L (1.1) ERA: 10.02	1.1	L	12	8	6	6	1	1	0	0	0	0	0	3	23	41	40.50	6.750				
Darwin Cubillan, R (2.1) ERA: 9.53	2.2		13	5	5	5	2	2	0	0	0	0	1	33	61	16.88	2.625					
John Frascatore, R (5.1) ERA: 7.09	3.0		14	5	4	4	0	0	0	0	0	0	0	27	40	12.00	1.667					
Lance Painter, L (8.1) ERA: 5.1	1.0		6	3	1	1	1	0	0	0	0	0	0	14	18	9.00	3.000					

Toronto Blue Jays @ Detroit Tigers
Comerica Park, Detroit, MI
Tue Jun 13 2000, 7:05 PM EDT
Att: 23,314 - Cloudy - 75 F

AB 42
R 16
H 21
RBI 16
BB 3
SO 4
LOB 18



Batter	1	2	3	4	5	6	7	8	9	AB	R	H	RBI	BB	SO	LOB	TOP										
Shannon Stewart, R (1, 7) OBP: 0.389, SLG: 0.588 Marty Cordova, R (5, 7) OBP: 0.329, SLG: 0.369	1-1 G4-3		1-0 SH1-4 SF8 2B	1-3 K		2-3 K			2-2 BB HBP 1B	3	1	1	0	0	1	1											
Homer Bush, R (1, 4) OBP: 0.255, SLG: 0.224	1-1 F8		0-2 SH1-4 2-3	0-0 FC6-4 1-2			0-0 G6-3		4-1 HBP BB 1-2 BB	3	0	0	0	1	0	1											
Raul Mondesi, R (1, 9) OBP: 0.314, SLG: 0.472	2-1 G4-3		3-2 SF8		1-1 2B 2B		1-1 G5-3		3-3 K	4	1	1	1	0	1	2											
Carlos Delgado, L (1, 3) OBP: 0.464, SLG: 0.734		3-2 HR 1B	4-1 BB		3-1 2B 2B		2-3 K		4-0 HBP BB 1-2 BB	3	1	2	1	2	1	0											
Brad Fullmer, L (1, 10) OBP: 0.381, SLG: 0.543		0-1 HR 1B	2-3 K		1-0 P6			0-2 F8	1-1 HBP BB	4	1	1	3	0	1	2											
Tony Batista, R (1, 5) OBP: 0.324, SLG: 0.536		1-3 K		0-1 SH5-3 BB 1B	3-2 P3			4-0 BB	3-1 F3	4	1	1	0	1	1	4											
José Cruz Jr., S (1, 8) OBP: 0.321, SLG: 0.462		0-0 HR		4-1 SH5-3 BB 1B	0-0 L9			0-1 P3		3	2	1	1	1	0	2											
Alex Gonzalez, R (1, 6) OBP: 0.298, SLG: 0.352		1-2 P4		1-1 SH5-3 1-2 2-3		2-2 G6-3		0-3 K		3	0	0	0	0	1	1											
Alberto Castillo, R (1, 2) OBP: 0.287, SLG: 0.294		1-3 K		1-1 FC6-4 1B 2-H 3-H		0-1 G4-3		0-3 K		4	0	1	2	0	2	0											
Inning Stats	R: 0 E: 0 K: 0 S: 6	H: 0 LOB: 0 BB: 0 P: 10	R: 3 E: 0 K: 2 S: 16	H: 3 LOB: 0 BB: 0 P: 22	R: 1 E: 0 K: 1 S: 12	H: 1 LOB: 1 BB: 1 P: 22	R: 2 E: 0 K: 1 S: 12	H: 2 LOB: 1 BB: 1 P: 19	R: 1 E: 0 K: 0 S: 11	H: 2 LOB: 0 BB: 0 P: 15	R: 0 E: 0 K: 1 S: 6	H: 0 LOB: 0 BB: 0 P: 9	R: 0 E: 0 K: 1 S: 9	H: 0 LOB: 1 BB: 1 P: 13	R: 1 E: 0 K: 2 S: 15	H: 1 LOB: 3 BB: 2 P: 32	1B: 4 2B: 3 3B: 0 HR: 2	SF: 1 SAC: 2 DP: 0 HBP: 1	WP: 0 PB: 0 SB: 0 CS: 0	PA: 42							
PITCHER	IP	WLS	BF	H	R	ER	SO	BB	IBB	HBP	BLK	WP	HR	S	P	ERA	WHIP										
Jeff Weaver, R (1, 1) ERA: 4.54	4.0	L	20	6	6	6	4	2	0	0	0	0	2	46	73	13.50	2.000										
Allen McDill, L (5, 1) ERA: 6.75	1.0		5	2	1	1	0	0	0	0	0	0	0	11	19	9.00	2.000										
Dave Mickl, R (6, 1) ERA: 5.96	3.0		10	0	0	0	3	1	0	0	0	0	0	26	37	0.00	0.333										
Matt Anderson, R (9, 1) ERA: 4.23	0.2		4	1	1	1	2	1	0	0	0	0	0	12	21	13.50	3.000										
C.J. Nitkowski, L (9, 1) ERA: 6.64	0.1		3	0	0	0	0	1	0	1	0	0	0	3	11	0.00	3.000										

Toronto Blue Jays @ Detroit Tigers
Comerica Park, Detroit, MI
Wed Jun 14 2000, 7:05 PM EDT
Att: 27,479 - Cloudy - 76 F

AB 33
R 8
H 9
RBI 8
BB 5
SO 9
LOB 13



Batter	1	2	3	4	5	6	7	8	9	AB	R	H	RBI	BB	SO	LOB	BOTTOM										
Damon Easley, R (1, 4) OBP: 0.342, SLG: 0.369	0-1 CS 1B		4-1 FC6-4 BB		0-0 1B	4-1 1-2 2-3 BB		1-1 1-3 3-H 2B		3	0	3	1	2	0	0											
Brad Ausmus, R (1, 2) OBP: 0.356, SLG: 0.359	1-3 K 1-2		2-2 FC6-4 1B 1-2		3-1 1B	1-2 F8		1-0 L4		5	0	1	0	0	1	7											
Bobby Higginson, L (1, 7) OBP: 0.359, SLG: 0.500	4-1 E BB		1-0 1-2 1B		0-0 F8		2-3 K		4-2 G6-4-3 BB	3	0	1	0	2	1	2											
Juan Gonzalez, R (1, 9) OBP: 0.317, SLG: 0.512	0-1 E6 1-2		1-0 F7		0-3 K		0-1 P4		1-1 G6-4-3 1-2	5	0	0	0	0	1	6											
Dean Palmer, R (1, 5) OBP: 0.341, SLG: 0.521	2-3 K			4-1 WP G4-3 BB	2-1 F8		1-1 F8		3-1 F9	4	0	0	0	1	1	4											
Tony Clark, S (1, 3) OBP: 0.259, SLG: 0.320		0-0 G5-4-3 1B		0-3 K		0-0 F7		2-1 G4-3		4	0	1	0	0	1	1											
Juan Encarnacion, R (1, 8) OBP: 0.330, SLG: 0.390		0-0 G5-4-3 1-2		0-1 G4-3 1-2		2-0 G5-3		0-1 F3		4	0	0	0	0	2												
Luis Polonia, L (1, 10) OBP: 0.308, SLG: 0.352		1-3 K		4-0 2-3 BB		2-1 BB 1B 1B		4-1 1B PB 2B BB		2	1	1	0	2	1	0											
Deivi Cruz, R (1, 6) OBP: 0.292, SLG: 0.386			0-1 P6		1-3 K		1-2 BB 1B		1-0 2B 1B	4	0	2	0	0	1	2											
Inning Stats	R: 0 E: 1 K: 2 S: 11	H: 1 LOB: 2 BB: 1 P: 18	R: 0 E: 0 K: 1 S: 5	H: 1 LOB: 0 BB: 0 P: 6	R: 0 E: 0 K: 0 S: 8	H: 0 LOB: 2 BB: 1 P: 16	R: 0 E: 0 K: 2 S: 10	H: 0 LOB: 2 BB: 2 P: 19	R: 0 E: 0 K: 0 S: 9	H: 2 LOB: 2 BB: 1 P: 14	R: 0 E: 0 K: 1 S: 8	H: 0 LOB: 0 BB: 0 P: 11	R: 1 E: 0 K: 0 S: 9	H: 2 LOB: 2 BB: 1 P: 18	R: 0 E: 0 K: 0 S: 7	H: 0 LOB: 0 BB: 1 P: 15	1B: 8 2B: 1 3B: 0 HR: 0	SF: 0 SAC: 0 DP: 2 HBP: 0	WP: 1 PB: 1 SB: 0 CS: 1	PA: 41							
PITCHER	IP	WLS	BF	H	R	ER	SO	BB	IBB	HBP	BLK	WP	HR	S	P	ERA	WHIP										
Chris Carpenter, R (1, 1) ERA: 4.45	8.0	W	38	9	1	1	7	6	0	0	0	0	0	71	123	1.12	1.875										
Pedro Borbon, L (9, 1) ERA: 4.95	0.0		1	0	0	0	0	1	0	0	0	0	0	3	7	∞	∞										
Paul Quantrill, R (9, 1) ERA: 3.79	1.0		2	0	0	0	0	0	0	0	0	0	0	4	8	0.00	0.000										

Toronto Blue Jays @ Detroit Tigers
Comerica Park, Detroit, MI
Wed Jun 14 2000, 7:05 PM EDT
Att: 27,479 - Cloudy - 76 F

AB 34
R 1
H 9
RBI 1
BB 7
SO 7
LOB 24



Batter	1	2	3	4	5	6	7	8	9	AB	R	H	RBI	BB	SO	LOB	TOP										
Kenny Lofton, L OBP: 0.352, SLG: 0.401 (1, 8)	P6		L1-6 2B		P5			F8		4	0	1	0	0	0	0	Cleveland Indians @ Detroit Tigers Comerica Park, Detroit, MI Fri Jun 16 2000, 7:05 PM EDT Att: 39,072 - Cloudy - 83 F										
Omar Vizquel, S OBP: 0.335, SLG: 0.346 (1, 6)	E 1B BB		L1-6			G5-3		1B BB		2	0	0	0	2	0	1											
Roberto Alomar, S OBP: 0.351, SLG: 0.451 (1, 4)	E5 1B		G5-3			G6-3		K		4	0	0	0	0	1	2											
David Justice, L OBP: 0.362, SLG: 0.606 (1, 9)	K				F7			1B		4	1	2	1	0	1	2											
Jim Thome, L OBP: 0.357, SLG: 0.535 (1, 3)	1-2 2H 1B				F8			1B		4	0	1	0	0	2	2											
Travis Fryman, R OBP: 0.388, SLG: 0.550 (1, 5)					WP 1B			E5 BB		3	1	2	1	1	0	0											
Russell Branyan, L OBP: 0.469, SLG: 1.115 (1, 10)			K					F9		4	0	0	0	0	3	3											
Richie Sexson, R OBP: 0.321, SLG: 0.478 (1, 7)			K					K		3	0	0	0	1	2	1											
Einar Diaz, R OBP: 0.345, SLG: 0.432 (1, 2)			P4					G3-1		3	0	0	0	0	0	2											
Enrique Wilson, S OBP: 0.375, SLG: 0.453 (9, PH)										1	0	0	0	0	0	1											
Inning Stats	R: 0 E: 1 K: 1 S: 11	H: 1 LOB: 2 BB: 1 P: 22	R: 1 E: 0 K: 2 S: 13	H: 1 LOB: 0 BB: 0 P: 19	R: 0 E: 0 K: 0 S: 6	H: 1 LOB: 1 BB: 0 P: 11	R: 0 E: 0 K: 1 S: 10	H: 1 LOB: 0 BB: 0 P: 19	R: 0 E: 0 K: 0 S: 5	H: 0 LOB: 0 BB: 0 P: 9	R: 1 E: 0 K: 1 S: 10	H: 1 LOB: 1 BB: 1 P: 15	R: 0 E: 1 K: 1 S: 10	H: 0 LOB: 1 BB: 1 P: 18	R: 0 E: 0 K: 2 S: 15	H: 1 LOB: 2 BB: 1 P: 27	R: 0 E: 0 K: 1 S: 9	H: 0 LOB: 1 BB: 1 P: 16	1B: 3 2B: 2 3B: 0 HR: 2	SF: 0 SAC: 0 DP: 2 HBP: 0	WP: 1 PB: 0 SB: 0 CS: 0	PA: 36					
PITCHER	IP	WLS	BF	H	R	ER	SO	BB	IBB	HBP	BLK	WP	HR	S	P	ERA	WHIP										
Brian Moehler, R ERA: 3.2 (1, 1)	6.0	W	23	5	2	2	5	1	0	0	0	1	2	55	95	3.00	1.000										
Danny Patterson, R ERA: 2.25 (7, 1)	1.0	H	4	0	0	0	1	1	0	0	0	0	0	10	18	0.00	1.000										
Doug Brocail, R ERA: 4.4 (8, 1)	1.0	H	5	1	0	0	2	1	0	0	0	0	0	15	27	0.00	2.000										
Todd Jones, R ERA: 3.52 (9, 1)	1.0	S	4	0	0	0	1	1	0	0	0	0	0	9	16	0.00	1.000										

Batter	1	2	3	4	5	6	7	8	9	AB	R	H	RBI	BB	SO	LOB	BOTTOM										
Damon Easley, R OBP: 0.344, SLG: 0.364 (1, 4)	G4-1		K		1B			P4		4	0	1	0	1	1	1	Cleveland Indians @ Detroit Tigers Comerica Park, Detroit, MI Fri Jun 16 2000, 7:05 PM EDT Att: 39,072 - Cloudy - 83 F										
Brad Ausmus, R OBP: 0.352, SLG: 0.360 (1, 2)	BB 2B		K2-3		F9			F9		5	0	1	0	0	1	3											
Bobby Higginson, L OBP: 0.366, SLG: 0.517 (1, 7)	BB BB		HR		HR 1B			F8		3	2	2	1	1	0	0											
Juan Gonzalez, R OBP: 0.315, SLG: 0.522 (1, 9)	P2		HR		K			F3		4	1	1	1	0	1	3											
Dean Palmer, R OBP: 0.349, SLG: 0.537 (1, 5)			HR		K					2	1	1	1	2	1	1											
Shane Halter, R OBP: 0.318, SLG: 0.383 (8, 5)			BB		K			HR		0	0	0	0	0	0	0											
Tony Clark, S OBP: 0.277, SLG: 0.354 (1, 3)	BB		BB		HR			BB		2	1	1	2	2	1	3											
Juan Encarnacion, R OBP: 0.324, SLG: 0.362 (1, 8)			BB		HR			K		4	0	0	0	0	2	3											
Luis Polonia, L OBP: 0.301, SLG: 0.343 (1, 10)			F7		K					4	0	0	0	0	0	0											
Deivi Cruz, R OBP: 0.292, SLG: 0.383 (1, 6)			F2		G4-3			G6-3		4	0	0	0	0	0	0											
Inning Stats	R: 0 E: 0 K: 1 S: 13	H: 0 LOB: 0 BB: 0 P: 7	R: 2 E: 0 K: 2 S: 15	H: 2 LOB: 2 BB: 2 P: 31	R: 0 E: 0 K: 0 S: 6	H: 1 LOB: 1 BB: 0 P: 11	R: 2 E: 0 K: 3 S: 16	H: 2 LOB: 0 BB: 0 P: 21	R: 0 E: 0 K: 0 S: 7	H: 0 LOB: 1 BB: 1 P: 13	R: 1 E: 0 K: 1 S: 7	H: 1 LOB: 1 BB: 1 P: 17	R: 0 E: 0 K: 0 S: 6	H: 1 LOB: 1 BB: 0 P: 8	1B: 3 2B: 1 3B: 0 HR: 4	SF: 0 SAC: 0 DP: 0 HBP: 0	WP: 0 PB: 0 SB: 0 CS: 0	PA: 38									
PITCHER	IP	WLS	BF	H	R	ER	SO	BB	IBB	HBP	BLK	WP	HR	S	P	ERA	WHIP										
Dave Burba, R ERA: 5.13 (1, 1)	6.2	L	33	7	5	5	6	6	0	0	0	0	0	66	120	6.75	1.950										
Brian Williams, R ERA: 9.12 (7, 1)	1.1		5	1	0	0	1	0	0	0	0	0	0	9	13	0.00	0.750										

Batter	1	2	3	4	5	6	7	8	9	AB	R	H	RBI	BB	SO	LOB	TOP								
Kenny Lofton, L OBP: 0.343, SLG: 0.390 (1, 8)	1-3		2-3						0-2	5	0	0	0	0	3	0	Cleveland Indians @ Detroit Tigers Comerica Park, Detroit, MI Sat Jun 17 2000, 1:15 PM EDT Att: 39,569 - Cloudy - 70 F								
Omar Vizquel, S OBP: 0.337, SLG: 0.348 (1, 6)	0-3			2-1	0-0			1-0		4	2	2	0	0	1	0									
Roberto Alomar, S OBP: 0.350, SLG: 0.462 (1, 4)	2-1			0-0	2-1			0-0		3	1	1	2	0	0	0									
David Justice, L OBP: 0.368, SLG: 0.614 (1, 9)		4-2		4-1	0-0			3-3		2	1	1	0	2	1	0									
Jim Thome, L OBP: 0.351, SLG: 0.525 (1, 3)	2-0			0-3	3-3			1-3		4	0	0	0	0	3	4									
Travis Fryman, R OBP: 0.390, SLG: 0.545 (1, 5)	3-2			4-2	4-1			2-3		2	1	0	0	2	1	1									
Russell Branyan, L OBP: 0.444, SLG: 1.100 (1, 10)	1-3			1-2	2-3			0-2		4	1	1	4	0	1	3									
Richie Sexson, R OBP: 0.320, SLG: 0.474 (1, 7)			1-1	1-0				1-2		4	0	1	0	0	0	0									
Sandy Alomar Jr., R OBP: 0.365, SLG: 0.417 (1, 2)		0-0	0-1					2-3		4	0	0	0	0	1	1									
Inning Stats	R: 0 E: 0 K: 2 S: 9	H: 0 LOB: 0 BB: 0 P: 12	R: 0 E: 0 K: 1 S: 10	H: 0 LOB: 1 BB: 1 P: 20	R: 0 E: 0 K: 1 S: 6	H: 0 LOB: 0 BB: 0 P: 9	R: 4 E: 0 K: 1 S: 15	H: 3 LOB: 1 BB: 2 P: 29	R: 2 E: 0 K: 1 S: 13	H: 3 LOB: 2 BB: 1 P: 26	R: 0 E: 0 K: 2 S: 11	H: 0 LOB: 0 BB: 0 P: 16	R: 0 E: 0 K: 1 S: 5	H: 0 LOB: 0 BB: 0 P: 9	R: 0 E: 0 K: 2 S: 9	H: 0 LOB: 0 BB: 0 P: 12	R: 0 E: 0 K: 0 S: 6	H: 0 LOB: 0 BB: 0 P: 7	1B: 3 2B: 0 3B: 1 HR: 2	SF: 0 SAC: 1 DP: 0 HBP: 0	WP: 0 PB: 0 SB: 0 CS: 0	PA: 37			
PITCHER	IP	WLS	BF	H	R	ER	SO	BB	IBB	HBP	BLK	WP	HR	S	P	ERA	WHIP								
Hideo Nomo, R ERA: 4.98 (1, 1)	4.2		24	6	6	6	6	4	0	0	0	0	2	51	91	11.57	2.143								
C.J. Niekowski, L ERA: 6.29 (5, 1)	3.1		10	0	0	0	5	0	0	0	0	0	0	27	42	0.00	0.000								
Doug Brocail, R ERA: 4.26 (9, 1)	1.0	W	3	0	0	0	0	0	0	0	0	0	0	6	7	0.00	0.000								

Batter	1	2	3	4	5	6	7	8	9	AB	R	H	RBI	BB	SO	LOB	BOTTOM								
Damon Easley, R OBP: 0.339, SLG: 0.351 (1, 4)	0-3		1-1							4	0	0	0	1	1	3	Cleveland Indians @ Detroit Tigers Comerica Park, Detroit, MI Sat Jun 17 2000, 1:15 PM EDT Att: 39,569 - Cloudy - 70 F								
Brad Ausmus, R OBP: 0.353, SLG: 0.361 (1, 2)	0-0			2-2	3-1				0-0	5	1	2	0	0	0	0									
Bobby Higginson, L OBP: 0.370, SLG: 0.536 (1, 7)	3-1			2-1	0-3				4-2	4	3	2	2	1	1	2									
Juan Gonzalez, R OBP: 0.317, SLG: 0.533 (1, 10)		1-0		1-1	2-3				1-1	5	1	2	3	0	2	0									
Dean Palmer, R OBP: 0.347, SLG: 0.531 (1, 5)	1-1			0-1	1-2				3-2	4	1	1	0	0	0	1									
Wendell Magee, R OBP: 0.356, SLG: 0.582 (8, PH) (9, 8)	2-3			2-1	1-1				4-2	3	1	1	2	0	2	1									
Rich Becker, L OBP: 0.400, SLG: 0.373 (8, PH) (9, 8)	1-3			1-1	1-2				0-0	0	1	0	0	1	0	0									
Juan Encarnacion, R OBP: 0.324, SLG: 0.379 (8, PH) (9, 9)			1-1	1-2					1-2	2	0	0	0	1	0	0									
Robert Fick, L OBP: 0.347, SLG: 0.324 (8, PH) (9, 9)			1-1	1-2					1-2	1	0	1	0	0	0	0									
Luis Polonia, L OBP: 0.301, SLG: 0.343 (8, PH) (9, 9)			1-3						2-0	0	0	0	0	0	0	0									
Tony Clark, S OBP: 0.276, SLG: 0.359 (1, 3)			1-3						0-0	4	0	1	1	0	1	2									
Deivi Cruz, R OBP: 0.286, SLG: 0.376 (1, 6)			2-1						2-2	4	0	0	0	0	1	2									
Inning Stats	R: 0 E: 0 K: 1 S: 6	H: 0 LOB: 0 BB: 0 P: 9	R: 0 E: 0 K: 1 S: 7	H: 0 LOB: 0 BB: 0 P: 11	R: 0 E: 1 K: 1 S: 9	H: 0 LOB: 1 BB: 0 P: 14	R: 3 E: 0 K: 0 S: 15	H: 3 LOB: 0 BB: 0 P: 23	R: 0 E: 0 K: 1 S: 11	H: 1 LOB: 2 BB: 1 P: 22	R: 0 E: 0 K: 2 S: 11	H: 1 LOB: 0 BB: 1 P: 20	R: 2 E: 0 K: 2 S: 16	H: 2 LOB: 0 BB: 0 P: 28	R: 1 E: 0 K: 0 S: 15	H: 2 LOB: 2 BB: 1 P: 26	R: 2 E: 0 K: 0 S: 5	H: 1 LOB: 0 BB: 1 P: 10	1B: 5 2B: 2 3B: 0 HR: 3	SF: 0 SAC: 0 DP: 0 HBP: 0	WP: 0 PB: 0 SB: 0 CS: 0	PA: 40			
PITCHER	IP	WLS	BF	H	R	ER	SO	BB	IBB	HBP	BLK	WP	HR	S	P	ERA	WHIP								
Chuck Finley, L ERA: 3.94 (7, 1)	6.2		30	7	5	5	7	2	0	0	0	0	0	14	23	13.50	3.000								
Steve Reed, R ERA: 4.94 (8, 1)	0.2	H	4	1	1	1	1	1	0	0	0	0	0	1	9	18.00	3.000								
Steve Karsay, R ERA: 2.61 (8, 1)	1.0	L	6	2	2	2	0	1	0	0	0	0	1	9	18	18.00	3.000								

AB	32
R	6
H	6
RBI	6
BB	4
SO	11
LOB	9



AB	36
R	8
H	10
RBI	8
BB	4
SO	8
LOB	11




Batter	1	2	3	4	5	6	7	8	9	AB	R	H	RBI	BB	SO	LOB	TOP								
Kenny Lofton, L OBP: 0.350, SLG: 0.392 (1, 8)	F8		HBP 1B				2-2 1B	G6-3		4	1	2	1	1	0	1	Cleveland Indians @ Detroit Tigers Comerica Park, Detroit, MI Sun Jun 18 2000, 1:05 PM EDT Att: 39,123 - Cloudy - 61 F								
Omar Vizquel, S OBP: 0.338, SLG: 0.347 (1, 6)	F8		HBP 1B			0-3 BB	2-3 3-H 1B	4-2 2B		4	1	1	0	1	2	3									
Roberto Alomar, S OBP: 0.355, SLG: 0.466 (1, 4)	G4-3		HBP			1-3 K	2-0 FC3-6 1B	2-0 S E 2B		4	1	2	4	0	1	0									
David Justice, L OBP: 0.361, SLG: 0.600 (1, 9)			L9			0-0 G4-3	0-0 FC3-6 1-2 2B	1-1 F7		5	0	0	0	0	1	4									
Jim Thome, L OBP: 0.352, SLG: 0.533 (1, 3)	G3					2-0 HR	3-2 F8	4-1 G5-4-3 BB		4	1	1	1	1	0	1									
Travis Fryman, R OBP: 0.390, SLG: 0.547 (1, 5)	2B					3-1 1B		L5		5	0	2	0	0	1	1									
Russell Branyan, L OBP: 0.415, SLG: 0.971 (1, 10)	K					0-3 K		G3		5	1	1	0	0	3	2									
Richie Sexson, R OBP: 0.323, SLG: 0.475 (1, 7)			G6-3			1-1 G4-3	0-2 2B 1B	1-0 E 1B		4	2	2	0	0	0	0									
Sandy Alomar Jr., R OBP: 0.370, SLG: 0.430 (1, 2)	F8					0-0 G5-3	2-1 1B 2B	0-2 E7 2B 1B		4	2	2	1	0	0	0									
Inning Stats	R: 0 E: 0 K: 0 S: 6	H: 0 LOB: 0 BB: 0 P: 11	R: 0 E: 0 K: 2 S: 15	H: 1 LOB: 1 BB: 0 P: 23	R: 0 E: 0 K: 0 S: 10	H: 2 LOB: 3 BB: 0 P: 19	R: 0 E: 0 K: 2 S: 9	H: 0 LOB: 0 BB: 0 P: 14	R: 0 E: 0 K: 1 S: 10	H: 0 LOB: 1 BB: 1 P: 15	R: 1 E: 0 K: 2 S: 10	H: 2 LOB: 1 BB: 0 P: 16	R: 3 E: 0 K: 1 S: 18	H: 4 LOB: 0 BB: 0 P: 29	R: 5 E: 1 K: 0 S: 14	H: 4 LOB: 0 BB: 1 P: 27	R: 0 E: 0 K: 0 S: 6	H: 0 LOB: 0 BB: 1 P: 12	1B: 9 2B: 3 3B: 0 HR: 1	SF: 0 SAC: 0 DP: 1 HBP: 1	WP: 0 PB: 0 SB: 2 CS: 0	PA: 43			
PITCHER	IP	WLS	BF	H	R	ER	SO	BB	IBB	HBP	BLK	WP	HR	S	P	ERA	WHIP								
Willie Blair, R ERA: 3.96 (1, 1)	5.2		23	4	1	1	6	1	0	1	0	0	1	55	90	1.59	0.882								
Matt Anderson, R ERA: 5.09 (6, 1)	0.2	H	6	4	3	3	2	0	0	0	0	0	0	18	27	40.50	6.000								
Danny Patterson, R ERA: 3.24 (7, 1)	1.0	L	7	4	3	3	0	0	0	0	0	0	0	12	20	27.00	4.000								
Allen McDill, L ERA: 7.2 (8, 1)	0.2		4	1	2	1	0	1	0	0	0	0	0	7	17	13.50	3.000								
Dave Mlicki, R ERA: 5.88 (9, 1)	1.0		3	0	0	0	0	1	0	0	0	0	0	6	12	0.00	1.000								

Batter	1	2	3	4	5	6	7	8	9	AB	R	H	RBI	BB	SO	LOB	BOTTOM								
Damon Easley, R OBP: 0.328, SLG: 0.339 (1, 4)	G6-3									4	0	0	0	0	1	3	Cleveland Indians @ Detroit Tigers Comerica Park, Detroit, MI Sun Jun 18 2000, 1:05 PM EDT Att: 39,123 - Cloudy - 61 F								
Jose Macias, S OBP: 0.333, SLG: 0.319 (9, FH)									K	1	0	0	0	0	1	0									
Brad Ausmus, R OBP: 0.352, SLG: 0.359 (1, 2)	1B									4	0	1	0	0	2	1									
Bobby Higginson, L OBP: 0.368, SLG: 0.530 (1, 7)	P5									4	1	1	0	0	1	1									
Juan Gonzalez, R OBP: 0.316, SLG: 0.526 (1, 9)	L8									3	0	0	0	1	0	1									
Tony Clark, S OBP: 0.283, SLG: 0.358 (1, 3)										3	1	1	0	1	2	0									
Rich Becker, L OBP: 0.395, SLG: 0.400 (1, 8)										3	1	1	3	0	2	0									
Luis Polonia, L OBP: 0.300, SLG: 0.347 (1, 10)	G6-3									4	1	1	0	0	0	2									
Deivi Cruz, R OBP: 0.290, SLG: 0.388 (1, 6)	G6-3									4	0	2	1	0	0	0									
Shane Halter, R OBP: 0.315, SLG: 0.376 (1, 5)	1B									4	0	1	0	0	2	2									
Inning Stats	R: 0 E: 0 K: 0 S: 13	H: 1 LOB: 1 BB: 0 P: 17	R: 2 E: 0 K: 1 S: 12	H: 3 LOB: 1 BB: 0 P: 17	R: 1 E: 0 K: 1 S: 12	H: 1 LOB: 2 BB: 2 P: 29	R: 0 E: 0 K: 0 S: 10	H: 1 LOB: 0 BB: 0 P: 15	R: 0 E: 0 K: 1 S: 7	H: 0 LOB: 0 BB: 0 P: 9	R: 1 E: 1 K: 2 S: 16	H: 2 LOB: 1 BB: 0 P: 23	R: 0 E: 0 K: 2 S: 13	H: 0 LOB: 0 BB: 0 P: 20	R: 0 E: 0 K: 2 S: 10	H: 0 LOB: 0 BB: 0 P: 16	R: 0 E: 0 K: 2 S: 8	H: 0 LOB: 0 BB: 0 P: 11	1B: 5 2B: 1 3B: 1 HR: 1	SF: 1 SAC: 0 DP: 0 HBP: 0	WP: 0 PB: 0 SB: 0 CS: 0	PA: 37			
PITCHER	IP	WLS	BF	H	R	ER	SO	BB	IBB	HBP	BLK	WP	HR	S	P	ERA	WHIP								
Jaime Navarro, R ERA: 11.25 (1, 1)	5.1		26	8	4	4	4	2	0	0	0	0	0	65	102	6.75	1.875								
Justin Speier, R ERA: 1.65 (6, 1)	3.2	W	11	0	0	0	7	0	0	0	0	0	0	36	55	0.00	0.000								

Batter	1	2	3	4	5	6	7	8	9	AB	R	H	RBI	BB	SO	LOB	TOP				
Damon Easley, R (1, 4) OBP: 0.336, SLG: 0.331 Jose Macias, S (9, 4) OBP: 0.333, SLG: 0.319	4-2 1B BB	2-2 L4	0-3 K		2-0 FC6-4		4-1 FC5-4 BB		4-1 HR BB	3	2	0	0	3	1	3					
Brad Ausmus, R (1, 2) OBP: 0.353, SLG: 0.357 Robert Fick, L (8, 2) OBP: 0.352, SLG: 0.358	2-2 HR 1B	4-2 HR BB	0-0 G5-4-3		0-0 G6-4-3		2-2 FC5-4		2-0 HR	4	2	1	0	1	0	4					
Bobby Higginson, L (1, 7) OBP: 0.315, SLG: 0.548 Rich Becker, L (7, 7) OBP: 0.405, SLG: 0.434	1-2 HR 1B	3-1 HR		3-2 HR 1B		2-2 G1-3		4-2 G6-4-3 BB	2-1 HR	4	3	3	3	0	0	0					
Juan Gonzalez, R (1, 9) OBP: 0.315, SLG: 0.534 Wendell Magee, R (7, 9) OBP: 0.344, SLG: 0.561	1-2 HR	1-0 F2		1-2 F9		3-2 F8		2-2 G6-4-3	0-0 F7	4	1	1	3	0	0	1					
Dean Palmer, R (1, 10) OBP: 0.350, SLG: 0.533 Luis Polonia, L (8, PH) OBP: 0.302, SLG: 0.349	4-1 G4-6-3 BB	3-2 F9		0-0 F7		2-0 FC6-5 2B		1-1 HR 1B	0-2 F7	3	0	1	0	1	0	1					
Tony Clark, S (1, 3) OBP: 0.304, SLG: 0.422	2-1 G4-6-3		4-0 3B BB	0-0 HR		4-1 FC6-5 BB		3-2 HR		3	3	2	4	2	0	1					
Juan Encarnacion, R (1, 8) OBP: 0.320, SLG: 0.493	1-0 HR		1-0 HR 3B	0-1 G6-3		0-2 FC6-5		3-3 K		5	2	2	2	0	1	2					
Deivi Cruz, R (1, 6) OBP: 0.297, SLG: 0.416	0-0 2B		0-0 HR		3-2 FC6-4 2B		3-3 K		1-1 G6-3	5	1	3	2	0	1	0					
Shane Halter, R (1, 5) OBP: 0.330, SLG: 0.382	3-2 G1-4-3		1-1 G5-4-3 1B		4-2 FC6-4 BB		1-0 F9		1-1 HR 1B	4	1	2	0	1	0	1					
Inning Stats	R: 5 E: 0 K: 0 S: 19	H: 5 LOB: 1 BB: 2 P: 37	R: 2 E: 0 K: 0 S: 14	H: 1 LOB: 0 BB: 1 P: 27	R: 3 E: 0 K: 1 S: 8	H: 3 LOB: 0 BB: 1 P: 14	R: 2 E: 0 K: 0 S: 10	H: 2 LOB: 0 BB: 0 P: 14	R: 0 E: 0 K: 0 S: 11	H: 1 LOB: 2 BB: 1 P: 22	R: 0 E: 0 K: 1 S: 8	H: 0 LOB: 1 BB: 1 P: 18	R: 2 E: 0 K: 1 S: 13	H: 2 LOB: 0 BB: 1 P: 26	R: 4 E: 0 K: 0 S: 13	H: 3 LOB: 0 BB: 1 P: 23	1B: 6 2B: 3 3B: 1 HR: 8	SF: 0 SAC: 0 DP: 4 HBP: 0	WP: 0 PB: 0 SB: 0 CS: 0	PA: 50	
PITCHER	IP WLS BF H R ER SO BB IBB HBP BLK WP HR S P ERA WHIP	IP WLS BF H R ER SO BB IBB HBP BLK WP HR S P ERA WHIP	IP WLS BF H R ER SO BB IBB HBP BLK WP HR S P ERA WHIP	IP WLS BF H R ER SO BB IBB HBP BLK WP HR S P ERA WHIP	IP WLS BF H R ER SO BB IBB HBP BLK WP HR S P ERA WHIP	IP WLS BF H R ER SO BB IBB HBP BLK WP HR S P ERA WHIP	IP WLS BF H R ER SO BB IBB HBP BLK WP HR S P ERA WHIP	IP WLS BF H R ER SO BB IBB HBP BLK WP HR S P ERA WHIP	IP WLS BF H R ER SO BB IBB HBP BLK WP HR S P ERA WHIP	IP WLS BF H R ER SO BB IBB HBP BLK WP HR S P ERA WHIP	IP WLS BF H R ER SO BB IBB HBP BLK WP HR S P ERA WHIP	IP WLS BF H R ER SO BB IBB HBP BLK WP HR S P ERA WHIP	IP WLS BF H R ER SO BB IBB HBP BLK WP HR S P ERA WHIP	IP WLS BF H R ER SO BB IBB HBP BLK WP HR S P ERA WHIP	IP WLS BF H R ER SO BB IBB HBP BLK WP HR S P ERA WHIP	IP WLS BF H R ER SO BB IBB HBP BLK WP HR S P ERA WHIP	IP WLS BF H R ER SO BB IBB HBP BLK WP HR S P ERA WHIP	IP WLS BF H R ER SO BB IBB HBP BLK WP HR S P ERA WHIP	IP WLS BF H R ER SO BB IBB HBP BLK WP HR S P ERA WHIP	IP WLS BF H R ER SO BB IBB HBP BLK WP HR S P ERA WHIP	IP WLS BF H R ER SO BB IBB HBP BLK WP HR S P ERA WHIP

Detroit Tigers @ Toronto Blue Jays
SkyDome, Toronto, ON
Tue Jun 20 2000, 7:05 PM EDT
Att: 18,850 - Cloudy - 70 F


AB 41
R 18
H 18
RBI 18
BB 9
SO 3
LOB 14



Batter	1	2	3	4	5	6	7	8	9	AB	R	H	RBI	BB	SO	LOB	BOTTOM					
Shannon Stewart, R (1, 7) OBP: 0.381, SLG: 0.559	0-3 K		3-3 K		0-0 P4		0-0 HR 2B	1-2 G6-3		5	1	1	1	0	2	2						
Homer Bush, R (1, 4) OBP: 0.247, SLG: 0.213	2-2 G5-3		1-2 G6-3		0-3 K		1-3 K		1-2 F8	5	0	0	0	0	2	4						
Raul Mondesi, R (1, 9) OBP: 0.330, SLG: 0.524	0-1 2B		4-1 BB			0-1 L7	3-1 HR	1-2 G5-3		4	1	2	3	1	0	0						
Carlos Delgado, L (1, 3) OBP: 0.468, SLG: 0.715	4-0 BB		2-1 G4-3			2-2 1B	2-2 K FC6-4	4-1 BB		3	0	1	0	2	1	2						
Brad Fullmer, L (1, 10) OBP: 0.371, SLG: 0.547	2-3 K			0-1 F8		1-0 F8	0-1 F7	0-1 G3		5	0	0	0	0	1	5						
Tony Batista, R (1, 5) OBP: 0.322, SLG: 0.534		3-2 G6-3		2-2 G6-3		0-0 L5	2-0 FC6-4			4	0	0	0	0	0	2						
José Cruz Jr., S (1, 8) OBP: 0.316, SLG: 0.452		2-2 F8		2-0 F5			0-1 BB 1B	0-0 G4-3		4	1	1	0	0	0	0						
Alex Gonzalez, R (1, 6) OBP: 0.304, SLG: 0.378 Chris Woodward, R (7, PR) OBP: 0.385, SLG: 0.636		2-2 HR			3-3 K		4-1 1B 2B BB	4-1 G6-3 BB		2	1	1	1	1	1	0						
Alberto Castillo, R (1, 2) OBP: 0.300, SLG: 0.310		0-0 G4-3			2-1 2B		3-2 2B HR 1B	0-1 G6-3		4	1	2	1	0	0	1						
Inning Stats	R: 0 E: 0 K: 2 S: 11	H: 1 LOB: 2 BB: 1 P: 19	R: 1 E: 0 K: 0 S: 11	H: 1 LOB: 0 BB: 0 P: 18	R: 0 E: 0 K: 1 S: 12	H: 0 LOB: 1 BB: 1 P: 22	R: 0 E: 0 K: 0 S: 6	H: 0 LOB: 0 BB: 0 P: 10	R: 0 E: 0 K: 2 S: 9	H: 1 LOB: 1 BB: 0 P: 14	R: 0 E: 0 K: 0 S: 7	H: 1 LOB: 1 BB: 0 P: 10	R: 2 E: 0 K: 2 S: 19	H: 4 LOB: 1 BB: 1 P: 34	R: 0 E: 0 K: 0 S: 7	H: 0 LOB: 1 BB: 1 P: 12	R: 0 E: 0 K: 0 S: 9	H: 0 LOB: 1 BB: 1 P: 15	1B: 3 2B: 3 3B: 0 HR: 2	SF: 0 SAC: 0 DP: 0 HBP: 0	WP: 0 PB: 1 SB: 0 CS: 0	PA: 41
PITCHER	IP WLS BF H R ER SO BB IBB HBP BLK WP HR S P ERA WHIP	IP WLS BF H R ER SO BB IBB HBP BLK WP HR S P ERA WHIP	IP WLS BF H R ER SO BB IBB HBP BLK WP HR S P ERA WHIP	IP WLS BF H R ER SO BB IBB HBP BLK WP HR S P ERA WHIP	IP WLS BF H R ER SO BB IBB HBP BLK WP HR S P ERA WHIP	IP WLS BF H R ER SO BB IBB HBP BLK WP HR S P ERA WHIP	IP WLS BF H R ER SO BB IBB HBP BLK WP HR S P ERA WHIP	IP WLS BF H R ER SO BB IBB HBP BLK WP HR S P ERA WHIP	IP WLS BF H R ER SO BB IBB HBP BLK WP HR S P ERA WHIP	IP WLS BF H R ER SO BB IBB HBP BLK WP HR S P ERA WHIP	IP WLS BF H R ER SO BB IBB HBP BLK WP HR S P ERA WHIP	IP WLS BF H R ER SO BB IBB HBP BLK WP HR S P ERA WHIP	IP WLS BF H R ER SO BB IBB HBP BLK WP HR S P ERA WHIP	IP WLS BF H R ER SO BB IBB HBP BLK WP HR S P ERA WHIP	IP WLS BF H R ER SO BB IBB HBP BLK WP HR S P ERA WHIP	IP WLS BF H R ER SO BB IBB HBP BLK WP HR S P ERA WHIP	IP WLS BF H R ER SO BB IBB HBP BLK WP HR S P ERA WHIP	IP WLS BF H R ER SO BB IBB HBP BLK WP HR S P ERA WHIP	IP WLS BF H R ER SO BB IBB HBP BLK WP HR S P ERA WHIP	IP WLS BF H R ER SO BB IBB HBP BLK WP HR S P ERA WHIP	IP WLS BF H R ER SO BB IBB HBP BLK WP HR S P ERA WHIP	

Detroit Tigers @ Toronto Blue Jays
SkyDome, Toronto, ON
Tue Jun 20 2000, 7:05 PM EDT
Att: 18,850 - Cloudy - 70 F

AB 36
R 6
H 8
RBI 6
BB 5
SO 7
LOB 16



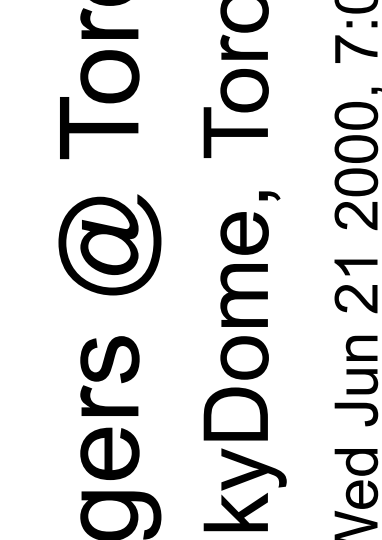
Batter	1	2	3	4	5	6	7	8	9	AB	R	H	RBI	BB	SO	LOB	TOP					
Damon Easley, R (1, 4) OBP: 0.333, SLG: 0.328	0-2 BB 1B		0-2 FC5-4 FC5 BB 1-2 2-3		0-0 G4-3			2-2 F7		4	0	1	0	0	0	2	Detroit Tigers @ Toronto Blue Jays SkyDome, Toronto, ON Wed Jun 21 2000, 7:05 PM EDT Att: 18,125 - Cloudy - 73 F					
Brad Ausmus, R (1, 2) OBP: 0.355, SLG: 0.354	4-0 G4-6-3 BB		4-1 FC5 BB 1-2				1-2 F7	0-0 G6-3		2	0	0	0	2	0	0						
Bobby Higginson, L (1, 7) OBP: 0.373, SLG: 0.547	1-3 K		2-0 P6				2-1 WP 2B		2-3 K	4	0	1	0	0	2	5						
Juan Gonzalez, R (1, 9) OBP: 0.310, SLG: 0.525	2-2 G4-6-3		0-1 FC5 1-2 2-3				1-1 G5-3 2-3		1-0 L5	4	0	0	0	0	0	6						
Dean Palmer, R (1, 10) OBP: 0.348, SLG: 0.527		2-1 G3-6-3 1B		1-3 K2-3			0-1 F8		2-3 K	4	0	1	0	0	2	1						
Tony Clark, S (1, 3) OBP: 0.297, SLG: 0.411		1-2 G3-6-3 1-2		2-3 K			3-2 F7			3	0	0	0	0	1	1						
Juan Encarnacion, R (1, 8) OBP: 0.322, SLG: 0.397		1-3 K		3-2 G5-3			0-1 G5-3			3	0	0	0	0	1	0						
Deivi Cruz, R (1, 6) OBP: 0.297, SLG: 0.412			4-1 FC5-4 1B BB		2-0 G6-3		0-1 G5-3			2	0	0	0	1	0	0						
Shane Halter, R (1, 5) OBP: 0.330, SLG: 0.380			3-2 FC5-4 1B		3-2 F7			2-1 G5-3		3	0	1	0	0	0	0						
Inning Stats	R: 0 E: 0 K: 1 S: 10	H: 1 LOB: 1 BB: 1 P: 17	R: 0 E: 0 K: 1 S: 9	H: 1 LOB: 0 BB: 0 P: 13	R: 0 E: 0 K: 0 S: 12	H: 1 LOB: 3 BB: 2 P: 25	R: 0 E: 0 K: 2 S: 12	H: 0 LOB: 0 BB: 0 P: 18	R: 0 E: 0 K: 0 S: 6	H: 0 LOB: 0 BB: 0 P: 11	R: 0 E: 0 K: 0 S: 9	H: 1 LOB: 1 BB: 0 P: 13	R: 0 E: 0 K: 0 S: 8	H: 0 LOB: 0 BB: 0 P: 11	R: 0 E: 0 K: 0 S: 6	H: 0 LOB: 0 BB: 0 P: 10	R: 0 E: 0 K: 2 S: 7	H: 0 LOB: 0 BB: 0 P: 12	1B: 3 2B: 1 3B: 0 HR: 0	SF: 0 SAC: 0 DP: 2 HBP: 0	WP: 1 PB: 0 SB: 0 CS: 0	PA: 32
PITCHER Kelvim Escobar, R (1, 1) ERA: 4.84	IP: 9.0 WLS: W BF: 32 H: 4 R: 0 ER: 0 SO: 6 BB: 3 IBB: 0 HBP: 0 BLK: 0 WP: 1 HR: 0 S: 79 P: 130 ERA: 0.00 WHIP: 0.778															PITCHER						

Batter	1	2	3	4	5	6	7	8	9	AB	R	H	RBI	BB	SO	LOB	BOTTOM			
Shannon Stewart, R (1, 7) OBP: 0.388, SLG: 0.578	3-3 K			0-0 F9 1B BLK 1B	0-0 1H 2H HR		1-0 BB 1B		4 2 3 3 0 1 0											
Alex Gonzalez, R (1, 6) OBP: 0.307, SLG: 0.378	3-2 G4-3			0-1 F8	3-2 S 1B		4-0 BB 1B		3 0 1 0 1 0 1											
Raul Mondesi, R (1, 9) OBP: 0.329, SLG: 0.522	0-0 G5-3			0-0 BLK 1B	1-3 K		1-1 SF8-3-5		3 0 1 1 0 1 1											
Carlos Delgado, L (1, 3) OBP: 0.469, SLG: 0.722		4-1 G6-4-3 BB		0-2 F9		1-2 G3		3-2 HR	3 1 1 1 1 0 2											
Brad Fullmer, L (1, 10) OBP: 0.369, SLG: 0.541		1-0 G6-4-3 1-2		0-0 L4		1-2 1B		1-3 K	4 0 1 0 0 1 2											
Tony Batista, R (1, 5) OBP: 0.325, SLG: 0.533		1-2 L4		1-2 3H	2-2 1B HR 1B	1-0 F8		2-1 1B 1B	4 1 2 0 0 0 1											
José Cruz Jr., S (1, 8) OBP: 0.313, SLG: 0.446			1-3 K		2-3 K	1-0 G6-3		0-2 F9	4 0 0 0 0 2 3											
Alberto Castillo, R (1, 2) OBP: 0.298, SLG: 0.308			0-0 F9		1-1 F9		0-1 G3	1-0 1B	4 0 1 0 0 0 1											
Homer Bush, R (1, 4) OBP: 0.252, SLG: 0.219			0-1 L5		0-0 HR 1B	1-0 BB 1B		1-3 K	4 2 2 0 0 1 2											
Inning Stats	R: 0 E: 0 K: 1 S: 7	H: 0 LOB: 0 BB: 0 P: 13	R: 0 E: 0 K: 0 S: 5	H: 0 LOB: 0 BB: 1 P: 11	R: 0 E: 0 K: 1 S: 6	H: 0 LOB: 0 BB: 0 P: 7	R: 1 E: 0 K: 0 S: 8	H: 2 LOB: 1 BB: 0 P: 8	R: 3 E: 0 K: 2 S: 18	H: 4 LOB: 1 BB: 0 P: 27	R: 0 E: 0 K: 0 S: 8	H: 1 LOB: 1 BB: 0 P: 12	R: 1 E: 0 K: 0 S: 6	H: 2 LOB: 1 BB: 1 P: 13	R: 1 E: 0 K: 2 S: 17	H: 3 LOB: 2 BB: 0 P: 25	1B: 10 2B: 1 3B: 0 HR: 2	SF: 1 SAC: 0 DP: 2 HBP: 0	WP: 0 PB: 0 SB: 1 CS: 0	PA: 36
PITCHER Brian Moehler, R (1, 1) ERA: 3.59 Matt Anderson, R (7, 1) ERA: 5.22 Todd Jones, R (8, 1) ERA: 3.42	IP: 6.1 WLS: L BF: 29 H: 9 R: 5 ER: 5 SO: 4 BB: 2 IBB: 0 HBP: 0 BLK: 0 WP: 0 HR: 1 S: 56 P: 88 ERA: 7.11 WHIP: 1.737															PITCHER				

AB 29
R 0
H 4
RBI 0
BB 3
SO 6
LOB 15




AB 33
R 6
H 12
RBI 5
BB 2
SO 6
LOB 13



Batter	1	2	3	4	5	6	7	8	9	AB	R	H	RBI	BB	SO	LOB	TOP										
Damon Easley, R (1, 4) OBP: 0.328, SLG: 0.317	4-2 E G4-6-3 BB		3-2 P4		3-2 G5-3		0-3 K		1-2 G6-3	4	1	0	0	1	1	4											
Brad Ausmus, R (1, 2) OBP: 0.350, SLG: 0.348	3-1 E1 G4-6-3		1-1 G5-4-3		2-2 G6-3		3-3 K			4	0	0	0	0	1	5											
Bobby Higginson, L (1, 7) OBP: 0.367, SLG: 0.537	2-0 G4-6-3			2-2 F9		0-0 L3		1-3 K		4	0	0	0	0	1	1											
Juan Gonzalez, R (1, 10) OBP: 0.309, SLG: 0.520	0-3 K			1-1 FC5-4 1B		3-2 L8		0-1 G6-3		4	0	1	0	0	1	0											
Dean Palmer, R (1, 5) OBP: 0.346, SLG: 0.522		2-3 K		1-3 K		2-1 1B 1B		2-1 F9		4	0	1	0	0	2	1											
Juan Encarnacion, R (1, 8) OBP: 0.325, SLG: 0.399		2-3 K		1-1 FC5-4		0-0 1B		3-2 E G4-3 1B		4	1	2	0	0	1	1											
Wendell Magee, R (1, 9) Rich Becker, L (9, PH) OBP: 0.402, SLG: 0.430		3-3 K		1-1 G6-3		1-2 G1-3		1-2 E3 G4-3 G5-3		3	0	0	0	0	1	2	AB 35										
Tony Clark, S (1, 3) OBP: 0.311, SLG: 0.443			0-0 HR		0-0 WP 1B		4-1 WP G5-3 BB		3-2 G4-3	3	1	2	2	1	0	1	R 4										
Deivi Cruz, R (1, 6) OBP: 0.301, SLG: 0.413			1-0 G5-4-3 1B		1-0 WP 1B		0-0 G5-3		2-3 3-H G5-3	4	0	2	1	0	0	1	H 8										
Inning Stats	R: 1 E: 1 K: 1 S: 9	H: 0 LOB: 0 BB: 1 P: 18	R: 0 E: 0 K: 3 S: 12	H: 0 LOB: 0 BB: 0 P: 19	R: 1 E: 0 K: 0 S: 7	H: 2 LOB: 0 BB: 0 P: 12	R: 0 E: 0 K: 1 S: 10	H: 1 LOB: 1 BB: 0 P: 15	R: 0 E: 0 K: 0 S: 12	H: 2 LOB: 2 BB: 0 P: 19	R: 0 E: 0 K: 0 S: 10	H: 2 LOB: 2 BB: 0 P: 16	R: 0 E: 0 K: 2 S: 8	H: 0 LOB: 1 BB: 1 P: 15	R: 0 E: 0 K: 1 S: 7	H: 0 LOB: 0 BB: 0 P: 10	R: 2 E: 1 K: 0 S: 16	H: 1 LOB: 0 BB: 0 P: 24	1B: 7 2B: 0 3B: 0 HR: 1	SF: 0 SAC: 0 DP: 2 HBP: 0	WP: 2 PB: 0 SB: 0 CS: 0	PA: 37					
PITCHER	IP	WLS	BF	H	R	ER	SO	BB	IBB	HBP	BLK	WP	HR	S	P	ERA	WHIP										
David Wells, L (1, 1) ERA: 3.55	7.0	W	29	7	2	1	7	2	0	0	0	2	1	68	114	1.29	1.286										
Pedro Borbon, L (8, 1) ERA: 4.5	0.1	H	1	0	0	0	1	0	0	0	0	0	0	3	4	0.00	0.000										
Paul Quantrill, R (8, 1) ERA: 3.76	0.2	H	2	0	0	0	0	0	0	0	0	0	0	4	6	0.00	0.000										
Billy Koch, R (9, 1) ERA: 3.22	1.0		5	1	2	0	0	0	0	0	0	0	0	16	24	0.00	1.000										

Detroit Tigers @ Toronto Blue Jays
SkyDome, Toronto, ON
 Thu Jun 22 2000, 7:05 PM EDT
 Att: 20,259 - Cloudy - 72 F


AB 35
 R 4
 H 8
 RBI 3
 BB 2
 SO 8
 LOB 17



Batter	1	2	3	4	5	6	7	8	9	AB	R	H	RBI	BB	SO	LOB	BOTTOM										
Shannon Stewart, R (1, 7) OBP: 0.390, SLG: 0.601	1-1 1B 3B	2-2 L4			3-2 HR		0-0 E5			4	2	2	1	0	0	0											
Alex Gonzalez, R (1, 6) OBP: 0.302, SLG: 0.372	2-3 K2-3		2-2 F9		2-1 G5-3		0-0 F9			4	0	0	0	0	1	2											
Raul Mondesi, R (1, 9) OBP: 0.325, SLG: 0.515	0-3 K		2-1 G5-3		0-0 F8		0-0 F9			4	0	0	0	0	1	2											
Carlos Delgado, L (1, 3) OBP: 0.469, SLG: 0.719	0-1 2B 1B		3-2 1B		2-1 F9		3-2 F7			4	1	2	1	0	0	0											
Brad Fullmer, L (1, 10) OBP: 0.371, SLG: 0.545	1-0 1-H 2B		3-2 L3			0-3 K		0-0 S HR 1B		4	1	2	1	0	1	1											
Tony Batista, R (1, 5) OBP: 0.327, SLG: 0.556	0-0 G6-3			2-2 HR		0-2 P6		3-0 1-H HR		4	2	2	3	0	0	1											
José Cruz Jr., S (1, 8) OBP: 0.312, SLG: 0.441		4-1 WP SF9 BB		0-1 G3		0-0 E7		1-0 G3		3	1	0	0	1	0	0	AB 33										
Alberto Castillo, R (1, 2) OBP: 0.288, SLG: 0.299		1-1 SF9		0-1 G5-3		1-3 K		0-3 K		3	0	0	1	0	2	1	R 7										
Homer Bush, R (1, 4) OBP: 0.249, SLG: 0.216		1-3 K		0-0 F8		1-0 P3				3	0	0	0	0	1	0	H 8										
Inning Stats	R: 2 E: 0 K: 2 S: 13	H: 3 LOB: 1 BB: 0 P: 17	R: 1 E: 0 K: 1 S: 10	H: 0 LOB: 0 BB: 1 P: 18	R: 0 E: 0 K: 0 S: 11	H: 1 LOB: 0 BB: 0 P: 21	R: 1 E: 0 K: 0 S: 9	H: 1 LOB: 0 BB: 0 P: 11	R: 1 E: 0 K: 0 S: 8	H: 1 LOB: 0 BB: 0 P: 15	R: 0 E: 1 K: 2 S: 11	H: 0 LOB: 1 BB: 0 P: 12	R: 0 E: 1 K: 0 S: 4	H: 0 LOB: 1 BB: 0 P: 5	R: 2 E: 0 K: 1 S: 9	H: 2 LOB: 0 BB: 0 P: 16	1B: 3 2B: 1 3B: 1 HR: 3	SF: 1 SAC: 0 DP: 0 HBP: 0	WP: 1 PB: 0 SB: 2 CS: 0	PA: 35							
PITCHER	IP	WLS	BF	H	R	ER	SO	BB	IBB	HBP	BLK	WP	HR	S	P	ERA	WHIP										
Hideo Nomo, R (1, 1) ERA: 5.22	8.0	L	35	8	7	7	6	1	0	0	0	1	3	75	115	7.88	1.125										

Detroit Tigers @ Toronto Blue Jays
SkyDome, Toronto, ON
 Thu Jun 22 2000, 7:05 PM EDT
 Att: 20,259 - Cloudy - 72 F

AB 33
 R 7
 H 8
 RBI 7
 BB 1
 SO 6
 LOB 7



Batter	1	2	3	4	5	6	7	8	9	AB	R	H	RBI	BB	SO	LOB	TOP					
Luis Polonia, L OBP: 0.308, SLG: 0.354 (1, 10)	L3								G4-6-3	6	0	3	1	0	1	1						
Brad Ausmus, R OBP: 0.342, SLG: 0.339 (1, 2)	G4-3	G6-3	P4						G5-3	6	0	0	0	0	1	4						
Bobby Higginson, L OBP: 0.371, SLG: 0.539 (1, 7)	BB		G4-3	F8					G4-3	3	1	1	0	2	0	0						
Juan Gonzalez, R OBP: 0.315, SLG: 0.524 (1, 9)	BB		HR	F8					G5-3	4	2	2	0	0	1	2						
Dean Palmer, R OBP: 0.351, SLG: 0.519 Shane Halter, R OBP: 0.330, SLG: 0.380 (1, 5) (8, 5)	BB		G5-3	F8					BB	3	0	1	0	2	0	3						
Tony Clark, S OBP: 0.321, SLG: 0.471 (1, 3)									BB	0	0	0	0	0	0	0						
Damion Easley, R OBP: 0.331, SLG: 0.328 (1, 4)			HR						BB	4	1	2	2	1	1	4						
Juan Encarnacion, R OBP: 0.331, SLG: 0.404 (1, 8)			HR						BB	5	2	2	0	0	0	6						
Deivi Cruz, R OBP: 0.303, SLG: 0.413 (1, 6)									BB	5	1	3	2	0	1	3						
Inning Stats	R: 0 E: 0 K: 1 S: 14	H: 1 LOB: 3 BB: 1 P: 27	R: 1 E: 0 K: 0 S: 12	H: 2 LOB: 1 BB: 0 P: 19	R: 4 E: 0 K: 0 S: 21	H: 6 LOB: 2 BB: 0 P: 28	R: 2 E: 0 K: 0 S: 10	H: 2 LOB: 2 BB: 2 P: 25	R: 0 E: 0 K: 1 S: 8	H: 1 LOB: 2 BB: 1 P: 15	R: 0 E: 0 K: 0 S: 10	H: 2 LOB: 2 BB: 0 P: 11	R: 0 E: 0 K: 2 S: 10	H: 0 LOB: 0 BB: 0 P: 12	R: 0 E: 0 K: 1 S: 14	H: 1 LOB: 2 BB: 1 P: 21	R: 0 E: 0 K: 0 S: 7	H: 1 LOB: 0 BB: 0 P: 10	1B: 12 2B: 3 3B: 0 HR: 1	SF: 0 SAC: 0 DP: 1 HBP: 1	WP: 0 PB: 0 SB: 2 CS: 0	PA: 47
PITCHER	IP	WLS	BF	H	R	ER	SO	BB	IBB	HBP	BLK	WP	HR	S	P	ERA	WHIP					
Jaime Navarro, R ERA: 11.81 Brian Williams, R ERA: 8.13 Mike Mohler, L ERA: 8.55 Steve Reed, R ERA: 4.56 Jamie Brewington, R ERA: 3.38	2.2	L	19	9	5	5	1	1	0	1	0	0	1	45	71	16.88	3.750					

Detroit Tigers @ Cleveland Indians
Jacobs Field, Cleveland, OH
Fri Jun 23 2000, 7:05 PM EDT
Att: 43,095 - Sunny - 77 F

AB	41
R	7
H	16
RBI	7
BB	5
SO	5
LOB	25



Batter	1	2	3	4	5	6	7	8	9	AB	R	H	RBI	BB	SO	LOB	BOTTOM					
Kenny Lofton, L OBP: 0.351, SLG: 0.415 (1, 8)	P6		HR						F2	4	1	2	3	1	0	1						
Omar Vizquel, S OBP: 0.343, SLG: 0.357 (1, 6)	F7								BB	5	1	1	0	0	2	3						
Roberto Alomar, S OBP: 0.338, SLG: 0.444 (1, 4)	G1-3		G4-3						BB	5	0	0	0	0	1	3						
Jim Thome, L OBP: 0.359, SLG: 0.553 (1, 3)									BB	3	0	0	0	1	1	1						
Travis Fryman, R OBP: 0.398, SLG: 0.560 (1, 5)									BB	3	1	1	1	1	1	0						
David Justice, L OBP: 0.359, SLG: 0.604 (1, 10)									BB	4	1	2	2	0	0	2						
Richie Sexson, R OBP: 0.315, SLG: 0.451 (1, 7)									BB	4	0	0	0	0	1	1						
Alex Ramirez, R OBP: 0.289, SLG: 0.452 (1, 9)			HR						BB	4	2	1	0	0	2	0						
Sandy Alomar Jr., R OBP: 0.366, SLG: 0.434 Jolbert Cabrera, R OBP: 0.279, SLG: 0.275 (1, 2) (8, PR)									BB	4	0	2	0	0	1	2						
Inning Stats	R: 0 E: 0 K: 0 S: 6	H: 0 LOB: 0 BB: 0 P: 9	R: 1 E: 0 K: 0 S: 11	H: 1 LOB: 0 BB: 0 P: 16	R: 2 E: 1 K: 2 S: 13	H: 1 LOB: 0 BB: 0 P: 20	R: 0 E: 0 K: 1 S: 7	H: 0 LOB: 0 BB: 0 P: 11	R: 1 E: 0 K: 0 S: 6	H: 2 LOB: 1 BB: 0 P: 10	R: 0 E: 0 K: 0 S: 9	H: 0 LOB: 2 BB: 2 P: 20	R: 0 E: 0 K: 2 S: 11	H: 1 LOB: 1 BB: 0 P: 18	R: 2 E: 0 K: 1 S: 17	H: 3 LOB: 1 BB: 0 P: 24	R: 0 E: 0 K: 3 S: 10	H: 1 LOB: 2 BB: 1 P: 17	1B: 4 2B: 1 3B: 2 HR: 2	SF: 0 SAC: 0 DP: 1 HBP: 0	WP: 0 PB: 0 SB: 0 CS: 0	PA: 39
PITCHER	IP	WLS	BF	H	R	ER	SO	BB	IBB	HBP	BLK	WP	HR	S	P	ERA	WHIP					
Willie Blair, R ERA: 3.97 C.J. Nitkowski, L ERA: 6.19 Doug Brocail, R ERA: 4.68 Todd Jones, R ERA: 3.28	6.2	W	27	5	4	3	5	2	0	0	0	0	0	2	5	0.00	0.000					

Detroit Tigers @ Cleveland Indians
Jacobs Field, Cleveland, OH
Fri Jun 23 2000, 7:05 PM EDT
Att: 43,095 - Sunny - 77 F

AB	36
R	6
H	9
RBI	6
BB	3
SO	9
LOB	13



Batter	1	2	3	4	5	6	7	8	9	AB	R	H	RBI	BB	SO	LOB	TOP				
Luis Polonia, L OBP: 0.312, SLG: 0.363 (1, 10)										4	0	2	0	0	0	0	Detroit Tigers @ Cleveland Indians Jacobs Field, Cleveland, OH Sat Jun 24 2000, 1:05 PM EDT Att: 43,081 - Sunny - 81 F				
Robert Fick, L OBP: 0.357, SLG: 0.351 (1, 2)										2	0	0	0	2	1						
Bobby Higginson, L OBP: 0.369, SLG: 0.532 (1, 7)										3	0	0	0	1	2	3					
Juan Gonzalez, R OBP: 0.310, SLG: 0.515 (1, 9)										4	0	0	0	0	3	3					
Dean Palmer, R OBP: 0.346, SLG: 0.509 (1, 5)										4	0	0	0	0	3	3					
Tony Clark, S OBP: 0.312, SLG: 0.455 (1, 3)										4	0	0	0	0	2	1					
Damion Easley, R OBP: 0.338, SLG: 0.353 (1, 4)										2	1	1	1	1	1	0					
Juan Encarnacion, R OBP: 0.331, SLG: 0.403 (1, 8)										3	0	1	0	0	0	1					
Deivi Cruz, R OBP: 0.299, SLG: 0.408 (1, 6)										3	0	0	0	0	0	1					
Inning Stats	R: 0 E: 0 K: 3 S: 15	H: 1 LOB: 2 BB: 1 P: 26	R: 0 E: 0 K: 1 S: 10	H: 0 LOB: 0 BB: 0 P: 14	R: 0 E: 0 K: 0 S: 9	H: 0 LOB: 1 BB: 1 P: 18	R: 0 E: 0 K: 3 S: 9	H: 0 LOB: 0 BB: 0 P: 10	R: 1 E: 0 K: 0 S: 13	H: 3 LOB: 1 BB: 0 P: 19	R: 0 E: 0 K: 1 S: 11	H: 0 LOB: 0 BB: 0 P: 18	R: 0 E: 0 K: 1 S: 6	H: 0 LOB: 0 BB: 0 P: 10	R: 0 E: 0 K: 1 S: 11	H: 0 LOB: 1 BB: 1 P: 20	1B: 2 2B: 1 3B: 0 HR: 1	SF: 0 SAC: 0 DP: 2 HBP: 0	WP: 0 PB: 0 SB: 0 CS: 0	PA: 33	
PITCHER	IP	WLS	BF	H	R	ER	SO	BB	IBB	HBP	BLK	WP	HR	S	P	ERA	WHIP				
Bartolo Colon, R ERA: 4.02 (1, 1)	6.1	W	25	4	1	1	10	3	0	0	0	0	1	74	119	1.42	1.105				
Justin Speier, R ERA: 1.74 (7, 1)	2.2		8	0	0	0	2	1	0	0	0	0	0	20	34	0.00	0.375				

Batter	1	2	3	4	5	6	7	8	9	AB	R	H	RBI	BB	SO	LOB	BOTTOM				
Kenny Lofton, L OBP: 0.343, SLG: 0.404 (1, 8)										5	0	0	0	0	0	0	Detroit Tigers @ Cleveland Indians Jacobs Field, Cleveland, OH Sat Jun 24 2000, 1:05 PM EDT Att: 43,081 - Sunny - 81 F				
Enrique Wilson, S OBP: 0.400, SLG: 0.468 (1, 6)										4	3	3	0	1	0	0					
Roberto Alomar, S OBP: 0.339, SLG: 0.442 (1, 4)										4	1	1	0	1	0	2					
Jim Thome, L OBP: 0.364, SLG: 0.567 (1, 3)										3	2	2	3	1	0	2					
Travis Fryman, R OBP: 0.403, SLG: 0.561 (1, 5)										3	1	2	2	1	0	1					
David Justice, L OBP: 0.357, SLG: 0.597 (1, 9)										3	0	0	1	1	1	2					
Richie Sexson, R OBP: 0.314, SLG: 0.451 (1, 7)										4	0	1	1	0	1	3					
Russell Branyan, L OBP: 0.351, SLG: 0.776 (1, 10)										3	1	1	1	0	1	0					
Einar Diaz, R OBP: 0.329, SLG: 0.410 (1, 2)										4	0	0	0	0	0	2					
Inning Stats	R: 1 E: 0 K: 0 S: 12	H: 2 LOB: 3 BB: 2 P: 28	R: 1 E: 0 K: 0 S: 9	H: 2 LOB: 0 BB: 0 P: 16	R: 0 E: 0 K: 0 S: 5	H: 0 LOB: 0 BB: 1 P: 11	R: 0 E: 0 K: 0 S: 9	H: 0 LOB: 0 BB: 0 P: 11	R: 4 E: 0 K: 0 S: 15	H: 3 LOB: 2 BB: 2 P: 29	R: 2 E: 0 K: 1 S: 12	H: 3 LOB: 1 BB: 0 P: 21	R: 0 E: 0 K: 2 S: 8	H: 0 LOB: 0 BB: 0 P: 10	R: 0 E: 0 K: 0 S: 7	H: 0 LOB: 0 BB: 0 P: 11	1B: 6 2B: 2 3B: 1 HR: 1	SF: 0 SAC: 0 DP: 1 HBP: 1	WP: 0 PB: 0 SB: 0 CS: 0	PA: 39	
PITCHER	IP	WLS	BF	H	R	ER	SO	BB	IBB	HBP	BLK	WP	HR	S	P	ERA	WHIP				
Steve Sparks, R ERA: 10.8 (1, 1)	5.2	L	31	9	8	8	0	5	0	0	0	0	1	58	109	12.71	2.471				
Danny Patterson, R ERA: 2.96 (6, 1)	1.1		5	1	0	0	3	0	0	0	0	0	0	12	17	0.00	0.750				
Matt Anderson, R ERA: 5.04 (8, 1)	1.0		3	0	0	0	0	0	0	0	0	0	0	7	11	0.00	0.000				

Batter	1	2	3	4	5	6	7	8	9	AB	R	H	RBI	BB	SO	LOB	TOP										
Rich Becker, L OBP: 0.399, SLG: 0.429 (1, 8)										5	2	1	0	1	3	1	Detroit Tigers @ Cleveland Indians Jacobs Field, Cleveland, OH Sat Jun 24 2000, 7:05 PM EDT Att: 43,083 - Overcast - 76 F										
Damion Easley, R OBP: 0.348, SLG: 0.360 (1, 4)										3	2	2	1	1	1	0											
Bobby Higginson, L OBP: 0.374, SLG: 0.571 Juan Encarnacion, R OBP: 0.331, SLG: 0.403 (1, 7) (8, 8)										5	3	3	6	0	0	1											
Juan Gonzalez, R OBP: 0.311, SLG: 0.517 (1, 10)										5	2	2	0	0	0	1											
Dean Palmer, R OBP: 0.355, SLG: 0.519 Deivi Cruz, R OBP: 0.299, SLG: 0.408 (1, 5) (9, 6)										4	2	3	0	1	0	0											
Tony Clark, S OBP: 0.315, SLG: 0.469 (1, 3)										5	2	2	2	0	1	3											
Wendell Magee, R OBP: 0.333, SLG: 0.569 (1, 9)										5	1	2	4	0	0	1											
Brad Ausmus, R OBP: 0.339, SLG: 0.340 (1, 2)										5	0	1	1	0	1	2											
Shane Halter, R OBP: 0.314, SLG: 0.361 (1, 6) (9, 5)										5	0	0	0	0	3	1											
Inning Stats	R: 0 E: 0 K: 2 S: 7	H: 0 LOB: 0 BB: 0 P: 10	R: 0 E: 0 K: 0 S: 6	H: 0 LOB: 0 BB: 0 P: 10	R: 0 E: 0 K: 1 S: 10	H: 0 LOB: 0 BB: 0 P: 16	R: 3 E: 0 K: 2 S: 20	H: 5 LOB: 2 BB: 0 P: 34	R: 3 E: 0 K: 1 S: 16	H: 3 LOB: 1 BB: 1 P: 23	R: 6 E: 0 K: 1 S: 23	H: 5 LOB: 0 BB: 1 P: 35	R: 0 E: 0 K: 1 S: 7	H: 0 LOB: 1 BB: 1 P: 15	R: 2 E: 0 K: 1 S: 14	H: 3 LOB: 1 BB: 0 P: 24		1B: 6 2B: 6 3B: 0 HR: 4	SF: 0 SAC: 1 DP: 0 HBP: 0	WP: 0 PB: 0 SB: 0 CS: 0	PA: 46						
PITCHER	IP	WLS	BF	H	R	ER	SO	BB	IBB	HBP	BLK	WP	HR	S	P	ERA	WHIP										
Paul Riodon, R ERA: 7.64 Jamie Brewington, R ERA: 3.6 Mike Mohler, L ERA: 9.0 Steve Reed, R ERA: 5.96 Andrew Lorraine, L ERA: 6.49	4.1	2.0	21	8	6	6	6	0	0	0	0	0	2	53	81	12.46	1.846										


Batter	1	2	3	4	5	6	7	8	9	AB	R	H	RBI	BB	SO	LOB	BOTTOM										
Kenny Lofton, L OBP: 0.345, SLG: 0.409 (1, 8)										5	2	2	0	0	0	3	Detroit Tigers @ Cleveland Indians Jacobs Field, Cleveland, OH Sat Jun 24 2000, 7:05 PM EDT Att: 43,083 - Overcast - 76 F										
Omar Vizquel, S OBP: 0.344, SLG: 0.355 (1, 6)										4	2	1	0	1	1	0											
David Justice, L OBP: 0.358, SLG: 0.603 (1, 10)										4	2	1	3	1	2	0											
Jim Thome, L OBP: 0.365, SLG: 0.574 (1, 3)										4	1	1	1	1	0	3											
Travis Fryman, R OBP: 0.404, SLG: 0.560 (1, 5)										4	1	2	1	0	0	1											
Sandy Alomar Jr., R OBP: 0.362, SLG: 0.432 (1, 2)										3	0	1	1	0	1	1											
Enrique Wilson, S OBP: 0.404, SLG: 0.494 (1, 4)										4	0	2	2	0	1	2											
Russell Branyan, L OBP: 0.339, SLG: 0.745 Richie Sexson, R OBP: 0.312, SLG: 0.448 (1, 9) (6, PH) (7, 7)										2	0	0	0	0	1	1											
Alex Ramirez, R OBP: 0.300, SLG: 0.455 (1, 7) (7, 9)										4	0	2	0	0	0	0											
Inning Stats	R: 3 E: 0 K: 0 S: 14	H: 2 LOB: 1 BB: 1 P: 25	R: 0 E: 0 K: 1 S: 9	H: 0 LOB: 0 BB: 0 P: 11	R: 4 E: 0 K: 1 S: 15	H: 4 LOB: 1 BB: 1 P: 23	R: 0 E: 0 K: 1 S: 8	H: 1 LOB: 0 BB: 0 P: 12	R: 0 E: 0 K: 2 S: 10	H: 0 LOB: 1 BB: 1 P: 18	R: 1 E: 0 K: 0 S: 18	H: 3 LOB: 2 BB: 0 P: 25	R: 0 E: 0 K: 1 S: 10	H: 0 LOB: 0 BB: 0 P: 11	R: 0 E: 0 K: 1 S: 7	H: 0 LOB: 0 BB: 0 P: 11		1B: 7 2B: 3 3B: 0 HR: 2	SF: 1 SAC: 0 DP: 2 HBP: 0	WP: 0 PB: 0 SB: 0 CS: 0	PA: 40						
PITCHER	IP	WLS	BF	H	R	ER	SO	BB	IBB	HBP	BLK	WP	HR	S	P	ERA	WHIP										
Mark Johnson, R ERA: 7.5 C.J. Nitkowski, L ERA: 5.96 Danny Patterson, R ERA: 3.18 Hideo Nomo, R ERA: 5.16 Doug Brocail, R ERA: 4.64	2.0	4.0	16	5	1	1	5	1	0	0	0	0	0	37	60	2.25	1.500										
	1.0	6	3	1	1	0	0	0	0	0	0	0	1	18	25	9.00	3.000										
	1.0	3	0	0	0	0	1	0	0	0	0	0	0	10	11	0.00	0.000										
	1.0	3	0	0	0	0	1	0	0	0	0	0	0	7	11	0.00	0.000										



Batter	1	2	3	4	5	6	7	8	9	AB	R	H	RBI	BB	SO	LOB	TOP										
Luis Polonia, L OBP: 0.311, SLG: 0.360 Wendell Magee, R OBP: 0.329, SLG: 0.561	0-3 K		2-2 G3-1		0-2 G4-3		2-2 CS 1B	0-3 K		4	0	1	0	0	1	2											
Rich Becker, L OBP: 0.387, SLG: 0.414	0-0 F8		3-2 G6-3			2-3 K	3-2 CS	0-0 G6-3		4	0	0	0	0	1	2											
Bobby Higginson, L OBP: 0.379, SLG: 0.575	3-2 G4-3			3-2 SH3-1 2B		4-1 1B BB		4-2 2B BB		2	1	1	0	2	0	0											
Dean Palmer, R OBP: 0.357, SLG: 0.519 Shane Halter, R OBP: 0.317, SLG: 0.364		3-1 G1-4-3 HBP		0-0 SH3-1		0-2 S 1B		2-1 F8		0	0	0	0	0	0	0											
Tony Clark, S OBP: 0.313, SLG: 0.470	0-0 G1-4-3		3-2 F8		3-2 F8	1-3 K		1-1 2B		4	0	1	1	0	1	4											
Robert Fick, L OBP: 0.361, SLG: 0.345	0-1 G3-1		4-2 FC5-4 BB		4-1 1-2 IBB			0-1 F8		2	0	0	0	2	0	1											
Damion Easley, R OBP: 0.346, SLG: 0.357			2-1 FC1-2-5 1B		0-0 FC5-4	2-3 K		3-1 G6-3		4	0	1	0	0	1	5											
Juan Encarnacion, R OBP: 0.329, SLG: 0.400			1-2 E1 G3-1 FC1-2-5		3-2 L4		1-2 G1-3		2-2 1B	4	0	1	0	0	0	1											
Deivi Cruz, R OBP: 0.294, SLG: 0.401			0-0 FC1-2-5 G3-1		0-1 P4		2-2 G4-3		1-0 F9	4	0	0	0	0	0	3											
Inning Stats	R: 0 E: 0 K: 1 S: 7	H: 0 LOB: 0 BB: 0 P: 10	R: 0 E: 0 K: 0 S: 4	H: 0 LOB: 0 BB: 0 P: 7	R: 0 E: 1 K: 0 S: 12	H: 1 LOB: 2 BB: 0 P: 20	R: 0 E: 0 K: 0 S: 10	H: 0 LOB: 0 BB: 0 P: 13	R: 0 E: 0 K: 3 S: 20	H: 1 LOB: 3 BB: 2 P: 33	R: 0 E: 0 K: 0 S: 13	H: 1 LOB: 0 BB: 0 P: 21	R: 1 E: 0 K: 0 S: 9	H: 1 LOB: 1 BB: 1 P: 16	R: 0 E: 0 K: 1 S: 9	H: 1 LOB: 1 BB: 0 P: 15	1B: 4 2B: 2 3B: 0 HR: 0	SF: 0 SAC: 1 DP: 1 HBP: 1	WP: 0 PB: 0 SB: 1 CS: 1	PA: 38							
PITCHER	IP	WLS	BF	H	R	ER	SO	BB	IBB	HBP	BLK	WP	HR	S	P	ERA	WHIP										
Jim Brower, R ERA: 4.23	(1, 1)	7.0	28	4	0	0	4	2	1	1	0	0	0	76	124	0.00	0.857										
Steve Karsay, R ERA: 2.78	(8, 1)	2.0	9	2	1	1	1	1	0	0	0	0	0	18	31	4.50	1.500										

Detroit Tigers @ Cleveland Indians
Jacobs Field, Cleveland, OH
Sun Jun 25 2000, 1:05 PM EDT
Att: 43,062 - Cloudy - 71 F


AB	31
R	1
H	6
RBI	1
BB	4
SO	5
LOB	20



Batter	1	2	3	4	5	6	7	8	9	AB	R	H	RBI	BB	SO	LOB	BOTTOM										
Kenny Lofton, L OBP: 0.342, SLG: 0.401	0-1 F7	1-0 F6		0-0 FC7-2		3-1 G4-6-3		4-2 WP BB		4	0	0	0	1	0	5											
Omar Vizquel, S OBP: 0.345, SLG: 0.354 Jolbert Cabrera, R OBP: 0.280, SLG: 0.278	1-2 1B HBP	3-3 K			2-2 G5-3		0-2 SH3-4 E 1B	1-0 P6		1	0	0	0	0	1	2											
Roberto Alomar, S OBP: 0.339, SLG: 0.440	1-1 S 1B		3-2 F7		1-2 F7		0-1 SH3-4	1-2 1B		3	0	1	0	0	0	0											
David Justice, L OBP: 0.364, SLG: 0.603	4-1 1B		1-1 P6		3-2 BB WP 1B		4-0 FC4-6 IBB			2	0	1	0	2	0	0											
Jim Thome, L OBP: 0.367, SLG: 0.571	0-3 K		3-1 FC6-4 1B		4-2 BB HBP		3-2 FC4-6			3	0	1	0	0	1	4											
Travis Fryman, R OBP: 0.402, SLG: 0.553	1-3 K		0-1 FC6-4		4-2 1-2 2-3 BB		3-3 K			3	0	0	0	1	2	5											
Enrique Wilson, S OBP: 0.398, SLG: 0.517		0-2 F7		2-2 F7		1-1 G4-3		0-0 HR		4	1	1	1	0	0	3											
Russell Branyan, L OBP: 0.355, SLG: 0.736 Richie Sexson, R OBP: 0.311, SLG: 0.446		4-2 1B BB		3-2 2B FC7-2 1B		1-2 G4-3		1-2 G6-3		2	0	1	0	1	0	0											
Sandy Alomar Jr., R OBP: 0.373, SLG: 0.450		0-0 1B		1-1 2B		2-2 G4-6-3 1B		1-0 G4-3		4	0	3	0	0	0	0											
Inning Stats	R: 0 E: 0 K: 2 S: 14	H: 1 LOB: 3 BB: 1 P: 21	R: 0 E: 0 K: 1 S: 13	H: 1 LOB: 2 BB: 1 P: 21	R: 0 E: 0 K: 0 S: 9	H: 1 LOB: 1 BB: 0 P: 16	R: 0 E: 0 K: 0 S: 9	H: 2 LOB: 1 BB: 0 P: 15	R: 0 E: 0 K: 0 S: 16	H: 1 LOB: 3 BB: 1 P: 31	R: 0 E: 0 K: 0 S: 8	H: 1 LOB: 0 BB: 0 P: 14	R: 1 E: 1 K: 1 S: 14	H: 1 LOB: 1 BB: 1 P: 24	R: 1 E: 0 K: 0 S: 13	H: 1 LOB: 1 BB: 1 P: 20	1B: 7 2B: 2 3B: 0 HR: 1	SF: 0 SAC: 1 DP: 2 HBP: 2	WP: 2 PB: 0 SB: 1 CS: 0	PA: 38							
PITCHER	IP	WLS	BF	H	R	ER	SO	BB	IBB	HBP	BLK	WP	HR	S	P	ERA	WHIP										
Jeff Weaver, R ERA: 4.55	(1, 1)	5.1	27	7	0	0	3	3	0	0	0	1	1	67	113	0.00	1.875										
Matt Anderson, R ERA: 4.91	(6, 1)	2.2	11	2	2	1	1	1	1	0	0	1	1	29	49	3.38	1.125										

Detroit Tigers @ Cleveland Indians
Jacobs Field, Cleveland, OH
Sun Jun 25 2000, 1:05 PM EDT
Att: 43,062 - Cloudy - 71 F

AB	30
R	2
H	9
RBI	1
BB	5
SO	4
LOB	20



Batter	1	2	3	4	5	6	7	8	9	AB	R	H	RBI	BB	SO	LOB	TOP			
Rich Becker, L (1, 9) OBP: 0.377, SLG: 0.400 Wendell Magee, R (8, FH) OBP: 0.333, SLG: 0.559	G3-1	G1-3				K			F3	4	0	0	0	0	2	1				
Brad Ausmus, R (1, 2) OBP: 0.340, SLG: 0.351	HR		K			K			G5-3	4	1	1	1	1	2	0				
Bobby Higginson, L (1, 7) OBP: 0.379, SLG: 0.568	3B	BB	K						G3-1	3	1	0	0	2	1	2				
Juan Gonzalez, R (1, 10) OBP: 0.321, SLG: 0.529	1-H	G6-3	3B						F8	4	3	3	1	1	0	1				
Tony Clark, S (1, 3) OBP: 0.323, SLG: 0.504 Robert Fick, L (9, 3) OBP: 0.361, SLG: 0.345	G6-3		G4-3							5	2	3	3	0	0	1				
Damon Easley, R (1, 4) OBP: 0.353, SLG: 0.357	K									0	0	0	0	0	0	0				
Juan Encarnacion, R (1, 8) OBP: 0.339, SLG: 0.417		SH1-3	G1-4-3	2B						5	3	4	2	0	0	0				
Deivi Cruz, R (1, 6) OBP: 0.298, SLG: 0.402		SH1-3								4	0	2	2	0	0	2				
Shane Halter, R (1, 5) OBP: 0.312, SLG: 0.356		G1-4-3								5	0	1	2	0	0	3				
Inning Stats	R: 3 H: 2 E: 0 K: 1 S: 10	H: 2 R: 8 ER: 8 SO: 5 BB: 1 LOB: 22	R: 0 H: 1 E: 0 K: 2 S: 10	H: 1 R: 8 ER: 8 SO: 5 BB: 1 LOB: 16	R: 0 H: 0 E: 0 K: 0 S: 7	H: 0 R: 1 ER: 1 SO: 12 BB: 0 LOB: 12	R: 0 H: 0 E: 0 K: 2 S: 9	H: 0 R: 1 ER: 1 SO: 15 BB: 0 LOB: 15	R: 4 H: 3 E: 0 K: 1 S: 12	H: 3 R: 2 ER: 2 SO: 28 BB: 1 LOB: 28	R: 0 H: 1 E: 0 K: 0 S: 8	H: 1 R: 3 ER: 1 SO: 18 BB: 1 LOB: 18	R: 2 H: 3 E: 0 K: 0 S: 17	H: 3 R: 5 ER: 1 SO: 31 BB: 1 LOB: 31	R: 3 H: 5 E: 0 K: 0 S: 17	H: 5 R: 1 ER: 1 SO: 26 BB: 0 LOB: 26	1B: 10 2B: 3 3B: 1 HR: 2	SF: 0 SAC: 1 DP: 2 HBP: 1	WP: 0 PA: 46 PB: 0 SB: 0 CS: 0	
PITCHER	IP	WLS	BF	H	R	ER	SO	BB	IBB	HBP	BLK	WP	HR	S	P	ERA	WHIP			
Dave Burba, R (1, 1) ERA: 5.72	5.1	L	25	6	8	8	5	3	0	0	0	0	1	49	93	13.50	1.688			
Brian Williams, R (6, 1) ERA: 8.1	2.1		11	4	2	2	1	1	0	1	0	0	0	23	43	7.71	2.143			
Alan Newman, L (8, 1) ERA: 20.25	1.1		10	6	3	3	0	1	0	0	0	0	1	24	40	20.25	5.250			

Detroit Tigers @ Cleveland Indians
Jacobs Field, Cleveland, OH
Mon Jun 26 2000, 7:05 PM EDT
Att: 43,191 - Cloudy - 85 F

AB 39
R 13
H 16
RBI 12
BB 5
SO 6
LOB 11



Batter	1	2	3	4	5	6	7	8	9	AB	R	H	RBI	BB	SO	LOB	BOTTOM			
Jolbert Cabrera, R (1, 8) OBP: 0.275, SLG: 0.273	G3		G4-3						G6-3	5	0	1	0	0	0	1				
Enrique Wilson, S (1, 6) OBP: 0.408, SLG: 0.527	2B		G3							4	0	2	0	1	0	1				
Roberto Alomar, S (1, 4) OBP: 0.340, SLG: 0.440	F7		F9						G1-3	5	1	2	0	0	0	2				
David Justice, L (1, 10) OBP: 0.362, SLG: 0.595	G3									3	0	0	0	1	0	2				
Jim Thome, L (1, 3) OBP: 0.365, SLG: 0.566			3B	1B						4	1	1	0	0	0	2				
Travis Fryman, R (1, 5) OBP: 0.407, SLG: 0.555			K							3	0	2	1	1	1	1				
Richie Sexson, R (1, 7) OBP: 0.314, SLG: 0.455										4	0	2	1	0	0	2				
Russell Branyan, L (1, 9) OBP: 0.348, SLG: 0.696			K							3	0	0	0	1	1	3				
Einar Diaz, R (1, 2) OBP: 0.327, SLG: 0.406			K							4	0	1	0	0	1	2				
Inning Stats	R: 0 H: 1 E: 0 K: 0 S: 8	H: 2 R: 2 ER: 2 SO: 3 BB: 0 LOB: 21	R: 0 H: 0 E: 0 K: 0 S: 11	H: 0 R: 0 ER: 0 SO: 15 BB: 0 LOB: 15	R: 0 H: 0 E: 1 K: 0 S: 5	H: 0 R: 1 ER: 1 SO: 10 BB: 1 LOB: 10	R: 0 H: 1 E: 0 K: 0 S: 13	H: 1 R: 2 ER: 2 SO: 18 BB: 1 LOB: 18	R: 1 H: 2 E: 0 K: 0 S: 12	H: 2 R: 0 ER: 0 SO: 19 BB: 0 LOB: 19	R: 0 H: 2 E: 0 K: 0 S: 6	H: 2 R: 1 ER: 1 SO: 11 BB: 1 LOB: 11	R: 0 H: 2 E: 0 K: 0 S: 8	H: 2 R: 1 ER: 1 SO: 14 BB: 1 LOB: 14	R: 0 H: 1 E: 0 K: 0 S: 8	H: 1 R: 0 ER: 0 SO: 9 BB: 0 LOB: 9	1B: 9 2B: 1 3B: 1 HR: 0	SF: 0 SAC: 0 DP: 2 HBP: 0	WP: 0 PA: 39 PB: 0 SB: 1 CS: 0	
PITCHER	IP	WLS	BF	H	R	ER	SO	BB	IBB	HBP	BLK	WP	HR	S	P	ERA	WHIP			
Brian Moehler, R (1, 1) ERA: 3.5	6.2	W	29	7	2	2	3	3	0	0	0	0	0	68	102	2.70	1.500			
Danny Patterson, R (7, 1) ERA: 3.03	1.1		6	3	0	0	0	1	0	0	0	0	0	10	16	0.00	3.000			
Nelson Cruz, R (9, 1) ERA:	1.0		4	1	0	0	0	0	0	0	0	0	0	8	9	0.00	1.000			

Detroit Tigers @ Cleveland Indians
Jacobs Field, Cleveland, OH
Mon Jun 26 2000, 7:05 PM EDT
Att: 43,191 - Cloudy - 85 F

AB 35
R 2
H 11
RBI 2
BB 4
SO 3
LOB 16



Batter	1	2	3	4	5	6	7	8	9	10	11	AB	R	H	RBI	BB	SO	LOB	TOP					
Chuck Knoblauch, R OBP: 0.337, SLG: 0.386	L5	G6-3		FC5 1B				2 1B SF8		G6-3		6	1	3	0	0	0	3						
2 Derek Jeter, R OBP: 0.381, SLG: 0.484	F3		F8	FC5 1B				FC3-6 1B		G5-3		6	0	2	1	0	1	1						
Paul O'Neill, L OBP: 0.357, SLG: 0.453			G4-3	FC5 1B				SF8		K		5	0	1	1	0	2	3						
Bernie Williams, S OBP: 0.388, SLG: 0.575	G3-1		K		BB 1B			FC3-6				5	1	2	0	1	1	2						
Tino Martinez, L OBP: 0.338, SLG: 0.446		FC3-6 BB		1B BB G6-4-3	BB 1B			E7 20 1B FC5-4		G4-3		4	2	2	0	2	0	2						
Shane Spencer, R OBP: 0.331, SLG: 0.479	FC3-6 1B BB			G6-4-3 1B BB				G6-3		G4-3		4	1	0	1	2	1	3						
Ricky Ledee, L OBP: 0.333, SLG: 0.422	F8			G6-4-3 1B				G6-3				3	0	1	0	0	1	4						
20 Jorge Posada, S OBP: 0.438, SLG: 0.546				G6-4-3 1B				FC5-4 1B				1	0	1	0	1	0	0						
Chris Turner, R OBP: 0.438, SLG: 0.500				G6-4-3 1B BB				FC5-4				4	0	1	1	1	0	6						
Jose Vizcaino, S OBP: 0.290, SLG: 0.257				G6-4-3 1B BB				K2-3		G4-3		5	1	2	1	0	2	3						
Inning Stats	R: 0 E: 0 K: 0 S: 7	H: 1 LOB: 1 BB: 0 P: 10	R: 0 E: 0 K: 0 S: 12	H: 1 LOB: 3 BB: 2 P: 25	R: 0 E: 0 K: 1 S: 8	H: 0 LOB: 0 BB: 0 P: 8	R: 3 E: 0 K: 0 S: 17	H: 4 LOB: 2 BB: 2 P: 30	R: 0 E: 0 K: 1 S: 11	H: 2 LOB: 2 BB: 1 P: 21	R: 2 E: 1 K: 1 S: 12	H: 2 LOB: 1 BB: 0 P: 17	R: 1 E: 0 K: 0 S: 13	H: 2 LOB: 1 BB: 0 P: 19	R: 0 E: 0 K: 0 S: 9	H: 1 LOB: 1 BB: 1 P: 17	R: 0 E: 0 K: 1 S: 10	H: 0 LOB: 0 BB: 0 P: 14	R: 0 E: 0 K: 1 S: 7	H: 1 LOB: 0 BB: 0 P: 12	1B: 14 2B: 1 3B: 0 HR: 0	SF: 1 SAC: 0 DP: 3 HBP: 0	WP: 0 PB: 0 SB: 0 CS: 1	PA: 51
PITCHER	IP ERA WLS BF H R ER SO BB IBB HBP BLK WP HR S P ERA WHIP	Hideo Nomo, R ERA: 5.16	C.J. Nitkowski, L ERA: 6.0	Matt Anderson, R ERA: 4.81	Doug Brocail, R ERA: 4.63	Todd Jones, R ERA: 3.08	PITCHER	IP ERA WLS BF H R ER SO BB IBB HBP BLK WP HR S P ERA WHIP	Nelson Cruz, R ERA: (11.1)															

New York Yankees @ Detroit Tigers
Comerica Park, Detroit, MI
Tue Jun 27 2000, 7:05 PM EDT
Att: 37,512 - Cloudy - 79 F

AB 43
R 6
H 15
RBI 5
BB 7
SO 8
LOB 27



Batter	1	2	3	4	5	6	7	8	9	10	11	AB	R	H	RBI	BB	SO	LOB	BOTTOM					
Luis Polonia, L OBP: 0.319, SLG: 0.374	K			F9 2B				G4-3		F7		4	1	3	0	0	1	0						
Rich Becker, R OBP: 0.372, SLG: 0.393				F9 2-3				P4		F9		2	0	0	0	0	0	0						
Brad Ausmus, R OBP: 0.337, SLG: 0.347	F8			F9 2-3				P4				6	1	1	0	0	0	2						
Bobby Higginson, L OBP: 0.385, SLG: 0.574				K				F7				6	2	4	1	0	1	1						
Juan Gonzalez, R OBP: 0.313, SLG: 0.516	F3			K				FC6-4 FC4-6		P3		6	0	0	0	0	2	7						
Tony Clark, S OBP: 0.338, SLG: 0.529								FC4-6				3	2	2	1	2	0	2						
Shane Halter, R OBP: 0.309, SLG: 0.352								FC6-4 1B				1	0	0	0	0	0	1						
Dean Palmer, R OBP: 0.358, SLG: 0.529								FC6-4 1B				5	1	2	4	0	1	2						
Robert Fick, L OBP: 0.358, SLG: 0.342								L4				1	0	0	1	0	0	1						
Damion Easley, R OBP: 0.386, SLG: 0.381								FC1-5 2B				4	0	3	0	1	0	1						
Juan Encarnacion, R OBP: 0.340, SLG: 0.417								FC1-5 2B				5	0	2	0	0	1	4						
Deivi Cruz, R OBP: 0.292, SLG: 0.394								K				5	0	0	0	0	1	6						
Inning Stats	R: 0 E: 0 K: 1 S: 12	H: 1 LOB: 1 BB: 0 P: 15	R: 0 E: 0 K: 0 S: 11	H: 2 LOB: 2 BB: 0 P: 21	R: 0 E: 0 K: 2 S: 14	H: 1 LOB: 1 BB: 0 P: 21	R: 1 E: 0 K: 0 S: 10	H: 3 LOB: 1 BB: 0 P: 20	R: 5 E: 0 K: 1 S: 16	H: 6 LOB: 1 BB: 1 P: 27	R: 0 E: 0 K: 0 S: 7	H: 2 LOB: 2 BB: 0 P: 10	R: 0 E: 0 K: 0 S: 9	H: 0 LOB: 0 BB: 0 P: 12	R: 0 E: 0 K: 2 S: 15	H: 0 LOB: 2 BB: 2 P: 29	R: 0 E: 0 K: 0 S: 5	H: 0 LOB: 0 BB: 0 P: 8	R: 1 E: 1 K: 0 S: 7	H: 1 LOB: 2 BB: 0 P: 10	1B: 11 2B: 4 3B: 0 HR: 2	SF: 0 SAC: 0 DP: 1 HBP: 0	WP: 0 PB: 0 SB: 3 CS: 0	PA: 51
PITCHER	IP ERA WLS BF H R ER SO BB IBB HBP BLK WP HR S P ERA WHIP	David Cone, R ERA: 6.4	Jason Grimsley, R ERA: 3.21	Mike Stanton, L ERA: 3.47	Jeff Nelson, R ERA: 1.51	42 Mariano Rivera, R ERA: 3.51	PITCHER	IP ERA WLS BF H R ER SO BB IBB HBP BLK WP HR S P ERA WHIP																

New York Yankees @ Detroit Tigers
Comerica Park, Detroit, MI
Tue Jun 27 2000, 7:05 PM EDT
Att: 37,512 - Cloudy - 79 F

AB 48
R 7
H 17
RBI 7
BB 3
SO 7
LOB 27



Batter	1	2	3	4	5	6	7	8	9	AB	R	H	RBI	BB	SO	LOB	TOP								
Chuck Knoblauch R (1,4) OBP: 0.339, SLG: 0.390	F9		2B		FC6-4		G5-4-3		F8	5	0	2	1	0	0	1									
2 Derek Jeter R (1,6) OBP: 0.392, SLG: 0.482	G6-3		1B		L3			1B	E5	5	1	2	1	0	0	2									
Paul O'Neill, L (1,9) OBP: 0.355, SLG: 0.448	G6-3		G3		FC6-4			1B	G4-3	5	1	1	0	0	0	5									
Bernie Williams, S (1,8) OBP: 0.389, SLG: 0.588		G4-3		G6-3		HR		2B		4	1	2	3	0	0	0									
Tino Martinez, L (1,3) OBP: 0.333, SLG: 0.439	F8		F9		G6-3			G3		4	0	0	0	0	0	1									
20 Jorge Posada, S (1,2) OBP: 0.435, SLG: 0.539	F8		F8		F8		K	DI	BB	3	0	0	0	1	1	0									
Shane Spencer, R (1,10) OBP: 0.329, SLG: 0.475			2B		F8		K	P5		4	1	1	0	0	1	2									
Ricky Ledee, L (1,7) OBP: 0.332, SLG: 0.419			F7		2B		F8	F9		4	1	1	0	0	0	3									
Scott Brosius, R (1,5) OBP: 0.327, SLG: 0.399			K		1B		G5-4-3		G1-3	2	0	1	1	0	1	1									
Jose Vizcaino, S (5, PR) OBP: 0.294, SLG: 0.261			K		2B					2	1	1	0	0	0	0									
Inning Stats	R: 0 E: 0 K: 0 S: 7	H: 0 LOB: 0 BB: 0 P: 10	R: 0 E: 0 K: 0 S: 7	H: 0 LOB: 0 BB: 0 P: 13	R: 1 E: 0 K: 1 S: 15	H: 3 LOB: 2 BB: 0 P: 19	R: 0 E: 0 K: 0 S: 4	H: 0 LOB: 0 BB: 0 P: 7	R: 2 E: 0 K: 2 S: 10	H: 3 LOB: 2 BB: 0 P: 15	R: 1 E: 0 K: 2 S: 13	H: 1 LOB: 0 BB: 0 P: 21	R: 0 E: 0 K: 0 S: 13	H: 1 LOB: 1 BB: 0 P: 18	R: 2 E: 0 K: 0 S: 13	H: 3 LOB: 2 BB: 1 P: 25	R: 0 E: 1 K: 0 S: 12	H: 0 LOB: 1 BB: 0 P: 17	1B: 7 2B: 3 3B: 0 HR: 1	SF: 0 SAC: 0 DP: 1 HBP: 0	WP: 1 PB: 0 SB: 0 CS: 0	PA: 39			
PITCHER	IP	WLS	BF	H	R	ER	SO	BB	IBB	HBP	BLK	WP	HR	S	P	ERA	WHIP								
Willie Blair, R (1,1) ERA: 4.15	6.0	W	25	7	4	4	3	0	0	0	0	0	1	56	85	6.00	1.167								
Steve Sparks, R (7,1) ERA: 9.31	3.0	S	14	4	2	2	0	1	0	0	0	1	0	38	60	6.00	1.667								

New York Yankees @ Detroit Tigers
Comerica Park, Detroit, MI
Wed Jun 28 2000, 7:05 PM EDT
Att: 39,212 - Cloudy - 71 F

AB 38
R 6
H 11
RBI 6
BB 1
SO 3
LOB 15



Batter	1	2	3	4	5	6	7	8	9	AB	R	H	RBI	BB	SO	LOB	BOTTOM								
Luis Polonia, L (1,10) OBP: 0.316, SLG: 0.385	F7	F7	HR		F3		F8			5	1	1	2	0	0	2									
Rich Becker, L (1,9) OBP: 0.373, SLG: 0.397	2B	G4-3	G6-3		K			BB		4	1	1	1	1	1	0									
Bobby Higginson, L (1,7) OBP: 0.339, SLG: 0.567	2B	F8			G4-3		F9			3	1	0	0	2	0	2									
Wendell Magee, R (8,7) OBP: 0.333, SLG: 0.559	2B	BB								0	0	0	0	0	0	0									
Tony Clark, S (1,3) OBP: 0.339, SLG: 0.552			HR		F8			K		5	1	2	3	0	1	1									
Dean Palmer, R (1,5) OBP: 0.358, SLG: 0.525	G6-3		BB		F8			F8		2	1	0	0	1	0	1									
Shane Halter, R (6,5) OBP: 0.313, SLG: 0.355			HR		BB		E	1B		2	0	1	0	0	0	0									
Damion Easley, R (1,4) OBP: 0.358, SLG: 0.368	G5-3		K		F8		E4	F2		5	0	0	0	0	1	3									
Brad Ausmus, R (1,2) OBP: 0.339, SLG: 0.354					F9					3	2	1	0	1	0	2									
Robert Fick, L (7,2) OBP: 0.358, SLG: 0.342		1B	3B		HR		G6-4-3			0	0	0	0	0	0	0									
Juan Encarnacion, R (1,8) OBP: 0.350, SLG: 0.436		3B	1B		HR			G4-3		3	3	3	4	1	0	0									
Deivi Cruz, R (1,6) OBP: 0.299, SLG: 0.420		G4-3	3B		HR			G4-3		4	3	3	3	0	0	1									
Inning Stats	R: 2 E: 0 K: 0 S: 11	H: 2 LOB: 1 BB: 1 P: 23	R: 3 E: 0 K: 0 S: 12	H: 3 LOB: 0 BB: 0 P: 15	R: 6 E: 0 K: 1 S: 13	H: 4 LOB: 1 BB: 3 P: 30	R: 0 E: 0 K: 0 S: 4	H: 0 LOB: 0 BB: 0 P: 10	R: 2 E: 1 K: 0 S: 6	H: 1 LOB: 1 BB: 0 P: 7	R: 0 E: 0 K: 0 S: 10	H: 1 LOB: 2 BB: 1 P: 21	R: 0 E: 0 K: 1 S: 6	H: 0 LOB: 0 BB: 0 P: 10	1B: 4 2B: 2 3B: 2 HR: 4	SF: 0 SAC: 0 DP: 1 HBP: 0	WP: 0 PB: 0 SB: 0 CS: 0	PA: 42							
PITCHER	IP	WLS	BF	H	R	ER	SO	BB	IBB	HBP	BLK	WP	HR	S	P	ERA	WHIP								
Ben Ford, R (1,1) ERA: 9.72	2.0	L	14	6	7	7	0	2	0	0	0	0	1	25	45	31.50	4.000								
Allen Watson, L (3,1) ERA: 9.5	4.0		20	5	6	6	2	3	0	0	0	0	3	33	61	13.50	2.000								
Todd Erdos, R (7,1) ERA: 5.11	2.0		8	1	0	0	1	1	0	0	0	0	0	16	31	0.00	1.000								

New York Yankees @ Detroit Tigers
Comerica Park, Detroit, MI
Wed Jun 28 2000, 7:05 PM EDT
Att: 39,212 - Cloudy - 71 F

AB 36
R 13
H 12
RBI 13
BB 6
SO 3
LOB 12



Batter	1	2	3	4	5	6	7	8	9	AB	R	H	RBI	BB	SO	LOB	TOP				
Chuck Knoblauch R (1, 10) OBP: 0.344, SLG: 0.399	F8		2B	1B	F8			2B		5	1	3	1	0	0	1					
2 Derek Jeter R (1, 6) OBP: 0.386, SLG: 0.488	G4-6-3		L9	1B	SF9			1B		5	1	3	2	0	0	1					
Paul O'Neill, L (1, 9) OBP: 0.356, SLG: 0.447	G4-6-3									5	1	2	0	0	0	3					
Bernie Williams, S (1, 8) OBP: 0.386, SLG: 0.590		F8								4	1	1	2	0	1	0					
Tino Martinez, L (1, 3) OBP: 0.331, SLG: 0.434	F8									3	0	0	1	1	0	0					
Shane Spencer R (1, 7) OBP: 0.331, SLG: 0.473										5	1	2	0	0	1	2					
Scott Brosius, R (1, 5) OBP: 0.325, SLG: 0.396	F8									4	1	1	0	0	0	1					
Chris Turner, R (1, 2) OBP: 0.444, SLG: 0.531			P4							4	1	2	1	0	1	0					
Jose Vizcaino, S (1, 4) OBP: 0.285, SLG: 0.254	G6-3									3	1	0	1	0	0	1					
Inning Stats	R: 0 E: 0 K: 0 S: 8	H: 1 LOB: 0 BB: 0 P: 13	R: 0 E: 0 K: 0 S: 6	H: 1 LOB: 1 BB: 0 P: 8	R: 0 E: 0 K: 0 S: 10	H: 1 LOB: 1 BB: 0 P: 18	R: 3 E: 1 K: 0 S: 16	H: 8 LOB: 2 BB: 1 P: 26	R: 0 E: 0 K: 1 S: 5	H: 0 LOB: 0 BB: 0 P: 8	R: 0 E: 0 K: 1 S: 7	H: 0 LOB: 0 BB: 0 P: 11	R: 0 E: 0 K: 1 S: 12	H: 2 LOB: 2 BB: 0 P: 14	R: 0 E: 0 K: 0 S: 9	H: 0 LOB: 0 BB: 0 P: 16	1B: 10 2B: 3 3B: 1 HR: 0	SF: 3 SAC: 0 DP: 1 HBP: 0	WP: 1 PB: 0 SB: 0 CS: 0	PA: 42	
PITCHER	IP	WLS	BF	H	R	ER	SO	BB	IBB	HBP	BLK	WP	HR	S	P	ERA	WHIP				
Dave Milick, R (1, 1) ERA: 6.33	3.1	L	19	9	7	7	0	0	0	0	0	0	0	33	52	18.90	2.700				
Nelson Cruz, R (4, 1) ERA: 1.42	4.1		18	4	1	0	3	0	1	0	0	1	0	39	62	0.00	0.923				
Doug Brocail, R (8, 1) ERA: 4.58	0.1		2	1	0	0	0	0	0	0	0	0	0	6	6	0.00	3.000				
Matt Anderson, R (9, 1) ERA: 4.67	1.0		3	0	0	0	0	0	0	0	0	0	0	9	16	0.00	0.000				

New York Yankees @ Detroit Tigers
Comerica Park, Detroit, MI
Thu Jun 29 2000, 7:05 PM EDT
Att: 39,586 - Cloudy - 70 F

AB	38
R	8
H	14
RBI	8
BB	1
SO	3
LOB	9



Batter	1	2	3	4	5	6	7	8	9	AB	R	H	RBI	BB	SO	LOB	BOTTOM					
Luis Polonia, L (1, 10) OBP: 0.311, SLG: 0.377	B5-3		L4		F8			L1		4	0	0	0	0	0	4						
Brad Ausmus, R (1, 2) OBP: 0.338, SLG: 0.353	G5-3		G3					G4-3		4	0	1	0	0	0	2						
Bobby Higginson, L (1, 7) OBP: 0.380, SLG: 0.559	G4-3									4	0	0	0	0	1	1						
Dean Palmer, R (1, 5) OBP: 0.360, SLG: 0.522										3	0	1	0	1	1	1						
Wendell Magee, R (1, 9) OBP: 0.316, SLG: 0.528	G6-3									4	0	0	0	0	0	3						
Damion Easley, R (1, 4) OBP: 0.354, SLG: 0.365										4	0	1	0	0	1	1						
Juan Encarnacion, R (1, 8) OBP: 0.354, SLG: 0.437										2	0	1	0	1	0	1						
Robert Flick, L (1, 3) OBP: 0.350, SLG: 0.333										3	0	0	0	0	2	3						
Deivi Cruz, R (1, 6) OBP: 0.303, SLG: 0.423										3	0	2	0	0	0	0						
Inning Stats	R: 0 E: 0 K: 0 S: 9	H: 0 LOB: 0 BB: 0 P: 12	R: 0 E: 0 K: 1 S: 12	H: 0 LOB: 0 BB: 1 P: 20	R: 0 E: 0 K: 1 S: 10	H: 2 LOB: 2 BB: 0 P: 15	R: 0 E: 0 K: 0 S: 9	H: 0 LOB: 0 BB: 0 P: 13	R: 0 E: 0 K: 1 S: 9	H: 2 LOB: 2 BB: 0 P: 13	R: 0 E: 0 K: 1 S: 10	H: 1 LOB: 1 BB: 0 P: 18	R: 0 E: 0 K: 0 S: 5	H: 0 LOB: 0 BB: 1 P: 11	R: 0 E: 0 K: 0 S: 5	H: 0 LOB: 0 BB: 0 P: 6	R: 0 E: 0 K: 1 S: 11	H: 1 LOB: 1 BB: 0 P: 17	1B: 6 2B: 0 3B: 0 HR: 0	SF: 0 SAC: 0 DP: 2 HBP: 0	WP: 0 PB: 0 SB: 0 CS: 0	PA: 33
PITCHER	IP	WLS	BF	H	R	ER	SO	BB	IBB	HBP	BLK	WP	HR	S	P	ERA	WHIP					
Andy Pettitte, L (1, 1) ERA: 4.4	9.0	W	33	6	0	0	5	2	0	0	0	0	0	80	125	0.00	0.889					

New York Yankees @ Detroit Tigers
Comerica Park, Detroit, MI
Thu Jun 29 2000, 7:05 PM EDT
Att: 39,586 - Cloudy - 70 F

AB	31
R	0
H	6
RBI	0
BB	2
SO	5
LOB	16



Batter	1	2	3	4	5	6	7	8	9	AB	R	H	RBI	BB	SO	LOB	TOP		
Luis Polonia, L (1, 9) OBP: 0.309, SLG: 0.371 Rich Becker, L (7, 9) OBP: 0.370, SLG: 0.394	F8		F7		F7		K		F9	3	1	0	0	0	1	2			
Robert Fick, L (1, 3) OBP: 0.355, SLG: 0.358	K		K		K				FC6-4 BB	3	1	1	3	1	2	1			
Bobby Higginson, L (1, 7) OBP: 0.382, SLG: 0.560	G1-3		F8						FC6-4 BB	3	0	1	0	1	0	0			
Juan Gonzalez, R (1, 10) OBP: 0.313, SLG: 0.512			G5-3						FC6-4 BB	4	0	1	0	0	0	3			
Dean Palmer, R (1, 5) OBP: 0.358, SLG: 0.515	K				G4-3				F8	3	0	0	0	1	2	3			
Damon Easley, R (1, 4) OBP: 0.348, SLG: 0.356	F9				F9				K	4	0	0	0	0	1	5			
Juan Encarnacion, R (1, 8) OBP: 0.349, SLG: 0.430	F9				G3-1				FC6-4	4	0	0	0	0	0	1			
Brad Ausmus, R (1, 2) OBP: 0.340, SLG: 0.352					G5-3				G6-3	3	1	1	0	1	0	0			
Deivi Cruz, R (1, 6) OBP: 0.302, SLG: 0.420					K				G6-3	4	0	1	0	0	1	2			
Inning Stats	R: 0 H: 0 E: 0 K: 1 S: 11	H: 0 LOB: 0 BB: 0 P: 18	R: 0 H: 1 E: 0 K: 1 S: 9	LOB: 1 BB: 0 P: 16	R: 3 H: 1 E: 0 K: 1 S: 6	LOB: 0 BB: 1 P: 15	R: 0 H: 0 E: 0 K: 0 S: 8	H: 0 LOB: 0 BB: 0 P: 11	R: 0 H: 1 E: 1 K: 1 S: 10	LOB: 1 BB: 0 P: 14	R: 0 H: 1 E: 0 K: 1 S: 12	H: 1 LOB: 1 BB: 1 P: 22	R: 0 H: 1 E: 0 K: 1 S: 9	H: 0 LOB: 2 BB: 2 P: 21	R: 0 H: 1 E: 0 K: 0 S: 9	LOB: 1 BB: 0 P: 15	1B: 3 2B: 1 3B: 0 HR: 1	SF: 0 SAC: 0 DP: 0 HBP: 1	WP: 2 PA: 37
PITCHER	IP	WLS	BF	H	R	ER	SO	BB	IBB	HBP	BLK	WP	HR	S	P	ERA	WHIP		
Dan Reichert, R (1, 1) ERA: 4.28	6.0	L	24	3	3	3	5	2	0	1	0	2	1	56	96	4.50	0.833		
Doug Bochtler, R (7, 1) ERA:	1.0		6	1	0	0	1	2	0	0	0	0	0	12	22	0.00	3.000		
Jerry Spradlin, R (8, 1) ERA: 3.69	2.0		7	1	0	0	1	0	0	0	0	0	0	15	25	0.00	0.500		

Detroit Tigers @ Kansas City Royals
Kauffman Stadium, Kansas City, MO
Fri Jun 30 2000, 7:05 PM CDT
Att: 23,396 - Cloudy - 80 F

AB	32
R	3
H	5
RBI	3
BB	4
SO	7
LOB	18



Batter	1	2	3	4	5	6	7	8	9	AB	R	H	RBI	BB	SO	LOB	BOTTOM			
Johnny Damon, L (1, 7) OBP: 0.345, SLG: 0.403	K		F7						G6-3	4	1	1	0	0	1	1				
Jeff Reboulet, R (1, 4) OBP: 0.385, SLG: 0.354 Mark Quinn, R (8, PH) OBP: 0.324, SLG: 0.447	G1-3				K				F9	3	0	0	0	0	1	0				
29 Mike Sweeney, R (1, 3) OBP: 0.412, SLG: 0.571					G3-1					4	0	3	1	0	0	0				
Jermaine Dye, R (1, 9) OBP: 0.399, SLG: 0.630									2B	4	0	1	0	0	0	3				
Carlos Beltrán, S (1, 8) OBP: 0.318, SLG: 0.392									F7	4	0	0	0	0	0	3				
Joe Randa, R (1, 5) OBP: 0.371, SLG: 0.467									F7	4	0	0	0	0	0	3				
Todd Dunwoody, L (1, 10) OBP: 0.273, SLG: 0.325									K	3	0	0	0	0	1	1				
Gregg Zaun, S (1, 2) OBP: 0.365, SLG: 0.378									F6	3	0	0	0	0	0	0				
Rey Sanchez, R (1, 6) OBP: 0.264, SLG: 0.296 Scott Pose, L (8, PH) OBP: 0.333, SLG: 0.226 Luis Ordaz, R (9, 6) OBP: 0.256, SLG: 0.237									F9	3	0	0	0	0	0	0				
									G3-1	3	0	0	0	0	0	0				
									G6-3	3	0	0	0	0	0	0				
									F8	2	0	1	0	0	1	0				
									G3	1	0	0	0	0	0	0				
									K	2	0	1	0	0	1	0				
									G6-3	0	0	0	0	0	0	0				
Inning Stats	R: 0 H: 1 E: 0 K: 1 S: 11	H: 0 LOB: 0 BB: 0 P: 17	R: 0 H: 0 E: 0 K: 0 S: 6	LOB: 0 BB: 0 P: 10	R: 0 H: 1 E: 0 K: 0 S: 5	LOB: 1 BB: 0 P: 8	R: 0 H: 1 E: 0 K: 1 S: 11	H: 1 LOB: 1 BB: 0 P: 14	R: 0 H: 0 E: 0 K: 0 S: 7	H: 0 LOB: 0 BB: 0 P: 12	R: 0 H: 0 E: 0 K: 1 S: 8	H: 0 LOB: 0 BB: 0 P: 13	R: 0 H: 1 E: 0 K: 1 S: 7	H: 1 LOB: 1 BB: 0 P: 9	R: 0 H: 0 E: 0 K: 0 S: 7	H: 0 LOB: 0 BB: 0 P: 11	R: 1 H: 3 E: 0 K: 0 S: 8	LOB: 3 BB: 0 3B: 0 HR: 0	SF: 0 SAC: 0 DP: 1 HBP: 0	WP: 0 PA: 32
PITCHER	IP	WLS	BF	H	R	ER	SO	BB	IBB	HBP	BLK	WP	HR	S	P	ERA	WHIP			
Jeff Weaver, R (1, 1) ERA: 4.26	8.0	W	29	6	1	1	4	0	0	0	0	0	0	65	98	1.12	0.750			
Todd Jones, R (9, 1) ERA: 2.96	1.0	S	3	1	0	0	0	0	0	0	0	0	0	5	8	0.00	1.000			

Detroit Tigers @ Kansas City Royals
Kauffman Stadium, Kansas City, MO
Fri Jun 30 2000, 7:05 PM CDT
Att: 23,396 - Cloudy - 80 F

AB	32
R	1
H	7
RBI	1
BB	0
SO	4
LOB	8



Batter	1	2	3	4	5	6	7	8	9	AB	R	H	RBI	BB	SO	LOB	TOP				
Rich Becker, L OBP: 0.388, SLG: 0.400 (1, 9)	G6-3		G3 1B	1B BB		3-2 CS 1B		SH5-4 BB	4-2 BB	3	1	2	0	3	0	0					
Brad Ausmus, R OBP: 0.341, SLG: 0.352 (1, 2)	G6-3		SF9	1-2 1B		2-2 G6-3		SH5-4	4-0 BB	3	0	1	2	1	0	1					
Bobby Higginson, L OBP: 0.361, SLG: 0.566 (1, 7)	FC6-4 1B		G3	G3-1		2-1 HR		K	1-2 BB	6	1	2	1	0	1	7					
Juan Gonzalez, R OBP: 0.318, SLG: 0.514 (1, 10)	FC6-4		2B 1B			1-1 BB 1B		F9		5	1	3	1	0	0	2					
Tony Clark, S OBP: 0.347, SLG: 0.557 Shane Halter, R OBP: 0.313, SLG: 0.355 (9, PR)			1-3 1B	2B		1-3 K			0-0 FC1-5 1B	4	1	2	0	1	1	1					
Dean Palmer, R OBP: 0.367, SLG: 0.532 (1, 5)			1-1 1B			4-1 BB			0-0 FC5 FC1-5 1B	4	1	3	3	1	1	2					
Damion Easley, R OBP: 0.342, SLG: 0.348 (1, 4)			2H 1B			4-2 BB			2-1 FC1-5 1B	4	1	0	0	1	0	3					
Juan Encarnacion, R OBP: 0.342, SLG: 0.421 (1, 8)	B5-3			G6-3		0-0 F8			0-0 FC5 1B	5	1	0	0	0	0	5					
Deivi Cruz, R OBP: 0.301, SLG: 0.418 Robert Fick, L OBP: 0.359, SLG: 0.364 (9, PH)			1B SF9	F8		3-1 F3			0-1 BB S	4	1	1	0	0	0	3					
Inning Stats	R: 0 E: 0 K: 0 S: 11	H: 1 LOB: 1 BB: 0 P: 14	R: 1 E: 0 K: 0 S: 8	H: 1 LOB: 0 BB: 0 P: 10	R: 4 E: 0 K: 0 S: 15	H: 5 LOB: 1 BB: 0 P: 28	R: 0 E: 0 K: 0 S: 9	H: 1 LOB: 2 BB: 1 P: 19	R: 0 E: 0 K: 1 S: 16	H: 1 LOB: 3 BB: 2 P: 30	R: 0 E: 0 K: 0 S: 4	H: 0 LOB: 0 BB: 0 P: 5	R: 0 E: 0 K: 1 S: 7	H: 0 LOB: 1 BB: 1 P: 14	R: 2 E: 0 K: 0 S: 12	H: 3 LOB: 3 BB: 2 P: 23	1B: 12 2B: 1 3B: 0 HR: 2	SF: 1 SAC: 1 DP: 0 HBP: 0	WP: 0 PB: 0 SB: 1 CS: 1	PA: 48	
PITCHER	IP	WLS	BF	H	R	ER	SO	BB	IBB	HBP	BLK	WP	HR	S	P	ERA	WHIP				
Jeff Suppan, R ERA: 5.57 (1, 1)	3.2		20	8	5	5	0	1	0	0	0	0	1	42	68	12.27	2.455				
Jeff D'Amico, R ERA: 8.49 (4, 1)	2.1		13	4	1	1	2	3	0	0	0	0	1	28	57	3.86	3.000				
Jose Santiago, R ERA: 3.52 (7, 1)	2.0		7	0	0	0	1	1	0	0	0	0	0	11	19	0.00	0.500				
Ricky Bottalico, R ERA: 5.3 (9, 1)	1.0	L	8	3	2	2	0	2	0	0	0	0	0	12	23	18.00	5.000				

Detroit Tigers @ Kansas City Royals
Kauffman Stadium, Kansas City, MO
Sat Jul 01 2000, 7:05 PM CDT
Att: 21,271 - Cloudy - 84 F

AB	39
R	8
H	15
RBI	8
BB	7
SO	3
LOB	24



Batter	1	2	3	4	5	6	7	8	9	AB	R	H	RBI	BB	SO	LOB	BOTTOM					
Johnny Damon, L OBP: 0.354, SLG: 0.409 (1, 7)	G1-6-3 BB					2-2 1B	2-2 1B		1-1 G6-4-3 1B	3	2	3	0	2	0	0						
Luis Ordez, R OBP: 0.261, SLG: 0.244 Dave McCarty, R OBP: 0.364, SLG: 0.579 Jeff Reboulet, R OBP: 0.386, SLG: 0.351 (8, 4)	G1-6-3		G5-3			0-1 1B	0-0 29 1B		1-1 G6-4-3	3	1	1	0	0	0	2						
29 Mike Sweeney, R OBP: 0.418, SLG: 0.575 (1, 3)						0-0 FC1-6 1B	0-1 29 1B		3-2 1B	5	1	4	1	0	0	0						
Jermaine Dye, R OBP: 0.396, SLG: 0.625 (1, 9)	F7			L9		1-2 FC1-6 1B	0-0 SF9		0-3 K	4	0	1	2	0	1	2						
Mark Quinn, R OBP: 0.323, SLG: 0.443 (1, 10)			G5-3			3-2 FC1-6 1B	2-2 F8			4	0	1	0	0	0	3						
Joe Randa, R OBP: 0.370, SLG: 0.464 (1, 5)			G1-4-3			3-2 FC6-4			0-1 F9	4	0	1	1	0	0	1						
Carlos Beltrán, S OBP: 0.314, SLG: 0.387 (1, 8)			F7			1-2 G6-4-3 1B			0-0 G4-3	4	0	0	0	0	0	2						
Jorge Fabregas, L OBP: 0.290, SLG: 0.279 (1, 2)			G4-3			1-2 G4-3			1-0 G6-3	4	1	1	1	0	0	0						
Rey Sanchez, R OBP: 0.264, SLG: 0.295 (1, 6)			K			1-1 G6-3			2-3 K	4	1	1	0	0	2	0						
Inning Stats	R: 0 E: 0 K: 0 S: 8	H: 1 LOB: 1 BB: 0 P: 15	R: 0 E: 0 K: 0 S: 7	H: 0 LOB: 0 BB: 0 P: 10	R: 0 E: 0 K: 1 S: 9	H: 0 LOB: 1 BB: 1 P: 19	R: 0 E: 0 K: 0 S: 10	H: 1 LOB: 1 BB: 0 P: 13	R: 0 E: 0 K: 0 S: 6	H: 0 LOB: 0 BB: 0 P: 8	R: 3 E: 0 K: 0 S: 20	H: 5 LOB: 1 BB: 0 P: 31	R: 3 E: 0 K: 0 S: 18	H: 4 LOB: 1 BB: 0 P: 24	R: 1 E: 0 K: 1 S: 8	H: 1 LOB: 0 BB: 0 P: 11	R: 0 E: 0 K: 1 S: 11	H: 2 LOB: 1 BB: 0 P: 16	1B: 13 2B: 0 3B: 0 HR: 1	SF: 1 SAC: 0 DP: 3 HBP: 0	WP: 0 PB: 0 SB: 0 CS: 0	PA: 40
PITCHER	IP	WLS	BF	H	R	ER	SO	BB	IBB	HBP	BLK	WP	HR	S	P	ERA	WHIP					
Brian Moehler, R ERA: 3.62 (1, 1)	5.1		24	7	3	3	1	2	0	0	0	0	0	7	13	18.00	2.000					
Danny Patterson, R ERA: 3.52 (6, 1)	1.0	H	4	2	2	2	0	0	0	0	0	0	0	7	13	18.00	2.000					
Doug Brocail, R ERA: 4.86 (7, 1)	1.2	W	8	3	2	2	1	0	0	0	1	0	1	21	26	10.80	1.800					
Todd Jones, R ERA: 2.86 (9, 1)	1.0	S	4	2	0	0	1	0	0	0	0	0	0	11	16	0.00	2.000					

Detroit Tigers @ Kansas City Royals
Kauffman Stadium, Kansas City, MO
Sat Jul 01 2000, 7:05 PM CDT
Att: 21,271 - Cloudy - 84 F


AB	37
R	7
H	14
RBI	6
BB	2
SO	3
LOB	11



Batter	1	2	3	4	5	6	7	8	9	AB	R	H	RBI	BB	SO	LOB	TOP			
Luis Polonia, L OBP: 0.308, SLG: 0.383 Wendell Magee, R OBP: 0.316, SLG: 0.528	3-2 HR		1-2 G3		1-0 F8		0-1 L4			4	1	1	1	0	0	0				
Rich Becker, L OBP: 0.390, SLG: 0.394	1-2 F7		4-2 BB		2-0 G4-3			4-2 1B BB		2	0	0	0	2	0	0				
Bobby Higginson, L OBP: 0.379, SLG: 0.569	0-3 K		3-3 K			3-2 1B 3B		0-0 F7		4	1	1	0	0	2	2				
Juan Gonzalez, R OBP: 0.324, SLG: 0.515	0-0 F3			4-1 BB BB		1-2 FC5-4 1B		1-0 1B		3	0	2	1	1	0	0				
Tony Clark, S OBP: 0.341, SLG: 0.546 Robert Fick, L OBP: 0.357, SLG: 0.361		2-3 K		1-3 K		1-1 F7		3-2 F7		3	0	0	0	0	2	2				
Dean Palmer, R OBP: 0.361, SLG: 0.523		0-3 K		2-0 F8		1-3 K		2-1 G4-3		4	0	0	0	0	2	4				
Damion Easley, R OBP: 0.351, SLG: 0.359		0-0 S 1B		4-2 1-2 BB		2-0 FC5-4 1-2		1-0 SH5-3 L9-2 2B		3	0	2	0	1	0	1				
Brad Ausmus, R OBP: 0.338, SLG: 0.348		0-1 F3		3-3 K			1-0 F9		0-0 SH5-3	3	0	0	0	0	1	3				
Shane Halter, R OBP: 0.302, SLG: 0.342			2-3 K		0-0 P4		3-2 F8		1-2 L9-2	4	0	0	0	0	1	1				
Inning Stats	R: 1 E: 0 K: 1 S: 10	H: 1 LOB: 0 BB: 0 P: 14	R: 0 E: 0 K: 2 S: 12	H: 1 LOB: 1 BB: 0 P: 14	R: 0 E: 0 K: 2 S: 11	H: 0 LOB: 1 BB: 1 P: 21	R: 0 E: 0 K: 2 S: 11	H: 0 LOB: 2 BB: 2 P: 25	R: 0 E: 0 K: 0 S: 3	H: 2 LOB: 1 BB: 0 P: 22	R: 0 E: 0 K: 0 S: 6	H: 0 LOB: 0 BB: 0 P: 10	R: 0 E: 0 K: 0 S: 10	H: 1 LOB: 2 BB: 1 P: 20	R: 0 E: 0 K: 0 S: 5	H: 1 LOB: 0 BB: 0 P: 7	1B: 3 2B: 2 3B: 1 HR: 1	SF: 0 SAC: 1 DP: 1 HBP: 0	WP: 0 PB: 0 SB: 1 CS: 0	PA: 36
PITCHER	IP WLS BF L	H R ER SO	BB IBB HBP BLK	WP HR S P	ERA WHIP	PITCHER	IP WLS BF L	H R ER SO	BB IBB HBP BLK	WP HR S P	ERA WHIP									
Mac Suzuki, R ERA: 3.87	7.0	4	2	2	8	4	0	0	0	0	1	69	118	2.57	1.143					
Jerry Spradlin, R ERA: 3.54	2.0	2	0	0	0	0	0	0	0	0	0	13	21	0.00	1.000					

Detroit Tigers @ Kansas City Royals
Kauffman Stadium, Kansas City, MO
Sun Jul 02 2000, 1:05 PM CDT
Att: 17,500 - Cloudy - 90 F


AB 31
R 2
H 6
RBI 2
BB 4
SO 8
LOB 15



Batter	1	2	3	4	5	6	7	8	9	AB	R	H	RBI	BB	SO	LOB	BOTTOM					
Johnny Damon, L OBP: 0.356, SLG: 0.408	2-0 CS 1B		0-3 K			3-3 K		4-2 BB		3	0	1	0	1	2	0						
Jeff Reboulet, R OBP: 0.376, SLG: 0.342 Scott Pose, L OBP: 0.324, SLG: 0.219 Rey Sanchez, R OBP: 0.264, SLG: 0.295	2-3 K		1-1 G5-3		0-3 K		2-3 K			3	0	0	0	0	2	1						
29 Mike Sweeney, R OBP: 0.413, SLG: 0.588	2-1 F9		1-1 F9		0-1 F7		2-1 G6-3			4	0	0	0	0	0	0						
Jermaine Dye, R OBP: 0.391, SLG: 0.616		2-3 K		0-0 G1-3		3-1 L5		0-3 K		4	0	0	0	0	2	0						
Mark Quinn, R OBP: 0.326, SLG: 0.451		0-0 3B		4-2 BB		1-0 F7		0-3 K		3	0	1	0	1	1	0						
Joe Randa, R OBP: 0.369, SLG: 0.462		0-0 F3		2-0 F8		1-0 FC4-6 1B				3	0	1	0	0	0	2						
Carlos Beltrán, S OBP: 0.311, SLG: 0.383		3-3 K		0-0 P6		1-2 FC4-6 F9 BB				3	0	0	0	0	1	3						
Gregg Zaun, S OBP: 0.364, SLG: 0.369			2-2 L3		0-3 K		4-0 BB BB			2	0	0	0	1	1	1						
Luis Ordez, R OBP: 0.250, SLG: 0.233 Dave McCarty, R OBP: 0.361, SLG: 0.574 Jorge Fabregas, L OBP: 0.290, SLG: 0.279			1-2 G6-3		0-0 G6-3		2-2 F9			2	0	0	0	0	0	0						
Inning Stats	R: 0 E: 0 K: 1 S: 6	H: 1 LOB: 0 BB: 0 P: 12	R: 0 E: 0 K: 2 S: 9	H: 1 LOB: 0 BB: 0 P: 14	R: 0 E: 0 K: 1 S: 9	H: 0 LOB: 0 BB: 0 P: 12	R: 0 E: 0 K: 0 S: 5	H: 0 LOB: 0 BB: 0 P: 7	R: 0 E: 0 K: 1 S: 8	H: 0 LOB: 1 BB: 1 P: 14	R: 0 E: 0 K: 2 S: 7	H: 0 LOB: 0 BB: 0 P: 10	R: 0 E: 0 K: 0 S: 5	H: 0 LOB: 0 BB: 0 P: 9	R: 0 E: 0 K: 1 S: 17	H: 1 LOB: 3 BB: 2 P: 31	R: 0 E: 0 K: 2 S: 9	H: 0 LOB: 0 BB: 0 P: 11	1B: 2 2B: 1 3B: 1 HR: 0	SF: 0 SAC: 0 DP: 1 HBP: 0	WP: 0 PB: 0 SB: 0 CS: 1	PA: 32
PITCHER	IP WLS BF H	R ER SO	BB IBB HBP BLK	WP HR S P	ERA WHIP	PITCHER	IP WLS BF H	R ER SO	BB IBB HBP BLK	WP HR S P	ERA WHIP											
Hideo Nomo, R ERA: 4.84	7.0	3	0	7	0	0	0	50	80	0.00	0.571											
Doug Brocail, R ERA: 4.74	1.0	0	0	0	1	2	0	16	29	0.00	2.000											
Todd Jones, R ERA: 2.76	1.0	0	0	0	2	0	0	9	11	0.00	0.000											

Detroit Tigers @ Kansas City Royals
Kauffman Stadium, Kansas City, MO
Sun Jul 02 2000, 1:05 PM CDT
Att: 17,500 - Cloudy - 90 F

AB 29
R 0
H 3
RBI 0
BB 3
SO 10
LOB 12



Batter	1	2	3	4	5	6	7	8	9	10	AB	R	H	RBI	BB	SO	LOB	TOP				
Luis Polonia, L OBP: 0.307, SLG: 0.381	G4-3		SH2-3	F8		P5			CS 1B		4	0	1	0	0	0	3	Detroit Tigers @ Tampa Bay Devil Rays Tropicana Field, St. Petersburg, FL Mon Jul 03 2000, 7:15 PM EDT Att. 15,709 - Dome - 72 F				
Rich Becker, L OBP: 0.396, SLG: 0.403	BB		SF8		F9 1B 2B		G6-4-3 BB		1-2		2	1	1	1	2	1	1					
Bobby Higginson, L OBP: 0.377, SLG: 0.566	F8				F9		F9			L6	5	0	1	0	0	0	3					
Dean Palmer, R OBP: 0.358, SLG: 0.517	K		F9				G6-4-3 1-2			K	5	0	1	1	0	2	3					
Damion Easley, R OBP: 0.347, SLG: 0.372		K		L7	G6-3						5	1	1	1	0	1	0					
Robert Fick, L OBP: 0.351, SLG: 0.354							F7			F8	5	1	1	0	0	1	0					
Brad Ausmus, R OBP: 0.340, SLG: 0.348											3	0	1	0	1	0	1					
Juan Encarnacion, R OBP: 0.344, SLG: 0.428											4	1	2	0	0	0	2					
Deivi Cruz, R OBP: 0.308, SLG: 0.428											3	1	2	2	1	0	0					
Inning Stats	R: 0 E: 0 K: 1 S: 9	H: 0 LOB: 1 BB: 1 P: 15	R: 0 E: 0 K: 2 S: 10	H: 1 LOB: 1 BB: 0 P: 14	R: 1 E: 0 K: 0 S: 9	H: 2 LOB: 1 BB: 0 P: 13	R: 2 E: 0 K: 0 S: 13	H: 3 LOB: 1 BB: 0 P: 21	R: 1 E: 0 K: 0 S: 7	H: 2 LOB: 0 BB: 0 P: 12	R: 0 E: 0 K: 0 S: 9	H: 1 LOB: 2 BB: 1 P: 20	R: 0 E: 0 K: 0 S: 7	H: 0 LOB: 0 BB: 1 P: 15	R: 0 E: 0 K: 1 S: 8	H: 1 LOB: 0 BB: 0 P: 10	R: 1 E: 0 K: 1 S: 8	H: 1 LOB: 0 BB: 0 P: 14	1B: 5 2B: 5 3B: 0 HR: 1	SF: 1 SAC: 1 DP: 1 HBP: 0	WP: 0 PB: 0 SB: 1 CS: 1	PA: 42
PITCHER	IP WLS BF H R ER SO	IP WLS BF H R ER SO	IP WLS BF H R ER SO	IP WLS BF H R ER SO	IP WLS BF H R ER SO	IP WLS BF H R ER SO	IP WLS BF H R ER SO	IP WLS BF H R ER SO	IP WLS BF H R ER SO	IP WLS BF H R ER SO	IP WLS BF H R ER SO	IP WLS BF H R ER SO	IP WLS BF H R ER SO	IP WLS BF H R ER SO	IP WLS BF H R ER SO	IP WLS BF H R ER SO	IP WLS BF H R ER SO	ERA WHIP	ERA WHIP			
Esteban Yan, R ERA: 6.63	5.0	23	8	4	4	3	1	0	0	0	0	0	0	0	0	0	0	0	7.20	1.800		
Doug Creek, L ERA: 1.99	1.1	7	1	0	0	0	2	0	0	0	0	0	0	0	0	0	0	0	0.00	2.250		
Jim Mecir, R ERA: 2.48	1.2	5	0	0	0	0	1	0	0	0	0	0	0	0	0	0	0	0	0.00	0.600		
Roberto Hernandez, R ERA: 4.31	2.0	7	2	1	1	2	0	0	0	0	0	0	0	0	0	0	0	0	4.50	1.000		

Batter	1	2	3	4	5	6	7	8	9	10	AB	R	H	RBI	BB	SO	LOB	BOTTOM				
Randy Winn, S OBP: 0.363, SLG: 0.274	G3		G4-3 2B 1B	K			HBP		G3		4	1	1	0	0	1	3	Detroit Tigers @ Tampa Bay Devil Rays Tropicana Field, St. Petersburg, FL Mon Jul 03 2000, 7:15 PM EDT Att. 15,709 - Dome - 72 F				
Gerald Williams, R OBP: 0.321, SLG: 0.429			G4-3			FC6-4 1B	BB		K		4	0	2	0	1	1	5					
Bubba Trammell, R OBP: 0.370, SLG: 0.503	F7				P3		BB				4	0	1	2	1	1	3					
Fred McGriff, L OBP: 0.353, SLG: 0.460	F8				F8						5	0	1	0	0	2	4					
Bobby Smith, R OBP: 0.356, SLG: 0.529		P3		K2-3	FC6-4						5	0	0	0	0	2	3					
Vinny Castilla, R OBP: 0.257, SLG: 0.321											5	0	0	0	0	1	1					
Jose Guillen, R OBP: 0.320, SLG: 0.462											3	1	0	0	1	1	0					
Mike DiFelice, R OBP: 0.333, SLG: 0.480											3	1	1	2	1	0	0					
Miguel Cairo, R OBP: 0.319, SLG: 0.333											0	0	0	0	0	0	0					
John Flaherty, R OBP: 0.302, SLG: 0.367											0	0	0	0	0	0	0					
Felix Martinez, S OBP: 0.371, SLG: 0.370											2	1	1	0	1	0	0					
Steve Cox, L OBP: 0.412, SLG: 0.455											0	0	0	0	1	0	0					
Ozzie Guillen, L OBP: 0.323, SLG: 0.362											0	0	0	0	0	0	0					
Inning Stats	R: 0 E: 0 K: 0 S: 10	H: 1 LOB: 1 BB: 0 P: 19	R: 0 E: 0 K: 1 S: 6	H: 0 LOB: 0 BB: 0 P: 9	R: 2 E: 0 K: 1 S: 11	H: 2 LOB: 1 BB: 1 P: 21	R: 2 E: 0 K: 2 S: 12	H: 2 LOB: 1 BB: 1 P: 21	R: 0 E: 0 K: 0 S: 10	H: 1 LOB: 1 BB: 0 P: 15	R: 0 E: 0 K: 1 S: 7	H: 0 LOB: 1 BB: 1 P: 15	R: 0 E: 0 K: 0 S: 8	H: 1 LOB: 0 BB: 0 P: 14	R: 0 E: 0 K: 1 S: 7	H: 0 LOB: 3 BB: 2 P: 16	R: 0 E: 0 K: 3 S: 13	H: 0 LOB: 1 BB: 1 P: 22	1B: 3 2B: 3 3B: 0 HR: 1	SF: 0 SAC: 0 DP: 1 HBP: 1	WP: 0 PB: 1 SB: 0 CS: 0	PA: 42
PITCHER	IP WLS BF H R ER SO	IP WLS BF H R ER SO	IP WLS BF H R ER SO	IP WLS BF H R ER SO	IP WLS BF H R ER SO	IP WLS BF H R ER SO	IP WLS BF H R ER SO	IP WLS BF H R ER SO	IP WLS BF H R ER SO	IP WLS BF H R ER SO	IP WLS BF H R ER SO	IP WLS BF H R ER SO	IP WLS BF H R ER SO	IP WLS BF H R ER SO	IP WLS BF H R ER SO	IP WLS BF H R ER SO	IP WLS BF H R ER SO	ERA WHIP	ERA WHIP			
Willie Blair, R ERA: 4.37	5.0	23	6	4	4	4	1	0	0	0	0	0	0	0	0	0	0	7.20	1.600			
Nelson Cruz, R ERA: 1.08	2.0	7	0	0	0	1	1	0	0	0	0	0	0	0	0	0	0	0.00	0.500			
Matt Anderson, R ERA: 4.5	1.1	6	1	0	0	0	2	0	0	0	0	0	0	0	0	0	0	0.00	2.250			
Danny Patterson, R ERA: 3.45	0.2	W	2	0	0	0	0	0	0	0	0	0	0	0	0	0	0	0.00	0.000			
Todd Jones, R ERA: 2.67	1.0	S	4	0	0	0	3	1	0	0	0	0	0	0	0	0	0	0.00	1.000			

Batter	1	2	3	4	5	6	7	8	9	AB	R	H	RBI	BB	SO	LOB	TOP										
Luis Polonia, L OBP: 0.314, SLG: 0.383	0-2 1B HR	2-2 G6-3 1B	0-1 G6-3			1-1 G3			4-2 1B HR BB	4	2	2	0	1	0	0											
Rich Becker, L OBP: 0.397, SLG: 0.399	0-0 1B HR	1-2 G6-3		4-0 FC6-4 BB		2-2 G4-3			1-3 K	4	1	1	1	1	1	2											
Bobby Higginson, L OBP: 0.375, SLG: 0.572	3-1 1B HR	3-H F8		3-1 F7		2-1 F8			0-1 1B HR	4	1	1	3	0	0	2											
Wendell Magee, R OBP: 0.325, SLG: 0.534									1-2 1B HR	1	1	1	0	0	0	0											
Dean Palmer, R OBP: 0.363, SLG: 0.543	1-1 G6-3		3-2 1B HR	2-3 K		1-1 G4-6-3 1B			3-2 1B HR	5	2	3	4	0	1	1											
Damon Easley, R OBP: 0.343, SLG: 0.364	4-1 S BB		1-0 G5-3	1-1 FC6-4		1-3 K			0-0 G3	4	0	0	0	1	1	2											
Robert Fick, L OBP: 0.346, SLG: 0.344	2-3 K		4-2 1B HR BB		2-0 F7				2-0 F8	4	1	0	0	1	1	2											
Brad Ausmus, R OBP: 0.342, SLG: 0.358	1-2 G1-3		0-2 1B HR		0-2 3B				1-2 G5-3	4	1	2	0	0	0	1											
Shane Halter, R OBP: 0.302, SLG: 0.342			1-2 1B HR							0	0	0	0	0	0	0											
Juan Encarnacion, R OBP: 0.343, SLG: 0.427		1-0 1B G6-3 2B	1-3 K		3-2 G6-3				0-0 G1-3	4	1	1	0	0	1	3											
Deivi Cruz, R OBP: 0.307, SLG: 0.437		0-1 G5-3	1-1 1B HR		0-2 L4				1-2 G6-3	4	1	1	3	0	0	2											
Inning Stats	R: 3 E: 0 K: 1 S: 15	H: 3 LOB: 1 BB: 1 P: 26	R: 1 E: 0 K: 0 S: 10	H: 2 LOB: 1 BB: 0 P: 14	R: 4 E: 0 K: 1 S: 17	H: 3 LOB: 0 BB: 1 P: 27	R: 0 E: 0 K: 1 S: 7	H: 0 LOB: 1 BB: 1 P: 17	R: 0 E: 0 K: 0 S: 13	H: 1 LOB: 1 BB: 0 P: 18	R: 0 E: 0 K: 0 S: 7	H: 0 LOB: 0 BB: 0 P: 12	R: 0 E: 0 K: 1 S: 8	H: 1 LOB: 0 BB: 0 P: 11	R: 0 E: 0 K: 0 S: 7	H: 0 LOB: 0 BB: 0 P: 9	R: 3 E: 0 K: 1 S: 13	H: 2 LOB: 0 BB: 1 P: 23	1B: 6 2B: 1 3B: 1 HR: 4	SF: 0 SAC: 0 DP: 1 HBP: 0	WP: 0 PB: 0 SB: 1 CS: 0	PA: 42					
PITCHER	IP	WLS	BF	H	R	ER	SO	BB	IBB	HBP	BLK	WP	HR	S	P	ERA	WHIP										
Cory Lidle, R ERA: 6.53	2.1	L	16	7	7	7	1	2	0	0	0	0	2	35	58	27.00	3.857										
Tanyon Sturtze, R ERA: 7.55	5.2		20	3	1	1	3	1	0	0	0	0	1	49	76	1.59	0.706										
Doug Creek, L ERA: 2.66	1.0		6	2	3	3	1	1	0	0	0	0	1	13	23	27.00	3.000										

Detroit Tigers @ Tampa Bay Devil Rays
Tropicana Field, St. Petersburg, FL
Tue Jul 04 2000, 4:15 PM EDT
Att: 18,011 - Dome - 72 F

AB 38
R 11
H 12
RBI 11
BB 4
SO 5
LOB 15



Batter	1	2	3	4	5	6	7	8	9	AB	R	H	RBI	BB	SO	LOB	BOTTOM										
Randy Winn, S OBP: 0.359, SLG: 0.273	1-0 G4-3		1-0 G4-3		1-2 FC4-6 FC5-4		1-2 DI 1B			4	0	1	0	0	0	2											
Gerald Williams, R OBP: 0.320, SLG: 0.427	0-0 F8		0-1 1B		1-0 F5		2-3 K		1-2 K	4	0	1	0	0	1	3											
Bubba Trammell, R OBP: 0.373, SLG: 0.503	1-0 1B		2-1 P4		2-2 FC5-4				0-0 G4-6-3 1B	4	0	2	0	0	0	3											
Fred McGriff, L OBP: 0.352, SLG: 0.457	3-3 K			3-2 G3		3-1 FC6-4 1B			3-0 G4-6-3	4	0	1	0	0	1	2											
Bobby Smith, R OBP: 0.338, SLG: 0.500		2-3 K		2-2 G6-3		1-3 K			1-3 K	4	0	0	0	0	3	1											
Vinny Castilla, R OBP: 0.257, SLG: 0.320		2-0 G5-3		1-1 1B		0-0 F8			0-0 F9	4	0	1	0	0	0	1											
John Flaherty, R OBP: 0.301, SLG: 0.364		1-0 1B		1-1 F8		0-1 FC6-4			0-3 K	4	0	1	0	0	1	2											
Jose Guillen, R OBP: 0.324, SLG: 0.460		0-1 F9			1-2 FC4-6 1B		0-0 P5		4-1 1B BB	3	0	1	0	1	0	1											
Felix Martinez, S OBP: 0.367, SLG: 0.366			2-1 G3		1-0 FC4-6 1B		3-2 G4-3		2-2 G3	4	0	1	0	0	0	1											
Inning Stats	R: 0 E: 0 K: 1 S: 7	H: 1 LOB: 1 BB: 0 P: 12	R: 0 E: 0 K: 1 S: 7	H: 1 LOB: 0 BB: 0 P: 12	R: 0 E: 0 K: 0 S: 7	H: 1 LOB: 1 BB: 0 P: 12	R: 0 E: 0 K: 0 S: 10	H: 1 LOB: 1 BB: 0 P: 17	R: 0 E: 0 K: 0 S: 11	H: 2 LOB: 2 BB: 0 P: 17	R: 0 E: 0 K: 1 S: 8	H: 1 LOB: 1 BB: 0 P: 12	R: 0 E: 0 K: 1 S: 12	H: 1 LOB: 1 BB: 0 P: 18	R: 0 E: 0 K: 1 S: 5	H: 1 LOB: 0 BB: 0 P: 9	R: 0 E: 0 K: 1 S: 9	H: 0 LOB: 1 BB: 1 P: 15	1B: 9 2B: 0 3B: 0 HR: 0	SF: 0 SAC: 0 DP: 1 HBP: 0	WP: 0 PB: 0 SB: 0 CS: 0	PA: 36					
PITCHER	IP	WLS	BF	H	R	ER	SO	BB	IBB	HBP	BLK	WP	HR	S	P	ERA	WHIP										
Dave Milick, R ERA: 5.79	7.0	W	29	8	0	0	4	0	0	0	0	0	0	62	100	0.00	1.143										
C.J. Niekowski, L ERA: 5.91	1.0		3	1	0	0	1	0	0	0	0	0	0	5	9	0.00	1.000										
Steve Sparks, R ERA: 8.44	1.0		4	0	0	0	1	1	0	0	0	0	0	9	15	0.00	1.000										

Detroit Tigers @ Tampa Bay Devil Rays
Tropicana Field, St. Petersburg, FL
Tue Jul 04 2000, 4:15 PM EDT
Att: 18,011 - Dome - 72 F

AB 35
R 0
H 9
RBI 0
BB 1
SO 6
LOB 16



Batter	1	2	3	4	5	6	7	8	9	AB	R	H	RBI	BB	SO	LOB	TOP										
Rich Becker, L OBP: 0.397, SLG: 0.399 (1, 9)										5	0	2	0	0	2	1	Detroit Tigers @ Tampa Bay Devil Rays Tropicana Field, St. Petersburg, FL Wed Jul 05 2000, 7:15 PM EDT Att: 14,934 - Dome - 72 F livebaseballscorecards.com										
Brad Ausmus, R OBP: 0.338, SLG: 0.353 (1, 2)										4	0	0	0	0	0	4											
Bobby Higginson, L OBP: 0.373, SLG: 0.567 (1, 7)										4	0	1	0	0	0	2											
Juan Gonzalez, R OBP: 0.323, SLG: 0.511 (1, 10)										4	0	1	0	0	0	2											
Dean Palmer, R OBP: 0.358, SLG: 0.534 (1, 5)										4	0	0	0	0	0	3											
Damon Easley, R OBP: 0.341, SLG: 0.378 (1, 4)										4	1	1	1	0	0	1											
Robert Fick, L OBP: 0.351, SLG: 0.356 (1, 3)										1	0	1	0	0	0	0											
Shane Halter, R OBP: 0.297, SLG: 0.336 (3, 3)										2	0	0	0	0	1	0											
Luis Polonia, L OBP: 0.312, SLG: 0.381 (9, FH)										1	0	0	0	0	0	0											
Juan Encarnacion, R OBP: 0.345, SLG: 0.429 (1, 8)										4	0	2	0	0	0	2											
Deivi Cruz, R OBP: 0.303, SLG: 0.430 (1, 6)										4	0	0	0	0	0	4											
Inning Stats	R: 0 E: 0 K: 0 S: 11	H: 1 LOB: 1 BB: 0 P: 18	R: 1 E: 0 K: 0 S: 14	H: 2 LOB: 1 BB: 0 P: 20	R: 0 E: 0 K: 1 S: 9	H: 1 LOB: 2 BB: 0 P: 16	R: 0 E: 1 K: 0 S: 9	H: 0 LOB: 1 BB: 0 P: 15	R: 0 E: 0 K: 0 S: 10	H: 1 LOB: 1 BB: 0 P: 16	R: 0 E: 0 K: 0 S: 8	H: 2 LOB: 1 BB: 0 P: 13	R: 0 E: 1 K: 0 S: 10	H: 0 LOB: 1 BB: 0 P: 17	R: 0 E: 0 K: 1 S: 10	H: 1 LOB: 1 BB: 0 P: 17	1B: 6 2B: 1 3B: 0 HR: 1	SF: 0 SAC: 0 DP: 1 HBP: 0	WP: 0 PB: 1 SB: 0 CS: 0	PA: 37							
PITCHER	IP	WLS	BF	H	R	ER	SO	BB	IBB	HBP	BLK	WP	HR	S	P	ERA	WHIP										
Bryan Rekar, R ERA: 4.12 (1, 1)	6.1	W	28	7	1	1	2	0	0	0	0	0	1	68	109	1.42	1.105										
Jim Meilir, R ERA: 2.35 (7, 1)	1.2	H	5	0	0	0	0	0	0	0	0	0	0	11	18	0.00	0.000										
Roberto Hernandez, R ERA: 4.2 (9, 1)	1.0	S	4	1	0	0	1	0	0	0	0	0	0	10	17	0.00	1.000										

Batter	1	2	3	4	5	6	7	8	9	AB	R	H	RBI	BB	SO	LOB	BOTTOM										
Randy Winn, S OBP: 0.352, SLG: 0.269 (1, 8)										5	0	1	0	0	2	3	Detroit Tigers @ Tampa Bay Devil Rays Tropicana Field, St. Petersburg, FL Wed Jul 05 2000, 7:15 PM EDT Att: 14,934 - Dome - 72 F livebaseballscorecards.com										
Gerald Williams, R OBP: 0.321, SLG: 0.424 (1, 10)										4	1	1	1	1	0	3											
Bubba Trammell, R OBP: 0.368, SLG: 0.490 (1, 7)										4	0	0	0	1	1	5											
Fred McGriff, L OBP: 0.356, SLG: 0.459 (1, 3)										3	0	2	0	1	0	0											
Bobby Smith, R OBP: 0.342, SLG: 0.500 (1, 4)										2	0	1	1	0	0	2											
Miguel Cairo, R OBP: 0.318, SLG: 0.332 (3, PR) (4, 4)										1	0	0	0	0	0	0											
Vinny Castilla, R OBP: 0.281, SLG: 0.320 (1, 5)										3	0	1	0	0	0	1											
Jose Guillen, R OBP: 0.317, SLG: 0.448 (1, 9)										4	0	0	0	0	2	5											
Mike DiFelice, R OBP: 0.339, SLG: 0.476 (1, 2)										3	2	1	0	1	1	1											
Ozzie Guillen, L OBP: 0.333, SLG: 0.435 (1, 6)										4	1	2	2	0	0	2											
Felix Martinez, S OBP: 0.367, SLG: 0.366 (9, 6)										0	0	0	0	0	0	0											
Inning Stats	R: 0 E: 0 K: 0 S: 9	H: 0 LOB: 2 BB: 2 P: 22	R: 0 E: 0 K: 1 S: 13	H: 1 LOB: 1 BB: 0 P: 21	R: 1 E: 0 K: 2 S: 17	H: 2 LOB: 3 BB: 1 P: 28	R: 0 E: 0 K: 0 S: 16	H: 2 LOB: 2 BB: 0 P: 24	R: 0 E: 0 K: 0 S: 7	H: 0 LOB: 0 BB: 0 P: 10	R: 2 E: 0 K: 1 S: 14	H: 2 LOB: 1 BB: 1 P: 21	R: 0 E: 0 K: 1 S: 6	H: 1 LOB: 1 BB: 0 P: 6	R: 1 E: 1 K: 1 S: 13	H: 1 LOB: 1 BB: 0 P: 17	1B: 7 2B: 1 3B: 0 HR: 1	SF: 0 SAC: 1 DP: 0 HBP: 1	WP: 0 PB: 0 SB: 0 CS: 0	PA: 39							
PITCHER	IP	WLS	BF	H	R	ER	SO	BB	IBB	HBP	BLK	WP	HR	S	P	ERA	WHIP										
Jeff Weaver, R ERA: 4.31 (1, 1)	5.1	L	28	7	3	3	4	4	0	1	0	0	1	72	121	5.06	2.062										
Matt Anderson, R ERA: 4.3 (6, 1)	1.2		6	1	0	0	1	0	0	0	0	0	0	10	11	0.00	0.600										
Danny Patterson, R ERA: 3.34 (8, 1)	1.0		5	1	1	0	1	0	0	0	0	0	0	13	17	0.00	1.000										

Batter	1	2	3	4	5	6	7	8	9	AB	R	H	RBI	BB	SO	LOB	TOP										
Rich Becker, L (1, 9) OBP: 0.397, SLG: 0.390	4-2 1B SF9 BB	2-2 L4		2-2 G1-3			0-0 G5-3		4-2 BB	3	1	0	0	2	0	2											
Brad Ausmus, R (1, 2) OBP: 0.335, SLG: 0.350	3-2 1B	3-2 G6-3			2-1 F9		1-1 G6-3		0-0 F9	5	1	1	0	0	0	2											
Bobby Higginson, L (1, 7) OBP: 0.369, SLG: 0.561	0-0 SF9			2-1 G3		1-1 F8		3-2 P5		3	0	0	1	0	0	0											
Dean Palmer, R (1, 5) OBP: 0.360, SLG: 0.531	0-0 1B FC1-6 1B			2-2 F9		1-1 F8		4-1 1B BB		3	1	1	0	1	0	0											
Tony Clark, S (1, 3) OBP: 0.356, SLG: 0.555	0-1 FC1-6 1B			4-2 BB		0-0 G5-4-3 1B		2-2 1B		3	0	3	1	1	0	0											
Damon Easley, R (1, 4) OBP: 0.335, SLG: 0.370	0-2 FC1-6 BB			1-1 F9		2-0 F9		1-3 K		4	0	0	1	0	1	5											
Juan Encarnacion, R (1, 8) OBP: 0.347, SLG: 0.425	1-2 BB			4-2 G5-3 BB		2-2 G5-4-3 1-2 BB		2-1 L1		2	0	0	0	2	0	3											
Deivi Cruz, R (1, 6) OBP: 0.302, SLG: 0.431	1-1 P3			0-1 G5-3		0-1 SH5-3 2B		0-0 G6-3		4	0	1	0	0	0	3											
Brian Moehler, R (1, 1)		1-3 K		2-1 F8		0-0 SH5-3		0-3 K		2	0	0	0	0	1	1											
Luis Polonia, L (7, PH) OBP: 0.312, SLG: 0.381										0	0	0	0	0	0	0											
Danny Patterson, R (7, 1)										0	0	0	0	0	0	0											
C.J. Nitkowski, L (8, 1)										0	0	0	0	0	0	0											
Wendell Magee, R (9, PH) OBP: 0.321, SLG: 0.527										1	0	0	0	0	1	0											
Inning Stats	R: 3 E: 0 K: 0 S: 18	H: 3 LOB: 2 BB: 2 P: 30	R: 0 E: 0 K: 1 S: 10	H: 0 LOB: 0 BB: 0 P: 16	R: 0 E: 0 K: 0 S: 9	H: 0 LOB: 1 BB: 1 P: 18	R: 0 E: 0 K: 0 S: 9	H: 0 LOB: 1 BB: 1 P: 17	R: 0 E: 0 K: 0 S: 6	H: 1 LOB: 0 BB: 0 P: 10	R: 0 E: 0 K: 0 S: 6	H: 1 LOB: 0 BB: 0 P: 7	R: 0 E: 0 K: 1 S: 14	H: 1 LOB: 2 BB: 1 P: 26	R: 0 E: 0 K: 1 S: 7	H: 0 LOB: 1 BB: 1 P: 11	1B: 5 2B: 1 3B: 0 HR: 0	SF: 1 SAC: 1 DP: 1 HBP: 0	WP: 0 PB: 0 SB: 0 CS: 0	PA: 38							
PITCHER	IP	WLS	BF	H	R	ER	SO	BB	IBB	HBP	BLK	WP	HR	S	P	ERA	WHIP										
Jimmy Haynes, R (1, 1) ERA: 4.42	7.0	W	29	5	3	3	1	4	0	0	0	0	0	64	108	3.86	1.286										
Ray King, L (8, 1) ERA: 5.4	0.1	H	1	0	0	0	0	0	0	0	0	0	0	3	6	0.00	0.000										
Curt Leskanic, R (8, 1) ERA: 3.02	0.2	H	4	1	0	0	1	1	0	0	0	0	0	11	20	0.00	3.000										
Bob Wickman, R (9, 1) ERA: 2.93	1.0	S	4	0	0	0	1	1	0	0	0	0	0	7	11	0.00	1.000										

Detroit Tigers @ Milwaukee Brewers
Milwaukee County Stadium, Milwaukee, WI
Fri Jul 07 2000, 8:05 PM EDT
Att: 13,913 - Sunny - 67 F

AB 30
R 3
H 6
RBI 3
BB 6
SO 3
LOB 16



Batter	1	2	3	4	5	6	7	8	9	AB	R	H	RBI	BB	SO	LOB	BOTTOM										
Ronnie Belliard, R (1, 4) OBP: 0.376, SLG: 0.424	0-1 G5-3	0-0 FC6-4			1-1 2B 1B		0-1 G6-3			4	1	1	0	0	0	1											
Luis Lopez, S (1, 6) OBP: 0.333, SLG: 0.419	2-3 K		0-0 F7		2-0 F7		0-1 FC6-4 2B			4	0	1	0	0	1	2											
Jeremy Burnitz, L (1, 9) OBP: 0.342, SLG: 0.442	2-2 HR		1-3 K		3-2 1B 2B		4-0 FC6-4 IBB			3	2	2	3	1	1	0											
Marquis Grissom, R (1, 8) OBP: 0.293, SLG: 0.386	2-1 2B 1B		0-0 G6-3		0-0 S 1B		2-1 FC6-4			4	0	2	1	0	0	2											
Geoff Jenkins, L (1, 7) OBP: 0.339, SLG: 0.562	1-0 2B		1-1 G3-1		3-3 K		4-2 FC3-6 BB			3	0	1	0	1	1	1											
José Hernández, R (1, 5) OBP: 0.314, SLG: 0.403	3-2 G1-3		1-3 K		0-3 K		0-0 FC3-6 CS			4	0	0	0	0	2	3											
Tyler Houston, L (1, 3) OBP: 0.295, SLG: 0.429		0-1 G6-3		0-0 G4-3		3-3 K		2-3 K		4	0	0	0	0	2	1											
Henry Blanco, R (1, 2) OBP: 0.332, SLG: 0.400		2-1 G4-3			1-1 1B 2B		0-0 F9			3	1	1	0	0	0	0											
Jimmy Haynes, R (1, 1) OBP: 0.139, SLG: 0.194		0-0			0-3 K		2-2 F7			2	0	1	0	0	1	1											
Mark Sweeney, L (7, PH) OBP: 0.341, SLG: 0.316										1	0	0	0	0	0	0											
Ray King, L (8, 1)										0	0	0	0	0	0	0											
Curt Leskanic, R (8, 1)										0	0	0	0	0	0	0											
Bob Wickman, R (9, 1)										0	0	0	0	0	0	0											
Inning Stats	R: 1 E: 0 K: 1 S: 15	H: 3 LOB: 0 BB: 0 P: 25	R: 0 E: 0 K: 0 S: 6	H: 1 LOB: 1 BB: 0 P: 8	R: 0 E: 0 K: 1 S: 6	H: 0 LOB: 0 BB: 0 P: 7	R: 0 E: 0 K: 1 S: 6	H: 0 LOB: 0 BB: 0 P: 8	R: 3 E: 0 K: 2 S: 16	H: 4 LOB: 1 BB: 0 P: 26	R: 0 E: 0 K: 2 S: 8	H: 0 LOB: 0 BB: 0 P: 11	R: 0 E: 0 K: 1 S: 9	H: 1 LOB: 2 BB: 1 P: 17	R: 0 E: 0 K: 1 S: 8	H: 0 LOB: 0 BB: 1 P: 14	1B: 4 2B: 4 3B: 0 HR: 1	SF: 0 SAC: 0 DP: 0 HBP: 0	WP: 0 PB: 0 SB: 1 CS: 1	PA: 34							
PITCHER	IP	WLS	BF	H	R	ER	SO	BB	IBB	HBP	BLK	WP	HR	S	P	ERA	WHIP										
Brian Moehler, R (1, 1) ERA: 3.79	6.0	L	26	8	4	4	7	0	0	0	0	0	0	57	85	6.00	1.333										
Danny Patterson, R (7, 1) ERA: 3.24	1.0		5	1	0	0	0	0	1	0	0	0	0	9	17	0.00	1.000										
C.J. Nitkowski, L (8, 1) ERA: 5.83	1.0		3	0	0	0	1	1	0	0	0	0	0	8	14	0.00	1.000										

Detroit Tigers @ Milwaukee Brewers
Milwaukee County Stadium, Milwaukee, WI
Fri Jul 07 2000, 8:05 PM EDT
Att: 13,913 - Sunny - 67 F

AB 32
R 4
H 9
RBI 4
BB 2
SO 8
LOB 11



Batter	1	2	3	4	5	6	7	8	9	10	11	12	13	14	15	AB	R	H	RBI	BB	SO	LOB	TOP	
<p>Brad Ausmus, R OBP: 0.334, SLG: 0.344</p> <p>Bobby Higginson, L OBP: 0.376, SLG: 0.558</p> <p>Dean Palmer, R OBP: 0.351, SLG: 0.517</p> <p>Tony Clark, S OBP: 0.348, SLG: 0.537</p> <p>Shane Haller, R OBP: 0.297, SLG: 0.336</p> <p>Damon Easley, R OBP: 0.338, SLG: 0.365</p> <p>Juan Encarnacion, R OBP: 0.345, SLG: 0.425</p> <p>Deivi Cruz, R OBP: 0.302, SLG: 0.426</p> <p>Hideo Nomo, R</p> <p>Danny Patterson, R OBP: 0.402, SLG: 0.413</p> <p>Rich Becker, L OBP: 0.402, SLG: 0.413</p>																5	1	0	0	1	2	3		
Inning Stats	R: 0 E: 1 K: 1 S: 9	H: 0 LOB: 1 BB: 1 P: 17	R: 0 E: 0 K: 2 S: 7	H: 0 LOB: 0 BB: 0 P: 11	R: 0 E: 1 K: 1 S: 9	H: 1 LOB: 1 BB: 0 P: 14	R: 0 E: 0 K: 1 S: 4	H: 0 LOB: 0 BB: 0 P: 9	R: 0 E: 0 K: 0 S: 10	H: 1 LOB: 1 BB: 1 P: 15	R: 0 E: 0 K: 1 S: 8	H: 0 LOB: 2 BB: 0 P: 17	R: 0 E: 0 K: 1 S: 7	H: 0 LOB: 0 BB: 0 P: 12	R: 0 E: 0 K: 1 S: 11	H: 1 LOB: 1 BB: 0 P: 17	R: 0 E: 0 K: 1 S: 4	H: 0 LOB: 1 BB: 1 P: 11	R: 2 E: 0 K: 1 S: 13	H: 3 LOB: 3 BB: 2 P: 27	1B: 9 2B: 2 3B: 0 HR: 1	SF: 0 SAC: 0 DP: 0 HBP: 1	WP: 0 PB: 0 CS: 0	PA: 63
John Snyder, R ERA: 4.76 Ray King, L ERA: 5.44 David Weathers, R ERA: 3.49 Bob Wickman, R ERA: 3.07 Juan Acevedo, R ERA: 3.83	IP 7.2 WLS 4 BF 30 H 4 R 1 ER 1 SO 4 BB 2 IBB 0 HBP 1 BLK 0 WP 0 HR 1 S 68 P 117 ERA 1.17 WHIP 0.783	Steve Woodard, R ERA: 6.22 Valerio De Los Santos, L ERA: 6.16	IP 3.0 WLS 12 BF 12 H 2 R 0 ER 0 SO 2 BB 1 IBB 0 HBP 0 BLK 0 WP 0 HR 0 S 27 P 44 ERA 0.00 WHIP 1.000																					

Detroit Tigers @ Milwaukee Brewers
 Milwaukee County Stadium, Milwaukee, WI
 Sat Jul 08 2000, 8:05 PM EDT
 Att: 23,872 - Cloudy - 65 F

livebaseballscorecards.com

AB 56
R 4
H 12
RBI 4
BB 11
SO 6
LOB 23

Batter	1	2	3	4	5	6	7	8	9	10	11	12	13	14	15	AB	R	H	RBI	BB	SO	LOB	BOTTOM							
<p>Ronnie Bellard, R OBP: 0.379, SLG: 0.427</p> <p>Tyler Houston, L OBP: 0.294, SLG: 0.421</p> <p>Jeromy Burnitz, L OBP: 0.341, SLG: 0.440</p> <p>Marquis Grissom, R OBP: 0.293, SLG: 0.382</p> <p>Geoff Jenkins, L OBP: 0.333, SLG: 0.552</p> <p>José Hernández, R OBP: 0.310, SLG: 0.397</p> <p>Raul Casanova, S OBP: 0.337, SLG: 0.443</p> <p>James Mouton, R OBP: 0.336, SLG: 0.315</p> <p>Henry Blanco, R OBP: 0.328, SLG: 0.393</p> <p>Luis Lopez, S OBP: 0.333, SLG: 0.424</p> <p>John Snyder, R ERA: 4.76 Ray King, L ERA: 5.44 David Weathers, R ERA: 3.49 Bob Wickman, R ERA: 3.07 Juan Acevedo, R ERA: 3.83 </p>																	7	1	4	0	0	3	4							
Inning Stats	R: 0 E: 0 K: 1 S: 13	H: 1 LOB: 2 BB: 1 P: 24	R: 0 E: 0 K: 1 S: 11	H: 1 LOB: 1 BB: 0 P: 14	R: 1 E: 0 K: 2 S: 17	H: 3 LOB: 2 BB: 0 P: 25	R: 1 E: 0 K: 2 S: 8	H: 1 LOB: 1 BB: 0 P: 11	R: 1 E: 0 K: 1 S: 10	H: 2 LOB: 0 BB: 0 P: 14	R: 0 E: 0 K: 1 S: 7	H: 0 LOB: 0 BB: 0 P: 11	R: 0 E: 0 K: 1 S: 5	H: 1 LOB: 0 BB: 1 P: 19	R: 0 E: 1 K: 1 S: 12	H: 0 LOB: 1 BB: 1 P: 19	R: 0 E: 0 K: 1 S: 15	H: 1 LOB: 2 BB: 1 P: 21	R: 0 E: 0 K: 1 S: 9	H: 0 LOB: 2 BB: 0 P: 12	R: 0 E: 0 K: 3 S: 10	H: 0 LOB: 0 BB: 0 P: 11	R: 0 E: 0 K: 1 S: 15	H: 1 LOB: 1 BB: 0 P: 22	R: 0 E: 0 K: 0 S: 11	H: 2 LOB: 2 BB: 0 P: 18	1B: 12 2B: 4 3B: 0 HR: 0	SF: 1 SAC: 0 DP: 2 HBP: 0	WP: 0 PB: 0 CS: 1	PA: 62
Hideo Nomo, R ERA: 4.74 Danny Patterson, R ERA: 3.15 C.J. Nitkowski, L ERA: 5.83 Doug Brocail, R ERA: 4.62 Matt Anderson, R ERA: 4.26	IP 9 WLS 9 BF 27 H 9 R 2 ER 2 SO 7 BB 1 IBB 0 HBP 0 BLK 0 WP 0 HR 0 S 67 P 100 ERA 3.00 WHIP 1.667	Todd Jones, R ERA: 2.53 Dave Micki, R ERA: 5.72 Nelson Cruz, R ERA: 0.73	IP 1.2 WLS 5 BF 5 H 0 R 0 ER 0 SO 4 BB 1 IBB 0 HBP 0 BLK 0 WP 0 HR 0 S 15 P 20 ERA 0.00 WHIP 0.000																											

Detroit Tigers @ Milwaukee Brewers
 Milwaukee County Stadium, Milwaukee, WI
 Sat Jul 08 2000, 8:05 PM EDT
 Att: 23,872 - Cloudy - 65 F

livebaseballscorecards.com

AB 56
R 2
H 15
RBI 2
BB 4
SO 20
LOB 28

Batter	1	2	3	4	5	6	7	8	9	AB	R	H	RBI	BB	SO	LOB	TOP										
Rich Becker, L OBP: 0.402, SLG: 0.405										3	0	0	0	2	2	1	Detroit Tigers @ Milwaukee Brewers Milwaukee County Stadium, Milwaukee, WI Sun Jul 09 2000, 2:05 PM EDT Att: 19,037 - Cloudy - 73 F										
Shane Halter, R OBP: 0.311, SLG: 0.359										4	0	3	1	0	1	0											
Bobby Higginson, L OBP: 0.372, SLG: 0.559 Wendell Magee, R OBP: 0.325, SLG: 0.526										3	0	1	0	1	1	2											
Dean Palmer, R OBP: 0.345, SLG: 0.508										5	0	0	0	0	2	6											
Damon Easley, R OBP: 0.345, SLG: 0.385										3	1	2	1	1	0	0											
Juan Encarnacion, R OBP: 0.344, SLG: 0.423										4	0	1	0	0	2	4											
Brad Ausmus, R Danny Patterson, R										3	0	0	0	0	0	1											
Deivi Cruz, R OBP: 0.301, SLG: 0.423										4	1	1	0	0	0	0											
Willie Blair, R Luis Polonia, L Jeff Weaver, R Javier Cardona, R Matt Anderson, R Jose Macias, S										1	0	0	0	0	0	1											
Inning Stats	R: 0 E: 0 K: 2 S: 10	H: 0 LOB: 3 BB: 3 P: 26	R: 0 E: 0 K: 1 S: 11	H: 0 LOB: 0 BB: 0 P: 16	R: 0 E: 0 K: 2 S: 8	H: 0 LOB: 0 BB: 0 P: 11	R: 1 E: 0 K: 1 S: 14	H: 1 LOB: 0 BB: 0 P: 21	R: 1 E: 0 K: 0 S: 13	H: 3 LOB: 2 BB: 0 P: 18	R: 0 E: 0 K: 0 S: 5	H: 1 LOB: 0 BB: 0 P: 9	R: 0 E: 0 K: 2 S: 16	H: 2 LOB: 2 BB: 0 P: 24	R: 0 E: 0 K: 1 S: 12	H: 1 LOB: 1 BB: 0 P: 20		R: 1 E: 0 K: 0 S: 10	H: 2 LOB: 2 BB: 1 P: 18	1B: 6 2B: 2 3B: 0 HR: 2	SF: 0 SAC: 1 DP: 1 HBP: 0	WP: 0 PB: 0 SB: 0 CS: 0	PA: 40				
PITCHER	IP	WLS	BF	H	R	ER	SO	BB	IBB	HBP	BLK	WP	HR	S	P	ERA	WHIP										
Jason Bere, R ERA: 4.82	6.2	W	29	7	2	2	7	3	0	0	0	0	2	74	121	2.70	1.500										
Ray King, L ERA: 4.5	0.1		1	0	0	0	1	0	0	0	0	0	0	3	4	0.00	0.000										
David Weathers, R ERA: 3.42	1.0		4	1	0	0	1	0	0	0	0	0	0	12	20	0.00	1.000										
Jamey Wright, R ERA: 3.45	1.0		6	2	1	1	0	1	0	0	0	0	0	10	18	9.00	3.000										

AB	35
R	3
H	10
RBI	3
BB	4
SO	9
LOB	18



Batter	1	2	3	4	5	6	7	8	9	AB	R	H	RBI	BB	SO	LOB	BOTTOM										
Ronnie Belliard, R OBP: 0.374, SLG: 0.421										5	0	0	0	0	0	0	Detroit Tigers @ Milwaukee Brewers Milwaukee County Stadium, Milwaukee, WI Sun Jul 09 2000, 2:05 PM EDT Att: 19,037 - Cloudy - 73 F										
Marquis Grissom, R OBP: 0.290, SLG: 0.377										4	0	0	0	0	2	0											
Jeremy Bumitz, L OBP: 0.340, SLG: 0.436										3	1	0	0	1	0	0											
Charlie Hayes, R OBP: 0.375, SLG: 0.406										4	1	2	0	0	1	0											
Geoff Jenkins, L OBP: 0.332, SLG: 0.559										4	1	1	2	0	1	2											
José Hernández, R OBP: 0.315, SLG: 0.406										3	3	3	1	0	0	0											
Tyler Houston, L OBP: 0.307, SLG: 0.500										4	3	3	6	0	0	2											
Henry Blanco, R OBP: 0.194, SLG: 0.410 James Moulton, R OBP: 0.342, SLG: 0.323 Raul Casanova, S OBP: 0.337, SLG: 0.443										3	1	2	0	0	0	0											
Jason Bere, R OBP: 0.194, SLG: 0.250 Ray King, L										3	0	1	1	0	1	1											
David Weathers, R Chris Jones, R Jamey Wright, R										0	0	0	0	0	0	0											
Inning Stats	R: 0 E: 0 K: 0 S: 4	H: 4 LOB: 1 BB: 0 P: 7	R: 3 E: 0 K: 2 S: 20	H: 4 LOB: 1 BB: 0 P: 34	R: 0 E: 0 K: 0 S: 6	H: 0 LOB: 0 BB: 0 P: 9	R: 2 E: 0 K: 1 S: 11	H: 3 LOB: 1 BB: 0 P: 14	R: 0 E: 0 K: 1 S: 8	H: 0 LOB: 0 BB: 0 P: 12	R: 4 E: 0 K: 0 S: 12	H: 4 LOB: 2 BB: 0 P: 16	R: 1 E: 1 K: 1 S: 12	H: 1 LOB: 2 BB: 1 P: 22	R: 0 E: 0 K: 0 S: 5	H: 1 LOB: 0 BB: 0 P: 8	1B: 6 2B: 3 3B: 0 HR: 4	SF: 1 SAC: 0 DP: 0 HBP: 0	WP: 0 PB: 0 SB: 0 CS: 0	PA: 37							
PITCHER	IP	WLS	BF	H	R	ER	SO	BB	IBB	HBP	BLK	WP	HR	S	P	ERA	WHIP										
Willie Blair, R ERA: 4.74	4.0	L	18	7	5	5	3	0	0	0	0	0	2	41	64	11.25	1.750										
Jeff Weaver, R ERA: 4.62	1.0		7	4	4	4	1	0	0	0	0	0	2	14	20	36.00	4.000										
Matt Anderson, R ERA: 4.05	2.0		9	1	1	0	1	1	0	0	0	0	0	18	30	0.00	1.000										
Danny Patterson, R ERA: 3.06	1.0		3	1	0	0	0	0	0	0	0	0	0	5	8	0.00	1.000										

AB	35
R	10
H	13
RBI	10
BB	1
SO	5
LOB	5



Batter	1	2	3	4	5	6	7	8	9	AB	R	H	RBI	BB	SO	LOB	TOP			
Julio Lugo, R OBP: 0.338, SLG: 0.381	2-2 SH1-3 2B		0-0 G6-3		0-2 P4		0-1 1B		2-0 F8	5	0	2	0	0	0	0				
Craig Biggio, R OBP: 0.391, SLG: 0.357	0-0 SH1-3		2-2 L1		1-1 1B		3-2 F8			3	0	1	0	0	0	1				
5 Jeff Bagwell, R OBP: 0.403, SLG: 0.564	4-0 G4-6-3 BB		0-1 L1		1-1 F8			2-0 F3		3	0	0	0	1	0	1				
17 Lance Berkman, S OBP: 0.381, SLG: 0.596	0-2 G4-6-3		0-0 FC5-2 2B		0-1 F9			3-2 1B FC5-4 1B		4	1	2	0	0	0	3				
Moises Alou, R OBP: 0.421, SLG: 0.653		0-0 G5-4-3 1B		2-1 G3		1-0 G5-3		0-0 FC5-4 1B		4	0	2	0	0	0	1				
Richard Hidalgo, R OBP: 0.384, SLG: 0.602	1-0 G5-4-3		1-0 FC5-2 1B		0-0 G4-3 1B		2-2 FC5-4			4	1	1	1	0	0	3				
Mitch Meluskey, S OBP: 0.391, SLG: 0.500	2-1 1B		4-0 1B BB		1-1 G4-3		3-1 F7			3	0	1	0	1	0	2				
Daryle Ward, L OBP: 0.267, SLG: 0.466	0-2 1-2 1B		0-1 1-2 3-H 1B		0-2 F9		0-2 G4-3			4	0	2	1	0	0	0				
Chris Truby, R OBP: 0.271, SLG: 0.368	1-0 L8		2-3 K		0-0 L8		2-2 P9			4	0	0	0	0	1	4				
Inning Stats	R: 0 E: 0 K: 0 S: 7	H: 1 LOB: 1 BB: 1 P: 13	R: 0 E: 0 K: 0 S: 8	H: 3 LOB: 2 BB: 0 P: 12	R: 0 E: 0 K: 0 S: 7	H: 0 LOB: 0 BB: 0 P: 9	R: 1 E: 0 K: 1 S: 9	H: 2 LOB: 2 BB: 1 P: 18	R: 0 E: 0 K: 0 S: 4	H: 1 LOB: 1 BB: 0 P: 6	R: 0 E: 0 K: 0 S: 9	H: 1 LOB: 1 BB: 0 P: 12	R: 1 E: 0 K: 0 S: 12	H: 2 LOB: 1 BB: 0 P: 22	R: 0 E: 0 K: 0 S: 8	H: 0 LOB: 0 BB: 0 P: 12	1B: 9 2B: 2 3B: 0 HR: 0	SF: 0 SAC: 1 DP: 3 HBP: 0	WP: 0 PB: 0 SB: 1 CS: 0	PA: 37
PITCHER Brian Moehler, R ERA: 3.61	IP: 9.0 WLS: W BF: 37 H: 11 R: 2 ER: 2 SO: 1 BB: 2 IBB: 0 HBP: 0 BLK: 0 WP: 0 HR: 0 S: 73 P: 115 ERA: 2.00 WHIP: 1.444															PITCHER				

Houston Astros @ Detroit Tigers
Comerica Park, Detroit, MI
Thu Jul 13 2000, 7:05 PM EDT
Att: 30,226 - Cloudy - 81 F

AB	34
R	2
H	11
RBI	2
BB	2
SO	1
LOB	15



Batter	1	2	3	4	5	6	7	8	9	AB	R	H	RBI	BB	SO	LOB	BOTTOM														
Luis Polonia, L OBP: 0.316, SLG: 0.401	1-2 2B 1B			0-0 SF8		1-1 G6-3		3-2 SF8		3	1	1	2	0	0	0															
Rich Becker, L OBP: 0.412, SLG: 0.423	1-0 G3 1B 2B		4-1 1B BB	1-1 1B 2B		1-0 G3		4-1 BB		3	3	2	1	2	0	0															
Bobby Higginson, L OBP: 0.372, SLG: 0.555	1-0 G3		4-1 1B BB	1-2 1B 1B		2-0 F9		3-3 K		4	0	1	1	1	1	3															
Dean Palmer, R OBP: 0.351, SLG: 0.511	0-0 E 1B		0-1 G5-4-3 1B	1-3 G4-6-3 1B		2-3 K				4	0	3	3	0	1	0															
Tony Clark, S OBP: 0.346, SLG: 0.530	0-1 E5		0-3 K	0-0 G4-6-3		2-0 1B				4	0	1	0	0	1	5															
Shane Halter, R OBP: 0.311, SLG: 0.359	1-3 1B		1-2 K	1-2 G4-6-3						0	0	0	0	0	0	0															
Damion Easley, R OBP: 0.338, SLG: 0.378	0-3 K		0-1 G5-4-3		0-3 K		2-1 F7			4	0	0	0	0	2	5															
Brad Ausmus, R OBP: 0.333, SLG: 0.340	2-1 G1-3		1-0 1B HBP	0-1 G6-3		0-0 G6-3		0-0 2B SF8 1B		3	2	1	0	0	0	2															
Juan Encarnacion, R OBP: 0.343, SLG: 0.420		0-1 F8	0-0 E9 1B SF8 1B	0-0 G5-3		2-3 K				4	1	1	0	0	1	1															
Deivi Cruz, R OBP: 0.304, SLG: 0.428	0-1 G5-3		2-0 2B 1B 1B	0-1 F8		0-1 F8		1-0 SF8 2B		4	1	2	0	0	0	0															
Inning Stats	R: 2 E: 1 K: 1 S: 13	H: 3 LOB: 2 BB: 0 P: 18	R: 0 E: 0 K: 0 S: 6	H: 0 LOB: 0 BB: 0 P: 7	R: 1 E: 0 K: 1 S: 9	H: 1 LOB: 2 BB: 1 P: 17	R: 4 E: 1 K: 0 S: 13	H: 5 LOB: 1 BB: 0 P: 18	R: 0 E: 0 K: 1 S: 7	H: 0 LOB: 0 BB: 0 P: 7	R: 0 E: 0 K: 0 S: 5	H: 0 LOB: 0 BB: 0 P: 7	R: 0 E: 0 K: 1 S: 8	H: 1 LOB: 1 BB: 0 P: 16	R: 1 E: 0 K: 2 S: 15	H: 2 LOB: 2 BB: 1 P: 28	1B: 9 2B: 3 3B: 0 HR: 0	SF: 2 SAC: 0 DP: 2 HBP: 1	WP: 0 PB: 0 SB: 0 CS: 0	PA: 39											
PITCHER Shane Reynolds, R ERA: 4.59	IP: 3.1 WLS: L BF: 20 H: 7 R: 7 ER: 7 SO: 2 BB: 2 IBB: 0 HBP: 0 BLK: 0 WP: 0 HR: 0 S: 33 P: 51 ERA: 18.90 WHIP: 2.700															PITCHER															
Joe Slusarski, R ERA: 3.73	4.1	3.2	13	3	0	0	2	0	0	0	0	0	28	39	0.00	0.818															
Jose Cabrera, R ERA: 6.39	8.1	1.0	6	2	1	1	2	1	0	0	0	0	0	15	28	9.00	3.000														

Houston Astros @ Detroit Tigers
Comerica Park, Detroit, MI
Thu Jul 13 2000, 7:05 PM EDT
Att: 30,226 - Cloudy - 81 F

AB	33
R	8
H	12
RBI	7
BB	3
SO	6
LOB	16



Batter	1	2	3	4	5	6	7	8	9	AB	R	H	RBI	BB	SO	LOB	TOP										
Bill Spiers, L OBP: 0.388, SLG: 0.399 (1, 5)										5	1	1	0	0	2	0											
Craig Biggio, R OBP: 0.393, SLG: 0.371 (1, 4)										5	1	3	1	0	0	0											
5 Jeff Bagwell, R OBP: 0.405, SLG: 0.560 (1, 3)										2	1	0	0	3	0	1											
17 Lance Berkman, S OBP: 0.382, SLG: 0.608 Glen Barker, S OBP: 0.296, SLG: 0.297 (9, 8)										5	1	2	1	0	3	4											
Moises Alou, R OBP: 0.421, SLG: 0.650 (1, 7)										4	1	2	1	0	0	2											
Richard Hidalgo, R OBP: 0.387, SLG: 0.612 (1, 8)										5	3	3	2	0	2	2											
Mitch Meluskey, S OBP: 0.393, SLG: 0.514 (1, 2)										4	1	2	2	0	1	1											
Daryle Ward, L OBP: 0.261, SLG: 0.455 (1, 10)										4	0	0	0	0	0	1											
Julio Lugo, R OBP: 0.328, SLG: 0.369 Tim Bogar, R OBP: 0.233, SLG: 0.221 (9, 6)										4	0	0	0	0	2	0											
Inning Stats	R: 0 E: 0 K: 1 S: 8	H: 0 LOB: 0 BB: 0 P: 11	R: 0 E: 0 K: 2 S: 10	H: 1 LOB: 1 BB: 0 P: 15	R: 1 E: 0 K: 0 S: 9	H: 2 LOB: 1 BB: 0 P: 12	R: 4 E: 0 K: 1 S: 16	H: 4 LOB: 0 BB: 0 P: 18	R: 3 E: 1 K: 2 S: 13	H: 3 LOB: 1 BB: 1 P: 25	R: 0 E: 0 K: 2 S: 10	H: 1 LOB: 2 BB: 1 P: 19	R: 1 E: 0 K: 1 S: 12	H: 1 LOB: 0 BB: 0 P: 18	R: 0 E: 0 K: 1 S: 9	H: 0 LOB: 0 BB: 0 P: 14	R: 0 E: 0 K: 1 S: 12	H: 1 LOB: 1 BB: 1 P: 20	1B: 7 2B: 2 3B: 1 HR: 3	SF: 1 SAC: 0 DP: 1 HBP: 0	WP: 1 PB: 0 SB: 0 CS: 0	PA: 42					
PITCHER	IP	WLS	BF	H	R	ER	SO	BB	IBB	HBP	BLK	WP	HR	S	P	ERA	WHIP										
Hideo Nomo, R ERA: 5.0 (1, 1)	4.2	L	24	9	8	6	5	1	0	0	0	1	2	53	75	11.57	2.143										
C.J. Nitkowski, L ERA: 5.72 (5, 1)	1.1		7	2	0	0	2	0	1	0	0	0	0	13	25	0.00	1.500										
Matt Anderson, R ERA: 4.14 (7, 1)	1.1		5	1	1	1	2	0	0	0	0	0	1	15	21	6.75	0.750										
Doug Brocail, R ERA: 4.54 (8, 1)	0.2		2	0	0	0	0	0	0	0	0	0	0	6	11	0.00	0.000										
Todd Jones, R ERA: 2.45 (9, 1)	1.0		4	1	0	0	1	1	0	0	0	0	0	12	20	0.00	2.000										

Houston Astros @ Detroit Tigers
Comerica Park, Detroit, MI
Fri Jul 14, 2000, 7:05 PM EDT
Att: 38,119 - Cloudy - 73 F

AB	38
R	9
H	13
RBI	7
BB	3
SO	10
LOB	11



Batter	1	2	3	4	5	6	7	8	9	AB	R	H	RBI	BB	SO	LOB	BOTTOM										
Luis Polonia, L OBP: 0.319, SLG: 0.407 (1, 10)										4	1	2	0	0	0	0											
Rich Becker, L OBP: 0.414, SLG: 0.430 (1, 9)										2	1	1	1	1	0	0											
Bobby Higginson, L OBP: 0.376, SLG: 0.561 (1, 7)										4	1	3	2	0	0	2											
Dean Palmer, R OBP: 0.349, SLG: 0.507 (1, 5)										4	0	1	1	0	0	4											
Tony Clark, S OBP: 0.340, SLG: 0.521 Shane Halter, R OBP: 0.317, SLG: 0.364 (8, 3)										3	0	0	0	0	3	2											
Damion Easley, R OBP: 0.333, SLG: 0.370 (1, 4)										1	0	1	0	0	0	0											
Brad Ausmus, R OBP: 0.333, SLG: 0.338 Javier Cardona, R OBP: 0.429, SLG: 0.429 (8, 2)										4	0	0	0	0	1	3											
Juan Encarnacion, R OBP: 0.339, SLG: 0.415 (1, 8)										4	0	0	0	0	1	2											
Deivi Cruz, R OBP: 0.304, SLG: 0.427 Wendell Magee, R OBP: 0.321, SLG: 0.519 (9, PH)										3	1	1	0	0	0	0											
Inning Stats	R: 2 E: 0 K: 1 S: 13	H: 3 LOB: 1 BB: 0 P: 17	R: 0 E: 0 K: 1 S: 6	H: 0 LOB: 1 BB: 1 P: 14	R: 0 E: 1 K: 0 S: 11	H: 1 LOB: 1 BB: 1 P: 19	R: 0 E: 0 K: 2 S: 7	H: 0 LOB: 0 BB: 0 P: 8	R: 0 E: 0 K: 0 S: 4	H: 0 LOB: 0 BB: 0 P: 6	R: 0 E: 0 K: 1 S: 10	H: 1 LOB: 1 BB: 0 P: 18	R: 0 E: 0 K: 0 S: 12	H: 0 LOB: 0 BB: 0 P: 17	R: 2 E: 0 K: 0 S: 13	H: 4 LOB: 2 BB: 0 P: 20	R: 0 E: 0 K: 0 S: 8	H: 1 LOB: 0 BB: 0 P: 11	1B: 7 2B: 4 3B: 0 HR: 0	SF: 1 SAC: 0 DP: 3 HBP: 0	WP: 0 PB: 0 SB: 0 CS: 1	PA: 36					
PITCHER	IP	WLS	BF	H	R	ER	SO	BB	IBB	HBP	BLK	WP	HR	S	P	ERA	WHIP										
Chris Holt, R ERA: 4.98 (1, 1)	7.2	W	32	9	4	4	5	2	0	0	0	0	0	73	115	4.70	1.435										
Marc Valdes, R ERA: 2.66 (8, 1)	1.1		4	1	0	0	0	0	0	0	0	0	0	11	15	0.00	0.750										

Houston Astros @ Detroit Tigers
Comerica Park, Detroit, MI
Fri Jul 14, 2000, 7:05 PM EDT
Att: 38,119 - Cloudy - 73 F

AB	33
R	4
H	10
RBI	4
BB	2
SO	5
LOB	13



Batter	1	2	3	4	5	6	7	8	9	AB	R	H	RBI	BB	SO	LOB	TOP								
Bill Spiers, L OBP: 0.388, SLG: 0.396 (1, 5)	G6-3		K		P4		FC5-4 BB		17 DI 1B	4	0	1	0	1	1	1	Houston Astros @ Detroit Tigers Comerica Park, Detroit, MI Sat Jul 15 2000, 1:15 PM EDT Att: 39,189 - Cloudy - 72 F								
Craig Biggio, R OBP: 0.389, SLG: 0.366 Chris Truby, R OBP: 0.266, SLG: 0.362 (1, 4) (8, 5)	F3		G1-3		G4-3		K		F7	4	0	0	0	0	1	2									
5 Jeff Bagwell, R OBP: 0.407, SLG: 0.561 (1, 10)	2B			17 E 1B BB			FC5-4 17 1B 1-2		K	3	1	1	0	2	1	2									
17 Lance Berkman, S OBP: 0.382, SLG: 0.602 (1, 9)	G5-3			E9 1B SF7-3 1B					K2-3	5	1	2	0	0	2	3									
Moises Alou, R OBP: 0.422, SLG: 0.652 Glen Barker, S OBP: 0.286, SLG: 0.297 (1, 7) (8, 8)	G6-3			SF7-3 1B		2-2 2B			F7	4	1	2	1	0	0	2									
Richard Hidalgo, R OBP: 0.386, SLG: 0.620 (1, 8) (8, 7)	P4			SF7-3 1B		1-3 K			HR	3	1	1	2	0	1	1									
Daryle Ward, L OBP: 0.266, SLG: 0.462 (1, 3)	G4-3			HR 1B		1-1 2B			F7	4	1	2	1	0	0	0									
Tony Eusebio, R OBP: 0.307, SLG: 0.321 (1, 2)			F8	HR		3-3 K			G4-3	4	1	1	2	0	1	1									
Tim Bogar, R OBP: 0.233, SLG: 0.221 (1, 6)				F8 1B		0-0 G5-3			F7	4	0	1	0	0	0	1									
Inning Stats	R: 0 E: 0 K: 0 S: 9	H: 1 LOB: 1 BB: 0 P: 13	R: 0 E: 0 K: 0 S: 6	H: 0 LOB: 0 BB: 0 P: 11	R: 0 E: 0 K: 1 S: 11	H: 1 LOB: 1 BB: 0 P: 15	R: 4 E: 1 K: 0 S: 11	H: 4 LOB: 0 BB: 1 P: 21	R: 0 E: 0 K: 1 S: 9	H: 0 LOB: 1 BB: 0 P: 14	R: 1 E: 0 K: 2 S: 12	H: 2 LOB: 1 BB: 0 P: 19	R: 0 E: 0 K: 1 S: 12	H: 1 LOB: 2 BB: 1 P: 19	R: 1 E: 0 K: 0 S: 7	H: 1 LOB: 0 BB: 0 P: 7		R: 0 E: 0 K: 2 S: 11	H: 1 LOB: 1 BB: 0 P: 14	1B: 6 2B: 4 3B: 0 HR: 2	SF: 1 SAC: 0 DP: 1 HBP: 0	WP: 0 PB: 0 SB: 0 CS: 0	PA: 40		
PITCHER	IP	WLS	BF	H	R	ER	SO	BB	IBB	HBP	BLK	WP	HR	S	P	ERA	WHIP								
Willie Blair, R ERA: 4.99 C.J. Nitkowski, L ERA: 5.67 Danny Patterson, R ERA: 3.13 Nelson Cruz, R ERA: 0.68 (1, 1) (6, 1) (7, 1) (9, 1)	5.1		24	7	5	5	3	2	0	0	0	0	1	52	83	8.44	1.688								

Batter	1	2	3	4	5	6	7	8	9	AB	R	H	RBI	BB	SO	LOB	BOTTOM								
Luis Polonia, L OBP: 0.324, SLG: 0.420 (1, 10)	F8		F8		1B 1B					5	2	3	2	0	0	0	Houston Astros @ Detroit Tigers Comerica Park, Detroit, MI Sat Jul 15 2000, 1:15 PM EDT Att: 39,189 - Cloudy - 72 F								
Rich Becker, L OBP: 0.409, SLG: 0.426 (1, 9)	G4-3		G3-1		1B SF9 1B		F9		SF7	4	1	1	1	0	0	1									
Bobby Higginson, L OBP: 0.377, SLG: 0.562 (1, 7)	L9				F8					5	1	2	0	0	0	2									
Dean Palmer, R OBP: 0.353, SLG: 0.511 (1, 5)		F9 1B 2B	K			FC5-4 1B			F9	4	2	2	1	1	1	1									
Deivi Cruz, R OBP: 0.305, SLG: 0.428 (1, 6)		F9			SF9				F8	4	1	2	2	0	0	1									
Juan Encarnacion, R OBP: 0.337, SLG: 0.409 (1, 8)	G6-3				FC5-4 FC6-4 BB		FC5-4		K	4	1	0	0	1	1	3									
Brad Ausmus, R OBP: 0.341, SLG: 0.348 (1, 2)	1B				FC6-4 BB		G4-3 1B 2B		1B SF9 1B	3	2	3	3	1	0	0									
Damon Easley, R OBP: 0.336, SLG: 0.373 (1, 4)					F8		G2-3		SF9 3B 1B	4	1	2	1	0	0	3									
Shane Halter, R OBP: 0.307, SLG: 0.355 (1, 3)	F9				FC6-4		G4-3		SF9	3	0	0	1	0	0	5									
Inning Stats	R: 0 E: 0 K: 0 S: 6	H: 0 LOB: 0 BB: 0 P: 8	R: 1 E: 0 K: 0 S: 8	H: 3 LOB: 2 BB: 0 P: 12	R: 0 E: 0 K: 1 S: 11	H: 1 LOB: 1 BB: 0 P: 14	R: 0 E: 0 K: 0 S: 10	H: 1 LOB: 2 BB: 1 P: 16	R: 2 E: 0 K: 0 S: 15	H: 3 LOB: 1 BB: 0 P: 22	R: 1 E: 0 K: 0 S: 11	H: 2 LOB: 1 BB: 0 P: 12	R: 7 E: 0 K: 0 S: 20	H: 5 LOB: 0 BB: 2 P: 37	R: 0 E: 0 K: 1 S: 6	H: 0 LOB: 0 BB: 0 P: 8		1B: 11 2B: 3 3B: 1 HR: 0	SF: 3 SAC: 0 DP: 0 HBP: 0	WP: 0 PB: 0 SB: 0 CS: 0	PA: 42				
PITCHER	IP	WLS	BF	H	R	ER	SO	BB	IBB	HBP	BLK	WP	HR	S	P	ERA	WHIP								
Jose Lima, R ERA: 7.29 Yorkis Perez, L ERA: 5.75 Doug Henry, R ERA: 4.93 Marc Valdes, R ERA: 3.42 Jose Cabrera, R ERA: 6.3 (1, 1) (7, 1) (7, 1) (7, 1) (7, 1) (7, 1)	6.0		29	10	4	4	1	0	0	0	0	0	0	2	5	∞	∞								



Batter	1	2	3	4	5	6	7	8	9	AB	R	H	RBI	BB	SO	LOB	TOP				
Chris Stynes, R OBP: 0.516, SLG: 0.713 (1, 5)	L9		1B G4-3		1B	1B 2B		P6									4 2 2 0 1 0 0				
Barry Larkin, R OBP: 0.396, SLG: 0.516 (1, 6)	F7		G4-3 1B		BB 1B	1B			E1 1B								5 0 3 1 0 0 0				
Ken Griffey Jr., L OBP: 0.393, SLG: 0.565 (1, 8)	P5		G4-3		F7	K			P6								5 0 0 1 0 1 6				
Dante Bichette, R OBP: 0.351, SLG: 0.478 (1, 9)		G6-3	G5-3		F8	G1-4-3											5 0 1 0 0 0 5				
Sean Casey, L OBP: 0.349, SLG: 0.410 (1, 3)				K													4 0 1 0 0 2 2				
Dmitri Young, S OBP: 0.324, SLG: 0.451 (1, 10)																	3 0 2 0 1 0 0				
Michael Tucker, L OBP: 0.384, SLG: 0.552 (7, PH)																	2 0 0 0 1 1 5				
Alex Ochoa, R OBP: 0.376, SLG: 0.511 (7, 7)																	1 0 0 0 0 0 0				
Pokey Reese, R OBP: 0.328, SLG: 0.411 (1, 4)																	4 0 1 0 0 0 4				
Eddie Taubensee, L OBP: 0.316, SLG: 0.344 (1, 2)																	4 0 0 0 0 0 3				
Inning Stats	R: 0 E: 0 K: 0 S: 6	H: 0 LOB: 0 BB: 0 P: 10	R: 0 E: 0 K: 0 S: 10	H: 1 LOB: 2 BB: 0 P: 17	R: 1 E: 0 K: 0 S: 9	H: 2 LOB: 1 BB: 0 P: 13	R: 0 E: 0 K: 1 S: 9	H: 1 LOB: 2 BB: 1 P: 15	R: 1 E: 0 K: 1 S: 16	H: 3 LOB: 3 BB: 1 P: 25	R: 0 E: 0 K: 1 S: 10	H: 0 LOB: 0 BB: 0 P: 14	R: 0 E: 0 K: 0 S: 7	H: 0 LOB: 0 BB: 0 P: 10	R: 0 E: 1 K: 0 S: 13	H: 1 LOB: 1 BB: 0 P: 17	1B: 7 2B: 3 3B: 0 HR: 0	SF: 0 SAC: 0 DP: 1 HBP: 1	WP: 0 PB: 0 SB: 0 CS: 0	PA: 41	
PITCHER	IP	WLS	BF	H	R	ER	SO	BB	IBB	HBP	BLK	WP	HR	S	P	ERA	WHIP				
Jeff Weaver, R ERA: 4.56 (1, 1)	5.1	W	29	9	2	2	2	3	0	1	0	0	0	56	91	3.38	2.250				
C.J. Nitkowski, L ERA: 5.54 (6, 1)	1.2	H	5	0	0	0	2	0	0	0	0	0	0	11	19	0.00	0.000				
Matt Anderson, R ERA: 4.04 (8, 1)	1.0		3	0	0	0	0	0	0	0	0	0	0	7	10	0.00	0.000				
Doug Brocail, R ERA: 4.43 (9, 1)	1.0		4	1	0	0	0	0	0	0	0	0	0	13	17	0.00	1.000				

Cincinnati Reds @ Detroit Tigers
Comerica Park, Detroit, MI
Sun Jul 16 2000, 1:05 PM EDT
Att: 40,637 - Cloudy - 73 F

AB	37
R	2
H	10
RBI	2
BB	3
SO	4
LOB	25



Batter	1	2	3	4	5	6	7	8	9	AB	R	H	RBI	BB	SO	LOB	BOTTOM				
Luis Polonia, L OBP: 0.319, SLG: 0.413 (1, 10)	K		P6	F9		F9											4 0 0 0 0 1 2				
Rich Becker, L OBP: 0.401, SLG: 0.416 (1, 9)	K		G4-3		F5	K											4 0 0 0 0 2 1				
Bobby Higginson, L OBP: 0.381, SLG: 0.577 (1, 7)	F8			F	HR												4 2 3 1 0 0 0				
Dean Palmer, R OBP: 0.352, SLG: 0.507 (1, 5)		FC6-4 G4-3 1B		F3	F7												4 0 1 0 0 1 2				
Deivi Cruz, R OBP: 0.308, SLG: 0.432 (1, 6)		G4-3		E7 2B	1B	2B		L9-3									4 2 2 1 0 0 2				
Juan Encarnacion, R OBP: 0.342, SLG: 0.418 (1, 8)				S 2B	2B				G6-3								3 1 2 2 1 0 0				
Brad Ausmus, R OBP: 0.340, SLG: 0.347 (1, 2)				K		G6-3											4 0 1 0 0 2 4				
Damon Easley, R OBP: 0.335, SLG: 0.367 (1, 4)		FC6-4		S 2B	BB												3 1 0 0 1 1 3				
Shane Halter, R OBP: 0.313, SLG: 0.363 (1, 3)				G6-3													3 0 1 2 1 0 1				
Inning Stats	R: 0 E: 0 K: 2 S: 9	H: 0 LOB: 0 BB: 0 P: 16	R: 0 E: 0 K: 1 S: 11	H: 1 LOB: 1 BB: 1 P: 21	R: 0 E: 0 K: 0 S: 8	H: 0 LOB: 0 BB: 0 P: 13	R: 4 E: 1 K: 1 S: 14	H: 4 LOB: 1 BB: 1 P: 28	R: 2 E: 0 K: 1 S: 10	H: 3 LOB: 1 BB: 0 P: 20	R: 0 E: 0 K: 1 S: 9	H: 0 LOB: 1 BB: 1 P: 15	R: 0 E: 0 K: 1 S: 9	H: 1 LOB: 1 BB: 0 P: 16	R: 0 E: 0 K: 1 S: 9	H: 1 LOB: 1 BB: 0 P: 16	1B: 4 2B: 6 3B: 0 HR: 1	SF: 0 SAC: 0 DP: 1 HBP: 0	WP: 0 PB: 0 SB: 3 CS: 0	PA: 36	
PITCHER	IP	WLS	BF	H	R	ER	SO	BB	IBB	HBP	BLK	WP	HR	S	P	ERA	WHIP				
Steve Parris, R ERA: 5.54 (1, 1)	4.2	L	23	7	6	6	4	2	0	0	0	0	0	49	91	11.57	1.929				
Andy Larkin, R ERA: 5.4 (5, 1)	0.2		4	1	0	0	0	1	0	0	0	0	0	5	13	0.00	3.000				
Ron Villone, L ERA: 5.97 (6, 1)	1.2		5	1	0	0	2	0	0	0	0	0	0	14	21	0.00	0.600				
Scott Winchester, R ERA: 3.38 (8, 1)	1.0		4	1	0	0	1	0	0	0	0	0	0	9	16	0.00	1.000				

Cincinnati Reds @ Detroit Tigers
Comerica Park, Detroit, MI
Sun Jul 16 2000, 1:05 PM EDT
Att: 40,637 - Cloudy - 73 F

AB	33
R	6
H	10
RBI	6
BB	3
SO	7
LOB	15



Batter	1	2	3	4	5	6	7	8	9	AB	R	H	RBI	BB	SO	LOB	TOP										
Chris Stynes, R OBP: 0.511, SLG: 0.700 (1, 5)										5	0	2	0	0	1	1	Cincinnati Reds @ Detroit Tigers Comerica Park, Detroit, MI Mon Jul 17 2000, 7:05 PM EDT Att: 35,217 - Cloudy - 83 F										
Barry Larkin, R OBP: 0.399, SLG: 0.520 (1, 6)										4	0	2	0	1	0	3											
Ken Griffey Jr., L OBP: 0.389, SLG: 0.558 (1, 8)										4	0	0	0	0	1	6											
Dante Bichette, R OBP: 0.350, SLG: 0.478 (1, 9)										4	1	1	0	0	0	3											
Sean Casey, L OBP: 0.352, SLG: 0.412 (1, 3)										4	0	2	0	0	1	1											
Dmitri Young, S OBP: 0.326, SLG: 0.451 (1, 7)										4	0	2	1	0	1	2											
Hal Morris, L OBP: 0.351, SLG: 0.381 (1, 10)										4	0	0	0	0	0	4											
Pokey Reese, R OBP: 0.325, SLG: 0.406 (1, 4)										4	0	0	0	0	1	3											
Benito Santiago, R OBP: 0.285, SLG: 0.353 Eddie Taubensee, L OBP: 0.319, SLG: 0.344 (1, 2)										0	0	0	0	0	0	0	REDS										
Inning Stats	R: 0 E: 0 K: 1 S: 9	H: 1 LOB: 1 BB: 0 P: 10	R: 0 E: 0 K: 0 S: 7	H: 1 LOB: 1 BB: 0 P: 12	R: 0 E: 0 K: 1 S: 9	H: 1 LOB: 1 BB: 0 P: 12	R: 0 E: 0 K: 1 S: 8	H: 1 LOB: 1 BB: 0 P: 9	R: 0 E: 0 K: 0 S: 9	H: 1 LOB: 2 BB: 1 P: 19	R: 1 E: 0 K: 0 S: 10	H: 2 LOB: 1 BB: 0 P: 15	R: 0 E: 0 K: 0 S: 8	H: 1 LOB: 2 BB: 1 P: 17	R: 0 E: 0 K: 2 S: 9	H: 1 LOB: 1 BB: 0 P: 14	R: 0 E: 0 K: 0 S: 10	H: 1 LOB: 0 BB: 0 P: 14	1B: 8 2B: 2 3B: 0 HR: 0	SF: 0 SAC: 0 DP: 1 HBP: 0	WP: 0 PA: 38 PB: 0 SB: 0 CS: 0						
PITCHER	IP	WLS	BF	H	R	ER	SO	BB	IBB	HBP	BLK	WP	HR	S	P	ERA	WHIP										
Dave Milcik, R ERA: 5.42 (1, 1)	6.1	W	29	8	1	1	3	2	0	0	0	0	0	56	88	1.42	1.579										
C.J. Nitkowski, L ERA: 5.5 (7, 1)	0.2	H	2	0	0	0	0	0	0	0	0	0	0	4	6	0.00	0.000										
Doug Brocail, R ERA: 4.32 (8, 1)	1.0	H	4	1	0	0	2	0	0	0	0	0	0	9	14	0.00	1.000										
Todd Jones, R ERA: 2.38 (9, 1)	1.0	S	3	1	0	0	0	0	0	0	0	0	0	10	14	0.00	1.000										

Batter	1	2	3	4	5	6	7	8	9	AB	R	H	RBI	BB	SO	LOB	BOTTOM										
Luis Polonia, L OBP: 0.326, SLG: 0.420 (1, 10)										3	1	2	0	1	0	1	Cincinnati Reds @ Detroit Tigers Comerica Park, Detroit, MI Mon Jul 17 2000, 7:05 PM EDT Att: 35,217 - Cloudy - 83 F										
Rich Becker, L OBP: 0.405, SLG: 0.417 Wendell Magee, R OBP: 0.329, SLG: 0.526 (7, PH) (8, 9)										2	0	1	2	1	0	0											
Bobby Higginson, L OBP: 0.377, SLG: 0.570 (1, 7)										4	0	0	0	0	0	5											
Dean Palmer, R OBP: 0.354, SLG: 0.512 (1, 5)										3	0	1	0	1	1	0											
Deivi Cruz, R OBP: 0.304, SLG: 0.426 (1, 6)										4	0	0	0	0	0	3											
Juan Encarnacion, R OBP: 0.338, SLG: 0.413 (1, 8)										4	0	0	0	0	0	0											
Brad Ausmus, R OBP: 0.337, SLG: 0.343 (1, 2)										3	0	0	0	0	0	0											
Damon Easley, R OBP: 0.339, SLG: 0.381 (1, 4)										3	1	2	0	0	0	0											
Shane Halter, R OBP: 0.313, SLG: 0.362 (1, 3)										3	1	1	1	0	0	1											
Inning Stats	R: 0 E: 0 K: 0 S: 8	H: 1 LOB: 2 BB: 2 P: 17	R: 3 E: 0 K: 0 S: 14	H: 4 LOB: 1 BB: 0 P: 23	R: 0 E: 0 K: 1 S: 7	H: 0 LOB: 0 BB: 0 P: 10	R: 0 E: 0 K: 0 S: 8	H: 1 LOB: 1 BB: 0 P: 14	R: 0 E: 0 K: 0 S: 5	H: 0 LOB: 0 BB: 0 P: 15	R: 0 E: 0 K: 0 S: 5	H: 1 LOB: 2 BB: 1 P: 13	R: 0 E: 0 K: 0 S: 5	H: 0 LOB: 0 BB: 0 P: 6	R: 0 E: 0 K: 0 S: 10	H: 0 LOB: 0 BB: 0 P: 6	1B: 5 2B: 1 3B: 2 HR: 0	SF: 0 SAC: 0 DP: 1 HBP: 0	WP: 1 PA: 33 PB: 0 SB: 1 CS: 0								
PITCHER	IP	WLS	BF	H	R	ER	SO	BB	IBB	HBP	BLK	WP	HR	S	P	ERA	WHIP										
Larry Luebbers, R ERA: 4.05 (1, 1)	6.2	L	29	7	3	3	1	2	1	0	0	1	0	55	96	4.05	1.350										
Dennys Reyes, L ERA: 5.46 (7, 1)	0.1		2	1	0	0	0	0	0	0	0	0	0	2	5	0.00	3.000										
Scott Sullivan, R ERA: 4.31 (8, 1)	1.0		3	0	0	0	0	0	0	0	0	0	0	5	6	0.00	0.000										

Batter	1	2	3	4	5	6	7	8	9	AB R H RBI BB SO LOB	TOP											
Chris Stynes, R (1, 5) OBP: 0.514, SLG: 0.704 Juan Castro, R (9, 5) OBP: 0.268, SLG: 0.388	2-1 G4-3 1B 2B	1-1 1B		2-3 K		3-1 2H 1B			0-2 G6-3	5 1 3 1 0 1 0 0 0 0 0 0 0 0												
Barry Larkin, R (1, 6) OBP: 0.399, SLG: 0.518	1-0 G4-3	3-2 1B			1-2 G1-3		0-0 1B 1B		0-0 G4-3	5 0 2 0 0 0 1												
Ken Griffey Jr., L (1, 8) OBP: 0.386, SLG: 0.552	2-3 K	1-1 L4			1-1 F7		0-0 1B G4-6-3 1B		2-2 G3	5 0 1 0 0 1 3												
Dante Bichette, R (1, 9) OBP: 0.351, SLG: 0.478	0-0 1B 1B			1-1 L3		0-2 1B		3-2 F7		4 1 2 1 0 0 2												
Sean Casey, L (1, 3) OBP: 0.350, SLG: 0.409	3-H 1B 1-2 1B			0-2 G4-3		2-2 G3		1-1 G4-6-3		4 0 1 0 0 0 3												
Dmitri Young, S (1, 10) OBP: 0.331, SLG: 0.464	2-2 1B 1-3 2-H 1B			1-0 HR		0-0 G4-6-3 1B 2B		1-1 G5-3		4 2 3 2 0 0 0												
Alex Ochoa, R (1, 7) OBP: 0.380, SLG: 0.505	2-2 G1-3			1-0 G5-3		2-2 G4-6-3 1B		4-2 1B BB		3 0 1 0 1 0 2												
Eddie Taubensee, L (1, 2)				1-1 G4-3		0-0 G4-6-3 1B 2-3		1-0 G5-4-3 1B		4 0 1 0 0 1 2												
Pokey Reese, R (1, 4) OBP: 0.324, SLG: 0.408		0-2 P4		2-3 K		2-2 1B 2B		0-2 G5-4-3		4 1 1 1 0 1 2												
Inning Stats	R: 2 E: 0 K: 1 S: 16	H: 4 LOB: 2 BB: 0 P: 26	R: 0 E: 0 K: 1 S: 16	H: 2 LOB: 2 BB: 0 P: 21	R: 1 E: 0 K: 0 S: 7	H: 1 LOB: 0 BB: 0 P: 10	R: 0 E: 0 K: 2 S: 9	H: 0 LOB: 0 BB: 0 P: 14	R: 0 E: 0 K: 0 S: 11	H: 1 LOB: 1 BB: 0 P: 15	R: 2 E: 0 K: 0 S: 10	H: 4 LOB: 1 BB: 0 P: 17	R: 0 E: 0 K: 0 S: 10	H: 2 LOB: 1 BB: 0 P: 13	R: 0 E: 0 K: 0 S: 10	H: 1 LOB: 1 BB: 1 P: 16	R: 0 E: 0 K: 0 S: 9	H: 0 LOB: 0 BB: 0 P: 11	1B: 12 2B: 2 3B: 0 HR: 1	SF: 0 SAC: 0 DP: 3 HBP: 0	WP: 0 PB: 0 SB: 0 CS: 0	PA: 39
PITCHER	IP WLS BF H R ER SO BB IBB HBP BLK WP HR S P ERA WHIP																					
Brian Moehler, R (1, 1) ERA: 3.86	6.0 L 28 12 5 5 4 0 0 0 0 0 1 69 103 7.50 2.000																					
Danny Patterson, R (7, 1) ERA: 2.97	2.0 8 3 0 0 0 1 0 0 0 0 0 19 29 0.00 2.000																					
Matt Anderson, R (9, 1) ERA: 3.95	1.0 3 0 0 0 0 0 0 0 0 0 0 9 11 0.00 0.000																					

Cincinnati Reds @ Detroit Tigers
Comerica Park, Detroit, MI
Tue Jul 18 2000, 7:05 PM EDT
Att: 38,255 - Cloudy - 72 F

AB	38
R	5
H	15
RBI	5
BB	1
SO	4
LOB	15



Batter	1	2	3	4	5	6	7	8	9	AB R H RBI BB SO LOB	BOTTOM											
Luis Polonia, L (1, 10) OBP: 0.331, SLG: 0.426	1-1 G6-3		4-1 BB 2B	2-2 E9 1B		1-0 2H 2B			0-1 G4-3	4 1 2 1 1 0 0												
Rich Becker, L (1, 9) OBP: 0.400, SLG: 0.407	1-2 G1-3		4-1 2B 1-2 BB	1-1 F8		1-3 K			0-0 G6-3	4 0 0 0 1 1 2												
Bobby Higginson, L (1, 7) OBP: 0.377, SLG: 0.570	0-0 G1-3		2-0 1-3 2-H 2B		3-2 L9		3-3 K		1-1 1B	5 0 2 1 0 1 0												
Dean Palmer, R (1, 5) OBP: 0.348, SLG: 0.503		2-1 F9	1-0 P4		2-1 G6-3		1-3 K		0-1 F9	5 0 0 0 0 1 3												
Deivi Cruz, R (1, 6) OBP: 0.307, SLG: 0.427		1-1 FC6-4 G4-3 1B	0-1 G1-3		0-2 1B		0-0 G6-3			4 0 2 0 0 0 2												
Juan Encarnacion, R (1, 8) OBP: 0.340, SLG: 0.412		1-2 G4-3		1-0 2B HBP		0-0 P4		0-0 1B		3 1 1 0 0 0 2												
Brad Ausmus, R (1, 2) OBP: 0.342, SLG: 0.350		4-2 FC6-4 BB		1-1 1-H 1B 2B		0-0 G5-3 2B 1B		1-3 K		3 2 2 1 1 1 1												
Damon Easley, R (1, 4) OBP: 0.337, SLG: 0.379		2-2 FC6-4		1-1 P1-3 1B		1-2 G5-3		0-3 K		4 0 1 1 0 1 4												
Shane Halter, R (1, 3) OBP: 0.307, SLG: 0.354 Jose Macias, S (8, PH) OBP: 0.321, SLG: 0.307 Eric Munson, L (9, 3)			1-0 G6-3	1-0 P1-3		0-1 G6-3		1-3 K2-3		3 0 0 0 0 0 2 1 0 0 0 0 1 1 0 0 0 0 0 0 0												
Inning Stats	R: 0 E: 0 K: 0 S: 6	H: 0 LOB: 0 BB: 0 P: 8	R: 0 E: 0 K: 0 S: 12	H: 1 LOB: 2 BB: 1 P: 22	R: 1 E: 0 K: 0 S: 7	H: 1 LOB: 2 BB: 2 P: 19	R: 2 E: 0 K: 0 S: 11	H: 3 LOB: 1 BB: 0 P: 18	R: 0 E: 0 K: 0 S: 9	H: 1 LOB: 1 BB: 0 P: 14	R: 1 E: 0 K: 1 S: 10	H: 2 LOB: 1 BB: 0 P: 13	R: 0 E: 0 K: 2 S: 9	H: 0 LOB: 0 BB: 0 P: 13	R: 0 E: 0 K: 3 S: 11	H: 1 LOB: 1 BB: 0 P: 13	R: 0 E: 0 K: 0 S: 7	H: 1 LOB: 1 BB: 0 P: 8	1B: 7 2B: 4 3B: 0 HR: 0	SF: 0 SAC: 0 DP: 1 HBP: 1	WP: 0 PB: 0 SB: 0 CS: 0	PA: 40
PITCHER	IP WLS BF H R ER SO BB IBB HBP BLK WP HR S P ERA WHIP																					
Elmer Dessens, R (1, 1) ERA: 4.99	5.2 W 27 7 4 4 0 2 0 0 0 0 0 0 8 88 6.35 1.765																					
Dennys Reyes, L (6, 1) ERA: 5.34	0.2 H 3 1 0 0 2 0 0 0 0 0 0 0 8 13 0.00 1.500																					
Scott Sullivan, R (7, 1) ERA: 4.19	1.2 H 6 1 0 0 4 0 0 0 0 0 0 0 16 19 0.00 0.600																					
Danny Graves, R (9, 1) ERA: 2.05	1.0 S 4 1 0 0 0 0 0 0 0 0 0 0 7 8 0.00 1.000																					

Cincinnati Reds @ Detroit Tigers
Comerica Park, Detroit, MI
Tue Jul 18 2000, 7:05 PM EDT
Att: 38,255 - Cloudy - 72 F

AB	36
R	4
H	10
RBI	4
BB	3
SO	6
LOB	17



Batter	1	2	3	4	5	6	7	8	9	AB	R	H	RBI	BB	SO	LOB	TOP				
Luis Polonia, L OBP: 0.326, SLG: 0.419 (1, 10)										4	0	0	0	0	2	1	Detroit Tigers @ New York Yankees Yankee Stadium, Bronx, NY Wed Jul 19 2000, 7:05 PM EDT Att: 32,420 - Overcast - 75 F				
Rich Becker, L OBP: 0.393, SLG: 0.398 (1, 9)										4	0	0	0	0	4	1					
Bobby Higginson, L OBP: 0.376, SLG: 0.579 Shane Halter, R OBP: 0.309, SLG: 0.356 (1, 7) (6, 5)										2	1	1	1	0	0	0					
Dean Palmer, R OBP: 0.349, SLG: 0.503 Eric Munson, L (6, 3)										2	0	1	0	0	1	0					
Hal Morris, L OBP: 0.338, SLG: 0.364 (1, 3) (6, 7)										3	0	0	0	0	2	2					
Wendell Magee, R OBP: 0.337, SLG: 0.526 (7, 7)										0	0	0	0	1	0	0					
Deivi Cruz, R OBP: 0.309, SLG: 0.428 (1, 6)										4	0	2	0	0	0	1					
Brad Ausmus, R OBP: 0.339, SLG: 0.346 Javier Cardona, R OBP: 0.429, SLG: 0.429 (1, 2) (7, 2)										3	0	0	0	0	1	4					
Juan Encarnacion, R OBP: 0.336, SLG: 0.408 (1, 8)										3	0	0	0	0	0	0					
Jose Macias, S OBP: 0.321, SLG: 0.308 (1, 4)										3	0	1	0	0	1	0					
Inning Stats	R: 0 H: 0 E: 0 K: 2 S: 10	H: 0 LOB: 0 BB: 0 P: 16	R: 0 H: 2 E: 0 K: 1 S: 16	LOB: 1 BB: 20 P: 23	R: 0 H: 0 E: 0 K: 1 S: 9	LOB: 0 BB: 0 P: 12	R: 1 H: 1 E: 0 K: 2 S: 8	H: 1 LOB: 0 BB: 0 P: 13	R: 0 H: 0 E: 0 K: 1 S: 7	LOB: 0 BB: 0 P: 10	R: 0 H: 2 E: 0 K: 1 S: 8	H: 2 LOB: 2 BB: 0 P: 10	R: 0 H: 1 E: 0 K: 1 S: 11	LOB: 1 BB: 1 P: 17	R: 0 H: 0 E: 0 K: 0 S: 5	H: 0 LOB: 1 BB: 1 P: 9	1B: 5 2B: 0 3B: 0 HR: 1	SF: 0 SAC: 0 DP: 1 HBP: 0	WP: 0 PB: 0 SB: 0 CS: 0	PA: 33	
PITCHER	IP WLS BF H R ER SO BB IBB HBP BLK WP HR S P ERA WHIP	IP WLS BF H R ER SO BB IBB HBP BLK WP HR S P ERA WHIP	IP WLS BF H R ER SO BB IBB HBP BLK WP HR S P ERA WHIP	IP WLS BF H R ER SO BB IBB HBP BLK WP HR S P ERA WHIP	IP WLS BF H R ER SO BB IBB HBP BLK WP HR S P ERA WHIP	IP WLS BF H R ER SO BB IBB HBP BLK WP HR S P ERA WHIP	IP WLS BF H R ER SO BB IBB HBP BLK WP HR S P ERA WHIP	IP WLS BF H R ER SO BB IBB HBP BLK WP HR S P ERA WHIP	IP WLS BF H R ER SO BB IBB HBP BLK WP HR S P ERA WHIP	IP WLS BF H R ER SO BB IBB HBP BLK WP HR S P ERA WHIP	IP WLS BF H R ER SO BB IBB HBP BLK WP HR S P ERA WHIP	IP WLS BF H R ER SO BB IBB HBP BLK WP HR S P ERA WHIP	IP WLS BF H R ER SO BB IBB HBP BLK WP HR S P ERA WHIP	IP WLS BF H R ER SO BB IBB HBP BLK WP HR S P ERA WHIP	IP WLS BF H R ER SO BB IBB HBP BLK WP HR S P ERA WHIP	IP WLS BF H R ER SO BB IBB HBP BLK WP HR S P ERA WHIP	IP WLS BF H R ER SO BB IBB HBP BLK WP HR S P ERA WHIP	IP WLS BF H R ER SO BB IBB HBP BLK WP HR S P ERA WHIP	IP WLS BF H R ER SO BB IBB HBP BLK WP HR S P ERA WHIP	IP WLS BF H R ER SO BB IBB HBP BLK WP HR S P ERA WHIP	IP WLS BF H R ER SO BB IBB HBP BLK WP HR S P ERA WHIP

AB	32
R	1
H	6
RBI	1
BB	1
SO	11
LOB	10



Batter	1	2	3	4	5	6	7	8	9	AB	R	H	RBI	BB	SO	LOB	BOTTOM				
Chuck Knoblauch, R OBP: 0.348, SLG: 0.393 (1, 10)										4	2	2	0	1	1	0	Detroit Tigers @ New York Yankees Yankee Stadium, Bronx, NY Wed Jul 19 2000, 7:05 PM EDT Att: 32,420 - Overcast - 75 F				
2 Derek Jeter, R OBP: 0.379, SLG: 0.480 (1, 6)										3	1	2	3	2	0	0					
Paul O'Neill, L OBP: 0.353, SLG: 0.456 Felix Jose, S OBP: 0.296, SLG: 0.400 (1, 9) (7, 9)										4	1	1	2	0	1	2					
Bernie Williams, S OBP: 0.406, SLG: 0.614 Ryan Thompson, R OBP: 0.222, SLG: 0.375 (1, 8) (7, 8)										2	2	1	0	1	1	0					
David Justice, L OBP: 0.371, SLG: 0.583 Clay Bellinger, R OBP: 0.295, SLG: 0.388 (1, 7) (7, 7)										3	1	1	2	0	2	1					
Tino Martinez, L OBP: 0.332, SLG: 0.432 Wilson Delgado, S OBP: 0.320, SLG: 0.341 (1, 3) (8, 5)										4	0	0	0	0	1	2					
20 Jorge Posada, S OBP: 0.437, SLG: 0.515 (1, 2)										4	0	1	1	0	2	0					
Scott Brosius, R OBP: 0.316, SLG: 0.400 (1, 5) (8, 3)										4	1	2	0	0	1	0					
Jose Vizcaino, S OBP: 0.299, SLG: 0.289 (1, 4)										4	1	1	0	0	0	2					
Inning Stats	R: 2 H: 1 E: 0 K: 3 S: 13	H: 3 LOB: 1 BB: 1 P: 21	R: 3 H: 3 E: 0 K: 1 S: 13	LOB: 1 BB: 1 P: 26	R: 1 H: 2 E: 0 K: 2 S: 14	LOB: 2 BB: 1 P: 26	R: 3 H: 4 E: 0 K: 0 S: 15	H: 4 LOB: 0 BB: 0 P: 22	R: 0 H: 0 E: 0 K: 2 S: 7	LOB: 0 BB: 0 P: 10	R: 0 H: 0 E: 0 K: 0 S: 11	H: 0 LOB: 0 BB: 0 P: 15	R: 0 H: 0 E: 0 K: 0 S: 6	H: 0 LOB: 0 BB: 0 P: 9	R: 0 H: 1 E: 1 K: 1 S: 15	LOB: 3 BB: 1 P: 22		1B: 6 2B: 2 3B: 1 HR: 2	SF: 0 SAC: 0 DP: 2 HBP: 1	WP: 0 PB: 0 SB: 1 CS: 0	PA: 39
PITCHER	IP WLS BF H R ER SO BB IBB HBP BLK WP HR S P ERA WHIP	IP WLS BF H R ER SO BB IBB HBP BLK WP HR S P ERA WHIP	IP WLS BF H R ER SO BB IBB HBP BLK WP HR S P ERA WHIP	IP WLS BF H R ER SO BB IBB HBP BLK WP HR S P ERA WHIP	IP WLS BF H R ER SO BB IBB HBP BLK WP HR S P ERA WHIP	IP WLS BF H R ER SO BB IBB HBP BLK WP HR S P ERA WHIP	IP WLS BF H R ER SO BB IBB HBP BLK WP HR S P ERA WHIP	IP WLS BF H R ER SO BB IBB HBP BLK WP HR S P ERA WHIP	IP WLS BF H R ER SO BB IBB HBP BLK WP HR S P ERA WHIP	IP WLS BF H R ER SO BB IBB HBP BLK WP HR S P ERA WHIP	IP WLS BF H R ER SO BB IBB HBP BLK WP HR S P ERA WHIP	IP WLS BF H R ER SO BB IBB HBP BLK WP HR S P ERA WHIP	IP WLS BF H R ER SO BB IBB HBP BLK WP HR S P ERA WHIP	IP WLS BF H R ER SO BB IBB HBP BLK WP HR S P ERA WHIP	IP WLS BF H R ER SO BB IBB HBP BLK WP HR S P ERA WHIP	IP WLS BF H R ER SO BB IBB HBP BLK WP HR S P ERA WHIP	IP WLS BF H R ER SO BB IBB HBP BLK WP HR S P ERA WHIP	IP WLS BF H R ER SO BB IBB HBP BLK WP HR S P ERA WHIP	IP WLS BF H R ER SO BB IBB HBP BLK WP HR S P ERA WHIP	IP WLS BF H R ER SO BB IBB HBP BLK WP HR S P ERA WHIP	IP WLS BF H R ER SO BB IBB HBP BLK WP HR S P ERA WHIP

AB	34
R	9
H	11
RBI	8
BB	4
SO	9
LOB	11



Batter	1	2	3	4	5	6	7	8	9	AB R H RBI BB SO LOB	TOP											
Damon Easley, R (1, 4) OBP: 0.343, SLG: 0.382	F9		2B			BB 1B	BB		G5-3	3 1 1 0 2 0 0	Detroit Tigers @ New York Yankees Yankee Stadium, Bronx, NY Thu Jul 20 2000, 12:05 PM EDT Att: 45,535 - Sunny - 70 F											
Shane Halter, R (1, 5) OBP: 0.306, SLG: 0.346	F9		K			BB 1B E	K		G6-3	4 1 0 0 1 2 2												
Bobby Higginson, L (1, 7) OBP: 0.376, SLG: 0.575	F7				G3-1	E 1B 1-2 2-H	P6			4 1 1 1 0 0 1												
Dean Palmer, R (1, 10) OBP: 0.345, SLG: 0.497		K			P4	K		G5-3	4 0 0 0 0 2 2													
Wendell Magee, R (1, 9) OBP: 0.326, SLG: 0.506 Rich Becker, L (8, PH) OBP: 0.391, SLG: 0.395 (8, 9)	F8				F9	K		K	3 0 0 0 0 1 2 1 0 0 0 0 1 0													
Deivi Cruz, R (1, 6) OBP: 0.314, SLG: 0.435						E7 1B 1-3 2-H		1B 2B	4 2 3 1 0 0 0													
Juan Encarnacion, R (1, 8) OBP: 0.339, SLG: 0.499		K			G5-3			S 1B	4 0 2 3 0 1 1													
Hal Morris, L (1, 3) OBP: 0.333, SLG: 0.357			K			G3		K	4 0 1 0 0 2 2													
Javier Cardona, R (1, 2) OBP: 0.300, SLG: 0.300 Luis Polonia, L (8, PH) OBP: 0.325, SLG: 0.417 Brad Ausmus, R (9, 2) OBP: 0.339, SLG: 0.346			K		K		K	F7	3 0 0 0 0 3 1 1 0 0 0 0 0 0 0 0 0 0 0 0 0													
Inning Stats	R: 0 E: 0 K: 0 S: 5	H: 0 LOB: 0 BB: 0 P: 10	R: 0 E: 0 K: 2 S: 10	H: 1 LOB: 1 BB: 0 P: 17	R: 0 E: 0 K: 3 S: 12	H: 1 LOB: 1 BB: 0 P: 17	R: 0 E: 0 K: 0 S: 8	H: 0 LOB: 0 BB: 0 P: 13	R: 0 E: 0 K: 1 S: 10	H: 1 LOB: 1 BB: 0 P: 13		R: 4 E: 1 K: 2 S: 16	H: 3 LOB: 1 BB: 2 P: 31	R: 0 E: 0 K: 2 S: 12	H: 0 LOB: 1 BB: 1 P: 19	R: 1 E: 0 K: 2 S: 21	H: 2 LOB: 1 BB: 0 P: 32	R: 0 E: 0 K: 0 S: 7	H: 0 LOB: 0 BB: 0 P: 9	1B: 6 2B: 2 3B: 0 HR: 0	SF: 0 SAC: 0 DP: 0 HBP: 0	WP: 0 PB: 0 SB: 1 CS: 0
PITCHER	IP WLS BF H R ER SO BB IBB HBP BLK WP HR S P ERA WHIP											IP WLS BF H R ER SO BB IBB HBP BLK WP HR S P ERA WHIP										
Andy Pettitte, L (1, 1) ERA: 4.65	7.0 L 30 6 4 3 10 3 0 0 0 0 0 0 73 120 3.86 1.286																					
Jeff Nelson, R (8, 1) ERA: 1.74	0.2 4 2 1 1 1 0 0 0 0 0 0 0 12 20 13.50 3.000																					
Mike Stanton, L (8, 1) ERA: 2.86	0.1 1 0 0 0 1 0 0 0 0 0 0 0 9 12 0.00 0.000																					
Jason Grimsley, R (9, 1) ERA: 4.28	1.0 3 0 0 0 0 0 0 0 0 0 0 0 7 9 0.00 0.000																					

Batter	1	2	3	4	5	6	7	8	9	AB R H RBI BB SO LOB	BOTTOM											
Chuck Knoblauch, R (1, 4) OBP: 0.358, SLG: 0.401	G5-4-3 BB	1B			BB 1B		FC6-4 2B		2B BB	2 0 2 0 3 0 0	Detroit Tigers @ New York Yankees Yankee Stadium, Bronx, NY Thu Jul 20 2000, 12:05 PM EDT Att: 45,535 - Sunny - 70 F											
2 Derek Jeter, R (1, 6) OBP: 0.377, SLG: 0.476	G5-4-3 1-2	K			F8		L4	G4-6-3 1B	5 0 1 0 0 1 4													
Paul O'Neill, L (1, 9) OBP: 0.356, SLG: 0.458	1B		CS 1B		BB 1B		E6 FC6-4	G4-6-3 1-2	5 0 3 0 0 0 3													
Bernie Williams, S (1, 8) OBP: 0.401, SLG: 0.607	F7		F2		F8		FC6-4 1-2 2-3		4 0 0 0 0 0 6													
David Justice, L (1, 10) OBP: 0.372, SLG: 0.591		HR	K		BB		G4-3		3 1 1 1 1 1 2													
Tino Martinez, L (1, 3) OBP: 0.331, SLG: 0.428		20 HR BB			G4-3 P6			F7	3 1 0 0 1 0 3													
20 Jorge Posada, S (1, 2) OBP: 0.438, SLG: 0.524		HR			F7		G4-3	G6-4-3 BB	3 1 1 2 1 0 0													
Felix Jose, S (1, 7) OBP: 0.290, SLG: 0.357	F8				BB		G6-3	G6-4-3 1-2	3 0 0 0 1 0 1													
Scott Brosius, R (1, 5) OBP: 0.312, SLG: 0.394	F8				P4		F8	F8	4 0 0 0 0 0 1													
Inning Stats	R: 0 E: 0 K: 0 S: 7	H: 1 LOB: 1 BB: 1 P: 15	R: 3 E: 0 K: 1 S: 10	H: 3 LOB: 1 BB: 1 P: 21	R: 0 E: 0 K: 1 S: 7	H: 1 LOB: 0 BB: 0 P: 9	R: 0 E: 0 K: 0 S: 8	H: 0 LOB: 1 BB: 1 P: 18	R: 0 E: 0 K: 0 S: 11	H: 1 LOB: 3 BB: 2 P: 23		R: 0 E: 0 K: 0 S: 6	H: 0 LOB: 0 BB: 0 P: 9	R: 0 E: 1 K: 0 S: 7	H: 1 LOB: 2 BB: 0 P: 8	R: 0 E: 0 K: 0 S: 6	H: 0 LOB: 0 BB: 1 P: 13	R: 0 E: 0 K: 0 S: 8	H: 1 LOB: 1 BB: 1 P: 16	1B: 5 2B: 1 3B: 0 HR: 2	SF: 0 SAC: 0 DP: 3 HBP: 0	WP: 0 PB: 0 SB: 0 CS: 1
PITCHER	IP WLS BF H R ER SO BB IBB HBP BLK WP HR S P ERA WHIP											IP WLS BF H R ER SO BB IBB HBP BLK WP HR S P ERA WHIP										
Willie Blair, R (1, 1) ERA: 4.94	6.1 W 29 7 3 3 2 5 0 0 0 0 0 0 2 51 97 4.26 1.895																					
C.J. Nitkowski, L (7, 1) ERA: 5.45	0.2 H 3 0 0 0 0 0 0 0 0 0 0 0 5 6 0.00 0.000																					
Doug Brocail, R (8, 1) ERA: 4.22	1.0 H 3 0 0 0 0 1 0 0 0 0 0 0 6 13 0.00 1.000																					
Todd Jones, R (9, 1) ERA: 2.31	1.0 S 4 1 0 0 0 1 0 0 0 0 0 0 8 16 0.00 2.000																					



Batter	1	2	3	4	5	6	7	8	9	AB	R	H	RBI	BB	SO	LOB	TOP				
Johnny Damon, L (1, 8) OBP: 0.377, SLG: 0.452	0-1 F7		0-1 E1 G6-3 1B		1-0 2B		0-2 E4 BLK		2-1 BB 1B	5	1	3	0	0	0	0	Kansas City Royals @ Detroit Tigers Comerica Park, Detroit, MI Fri Jul 21, 2000, 7:05 PM EDT Att: 38,738 - Cloudy - 72 F				
Rey Sanchez, R (1, 6) OBP: 0.288, SLG: 0.304	0-3 K		0-0 G6-3		1-1 G1-3		0-0 F9		4-1 BB 1-2 BB	4	0	0	1	1	1	2					
29 Mike Sweeney, R (1, 3) OBP: 0.412, SLG: 0.544	4-2 3B BB		0-1 G1-3		0-1 G5-3		1-0 G1-3		3-3 K	4	1	0	0	1	1	4					
Jemaine Dye, R (1, 9) OBP: 0.388, SLG: 0.598	0-0 1-H 3B			3-2 G4-3		1-0 SH5-4 1B SF8 1B		1-0 F8		4	1	2	1	0	0	0					
Joe Randa, R (1, 5) OBP: 0.373, SLG: 0.480	1-1 P4			1-1 2B		1-2 SF8 SH5-4 1B 1B		1-0 1B		4	1	3	0	0	0	1					
Mark Quinn, R (1, 10) OBP: 0.341, SLG: 0.485		0-0 G1-3		2-3 K		1-1 SH5-4		0-1 F5		3	0	0	0	0	1	2					
Todd Dunwoody, L (1, 7) OBP: 0.289, SLG: 0.333	1-1 F7		4-2 BB		1-1 SF8		1-3 K		2 0 0 1 1 1 1	2	0	0	1	1	1	1					
Gregg Zaun, S (1, 2) OBP: 0.356, SLG: 0.345	2-0 F7		2-2 L7		2-2 CS 1B		2-3 K		4 0 1 1 0 1 2	4	0	1	1	0	1	2					
Carlos Febles, R (1, 4) OBP: 0.364, SLG: 0.360			3-2 G5-3		2-2 G4-3		0-0 CS B1		1-3 K	4	0	0	0	0	1	0					
Inning Stats	R: 1 E: 0 K: 1 S: 12	H: 1 LOB: 1 BB: 1 P: 17	R: 0 E: 0 K: 0 S: 4	H: 0 LOB: 0 BB: 0 P: 7	R: 1 E: 1 K: 0 S: 8	H: 1 LOB: 0 BB: 0 P: 11	R: 0 E: 0 K: 1 S: 17	H: 1 LOB: 2 BB: 1 P: 29	R: 0 E: 0 K: 0 S: 8	H: 1 LOB: 1 BB: 0 P: 12	R: 2 E: 0 K: 0 S: 11	H: 3 LOB: 0 BB: 0 P: 17	R: 0 E: 1 K: 0 S: 7	H: 0 LOB: 1 BB: 0 P: 8	R: 0 E: 0 K: 3 S: 12	H: 1 LOB: 2 BB: 1 P: 24	1B: 6 2B: 2 3B: 1 HR: 0	SF: 1 SAC: 1 DP: 0 HBP: 0	WP: 0 PB: 0 SB: 0 CS: 1	PA: 40	
PITCHER	IP	WLS	BF	H	R	ER	SO	BB	IBB	HBP	BLK	WP	HR	S	P	ERA	WHIP				
Jeff Weaver, R (1, 1) ERA: 4.45	8.2	L	37	9	4	3	5	2	0	0	1	0	0	82	124	3.12	1.269				
Matt Anderson, R (9, 1) ERA: 3.83	0.1		2	0	0	0	1	1	0	0	0	0	0	4	11	0.00	3.000				

Batter	1	2	3	4	5	6	7	8	9	AB	R	H	RBI	BB	SO	LOB	BOTTOM					
Damon Easley, R (1, 4) OBP: 0.341, SLG: 0.377	4-2 G3-1 S BB		1-3 K		1-2 G1-3		1-3 K			3	0	0	0	1	2	1	Kansas City Royals @ Detroit Tigers Comerica Park, Detroit, MI Fri Jul 21, 2000, 7:05 PM EDT Att: 38,738 - Cloudy - 72 F					
Rich Becker, L (1, 9) OBP: 0.389, SLG: 0.392	2-3 K		0-1 1B		3-2 G6-3		2-1 G3-1		4 0 1 0 0 1 1	4	0	1	0	0	1	1						
Bobby Higginson, L (1, 7) OBP: 0.375, SLG: 0.571	0-1 G3-1		0-0 F8		1-2 1B 1B		2-2 F8		4 0 1 0 0 0 2	4	0	1	0	0	0	2						
Dean Palmer, R (1, 5) OBP: 0.344, SLG: 0.493	0-3 K		1-3 K		0-0 1B 1B		0-0 G6-3		4 0 1 0 0 2 1	4	0	1	0	0	2	1						
Luis Polonia, L (1, 10) OBP: 0.327, SLG: 0.418		1-0 G6-3		1-0 FC6-5 S 1B		2-3 K		2-1 G6-4-3 1B		4	0	2	0	0	1	2						
Deivi Cruz, R (1, 6) OBP: 0.310, SLG: 0.430		0-0 G6-3		2-1 FC6-5		2-2 G4-3		0-1 G6-4-3		4	0	0	0	0	0	4						
Brad Ausmus, R (1, 2) OBP: 0.338, SLG: 0.343		4-1 FC6-4 BB		3-1 G4-3		2-0 G6-3		3-3 K		3	0	0	0	1	1	1						
Juan Encarnacion, R (1, 8) OBP: 0.335, SLG: 0.405		1-0 FC6-4		1-0 P4		1-1 F9				3	0	0	0	0	0	1						
Hal Morris, L (1, 3) OBP: 0.333, SLG: 0.356			2-2 G4-3		1-0 G4-3		3-2 1B		3 0 1 0 0 0 0	3	0	1	0	0	0	0						
Inning Stats	R: 0 E: 0 K: 2 S: 11	H: 0 LOB: 1 BB: 1 P: 17	R: 0 E: 0 K: 0 S: 4	H: 0 LOB: 1 BB: 1 P: 10	R: 0 E: 0 K: 1 S: 10	H: 1 LOB: 0 BB: 0 P: 13	R: 0 E: 0 K: 1 S: 8	H: 1 LOB: 0 BB: 0 P: 15	R: 0 E: 0 K: 0 S: 5	H: 0 LOB: 0 BB: 0 P: 8	R: 0 E: 0 K: 1 S: 13	H: 2 LOB: 2 BB: 0 P: 21	R: 0 E: 0 K: 1 S: 10	H: 1 LOB: 0 BB: 0 P: 17	R: 0 E: 0 K: 0 S: 6	H: 0 LOB: 0 BB: 0 P: 10	R: 0 E: 0 K: 1 S: 7	H: 1 LOB: 0 BB: 0 P: 12	1B: 6 2B: 0 3B: 0 HR: 0	SF: 0 SAC: 0 DP: 1 HBP: 0	WP: 0 PB: 0 SB: 2 CS: 0	PA: 34
PITCHER	IP	WLS	BF	H	R	ER	SO	BB	IBB	HBP	BLK	WP	HR	S	P	ERA	WHIP					
Dan Reichert, R (1, 1) ERA: 4.38	9.0	W	34	6	0	0	7	2	0	0	0	0	0	74	123	0.00	0.889					



AB	34
R	4
H	9
RBI	4
BB	3
SO	6
LOB	12



Batter	1	2	3	4	5	6	7	8	9	AB	R	H	RBI	BB	SO	LOB	TOP										
Johnny Damon, L (1, 8) OBP: 0.373, SLG: 0.446	F9		P5		G3	G4-3		P6		5	0	0	0	0	0	2	Kansas City Royals @ Detroit Tigers Comerica Park, Detroit, MI Sat Jul 22 2000, 1:05 PM EDT Att: 36,917 - Cloudy - 71 F										
Carlos Febles, R (1, 4) OBP: 0.361, SLG: 0.356	F9			F9	29 BB 1B	K		G1-3		5	0	1	1	0	1												
29 Mike Sweeney, R (1, 3) OBP: 0.415, SLG: 0.543	G6-3			BB G4-3 1B	1B	BB		K		3	1	1	0	2	1	0											
Jermaine Dye, R (1, 9) OBP: 0.388, SLG: 0.595		F9		G4-3 BB 1B	K	K		WP 2B 1B		5	1	2	0	0	2	4											
Joe Randa, R (1, 5) OBP: 0.376, SLG: 0.479	G4-3			G4-3 BB		BB 1B 2B 1B	G4-6-3 E 1B BB	F9		3	2	1	0	2	0	1											
Mark Quinn, R (1, 7) OBP: 0.346, SLG: 0.489				G4-3		BB 1B	E3 G4-6-3	2B		4	1	2	2	0	0	3											
Todd Dunwoody, L (1, 10) OBP: 0.284, SLG: 0.314	F8			G4-3		2B 1B	G4-6-3	P6		4	1	0	0	1	0	6											
Gregg Zaun, S (1, 2) OBP: 0.357, SLG: 0.356			F9		F2	1B 2B		F8		5	1	2	3	0	0	1											
Luis Ordez, R (1, 6) OBP: 0.259, SLG: 0.240			P4		G3 1B	G4-3 S 1B	F2			4	1	2	2	0	0	1											
Inning Stats	R: 0 E: 0 K: 0 S: 4	H: 0 LOB: 0 BB: 0 P: 7	R: 0 E: 0 K: 0 S: 6	H: 0 LOB: 1 BB: 0 P: 11	R: 0 E: 0 K: 0 S: 7	H: 0 LOB: 0 BB: 0 P: 10	R: 1 E: 0 K: 0 S: 9	H: 2 LOB: 2 BB: 1 P: 21	R: 1 E: 0 K: 1 S: 10	H: 2 LOB: 2 BB: 1 P: 15	R: 4 E: 0 K: 2 S: 15	H: 4 LOB: 2 BB: 2 P: 32	R: 1 E: 1 K: 0 S: 14	H: 1 LOB: 1 BB: 1 P: 25	R: 0 E: 0 K: 1 S: 8	H: 0 LOB: 0 BB: 0 P: 12	R: 1 E: 0 K: 0 S: 15	H: 2 LOB: 0 BB: 0 P: 25	1B: 9 2B: 2 HR: 0	SF: 0 SAC: 0 DP: 1 HBP: 1	WP: 1 PB: 0 SB: 1 CS: 0	PA: 44					
PITCHER	IP	WLS	BF	H	R	ER	SO	BB	IBB	HBP	BLK	WP	HR	S	P	ERA	WHIP										
Dave Milick, R (1, 1) ERA: 5.61	5.0	L	25	6	5	5	1	3	0	1	0	0	0	38	71	9.00	1.800										
Danny Patterson, R (6, 1) ERA: 3.12	1.0	B	6	2	1	1	2	1	0	0	0	0	0	13	25	9.00	3.000										
Matt Anderson, R (7, 1) ERA: 3.83	2.1		11	3	2	1	1	1	0	0	0	1	0	31	52	3.86	1.714										
Nelson Cruz, R (9, 1) ERA: 1.96	0.2		2	0	0	0	0	0	0	0	0	0	0	6	10	0.00	0.000										

Batter	1	2	3	4	5	6	7	8	9	AB	R	H	RBI	BB	SO	LOB	BOTTOM										
Damon Easley, R (1, 4) OBP: 0.338, SLG: 0.371	L9		S BB	G5-3		F7		F3		4	0	0	0	1	0	1	Kansas City Royals @ Detroit Tigers Comerica Park, Detroit, MI Sat Jul 22 2000, 1:05 PM EDT Att: 36,917 - Cloudy - 71 F										
Rich Becker, L (1, 9) OBP: 0.389, SLG: 0.389	G3		K		2B BB	F8		BB 1B		4	2	1	0	1	1	1											
Bobby Higginson, L (1, 7) OBP: 0.361, SLG: 0.575	1B		P6		S 1B 2B		BB	1B BB		3	1	2	1	2	0	1											
Dean Palmer, R (1, 10) OBP: 0.348, SLG: 0.493	1B		F3		F3		K	1B		4	0	2	1	1	1	2											
Deivi Cruz, R (1, 6) OBP: 0.309, SLG: 0.426	K2-3		G6-3		WP L4-5 1B	L4		F9		5	0	1	1	0	1	7											
Juan Encarnacion, R (1, 8) OBP: 0.342, SLG: 0.416		S BB		SH3-4 G4-3 1B	WP 1B	G6-3 3B		K		4	2	3	0	1	1	2											
Brad Ausmus, R (1, 2) OBP: 0.337, SLG: 0.340	F8		G4-3 SH3-4 BB	L4-5		P4				3	0	0	0	1	0	4											
Shane Halter, R (1, 5) OBP: 0.301, SLG: 0.341 Jose Macias, S (8, PH) OBP: 0.316, SLG: 0.304	K		SH3-4		G6-3		G6-3			2	0	0	0	0	1	1											
Eric Munson, L (1, 3) OBP: 0.330, SLG: 0.351	K		G4-3		L4		G1-3			3	0	0	1	0	1	2											
Inning Stats	R: 0 E: 0 K: 1 S: 8	H: 2 LOB: 2 BB: 0 P: 13	R: 0 E: 0 K: 2 S: 12	H: 0 LOB: 1 BB: 1 P: 24	R: 0 E: 0 K: 1 S: 8	H: 0 LOB: 2 BB: 2 P: 21	R: 1 E: 0 K: 0 S: 9	H: 1 LOB: 1 BB: 1 P: 16	R: 2 E: 0 K: 0 S: 16	H: 3 LOB: 1 BB: 1 P: 28	R: 0 E: 0 K: 0 S: 6	H: 0 LOB: 0 BB: 0 P: 11	R: 0 E: 0 K: 1 S: 8	H: 0 LOB: 1 BB: 1 P: 13	R: 1 E: 0 K: 0 S: 12	H: 1 LOB: 0 BB: 0 P: 16	R: 1 E: 0 K: 1 S: 15	H: 2 LOB: 2 BB: 1 P: 23	1B: 7 2B: 2 HR: 0	SF: 0 SAC: 1 DP: 1 HBP: 0	WP: 1 PB: 0 SB: 3 CS: 0	PA: 42					
PITCHER	IP	WLS	BF	H	R	ER	SO	BB	IBB	HBP	BLK	WP	HR	S	P	ERA	WHIP										
Jay Witasick, R (1, 1) ERA: 6.02	7.0	W	32	6	3	3	5	6	0	0	0	0	0	67	126	3.86	1.714										
Jerry Spradlin, R (8, 1) ERA: 3.49	1.1		8	3	2	2	0	1	0	0	0	0	0	23	33	13.50	3.000										
Ricky Bottalico, R (9, 1) ERA: 4.5	0.2	S	2	0	0	0	1	0	0	0	0	0	0	4	6	0.00	0.000										

livebaseballscores.com

Batter	1	2	3	4	5	6	7	8	9	AB	R	H	RBI	BB	SO	LOB	TOP								
Johnny Damon, L (1, 8) OBP: 0.375, SLG: 0.449	1-1 29 G6-3 1B		1-1 SH PB		3-2 G6-4-3 1B		0-0 SF8			2	1	2	2	0	0	0									
Rey Sanchez, R (1, 6) OBP: 0.284, SLG: 0.300	1-0 F9		1-3 K		1-0 G6-4-3 1B		3-H K			4	0	0	0	0	2	2									
29 Mike Sweeney, R (1, 10) OBP: 0.413, SLG: 0.538	0-1 G6-3		3-H K		4-0 BB			0-3 K		3	0	0	0	1	2	1									
Jermaine Dye, R (1, 9) OBP: 0.384, SLG: 0.588	1-2 F3		2-2 G6-3		1-2 P4			1-2 F8		4	0	0	0	0	0	2									
Joe Randa, R (1, 5) OBP: 0.378, SLG: 0.479		3-1 F7		1-2 G5-3		0-0 G4-6-3 1B		1-2 1B		4	0	2	0	0	0	0									
Mark Quinn, R (1, 7) OBP: 0.341, SLG: 0.481		1-3 K		3-2 G5-3		2-0 F8		1-3 K		4	0	0	0	0	2	2									
Dave McCarty, R (1, 3) OBP: 0.344, SLG: 0.566		3-1 G5-3		1-0 G6-3		1-1 G4-6-3 1B		0-3 K		4	0	0	0	0	1	1									
Héctor Ortiz, R (1, 2) OBP: 0.750, SLG: 1.250			3-1 SH BB 1B		1-0 1B 2B		0-1 G6-3 SF8 2B		3-1 G6-3	4	3	3	0	0	0	0									
Jeff Reboulet, R (1, 4) OBP: 0.362, SLG: 0.318			4-2 SH BB		3-2 1B 1B		2-0 G6-3		1-3 K	2	2	1	1	1	0	1									
Scott Pose, L (9, PH) OBP: 0.279, SLG: 0.164			1-2 SH BB		2-H 1B 1B		2-3			1	0	0	0	0	1	0									
Inning Stats	R: 0 E: 0 K: 0 S: 9	H: 1 LOB: 1 BB: 0 P: 12	R: 0 E: 0 K: 1 S: 7	H: 0 LOB: 0 BB: 0 P: 14	R: 3 E: 1 K: 2 S: 20	H: 1 LOB: 0 BB: 1 P: 32	R: 0 E: 0 K: 0 S: 8	H: 0 LOB: 0 BB: 0 P: 13	R: 2 E: 0 K: 0 S: 12	H: 3 LOB: 1 BB: 1 P: 25	R: 0 E: 0 K: 0 S: 4	H: 1 LOB: 0 BB: 0 P: 7	R: 1 E: 0 K: 1 S: 7	H: 1 LOB: 0 BB: 0 P: 10	R: 0 E: 0 K: 2 S: 12	H: 1 LOB: 1 BB: 0 P: 15	R: 0 E: 0 K: 2 S: 9	H: 0 LOB: 0 BB: 0 P: 13	1B: 6 2B: 2 3B: 0 HR: 0	SF: 1 SAC: 1 DP: 2 HBP: 0	WP: 1 PB: 1 SB: 0 CS: 0	PA: 36			
PITCHER	IP	WLS	BF	H	R	ER	SO	BB	IBB	HBP	BLK	WP	HR	S	P	ERA	WHIP								
Steve Sparks, R (1, 1) ERA: 6.89	5.0		23	6	5	2	3	2	0	0	0	1	0	57	97	3.60	1.600								
Willie Blair, R (6, 1) ERA: 4.58	1.0		2	0	0	0	0	0	0	0	0	0	0	3	6	0.00	0.000								
Nelson Cruz, R (7, 1) ERA: 2.11	3.0	W	11	2	1	1	5	0	0	0	0	0	0	28	38	3.00	0.667								

Kansas City Royals @ Detroit Tigers
Comerica Park, Detroit, MI
Sat Jul 22 2000, 7:05 PM EDT
Att: 35,046 - Cloudy - 69 F

AB	32
R	6
H	8
RBI	3
BB	2
SO	8
LOB	9



Batter	1	2	3	4	5	6	7	8	9	AB	R	H	RBI	BB	SO	LOB	BOTTOM								
Luis Polonia, L (1, 9) OBP: 0.330, SLG: 0.417	0-3 K2-3		1-0 F7		0-2 2B 1B	4-2 S G4-3 BB	4-2 HR BB			3	1	1	0	1	1	0									
Brad Ausmus, R (7, PH) OBP: 0.339, SLG: 0.340										0	1	0	0	1	0	0									
Jose Macias, S (1, 4) OBP: 0.333, SLG: 0.361	1-0 P6		4-0 BB		2-1 1B 2B	0-2 G4-3	2-1 1-H 2-H 3-H 4-1 HR			4	2	2	4	1	0	1									
Bobby Higginson, L (1, 10) OBP: 0.383, SLG: 0.573	1-1 F7		2-1 F8		0-2 2B 1B	4-0 S IBB	4-1 BB			3	1	1	2	2	0	1									
Dean Palmer, R (1, 5) OBP: 0.346, SLG: 0.489		0-1 G6-3		0-0 WP 2B 1B	2-0 F9	2-1 F8	0-3 K			5	1	1	0	0	1	4									
Deivi Cruz, R (1, 6) OBP: 0.313, SLG: 0.435		0-2 1B 1B		2-2 1-H 2B	1-2 1B 1B 2B		0-0 F8	1-3 K		5	1	3	2	0	1	0									
Wendell Magee, R (1, 7) OBP: 0.330, SLG: 0.500		2-0 1B		2-1 F8	3-1 1B 1B		1-1 F2	2-2 G6-3		5	0	2	0	0	0	1									
Juan Encarnacion, R (1, 8) OBP: 0.343, SLG: 0.416		2-3 K		0-2 G6-3	2-1 G4-3 1B		2-2 1B 1B	2-3 K		5	1	2	1	0	2	3									
Hal Morris, L (1, 3) OBP: 0.337, SLG: 0.351		0-0 G3		4-2 BB	4-2 G4-3		0-0 1B HR 1B			3	1	1	0	1	0	4									
Javier Cardona, R (1, 2) OBP: 0.231, SLG: 0.231			1-2 F8		1-1 F8		2-0 P4	2-1 1B HR 1B		3	0	0	0	0	0	2									
Rich Becker, L (7, PH) OBP: 0.391, SLG: 0.392								1-3 HR 1B		1	1	1	1	0	0	0									
Inning Stats	R: 0 E: 0 K: 1 S: 6	H: 0 LOB: 0 BB: 0 P: 8	R: 0 E: 0 K: 1 S: 11	H: 2 LOB: 0 BB: 0 P: 15	R: 0 E: 0 K: 0 S: 8	H: 0 LOB: 1 BB: 1 P: 16	R: 1 E: 0 K: 0 S: 15	H: 2 LOB: 2 BB: 1 P: 24	R: 4 E: 0 K: 0 S: 22	H: 6 LOB: 1 BB: 0 P: 34	R: 0 E: 0 K: 0 S: 9	H: 0 LOB: 2 BB: 2 P: 21	R: 5 E: 0 K: 1 S: 17	H: 4 LOB: 1 BB: 2 P: 32	R: 0 E: 0 K: 2 S: 11	H: 0 LOB: 0 BB: 0 P: 16	1B: 10 2B: 3 3B: 0 HR: 1	SF: 0 SAC: 0 DP: 1 HBP: 0	WP: 1 PB: 0 SB: 2 CS: 0	PA: 43					
PITCHER	IP	WLS	BF	H	R	ER	SO	BB	IBB	HBP	BLK	WP	HR	S	P	ERA	WHIP								
Chad Durbin, R (1, 1) ERA: 8.22	4.1		23	5	3	3	0	2	0	0	0	1	0	54	82	10.38	2.308								
Doug Bochtler, R (5, 1) ERA: 6.49	2.1	L	13	5	3	3	0	1	1	0	0	0	0	26	50	11.57	2.571								
Tim Byrdak, L (7, 1) ERA: 13.5	0.0		3	1	2	2	0	2	0	0	0	0	1	5	15	∞	∞								
Andy Larkin, R (7, 1) ERA: 4.5	1.1		4	0	0	0	3	0	0	0	0	0	0	14	19	0.00	0.000								

Kansas City Royals @ Detroit Tigers
Comerica Park, Detroit, MI
Sat Jul 22 2000, 7:05 PM EDT
Att: 35,046 - Cloudy - 69 F

AB	37
R	10
H	14
RBI	10
BB	6
SO	5
LOB	16




Batter	1	2	3	4	5	6	7	8	9	AB	R	H	RBI	BB	SO	LOB	TOP										
Johnny Damon, L (1, 8) OBP: 0.375, SLG: 0.451	1-1 E5 29 BB 1B	2-2 E5 1B		1-1 1-H 2B		2-1 29 SF9 1B	0-1 CS	2-3 K		5	2	2	1	0	1	0											
Rey Sanchez, R (1, 6) OBP: 0.283, SLG: 0.300	0-1 F9	0-0 29 L9-3 1B		0-0 B1-3		0-0 SF9		2-1 G1-4-3		4	0	1	1	0	0	2											
29 Mike Sweeney, R (1, 3) OBP: 0.415, SLG: 0.538	4-2 1B BB FC5	1-2 L9-3		0-2 F8		3-H 2B 1B		1-1 1B		4	2	2	1	1	0	3											
Jermaine Dye, R (1, 10) OBP: 0.387, SLG: 0.590	4-1 FC5 1B 1-2 2-3 BB		2-2 G6-3		0-1 G4-3	1-0 1-H 1B 2B		2-2 1B		4	1	2	1	1	0	0											
Mark Quinn, R (1, 7) OBP: 0.342, SLG: 0.480	0-1 FC5 2B 1B		1-3 K		0-1 F9	2-0 2-H 1B		2-1 F8		5	1	2	2	0	1	2											
Todd Dumwoody, L (1, 9) OBP: 0.276, SLG: 0.307	0-0 FC5 2B 1-2 2-3 3-H		2-0 1B		0-2 F8	2-1 F3			0-3 K	5	0	1	1	0	1	3											
Gregg Zaun, S (1, 2) OBP: 0.359, SLG: 0.390	2-1 1-3 2-H		0-3 K			3-2 HR		3-1 P6		5	1	2	2	0	1	1											
Jeff Reboulet, R (1, 5) OBP: 0.359, SLG: 0.311	2-1 G1-4-3			0-0 G4-3		2-3 K		4-1 FC4-6 BB		3	0	0	0	1	1	2											
Joe Randa, R (9, PH) OBP: 0.777, SLG: 0.478								0-2 F8		1	0	0	0	0	0	0											
Carlos Febles, R (1, 4) OBP: 0.363, SLG: 0.356		2-1 G6-3		1-0 2B 1B		4-2 1B SF9 BB		1-1 FC4-6 CS		3	2	1	0	1	0	1											
Inning Stats	R: 3 E: 1 K: 0 S: 14	H: 2 LOB: 2 BB: 2 P: 27	R: 0 E: 1 K: 0 S: 11	H: 1 LOB: 1 BB: 0 P: 16	R: 0 E: 0 K: 2 S: 10	H: 1 LOB: 1 BB: 0 P: 15	R: 1 E: 0 K: 0 S: 11	H: 2 LOB: 1 BB: 0 P: 13	R: 0 E: 0 K: 0 S: 7	H: 0 LOB: 0 BB: 0 P: 7	R: 5 E: 0 K: 1 S: 22	H: 5 LOB: 1 BB: 1 P: 41	R: 0 E: 0 K: 0 S: 6	H: 0 LOB: 0 BB: 1 P: 14	R: 0 E: 0 K: 1 S: 13	H: 2 LOB: 2 BB: 0 P: 22	R: 0 E: 0 K: 1 S: 9	H: 0 LOB: 0 BB: 0 P: 9	1B: 9 2B: 4 3B: 0 HR: 1	SF: 1 SAC: 0 DP: 1 HBP: 0	WP: 0 PB: 0 SB: 0 CS: 1	PA: 45					
PITCHER	IP	WLS	BF	H	R	ER	SO	BB	IBB	HBP	BLK	WP	HR	S	P	ERA	WHIP										
Brian Moehler, R (1, 1) ERA: 4.0	5.2		29	8	7	4	3	3	0	0	0	0	1	65	101	6.35	1.941										
Erik Hiljus, R (6, 1) ERA: 27.0	0.2		6	3	2	2	0	1	0	0	0	0	0	13	28	27.00	6.000										
Doug Brocail, R (7, 1) ERA: 4.09	1.1	W	4	1	0	0	1	0	0	0	0	0	0	10	16	0.00	0.750										
Todd Jones, R (8, 1) ERA: 2.23	1.1	S	5	1	0	0	1	0	0	0	0	0	0	15	19	0.00	0.750										

Kansas City Royals @ Detroit Tigers
Comerica Park, Detroit, MI
Sun Jul 23 2000, 1:05 PM EDT
Att: 36,413 - Cloudy - 72 F

livebaseballscorecards.com

AB 39
R 9
H 13
RBI 9
BB 4
SO 5
LOB 14




Batter	1	2	3	4	5	6	7	8	9	AB	R	H	RBI	BB	SO	LOB	BOTTOM										
Luis Polonia, L (1, 10) OBP: 0.330, SLG: 0.423	0-3 K WP BB		2-2 F8		0-2 G1-3	1-0 S 1B	0-1 FC6-2 3B	2-0 F7		6	0	2	3	0	1	1											
Rich Becker, L (1, 9) OBP: 0.393, SLG: 0.388	4-2 WP		0-3 K2-3		4-2 1B BB	3-2 F3	0-2 FC6-2 HR			2	1	0	0	2	1	2											
Jose Macias, S (7, PH) OBP: 0.330, SLG: 0.357										1	1	0	0	0	0	1											
Wendell Magee, R (9, 9) OBP: 0.330, SLG: 0.500	1-2 BB									0	0	0	0	0	0	0											
Bobby Higginson, L (1, 7) OBP: 0.386, SLG: 0.581	1-1 F7			2-1 F8	0-0 1B	4-2 1B BB	1-0 HR			4	1	2	2	1	0	2											
Dean Palmer, R (1, 5) OBP: 0.346, SLG: 0.486	3-3 K			4-2 FC4 BB	1-1 BB	1-2 F8	1-3 K			4	0	1	1	1	2	5											
Shane Halter, R (8, 5) OBP: 0.301, SLG: 0.341	1-2 2-3			1-3 3-H 1B	1-3 BB	1-2 F8	1-3 K			0	0	0	0	0	0	0											
Deivi Cruz, R (1, 6) OBP: 0.311, SLG: 0.430	2-0 G3-1			0-2 FC4 1B 2B	4-1 BB		1-0 G6-3	1-0 G4-3		4	1	0	0	1	0	3											
Juan Encarnacion, R (1, 8) OBP: 0.344, SLG: 0.415		2-3 K		1-0 2B 1B	2-0 F9		2-0 1B 2B 1B	0-0 G6-3		5	2	2	0	0	1	3											
Brad Ausmus, R (1, 2) OBP: 0.346, SLG: 0.357		0-0 G6-3		2-2 1-H 2-H 2B		0-1 HR	1-0 2B 3B 1B	4-2 2B BB		4	3	3	3	1	0	0											
Damon Easley, R (1, 4) OBP: 0.340, SLG: 0.376				3-2 F5		2-3 K	0-0 3B 2B	0-2 2B 1B		5	2	2	1	0	2	1											
Hal Morris, L (1, 3) OBP: 0.351, SLG: 0.370				0-1 G4-3		2-2 G4-3	0-1 1B	2-0 1-H 2-H 2B		4	1	2	2	1	0	0											
Inning Stats	R: 0 E: 0 K: 2 S: 14	H: 0 LOB: 2 BB: 1 P: 24	R: 0 E: 0 K: 2 S: 9	H: 0 LOB: 0 BB: 0 P: 12	R: 0 E: 0 K: 1 S: 8	H: 0 LOB: 0 BB: 0 P: 10	R: 2 E: 0 K: 0 S: 18	H: 2 LOB: 1 BB: 1 P: 30	R: 1 E: 0 K: 0 S: 14	H: 2 LOB: 3 BB: 2 P: 27	R: 1 E: 0 K: 0 S: 19	H: 3 LOB: 3 BB: 1 P: 30	R: 6 E: 0 K: 1 S: 16	H: 5 LOB: 1 BB: 1 P: 26	R: 2 E: 0 K: 0 S: 15	H: 2 LOB: 1 BB: 1 P: 24	1B: 8 2B: 3 3B: 1 HR: 2	SF: 0 SAC: 0 DP: 0 HBP: 0	WP: 2 PB: 0 SB: 1 CS: 0	PA: 46							
PITCHER	IP	WLS	BF	H	R	ER	SO	BB	IBB	HBP	BLK	WP	HR	S	P	ERA	WHIP										
Blake Stein, R (1, 1) ERA: 7.23	5.1		27	4	4	4	6	4	0	0	0	0	2	70	112	6.75	1.875										
Andy Larkin, R (6, 1) ERA: 4.15	0.2		4	1	0	0	0	1	0	0	0	0	0	12	21	0.00	3.000										
Jerry Spradlin, R (7, 1) ERA: 4.22	0.1	L	6	4	5	5	0	1	0	0	0	0	0	7	15	135.00	15.000										
Tim Byrdak, L (7, 1) ERA: 16.2	0.1	L	2	1	1	1	0	0	0	0	0	0	1	4	5	27.00	3.000										
Ricky Bottalico, R (7, 1) ERA: 4.74	1.1		7	2	2	2	1	1	0	0	0	0	0	20	30	13.50	2.250										

Kansas City Royals @ Detroit Tigers
Comerica Park, Detroit, MI
Sun Jul 23 2000, 1:05 PM EDT
Att: 36,413 - Cloudy - 72 F

livebaseballscorecards.com

AB 39
R 12
H 14
RBI 12
BB 7
SO 7
LOB 18



Batter	1	2	3	4	5	6	7	8	9	AB	R	H	RBI	BB	SO	LOB	TOP			
Gerald Williams, R (1, 8) OBP: 0.325, SLG: 0.454	G1-3		G5-4-3 1B				G5-3		F9	5	0	2	1	0	0	1	Tampa Bay Devil Rays @ Detroit Tigers Comerica Park, Detroit, MI Tue Jul 25 2000, 7:05 PM EDT Att: 26,271 - Sunny - 81 F			
Russ Johnson, R (1, 5) OBP: 0.283, SLG: 0.262	F9		G5-4-3 1-2				F8		G4-3	5	0	0	0	0	1	3				
Greg Vaughn, R (1, 7) OBP: 0.379, SLG: 0.551	F9								G6-3	4	1	1	0	0	0	0				
Fred McGriff, L (1, 3) OBP: 0.364, SLG: 0.475		G4-3								3	1	2	0	1	0	0				
Jose Canseco, R (1, 10) OBP: 0.397, SLG: 0.480 Bubba Trammell, R (8, PR) OBP: 0.352, SLG: 0.466		1B 2B								3	1	2	1	1	0	1				
Steve Cox, L (1, 9) OBP: 0.413, SLG: 0.467										0	0	0	0	0	0	0				
John Flaherty, R (1, 2) OBP: 0.313, SLG: 0.365										3	0	1	2	1	0	3				
Miguel Cairo, R (1, 4) OBP: 0.314, SLG: 0.326										4	0	0	0	0	1	5				
Felix Martinez, S (1, 6) OBP: 0.356, SLG: 0.318 Jose Guillen, R (9, PH) OBP: 0.333, SLG: 0.444			K							4	1	1	0	0	0	1				
Inning Stats	R: 0 E: 0 K: 0 S: 7	H: 0 LOB: 0 BB: 0 P: 9	R: 1 E: 0 K: 0 S: 11	H: 2 LOB: 1 BB: 0 P: 17	R: 0 E: 0 K: 1 S: 9	H: 1 LOB: 0 BB: 0 P: 13	R: 0 E: 0 K: 0 S: 9	H: 1 LOB: 1 BB: 0 P: 15	R: 1 E: 0 K: 0 S: 10	H: 2 LOB: 1 BB: 0 P: 13	R: 1 E: 0 K: 0 S: 11	H: 0 LOB: 0 BB: 0 P: 8	R: 1 E: 0 K: 1 S: 13	H: 1 LOB: 2 BB: 2 P: 27	R: 0 E: 0 K: 1 S: 14	H: 0 LOB: 1 BB: 0 P: 18	1B: 6 2B: 4 3B: 0 HR: 0	SF: 0 SAC: 0 DP: 2 HBP: 1	WP: 0 PB: 0 SB: 0 CS: 0	PA: 38
PITCHER	IP	WLS	BF	H	R	ER	SO	BB	IBB	HBP	BLK	WP	HR	S	P	ERA	WHIP			
Willie Blair, R (1, 1) ERA: 4.86	6.0	W	25	8	3	3	1	1	0	0	0	0	0	57	86	4.50	1.500			
Nelson Cruz, R (7, 1) ERA: 2.01	1.0	H	3	0	0	0	0	0	0	0	0	0	0	5	8	0.00	0.000			
Doug Brocail, R (8, 1) ERA: 4.2	1.0	H	6	1	1	1	1	1	1	0	0	0	0	13	27	9.00	2.000			
Todd Jones, R (9, 1) ERA: 2.17	1.0	S	4	0	0	0	1	0	0	1	0	0	0	14	18	0.00	0.000			

Batter	1	2	3	4	5	6	7	8	9	AB	R	H	RBI	BB	SO	LOB	BOTTOM			
Luis Polonia, L (1, 10) OBP: 0.325, SLG: 0.416 Dean Palmer, R (7, PH) OBP: 0.348, SLG: 0.486	F8	G3		P6						3	0	0	1	0	0	2	Tampa Bay Devil Rays @ Detroit Tigers Comerica Park, Detroit, MI Tue Jul 25 2000, 7:05 PM EDT Att: 26,271 - Sunny - 81 F			
Rich Becker, L (1, 9) OBP: 0.386, SLG: 0.385 Wendell Magee, R (7, PH) OBP: 0.337, SLG: 0.506	3B 2B	G1-3					K			3	1	1	0	0	1	1				
Bobby Higginson, L (1, 7) OBP: 0.383, SLG: 0.576	3B BB			L3			S			2	1	1	1	1	0	0				
Deivi Cruz, R (1, 6) OBP: 0.313, SLG: 0.434	3B			G4-3			K			4	0	2	2	0	1	2				
Brad Ausmus, R (1, 2) OBP: 0.344, SLG: 0.360	G6-3			G4-3			L7			3	0	0	0	1	0	3				
Juan Encarnacion, R (1, 8) OBP: 0.342, SLG: 0.416	K			G4-3			G5-3			3	1	0	0	1	1	3				
Hal Morris, L (1, 3) OBP: 0.362, SLG: 0.375		2B G3 1B		G4-3						4	1	2	0	0	0	1				
Damon Easley, R (1, 4) OBP: 0.342, SLG: 0.391		G3 2B		K			FC9-6			4	1	2	1	0	1	2				
Shane Halter, R (1, 5) OBP: 0.296, SLG: 0.333		P6					G4-6-3			4	0	1	1	0	0	3				
Inning Stats	R: 2 E: 0 K: 1 S: 15	H: 2 LOB: 1 BB: 1 P: 24	R: 1 E: 0 K: 0 S: 11	H: 2 LOB: 0 BB: 0 P: 18	R: 0 E: 0 K: 0 S: 6	H: 1 LOB: 0 BB: 0 P: 11	R: 0 E: 0 K: 1 S: 16	H: 1 LOB: 1 BB: 1 P: 28	R: 0 E: 0 K: 2 S: 11	H: 1 LOB: 2 BB: 1 P: 17	R: 0 E: 0 K: 0 S: 3	H: 1 LOB: 0 BB: 0 P: 6	R: 1 E: 1 K: 0 S: 16	H: 1 LOB: 1 BB: 1 P: 24	R: 1 E: 0 K: 0 S: 5	H: 1 LOB: 0 BB: 0 P: 9	1B: 5 2B: 3 3B: 1 HR: 1	SF: 1 SAC: 0 DP: 2 HBP: 0	WP: 0 PB: 0 SB: 2 CS: 0	PA: 36
PITCHER	IP	WLS	BF	H	R	ER	SO	BB	IBB	HBP	BLK	WP	HR	S	P	ERA	WHIP			
Steve Trachsel, R (1, 1) ERA: 4.68	4.2	L	23	7	4	4	4	3	0	0	0	0	0	58	97	7.71	2.143			
Rick White, R (5, 1) ERA: 3.49	1.1		4	1	0	0	0	0	0	0	0	0	0	4	7	0.00	0.750			
Doug Creek, L (7, 1) ERA: 3.52	2.0		9	2	2	2	0	1	0	0	0	0	1	21	33	9.00	1.500			



Batter	1	2	3	4	5	6	7	8	9	AB	R	H	RBI	BB	SO	LOB	TOP											
Gerald Williams, R OBP: 0.326, SLG: 0.453	1-1 G4-3		1-2 P3		0-0 G4-3 2H 1B		1-0 S E 1B 1B		2-1 G5-3	5	1	2	1	0	0	2												
Ozzie Guillen, L OBP: 0.309, SLG: 0.395 Miguel Cairo, R OBP: 0.313, SLG: 0.325	2-2 G4-3		3-1 F7		0-2 G4-3 1-2f		0-1 E3 S 1B		1-1 G4-3	4	1	0	0	0	0	4												
Greg Vaughn, R OBP: 0.377, SLG: 0.543	1-1 G1-3			2-3 K		3-2 F8		0-1 1B 1B 1-2 2-3 4-1	0-1 G1-3	4	0	0	0	1	1	0												
Fred McGriff, L OBP: 0.365, SLG: 0.476		2-3 K		3-3 K		3-2 1B HR		3-2 1B 1B 1-3 2-H 3-H		4	1	2	2	0	2	0												
Jose Canseco, R OBP: 0.394, SLG: 0.475		2-2 F8		1-1 1B		3-3 K		3-3 K		4	0	1	0	0	2	3												
Steve Cox, L OBP: 0.417, SLG: 0.493 Jose Guillen, R OBP: 0.332, SLG: 0.442	0-0 L8			3-2 1B		3-2 1B HR		0-3 K		3	1	2	2	0	0	0												
Vinny Castilla, R OBP: 0.280, SLG: 0.320			2-2 2B 1B	2-1 G4-3		1-0 G1-3		0-1 F9		4	0	1	0	0	0	2												
Mike DiFelice, R OBP: 0.317, SLG: 0.443			0-2 2B		2-2 G6-3		2-2 F8		2-1 G6-3	4	0	1	0	0	0	0												
Felix Martinez, S OBP: 0.359, SLG: 0.325			0-0 G3		2-1 1B 2B		4-2 1B E WP BB		2-3 K	3	2	1	0	1	1	2												
Inning Stats	R: 0 E: 0 K: 0 S: 9	H: 0 LOB: 0 BB: 0 P: 13	R: 0 E: 0 K: 1 S: 8	H: 0 LOB: 0 BB: 0 P: 12	R: 0 E: 0 K: 0 S: 12	H: 2 LOB: 2 BB: 0 P: 18	R: 0 E: 0 K: 2 S: 14	H: 2 LOB: 2 BB: 0 P: 25	R: 1 E: 0 K: 0 S: 10	H: 2 LOB: 0 BB: 0 P: 14	R: 2 E: 0 K: 1 S: 15	H: 2 LOB: 0 BB: 0 P: 28	R: 3 E: 1 K: 2 S: 22	H: 2 LOB: 2 BB: 2 P: 39	R: 0 E: 0 K: 1 S: 8	H: 0 LOB: 0 BB: 0 P: 12	R: 0 E: 0 K: 0 S: 6	H: 0 LOB: 0 BB: 0 P: 9	1B: 7 2B: 2 3B: 0 HR: 1	SF: 0 SAC: 0 DP: 1 HBP: 0	WP: 1 PB: 0 CS: 0	PA: 39						
PITCHER	IP	WLS	BF	H	R	ER	SO	BB	IBB	HBP	BLK	WP	HR	S	P	ERA	WHIP											
Jeff Weaver, R ERA: 4.45	(1, 1)	6.0	L	25	8	3	3	4	0	0	0	0	1	68	110	4.50	1.333											
Matt Anderson, R ERA: 4.1	(7, 1)	0.1		5	1	3	2	0	1	1	0	0	1	0	11	22	54.00	6.000										
C.J. Nitkowski, L ERA: 5.33	(7, 1)	1.2		6	1	0	0	3	0	0	0	0	0	0	19	29	0.00	0.600										
Steve Sparks, R ERA: 6.48	(9, 1)	1.0		3	0	0	0	0	0	0	0	0	0	6	9	0.00	0.000											

Tampa Bay Devil Rays @ Detroit Tigers
Comerica Park, Detroit, MI
Wed Jul 26 2000, 7:05 PM EDT
Att: 32,884 - Sunny - 80 F

AB	37
R	6
H	10
RBI	5
BB	2
SO	7
LOB	15



Batter	1	2	3	4	5	6	7	8	9	AB	R	H	RBI	BB	SO	LOB	BOTTOM										
Damon Easley, R OBP: 0.344, SLG: 0.406	3-1 HR	3-2 G1-3			1-3 K			1-2 1B		4	1	2	1	0	1	0											
Rich Becker, L OBP: 0.382, SLG: 0.379 Wendell Magee, R OBP: 0.333, SLG: 0.500	1-0 F9		0-1 G3-1			1-1 P4		0-0 F9		3	0	0	0	0	0	0											
Bobby Higginson, L OBP: 0.380, SLG: 0.570	1-0 P4		2-3 K			3-2 L4			0-1 L7	4	0	0	0	0	1	0											
Juan Gonzalez, R OBP: 0.325, SLG: 0.513	0-1 1B 2B		3-3 K			2-2 F8			4-1 FC6-4 1B BB	3	1	1	0	1	1	0											
Deivi Cruz, R OBP: 0.315, SLG: 0.435	2-2 BB 2H 1B			1-3 K			0-1 G4-3		1-0 FC6-4 1B	4	0	2	1	0	1	0											
Hal Morris, L OBP: 0.361, SLG: 0.367 Dean Palmer, R OBP: 0.347, SLG: 0.484	4-1 BB			2-3 K			1-0 G4-3		1-0 F3	2	0	0	0	1	1	0											
Juan Encarnacion, R OBP: 0.338, SLG: 0.411	1-3 K			2-3 K			3-1 G6-3		2-0 FC6-4 1-2f 2-3	4	0	0	0	0	2	4											
Shane Halter, R OBP: 0.292, SLG: 0.329 Jose Macias, S OBP: 0.323, SLG: 0.349		3-2 G5-3			2-1 F9			0-2 P6		2	0	0	0	0	0	0											
Javier Cardona, R OBP: 0.188, SLG: 0.188		1-2 G6-3			0-0 G5-3			2-2 P6		3	0	0	0	0	0	0											
Inning Stats	R: 2 E: 0 K: 1 S: 14	H: 3 LOB: 2 BB: 1 P: 26	R: 0 E: 0 K: 0 S: 9	H: 0 LOB: 0 BB: 0 P: 16	R: 0 E: 0 K: 2 S: 10	H: 0 LOB: 0 BB: 0 P: 15	R: 0 E: 0 K: 3 S: 13	H: 0 LOB: 0 BB: 0 P: 18	R: 0 E: 0 K: 1 S: 7	H: 0 LOB: 0 BB: 0 P: 10	R: 0 E: 0 K: 0 S: 10	H: 0 LOB: 0 BB: 0 P: 16	R: 0 E: 0 K: 0 S: 5	H: 0 LOB: 0 BB: 0 P: 9	R: 0 E: 0 K: 0 S: 10	H: 1 LOB: 1 BB: 0 P: 13	R: 0 E: 0 K: 0 S: 6	H: 1 LOB: 2 BB: 1 P: 14	1B: 3 2B: 1 3B: 0 HR: 1	SF: 0 SAC: 0 DP: 0 HBP: 0	WP: 0 PB: 0 CS: 0	PA: 34					
PITCHER	IP	WLS	BF	H	R	ER	SO	BB	IBB	HBP	BLK	WP	HR	S	P	ERA	WHIP										
Esteban Yan, R ERA: 6.75	(1, 1)	6.0	W	22	3	2	2	7	1	0	0	0	0	63	101	3.00	0.667										
Rick White, R ERA: 3.41	(7, 1)	1.2		6	1	0	0	0	0	0	0	0	0	14	21	0.00	0.600										
Mark Guthrie, L ERA: 4.38	(8, 1)	0.2		4	1	0	0	0	1	0	0	0	0	5	10	0.00	3.000										
Roberto Hernandez, R ERA: 3.77	(9, 1)	0.2	S	2	0	0	0	0	0	0	0	0	0	2	5	0.00	0.000										

Tampa Bay Devil Rays @ Detroit Tigers
Comerica Park, Detroit, MI
Wed Jul 26 2000, 7:05 PM EDT
Att: 32,884 - Sunny - 80 F

AB	32
R	2
H	5
RBI	2
BB	2
SO	7
LOB	7



Batter	1	2	3	4	5	6	7	8	9	AB	R	H	RBI	BB	SO	LOB	TOP								
Damon Easley, R (1, 4) OBP: 0.343, SLG: 0.401										3	1	0	0	1	1	1	Detroit Tigers @ Texas Rangers The Ballpark at Arlington, Arlington, TX Thu Jul 27 2000, 8:35 PM EDT Att: 37,748 - Sunny - 87 F								
Rich Becker, L (1, 9) OBP: 0.383, SLG: 0.378										3	1	1	0	1	0	0									
Bobby Higginson, L (1, 7) OBP: 0.378, SLG: 0.569										4	0	1	0	0	1	4									
Juan Gonzalez, R (1, 10) OBP: 0.328, SLG: 0.522										3	1	1	3	1	0	2									
Deivi Cruz, R (1, 6) OBP: 0.311, SLG: 0.430										4	0	0	0	0	0	2									
Hal Morris, L (1, 3) OBP: 0.397, SLG: 0.355										3	0	0	0	1	1	0									
Juan Encarnacion, R (1, 8) OBP: 0.334, SLG: 0.496										4	0	0	0	0	1	1									
Shane Halter, R (1, 5) OBP: 0.287, SLG: 0.322										3	0	0	0	0	0	0									
Javier Cardona, R (1, 2) OBP: 0.167, SLG: 0.167									2	0	0	0	0	0	0	0									
Brad Ausmus, R (8, PH) OBP: 0.346, SLG: 0.362									1	0	1	0	0	0	0	0									
Inning Stats	R: 0 E: 0 K: 1 S: 7	H: 0 LOB: 0 BB: 0 P: 12	R: 0 E: 0 K: 0 S: 7	H: 0 LOB: 0 BB: 0 P: 10	R: 0 E: 0 K: 0 S: 5	H: 0 LOB: 0 BB: 0 P: 9	R: 3 E: 0 K: 1 S: 12	H: 1 LOB: 0 BB: 2 P: 23	R: 0 E: 0 K: 0 S: 5	H: 0 LOB: 0 BB: 0 P: 10	R: 0 E: 0 K: 0 S: 9	H: 1 LOB: 2 BB: 1 P: 17	R: 0 E: 0 K: 0 S: 4	H: 0 LOB: 1 BB: 1 P: 10	R: 0 E: 0 K: 1 S: 12	H: 2 LOB: 2 BB: 0 P: 17	R: 0 E: 0 K: 1 S: 11	H: 0 LOB: 0 BB: 0 P: 15	1B: 2 2B: 1 3B: 0 HR: 1	SF: 0 SAC: 0 DP: 1 HBP: 0	WP: 0 PB: 0 SB: 0 CS: 0	PA: 34			
PITCHER	IP	WLS	BF	H	R	ER	SO	BB	IBB	HBP	BLK	WP	HR	S	P	ERA	WHIP								
Ryan Glynn, R (1, 1) ERA: 4.84	7.1	W	29	4	3	3	2	3	1	0	0	0	1	56	101	3.68	0.955								
Doug Davis, L (8, 1) ERA: 7.24	0.1	H	1	0	0	0	1	0	0	0	0	0	0	3	3	0.00	0.000								
59 Jeff Zimmerman, R (8, 1) ERA: 5.48	1.1	S	4	0	0	0	1	0	0	0	0	0	0	13	19	0.00	0.000								

Batter	1	2	3	4	5	6	7	8	9	AB	R	H	RBI	BB	SO	LOB	BOTTOM									
Luis Altea, S (1, 4) OBP: 0.378, SLG: 0.416										4	0	0	0	0	0	2	Detroit Tigers @ Texas Rangers The Ballpark at Arlington, Arlington, TX Thu Jul 27 2000, 8:35 PM EDT Att: 37,748 - Sunny - 87 F									
29 Rusty Greer, L (1, 7) OBP: 0.360, SLG: 0.429									3	1	0	0	1	1	1	1										
Rafael Palmeiro, L (1, 3) OBP: 0.384, SLG: 0.556									4	1	2	3	0	1	0	0										
David Segui, S (1, 10) OBP: 0.391, SLG: 0.519									3	1	1	0	1	0	1	1										
Gabe Kapler, R (1, 8) OBP: 0.332, SLG: 0.451									4	2	2	2	0	0	1	1										
Dave Martinez, L (1, 9) OBP: 0.315, SLG: 0.346									3	0	1	0	1	0	1	1										
Bill Haselman, R (1, 2) OBP: 0.302, SLG: 0.433									4	1	2	2	0	1	3	3										
Mike Lamb, L (1, 5) OBP: 0.342, SLG: 0.396									3	0	1	0	0	1	1	1										
Royce Clayton, R (1, 6) OBP: 0.303, SLG: 0.429									4	1	2	0	0	0	2	2										
Inning Stats	R: 0 E: 0 K: 0 S: 9	H: 1 LOB: 1 BB: 0 P: 12	R: 0 E: 0 K: 1 S: 10	H: 1 LOB: 1 BB: 0 P: 12	R: 3 E: 0 K: 1 S: 14	H: 3 LOB: 1 BB: 0 P: 26	R: 0 E: 0 K: 0 S: 9	H: 1 LOB: 1 BB: 0 P: 19	R: 1 E: 0 K: 0 S: 6	H: 2 LOB: 0 BB: 0 P: 8	R: 3 E: 0 K: 0 S: 12	H: 2 LOB: 2 BB: 3 P: 33	R: 0 E: 0 K: 1 S: 7	H: 1 LOB: 0 BB: 0 P: 11	1B: 3 2B: 6 3B: 0 HR: 3	SF: 0 SAC: 1 DP: 2 HBP: 1	WP: 0 PB: 0 SB: 0 CS: 0	PA: 37								
PITCHER	IP	WLS	BF	H	R	ER	SO	BB	IBB	HBP	BLK	WP	HR	S	P	ERA	WHIP									
Steve Sparks, R (1, 1) ERA: 6.55	5.1	L	25	8	4	4	3	0	0	1	0	0	0	1	7	17	6.75	1.500								
C.J. Nitkowski, L (6, 1) ERA: 5.6	1.0		5	2	3	3	0	1	0	0	0	0	0	1	7	17	27.00	3.000								
Matt Anderson, R (7, 1) ERA: 4.04	0.2		4	0	0	0	0	1	1	0	0	0	0	7	20	0.00	1.500									
Erik Hiljus, R (8, 1) ERA: 10.8	1.0		3	1	0	0	1	0	0	0	0	0	0	7	11	0.00	1.000									

Batter	1	2	3	4	5	6	7	8	9	AB	R	H	RBI	BB	SO	LOB	TOP			
Damon Easley, R (1, 4) OBP: 0.347, SLG: 0.400	F2		L9 S BB				G4-3 BB		P6	3	0	1	0	2	0	0				
Hal Morris, L (1, 3) OBP: 0.367, SLG: 0.354			L8				L8		P5	3	1	1	0	0	0	2				
Wendell Magee, R (7, PH) OBP: 0.330, SLG: 0.494	2B HR									1	0	0	0	0	0	2				
Jose Macias, S (7, 5) OBP: 0.323, SLG: 0.349										0	0	0	0	0	0	0				
Bobby Higginson, L (1, 7) OBP: 0.375, SLG: 0.563	F5		L9				F8		G4-3	4	0	0	0	0	0	5				
Juan Gonzalez, R (1, 9) OBP: 0.345, SLG: 0.522			L8							4	1	1	0	0	0	4				
Dean Palmer, R (1, 10) OBP: 0.346, SLG: 0.491			F7							4	1	1	3	0	0	0				
Dean Palmer, R (1, 10) OBP: 0.346, SLG: 0.491	2-H HR									4	1	1	3	0	0	0				
Deivi Cruz, R (1, 6) OBP: 0.311, SLG: 0.428	G6-3									4	0	1	0	0	0	0				
Deivi Cruz, R (1, 6) OBP: 0.311, SLG: 0.428			G6-3							4	0	1	0	0	0	0				
Brad Ausmus, R (1, 2) OBP: 0.345, SLG: 0.360			F8							4	1	1	0	0	2	1				
Brad Ausmus, R (1, 2) OBP: 0.345, SLG: 0.360										4	1	1	0	0	2	1				
Juan Encarnacion, R (1, 8) OBP: 0.333, SLG: 0.413			K							4	1	1	2	0	1	1				
Juan Encarnacion, R (1, 8) OBP: 0.333, SLG: 0.413										4	1	1	2	0	1	1				
Shane Halter, R (1, 5) OBP: 0.286, SLG: 0.327			F7							4	0	1	0	0	1	0				
Shane Halter, R (1, 5) OBP: 0.286, SLG: 0.327										4	0	1	0	0	1	0				
Inning Stats	R: 3 E: 0 K: 0 S: 21	H: 3 LOB: 0 BB: 0 P: 31	R: 0 E: 0 K: 1 S: 8	H: 0 LOB: 0 BB: 0 P: 15	R: 0 E: 0 K: 0 S: 6	H: 0 LOB: 1 BB: 1 P: 12	R: 2 E: 0 K: 0 S: 14	H: 2 LOB: 0 BB: 0 P: 21	R: 0 E: 0 K: 1 S: 13	H: 1 LOB: 1 BB: 0 P: 16	R: 0 E: 0 K: 0 S: 15	H: 1 LOB: 2 BB: 1 P: 27	R: 0 E: 0 K: 1 S: 8	H: 0 LOB: 0 BB: 0 P: 15	R: 0 E: 0 K: 1 S: 8	H: 0 LOB: 0 BB: 0 P: 12	1B: 4 2B: 2 3B: 0 HR: 2	SF: 0 SAC: 0 DP: 0 HBP: 0	WP: 0 PB: 0 SB: 1 CS: 0	PA: 37
PITCHER	IP	WLS	BF	H	R	ER	SO	BB	IBB	HBP	BLK	WP	HR	S	P	ERA	WHIP			
Rick Helling, R (1, 1) ERA: 3.87	6.0	W	28	8	5	5	2	2	0	0	0	0	2	79	123	7.50	1.667			
Mike Venafro, L (7, 1) ERA: 3.53	0.2		2	0	0	0	0	0	0	0	0	0	0	7	11	0.00	0.000			
Tim Crabtree, R (7, 1) ERA: 5.5	2.1		7	0	0	0	2	0	0	0	0	0	0	18	31	0.00	0.000			

Detroit Tigers @ Texas Rangers
The Ballpark at Arlington, Arlington, TX
Fri Jul 28, 2000, 8:35 PM EDT
Att: 47,783 - Sunny - 94 F

AB 35
R 5
H 8
RBI 5
BB 2
SO 4
LOB 15



Batter	1	2	3	4	5	6	7	8	9	AB	R	H	RBI	BB	SO	LOB	BOTTOM			
Luis Altea, S (1, 4) OBP: 0.381, SLG: 0.417	2B		1B				G4-3		F8	4	2	2	0	1	0	1				
Chad Curtis, R (1, 9) OBP: 0.332, SLG: 0.439			F8				G6-3		G5-3	5	1	1	1	0	1	4				
29 Rusty Greer, L (1, 7) OBP: 0.364, SLG: 0.434										4	2	2	2	0	0	1				
Rafael Palmeiro, L (1, 3) OBP: 0.384, SLG: 0.555										4	0	1	1	1	0	3				
Gabe Kapler, R (1, 8) OBP: 0.333, SLG: 0.454										5	1	2	1	0	1	1				
Frank Catalanotto, L (1, 10) OBP: 0.476, SLG: 0.651										3	2	1	1	1	1	0				
Bill Haselman, R (1, 2) OBP: 0.299, SLG: 0.438										4	1	1	3	0	1	0				
Mike Lamb, L (1, 5) OBP: 0.344, SLG: 0.408										4	1	2	1	0	0	1				
Royce Clayton, R (1, 6) OBP: 0.305, SLG: 0.429										4	1	2	1	0	0	1				
Inning Stats	R: 1 E: 0 K: 1 S: 11	H: 2 LOB: 1 BB: 0 P: 14	R: 1 E: 0 K: 1 S: 13	H: 2 LOB: 2 BB: 1 P: 23	R: 8 E: 0 K: 0 S: 19	H: 8 LOB: 2 BB: 2 P: 39	R: 0 E: 0 K: 1 S: 8	H: 0 LOB: 0 BB: 0 P: 10	R: 0 E: 0 K: 0 S: 7	H: 0 LOB: 0 BB: 0 P: 13	R: 1 E: 0 K: 0 S: 10	H: 1 LOB: 0 BB: 0 P: 14	R: 0 E: 0 K: 1 S: 7	H: 0 LOB: 0 BB: 0 P: 9	1B: 8 2B: 4 3B: 0 HR: 2	SF: 0 SAC: 0 DP: 0 HBP: 1	WP: 0 PB: 0 SB: 1 CS: 0	PA: 41		
PITCHER	IP	WLS	BF	H	R	ER	SO	BB	IBB	HBP	BLK	WP	HR	S	P	ERA	WHIP			
Brian Moehler, R (1, 1) ERA: 4.76	2.2	L	21	11	10	10	2	2	0	0	0	0	0	0	0	42	69			
Neelson Cruz, R (3, 1) ERA: 1.75	3.1		13	2	0	0	1	0	1	1	0	0	0	26	46	0.00	0.600			
Erik Hiljus, R (7, 1) ERA: 7.36	2.0		7	1	1	1	1	0	0	0	0	0	1	17	23	4.50	0.500			

Detroit Tigers @ Texas Rangers
The Ballpark at Arlington, Arlington, TX
Fri Jul 28, 2000, 8:35 PM EDT
Att: 47,783 - Sunny - 94 F


AB 37
R 11
H 14
RBI 11
BB 3
SO 4
LOB 12



Batter	1	2	3	4	5	6	7	8	9	AB	R	H	RBI	BB	SO	LOB	TOP								
Damon Easley, R (1, 4) OBP: 0.344, SLG: 0.394										6	0	1	0	0	1	4									
Brad Ausmus, R (1, 2) OBP: 0.348, SLG: 0.363										3	2	1	0	2	0	1									
Javier Cardona, R (9, 2) OBP: 0.167, SLG: 0.167										0	0	0	0	0	0	0									
Juan Encarnacion, R (1, 8) OBP: 0.330, SLG: 0.498										4	1	0	0	0	1	5									
Rich Becker, L (7, 8) OBP: 0.382, SLG: 0.376										1	0	0	0	0	1	0									
Juan Gonzalez, R (1, 9) OBP: 0.334, SLG: 0.525										4	2	3	1	1	0	0									
Luis Polonia, L (8, PR) OBP: 0.325, SLG: 0.416										0	0	0	0	0	0	0									
Dean Palmer, R (1, 10) OBP: 0.344, SLG: 0.484										4	2	0	1	1	1	4									
Wendell Magee, R (1, 7) OBP: 0.343, SLG: 0.500										5	1	3	3	0	2	0									
Deivi Cruz, R (1, 6) OBP: 0.312, SLG: 0.433										5	2	2	2	0	0	4									
Hal Morris, L (1, 3) OBP: 0.370, SLG: 0.380										4	0	3	1	0	1	1									
Jose Macias, S (8, 5) OBP: 0.319, SLG: 0.345										1	0	0	0	0	0	0									
Shane Halter, R (1, 5) OBP: 0.289, SLG: 0.331										4	0	2	2	0	1	1									
Inning Stats	R: 6 E: 2 K: 1 S: 20	H: 3 LOB: 1 BB: 2 P: 35	R: 1 E: 0 K: 0 S: 8	H: 2 LOB: 0 BB: 0 P: 14	R: 1 E: 0 K: 2 S: 15	H: 4 LOB: 3 BB: 1 P: 21	R: 2 E: 0 K: 0 S: 11	H: 3 LOB: 2 BB: 1 P: 22	R: 0 E: 0 K: 2 S: 9	H: 0 LOB: 0 BB: 0 P: 11	R: 0 E: 0 K: 2 S: 10	H: 0 LOB: 0 BB: 0 P: 14	R: 0 E: 0 K: 2 S: 13	H: 1 LOB: 1 BB: 0 P: 19	R: 0 E: 0 K: 1 S: 12	H: 2 LOB: 2 BB: 0 P: 17	R: 0 E: 0 K: 0 S: 5	H: 0 LOB: 0 BB: 0 P: 10	1B: 11 2B: 4 3B: 0 HR: 0	SF: 1 SAC: 0 DP: 1 HBP: 0	WP: 0 PB: 0 SB: 0 CS: 0	PA: 46			
PITCHER	IP	WLS	BF	H	R	ER	SO	BB	IBB	HBP	BLK	WP	HR	S	P	ERA	WHIP								
Kenny Rogers, L (1, 1) ERA: 4.47	2.2	L	20	9	8	6	2	3	0	0	0	0	0	40	67	20.25	4.500								
Francisco Cordero, R (3, 1) ERA: 5.18	4.1		18	4	2	2	5	1	0	0	0	0	0	46	69	4.15	1.154								
Doug Davis, L (8, 1) ERA: 6.82	2.0		8	2	0	0	1	0	0	0	0	0	0	17	27	0.00	1.000								

Detroit Tigers @ Texas Rangers
The Ballpark at Arlington, Arlington, TX
Sat Jul 29 2000, 8:35 PM EDT
Att: 48,150 - Cloudy - 97 F


AB 41
R 10
H 15
RBI 10
BB 4
SO 8
LOB 20



Batter	1	2	3	4	5	6	7	8	9	AB	R	H	RBI	BB	SO	LOB	BOTTOM								
Luis Altea, S (1, 4) OBP: 0.377, SLG: 0.412										4	0	0	0	0	0	3									
Frank Catalanotto, L (1, 10) OBP: 0.477, SLG: 0.623										3	0	1	0	1	1	1									
29 Rusty Greer, L (1, 7) OBP: 0.359, SLG: 0.427										4	0	0	0	0	2	4									
Scott Sheldon, R (8, 6) OBP: 0.367, SLG: 0.472										0	0	0	0	0	0	0									
Rafael Palmeiro, L (1, 3) OBP: 0.384, SLG: 0.561										3	1	1	1	0	1	0									
Ricky Ledee, L (8, 9) OBP: 0.325, SLG: 0.408										1	0	0	0	0	0	0									
Gabe Kapler, R (1, 8) OBP: 0.332, SLG: 0.455										4	0	1	0	0	0	0									
Dave Martinez, L (1, 9) OBP: 0.318, SLG: 0.348										4	1	2	0	0	0	1									
Bill Haselman, R (1, 2) OBP: 0.300, SLG: 0.424										2	0	0	0	1	0	2									
B.J. Waszgis, R (8, 2)										1	0	0	0	0	0	0									
Mike Lamb, L (1, 5) OBP: 0.343, SLG: 0.406										4	0	1	1	0	2	1									
Royce Clayton, R (1, 8) OBP: 0.305, SLG: 0.432										3	0	1	0	0	1	2									
Scarborough Green, S (8, 7) OBP: 0.250, SLG: 0.208										1	0	0	0	0	1	0									
Inning Stats	R: 0 E: 0 K: 1 S: 7	H: 0 LOB: 0 BB: 0 P: 13	R: 0 E: 0 K: 1 S: 9	H: 1 LOB: 0 BB: 0 P: 11	R: 0 E: 0 K: 2 S: 9	H: 1 LOB: 1 BB: 0 P: 14	R: 0 E: 0 K: 0 S: 8	H: 0 LOB: 0 BB: 0 P: 13	R: 1 E: 0 K: 2 S: 16	H: 2 LOB: 3 BB: 2 P: 33	R: 1 E: 0 K: 1 S: 11	H: 2 LOB: 1 BB: 0 P: 15	R: 0 E: 0 K: 0 S: 7	H: 1 LOB: 1 BB: 0 P: 12	R: 0 E: 0 K: 0 S: 4	H: 0 LOB: 0 BB: 0 P: 6	R: 0 E: 0 K: 1 S: 7	H: 0 LOB: 0 BB: 0 P: 7	1B: 4 2B: 2 3B: 0 HR: 1	SF: 0 SAC: 0 DP: 0 HBP: 0	WP: 0 PB: 0 SB: 0 CS: 0	PA: 36			
PITCHER	IP	WLS	BF	H	R	ER	SO	BB	IBB	HBP	BLK	WP	HR	S	P	ERA	WHIP								
Hideo Nomo, R (1, 1) ERA: 5.1	8.0	W	33	7	2	2	7	2	0	0	0	0	0	4	4	0.00	0.000								
Doug Beccall, R (9, 1) ERA: 4.14	0.2		2	0	0	0	0	0	0	0	0	0	0	4	4	0.00	0.000								
Todd Jones, R (9, 1) ERA: 2.15	0.1		1	0	0	0	1	0	0	0	0	0	0	3	3	0.00	0.000								

Detroit Tigers @ Texas Rangers
The Ballpark at Arlington, Arlington, TX
Sat Jul 29 2000, 8:35 PM EDT
Att: 48,150 - Cloudy - 97 F

AB 34
R 2
H 7
RBI 2
BB 2
SO 8
LOB 14



Batter	1	2	3	4	5	6	7	8	9	AB	R	H	RBI	BB	SO	LOB	TOP					
Damon Easley, R (1, 4) OBP: 0.338, SLG: 0.387										5	0	0	0	0	2	3						
Brad Ausmus, R (1, 2) OBP: 0.343, SLG: 0.358										5	0	0	0	0	1	2						
Bobby Higginson, L (1, 7) OBP: 0.299, SLG: 0.562										4	1	1	0	0	3	0						
Juan Encarnacion, R (9, 8) OBP: 0.330, SLG: 0.408										0	0	0	0	0	0	0						
Juan Gonzalez, R (1, 9) OBP: 0.339, SLG: 0.530										5	3	3	1	0	0	1						
Dean Palmer, R (1, 10) OBP: 0.350, SLG: 0.500										4	1	3	4	1	0	1						
Wendell Magee, R (1, 8) OBP: 0.343, SLG: 0.495										3	1	1	0	0	0	1						
Rich Becker, L (7, 8) OBP: 0.383, SLG: 0.374										1	0	0	0	1	1	1						
Deivi Cruz, R (1, 6) OBP: 0.313, SLG: 0.431										4	1	1	0	0	2	2						
Hal Morris, L (1, 3) OBP: 0.374, SLG: 0.373										2	1	0	0	2	1	2						
Shane Halter, R (1, 5) OBP: 0.294, SLG: 0.348										4	0	2	3	0	0	0						
Inning Stats	R: 6 E: 0 K: 0 S: 15	H: 6 LOB: 1 BB: 1 P: 25	R: 1 E: 0 K: 1 S: 12	H: 2 LOB: 1 BB: 0 P: 19	R: 0 E: 0 K: 1 S: 13	H: 1 LOB: 2 BB: 1 P: 21	R: 0 E: 0 K: 0 S: 5	H: 0 LOB: 0 BB: 0 P: 9	R: 0 E: 0 K: 2 S: 12	H: 0 LOB: 0 BB: 0 P: 15	R: 0 E: 0 K: 0 S: 8	H: 0 LOB: 0 BB: 0 P: 10	R: 1 E: 0 K: 2 S: 14	H: 2 LOB: 2 BB: 0 P: 19	R: 0 E: 0 K: 2 S: 11	H: 0 LOB: 0 BB: 0 P: 14	R: 0 E: 0 K: 2 S: 12	H: 0 LOB: 2 BB: 2 P: 23	1B: 6 2B: 4 3B: 1 HR: 1	SF: 0 SAC: 0 DP: 1 HBP: 2	WP: 0 PB: 0 SB: 1 CS: 0	PA: 43
PITCHER	IP	WLS	BF	H	R	ER	SO	BB	IBB	HBP	BLK	WP	HR	S	P	ERA	WHIP					
Darren Oliver, L (1, 1) ERA: 7.33	2.0	L	15	8	7	7	1	1	0	0	0	0	1	27	44	31.50	4.500					
40 Matt Penisho, L (3, 1) ERA: 5.94	4.1		16	2	1	1	4	1	0	1	0	0	0	44	62	2.08	0.692					
59 Jeff Zimmerman, R (7, 1) ERA: 5.28	1.2		7	1	0	0	3	0	0	1	0	0	0	19	26	0.00	0.600					
John Wetteland, R (9, 1) ERA: 4.26	1.0		5	0	0	0	2	2	0	0	0	0	0	12	23	0.00	2.000					

Detroit Tigers @ Texas Rangers
The Ballpark at Arlington, Arlington, TX
Sun Jul 30 2000, 8:05 PM EDT
Att: 40,167 - Sunny - 90 F

AB 37
R 8
H 11
RBI 8
BB 4
SO 10
LOB 13



Batter	1	2	3	4	5	6	7	8	9	AB	R	H	RBI	BB	SO	LOB	BOTTOM					
Luis Altea, S (1, 4) OBP: 0.375, SLG: 0.413										4	0	1	1	0	0	4						
Frank Catalanotto, L (1, 10) OBP: 0.473, SLG: 0.611										2	0	0	0	1	0	2						
Chad Curtis, R (6, PH) OBP: 0.333, SLG: 0.439										2	0	1	1	0	1	1						
29 Rusty Greer, L (1, 7) OBP: 0.356, SLG: 0.420										4	0	0	0	1	2	5						
Rafael Palmeiro, L (1, 3) OBP: 0.382, SLG: 0.555										4	1	0	0	1	2	1						
Gabe Kapler, R (1, 8) OBP: 0.330, SLG: 0.453										5	1	1	0	0	0	1						
Ricky Ledee, L (1, 9) OBP: 0.330, SLG: 0.407										3	2	1	0	2	0	1						
Bill Haselman, R (1, 2) OBP: 0.333, SLG: 0.457										4	2	3	2	1	0	1						
Scarborough Green, S (9, PR) OBP: 0.250, SLG: 0.208										0	0	0	0	0	0	0						
Mike Lamb, L (1, 5) OBP: 0.347, SLG: 0.413										5	1	3	1	0	0	3						
Royce Clayton, R (1, 6) OBP: 0.306, SLG: 0.431										5	0	2	2	0	0	4						
Inning Stats	R: 0 E: 0 K: 0 S: 14	H: 0 LOB: 1 BB: 1 P: 24	R: 2 E: 0 K: 0 S: 13	H: 4 LOB: 2 BB: 0 P: 19	R: 0 E: 0 K: 1 S: 12	H: 0 LOB: 0 BB: 0 P: 17	R: 1 E: 0 K: 1 S: 11	H: 2 LOB: 2 BB: 2 P: 21	R: 0 E: 0 K: 0 S: 7	H: 0 LOB: 0 BB: 0 P: 11	R: 2 E: 0 K: 0 S: 14	H: 3 LOB: 1 BB: 0 P: 23	R: 0 E: 0 K: 1 S: 7	H: 0 LOB: 2 BB: 2 P: 18	R: 0 E: 0 K: 2 S: 15	H: 1 LOB: 1 BB: 0 P: 22	R: 2 E: 0 K: 0 S: 11	H: 2 LOB: 2 BB: 1 P: 19	1B: 8 2B: 4 3B: 0 HR: 0	SF: 1 SAC: 0 DP: 0 HBP: 0	WP: 0 PB: 0 SB: 0 CS: 0	PA: 45
PITCHER	IP	WLS	BF	H	R	ER	SO	BB	IBB	HBP	BLK	WP	HR	S	P	ERA	WHIP					
Willie Blair, R (1, 1) ERA: 4.98	5.0	W	25	7	4	4	2	3	0	0	0	0	0	60	98	7.20	2.000					
C.J. Nitkowski, L (6, 1) ERA: 5.57	2.0		10	2	1	1	1	2	0	0	0	0	0	18	35	4.50	2.000					
Doug Brocail, R (8, 1) ERA: 4.05	1.0	H	4	1	0	0	2	0	0	0	0	0	0	15	22	0.00	1.000					
Todd Jones, R (9, 1) ERA: 2.56	1.0	S	6	2	2	2	0	1	0	0	0	0	0	11	19	18.00	3.000					

Detroit Tigers @ Texas Rangers
The Ballpark at Arlington, Arlington, TX
Sun Jul 30 2000, 8:05 PM EDT
Att: 40,167 - Sunny - 90 F

AB 38
R 7
H 12
RBI 7
BB 6
SO 5
LOB 23




Batter	1	2	3	4	5	6	7	8	9	AB	R	H	RBI	BB	SO	LOB	TOP					
Damon Easley, R OBP: 0.336, SLG: 0.387 (1, 4)	G5-3		G1-3		F9		G4-3		P4-3	5	0	1	0	0	0	2	Detroit Tigers @ Anaheim Angels Edison International Field, Anaheim, CA Mon Jul 31 2000, 10:05 PM EDT Att: 16,797 - Cloudy - 74 F					
Brad Ausmus, R OBP: 0.348, SLG: 0.359 (1, 2)	1B				F9					2	0	1	0	2	0	1						
Bobby Higginson, L OBP: 0.371, SLG: 0.556 (1, 7)	F8		G3		P6		G6-4-3			4	0	0	0	0	0	5						
Juan Gonzalez, R OBP: 0.341, SLG: 0.540 (1, 10)	FC6-4				HR				G5-3	4	1	2	1	0	0	0						
Dean Palmer, R OBP: 0.349, SLG: 0.497 Hal Morris, L OBP: 0.374, SLG: 0.373 (1, 3) (8, 3)	FC6-4				G3-1		G4-3		FC4-6	4	0	1	0	0	0	2						
Wendell Magee, R OBP: 0.330, SLG: 0.475 (1, 9)					F9		P4		K	4	0	0	0	0	1	1						
Deivi Cruz, R OBP: 0.313, SLG: 0.429 (1, 6)					G4-3				HR	4	1	1	0	0	0	1						
Juan Encarnacion, R OBP: 0.332, SLG: 0.420 (1, 8)									G6-3	4	2	2	2	0	1	0						
Shane Halter, R OBP: 0.299, SLG: 0.358 (1, 5)					G6-3		F9			4	0	2	0	0	0	0						
Inning Stats	R: 0 E: 0 K: 0 S: 7	H: 1 LOB: 2 BB: 1 P: 12	R: 0 E: 0 K: 1 S: 6	H: 0 LOB: 0 BB: 0 P: 12	R: 0 E: 0 K: 0 S: 14	H: 1 LOB: 1 BB: 0 P: 23	R: 1 E: 0 K: 0 S: 9	H: 1 LOB: 0 BB: 0 P: 12	R: 1 E: 1 K: 0 S: 6	H: 2 LOB: 1 BB: 0 P: 11	R: 0 E: 0 K: 0 S: 5	H: 0 LOB: 0 BB: 0 P: 8	R: 2 E: 0 K: 0 S: 16	H: 3 LOB: 1 BB: 1 P: 27	R: 0 E: 0 K: 1 S: 8	H: 1 LOB: 1 BB: 0 P: 12	R: 0 E: 0 K: 0 S: 5	H: 1 LOB: 0 BB: 0 P: 9	1B: 5 2B: 4 3B: 0 HR: 2	SF: 0 SAC: 0 DP: 2 HBP: 0	WP: 0 PB: 0 SB: 1 CS: 0	PA: 37
PITCHER	IP	WLS	BF	H	R	ER	SO	BB	IBB	HBP	BLK	WP	HR	S	P	ERA	WHIP					
Scott Schoeneweis, L ERA: 5.13 Mark Peltovsek, R ERA: 4.5 (1, 1) (9, 1)	8.0		34	9	4	4	2	2	0	0	0	0	2	71	117	4.50	1.375					

Batter	1	2	3	4	5	6	7	8	9	AB	R	H	RBI	BB	SO	LOB	BOTTOM					
Darin Erstad, L OBP: 0.423, SLG: 0.577 (1, 7)	K				HBP		FC		F8	4	1	1	0	0	1	1	Detroit Tigers @ Anaheim Angels Edison International Field, Anaheim, CA Mon Jul 31 2000, 10:05 PM EDT Att: 16,797 - Cloudy - 74 F					
Kevin Stocker, S OBP: 0.358, SLG: 0.341 (1, 6)	G3-1				K		G3		K	4	0	0	0	0	2	2						
Mo Vaughn, L OBP: 0.382, SLG: 0.542 (1, 3)	G4-3				1B				K	3	0	0	0	0	2	0						
Tim Salmon, R OBP: 0.401, SLG: 0.533 (1, 9)					1B				HR	4	1	4	2	0	0	0						
16 Garret Anderson, L OBP: 0.287, SLG: 0.528 (1, 8)					1B		F9		FC3-6	3	1	1	0	1	0	2						
Troy Glaus, R OBP: 0.391, SLG: 0.595 (1, 5)					1B				HR	4	0	0	0	0	3	6						
Ron Gant, R OBP: 0.323, SLG: 0.483 (1, 10)					K				K	3	0	0	0	1	1	3						
Matt Walbeck, S OBP: 0.259, SLG: 0.430 Edgard Clemente, R OBP: 0.228, SLG: 0.244 (1, 2) (9, PR)					K		F3		FC3-6	4	0	0	0	0	1	2						
Benji Gil, R OBP: 0.301, SLG: 0.350 Scott Spiezio, S OBP: 0.344, SLG: 0.444 (1, 4) (9, PH)					K				HR	2	0	0	0	1	2	0						
Inning Stats	R: 0 E: 0 K: 1 S: 5	H: 0 LOB: 0 BB: 0 P: 8	R: 0 E: 0 K: 0 S: 6	H: 1 LOB: 0 BB: 0 P: 9	R: 0 E: 0 K: 2 S: 11	H: 0 LOB: 0 BB: 0 P: 18	R: 1 E: 0 K: 3 S: 16	H: 3 LOB: 3 BB: 0 P: 25	R: 0 E: 0 K: 0 S: 5	H: 0 LOB: 1 BB: 1 P: 10	R: 0 E: 0 K: 2 S: 12	H: 1 LOB: 1 BB: 0 P: 15	R: 0 E: 0 K: 1 S: 9	H: 0 LOB: 0 BB: 0 P: 15	R: 0 E: 0 K: 2 S: 16	H: 0 LOB: 0 BB: 0 P: 20	R: 4 E: 0 K: 1 S: 12	H: 2 LOB: 1 BB: 2 P: 24	1B: 5 2B: 0 3B: 0 HR: 2	SF: 0 SAC: 0 DP: 1 HBP: 1	WP: 2 PB: 0 SB: 0 CS: 1	PA: 36
PITCHER	IP	WLS	BF	H	R	ER	SO	BB	IBB	HBP	BLK	WP	HR	S	P	ERA	WHIP					
Jeff Weaver, R ERA: 4.24 Todd Jones, R ERA: 3.43 (1, 1) (9, 1)	8.0	L	6	2	4	4	1	2	0	0	0	1	2	12	24	54.00	6.000					

Batter	1	2	3	4	5	6	7	8	9	AB	R	H	RBI	BB	SO	LOB	TOP								
Damon Easley, R OBP: 0.333, SLG: 0.383	(1, 4) K		(1, 2) L7		(1, 0) FC4-6		(1, 1) 2B 1B	(1, 0) F8		5	1	1	1	0	1	3									
Brad Ausmus, R OBP: 0.346, SLG: 0.359	(1, 2) F8		(1, 0) G6-4-3			(1, 1) F9	(1, 0) 1B 2B		(1, 0) G5-3	5	1	1	0	0	0	1									
Bobby Higginson, L OBP: 0.369, SLG: 0.551	(1, 7) K			(1, 0) P4		(1, 0) P4	(1, 0) 2B 1B		(1, 1) F8	5	1	1	1	0	1	0									
Juan Gonzalez, R OBP: 0.339, SLG: 0.544		(1, 9) F9		(1, 0) G4-3		(1, 0) HR	(1, 0) K		(1, 0) G6-3	5	1	1	1	0	1	2									
Dean Palmer, R OBP: 0.351, SLG: 0.498		(1, 10) P4		(1, 0) F3		(1, 1) 1B BB	(1, 0) 2B			3	0	1	2	1	0	0									
Hal Morris, L OBP: 0.394, SLG: 0.394		(1, 3) BB			(1, 1) FC4-6	(1, 2) 1B	(1, 0) IBB			2	0	2	0	2	0	0									
Deivi Cruz, R OBP: 0.309, SLG: 0.425	(1, 6) F9				(1, 0) G6-3	(1, 2) F5	(1, 1) F8			4	0	0	0	0	0	6									
Juan Encarnacion, R OBP: 0.336, SLG: 0.431			(1, 8) HR		(1, 0) FC4-6	(1, 0) SH5-4 1B	(1, 0) K			3	2	2	1	1	1	0									
Shane Halter, R OBP: 0.299, SLG: 0.357	(1, 5) G6-4-3 1B			(1, 2) L5		(1, 0) SH5-4	(1, 2) F9			3	0	1	0	0	0	2									
Inning Stats	R: 0 E: 0 K: 2 S: 9	H: 0 LOB: 0 BB: 0 P: 14	R: 0 E: 0 K: 0 S: 10	H: 0 LOB: 1 BB: 1 P: 19	R: 1 E: 0 K: 0 S: 8	H: 2 LOB: 0 BB: 0 P: 14	R: 0 E: 0 K: 0 S: 5	H: 0 LOB: 0 BB: 0 P: 9	R: 0 E: 0 K: 0 S: 7	H: 1 LOB: 2 BB: 1 P: 15	R: 1 E: 0 K: 0 S: 14	H: 2 LOB: 2 BB: 1 P: 25	R: 4 E: 0 K: 1 S: 15	H: 5 LOB: 2 BB: 1 P: 28	R: 0 E: 0 K: 1 S: 6	H: 0 LOB: 0 BB: 0 P: 11	R: 0 E: 0 K: 0 S: 5	H: 0 LOB: 0 BB: 0 P: 6	1B: 5 2B: 3 3B: 0 HR: 2	SF: 0 SAC: 1 DP: 1 HBP: 0	WP: 0 PB: 0 SB: 0 CS: 0	PA: 40			
PITCHER	IP	WLS	BF	H	R	ER	SO	BB	IBB	HBP	BLK	WP	HR	S	P	ERA	WHIP								
Brian Cooper, R ERA: 5.22	(1, 1) 6.1	L	29	8	5	5	2	3	0	0	0	0	2	61	110	7.11	1.737								
Mike Holtz, L ERA: 3.91	(7, 1) 0.0		1	1	0	0	0	0	0	0	0	0	0	1	3	∞	∞								
Mike Fyhrle, R ERA: 2.21	(7, 1) 1.2		7	1	1	1	2	0	1	0	0	0	0	12	22	5.40	0.600								
Shigetoshi Hasegawa, R ERA: 3.82	(9, 1) 1.0		3	0	0	0	0	0	0	0	0	0	0	5	6	0.00	0.000								

Detroit Tigers @ Anaheim Angels
Edison International Field, Anaheim, CA
Tue Aug 01 2000, 10:05 PM EDT
Att: 19,104 - Cloudy - 83 F


AB 35
R 6
H 10
RBI 6
BB 4
SO 4
LOB 14



Batter	1	2	3	4	5	6	7	8	9	AB	R	H	RBI	BB	SO	LOB	BOTTOM								
Darin Erstad, L OBP: 0.421, SLG: 0.573	(1, 10) K		(1, 2) G3			(1, 2) SH1-3 1B	(1, 2) FC4-6		(1, 0) G6-3	5	1	1	0	0	1	4									
Scott Spiezio, S OBP: 0.344, SLG: 0.456	(1, 5) G3-1		(1, 2) F9			(1, 0) SH1-3		(1, 0) HR		3	1	1	1	0	0	2									
Mo Vaughn, L OBP: 0.381, SLG: 0.538	(1, 3) F8		(1, 0) 1-5	(1, 1) G4-3		(1, 0) FC5 1B IBB		(1, 0) F5		3	0	0	0	1	0	0									
Tim Salmon, R OBP: 0.402, SLG: 0.535		(1, 9) K		(1, 2) K		(1, 2) FC5 1B		(1, 0) 2B		4	0	2	2	0	2	0									
16 Garret Anderson, L OBP: 0.284, SLG: 0.523	(1, 8) F8			(1, 0) L8		(1, 2) F8		(1, 0) F7		4	0	0	0	0	0	3									
Bengie Molina, R OBP: 0.313, SLG: 0.437		(1, 2) 2B			(1, 3) K	(1, 0) FC5		(1, 0) F7		4	0	1	0	0	1	3									
Ron Gant, R OBP: 0.320, SLG: 0.477	(1, 7) G5-3				(1, 1) P5		(1, 0) K		(1, 0) F8	4	0	0	0	0	1	1									
Adam Kennedy, L OBP: 0.319, SLG: 0.429			(1, 0) G3 S 1-5 1B		(1, 0) K		(1, 0) L6		(1, 2) L3	4	0	1	0	0	1	0									
Kevin Stocker, S OBP: 0.368, SLG: 0.347			(1, 2) G3 BB			(1, 0) SH1-3 1B 1B	(1, 0) FC4-6 1B			2	1	2	0	2	0	0									
Inning Stats	R: 0 E: 0 K: 1 S: 9	H: 0 LOB: 0 BB: 0 P: 12	R: 0 E: 0 K: 1 S: 9	H: 1 LOB: 1 BB: 0 P: 14	R: 0 E: 0 K: 0 S: 12	H: 1 LOB: 2 BB: 1 P: 20	R: 0 E: 0 K: 1 S: 6	H: 0 LOB: 0 BB: 0 P: 10	R: 0 E: 0 K: 2 S: 8	H: 0 LOB: 0 BB: 0 P: 10	R: 2 E: 0 K: 0 S: 12	H: 3 LOB: 2 BB: 1 P: 19	R: 0 E: 0 K: 1 S: 10	H: 1 LOB: 1 BB: 0 P: 13	R: 1 E: 0 K: 0 S: 10	H: 2 LOB: 1 BB: 0 P: 14	R: 0 E: 0 K: 0 S: 12	H: 0 LOB: 1 BB: 1 P: 17	1B: 5 2B: 2 3B: 0 HR: 1	SF: 0 SAC: 1 DP: 0 HBP: 0	WP: 0 PB: 0 SB: 1 CS: 0	PA: 37			
PITCHER	IP	WLS	BF	H	R	ER	SO	BB	IBB	HBP	BLK	WP	HR	S	P	ERA	WHIP								
Adam Bernero, R ERA: 3.38	(1, 1) 5.1		23	5	2	2	5	1	0	0	0	0	1	20	24	4.50	1.125								
Nelson Cruz, R ERA: 1.95	(6, 1) 2.0	W	9	3	1	1	1	0	0	0	0	0	0	4	7	0.00	0.000								
Doug Brocail, R ERA: 3.99	(8, 1) 0.2	H	2	0	0	0	0	0	0	0	0	0	0	4	7	0.00	0.000								
Todd Jones, R ERA: 3.35	(9, 1) 1.0	S	4	0	0	0	0	1	0	0	0	0	0	12	17	0.00	1.000								

Detroit Tigers @ Anaheim Angels
Edison International Field, Anaheim, CA
Tue Aug 01 2000, 10:05 PM EDT
Att: 19,104 - Cloudy - 83 F

AB 33
R 3
H 8
RBI 3
BB 3
SO 6
LOB 13




Batter	1	2	3	4	5	6	7	8	9	AB	R	H	RBI	BB	SO	LOB	TOP								
Damon Easley, R (1, 4) OBP: 0.334, SLG: 0.381	4-2 S HR BB		2-2 F9		1-2 1B SF8 1B		2-2 F8		0-1 G5-3	4	2	1	2	1	0	1									
Brad Ausmus, R (1, 2) OBP: 0.349, SLG: 0.361	2-3 K		4-1 CS		1-0 SF8 1B		1-2 FC6-4 1B		0-0 F8	4	0	2	0	1	1	2									
Bobby Higginson, L (1, 7) OBP: 0.371, SLG: 0.559	2-1 HR		0-1 FC4-6 1B		1-3 K		2-3 K			4	1	2	2	0	2	3									
Juan Gonzalez, R (1, 9) OBP: 0.338, SLG: 0.540	1-1 L5		0-2 FC4-6 1B		1-1 SF8 1B		2-1 FC6-4			4	0	1	0	0	0	2									
Dean Palmer, R (1, 10) OBP: 0.350, SLG: 0.497	3-2 1B			2-2 G6-3	1-2 SF8			1-1 F8		3	0	1	1	0	0	0									
Hal Morris, L (1, 3) OBP: 0.382, SLG: 0.380	2-2 G5-3			0-0 B1-3	1-2 G6-3			3-2 G3		4	0	0	0	0	0	3									
Juan Encarnacion, R (1, 8) OBP: 0.339, SLG: 0.429		0-0 G6-3		4-0 CS BB		1-2 G4-6-3 HBP		1-2 L6		2	0	0	0	1	0	0									
Deivi Cruz, R (1, 6) OBP: 0.311, SLG: 0.428	1-2 F9		3-2 CS	0-0 SH 1B	1-1 G4-6-3			2-2 SH1-3 2B		4	1	2	0	0	0	1									
Shane Halter, R (1, 5) OBP: 0.296, SLG: 0.353	3-2 F7			0-0 SH 1B	0-1 F9			0-0 SH1-3		2	1	0	0	0	0	0									
Inning Stats	R: 2 H: 2 E: 0 K: 1 S: 17	H: 2 R: 1 ER: 0 LOB: 1 BB: 1 P: 31	R: 0 H: 0 E: 0 K: 0 S: 9	H: 0 R: 0 ER: 0 LOB: 0 BB: 0 P: 13	R: 0 H: 1 E: 0 K: 0 S: 11	H: 1 R: 0 ER: 0 LOB: 0 BB: 1 P: 17	R: 0 H: 0 E: 0 K: 0 S: 7	H: 0 R: 1 ER: 0 LOB: 0 BB: 1 P: 16	R: 3 H: 4 E: 1 K: 1 S: 19	H: 4 R: 0 ER: 0 LOB: 2 BB: 0 P: 25	R: 0 H: 0 E: 0 K: 0 S: 6	H: 0 R: 0 ER: 0 LOB: 1 BB: 0 P: 8	R: 0 H: 1 E: 0 K: 1 S: 11	H: 1 R: 0 ER: 0 LOB: 1 BB: 0 P: 18	R: 0 H: 0 E: 0 K: 0 S: 8	H: 0 R: 0 ER: 0 LOB: 0 BB: 0 P: 13	R: 0 H: 1 E: 0 K: 0 S: 9	H: 1 R: 0 ER: 0 LOB: 1 BB: 0 P: 11	1B: 7 2B: 1 3B: 0 HR: 1	SF: 1 SAC: 2 DP: 1 HBP: 1	WP: 0 PB: 0 SB: 1 CS: 2	PA: 39			
PITCHER	IP	WLS	BF	H	R	ER	SO	BB	IBB	HBP	BLK	WP	HR	S	P	ERA	WHIP								
Ken Hill, R (1, 1) ERA: 6.52	6.0	L	27	7	5	4	2	3	0	1	0	0	1	69	110	6.00	1.667								
Matt Wise, R (7, 1) ERA:	2.0		7	1	0	0	1	0	0	0	0	0	0	19	31	0.00	0.500								
Mark Petkovsek, R (9, 1) ERA: 4.41	1.0		4	1	0	0	0	0	0	0	0	0	0	9	11	0.00	1.000								

Detroit Tigers @ Anaheim Angels
Edison International Field, Anaheim, CA
Wed Aug 02 2000, 4:05 PM EDT
Att: 29,017 - Cloudy - 87 F

livebaseballscores.com

AB 31
R 5
H 9
RBI 5
BB 3
SO 3
LOB 12




Batter	1	2	3	4	5	6	7	8	9	AB	R	H	RBI	BB	SO	LOB	BOTTOM								
Darin Erstad, L (1, 7) OBP: 0.419, SLG: 0.569	2-2 G5-4-3 1B		1-3 K		1-3 K			1-2 F7	0-2 F8	5	0	1	0	0	2	4									
Orlando Palmeiro, L (1, 10) OBP: 0.407, SLG: 0.413	0-1 G5-4-3		0-1 G6-3			2-1 G4-3		1-1 FC5-4 BB		3	0	0	0	0	0	2									
Ron Gant, R (8, PH) OBP: 0.319, SLG: 0.476	1-2 G5-4-3							1-2 1B		1	1	0	0	0	0	1									
Mo Vaughn, L (1, 3) OBP: 0.379, SLG: 0.534	0-1 G6-3				1-1 F8			4-2 1B 16 2B		3	0	0	0	0	0	0									
Scott Spiezio, S (7, 3) OBP: 0.346, SLG: 0.456						0-2 G6-3		1-2 1B 16 2B		0	1	0	0	1	0	0									
Tim Salmon, R (1, 9) OBP: 0.407, SLG: 0.545		0-1 G4-3 2B		1-0 1B		2-1 2B		3-2 16 2B		4	1	4	1	0	0	0									
16 Garret Anderson, L (1, 8) OBP: 0.284, SLG: 0.523		0-3 K		0-0 P4		0-1 G4-3		1-3 2H 2B		4	0	1	2	0	1	3									
Troy Glaus, R (1, 5) OBP: 0.388, SLG: 0.588		1-2 G4-3		2-1 G5-3			1-1 G4-3	0-2 G6-3		4	0	0	0	0	0	3									
Adam Kennedy, L (1, 4) OBP: 0.319, SLG: 0.432		2-2 G4-3			0-0 P4		3-3 K		0-1 3B	4	0	1	0	0	1	1									
Matt Walbeck, S (1, 2) OBP: 0.259, SLG: 0.432			1-0 2B		2-3 K		2-0 F7		0-3 K	4	0	1	0	0	2	1									
Benji Gil, R (1, 6) OBP: 0.303, SLG: 0.351			0-0 2B		0-0 P5			4-1 FC5-4 BB		2	0	1	0	0	0	1									
Kevin Stocker, S (8, PH) OBP: 0.369, SLG: 0.346									2-2 F8	1	0	0	0	1	0	1									
Inning Stats	R: 0 H: 1 E: 0 K: 0 S: 7	H: 1 R: 0 ER: 0 LOB: 0 BB: 0 P: 9	R: 0 H: 1 E: 0 K: 1 S: 12	H: 1 R: 0 ER: 0 LOB: 0 BB: 0 P: 15	R: 0 H: 1 E: 0 K: 1 S: 7	H: 1 R: 0 ER: 0 LOB: 1 BB: 0 P: 9	R: 0 H: 1 E: 0 K: 0 S: 6	H: 1 R: 0 ER: 0 LOB: 1 BB: 0 P: 10	R: 0 H: 1 E: 0 K: 2 S: 8	H: 1 R: 0 ER: 0 LOB: 1 BB: 0 P: 11	R: 0 H: 1 E: 0 K: 0 S: 9	H: 1 R: 0 ER: 0 LOB: 1 BB: 0 P: 13	R: 0 H: 0 E: 0 K: 1 S: 6	H: 0 R: 0 ER: 0 LOB: 0 BB: 0 P: 12	R: 3 H: 2 E: 0 K: 0 S: 22	H: 2 R: 0 ER: 0 LOB: 1 BB: 2 P: 36	R: 0 H: 1 E: 0 K: 1 S: 12	H: 1 R: 0 ER: 0 LOB: 1 BB: 0 P: 14	1B: 4 2B: 4 3B: 1 HR: 0	SF: 0 SAC: 0 DP: 1 HBP: 0	WP: 0 PB: 0 SB: 0 CS: 0	PA: 37			
PITCHER	IP	WLS	BF	H	R	ER	SO	BB	IBB	HBP	BLK	WP	HR	S	P	ERA	WHIP								
Brian Moehler, R (1, 1) ERA: 4.54	7.0	W	27	6	1	1	5	1	0	0	0	0	0	8	14	0.00	1.500								
C.J. Nikowski, L (8, 1) ERA: 5.64	0.2		3	0	0	0	0	1	0	0	0	0	0	8	14	0.00	1.500								
Doug Brocail, R (8, 1) ERA: 4.15	0.1		3	2	2	2	0	0	0	0	0	0	0	13	17	54.00	6.000								
Todd Jones, R (9, 1) ERA: 3.27	1.0	S	4	1	0	0	1	0	0	0	0	0	0	12	14	0.00	1.000								

Detroit Tigers @ Anaheim Angels
Edison International Field, Anaheim, CA
Wed Aug 02 2000, 4:05 PM EDT
Att: 29,017 - Cloudy - 87 F

livebaseballscores.com

AB 35
R 3
H 9
RBI 3
BB 2
SO 6
LOB 17



Batter	1	2	3	4	5	6	7	8	9	AB	R	H	RBI	BB	SO	LOB	TOP										
Cristian Guzman, S OBP: 0.316, SLG: 0.412										5	0	1	0	0	2	4	Minnesota Twins @ Detroit Tigers Comerica Park, Detroit, MI Fri Aug 04 2000, 7:05 PM EDT Att: 39,745 - Cloudy - 75 F										
Jay Canizaro, R OBP: 0.327, SLG: 0.413										5	0	1	0	0	1	2											
Midre Cummings, L OBP: 0.352, SLG: 0.423 Denny Hocking, S OBP: 0.360, SLG: 0.399										3	1	1	0	0	0	2											
Ron Coomer, R OBP: 0.336, SLG: 0.449										5	0	1	0	0	0	1											
David Ortiz, L OBP: 0.401, SLG: 0.477										2	1	1	1	1	0	0											
Corey Koskie, L OBP: 0.399, SLG: 0.450										4	0	1	0	0	1	3											
Tori Hunter, R OBP: 0.251, SLG: 0.298										3	1	1	0	1	1	2											
Jacque Jones, L OBP: 0.324, SLG: 0.474										4	0	1	0	0	1	3											
Chad Moeller, R OBP: 0.258, SLG: 0.264 Matt Lawton, L OBP: 0.431, SLG: 0.470 Danny Ardoin, R OBP: 0.282, SLG: 0.382										3	0	1	0	0	0	0											
										1	0	1	2	0	0	0											
										0	0	0	0	0	0	0											
Inning Stats	R: 0 E: 1 K: 1 S: 9	H: 0 LOB: 1 BB: 0 P: 16	R: 0 E: 0 K: 1 S: 11	H: 0 LOB: 1 BB: 1 P: 21	R: 0 E: 0 K: 0 S: 6	H: 0 LOB: 0 BB: 0 P: 7	R: 1 E: 0 K: 1 S: 10	H: 2 LOB: 1 BB: 0 P: 13	R: 0 E: 0 K: 2 S: 12	H: 2 LOB: 2 BB: 0 P: 18	R: 0 E: 0 K: 1 S: 7	H: 2 LOB: 2 BB: 0 P: 8	R: 0 E: 0 K: 1 S: 10	H: 2 LOB: 2 BB: 0 P: 15	R: 2 E: 1 K: 1 S: 16	H: 2 LOB: 2 BB: 1 P: 32	R: 0 E: 0 K: 0 S: 7	H: 0 LOB: 0 BB: 0 P: 14	1B: 7 2B: 3 3B: 0 HR: 0	SF: 1 SAC: 0 DP: 0 HBP: 0	WP: 0 PB: 0 SB: 1 CS: 0	PA: 40					
PITCHER	IP	WLS	BF	H	R	ER	SO	BB	IBB	HBP	BLK	WP	HR	S	P	ERA	WHIP										
Willie Blair, R ERA: 4.74	(1, 1)	6.2	29	8	1	1	5	1	0	0	0	0	0	62	94	1.35	1.350										
C.J. Nitkowski, L ERA: 5.57	(7, 1)	1.0	L	6	1	2	0	2	0	1	0	0	0	13	25	0.00	1.000										
Nelson Cruz, R ERA: 1.93	(8, 1)	0.1		2	1	0	0	0	0	0	0	0	0	6	11	0.00	3.000										
Matt Anderson, R ERA: 3.96	(9, 1)	1.0		3	0	0	0	0	0	0	0	0	0	7	14	0.00	0.000										

Batter	1	2	3	4	5	6	7	8	9	AB	R	H	RBI	BB	SO	LOB	BOTTOM										
Damon Easley, R OBP: 0.333, SLG: 0.380										4	0	1	0	0	1	3	Minnesota Twins @ Detroit Tigers Comerica Park, Detroit, MI Fri Aug 04 2000, 7:05 PM EDT Att: 39,745 - Cloudy - 75 F										
Brad Ausmus, R OBP: 0.345, SLG: 0.357										4	0	0	0	0	0	4											
Bobby Higginson, L OBP: 0.367, SLG: 0.553										4	0	0	0	0	0	1											
Juan Gonzalez, R OBP: 0.333, SLG: 0.533										4	0	0	0	0	1	1											
Dean Palmer, R OBP: 0.349, SLG: 0.494										4	1	1	0	0	1	0											
Wendell Magee, R OBP: 0.330, SLG: 0.471										3	0	1	0	0	0	0											
Juan Encarnacion, R OBP: 0.333, SLG: 0.426										2	0	0	1	0	0	0											
Deivi Cruz, R OBP: 0.311, SLG: 0.427										3	0	1	0	0	0	0											
Shane Halter, R OBP: 0.297, SLG: 0.349										2	0	0	0	1	1	0											
										0	0	0	0	1	1	0											
Inning Stats	R: 0 E: 0 K: 1 S: 8	H: 0 LOB: 0 BB: 0 P: 13	R: 0 E: 0 K: 0 S: 4	H: 0 LOB: 0 BB: 0 P: 8	R: 0 E: 0 K: 0 S: 9	H: 0 LOB: 0 BB: 0 P: 14	R: 0 E: 0 K: 1 S: 8	H: 1 LOB: 1 BB: 0 P: 12	R: 1 E: 0 K: 0 S: 13	H: 3 LOB: 3 BB: 1 P: 24	R: 0 E: 0 K: 1 S: 9	H: 0 LOB: 0 BB: 0 P: 15	R: 0 E: 0 K: 0 S: 6	H: 0 LOB: 0 BB: 0 P: 8	R: 0 E: 0 K: 1 S: 8	H: 0 LOB: 0 BB: 0 P: 11	R: 0 E: 0 K: 0 S: 7	H: 0 LOB: 0 BB: 0 P: 8	1B: 4 2B: 0 3B: 0 HR: 0	SF: 1 SAC: 0 DP: 0 HBP: 0	WP: 0 PB: 0 SB: 0 CS: 0	PA: 32					
PITCHER	IP	WLS	BF	H	R	ER	SO	BB	IBB	HBP	BLK	WP	HR	S	P	ERA	WHIP										
Eric Milton, L ERA: 4.7	(1, 1)	7.0	W	26	4	1	1	3	1	0	0	0	0	57	94	1.29	0.714										
Bob Wells, R ERA: 3.77	(8, 1)	2.0	S	6	0	0	0	1	0	0	0	0	0	15	19	0.00	0.000										

AB 37
R 3
H 10
RBI 3
BB 2
SO 7
LOB 19



AB 30
R 1
H 4
RBI 1
BB 1
SO 4
LOB 9




Batter	1	2	3	4	5	6	7	8	9	AB	R	H	RBI	BB	SO	LOB	TOP										
Denny Hocking, S OBP: 0.365, SLG: 0.410	G6-3	FC5 BB					F9		BB	3	1	1	2	2	0	1	Minnesota Twins @ Detroit Tigers Comerica Park, Detroit, MI Sat Aug 05 2000, 5:05 PM EDT Att: 39,592 - Cloudy - 79 F										
Cristian Guzman, S OBP: 0.315, SLG: 0.410	F	FC5			F9		FC6-4 PB		BB	5	0	1	0	0	1	5											
Midre Cummings, L OBP: 0.349, SLG: 0.418	G1-3				G4-3		K			4	0	1	0	0	1	2											
Ron Coomer, R OBP: 0.333, SLG: 0.444	F7			L8		G6-3	G4-3			4	0	0	0	0	4												
David Ortiz, L OBP: 0.399, SLG: 0.473		BB	G3-6-1		F5		K			4	1	1	0	0	1	1											
Torii Hunter, R OBP: 0.257, SLG: 0.299		BB			G6-3	3B	G6-3			3	1	1	0	1	0	0											
Jacque Jones, L OBP: 0.323, SLG: 0.477		L7			F7	3B	F9			4	0	1	1	0	0	2											
Jay Canizaro, R OBP: 0.327, SLG: 0.412		FC5			F9		G1-3		G4-3	3	0	1	0	0	0	1											
Matt Lawton, L OBP: 0.430, SLG: 0.469		BB								1	0	0	0	0	0	0											
Chad Moeller, R OBP: 0.260, SLG: 0.266					L9					3	0	1	0	0	1	3											
Corey Koskie, L OBP: 0.401, SLG: 0.452		K					FC6-4		CS	1	0	1	0	0	0	0											
Inning Stats	R: 0 E: 0 K: 0 S: 9	H: 1 LOB: 1 BB: 0 P: 13	R: 1 E: 0 K: 1 S: 18	H: 2 LOB: 3 BB: 2 P: 32	R: 0 E: 0 K: 0 S: 8	H: 1 LOB: 0 BB: 0 P: 14	R: 0 E: 0 K: 0 S: 4	H: 0 LOB: 0 BB: 0 P: 6	R: 1 E: 0 K: 0 S: 9	H: 1 LOB: 1 BB: 0 P: 11	R: 0 E: 0 K: 0 S: 12	H: 2 LOB: 1 BB: 0 P: 19	R: 0 E: 0 K: 1 S: 10	H: 1 LOB: 2 BB: 0 P: 14	R: 0 E: 0 K: 1 S: 7	H: 0 LOB: 0 BB: 0 P: 11	R: 0 E: 0 K: 1 S: 6	H: 1 LOB: 1 BB: 1 P: 11	1B: 7 2B: 0 3B: 1 HR: 1	SF: 0 SAC: 0 DP: 1 HBP: 0	WP: 0 PB: 1 SB: 1 CS: 1	PA: 38					
PITCHER	IP	WLS	BF	H	R	ER	SO	BB	IBB	HBP	BLK	WP	HR	S	P	ERA	WHIP										
Steve Sparks, R ERA: 6.11	6.0	W	26	7	3	3	1	2	0	0	0	0	1	60	95	4.50	1.500										
C.J. Nitkowski, L ERA: 5.53	0.2	H	4	1	0	0	1	0	0	0	0	0	0	9	13	0.00	1.500										
Matt Anderson, R ERA: 3.93	0.1	H	1	0	0	0	0	0	0	0	0	0	0	1	1	0.00	0.000										
Doug Brocail, R ERA: 4.07	1.0	H	3	0	0	0	1	0	0	0	0	0	0	7	11	0.00	0.000										
Todd Jones, R ERA: 3.19	1.0	S	4	1	0	0	1	1	0	0	0	0	0	6	11	0.00	2.000										


Batter	1	2	3	4	5	6	7	8	9	AB	R	H	RBI	BB	SO	LOB	BOTTOM										
Billy McMillon, L OBP: 0.667, SLG: 2.667	G3						SH1-3			3	2	2	2	0	0	0	Minnesota Twins @ Detroit Tigers Comerica Park, Detroit, MI Sat Aug 05 2000, 5:05 PM EDT Att: 39,592 - Cloudy - 79 F										
Jose Macias, S OBP: 0.316, SLG: 0.333	G4-3				G4-3		L9-5-6			3	0	0	0	1	0	1											
Bobby Higginson, L OBP: 0.368, SLG: 0.552					L3					4	1	2	0	0	0	1											
Juan Gonzalez, R OBP: 0.329, SLG: 0.526	G2-3				G6-3		F7		K	4	0	0	0	0	1	2											
Dean Palmer, R OBP: 0.348, SLG: 0.490					K		K		BB	3	0	0	0	1	2	1											
Hal Morris, L OBP: 0.376, SLG: 0.369					G4-3		G4-3		BB	3	0	0	0	1	1	1											
Juan Encarnacion, R OBP: 0.335, SLG: 0.425					G6-3		L8		BB	3	0	1	1	0	0	0											
Deivi Cruz, R OBP: 0.309, SLG: 0.424					P4		G5-3		L6	3	0	0	0	0	2												
Javier Cardona, R OBP: 0.200, SLG: 0.350					G6-3					2	1	1	1	0	0	0											
Rich Becker, L OBP: 0.385, SLG: 0.374										0	0	0	0	1	0	0											
Brad Ausmus, R OBP: 0.345, SLG: 0.357									SH1-3	0	0	0	0	0	0	0											
Inning Stats	R: 0 E: 0 K: 0 S: 8	H: 1 LOB: 1 BB: 0 P: 14	R: 0 E: 0 K: 0 S: 7	H: 0 LOB: 0 BB: 0 P: 11	R: 1 E: 0 K: 0 S: 7	H: 1 LOB: 1 BB: 1 P: 16	R: 0 E: 0 K: 1 S: 6	H: 0 LOB: 0 BB: 0 P: 11	R: 2 E: 0 K: 0 S: 12	H: 2 LOB: 2 BB: 0 P: 18	R: 1 E: 0 K: 0 S: 10	H: 2 LOB: 2 BB: 1 P: 19	R: 0 E: 0 K: 0 S: 12	H: 0 LOB: 0 BB: 0 P: 19	R: 0 E: 0 K: 2 S: 8	H: 0 LOB: 1 BB: 1 P: 15	R: 0 E: 0 K: 2 S: 8	H: 0 LOB: 1 BB: 1 P: 15	1B: 3 2B: 1 3B: 0 HR: 3	SF: 0 SAC: 1 DP: 1 HBP: 0	WP: 0 PB: 0 SB: 0 CS: 0	PA: 33					
PITCHER	IP	WLS	BF	H	R	ER	SO	BB	IBB	HBP	BLK	WP	HR	S	P	ERA	WHIP										
Joe Mays, R ERA: 5.69	5.2	L	25	6	4	4	2	2	0	0	0	0	0	14	21	0.00	0.750										
Hector Carrasco, R ERA: 3.84	1.1		4	0	0	0	0	1	0	0	0	0	0	14	21	0.00	0.750										
LaTroy Hawkins, R ERA: 3.36	1.0		4	0	0	0	2	1	0	0	0	0	0	8	15	0.00	1.000										

AB	35
R	3
H	9
RBI	3
BB	3
SO	4
LOB	19

AB	28
R	4
H	6
RBI	4
BB	4
SO	4
LOB	8



Batter	1	2	3	4	5	6	7	8	9	AB	R	H	RBI	BB	SO	LOB	TOP								
Denny Hocking, S (1,4) OBP: 0.365, SLG: 0.414	1-3 K	1-1 1-2 2-H 3-H		1-1 G3 2B		1-1 F8		2-3 K		5	0	2	2	0	2	2	Minnesota Twins @ Detroit Tigers Comerica Park, Detroit, MI Sun Aug.06 2000, 1:05 PM EDT Att: 34,290 - Cloudy - 72 F AB 35 R 7 H 10 RBI 7 BB 4 SO 9 LOB 21 								
Cristian Guzman, S (1,6) OBP: 0.316, SLG: 0.413	2-2 K	3-3 K		0-2 G3		1-3 K		4-0 1B BB		4	0	1	0	1	2	3									
Midge Cummings, L (1,9) OBP: 0.339, SLG: 0.405	2-3 K		0-1 G4-3	3-2 P4			1-3 K		0-1 F8		5	0	0	0	2	3									
Ron Coomer, R (1,10) OBP: 0.336, SLG: 0.446	2-2 G4-3		1-0 1B 2B	1B		1-1 G3 BB	1-1 G6-3		2-2 FC6-4		5	2	3	0	0	1									
David Ortiz, L (1,3) OBP: 0.399, SLG: 0.469		2-3 K	1-0 2B	1B		4-1 BB	1-1 G4-3		1-0 P6		4	2	1	0	1	1		2							
Corey Koskie, L (1,5) OBP: 0.403, SLG: 0.454		1-1 BB CI 1B HBP	0-0 SF8 2B			0-1 G3		4-0 1B BB	0-2 FC6-4		3	2	1	2	1	0		4							
Tori Hunter, R (1,8) OBP: 0.263, SLG: 0.305	1-3 K		0-0 SF8 2B			0-0 G6-4-3 1B		2-0 1B	1-2 1B		3	0	2	3	0	1		1							
Jacque Jones, L (1,7) OBP: 0.320, SLG: 0.473	0-2 CI BB 1B		0-2 G5-3			2-H 3-H 0-2 1-1 G6-4-3		0-0 F7	1-2 1-2		3	1	0	0	0	0		3							
Danny Ardoin, R (1,2) OBP: 0.334, SLG: 0.380	4-1 1B BB		0-0 G4-3			0-0 F9		3-3 K			3	0	0	0	1	1		2							
Inning Stats	R: 0 E: 0 K: 2 S: 12	H: 1 LOB: 1 BB: 0 P: 19	R: 2 E: 1 K: 3 S: 16	H: 1 LOB: 2 BB: 1 P: 28	R: 3 E: 0 K: 0 S: 9	H: 3 LOB: 0 BB: 0 P: 11	R: 0 E: 0 K: 0 S: 12	H: 1 LOB: 1 BB: 0 P: 16	R: 2 E: 0 K: 0 S: 8	H: 2 LOB: 0 BB: 1 P: 14	R: 0 E: 0 K: 1 S: 6	H: 0 LOB: 0 BB: 0 P: 8	R: 0 E: 0 K: 1 S: 6	H: 0 LOB: 0 BB: 0 P: 9	R: 0 E: 0 K: 2 S: 8	H: 1 LOB: 2 BB: 1 P: 19	R: 0 E: 0 K: 0 S: 11	H: 1 LOB: 2 BB: 1 P: 17	1B: 7 2B: 2 3B: 1 HR: 0	SF: 1 SAC: 0 DP: 1 HBP: 1	WP: 0 PB: 0 SB: 0 CS: 0	PA: 42			
PITCHER	IP WLS BF H R ER SO BB IBB HBP BLK WP HR S P ERA WHIP																								
Jeff Weaver, R (1,1) ERA: 4.51	4.1 L	25 8 7 6 5	8 7 6 5	0 0 2	2 0 0 0	0 0 0 0	0 0 0 0	0 0 0 0	0 0 0 0	55 85	12.46 2.308														
C.J. Nitkowski, L (5,1) ERA: 5.35	2.2 7	0 0 0 2	0 0 0 2	0 0 0 2	2 0 0 0	0 0 0 0	0 0 0 0	0 0 0 0	0 0 0 0	14 20	0.00 0.000														
Matt Anderson, R (8,1) ERA: 3.78	2.0 10	2 0 0 2	2 0 0 2	2 0 0 2	2 0 0 0	0 0 0 0	0 0 0 0	0 0 0 0	0 0 0 0	19 36	0.00 2.000														

Batter	1	2	3	4	5	6	7	8	9	AB	R	H	RBI	BB	SO	LOB	BOTTOM								
Damon Easley, R (1,4) OBP: 0.334, SLG: 0.380	0-1 E 1B SF8	0-1 FC5-4		0-3 K			2-1 1B		1-1 F7		5	1	2	0	0	1	3								
Brad Ausmus, R (1,2) OBP: 0.346, SLG: 0.357	2-1 1B E	0-0 G4-3				0-0 G6-3		1-1 P4	3-2 G3 1B		5	0	2	0	0	0	2								
Bobby Higginson, L (1,7) OBP: 0.364, SLG: 0.545	2-1 E4 1B		2-2 G4-3			2-1 G3-1		1-0 P6	1-0 G3		5	0	0	0	0	0	4								
Juan Gonzalez, R (1,10) OBP: 0.327, SLG: 0.523	0-0 SF8		2-0 G5-3			3-2 G5-3		0-0 FC4-6 1B	1-2 G1-3		4	0	1	1	0	0	1								
Dean Palmer, R (1,3) OBP: 0.349, SLG: 0.490	2-2 1B		1-0 F9			2-1 1B		0-2 FC4-6 BB 2B			4	1	2	0	0	0	1								
Wendell Magee, R (1,9) OBP: 0.339, SLG: 0.472	1-3 K			3-1 1B		4-0 BB		4-0 2B BB			2	0	1	0	1	1	3								
Billy McMillon, L (8,PH) OBP: 0.750, SLG: 2.667											0	1	0	0	1	0	0								
Juan Encarnacion, R (1,8) OBP: 0.334, SLG: 0.426	1-1 G1-3			2-2 F9		2-3 K		1-2 BB	1-3 2B		4	0	1	1	0	1	5								
Deivi Cruz, R (1,6) OBP: 0.308, SLG: 0.422		1-1 F8		1-0 1B		3-2 G5-3		1-2 G6-3			4	0	1	1	0	0	2								
Shane Halter, R (1,5) OBP: 0.299, SLG: 0.347	4-0 FC5-4 BB			1-3 K				3-H 2-2			1	0	0	0	1	1	2								
Hal Morris, L (7,PH) OBP: 0.372, SLG: 0.363											2	0	0	0	0	0	1								
Inning Stats	R: 1 E: 1 K: 1 S: 16	H: 3 LOB: 3 BB: 0 P: 24	R: 0 E: 0 K: 0 S: 5	H: 0 LOB: 1 BB: 1 P: 10	R: 0 E: 0 K: 2 S: 13	H: 2 LOB: 2 BB: 0 P: 20	R: 0 E: 0 K: 0 S: 7	H: 0 LOB: 0 BB: 0 P: 12	R: 0 E: 0 K: 1 S: 9	H: 1 LOB: 1 BB: 1 P: 20	R: 0 E: 0 K: 0 S: 6	H: 1 LOB: 1 BB: 0 P: 10	R: 2 E: 0 K: 0 S: 13	H: 2 LOB: 1 BB: 1 P: 21	R: 0 E: 0 K: 0 S: 9	H: 1 LOB: 1 BB: 0 P: 15	1B: 9 2B: 1 3B: 0 HR: 0	SF: 1 SAC: 0 DP: 0 HBP: 0	WP: 0 PB: 0 SB: 0 CS: 0	PA: 40					
PITCHER	IP WLS BF H R ER SO BB IBB HBP BLK WP HR S P ERA WHIP																								
J.C. Romero, L (1,1) ERA: 5.06	6.0 W	26 6 3 2 0	1 1 4	1 1 4	0 0 0 0	0 0 0 0	0 0 0 0	0 0 0 0	0 0 0 0	55 96	1.50 1.333														
54 Jason Ryan, R (7,1) ERA: 9.15	1.2 9	3 2 2	0 0	0 0	0 0	0 0	0 0	0 0	0 0	16 26	10.80 2.400														
Eddie Guardado, L (8,1) ERA: 3.48	1.0 4	1 0 0 0	0 0 0	0 0 0	0 0 0	0 0 0	0 0 0	0 0 0	0 0 0	9 16	0.00 1.000														
LaTroy Hawkins, R (9,1) ERA: 3.34	0.1 1	0 0 0 0	0 0 0	0 0 0	0 0 0	0 0 0	0 0 0	0 0 0	0 0 0	3 4	0.00 0.000														
																									

AB 35
R 7
H 10
RBI 7
BB 4
SO 9
LOB 21

AB 36
R 3
H 10
RBI 3
BB 3
SO 4
LOB 24


Batter	1	2	3	4	5	6	7	8	9	AB	R	H	RBI	BB	SO	LOB	TOP										
Brady Anderson, L (1, 7) OBP: 0.361, SLG: 0.419	4-1 BB		4-2 6 2B 1B BB		2-2 HR		4-2 1-2 BB			1	2	1	1	3	0	0	Baltimore Orioles @ Detroit Tigers Comerica Park, Detroit, MI Mon Aug 07 2000, 7:05 PM EDT Att: 27,392 - Cloudy - 83 F										
6 Melvin Mora, R (1, 6) OBP: 0.337, SLG: 0.445	0-1 F8		1-1 1B 2B BB		2-1 G6-3		0-1 G1-3			4	0	1	0	0	0	3											
Delino DeShields, L (1, 4) OBP: 0.363, SLG: 0.451	1-2 F7		1-0 2H 3H 1-0 1B		0-0 G3			1-1 F8		4	0	1	1	0	0	1											
Albert Belle, R (1, 9) OBP: 0.359, SLG: 0.513	0-1 G4-3		0-0 F8		0-0 G3			1-0 G6-3		4	0	0	0	0	0	2											
Trenidad Hubbard, R (9, 9) OBP: 0.283, SLG: 0.287										0	0	0	0	0	0	0											
Jeff Conine, R (1, 10) OBP: 0.340, SLG: 0.451		2-1 F9		1-1 SF 3B		2-1 F7		1-2 G5-3		4	1	1	0	0	0	0											
Chris Richard, L (1, 3) OBP: 0.306, SLG: 0.478		2-2 G1-3		1-1 G4-3		3-3 K		0-0 G4-3 13 SF8 2B		4	1	1	0	0	1	1											
Brook Fordyce, R (1, 2) OBP: 0.329, SLG: 0.497		1-0 1B		0-1 SF 13 1-3-5		2-2 P6		0-0 G4-3		3	0	1	1	0	0	1											
13 Ivanon Coffie, L (1, 5) OBP: 0.259, SLG: 0.294		1-2 G4-3		2-1 3H 2-1 1-3-5		2-2 G6-3		0-1 SF8		3	0	0	1	0	0	2											
Luis Matos, R (1, 8) OBP: 0.317, SLG: 0.361			1-3 K		0-0 L1		0-2 BB 1B		3-3 K	4	0	1	0	0	2	0											
Inning Stats	R: 0 E: 0 K: 0 S: 8	H: 0 LOB: 1 BB: 1 P: 13	R: 0 E: 0 K: 0 S: 9	H: 1 LOB: 1 BB: 0 P: 15	R: 1 E: 0 K: 1 S: 10	H: 2 LOB: 1 BB: 1 P: 18	R: 1 E: 1 K: 0 S: 8	H: 1 LOB: 0 BB: 0 P: 12	R: 1 E: 0 K: 1 S: 7	H: 1 LOB: 0 BB: 0 P: 11	R: 0 E: 0 K: 1 S: 6	H: 0 LOB: 0 BB: 0 P: 11	R: 0 E: 0 K: 0 S: 14	H: 1 LOB: 2 BB: 1 P: 21	R: 0 E: 0 K: 0 S: 6	H: 0 LOB: 0 BB: 0 P: 9	R: 1 E: 0 K: 1 S: 7	H: 1 LOB: 0 BB: 0 P: 10	1B: 3 2B: 3 3B: 1 HR: 1	SF: 2 SAC: 0 DP: 1 HBP: 0	WP: 0 PB: 0 SB: 0 CS: 0	PA: 36					
PITCHER	IP	WLS	BF	H	R	ER	SO	BB	IBB	HBP	BLK	WP	HR	S	P	ERA	WHIP										
Adam Bernero, R (1, 1) ERA: 3.75	6.2		28	6	3	3	2	3	0	0	0	0	1	60	99	4.05	1.350										
Danny Patterson, R (7, 1) ERA: 3.02	1.1	B	4	0	0	0	0	0	0	0	0	0	0	8	11	0.00	0.000										
Doug Brocail, R (9, 1) ERA: 4.17	1.0	L	4	1	1	1	1	0	0	0	0	0	0	7	10	9.00	1.000										

Batter	1	2	3	4	5	6	7	8	9	AB	R	H	RBI	BB	SO	LOB	BOTTOM										
Damon Easley, R (1, 4) OBP: 0.336, SLG: 0.382	3-2 CS BB 1B		2-1 FC6-4 1B		1-1 F6	1-0 FC5-2		0-0 SH3		4	0	2	0	0	0	4	Baltimore Orioles @ Detroit Tigers Comerica Park, Detroit, MI Mon Aug 07 2000, 7:05 PM EDT Att: 27,392 - Cloudy - 83 F										
Brad Ausmus, R (1, 2) OBP: 0.347, SLG: 0.356	4-1 BB BB		1-2 FC6-4 1-2 3H		0-0 BB 1B	0-1 G5-3		2-1 P6		4	0	1	1	1	0	6											
Bobby Higginson, L (1, 10) OBP: 0.367, SLG: 0.543	4-1 1-2 2-3 BB		2-1 F9		4-2 1-2 2-3 BB		0-0 2B 1B	0-3 K		3	1	1	0	2	1	3											
Juan Gonzalez, R (1, 9) OBP: 0.322, SLG: 0.514	1-1 F7		1-1 F8		2-3 K		0-3 K		1-0 G6-3	5	0	0	0	0	2	6											
Dean Palmer, R (1, 5) OBP: 0.353, SLG: 0.501		2-0 2B		2-1 G5-3		0-1 HR	4-2 2B BB	0-3 K		4	1	2	1	1	1	0											
Wendell Magee, R (1, 7) OBP: 0.339, SLG: 0.468		2-1 F7		1-1 P4		1-0 2B FC5-2 1B	1-0 1-3 2H 2B	3-2 G4-3		3	0	1	0	0	0	1											
Billy McMillon, L (7, PH) OBP: 0.667, SLG: 2.000										2	0	1	1	0	0	0											
Juan Encarnacion, R (1, 8) OBP: 0.331, SLG: 0.422		1-1 F8		3-3 K		0-0 P3	1-0 G5-3			4	0	0	0	0	1	4											
Deivi Cruz, R (1, 6) OBP: 0.308, SLG: 0.423		3-2 F9			0-2 G6-3	1-0 FC5-2 2B	0-1 P6			4	0	1	0	0	0	3											
Hal Morris, L (1, 3) OBP: 0.390, SLG: 0.374			4-0 1B FC6-4 BB		2-2 BB 1B	4-2 FC5-2 BB		3-1 SH3 1B		2	1	2	0	2	0	0											
Shane Halter, R (8, PR) OBP: 0.299, SLG: 0.347										0	0	0	0	0	0	0											
Inning Stats	R: 0 E: 0 K: 0 S: 7	H: 1 LOB: 2 BB: 2 P: 19	R: 0 E: 0 K: 0 S: 8	H: 1 LOB: 0 BB: 0 P: 16	R: 1 E: 0 K: 0 S: 9	H: 1 LOB: 1 BB: 1 P: 19	R: 0 E: 0 K: 1 S: 7	H: 0 LOB: 0 BB: 0 P: 13	R: 0 E: 0 K: 1 S: 16	H: 2 LOB: 3 BB: 1 P: 25	R: 1 E: 0 K: 0 S: 10	H: 3 LOB: 3 BB: 1 P: 17	R: 1 E: 0 K: 0 S: 10	H: 2 LOB: 2 BB: 1 P: 16	R: 0 E: 0 K: 1 S: 8	H: 1 LOB: 0 BB: 0 P: 13	R: 0 E: 0 K: 1 S: 8	H: 0 LOB: 0 BB: 0 P: 12	1B: 7 2B: 7 3B: 0 HR: 1	SF: 0 SAC: 1 DP: 0 HBP: 0	WP: 0 PB: 0 SB: 0 CS: 1	PA: 42					
PITCHER	IP	WLS	BF	H	R	ER	SO	BB	IBB	HBP	BLK	WP	HR	S	P	ERA	WHIP										
John Parrish, L (1, 1) ERA: 4.42	5.1		27	8	2	2	2	5	0	0	0	0	1	54	105	3.38	2.438										
Mike Trombley, R (6, 1) ERA: 4.87	2.1	B	11	3	1	1	1	1	0	0	0	0	0	18	30	3.86	1.714										
Buddy Groom, L (8, 1) ERA: 3.89	0.1	W	1	0	0	0	1	0	0	0	0	0	0	3	3	0.00	0.000										
Ryan Kohlmeier, R (9, 1) ERA:	1.0	S	3	0	0	0	1	0	0	0	0	0	0	8	12	0.00	0.000										

Batter	1	2	3	4	5	6	7	8	9	AB	R	H	RBI	BB	SO	LOB	TOP		
Brady Anderson, L (1, 7) OBP: 0.360, SLG: 0.416	4-1 BB	1-2 F8			0-0 L8		0-1 G4-3			3	0	0	0	1	0	3			
6 Melvin Mora, R (1, 6) OBP: 0.346, SLG: 0.458	1-1 BB		3-2 1B G5-3		3-2 1B G6-4-3			1-1 1B		4	1	4	0	0	0	0			
Delino DeShields, L (1, 4) OBP: 0.362, SLG: 0.449	2-1 F8		0-0 1B G5-3		0-0 1B G6-4-3			0-3 K		4	0	1	0	0	1	4			
Albert Belle, R (1, 9) OBP: 0.356, SLG: 0.508	1-0 P4		0-1 1B G5-3		1-0 F2			0-3 K		4	0	0	1	0	1	4			
Jeff Conine, R (1, 10) OBP: 0.335, SLG: 0.444	2-1 G6-3		0-1 1B G5-3		0-0 G5-3			0-3 K		4	0	0	0	0	1	4			
Chris Richard, L (1, 3) OBP: 0.283, SLG: 0.440		0-3 K	0-1 1B G3-1		0-0 G6-3			1-3 K		4	0	0	0	0	2	1			
Brook Fordyce, R (1, 2) OBP: 0.333, SLG: 0.497		2-2 1B 1B		1-1 G6-3			0-0 1B	2-2 F8		4	0	2	0	0	0	0			
Ryan Minor, R (1, 5) OBP: 0.220, SLG: 0.179		1-2 1B		0-0 G4-3			0-0 L6	0-1 F8		4	0	1	0	0	0	1			
Luis Matos, R (1, 8) OBP: 0.306, SLG: 0.347		0-3 K		0-3 K			1-0 F8			3	0	0	0	0	2	3			
Inning Stats	R: 0 E: 0 K: 0 S: 8	H: 1 LOB: 2 BB: 1 P: 18	R: 0 E: 0 K: 2 S: 16	H: 2 LOB: 2 BB: 0 P: 20	R: 1 E: 0 K: 0 S: 10	H: 2 LOB: 1 BB: 0 P: 13	R: 0 E: 0 K: 1 S: 6	H: 0 LOB: 0 BB: 0 P: 7	R: 0 E: 0 K: 0 S: 3	H: 0 LOB: 0 BB: 0 P: 4	R: 0 E: 0 K: 0 S: 5	H: 1 LOB: 1 BB: 0 P: 6	R: 0 E: 0 K: 3 S: 11	H: 1 LOB: 0 BB: 0 P: 12	R: 0 E: 0 K: 1 S: 11	H: 0 LOB: 0 BB: 0 P: 14	1B: 7 2B: 1 3B: 0 HR: 0	SF: 0 SAC: 0 DP: 1 HBP: 0	WP: 0 PA: 35 PB: 0 SB: 0 CS: 0
PITCHER Brian Moehler, R (1, 1) ERA: 4.28	IP: 9.0 WLS: W BF: 35 H: 8 R: 1 ER: 1 SO: 7 BB: 1 IBB: 0 HBP: 0 BLK: 0 WP: 0 HR: 0 S: 78 P: 105 ERA: 1.00 WHIP: 1.000															PITCHER			

Baltimore Orioles @ Detroit Tigers
Comerica Park, Detroit, MI
Tue Aug 08 2000, 7:05 PM EDT
Att: 30,190 - Cloudy - 81 F


AB 34
R 1
H 8
RBI 1
BB 1
SO 7
LOB 20



Batter	1	2	3	4	5	6	7	8	9	AB	R	H	RBI	BB	SO	LOB	BOTTOM		
Damon Easley, R (1, 4) OBP: 0.341, SLG: 0.393	1-2 G4-6-3 HBP		1-1 F9		4-2 2B BB		0-0 HR			2	2	1	1	1	0	0			
Billy McMillon, L (1, 10) OBP: 0.444, SLG: 1.250	2-2 G4-6-3		2-2 G4-3		0-0 2B SF7		3-1 G3			3	1	0	0	0	0	1			
Bobby Higginson, L (1, 7) OBP: 0.368, SLG: 0.542	2-2 1B		4-2 BB		1-3 K		0-0 G4-3			3	0	1	0	1	1	3			
Juan Gonzalez, R (1, 9) OBP: 0.325, SLG: 0.516	0-3 K		3-2 F7		1-0 2B		4-2 BB			3	0	1	2	1	1	2			
Dean Palmer, R (1, 5) (9, 3)		1-0 G6-3		0-1 G3 2B		1-2 SF7		2-3 K		3	0	1	1	0	1	1			
Hal Morris, L (1, 3) OBP: 0.389, SLG: 0.368		4-0 WP 1B BB		0-0 P6		3-1 G6-3		2-2 P4		2	0	0	0	1	0	2			
Wendell Magee, R (8, FH) OBP: 0.336, SLG: 0.464										1	0	0	0	0	0	0			
Shane Halter, R (9, 5) OBP: 0.299, SLG: 0.347										0	0	0	0	0	0	0			
Juan Encarnacion, R (1, 8) OBP: 0.330, SLG: 0.420		1-3 K		0-1 G3		1-3 K		1-1 1B G5-4-3		4	0	1	0	0	2	2			
Brad Ausmus, R (1, 2) OBP: 0.346, SLG: 0.355		1-2 WP 1B		0-0 F8		2-2 L6		1-0 G5-4-3		4	0	1	0	0	0	2			
Deivi Cruz, R (1, 6) OBP: 0.308, SLG: 0.422		1-1 P3		0-1 1B CI 2B		2-0 F7				3	1	1	0	0	0	2			
Inning Stats	R: 0 E: 0 K: 1 S: 13	H: 1 LOB: 1 BB: 0 P: 18	R: 0 E: 0 K: 1 S: 9	H: 1 LOB: 1 BB: 1 P: 17	R: 0 E: 0 K: 0 S: 13	H: 0 LOB: 1 BB: 1 P: 23	R: 0 E: 0 K: 0 S: 6	H: 1 LOB: 0 BB: 0 P: 6	R: 3 E: 1 K: 1 S: 17	H: 2 LOB: 1 BB: 1 P: 24	R: 0 E: 0 K: 1 S: 8	H: 0 LOB: 0 BB: 0 P: 13	R: 1 E: 0 K: 1 S: 10	H: 1 LOB: 1 BB: 1 P: 19	R: 0 E: 0 K: 0 S: 6	H: 1 LOB: 0 BB: 0 P: 10	1B: 4 2B: 2 3B: 0 HR: 1	SF: 1 SAC: 0 DP: 2 HBP: 1	WP: 1 PA: 35 PB: 0 SB: 0 CS: 0
PITCHER Pat Rapp, R (1, 1) ERA: 6.14 Chuck McElroy, L (8, 1) ERA: 6.68	IP: 7.0 WLS: L BF: 32 H: 6 R: 4 ER: 3 SO: 5 BB: 4 IBB: 0 HBP: 1 BLK: 0 WP: 1 HR: 1 S: 76 P: 120 ERA: 3.86 WHIP: 1.429															PITCHER			

Baltimore Orioles @ Detroit Tigers
Comerica Park, Detroit, MI
Tue Aug 08 2000, 7:05 PM EDT
Att: 30,190 - Cloudy - 81 F

AB 28
R 4
H 7
RBI 4
BB 4
SO 5
LOB 15



Batter	1	2	3	4	5	6	7	8	9	AB	R	H	RBI	BB	SO	LOB	TOP		
Brady Anderson, L (1, 7) OBP: 0.359, SLG: 0.413 Trendad Hubbard, R (6, 7)										3	0	1	0	0	1	0	<p>Baltimore Orioles @ Detroit Tigers Comerica Park, Detroit, MI Thu Aug 10 2000, 1:05 PM EDT Att: 40,093 - Cloudy - 75 F</p>		
6 Melvin Mora, R (1, 6) OBP: 0.345, SLG: 0.461 13 Ivanon Coffie, L (7, 6)										3	1	0	0	0	1	0			
Delino DeShields, L (1, 4) OBP: 0.363, SLG: 0.459 Mark Lewis, R (7, 4)										3	1	2	2	0	0	1			
Albert Belle, R (1, 10) OBP: 0.353, SLG: 0.501										4	0	0	0	0	3	0			
Jeff Conine, R (1, 9) OBP: 0.337, SLG: 0.443										3	0	1	0	1	0	1			
Chris Richard, L (1, 3) OBP: 0.282, SLG: 0.404										3	0	1	1	0	0	1			
Greg Myers, L (1, 2) OBP: 0.267, SLG: 0.286										4	0	0	0	0	3	0			
Ryan Minor, R (1, 5) OBP: 0.229, SLG: 0.217										3	0	0	0	0	3	1			
Luis Matos, R (1, 8) OBP: 0.293, SLG: 0.354										3	0	0	0	0	0	0			
Inning Stats	R: 0 E: 0 K: 1 S: 12	H: 1 LOB: 1 BB: 0 P: 17	R: 0 E: 0 K: 1 S: 7	H: 0 LOB: 1 BB: 1 P: 15	R: 2 E: 0 K: 0 S: 9	H: 2 LOB: 0 BB: 0 P: 18	R: 0 E: 0 K: 0 S: 5	H: 1 LOB: 0 BB: 0 P: 8	R: 0 E: 0 K: 1 S: 7	H: 0 LOB: 1 BB: 0 P: 12	R: 0 E: 1 K: 0 S: 6	H: 0 LOB: 0 BB: 0 P: 6	R: 0 E: 0 K: 0 S: 7	H: 0 LOB: 0 BB: 0 P: 7	R: 1 E: 0 K: 0 S: 15	H: 2 LOB: 1 BB: 0 P: 17		1B: 4 2B: 1 3B: 0 HR: 1	SF: 1 SAC: 0 DP: 1 HBP: 0
PITCHER	IP WLS BF H R ER SO BB IBB HBP BLK WP HR S P ERA WHIP																		
Steve Sparks, R (1, 1) ERA: 5.3	7.2 W 28 4 2 2 4 1 0 0 0 0 0 1 55 91 2.35 0.652																		
C.J. Nitkowski, L (8, 1) ERA: 5.34	0.1 1 0 0 0 0 0 0 0 0 0 0 0 5 5 0.00 0.000																		
Todd Jones, R (9, 1) ERA: 3.35	0.2 4 2 1 1 0 0 0 0 0 0 0 0 14 16 13.50 3.000																		
Nelson Cruz, R (9, 1) ERA: 1.91	0.1 1 0 0 0 0 0 0 0 0 0 0 0 1 1 0.00 0.000																		

Batter	1	2	3	4	5	6	7	8	9	AB	R	H	RBI	BB	SO	LOB	BOTTOM		
Rich Becker, L (1, 8) OBP: 0.395, SLG: 0.379										3	4	2	1	3	0	0	<p>Baltimore Orioles @ Detroit Tigers Comerica Park, Detroit, MI Thu Aug 10 2000, 1:05 PM EDT Att: 40,093 - Cloudy - 75 F</p>		
Billy McMillon, L (1, 9) OBP: 0.353, SLG: 0.733										5	2	1	0	0	1	5			
Bobby Higginson, L (1, 7) OBP: 0.370, SLG: 0.541 Wendell Magee, R (7, PR) OBP: 0.333, SLG: 0.459										4	1	3	4	1	1	1			
Juan Gonzalez, R (1, 10) OBP: 0.328, SLG: 0.520										5	2	3	2	0	1	2			
Deivi Cruz, R (1, 6) OBP: 0.304, SLG: 0.419										4	0	0	1	0	1	4			
Damion Easley, R (1, 4) OBP: 0.353, SLG: 0.414										3	2	3	2	2	0	0			
Jose Macias, S (1, 5) OBP: 0.327, SLG: 0.374										5	1	2	1	0	0	3			
Shane Halter, R (1, 3) OBP: 0.293, SLG: 0.335 Dusty Allen, R (8, 3)										3	1	0	1	1	1	4			
Javier Cardona, R (1, 2) OBP: 0.160, SLG: 0.280										5	0	0	0	0	2	7			
Inning Stats	R: 1 E: 0 K: 1 S: 14	H: 2 LOB: 1 BB: 0 P: 18	R: 0 E: 0 K: 2 S: 10	H: 1 LOB: 0 BB: 0 P: 16	R: 4 E: 1 K: 0 S: 18	H: 4 LOB: 2 BB: 2 P: 30	R: 1 E: 0 K: 1 S: 10	H: 1 LOB: 1 BB: 1 P: 18	R: 4 E: 1 K: 2 S: 23	H: 3 LOB: 1 BB: 1 P: 33	R: 0 E: 0 K: 0 S: 11	H: 1 LOB: 2 BB: 1 P: 20	R: 4 E: 1 K: 1 S: 11	H: 2 LOB: 1 BB: 2 P: 24	R: 0 E: 0 K: 1 S: 10	H: 0 LOB: 0 BB: 0 P: 12		1B: 10 2B: 3 3B: 0 HR: 1	SF: 1 SAC: 0 DP: 0 HBP: 0
PITCHER	IP WLS BF H R ER SO BB IBB HBP BLK WP HR S P ERA WHIP																		
Sidney Ponson, R (1, 1) ERA: 5.55	4.0 L 23 4 4 2 2 2 0 0 0 0 0 0 34 53 9.00 3.000																		
Jason Johnson, R (5, 1) ERA: 6.47	2.0 13 4 4 2 2 2 0 0 0 0 0 1 11 24 36.00 4.000																		
B.J. Ryan, L (7, 1) ERA: 8.22	1.0 7 2 4 4 1 2 0 0 0 0 0 0 10 12 0.00 0.000																		
Chuck McElroy, L (8, 1) ERA: 6.48	1.0 3 0 0 0 0 0 0 0 0 0 0 0 10 12 0.00 0.000																		

AB 32
R 3
H 6
RBI 3
BB 1
SO 4
LOB 11

AB 38
R 14
H 14
RBI 12
BB 7
SO 8
LOB 26



Batter	1	2	3	4	5	6	7	8	9	AB	R	H	RBI	BB	SO	LOB	TOP								
Rich Becker, L OBP: 0.390, SLG: 0.387 (1, 8)	0-3 K	2-0 CS	1-0 G4-3	1-0 G4-3		1-3 K		3-1 HR	2-2 G4-3	6	1	1	3	0	2	3									
Billy McMillon, L OBP: 0.394, SLG: 0.632 (1, 10)	4-2 BB 1B		0-0 BB 1B			1-2 P6		3-3 K		4	2	1	0	1	1	1									
Bobby Higginson, L OBP: 0.372, SLG: 0.541 (1, 7)	4-2 1B E		3-1 BB 1B			1-2 G5-3 SF8		1-2 F8		4	3	2	0	1	0	0									
Juan Gonzalez, R OBP: 0.331, SLG: 0.529 Wendell Magee, R OBP: 0.333, SLG: 0.459 (8, 9)	0-0 E8 1B		4-1 1B BB			3-2 G5-3		0-3 K	3-0 HR	4	1	2	2	1	1	1									
Dean Palmer, R OBP: 0.394, SLG: 0.500 (1, 3)	3-3 K		0-0 1B BB			1-0 SF8		0-1 G6-3	0-1 G6-3	4	0	1	3	0	1	1									
Damon Easley, R OBP: 0.354, SLG: 0.418 (1, 4)	2-1 G5-3		0-0 G5-4-3			0-2 BB 2B		3-1 1B 2B	1-0 F8	5	2	2	0	0	0	3									
Brad Ausmus, R Javier Cardona, R OBP: 0.154, SLG: 0.269 (7, 2)			3-2 F8			0-1 SH5-4 G4-3 1B		4-1 2B BB	0-1 G2-3	3	1	2	1	1	0	0									
Jose Macias, S OBP: 0.339, SLG: 0.388 (1, 5)			0-2 F8			4-2 G4-3 SH5-4 BB		1-0 G3	0-1 1B	4	0	2	1	1	0	1									
Shane Halter, R OBP: 0.297, SLG: 0.339 (1, 6)			0-1 CS 1B			2-0 SH5-4		1-2 F9	1-2 E3 HR	4	1	2	0	0	0	2									
Inning Stats	R: 2 H: 1 E: 1 K: 2 S: 13	H: 1 LOB: 1 BB: 2 P: 26	R: 0 H: 1 E: 0 K: 0 S: 9	H: 1 LOB: 0 BB: 0 P: 14	R: 2 H: 3 E: 0 K: 0 S: 7	H: 3 LOB: 1 BB: 1 P: 15	R: 1 H: 1 E: 0 K: 0 S: 7	H: 1 LOB: 1 BB: 1 P: 14	R: 2 H: 3 E: 0 K: 1 S: 16	H: 3 LOB: 2 BB: 1 P: 27	R: 0 H: 0 E: 0 K: 1 S: 8	H: 0 LOB: 0 BB: 0 P: 10	R: 1 H: 2 E: 1 K: 1 S: 14	H: 2 LOB: 1 BB: 0 P: 17	R: 3 H: 2 E: 1 K: 1 S: 15	H: 2 LOB: 0 BB: 0 P: 26	R: 0 H: 2 E: 0 K: 0 S: 9	H: 2 LOB: 2 BB: 0 P: 12	1B: 11 2B: 2 3B: 0 HR: 2	SF: 1 SAC: 1 DP: 1 HBP: 0	WP: 0 PB: 0 SB: 0 CS: 1	PA: 47			
PITCHER	IP	WLS	BF	H	R	ER	SO	BB	IBB	HBP	BLK	WP	HR	S	P	ERA	WHIP								
Gil Heredia, R ERA: 3.98 (1, 1)	4.2	L	25	8	7	6	2	5	0	0	0	0	0	48	90	11.57	2.786								
Doug Jones, R ERA: 4.58 (5, 1)	2.0		9	3	1	1	2	0	0	0	0	0	0	25	32	4.50	1.500								
Jeff Tam, R ERA: 2.96 (7, 1)	1.1		7	2	3	1	1	0	0	0	0	0	2	16	27	6.75	1.500								
Mike Magnante, L ERA: 5.02 (9, 1)	1.0		5	2	0	0	0	0	0	0	0	0	0	9	12	0.00	2.000								

Detroit Tigers @ Oakland Athletics
Network Associates Coliseum, Oakland, CA
Fri Aug 11 2000, 10:05 PM EDT
Att: 14,181 - Sunny - 72 F

AB 39
R 11
H 15
RBI 10
BB 5
SO 5
LOB 12



Batter	1	2	3	4	5	6	7	8	9	AB	R	H	RBI	BB	SO	LOB	BOTTOM								
Terrence Long, L OBP: 0.340, SLG: 0.450 (1, 8)	2-2 L6		1-3 K			1-1 HR		0-1 P4		5	1	2	1	0	1	1									
Randy Velarde, R OBP: 0.366, SLG: 0.426 (1, 4)	0-0 F9		2-3 K			4-1 HR BB		3-2 G5-4-3	4-2 1B G1-3 BB	3	1	0	0	2	1	1									
Jason Giambi, L OBP: 0.463, SLG: 0.616 (1, 3)	4-0 BB					2-2 F9		3-2 HR	4-2 E BB	3	1	1	2	2	0	1									
Ben Grieve, L OBP: 0.362, SLG: 0.498 (1, 7)	3-3 K					2-1 1B		0-2 F8	1-0 1B	5	0	2	0	0	1	2									
Matt Stairs, L OBP: 0.319, SLG: 0.410 (1, 9)			2-1 G4-3 E 1B			0-1 F8		1-2 G5-3	1-3 K	5	0	1	0	0	1	5									
Miguel Tejada, R OBP: 0.349, SLG: 0.486 (1, 6)			1-2 G5-3			0-1 1B		3-1 2B	3-2 HR	5	1	3	1	0	0	3									
3 Eric Chavez, L OBP: 0.346, SLG: 0.474 (1, 5)			2-1 G4-3			2-3 K		1-3 K	2-2 F8	4	0	0	0	0	2	4									
Jeremy Giambi, L OBP: 0.321, SLG: 0.376 Mike Stanley, R OBP: 0.333, SLG: 0.403 (6, PH)			0-3 K			3-2 G5-3		4-1 BB	4-1 BB	2	0	0	0	0	1	1									
Ramon Hernandez, R OBP: 0.310, SLG: 0.393 (1, 2)			0-3 K			1-0 G5-3		1-0 G5-3	2-2 F5	4	0	0	0	0	1	3									
Inning Stats	R: 0 H: 0 E: 0 K: 1 S: 7	H: 1 LOB: 1 BB: 1 P: 16	R: 0 H: 1 E: 1 K: 1 S: 10	H: 1 LOB: 0 BB: 0 P: 15	R: 0 H: 0 E: 0 K: 3 S: 11	H: 0 LOB: 0 BB: 0 P: 14	R: 0 H: 2 E: 0 K: 1 S: 14	H: 2 LOB: 2 BB: 0 P: 20	R: 3 H: 2 E: 0 K: 0 S: 15	H: 2 LOB: 0 BB: 1 P: 27	R: 0 H: 1 E: 0 K: 1 S: 10	H: 1 LOB: 2 BB: 1 P: 20	R: 0 H: 1 E: 1 K: 1 S: 14	H: 1 LOB: 2 BB: 1 P: 25	R: 1 H: 1 E: 0 K: 0 S: 16	H: 1 LOB: 1 BB: 1 P: 27	R: 0 H: 1 E: 0 K: 0 S: 11	H: 1 LOB: 2 BB: 1 P: 20	1B: 5 2B: 1 3B: 0 HR: 3	SF: 0 SAC: 0 DP: 1 HBP: 0	WP: 0 PB: 0 SB: 0 CS: 0	PA: 42			
PITCHER	IP	WLS	BF	H	R	ER	SO	BB	IBB	HBP	BLK	WP	HR	S	P	ERA	WHIP								
Jeff Weaver, R ERA: 4.53 (1, 1)	5.1	W	24	6	3	3	6	2	0	0	0	0	0	19	36	0.00	1.800								
C.J. Nitkowski, L ERA: 5.24 (6, 1)	1.2		8	1	0	0	2	2	0	0	0	0	0	14	25	13.50	3.000								
Danny Patterson, R ERA: 3.12 (8, 1)	0.2		4	1	1	1	0	1	0	0	0	0	1	14	25	13.50	3.000								
Nelson Cruz, R ERA: 1.82 (8, 1)	1.1		6	1	0	0	0	1	0	0	0	0	0	13	22	0.00	1.500								

Detroit Tigers @ Oakland Athletics
Network Associates Coliseum, Oakland, CA
Fri Aug 11 2000, 10:05 PM EDT
Att: 14,181 - Sunny - 72 F

AB 36
R 4
H 9
RBI 4
BB 6
SO 8
LOB 21



Batter	1	2	3	4	5	6	7	8	9	AB	R	H	RBI	BB	SO	LOB	TOP								
Rich Becker, L OBP: 0.383, SLG: 0.378 (1, 8)	G4-3		G5-3		K		K		K	5	0	0	0	0	3	4									
Billy McMillon, L OBP: 0.370, SLG: 0.583 (1, 10)	G4-3		G1-3			F3	G4-3 1B		G4-3 1B	5	0	2	2	0	0	0									
Bobby Higginson, L OBP: 0.368, SLG: 0.534 (1, 7)	G4-3			P4		K	G4-3		K	5	0	0	1	0	2	3									
Juan Gonzalez, R OBP: 0.332, SLG: 0.525 (1, 9)		G4-3 1B		BB HBP		K	G6-3		FC6-4	4	0	1	0	0	1	3									
Dean Palmer, R OBP: 0.351, SLG: 0.508 (1, 3)	G4-3			F8			HR	G5-4-3 1B		4	1	2	1	0	0	2									
Damon Easley, R OBP: 0.358, SLG: 0.418 (1, 4)	F8						1B 1B	G5-4-3 HBP		2	1	1	0	1	0	1									
Brad Ausmus, R OBP: 0.348, SLG: 0.354 (1, 2)		BB		BB			1B 1B	G5-4-3		3	1	1	0	1	0	4									
Jose Macias, S OBP: 0.336, SLG: 0.383 (1, 5)	G3				F2		1B 1B	G1-3		4	1	1	0	0	0	3									
Deivi Cruz, R OBP: 0.306, SLG: 0.418 (1, 6)			G4-3		G3		G4-3 1B		WP DI 1B BB	3	1	1	1	1	0	0									
Inning Stats	R: 0 E: 0 K: 0 S: 5	H: 0 LOB: 0 BB: 0 P: 7	R: 0 E: 0 K: 0 S: 8	H: 1 LOB: 2 BB: 1 P: 13	R: 0 E: 0 K: 0 S: 7	H: 0 LOB: 0 BB: 0 P: 9	R: 0 E: 0 K: 0 S: 9	H: 0 LOB: 2 BB: 1 P: 19	R: 0 E: 0 K: 1 S: 7	H: 0 LOB: 0 BB: 0 P: 11	R: 0 E: 0 K: 2 S: 8	H: 0 LOB: 0 BB: 0 P: 13	R: 4 E: 0 K: 1 S: 24	H: 6 LOB: 2 BB: 0 P: 31	R: 0 E: 0 K: 0 S: 10	H: 1 LOB: 1 BB: 0 P: 15	R: 1 E: 0 K: 2 S: 16	H: 1 LOB: 1 BB: 1 P: 26	1B: 8 2B: 0 3B: 0 HR: 1	SF: 0 SAC: 0 DP: 1 HBP: 2	WP: 1 PB: 0 SB: 0 CS: 0	PA: 40			
PITCHER	IP	WLS	BF	H	R	ER	SO	BB	IBB	HBP	BLK	WP	HR	S	P	ERA	WHIP								
Tim Hudson, R ERA: 4.75 (1, 1)	6.0	W	26	5	4	4	3	2	0	1	0	0	1	54	84	6.00	1.167								
Jim Meder, R ERA: 2.97 (7, 1)	2.0	H	9	3	0	0	1	0	0	1	0	0	0	24	34	0.00	1.500								
Jason Istringhausen, R ERA: 9.58 (9, 1)	1.0		5	1	1	1	2	1	0	0	0	1	0	16	26	9.00	2.000								

Detroit Tigers @ Oakland Athletics
Network Associates Coliseum, Oakland, CA
Sat Aug 12 2000, 4:05 PM EDT
Att: 25,713 - Sunny - 71 F

AB 35
R 5
H 9
RBI 5
BB 3
SO 6
LOB 20



Batter	1	2	3	4	5	6	7	8	9	AB	R	H	RBI	BB	SO	LOB	BOTTOM								
Randy Velarde, R OBP: 0.364, SLG: 0.422 (1, 4)	G6-3		F8		2B 1B		G6-3	FC4		5	1	1	0	0	0	1									
Miguel Tejada, R OBP: 0.352, SLG: 0.488 (1, 6)	G5-3		HR BB		1H 2B		BB HR 1B	F9		4	2	2	1	1	0	1									
Jason Giambi, L OBP: 0.465, SLG: 0.623 (1, 10)	F8		1H HR		BB		HR BB			2	2	1	2	2	0	0									
Ben Griever, L OBP: 0.361, SLG: 0.502 (1, 7)										4	1	1	3	0	2	2									
Ryan Christenson, R OBP: 0.373, SLG: 0.416 (8, 7)	K		F7		K		HR			0	0	0	0	0	0	0									
Terrence Long, L OBP: 0.344, SLG: 0.456 (1, 8)	2B SF7 1B			G4-3		2B SF8 1B	2B			4	2	3	0	0	0	0									
Mike Stanley, R OBP: 0.340, SLG: 0.417 (1, 3)					G4-6-3 BB		SF8 3 FC3 2B	K		3	1	2	0	1	1	1									
Matt Stairs, L OBP: 0.316, SLG: 0.498 (1, 9)	SF7			G4-6-3		SF8	K			2	0	0	2	0	1	2									
Eric Chavez, L OBP: 0.347, SLG: 0.472 (1, 5)	F7				G4-3 1B		FC3 CS	FC4 HBP		3	0	1	1	0	0	1									
Ramon Hernandez, R OBP: 0.306, SLG: 0.388 (1, 2)			G6-3		G4-3		F5	K		4	0	0	0	0	1	3									
Inning Stats	R: 0 E: 0 K: 0 S: 10	H: 0 LOB: 0 BB: 0 P: 14	R: 1 E: 0 K: 1 S: 15	H: 2 LOB: 1 BB: 0 P: 20	R: 2 E: 0 K: 0 S: 11	H: 1 LOB: 0 BB: 1 P: 22	R: 0 E: 0 K: 0 S: 9	H: 0 LOB: 0 BB: 1 P: 15	R: 1 E: 0 K: 1 S: 15	H: 3 LOB: 2 BB: 1 P: 25	R: 2 E: 0 K: 0 S: 16	H: 2 LOB: 0 BB: 0 P: 23	R: 3 E: 0 K: 2 S: 18	H: 3 LOB: 1 BB: 1 P: 29	R: 0 E: 1 K: 1 S: 9	H: 0 LOB: 1 BB: 0 P: 17	1B: 5 2B: 4 3B: 0 HR: 2	SF: 2 SAC: 0 DP: 2 HBP: 1	WP: 0 PB: 0 SB: 0 CS: 1	PA: 38					
PITCHER	IP	WLS	BF	H	R	ER	SO	BB	IBB	HBP	BLK	WP	HR	S	P	ERA	WHIP								
Adam Bernero, R ERA: 4.86 (1, 1)	4.2	L	21	6	4	4	1	0	0	0	0	0	0	12	18	27.00	3.000								
C.J. Nitkowski, L ERA: 5.4 (5, 1)	0.2		5	2	2	2	1	0	0	0	0	0	0	0	0	0	0								
Matt Anderson, R ERA: 4.07 (6, 1)	2.0		10	3	3	3	3	1	0	1	0	0	1	28	45	13.50	2.000								
Steve Sparks, R ERA: 5.2 (8, 1)	0.2		2	0	0	0	0	0	0	0	0	0	0	6	11	0.00	0.000								

Detroit Tigers @ Oakland Athletics
Network Associates Coliseum, Oakland, CA
Sat Aug 12 2000, 4:05 PM EDT
Att: 25,713 - Sunny - 71 F

AB 31
R 9
H 11
RBI 9
BB 4
SO 5
LOB 11



Batter	1	2	3	4	5	6	7	8	9	AB	R	H	RBI	BB	SO	LOB	TOP										
Damon Easley, R (1, 4) OBP: 0.360, SLG: 0.415	F7		CS 1B BB		4-0 HR BB		3-2 G5-3			2	1	0	0	2	0	2											
Juan Encarnacion, R (1, 8) OBP: 0.333, SLG: 0.429	P4		1-2 1B		1-1 HR			1-2 PB 1B 1B		4	1	3	3	0	0	0											
Bobby Higginson, L (1, 7) OBP: 0.365, SLG: 0.529	F9		2-3 K		1-3 K			1-0 F7		4	0	0	0	0	2	3											
Juan Gonzalez, R (1, 10) OBP: 0.334, SLG: 0.525		3-3 K		1-2 F8		1-2 G4-6-3 1B		1-1 CS 1B		4	0	2	0	0	1	0											
Dean Palmer, R (1, 5) OBP: 0.348, SLG: 0.503 (9, 3)	F7		2-1 F9		1-3 K			3-2 G6-3		4	0	0	0	0	1	3											
Wendell Magee, R (1, 9) OBP: 0.322, SLG: 0.443	K		1-1 L4		0-1 G4-6-3				1-3 K	4	0	0	0	0	2	1											
Deivi Cruz, R (1, 6) OBP: 0.308, SLG: 0.419			1-1 HR 1B		0-2 F9		0-0 G5-3 1B		1-0 L6	4	1	2	0	0	0	0											
Brad Ausmus, R (1, 2) OBP: 0.349, SLG: 0.355			0-1 F9		1-2 HR BB 1B		2-3 K		0-0 FC4-6 1B	4	1	2	0	0	1	2											
Shane Halter, R (1, 3) OBP: 0.299, SLG: 0.357			2-0 HR		0-0 F8		0-1 G5-3 1B		1-2 FC4-6	2	1	1	2	0	0	1											
Rich Becker, L (7, PH) OBP: 0.385, SLG: 0.381										1	0	1	0	0	0	0											
Dusty Allen, R (7, 3) OBP: 0.333, SLG: 0.380										0	0	0	0	0	0	0											
Jose Macias, S (9, PH) OBP: 0.333, SLG: 0.380										1	0	0	0	0	0	1											
Inning Stats	R: 0 E: 0 K: 0 S: 7	H: 0 LOB: 0 BB: 0 P: 14	R: 0 E: 0 K: 2 S: 9	H: 0 LOB: 0 BB: 0 P: 15	R: 2 E: 0 K: 1 S: 15	H: 3 LOB: 2 BB: 1 P: 27	R: 0 E: 0 K: 0 S: 7	H: 0 LOB: 0 BB: 0 P: 11	R: 3 E: 0 K: 1 S: 15	H: 2 LOB: 0 BB: 1 P: 22	R: 0 E: 0 K: 1 S: 8	H: 1 LOB: 1 BB: 0 P: 10	R: 0 E: 0 K: 1 S: 11	H: 2 LOB: 1 BB: 0 P: 16	R: 0 E: 0 K: 0 S: 11	H: 2 LOB: 1 BB: 0 P: 17	R: 0 E: 0 K: 1 S: 9	H: 1 LOB: 1 BB: 0 P: 12	1B: 9 2B: 1 3B: 0 HR: 2	SF: 0 SAC: 0 DP: 3 HBP: 0	WP: 0 PB: 1 SB: 0 CS: 2	PA: 36					
PITCHER	IP	WLS	BF	H	R	ER	SO	BB	IBB	HBP	BLK	WP	HR	S	P	ERA	WHIP										
Barry Zito, L (1, 1) ERA: 3.16	6.0	L	25	7	5	5	5	2	0	0	0	0	2	62	100	7.50	1.500										
Omar Olivares, R (7, 1) ERA: 8.56	1.0		4	2	0	0	1	0	0	0	0	0	0	13	19	0.00	2.000										
Mike Magnante, L (8, 1) ERA: 4.97	0.1		1	0	0	0	0	0	0	0	0	0	0	1	2	0.00	0.000										
Jeff Tam, R (8, 1) ERA: 2.89	1.2		6	2	0	0	1	0	0	0	0	0	0	16	23	0.00	1.200										

Detroit Tigers @ Oakland Athletics
Network Associates Coliseum, Oakland, CA
Sun Aug 13 2000, 4:05 PM EDT
Att: 16,966 - Sunny - 71 F

AB 34
R 5
H 11
RBI 5
BB 2
SO 7
LOB 13



Batter	1	2	3	4	5	6	7	8	9	AB	R	H	RBI	BB	SO	LOB	BOTTOM										
Randy Velarde, R (1, 4) OBP: 0.367, SLG: 0.423	K		FC6-4 1B			4-1 1B BB		0-2 F8 E 1B	1-1 G5-4-3	4	0	2	0	1	1	2											
Miguel Tejada, R (1, 6) OBP: 0.349, SLG: 0.484	G6-3		1-2 FC6-4			1-1 F2		0-1 E5 BB		4	0	0	0	0	0	4											
Jason Giambi, L (1, 3) OBP: 0.462, SLG: 0.616	G4-3		1-2 K		0-1 F9		1-3 K	0-1 F8		4	0	0	0	0	1	4											
Ben Grieve, L (1, 7) OBP: 0.362, SLG: 0.501		2-0 G1-3			2-3 K		1-1 1B	4-1 1B BB		3	0	1	1	1	1	0											
Ryan Christenson, R (8, PH) OBP: 0.373, SLG: 0.416								1-2 BB		0	0	0	0	0	0	0											
Terrence Long, L (1, 8) OBP: 0.341, SLG: 0.451		0-1 G4-3			2-2 F8		0-3 K	0-3 K		4	0	0	0	0	2	3											
Mike Stanley, R (1, 10) OBP: 0.343, SLG: 0.419		1-1 2B 1B			1-0 G5-3		1-2 3 HR 1B	1-3 K		4	1	2	0	0	1	3											
Matt Stairs, L (1, 9) OBP: 0.318, SLG: 0.412		1-0 1H 2B			0-2 F7		0-1 F7		2-1 3 1B	4	0	2	0	0	0	1											
3 Eric Chavez, L (1, 5) OBP: 0.349, SLG: 0.481			3-1 F7		0-2 G3		0-0 HR		0-0 G5-4-3 1B	4	1	2	2	0	0	0											
Sal Fasano, R (1, 2) OBP: 0.287, SLG: 0.431			1-0 G5-3			3-2 BB 1B			0-3 K	3	1	1	0	0	0	0											
Jeremy Giambi, L (9, PH) OBP: 0.320, SLG: 0.374										1	0	0	0	0	1	2											
Inning Stats	R: 0 E: 0 K: 1 S: 9	H: 2 LOB: 2 BB: 0 P: 15	R: 0 E: 0 K: 0 S: 6	H: 2 LOB: 0 BB: 0 P: 10	R: 0 E: 0 K: 0 S: 9	H: 1 LOB: 1 BB: 0 P: 16	R: 0 E: 0 K: 1 S: 10	H: 0 LOB: 0 BB: 0 P: 14	R: 0 E: 0 K: 0 S: 7	H: 0 LOB: 0 BB: 0 P: 8	R: 1 E: 0 K: 1 S: 12	H: 2 LOB: 1 BB: 1 P: 22	R: 2 E: 0 K: 1 S: 10	H: 2 LOB: 0 BB: 0 P: 11	R: 0 E: 1 K: 2 S: 14	H: 1 LOB: 3 BB: 1 P: 19	R: 0 E: 0 K: 1 S: 9	H: 2 LOB: 1 BB: 0 P: 12	1B: 8 2B: 1 3B: 0 HR: 1	SF: 0 SAC: 0 DP: 1 HBP: 0	WP: 0 PB: 0 SB: 0 CS: 0	PA: 37					
PITCHER	IP	WLS	BF	H	R	ER	SO	BB	IBB	HBP	BLK	WP	HR	S	P	ERA	WHIP										
Brian Moehler, R (1, 1) ERA: 4.25	7.0		27	7	3	3	4	1	0	0	0	0	0	63	96	3.86	1.143										
Doug Brocail, R (8, 1) ERA: 4.17	0.0		2	1	0	0	0	0	0	0	0	0	0	5	5												
C.J. Nitkowski, L (8, 1) ERA: 5.36	0.2	H	3	0	0	0	1	1	0	0	0	0	0	6	10	0.00	1.500										
Todd Jones, R (8, 1) ERA: 3.25	1.1	S	5	2	0	0	2	0	0	0	0	0	0	12	16	0.00	1.500										

Detroit Tigers @ Oakland Athletics
Network Associates Coliseum, Oakland, CA
Sun Aug 13 2000, 4:05 PM EDT
Att: 16,966 - Sunny - 71 F


AB 35
R 3
H 10
RBI 3
BB 2
SO 7
LOB 19



Batter	1	2	3	4	5	6	7	8	9	AB	R	H	RBI	BB	SO	LOB	TOP								
Damon Easley, R OBP: 0.362, SLG: 0.420 Dusty Allen, R OBP: 0.176, SLG: 0.133	0-1 1B BB 1B	1-3 K		2-2 2H 2B	2-1 FC6-4 HR		3-1 F9		0-1 PB FC5-4 2B	4	2	2	2	0	1	2									
Juan Encarnacion, R OBP: 0.333, SLG: 0.428	0-1 BB 1B 1B	0-3 K		3-2 F7	2-1 HR 1B		1-2 G6-3		3-3 K	6	2	2	2	0	2	2									
Bobby Higginson, L OBP: 0.367, SLG: 0.537 Billy McMillon, L OBP: 0.393, SLG: 0.583	2-1 BB 1B 1B		2-3 K		E4 HR		0-0 1B		4-2 FC5-4 PB BB	5	3	3	3	0	1	0									
Juan Gonzalez, R OBP: 0.333, SLG: 0.531 Rich Becker, L OBP: 0.336, SLG: 0.379	1-0 F9		1-1 G5-3		HR G6-3		0-1 G4-3		4-1 FC5-4 BB	4	1	1	2	0	0	3									
Dean Palmer, R OBP: 0.347, SLG: 0.499 Jose Macias, S OBP: 0.336, SLG: 0.382	4-1 1B BB		1-3 K		2-2 G3		1-2 F9		0-2 FC5-4 BB	3	0	0	1	1	1	0									
Wendell Magee, R OBP: 0.336, SLG: 0.463	0-2 1B			0-0 2B 1B	1-1 E 2B		0-0 1B		1-1 F9	6	2	4	2	0	0	3									
Deivi Cruz, R OBP: 0.306, SLG: 0.416	2-2 F9			1-0 F3	0-1 E BB FC6-4 1B		3-2 F2		1-1 P6	5	1	1	0	0	0	5									
Brad Ausmus, R OBP: 0.350, SLG: 0.358 Javier Cardona, R OBP: 0.165, SLG: 0.296	2-1 L3			0-0 2B	4-0 FC6-4 E 1B BB		1-2 G5-3		1-0 1B	3	2	1	1	1	0	3									
Shane Halter, R OBP: 0.297, SLG: 0.358		1-0 F7		1-1 G6-3	0-1 E3 FC6-4		0-2 F9 G6-3 2B		3-2 F7	5	1	1	1	0	0	5									
Inning Stats	R: 3 E: 0 K: 0 S: 16	H: 4 LOB: 2 BB: 1 P: 27	R: 0 E: 0 K: 2 S: 7	H: 0 LOB: 0 BB: 0 P: 9	R: 0 E: 0 K: 2 S: 9	H: 0 LOB: 0 BB: 0 P: 13	R: 2 E: 0 K: 0 S: 14	H: 3 LOB: 1 BB: 0 P: 21	R: 8 E: 2 K: 0 S: 19	H: 5 LOB: 0 BB: 1 P: 33	R: 0 E: 0 K: 0 S: 10	H: 1 LOB: 1 BB: 0 P: 15	R: 1 E: 0 K: 0 S: 12	H: 2 LOB: 1 BB: 0 P: 16	R: 0 E: 0 K: 0 S: 9	H: 2 LOB: 2 BB: 0 P: 15	R: 1 E: 0 K: 1 S: 16	H: 1 LOB: 2 BB: 2 P: 28	1B: 11 2B: 5 3B: 0 HR: 2	SF: 0 SAC: 0 DP: 0 HBP: 0	WP: 0 PB: 1 SB: 0 CS: 0	PA: 51			
PITCHER	IP WLS BF H R ER SO BB IBB HBP BLK WP HR S P ERA WHIP	4.1 L 27 10 11 8 4 2 0 0 0 0 1 58 89 16.61 2.769	4.2 24 8 4 2 1 2 0 0 0 0 1 54 88 3.86 2.143																						

Detroit Tigers @ Seattle Mariners
Safeco Field, Seattle, WA
Mon Aug 14 2000, 7:05 PM PDT
Att: 44,941 - Sunny - 70 F


AB 47
R 15
H 18
RBI 15
BB 4
SO 5
LOB 27



Batter	1	2	3	4	5	6	7	8	9	AB	R	H	RBI	BB	SO	LOB	BOTTOM							
Mark McLemore, S OBP: 0.351, SLG: 0.298	2-2 G4-3 1B		2-1 L6			1-0 G4-3	3-1 1B 2B		0-0 BB 1B	5	1	3	0	0	0	0								
Al Martin, L OBP: 0.357, SLG: 0.480	0-1 G4-3		3-3 K			2-0 HR	0-0 2B 1B		0-3 K	5	1	2	1	0	2	3								
Alex Rodriguez, R OBP: 0.440, SLG: 0.640 Carlos Guillen, S OBP: 0.333, SLG: 0.329	4-0 BB		0-2 F8			2-1 2B 1B	2-0 1B 2B		4-1 1B 2B BB	1	0	0	0	1	0	0								
Edgar Martinez, R OBP: 0.433, SLG: 0.609 Joe Oliver, R OBP: 0.317, SLG: 0.558	2-0 F2			1-0 G4-6-3 1B		1-1 1B 2B	1-1 F8		0-3 K	4	1	2	1	0	0	4								
John Olerud, L OBP: 0.400, SLG: 0.444 Chris Widger, R OBP: 0.309, SLG: 0.448			1-3 K		0-0 G4-6-3	1-2 G5-3		0-0 G5-3		2	0	0	0	0	1	3								
Stan Javier, S OBP: 0.364, SLG: 0.416		2-1 F8		3-2 G6-3		2-0 2B		1-0 L6		4	0	1	1	0	0	0								
Mike Cameron, R OBP: 0.352, SLG: 0.442		1-1 F8			0-0 F8	2-1 F3		3-2 G5-3		4	0	0	0	0	0	1								
David Bell, R OBP: 0.301, SLG: 0.349		3-1 1B			1-0 F8		1-1 G4-3		0-1 BB 1B 1B	4	0	2	0	0	0	0								
Dan Wilson, R OBP: 0.289, SLG: 0.308		1-1 G6-3			1-0 F9		1-3 K		2-1 F9	4	0	0	0	0	1	2								
Inning Stats	R: 0 E: 0 K: 1 S: 10	H: 1 LOB: 1 BB: 1 P: 19	R: 0 E: 0 K: 0 S: 8	H: 1 LOB: 0 BB: 0 P: 15	R: 0 E: 0 K: 1 S: 9	H: 0 LOB: 0 BB: 0 P: 14	R: 0 E: 0 K: 0 S: 5	H: 1 LOB: 0 BB: 0 P: 9	R: 0 E: 0 K: 0 S: 3	H: 0 LOB: 0 BB: 0 P: 5	R: 3 E: 0 K: 0 S: 12	H: 4 LOB: 1 BB: 0 P: 23	R: 1 E: 0 K: 1 S: 11	H: 3 LOB: 2 BB: 0 P: 19	R: 0 E: 0 K: 0 S: 5	H: 0 LOB: 0 BB: 0 P: 9	R: 0 E: 0 K: 2 S: 12	H: 2 LOB: 3 BB: 1 P: 18	1B: 7 2B: 4 3B: 0 HR: 1	SF: 0 SAC: 0 DP: 1 HBP: 0	WP: 0 PB: 0 SB: 0 CS: 0	PA: 40		
PITCHER	IP WLS BF H R ER SO BB IBB HBP BLK WP HR S P ERA WHIP	7.0 W 31 10 4 4 3 1 0 0 0 0 0 5 9 0.00 0.000	1.0 3 0 0 0 0 0 0 0 0 0 0 0 5 9 0.00 0.000	1.0 6 2 0 0 0 2 1 0 0 0 0 0 12 18 0.00 3.000																				

Detroit Tigers @ Seattle Mariners
Safeco Field, Seattle, WA
Mon Aug 14 2000, 7:05 PM PDT
Att: 44,941 - Sunny - 70 F

AB 38
R 4
H 12
RBI 4
BB 2
SO 5
LOB 17



Batter	1	2	3	4	5	6	7	8	9	AB	R	H	RBI	BB	SO	LOB	TOP					
Rich Becker, L OBP: 0.394, SLG: 0.387 (1, 10)	2-1 2B		2-1 G4-3	4-1 1B BB		1-1 1B		4-2 2B BB		3	2	2	0	2	0	0	Detroit Tigers @ Seattle Mariners Safeco Field, Seattle, WA Tue Aug 15 2000, 7:05 PM PDT Att: 38,674 - Sunny - 66 F					
Juan Encarnacion, R OBP: 0.334, SLG: 0.430 (1, 8)	2-2 FC6-4 2H		1-1 G4-3	0-0 1B		1-2 P4		0-3 K		5	0	2	2	0	1	2						
Bobby Higginson, L OBP: 0.370, SLG: 0.540 Billy McMillon, L OBP: 0.393, SLG: 0.583 (8, 7)	2-1 FC6-4		0-0 2B 1B	3-3 K		0-1 F5		1-0 1H HR		5	2	3	1	0	1	3						
Juan Gonzalez, R OBP: 0.340, SLG: 0.546 Wendell Magee, R OBP: 0.339, SLG: 0.463 (8, 9)	2-2 F7		1-0 1B 2B		1-2 HR 1B		3-2 FC6-4 1B	0-0 HR		5	3	4	2	0	0	2						
Dean Palmer, R OBP: 0.350, SLG: 0.508 Jose Macias, S OBP: 0.336, SLG: 0.382 (8, 5)	1-2 FC6-4		0-0 1B	3-1 HR		1-2 1B		2-3 K		5	1	3	4	0	1	2						
Damon Easley, R OBP: 0.357, SLG: 0.413 Dusty Allen, R OBP: 0.176, SLG: 0.133 (9, 3)	2-2 G5-3		2-2 F8	1-1 G5-3		1-1 FC6-4		3-3 K		5	0	0	0	0	1	5						
Deivi Cruz, R OBP: 0.307, SLG: 0.419 (1, 6)		1-2 G6-3 1B		1-0 F3		3-3 K		0-1 F9		5	0	2	0	0	1	2						
Brad Ausmus, R OBP: 0.349, SLG: 0.355 (1, 2)		0-1 G6-3		3-2 FC5-4 1B		3-2 F9		1-3 K		5	0	1	0	0	1	4						
Shane Halter, R OBP: 0.290, SLG: 0.349 (9, 5)		0-3 K		0-0 FC5-4 1B		0-2 L5		2-2 G4-3		5	1	0	0	0	2	2						
Inning Stats	R: 1 E: 0 K: 0 S: 18	H: 3 LOB: 2 BB: 0 P: 29	R: 0 E: 0 K: 1 S: 10	H: 1 LOB: 0 BB: 0 P: 11	R: 2 E: 0 K: 0 S: 8	H: 3 LOB: 1 BB: 0 P: 12	R: 1 E: 0 K: 1 S: 12	H: 2 LOB: 2 BB: 1 P: 23	R: 2 E: 0 K: 1 S: 13	H: 2 LOB: 0 BB: 0 P: 24	R: 0 E: 0 K: 0 S: 10	H: 1 LOB: 1 BB: 0 P: 12	R: 0 E: 0 K: 1 S: 15	H: 2 LOB: 2 BB: 0 P: 21	R: 3 E: 0 K: 2 S: 16	H: 2 LOB: 0 BB: 1 P: 25	R: 0 E: 0 K: 2 S: 10	H: 1 LOB: 1 BB: 0 P: 16	1B: 10 2B: 5 HR: 2	SF: 0 SAC: 0 DP: 1 HBP: 0	WP: 0 PB: 0 SB: 0 CS: 0	PA: 45
PITCHER	IP WLS BF H R ER SO BB IBB HBP BLK WP HR S P ERA WHIP	5.0 L 26 11 6 6 3 1 0 0 0 0 1 61 99 10.80 2.400	2.0 9 3 0 0 1 0 0 0 0 0 0 0 25 33 0.00 1.500	1.0 6 2 3 3 2 1 0 0 0 0 0 0 16 25 27.00 3.000	1.0 4 1 0 0 2 0 0 0 0 0 0 0 10 16 0.00 1.000	PITCHER										IP WLS BF H R ER SO BB IBB HBP BLK WP HR S P ERA WHIP	5.0 W 30 5 0 0 6 1 0 0 0 0 73 110 0.00 0.667					
Aaron Sele, R ERA: 4.59 Jose Mesa, R ERA: 5.52 Arthur Rhodes, L ERA: 3.67 Kazuhiro Sasaki, R ERA: 3.86 (1, 1)																						
Mark McLemore, S OBP: 0.348, SLG: 0.295 (1, 4)	2-1 G4-3			0-1 P3		0-0 G3			2-1 F9		4	0	0	0	0	1	Detroit Tigers @ Seattle Mariners Safeco Field, Seattle, WA Tue Aug 15 2000, 7:05 PM PDT Att: 38,674 - Sunny - 66 F					
Stan Javier, S OBP: 0.358, SLG: 0.409 (1, 7)	0-0 F7			3-2 G6-3			1-2 F8		1-2 G1-3		4	0	0	0	0	0						
Alex Rodriguez, R OBP: 0.439, SLG: 0.636 (1, 6)	0-1 G1-3			2-3 K			2-2 G6-4-3 1B		1-0 F3		4	0	1	0	0	1						
Edgar Martinez, R OBP: 0.430, SLG: 0.604 (1, 10)		1-3 K			2-3 K		0-1 G6-4-3				3	0	0	0	0	2						
John Olerud, L OBP: 0.399, SLG: 0.443 (1, 3)		3-2 G4-3			2-1 G4-3			0-1 G6-4-3 1B		3	0	1	0	0	0	0						
Jay Buhner, R OBP: 0.381, SLG: 0.544 (1, 9)		1-3 K			1-0 G2-3			1-0 G6-4-3		3	0	0	0	0	1	1						
Mike Cameron, R OBP: 0.354, SLG: 0.442 (1, 8)				4-1 G4-6-3 BB			0-3 K		1-2 1B 1B		2	0	1	0	1	0						
Joe Oliver, R OBP: 0.318, SLG: 0.553 (1, 2)				1-2 G4-6-3			1-3 K		0-0 1B		3	0	1	0	0	1						
Carlos Guillen, S OBP: 0.333, SLG: 0.335 (1, 5)				2-1 G1-3			2-2 K		1-0 G4-3		3	0	1	0	0	2						
Inning Stats	R: 0 E: 0 K: 0 S: 5	H: 0 LOB: 0 BB: 0 P: 7	R: 0 E: 0 K: 2 S: 11	H: 0 LOB: 0 BB: 0 P: 16	R: 0 E: 0 K: 0 S: 8	H: 0 LOB: 0 BB: 1 P: 15	R: 0 E: 0 K: 1 S: 9	H: 0 LOB: 0 BB: 0 P: 14	R: 0 E: 0 K: 1 S: 7	H: 0 LOB: 0 BB: 0 P: 12	R: 0 E: 0 K: 2 S: 10	H: 1 LOB: 1 BB: 0 P: 13	R: 0 E: 0 K: 0 S: 9	H: 1 LOB: 0 BB: 0 P: 12	R: 0 E: 0 K: 0 S: 8	H: 3 LOB: 2 BB: 0 P: 11	R: 0 E: 0 K: 0 S: 6	H: 0 LOB: 0 BB: 0 P: 10	1B: 4 2B: 1 3B: 0 HR: 0	SF: 0 SAC: 0 DP: 3 HBP: 0	WP: 0 PB: 0 SB: 0 CS: 0	PA: 30
PITCHER	IP WLS BF H R ER SO BB IBB HBP BLK WP HR S P ERA WHIP	9.0 W 30 5 0 0 6 1 0 0 0 0 73 110 0.00 0.667	PITCHER																			
Steve Sparks, R ERA: 4.17 (1, 1)																						

AB	43
R	9
H	17
RBI	9
BB	2
SO	8
LOB	22



AB	29
R	0
H	5
RBI	0
BB	1
SO	6
LOB	6



Batter	1	2	3	4	5	6	7	8	9	AB	R	H	RBI	BB	SO	LOB	TOP				
Damon Easley, R (1, 4) OBP: 0.363, SLG: 0.420	G6-3		HR 2B			1B E BB		FC6 1B		4	2	3	2	1	0	0	Detroit Tigers @ Seattle Mariners Safeco Field, Seattle, WA Wed Aug 16 2000, 7:05 PM PDT Att: 42,429 - Sunny - 73 F				
Juan Encarnacion, R (1, 8) OBP: 0.336, SLG: 0.437	G6-3		HR			E5 1B		FC6		5	2	2	2	0	0	3					
Bobby Higginson, L (1, 7) OBP: 0.372, SLG: 0.540	1B		F8			E G4-3 1B		K		4	1	2	0	1	1	1					
Juan Gonzalez, R (1, 10) OBP: 0.340, SLG: 0.547	L5		G5-3			E7 G4-3 1B		F8		5	1	2	2	0	0	3					
Dean Palmer, R (1, 5) OBP: 0.346, SLG: 0.501		K	G5-3			G4-3		K		5	0	0	1	0	2	2					
Wendell Magee, R (1, 9) OBP: 0.341, SLG: 0.463						F8		G6-3		2	1	1	0	0	0	0					
Rich Becker, L (5, PH) OBP: 0.389, SLG: 0.382	HR 1B					G4-3		G5-3		3	0	0	0	0	0	2					
Deivi Cruz, R (1, 6) OBP: 0.311, SLG: 0.430	HR					G6-3		G6-3		5	2	3	3	0	0	0					
Brad Ausmus, R (1, 2) OBP: 0.349, SLG: 0.354	P3					K		FC4 1B		4	2	1	0	1	1	1					
Shane Halter, R (1, 3) OBP: 0.290, SLG: 0.348	G6-3					G6-3		FC6 1B		3	1	1	0	0	0	0					
Billy McMillon, L (8, PH) OBP: 0.414, SLG: 0.583						G6-3		BLK 1B		0	0	0	0	0	1	0					
Dusty Allen, R (8, PH) OBP: 0.176, SLG: 0.133						BLK 1B		FC6 1B		0	0	0	0	0	0	0					
Jose Macias, S (9, PH) OBP: 0.342, SLG: 0.405						BLK 1B		FC6 1B		1	0	1	2	0	0	0					
Inning Stats	R: 0 E: 0 K: 0 S: 6	H: 1 LOB: 1 BB: 0 P: 10	R: 2 E: 0 K: 1 S: 9	H: 2 LOB: 0 BB: 0 P: 17	R: 2 E: 0 K: 0 S: 12	H: 2 LOB: 0 BB: 0 P: 22	R: 0 E: 0 K: 1 S: 9	H: 0 LOB: 0 BB: 0 P: 14	R: 3 E: 2 K: 0 S: 14	H: 2 LOB: 1 BB: 1 P: 24	R: 2 E: 0 K: 0 S: 19	H: 4 LOB: 2 BB: 1 P: 30	R: 0 E: 0 K: 1 S: 10	H: 1 LOB: 1 BB: 0 P: 14	R: 0 E: 0 K: 1 S: 14	H: 1 LOB: 1 BB: 1 P: 25	R: 3 E: 0 K: 0 S: 14	H: 3 LOB: 1 BB: 1 P: 23	1B: 10 2B: 3 HR: 2	SF: 0 SAC: 0 DP: 1 HBP: 0	WP: 1 PA: 45
PITCHER	IP	WLS	BF	H	R	ER	SO	BB	IBB	HBP	BLK	WP	HR	S	P	ERA	WHIP				
John Halama, L (1, 1) ERA: 5.0	4.1		21	6	7	5	2	1	0	0	0	0	2	45	80	10.38	1.615				
Brett Tomko, R (5, 1) ERA: 4.34	3.2	L	18	7	2	2	2	2	0	0	1	0	0	48	76	4.91	2.455				
Jose Mesa, R (9, 1) ERA: 5.86	1.0		6	3	3	3	0	1	0	0	0	1	0	14	23	27.00	4.000				

Batter	1	2	3	4	5	6	7	8	9	AB	R	H	RBI	BB	SO	LOB	BOTTOM				
Al Martin, L (1, 7) OBP: 0.360, SLG: 0.486	SF8 3B		HR 1B			F9		FC6-4		3	2	2	0	0	0	0	Detroit Tigers @ Seattle Mariners Safeco Field, Seattle, WA Wed Aug 16 2000, 7:05 PM PDT Att: 42,429 - Sunny - 73 F				
Stan Javier, S (6, PH) OBP: 0.360, SLG: 0.410										2	0	1	0	0	0	2					
Carlos Guillen, S (1, 5) OBP: 0.335, SLG: 0.356	SF8		HR			1B SF9		G5-3		4	2	2	4	0	1	1					
Alex Rodriguez, R (1, 6) OBP: 0.438, SLG: 0.632	HR HBP		L7			SF9 1B		F9		4	1	1	0	0	1	1					
Edgar Martinez, R (1, 10) OBP: 0.429, SLG: 0.610	HR		K			SF9		G4-3		3	1	1	3	0	1	0					
John Olerud, L (1, 3) OBP: 0.398, SLG: 0.444	G5-3		K			K		G6-3		4	1	1	0	0	2	1					
Jay Buhner, R (1, 9) OBP: 0.376, SLG: 0.537	F9		G1-3			K		G6-3		4	0	0	0	0	1	1					
Mike Cameron, R (1, 8) OBP: 0.351, SLG: 0.439			K			G5-3		L9		3	0	0	1	0	1	0					
Joe Oliver, R (1, 2) OBP: 0.323, SLG: 0.559	HR 1B					F8		G6-3		4	1	2	0	0	0	0					
Mark McLemore, S (1, 4) OBP: 0.348, SLG: 0.294			F7			K		FC6-4		2	0	0	0	1	1	1					
David Bell, R (9, PH) OBP: 0.300, SLG: 0.348						K		FC6-4		1	0	0	0	0	1	0					
Inning Stats	R: 3 E: 0 K: 0 S: 8	H: 2 LOB: 0 BB: 0 P: 15	R: 3 E: 0 K: 1 S: 16	H: 3 LOB: 0 BB: 0 P: 24	R: 0 E: 0 K: 2 S: 8	H: 0 LOB: 0 BB: 0 P: 11	R: 0 E: 0 K: 1 S: 7	H: 0 LOB: 0 BB: 0 P: 10	R: 1 E: 0 K: 1 S: 12	H: 2 LOB: 1 BB: 0 P: 18	R: 0 E: 0 K: 1 S: 18	H: 1 LOB: 2 BB: 1 P: 29	R: 0 E: 0 K: 0 S: 4	H: 0 LOB: 0 BB: 0 P: 5	R: 1 E: 0 K: 0 S: 6	H: 1 LOB: 0 BB: 0 P: 7	R: 0 E: 0 K: 3 S: 14	H: 1 LOB: 1 BB: 0 P: 15	1B: 5 2B: 2 3B: 1 HR: 2	SF: 3 SAC: 0 DP: 0 HBP: 1	WP: 0 PA: 39
PITCHER	IP	WLS	BF	H	R	ER	SO	BB	IBB	HBP	BLK	WP	HR	S	P	ERA	WHIP				
Jeff Weaver, R (1, 1) ERA: 4.79	5.2		26	8	7	7	6	0	0	0	0	0	0	11	17	0.00	1.500				
C.J. Nitkowski, L (6, 1) ERA: 5.32	0.2	H	3	0	0	0	0	1	0	0	0	0	0	8	10	5.40	0.600				
Danny Patterson, R (7, 1) ERA: 3.13	1.2		6	1	1	1	0	0	0	0	0	0	0	8	10	5.40	0.600				
Todd Jones, R (9, 1) ERA: 3.18	1.0		4	1	0	0	3	0	0	0	0	0	0	14	15	0.00	1.000				

Batter	1	2	3	4	5	6	7	8	9	AB	R	H	RBI	BB	SO	LOB	TOP																			
Frank Menechino, R OBP: 0.326, SLG: 0.449 (1, 4)	F3		F9			P3			2B	4	0	1	0	0	0	0	Oakland Athletics @ Detroit Tigers Comerica Park, Detroit, MI Fri Aug 18 2000, 7:05 PM EDT Att: 39,277 - Cloudy - 72 F																			
Terrence Long, L OBP: 0.343, SLG: 0.464 (1, 8)	P6			G6-3		K			F5	4	0	0	0	0	1																					
Jason Giambi, L OBP: 0.460, SLG: 0.609 Jeremy Giambi, L OBP: 0.319, SLG: 0.372 (9, PH)	BB			K		K			G3	2	0	0	0	1	2																					
Mike Stanley, R OBP: 0.341, SLG: 0.421 (1, 3)	F8			G6-3		G6-3			K	4	0	0	0	0	1																					
Ben Grieve, L OBP: 0.363, SLG: 0.514 Ryan Christenson, R OBP: 0.357, SLG: 0.354 (8, 7)		K				2B				3	1	2	1	0	1																					
Miguel Tejada, R OBP: 0.347, SLG: 0.479 (1, 6)	K			F9		K				3	0	0	0	0	2																					
Matt Stairs, L OBP: 0.373, SLG: 0.412 Adam Platt, R OBP: 0.346, SLG: 0.553 (8, 9)	K			K					K	3	0	0	0	0	3																					
3 Eric Chavez, L OBP: 0.348, SLG: 0.485 (1, 5)			G4-3			G4-3			K	3	0	0	0	0	1																					
Ramon Hernandez, R OBP: 0.302, SLG: 0.384 (1, 2)			F9			G5-3			G5-3	3	0	0	0	0	0																					
Inning Stats	R: 0 E: 0 K: 0 S: 5	H: 0 LOB: 1 BB: 1 P: 14	R: 0 E: 0 K: 3 S: 12	H: 0 LOB: 0 BB: 0 P: 18	R: 0 E: 0 K: 0 S: 7	H: 0 LOB: 0 BB: 0 P: 10	R: 0 E: 0 K: 1 S: 13	H: 0 LOB: 1 BB: 0 P: 20	R: 0 E: 0 K: 1 S: 10	H: 0 LOB: 0 BB: 0 P: 8	R: 1 E: 0 K: 2 S: 9	H: 1 LOB: 0 BB: 0 P: 11	R: 0 E: 0 K: 2 S: 8	H: 0 LOB: 0 BB: 0 P: 12	R: 0 E: 0 K: 1 S: 8	H: 1 LOB: 1 BB: 0 P: 10	1B: 0 2B: 2 3B: 0 HR: 1	SF: 0 SAC: 0 DP: 0 HBP: 0	WP: 0 PB: 0 SB: 0 CS: 0	PA: 31																
PITCHER	IP	WLS	BF	H	R	ER	SO	BB	IBB	HBP	BLK	WP	HR	S	P	ERA	WHIP	PITCHER		IP	WLS	BF	H	R	ER	SO	BB	IBB	HBP	BLK	WP	HR	S	P	ERA	WHIP
Hideo Nomo, R ERA: 4.92 (1, 1)	7.0	W	24	2	1	1	8	1	0	0	0	0	1	63	98	1.29	0.429			7.0	W	24	2	1	1	8	1	0	0	0	0	1	63	98	1.29	0.429
Adam Bernero, R ERA: 4.59 (8, 1)	1.0		3	0	0	0	2	0	0	0	0	0	0	8	12	0.00	0.000			1.0		3	0	0	0	2	0	0	0	0	0	8	12	0.00	0.000	
Nelson Cruz, R ERA: 1.76 (9, 1)	1.0		4	1	0	0	1	0	0	0	0	0	0	8	10	0.00	1.000			1.0		4	1	0	0	1	0	0	0	0	8	10	0.00	1.000		

AB	30
R	1
H	3
RBI	1
BB	1
SO	11
LOB	7



Batter	1	2	3	4	5	6	7	8	9	AB	R	H	RBI	BB	SO	LOB	BOTTOM																			
Rich Becker, L OBP: 0.397, SLG: 0.402 (1, 9) (7, 7) (8, 8)	G4-3					2B				4	3	3	3	1	0	0	Oakland Athletics @ Detroit Tigers Comerica Park, Detroit, MI Fri Aug 18 2000, 7:05 PM EDT Att: 39,277 - Cloudy - 72 F																			
Juan Encarnacion, R OBP: 0.336, SLG: 0.440 Wendell Magee, R OBP: 0.341, SLG: 0.463 (1, 8) (7, PH) (8, 7)	K			SF8		FC6-4			1B	4	1	2	1	0	2																					
Bobby Higginson, L OBP: 0.373, SLG: 0.545 Billy McMillon, L OBP: 0.433, SLG: 0.600 (1, 7) (7, 9)	HR		F7	K		FC6-4			BB	3	1	1	1	1	1																					
Juan Gonzalez, R OBP: 0.346, SLG: 0.552 (1, 10)	WP			FC5-4		FC6-4			1B	4	1	3	1	1	0																					
Dean Palmer, R OBP: 0.343, SLG: 0.496 Dusty Allen, R OBP: 0.167, SLG: 0.125 (1, 3) (7, 3)	K		FC5-4		E4	K			G5-3	4	1	0	0	0	2																					
Damion Easley, R OBP: 0.398, SLG: 0.429 (1, 4)		G3				G4-6-3				5	0	3	2	0	0																					
Deivi Cruz, R OBP: 0.309, SLG: 0.426 (1, 6)		P4		G6-3		L1			FC6-4	4	0	0	0	1	0																					
Brad Ausmus, R OBP: 0.354, SLG: 0.359 Javier Cardona, R OBP: 0.241, SLG: 0.321 (1, 2) (7, PH) (8, 2)	BB			HR		FC6-4			E9	3	2	3	0	0	0																					
Jose Macias, S OBP: 0.336, SLG: 0.391 (1, 5)	HR			F9		FC6-4			G4-6-3	4	1	0	0	1	0																					
Inning Stats	R: 1 E: 0 K: 2 S: 15	H: 2 LOB: 1 BB: 0 P: 26	R: 3 E: 0 K: 1 S: 16	H: 2 LOB: 0 BB: 1 P: 28	R: 1 E: 0 K: 0 S: 10	H: 2 LOB: 1 BB: 0 P: 20	R: 1 E: 0 K: 1 S: 10	H: 1 LOB: 1 BB: 1 P: 18	R: 1 E: 0 K: 0 S: 15	H: 2 LOB: 2 BB: 1 P: 24	R: 2 E: 0 K: 1 S: 9	H: 3 LOB: 3 BB: 1 P: 17	R: 1 E: 0 K: 0 S: 16	H: 3 LOB: 3 BB: 1 P: 31	R: 0 E: 2 K: 0 S: 11	H: 2 LOB: 1 BB: 0 P: 19	1B: 11 2B: 4 3B: 0 HR: 2	SF: 1 SAC: 0 DP: 3 HBP: 1	WP: 1 PB: 0 SB: 2 CS: 0	PA: 45																
PITCHER	IP	WLS	BF	H	R	ER	SO	BB	IBB	HBP	BLK	WP	HR	S	P	ERA	WHIP	PITCHER		IP	WLS	BF	H	R	ER	SO	BB	IBB	HBP	BLK	WP	HR	S	P	ERA	WHIP
Tim Hudson, R ERA: 4.98 (1, 1)	3.2	L	20	7	6	5	3	2	0	0	0	0	2	48	87	12.27	2.455			3.2	L	20	7	6	5	3	2	0	0	0	2	48	87	12.27	2.455	
Omar Olivares, R ERA: 6.64 (4, 1)	4.1		25	10	4	4	2	3	0	1	0	0	0	54	96	8.31	3.000			4.1		25	10	4	4	2	3	0	1	0	0	54	96	8.31	3.000	

AB	38
R	10
H	17
RBI	9
BB	5
SO	5
LOB	22



Batter	1	2	3	4	5	6	7	8	9	AB	R	H	RBI	BB	SO	LOB	TOP										
Ryan Christenson, R OBP: 0.359, SLG: 0.395 (1, 7)	G4-3		G6-3 1B		G4-3 1B		G6-3		P4	5	1	2	0	0	0	0											
Terrence Long, L OBP: 0.342, SLG: 0.461 (1, 8)	BB 1B		G6-3 1-2		G2-3 1-2		F8		G6-3	5	0	1	0	0	0	2											
Ben Grieve, L OBP: 0.363, SLG: 0.512 (1, 10)	K		BB 1B		G4-3 2-3			4-1 2B BB	K	4	1	1	0	1	2	2											
Mike Stanley, R OBP: 0.351, SLG: 0.431 (1, 3)	BB 1-2		BB 1-2		BB 1B			0-0 1B 1-H 2B		2	1	2	2	2	0	0											
Matt Stairs, L OBP: 0.316, SLG: 0.409 Adam Platt, R OBP: 0.354, SLG: 0.558 (8, PH) (8, 5)	F7		G3		F8			0-1 FC5-4 1B 2-3 1B		3	0	0	0	0	0	5											
Miguel Tejada, R OBP: 0.348, SLG: 0.479 (1, 6)								1-1 FC5-4 1-2 3-H 1B		4	0	2	1	0	1	0											
3 Eric Chavez, L OBP: 0.348, SLG: 0.484 Ramon Hernandez, R OBP: 0.301, SLG: 0.382 (8, PH) (8, 2)			G1-3 1B		K		G4-3		K	3	0	1	0	0	1	1											
Frank Menechino, R OBP: 0.317, SLG: 0.434 (1, 4)			G1-3		F9		G2-3		FC5-4 1-2 2-3	4	0	0	0	0	0	4											
Sal Fasano, R OBP: 0.286, SLG: 0.419 Jeremy Giambi, L OBP: 0.317, SLG: 0.370 (8, PH) (8, 9)			K		P4			1-3 K	G4-3	3	0	0	0	0	2	2											
Inning Stats	R: 0 E: 0 K: 11 S: 11	H: 1 LOB: 2 BB: 1 P: 22	R: 0 E: 0 K: 2 S: 8	H: 1 LOB: 1 BB: 0 P: 12	R: 0 E: 0 K: 1 S: 11	H: 2 LOB: 2 BB: 1 P: 23	R: 0 E: 0 K: 1 S: 10	H: 1 LOB: 1 BB: 0 P: 13	R: 1 E: 0 K: 0 S: 9	H: 2 LOB: 1 BB: 0 P: 13	R: 0 E: 0 K: 0 S: 7	H: 0 LOB: 0 BB: 0 P: 10	R: 0 E: 0 K: 1 S: 8	H: 0 LOB: 0 BB: 0 P: 12	R: 2 E: 0 K: 1 S: 15	H: 3 LOB: 2 BB: 1 P: 22	R: 0 E: 0 K: 1 S: 5	H: 0 LOB: 0 BB: 0 P: 7	1B: 9 2B: 1 3B: 0 HR: 0	SF: 0 SAC: 0 DP: 1 HBP: 0	WP: 0 PB: 0 SB: 0 CS: 0	PA: 39					
PITCHER	IP	WLS	BF	H	R	ER	SO	BB	IBB	HBP	BLK	WP	HR	S	P	ERA	WHIP										
Brian Moehler, R ERA: 4.16 (1, 1)	7.0	W	30	7	2	2	5	3	0	0	0	0	0	65	110	2.57	1.429										
Nelson Cruz, R ERA: 2.05 (8, 1)	0.0		1	1	0	0	0	0	0	0	0	0	0	1	1	∞	∞										
C.J. Nitkowski, L ERA: 5.32 (8, 1)	0.0		2	2	1	1	0	0	0	0	0	0	0	4	5	∞	∞										
Danny Patterson, R ERA: 3.06 (8, 1)	1.0	H	3	0	0	0	1	0	0	0	0	0	0	9	11	0.00	0.000										
Todd Jones, R ERA: 3.11 (9, 1)	1.0	S	3	0	0	0	1	0	0	0	0	0	0	5	7	0.00	0.000										

Oakland Athletics @ Detroit Tigers
Comerica Park, Detroit, MI
Sat Aug 19 2000, 5:05 PM EDT
Att: 38,628 - Cloudy - 71 F

AB	36
R	3
H	10
RBI	3
BB	3
SO	7
LOB	20



Batter	1	2	3	4	5	6	7	8	9	AB	R	H	RBI	BB	SO	LOB	BOTTOM										
Damon Easley, R OBP: 0.363, SLG: 0.425 (1, 4)	K	P4		P4			SH3-4			3	0	0	0	0	1	1											
Juan Encarnacion, R OBP: 0.336, SLG: 0.438 (1, 8)	K	CS 1B			F8		G6-3			4	0	1	0	0	1	1											
Bobby Higginson, L OBP: 0.374, SLG: 0.547 (1, 10)	BB 3B 1B	CS 1-2			K		G1-4-3			4	1	2	0	0	1	1											
Juan Gonzalez, R OBP: 0.345, SLG: 0.548 (1, 9)	BB 3B 1B				P4			1-2 F9		4	1	1	0	0	1	1											
Dean Palmer, R OBP: 0.342, SLG: 0.492 (1, 5)	BB 3B 1-2 2-3			L5			F8	1-1 G3-1		3	1	0	0	1	0	1											
Wendell Magee, R OBP: 0.338, SLG: 0.472 (1, 7)	BB 2B 3B			G5-3			F9	1-0 F7		4	1	1	3	0	0	1											
Deivi Cruz, R OBP: 0.314, SLG: 0.437 (1, 6)					2B			1-1 2B		3	0	3	1	0	0	0											
Brad Ausmus, R OBP: 0.351, SLG: 0.357 (1, 2)					F8			0-1 F8		3	0	0	0	0	0	3											
Shane Halter, R OBP: 0.291, SLG: 0.348 (1, 3)			F9		K			1-1 SH3-4 1B		3	0	1	0	0	1	1											
Inning Stats	R: 4 E: 0 K: 2 S: 19	H: 4 LOB: 1 BB: 1 P: 29	R: 0 E: 0 K: 0 S: 9	H: 1 LOB: 0 BB: 0 P: 14	R: 0 E: 0 K: 1 S: 12	H: 1 LOB: 1 BB: 0 P: 18	R: 0 E: 0 K: 1 S: 13	H: 1 LOB: 1 BB: 0 P: 20	R: 0 E: 0 K: 0 S: 6	H: 0 LOB: 0 BB: 0 P: 12	R: 0 E: 0 K: 0 S: 8	H: 1 LOB: 1 BB: 0 P: 10	R: 0 E: 0 K: 0 S: 7	H: 1 LOB: 1 BB: 0 P: 11	R: 0 E: 0 K: 0 S: 6	H: 0 LOB: 0 BB: 0 P: 9	1B: 4 2B: 4 3B: 1 HR: 0	SF: 0 SAC: 1 DP: 0 HBP: 0	WP: 0 PB: 0 SB: 0 CS: 1	PA: 34							
PITCHER	IP	WLS	BF	H	R	ER	SO	BB	IBB	HBP	BLK	WP	HR	S	P	ERA	WHIP										
Barry Zito, L ERA: 3.62 (7, 1)	6.0	L	27	9	4	4	5	1	0	0	0	0	0	69	106	6.00	1.667										
Jeff Tam, R ERA: 2.5 (7, 1)	0.2		2	0	0	0	0	0	0	0	0	0	0	2	4	0.00	0.000										
Mike Magnante, L ERA: 4.7 (7, 1)	0.1		1	0	0	0	0	0	0	0	0	0	0	3	4	0.00	0.000										
Jim Mecir, R ERA: 2.92 (8, 1)	1.0		3	0	0	0	0	0	0	0	0	0	0	6	9	0.00	0.000										

Oakland Athletics @ Detroit Tigers
Comerica Park, Detroit, MI
Sat Aug 19 2000, 5:05 PM EDT
Att: 38,628 - Cloudy - 71 F

AB	31
R	4
H	9
RBI	4
BB	1
SO	5
LOB	10



Batter	1	2	3	4	5	6	7	8	9	10	11	AB	R	H	RBI	BB	SO	LOB	TOP			
Terrence Long, L OBP: 0.339, SLG: 0.456 (1, 8)	F8		2B	F8		G4-3			G6-3	G4-3		6	1	1	0	0	0	4				
Miguel Tejada, R OBP: 0.346, SLG: 0.477 (1, 6)	G3		F7	F9			G6-3		E4		K	6	0	1	0	0	1	2				
Ben Grievie, L OBP: 0.367, SLG: 0.517 Jeremy Giambi, L OBP: 0.317, SLG: 0.370 (11, PR)	G3		2B		G1-3						BB	5	1	3	1	1	0	1				
Mike Stanley, R OBP: 0.351, SLG: 0.433 (1, 3)	F9		2B		F7				F8		BB	6	0	2	1	0	0	4				
Matt Stairs, L OBP: 0.316, SLG: 0.406 (1, 9)		F7	G4-3						G4-3		BB	5	0	1	0	1	0	4				
Adam Platt, R OBP: 0.340, SLG: 0.543 Ryan Christenson, R OBP: 0.353, SLG: 0.358 (8, 7)				K	FC6-4					G6-3	K	4	0	1	0	0	2	1				
3 Eric Chavez, L OBP: 0.350, SLG: 0.481 (1, 5)	F8			1B			F7					4	1	1	0	2	1	1				
Frank Menechino, R OBP: 0.317, SLG: 0.425 (1, 4)			K				F9				P6	5	1	1	0	1	2	5				
Ramon Hernandez, R OBP: 0.306, SLG: 0.399 (1, 2)			F9						G6-3			5	0	3	2	0	0	1				
Inning Stats	R: 0 E: 0 K: 0 S: 8	H: 1 LOB: 1 BB: 0 P: 12	R: 0 E: 0 K: 1 S: 9	H: 1 LOB: 1 BB: 0 P: 16	R: 2 E: 0 K: 0 S: 17	H: 3 LOB: 1 BB: 0 P: 27	R: 2 E: 0 K: 1 S: 13	H: 3 LOB: 1 BB: 0 P: 19	R: 0 E: 0 K: 0 S: 8	H: 1 LOB: 1 BB: 0 P: 14	R: 0 E: 0 K: 2 S: 13	H: 0 LOB: 1 BB: 1 P: 23	R: 0 E: 1 K: 0 S: 9	H: 0 LOB: 2 BB: 1 P: 22	R: 0 E: 0 K: 1 S: 12	H: 1 LOB: 2 BB: 1 P: 21	R: 1 E: 0 K: 2 S: 23	H: 2 LOB: 3 BB: 2 P: 39	1B: 9 2B: 5 3B: 0 HR: 0	SF: 0 SAC: 0 DP: 0 HBP: 0	WP: 1 PB: 0 SB: 0 CS: 0	PA: 53
PITCHER	IP WLS BF H R ER SO BB IBB HBP BLK WP HR S P ERA WHIP	PITCHER										IP WLS BF H R ER SO BB IBB HBP BLK WP HR S P ERA WHIP										
Willie Blair, R ERA: 4.91 (1, 1)	6.1	1.2	6	0	0	0	2	1	0	0	0	0	0	0	17	32	0.00	0.600				
Matt Anderson, R ERA: 3.88 (7, 1)	1.2	3	0	0	0	0	1	0	0	0	0	0	0	5	14	0.00	3.000					
C.J. Nitkowski, L ERA: 5.3 (9, 1)	0.1	7	1	0	0	1	1	0	0	0	0	0	0	16	29	0.00	1.200					
Todd Jones, R ERA: 3.0 (9, 1)	1.0	L	7	2	1	1	2	2	0	0	0	1	0	23	39	9.00	4.000					
Nelson Cruz, R ERA: 2.27 (11, 1)																						

Oakland Athletics @ Detroit Tigers
Comerica Park, Detroit, MI
Sun Aug 20 2000, 1:05 PM EDT
Att: 39,442 - Sunny - 68 F

AB 48
R 5
H 14
RBI 4
BB 5
SO 7
LOB 26



Batter	1	2	3	4	5	6	7	8	9	10	11	AB	R	H	RBI	BB	SO	LOB	BOTTOM			
Billy McMillon, L OBP: 0.417, SLG: 0.548 (1, 9)	G4-3		F9					1B	G4-6-3		F7	6	1	2	0	0	1	3				
Juan Encarnacion, R OBP: 0.336, SLG: 0.437 Wendell Magee, R OBP: 0.333, SLG: 0.465 (8, PR)	G4-3		E5					HR			G5-3	4	0	1	0	0	1	2				
Bobby Higginson, L OBP: 0.375, SLG: 0.544 (1, 7)	G3-1							HR				4	0	1	0	1	0	2				
Juan Gonzalez, R OBP: 0.344, SLG: 0.544 (1, 10)		K	G6-3									5	0	1	0	0	2	4				
Dean Palmer, R OBP: 0.342, SLG: 0.497 (1, 3)		K			G6-3				G5-3			4	1	1	3	1	1	0				
Damion Easley, R OBP: 0.383, SLG: 0.426 (1, 4)		2B						HR				4	1	1	0	1	0	3				
Devil Cruz, R OBP: 0.313, SLG: 0.437 (1, 6)		BB										5	0	1	1	0	0	5				
Jose Macias, S OBP: 0.346, SLG: 0.390 (1, 5)		P4										3	0	1	0	2	0	1				
Javier Cardona, R OBP: 0.229, SLG: 0.300 Rich Becker, L OBP: 0.395, SLG: 0.400 Brad Ausmus, R OBP: 0.352, SLG: 0.357 (8, 2)			P6									2	0	0	0	0	0	1				
Inning Stats	R: 0 E: 0 K: 0 S: 5	H: 1 LOB: 0 BB: 0 P: 9	R: 1 E: 0 K: 2 S: 16	H: 1 LOB: 1 BB: 1 P: 28	R: 0 E: 1 K: 0 S: 12	H: 0 LOB: 2 BB: 1 P: 24	R: 0 E: 0 K: 0 S: 6	H: 0 LOB: 0 BB: 0 P: 9	R: 0 E: 0 K: 2 S: 11	H: 1 LOB: 1 BB: 1 P: 20	R: 3 E: 0 K: 1 S: 20	H: 4 LOB: 2 BB: 0 P: 26	R: 0 E: 0 K: 0 S: 3	H: 0 LOB: 0 BB: 1 P: 10	R: 0 E: 0 K: 0 S: 13	H: 2 LOB: 3 BB: 1 P: 22	R: 0 E: 0 K: 0 S: 8	H: 1 LOB: 1 BB: 0 P: 11	1B: 7 2B: 2 3B: 0 HR: 1	SF: 0 SAC: 0 DP: 2 HBP: 0	WP: 0 PB: 0 SB: 1 CS: 0	PA: 47
PITCHER	IP WLS BF H R ER SO BB IBB HBP BLK WP HR S P ERA WHIP	PITCHER										IP WLS BF H R ER SO BB IBB HBP BLK WP HR S P ERA WHIP										
Kevin Appier, R ERA: 4.02 (8, 1)	7.0	B	7	4	3	3	4	0	0	0	0	1	20	26	27.00	4.000						
Jason Isringhausen, R ERA: 3.4 (9, 1)	2.0	W	9	2	0	0	0	1	1	0	0	0	0	16	32	0.00	1.500					
Mike Niekante, L ERA: 4.6 (11, 1)	0.2	H	3	1	0	0	0	0	0	0	0	0	0	5	8	0.00	1.500					
Jeff Tam, R ERA: 2.78 (11, 1)	0.1	S	1	0	0	0	0	0	0	0	0	0	0	3	3	0.00	0.000					

Oakland Athletics @ Detroit Tigers
Comerica Park, Detroit, MI
Sun Aug 20 2000, 1:05 PM EDT
Att: 39,442 - Sunny - 68 F

AB 42
R 4
H 10
RBI 4
BB 5
SO 5
LOB 24



Batter	1	2	3	4	5	6	7	8	9	AB	R	H	RBI	BB	SO	LOB	TOP								
Terrence Long, L (1, 8) OBP: 0.336, SLG: 0.452	G4-3		L7			G4-3-6		G3		4	0	0	0	0	0	2									
Miguel Tejada, R (1, 6) OBP: 0.345, SLG: 0.475	F8			F7		G5-3			1B	4	0	1	0	0	0	0									
Ben Grieve, L (1, 10) OBP: 0.364, SLG: 0.513	K			G3-1			K		K	4	0	0	0	0	3	1									
Mike Stanley, R (1, 3) OBP: 0.349, SLG: 0.430		F8		G6-3			1B		F8	4	0	1	0	0	0	1									
Matt Stairs, L (1, 9) OBP: 0.313, SLG: 0.402		K			K		F8		K	4	0	0	0	0	3	2									
Jeremy Giambi, L (1, 7) OBP: 0.337, SLG: 0.370					G3					3	0	1	0	0	1	0									
Ryan Christenson, R (7, PR) OBP: 0.353, SLG: 0.388							1B			0	0	0	0	0	0	0									
Ramon Hernandez, R (1, 2) OBP: 0.303, SLG: 0.385			G4-3		K		G5-3			3	0	0	0	0	1	2									
3 Eric Chavez, L (1, 5) OBP: 0.352, SLG: 0.485								F5		3	1	2	0	0	0	0									
Frank Menechino, R (1, 4) OBP: 0.311, SLG: 0.415			L4					K		3	0	0	0	0	2	2									
Inning Stats	R: 0 H: 0 E: 0 K: 1 S: 9	H: 0 LOB: 0 BB: 0 P: 15	R: 0 H: 0 E: 0 K: 2 S: 8	H: 0 LOB: 0 BB: 0 P: 13	R: 0 H: 1 E: 0 K: 0 S: 10	LOB: 1 BB: 0 P: 14	R: 0 H: 0 E: 0 K: 0 S: 8	H: 0 LOB: 0 BB: 0 P: 14	R: 0 H: 0 E: 0 K: 2 S: 12	H: 0 LOB: 0 BB: 0 P: 18	R: 1 H: 1 E: 0 K: 1 S: 9	H: 1 LOB: 0 BB: 0 P: 15	R: 0 H: 2 E: 0 K: 1 S: 13	H: 2 LOB: 2 BB: 0 P: 22	R: 0 H: 0 E: 0 K: 1 S: 8	H: 0 LOB: 0 BB: 0 P: 10	R: 0 H: 1 E: 0 K: 2 S: 11	H: 1 LOB: 1 BB: 0 P: 18	1B: 4 2B: 1 3B: 0 HR: 0	SF: 0 SAC: 0 DP: 1 HBP: 0	WP: 0 PB: 1 SB: 0 CS: 0	PA: 32			
PITCHER	IP	WLS	BF	H	R	ER	SO	BB	IBB	HBP	BLK	WP	HR	S	P	ERA	WHIP								
Steve Sparks, R (1, 1) ERA: 3.63	6.2	W	24	4	1	0	7	0	0	0	0	0	0	68	110	0.00	0.600								
Danny Patterson, R (7, 1) ERA: 2.99	1.1	H	4	0	0	0	1	0	0	0	0	0	0	9	11	0.00	0.000								
Todd Jones, R (9, 1) ERA: 2.94	1.0	S	4	1	0	0	2	0	0	0	0	0	0	11	18	0.00	1.000								

Oakland Athletics @ Detroit Tigers
Comerica Park, Detroit, MI
Mon Aug 21 2000, 7:05 PM EDT
Att: 30,135 - Cloudy - 69 F

AB	32
R	1
H	5
RBI	0
BB	0
SO	10
LOB	10



Batter	1	2	3	4	5	6	7	8	9	AB	R	H	RBI	BB	SO	LOB	BOTTOM								
Damon Easley, R (1, 4) OBP: 0.367, SLG: 0.429	FC4-6 BB		G6-3							3	0	2	0	1	0	0									
Juan Encarnacion, R (1, 8) OBP: 0.331, SLG: 0.432	K		F9		L4		G6-3			4	0	0	0	0	1	3									
Bobby Higginson, L (1, 7) OBP: 0.372, SLG: 0.539	FC4-6 BB 1B		E4		P4		F2			4	1	0	0	0	0	2									
Juan Gonzalez, R (1, 10) OBP: 0.348, SLG: 0.545	1B					G6-3				3	0	2	0	1	0	0									
Dean Palmer, R (1, 5) OBP: 0.342, SLG: 0.495	BB		1B			K		FC4-6		4	0	1	1	0	2	3									
Wendell Magee, R (1, 9) OBP: 0.331, SLG: 0.459	1B		K2-3			K		K		4	1	1	0	0	2	3									
Deivi Cruz, R (1, 6) OBP: 0.312, SLG: 0.437		P4			G5-3			L9		4	1	1	1	0	0	1									
Brad Ausmus, R (1, 2) OBP: 0.352, SLG: 0.357		G5-3								3	0	1	1	0	0	0									
Shane Halter, R (1, 3) OBP: 0.287, SLG: 0.343			K			G6-3		B1-3		3	0	0	0	0	1	1									
Inning Stats	R: 1 H: 1 E: 0 K: 1 S: 13	H: 1 LOB: 2 BB: 2 P: 25	R: 0 H: 0 E: 0 K: 1 S: 8	H: 0 LOB: 0 BB: 0 P: 13	R: 0 H: 1 E: 1 K: 1 S: 11	LOB: 2 BB: 0 P: 20	R: 0 H: 0 E: 0 K: 1 S: 7	H: 0 LOB: 0 BB: 0 P: 10	R: 0 H: 1 E: 0 K: 0 S: 7	H: 1 LOB: 1 BB: 0 P: 14	R: 2 H: 3 E: 0 K: 1 S: 16	H: 3 LOB: 1 BB: 0 P: 27	R: 0 H: 1 E: 0 K: 0 S: 7	H: 1 LOB: 0 BB: 0 P: 10	R: 0 H: 1 E: 0 K: 1 S: 13	H: 1 LOB: 1 BB: 0 P: 17	R: 0 H: 1 E: 0 K: 2 S: 11	H: 1 LOB: 1 BB: 0 P: 18	1B: 7 2B: 1 3B: 0 HR: 0	SF: 0 SAC: 0 DP: 1 HBP: 0	WP: 0 PB: 0 SB: 0 CS: 0	PA: 34			
PITCHER	IP	WLS	BF	H	R	ER	SO	BB	IBB	HBP	BLK	WP	HR	S	P	ERA	WHIP								
Mark Mulder, L (1, 1) ERA: 5.39	5.2	L	26	6	3	3	5	2	0	0	0	0	0	61	107	4.76	1.412								
Doug Jones, R (6, 1) ERA: 4.26	2.1		8	2	0	0	1	0	0	0	0	0	0	21	29	0.00	0.857								

Oakland Athletics @ Detroit Tigers
Comerica Park, Detroit, MI
Mon Aug 21 2000, 7:05 PM EDT
Att: 30,135 - Cloudy - 69 F

AB	32
R	3
H	8
RBI	3
BB	2
SO	6
LOB	13



Batter	1	2	3	4	5	6	7	8	9	AB	R	H	RBI	BB	SO	LOB	TOP					
Rickey Henderson, R OBP: 0.373, SLG: 0.304	G6-3		1B SF7	G1-3			G4-3		HR BB	3	2	0	0	2	0	1						
John Olerud, L OBP: 0.401, SLG: 0.446	G4-3		SF7 1B		G3-1			FC6-4 1B	HR BB	4	1	2	0	1	0	0						
Alex Rodriguez, R OBP: 0.435, SLG: 0.628	G5-3		SF7		G5-3			FC6-4 1B 2B	HR	4	2	1	4	0	0	1						
Edgar Martinez, R OBP: 0.433, SLG: 0.615		K			K			G3 2B 1B	1B	4	1	2	0	1	2	0						
Al Martin, L OBP: 0.358, SLG: 0.484	F7		F8			F7		G3	G3	5	0	0	0	0	0	5						
Mike Cameron, R OBP: 0.351, SLG: 0.439	S 1B			K		F2		2B		4	1	2	2	0	1	0						
Carlos Guillen, S OBP: 0.330, SLG: 0.372	1B			G6-3		P5		F8		4	0	1	1	0	0	1						
Joe Oliver, R OBP: 0.319, SLG: 0.548	P6			2B		L3		G4-3		4	1	1	0	0	0	1						
Mark McLemore, S OBP: 0.347, SLG: 0.296			F8	2B		L9		F8		4	0	1	1	0	0	0						
Inning Stats	R: 0 E: 0 K: 0 S: 8	H: 0 LOB: 0 BB: 0 P: 15	R: 1 E: 0 K: 1 S: 12	H: 2 LOB: 1 BB: 0 P: 21	R: 1 E: 0 K: 0 S: 12	H: 1 LOB: 2 BB: 2 P: 25	R: 1 E: 0 K: 1 S: 11	H: 2 LOB: 1 BB: 0 P: 18	R: 0 E: 0 K: 0 S: 5	H: 0 LOB: 0 BB: 0 P: 7	R: 0 E: 0 K: 0 S: 8	H: 0 LOB: 0 BB: 0 P: 10	R: 0 E: 0 K: 0 S: 3	H: 0 LOB: 0 BB: 0 P: 5	R: 2 E: 0 K: 0 S: 18	H: 3 LOB: 1 BB: 0 P: 27	R: 3 E: 0 K: 0 S: 10	H: 2 LOB: 1 BB: 2 P: 23	1B: 6 2B: 3 3B: 0 HR: 1	SF: 1 SAC: 0 DP: 0 HBP: 0	WP: 0 PB: 0 SB: 2 CS: 0	PA: 41
PITCHER	IP	WLS	BF	H	R	ER	SO	BB	IBB	HBP	BLK	WP	HR	S	P	ERA	WHIP					
Jeff Weaver, R ERA: 4.81	7.0	L	29	6	4	4	3	2	0	0	0	0	0	61	105	5.14	1.143					
Danny Patterson, R ERA: 3.1	1.0		5	2	1	1	0	0	0	0	0	0	0	16	23	9.00	2.000					
Matt Anderson, R ERA: 4.27	1.0		7	2	3	3	0	2	0	0	0	0	1	10	23	27.00	4.000					

Seattle Mariners @ Detroit Tigers
Comerica Park, Detroit, MI
Tue Aug 22 2000, 7:05 PM EDT
Att: 30,991 - Cloudy - 77 F

AB	36
R	8
H	10
RBI	8
BB	4
SO	3
LOB	9



Batter	1	2	3	4	5	6	7	8	9	AB	R	H	RBI	BB	SO	LOB	BOTTOM					
Billy McMillon, L OBP: 0.463, SLG: 0.600	F9			FC6-4 1B					E 1B	4	0	3	0	1	0	0						
Juan Encarnacion, R OBP: 0.330, SLG: 0.430	1B	G4-3		FC6-4			P3		E6 BB	5	0	1	1	0	0	6						
Bobby Higginson, L OBP: 0.374, SLG: 0.545	F8		HR		K				3H BB	3	1	1	1	2	1	1						
Juan Gonzalez, R OBP: 0.346, SLG: 0.539	F8		G6-4-3 BB		G6-3		F8		K	4	0	0	0	1	1	6						
Dean Palmer, R OBP: 0.340, SLG: 0.490		BB 1B BB		G6-4-3		P4		K	F7	4	1	0	0	1	1	4						
Damion Easley, R OBP: 0.398, SLG: 0.425		1B WP BB		G5-3		G6-3		P6		3	1	0	0	1	0	0						
Deivi Cruz, R OBP: 0.312, SLG: 0.436		WP 1B		G4-3		K		F9		4	0	1	1	0	1	0						
Jose Macias, S OBP: 0.351, SLG: 0.383		F8		FC6-4 1B BB		L4			1B E BB	2	1	0	0	2	0	2						
Javier Cardona, R OBP: 0.206, SLG: 0.273		G6-3		F7			G6-3		K	3	0	0	0	0	0	2						
Rich Becker, L OBP: 0.394, SLG: 0.398										1	0	0	0	0	1	1						
Inning Stats	R: 0 E: 0 K: 0 S: 7	H: 1 LOB: 1 BB: 0 P: 12	R: 2 E: 0 K: 0 S: 17	H: 1 LOB: 2 BB: 3 P: 35	R: 1 E: 0 K: 0 S: 8	H: 1 LOB: 0 BB: 1 P: 15	R: 0 E: 0 K: 0 S: 10	H: 1 LOB: 2 BB: 1 P: 18	R: 0 E: 0 K: 1 S: 6	H: 0 LOB: 0 BB: 0 P: 10	R: 0 E: 0 K: 1 S: 7	H: 0 LOB: 0 BB: 0 P: 10	R: 0 E: 0 K: 0 S: 9	H: 1 LOB: 2 BB: 1 P: 16	R: 0 E: 0 K: 1 S: 8	H: 0 LOB: 0 BB: 0 P: 11	R: 1 E: 1 K: 2 S: 17	H: 1 LOB: 3 BB: 2 P: 30	1B: 4 2B: 1 3B: 0 HR: 1	SF: 0 SAC: 0 DP: 1 HBP: 0	WP: 1 PB: 0 SB: 0 CS: 0	PA: 41
PITCHER	IP	WLS	BF	H	R	ER	SO	BB	IBB	HBP	BLK	WP	HR	S	P	ERA	WHIP					
Freddy Garcia, R ERA: 4.56	6.2		29	5	3	3	2	5	0	0	0	0	0	3	7	4.05	1.500					
Arthur Rhodes, L ERA: 3.89	0.0	1	0	0	0	0	0	1	0	0	0	0	0	3	7	∞	∞					
Jose Paniagua, R ERA: 3.72	1.2	W	8	1	1	1	2	1	0	0	0	0	0	16	26	5.40	1.200					
Kazuhiro Sasaki, R ERA: 3.91	0.2	S	3	0	0	0	1	1	0	0	0	0	0	10	16	0.00	1.500					

Seattle Mariners @ Detroit Tigers
Comerica Park, Detroit, MI
Tue Aug 22 2000, 7:05 PM EDT
Att: 30,991 - Cloudy - 77 F

AB	33
R	4
H	6
RBI	3
BB	8
SO	5
LOB	22



Batter	1	2	3	4	5	6	7	8	9	AB	R	H	RBI	BB	SO	LOB	TOP										
Rickey Henderson, R OBP: 0.375, SLG: 0.311	G3		S 2B 1B		G6-3 2B		G4-3 1B		G6-4-3	5	1	3	0	0	0	1											
John Olerud, L OBP: 0.398, SLG: 0.442	F7		K		G6-3		G4-3			4	0	0	1	0	1	3											
Alex Rodriguez, R OBP: 0.437, SLG: 0.630			CS 2B				F8			3	0	2	1	1	0	1											
Edgar Martinez, R OBP: 0.432, SLG: 0.618	K		HR		K					4	1	1	1	0	3	3											
Al Martin, L OBP: 0.355, SLG: 0.480		F7	K			G4-3		G4-3		4	0	0	0	0	1	0											
Mike Cameron, R OBP: 0.350, SLG: 0.444		G5-3			F8		F8			4	1	1	1	0	0	0											
Carlos Guillen, S OBP: 0.329, SLG: 0.375		2B			F7		F7			4	1	1	0	0	0	0											
Dan Wilson, R OBP: 0.300, SLG: 0.342									G4-3	2	1	2	1	1	0	0											
Stan Javier, S OBP: 0.349, SLG: 0.395		2B			CS BB		1B G4-3 2B			1	0	0	0	0	0	0											
Mark McLemore, S OBP: 0.346, SLG: 0.295	G4-3				CS		K			4	0	1	0	0	2	2											
Inning Stats	R: 0 E: 0 K: 1 S: 9	H: 1 LOB: 1 BB: 0 P: 12	R: 1 E: 0 K: 0 S: 13	H: 2 LOB: 1 BB: 0 P: 19	R: 2 E: 0 K: 2 S: 14	H: 3 LOB: 0 BB: 0 P: 21	R: 0 E: 0 K: 0 S: 6	H: 0 LOB: 0 BB: 1 P: 13	R: 0 E: 0 K: 2 S: 8	H: 1 LOB: 2 BB: 1 P: 15	R: 0 E: 0 K: 0 S: 5	H: 0 LOB: 0 BB: 0 P: 10	R: 1 E: 0 K: 1 S: 10	H: 2 LOB: 1 BB: 0 P: 17	R: 1 E: 0 K: 1 S: 12	H: 1 LOB: 0 BB: 0 P: 19	R: 0 E: 0 K: 0 S: 5	H: 1 LOB: 0 BB: 0 P: 6	1B: 4 2B: 5 3B: 0 HR: 2	SF: 0 SAC: 0 DP: 1 HBP: 0	WP: 0 PB: 0 SB: 1 CS: 2	PA: 38					
PITCHER	IP	WLS	BF	H	R	ER	SO	BB	IBB	HBP	BLK	WP	HR	S	P	ERA	WHIP										
Hideo Nomo, R ERA: 4.95	6.1		28	9	4	4	6	2	0	0	0	0	1	61	100	5.68	1.737										
C.J. Nitkowski, L ERA: 5.29	0.1		1	0	0	0	0	0	0	0	0	0	0	2	3	0.00	0.000										
Nelson Cruz, R ERA: 2.45	1.1	W	5	1	1	1	1	0	0	0	0	0	1	14	23	6.75	0.750										
Todd Jones, R ERA: 2.88	1.0	S	3	1	0	0	0	0	0	0	0	0	0	5	6	0.00	1.000										

Seattle Mariners @ Detroit Tigers
Comerica Park, Detroit, MI
Wed Aug 23 2000, 7:05 PM EDT
Att: 32,356 - Cloudy - 80 F

AB 35
R 5
H 11
RBI 5
BB 2
SO 7
LOB 10



Batter	1	2	3	4	5	6	7	8	9	AB	R	H	RBI	BB	SO	LOB	BOTTOM										
Billy McMillon, L OBP: 0.455, SLG: 0.605	K		G4-3			1B 2B	3B 1B			3	1	1	0	0	1	0											
Wendell Magee, R OBP: 0.336, SLG: 0.463			G6-3			E S 1B	1B 3B			4	1	3	3	0	0	0											
Juan Encarnacion, R OBP: 0.333, SLG: 0.437	FC4-6 1B					2H 1B	1B 3B			4	1	1	1	0	1	2											
Bobby Higginson, L OBP: 0.373, SLG: 0.542	FC4-6 1B				F8	K	1B SF9 1B			4	0	2	0	0	1	1											
Juan Gonzalez, R OBP: 0.347, SLG: 0.538				K		F9	SF9 1B			4	0	2	0	0	1	1											
Dean Palmer, R OBP: 0.339, SLG: 0.488	F8			F8		BB	SF9			2	0	0	1	1	0	2											
Damion Easley, R OBP: 0.382, SLG: 0.420		F7			F8	F9	F8			4	0	0	0	0	0	3											
Deivi Cruz, R OBP: 0.311, SLG: 0.436		F8			F8		F9 1B 2B		F8	4	1	1	0	0	0	0											
Brad Ausmus, R OBP: 0.351, SLG: 0.356		F9					F9		K2-3	4	0	1	0	0	1	1											
Jose Macias, S OBP: 0.348, SLG: 0.379			G3				1B 3B 1B		G4-3	4	1	1	1	0	1	1											
Inning Stats	R: 0 E: 0 K: 1 S: 7	H: 2 LOB: 2 BB: 0 P: 11	R: 0 E: 0 K: 0 S: 7	H: 0 LOB: 0 BB: 0 P: 11	R: 0 E: 0 K: 1 S: 9	H: 0 LOB: 0 BB: 0 P: 10	R: 0 E: 0 K: 1 S: 11	H: 1 LOB: 1 BB: 0 P: 21	R: 1 E: 1 K: 1 S: 14	H: 2 LOB: 2 BB: 1 P: 27	R: 5 E: 0 K: 0 S: 23	H: 6 LOB: 1 BB: 0 P: 34	R: 0 E: 0 K: 1 S: 8	H: 0 LOB: 0 BB: 0 P: 13	1B: 8 2B: 2 3B: 1 HR: 0	SF: 1 SAC: 0 DP: 0 HBP: 0	WP: 0 PB: 0 SB: 1 CS: 0	PA: 36									
PITCHER	IP	WLS	BF	H	R	ER	SO	BB	IBB	HBP	BLK	WP	HR	S	P	ERA	WHIP										
Paul Abbott, R ERA: 3.9	6.1		26	6	2	2	4	1	0	0	0	0	0	59	99	2.84	1.105										
Arthur Rhodes, L ERA: 4.53	0.0	L	4	4	3	3	0	0	0	0	0	0	0	12	16												
Jose Mesa, R ERA: 5.56	1.2		6	1	1	1	1	0	0	0	0	0	0	15	23	5.40	0.600										

Seattle Mariners @ Detroit Tigers
Comerica Park, Detroit, MI
Wed Aug 23 2000, 7:05 PM EDT
Att: 32,356 - Cloudy - 80 F

AB 34
R 6
H 11
RBI 6
BB 1
SO 5
LOB 10



Batter	1	2	3	4	5	6	7	8	9	AB	R	H	RBI	BB	SO	LOB	TOP											
Al Martin, L OBP: 0.354, SLG: 0.477 (1, 7)										4	1	1	0	0	2	1	Seattle Mariners @ Detroit Tigers Comerica Park, Detroit, MI Thu Aug 24 2000, 1:05 PM EDT Att: 36,885 - Cloudy - 76 F											
Carlos Guillen, S OBP: 0.336, SLG: 0.387 (1, 5)										4	1	3	0	0	0	1												
Alex Rodriguez, R OBP: 0.434, SLG: 0.624 (1, 6)										4	0	0	0	0	1	4												
Edgar Martinez, R OBP: 0.432, SLG: 0.624 (1, 10)										4	1	2	2	0	0	1												
John Olerud, L OBP: 0.399, SLG: 0.442 (1, 3)										2	0	1	1	1	0	0												
Mike Cameron, R OBP: 0.349, SLG: 0.441 (1, 8)										3	0	0	0	1	1	2												
Raul Ibanez, L OBP: 0.298, SLG: 0.299 (1, 9)											4	0	0	0	0	1		3										
Joe Oliver, R OBP: 0.317, SLG: 0.536 (1, 2)											3	0	0	0	1	0		0										
David Bell, R OBP: 0.307, SLG: 0.349 (1, 4)											4	0	1	0	0	0	1											
Inning Stats	R: 2 E: 0 K: 0 S: 14	H: 3 LOB: 1 BB: 0 P: 19	R: 0 E: 0 K: 0 S: 7	H: 1 LOB: 0 BB: 0 P: 12	R: 0 E: 0 K: 0 S: 4	H: 1 LOB: 0 BB: 0 P: 6	R: 0 E: 0 K: 1 S: 5	H: 0 LOB: 0 BB: 0 P: 7	R: 0 E: 0 K: 1 S: 13	H: 1 LOB: 3 BB: 0 P: 17	R: 0 E: 0 K: 1 S: 14	H: 0 LOB: 0 BB: 0 P: 18	R: 1 E: 0 K: 1 S: 12	H: 2 LOB: 1 BB: 0 P: 21	R: 0 E: 0 K: 0 S: 11	H: 0 LOB: 0 BB: 1 P: 16	1B: 6 2B: 2 3B: 0 HR: 1	SF: 1 SAC: 0 DP: 2 HBP: 0	WP: 0 PB: 0 SB: 0 CS: 0	PA: 36								
PITCHER	IP	WLS	BF	H	R	ER	SO	BB	IBB	HBP	BLK	WP	HR	S	P	ERA	WHIP											
Brian Moehler, R ERA: 4.12 (1, 1)	5.2	W	24	6	2	2	3	2	0	0	0	0	0	1	58	26	3.18	1.412										
Matt Anderson, R ERA: 4.18 (6, 1)	1.1	H	4	0	0	0	1	0	0	0	0	0	0	0	16	21	0.00	0.000										
Danny Patterson, R ERA: 3.26 (8, 1)	0.1	H	3	2	1	1	0	0	0	0	0	0	0	0	7	14	27.00	6.000										
C.J. Nitkowski, L ERA: 5.24 (8, 1)	0.2	H	2	0	0	0	1	0	0	0	0	0	0	5	7	0.00	0.000											
Adam Bernero, R ERA: 4.34 (9, 1)	1.0		3	0	0	0	0	1	0	0	0	0	0	11	16	0.00	1.000											

Batter	1	2	3	4	5	6	7	8	9	AB	R	H	RBI	BB	SO	LOB	BOTTOM											
Damon Easley, R OBP: 0.363, SLG: 0.421 (1, 4)										4	1	1	2	1	0	1	Seattle Mariners @ Detroit Tigers Comerica Park, Detroit, MI Thu Aug 24 2000, 1:05 PM EDT Att: 36,885 - Cloudy - 76 F											
Juan Encarnacion, R OBP: 0.332, SLG: 0.442 (1, 8)										5	2	1	1	0	1	3												
Bobby Higginson, L OBP: 0.375, SLG: 0.543 (1, 7)											5	2	3	1	0	0		2										
Billy McMillon, L OBP: 0.455, SLG: 0.605 (9, 9)										0	0	0	0	0	0	0												
Juan Gonzalez, R OBP: 0.348, SLG: 0.537 (1, 10)											5	2	2	1	0	1		2										
Dean Palmer, R OBP: 0.342, SLG: 0.495 (1, 5)											2	1	1	2	2	0		1										
Wendell Magee, R OBP: 0.333, SLG: 0.453 (1, 9)											3	0	0	0	1	1		4										
Rich Becker, L OBP: 0.396, SLG: 0.398 (8, FH) (9, 7)											0	0	0	0	1	0		0										
Deivi Cruz, R OBP: 0.314, SLG: 0.438 (1, 6)											5	0	3	3	0	1	2											
Dusty Allen, R OBP: 0.167, SLG: 0.125 (6, PR) (9, 3)										0	0	0	0	0	0	0												
Brad Ausmus, R OBP: 0.351, SLG: 0.355 (1, 2)										4	1	1	0	1	2	6												
Javier Cardona, R OBP: 0.206, SLG: 0.273 (9, 2)										0	0	0	0	0	0	0												
Shane Halter, R OBP: 0.286, SLG: 0.338 (1, 3) (9, 6)											3	1	0	0	1	0	1											
Inning Stats	R: 3 E: 1 K: 1 S: 17	H: 4 LOB: 2 BB: 1 P: 28	R: 0 E: 0 K: 1 S: 9	H: 0 LOB: 0 BB: 0 P: 12	R: 0 E: 0 K: 1 S: 12	H: 1 LOB: 2 BB: 1 P: 19	R: 0 E: 0 K: 0 S: 9	H: 1 LOB: 0 BB: 0 P: 12	R: 1 E: 0 K: 0 S: 13	H: 2 LOB: 2 BB: 1 P: 27	R: 0 E: 0 K: 2 S: 15	H: 0 LOB: 1 BB: 1 P: 19	R: 1 E: 2 K: 1 S: 28	H: 3 LOB: 3 BB: 3 P: 46	R: 5 E: 2 K: 1 S: 28	H: 3 LOB: 2 BB: 3 P: 46	1B: 9 2B: 1 3B: 0 HR: 2	SF: 1 SAC: 0 DP: 0 HBP: 0	WP: 0 PB: 0 SB: 1 CS: 0	PA: 44								
PITCHER	IP	WLS	BF	H	R	ER	SO	BB	IBB	HBP	BLK	WP	HR	S	P	ERA	WHIP											
Jamie Moyer, L ERA: 5.72 (1, 1)	6.0	L	30	8	4	4	3	4	0	0	0	0	0	1	65	110	6.00	2.000										
Brett Tomko, R ERA: 4.8 (7, 1)	1.2		13	4	6	4	2	3	0	0	0	0	0	1	40	61	21.60	4.200										
Jose Mesa, R ERA: 5.54 (8, 1)	0.1		1	0	0	0	1	0	0	0	0	0	0	3	4	0.00	0.000											



Batter	1	2	3	4	5	6	7	8	9	AB	R	H	RBI	BB	SO	LOB	TOP			
Billy McMillon, L OBP: 0.458, SLG: 0.619										4	1	2	0	0	1	2				
Juan Encarnacion, R OBP: 0.331, SLG: 0.440										4	0	1	1	0	2	3				
Bobby Higginson, L Rich Becker, L OBP: 0.396, SLG: 0.398										4	1	1	1	0	1	2				
Juan Gonzalez, R OBP: 0.347, SLG: 0.534										4	0	1	1	0	0	2				
Dean Palmer, R OBP: 0.341, SLG: 0.491										3	0	0	0	1	1	1				
Damion Easley, R OBP: 0.359, SLG: 0.416										4	0	0	0	0	3	2				
Deivi Cruz, R OBP: 0.312, SLG: 0.434										4	0	0	0	0	0	0				
Brad Ausmus, R OBP: 0.353, SLG: 0.359										4	0	2	0	0	2	0				
Jose Macias, S OBP: 0.338, SLG: 0.367										4	1	0	0	0	2	2				
Inning Stats	R: 1 E: 0 K: 0 S: 13	H: 2 LOB: 1 BB: 0 P: 18	R: 0 E: 0 K: 2 S: 8	H: 0 LOB: 0 BB: 0 P: 13	R: 2 E: 1 K: 3 S: 26	H: 2 LOB: 2 BB: 1 P: 42	R: 0 E: 0 K: 1 S: 8	H: 0 LOB: 1 BB: 0 P: 10	R: 0 E: 0 K: 1 S: 9	H: 0 LOB: 1 BB: 0 P: 15	R: 0 E: 0 K: 1 S: 12	H: 1 LOB: 1 BB: 0 P: 14	R: 0 E: 0 K: 1 S: 12	H: 0 LOB: 0 BB: 0 P: 17	R: 0 E: 0 K: 1 S: 7	H: 1 LOB: 1 BB: 0 P: 9	1B: 4 2B: 3 3B: 0 HR: 0	SF: 0 SAC: 0 DP: 0 HBP: 0	WP: 0 PB: 0 SB: 2 CS: 0	PA: 36
PITCHER	IP	WLS	BF	H	R	ER	SO	BB	IBB	HBP	BLK	WP	HR	S	P	ERA	WHIP			
Brad Radke, R ERA: 4.48	(1, 1)	6.0	W	26	6	3	1	9	1	0	0	0	0	74	111	1.50	1.167			
Bob Wells, R ERA: 3.49	(7, 1)	3.0	S	10	1	0	0	3	0	0	0	0	0	28	37	0.00	0.333			

Detroit Tigers @ Minnesota Twins
Hubert H. Humphrey Metrodome, Minneapolis, MN
Fri Aug 25 2000, 8:05 PM EDT
Att. 8,734 - Dome - 72 F

AB 35
R 3
H 7
RBI 3
BB 1
SO 12
LOB 14



Batter	1	2	3	4	5	6	7	8	9	AB	R	H	RBI	BB	SO	LOB	BOTTOM			
Cristian Guzman, S OBP: 0.315, SLG: 0.422										4	0	0	0	0	2	5				
Denny Hocking, S OBP: 0.376, SLG: 0.413										1	0	0	0	0	0	1				
Jay Canizaro, R OBP: 0.328, SLG: 0.410										3	2	2	5	1	0	0				
Matt Lawton, L OBP: 0.430, SLG: 0.480										3	0	0	0	1	0	3				
Ron Coomer, R OBP: 0.333, SLG: 0.436										4	1	2	3	0	1	1				
David Ortiz, L OBP: 0.392, SLG: 0.470										4	0	0	0	0	1	1				
Corey Koskie, L OBP: 0.397, SLG: 0.441										4	0	1	0	0	0	1				
Tori Hunter, R OBP: 0.288, SLG: 0.360										4	1	1	0	0	3	2				
Jacque Jones, L OBP: 0.305, SLG: 0.454										3	1	0	0	0	0	1				
A.J. Pierzynski, L OBP: 0.261, SLG: 0.227										4	3	4	0	0	0	0				
Inning Stats	R: 0 E: 0 K: 0 S: 8	H: 0 LOB: 1 BB: 1 P: 14	R: 0 E: 0 K: 1 S: 8	H: 1 LOB: 1 BB: 0 P: 12	R: 3 E: 0 K: 0 S: 10	H: 2 LOB: 0 BB: 1 P: 15	R: 4 E: 1 K: 1 S: 23	H: 3 LOB: 0 BB: 0 P: 35	R: 0 E: 0 K: 1 S: 10	H: 1 LOB: 1 BB: 0 P: 18	R: 1 E: 0 K: 1 S: 10	H: 2 LOB: 1 BB: 0 P: 13	R: 0 E: 0 K: 2 S: 8	H: 0 LOB: 0 BB: 0 P: 9	R: 0 E: 0 K: 1 S: 12	H: 1 LOB: 1 BB: 0 P: 16	1B: 8 2B: 0 3B: 0 HR: 2	SF: 0 SAC: 0 DP: 0 HBP: 0	WP: 0 PB: 0 SB: 1 CS: 0	PA: 37
PITCHER	IP	WLS	BF	H	R	ER	SO	BB	IBB	HBP	BLK	WP	HR	S	P	ERA	WHIP			
Willie Blair, R ERA: 5.18	(1, 1)	5.2	L	29	9	8	7	4	2	0	0	0	0	2	68	11.12	1.941			
Matt Anderson, R ERA: 4.02	(6, 1)	2.1		8	1	0	0	3	0	0	0	0	0	21	26	0.00	0.429			

Detroit Tigers @ Minnesota Twins
Hubert H. Humphrey Metrodome, Minneapolis, MN
Fri Aug 25 2000, 8:05 PM EDT
Att. 8,734 - Dome - 72 F

AB 34
R 8
H 10
RBI 8
BB 2
SO 7
LOB 15



Batter	1	2	3	4	5	6	7	8	9	AB	R	H	RBI	BB	SO	LOB	TOP								
Damon Easley, R (1, 4) OBP: 0.360, SLG: 0.427	1-3 K		2-2 HR		0-1 2B	1-1 F9			0-0 L9	5	1	2	2	0	1	1									
Juan Encarnacion, R (1, 8) OBP: 0.328, SLG: 0.435	2-0 G6-3		0-0 G3		0-3 K		1-0 F9		0-2 G6-3	5	0	0	0	0	1	1									
Bobby Higginson, L (1, 7) OBP: 0.374, SLG: 0.544	2-2 F8		2-1 P6			4-2 E BB	2-2 1B 3B		0-2 F8	4	2	1	0	1	0	0									
Juan Gonzalez, R (1, 10) OBP: 0.351, SLG: 0.536		1-1 1B		2-0 1B		1-0 P4	0-2 G6-4-3 1B			4	0	3	1	0	0	1									
Dean Palmer, R (1, 3) OBP: 0.340, SLG: 0.489		1-2 1B		2-3 1B		0-1 E5	3-1 G6-4-3			4	1	1	0	0	1	3									
Dusty Allen, R (9, 3) OBP: 0.167, SLG: 0.125						1-3 HR	1-2 G6-4-3			0	0	0	0	0	0	0									
Wendell Magee, R (1, 9) OBP: 0.327, SLG: 0.443		0-0 F8		2-2 P4		1-1 E5		0-0 F7		3	1	0	1	0	0	3									
Rich Becker, L (8, PH) OBP: 0.395, SLG: 0.397						1-2 HR				1	0	0	0	0	0	0									
Deivi Cruz, R (1, 6) OBP: 0.311, SLG: 0.439		3-1 F8		1-2 G5-3		3-1 HR		2-3 K		4	1	1	3	0	1	2									
Brad Ausmus, R (1, 2) OBP: 0.354, SLG: 0.360			0-0 HR 1B		1-3 K	0-1 FC5-4 1B		2-3 K		4	1	2	0	0	2	0									
Shane Halter, R (1, 5) OBP: 0.286, SLG: 0.351			0-0 F9		2-3 K	2-1 FC5-4		1-1 HR		4	1	1	1	0	1	2									
Inning Stats	R: 0 H: 0 E: 0 K: 1 S: 9	H: 0 LOB: 0 BB: 0 P: 14	R: 0 H: 2 E: 0 K: 0 S: 8	LOB: 1 BB: 0 P: 13	R: 2 H: 2 E: 0 K: 0 S: 11	LOB: 0 BB: 0 P: 15	R: 0 H: 1 E: 0 K: 1 S: 11	LOB: 1 BB: 0 P: 18	R: 0 H: 1 E: 0 K: 3 S: 12	LOB: 1 BB: 0 P: 15	R: 4 H: 2 E: 2 K: 0 S: 16	H: 2 LOB: 1 BB: 1 P: 26	R: 1 H: 2 E: 0 K: 0 S: 9	H: 2 LOB: 0 BB: 0 P: 12	R: 0 H: 0 E: 0 K: 2 S: 8	H: 0 LOB: 0 BB: 0 P: 12	R: 1 H: 1 E: 0 K: 0 S: 9	H: 1 LOB: 0 BB: 0 P: 10	1B: 6 2B: 1 3B: 1 HR: 3	SF: 0 SAC: 0 DP: 1 HBP: 0	WP: 0 PB: 0 SB: 0 CS: 0	PA: 39			
PITCHER	IP	WLS	BF	H	R	ER	SO	BB	IBB	HBP	BLK	WP	HR	S	P	ERA	WHIP								
Eric Milton, L (1, 1) ERA: 4.52	6.0	L	28	8	6	2	5	1	0	0	0	0	2	67	101	3.00	1.500								
Jack Cressend, R (7, 1) ERA: 9.0	1.0		4	2	1	1	0	0	0	0	0	0	0	9	12	9.00	2.000								
Hector Carrasco, R (8, 1) ERA: 4.07	1.0		3	0	0	0	2	0	0	0	0	0	0	8	12	0.00	0.000								
Eddie Guardado, L (9, 1) ERA: 3.8	1.0		4	1	1	1	0	0	0	0	0	0	1	9	10	9.00	1.000								

Detroit Tigers @ Minnesota Twins
Hubert H. Humphrey Metrodome, Minneapolis, MN
Sat Aug 26 2000, 7:05 PM EDT
Att: 12,048 - Dome - 72 F

AB 38
R 8
H 11
RBI 8
BB 1
SO 7
LOB 13



Batter	1	2	3	4	5	6	7	8	9	AB	R	H	RBI	BB	SO	LOB	BOTTOM								
Cristian Guzman, S (1, 6) OBP: 0.313, SLG: 0.419	0-3 K		1-1 F7	1-2 F7			3-1 G4-3			4	0	0	0	0	1	2									
Jay Canizaro, R (1, 4) OBP: 0.327, SLG: 0.408	2-3 K		0-0 BB WP 2H 1B		3-2 L5		0-0 G5-3			4	0	1	1	0	1	0									
Matt Lawton, L (1, 9) OBP: 0.429, SLG: 0.477	1-3 K		4-1 BB 1-2 BB		1-3 K		0-0 G1-3			3	0	0	0	1	2	0									
Ron Coomer, R (1, 3) OBP: 0.334, SLG: 0.435		0-0 G4-3	4-1 BB 1-2 2-3 BB		1-0 F7		3-1 G4-6-3 1B			3	0	1	0	1	0	0									
David Ortiz, L (1, 10) OBP: 0.387, SLG: 0.464		2-3 K	0-0 G3-1			2-1 F7	0-2 G4-6-3			4	0	0	0	0	1	4									
Corey Koskie, L (1, 5) OBP: 0.396, SLG: 0.438		4-2 FC6-4 BB		2-3 K		0-0 P6		2-3 K		2	0	0	0	1	1	0									
Denny Hocking, S (9, PH) OBP: 0.375, SLG: 0.412										1	0	0	0	0	1	0									
Tori Hunter, R (1, 8) OBP: 0.287, SLG: 0.355		1-1 FC6-4		0-1 G4-3		4-2 BB		1-0 F8		3	0	0	0	1	0	1									
Jacque Jones, L (1, 7) OBP: 0.305, SLG: 0.453			0-0 G6-3		0-0 3B 1B	2-0 G4-1		0-3 K		3	1	1	0	0	0	1									
Jason Maxwell, R (9, PH) OBP: 0.317, SLG: 0.337										1	0	0	0	0	1	0									
A.J. Pierzynski, L (1, 2) OBP: 0.308, SLG: 0.400			2-0 1B 2B	3-2 3B			0-1 G3			3	1	2	1	0	0	0									
Inning Stats	R: 0 H: 0 E: 0 K: 3 S: 10	H: 0 LOB: 0 BB: 0 P: 13	R: 0 H: 0 E: 0 K: 1 S: 8	LOB: 1 BB: 1 P: 15	R: 1 H: 2 E: 0 K: 0 S: 8	LOB: 3 BB: 2 P: 19	R: 1 H: 2 E: 0 K: 1 S: 13	LOB: 1 BB: 0 P: 19	R: 0 H: 0 E: 0 K: 0 S: 7	H: 0 LOB: 0 BB: 1 P: 12	R: 0 H: 0 E: 0 K: 0 S: 8	H: 0 LOB: 0 BB: 1 P: 16	R: 0 H: 0 E: 0 K: 0 S: 5	H: 0 LOB: 0 BB: 0 P: 8	R: 0 H: 1 E: 0 K: 0 S: 6	H: 0 LOB: 0 BB: 0 P: 9	R: 0 H: 0 E: 0 K: 2 S: 8	H: 0 LOB: 0 BB: 0 P: 11	1B: 3 2B: 1 3B: 1 HR: 0	SF: 0 SAC: 0 DP: 1 HBP: 0	WP: 1 PB: 0 SB: 0 CS: 0	PA: 35			
PITCHER	IP	WLS	BF	H	R	ER	SO	BB	IBB	HBP	BLK	WP	HR	S	P	ERA	WHIP								
Steve Sparks, R (1, 1) ERA: 3.49	7.1	W	31	5	2	2	6	4	0	0	0	1	0	62	108	2.46	1.227								
C.J. Nitkowski, L (8, 1) ERA: 5.15	1.2		4	0	0	0	2	0	0	0	0	0	0	11	14	0.00	0.000								

Detroit Tigers @ Minnesota Twins
Hubert H. Humphrey Metrodome, Minneapolis, MN
Sat Aug 26 2000, 7:05 PM EDT
Att: 12,048 - Dome - 72 F

AB 31
R 2
H 5
RBI 2
BB 4
SO 8
LOB 8



Batter	1	2	3	4	5	6	7	8	9	AB	R	H	RBI	BB	SO	LOB	TOP									
Damon Easley, R (1.4) OBP: 0.357, SLG: 0.429										6	0	1	0	0	0	4	Detroit Tigers @ Baltimore Orioles Oriole Park at Camden Yards, Baltimore, MD Tue Aug 29 2000, 7:35 PM EDT Att: 31,980 - Cloudy - 70 F									
Juan Encarnacion, R (1.8) OBP: 0.336, SLG: 0.442										6	3	4	2	0	0	1										
Bobby Higginson, L (1.10) OBP: 0.375, SLG: 0.545										3	2	1	2	2	0	1										
Juan Gonzalez, R (1.9) OBP: 0.350, SLG: 0.529										5	2	2	1	0	1	2										
Jose Macias, S (8.5) OBP: 0.349, SLG: 0.389										0	0	0	0	0	0	0										
Dean Palmer, R (1.3) OBP: 0.346, SLG: 0.499										4	2	3	4	1	1	0										
Javier Cardona, R (8.2) OBP: 0.194, SLG: 0.265										0	0	0	0	0	0	0										
Wendell Magee, R (1.7) OBP: 0.322, SLG: 0.434										5	0	1	0	0	1	3										
Deivi Cruz, R (1.6) OBP: 0.310, SLG: 0.439										4	1	2	1	0	0	3										
Billy McMillon, L (8.9) OBP: 0.460, SLG: 0.614										1	0	0	0	0	1	0										
Brad Ausmus, R (1.2) OBP: 0.354, SLG: 0.359										3	1	1	0	1	1	1										
Dusty Allen, R (8.3) OBP: 0.211, SLG: 0.353										1	1	1	1	0	0	0										
Shane Halter, R (1.5) OBP: 0.279, SLG: 0.343										5	0	0	1	0	2	5										
Inning Stats	R: 0 H: 0 E: 0 K: 0 S: 6	H: 0 LOB: 0 BB: 0 P: 13	R: 2 H: 2 E: 0 K: 0 S: 15	H: 2 LOB: 2 BB: 2 P: 32	R: 4 H: 4 E: 0 K: 2 S: 21	H: 4 LOB: 1 BB: 1 P: 37	R: 1 H: 2 E: 0 K: 0 S: 15	H: 2 LOB: 2 BB: 1 P: 29	R: 2 H: 3 E: 0 K: 1 S: 13	H: 1 LOB: 1 BB: 0 P: 22	R: 0 H: 0 E: 0 K: 0 S: 10	H: 1 LOB: 0 BB: 0 P: 12	R: 0 H: 0 E: 0 K: 0 S: 7	H: 0 LOB: 0 BB: 0 P: 9	R: 2 H: 2 E: 0 K: 2 S: 18	H: 2 LOB: 2 BB: 0 P: 24	R: 1 H: 2 E: 0 K: 1 S: 13	H: 2 LOB: 1 BB: 0 P: 17	1B: 12 2B: 1 3B: 0 HR: 3	SF: 0 SAC: 0 DP: 0 HBP: 0	WP: 0 PA: 47 PB: 0 SB: 2 CS: 0					
PITCHER	IP	WLS	BF	H	R	ER	SO	BB	IBB	HBP	BLK	WP	HR	S	P	ERA	WHIP									
John Parrish, L (1.1) ERA: 6.23	2.1	L	16	6	6	6	0	3	0	0	0	0	1	33	67	23.14	3.857									
Jason Johnson, R (3.1) ERA: 6.82	5.2		26	8	5	5	6	1	0	0	0	0	1	72	111	7.94	1.588									
Chuck McElroy, L (9.1) ERA: 6.26	1.0		5	2	1	1	1	0	0	0	0	0	1	13	17	9.00	2.000									

Batter	1	2	3	4	5	6	7	8	9	AB	R	H	RBI	BB	SO	LOB	BOTTOM									
Brady Anderson, L (1.7) OBP: 0.357, SLG: 0.409										3	1	0	0	1	2	1	Detroit Tigers @ Baltimore Orioles Oriole Park at Camden Yards, Baltimore, MD Tue Aug 29 2000, 7:35 PM EDT Att: 31,980 - Cloudy - 70 F									
6 Melvin Mora, R (1.6) OBP: 0.340, SLG: 0.442										4	0	0	0	0	1											
Delino DeShields, L (1.10) OBP: 0.371, SLG: 0.447										4	0	2	1	0	0	0										
Albert Belle, R (1.9) OBP: 0.341, SLG: 0.479										4	0	1	0	0	1	1										
Jeff Conine, R (1.5) OBP: 0.337, SLG: 0.434										3	0	0	0	0	3	2										
Mark Lewis, R (8.5) OBP: 0.293, SLG: 0.395										1	0	1	0	0	0	0										
Chris Richard, L (1.3) OBP: 0.308, SLG: 0.483										4	1	1	1	0	0	3										
Brook Fordyce, R (1.2) OBP: 0.342, SLG: 0.517																										
Fernando Lujan, R (9.2) OBP: 0.282, SLG: 0.200										2	0	0	0	1	0	0										
Luis Matos, R (1.8) OBP: 0.297, SLG: 0.333										1	0	0	0	0	0	1										
Trendad Hubbard, R (3.7) OBP: 0.280, SLG: 0.284										1	0	0	0	0	0	1										
Jerry Hairston, R (1.4) OBP: 0.361, SLG: 0.484										3	0	1	0	0	1	1										
Inning Stats	R: 1 H: 2 E: 1 K: 1 S: 14	H: 2 LOB: 2 BB: 1 P: 29	R: 0 H: 0 E: 0 K: 1 S: 13	H: 0 LOB: 0 BB: 0 P: 18	R: 0 H: 1 E: 0 K: 1 S: 9	H: 1 LOB: 1 BB: 1 P: 13	R: 0 H: 0 E: 0 K: 1 S: 14	H: 0 LOB: 1 BB: 1 P: 24	R: 0 H: 1 E: 0 K: 0 S: 4	H: 1 LOB: 0 BB: 0 P: 6	R: 0 H: 0 E: 0 K: 2 S: 9	H: 0 LOB: 0 BB: 0 P: 13	R: 1 H: 2 E: 0 K: 0 S: 8	H: 2 LOB: 0 BB: 0 P: 13	R: 0 H: 0 E: 0 K: 1 S: 8	H: 0 LOB: 0 BB: 0 P: 12	R: 0 H: 1 E: 0 K: 0 S: 6	H: 1 LOB: 1 BB: 0 P: 10	1B: 5 2B: 2 3B: 0 HR: 1	SF: 0 SAC: 0 DP: 2 HBP: 0	WP: 0 PA: 34 PB: 0 SB: 0 CS: 0					
PITCHER	IP	WLS	BF	H	R	ER	SO	BB	IBB	HBP	BLK	WP	HR	S	P	ERA	WHIP									
Jeff Weaver, R (1.1) ERA: 4.73	6.1	W	26	6	2	2	6	2	0	0	0	0	1	69	112	2.84	1.263									
C.J. Nikowski, L (7.1) ERA: 5.03	1.2		4	0	0	0	1	0	0	0	0	0	0	10	16	0.00	0.000									
Danny Patterson, R (9.1) ERA: 3.2	1.0		4	1	0	0	0	0	0	0	0	0	0	6	10	0.00	1.000									

Batter	1	2	3	4	5	6	7	8	9	AB	R	H	RBI	BB	SO	LOB	TOP			
Billy McMillon, L OBP: 0.426, SLG: 0.563 (1, 10)	G6-3		F8			P6			F7	4	0	0	0	0	0	1				
Juan Encarnacion, R OBP: 0.332, SLG: 0.438 (1, 8)	F8		F8			P4			F8	4	0	0	0	0	0	1				
Bobby Higginson, L OBP: 0.372, SLG: 0.541 (1, 7)	K				F7				G3	4	0	0	0	0	1	0				
Juan Gonzalez, R OBP: 0.347, SLG: 0.525 (1, 9)		K			K				G1-3	3	0	0	0	0	2	0				
Dean Palmer, R OBP: 0.344, SLG: 0.495 (1, 3)		L9			F9				F9	3	0	0	0	0	0	0				
Damon Easley, R OBP: 0.397, SLG: 0.428 Shane Halter, R OBP: 0.279, SLG: 0.343 (8, 5)					G5-3				K	3	0	1	0	0	1	0				
Deivi Cruz, R OBP: 0.308, SLG: 0.436 (1, 6)					G6-3				L8	3	0	0	0	0	0	1				
Brad Ausmus, R OBP: 0.354, SLG: 0.366 (1, 2)					F8				HR	3	1	1	1	0	1	0				
Jose Macias, S OBP: 0.349, SLG: 0.383 (8, 4)									L5	2	0	0	0	1	0	0				
Inning Stats	R: 0 E: 0 K: 1 S: 8	H: 0 LOB: 0 BB: 0 P: 11	R: 0 E: 0 K: 1 S: 8	H: 1 LOB: 1 BB: 0 P: 11	R: 0 E: 0 K: 1 S: 8	H: 0 LOB: 1 BB: 1 P: 14	R: 0 E: 0 K: 0 S: 5	H: 0 LOB: 0 BB: 0 P: 8	R: 0 E: 0 K: 0 S: 5	H: 0 LOB: 0 BB: 0 P: 8	R: 0 E: 0 K: 0 S: 8	H: 0 LOB: 0 BB: 0 P: 14	R: 1 E: 0 K: 1 S: 9	H: 1 LOB: 0 BB: 0 P: 11	R: 0 E: 0 K: 0 S: 6	H: 0 LOB: 0 BB: 0 P: 12	1B: 1 2B: 0 3B: 0 HR: 1	SF: 0 SAC: 0 DP: 0 HBP: 0	WP: 0 PB: 0 SB: 0 CS: 0	PA: 30
PITCHER Jose Mercedes, R ERA: 4.28 (1, 1)	IP: 9.0 WLS: W BF: 30 H: 2 R: 1 ER: 1 SO: 5 BB: 1 IBB: 0 HBP: 0 BLK: 0 WP: 0 HR: 1 S: 62 P: 98 ERA: 1.00 WHIP: 0.333																			

Detroit Tigers @ Baltimore Orioles
 Oriole Park at Camden Yards, Baltimore, MD
 Wed Aug 30 2000, 7:35 PM EDT
 Att: 31,383 - Cloudy - 78 F

AB 29
 R 1
 H 2
 RBI 1
 BB 1
 SO 5
 LOB 3



Batter	1	2	3	4	5	6	7	8	9	AB	R	H	RBI	BB	SO	LOB	BOTTOM			
Brady Anderson, L OBP: 0.355, SLG: 0.405 (1, 8)	P4		K		CS	1B	F7	F8		4	1	0	0	1	1	3				
6 Melvin Mora, R OBP: 0.345, SLG: 0.444 (1, 6)	S		F8			1B				3	1	2	0	1	0	1				
Delino DeShields, L OBP: 0.372, SLG: 0.447 (1, 7)	K				F7	1B				3	1	1	0	1	1	1				
Albert Belle, R OBP: 0.340, SLG: 0.477 Trenidad Hubbard, R OBP: 0.280, SLG: 0.284 (9, 9)	G4-3				F7	1B				4	1	1	2	0	0	3				
Jeff Conine, R OBP: 0.338, SLG: 0.435 (1, 10)					K	1B				4	0	2	0	0	1	2				
Chris Richard, L OBP: 0.313, SLG: 0.479 (1, 3)			K		G3	1B				3	1	1	1	1	2	1				
Brook Fordyce, R OBP: 0.336, SLG: 0.507 (1, 2)					G3	1B				4	0	0	0	0	0	5				
Mark Lewis, R OBP: 0.314, SLG: 0.417 (1, 5)					S	CS				3	0	3	2	1	0	0				
Jerry Hairston, R OBP: 0.355, SLG: 0.471 (1, 4)			K		L9	G6-4-3				4	0	1	0	0	1	5				
Inning Stats	R: 0 E: 0 K: 1 S: 10	H: 0 LOB: 1 BB: 1 P: 18	R: 0 E: 0 K: 1 S: 8	H: 1 LOB: 0 BB: 0 P: 12	R: 0 E: 0 K: 2 S: 13	H: 1 LOB: 1 BB: 0 P: 21	R: 0 E: 0 K: 1 S: 8	H: 0 LOB: 0 BB: 0 P: 14	R: 1 E: 0 K: 0 S: 13	H: 1 LOB: 0 BB: 1 P: 22	R: 4 E: 0 K: 0 S: 25	H: 5 LOB: 2 BB: 2 P: 38	R: 0 E: 0 K: 0 S: 15	H: 1 LOB: 2 BB: 1 P: 23	R: 0 E: 0 K: 1 S: 13	H: 2 LOB: 2 BB: 0 P: 20	1B: 10 2B: 1 3B: 0 HR: 0	SF: 0 SAC: 0 DP: 2 HBP: 0	WP: 0 PB: 0 SB: 3 CS: 1	PA: 38
PITCHER Hideo Nomo, R ERA: 5.02 Willie Blair, R ERA: 5.25 C.J. Nitkowski, L ERA: 5.03 Matt Anderson, R ERA: 3.9 Adam Bernero, R ERA: 4.38 (8, 1)	IP: 5.0 WLS: L BF: 21 H: 5 R: 4 ER: 4 SO: 5 BB: 3 IBB: 0 HBP: 0 BLK: 0 WP: 0 HR: 0 S: 62 P: 102 ERA: 7.20 WHIP: 1.600																			


Detroit Tigers @ Baltimore Orioles
 Oriole Park at Camden Yards, Baltimore, MD
 Wed Aug 30 2000, 7:35 PM EDT
 Att: 31,383 - Cloudy - 78 F

AB 32
 R 5
 H 11
 RBI 5
 BB 5
 SO 6
 LOB 21



Batter	1	2	3	4	5	6	7	8	9	AB	R	H	RBI	BB	SO	LOB	TOP										
Billy McMillon, L (1, 10) OBP: 0.404, SLG: 0.529	1-3 K		0-0 G3			2-3 K		1-0 1B	2-2 L4	3	0	0	0	2	0		Detroit Tigers @ Baltimore Orioles Oriole Park at Camden Yards, Baltimore, MD Thu Aug 31 2000, 7:35 PM EDT Att: 33,709 - Cloudy - 84 F										
Wendell Magee, R (8, FH) OBP: 0.327, SLG: 0.438								2-3 1B		1	0	1	0	0	0												
Rich Becker, L (9, FH) OBP: 0.390, SLG: 0.388										1	0	0	0	0	1												
Juan Encarnacion, R (1, 8) OBP: 0.333, SLG: 0.438	0-0 G1-3			0-1 G4-3		0-3 K		1-0 1B	2-2 1B	5	0	2	2	0	1	0											
Bobby Higginson, L (1, 7) OBP: 0.369, SLG: 0.535	3-3 K			0-1 G5-3		3-2 F7		3-H 1B	3-3 K	5	0	0	0	0	3	3											
Juan Gonzalez, R (1, 9) OBP: 0.346, SLG: 0.522		1-0 F8		0-1 1B				1-1 P3	1-1 L7	4	0	1	1	0	0	2											
Dean Palmer, R (1, 3) OBP: 0.347, SLG: 0.496		1-2 1B		1-2 G6-3				1-1 1B		3	0	2	0	1	0	1											
Dusty Allen, R (9, 3) OBP: 0.211, SLG: 0.353								1-1 1B	4-2 FC5 S	0	0	0	0	0	0	0											
Damon Easley, R (1, 4) OBP: 0.358, SLG: 0.427		2-3 K		2-0 G5-3				1-1 G6-4-3 1B	4-2 FC5 BB	3	1	1	0	1	1	1											
Deivi Cruz, R (1, 6) OBP: 0.308, SLG: 0.441		0-0 F9		2-0 HR				3-1 G6-4-3 1B	0-0 FC5 BB	4	2	1	1	0	0	5											
Brad Ausmus, R (1, 2) OBP: 0.355, SLG: 0.370			1-3 K	1-2 F3				0-2 1B SH5-4 1B	2-2 3B	4	2	2	1	0	1	0											
Jose Macias, S (1, 5) OBP: 0.349, SLG: 0.397			0-3 K2-3	2-2 G4-3				0-1 SH5-4 1B	2-2 1B 3B	3	1	1	2	0	1	0											
Inning Stats	R: 0 E: 0 K: 2 S: 8	H: 0 LOB: 0 BB: 12 P: 12	R: 0 E: 0 K: 1 S: 8	H: 1 LOB: 1 BB: 0 P: 12	R: 0 E: 0 K: 2 S: 8	H: 0 LOB: 0 BB: 9 P: 9	R: 0 E: 0 K: 0 S: 9	H: 1 LOB: 1 BB: 0 P: 10	R: 1 E: 0 K: 0 S: 8	H: 1 LOB: 0 BB: 0 P: 15	R: 0 E: 0 K: 2 S: 10	H: 0 LOB: 0 BB: 0 P: 15	R: 0 E: 0 K: 0 S: 7	H: 2 LOB: 1 BB: 0 P: 13	R: 1 E: 0 K: 1 S: 12	H: 3 LOB: 2 BB: 0 P: 16	R: 4 E: 0 K: 1 S: 27	H: 3 LOB: 1 BB: 2 P: 46	1B: 8 2B: 1 3B: 1 HR: 1	SF: 0 SAC: 1 DP: 1 HBP: 0	WP: 0 PB: 0 SB: 1 CS: 0	PA: 39					
PITCHER	IP	WLS	BF	H	R	ER	SO	BB	IBB	HBP	BLK	WP	HR	S	P	ERA	WHIP										
35 Mike Mussina, R (1, 1) ERA: 3.85	7.0		25	5	1	1	7	0	0	0	0	0	1	58	86	1.29	0.714										
Mike Trombley, R (8, 1) ERA: 4.5	0.1	L	2	1	1	1	0	0	0	0	0	0	0	5	5	27.00	3.000										
Buddy Groom, L (8, 1) ERA: 3.83	0.1		3	2	0	0	1	0	0	0	0	0	0	5	8	0.00	6.000										
Alan Mills, R (8, 1) ERA: 5.29	0.1		3	0	2	2	0	2	0	0	0	0	0	9	18	54.00	6.000										
Ryan Kohlmeier, R (9, 1) ERA: 1.72	0.2		5	3	2	2	0	0	0	0	0	0	0	17	25	27.00	4.500										

Batter	1	2	3	4	5	6	7	8	9	AB	R	H	RBI	BB	SO	LOB	BOTTOM										
Brady Anderson, L (1, 8) OBP: 0.357, SLG: 0.408	3-2 6 BB 1B		0-0 G4-3		3-3 K		2-1 2B			4	0	2	0	0	1	1	Detroit Tigers @ Baltimore Orioles Oriole Park at Camden Yards, Baltimore, MD Thu Aug 31 2000, 7:35 PM EDT Att: 33,709 - Cloudy - 84 F										
6 Melvin Mora, R (1, 6) OBP: 0.348, SLG: 0.449	4-2 1B BB		1-2 E6 1B			1-2 SH3-1 SF7 2B		1-3 K		3	1	2	0	1	1	2											
Delino DeShields, L (1, 7) OBP: 0.369, SLG: 0.444	1-1 L7		1-3 K			2-1 SH3-1		0-0 G4-3		3	0	0	0	0	1	4											
Albert Belle, R (1, 9) OBP: 0.338, SLG: 0.474	0-0 F9		3-3 K			0-0 SF7		2-3 K		3	0	0	1	0	2	4											
Jeff Conine, R (1, 10) OBP: 0.340, SLG: 0.434	2-2 G4-3			1-3 K		0-0 WP 1B		2-2 S HBP		3	0	1	0	0	1	2											
Trendad Hubbard, R (8, PR) OBP: 0.260, SLG: 0.264										0	0	0	0	0	0	0											
Chris Richard, L (1, 3) OBP: 0.304, SLG: 0.464		1-3 K		0-1 G4-3		1-2 G4-3		1-3 K		4	0	0	0	0	2	2											
Brook Fordyce, R (1, 2) OBP: 0.330, SLG: 0.498		1-0 F8		0-2 G4-3				0-0 G5-3		4	0	0	0	0	0	0											
Mark Lewis, R (1, 5) OBP: 0.307, SLG: 0.408		1-3 K			0-0 L7		1-3 K		2-3 K	3	0	0	0	0	2	0											
Greg Myers, L (9, PH) OBP: 0.279, SLG: 0.309										1	0	0	0	0	1	0											
Jerry Hairston, R (1, 4) OBP: 0.350, SLG: 0.451			4-1 6 BB G4-3					1-2 E4 2B		3	0	0	0	1	1	0											
Inning Stats	R: 0 E: 0 K: 0 S: 12	H: 1 LOB: 2 BB: 1 P: 22	R: 0 E: 0 K: 2 S: 7	H: 0 LOB: 0 BB: 0 P: 10	R: 0 E: 1 K: 2 S: 11	H: 1 LOB: 2 BB: 1 P: 20	R: 0 E: 0 K: 1 S: 8	H: 0 LOB: 0 BB: 0 P: 9	R: 0 E: 0 K: 0 S: 8	H: 0 LOB: 0 BB: 0 P: 12	R: 1 E: 0 K: 0 S: 10	H: 2 LOB: 1 BB: 0 P: 14	R: 0 E: 0 K: 2 S: 12	H: 1 LOB: 2 BB: 0 P: 17	R: 0 E: 0 K: 2 S: 10	H: 0 LOB: 2 BB: 0 P: 15	R: 0 E: 0 K: 1 S: 10	H: 0 LOB: 0 BB: 0 P: 13	1B: 3 2B: 2 3B: 0 HR: 0	SF: 1 SAC: 1 DP: 0 HBP: 1	WP: 1 PB: 0 SB: 1 CS: 0	PA: 36					
PITCHER	IP	WLS	BF	H	R	ER	SO	BB	IBB	HBP	BLK	WP	HR	S	P	ERA	WHIP										
Brian Moehler, R (1, 1) ERA: 4.0	6.2		28	5	1	1	8	2	0	0	0	0	0	65	100	1.35	1.050										
Danny Patterson, R (7, 1) ERA: 3.14	1.0	W	4	0	0	0	2	0	0	1	0	0	0	10	15	0.00	0.000										
C.J. Nitkowski, L (8, 1) ERA: 5.01	0.1	H	1	0	0	0	1	0	0	0	0	0	0	3	4	0.00	0.000										
Todd Jones, R (9, 1) ERA: 3.08	1.0		3	0	0	0	1	0	0	0	0	0	0	10	13	0.00	0.000										



Batter	1	2	3	4	5	6	7	8	9	AB	R	H	RBI	BB	SO	LOB	TOP						
Luis Alicaia, S OBP: 0.395, SLG: 0.396 (1, 4)	L3		1B		G6-3		F7		HR	5	1	2	1	0	0	0							
Chad Curtis, R OBP: 0.343, SLG: 0.444 (1, 10)	2B		P4		HBP G6-4-3		F7		BB 29 BB	4	0	2	0	0	0	1							
29 Rusty Greer, L OBP: 0.380, SLG: 0.462 (1, 7)	L3		L7		G6-4-3		1B BB		BB	3	1	0	0	2	0	3							
Rafael Palmeiro, L OBP: 0.334, SLG: 0.450 Scarborough Green, S OBP: 0.234, SLG: 0.200 (9, PR)	G4-3		G3				G3		1B BB	4	1	1	0	1	0	2							
Gabe Kapler, R OBP: 0.335, SLG: 0.437 (1, 8)		G6-3			F9		F7		K	5	0	0	0	0	1	5							
Ricky Ledes, L OBP: 0.321, SLG: 0.378 (1, 9)	G6-3		WP 2B		G4-3		G4-3		K	5	0	2	1	0	1	3							
Bill Haselman, R OBP: 0.334, SLG: 0.450 Frank Catalanotto, L OBP: 0.393, SLG: 0.505 B.J. Wascosie, R OBP: 0.238, SLG: 0.250 (8, PH)		HBP 2B			F3		1B G6-4-3 2B		1B	2	2	1	0	0	0	1							
Mike Lamb, L OBP: 0.336, SLG: 0.398 (1, 5)		1-H 2B			FC6-4 BB		1B G6-4-3		L6	3	0	2	1	1	0	2							
Royce Clayton, R OBP: 0.297, SLG: 0.388 (1, 6)		F9			FC6-4		G6-4-3		K	4	0	0	0	0	1	4							
Inning Stats	R: 0 E: 0 K: 0 S: 11	H: 1 LOB: 1 BB: 0 P: 18	R: 1 E: 0 K: 0 S: 10	H: 1 LOB: 1 BB: 0 P: 18	R: 0 E: 0 K: 0 S: 14	H: 1 LOB: 1 BB: 0 P: 18	R: 0 E: 0 K: 0 S: 6	H: 1 LOB: 2 BB: 1 P: 13	R: 0 E: 0 K: 0 S: 7	H: 0 LOB: 0 BB: 0 P: 14	R: 0 E: 0 K: 0 S: 9	H: 0 LOB: 0 BB: 0 P: 12	R: 1 E: 0 K: 0 S: 5	H: 2 LOB: 0 BB: 0 P: 7	R: 2 E: 0 K: 0 S: 12	H: 3 LOB: 2 BB: 1 P: 21	R: 1 E: 0 K: 3 S: 24	H: 2 LOB: 3 BB: 2 P: 43	1B: 6 2B: 4 3B: 0 HR: 1	SF: 0 SAC: 0 DP: 2 HBP: 2	WP: 1 PB: 0 SB: 0 CS: 0	PA: 42	
PITCHER	IP	WLS	BF	H	R	ER	SO	BB	IBB	HBP	BLK	WP	HR	S	P	ERA	WHIP						
Steve Sparks, R ERA: 3.51 (1, 1)	7.1	W	30	6	3	3	0	2	0	2	0	1	0	64	108	3.68	1.091						
55 Sean Runyan, L ERA: (8, 1)	0.0		1	1	0	0	0	0	0	0	0	0	0	1	3	∞	∞						
Nelson Cruz, R ERA: 2.75 (8, 1)	0.2		4	2	1	1	0	0	0	0	0	0	0	9	10	13.50	3.000						
Todd Jones, R ERA: 3.19 (9, 1)	1.0	S	7	2	1	1	3	2	0	0	0	0	1	24	43	9.00	4.000						

Texas Rangers @ Detroit Tigers
Comerica Park, Detroit, MI
Fri Sep 01 2000, 7:05 PM EDT
Att: 31,471 - Sunny - 86 F

AB 36
R 5
H 11
RBI 4
BB 4
SO 3
LOB 21



Batter	1	2	3	4	5	6	7	8	9	AB	R	H	RBI	BB	SO	LOB	BOTTOM						
Billy McMillon, L OBP: 0.435, SLG: 0.528 (1, 10)	2B SF7 BB		L3 BB		BB 1B		BB FC5-4 BB			2	3	1	1	3	1	1							
Juan Encarnacion, R OBP: 0.331, SLG: 0.435 (1, 8)	K		L3		P3		FC5-4 1B		F9	5	0	1	0	0	1	4							
Bobby Higginson, L OBP: 0.371, SLG: 0.537 (1, 7)	2B		K		1B BB		FC5-4 1B		K	4	1	2	0	1	2	0							
Juan Gonzalez, R OBP: 0.349, SLG: 0.522 (1, 9)	2B BB		BB 1B		1B		FC5-4 1B		K	4	1	2	3	1	1	2							
Dean Palmer, R OBP: 0.346, SLG: 0.494 (1, 5)	SF7		G6-4-3 BB		K		F9			2	0	0	1	1	1	4							
Tony Clark, S OBP: 0.340, SLG: 0.523 Dusty Allen, R OBP: 0.211, SLG: 0.353 Robert Fick, L OBP: 0.346, SLG: 0.353 (6, PH)	HBP 2B		L3		F9		K			3	0	1	2	0	0	4							
Deivi Cruz, R OBP: 0.309, SLG: 0.444 (1, 6)	HBP BB		G6-4-3		F2		3B			3	0	1	0	1	0	2							
Damon Easley, R OBP: 0.360, SLG: 0.427 (1, 4)	HBP				K		G5-3			3	1	1	0	0	1	1							
Brad Ausmus, R OBP: 0.355, SLG: 0.371 (1, 2)	F9		1B 2B		G6-3		L5			4	1	1	0	0	0	4							
Inning Stats	R: 3 E: 0 K: 1 S: 19	H: 2 LOB: 3 BB: 3 P: 41	R: 0 E: 0 K: 1 S: 8	H: 0 LOB: 0 BB: 1 P: 14	R: 0 E: 0 K: 0 S: 12	H: 1 LOB: 1 BB: 1 P: 19	R: 3 E: 0 K: 1 S: 17	H: 4 LOB: 2 BB: 1 P: 34	R: 0 E: 0 K: 1 S: 6	H: 0 LOB: 0 BB: 0 P: 7	R: 1 E: 0 K: 1 S: 18	H: 2 LOB: 2 BB: 1 P: 27	R: 0 E: 0 K: 2 S: 10	H: 1 LOB: 1 BB: 0 P: 15	R: 0 E: 0 K: 2 S: 12	H: 0 LOB: 0 BB: 0 P: 21	1B: 6 2B: 4 3B: 1 HR: 0	SF: 1 SAC: 0 DP: 2 HBP: 1	WP: 0 PB: 0 SB: 0 CS: 0	PA: 40			
PITCHER	IP	WLS	BF	H	R	ER	SO	BB	IBB	HBP	BLK	WP	HR	S	P	ERA	WHIP						
Rick Helling, R ERA: 4.0 (1, 1)	3.1	L	22	7	6	6	2	6	0	1	0	0	0	48	96	16.20	3.900						
Jonathan Johnson, R ERA: 3.6 (4, 1)	3.2		15	3	1	1	4	1	0	0	0	0	0	42	61	2.46	1.091						
Francisco Cordero, R ERA: 5.1 (8, 1)	1.0		3	0	0	0	2	0	0	0	0	0	0	12	21	0.00	0.000						

Texas Rangers @ Detroit Tigers
Comerica Park, Detroit, MI
Fri Sep 01 2000, 7:05 PM EDT
Att: 31,471 - Sunny - 86 F

AB 31
R 7
H 10
RBI 7
BB 7
SO 8
LOB 24



Batter	1	2	3	4	5	6	7	8	9	AB	R	H	RBI	BB	SO	LOB	TOP										
Luis Alica, S OBP: 0.352, SLG: 0.392 (1, 4)	K		G3		G4-3		G6-3		F8	5	0	0	1	0	1	3	Texas Rangers @ Detroit Tigers Comerica Park, Detroit, MI Sat Sep 02 2000, 5:05 PM EDT Att: 35,060 - Sunny - 82 F										
Chad Curtis, R OBP: 0.345, SLG: 0.444 (1, 10)	2B		L6		F8		1B			4	0	2	0	0	0	2											
29 Rusty Greer, L OBP: 0.379, SLG: 0.458 (1, 7)	F7			L4		G4-6-3 BB	F8			3	0	0	0	1	0	2											
Rafael Palmeiro, L OBP: 0.395, SLG: 0.548 (1, 3)	2B			E	G4-6-3			G6-3 1B		3	1	2	0	1	0	1											
Gabe Kapler, R OBP: 0.337, SLG: 0.438 (1, 8)	L8			G5-3		1B		G6-3 1B		4	0	2	0	0	0	3											
Ricky Ledes, L OBP: 0.318, SLG: 0.374 (1, 9)		K		F7		G5-3		G6-3		4	0	0	0	0	1	3											
Bill Haselman, R OBP: 0.316, SLG: 0.439 (1, 2)		K			F8		G6-3	K		4	0	0	0	0	2	1											
Mike Lamb, L OBP: 0.338, SLG: 0.399 (1, 5)		G6-3			G4-3 1B		2B G6-3 1B		F6	4	1	2	0	0	0	0											
Royce Clayton, R OBP: 0.299, SLG: 0.391 (1, 6)			G5-3			G4-3 1B	G6-3 WP 2B		K	4	1	2	0	0	1	0											
Inning Stats	R: 0 E: 0 K: 1 S: 12	H: 2 LOB: 2 BB: 0 P: 19	R: 0 E: 0 K: 2 S: 8	H: 0 LOB: 0 BB: 0 P: 11	R: 0 E: 0 K: 0 S: 6	H: 0 LOB: 0 BB: 0 P: 10	R: 1 E: 1 K: 0 S: 7	H: 1 LOB: 0 BB: 0 P: 12	R: 0 E: 0 K: 0 S: 10	H: 2 LOB: 2 BB: 0 P: 17	R: 0 E: 0 K: 0 S: 5	H: 1 LOB: 1 BB: 1 P: 14	R: 2 E: 0 K: 0 S: 11	H: 3 LOB: 1 BB: 0 P: 17	R: 0 E: 0 K: 1 S: 8	H: 1 LOB: 1 BB: 1 P: 15	R: 0 E: 0 K: 1 S: 8	H: 0 LOB: 0 BB: 0 P: 12	1B: 7 2B: 2 3B: 1 HR: 0	SF: 0 SAC: 0 DP: 2 HBP: 0	WP: 1 PA: 37 PB: 0 SB: 0 CS: 0						
PITCHER	IP	WLS	BF	H	R	ER	SO	BB	IBB	HBP	BLK	WP	HR	S	P	ERA	WHIP										
Willie Blair, R ERA: 5.14 (1, 1)	6.1	W	27	8	3	2	3	1	0	0	0	0	0	52	88	2.84	1.421										
Danny Patterson, R ERA: 3.12 (7, 1)	0.1	H	2	1	0	0	0	0	0	0	0	1	0	4	7	0.00	3.000										
C.J. Nitkowski, L ERA: 4.99 (7, 1)	0.1	H	2	0	0	0	0	1	0	0	0	0	0	3	9	0.00	3.000										
Nelson Cruz, R ERA: 2.88 (8, 1)	1.0	H	3	1	0	0	1	0	0	0	0	0	0	8	11	0.00	1.000										
Matt Anderson, R ERA: 3.84 (9, 1)	1.0	S	3	0	0	0	1	0	0	0	0	0	0	8	12	0.00	0.000										

Batter	1	2	3	4	5	6	7	8	9	AB	R	H	RBI	BB	SO	LOB	BOTTOM										
Damon Easley, R OBP: 0.360, SLG: 0.429 (1, 4)	F8	G1-3			S 2B		SH5-3 1B	P6		5	1	2	0	0	0	4	Texas Rangers @ Detroit Tigers Comerica Park, Detroit, MI Sat Sep 02 2000, 5:05 PM EDT Att: 35,060 - Sunny - 82 F										
Juan Encarnacion, R OBP: 0.336, SLG: 0.444 (1, 8)				CS 1B	2B BB		SH5-3			2	2	2	1	1	0	0											
Wendell Magee, R OBP: 0.327, SLG: 0.443 (1, 7)				P4	BB		G6-4-3 BB			3	0	1	1	0	0	1											
Rich Becker, L OBP: 0.392, SLG: 0.388 (7, PH)	F8			1-2	BB					0	0	0	0	1	0	0											
Juan Gonzalez, R OBP: 0.351, SLG: 0.528 (1, 9)			F8				G6-4-3			3	1	1	1	1	0	2											
Dean Palmer, R OBP: 0.345, SLG: 0.491 (1, 10)	L3			F9	G4-3 BB			K		3	0	0	1	1	1	0											
Tony Clark, S OBP: 0.340, SLG: 0.526 (1, 3)			G6-3 2B		F8		G4-3			3	0	1	0	0	0	3											
Jose Macias, S OBP: 0.353, SLG: 0.397 (6, 5)							1-2	1B BB		0	1	0	0	1	0	0											
Deivi Cruz, R OBP: 0.311, SLG: 0.447 (1, 6)		G6-3					F7			4	0	2	0	0	0	1											
Brad Ausmus, R OBP: 0.352, SLG: 0.367 (1, 2)		F8			G6-3		G5-3			4	0	0	0	0	0	4											
Shane Halter, R OBP: 0.280, SLG: 0.339 (6, 3)							F7			2	0	0	0	1	0	0											
Billy McMillon, L OBP: 0.444, SLG: 0.537 (6, PH)										1	0	1	1	0	0	0											
54 Rod Lindsey, R OBP: 0.353, SLG: 0.353 (8, PR)										0	0	0	0	0	0	0											
Robert Fick, L OBP: 0.348, SLG: 0.353 (9, 3)								1-2 2H		0	0	0	0	0	0	0											
Inning Stats	R: 2 E: 0 K: 0 S: 10	H: 2 LOB: 0 BB: 0 P: 18	R: 0 E: 0 K: 0 S: 4	H: 1 LOB: 2 BB: 1 P: 9	R: 0 E: 0 K: 0 S: 6	H: 1 LOB: 0 BB: 0 P: 11	R: 0 E: 0 K: 0 S: 9	H: 1 LOB: 1 BB: 0 P: 11	R: 2 E: 0 K: 0 S: 10	H: 2 LOB: 2 BB: 3 P: 25	R: 0 E: 0 K: 0 S: 6	H: 0 LOB: 0 BB: 1 P: 9	R: 0 E: 0 K: 0 S: 4	H: 1 LOB: 1 BB: 1 P: 11	R: 1 E: 0 K: 1 S: 14	H: 2 LOB: 2 BB: 1 P: 26	R: 0 E: 0 K: 0 S: 14	H: 0 LOB: 0 BB: 0 P: 12	1B: 4 2B: 4 3B: 0 HR: 2	SF: 0 SAC: 1 DP: 2 HBP: 0	WP: 0 PA: 37 PB: 0 SB: 1 CS: 1						
PITCHER	IP	WLS	BF	H	R	ER	SO	BB	IBB	HBP	BLK	WP	HR	S	P	ERA	WHIP										
Kenny Rogers, L ERA: 4.52 (1, 1)	6.0	L	28	8	4	4	0	3	1	0	0	0	0	12	26	5.40	1.833										
Tim Lincecum, R ERA: 5.54 (7, 1)	1.2		7	1	1	1	1	2	0	0	0	0	0	1	1	∞	∞										
Mike Venafro, L ERA: 3.68 (8, 1)	0.0		1	1	0	0	0	0	0	0	0	0	0	1	1	∞	∞										
59 Jeff Zimmerman, R ERA: 5.89 (8, 1)	0.1		1	0	0	0	0	0	0	0	0	0	0	3	6	0.00	0.000										

AB 35
R 3
H 10
RBI 1
BB 2
SO 5
LOB 15



AB 30
R 5
H 10
RBI 5
BB 6
SO 1
LOB 15



Batter	1	2	3	4	5	6	7	8	9	AB	R	H	RBI	BB	SO	LOB	TOP					
Luis Alica S OBP: 0.354, SLG: 0.392 (1, 4)	F8								K	4	1	2	1	1	1	0						
Frank Catalanotto L OBP: 0.393, SLG: 0.605 (1, 3)	FC4-6 BB	G4-3				CS BB			G4-3	4	0	1	1	1	1	2						
29 Rusty Greer L OBP: 0.377, SLG: 0.457 (1, 7)	FC4-6 1-2								G1-3	5	1	1	0	0	1	2						
Rafael Palmeiro L OBP: 0.394, SLG: 0.546 (1, 10)	G4-3									4	0	1	0	0	0	2						
Ricky Ledee L OBP: 0.319, SLG: 0.375 (1, 9)										4	0	2	1	0	0	0						
Mike Lamb L OBP: 0.339, SLG: 0.400 (1, 5)										4	1	2	0	0	0	2						
Royce Clayton R OBP: 0.298, SLG: 0.390 (1, 6)										4	1	1	0	0	1	4						
Scarborough Green S OBP: 0.221, SLG: 0.188 (1, 8)										4	0	0	0	0	0	6						
B.J. Waszgis R OBP: 0.240, SLG: 0.250 (1, 2)										4	0	1	1	0	1	2						
Inning Stats	R: 0 E: 0 K: 0 S: 8	H: 0 LOB: 1 BB: 1 P: 15	R: 2 E: 0 K: 0 S: 12	H: 4 LOB: 2 BB: 0 P: 22	R: 1 E: 1 K: 0 S: 17	H: 3 LOB: 0 BB: 0 P: 25	R: 1 E: 0 K: 1 S: 12	H: 2 LOB: 1 BB: 0 P: 17	R: 0 E: 0 K: 0 S: 4	H: 0 LOB: 0 BB: 1 P: 9	R: 0 E: 0 K: 0 S: 6	H: 0 LOB: 0 BB: 1 P: 15	R: 0 E: 0 K: 1 S: 7	H: 0 LOB: 0 BB: 0 P: 7	R: 0 E: 0 K: 2 S: 11	H: 2 LOB: 2 BB: 0 P: 18	R: 0 E: 0 K: 1 S: 6	H: 0 LOB: 0 BB: 0 P: 10	1B: 9 2B: 2 3B: 0 HR: 0	SF: 0 SAC: 0 DP: 0 HBP: 0	WP: 0 PB: 0 SB: 0 CS: 1	PA: 40
PITCHER	IP	WLS	BF	H	R	ER	SO	BB	IBB	HBP	BLK	WP	HR	S	P	ERA	WHIP					
Jeff Weaver R ERA: 4.85 (1, 1)	3.1	L	20	9	4	4	0	1	0	0	0	0	0	45	72	10.80	3.000					
55 Sean Runyan L ERA: 3.99 (4, 1)	2.2		8	0	0	0	1	1	0	0	0	0	0	14	31	0.00	0.375					
Adam Bernero R ERA: 3.9 (7, 1)	3.0		11	2	0	0	4	0	0	0	0	0	0	24	35	0.00	0.667					

Texas Rangers @ Detroit Tigers
Comerica Park, Detroit, MI
Sun Sep.03 2000, 1:05 PM EDT
Att: 30,242 - Cloudy - 73 F

AB	37
R	4
H	11
RBI	4
BB	2
SO	5
LOB	20



Batter	1	2	3	4	5	6	7	8	9	AB	R	H	RBI	BB	SO	LOB	BOTTOM					
Rich Becker L OBP: 0.395, SLG: 0.390 (1, 8)	G4-3								G4-3	4	0	2	0	1	0	0						
Billy McMillon L OBP: 0.433, SLG: 0.517 (1, 9)	G4-3									4	0	1	0	0	0	2						
Bobby Higginson L OBP: 0.372, SLG: 0.536 (1, 7)										3	0	1	0	1	1	3						
Juan Gonzalez R OBP: 0.347, SLG: 0.523 (1, 10)	P4									4	0	0	0	0	0	5						
Tony Clark S OBP: 0.350, SLG: 0.531 (6, PR) (7, 3)										2	1	2	0	1	0	0						
Shane Halter R OBP: 0.280, SLG: 0.339 (8, PH) (9, 3)										0	0	0	0	0	0	0						
Robert Fick L OBP: 0.346, SLG: 0.351 (8, PH) (9, 3)										1	0	0	0	0	0	0						
Deivi Cruz R OBP: 0.310, SLG: 0.447 (1, 6)										4	0	1	0	0	0	2						
Damion Easley R OBP: 0.357, SLG: 0.424 (1, 4)										4	0	0	1	0	1	3						
Jose Macias S OBP: 0.344, SLG: 0.386 (1, 5)										4	0	0	0	0	0	3						
Javier Cardona R OBP: 0.184, SLG: 0.250 (7, PH) (8, 2)										2	0	0	0	0	1	0						
Brad Ausmus R OBP: 0.350, SLG: 0.366 (7, PH) (8, 2)										2	0	0	0	0	0	0						
Inning Stats	R: 0 E: 0 K: 0 S: 8	H: 1 LOB: 1 BB: 0 P: 10	R: 0 E: 0 K: 0 S: 7	H: 1 LOB: 1 BB: 0 P: 10	R: 0 E: 0 K: 0 S: 7	H: 1 LOB: 1 BB: 0 P: 11	R: 1 E: 0 K: 0 S: 9	H: 2 LOB: 1 BB: 0 P: 14	R: 0 E: 0 K: 2 S: 11	H: 2 LOB: 2 BB: 0 P: 17	R: 0 E: 0 K: 0 S: 7	H: 0 LOB: 0 BB: 1 P: 15	R: 0 E: 0 K: 0 S: 11	H: 0 LOB: 2 BB: 2 P: 23	R: 0 E: 0 K: 1 S: 9	H: 0 LOB: 0 BB: 0 P: 15	R: 0 E: 0 K: 0 S: 9	H: 0 LOB: 0 BB: 0 P: 17	1B: 6 2B: 1 3B: 0 HR: 0	SF: 0 SAC: 0 DP: 0 HBP: 0	WP: 0 PB: 1 SB: 0 CS: 0	PA: 37
PITCHER	IP	WLS	BF	H	R	ER	SO	BB	IBB	HBP	BLK	WP	HR	S	P	ERA	WHIP					
Ryan Glynn R ERA: 4.71 (1, 1)	6.1	W	27	7	1	1	2	1	0	0	0	0	0	50	80	1.42	1.263					
Mike Venafro L ERA: 3.66 (7, 1)	0.1		3	0	0	0	0	2	0	0	0	0	0	6	16	0.00	6.000					
59 Jeff Zimmerman R ERA: 5.75 (7, 1)	1.1	H	4	0	0	0	1	0	0	0	0	0	0	13	19	0.00	0.000					
John Wetteland R ERA: 3.93 (9, 1)	1.0	S	3	0	0	0	0	0	0	0	0	0	0	9	17	0.00	0.000					

Texas Rangers @ Detroit Tigers
Comerica Park, Detroit, MI
Sun Sep.03 2000, 1:05 PM EDT
Att: 30,242 - Cloudy - 73 F

AB	34
R	1
H	7
RBI	1
BB	3
SO	3
LOB	18



Batter	1	2	3	4	5	6	7	8	9	AB	R	H	RBI	BB	SO	LOB	TOP			
Darin Erstad, L (1, 10) OBP: 0.411, SLG: 0.557	0-1 1B		3-3 K			4-2 G4-6-3 BB		0-0 F8		3	0	1	0	1	1	1				
Kevin Stocker, S (1, 6) OBP: 0.354, SLG: 0.338	2-2 F7		0-1 G1-3			4-1 G4-6-3 BB		0-3 K		3	0	0	0	1	1	2				
Mo Vaughn, L (1, 3) OBP: 0.383, SLG: 0.540	3-0 G6-4-3 1B			1-3 K		1-2 G4-6-3 1-2 2-3			3-3 K	4	0	1	0	0	2	2				
Tim Salmon, R (1, 9) OBP: 0.406, SLG: 0.567	2-1 G6-4-3			2-2 G4-3		3-3 K			1-3 K	4	0	0	0	0	2	3				
16 Garret Anderson, L (1, 8) OBP: 0.300, SLG: 0.516		2-2 G6-3		2-2 1B			1-1 1B		2-1 F8	4	0	2	0	0	0	0				
Troy Glaus, R (1, 5) OBP: 0.402, SLG: 0.603		1-0 G4-3		3-2 G6-3			1-2 F9			3	0	0	0	0	0	2				
Ron Gant, R (1, 7) OBP: 0.326, SLG: 0.490		0-1 P3			2-3 K		0-0 F7			3	0	0	0	0	1	1				
Adam Kennedy, L (1, 4) OBP: 0.299, SLG: 0.401			0-0 S 2B		1-3 K		1-1 F8			3	0	1	0	0	1	1				
Bengie Molina, R (1, 2) OBP: 0.311, SLG: 0.403			2-3 K		1-0 G6-3			2-2 F7		3	0	0	0	0	1	1				
Inning Stats	R: 0 E: 0 K: 0 S: 8	H: 2 LOB: 1 BB: 0 P: 15	R: 0 E: 0 K: 0 S: 7	H: 0 LOB: 0 BB: 0 P: 10	R: 0 E: 0 K: 2 S: 10	H: 1 LOB: 1 BB: 0 P: 15	R: 0 E: 0 K: 1 S: 13	H: 1 LOB: 0 BB: 0 P: 21	R: 0 E: 0 K: 2 S: 10	H: 0 LOB: 0 BB: 0 P: 11	R: 0 E: 0 K: 0 S: 8	H: 1 LOB: 1 BB: 0 P: 11	R: 0 E: 0 K: 1 S: 8	H: 0 LOB: 0 BB: 0 P: 10	R: 0 E: 0 K: 2 S: 12	H: 0 LOB: 0 BB: 0 P: 18	1B: 4 2B: 1 3B: 0 HR: 0	SF: 0 SAC: 0 DP: 2 HBP: 0	WP: 0 PB: 0 SB: 1 CS: 0	PA: 32
PITCHER	IP	WLS	BF	H	R	ER	SO	BB	IBB	HBP	BLK	WP	HR	S	P	ERA	WHIP			
Hideo Nomo, R (1, 1) ERA: 4.78	8.0	W	29	5	0	0	7	2	0	0	0	0	0	71	115	0.00	0.875			
Danny Patterson, R (9, 1) ERA: 3.06	1.0		3	0	0	0	2	0	0	0	0	0	0	12	18	0.00	0.000			

Anaheim Angels @ Detroit Tigers
Comerica Park, Detroit, MI
Mon Sep 04 2000, 5:05 PM EDT
Att: 26,364 - Cloudy - 66 F

AB 30
R 0
H 5
RBI 0
BB 2
SO 9
LOB 13



Batter	1	2	3	4	5	6	7	8	9	AB	R	H	RBI	BB	SO	LOB	BOTTOM			
Damon Easley, R (1, 4) OBP: 0.360, SLG: 0.432	1-1 FC6-4 S 1B	2-1 F8		2-2 E4 1-H 2-H 2B		1-1 1-H 1B 2B		0-1 F9		5	1	3	3	0	0	2				
Juan Encarnacion, R (1, 8) OBP: 0.334, SLG: 0.440	3-2 P3		2-1 P4	3-3 K		4-1 1B BB		0-0 FC6-4		4	0	0	0	1	1	3				
Bobby Higginson, L (1, 7) OBP: 0.370, SLG: 0.532	3-1 F7		1-3 K	1-1 G4-3		1-0 FC6-4 1B		1-0 F7		5	0	1	1	0	1	3				
Juan Gonzalez, R (1, 10) OBP: 0.349, SLG: 0.521	4-2 FC6-4 BB		1-0 1B		1-3 K	2-0 FC6-4		1-2 1B		3	0	1	0	1	1	2				
Dean Palmer, R (1, 5) OBP: 0.345, SLG: 0.488	1-1 FC6-4		1-1 1B		3-1 G6-3		1-2 F7			4	0	1	0	0	0	2				
Tony Clark, S (1, 3) OBP: 0.345, SLG: 0.522		1-1 E5 1B		0-0 F7		1-1 G4-3		0-0 F7		3	1	0	0	0	0	2				
Robert Fick, L (7, 3) OBP: 0.344, SLG: 0.348			1-3 K		2-2 P6		4-2 BB			1	0	0	0	0	0	0				
Wendell Magee, R (1, 9) OBP: 0.325, SLG: 0.434		2-0 CS 1B		1-0 1B E 1B		2-1 G3		1-3 K		4	1	2	1	0	1	1				
Deivi Cruz, R (1, 6) OBP: 0.312, SLG: 0.448		2-2 1B		1-1 1B E 1B		4-2 2B BB		1-2 1B		3	2	3	0	1	0	0				
Brad Ausmus, R (1, 2) OBP: 0.355, SLG: 0.370				1-2 E 1B																
Inning Stats	R: 0 E: 0 K: 0 S: 12	H: 1 LOB: 2 BB: 1 P: 24	R: 1 E: 1 K: 1 S: 12	H: 2 LOB: 1 BB: 0 P: 20	R: 0 E: 0 K: 1 S: 9	H: 2 LOB: 2 BB: 0 P: 14	R: 2 E: 1 K: 1 S: 15	H: 3 LOB: 1 BB: 0 P: 25	R: 0 E: 0 K: 1 S: 7	H: 0 LOB: 0 BB: 0 P: 12	R: 2 E: 0 K: 0 S: 10	H: 2 LOB: 2 BB: 2 P: 24	R: 0 E: 0 K: 1 S: 10	H: 0 LOB: 1 BB: 1 P: 16	R: 0 E: 0 K: 0 S: 7	H: 1 LOB: 1 BB: 0 P: 9	1B: 9 2B: 2 3B: 0 HR: 0	SF: 0 SAC: 0 DP: 0 HBP: 0	WP: 0 PB: 0 SB: 1 CS: 1	PA: 39
PITCHER	IP	WLS	BF	H	R	ER	SO	BB	IBB	HBP	BLK	WP	HR	S	P	ERA	WHIP			
Scott Karl, L (1, 1) ERA: 7.82	5.2	L	28	9	5	4	4	2	0	0	0	0	0	62	109	6.35	1.941			
Mike Fyhrie, R (6, 1) ERA: 2.27	0.1		3	1	0	0	0	1	0	0	0	0	0	3	10	0.00	6.000			
Lou Pote, R (7, 1) ERA: 4.65	1.0		4	0	0	0	1	1	0	0	0	0	0	10	16	0.00	1.000			
Troy Percival, R (8, 1) ERA: 4.93	1.0		4	1	0	0	0	0	0	0	0	0	0	7	9	0.00	1.000			

Anaheim Angels @ Detroit Tigers
Comerica Park, Detroit, MI
Mon Sep 04 2000, 5:05 PM EDT
Att: 26,364 - Cloudy - 66 F

AB 35
R 5
H 11
RBI 5
BB 4
SO 5
LOB 16



Batter	1	2	3	4	5	6	7	8	9	AB	R	H	RBI	BB	SO	LOB	TOP						
Darin Erstad, L (1, 7) OBP: 0.411, SLG: 0.558	F8		2B		F9		1B		P6	5	0	2	0	0	0	1	Anaheim Angels @ Detroit Tigers Comerica Park, Detroit, MI Tue Sep 05 2000, 7:05 PM EDT Att: 20,322 - Sunny - 66 F						
Kevin Stocker, S (1, 6) OBP: 0.355, SLG: 0.344	1B	3B	HBP		G4-3		G6-4-3		F7	4	1	1	0	0	0	2							
Mo Vaughn, L (1, 3) OBP: 0.380, SLG: 0.535	K				F8		K		K	5	0	0	0	0	4	4							
Tim Salmon, R (1, 9) OBP: 0.407, SLG: 0.565	16 2B	1B	K			G1-3		BB	BB	3	1	1	1	1	1	2							
16 Garret Anderson, L (1, 8) OBP: 0.302, SLG: 0.517	3-H	1B			F8		1B		K	4	1	2	0	0	1	3							
Troy Glas, R (1, 10) OBP: 0.401, SLG: 0.600	3-2	3B			G5-3		1B		K	4	1	1	0	0	1	3							
Scott Spiezio, S (1, 5)			G3		P6		1B		G6-3	3	1	1	2	1	0	0							
Adam Kennedy, L (1, 4) OBP: 0.300, SLG: 0.404		G4-3			2B		G6-3		1B	4	0	2	2	0	0	0							
Matt Walbeck, S (1, 2) OBP: 0.237, SLG: 0.371			G1-3		G4-3		P6		BB	3	0	0	0	0	0	1	AB 35 R 5 H 10 RBI 5 BB 3 SO 7 LOB 16						
Orlando Palmeiro, L (9, PH) OBP: 0.354, SLG: 0.350										0	0	0	0	1	0	0							
Inning Stats	R: 1 E: 0 K: 1 S: 15	H: 3 LOB: 2 BB: 0 P: 23	R: 0 E: 0 K: 0 S: 7	H: 0 LOB: 0 BB: 0 P: 12	R: 0 E: 0 K: 2 S: 11	H: 1 LOB: 2 BB: 0 P: 15	R: 0 E: 0 K: 0 S: 10	H: 1 LOB: 1 BB: 0 P: 17	R: 0 E: 0 K: 0 S: 8	H: 0 LOB: 0 BB: 0 P: 10	R: 3 E: 0 K: 0 S: 11	H: 3 LOB: 0 BB: 0 P: 19	R: 0 E: 0 K: 1 S: 7	H: 1 LOB: 2 BB: 0 P: 9	R: 1 E: 0 K: 2 S: 12	H: 1 LOB: 2 BB: 2 P: 21		R: 0 E: 0 K: 1 S: 9	H: 0 LOB: 1 BB: 1 P: 15	1B: 5 2B: 3 3B: 2 HR: 0	SF: 0 SAC: 0 DP: 1 HBP: 1	WP: 0 PB: 0 SB: 0 CS: 0	PA: 39
PITCHER	IP	WLS	BF	H	R	ER	SO	BB	IBB	HBP	BLK	WP	HR	S	P	ERA		WHIP					
Brian Moehler, R (1, 1) ERA: 4.08	6.0	W	27	8	4	4	3	0	0	1	0	0	0	62	96	6.00		1.333					
C.J. Nitkowski, L (7, 1) ERA: 4.94	1.0	H	3	1	0	0	1	0	0	0	0	0	0	7	9	0.00		1.000					
Matt Anderson, R (8, 1) ERA: 3.92	1.0	H	5	1	1	1	2	2	0	0	0	0	0	12	21	9.00		3.000					
Todd Jones, R (9, 1) ERA: 3.13	1.0	S	4	0	0	0	1	1	0	0	0	0	0	9	15	0.00		1.000					

Batter	1	2	3	4	5	6	7	8	9	AB	R	H	RBI	BB	SO	LOB	BOTTOM						
Rich Becker, L (1, 9) OBP: 0.394, SLG: 0.388	K		1B		G5-3		G4-3			4	1	1	0	0	1	0	Anaheim Angels @ Detroit Tigers Comerica Park, Detroit, MI Tue Sep 05 2000, 7:05 PM EDT Att: 20,322 - Sunny - 66 F						
Juan Encarnacion, R (1, 8) OBP: 0.331, SLG: 0.437	G1-3		SF7		P4		K			3	0	0	1	0	1	0							
Bobby Higginson, L (1, 7) OBP: 0.373, SLG: 0.534	F7		S		G5-3		S		K	4	1	3	0	0	0	0							
Dean Palmer, R (1, 5) OBP: 0.346, SLG: 0.491		HR	2B		G5-3		K		1B	4	2	2	1	0	1	2							
Tony Clark, S (1, 3) OBP: 0.350, SLG: 0.538		2B	S		G5-3		1B		1B	2	2	1	2	1	1	1							
Robert Fick, L (6, 3) OBP: 0.342, SLG: 0.346		2H	2B		K		G6-3			1	0	0	0	0	0	1							
Billy McMillon, L (1, 10) OBP: 0.437, SLG: 0.525	F8		SF8		BB		G1-3			3	0	1	2	1	0	0							
Deivi Cruz, R (1, 6) OBP: 0.311, SLG: 0.447		G5-4-3	SF8		G4-3		G6-3		G6-3	3	0	1	1	0	0	2							
Damon Easley, R (1, 4) OBP: 0.357, SLG: 0.427		G5-4-3	P4				G6-3		K	4	0	0	0	0	1	2							
Brad Ausmus, R (1, 2) OBP: 0.355, SLG: 0.372			1B		G4-3		K			3	1	1	0	0	1	0	AB 31 R 7 H 10 RBI 7 BB 2 SO 6 LOB 8						
Inning Stats	R: 0 E: 0 K: 1 S: 9	H: 0 LOB: 0 BB: 0 P: 14	R: 2 E: 0 K: 0 S: 11	H: 3 LOB: 0 BB: 0 P: 21	R: 5 E: 0 K: 0 S: 15	H: 5 LOB: 1 BB: 1 P: 28	R: 0 E: 0 K: 0 S: 5	H: 0 LOB: 0 BB: 0 P: 9	R: 0 E: 0 K: 1 S: 13	H: 1 LOB: 2 BB: 1 P: 23	R: 0 E: 0 K: 1 S: 6	H: 0 LOB: 0 BB: 0 P: 7	R: 0 E: 0 K: 2 S: 11	H: 1 LOB: 1 BB: 0 P: 17	R: 0 E: 0 K: 1 S: 8	H: 0 LOB: 0 BB: 0 P: 14		R: 0 E: 0 K: 1 S: 8	H: 0 LOB: 1 BB: 1 P: 14	1B: 6 2B: 3 3B: 0 HR: 1	SF: 2 SAC: 0 DP: 1 HBP: 0	WP: 0 PB: 0 SB: 3 CS: 0	PA: 35
PITCHER	IP	WLS	BF	H	R	ER	SO	BB	IBB	HBP	BLK	WP	HR	S	P	ERA		WHIP					
Matt Wise, R (1, 1) ERA: 5.54	2.1	L	14	7	7	7	1	0	0	0	0	0	0	1	3	27.00		3.000					
Juan Alvarez, L (3, 1) ERA: 7.71	0.0		1	1	0	0	0	0	0	0	0	0	0	1	3	∞		∞					
Lou Pote, R (3, 1) ERA: 4.41	1.2		5	0	0	0	0	0	0	0	0	0	0	9	13	0.00		0.000					
Bryan Ward, L (5, 1) ERA: 3.43	0.2		4	1	0	0	1	1	0	0	0	0	0	10	20	0.00		3.000					
Ben Weber, R (5, 1) ERA: 11.32	2.1		8	1	0	0	3	0	0	0	0	0	0	20	27	0.00		0.429					
PITCHER	IP	WLS	BF	H	R	ER	SO	BB	IBB	HBP	BLK	WP	HR	S	P	ERA	WHIP						
Mark Petkovsek, R (8, 1) ERA: 4.77	1.0		3	0	0	0	1	0	0	0	0	0	0	8	14	0.00	0.000						

Batter	1	2	3	4	5	6	7	8	9	AB	R	H	RBI	BB	SO	LOB	TOP					
Darin Erstad, L (1, 7) OBP: 0.409, SLG: 0.554	G4-3		L4		F8		K			4	0	0	0	0	1	1	Anaheim Angels @ Detroit Tigers Comerica Park, Detroit, MI Wed Sep 06 2000, 7:05 PM EDT Att: 20,937 - Sunny - 69 F					
Scott Spiezio, S (1, 3) OBP: 0.338, SLG: 0.459	G3		G4-3 2B		FC6-4 1B		P4			4	0	2	0	0	0	0						
Mo Vaughn, L (1, 10) OBP: 0.379, SLG: 0.532	K		G4-3		FC6-4 1B		L9			3	0	0	1	1	1							
Tim Salmon, R (1, 9) OBP: 0.404, SLG: 0.561		F3	K		FC6-4 1B		P6			4	0	0	0	0	1	3						
16 Garret Anderson, L (1, 8) OBP: 0.303, SLG: 0.517		2B FC3-2 1B		F7		G3		CS 1B		4	0	2	0	0	0	0						
Troy Glaus, R (1, 5) OBP: 0.403, SLG: 0.608		FC3-2 2B		F8		G3 2B		CS 1B	SH1-3 CS 2B	4	0	3	0	0	0	0						
Adam Kennedy, L (1, 4) OBP: 0.300, SLG: 0.404		FC3-2 1B				G3		SH1-3		3	0	1	0	0	0	3						
Bengie Molina, R (1, 2) OBP: 0.310, SLG: 0.402		F7		L9		F9				4	0	1	0	0	0	4						
Kevin Stocker, S (1, 6) OBP: 0.353, SLG: 0.340			2B G4-3 BB		G4-3		G1-3		G4-3	3	1	0	0	1	0	1						
Inning Stats	R: 0 E: 0 K: 1 S: 8	H: 0 LOB: 0 BB: 0 P: 12	R: 0 E: 0 K: 0 S: 12	H: 2 LOB: 2 BB: 0 P: 18	R: 1 E: 0 K: 1 S: 12	H: 1 LOB: 1 BB: 1 P: 23	R: 0 E: 0 K: 0 S: 5	H: 1 LOB: 1 BB: 0 P: 8	R: 0 E: 0 K: 0 S: 9	H: 1 LOB: 2 BB: 1 P: 16	R: 0 E: 0 K: 1 S: 8	H: 0 LOB: 0 BB: 0 P: 10	R: 0 E: 0 K: 0 S: 8	H: 1 LOB: 0 BB: 0 P: 19	R: 0 E: 0 K: 0 S: 8	H: 2 LOB: 1 BB: 0 P: 10		1B: 5 2B: 4 3B: 0 HR: 0	SF: 0 SAC: 1 DP: 0 HBP: 0	WP: 0 PB: 0 SB: 0 CS: 2	PA: 37	
PITCHER	IP	WLS	BF	H	R	ER	SO	BB	IBB	HBP	BLK	WP	HR	S	P	ERA	WHIP					
Steve Sparks, R (1, 1) ERA: 3.25	8.0	L	32	7	1	1	3	2	0	0	0	0	0	70	118	1.12	1.125					
Danny Patterson, R (9, 1) ERA: 3.0	1.0		4	2	0	0	0	0	0	0	0	0	0	8	10	0.00	2.000					

Batter	1	2	3	4	5	6	7	8	9	AB	R	H	RBI	BB	SO	LOB	BOTTOM					
Damon Easley, R (1, 4) OBP: 0.358, SLG: 0.425	K			G6-3			1B BB		F9 SH1-4 BB	2	0	0	0	2	1	0	Anaheim Angels @ Detroit Tigers Comerica Park, Detroit, MI Wed Sep 06 2000, 7:05 PM EDT Att: 20,937 - Sunny - 69 F					
Juan Encarnacion, R (1, 8) OBP: 0.329, SLG: 0.435	G6-3			G3-1			P4		SH1-4	3	0	0	0	0	0	1						
Bobby Higginson, L (1, 7) OBP: 0.372, SLG: 0.532	G4-3			G1-3			FC6-5 1B		F9	4	0	1	0	0	0	1						
Dean Palmer, R (1, 10) OBP: 0.345, SLG: 0.487		K			F9		FC6-5 BB		K	3	0	0	0	1	2	1						
Wendell Magee, R (1, 9) OBP: 0.319, SLG: 0.426		K			G1-3		K			3	0	0	0	0	2	3						
Deivi Cruz, R (1, 6) OBP: 0.505, SLG: 0.444		F8			F3		FC6-5			3	0	0	0	0	0	3						
Brad Ausmus, R (1, 2) OBP: 0.355, SLG: 0.372				G6-4-3 1B			L9		G1-3	3	0	1	0	0	0	0						
Jose Macias, S (1, 5) OBP: 0.338, SLG: 0.378				L5			K		G5-3	3	0	0	0	0	1	1						
Shane Halter, R (1, 3) OBP: 0.277, SLG: 0.335				G6-4-3			G6-3		K	3	0	0	0	0	1	1						
Inning Stats	R: 0 E: 0 K: 1 S: 8	H: 0 LOB: 0 BB: 0 P: 12	R: 0 E: 0 K: 2 S: 9	H: 0 LOB: 0 BB: 0 P: 14	R: 0 E: 0 K: 0 S: 8	H: 1 LOB: 0 BB: 0 P: 13	R: 0 E: 0 K: 0 S: 7	H: 0 LOB: 0 BB: 0 P: 14	R: 0 E: 0 K: 1 S: 6	H: 0 LOB: 0 BB: 0 P: 9	R: 0 E: 0 K: 1 S: 12	H: 1 LOB: 3 BB: 2 P: 28	R: 0 E: 0 K: 1 S: 9	H: 0 LOB: 0 BB: 0 P: 12	R: 0 E: 0 K: 1 S: 8	H: 0 LOB: 1 BB: 1 P: 14		1B: 2 2B: 0 3B: 0 HR: 0	SF: 0 SAC: 1 DP: 1 HBP: 0	WP: 0 PB: 0 SB: 0 CS: 0	PA: 31	
PITCHER	IP	WLS	BF	H	R	ER	SO	BB	IBB	HBP	BLK	WP	HR	S	P	ERA	WHIP					
Scott Schoeneweis, L (1, 1) ERA: 4.89	8.0	W	27	2	0	0	6	2	0	0	0	0	0	67	114	0.00	0.500					
Troy Percival, R (9, 1) ERA: 4.81	1.0	S	4	0	0	0	1	1	0	0	0	0	0	8	14	0.00	1.000					

Batter	1	2	3	4	5	6	7	8	9	AB	R	H	RBI	BB	SO	LOB	TOP				
Darin Erstad, L OBP: 0.406, SLG: 0.551	G3		SF9		G4-3		G5-3			3	0	0	1	0	0	0	Anaheim Angels @ Detroit Tigers Comerica Park, Detroit, MI Thu Sep 07 2000, 7:05 PM EDT Att: 27,513 - Cloudy - 77 F				
Scott Spiezio, S OBP: 0.337, SLG: 0.468	F7		HR		F7			G4-3		4	1	1	1	0	0						
Mo Vaughn, L OBP: 0.378, SLG: 0.530	G3		K					K		4	0	1	0	0	2	0					
Tim Salmon, R OBP: 0.405, SLG: 0.566		G5-3			K				K	4	1	2	1	0	1	1					
16 Garret Anderson, L OBP: 0.304, SLG: 0.517	G3							G4-3		4	1	2	0	0	0	0					
Troy Glaus, R OBP: 0.404, SLG: 0.613																					
Adam Kennedy, L OBP: 0.298, SLG: 0.400																					
Bengie Molina, R OBP: 0.316, SLG: 0.415																					
Kevin Stocker, S OBP: 0.349, SLG: 0.336																					
Inning Stats	R: 0 E: 0 K: 0 S: 3	H: 0 LOB: 0 BB: 0 P: 6	R: 1 E: 0 K: 0 S: 11	H: 1 LOB: 0 BB: 0 P: 14	R: 2 E: 0 K: 1 S: 11	H: 2 LOB: 0 BB: 0 P: 19	R: 2 E: 0 K: 0 S: 13	H: 3 LOB: 1 BB: 1 P: 20	R: 0 E: 0 K: 0 S: 11	H: 1 LOB: 0 BB: 0 P: 5	R: 0 E: 0 K: 0 S: 9	H: 1 LOB: 0 BB: 0 P: 13	R: 1 E: 0 K: 1 S: 10	H: 1 LOB: 1 BB: 0 P: 19	R: 0 E: 0 K: 2 S: 11	H: 1 LOB: 1 BB: 0 P: 17	1B: 6 2B: 1 3B: 1 HR: 3	SF: 1 SAC: 0 DP: 3 HBP: 0	WP: 0 PB: 0 SB: 0 CS: 0	PA: 36	
PITCHER	IP	WLS	BF	H	R	ER	SO	BB	IBB	HBP	BLK	WP	HR	S	P	ERA	WHIP				
Dave Milick, R ERA: 5.9	3.0	L	15	5	5	5	1	1	0	0	0	0	2	30	48	15.00	2.000				
Willie Blair, R ERA: 5.02	5.0		17	5	1	1	2	0	0	0	0	0	1	41	65	1.80	1.000				
Doug Brocail, R ERA: 4.11	0.2		3	1	0	0	1	0	0	0	0	0	0	7	10	0.00	1.500				
Matt Anderson, R ERA: 3.9	0.1		1	0	0	0	1	0	0	0	0	0	0	4	7	0.00	0.000				

AB	34
R	6
H	11
RBI	6
BB	1
SO	5
LOB	9



Batter	1	2	3	4	5	6	7	8	9	AB	R	H	RBI	BB	SO	LOB	BOTTOM					
Rich Becker, L OBP: 0.392, SLG: 0.386	G4-3				G4-3		G4-3			4	0	1	0	0	0	1	Anaheim Angels @ Detroit Tigers Comerica Park, Detroit, MI Thu Sep 07 2000, 7:05 PM EDT Att: 27,513 - Cloudy - 77 F					
Billy McMillon, L OBP: 0.413, SLG: 0.500	G3		F7		SF8			F7		3	0	0	1	0	0	1						
Bobby Higginson, L OBP: 0.371, SLG: 0.532			F7		K			G4-3		4	0	1	0	0	1	1						
Dean Palmer, R OBP: 0.342, SLG: 0.483			F9				F3			4	0	0	0	0	2	2						
Tony Clark, S OBP: 0.348, SLG: 0.538					F7		G1-3			4	1	1	0	0	1	0						
Deivi Cruz, R OBP: 0.311, SLG: 0.445					G5-3		F7			4	0	2	0	0	0	0						
Damion Easley, R OBP: 0.357, SLG: 0.423					F7			G5-3		4	0	1	1	0	1	1						
Brad Ausmus, R OBP: 0.354, SLG: 0.371								G4-3		4	1	1	0	0	1	3						
Wendell Magee, R OBP: 0.325, SLG: 0.456										3	2	2	2	0	0	2						
Inning Stats	R: 0 E: 0 K: 1 S: 14	H: 1 LOB: 1 BB: 0 P: 20	R: 1 E: 0 K: 1 S: 9	H: 3 LOB: 1 BB: 0 P: 16	R: 0 E: 0 K: 0 S: 7	H: 1 LOB: 1 BB: 0 P: 10	R: 0 E: 0 K: 0 S: 8	H: 0 LOB: 0 BB: 0 P: 10	R: 2 E: 0 K: 1 S: 12	H: 2 LOB: 0 BB: 0 P: 16	R: 0 E: 0 K: 0 S: 7	H: 0 LOB: 0 BB: 0 P: 8	R: 1 E: 0 K: 0 S: 9	H: 1 LOB: 0 BB: 0 P: 14	R: 0 E: 0 K: 1 S: 8	H: 0 LOB: 0 BB: 0 P: 12	R: 0 E: 0 K: 2 S: 11	H: 1 LOB: 1 BB: 0 P: 18	1B: 5 2B: 3 3B: 0 HR: 1	SF: 1 SAC: 0 DP: 1 HBP: 0	WP: 0 PB: 0 SB: 0 CS: 0	PA: 35
PITCHER	IP	WLS	BF	H	R	ER	SO	BB	IBB	HBP	BLK	WP	HR	S	P	ERA	WHIP					
Tim Belcher, R ERA: 9.05	6.0	W	24	7	3	3	3	0	0	0	0	0	0	57	80	4.50	1.167					
Mark Petkovsek, R ERA: 4.84	1.0	H	4	1	1	1	0	0	0	0	0	0	1	9	14	9.00	1.000					
Shigetoshi Hasegawa, R ERA: 3.48	2.0	S	7	1	0	0	3	0	0	0	0	0	0	19	30	0.00	0.500					

AB	34
R	4
H	9
RBI	4
BB	0
SO	6
LOB	11



Batter	1	2	3	4	5	6	7	8	9	AB	R	H	RBI	BB	SO	LOB	TOP			
Rich Becker, L OBP: 0.387, SLG: 0.379 (1, 9)	G4-3		K		FC4-6			K		4	0	0	0	0	2	1				
Billy McMillon, L OBP: 0.405, SLG: 0.478 (1, 10)	1B BB		F8				G6-3	G6-3		3	0	0	0	1	0	0				
Bobby Higginson, L OBP: 0.374, SLG: 0.535 (1, 7)	1-2 1B			G1-3 2B			CS 1B 1B		G1-3	4	0	3	0	0	0	0				
Dean Palmer, R OBP: 0.342, SLG: 0.481 (1, 5)	K			K			1-1 1B		2-3 K	4	0	1	0	0	3	3				
Tony Clark, S OBP: 0.341, SLG: 0.526 (1, 3)	G3			G1-3			3-3 K		2-3 K	4	0	0	0	0	2	5				
Deivi Cruz, R OBP: 0.505, SLG: 0.442 (1, 6)		G5-3		G5-3			1-2 F7			3	0	0	0	0	0	1				
Damion Easley, R OBP: 0.355, SLG: 0.420 (1, 4)		K		F7			0-0 P4			3	0	0	0	0	1	0				
Juan Encarnacion, R OBP: 0.327, SLG: 0.432 (1, 8)		K		G6-3			2-3 K			3	0	0	0	0	2	0				
Brad Ausmus, R OBP: 0.354, SLG: 0.370 (1, 2)			K		FC4-6 1B				0-2 F9	3	0	1	0	0	1	0				
Inning Stats	R: 0 H: 1 E: 0 K: 1 S: 10	H: 1 LOB: 2 BB: 1 P: 22	R: 0 H: 0 E: 0 K: 2 S: 8	H: 0 LOB: 0 BB: 0 P: 10	R: 0 H: 0 E: 0 K: 2 S: 8	H: 0 LOB: 0 BB: 0 P: 11	R: 0 H: 1 E: 0 K: 1 S: 9	H: 1 LOB: 1 BB: 0 P: 12	R: 0 H: 1 E: 0 K: 0 S: 10	H: 2 LOB: 2 BB: 0 P: 16	R: 0 H: 0 E: 0 K: 1 S: 14	H: 0 LOB: 0 BB: 0 P: 17	R: 0 H: 0 E: 0 K: 1 S: 8	H: 0 LOB: 0 BB: 0 P: 12	R: 0 H: 0 E: 0 K: 2 S: 9	H: 0 LOB: 0 BB: 0 P: 16	1B: 4 2B: 2 3B: 0 HR: 0	SF: 0 SAC: 0 DP: 1 HBP: 0	WP: 0 PB: 0 SB: 0 CS: 1	PA: 32
PITCHER Esteban Loaiza, R ERA: 4.77 (1, 1)	IP: 9.0 WLS: W BF: 32 H: 5 R: 0 ER: 0 SO: 11 BB: 1 IBB: 0 HBP: 0 BLK: 0 WP: 0 HR: 0 S: 85 P: 131 ERA: 0.00 WHIP: 0.667															PITCHER				

Detroit Tigers @ Toronto Blue Jays
SkyDome, Toronto, ON
Fri Sep 08 2000, 7:05 PM EDT
Att: 19,121 - Cloudy - 70 F

AB	31
R	0
H	5
RBI	0
BB	1
SO	11
LOB	10



Batter	1	2	3	4	5	6	7	8	9	AB	R	H	RBI	BB	SO	LOB	BOTTOM			
Shannon Stewart, R OBP: 0.379, SLG: 0.545 (1, 7)	F9 2B		G6-3		CS 1B		L5			4	0	2	1	0	0	0				
Alex Gonzalez, R OBP: 0.311, SLG: 0.399 (1, 6)	B1-3		G1-3		K			F9		4	0	0	0	0	1	2				
Dave Martinez, L OBP: 0.349, SLG: 0.381 (1, 9)	F9			1B 2B	CS		G4-3	K		4	0	1	0	0	1	1				
Carlos Delgado, L OBP: 0.479, SLG: 0.701 (1, 3)	HBP			2-3 1B	1-2 G4-3		G4-3	P4		3	0	1	0	0	0	0				
Brad Fullmer, L OBP: 0.340, SLG: 0.558 (1, 10)	G5-3			F5			HR			3	1	1	1	0	0	4				
Tony Batista, R OBP: 0.317, SLG: 0.540 (1, 5)		P4		F3			K			3	0	0	0	0	1	2				
Darrin Fletcher, L OBP: 0.345, SLG: 0.504 (1, 2)		L8		K			L3			3	0	0	0	0	1	2				
José Cruz Jr., S OBP: 0.327, SLG: 0.473 (1, 8)		K			F8		HR			3	1	1	1	0	1	0				
Mickey Morandini, L OBP: 0.336, SLG: 0.326 (1, 4)			G3		E9 1B 2B		G1-3			3	1	1	0	0	0	0				
Inning Stats	R: 0 H: 1 E: 0 K: 0 S: 11	H: 1 LOB: 2 BB: 0 P: 17	R: 0 H: 0 E: 0 K: 1 S: 5	H: 0 LOB: 0 BB: 0 P: 5	R: 0 H: 0 E: 0 K: 0 S: 7	H: 0 LOB: 0 BB: 0 P: 10	R: 0 H: 2 E: 0 K: 1 S: 15	H: 2 LOB: 2 BB: 0 P: 20	R: 1 H: 2 E: 1 K: 1 S: 9	H: 2 LOB: 0 BB: 0 P: 16	R: 1 H: 1 E: 0 K: 0 S: 8	H: 1 LOB: 0 BB: 0 P: 15	R: 1 H: 1 E: 0 K: 0 S: 11	H: 1 LOB: 0 BB: 0 P: 13	R: 0 H: 0 E: 0 K: 1 S: 7	H: 0 LOB: 0 BB: 0 P: 10	1B: 2 2B: 3 3B: 0 HR: 2	SF: 0 SAC: 0 DP: 0 HBP: 1	WP: 0 PB: 0 SB: 0 CS: 1	PA: 32
PITCHER Jeff Weaver, R ERA: 4.73 (1, 1)	IP: 8.0 WLS: L BF: 31 H: 7 R: 3 ER: 2 SO: 5 BB: 0 IBB: 0 HBP: 1 BLK: 0 WP: 0 HR: 2 S: 73 P: 106 ERA: 2.25 WHIP: 0.875															PITCHER				

Detroit Tigers @ Toronto Blue Jays
SkyDome, Toronto, ON
Fri Sep 08 2000, 7:05 PM EDT
Att: 19,121 - Cloudy - 70 F

AB	30
R	3
H	7
RBI	3
BB	0
SO	5
LOB	11



Batter	1	2	3	4	5	6	7	8	9	AB	R	H	RBI	BB	SO	LOB	TOP								
Damon Easley, R OBP: 0.354, SLG: 0.419 (1, 4)	L8			F8	2B		G5-3			4	1	1	1	0	0	1									
Juan Encarnacion, R OBP: 0.327, SLG: 0.432 (1, 8)	F8			F9	2B			K		4	0	1	2	0	1	0									
Bobby Higginson, L OBP: 0.373, SLG: 0.533 (1, 7)	K			1B	K			G4-3		4	0	1	0	0	2	1									
Juan Gonzalez, R OBP: 0.348, SLG: 0.519 (1, 10)		G5-3		F9				G2-3		4	0	1	0	0	0	1									
Dean Palmer, R OBP: 0.339, SLG: 0.477 (1, 5)		F8			K			G5-3		4	0	0	0	0	2	1									
Wendell Magee, R OBP: 0.325, SLG: 0.453 (9, PH)																									
Rich Becker, L OBP: 0.389, SLG: 0.382 (9, 9)		G4-3								3	1	1	0	0	1	0									
Deivi Cruz, R OBP: 0.309, SLG: 0.444 (1, 6)				G6-3	1B			G5-3		3	1	1	1	0	0	0									
Brad Ausmus, R OBP: 0.355, SLG: 0.374 (1, 2)				F9	1B			G6-3		4	1	2	1	0	0	0									
Shane Halter, R OBP: 0.274, SLG: 0.332 (7, PH)																									
Tony Clark, S OBP: 0.344, SLG: 0.509 (7, PH)																									
54 Rod Lindsay, R OBP: 0.266, SLG: 0.355 (7, PH)																									
Dusty Allen, R OBP: 0.291, SLG: 0.471 (9, PH)																									
Billy McMillon, L OBP: 0.305, SLG: 0.471 (9, PH)																									
Hal Morris, L OBP: 0.305, SLG: 0.398 (9, 3)																									
Inning Stats	R: 0 E: 0 K: 1 S: 10	H: 0 LOB: 0 BB: 0 P: 17	R: 0 E: 0 K: 0 S: 6	H: 0 LOB: 0 BB: 0 P: 7	R: 0 E: 0 K: 1 S: 7	H: 0 LOB: 0 BB: 0 P: 11	R: 0 E: 0 K: 0 S: 9	H: 1 LOB: 1 BB: 0 P: 13	R: 4 E: 0 K: 2 S: 22	H: 5 LOB: 1 BB: 0 P: 33	R: 0 E: 0 K: 1 S: 8	H: 0 LOB: 0 BB: 0 P: 11	R: 0 E: 0 K: 0 S: 11	H: 1 LOB: 2 BB: 0 P: 14	R: 0 E: 0 K: 2 S: 9	H: 1 LOB: 1 BB: 0 P: 15	R: 1 E: 0 K: 0 S: 11	H: 2 LOB: 0 BB: 0 P: 16	1B: 7 2B: 4 3B: 0 HR: 0	SF: 0 SAC: 1 DP: 1 HBP: 0	WP: 1 PB: 0 SB: 3 CS: 0	PA: 36			
PITCHER	IP	WLS	BF	H	R	ER	SO	BB	IBB	HBP	BLK	WP	HR	S	P	ERA	WHIP								
David Wells, L ERA: 4.27 (1, 1)	7.0		28	7	4	4	5	0	0	0	0	0	0	73	106	5.14	1.000								
Kelvin Escobar, R ERA: 5.22 (8, 1)	1.0	H	4	1	0	0	2	0	0	0	0	0	0	9	15	0.00	1.000								
Billy Koch, R ERA: 2.8 (9, 1)	1.0	W	4	2	1	1	0	0	0	0	0	1	0	11	16	9.00	2.000								

Detroit Tigers @ Toronto Blue Jays
SkyDome, Toronto, ON
Sat Sep 09 2000, 4:05 PM EDT
Att: 23,623 - Cloudy - 72 F

AB 35
R 5
H 10
RBI 5
BB 0
SO 7
LOB 7



Batter	1	2	3	4	5	6	7	8	9	AB	R	H	RBI	BB	SO	LOB	BOTTOM								
Shannon Stewart, R OBP: 0.378, SLG: 0.541 (1, 7)	G6-3	L9			BB		G5-3		G6-3	5	1	1	0	0	0	1									
Alex Gonzalez, R OBP: 0.314, SLG: 0.401 (1, 6)	BB		L5		BB		F3		BB	3	2	1	0	2	0	0									
Dave Martinez, L OBP: 0.349, SLG: 0.378 (1, 9)	P6		F7		BB		P6		BB	3	1	0	0	1	0	1									
Carlos Delgado, L OBP: 0.482, SLG: 0.700 (1, 3)	BB		HR		BB		G6-4-3		K	2	1	1	2	3	1	2									
Brad Fullmer, L OBP: 0.343, SLG: 0.566 (1, 10)	FC6-4		HR		SF7		G6-4-3		BB	3	1	2	4	1	0	1									
Tony Batista, R OBP: 0.315, SLG: 0.536 (1, 5)	FC6-4		G5-3		K		K		1B	4	0	0	0	0	2	4									
Darin Fletcher, L OBP: 0.347, SLG: 0.504 (1, 2)		F7			BB				G4-6-3	4	0	2	0	0	0	0									
Dewayne Wise, L OBP: 0.227, SLG: 0.150 (8, PR)									1B	0	0	0	0	0	0	0									
Alberto Castillo, R OBP: 0.288, SLG: 0.269 (9, 2)										0	0	0	0	0	0	0									
José Cruz Jr., S OBP: 0.326, SLG: 0.470 (1, 8)	L6		G3-1		BB			G4-6-3		3	0	0	0	1	0	1									
Mickey Morandini, L OBP: 0.335, SLG: 0.328 (1, 4)			K		G5-3			G5-3		4	0	1	0	0	1	4									
Inning Stats	R: 0 E: 0 K: 0 S: 15	H: 0 LOB: 3 BB: 3 P: 28	R: 0 E: 0 K: 0 S: 5	H: 1 LOB: 1 BB: 0 P: 8	R: 2 E: 0 K: 0 S: 16	H: 1 LOB: 0 BB: 1 P: 27	R: 0 E: 0 K: 1 S: 8	H: 0 LOB: 0 BB: 0 P: 12	R: 3 E: 0 K: 1 S: 21	H: 3 LOB: 3 BB: 3 P: 41	R: 0 E: 0 K: 0 S: 5	H: 0 LOB: 0 BB: 0 P: 6	R: 0 E: 0 K: 1 S: 7	H: 0 LOB: 0 BB: 1 P: 13	R: 0 E: 0 K: 0 S: 5	H: 1 LOB: 1 BB: 0 P: 8	R: 1 E: 0 K: 1 S: 14	H: 2 LOB: 2 BB: 0 P: 26	1B: 5 2B: 2 3B: 0 HR: 1	SF: 1 SAC: 0 DP: 2 HBP: 1	WP: 0 PB: 0 SB: 0 CS: 0	PA: 41			
PITCHER	IP	WLS	BF	H	R	ER	SO	BB	IBB	HBP	BLK	WP	HR	S	P	ERA	WHIP								
Hideo Nomo, R ERA: 4.88 (1, 1)	4.0		20	3	4	4	1	5	0	0	0	0	0	6	14	9.00	2.000								
55 Sean Runyan, L ERA: 6.0 (5, 1)	0.1		3	1	1	1	0	1	0	0	0	0	0	6	14	27.00	6.000								
Nelson Cruz, R ERA: 2.56 (5, 1)	1.2		7	1	0	0	1	1	0	0	0	0	0	18	27	0.00	1.200								
C.J. Nitkowski, L ERA: 4.9 (7, 1)	2.2	L	11	3	1	1	2	1	0	1	0	0	0	26	47	3.38	1.500								

Detroit Tigers @ Toronto Blue Jays
SkyDome, Toronto, ON
Sat Sep 09 2000, 4:05 PM EDT
Att: 23,623 - Cloudy - 72 F

AB 31
R 6
H 8
RBI 6
BB 8
SO 4
LOB 14



Batter	1	2	3	4	5	6	7	8	9	AB	R	H	RBI	BB	SO	LOB	TOP										
Rich Becker, L (1, 8) OBP: 0.398, SLG: 0.387										2	0	2	0	3	0	0	Detroit Tigers @ Toronto Blue Jays SkyDome, Toronto, ON Sun Sep 10 2000, 1:05 PM EDT Att: 21,666 - Overcast - 72 F										
Jose Macias, S (1, 5) OBP: 0.327, SLG: 0.365										5	0	0	0	0	3	6											
Bobby Higginson, L (1, 7) OBP: 0.370, SLG: 0.529										4	0	0	0	0	0	6											
Juan Gonzalez, R (1, 9) OBP: 0.345, SLG: 0.514										4	0	0	0	0	2	6											
Tony Clark, S (1, 10) OBP: 0.338, SLG: 0.518										4	1	0	0	0	1	3											
Hal Morris, L (1, 3) OBP: 0.392, SLG: 0.372										4	1	2	0	0	0	1											
Deivi Cruz, R (1, 6) OBP: 0.311, SLG: 0.448										4	0	2	1	0	0	1											
Damon Easley, R (1, 4) OBP: 0.353, SLG: 0.417										4	0	1	0	0	0	1											
Javier Cardona, R (1, 2) OBP: 0.195, SLG: 0.282										3	0	1	0	0	1	3											
Billy McMillon, L (9, PH) OBP: 0.395, SLG: 0.464										1	0	0	0	0	1	0											
Inning Stats	R: 0 E: 0 K: 2 S: 11	H: 0 LOB: 1 BB: 1 P: 20	R: 1 E: 1 K: 0 S: 7	H: 0 LOB: 0 BB: 0 P: 9	R: 0 E: 1 K: 0 S: 13	H: 1 LOB: 3 BB: 1 P: 22	R: 0 E: 0 K: 1 S: 10	H: 1 LOB: 1 BB: 0 P: 15	R: 0 E: 0 K: 2 S: 12	H: 1 LOB: 1 BB: 0 P: 18	R: 0 E: 0 K: 0 S: 6	H: 0 LOB: 1 BB: 1 P: 13	R: 0 E: 0 K: 1 S: 8	H: 1 LOB: 0 BB: 0 P: 11	R: 0 E: 0 K: 2 S: 10	H: 1 LOB: 1 BB: 0 P: 16	1B: 5 2B: 3 3B: 0 HR: 0	SF: 0 SAC: 0 DP: 2 HBP: 0	WP: 0 PB: 0 SB: 1 CS: 0	PA: 38							
PITCHER	IP	WLS	BF	H	R	ER	SO	BB	IBB	HBP	BLK	WP	HR	S	P	ERA	WHIP										
Chris Carpenter, R (1, 1) ERA: 6.39	7.0	W	31	6	2	1	5	3	0	0	0	0	0	67	107	1.29	1.286										
Kelvin Escobar, R (8, 1) ERA: 5.15	2.0	S	7	2	0	0	3	0	0	0	0	0	0	18	27	0.00	1.000										

Batter	1	2	3	4	5	6	7	8	9	AB	R	H	RBI	BB	SO	LOB	BOTTOM										
Shannon Stewart, R (1, 7) OBP: 0.377, SLG: 0.539										4	1	1	0	0	1	0	Detroit Tigers @ Toronto Blue Jays SkyDome, Toronto, ON Sun Sep 10 2000, 1:05 PM EDT Att: 21,666 - Overcast - 72 F										
Alex Gonzalez, R (1, 6) OBP: 0.313, SLG: 0.402										4	1	1	2	0	2	0											
Dave Martinez, L (1, 9) OBP: 0.349, SLG: 0.375										3	1	0	0	1	1	2											
Carlos Delgado, L (1, 3) OBP: 0.479, SLG: 0.694										4	0	0	0	0	1	3											
Brad Fullmer, L (1, 10) OBP: 0.347, SLG: 0.577										4	2	3	2	0	0	1											
Tony Batista, R (1, 5) OBP: 0.315, SLG: 0.536										4	0	1	1	0	2	1											
Darrin Fletcher, L (1, 2) OBP: 0.344, SLG: 0.500										3	0	0	0	0	0	2											
José Cruz Jr., S (1, 8) OBP: 0.325, SLG: 0.467										3	0	0	0	0	1	1											
Mickey Morandini, L (1, 4) OBP: 0.335, SLG: 0.328										3	1	1	0	0	0	0											
Inning Stats	R: 0 E: 0 K: 1 S: 7	H: 0 LOB: 0 BB: 0 P: 12	R: 1 E: 0 K: 2 S: 13	H: 2 LOB: 1 BB: 0 P: 19	R: 2 E: 0 K: 1 S: 13	H: 3 LOB: 1 BB: 0 P: 17	R: 0 E: 0 K: 0 S: 4	H: 0 LOB: 0 BB: 0 P: 11	R: 0 E: 0 K: 1 S: 6	H: 0 LOB: 0 BB: 0 P: 12	R: 1 E: 1 K: 1 S: 11	H: 1 LOB: 1 BB: 1 P: 21	R: 0 E: 0 K: 1 S: 8	H: 0 LOB: 0 BB: 0 P: 11	R: 2 E: 1 K: 1 S: 11	H: 1 LOB: 0 BB: 0 P: 20	1B: 3 2B: 3 3B: 0 HR: 1	SF: 0 SAC: 0 DP: 0 HBP: 0	WP: 1 PB: 0 SB: 0 CS: 0	PA: 33							
PITCHER	IP	WLS	BF	H	R	ER	SO	BB	IBB	HBP	BLK	WP	HR	S	P	ERA	WHIP										
Steve Sparks, R (1, 1) ERA: 3.28	7.2	L	31	6	5	4	7	1	0	0	0	0	0	69	115	4.70	0.913										
Todd Jones, R (8, 1) ERA: 3.27	0.1		2	1	1	0	1	0	0	0	0	0	1	4	8	0.00	3.000										

Batter	1	2	3	4	5	6	7	8	9	AB	R	H	RBI	BB	SO	LOB	TOP											
Damon Easley, R OBP: 0.350, SLG: 0.413	2-2 P6	2-3 K			1-0 L5		2-1 G1-3			4	0	0	0	0	1	1												
Juan Encarnacion, R OBP: 0.326, SLG: 0.431	3-1 WP 1B		0-1 P3			1-3 K		1-0 G6-3		4	1	1	0	0	1	0												
Bobby Higginson, L OBP: 0.371, SLG: 0.527	4-1 1B		2-3 K			4-2 1B BB		1-0 G3-1		2	1	0	0	2	1	0												
Juan Gonzalez, R OBP: 0.342, SLG: 0.509	0-3 K		2-1 P4			2-3 K		1-3 K		4	0	0	0	0	3	3												
Dean Palmer, R OBP: 0.342, SLG: 0.479	3-1 1-2 2-H 2B			0-1 F9		2-2 1B		1-0 FC3-6 1B		4	1	3	1	0	0	0												
Tony Clark, S OBP: 0.336, SLG: 0.518	2-2 1-H 2-H 2B			2-2 G6-3		1-1 G5-3		0-1 FC3-6 1B		4	0	1	2	0	0	3												
Wendell Magee, R OBP: 0.320, SLG: 0.445 Robert Fick, L OBP: 0.340, SLG: 0.343	1-0 G5-3			0-1 F7			1-2 F7		2-3 K	3	0	0	0	0	0	1												
Deivi Cruz, R OBP: 0.312, SLG: 0.448			0-0 G6-3		0-1 G5-4-3 1B		1-0 G5-3 1B		1-2 P5	4	0	2	0	0	0	1												
Brad Ausmus, R OBP: 0.353, SLG: 0.371		1-2 F9			0-0 G5-4-3		1-2 G5-3			3	0	0	0	0	0	2												
Inning Stats	R: 3 E: 0 K: 1 S: 16	H: 3 LOB: 1 BB: 1 P: 31	R: 0 E: 0 K: 1 S: 7	H: 0 LOB: 0 BB: 0 P: 10	R: 0 E: 0 K: 1 S: 8	H: 0 LOB: 0 BB: 0 P: 12	R: 0 E: 0 K: 0 S: 8	H: 0 LOB: 0 BB: 0 P: 10	R: 0 E: 0 K: 2 S: 13	H: 1 LOB: 2 BB: 0 P: 23	R: 0 E: 0 K: 0 S: 9	H: 1 LOB: 1 BB: 0 P: 14	R: 0 E: 0 K: 1 S: 5	H: 0 LOB: 0 BB: 0 P: 8	R: 0 E: 0 K: 1 S: 9	H: 1 LOB: 1 BB: 0 P: 13	1B: 6 2B: 1 3B: 0 HR: 0	SF: 0 SAC: 0 DP: 1 HBP: 0	WP: 1 PB: 0 CS: 0	PA: 35								
PITCHER	IP	WLS	BF	H	R	ER	SO	BB	IBB	HBP	BLK	WP	HR	S	P	ERA	WHIP											
Mike Siroka, L ERA: 3.69	(1, 1)	7.0	W	28	6	3	3	5	2	0	0	0	1	0	65	105	3.86	1.143										
Bob Howry, R ERA: 3.06	(8, 1)	2.0	S	7	1	0	0	2	0	0	0	0	0	14	21	0.00	0.500											

Detroit Tigers @ Chicago White Sox
 Comiskey Park, Chicago, IL
 Mon Sep 11 2000, 8:05 PM EDT
 Att: 21,527 - Overcast - 71 F

AB	33
R	3
H	7
RBI	3
BB	2
SO	7
LOB	12



Batter	1	2	3	4	5	6	7	8	9	AB	R	H	RBI	BB	SO	LOB	BOTTOM										
Ray Durham, S OBP: 0.362, SLG: 0.452	0-2 G5-3	2-2 G4-3			1-1 FC1-6 1B	3-2 G4-3		4-2 BB HR BB		4	2	1	0	1	0	3											
Jose Valentin, S OBP: 0.353, SLG: 0.513 Tony Graffanino, R OBP: 0.376, SLG: 0.390	3-2 2B		1-1 G4-3		0-0 FC1-6 1B	0-0 E2		4-2 HR BB		4	1	3	1	0	0	0											
Frank Thomas, R OBP: 0.443, SLG: 0.656	1-0 FC5-4 1-H 2B		2-3 K		0-0 FC1-6 1B	2-H 2-3 3-H 1B		1-2 2-3 3-H HR		5	1	2	5	0	2	3											
Magglio Ordonez, R OBP: 0.380, SLG: 0.555	0-1 G5-3		0-0 G5-3		1-1 FC6-4 1B		1-1 F7	2-2 G6-3		5	0	1	1	0	0	1											
Carlos Lee, R OBP: 0.350, SLG: 0.504 McKay Christensen, L	4-2 FC5-4 BB			4-2 G6-4-3 BB	0-0 FC6-4		0-1 L7	1-1 G4-3		2	0	0	0	2	0	2											
14 Paul Konerko, R OBP: 0.397, SLG: 0.479	0-0 FC5-4			2-2 G6-4-3		3-1 1B	3-2 G1-3			4	1	1	0	0	0	3											
Herbert Perry, R OBP: 0.351, SLG: 0.466		1-2 F8		0-0 2B	1-0 G4-3 SH1-4 1B		0-0 BB BB 2B			4	2	3	1	0	0	0											
Chris Singleton, L OBP: 0.301, SLG: 0.376		0-0 F7		3-2 G3-1	1-0 SH1-4		2-2 F7			3	0	0	0	0	0	2											
Charles Johnson, R OBP: 0.376, SLG: 0.572		2-2 1B			0-0 F9	4-1 G4-3 E BB		4-2 BB BB HR BB		2	2	1	0	2	0	0											
Inning Stats	R: 1 E: 0 K: 0 S: 15	H: 2 LOB: 2 BB: 1 P: 23	R: 0 E: 0 K: 0 S: 11	H: 1 LOB: 1 BB: 0 P: 16	R: 0 E: 0 K: 1 S: 6	H: 0 LOB: 0 BB: 0 P: 9	R: 0 E: 0 K: 0 S: 10	H: 1 LOB: 1 BB: 1 P: 19	R: 1 E: 0 K: 1 S: 8	H: 3 LOB: 2 BB: 0 P: 10	R: 3 E: 1 K: 1 S: 14	H: 3 LOB: 1 BB: 1 P: 28	R: 0 E: 0 K: 0 S: 7	H: 0 LOB: 0 BB: 0 P: 11	R: 5 E: 0 K: 0 S: 18	H: 2 LOB: 0 BB: 3 P: 37	1B: 7 2B: 4 3B: 0 HR: 1	SF: 0 SAC: 1 DP: 1 HBP: 0	WP: 0 PB: 0 CS: 0	PA: 41							
PITCHER	IP	WLS	BF	H	R	ER	SO	BB	IBB	HBP	BLK	WP	HR	S	P	ERA	WHIP										
Brian Moehler, R ERA: 4.18	(1, 1)	5.0	L	25	9	4	4	1	2	0	0	0	0	53	84	7.20	2.200										
C.J. Nitkowski, L ERA: 4.57	(6, 1)	0.2		4	1	1	0	0	1	0	0	0	0	6	14	0.00	3.000										
Doug Brocail, R ERA: 4.09	(6, 1)	0.1		1	0	0	0	1	0	0	0	0	0	5	7	0.00	0.000										
Matt Anderson, R ERA: 4.08	(7, 1)	1.1		6	1	2	2	0	1	0	0	0	0	14	24	13.50	1.500										
Kevin Tolar, L ERA:	(8, 1)	0.0		1	0	0	0	0	1	0	0	0	0	2	6	∞	∞										

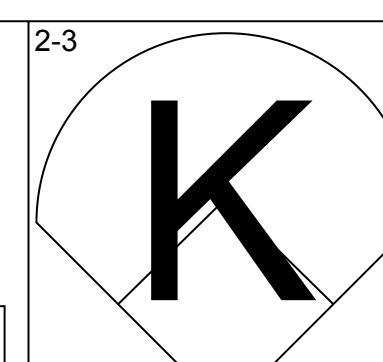
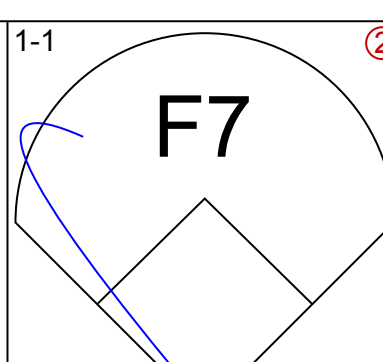
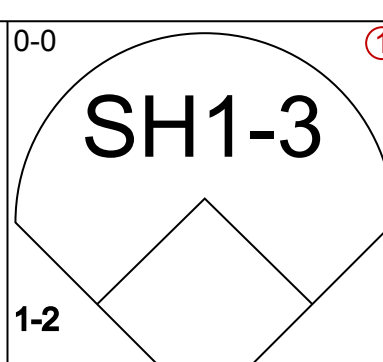
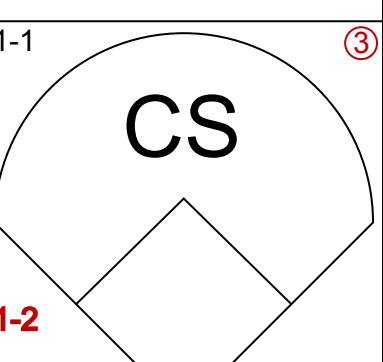
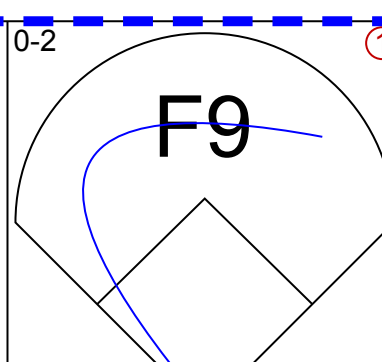
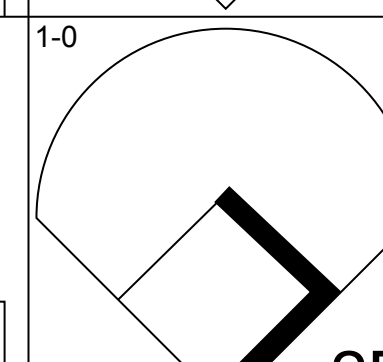
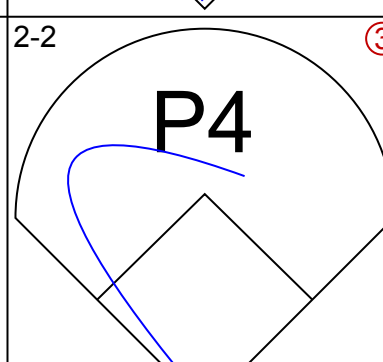
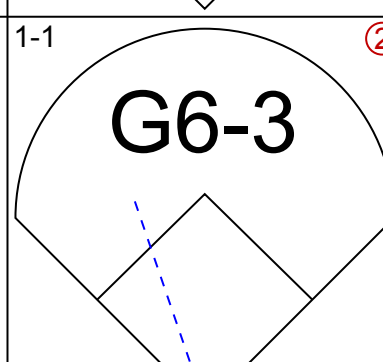
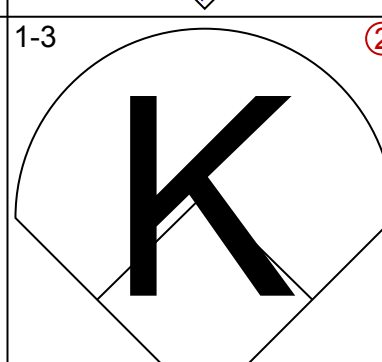
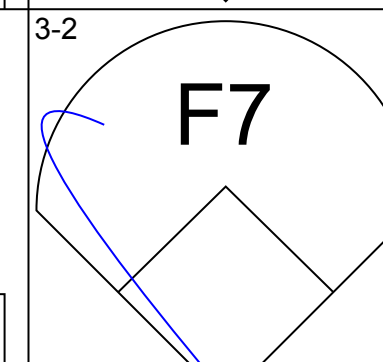
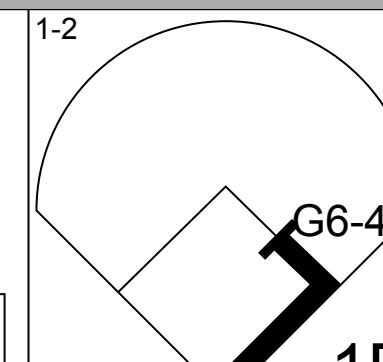
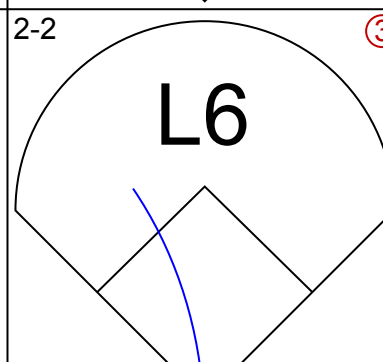
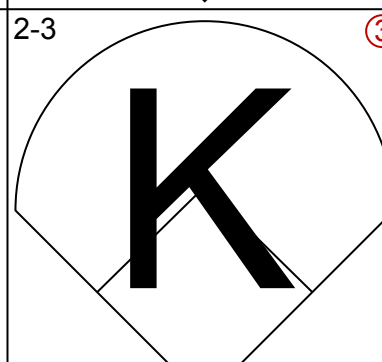
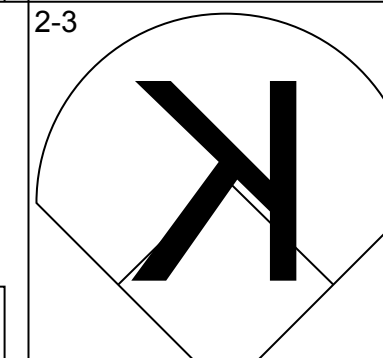
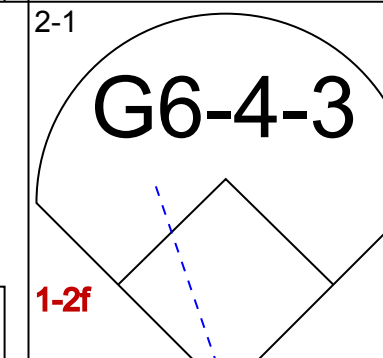
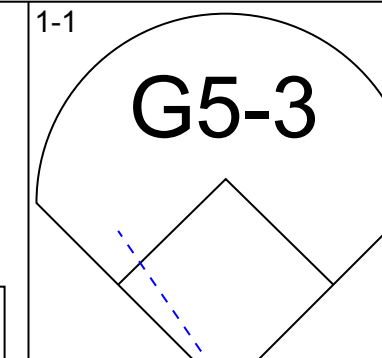
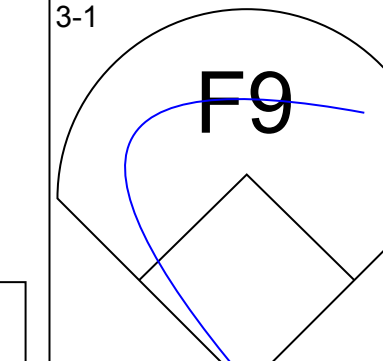
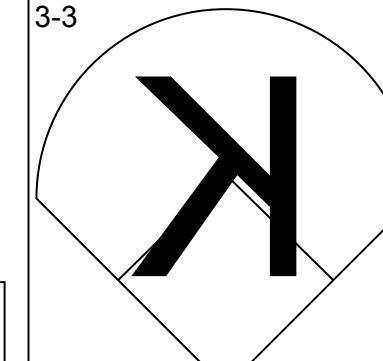
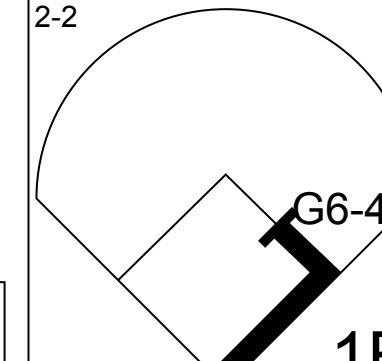
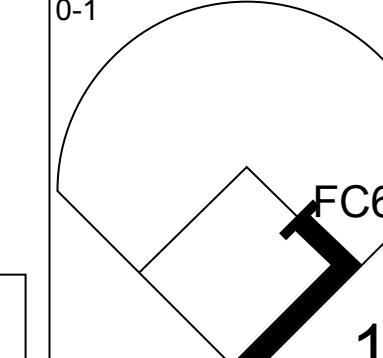
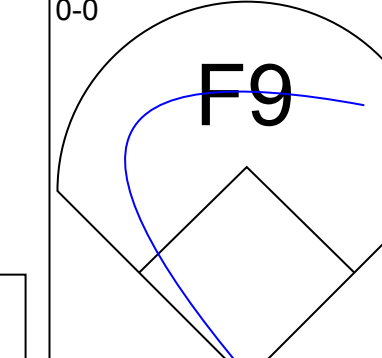
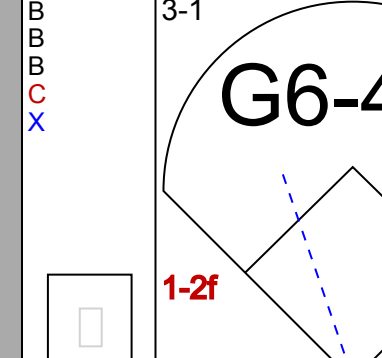
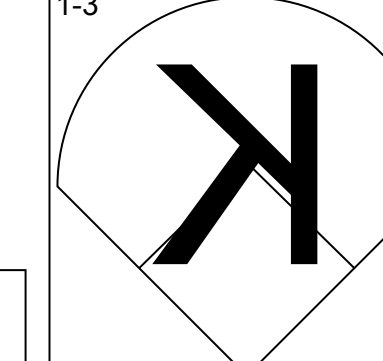
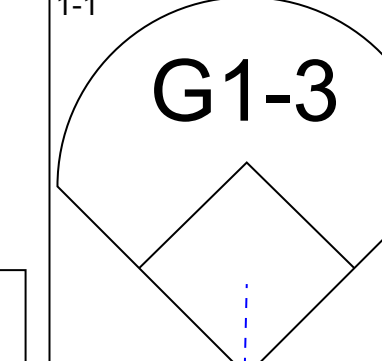
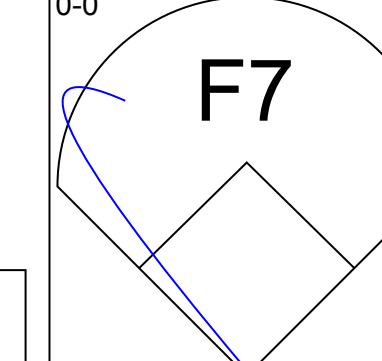
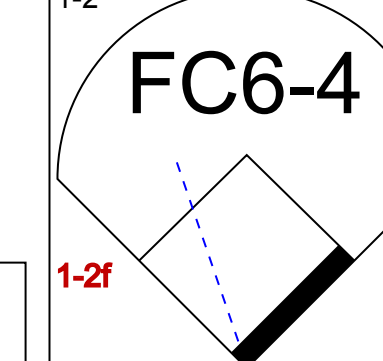
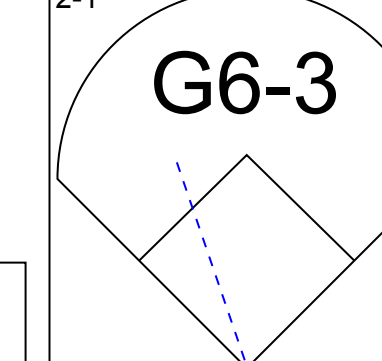
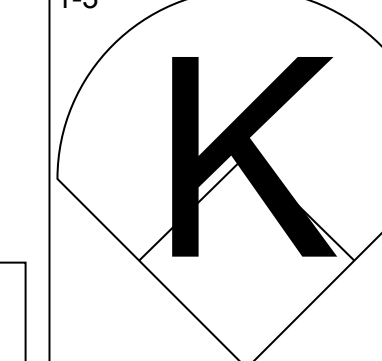
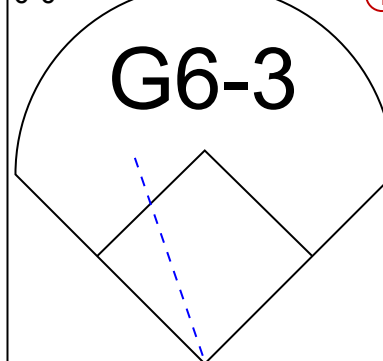
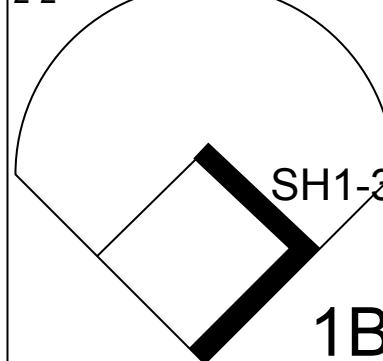
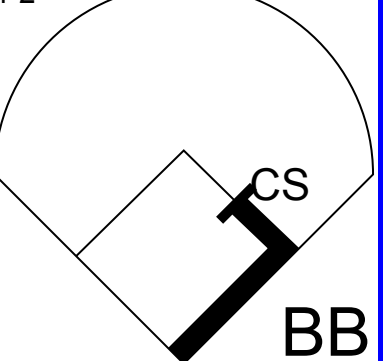
Detroit Tigers @ Chicago White Sox
 Comiskey Park, Chicago, IL
 Mon Sep 11 2000, 8:05 PM EDT
 Att: 21,527 - Overcast - 71 F

AB	34
R	10
H	12
RBI	9
BB	6
SO	2
LOB	14



Batter	1	2	3	4	5	6	7	8	9	AB	R	H	RBI	BB	SO	LOB	TOP				
Damon Easley, R OBP: 0.348, SLG: 0.409 (1, 4)	F8	F3	HR HBP		F7			K		4	1	0	0	0	1	3	Detroit Tigers @ Chicago White Sox Comiskey Park, Chicago, IL Tue Sep 12 2000, 8:05 PM EDT Att: 15,297 - Sunny - 72 F				
Billy McMillon, L OBP: 0.407, SLG: 0.465 (1, 10)	BB	1B	SF7		BB			G4-3		2	0	1	2	2	0	0					
Bobby Higginson, L OBP: 0.370, SLG: 0.530 54 Rod Lindsey, R (9, 7)	F9	P4	HR		P6			K		5	1	1	3	0	1	5					
Juan Gonzalez, R OBP: 0.338, SLG: 0.503 Wendell Magee, R OBP: 0.320, SLG: 0.445 (9, 9)	K	F8	G5-3		K			K		0	0	0	0	0	0	0					
Dean Palmer, R OBP: 0.343, SLG: 0.477 Shane Halter, R OBP: 0.274, SLG: 0.332 (9, 5)		1B 2B BB	1B 1B		F9			K		4	2	1	0	1	2	0					
Tony Clark, S OBP: 0.344, SLG: 0.522 Hal Morris, L OBP: 0.396, SLG: 0.402 (6, 3)		2B 1B	1B E		1B			G6-3		4	2	3	0	0	0	0					
Deivi Cruz, R OBP: 0.313, SLG: 0.450 (1, 6)		BB 1B 2B	E SF7 1B		F9			G5-3		5	2	2	2	0	0	1					
Juan Encarnacion, R OBP: 0.326, SLG: 0.429 (1, 8)		1B BB 1B	K		G4-3			G5-3		4	0	1	1	0	1	3					
Brad Ausmus, R OBP: 0.354, SLG: 0.371 (1, 2)		1B BB	E2 HR 1B		K			G5-3		3	1	1	1	1	1	0					
Inning Stats	R: 0 E: 0 K: 1 S: 14	H: 0 LOB: 1 BB: 1 P: 24	R: 3 E: 0 K: 0 S: 13	H: 4 LOB: 3 BB: 2 P: 27	R: 5 E: 1 K: 1 S: 18	H: 5 LOB: 0 BB: 0 P: 25	R: 0 E: 0 K: 0 S: 6	H: 1 LOB: 1 BB: 1 P: 10	R: 0 E: 0 K: 1 S: 9	H: 0 LOB: 0 BB: 1 P: 15	R: 0 E: 0 K: 0 S: 7	H: 0 LOB: 0 BB: 0 P: 10	R: 0 E: 0 K: 2 S: 11	H: 0 LOB: 0 BB: 0 P: 13	R: 1 E: 0 K: 2 S: 10	H: 1 LOB: 0 BB: 0 P: 15		1B: 8 2B: 1 3B: 0 HR: 2	SF: 1 SAC: 0 DP: 0 HBP: 1	WP: 0 PB: 0 CS: 0	PA: 43
PITCHER	IP	WLS	BF	H	R	ER	SO	BB	IBB	HBP	BLK	WP	HR	S	P	ERA	WHIP				
Kip Wells, R ERA: 6.02 (1, 1)	2.0	L	16	7	6	6	1	3	0	0	0	0	0	32	57	27.00	5.000				
Sean Lowe, R ERA: 6.67 (3, 1)	3.0		14	3	3	3	2	1	0	1	0	0	1	28	45	9.00	1.333				
Chad Bradford, R ERA: 4.15 (6, 1)	2.0		6	0	0	0	2	0	0	0	0	0	0	18	25	0.00	0.000				
Kelly Wunsch, L ERA: 2.83 (8, 1)	1.0		3	0	0	0	2	0	0	0	0	0	0	11	13	0.00	0.000				
Matt Ginter, R ERA: 12.6 (9, 1)	1.0		4	1	1	1	2	0	0	0	0	0	1	10	15	9.00	1.000				

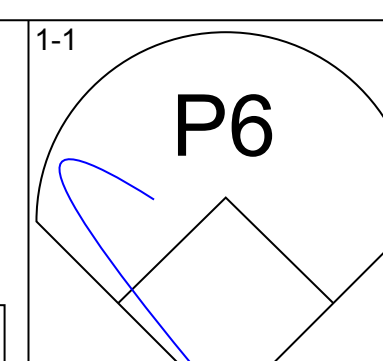
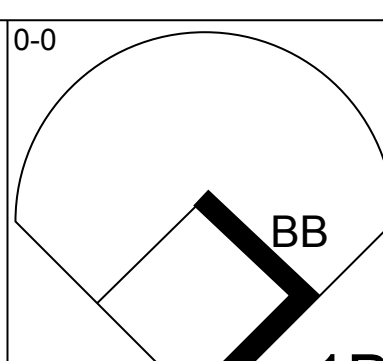
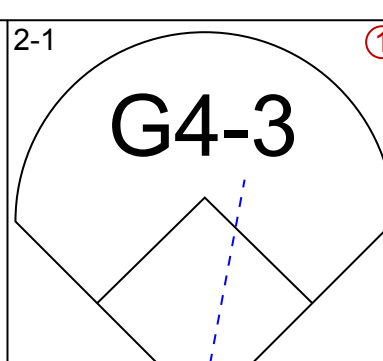
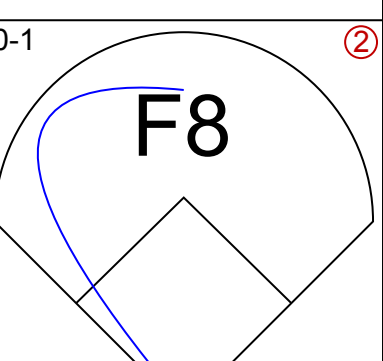
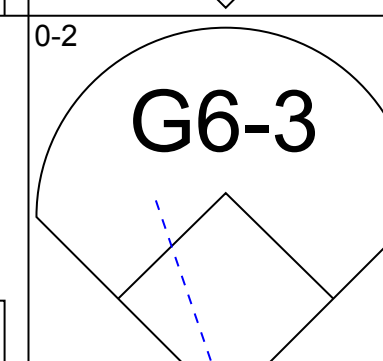
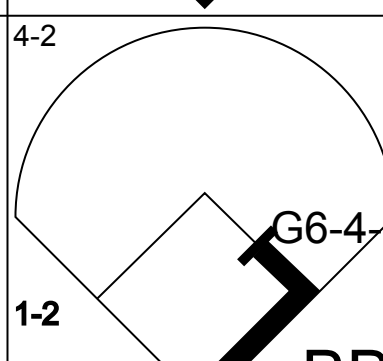
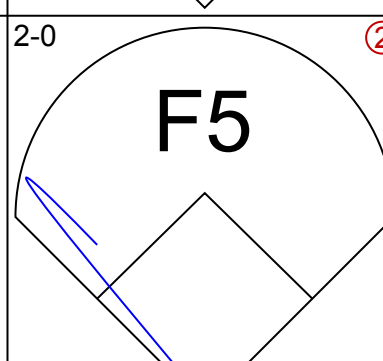
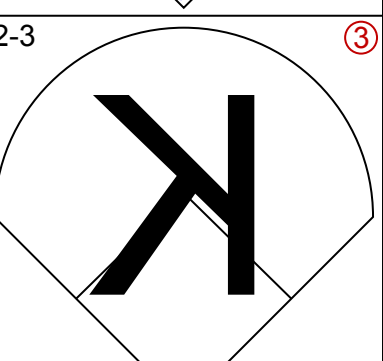
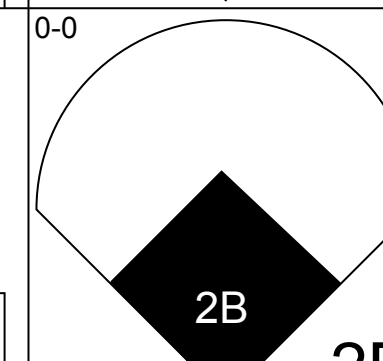
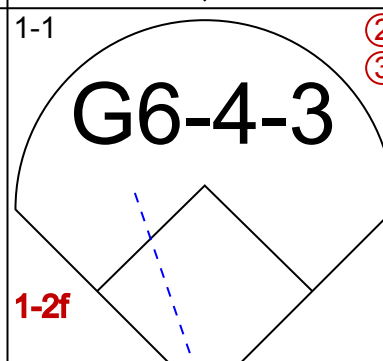
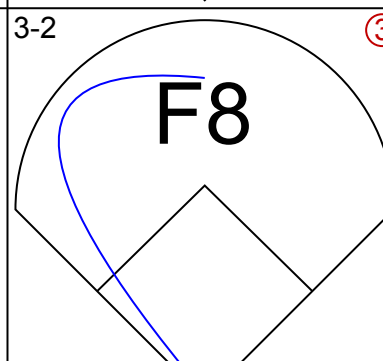
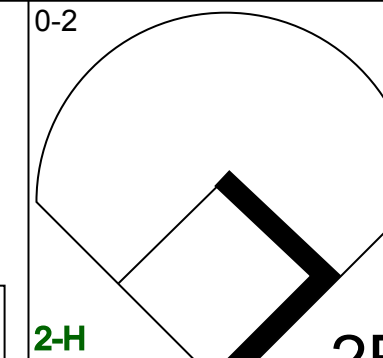
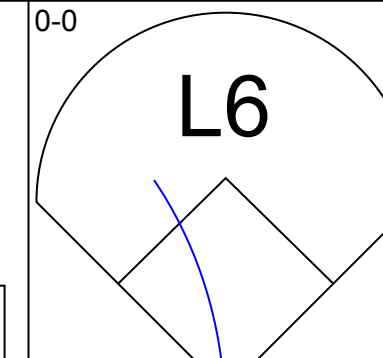
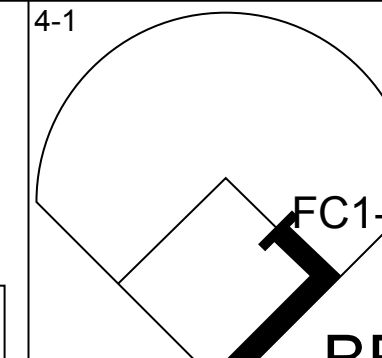
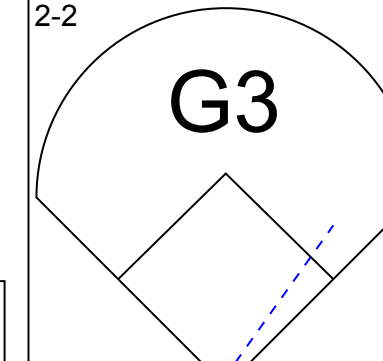
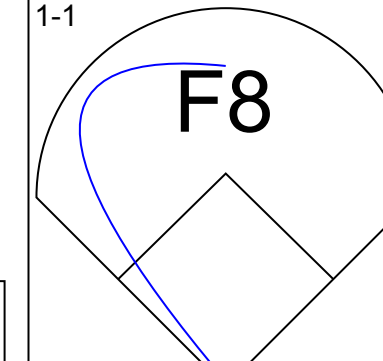
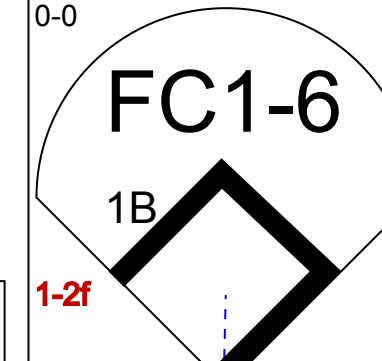
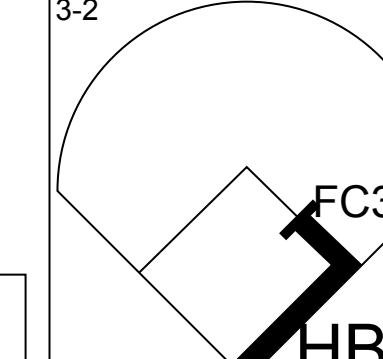
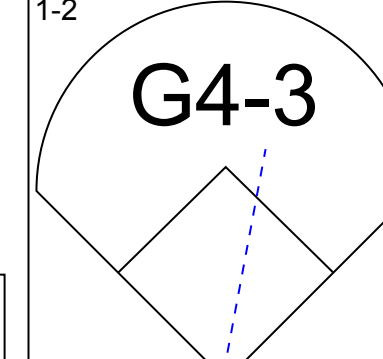
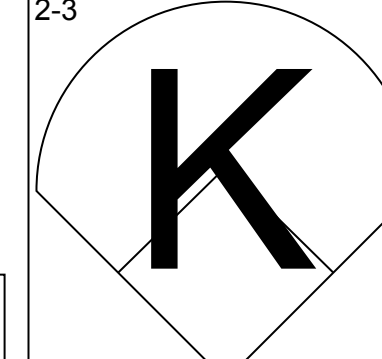
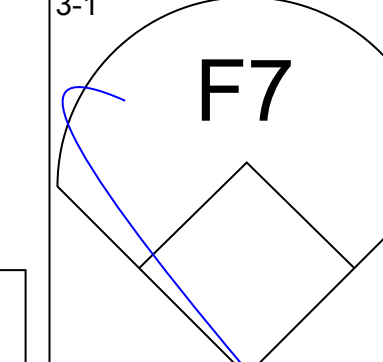
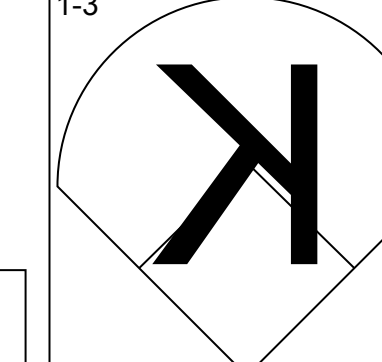
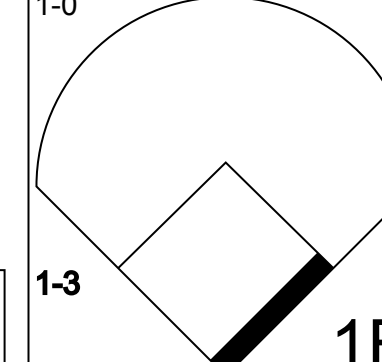
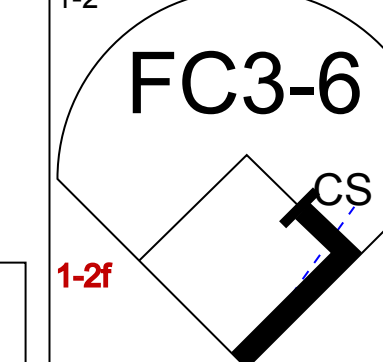
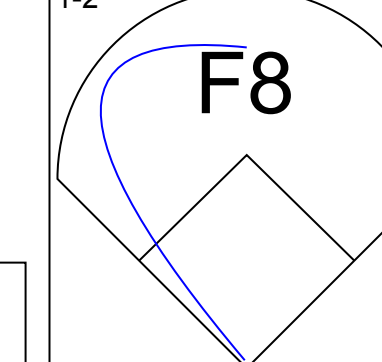
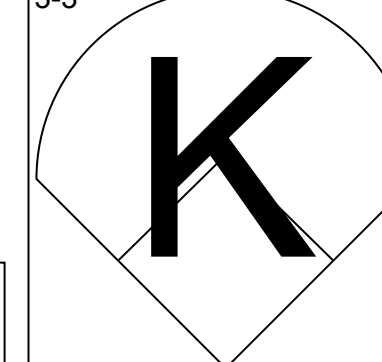
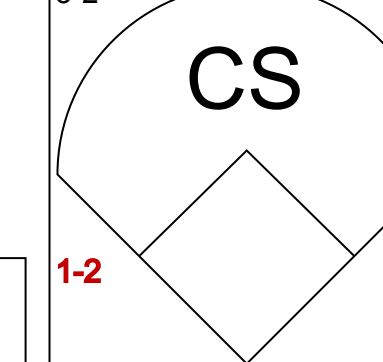
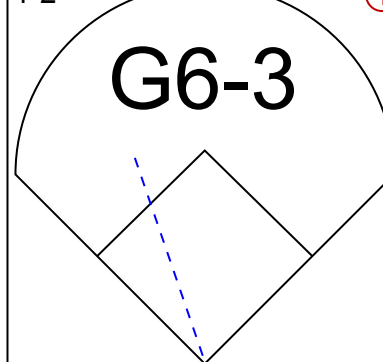
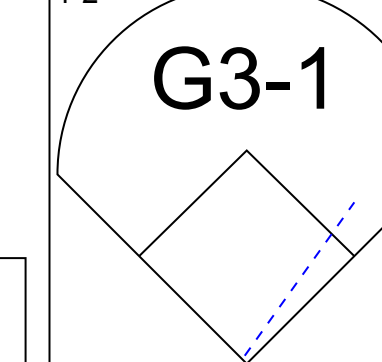
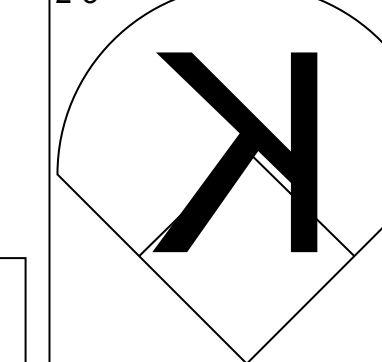
Batter	1	2	3	4	5	6	7	8	9	AB	R	H	RBI	BB	SO	LOB	BOTTOM				
Ray Durham, S OBP: 0.361, SLG: 0.449 (1, 4)	G3		S 1B BB		G4-3			G6-3		4	0	0	0	1	1	2	Detroit Tigers @ Chicago White Sox Comiskey Park, Chicago, IL Tue Sep 12 2000, 8:05 PM EDT Att: 15,297 - Sunny - 72 F				
Tony Graffanino, R OBP: 0.385, SLG: 0.396 (1, 6)	HR BB		S 1B		K			1B		3	1	2	0	1	1	2					
Frank Thomas, R OBP: 0.440, SLG: 0.651 (1, 10)	K		F9		G6-3			F7		4	0	0	0	0	1	4					
Magglio Ordonez, R OBP: 0.383, SLG: 0.567 (1, 9)	HR		BB		HR			F8		3	2	2	3	1	0	1					
Carlos Lee, R OBP: 0.347, SLG: 0.500 (1, 7)	E5		F7		F9			F9		4	0	0	0	0	0	3					
14 Paul Konerko, R OBP: 0.394, SLG: 0.474 (1, 3)	K		G6-3		G5-3			F7		4	0	0	0	0	1	4					
Herbert Perry, R OBP: 0.349, SLG: 0.462 24 Joe Crede, R (7, 5)			F3		E6 G4-3 HBP			F8		3	0	0	0	0	0	0					
Chris Singleton, L OBP: 0.300, SLG: 0.373 (1, 8)			F7		F9			F9		3	0	0	0	1	0	1					
Charles Johnson, R OBP: 0.376, SLG: 0.569 Josh Paul, R OBP: 0.324, SLG: 0.400 (8, 2)			F2		G4-3 HBP			K		2	0	0	0	0	1	0					
Inning Stats	R: 2 E: 1 K: 2 S: 17	H: 1 LOB: 1 BB: 1 P: 27	R: 0 E: 0 K: 0 S: 8	H: 0 LOB: 0 BB: 0 P: 11	R: 0 E: 1 K: 1 S: 9	H: 0 LOB: 2 BB: 0 P: 14	R: 0 E: 0 K: 0 S: 6	H: 0 LOB: 0 BB: 0 P: 9	R: 0 E: 0 K: 0 S: 10	H: 1 LOB: 1 BB: 0 P: 19	R: 0 E: 0 K: 0 S: 4	H: 0 LOB: 0 BB: 0 P: 6	R: 0 E: 0 K: 1 S: 11	H: 0 LOB: 0 BB: 1 P: 16	1B: 2 2B: 0 3B: 0 HR: 2	SF: 0 SAC: 0 DP: 1 HBP: 1		WP: 0 PB: 0 CS: 0	PA: 37		
PITCHER	IP	WLS	BF	H	R	ER	SO	BB	IBB	HBP	BLK	WP	HR	S	P	ERA	WHIP				
Dave Milicki, R ERA: 5.87 (1, 1)	5.0	W	24	3	3	3	3	3	0	1	0	0	0	20	34	0.00	0.333				
Willie Blair, R ERA: 4.91 (6, 1)	3.0		10	1	0	0	1	0	0	0	0	0	0	11	16	0.00	1.000				
Todd Jones, R ERA: 3.21 (9, 1)	1.0		3	0	0	0	1	1	0	0	0	0	0	11	16	0.00	1.000				

Batter	1	2	3	4	5	6	7	8	9	AB	R	H	RBI	BB	SO	LOB	TOP			
Damon Easley, R OBP: 0.346, SLG: 0.406 (1, 4)										3	0	0	0	0	1	0				
Juan Encarnacion, R OBP: 0.325, SLG: 0.430 (1, 8)										4	0	1	0	0	1	1				
Bobby Higginson, L OBP: 0.369, SLG: 0.527 (1, 10)										4	0	1	0	0	1	2				
Juan Gonzalez, R OBP: 0.336, SLG: 0.500 (1, 9)										3	0	0	0	0	1	2				
Dean Palmer, R OBP: 0.342, SLG: 0.475 Shane Halter, R OBP: 0.277, SLG: 0.335 (1, 5) (4, 5)										2	0	0	0	0	1	0				
Tony Clark, S OBP: 0.345, SLG: 0.522 Hal Morris, L OBP: 0.393, SLG: 0.398 (1, 3) (5, 3)										2	0	1	0	0	0	0				
Deivi Cruz, R OBP: 0.311, SLG: 0.447 (1, 6)										3	0	0	0	0	1	1				
Wendell Magee, R OBP: 0.316, SLG: 0.440 Rich Becker, L OBP: 0.397, SLG: 0.385 (8, PH) (8, 7)										2	0	0	0	0	0	1				
Brad Ausmus, R OBP: 0.356, SLG: 0.372 54 Rod Lindsey, R OBP: 0.195, SLG: 0.282 (1, 2) (8, PR) (8, 2)										2	0	1	0	1	0	0				
Inning Stats	R: 0 E: 0 K: 2 S: 13	H: 1 LOB: 1 BB: 0 P: 21	R: 0 E: 0 K: 1 S: 11	H: 1 LOB: 1 BB: 0 P: 16	R: 0 E: 0 K: 0 S: 7	H: 0 LOB: 0 BB: 0 P: 10	R: 0 E: 0 K: 1 S: 9	H: 1 LOB: 0 BB: 0 P: 15	R: 0 E: 0 K: 0 S: 5	H: 0 LOB: 0 BB: 0 P: 8	R: 0 E: 0 K: 0 S: 11	H: 1 LOB: 1 BB: 0 P: 16	R: 0 E: 0 K: 0 S: 7	H: 0 LOB: 0 BB: 0 P: 13	R: 0 E: 0 K: 1 S: 10	H: 0 LOB: 0 BB: 0 P: 13	1B: 4 2B: 1 3B: 0 HR: 0	SF: 0 SAC: 1 DP: 2 HBP: 0	WP: 0 PB: 0 CS: 1	PA: 31
PITCHER	IP	WLS	BF	H	R	ER	SO	BB	IBB	HBP	BLK	WP	HR	S	P	ERA	WHIP			
Jim Parque, L ERA: 4.3 (1, 1)	7.0	W	24	5	0	0	4	0	0	0	0	0	0	63	99	0.00	0.714			
Bob Howry, R ERA: 3.02 (8, 1)	1.0	H	3	0	0	0	1	1	0	0	0	0	0	7	13	0.00	1.000			
Keith Foulke, R ERA: 3.2 (9, 1)	1.0	S	3	0	0	0	2	0	0	0	0	0	0	10	13	0.00	0.000			

Detroit Tigers @ Chicago White Sox
Comiskey Park, Chicago, IL
Wed Sep 13 2000, 8:05 PM EDT
Att: 16,651 - Cloudy - 80 F

AB 28
R 0
H 5
RBI 0
BB 1
SO 7
LOB 8



Batter	1	2	3	4	5	6	7	8	9	AB	R	H	RBI	BB	SO	LOB	BOTTOM			
Ray Durham, S OBP: 0.360, SLG: 0.448 (1, 4)										4	0	1	0	0	0	0				
Jose Valentin, S OBP: 0.353, SLG: 0.510 (1, 6)										3	0	0	0	1	1	0				
Frank Thomas, R OBP: 0.439, SLG: 0.651 (1, 3)										3	1	1	0	0	0	2				
Harold Baines, L OBP: 0.343, SLG: 0.429 Tony Graffanino, R OBP: 0.395, SLG: 0.396 (1, 10) (7, PR)										2	0	1	1	1	0	0				
Jeff Liefer, L OBP: 0.393, SLG: 0.567 (1, 9) (9, 9)										3	0	0	0	0	0	2				
Greg Norton, S OBP: 0.353, SLG: 0.400 (1, 5)										2	0	0	0	0	1	1				
Chris Singleton, L OBP: 0.300, SLG: 0.373 (1, 7)										3	0	1	0	0	1	1				
McKay Christensen, L (1, 8)										3	0	0	0	0	1	3				
Mark Johnson, L OBP: 0.307, SLG: 0.317 (1, 2)										3	0	0	0	0	1	0				
Inning Stats	R: 1 E: 0 K: 0 S: 13	H: 2 LOB: 1 BB: 0 P: 16	R: 0 E: 0 K: 0 S: 10	H: 0 LOB: 0 BB: 0 P: 20	R: 0 E: 0 K: 0 S: 9	H: 1 LOB: 1 BB: 1 P: 15	R: 0 E: 0 K: 0 S: 6	H: 0 LOB: 0 BB: 0 P: 8	R: 0 E: 0 K: 1 S: 10	H: 0 LOB: 0 BB: 0 P: 13	R: 0 E: 0 K: 0 S: 6	H: 0 LOB: 0 BB: 0 P: 13	R: 0 E: 0 K: 2 S: 12	H: 1 LOB: 2 BB: 1 P: 21	R: 0 E: 0 K: 2 S: 8	H: 0 LOB: 0 BB: 0 P: 12	1B: 2 2B: 2 3B: 0 HR: 0	SF: 0 SAC: 0 DP: 1 HBP: 1	WP: 0 PB: 0 CS: 1	PA: 30
PITCHER	IP	WLS	BF	H	R	ER	SO	BB	IBB	HBP	BLK	WP	HR	S	P	ERA	WHIP			
Jeff Weaver, R ERA: 4.59 (1, 1)	7.0	L	26	4	1	1	3	2	0	1	0	0	0	66	106	1.29	0.857			
Willie Blair, R ERA: 4.66 (8, 1)	1.0		3	0	0	0	2	0	0	0	0	0	0	8	12	0.00	0.000			

Detroit Tigers @ Chicago White Sox
Comiskey Park, Chicago, IL
Wed Sep 13 2000, 8:05 PM EDT
Att: 16,651 - Cloudy - 80 F

AB 26
R 1
H 4
RBI 1
BB 2
SO 5
LOB 9



Batter	1	2	3	4	5	6	7	8	9	AB	R	H	RBI	BB	SO	LOB	TOP										
Trot Nixon, L OBP: 0.368, SLG: 0.453 Bernard Gilkey, R OBP: 0.267, SLG: 0.288 Mike Lansing, R OBP: 0.300, SLG: 0.374	0-1 F7	3-2 S 1B		2-2 G4-3		2-2 L9		3-1 F7		4	0	1	2	0	0	0											
Jose Offerman, S OBP: 0.348, SLG: 0.356	1-0 F9	1-3 2-H 3-H 1B			4-0 1B 1B BB		0-0 G6-3	4-2 1-2 2-3 BB		2	1	0	0	3	0	0											
Carl Everett, S OBP: 0.372, SLG: 0.593	0-1 G4-3	3-2 F7			2-3 K		0-0 G5-3	0-3 K		5	0	0	0	0	2	7											
Nomar Garciaparra, R OBP: 0.428, SLG: 0.588		3-2 1B 2B	0-2 G1-3		3-1 1B 1B		2-1 G6-3		0-0 1B 1B	5	2	3	0	0	0	0											
Troy O'Leary, L OBP: 0.327, SLG: 0.404	0-2 G6-3	2-1 1B		2-2 1B 1B		1-2 2-H 1B		4-2 F9 1B BB	0-2 L4-6 1B 1-3 1B	4	1	3	1	1	0	1											
Brian Daubach, L OBP: 0.328, SLG: 0.471 Dante Bichette, R OBP: 0.351, SLG: 0.474 Donnie Sadler, R OBP: 0.250, SLG: 0.308 Morgan Burkhardt, S OBP: 0.435, SLG: 0.400	0-2 BB BB 1B	1-0 F9		0-0 F8	1-2 G1-3		0-0 G6-3	1-3 BB 1B 1B	1-3 K	2	1	1	1	0	0	1											
Scott Hatteberg, L OBP: 0.356, SLG: 0.429	4-2 1-2 1B BB	0-3 K		2-3 K2-3		0-1 F9		3-1 1-2 3-H 1B		4	1	1	1	1	2	5											
Rico Brogna, L OBP: 0.281, SLG: 0.358 Jason Varitek, S OBP: 0.353, SLG: 0.413 Darren Lewis, R OBP: 0.311, SLG: 0.309	0-0 F8			1-2 G1-3		0-1 G6-3		0-0 BB 1B 1B	1-1 L4-6 2-3	3	0	0	0	0	0	2											
Manny Alexander, R OBP: 0.259, SLG: 0.330 Midre Cummings, L OBP: 0.332, SLG: 0.392 Lou Merloni, R OBP: 0.345, SLG: 0.436	4-1 1B BB			3-2 L6		0-2 F9		1-1 1-2 3-H 1B		2	0	0	0	1	0	0											
Inning Stats	R: 0 E: 0 K: 0 S: 5	H: 0 LOB: 0 BB: 0 P: 6	R: 3 E: 0 K: 0 S: 21	H: 3 LOB: 3 BB: 3 P: 42	R: 0 E: 0 K: 1 S: 9	H: 1 LOB: 1 BB: 0 P: 12	R: 0 E: 0 K: 0 S: 9	H: 0 LOB: 0 BB: 1 P: 15	R: 1 E: 0 K: 2 S: 12	H: 3 LOB: 2 BB: 1 P: 25	R: 0 E: 0 K: 0 S: 8	H: 0 LOB: 0 BB: 0 P: 10	R: 0 E: 0 K: 0 S: 4	H: 0 LOB: 0 BB: 0 P: 6	R: 2 E: 0 K: 1 S: 15	H: 2 LOB: 3 BB: 3 P: 31	R: 1 E: 0 K: 1 S: 12	H: 3 LOB: 1 BB: 0 P: 17	1B: 11 2B: 2 3B: 0 HR: 0	SF: 0 SAC: 0 DP: 1 HBP: 0	WP: 0 PB: 0 SB: 1 CS: 1	PA: 44					
PITCHER	IP	WLS	BF	H	R	ER	SO	BB	IBB	HBP	BLK	WP	HR	S	P	ERA	WHIP										
Steve Sparks, R ERA: 3.53	4.1		23	6	4	4	2	4	0	0	0	0	0	52	94	8.31	2.308										
C.J. Nitkowski, L ERA: 4.53	2.2		9	1	1	1	1	1	0	0	0	0	0	19	29	3.38	0.750										
Matt Anderson, R ERA: 4.19	0.1	H	2	0	0	0	0	1	0	0	0	0	0	2	6	0.00	3.000										
Willie Blair, R ERA: 4.88	0.0	B	2	2	1	1	0	0	0	0	0	0	0	3	4	∞	∞										
Kevin Tolar, L ERA: 27.0	0.1		1	0	0	0	0	0	0	0	0	0	0	2	5	0.00	0.000										
Nelson Cruz, R ERA: 3.18	0.1	L	4	2	1	1	1	1	0	0	0	0	0	10	14	27.00	9.000										
Todd Jones, R ERA: 3.16	1.0		3	1	0	0	1	0	0	0	0	0	0	7	12	0.00	1.000										

Boston Red Sox @ Detroit Tigers
Comerica Park, Detroit, MI
Fri Sep 15, 2000, 7:05 PM EDT
Att: 33,785 - Cloudy - 60 F

AB 37
R 7
H 12
RBI 7
BB 7
SO 5
LOB 22



Batter	1	2	3	4	5	6	7	8	9	AB	R	H	RBI	BB	SO	LOB	BOTTOM										
Billy McMillon, L OBP: 0.400, SLG: 0.453 Wendell Magee, R OBP: 0.316, SLG: 0.440 Rich Becker, L OBP: 0.396, SLG: 0.384	2-1 S 1B	0-1 P6		1-0 FC4-6		2-3 K		2-1 G4-3		4	0	1	0	0	1	4											
Juan Encarnacion, R OBP: 0.326, SLG: 0.427	3-3 K		2-2 S 2B HBP	0-1 F7		4-0 IBB		3-2 F3		3	1	0	0	1	1	3											
Bobby Higginson, L OBP: 0.368, SLG: 0.526	0-0 P3		2-2 PB 1-H 2B		1-0 G3	2-3 K		2-3 K		5	0	1	1	0	2	3											
Juan Gonzalez, R OBP: 0.337, SLG: 0.505	1-2 G6-3		4-2 CS BB		1-3 K		2-2 HR		2-0 G5-3	4	1	1	1	1	1	1											
Dean Palmer, R OBP: 0.342, SLG: 0.472			2-3 K	2-3 K		4-1 BB		4-2 G6-3 SH1-3 1B BB		3	1	0	0	2	2	2											
Hal Morris, L OBP: 0.383, SLG: 0.386	1-1 F7		1-2 G4-3		0-3 K		0-0 SH1-3		0-0 L5	4	0	0	0	0	1	2											
Deivi Cruz, R OBP: 0.313, SLG: 0.450	1-3 K 1B 1B		3-2 FC4-6 BB 1B		0-0 1B G6-3 2B		2-2 G6-3			4	2	2	0	0	1	1											
Damion Easley, R OBP: 0.351, SLG: 0.410	3-2 1B E 1B		4-1 FC4-6 BB		1-0 G6-3 1B		1-2 G6-3			3	1	3	1	1	0	0											
Brad Ausmus, R OBP: 0.355, SLG: 0.371	0-0 E8 1B		0-0 F7		2-2 G6-3		3-H 1-2 P4			4	0	1	2	0	0	4											
Inning Stats	R: 0 E: 0 K: 1 S: 9	H: 1 LOB: 1 BB: 0 P: 15	R: 2 E: 1 K: 2 S: 15	H: 2 LOB: 1 BB: 0 P: 21	R: 1 E: 0 K: 1 S: 17	H: 1 LOB: 1 BB: 1 P: 28	R: 0 E: 0 K: 0 S: 8	H: 1 LOB: 2 BB: 1 P: 16	R: 0 E: 0 K: 2 S: 10	H: 0 LOB: 1 BB: 1 P: 16	R: 1 E: 0 K: 2 S: 13	H: 2 LOB: 2 BB: 1 P: 24	R: 2 E: 0 K: 0 S: 16	H: 2 LOB: 1 BB: 1 P: 26	R: 0 E: 0 K: 1 S: 10	H: 0 LOB: 0 BB: 0 P: 17	R: 0 E: 0 K: 0 S: 4	H: 0 LOB: 0 BB: 0 P: 7	1B: 6 2B: 2 3B: 0 HR: 1	SF: 0 SAC: 1 DP: 0 HBP: 1	WP: 1 PB: 1 SB: 2 CS: 1	PA: 42					
PITCHER	IP	WLS	BF	H	R	ER	SO	BB	IBB	HBP	BLK	WP	HR	S	P	ERA	WHIP										
49 Tim Wakefield, R ERA: 5.39	5.0		24	5	3	2	6	3	0	1	0	0	0	7	10	27.00	6.000										
Hector Carrasco, R ERA: 4.54	0.1	B	3	2	1	1	0	0	0	0	0	0	0	1	19	13.50	2.250										
Jeff Fassero, L ERA: 5.13	1.1		8	2	2	2	2	1	1	0	0	0	0	3	4	0.00	0.000										
Rheal Cormier, L ERA: 4.45	0.1		1	0	0	0	0	0	0	0	0	0	0	3	4	0.00	0.000										
Rod Beck, R ERA: 2.38	1.0	W	3	0	0	0	1	0	0	0	0	0	0	10	17	0.00	0.000										
Derek Lowe, R ERA: 2.61	1.0	S	3	0	0	0	0	0	0	0	0	0	0	4	7	0.00	0.000										

Boston Red Sox @ Detroit Tigers
Comerica Park, Detroit, MI
Fri Sep 15, 2000, 7:05 PM EDT
Att: 33,785 - Cloudy - 60 F

AB 35
R 6
H 9
RBI 5
BB 5
SO 9
LOB 20




Batter	1	2	3	4	5	6	7	8	9	AB	R	H	RBI	BB	SO	LOB	TOP					
Trot Nixon, L OBP: 0.370, SLG: 0.467 (1, 9)										4	3	2	1	1	0	2						
Jose Offerman, S OBP: 0.351, SLG: 0.356 (1, 4)										3	1	1	0	2	0	1						
Mike Lansing, R OBP: 0.300, SLG: 0.374 (9, 4)										3	0	1	1	0	1	1						
Brian Daubach, L OBP: 0.329, SLG: 0.472 (6, PH)										3	0	1	1	0	1	1						
Carl Everett, S OBP: 0.375, SLG: 0.595 (8, 8)										2	1	2	2	0	0	0						
Nomar Garciaparra, R OBP: 0.429, SLG: 0.588 (1, 6)										5	1	3	3	0	0	1						
Troy O'Leary, L OBP: 0.325, SLG: 0.401 (1, 7)										3	0	0	0	0	0	2						
Bernard Gilkey, R OBP: 0.266, SLG: 0.287 (8, PH)										1	0	0	0	0	0	1						
Rico Brogna, L OBP: 0.279, SLG: 0.355 (8, 3)										1	0	0	0	0	1	3						
Dante Bichette, R OBP: 0.351, SLG: 0.474 (1, 10)										4	0	1	1	0	1	0						
Jason Varitek, S OBP: 0.350, SLG: 0.409 (1, 2)										4	0	0	0	0	0	0						
Lou Merloni, R OBP: 0.345, SLG: 0.444 (9, PH)										3	0	1	0	0	0	0						
Midre Cummings, L OBP: 0.335, SLG: 0.396 (9, PR)										1	0	1	0	0	0	0						
Donnie Sadler, R OBP: 0.250, SLG: 0.308 (9, 7)										0	1	0	0	0	0	0						
Darren Lewis, R OBP: 0.307, SLG: 0.305 (8, 7)										3	0	0	0	0	0	1						
Scott Hatteberg, L OBP: 0.359, SLG: 0.432 (9, PH)										1	0	1	0	0	0	0						
Manny Alexander, R OBP: 0.259, SLG: 0.330 (9, 5)										0	1	0	0	0	0	0						
Inning Stats	R: 1 E: 0 K: 1 S: 13	H: 2 LOB: 1 BB: 0 P: 22	R: 0 E: 0 K: 0 S: 4	H: 1 LOB: 1 BB: 0 P: 8	R: 1 E: 0 K: 0 S: 11	H: 2 LOB: 1 BB: 1 P: 18	R: 0 E: 0 K: 0 S: 8	H: 0 LOB: 0 BB: 0 P: 12	R: 0 E: 0 K: 1 S: 6	H: 0 LOB: 1 BB: 1 P: 11	R: 0 E: 0 K: 0 S: 8	H: 0 LOB: 0 BB: 0 P: 14	R: 0 E: 0 K: 1 S: 5	H: 0 LOB: 0 BB: 0 P: 7	R: 3 E: 0 K: 0 S: 14	H: 4 LOB: 1 BB: 0 P: 21	R: 3 E: 1 K: 1 S: 14	H: 4 LOB: 3 BB: 1 P: 26	1B: 8 2B: 3 3B: 1 HR: 1	SF: 0 SAC: 0 DP: 0 HBP: 0	WP: 2 PB: 0 SB: 0 CS: 0	PA: 41
PITCHER	IP WLS BF H R ER SO BB IBB HBP BLK WP HR S P ERA WHIP																ERA WHIP					
Brian Moehler, R ERA: 4.15 (1, 1)	7.1 B 3	6 3 2	2 1 1	0 0 0	0 0 0	0 0 0	0 1 0	6 6 12	3.68 27.00 6.000													
C.J. Nitkowski, L ERA: 4.99 (8, 1)	0.1 L 3	2 2 2	0 0 0	0 0 0	0 0 0	0 0 0	0 0 9	11 27.00 3.000														
Matt Anderson, R ERA: 4.28 (9, 1)	0.2 6	3 2	2 2	1 1	0 0	0 0	10 20	27.00 6.000														
Todd Jones, R ERA: 3.43 (9, 1)	0.2 6	3 2	2 2	1 1	0 0	0 0	10 20	27.00 6.000														

Batter	1	2	3	4	5	6	7	8	9	AB	R	H	RBI	BB	SO	LOB	BOTTOM					
Rich Becker, L OBP: 0.393, SLG: 0.392 (1, 8)										5	1	1	2	0	3	2						
Billy McMillon, L OBP: 0.404, SLG: 0.494 (1, 9)										4	1	2	1	0	0	0						
54 Rod Lindsey, R (8, FR)										0	0	0	0	0	0	0						
Dean Palmer, R OBP: 0.341, SLG: 0.471 (9, PH)										1	0	0	0	0	0	2						
Bobby Higginson, L OBP: 0.367, SLG: 0.524 (1, 7)										4	0	1	0	0	0	1						
Juan Gonzalez, R OBP: 0.336, SLG: 0.501 (1, 10)										3	0	0	0	1	1	1						
Hal Morris, L OBP: 0.392, SLG: 0.400 (1, 3)										3	1	2	0	1	0	2						
Deivi Cruz, R OBP: 0.310, SLG: 0.446 (1, 6)										4	0	0	0	0	0	4						
Robert Fick, L OBP: 0.346, SLG: 0.364 (1, 2)										3	1	2	1	0	0	0						
Brad Ausmus, R OBP: 0.355, SLG: 0.370 (9, 2)										1	0	0	0	0	0	0						
Damon Easley, R OBP: 0.353, SLG: 0.410 (1, 4)										3	0	1	1	0	0	1						
Jose Macias, S OBP: 0.331, SLG: 0.368 (1, 5)										4	1	2	0	0	1	1						
Inning Stats	R: 1 E: 0 K: 0 S: 10	H: 1 LOB: 0 BB: 0 P: 12	R: 0 E: 0 K: 0 S: 6	H: 1 LOB: 0 BB: 0 P: 12	R: 0 E: 0 K: 2 S: 8	H: 0 LOB: 0 BB: 0 P: 8	R: 0 E: 0 K: 0 S: 8	H: 1 LOB: 1 BB: 1 P: 18	R: 1 E: 0 K: 0 S: 7	H: 2 LOB: 0 BB: 0 P: 11	R: 0 E: 0 K: 1 S: 6	H: 0 LOB: 0 BB: 0 P: 13	R: 1 E: 0 K: 0 S: 10	H: 2 LOB: 1 BB: 0 P: 14	R: 2 E: 0 K: 0 S: 17	H: 3 LOB: 2 BB: 1 P: 32	R: 0 E: 0 K: 1 S: 10	H: 1 LOB: 2 BB: 0 P: 16	1B: 7 2B: 1 3B: 1 HR: 2	SF: 0 SAC: 0 DP: 2 HBP: 1	WP: 0 PB: 0 SB: 2 CS: 0	PA: 38
PITCHER	IP WLS BF H R ER SO BB IBB HBP BLK WP HR S P ERA WHIP																ERA WHIP					
Rolando Arjona, R ERA: 5.28 (8, 1)	0.0 B 3	3 3 2	0 0 0	0 0 0	0 0 0	0 0 0	0 0 1	9 14 "	" "													
Rod Beck, R ERA: 2.91 (8, 1)	0.1 W 3	0 0 0	0 0 0	0 0 0	0 0 0	0 0 0	0 0 7	15 0.00 1.500														
Rheal Cormier, L ERA: 4.43 (8, 1)	0.2 S 5	1 0	0 0	0 0	0 0	0 0	10 16	0.00 1.000														
Hipolito Pichardo, R ERA: 3.1 (9, 1)	1.0 S 5	1 0	0 0	0 0	0 0	0 0	10 16	0.00 1.000														
Derek Lowe, R ERA: 5.26 (9, 1)	1.0 S 5	1 0	0 0	0 0	0 0	0 0	10 16	0.00 1.000														

Boston Red Sox @ Detroit Tigers
Comerica Park, Detroit, MI
Sat Sep 16 2000, 1:15 PM EDT
Att: 34,822 - Sunny - 60 F

AB 38
R 8
H 13
RBI 8
BB 3
SO 3
LOB 12



Boston Red Sox @ Detroit Tigers
Comerica Park, Detroit, MI
Sat Sep 16 2000, 1:15 PM EDT
Att: 34,822 - Sunny - 60 F

AB 35
R 5
H 11
RBI 5
BB 2
SO 5
LOB 14



Batter	1	2	3	4	5	6	7	8	9	AB	R	H	RBI	BB	SO	LOB	TOP					
Trot Nixon, L OBP: 0.370, SLG: 0.466 Izzy Alcantara, R OBP: 0.318, SLG: 0.524	0-2 1B		1-1 G3-1		2-1 F5			2-1 HR		3	0	1	0	0	0	0						
Brian Daubach, L OBP: 0.331, SLG: 0.480 Morgan Burkhardt, S OBP: 0.430, SLG: 0.394	1-3 K		1-1 HR		0-1 1B			1-3 K		3	1	2	1	0	1	1						
Carl Everett, S OBP: 0.373, SLG: 0.591 Midre Cummings, L OBP: 0.338, SLG: 0.396	2-3 K		0-2 F7		2-2 F9			4-0 BB		3	0	0	0	0	1	2						
Dante Bichette, R OBP: 0.350, SLG: 0.472	0-0 1B		0-2 F7			0-3 K		0-2 P4		4	0	1	0	0	1	1						
Troy O'Leary, L OBP: 0.325, SLG: 0.401 Bernard Gilkey, R OBP: 0.264, SLG: 0.285	3-3 K			1-2 1B		2-2 G6-3		0-1 L8		3	0	1	0	0	1	2						
Lou Merloni, R OBP: 0.333, SLG: 0.429 Donnie Sadler, R OBP: 0.247, SLG: 0.304		1-0 F7		0-3 K		0-0 G6-3			0-6 G5-3	3	0	0	0	0	1	1						
Scott Hatteberg, L OBP: 0.357, SLG: 0.429		0-1 G3		2-1 G4-6-3 1B			0-1 F6		3-3 K	4	0	1	0	0	1	0						
Mike Lansing, R OBP: 0.300, SLG: 0.373		1-1 1B		1-2 G4-6-3			0-1 G4-3		1-1 G6-3	4	0	1	0	0	0	2						
Manny Alexander, R OBP: 0.255, SLG: 0.324		0-0 F7			1-3 K		3-1 G6-3			3	0	0	0	0	1	1						
Inning Stats	R: 0 E: 0 K: 3 S: 17	H: 2 LOB: 2 BB: 0 P: 23	R: 0 E: 0 K: 0 S: 6	H: 1 LOB: 1 BB: 0 P: 8	R: 1 E: 0 K: 0 S: 10	H: 1 LOB: 0 BB: 0 P: 12	R: 0 E: 0 K: 1 S: 11	H: 2 LOB: 1 BB: 0 P: 15	R: 0 E: 0 K: 1 S: 11	H: 1 LOB: 1 BB: 0 P: 16	R: 0 E: 0 K: 0 S: 8	H: 0 LOB: 0 BB: 0 P: 10	R: 0 E: 0 K: 0 S: 6	H: 0 LOB: 0 BB: 0 P: 9	R: 1 E: 0 K: 1 S: 11	H: 1 LOB: 1 BB: 1 P: 18	R: 0 E: 0 K: 1 S: 7	H: 0 LOB: 0 BB: 0 P: 11	1B: 6 2B: 0 3B: 0 HR: 2	SF: 0 SAC: 0 DP: 1 HBP: 0	WP: 0 PB: 0 SB: 0 CS: 0	PA: 35
PITCHER	IP WLS BF H R ER SO BB IBB HBP BLK WP HR S P ERA WHIP	IP WLS BF H R ER SO BB IBB HBP BLK WP HR S P ERA WHIP																	IP WLS BF H R ER SO BB IBB HBP BLK WP HR S P ERA WHIP			
Hideo Nomo, R ERA: 4.76	(1, 1) 8.0 W 32 8 2 2 7 1 0 0 0 0 2 80 111 2.25 1.125	(9, 1) 1.0 3 0 0 0 1 0 0 0 0 0 0 7 11 0.00 0.000																				

Boston Red Sox @ Detroit Tigers
Comerica Park, Detroit, MI
Sat Sep 16 2000, 7:05 PM EDT
Att: 24,216 - Cloudy - 60 F

AB 34
R 2
H 8
RBI 2
BB 1
SO 8
LOB 11



Batter	1	2	3	4	5	6	7	8	9	AB	R	H	RBI	BB	SO	LOB	BOTTOM			
Billy McMillon, L OBP: 0.398, SLG: 0.506	2-3 K				0-0 G4-3			4-0 WP 54 HBP SF7 BB		4	1	1	2	0	1	4				
Wendell Magee, R OBP: 0.320, SLG: 0.440					2-3 G4-3					0	1	0	0	1	0	0				
Damion Easley, R OBP: 0.354, SLG: 0.410 54 Rod Lindsey, R	0-1 WP HR G4-3 1B	2-2 1B HBP	0-0 F6		2-1 SF7			3-2 WP 2B HBP		2	2	1	1	0	0	0				
Bobby Higginson, L OBP: 0.368, SLG: 0.524 Robert Fick, L OBP: 0.344, SLG: 0.364	2-2 G4-3	3-2 1B HBP	1-1 F6		1-1 F7			3-2 SF7		4	1	2	1	0	0	1				
Juan Gonzalez, R OBP: 0.337, SLG: 0.508 Dusty Allen, R OBP: 0.200, SLG: 0.333	2-1 HR	1-0 1B HBP	1-1 L6-3		1-2 F8			1-3 K		4	2	2	3	0	0	1				
Dean Palmer, R OBP: 0.342, SLG: 0.474	1-1 WP 2B			0-0 F9		1-2 F7		3-1 K 2B		5	0	2	1	0	1	2				
Deivi Cruz, R OBP: 0.310, SLG: 0.445 Jose Macias, S OBP: 0.329, SLG: 0.366	2-2 F7	1-0 BB 1B		3-3 K		2-2 F9		2-3 K		4	0	1	1	0	1	1				
Brad Ausmus, R OBP: 0.370 Javier Cardona, R OBP: 0.190, SLG: 0.275				4-1 FC6-4 BB			1-2 F8		0-0 P4	2	1	1	1	2	0	0				
Juan Encarnacion, R OBP: 0.327, SLG: 0.430				0-0 FC6-4			1-0 G6-4-3 1B			4	1	2	1	0	1	3				
Shane Halter, R OBP: 0.285, SLG: 0.341					2-0 G4-3 SF7 2B		1-2 G6-4-3			2	2	1	0	2	0	1				
Inning Stats	R: 2 E: 0 K: 1 S: 16	H: 3 LOB: 1 BB: 0 P: 25	R: 7 E: 0 K: 2 S: 27	H: 6 LOB: 3 BB: 3 P: 55	R: 0 E: 0 K: 0 S: 5	H: 1 LOB: 0 BB: 0 P: 7	R: 0 E: 0 K: 1 S: 7	H: 0 LOB: 1 BB: 1 P: 14	R: 1 E: 0 K: 0 S: 6	H: 1 LOB: 0 BB: 0 P: 11	R: 0 E: 0 K: 0 S: 10	H: 0 LOB: 0 BB: 0 P: 14	R: 0 E: 0 K: 0 S: 9	H: 1 LOB: 0 BB: 0 P: 12	R: 2 E: 1 K: 2 S: 18	H: 1 LOB: 2 BB: 1 P: 34	1B: 7 2B: 5 3B: 1 HR: 1	SF: 2 SAC: 0 DP: 2 HBP: 2	WP: 3 PB: 0 SB: 0 CS: 0	PA: 43
PITCHER	IP WLS BF H R ER SO BB IBB HBP BLK WP HR S P ERA WHIP	IP WLS BF H R ER SO BB IBB HBP BLK WP HR S P ERA WHIP																	IP WLS BF H R ER SO BB IBB HBP BLK WP HR S P ERA WHIP	
Steve Ontiveros, R ERA: 54.0	(1, 1) 1.0 L 10 6 6 6 1 2 0 0 0 0 0 24 44 54.00 7.000	(2, 1) 4.0 20 6 4 4 3 2 0 1 0 0 0 37 68 9.00 2.000																		
63 Paxton Crawford, R ERA: 3.44	(6, 1) 2.0 6 1 0 0 0 0 0 0 0 0 19 26 0.00 0.500	(8, 1) 1.0 7 1 2 2 2 1 0 1 0 1 0 18 34 18.00 2.000																		

Boston Red Sox @ Detroit Tigers
Comerica Park, Detroit, MI
Sat Sep 16 2000, 7:05 PM EDT
Att: 24,216 - Cloudy - 60 F

AB 34
R 12
H 13
RBI 12
BB 5
SO 6
LOB 17



Batter	1	2	3	4	5	6	7	8	9	AB	R	H	RBI	BB	SO	LOB	TOP					
Trot Nixon, L OBP: 0.370, SLG: 0.465 (1, 9)	F9		F8			SH5-3		FC3-6 1B		3	0	1	0	0	0	0						
Jose Offerman, S OBP: 0.350, SLG: 0.355 (1, 4)	FC5-4 1B			F7		F8		FC3-6 HR		4	1	1	0	0	0	2						
Carl Everett, S OBP: 0.393, SLG: 0.593 (1, 8)	F9									2	0	1	0	0	0	1						
Darren Lewis, R OBP: 0.306, SLG: 0.304 (4, PR) (4, 8)	F9									1	0	0	0	0	0	1						
Scott Hatteberg, L OBP: 0.380, SLG: 0.446 (8, PH)										1	1	1	2	0	0	0						
Donnie Sadler, R OBP: 0.247, SLG: 0.304 (8, 8)								HR		0	0	0	0	0	0	0						
Nomar Garciaparra, R OBP: 0.428, SLG: 0.588 (1, 6)	FC5-4 1-2			F7				G6-3		4	1	1	0	0	0	2						
Troy O'Leary, L OBP: 0.324, SLG: 0.402 (1, 7)		K		F7						4	1	1	0	0	2	2						
Dante Bichette, R OBP: 0.348, SLG: 0.469 (1, 10)	F7					G6-3		F8		4	0	0	0	0	0	2						
Brian Daubach, L OBP: 0.331, SLG: 0.480 (1, 3)	G1-3					L4		K		4	0	1	1	0	1	1						
Jason Varitek, S OBP: 0.349, SLG: 0.407 (1, 2)				G4-3		G1-3		E7		4	0	1	1	0	0	1						
Manny Alexander, R OBP: 0.257, SLG: 0.323 (1, 5)										1	0	0	0	1	0	0						
Midre Cummings, L OBP: 0.337, SLG: 0.394 (8, PH)										1	0	0	0	0	0	0						
Lou Merloni, R OBP: 0.333, SLG: 0.429 (8, 5)										0	0	0	0	0	0	0						
Bernard Gilkey, R OBP: 0.263, SLG: 0.283 (8, PH)										1	0	0	0	0	1	1						
Inning Stats	R: 0 E: 0 K: 0 S: 10	H: 1 LOB: 1 BB: 0 P: 13	R: 0 E: 0 K: 1 S: 9	H: 0 LOB: 0 BB: 0 P: 12	R: 0 E: 0 K: 0 S: 5	H: 0 LOB: 0 BB: 0 P: 9	R: 0 E: 0 K: 0 S: 7	H: 1 LOB: 1 BB: 0 P: 13	R: 0 E: 0 K: 0 S: 12	H: 0 LOB: 0 BB: 0 P: 17	R: 0 E: 0 K: 0 S: 5	H: 0 LOB: 1 BB: 1 P: 12	R: 1 E: 0 K: 1 S: 11	H: 2 LOB: 1 BB: 0 P: 16	R: 2 E: 0 K: 0 S: 11	H: 2 LOB: 0 BB: 0 P: 17	R: 1 E: 1 K: 2 S: 11	H: 2 LOB: 1 BB: 0 P: 12	1B: 3 2B: 4 3B: 0 HR: 1	SF: 0 SAC: 1 DP: 0 HBP: 0	WP: 0 PB: 0 SB: 0 CS: 0	PA: 36
PITCHER	IP	WLS	BF	H	R	ER	SO	BB	IBB	HBP	BLK	WP	HR	S	P	ERA	WHIP					
Dave Milick, R ERA: 5.58 (1, 1)	7.0	W	26	4	1	1	2	1	0	0	0	0	0	59	92	1.29	0.714					
Danny Patterson, R ERA: 3.27 (8, 1)	1.0		5	2	2	2	0	0	0	0	0	0	1	11	17	18.00	2.000					
Todd Jones, R ERA: 3.53 (9, 1)	1.0	S	5	2	1	1	2	0	0	0	0	0	0	11	12	9.00	2.000					

Boston Red Sox @ Detroit Tigers
Comerica Park, Detroit, MI
Sun Sep 17 2000, 1:05 PM EDT
Att: 33,174 - Sunny - 66 F

AB 34
R 4
H 8
RBI 4
BB 1
SO 4
LOB 13



Batter	1	2	3	4	5	6	7	8	9	AB	R	H	RBI	BB	SO	LOB	BOTTOM					
Billy McMillon, L OBP: 0.382, SLG: 0.483 (1, 10)	K		G5-3	G4-3		F8				4	0	0	0	0	1	3						
Damion Easley, R OBP: 0.355, SLG: 0.412 (1, 4)	F8									3	0	1	0	1	0	0						
Bobby Higginson, L OBP: 0.367, SLG: 0.522 (1, 7)	F7									4	0	1	0	0	1	2						
Juan Gonzalez, R OBP: 0.337, SLG: 0.508 (1, 9)										4	1	1	0	0	1	2						
Dean Palmer, R OBP: 0.341, SLG: 0.479 (1, 5)										4	1	1	2	0	1	2						
Tony Clark, S OBP: 0.349, SLG: 0.529 (1, 3)										3	1	2	0	0	0	0						
Hal Morris, L OBP: 0.392, SLG: 0.400 (6, PR) (7, 3)										0	1	0	0	0	0	0						
Wendell Magee, R OBP: 0.318, SLG: 0.437 (8, PH)										1	0	0	0	0	0	0						
Dusty Allen, R OBP: 0.200, SLG: 0.333 (9, 3)										0	0	0	0	0	0	0						
Brad Ausmus, R OBP: 0.361, SLG: 0.372 (1, 2)										3	1	2	1	1	0	0						
Juan Encarnacion, R OBP: 0.325, SLG: 0.427 (1, 8)										4	0	0	0	0	0	3						
Shane Halter, R OBP: 0.286, SLG: 0.341 (1, 6)										3	0	1	0	0	1	1						
Inning Stats	R: 0 E: 0 K: 1 S: 8	H: 0 LOB: 0 BB: 0 P: 11	R: 1 E: 0 K: 1 S: 12	H: 2 LOB: 1 BB: 0 P: 16	R: 0 E: 0 K: 0 S: 10	H: 1 LOB: 1 BB: 0 P: 16	R: 2 E: 0 K: 0 S: 10	H: 3 LOB: 2 BB: 1 P: 21	R: 0 E: 0 K: 1 S: 9	H: 0 LOB: 1 BB: 1 P: 15	R: 2 E: 1 K: 1 S: 12	H: 2 LOB: 1 BB: 0 P: 14	R: 0 E: 0 K: 1 S: 9	H: 1 LOB: 1 BB: 0 P: 14	R: 0 E: 0 K: 0 S: 11	H: 0 LOB: 0 BB: 0 P: 17	1B: 5 2B: 3 3B: 0 HR: 1	SF: 0 SAC: 0 DP: 0 HBP: 0	WP: 0 PB: 0 SB: 1 CS: 0	PA: 35		
PITCHER	IP	WLS	BF	H	R	ER	SO	BB	IBB	HBP	BLK	WP	HR	S	P	ERA	WHIP					
Ramon Martinez, R ERA: 6.12 (1, 1)	5.0	L	25	8	5	3	3	2	0	0	0	0	0	11	14	0.00	0.750					
Jeff Fassero, L ERA: 5.98 (6, 1)	1.1		5	1	0	0	1	0	0	0	0	0	0	6	10	0.00	0.000					
49 Tim Wakefield, R ERA: 5.36 (7, 1)	0.2		2	0	0	0	1	0	0	0	0	0	0	11	17	0.00	0.000					
Rheal Cormier, L ERA: 4.35 (8, 1)	1.0		3	0	0	0	0	0	0	0	0	0	0	11	17	0.00	0.000					

Boston Red Sox @ Detroit Tigers
Comerica Park, Detroit, MI
Sun Sep 17 2000, 1:05 PM EDT
Att: 33,174 - Sunny - 66 F

AB 33
R 5
H 9
RBI 3
BB 2
SO 5
LOB 13



Batter	1	2	3	4	5	6	7	8	9	AB	R	H	RBI	BB	SO	LOB	TOP					
Ray Durham, S OBP: 0.356, SLG: 0.440 (1, 4)	F8			L5		F7		K		4	0	0	0	0	1	1						
Jose Valentin, S OBP: 0.356, SLG: 0.511 (1, 6)	F8			F9		G3			F9	4	0	0	0	0	0	0						
Frank Thomas, R OBP: 0.435, SLG: 0.644 (1, 10)	F8			P3					F8	4	0	1	0	0	0	0						
Magglio Ordonez, R OBP: 0.377, SLG: 0.558 (1, 9)		G3			G4-3		F8		G4-3	4	0	0	0	0	0	1						
Carlos Lee, R OBP: 0.346, SLG: 0.494 (1, 7)		K			14 HR		K			2	1	0	0	1	2	1						
14 Paul Konerko, R OBP: 0.392, SLG: 0.477 (1, 3)		G6-3			HR		F9			3	1	1	2	0	0	1						
Herbert Perry, R OBP: 0.349, SLG: 0.457 (1, 5)				K	G4-3			FC1-6	1B	3	0	1	0	0	1	0						
Chris Singleton, L OBP: 0.299, SLG: 0.374 (1, 8)				F8	F8		F8	FC1-6	BLK	3	0	0	0	0	0	1						
Charles Johnson, R OBP: 0.378, SLG: 0.573 (1, 2)				F2			K		K	3	0	0	0	0	2	1						
Inning Stats	R: 0 E: 0 K: 0 S: 6	H: 0 LOB: 0 BB: 0 P: 13	R: 0 E: 0 K: 1 S: 7	H: 0 LOB: 0 BB: 0 P: 10	R: 0 E: 0 K: 1 S: 6	H: 0 LOB: 0 BB: 0 P: 9	R: 0 E: 0 K: 0 S: 7	H: 0 LOB: 0 BB: 0 P: 11	R: 2 E: 0 K: 0 S: 18	H: 1 LOB: 0 BB: 0 P: 24	R: 0 E: 0 K: 1 S: 6	H: 0 LOB: 0 BB: 0 P: 10	R: 0 E: 0 K: 1 S: 11	H: 1 LOB: 1 BB: 0 P: 17	R: 0 E: 0 K: 2 S: 10	H: 1 LOB: 1 BB: 0 P: 15	R: 0 E: 0 K: 0 S: 7	H: 0 LOB: 0 BB: 0 P: 10	1B: 1 2B: 1 3B: 0 HR: 1	SF: 0 SAC: 0 DP: 0 HBP: 0	WP: 0 PB: 0 SB: 0 CS: 0	PA: 31
PITCHER	IP	WLS	BF	H	R	ER	SO	BB	IBB	HBP	BLK	WP	HR	S	P	ERA	WHIP					
Jeff Weaver, R ERA: 4.49 (1, 1)	8.0	W	28	3	2	2	6	1	0	0	1	0	1	71	109	2.25	0.500					
Todd Jones, R ERA: 3.47 (9, 1)	1.0	S	3	0	0	0	0	0	0	0	0	0	0	7	10	0.00	0.000					

Chicago White Sox @ Detroit Tigers
Comerica Park, Detroit, MI
Mon Sep 18 2000, 7:05 PM EDT
Att: 22,718 - Sunny - 73 F

AB 30
R 2
H 3
RBI 2
BB 1
SO 6
LOB 6



Batter	1	2	3	4	5	6	7	8	9	AB	R	H	RBI	BB	SO	LOB	BOTTOM					
Damon Easley, R OBP: 0.356, SLG: 0.416 (1, 4)	F7		G6-3		BB		P4			5	0	2	2	0	0	1						
Juan Encarnacion, R OBP: 0.327, SLG: 0.433 (1, 8)			G4-3		1B			L3		4	1	2	0	1	0	3						
Bobby Higginson, L OBP: 0.366, SLG: 0.518 (1, 7)					P6			P5		4	1	0	0	1	1	5						
Juan Gonzalez, R OBP: 0.338, SLG: 0.508 (1, 10)					SF8		G6-4-3			4	1	2	1	0	1	3						
Dean Palmer, R OBP: 0.342, SLG: 0.478 (1, 5)			L9		HBP		G6-4-3			3	0	1	0	1	1	1						
Deivi Cruz, R OBP: 0.505, SLG: 0.442 (1, 6)			F7		BB		G6-4-3			3	0	0	0	0	1	2						
Wendell Magee, R OBP: 0.217, SLG: 0.438 (8, PH)			G5-3		SF8					2	0	1	1	0	0	0						
Rich Becker, L OBP: 0.392, SLG: 0.390 (9, 9)					BB					1	0	0	0	0	1	0						
Brad Ausmus, R OBP: 0.363, SLG: 0.374 (1, 2)					BB					3	1	2	0	1	0	0						
Dusty Allen, R OBP: 0.217, SLG: 0.381 (1, 3)					BB					3	0	1	0	0	2	5						
Billy McMillon, L OBP: 0.368, SLG: 0.489 (8, PH)										1	0	1	0	0	0	0						
54 Rod Lindsey, R (8, PR)										0	1	0	0	0	0	0						
Hal Morris, L OBP: 0.392, SLG: 0.400 (9, 3)										0	0	0	0	0	0	0						
Inning Stats	R: 0 E: 0 K: 2 S: 9	H: 1 LOB: 1 BB: 0 P: 11	R: 0 E: 0 K: 0 S: 9	H: 0 LOB: 0 BB: 0 P: 13	R: 0 E: 0 K: 0 S: 8	H: 1 LOB: 1 BB: 0 P: 10	R: 1 E: 0 K: 1 S: 16	H: 2 LOB: 3 BB: 1 P: 30	R: 0 E: 0 K: 0 S: 8	H: 1 LOB: 1 BB: 1 P: 13	R: 0 E: 0 K: 1 S: 10	H: 2 LOB: 2 BB: 1 P: 18	R: 2 E: 1 K: 2 S: 19	H: 2 LOB: 1 BB: 1 P: 27	R: 2 E: 0 K: 1 S: 11	H: 3 LOB: 2 BB: 0 P: 18	R: 0 E: 0 K: 0 S: 7	H: 0 LOB: 0 BB: 0 P: 10	1B: 8 2B: 2 3B: 2 HR: 0	SF: 1 SAC: 0 DP: 2 HBP: 1	WP: 0 PB: 0 SB: 0 CS: 0	PA: 39
PITCHER	IP	WLS	BF	H	R	ER	SO	BB	IBB	HBP	BLK	WP	HR	S	P	ERA	WHIP					
Jim Parque, L ERA: 4.2 (1, 1)	6.0	L	27	7	1	1	4	3	0	1	0	0	0	60	95	1.50	1.667					
Lorenzo Barcelo, R ERA: 3.24 (7, 1)	1.0	L	6	2	2	1	2	1	0	0	0	0	0	19	27	9.00	3.000					
Bob Howry, R ERA: 3.24 (8, 1)	1.0		6	3	2	2	1	0	0	0	0	0	0	11	18	18.00	3.000					

Chicago White Sox @ Detroit Tigers
Comerica Park, Detroit, MI
Mon Sep 18 2000, 7:05 PM EDT
Att: 22,718 - Sunny - 73 F

AB 33
R 5
H 12
RBI 4
BB 4
SO 7
LOB 20



Batter	1	2	3	4	5	6	7	8	9	AB	R	H	RBI	BB	SO	LOB	TOP										
Ray Durham, S OBP: 0.356, SLG: 0.441	0-2 FC1-2 1B	0-1 F8 1B	0-0 G4-3			0-1 F7			1-2 FC6-4 G6-4-3	5	1	2	1	0	0	2											
Jose Valentin, S OBP: 0.353, SLG: 0.507	2-2 E4 FC1-2 FC4-6 1B	1-0 F8		3-2 L9			1-1 F9		0-0 G6-4-3	5	1	0	0	0	0	3											
Frank Thomas, R OBP: 0.437, SLG: 0.645	1-0 FC4-6 FC1-2 1B	3-2 1B		2-1 G6-4-3 1B			1-2 G4-3			4	1	3	1	0	0	0											
Magglio Ordonez, R OBP: 0.376, SLG: 0.556	1-1 FC1-2 FC4-6 1B	0-0 G4-3		1-2 G6-4-3			0-0 FC6-4 1B			4	0	1	0	0	0	5											
Carlos Lee, R OBP: 0.343, SLG: 0.491 McKay Christensen, L OBP: 0.200, SLG: 0.143	1-1 FC4-6 14 1B		1-1 G6-3		1-1 F9		1-2 FC6-4			4	0	0	1	0	0	3											
14 Paul Konerko, R OBP: 0.393, SLG: 0.477	0-0 1B		3-1 F9		1-1 G6-3			0-1 1B		4	0	2	1	0	0	0											
Herbert Perry, R OBP: 0.348, SLG: 0.455	0-2 F7		0-0 HR 1B		0-0 G6-3			2-3 K		4	1	1	0	0	1	2											
Chris Singleton, L OBP: 0.301, SLG: 0.381		0-1 2B 1B	1-0 HR		1-1 G6-3			0-3 K		4	2	2	2	0	1	0											
Charles Johnson, R OBP: 0.379, SLG: 0.573		2-0 F8 1B	2-2 1B		0-3 K			1-1 FC6-4 1B		4	0	2	0	0	1	1											
Inning Stats	R: 2 E: 1 K: 0 S: 16	H: 3 LOB: 2 BB: 0 P: 21	R: 2 E: 0 K: 0 S: 10	H: 3 LOB: 1 BB: 0 P: 16	R: 2 E: 0 K: 0 S: 11	H: 3 LOB: 1 BB: 0 P: 18	R: 0 E: 0 K: 0 S: 11	H: 1 LOB: 0 BB: 0 P: 17	R: 0 E: 0 K: 1 S: 5	H: 0 LOB: 0 BB: 0 P: 7	R: 0 E: 0 K: 0 S: 7	H: 0 LOB: 0 BB: 0 P: 8	R: 0 E: 0 K: 0 S: 9	H: 1 LOB: 1 BB: 0 P: 12	R: 0 E: 0 K: 2 S: 8	H: 1 LOB: 0 BB: 0 P: 10	R: 0 E: 0 K: 0 S: 6	H: 1 LOB: 0 BB: 0 P: 8	1B: 11 2B: 1 3B: 0 HR: 1	SF: 0 SAC: 0 DP: 2 HBP: 0	WP: 0 PB: 0 SB: 0 CS: 0	PA: 38					
PITCHER	IP	WLS	BF	H	R	ER	SO	BB	IBB	HBP	BLK	WP	HR	S	P	ERA	WHIP										
Steve Sparks, R ERA: 3.8	3.1	L	21	10	6	4	0	0	0	0	0	0	1	45	68	10.80	3.000										
Adam Bernero, R ERA: 3.24	4.2		14	2	0	0	3	0	0	0	0	0	0	32	41	0.00	0.429										
Kevin Tolar, L ERA: 6.75	1.0		3	1	0	0	0	0	0	0	0	0	0	6	8	0.00	1.000										

Chicago White Sox @ Detroit Tigers
Comerica Park, Detroit, MI
Tue Sep 19 2000, 7:05 PM EDT
Att: 24,951 - Sunny - 79 F

livebaseballscores.com

AB 38
R 6
H 13
RBI 6
BB 0
SO 3
LOB 16



Batter	1	2	3	4	5	6	7	8	9	AB	R	H	RBI	BB	SO	LOB	BOTTOM										
Billy McMillon, L OBP: 0.380, SLG: 0.473	3-1 G3-1		0-0 L3		1-2 F9		3-1 E 2-3 3-H 1B		1-2 F7	5	0	1	1	0	0	0											
Juan Encarnacion, R OBP: 0.324, SLG: 0.429	1-2 G4-3		0-3 K		3-2 G5-3		1-1 E1 1-3 3-H		2-3 K	5	0	0	0	0	2	1											
Bobby Higginson, L OBP: 0.365, SLG: 0.515	4-0 BB		0-2 P6		3-2 F9		0-1 G4-3			3	0	0	0	1	0	2											
Juan Gonzalez, R OBP: 0.337, SLG: 0.505 Rich Becker, L OBP: 0.390, SLG: 0.389 Wendell Magee, R OBP: 0.317, SLG: 0.435	2-3 K		1-3 K		2-0 G3		0-2 G5-3			2	0	0	0	0	2	1											
Dean Palmer, R OBP: 0.342, SLG: 0.475		3-2 G4-3		0-0 G6-3		2-3 K		4-0 FC3-6 BB		2	0	0	0	0	0	0											
Hal Morris, L OBP: 0.395, SLG: 0.398		1-1 PB 1B		4-1 1B BB		2-2 G4-3		1-1 FC3-6 1B		3	0	1	0	1	0	1											
Deivi Cruz, R OBP: 0.313, SLG: 0.444		2-2 PB 1B		0-0 1B		1-1 G3		1-0 1B		4	0	3	0	0	0	0											
Damon Easley, R OBP: 0.355, SLG: 0.415 Jose Macias, S OBP: 0.329, SLG: 0.366		2-0 P4		2-2 G4-3		2-2 2B 1B		0-0 G4-3		4	1	1	0	0	0	6											
Brad Ausmus, R OBP: 0.363, SLG: 0.375		2-1 G6-3		2-3 K		1-0 1B E 2B		1-0 F8		4	1	1	0	0	1	2											
Inning Stats	R: 0 E: 0 K: 1 S: 9	H: 0 LOB: 1 BB: 1 P: 19	R: 0 E: 0 K: 0 S: 12	H: 2 LOB: 2 BB: 0 P: 22	R: 0 E: 0 K: 1 S: 7	H: 0 LOB: 0 BB: 0 P: 7	R: 0 E: 0 K: 1 S: 9	H: 1 LOB: 2 BB: 1 P: 16	R: 0 E: 0 K: 1 S: 12	H: 0 LOB: 0 BB: 0 P: 18	R: 0 E: 0 K: 1 S: 8	H: 0 LOB: 0 BB: 0 P: 15	R: 2 E: 1 K: 0 S: 16	H: 3 LOB: 2 BB: 0 P: 26	R: 0 E: 0 K: 0 S: 7	H: 1 LOB: 2 BB: 1 P: 13	R: 0 E: 0 K: 1 S: 8	H: 0 LOB: 0 BB: 0 P: 12	1B: 6 2B: 1 3B: 0 HR: 0	SF: 0 SAC: 0 DP: 0 HBP: 0	WP: 0 PB: 1 SB: 0 CS: 0	PA: 38					
PITCHER	IP	WLS	BF	H	R	ER	SO	BB	IBB	HBP	BLK	WP	HR	S	P	ERA	WHIP										
Sean Lowe, R ERA: 6.13	5.0	W	20	3	0	0	4	2	0	0	0	0	0	22	39	5.40	1.800										
56 Mark Buehrle, L ERA: 3.88	1.2		9	3	2	1	1	0	0	0	0	0	0	7	12	0.00	1.000										
Kelly Wunsch, L ERA: 2.73	1.0	H	4	0	0	0	0	1	0	0	0	0	0	2	3	0.00	3.000										
Chad Bradford, R ERA: 3.18	0.1		2	1	0	0	0	0	0	0	0	0	0	2	3	0.00	3.000										
Keith Foulke, R ERA: 3.12	1.0		3	0	0	0	1	0	0	0	0	0	0	8	12	0.00	0.000										

Chicago White Sox @ Detroit Tigers
Comerica Park, Detroit, MI
Tue Sep 19 2000, 7:05 PM EDT
Att: 24,951 - Sunny - 79 F

livebaseballscores.com

AB 35
R 2
H 7
RBI 1
BB 3
SO 6
LOB 13



Batter	1	2	3	4	5	6	7	8	9	AB	R	H	RBI	BB	SO	LOB	TOP								
Ray Durham, S OBP: 0.358, SLG: 0.451										5	2	3	4	0	0	1	Chicago White Sox @ Detroit Tigers Comerica Park, Detroit, MI Wed Sep 20 2000, 7:05 PM EDT Att: 28,422 - Cloudy - 55 F								
Jose Valentin, S OBP: 0.351, SLG: 0.504										5	1	1	0	0	1	2									
Frank Thomas, R OBP: 0.437, SLG: 0.642										4	1	1	1	1	0	1									
Magglio Ordonez, R OBP: 0.375, SLG: 0.553										5	1	1	1	0	2	1									
Carlos Lee, R OBP: 0.344, SLG: 0.491										4	1	2	0	0	0	1									
McKay Christensen, L OBP: 0.250, SLG: 0.143										0	1	0	0	0	0	0									
14 Paul Konerko, R OBP: 0.397, SLG: 0.488										4	3	3	5	1	0	0									
Herbert Perry, R OBP: 0.347, SLG: 0.451										5	0	1	1	0	1	3									
Chris Singleton, L OBP: 0.300, SLG: 0.380										4	1	1	0	0	1	1									
Charles Johnson, R OBP: 0.382, SLG: 0.581										3	2	2	1	1	1	0									
Inning Stats	R: 1 E: 0 K: 0 S: 8	H: 2 LOB: 1 BB: 0 P: 13	R: 0 E: 0 K: 1 S: 6	H: 0 LOB: 3 BB: 0 P: 8	R: 6 E: 0 K: 0 S: 18	H: 6 LOB: 0 BB: 1 P: 34	R: 0 E: 0 K: 1 S: 8	H: 1 LOB: 1 BB: 0 P: 9	R: 0 E: 0 K: 0 S: 9	H: 2 LOB: 1 BB: 0 P: 11	R: 0 E: 0 K: 0 S: 4	H: 1 LOB: 0 BB: 0 P: 6	R: 0 E: 0 K: 0 S: 5	H: 0 LOB: 0 BB: 0 P: 8	R: 4 E: 0 K: 1 S: 11	H: 2 LOB: 2 BB: 2 P: 22	R: 2 E: 0 K: 2 S: 16	H: 1 LOB: 0 BB: 0 P: 23	1B: 10 2B: 1 3B: 1 HR: 3	SF: 0 SAC: 0 DP: 3 HBP: 1	WP: 0 PB: 0 CS: 0	PA: 43			
PITCHER	IP	WLS	BF	H	R	ER	SO	BB	IBB	HBP	BLK	WP	HR	S	P	ERA	WHIP								
Brian Moehler, R ERA: 4.47	2.1	L	15	7	7	7	1	1	0	0	0	0	1	29	48	27.00	3.429								
Willie Blair, R ERA: 4.77	5.1		19	5	1	1	2	1	0	0	0	0	0	33	50	1.69	1.125								
C.J. Nitkowski, L ERA: 5.07	0.0		1	1	0	0	0	0	0	0	0	0	0	1	2	∞	∞								
Matt Anderson, R ERA: 4.71	1.1		8	2	5	5	3	1	0	1	0	0	2	22	34	33.75	2.250								

Batter	1	2	3	4	5	6	7	8	9	AB	R	H	RBI	BB	SO	LOB	BOTTOM								
Rich Becker, L OBP: 0.393, SLG: 0.387										1	0	0	1	2	1	0	Chicago White Sox @ Detroit Tigers Comerica Park, Detroit, MI Wed Sep 20 2000, 7:05 PM EDT Att: 28,422 - Cloudy - 55 F								
Wendell Magee, R OBP: 0.313, SLG: 0.430										2	0	0	0	0	0	1									
Billy McMillon, L OBP: 0.385, SLG: 0.469										3	0	1	0	2	1	4									
Bobby Higginson, L OBP: 0.354, SLG: 0.519										4	2	1	1	0	0	2									
Dusty Allen, R OBP: 0.250, SLG: 0.409										1	0	1	0	0	0	0									
Dean Palmer, R OBP: 0.342, SLG: 0.482										5	2	2	2	0	1	2									
Hal Morris, L OBP: 0.395, SLG: 0.390										3	0	0	0	2	1	2									
Deivi Cruz, R OBP: 0.312, SLG: 0.443										4	1	1	0	0	0	3									
Robert Fick, L OBP: 0.341, SLG: 0.362										1	0	0	0	0	1	2									
Damion Easley, R OBP: 0.312, SLG: 0.413										4	1	1	1	0	0	2									
Jose Macias, S OBP: 0.329, SLG: 0.366										0	0	0	0	0	0	0									
Juan Encarnacion, R OBP: 0.325, SLG: 0.431										4	0	2	0	0	0	2									
Brad Ausmus, R OBP: 0.363, SLG: 0.375										3	0	1	1	1	1	1									
Shane Halter, R OBP: 0.286, SLG: 0.341										0	0	0	0	0	0	0									
Inning Stats	R: 0 E: 0 K: 1 S: 6	H: 1 LOB: 0 BB: 0 P: 10	R: 2 E: 0 K: 1 S: 20	H: 2 LOB: 3 BB: 3 P: 36	R: 1 E: 0 K: 0 S: 13	H: 1 LOB: 1 BB: 1 P: 21	R: 0 E: 0 K: 0 S: 7	H: 0 LOB: 0 BB: 1 P: 16	R: 0 E: 0 K: 1 S: 6	H: 0 LOB: 0 BB: 0 P: 9	R: 0 E: 0 K: 1 S: 10	H: 1 LOB: 1 BB: 0 P: 13	R: 2 E: 0 K: 0 S: 9	H: 1 LOB: 0 BB: 1 P: 16	R: 0 E: 0 K: 0 S: 14	H: 3 LOB: 1 BB: 0 P: 19	R: 0 E: 0 K: 2 S: 14	H: 1 LOB: 2 BB: 1 P: 22	1B: 6 2B: 2 3B: 0 HR: 2	SF: 0 SAC: 0 DP: 2 HBP: 0	WP: 1 PB: 0 CS: 0	PA: 42			
PITCHER	IP	WLS	BF	H	R	ER	SO	BB	IBB	HBP	BLK	WP	HR	S	P	ERA	WHIP								
Jon Garland, R ERA: 6.39	6.0	W	27	5	3	3	4	5	0	0	0	0	1	9	16	18.00	2.000								
Kelly Wursch, L ERA: 3.0	1.0		5	1	2	2	0	1	0	0	0	0	0	14	19	9.00	3.000								
Bob Howry, R ERA: 3.33	1.0		5	3	1	1	0	0	0	0	0	0	0	14	22	0.00	2.000								
Lorenzo Barcelo, R ERA: 3.15	1.0		5	1	0	0	2	1	0	0	0	0	0	14	22	0.00	2.000								

Scorecard for Detroit Tigers @ New York Yankees, game 1 (Sep 22, 2000). Includes batting lineups, in-game statistics by inning, and player stats for pitchers Denny Neagle and Jay Tessmer.

Detroit Tigers @ New York Yankees
Yankee Stadium, Bronx, NY
Fri Sep 22 2000, 7:05 PM EDT
Att: 37,092 - Sunny - 67 F

AB 35
R 9
H 10
RBI 6
BB 5
SO 8
LOB 10



Inning Stats and PITCHER summary table for the first game.

Scorecard for Detroit Tigers @ New York Yankees, game 2 (Sep 22, 2000). Includes batting lineups, in-game statistics by inning, and player stats for pitchers Hideo Nomo and C.J. Nitkowski.

Detroit Tigers @ New York Yankees
Yankee Stadium, Bronx, NY
Fri Sep 22 2000, 7:05 PM EDT
Att: 37,092 - Sunny - 67 F

AB 35
R 6
H 9
RBI 6
BB 5
SO 12
LOB 19



Inning Stats and PITCHER summary table for the second game.

Batter	1	2	3	4	5	6	7	8	9	AB	R	H	RBI	BB	SO	LOB	TOP									
Jose Macias, S OBP: 0.322, SLG: 0.352 (1, 9)			 B4-3			 BB HR HBP		 G4-3		4	1	0	0	0	2	1										
Juan Encarnacion, R OBP: 0.377, SLG: 0.430 (1, 8)			 F7			 HR BB		 1B 1B	 F9	4	2	1	1	1	1	0										
Bobby Higginson, L OBP: 0.368, SLG: 0.521 (1, 7)	 2B			 P6	 P6			 1B 1B	 K	5	0	2	0	0	1	3										
Dean Palmer, R OBP: 0.340, SLG: 0.475 (1, 5)				 K	 K			 L5	 K	5	0	0	0	0	4	6										
Billy McMillon, L OBP: 0.397, SLG: 0.485 (1, 10)		 F8		 HBP	 HR			 K		3	1	1	4	0	1	2										
Deivi Cruz, R OBP: 0.313, SLG: 0.447 (1, 6)		 F3		 G1-3	 G6-3			 1B		4	0	1	1	0	0	1										
Hal Morris, L OBP: 0.394, SLG: 0.396 (1, 3)		 L5			 BB 2B 1B			 K	 K	4	1	1	0	0	2	2										
Damion Easley, R OBP: 0.356, SLG: 0.420 Wendell Magee, R OBP: 0.310, SLG: 0.425 Rich Becker, L OBP: 0.389, SLG: 0.383 (1, 4)			 HR		 2B BB BB	 G5-3		 K		2	2	1	1	1	0	0										
Brad Ausmus, R OBP: 0.362, SLG: 0.373 (1, 2)			 G1-3		 BB HR 2B	 S BB		 G1-3		0	0	0	0	0	0	0										
Inning Stats	R: 0 E: 0 K: 3 S: 11	H: 1 LOB: 1 BB: 0 P: 16	R: 0 E: 0 K: 0 S: 6	H: 0 LOB: 0 BB: 0 P: 7	R: 1 E: 0 K: 0 S: 7	H: 1 LOB: 0 BB: 0 P: 12	R: 0 E: 0 K: 1 S: 9	H: 0 LOB: 1 BB: 0 P: 12	R: 6 E: 0 K: 1 S: 18	H: 3 LOB: 0 BB: 2 P: 34	R: 0 E: 0 K: 2 S: 9	H: 0 LOB: 1 BB: 1 P: 17	R: 1 E: 0 K: 2 S: 20	H: 3 LOB: 2 BB: 0 P: 26	R: 0 E: 0 K: 1 S: 8	H: 0 LOB: 0 BB: 0 P: 12	R: 0 E: 0 K: 2 S: 9	H: 0 LOB: 0 BB: 0 P: 14	1B: 4 2B: 2 3B: 0 HR: 2	SF: 0 SAC: 0 DP: 0 HBP: 2	WP: 0 PB: 0 SB: 1 CS: 0	PA: 40				
PITCHER	IP	WLS	BF	H	R	ER	SO	BB	IBB	HBP	BLK	WP	HR	S	P	ERA	WHIP									
Roger Clemens, R ERA: 3.5 Jeff Nelson, R ERA: 2.35 Mike Stanton, L ERA: 4.19 42 Mariano Rivera, R ERA: 2.97	(1, 1)	5.0	24	5	7	7	5	2	0	2	0	0	2	51	81	12.60	1.400									
																		AB	R	H	RBI	BB	SO	LOB		
																			35	8	8	8	3	12	15	

Detroit Tigers @ New York Yankees
Yankee Stadium, Bronx, NY

Sat Sep 23 2000, 1:25 PM EDT
Att: 40,029 - Cloudy - 65 F

AB	35
R	8
H	8
RBI	8
BB	3
SO	12
LOB	15

Batter	1	2	3	4	5	6	7	8	9	AB	R	H	RBI	BB	SO	LOB	BOTTOM								
Chuck Knoblauch, R OBP: 0.362, SLG: 0.381 (1, 10)	 G3-1			 F3		 2 HR 1B		 2B 1B		5	2	2	1	0	1	3									
Derek Jeter, R OBP: 0.410, SLG: 0.481 (1, 6)	 G6-3 1B		 K	 1B 1B		 HR		 1B HR 1B		5	3	4	4	0	1	0									
Paul O'Neill, L OBP: 0.344, SLG: 0.439 (1, 9)	 G6-3 1-2		 F9	 1B		 G3		 F7		5	0	1	2	0	0	3									
Bernie Williams, S OBP: 0.396, SLG: 0.571 (1, 8)			 BB 1B	 G1-3		 K		 HR 1B		5	1	2	1	0	2	2									
David Justice, L OBP: 0.384, SLG: 0.598 Clayton Kershaw, R OBP: 0.291, SLG: 0.381 (1, 7)		 HR	 BB		 F7	 F8		 HR		4	2	2	4	1	0	0									
20 Jorge Posada, S OBP: 0.420, SLG: 0.530 (1, 2)		 HR	 G4-3		 K		 K	 1B		5	1	2	1	0	2	2									
Tino Martinez, L OBP: 0.326, SLG: 0.412 (1, 3)		 1B		 F9	 F2		 K	 P6		5	0	1	0	0	1	1									
Luis Sojo, R OBP: 0.332, SLG: 0.436 (1, 4)		 F7		 2B 1B 1B		 1B 1B 1B		 F8		4	2	2	0	0	0	1									
Scott Brosius, R OBP: 0.303, SLG: 0.382 (1, 5)		 P5		 2B 1B 1B		 2 HR 1B		 G6-3		4	2	2	0	0	0	1									
Inning Stats	R: 0 E: 0 K: 1 S: 11	H: 1 LOB: 1 BB: 0 P: 18	R: 2 E: 0 K: 1 S: 13	H: 3 LOB: 0 BB: 0 P: 19	R: 0 E: 0 K: 1 S: 12	H: 1 LOB: 2 BB: 1 P: 21	R: 3 E: 0 K: 0 S: 13	H: 4 LOB: 1 BB: 0 P: 25	R: 0 E: 0 K: 1 S: 9	H: 0 LOB: 0 BB: 0 P: 11	R: 4 E: 0 K: 1 S: 15	H: 4 LOB: 0 BB: 0 P: 20	R: 0 E: 0 K: 2 S: 8	H: 0 LOB: 0 BB: 0 P: 15	R: 4 E: 0 K: 0 S: 17	H: 5 LOB: 1 BB: 0 P: 22	R: 0 E: 0 K: 1 S: 8	H: 0 LOB: 0 BB: 0 P: 14	1B: 14 2B: 0 3B: 0 HR: 4	SF: 0 SAC: 0 DP: 0 HBP: 0	WP: 0 PB: 0 SB: 0 CS: 0	PA: 43			
PITCHER	IP	WLS	BF	H	R	ER	SO	BB	IBB	HBP	BLK	WP	HR	S	P	ERA	WHIP								
Dave Milcik, R ERA: 5.8 Willie Blair, R ERA: 4.53 Kevin Tolar, L ERA: 3.86 Danny Patterson, R ERA: 3.58 C.J. Nitkowski, L ERA: 5.2	(1, 1)	3.2	21	9	5	5	3	1	0	0	0	0	1	26	36	15.43	1.714								
																		AB	R	H	RBI	BB	SO	LOB	
																			42	13	18	13	7	13	

Detroit Tigers @ New York Yankees
Yankee Stadium, Bronx, NY

Sat Sep 23 2000, 1:25 PM EDT
Att: 40,029 - Cloudy - 65 F

AB	42
R	13
H	18
RBI	13
BB	1
SO	7
LOB	13

Batter	1	2	3	4	5	6	7	8	9	AB	R	H	RBI	BB	SO	LOB	TOP								
Jose Macias, S OBP: 0.320, SLG: 0.362	G4-3		2-1 1-H 3B		1-1 F9		G4-3			4	0	1	1	0	0	1	Detroit Tigers @ New York Yankees Yankee Stadium, Bronx, NY Sun Sep 24 2000, 1:05 PM EDT Att: 41,415 - Cloudy - 71 F								
Juan Encarnacion, R OBP: 0.326, SLG: 0.428	K		K			1-3 K		3-2 FC4-6 1B		4	0	1	0	0	3	1									
Bobby Higginson, L OBP: 0.367, SLG: 0.518	F6			4-2 G6-4-3 BB		1-1 G4-3		2-0 FC4-6 1-2f		3	0	0	0	1	0	1									
Dean Palmer, R OBP: 0.337, SLG: 0.471		0-1 G3		2-0 G6-4-3 1-2f		0-1 P3		2-2 P3		4	0	0	0	0	0	2									
Deivi Cruz, R OBP: 0.314, SLG: 0.448	G5-3			0-1 1B			1-2 1B	1-3 K		4	1	2	0	0	1	1									
Brad Ausmus, R OBP: 0.361, SLG: 0.373	G4-3			1-1 1B			1-0 L1		1-3 K	4	0	1	0	0	1	1									
Wendell Magee, R OBP: 0.305, SLG: 0.418 Hal Morris, L OBP: 0.392, SLG: 0.393			2-1 G6-3	1-3 K		0-2 F8		1-1 G3-1		3	0	0	0	0	1	3									
Dusty Allen, R OBP: 0.296, SLG: 0.417 Robert Fick, L OBP: 0.359, SLG: 0.359			2-3 K		4-2 G3-1 BB		2-2 3B	1-1 L3		2	1	1	0	1	1	0									
Shane Halter, R OBP: 0.290, SLG: 0.351			4-1 3B		2-2 G3-1 1-2		0-0 3B			2	1	1	2	1	0	1									
Inning Stats	R: 0 E: 0 K: 1 S: 7	H: 0 LOB: 0 BB: 0 P: 12	R: 0 E: 0 K: 0 S: 9	H: 0 LOB: 0 BB: 0 P: 14	R: 1 E: 0 K: 2 S: 13	H: 1 LOB: 1 BB: 1 P: 23	R: 0 E: 0 K: 1 S: 10	H: 2 LOB: 2 BB: 1 P: 18	R: 0 E: 0 K: 0 S: 8	H: 0 LOB: 0 BB: 1 P: 15	R: 0 E: 0 K: 1 S: 9	H: 0 LOB: 0 BB: 0 P: 11	R: 2 E: 0 K: 0 S: 14	H: 3 LOB: 1 BB: 0 P: 18	R: 0 E: 0 K: 1 S: 14	H: 1 LOB: 1 BB: 0 P: 22		R: 0 E: 0 K: 1 S: 7	H: 0 LOB: 0 BB: 0 P: 10	1B: 5 2B: 0 3B: 2 HR: 0	SF: 0 SAC: 0 DP: 1 HBP: 0	WP: 0 PB: 0 SB: 1 CS: 0	PA: 35		
PITCHER	IP	WLS	BF	H	R	ER	SO	BB	IBB	HBP	BLK	WP	HR	S	P	ERA	WHIP								
Andy Pettitte, L ERA: 3.98	7.1	W	30	7	3	3	5	3	0	0	0	0	0	77	123	3.68	1.364								
Jeff Nelson, R ERA: 2.34	0.2	H	2	0	0	0	1	0	0	0	0	0	0	7	10	0.00	0.000								
42 Mariano Rivera, R ERA: 2.93	1.0	S	3	0	0	0	1	0	0	0	0	0	0	7	10	0.00	0.000								

Batter	1	2	3	4	5	6	7	8	9	AB	R	H	RBI	BB	SO	LOB	BOTTOM								
Chuck Knoblauch, R OBP: 0.363, SLG: 0.380	2 L6 2 S 1B		2-2 HBP		2-2 G4-6-3 1-2f		2-1 F9			3	0	1	0	0	0	2	Detroit Tigers @ New York Yankees Yankee Stadium, Bronx, NY Sun Sep 24 2000, 1:05 PM EDT Att: 41,415 - Cloudy - 71 F								
2 Derek Jeter, R OBP: 0.410, SLG: 0.481	L6		3-2 F9			0-0 20 BB 1B WP	2-0 1B			4	1	2	0	0	0	2									
Paul O'Neill, L OBP: 0.342, SLG: 0.436	P5		0-0 F7			0-3 K	0-0 L7			4	0	0	0	0	1	3									
Bernie Williams, S OBP: 0.395, SLG: 0.575		2-2 HR	1-0 L8			2-1 F8		2-0 F9		4	1	1	1	0	0	2									
David Justice, L OBP: 0.384, SLG: 0.595 Clay Bellinger, R OBP: 0.291, SLG: 0.381	F7		1-1 G6-3		0-1 WP 20 BB 1B		0-1 G3-1			4	0	1	0	0	0	0									
20 Jorge Posada, S OBP: 0.422, SLG: 0.533		1-0 HR 1B	1-0 G5-3		4-2 WP 1B	1-2 2-3 BB	2-1 HR 2B			3	2	2	0	1	0	0									
Tino Martinez, L OBP: 0.328, SLG: 0.424		2-1 HR	1-1 G4-3		4-1 FC6-4 IBB	1-2 2-3 3-H	3-2 HR			3	2	2	4	1	0	0									
Luis Sojo, R OBP: 0.328, SLG: 0.430	F7		0-1 F7		0-1 E4 G4-6-3	1-2 FC6-4	0-0 F7			4	0	0	0	0	0	3									
Scott Brosius, R OBP: 0.303, SLG: 0.382	G3		0-2 K		1-3 K		1-1 CS 1B			3	0	1	0	0	1	1									
Inning Stats	R: 0 E: 0 K: 0 S: 7	H: 1 LOB: 0 BB: 0 P: 12	R: 3 E: 0 K: 0 S: 13	H: 3 LOB: 0 BB: 0 P: 19	R: 0 E: 0 K: 0 S: 9	H: 0 LOB: 1 BB: 0 P: 15	R: 0 E: 0 K: 0 S: 6	H: 0 LOB: 0 BB: 0 P: 10	R: 0 E: 1 K: 1 S: 9	H: 0 LOB: 0 BB: 0 P: 12	R: 1 E: 0 K: 0 S: 16	H: 2 LOB: 3 BB: 2 P: 27	R: 0 E: 0 K: 0 S: 7	H: 2 LOB: 1 BB: 0 P: 11	R: 2 E: 0 K: 0 S: 10	H: 2 LOB: 0 BB: 0 P: 17		1B: 6 2B: 2 3B: 0 HR: 3	SF: 0 SAC: 0 DP: 2 HBP: 1	WP: 1 PB: 0 SB: 1 CS: 1	PA: 35				
PITCHER	IP	WLS	BF	H	R	ER	SO	BB	IBB	HBP	BLK	WP	HR	S	P	ERA	WHIP								
Jeff Weaver, R ERA: 4.52	7.0	L	30	8	4	4	2	1	1	0	0	0	1	67	106	5.14	1.286								
C.J. Nitkowski, L ERA: 5.32	1.0		5	2	2	2	0	0	0	0	0	0	1	10	17	18.00	2.000								

AB	32
R	3
H	7
RBI	3
BB	3
SO	7
LOB	11



AB	32
R	6
H	10
RBI	5
BB	2
SO	2
LOB	13




Batter	1	2	3	4	5	6	7	8	9	AB	R	H	RBI	BB	SO	LOB	TOP																					
Rich Becker, L (1.9) OBP: 0.388, SLG: 0.383	F7		HR	F7	F8		F9		F7	5	1	1	1	1	0	1	Detroit Tigers @ New York Yankees Yankee Stadium, Bronx, NY Mon Sep 25 2000, 7:05 PM EDT Att: 32,701 - Sunny - 58 F																					
Juan Encarnacion, R (1.8) OBP: 0.330, SLG: 0.436 54 Rod Lindsey, R (8.8)	2B		F8	1B	2B			1B	E3	4	2	3	0	1	0	1			Detroit Tigers @ New York Yankees Yankee Stadium, Bronx, NY Mon Sep 25 2000, 7:05 PM EDT Att: 32,701 - Sunny - 58 F																			
Bobby Higginson, L (1.7) OBP: 0.369, SLG: 0.524 Wendell Magee, R (9.7) OBP: 0.309, SLG: 0.438	F8		1B	1B	1B		F8		HR	4	3	2	2	1	0	3					Detroit Tigers @ New York Yankees Yankee Stadium, Bronx, NY Mon Sep 25 2000, 7:05 PM EDT Att: 32,701 - Sunny - 58 F																	
Dean Palmer, R (1.5) OBP: 0.336, SLG: 0.468 Shane Halter, R (8.5)	P3		1B	SF7	P6			F8	1B	3	1	0	1	1	0	4							Detroit Tigers @ New York Yankees Yankee Stadium, Bronx, NY Mon Sep 25 2000, 7:05 PM EDT Att: 32,701 - Sunny - 58 F															
Billy McMillon, L (1.10) OBP: 0.394, SLG: 0.491		FC2-5	P4	1B			K		F8	5	0	2	2	0	1	2									Detroit Tigers @ New York Yankees Yankee Stadium, Bronx, NY Mon Sep 25 2000, 7:05 PM EDT Att: 32,701 - Sunny - 58 F													
Deivi Cruz, R (1.6) OBP: 0.316, SLG: 0.448		FC2-5	1B	1B			G4-3		K	6	1	3	1	0	1	2											Detroit Tigers @ New York Yankees Yankee Stadium, Bronx, NY Mon Sep 25 2000, 7:05 PM EDT Att: 32,701 - Sunny - 58 F											
Hal Morris, L (1.3) OBP: 0.392, SLG: 0.400		FC4-6	1B	L6			G1-3		1B	5	2	2	1	0	0	3													Detroit Tigers @ New York Yankees Yankee Stadium, Bronx, NY Mon Sep 25 2000, 7:05 PM EDT Att: 32,701 - Sunny - 58 F									
Damon Easley, R (1.4) OBP: 0.355, SLG: 0.426 Jose Macias, S (5.4) OBP: 0.322, SLG: 0.364		HR	P5		P4		G3		FC4-6	3	1	1	2	0	0	2															Detroit Tigers @ New York Yankees Yankee Stadium, Bronx, NY Mon Sep 25 2000, 7:05 PM EDT Att: 32,701 - Sunny - 58 F							
Robert Fick, L (1.2) OBP: 0.341, SLG: 0.356		K		2B	WP		G3		FC4-6	4	2	1	0	1	1	1																	Detroit Tigers @ New York Yankees Yankee Stadium, Bronx, NY Mon Sep 25 2000, 7:05 PM EDT Att: 32,701 - Sunny - 58 F					
Inning Stats	R: 0 E: 0 K: 0 S: 9	H: 1 LOB: 1 BB: 0 P: 15	R: 2 E: 0 K: 1 S: 10	H: 2 LOB: 0 BB: 0 P: 16	R: 3 E: 0 K: 0 S: 16	H: 3 LOB: 2 BB: 2 P: 32	R: 3 E: 0 K: 0 S: 13	H: 3 LOB: 2 BB: 1 P: 30	R: 1 E: 0 K: 1 S: 14	H: 2 LOB: 2 BB: 1 P: 28	R: 0 E: 0 K: 0 S: 7	H: 0 LOB: 0 BB: 0 P: 11	R: 0 E: 0 K: 0 S: 7	H: 0 LOB: 0 BB: 0 P: 10	R: 4 E: 0 K: 0 S: 18	H: 5 LOB: 1 BB: 0 P: 24																			R: 2 E: 1 K: 1 S: 13	H: 2 LOB: 1 BB: 0 P: 21	1B: 9 2B: 6 3B: 0 HR: 3	SF: 2 SAC: 0 DP: 0 HBP: 0
PITCHER	IP WLS BF H R ER SO BB IBB HBP BLK WP HR S P ERA WHIP	2.2 L 16 6 5 5 1 2 0 0 0 0 0 2 33 60 16.88 3.000	3.1 0 1 0 0 0 0 0 0 0 0 0 2 3 0 0.00 0.000	4.1 1.1 12 5 4 4 0 2 1 0 0 1 0 22 49 27.00 5.250	5.1 1.2 5 0 0 0 1 0 0 0 0 0 0 12 20 0.00 0.000	7.1 1.2 8 3 3 3 0 0 0 0 0 1 0 19 27 16.20 1.800	PITCHER		IP WLS BF H R ER SO BB IBB HBP BLK WP HR S P ERA WHIP	8.1 0.1 3 2 1 1 0 0 0 0 0 0 6 7 27.00 6.000	9.1 1.0 6 2 2 1 1 0 0 0 0 0 0 13 21 9.00 2.000																											
Chuck Knoblauch, R (1.4) OBP: 0.366, SLG: 0.384 Jose Vizcaino, S (9.4) OBP: 0.306, SLG: 0.297	G3-1		G6-3		2B		F8		F8	4	1	3	0	0	0	0	Detroit Tigers @ New York Yankees Yankee Stadium, Bronx, NY Mon Sep 25 2000, 7:05 PM EDT Att: 32,701 - Sunny - 58 F																					
2 Derek Jeter, R (1.6) OBP: 0.412, SLG: 0.483 Alfonso Soriano, R (9.6) OBP: 0.191, SLG: 0.370	G4-3		G6-3		1B		F8		F8	4	0	3	1	0	0	0			Detroit Tigers @ New York Yankees Yankee Stadium, Bronx, NY Mon Sep 25 2000, 7:05 PM EDT Att: 32,701 - Sunny - 58 F																			
Paul O'Neill, L (1.9) OBP: 0.340, SLG: 0.432 Clay Bellinger, R (9.8) OBP: 0.290, SLG: 0.379	G3-1		K		F8		F8		K	4	0	0	0	0	1	6					Detroit Tigers @ New York Yankees Yankee Stadium, Bronx, NY Mon Sep 25 2000, 7:05 PM EDT Att: 32,701 - Sunny - 58 F																	
Bernie Williams, S (1.8) OBP: 0.394, SLG: 0.571 Luis Sojo, R (9.3) OBP: 0.327, SLG: 0.429	G4-3				G4-3		G1-3		G6-3	3	1	0	1	1	0	5							Detroit Tigers @ New York Yankees Yankee Stadium, Bronx, NY Mon Sep 25 2000, 7:05 PM EDT Att: 32,701 - Sunny - 58 F															
David Justice, L (1.7) OBP: 0.383, SLG: 0.600 Ryan Thompson, R (8.7) OBP: 0.365, SLG: 0.543	G4-3				HR		F7		2B	3	1	1	2	0	0	1									Detroit Tigers @ New York Yankees Yankee Stadium, Bronx, NY Mon Sep 25 2000, 7:05 PM EDT Att: 32,701 - Sunny - 58 F													
Jose Canseco, R (1.10) OBP: 0.379, SLG: 0.455			K		K		P3		BB	3	0	0	0	1	2	0											Detroit Tigers @ New York Yankees Yankee Stadium, Bronx, NY Mon Sep 25 2000, 7:05 PM EDT Att: 32,701 - Sunny - 58 F											
Tino Martinez, L (1.3) OBP: 0.328, SLG: 0.424 Luis Polonia, L (8.9) OBP: 0.332, SLG: 0.411					G4-3		F8		K	3	0	1	0	0	0	0													Detroit Tigers @ New York Yankees Yankee Stadium, Bronx, NY Mon Sep 25 2000, 7:05 PM EDT Att: 32,701 - Sunny - 58 F									
20 Jorge Posada, S (1.2) OBP: 0.422, SLG: 0.534 Chris Turner, R (8.2) OBP: 0.330, SLG: 0.313					K				K	3	1	1	0	0	1	1															Detroit Tigers @ New York Yankees Yankee Stadium, Bronx, NY Mon Sep 25 2000, 7:05 PM EDT Att: 32,701 - Sunny - 58 F							
Scott Brosius, R (1.5) OBP: 0.301, SLG: 0.379					G4-3		G5-3		F9	4	0	0	0	0	0	4																	Detroit Tigers @ New York Yankees Yankee Stadium, Bronx, NY Mon Sep 25 2000, 7:05 PM EDT Att: 32,701 - Sunny - 58 F					
Inning Stats	R: 1 E: 0 K: 0 S: 10	H: 2 LOB: 1 BB: 0 P: 14	R: 0 E: 0 K: 1 S: 8	H: 1 LOB: 1 BB: 0 P: 13	R: 0 E: 0 K: 1 S: 8	H: 0 LOB: 0 BB: 0 P: 13	R: 2 E: 0 K: 2 S: 13	H: 1 LOB: 1 BB: 1 P: 23	R: 0 E: 0 K: 0 S: 7	H: 2 LOB: 2 BB: 0 P: 9	R: 0 E: 0 K: 0 S: 7	H: 0 LOB: 0 BB: 0 P: 9	R: 1 E: 0 K: 0 S: 15	H: 3 LOB: 2 BB: 0 P: 22	R: 0 E: 0 K: 2 S: 18	H: 1 LOB: 2 BB: 1 P: 28																			R: 0 E: 0 K: 1 S: 7	H: 1 LOB: 1 BB: 0 P: 14	1B: 7 2B: 3 3B: 0 HR: 1	SF: 0 SAC: 0 DP: 0 HBP: 0
PITCHER	IP WLS BF H R ER SO BB IBB HBP BLK WP HR S P ERA WHIP	8.0 W 36 10 4 4 1 0 0 0 0 0 0 7 14 4.50 1.500	9.1 1.0 4 1 0 0 1 0 0 0 0 0 0 7 14 0.00 1.000																																			
Steve Sparks, R (1.1) ERA: 3.86 Nelson Cruz, R (9.1) ERA: 3.1																																						

Batter	1	2	3	4	5	6	7	8	9	AB	R	H	RBI	BB	SO	LOB	TOP										
Damon Easley, R (1, 4) OBP: 0.355, SLG: 0.425 Jose Macias, S (5, 4) OBP: 0.324, SLG: 0.365	0-1 2B HR 1B	1-1 L5			3-1 G5-3		2-2 L1	0-1 1B		3	1	1	0	0	0	0											
Juan Encarnacion, R (1, 8) OBP: 0.333, SLG: 0.438	3-1 HR 2B		4-1 S BB		0-1 G6-3		2-1 BB S HBP	0-1 F8		3	1	1	0	1	0	2											
Bobby Higginson, L (1, 7) OBP: 0.371, SLG: 0.529	0-0 2H 3H HR		1-3 K		2-2 HR 1B		4-0 BB BB		1-1 G4-3	4	2	2	3	1	1	1											
Dean Palmer, R (1, 5) OBP: 0.337, SLG: 0.472	2-2 G5-3		1-2 F7		1-0 HR		4-0 BB		3-3 K	4	1	1	2	1	1	1											
Billy McMillon, L (1, 9) OBP: 0.389, SLG: 0.482 Wendell Magee, R (7, 9) OBP: 0.307, SLG: 0.436	1-0 1B		3-2 G3-1		1-3 K		2-0 G4-3		3-2 G4-3	4	0	1	0	0	1	4											
Deivi Cruz, R (1, 6) OBP: 0.316, SLG: 0.452	2-3 K			1-2 G4-3		1-0 F9		1-1 HR		4	1	1	1	0	1	1											
Hal Morris, L (1, 3) OBP: 0.389, SLG: 0.396	0-1 G1-3			2-2 G4-3		1-2 G6-3		1-0 1B 1B		4	0	1	0	0	0	1											
Brad Ausmus, R (1, 2) OBP: 0.362, SLG: 0.371		2-3 K		4-1 BB		4-0 CS BB		3-2 F8		2	0	0	0	2	1	1											
Robert Fick, L (1, 10) OBP: 0.333, SLG: 0.347		2-3 K		3-2 F8		1-0 CS	0-3 K	0-0 F8		4	0	0	0	0	2	2											
Inning Stats	R: 3 E: 0 K: 1 S: 15	H: 4 LOB: 1 BB: 0 P: 23	R: 0 E: 0 K: 2 S: 9	H: 0 LOB: 0 BB: 0 P: 14	R: 0 E: 0 K: 1 S: 13	H: 0 LOB: 1 BB: 1 P: 22	R: 0 E: 0 K: 0 S: 12	H: 0 LOB: 1 BB: 1 P: 22	R: 2 E: 0 K: 1 S: 11	H: 2 LOB: 0 BB: 0 P: 18	R: 0 E: 0 K: 0 S: 5	H: 0 LOB: 0 BB: 1 P: 12	R: 0 E: 0 K: 1 S: 10	H: 0 LOB: 3 BB: 2 P: 24	R: 1 E: 0 K: 0 S: 11	H: 3 LOB: 2 BB: 0 P: 16	R: 0 E: 0 K: 1 S: 10	H: 0 LOB: 0 BB: 0 P: 17	1B: 5 2B: 1 3B: 0 HR: 3	SF: 0 SAC: 0 DP: 0 HBP: 1	WP: 0 PB: 0 SB: 2 CS: 1	PA: 42					
PITCHER	IP	WLS	BF	H	R	ER	SO	BB	IBB	HBP	BLK	WP	HR	S	P	ERA	WHIP										
Mac Suzuki, R (1, 1) ERA: 4.34	5.0		23	6	5	5	5	2	0	0	0	0	2	60	99	9.00	1.600										
Dan Murray, R (6, 1) ERA: 4.96	1.2		6	0	0	0	1	1	0	1	0	0	0	14	25	0.00	0.600										
Paul Spoljaric, L (7, 1) ERA: 7.0	0.0		1	0	0	0	0	1	0	0	0	0	0	4	4	∞	∞										
51 Kris Wilson, R (7, 1) ERA: 4.5	1.1		8	3	1	1	0	1	0	0	0	0	1	12	23	6.75	3.000										
Scott Mullen, L (9, 1) ERA: 0.98	0.1		1	0	0	0	0	0	0	0	0	0	0	2	3	0.00	0.000										
PITCHER	IP	WLS	BF	H	R	ER	SO	BB	IBB	HBP	BLK	WP	HR	S	P	ERA	WHIP										
Ricky Bottalico, R (9, 1) ERA: 4.97	0.2		2	0	0	0	1	0	0	0	0	0	0	8	14	0.00	0.000										

Detroit Tigers @ Kansas City Royals
Kauffman Stadium, Kansas City, MO
Tue Sep 26 2000, 7:05 PM CDT
Att: 11,731 - Sunny - 64 F

livebaseballscores.com

AB	35
R	6
H	9
RBI	6
BB	5
SO	7
LOB	13




Batter	1	2	3	4	5	6	7	8	9	AB	R	H	RBI	BB	SO	LOB	BOTTOM										
Johnny Damon, L (1, 8) OBP: 0.385, SLG: 0.502	3-2 G4-3		1-1 G6-3		0-0 F9		0-0 SH		1-0 1B 3B	4	1	1	0	0	0	0											
Wilson Delgado, S (1, 6) OBP: 0.319, SLG: 0.309 Dave McCarty, R (7, PH) OBP: 0.332, SLG: 0.487 Luis Ordez, R (8, 6) OBP: 0.257, SLG: 0.240	0-1 29 BB 1B		2-2 G4-3		1-3 K		2-1 SF7		3-1 1B	3	1	1	0	0	1	0											
29 Mike Sweeney, R (1, 3) OBP: 0.411, SLG: 0.523	4-2 1B BB		1-3 K		0-0 E 1B		0-1 P2			3	1	1	0	1	1	1											
Jermaine Dye, R (1, 9) OBP: 0.390, SLG: 0.564	1-1 G4-6-3 1B			2-0 1B		2-2 E9 1B		0-0 F8		4	1	3	1	0	0	1											
Joe Randa, R (1, 5) OBP: 0.344, SLG: 0.437	0-1 G4-6-3			1-2 L5		0-1 F3		1-2 E5 SH3-4 BB SF9		4	1	0	0	0	5												
Carlos Beltrán, S (1, 10) OBP: 0.317, SLG: 0.379		0-3 K		1-0 G6-4-3 1B		1-0 1B		4-0 SF9 SH3-4 BB		3	0	2	2	1	1	0											
Mark Quinn, R (1, 7) OBP: 0.342, SLG: 0.491		0-0 F9		0-0 G6-4-3		0-1 G4-3		1-0 SH3-4		3	0	0	0	0	3												
Gregg Zaun, S (1, 2) OBP: 0.388, SLG: 0.404		2-2 1B			2-3 K		4-0 SH BB		0-0 SF9	2	1	1	1	1	1	0											
Carlos Febles, R (1, 4) OBP: 0.341, SLG: 0.315		1-3 K		0-3 K		4-2 SH SF7 BB		0-0 F3		3	1	0	0	1	2	2											
Inning Stats	R: 1 E: 0 K: 0 S: 12	H: 2 LOB: 1 BB: 1 P: 20	R: 0 E: 0 K: 2 S: 12	H: 1 LOB: 0 BB: 0 P: 15	R: 0 E: 0 K: 1 S: 8	H: 0 LOB: 0 BB: 0 P: 12	R: 0 E: 0 K: 0 S: 7	H: 2 LOB: 1 BB: 0 P: 11	R: 0 E: 0 K: 2 S: 8	H: 0 LOB: 0 BB: 0 P: 10	R: 2 E: 1 K: 1 S: 15	H: 3 LOB: 1 BB: 0 P: 19	R: 2 E: 1 K: 0 S: 8	H: 0 LOB: 1 BB: 2 P: 18	R: 1 E: 0 K: 0 S: 6	H: 0 LOB: 1 BB: 1 P: 12	R: 1 E: 0 K: 0 S: 3	H: 2 LOB: 1 BB: 0 P: 7	1B: 9 2B: 0 3B: 1 HR: 0	SF: 2 SAC: 2 DP: 2 HBP: 0	WP: 0 PB: 0 SB: 0 CS: 0	PA: 38					
PITCHER	IP	WLS	BF	H	R	ER	SO	BB	IBB	HBP	BLK	WP	HR	S	P	ERA	WHIP										
Brian Moehler, R (1, 1) ERA: 4.47	6.0		27	8	5	3	6	3	0	0	0	0	0	64	97	4.50	1.833										
C.J. Nitkowski, L (7, 1) ERA: 5.32	0.0		1	0	0	0	0	0	0	0	0	0	0	1	1	∞	∞										
Willie Blair, R (7, 1) ERA: 4.92	2.0		10	2	2	1	0	1	0	0	0	0	0	14	26	4.50	1.500										

Detroit Tigers @ Kansas City Royals
Kauffman Stadium, Kansas City, MO
Tue Sep 26 2000, 7:05 PM CDT
Att: 11,731 - Sunny - 64 F

livebaseballscores.com

AB	30
R	7
H	10
RBI	6
BB	4
SO	6
LOB	12



Batter	1	2	3	4	5	6	7	8	9	AB	R	H	RBI	BB	SO	LOB	TOP			
Damon Easley, R (1, 4) OBP: 0.353, SLG: 0.422 Jose Macias, S (8, 4) OBP: 0.324, SLG: 0.365	1-3 K		2-2 G6-3		1-0 G5-4-3			1-0 P6		4	0	0	0	0	1	1				
Juan Encarnacion, R (1, 8) OBP: 0.330, SLG: 0.434	2-0 F9		2-2 F8			3-1 F4		3-2 F8		4	0	0	0	0	0	0				
Bobby Higginson, L (1, 7) OBP: 0.371, SLG: 0.528	0-2 BB 1B			4-0 F9 1B BB		0-0 P4			3-2 G4-3	3	0	1	0	1	0	0				
Dean Palmer, R (1, 5) OBP: 0.341, SLG: 0.477	4-2 BB 1-2			0-2 BB 1-2 1B		0-1 BB 1B			1-2 BB 2B	3	0	3	0	1	0	0				
Billy McMillon, L (1, 9) OBP: 0.385, SLG: 0.469	1-3 K			1-0 F8 1B		2-2 F8 1B			4-1 BB BB	3	0	0	0	1	1	5				
Deivi Cruz, R (1, 6) OBP: 0.314, SLG: 0.449		3-1 G5-3		1-2 F9			0-0 G6-3		1-2 F7	4	0	0	0	0	0	4				
Hal Morris, L (1, 3) OBP: 0.386, SLG: 0.392		0-1 G6-3 1B		2-3 G4-3			2-1 L8		1-2 G6-3	4	0	1	0	0	0	4				
Brad Ausmus, R (1, 2) OBP: 0.360, SLG: 0.369		1-1 G6-3			0-0 G6-3		2-2 G6-3			3	0	0	0	0	0	1				
Robert Fick, L (1, 10) OBP: 0.333, SLG: 0.346			3-3 K		2-1 G5-4-3 1B			2-1 F8		3	0	1	0	0	1	0				
Inning Stats	R: 0 H: 1 E: 0 K: 2 S: 13	L: 1 LOB: 2 BB: 1 P: 21	R: 0 H: 1 E: 0 K: 0 S: 6	L: 1 LOB: 0 BB: 0 P: 10	R: 0 H: 0 E: 0 K: 1 S: 9	L: 0 LOB: 0 BB: 0 P: 16	R: 0 H: 1 E: 0 K: 0 S: 9	L: 2 LOB: 2 BB: 1 P: 16	R: 0 H: 1 E: 0 K: 0 S: 4	L: 1 LOB: 1 BB: 0 P: 7	R: 0 H: 0 E: 0 K: 0 S: 8	L: 0 LOB: 0 BB: 0 P: 11	R: 0 H: 0 E: 0 K: 0 S: 6	L: 0 LOB: 0 BB: 0 P: 12	R: 0 H: 1 E: 0 K: 0 S: 15	L: 2 LOB: 2 BB: 1 P: 25	1B: 5 2B: 1 3B: 0 HR: 0	SF: 0 SAC: 0 DP: 2 HBP: 0	WP: 0 PB: 0 SB: 0 CS: 0	PA: 34
PITCHER Jeff Suppan, R (1, 1) ERA: 4.94	IP: 9.0 WLS: W BF: 34 H: 6 R: 0 ER: 0 SO: 3 BB: 3 IBB: 0 HBP: 0 BLK: 0 WP: 0 HR: 0 S: 77 P: 131 ERA: 0.00 WHIP: 1.000															PITCHER				

Detroit Tigers @ Kansas City Royals
 Kauffman Stadium, Kansas City, MO
 Wed Sep 27 2000, 7:05 PM CDT
 Att: 12,187 - Sunny - 75 F

AB 31
 R 0
 H 6
 RBI 0
 BB 3
 SO 3
 LOB 15



Batter	1	2	3	4	5	6	7	8	9	AB	R	H	RBI	BB	SO	LOB	BOTTOM	
Johnny Damon, L (1, 10) OBP: 0.384, SLG: 0.501	2-3 K		2-2 1B		1-2 L8		3-3 K			4	0	1	0	0	2	3		
Rey Sanchez, R (1, 6) OBP: 0.311, SLG: 0.319	0-0 G6-3		1-3 K		2-3 K		0-2 FC5-4 1B			4	0	1	1	0	2	3		
29 Mike Sweeney, R (1, 3) OBP: 0.411, SLG: 0.527	4-0 WP BB		3-H	1-1 HR		1-2 F2	0-1 FC5-4			3	1	1	1	1	0	2		
Jermaine Dye, R (1, 9) OBP: 0.389, SLG: 0.563	3-1 G5-3			1-0 G4-3		0-0 WP 2B		1-3 K		4	0	1	0	0	1	1		
Joe Randa, R (1, 5) OBP: 0.344, SLG: 0.440		0-1 F9		1-1 HR		1-2 F3		2-0 L4		4	1	1	1	0	0	1		
Carlos Beltrán, S (1, 8) OBP: 0.314, SLG: 0.375		1-2 F8		2-2 F9		2-3 K		1-3 K		4	0	0	0	0	2	1		
Mark Quinn, R (1, 7) OBP: 0.342, SLG: 0.492		0-1 F9		1-3 K			0-0 1B FC5-2 2B			3	0	1	0	0	1	0		
Héctor Ortiz, R (1, 2) OBP: 0.436, SLG: 0.447			2-2 1B K 2B		2-1 G4-3 1B		0-2 FC5-2 1B 1B			3	1	3	0	0	0	0		
Carlos Febles, R (1, 4) OBP: 0.339, SLG: 0.312			1-3 K		2-1 G4-3		2-2 FC5-2 29 FC5-4 1B			3	0	0	0	0	1	4		
Inning Stats	R: 0 H: 0 E: 0 K: 1 S: 7	L: 0 LOB: 1 BB: 1 P: 16	R: 0 H: 0 E: 0 K: 0 S: 8	L: 0 LOB: 0 BB: 0 P: 9	R: 0 H: 2 E: 0 K: 2 S: 12	L: 2 LOB: 2 BB: 0 P: 18	R: 2 H: 2 E: 0 K: 1 S: 12	L: 2 LOB: 1 BB: 0 P: 18	R: 0 H: 1 E: 0 K: 1 S: 12	L: 1 LOB: 1 BB: 0 P: 16	R: 1 H: 3 E: 0 K: 1 S: 17	L: 3 LOB: 2 BB: 0 P: 22	R: 0 H: 0 E: 0 K: 2 S: 7	L: 0 LOB: 0 BB: 0 P: 11	1B: 4 2B: 3 3B: 0 HR: 2	SF: 0 SAC: 0 DP: 0 HBP: 0	WP: 2 PB: 0 SB: 0 CS: 0	PA: 33
PITCHER Hideo Nomo, R (1, 1) ERA: 4.74 C.J. Nikowski, L (7, 1) ERA: 5.3 Matt Anderson, R (7, 1) ERA: 4.83	IP: 6.1 WLS: L BF: 27 H: 8 R: 3 ER: 3 SO: 6 BB: 1 IBB: 0 HBP: 0 BLK: 0 WP: 0 HR: 2 S: 69 P: 104 ERA: 4.26 WHIP: 1.421															PITCHER		

Detroit Tigers @ Kansas City Royals
 Kauffman Stadium, Kansas City, MO
 Wed Sep 27 2000, 7:05 PM CDT
 Att: 12,187 - Sunny - 75 F

AB 32
 R 3
 H 9
 RBI 3
 BB 1
 SO 9
 LOB 15



Batter	1	2	3	4	5	6	7	8	9	AB	R	H	RBI	BB	SO	LOB	TOP										
Rich Becker, L (1, 8) OBP: 0.389, SLG: 0.381	1-2 1B	4-1 BB		2-3 K		0-1 G6-3		1-3 K		4	1	1	0	1	2	1	Detroit Tigers @ Kansas City Royals Kauffman Stadium, Kansas City, MO Thu Sep 28 2000, 7:05 PM CDT Att: 15,002 - Sunny - 71 F										
Jose Macias, S (1, 4) OBP: 0.332, SLG: 0.368	1-1 1B	2-2 G4-3			1-1 F8	4-0 BB		0-1 1B		4	1	2	0	1	0	1											
Bobby Higginson, L (1, 7) OBP: 0.373, SLG: 0.533	1-2 1B		1-0 HR		0-0 1B	2-3 K		0-0 F9		5	2	3	2	0	1	3											
Dean Palmer, R (1, 5) OBP: 0.340, SLG: 0.477	0-2 F2		3-2 P6		0-0 F3		2-2 SH1-3 2B		2-1 F9	5	0	1	0	0	0	3											
Billy McMillon, L (1, 9) OBP: 0.384, SLG: 0.466	1-2 F7		0-2 G4-3		2-1 1B		0-1 SH1-3		2-2 G6-3	3	0	1	0	0	0	2											
Wendell Magee, R (7, 9) OBP: 0.305, SLG: 0.433					1-3 1B		2-3 1B			1	0	0	0	0	0	0											
Deivi Cruz, R (1, 6) OBP: 0.316, SLG: 0.449	0-2 1B		2-0 G4-3		1-0 1B		0-0 P4		4-1 WP BB	4	0	2	2	1	0	1											
Hal Morris, L (1, 3) OBP: 0.381, SLG: 0.383	0-1 G4-3			1-1 G4-3		1-2 G1-3		4-2 BB	3-2 G4-3	4	0	0	0	1	0	5											
Brad Ausmus, R (1, 2) OBP: 0.358, SLG: 0.366		2-2 G6-3		0-0 F8		2-2 G6-3		0-2 L4		4	0	0	0	0	0	2											
Robert Fick, L (1, 10) OBP: 0.337, SLG: 0.376		1-1 F8		2-2 HR		3-2 G6-3 2B		2-2 P5		4	1	2	1	0	0	0											
Inning Stats	R: 2 E: 0 K: 0 S: 20	H: 4 LOB: 2 BB: 0 P: 24	R: 0 E: 0 K: 0 S: 9	H: 0 LOB: 1 BB: 1 P: 18	R: 1 E: 0 K: 0 S: 10	H: 1 LOB: 0 BB: 0 P: 16	R: 1 E: 0 K: 1 S: 9	H: 1 LOB: 0 BB: 0 P: 14	R: 1 E: 0 K: 0 S: 10	H: 3 LOB: 2 BB: 1 P: 15	R: 0 E: 0 K: 1 S: 13	H: 1 LOB: 2 BB: 1 P: 24	R: 0 E: 0 K: 0 S: 12	H: 1 LOB: 2 BB: 1 P: 18	R: 0 E: 0 K: 1 S: 10	H: 1 LOB: 1 BB: 0 P: 13	R: 0 E: 0 K: 0 S: 9	H: 0 LOB: 1 BB: 1 P: 20	1B: 8 2B: 2 3B: 0 HR: 2	SF: 0 SAC: 1 DP: 0 HBP: 0	WP: 1 PB: 0 SB: 0 CS: 0	PA: 43					
PITCHER	IP	WLS	BF	H	R	ER	SO	BB	IBB	HBP	BLK	WP	HR	S	P	ERA	WHIP										
Brian Meadows, R (1, 1) ERA: 5.13	4.2		23	8	5	5	1	1	0	0	0	0	2	54	81	9.64	1.929										
Dan Murray, R (5, 1) ERA: 4.57	1.0	6	2	0	0	0	1	0	0	0	0	0	0	14	25	0.00	3.000										
Paul Spoljaric, L (6, 1) ERA: 6.52	0.2	3	1	0	0	1	0	0	0	0	0	0	0	8	12	0.00	1.500										
Jose Santiago, R (7, 1) ERA: 4.03	1.2	W	7	1	0	0	1	1	0	0	0	0	0	17	24	0.00	1.200										
Ricky Bottalico, R (9, 1) ERA: 4.9	1.0	S	4	0	0	0	0	1	0	0	0	1	0	9	20	0.00	1.000										
Batter	1	2	3	4	5	6	7	8	9	AB	R	H	RBI	BB	SO	LOB	BOTTOM										
Johnny Damon, L (1, 8) OBP: 0.382, SLG: 0.498	1-2 F8		0-2 G4-3		0-0 G1-3		3-3 K	1-0 FC6-4 1B		5	1	1	1	0	1	3	Detroit Tigers @ Kansas City Royals Kauffman Stadium, Kansas City, MO Thu Sep 28 2000, 7:05 PM CDT Att: 15,002 - Sunny - 71 F										
Rey Sanchez, R (1, 6) OBP: 0.312, SLG: 0.319	2-1 G6-3		1-1 G5-3			1-1 29 BB 1B	2-1 G2-3	0-0 FC6-4 E5 1B		3	1	1	0	0	0	0											
Dave McCarty, R (7, PH) OBP: 0.331, SLG: 0.485										1	0	0	0	0	0	2											
Luis Ortaez, R (8, 6) OBP: 0.257, SLG: 0.240										0	0	0	0	0	0	0											
Dee Brown, L (8, PH) OBP: 0.217, SLG: 0.143										1	1	0	1	0	0	1											
Jeff Reboulet, R (9, 4) OBP: 0.325, SLG: 0.280										0	0	0	0	0	0	0											
29 Mike Sweeney, R (1, 3) OBP: 0.411, SLG: 0.525	0-0 G5-3			3-1 L8		4-0 G4-3 1B BB	3-2 G4-3	4-0 FC6-4 IBB		3	0	0	0	2	0	2											
Jermaine Dye, R (1, 9) OBP: 0.389, SLG: 0.562		3-1 BB 1B		2-2 E5		1-3 K		0-3 HBP 1B FC6-4		5	1	2	1	0	1	4											
Joe Randa, R (1, 5) OBP: 0.346, SLG: 0.441		1-3 K		0-0 F7		1-0 G4-3 1B		1-2 HBP 1B		4	1	2	2	0	1	2											
Carlos Beltrán, S (1, 10) OBP: 0.313, SLG: 0.371		4-2 BB		2-3 K		0-0 G4-3		1-2 HBP 1B L7		4	0	0	0	1	1	7											
Mark Quinn, R (1, 7) OBP: 0.341, SLG: 0.490		1-3 K			0-3 K	2-2 G5-3		0-2 1B 1B 1B		4	1	1	1	0	2	4											
Jorge Fabregas, L (1, 2) OBP: 0.322, SLG: 0.377		0-1 G6-3			2-2 F8		1-0 G2-3 1B	0-0 1B 1B 1B		4	0	2	1	0	0	2											
Wilson Delgado, S (8, PR) OBP: 0.319, SLG: 0.309								1-2 HBP 1B		0	1	0	0	0	0	0											
Carlos Febles, R (1, 4) OBP: 0.341, SLG: 0.315			0-2 G1-3				1-1 G2-3 1B	3-2 E 1B		3	0	2	0	0	0	0											
Gregg Zaun, S (8, PH) OBP: 0.390, SLG: 0.406							1-2 1B	1-2 E 1B		1	1	1	0	0	0	0											
Inning Stats	R: 0 E: 0 K: 0 S: 6	H: 0 LOB: 0 BB: 0 P: 9	R: 0 E: 0 K: 2 S: 18	H: 1 LOB: 2 BB: 1 P: 27	R: 0 E: 0 K: 0 S: 10	H: 0 LOB: 0 BB: 0 P: 11	R: 0 E: 1 K: 1 S: 9	H: 0 LOB: 1 BB: 0 P: 16	R: 0 E: 0 K: 1 S: 8	H: 1 LOB: 2 BB: 0 P: 10	R: 1 E: 0 K: 0 S: 10	H: 2 LOB: 2 BB: 1 P: 19	R: 0 E: 0 K: 1 S: 12	H: 2 LOB: 2 BB: 0 P: 22	R: 7 E: 1 K: 0 S: 25	H: 6 LOB: 2 BB: 1 P: 41	R: 0 E: 0 K: 0 S: 6	H: 0 LOB: 1 BB: 1 P: 41	1B: 12 2B: 0 3B: 0 HR: 0	SF: 0 SAC: 0 DP: 0 HBP: 1	WP: 0 PB: 0 SB: 0 CS: 0	PA: 42					
PITCHER	IP	WLS	BF	H	R	ER	SO	BB	IBB	HBP	BLK	WP	HR	S	P	ERA	WHIP										
Dave Milick, R (1, 1) ERA: 5.58	6.0		27	6	1	1	5	2	0	0	0	0	0	3	6	0.00	0.000										
C.J. Nitkowski, L (7, 1) ERA: 5.29	0.1	H	1	0	0	0	1	0	0	0	0	0	0	3	6	0.00	0.000										
Adam Bernero, R (7, 1) ERA: 3.67	1.0	H	5	1	2	2	0	0	0	1	0	0	0	9	18	18.00	1.000										
Todd Jones, R (8, 1) ERA: 3.73	0.1	L	8	5	5	2	0	0	1	0	0	0	0	18	27	54.00	15.000										
Danny Patterson, R (8, 1) ERA: 3.56	0.1		1	0	0	0	0	0	0	0	0	0	0	4	7	0.00	0.000										

Batter	1	2	3	4	5	6	7	8	9	AB	R	H	RBI	BB	SO	LOB	TOP				
Denny Hocking, S OBP: 0.370, SLG: 0.413	G6-3			K		K		K		4	0	0	0	0	3	5					
Cristian Guzman, S OBP: 0.297, SLG: 0.387	F7			G4-3		K		P6		4	0	0	0	0	1	5					
Matt Lawton, L OBP: 0.407, SLG: 0.463	L7			G3-1						4	0	0	0	0	0	0					
Corey Koskie, L OBP: 0.398, SLG: 0.439										4	0	1	0	0	1	0					
Doug Mientkiewicz, L OBP: 0.500, SLG: 0.500										4	0	2	0	0	0	1					
Luis Rivas, R OBP: 0.275, SLG: 0.375										0	0	0	0	0	0	0					
Torii Hunter, R OBP: 0.319, SLG: 0.408										4	0	2	0	0	0	1					
Jacque Jones, L OBP: 0.320, SLG: 0.466										3	0	0	0	1	0	3					
John Barnes, R OBP: 0.389, SLG: 0.375										3	0	2	0	0	1	1					
A.J. Pierzynski, L OBP: 0.352, SLG: 0.458										1	0	0	0	1	0	0					
Inning Stats	R: 0 H: 0 E: 0 K: 0 S: 10	H: 0 LOB: 0 BB: 0 P: 14	R: 0 H: 1 E: 0 K: 1 S: 8	LOB: 0 BB: 0 P: 15	R: 0 H: 0 E: 0 K: 1 S: 10	LOB: 0 BB: 1 P: 15	R: 0 H: 0 E: 0 K: 1 S: 10	LOB: 0 BB: 0 P: 14	R: 0 H: 1 E: 0 K: 2 S: 13	LOB: 2 BB: 1 P: 19	R: 0 H: 0 E: 0 K: 0 S: 4	LOB: 0 BB: 0 P: 8	R: 0 H: 2 E: 0 K: 1 S: 15	LOB: 3 BB: 0 P: 26	R: 0 H: 2 E: 0 K: 0 S: 13	LOB: 2 BB: 0 P: 20	1B: 7 2B: 0 3B: 0 HR: 0	SF: 0 SAC: 0 DP: 2 HBP: 1	WP: 0 PB: 0 SB: 0 CS: 1	PA: 34	
PITCHER	IP	WLS	BF	H	R	ER	SO	BB	IBB	HBP	BLK	WP	HR	S	P	ERA	WHIP				
Jeff Weaver, R ERA: 4.32	8.2	W	32	6	0	0	6	2	0	1	0	0	0	80	126	0.00	0.923				
Todd Jones, R ERA: 3.71	0.1	S	2	1	0	0	0	0	0	0	0	0	0	6	10	0.00	3.000				

Minnesota Twins @ Detroit Tigers
Comerica Park, Detroit, MI
Fri Sep 29 2000, 7:05 PM EDT
Att: 28,604 - Sunny - 59 F

AB	31
R	0
H	7
RBI	0
BB	2
SO	6
LOB	16



Batter	1	2	3	4	5	6	7	8	9	AB	R	H	RBI	BB	SO	LOB	BOTTOM				
Rich Becker, L OBP: 0.387, SLG: 0.379	G6-3									4	0	1	0	0	0	0					
54 Rod Lindsey, R OBP: 0.297, SLG: 0.387										0	0	0	0	0	0	0					
Juan Encarnacion, R OBP: 0.330, SLG: 0.433										4	1	1	0	0	1	1					
Bobby Higginson, L OBP: 0.373, SLG: 0.534										3	0	1	0	0	0	0					
Dean Palmer, R OBP: 0.338, SLG: 0.475										2	0	0	1	0	0	0					
Billy McMillon, L OBP: 0.383, SLG: 0.462										3	0	1	0	0	1	1					
Deivi Cruz, R OBP: 0.316, SLG: 0.449										3	0	1	0	0	2	1					
Hal Morris, L OBP: 0.386, SLG: 0.388										3	0	2	0	0	1	1					
Damon Easley, R OBP: 0.351, SLG: 0.419										3	0	0	0	0	0	2					
Brad Ausmus, R OBP: 0.356, SLG: 0.364										3	0	0	0	0	0	1					
Inning Stats	R: 1 H: 2 E: 0 K: 1 S: 11	H: 2 LOB: 1 BB: 0 P: 18	R: 0 H: 2 E: 0 K: 0 S: 8	LOB: 0 BB: 0 P: 10	R: 0 H: 0 E: 0 K: 0 S: 3	LOB: 0 BB: 0 P: 7	R: 0 H: 0 E: 0 K: 0 S: 4	LOB: 0 BB: 0 P: 9	R: 0 H: 1 E: 0 K: 1 S: 9	LOB: 1 BB: 0 P: 14	R: 0 H: 0 E: 0 K: 0 S: 5	LOB: 0 BB: 0 P: 10	R: 0 H: 1 E: 0 K: 2 S: 13	LOB: 1 BB: 0 P: 20	R: 0 H: 1 E: 0 K: 1 S: 10	LOB: 2 BB: 0 P: 15	1B: 6 2B: 1 3B: 0 HR: 0	SF: 1 SAC: 0 DP: 1 HBP: 0	WP: 0 PB: 0 SB: 1 CS: 1	PA: 29	
PITCHER	IP	WLS	BF	H	R	ER	SO	BB	IBB	HBP	BLK	WP	HR	S	P	ERA	WHIP				
Joe Mays, R ERA: 5.56	8.0	L	29	7	1	1	5	0	0	0	0	0	0	63	103	1.12	0.875				

Minnesota Twins @ Detroit Tigers
Comerica Park, Detroit, MI
Fri Sep 29 2000, 7:05 PM EDT
Att: 28,604 - Sunny - 59 F

AB	28
R	1
H	7
RBI	1
BB	0
SO	5
LOB	7



Batter	1	2	3	4	5	6	7	8	9	10	11	AB	R	H	RBI	BB	SO	LOB	TOP							
Luis Rivas, R OBP: 0.316, SLG: 0.415 (1, 4)	G1-3		2B 1B		SF9 1B 1B		G4-3 FC4 2B			G4-3		5	3	3	1	1	0	1								
Cristian Guzman, S OBP: 0.299, SLG: 0.388 (1, 6)	G6-3		2B 1B		1B 1B		G4-3			K		5	0	2	1	1	1	3								
Doug Mientkiewicz, L OBP: 0.400, SLG: 0.444 (1, 3)			L8		SF9		FC4			G4-3 1B		5	0	2	2	0	0	2								
Matthew LeCroy, R OBP: 0.250, SLG: 0.325 Matt Lawton, L OBP: 0.405, SLG: 0.462 (9, PH)	F7				G5-3		E3			G4-3		4	0	1	1	0	0	2								
Jacque Jones, L OBP: 0.316, SLG: 0.461 (1, 7)			G4-3		G1-3		K			P6		6	0	0	0	0	2	6								
Torii Hunter, R OBP: 0.314, SLG: 0.402 (1, 8)			G3-1		F9		G5-3			G4-3		5	0	0	0	0	0	3								
Casey Blake, R OBP: 0.333, SLG: 0.333 Denny Hocking, S OBP: 0.371, SLG: 0.413 (10, 5)			K		F8		K			F9		4	0	0	0	0	2	0								
John Barnes, R OBP: 0.415, SLG: 0.459 (1, 9)			K		1B 1B		1B 2B			WP 2B		5	1	3	0	0	1	1								
A.J. Pierzynski, L OBP: 0.364, SLG: 0.455 (1, 2)			F7		1B 1B SF9 1B		1B			K		5	1	2	0	0	1	2								
Inning Stats	R: 0 E: 0 K: 2 S: 10	H: 1 LOB: 1 BB: 0 P: 14	R: 0 E: 0 K: 1 S: 5	H: 0 LOB: 0 BB: 0 P: 8	R: 1 E: 0 K: 1 S: 16	H: 2 LOB: 1 BB: 0 P: 19	R: 0 E: 0 K: 0 S: 5	H: 0 LOB: 0 BB: 0 P: 7	R: 3 E: 0 K: 1 S: 14	H: 5 LOB: 2 BB: 0 P: 22	R: 0 E: 0 K: 2 S: 9	H: 1 LOB: 1 BB: 0 P: 11	R: 1 E: 1 K: 1 S: 17	H: 1 LOB: 2 BB: 0 P: 28	R: 0 E: 0 K: 2 S: 9	H: 1 LOB: 2 BB: 1 P: 18	R: 0 E: 0 K: 0 S: 7	H: 1 LOB: 1 BB: 1 P: 11	R: 0 E: 0 K: 0 S: 9	H: 0 LOB: 1 BB: 1 P: 18	R: 0 E: 0 K: 0 S: 8	H: 0 LOB: 1 BB: 1 P: 16	1B: 9 2B: 4 3B: 0 HR: 0	SF: 1 SAC: 0 DP: 0 HBP: 0	WP: 2 PB: 0 SB: 1 CS: 0	PA: 50
PITCHER	IP ERA WLS BF H R ER SO BB IBB HBP BLK WP HR S P ERA WHIP	Steve Sparks, R ERA: 4.07 Kevin Tolar, L ERA: 3.0 Willie Blair, R ERA: 4.88 Todd Jones, R ERA: 3.53	IP WLS BF H R ER SO BB IBB HBP BLK WP HR S P ERA WHIP	PITCHER	IP WLS BF H R ER SO BB IBB HBP BLK WP HR S P ERA WHIP	Steve Sparks, R ERA: 4.07 Kevin Tolar, L ERA: 3.0 Willie Blair, R ERA: 4.88 Todd Jones, R ERA: 3.53																				

Minnesota Twins @ Detroit Tigers
Comerica Park, Detroit, MI
Sat Sep 30 2000, 5:05 PM EDT
Att: 29,321 - Cloudy - 69 F

AB	46
R	5
H	13
RBI	5
BB	3
SO	7
LOB	22



Batter	1	2	3	4	5	6	7	8	9	10	11	AB	R	H	RBI	BB	SO	LOB	BOTTOM					
Rich Becker, L OBP: 0.384, SLG: 0.375 Jose Macias, S OBP: 0.328, SLG: 0.364 (7, PH)	K	FC4		K			P4	F3			SH F9-2 1B	3	0	0	0	0	2	3						
Hal Morris, L OBP: 0.388, SLG: 0.393 Wendell Magee, R OBP: 0.302, SLG: 0.429 (10, 8)					G1-6-3		G5-3			L6		3	1	1	0	1	0	0						
Bobby Higginson, L OBP: 0.374, SLG: 0.535 (1, 7)					F8		K			FC6-4 1B		5	0	2	0	1	2	2						
Dean Palmer, R OBP: 0.338, SLG: 0.473 (1, 5)	F7				F8					FC6-4 1B		6	0	2	1	0	1	3						
Billy McMillon, L OBP: 0.384, SLG: 0.467 Juan Encarnacion, R OBP: 0.330, SLG: 0.433 (11, 8)					SF8					L3		3	1	1	1	1	0	1						
Deivi Cruz, R OBP: 0.317, SLG: 0.448 (1, 6)					G1-3					F7		0	0	0	0	0	0	0						
Robert Fick, L OBP: 0.344, SLG: 0.379 (1, 10)					FC4 1B					F9		5	1	2	0	0	0	3						
Damion Easley, R OBP: 0.350, SLG: 0.417 54 Rod Lindsey, R (8, PR)					K					G1-3		4	1	2	1	1	0	0						
Shane Halter, R OBP: 0.292, SLG: 0.352 (10, 3)					K					G5-3		4	0	1	0	0	0	1						
Brad Ausmus, R OBP: 0.366, SLG: 0.366 (1, 2)					F9							1	0	0	0	0	0	0						
Inning Stats	R: 0 E: 0 K: 2 S: 11	H: 0 LOB: 1 BB: 1 P: 19	R: 1 E: 0 K: 2 S: 15	H: 3 LOB: 2 BB: 0 P: 23	R: 1 E: 0 K: 0 S: 7	H: 2 LOB: 1 BB: 0 P: 14	R: 0 E: 0 K: 1 S: 9	H: 0 LOB: 1 BB: 1 P: 20	R: 0 E: 0 K: 1 S: 9	H: 0 LOB: 0 BB: 0 P: 13	R: 0 E: 0 K: 1 S: 8	H: 0 LOB: 0 BB: 0 P: 11	R: 3 E: 1 K: 1 S: 18	H: 4 LOB: 2 BB: 0 P: 25	R: 0 E: 0 K: 0 S: 6	H: 1 LOB: 1 BB: 0 P: 9	R: 0 E: 0 K: 0 S: 11	H: 0 LOB: 0 BB: 0 P: 16	R: 1 E: 1 K: 0 S: 10	H: 2 LOB: 2 BB: 1 P: 16	1B: 9 2B: 5 3B: 0 HR: 0	SF: 1 SAC: 1 DP: 1 HBP: 0	WP: 0 PB: 0 SB: 0 CS: 0	PA: 49
PITCHER	IP ERA WLS BF H R ER SO BB IBB HBP BLK WP HR S P ERA WHIP	Matt Kinney, R ERA: 5.1 Travis Miller, L ERA: 3.99 Bob Wells, R ERA: 5.71 Eddie Guardado, L ERA: 3.71 LaTroy Hawkins, R ERA: 3.39	IP WLS BF H R ER SO BB IBB HBP BLK WP HR S P ERA WHIP	PITCHER	IP WLS BF H R ER SO BB IBB HBP BLK WP HR S P ERA WHIP	Matt Kinney, R ERA: 5.1 Travis Miller, L ERA: 3.99 Bob Wells, R ERA: 5.71 Eddie Guardado, L ERA: 3.71 LaTroy Hawkins, R ERA: 3.39																		

Minnesota Twins @ Detroit Tigers
Comerica Park, Detroit, MI
Sat Sep 30 2000, 5:05 PM EDT
Att: 29,321 - Cloudy - 69 F

AB	43
R	6
H	13
RBI	5
BB	4
SO	8
LOB	22



