

Detroit Tigers - 2001

Batter	1	2	3	4	5	6	7	8	9	AB	R	H	RBI	BB	SO	LOB	TOP								
Cristian Guzman, S (1,6)										3	0	0	0	0	1	1									
Luis Rivas, R (1,4)										3	0	0	0	0	0	1									
Denny Hocking, S (8,PH)										0	0	0	1	0	0	0									
Matt Lawton, L (1,9)										3	0	0	0	1	1	0									
Corey Koskie, L (1,5)										3	0	0	0	1	0	0									
David Ortiz, L (1,10)										4	2	2	1	0	0	1									
Torii Hunter, R (1,8)										4	0	1	0	0	1	1									
Jacque Jones, L (1,7)										4	0	1	1	0	0	2									
Doug Mientkiewicz, L (1,3)										2	0	1	0	1	0	1									
A.J. Pierzynski, L (1,2)										3	1	1	0	0	1	3									
Inning Stats	R: 0 E: 0 K: 2 S: 9	H: 0 LOB: 0 BB: 0 P: 12	R: 1 E: 0 K: 0 S: 11	H: 2 LOB: 2 BB: 1 P: 22	R: 0 E: 0 K: 0 S: 7	H: 0 LOB: 0 BB: 1 P: 17	R: 1 E: 0 K: 0 S: 6	H: 1 LOB: 0 BB: 0 P: 7	R: 0 E: 0 K: 1 S: 7	H: 1 LOB: 1 BB: 0 P: 11	R: 0 E: 0 K: 0 S: 8	H: 0 LOB: 0 BB: 0 P: 11	R: 0 E: 0 K: 1 S: 9	H: 1 LOB: 0 BB: 0 P: 12	R: 1 E: 0 K: 0 S: 5	H: 1 LOB: 0 BB: 0 P: 8	R: 0 E: 0 K: 0 S: 9	H: 0 LOB: 1 BB: 1 P: 15	1B: 3 2B: 1 3B: 1 HR: 1	SF: 1 SAC: 1 DP: 0 HBP: 0	WP: 0 PB: 0 SB: 0 CS: 2	PA: 35			
PITCHER Jeff Weaver, R (1,1)	IP: 9.0 WLS: L BF: 34 ERA: 3.0	H: 6 R: 3 ER: 3 SO: 4	BB: 3 IBB: 0 HBP: 0 BLK: 0	WP: 0 HR: 1 S: 71 P: 115	ERA: 3.00 WHIP: 1.000																				

Minnesota Twins @ Detroit Tigers
Comerica Park, Detroit, MI
Tue Apr 03 2001, 1:05 PM EDT
Att: 40,104 - Cloudy - 45 F

AB 29
R 3
H 6
RBI 3
BB 3
SO 4
LOB 10



Batter	1	2	3	4	5	6	7	8	9	AB	R	H	RBI	BB	SO	LOB	BOTTOM								
Roger Cedeño, S (1,9)										3	0	0	0	1	0	0									
Damion Easley, R (1,4)										4	1	2	0	0	1	1									
Bobby Higginson, L (1,7)										4	0	1	0	0	0	2									
Tony Clark, S (1,3)										3	0	1	1	1	0	2									
Ryan Jackson, L (9,PR)										0	1	0	0	0	0	0									
Billy McMillon, L (1,10)										4	0	1	1	0	1	2									
Jermaine Clark, L (9,PR)										0	0	0	0	0	0	0									
Deivi Cruz, R (1,6)										4	0	0	0	0	1	3									
Juan Encarnación, R (1,8)										3	0	2	0	1	0	0									
Shane Halter, R (1,5)										4	0	0	0	0	5										
15 Brandon Inge, R (1,2)										2	0	0	0	0	0	0									
Robert Fick, L (8,PH)										1	0	0	0	0	0	0									
Javier Cardona, R (9,2)										0	0	0	0	0	0	0									
Inning Stats	R: 0 E: 0 K: 1 S: 7	H: 0 LOB: 1 BB: 1 P: 11	R: 0 E: 0 K: 0 S: 10	H: 0 LOB: 0 BB: 0 P: 12	R: 0 E: 0 K: 0 S: 4	H: 0 LOB: 0 BB: 0 P: 5	R: 1 E: 0 K: 0 S: 9	H: 2 LOB: 1 BB: 0 P: 11	R: 0 E: 0 K: 0 S: 6	H: 1 LOB: 0 BB: 0 P: 8	R: 0 E: 0 K: 0 S: 6	H: 0 LOB: 0 BB: 0 P: 9	R: 0 E: 0 K: 1 S: 12	H: 2 LOB: 2 BB: 0 P: 13	R: 0 E: 0 K: 0 S: 8	H: 1 LOB: 1 BB: 0 P: 15	R: 1 E: 0 K: 1 S: 12	H: 1 LOB: 1 BB: 2 P: 23	1B: 6 2B: 2 3B: 0 HR: 0	SF: 0 SAC: 0 DP: 2 HBP: 0	WP: 1 PB: 0 SB: 1 CS: 0	PA: 35			
PITCHER Brad Radke, R (1,1)	IP: 8.0 WLS: W BF: 30 ERA: 1.13	H: 6 R: 1 ER: 1 SO: 2	BB: 1 IBB: 0 HBP: 0 BLK: 0	WP: 0 HR: 0 S: 62 P: 84	ERA: 1.12 WHIP: 0.875																				
LaTroy Hawkins, R (9,1)	IP: 0.1 WLS: H BF: 4 ERA: 27.0	H: 1 R: 1 ER: 1 SO: 1	BB: 2 IBB: 0 HBP: 0 BLK: 0	WP: 1 HR: 0 S: 9 P: 19	ERA: 27.00 WHIP: 9.000																				
Bob Wells, R (9,1)	IP: 0.2 WLS: S BF: 1 ERA: 0.00	H: 0 R: 0 ER: 0 SO: 0	BB: 0 IBB: 0 HBP: 0 BLK: 0	WP: 0 HR: 0 S: 3 P: 4	ERA: 0.00 WHIP: 0.000																				

Minnesota Twins @ Detroit Tigers
Comerica Park, Detroit, MI
Tue Apr 03 2001, 1:05 PM EDT
Att: 40,104 - Cloudy - 45 F

AB 32
R 2
H 7
RBI 2
BB 3
SO 3
LOB 15




Batter	1	2	3	4	5	6	7	8	9	10	AB	R	H	RBI	BB	SO	LOB							
Cristian Guzman, S OBP: 0.333, SLG: 0.500 (1, 6)	F5		G6-3					G1-3				5	1	2	0	1	0	0						
Luis Rivas, R OBP: 0.111, SLG: 0.111 (1, 4)	F3			F7	F7							6	1	1	0	0	0	5						
Matt Lawton, L OBP: 0.333, SLG: 0.143 (1, 9)	F5			G5-3	G4-3			G4-3				4	2	1	0	1	0	1						
Corey Koskie, L OBP: 0.333, SLG: 0.286 (1, 5)												4	2	2	1	0	0	0						
David Ortiz, L OBP: 0.625, SLG: 1.000 Chad Allen, R (9, PR)												3	1	2	0	1	1	0						
Torii Hunter, R OBP: 0.167, SLG: 0.167 Denny Hocking, S (6, PH) (6, 8)												2	0	0	1	0	0	3						
Jacque Jones, L OBP: 0.444, SLG: 0.625 (1, 7)												4	0	2	3	1	0	1						
Doug Mientkiewicz, L OBP: 0.375, SLG: 0.600 (1, 3)												3	0	0	1	1	0	1						
A.J. Pierzynski, L OBP: 0.125, SLG: 0.250 (1, 2)												5	0	0	0	0	0	4						
Inning Stats	R: 0 E: 0 K: 0 S: 6	H: 0 LOB: 0 BB: 0 P: 9	R: 0 E: 0 K: 0 S: 6	H: 0 LOB: 1 BB: 1 P: 13	R: 0 E: 0 K: 0 S: 6	H: 0 LOB: 0 BB: 0 P: 7	R: 3 E: 0 K: 0 S: 15	H: 4 LOB: 1 BB: 0 P: 23	R: 0 E: 0 K: 0 S: 5	H: 1 LOB: 1 BB: 0 P: 6	R: 0 E: 0 K: 2 S: 11	H: 0 LOB: 0 BB: 0 P: 16	R: 0 E: 0 K: 0 S: 7	H: 0 LOB: 0 BB: 0 P: 11	R: 0 E: 0 K: 0 S: 9	H: 1 LOB: 0 BB: 0 P: 13	R: 1 E: 0 K: 0 S: 10	H: 2 LOB: 2 BB: 1 P: 15	R: 5 E: 1 K: 0 S: 16	H: 3 LOB: 3 BB: 4 P: 39	1B: 7 2B: 3 3B: 1 HR: 0	SF: 2 SAC: 0 DP: 0 HBP: 0	WP: 1 PB: 0 SB: 0 CS: 0	PA: 47
PITCHER	IP	WLS	BF	H	R	ER	SO	BB	IBB	HBP	BLK	WP	HR	S	P	ERA	WHIP							
Brian Moehler, R ERA: 3.38 (1, 1)	8.0		30	6	3	3	2	1	0	0	0	0	0	65	98	3.38	0.875							
Todd Jones, R ERA: 27.0 (9, 1)	1.0	L	9	2	4	4	0	3	0	0	0	0	0	15	29	36.00	5.000							
C.J. Nitkowski, L ERA: 54.0 (10, 1)	0.1		4	2	2	1	0	0	1	0	0	1	0	5	13	27.00	6.000							
Matt Perisho, L ERA: (10, 1)	0.1		3	1	0	0	0	1	0	0	0	0	0	4	9	0.00	6.000							
Danny Patterson, R ERA: (10, 1)	0.1		1	0	0	0	0	0	0	0	0	0	0	2	3	0.00	0.000							

TOP

Minnesota Twins @ Detroit Tigers
Comerica Park, Detroit, MI
Thu Apr 05 2001, 1:05 PM EDT
Alt. 20:836 - Sunny - 53 F

AB 39
R 9
H 11
RBI 8
BB 6
SO 2
LOB 17




Batter	1	2	3	4	5	6	7	8	9	10	AB	R	H	RBI	BB	SO	LOB							
Roger Cedeno, S OBP: 0.222, SLG: 0.125 (1, 9)			B2									5	0	1	0	0	2							
Damion Easley, R OBP: 0.222, SLG: 0.222 (1, 4)	P5		G4-3		F3			F7				5	0	0	0	0	3							
Bobby Higginson, L OBP: 0.444, SLG: 0.675 (1, 7)												4	3	2	1	1	1							
Tony Clark, S OBP: 0.667, SLG: 0.675 (1, 3)												5	1	4	1	0	0							
Deivi Cruz, R OBP: 0.111, SLG: 0.222 (1, 6)												5	1	1	1	0	4							
Wendell Magee, R OBP: 0.667, SLG: 0.500 Billy McMillon, L OBP: 0.167, SLG: 0.167 (8, PH)												2	0	1	0	1	1							
Juan Encarnacion, R OBP: 0.333, SLG: 0.250 (1, 8)												5	0	0	1	0	6							
Shane Halter, R OBP: 0.125, SLG: 0.250 Jermaine Clark, L (9, PR) Javier Cardona, R (10, 2)												4	0	1	1	0	4							
15 Brandon Inge, R Jose Macias, S (10, 5)												3	0	0	0	0	4							
Inning Stats	R: 0 E: 0 K: 1 S: 8	H: 1 LOB: 0 BB: 0 P: 13	R: 0 E: 0 K: 0 S: 12	H: 1 LOB: 2 BB: 1 P: 19	R: 0 E: 0 K: 0 S: 6	H: 0 LOB: 0 BB: 0 P: 9	R: 1 E: 1 K: 0 S: 13	H: 2 LOB: 3 BB: 1 P: 21	R: 0 E: 0 K: 0 S: 10	H: 0 LOB: 0 BB: 0 P: 18	R: 2 E: 0 K: 0 S: 11	H: 3 LOB: 1 BB: 0 P: 14	R: 1 E: 0 K: 0 S: 5	H: 1 LOB: 0 BB: 0 P: 8	R: 0 E: 0 K: 1 S: 8	H: 0 LOB: 0 BB: 0 P: 14	R: 0 E: 1 K: 0 S: 6	H: 0 LOB: 2 BB: 0 P: 8	R: 1 E: 0 K: 0 S: 15	H: 2 LOB: 1 BB: 0 P: 20	1B: 5 2B: 4 3B: 0 HR: 1	SF: 0 SAC: 1 DP: 0 HBP: 0	WP: 0 PB: 0 SB: 0 CS: 1	PA: 43
PITCHER	IP	WLS	BF	H	R	ER	SO	BB	IBB	HBP	BLK	WP	HR	S	P	ERA	WHIP							
Eric Milton, L ERA: 4.5 (1, 1)	6.0		27	7	3	3	1	2	0	0	0	0	0	60	94	4.50	1.500							
Bob Wells, R ERA: 3.36 (7, 1)	2.0		8	1	1	1	0	0	0	0	0	0	1	15	24	4.50	0.500							
Eddie Guardado, L ERA: 4.5 (9, 1)	2.0	W	8	2	1	1	0	0	0	0	0	0	0	19	26	4.50	1.000							

BOTTOM

Minnesota Twins @ Detroit Tigers
Comerica Park, Detroit, MI
Thu Apr 05 2001, 1:05 PM EDT
Alt. 20:836 - Sunny - 53 F

AB 40
R 5
H 10
RBI 5
BB 2
SO 2
LOB 26



Batter	1	2	3	4	5	6	7	8	9	AB	R	H	RBI	BB	SO	LOB	TOP								
Roger Cedeno, S (1.9) OBP: 0.333, SLG: 0.250	E5 3B	CS	G1-3	K			K			4	1	1	0	0	2	2	Detroit Tigers @ Chicago White Sox Comiskey Park, Chicago, IL Sat Apr 07 2001, 2:05 PM EDT Att: 20,264 - Cloudy - 74 F								
Damon Easley, R (1.4) OBP: 0.158, SLG: 0.263	SF8 3B		P6		F8		G6-3			4	1	1	1	0	0	1									
Bobby Higginson, L (1.7) OBP: 0.300, SLG: 0.615	E S BB		F9					G6-3		2	0	0	0	2	0	0									
Tony Clark, S (1.3) OBP: 0.500, SLG: 0.813	SF8			HR 1B			K			3	1	1	1	0	2	1									
Dean Palmer, R (1.10) OBP: 0.250, SLG: 1.000	K 1-3			HR 1B			P6			4	1	1	2	0	1	2									
Deivi Cruz, R (1.6) OBP: 0.111, SLG: 0.333	F9								G4-3	4	0	0	0	0	1	1									
Juan Encarnacion, R (1.8) OBP: 0.294, SLG: 0.250			F8				K			4	0	0	0	0	2	0									
Shane Halter, R (1.5) OBP: 0.235, SLG: 0.250			K2-3				G5-3			4	1	1	0	0	2	0									
15 Brandon Inge, R (1.2) OBP: 0.308, SLG: 0.385				15 1B						3	0	2	1	0	0	0									
				1B					E3 CS																
Inning Stats	R: 2 E: 2 K: 1 S: 15	H: 2 LOB: 1 BB: 1 P: 24	R: 0 E: 0 K: 1 S: 10	H: 1 LOB: 0 BB: 0 P: 16	R: 0 E: 0 K: 0 S: 8	H: 0 LOB: 0 BB: 0 P: 10	R: 3 E: 0 K: 2 S: 16	H: 4 LOB: 1 BB: 0 P: 23	R: 0 E: 0 K: 1 S: 10	H: 0 LOB: 1 BB: 1 P: 17	R: 0 E: 0 K: 2 S: 13	H: 0 LOB: 0 BB: 0 P: 19	R: 0 E: 1 K: 1 S: 8	H: 0 LOB: 0 BB: 0 P: 13	R: 0 E: 0 K: 1 S: 7	H: 0 LOB: 0 BB: 0 P: 12	R: 0 E: 0 K: 1 S: 7	H: 0 LOB: 0 BB: 0 P: 10	1B: 5 2B: 0 3B: 1 HR: 1	SF: 1 SAC: 0 DP: 0 HBP: 0	WP: 0 PB: 0 SB: 1 CS: 2	PA: 36			
PITCHER	IP	WLS	BF	H	R	ER	SO	BB	IBB	HBP	BLK	WP	HR	S	P	ERA	WHIP								
56 Mark Buehrle, L (1.1) ERA: 7.5	6.0	L	26	7	5	5	7	2	0	0	0	0	1	72	109	7.50	1.500								
Rocky Biddle, R (7.1) ERA:	1.0		3	0	0	0	1	0	0	0	0	0	0	8	13	0.00	0.000								
Kelly Wunsch, L (8.1) ERA:	1.0		3	0	0	0	1	0	0	0	0	0	0	7	12	0.00	0.000								
Gary Glover, R (9.1) ERA:	1.0		3	0	0	0	1	0	0	0	0	0	0	7	10	0.00	0.000								

AB	32
R	5
H	7
RBI	5
BB	2
SO	10
LOB	7



Batter	1	2	3	4	5	6	7	8	9	AB	R	H	RBI	BB	SO	LOB	BOTTOM								
Ray Durham, S (1.4) OBP: 0.316, SLG: 0.556	F8		F8							4	1	1	0	0	0	2	Detroit Tigers @ Chicago White Sox Comiskey Park, Chicago, IL Sat Apr 07 2001, 2:05 PM EDT Att: 20,264 - Cloudy - 74 F								
Jose Valentin, S (1.5) OBP: 0.482, SLG: 1.000	G3							G4-3		4	0	1	3	0	0	0									
Frank Thomas, R (1.10) OBP: 0.471, SLG: 0.833								P6		3	0	1	0	1	0	0									
Magglio Ordonez, R (1.9) OBP: 0.294, SLG: 0.625	G4-3		G5-4-3					K		4	0	0	0	0	2	3									
14 Paul Konerko, R (1.3) OBP: 0.471, SLG: 0.600			L5					FC4 1B		4	0	1	0	0	0	0									
Carlos Lee, R (1.7) OBP: 0.294, SLG: 0.412			G4-3					P5		4	0	1	0	0	0	0									
Chris Singleton, L (1.8) OBP: 0.333, SLG: 0.333			P6					FC4		4	0	1	0	0	0	2									
Royce Clayton, R (1.6) OBP: 0.133, SLG: 0.077								F9		3	1	1	0	1	0	2									
Josh Paul, R (1.2) OBP: 0.500, SLG: 0.500										2	1	1	0	0	0	0									
Harold Baines, L (7. PH)										1	0	0	0	0	1	2									
Sandy Alomar Jr., R (8.2) OBP: 0.429, SLG: 0.545										1	0	0	0	0	0	2									
Inning Stats	R: 0 E: 0 K: 0 S: 6	H: 1 LOB: 1 BB: 0 P: 11	R: 0 E: 0 K: 0 S: 6	H: 0 LOB: 0 BB: 0 P: 11	R: 2 E: 0 K: 0 S: 11	H: 3 LOB: 1 BB: 1 P: 17	R: 0 E: 0 K: 0 S: 5	H: 0 LOB: 0 BB: 0 P: 7	R: 0 E: 0 K: 0 S: 5	H: 0 LOB: 0 BB: 0 P: 5	R: 0 E: 0 K: 1 S: 7	H: 0 LOB: 0 BB: 0 P: 10	R: 0 E: 0 K: 1 S: 12	H: 2 LOB: 2 BB: 0 P: 18	R: 1 E: 0 K: 1 S: 10	H: 1 LOB: 0 BB: 0 P: 13	R: 0 E: 0 K: 0 S: 13	H: 1 LOB: 2 BB: 1 P: 22	1B: 5 2B: 1 3B: 2 HR: 0	SF: 0 SAC: 0 DP: 1 HBP: 0	WP: 0 PB: 0 SB: 0 CS: 0	PA: 36			
PITCHER	IP	WLS	BF	H	R	ER	SO	BB	IBB	HBP	BLK	WP	HR	S	P	ERA	WHIP								
Chris Holt, R (1.1) ERA: 3.38	8.0		31	7	3	3	3	1	0	0	0	0	0	62	92	3.38	1.000								
Todd Jones, R (9.1) ERA: 9.0	1.0	S	5	1	0	0	0	1	0	0	0	0	0	13	22	0.00	2.000								


AB	34
R	3
H	8
RBI	3
BB	2
SO	3
LOB	13



Batter	1	2	3	4	5	6	7	8	9	AB	R	H	RBI	BB	SO	LOB	TOP				
Damon Easley, R OBP: 0.286, SLG: 0.464	F8		FC5-4 1B				K			5	0	2	1	0	1	1					
Robert Fick, L OBP: 0.500, SLG: 1.000	HR		1B			L8		FC1-6 1B	K	5	1	3	1	0	1	1					
Bobby Higginson, L OBP: 0.444, SLG: 0.524	K		L4			G3 1B		FC1-6 1-2 HR	K	5	1	1	0	0	2	4					
Dean Palmer, R OBP: 0.250, SLG: 0.455	G6-3			K		G3 1B		K		4	0	1	0	0	2	1					
Billy McMillon, L OBP: 0.250, SLG: 0.455		K		G3-1		G3		HR		4	1	1	2	0	1	2					
Deivi Cruz, R OBP: 0.231, SLG: 0.462	G6-3			G5-3		F8		FC6-4 1B		4	0	1	0	0	0	2					
Juan Encarnacion, R OBP: 0.240, SLG: 0.292	P4				K			G4-3 3B	FC6-4 1-2	4	1	1	0	0	1	1					
Shane Halter, R OBP: 0.208, SLG: 0.217			G6-3		G6-3		P3		2B	3	0	0	0	0	0	1					
Jose Macias, S OBP: 1.000, SLG: 2.000									L5	1	1	1	0	0	0	0					
Javier Cardona, R OBP: 0.500, SLG: 0.500				FC5-4 1B	E7 1B		G4-3			4	0	2	1	0	0	1					
Inning Stats	R: 1 H: 1 E: 0 K: 1 S: 12	H: 1 LOB: 0 BB: 0 P: 20	R: 0 H: 0 E: 0 K: 1 S: 8	H: 0 LOB: 0 BB: 0 P: 9	R: 0 H: 2 E: 0 K: 0 S: 7	H: 2 LOB: 2 BB: 0 P: 12	R: 0 H: 0 E: 0 K: 1 S: 7	H: 0 LOB: 0 BB: 0 P: 10	R: 0 H: 2 E: 1 K: 0 S: 10	H: 2 LOB: 2 BB: 0 P: 12	R: 0 H: 1 E: 0 K: 1 S: 9	H: 1 LOB: 0 BB: 0 P: 11	R: 2 H: 3 E: 0 K: 1 S: 17	H: 3 LOB: 1 BB: 0 P: 21	R: 1 H: 2 E: 0 K: 2 S: 15	H: 2 LOB: 1 BB: 0 P: 23	1B: 8 2B: 2 3B: 1 HR: 2	SF: 0 SAC: 0 DP: 0 HBP: 0	WP: 0 PB: 1 SB: 0 CS: 0	PA: 39	
PITCHER	IP	WLS	BF	H	R	ER	SO	BB	IBB	HBP	BLK	WP	HR	S	P	ERA	WHIP				
Brad Radke, R ERA: 2.35	(1, 1)	7.1	W	30	9	3	3	5	0	0	0	0	1	64	93	3.68	1.227				
Bob Wells, R ERA: 6.75	(8, 1)	1.0		7	4	2	2	1	0	0	0	0	1	21	30	18.00	4.000				
Eddie Guardado, L ERA: 14.73	(9, 1)	0.2		2	0	0	0	2	0	0	0	0	0	7	9	0.00	0.000				

Detroit Tigers @ Minnesota Twins
 Hubert H. Humphrey Metrodome, Minneapolis, MN
 Mon Apr 09 2001, 8:05 PM EDT
 Att: 46,101 - Dome - 72 F


AB 39
R 5
H 13
RBI 5
BB 0
SO 8
LOB 14



Batter	1	2	3	4	5	6	7	8	9	AB	R	H	RBI	BB	SO	LOB	BOTTOM				
Cristian Guzman, S OBP: 0.357, SLG: 0.769	G4-3		E BB 2B	G3		HR		E 1B BB		4	3	2	3	1	0	0					
Luis Rivas, R OBP: 0.174, SLG: 0.217	G6-3		G4-3			E6		E5 BB 1B		5	1	1	0	0	0	2					
Matt Lawton, L OBP: 0.393, SLG: 0.381			BB E 1B BB			P3		1B 1B BB		2	2	0	0	3	1	1					
Brian Buchanan, R OBP: 0.294, SLG: 0.467	K					F9		1B 1B 1B		0	0	0	0	0	0	0					
Corey Koskie, L OBP: 0.318, SLG: 0.500		G6-3	E6 BB 1B		K					5	1	1	2	0	1	5					
David Ortiz, L OBP: 0.391, SLG: 0.619	L9		1B WP BB			P6		F7		4	1	1	2	1	0	0					
Denny Hocking, S OBP: 0.294, SLG: 0.467	G4-3		1-3 2-H 3-H			G4-3 2B		K		5	0	2	2	0	1	2					
Jacque Jones, L OBP: 0.480, SLG: 0.696						G4-3		G1-3		4	0	1	0	0	1	2					
Doug Mientkiewicz, L OBP: 0.350, SLG: 0.588			FC3-2-5 2B 1B		HR			L7		4	2	2	1	0	0	1					
A.J. Pierzynski, L OBP: 0.143, SLG: 0.214			FC3-2-5 2B	G3				F9		4	1	1	0	0	0	2					
Inning Stats	R: 0 H: 0 E: 0 K: 1 S: 9	H: 0 LOB: 0 BB: 0 P: 17	R: 0 H: 0 E: 0 K: 0 S: 7	H: 0 LOB: 0 BB: 0 P: 12	R: 6 H: 4 E: 1 K: 1 S: 28	H: 4 LOB: 1 BB: 2 P: 51	R: 1 H: 2 E: 0 K: 1 S: 11	H: 2 LOB: 1 BB: 1 P: 21	R: 0 H: 1 E: 0 K: 0 S: 11	H: 1 LOB: 1 BB: 0 P: 17	R: 1 H: 2 E: 1 K: 0 S: 11	H: 2 LOB: 1 BB: 0 P: 17	R: 0 H: 0 E: 0 K: 1 S: 7	H: 0 LOB: 0 BB: 0 P: 12	R: 3 H: 2 E: 1 K: 0 S: 20	H: 2 LOB: 2 BB: 2 P: 34	1B: 6 2B: 3 3B: 0 HR: 2	SF: 0 SAC: 0 DP: 0 HBP: 0	WP: 1 PB: 0 SB: 0 CS: 0	PA: 42	
PITCHER	IP	WLS	BF	H	R	ER	SO	BB	IBB	HBP	BLK	WP	HR	S	P	ERA	WHIP				
Steve Sparks, R ERA: 6.35	(1, 1)	5.2	L	30	9	8	4	3	3	0	0	0	0	75	132	6.35	2.118				
Victor Santos, R ERA:	(6, 1)	2.1		12	2	3	0	1	2	0	0	0	0	29	49	0.00	1.714				

Detroit Tigers @ Minnesota Twins
 Hubert H. Humphrey Metrodome, Minneapolis, MN
 Mon Apr 09 2001, 8:05 PM EDT
 Att: 46,101 - Dome - 72 F

AB 37
R 11
H 11
RBI 10
BB 5
SO 4
LOB 15



Batter	1	2	3	4	5	6	7	8	9	AB	R	H	RBI	BB	SO	LOB	TOP										
Roger Cedeno, S (1, 9) OBP: 0.259, SLG: 0.167	1-1 G5-3		2-2 G3		0-2 L4		0-1 G6-3		4-1 BB BB BB	4	0	0	0	1	0	0											
Damon Easley, R (1, 4) OBP: 0.303, SLG: 0.419	0-0 G5-3		4-2 HR		0-0 L9		2-1 E5 G4-3		4-0 BB BB	3	1	0	0	2	0	0											
Bobby Higginson, L (1, 7) OBP: 0.469, SLG: 0.640	2-2 1B		3-2 HR		3-1 F8		3-2 G4-3		4-2 BB	4	1	2	2	1	0	1											
Tony Clark, S (1, 3) OBP: 0.481, SLG: 0.750	2-1 1B		1-1 2B				0-1 G1-3		0-1 F7	5	0	2	0	0	1	4											
Dean Palmer, R (1, 10) OBP: 0.188, SLG: 0.333	2-2 G1-3		1-0 F5				0-3 K		1-2 G4-3	4	0	0	0	0	1	3											
Deivi Cruz, R (1, 6)		0-3 K		1-1 G5-3			0-0 BB HBP 1B		1-2 G6-3	4	0	1	0	0	1	0											
Juan Encarnacion, R (1, 8) OBP: 0.241, SLG: 0.259		3-3 K		3-1 F9			2-1 BB HBP		3-2 G3	3	0	0	0	0	1	0											
Shane Halter, R (1, 5) OBP: 0.250, SLG: 0.269		1-0 F8		3-2 2B			4-1 BB		0-3 K2-3	3	0	1	0	1	1	0											
15 Brandon Inge, R (1, 2) OBP: 0.263, SLG: 0.316			2-2 F3		0-1 G6-3		0-1 F8		3-1 F8	3	0	0	0	0	0	4											
Wendell Magee, R (9, PH) OBP: 0.571, SLG: 0.667										1	0	0	0	0	0	0											
Inning Stats	R: 0 E: 0 K: 0 S: 11	H: 2 LOB: 2 BB: 0 P: 18	R: 0 E: 0 K: 2 S: 8	H: 0 LOB: 0 BB: 0 P: 12	R: 2 E: 0 K: 0 S: 16	H: 2 LOB: 1 BB: 1 P: 29	R: 0 E: 0 K: 0 S: 14	H: 1 LOB: 1 BB: 0 P: 21	R: 0 E: 0 K: 1 S: 10	H: 1 LOB: 0 BB: 1 P: 16	R: 0 E: 1 K: 1 S: 11	H: 0 LOB: 1 BB: 0 P: 16	R: 0 E: 0 K: 0 S: 10	H: 0 LOB: 0 BB: 0 P: 15	R: 0 E: 0 K: 1 S: 10	H: 0 LOB: 3 BB: 3 P: 25	1B: 3 2B: 2 3B: 0 HR: 1	SF: 0 SAC: 0 DP: 0 HBP: 1	WP: 0 PB: 0 SB: 0 CS: 0	PA: 40							
PITCHER	IP	WLS	BF	H	R	ER	SO	BB	IBB	HBP	BLK	WP	HR	S	P	ERA	WHIP										
Eric Milton, L (1, 1) ERA: 3.75	6.0	W	27	6	2	2	3	2	0	1	0	0	1	65	105	3.00	1.333										
J.C. Romero, L (7, 1) ERA: 13.5	2.0		7	0	0	0	1	0	0	0	0	0	0	21	31	0.00	0.000										
LaTroy Hawkins, R (9, 1) ERA: 3.86	1.0		6	0	0	0	1	3	0	0	0	0	0	10	25	0.00	3.000										

Detroit Tigers @ Minnesota Twins
Hubert H. Humphrey Metrodome, Minneapolis, MN
Tue Apr 10 2001, 8:05 PM EDT
Att. 9,130 - Dome - 72 F

AB 34
R 2
H 6
RBI 2
BB 5
SO 5
LOB 12



Batter	1	2	3	4	5	6	7	8	9	AB	R	H	RBI	BB	SO	LOB	BOTTOM										
Cristian Guzman, S (1, 6) OBP: 0.375, SLG: 0.733	0-0 L6		2-0 SH1-3		0-0 G5-3	2-0 G4-3 1B		2-1 1B WP 1B		4	0	2	0	0	0	0											
Luis Rivas, R (1, 4) OBP: 0.286, SLG: 0.321	3-2 E4 G4-3 2B		0-2 1B HR 2H		0-1 G4-3 HR 1B	3-1 G4-3 1B		3-1 1B		5	3	4	1	0	0	0											
Matt Lawton, L (1, 10) OBP: 0.364, SLG: 0.346	1-0 G4-3		2-1 HR 1B		0-1 G4-3	0-1 G4-3		0-0 F7		5	1	1	0	0	0	6											
David Ortiz, L (1, 3) OBP: 0.444, SLG: 0.792	0-1		2-2 HR		4-2 HR BB	1-0 F8				3	2	2	4	1	0	2											
Doug Mientkiewicz, L (8, 3) OBP: 0.350, SLG: 0.588	2H 2B		1-H 3-H HR		HR BB	F8				0	0	0	0	0	0	0											
Brian Buchanan, R (1, 9) OBP: 0.125, SLG: 0.500	0-2 F3		3-0 F3		3-1 HR		0-3 K			4	1	1	3	0	1	1											
Corey Koskie, L (1, 5) OBP: 0.308, SLG: 0.458		1-3 K	2-1 G4-3		1-0 HBP 1B		2-2 G3-1			4	0	1	0	0	1	0											
Bobby Kielty, S (1, 8)		3-2 G4-3		2-0 G5-3	1-0 HBP		3-2 F7			3	0	0	0	0	0	0											
Jacque Jones, L (1, 7) OBP: 0.414, SLG: 0.593		1-1 G3		3-2 F7	2-3 K		0-1 G4-3			4	0	0	0	0	1	2											
Tom Prince, R (1, 2) OBP: 0.167, SLG: 0.417			1-2 SH1-3 1B		3-2 G5-3		0-0 G5-3		0-1 F2	4	1	1	0	0	0	0											
Inning Stats	R: 1 E: 1 K: 0 S: 11	H: 1 LOB: 1 BB: 0 P: 15	R: 0 E: 0 K: 1 S: 8	H: 0 LOB: 0 BB: 0 P: 13	R: 4 E: 0 K: 0 S: 15	H: 4 LOB: 0 BB: 0 P: 27	R: 0 E: 0 K: 0 S: 8	H: 0 LOB: 0 BB: 0 P: 16	R: 3 E: 0 K: 1 S: 13	H: 3 LOB: 2 BB: 1 P: 24	R: 0 E: 0 K: 1 S: 9	H: 2 LOB: 0 BB: 0 P: 14	R: 0 E: 0 K: 0 S: 9	H: 2 LOB: 2 BB: 0 P: 14	R: 0 E: 0 K: 1 S: 9	H: 2 LOB: 0 BB: 0 P: 14	1B: 9 2B: 1 3B: 0 HR: 2	SF: 0 SAC: 1 DP: 0 HBP: 1	WP: 1 PB: 0 SB: 0 CS: 0	PA: 39							
PITCHER	IP	WLS	BF	H	R	ER	SO	BB	IBB	HBP	BLK	WP	HR	S	P	ERA	WHIP										
Matt Perisho, L (1, 1) ERA: 11.57	4.1	L	20	6	6	5	1	0	0	0	0	0	1	45	74	10.38	1.385										
Heath Murray, L (5, 1) ERA: 6.75	2.2		14	4	2	2	2	1	0	1	0	0	1	26	48	6.75	1.875										
Matt Anderson, R (8, 1) ERA: 16.2	1.0		5	2	0	0	0	0	0	0	0	1	0	9	14	0.00	2.000										

Detroit Tigers @ Minnesota Twins
Hubert H. Humphrey Metrodome, Minneapolis, MN
Tue Apr 10 2001, 8:05 PM EDT
Att. 9,130 - Dome - 72 F

AB 36
R 8
H 12
RBI 8
BB 1
SO 3
LOB 11



Batter	1	2	3	4	5	6	7	8	9	AB	R	H	RBI	BB	SO	LOB	TOP										
Roger Cedeno, S (1, 8) OBP: 0.258, SLG: 0.179	2-2 P5		1-3 K			0-3 K			0-0 1B	4	0	1	0	0	2	0											
Damon Easley, R (1, 4) OBP: 0.278, SLG: 0.382	2-2 G6-3		0-0 G5-3			1-0 G6-3			1-2 F8	3	0	0	0	0	0	0											
Javier Cardona, R (9, FH) OBP: 0.400, SLG: 0.400										1	0	0	0	0	0	1											
Bobby Higginson, L (1, 7) OBP: 0.317, SLG: 0.552	0-0 G1-6-3		0-1 F7			1-1 G3			0-0 P5	4	0	0	0	0	0	1											
Tony Clark, S (1, 3) OBP: 0.500, SLG: 0.741		2-1 FC5 BB		2-1 G1-3			0-1 G4-6-3		0-0 1B	3	0	2	0	0	0	0											
Robert Fick, L (8, 3) OBP: 0.571, SLG: 1.000									1-2 1B	1	0	1	0	0	0	0											
Billy McMillon, L (1, 9) OBP: 0.188, SLG: 0.333	0-0 F9			2-3 K			0-0 G4-6-3		0-3 K	4	0	0	0	0	2	4											
Dean Palmer, R (1, 10) OBP: 0.211, SLG: 0.294	4-2 FC5 BB			0-1 G1			1-1 F9			2	1	0	0	1	0	0											
Deivi Cruz, R (1, 6) OBP: 0.212, SLG: 0.394	0-1 FC5					2-1 G6-3			1-2 G1-3	3	0	0	0	0	0	2											
Jose Macias, S (1, 5) OBP: 0.750, SLG: 1.000	1-1 1B					0-2 15 G6-3			0-3 K2-3	3	0	2	1	0	1	0											
15 Brandon Inge, R (1, 2) OBP: 0.227, SLG: 0.273	2-1 G6-3					1-1 G6-3			1-0 G5-3	3	0	0	0	0	0	3											
Inning Stats	R: 0 H: 0 E: 0 K: 0 S: 7	H: 0 LOB: 0 BB: 0 P: 11	R: 1 H: 2 E: 0 K: 0 S: 11	H: 2 LOB: 2 BB: 1 P: 20	R: 0 H: 0 E: 0 K: 1 S: 6	H: 0 LOB: 0 BB: 0 P: 7	R: 0 H: 0 E: 0 K: 1 S: 7	H: 0 LOB: 0 BB: 0 P: 11	R: 0 H: 1 E: 0 K: 0 S: 7	H: 1 LOB: 0 BB: 0 P: 10	R: 0 H: 0 E: 0 K: 1 S: 6	H: 0 LOB: 0 BB: 0 P: 8	R: 0 H: 1 E: 0 K: 0 S: 5	H: 1 LOB: 0 BB: 0 P: 6	R: 0 H: 0 E: 0 K: 1 S: 8	H: 0 LOB: 2 BB: 0 P: 10	R: 0 H: 2 E: 0 K: 1 S: 9	H: 2 LOB: 2 BB: 0 P: 10	1B: 6 2B: 0 3B: 0 HR: 0	SF: 0 SAC: 0 DP: 2 HBP: 0	WP: 0 PB: 0 SB: 0 CS: 0	PA: 32					
PITCHER	IP	WLS	BF	H	R	ER	SO	BB	IBB	HBP	BLK	WP	HR	S	P	ERA	WHIP										
Joe Mays, R (1, 1) ERA: 1.8	8.0	W	27	4	1	1	4	1	0	0	0	0	0	57	83	1.12	0.625										
LaTroy Hawkins, R (9, 1) ERA: 2.7	1.0		5	2	0	0	1	0	0	0	0	0	0	9	10	0.00	2.000										

Detroit Tigers @ Minnesota Twins
Hubert H. Humphrey Metrodome, Minneapolis, MN
Wed Apr 11 2001, 8:05 PM EDT
Att: 11,149 - Dome - 72 F

AB 31
R 1
H 6
RBI 1
BB 1
SO 5
LOB 11



Batter	1	2	3	4	5	6	7	8	9	AB	R	H	RBI	BB	SO	LOB	BOTTOM										
Cristian Guzman, S (1, 6) OBP: 0.421, SLG: 0.824	0-1 G4-3		1-3 K	1-1 HR	4-0 BB		1-0 HBP	3-2 2B		4	2	2	2	1	1	0											
Luis Rivas, R (1, 4) OBP: 0.303, SLG: 0.424	2-2 G5-3		1-2 HR	1-1 S	2-2 L8		3-3 HBP	1-0 2B		5	1	2	1	0	1	4											
Jason Maxwell, R (8, FH) OBP: 0.556, SLG: 0.750										1	0	1	2	0	0	0											
Matt Lawton, L (1, 9) OBP: 0.436, SLG: 0.357	4-2 1B		4-0 BB	2-3 K		4-1 FC4		1-0 1B		2	2	1	0	4	1	1											
Brian Buchanan, R (8, PR) OBP: 0.125, SLG: 0.500	1B		2B	1-2 K		BB		1B		0	0	0	0	0	0	0											
Corey Koskie, L (1, 5) OBP: 0.344, SLG: 0.448	1-1 1B		4-0 2B	0-0 F7		1-1 FC4		1B		5	2	2	0	1	1	4											
David Ortiz, L (1, 10) OBP: 0.469, SLG: 0.786	1-3 1B		1-2 2B	4-0 1B		2-1 F7		1B		4	1	2	3	1	0	3											
Chad Allen, R (8, FH) OBP: 0.200, SLG: 0.333	F9		1-2 BB	1-H 2H		1-2 F7		1B		1	0	0	0	0	0	2											
Bobby Kielty, S (1, 8)		1-0 F5	4-1 BB	2-3 K		1-1 G6-3		1-2 P4		4	0	0	0	1	1	4											
Jacque Jones, L (1, 7) OBP: 0.412, SLG: 0.548	2-3 K		4-2 BB		2-2 F7		3-1 G6-3	0-1 2B		4	1	1	0	1	1	0											
Doug Mientkiewicz, L (1, 3) OBP: 0.360, SLG: 0.591	1-0 G4-3		1-2 G3		1-0 G6-3		1-0 G1-3	1-1 2B		5	1	2	2	0	0	3											
Tom Prince, R (1, 2) OBP: 0.294, SLG: 0.625			0-1 F8	1-2 HR		0-1 G6-3		2B		4	2	2	1	1	0	1											
Inning Stats	R: 0 H: 1 E: 0 K: 0 S: 10	H: 0 LOB: 0 BB: 1 P: 18	R: 0 H: 0 E: 0 K: 1 S: 6	H: 0 LOB: 0 BB: 0 P: 10	R: 3 H: 2 E: 0 K: 1 S: 18	H: 2 LOB: 3 BB: 4 P: 38	R: 2 H: 3 E: 0 K: 2 S: 17	H: 3 LOB: 2 BB: 1 P: 28	R: 0 H: 1 E: 0 K: 0 S: 11	H: 1 LOB: 2 BB: 1 P: 20	R: 0 H: 0 E: 0 K: 0 S: 7	H: 0 LOB: 1 BB: 1 P: 15	R: 0 H: 1 E: 0 K: 1 S: 9	H: 1 LOB: 2 BB: 0 P: 17	R: 7 H: 7 E: 0 K: 1 S: 25	H: 7 LOB: 2 BB: 2 P: 45	R: 0 H: 0 E: 0 K: 1 S: 9	H: 0 LOB: 2 BB: 0 P: 10	1B: 8 2B: 4 3B: 0 HR: 3	SF: 0 SAC: 0 DP: 0 HBP: 1	WP: 0 PB: 1 SB: 2 CS: 0	PA: 50					
PITCHER	IP	WLS	BF	H	R	ER	SO	BB	IBB	HBP	BLK	WP	HR	S	P	ERA	WHIP										
Dave Milicki, R (1, 1) ERA: 9.0	5.0	L	30	7	5	5	4	7	0	0	0	0	0	15	27	0.00	0.500										
C.J. Nitkowski, L (6, 1) ERA: 6.75	2.0		8	1	0	0	1	0	0	1	0	0	0	15	27	0.00	0.500										
Matt Anderson, R (8, 1) ERA: 45.0	0.1		8	6	7	7	0	1	0	0	0	0	0	19	31	189.00	21.000										
Victor Santos, R (8, 1) ERA:	0.2		4	1	0	0	1	0	1	0	0	0	0	6	14	0.00	1.500										

Detroit Tigers @ Minnesota Twins
Hubert H. Humphrey Metrodome, Minneapolis, MN
Wed Apr 11 2001, 8:05 PM EDT
Att: 11,149 - Dome - 72 F

AB 39
R 12
H 15
RBI 11
BB 10
SO 6
LOB 22



Batter	1	2	3	4	5	6	7	8	9	AB	R	H	RBI	BB	SO	LOB	TOP										
Omar Vizquel, S OBP: 0.350, SLG: 0.333		G4-6-3				G6-3		G5-3		5	1	1	0	0	1	2											
Jolbert Cabrera, R OBP: 0.318, SLG: 0.409			G4-3			F8		SH5-4 SF9		5	3	3	0	0	0	0											
Roberto Alomar, S OBP: 0.342, SLG: 0.324	G4-3							SH5-4		3	0	2	3	1	0	1											
Juan Gonzalez, R OBP: 0.375, SLG: 0.833						E5		SF9		3	0	1	2	1	0	2											
Ellis Burks, R OBP: 0.447, SLG: 0.625				G4-3				G5-3		3	0	0	0	2	0	2											
Jim Thome, L OBP: 0.200, SLG: 0.194			G1-3			G4-3				4	0	0	0	0	2	4											
Wil Cordero, R OBP: 0.296, SLG: 0.217						F8		G6-3		4	0	2	0	0	0	0											
Russell Branyan, L OBP: 0.257, SLG: 0.469						F9				4	0	1	0	0	2	1											
Einar Diaz, R OBP: 0.300, SLG: 0.188		L4				F8				3	1	0	0	0	1	3											
Inning Stats	R: 1 H: 2 E: 0 K: 2 S: 15	H: 2 R: 0 ER: 0 LOB: 2 BB: 1 P: 28	R: 0 H: 2 E: 0 K: 0 S: 8	H: 1 R: 0 ER: 0 LOB: 1 BB: 0 P: 12	R: 0 H: 1 E: 0 K: 0 S: 16	H: 1 R: 0 ER: 0 LOB: 2 BB: 2 P: 30	R: 3 H: 3 E: 1 K: 0 S: 16	H: 3 R: 0 ER: 0 LOB: 1 BB: 0 P: 10	R: 0 H: 0 E: 0 K: 1 S: 7	H: 0 R: 0 ER: 0 LOB: 0 BB: 0 P: 10	R: 0 H: 0 E: 0 K: 1 S: 7	H: 0 R: 0 ER: 0 LOB: 0 BB: 0 P: 10	R: 0 H: 0 E: 0 K: 2 S: 8	H: 0 R: 0 ER: 0 LOB: 0 BB: 0 P: 12	R: 1 H: 1 E: 0 K: 0 S: 7	H: 1 R: 0 ER: 0 LOB: 0 BB: 0 P: 11	1B: 7 2B: 3 3B: 0 HR: 0	SF: 1 SAC: 1 DP: 1 HBP: 1	WP: 0 PB: 0 SB: 0 CS: 0	PA: 41							
PITCHER	IP	WLS	BF	H	R	ER	SO	BB	IBB	HBP	BLK	WP	HR	S	P	ERA	WHIP										
Chris Holt, R ERA: 5.11	4.1	L	25	9	4	4	2	3	0	1	0	0	0	59	106	8.31	2.769										
Heath Murray, L ERA: 3.39	2.2		9	0	0	0	2	1	0	0	0	0	0	18	28	0.00	0.375										
C.J. Nitkowski, L ERA: 5.4	1.0		3	0	0	0	2	0	0	0	0	0	0	8	12	0.00	0.000										
Todd Jones, R ERA: 7.71	1.0		4	1	1	1	0	0	0	0	0	0	0	7	11	9.00	1.000										

Cleveland Indians @ Detroit Tigers
Comerica Park, Detroit, MI
Thu Apr 12 2001, 7:05 PM EDT
Att: 15,639 - Cloudy - 57 F

AB 34
R 5
H 10
RBI 5
BB 4
SO 6
LOB 15



Batter	1	2	3	4	5	6	7	8	9	AB	R	H	RBI	BB	SO	LOB	BOTTOM										
Roger Cedeno, S OBP: 0.306, SLG: 0.219	L7		G4-3							4	1	2	2	1	0	1											
Damion Easley, R OBP: 0.275, SLG: 0.368										4	0	1	1	0	2	1											
Shane Halter, R OBP: 0.241, SLG: 0.259			G4-3						G4-6-3	1	0	0	0	0	0	2											
Bobby Higginson, L OBP: 0.350, SLG: 0.548										2	0	1	0	2	0	0											
Tony Clark, S OBP: 0.471, SLG: 0.677	G4-3									4	0	1	0	0	1	4											
Dean Palmer, R OBP: 0.217, SLG: 0.286										4	0	1	0	0	3	1											
Deivi Cruz, R OBP: 0.189, SLG: 0.351		P1					G6-3		F3	4	0	0	0	0	0	3											
Jose Macias, S OBP: 0.625, SLG: 0.714										3	1	1	0	1	2	0											
Juan Encarnacion, R OBP: 0.219, SLG: 0.233										3	0	0	0	0	2	2											
Billy McMillon, L OBP: 0.176, SLG: 0.313										1	0	0	0	0	1	0											
15 Brandon Inge, R OBP: 0.280, SLG: 0.360										3	1	2	0	0	1	1											
Robert Fick, L OBP: 0.625, SLG: 1.000									G4-6-3	0	0	0	0	1	0	0											
Inning Stats	R: 0 H: 0 E: 1 K: 1 S: 7	H: 1 R: 0 ER: 0 LOB: 1 BB: 1 P: 13	R: 0 H: 1 E: 1 K: 2 S: 10	H: 1 R: 0 ER: 0 LOB: 0 BB: 0 P: 17	R: 0 H: 1 E: 0 K: 0 S: 6	H: 1 R: 0 ER: 0 LOB: 1 BB: 1 P: 11	R: 1 H: 2 E: 0 K: 3 S: 16	H: 2 R: 0 ER: 0 LOB: 1 BB: 0 P: 26	R: 0 H: 1 E: 0 K: 1 S: 10	H: 1 R: 0 ER: 0 LOB: 1 BB: 0 P: 12	R: 2 H: 3 E: 0 K: 2 S: 17	H: 3 R: 0 ER: 0 LOB: 2 BB: 1 P: 32	R: 0 H: 0 E: 0 K: 2 S: 8	H: 0 R: 0 ER: 0 LOB: 0 BB: 0 P: 10	R: 0 H: 0 E: 0 K: 1 S: 8	H: 0 R: 0 ER: 0 LOB: 1 BB: 2 P: 19	1B: 8 2B: 1 3B: 0 HR: 0	SF: 0 SAC: 0 DP: 2 HBP: 0	WP: 0 PB: 0 SB: 0 CS: 1	PA: 38							
PITCHER	IP	WLS	BF	H	R	ER	SO	BB	IBB	HBP	BLK	WP	HR	S	P	ERA	WHIP										
Bartolo Colon, R ERA: 4.98	6.2	W	28	7	3	3	8	3	0	0	0	0	0	68	115	4.05	1.500										
Steve Karsay, R ERA:	0.0		1	1	0	0	0	0	0	0	0	0	0	1	2												
Ricardo Rincon, L ERA:	0.0		1	1	0	0	0	0	0	0	0	0	0	3	4												
Paul Shuey, R ERA: 3.38	1.1	H	4	0	0	0	3	0	0	0	0	0	0	11	16	0.00	0.000										
Bob Wickman, R ERA:	1.0	S	4	0	0	0	1	2	0	0	0	0	0	8	19	0.00	2.000										

Cleveland Indians @ Detroit Tigers
Comerica Park, Detroit, MI
Thu Apr 12 2001, 7:05 PM EDT
Att: 15,639 - Cloudy - 57 F

AB 33
R 3
H 9
RBI 3
BB 5
SO 12
LOB 15



Batter	1	2	3	4	5	6	7	8	9	AB	R	H	RBI	BB	SO	LOB	TOP										
Omar Vizquel, S OBP: 0.348, SLG: 0.300	4-1 SH3-4 1B SF7	0-1 F7		1-0 G5-3		4-2 1B BB	2-0 G4-3		3-1 G5-3	4	2	0	0	2	0	4											
Jolbert Cabrera, R OBP: 0.321, SLG: 0.393	2-1 SH3-4 2B 1B	3-2 G5-3		0-1 F7		0-2 1B 1B		1-1 F7	0-0 F9	6	1	2	0	0	0	2											
Roberto Alomar, S OBP: 0.381, SLG: 0.351	0-1 SH3-4	0-1 PB 1B		4-2 FC6-4 BB		0-1 1B		2-2 F8		3	0	2	2	1	0	0											
Juan Gonzalez, R OBP: 0.378, SLG: 0.825	2-0 SF7	2-1 PB 1B		1-1 FC6-4		1-1 K		1-0 K		4	0	2	1	0	1	4											
Ellis Burks, R OBP: 0.442, SLG: 0.611	3-1 1B 2B	3-1 P6		1-0 F8		1-2 G5-3		4-0 IBB		4	1	1	1	1	0	4											
Jim Thome, L OBP: 0.225, SLG: 0.200	1-1 1B HR			1-1 F7		0-3 K		1-1 FC6-4 1B		4	1	1	0	0	2	2											
Wil Cordero, R OBP: 0.313, SLG: 0.321	0-1 HR 1B			1-1 F9		3-2 F2		2-1 L5		5	2	2	1	0	0	1											
Russell Branyan, L OBP: 0.300, SLG: 0.568	1-0 HR			2-3 K		0-0 G3		0-2 FC6-4 1B		5	1	3	4	0	1	0											
Einar Diaz, R OBP: 0.320, SLG: 0.333	0-0 G4-3			0-0 G5-3 2B		1-0 1B 2B		1-0 FC6-4		5	1	2	0	0	1	3											
Inning Stats	R: 6 E: 0 K: 0 S: 13	H: 4 LOB: 0 BB: 1 P: 26	R: 0 E: 0 K: 0 S: 11	H: 2 LOB: 2 BB: 0 P: 19	R: 0 E: 0 K: 1 S: 8	H: 0 LOB: 0 BB: 1 P: 12	R: 0 E: 0 K: 1 S: 8	H: 1 LOB: 2 BB: 1 P: 14	R: 0 E: 0 K: 1 S: 7	H: 0 LOB: 0 BB: 0 P: 11	R: 2 E: 0 K: 1 S: 16	H: 3 LOB: 2 BB: 1 P: 25	R: 0 E: 0 K: 0 S: 9	H: 2 LOB: 2 BB: 0 P: 15	R: 0 E: 0 K: 1 S: 10	H: 1 LOB: 2 BB: 1 P: 19	R: 1 E: 0 K: 1 S: 11	H: 2 LOB: 1 BB: 0 P: 14	1B: 9 2B: 4 3B: 1 HR: 1	SF: 1 SAC: 1 DP: 0 HBP: 1	WP: 0 PB: 1 SB: 1 CS: 0	PA: 47					
PITCHER	IP	WLS	BF	H	R	ER	SO	BB	IBB	HBP	BLK	WP	HR	S	P	ERA	WHIP										
Jeff Weaver, R ERA: 4.5	(1, 1)	6.0	L	32	10	8	3	3	0	1	0	0	1	63	107	12.00	2.167										
Danny Patterson, R ERA:	(7, 1)	1.2		8	3	0	0	0	0	0	0	0	0	15	25	0.00	1.800										
C.J. Nitkowski, L ERA: 6.0	(8, 1)	1.0		6	2	1	2	0	1	0	0	0	0	14	22	9.00	2.000										
Matt Anderson, R ERA: 38.57	(9, 1)	0.1		1	0	0	0	0	0	0	0	0	0	1	1	0.00	0.000										

Cleveland Indians @ Detroit Tigers
Comerica Park, Detroit, MI
Fri Apr 13 2001, 7:05 PM EDT
Att: 20,334 - Sunny - 62 F

AB 40
R 9
H 15
RBI 9
BB 4
SO 5
LOB 20



Batter	1	2	3	4	5	6	7	8	9	AB	R	H	RBI	BB	SO	LOB	BOTTOM										
Roger Cedeno, S OBP: 0.268, SLG: 0.189	2-2 G6-3			0-1 G5-3	0-3 K	2-3 K			0-0 B1	5	0	0	0	0	2	4											
Damion Easley, R OBP: 0.289, SLG: 0.341	1-2 P6			4-1 BB 1B BB	3-1 G5-4-3				2-2 HBP	3	1	0	0	1	1	2											
Bobby Higginson, L OBP: 0.344, SLG: 0.528	2-1 G4-3			2-2 BB 2B 1B	1-2 2B	2-1 2B SF9 1B			1-3 K	5	2	2	0	0	1	2											
Tony Clark, S OBP: 0.410, SLG: 0.583				3-2 F8		3-3 K			3-3 K	5	0	0	0	0	3	5											
Wendell Magee, R OBP: 0.545, SLG: 0.667				4-1 2B BB		1-2 1B 2B 2B			1-3 K	3	2	1	0	1	1	0											
Deivi Cruz, R OBP: 0.195, SLG: 0.375				0-0 2B		0-0 SF9			2-1 F9	3	0	1	4	0	0	0											
Juan Encarnacion, R OBP: 0.229, SLG: 0.242				1-2 F9		3-1 1B			2-0 F7	3	1	1	0	0	0	1											
Billy McMillon, L OBP: 0.167, SLG: 0.294				F6		2-3 BB 2B 1B			F7	1	0	0	0	0	0	0											
Shane Halter, R OBP: 0.281, SLG: 0.276				2-2 G5-3		0-1 15 1B 1B			2-1 HR	2	1	1	0	1	0	0											
Jose Macias, S OBP: 0.687, SLG: 1.125						1-2 2B BB				1	1	1	1	0	0	0											
15 Brandon Inge, R OBP: 0.296, SLG: 0.370				3-3 K		2-0 G5-4-3 1B			2-2 HBP	2	0	1	0	0	1	0											
Robert Fick, L OBP: 0.667, SLG: 1.125						1-2 1B				1	0	1	3	0	0	0											
Javier Cardona, R OBP: 0.500, SLG: 0.500						1-2 1B				1	0	1	0	0	0	0											
Inning Stats	R: 0 E: 0 K: 0 S: 8	H: 0 LOB: 0 BB: 0 P: 13	R: 0 E: 0 K: 0 S: 10	H: 0 LOB: 0 BB: 0 P: 15	R: 0 E: 0 K: 1 S: 10	H: 0 LOB: 0 BB: 0 P: 16	R: 3 E: 0 K: 0 S: 14	H: 2 LOB: 1 BB: 2 P: 27	R: 0 E: 0 K: 1 S: 8	H: 2 LOB: 1 BB: 0 P: 13	R: 4 E: 0 K: 2 S: 15	H: 4 LOB: 1 BB: 1 P: 30	R: 0 E: 0 K: 2 S: 10	H: 0 LOB: 0 BB: 0 P: 15	R: 0 E: 0 K: 1 S: 10	H: 0 LOB: 0 BB: 0 P: 15	R: 1 E: 0 K: 2 S: 14	H: 2 LOB: 2 BB: 0 P: 24	1B: 6 2B: 3 3B: 0 HR: 1	SF: 1 SAC: 0 DP: 1 HBP: 1	WP: 0 PB: 0 SB: 0 CS: 0	PA: 40					
PITCHER	IP	WLS	BF	H	R	ER	SO	BB	IBB	HBP	BLK	WP	HR	S	P	ERA	WHIP										
CC Sabathia, L ERA: 5.91	(1, 1)	5.0	W	21	5	4	4	2	0	0	0	0	0	10	21	40.50	6.000										
Justin Speier, R ERA: 10.9	(6, 1)	0.2		6	3	3	3	1	1	0	0	0	0	3	5	0.00	0.000										
Ricardo Rincon, L ERA:	(6, 1)	0.1	H	1	0	0	0	1	0	0	0	0	0	3	5	0.00	0.000										
Steve Karsay, R ERA:	(7, 1)	2.0	H	6	0	0	0	3	0	0	0	0	0	20	30	0.00	0.000										
Bob Wickman, R ERA: 1.69	(9, 1)	0.1	H	4	2	1	1	0	0	0	1	0	8	14	27.00	6.000											

Cleveland Indians @ Detroit Tigers
Comerica Park, Detroit, MI
Fri Apr 13 2001, 7:05 PM EDT
Att: 20,334 - Sunny - 62 F

AB 35
R 8
H 10
RBI 8
BB 3
SO 9
LOB 14



Batter	1	2	3	4	5	6	7	8	9	AB	R	H	RBI	BB	SO	LOB	TOP					
Omar Vizquel, S OBP: 0.320, SLG: 0.273	F7		G6-3			F9		G6-3		4	0	0	0	0	0	1						
Jolbert Cabrera, R OBP: 0.323, SLG: 0.367 Jacob Cruz, L OBP: 0.286, SLG: 0.300	K			P4					FC6-4 1B	2	0	0	0	1	1	0						
Roberto Alomar, S OBP: 0.370, SLG: 0.341				G4-3		F8			K	4	0	1	0	0	1	2						
Juan Gonzalez, R OBP: 0.347, SLG: 0.750	F8			G5-3					K	4	0	0	0	0	1	2						
Ellis Burks, R OBP: 0.404, SLG: 0.550				P4		F9				4	0	0	0	0	0	1						
Jim Thome, L OBP: 0.233, SLG: 0.263				G3-1						3	0	1	0	0	1	0						
Wil Cordero, R OBP: 0.343, SLG: 0.333				G6-3						2	0	1	0	1	0	0						
Russell Branyan, L OBP: 0.279, SLG: 0.525				G4-3					G4-3 PB 1B	3	0	0	0	0	1	3						
Eddie Taubensee, L OBP: 0.308, SLG: 0.182				G3					P4 1-2	3	0	0	0	0	0	3						
				G3					G4-3 2-3	3	0	0	0	0	0	3						
Inning Stats	R: 0 H: 1 E: 0 K: 1 S: 10	H: 0 LOB: 1 BB: 0 P: 15	R: 0 H: 0 E: 0 K: 0 S: 7	H: 0 LOB: 0 BB: 0 P: 11	R: 0 H: 0 E: 0 K: 0 S: 6	H: 0 LOB: 0 BB: 0 P: 8	R: 0 H: 0 E: 0 K: 0 S: 7	H: 0 LOB: 0 BB: 0 P: 12	R: 0 H: 1 E: 0 K: 1 S: 11	H: 2 LOB: 2 BB: 1 P: 19	R: 0 H: 0 E: 0 K: 0 S: 8	H: 0 LOB: 0 BB: 1 P: 14	R: 0 H: 0 E: 0 K: 1 S: 12	H: 0 LOB: 0 BB: 0 P: 17	R: 0 H: 1 E: 0 K: 0 S: 8	H: 1 LOB: 1 BB: 0 P: 11	R: 0 H: 1 E: 0 K: 2 S: 9	H: 1 LOB: 1 BB: 0 P: 12	1B: 3 2B: 0 3B: 1 HR: 0	SF: 0 SAC: 0 DP: 0 HBP: 0	WP: 0 PB: 1 SB: 0 CS: 1	PA: 32
PITCHER Steve Sparks, R ERA: 2.45	IP: 9.0 WLS: W BF: 32 H: 4 R: 0 ER: 0 SO: 5 BB: 2 IBB: 0 HBP: 0 BLK: 0 WP: 0 HR: 0 S: 78 P: 119 ERA: 0.00 WHIP: 0.667															PITCHER						

Cleveland Indians @ Detroit Tigers
Comerica Park, Detroit, MI
Sat Apr 14 2001, 1:05 PM EDT
Att: 23,119 - Cloudy - 62 F

AB 30
R 0
H 4
RBI 0
BB 2
SO 5
LOB 12





Batter	1	2	3	4	5	6	7	8	9	AB	R	H	RBI	BB	SO	LOB	BOTTOM					
Roger Cedeno, S OBP: 0.273, SLG: 0.200	F8 SF8 1B		G5-3			L9				3	1	1	0	0	0	0						
Damion Easley, R OBP: 0.271, SLG: 0.318	F8			F7						3	0	0	0	0	0	1						
Bobby Higginson, L OBP: 0.317, SLG: 0.500	SF8			F7						2	0	0	1	0	1	0						
Wendell Magee, R OBP: 0.429, SLG: 0.500	K			L9						3	0	0	0	0	1	0						
Deivi Cruz, R OBP: 0.205, SLG: 0.372				G5-3						3	0	1	0	0	0	0						
Robert Fick, L OBP: 0.500, SLG: 0.818				F7						3	0	0	0	0	2	1						
Jose Macias, S OBP: 0.583, SLG: 0.990				G6-3						2	0	0	0	1	0	1						
Juan Encarnacion, R OBP: 0.237, SLG: 0.250				P3						3	0	1	0	0	0	1						
Javier Cardona, R OBP: 0.375, SLG: 0.375				G4-3						2	0	0	0	0	0	1						
										2	0	0	0	0	0	1						
Inning Stats	R: 1 H: 1 E: 0 K: 1 S: 11	H: 0 LOB: 0 BB: 0 P: 18	R: 0 H: 0 E: 0 K: 0 S: 5	H: 0 LOB: 0 BB: 0 P: 7	R: 0 H: 0 E: 0 K: 0 S: 10	H: 0 LOB: 0 BB: 0 P: 14	R: 0 H: 0 E: 0 K: 0 S: 5	H: 0 LOB: 0 BB: 0 P: 8	R: 0 H: 1 E: 0 K: 1 S: 9	H: 1 LOB: 0 BB: 0 P: 12	R: 0 H: 0 E: 0 K: 0 S: 9	H: 1 LOB: 0 BB: 0 P: 13	R: 0 H: 0 E: 0 K: 1 S: 8	H: 0 LOB: 0 BB: 0 P: 12	R: 0 H: 0 E: 0 K: 1 S: 8	H: 0 LOB: 1 BB: 1 P: 15	R: 0 H: 0 E: 0 K: 1 S: 8	H: 0 LOB: 1 BB: 1 P: 15	1B: 3 2B: 0 3B: 0 HR: 0	SF: 1 SAC: 0 DP: 2 HBP: 0	WP: 0 PB: 0 SB: 1 CS: 0	PA: 26
PITCHER Chuck Finley, L ERA: 6.61	IP: 8.0 WLS: L BF: 26 H: 3 R: 1 ER: 1 SO: 4 BB: 1 IBB: 0 HBP: 0 BLK: 0 WP: 0 HR: 0 S: 65 P: 99 ERA: 1.12 WHIP: 0.500															PITCHER						

Cleveland Indians @ Detroit Tigers
Comerica Park, Detroit, MI
Sat Apr 14 2001, 1:05 PM EDT
Att: 23,119 - Cloudy - 62 F

AB 24
R 1
H 3
RBI 1
BB 1
SO 4
LOB 5



Batter	1	2	3	4	5	6	7	8	9	AB R H RBI BB SO LOB	TOP																								
											<p style="text-align: center;">Cleveland Indians @ Detroit Tigers Comerica Park, Detroit, MI Sun Apr 15 2001, 1:05 PM EDT</p> <p style="text-align: right;">livebaseballscorecards.com</p> <p>AB 0 R 0 H 0 RBI 0 BB 0 SO 0 LOB 0</p> 																								
Inning Stats										1B: 0 SF: 0 WP: 0 PA: 0 2B: 0 SAC: 0 FB: 0 3B: 0 DP: 0 SB: 0 HR: 0 HBP: 0 CS: 0																									
PITCHER	IP	WLS	BF	H	R	ER	SO	BB	IBB	HBP	BLK	WP	HR	S	P	ERA	WHIP	PITCHER	IP	WLS	BF	H	R	ER	SO	BB	IBB	HBP	BLK	WP	HR	S	P	ERA	WHIP

Batter	1	2	3	4	5	6	7	8	9	AB R H RBI BB SO LOB	BOTTOM																								
											<p style="text-align: center;">Cleveland Indians @ Detroit Tigers Comerica Park, Detroit, MI Sun Apr 15 2001, 1:05 PM EDT</p> <p style="text-align: right;">livebaseballscorecards.com</p> <p>AB 0 R 0 H 0 RBI 0 BB 0 SO 0 LOB 0</p> 																								
Inning Stats										1B: 0 SF: 0 WP: 0 PA: 0 2B: 0 SAC: 0 FB: 0 3B: 0 DP: 0 SB: 0 HR: 0 HBP: 0 CS: 0																									
PITCHER	IP	WLS	BF	H	R	ER	SO	BB	IBB	HBP	BLK	WP	HR	S	P	ERA	WHIP	PITCHER	IP	WLS	BF	H	R	ER	SO	BB	IBB	HBP	BLK	WP	HR	S	P	ERA	WHIP

Batter	1	2	3	4	5	6	7	8	9	AB	R	H	RBI	BB	SO	LOB	TOP								
Ray Durham, S OBP: 0.289, SLG: 0.451	F7		1B		E9 2B		F7		G4-3	5	1	1	0	0	0	1	Chicago White Sox @ Detroit Tigers Comerica Park, Detroit, MI Tue Apr 17 2001, 7:05 PM EDT Att: 13,068 - Cloudy - 40 F								
Jose Valentin, S OBP: 0.450, SLG: 0.778	G3		1B		P4 1-H 2B			G6-3	4	0	2	1	0	0	0	0									
Frank Thomas, R OBP: 0.404, SLG: 0.634	1B		P3		P4 2-3			K	4	0	1	0	0	0	1	3									
Magglio Ordonez, R OBP: 0.277, SLG: 0.489	F8		G5-3		G4-3			14 1B 2B	4	1	1	0	0	0	0	3									
14 Paul Konerko, R OBP: 0.444, SLG: 0.683	F8			1B BB		G4-3		2H 1B 1B	3	1	1	1	1	0	0	0									
Carlos Lee, R OBP: 0.429, SLG: 0.545	F9			K		G5-3		2H 1B	4	0	1	1	0	1	1	1									
Chris Singleton, L OBP: 0.214, SLG: 0.286									0	0	0	0	0	0	0	0									
Herbert Perry, R OBP: 0.323, SLG: 0.536	HR			1B		K			4	1	2	1	0	1	0	0									
Sandy Alomar Jr., R OBP: 0.375, SLG: 0.417	F8			L8			G6-3		4	0	0	0	0	0	0	2									
Royce Clayton, R OBP: 0.175, SLG: 0.143			F8	F3			G6-3		4	0	0	0	0	1	3	0									
Inning Stats	R: 0 E: 0 K: 0 S: 9	H: 1 LOB: 1 BB: 0 P: 14	R: 1 E: 0 K: 0 S: 7	H: 1 LOB: 0 BB: 0 P: 9	R: 0 E: 0 K: 0 S: 11	H: 2 LOB: 2 BB: 0 P: 17	R: 0 E: 0 K: 1 S: 12	H: 1 LOB: 2 BB: 1 P: 19	R: 1 E: 1 K: 0 S: 12	H: 1 LOB: 0 BB: 0 P: 18	R: 0 E: 0 K: 1 S: 7	H: 0 LOB: 0 BB: 0 P: 11	R: 0 E: 0 K: 0 S: 11	H: 0 LOB: 0 BB: 0 P: 17	R: 2 E: 0 K: 1 S: 9	H: 3 LOB: 1 BB: 0 P: 11	R: 0 E: 1 K: 1 S: 9	H: 0 LOB: 1 BB: 0 P: 14	1B: 6 2B: 2 3B: 0 HR: 1	SF: 0 SAC: 0 DP: 0 HBP: 0	WP: 0 PB: 0 CS: 0	PA: 37			
PITCHER	IP	WLS	BF	H	R	ER	SO	BB	IBB	HBP	BLK	WP	HR	S	P	ERA	WHIP								
Dave Milick, R ERA: 5.82	(1, 1)	7.0	28	6	2	1	2	1	0	0	0	0	1	69	105	1.29	1.000								
C.J. Nitkowski, L ERA: 5.98	(8, 1)	0.1	H	1	0	0	0	0	0	0	0	0	0	1	3	0.00	0.000								
Matt Anderson, R ERA: 36.0	(8, 1)	0.2	W	4	3	2	1	0	0	0	0	0	0	8	8	27.00	4.500								
Todd Jones, R ERA: 6.35	(9, 1)	1.0	S	4	0	0	0	1	0	0	0	0	0	9	14	0.00	0.000								

Batter	1	2	3	4	5	6	7	8	9	AB	R	H	RBI	BB	SO	LOB	BOTTOM								
Roger Cedeno, S OBP: 0.271, SLG: 0.205	G3		G4-3		1B		G4-3			4	0	1	0	0	0	2	Chicago White Sox @ Detroit Tigers Comerica Park, Detroit, MI Tue Apr 17 2001, 7:05 PM EDT Att: 13,068 - Cloudy - 40 F								
Damion Easley, R OBP: 0.288, SLG: 0.333	1B		G6-3		K			HR 1B	4	1	2	0	0	1	2										
Bobby Higginson, L OBP: 0.304, SLG: 0.476	F9			L3 1B	F8			K	4	0	1	0	0	1	3										
Tony Clark, S OBP: 0.395, SLG: 0.625	K			L3 1B		G6-3		HR	4	1	1	2	0	1	2										
Deivi Cruz, R OBP: 0.208, SLG: 0.362		FC5-4 1B		E5 2B		G6-3		P6	4	1	1	0	0	0	0										
Robert Fick, L OBP: 0.583, SLG: 0.857	FC5-4 CS			HR 2B		CS 1B		3B HBP	3	2	2	1	0	0	1										
Jose Macias, S OBP: 0.625, SLG: 1.071	K			HR		CS		E5 F9 1B	4	2	3	2	0	1	1										
Juan Encarnacion, R OBP: 0.225, SLG: 0.237			K		G6-3			F9 1B	2	0	0	0	0	1	0										
Billy McMillon, L OBP: 0.158, SLG: 0.278								2H 2H 3B	1	0	0	0	0	0	1										
Wendell Magee, R OBP: 0.467, SLG: 0.692			K		G6-3			F9	1	0	1	2	0	0	0										
15 Brandon Inge, R OBP: 0.290, SLG: 0.355			G4-3 1B		F9		G5-3	F3	4	0	1	0	0	0	2										
Inning Stats	R: 0 E: 0 K: 1 S: 12	H: 1 LOB: 1 BB: 0 P: 20	R: 0 E: 0 K: 1 S: 7	H: 1 LOB: 0 BB: 0 P: 14	R: 0 E: 0 K: 1 S: 10	H: 1 LOB: 1 BB: 0 P: 15	R: 3 E: 1 K: 0 S: 10	H: 3 LOB: 0 BB: 0 P: 12	R: 0 E: 0 K: 0 S: 10	H: 1 LOB: 0 BB: 0 P: 18	R: 0 E: 0 K: 0 S: 6	H: 1 LOB: 0 BB: 0 P: 11	R: 4 E: 0 K: 1 S: 20	H: 4 LOB: 1 BB: 0 P: 31	R: 2 E: 0 K: 1 HR: 2	SF: 0 SAC: 0 DP: 1 HBP: 1	WP: 0 PB: 0 CS: 2	PA: 37							
PITCHER	IP	WLS	BF	H	R	ER	SO	BB	IBB	HBP	BLK	WP	HR	S	P	ERA	WHIP								
Rocky Biddle, R ERA: 1.38	(1, 1)	6.0	24	8	3	0	4	0	0	0	0	0	0	6	11	0.00	1.333								
Lorenzo Barcelo, R ERA:	(7, 1)	1.0	4	1	0	0	0	0	0	0	0	0	0	6	11	0.00	1.000								
Kelly Wunsch, L ERA: 11.12	(8, 1)	0.2	L	5	2	3	3	1	0	0	1	0	0	13	20	40.50	3.000								
Bob Howry, R ERA: 5.4	(8, 1)	0.1	3	2	1	1	0	0	0	0	0	0	0	7	11	27.00	6.000								

Batter	1	2	3	4	5	6	7	8	9	AB	R	H	RBI	BB	SO	LOB	TOP						
Ray Durham, S OBP: 0.288, SLG: 0.434 (1, 4)	F8			SF8			G6-3			2	1	0	1	1	0	0	Chicago White Sox @ Detroit Tigers Comerica Park, Detroit, MI Wed Apr 18 2001, 7:05 PM EDT Att: 13,180 - Cloudy - 47 F						
Jose Valentin, S OBP: 0.455, SLG: 0.821 (1, 8) (8, 5)	K			K			CS			3	1	1	3	1	2	1							
Frank Thomas, R OBP: 0.375, SLG: 0.578 (1, 3)	K		F8		F8		F9			4	0	0	0	0	1	1							
Magglio Ordonez, R OBP: 0.255, SLG: 0.449 (1, 9)		L9	G5-3		F8		CS	K		4	0	0	0	0	1	0							
14 Paul Konerko, R OBP: 0.449, SLG: 0.659 (1, 10)	F7			1B	F7		G6-4-3			3	1	1	0	1	0	0							
Carlos Lee, R OBP: 0.434, SLG: 0.532 Julio Ramirez, R OBP: 0.100, SLG: 0.100 (1, 7) (8, 8)				1B			G6-3	G6-4-3		3	1	1	0	1	0	1							
Herbert Perry, R OBP: 0.353, SLG: 0.548 Chris Singleton, L OBP: 0.207, SLG: 0.276 (1, 5) (8, 7)	G4-3			SH1-4	1B		FC4-6	1B	B2-3	3	1	2	0	0	0	1							
Sandy Alomar Jr., R OBP: 0.386, SLG: 0.425 (1, 2)				G5-3	1B		FC4-6	FC6-4	G4-3	4	1	2	2	0	0	1							
Royce Clayton, R OBP: 0.163, SLG: 0.132 (1, 6)			G5-3	SH1-4			FC6-4		G3	3	0	0	0	0	0	2							
Inning Stats	R: 0 E: 0 K: 2 S: 9	H: 0 LOB: 0 BB: 0 P: 13	R: 0 E: 0 K: 0 S: 9	H: 0 LOB: 1 BB: 1 P: 18	R: 3 E: 0 K: 0 S: 12	H: 2 LOB: 0 BB: 1 P: 23	R: 3 E: 0 K: 1 S: 14	H: 3 LOB: 1 BB: 1 P: 26	R: 0 E: 0 K: 0 S: 5	H: 0 LOB: 0 BB: 0 P: 10	R: 0 E: 0 K: 0 S: 8	H: 1 LOB: 1 BB: 0 P: 12	R: 0 E: 0 K: 0 S: 6	H: 0 LOB: 0 BB: 1 P: 13	R: 0 E: 0 K: 1 S: 8	H: 1 LOB: 0 BB: 0 P: 13		R: 0 E: 0 K: 0 S: 5	H: 0 LOB: 0 BB: 7 P: 7	1B: 6 2B: 0 3B: 0 HR: 1	SF: 1 SAC: 1 DP: 1 HBP: 0	WP: 0 PB: 0 SB: 0 CS: 1	PA: 37
PITCHER	IP	WLS	BF	H	R	ER	SO	BB	IBB	HBP	BLK	WP	HR	S	P	ERA		WHIP					
Chris Holt, R ERA: 7.47 (1, 1)	3.1	L	18	5	6	6	2	3	0	0	0	0	1	38	71	16.20		2.400					
Victor Santos, R ERA: (4, 1)	4.2		15	2	0	0	2	1	0	0	0	0	0	33	57	0.00	0.643						
Danny Patterson, R ERA: (9, 1)	1.0		3	0	0	0	0	0	0	0	0	0	0	5	7	0.00	0.000						

Batter	1	2	3	4	5	6	7	8	9	AB	R	H	RBI	BB	SO	LOB	BOTTOM					
Roger Cedeno, S OBP: 0.245, SLG: 0.184 (1, 9)	K		G5-3		E6		F7	F8		5	0	0	0	0	1	4	Chicago White Sox @ Detroit Tigers Comerica Park, Detroit, MI Wed Apr 18 2001, 7:05 PM EDT Att: 13,180 - Cloudy - 47 F					
Damion Easley, R OBP: 0.281, SLG: 0.308 (1, 4)	P5				FC1-6		K		P4	4	0	0	0	1	2							
Bobby Higginson, L OBP: 0.304, SLG: 0.522 (1, 7)					F9		G1-3		1B	4	1	1	1	1	0	3						
Tony Clark, S OBP: 0.375, SLG: 0.568 (1, 3)	G4-3		G4-3		F9			BB	K	4	0	0	0	1	2							
Deivi Cruz, R OBP: 0.226, SLG: 0.365 (1, 6)		F8			G6-3		G5-3	BB		5	1	2	0	0	0							
Jose Macias, S OBP: 0.524, SLG: 0.842 (1, 5)			15		P2		F9	BB	L9	5	0	1	0	0	4							
Wendell Magee, R OBP: 0.579, SLG: 0.733 (1, 8)								HR	1B	2	1	2	0	2	0							
Juan Encarnacion, R OBP: 0.233, SLG: 0.317 Robert Fick, L OBP: 0.529, SLG: 0.800 (1, 10) (8, PH)			F3		L9			BB	FC1-2	3	1	1	2	0	3							
15 Brandon Inge, R OBP: 0.294, SLG: 0.333 Billy McMillon, L OBP: 0.209, SLG: 0.278 Javier Cardona, R OBP: 0.375, SLG: 0.375 (1, 2) (8, PH) (9, 2)			FC6-4		K			HR		2	0	0	0	1	2							
Inning Stats	R: 1 E: 0 K: 1 S: 11	H: 1 LOB: 0 BB: 0 P: 16	R: 0 E: 0 K: 0 S: 11	H: 2 LOB: 2 BB: 0 P: 17	R: 0 E: 0 K: 0 S: 6	H: 0 LOB: 1 BB: 1 P: 15	R: 0 E: 0 K: 0 S: 9	H: 1 LOB: 1 BB: 0 P: 16	R: 0 E: 0 K: 0 S: 7	H: 0 LOB: 0 BB: 0 P: 10	R: 2 E: 0 K: 1 S: 11	H: 1 LOB: 1 BB: 2 P: 20	R: 0 E: 0 K: 0 S: 15	H: 1 LOB: 3 BB: 3 P: 32	R: 0 E: 0 K: 1 S: 13	H: 1 LOB: 2 BB: 1 P: 21		1B: 5 2B: 0 3B: 0 HR: 2	SF: 0 SAC: 0 DP: 0 HBP: 0	WP: 0 PB: 0 SB: 0 CS: 0	PA: 42	
PITCHER	IP	WLS	BF	H	R	ER	SO	BB	IBB	HBP	BLK	WP	HR	S	P	ERA		WHIP				
56 Mark Buehrle, L ERA: 7.02 (1, 1)	6.0	W	26	5	3	3	2	2	0	0	0	0	2	57	98	4.50		1.167				
Gary Glover, R ERA: 1.04 (7, 1)	1.0	H	6	1	1	1	1	2	0	0	0	0	0	10	20	9.00	3.000					
Keith Foulke, R ERA: 1.0 (8, 1)	2.0	S	10	1	0	0	1	3	0	0	0	0	0	25	45	0.00	2.000					

Batter	1	2	3	4	5	6	7	8	9	AB	R	H	RBI	BB	SO	LOB	TOP						
Ray Durham, S (1,4) OBP: 0.295, SLG: 0.439	2-2 SH1-3 1B	4-1 BB			1-2 G4-3		0-3 K		2-1 L4-3 1B	4	1	2	0	1	1	0	Chicago White Sox @ Detroit Tigers Comerica Park, Detroit, MI Thu Apr 19 2001, 7:05 PM EDT Att: 14,571 - Cloudy - 52 F						
Jose Valentin, S (1,6) OBP: 0.458, SLG: 0.786	0-0 SH1-3	1-3 K			4-1 G1 1B		2-0 PB 1B		1-0 L4-3 1B	3	1	1	0	1	1	3							
Harold Baines, L (1,10) OBP: 0.182, SLG: 0.182	2-0 FC4-6 1B			0-0 P5		0-0 G1		1-2 P6		4	0	1	0	0	0	2							
Magglio Ordonez, R (1,9) OBP: 0.273, SLG: 0.453	1-2 FC4-6 1B			3-3 K		2-1 14 S 1B		3-2 F9		4	0	2	2	0	1	1							
14 Paul Konerko, R (1,3) OBP: 0.434, SLG: 0.625	0-0 FC4-6			2-1 1B		2-2 F7		0-2 G5-3		4	0	1	0	0	0	3							
Carlos Lee, R (1,7) OBP: 0.404, SLG: 0.490	2-3 K			0-0 F7		1-2 G6-3		1-2 G5-3		4	0	0	0	0	1	3							
Julio Ramirez, R (8,8) OBP: 0.100, SLG: 0.100										0	0	0	0	0	0	0							
Chris Singleton, L (1,8) OBP: 0.212, SLG: 0.273		3-1 F7			0-1 CS SH1-3 1B		1-2 G3		2-2 E6	4	0	1	0	0	0	0							
Tony Graffanino, R (1,5) OBP: 0.500, SLG: 0.889		0-1 CS 1B			1-1 SH1-3		1-0 1B		1-0 G1-3	3	1	2	0	0	0	1							
Josh Paul, R (1,2) OBP: 0.333, SLG: 0.417		3-2 1-2 2B			1-3 K		0-0 2B		1-3 K	4	0	2	1	0	2	1							
Inning Stats	R: 1 E: 0 K: 1 S: 15	H: 3 LOB: 2 BB: 0 P: 22	R: 0 E: 0 K: 1 S: 13	H: 2 LOB: 2 BB: 1 P: 24	R: 0 E: 0 K: 1 S: 7	H: 1 LOB: 1 BB: 0 P: 12	R: 0 E: 0 K: 1 S: 8	H: 1 LOB: 0 BB: 0 P: 10	R: 1 E: 0 K: 0 S: 11	H: 1 LOB: 1 BB: 1 P: 20	R: 0 E: 0 K: 1 S: 10	H: 2 LOB: 1 BB: 0 P: 13	R: 0 E: 1 K: 0 S: 11	H: 0 LOB: 1 BB: 0 P: 15	R: 0 E: 0 K: 1 S: 6	H: 1 LOB: 0 BB: 0 P: 10	1B: 10 2B: 3 3B: 0 HR: 0	SF: 0 SAC: 2 DP: 1 HBP: 0	WP: 0 PB: 1 SB: 1 CS: 2	PA: 38			
PITCHER	IP WLS BF L	H R ER 3	SO 5	BB 2	IBB 0	HBP 0	BLK 0	WP 0	HR 0	S 74	P 117	ERA 3.86	WHIP 1.857										
Jeff Weaver, R (1,1) ERA: 4.34	7.0	3	3	5	2	0	0	0	0	0	0	3.86	1.857										
Matt Anderson, R (8,1) ERA: 24.92	1.1	0	0	1	0	0	0	0	0	14	19	0.00	0.000										
Heath Murray, L (9,1) ERA: 3.0	0.2	1	0	0	0	0	0	0	0	3	6	0.00	1.500										

Batter	1	2	3	4	5	6	7	8	9	AB	R	H	RBI	BB	SO	LOB	BOTTOM						
Damon Easley, R (1,4) OBP: 0.262, SLG: 0.286	1-0 P3		0-2 G5-3		0-2 G5-3			0-1 P4		4	0	0	0	0	0	1	Chicago White Sox @ Detroit Tigers Comerica Park, Detroit, MI Thu Apr 19 2001, 7:05 PM EDT Att: 14,571 - Cloudy - 52 F						
Jose Macias, S (1,5) OBP: 0.520, SLG: 0.913	0-1 3B		0-2 G5-3			0-2 P4		0-1 1-H 2B		4	0	2	1	0	0	0							
Bobby Higginson, L (1,7) OBP: 0.393, SLG: 0.500	2-3 K		0-0 1B			0-0 G4-3		0-1 F7		4	0	1	0	0	1	2							
Tony Clark, S (1,10) OBP: 0.365, SLG: 0.542	2-3 K		0-3 K							4	0	1	0	0	2	2							
Ryan Jackson, L (9, PR)										0	0	0	0	0	0	0							
Deivi Cruz, R (1,6) OBP: 0.211, SLG: 0.339		1-1 G4-3			0-0 F8		0-1 G6-3		0-2 E 1B	4	0	0	0	0	1	1							
Wendell Magee, R (1,9) OBP: 0.585, SLG: 0.684		0-1 1B			0-2 1B		1-1 F8		0-1 E5	4	0	2	0	0	0	1							
Roger Cedeno, S (9, PR) OBP: 0.245, SLG: 0.184		1-2 1B			1-3 K		0-1 F7		1-2 F7	0	0	0	0	0	0	0							
Robert Fick, L (1,3) OBP: 0.476, SLG: 0.684		2-2 1B								4	0	1	0	0	1	2							
Juan Encarnacion, R (1,8) OBP: 0.213, SLG: 0.289		0-1 F9								4	0	0	0	0	0	4							
15 Brandon Inge, R (1,2) OBP: 0.297, SLG: 0.333		1-3 K								3	1	1	0	0	1	2							
Inning Stats	R: 0 E: 0 K: 2 S: 9	H: 1 LOB: 1 BB: 0 P: 14	R: 0 E: 0 K: 1 S: 12	H: 2 LOB: 2 BB: 0 P: 16	R: 0 E: 0 K: 1 S: 12	H: 1 LOB: 1 BB: 0 P: 12	R: 0 E: 0 K: 1 S: 7	H: 1 LOB: 0 BB: 0 P: 8	R: 0 E: 0 K: 0 S: 7	H: 0 LOB: 0 BB: 0 P: 8	R: 0 E: 0 K: 0 S: 6	H: 0 LOB: 0 BB: 0 P: 7	R: 1 E: 0 K: 0 S: 9	H: 2 LOB: 1 BB: 0 P: 13	R: 0 E: 1 K: 1 S: 12	H: 1 LOB: 2 BB: 0 P: 14	1B: 6 2B: 1 3B: 1 HR: 0	SF: 0 SAC: 0 DP: 0 HBP: 0	WP: 0 PB: 0 SB: 0 CS: 0	PA: 35			
PITCHER	IP WLS BF W	H R ER 1	SO 6	BB 0	IBB 0	HBP 0	BLK 0	WP 0	HR 0	S 81	P 100	ERA 1.00	WHIP 0.889										
David Wells, L (1,1) ERA: 3.9	9.0	1	1	6	0	0	0	0	0	0	0	1.00	0.889										

Batter	1	2	3	4	5	6	7	8	9	AB	R	H	RBI	BB	SO	LOB	TOP								
Brady Anderson, L (1, 9) OBP: 0.301, SLG: 0.274	0-1 BB 31 1B 2B	2-0 F7		2-2 FC4-6 1B		0-0 G6-3	3-1 F7			5	1	2	1	0	0	2	Baltimore Orioles @ Detroit Tigers Comerica Park, Detroit, MI Tue Apr 24 2001, 7:05 PM EDT Att: 14,101 - Cloudy - 53 F								
Mike Bordick, R (1, 6) OBP: 0.318, SLG: 0.333	1-2 G5-3		0-2 G5-3	0-1 FC4-6 BB		2-2 P6		2-2 F7		5	0	0	1	0	0	2									
Delino DeShields, L (1, 7) OBP: 0.340, SLG: 0.266	4-1 31 1B BB BB		2-3 K				1-0 SF9 3B	3-2 G5-3		3	1	1	0	2	1	0									
Chris Richard, L (1, 3) OBP: 0.333, SLG: 0.458	1-3 K		1-2 G4-3	0-3 K			1-0 SF9	1-1 FC6-4 1B		4	0	1	1	0	2	4									
Mike Kinkade, R (1, 5) OBP: 0.429, SLG: 0.423	4-2 31 1B 1-2 2-3 BB			1-1 31 2B 1B	1-2 31 G4-6-3 1B		0-1 31 1B 6 2B 1B	0-0 FC6-4 1B		4	2	3	0	1	0	1									
31 Jay Gibbons, L (1, 10) OBP: 0.370, SLG: 0.405	0-0 1-2 2-3 1B			0-0 6 SH E 2B	0-0 G4-6-3 1B		0-0 6 2B 1-3 SF8 1B	1-1 2B		5	2	4	2	0	0	1									
6 Melvin Mora, R (1, 8) OBP: 0.254, SLG: 0.259	0-1 F8			1-0 SH FC1-5 E 1B	0-1 1B		3-0 1-3 3-H 4-0 2B	0-0 F8		4	0	2	1	0	0	4									
Brook Fordyce, R (1, 2) OBP: 0.226, SLG: 0.229		2-2 G3		0-1 E2 FC1-5 1B	0-1 G6-3			1-0 G5-3		4	1	0	0	1	0	3									
Jerry Hairston, R (1, 4) OBP: 0.239, SLG: 0.277		1-3 K		1-0 FC1-5 1B FC4-6		0-1 G1-3	2-2 SF8	2-2 G5-3		4	1	0	1	0	1	3									
Inning Stats	R: 1 E: 0 K: 1 S: 14	H: 2 LOB: 3 BB: 2 P: 24	R: 0 E: 0 K: 1 S: 7	H: 0 LOB: 0 BB: 0 P: 12	R: 0 E: 0 K: 1 S: 10	H: 0 LOB: 0 BB: 0 P: 13	R: 4 E: 1 K: 1 S: 18	H: 3 LOB: 2 BB: 1 P: 27	R: 0 E: 0 K: 0 S: 8	H: 2 LOB: 1 BB: 0 P: 9	R: 0 E: 0 K: 0 S: 7	H: 0 LOB: 0 BB: 0 P: 9	R: 3 E: 0 K: 0 S: 13	H: 4 LOB: 2 BB: 1 P: 27	R: 0 E: 0 K: 0 S: 10	H: 1 LOB: 1 BB: 0 P: 16	R: 0 E: 0 K: 0 S: 7	H: 1 LOB: 1 BB: 0 P: 11	1B: 8 2B: 4 3B: 1 HR: 0	SF: 2 SAC: 1 DP: 1 HBP: 0	WP: 0 PB: 0 SB: 0 CS: 0	PA: 45			
PITCHER	IP	WLS	BF	H	R	ER	SO	BB	IBB	HBP	BLK	WP	HR	S	P	ERA	WHIP								
Jeff Weaver, R (1, 1) ERA: 5.09	6.1	L	34	11	8	6	4	3	0	0	0	0	0	70	105	8.53	2.211								
Victor Santos, R (7, 1) ERA:	1.2		7	1	0	0	0	0	1	0	0	0	0	17	32	0.00	0.600								
Matt Perisho, L (9, 1) ERA: 7.36	1.0		4	1	0	0	0	0	0	0	0	0	0	7	11	0.00	1.000								

Batter	1	2	3	4	5	6	7	8	9	AB	R	H	RBI	BB	SO	LOB	BOTTOM								
Roger Cedeno, S (1, 9) OBP: 0.265, SLG: 0.194	0-1 B5-3		0-2 P6		0-0 B1-3		0-1 3B 1B		2-3 K	5	1	1	0	0	1	1	Baltimore Orioles @ Detroit Tigers Comerica Park, Detroit, MI Tue Apr 24 2001, 7:05 PM EDT Att: 14,101 - Cloudy - 53 F								
Damon Easley, R (1, 4) OBP: 0.253, SLG: 0.292	3-2 P5		1-2 F8		2-3 K		2-1 1-H 3B	0-1 FC5-4		5	0	1	1	0	1	1									
Bobby Higginson, L (1, 7) OBP: 0.346, SLG: 0.478	2-0 G3-1		1-1 2B			2-2 P5	0-1 F9			4	0	1	0	0	0	1									
Tony Clark, S (1, 3) OBP: 0.362, SLG: 0.525		4-2 BB 1B BB	3-2 G6-3			0-2 G4-3		0-3 K		3	1	0	0	1	1	1									
Robert Fick, L (1, 10) OBP: 0.486, SLG: 0.829		2-1 F8		1-0 FC1-6 1B		3-1 HR		0-0 FC6-4 1B		4	1	3	1	0	0	1									
Jose Macias, S (1, 5) OBP: 0.405, SLG: 0.641		1-2 F7		0-2 FC1-6 1-2 1B		0-0 2B		2-2 FC6-4 1-2 1B		4	0	1	0	0	0	3									
Deivi Cruz, R (1, 6) OBP: 0.200, SLG: 0.302		4-1 1B 1-2 BB		1-2 P4		0-0 F8		1-0 F7		3	0	0	0	1	0	3									
Juan Encarnacion, R (1, 8) OBP: 0.266, SLG: 0.339		0-0 1-2 2H 1B		0-3 K			1-0 F7		2-2 G5-3	4	0	1	1	0	1	1									
15 Brandon Inge, R (1, 2) OBP: 0.283, SLG: 0.364 Billy McMillon, L (9, PH) OBP: 0.208, SLG: 0.238		2-1 G1-3			1-1 G5-3		1-1 G4-3		4-2 FC5-4 BB	3	0	0	0	0	0	2									
Inning Stats	R: 0 E: 0 K: 0 S: 6	H: 0 LOB: 0 BB: 0 P: 11	R: 1 E: 0 K: 0 S: 12	H: 1 LOB: 2 BB: 2 P: 25	R: 0 E: 0 K: 0 S: 12	H: 1 LOB: 1 BB: 0 P: 17	R: 0 E: 0 K: 1 S: 11	H: 1 LOB: 0 BB: 0 P: 13	R: 0 E: 0 K: 1 S: 7	H: 0 LOB: 0 BB: 0 P: 10	R: 1 E: 0 K: 0 S: 10	H: 2 LOB: 1 BB: 0 P: 15	R: 1 E: 0 K: 0 S: 9	H: 2 LOB: 1 BB: 0 P: 13	R: 0 E: 0 K: 1 S: 8	H: 1 LOB: 1 BB: 0 P: 11	R: 0 E: 0 K: 1 S: 11	H: 0 LOB: 1 BB: 1 P: 19	1B: 4 2B: 2 3B: 1 HR: 1	SF: 0 SAC: 0 DP: 0 HBP: 0	WP: 0 PB: 0 SB: 0 CS: 0	PA: 38			
PITCHER	IP	WLS	BF	H	R	ER	SO	BB	IBB	HBP	BLK	WP	HR	S	P	ERA	WHIP								
Pat Hentgen, R (1, 1) ERA: 2.82	7.0	W	30	7	3	3	2	2	0	0	0	0	0	67	104	3.86	1.286								
Mike Trombley, R (8, 1) ERA: 2.08	2.0		8	1	0	0	2	1	0	0	0	0	0	19	30	0.00	1.000								

Batter	1	2	3	4	5	6	7	8	9	AB	R	H	RBI	BB	SO	LOB	TOP											
Brady Anderson, L OBP: 0.295, SLG: 0.260	G6-3		G6-3			F9		F8		4	1	0	0	0	0	1	Baltimore Orioles @ Detroit Tigers Comerica Park, Detroit, MI Wed Apr 25 2001, 7:05 PM EDT Att: 18,919 - Sunny - 44 F											
Mike Bordick, R OBP: 0.333, SLG: 0.378	P6		BB 1B			PB SF9 BB		F9	HR	4	2	2	1	1	0	1												
Delino DeShields, L OBP: 0.373, SLG: 0.273	1B		1-2 BB			SF9 PB HR BB		G4-3	G6-3 BB	2	1	1	0	3	0	1												
Jeff Conine, R OBP: 0.250, SLG: 0.281	K		L8			SF9		FC5-4 1B	G6-3	4	0	1	1	0	1	4												
31 Jay Gibbons, L OBP: 0.373, SLG: 0.378		6 F8 WP BB				F8		F7	K	3	1	0	0	2	1	1												
Cal Ripken Jr., R OBP: 0.186, SLG: 0.250	F9		F8			HR		FC5-4		4	1	1	3	0	0	2												
6 Melvin Mora, R OBP: 0.269, SLG: 0.250	F8		S BB			BB		K		2	0	0	0	2	1	2												
Brook Fordyce, R OBP: 0.211, SLG: 0.212	G6-3		G4-3			K		K		4	0	0	0	0	2	3												
Fernando Lumar, R OBP: 0.400, SLG: 0.500			G4-3			K				0	0	0	0	0	0	0												
Jerry Hairston, R OBP: 0.240, SLG: 0.275			G4-3			F7		F7		4	0	1	0	0	0	0												
Inning Stats	R: 0 E: 0 K: 1 S: 9	H: 1 LOB: 1 BB: 0 P: 12	R: 0 E: 0 K: 0 S: 9	H: 0 LOB: 1 BB: 1 P: 17	R: 0 E: 0 K: 0 S: 10	H: 1 LOB: 2 BB: 1 P: 14	R: 0 E: 0 K: 0 S: 8	H: 0 LOB: 0 BB: 1 P: 17	R: 5 E: 0 K: 1 S: 22	H: 1 LOB: 1 BB: 4 P: 48	R: 0 E: 0 K: 0 S: 7	H: 1 LOB: 1 BB: 0 P: 9	R: 0 E: 0 K: 1 S: 12	H: 1 LOB: 1 BB: 0 P: 19	R: 0 E: 0 K: 1 S: 9	H: 0 LOB: 0 BB: 0 P: 14	R: 1 E: 0 K: 1 S: 8	H: 1 LOB: 0 BB: 1 P: 13	1B: 4 2B: 0 3B: 0 HR: 2	SF: 1 SAC: 0 DP: 1 HBP: 1	WP: 1 PB: 1 SB: 1 CS: 0	PA: 41						
PITCHER	IP	WLS	BF	H	R	ER	SO	BB	IBB	HBP	BLK	WP	HR	S	P	ERA	WHIP											
Steve Sparks, R ERA: 3.46	(1, 1)	6.0	L	30	4	5	5	2	7	0	1	0	1	1	65	117	7.50	1.833										
Matt Anderson, R ERA: 15.95	(7, 1)	2.0		7	1	0	0	2	0	0	0	0	0	0	21	33	0.00	0.500										
Todd Jones, R ERA: 8.59	(9, 1)	1.0		4	1	1	1	1	1	0	0	0	0	1	8	13	9.00	2.000										

Batter	1	2	3	4	5	6	7	8	9	AB	R	H	RBI	BB	SO	LOB	BOTTOM										
Jose Macias, S OBP: 0.383, SLG: 0.591	G6-3		1-2 1B			G4-3		P3	K	5	0	1	0	0	1	1	Baltimore Orioles @ Detroit Tigers Comerica Park, Detroit, MI Wed Apr 25 2001, 7:05 PM EDT Att: 18,919 - Sunny - 44 F										
Robert Fick, L OBP: 0.463, SLG: 0.763	G6-3		BB			G1-4-3		2B BB	F7	3	0	0	0	1	0	0											
Ryan Jackson, L										1	1	0	0	0	0	0											
Bobby Higginson, L OBP: 0.341, SLG: 0.479	F7		K			F8		1-2 1B 2B		4	1	1	2	0	1	0											
Tony Clark, S OBP: 0.356, SLG: 0.554			G4-3			G4-3		K		4	1	1	1	0	1	2											
Deivi Cruz, R OBP: 0.203, SLG: 0.299	G6-3		F7			K		1B 2H 1B		4	0	1	1	0	1	0											
Juan Encarnacion, R OBP: 0.279, SLG: 0.381	G6-3		G4-3			3B		BB 1B		4	0	2	0	0	0	0											
Damion Easley, R OBP: 0.277, SLG: 0.297			FC4 1B			FC5-4 HBP		K	FC6 BB	2	0	1	0	1	1	1											
Roger Cedeno, S OBP: 0.264, SLG: 0.185			FC4 1B			FC5-4 BB		F7	FC6	3	0	0	0	1	0	5											
Javier Cardona, R OBP: 0.286, SLG: 0.286			K			FC5-4		2B 1B	G4-3	3	1	1	0	0	1	3											
Billy McMillon, L OBP: 0.200, SLG: 0.227						1-2 2-3				1	0	0	0	0	0	0											
Inning Stats	R: 0 E: 0 K: 0 S: 8	H: 0 LOB: 0 BB: 0 P: 13	R: 0 E: 0 K: 0 S: 5	H: 0 LOB: 0 BB: 0 P: 8	R: 0 E: 1 K: 1 S: 8	H: 2 LOB: 2 BB: 0 P: 13	R: 0 E: 0 K: 1 S: 7	H: 0 LOB: 0 BB: 0 P: 8	R: 0 E: 0 K: 0 S: 7	H: 0 LOB: 2 BB: 1 P: 14	R: 0 E: 0 K: 0 S: 8	H: 0 LOB: 0 BB: 0 P: 13	R: 1 E: 0 K: 2 S: 14	H: 2 LOB: 1 BB: 0 P: 17	R: 3 E: 0 K: 1 S: 20	H: 4 LOB: 3 BB: 2 P: 38	R: 0 E: 0 K: 1 S: 9	H: 0 LOB: 0 BB: 0 P: 14	1B: 5 2B: 1 3B: 1 HR: 1	SF: 0 SAC: 0 DP: 0 HBP: 1	WP: 0 PB: 0 SB: 0 CS: 0	PA: 38					
PITCHER	IP	WLS	BF	H	R	ER	SO	BB	IBB	HBP	BLK	WP	HR	S	P	ERA	WHIP										
Willis Roberts, R ERA: 1.25	(1, 1)	7.0	W	26	4	1	1	4	1	0	0	0	0	9	18	0.86	1.29										
Buddy Groom, L ERA: 4.75	(8, 1)	0.1		4	2	3	3	0	1	0	0	0	0	9	18	81.00	9.000										
Chad Paronto, R ERA: 6.0	(8, 1)	0.2	H	5	2	0	0	1	1	0	0	0	0	11	20	0.00	4.500										
Ryan Kohlmeier, R ERA: 6.52	(9, 1)	1.0	S	3	0	0	0	1	0	0	0	0	0	9	14	0.00	0.000										

AB	31
R	6
H	6
RBI	5
BB	8
SO	5
LOB	15



Batter	1	2	3	4	5	6	7	8	9	AB	R	H	RBI	BB	SO	LOB	TOP			
Brady Anderson, L (1.9) OBP: 0.283, SLG: 0.247	F9		G3			G3-1	F7			4	0	0	0	0	0	1	<p>Baltimore Orioles @ Detroit Tigers Comerica Park, Detroit, MI Thu Apr 26 2001, 1:05 PM EDT Att: 18,824 - Cloudy - 60 F</p>			
Mike Bordick, R (1.6) OBP: 0.340, SLG: 0.384	31 1B		P3			3B	1B	F9		4	1	2	0	0	0	0				
Delino DeShields, L (1.7) OBP: 0.369, SLG: 0.300	F8			G4-3		PB	3B	F7		4	1	1	1	0	0	1				
31 Jay Gibbons, L (1.10) OBP: 0.364, SLG: 0.367	1B			F8		F5		F3		4	0	1	0	0	0	1				
Mike Kinkade, R (1.5) OBP: 0.406, SLG: 0.400	L4			G5-3		1B		G4-3		4	0	1	0	0	0	2				
Chris Richard, L (1.3) OBP: 0.343, SLG: 0.460		F8			1B	K		FC4-6	1B	4	0	2	0	0	1	1				
Greg Myers, L (1.2) OBP: 0.429, SLG: 0.615		G4-3			F7		F7	FC4-6	1B	4	0	1	0	0	0	1				
6 Melvin Mora, R (1.8) OBP: 0.268, SLG: 0.250		G1-3			K		1B	FC4-6	1B	4	0	1	0	0	1	3				
Jerry Hairston, R (1.4) OBP: 0.228, SLG: 0.260			G5-3		G5-3		F3	F9		4	0	0	0	0	0	4	<p>Orioles</p>			
Inning Stats	R: 0 E: 0 K: 0 S: 8	H: 2 LOB: 2 BB: 0 P: 10	R: 0 E: 0 K: 0 S: 8	H: 0 LOB: 0 BB: 0 P: 9	R: 0 E: 0 K: 0 S: 7	H: 0 LOB: 0 BB: 0 P: 12	R: 0 E: 0 K: 1 S: 10	H: 1 LOB: 1 BB: 0 P: 15	R: 2 E: 0 K: 1 S: 12	H: 3 LOB: 1 BB: 0 P: 16	R: 0 E: 0 K: 0 S: 6	H: 1 LOB: 1 BB: 0 P: 13	R: 0 E: 0 K: 0 S: 6	H: 0 LOB: 0 BB: 0 P: 8	R: 0 E: 0 K: 0 S: 20	H: 2 LOB: 2 BB: 0 P: 29		1B: 8 2B: 0 3B: 1 HR: 0	SF: 0 SAC: 0 DP: 0 HBP: 0	WP: 0 PA: 36 PB: 1 SB: 0 CS: 0
PITCHER Chris Holt, R (1.1) ERA: 5.4	IP: 9.0 WLS: W BF: 36 H: 9 R: 2 ER: 2 SO: 2 BB: 0 IBB: 0 HBP: 0 BLK: 0 WP: 0 HR: 0 S: 84 P: 121 ERA: 2.00 WHIP: 1.000																			

Batter	1	2	3	4	5	6	7	8	9	AB	R	H	RBI	BB	SO	LOB	BOTTOM			
Jose Macias, S (1.4) OBP: 0.385, SLG: 0.633	HR		G6-3			P6	P5			5	1	2	1	0	0	5	<p>Baltimore Orioles @ Detroit Tigers Comerica Park, Detroit, MI Thu Apr 26 2001, 1:05 PM EDT Att: 18,824 - Cloudy - 60 F</p>			
Ryan Jackson, L (1.3) OBP: 0.356, SLG: 0.486	F8	L3		G6-3	BB	F9	K			4	0	0	0	1	1	3				
Bobby Higginson, L (1.7) OBP: 0.372, SLG: 0.565	F8		1B	2B	G6-3	BB	SH	3B	G4-3	3	2	1	0	2	0	0				
Tony Clark, S (1.10) OBP: 0.548, SLG: 0.778	3B	2B	1B	1B	G6-3	BB	SH	K		4	3	2	1	1	1	2				
Wendell Magee, R (1.9) OBP: 0.318, SLG: 0.325	2H	3B	K	G4-3		SH	3B	2B		4	1	2	1	0	1	2				
Juan Encarnacion, R (1.8) OBP: 0.301, SLG: 0.418	FC6-4	BB	15 BB	1B	G6-3	2B	3B	K		4	1	2	3	1	1	1				
Deivi Cruz, R (1.6) OBP: 0.192, SLG: 0.282	FC6-4		P6		P3	G6-3				4	0	0	0	0	0	5				
Shane Halter, R (1.5) OBP: 0.318, SLG: 0.325		G4-3	15 BB	1B	L5		2B			4	0	2	2	0	0	0				
15 Brandon Inge, R (1.2) OBP: 0.300, SLG: 0.348	F2		1-2	BB		F3	BB			2	0	0	0	2	0	0	<p>D</p>			
Inning Stats	R: 2 E: 0 K: 0 S: 15	H: 3 LOB: 2 BB: 1 P: 25	R: 0 E: 0 K: 0 S: 12	H: 1 LOB: 1 BB: 0 P: 16	R: 2 E: 0 K: 1 S: 19	H: 4 LOB: 3 BB: 1 P: 34	R: 0 E: 0 K: 0 S: 7	H: 0 LOB: 1 BB: 2 P: 17	R: 0 E: 0 K: 0 S: 4	H: 0 LOB: 0 BB: 0 P: 7	R: 0 E: 0 K: 0 S: 7	H: 0 LOB: 0 BB: 0 P: 11	R: 4 E: 1 K: 1 S: 17	H: 2 LOB: 2 BB: 3 P: 34	R: 0 E: 0 K: 2 S: 10	H: 1 LOB: 1 BB: 0 P: 14		1B: 4 2B: 4 3B: 2 HR: 1	SF: 0 SAC: 1 DP: 1 HBP: 0	WP: 1 PA: 42 PB: 0 SB: 1 CS: 0
PITCHER Jason Johnson, R (1.1) ERA: 4.67 B.J. Ryan, L (3.1) ERA: 4.66 Jorge Julio, R (7.1) ERA: 54.0 Chuck McLeroy, L (7.1) ERA: 6.59 Mike Trombley, R (8.1) ERA: 1.93	IP: 2.2 WLS: L BF: 18 H: 8 R: 4 ER: 4 SO: 1 BB: 2 IBB: 0 HBP: 0 BLK: 0 WP: 0 HR: 1 S: 44 P: 72 ERA: 13.50 WHIP: 3.750																			

Batter	1	2	3	4	5	6	7	8	9	AB	R	H	RBI	BB	SO	LOB	TOP										
Gerald Williams, R (1, 8) OBP: 0.239, SLG: 0.333	G5-3		F7		E5			G6-4-3		4	0	0	0	0	0	2	Tampa Bay Devil Rays @ Detroit Tigers Comerica Park, Detroit, MI Fri Apr 27 2001, 7:05 PM EDT Att: 16,458 - Sunny - 58 F										
Russ Johnson, R (1, 4) OBP: 0.441, SLG: 0.569	K			FC3-6				G6-3		4	0	2	1	0	1	0											
Greg Vaughn, R (1, 10) OBP: 0.330, SLG: 0.447	K			FC3-6				G6-3		3	0	0	0	1	1	0											
Fred McGriff, L (1, 3) OBP: 0.287, SLG: 0.354		L8		FC3-6				G4-3		4	0	1	0	0	0	2											
Ben Grieve, L (1, 7) OBP: 0.303, SLG: 0.280		F8		G5-4-3				G4-3		2	0	0	0	2	0	0											
Randy Winn, S (9, PR) OBP: 0.450, SLG: 0.765								G4-3		0	0	0	0	0	0	0											
Jose Guillen, R (1, 9) OBP: 0.224, SLG: 0.229								G4-3		3	0	0	0	0	0	3											
Steve Cox, L (9, PH) OBP: 0.309, SLG: 0.404								G4-3		1	0	0	0	0	0	2											
Vinny Castilla, R (1, 5) OBP: 0.246, SLG: 0.339								F9		4	1	2	0	0	0	3											
John Flaherty, R (1, 2) OBP: 0.242, SLG: 0.350										3	1	2	1	0	0	1											
Felix Martinez, S (1, 6) OBP: 0.338, SLG: 0.364										2	0	0	0	1	0	2											
Inning Stats	R: 0 E: 0 K: 2 S: 12	H: 0 LOB: 0 BB: 0 P: 18	R: 0 E: 0 K: 0 S: 5	H: 0 LOB: 0 BB: 0 P: 9	R: 1 E: 0 K: 0 S: 9	H: 2 LOB: 0 BB: 0 P: 11	R: 0 E: 0 K: 0 S: 7	H: 1 LOB: 2 BB: 2 P: 15	R: 1 E: 1 K: 0 S: 10	H: 2 LOB: 2 BB: 0 P: 13	R: 0 E: 0 K: 0 S: 8	H: 0 LOB: 0 BB: 0 P: 13	R: 0 E: 0 K: 0 S: 5	H: 1 LOB: 0 BB: 0 P: 5	R: 0 E: 0 K: 0 S: 7	H: 0 LOB: 0 BB: 1 P: 12	R: 0 E: 0 K: 0 S: 10	H: 1 LOB: 3 BB: 1 P: 18	1B: 5 2B: 3 3B: 0 HR: 0	SF: 0 SAC: 0 DP: 4 HBP: 0	WP: 0 PB: 0 SB: 0 CS: 0	PA: 34					
PITCHER	IP	WLS	BF	H	R	ER	SO	BB	IBB	HBP	BLK	WP	HR	S	P	ERA	WHIP										
Dave Milck, R (1, 1) ERA: 6.11	7.0	W	27	6	2	1	2	3	0	0	0	0	0	58	90	1.29	1.286										
Danny Patterson, R (8, 1) ERA:	1.0	H	2	0	0	0	0	0	0	0	0	0	0	5	6	0.00	0.000										
Todd Jones, R (9, 1) ERA: 7.56	1.0	S	5	1	0	0	0	1	0	0	0	0	0	10	18	0.00	2.000										

Batter	1	2	3	4	5	6	7	8	9	AB	R	H	RBI	BB	SO	LOB	BOTTOM										
Jose Macias, S (1, 5) OBP: 0.421, SLG: 0.722	1B		3B		HR			1B		5	3	4	1	0	0	2	Tampa Bay Devil Rays @ Detroit Tigers Comerica Park, Detroit, MI Fri Apr 27 2001, 7:05 PM EDT Att: 16,458 - Sunny - 58 F										
Ryan Jackson, L (1, 3) OBP: 0.273, SLG: 0.400	1B		3B		G4-3			G6-3		5	1	2	1	0	0	4											
Bobby Higginson, L (1, 7) OBP: 0.374, SLG: 0.486	SF9		FC3-6		E			WP		0	0	0	1	3	0	0											
Tony Clark, S (1, 10) OBP: 0.366, SLG: 0.542	L9-3		FC3-6		L9-6			F8		3	0	0	1	1	0	3											
Wendell Magee, R (1, 9) OBP: 0.543, SLG: 0.733		FC5-4	FC6-4		BB			P6		3	0	1	0	1	0	2											
Juan Encarnacion, R (1, 8) OBP: 0.286, SLG: 0.394	K		K		L9-6			F3		4	0	0	0	0	2	6											
Damion Easley, R (1, 4) OBP: 0.276, SLG: 0.286	FC5-4				F8			E5		3	0	0	0	0	0	1											
Shane Halter, R (1, 6) OBP: 0.313, SLG: 0.302					L9			FC1-6		3	0	0	0	1	1	2											
15 Brandon Inge, R (1, 2) OBP: 0.296, SLG: 0.327	P4				F8			K		3	0	0	0	1	1	3											
Inning Stats	R: 1 E: 0 K: 0 S: 11	H: 2 LOB: 0 BB: 0 P: 18	R: 0 E: 0 K: 1 S: 12	H: 1 LOB: 2 BB: 1 P: 23	R: 2 E: 0 K: 1 S: 17	H: 2 LOB: 1 BB: 1 P: 27	R: 0 E: 0 K: 0 S: 6	H: 0 LOB: 0 BB: 0 P: 8	R: 1 E: 0 K: 0 S: 13	H: 1 LOB: 2 BB: 3 P: 29	R: 0 E: 0 K: 1 S: 12	H: 0 LOB: 2 BB: 1 P: 21	R: 0 E: 0 K: 0 S: 10	H: 0 LOB: 1 BB: 1 P: 19	R: 0 E: 1 K: 1 S: 10	H: 1 LOB: 2 BB: 0 P: 14		1B: 4 2B: 3 3B: 1 HR: 1	SF: 1 SAC: 0 DP: 2 HBP: 1	WP: 1 PB: 0 SB: 1 CS: 0	PA: 38						
PITCHER	IP	WLS	BF	H	R	ER	SO	BB	IBB	HBP	BLK	WP	HR	S	P	ERA	WHIP										
Ryan Rupe, R (1, 1) ERA: 6.75	5.0	L	24	6	4	4	2	5	0	0	0	0	1	59	105	7.20	2.200										
Doug Creek, L (6, 1) ERA: 3.0	1.0		6	0	0	0	1	2	0	1	0	0	0	14	27	0.00	2.000										
Rusty Meacham, R (7, 1) ERA: 2.63	2.0		8	1	0	0	1	0	0	0	0	1	0	18	27	0.00	0.500										

Batter	1	2	3	4	5	6	7	8	9	AB	R	H	RBI	BB	SO	LOB	TOP										
Gerald Williams, R OBP: 0.299, SLG: 0.407 (1, 8)	1-1 G4-3 1B		0-0 S 1B		0-0 G5-4-3 1-2			1-2 G3-1 2B		4	0	3	0	0	0	1	Tampa Bay Devil Rays @ Detroit Tigers Comerica Park, Detroit, MI Sun Apr 29 2001, 1:05 PM EDT Att: 16,769 - Sunny - 55 F										
Russ Johnson, R OBP: 0.429, SLG: 0.523 (1, 4)	3-2 G4-3		0-3 K 1B		3-2 G6-3			3-2 F2		4	0	0	0	0	1	4											
Ben Grieve, L OBP: 0.327, SLG: 0.275 (1, 10)	1-0 FC6-5-4-1-3 2-3		4-2 FC5-4 1-2 BB			1-2 1B		1-0 G3-1 2-3		3	0	1	0	1	0	2											
Greg Vaughn, R OBP: 0.321, SLG: 0.413 (1, 7)		2-3 K	0-0 FC5-4 1-2			3-3 K		3-3 K		4	0	0	0	0	3	5											
Fred McGriff, L OBP: 0.302, SLG: 0.400 (1, 3)		0-0 2B		1-2 HR		0-0 F5		4-2 G5-4-3 BB		3	1	2	1	1	0	1											
Vinny Castilla, R OBP: 0.233, SLG: 0.314 (1, 5)	2-0 G6-3		0-0 G6-3		1-3 K			1-0 G5-4-3 1-2		4	0	0	0	0	1	3											
Jose Guillen, R OBP: 0.211, SLG: 0.214 (1, 9)	1-1 F9		0-1 G4-3			2-1 G5-3		1-1 F7		4	0	0	0	0	0	1											
John Flaherty, R OBP: 0.232, SLG: 0.328 (1, 2)			3-2 G6-3		2-0 G5-3		1-1 L1			3	0	0	0	0	0	0											
Felix Martinez, S OBP: 0.322, SLG: 0.345 (1, 6)			0-2 E3 1B		2-2 G5-4-3 1B		2-1 F7			3	0	1	0	0	0	0											
Inning Stats	R: 0 E: 0 K: 0 S: 6	H: 1 LOB: 0 BB: 0 P: 11	R: 0 E: 0 K: 1 S: 7	H: 1 LOB: 1 BB: 0 P: 12	R: 0 E: 1 K: 1 S: 14	H: 1 LOB: 3 BB: 1 P: 21	R: 1 E: 0 K: 0 S: 7	H: 1 LOB: 0 BB: 0 P: 10	R: 0 E: 0 K: 2 S: 10	H: 1 LOB: 1 BB: 0 P: 15	R: 0 E: 0 K: 0 S: 6	H: 0 LOB: 0 BB: 0 P: 11	R: 0 E: 0 K: 1 S: 14	H: 1 LOB: 1 BB: 0 P: 22	R: 0 E: 0 K: 0 S: 8	H: 0 LOB: 0 BB: 1 P: 14	1B: 4 2B: 3 3B: 0 HR: 1	SF: 0 SAC: 0 DP: 3 HBP: 0	WP: 0 PB: 0 SB: 1 CS: 0	PA: 34							
PITCHER	IP	WLS	BF	H	R	ER	SO	BB	IBB	HBP	BLK	WP	HR	S	P	ERA	WHIP										
Jeff Weaver, R ERA: 4.36 (1, 1)	8.0	W	31	7	1	1	5	1	0	0	0	0	1	73	116	1.12	1.000										
C.J. Nitkowski, L ERA: 4.96 (9, 1)	0.0		1	0	0	0	0	1	0	0	0	0	0	5	9	∞	∞										
Danny Patterson, R ERA: (9, 1)	1.0		2	0	0	0	0	0	0	0	0	0	0	3	5	0.00	0.000										

Batter	1	2	3	4	5	6	7	8	9	AB	R	H	RBI	BB	SO	LOB	BOTTOM										
Roger Cedeno, S OBP: 0.247, SLG: 0.171 (1, 9)	3-2 F8	1-0 FC5-2 1-3 3H		3-2 G1-3 2-3		1-2 G6-4-3 1-2		3-3 K		5	0	0	0	0	1	6	Tampa Bay Devil Rays @ Detroit Tigers Comerica Park, Detroit, MI Sun Apr 29 2001, 1:05 PM EDT Att: 16,769 - Sunny - 55 F										
Jose Macias, S OBP: 0.394, SLG: 0.645 (1, 5)	0-0 F7	2-0 F6		0-1 F7		1-1 G6-3				4	0	0	0	0	0	3											
Bobby Higginson, L OBP: 0.380, SLG: 0.476 (1, 7)	2-1 HR 1B		1-0 F7		1-1 1B		1-2 G5-3			4	1	2	0	0	0	0											
Tony Clark, S OBP: 0.407, SLG: 0.564 (1, 3)	4-2 HR BB		0-0 G6-4-3 1B		4-0 FC6-4 BB		3-2 F8			2	1	1	0	2	0	0											
Ryan Jackson, L OBP: 0.313, SLG: 0.357 (8, 3)	1-2 HR		1-0 G6-4-3 1B		1-2 FC6-4 1B 1B		1-1 F8			0	0	0	0	0	0	0											
Dean Palmer, R OBP: 0.222, SLG: 0.400 (1, 10)	2-2 HR		1-0 G6-4-3		1-2 FC6-4 1B 1B		1-1 F8			4	1	1	3	0	0	2											
Juan Encarnacion, R OBP: 0.302, SLG: 0.385 (1, 8)	1-2 G4-3		0-1 F9		1-2 1B 1B		2-2 F8			4	0	1	0	0	0	0											
Damion Easley, R OBP: 0.295, SLG: 0.289 (1, 4)		0-0 G5-3		4-2 15 2B BB		1-1 15 2B 1B		0-2 15 BLK 1B		3	1	2	0	1	0	0											
Deivi Cruz, R OBP: 0.232, SLG: 0.316 (1, 6)		0-1 15 1B FC5-2 1B		4-1 15 2B BB		0-0 15 SH G6-4-3 2B		1-2 15 BLK 1B		3	2	3	0	1	0	0											
15 Brandon Inge, R OBP: 0.300, SLG: 0.345 (1, 2)		0-0 FC5-2 1B		0-2 G1-3 1H 2H 2B		0-0 SH G6-4-3		3-2 L7		3	0	2	2	0	0	2											
Inning Stats	R: 3 E: 0 K: 0 S: 15	H: 2 LOB: 0 BB: 1 P: 27	R: 0 E: 0 K: 0 S: 7	H: 2 LOB: 2 BB: 0 P: 9	R: 0 E: 0 K: 0 S: 3	H: 1 LOB: 1 BB: 2 P: 5	R: 2 E: 0 K: 0 S: 13	H: 1 LOB: 3 BB: 1 P: 24	R: 1 E: 1 K: 0 S: 7	H: 1 LOB: 0 BB: 0 P: 9	R: 0 E: 0 K: 0 S: 9	H: 0 LOB: 0 BB: 0 P: 14	R: 0 E: 0 K: 1 S: 16	H: 2 LOB: 2 BB: 0 P: 25	R: 0 E: 0 K: 0 S: 8	H: 0 LOB: 0 BB: 1 P: 14	1B: 9 2B: 2 3B: 0 HR: 1	SF: 0 SAC: 1 DP: 2 HBP: 0	WP: 0 PB: 0 SB: 1 CS: 0	PA: 37							
PITCHER	IP	WLS	BF	H	R	ER	SO	BB	IBB	HBP	BLK	WP	HR	S	P	ERA	WHIP										
Albie Lopez, R ERA: 2.6 (1, 1)	7.0	L	32	10	6	6	0	4	0	0	0	0	1	64	106	7.71	2.000										
Jeff Wallace, L ERA: (8, 1)	1.0		5	2	0	0	1	0	0	0	1	0	0	16	25	0.00	2.000										



Batter	1	2	3	4	5	6	7	8	9	10	AB	R	H	RBI	BB	SO	LOB	TOP										
Roger Cedeno, S (1, 9) OBP: 0.244, SLG: 0.173	G6-3		G6-3		G1-2-3 1B		F9		G1-3		5	0	1	0	0	0	0											
Jose Macias, S (1, 5) OBP: 0.408, SLG: 0.642	F8				G1-2-3 1B				F8		5	0	3	0	0	0	0											
Bobby Higginson, L (1, 7) OBP: 0.381, SLG: 0.477	K		G4-3		G1-2-3 BB		F5		HR		4	1	1	0	1	1	2											
Tony Clark, S (1, 3) OBP: 0.406, SLG: 0.549					G1-2-3		G1-3				4	1	1	0	1	0	4											
Ryan Jackson, L (10, PR) OBP: 0.313, SLG: 0.357		G6-4-3 1B		P3					HR		0	1	0	0	0	0	0											
Dean Palmer, R (1, 10) OBP: 0.250, SLG: 0.379				G4-3 1B			F9		HR		4	1	1	0	1	2	4											
Deivi Cruz, R (1, 6) OBP: 0.230, SLG: 0.345									K		4	1	1	0	1	2	4											
Juan Encarnacion, R (1, 8) OBP: 0.308, SLG: 0.378									K		5	1	1	3	0	0	3											
Damion Easley, R (1, 4) OBP: 0.303, SLG: 0.302									G5-3		4	1	1	1	1	2	1											
Javier Cardona, R (1, 2) OBP: 0.235, SLG: 0.235									P3		3	0	1	1	1	0	1											
Robert Fick, L (9, PH) OBP: 0.442, SLG: 0.725									G3-1		3	0	0	0	0	1	2											
15 Brandon Inge, R (9, 2) OBP: 0.300, SLG: 0.345											1	0	0	0	0	0	0											
											0	0	0	0	0	0	0											
Inning Stats	R: 0 E: 0 K: 1 S: 5	H: 0 LOB: 0 BB: 0 P: 9	R: 1 E: 1 K: 0 S: 7	H: 1 LOB: 1 BB: 2 P: 19	R: 0 E: 0 K: 1 S: 9	H: 1 LOB: 1 BB: 0 P: 15	R: 2 E: 0 K: 0 S: 10	H: 3 LOB: 2 BB: 1 P: 17	R: 0 E: 0 K: 0 S: 9	H: 2 LOB: 2 BB: 1 P: 15	R: 0 E: 0 K: 1 S: 14	H: 1 LOB: 1 BB: 0 P: 20	R: 0 E: 0 K: 0 S: 8	H: 0 LOB: 0 BB: 0 P: 14	R: 0 E: 0 K: 1 S: 9	H: 0 LOB: 0 BB: 0 P: 16	R: 0 E: 0 K: 0 S: 5	H: 0 LOB: 0 BB: 0 P: 6	R: 3 E: 0 K: 2 S: 13	H: 2 LOB: 1 BB: 1 P: 26	1B: 7 2B: 2 3B: 0 HR: 1	SF: 0 SAC: 0 DP: 2 HBP: 0	WP: 1 PB: 0 SB: 0 CS: 0	PA: 43				
PITCHER	IP 7.0	WLS 31	BF 8	H 3	R 2	ER 2	SO 3	BB 4	IBB 0	HBP 0	BLK 0	WP 1	HR 0	S 62	P 109	ERA 2.57	WHIP 1.714											
Kenny Rogers, L (1, 1) ERA: 5.71	1.0	3	0	0	0	1	0	0	0	0	0	0	0	9	16	0.00	0.000											
Jeff Brantley, R (8, 1) ERA: 3.97	2.0	L	9	2	3	3	2	0	1	0	0	0	1	18	32	13.50	1.000											
59 Jeff Zimmerman, R (9, 1) ERA: 3.77																												

Detroit Tigers @ Texas Rangers
The Ballpark at Arlington, Arlington, TX
Tue May 01 2001, 8:05 PM EDT
Att: 25,638 - Cloudy - 78 F


AB	38
R	6
H	10
RBI	5
BB	5
SO	6
LOB	17



Batter	1	2	3	4	5	6	7	8	9	10	AB	R	H	RBI	BB	SO	LOB	BOTTOM										
29 Rusty Greer, L (1, 7) OBP: 0.353, SLG: 0.573	1B		G6-4-3 1B		G5-3		K		IBB		4	0	2	0	1	1	1											
Randy Velarde, R (1, 4) OBP: 0.391, SLG: 0.535	F8		G6-4-3 1B		G4-3		F9		G5-3		5	0	1	0	0	0	4											
Alex Rodriguez, R (1, 6) OBP: 0.425, SLG: 0.653	K		G6-4-3								5	2	2	2	0	2	3											
Rafael Palmeiro, L (1, 3) OBP: 0.348, SLG: 0.453	L1		G4-3				HR		F7		5	0	1	0	0	0	2											
Ivan Rodriguez, R (1, 2) OBP: 0.356, SLG: 0.567											4	0	2	0	0	0	1											
Bo Porter, R (8, PR) OBP: 0.344, SLG: 0.400											0	0	0	0	0	0	0											
Doug Mirabeli, R (9, 2) OBP: 0.200, SLG: 0.235											0	0	0	0	0	0	0											
Frank Catalanotto, L (10, PH) OBP: 0.311, SLG: 0.488											1	0	0	0	0	1	0											
Andres Galaraga, R (1, 10) OBP: 0.358, SLG: 0.510											4	1	1	0	0	1	3											
Ken Caminiti, S (1, 5) OBP: 0.299, SLG: 0.362											4	0	0	0	0	1	4											
Gabe Kapler, R (1, 8) OBP: 0.481, SLG: 0.667											3	0	2	1	1	0	1											
Ruben Mateo, R (1, 9) OBP: 0.312, SLG: 0.300											3	0	0	0	0	0	2											
Inning Stats	R: 0 E: 0 K: 1 S: 10	H: 1 LOB: 1 BB: 0 P: 13	R: 1 E: 0 K: 1 S: 10	H: 2 LOB: 1 BB: 0 P: 15	R: 0 E: 0 K: 0 S: 8	H: 2 LOB: 1 BB: 0 P: 14	R: 0 E: 0 K: 0 S: 7	H: 0 LOB: 0 BB: 0 P: 11	R: 1 E: 0 K: 1 S: 10	H: 2 LOB: 1 BB: 0 P: 12	R: 0 E: 0 K: 1 S: 8	H: 0 LOB: 1 BB: 1 P: 15	R: 1 E: 1 K: 0 S: 10	H: 1 LOB: 1 BB: 0 P: 13	R: 0 E: 0 K: 0 S: 5	H: 1 LOB: 1 BB: 0 P: 13	R: 0 E: 0 K: 2 S: 10	H: 0 LOB: 0 BB: 0 P: 13	1B: 6 2B: 3 3B: 0 HR: 2	SF: 0 SAC: 1 DP: 2 HBP: 0	WP: 0 PB: 0 SB: 0 CS: 0	PA: 41						
PITCHER	IP 6.1	WLS 27	BF 9	H 2	R 2	ER 2	SO 3	BB 1	IBB 0	HBP 0	BLK 0	WP 0	HR 1	S 57	P 88	ERA 2.84	WHIP 1.579											
Steve Sparks, R (1, 1) ERA: 3.34	0.1	H	1	0	0	0	1	0	0	0	0	0	4	5	0.00	0.000												
Heath Murray, L (7, 1) ERA: 4.22	0.1	H	1	0	0	0	0	0	0	0	0	0	3	5	0.00	0.000												
Matt Anderson, R (7, 1) ERA: 13.5	2.0	W	9	2	1	1	0	0	1	0	0	1	15	26	4.50	1.000												
Danny Patterson, R (8, 1) ERA: 0.69	1.0	S	3	0	0	0	2	0	0	0	0	0	10	13	0.00	0.000												
Todd Jones, R (10, 1) ERA: 6.75																												

Detroit Tigers @ Texas Rangers
The Ballpark at Arlington, Arlington, TX
Tue May 01 2001, 8:05 PM EDT
Att: 25,638 - Cloudy - 78 F

AB	38
R	3
H	11
RBI	3
BB	2
SO	6
LOB	21



Batter	1	2	3	4	5	6	7	8	9	AB	R	H	RBI	BB	SO	LOB	TOP								
Roger Cedeno, S (1, 9) OBP: 0.268, SLG: 0.244	1-1 L4	0-3 K					0-2 L7		2-2 F8	5	0	1	0	0	1	3									
Jose Macias, S (1, 5) OBP: 0.394, SLG: 0.573	0-1 G3	1-0 G5-3				0-1 G6-4-3	0-1 E5		3-3 K	5	0	0	0	0	1	4									
Bobby Higginson, L (1, 7) OBP: 0.361, SLG: 0.444	2-2 1B		1-2 G4-3			1-0 F7	2-1 SF7		3-3 K	4	0	1	1	0	1	2									
Tony Clark, S (1, 3) OBP: 0.413, SLG: 0.511	0-0 G4-3		1-0 G5-3			0-0 G4-3				3	0	0	0	1	0	1									
Dean Palmer, R (1, 10) OBP: 0.283, SLG: 0.488		1-0 1B				3-2 BB	3-2 G6-3			4	2	2	0	0	0	2									
Deivi Cruz, R (1, 6) OBP: 0.297, SLG: 0.402		0-1 1B			1-0 G6-3	4-0 FC6			0-1 G1-6-3	3	1	2	0	1	0	0									
Juan Encarnacion, R (1, 8) OBP: 0.340, SLG: 0.446		1-0 1B			2-0 E4	2-2 FC6			0-0 G1-6-3	4	1	2	2	0	0	1									
Damion Easley, R (1, 4) OBP: 0.295, SLG: 0.306		1-3 1B			3-2 G6-3	0-1 FC6			3-2 F8	3	0	0	1	0	0	3									
15 Brandon Inge, R (1, 2) OBP: 0.282, SLG: 0.318		0-0 1B			2-3 K				1-1 K	3	1	1	1	0	1	0									
Robert Fick, L (9, PH) OBP: 0.455, SLG: 0.732										1	0	1	0	0	0	0									
Steve Sparks, R (9, PR)										0	0	0	0	0	0	0									
Ryan Jackson, L (9, PR) OBP: 0.294, SLG: 0.333		2-H 1B								0	0	0	0	0	0	0									
Inning Stats	R: 0 E: 0 K: 0 S: 9	H: 1 LOB: 1 BB: 0 P: 12	R: 3 E: 0 K: 1 S: 10	H: 4 LOB: 1 BB: 0 P: 13	R: 0 E: 0 K: 0 S: 8	H: 0 LOB: 0 BB: 0 P: 12	R: 0 E: 1 K: 0 S: 5	H: 0 LOB: 0 BB: 0 P: 11	R: 0 E: 0 K: 1 S: 8	H: 1 LOB: 0 BB: 0 P: 10	R: 1 E: 0 K: 0 S: 11	H: 2 LOB: 2 BB: 1 P: 21	R: 1 E: 2 K: 0 S: 16	H: 0 LOB: 1 BB: 1 P: 25	R: 0 E: 0 K: 0 S: 6	H: 1 LOB: 0 BB: 0 P: 9	R: 0 E: 0 K: 2 S: 15	H: 1 LOB: 2 BB: 0 P: 24	1B: 9 2B: 1 3B: 0 HR: 0	SF: 2 SAC: 0 DP: 2 HBP: 0	WP: 0 PB: 0 SB: 0 CS: 1	PA: 39			
PITCHER	IP	WLS	BF	H	R	ER	SO	BB	IBB	HBP	BLK	WP	HR	S	P	ERA	WHIP								
Scott Schoeneweis, L (1, 1) ERA: 3.24	6.2		31	8	5	4	2	2	0	0	0	0	0	63	97	5.40	1.500								
Ben Weber, R (7, 1) ERA: 1.5	0.1	W	1	0	0	0	0	0	0	0	0	0	0	4	7	0.00	0.000								
Al Levine, R (8, 1) ERA: 0.63	1.0	H	3	1	0	0	0	0	0	0	0	0	0	6	9	0.00	1.000								
Troy Percival, R (9, 1) ERA:	1.0	S	4	1	0	0	2	0	0	0	0	0	0	15	24	0.00	1.000								

Detroit Tigers @ Anaheim Angels
Edison International Field, Anaheim, CA
Fri May 04 2001, 10:05 PM EDT
Att: 36,690 - Sunny - 70 F

AB 35
R 5
H 10
RBI 5
BB 2
SO 4
LOB 16





Batter	1	2	3	4	5	6	7	8	9	AB	R	H	RBI	BB	SO	LOB	BOTTOM								
David Eckstein, R (1, 6) OBP: 0.402, SLG: 0.380	0-1 G6-3					4-1 BB				2	0	1	1	2	0	0									
Darin Erstad, L (1, 8) OBP: 0.285, SLG: 0.324	1-1 G6-3	1-0 G4-3				3-1 F8				5	0	0	1	0	0	7									
Troy Glaus, R (1, 5) OBP: 0.344, SLG: 0.491	0-2 1B		3-3 K			4-0 BB				3	0	1	0	2	1	3									
16 Garret Anderson, L (1, 7) OBP: 0.309, SLG: 0.390	0-2 F7		2-2 2B			1-2 F8				5	1	1	0	0	0	6									
Shawn Wooten, R (1, 3) OBP: 0.412, SLG: 0.813		0-0 SH2-3				1-3 K				4	2	3	0	0	1	0									
Orlando Palmeiro, L (7, PR) OBP: 0.291, SLG: 0.345		SH2-3 1B				1-3 2B				1	1	0	0	0	0	0									
Scott Spiezio, S (1, 9) OBP: 0.338, SLG: 0.357		3-2 G4-3				0-2 F7				5	1	2	2	0	0	1									
Bengie Molina, R (1, 2) OBP: 0.326, SLG: 0.294		SH2-3 1B				2-3 F7				3	0	1	0	0	0	1									
Jose Nieves, R (7, PR)		SH2-3 1B				2-3 F7				0	1	0	0	0	0	0									
Jorge Fabregas, L (8, 2) OBP: 0.125, SLG: 0.313		1-2 2-3				2-3 F9				0	0	0	0	0	0	0									
Benji Gil, R (1, 10) OBP: 0.353, SLG: 0.515		2-1 G4-3				1-0 G2-3				2	0	0	1	0	0	2									
Wally Joyner, L (6, PH) OBP: 0.328, SLG: 0.414		2-3 3-H								1	1	1	0	1	0	0									
Adam Kennedy, L (1, 4) OBP: 0.356, SLG: 0.519		0-1 1B				2-0 L4				4	0	3	2	0	0	0									
Inning Stats	R: 0 E: 0 K: 0 S: 13	H: 1 LOB: 1 BB: 0 P: 14	R: 2 E: 0 K: 0 S: 12	H: 4 LOB: 2 BB: 0 P: 18	R: 2 E: 0 K: 1 S: 21	H: 3 LOB: 1 BB: 0 P: 28	R: 0 E: 0 K: 0 S: 7	H: 0 LOB: 2 BB: 2 P: 21	R: 0 E: 0 K: 1 S: 5	H: 0 LOB: 0 BB: 0 P: 8	R: 0 E: 0 K: 0 S: 8	H: 2 LOB: 3 BB: 2 P: 21	R: 3 E: 1 K: 0 S: 18	H: 3 LOB: 3 BB: 1 P: 29	R: 0 E: 0 K: 0 S: 6	H: 0 LOB: 0 BB: 0 P: 10	1B: 11 2B: 2 3B: 0 HR: 0	SF: 0 SAC: 1 DP: 1 HBP: 1	WP: 0 PB: 0 SB: 1 CS: 1	PA: 42					
PITCHER	IP	WLS	BF	H	R	ER	SO	BB	IBB	HBP	BLK	WP	HR	S	P	ERA	WHIP								
Matt Perisho, L (1, 1) ERA: 10.26	2.1		15	8	4	4	1	0	0	0	0	0	0	41	54	15.43	3.429								
Victor Santos, R (3, 1) ERA:	3.1		15	2	0	0	1	4	0	0	0	0	0	24	54	0.00	1.800								
Heath Murray, L (6, 1) ERA: 6.35	0.2	L	6	3	3	3	0	1	0	0	0	0	0	14	23	40.50	6.000								
Danny Patterson, R (7, 1) ERA: 0.61	1.2		6	0	0	0	0	0	0	1	0	0	0	11	18	0.00	0.000								

Detroit Tigers @ Anaheim Angels
Edison International Field, Anaheim, CA
Fri May 04 2001, 10:05 PM EDT
Att: 36,690 - Sunny - 70 F

AB 35
R 7
H 13
RBI 7
BB 5
SO 2
LOB 20



Batter	1	2	3	4	5	6	7	8	9	AB	R	H	RBI	BB	SO	LOB	TOP											
Roger Cedeno, S (1, 9) OBP: 0.267, SLG: 0.245	1-3 K		0-0 SH1-3		1-0 G4-3 1B		1-0 F7		3-3 K	4	1	1	0	0	2	0	Detroit Tigers @ Anaheim Angels Edison International Field, Anaheim, CA Sat May 05 2001, 10:05 PM EDT Att: 24,758 - Sunny - 72 F AB 39 R 11 H 15 RBI 11 BB 1 SO 6 LOB 11 											
Jose Macias, S (1, 5) OBP: 0.387, SLG: 0.547	1-2 G3-1		0-0 G4-3		0-0 G4-3		0-0 P6		2-3 K	4	0	0	1	0	0	2												
Shane Halter, R (8, 5) OBP: 0.306, SLG: 0.295			2-3 G4-3		1-2 G4-3					1	0	0	0	0	1	0												
Bobby Higginson, L (1, 7) OBP: 0.371, SLG: 0.462	2-2 F9		0-2 HR		3-2 G6-3 1B				1-1 F8	5	2	3	2	0	0	0												
Tony Clark, S (1, 3) OBP: 0.416, SLG: 0.543		1-1 G4-3	2-1 HR		1-0 G6-3				0-0 1B HBP	4	1	2	2	0	0	1												
Ryan Jackson, L (8, PR) OBP: 0.333, SLG: 0.438			1-1 HR		1-2 G6-3				0-1 HR	1	2	1	1	0	0	0												
Dean Palmer, R (1, 10) OBP: 0.314, SLG: 0.574		2-1 2B	1-1 G5-3						2-2 1B HBP	4	2	2	2	0	0	0												
Deivi Cruz, R (1, 6) OBP: 0.274, SLG: 0.412		1-0 G5-3		1-0 F2					2-2 2B HBP	5	0	2	0	0	0	1												
Juan Encarnacion, R (1, 8) OBP: 0.343, SLG: 0.448		1-3 K		2-3 K					1-3 2B HBP	4	0	1	2	0	3	2												
Damon Easley, R (1, 4) OBP: 0.302, SLG: 0.337			0-1 HR	4-2 15 CS BB					1-2 G1-3	3	1	1	1	1	0	3												
15 Brandon Inge, R (1, 2) OBP: 0.293, SLG: 0.343			1-0 G4-3 1B	2-0 CS	1-1 1B G4-3 2B				2-1 G5-3	4	2	2	0	0	0	2												
Inning Stats	R: 0 E: 0 K: 1 S: 11	H: 0 LOB: 0 BB: 0 P: 15	R: 0 E: 0 K: 1 S: 9	H: 1 LOB: 1 BB: 0 P: 14	R: 4 E: 0 K: 0 S: 12	H: 4 LOB: 0 BB: 0 P: 16	R: 0 E: 0 K: 1 S: 8	H: 0 LOB: 0 BB: 1 P: 17	R: 2 E: 0 K: 0 S: 9	H: 3 LOB: 0 BB: 0 P: 15	R: 0 E: 0 K: 1 S: 6	H: 1 LOB: 1 BB: 0 P: 9	R: 0 E: 0 K: 0 S: 4	H: 0 LOB: 0 BB: 0 P: 5	R: 2 E: 0 K: 0 S: 15	H: 3 LOB: 2 BB: 0 P: 25		R: 3 E: 0 K: 2 S: 14	H: 3 LOB: 0 BB: 0 P: 23	1B: 6 2B: 6 3B: 0 HR: 3	SF: 0 SAC: 1 DP: 1 HBP: 1	WP: 0 PB: 0 SB: 0 CS: 1	PA: 43					
PITCHER	IP	WLS	BF	H	R	ER	SO	BB	IBB	HBP	BLK	WP	HR	S	P	ERA		WHIP										
Ramon Ortiz, R (1, 1) ERA: 4.54	7.0	L	29	9	6	6	4	1	0	0	0	0	2	59	91	7.71		1.429										
Lou Pote, R (8, 1) ERA: 6.46	1.0		7	3	2	2	0	0	0	1	0	0	0	15	25	18.00		3.000										
Mike Holtz, L (9, 1) ERA: 4.22	1.0		6	3	3	3	2	0	0	0	0	0	1	14	23	27.00	3.000											

Batter	1	2	3	4	5	6	7	8	9	AB	R	H	RBI	BB	SO	LOB	BOTTOM											
David Eckstein, R (1, 6) OBP: 0.412, SLG: 0.393	0-2 G4-6-3 1B	1-3 K			1-1 FC4-6		0-0 1B		0-1 1B	5	0	3	0	0	1	2	Detroit Tigers @ Anaheim Angels Edison International Field, Anaheim, CA Sat May 05 2001, 10:05 PM EDT Att: 24,758 - Sunny - 72 F AB 35 R 2 H 8 RBI 2 BB 3 SO 7 LOB 14 											
Darin Erstad, L (1, 8) OBP: 0.254, SLG: 0.310	1-1 G4-6-3		0-2 G4-3		1-0 G4-3		2-3 K		2-2 G1-3	5	0	0	0	0	1	5												
Scott Spiezio, S (1, 3) OBP: 0.333, SLG: 0.367	0-0 2B		2-3 K							4	0	1	0	0	1	0												
16 Garret Anderson, L (1, 7) OBP: 0.307, SLG: 0.380	1-1 G4-3		0-2 F7							3	0	0	0	1	0	1												
Troy Glaus, R (1, 5) OBP: 0.341, SLG: 0.477		1-0 F9		0-1 P4		2-3 K		1-0 1B BB	4-2 1B BB	3	0	0	0	1	1	1												
Wally Joyner, L (1, 10) OBP: 0.338, SLG: 0.419		0-0 BB 1B		0-3 K		0-0 G1-3		1-1 1B	1-3 1B	4	1	2	0	0	1	1												
Adam Kennedy, L (1, 4) OBP: 0.349, SLG: 0.491		4-2 1B FC6-4 BB		2-3 K					3-2 F7	3	1	0	0	1	1	2												
Jorge Fabregas, L (1, 2) OBP: 0.211, SLG: 0.368		0-0 FC6-4 1B			0-2 FC4-6 1B				1-1 F9	3	0	2	1	0	1	0												
Shawn Wooten, R (9, PH) OBP: 0.400, SLG: 0.788		1-3 2H								1	0	0	0	0	0	0												
Orlando Palmeiro, L (1, 9) OBP: 0.257, SLG: 0.313		1-2 FC6-4			0-2 P6				3-1 L8	3	0	0	1	0	0	2												
Benji Gil, R (9, PH) OBP: 0.348, SLG: 0.507		1-2 S								1	0	0	0	0	0	0												
Inning Stats	R: 0 E: 0 K: 0 S: 13	H: 2 LOB: 1 BB: 0 P: 15	R: 2 E: 0 K: 1 S: 13	H: 2 LOB: 1 BB: 1 P: 20	R: 0 E: 0 K: 1 S: 9	H: 0 LOB: 0 BB: 0 P: 11	R: 0 E: 0 K: 2 S: 9	H: 0 LOB: 0 BB: 0 P: 11	R: 0 E: 0 K: 1 S: 7	H: 0 LOB: 1 BB: 1 P: 13	R: 0 E: 1 K: 2 S: 15	H: 1 LOB: 2 BB: 0 P: 21	R: 0 E: 0 K: 0 S: 13	H: 1 LOB: 2 BB: 1 P: 22	R: 0 E: 0 K: 0 S: 9	H: 1 LOB: 1 BB: 0 P: 15		1B: 7 2B: 1 3B: 0 HR: 0	SF: 0 SAC: 0 DP: 1 HBP: 0	WP: 0 PB: 0 SB: 1 CS: 0	PA: 38							
PITCHER	IP	WLS	BF	H	R	ER	SO	BB	IBB	HBP	BLK	WP	HR	S	P	ERA		WHIP										
Jeff Weaver, R (1, 1) ERA: 4.03	8.0	W	34	7	2	2	7	3	0	0	0	0	0	88	124	2.25		1.250										
C.J. Nitkowski, L (9, 1) ERA: 3.97	0.2		2	0	0	0	0	0	0	0	0	0	0	4	8	0.00		0.000										
Todd Jones, R (9, 1) ERA: 6.52	0.1		2	1	0	0	0	0	0	0	0	0	0	5	7	0.00	3.000											

Batter	1	2	3	4	5	6	7	8	9	AB	R	H	RBI	BB	SO	LOB	TOP			
29 Rusty Greer, L OBP: 0.357, SLG: 0.532 (1, 7)	0-2 CS 1B		3-2 G3		1-2 F7	0-1 G1-3		0-0 G4-3		5	0	1	0	0	0	4				
Randy Velarde, R OBP: 0.398, SLG: 0.500 (1, 4)	3-3 K		2-1 CS 1B		2-1 BB 1B HBP		0-1 G6-3		1-1 F9	4	1	1	0	0	1	1				
Alex Rodriguez, R OBP: 0.408, SLG: 0.618 (1, 6)	1-2 BB 1B		0-1 L9		1-3 K		1-0 F9		0-0 1B 1B	5	0	2	0	0	1	3				
Rafael Palmeiro, L OBP: 0.374, SLG: 0.496 (1, 3)	4-1 BB 1-2		2-1 CS	2-3 K	4-2 1B BB		4-2 BB		0-2 F8	2	0	0	0	3	1	1				
Andres Galarraga, R OBP: 0.341, SLG: 0.467 (1, 10)	1-0 F9			1-2 F8	0-1 1B		2-3 K		1-0 1B	5	0	2	2	0	1	3				
Gabe Kapler, R OBP: 0.434, SLG: 0.612 (1, 8)		1-1 F8		0-1 2B 1B	0-2 G1-3			4-2 1B BB	1-2 G6-3	4	1	1	0	1	0	4				
Frank Catalanotto, L OBP: 0.355, SLG: 0.526 Bo Porter, R OBP: 0.289, SLG: 0.333 (8, 9)		1-0 G3		3-1 1-H 2B		0-0 F8		0-1 1B		4	0	2	1	0	0	0				
Ken Caminiti, S OBP: 0.272, SLG: 0.350 (1, 5)		0-0 HR		3-2 F8		1-0 P5		0-1 F5		4	1	1	1	0	0	3				
Doug Mirabeli, R OBP: 0.289, SLG: 0.333 (1, 2)		2-1 F8			4-0 BB 1B HBP BB	2-1 2B		3-2 P6		3	1	1	0	1	0	2				
Inning Stats	R: 0 E: 0 K: 1 S: 15	H: 2 LOB: 2 BB: 1 P: 24	R: 1 E: 0 K: 0 S: 6	H: 1 LOB: 0 BB: 0 P: 10	R: 0 E: 0 K: 0 S: 10	H: 1 LOB: 0 BB: 0 P: 17	R: 1 E: 0 K: 1 S: 18	H: 2 LOB: 1 BB: 2 P: 27	R: 2 E: 0 K: 0 S: 15	H: 1 LOB: 1 BB: 0 P: 9	R: 0 E: 0 K: 1 S: 8	H: 0 LOB: 1 BB: 1 P: 15	R: 0 E: 0 K: 0 S: 13	H: 1 LOB: 2 BB: 1 P: 20	R: 0 E: 0 K: 0 S: 12	H: 2 LOB: 2 BB: 0 P: 15	1B: 8 2B: 3 3B: 0 HR: 1	SF: 0 SAC: 0 DP: 1 HBP: 1	WP: 0 PB: 0 SB: 0 CS: 2	PA: 43
PITCHER	IP WLS BF H R ER SO BB IBB HBP BLK WP HR S P ERA WHIP	IP WLS BF H R ER SO BB IBB HBP BLK WP HR S P ERA WHIP																		
Chris Holt, R ERA: 5.4 (1, 1)	5.2 0 27 8 4 4 3 3 0 1 0 0 1 68 112 6.35 1.941																			
Matt Miller, L ERA: (6, 1)	0.1 1 0 0 0 0 0 0 0 0 0 0 0 2 2 0.00 0.000																			
Victor Santos, R ERA: (7, 1)	1.0 6 1 0 0 1 2 0 0 0 0 0 0 13 24 0.00 3.000																			
Matt Anderson, R ERA: 10.22 (8, 1)	0.2 2 0 0 0 0 0 0 0 0 0 0 0 7 10 0.00 0.000																			
C.J. Nitkowski, L ERA: 3.89 (8, 1)	0.1 1 0 0 0 0 0 0 0 0 0 0 0 1 1 0.00 0.000																			

Texas Rangers @ Detroit Tigers
Comerica Park, Detroit, MI
Tue May 08 2001, 7:05 PM EDT
Att: 21,662 - Sunny - 72 F

AB 36
R 4
H 11
RBI 4
BB 5
SO 4
LOB 21

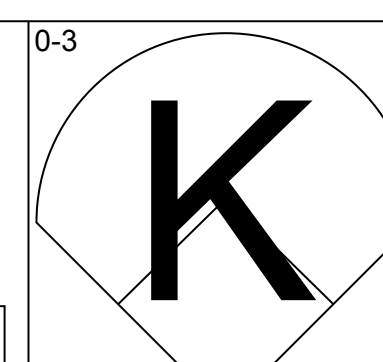
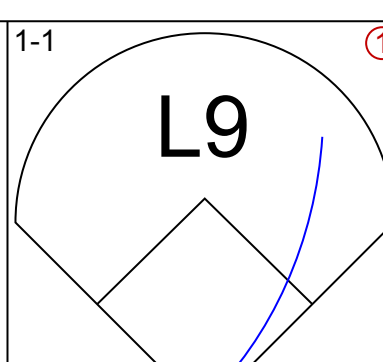
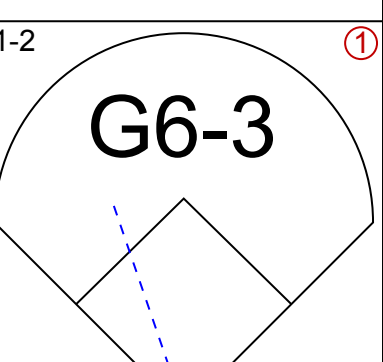
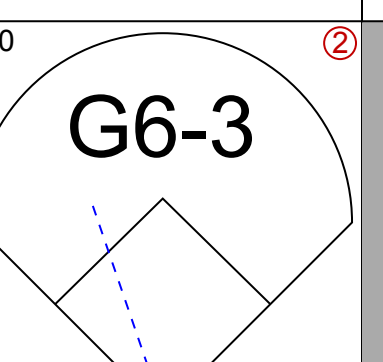
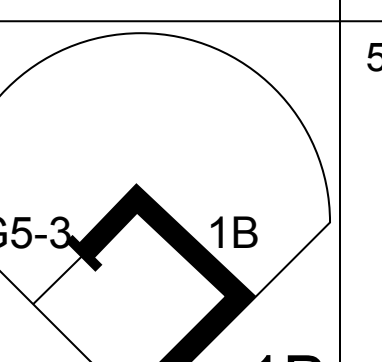
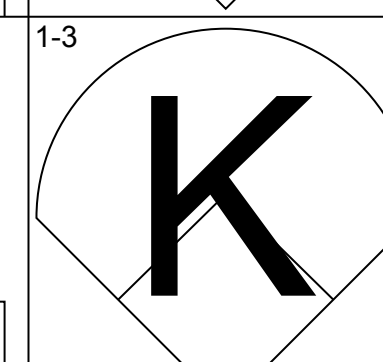
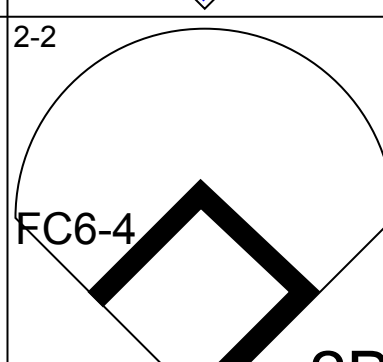
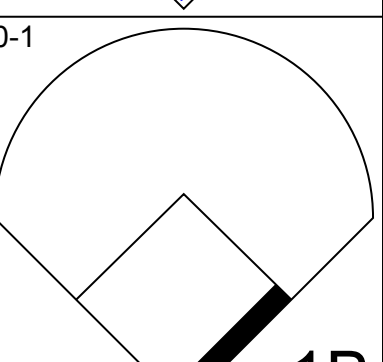
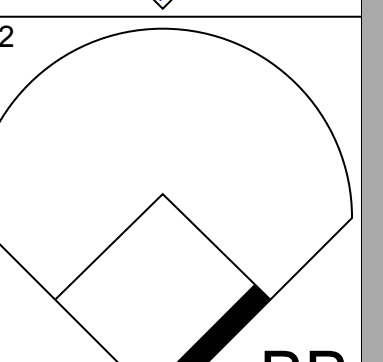
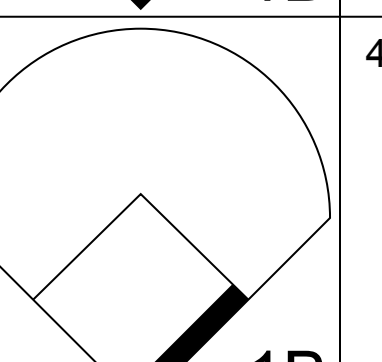
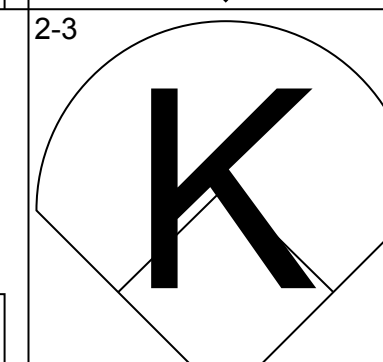
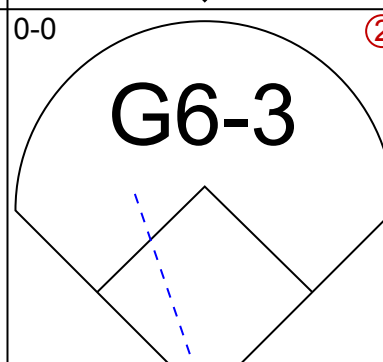
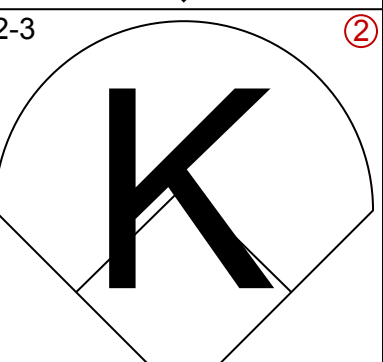
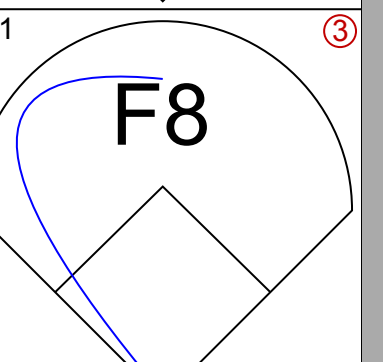
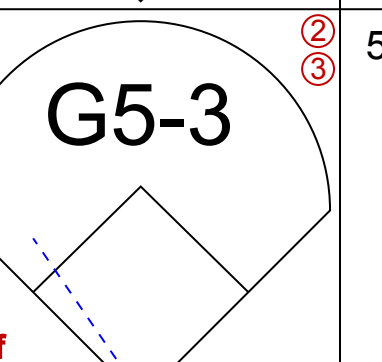
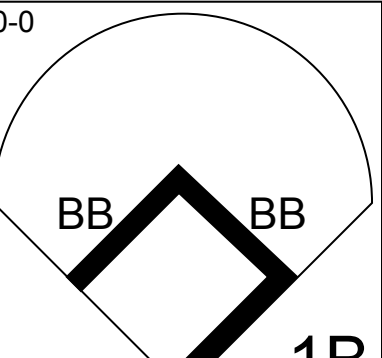
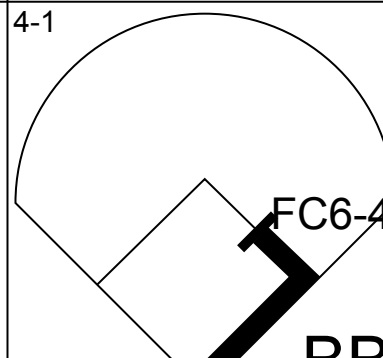
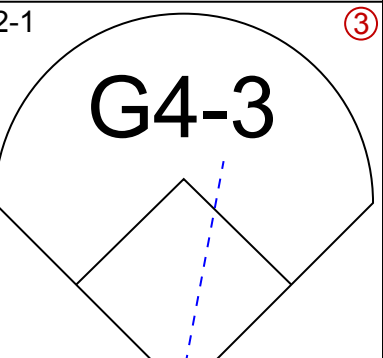
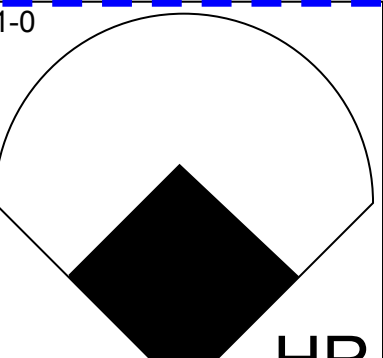

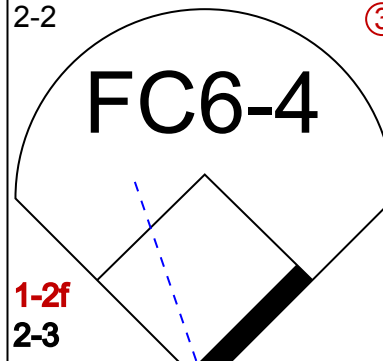
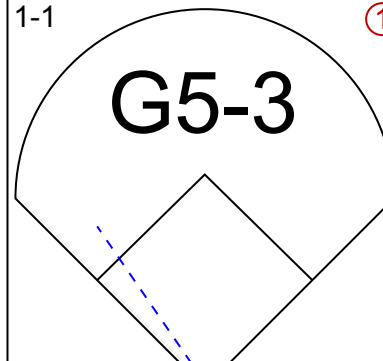
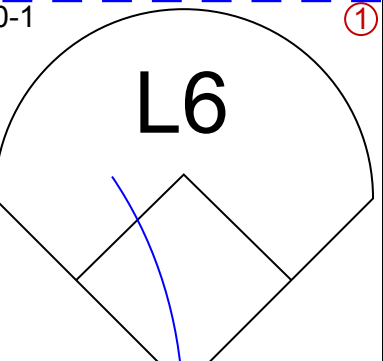
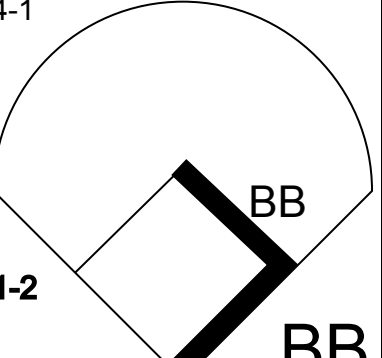
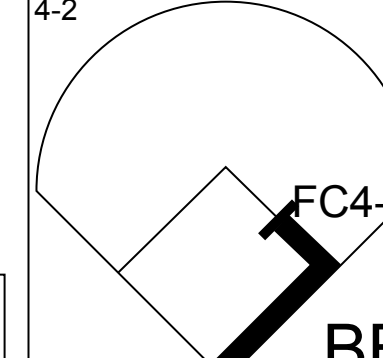
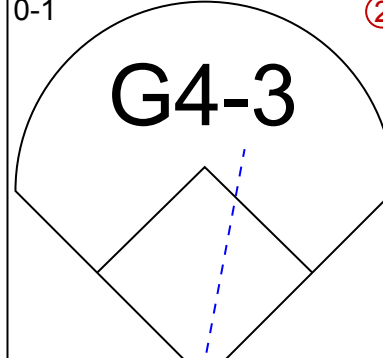
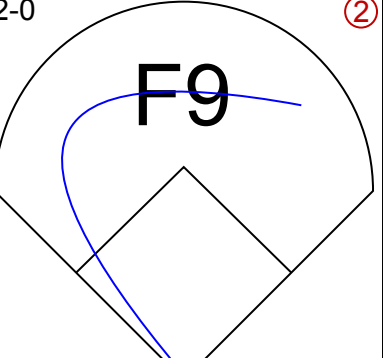
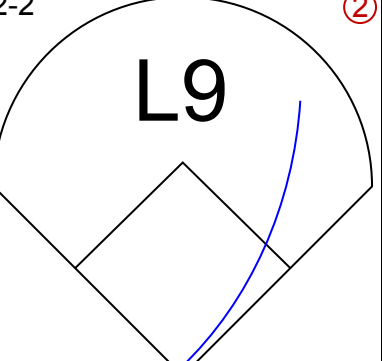
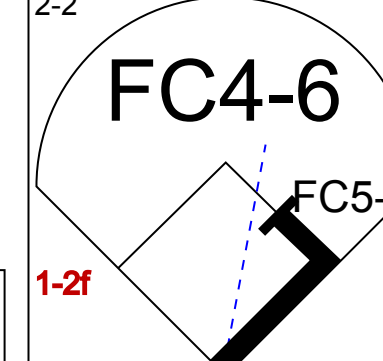

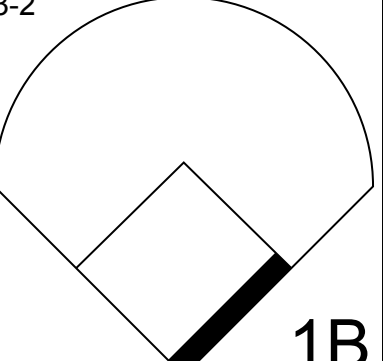
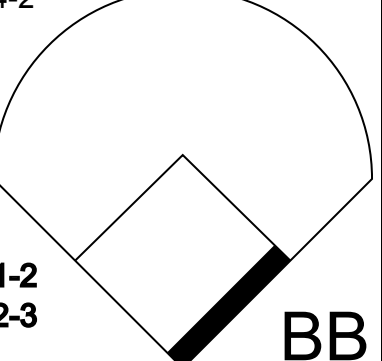
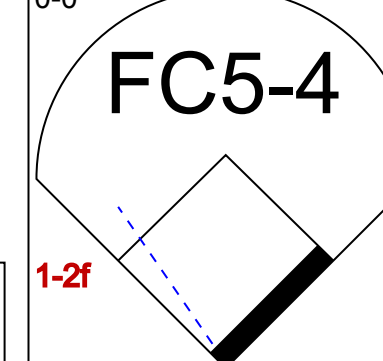
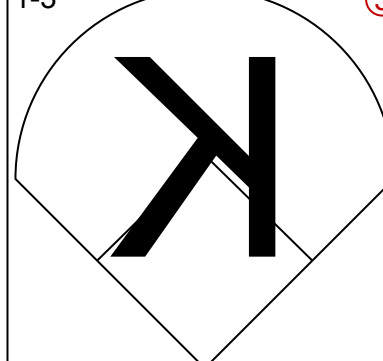
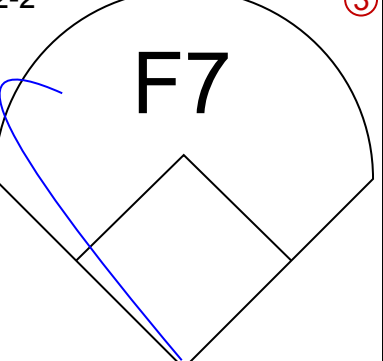
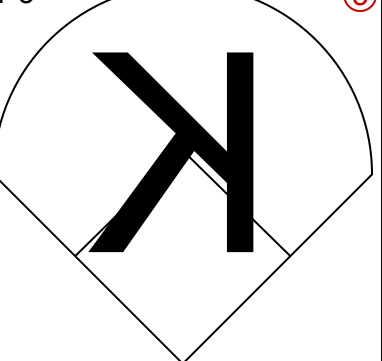
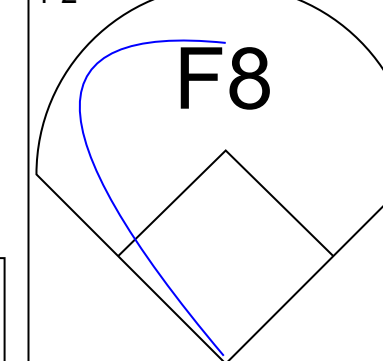
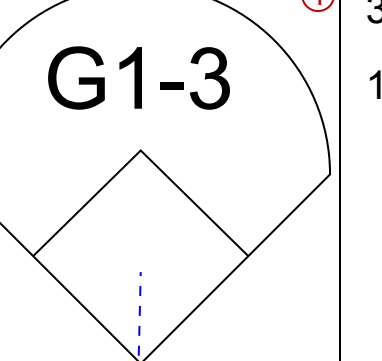


Batter	1	2	3	4	5	6	7	8	9	AB	R	H	RBI	BB	SO	LOB	BOTTOM			
Roger Cedeno, S OBP: 0.288, SLG: 0.248 Shane Halter, R OBP: 0.306, SLG: 0.295 (9, 3)	3-2 G4-3		1-0 F2-3 1B	4-2 CS BB		4-0 1-2 2-3 3-H BB		3-3 K		3	0	1	1	2	1	2				
Jose Macias, S OBP: 0.374, SLG: 0.543 (1, 5)	0-2 BB 1B		1-2 F2-3 1-2	1-0 CS	1-1 P3	0-1 L4		0-1 1B 2B		5	1	2	0	0	0	4				
Bobby Higginson, L OBP: 0.381, SLG: 0.459 (1, 7)	0-0 L8		2-0 1B E 1B		1-1 G4-3		4-2 CS BB		4-2 F8 1B BB	3	2	1	0	2	0	1				
Dean Palmer, R OBP: 0.317, SLG: 0.527 (1, 10)	4-0 BB 1-2		2-2 E7 1-H 1B 1B		2-1 F8		3-2 F4		0-3 K	4	1	1	0	1	1	3				
Robert Fick, L OBP: 0.415, SLG: 0.640 (1, 3) (9, 2)	1-3 K		3-2 1B		2-1 P6		3-2 F8		3-1 E 1B	5	0	2	2	0	1	2				
Deivi Cruz, R OBP: 0.270, SLG: 0.414 (1, 6)		0-0 2B	1-2 F5		2-2 BB 2B		1-0 F8		0-1 F8	5	1	2	0	0	0	3				
Juan Encarnacion, R OBP: 0.342, SLG: 0.427 (1, 8)		1-1 P6		4-0 15 CS 1B BB		1-1 F8		1-3 K	0-2 E5	4	0	0	0	1	1	3				
Damon Easley, R OBP: 0.315, SLG: 0.343 (1, 4)		1-0 F9		0-2 15 G4-3 15 CS 1B		4-2 BB BB BB		2-2 1B 1B		3	0	2	0	1	0	1				
15 Brandon Inge, R OBP: 0.288, SLG: 0.333 Tony Clark, S OBP: 0.417, SLG: 0.507 Javier Cardenas, R OBP: 0.206, SLG: 0.206 (5, PH) (6, PH) (7, 2)		0-0 F8		2-0 G4-3		4-1 BB BB		0-0 1B		2	0	0	0	0	0	3				
Ryan Jackson, L OBP: 0.350, SLG: 0.444 (8, PH) (9, 9)				1-3 2-S		1-2 2-S BB		1-2 1B		1	0	1	0	0	0	0				
Inning Stats	R: 0 E: 0 K: 1 S: 11	H: 1 LOB: 1 BB: 1 P: 19	R: 0 E: 0 K: 0 S: 5	H: 1 LOB: 0 BB: 0 P: 7	R: 2 E: 1 K: 0 S: 16	H: 4 LOB: 1 BB: 0 P: 26	R: 0 E: 0 K: 0 S: 8	H: 1 LOB: 0 BB: 2 P: 19	R: 0 E: 0 K: 0 S: 15	H: 0 LOB: 0 BB: 3 P: 32	R: 0 E: 0 K: 0 S: 9	H: 0 LOB: 0 BB: 1 P: 19	R: 0 E: 0 K: 2 S: 12	H: 2 LOB: 2 BB: 0 P: 19	R: 2 E: 1 K: 1 S: 15	H: 2 LOB: 2 BB: 1 P: 22	1B: 9 2B: 4 3B: 0 HR: 0	SF: 0 SAC: 0 DP: 1 HBP: 0	WP: 0 PB: 0 SB: 0 CS: 4	PA: 44
PITCHER	IP WLS BF H R ER SO BB IBB HBP BLK WP HR S P ERA WHIP	IP WLS BF H R ER SO BB IBB HBP BLK WP HR S P ERA WHIP																		
Rick Helling, R ERA: 7.4 (1, 1)	5.2 0 27 8 3 2 1 5 0 0 0 0 0 59 107 3.18 2.294																			
Mike Venafro, L ERA: 3.12 (6, 1)	0.1 H 3 0 0 0 0 2 0 0 0 0 0 5 13 0.00 6.000																			
59 Jeff Zimmerman, R ERA: 3.12 (7, 1)	2.0 H 7 2 0 0 2 0 0 0 0 0 0 18 31 0.00 1.000																			
Tim Crabtree, R ERA: 6.75 (9, 1)	0.2 L 6 2 2 1 1 1 0 0 0 0 0 15 22 13.50 4.500																			

Texas Rangers @ Detroit Tigers
Comerica Park, Detroit, MI
Tue May 08 2001, 7:05 PM EDT
Att: 21,662 - Sunny - 72 F

AB 35
R 5
H 12
RBI 3
BB 8
SO 4
LOB 22

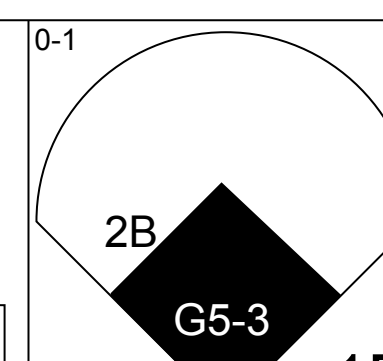
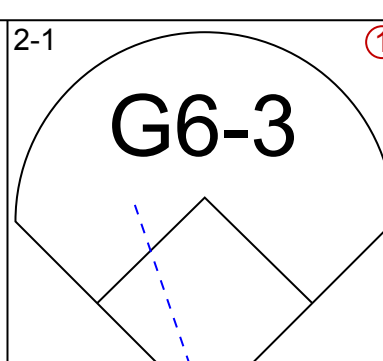

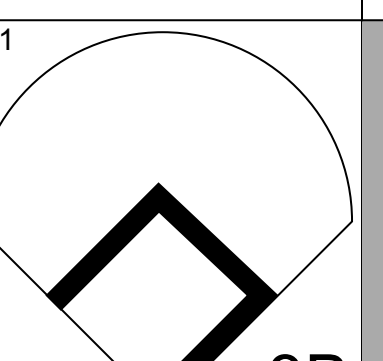
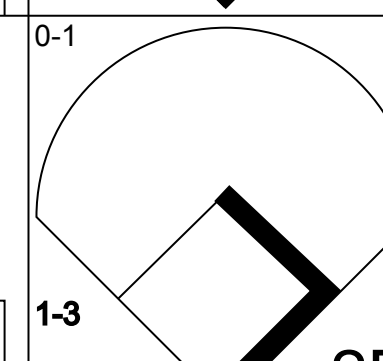
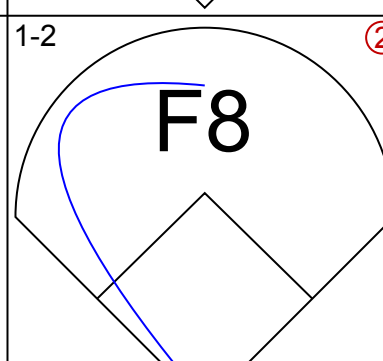

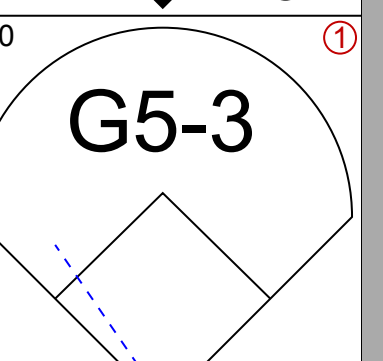
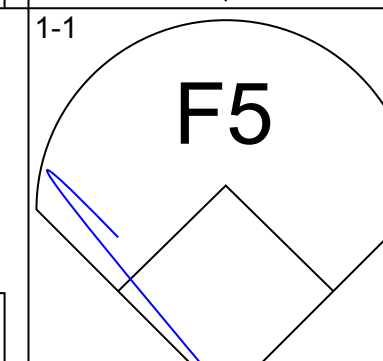
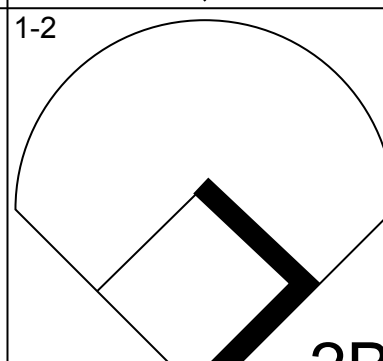

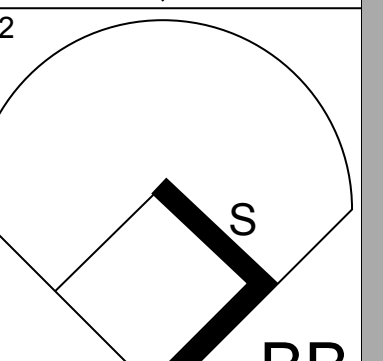
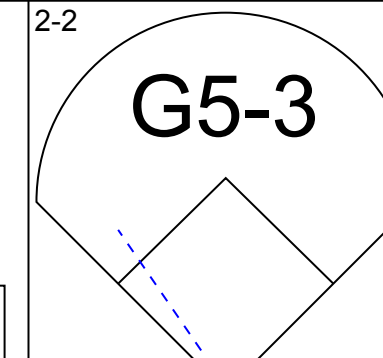
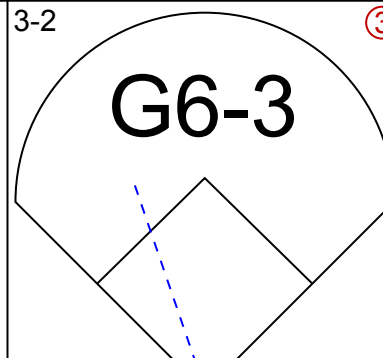
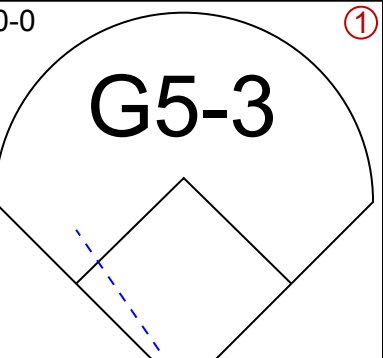
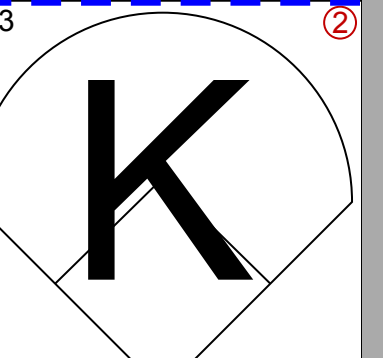
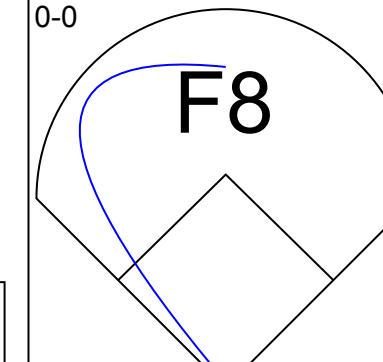
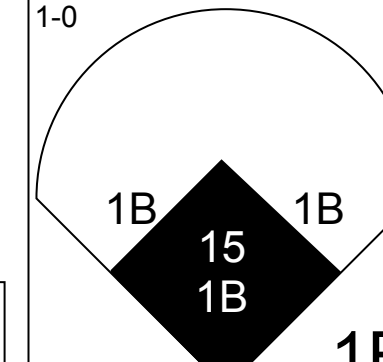
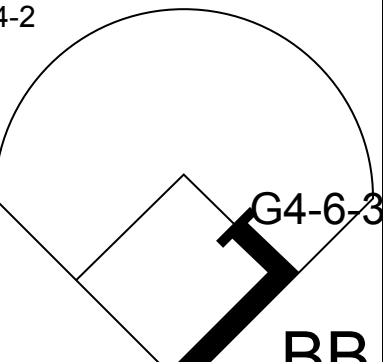
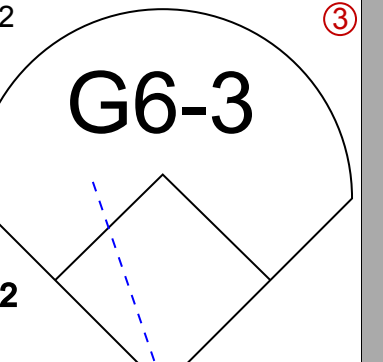
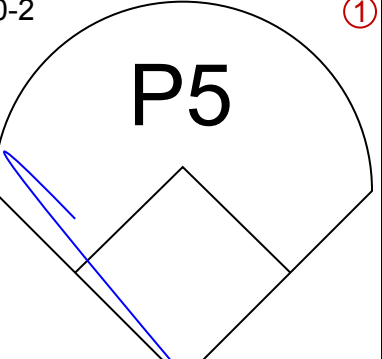
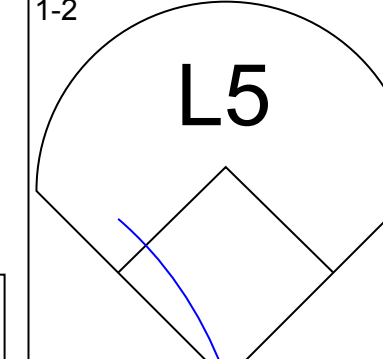
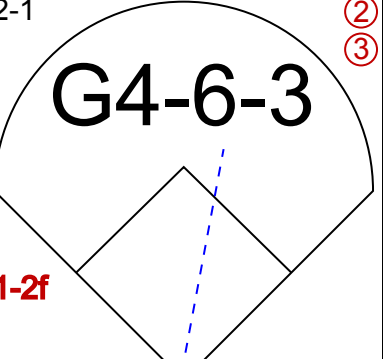
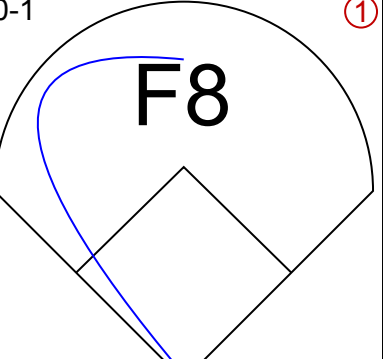
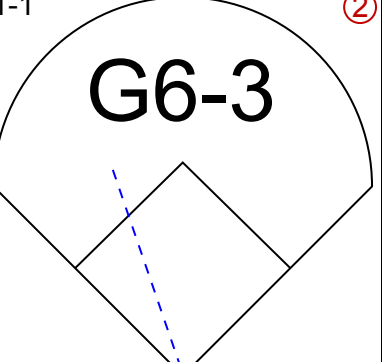
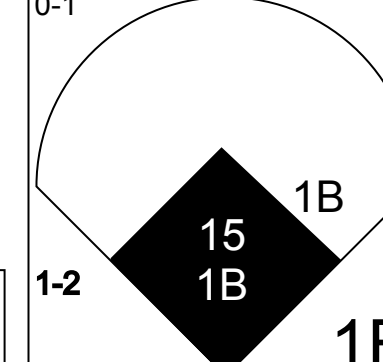
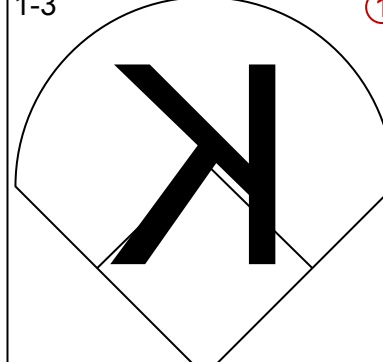
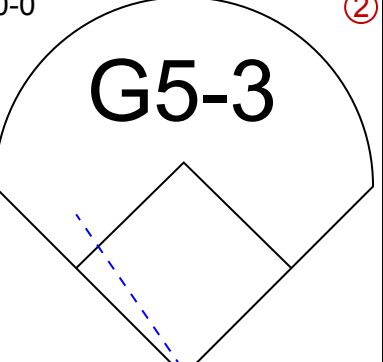
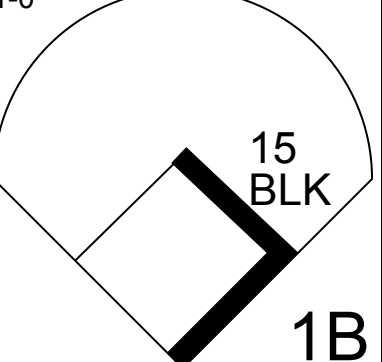
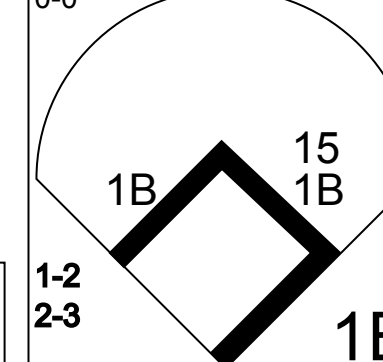
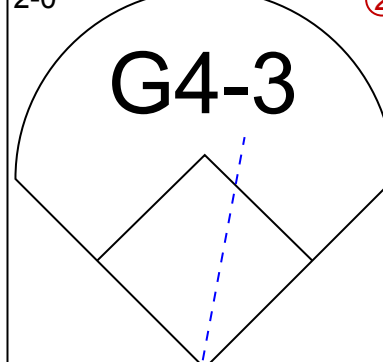
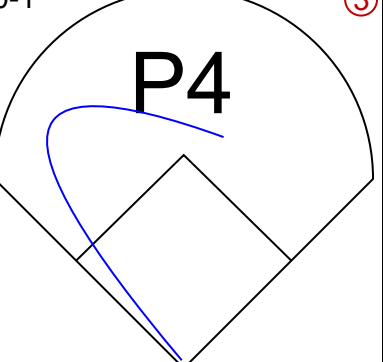
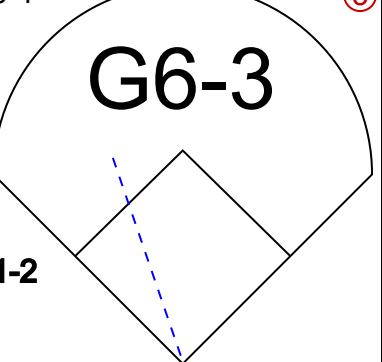
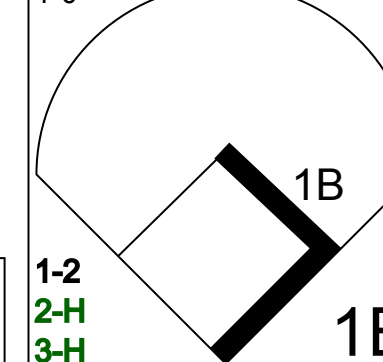
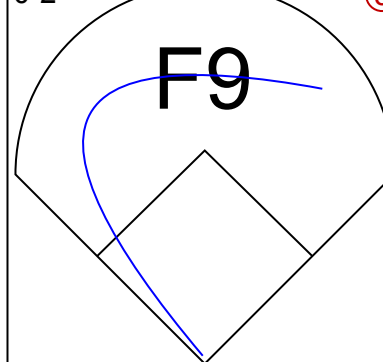


Batter	1	2	3	4	5	6	7	8	9	AB	R	H	RBI	BB	SO	LOB	TOP				
29 Rusty Greer, L OBP: 0.351, SLG: 0.519										5	0	1	0	0	1	0					
Randy Velarde, R OBP: 0.413, SLG: 0.516										4	0	3	0	1	1	0					
Alex Rodriguez, R OBP: 0.395, SLG: 0.594										5	0	0	0	0	2	5					
Rafael Palmeiro, L OBP: 0.385, SLG: 0.525										3	1	2	1	1	0	1					
Andres Galarraga, R OBP: 0.331, SLG: 0.452										4	0	0	0	0	1	3					
Gabe Kapler, R OBP: 0.439, SLG: 0.588										2	0	0	0	2	0	0					
Frank Catalanotto, L OBP: 0.317, SLG: 0.574										4	1	2	1	0	0	3					
Ken Caminiti, S OBP: 0.271, SLG: 0.337										3	0	0	0	1	1	2					
Doug Mirabeli, R OBP: 0.268, SLG: 0.303										3	0	0	0	0	2	4					
Ruben Sierra, S (9, PH)										1	0	0	0	0	0	0					
Inning Stats	R: 0 E: 0 K: 3 S: 9	H: 0 LOB: 0 BB: 0 P: 12	R: 0 E: 0 K: 2 S: 15	H: 1 LOB: 3 BB: 2 P: 27	R: 0 E: 0 K: 0 S: 10	H: 1 LOB: 2 BB: 1 P: 19	R: 0 E: 0 K: 0 S: 10	H: 0 LOB: 1 BB: 0 P: 17	R: 1 E: 0 K: 1 S: 11	H: 1 LOB: 0 BB: 0 P: 15	R: 0 E: 0 K: 1 S: 8	H: 0 LOB: 1 BB: 1 P: 14	R: 1 E: 0 K: 0 S: 11	H: 2 LOB: 1 BB: 0 P: 19	R: 0 E: 0 K: 0 S: 12	H: 2 LOB: 1 BB: 0 P: 15	1B: 5 2B: 1 3B: 0 HR: 2	SF: 0 SAC: 0 DP: 1 HBP: 0	WP: 0 PB: 0 SB: 0 CS: 0	PA: 39	
PITCHER	IP	WLS	BF	H	R	ER	SO	BB	IBB	HBP	BLK	WP	HR	S	P	ERA	WHIP				
Dave Milick, R ERA: 5.02	(1, 1)	7.0	W	30	4	1	1	8	5	0	0	0	0	1	75	121	1.29	1.286			
C.J. Nitkowski, L ERA: 4.53	(8, 1)	0.0		1	1	1	1	0	0	0	0	0	0	1	1	2	∞	∞			
Danny Patterson, R ERA: 1.08	(8, 1)	1.0	H	4	1	0	0	0	0	0	0	0	0	1	10	17	0.00	1.000			
Todd Jones, R ERA: 5.4	(9, 1)	1.0	S	4	2	0	0	0	0	0	0	0	0	0	12	15	0.00	2.000			

Texas Rangers @ Detroit Tigers
Comerica Park, Detroit, MI
Wed May 09 2001, 7:05 PM EDT
Att: 17,933 - Cloudy - 74 F

AB 34
R 2
H 8
RBI 2
BB 5
SO 8
LOB 18



Batter	1	2	3	4	5	6	7	8	9	AB	R	H	RBI	BB	SO	LOB	BOTTOM			
Roger Cedeno, S OBP: 0.304, SLG: 0.286										4	1	3	0	0	0	0				
Jose Macias, S OBP: 0.393, SLG: 0.541										4	0	1	0	0	1	4				
Bobby Higginson, L OBP: 0.384, SLG: 0.465										3	0	1	0	1	0	5				
Tony Clark, S OBP: 0.403, SLG: 0.515										4	0	0	1	0	1	4				
Dean Palmer, R OBP: 0.328, SLG: 0.517										3	1	1	0	1	0	3				
Deivi Cruz, R OBP: 0.281, SLG: 0.400										4	0	0	0	0	2					
Juan Encarnacion, R OBP: 0.339, SLG: 0.421										4	1	1	0	0	1	0				
Damon Easley, R OBP: 0.320, SLG: 0.348										4	0	2	0	0	0	0				
15 Brandon Inge, R OBP: 0.288, SLG: 0.333										3	0	1	2	0	0	1				
Inning Stats	R: 1 E: 0 K: 0 S: 10	H: 2 LOB: 1 BB: 0 P: 13	R: 0 E: 0 K: 0 S: 8	H: 1 LOB: 0 BB: 0 P: 10	R: 0 E: 0 K: 0 S: 13	H: 1 LOB: 1 BB: 0 P: 20	R: 2 E: 0 K: 1 S: 16	H: 5 LOB: 3 BB: 0 P: 22	R: 0 E: 0 K: 0 S: 5	H: 0 LOB: 0 BB: 1 P: 11	R: 0 E: 0 K: 1 S: 7	H: 0 LOB: 2 BB: 1 P: 23	R: 0 E: 0 K: 0 S: 5	H: 0 LOB: 0 BB: 0 P: 5	1B: 7 2B: 2 3B: 1 HR: 0	SF: 0 SAC: 0 DP: 1 HBP: 0	WP: 0 PB: 0 SB: 1 CS: 0	PA: 35		
PITCHER	IP	WLS	BF	H	R	ER	SO	BB	IBB	HBP	BLK	WP	HR	S	P	ERA	WHIP			
Doug Davis, L ERA: 6.06	(1, 1)	6.1	L	30	10	3	3	2	0	0	0	0	0	66	98	4.26	1.895			
Pat Mahomes, R ERA: 3.91	(7, 1)	1.2		5	0	0	0	1	0	0	0	0	0	11	16	0.00	0.000			

Texas Rangers @ Detroit Tigers
Comerica Park, Detroit, MI
Wed May 09 2001, 7:05 PM EDT
Att: 17,933 - Cloudy - 74 F


AB 33
R 3
H 10
RBI 3
BB 2
SO 3
LOB 19



Batter	1	2	3	4	5	6	7	8	9	AB	R	H	RBI	BB	SO	LOB	TOP										
29 Rusty Greer, L OBP: 0.346, SLG: 0.504 (1, 7)	G4-3		G3-1		G4-6-3		FC5-4 BB		G3-4-1	4	0	0	0	1	0	2											
Randy Velarde, R OBP: 0.495, SLG: 0.504 (1, 4)	G6-3		E6 1B			F8	FC5-4			5	1	1	0	0	0	2											
Alex Rodriguez, R OBP: 0.395, SLG: 0.583 (1, 6)	G5-3		3-H 1-2 1B			K		4-1 BB	K	4	1	1	1	1	2	1											
Rafael Palmeiro, L OBP: 0.395, SLG: 0.554 (1, 3)		4-2 BB	G4-6-3 1B			1B		0-0 BB		3	1	2	2	1	0	1											
Ruben Sierra, S OBP: 0.167, SLG: 0.167 (1, 10)	G4-6-3	1-0 1-2 1B		1-2 1B		G1-3		2-0 F3		4	0	1	0	0	0	1											
Gabe Kapler, R OBP: 0.426, SLG: 0.556 (1, 8)		3-2 F7		0-1 G4-3			2-3 K	4-1 BB		3	0	0	0	1	1	2											
Frank Catalanotto, L OBP: 0.319, SLG: 0.578 (8, PH) Andres Galarraga, R OBP: 0.329, SLG: 0.448 (8, PH) Bo Porter, R OBP: 0.289, SLG: 0.333 (8, 9)			0-1 F9	0-1 G4-3			2-1 FC5-4 2B	1-1 F7		3	0	1	0	0	0	0	AB 35										
Ken Caminiti, S OBP: 0.280, SLG: 0.379 (1, 5)			2-2 HR		0-1 G4-6-3 1B		2-3 K	1-0 F8		4	1	2	1	0	1	2	R 5										
Doug Mirabelli, R OBP: 0.273, SLG: 0.333 (1, 2) Ruben Mateo, R OBP: 0.340, SLG: 0.337 (8, PH)			1-2 E 2B		2-1 F3		0-2 F7	3-3 K		3	1	1	0	0	0	2	H 9										
Inning Stats	R: 0 E: 0 K: 0 S: 13	H: 0 LOB: 0 BB: 0 P: 20	R: 0 E: 0 K: 0 S: 6	H: 0 LOB: 0 BB: 1 P: 14	R: 3 E: 1 K: 0 S: 20	H: 3 LOB: 1 BB: 0 P: 30	R: 0 E: 0 K: 0 S: 9	H: 0 LOB: 0 BB: 0 P: 10	R: 0 E: 0 K: 0 S: 6	H: 1 LOB: 0 BB: 0 P: 9	R: 0 E: 0 K: 2 S: 13	H: 2 LOB: 2 BB: 0 P: 19	R: 0 E: 0 K: 1 S: 16	H: 1 LOB: 2 BB: 1 P: 26	R: 2 E: 0 K: 0 S: 7	H: 1 LOB: 1 BB: 2 P: 19	R: 0 E: 0 K: 2 S: 11	H: 1 LOB: 1 BB: 0 P: 19	1B: 5 2B: 2 3B: 0 HR: 2	SF: 0 SAC: 0 DP: 2 HBP: 0	WP: 0 PA: 39 PB: 0 SB: 0 CS: 0						
PITCHER	IP	WLS	BF	H	R	ER	SO	BB	IBB	HBP	BLK	WP	HR	S	P	ERA	WHIP										
Jeff Weaver, R ERA: 3.72 (1, 1)	6.2		28	7	3	1	3	2	0	0	0	0	1	81	124	1.35	1.350										
Matt Anderson, R ERA: 10.86 (7, 1)	0.1	H	2	0	1	1	0	1	0	0	0	0	0	3	9	27.00	3.000										
C.J. Nitkowski, L ERA: 5.25 (8, 1)	0.1	B	3	1	1	1	0	1	0	0	0	0	1	3	9	27.00	6.000										
Danny Patterson, R ERA: 1.04 (8, 1)	0.2	W	2	0	0	0	0	0	0	0	0	0	0	3	5	0.00	0.000										
Todd Jones, R ERA: 4.97 (9, 1)	1.0	S	4	1	0	0	2	0	0	0	0	0	0	11	19	0.00	1.000										

Texas Rangers @ Detroit Tigers
Comerica Park, Detroit, MI
Thu May 10 2001, 1:05 PM EDT
Att: 25,306 - Cloudy - 71 F

AB	35
R	5
H	9
RBI	4
BB	4
SO	5
LOB	14



Batter	1	2	3	4	5	6	7	8	9	AB	R	H	RBI	BB	SO	LOB	BOTTOM										
Roger Cedeno, S OBP: 0.311, SLG: 0.306 (1, 9)	G5-3		SF7 3B				G4-3			3	2	1	0	1	0	0											
Jose Macias, S OBP: 0.355, SLG: 0.525 (1, 5)	F9		SF7			F7	G3			3	0	0	1	0	0	2											
Bobby Higginson, L OBP: 0.387, SLG: 0.462 (1, 7)	G4-1		3-H 2-2 1B			4-1 2B	L6			3	1	1	0	1	0	0											
Tony Clark, S OBP: 0.415, SLG: 0.559 (1, 3) Ryan Jackson, L OBP: 0.350, SLG: 0.444 (9, 3)		4-0 1B E BB	3-3 K		3-2 2B			3-2 HR		3	2	2	4	1	1	1											
Dean Palmer, R OBP: 0.309, SLG: 0.484 (1, 10)		1-2 F8		1-1 G4-3		0-3 K		2-1 F5		4	0	0	0	0	1	2											
Deivi Cruz, R OBP: 0.286, SLG: 0.403 (1, 6)		1-1 FC4-6 1B		2-1 G6-3		0-1 F9 WP 1B		0-0 P3		4	0	2	0	0	0	0											
Juan Encarnacion, R OBP: 0.329, SLG: 0.495 (1, 8)		2-2 FC4-6 1B		0-0 P3		1-0 F8		1-1 G4-3		4	0	0	0	0	0	2											
Damion Easley, R OBP: 0.321, SLG: 0.348 (1, 4)		2-0 F7			0-0 BB WP 2B 1B	3-2 F9				3	1	1	0	0	0	2											
15 Brandon Inge, R OBP: 0.277, SLG: 0.321 (1, 2)			0-0 G1-3		0-0 F8	1-1 P6				3	0	0	0	0	0	2											
Inning Stats	R: 0 E: 0 K: 0 S: 5	H: 0 LOB: 0 BB: 0 P: 10	R: 1 E: 1 K: 0 S: 9	H: 1 LOB: 1 BB: 1 P: 19	R: 1 E: 0 K: 1 S: 11	H: 2 LOB: 1 BB: 0 P: 17	R: 0 E: 0 K: 0 S: 5	H: 0 LOB: 0 BB: 0 P: 8	R: 3 E: 0 K: 1 S: 14	H: 2 LOB: 1 BB: 2 P: 26	R: 0 E: 0 K: 0 S: 9	H: 1 LOB: 1 BB: 0 P: 14	R: 0 E: 0 K: 0 S: 8	H: 0 LOB: 0 BB: 0 P: 10	R: 1 E: 0 K: 0 S: 8	H: 1 LOB: 0 BB: 0 P: 14	1B: 4 2B: 1 3B: 1 HR: 1	SF: 1 SAC: 0 DP: 0 HBP: 0	WP: 2 PA: 34 PB: 0 SB: 0 CS: 0								
PITCHER	IP	WLS	BF	H	R	ER	SO	BB	IBB	HBP	BLK	WP	HR	S	P	ERA	WHIP										
Ryan Glynn, R ERA: 7.44 (1, 1)	6.0		27	6	5	4	2	3	0	0	0	0	0	8	10	6.00	1.500										
Mark Pelkovsek, R ERA: 6.75 (7, 1)	1.0		3	0	0	0	0	0	0	0	0	0	0	8	10	0.00	0.000										
59 Jeff Zimmerman, R ERA: 3.44 (8, 1)	1.0	L	4	1	1	1	0	0	0	0	0	0	1	8	14	9.00	1.000										

Texas Rangers @ Detroit Tigers
Comerica Park, Detroit, MI
Thu May 10 2001, 1:05 PM EDT
Att: 25,306 - Cloudy - 71 F

AB	30
R	6
H	7
RBI	5
BB	3
SO	2
LOB	11



Batter	1	2	3	4	5	6	7	8	9	10	11	AB	R	H	RBI	BB	SO	LOB	TOP	
David Eckstein, R OBP: 0.408, SLG: 0.387	G5-3		P5	G6-3		F8		BB 1B		SH1-4		5	0	1	0	0	0	1		
Darin Erstad, L OBP: 0.279, SLG: 0.328	F8		1B			F7		BB 1B		1B		5	1	3	0	1	0	0		
Tim Salmon, R OBP: 0.373, SLG: 0.381	F8		2B			1B		BB		F7		4	1	1	1	2	0	3		
16 Garret Anderson, L OBP: 0.298, SLG: 0.379		G3	F8			1B		BB		F8		6	0	1	0	0	0	5		
Troy Glaus, R OBP: 0.349, SLG: 0.519		2B			G5-3	F3		G1-3 BB		1B		5	1	2	0	1	0	2		
Wally Joyner, L OBP: 0.337, SLG: 0.413		2B			WP G3-1	1B		G3		K		6	1	4	2	0	1	2		
Adam Kennedy, L OBP: 0.302, SLG: 0.405					G3-1	1B		G1-3		F9		5	1	1	0	1	0	5		
José Molina, R OBP: 0.294, SLG: 0.625					G3-1	1B				F7		4	1	1	2	0	1	4		
Scott Spiezio, S OBP: 0.313, SLG: 0.343					G3-1	1B						1	0	0	0	0	0	1		
Shawn Wooten, R OBP: 0.368, SLG: 0.722												0	0	0	0	0	0	0		
Orlando Palmeiro, L OBP: 0.263, SLG: 0.365					G1-3			G6-3		SH1-4 1B		5	0	2	1	0	1	0		
Inning Stats	R: 0 E: 0 K: 1 S: 7	H: 0 LOB: 0 BB: 0 P: 12	R: 1 E: 0 K: 2 S: 13	H: 2 LOB: 1 BB: 1 P: 22	R: 1 E: 0 K: 0 S: 16	H: 2 LOB: 1 BB: 0 P: 21	R: 2 E: 0 K: 0 S: 12	H: 3 LOB: 1 BB: 0 P: 17	R: 1 E: 0 K: 1 S: 13	H: 2 LOB: 2 BB: 1 P: 24	R: 0 E: 0 K: 1 S: 22	H: 1 LOB: 2 BB: 1 P: 32	R: 0 E: 0 K: 1 S: 9	H: 2 LOB: 1 BB: 0 P: 11	R: 0 E: 0 K: 0 S: 10	H: 1 LOB: 1 BB: 0 P: 17	1B: 12 2B: 3 3B: 0 HR: 1	SF: 0 SAC: 1 DP: 1 HBP: 0	WP: 1 PB: 0 SB: 3 CS: 0	PA: 52
PITCHER	IP: 4.2 WLS: 3.8 BF: 24 H: 9 R: 5 ER: 5 SO: 0 BB: 2 IBB: 0 HBP: 0 BLK: 0 WP: 1 HR: 0 S: 66 P: 101 ERA: 9.64 WHIP: 2.357	IP: 2.0 WLS: 10 BF: 2 H: 2 R: 1 ER: 1 SO: 0 BB: 1 IBB: 0 HBP: 0 BLK: 0 WP: 0 HR: 1 S: 24 P: 44 ERA: 4.50 WHIP: 1.500	IP: 0.1 WLS: 1 BF: 0 H: 0 R: 0 ER: 0 SO: 1 BB: 0 IBB: 0 HBP: 0 BLK: 0 WP: 0 HR: 0 S: 3 P: 5 ERA: 0.00 WHIP: 0.000	IP: 0.1 WLS: 3 BF: 1 H: 0 R: 0 ER: 0 SO: 16 BB: 0 IBB: 0 HBP: 0 BLK: 0 WP: 0 HR: 24 S: 24 P: 24 ERA: 0.00 WHIP: 6.000	IP: 2.2 WLS: 10 BF: 3 H: 0 R: 0 ER: 0 SO: 1 BB: 0 IBB: 0 HBP: 0 BLK: 0 WP: 0 HR: 23 S: 33 P: 33 ERA: 0.00 WHIP: 1.125	PITCHER	IP: 1.0 WLS: 4 BF: 1 H: 1 R: 0 ER: 0 SO: 0 BB: 0 IBB: 0 HBP: 0 BLK: 0 WP: 0 HR: 0 S: 10 P: 17 ERA: 0.00 WHIP: 1.000													

Anaheim Angels @ Detroit Tigers
Comerica Park, Detroit, MI
Fri May 11 2001, 7:05 PM EDT
Att: 18,811 - Cloudy - 69 F

AB 46
R 6
H 16
RBI 6
BB 5
SO 3
LOB 23



Batter	1	2	3	4	5	6	7	8	9	10	11	AB	R	H	RBI	BB	SO	LOB	BOTTOM					
Roger Cedeno, S OBP: 0.312, SLG: 0.301	K				F7					F8		5	1	1	0	1	2	3						
Jose Macias, S OBP: 0.339, SLG: 0.500	F5				FC4-6			SH5-3		P5		5	0	0	0	0	1	4						
Bobby Higginson, L OBP: 0.385, SLG: 0.480	G3				G3			E1		G3		6	2	2	1	0	0	2						
Tony Clark, S OBP: 0.430, SLG: 0.571					2B			E1				3	2	2	0	2	0	0						
Ryan Jackson, L OBP: 0.350, SLG: 0.444					2B			IHR		1B		0	0	0	0	0	0	0						
Dean Palmer, R OBP: 0.342, SLG: 0.515					2B			IHR		BB		4	1	3	3	1	1	1						
Deivi Cruz, R OBP: 0.286, SLG: 0.390					2B			G6-4-3		BB		4	0	0	0	1	2	6						
Juan Encarnacion, R OBP: 0.323, SLG: 0.414					G6-3			K		G6-4-3		5	0	1	0	0	2	6						
Damion Easley, R OBP: 0.328, SLG: 0.390					F9			K		F9		3	1	2	3	0	1	1						
Shane Halter, R OBP: 0.314, SLG: 0.304					K			K				2	0	1	0	0	1	1						
Javier Cardona, R OBP: 0.217, SLG: 0.217					G6-3			IHR		15 FC3-6		3	0	1	0	0	0	1						
15 Brandon Inge, R OBP: 0.271, SLG: 0.313					G6-3			FC4-6		FC3-6		2	0	0	0	0	0	2						
Inning Stats	R: 0 E: 0 K: 1 S: 8	H: 0 LOB: 0 BB: 0 P: 10	R: 0 E: 0 K: 2 S: 10	H: 0 LOB: 0 BB: 1 P: 19	R: 0 E: 0 K: 1 S: 10	H: 1 LOB: 2 BB: 1 P: 18	R: 2 E: 0 K: 2 S: 12	H: 3 LOB: 1 BB: 0 P: 16	R: 0 E: 0 K: 0 S: 12	H: 1 LOB: 1 BB: 0 P: 18	R: 3 E: 1 K: 2 S: 14	H: 2 LOB: 2 BB: 2 P: 19	R: 1 E: 1 K: 0 S: 10	H: 1 LOB: 2 BB: 2 P: 22	R: 0 E: 0 K: 2 S: 11	H: 2 LOB: 3 BB: 1 P: 28	R: 0 E: 0 K: 0 S: 8	H: 1 LOB: 1 BB: 0 P: 12	R: 1 E: 0 K: 0 S: 2	H: 1 LOB: 0 BB: 0 P: 4	1B: 7 2B: 4 3B: 1 HR: 2	SF: 0 SAC: 1 DP: 2 HBP: 0	WP: 0 PB: 0 SB: 0 CS: 1	PA: 48
PITCHER	IP: 6.1 WLS: 3.1 BF: 31 H: 8 R: 4 ER: 2 SO: 8 BB: 3 IBB: 0 HBP: 0 BLK: 0 WP: 0 HR: 0 S: 75 P: 116 ERA: 2.84 WHIP: 1.737	IP: 3.1 WLS: 15 BF: 4 H: 0 R: 0 ER: 0 SO: 2 BB: 0 IBB: 0 HBP: 0 BLK: 0 WP: 0 HR: 34 S: 60 P: 60 ERA: 0.00 WHIP: 1.800	IP: 0.1 WLS: 2 BF: 1 H: 1 R: 1 ER: 0 SO: 0 BB: 0 IBB: 0 HBP: 0 BLK: 0 WP: 0 HR: 1 S: 6 P: 6 ERA: 27.00 WHIP: 3.000	PITCHER	IP: 1.0 WLS: 4 BF: 1 H: 1 R: 0 ER: 0 SO: 0 BB: 0 IBB: 0 HBP: 0 BLK: 0 WP: 0 HR: 0 S: 10 P: 17 ERA: 0.00 WHIP: 1.000																			

Anaheim Angels @ Detroit Tigers
Comerica Park, Detroit, MI
Fri May 11 2001, 7:05 PM EDT
Att: 18,811 - Cloudy - 69 F

AB 42
R 7
H 13
RBI 7
BB 5
SO 10
LOB 27



Batter	1	2	3	4	5	6	7	8	9	AB	R	H	RBI	BB	SO	LOB	TOP		
David Eckstein, R (1, 6) OBP: 0.403, SLG: 0.376	L4			F9		P4		CI HBP		3	0	0	0	0	0	1	Anaheim Angels @ Detroit Tigers Comerica Park, Detroit, MI Sat May 12 2001, 1:05 PM EDT Att: 22,133 - Cloudy - 55 F		
Darin Erstad, L (1, 8) OBP: 0.280, SLG: 0.350	K			G4-3		CS	HR	CI		3	1	1	1	0	1	0			
Tim Salmon, R (1, 9) OBP: 0.363, SLG: 0.368	K			F9			F9	K		4	0	0	0	0	2	3			
16 Garret Anderson, L (1, 7) OBP: 0.297, SLG: 0.372		P5			CS BB		F8		G3-1	3	0	0	0	1	0	0			
Troy Glaus, R (1, 5) OBP: 0.346, SLG: 0.507		F7			F8			F8		3	0	0	0	1	0	1			
Wally Joyner, L (1, 10) OBP: 0.333, SLG: 0.398		F7			BB		F7		F8	3	0	0	0	1	0	1			
Scott Spiezio, S (1, 3) OBP: 0.313, SLG: 0.342			F3					FC5-6 1B		3	0	1	0	0	1	1			
Shawn Wooten, R (1, 2) OBP: 0.341, SLG: 0.667			P4			P5		FC5-6 CI HBP		3	0	0	0	0	0	1			
Benji Gil, R (8, PR) OBP: 0.384, SLG: 0.549								1-2		0	0	0	0	0	0	0			
José Molina, R (8, 2) OBP: 0.294, SLG: 0.625										0	0	0	0	0	0	0			
Adam Kennedy, L (1, 4) OBP: 0.303, SLG: 0.402			F8				F8			3	0	1	0	0	0	1			
Inning Stats	R: 0 H: 0 E: 0 K: 2 S: 13	H: 0 LOB: 0 BB: 0 P: 15	R: 0 H: 0 E: 0 K: 0 S: 7	H: 0 LOB: 0 BB: 0 P: 10	R: 0 H: 0 E: 0 K: 0 S: 6	H: 0 LOB: 0 BB: 0 P: 12	R: 0 H: 0 E: 0 K: 0 S: 6	H: 0 LOB: 1 BB: 0 P: 8	R: 0 H: 1 E: 0 K: 1 S: 11	H: 1 LOB: 1 BB: 0 P: 22	R: 1 H: 1 E: 0 K: 0 S: 12	H: 1 LOB: 1 BB: 1 P: 21	R: 0 H: 1 E: 1 K: 1 S: 13	H: 1 LOB: 3 BB: 0 P: 21	R: 0 H: 0 E: 0 K: 0 S: 9	H: 0 LOB: 0 BB: 0 P: 12	1B: 2 2B: 0 3B: 0 HR: 1	SF: 0 SAC: 0 DP: 0 HBP: 1	WP: 0 PA: 34 PB: 0 SB: 0 CS: 2
PITCHER	IP WLS BF H R ER SO BB IBB HBP BLK WP HR S P ERA WHIP	IP WLS BF H R ER SO BB IBB HBP BLK WP HR S P ERA WHIP	IP WLS BF H R ER SO BB IBB HBP BLK WP HR S P ERA WHIP	IP WLS BF H R ER SO BB IBB HBP BLK WP HR S P ERA WHIP	IP WLS BF H R ER SO BB IBB HBP BLK WP HR S P ERA WHIP	IP WLS BF H R ER SO BB IBB HBP BLK WP HR S P ERA WHIP	IP WLS BF H R ER SO BB IBB HBP BLK WP HR S P ERA WHIP	IP WLS BF H R ER SO BB IBB HBP BLK WP HR S P ERA WHIP	IP WLS BF H R ER SO BB IBB HBP BLK WP HR S P ERA WHIP	IP WLS BF H R ER SO BB IBB HBP BLK WP HR S P ERA WHIP	IP WLS BF H R ER SO BB IBB HBP BLK WP HR S P ERA WHIP	IP WLS BF H R ER SO BB IBB HBP BLK WP HR S P ERA WHIP	IP WLS BF H R ER SO BB IBB HBP BLK WP HR S P ERA WHIP	IP WLS BF H R ER SO BB IBB HBP BLK WP HR S P ERA WHIP	IP WLS BF H R ER SO BB IBB HBP BLK WP HR S P ERA WHIP	IP WLS BF H R ER SO BB IBB HBP BLK WP HR S P ERA WHIP	IP WLS BF H R ER SO BB IBB HBP BLK WP HR S P ERA WHIP		
Victor Santos, R (1, 1) ERA: 5.14	6.0	19	1	0	0	3	2	0	0	0	0	0	0	0	0	0	0.00	0.500	
C.J. Nitkowski, L (7, 1) ERA: 5.14	1.2	10	2	1	1	0	1	0	1	0	0	1	22	38	5.40	1.800			
Matt Anderson, R (8, 1) ERA: 9.42	1.1	4	0	0	0	1	0	0	0	0	0	0	12	16	0.00	0.000			

Batter	1	2	3	4	5	6	7	8	9	AB	R	H	RBI	BB	SO	LOB	BOTTOM		
Roger Cedeno, S (1, 9) OBP: 0.302, SLG: 0.291	K		G5-3		K		G1-3			4	0	0	0	0	2	3	Anaheim Angels @ Detroit Tigers Comerica Park, Detroit, MI Sat May 12 2001, 1:05 PM EDT Att: 22,133 - Cloudy - 55 F		
Jose Macias, S (1, 4) OBP: 0.328, SLG: 0.482	F8		G4-3		G6-3			G1-3		4	0	0	0	0	0	1			
Bobby Higginson, L (1, 7) OBP: 0.395, SLG: 0.504	K			E 1B		CS 1B		1B 3B		4	2	3	0	0	1	0			
Dean Palmer, R (1, 10) OBP: 0.338, SLG: 0.493		K		P4		P4		1B IBB SF9 BB		3	1	0	0	1	1	2			
Robert Fick, L (1, 3) OBP: 0.404, SLG: 0.604		F7		E6 1B		F8		SF9 1B PB IBB		3	1	0	0	1	0	2			
Deivi Cruz, R (1, 6) OBP: 0.280, SLG: 0.402						CS	F8	S 1B		4	0	3	2	0	0	0			
Juan Encarnacion, R (1, 8) OBP: 0.321, SLG: 0.412		P6		F7			BB 1B	SF9 1B		3	0	1	1	0	0	3			
Shane Halter, R (1, 5) OBP: 0.291, SLG: 0.280			K	G5-3			F9	G6-3		4	0	0	0	0	1	4			
15 Brandon Inge, R (1, 2) OBP: 0.276, SLG: 0.317										2	0	1	0	0	0	0			
Tony Clark, S (7, PH) OBP: 0.434, SLG: 0.571					F7					0	0	0	0	1	0	0			
Javier Cardona, R (8, 2) OBP: 0.217, SLG: 0.217				G5-3 1B			1-2 BB			0	0	0	0	0	0	0			
Inning Stats	R: 0 H: 0 E: 0 K: 2 S: 8	H: 1 LOB: 1 BB: 0 P: 14	R: 0 H: 1 E: 0 K: 1 S: 10	H: 1 LOB: 1 BB: 0 P: 14	R: 0 H: 1 E: 0 K: 1 S: 9	H: 1 LOB: 1 BB: 0 P: 16	R: 1 H: 2 E: 1 K: 0 S: 17	H: 2 LOB: 2 BB: 0 P: 26	R: 0 H: 0 E: 0 K: 1 S: 9	H: 0 LOB: 0 BB: 0 P: 13	R: 0 H: 1 E: 0 K: 0 S: 7	H: 1 LOB: 2 BB: 1 P: 11	R: 0 H: 1 E: 0 K: 0 S: 9	H: 1 LOB: 2 BB: 1 P: 13	R: 3 H: 2 E: 0 K: 0 S: 15	H: 2 LOB: 1 BB: 2 P: 29	1B: 7 2B: 0 3B: 1 HR: 0	SF: 1 SAC: 0 DP: 0 HBP: 0	WP: 0 PA: 36 PB: 1 SB: 1 CS: 1
PITCHER	IP WLS BF H R ER SO BB IBB HBP BLK WP HR S P ERA WHIP	IP WLS BF H R ER SO BB IBB HBP BLK WP HR S P ERA WHIP	IP WLS BF H R ER SO BB IBB HBP BLK WP HR S P ERA WHIP	IP WLS BF H R ER SO BB IBB HBP BLK WP HR S P ERA WHIP	IP WLS BF H R ER SO BB IBB HBP BLK WP HR S P ERA WHIP	IP WLS BF H R ER SO BB IBB HBP BLK WP HR S P ERA WHIP	IP WLS BF H R ER SO BB IBB HBP BLK WP HR S P ERA WHIP	IP WLS BF H R ER SO BB IBB HBP BLK WP HR S P ERA WHIP	IP WLS BF H R ER SO BB IBB HBP BLK WP HR S P ERA WHIP	IP WLS BF H R ER SO BB IBB HBP BLK WP HR S P ERA WHIP	IP WLS BF H R ER SO BB IBB HBP BLK WP HR S P ERA WHIP	IP WLS BF H R ER SO BB IBB HBP BLK WP HR S P ERA WHIP	IP WLS BF H R ER SO BB IBB HBP BLK WP HR S P ERA WHIP	IP WLS BF H R ER SO BB IBB HBP BLK WP HR S P ERA WHIP	IP WLS BF H R ER SO BB IBB HBP BLK WP HR S P ERA WHIP	IP WLS BF H R ER SO BB IBB HBP BLK WP HR S P ERA WHIP			
Pat Rapp, R (1, 1) ERA: 5.03	7.0	28	6	1	0	5	1	0	0	0	0	0	0	0	0	0	0.00	1.000	
Shigetoshi Hasegawa, R (8, 1) ERA: 5.6	1.0	7	2	3	2	0	1	1	0	0	0	0	15	29	18.00	3.000			

Batter	1	2	3	4	5	6	7	8	9	AB	R	H	RBI	BB	SO	LOB	TOP				
David Eckstein, R OBP: 0.406, SLG: 0.369 Jamie Burke, R OBP: 1.000, SLG: 1.000	G6-3		BB E BB	K2-3		SH1-3	1B HBP		G3-1 2B 1B	2	1	0	1	1	1	2					
Darin Erstad, L OBP: 0.288, SLG: 0.357	L8		F7			1B 1B	2B 1B		G3-1	6	2	3	2	2	0	3					
Troy Glaus, R Ben Weber, R	G6-3		BB E BB			F8	2B		16 1B 2B	5	1	2	2	1	1	3					
16 Garret Anderson, L Scott Spiezo, S		G3-1	E7			F8	BB		F8 HBP 2B 1B	5	0	1	1	1	0	2					
Wally Joyner, L Shawn Wooten, R		G4-3	F8			FC6-4 1B	F7		F8 HBP 2B BB	5	0	1	0	0	0	4					
Orlando Palmeiro, L						CS HBP	FC6-4 1B		F7 G4-3 2B HBP	3	1	1	1	1	0	0					
Benji Gil, R		G4-3				K	FC6-4 1B		P3	6	1	2	3	0	1	4					
Adam Kennedy, L			K			BB 1B	SH2-4 SH1-3 2B		E 1B	6	2	3	0	0	1	3					
José Molina, R			BB E BB 1B			BB	SH2-4 1B		E8 1B 2B	3	3	2	1	1	0	0					
Inning Stats	R: 0 H: 0 E: 0 K: 0 S: 8	H: 0 LOB: 0 BB: 0 P: 11	R: 0 H: 0 E: 0 K: 0 S: 9	H: 1 LOB: 1 BB: 1 P: 13	R: 2 H: 1 E: 1 K: 1 S: 17	H: 2 LOB: 2 BB: 2 P: 28	R: 0 H: 1 E: 0 K: 2 S: 11	H: 1 LOB: 2 BB: 1 P: 21	R: 1 H: 3 E: 0 K: 0 S: 12	H: 3 LOB: 2 BB: 0 P: 16	R: 2 H: 3 E: 0 K: 1 S: 11	H: 2 LOB: 2 BB: 0 P: 20	R: 0 H: 0 E: 0 K: 0 S: 5	H: 0 LOB: 0 BB: 0 P: 7	R: 7 H: 6 E: 0 K: 0 S: 22	H: 6 LOB: 2 BB: 1 P: 41	1B: 11 2B: 5 3B: 0 HR: 0	SF: 0 SAC: 2 DP: 0 HBP: 3	WP: 1 PB: 0 SB: 0 CS: 1	PA: 53	
PITCHER	IP	WLS	BF	H	R	ER	SO	BB	IBB	HBP	BLK	WP	HR	S	P	ERA	WHIP				
Chris Holt, R ERA: 5.32	5.2	L	30	8	5	3	3	4	0	1	0	0	0	67	105	4.76	2.118				
Heath Murray, L ERA: 5.52	1.1		9	2	2	0	1	1	0	1	0	0	0	12	25	0.00	2.250				
Matt Miller, L ERA: 31.5	1.2		12	5	7	7	0	1	0	1	0	0	0	23	42	37.80	3.600				
Steve Sparks, R ERA: 3.77	0.1		2	1	0	0	0	0	0	0	0	0	0	4	6	0.00	3.000				

Anaheim Angels @ Detroit Tigers
Comerica Park, Detroit, MI
Sun May 13 2001, 1:05 PM EDT
Att: 20,012 - Sunny - 59 F

AB 42
R 14
H 16
RBI 11
BB 6
SO 4
LOB 21



Batter	1	2	3	4	5	6	7	8	9	AB	R	H	RBI	BB	SO	LOB	BOTTOM				
Roger Cedeno, S OBP: 0.306, SLG: 0.283	S BB		K			G4-3	BB		G4-3	3	0	0	0	2	1	1					
Jose Macias, S OBP: 0.325, SLG: 0.474	F8		G6-3			BB 1B	G4-3			4	1	1	0	0	0	2					
Bobby Higginson, L OBP: 0.304, SLG: 0.504	S BB		F7			1B BB			G4-3 WP 1B	2	0	1	0	2	0	0					
Tony Clark, S OBP: 0.421, SLG: 0.550	K					K			G4-3	4	0	0	0	0	3	5					
Dean Palmer, R OBP: 0.346, SLG: 0.486	K					K			G5-4-3 HBP	3	0	1	1	0	2	2					
Deivi Cruz, R OBP: 0.279, SLG: 0.397			1B			P6			G5-4-3	4	0	1	0	0	0	4					
Juan Encarnacion, R Billy McMillon, L		P4				K	BB G4-6-3 1B		G3	3	1	1	0	0	1	1					
Shane Halter, R Ryan Jackson, L		F8				K	G4-6-3 1B		K	3	0	1	0	0	1	1					
15 Brandon Inge, R Robert Fick, L		P3				K	G4-6-3			2	0	0	0	0	1	1					
Inning Stats	R: 0 H: 0 E: 0 K: 2 S: 13	H: 1 LOB: 1 BB: 0 P: 27	R: 0 H: 0 E: 0 K: 1 S: 9	H: 0 LOB: 0 BB: 0 P: 14	R: 0 H: 0 E: 0 K: 2 S: 11	H: 0 LOB: 0 BB: 0 P: 15	R: 0 H: 0 E: 0 K: 3 S: 12	H: 0 LOB: 0 BB: 0 P: 16	R: 1 H: 2 E: 0 K: 1 S: 13	H: 2 LOB: 2 BB: 1 P: 21	R: 1 H: 2 E: 0 K: 0 S: 11	H: 2 LOB: 1 BB: 1 P: 22	R: 0 H: 1 E: 0 K: 0 S: 6	H: 1 LOB: 1 BB: 0 P: 14	R: 0 H: 1 E: 0 K: 1 S: 10	H: 1 LOB: 0 BB: 0 P: 12	1B: 6 2B: 1 3B: 0 HR: 0	SF: 0 SAC: 0 DP: 2 HBP: 1	WP: 1 PB: 0 SB: 3 CS: 0	PA: 37	
PITCHER	IP	WLS	BF	H	R	ER	SO	BB	IBB	HBP	BLK	WP	HR	S	P	ERA	WHIP				
Jarrod Washburn, L ERA: 5.35	6.0	W	26	5	2	2	9	3	0	0	0	0	0	78	124	3.00	1.333				
Al Levine, R ERA: 2.18	2.0		7	1	0	0	0	1	0	1	0	1	0	12	26	0.00	1.000				
Ben Weber, R ERA: 1.69	1.0		4	1	0	0	1	0	0	0	0	0	0	10	12	0.00	1.000				

Anaheim Angels @ Detroit Tigers
Comerica Park, Detroit, MI
Sun May 13 2001, 1:05 PM EDT
Att: 20,012 - Sunny - 59 F

AB 32
R 2
H 7
RBI 1
BB 4
SO 10
LOB 18



Batter	1	2	3	4	5	6	7	8	9	AB	R	H	RBI	BB	SO	LOB	TOP										
Roger Cedeno, S (1, 9) OBP: 0.309, SLG: 0.290 (6, 8)										4	1	1	0	1	1	0	Detroit Tigers @ Baltimore Orioles Oriole Park at Camden Yards, Baltimore, MD Tue May 15 2001, 7:05 PM EDT Att: 33,853 - Cloudy - 77 F										
Jose Macias, S (1, 5) OBP: 0.339, SLG: 0.474										2	0	1	0	2	1	2											
Bobby Higginson, L (1, 7) OBP: 0.400, SLG: 0.492										3	1	0	0	1	2	5											
Tony Clark, S (1, 3) OBP: 0.423, SLG: 0.558 Shane Halter, R (7, 6) OBP: 0.293, SLG: 0.283										4	0	2	3	0	1	1											
Dean Palmer, R (1, 10) OBP: 0.329, SLG: 0.461										4	0	0	0	0	2	2											
Deivi Cruz, R (1, 6) OBP: 0.281, SLG: 0.391 Robert Fick, L (7, 3) OBP: 0.400, SLG: 0.607										2	0	0	0	0	1	1											
Juan Encarnacion, R (1, 8) OBP: 0.314, SLG: 0.490 Billy McMillon, L (6, 9) OBP: 0.185, SLG: 0.208										3	0	0	0	0	1	2											
Damon Easley, R (1, 4) OBP: 0.333, SLG: 0.402										4	1	2	0	0	0	1											
15 Brandon Inge, R (1, 2) OBP: 0.281, SLG: 0.299 Ryan Jackson, L (9, PH) OBP: 0.318, SLG: 0.400										3	0	0	0	0	0	3											
Inning Stats	R: 0 E: 0 K: 2 S: 10	H: 1 LOB: 0 BB: 0 P: 16	R: 0 E: 0 K: 2 S: 9	H: 0 LOB: 0 BB: 0 P: 13	R: 0 E: 0 K: 1 S: 15	H: 1 LOB: 3 BB: 2 P: 26	R: 0 E: 0 K: 1 S: 9	H: 1 LOB: 1 BB: 0 P: 12	R: 3 E: 0 K: 2 S: 18	H: 3 LOB: 1 BB: 1 P: 27	R: 0 E: 0 K: 1 S: 13	H: 0 LOB: 1 BB: 0 P: 17	R: 0 E: 0 K: 0 S: 8	H: 0 LOB: 0 BB: 1 P: 17	R: 0 E: 0 K: 0 S: 7	H: 0 LOB: 0 BB: 0 P: 11		R: 0 E: 0 K: 0 S: 5	H: 0 LOB: 0 BB: 0 P: 7	1B: 3 2B: 3 3B: 0 HR: 0	SF: 0 SAC: 0 DP: 0 HBP: 1	WP: 0 PB: 0 SB: 0 CS: 1	PA: 38				
PITCHER	IP	WLS	BF	H	R	ER	SO	BB	IBB	HBP	BLK	WP	HR	S	P	ERA	WHIP										
Sidney Ponson, R (1, 1) ERA: 6.08	5.0	W	23	6	3	3	8	3	0	0	0	0	0	61	94	5.40	1.800										
Chad Paronto, R (6, 1) ERA: 5.14	3.0		11	0	0	0	1	1	0	1	0	0	0	28	45	0.00	0.333										
Ryan Kohlmeier, R (9, 1) ERA: 5.17	1.0		3	0	0	0	0	0	0	0	0	0	0	5	7	0.00	0.000										

Batter	1	2	3	4	5	6	7	8	9	AB	R	H	RBI	BB	SO	LOB	BOTTOM										
Brady Anderson, L (1, 7) OBP: 0.284, SLG: 0.261										2	1	0	0	3	0	1	Detroit Tigers @ Baltimore Orioles Oriole Park at Camden Yards, Baltimore, MD Tue May 15 2001, 7:05 PM EDT Att: 33,853 - Cloudy - 77 F										
Mike Bordick, R (1, 6) OBP: 0.323, SLG: 0.336										4	1	2	2	1	0	2											
Chris Richard, L (1, 9) OBP: 0.377, SLG: 0.492										4	2	2	0	1	0	2											
Jeff Conine, R (1, 5) OBP: 0.360, SLG: 0.429										3	3	2	0	1	0	1											
Greg Myers, L (1, 10) OBP: 0.438, SLG: 0.636 Mike Kinkade, R (8, PH) OBP: 0.292, SLG: 0.323										4	1	1	1	0	1	5											
David Segui, S (1, 3) OBP: 0.391, SLG: 0.404										4	1	1	3	1	1	4											
6 Melvin Mora, R (1, 8) OBP: 0.331, SLG: 0.339										4	1	3	3	1	0	0											
Brook Fordyce, R (1, 2) OBP: 0.279, SLG: 0.298										4	0	1	0	1	0	5											
Jerry Hairston, R (1, 4) OBP: 0.290, SLG: 0.326										5	1	2	2	0	0	3											
Inning Stats	R: 3 E: 1 K: 0 S: 17	H: 3 LOB: 2 BB: 2 P: 35	R: 0 E: 0 K: 0 S: 6	H: 0 LOB: 0 BB: 0 P: 11	R: 0 E: 0 K: 0 S: 6	H: 1 LOB: 1 BB: 0 P: 11	R: 1 E: 0 K: 0 S: 8	H: 2 LOB: 0 BB: 0 P: 13	R: 5 E: 0 K: 0 S: 17	H: 4 LOB: 2 BB: 4 P: 38	R: 0 E: 0 K: 2 S: 9	H: 0 LOB: 1 BB: 1 P: 15	R: 1 E: 0 K: 0 S: 10	H: 2 LOB: 2 BB: 1 P: 22	R: 1 E: 0 K: 0 S: 14	H: 3 LOB: 2 BB: 1 P: 27		R: 1 E: 0 K: 0 S: 10	H: 3 LOB: 2 BB: 1 P: 27	1B: 13 2B: 2 3B: 0 HR: 0	SF: 0 SAC: 0 DP: 3 HBP: 1	WP: 0 PB: 0 SB: 1 CS: 1	PA: 45				
PITCHER	IP	WLS	BF	H	R	ER	SO	BB	IBB	HBP	BLK	WP	HR	S	P	ERA	WHIP										
Dave Milck, R (1, 1) ERA: 5.94	4.0	L	22	7	7	7	0	4	0	1	0	0	0	33	64	9.00	3.000										
Heath Murray, L (5, 1) ERA: 6.11	3.0		17	5	3	3	2	4	0	0	0	0	0	14	27	9.00	4.000										
Matt Miller, L (8, 1) ERA: 24.0	1.0		6	3	1	1	0	1	0	0	0	0	0	0	0	0	0										



Batter	1	2	3	4	5	6	7	8	9	AB	R	H	RBI	BB	SO	LOB	TOP										
Roger Cedeno, S OBP: 0.306, SLG: 0.287 (1, 9)	G4-3		G3-1		K		F8		E7	5	0	1	0	0	1	1											
Jose Macias, S OBP: 0.326, SLG: 0.455 (1, 5)	E4		G4-3		G4-3			G4-3	L4-6-3	5	0	0	0	0	0	3											
Bobby Higginson, L OBP: 0.302, SLG: 0.515 (1, 7)	FC9-6			P6		HR		1B WP		4	1	2	1	0	0	1											
Tony Clark, S OBP: 0.418, SLG: 0.547 Ryan Jackson, L OBP: 0.319, SLG: 0.400 (1, 3) (8, 3)	F5			2B		K		K		4	0	1	0	0	2	2											
Dean Palmer, R OBP: 0.326, SLG: 0.450 (1, 10)			G5-3		F8		K		BB	4	0	1	0	0	1	1											
Deivi Cruz, R OBP: 0.287, SLG: 0.397 (1, 6)			G5-3				G6-3		1B	3	0	1	0	1	0	0											
Juan Encarnacion, R OBP: 0.319, SLG: 0.426 (1, 8)					F4				BB	4	1	2	1	0	1	5											
Damon Easley, R OBP: 0.331, SLG: 0.397 (1, 4)					F8		G6-3		E	4	0	1	0	0	1	1											
15 Brandon Inge, R OBP: 0.263, SLG: 0.311 Robert Fick, L OBP: 0.393, SLG: 0.596 (1, 2) (9, PH)			G5-3				L7		K	3	0	1	0	0	0	0											
Inning Stats	R: 0 H: 0 E: 1 K: 0 S: 8	H: 0 LOB: 1 BB: 0 P: 14	R: 0 H: 1 E: 0 K: 0 S: 8	LOB: 1 BB: 0 P: 13	R: 0 H: 0 E: 0 K: 0 S: 8	H: 0 LOB: 0 BB: 0 P: 11	R: 0 H: 2 E: 0 K: 0 S: 8	H: 2 LOB: 2 BB: 0 P: 12	R: 0 H: 1 E: 0 K: 1 S: 8	H: 1 LOB: 0 BB: 0 P: 11	R: 1 H: 1 E: 0 K: 2 S: 15	H: 1 LOB: 0 BB: 0 P: 23	R: 1 H: 1 E: 0 K: 1 S: 10	H: 1 LOB: 0 BB: 0 P: 15	R: 0 H: 2 E: 0 K: 2 S: 17	H: 2 LOB: 3 BB: 1 P: 27	R: 0 H: 2 E: 1 K: 1 S: 9	H: 2 LOB: 1 BB: 0 P: 13	1B: 6 2B: 3 3B: 0 HR: 2	SF: 0 SAC: 0 DP: 1 HBP: 0	WP: 1 PB: 0 SB: 0 CS: 0	PA: 38					
PITCHER	IP	WLS	BF	H	R	ER	SO	BB	IBB	HBP	BLK	WP	HR	S	P	ERA	WHIP										
Pat Hentgen, R ERA: 3.47 (1, 1)	7.0	W	28	6	2	2	4	0	0	0	0	0	2	65	99	2.57	0.857										
Buddy Groom, L ERA: 4.53 (8, 1)	0.2	H	3	1	0	0	1	0	0	0	0	0	0	11	15	0.00	1.500										
Mike Trombley, R ERA: 1.82 (8, 1)	0.1	H	4	2	0	0	1	1	0	0	0	1	0	8	16	0.00	9.000										
B.J. Ryan, L ERA: 2.85 (9, 1)	1.0	S	3	1	0	0	1	0	0	0	0	0	0	7	9	0.00	1.000										

Detroit Tigers @ Baltimore Orioles
Oriole Park at Camden Yards, Baltimore, MD

AB 37
R 2
H 10
RBI 2
BB 1
SO 7
LOB 15



Wed May 16 2001, 7:05 PM EDT
Att: 27,722 - Cloudy - 71 F

Batter	1	2	3	4	5	6	7	8	9	AB	R	H	RBI	BB	SO	LOB	BOTTOM										
Delino DeShields, L OBP: 0.338, SLG: 0.331 (1, 7)	PB HBP 1B BB		FC6-4 BB		1B 2B			G4-3		2	2	1	0	2	0	0											
Mike Bordick, R OBP: 0.327, SLG: 0.336 (1, 6)	1B HBP		FC6-4 S		1B			G5-3		3	1	1	1	0	0	1											
Chris Richard, L OBP: 0.366, SLG: 0.476 (1, 9)	K		F7		G4-3			P6		4	0	0	0	0	1	4											
Greg Myers, L OBP: 0.412, SLG: 0.596 (1, 10)	K		K				F7			3	0	0	0	0	2	3											
David Segui, S OBP: 0.388, SLG: 0.400 (1, 3)	1B				K		F8			3	0	1	2	0	1	0											
Cal Ripken Jr., R OBP: 0.235, SLG: 0.318 (1, 5)	F7				G5-3			K		3	0	0	0	0	1	1											
6 Melvin Mora, R OBP: 0.323, SLG: 0.330 (1, 8)			G5-3		G5-3			L4		3	0	0	0	0	0	0											
Brook Fordyce, R OBP: 0.271, SLG: 0.289 (1, 2)			G5-3		F5			G4-3		3	0	0	0	0	0	0											
Jerry Hairston, R OBP: 0.284, SLG: 0.319 (1, 4)			G6-3		G1-3			G6-3		3	0	0	0	0	0	0											
Inning Stats	R: 2 H: 1 E: 0 K: 2 S: 14	H: 1 LOB: 1 BB: 1 P: 22	R: 0 H: 0 E: 0 K: 0 S: 5	H: 0 LOB: 0 BB: 0 P: 6	R: 0 H: 0 E: 0 K: 1 S: 10	H: 0 LOB: 1 BB: 1 P: 17	R: 0 H: 0 E: 0 K: 1 S: 6	H: 0 LOB: 0 BB: 0 P: 8	R: 1 H: 2 E: 0 K: 0 S: 12	H: 2 LOB: 1 BB: 0 P: 16	R: 0 H: 0 E: 0 K: 1 S: 7	H: 0 LOB: 0 BB: 0 P: 11	R: 0 H: 0 E: 0 K: 0 S: 7	H: 0 LOB: 0 BB: 0 P: 10	R: 0 H: 0 E: 0 K: 0 S: 9	H: 0 LOB: 0 BB: 0 P: 15	1B: 2 2B: 1 3B: 0 HR: 0	SF: 0 SAC: 0 DP: 0 HBP: 1	WP: 0 PB: 1 SB: 1 CS: 0	PA: 30							
PITCHER	IP	WLS	BF	H	R	ER	SO	BB	IBB	HBP	BLK	WP	HR	S	P	ERA	WHIP										
Jeff Weaver, R ERA: 3.55 (1, 1)	8.0	L	30	3	3	2	5	2	0	1	0	0	0	70	105	2.25	0.625										

Detroit Tigers @ Baltimore Orioles
Oriole Park at Camden Yards, Baltimore, MD

AB 27
R 3
H 3
RBI 3
BB 2
SO 5
LOB 9




Wed May 16 2001, 7:05 PM EDT
Att: 27,722 - Cloudy - 71 F


Batter	1	2	3	4	5	6	7	8	9	AB R H RBI BB SO LOB	TOP										
Roger Cedeno, S (1.9) OBP: 0.302, SLG: 0.284	1-1 G4-3		2-2 G3		2-0 2B 1B		0-0 G4-3		1-0 FC1	5 1 1 1 0 0 2	Detroit Tigers @ Baltimore Orioles Oriole Park at Camden Yards, Baltimore, MD Thu May 17 2001, 7:05 PM EDT Att: 27,508 - Cloudy - 61 F										
Robert Fick, L (1.2) 15 Brandon Inge, R (8, FR) OBP: 0.415, SLG: 0.672 (8, FR) OBP: 0.260, SLG: 0.308 (8, 2)	1-3 K		0-0 HR		1-3 3-H 1-H 2B		0-0 BB BB 1B	3-2 P4	4 1 3 4 0 1 0 1 0 0 0 0 0 1												
Bobby Higginson, L (1.7) OBP: 0.399, SLG: 0.504	1-0 G4-3		3-H 3-2 G4-3		3-2 F8		4-1 BB BB 1B		3 0 0 0 1 0 1												
Tony Clark, S (1.3) OBP: 0.407, SLG: 0.529 Ryan Jackson, L (8, 3) OBP: 0.316, SLG: 0.400		0-2 G4-3		3-3 K	2-3 K		0-3 K		4 0 0 0 0 3 3 0 0 0 0 0 0 0												
Dean Palmer, R (1, 10) OBP: 0.333, SLG: 0.446		2-2 G5-4-3 1B		1-1 G3		0-0 G1-3		4-2 G5-4-3 BB	3 0 1 0 1 0 0												
Deivi Cruz, R (1, 6) OBP: 0.279, SLG: 0.386		0-0 G5-4-3 1-2		1-3 K		1-0 L7		0-2 G5-4-3 1-2	4 0 0 0 0 1 4												
Juan Encarnacion, R (1, 8) OBP: 0.324, SLG: 0.451			1-1 E S SH5-3 1B		3-3 K	3-2 F3		0-1 HR	4 2 2 1 0 1 0												
Damon Easley, R (1, 4) OBP: 0.342, SLG: 0.398			4-1 SH5-3 HR BB		3-2 1B 1B 1B		2-2 G6-3	4-2 FC1 SH1-3 BB	2 2 1 0 2 0 0												
Shane Halter, R (1, 5) OBP: 0.300, SLG: 0.291			0-1 SH5-3		0-0 1B 2B 1B		1-1 F7	0-0 SH1-3 1-2	2 1 1 1 0 0 0												
Inning Stats	R: 0 E: 0 K: 1 S: 6	H: 0 LOB: 0 BB: 0 P: 9	R: 0 E: 0 K: 0 S: 7	H: 1 LOB: 0 BB: 0 P: 9	R: 3 E: 0 K: 0 S: 13	H: 2 LOB: 0 BB: 1 P: 23	R: 0 E: 0 K: 2 S: 8	H: 0 LOB: 0 BB: 0 P: 13	R: 3 E: 0 K: 2 S: 17	H: 4 LOB: 1 BB: 0 P: 31		R: 0 E: 0 K: 0 S: 7	H: 0 LOB: 0 BB: 0 P: 11	R: 0 E: 0 K: 0 S: 6	H: 0 LOB: 0 BB: 0 P: 9	R: 0 E: 0 K: 1 S: 13	H: 1 LOB: 3 BB: 2 P: 21	R: 1 E: 0 K: 0 S: 11	H: 1 LOB: 1 BB: 1 P: 19	1B: 6 2B: 1 3B: 0 HR: 2	SF: 0 SAC: 2 DP: 2 HBP: 0
PITCHER	IP WLS BF H R ER SO BB IBB HBP BLK WP HR S P ERA WHIP											PITCHER	IP WLS BF H R ER SO BB IBB HBP BLK WP HR S P ERA WHIP								
Willis Roberts, R (1, 1) ERA: 5.15	6.0 L 25 7 6 6 5 1 0 0 0 0 0 1 58 96 9.00 1.333																				
Chuck McElroy, L (7, 1) ERA: 5.1	1.1 6 1 0 0 1 1 0 0 0 0 0 0 12 19 0.00 1.500																				
Mike Trombley, R (8, 1) ERA: 2.05	1.2 7 1 1 1 0 2 0 0 0 0 0 1 18 30 5.40 1.800																				

Batter	1	2	3	4	5	6	7	8	9	AB R H RBI BB SO LOB	BOTTOM								
Brady Anderson, L (1, 9) OBP: 0.281, SLG: 0.253	2-2 F5		1-0 2B HBP		2-1 P4		0-0 G3-1		2-3 K	4 1 0 0 0 1 2	Detroit Tigers @ Baltimore Orioles Oriole Park at Camden Yards, Baltimore, MD Thu May 17 2001, 7:05 PM EDT Att: 27,508 - Cloudy - 61 F								
Mike Bordick, R (1, 6) OBP: 0.329, SLG: 0.344	3-2 G3 PB 1B		3-2 1-H 2-H 2B		1-1 E5		1-1 P6		2-2 G6-4-3 1-2	5 1 2 2 0 0 1									
Delino DeShields, L (1, 7) OBP: 0.335, SLG: 0.336	3-2 G3		2-1 2-H HR 2B		2-2 G4-3		2-0 F7			4 1 1 1 0 0 2									
Greg Myers, L (1, 10) OBP: 0.418, SLG: 0.647	1-1 G3-1		0-0 2-H HR		1-2 G6-3		2-2 1B			4 1 2 2 0 0 1									
David Segui, S (1, 3) OBP: 0.380, SLG: 0.390		0-2 G4-3		2-0 E3-4-6 1B		0-1 G4-3		2-3 K	4 0 1 0 0 1 1										
Chris Richard, L (1, 8) OBP: 0.363, SLG: 0.465		4-1 G5-4-3 BB		2-1 FC1-4-6 1B 1-2		1-1 G4-3		0-1 G6-3	3 0 0 0 1 0 1										
Cal Ripken Jr., R (1, 5) OBP: 0.235, SLG: 0.316		2-0 G5-4-3 1-2		1-2 1B		3-3 K		2-2 G5-3	4 0 1 0 0 1 1										
Brook Fordyce, R (1, 2) OBP: 0.261, SLG: 0.277			G6-3 F9		0-0 G5-3		2-3 K		4 0 0 0 0 1 2										
Jerry Hairston, R (1, 4) OBP: 0.296, SLG: 0.345			1-0 2B 2B		0-1 G5-3		0-1 2B		4 1 3 0 0 0 0										
Inning Stats	R: 0 E: 0 K: 0 S: 12	H: 1 LOB: 1 BB: 0 P: 21	R: 0 E: 0 K: 0 S: 5	H: 0 LOB: 0 BB: 1 P: 11	R: 5 E: 0 K: 0 S: 19	H: 6 LOB: 2 BB: 0 P: 35	R: 0 E: 1 K: 0 S: 10	H: 0 LOB: 1 BB: 0 P: 15	R: 0 E: 0 K: 1 S: 7	H: 1 LOB: 1 BB: 0 P: 10		R: 0 E: 0 K: 1 S: 9	H: 1 LOB: 1 BB: 0 P: 16	R: 0 E: 0 K: 1 S: 8	H: 0 LOB: 0 BB: 0 P: 12	R: 0 E: 0 K: 1 S: 8	H: 1 LOB: 0 BB: 0 P: 13	1B: 5 2B: 4 3B: 0 HR: 1	SF: 0 SAC: 0 DP: 2 HBP: 1
PITCHER	IP WLS BF H R ER SO BB IBB HBP BLK WP HR S P ERA WHIP											PITCHER	IP WLS BF H R ER SO BB IBB HBP BLK WP HR S P ERA WHIP						
Steve Sparks, R (1, 1) ERA: 4.24	5.2 W 27 8 5 5 1 0 0 0 0 0 0 0 59 100 7.94 1.588																		
Matt Anderson, R (6, 1) ERA: 8.62	1.1 H 5 1 0 0 1 0 0 0 0 0 0 0 10 17 0.00 0.750																		
Danny Patterson, R (8, 1) ERA: 0.86	1.0 H 3 0 0 0 1 0 0 0 0 0 0 0 8 12 0.00 0.000																		
Todd Jones, R (9, 1) ERA: 4.3	1.0 S 3 1 0 0 1 0 0 0 0 0 0 0 8 13 0.00 1.000																		

Batter	1	2	3	4	5	6	7	8	9	AB	R	H	RBI	BB	SO	LOB	TOP											
Roger Cedeno, S OBP: 0.312, SLG: 0.317 15 Brandon Inge, R OBP: 0.268, SLG: 0.315	1-2 E FC3-6 1B	0-1 G4-3						3-1 HBP 1B		5	3	3	2	0	0	2	Detroit Tigers @ Tampa Bay Devil Rays Tropicana Field, St. Petersburg, FL Fri May 18 2001, 7:15 PM EDT Att: 10,443 - Dome - 72 F											
Jose Macias, S OBP: 0.341, SLG: 0.476	4-0 E2 FC3-6 BB	2-3 K						G5-3		5	1	3	4	1	1	1												
Bobby Higginson, L OBP: 0.412, SLG: 0.493 Ryan Jackson, L OBP: 0.333, SLG: 0.381	2-0 FC3-6 1B SF7		3-1 F7					K		3	2	0	1	1	0	2												
Tony Clark, S OBP: 0.340, SLG: 0.532 Billy McMillon, L OBP: 0.167, SLG: 0.185	1-2 SF7 1B		2-3 K					K		3	2	2	1	0	1	0												
Robert Fick, L OBP: 0.394, SLG: 0.636	3-0 SF7		3-2 G3					E4 2B		5	2	1	2	0	2	1												
Dean Palmer, R OBP: 0.340, SLG: 0.448 Javier Cardona, R OBP: 0.240, SLG: 0.280	0-1 1B			1-3 K				2-1 2B		4	0	2	1	0	1	2												
Juan Encarnacion, R OBP: 0.325, SLG: 0.475	0-0 F9		1-2 F3					0-0 1B 15 1B 2B		6	2	2	4	0	1	2												
Damion Easley, R OBP: 0.356, SLG: 0.409		3-2 G4-3 G1 1B		1-2 F9				0-1 15 1B WP 1B		4	2	3	0	1	0	0												
Shane Halter, R OBP: 0.308, SLG: 0.288	0-0 G1							2-3 K		4	2	1	0	1	1	2												
Inning Stats	R: 3 E: 1 K: 0 S: 11	H: 3 LOB: 1 BB: 1 P: 22	R: 0 E: 0 K: 1 S: 11	H: 1 LOB: 1 BB: 0 P: 16	R: 0 E: 0 K: 1 S: 11	H: 0 LOB: 0 BB: 0 P: 19	R: 0 E: 0 K: 1 S: 9	H: 0 LOB: 0 BB: 0 P: 12	R: 9 E: 0 K: 1 S: 24	H: 9 LOB: 1 BB: 1 P: 42	R: 0 E: 0 K: 1 S: 13	H: 1 LOB: 0 BB: 0 P: 17	R: 0 E: 0 K: 1 S: 7	H: 0 LOB: 0 BB: 1 P: 13	R: 6 E: 1 K: 3 S: 25	H: 5 LOB: 3 BB: 1 P: 44		R: 0 E: 0 K: 2 S: 8	H: 0 LOB: 0 BB: 0 P: 11	1B: 13 2B: 3 3B: 2 HR: 1	SF: 1 SAC: 0 DP: 1 HBP: 1	WP: 2 PA: 52 SB: 0 CS: 0						
PITCHER	IP	WLS	BF	H	R	ER	SO	BB	IBB	HBP	BLK	WP	HR	S	P	ERA	WHIP											
Tanyon Sturtze, R ERA: 5.91	(1, 1)	4.2	L	25	9	9	3	2	0	0	0	0	0	1	54	92	17.36	2.357										
Dan Wheeler, R ERA: 7.04	(5, 1)	0.1		5	4	3	3	0	0	0	0	0	0	0	12	19	81.00	12.000										
Jeff Wallace, L ERA:	(6, 1)	2.2		13	3	4	1	4	1	0	0	1	0	34	53	3.38	1.500											
Tony Fiore, R ERA: 5.4	(8, 1)	1.1		9	3	2	1	3	1	0	1	0	0	19	32	6.75	3.000											

Batter	1	2	3	4	5	6	7	8	9	AB	R	H	RBI	BB	SO	LOB	BOTTOM											
Damian Rolls, R OBP: 0.368, SLG: 0.472	0-1 G6-3		0-3 K					4-1 G4-6-3 BB		3	1	1	0	1	1	2	Detroit Tigers @ Tampa Bay Devil Rays Tropicana Field, St. Petersburg, FL Fri May 18 2001, 7:15 PM EDT Att: 10,443 - Dome - 72 F											
Gerald Williams, R OBP: 0.274, SLG: 0.342	2-3 K		1-2 F9					0-0 G4-6-3 1-2		4	1	1	1	0	1	3												
Ben Grieve, L OBP: 0.377, SLG: 0.383 Jason Tyner, L ERA:	0-2 L9			0-0 G4-3 2B				2-1 G4-3		2	0	1	0	0	0	0												
Fred McGriff, L OBP: 0.331, SLG: 0.490		3-3 K		1-3 K				0-0 G5-3		4	0	0	1	0	2	1												
Steve Cox, L OBP: 0.324, SLG: 0.403		3-2 G1-3		1-1 G4-3				3-3 K		4	0	0	0	0	1	1												
Randy Winn, S OBP: 0.381, SLG: 0.514		2-2 L7		3-1 F5				2-2 G4-3		4	0	0	0	0	0	1												
Aubrey Huff, L OBP: 0.209, SLG: 0.308			4-1 SH1-3 BB					1-1 G3		2	0	0	0	1	1	0												
Mike DiFelice, R OBP: 0.229, SLG: 0.212			4-1 SH1-3 BB					1-1 K		2	0	1	0	1	1	0												
Andy Sheets, R			0-0 SH1-3					3-3 K		2	0	0	0	0	1	1												
Inning Stats	R: 0 E: 0 K: 1 S: 8	H: 0 LOB: 0 BB: 0 P: 10	R: 0 E: 0 K: 1 S: 10	H: 0 LOB: 0 BB: 0 P: 18	R: 0 E: 0 K: 1 S: 10	H: 0 LOB: 2 BB: 2 P: 19	R: 0 E: 0 K: 1 S: 8	H: 1 LOB: 1 BB: 0 P: 13	R: 0 E: 0 K: 3 S: 9	H: 0 LOB: 0 BB: 0 P: 15	R: 2 E: 0 K: 1 S: 11	H: 2 LOB: 0 BB: 0 P: 17	R: 0 E: 0 K: 0 S: 10	H: 1 LOB: 1 BB: 0 P: 15	R: 0 E: 0 K: 0 S: 3	H: 0 LOB: 0 BB: 1 P: 8		R: 0 E: 0 K: 0 S: 6	H: 0 LOB: 0 BB: 0 P: 10	1B: 1 2B: 3 3B: 0 HR: 0	SF: 0 SAC: 1 DP: 1 HBP: 0	WP: 0 PA: 33 SB: 0 CS: 0						
PITCHER	IP	WLS	BF	H	R	ER	SO	BB	IBB	HBP	BLK	WP	HR	S	P	ERA	WHIP											
Victor Santos, R ERA: 0.64	(1, 1)	6.0	W	23	3	2	2	8	2	0	0	0	0	0	56	92	3.00	0.833										
Dave Borkowski, R ERA:	(7, 1)	1.0		4	1	0	0	0	0	0	0	0	0	10	15	0.00	1.000											
Heath Murray, L ERA: 5.79	(8, 1)	1.0		3	0	0	0	0	1	0	0	0	0	3	8	0.00	1.000											
C.J. Nitkowski, L ERA: 4.8	(9, 1)	1.0		3	0	0	0	0	0	0	0	0	0	6	10	0.00	0.000											

Batter	1	2	3	4	5	6	7	8	9	AB R H RBI BB SO LOB	TOP									
Roger Cedeno, S (1, 9) OBP: 0.313, SLG: 0.317	1-1 G6-3		2-1 G6-3	0-0 2B 1B		2-2 G3-1		0-0 F9	1-2 1B	6 1 2 0 0 0 0	Detroit Tigers @ Tampa Bay Devil Rays Tropicana Field, St. Petersburg, FL Sat May 19 2001, 4:15 PM EDT Att: 11,256 - Dome - 72 F AB 43 R 10 H 17 RBI 10 BB 4 SO 7 LOB 16 									
Jose Macias, S (1, 5) (9, 4) OBP: 0.340, SLG: 0.477	0-1 G6-3		1-2 E4 1B	2-1 1B 1B 1-H 2-H		3-3 K		2-2 F8	3-2 F8	6 1 2 2 0 1 2										
Bobby Higginson, L Ryan Jackson, L (1, 7) (8, PH) OBP: 0.360, SLG: 0.409	4-1 BB BB		4-0 1B BB	0-0 F7			2-2 BB 2B 1B	2-1 WP S 1B		2 1 1 0 2 0 1 1 0 1 0 0 0 0										
Robert Fick, L (1, 3) OBP: 0.395, SLG: 0.614	4-2 BB		0-2 1B 1B 1-H 2-H	0-1 G4-3			0-0 L6	3-3 K		4 0 1 1 1 1 3										
Dean Palmer, R (1, 10) OBP: 0.343, SLG: 0.473	3-3 K		0-0 G5-3		0-2 G6-3		4-1 2B 1B BB	3-1 HR		4 2 1 1 1 1 3										
Deivi Cruz, R (1, 6) OBP: 0.289, SLG: 0.407		2-1 F9		1-0 HR 1B	0-1 2B		2-2 1B 2B	0-2 G5-3		5 2 3 1 0 0 0										
Juan Encarnacion, R (1, 8) OBP: 0.327, SLG: 0.479		2-1 2B		1-0 P4 K	2-3 K		0-1 S 1B	0-0 F9		5 0 2 2 0 1 2										
Damion Easley, R Shane Halter, R (1, 4) (9, 5) OBP: 0.359, SLG: 0.453 OBP: 0.308, SLG: 0.288		2-3 K		2-0 HR	2-0 G6-3		2-H 3-H 0-3 K	3-2 HR		5 2 2 3 0 2 3 0 0 0 0 0 0 0										
15 Brandon Inge, R (1, 2) OBP: 0.275, SLG: 0.320		0-0 G6-3		2-2 1B 2B 1B		2-3 K	0-0 F8	2-1 1B		5 1 2 0 0 1 2										
Inning Stats	R: 0 E: 0 K: 1 S: 10	H: 0 LOB: 2 BB: 2 P: 22	R: 0 E: 0 K: 1 S: 8	H: 1 LOB: 1 BB: 0 P: 14	R: 1 E: 1 K: 0 S: 9	H: 2 LOB: 1 BB: 1 P: 16	R: 4 E: 0 K: 0 S: 12	H: 5 LOB: 1 BB: 0 P: 20	R: 0 E: 0 K: 2 S: 9	H: 0 LOB: 0 BB: 0 P: 16		R: 3 E: 0 K: 1 S: 16	H: 3 LOB: 1 BB: 1 P: 24	R: 0 E: 0 K: 1 S: 9	H: 1 LOB: 1 BB: 0 P: 16	R: 2 E: 0 K: 0 S: 18	H: 4 LOB: 2 BB: 0 P: 30	1B: 10 2B: 4 3B: 0 HR: 3	SF: 0 SAC: 0 DP: 0 HBP: 0	WP: 1 PA: 47 CS: 0
PITCHER	IP WLS BF H R ER SO BB IBB HBP BLK WP HR S P ERA WHIP	PITCHER										IP WLS BF H R ER SO BB IBB HBP BLK WP HR S P ERA WHIP								
Albie Lopez, R (1, 1) ERA: 3.94	6.0 L 30 10 6 6 5 3 0 0 0 0 1 60 106 9.00 2.167																			
Rusty Meacham, R (7, 1) ERA: 4.07	1.0 6 2 2 2 1 1 0 0 0 0 0 13 19 18.00 3.000																			
Doug Creek, L (8, 1) ERA: 3.92	2.0 11 5 2 2 1 0 0 0 0 1 2 27 46 9.00 2.500																			

Batter	1	2	3	4	5	6	7	8	9	AB R H RBI BB SO LOB	BOTTOM											
Damian Rolls, R (1, 4) OBP: 0.349, SLG: 0.439	0-2 FC6-4 1B		2-0 G6-3		2-3 K	2-3 K			0-1 G4-6-3	5 0 1 0 0 2 4	Detroit Tigers @ Tampa Bay Devil Rays Tropicana Field, St. Petersburg, FL Sat May 19 2001, 4:15 PM EDT Att: 11,256 - Dome - 72 F AB 36 R 5 H 12 RBI 5 BB 1 SO 7 LOB 18 											
Gerald Williams, R (1, 8) OBP: 0.272, SLG: 0.344	1-1 FC6-4 HR		2-1 F7		0-0 2B 2B		2-1 P6	2-2 G6-3		5 2 1 0 0 0 1												
Fred McGriff, L (1, 10) OBP: 0.342, SLG: 0.517	0-0 F8		3-1 2B		0-0 2B 2B		1-0 2B			4 2 3 1 0 0 1												
Greg Vaughn, R (1, 7) OBP: 0.333, SLG: 0.457	0-0 HR		3-2 F5		2-0 G4-3 2B		2-0 F9			4 1 2 3 0 0 2												
Steve Cox, L (1, 3) OBP: 0.321, SLG: 0.408	2-2 G6-3		1-1 2B		2-1 G4-3		2-2 G4-3			4 0 1 1 0 0 2												
Randy Winn, S (1, 9) OBP: 0.391, SLG: 0.500		3-2 SH1 1B	2-2 F8		2-3 K			4-1 G6-4-3 BB		3 0 1 0 1 1 2												
Aubrey Huff, L (1, 5) OBP: 0.225, SLG: 0.333		0-0 SH1 1B		2-1 G3		2-2 G3 2B		3-3 K		4 0 2 0 0 1 1												
John Flaherty, R (1, 2) OBP: 0.278, SLG: 0.336		0-0 SH1		0-3 K		0-0 G3		2-1 G6-4-3		3 0 0 0 0 1 2												
Andy Sheets, R Jason Tyner, L (1, 6) (9, PH) OBP: 0.333, SLG: 0.333		3-3 K		1-0 F9		3-3 K		2-1 G4-6-3 1B		3 0 0 0 0 2 3 1 0 1 0 0 0 0												
Inning Stats	R: 2 E: 0 K: 0 S: 11	H: 2 LOB: 0 BB: 0 P: 14	R: 0 E: 1 K: 1 S: 9	H: 2 LOB: 0 BB: 0 P: 17	R: 1 E: 0 K: 0 S: 13	H: 2 LOB: 1 BB: 0 P: 24	R: 0 E: 0 K: 1 S: 6	H: 0 LOB: 0 BB: 0 P: 9	R: 2 E: 0 K: 2 S: 12	H: 3 LOB: 1 BB: 0 P: 20		R: 0 E: 0 K: 2 S: 10	H: 1 LOB: 0 BB: 0 P: 17	R: 0 E: 0 K: 0 S: 8	H: 1 LOB: 1 BB: 0 P: 15	R: 0 E: 0 K: 1 S: 6	H: 0 LOB: 0 BB: 1 P: 15	R: 0 E: 0 K: 0 S: 7	H: 1 LOB: 0 BB: 0 P: 11	1B: 4 2B: 7 3B: 0 HR: 1	SF: 0 SAC: 1 DP: 2 HBP: 0	WP: 0 PA: 38 CS: 0
PITCHER	IP WLS BF H R ER SO BB IBB HBP BLK WP HR S P ERA WHIP	PITCHER										IP WLS BF H R ER SO BB IBB HBP BLK WP HR S P ERA WHIP										
Chris Holt, R (1, 1) ERA: 5.88	6.0 W 28 10 5 5 0 0 0 0 0 0 0 8 15 7.50 1.667																					
Matt Anderson, R (7, 1) ERA: 8.1	1.0 H 4 1 0 0 0 0 0 0 0 0 0 8 15 0.00 1.000																					
C.J. Nitkowski, L (8, 1) ERA: 4.7	0.1 H 2 0 0 0 1 1 0 0 0 0 0 4 11 0.00 3.000																					
Danny Patterson, R (8, 1) ERA: 0.79	1.2 S 4 1 0 0 0 0 0 0 0 0 0 9 15 0.00 0.600																					

Batter	1	2	3	4	5	6	7	8	9	AB	R	H	RBI	BB	SO	LOB	TOP								
Roger Cedeno, S (1, 9) OBP: 0.311, SLG: 0.322	F7		1B 2B		F7			E4 G1-3		4	1	1	1	0	0	0	Detroit Tigers @ Tampa Bay Devil Rays Tropicana Field, St. Petersburg, FL Sun May 20 2001, 1:15 PM EDT Att: 11,759 - Dome - 72 F								
Jose Macias, S (1, 5) OBP: 0.331, SLG: 0.463	G4-3		K		K			G1-3		4	0	0	0	0	2	2									
Robert Fick, L (1, 2) OBP: 0.400, SLG: 0.608	G6-3		2H 1B					P4		4	0	2	1	0	0	1									
Tony Clark, S (1, 3) OBP: 0.401, SLG: 0.516		G3-1	K					K		4	0	0	0	0	3	3									
Dean Palmer, R (1, 10) OBP: 0.349, SLG: 0.468	K				FC5-4 BB			K		3	0	1	0	1	2	1									
Deivi Cruz, R (1, 6) OBP: 0.286, SLG: 0.403	1B				FC5-4 WP			G5-3		4	0	1	0	0	0	3									
Juan Encarnacion, R (1, 8) OBP: 0.319, SLG: 0.466	K				G6-3			K		4	0	0	0	0	3	2									
Damon Easley, R (1, 4) OBP: 0.356, SLG: 0.457			SH1-3 2B		G6-3			G3		3	1	1	0	0	0	1									
Ryan Jackson, L (1, 7) OBP: 0.333, SLG: 0.375			SH1-3		G1-3			K		2	0	0	0	0	1	0									
Inning Stats	R: 0 E: 0 K: 0 S: 9	H: 0 LOB: 0 BB: 0 P: 16	R: 0 E: 0 K: 2 S: 14	H: 1 LOB: 1 BB: 0 P: 18	R: 2 E: 0 K: 2 S: 13	H: 3 LOB: 1 BB: 0 P: 20	R: 0 E: 0 K: 0 S: 12	H: 0 LOB: 1 BB: 0 P: 19	R: 0 E: 0 K: 1 S: 11	H: 0 LOB: 0 BB: 0 P: 12	R: 0 E: 0 K: 2 S: 14	H: 1 LOB: 1 BB: 0 P: 22	R: 0 E: 0 K: 10 S: 10	H: 0 LOB: 0 BB: 0 P: 15	R: 0 E: 1 K: 1 S: 11	H: 0 LOB: 1 BB: 0 P: 19	R: 0 E: 0 K: 6 S: 6	H: 1 LOB: 0 BB: 0 P: 9	1B: 4 2B: 2 3B: 0 HR: 0	SF: 0 SAC: 1 DP: 1 HBP: 0	WP: 1 PB: 0 SB: 0 CS: 0	PA: 34			
PITCHER	IP	WLS	BF	H	R	ER	SO	BB	IBB	HBP	BLK	WP	HR	S	P	ERA	WHIP								
Paul Wilson, R (1, 1) ERA: 6.62	6.0	W	24	5	2	2	7	1	0	0	0	1	0	73	107	3.00	1.000								
Travis Phelps, R (7, 1) ERA: 1.74	2.0		7	0	0	0	3	0	0	0	0	0	0	21	34	0.00	0.000								
Esteban Yan, R (9, 1) ERA: 6.06	1.0		3	1	0	0	1	0	0	0	0	0	0	6	9	0.00	1.000								

Batter	1	2	3	4	5	6	7	8	9	AB	R	H	RBI	BB	SO	LOB	BOTTOM								
Damian Rolls, R (1, 4) OBP: 0.333, SLG: 0.413	G4-3				G6-3			K		5	0	1	1	0	2	1	Detroit Tigers @ Tampa Bay Devil Rays Tropicana Field, St. Petersburg, FL Sun May 20 2001, 1:15 PM EDT Att: 11,759 - Dome - 72 F								
Gerald Williams, R (1, 8) OBP: 0.275, SLG: 0.347	G4-3 1B HBP		G1-3		G6-3			K 1B WP 2B		4	2	1	0	0	1	0									
Ben Grieve, L (1, 7) OBP: 0.378, SLG: 0.379	G4-3		F8		HR BB			WP 1B		4	1	1	0	1	1	1									
Jason Tyner, L (6, PR) OBP: 0.333, SLG: 0.333	G4-3									0	0	0	0	0	0	0									
Fred McGriff, L (1, 3) OBP: 0.350, SLG: 0.539	1B		1B		HR			L3		5	1	3	3	0	1	2									
Greg Vaughn, R (1, 10) OBP: 0.335, SLG: 0.494	K		P4		HR			F8		5	2	2	2	0	1	3									
Aubrey Huff, L (1, 5) OBP: 0.240, SLG: 0.342	F7				SH3-4 1B			K2-3		4	1	2	0	0	1	0									
Randy Winn, S (1, 9) OBP: 0.440, SLG: 0.513	1B BB		G4-3 SH3-4 1B		1B			BB		1	1	1	0	3	0	0									
John Flaherty, R (1, 2) OBP: 0.271, SLG: 0.327	L5		SH3-4 1B		F9			G5-3		3	0	0	0	0	4										
Andy Sheets, R (1, 6) OBP: 0.154, SLG: 0.385	1B 1B		G4-3		F8			HR		4	2	2	3	0	0	3									
Inning Stats	R: 1 E: 0 K: 1 S: 16	H: 1 LOB: 1 BB: 0 P: 24	R: 2 E: 0 K: 0 S: 11	H: 2 LOB: 1 BB: 1 P: 17	R: 0 E: 0 K: 0 S: 10	H: 1 LOB: 1 BB: 0 P: 13	R: 1 E: 0 K: 0 S: 6	H: 2 LOB: 1 BB: 0 P: 7	R: 3 E: 0 K: 0 S: 17	H: 3 LOB: 2 BB: 2 P: 33	R: 0 E: 0 K: 3 S: 9	H: 0 LOB: 0 BB: 0 P: 13	R: 1 E: 0 K: 2 S: 14	H: 1 LOB: 1 BB: 1 P: 25	R: 2 E: 0 K: 1 S: 12	H: 3 LOB: 2 BB: 0 P: 17	R: 1 E: 0 K: 1 S: 16	H: 8 LOB: 1 3B: 0 HR: 4	SF: 0 SAC: 1 DP: 0 HBP: 1	WP: 1 PB: 0 SB: 1 CS: 0	PA: 41				
PITCHER	IP	WLS	BF	H	R	ER	SO	BB	IBB	HBP	BLK	WP	HR	S	P	ERA	WHIP								
Dave Milick, R (1, 1) ERA: 6.66	4.1	L	25	9	7	7	1	3	0	1	0	0	0	12	18	0.00	0.000								
Dave Borkowski, R (5, 1) ERA:	1.2		5	0	0	0	3	0	0	0	0	0	0	14	25	9.00	2.000								
C.J. Nitkowski, L (7, 1) ERA: 4.96	1.0		5	1	1	1	2	1	0	0	0	0	1	12	17	18.00	3.000								
Todd Jones, R (8, 1) ERA: 5.17	1.0		6	3	2	2	1	0	0	0	0	1	1	12	17	18.00	3.000								

AB	32
R	2
H	6
RBI	2
BB	1
SO	11
LOB	13



AB	35
R	10
H	13
RBI	9
BB	4
SO	7
LOB	14



Batter	1	2	3	4	5	6	7	8	9	AB	R	H	RBI	BB	SO	LOB	TOP										
Roger Cedeno, S OBP: 0.310, SLG: 0.320 (1, 9)										4	0	1	0	0	0	0	Detroit Tigers @ Cleveland Indians Jacobs Field, Cleveland, OH Tue May 22 2001, 7:05 PM EDT Att: 35,362 - Cloudy - 61 F										
Jose Macias, S OBP: 0.336, SLG: 0.464 (1, 5)										4	0	2	0	0	1	1											
Robert Fick, L OBP: 0.405, SLG: 0.641 15 Brandon Inge, R OBP: 0.275, SLG: 0.320 (1, 2) (9, 2)										4	1	2	1	0	1	2											
Tony Clark, S OBP: 0.397, SLG: 0.504 (1, 3)										0	0	0	0	0	0	0											
Dean Palmer, R OBP: 0.355, SLG: 0.500 (1, 10)											4	1	2	2	0	1		0									
Deivi Cruz, R OBP: 0.281, SLG: 0.392 (1, 6)											4	0	0	0	0	0		1									
Juan Encarnacion, R OBP: 0.317, SLG: 0.467 (1, 8)											4	0	1	0	0	1		1									
Damon Easley, R OBP: 0.350, SLG: 0.444 (1, 4)											4	0	0	0	0	0		2									
Ryan Jackson, L OBP: 0.300, SLG: 0.333 (1, 7)										3	0	0	0	0	0	0											
Inning Stats	R: 0 H: 1 E: 0 K: 2 S: 15	H: 1 LOB: 1 BB: 0 P: 22	R: 0 H: 0 E: 0 K: 1 S: 7	H: 0 LOB: 3 BB: 0 P: 9	R: 0 H: 0 E: 0 K: 0 S: 6	H: 0 LOB: 0 BB: 0 P: 11	R: 2 H: 2 E: 0 K: 0 S: 10	H: 2 LOB: 0 BB: 1 P: 18	R: 0 H: 0 E: 0 K: 2 S: 4	H: 0 LOB: 0 BB: 0 P: 9	R: 1 H: 1 E: 0 K: 1 S: 11	H: 1 LOB: 0 BB: 0 P: 19	R: 0 H: 1 E: 0 K: 1 S: 9	H: 1 LOB: 1 BB: 0 P: 16	R: 0 H: 2 E: 0 K: 0 S: 7	H: 2 LOB: 2 BB: 0 P: 12	R: 0 H: 1 E: 0 K: 0 S: 8	H: 1 LOB: 1 BB: 0 P: 11	1B: 5 2B: 1 3B: 0 HR: 2	SF: 0 SAC: 0 DP: 1 HBP: 0	WP: 0 PB: 0 SB: 1 CS: 0	PA: 35					
PITCHER	IP	WLS	BF	H	R	ER	SO	BB	IBB	HBP	BLK	WP	HR	S	P	ERA	WHIP										
Bartolo Colon, R ERA: 3.86 Steve Karsay, R ERA: 0.99	(1, 1) (9, 1)	8.0 L	31 31	7 7	3 3	3 3	5 5	1 0	0 0	0 0	0 0	0 0	2 8	69 11	116 11	3.38 0.00	1.000 1.000										

Batter	1	2	3	4	5	6	7	8	9	AB	R	H	RBI	BB	SO	LOB	BOTTOM										
Jacob Cruz, L OBP: 0.296, SLG: 0.319 (1, 8)											4	0	0	0	1	3	3										
Ellis Burks, R OBP: 0.372, SLG: 0.610 (1, 10)											5	0	2	0	0	2	3										
Roberto Alomar, S OBP: 0.408, SLG: 0.446 (1, 4)										3	0	1	0	1	1	3											
Juan Gonzalez, R OBP: 0.398, SLG: 0.643 (1, 9)										4	0	1	0	0	1	3											
Jim Thome, L OBP: 0.376, SLG: 0.430 (1, 3)										3	0	0	0	1	0	2											
Marty Cordova, R OBP: 0.400, SLG: 0.610 (1, 7)										4	0	0	0	0	1	3											
Russell Branyan, L OBP: 0.305, SLG: 0.519 (1, 5)											4	0	0	0	0	2	0										
Einar Diaz, R OBP: 0.407, SLG: 0.510 (1, 2)											3	0	1	0	1	0	0										
Jolbert Cabrera, R OBP: 0.384, SLG: 0.403 (1, 6)											3	0	2	0	1	0	0										
Inning Stats	R: 0 H: 1 E: 0 K: 2 S: 12	H: 2 LOB: 3 BB: 2 P: 22	R: 0 H: 1 E: 0 K: 1 S: 16	H: 2 LOB: 1 BB: 1 P: 29	R: 0 H: 1 E: 0 K: 0 S: 6	H: 0 LOB: 0 BB: 0 P: 11	R: 0 H: 0 E: 0 K: 1 S: 7	H: 0 LOB: 0 BB: 0 P: 9	R: 0 H: 0 E: 0 K: 2 S: 8	H: 0 LOB: 0 BB: 0 P: 8	R: 0 H: 1 E: 0 K: 2 S: 11	H: 1 LOB: 1 BB: 0 P: 15	R: 0 H: 1 E: 0 K: 2 S: 13	H: 1 LOB: 1 BB: 0 P: 18	R: 0 H: 1 E: 0 K: 0 S: 18	H: 1 LOB: 2 BB: 2 P: 32	1B: 6 2B: 1 3B: 0 HR: 0	SF: 0 SAC: 0 DP: 1 HBP: 0	WP: 0 PB: 0 SB: 0 CS: 0	PA: 38							
PITCHER	IP	WLS	BF	H	R	ER	SO	BB	IBB	HBP	BLK	WP	HR	S	P	ERA	WHIP										
Jeff Weaver, R ERA: 3.18 C.J. Niekowski, L ERA: 4.86 Todd Jones, R ERA: 4.86	(1, 1) (8, 1) (9, 1)	7.2 H	31 1	6 0	0 0	0 0	10 0	3 0	0 0	0 0	0 0	0 0	3 18	5 32	0.00 0.00 0.00	0.000 0.000 3.000											

AB 34
R 3
H 8
RBI 3
BB 1
SO 5
LOB 10



AB 33
R 0
H 7
RBI 0
BB 5
SO 10
LOB 17



Batter	1	2	3	4	5	6	7	8	9	AB	R	H	RBI	BB	SO	LOB	TOP										
Roger Cedeno, S OBP: 0.315, SLG: 0.321	L5																4 0 2 1 1 1 0										
Jose Macias, S OBP: 0.338, SLG: 0.462	L7	F5															5 1 2 0 0 0 4										
Robert Fick, L OBP: 0.400, SLG: 0.631	G6-3	G3-1															5 0 2 1 0 0 5										
Tony Clark, S OBP: 0.404, SLG: 0.507																	5 1 3 0 0 1 3										
Dean Palmer, R OBP: 0.350, SLG: 0.514																	4 0 0 0 1 1 3										
Deivi Cruz, R OBP: 0.276, SLG: 0.387																	5 1 1 0 0 1 4										
Juan Encarnacion, R OBP: 0.320, SLG: 0.459																	3 1 1 0 1 1 2										
Damon Easley, R OBP: 0.349, SLG: 0.434																	4 0 1 1 0 2 3										
Ryan Jackson, L OBP: 0.343, SLG: 0.406																	4 1 2 1 0 1 0										
Inning Stats	R: 0 E: 0 K: 0 S: 5	H: 0 LOB: 0 BB: 0 P: 10	R: 3 E: 0 K: 0 S: 17	H: 5 LOB: 3 BB: 1 P: 28	R: 0 E: 0 K: 2 S: 12	H: 1 LOB: 2 BB: 1 P: 20	R: 1 E: 0 K: 1 S: 12	H: 3 LOB: 1 BB: 0 P: 18	R: 0 E: 0 K: 1 S: 8	H: 1 LOB: 2 BB: 0 P: 13	R: 0 E: 0 K: 1 S: 6	H: 0 LOB: 0 BB: 0 P: 9	R: 0 E: 0 K: 3 S: 10	H: 0 LOB: 0 BB: 0 P: 14	R: 1 E: 0 K: 0 S: 9	H: 3 LOB: 1 BB: 0 P: 13	1B: 12 2B: 2 3B: 0 HR: 0	SF: 0 SAC: 0 DP: 2 HBP: 0	WP: 0 PB: 0 SB: 0 CS: 0	PA: 42							
PITCHER	IP	WLS	BF	H	R	ER	SO	BB	IBB	HBP	BLK	WP	HR	S	P	ERA	WHIP										
Dave Burba, R ERA: 5.15	5.2	W	29	10	4	4	4	3	0	0	0	0	0	60	102	6.35	2.294										
Rich Rodriguez, L ERA:	0.1		2	1	0	0	0	0	0	0	0	0	0	6	7	0.00	3.000										
Steve Reed, R ERA: 3.93	1.0		3	0	0	0	1	0	0	0	0	0	0	6	9	0.00	0.000										
Steve Karsay, R ERA: 1.27	1.0	S	6	3	1	1	3	0	0	0	0	0	0	17	24	9.00	3.000										
Bob Wickman, R ERA: 1.8	1.0	S	2	0	0	0	0	0	0	0	0	0	0	2	3	0.00	0.000										

Detroit Tigers @ Cleveland Indians
Jacobs Field, Cleveland, OH
Thu May 24 2001, 7:05 PM EDT
Att: 36,295 - Cloudy - 59 F

AB	39
R	5
H	14
RBI	4
BB	3
SO	8
LOB	24



Batter	1	2	3	4	5	6	7	8	9	AB	R	H	RBI	BB	SO	LOB	BOTTOM										
Jolbert Cabrera, R OBP: 0.379, SLG: 0.395	K		F2														5 1 1 0 0 1 2										
Omar Vizquel, S OBP: 0.384, SLG: 0.344																	4 1 2 1 1 2 0										
Roberto Alomar, S OBP: 0.406, SLG: 0.445																	3 1 1 0 1 1 1										
Juan Gonzalez, R OBP: 0.390, SLG: 0.651																	3 1 1 3 0 0 1										
Jim Thome, L OBP: 0.366, SLG: 0.437																	4 1 1 2 0 1 2										
Ellis Burks, R OBP: 0.378, SLG: 0.608																	3 0 1 0 1 1 0										
Wil Cordero, R OBP: 0.430, SLG: 0.532																	4 2 2 2 0 2 2										
Russell Branyan, L OBP: 0.296, SLG: 0.496																	4 0 0 0 0 2 2										
Eddie Taubensee, L OBP: 0.293, SLG: 0.370																	3 1 1 0 1 1 0										
Inning Stats	R: 0 E: 0 K: 2 S: 9	H: 0 LOB: 1 BB: 1 P: 17	R: 1 E: 0 K: 1 S: 10	H: 1 LOB: 0 BB: 0 P: 20	R: 4 E: 0 K: 1 S: 17	H: 4 LOB: 0 BB: 0 P: 25	R: 3 E: 0 K: 0 S: 24	H: 4 LOB: 2 BB: 1 P: 38	R: 0 E: 0 K: 1 S: 15	H: 1 LOB: 2 BB: 1 P: 25	R: 0 E: 0 K: 1 S: 9	H: 0 LOB: 0 BB: 0 P: 14	R: 0 E: 0 K: 3 S: 14	H: 0 LOB: 1 BB: 1 P: 23	R: 0 E: 0 K: 2 S: 8	H: 0 LOB: 0 BB: 0 P: 12	1B: 5 2B: 2 3B: 0 HR: 3	SF: 1 SAC: 0 DP: 0 HBP: 0	WP: 0 PB: 0 SB: 0 CS: 0	PA: 38							
PITCHER	IP	WLS	BF	H	R	ER	SO	BB	IBB	HBP	BLK	WP	HR	S	P	ERA	WHIP										
Victor Santos, R ERA: 2.56	3.1	L	18	7	7	7	4	1	0	0	0	0	0	37	62	3.38	1.875										
Dave Borkowski, R ERA: 3.18	2.2		13	3	1	1	2	2	0	0	0	0	0	37	62	3.38	1.875										
Heath Murray, L ERA: 5.23	2.0		7	0	0	0	5	1	0	0	0	0	0	22	35	0.00	0.500										

Detroit Tigers @ Cleveland Indians
Jacobs Field, Cleveland, OH
Thu May 24 2001, 7:05 PM EDT
Att: 36,295 - Cloudy - 59 F

AB	33
R	8
H	10
RBI	8
BB	4
SO	11
LOB	10



Batter	1	2	3	4	5	6	7	8	9	AB	R	H	RBI	BB	SO	LOB	TOP																				
Jose Valentin, S OBP: 0.325, SLG: 0.577 (1, 6)	G4-3		K			1B		K	E	5	2	2	1	0	2	0	Chicago White Sox @ Detroit Tigers Comerica Park, Detroit, MI Fri May 25 2001, 7:05 PM EDT Att: 21,053 - Cloudy - 50 F																				
Chris Singleton, L OBP: 0.295, SLG: 0.356 Tony Graffanino, R OBP: 0.418, SLG: 0.457 (1, 8)	F9		G3-1	K		K			E1	3	0	0	0	0	2	1																					
Ray Durham, S OBP: 0.339, SLG: 0.464 (1, 4)	K			K		1B		K	E	4	2	1	3	1	3	2																					
Magglio Ordonez, R OBP: 0.337, SLG: 0.488 (1, 9)		F8		G3-1				G4-3		5	0	2	2	0	0	2																					
Harold Baines, L OBP: 0.205, SLG: 0.143 (1, 10)	G4-3			G1-3		SF8				4	0	0	1	0	1	3																					
14 Paul Konerko, R OBP: 0.313, SLG: 0.469 (1, 3)					G5-3	FC1-4				3	1	1	0	1	0	1																					
Jeff Liefer, L Royce Clayton, R OBP: 0.150, SLG: 0.143 (9, PR)	G4-3				K				1B	4	0	1	0	0	2	1																					
Herbert Perry, R OBP: 0.315, SLG: 0.425 (1, 5)			K					K	1B	0	1	0	0	0	0	0																					
Sandy Alomar Jr., R OBP: 0.271, SLG: 0.309 Carlos Lee, R OBP: 0.356, SLG: 0.529 Josh Paul, R OBP: 0.314, SLG: 0.354 (9, PH)			G6-3		G2-3			G6-3	E	3	0	0	0	0	0	1																					
									1B	1	0	1	1	0	0	0																					
Inning Stats	R: 0 E: 0 K: 1 S: 8	H: 0 LOB: 0 BB: 0 P: 11	R: 0 E: 0 K: 0 S: 6	H: 0 LOB: 1 BB: 1 P: 14	R: 0 E: 0 K: 2 S: 9	H: 0 LOB: 0 BB: 0 P: 12	R: 0 E: 0 K: 2 S: 10	H: 0 LOB: 1 BB: 0 P: 20	R: 0 E: 0 K: 1 S: 13	H: 0 LOB: 1 BB: 1 P: 22	R: 0 E: 0 K: 2 S: 13	H: 0 LOB: 0 BB: 0 P: 14	R: 0 E: 0 K: 2 S: 13	H: 0 LOB: 1 BB: 1 P: 21	R: 6 E: 1 K: 1 S: 25	H: 6 LOB: 2 BB: 0 P: 35	1B: 5 2B: 2 3B: 1 HR: 0	SF: 1 SAC: 0 DP: 0 HBP: 0	WP: 1 PB: 0 SB: 1 CS: 0	PA: 41																	
PITCHER	IP	WLS	BF	H	R	ER	SO	BB	IBB	HBP	BLK	WP	HR	S	P	ERA	WHIP	PITCHER		IP	WLS	BF	H	R	ER	SO	BB	IBB	HBP	BLK	WP	HR	S	P	ERA	WHIP	
Chris Holt, R ERA: 5.3	6.0		24	2	2	2	7	3	0	0	0	1	0	59	103	3.00	0.833	Todd Jones, R ERA: 5.89		0.2	L	9	6	6	2	1	0	0	0	0	0	0	0	22	29	27.00	9.000
Heath Murray, L ERA: 5.14	0.1	H	1	0	0	0	1	0	0	0	0	0	0	3	5	0.00	0.000	Kevin Tolar, L ERA:		0.1		1	0	0	0	0	0	0	0	0	0	0	3	6	0.00	0.000	
Matt Anderson, R ERA: 7.23	0.2	H	2	0	0	0	1	0	0	0	0	0	0	5	9	0.00	0.000																				
C.J. Nitkowski, L ERA: 4.67	0.2	H	3	0	0	0	2	1	0	0	0	0	0	12	19	0.00	1.500																				
Danny Patterson, R ERA: 0.75	0.1	H	1	0	0	0	0	0	0	0	0	0	0	1	2	0.00	0.000																				

AB 36
R 8
H 8
RBI 8
BB 4
SO 12
LOB 15



Batter	1	2	3	4	5	6	7	8	9	AB	R	H	RBI	BB	SO	LOB	BOTTOM																				
Roger Cedeno, S OBP: 0.317, SLG: 0.323 (1, 9)	F9			G4-3		G4-3		K		5	1	2	0	0	1	0	Chicago White Sox @ Detroit Tigers Comerica Park, Detroit, MI Fri May 25 2001, 7:05 PM EDT Att: 21,053 - Cloudy - 50 F																				
Jose Macias, S OBP: 0.333, SLG: 0.460 (1, 5)	F9	L3		K		G6-3				5	0	1	0	0	1	4																					
Robert Fick, L OBP: 0.404, SLG: 0.659 15 Brandon Inge, R OBP: 0.283, SLG: 0.313 Billy McMillon, L OBP: 0.161, SLG: 0.179 (9, PH)										4	2	2	2	0	2	3																					
Tony Clark, S OBP: 0.404, SLG: 0.500 (1, 3)	G4-3									4	0	1	0	0	2	5																					
Dean Palmer, R OBP: 0.352, SLG: 0.505 (1, 10)				G5-3						4	0	1	1	1	2	2																					
Deivi Cruz, R OBP: 0.276, SLG: 0.383 (1, 6)										4	0	1	0	0	0	3																					
Juan Encarnacion, R OBP: 0.319, SLG: 0.454 (1, 8)	P4									4	1	1	0	0	1	3																					
Damon Easley, R OBP: 0.352, SLG: 0.436 (1, 4)										4	0	2	1	0	1	0																					
Ryan Jackson, L OBP: 0.333, SLG: 0.389 (1, 7)										4	0	1	0	0	1	1																					
Inning Stats	R: 2 E: 0 K: 0 S: 17	H: 4 LOB: 2 BB: 0 P: 28	R: 0 E: 0 K: 2 S: 12	H: 3 LOB: 3 BB: 0 P: 17	R: 1 E: 0 K: 0 S: 11	H: 2 LOB: 1 BB: 0 P: 16	R: 1 E: 0 K: 1 S: 12	H: 1 LOB: 2 BB: 1 P: 22	R: 0 E: 0 K: 1 S: 8	H: 0 LOB: 0 BB: 0 P: 9	R: 0 E: 0 K: 1 S: 8	H: 0 LOB: 0 BB: 0 P: 13	R: 0 E: 0 K: 2 S: 9	H: 1 LOB: 1 BB: 0 P: 11	R: 0 E: 0 K: 2 S: 7	H: 0 LOB: 0 BB: 0 P: 10	R: 0 E: 0 K: 2 S: 14	H: 1 LOB: 1 BB: 0 P: 19	1B: 10 2B: 1 3B: 0 HR: 1	SF: 0 SAC: 0 DP: 0 HBP: 1	WP: 1 PB: 0 SB: 1 CS: 0	PA: 41															
PITCHER	IP	WLS	BF	H	R	ER	SO	BB	IBB	HBP	BLK	WP	HR	S	P	ERA	WHIP	PITCHER		IP	WLS	BF	H	R	ER	SO	BB	IBB	HBP	BLK	WP	HR	S	P	ERA	WHIP	
James Baldwin, R ERA: 3.71	3.2		23	10	4	4	3	1	0	0	0	0	0	34	45	0.00	0.231	Sean Lowe, R ERA: 2.65		4.1	W	14	1	0	0	6	0	0	0	0	0	0	0	0	0	0	0
Keith Foulke, R ERA: 2.1	1.0		4	1	0	0	2	0	0	0	0	0	0	14	19	0.00	1.000																				

AB 39
R 4
H 12
RBI 4
BB 1
SO 11
LOB 22



Batter	1	2	3	4	5	6	7	8	9	AB	R	H	RBI	BB	SO	LOB	TOP							
Jose Valentin, S OBP: 0.328, SLG: 0.584 (1, 6)										5	2	2	1	0	1	2								
Chris Singleton, L OBP: 0.280, SLG: 0.377 (1, 8)										5	3	4	0	0	0	0								
Ray Durham, S OBP: 0.340, SLG: 0.480 (1, 4)										5	1	2	2	0	0	3								
Magglio Ordonez, R OBP: 0.339, SLG: 0.482 (1, 9)										4	0	1	1	1	0	2								
Harold Baines, L OBP: 0.198, SLG: 0.137 Carlos Lee, R OBP: 0.357, SLG: 0.528 (8, PH)										3	0	0	0	0	0	1								
14 Paul Konerko, R OBP: 0.315, SLG: 0.463 (1, 3)										4	1	1	0	1	0	3								
Jeff Liefer, L OBP: 0.308, SLG: 0.500 (1, 7)										4	0	0	0	0	2	2								
Herbert Perry, R OBP: 0.313, SLG: 0.414 (1, 5)										3	0	0	0	1	2	0								
Sandy Alomar Jr., R OBP: 0.279, SLG: 0.310 (1, 2)										3	1	1	1	1	1	0								
Inning Stats	R: 2 H: 3 E: 1 K: 0 S: 11	H: 3 LOB: 1 BB: 0 P: 14	R: 0 H: 0 E: 0 K: 0 S: 6	H: 0 LOB: 0 BB: 7	R: 0 H: 1 E: 0 K: 0 S: 10	H: 1 LOB: 2 BB: 0 P: 17	R: 1 H: 1 E: 0 K: 2 S: 16	H: 1 LOB: 1 BB: 2 P: 30	R: 2 H: 3 E: 0 K: 0 S: 18	H: 3 LOB: 1 BB: 0 P: 25	R: 0 H: 0 E: 0 K: 0 S: 9	H: 0 LOB: 0 BB: 0 P: 14	R: 0 H: 1 E: 0 K: 0 S: 8	H: 1 LOB: 0 BB: 0 P: 9	R: 0 H: 0 E: 0 K: 1 S: 9	H: 0 LOB: 0 BB: 0 P: 15	R: 3 H: 3 E: 1 K: 1 S: 17	H: 3 LOB: 2 BB: 2 P: 29	1B: 9 2B: 2 3B: 0 HR: 1	SF: 0 SAC: 0 DP: 1 HBP: 0	WP: 0 PB: 0 SB: 1 CS: 0	PA: 42		
PITCHER	IP WLS BF H R ER SO BB IBB HBP BLK WP HR S P ERA WHIP	6.0 L 29 9 5 4 4 2 0 0 0 0 1 71 108 6.00 1.833	2.1 9 2 3 3 2 1 0 0 0 0 0 0 26 38 11.57 1.286	0.2 4 1 0 0 0 1 0 0 0 0 0 0 7 14 0.00 3.000																				

Chicago White Sox @ Detroit Tigers
Comerica Park, Detroit, MI
Sat May 26 2001, 5:05 PM EDT
Att: 25,881 - Cloudy - 58 F

AB	38
R	8
H	12
RBI	6
BB	4
SO	6
LOB	13



Batter	1	2	3	4	5	6	7	8	9	AB	R	H	RBI	BB	SO	LOB	BOTTOM							
Roger Cedeno, S OBP: 0.316, SLG: 0.318 (1, 9)										3	0	0	0	1	1	1								
Damon Easley, R OBP: 0.344, SLG: 0.425 (1, 4)										4	0	0	0	0	1	2								
Wendell Magee, R OBP: 0.447, SLG: 0.600 (1, 7)										4	0	1	0	0	0	1								
Tony Clark, S OBP: 0.394, SLG: 0.486 (1, 3)										4	0	0	0	0	2	3								
Dean Palmer, R OBP: 0.341, SLG: 0.487 (1, 10)										4	0	0	0	0	1	2								
Deivi Cruz, R OBP: 0.271, SLG: 0.376 (1, 6)										3	0	0	0	0	0	0								
Juan Encarnacion, R OBP: 0.313, SLG: 0.446 (1, 8)										3	0	0	0	0	0	0								
Shane Halter, R OBP: 0.310, SLG: 0.308 (1, 5)										3	0	2	0	0	0	0								
15 Brandon Inge, R OBP: 0.275, SLG: 0.304 (1, 2)										3	0	0	0	0	1	2								
Inning Stats	R: 0 H: 0 E: 1 K: 1 S: 9	H: 0 LOB: 2 BB: 1 P: 16	R: 0 H: 0 E: 0 K: 0 S: 4	H: 0 LOB: 0 BB: 0 P: 5	R: 0 H: 0 E: 0 K: 1 S: 6	H: 0 LOB: 0 BB: 0 P: 8	R: 0 H: 0 E: 0 K: 1 S: 8	H: 0 LOB: 0 BB: 0 P: 14	R: 0 H: 1 E: 0 K: 2 S: 12	H: 1 LOB: 1 BB: 0 P: 17	R: 0 H: 0 E: 0 K: 0 S: 5	H: 0 LOB: 0 BB: 0 P: 8	R: 0 H: 1 E: 0 K: 0 S: 15	H: 1 LOB: 1 BB: 0 P: 20	R: 0 H: 0 E: 0 K: 0 S: 8	H: 0 LOB: 0 BB: 0 P: 13	1B: 1 2B: 2 3B: 0 HR: 0	SF: 0 SAC: 0 DP: 0 HBP: 0	WP: 0 PB: 0 SB: 0 CS: 0	PA: 32				
PITCHER	IP WLS BF H R ER SO BB IBB HBP BLK WP HR S P ERA WHIP	9.0 W 32 3 0 0 6 1 0 0 0 0 0 76 117 0.00 0.444																						

Chicago White Sox @ Detroit Tigers
Comerica Park, Detroit, MI
Sat May 26 2001, 5:05 PM EDT
Att: 25,881 - Cloudy - 58 F


AB	31
R	0
H	3
RBI	0
BB	1
SO	6
LOB	11



Batter	1	2	3	4	5	6	7	8	9	10	11	AB	R	H	RBI	BB	SO	LOB	TOP					
Jose Valentin, S OBP: 0.333, SLG: 0.578 (1, 6)	SH2-3 BB		K		2B SF8 1B	F7			F5		2B 1B	5	1	2	0	1	1	1						
Chris Singleton, L OBP: 0.266, SLG: 0.385 (1, 8)	SH2-3		F9		SF8 1-3 2B			K			SF9	3	0	1	1	1	1	0						
Ray Durham, S OBP: 0.340, SLG: 0.478 (1, 4)			E4 FC6-4		P6			F7			BB	5	0	1	0	1	0	3						
Maggio Ordonez, R OBP: 0.344, SLG: 0.476 (1, 9)	F7		FC6-4					K				4	0	1	0	2	1	3						
Harold Baines, L OBP: 0.186, SLG: 0.130 Carlos Lee, R OBP: 0.355, SLG: 0.525 (1, 10) (11, PH)	L9				K	SF8			F7		G4-3	4	0	0	1	0	1	3						
14 Paul Konerko, R OBP: 0.312, SLG: 0.462 (1, 3)			K		1B 2B	F7			K		G4-3	5	1	1	0	0	2	3						
Jeff Liefer, L OBP: 0.318, SLG: 0.463 (1, 7)			G1-3 BB		F7			F7				3	0	0	0	2	0	1						
Herbert Perry, R OBP: 0.316, SLG: 0.413 (1, 5)			G1-3					E6 E5			IBB	5	0	2	1	0	0	4						
Sandy Alomar Jr., R OBP: 0.270, SLG: 0.354 Josh Paul, R OBP: 0.314, SLG: 0.354 (11, PH) (11, 2)	L9				G3	FC1-5-6-1			G4-3		1B SF9 2B	5	0	1	0	0	0	3						
Inning Stats	R: 0 E: 0 K: 0 S: 11	H: 0 LOB: 2 BB: 2 P: 19	R: 0 E: 0 K: 1 S: 8	H: 0 LOB: 1 BB: 1 P: 14	R: 0 E: 1 K: 1 S: 9	H: 0 LOB: 0 BB: 0 P: 12	R: 1 E: 0 K: 1 S: 9	H: 2 LOB: 1 BB: 0 P: 10	R: 1 E: 0 K: 0 S: 15	H: 2 LOB: 2 BB: 1 P: 24	R: 0 E: 0 K: 2 S: 9	H: 0 LOB: 0 BB: 0 P: 13	R: 0 E: 2 K: 1 S: 9	H: 0 LOB: 1 BB: 1 P: 13	R: 0 E: 0 K: 0 S: 9	H: 0 LOB: 1 BB: 1 P: 16	R: 0 E: 0 K: 0 S: 9	H: 1 LOB: 2 BB: 1 P: 18	R: 1 E: 0 K: 0 S: 9	H: 3 LOB: 2 BB: 1 P: 21	1B: 5 2B: 4 3B: 0 HR: 0	SF: 2 SAC: 1 DP: 1 HBP: 0	WP: 0 PB: 0 SB: 0 CS: 1	PA: 50
PITCHER	IP WLS BF H R ER SO BB IBB HBP BLK WP HR S P ERA WHIP	IP WLS BF H R ER SO BB IBB HBP BLK WP HR S P ERA WHIP																						
Jeff Weaver, R ERA: 3.09 (1, 1)	1.0	4	0	0	0	0	1	0	0	0	0	0	0	9	16	0.00	1.000							
C.J. Nitkowski, L ERA: 4.42 (9, 1)	1.1	L	8	3	1	1	0	0	1	0	0	0	0	13	27	6.75	2.250							
Danny Patterson, R ERA: 1.08 (10, 1)	0.0		2	1	0	0	0	1	0	0	0	0	0	3	9	∞	∞							
Heath Murray, L ERA: 5.14 (11, 1)	0.2		1	0	0	0	0	0	0	0	0	0	0	2	3	0.00	0.000							
Matt Anderson, R ERA: 6.98 (11, 1)																								

Chicago White Sox @ Detroit Tigers
Comerica Park, Detroit, MI
Sun May 27 2001, 8:05 PM EDT
Att: 17,355 - Cloudy - 54 F

livebaseballscores.com
AB 40
R 3
H 9
RBI 3
BB 7
SO 6
LOB 24



Batter	1	2	3	4	5	6	7	8	9	10	11	AB	R	H	RBI	BB	SO	LOB	BOTTOM					
Roger Cedeno, S OBP: 0.318, SLG: 0.331 (1, 9)	F9		1B			G4-3		SF8 3B		F7		5	1	2	0	0	0	1						
Jose Macias, S OBP: 0.323, SLG: 0.448 (1, 5)	G6-3		G3-1			G3		SF8		K		4	0	0	1	0	1	3						
Robert Fick, L OBP: 0.404, SLG: 0.637 (1, 3) (8, 2)	G3				G6-3		FC5-4 BB	G3			G6-4-3 BB	3	0	0	0	2	0	0						
Dean Palmer, R OBP: 0.328, SLG: 0.467 (1, 10)			F8		F3		FC5-4 1B 2B	G6-3			F8	5	1	0	0	0	0	2						
Wendell Magee, R OBP: 0.423, SLG: 0.556 (1, 8) (8, 7)			K		G5-3		2B FC1-5-2 1B	G6-3			G6-4-3	5	0	1	0	0	1	1						
Ryan Jackson, L OBP: 0.326, SLG: 0.400 (1, 7) (8, 3)	G4-3					F8		FC1-5-2 2B			G3-1	4	0	1	1	0	0	0						
Deivi Cruz, R OBP: 0.265, SLG: 0.368 (1, 6)			G6-3		L4		FC1-5-2 2B 3B	G6-3			G6-3	4	0	0	0	0	0	2						
Damon Easley, R OBP: 0.353, SLG: 0.422 (1, 4)			1B BB		F8					WP SH5-4 HBP		1	0	0	0	2	0	0						
15 Brandon Inge, R OBP: 0.270, SLG: 0.288 Tony Clark, S OBP: 0.362, SLG: 0.483 Juan Encarnacion, R OBP: 0.313, SLG: 0.446 (1, 2) (7, PH) (8, 8)	F7					B2-3		G6-3		SH5-4		2	0	0	0	0	0	1						
Inning Stats	R: 0 E: 0 K: 0 S: 6	H: 0 LOB: 0 BB: 0 P: 11	R: 0 E: 0 K: 1 S: 6	H: 0 LOB: 0 BB: 0 P: 8	R: 0 E: 0 K: 0 S: 10	H: 1 LOB: 2 BB: 1 P: 16	R: 0 E: 0 K: 0 S: 8	H: 0 LOB: 0 BB: 0 P: 12	R: 0 E: 0 K: 0 S: 5	H: 0 LOB: 0 BB: 0 P: 6	R: 1 E: 0 K: 0 S: 7	H: 2 LOB: 3 BB: 2 P: 18	R: 1 E: 0 K: 0 S: 10	H: 1 LOB: 0 BB: 0 P: 16	R: 0 E: 0 K: 0 S: 6	H: 0 LOB: 0 BB: 0 P: 8	R: 0 E: 0 K: 1 S: 7	H: 0 LOB: 1 BB: 1 P: 13	R: 0 E: 0 K: 0 S: 4	H: 0 LOB: 0 BB: 1 P: 11	1B: 2 2B: 1 3B: 1 HR: 0	SF: 1 SAC: 1 DP: 1 HBP: 1	WP: 1 PB: 0 SB: 0 CS: 0	PA: 41
PITCHER	IP WLS BF H R ER SO BB IBB HBP BLK WP HR S P ERA WHIP	IP WLS BF H R ER SO BB IBB HBP BLK WP HR S P ERA WHIP																						
Rocky Biddle, R ERA: 5.08 (7, 1)	1.0	B	5	1	1	1	0	0	0	0	0	0	0	9	19	9.00	1.000							
Bob Howry, R ERA: 4.74 (8, 1)	0.1		1	0	0	0	0	0	0	0	0	0	0	2	2	0.00	0.000							
Kelly Wunsch, L ERA: 6.35 (8, 1)	1.0		3	0	0	0	0	0	0	0	0	0	0	6	9	0.00	0.000							
Keith Foulke, R ERA: 2.03 (9, 1)	1.1	W	6	0	0	0	1	1	0	1	0	1	0	10	21	0.00	0.750							
Sean Lowe, R ERA: 2.5 (11, 1)	1.0																							

Chicago White Sox @ Detroit Tigers
Comerica Park, Detroit, MI
Sun May 27 2001, 8:05 PM EDT
Att: 17,355 - Cloudy - 54 F

livebaseballscores.com
AB 34
R 2
H 4
RBI 2
BB 4
SO 2
LOB 13



Batter	1	2	3	4	5	6	7	8	9	AB	R	H	RBI	BB	SO	LOB	TOP		
Jacob Cruz, L OBP: 0.300, SLG: 0.419 (1, 8)			G4-3	G1-3			E9 1B			4	1	1	1	1	1	2	Cleveland Indians @ Detroit Tigers Comerica Park, Detroit, MI Mon May 28 2001, 1:05 PM EDT Att: 24,615 - Cloudy - 67 F		
Omar Vizquel, S OBP: 0.336, SLG: 0.337 (1, 6)	L4		SF8		G6-3		E9 1B		F7	4	0	1	1	0	0	1			
Roberto Alomar, S OBP: 0.387, SLG: 0.416 (1, 4)	G3		CS 1B		WP 1B		F3		F6	4	0	1	0	1	0	2			
Juan Gonzalez, R OBP: 0.384, SLG: 0.639 (1, 9)		P6			K		F7			4	0	1	0	0	1	2			
Jim Thome, L OBP: 0.375, SLG: 0.479 (1, 3)	K		CS		HR		F7		K	4	1	1	1	0	2	1			
Ellis Burks, R OBP: 0.366, SLG: 0.617 (1, 10)	G5-3				HR		F8		L3-6 1B BB	3	1	1	1	1	0	0			
Marty Cordova, R OBP: 0.401, SLG: 0.593 (1, 7)			2B		SH1-3 1B		F8		1B	4	1	3	0	0	0	0			
Russell Branyan, L OBP: 0.320, SLG: 0.533 (1, 5)			2B G4-3 BB		K		P6		L3-6	3	1	0	0	1	1	3			
Einar Diaz, R OBP: 0.405, SLG: 0.519 (1, 2)			G4-3 SF8 2B		SH1-3		F8		G4-3	3	1	1	1	0	0	0			
Inning Stats	R: 0 E: 0 K: 1 S: 8	H: 0 LOB: 0 BB: 0 P: 12	R: 0 E: 0 K: 1 S: 7	H: 0 LOB: 0 BB: 0 P: 9	R: 3 E: 0 K: 0 S: 16	H: 3 LOB: 1 BB: 2 P: 33	R: 2 E: 0 K: 1 S: 17	H: 3 LOB: 1 BB: 0 P: 24	R: 0 E: 0 K: 0 S: 10	H: 1 LOB: 0 BB: 0 P: 14	R: 1 E: 2 K: 0 S: 10	H: 2 LOB: 1 BB: 0 P: 20	R: 0 E: 0 K: 1 S: 12	H: 1 LOB: 1 BB: 1 P: 17	R: 0 E: 0 K: 0 S: 8	H: 0 LOB: 1 BB: 1 P: 13	1B: 6 2B: 3 3B: 0 HR: 2	SF: 1 SAC: 1 DP: 1 HBP: 0	WP: 1 PA: 40 PB: 0 SB: 0 CS: 1
PITCHER	IP WLS BF H R ER SO BB IBB HBP BLK WP HR S P ERA WHIP	IP WLS BF H R ER SO BB IBB HBP BLK WP HR S P ERA WHIP	IP WLS BF H R ER SO BB IBB HBP BLK WP HR S P ERA WHIP	IP WLS BF H R ER SO BB IBB HBP BLK WP HR S P ERA WHIP	IP WLS BF H R ER SO BB IBB HBP BLK WP HR S P ERA WHIP	IP WLS BF H R ER SO BB IBB HBP BLK WP HR S P ERA WHIP	IP WLS BF H R ER SO BB IBB HBP BLK WP HR S P ERA WHIP	IP WLS BF H R ER SO BB IBB HBP BLK WP HR S P ERA WHIP	IP WLS BF H R ER SO BB IBB HBP BLK WP HR S P ERA WHIP	IP WLS BF H R ER SO BB IBB HBP BLK WP HR S P ERA WHIP	IP WLS BF H R ER SO BB IBB HBP BLK WP HR S P ERA WHIP	IP WLS BF H R ER SO BB IBB HBP BLK WP HR S P ERA WHIP	IP WLS BF H R ER SO BB IBB HBP BLK WP HR S P ERA WHIP	IP WLS BF H R ER SO BB IBB HBP BLK WP HR S P ERA WHIP	IP WLS BF H R ER SO BB IBB HBP BLK WP HR S P ERA WHIP	IP WLS BF H R ER SO BB IBB HBP BLK WP HR S P ERA WHIP	IP WLS BF H R ER SO BB IBB HBP BLK WP HR S P ERA WHIP		
Steve Sparks, R ERA: 4.41 (1, 1)	6.1 W	28 8	6 6	5 5	4 4	2 2	0 0	0 0	0 0	1 1	2 2	68 108	7.11 1.579						
C.J. Nitkowski, L ERA: 4.34 (7, 1)	0.1 2	1 1	0 0	0 0	0 0	0 0	0 0	0 0	0 0	4 4	8 8	0.00 3.000							
Matt Anderson, R ERA: 6.53 (7, 1)	1.1 5	1 1	0 0	0 0	1 1	1 1	0 0	0 0	0 0	14 14	21 21	0.00 1.500							
Todd Jones, R ERA: 5.99 (9, 1)	1.0 4	0 0	0 0	0 0	0 0	1 1	0 0	0 0	0 0	8 8	13 13	0.00 1.000							

AB	33
R	6
H	10
RBI	5
BB	4
SO	5
LOB	11



Batter	1	2	3	4	5	6	7	8	9	AB	R	H	RBI	BB	SO	LOB	BOTTOM		
Roger Cedeno, S OBP: 0.320, SLG: 0.339 (1, 9)	S 1B 2B	1B HR 1B	G4-3		K		G6-3			5	2	2	1	0	1	1	Cleveland Indians @ Detroit Tigers Comerica Park, Detroit, MI Mon May 28 2001, 1:05 PM EDT Att: 24,615 - Cloudy - 67 F		
Jose Macias, S OBP: 0.331, SLG: 0.453 (1, 5)	P3	HR 1B	1B		F5				G1-3 1B	5	2	3	2	0	0	1			
Wendell Magee, R OBP: 0.456, SLG: 0.673 (1, 7)	HR BB	HR 1B	1B				FC5-4 3B		G1-3	4	3	3	3	1	0	1			
Tony Clark, S OBP: 0.398, SLG: 0.484 (1, 3)	HR 1B	G5-4-3 1B	K				FC5-4 BB		K	4	1	2	1	1	2	3			
Ryan Jackson, L OBP: 0.326, SLG: 0.400 (9, 3)	HR 1B									0	0	0	0	0	0	0			
Dean Palmer, R OBP: 0.331, SLG: 0.488 (1, 10)	HR	F9			K		FC5-4		1B	5	1	2	5	0	1	2			
Juan Encarnacion, R OBP: 0.305, SLG: 0.433 (1, 8)	K	G5-4-3			K		F7		G4-3	5	0	0	0	0	2	3			
Damion Easley, R OBP: 0.356, SLG: 0.430 (1, 4)			E5 2B G4-3		S 1B		F7			4	1	2	0	0	0	1			
Shane Halter, R OBP: 0.307, SLG: 0.319 (1, 6)	G5-3		G4-3 1B 2B		K				K	4	1	1	0	0	2	2			
15 Brandon Inge, R OBP: 0.270, SLG: 0.290 (1, 2)		1B BB	G6-3		K		G5-3			3	1	0	0	1	1	2			
Inning Stats	R: 4 E: 0 K: 1 S: 18	H: 4 LOB: 1 BB: 1 P: 27	R: 4 E: 0 K: 0 S: 15	H: 4 LOB: 0 BB: 1 P: 22	R: 2 E: 1 K: 1 S: 17	H: 3 LOB: 2 BB: 0 P: 23	R: 0 E: 0 K: 3 S: 11	H: 1 LOB: 1 BB: 0 P: 16	R: 0 E: 0 K: 2 S: 10	H: 0 LOB: 0 BB: 0 P: 17	R: 1 E: 0 K: 0 S: 6	H: 1 LOB: 1 BB: 1 P: 12	R: 0 E: 0 K: 1 S: 9	H: 0 LOB: 0 BB: 0 P: 14	R: 1 E: 0 K: 1 S: 12	H: 2 LOB: 1 BB: 0 P: 20	1B: 9 2B: 3 3B: 1 HR: 2	SF: 0 SAC: 0 DP: 1 HBP: 0	WP: 0 PA: 42 PB: 0 SB: 2 CS: 0
PITCHER	IP WLS BF H R ER SO BB IBB HBP BLK WP HR S P ERA WHIP	IP WLS BF H R ER SO BB IBB HBP BLK WP HR S P ERA WHIP	IP WLS BF H R ER SO BB IBB HBP BLK WP HR S P ERA WHIP	IP WLS BF H R ER SO BB IBB HBP BLK WP HR S P ERA WHIP	IP WLS BF H R ER SO BB IBB HBP BLK WP HR S P ERA WHIP	IP WLS BF H R ER SO BB IBB HBP BLK WP HR S P ERA WHIP	IP WLS BF H R ER SO BB IBB HBP BLK WP HR S P ERA WHIP	IP WLS BF H R ER SO BB IBB HBP BLK WP HR S P ERA WHIP	IP WLS BF H R ER SO BB IBB HBP BLK WP HR S P ERA WHIP	IP WLS BF H R ER SO BB IBB HBP BLK WP HR S P ERA WHIP	IP WLS BF H R ER SO BB IBB HBP BLK WP HR S P ERA WHIP	IP WLS BF H R ER SO BB IBB HBP BLK WP HR S P ERA WHIP	IP WLS BF H R ER SO BB IBB HBP BLK WP HR S P ERA WHIP	IP WLS BF H R ER SO BB IBB HBP BLK WP HR S P ERA WHIP	IP WLS BF H R ER SO BB IBB HBP BLK WP HR S P ERA WHIP	IP WLS BF H R ER SO BB IBB HBP BLK WP HR S P ERA WHIP	IP WLS BF H R ER SO BB IBB HBP BLK WP HR S P ERA WHIP		
Chuck Finley, L ERA: 6.1 (1, 1)	1.0 L	13 8	4 8	2 8	0 8	6 6	2 2	0 0	0 0	0 0	0 0	42 42	0.00 1.000						
Roy Smith, R ERA: 4.25 (6, 1)	1.0 5	1 1	1 1	0 0	1 1	0 0	0 0	0 0	0 0	6 6	12 12	9.00 2.000							
Steve Reed, R ERA: 3.92 (7, 1)	1.0 3	0 0	0 0	0 0	1 1	0 0	0 0	0 0	0 0	9 9	14 14	0.00 0.000							
Bob Wickman, R ERA: 2.05 (8, 1)	1.0 5	2 1	1 1	1 1	1 1	0 0	0 0	0 0	0 0	12 12	20 20	9.00 2.000							

AB	39
R	12
H	15
RBI	12
BB	3
SO	9
LOB	16



Batter	1	2	3	4	5	6	7	8	9	AB	R	H	RBI	BB	SO	LOB	TOP					
Jacob Cruz, L (1, 8) OBP: 0.288, SLG: 0.400 Jolbert Cabrera, R (6, PH) OBP: 0.382, SLG: 0.391	K	K		G1-3		K		HBP		3	0	0	0	0	2	2						
Omar Vizquel, S (1, 6) OBP: 0.354, SLG: 0.330	K		F8		G4-3		HR	G3		4	1	0	0	1	1	1						
Roberto Alomar, S (1, 4) OBP: 0.392, SLG: 0.448	2B	3B	F8		G6-4-3	1B	HR		K	5	2	3	2	0	1	0						
Juan Gonzalez, R (1, 9) OBP: 0.381, SLG: 0.629 Mark Lewis, R (7, 5) OBP: 0.383, SLG: 0.083	2B	BB	G5-3		G6-4-3	G6-3		F3		3	0	0	0	1	0	1						
Jim Thome, L (1, 3) OBP: 0.381, SLG: 0.507	2B						K	F8		4	2	2	2	1	1	0						
Marty Cordova, R (1, 7) OBP: 0.404, SLG: 0.619	G1-3						BB			4	1	2	1	0	1	3						
Wil Cordero, R (1, 10) OBP: 0.407, SLG: 0.485		F8					BB			2	0	0	0	2	1	1						
Russell Branyan, L (1, 5) OBP: 0.324, SLG: 0.545							BB	K		4	0	2	1	0	1	1						
Einar Diaz, R (1, 2) OBP: 0.392, SLG: 0.500		G5-3					F8	G5-3		4	0	0	0	0	0	4						
Inning Stats	R: 1 E: 0 K: 2 S: 13	H: 2 LOB: 2 BB: 1 P: 24	R: 0 E: 0 K: 1 S: 10	H: 1 LOB: 1 BB: 0 P: 16	R: 0 E: 0 K: 0 S: 7	H: 0 LOB: 0 BB: 0 P: 11	R: 2 E: 0 K: 0 S: 8	H: 2 LOB: 1 BB: 1 P: 15	R: 0 E: 0 K: 0 S: 7	H: 1 LOB: 0 BB: 0 P: 13	R: 1 E: 0 K: 2 S: 16	H: 1 LOB: 2 BB: 2 P: 31	R: 2 E: 0 K: 2 S: 13	H: 2 LOB: 1 BB: 1 P: 20	R: 0 E: 0 K: 1 S: 7	H: 0 LOB: 1 BB: 0 P: 12	R: 0 E: 0 K: 1 S: 9	H: 0 LOB: 0 BB: 0 P: 14	1B: 1 2B: 4 3B: 1 HR: 3	SF: 0 SAC: 0 DP: 1 HBP: 1	WP: 0 PB: 0 SB: 0 CS: 0	PA: 41
PITCHER	IP	WLS	BF	H	R	ER	SO	BB	IBB	HBP	BLK	WP	HR	S	P	ERA	WHIP					
Victor Santos, R (1, 1) ERA: 3.16	5.1		25	6	4	4	4	4	0	0	0	0	2	52	97	6.75	1.875					
Heath Murray, L (6, 1) ERA: 5.94	1.1	L	7	2	2	2	2	1	0	0	0	0	1	18	26	13.50	2.250					
Dave Borkowski, R (7, 1) ERA: 2.08	2.1		9	1	0	0	3	0	0	1	0	0	0	20	33	0.00	0.429					

Cleveland Indians @ Detroit Tigers
Comerica Park, Detroit, MI
Tue May 29 2001, 7:05 PM EDT
Att: 21,404 - Cloudy - 63 F

AB 35
R 6
H 9
RBI 6
BB 5
SO 9
LOB 15



Batter	1	2	3	4	5	6	7	8	9	AB	R	H	RBI	BB	SO	LOB	BOTTOM				
Roger Cedeno, S (1, 9) OBP: 0.327, SLG: 0.357	G4-3		1B	3B		K		K		5	1	3	0	0	2	0					
Jose Macias, S (1, 5) OBP: 0.345, SLG: 0.457	G4-3		2B	1B		F8		WP		3	1	2	1	2	0	0					
Robert Fick, L (1, 2) OBP: 0.394, SLG: 0.611	F7		G5-3	F7		G4-3		G4-3		4	0	0	0	1	0	6					
Tony Clark, S (1, 3) OBP: 0.398, SLG: 0.500	G4-3		2B			G2-3		F9		5	1	2	1	0	0	3					
Dean Palmer, R (1, 10) OBP: 0.326, SLG: 0.473			K			G1-3		G6-3		4	0	0	0	1	2	2					
Wendell Magee, R (1, 8) OBP: 0.435, SLG: 0.623	F3		K			FC5		E5		4	0	0	0	1	1	4					
Deivi Cruz, R (1, 6) OBP: 0.265, SLG: 0.365		K				F8		K		4	0	1	1	0	2	1					
Damon Easley, R (1, 4) OBP: 0.354, SLG: 0.444	F7					FC5		G4-3		4	1	1	1	0	0	3					
Ryan Jackson, L (1, 7) OBP: 0.298, SLG: 0.364	P6					G6-3		K		4	0	0	0	0	1	2					
Inning Stats	R: 0 E: 0 K: 0 S: 10	H: 1 LOB: 3 BB: 2 P: 22	R: 0 E: 0 K: 1 S: 6	H: 0 LOB: 0 BB: 0 P: 9	R: 2 E: 0 K: 2 S: 16	H: 3 LOB: 1 BB: 0 P: 26	R: 1 E: 0 K: 0 S: 13	H: 2 LOB: 2 BB: 1 P: 21	R: 0 E: 0 K: 1 S: 11	H: 0 LOB: 1 BB: 1 P: 21	R: 0 E: 1 K: 2 S: 13	H: 0 LOB: 1 BB: 0 P: 16	R: 0 E: 0 K: 2 S: 11	H: 1 LOB: 1 BB: 0 P: 13	R: 0 E: 0 K: 0 S: 7	H: 0 LOB: 0 BB: 0 P: 12	1B: 5 2B: 1 3B: 2 HR: 1	SF: 0 SAC: 0 DP: 0 HBP: 0	WP: 4 PB: 0 SB: 1 CS: 0	PA: 42	
PITCHER	IP	WLS	BF	H	R	ER	SO	BB	IBB	HBP	BLK	WP	HR	S	P	ERA	WHIP				
Dave Burba, R (1, 1) ERA: 5.31	5.0		27	8	4	4	3	4	0	0	0	0	0	7	15	0.00	1.500				
Ricardo Rincon, L (6, 1) ERA: 3.97	0.2		3	0	0	0	1	1	0	0	0	0	0	7	15	0.00	1.500				
Paul Shuey, R (6, 1) ERA: 2.33	1.1	W	5	0	0	0	2	0	0	0	0	0	0	17	22	0.00	0.000				
Steve Karsay, R (8, 1) ERA: 1.15	1.0	H	4	1	0	0	2	0	0	0	0	1	0	11	13	0.00	1.000				
Bob Wickman, R (9, 1) ERA: 1.99	1.0	S	3	0	0	0	0	0	0	0	0	0	0	7	12	0.00	0.000				

Cleveland Indians @ Detroit Tigers
Comerica Park, Detroit, MI
Tue May 29 2001, 7:05 PM EDT
Att: 21,404 - Cloudy - 63 F

AB 37
R 4
H 9
RBI 4
BB 5
SO 8
LOB 21



Batter	1	2	3	4	5	6	7	8	9	AB	R	H	RBI	BB	SO	LOB	TOP								
Jolbert Cabrera, R OBP: 0.383, SLG: 0.392 (1, 8)	1-1 G4-6-3 1B	1-2 G3			1-1 CS 1B		0-1 F9	3-3 K		5	0	2	0	0	1	4									
Omar Vizquel, S OBP: 0.355, SLG: 0.332 (1, 6)	2-1 G4-6-3 1-2f		3-2 G5-4-3 1B		1-2 CS 1B	2-1 G1-3 S 1B	2-1 FC5-4 1-2f		1-1 F8	5	1	2	0	0	0	2									
Roberto Alomar, S OBP: 0.394, SLG: 0.446 Mark Lewis, R OBP: 0.077, SLG: 0.077 (9, PH) (9, 4)	2-1 2B 1B		3-1 F7		1-2 K	2-3 K		4-1 WP 1B BB	2-3 K	3	2	1	0	1	1	2									
Ellis Burks, R OBP: 0.370, SLG: 0.614 (1, 10)	3-2 1-H HR 2B		2-0 G5-4-3 1-2f		4-2 G1-3 1B BB			3-2 F7	3-2 G6-3	4	2	1	1	1	0	2									
Jim Thome, L OBP: 0.389, SLG: 0.527 (1, 3)	0-1 2-H HR			4-0 G6-4-3 BB		0-1 G1-3		4-0 BB 1B BB		2	2	1	2	2	0	2									
Marty Cordova, R OBP: 0.401, SLG: 0.614 Jacob Cruz, L OBP: 0.303, SLG: 0.412 (1, 9) (1, 9)	0-0 G6-3			3-1 G6-4-3 1-2f		2-2 2-H 3-H 1B		1-2 BB BB FC4-6 1B		1	0	0	0	0	0	0									
Wil Cordero, R OBP: 0.402, SLG: 0.472 (1, 7)		2-1 F8		2-3 K		2-3 F7		4-2 FC4-6 BB BB		3	0	0	0	1	1	1									
Russell Branyan, L OBP: 0.328, SLG: 0.538 (1, 5)		0-1 P4			3-3 K			4-1 FC4-6 BB BB		2	0	0	1	2	1	0									
Einar Diaz, R OBP: 0.388, SLG: 0.491 (1, 2)		1-0 1B			2-1 G4-3			1-1 FC4-6 FC5-4 1-2f	1-2 FC4-6 1-2f	4	0	1	1	0	0	3									
Inning Stats	R: 3 E: 0 K: 0 S: 12	H: 4 LOB: 0 BB: 0 P: 20	R: 0 E: 0 K: 0 S: 8	H: 1 LOB: 1 BB: 0 P: 12	R: 0 E: 0 K: 0 S: 9	H: 1 LOB: 0 BB: 0 P: 17	R: 0 E: 0 K: 1 S: 6	H: 0 LOB: 0 BB: 1 P: 15	R: 0 E: 0 K: 1 S: 10	H: 1 LOB: 0 BB: 0 P: 16	R: 2 E: 0 K: 1 S: 17	H: 2 LOB: 1 BB: 1 P: 30	R: 0 E: 0 K: 0 S: 6	H: 0 LOB: 1 BB: 1 P: 13	R: 3 E: 0 K: 1 S: 18	H: 1 LOB: 2 BB: 4 P: 41	R: 0 E: 0 K: 1 S: 8	H: 0 LOB: 0 BB: 0 P: 14	1B: 8 2B: 1 3B: 0 HR: 1	SF: 0 SAC: 0 DP: 3 HBP: 0	WP: 1 PB: 0 SB: 0 CS: 1	PA: 41			
PITCHER	IP	WLS	BF	H	R	ER	SO	BB	IBB	HBP	BLK	WP	HR	S	P	ERA	WHIP								
Chris Holt, R ERA: 5.52 Kevin Tolar, L ERA: 11.25 C.J. Nitkowski, L ERA: 4.43	(1, 1) (7, 1) (8, 1)	6.0 1.1 1.2	L 6 8	26 0 1	9 2 1	5 2 1	3 0 2	3 1 2	0 1 0	0 0 0	0 0 0	0 1 0	1 0 0	62 11 21	114 24 40	7.50 13.50 5.40	2.000 0.750 1.800								

Cleveland Indians @ Detroit Tigers
Comerica Park, Detroit, MI
Wed May 30 2001, 7:05 PM EDT
Att: 18,359 - Sunny - 69 F

AB 33
R 8
H 10
RBI 8
BB 7
SO 5
LOB 17





Batter	1	2	3	4	5	6	7	8	9	AB	R	H	RBI	BB	SO	LOB	BOTTOM								
Roger Cedeno, S OBP: 0.333, SLG: 0.356 (1, 9)	3-2 G4-3		1-1 1B	4-2 1-2 2-3 BB			4-1 BB		2-1 G6-3	3	0	1	0	2	0	0									
Jose Macias, S OBP: 0.341, SLG: 0.449 (1, 5)	3-3 K		3-1 P6	1-0 G4-3			0-3 K		0-1 1B SF9 1B	5	1	1	0	0	2	5									
Robert Fick, L OBP: 0.394, SLG: 0.610 (1, 2)	2-0 2B		2-2 F8		0-0 G4-3		1-1 F8		2-0 2B 1-3 2B 1B	5	1	2	0	0	0	2									
Tony Clark, S OBP: 0.393, SLG: 0.494 (1, 3)	0-0 L9		1-0 1B		2-1 G6-3		2-3 K		3-2 SF9	4	0	1	1	0	1	2									
Dean Palmer, R OBP: 0.329, SLG: 0.474 (1, 10)		4-2 F9 FC5-4 BB	0-1 F2		1-0 F8			1-3 K	1-0 2B 2B	4	2	1	0	1	1	2									
Deivi Cruz, R OBP: 0.274, SLG: 0.377 (1, 6)		0-1 FC5-4 1B		1-0 G6-3		2-2 1B 1B		2-2 G5-3	0-1 E 2B	5	0	3	2	0	0	0									
Damion Easley, R OBP: 0.355, SLG: 0.443 (1, 4)		0-1 F9		3-1 BB 1B 1B		2-3 K		0-2 BB 1B	2-3 E5	5	0	2	0	0	1	4									
Juan Encarnacion, R OBP: 0.307, SLG: 0.429 (1, 8)		1-0 FC5-4 1-2f 3-H		0-0 F9		0-1 G4-6-3 1B		4-2 BB	0-1 G6-3	4	0	1	1	1	0	4									
Ryan Jackson, L OBP: 0.306, SLG: 0.370 Wendell Magee, R OBP: 0.422, SLG: 0.600 (6, PH) (7, 7)		1-0 G4-3		3-1 BB 1B		1-0 G4-6-3 1-2f		1-2 G1-3		2	0	1	0	0	0	1									
Inning Stats	R: 0 E: 0 K: 1 S: 8	H: 1 LOB: 1 BB: 0 P: 16	R: 1 E: 0 K: 0 S: 9	H: 1 LOB: 1 BB: 1 P: 17	R: 0 E: 0 K: 0 S: 10	H: 2 LOB: 2 BB: 0 P: 17	R: 0 E: 0 K: 0 S: 8	H: 2 LOB: 3 BB: 1 P: 17	R: 0 E: 0 K: 2 S: 9	H: 0 LOB: 1 BB: 1 P: 16	R: 0 E: 0 K: 1 S: 16	H: 1 LOB: 2 BB: 1 P: 24	R: 3 E: 1 K: 0 S: 22	H: 4 LOB: 2 BB: 0 P: 32	1B: 10 2B: 3 3B: 0 HR: 0	SF: 1 SAC: 0 DP: 1 HBP: 0	WP: 0 PB: 0 SB: 0 CS: 0	PA: 44							
PITCHER	IP	WLS	BF	H	R	ER	SO	BB	IBB	HBP	BLK	WP	HR	S	P	ERA	WHIP								
Jaret Wright, R ERA: 3.88 Steve Reed, R ERA: 3.86 Rich Rodriguez, L ERA: 2.25 37 Jake Westbrook, R ERA: 7.2 Bob Wickman, R ERA: 1.93	(1, 1) (6, 1) (6, 1) (8, 1) (9, 1)	5.0 0.1 1.2 1.2 0.1	W 2 H S	24 1 5 12 1	7 0 0 5 0	1 0 0 3 0	1 1 0 3 0	2 0 1 1 0	0 0 0 0 0	0 0 0 0 0	0 0 0 0 0	0 0 0 0 0	0 0 0 0 0	6 8 10 36 2	8 8 18 54 2	0.00 0.00 0.00 16.20 0.00	3.000 0.600 3.600 0.000								

Cleveland Indians @ Detroit Tigers
Comerica Park, Detroit, MI
Wed May 30 2001, 7:05 PM EDT
Att: 18,359 - Sunny - 69 F

AB 39
R 4
H 13
RBI 4
BB 4
SO 5
LOB 24



Batter	1	2	3	4	5	6	7	8	9	AB R H RBI BB SO LOB	TOP																								
											<p>Detroit Tigers @ Chicago White Sox Comiskey Park, Chicago, IL Thu May 31 2001, 8:05 PM EDT</p> <p>livebaseballscorecards.com</p> <p>AB 0 R 0 H 0 RBI 0 BB 0 SO 0 LOB 0</p> 																								
Inning Stats										1B: 0 SF: 0 WP: 0 PA: 0 2B: 0 SAC: 0 FB: 0 3B: 0 DP: 0 SB: 0 HR: 0 HBP: 0 CS: 0																									
PITCHER	IP	WLS	BF	H	R	ER	SO	BB	IBB	HBP	BLK	WP	HR	S	P	ERA	WHIP	PITCHER	IP	WLS	BF	H	R	ER	SO	BB	IBB	HBP	BLK	WP	HR	S	P	ERA	WHIP

Batter	1	2	3	4	5	6	7	8	9	AB R H RBI BB SO LOB	BOTTOM																								
											<p>Detroit Tigers @ Chicago White Sox Comiskey Park, Chicago, IL Thu May 31 2001, 8:05 PM EDT</p> <p>livebaseballscorecards.com</p> <p>AB 0 R 0 H 0 RBI 0 BB 0 SO 0 LOB 0</p> 																								
Inning Stats										1B: 0 SF: 0 WP: 0 PA: 0 2B: 0 SAC: 0 FB: 0 3B: 0 DP: 0 SB: 0 HR: 0 HBP: 0 CS: 0																									
PITCHER	IP	WLS	BF	H	R	ER	SO	BB	IBB	HBP	BLK	WP	HR	S	P	ERA	WHIP	PITCHER	IP	WLS	BF	H	R	ER	SO	BB	IBB	HBP	BLK	WP	HR	S	P	ERA	WHIP

Batter	1	2	3	4	5	6	7	8	9	AB	R	H	RBI	BB	SO	LOB	TOP											
Roger Cedeno, S OBP: 0.329, SLG: 0.351	G6-3		B1-3		K			SH5-3		3	0	0	0	0	1	1	Detroit Tigers @ Chicago White Sox Comiskey Park, Chicago, IL Fri Jun 01 2001, 8:05 PM EDT Att: 19,840 - Cloudy - 66 F											
Damion Easley, R OBP: 0.353, SLG: 0.435	K		L7			G5-3		BB		3	0	0	0	1	1	0												
Wendell Magee, R OBP: 0.433, SLG: 0.596										2	0	1	0	1	0	0												
Robert Fick, L OBP: 0.391, SLG: 0.604										1	0	0	0	0	0	2												
Ryan Jackson, L OBP: 0.306, SLG: 0.370	BB									0	0	0	0	0	0	0												
Tony Clark, S OBP: 0.390, SLG: 0.485	K									3	0	0	0	1	2	2												
Dean Palmer, R OBP: 0.327, SLG: 0.463										3	0	0	0	1	0	1												
Deivi Cruz, R OBP: 0.286, SLG: 0.369										4	0	0	0	0	0	2												
Juan Encarnacion, R OBP: 0.309, SLG: 0.433										3	0	1	0	0	0	0												
Shane Halter, R OBP: 0.321, SLG: 0.347										3	0	2	0	0	1	1												
15 Brandon Inge, R OBP: 0.263, SLG: 0.282										3	0	0	0	0	1	2												
Inning Stats	R: 0 E: 0 K: 2 S: 14	H: 0 LOB: 1 BB: 1 P: 23	R: 0 E: 0 K: 1 S: 9	H: 1 LOB: 1 BB: 0 P: 15	R: 0 E: 0 K: 0 S: 4	H: 0 LOB: 0 BB: 0 P: 7	R: 0 E: 0 K: 0 S: 11	H: 0 LOB: 1 BB: 1 P: 18	R: 0 E: 0 K: 2 S: 9	H: 1 LOB: 0 BB: 0 P: 12	R: 0 E: 0 K: 0 S: 4	H: 0 LOB: 0 BB: 0 P: 6	R: 0 E: 0 K: 1 S: 8	H: 1 LOB: 2 BB: 1 P: 17	R: 0 E: 0 K: 1 S: 9	H: 0 LOB: 0 BB: 1 P: 16		1B: 2 2B: 2 3B: 0 HR: 0	SF: 0 SAC: 1 DP: 2 HBP: 0	WP: 0 PB: 0 SB: 0 CS: 0	PA: 33							
PITCHER	IP	WLS	BF	H	R	ER	SO	BB	IBB	HBP	BLK	WP	HR	S	P	ERA		WHIP										
56 Mark Buehrle, L ERA: 3.76	7.2	W	29	4	0	0	5	3	0	0	0	0	0	65	107	0.00		0.913										
Bob Howry, R ERA: 4.58	0.1	H	1	0	0	0	0	0	0	0	0	0	0	3	5	0.00		0.000										
Keith Foulke, R ERA: 1.88	1.0	S	3	0	0	0	1	1	0	0	0	0	0	9	16	0.00	1.000											

Batter	1	2	3	4	5	6	7	8	9	AB	R	H	RBI	BB	SO	LOB	BOTTOM											
Jose Valentin, S OBP: 0.345, SLG: 0.578	1B		K		E9	P4				4	1	2	0	0	1	2	Detroit Tigers @ Chicago White Sox Comiskey Park, Chicago, IL Fri Jun 01 2001, 8:05 PM EDT Att: 19,840 - Cloudy - 66 F											
Carlos Lee, R OBP: 0.353, SLG: 0.503	P4		K		F8					4	0	1	0	0	1	3												
Chris Singleton, L OBP: 0.291, SLG: 0.386										0	0	0	0	0	0	0												
Ray Durham, S OBP: 0.349, SLG: 0.476	F8									1	1	0	0	2	0	1												
Magglio Ordonez, R OBP: 0.338, SLG: 0.478	F7		P5							4	0	1	1	0	0	5												
14 Paul Konerko, R OBP: 0.308, SLG: 0.443										4	0	2	1	0	1	2												
Jeff Liefer, L OBP: 0.293, SLG: 0.473	G3-6									4	1	1	1	0	0	3												
Tony Graffanino, R OBP: 0.407, SLG: 0.429										3	0	0	0	1	1	0												
Sandy Alomar Jr., R OBP: 0.299, SLG: 0.344	G5-3									4	0	3	0	0	0	1												
Royce Clayton, R OBP: 0.178, SLG: 0.167										4	0	2	0	0	0	2												
Inning Stats	R: 0 E: 0 K: 0 S: 8	H: 1 LOB: 1 BB: 0 P: 11	R: 0 E: 0 K: 0 S: 7	H: 1 LOB: 1 BB: 1 P: 12	R: 0 E: 0 K: 2 S: 11	H: 1 LOB: 2 BB: 1 P: 20	R: 1 E: 0 K: 0 S: 9	H: 2 LOB: 1 BB: 0 P: 14	R: 2 E: 0 K: 0 S: 5	H: 3 LOB: 1 BB: 1 P: 12	R: 0 E: 0 K: 1 S: 12	H: 2 LOB: 2 BB: 0 P: 18	R: 0 E: 0 K: 1 S: 6	H: 1 LOB: 2 BB: 0 P: 6	R: 0 E: 0 K: 1 S: 9	H: 1 LOB: 1 BB: 0 P: 13		1B: 10 2B: 1 3B: 0 HR: 1	SF: 0 SAC: 1 DP: 2 HBP: 0	WP: 0 PB: 0 SB: 1 CS: 1	PA: 36							
PITCHER	IP	WLS	BF	H	R	ER	SO	BB	IBB	HBP	BLK	WP	HR	S	P	ERA		WHIP										
Dave Milcki, R ERA: 6.39	6.0	L	29	11	3	3	2	3	0	0	0	0	0	53	88	4.50		2.333										
Heath Murray, L ERA: 5.59	0.1		1	0	0	0	0	0	0	0	0	0	0	1	1	0.00		0.000										
Danny Patterson, R ERA: 1.01	1.2		6	1	0	0	2	0	0	0	0	0	0	13	17	0.00		0.600										

Batter	1	2	3	4	5	6	7	8	9	AB	R	H	RBI	BB	SO	LOB	TOP										
Jose Macias, S OBP: 0.339, SLG: 0.444 (1, 7)	B1-3		P4			G4-6-3 1B		G5-3		4	0	1	0	0	0	1											
Damion Easley, R OBP: 0.356, SLG: 0.436 (1, 4)	G5-4-3 1B			F7		G4-6-3		1B		4	0	2	0	0	0	1											
Wendell Magee, R OBP: 0.423, SLG: 0.623 (1, 9)	G5-4-3			G5-3		HR		K		4	1	1	1	0	1	2											
Tony Clark, S OBP: 0.387, SLG: 0.497 (1, 3)		G6-3		P4		HR		K		4	1	1	1	0	1	1											
Dean Palmer, R OBP: 0.331, SLG: 0.460 (1, 10)		G4-3			S 1B	CS BB		F7		3	0	1	0	1	0	0											
Deivi Cruz, R OBP: 0.263, SLG: 0.361 (1, 6)	P3			F9		G5-3		F9		4	0	0	0	0	0	2											
Juan Encarnacion, R OBP: 0.312, SLG: 0.434 (1, 8)			15 2B 1B		K			G5-3		4	0	2	0	0	1	1											
Shane Halter, R OBP: 0.309, SLG: 0.333 (1, 5)			F9		F7			F9		3	0	0	0	0	1	2											
Robert Fick, L OBP: 0.387, SLG: 0.598 (9, PH)								K		1	0	0	0	0	0	1											
15 Brandon Inge, R OBP: 0.273, SLG: 0.310 (1, 2)						1B G4-6-3 2B		G5-3		3	1	2	0	0	0	0											
Inning Stats	R: 0 E: 0 K: 0 S: 7	H: 1 LOB: 0 BB: 0 P: 9	R: 0 E: 0 K: 0 S: 6	H: 0 LOB: 0 BB: 0 P: 10	R: 0 E: 0 K: 0 S: 7	H: 2 LOB: 1 BB: 0 P: 7	R: 0 E: 0 K: 0 S: 4	H: 0 LOB: 0 BB: 0 P: 6	R: 0 E: 0 K: 1 S: 10	H: 1 LOB: 1 BB: 0 P: 13	R: 3 E: 0 K: 0 S: 15	H: 4 LOB: 1 BB: 1 P: 26	R: 0 E: 0 K: 1 S: 11	H: 0 LOB: 0 BB: 0 P: 17	R: 0 E: 0 K: 2 S: 10	H: 1 LOB: 1 BB: 0 P: 12	R: 0 E: 0 K: 0 S: 7	H: 1 LOB: 1 BB: 0 P: 9	1B: 6 2B: 2 3B: 0 HR: 2	SF: 0 SAC: 0 DP: 2 HBP: 0	WP: 0 PB: 0 SB: 1 CS: 1	PA: 35					
PITCHER	IP	WLS	BF	H	R	ER	SO	BB	IBB	HBP	BLK	WP	HR	S	P	ERA	WHIP										
David Wells, L ERA: 4.56 (1, 1)	5.2	W	23	8	3	3	1	1	0	0	0	0	2	46	65	4.76	1.588										
Sean Lowe, R ERA: 3.0 (6, 1)	1.1	H	4	0	0	0	1	0	0	0	0	0	0	14	23	0.00	0.000										
Bob Howry, R ERA: 4.35 (8, 1)	1.0	H	4	1	0	2	0	0	0	0	0	0	0	10	12	0.00	1.000										
Keith Foulke, R ERA: 1.82 (9, 1)	1.0	S	4	1	0	0	0	0	0	0	0	0	0	7	9	0.00	1.000										

Detroit Tigers @ Chicago White Sox
Comiskey Park, Chicago, IL
Sat Jun 02 2001, 7:05 PM EDT
Att: 23,915 - Overcast - 55 F

AB 34
R 3
H 10
RBI 2
BB 1
SO 4
LOB 11



Batter	1	2	3	4	5	6	7	8	9	AB	R	H	RBI	BB	SO	LOB	BOTTOM										
Jose Valentin, S OBP: 0.348, SLG: 0.582 (1, 6)	K					G5-3 SH2-3 1B		K		4	1	2	1	0	2	0											
Chris Singleton, L OBP: 0.292, SLG: 0.385 (1, 8)	G3-6-1 1B		F8		2H SH2-3			B5-3		3	0	1	0	0	0	1											
Ray Durham, S OBP: 0.347, SLG: 0.469 (1, 4)	G3-6-1					G5-3 1B BB		F8		3	1	0	0	1	1	2											
Magglio Ordonez, R OBP: 0.341, SLG: 0.495 (1, 9)		1B				G5-3		G1-3		4	1	2	1	0	0	2											
Herbert Perry, R OBP: 0.313, SLG: 0.407 (1, 5)		F9		G1-6-3		1B		F7		4	1	1	2	0	0	1											
Harold Baines, L OBP: 0.189, SLG: 0.136 (1, 10)		F7				1B		G6-3		4	0	1	1	0	1	1											
14 Paul Konerko, R OBP: 0.307, SLG: 0.439 (1, 3)						1B		K		4	0	1	0	0	2	2											
Jeff Liefer, L OBP: 0.295, SLG: 0.466 (1, 7)			K					F9		3	0	1	0	0	1	0											
Sandy Alomar Jr., R OBP: 0.299, SLG: 0.352 (1, 2)						2B		P3		3	1	1	0	0	1	2											
Inning Stats	R: 0 E: 0 K: 1 S: 9	H: 1 LOB: 0 BB: 0 P: 10	R: 0 E: 0 K: 0 S: 6	H: 1 LOB: 1 BB: 0 P: 10	R: 1 E: 0 K: 2 S: 10	H: 2 LOB: 1 BB: 0 P: 14	R: 1 E: 0 K: 2 S: 12	H: 3 LOB: 2 BB: 0 P: 18	R: 3 E: 0 K: 1 S: 16	H: 3 LOB: 1 BB: 1 P: 24	R: 0 E: 0 K: 1 S: 7	H: 0 LOB: 0 BB: 0 P: 10	R: 0 E: 0 K: 0 S: 6	H: 0 LOB: 0 BB: 0 P: 8	R: 0 E: 0 K: 1 S: 8	H: 0 LOB: 0 BB: 0 P: 12	R: 0 E: 0 K: 0 S: 7	H: 0 LOB: 0 BB: 0 P: 9	1B: 7 2B: 2 3B: 0 HR: 1	SF: 0 SAC: 1 DP: 1 HBP: 0	WP: 0 PB: 0 SB: 0 CS: 0	PA: 34					
PITCHER	IP	WLS	BF	H	R	ER	SO	BB	IBB	HBP	BLK	WP	HR	S	P	ERA	WHIP										
Jeff Weaver, R ERA: 3.31 (1, 1)	8.0	L	34	10	5	5	8	1	0	0	0	0	1	74	106	5.62	1.375										

Detroit Tigers @ Chicago White Sox
Comiskey Park, Chicago, IL
Sat Jun 02 2001, 7:05 PM EDT
Att: 23,915 - Overcast - 55 F

AB 32
R 5
H 10
RBI 5
BB 1
SO 8
LOB 11



Batter	1	2	3	4	5	6	7	8	9	10	AB	R	H	RBI	BB	SO	LOB	TOP																	
Roger Cedeno, S OBP: 0.332, SLG: 0.351 Billy McMillen, L OBP: 0.171, SLG: 0.219	4-2 F8 1B BB		0-0 G4-3		3-3 K		3-2 2B		3-2 G5-3		0	0	0	0	1	0	0																		
Jose Macias, S OBP: 0.346, SLG: 0.455	0-0 1B		0-1 S 1B		1-1 HR 2B		3-2 L3		0-0 G4-3		5	1	3	1	0	0	1																		
Robert Fick, L OBP: 0.379, SLG: 0.607 15 Brandon Inge, R OBP: 0.273, SLG: 0.310	0-0 F8		2-0 G1-3		3-2 HR		2-1 F7		1-2 G1-3		5	1	1	2	0	0	3																		
Dean Palmer, R OBP: 0.327, SLG: 0.451	1-2 F8		1-2 G6-3		2-3 K		2-1 PB 1B 2B		1-3 K		5	1	1	0	0	2	3																		
Ryan Jackson, L OBP: 0.333, SLG: 0.380	0-0 P5		1-1 CS 1B		1-3 K		0-0 PB 2B 1B		4-1 1B BB		4	1	2	0	1	1	2																		
Wendell Magee, R OBP: 0.400, SLG: 0.585 Tony Clark, S OBP: 0.385, SLG: 0.494	1-2 F8		0-3 K		0-3 K		1-0 G6-3		2-3 K		4	0	0	0	0	2	3																		
Damion Easley, R OBP: 0.362, SLG: 0.443	4-2 BB		1-0 G6-3		0-0 G5-3		0-0 2B 2B		1-2 1B		4	1	2	2	1	0	1																		
Deivi Cruz, R OBP: 0.266, SLG: 0.364	1-3 K		1-1 S 2B HBP		0-0 F8		3-1 2B 2B		0-1 F7		4	1	1	1	0	1	3																		
Juan Encarnacion, R OBP: 0.305, SLG: 0.425	1-2 F8		0-1 B2		0-0 F7		1-2 G5-3				4	0	0	0	0	0	3																		
Inning Stats	R: 0 E: 0 K: 1 S: 9	H: 1 LOB: 2 BB: 1 P: 14	R: 0 E: 0 K: 1 S: 14	H: 0 LOB: 1 BB: 1 P: 21	R: 0 E: 0 K: 1 S: 8	H: 1 LOB: 0 BB: 0 P: 11	R: 0 E: 0 K: 1 S: 7	H: 1 LOB: 0 BB: 0 P: 8	R: 3 E: 0 K: 2 S: 15	H: 2 LOB: 0 BB: 0 P: 25	R: 0 E: 0 K: 2 S: 7	H: 0 LOB: 0 BB: 0 P: 8	R: 0 E: 0 K: 0 S: 9	H: 1 LOB: 1 BB: 0 P: 15	R: 3 E: 0 K: 0 S: 12	H: 4 LOB: 1 BB: 0 P: 21	R: 0 E: 0 K: 0 S: 7	H: 0 LOB: 0 BB: 0 P: 11	R: 0 E: 0 K: 2 S: 14	H: 1 LOB: 2 BB: 1 P: 22	1B: 6 2B: 4 3B: 0 HR: 1	SF: 0 SAC: 0 DP: 0 HBP: 1	WP: 0 PB: 1 SB: 2 CS: 1	PA: 44											
PITCHER	IP WLS BF H R ER SO BB IBB HBP BLK WP HR S P ERA WHIP	7.0 0.1 0.2 1.0 1.0	29 3 2 0 5	6 2 4 0 1	3 2 1 0 0	3 0 1 0 0	6 0 0 0 2	2 0 0 0 1	0 0 0 0 0	0 0 0 0 0	1 0 0 0 0	0 0 0 0 0	0 0 0 0 0	0 0 0 0 0	0 0 0 0 0	69 5 9 7 11	102 9 12 11 22	3.86 54.00 13.50 0.00 0.00	1.143 6.000 3.000 0.000 2.000	PITCHER	IP WLS BF H R ER SO BB IBB HBP BLK WP HR S P ERA WHIP	7.0 0.1 0.2 1.0 1.0	29 3 2 0 5	6 2 4 0 1	3 2 1 0 0	3 0 1 0 0	6 0 0 0 2	2 0 0 0 1	0 0 0 0 0	0 0 0 0 0	1 0 0 0 0	69 5 9 7 11	102 9 12 11 22	3.86 54.00 13.50 0.00 0.00	1.143 6.000 3.000 0.000 2.000

Detroit Tigers @ Chicago White Sox
Comiskey Park, Chicago, IL
Sun Jun 03 2001, 2:05 PM EDT
Att. 19,446 - Cloudy - 52 F

AB	40
R	6
H	11
RBI	6
BB	3
SO	8
LOB	21



Batter	1	2	3	4	5	6	7	8	9	10	AB	R	H	RBI	BB	SO	LOB	BOTTOM												
Chris Singleton, L OBP: 0.296, SLG: 0.393	1-1 G6-3		0-1 F7			0-0 1B		0-1 F8	0-1 2B		5	0	2	2	0	0	2													
Tony Graffanino, R OBP: 0.375, SLG: 0.389	2-3 K		3-2 F8			2-0 F5		3-1 FC1-5-2 2B	0-3 K		5	1	0	0	0	2	3													
Carlos Lee, R OBP: 0.349, SLG: 0.500	2-1 P4			0-2 F2		1-1 F7		1-0 2B 1B		1-1 F8	5	1	1	2	0	0	1													
Magglio Ordonez, R OBP: 0.338, SLG: 0.487		1-0 F9		0-1 F2		1-0 G5-3		0-1 1B 2B		3-2 G3-1	5	0	1	1	0	0	0													
Herbert Perry, R OBP: 0.316, SLG: 0.407		0-1 G5-3		3-2 G3-1		0-1 P4		1-0 1B		3-2 14 HR BLK 1B	5	1	2	0	0	0	0													
Jeff Liefer, L OBP: 0.297, SLG: 0.450 Ray Durham, S OBP: 0.348, SLG: 0.467		4-2 14 HBP BB			1-3 K		1-3 K	1-2 G3		4-1 14 HR IBB	2	0	0	0	1	2	0													
14 Paul Konerko, R OBP: 0.319, SLG: 0.458		2-2 HBP			2-1 G5-3		2-2 1B 1B	4-2 2B BB		2-0 14 HR	3	3	2	3	1	0	0													
Josh Paul, R OBP: 0.270, SLG: 0.316 Sandy Alomar Jr., R OBP: 0.297, SLG: 0.349		2-2 G4-3			0-0 G6-3		0-0 WP 1B	2-3 K			3	0	1	0	0	0	2													
Royce Clayton, R OBP: 0.182, SLG: 0.171 Jose Valentin, S OBP: 0.351, SLG: 0.582			2-3 K			1-0 P4		1-1 FC1-5-2 2B 1B	4-0 2B BB		3	1	1	1	0	1	0													
Inning Stats	R: 0 E: 0 K: 1 S: 7	H: 0 LOB: 0 BB: 0 P: 12	R: 0 E: 0 K: 0 S: 11	H: 0 LOB: 2 BB: 1 P: 20	R: 0 E: 0 K: 1 S: 8	H: 0 LOB: 0 BB: 0 P: 13	R: 0 E: 0 K: 0 S: 8	H: 0 LOB: 0 BB: 0 P: 11	R: 0 E: 0 K: 1 S: 6	H: 1 LOB: 0 BB: 0 P: 9	R: 0 E: 0 K: 1 S: 5	H: 0 LOB: 1 BB: 0 P: 9	R: 0 E: 0 K: 0 S: 7	H: 0 LOB: 0 BB: 0 P: 9	R: 4 E: 0 K: 0 S: 17	H: 6 LOB: 2 BB: 0 P: 26	R: 2 E: 0 K: 2 S: 11	H: 1 LOB: 0 BB: 1 P: 21	R: 3 E: 0 K: 0 S: 15	H: 2 LOB: 0 BB: 1 P: 28	1B: 7 2B: 2 3B: 0 HR: 1	SF: 0 SAC: 0 DP: 0 HBP: 1	WP: 1 PB: 0 SB: 0 CS: 0	PA: 43						
PITCHER	IP WLS BF H R ER SO BB IBB HBP BLK WP HR S P ERA WHIP	7.2 0.0 0.1 1.2 0.0	30 2 1 8 2	4 0 0 3 2	4 0 0 3 2	4 0 0 2 0	4 0 0 0 1	4 0 0 0 0	0 0 0 0 0	0 0 0 0 0	0 0 0 0 0	63 3 4 41 8	101 4 4 41 8	4.70 ∞ 0.00 16.20 ∞	0.783 ∞ 0.000 2.400 ∞	PITCHER	IP WLS BF H R ER SO BB IBB HBP BLK WP HR S P ERA WHIP	7.0 0.1 0.2 1.0 1.0	29 3 2 0 5	6 2 4 0 1	3 2 1 0 0	3 0 1 0 0	6 0 0 0 2	2 0 0 0 1	0 0 0 0 0	1 0 0 0 0	69 5 9 7 11	102 9 12 11 22	3.86 54.00 13.50 0.00 0.00	1.143 6.000 3.000 0.000 2.000

Detroit Tigers @ Chicago White Sox
Comiskey Park, Chicago, IL
Sun Jun 03 2001, 2:05 PM EDT
Att. 19,446 - Cloudy - 52 F

AB	38
R	9
H	10
RBI	9
BB	4
SO	6
LOB	11



Batter	1	2	3	4	5	6	7	8	9	10	11	12	13	14	15	16	17	18	AB	R	H	RBI	BB	SO	LOB			
Roger Cedeno, S OBP: 0.333, SLG: 0.352 15 Brandon Inge, R OBP: 0.294, SLG: 0.299																			5	0	2	1	0	2	3			
Jose Macias, S OBP: 0.335, SLG: 0.438																			9	0	1	0	0	3	6			
Bobby Higginson, L OBP: 0.208, SLG: 0.483																			5	0	1	0	3	0	0			
Tony Clark, S OBP: 0.290, SLG: 0.491 Wendell Magee, R OBP: 0.399, SLG: 0.367 Billy McMillon, L OBP: 0.182, SLG: 0.206																			3	0	1	0	2	1	0			
Dean Palmer, R OBP: 0.341, SLG: 0.490																			2	0	0	0	0	2	2			
Robert Fick, L OBP: 0.397, SLG: 0.586 Ryan Jackson, R OBP: 0.310, SLG: 0.352																			2	0	0	0	0	1	3			
Damon Easley, R OBP: 0.358, SLG: 0.438																			6	0	3	0	1	1	3			
Deivi Cruz, R OBP: 0.270, SLG: 0.389																			4	0	0	0	0	1	4			
Juan Encarnacion, R OBP: 0.314, SLG: 0.444																			4	0	0	0	0	1	7			
Inning Stats	R: 0 E: 0 S: 6	H: 1 LOB: 0 P: 10	R: 0 E: 0 S: 12	H: 0 LOB: 1 P: 21	R: 1 E: 0 S: 8	H: 1 LOB: 0 P: 12	R: 0 E: 0 S: 10	H: 0 LOB: 1 P: 18	R: 1 E: 0 S: 9	H: 2 LOB: 1 P: 19	R: 0 E: 0 S: 11	H: 1 LOB: 1 P: 13	R: 0 E: 0 S: 8	H: 1 LOB: 3 P: 17	R: 0 E: 0 S: 13	H: 1 LOB: 2 P: 23	R: 0 E: 0 S: 15	H: 0 LOB: 2 P: 21	R: 0 E: 0 S: 9	H: 0 LOB: 1 P: 14	R: 0 E: 0 S: 12	H: 1 LOB: 1 P: 17	R: 0 E: 1 S: 10	H: 0 LOB: 1 P: 16	18: 11 28: 4 38: 0	SF: 0 SAC: 2 HR: 1	WP: 2 PB: 0 CS: 1	PA: 77

PITCHER	IP	WLS	BF	H	R	ER	SO	BB	IBB	HBP	BLK	WP	HR	S	P	ERA	WHIP
Hideo Nomo, R ERA: 3.52	7.0	29	12	3	0	0	1	0	1	1	0	0	0	28	43	0.00	1.286
Rolando Arroyo, R ERA: 3.75	2.1	12	2	0	0	3	2	0	0	0	0	0	0	24	40	0.00	1.500
Derek Lowe, R ERA: 3.89	2.0	8	2	0	0	2	0	0	0	0	0	0	0	23	30	0.00	1.000
Hipolito Pichardo, R ERA: 4.5	2.0	7	0	0	0	1	1	0	0	0	0	0	0	15	22	0.00	0.500
PITCHER	IP	WLS	BF	H	R	ER	SO	BB	IBB	HBP	BLK	WP	HR	S <td>P <td>ERA <td>WHIP</td> </td></td>	P <td>ERA <td>WHIP</td> </td>	ERA <td>WHIP</td>	WHIP
Rich Garcia, R ERA: 3.16	17.1	1.0	70	4	0	0	1	0	1	0	0	0	0	10	16	0.00	1.000
49 Tim Wakefield, R ERA: 2.19	18.1	1.0	74	0	0	0	1	0	1	0	0	0	0	10	16	0.00	0.000


Batter	1	2	3	4	5	6	7	8	9	10	11	12	13	14	15	16	17	18	AB	R	H	RBI	BB	SO	LOB					
Jose Offerman, S OBP: 0.356, SLG: 0.413																			7	0	0	0	0	2	4					
Trot Nixon, L OBP: 0.339, SLG: 0.432																			7	0	1	0	0	0	0					
Carl Everett, S OBP: 0.352, SLG: 0.474																			6	0	1	0	1	4	1					
Manny Ramirez, R OBP: 0.366, SLG: 0.731																			4	1	2	1	4	0	2					
Troy O'Leary, L OBP: 0.276, SLG: 0.432 Dante Bichette, R OBP: 0.393, SLG: 0.447 Darrin Lewis, R OBP: 0.238, SLG: 0.366																			4	1	1	1	0	1	2					
Jason Varitek, S OBP: 0.363, SLG: 0.471																			1	0	0	0	1	0	2					
Lou Merloni, R OBP: 0.314, SLG: 0.355 Scott Hottel, R OBP: 0.214, SLG: 0.283 John Valentin, R OBP: 0.303, SLG: 0.288 Mike Lansing, R OBP: 0.297, SLG: 0.336																			2	0	0	0	0	1	0					
Brian Daubach, L OBP: 0.323, SLG: 0.527																			1	0	0	0	1	0	0					
Shea Hillenbrand, R OBP: 0.290, SLG: 0.420																			1	0	0	0	1	0	0					
Inning Stats	R: 0 E: 0 S: 6	H: 0 LOB: 0 P: 9	R: 1 E: 0 S: 11	H: 2 LOB: 2 P: 22	R: 0 E: 0 S: 10	H: 0 LOB: 0 P: 15	R: 1 E: 0 S: 10	H: 1 LOB: 0 P: 15	R: 1 E: 0 S: 13	H: 2 LOB: 2 P: 22	R: 0 E: 0 S: 8	H: 0 LOB: 0 P: 12	R: 0 E: 0 S: 11	H: 0 LOB: 0 P: 10	R: 0 E: 0 S: 8	H: 0 LOB: 2 P: 18	R: 0 E: 0 S: 16	H: 1 LOB: 1 P: 18	R: 0 E: 0 S: 9	H: 0 LOB: 2 P: 20	R: 0 E: 0 S: 8	H: 0 LOB: 1 P: 15	R: 0 E: 0 S: 9	H: 0 LOB: 0 P: 12	R: 1 E: 0 S: 2	H: 1 LOB: 0 P: 2	18: 8 28: 0 38: 0	SF: 0 SAC: 1 HR: 4	WP: 0 PB: 0 CS: 0	PA: 72

PITCHER	IP	WLS	BF	H	R	ER	SO	BB	IBB	HBP	BLK	WP	HR	S	P	ERA	WHIP	
Chris Holt, R ERA: 5.87	1.1	7.1	30	3	3	3	5	0	0	2	0	0	0	16	23	0.00	0.000	
Matt Anderson, R ERA: 6.85	0.2	4	0	0	0	1	0	0	1	1	0	0	0	6	13	0.00	0.000	
C.J. Nikowski, L ERA: 4.22	1.1	6	2	0	0	1	0	0	0	0	0	0	0	16	26	0.00	1.500	
Danny Patterson, R ERA: 0.96	2.0	8	1	0	0	3	1	0	0	0	0	0	0	24	34	0.00	1.000	
PITCHER	IP	WLS	BF	H	R	ER	SO	BB	IBB	HBP	BLK	WP	HR	S <td>P <td>ERA <td>WHIP</td> </td></td>	P <td>ERA <td>WHIP</td> </td>	ERA <td>WHIP</td>	WHIP	
Dave Borkowski, R ERA: 2.19	14.1	4.0	57	18	3	1	7	1	2	0	0	0	0	1	37	61	2.25	1.000

TOP

Detroit Tigers @ Boston Red Sox
Fenway Park, Boston, MA
Tue Jun 05 2001, 7:05 PM EDT
Att. 32,814 - Sunny - 75 F


AB	R	H	RBI	BB	SO	LOB
65	3	15	2	8	15	40



BOTTOM

Detroit Tigers @ Boston Red Sox
Fenway Park, Boston, MA
Tue Jun 05 2001, 7:05 PM EDT
Att. 32,814 - Sunny - 75 F

AB	R	H	RBI	BB	SO	LOB
62	4	12	4	6	20	25



Batter	1	2	3	4	5	6	7	8	9	AB	R	H	RBI	BB	SO	LOB	TOP										
Roger Cedeno, S OBP: 0.329, SLG: 0.346 (1, 9)	F9		FC5-4 1B		G4-3		G4-3			4	0	1	0	0	0	2	Detroit Tigers @ Boston Red Sox Fenway Park, Boston, MA Thu Jun 07 2001, 7:05 PM EDT Att: 32,132 - Cloudy - 72 F										
Damion Easley, R OBP: 0.350, SLG: 0.422 (1, 4)	K		FC5-4 1-2			1B HBP		K	3	0	0	0	0	2	1												
Bobby Higginson, L OBP: 0.215, SLG: 0.481 Ryan Jackson, L OBP: 0.310, SLG: 0.352 (8, 3)			G1			1B		G4-3	3	0	1	0	1	0	1												
Tony Clark, S OBP: 0.383, SLG: 0.478 Wendell Magee, R OBP: 0.390, SLG: 0.567 (8, 7)	CS	BB 1B			G5-3		K	G1-3	4	1	1	0	0	1	2												
Dean Palmer, R OBP: 0.335, SLG: 0.439 (1, 10)		F7			K		P6	G1-6-3 BB	3	0	0	0	1	1	3												
Robert Fick, L OBP: 0.372, SLG: 0.588 (1, 2)		L5-4 1B BB			G1-3		G4-3	G1-6-3 1-2	3	0	0	0	1	0	3												
Deivi Cruz, R OBP: 0.271, SLG: 0.367 Jose Macias, S OBP: 0.335, SLG: 0.437 (7, 5)					G6-3			G1-3 1B	3	0	2	1	0	0	0												
Shane Halter, R OBP: 0.298, SLG: 0.321 (7, 6)		L5-4 2-3				K		F2	3	0	0	0	0	1	3												
Juan Encarnacion, R OBP: 0.318, SLG: 0.439 (1, 8)			G5-3					G1-3	2	0	0	0	1	0	1												
Inning Stats	R: 0 E: 0 K: 1 S: 10	H: 0 LOB: 0 BB: 1 P: 20	R: 1 E: 0 K: 0 S: 9	H: 2 LOB: 1 BB: 1 P: 15	R: 0 E: 0 K: 0 S: 8	H: 1 LOB: 1 BB: 0 P: 15	R: 0 E: 0 K: 1 S: 6	H: 0 LOB: 0 BB: 0 P: 7	R: 0 E: 0 K: 1 S: 7	H: 0 LOB: 1 BB: 1 P: 16	R: 0 E: 0 K: 1 S: 8	H: 1 LOB: 1 BB: 0 P: 11	R: 0 E: 0 K: 1 S: 7	H: 1 LOB: 1 BB: 1 P: 11	R: 0 E: 0 K: 1 S: 8	H: 0 LOB: 0 BB: 0 P: 11		R: 0 E: 0 K: 0 S: 6	H: 0 LOB: 0 BB: 1 P: 11	1B: 5 2B: 1 3B: 0 HR: 0	SF: 0 SAC: 0 DP: 2 HBP: 1	WP: 0 PB: 0 SB: 0 CS: 1	PA: 35				
PITCHER	IP	WLS	BF	H	R	ER	SO	BB	IBB	HBP	BLK	WP	HR	S	P	ERA	WHIP										
49 Tim Wakefield, R ERA: 2.12 Rolando Arrojo, R ERA: 3.41	6.0	W	24	4	1	1	4	3	0	1	0	0	0	48	84	1.50	1.167										

Batter	1	2	3	4	5	6	7	8	9	AB	R	H	RBI	BB	SO	LOB	BOTTOM										
Chris Stynes, R OBP: 0.333, SLG: 0.467 (1, 4)	F9	BB 2B			P6				1B 1B	4	2	2	0	1	0	0	Detroit Tigers @ Boston Red Sox Fenway Park, Boston, MA Thu Jun 07 2001, 7:05 PM EDT Att: 32,132 - Cloudy - 72 F										
Trot Nixon, L OBP: 0.354, SLG: 0.435 (1, 9)	BB	BB 2B			BB		F9		1B 1B	2	2	1	1	3	0	1											
Carl Everett, S OBP: 0.357, SLG: 0.489 (1, 8)	F9				BB				1B	5	0	3	5	0	0	1											
Manny Ramirez, R OBP: 0.466, SLG: 0.712 (1, 7)	BB				G5-3				BB 1B	3	0	1	0	2	1	3											
Troy O'Leary, L OBP: 0.288, SLG: 0.431 (1, 10)	F7		F8		BB				K	4	0	0	0	1	2	7											
Jason Varitek, S OBP: 0.371, SLG: 0.489 Scott Hatteberg, L OBP: 0.213, SLG: 0.276 (7, 2)		HR	P1		FC6-4 IBB				G6-3	2	1	1	1	2	0	0											
Mike Lansing, R OBP: 0.264, SLG: 0.344 (1, 6)		K	G6-3		FC6-4 1-2				F7	5	0	0	0	0	1	5											
Brian Daubach, L OBP: 0.329, SLG: 0.539 (1, 3)		FC6-4 1B			K				L6	4	2	2	1	1	1	0											
Shea Hillenbrand, R OBP: 0.290, SLG: 0.419 (1, 5)		FC6-4 BB 2B			P4				G4-3	4	1	0	0	0	0	2											
Inning Stats	R: 0 E: 0 K: 0 S: 13	H: 0 LOB: 2 BB: 2 P: 26	R: 4 E: 0 K: 1 S: 15	H: 3 LOB: 3 BB: 3 P: 28	R: 1 E: 0 K: 0 S: 6	H: 1 LOB: 0 BB: 0 P: 9	R: 1 E: 0 K: 0 S: 7	H: 1 LOB: 3 BB: 3 P: 25	R: 0 E: 0 K: 1 S: 13	H: 1 LOB: 1 BB: 0 P: 20	R: 0 E: 0 K: 1 S: 12	H: 1 LOB: 2 BB: 1 P: 20	R: 2 E: 0 K: 2 S: 26	H: 3 LOB: 2 BB: 1 P: 38	R: 0 E: 0 K: 0 S: 11	H: 0 LOB: 0 BB: 0 P: 15		1B: 6 2B: 1 3B: 1 HR: 2	SF: 0 SAC: 0 DP: 0 HBP: 0	WP: 0 PB: 0 SB: 0 CS: 0	PA: 44						
PITCHER	IP	WLS	BF	H	R	ER	SO	BB	IBB	HBP	BLK	WP	HR	S	P	ERA	WHIP										
Victor Santos, R ERA: 4.17 Kevin Tolar, L ERA: 9.0 Todd Jones, R ERA: 6.08 C.J. Nitkowski, L ERA: 3.97	4.0	L	25	5	6	6	1	6	2	0	0	0	0	26	45	4.50	2.750										

AB 29
R 1
H 5
RBI 1
BB 4
SO 5
LOB 16



AB 34
R 8
H 10
RBI 8
BB 10
SO 5
LOB 19



Batter	1	2	3	4	5	6	7	8	9	AB	R	H	RBI	BB	SO	LOB	TOP								
Devon White, S OBP: 0.345, SLG: 0.519	G4-1		HR			G4-6-3		FC6-4		5	1	3	2	0	0	2	Milwaukee Brewers @ Detroit Tigers Comerica Park, Detroit, MI Fri Jun 08 2001, 7:05 PM EDT Att: 27,770 - Cloudy - 70 F								
Mark Loretta, R OBP: 0.397, SLG: 0.364	1B		G5-3				G1-3	FC6-4		5	0	1	0	0	1	3									
Geoff Jenkins, L OBP: 0.393, SLG: 0.591	F8		L4				2B	1B	WP	5	1	3	0	0	0	1									
Jeremy Burnitz, L OBP: 0.387, SLG: 0.571	K					SF7		G4-3		3	0	1	2	1	1	1									
Richie Sexson, R OBP: 0.297, SLG: 0.425		K	K					1B		4	0	1	0	1	3	3									
Tyler Houston, L OBP: 0.386, SLG: 0.510	1B				F7	F7		FC6-4	G4-6-3	4	0	2	0	0	0	3									
Raul Casanova, S OBP: 0.302, SLG: 0.511	K				F8		G4-3	FC6-4	G4-6-3	5	0	0	0	0	1	6									
Ronnie Belliard, R OBP: 0.333, SLG: 0.374	K				K			G5-3		3	0	0	0	0	2	1									
Henry Blanco, R OBP: 0.281, SLG: 0.286			HR			1B	SF7		K	3	2	2	0	1	1	0									
Inning Stats	R: 0 E: 0 K: 1 S: 12	H: 1 LOB: 1 BB: 0 P: 16	R: 0 E: 0 K: 3 S: 13	H: 1 LOB: 1 BB: 0 P: 20	R: 2 E: 0 K: 1 S: 15	H: 2 LOB: 1 BB: 1 P: 24	R: 0 E: 0 K: 1 S: 9	H: 0 LOB: 0 BB: 0 P: 14	R: 1 E: 0 K: 1 S: 20	H: 2 LOB: 3 BB: 2 P: 33	R: 0 E: 0 K: 0 S: 7	H: 1 LOB: 1 BB: 0 P: 12	R: 0 E: 0 K: 1 S: 17	H: 2 LOB: 3 BB: 0 P: 26	R: 0 E: 0 K: 1 S: 10	H: 1 LOB: 1 BB: 0 P: 13	R: 1 E: 0 K: 0 S: 14	H: 3 LOB: 1 BB: 0 P: 21	1B: 9 2B: 3 3B: 0 HR: 1	SF: 1 SAC: 0 DP: 2 HBP: 2	WP: 1 PB: 0 SB: 0 CS: 0	PA: 43			
PITCHER	IP	WLS	BF	H	R	ER	SO	BB	IBB	HBP	BLK	WP	HR	S	P	ERA	WHIP								
Jeff Weaver, R ERA: 3.39	6.0	W	28	7	3	3	7	3	0	1	0	0	1	76	119	4.50	1.667								
C.J. Nitkowski, L ERA: 3.95	0.2		5	2	0	0	1	0	0	1	0	0	0	16	25	0.00	3.000								
Danny Patterson, R ERA: 0.92	1.1		5	1	0	0	1	0	0	0	0	0	0	11	14	0.00	0.750								
Todd Jones, R ERA: 6.2	1.0		5	3	1	1	0	0	0	0	0	1	0	14	21	9.00	3.000								

Batter	1	2	3	4	5	6	7	8	9	AB	R	H	RBI	BB	SO	LOB	BOTTOM								
Roger Cedeno, S OBP: 0.326, SLG: 0.343	G4-3		K			F7		P6		5	1	1	0	0	1	1	Milwaukee Brewers @ Detroit Tigers Comerica Park, Detroit, MI Fri Jun 08 2001, 7:05 PM EDT Att: 27,770 - Cloudy - 70 F								
Damion Easley, R OBP: 0.359, SLG: 0.461	G6-3									5	1	4	4	0	0	0									
Bobby Higginson, L OBP: 0.393, SLG: 0.481	G4-3									3	1	0	0	2	0	2									
Wendell Magee, R OBP: 0.390, SLG: 0.567										0	0	0	0	0	0	0									
Tony Clark, S OBP: 0.393, SLG: 0.481		E7								3	2	2	0	2	1	2									
15 Brandon Inge, R OBP: 0.294, SLG: 0.299		G4-3	K							0	0	0	0	0	0	0									
Robert Fick, L OBP: 0.373, SLG: 0.577	G4-3									4	1	1	0	1	0	3									
Dean Palmer, R OBP: 0.333, SLG: 0.441	G1-3									4	0	1	2	0	0	3									
Juan Encarnacion, R OBP: 0.312, SLG: 0.431	K									4	1	0	1	0	1	3									
Shane Halter, R OBP: 0.307, SLG: 0.341										4	0	2	1	0	0	1									
Jose Macias, S OBP: 0.333, SLG: 0.433			FC4-6							4	2	1	0	0	0	2									
Inning Stats	R: 0 E: 0 K: 0 S: 7	H: 0 LOB: 0 BB: 0 P: 7	R: 0 E: 1 K: 1 S: 10	H: 1 LOB: 1 BB: 0 P: 16	R: 1 E: 0 K: 2 S: 16	H: 2 LOB: 2 BB: 1 P: 26	R: 0 E: 0 K: 0 S: 8	H: 0 LOB: 0 BB: 0 P: 11	R: 6 E: 1 K: 0 S: 17	H: 4 LOB: 1 BB: 3 P: 33	R: 0 E: 0 K: 0 S: 14	H: 1 LOB: 1 BB: 0 P: 20	R: 2 E: 0 K: 0 S: 14	H: 3 LOB: 1 BB: 0 P: 20	R: 0 E: 0 K: 0 S: 10	H: 1 LOB: 2 BB: 1 P: 18	1B: 7 2B: 3 3B: 1 HR: 1	SF: 0 SAC: 0 DP: 0 HBP: 0	WP: 0 PB: 0 SB: 1 CS: 0	PA: 41					
PITCHER	IP	WLS	BF	H	R	ER	SO	BB	IBB	HBP	BLK	WP	HR	S	P	ERA	WHIP								
Paul Rigdon, R ERA: 5.33	4.1	L	23	6	7	6	3	4	0	0	0	0	0	18	25	0.00	1.200								
Mike DeJean, R ERA: 1.79	1.2		7	2	0	0	0	0	0	0	0	0	0	18	25	0.00	1.200								
Will Cunnane, R ERA: 6.51	2.0		11	4	2	2	0	1	0	0	0	0	0	24	38	9.00	2.500								

Batter	1	2	3	4	5	6	7	8	9	AB	R	H	RBI	BB	SO	LOB	TOP				
Devon White, S (1, 8) OBP: 0.363, SLG: 0.527	1-1 G6-3 1B		2-1 S HBP		2-2 1B			1-0 1B 1B	0-3 K	4	1	3	0	0	1	1					
Mark Loretta, R (1, 10) OBP: 0.390, SLG: 0.357	1-2 G6-3		1-3 K		2-0 F7			0-1 1B 1B	0-1 1B	4	0	1	0	0	1	3					
Lou Collier, R (8, FR)										0	1	0	0	0	0	0					
Raul Casanova, S (9, PH) OBP: 0.309, SLG: 0.528	1-2 1-2f		1-2 K					1-3 1B 1B		1	0	1	1	0	0	0					
James Mouton, R (9, FR) OBP: 0.286, SLG: 0.350										0	0	0	0	0	0	0					
Geoff Jenkins, L (1, 7) OBP: 0.399, SLG: 0.589	0-0 E9 1B		1-3 K				3-2 F7	3-2 PB 1B	3-H 4-0 1B	4	1	2	1	1	1	1					
Jeremy Burnitz, L (1, 9) OBP: 0.387, SLG: 0.564	0-2 1B			4-1 G4-3 BB		1-1 P6		3-H 2-3 K	2-2 G3-1	4	0	1	1	1	1	4					
Richie Sexson, R (1, 3) OBP: 0.296, SLG: 0.422	3-H 3-2 F9		2-3 K		3-2 F8			0-2 PB 1B		4	0	1	1	0	1	2					
Tyler Houston, L (1, 5) OBP: 0.365, SLG: 0.523		2-0 L8		2-1 G4-3			0-2 HR	0-3 K		4	1	1	1	0	1	3					
José Hernández, R (1, 6) OBP: 0.315, SLG: 0.457		2-2 L5		1-3 K		0-1 F7		2-3 K		4	0	0	0	0	2	3					
Ronnie Belliard, R (1, 4) OBP: 0.336, SLG: 0.378		2-0 G5-3				0-3 K		4-1 CS BB	0-1 SH5-4 2B	3	1	1	0	1	1	0					
Henry Blanco, R (1, 2) OBP: 0.275, SLG: 0.279			2-2 G5-3		3-2 F8		1 SAFE 1-1 F9	0-1 SH5-4		3	0	0	0	0	0	1					
Inning Stats	R: 1 E: 1 K: 0 S: 14	H: 3 LOB: 1 BB: 0 P: 19	R: 0 E: 0 K: 0 S: 5	H: 0 LOB: 0 BB: 0 P: 11	R: 0 E: 0 K: 2 S: 11	H: 0 LOB: 1 BB: 0 P: 17	R: 0 E: 0 K: 2 S: 10	H: 0 LOB: 1 BB: 1 P: 19	R: 0 E: 0 K: 1 S: 12	H: 0 LOB: 0 BB: 0 P: 16	R: 1 E: 0 K: 0 S: 8	H: 1 LOB: 0 BB: 1 P: 13	R: 2 E: 0 K: 3 S: 21	H: 4 LOB: 3 BB: 0 P: 29	R: 1 E: 0 K: 1 S: 12	H: 2 LOB: 2 BB: 1 P: 18	1B: 8 2B: 2 HR: 1	SF: 0 SAC: 1 DP: 1	WP: 0 PB: 1 SB: 1 CS: 1	PA: 40	
PITCHER	IP	WLS	BF	H	R	ER	SO	BB	IBB	HBP	BLK	WP	HR	S	P	ERA	WHIP				
Steve Sparks, R (1, 1) ERA: 4.15	7.0		27	5	2	1	5	2	0	1	0	0	1	69	114	1.29	1.000				
Danny Patterson, R (8, 1) ERA: 1.53	0.0	B	3	3	2	2	0	0	0	0	0	0	0	8	12	∞	∞				
C.J. Nitkowski, L (8, 1) ERA: 3.8	0.1		1	0	0	0	1	0	0	0	0	0	0	4	6	0.00	0.000				
Matt Anderson, R (8, 1) ERA: 6.23	1.2	W	9	3	1	1	3	0	1	0	0	0	0	21	29	5.40	1.800				

Milwaukee Brewers @ Detroit Tigers
Comerica Park, Detroit, MI
Sat Jun 09 2001, 5:05 PM EDT
Att: 26,276 - Cloudy - 80 F

AB 35
R 5
H 11
RBI 5
BB 3
SO 9
LOB 18



Batter	1	2	3	4	5	6	7	8	9	AB	R	H	RBI	BB	SO	LOB	BOTTOM					
Roger Cedeno, S (1, 8) OBP: 0.325, SLG: 0.341	0-0 G4-3			1-1 F7		0-0 F8		1-0 FC3-6 1B		4	0	1	1	0	0	0						
Damion Easley, R (1, 4) OBP: 0.382, SLG: 0.462	0-1 L7-3 1B			2-0 G5-3		1-2 G6-3 1B		3-H 1-2f FC3-6 WP		4	0	2	0	0	0	1						
Bobby Higginson, L (1, 7) OBP: 0.311, SLG: 0.466	2-1 L7-3			0-0 1B		2-0 G6-3		3-2 G1		4	0	1	0	0	0	3						
Tony Clark, S (1, 3) OBP: 0.390, SLG: 0.473			1-3 K		3-2 F7		0-3 K	4-0 1B		3	0	0	0	1	2	1						
15 Brandon Inge, R (8, FR) OBP: 0.294, SLG: 0.299										0	0	0	0	0	0	0						
Robert Fick, L (1, 2) OBP: 0.377, SLG: 0.575			1-1 F7		0-1 HR 1B		0-0 1B SF9	0-2 G1-3		4	2	2	0	0	0	2						
Dean Palmer, R (1, 10) OBP: 0.339, SLG: 0.463			1-3 K		0-0 HR 1B		3-2 1B		1-3 K	3	1	2	2	0	1	0						
Wendell Magee, R (7, FR) OBP: 0.385, SLG: 0.559					1-H HR		1-3 1B			1	0	0	0	0	1	0						
Juan Encarnacion, R (1, 9) OBP: 0.311, SLG: 0.429			3-2 F8		2-2 G5-3		3-2 SF9		2-2 E 1B	3	1	1	1	0	0	0						
Shane Halter, R (1, 6) OBP: 0.304, SLG: 0.349			2-2 F8		0-0 G1-3		3-H 3-3 K		0-0 E3 1B	4	1	1	1	0	1	1						
Jose Macias, S (1, 5) OBP: 0.332, SLG: 0.429			1-0 F8		1-1 G6-3			0-0 E1 1B	2-1 1B	4	1	1	1	0	0	0						
Inning Stats	R: 0 E: 0 K: 0 S: 5	H: 1 LOB: 0 BB: 0 P: 7	R: 0 E: 0 K: 2 S: 8	H: 0 LOB: 0 BB: 0 P: 11	R: 0 E: 0 K: 0 S: 10	H: 0 LOB: 0 BB: 0 P: 16	R: 0 E: 0 K: 0 S: 8	H: 1 LOB: 1 BB: 0 P: 14	R: 2 E: 0 K: 0 S: 10	H: 2 LOB: 0 BB: 0 P: 13	R: 0 E: 0 K: 0 S: 6	H: 1 LOB: 0 BB: 0 P: 9	R: 1 E: 0 K: 2 S: 15	H: 2 LOB: 1 BB: 0 P: 24	R: 1 E: 1 K: 0 S: 10	H: 1 LOB: 2 BB: 1 P: 19	R: 2 E: 1 K: 1 S: 9	H: 3 LOB: 1 BB: 0 P: 14	1B: 9 2B: 2 HR: 1	SF: 1 SAC: 0 DP: 2	WP: 1 PB: 0 SB: 0 CS: 0	PA: 36
PITCHER	IP	WLS	BF	H	R	ER	SO	BB	IBB	HBP	BLK	WP	HR	S	P	ERA	WHIP					
15 Ben Sheets, R (1, 1) ERA: 3.15	7.0		26	7	3	3	4	0	0	0	0	0	1	62	94	3.86	1.000					
Chad Fox, R (8, 1) ERA: 1.57	0.1	B	3	1	1	0	0	0	0	0	0	0	0	3	5	0.00	3.000					
Ray King, L (8, 1) ERA: 3.0	0.2		3	0	0	0	0	0	1	0	0	1	0	7	14	0.00	0.000					
Curt Leskanic, R (9, 1) ERA: 4.68	0.1	L	4	3	2	2	1	0	0	0	0	0	0	9	14	54.00	9.000					

Milwaukee Brewers @ Detroit Tigers
Comerica Park, Detroit, MI
Sat Jun 09 2001, 5:05 PM EDT
Att: 26,276 - Cloudy - 80 F

AB 34
R 6
H 11
RBI 6
BB 1
SO 5
LOB 8



Batter	1	2	3	4	5	6	7	8	9	AB	R	H	RBI	BB	SO	LOB	TOP										
Devon White, S OBP: 0.364, SLG: 0.517	4-1 HR BB	1-0 1B		2-1 FC3-6	3-3 K			0-3 K		4	1	1	0	1	2	4	Milwaukee Brewers @ Detroit Tigers Comerica Park, Detroit, MI Sun Jun 10 2001, 1:05 PM EDT Att: 23,070 - Cloudy - 78 F										
Mark Loretta, R OBP: 0.356, SLG: 0.333	3-1 G4-3	1-2 F8		0-2 G5-3		1-1 F8		2-2 L7		5	0	0	0	0	0	5											
Geoff Jenkins, L OBP: 0.404, SLG: 0.582	2-2 HR HBP		0-2 G1-3		4-2 HR BB	1-0 HBP		0-0 F8		2	2	0	0	1	0	1											
Jeremy Burnitz, L OBP: 0.387, SLG: 0.589	0-0 2H HR		1-0 G4-3		3-0 HR	1-2 P3		1-0 G3		5	2	2	5	0	0	1											
Richie Sexson, R OBP: 0.294, SLG: 0.417	0-0 G3 1B		0-1 P4		1-0 F3	3-2 G5-3		0-3 K		5	0	1	0	0	1	1											
Tyler Houston, L OBP: 0.372, SLG: 0.526	0-2 G3			3-2 F8 1B	0-0 1B		1-3 K	1-1 1B		5	2	3	0	0	1	1											
José Hernández, R OBP: 0.317, SLG: 0.456	2-2 G6-3			1-0 FC3-6 1B	1-1 2B 1B		0-3 K	1-2 F8		5	1	2	0	0	1	2											
Raul Casanova, S OBP: 0.303, SLG: 0.516		2-1 G3		0-1 F8	0-0 2B		2-3 K			2	0	0	0	0	0	2											
Henry Blanco, R OBP: 0.279, SLG: 0.290				2-3 F8	1-2 2B					2	0	1	2	0	1	0											
Ronnie Belliard, R OBP: 0.339, SLG: 0.378		0-0 L9		2-1 FC3-6 1B	1-2 P3			4-1 BB		3	0	1	1	1	0	1											
Inning Stats	R: 3 E: 0 K: 0 S: 14	H: 2 LOB: 1 BB: 1 P: 25	R: 0 E: 0 K: 0 S: 7	H: 1 LOB: 1 BB: 0 P: 11	R: 0 E: 0 K: 0 S: 6	H: 0 LOB: 0 BB: 0 P: 7	R: 2 E: 1 K: 0 S: 14	H: 3 LOB: 2 BB: 0 P: 22	R: 4 E: 0 K: 1 S: 15	H: 4 LOB: 1 BB: 1 P: 28	R: 0 E: 0 K: 0 S: 9	H: 0 LOB: 1 BB: 0 P: 15	R: 0 E: 0 K: 3 S: 12	H: 0 LOB: 0 BB: 0 P: 15	R: 0 E: 0 K: 1 S: 8	H: 0 LOB: 1 BB: 1 P: 14	R: 0 E: 0 K: 1 S: 9	H: 1 LOB: 1 BB: 0 P: 12	1B: 8 2B: 1 3B: 0 HR: 2	SF: 0 SAC: 0 DP: 0 HBP: 2	WP: 0 PB: 0 SB: 1 CS: 0	PA: 43					
PITCHER	IP	WLS	BF	H	R	ER	SO	BB	IBB	HBP	BLK	WP	HR	S	P	ERA	WHIP										
Chris Holt, R ERA: 5.99	4.1	L	25	9	8	8	0	2	0	1	0	0	2	49	82	16.61	2.538										
Victor Santos, R ERA: 4.01	1.2		7	1	0	0	1	0	0	1	0	0	0	16	26	0.00	0.600										
Dave Borkowski, R ERA: 1.72	3.0		11	1	0	0	5	1	0	0	0	0	0	29	41	0.00	0.667										

Batter	1	2	3	4	5	6	7	8	9	AB	R	H	RBI	BB	SO	LOB	BOTTOM										
Roger Cedeno, S OBP: 0.318, SLG: 0.333	3-1 G3-1		2-2 F8	0-1 G4-3			3-3 K		0-1 G1-3	5	0	0	0	0	1	0	Milwaukee Brewers @ Detroit Tigers Comerica Park, Detroit, MI Sun Jun 10 2001, 1:05 PM EDT Att: 23,070 - Cloudy - 78 F										
Damon Easley, R OBP: 0.383, SLG: 0.458	3-2 G5-3		1-2 WP BB 1B		1-1 E6 LG BB		2-2 1B HBP		1-0 G6-3	4	0	1	0	0	0	0											
Bobby Higginson, L OBP: 0.317, SLG: 0.467	3-2 F9		4-0 WP BB		4-0 BB		3-1 1B			2	0	1	0	2	0	0											
Dean Palmer, R OBP: 0.332, SLG: 0.452		2-3 K	1-3 K		0-1 F9		1-3 K			4	0	0	0	0	3	6											
Robert Fick, L OBP: 0.373, SLG: 0.588		0-1 HR	1-1 G1		1-2 L6			0-1 F7		4	1	1	1	0	0	4											
Juan Encarnacion, R OBP: 0.310, SLG: 0.427		1-0 G1-4-3		4-2 E BB		1-2 F8		2-2 G6-3		1	0	0	0	0	0	0											
Wendell Magee, R OBP: 0.383, SLG: 0.543										2	1	0	0	1	0	0											
Jose Macias, S OBP: 0.335, SLG: 0.431		3-2 S 1B		2-0 F7		1-2 G1-3		0-0 1B		4	0	2	0	0	0	1											
Shane Halter, R OBP: 0.313, SLG: 0.360		4-0 BB		0-0 E7 15 G6-3 2B		2-3 K		0-3 K		3	1	1	1	1	2	1											
15 Brandon Inge, R OBP: 0.256, SLG: 0.289		1-2 F8		0-1 G6-3			2-2 G5-3		1-3 K	4	0	0	1	0	1	2											
Inning Stats	R: 0 E: 0 K: 0 S: 10	H: 0 LOB: 0 BB: 0 P: 19	R: 1 E: 0 K: 1 S: 13	H: 2 LOB: 2 BB: 1 P: 24	R: 0 E: 0 K: 1 S: 13	H: 1 LOB: 1 BB: 1 P: 22	R: 2 E: 1 K: 0 S: 11	H: 1 LOB: 0 BB: 1 P: 17	R: 0 E: 0 K: 2 S: 13	H: 0 LOB: 0 BB: 0 P: 15	R: 0 E: 0 K: 2 S: 13	H: 1 LOB: 2 BB: 0 P: 24	R: 0 E: 0 K: 1 S: 9	H: 1 LOB: 1 BB: 0 P: 11	R: 0 E: 0 K: 1 S: 6	H: 0 LOB: 0 BB: 0 P: 8	1B: 4 2B: 2 3B: 0 HR: 1	SF: 0 SAC: 0 DP: 1 HBP: 1	WP: 1 PB: 0 SB: 1 CS: 0	PA: 38							
PITCHER	IP	WLS	BF	H	R	ER	SO	BB	IBB	HBP	BLK	WP	HR	S	P	ERA	WHIP										
Jamey Wright, R ERA: 4.43	5.0	W	23	4	3	2	2	4	0	0	0	0	0	11	15	0.00	0.000										
Allen Levrault, R ERA: 3.9	1.0		3	0	0	0	1	0	0	0	0	0	0	13	24	0.00	1.000										
Chad Fox, R ERA: 1.5	1.0		5	1	0	0	2	0	0	1	0	0	0	9	11	0.00	1.000										
David Weathers, R ERA: 2.23	1.0		4	1	0	0	1	0	0	0	0	0	0	6	8	0.00	0.000										
Curt Leskanic, R ERA: 4.5	1.0		3	0	0	0	1	0	0	0	0	0	0	6	8	0.00	0.000										

AB	38
R	8
H	11
RBI	8
BB	3
SO	6
LOB	18



Batter	1	2	3	4	5	6	7	8	9	AB	R	H	RBI	BB	SO	LOB	TOP					
18 Jason Kendall, R OBP: 0.335, SLG: 0.360 Keith Osik, R OBP: 0.293, SLG: 0.400	(1, 2) F7		(2, 2) 2B	(4, 1) 3B BB	(1, 1) F7		(0, 1) G5-3		(2, 1) G4-3	4	1	1	0	1	0	3						
Abraham Nunez, S OBP: 0.303, SLG: 0.356	(1, 6) 2B		(2, 3) K	(1, 1) 1B 3B	(0, 1) FC6-4 HR		(4, 1) G4-6-3 BB			4	2	2	4	1	1	3						
Brian Giles, L OBP: 0.391, SLG: 0.601 Emil Brown, R OBP: 0.323, SLG: 0.361	(1, 8) K		(2, 3) K	(1, 1) E9 2B	(0, 0) HR		(1, 1) G4-6-3			4	3	3	4	0	1	1						
Kevin Young, R OBP: 0.296, SLG: 0.370 Craig Wilson, R OBP: 0.390, SLG: 0.571	(1, 3) F8		(2, 1) SF8	(1, 1) K	(1, 3) K				(3, 3) K	4	1	1	1	0	2	1						
John Vander Wal, L OBP: 0.394, SLG: 0.550	(1, 10) F7		(1, 0) G4-3		(0, 0) F8				(0, 3) K	5	0	1	2	0	1	0						
Aramis Ramirez, R OBP: 0.343, SLG: 0.491	(1, 5) G6-3 1B								(3, 2) F7	3	1	1	0	2	0	1						
Rob Mackowiak, L OBP: 0.349, SLG: 0.538	(1, 9) G6-3		(1, 2) HR	(1, 1) BB FC6-4 1B	(1, 3) K				(1, 0) G5-3 2B	5	2	3	2	0	1	2						
Andy Barkett, L OBP: 0.405, SLG: 0.438	(1, 7) K		(1, 3) K	(0, 1) 1B 3B 1B	(1, 1) FC6-4 BB				(1, 2) G5-3	4	2	2	0	1	1	1						
Pat Meares, R OBP: 0.273, SLG: 0.337 2 Jack Wilson, R OBP: 0.206, SLG: 0.237	(1, 4) F8		(1, 1) F8	(3, 1) 18 BB 3B 1B	(4, 2) FC6-4 BB				(1, 2) F3	3	1	1	0	1	1	2						
Inning Stats	R: 0 E: 0 K: 1 S: 8	H: 1 LOB: 1 BB: 0 P: 14	R: 0 E: 0 K: 0 S: 4	H: 1 LOB: 0 BB: 0 P: 6	R: 0 E: 0 K: 2 S: 13	H: 1 LOB: 1 BB: 0 P: 19	R: 9 E: 1 K: 0 S: 25	H: 8 LOB: 1 BB: 2 P: 40	R: 4 E: 0 K: 1 S: 16	H: 3 LOB: 0 BB: 2 P: 24	R: 0 E: 0 K: 2 S: 10	H: 0 LOB: 2 BB: 2 P: 20	R: 0 E: 0 K: 0 S: 5	H: 0 LOB: 0 BB: 1 P: 10	R: 0 E: 0 K: 2 S: 11	H: 0 LOB: 0 BB: 0 P: 17	R: 0 E: 0 K: 0 S: 9	H: 1 LOB: 1 BB: 0 P: 14	1B: 8 2B: 4 3B: 1 HR: 2	SF: 1 SAC: 0 DP: 2 HBP: 0	WP: 0 PB: 0 SB: 1 CS: 0	PA: 46
PITCHER	IP WLS BF H R ER SO BB IBB HBP BLK WP HR S P ERA WHIP																					
Dave Milcik, R ERA: 6.69	(1, 1) 3.2 L 20 8 7 7 3 2 0 0 0 0 0 1 44 72 17.18 2.727																					
Dave Borkowski, R ERA: 4.99	(4, 1) 1.0 10 6 6 6 0 1 0 0 0 0 0 1 19 27 54.00 7.000																					
Kevin Tolar, L ERA: 6.48	(5, 1) 2.1 9 0 0 0 3 3 0 0 0 0 0 0 18 34 0.00 1.286																					
Victor Santos, R ERA: 3.92	(8, 1) 1.0 3 0 0 0 2 0 0 0 0 0 0 0 11 17 0.00 0.000																					
Todd Jones, R ERA: 5.99	(9, 1) 1.0 4 1 0 0 0 0 0 0 0 0 0 0 9 14 0.00 1.000																					

Pittsburgh Pirates @ Detroit Tigers
Comerica Park, Detroit, MI
Tue Jun 12 2001, 7:05 PM EDT
Att: 15,919 - Cloudy - 85 F

AB 39
R 13
H 15
RBI 13
BB 6
SO 8
LOB 17



Batter	1	2	3	4	5	6	7	8	9	AB	R	H	RBI	BB	SO	LOB	BOTTOM					
Roger Cedeno, S OBP: 0.326, SLG: 0.339 Wendell Magee, R OBP: 0.373, SLG: 0.528	(1, 8) G6-4-3 1B		(4, 0) 1-2 BB		(0, 2) 1B			(0, 3) K	(0, 0) G6-3	2	0	2	0	1	0	0						
Damion Easley, R OBP: 0.381, SLG: 0.454	(1, 4) G6-4-3		(1, 3) K		(0, 0) 1B			(2, 0) G6-3		4	0	1	0	0	1	3						
Bobby Higginson, L OBP: 0.310, SLG: 0.456	(1, 7) G3-1		(1, 1) G4-3		(0, 0) F9			(2, 1) F7		4	0	0	0	0	0	4						
Tony Clark, S OBP: 0.387, SLG: 0.468 Randall Simon, L OBP: 0.363, SLG: 0.570	(1, 3) K		(2, 3) K		(0, 2) F8			(0, 0) G4-3		2	0	0	0	0	1	0						
Robert Fick, L OBP: 0.363, SLG: 0.570	(1, 2) G6-3		(1, 2) F8		(0, 0) F8			(1, 0) F8		4	0	0	0	0	0	0						
Dean Palmer, R OBP: 0.335, SLG: 0.450	(1, 10) BB		(4, 2) K		(1, 3) K			(3, 3) K		3	1	1	0	1	2	0						
Ryan Jackson, L OBP: 0.323, SLG: 0.414	(1, 9) G4-3		(2, 1) G4-3		(0, 0) SF9 3B			(1, 2) G6-3		4	2	2	1	0	0	1						
Shane Halter, R OBP: 0.310, SLG: 0.352	(1, 6) K		(2, 3) K		(0, 0) SF9			(0, 0) L5		2	0	0	1	1	1	0						
Jose Macias, S OBP: 0.333, SLG: 0.427	(1, 5) BB 1B		(0, 0) K		(1, 1) G4-3			(1, 0) F8		4	0	1	1	0	0	1						
Inning Stats	R: 0 E: 0 K: 0 S: 5	H: 1 LOB: 0 BB: 0 P: 10	R: 0 E: 0 K: 1 S: 11	H: 0 LOB: 1 BB: 1 P: 20	R: 0 E: 0 K: 2 S: 9	H: 1 LOB: 2 BB: 1 P: 17	R: 0 E: 0 K: 1 S: 7	H: 0 LOB: 0 BB: 0 P: 8	R: 1 E: 0 K: 0 S: 9	H: 3 LOB: 2 BB: 0 P: 10	R: 0 E: 0 K: 1 S: 7	H: 0 LOB: 0 BB: 0 P: 11	R: 0 E: 0 K: 0 S: 6	H: 0 LOB: 0 BB: 0 P: 10	R: 0 E: 0 K: 1 S: 6	H: 0 LOB: 0 BB: 0 P: 10	R: 2 E: 0 K: 0 S: 14	H: 2 LOB: 2 BB: 1 P: 22	1B: 5 2B: 1 3B: 1 HR: 0	SF: 1 SAC: 0 DP: 1 HBP: 0	WP: 1 PB: 0 SB: 0 CS: 0	PA: 37
PITCHER	IP WLS BF H R ER SO BB IBB HBP BLK WP HR S P ERA WHIP																					
Todd Ritchie, R ERA: 4.74	(1, 1) 8.0 W 30 5 1 1 6 2 0 0 0 0 1 0 14 22 18.00 3.000																					
Rich Loiselle, R ERA: 16.0	(9, 1) 1.0 7 2 2 2 0 1 0 0 0 0 1 0 14 22 18.00 3.000																					

Pittsburgh Pirates @ Detroit Tigers
Comerica Park, Detroit, MI
Tue Jun 12 2001, 7:05 PM EDT
Att: 15,919 - Cloudy - 85 F


AB 33
R 3
H 7
RBI 3
BB 3
SO 6
LOB 11



Batter	1	2	3	4	5	6	7	8	9	AB	R	H	RBI	BB	SO	LOB	TOP					
18 Jason Kendall, R OBP: 0.328, SLG: 0.353	L4		F8		G6-3			G1-3	F8	5	0	0	1	0	0	2						
Abraham Nunez, S OBP: 0.319, SLG: 0.365	S 1B L5 BB				G4-3			G5-3 1B		3	0	2	0	1	0	1						
Brian Giles, L OBP: 0.393, SLG: 0.599	S 1B		P4							4	0	2	0	0	0	1						
Kevin Young, R OBP: 0.289, SLG: 0.361	L5				K			G6-3		4	0	0	0	0	1	5						
John Vander Wal, L OBP: 0.396, SLG: 0.549					K			G3-1		4	1	2	0	0	1	0						
Aramis Ramirez, R OBP: 0.345, SLG: 0.493					K					3	1	1	0	1	1	1						
Rob Mackowiak, L OBP: 0.383, SLG: 0.548										3	1	2	1	1	0	1						
Andy Barkett, L OBP: 0.415, SLG: 0.444										4	0	2	1	0	0	3						
Pat Meares, R OBP: 0.267, SLG: 0.329										4	0	0	0	0	1	5						
Inning Stats	R: 0 E: 0 K: 0 S: 10	H: 1 LOB: 1 BB: 1 P: 19	R: 0 E: 0 K: 0 S: 11	H: 1 LOB: 1 BB: 1 P: 18	R: 0 E: 0 K: 3 S: 6	H: 1 LOB: 1 BB: 0 P: 8	R: 0 E: 0 K: 3 S: 12	H: 0 LOB: 0 BB: 0 P: 17	R: 1 E: 0 K: 1 S: 14	H: 2 LOB: 1 BB: 0 P: 21	R: 0 E: 1 K: 0 S: 7	H: 0 LOB: 1 BB: 1 P: 14	R: 0 E: 0 K: 0 S: 11	H: 0 LOB: 1 BB: 1 P: 16	R: 0 E: 0 K: 0 S: 6	H: 2 LOB: 1 BB: 0 P: 12	R: 2 E: 0 K: 0 S: 16	H: 4 LOB: 1 BB: 0 P: 25	1B: 10 2B: 2 3B: 0 HR: 0	SF: 0 SAC: 0 DP: 4 HBP: 0	WP: 1 PB: 0 SB: 5 CS: 1	PA: 37
PITCHER	IP	WLS	BF	H	R	ER	SO	BB	IBB	HBP	BLK	WP	HR	S	P	ERA	WHIP					
Jeff Weaver, R ERA: 3.24	7.0	W	27	5	1	1	4	3	0	0	0	1	0	71	113	1.29	1.143					
C.J. Nitkowski, L ERA: 3.75	0.1		3	2	0	0	0	0	0	0	0	0	0	5	9	0.00	6.000					
Danny Patterson, R ERA: 2.1	0.2		5	4	2	2	0	0	0	0	0	0	0	11	18	27.00	6.000					
Matt Anderson, R ERA: 6.0	1.0	S	2	0	0	0	0	0	0	0	0	0	0	6	10	0.00	0.000					

Pittsburgh Pirates @ Detroit Tigers
Comerica Park, Detroit, MI
Wed Jun 13 2001, 7:05 PM EDT
Att: 17,639 - Sunny - 85 F


AB 34
R 3
H 11
RBI 3
BB 3
SO 4
LOB 19



Batter	1	2	3	4	5	6	7	8	9	AB	R	H	RBI	BB	SO	LOB	BOTTOM				
Roger Cedeno, S OBP: 0.328, SLG: 0.341	G6-3		G6-3							5	1	2	0	0	0	1					
Damion Easley, R OBP: 0.381, SLG: 0.447	B2		F8							3	1	0	0	2	0	2					
Bobby Higginson, L OBP: 0.311, SLG: 0.453	F5									3	0	1	0	1	0	2					
Dean Palmer, R OBP: 0.338, SLG: 0.457										4	1	2	2	0	0	4					
Tony Clark, S OBP: 0.384, SLG: 0.479										4	2	1	2	0	0	1					
Randall Simon, L ERA: 4.89										0	0	0	0	0	0	0					
Wendell Magee, R OBP: 0.368, SLG: 0.507										3	1	0	0	1	0	0					
Shane Halter, R OBP: 0.317, SLG: 0.368										4	0	2	0	0	0	0					
15 Brandon Inge, R OBP: 0.263, SLG: 0.290										3	0	1	2	1	1	0					
Jose Macias, S OBP: 0.327, SLG: 0.419										4	0	0	0	0	0	4					
Inning Stats	R: 0 E: 0 K: 0 S: 6	H: 0 LOB: 0 BB: 0 P: 8	R: 2 E: 1 K: 0 S: 9	H: 3 LOB: 1 BB: 1 P: 20	R: 0 E: 0 K: 0 S: 9	H: 1 LOB: 1 BB: 0 P: 14	R: 0 E: 0 K: 0 S: 11	H: 1 LOB: 2 BB: 1 P: 19	R: 4 E: 0 K: 1 S: 16	H: 3 LOB: 0 BB: 1 P: 25	R: 0 E: 1 K: 1 S: 18	H: 0 LOB: 3 BB: 2 P: 32	R: 0 E: 0 K: 0 S: 5	H: 0 LOB: 0 BB: 0 P: 8	R: 0 E: 1 K: 0 S: 6	H: 1 LOB: 1 BB: 0 P: 10	1B: 6 2B: 3 3B: 0 HR: 1	SF: 0 SAC: 0 DP: 1 HBP: 0	WP: 0 PB: 0 SB: 2 CS: 1	PA: 38	
PITCHER	IP	WLS	BF	H	R	ER	SO	BB	IBB	HBP	BLK	WP	HR	S	P	ERA	WHIP				
Joe Beimel, L ERA: 3.18	4.1	L	21	6	4	4	0	3	0	0	0	0	0	44	78	8.31	2.077				
Josias Manzanillo, R ERA: 4.89	1.2		10	2	2	2	1	2	0	0	0	0	1	25	40	10.80	2.400				
Omar Olivares, R ERA: 7.1	1.0		3	0	0	0	0	0	0	0	0	0	0	5	8	0.00	0.000				
Scott Sauerbeck, L ERA: 6.29	1.0		4	1	0	0	0	0	0	0	0	0	0	6	10	0.00	1.000				

Pittsburgh Pirates @ Detroit Tigers
Comerica Park, Detroit, MI
Wed Jun 13 2001, 7:05 PM EDT
Att: 17,639 - Sunny - 85 F

AB 33
R 6
H 9
RBI 6
BB 5
SO 1
LOB 14




Batter	1	2	3	4	5	6	7	8	9	AB	R	H	RBI	BB	SO	LOB	TOP										
Roger Cedeno, S (1.8) OBP: 0.329, SLG: 0.342			G3-1			G4-3	1B			4	0	1	1	0	1	0	Detroit Tigers @ Arizona Diamondbacks Bank One Ballpark, Phoenix, AZ Fri Jun 15 2001, 10:05 PM EDT Att: 31,683 - Sunny - 97 F										
Damion Easley, R (1.4) OBP: 0.386, SLG: 0.451				K			1B			3	0	1	1	1	2	0											
Bobby Higginson, L (1.7) OBP: 0.310, SLG: 0.450	G4-3			G5-3		F8	G4-3			4	0	0	0	0	0	3											
Tony Clark, S (1.3) OBP: 0.388, SLG: 0.512		K		K			HR		K	4	1	1	1	0	3	0											
Robert Fick, L (1.2) OBP: 0.364, SLG: 0.587		HR			L6		SH1-4 1B 2B		G6-3	4	2	2	1	0	0	0											
Shane Halter, R (1.6) OBP: 0.333, SLG: 0.384		F7			HBP		SH1-4		K	2	0	0	0	0	1	0											
Ryan Jackson, L (1.9) OBP: 0.300, SLG: 0.379		G3-1			F7		1B		F9	4	0	1	1	0	0	1											
Jose Macias, S (1.5) OBP: 0.320, SLG: 0.408			G4-3		G3-1		1B		K	4	1	1	0	0	1	1											
Chris Holt, R (1.1) Wendell Magee, R (7. Ph) Todd Jones, L (7.1) Danny Patterson, R (8.1) Randal Simon, L (9. Ph) Matt Anderson, R (9.1)			K			K	1B		K	2	0	0	0	0	2	0											
Inning Stats	R: 0 E: 0 K: 2 S: 10	H: 0 LOB: 0 BB: 0 P: 16	R: 1 E: 0 K: 1 S: 12	H: 1 LOB: 0 BB: 0 P: 18	R: 0 E: 0 K: 1 S: 9	H: 0 LOB: 0 BB: 0 P: 10	R: 0 E: 0 K: 2 S: 13	H: 0 LOB: 0 BB: 0 P: 18	R: 0 E: 0 K: 0 S: 9	H: 0 LOB: 1 BB: 0 P: 11	R: 0 E: 0 K: 1 S: 11	H: 0 LOB: 1 BB: 1 P: 19	R: 4 E: 0 K: 0 S: 12	H: 6 LOB: 2 BB: 1 P: 27	R: 0 E: 0 K: 2 S: 10	H: 0 LOB: 0 BB: 0 P: 13		R: 0 E: 0 K: 1 S: 10	H: 0 LOB: 0 BB: 0 P: 15	1B: 4 2B: 1 3B: 0 HR: 2	SF: 0 SAC: 1 DP: 0 HBP: 1	WP: 0 PB: 0 SB: 0 CS: 0	PA: 36				
PITCHER	IP	WLS	BF	H	R	ER	SO	BB	IBB	HBP	BLK	WP	HR	S	P	ERA	WHIP										
Miguel Batista, R (1.1) ERA: 3.15	6.0		21	1	1	1	7	1	0	1	0	0	1	64	92	1.50	0.333										
Troy Brohawn, L (7.1) ERA: 4.54	0.2	L	7	5	4	4	0	0	1	0	0	0	1	8	19	54.00	7.500										
Erik Sabel, R (7.1) ERA: 2.19	1.1		5	1	0	0	2	0	0	0	0	0	0	14	21	0.00	0.750										
Mike Mohler, L (9.1) ERA:	1.0		3	0	0	0	2	0	0	0	0	0	0	10	15	0.00	0.000										

Batter	1	2	3	4	5	6	7	8	9	AB	R	H	RBI	BB	SO	LOB	BOTTOM										
Craig Counsell, L (1.4) OBP: 0.341, SLG: 0.340	F8	G4-3		G3			G1-3 1B		G6-4-3 BB	4	0	1	0	1	0	3	Detroit Tigers @ Arizona Diamondbacks Bank One Ballpark, Phoenix, AZ Fri Jun 15 2001, 10:05 PM EDT Att: 31,683 - Sunny - 97 F										
Jay Bell, R (1.5) OBP: 0.392, SLG: 0.493	F8		2B	G5-3			K		G6-4-3	5	1	1	0	0	1	2											
Luis Gonzalez, L (1.7) OBP: 0.438, SLG: 0.727		1B	1B SF7 2B		P6		E4 G1-3			4	1	2	1	0	0	1											
Danny Bautista, R (1.9) OBP: 0.325, SLG: 0.400	G6-3		1B		K		G1-3			4	0	1	0	0	1	3											
Erubiel Durazo, L (1.3) OBP: 0.378, SLG: 0.646		1B 1B	1B	1-2 BB	G3-1		G4-3			3	0	1	0	1	0	2											
Steve Finley, L (1.8) OBP: 0.310, SLG: 0.336		F8	SF7			FC1-6 1B			K	3	0	1	1	0	1	1											
Chad Moeller, R (1.2) OBP: 0.294, SLG: 0.412		1B	F9			FC1-6 G3			K	4	0	1	0	0	1	3											
Tony Womack, L (1.6) OBP: 0.261, SLG: 0.284		1B	L6			G3			F9	4	0	1	0	0	0	3											
Miguel Batista, R (1.1) David Dellucci, L (6. Ph) Troy Brohawn, L (7.1) Erik Sabel, R (7.1) Mike Mohler, R (9.1) Rob Ryan, L (9. Ph)		K			K		K		K	2	0	0	0	0	2	3											
Inning Stats	R: 0 E: 0 K: 0 S: 10	H: 1 LOB: 1 BB: 0 P: 17	R: 0 E: 0 K: 1 S: 18	H: 3 LOB: 3 BB: 0 P: 25	R: 2 E: 0 K: 0 S: 15	H: 3 LOB: 2 BB: 1 P: 28	R: 0 E: 0 K: 1 S: 8	H: 0 LOB: 0 BB: 0 P: 11	R: 0 E: 0 K: 1 S: 10	H: 0 LOB: 0 BB: 0 P: 16	R: 0 E: 0 K: 1 S: 11	H: 1 LOB: 1 BB: 0 P: 19	R: 0 E: 0 K: 1 S: 10	H: 1 LOB: 2 BB: 0 P: 11	R: 0 E: 0 K: 2 S: 7	H: 0 LOB: 0 BB: 0 P: 10		R: 0 E: 0 K: 1 S: 7	H: 0 LOB: 0 BB: 1 P: 16	1B: 7 2B: 2 3B: 0 HR: 0	SF: 1 SAC: 0 DP: 1 HBP: 0	WP: 0 PB: 0 SB: 0 CS: 0	PA: 38				
PITCHER	IP	WLS	BF	H	R	ER	SO	BB	IBB	HBP	BLK	WP	HR	S	P	ERA	WHIP										
Chris Holt, R (1.1) ERA: 5.76	6.0		27	8	2	2	4	1	0	0	0	0	0	72	116	3.00	1.500										
Todd Jones, R (7.1) ERA: 5.34	1.0	H	5	1	0	0	1	0	0	0	0	0	0	10	11	0.00	1.000										
Danny Patterson, R (8.1) ERA: 2.03	1.0	H	3	0	0	0	2	0	0	0	0	0	0	7	10	0.00	0.000										
Matt Anderson, R (9.1) ERA: 5.59	1.0	S	3	0	0	0	1	1	0	0	0	0	0	7	16	0.00	1.000										

Batter	1	2	3	4	5	6	7	8	9	AB	R	H	RBI	BB	SO	LOB	TOP								
Roger Cedeno, S (1, 8) OBP: 0.331, SLG: 0.340	3-2 BLK S 1B		2-2 E6 S		0-0 G6-3		0-2 F8		4-2 BB	4	0	1	0	1	0	0									
Damion Easley, R (1, 4) OBP: 0.398, SLG: 0.448	1-3 K 1-2		2-2 G6-3			4-1 2B BB		0-0 1B 1B	1-0 F3	4	0	1	0	1	1	4									
Bobby Higginson, L (1, 7) OBP: 0.403, SLG: 0.440	1-1 F5		0-0 F9			2-2 F8		2-2 F5		4	0	0	0	0	0	4									
Tony Clark, S (1, 3) OBP: 0.398, SLG: 0.539	4-2 2-3 BB			2-2 HR		2-0 2B		0-1 1-2 1B		3	1	3	1	1	0	0									
Robert Fick, L (1, 2) OBP: 0.361, SLG: 0.575	1-3 K			0-1 F7		4-0 2B IBB		2-3 K 1B		3	0	0	0	1	2	4									
Shane Halter, R (1, 6) OBP: 0.322, SLG: 0.369		0-1 G6-3		1-0 P3		3-3 K		2-3 K		4	0	0	0	0	2	5									
Ryan Jackson, L (1, 9) OBP: 0.297, SLG: 0.371		0-0 G3-1		1-3 K2-3		0-1 G3			0-1 G6-4-3 1B 1B	4	0	1	0	0	1	3									
Jarrod Patterson, L (1, 5) OBP: 0.250, SLG: 0.250		1-0 F7			0-0 G4-3		0-3 K		0-2 G6-4-3 1B	4	0	1	0	0	1	0									
Willie Blair, R (1, 1) Jose Macias, S (7, PH) C.J. Nitkowski, L (7, 1) Randall Simon, L (8, PH)			0-3 K		0-1 P4		1-3 K		0-0 G6-4-3 1-2 2-3	2	0	0	0	0	1	0									
Inning Stats	R: 0 E: 0 K: 2 S: 14	H: 1 LOB: 2 BB: 1 P: 24	R: 0 E: 0 K: 0 S: 4	H: 0 LOB: 0 BB: 0 P: 5	R: 0 E: 1 K: 1 S: 11	H: 0 LOB: 1 BB: 0 P: 15	R: 1 E: 0 K: 1 S: 9	H: 1 LOB: 0 BB: 0 P: 13	R: 0 E: 0 K: 0 S: 4	H: 0 LOB: 0 BB: 0 P: 4	R: 0 E: 0 K: 1 S: 11	H: 1 LOB: 3 BB: 2 P: 26	R: 0 E: 0 K: 2 S: 9	H: 0 LOB: 0 BB: 0 P: 10	R: 0 E: 0 K: 2 S: 12	H: 2 LOB: 2 BB: 0 P: 18	R: 0 E: 0 K: 0 S: 11	H: 2 LOB: 2 BB: 1 P: 16	1B: 5 2B: 1 3B: 0 HR: 1	SF: 0 SAC: 0 DP: 1 HBP: 0	WP: 0 PB: 0 SB: 2 CS: 0	PA: 38			
PITCHER	IP	WLS	BF	H	R	ER	SO	BB	IBB	HBP	BLK	WP	HR	S	P	ERA	WHIP								
Robert Ellis, R (1, 1) ERA: 4.59	6.0	W	25	3	1	1	5	2	1	0	1	0	1	53	87	1.50	0.833								
Byung-Hyun Kim, R (7, 1) ERA: 3.77	2.0	H	8	2	0	0	4	0	0	0	0	0	0	21	28	0.00	1.000								
Bret Prinz, R (8, 1) ERA: 0.95	1.0	S	5	2	0	0	0	1	0	0	0	0	0	11	16	0.00	3.000								

Detroit Tigers @ Arizona Diamondbacks
 Bank One Ballpark, Phoenix, AZ
 Sat Jun 16 2001, 10:05 PM EDT
 Att: 35,028 - Sunny - 102 F


AB	34
R	1
H	7
RBI	1
BB	4
SO	9
LOB	22



Batter	1	2	3	4	5	6	7	8	9	AB	R	H	RBI	BB	SO	LOB	BOTTOM								
Craig Counsell, L (1, 4) OBP: 0.343, SLG: 0.338	0-2 HBP 2B 1B		2-2 G1-3		3-1 F8 S HBP		2-1 L9	0-1 FC3-2		4	1	1	0	0	0	3									
Jay Bell, R (1, 5) OBP: 0.392, SLG: 0.487	2-1 2B SF9 HBP 1-2		2-3 K		3-3 K		4-1 PB BB BB	1-1 L8		3	1	0	0	1	2	4									
Luis Gonzalez, L (1, 7) OBP: 0.445, SLG: 0.744	1-0 SF9 1-3 2-H 2B		2-0 HR		4-0 IBB		4-1 FC6-4 1-2 BB			2	1	2	2	2	0	0									
Erubiel Durazo, L (1, 3) OBP: 0.365, SLG: 0.626	0-1 SF9		1-1 G4-3		1-1 F8		3-3 K			3	0	0	1	0	1	4									
Reggie Sanders, R (1, 9) OBP: 0.321, SLG: 0.553	0-3 K			1-3 K		3-2 P6		2-2 FC6-4 1-2		4	0	0	0	0	2	5									
Steve Finley, L (1, 8) OBP: 0.310, SLG: 0.335	2-1 G4-3			2-0 F8 1B		0-1 F8		2-2 F5		4	0	1	0	0	0	1									
Damian Miller, R (1, 2) OBP: 0.312, SLG: 0.338		1-1 G1-3		0-0 F8 1-2		2-0 G3 1B		0-1 1B FC3-2 1B		4	0	2	0	0	0	1									
Tony Womack, L (1, 6) OBP: 0.264, SLG: 0.285		2-2 F9		4-0 IBB		3-2 G3		0-1 FC3-2 S 1-3 1B		3	0	1	0	1	0	1									
Robert Ellis, R (1, 1) OBP: 0.136, SLG: 0.095 David Dellucci, L (6, PH) Byung-Hyun Kim, R (7, 1) Danny Bautista, R (8, PH) Bret Prinz, R (9, 1)		0-3 K		1-2 G1-3		1-1 G4-3		4-1 FC3-2 1-2 IBB		2	0	0	0	0	1	2									
Inning Stats	R: 2 E: 0 K: 1 S: 13	H: 2 LOB: 1 BB: 0 P: 18	R: 0 E: 0 K: 1 S: 8	H: 0 LOB: 0 BB: 0 P: 11	R: 1 E: 0 K: 1 S: 9	H: 1 LOB: 0 BB: 0 P: 16	R: 0 E: 0 K: 1 S: 8	H: 1 LOB: 2 BB: 1 P: 16	R: 0 E: 0 K: 0 S: 10	H: 0 LOB: 2 BB: 1 P: 24	R: 0 E: 0 K: 1 S: 10	H: 1 LOB: 1 BB: 0 P: 16	R: 0 E: 0 K: 1 S: 11	H: 0 LOB: 2 BB: 2 P: 26	R: 0 E: 0 K: 0 S: 12	H: 2 LOB: 3 BB: 1 P: 19	1B: 5 2B: 1 3B: 0 HR: 1	SF: 1 SAC: 0 DP: 0 HBP: 2	WP: 0 PB: 1 SB: 2 CS: 0	PA: 38					
PITCHER	IP	WLS	BF	H	R	ER	SO	BB	IBB	HBP	BLK	WP	HR	S	P	ERA	WHIP								
Willie Blair, R (1, 1) ERA: 4.5	6.0	L	27	5	3	3	5	0	2	2	0	0	0	23	45	0.00	2.000								
C.J. Nitkowski, L (7, 1) ERA: 3.46	2.0		11	2	0	0	1	2	1	0	0	0	0	0	0	0	0								

Detroit Tigers @ Arizona Diamondbacks
 Bank One Ballpark, Phoenix, AZ
 Sat Jun 16 2001, 10:05 PM EDT
 Att: 35,028 - Sunny - 102 F

AB	30
R	3
H	7
RBI	3
BB	5
SO	6
LOB	22



Batter	1	2	3	4	5	6	7	8	9	AB	R	H	RBI	BB	SO	LOB	TOP			
Roger Cedeno, S OBP: 0.328, SLG: 0.342 (1, 8)										5	0	1	0	0	2	3				
Damion Easley, R OBP: 0.381, SLG: 0.440 (1, 4)										4	0	0	0	0	2	1				
Bobby Higginson, L OBP: 0.304, SLG: 0.457 (1, 7)										4	1	2	1	0	1	0				
Randall Simon, L OBP: 0.250, SLG: 0.250 (1, 3)										4	0	2	0	0	1	1				
Ryan Jackson, L OBP: 0.282, SLG: 0.351 (1, 9)										4	0	0	0	0	1	3				
Shane Halter, R OBP: 0.319, SLG: 0.364 (1, 6)										4	1	1	0	0	1	1				
Jarrod Patterson, L OBP: 0.500, SLG: 0.875 (1, 5)										4	1	3	1	0	0	1				
15 Brandon Inge, R OBP: 0.263, SLG: 0.289 (1, 2)										4	0	1	1	0	2	1				
Dave Micki, R OBP: 0.308, SLG: 0.426 (5, PH)										1	0	0	0	0	0	0				
Juan Encarnacion, R OBP: 0.308, SLG: 0.426 (5, PH)										1	0	0	0	0	0	0				
Dave Borkowski, R OBP: 0.359, SLG: 0.571 (7, PH)										0	0	0	0	0	0	0				
Robert Fick, L OBP: 0.359, SLG: 0.571 (7, PH)										0	0	0	0	0	0	0				
Kevin Tolar, R OBP: 0.359, SLG: 0.571 (7, PH)										0	0	0	0	0	0	0				
Steve Sparks, R OBP: 0.359, SLG: 0.571 (8, PH)										0	0	0	0	0	0	0				
Jose Macias, S OBP: 0.359, SLG: 0.400 (9, PH)										1	0	1	0	0	0	0				
Inning Stats	R: 0 E: 0 K: 2 S: 10	H: 0 LOB: 0 BB: 0 P: 14	R: 0 E: 0 K: 0 S: 8	H: 1 LOB: 1 BB: 0 P: 13	R: 0 E: 0 K: 2 S: 9	H: 1 LOB: 0 BB: 0 P: 13	R: 1 E: 0 K: 2 S: 14	H: 1 LOB: 0 BB: 0 P: 18	R: 1 E: 0 K: 1 S: 14	H: 1 LOB: 1 BB: 0 P: 11	R: 1 E: 0 K: 1 S: 12	H: 3 LOB: 1 BB: 0 P: 17	R: 0 E: 0 K: 2 S: 10	H: 1 LOB: 1 BB: 0 P: 16	R: 0 E: 0 K: 0 S: 9	H: 2 LOB: 2 BB: 0 P: 15	1B: 8 2B: 1 3B: 0 HR: 2	SF: 0 SAC: 0 DP: 1 HBP: 0	WP: 0 PB: 0 SB: 0 CS: 0	PA: 37
PITCHER	IP	WLS	BF	H	R	ER	SO	BB	IBB	HBP	BLK	WP	HR	S	P	ERA	WHIP			
Curt Schilling, R ERA: 2.76 (1, 1)	8.0	W	32	9	3	3	12	0	0	0	0	0	2	85	120	3.38	1.125			
Mike Mohler, L ERA: (9, 1)	1.0		5	2	0	0	0	0	0	0	0	0	0	9	15	0.00	2.000			

Detroit Tigers @ Arizona Diamondbacks
 Bank One Ballpark, Phoenix, AZ
 Sun Jun 17 2001, 4:35 PM EDT
 Att: 39,760 - Dome - 72 F

AB	37
R	3
H	11
RBI	3
BB	0
SO	12
LOB	13



Batter	1	2	3	4	5	6	7	8	9	AB	R	H	RBI	BB	SO	LOB	BOTTOM			
Craig Counsell, L OBP: 0.341, SLG: 0.338 (1, 4)										3	0	1	1	0	1	0				
Jay Bell, R OBP: 0.386, SLG: 0.479 (1, 5)										4	0	0	0	0	1	1				
Luis Gonzalez, L OBP: 0.446, SLG: 0.751 (1, 7)										3	1	1	1	1	0	0				
Erubiel Durazo, L OBP: 0.370, SLG: 0.650 (1, 3)										4	2	2	1	0	2	2				
Reggie Sanders, R OBP: 0.324, SLG: 0.549 (1, 9)										3	1	1	0	1	2	0				
Steve Finley, L OBP: 0.313, SLG: 0.338 (1, 8)										4	1	2	0	0	0	3				
Damian Miller, R OBP: 0.316, SLG: 0.360 (1, 2)										4	1	2	1	0	1	4				
Tony Womack, L OBP: 0.272, SLG: 0.312 (1, 6)										4	2	3	4	0	0	1				
Curt Schilling, R OBP: 0.105, SLG: 0.132 (1, 1)										2	0	0	0	0	0	1				
David Dellucci, L OBP: 0.386, SLG: 0.560 (8, PH)										1	0	0	0	0	0	1				
Mike Mohler, R ERA: 4.13 (9, 1)										0	0	0	0	0	0	0				
Inning Stats	R: 0 E: 0 K: 1 S: 8	H: 0 LOB: 0 BB: 0 P: 15	R: 0 E: 0 K: 2 S: 7	H: 0 LOB: 0 BB: 0 P: 13	R: 2 E: 0 K: 0 S: 9	H: 2 LOB: 0 BB: 0 P: 14	R: 5 E: 0 K: 1 S: 14	H: 5 LOB: 0 BB: 0 P: 22	R: 1 E: 0 K: 1 S: 10	H: 1 LOB: 0 BB: 0 P: 17	R: 0 E: 0 K: 0 S: 9	H: 2 LOB: 1 BB: 0 P: 15	R: 0 E: 0 K: 2 S: 17	H: 1 LOB: 3 BB: 2 P: 35	R: 0 E: 0 K: 0 S: 8	H: 1 LOB: 0 BB: 0 P: 10	1B: 6 2B: 3 3B: 0 HR: 4	SF: 1 SAC: 1 DP: 2 HBP: 0	WP: 0 PB: 0 SB: 0 CS: 0	PA: 36
PITCHER	IP	WLS	BF	H	R	ER	SO	BB	IBB	HBP	BLK	WP	HR	S	P	ERA	WHIP			
Dave Micki, R ERA: 7.15 (5, 1)	4.0	L	19	7	7	7	4	0	0	0	0	0	1	19	32	4.50	1.750			
Dave Borkowski, R ERA: 4.82 (7, 1)	2.0		8	3	1	1	1	0	0	0	0	0	0	17	35	0.00	3.000			
Kevin Tolar, L ERA: 5.79 (8, 1)	1.0		6	1	0	0	2	2	0	0	0	0	0	8	10	0.00	1.000			

Detroit Tigers @ Arizona Diamondbacks
 Bank One Ballpark, Phoenix, AZ
 Sun Jun 17 2001, 4:35 PM EDT
 Att: 39,760 - Dome - 72 F

AB	32
R	8
H	12
RBI	8
BB	2
SO	7
LOB	13



Batter	1	2	3	4	5	6	7	8	9	AB	R	H	RBI	BB	SO	LOB	TOP										
Chuck Knoblauch, R (1, 10) OBP: 0.346, SLG: 0.350										5	1	1	1	0	3	4	New York Yankees @ Detroit Tigers Comerica Park, Detroit, MI Mon Jun 18 2001, 7:05 PM EDT Att: 29,365 - Cloudy - 81 F										
2 Derek Jeter, R (1, 6) OBP: 0.372, SLG: 0.402 Enrique Wilson, S (7, 6) OBP: 0.199, SLG: 0.227										5	1	2	2	0	0	3											
Bernie Williams, S (1, 8) OBP: 0.390, SLG: 0.538										5	1	2	3	0	0	1											
Tino Martinez, L (1, 3) OBP: 0.307, SLG: 0.401 Clay Bellinger, R (7, 3) OBP: 0.050, SLG: 0.050										4	0	0	0	0	2	2											
20 Jorge Posada, S (1, 2) OBP: 0.380, SLG: 0.543										2	1	0	0	3	0	1											
Paul O'Neill, L (1, 9) OBP: 0.321, SLG: 0.444 Darren Bragg, L (7, PR) OBP: 0.308, SLG: 0.350										3	1	2	0	1	0	1											
Shane Spencer, R (1, 7) OBP: 0.333, SLG: 0.818										5	1	1	0	0	2	5											
Scott Brosius, R (1, 5) OBP: 0.359, SLG: 0.463										3	0	0	0	1	1	3											
Alfonso Soriano, R (1, 4) OBP: 0.312, SLG: 0.399										3	3	3	4	1	0	0											
Inning Stats	R: 0 E: 0 K: 1 S: 7	H: 0 LOB: 0 BB: 0 P: 10	R: 0 E: 0 K: 1 S: 8	H: 0 LOB: 2 BB: 2 P: 20	R: 2 E: 0 K: 1 S: 15	H: 3 LOB: 1 BB: 0 P: 20	R: 5 E: 0 K: 0 S: 16	H: 5 LOB: 0 BB: 0 P: 20	R: 0 E: 0 K: 2 S: 9	H: 0 LOB: 1 BB: 1 P: 17	R: 1 E: 0 K: 2 S: 17	H: 1 LOB: 1 BB: 1 P: 27	R: 2 E: 0 K: 1 S: 21	H: 2 LOB: 2 BB: 2 P: 34	R: 0 E: 0 K: 1 S: 7	H: 0 LOB: 0 BB: 0 P: 11		R: 0 E: 0 K: 0 S: 6	H: 0 LOB: 0 BB: 0 P: 9	1B: 8 2B: 1 3B: 1 HR: 1	SF: 0 SAC: 1 DP: 0 HBP: 0	WP: 0 PB: 0 SB: 1 CS: 0	PA: 44				
PITCHER	IP	WLS	BF	H	R	ER	SO	BB	IBB	HBP	BLK	WP	HR	S	P	ERA	WHIP										
Jeff Weaver, R (1, 1) ERA: 3.88	5.0	L	26	8	7	7	5	3	0	0	0	0	1	55	87	12.60	2.200										
Dave Borkowski, R (6, 1) ERA: 5.03	1.0		5	1	1	1	2	1	0	0	0	0	0	17	27	9.00	2.000										
Kevin Tolar, L (7, 1) ERA: 7.45	0.1		5	2	2	2	0	2	0	0	0	0	0	17	29	54.00	12.000										
Danny Patterson, R (7, 1) ERA: 1.93	1.2		5	0	0	0	2	0	0	0	0	0	0	11	16	0.00	0.000										
Todd Jones, R (9, 1) ERA: 5.16	1.0		3	0	0	0	0	0	0	0	0	0	0	6	9	0.00	0.000										

Batter	1	2	3	4	5	6	7	8	9	AB	R	H	RBI	BB	SO	LOB	BOTTOM										
Roger Cedeno, S (1, 8) OBP: 0.331, SLG: 0.346										3	1	1	0	1	2	2	New York Yankees @ Detroit Tigers Comerica Park, Detroit, MI Mon Jun 18 2001, 7:05 PM EDT Att: 29,365 - Cloudy - 81 F										
Jose Macias, S (1, 4) OBP: 0.321, SLG: 0.406										4	0	1	0	0	1	3											
Bobby Higginson, L (1, 7) OBP: 0.406, SLG: 0.453 Randall Simon, L (9, 3) OBP: 0.250, SLG: 0.250										2	0	0	0	2	0	2											
Tony Clark, S (1, 3) OBP: 0.396, SLG: 0.536 Wendell Magee, R (9, 7) OBP: 0.375, SLG: 0.507										3	0	1	1	0	1	0											
Robert Fick, L (1, 2) OBP: 0.350, SLG: 0.556										4	0	0	0	0	1	3											
Dean Palmer, R (1, 10) OBP: 0.335, SLG: 0.442										4	0	0	0	0	2	0											
Juan Encarnacion, R (1, 9) OBP: 0.316, SLG: 0.441										4	0	3	0	0	0	0											
Shane Halter, R (1, 6) OBP: 0.320, SLG: 0.364										3	0	1	0	0	1	2											
Jarrold Patterson, L (1, 5) OBP: 0.455, SLG: 0.727										3	0	1	0	0	0	3											
Inning Stats	R: 1 E: 0 K: 1 S: 10	H: 1 LOB: 1 BB: 1 P: 16	R: 0 E: 0 K: 1 S: 8	H: 2 LOB: 0 BB: 0 P: 16	R: 0 E: 0 K: 0 S: 12	H: 1 LOB: 2 BB: 2 P: 23	R: 0 E: 0 K: 0 S: 5	H: 1 LOB: 0 BB: 0 P: 8	R: 0 E: 0 K: 1 S: 8	H: 1 LOB: 1 BB: 0 P: 13	R: 0 E: 0 K: 2 S: 7	H: 0 LOB: 0 BB: 0 P: 9	R: 0 E: 0 K: 2 S: 8	H: 1 LOB: 1 BB: 0 P: 11	R: 0 E: 0 K: 0 S: 10	H: 1 LOB: 0 BB: 0 P: 15		R: 0 E: 0 K: 1 S: 7	H: 0 LOB: 0 BB: 0 P: 11	1B: 5 2B: 3 3B: 0 HR: 0	SF: 1 SAC: 0 DP: 3 HBP: 0	WP: 1 PB: 1 SB: 0 CS: 0	PA: 34				
PITCHER	IP	WLS	BF	H	R	ER	SO	BB	IBB	HBP	BLK	WP	HR	S	P	ERA	WHIP										
Roger Clemens, R (1, 1) ERA: 3.69	7.0	W	28	7	1	0	7	3	0	0	0	0	0	58	96	0.00	1.429										
Brian Boehringer, R (8, 1) ERA: 2.81	1.0		3	1	0	0	0	0	0	0	0	0	0	10	15	0.00	1.000										
Carlos Almanzar, R (9, 1) ERA: 4.0	1.0		3	0	0	0	1	0	0	0	0	0	0	7	11	0.00	0.000										

Batter	1	2	3	4	5	6	7	8	9	AB	R	H	RBI	BB	SO	LOB	TOP
Chuck Knoblauch R (1,7) OBP: 0.341, SLG: 0.344	G6-3		G6-3			G5-3			G4-6-3	4	0	0	0	0	0	2	
2 Derek Jeter R (1,6) OBP: 0.371, SLG: 0.401	G4-3 1B			G6-3			F9			3	0	1	0	0	0	0	
Bernie Williams S (1,8) OBP: 0.389, SLG: 0.533	G4-3			L9			G4-6-3 BB			2	0	0	0	1	0	1	
Tino Martinez L (1,3) OBP: 0.304, SLG: 0.396		F8			G1-3			G4-6-3		3	0	0	0	0	0	1	
Shane Spencer R (1,10) OBP: 0.267, SLG: 0.643		G1-3				G6-3		F8		3	0	0	0	0	0	0	
Paul O'Neill L (1,9) OBP: 0.316, SLG: 0.439		F9				P6		F7		3	0	0	0	0	0	0	
Scott Brosius R (1,5) OBP: 0.359, SLG: 0.470						G3		G6-3		3	1	1	0	0	0	0	
Todd Greene R (1,2) OBP: 0.364, SLG: 0.526							F2		P6	3	0	1	1	0	0	0	
Alfonso Soriano R (1,4) OBP: 0.312, SLG: 0.396								G5-3		2	0	0	0	1	0	1	
Inning Stats	R: 0 H: 1 E: 0 LOB: 0 K: 0 BB: 0 S: 9 P: 13	R: 0 H: 0 E: 0 LOB: 0 K: 0 BB: 0 S: 9 P: 13	R: 1 H: 2 E: 0 LOB: 0 K: 0 BB: 0 S: 11 P: 11	R: 0 H: 0 E: 0 LOB: 0 K: 0 BB: 0 S: 5 P: 7	R: 0 H: 0 E: 0 LOB: 0 K: 0 BB: 0 S: 3 P: 6	R: 0 H: 0 E: 0 LOB: 0 K: 0 BB: 0 S: 5 P: 8	R: 0 H: 0 E: 0 LOB: 0 K: 0 BB: 1 S: 5 P: 10	R: 0 H: 0 E: 0 LOB: 0 K: 0 BB: 0 S: 5 P: 9	R: 0 H: 0 E: 0 LOB: 0 K: 0 BB: 1 S: 3 P: 7	1B: 2 2B: 0 3B: 1 HR: 0	SF: 0 SAC: 0 DP: 3 HBP: 0	WP: 0 PA: 28 PB: 0 SB: 0 CS: 1					
PITCHER Steve Sparks, R (1,1) ERA: 3.83	IP: 9.0 WLS: W BF: 28 H: 3 R: 1 ER: 1 SO: 0 BB: 2 IBB: 0 HBP: 0 BLK: 0 WP: 0 HR: 0 S: 55 P: 84 ERA: 1.00 WHIP: 0.556																

New York Yankees @ Detroit Tigers
Comerica Park, Detroit, MI
Tue Jun 19 2001, 7:05 PM EDT
Att: 24,171 - Cloudy - 89 F

AB 26
R 1
H 3
RBI 1
BB 2
SO 0
LOB 5



Batter	1	2	3	4	5	6	7	8	9	AB	R	H	RBI	BB	SO	LOB	BOTTOM
Roger Cedeno S (1,8) OBP: 0.336, SLG: 0.355	S 1B		G3					F8		5	1	3	0	0	0	0	
Damion Easley R (1,4) OBP: 0.373, SLG: 0.454	S 1B									4	1	4	1	1	0	0	
Bobby Higginson L (1,7) OBP: 0.306, SLG: 0.448	F7		K							4	1	1	0	1	1	4	
Tony Clark S (1,3) OBP: 0.390, SLG: 0.526	K									4	0	0	0	0	3	7	
Dean Palmer R (1,10) OBP: 0.338, SLG: 0.465	F9									4	2	2	3	0	0	2	
Juan Encarnacion R (1,9) OBP: 0.315, SLG: 0.451										4	1	1	1	0	1	1	
Shane Halter R (1,6) OBP: 0.325, SLG: 0.386										4	1	2	1	0	1	0	
Jarrod Patterson L (1,5) OBP: 0.400, SLG: 0.600										4	0	1	1	0	0	1	
15 Brandon Inge R (1,2) OBP: 0.255, SLG: 0.280										4	0	0	0	0	2	1	
Inning Stats	R: 0 H: 2 E: 0 LOB: 2 K: 1 BB: 0 S: 13 P: 21	R: 0 H: 0 E: 0 LOB: 0 K: 2 BB: 0 S: 10 P: 18	R: 0 H: 1 E: 0 LOB: 1 K: 1 BB: 0 S: 10 P: 15	R: 1 H: 1 E: 0 LOB: 0 K: 1 BB: 0 S: 7 P: 10	R: 0 H: 1 E: 0 LOB: 3 K: 1 BB: 2 S: 14 P: 29	R: 2 H: 3 E: 0 LOB: 1 K: 1 BB: 0 S: 8 P: 13	R: 4 H: 5 E: 0 LOB: 1 K: 1 BB: 0 S: 17 P: 22	R: 0 H: 1 E: 0 LOB: 1 K: 0 BB: 0 S: 4 P: 8	1B: 8 2B: 4 3B: 1 HR: 2	SF: 0 SAC: 0 DP: 1 HBP: 0	WP: 0 PA: 39 PB: 0 SB: 5 CS: 1						
PITCHER Randy Keisler, L (1,1) ERA: 6.75 Ramiro Mendoza, R (7,1) ERA: 5.27 Carlos Almanzar, R (7,1) ERA: 3.38	IP: 6.0 WLS: L BF: 27 H: 8 R: 3 ER: 3 SO: 7 BB: 2 IBB: 0 HBP: 0 BLK: 0 WP: 0 HR: 2 S: 62 P: 106 ERA: 4.50 WHIP: 1.667																

New York Yankees @ Detroit Tigers
Comerica Park, Detroit, MI
Tue Jun 19 2001, 7:05 PM EDT
Att: 24,171 - Cloudy - 89 F

AB 37
R 7
H 14
RBI 7
BB 2
SO 8
LOB 16





Batter	1	2	3	4	5	6	7	8	9	AB	R	H	RBI	BB	SO	LOB	TOP										
Chuck Knoblauch, R (1.10) OBP: 0.345, SLG: 0.353	G6-3		G6-4-3 1B				G5-3		L9 2 WP 1B	5	0	3	0	0	0	0	New York Yankees @ Detroit Tigers Comerica Park, Detroit, MI Wed Jun 20 2001, 7:05 PM EDT Att: 23,618 - Cloudy - 71 F										
2 Derek Jeter, R (1.6) OBP: 0.369, SLG: 0.398	F9		G6-4-3 1B			F9	G5-3		G5-3	5	0	1	0	0	0	2											
Bernie Williams, S (1.8) OBP: 0.386, SLG: 0.523	K		G6-4-3				G6-3		L9	4	0	0	0	1	1	3											
Tino Martinez, L (1.3) OBP: 0.305, SLG: 0.400			F9						G3	5	2	2	0	0	0	4											
20 Jorge Posada, S (1.2) OBP: 0.382, SLG: 0.542			F9						G3	4	0	2	1	0	1	2											
Paul O'Neill, L (1.9) OBP: 0.320, SLG: 0.438			F9						G3	3	0	1	1	1	0	1											
Shane Spencer, R (1.7) OBP: 0.316, SLG: 0.563			F9						G3	2	0	0	0	2	1	1											
Scott Brosius, R (1.5) OBP: 0.361, SLG: 0.466			F9						G3	2	0	0	0	2	1	4											
Alfonso Soriano, R (1.4) OBP: 0.307, SLG: 0.390			F9						G3	4	0	0	0	0	2	7											
Inning Stats	R: 0 E: 0 K: 1 S: 9	H: 0 LOB: 0 BB: 0 P: 12	R: 1 E: 0 K: 0 S: 8	H: 2 LOB: 2 BB: 1 P: 18	R: 0 E: 0 K: 0 S: 7	H: 2 LOB: 1 BB: 0 P: 12	R: 0 E: 0 K: 2 S: 9	H: 0 LOB: 2 BB: 2 P: 19	R: 0 E: 0 K: 0 S: 6	H: 0 LOB: 1 BB: 1 P: 17	R: 0 E: 0 K: 0 S: 7	H: 0 LOB: 0 BB: 0 P: 8	R: 1 E: 0 K: 1 S: 13	H: 3 LOB: 2 BB: 1 P: 26	R: 0 E: 0 K: 0 S: 9	H: 1 LOB: 1 BB: 0 P: 14	1B: 7 2B: 2 3B: 0 HR: 0	SF: 0 SAC: 0 DP: 1 HBP: 0	WP: 2 PB: 0 SB: 0 CS: 0	PA: 40							
PITCHER	IP	WLS	BF	H	R	ER	SO	BB	IBB	HBP	BLK	WP	HR	S	P	ERA	WHIP										
Chris Holt, R (1.1) ERA: 5.48	7.1	W	32	7	2	2	5	4	1	0	0	1	0	59	109	2.46	1.500										
C.J. Nitkowski, L (8.1) ERA: 3.46	0.0		1	1	0	0	0	0	0	0	0	0	0	3	6	∞	∞										
Todd Jones, R (8.1) ERA: 5.04	0.2	H	3	0	0	0	1	1	0	0	0	0	0	6	13	0.00	1.500										
Matt Anderson, R (9.1) ERA: 5.4	1.0	S	4	1	0	0	0	0	0	0	0	1	0	9	14	0.00	1.000										

Batter	1	2	3	4	5	6	7	8	9	AB	R	H	RBI	BB	SO	LOB	BOTTOM										
Roger Cedeno, S (1.8) OBP: 0.335, SLG: 0.353	CS 1B		FC1-6 PO				G4-3		L4	4	0	1	0	0	0	3	New York Yankees @ Detroit Tigers Comerica Park, Detroit, MI Wed Jun 20 2001, 7:05 PM EDT Att: 23,618 - Cloudy - 71 F										
Damion Easley, R (1.4) OBP: 0.371, SLG: 0.450	G6-3		PO			WP BB 1B	K		G5-3	4	0	1	0	0	1	3											
Bobby Higginson, L (1.7) OBP: 0.307, SLG: 0.462	F8					WP BB	G3		G3	3	1	1	1	1	0	2											
Tony Clark, S (1.3) OBP: 0.383, SLG: 0.516			F7			K			F5	4	0	0	0	0	2	2											
Robert Fick, L (1.2) OBP: 0.359, SLG: 0.575			F7			K			F5	2	2	1	1	2	1	0											
15 Brandon Inge, R (9.2) OBP: 0.255, SLG: 0.280			F7			K			F5	0	0	0	0	0	0	0											
Dean Palmer, R (1.10) OBP: 0.336, SLG: 0.457			F7			K			F5	3	1	0	0	1	1	3											
Juan Encarnacion, R (1.9) OBP: 0.319, SLG: 0.459			F7			K			F5	3	1	1	2	1	2	0											
Shane Halter, R (1.6) OBP: 0.326, SLG: 0.385			F7			K			F5	3	0	1	0	0	1	2											
Jarrod Patterson, L (1.5) OBP: 0.333, SLG: 0.500			F7			K			F5	3	0	0	0	0	1	4											
Inning Stats	R: 0 E: 0 K: 0 S: 5	H: 1 LOB: 0 BB: 0 P: 8	R: 1 E: 0 K: 1 S: 13	H: 1 LOB: 0 BB: 0 P: 21	R: 0 E: 0 K: 0 S: 11	H: 1 LOB: 0 BB: 0 P: 18	R: 0 E: 0 K: 1 S: 11	H: 1 LOB: 2 BB: 2 P: 25	R: 1 E: 2 K: 1 S: 15	H: 0 LOB: 2 BB: 1 P: 27	R: 2 E: 0 K: 2 S: 14	H: 1 LOB: 1 BB: 2 P: 27	R: 1 E: 0 K: 1 S: 13	H: 1 LOB: 0 BB: 0 P: 21	R: 0 E: 0 K: 3 S: 10	H: 0 LOB: 0 BB: 0 P: 17	1B: 3 2B: 0 3B: 1 HR: 2	SF: 0 SAC: 0 DP: 1 HBP: 0	WP: 2 PB: 1 SB: 0 CS: 1	PA: 35							
PITCHER	IP	WLS	BF	H	R	ER	SO	BB	IBB	HBP	BLK	WP	HR	S	P	ERA	WHIP										
65 Adrian Hernandez, R (1.1) ERA: 2.35	4.2	L	20	4	2	1	3	2	1	0	0	0	0	51	93	1.93	1.286										
Randy Choate, L (5.1) ERA: 3.72	0.2		3	0	1	1	0	1	0	0	0	0	0	8	15	13.50	1.500										
Ramiro Mendoza, R (6.1) ERA: 5.31	1.1		6	1	1	1	2	1	0	0	0	0	0	18	32	6.75	1.500										
Mike Stanton, L (7.1) ERA: 1.79	0.2		3	1	1	1	2	0	0	0	0	0	1	8	12	13.50	1.500										
Brian Boehringer, R (8.1) ERA: 2.76	0.2		2	0	0	0	2	0	0	0	0	0	0	7	12	0.00	0.000										

AB	34
R	2
H	9
RBI	2
BB	6
SO	6
LOB	24



Batter	1	2	3	4	5	6	7	8	9	AB R H RBI BB SO LOB	TOP																								
											<p style="text-align: center;">New York Yankees @ Detroit Tigers Comerica Park, Detroit, MI Thu Jun 21 2001, 7:05 PM EDT</p> <p style="text-align: right;">livebaseballscorecards.com</p> <p>AB 0 R 0 H 0 RBI 0 BB 0 SO 0 LOB 0</p> 																								
Inning Stats										1B: 0 SF: 0 WP: 0 PA: 0 2B: 0 SAC: 0 FB: 0 3B: 0 DP: 0 SB: 0 HR: 0 HBP: 0 CS: 0																									
PITCHER	IP	WLS	BF	H	R	ER	SO	BB	IBB	HBP	BLK	WP	HR	S	P	ERA	WHIP	PITCHER	IP	WLS	BF	H	R	ER	SO	BB	IBB	HBP	BLK	WP	HR	S	P	ERA	WHIP

Batter	1	2	3	4	5	6	7	8	9	AB R H RBI BB SO LOB	BOTTOM																								
											<p style="text-align: center;">New York Yankees @ Detroit Tigers Comerica Park, Detroit, MI Thu Jun 21 2001, 7:05 PM EDT</p> <p style="text-align: right;">livebaseballscorecards.com</p> <p>AB 0 R 0 H 0 RBI 0 BB 0 SO 0 LOB 0</p> 																								
Inning Stats										1B: 0 SF: 0 WP: 0 PA: 0 2B: 0 SAC: 0 FB: 0 3B: 0 DP: 0 SB: 0 HR: 0 HBP: 0 CS: 0																									
PITCHER	IP	WLS	BF	H	R	ER	SO	BB	IBB	HBP	BLK	WP	HR	S	P	ERA	WHIP	PITCHER	IP	WLS	BF	H	R	ER	SO	BB	IBB	HBP	BLK	WP	HR	S	P	ERA	WHIP

Batter	1	2	3	4	5	6	7	8	9	AB	R	H	RBI	BB	SO	LOB	TOP				
Matt Lawton, L OBP: 0.399, SLG: 0.418 (1, 9) X	0-0 HR	4-1 BB		2-2 FC6-4 1-3 2-H 2B		0-2 G6-3 1B		1-2 G6-3		4	1	3	2	1	0	0	Minnesota Twins @ Detroit Tigers Comerica Park, Detroit, MI Fri Jun 22 2001, 7:05 PM EDT Att: 28,282 - Cloudy - 71 F				
Cristian Guzman, S OBP: 0.354, SLG: 0.496 (1, 6) C F X	0-2 F7	1-0 F7		0-0 G5-3		4-0 G6-3 1B		0-2 1B		4	0	1	0	1	0	4					
Doug Mientkiewicz, L OBP: 0.389, SLG: 0.514 (1, 3) C X	0-1 G1-3 1B			2-2 F8	4-0 FC6-4 1B	2-2 G6-3 1-2 2-3		2-3 K		4	0	1	0	1	1	3					
Brian Buchanan, R OBP: 0.318, SLG: 0.506 (1, 10) S B X	1-2 G1-3			0-1 HBP 1B	1-0 FC6-4	0-1 L4			0-1 G6-3	5	0	1	1	0	0	4					
Corey Koskie, L OBP: 0.343, SLG: 0.401 (1, 5) C B X	2-3 K			1-0 HBP 1B	1-3 K				2-1 G3-1	4	0	0	0	0	2	3					
Torii Hunter, R OBP: 0.297, SLG: 0.480 (1, 8) C X		0-1 1B SF7 1B		1-1 F8		0-2 F8	3-1 G3 1B		1-2 F9	5	1	2	0	0	0	2					
Jacque Jones, L OBP: 0.309, SLG: 0.348 (1, 7) P C X		3-2 CS 1B		0-1 G3-1		3-3 K	0-1 G3			4	0	1	0	0	1	3					
Luis Rivas, R OBP: 0.279, SLG: 0.345 (1, 4) X	0-0 SF7			0-1 1B 2B 1B		0-1 1B	1-2 1B			3	1	3	1	0	0	0					
A.J. Pierzynski, L OBP: 0.314, SLG: 0.420 (1, 2) P C X	4-2 BB 1-2 BB			0-0 2B FC6-4 1B		2-2 L3		0-2 G4-3		3	1	1	0	1	0	1					
Inning Stats	R: 1 E: 0 K: 1 S: 12	H: 2 LOB: 1 BB: 0 P: 15	R: 1 E: 0 K: 0 S: 14	H: 2 LOB: 2 BB: 2 P: 25	R: 0 E: 0 K: 0 S: 9	H: 1 LOB: 2 BB: 0 P: 13	R: 2 E: 0 K: 1 S: 14	H: 3 LOB: 2 BB: 1 P: 22	R: 0 E: 0 K: 1 S: 14	H: 1 LOB: 1 BB: 1 P: 19	R: 0 E: 0 K: 0 S: 8	H: 2 LOB: 1 BB: 1 P: 14	R: 0 E: 0 K: 1 S: 9	H: 2 LOB: 0 BB: 0 P: 13	R: 0 E: 0 K: 0 S: 12	H: 0 LOB: 0 BB: 0 P: 10	1B: 11 2B: 1 3B: 0 HR: 1	SF: 1 SAC: 0 DP: 1 HBP: 1	WP: 0 PB: 0 SB: 2 CS: 1	PA: 42	
PITCHER	IP	WLS	BF	H	R	ER	SO	BB	IBB	HBP	BLK	WP	HR	S	P	ERA	WHIP				
Dave Milck, R ERA: 7.33 (1, 1)	3.0		19	8	4	4	1	2	0	1	0	0	1	44	64	12.00	3.333				
Heath Murray, L ERA: 4.79 (4, 1)	3.2		15	3	0	0	2	1	1	0	0	0	0	33	53	0.00	1.091				
Willie Blair, R ERA: 4.26 (7, 1)	0.1		1	1	0	0	0	0	0	0	0	0	0	3	4	0.00	3.000				
Todd Jones, R ERA: 4.73 (8, 1)	2.0	W	7	1	0	0	1	0	0	0	0	0	0	19	25	0.00	0.500				

Batter	1	2	3	4	5	6	7	8	9	AB	R	H	RBI	BB	SO	LOB	BOTTOM				
Roger Cedeno, S OBP: 0.332, SLG: 0.350 (1, 8) C X	0-1 G6-3		1-0 G6-3		1-2 B2-3		1-0 2B 1B	0-3 K		5	1	1	0	0	1	3	Minnesota Twins @ Detroit Tigers Comerica Park, Detroit, MI Fri Jun 22 2001, 7:05 PM EDT Att: 28,282 - Cloudy - 71 F				
Damion Easley, R OBP: 0.373, SLG: 0.455 (1, 4) C B X	2-1 G5-3		2-1 1B		1-1 G1-3		2-0 1-H 2B			4	0	2	1	0	0	0					
Bobby Higginson, L OBP: 0.309, SLG: 0.468 (1, 7) B C X	2-2 F7		1-0 1B		2-0 1B 2B		0-3 K			4	1	2	0	0	1	1					
Tony Clark, S OBP: 0.385, SLG: 0.516 (1, 3) B B X		2-0 F9 BB 1B		1-2 G6-3		3-2 1B		2-1 F8		4	0	2	1	0	0	3					
15 Brandon Inge, R OBP: 0.255, SLG: 0.280 (8, 2) C B X					2-H 1B					0	0	0	0	0	0	0					
Robert Fick, L OBP: 0.363, SLG: 0.592 (8, 3) C B X		2-3 K		1-1 HR 1B		1-3 K		2-0 HR		4	2	2	1	0	2	2					
Ryan Jackson, L OBP: 0.282, SLG: 0.351 (9, 3) C B X										0	0	0	0	0	0	0					
Dean Palmer, R OBP: 0.336, SLG: 0.471 (1, 10) C B X		4-2 BB		1-1 HR		1-1 F9		3-3 K		3	1	1	2	1	1	0					
Juan Encarnacion, R OBP: 0.317, SLG: 0.455 (1, 9) C B X		1-2 F9		0-3 K		2-3 K		2-1 FC4-6 1B		4	0	1	0	0	2	2					
Shane Halter, R OBP: 0.323, SLG: 0.380 (1, 6) C B X		1-0 G5-3		0-0 F9		0-3 K		1-1 FC4-6 1B		4	0	1	0	0	1	2					
Jarrod Patterson, L OBP: 0.333, SLG: 0.450 (1, 5) C B X			2-2 HBP		3-2 G3-1			0-2 FC4-6		2	0	0	0	0	0	0					
Wendell Magee, R OBP: 0.311, SLG: 0.500 (8, PH) C B X								1-2 2-3		1	0	0	0	0	0	2					
Jose Macias, S OBP: 0.321, SLG: 0.406 (9, 5) C B X										0	0	0	0	0	0	0					
Inning Stats	R: 0 E: 0 K: 0 S: 7	H: 0 LOB: 0 BB: 0 P: 11	R: 0 E: 0 K: 1 S: 12	H: 1 LOB: 1 BB: 1 P: 22	R: 0 E: 0 K: 0 S: 9	H: 2 LOB: 0 BB: 0 P: 16	R: 2 E: 0 K: 1 S: 12	H: 2 LOB: 1 BB: 0 P: 17	R: 1 E: 0 K: 2 S: 15	H: 2 LOB: 1 BB: 0 P: 23	R: 0 E: 0 K: 2 S: 8	H: 0 LOB: 0 BB: 0 P: 11	R: 1 E: 0 K: 1 S: 8	H: 2 LOB: 1 BB: 0 P: 13	R: 1 E: 0 K: 2 S: 18	H: 3 LOB: 2 BB: 0 P: 26	1B: 8 2B: 2 3B: 0 HR: 2	SF: 0 SAC: 0 DP: 1 HBP: 1	WP: 0 PB: 0 SB: 0 CS: 0	PA: 37	
PITCHER	IP	WLS	BF	H	R	ER	SO	BB	IBB	HBP	BLK	WP	HR	S	P	ERA	WHIP				
Kyle Lohse, R ERA: 5.68 (1, 1)	6.1		29	9	4	4	5	1	0	1	0	0	1	66	106	5.68	1.579				
Bob Weils, R ERA: 4.5 (7, 1)	1.0	L	5	2	1	1	2	0	0	0	0	0	1	11	20	9.00	2.000				
Eddie Guardado, L ERA: 4.67 (8, 1)	0.2		3	1	0	0	1	0	0	0	0	0	0	12	13	0.00	1.500				



Batter	1	2	3	4	5	6	7	8	9	AB	R	H	RBI	BB	SO	LOB	TOP								
Matt Lawton, L (1, 9) OBP: 0.403, SLG: 0.433	G3		HR					1B		5	1	3	2	0	1	0	Minnesota Twins @ Detroit Tigers Comerica Park, Detroit, MI Sat Jun 23 2001, 5:05 PM EDT Att: 28,935 - Cloudy - 74 F								
Cristian Guzman, S (1, 6) OBP: 0.354, SLG: 0.495	F7		F7				F8	1B		5	0	2	2	0	0	0									
Doug Mientkiewicz, L (1, 3) OBP: 0.393, SLG: 0.523	1B		2B				FC6-4	1B		5	1	3	0	0	0	4									
Cory Koskie, L (1, 10) OBP: 0.340, SLG: 0.394	F7		G4-3				G4-3	BB		4	0	0	0	1	0	3									
Tori Hunter, R (1, 8) OBP: 0.299, SLG: 0.482							G6-3	2B		5	2	2	1	0	1	3									
Jacque Jones, L (1, 7) OBP: 0.311, SLG: 0.358							G4-3	1B		5	1	2	2	0	1	3									
Denny Hocking, S (1, 5) OBP: 0.326, SLG: 0.352							F7	HR		5	1	1	1	0	1	2									
A.J. Pierzynski, L (1, 2) OBP: 0.322, SLG: 0.431							F8	1B		5	2	3	1	0	1	0									
Luis Rivas, R (1, 4) OBP: 0.278, SLG: 0.343							K	1B		4	1	1	0	0	2	1									
Brian Buchanan, R (9, PH) OBP: 0.314, SLG: 0.500							K	1B		1	0	0	0	0	0	1									
Inning Stats	R: 0 E: 0 K: 0 S: 9	H: 1 LOB: 1 BB: 0 P: 17	R: 1 E: 0 K: 1 S: 8	H: 1 LOB: 0 BB: 0 P: 10	R: 1 E: 0 K: 1 S: 15	H: 2 LOB: 1 BB: 0 P: 22	R: 0 E: 0 K: 0 S: 10	H: 0 LOB: 0 BB: 0 P: 17	R: 0 E: 0 K: 2 S: 9	H: 0 LOB: 1 BB: 0 P: 16	R: 2 E: 0 K: 1 S: 16	H: 3 LOB: 1 BB: 0 P: 25	R: 2 E: 0 K: 2 S: 18	H: 4 LOB: 3 BB: 1 P: 27	R: 1 E: 0 K: 0 S: 12	H: 3 LOB: 2 BB: 0 P: 20	R: 2 E: 0 K: 0 S: 13	H: 3 LOB: 1 BB: 0 P: 18	1B: 9 2B: 6 3B: 0 HR: 2	SF: 0 SAC: 0 DP: 0 HBP: 0	WP: 0 PB: 0 SB: 1 CS: 0	PA: 45			
PITCHER	IP	WLS	BF	H	R	ER	SO	BB	IBB	HBP	BLK	WP	HR	S	P	ERA	WHIP								
Jeff Weaver, R (1, 1) ERA: 3.96	6.0		27	9	6	6	5	0	0	0	0	0	2	70	110	9.00	1.500								
C.J. Nitkowski, L (7, 1) ERA: 3.42	0.1	B	4	2	0	0	0	1	0	0	0	0	0	3	8	0.00	9.000								
Danny Patterson, R (7, 1) ERA: 2.12	1.1	W	7	3	1	1	2	0	0	0	0	0	0	20	29	6.75	2.250								
Matt Anderson, R (8, 1) ERA: 5.34	0.1	H	1	0	0	0	0	0	0	0	0	0	0	4	7	0.00	0.000								
Todd Jones, R (9, 1) ERA: 5.13	1.0	S	6	3	2	2	0	0	0	0	0	0	0	13	18	18.00	3.000								

Batter	1	2	3	4	5	6	7	8	9	AB	R	H	RBI	BB	SO	LOB	BOTTOM								
Roger Cedeno, S (1, 8) OBP: 0.330, SLG: 0.347	G5-3		G6-3					F8		5	1	1	0	0	0	1	Minnesota Twins @ Detroit Tigers Comerica Park, Detroit, MI Sat Jun 23 2001, 5:05 PM EDT Att: 28,935 - Cloudy - 74 F								
Jose Macias, S (1, 4) OBP: 0.324, SLG: 0.412	P3		B1-3				SH1-3	2B		4	0	2	1	0	0	0									
Bobby Higginson, L (1, 7) OBP: 0.413, SLG: 0.468	F8						1B	1B		4	1	2	1	1	0	0									
Tony Clark, S (1, 3) OBP: 0.387, SLG: 0.516							1B	1B		4	1	2	0	0	2	1									
15 Brandon Inge, R (8, 2) OBP: 0.254, SLG: 0.278							1B	1B		1	0	0	0	0	1	2									
Robert Fick, L (1, 2) OBP: 0.366, SLG: 0.590							1B	1B		4	2	2	0	0	0	1									
Dean Palmer, R (1, 10) OBP: 0.338, SLG: 0.464							1B	1B		3	1	0	0	1	1	3									
Juan Encarnacion, R (1, 9) OBP: 0.320, SLG: 0.460							1B	1B		4	1	2	3	0	0	4									
Shane Halter, R (1, 6) OBP: 0.336, SLG: 0.408							1B	2B		4	1	3	3	0	0	1									
Jarrod Patterson, L (1, 5) OBP: 0.360, SLG: 0.625							1B	2B		4	2	2	2	0	0	2									
Inning Stats	R: 0 E: 0 K: 0 S: 8	H: 0 LOB: 0 BB: 0 P: 12	R: 0 E: 1 K: 0 S: 9	H: 1 LOB: 1 BB: 0 P: 12	R: 1 E: 0 K: 0 S: 9	H: 2 LOB: 0 BB: 0 P: 15	R: 0 E: 0 K: 1 S: 6	H: 0 LOB: 0 BB: 0 P: 8	R: 3 E: 0 K: 1 S: 17	H: 4 LOB: 1 BB: 0 P: 22	R: 2 E: 0 K: 0 S: 12	H: 4 LOB: 2 BB: 0 P: 17	R: 4 E: 0 K: 1 S: 14	H: 4 LOB: 1 BB: 1 P: 22	R: 0 E: 0 K: 1 S: 14	H: 1 LOB: 2 BB: 1 P: 19	1B: 11 2B: 4 3B: 1 HR: 1	SF: 0 SAC: 1 DP: 1 HBP: 0	WP: 0 PB: 0 SB: 0 CS: 1	PA: 40					
PITCHER	IP	WLS	BF	H	R	ER	SO	BB	IBB	HBP	BLK	WP	HR	S	P	ERA	WHIP								
Brad Radke, R (1, 1) ERA: 3.72	5.2		26	11	6	6	2	0	0	0	0	0	1	60	85	9.53	1.941								
Hector Carrasco, R (6, 1) ERA: 6.69	1.0	L	7	3	4	4	1	1	0	0	0	0	0	13	20	36.00	4.000								
Jack Cressend, R (7, 1) ERA: 3.26	0.1		2	1	0	0	0	0	0	0	0	0	0	2	3	0.00	3.000								
Travis Miller, L (8, 1) ERA: 5.09	1.0		5	1	0	0	1	1	0	0	0	0	0	14	19	0.00	2.000								

livebaseballscores.com

MINNESOTA
Twins
BASEBALL CLUB



Batter	1	2	3	4	5	6	7	8	9	AB	R	H	RBI	BB	SO	LOB	TOP					
Roger Cedeno, S (1, 8) Wendell Magee, R (6, 8) OBP: 0.326, SLG: 0.338 OBP: 0.363, SLG: 0.487	G4-3		F7				K			2	1	0	0	1	0	0						
Damon Easley, R (1, 4) Jose Macias, S (8, 4) OBP: 0.370, SLG: 0.452 OBP: 0.322, SLG: 0.410	P4		F7							4	1	2	1	0	0	0						
Bobby Higginson, L (1, 7) OBP: 0.417, SLG: 0.479			G3							4	0	2	2	0	0	1						
Tony Clark, S (1, 3) Ryan Jackson, L (8, 3) OBP: 0.379, SLG: 0.511 OBP: 0.292, SLG: 0.351	G4-3									4	0	0	0	0	0	3						
Robert Fick, L (1, 2) OBP: 0.353, SLG: 0.584			F8							4	0	0	0	0	1	0						
Dean Palmer, R (1, 10) OBP: 0.325, SLG: 0.447			K							4	0	0	0	0	3	0						
Juan Encarnacion, R (1, 9) OBP: 0.329, SLG: 0.470										3	1	0	0	1	0	0						
Shane Halter, R (1, 6) OBP: 0.345, SLG: 0.456										3	1	1	2	0	1	0						
Jarrod Patterson, L (1, 5) OBP: 0.286, SLG: 0.471			G4-3							3	1	1	0	0	0	0						
Inning Stats	R: 0 E: 0 K: 0 S: 8	H: 1 LOB: 1 BB: 0 P: 10	R: 2 E: 0 K: 1 S: 9	H: 1 LOB: 0 BB: 1 P: 19	R: 0 E: 0 K: 0 S: 7	H: 0 LOB: 0 BB: 0 P: 9	R: 0 E: 0 K: 1 S: 6	H: 0 LOB: 0 BB: 0 P: 9	R: 3 E: 0 K: 1 S: 14	H: 3 LOB: 1 BB: 1 P: 25	R: 0 E: 0 K: 0 S: 4	H: 0 LOB: 0 BB: 0 P: 7	R: 0 E: 0 K: 1 S: 8	H: 0 LOB: 0 BB: 0 P: 17	R: 0 E: 0 K: 2 S: 5	H: 1 LOB: 0 BB: 0 P: 8	R: 0 E: 0 K: 2 S: 10	H: 0 LOB: 0 BB: 0 P: 16	1B: 4 2B: 1 3B: 0 HR: 1	SF: 0 SAC: 0 DP: 1 HBP: 0	WP: 0 PB: 0 SB: 1 CS: 0	PA: 34
PITCHER	IP	WLS	BF	H	R	ER	SO	BB	IBB	HBP	BLK	WP	HR	S	P	ERA	WHIP					
Dan Reichert, R (1, 1) ERA: 4.37	7.0	W	28	5	5	5	4	2	0	0	0	0	1	56	96	6.43	1.000					
55 Tony Cogan, L (8, 1) ERA: 5.51	1.0		3	1	0	0	0	0	0	0	0	0	0	5	8	0.00	1.000					
Jeff Austin, R (9, 1) ERA:	1.0		3	0	0	0	2	0	0	0	0	0	0	10	16	0.00	0.000					

Detroit Tigers @ Kansas City Royals
Kauffman Stadium, Kansas City, MO
Tue Jun 26 2001, 7:05 PM CDT
Att: 13,966 - Cloudy - 86 F

AB 32
R 5
H 6
RBI 5
BB 2
SO 6
LOB 4



Batter	1	2	3	4	5	6	7	8	9	AB	R	H	RBI	BB	SO	LOB	BOTTOM				
Endy Chavez, L (1, 7) OBP: 0.250, SLG: 0.246	F8									5	0	0	0	0	1	3					
Rey Sanchez, R (1, 6) OBP: 0.315, SLG: 0.353	G6-3									5	1	1	0	0	0	3					
29 Mike Sweeney, R (1, 3) OBP: 0.377, SLG: 0.587	K									5	1	1	0	0	2	0					
Joe Randa, R (1, 5) OBP: 0.318, SLG: 0.400										4	1	2	0	0	0	2					
Carlos Febles, R (8, 4) OBP: 0.253, SLG: 0.263										0	0	0	0	1	0	0					
Jermaine Dye, R (1, 9) OBP: 0.342, SLG: 0.428										4	3	2	0	1	0	2					
Raul Ibanez, L (1, 10) OBP: 0.266, SLG: 0.267										4	3	2	3	1	1	2					
Carlos Beltrán, S (1, 8) OBP: 0.299, SLG: 0.378										3	3	2	3	1	0	1					
Brent Mayne, L (1, 2) OBP: 0.393, SLG: 0.390										4	0	3	4	0	0	0					
Donnie Sadler, R (1, 4) OBP: 0.257, SLG: 0.250										4	0	0	0	0	1	4					
Inning Stats	R: 0 E: 0 K: 1 S: 6	H: 0 LOB: 0 BB: 0 P: 9	R: 4 E: 1 K: 0 S: 17	H: 5 LOB: 1 BB: 0 P: 27	R: 3 E: 0 K: 0 S: 11	H: 2 LOB: 1 BB: 2 P: 20	R: 0 E: 0 K: 0 S: 5	H: 0 LOB: 0 BB: 0 P: 8	R: 0 E: 0 K: 2 S: 10	H: 0 LOB: 0 BB: 0 P: 13	R: 5 E: 1 K: 0 S: 17	H: 5 LOB: 2 BB: 1 P: 27	R: 0 E: 0 K: 2 S: 13	H: 0 LOB: 1 BB: 1 P: 24	1B: 9 2B: 4 3B: 0 HR: 0	SF: 0 SAC: 0 DP: 0 HBP: 0	WP: 2 PB: 0 SB: 1 CS: 0	PA: 42			
PITCHER	IP	WLS	BF	H	R	ER	SO	BB	IBB	HBP	BLK	WP	HR	S	P	ERA	WHIP				
Willie Blair, R (1, 1) ERA: 10.0	2.2	L	17	7	7	7	1	2	0	0	0	0	0	33	55	23.62	3.375				
Dave Borkowski, R (3, 1) ERA: 6.58	3.1		13	3	2	2	2	0	0	0	0	0	0	27	38	5.40	0.900				
Matt Anderson, R (7, 1) ERA: 5.87	0.1		6	3	2	1	0	0	1	0	0	1	0	9	18	27.00	9.000				
C.J. Nitkowski, L (7, 1) ERA: 3.38	1.2		6	0	1	1	2	1	0	0	0	1	0	19	31	5.40	0.600				

Detroit Tigers @ Kansas City Royals
Kauffman Stadium, Kansas City, MO
Tue Jun 26 2001, 7:05 PM CDT
Att: 13,966 - Cloudy - 86 F

AB 38
R 12
H 13
RBI 10
BB 4
SO 5
LOB 17



Batter	1	2	3	4	5	6	7	8	9	AB	R	H	RBI	BB	SO	LOB	TOP									
Jose Macias, S OBP: 0.324, SLG: 0.412 (1, 5)	SH1-3 SF7 2B		4-1 PO BB		0-0 G6-3		2-2 E1 BB		3-1 FC6-2 WP 1B	4	2	1	0	1	0	3										
Damion Easley, R OBP: 0.372, SLG: 0.450 (1, 4)	SH1-3 2-3		0-0 PO 1-2		0-0 G6-3		0-0 F8 BB		1-2 1B	3	0	1	1	1	1	0										
Bobby Higginson, L OBP: 0.413, SLG: 0.489 (1, 7)	SF7 3-H				3-1 F9		2-2 HR		3-3 K	4	1	1	2	0	1	4										
Robert Fick, L OBP: 0.356, SLG: 0.582 (1, 2)	G4-3				2-2 1B		3-0 F7		1-2 G5-4-3 1B	4	0	2	0	0	0	0										
Tony Clark, S OBP: 0.381, SLG: 0.511 (1, 3)		1-3 K			0-2 1B		0-1 1B		0-3 K	4	0	2	0	0	2	1										
Dean Palmer, R OBP: 0.318, SLG: 0.438 (1, 10)	G6-3				1-2 F8		3-2 L4		1-0 G5-4-3	4	0	0	0	0	0	4										
Juan Encarnacion, R OBP: 0.323, SLG: 0.463 (9, 8)					1-1 G4-3		0-0 L7		0-0 P6	4	0	0	0	0	0	0										
Shane Halter, R OBP: 0.355, SLG: 0.493 (1, 6)					1-2 G4-3		0-0 2B		1-1 HR	4	1	3	1	0	0	0										
Wendell Magee, R OBP: 0.351, SLG: 0.469 (9, PH)					3-2 L8		2-2 P8		4-2 FC6-2 BB	3	0	0	0	0	0	2										
Randall Simon, L OBP: 0.385, SLG: 0.200 (9, PR)										0	0	0	0	1	0	0										
Roger Cedeno, S OBP: 0.326, SLG: 0.338 (9, PR)										0	0	0	0	0	0	0										
Ryan Jackson, L OBP: 0.282, SLG: 0.351 (9, 9)										0	0	0	0	0	0	0										
Inning Stats	R: 1 E: 0 K: 0 S: 6	H: 1 LOB: 0 BB: 0 P: 6	R: 0 E: 0 K: 1 S: 8	H: 0 LOB: 0 BB: 0 P: 14	R: 0 E: 0 K: 0 S: 8	H: 0 LOB: 0 BB: 1 P: 16	R: 0 E: 0 K: 0 S: 13	H: 2 LOB: 2 BB: 0 P: 19	R: 0 E: 0 K: 0 S: 7	H: 1 LOB: 1 BB: 0 P: 10	R: 1 E: 0 K: 0 S: 13	H: 2 LOB: 1 BB: 0 P: 21	R: 0 E: 1 K: 0 S: 11	H: 1 LOB: 3 BB: 1 P: 19	R: 0 E: 0 K: 1 S: 7	H: 1 LOB: 0 BB: 0 P: 9	R: 2 E: 0 K: 1 S: 17	H: 2 LOB: 1 BB: 1 P: 28	1B: 6 2B: 2 3B: 0 HR: 2	SF: 1 SAC: 1 DP: 1 HBP: 0	WP: 2 PB: 0 SB: 2 CS: 0	PA: 40				
PITCHER	IP	WLS	BF	H	R	ER	SO	BB	IBB	HBP	BLK	WP	HR	S	P	ERA	WHIP									
Paul Byrd, R ERA: 4.78	(1, 1)	6.2	29	7	2	2	1	2	0	0	0	0	1	65	104	2.70	1.350									
55 Tony Cogan, L ERA: 5.4	(7, 1)	0.1	2	1	0	0	0	0	0	0	0	0	0	4	5	0.00	3.000									
Jason Grimsley, R ERA: 2.53	(8, 1)	1.0	2	0	0	0	1	0	0	0	0	0	0	4	5	0.00	0.000									
Roberto Hernandez, R ERA: 4.68	(9, 1)	1.0	W	6	2	2	2	1	1	0	0	0	2	1	17	28	18.00	3.000								

Detroit Tigers @ Kansas City Royals
Kauffman Stadium, Kansas City, MO
Wed Jun 27 2001, 7:05 PM CDT
Att: 15,207 - Cloudy - 84 F

AB 34
R 4
H 10
RBI 4
BB 3
SO 3
LOB 14



Batter	1	2	3	4	5	6	7	8	9	AB	R	H	RBI	BB	SO	LOB	BOTTOM								
Endy Chavez, L OBP: 0.247, SLG: 0.243 (1, 7)	F8		0-0 F7		0-2 G6-3		1-1 G5-4-3		3-2 1B	5	0	1	1	0	0	1									
Rey Sanchez, R OBP: 0.318, SLG: 0.355 (1, 6)	FC5-4 1B		1-0 P3		1-1 G5-3				0-1 FC4-6 29 1B	4	1	2	0	0	0	0									
29 Mike Sweeney, R OBP: 0.379, SLG: 0.586 (1, 3)	FC5-4 1-2		1-1 1B		1-0 F9				0-0 FC4-6 1B	4	0	2	0	0	0	1									
Joe Randa, R OBP: 0.314, SLG: 0.394 (1, 5)	F3		1-0 G1-3						1-2 FC4-6 G5-3	4	0	0	0	0	0	4									
Jermaine Dye, R OBP: 0.341, SLG: 0.423 (1, 9)			1-2 G6-3		4-2 1B BB		0-0 G5-3		0-1 G5-3	3	0	0	1	1	0	1									
Raul Ibanez, L OBP: 0.269, SLG: 0.270 (1, 10)			0-0 1B SF7 1B		3-1 F7		3-3 K		1-2 G5-3	3	1	1	0	0	1	1									
Dave McCarty, R OBP: 0.328, SLG: 0.381 (8, PH)										1	0	0	0	0	0	1									
Carlos Beltrán, S OBP: 0.308, SLG: 0.397 (1, 8)			2-2 S 1B		3-2 1B				1-1 HR 1B	4	2	4	1	0	0	0									
Brent Mayne, L OBP: 0.390, SLG: 0.389 (1, 2)			3-1 SF7 1B		1-1 F6		2-2 F7		3-2 FC1-5 1B	3	0	1	2	0	0	2									
Donnie Sadler, R OBP: 0.252, SLG: 0.245 (1, 4)			3-H G6-3		1-0 F7				0-0 FC1-5 1B	2	0	0	0	0	0	3									
Luis Alicea, S OBP: 0.314, SLG: 0.359 (7, PH)									2-3 FC1-5 1B	2	1	1	0	0	0	1									
Inning Stats	R: 0 E: 0 K: 0 S: 5	H: 1 LOB: 1 BB: 0 P: 7	R: 1 E: 0 K: 0 S: 12	H: 2 LOB: 1 BB: 0 P: 18	R: 0 E: 0 K: 0 S: 5	H: 1 LOB: 1 BB: 0 P: 8	R: 0 E: 0 K: 0 S: 11	H: 1 LOB: 2 BB: 1 P: 23	R: 0 E: 0 K: 0 S: 6	H: 0 LOB: 0 BB: 0 P: 8	R: 0 E: 0 K: 1 S: 7	H: 0 LOB: 0 BB: 0 P: 12	R: 1 E: 0 K: 0 S: 8	H: 2 LOB: 0 BB: 0 P: 13	R: 0 E: 0 K: 0 S: 11	H: 2 LOB: 1 BB: 0 P: 14	R: 2 E: 0 K: 0 S: 10	H: 3 LOB: 1 BB: 0 P: 17	1B: 11 2B: 0 3B: 0 HR: 1	SF: 1 SAC: 0 DP: 1 HBP: 0	WP: 0 PB: 0 SB: 3 CS: 0	PA: 37			
PITCHER	IP	WLS	BF	H	R	ER	SO	BB	IBB	HBP	BLK	WP	HR	S	P	ERA	WHIP								
Jose Lima, R ERA: 6.83	(1, 1)	6.1	27	7	2	2	1	1	0	0	0	0	0	10	12	6.75	1.500								
Danny Patterson, R ERA: 2.19	(7, 1)	1.1	5	2	1	1	0	0	0	0	0	0	0	3	5	0.00	0.000								
Heath Murray, L ERA: 5.0	(8, 1)	0.1	1	0	0	0	0	0	0	0	0	0	0	3	5	0.00	0.000								
Todd Jones, R ERA: 5.61	(9, 1)	0.1	L	4	3	2	2	0	0	0	0	0	0	10	17	54.00	9.000								

Detroit Tigers @ Kansas City Royals
Kauffman Stadium, Kansas City, MO
Wed Jun 27 2001, 7:05 PM CDT
Att: 15,207 - Cloudy - 84 F

AB 35
R 5
H 12
RBI 5
BB 1
SO 1
LOB 15



Batter	1	2	3	4	5	6	7	8	9	AB	R	H	RBI	BB	SO	LOB	TOP							
Jose Macias, S OBP: 0.323, SLG: 0.409	G1-3		G6-3					F7		4	0	1	0	0	0	1								
Ryan Jackson, L OBP: 0.288, SLG: 0.333	F7		G6-3			FC4-3-6 1B		F7		4	1	0	0	0	0	2								
Bobby Higginson, L OBP: 0.314, SLG: 0.489	G3			G4-6-3 1B		1B		E3 FC6 1B		4	0	2	0	0	0	1								
Randall Simon, L OBP: 0.412, SLG: 0.286		G3-1		G4-6-3 1-2		1B		FC6 1B		4	0	2	2	0	0	1								
Juan Encarnacion, R OBP: 0.322, SLG: 0.463		G4-6-3 2B		F9		G5-4-3 1B		FC6		4	0	1	0	0	0	4								
Shane Halter, R OBP: 0.353, SLG: 0.483		G4-6-3 BB			F8		G6-3		G5-3	3	0	0	0	1	0	0								
Jarrod Patterson, L OBP: 0.282, SLG: 0.447		G4-6-3 1-2 2-3			F7	FC5-4 1B		F7		4	0	1	0	0	0	2								
Wendell Magee, R OBP: 0.337, SLG: 0.447		K			FC5-4 1B		G6-3		G1-3	4	0	0	0	0	1	3								
Javier Cardona, R OBP: 0.286, SLG: 0.321			F7							3	1	2	0	0	0	0								
Inning Stats	R: 0 E: 0 K: 0 S: 11	H: 0 LOB: 0 BB: 0 P: 17	R: 0 E: 0 K: 1 S: 13	H: 1 LOB: 2 BB: 1 P: 19	R: 0 E: 0 K: 0 S: 5	H: 0 LOB: 0 BB: 0 P: 8	R: 0 E: 0 K: 0 S: 4	H: 1 LOB: 0 BB: 0 P: 6	R: 0 E: 0 K: 0 S: 8	H: 2 LOB: 2 BB: 0 P: 10	R: 1 E: 0 K: 0 S: 13	H: 3 LOB: 1 BB: 0 P: 20	R: 0 E: 0 K: 0 S: 6	H: 0 LOB: 0 BB: 0 P: 10	R: 1 E: 1 K: 0 S: 9	H: 2 LOB: 2 BB: 0 P: 16	R: 0 E: 0 K: 0 S: 7	H: 0 LOB: 0 BB: 0 P: 12	1B: 8 2B: 1 3B: 0 HR: 0	SF: 0 SAC: 0 DP: 2 HBP: 0	WP: 0 PB: 0 SB: 0 CS: 0	PA: 35		
PITCHER	IP ERA WLS BF H R ER SO BB IBB HBP BLK WP HR S P ERA WHIP	IP ERA WLS BF H R ER SO BB IBB HBP BLK WP HR S P ERA WHIP	IP ERA WLS BF H R ER SO BB IBB HBP BLK WP HR S P ERA WHIP	IP ERA WLS BF H R ER SO BB IBB HBP BLK WP HR S P ERA WHIP	IP ERA WLS BF H R ER SO BB IBB HBP BLK WP HR S P ERA WHIP	IP ERA WLS BF H R ER SO BB IBB HBP BLK WP HR S P ERA WHIP	IP ERA WLS BF H R ER SO BB IBB HBP BLK WP HR S P ERA WHIP	IP ERA WLS BF H R ER SO BB IBB HBP BLK WP HR S P ERA WHIP	IP ERA WLS BF H R ER SO BB IBB HBP BLK WP HR S P ERA WHIP	IP ERA WLS BF H R ER SO BB IBB HBP BLK WP HR S P ERA WHIP	IP ERA WLS BF H R ER SO BB IBB HBP BLK WP HR S P ERA WHIP	IP ERA WLS BF H R ER SO BB IBB HBP BLK WP HR S P ERA WHIP	IP ERA WLS BF H R ER SO BB IBB HBP BLK WP HR S P ERA WHIP	IP ERA WLS BF H R ER SO BB IBB HBP BLK WP HR S P ERA WHIP	IP ERA WLS BF H R ER SO BB IBB HBP BLK WP HR S P ERA WHIP	IP ERA WLS BF H R ER SO BB IBB HBP BLK WP HR S P ERA WHIP	IP ERA WLS BF H R ER SO BB IBB HBP BLK WP HR S P ERA WHIP	IP ERA WLS BF H R ER SO BB IBB HBP BLK WP HR S P ERA WHIP	IP ERA WLS BF H R ER SO BB IBB HBP BLK WP HR S P ERA WHIP	IP ERA WLS BF H R ER SO BB IBB HBP BLK WP HR S P ERA WHIP	IP ERA WLS BF H R ER SO BB IBB HBP BLK WP HR S P ERA WHIP	IP ERA WLS BF H R ER SO BB IBB HBP BLK WP HR S P ERA WHIP	IP ERA WLS BF H R ER SO BB IBB HBP BLK WP HR S P ERA WHIP	IP ERA WLS BF H R ER SO BB IBB HBP BLK WP HR S P ERA WHIP

Detroit Tigers @ Kansas City Royals
Kauffman Stadium, Kansas City, MO
Thu Jun 28 2001, 1:05 PM CDT
Att: 22,239 - Sunny - 87 F

AB 34
R 2
H 9
RBI 2
BB 1
SO 1
LOB 14



Batter	1	2	3	4	5	6	7	8	9	AB	R	H	RBI	BB	SO	LOB	BOTTOM							
Luis Altea, S OBP: 0.312, SLG: 0.355	BB 1B 1B		F9			G6-3		F7		5	1	1	0	0	1	3								
Donnie Sadler, R OBP: 0.278, SLG: 0.276	BB 1B 1B		G4-3		29 2B 2B		29 HR 1B	1B HBP		4	3	3	0	0	0	0								
29 Mike Sweeney, R OBP: 0.392, SLG: 0.695	K				2B 2B		HR	SF9		4	2	3	4	0	1	2								
Endy Chavez, L OBP: 0.247, SLG: 0.243	K				2B 2B		HR			0	0	0	0	0	0	0								
Joe Randa, R OBP: 0.319, SLG: 0.399	1B BB		P3		1B 2B		G6-3	1B		4	0	2	2	1	0	1								
Jermaine Dye, R OBP: 0.342, SLG: 0.433	K			G6-3	FC4-6 1B		HR	K		5	1	2	1	0	2	5								
Raul Ibanez, L OBP: 0.271, SLG: 0.273										3	0	1	2	0	0	2								
Dave McCarty, R OBP: 0.325, SLG: 0.377										1	0	0	0	0	0	0								
Carlos Beltrán, S OBP: 0.311, SLG: 0.395		F8								2	0	0	0	2	0	0								
A.J. Hinch, R OBP: 0.223, SLG: 0.342		G3								3	1	0	0	1	1	2								
Carlos Febles, R OBP: 0.253, SLG: 0.263		G4-3								4	1	1	0	0	0	1								
Inning Stats	R: 2 E: 0 K: 2 S: 14	H: 3 LOB: 2 BB: 1 P: 27	R: 0 E: 0 K: 0 S: 6	H: 0 LOB: 0 BB: 0 P: 8	R: 0 E: 0 K: 1 S: 10	H: 0 LOB: 1 BB: 1 P: 18	R: 0 E: 0 K: 1 S: 17	H: 4 LOB: 2 BB: 0 P: 22	R: 0 E: 0 K: 0 S: 6	H: 0 LOB: 1 BB: 1 P: 10	R: 3 E: 0 K: 0 S: 14	H: 3 LOB: 0 BB: 0 P: 18	R: 2 E: 0 K: 1 S: 12	H: 2 LOB: 2 BB: 1 P: 21	R: 0 E: 0 K: 0 S: 7	H: 0 LOB: 0 BB: 0 P: 12	1B: 7 2B: 4 3B: 0 HR: 2	SF: 1 SAC: 0 DP: 0 HBP: 1	WP: 0 PB: 0 SB: 1 CS: 0	PA: 41				
PITCHER	IP ERA WLS BF H R ER SO BB IBB HBP BLK WP HR S P ERA WHIP	IP ERA WLS BF H R ER SO BB IBB HBP BLK WP HR S P ERA WHIP	IP ERA WLS BF H R ER SO BB IBB HBP BLK WP HR S P ERA WHIP	IP ERA WLS BF H R ER SO BB IBB HBP BLK WP HR S P ERA WHIP	IP ERA WLS BF H R ER SO BB IBB HBP BLK WP HR S P ERA WHIP	IP ERA WLS BF H R ER SO BB IBB HBP BLK WP HR S P ERA WHIP	IP ERA WLS BF H R ER SO BB IBB HBP BLK WP HR S P ERA WHIP	IP ERA WLS BF H R ER SO BB IBB HBP BLK WP HR S P ERA WHIP	IP ERA WLS BF H R ER SO BB IBB HBP BLK WP HR S P ERA WHIP	IP ERA WLS BF H R ER SO BB IBB HBP BLK WP HR S P ERA WHIP	IP ERA WLS BF H R ER SO BB IBB HBP BLK WP HR S P ERA WHIP	IP ERA WLS BF H R ER SO BB IBB HBP BLK WP HR S P ERA WHIP	IP ERA WLS BF H R ER SO BB IBB HBP BLK WP HR S P ERA WHIP	IP ERA WLS BF H R ER SO BB IBB HBP BLK WP HR S P ERA WHIP	IP ERA WLS BF H R ER SO BB IBB HBP BLK WP HR S P ERA WHIP	IP ERA WLS BF H R ER SO BB IBB HBP BLK WP HR S P ERA WHIP	IP ERA WLS BF H R ER SO BB IBB HBP BLK WP HR S P ERA WHIP	IP ERA WLS BF H R ER SO BB IBB HBP BLK WP HR S P ERA WHIP	IP ERA WLS BF H R ER SO BB IBB HBP BLK WP HR S P ERA WHIP	IP ERA WLS BF H R ER SO BB IBB HBP BLK WP HR S P ERA WHIP	IP ERA WLS BF H R ER SO BB IBB HBP BLK WP HR S P ERA WHIP	IP ERA WLS BF H R ER SO BB IBB HBP BLK WP HR S P ERA WHIP	IP ERA WLS BF H R ER SO BB IBB HBP BLK WP HR S P ERA WHIP	IP ERA WLS BF H R ER SO BB IBB HBP BLK WP HR S P ERA WHIP

Detroit Tigers @ Kansas City Royals
Kauffman Stadium, Kansas City, MO
Thu Jun 28 2001, 1:05 PM CDT
Att: 22,239 - Sunny - 87 F

AB 35
R 9
H 13
RBI 9
BB 4
SO 5
LOB 16



Batter	1	2	3	4	5	6	7	8	9	AB	R	H	RBI	BB	SO	LOB	TOP										
Jose Macias, S OBP: 0.324, SLG: 0.413	E4 F2-3		BB 1B		2B 2B	G6-3		K		5	1	2	0	0	1	2											
Damion Easley, R OBP: 0.389, SLG: 0.444	F2-3		BB		P6		G6-3		F8	4	0	0	0	1	0	2											
Bobby Higginson, L OBP: 0.412, SLG: 0.489	K		F8		2B 2B		G1-3			4	1	1	1	0	1	2											
Tony Clark, S OBP: 0.383, SLG: 0.515		G3-1 1B	G6-3		2B 2B		K			4	0	2	1	0	1	2											
Robert Fick, L OBP: 0.359, SLG: 0.578	F7			FC4-6 1B		K				3	0	1	0	1	1	2											
Dean Palmer, R OBP: 0.318, SLG: 0.432	G3-1			P4		WP S BB		F3		3	0	0	0	1	0	3											
Juan Encarnacion, R OBP: 0.321, SLG: 0.457		BB		FC4-6 FC5-4		F3		L9		3	0	0	0	1	0	3											
Shane Halter, R OBP: 0.350, SLG: 0.476	F3			FC5-4		WP 1B		G1-3		4	0	1	0	0	0	4											
Wendell Magee, R OBP: 0.327, SLG: 0.432			G6-3		G6-3		F8		G6-3	3	0	0	0	0	0	2											
Randall Simon, L OBP: 0.389, SLG: 0.267										1	0	0	0	0	0	0											
Inning Stats	R: 0 E: 1 K: 1 S: 8	H: 0 LOB: 0 BB: 0 P: 12	R: 0 E: 0 K: 0 S: 12	H: 1 LOB: 2 BB: 1 P: 20	R: 0 E: 0 K: 0 S: 9	H: 1 LOB: 2 BB: 1 P: 16	R: 0 E: 0 K: 0 S: 9	H: 1 LOB: 1 BB: 0 P: 11	R: 2 E: 0 K: 1 S: 17	H: 3 LOB: 1 BB: 0 P: 24	R: 0 E: 0 K: 0 S: 14	H: 1 LOB: 2 BB: 1 P: 24	R: 0 E: 0 K: 1 S: 7	H: 0 LOB: 0 BB: 0 P: 10	R: 0 E: 0 K: 0 S: 6	H: 0 LOB: 1 BB: 1 P: 15	R: 0 E: 0 K: 1 S: 6	H: 0 LOB: 0 BB: 0 P: 7	1B: 4 2B: 4 3B: 0 HR: 0	SF: 0 SAC: 0 DP: 1 HBP: 0	WP: 1 PB: 0 SB: 1 CS: 0	PA: 38					
PITCHER	IP	WLS	BF	H	R	ER	SO	BB	IBB	HBP	BLK	WP	HR	S	P	ERA	WHIP										
Eric Milton, L ERA: 3.88	(1, 1)	7.0	31	7	2	2	3	3	0	0	0	1	0	76	117	2.57	1.429										
Bob Wells, R ERA: 4.43	(8, 1)	1.0	W	4	0	0	0	1	0	0	0	0	0	6	15	0.00	1.000										
LaTroy Hawkins, R ERA: 3.34	(9, 1)	1.0	S	3	0	0	0	1	0	0	0	0	0	6	7	0.00	0.000										

Detroit Tigers @ Minnesota Twins
Hubert H. Humphrey Metrodome, Minneapolis, MN

AB 34
R 2
H 7
RBI 2
BB 4
SO 4
LOB 22



WP: 1 PA: 38
PB: 0
SB: 1
CS: 0

Batter	1	2	3	4	5	6	7	8	9	AB	R	H	RBI	BB	SO	LOB	BOTTOM										
Denny Hocking, S OBP: 0.333, SLG: 0.379	K		K		1B		K			4	0	1	0	0	3	1											
Cristian Guzman, S OBP: 0.347, SLG: 0.494	S 1B		F7		F8		3B			4	0	2	1	0	0	1											
Doug Mientkiewicz, L OBP: 0.383, SLG: 0.511	K		F8		G6-3		G4-3			4	0	0	0	0	1	3											
Matt Lawton, L OBP: 0.409, SLG: 0.433	K			FC1-5 1B		G6-3 G4-3		K		4	1	2	0	0	2	1											
Chad Allen, R OBP: 0.392, SLG: 0.494		G4-3 1B		K FC1-5		G6-3		HR		4	1	3	1	0	0	1											
A.J. Pierzynski, L OBP: 0.323, SLG: 0.422		F8		FC1-5 PB		G4-3		G5-3		4	0	0	1	0	0	3											
Tori Hunter, R OBP: 0.289, SLG: 0.458		G4-3 1B		K		G6-3		K		4	0	1	0	0	2	2											
Jacque Jones, L OBP: 0.305, SLG: 0.357		G4-3		B2-3				CS 1B		3	0	1	0	0	0	4											
Luis Rivas, R OBP: 0.296, SLG: 0.344		K			G4-3		E 3B			3	1	1	0	0	1	2											
Inning Stats	R: 0 E: 0 K: 3 S: 14	H: 1 LOB: 1 BB: 0 P: 21	R: 0 E: 0 K: 1 S: 9	H: 2 LOB: 2 BB: 0 P: 14	R: 0 E: 0 K: 1 S: 7	H: 0 LOB: 0 BB: 0 P: 8	R: 0 E: 0 K: 1 S: 9	H: 2 LOB: 2 BB: 0 P: 12	R: 0 E: 0 K: 0 S: 8	H: 1 LOB: 1 BB: 0 P: 10	R: 1 E: 0 K: 0 S: 13	H: 1 LOB: 0 BB: 0 P: 18	R: 1 E: 1 K: 1 S: 10	H: 3 LOB: 1 BB: 0 P: 14	R: 1 E: 0 K: 2 S: 13	H: 1 LOB: 0 BB: 0 P: 20	1B: 8 2B: 1 3B: 1 HR: 1	SF: 0 SAC: 0 DP: 0 HBP: 0	WP: 0 PB: 1 SB: 1 CS: 1	PA: 34							
PITCHER	IP	WLS	BF	H	R	ER	SO	BB	IBB	HBP	BLK	WP	HR	S	P	ERA	WHIP										
Steve Sparks, R ERA: 3.97	(1, 1)	7.0	30	10	2	2	7	0	0	0	0	0	1	70	97	2.57	1.429										
Heath Murray, L ERA: 5.14	(8, 1)	1.0	L	4	1	1	2	0	0	0	0	0	1	13	20	9.00	1.000										

Detroit Tigers @ Minnesota Twins
Hubert H. Humphrey Metrodome, Minneapolis, MN

AB 34
R 3
H 11
RBI 3
BB 0
SO 9
LOB 18



WP: 0 PA: 34
PB: 1
SB: 1
CS: 1

Batter	1	2	3	4	5	6	7	8	9	AB	R	H	RBI	BB	SO	LOB	TOP										
Roger Cedeno, S OBP: 0.326, SLG: 0.345 Ryan Jackson, L OBP: 0.277, SLG: 0.380	1-2 SF7 3B		2-3 K			0-1 F7		2-1 HR		3	1	1	0	0	1	0											
Damion Easley, R OBP: 0.387, SLG: 0.441	0-0 F3		0-0 G6-3			2-1 WP 1B		0-2 G6-3		4	0	1	0	0	0	1											
Bobby Higginson, L OBP: 0.406, SLG: 0.483	2-1 SF7		3-1 F5			2-1 F8			3-3 K	3	0	0	1	0	1	1											
Tony Clark, S OBP: 0.377, SLG: 0.506	1-3 K			1-0 F9		2-3 K			0-3 K	4	0	0	0	0	3	1											
Robert Fick, L OBP: 0.357, SLG: 0.568		3-1 G3-1		4-1 G6-4-3 BB			1-1 G3		1-0 F8	3	0	0	0	1	0	0											
Juan Encarnacion, R OBP: 0.318, SLG: 0.452	0-0 L7		2-2 G6-4-3				0-0 G6-3			3	0	0	0	0	0	1											
Randall Simon, L OBP: 0.381, SLG: 0.278		1-0 BB 1B			1-3 K		0-1 L8			3	0	1	0	0	1	0											
Shane Halter, R OBP: 0.350, SLG: 0.470		4-2 BB 1B			2-1 F8			3-2 F2		2	0	0	0	1	0	0											
Jose Macias, S OBP: 0.320, SLG: 0.408	0-0 F7				1-0 F8			1-1 F7		3	0	0	0	0	0	2											
Inning Stats	R: 1 E: 0 K: 1 S: 9	H: 1 LOB: 0 BB: 0 P: 13	R: 0 E: 0 K: 0 S: 9	H: 1 LOB: 2 BB: 1 P: 17	R: 0 E: 0 K: 1 S: 6	H: 0 LOB: 0 BB: 0 P: 11	R: 0 E: 0 K: 0 S: 6	H: 0 LOB: 0 BB: 0 P: 13	R: 0 E: 0 K: 1 S: 6	H: 1 LOB: 1 BB: 0 P: 15	R: 0 E: 0 K: 0 S: 5	H: 0 LOB: 0 BB: 0 P: 6	R: 1 E: 0 K: 2 S: 11	H: 1 LOB: 0 BB: 0 P: 17	R: 0 E: 0 K: 2 S: 8	H: 0 LOB: 0 BB: 0 P: 12	1B: 2 2B: 0 3B: 1 HR: 1	SF: 1 SAC: 0 DP: 1 HBP: 0	WP: 1 PB: 0 SB: 0 CS: 0	PA: 32							
PITCHER	IP	WLS	BF	H	R	ER	SO	BB	IBB	HBP	BLK	WP	HR	S	P	ERA	WHIP										
Joe Mays, R ERA: 3.03	8.0	W	29	4	2	2	4	2	0	0	0	1	1	61	102	2.25	0.750										
Eddie Guardado, L ERA: 4.15	1.0	S	3	0	0	0	2	0	0	0	0	0	0	8	12	0.00	0.000										

Detroit Tigers @ Minnesota Twins
Hubert H. Humphrey Metrodome, Minneapolis, MN

AB 29
R 2
H 4
RBI 2
BB 2
SO 6
LOB 6



WP: 1 PA: 32
PB: 0
SB: 0
CS: 0

livebaseballscores.com

Sat Jun 30 2001, 7:05 PM EDT
Att: 34,460 - Dome - 72 F

Batter	1	2	3	4	5	6	7	8	9	AB	R	H	RBI	BB	SO	LOB	BOTTOM										
Matt Lawton, L OBP: 0.404, SLG: 0.427	2-2 G6-3		0-1 G5-3			2-1 F7		2-0 L7		4	0	0	0	0	0	1											
Cristian Guzman, S OBP: 0.345, SLG: 0.494	0-1 G5-3		0-0 G4-3		1-1 G3 CS 2B		0-0 F9			4	0	1	0	0	0	0											
Doug Mientkiewicz, L OBP: 0.385, SLG: 0.511	2-2 BB 1B		1-1 BB 2B		2-2 G3		1-0 CS	2-2 G4-3		4	2	2	0	0	0	1											
Corey Koskie, L OBP: 0.349, SLG: 0.414	4-2 BB 1B		3-2 S 2B		2-3 CS 3H		2-2 G4-3	3-3 K		3	0	1	1	1	1	0											
Chad Allen, R OBP: 0.390, SLG: 0.489	1-0 BB 1B		3-0 G4-3		2-0 P4					3	0	1	1	0	0	1											
Jacque Jones, L OBP: 0.302, SLG: 0.353	1-3 K		3-1 G4-3		1-3 K					3	0	0	0	0	2	3											
Tori Hunter, R OBP: 0.286, SLG: 0.453		1-1 G5-3		1-2 F8			0-1 G5-3			3	0	0	0	0	0	0											
A.J. Pierzynski, L OBP: 0.323, SLG: 0.426		3-1 WP G5-3 2B		1-1 F7			0-2 L9			3	1	1	0	0	0	0											
Luis Rivas, R OBP: 0.296, SLG: 0.344		2-2 G5-3		2-2 G5-3			2-2 BB 1B			3	0	1	1	0	0	0											
Inning Stats	R: 1 E: 0 K: 1 S: 16	H: 2 LOB: 2 BB: 1 P: 26	R: 1 E: 0 K: 0 S: 9	H: 1 LOB: 0 BB: 0 P: 15	R: 1 E: 0 K: 0 S: 9	H: 2 LOB: 1 BB: 0 P: 19	R: 0 E: 0 K: 0 S: 8	H: 0 LOB: 0 BB: 0 P: 12	R: 0 E: 0 K: 1 S: 8	H: 1 LOB: 1 BB: 0 P: 13	R: 0 E: 0 K: 0 S: 10	H: 1 LOB: 0 BB: 0 P: 14	R: 0 E: 0 K: 1 S: 5	H: 0 LOB: 0 BB: 0 P: 9	1B: 4 2B: 3 3B: 0 HR: 0	SF: 0 SAC: 0 DP: 0 HBP: 0	WP: 1 PB: 0 SB: 1 CS: 1	PA: 32									
PITCHER	IP	WLS	BF	H	R	ER	SO	BB	IBB	HBP	BLK	WP	HR	S	P	ERA	WHIP										
Chris Holt, R ERA: 5.49	7.0	L	28	7	3	3	2	1	0	0	0	0	0	68	113	3.86	1.143										
C.J. Nitkowski, L ERA: 3.19	1.0		3	0	0	0	1	0	0	0	0	0	0	5	9	0.00	0.000										

Detroit Tigers @ Minnesota Twins
Hubert H. Humphrey Metrodome, Minneapolis, MN

AB 30
R 3
H 7
RBI 3
BB 1
SO 3
LOB 6



WP: 1 PA: 32
PB: 0
SB: 1
CS: 1

livebaseballscores.com

Sat Jun 30 2001, 7:05 PM EDT
Att: 34,460 - Dome - 72 F

Batter	1	2	3	4	5	6	7	8	9	AB	R	H	RBI	BB	SO	LOB	TOP			
Jose Macias, S OBP: 0.319, SLG: 0.406 (1, 5)	F9			G6-3	G6-3			G6-3		4	0	1	0	0	0	2	Detroit Tigers @ Minnesota Twins Hubert H. Humphrey Metrodome, Minneapolis, MN Sun Jul 01 2001, 2:05 PM EDT Att: 21,031 - Dome - 72 F livebaseballscorecards.com			
Damion Easley, R OBP: 0.382, SLG: 0.434 (1, 4)	L8			G6-3			G1-3	G6-3		4	0	0	0	0	0	1				
Bobby Higginson, L OBP: 0.300, SLG: 0.474 (1, 7)	F7			K			F9	F9		4	0	0	0	0	1	0				
Tony Clark, S OBP: 0.379, SLG: 0.518 (1, 3)		G3			1B BB				K	4	2	2	1	0	1	0				
Juan Encarnacion, R OBP: 0.313, SLG: 0.445 (1, 9) (7, 8)		G6-3			K			F9	F9	4	0	0	0	0	1	1				
Dean Palmer, R OBP: 0.317, SLG: 0.426 (1, 10)		G5-3			1B BB			G5-3	K	3	1	0	0	1	1	0				
Shane Halter, R OBP: 0.361, SLG: 0.480 (1, 6)				G6-4-3	1B					3	0	3	0	0	0	0				
Wendell Magee, R OBP: 0.330, SLG: 0.433 (7, PH) Ryan Jackson, L OBP: 0.274, SLG: 0.375 (7, 9)				G6-4-3				P5		2	0	1	2	0	0	1				
Javier Cardona, R OBP: 0.267, SLG: 0.300 Robert Fick, L OBP: 0.355, SLG: 0.565 (7, 2)				F9				F9	G6-3	2	0	0	0	0	0	2				
Inning Stats	R: 0 E: 0 K: 0 S: 5	H: 0 LOB: 0 BB: 0 P: 10	R: 0 E: 0 K: 0 S: 8	H: 0 LOB: 0 BB: 0 P: 14	R: 0 E: 0 K: 0 S: 6	H: 1 LOB: 0 BB: 0 P: 12	R: 0 E: 0 K: 1 S: 10	H: 0 LOB: 0 BB: 0 P: 15	R: 2 E: 0 K: 0 S: 17	H: 3 LOB: 2 BB: 1 P: 27	R: 1 E: 0 K: 0 S: 9	H: 1 LOB: 1 BB: 0 P: 13	R: 0 E: 0 K: 0 S: 8	H: 1 LOB: 0 BB: 0 P: 14	R: 0 E: 0 K: 2 S: 12	H: 0 LOB: 0 BB: 0 P: 18		1B: 6 2B: 0 3B: 0 HR: 1	SF: 0 SAC: 0 DP: 2 HBP: 0	WP: 0 PB: 0 SB: 0 CS: 0
PITCHER	IP	WLS	BF	H	R	ER	SO	BB	IBB	HBP	BLK	WP	HR	S	P	ERA	WHIP			
Johan Santana, L ERA: 4.34 Jack Cressend, R ERA: 3.89 Travis Miller, L ERA: 4.5 Bob Wells, R ERA: 4.32	(1, 1) (6, 1) (8, 1) (9, 1)	5.0 2.0 1.0 1.0	W 8 3 3	19 2 1 0	4 1 0 0	2 1 0 0	2 0 0 2	2 0 0 0	1 0 0 0	0 0 0 0	0 0 0 0	0 0 0 0	0 1 0 0	46 17 8 12	78 27 22 18	3.60 4.50 0.00 0.00	1.000 1.000 1.000 0.000			

Batter	1	2	3	4	5	6	7	8	9	AB	R	H	RBI	BB	SO	LOB	BOTTOM			
Matt Lawton, L OBP: 0.407, SLG: 0.424 (1, 9)	G4-3			BB				P6		2	2	0	0	3	0	0	Detroit Tigers @ Minnesota Twins Hubert H. Humphrey Metrodome, Minneapolis, MN Sun Jul 01 2001, 2:05 PM EDT Att: 21,031 - Dome - 72 F livebaseballscorecards.com			
Cristian Guzman, S OBP: 0.346, SLG: 0.498 (1, 6)	HR			K				G4-3		5	2	2	0	0	1	3				
Doug Mientkiewicz, L OBP: 0.386, SLG: 0.511 (1, 3)	K			FC4-6				L1		4	0	2	1	0	1	2				
Corey Koskie, L OBP: 0.351, SLG: 0.424 (1, 5)	HR			FC4-6				G3		3	1	1	3	1	0	2				
Chad Allen, R OBP: 0.385, SLG: 0.474 (1, 10)	1B			FC5-4						3	1	0	1	1	2	3				
Torii Hunter, R OBP: 0.286, SLG: 0.450 (1, 8)	1B			K						4	0	1	0	0	2	2				
Quinton McCracken, S OBP: 0.327, SLG: 0.400 (1, 7)	1B			G4-3				K		4	0	1	1	0	1	0				
Luis Rivas, R OBP: 0.299, SLG: 0.348 (1, 4)				G5-3				K2-3		3	1	1	0	1	1	0				
Tom Prince, R OBP: 0.284, SLG: 0.344 (1, 2)	B5			HR				F3		4	1	1	1	0	0	2				
Inning Stats	R: 3 E: 0 K: 1 S: 16	H: 4 LOB: 2 BB: 1 P: 25	R: 3 E: 1 K: 1 S: 16	H: 2 LOB: 1 BB: 1 P: 25	R: 0 E: 0 K: 0 S: 4	H: 0 LOB: 0 BB: 0 P: 5	R: 2 E: 0 K: 2 S: 15	H: 2 LOB: 2 BB: 2 P: 27	R: 0 E: 0 K: 0 S: 8	H: 0 LOB: 0 BB: 1 P: 14	R: 0 E: 0 K: 0 S: 6	H: 1 LOB: 1 BB: 0 P: 9	R: 0 E: 0 K: 3 S: 9	H: 0 LOB: 0 BB: 0 P: 16	R: 0 E: 0 K: 1 S: 10	H: 0 LOB: 1 BB: 1 P: 16		1B: 5 2B: 1 3B: 1 HR: 2	SF: 0 SAC: 0 DP: 0 HBP: 0	WP: 0 PB: 0 SB: 1 CS: 1
PITCHER	IP	WLS	BF	H	R	ER	SO	BB	IBB	HBP	BLK	WP	HR	S	P	ERA	WHIP			
Willie Blair, R ERA: 12.0 Heath Murray, L ERA: 4.65 Todd Jones, R ERA: 5.45 Matt Anderson, R ERA: 5.88	(1, 1) (4, 1) (7, 1) (8, 1)	3.0 3.0 1.0 1.0	L 12 3 4	19 2 0 0	7 0 0 0	6 0 0 0	2 2 3 1	0 0 0 1	3 0 0 0	0 0 0 0	0 0 0 0	0 0 0 0	0 0 0 0	26 9 10 16	43 16 16 16	0.00 0.00 0.00 0.00	1.333 0.000 1.000			



Batter	1	2	3	4	5	6	7	8	9	AB	R	H	RBI	BB	SO	LOB	TOP								
Luis Alícea, S OBP: 0.335, SLG: 0.372 (1, 10)	G6-3		K				CS	HBP 29 1B BB		3	0	1	1	2	1	0	Kansas City Royals @ Detroit Tigers Comerica Park, Detroit, MI Wed Jul 04 2001, 1:05 PM EDT Att: 27,115 - Cloudy - 72 F								
Rey Sanchez, R OBP: 0.313, SLG: 0.350 (1, 6)	F8			K				K	G6-3	5	0	1	2	0	2	2									
29 Mike Sweeney, R OBP: 0.403, SLG: 0.647 (1, 3)	F9				FC6-4			HBP		4	0	2	0	0	0	2									
Joe Randa, R OBP: 0.314, SLG: 0.387 (1, 5)				G4-6-3				L5		4	0	1	0	0	0	3									
Jermaine Dye, R OBP: 0.344, SLG: 0.430 (1, 9)	F9				E5			G6-3		3	1	0	0	0	0	1									
Carlos Beltrán, S OBP: 0.307, SLG: 0.428 (1, 8)	F2				F7			G4-3		4	0	0	0	0	0	5									
Raul Ibanez, L OBP: 0.337, SLG: 0.402 (1, 7)	P6				E					3	1	2	0	1	0	1									
Brent Mayne, L OBP: 0.373, SLG: 0.388 (1, 2)			L7		F7					4	1	1	0	0	1	3									
Donnie Sadler, R OBP: 0.278, SLG: 0.272 Dave McCarty, R OBP: 0.308, SLG: 0.354 (9, PH)	G4-3				E6					3	1	0	0	0	0	2									
Inning Stats	R: 0 E: 0 K: 0 S: 6	H: 0 LOB: 0 BB: 0 P: 11	R: 0 E: 0 K: 0 S: 10	H: 1 LOB: 1 BB: 0 P: 12	R: 0 E: 0 K: 1 S: 12	H: 0 LOB: 0 BB: 0 P: 18	R: 0 E: 0 K: 1 S: 9	H: 1 LOB: 0 BB: 0 P: 14	R: 3 E: 2 K: 0 S: 15	H: 2 LOB: 2 BB: 1 P: 29	R: 0 E: 0 K: 1 S: 12	H: 1 LOB: 0 BB: 0 P: 17	R: 0 E: 0 K: 1 S: 10	H: 1 LOB: 3 BB: 1 P: 17	R: 1 E: 0 K: 1 S: 10	H: 2 LOB: 1 BB: 1 P: 20	1B: 7 2B: 1 3B: 0 HR: 0	SF: 0 SAC: 0 DP: 1 HBP: 1	WP: 0 PB: 0 SB: 0 CS: 1	PA: 39					
PITCHER	IP	WLS	BF	H	R	ER	SO	BB	IBB	HBP	BLK	WP	HR	S	P	ERA	WHIP								
Jeff Weaver, R ERA: 4.04 (1, 1)	7.0	W	27	5	3	0	3	1	0	0	0	0	0	70	110	0.00	0.857								
Danny Patterson, R ERA: 2.31 (8, 1)	1.0	H	6	1	0	0	1	1	0	1	0	0	0	10	17	0.00	2.000								
Matt Anderson, R ERA: 5.79 (9, 1)	1.0	S	5	2	1	1	1	1	0	0	0	0	0	10	20	9.00	3.000								

Batter	1	2	3	4	5	6	7	8	9	AB	R	H	RBI	BB	SO	LOB	BOTTOM								
Roger Cedeno, S OBP: 0.322, SLG: 0.340 (1, 8)	S	G3		G1-3		G4-3		S		5	1	2	2	0	0	4	Kansas City Royals @ Detroit Tigers Comerica Park, Detroit, MI Wed Jul 04 2001, 1:05 PM EDT Att: 27,115 - Cloudy - 72 F								
Damion Easley, R OBP: 0.385, SLG: 0.434 (1, 4)				G5-3			G3	G4-3		4	1	2	0	1	0	3									
Bobby Higginson, L OBP: 0.395, SLG: 0.463 Wendell Magee, R OBP: 0.330, SLG: 0.433 (9, 7)	F9			F8		F9	SF9	G3	BB	4	0	1	1	1	0	3									
Robert Flick, L OBP: 0.359, SLG: 0.576 (1, 2)	F5			F9				G3		4	1	1	1	1	0	5									
Tony Clark, S OBP: 0.384, SLG: 0.522 (1, 10)	K			G5-3		K				3	0	0	0	2	2	3									
Shane Halter, R OBP: 0.386, SLG: 0.481 (1, 6)		2B								3	1	1	1	0	0	3									
Randall Simon, L OBP: 0.414, SLG: 0.490 (1, 3)				G1-3		G4-3				4	0	2	0	0	1	2									
Juan Encarnacion, R OBP: 0.311, SLG: 0.450 (1, 9)		G5-3		L4						4	2	2	1	0	0	4									
Jarrold Patterson, L OBP: 0.286, SLG: 0.425 Jose Macias, S OBP: 0.358, SLG: 0.419 (8, PH) (9, 5)	F5									2	0	0	0	0	0	2									
Inning Stats	R: 0 E: 0 K: 1 S: 9	H: 1 LOB: 2 BB: 1 P: 18	R: 0 E: 0 K: 0 S: 11	H: 1 LOB: 0 BB: 0 P: 18	R: 0 E: 0 K: 0 S: 6	H: 1 LOB: 1 BB: 0 P: 9	R: 1 E: 0 K: 0 S: 20	H: 2 LOB: 2 BB: 0 P: 30	R: 1 E: 0 K: 1 S: 11	H: 1 LOB: 0 BB: 0 P: 19	R: 1 E: 0 K: 0 S: 12	H: 1 LOB: 0 BB: 0 P: 18	R: 1 E: 0 K: 1 S: 12	H: 1 LOB: 2 BB: 2 P: 23	R: 2 E: 0 K: 0 S: 17	H: 3 LOB: 3 BB: 2 P: 30	1B: 8 2B: 1 3B: 0 HR: 2	SF: 1 SAC: 1 DP: 0 HBP: 2	WP: 1 PB: 0 SB: 2 CS: 0	PA: 42					
PITCHER	IP	WLS	BF	H	R	ER	SO	BB	IBB	HBP	BLK	WP	HR	S	P	ERA	WHIP								
Jeff Suppan, R ERA: 4.64 (1, 1)	6.0		28	7	3	3	2	1	0	2	0	0	0	21	36	16.20	2.400								
Cory Bailey, R ERA: 3.62 (7, 1)	1.2	L	10	3	3	3	1	1	1	0	0	0	0	8	17	0.00	9.000								
55 Tony Cogan, L ERA: 6.0 (8, 1)	0.1		4	1	0	0	0	2	0	0	0	0	0	0	0	0	0								



Batter	1	2	3	4	5	6	7	8	9	AB	R	H	RBI	BB	SO	LOB	TOP										
Luis Alcega, S OBP: 0.329, SLG: 0.365	G5-3			G4-3		F9		F9		4	0	0	0	0	0	2	Kansas City Royals @ Detroit Tigers Comerica Park, Detroit, MI Thu Jul 05 2001, 7:05 PM EDT Att: 22,281 - Cloudy - 73 F										
Rey Sanchez, R OBP: 0.315, SLG: 0.353	F9			G1-3 2B		G4-3 BB		G4-3		3	0	1	0	1	0	1											
29 Mike Sweeney, R OBP: 0.402, SLG: 0.642	P6			G1-3		G1-3 1B		K		4	0	1	1	0	1	2											
Jermaine Dye, R OBP: 0.340, SLG: 0.424		G5-3		G6-3		G5-3		K		4	0	0	0	0	1	3											
Raul Ibanez, L OBP: 0.337, SLG: 0.400		G6-3			F7		G1-3 1B		G4-2	3	0	1	0	0	0	0											
Dave McCarty, R OBP: 0.313, SLG: 0.354								DI BB		0	0	0	0	1	0	0											
Carlos Beltrán, S OBP: 0.307, SLG: 0.424					G6-4-3 HBP		G1-3		F8	3	0	0	0	0	1	2											
A.J. Hinch, R OBP: 0.225, SLG: 0.339				K	G6-4-3		G6-3		F8	4	0	0	0	0	1	3											
Donnie Sadler, R OBP: 0.279, SLG: 0.274				G6-3		F9				3	1	1	0	0	0	1											
Endy Chavez, L OBP: 0.250, SLG: 0.247				G4-3		P6		G4-3 1B		3	0	1	0	0	0	1											
Inning Stats	R: 0 E: 0 K: 0 S: 6	H: 0 LOB: 0 BB: 0 P: 11	R: 0 E: 0 K: 1 S: 10	H: 0 LOB: 0 BB: 0 P: 14	R: 0 E: 0 K: 1 S: 7	H: 0 LOB: 0 BB: 0 P: 11	R: 0 E: 0 K: 0 S: 10	H: 1 LOB: 1 BB: 0 P: 16	R: 0 E: 0 K: 0 S: 4	H: 0 LOB: 0 BB: 0 P: 5	R: 1 E: 0 K: 0 S: 10	H: 2 LOB: 2 BB: 1 P: 21	R: 0 E: 0 K: 0 S: 8	H: 1 LOB: 1 BB: 0 P: 9	R: 0 E: 0 K: 1 S: 8	H: 1 LOB: 1 BB: 1 P: 11	R: 0 E: 0 K: 1 S: 10	H: 0 LOB: 1 BB: 1 P: 16	1B: 4 2B: 1 3B: 0 HR: 0	SF: 0 SAC: 0 DP: 1 HBP: 1	WP: 0 PB: 0 SB: 1 CS: 0	PA: 34					
PITCHER	IP	WLS	BF	H	R	ER	SO	BB	IBB	HBP	BLK	WP	HR	S	P	ERA	WHIP										
Steve Sparks, R ERA: 3.77	(1, 1)	8.0	W	30	5	1	3	1	0	1	0	0	0	63	98	1.12	0.750										
Heath Murray, L ERA: 4.5	(9, 1)	1.0		4	0	0	1	1	0	0	0	0	0	10	16	0.00	1.000										

Batter	1	2	3	4	5	6	7	8	9	AB	R	H	RBI	BB	SO	LOB	BOTTOM										
Roger Cedeno, S OBP: 0.323, SLG: 0.342	G4-3			G6-4-3 1B		F7		SF7		4	1	2	1	0	0	1	Kansas City Royals @ Detroit Tigers Comerica Park, Detroit, MI Thu Jul 05 2001, 7:05 PM EDT Att: 22,281 - Cloudy - 73 F										
Ryan Jackson, L OBP: 0.274, SLG: 0.375		3B 1B						F3		0	0	0	0	0	0	0											
Damion Easley, R OBP: 0.382, SLG: 0.437	P4			G6-4-3		F8		F3		5	1	1	2	0	0	4											
Bobby Higginson, L OBP: 0.393, SLG: 0.459					G3-1		F9			4	1	1	1	0	0	0											
Wendell Magee, R OBP: 0.330, SLG: 0.433	BB 1B									0	0	0	0	0	0	0											
Robert Fick, L OBP: 0.366, SLG: 0.593	1B BB							K		3	1	2	1	1	1	0											
Tony Clark, S OBP: 0.386, SLG: 0.523	1B							F7		3	1	1	0	1	0	1											
Shane Halter, R OBP: 0.374, SLG: 0.488										4	1	3	2	0	1	0											
Randall Simon, L OBP: 0.424, SLG: 0.414	G3-1									4	0	2	0	0	1	4											
Juan Encarnacion, R OBP: 0.310, SLG: 0.445		G6-3		G4-6-3		K				3	0	0	0	1	1	1											
Jose Macias, S OBP: 0.328, SLG: 0.418					G4-3					3	1	1	0	1	1	3											
Inning Stats	R: 1 E: 0 K: 0 S: 18	H: 2 LOB: 3 BB: 2 P: 36	R: 3 E: 0 K: 0 S: 15	H: 4 LOB: 1 BB: 0 P: 23	R: 0 E: 0 K: 1 S: 7	H: 1 LOB: 0 BB: 0 P: 9	R: 0 E: 0 K: 0 S: 4	H: 1 LOB: 0 BB: 0 P: 6	R: 2 E: 0 K: 1 S: 12	H: 3 LOB: 1 BB: 0 P: 22	R: 0 E: 0 K: 1 S: 9	H: 0 LOB: 1 BB: 1 P: 17	R: 0 E: 0 K: 1 S: 8	H: 0 LOB: 0 BB: 0 P: 12	R: 1 E: 0 K: 1 S: 16	H: 2 LOB: 2 BB: 1 P: 26	R: 0 E: 0 K: 1 S: 10	H: 0 LOB: 1 BB: 1 P: 16	1B: 10 2B: 2 3B: 1 HR: 1	SF: 1 SAC: 0 DP: 3 HBP: 0	WP: 1 PB: 0 SB: 0 CS: 1	PA: 38					
PITCHER	IP	WLS	BF	H	R	ER	SO	BB	IBB	HBP	BLK	WP	HR	S	P	ERA	WHIP										
51 Kris Wilson, R ERA: 4.63	(1, 1)	4.1	L	24	11	6	6	1	0	0	0	0	0	53	90	12.46	3.000										
Blake Stein, R ERA: 5.43	(5, 1)	3.2		14	2	1	4	2	0	0	0	1	0	36	61	2.46	1.091										

AB	31
R	1
H	5
RBI	1
BB	2
SO	4
LOB	15



AB	33
R	7
H	13
RBI	7
BB	4
SO	5
LOB	14



Batter	1	2	3	4	5	6	7	8	9	AB	R	H	RBI	BB	SO	LOB	TOP								
Eric Young Sr., R OBP: 0.321, SLG: 0.405 (1, 4)	F9			2B	1B			SH1-4	F8	5	3	3	0	1	0	0									
Ricky Gutierrez, R OBP: 0.348, SLG: 0.423 (1, 6)	2B	F8		2B				SH1-4		4	2	3	1	0	0	1									
Sammy Sosa, R OBP: 0.429, SLG: 0.669 (1, 9)	G4-3			3B	1B			2B	1B	3	3	2	1	2	1	2									
Matt Stairs, L OBP: 0.379, SLG: 0.480 (6, PH)	G4-3			F8	F7					3	0	0	0	0	0	4									
Delino DeShields, L OBP: 0.315, SLG: 0.309 (6, PH)										0	0	0	0	1	0	0									
Augie Ojeda, S OBP: 0.239, SLG: 0.256 (6, PH)										0	0	0	0	0	0	0									
Corey Patterson, L OBP: 0.250, SLG: 0.263 (6, 7)	2-3									1	1	1	1	0	0	0									
Ron Coomer, R OBP: 0.325, SLG: 0.412 (6, 3)	1B			1B	3B			G3-1	WP	4	1	3	5	1	0	2									
Roosevelt Brown, L OBP: 0.333, SLG: 0.442 (1, 10)	1-2							G3-1		5	0	2	2	0	1	3									
Todd Dunwoody, L OBP: 0.250, SLG: 0.328 (1, 7)				G5-3	1B					5	0	0	0	0	3	4									
Miguel Cairo, R OBP: 0.377, SLG: 0.359 (8, 5)	K			G5-3						0	0	0	0	0	0	0									
Gary Matthews, S OBP: 0.351, SLG: 0.417 (1, 8)				G3-1						5	0	0	0	0	2	1									
Joe Girardi, R OBP: 0.287, SLG: 0.292 (1, 2)				K						5	0	0	0	0	3	0									
Inning Stats	R: 2 E: 0 K: 1 S: 18	H: 3 LOB: 2 BB: 1 P: 27	R: 0 E: 0 K: 1 S: 11	H: 1 LOB: 1 BB: 0 P: 15	R: 2 E: 0 K: 1 S: 15	H: 3 LOB: 1 BB: 0 P: 19	R: 1 E: 0 K: 0 S: 12	H: 2 LOB: 2 BB: 1 P: 23	R: 0 E: 0 K: 1 S: 9	H: 0 LOB: 0 BB: 0 P: 12	R: 2 E: 0 K: 2 S: 16	H: 3 LOB: 2 BB: 1 P: 28	R: 0 E: 0 K: 2 S: 8	H: 0 LOB: 0 BB: 0 P: 11	R: 3 E: 0 K: 1 S: 19	H: 2 LOB: 1 BB: 2 P: 32	R: 0 E: 0 K: 1 S: 9	H: 0 LOB: 0 BB: 0 P: 13	1B: 9 2B: 4 3B: 1 HR: 0	SF: 0 SAC: 1 DP: 0 HBP: 0	WP: 1 PB: 0 SB: 3 CS: 0	PA: 46			
PITCHER	IP	WLS	BF	H	R	ER	SO	BB	IBB	HBP	BLK	WP	HR	S	P	ERA	WHIP								
Willie Blair, R ERA: 11.94 (1, 1)	5.1	L	29	11	7	7	4	1	1	0	0	0	0	71	104	11.81	2.250								
Todd Jones, R ERA: 5.17 (6, 1)	0.1		1	0	0	0	1	0	0	0	0	0	0	3	6	0.00	0.000								
C.J. Nitkowski, L ERA: 3.93 (6, 1)	1.1		6	1	0	0	3	1	0	0	0	0	0	15	25	0.00	1.500								
Danny Patterson, R ERA: 2.93 (8, 1)	1.0		7	2	3	3	1	1	1	0	0	1	0	19	32	27.00	3.000								
Matt Anderson, R ERA: 5.61 (9, 1)	1.0		3	0	0	0	1	0	0	0	0	0	0	9	13	0.00	0.000								

Chicago Cubs @ Detroit Tigers
Comerica Park, Detroit, MI
Sat Jul 07 2001, 5:05 PM EDT
Att: 39,697 - Cloudy - 74 F

AB 40
R 10
H 14
RBI 10
BB 5
SO 10
LOB 17



Batter	1	2	3	4	5	6	7	8	9	AB	R	H	RBI	BB	SO	LOB	BOTTOM								
Roger Cedeno, S OBP: 0.326, SLG: 0.346 (1, 8)	G4-3			FC4-6	1B					5	0	3	0	0	0	1									
Damion Easley, R OBP: 0.354, SLG: 0.426 (1, 4)	F8			FC4-6						5	1	1	0	0	1	3									
Bobby Higginson, L OBP: 0.397, SLG: 0.476 (1, 7)	K									4	2	2	0	0	2	1									
Robert Fick, L OBP: 0.365, SLG: 0.581 (1, 2)				E4	1B					4	0	0	2	0	1	2									
Tony Clark, S OBP: 0.388, SLG: 0.530 (1, 10)				G6-4-3	1B					4	1	2	1	0	1	0									
Shane Halter, R OBP: 0.372, SLG: 0.485 (1, 6)				G6-4-3	1B					4	0	0	0	0	2	3									
Randall Simon, L OBP: 0.405, SLG: 0.395 (1, 3)				F5						4	1	2	0	0	0	1									
Ryan Jackson, L OBP: 0.273, SLG: 0.405 (1, 9)				G3-1						4	1	1	3	0	0	1									
Jose Macias, S OBP: 0.325, SLG: 0.414 (1, 5)				K						4	0	0	0	0	2	1									
Inning Stats	R: 0 E: 0 K: 1 S: 8	H: 0 LOB: 0 BB: 0 P: 12	R: 0 E: 1 K: 0 S: 9	H: 1 LOB: 1 BB: 0 P: 13	R: 0 E: 0 K: 1 S: 8	H: 1 LOB: 0 BB: 0 P: 8	R: 1 E: 0 K: 0 S: 5	H: 1 LOB: 0 BB: 0 P: 7	R: 0 E: 0 K: 0 S: 8	H: 1 LOB: 1 BB: 0 P: 11	R: 5 E: 0 K: 1 S: 20	H: 5 LOB: 0 BB: 0 P: 30	R: 0 E: 0 K: 2 S: 11	H: 1 LOB: 0 BB: 0 P: 16	R: 0 E: 0 K: 2 S: 9	H: 0 LOB: 0 BB: 0 P: 10	R: 0 E: 0 K: 2 S: 9	H: 1 LOB: 1 BB: 0 P: 15	1B: 8 2B: 1 3B: 1 HR: 1	SF: 0 SAC: 0 DP: 1 HBP: 0	WP: 0 PB: 0 SB: 0 CS: 0	PA: 38			
PITCHER	IP	WLS	BF	H	R	ER	SO	BB	IBB	HBP	BLK	WP	HR	S	P	ERA	WHIP								
Jon Lieber, R ERA: 3.42 (7, 1)	1.0	H	4	1	0	0	2	0	0	0	0	0	0	11	16	0.00	1.000								
Jeff Fassero, L ERA: 2.54 (8, 1)	1.0		3	0	0	0	2	0	0	0	0	0	0	9	10	0.00	0.000								
Kyle Farnsworth, R ERA: 3.07 (9, 1)	1.0		4	1	0	0	2	0	0	0	0	0	0	9	15	0.00	1.000								

Chicago Cubs @ Detroit Tigers
Comerica Park, Detroit, MI
Sat Jul 07 2001, 5:05 PM EDT
Att: 39,697 - Cloudy - 74 F

AB 38
R 6
H 11
RBI 6
BB 0
SO 9
LOB 13



Batter	1	2	3	4	5	6	7	8	9	AB	R	H	RBI	BB	SO	LOB	TOP								
Eric Young Sr. R (1.4) OBP: 0.325, SLG: 0.405	F7		S HR HBP		S 2B 1B		BB G1-3 BB		K	3	2	1	0	1	1	0									
Delino DeShields L (1.7) OBP: 0.317, SLG: 0.316	BB 1B		K		1-H HR 2B		G1-3		G3	5	1	2	1	0	1	2									
Sammy Sosa R (1.9) OBP: 0.435, SLG: 0.691	G6-4-3 BB		HR		HR		BB IBB			2	2	2	4	2	0	0									
Ron Coomer R (1.3) OBP: 0.323, SLG: 0.405	G6-4-3		3-H 1-1 P6		G6-3		BB			3	0	0	0	1	0	2									
Roosevelt Brown L (1.10) OBP: 0.327, SLG: 0.447		L3		P6		SH3 SF9 2B		F9		4	1	1	0	0	0	3									
Ricky Gutierrez R (1.6) OBP: 0.344, SLG: 0.418	F8		G4-3		SH3		G5-3			3	0	0	0	0	0	0									
Corey Patterson L (1.8) OBP: 0.250, SLG: 0.273	S 1B		G3		SF9		G3			3	0	1	1	0	0	0									
Miguel Cairo R (1.5) OBP: 0.364, SLG: 0.344	K		G6-3		G6-3		G5-3			4	0	0	0	0	1	1									
Joe Girardi R (1.2) OBP: 0.283, SLG: 0.288			G4-3		K		F2		K	2	0	0	0	0	1	0									
Robert Machado R (6.2) OBP: 0.364, SLG: 0.500										2	0	0	0	0	1	0									
Inning Stats	R: 0 E: 0 K: 0 S: 10	H: 1 LOB: 1 BB: 1 P: 18	R: 0 E: 0 K: 1 S: 11	H: 1 LOB: 1 BB: 0 P: 18	R: 2 E: 0 K: 1 S: 10	H: 1 LOB: 0 BB: 0 P: 17	R: 0 E: 0 K: 0 S: 8	H: 0 LOB: 0 BB: 0 P: 11	R: 3 E: 0 K: 1 S: 16	H: 3 LOB: 0 BB: 0 P: 22	R: 1 E: 0 K: 0 S: 8	H: 1 LOB: 0 BB: 0 P: 9	R: 0 E: 0 K: 0 S: 11	H: 0 LOB: 0 BB: 0 P: 29	R: 0 E: 0 K: 0 S: 9	H: 0 LOB: 0 BB: 0 P: 13	R: 0 E: 0 K: 2 S: 9	H: 0 LOB: 0 BB: 0 P: 11	1B: 3 2B: 2 3B: 0 HR: 2	SF: 1 SAC: 1 DP: 1 HBP: 1	WP: 0 PB: 0 SB: 4 CS: 0	PA: 38			
PITCHER	IP	WLS	BF	H	R	ER	SO	BB	IBB	HBP	BLK	WP	HR	S	P	ERA	WHIP								
Jose Lima R (1.1) ERA: 6.91	6.0		26	7	6	6	3	1	0	1	0	0	2	63	95	9.00	1.333								
Todd Jones R (7.1) ERA: 5.03	1.0	W	6	0	0	0	0	2	1	0	0	0	0	11	29	0.00	2.000								
Danny Patterson R (8.1) ERA: 2.85	1.0	H	3	0	0	0	0	0	0	0	0	0	0	9	13	0.00	0.000								
Matt Anderson R (9.1) ERA: 5.45	1.0	S	3	0	0	0	2	0	0	0	0	0	0	9	11	0.00	0.000								

Chicago Cubs @ Detroit Tigers
Comerica Park, Detroit, MI
Sun Jul 08 2001, 1:05 PM EDT
Att: 38,729 - Sunny - 80 F

AB 31
R 6
H 7
RBI 6
BB 4
SO 5
LOB 8



Batter	1	2	3	4	5	6	7	8	9	AB	R	H	RBI	BB	SO	LOB	BOTTOM								
Roger Cedeno S (1.8) OBP: 0.330, SLG: 0.348	P4 S 1B	E 1B		CS BB		F8	K			4	0	2	0	1	1	2									
Damion Easley R (1.4) OBP: 0.358, SLG: 0.425	P4 1-3	E5		1B		BB	IBB			3	0	1	0	2	0	2									
Bobby Higginson L (1.7) OBP: 0.391, SLG: 0.467	F2	F8		P5		F8	K			5	0	0	0	0	1	7									
Robert Flick L (1.2) OBP: 0.370, SLG: 0.576		1B WP BB	G3 BB		P4		1B 1B BB		K	2	2	0	0	3	1	0									
Tony Clark S (1.10) OBP: 0.388, SLG: 0.528		WP 1B SF8 1B	G3		K		1B 1B 1B		G3-1	5	2	2	0	0	1	1									
Shane Halter R (1.6) OBP: 0.378, SLG: 0.489		SF8 WP 2B 1B	K		2B 1B		1B 1B		K	5	3	3	0	0	2	1									
Juan Encarnacion R (1.9) OBP: 0.319, SLG: 0.450		SF8	F9		1-H 2B		E 1B 1B			3	0	2	3	0	0	1									
Ryan Jackson L (1.3) OBP: 0.264, SLG: 0.391		K		F9		K	E8 S 1B			3	0	0	0	0	2	2									
Wendell Magee R (7. PH) ERA: 4.62							1-2 2-H 3-H			1	0	1	2	0	0	0									
Randall Simon L (8.3) OBP: 0.405, SLG: 0.395							1-3 2-H 3-H			0	0	0	0	0	0	0									
Jose Macias S (1.5) OBP: 0.327, SLG: 0.431		1B E 2B		HR		F8	K			4	2	2	2	0	1	2									
Inning Stats	R: 0 E: 0 K: 0 S: 7	H: 4 LOB: 2 BB: 1 P: 31	R: 4 E: 1 K: 1 S: 18	H: 4 LOB: 1 BB: 1 P: 31	R: 0 E: 0 K: 1 S: 10	H: 0 LOB: 1 BB: 1 P: 21	R: 1 E: 0 K: 0 S: 9	H: 2 LOB: 1 BB: 1 P: 17	R: 1 E: 0 K: 2 S: 12	H: 2 LOB: 1 BB: 0 P: 16	R: 0 E: 0 K: 0 S: 10	H: 0 LOB: 1 BB: 1 P: 18	R: 3 E: 1 K: 3 S: 18	H: 4 LOB: 3 BB: 2 P: 35	R: 0 E: 0 K: 2 S: 12	H: 0 LOB: 0 BB: 0 P: 17	1B: 10 2B: 2 3B: 0 HR: 1	SF: 1 SAC: 0 DP: 0 HBP: 0	WP: 1 PB: 0 SB: 2 CS: 1	PA: 42					
PITCHER	IP	WLS	BF	H	R	ER	SO	BB	IBB	HBP	BLK	WP	HR	S	P	ERA	WHIP								
34 Kerry Wood R (1.1) ERA: 3.61	6.0	L	30	9	6	5	4	4	0	0	0	0	1	66	112	7.50	2.167								
Felix Heredia L (7.1) ERA: 4.62	0.0		3	2	3	3	0	1	0	0	0	0	0	5	11	∞	∞								
Todd Van Poppel R (7.1) ERA: 3.25	0.0		1	1	0	0	0	0	0	0	0	0	0	2	2	∞	∞								
Jeff Fassero L (7.1) ERA: 2.48	1.0		5	1	0	0	3	0	1	0	0	0	0	11	22	0.00	1.000								
Kyle Farnsworth R (8.1) ERA: 3.0	1.0		3	0	0	0	2	0	0	0	0	0	0	12	17	0.00	0.000								

Chicago Cubs @ Detroit Tigers
Comerica Park, Detroit, MI
Sun Jul 08 2001, 1:05 PM EDT
Att: 38,729 - Sunny - 80 F


AB 35
R 9
H 13
RBI 7
BB 6
SO 9
LOB 18



Batter	1	2	3	4	5	6	7	8	9	AB	R	H	RBI	BB	SO	LOB	TOP			
Jose Macias, S OBP: 0.334, SLG: 0.436 (1, 5)	3-2 FC6-5 2B		3-1 1B		0-0 1B		0-3 K2-3		2-2 G3-1	5	1	3	0	0	1	0				
Damon Easley, R OBP: 0.382, SLG: 0.416 (1, 4)	2-1 FC6-5 HR		1-0 F8		0-0 1B		1-1 G5-3			4	1	1	0	0	0	2				
Bobby Higginson, L OBP: 0.399, SLG: 0.489 (1, 7)	2-2 HR		1-0 G4-6-3 1B		2-0 F7			3-2 G3		4	1	2	3	0	0	1				
Tony Clark, S OBP: 0.394, SLG: 0.536 (1, 3)	3-3 K		2-2 G4-6-3 1-2		4-0 1-2 BB			0-2 1B		3	0	1	0	1	1	1				
Shane Halter, R OBP: 0.371, SLG: 0.470 (1, 6)	1-2 G6-3			4-2 FC6-4 1B BB		3-1 F8		0-3 K		3	0	0	0	1	1	3				
Juan Encarnacion, R OBP: 0.313, SLG: 0.441 (1, 9)		3-2 G6-3		0-0 F8		1-2 G5-3		1-1 G4-3		4	0	0	0	0	0	2				
Wendell Magee, R OBP: 0.330, SLG: 0.427 (1, 8)		3-3 K		1-0 FC6-4 1B		0-0 G1-3		0-1 G1-3		4	0	1	0	0	1	0				
Javier Cardona, R OBP: 0.294, SLG: 0.412 (1, 2)		1-1 FC5-4 1B		0-0 FC6-4 1-2 2-3		2-2 G5-3		1-1 HR		4	1	2	1	0	0	2				
Steve Sparks, R (1, 1)		0-0 FC5-4 1-2		1-1 P4			3-2 P4		1-3 K	4	0	0	0	0	1	3				
Inning Stats	R: 2 H: 2 E: 1 K: 1 S: 15	H: 2 LOB: 0 BB: 0 P: 26	R: 0 H: 1 E: 0 K: 1 S: 10	LOB: 1 BB: 0 P: 17	R: 1 H: 2 E: 0 K: 0 S: 7	LOB: 0 BB: 0 P: 14	R: 0 H: 1 E: 0 K: 0 S: 8	LOB: 2 BB: 1 P: 14	R: 0 H: 0 E: 0 K: 0 S: 8	LOB: 0 BB: 0 P: 11	R: 0 H: 0 E: 0 K: 1 S: 9	LOB: 0 BB: 0 P: 13	R: 0 H: 1 E: 0 K: 1 S: 12	LOB: 1 BB: 0 P: 16	R: 1 H: 1 E: 0 K: 1 S: 10	LOB: 0 BB: 0 P: 14	1B: 7 2B: 1 3B: 0 HR: 2	SF: 0 SAC: 0 DP: 1 HBP: 0	WP: 0 PA: 37 PB: 0 SB: 1 CS: 0	
PITCHER	IP WLS BF H R ER SO BB IBB HBP BLK WP HR S P ERA WHIP	IP WLS BF H R ER SO BB IBB HBP BLK WP HR S P ERA WHIP	IP WLS BF H R ER SO BB IBB HBP BLK WP HR S P ERA WHIP	IP WLS BF H R ER SO BB IBB HBP BLK WP HR S P ERA WHIP	IP WLS BF H R ER SO BB IBB HBP BLK WP HR S P ERA WHIP	IP WLS BF H R ER SO BB IBB HBP BLK WP HR S P ERA WHIP	IP WLS BF H R ER SO BB IBB HBP BLK WP HR S P ERA WHIP	IP WLS BF H R ER SO BB IBB HBP BLK WP HR S P ERA WHIP	IP WLS BF H R ER SO BB IBB HBP BLK WP HR S P ERA WHIP	IP WLS BF H R ER SO BB IBB HBP BLK WP HR S P ERA WHIP	IP WLS BF H R ER SO BB IBB HBP BLK WP HR S P ERA WHIP	IP WLS BF H R ER SO BB IBB HBP BLK WP HR S P ERA WHIP	IP WLS BF H R ER SO BB IBB HBP BLK WP HR S P ERA WHIP	IP WLS BF H R ER SO BB IBB HBP BLK WP HR S P ERA WHIP	IP WLS BF H R ER SO BB IBB HBP BLK WP HR S P ERA WHIP	IP WLS BF H R ER SO BB IBB HBP BLK WP HR S P ERA WHIP	IP WLS BF H R ER SO BB IBB HBP BLK WP HR S P ERA WHIP	IP WLS BF H R ER SO BB IBB HBP BLK WP HR S P ERA WHIP		
Mike Mathews, L ERA: 3.25 (1, 1)	4.2 L 22	8 3 3 2	2 0 0 0	0 0 0 0	0 0 0 0	0 0 0 0	0 0 0 0	0 0 0 0	0 0 0 0	0 0 0 0	0 0 0 0	0 0 0 0	0 0 0 0	0 0 0 0	0 0 0 0	0 0 0 0	0 0 0 0	0 0 0 0	0 0 0 0	0 0 0 0
Luther Hackman, R ERA: 3.68 (5, 1)	0.1 1	0 0 0 0	0 0 0 0	0 0 0 0	0 0 0 0	0 0 0 0	0 0 0 0	0 0 0 0	0 0 0 0	0 0 0 0	0 0 0 0	0 0 0 0	0 0 0 0	0 0 0 0	0 0 0 0	0 0 0 0	0 0 0 0	0 0 0 0	0 0 0 0	0 0 0 0
Gene Stechschulte, R ERA: 3.45 (6, 1)	2.0 6	0 0 0 1	0 0 0 0	0 0 0 0	0 0 0 0	0 0 0 0	0 0 0 0	0 0 0 0	0 0 0 0	0 0 0 0	0 0 0 0	0 0 0 0	0 0 0 0	0 0 0 0	0 0 0 0	0 0 0 0	0 0 0 0	0 0 0 0	0 0 0 0	0 0 0 0
Mike Timlin, R ERA: 3.55 (8, 1)	2.0 8	2 1 1 2	0 0 0 0	0 0 0 0	0 0 0 0	0 0 0 0	0 0 0 0	0 0 0 0	0 0 0 0	0 0 0 0	0 0 0 0	0 0 0 0	0 0 0 0	0 0 0 0	0 0 0 0	0 0 0 0	0 0 0 0	0 0 0 0	0 0 0 0	0 0 0 0

Detroit Tigers @ St. Louis Cardinals
Busch Stadium, St. Louis, MO
Fri Jul 13, 2001, 7:10 PM CDT
Att: 38,667 - Sunny - 87 F


AB 35
R 4
H 10
RBI 4
BB 2
SO 5
LOB 14



Batter	1	2	3	4	5	6	7	8	9	AB	R	H	RBI	BB	SO	LOB	BOTTOM			
Fernando Vina, L OBP: 0.362, SLG: 0.424 (1, 4)	1-2 G6-3		0-2 1B			0-0 F7		0-0 G6-4-3 1B		4	0	2	0	0	0	1				
Placido Polanco, R OBP: 0.369, SLG: 0.384 (1, 5)	0-0 G6-3		0-1 F8			0-0 PB 1B		1-1 G6-4-3 1-2		4	0	1	0	0	0	2				
15 Jim Edmonds, L OBP: 0.391, SLG: 0.519 (1, 8)	0-3 K			4-2 G5-4-3 BB		1-2 SF7		1-3 K		2	0	0	1	1	2	0				
Mark McGwire, R OBP: 0.301, SLG: 0.412 (1, 3)		1-2 G1-3		0-0 G5-4-3 1-2		3-1 F9		1-3 K		4	0	0	0	0	1	2				
5 Albert Pujols, R OBP: 0.388, SLG: 0.588 (1, 9)		3-1 G6-3		0-2 G6-3			2-2 FC3-6 1B		1-0 F8	4	0	1	0	0	0	0				
Ray Lankford, L OBP: 0.382, SLG: 0.523 (1, 7)		0-1 2B			1-1 F8		0-1 FC3-6 SH1-3 1-2			3	0	1	0	0	0	1				
Edgar Renteria, R OBP: 0.289, SLG: 0.327 (1, 6)		1-2 G3			2-2 P3		1-1 SH1-3			2	0	0	0	0	0	1				
Gene Stechschulte, R OBP: 0.750, SLG: 1.667 (6, 1)										0	0	0	0	0	0	0				
Kerry Robinson, L OBP: 0.330, SLG: 0.361 (7, PH)										0	0	0	0	0	0	0				
Mike Timlin, R (8, 1)										0	0	0	0	0	0	0				
Mike Matheny, R OBP: 0.313, SLG: 0.306 (1, 2)			0-0 G6-3		2-3 K		1-0 P6			3	0	0	0	0	1	1				
Mike Mathews, L OBP: 0.077, SLG: 0.077 (1, 1)			1-0 G3-1			3-2 1B 15 SF7 1B		1-3 K		1	0	0	0	0	0	0				
Craig Paquette, R OBP: 0.283, SLG: 0.417 (6, 5)										2	1	1	0	0	1	0				
Inning Stats	R: 0 H: 0 E: 0 K: 1 S: 7	H: 1 LOB: 1 BB: 0 P: 8	R: 0 H: 1 E: 0 K: 0 S: 10	LOB: 1 BB: 0 P: 15	R: 0 H: 1 E: 0 K: 0 S: 8	LOB: 0 BB: 0 P: 9	R: 0 H: 0 E: 0 K: 0 S: 8	LOB: 0 BB: 1 P: 12	R: 0 H: 2 E: 0 K: 0 S: 11	LOB: 1 BB: 0 P: 17	R: 0 H: 1 E: 0 K: 0 S: 8	LOB: 1 BB: 0 P: 12	R: 0 H: 1 E: 0 K: 1 S: 6	LOB: 0 BB: 0 P: 8	R: 0 H: 0 E: 0 K: 2 S: 9	LOB: 0 BB: 0 P: 12	1B: 5 2B: 1 3B: 0 HR: 0	SF: 1 SAC: 1 DP: 2 HBP: 0	WP: 0 PA: 32 PB: 1 SB: 0 CS: 0	
PITCHER	IP WLS BF H R ER SO BB IBB HBP BLK WP HR S P ERA WHIP	IP WLS BF H R ER SO BB IBB HBP BLK WP HR S P ERA WHIP	IP WLS BF H R ER SO BB IBB HBP BLK WP HR S P ERA WHIP	IP WLS BF H R ER SO BB IBB HBP BLK WP HR S P ERA WHIP	IP WLS BF H R ER SO BB IBB HBP BLK WP HR S P ERA WHIP	IP WLS BF H R ER SO BB IBB HBP BLK WP HR S P ERA WHIP	IP WLS BF H R ER SO BB IBB HBP BLK WP HR S P ERA WHIP	IP WLS BF H R ER SO BB IBB HBP BLK WP HR S P ERA WHIP	IP WLS BF H R ER SO BB IBB HBP BLK WP HR S P ERA WHIP	IP WLS BF H R ER SO BB IBB HBP BLK WP HR S P ERA WHIP	IP WLS BF H R ER SO BB IBB HBP BLK WP HR S P ERA WHIP	IP WLS BF H R ER SO BB IBB HBP BLK WP HR S P ERA WHIP	IP WLS BF H R ER SO BB IBB HBP BLK WP HR S P ERA WHIP	IP WLS BF H R ER SO BB IBB HBP BLK WP HR S P ERA WHIP	IP WLS BF H R ER SO BB IBB HBP BLK WP HR S P ERA WHIP	IP WLS BF H R ER SO BB IBB HBP BLK WP HR S P ERA WHIP	IP WLS BF H R ER SO BB IBB HBP BLK WP HR S P ERA WHIP	IP WLS BF H R ER SO BB IBB HBP BLK WP HR S P ERA WHIP		
Steve Sparks, R ERA: 3.57 (1, 1)	9.0 W 32	6 1 1 5	1 0 0 0	0 0 0 0	0 0 0 0	0 0 0 0	0 0 0 0	0 0 0 0	0 0 0 0	0 0 0 0	0 0 0 0	0 0 0 0	0 0 0 0	0 0 0 0	0 0 0 0	0 0 0 0	0 0 0 0	0 0 0 0	0 0 0 0	0 0 0 0

Detroit Tigers @ St. Louis Cardinals
Busch Stadium, St. Louis, MO
Fri Jul 13, 2001, 7:10 PM CDT
Att: 38,667 - Sunny - 87 F

AB 29
R 1
H 6
RBI 1
BB 1
SO 5
LOB 8



Batter	1	2	3	4	5	6	7	8	9	AB	R	H	RBI	BB	SO	LOB	TOP					
Roger Cedeno, S (1, 8) OBP: 0.330, SLG: 0.350	K			L3		G4-3 2B		G4-3		4	0	1	1	0	1	0	Detroit Tigers @ St. Louis Cardinals Busch Stadium, St. Louis, MO Sat Jul 14 2001, 1:10 PM CDT Att: 47,176 - Sunny - 85 F					
Damion Easley, R (1, 4) OBP: 0.350, SLG: 0.413	P6			G6-3		G4-3		G4-3 1B		4	0	1	0	0	0	1						
Bobby Higginson, L (1, 7) Wendall Magee, R (6, 7) Tony Clark, S (8, FH) Todd Jones, L (8, 1)				F9		K		G1-3		2	0	0	0	1	1	1						
Robert Fick, L (1, 2) OBP: 0.373, SLG: 0.571	CS	F8		G4-3		K		K		4	0	0	0	0	2	1						
Shane Halter, R (1, 6) OBP: 0.374, SLG: 0.476		K						K		4	1	2	0	0	2	0						
Randall Simon, L (1, 3) OBP: 0.383, SLG: 0.395		L4						G4-3		4	0	1	1	0	0	1						
Juan Encarnacion, R (1, 9) OBP: 0.310, SLG: 0.436				K		K		K		3	0	0	0	0	3	1						
Jose Macias, S (1, 5) OBP: 0.334, SLG: 0.433				K				G3		2	0	0	0	1	1	0						
Jose Lima, R (1, 1) Ryan Jackson, L (5, PH) Heath Murray, L (5, 1) Danny Patterson, R (6, 1) Jarrod Patterson, L (8, PH) Todd Jones, L (8, 9)				K						1	0	0	0	0	1	0						
								G4-3 3B		1	0	0	0	0	0	0						
Inning Stats	R: 0 E: 0 K: 1 S: 8	H: 0 LOB: 0 BB: 1 P: 13	R: 0 E: 0 K: 1 S: 8	H: 0 LOB: 0 BB: 0 P: 11	R: 0 E: 0 K: 3 S: 9	H: 0 LOB: 0 BB: 0 P: 12	R: 0 E: 0 K: 0 S: 11	H: 0 LOB: 0 BB: 0 P: 12	R: 1 E: 0 K: 2 S: 13	H: 2 LOB: 2 BB: 1 P: 22	R: 0 E: 0 K: 2 S: 10	H: 1 LOB: 1 BB: 0 P: 15	R: 0 E: 0 K: 2 S: 9	H: 0 LOB: 0 BB: 0 P: 10	R: 1 E: 0 K: 0 S: 15	H: 2 LOB: 1 BB: 0 P: 27	R: 0 E: 0 K: 1 S: 7	H: 1 LOB: 0 BB: 0 P: 11	1B: 2 2B: 3 3B: 1 HR: 0	SF: 0 SAC: 0 DP: 1 HBP: 0	WP: 0 PB: 0 SB: 0 CS: 1	PA: 34
PITCHER	IP WLS BF H R ER SO BB IBB HBP BLK WP HR S P ERA WHIP																					
Matt Morris, R (1, 1) ERA: 3.17	7.2 W 29 5 2 2 11 2 0 0 0 0 0 81 117 2.35 0.913																					
Mike Timlin, R (8, 1) ERA: 3.53	0.1 H 1 0 0 0 0 0 0 0 0 0 0 2 5 0.00 0.000																					
Steve Kline, L (9, 1) ERA: 2.4	1.0 S 3 1 0 0 1 0 0 0 0 0 0 7 11 0.00 1.000																					

Batter	1	2	3	4	5	6	7	8	9	AB	R	H	RBI	BB	SO	LOB	BOTTOM					
Fernando Vina, L (1, 4) OBP: 0.358, SLG: 0.419	F9		F9		G4-3		P6			4	0	0	0	0	0	1	Detroit Tigers @ St. Louis Cardinals Busch Stadium, St. Louis, MO Sat Jul 14 2001, 1:10 PM CDT Att: 47,176 - Sunny - 85 F					
Placido Polanco, R (1, 6) OBP: 0.394, SLG: 0.379	F8		L5		G2-3		K			4	0	0	0	0	1	1						
15 Jim Edmonds, L (1, 8) Kerry Robinson, L (7, 8) OBP: 0.327, SLG: 0.357	F7		K					G6-3		3	0	1	0	0	1	0						
Mark McGwire, R (1, 3) OBP: 0.306, SLG: 0.433										3	1	1	1	1	1	0						
5 Albert Pujols, R (1, 9) OBP: 0.390, SLG: 0.595										3	1	1	1	1	0	2						
Ray Lankford, L (1, 7) OBP: 0.384, SLG: 0.534										3	1	1	1	1	1	1						
Craig Paquette, R (1, 5) OBP: 0.284, SLG: 0.421										3	0	1	0	0	0	3						
Eli Marrero, R (1, 2) OBP: 0.304, SLG: 0.438										3	0	1	0	0	0	4						
Matt Morris, R (1, 1) OBP: 0.150, SLG: 0.154 Mike Timlin, R (8, 1) Steve Kline, S (9, 1)										2	0	0	0	0	1	1						
										0	0	0	0	0	0	0						
Inning Stats	R: 0 E: 0 K: 0 S: 8	H: 3 LOB: 1 BB: 0 P: 11	R: 2 E: 0 K: 1 S: 11	H: 3 LOB: 1 BB: 0 P: 15	R: 0 E: 0 K: 1 S: 10	H: 0 LOB: 0 BB: 0 P: 10	R: 1 E: 0 K: 1 S: 9	H: 1 LOB: 0 BB: 0 P: 14	R: 0 E: 0 K: 0 S: 8	H: 1 LOB: 1 BB: 0 P: 13	R: 0 E: 0 K: 0 S: 14	H: 1 LOB: 3 BB: 2 P: 25	R: 0 E: 0 K: 1 S: 5	H: 0 LOB: 0 BB: 0 P: 7	R: 0 E: 0 K: 1 S: 13	H: 0 LOB: 1 BB: 1 P: 20	R: 0 E: 0 K: 1 S: 7	H: 0 LOB: 1 BB: 1 P: 11	1B: 1 2B: 2 3B: 0 HR: 3	SF: 0 SAC: 1 DP: 0 HBP: 0	WP: 1 PB: 0 SB: 0 CS: 0	PA: 33
PITCHER	IP WLS BF H R ER SO BB IBB HBP BLK WP HR S P ERA WHIP																					
Jose Lima, R (1, 1) ERA: 6.9	4.0 L 16 4 3 3 3 3 0 0 0 0 0 1 0 18 33 6.75 1.000																					
Heath Murray, L (5, 1) ERA: 5.03	1.1 8 2 0 0 0 2 0 0 0 0 1 0 18 33 0.00 3.000																					
Danny Patterson, R (6, 1) ERA: 2.68	1.2 5 0 0 0 1 0 0 0 0 0 0 0 9 12 0.00 0.000																					
Todd Jones, R (8, 1) ERA: 4.79	1.0 4 0 0 0 1 1 0 0 0 0 0 0 13 20 0.00 1.000																					

Batter	1	2	3	4	5	6	7	8	9	AB	R	H	RBI	BB	SO	LOB	TOP										
Roger Cedeno, S OBP: 0.331, SLG: 0.351 (1,8)	0-1 CS 1B		2-3 K		2-2 F7		0-0 G6-3		1-1 HR 1B	5	1	2	1	0	1	1	Detroit Tigers @ Cincinnati Reds Cinergy Field, Cincinnati, OH Sun Jul 15 2001, 1:15 PM EDT Att: 24,719 - Sunny - 84 F										
Damion Easley, R OBP: 0.348, SLG: 0.413 (1,4)	0-1 F9		2-0 F2		1-1 2B		0-2 G6-3		2-2 F9	5	0	1	0	0	0	4											
Bobby Higginson, L OBP: 0.398, SLG: 0.495 (1,7)	3-2 F9			0-2 HR 1B	0-1 F9		2-1 F9		2-1 HR 1B	5	2	2	3	0	0	2											
Robert Fick, L OBP: 0.378, SLG: 0.597 (1,2)	1-0 CS 1-2	1-0 F7		3-2 HR 1-3	4-0 BB		0-1 G4-3		1-0 HR	4	2	2	3	1	0	0											
Tony Clark, S OBP: 0.393, SLG: 0.532 Matt Anderson, R (9,1)		1-2 F9		0-2 FC9-2 1B	1-2 F8		0-0 1B		1-2 G4-3	5	0	2	0	0	0	2											
Shane Halter, R OBP: 0.376, SLG: 0.482 (1,6)		1-2 1B		0-2 FC9-2 1-3 1B		2-3 K		1-2 G1-3		4	1	2	0	0	1	1											
Juan Encarnacion, R OBP: 0.309, SLG: 0.430 (1,9)		3-3 K		0-1 FC9-2		0-3 K			1-3 K	4	0	0	0	0	3	3											
Jose Macias, S OBP: 0.337, SLG: 0.434 (1,5)			2-2 G3	0-1 3-H 1B		1-2 G6-3			1-1 1B 1B	4	1	2	1	0	0	0											
Chris Holt, R C.J. Nitkowski, L Randal Simon, L Willie Blair, R Ryan Jackson, L (1,1) (6,1) (7,1) (7,1) (9,1) (9,3)			0-0 2B	0-3 K		0-1 L9			3-1 F9 HR 1B	2	0	1	0	0	1	1											
Inning Stats	R: 0 E: 0 K: 0 S: 7	H: 1 LOB: 0 BB: 0 P: 11	R: 0 E: 0 K: 1 S: 11	H: 1 LOB: 1 BB: 0 P: 17	R: 0 E: 0 K: 1 S: 11	H: 1 LOB: 1 BB: 0 P: 17	R: 3 E: 0 K: 1 S: 19	H: 5 LOB: 1 BB: 0 P: 22	R: 0 E: 0 K: 0 S: 12	H: 0 LOB: 0 BB: 0 P: 12	R: 0 E: 0 K: 0 S: 6	H: 0 LOB: 0 BB: 0 P: 6	R: 0 E: 0 K: 0 S: 8	H: 1 LOB: 1 BB: 0 P: 11	R: 5 E: 0 K: 1 S: 21	H: 5 LOB: 0 BB: 0 P: 33		1B: 9 2B: 4 3B: 0 HR: 3	SF: 0 SAC: 0 DP: 1 HBP: 0	WP: 0 PB: 0 SB: 0 CS: 1	PA: 42						
PITCHER	IP	WLS	BF	H	R	ER	SO	BB	IBB	HBP	BLK	WP	HR	S	P	ERA	WHIP										
Jose Acevedo, R (1,1)	7.0		29	9	3	3	5	1	0	0	0	0	1	75	105	3.86	1.429										
Hector Mercado, L (8,1)	0.2	H	3	1	0	0	0	0	0	0	0	0	0	5	7	0.00	1.500										
Chris Nichting, R (8,1)	1.0	L	8	5	5	5	1	0	0	0	0	0	2	21	33	45.00	5.000										
Frankie Rodriguez, R (9,1)	0.1		1	0	0	0	0	0	0	0	0	0	0	3	4	0.00	0.000										

Batter	1	2	3	4	5	6	7	8	9	AB	R	H	RBI	BB	SO	LOB	BOTTOM										
Pokey Reese, R OBP: 0.293, SLG: 0.346 (1,6)	0-1 F9	0-1 S 1B		2-1 F9		0-0 S PB 1B		0-0 SH3-4		4	0	2	1	0	0	0	Detroit Tigers @ Cincinnati Reds Cinergy Field, Cincinnati, OH Sun Jul 15 2001, 1:15 PM EDT Att: 24,719 - Sunny - 84 F										
Michael Tucker, L OBP: 0.310, SLG: 0.390 (1,7)	0-1 B4-3	2-H G4-3		1-1 F7		0-0 F9		2-3 K		5	0	0	0	0	1	3											
Frankie Rodriguez, R (9,1)		1-2		3-1 F7		1-0 F7		3-0 G3-1		4	1	2	1	1	0	2											
Ken Griffey Jr., L OBP: 0.347, SLG: 0.417 (1,8)	2-2 BB 1B		0-0 HR	4-0 1B BB		1-0 F7		1-2 K		3	1	1	0	2	2	1											
Dmitri Young, S OBP: 0.364, SLG: 0.468 (1,3)	4-1 BB		0-0 HR 1B	4-1 1B BB		2-3 K		0-3 K		3	1	1	0	2	2	1											
Aaron Boone, R OBP: 0.344, SLG: 0.479 (1,5)	3-2 G5-3		0-1 HR	1-2 1B		0-0 F9		1-1 L6		5	1	2	2	0	0	2											
Alex Ochoa, R OBP: 0.342, SLG: 0.439 (1,9)		1-2 E 2B	3-3 K	0-0 F9		2-1 2B		2-3 K		4	1	2	0	0	1	3											
Chris Nichting, R (8,1)										0	0	0	0	0	0	0											
Ruben Rivera, R OBP: 0.316, SLG: 0.415 (9,9)										1	0	0	0	0	1	0											
Jason LaRue, R OBP: 0.301, SLG: 0.412 (1,2)		4-2 FC4-6 BB	2-2 G4-3		0-1 G6-4-3 1B		4-2 G4-6-3 BB			2	0	1	0	2	0	0											
Juan Castro, R OBP: 0.248, SLG: 0.245 (1,4)		0-0 FC4-6 1B 2-H 2B	2-0 1B		0-1 G6-4-3		1-1 G4-6-3			4	1	1	0	0	0	4											
Jose Acevedo, R OBP: 0.182, SLG: 0.182 (1,1)		2-3 K2-3	1-3 K		2-3 K		4-2 SH3-4 BB			3	0	0	0	0	3	2											
Hector Mercado, L (8,1)										0	0	0	0	0	0	0											
Brady Clark, R OBP: 0.442, SLG: 0.628 (8,7)										0	0	0	0	1	0	0											
Inning Stats	R: 0 E: 0 K: 0 S: 12	H: 1 LOB: 2 BB: 1 P: 21	R: 2 E: 1 K: 1 S: 13	H: 2 LOB: 1 BB: 1 P: 23	R: 3 E: 0 K: 2 S: 15	H: 4 LOB: 1 BB: 0 P: 23	R: 0 E: 0 K: 0 S: 7	H: 1 LOB: 3 BB: 2 P: 18	R: 0 E: 0 K: 1 S: 9	H: 1 LOB: 0 BB: 0 P: 11	R: 0 E: 0 K: 1 S: 6	H: 1 LOB: 1 BB: 0 P: 9	R: 0 E: 0 K: 0 S: 7	H: 1 LOB: 1 BB: 1 P: 14	R: 0 E: 0 K: 1 S: 9	H: 0 LOB: 1 BB: 1 P: 18	R: 0 E: 0 K: 2 S: 8	H: 0 LOB: 0 BB: 0 P: 11	1B: 7 2B: 2 3B: 0 HR: 2	SF: 0 SAC: 1 DP: 2 HBP: 0	WP: 0 PB: 2 SB: 2 CS: 0	PA: 42					
PITCHER	IP	WLS	BF	H	R	ER	SO	BB	IBB	HBP	BLK	WP	HR	S	P	ERA	WHIP										
Chris Holt, R (1,1)	5.0		28	10	5	4	4	4	0	0	0	0	0	5	8	0.00	0.000										
C.J. Nitkowski, L (6,1)	1.0		3	0	0	0	1	0	0	0	0	0	0	5	8	0.00	0.000										
Willie Blair, R (7,1)	2.0	W	8	1	0	0	1	2	0	0	0	0	0	16	32	0.00	1.500										
Matt Anderson, R (9,1)	1.0	S	3	0	0	0	2	0	0	0	0	0	0	8	11	0.00	0.000										

AB	40
R	8
H	15
RBI	8
BB	1
SO	6
LOB	14



Batter	1	2	3	4	5	6	7	8	9	AB	R	H	RBI	BB	SO	LOB	TOP				
Roger Cedeno, S (1, 8) OBP: 0.330, SLG: 0.359	G5-3		G5-3		F9			HR		4	1	1	1	0	0	1	Detroit Tigers @ Cincinnati Reds Cinergy Field, Cincinnati, OH Mon Jul 16 2001, 7:05 PM EDT Att: 19,757 - Sunny - 86 F				
Damon Easley, R (1, 4) OBP: 0.344, SLG: 0.408 Pedro Santana, R (8, 4)	K		G1-6-3			G6-3		K		4	0	0	0	0	2	0					
Bobby Higginson, L (1, 7) OBP: 0.396, SLG: 0.495 Willie Blair, R (8, 1)	2B				K		G3-1		F2	4	0	1	0	0	1	0					
Tony Clark, S (1, 3) OBP: 0.394, SLG: 0.528	BB				BB		G6-3		G5-3	2	0	0	0	2	0	0					
Robert Fick, L (1, 2) OBP: 0.373, SLG: 0.589 Javier Cardona, R (8, 2)	K				F8		G1-3		K	3	0	0	0	0	1	3					
Shane Halter, R (1, 6) OBP: 0.375, SLG: 0.487					F9		G4-3		1B	4	0	2	0	0	0	1					
Juan Encarnacion, R (1, 9) OBP: 0.305, SLG: 0.428							G4-3		F9	4	0	1	0	0	0	2					
Jose Macias, S (1, 5) OBP: 0.333, SLG: 0.430					P4		G6-3			3	0	0	0	0	0	2					
Adam Pettyjohn, R (1, 1) Heath Murray, L (6, 1) Wendell Magee, R (8, PH) OBP: 0.327, SLG: 0.423					K				F7	2	0	0	0	0	2	1					
Inning Stats	R: 0 H: 1 E: 0 K: 2 S: 14	H: 1 LOB: 2 BB: 1 P: 21	R: 0 H: 0 E: 0 K: 0 S: 10	H: 0 LOB: 0 BB: 0 P: 14	R: 0 H: 0 E: 0 K: 1 S: 6	H: 0 LOB: 0 BB: 0 P: 6	R: 0 H: 0 E: 0 K: 1 S: 8	H: 0 LOB: 1 BB: 1 P: 15	R: 0 H: 1 E: 0 K: 0 S: 9	H: 1 LOB: 1 BB: 0 P: 13	R: 0 H: 0 E: 0 K: 0 S: 6	H: 0 LOB: 0 BB: 0 P: 8	R: 0 H: 1 E: 0 K: 0 S: 7	H: 1 LOB: 1 BB: 0 P: 10	R: 1 H: 1 E: 0 K: 1 S: 12	H: 1 LOB: 0 BB: 0 P: 17	R: 0 H: 1 E: 0 K: 1 S: 13	H: 1 LOB: 1 BB: 0 P: 17	1B: 2 2B: 2 3B: 0 HR: 1	SF: 0 SAC: 0 DP: 0 HBP: 0	WP: 0 PA: 34 PB: 0 SB: 1 CS: 0
PITCHER 59 Lance Davis, L (1, 1) ERA: 6.75	IP: 9.0 WLS: W BF: 34 H: 5 R: 1 ER: 1 SO: 7 BB: 2 IBB: 0 HBP: 0 BLK: 0 WP: 0 HR: 1 S: 85 P: 121 ERA: 1.00 WHIP: 0.778															PITCHER					

Batter	1	2	3	4	5	6	7	8	9	AB	R	H	RBI	BB	SO	LOB	BOTTOM
Pokey Reese, R (1, 6) OBP: 0.293, SLG: 0.342	P4		K		G5-3			1B HR		3	1	0	0	1	1	1	Detroit Tigers @ Cincinnati Reds Cinergy Field, Cincinnati, OH Mon Jul 16 2001, 7:05 PM EDT Att: 19,757 - Sunny - 86 F
Brady Clark, R (1, 7) OBP: 0.446, SLG: 0.609	G6-3				G6-3		CS BB	HR 1B		3	1	1	0	1	0	0	
Ken Griffey Jr., L (1, 8) OBP: 0.359, SLG: 0.486 Ruben Rivera, R (8, 8)	K				G6-4-3 1B		HR 1-2	HR 1-H 3-H		4	2	3	4	0	1	0	
Dmitri Young, S (1, 3) OBP: 0.365, SLG: 0.478	L7				G6-4-3 1-2		HR	2B 1B		4	2	2	1	0	0	1	
Aaron Boone, R (1, 5) OBP: 0.353, SLG: 0.508	HR				2B 1B		G3 2B	1-H 2B		4	2	4	2	0	0	0	
Alex Ochoa, R (1, 9) OBP: 0.339, SLG: 0.434	P4				K		G3		G6-3	4	0	0	0	0	1	2	
Kelly Stinnett, R (1, 2) OBP: 0.335, SLG: 0.459	G6-3				2B 59 G6-3 BB		F7		F8	3	1	0	0	1	0	1	
Juan Castro, R (1, 4) OBP: 0.248, SLG: 0.252					G1-4-3		59 G6-3 1-3 2H 2B		P4	4	0	1	1	0	0	0	
59 Lance Davis, R (1, 1)	P4				G6-3		G6-3 2-3 3H		G1-3	3	0	0	1	0	0	1	
Inning Stats	R: 0 H: 0 E: 0 K: 1 S: 9	H: 0 LOB: 0 BB: 0 P: 14	R: 1 H: 1 E: 0 K: 0 S: 13	H: 1 LOB: 0 BB: 0 P: 19	R: 0 H: 0 E: 0 K: 1 S: 7	H: 0 LOB: 0 BB: 0 P: 14	R: 0 H: 1 E: 0 K: 0 S: 5	H: 1 LOB: 0 BB: 0 P: 7	R: 2 H: 3 E: 0 K: 0 S: 14	H: 3 LOB: 1 BB: 1 P: 22	R: 4 H: 4 E: 0 K: 0 S: 16	H: 4 LOB: 1 BB: 1 P: 23	R: 0 H: 0 E: 0 K: 0 S: 4	H: 0 LOB: 0 BB: 0 P: 6	1B: 4 2B: 3 3B: 0 HR: 4	SF: 0 SAC: 0 DP: 1 HBP: 0	WP: 0 PA: 35 PB: 0 SB: 1 CS: 1
PITCHER Adam Pettyjohn, L (1, 1) ERA: 8.44 Heath Murray, L (6, 1) ERA: 5.5 Willie Blair, R (8, 1) ERA: 10.18	IP: 5.1 WLS: L BF: 23 H: 7 R: 5 ER: 5 SO: 3 BB: 2 IBB: 0 HBP: 0 BLK: 0 WP: 0 HR: 3 S: 60 P: 95 ERA: 8.44 WHIP: 1.688															PITCHER	



Batter	1	2	3	4	5	6	7	8	9	AB	R	H	RBI	BB	SO	LOB	TOP			
Roger Cedeno, S (1, 8) Wendell Magee, R (2, 8) OBP: 0.329, SLG: 0.357 OBP: 0.327, SLG: 0.430	F7	K			P4		G4-3		F9 2B	2	0	0	0	0	1	2				
Damion Easley, R (1, 4) OBP: 0.345, SLG: 0.404	G1-3		P4		BB 1B HBP		G6-3		HBP	3	1	0	0	0	0	0				
Bobby Higginson, L (1, 7) OBP: 0.393, SLG: 0.488	G3-1		G3		BB 1B		F9		F9 2-3	4	0	0	0	1	0	2				
Robert Fick, L (1, 2) OBP: 0.373, SLG: 0.585		E5 1B 2B 1B	F9		BB 1B 2H 2B				K G6-3	5	1	2	1	0	1	2				
Tony Clark, S (1, 3) OBP: 0.395, SLG: 0.528		2B G4-3 1B			F8 G1-3				BB 1B	4	1	2	0	0	0	2				
Shane Halter, R (1, 6) OBP: 0.390, SLG: 0.497		G4-3 2B 1-3 3-H			1B		FC5-4 BB		FC4-6 BB	2	0	2	1	2	0	0				
Juan Encarnacion, R (1, 9) OBP: 0.301, SLG: 0.422		G4-3 2-3 3-H			F7		P4		K	4	0	0	1	0	1	5				
Jose Macias, S (1, 5) OBP: 0.332, SLG: 0.427		SH1-4 1B			F7		K		FC4-6 1-2	4	0	1	0	0	1	4				
Jeff Weaver, R (1, 1) Danny Patterson, R (8, 1) Randall Simon, L (9, PH) Matt Anderson, R (9, 1)		SH1-4 1-2			G5-3		FC5-4 1-2		L9	2	0	0	0	0	0	1				
Inning Stats	R: 0 E: 0 K: 0 S: 5	H: 0 LOB: 0 BB: 0 P: 5	R: 2 E: 1 K: 1 S: 11	H: 4 LOB: 2 BB: 0 P: 17	R: 0 E: 0 K: 0 S: 5	H: 0 LOB: 0 BB: 0 P: 11	R: 0 E: 0 K: 0 S: 9	H: 1 LOB: 1 BB: 0 P: 16	R: 1 E: 0 K: 1 S: 14	H: 1 LOB: 2 BB: 1 P: 25	R: 0 E: 0 K: 0 S: 5	H: 0 LOB: 0 BB: 0 P: 10	R: 0 E: 0 K: 2 S: 10	H: 1 LOB: 2 BB: 0 P: 17	R: 0 E: 0 K: 0 S: 10	H: 1 LOB: 2 BB: 0 P: 16	1B: 6 2B: 2 3B: 0 HR: 0	SF: 0 SAC: 1 DP: 0 HBP: 2	WP: 0 PA: 40 PB: 0 SB: 0 CS: 0	
PITCHER	IP	WLS	BF	H	R	ER	SO	BB	IBB	HBP	BLK	WP	HR	S	P	ERA	WHIP			
Chris Reitsma, R (1, 1) ERA: 4.45	7.0	L	30	6	3	3	2	2	0	1	0	0	0	62	107	3.86	1.143			
Hector Mercado, L (8, 1) ERA: 3.39	1.0		5	1	0	0	2	1	0	0	0	0	0	10	17	0.00	2.000			
Scott Sullivan, R (9, 1) ERA: 3.02	1.0		5	1	0	0	0	0	0	1	0	0	0	10	16	0.00	1.000			

Detroit Tigers @ Cincinnati Reds
 Cinergy Field, Cincinnati, OH
 Tue Jul 17 2001, 7:05 PM EDT
 Att: 19,933 - Cloudy - 87 F

AB	34
R	3
H	8
RBI	3
BB	3
SO	4
LOB	18

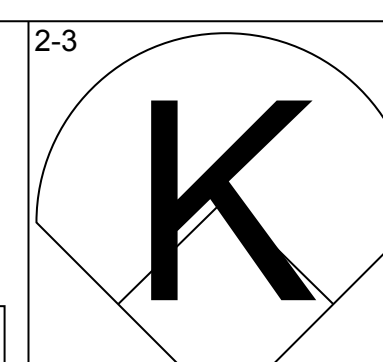
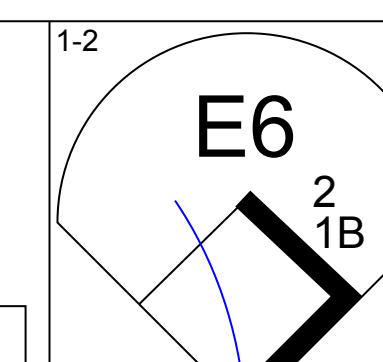
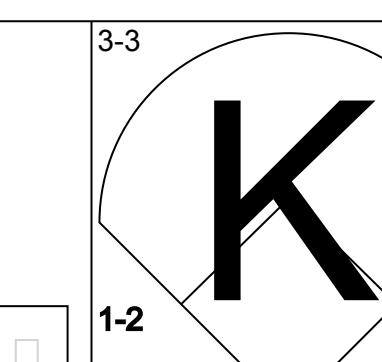
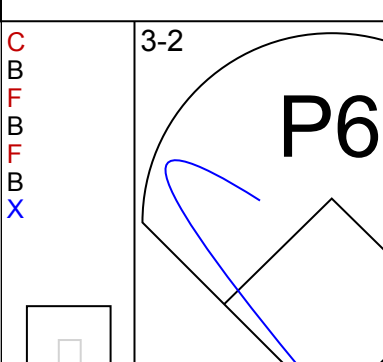
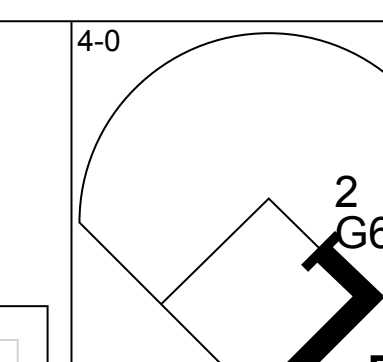
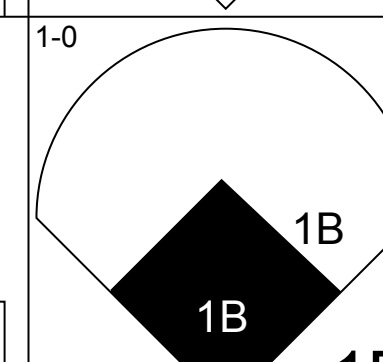
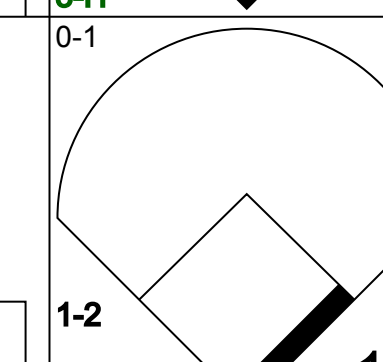
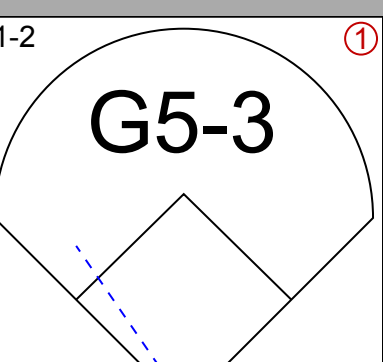
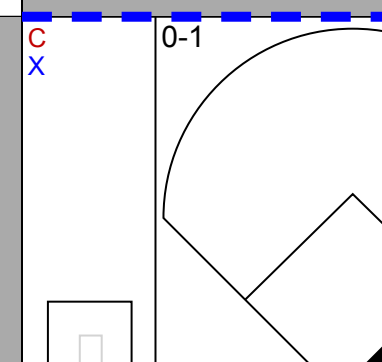
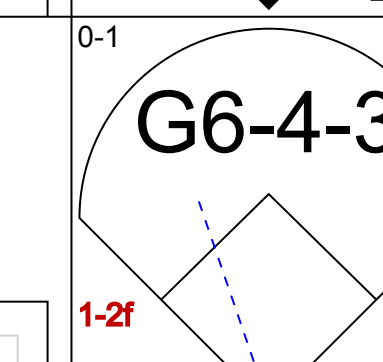
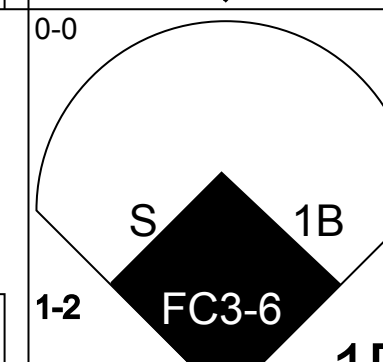
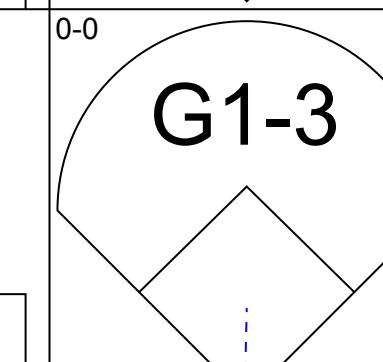
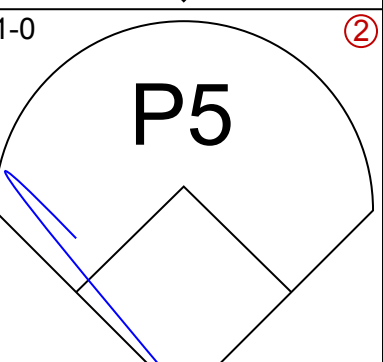
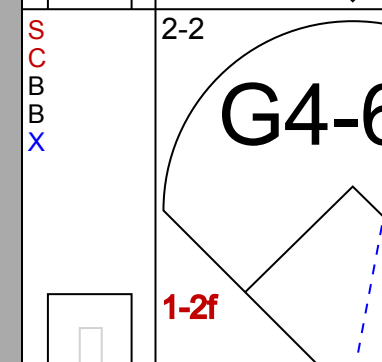
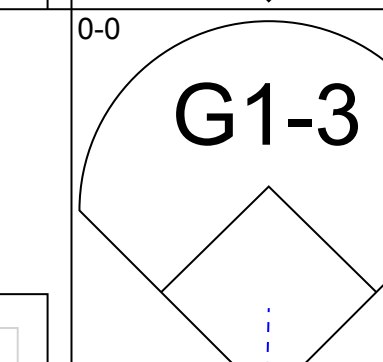
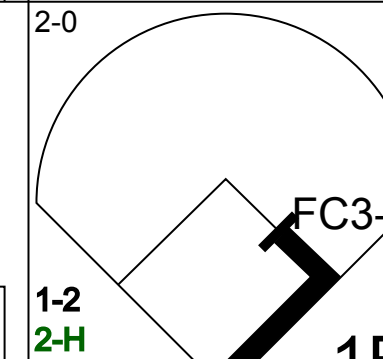
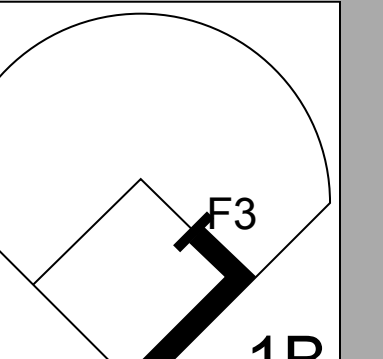
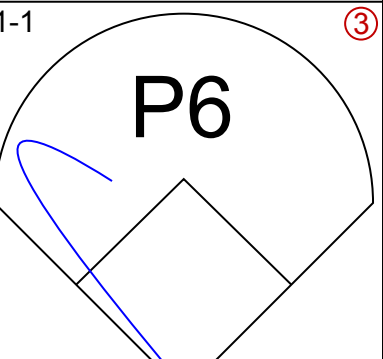
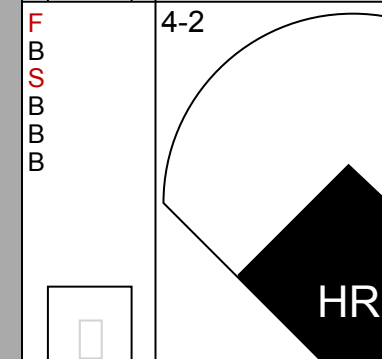
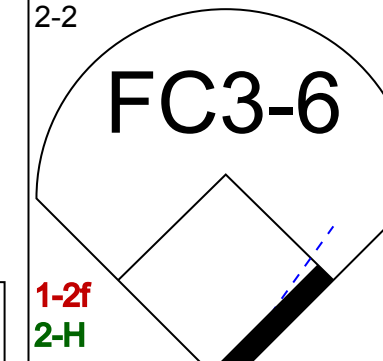
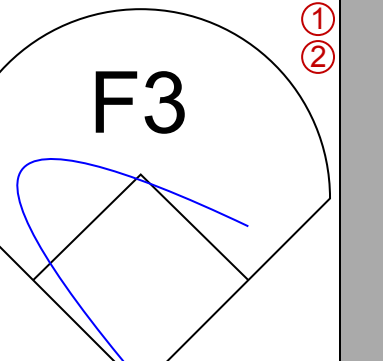
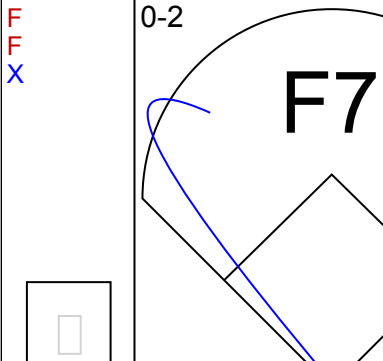
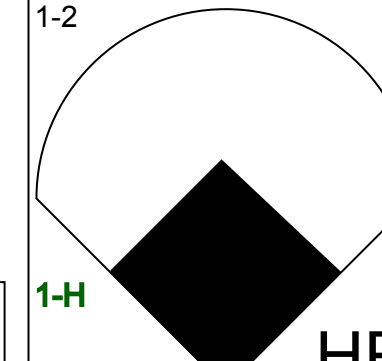
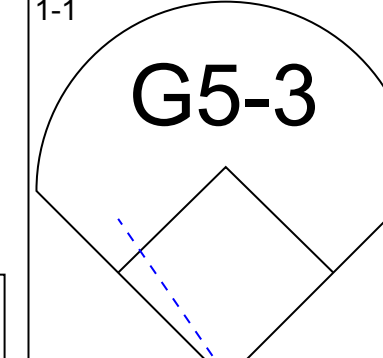
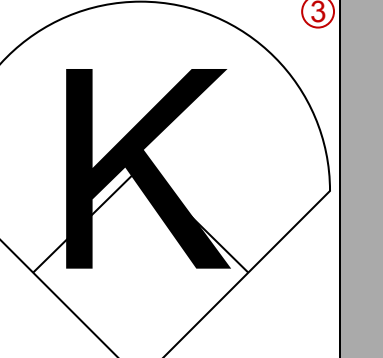
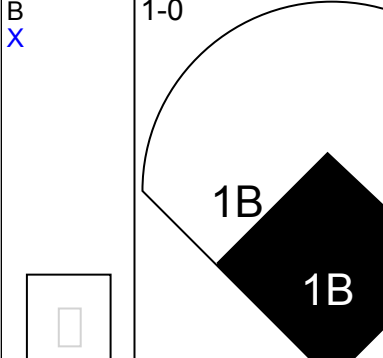
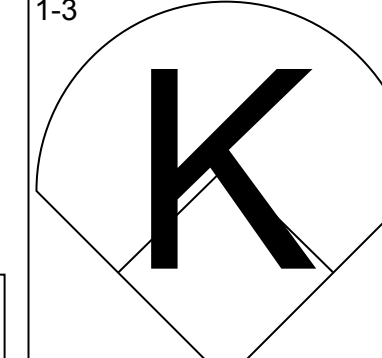
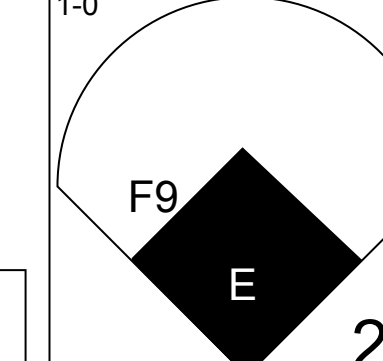
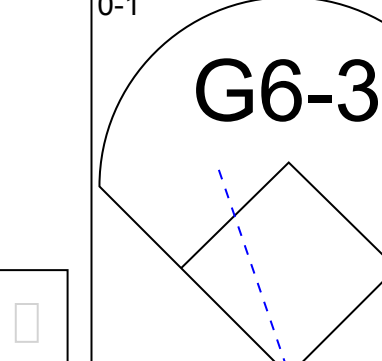
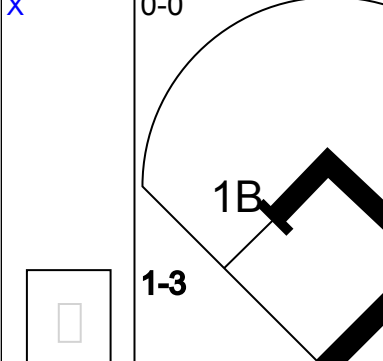
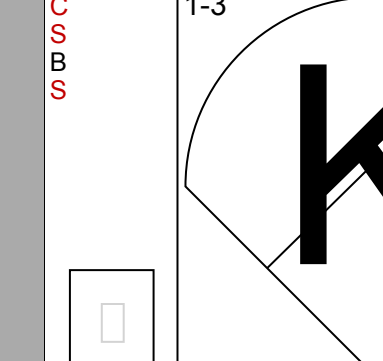
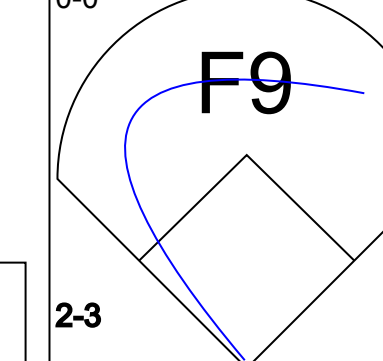
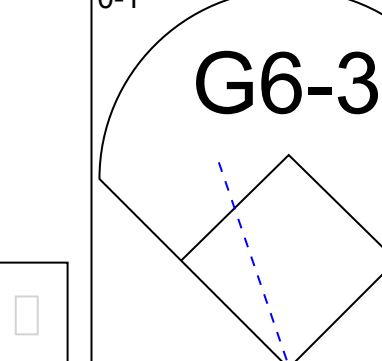
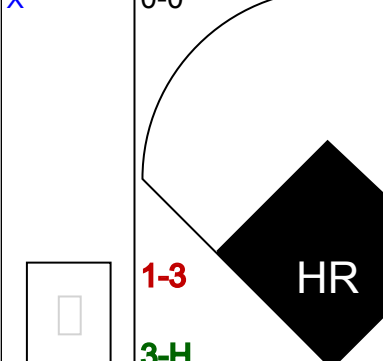
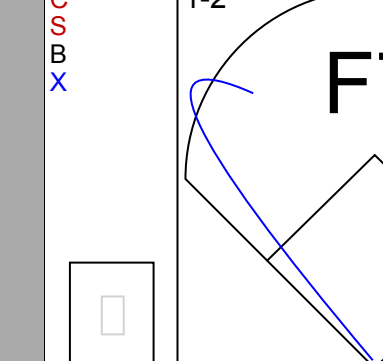
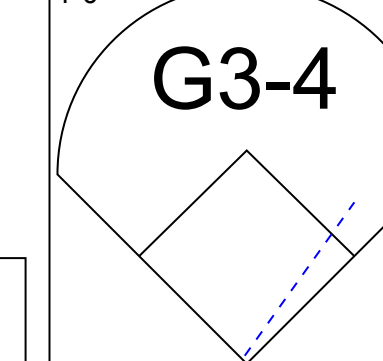
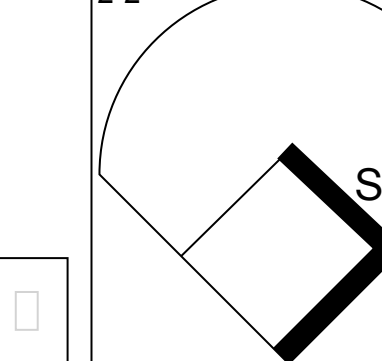
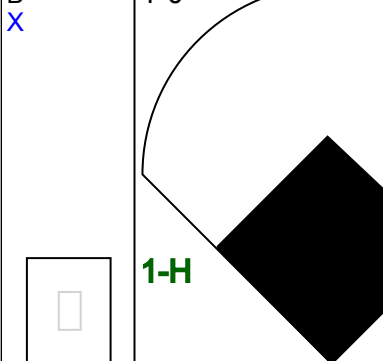
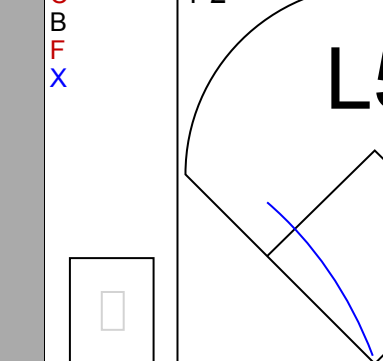


Batter	1	2	3	4	5	6	7	8	9	AB	R	H	RBI	BB	SO	LOB	BOTTOM				
Pokey Reese, R (1, 6) Sean Casey, L (8, PH) Ruben Rivera, R (8, PR) Scott Sullivan, R (9, 1) OBP: 0.290, SLG: 0.338 OBP: 0.379, SLG: 0.490 OBP: 0.316, SLG: 0.415	F7		F9			F9		BB		3	0	0	0	0	0	0					
Brady Clark, R (1, 7) Michael Tucker, L (8, PH) OBP: 0.424, SLG: 0.571 OBP: 0.309, SLG: 0.390	F8		F8			G4-3		SF7		3	0	0	0	0	0	0					
Ken Griffey Jr., L (1, 8) OBP: 0.356, SLG: 0.473			F9			P5		G4-3		3	0	0	0	1	0	2					
Dmitri Young, S (1, 3) OBP: 0.364, SLG: 0.475	G6-3				G3-1		F9		F9 1B 1B	4	0	1	0	0	0	1					
Aaron Boone, R (1, 5) OBP: 0.356, SLG: 0.506		1B 1B G1-2-3 BB			F8		P4		1B	3	0	1	0	1	0	0					
Alex Ochoa, R (1, 9) OBP: 0.338, SLG: 0.432		1B 1B			G5-3		G6-3		F9 2-3	4	0	1	0	0	0	2					
Jason LaRue, R (1, 2) OBP: 0.300, SLG: 0.409						K		K		4	0	1	0	0	3	2					
Juan Castro, R (1, 4) OBP: 0.249, SLG: 0.252						G4-3		BB 1B SF7 1B		4	1	1	0	0	1	5					
Chris Reitsma, R (1, 1) Hector Mercado, L (8, 1) Wilton Guerrero, S (8, PH)		G1-2-3				K		BB 1B		2	0	0	0	0	1	3					
Inning Stats	R: 0 E: 0 K: 0 S: 11	H: 2 LOB: 2 BB: 1 P: 21	R: 0 E: 0 K: 1 S: 12	H: 0 LOB: 0 BB: 1 P: 20	R: 0 E: 0 K: 0 S: 3	H: 0 LOB: 0 BB: 0 P: 7	R: 0 E: 0 K: 0 S: 6	H: 0 LOB: 0 BB: 0 P: 10	R: 0 E: 0 K: 2 S: 9	H: 0 LOB: 0 BB: 0 P: 12	R: 0 E: 0 K: 0 S: 8	H: 0 LOB: 0 BB: 0 P: 13	R: 0 E: 0 K: 0 S: 8	H: 0 LOB: 0 BB: 0 P: 13	R: 1 E: 0 K: 1 S: 14	H: 2 LOB: 2 BB: 1 P: 22	R: 0 E: 0 K: 1 S: 12	H: 2 LOB: 2 BB: 0 P: 19	1B: 6 2B: 0 3B: 0 HR: 0	SF: 1 SAC: 0 DP: 1 HBP: 0	WP: 0 PA: 35 PB: 0 SB: 0 CS: 0
PITCHER	IP	WLS	BF	H	R	ER	SO	BB	IBB	HBP	BLK	WP	HR	S	P	ERA	WHIP				
Jeff Weaver, R (1, 1) ERA: 3.85	7.1	W	28	4	1	1	4	3	0	0	0	0	0	66	111	1.23	0.955				
Danny Patterson, R (8, 1) ERA: 2.64	0.2	H	2	0	0	0	0	0	0	0	0	0	0	5	7	0.00	0.000				
Matt Anderson, R (9, 1) ERA: 5.06	1.0	S	5	2	0	0	1	0	0	0	0	0	0	12	19	0.00	2.000				


Detroit Tigers @ Cincinnati Reds
 Cinergy Field, Cincinnati, OH
 Tue Jul 17 2001, 7:05 PM EDT
 Att: 19,933 - Cloudy - 87 F

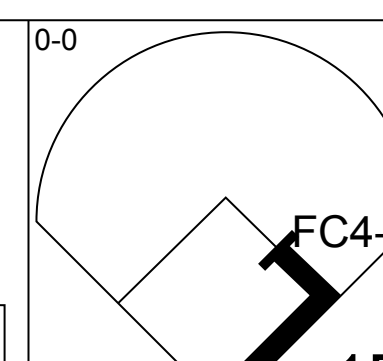
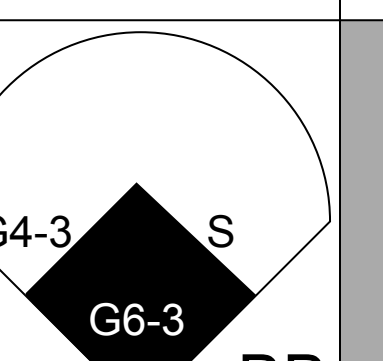
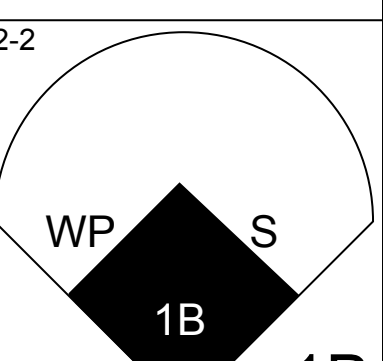
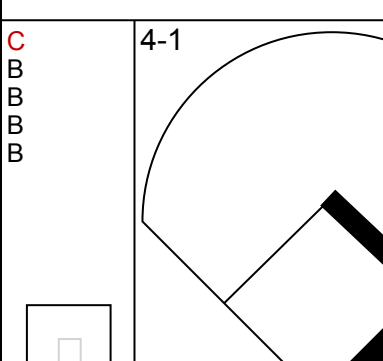
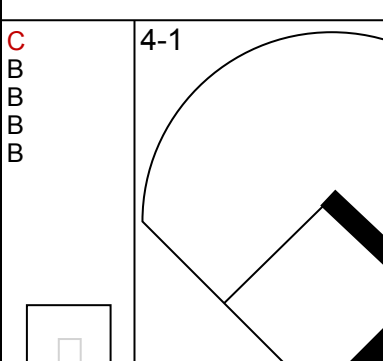
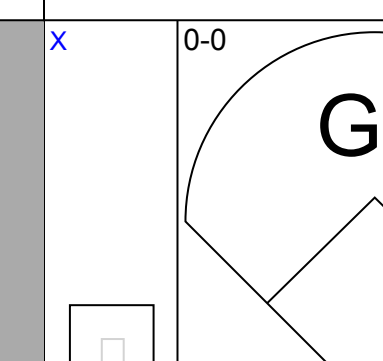
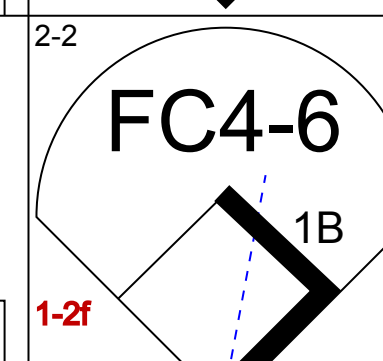
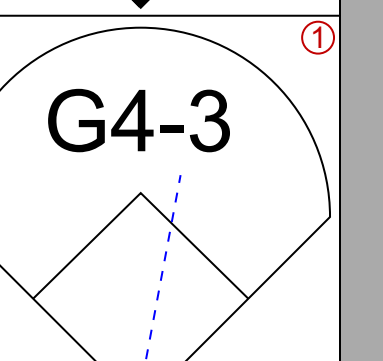
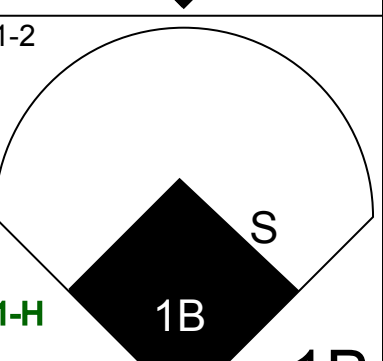
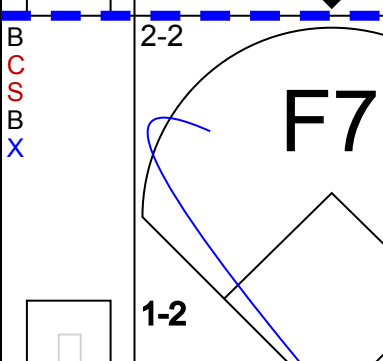
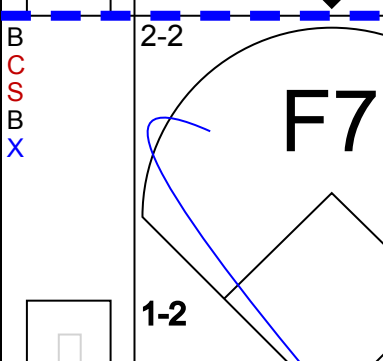
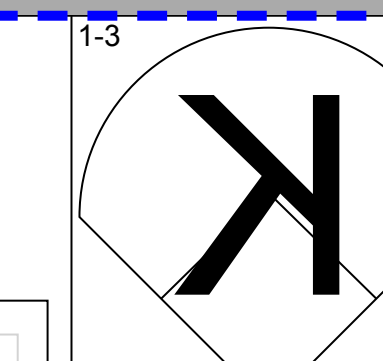
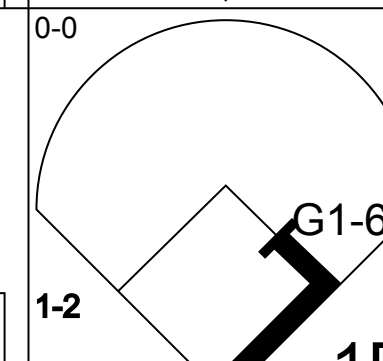
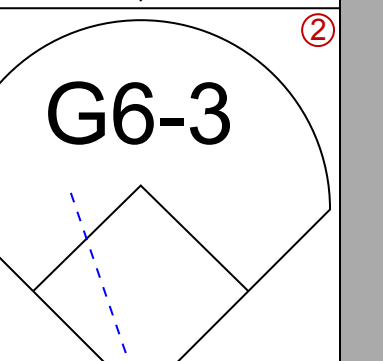
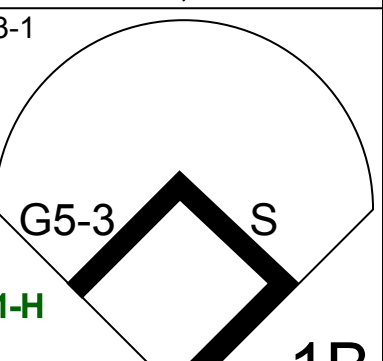

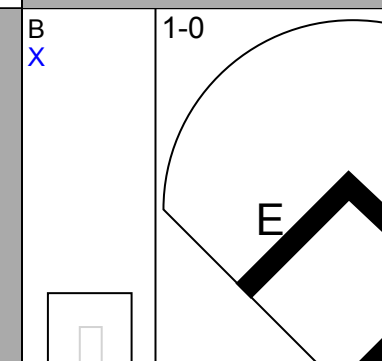
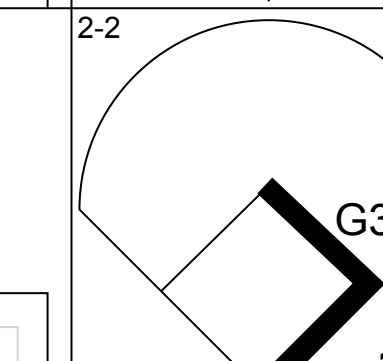
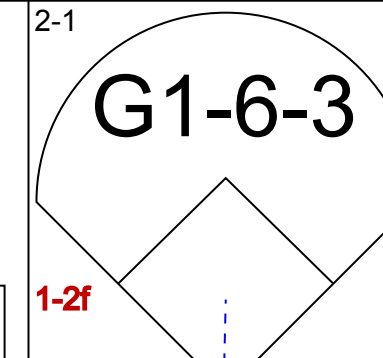
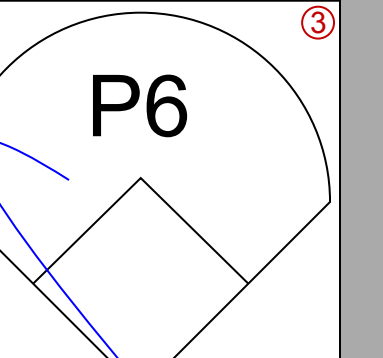
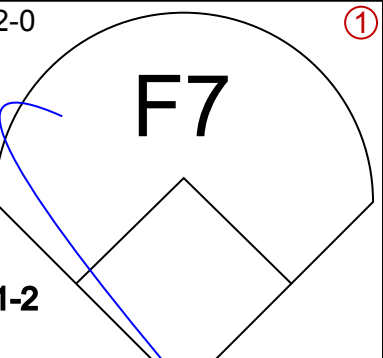
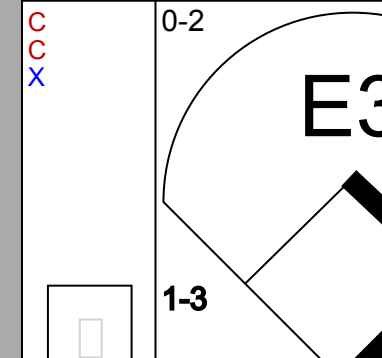
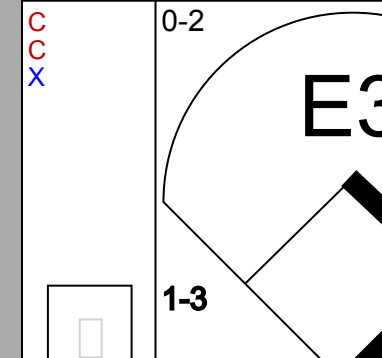
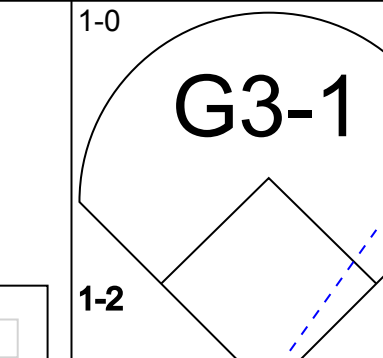
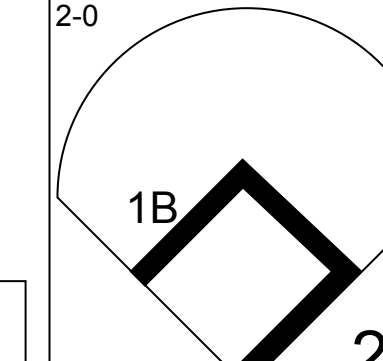
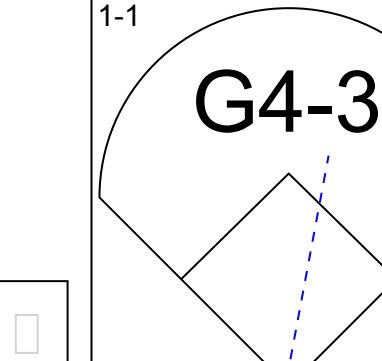
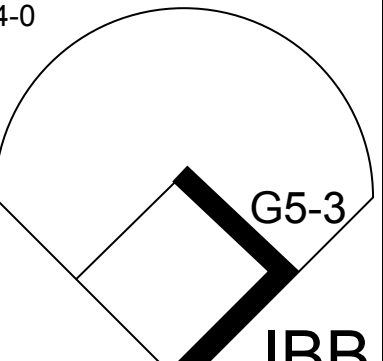
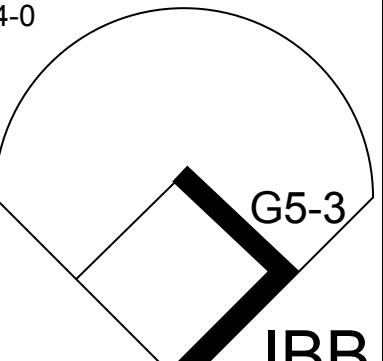
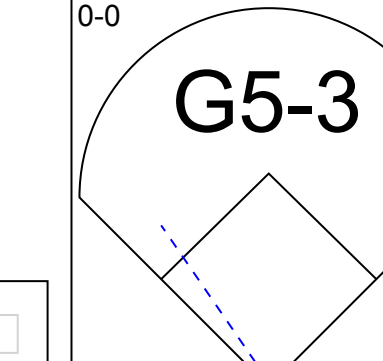
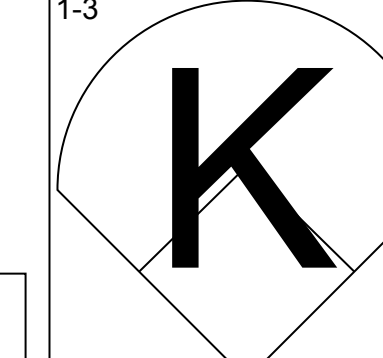
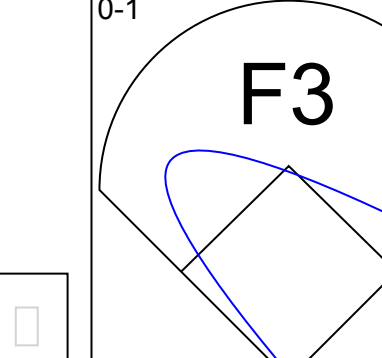
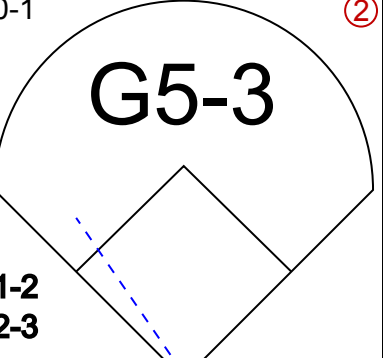
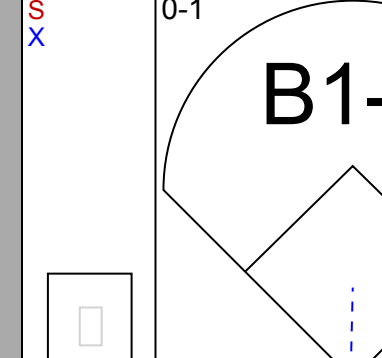
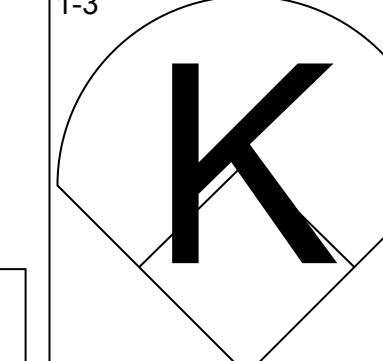
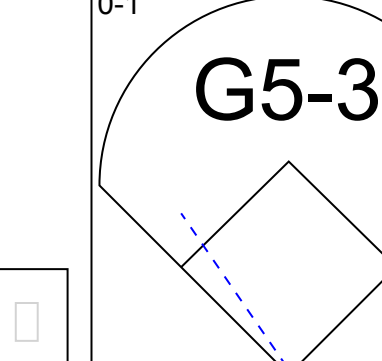
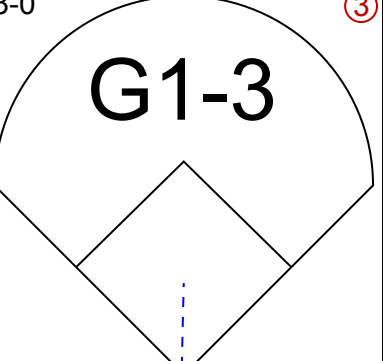
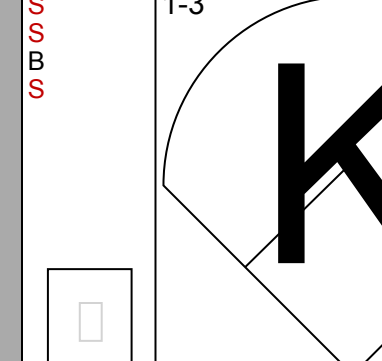
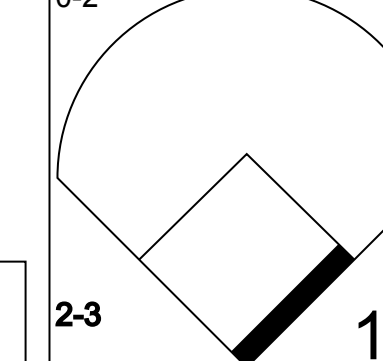
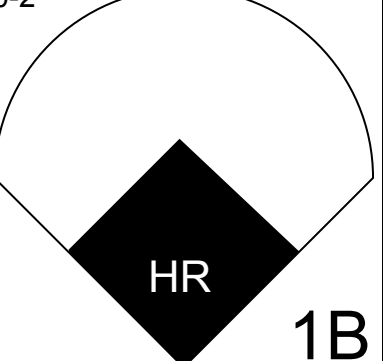
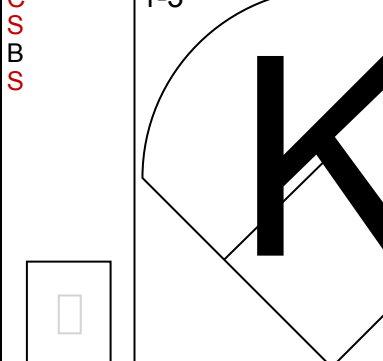
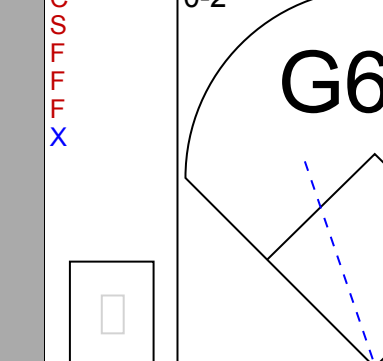
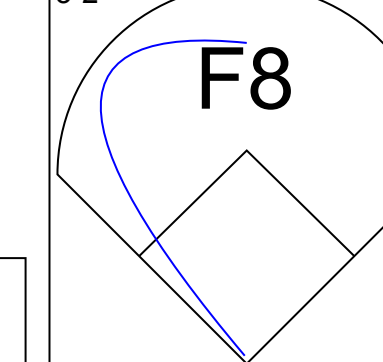
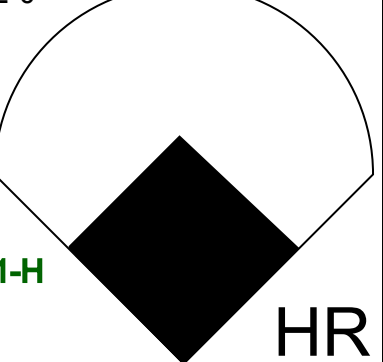
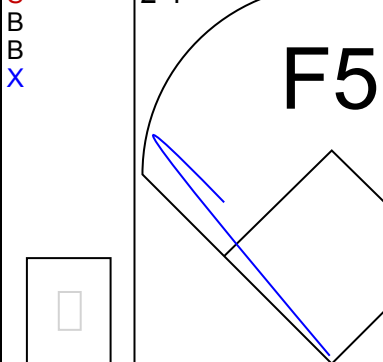
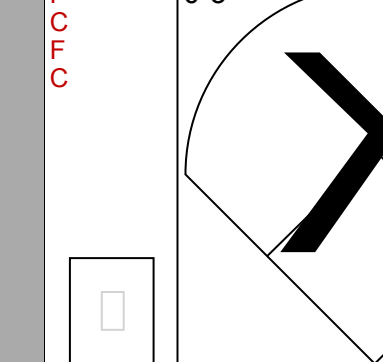
AB	31
R	1
H	6
RBI	1
BB	3
SO	5
LOB	15



Batter	1	2	3	4	5	6	7	8	9	AB	R	H	RBI	BB	SO	LOB	TOP							
Chuck Knoblauch, R (1, 10) OBP: 0.338, SLG: 0.337										4	0	0	0	1	2	1	New York Yankees @ Detroit Tigers Comerica Park, Detroit, MI Wed Jul 18 2001, 1:05 PM EDT Att: 14,800 - Overcast - 85 F							
2 Derek Jeter, R (1, 6) OBP: 0.376, SLG: 0.433										5	1	3	0	0	0	1								
Paul O'Neill, L (1, 9) OBP: 0.330, SLG: 0.434										5	1	1	0	0	0	3								
Bernie Williams, S (1, 8) OBP: 0.405, SLG: 0.513										3	1	2	1	1	0	0								
Tino Martinez, L (1, 3) OBP: 0.305, SLG: 0.449										4	1	1	3	0	0	2								
Shane Spencer, R (1, 7) OBP: 0.276, SLG: 0.388										4	1	1	0	0	2	1								
Scott Brosius, R (1, 5) OBP: 0.359, SLG: 0.468										4	1	2	0	0	1	0								
Todd Greene, R (1, 2) OBP: 0.286, SLG: 0.385										4	1	1	1	0	0	1								
Alfonso Soriano, R (1, 4) OBP: 0.297, SLG: 0.403										4	1	2	2	0	0	1								
Inning Stats	R: 2 E: 0 K: 1 S: 13	H: 3 LOB: 1 BB: 0 P: 21	R: 1 E: 1 K: 0 S: 10	H: 2 LOB: 2 BB: 0 P: 13	R: 0 E: 0 K: 1 S: 9	H: 1 LOB: 1 BB: 0 P: 12	R: 0 E: 0 K: 1 S: 12	H: 1 LOB: 1 BB: 0 P: 17	R: 0 E: 0 K: 0 S: 6	H: 0 LOB: 0 BB: 0 P: 9	R: 3 E: 0 K: 0 S: 11	H: 4 LOB: 0 BB: 0 P: 16	R: 2 E: 0 K: 1 S: 13	H: 2 LOB: 0 BB: 1 P: 21	R: 0 E: 0 K: 1 S: 9	H: 0 LOB: 0 BB: 0 P: 12	R: 0 E: 0 K: 0 S: 3	H: 0 LOB: 0 BB: 1 P: 7	1B: 10 2B: 1 3B: 0 HR: 2	SF: 0 SAC: 0 DP: 2 HBP: 0	WP: 0 PB: 0 SB: 2 CS: 0	PA: 39		
PITCHER	IP WLS BF H R ER SO BB IBB HBP BLK WP HR S P ERA WHIP	IP WLS BF H R ER SO BB IBB HBP BLK WP HR S P ERA WHIP	IP WLS BF H R ER SO BB IBB HBP BLK WP HR S P ERA WHIP	IP WLS BF H R ER SO BB IBB HBP BLK WP HR S P ERA WHIP	IP WLS BF H R ER SO BB IBB HBP BLK WP HR S P ERA WHIP	IP WLS BF H R ER SO BB IBB HBP BLK WP HR S P ERA WHIP	IP WLS BF H R ER SO BB IBB HBP BLK WP HR S P ERA WHIP	IP WLS BF H R ER SO BB IBB HBP BLK WP HR S P ERA WHIP	IP WLS BF H R ER SO BB IBB HBP BLK WP HR S P ERA WHIP	IP WLS BF H R ER SO BB IBB HBP BLK WP HR S P ERA WHIP	IP WLS BF H R ER SO BB IBB HBP BLK WP HR S P ERA WHIP	IP WLS BF H R ER SO BB IBB HBP BLK WP HR S P ERA WHIP	IP WLS BF H R ER SO BB IBB HBP BLK WP HR S P ERA WHIP	IP WLS BF H R ER SO BB IBB HBP BLK WP HR S P ERA WHIP	IP WLS BF H R ER SO BB IBB HBP BLK WP HR S P ERA WHIP	IP WLS BF H R ER SO BB IBB HBP BLK WP HR S P ERA WHIP	IP WLS BF H R ER SO BB IBB HBP BLK WP HR S P ERA WHIP	IP WLS BF H R ER SO BB IBB HBP BLK WP HR S P ERA WHIP	IP WLS BF H R ER SO BB IBB HBP BLK WP HR S P ERA WHIP	IP WLS BF H R ER SO BB IBB HBP BLK WP HR S P ERA WHIP	IP WLS BF H R ER SO BB IBB HBP BLK WP HR S P ERA WHIP	IP WLS BF H R ER SO BB IBB HBP BLK WP HR S P ERA WHIP	IP WLS BF H R ER SO BB IBB HBP BLK WP HR S P ERA WHIP	IP WLS BF H R ER SO BB IBB HBP BLK WP HR S P ERA WHIP

AB	37
R	8
H	13
RBI	7
BB	2
SO	5
LOB	10



Batter	1	2	3	4	5	6	7	8	9	AB	R	H	RBI	BB	SO	LOB	BOTTOM						
Roger Cedeno, S (1, 8) OBP: 0.335, SLG: 0.360										3	2	2	0	2	0	0	New York Yankees @ Detroit Tigers Comerica Park, Detroit, MI Wed Jul 18 2001, 1:05 PM EDT Att: 14,800 - Overcast - 85 F						
Damion Easley, R (1, 4) OBP: 0.343, SLG: 0.401										5	1	1	1	0	1	3							
Bobby Higginson, L (1, 7) OBP: 0.399, SLG: 0.493										5	0	4	2	0	0	0							
Robert Flick, L (1, 2) OBP: 0.366, SLG: 0.572										5	0	0	0	0	0	5							
Tony Clark, S (1, 10) OBP: 0.395, SLG: 0.528										4	0	1	0	1	0	3							
Shane Halter, R (1, 6) OBP: 0.383, SLG: 0.488										4	0	0	0	0	1	5							
Ryan Jackson, L (1, 9) OBP: 0.255, SLG: 0.372										4	0	0	0	0	2	5							
Randall Simon, L (1, 3) OBP: 0.377, SLG: 0.388										4	1	2	0	0	1	0							
Jose Macias, S (1, 5) OBP: 0.331, SLG: 0.435										4	1	1	2	0	1	2							
Inning Stats	R: 0 E: 0 K: 0 S: 9	H: 2 LOB: 1 BB: 0 P: 13	R: 0 E: 2 K: 2 S: 14	H: 2 LOB: 2 BB: 0 P: 21	R: 1 E: 0 K: 0 S: 9	H: 0 LOB: 0 BB: 1 P: 21	R: 0 E: 0 K: 0 S: 6	H: 0 LOB: 0 BB: 0 P: 7	R: 4 E: 0 K: 1 S: 16	H: 5 LOB: 2 BB: 1 P: 33	R: 0 E: 0 K: 1 S: 9	H: 0 LOB: 1 BB: 1 P: 18	R: 0 E: 1 K: 1 S: 10	H: 1 LOB: 2 BB: 0 P: 13	R: 0 E: 0 K: 1 S: 11	H: 0 LOB: 0 BB: 0 P: 11	R: 0 E: 0 K: 1 S: 12	H: 1 LOB: 1 BB: 0 P: 16	1B: 9 2B: 1 3B: 0 HR: 1	SF: 0 SAC: 0 DP: 1 HBP: 0	WP: 1 PB: 0 SB: 5 CS: 0	PA: 41	
PITCHER	IP WLS BF H R ER SO BB IBB HBP BLK WP HR S P ERA WHIP	IP WLS BF H R ER SO BB IBB HBP BLK WP HR S P ERA WHIP	IP WLS BF H R ER SO BB IBB HBP BLK WP HR S P ERA WHIP	IP WLS BF H R ER SO BB IBB HBP BLK WP HR S P ERA WHIP	IP WLS BF H R ER SO BB IBB HBP BLK WP HR S P ERA WHIP	IP WLS BF H R ER SO BB IBB HBP BLK WP HR S P ERA WHIP	IP WLS BF H R ER SO BB IBB HBP BLK WP HR S P ERA WHIP	IP WLS BF H R ER SO BB IBB HBP BLK WP HR S P ERA WHIP	IP WLS BF H R ER SO BB IBB HBP BLK WP HR S P ERA WHIP	IP WLS BF H R ER SO BB IBB HBP BLK WP HR S P ERA WHIP	IP WLS BF H R ER SO BB IBB HBP BLK WP HR S P ERA WHIP	IP WLS BF H R ER SO BB IBB HBP BLK WP HR S P ERA WHIP	IP WLS BF H R ER SO BB IBB HBP BLK WP HR S P ERA WHIP	IP WLS BF H R ER SO BB IBB HBP BLK WP HR S P ERA WHIP	IP WLS BF H R ER SO BB IBB HBP BLK WP HR S P ERA WHIP	IP WLS BF H R ER SO BB IBB HBP BLK WP HR S P ERA WHIP	IP WLS BF H R ER SO BB IBB HBP BLK WP HR S P ERA WHIP	IP WLS BF H R ER SO BB IBB HBP BLK WP HR S P ERA WHIP	IP WLS BF H R ER SO BB IBB HBP BLK WP HR S P ERA WHIP	IP WLS BF H R ER SO BB IBB HBP BLK WP HR S P ERA WHIP	IP WLS BF H R ER SO BB IBB HBP BLK WP HR S P ERA WHIP	IP WLS BF H R ER SO BB IBB HBP BLK WP HR S P ERA WHIP	IP WLS BF H R ER SO BB IBB HBP BLK WP HR S P ERA WHIP

AB	38
R	5
H	11
RBI	5
BB	3
SO	6
LOB	23



Batter	1	2	3	4	5	6	7	8	9	AB	R	H	RBI	BB	SO	LOB	TOP								
Gerald Williams, R OBP: 0.265, SLG: 0.324	F9		2 HBP BB	FC6-4		G6-4-3		2 G5-3 1B		4	0	1	1	1	0	5	New York Yankees @ Detroit Tigers Comerica Park, Detroit, MI Wed Jul 18 2001, 7:05 PM EDT Att: 33,216 - Cloudy - 82 F								
2 Derek Jeter, R OBP: 0.375, SLG: 0.436	1B		HBP		F2		G4-3 2B	G5-3		4	0	2	0	0	0	2									
Bernie Williams, S OBP: 0.405, SLG: 0.510	F7		F9		20 CS 1B		G6-3	BB		4	0	1	0	1	0	4									
Tino Martinez, L OBP: 0.306, SLG: 0.449	F7			20 1B SF7	1B		G4-3	G3		5	1	2	0	0	0	5									
20 Jorge Posada, S OBP: 0.407, SLG: 0.531		F7		BB 1B	1B		K		G3-6-1 BB	4	0	1	0	1	2	3									
Paul O'Neill, L OBP: 0.325, SLG: 0.436	F8			SF7		1B		G3	G3-6-1	3	1	1	1	0	0	0									
Enrique Wilson, S OBP: 0.189, SLG: 0.222				3-H 1B		2B			1-2	1	0	0	0	0	0	1									
Shane Spencer, R OBP: 0.282, SLG: 0.388	F8			BB 1B		P5		1B 1B	G5-3	5	1	2	0	0	0	1									
Luis Sojo, R OBP: 0.292, SLG: 0.227			F7	F3		1B		1B 1B		4	1	2	1	0	0	2									
Alfonso Soriano, R OBP: 0.302, SLG: 0.405			K	FC6-4 BB		G6-4-3 1B		2 G5-3 1B		3	0	2	1	1	1	0									
Inning Stats	R: 0 E: 0 K: 0 S: 8	H: 1 LOB: 1 BB: 0 P: 14	R: 0 E: 0 K: 0 S: 5	H: 0 LOB: 0 BB: 0 P: 10	R: 0 E: 0 K: 1 S: 9	H: 0 LOB: 2 BB: 1 P: 19	R: 1 E: 0 K: 0 S: 19	H: 3 LOB: 3 BB: 1 P: 29	R: 0 E: 0 K: 0 S: 10	H: 2 LOB: 2 BB: 0 P: 15	R: 1 E: 0 K: 0 S: 15	H: 3 LOB: 1 BB: 0 P: 20	R: 0 E: 0 K: 1 S: 11	H: 1 LOB: 1 BB: 0 P: 12	R: 2 E: 0 K: 0 S: 23	H: 4 LOB: 1 BB: 1 P: 33	R: 0 E: 0 K: 0 S: 3	H: 0 LOB: 0 BB: 1 P: 8	1B: 12 2B: 3 3B: 0 HR: 0	SF: 1 SAC: 0 DP: 3 HBP: 1	WP: 0 PB: 0 SB: 0 CS: 1	PA: 43			
PITCHER	IP	WLS	BF	H	R	ER	SO	BB	IBB	HBP	BLK	WP	HR	S	P	ERA	WHIP								
Victor Santos, R ERA: 3.86	5.1	W	26	8	2	2	2	2	0	0	0	0	0	58	96	3.38	1.875								
Todd Jones, R ERA: 4.98	2.0		11	6	2	2	1	0	0	0	0	0	0	34	43	9.00	3.000								
Danny Patterson, R ERA: 2.6	0.2		3	0	0	0	0	1	0	0	0	0	0	8	13	0.00	1.500								
Heath Murray, L ERA: 5.65	1.0		3	0	0	0	0	1	0	0	0	0	0	3	8	0.00	1.000								

AB	37
R	4
H	14
RBI	4
BB	4
SO	3
LOB	23



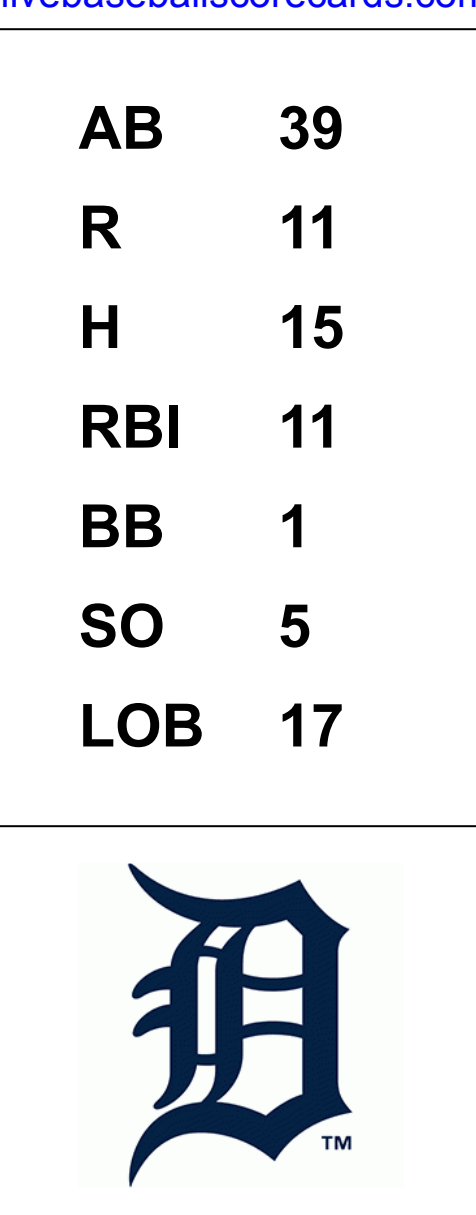
Batter	1	2	3	4	5	6	7	8	9	AB	R	H	RBI	BB	SO	LOB	BOTTOM									
Roger Cedeno, S OBP: 0.342, SLG: 0.393	HR	1-H 3-H HR			S 2B	G1-3		SF8 3B		5	4	4	6	0	0	0	New York Yankees @ Detroit Tigers Comerica Park, Detroit, MI Wed Jul 18 2001, 7:05 PM EDT Att: 33,216 - Cloudy - 82 F									
Damion Easley, R OBP: 0.341, SLG: 0.401	F3	G5-3			2H 3B	G6-3		G6-3		5	1	1	1	0	0	1										
Jose Macias, S OBP: 0.331, SLG: 0.435					2H 2B					0	0	0	0	0	0	0										
Bobby Higginson, L OBP: 0.399, SLG: 0.500	K		CS 1B		2H 3B		G4-3	SF8		4	1	2	2	0	1	0										
Wendell Magee, R OBP: 0.339, SLG: 0.442	S BB		G6-3		2-1 HR		F8			4	1	2	1	1	0	1										
Shane Halter, R OBP: 0.383, SLG: 0.505	F8		L6		1-H HR		E 2B	K		5	1	2	2	0	1	2										
Juan Encarnacion, R OBP: 0.331, SLG: 0.419		F9 E HR		G6-3	F8		E1 FC6-4			4	1	1	0	0	0	1										
Deivi Cruz, R OBP: 0.270, SLG: 0.364		E4 HR		1B	G4-3		FC6-4			4	1	1	0	0	0	3										
Randall Simon, L OBP: 0.386, SLG: 0.396		F9		1B	G3			1B 3B		4	1	2	0	0	0	2										
Javier Cardona, R OBP: 0.282, SLG: 0.385		K		K		G6-3		1B 3B		4	1	1	0	0	2	3										
Inning Stats	R: 1 E: 0 K: 1 S: 14	H: 1 LOB: 1 BB: 1 P: 23	R: 3 E: 1 K: 1 S: 18	H: 2 LOB: 0 BB: 0 P: 23	R: 0 E: 0 K: 0 S: 7	H: 1 LOB: 0 BB: 0 P: 9	R: 0 E: 0 K: 1 S: 10	H: 2 LOB: 1 BB: 0 P: 17	R: 5 E: 0 K: 0 S: 19	H: 5 LOB: 0 BB: 0 P: 27	R: 0 E: 0 K: 0 S: 5	H: 0 LOB: 0 BB: 0 P: 6	R: 0 E: 1 K: 0 S: 8	H: 1 LOB: 2 BB: 0 P: 10	R: 3 E: 0 K: 1 S: 15	H: 4 LOB: 1 BB: 0 P: 19	R: 0 E: 0 K: 0 S: 1	H: 0 LOB: 0 BB: 2 P: 8	1B: 7 2B: 4 3B: 2 HR: 3	SF: 1 SAC: 0 DP: 0 HBP: 0	WP: 0 PB: 0 SB: 2 CS: 1	PA: 41				
PITCHER	IP	WLS	BF	H	R	ER	SO	BB	IBB	HBP	BLK	WP	HR	S	P	ERA	WHIP									
Ted Lilly, L ERA: 5.19	4.0	L	21	7	5	5	1	0	0	0	0	0	1	39	51	11.25	1.750									
Todd Williams, R ERA: 4.7			20	7	5	5	1	0	0	0	0	0	0	1	39	51	11.25	1.750								

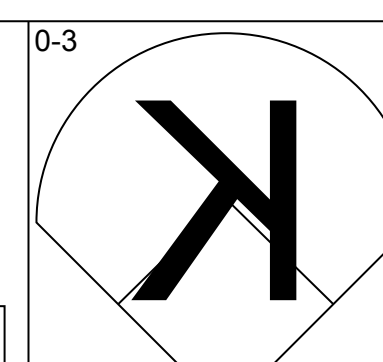
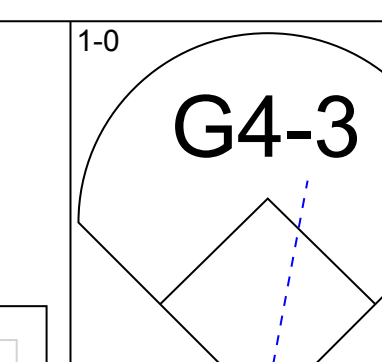
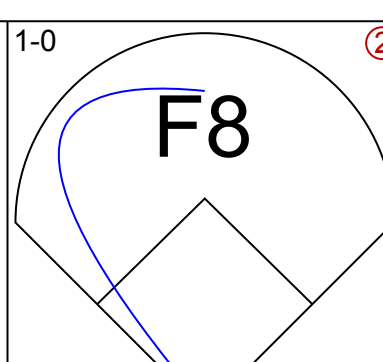
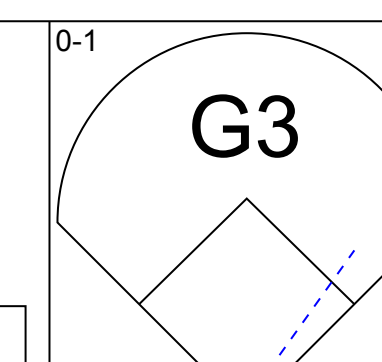
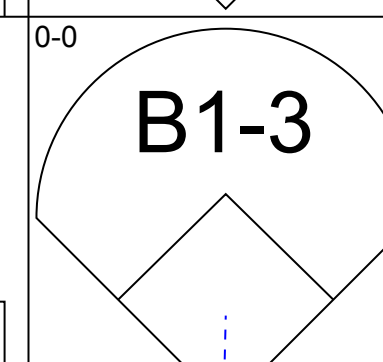
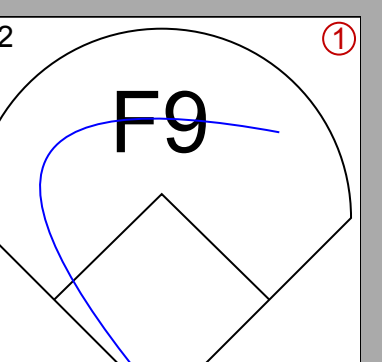
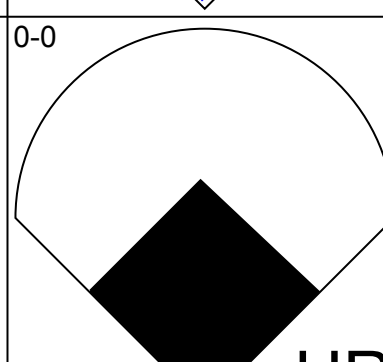
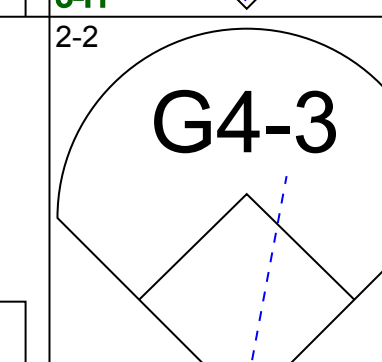
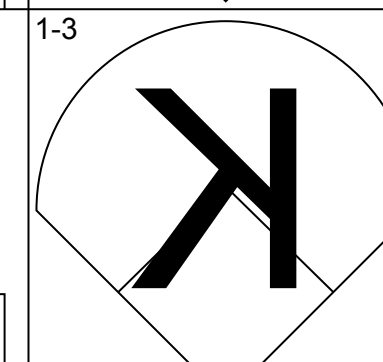
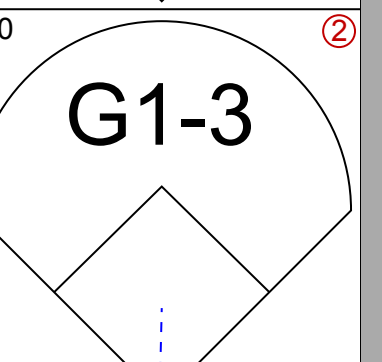
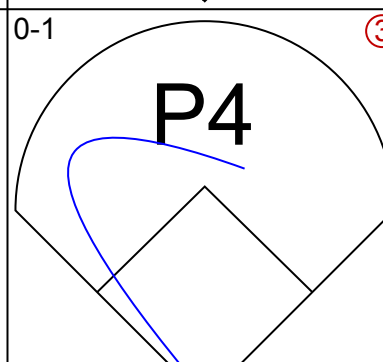
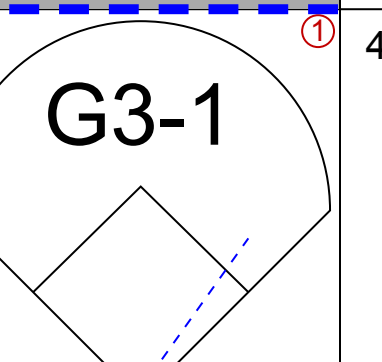
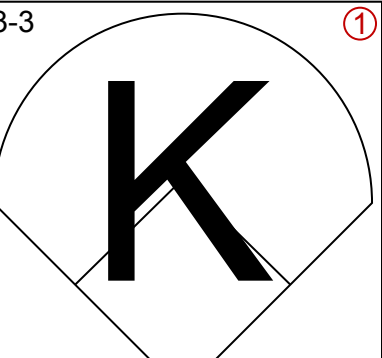
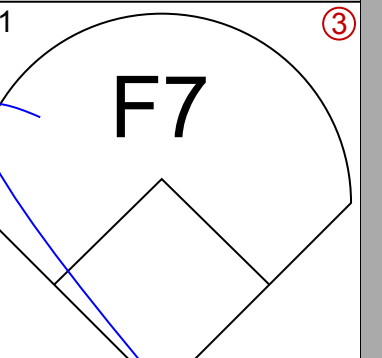
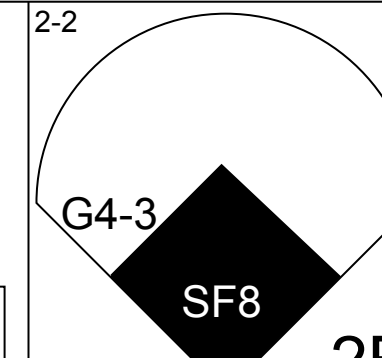
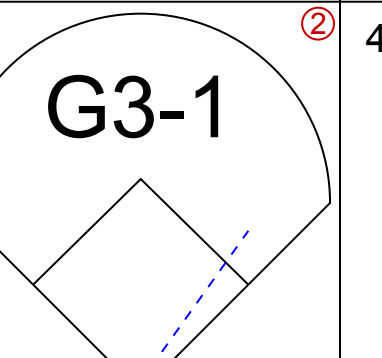
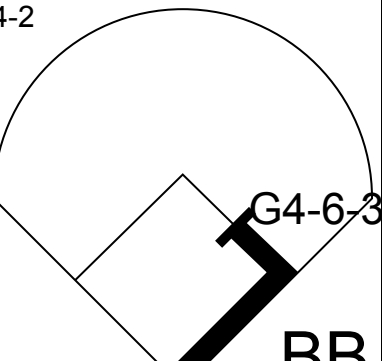
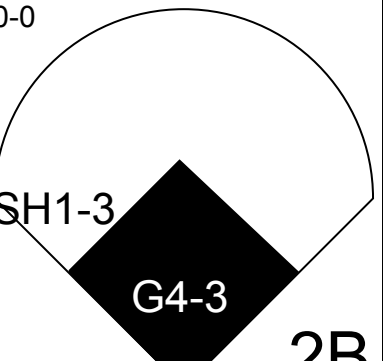
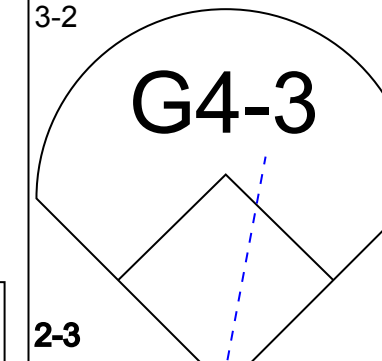
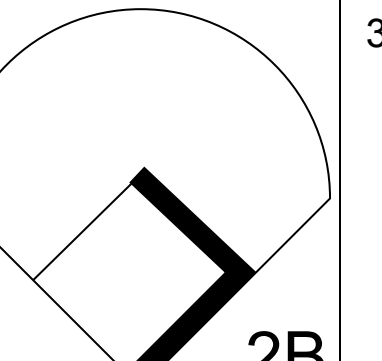
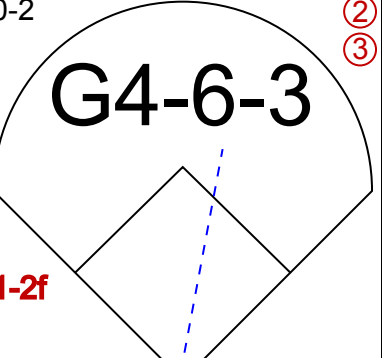
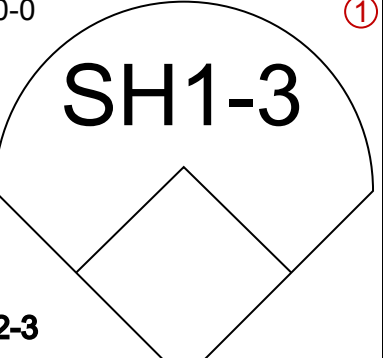
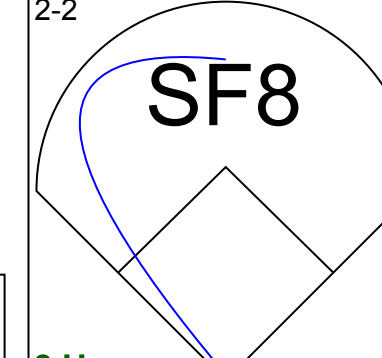
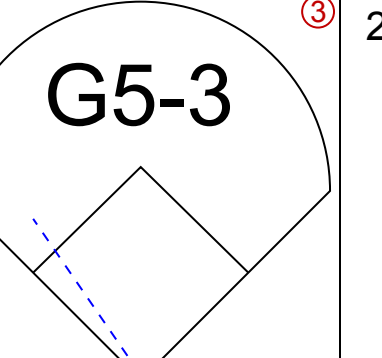
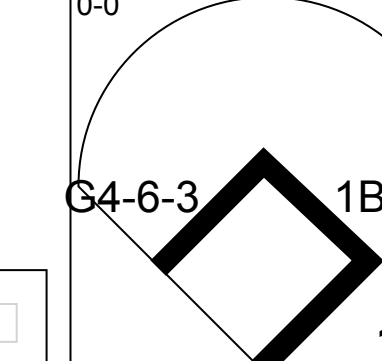
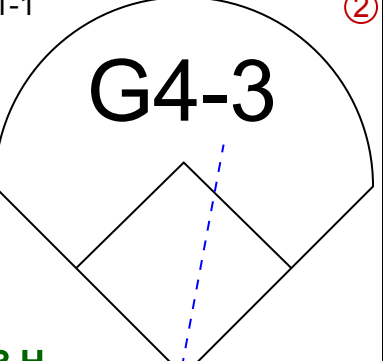
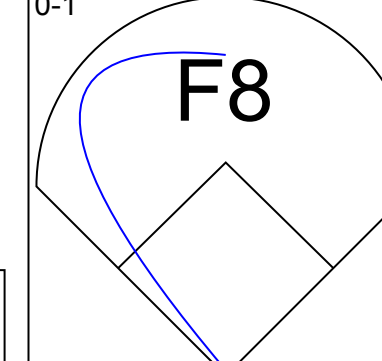
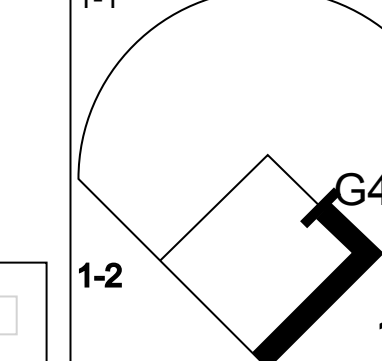
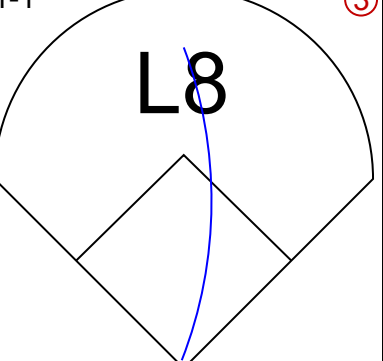
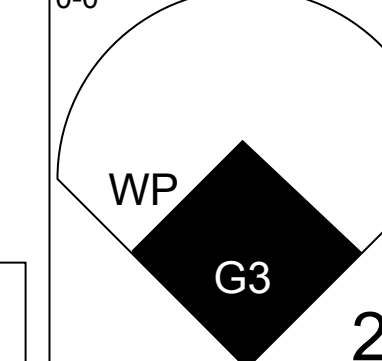
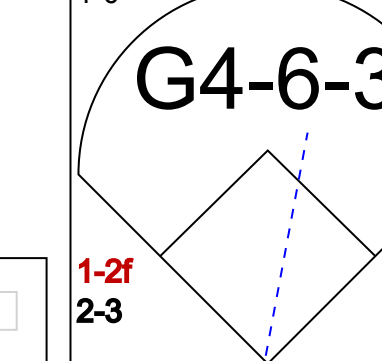
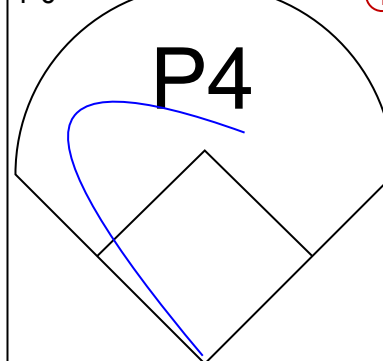
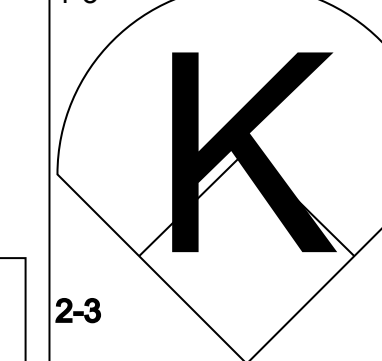


Batter	1	2	3	4	5	6	7	8	9	AB	R	H	RBI	BB	SO	LOB	TOP			
Gerald Williams, R OBP: 0.281, SLG: 0.319	G5-3		G5-3			F7		E5		4	0	0	0	0	0	3	New York Yankees @ Detroit Tigers Comerica Park, Detroit, MI Thu Jul 19 2001, 7:05 PM EDT Att: 35,320 - Cloudy - 87 F			
2 Derek Jeter, R OBP: 0.376, SLG: 0.433 Todd Greene, R OBP: 0.279, SLG: 0.375	L6			G6-3		G3		K		3	0	0	0	0	0	0				
Bernie Williams, S Randy Choate, L	F9			K			G6-4-3 1B	G3-1		4	0	1	0	0	1	3				
Tino Martinez, L Enrique Wilson, S		F8			HR		G6-4-3 1-2	F9		3	1	1	1	0	0	1				
20 Jorge Posada, S OBP: 0.405, SLG: 0.528		G4-6-3 1B		G4-3				F2		4	0	1	0	0	1	0				
Paul O'Neill, L Chuck Knoblauch, R	G4-6-3 1-2				G4-3			E6 1B WP 1B		2	0	0	0	0	0	1				
Shane Spencer, R OBP: 0.272, SLG: 0.374			K		G5-3			F9		4	0	0	0	0	1	2				
Scott Brosius, R OBP: 0.361, SLG: 0.470			E5 1B		F3			E 1B 2-3 1B		3	0	2	0	0	0	0				
Alfonso Soriano, R OBP: 0.302, SLG: 0.405			F7			G5-3		E 1B 3-H		3	0	1	1	0	0	1				
Inning Stats	R: 0 E: 0 K: 0 S: 9	H: 0 LOB: 0 BB: 0 P: 13	R: 0 E: 0 K: 0 S: 6	H: 1 LOB: 0 BB: 0 P: 9	R: 0 E: 1 K: 1 S: 9	H: 1 LOB: 1 BB: 0 P: 12	R: 1 E: 0 K: 1 S: 8	H: 1 LOB: 0 BB: 0 P: 12	R: 0 E: 0 K: 0 S: 7	H: 0 LOB: 0 BB: 0 P: 8	R: 0 E: 0 K: 1 S: 5	H: 1 LOB: 0 BB: 0 P: 11	R: 1 E: 2 K: 1 S: 14	H: 2 LOB: 3 BB: 0 P: 17	R: 0 E: 0 K: 0 S: 6	H: 1 LOB: 1 BB: 0 P: 7		1B: 6 2B: 0 3B: 0 HR: 1	SF: 0 SAC: 0 DP: 2 HBP: 0	WP: 1 PB: 0 SB: 0 CS: 0
PITCHER Jose Lima, R ERA: 6.26	IP: 9.0 WLS: W BF: 34 H: 7 R: 2 ER: 1 SO: 4 BB: 0 IBB: 0 HBP: 0 BLK: 0 WP: 1 HR: 1 S: 72 P: 95 ERA: 1.00 WHIP: 0.778																			

Batter	1	2	3	4	5	6	7	8	9	AB	R	H	RBI	BB	SO	LOB	BOTTOM			
Roger Cedeno, S OBP: 0.342, SLG: 0.393	K		S 1B	3B 1B	FC4-6 1-2 2-3 1B		FC6-4 1-2			5	2	2	0	0	1	2	New York Yankees @ Detroit Tigers Comerica Park, Detroit, MI Thu Jul 19 2001, 7:05 PM EDT Att: 35,320 - Cloudy - 87 F			
Damion Easley, R OBP: 0.340, SLG: 0.405 Jose Macias, S OBP: 0.330, SLG: 0.433	F9		G6-3 1-2 3-H	3B		F3		F7		4	0	1	4	0	0	1				
Bobby Higginson, L OBP: 0.401, SLG: 0.510 Ryan Jackson, L OBP: 0.253, SLG: 0.368	K		2-H 1B	G3		HR		G1-3		4	1	2	2	0	1	1				
Wendell Magee, R OBP: 0.341, SLG: 0.450		K	K		FC4-6 2B 1B	E7		2B		5	1	2	0	0	2	1				
Shane Halter, R OBP: 0.384, SLG: 0.500		G5-4-3 1B		K	FC4-6 HBP	G5-3		F8		4	0	1	0	0	1	2				
Juan Encarnacion, R OBP: 0.300, SLG: 0.417		G5-4-3 1-2		1B 1B	FC4-6 2B	P3				4	2	1	0	0	0	4				
Deivi Cruz, R OBP: 0.283, SLG: 0.378			2B 1B	1B 3B 1B	WP 1B 2B		FC6-4 BB			3	3	3	2	1	0	0				
Robert Flick, L OBP: 0.368, SLG: 0.575			1B G6-3 2B	1B 3B 1B	F7		F8			4	2	2	2	0	0	2				
Javier Cardona, R OBP: 0.279, SLG: 0.372			L4	F8	FC4-6 1B		F3			4	0	1	1	0	0	4				
Inning Stats	R: 0 E: 0 K: 2 S: 8	H: 0 LOB: 0 BB: 0 P: 10	R: 0 E: 0 K: 1 S: 9	H: 1 LOB: 0 BB: 0 P: 11	R: 3 E: 0 K: 1 S: 21	H: 4 LOB: 1 BB: 0 P: 31	R: 4 E: 0 K: 1 S: 18	H: 5 LOB: 1 BB: 0 P: 26	R: 3 E: 0 K: 0 S: 17	H: 3 LOB: 1 BB: 0 P: 26	R: 1 E: 1 K: 0 S: 12	H: 1 LOB: 1 BB: 0 P: 19	R: 0 E: 0 K: 0 S: 9	H: 0 LOB: 1 BB: 1 P: 15	R: 0 E: 0 K: 0 S: 10	H: 1 LOB: 1 BB: 0 P: 13		1B: 10 2B: 3 3B: 1 HR: 1	SF: 0 SAC: 0 DP: 1 HBP: 1	WP: 1 PB: 0 SB: 1 CS: 0
PITCHER Andy Pettitte, L ERA: 3.49 Mark Weathers, R ERA: 5.63 Randy Choate, L ERA: 2.56 Randy Choate, L ERA: 2.56	IP: 4.0 WLS: L BF: 21 H: 10 R: 7 ER: 7 SO: 5 BB: 0 IBB: 0 HBP: 0 BLK: 0 WP: 1 HR: 1 S: 56 P: 78 ERA: 15.75 WHIP: 2.500																			
PITCHER	IP: 2.0 WLS: L BF: 12 H: 4 R: 4 ER: 4 SO: 0 BB: 0 IBB: 0 HBP: 1 BLK: 0 WP: 0 HR: 0 S: 29 P: 45 ERA: 18.00 WHIP: 2.000																			
PITCHER	IP: 2.0 WLS: L BF: 8 H: 1 R: 0 ER: 0 SO: 0 BB: 1 IBB: 0 HBP: 0 BLK: 0 WP: 0 HR: 0 S: 19 P: 28 ERA: 0.00 WHIP: 1.000																			
PITCHER	IP: 2.0 WLS: L BF: 8 H: 1 R: 0 ER: 0 SO: 0 BB: 0 IBB: 0 HBP: 0 BLK: 0 WP: 0 HR: 0 S: 19 P: 28 ERA: 0.00 WHIP: 1.000																			

AB	34
R	2
H	7
RBI	2
BB	0
SO	4
LOB	14

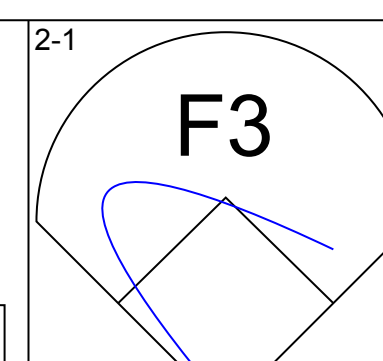
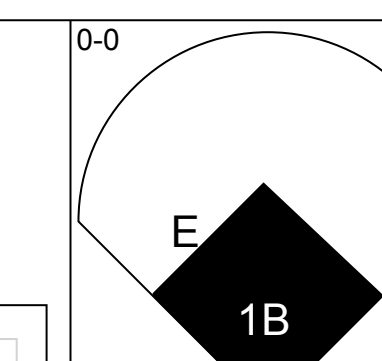
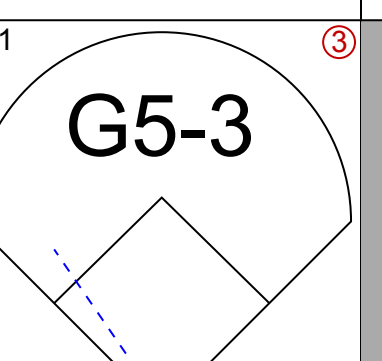
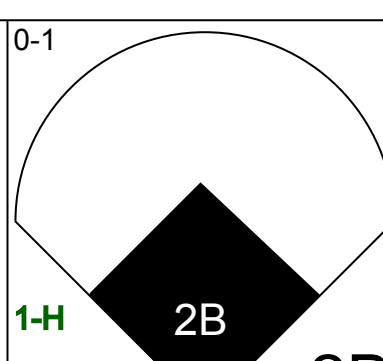
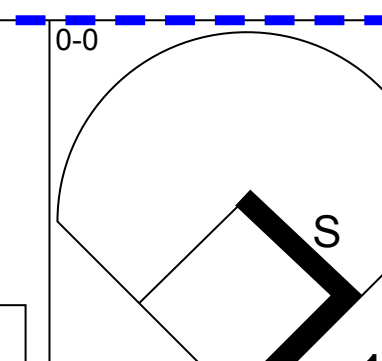
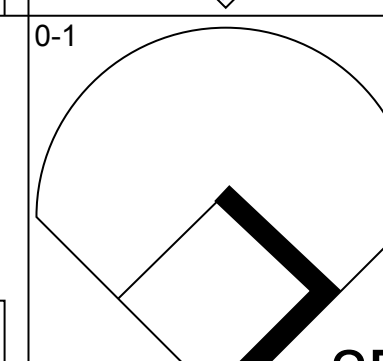
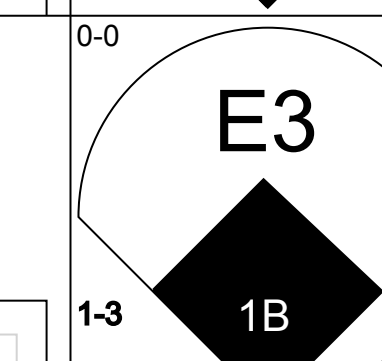
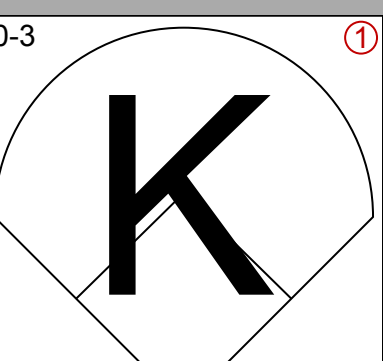
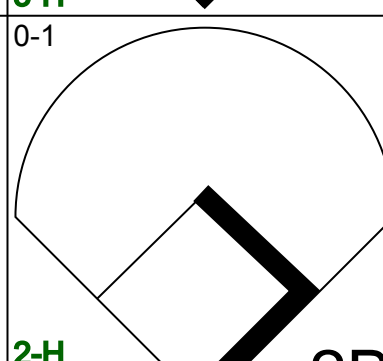
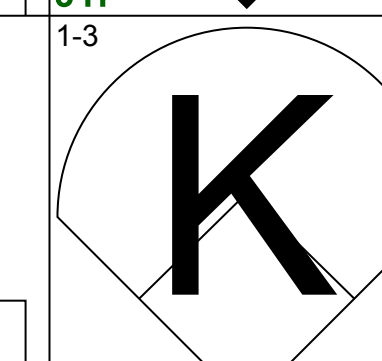
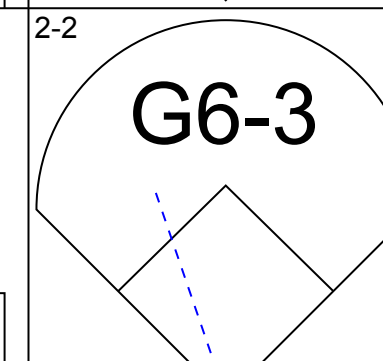
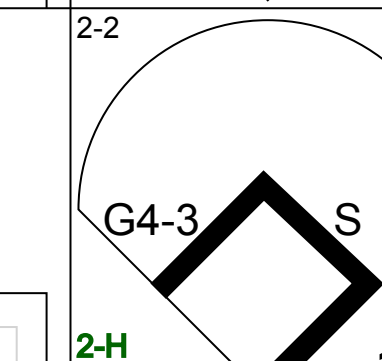
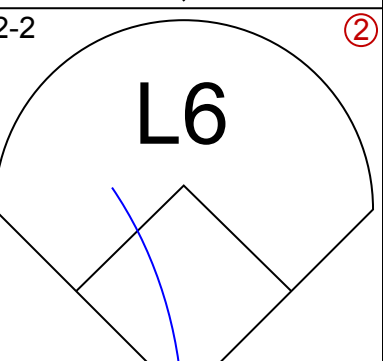
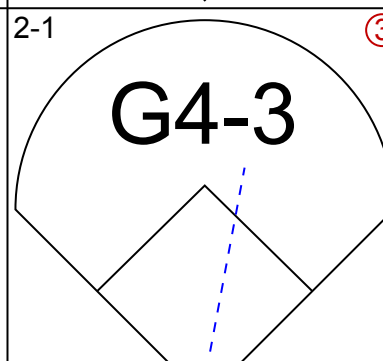
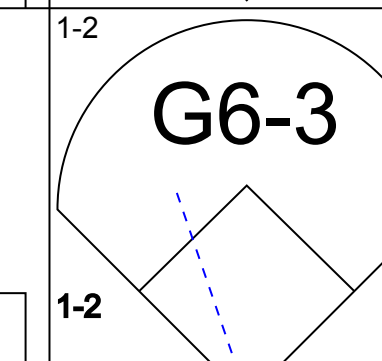
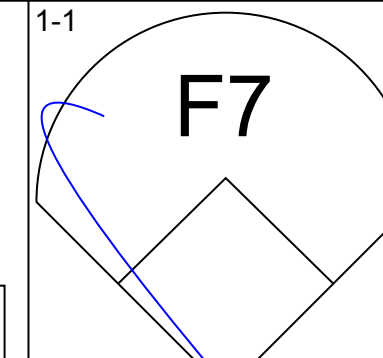
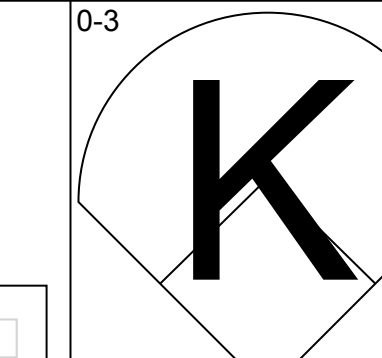
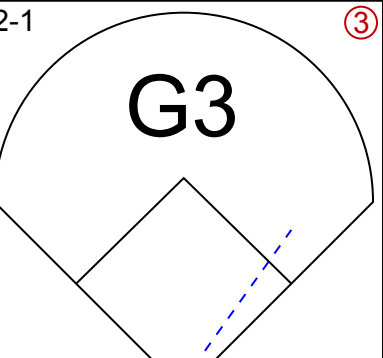
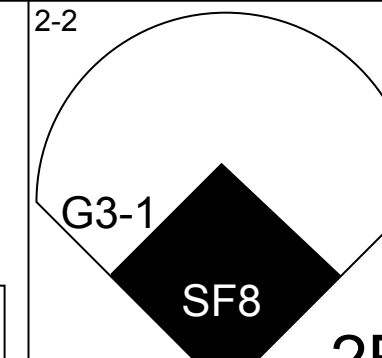
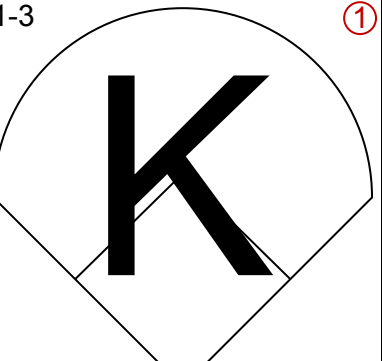
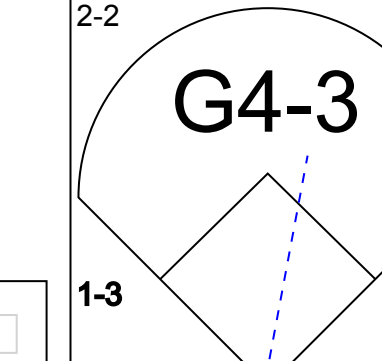
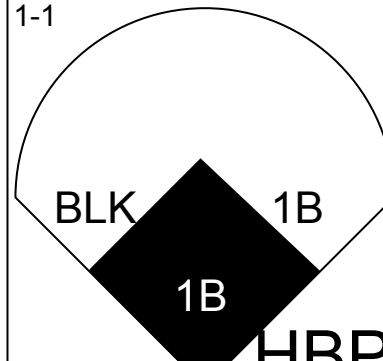

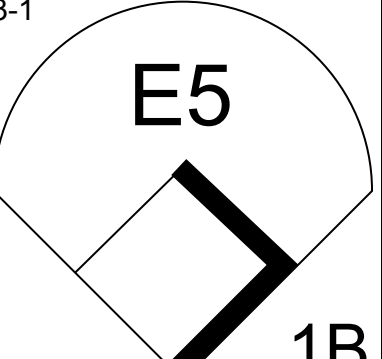
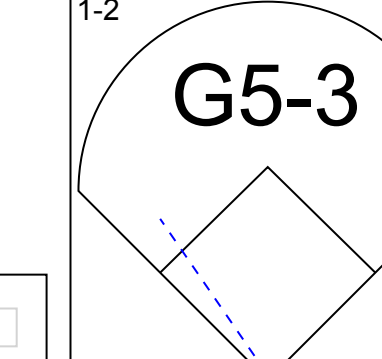
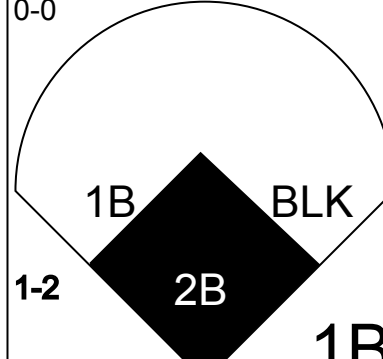

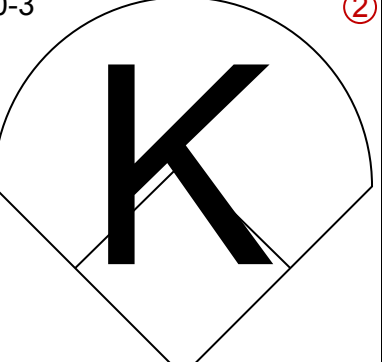
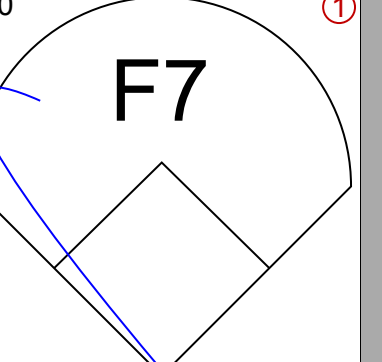
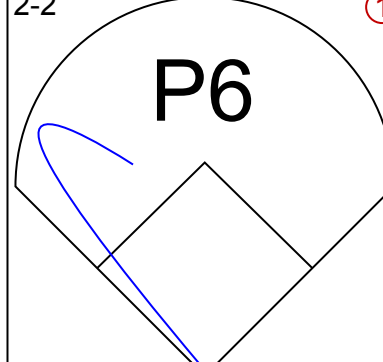

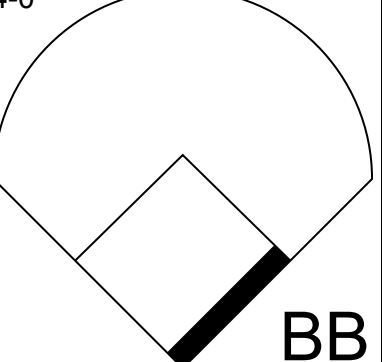
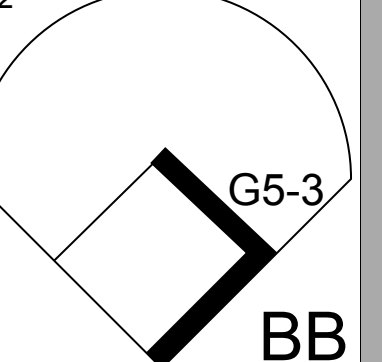
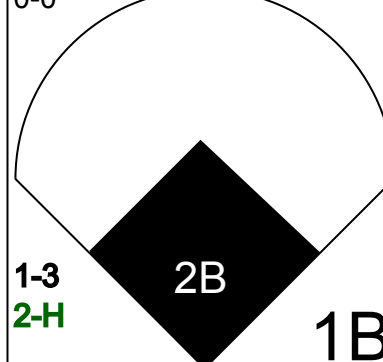
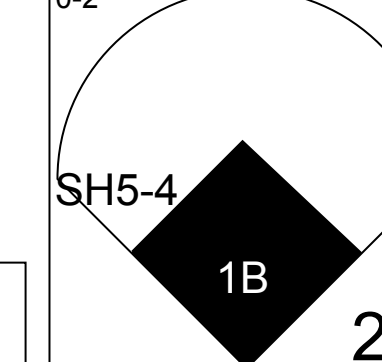
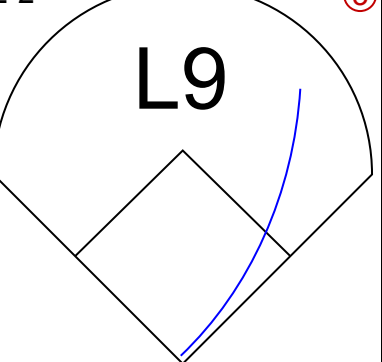
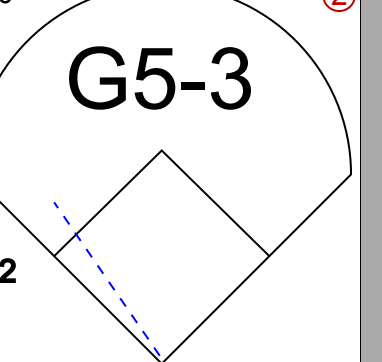
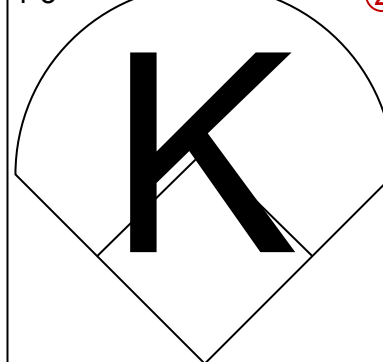
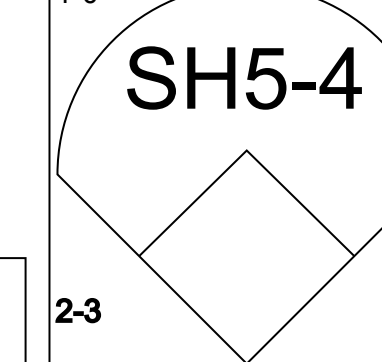


Batter	1	2	3	4	5	6	7	8	9	AB	R	H	RBI	BB	SO	LOB	TOP					
Roger Cedeno, S OBP: 0.337, SLG: 0.387 (1, 8)										4	0	0	1	0	1	1						
Damion Easley, R OBP: 0.343, SLG: 0.419 (1, 4)										4	1	1	1	0	0	0						
Bobby Higginson, L OBP: 0.393, SLG: 0.500 (1, 7)										4	0	0	0	0	1	0						
Robert Fick, L OBP: 0.375, SLG: 0.579 (1, 2)										4	1	1	0	0	1	0						
Tony Clark, S OBP: 0.399, SLG: 0.536 (1, 10)										3	1	2	0	1	0	1						
Shane Halter, R OBP: 0.371, SLG: 0.484 (1, 5)										2	0	0	1	0	0	2						
Randall Simon, L OBP: 0.391, SLG: 0.433 (1, 3)										3	0	1	1	0	0	0						
Deivi Cruz, R OBP: 0.288, SLG: 0.384 (1, 6)										3	1	2	0	0	0	0						
Juan Encarnacion, R OBP: 0.300, SLG: 0.412 (1, 9)										3	0	0	0	0	1	3						
Inning Stats	R: 0 E: 0 K: 2 S: 7	H: 0 LOB: 0 BB: 0 P: 8	R: 0 E: 0 K: 1 S: 10	H: 0 LOB: 0 BB: 1 P: 17	R: 0 E: 0 K: 0 S: 5	H: 2 LOB: 1 BB: 0 P: 8	R: 0 E: 0 K: 0 S: 7	H: 0 LOB: 0 BB: 0 P: 12	R: 1 E: 0 K: 0 S: 6	H: 1 LOB: 0 BB: 0 P: 8	R: 1 E: 0 K: 0 S: 5	H: 1 LOB: 0 BB: 0 P: 7	R: 1 E: 0 K: 0 S: 14	H: 1 LOB: 0 BB: 0 P: 21	R: 1 E: 0 K: 1 S: 11	H: 1 LOB: 0 BB: 0 P: 14	R: 0 E: 0 K: 0 S: 6	H: 1 LOB: 1 BB: 0 P: 7	1B: 2 2B: 4 3B: 0 HR: 1	SF: 1 SAC: 1 DP: 2 HBP: 0	WP: 1 PB: 0 SB: 0 CS: 0	PA: 33
PITCHER	IP WLS BF H R ER SO BB IBB HBP BLK WP HR S P ERA WHIP																					
Charles Nagy, R ERA: 5.98 (1, 1)	7.0 W 25 5 3 3 3 1 0 0 0 0 1 54 81 3.86 0.857																					
Paul Shuey, R ERA: 2.35 (8, 1)	1.0 4 1 1 1 1 0 0 0 0 1 0 11 14 9.00 1.000																					
Bob Wickman, R ERA: 2.5 (9, 1)	1.0 4 1 0 0 0 0 0 0 0 0 0 6 7 0.00 1.000																					

Detroit Tigers @ Cleveland Indians
Jacobs Field, Cleveland, OH
Sat Jul 21 2001, 1:05 PM EDT
Att: 42,316 - Cloudy - 85 F

AB	30
R	4
H	7
RBI	4
BB	1
SO	4
LOB	7



Batter	1	2	3	4	5	6	7	8	9	AB	R	H	RBI	BB	SO	LOB	BOTTOM					
Jolbert Cabrera, R OBP: 0.343, SLG: 0.388 (1, 8)										5	2	3	3	0	0	1						
Omar Vizquel, S OBP: 0.346, SLG: 0.342 (1, 6)										5	1	3	1	0	2	1						
Roberto Alomar, S OBP: 0.427, SLG: 0.558 (1, 4)										5	0	1	2	0	0	3						
Juan Gonzalez, R OBP: 0.399, SLG: 0.654 (1, 9)										4	1	1	0	0	1	2						
Jim Thome, L OBP: 0.420, SLG: 0.649 (1, 10)										3	1	0	0	0	1	2						
Marty Cordova, R OBP: 0.389, SLG: 0.520 Kenny Lofton, L OBP: 0.303, SLG: 0.360 (1, 7)										3	1	2	1	0	0	1						
Wil Cordero, R OBP: 0.360, SLG: 0.402 (1, 3)										4	0	0	0	0	1	3						
Travis Fryman, R OBP: 0.380, SLG: 0.336 (1, 5)										2	2	2	1	2	0	0						
Tim Laker, R OBP: 0.316, SLG: 0.235 (1, 2)										3	0	0	0	0	1	5						
Inning Stats	R: 0 E: 0 K: 0 S: 9	H: 1 LOB: 1 BB: 0 P: 14	R: 0 E: 1 K: 2 S: 13	H: 1 LOB: 2 BB: 1 P: 23	R: 2 E: 1 K: 1 S: 15	H: 3 LOB: 1 BB: 0 P: 20	R: 0 E: 0 K: 0 S: 6	H: 0 LOB: 1 BB: 1 P: 12	R: 0 E: 0 K: 1 S: 8	H: 0 LOB: 0 BB: 0 P: 12	R: 4 E: 0 K: 1 S: 19	H: 4 LOB: 1 BB: 0 P: 25	R: 1 E: 0 K: 0 S: 10	H: 1 LOB: 0 BB: 0 P: 15	R: 1 E: 0 K: 1 S: 13	H: 2 LOB: 1 BB: 0 P: 16	R: 0 E: 0 K: 0 S: 6	H: 1 LOB: 1 BB: 0 P: 7	1B: 7 2B: 5 3B: 0 HR: 0	SF: 1 SAC: 1 DP: 0 HBP: 1	WP: 0 PB: 0 SB: 2 CS: 0	PA: 39
PITCHER	IP WLS BF H R ER SO BB IBB HBP BLK WP HR S P ERA WHIP																					
Adam Pettyjohn, L ERA: 7.59 (1, 1)	5.1 L 25 6 4 4 4 2 0 0 0 1 0 0 60 93 6.75 1.500																					
Willie Blair, R ERA: 10.86 (6, 1)	2.0 11 5 4 4 1 0 0 0 0 1 0 0 24 33 18.00 2.500																					
Heath Murray, L ERA: 5.54 (8, 1)	0.2 3 1 0 0 0 1 0 0 0 0 0 0 9 11 0.00 1.500																					

Detroit Tigers @ Cleveland Indians
Jacobs Field, Cleveland, OH
Sat Jul 21 2001, 1:05 PM EDT
Att: 42,316 - Cloudy - 85 F

AB	34
R	8
H	12
RBI	8
BB	2
SO	6
LOB	18



Batter	1	2	3	4	5	6	7	8	9	AB	R	H	RBI	BB	SO	LOB	TOP					
Roger Cedeno, S OBP: 0.335, SLG: 0.383	0-1 G4-3	4-2 BB		1-0 G6-3		1-1 F6			0-1 FC6-4 1B	4	1	0	0	1	0	4						
Damion Easley, R OBP: 0.341, SLG: 0.416	1-0 1B	2-3 K		1-3 K		1-3 K			0-3 K	5	0	1	0	0	4	7						
Bobby Higginson, L OBP: 0.391, SLG: 0.495	1-1 F5			3-2 F9		3-2 P6			1-2 DI 1B	5	0	1	1	0	0	1						
Robert Fick, L OBP: 0.368, SLG: 0.567	1-3 K			0-3 K		2-1 F5			1-3 K	5	0	0	0	0	3	2						
Tony Clark, S OBP: 0.401, SLG: 0.532		1-0 F8		4-2 BB		4-2 BB			2-1 F7	2	0	0	0	2	0	0						
Shane Halter, R OBP: 0.365, SLG: 0.477		4-2 1B BB		0-3 K		1-0 F8			1-0 F8	3	1	0	0	1	1	2						
Randall Simon, L OBP: 0.412, SLG: 0.453		0-0 1B 1B		2-2 1B G4-3 1B		2-2 1B			0-2 F7	4	1	3	0	0	0	0						
Deivi Cruz, R OBP: 0.291, SLG: 0.386	0-1 F8			1-1 G6-3 G4-3 1B		1-0 1B			2-0 G4-3	4	0	2	0	0	0	2						
Jose Macias, S OBP: 0.332, SLG: 0.437	2-2 BB 1B			2-1 G4-3		0-3 K			0-1 FC6-4 1B	4	0	2	2	0	1	3						
Inning Stats	R: 0 E: 0 K: 1 S: 8	H: 1 LOB: 0 BB: 0 P: 11	R: 1 E: 0 K: 1 S: 18	H: 2 LOB: 3 BB: 2 P: 31	R: 0 E: 0 K: 2 S: 12	H: 0 LOB: 1 BB: 1 P: 19	R: 1 E: 0 K: 1 S: 13	H: 2 LOB: 1 BB: 0 P: 20	R: 0 E: 0 K: 0 S: 9	H: 0 LOB: 1 BB: 1 P: 19	R: 0 E: 0 K: 0 S: 7	H: 0 LOB: 0 BB: 0 P: 11	R: 0 E: 0 K: 0 S: 5	H: 0 LOB: 0 BB: 0 P: 8	R: 1 E: 0 K: 2 S: 13	H: 2 LOB: 1 BB: 0 P: 15	1B: 9 2B: 0 3B: 0 HR: 0	SF: 0 SAC: 0 DP: 0 HBP: 0	WP: 0 PB: 0 SB: 0 CS: 0	PA: 40		
PITCHER	IP WLS BF H R ER SO BB IBB HBP BLK WP HR S P ERA WHIP	IP WLS BF H R ER SO BB IBB HBP BLK WP HR S P ERA WHIP	IP WLS BF H R ER SO BB IBB HBP BLK WP HR S P ERA WHIP	IP WLS BF H R ER SO BB IBB HBP BLK WP HR S P ERA WHIP	IP WLS BF H R ER SO BB IBB HBP BLK WP HR S P ERA WHIP	IP WLS BF H R ER SO BB IBB HBP BLK WP HR S P ERA WHIP	IP WLS BF H R ER SO BB IBB HBP BLK WP HR S P ERA WHIP	IP WLS BF H R ER SO BB IBB HBP BLK WP HR S P ERA WHIP	IP WLS BF H R ER SO BB IBB HBP BLK WP HR S P ERA WHIP	IP WLS BF H R ER SO BB IBB HBP BLK WP HR S P ERA WHIP	IP WLS BF H R ER SO BB IBB HBP BLK WP HR S P ERA WHIP	IP WLS BF H R ER SO BB IBB HBP BLK WP HR S P ERA WHIP	IP WLS BF H R ER SO BB IBB HBP BLK WP HR S P ERA WHIP	IP WLS BF H R ER SO BB IBB HBP BLK WP HR S P ERA WHIP	IP WLS BF H R ER SO BB IBB HBP BLK WP HR S P ERA WHIP	IP WLS BF H R ER SO BB IBB HBP BLK WP HR S P ERA WHIP	IP WLS BF H R ER SO BB IBB HBP BLK WP HR S P ERA WHIP	IP WLS BF H R ER SO BB IBB HBP BLK WP HR S P ERA WHIP	IP WLS BF H R ER SO BB IBB HBP BLK WP HR S P ERA WHIP	IP WLS BF H R ER SO BB IBB HBP BLK WP HR S P ERA WHIP	IP WLS BF H R ER SO BB IBB HBP BLK WP HR S P ERA WHIP	
Bartolo Colon, R ERA: 4.33	5.0 W 26	7 2 2 5	4 0 0 0	0 0 0 0	0 0 0 0	0 0 17 23	0 0 5 8	0 0 13 15	3.60 2.200													
Danys Baez, R ERA: 1.72	2.0 H 6	0 0 0 2	0 0 0 0	0 0 0 0	0 0 0 0	0 0 15 8	0 0 8 0	0 0 13 15	0.00 0.000													
John Rocker, L ERA: 4.01	1.0 S 5	2 1 1 2	0 0 0 0	0 0 0 0	0 0 0 0	0 0 17 23	0 0 8 0	0 0 13 15	9.00 2.000													
Bob Wickman, R ERA: 2.66	1.0 S 5	2 1 1 2	0 0 0 0	0 0 0 0	0 0 0 0	0 0 17 23	0 0 8 0	0 0 13 15	9.00 2.000													

Detroit Tigers @ Cleveland Indians
Jacobs Field, Cleveland, OH
Sun Jul 22 2001, 1:05 PM EDT
Att: 42,462 - Sunny - 81 F

AB 36
R 3
H 9
RBI 3
BB 4
SO 9
LOB 21



Batter	1	2	3	4	5	6	7	8	9	AB	R	H	RBI	BB	SO	LOB	BOTTOM					
Kenny Lofton, L OBP: 0.305, SLG: 0.361	1-0 SH5-3 2B 1B		0-1 G4-3 HR 1B	1-3 K		1-2 P6			2-3 K	5	2	2	0	0	2	2						
Omar Vizquel, S OBP: 0.346, SLG: 0.342	1-0 SH5-3		2-1 G4-3		0-2 2B 1B	3-2 F7				3	1	1	0	0	0	2						
Roberto Alomar, S OBP: 0.428, SLG: 0.563	0-0 G4-3		3-1 F8		2-2 G5-3 1H 2B		2-0 P3			4	1	2	2	0	0	1						
Marty Cordova, R OBP: 0.369, SLG: 0.520	3-1 G4-3 2B		3-1 F8		1-1 G5-3 2B		2-0 P3			0	0	0	0	0	0	0						
Juan Gonzalez, R OBP: 0.397, SLG: 0.648	3-2 G4-3		4-0 HR BB		1-1 G5-3		1-1 G5-3			3	1	0	0	1	0	2						
Jim Thome, L OBP: 0.426, SLG: 0.661	4-1 BB		2-1 1H 2H HR		0-0 1B		4-2 BB			2	1	2	4	2	0	0						
Dave Hollins, S (1, 10)	3-1 P5		4-1 BB		1-3 K		1-0 G4-3			3	0	0	0	1	1	4						
Travis Fryman, R OBP: 0.370, SLG: 0.326		2-3 K	3-3 K		0-1 G5-3			0-1 G6-3		4	0	0	0	0	2	2						
Einar Diaz, R OBP: 0.357, SLG: 0.424	0-2 F2		0-0 F7		0-1 G5-3 1B		1-2 G5-3 2B			4	0	2	0	0	0	0						
Jolbert Cabrera, R OBP: 0.335, SLG: 0.379	2-2 F9		0-1 F3		1-2 G5-3		0-1 G5-3			4	0	0	0	0	0	2						
Inning Stats	R: 1 E: 0 K: 0 S: 9	H: 2 LOB: 2 BB: 1 P: 21	R: 0 E: 0 K: 1 S: 9	H: 0 LOB: 0 BB: 0 P: 13	R: 3 E: 0 K: 1 S: 13	H: 2 LOB: 1 BB: 2 P: 31	R: 0 E: 0 K: 1 S: 6	H: 0 LOB: 0 BB: 0 P: 7	R: 2 E: 0 K: 1 S: 15	H: 3 LOB: 1 BB: 0 P: 19	R: 0 E: 0 K: 0 S: 12	H: 1 LOB: 1 BB: 0 P: 17	R: 0 E: 0 K: 0 S: 6	H: 0 LOB: 1 BB: 1 P: 14	R: 0 E: 0 K: 1 S: 12	H: 1 LOB: 1 BB: 0 P: 15	1B: 5 2B: 3 3B: 0 HR: 1	SF: 0 SAC: 1 DP: 0 HBP: 0	WP: 0 PB: 0 SB: 1 CS: 0	PA: 37		
PITCHER	IP WLS BF H R ER SO BB IBB HBP BLK WP HR S P ERA WHIP	IP WLS BF H R ER SO BB IBB HBP BLK WP HR S P ERA WHIP	IP WLS BF H R ER SO BB IBB HBP BLK WP HR S P ERA WHIP	IP WLS BF H R ER SO BB IBB HBP BLK WP HR S P ERA WHIP	IP WLS BF H R ER SO BB IBB HBP BLK WP HR S P ERA WHIP	IP WLS BF H R ER SO BB IBB HBP BLK WP HR S P ERA WHIP	IP WLS BF H R ER SO BB IBB HBP BLK WP HR S P ERA WHIP	IP WLS BF H R ER SO BB IBB HBP BLK WP HR S P ERA WHIP	IP WLS BF H R ER SO BB IBB HBP BLK WP HR S P ERA WHIP	IP WLS BF H R ER SO BB IBB HBP BLK WP HR S P ERA WHIP	IP WLS BF H R ER SO BB IBB HBP BLK WP HR S P ERA WHIP	IP WLS BF H R ER SO BB IBB HBP BLK WP HR S P ERA WHIP	IP WLS BF H R ER SO BB IBB HBP BLK WP HR S P ERA WHIP	IP WLS BF H R ER SO BB IBB HBP BLK WP HR S P ERA WHIP	IP WLS BF H R ER SO BB IBB HBP BLK WP HR S P ERA WHIP	IP WLS BF H R ER SO BB IBB HBP BLK WP HR S P ERA WHIP	IP WLS BF H R ER SO BB IBB HBP BLK WP HR S P ERA WHIP	IP WLS BF H R ER SO BB IBB HBP BLK WP HR S P ERA WHIP	IP WLS BF H R ER SO BB IBB HBP BLK WP HR S P ERA WHIP	IP WLS BF H R ER SO BB IBB HBP BLK WP HR S P ERA WHIP	IP WLS BF H R ER SO BB IBB HBP BLK WP HR S P ERA WHIP	
Jeff Weaver, R ERA: 4.06	6.0 L 29	8 6 6 4	3 0 0 0	0 0 0 0	0 0 6 14	0 0 12 15	0 0 12 15	0 0 12 15	9.00 1.833													
Heath Murray, L ERA: 5.4	1.0 S 4	0 0 0 1	0 0 0 0	0 0 0 0	0 0 6 14	0 0 12 15	0 0 12 15	0 0 12 15	0.00 1.000													
Danny Patterson, R ERA: 2.54	1.0 S 4	0 0 0 1	0 0 0 0	0 0 0 0	0 0 6 14	0 0 12 15	0 0 12 15	0 0 12 15	0.00 1.000													

Detroit Tigers @ Cleveland Indians
Jacobs Field, Cleveland, OH
Sun Jul 22 2001, 1:05 PM EDT
Att: 42,462 - Sunny - 81 F

AB 32
R 6
H 9
RBI 6
BB 4
SO 5
LOB 15



Batter	1	2	3	4	5	6	7	8	9	AB	R	H	RBI	BB	SO	LOB	TOP
Roger Cedeno, S OBP: 0.336, SLG: 0.383	E4	G5-3							E1	5	0	2	1	0	0	0	Detroit Tigers @ New York Yankees Yankee Stadium, Bronx, NY Tue Jul 24 2001, 7:05 PM EDT Att: 34,519 - Overcast - 90 F
Damion Easley, R OBP: 0.340, SLG: 0.414	HBP		G5-3		P4		SH3-4	F2	4	1	1	0	0	0	3		
Bobby Higginson, L OBP: 0.388, SLG: 0.489	HBP		P5		F8		P5	G3-1	4	1	0	0	0	0	5		
Wendell Magee, R OBP: 0.331, SLG: 0.434 Randall Simon, L OBP: 0.412, SLG: 0.453	E5		G6-3			F9	G6-3	2-1	4	0	0	0	0	0	4		
Robert Fick, L OBP: 0.370, SLG: 0.577	K			G3-1					3	1	1	1	0	1	3		
Shane Halter, R OBP: 0.367, SLG: 0.473	L8			L8		K		K	4	0	1	2	0	2	1		
Deivi Cruz, R OBP: 0.286, SLG: 0.379	G6-3			F7		K		F9	4	0	0	0	0	1	3		
Juan Encarnacion, R OBP: 0.305, SLG: 0.426									4	2	3	1	0	1	0		
Jose Macias, S OBP: 0.328, SLG: 0.431	L6				G1-3				4	0	0	0	0	1	2		
Inning Stats	R: 2 H: 2 E: 2 K: 1 S: 15	H: 2 R: 0 ER: 0 LOB: 2 BB: 0 P: 27	H: 0 R: 0 ER: 0 LOB: 0 BB: 0 P: 7	H: 0 R: 0 ER: 0 LOB: 0 BB: 0 P: 10	H: 0 R: 0 ER: 0 LOB: 0 BB: 0 P: 8	H: 2 R: 0 ER: 0 LOB: 2 BB: 0 P: 20	H: 0 R: 0 ER: 0 LOB: 1 BB: 0 P: 22	H: 2 R: 1 ER: 1 LOB: 2 BB: 0 P: 14	H: 2 R: 2 ER: 1 LOB: 1 BB: 0 P: 9	1B: 6 2B: 0 3B: 0 HR: 2	SF: 0 SAC: 1 DP: 0 HBP: 2	WP: 0 PB: 0 SB: 1 CS: 1	PA: 39				
PITCHER	IP WLS BF H R ER SO BB IBB HBP BLK WP HR S P ERA WHIP																
Andy Pettitte, L ERA: 3.38	(1, 1) 7.0 W 32 7 4 1 4 0 0 0 2 0 0 1 77 111 1.29 1.000																
Ramiro Mendoza, R ERA: 3.65	(8, 1) 0.2 H 3 1 1 1 1 0 0 0 0 0 1 6 7 13.50 1.500																
42 Mariano Rivera, R ERA: 2.65	(8, 1) 1.1 S 5 0 0 0 1 0 0 0 0 0 0 10 12 0.00 0.000																

Batter	1	2	3	4	5	6	7	8	9	AB	R	H	RBI	BB	SO	LOB	BOTTOM
Chuck Knoblauch, R OBP: 0.347, SLG: 0.345	G6-3			G6-3						5	0	2	0	0	1	2	Detroit Tigers @ New York Yankees Yankee Stadium, Bronx, NY Tue Jul 24 2001, 7:05 PM EDT Att: 34,519 - Overcast - 90 F
Derek Jeter, R OBP: 0.376, SLG: 0.429	HR			1B					F9	4	2	3	0	1	0	0	
Bernie Williams, S OBP: 0.396, SLG: 0.511	HR			2B					L7	4	1	2	3	1	0	2	
Tino Martinez, L OBP: 0.314, SLG: 0.468	G3			G3						5	0	2	0	0	0	4	
20 Jorge Posada, S OBP: 0.405, SLG: 0.556	2B			FC1-6					F8	5	2	2	0	0	0	2	
Paul O'Neill, L OBP: 0.330, SLG: 0.454	2B			FC6-4					F7	4	0	1	1	0	0	3	
Shane Spencer, R OBP: 0.269, SLG: 0.385	G5-3			1B						3	1	1	0	1	0	2	
Scott Brosius, R OBP: 0.357, SLG: 0.458				G6-3						3	0	0	0	1	0	2	
Alfonso Soriano, R OBP: 0.301, SLG: 0.399				P3						2	0	0	1	1	0	0	
Inning Stats	R: 3 H: 3 E: 0 K: 0 S: 10	H: 3 R: 0 ER: 0 LOB: 1 BB: 1 P: 15	H: 2 R: 0 ER: 0 LOB: 2 BB: 0 P: 20	H: 2 R: 0 ER: 0 LOB: 2 BB: 0 P: 12	H: 2 R: 1 ER: 0 LOB: 1 BB: 1 P: 24	H: 1 R: 0 ER: 0 LOB: 0 BB: 0 P: 10	H: 2 R: 0 ER: 0 LOB: 3 BB: 1 P: 21	H: 0 R: 2 ER: 2 LOB: 1 BB: 2 P: 26	H: 1 R: 0 ER: 0 LOB: 1 BB: 0 P: 14	1B: 9 2B: 4 3B: 0 HR: 1	SF: 1 SAC: 0 DP: 1 HBP: 0	WP: 0 PB: 1 SB: 2 CS: 0	PA: 41				
PITCHER	IP WLS BF H R ER SO BB IBB HBP BLK WP HR S P ERA WHIP																
Steve Sparks, R ERA: 3.86	(1, 1) 5.2 L 29 12 4 4 0 0 2 0 0 0 0 1 66 92 6.35 2.471																
C.J. Niekowski, L ERA: 4.5	(6, 1) 0.2 4 0 1 0 0 0 1 0 0 0 0 8 16 0.00 0.000																
Todd Jones, R ERA: 4.6	(7, 1) 1.2 8 1 1 0 1 2 0 0 0 0 0 16 34 0.00 1.800																

Batter	1	2	3	4	5	6	7	8	9	AB	R	H	RBI	BB	SO	LOB	TOP										
Roger Cedeno, S (1, 8) OBP: 0.335, SLG: 0.382	F8		G4-3		G6-3			1B		4	0	1	0	0	0	0	Detroit Tigers @ New York Yankees Yankee Stadium, Bronx, NY Wed Jul 25 2001, 7:05 PM EDT Att: 34,480 - Overcast - 91 F										
Damion Easley, R (1, 4) OBP: 0.338, SLG: 0.411	HBP		K			F7		F2		3	0	0	0	0	1												
Bobby Higginson, L (1, 7) OBP: 0.389, SLG: 0.486	1B		G3-1			G6-4-3		K		2	0	0	0	2	1												
Tony Clark, S (1, 10) OBP: 0.399, SLG: 0.528	1B				P4	G6-4-3		G6-3		4	0	1	0	0	2												
Shane Halter, R (1, 5) OBP: 0.369, SLG: 0.491	K				HR			F9		4	2	1	0	1	2												
Robert Fick, L (1, 3)			P6		F5			G4-3		4	0	0	0	0	1												
Juan Encarnacion, R (1, 9)	F3		G6-3					K		4	0	1	1	0	1												
Deivi Cruz, R (1, 6) OBP: 0.287, SLG: 0.379	1B				F7			G5-3		3	0	1	0	0	1												
Javier Cardona, R (1, 2) OBP: 0.261, SLG: 0.348	F7				G6-3			K		3	0	0	0	0	1												
Inning Stats	R: 0 E: 0 K: 1 S: 15	H: 1 LOB: 2 BB: 1 P: 22	R: 0 E: 0 K: 0 S: 10	H: 1 LOB: 1 BB: 0 P: 13	R: 0 E: 0 K: 1 S: 10	H: 0 LOB: 0 BB: 0 P: 15	R: 1 E: 0 K: 0 S: 8	H: 1 LOB: 0 BB: 0 P: 12	R: 0 E: 0 K: 0 S: 5	H: 0 LOB: 0 BB: 0 P: 9	R: 0 E: 0 K: 0 S: 4	H: 0 LOB: 0 BB: 1 P: 11	R: 1 E: 0 K: 2 S: 13	H: 2 LOB: 1 BB: 0 P: 18	R: 0 E: 0 K: 1 S: 11	H: 1 LOB: 1 BB: 0 P: 15	R: 0 E: 0 K: 1 S: 9	H: 0 LOB: 0 BB: 0 P: 11	1B: 4 2B: 1 3B: 0 HR: 1	SF: 0 SAC: 0 DP: 1 HBP: 1	WP: 0 PB: 0 SB: 1 CS: 1	PA: 34					
PITCHER	IP	WLS	BF	H	R	ER	SO	BB	IBB	HBP	BLK	WP	HR	S	P	ERA	WHIP										
Ted Lilly, L (1, 1) ERA: 4.84	6.1		25	5	2	2	3	2	0	1	0	0	1	59	91	2.84	1.105										
Jay Witasick, R (7, 1) ERA: 3.05	1.0	W	4	1	0	0	1	0	0	0	0	0	0	10	14	0.00	1.000										
Mike Stanton, L (8, 1) ERA: 1.73	0.2	H	2	0	0	0	1	0	0	0	0	0	0	7	10	0.00	0.000										
42 Mariano Rivera, R (9, 1) ERA: 2.6	1.0	S	3	0	0	0	1	0	0	0	0	0	0	9	11	0.00	0.000										

Batter	1	2	3	4	5	6	7	8	9	AB	R	H	RBI	BB	SO	LOB	BOTTOM										
Chuck Knoblauch, R (1, 7) OBP: 0.347, SLG: 0.344	K			G5-3		B1-6		2B		4	1	1	0	0	1	1	Detroit Tigers @ New York Yankees Yankee Stadium, Bronx, NY Wed Jul 25 2001, 7:05 PM EDT Att: 34,480 - Overcast - 91 F										
2 Derek Jeter, R (1, 6) OBP: 0.375, SLG: 0.442	G5-3			HR		1B		F8		4	1	3	2	0	0												
Bernie Williams, S (1, 8) OBP: 0.392, SLG: 0.505	G1-3			G4-3		F8		F8		4	0	0	0	0	2												
Tino Martinez, L (1, 3) OBP: 0.311, SLG: 0.463	G4-3			P5		E3		G6-3		4	1	0	0	0	1												
20 Jorge Posada, S (1, 2) OBP: 0.401, SLG: 0.549	F8			G4-3		F8		K		4	0	0	0	0	1												
Paul O'Neill, L (1, 9) OBP: 0.330, SLG: 0.461	F9			HR		F8				3	1	1	1	0	1												
Shane Spencer, R (1, 10) OBP: 0.271, SLG: 0.379			P4		G6-3			1B		2	0	0	0	1	0												
Scott Brosius, R (1, 5) OBP: 0.356, SLG: 0.457			G6-3		F9			BB		3	0	1	1	0	0												
Alfonso Soriano, R (1, 4) OBP: 0.301, SLG: 0.402	F8					B1-6		FC4-6		3	0	1	0	0	2												
Inning Stats	R: 0 E: 0 K: 1 S: 7	H: 0 LOB: 0 BB: 0 P: 11	R: 0 E: 0 K: 0 S: 5	H: 0 LOB: 0 BB: 0 P: 8	R: 0 E: 0 K: 0 S: 6	H: 0 LOB: 0 BB: 0 P: 8	R: 1 E: 0 K: 0 S: 5	H: 1 LOB: 0 BB: 0 P: 8	R: 1 E: 0 K: 0 S: 16	H: 1 LOB: 0 BB: 0 P: 23	R: 0 E: 0 K: 0 S: 9	H: 2 LOB: 1 BB: 0 P: 15	R: 1 E: 1 K: 0 S: 12	H: 1 LOB: 2 BB: 1 P: 21	R: 1 E: 0 K: 1 S: 10	H: 2 LOB: 1 BB: 0 P: 14	R: 1 E: 0 K: 1 S: 10	H: 0 LOB: 0 BB: 0 P: 11	1B: 3 2B: 3 3B: 0 HR: 2	SF: 0 SAC: 0 DP: 1 HBP: 0	WP: 0 PB: 0 SB: 1 CS: 0	PA: 32					
PITCHER	IP	WLS	BF	H	R	ER	SO	BB	IBB	HBP	BLK	WP	HR	S	P	ERA	WHIP										
Jose Lima, R (1, 1) ERA: 6.08	7.0	L	29	7	4	3	1	1	0	0	0	0	2	63	99	3.86	1.143										
C.J. Nitkowski, L (8, 1) ERA: 4.43	0.2		2	0	0	0	0	0	0	0	0	0	0	4	4	0.00	0.000										
Matt Anderson, R (8, 1) ERA: 5.12	0.1		1	0	0	0	1	0	0	0	0	0	0	3	5	0.00	0.000										

Batter	1	2	3	4	5	6	7	8	9	AB	R	H	RBI	BB	SO	LOB	TOP								
Roger Cedeno, S (1.8) OBP: 0.333, SLG: 0.385	K2-3		L8				G3-1		G4-3	5	1	2	0	1	0		Detroit Tigers @ New York Yankees Yankee Stadium, Bronx, NY Thu Jul 26 2001, 1:05 PM EDT Att: 45,221 - Cloudy - 70 F								
Damion Easley, R (1.4) OBP: 0.340, SLG: 0.409	F5		K				F8		FC4 E BB	4	2	1	1	1	1	0									
Bobby Higginson, L (1.7) OBP: 0.387, SLG: 0.484	G4-3						G1-3		FC4 FC3-6	5	0	1	0	0	0	1									
Tony Clark, S (1.3) OBP: 0.399, SLG: 0.530		P4							FC3-6 WP 2B 1-2 2H	5	1	2	1	0	0	1									
Wendell Magee, R (1.10) OBP: 0.336, SLG: 0.457 Randall Simon, L (9, PH) OBP: 0.406, SLG: 0.446		1B BB					G5-4-3		K	3	1	1	1	1	1	3									
Shane Halter, R (1.5) OBP: 0.367, SLG: 0.487		FC4 1B					F8		K	1	0	0	0	0	1	1									
Robert Fick, L (1.2) OBP: 0.370, SLG: 0.574		F7							2B	4	2	3	1	0	0	2									
Deivi Cruz, R (1.6) OBP: 0.290, SLG: 0.382		FC4							WP 2B 2H	3	1	1	1	1	0	3									
Juan Encarnacion, R (1.9) OBP: 0.301, SLG: 0.418			F7						F9	4	0	0	0	0	1	4									
Inning Stats	R: 0 E: 0 K: 1 S: 7	H: 0 LOB: 0 BB: 0 P: 11	R: 0 E: 0 K: 0 S: 8	H: 1 LOB: 2 BB: 1 P: 16	R: 0 E: 0 K: 1 S: 9	H: 0 LOB: 0 BB: 0 P: 15	R: 1 E: 0 K: 0 S: 6	H: 1 LOB: 0 BB: 0 P: 7	R: 4 E: 0 K: 1 S: 14	H: 5 LOB: 1 BB: 1 P: 24	R: 0 E: 0 K: 0 S: 8	H: 1 LOB: 0 BB: 0 P: 12	R: 0 E: 0 K: 0 S: 7	H: 0 LOB: 0 BB: 0 P: 11	R: 2 E: 0 K: 1 S: 15	H: 3 LOB: 1 BB: 0 P: 25		R: 1 E: 1 K: 1 S: 13	H: 0 LOB: 1 BB: 1 P: 24	1B: 5 2B: 4 3B: 1 HR: 1	SF: 0 SAC: 0 DP: 1 HBP: 0	WP: 2 PB: 2 SB: 0 CS: 0	PA: 41		
PITCHER	IP	WLS	BF	H	R	ER	SO	BB	IBB	HBP	BLK	WP	HR	S	P	ERA	WHIP								
Randy Keisler, L (1.1) ERA: 6.22	4.1		22	7	5	5	3	2	0	0	0	0	1	42	70	10.38	2.077								
Ramiro Mendoza, R (5.1) ERA: 3.53	2.1	W	7	1	0	0	0	0	0	0	0	0	0	14	21	0.00	0.429								
Randy Choate, L (7.1) ERA: 3.21	1.0		6	3	2	2	1	0	0	0	0	0	0	16	26	18.00	3.000								
Mark Wohlers, R (8.1) ERA: 5.18	1.1		6	0	1	0	1	1	0	0	0	2	0	15	28	0.00	0.750								

Batter	1	2	3	4	5	6	7	8	9	AB	R	H	RBI	BB	SO	LOB	BOTTOM								
Chuck Knoblauch, R (1.10) OBP: 0.345, SLG: 0.350	P6		G3	G5-4-3			G6-3			5	1	1	2	0	0	3	Detroit Tigers @ New York Yankees Yankee Stadium, Bronx, NY Thu Jul 26 2001, 1:05 PM EDT Att: 45,221 - Cloudy - 70 F								
2 Derek Jeter, R (1.6) OBP: 0.383, SLG: 0.443 Enrique Wilson, S (9.6) OBP: 0.188, SLG: 0.221	G5-3		G1 1B						1B 2B HBP	3	4	2	1	1	0	0									
Paul O'Neill, L (1.9) OBP: 0.332, SLG: 0.464 Gerald Williams, R (8.9) OBP: 0.260, SLG: 0.317	G6-3		G1						K	4	1	2	2	0	0	1									
Bernie Williams, S (1.8) OBP: 0.394, SLG: 0.508		2B 2B	G1 1B						F8	4	2	2	1	1	0	2									
Tino Martinez, L (1.3) OBP: 0.312, SLG: 0.463		L3	F7						F8	5	2	2	1	0	0	3									
Shane Spencer, R (1.7) OBP: 0.283, SLG: 0.426									2B 1B	5	1	3	6	0	0	1									
Scott Brosius, R (1.5) OBP: 0.354, SLG: 0.462		P3							G5-3	5	1	1	1	0	0	2									
Todd Greene, R (1.2) OBP: 0.314, SLG: 0.396		F9								4	1	3	0	0	0	1									
Alfonso Soriano, R (1.4) OBP: 0.303, SLG: 0.405			G3 2 1B 2B						G6-3	4	1	2	0	0	0	1									
Inning Stats	R: 0 E: 0 K: 0 S: 6	H: 0 LOB: 0 BB: 0 P: 11	R: 1 E: 0 K: 0 S: 11	H: 2 LOB: 1 BB: 0 P: 14	R: 2 E: 0 K: 0 S: 14	H: 3 LOB: 1 BB: 0 P: 22	R: 1 E: 0 K: 0 S: 11	H: 3 LOB: 1 BB: 0 P: 18	R: 1 E: 0 K: 0 S: 9	H: 2 LOB: 1 BB: 0 P: 13	R: 7 E: 0 K: 0 S: 18	H: 5 LOB: 0 BB: 2 P: 33	R: 0 E: 0 K: 0 S: 6	H: 1 LOB: 0 BB: 0 P: 10	R: 2 E: 0 K: 1 S: 18	H: 2 LOB: 1 BB: 0 P: 27		1B: 10 2B: 5 3B: 0 HR: 3	SF: 0 SAC: 0 DP: 1 HBP: 1	WP: 0 PB: 0 SB: 2 CS: 0	PA: 43				
PITCHER	IP	WLS	BF	H	R	ER	SO	BB	IBB	HBP	BLK	WP	HR	S	P	ERA	WHIP								
Chris Holt, R (1.1) ERA: 5.97	5.1	L	26	11	6	6	0	0	0	0	0	0	1	53	80	10.12	2.062								
Victor Santos, R (6.1) ERA: 4.2	0.1		3	1	1	1	0	1	0	0	0	0	1	9	15	27.00	6.000								
C.J. Nitkowski, L (6.1) ERA: 5.27	0.1		5	3	5	5	0	0	1	0	0	0	1	7	16	135.00	9.000								
Willie Blair, R (7.1) ERA: 10.5	1.2		6	1	1	1	1	0	0	1	0	0	0	16	27	5.40	0.600								
Heath Murray, L (8.1) ERA: 5.59	0.1		3	2	1	1	0	0	0	0	0	0	0	8	10	27.00	6.000								

Batter	1	2	3	4	5	6	7	8	9	AB R H RBI BB SO LOB	TOP											
Jolbert Cabrera, R OBP: 0.340, SLG: 0.399 (1, 8) (7, 7)	F8		E5 2B		1B E 1B		SH5-4 WP 2B		S 2B	5 3 3 0 0 0 1	Cleveland Indians @ Detroit Tigers Comerica Park, Detroit, MI Fri Jul 27 2001, 7:05 PM EDT Att: 39,504 - Cloudy - 74 F											
Omar Vizquel, S OBP: 0.343, SLG: 0.339 (1, 6)	3B BB		SF9		G4-6-3 E 1B		SH5-4	2-3	F3	2 1 1 1 1 0 1												
Roberto Alomar, S OBP: 0.430, SLG: 0.563 (1, 4)	1-H 3B		K		E7 G4-6-3 1B		G4-3	3-3	K	5 0 2 1 0 2 2												
Juan Gonzalez, R OBP: 0.393, SLG: 0.638 (1, 9)	2-3 K		1-H 2B		G4-6-3 2-3 K		3-H 3-3 K			4 0 1 1 0 2 3												
Marty Cordova, R OBP: 0.358, SLG: 0.500 Kenny Lofton, L OBP: 0.305, SLG: 0.360 (1, 7) (7, 8)	1-3 K		G6-3		G5-3			2-1 P5		3 0 0 0 0 1 3 1 0 0 0 0 0 0												
Jim Thome, L OBP: 0.428, SLG: 0.663 (1, 3)		4-0 G4-6-3 BB		4-1 1B BB		2-3 K		1-1 HR		2 1 1 1 2 1 0												
Wil Cordero, R OBP: 0.350, SLG: 0.406 (1, 10)		2-3 K		0-0 F8		0-2 HR		1-2 G3		4 1 1 1 0 1 2												
Travis Fryman, R OBP: 0.362, SLG: 0.323 (1, 5)		0-1 G4-6-3 1-2		1-0 G4-3 1B		1-3 K		0-3 K		4 0 1 0 0 2 1												
Einar Diaz, R OBP: 0.352, SLG: 0.418 (1, 2)			1-1 E SF9 1B		1-2 G4-3		1-1 F9		0-0 F8	4 1 1 0 0 0 2												
Inning Stats	R: 1 E: 0 K: 2 S: 16	H: 1 LOB: 1 BB: 1 P: 25	R: 0 E: 0 K: 1 S: 5	H: 0 LOB: 0 BB: 1 P: 11	R: 2 E: 1 K: 1 S: 13	H: 2 LOB: 1 BB: 0 P: 16	R: 0 E: 0 K: 0 S: 6	H: 1 LOB: 1 BB: 1 P: 12	R: 1 E: 1 K: 0 S: 12	H: 3 LOB: 1 BB: 0 P: 15		R: 1 E: 0 K: 2 S: 13	H: 1 LOB: 0 BB: 0 P: 17	R: 1 E: 0 K: 1 S: 9	H: 1 LOB: 0 BB: 0 P: 15	R: 1 E: 0 K: 1 S: 11	H: 1 LOB: 0 BB: 0 P: 15	R: 0 E: 0 K: 1 S: 8	H: 1 LOB: 1 BB: 0 P: 16	1B: 5 2B: 3 3B: 1 HR: 2	SF: 1 SAC: 1 DP: 3 HBP: 0	WP: 1 PB: 0 SB: 2 CS: 0
PITCHER	IP WLS BF H R ER SO BB IBB HBP BLK WP HR S P ERA WHIP											PITCHER	IP WLS BF H R ER SO BB IBB HBP BLK WP HR S P ERA WHIP									
Adam Pettyjohn, L ERA: 6.88 (1, 1)	6.1 L 29 9 6 4 6 3 0 0 0 0 0 1 67 98 5.68 1.895																					
Todd Jones, R ERA: 4.92 (7, 1)	1.2 6 1 1 1 2 0 0 0 0 0 1 1 18 28 5.40 0.600																					
Matt Perisno, L ERA: 9.68 (9, 1)	1.0 4 1 0 0 1 0 0 0 0 0 0 0 8 16 0.00 1.000																					

Batter	1	2	3	4	5	6	7	8	9	AB R H RBI BB SO LOB	BOTTOM											
Roger Cedeno, S OBP: 0.334, SLG: 0.390 (1, 8)	K		G6-4-3 1-2		G4-3 3B		K		DI 1B	5 1 2 0 0 2 3	Cleveland Indians @ Detroit Tigers Comerica Park, Detroit, MI Fri Jul 27 2001, 7:05 PM EDT Att: 39,504 - Cloudy - 74 F											
Damion Easley, R OBP: 0.338, SLG: 0.406 (1, 4)	K			0-1 P6	G4-3		1-2 1B	1-0 F8		5 0 1 2 0 1 1												
Bobby Higginson, L OBP: 0.385, SLG: 0.485 (1, 7)	P6			2-1 F9 HR 2B	G3		1-0 F9	2-3 K		4 1 1 0 0 0 2												
Robert Flick, L OBP: 0.368, SLG: 0.568 (1, 2)		0-0 G3		2-1 F9		4-2 BB	1-3 K			3 0 0 0 1 1 3												
Tony Clark, S OBP: 0.400, SLG: 0.539 (1, 10)		1-1 1B		2-0 HR		3-2 F7		2-3 K		4 1 2 2 0 1 1												
Shane Halter, R OBP: 0.385, SLG: 0.483 (1, 5)		1-1 F9		2-0 1B	1B		0-3 K	2-3 K		4 0 1 0 0 2 2												
Randall Simon, L OBP: 0.403, SLG: 0.441 Wendell Magee, R OBP: 0.333, SLG: 0.453 Ryan Jackson, L OBP: 0.253, SLG: 0.368 (1, 3) (6, PH) (9, 3)		3-3 K		1-2 1B	1B		1-0 F9	3-2 G3-1		3 0 1 0 0 1 2 1 0 0 0 0 0 0 0 0 0 0 0 0 0												
Deivi Cruz, R OBP: 0.290, SLG: 0.380 (1, 6)			2-2 G1-3		2-1 F7		1-2 BB 1B	3-2 F7		4 1 1 0 0 0 2												
Juan Encarnacion, R OBP: 0.303, SLG: 0.417 (1, 9)			1-1 G6-4-3 1B		G4-3		4-2 F9 1B	0-2 G4-3		3 0 1 0 1 0 0												
Inning Stats	R: 0 E: 0 K: 2 S: 10	H: 0 LOB: 0 BB: 0 P: 13	R: 0 E: 0 K: 1 S: 8	H: 1 LOB: 0 BB: 0 P: 13	R: 0 E: 0 K: 0 S: 6	H: 1 LOB: 0 BB: 0 P: 10	R: 2 E: 0 K: 0 S: 14	H: 4 LOB: 2 BB: 0 P: 25	R: 1 E: 0 K: 0 S: 7	H: 1 LOB: 0 BB: 0 P: 10		R: 0 E: 0 K: 1 S: 9	H: 0 LOB: 1 BB: 1 P: 17	R: 1 E: 0 K: 2 S: 15	H: 2 LOB: 2 BB: 1 P: 25	R: 0 E: 0 K: 2 S: 9	H: 0 LOB: 0 BB: 0 P: 16	R: 0 E: 0 K: 0 S: 9	H: 1 LOB: 1 BB: 0 P: 13	1B: 7 2B: 1 3B: 1 HR: 1	SF: 0 SAC: 0 DP: 1 HBP: 0	WP: 0 PB: 0 SB: 0 CS: 0
PITCHER	IP WLS BF H R ER SO BB IBB HBP BLK WP HR S P ERA WHIP											PITCHER	IP WLS BF H R ER SO BB IBB HBP BLK WP HR S P ERA WHIP									
Bartolo Colon, R ERA: 4.39 (1, 1)	6.1 W 29 9 4 4 5 2 0 0 0 0 0 0 65 107 5.68 1.737																					
Ricardo Rincon, L ERA: 3.06 (7, 1)	0.2 H 2 0 0 0 1 0 0 0 0 0 0 0 4 6 0.00 0.000																					
John Rocker, L ERA: 3.74 (8, 1)	1.0 H 3 0 0 0 2 0 0 0 0 0 0 0 9 16 0.00 0.000																					
Bob Wickman, R ERA: 2.88 (9, 1)	1.0 S 4 1 0 0 0 0 0 0 0 0 0 0 9 13 0.00 1.000																					

Batter	1	2	3	4	5	6	7	8	9	AB	R	H	RBI	BB	SO	LOB	TOP				
Kenny Lofton, L OBP: 0.306, SLG: 0.359 (1, 8)	4-0 CS BB		0-2 BB G5-3 1B		0-0 F9	1-3 K		3-2 FC6-4 1B 2B		4	1	1	0	1	1	2					
Jolbert Cabrera, R OBP: 0.342, SLG: 0.396 (1, 6) (8, 5)	1-3 SAFE K		1-1 G5-3		4-2 BB S BB		1-1 F9	1-0 2B 1B		4	1	1	0	1	1	2					
Roberto Alomar, S OBP: 0.432, SLG: 0.563 (1, 4)	3-1 F8		4-1 BB BB		2-2 F9		4-0 HR BB	3-1 1B 2B		3	2	1	2	2	0	1					
Juan Gonzalez, R OBP: 0.398, SLG: 0.648 (1, 10)		0-1 1B 1B	2-0 F7		4-2 BB BB		0-1 HR HR	3-1 1B		4	2	3	3	1	0	2					
Jim Thome, L OBP: 0.430, SLG: 0.660 (1, 3)	1-0 1B		4-2 BB		4-0 BB		3-3 K	1-3 K		3	0	1	0	2	2	1					
Wil Cordero, R OBP: 0.351, SLG: 0.405 (1, 7)	2-1 1B		2-1 P6		1-1 F8		0-0 1B	1-2 E6 FC5-4		5	0	2	1	0	0	6					
Marty Cordova, R OBP: 0.355, SLG: 0.494 (1, 9)	1-2 L8		2-1 G1-3		0-0 1B		1-3 K	1-2 FC5-4 1B		5	0	1	0	0	1	4					
Russell Branyan, L OBP: 0.310, SLG: 0.483 (8, PH)	1-3 K		3-3 K		2-2 P4		1-3 K2-3	1-0 1B		3	0	0	0	0	2	3					
Omar Vizquel, S OBP: 0.343, SLG: 0.339 (8, 6)	1-3 K		1-0 P6		0-0 F9		1-1 FC6-4 1B	0-1 L4		5	0	1	0	0	1	4					
Eddie Taubensee, L OBP: 0.293, SLG: 0.377 (1, 2)	1-3 K		1-0 P6		0-0 F9		1-1 FC6-4 1B	0-1 L4		5	0	1	0	0	1	4					
Inning Stats	R: 0 E: 0 K: 1 S: 5	H: 0 LOB: 0 BB: 1 P: 13	R: 1 E: 0 K: 2 S: 16	H: 3 LOB: 2 BB: 0 P: 22	R: 0 E: 0 K: 0 S: 12	H: 1 LOB: 3 BB: 2 P: 25	R: 0 E: 0 K: 1 S: 7	H: 0 LOB: 0 BB: 0 P: 13	R: 0 E: 0 K: 1 S: 14	H: 1 LOB: 1 BB: 0 P: 14	R: 2 E: 0 K: 2 S: 14	H: 2 LOB: 1 BB: 1 P: 23	R: 3 E: 0 K: 2 S: 16	H: 4 LOB: 1 BB: 0 P: 29	R: 0 E: 1 K: 0 S: 9	H: 1 LOB: 1 BB: 0 P: 12	1B: 10 2B: 1 3B: 0 HR: 1	SF: 0 SAC: 0 DP: 0 HBP: 0	WP: 0 PB: 0 SB: 1 CS: 1	PA: 45	
PITCHER	IP	WLS	BF	H	R	ER	SO	BB	IBB	HBP	BLK	WP	HR	S	P	ERA	WHIP				
Victor Santos, R ERA: 3.9	6.0		28	5	1	1	5	6	0	0	0	0	0	65	116	1.50	1.833				
Heath Murray, L ERA: 8.25	1.2	L	10	4	4	4	3	1	0	0	0	0	1	23	38	21.60	3.000				
Danny Patterson, R ERA: 2.72	0.1		3	2	1	1	1	0	0	0	0	0	0	7	14	27.00	6.000				
Matt Perisho, L ERA: 9.16	1.0		4	1	0	0	0	0	0	0	0	0	0	9	12	0.00	1.000				

Cleveland Indians @ Detroit Tigers
Comerica Park, Detroit, MI
Sat Jul 28 2001, 1:05 PM EDT
Att: 27,643 - Cloudy - 77 F

AB 38
R 6
H 12
RBI 6
BB 7
SO 9
LOB 25



Batter	1	2	3	4	5	6	7	8	9	AB	R	H	RBI	BB	SO	LOB	BOTTOM				
Roger Cedeno, S OBP: 0.333, SLG: 0.388 (1, 8)	0-1 F9		2-1 G6-3		1-3 K		1-1 1B		1-1 FC1-6 DI	5	0	1	0	0	1	1					
Damon Easley, R OBP: 0.338, SLG: 0.410 (1, 4)	3-3 K		0-0 3B		4-2 BB		2-1 P4		1-1 F7	4	0	1	0	1	1	3					
Bobby Higginson, L OBP: 0.384, SLG: 0.480 (1, 10)	4-0 S BB		2-3 K		2-2 P4		3-2 F7			3	0	0	0	1	1	4					
Tony Clark, S OBP: 0.401, SLG: 0.535 (1, 3)	4-2 BB				4-1 HR BB		0-0 G5-3		1-2 G1-3	2	1	0	0	2	0	1					
Wendell Magee, R OBP: 0.331, SLG: 0.446 (1, 7)	1-1 F9				0-0 HR 1B		2-3 K		1-1 G1-3	4	1	1	0	0	1	2					
Shane Halter, R OBP: 0.360, SLG: 0.475 (1, 5)					0-0 F7		3-2 F9		1-1 G4-3	4	0	0	0	0	1	2					
Deivi Cruz, R OBP: 0.289, SLG: 0.390 (1, 6)	0-0 F8				2-0 HR		0-3 K		0-3 K	4	1	1	3	0	2	0					
Juan Encarnacion, R OBP: 0.303, SLG: 0.415 (1, 9)	0-1 G6-3				3-3 K		0-2 F8		0-1 WP 1B	4	1	1	0	0	1	0					
Javier Cardona, R OBP: 0.250, SLG: 0.333 (7, PH)					0-2 P6		4-2 1B		1-0 FC1-6 1B	2	0	0	0	0	0	0					
Robert Fick, L OBP: 0.372, SLG: 0.569 (8, 2)					1-0 F8				1-1 1B	1	0	1	1	1	0	0					
Inning Stats	R: 0 E: 0 K: 1 S: 11	H: 0 LOB: 2 BB: 2 P: 23	R: 0 E: 0 K: 1 S: 9	H: 0 LOB: 0 BB: 0 P: 10	R: 0 E: 0 K: 1 S: 11	H: 1 LOB: 1 BB: 0 P: 15	R: 3 E: 0 K: 1 S: 8	H: 2 LOB: 0 BB: 1 P: 18	R: 0 E: 0 K: 2 S: 10	H: 0 LOB: 0 BB: 0 P: 15	R: 0 E: 0 K: 0 S: 13	H: 1 LOB: 2 BB: 1 P: 23	R: 0 E: 0 K: 0 S: 7	H: 0 LOB: 0 BB: 0 P: 10	R: 1 E: 0 K: 1 S: 11	H: 2 LOB: 1 BB: 0 P: 14	1B: 4 2B: 0 3B: 1 HR: 1	SF: 0 SAC: 0 DP: 0 HBP: 0	WP: 1 PB: 0 SB: 1 CS: 0	PA: 38	
PITCHER	IP	WLS	BF	H	R	ER	SO	BB	IBB	HBP	BLK	WP	HR	S	P	ERA	WHIP				
CC Sabathia, L ERA: 4.18	6.0		25	3	3	3	7	4	0	0	0	0	0	13	23	0.00	2.000				
Danys Baez, R ERA: 1.45	1.0	W	5	1	0	0	0	1	0	0	0	0	0	7	10	0.00	0.000				
John Rocker, L ERA: 3.66	1.0	H	3	0	0	0	0	0	0	0	0	0	0	7	10	0.00	0.000				
Bob Wickman, R ERA: 2.82	1.0	S	5	2	1	1	1	0	0	0	0	1	0	11	14	9.00	2.000				

Cleveland Indians @ Detroit Tigers
Comerica Park, Detroit, MI
Sat Jul 28 2001, 1:05 PM EDT
Att: 27,643 - Cloudy - 77 F

AB 33
R 4
H 6
RBI 4
BB 5
SO 8
LOB 13



Batter	1	2	3	4	5	6	7	8	9	AB	R	H	RBI	BB	SO	LOB	TOP								
Kenny Lofton, L OBP: 0.306, SLG: 0.357 (1, 8)	L4		G5-3 1B		F7		G4-3			4	0	1	0	0	0	0	Cleveland Indians @ Detroit Tigers Comerica Park, Detroit, MI Sat Jul 28 2001, 7:05 PM EDT Att: 34,916 - Cloudy - 80 F								
Omar Vizquel, S OBP: 0.342, SLG: 0.338 (1, 6)	F8		G5-3 1B		F8		L4			4	0	1	0	0	0	0									
Roberto Alomar, S OBP: 0.430, SLG: 0.560 (1, 4)	L4		F7		F7		G4-3			4	0	1	0	0	0	2									
Juan Gonzalez, R OBP: 0.396, SLG: 0.644 Marty Cordova, R OBP: 0.352, SLG: 0.491 (3, 9)			G5-3		G5-3		K			2	0	0	0	0	0	2									
Jim Thome, L OBP: 0.433, SLG: 0.662 (1, 10)			G5-3		G5-3		K			2	0	0	0	0	0	2									
Wil Cordero, R OBP: 0.344, SLG: 0.397 (1, 3)			G5-3		G5-3		K			2	1	1	0	2	0	0									
Wii Cordero, R OBP: 0.344, SLG: 0.397 (1, 3)			G5-3		G5-3		K			4	0	0	0	0	1	5									
Russell Branyan, L OBP: 0.313, SLG: 0.481 (1, 7)			G5-3		G5-3		K			4	0	0	0	0	1	5									
Einar Diaz, R OBP: 0.354, SLG: 0.417 (1, 2)			G5-3		G5-3		K			3	0	1	0	1	0	0									
Jolbert Cabrera, R OBP: 0.335, SLG: 0.387 (1, 5)			G5-3		G5-3		K			4	0	0	1	0	0	3									
Inning Stats	R: 0 E: 0 K: 0 S: 10	H: 0 LOB: 0 BB: 0 P: 16	R: 1 E: 0 K: 0 S: 14	H: 1 LOB: 2 BB: 2 P: 25	R: 0 E: 0 K: 0 S: 10	H: 2 LOB: 3 BB: 1 P: 19	R: 0 E: 0 K: 0 S: 4	H: 1 LOB: 0 BB: 0 P: 6	R: 0 E: 0 K: 1 S: 11	H: 1 LOB: 1 BB: 0 P: 17	R: 0 E: 0 K: 0 S: 8	H: 0 LOB: 0 BB: 0 P: 12	R: 1 E: 0 K: 0 S: 14	H: 0 LOB: 0 BB: 1 P: 24	R: 0 E: 0 K: 2 S: 13	H: 1 LOB: 1 BB: 0 P: 20	R: 0 E: 0 K: 0 S: 8	H: 0 LOB: 0 BB: 0 P: 10	1B: 5 2B: 2 3B: 0 HR: 0	SF: 0 SAC: 0 DP: 1 HBP: 0	WP: 2 PB: 0 SB: 0 CS: 0	PA: 36			
PITCHER	IP	WLS	BF	H	R	ER	SO	BB	IBB	HBP	BLK	WP	HR	S	P	ERA	WHIP								
Jeff Weaver, R ERA: 3.99 (1, 1)	7.0	W	29	5	2	2	1	3	1	0	0	1	0	71	119	2.57	1.143								
Danny Patterson, R ERA: 2.99 (8, 1)	1.0	H	4	1	0	0	2	0	0	0	0	0	0	13	20	0.00	1.000								
Matt Anderson, R ERA: 4.99 (9, 1)	1.0	S	3	0	0	0	0	0	0	0	0	0	0	8	10	0.00	0.000								

AB	32
R	2
H	6
RBI	2
BB	4
SO	3
LOB	14



Batter	1	2	3	4	5	6	7	8	9	AB	R	H	RBI	BB	SO	LOB	BOTTOM								
Roger Cedeno, S OBP: 0.335, SLG: 0.390 (1, 8)	G3-1	SH2-3			G4-3 S 1B		G3-1 CS 1B			3	0	2	0	0	0	0	Cleveland Indians @ Detroit Tigers Comerica Park, Detroit, MI Sat Jul 28 2001, 7:05 PM EDT Att: 34,916 - Cloudy - 80 F								
Jose Macias, S OBP: 0.324, SLG: 0.425 (1, 4)	P5	G3-1			P4		F8			4	0	0	1	0	0	3									
Bobby Higginson, L OBP: 0.383, SLG: 0.476 (1, 7)	G3-1	SH2-3			G4-3		K			3	1	0	0	1	1	3									
Robert Flick, L OBP: 0.371, SLG: 0.564 (1, 2)	G3-1	SH2-3			F7		F7			4	0	1	0	0	0	1									
Randall Simon, L OBP: 0.395, SLG: 0.431 (1, 10)	G3-1	SH2-3			F9		F9			4	0	1	1	0	0	0									
Deivi Cruz, R OBP: 0.288, SLG: 0.386 (1, 6)	G4-3	SH2-3			K		BB			3	0	0	0	1	1	2									
Juan Encarnacion, R OBP: 0.303, SLG: 0.429 (1, 9)					F8		K			4	2	2	0	0	1	1									
Shane Halter, R OBP: 0.363, SLG: 0.477 (1, 5)					F9		BB			3	1	2	2	0	0	0									
Ryan Jackson, L OBP: 0.255, SLG: 0.367 (1, 3)					K		G5-3			3	0	1	0	0	1	1									
Inning Stats	R: 1 E: 0 K: 0 S: 16	H: 2 LOB: 2 BB: 1 P: 25	R: 2 E: 0 K: 0 S: 10	H: 3 LOB: 1 BB: 0 P: 11	R: 0 E: 0 K: 0 S: 6	H: 0 LOB: 0 BB: 0 P: 9	R: 0 E: 0 K: 1 S: 6	H: 0 LOB: 0 BB: 0 P: 9	R: 0 E: 0 K: 1 S: 11	H: 2 LOB: 1 BB: 0 P: 17	R: 0 E: 0 K: 1 S: 8	H: 1 LOB: 0 BB: 0 P: 12	R: 0 E: 0 K: 1 S: 12	H: 0 LOB: 1 BB: 1 P: 21	1B: 7 2B: 0 3B: 2 HR: 0	SF: 0 SAC: 1 DP: 0 HBP: 0		WP: 0 PB: 0 SB: 1 CS: 1	PA: 34						
PITCHER	IP	WLS	BF	H	R	ER	SO	BB	IBB	HBP	BLK	WP	HR	S	P	ERA	WHIP								
Steve Woodard, R ERA: 4.47 (1, 1)	5.2	L	26	8	4	4	2	1	0	0	0	0	0	54	79	6.35	1.588								
Rich Rodriguez, L ERA: 4.05 (6, 1)	2.0		7	1	0	0	1	1	0	0	0	0	0	18	30	0.00	1.000								
David Riske, R ERA: (8, 1)	0.1		1	0	0	0	1	0	0	0	0	0	0	3	5	0.00	0.000								

AB	31
R	4
H	9
RBI	4
BB	2
SO	4
LOB	11

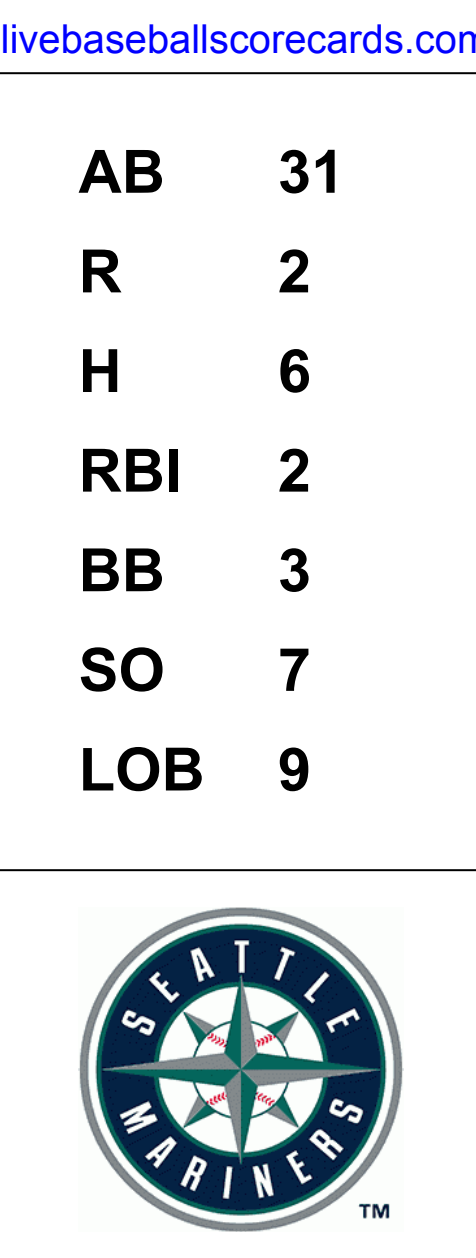


Batter	1	2	3	4	5	6	7	8	9	AB	R	H	RBI	BB	SO	LOB	TOP					
Kenny Lofton, L OBP: 0.302, SLG: 0.353	G6-3	F2			K			G3		4	0	0	0	0	1	2	Cleveland Indians @ Detroit Tigers Comerica Park, Detroit, MI Sun Jul 29 2001, 1:05 PM EDT Att: 32,918 - Cloudy - 83 F					
Omar Vizquel, S OBP: 0.335, SLG: 0.335	G5-3		G4-3		P5			G4-3		4	0	0	0	0	0	0						
Marty Cordova, R OBP: 0.354, SLG: 0.506	HR		L5			G3	SF7	K	2B	4	2	2	1	0	1	0						
Jim Thome, L OBP: 0.431, SLG: 0.657	L1					G3		K		4	0	1	0	0	1	1						
Wil Cordero, R OBP: 0.338, SLG: 0.391		K	K			SF7		G1-3		3	0	0	1	0	2	1						
Eddie Taubensee, L OBP: 0.291, SLG: 0.363	G4-3			G1-3		BB		P4		3	0	0	0	1	0	0						
Jolbert Cabrera, R OBP: 0.328, SLG: 0.379	E5	1B		K		F7		G5-3		4	1	0	0	0	1	1						
Russell Branyan, L OBP: 0.313, SLG: 0.480		1B		K				P5		3	0	1	0	0	1	0						
Einar Diaz, R OBP: 0.354, SLG: 0.416		1B				G5-3		G5-3		3	0	1	1	0	0	0						
Inning Stats	R: 1 E: 0 K: 0 S: 9	H: 1 LOB: 0 BB: 0 P: 11	R: 1 E: 1 K: 1 S: 11	H: 2 LOB: 2 BB: 0 P: 12	R: 0 E: 0 K: 1 S: 11	H: 1 LOB: 1 BB: 0 P: 16	R: 0 E: 0 K: 2 S: 8	H: 0 LOB: 0 BB: 0 P: 14	R: 0 E: 0 K: 1 S: 10	H: 0 LOB: 0 BB: 0 P: 14	R: 1 E: 0 K: 0 S: 11	H: 1 LOB: 1 BB: 1 P: 20	R: 0 E: 0 K: 0 S: 8	H: 0 LOB: 0 BB: 0 P: 11	R: 0 E: 0 K: 0 S: 9	H: 0 LOB: 0 BB: 0 P: 13		R: 0 E: 0 K: 0 S: 8	H: 0 LOB: 0 BB: 0 P: 11	1B: 3 2B: 1 3B: 0 HR: 1	SF: 1 SAC: 0 DP: 0 HBP: 0	WP: 0 PB: 0 SB: 0 CS: 0
PITCHER Steve Sparks, R ERA: 3.74	IP: 9.0 WLS: W BF: 34 H: 5 R: 3 ER: 2 SO: 7 BB: 1 IBB: 0 HBP: 0 BLK: 0 WP: 0 HR: 1 S: 85 P: 122 ERA: 2.00 WHIP: 0.667															PITCHER						

Batter	1	2	3	4	5	6	7	8	9	AB	R	H	RBI	BB	SO	LOB	BOTTOM					
Roger Cedeno, S OBP: 0.338, SLG: 0.402	HR		S	S	FC6-4			G3		4	3	2	1	1	0	2	Cleveland Indians @ Detroit Tigers Comerica Park, Detroit, MI Sun Jul 29 2001, 1:05 PM EDT Att: 32,918 - Cloudy - 83 F					
Wendell Magee, R OBP: 0.331, SLG: 0.446			1B	2B						0	0	0	0	0	0	0						
Damion Easley, R OBP: 0.337, SLG: 0.407	B3		2B	G6-3		G6-3		F9		5	1	1	1	0	0	1						
Bobby Higginson, L OBP: 0.380, SLG: 0.472	K		1B			G4-3		F8		5	0	1	1	0	2	1						
Tony Clark, S OBP: 0.402, SLG: 0.537			1B	1B	F7			F7		3	1	1	1	1	0	1						
Robert Fick, L OBP: 0.376, SLG: 0.575	G6-3		2B					1B	3B	4	3	3	1	0	0	1						
Juan Encarnacion, R OBP: 0.304, SLG: 0.426		F8	F7		G6-3		1B	1B		4	0	1	1	0	0	2						
Randall Simon, L OBP: 0.413, SLG: 0.453	G3-1			2B			1B	1B		3	0	2	1	1	0	0						
Shane Halter, R OBP: 0.362, SLG: 0.472			F9			F8		F7		3	0	0	0	1	0	4						
Deivi Cruz, R OBP: 0.288, SLG: 0.383	F9				P4			K		4	0	1	1	0	1	2						
Inning Stats	R: 1 E: 0 K: 1 S: 12	H: 1 LOB: 1 BB: 1 P: 20	R: 0 E: 0 K: 0 S: 4	H: 0 LOB: 1 BB: 1 P: 11	R: 4 E: 0 K: 1 S: 20	H: 4 LOB: 1 BB: 1 P: 31	R: 1 E: 0 K: 0 S: 18	H: 2 LOB: 1 BB: 0 P: 30	R: 1 E: 0 K: 0 S: 12	H: 3 LOB: 1 BB: 0 P: 18	R: 0 E: 0 K: 0 S: 7	H: 0 LOB: 0 BB: 0 P: 9	R: 0 E: 0 K: 0 S: 15	H: 0 LOB: 0 BB: 0 P: 20	R: 1 E: 0 K: 1 S: 12	H: 3 LOB: 1 BB: 0 P: 18	R: 0 E: 0 K: 0 S: 7	H: 0 LOB: 0 BB: 0 P: 9	1B: 7 2B: 3 3B: 1 HR: 1	SF: 0 SAC: 0 DP: 0 HBP: 0	WP: 0 PB: 0 SB: 2 CS: 0	PA: 39
PITCHER Dave Burba, R ERA: 6.21	IP: 3.2 WLS: L BF: 21 H: 7 R: 6 ER: 6 SO: 2 BB: 3 IBB: 0 HBP: 0 BLK: 0 WP: 0 HR: 1 S: 49 P: 84 ERA: 14.73 WHIP: 2.727															PITCHER						
Ryan Drese, R ERA: 4.15	IP: 4.1 WLS: L BF: 18 H: 5 R: 2 ER: 2 SO: 1 BB: 0 IBB: 1 HBP: 0 BLK: 0 WP: 0 HR: 0 S: 51 P: 80 ERA: 4.15 WHIP: 1.154															PITCHER						

Batter	1	2	3	4	5	6	7	8	9	AB	R	H	RBI	BB	SO	LOB	TOP					
51 Ichiro Suzuki, L (1, 9) OBP: 0.360, SLG: 0.454	F7		1B				F8			4	0	2	0	0	0	0	Seattle Mariners @ Detroit Tigers Comerica Park, Detroit, MI Tue Jul 31 2001, 7:05 PM EDT Att: 30,022 - Cloudy - 85 F					
Mark McLemore, S (1, 7) OBP: 0.378, SLG: 0.398	BB		1B			P6	G3			3	0	1	0	1	0	1						
Bret Boone, R (1, 4) OBP: 0.361, SLG: 0.570	K		F9			G6-3		F9		4	0	0	0	0	1	3						
John Olerud, L (1, 3) OBP: 0.423, SLG: 0.485		FC3-6 BB		F7			G6-3	G6-3		3	1	1	0	1	0	0						
Mike Cameron, R (1, 8) OBP: 0.343, SLG: 0.493	K		G5-3			1B SF7 BB		F3		3	1	0	0	1	1	1						
Al Martin, L (1, 10) OBP: 0.322, SLG: 0.390	FC3-6 1-2								K	4	0	2	1	0	1	1						
Carlos Guillen, S (1, 6) OBP: 0.329, SLG: 0.356	F8		G4-3			SF7		P3		3	0	0	1	0	0	2						
David Bell, R (1, 5) OBP: 0.294, SLG: 0.399 Stan Javier, S (9, PH) OBP: 0.365, SLG: 0.364			G4-3			P3	K		K	3	0	0	0	0	1	1						
										1	0	0	0	0	1	0						
Dan Wilson, R (1, 2) OBP: 0.298, SLG: 0.380			K			G6-3		K		3	0	0	0	0	2	0						
Inning Stats	R: 0 E: 0 K: 1 S: 8	H: 0 LOB: 0 BB: 1 P: 12	R: 0 E: 0 K: 1 S: 8	H: 0 LOB: 1 BB: 1 P: 18	R: 0 E: 0 K: 1 S: 11	H: 2 LOB: 2 BB: 0 P: 18	R: 0 E: 0 K: 0 S: 10	H: 1 LOB: 1 BB: 0 P: 12	R: 0 E: 0 K: 0 S: 8	H: 1 LOB: 1 BB: 0 P: 13	R: 2 E: 0 K: 1 S: 11	H: 2 LOB: 1 BB: 1 P: 20	R: 0 E: 0 K: 1 S: 7	H: 0 LOB: 0 BB: 0 P: 9	R: 0 E: 0 K: 0 S: 7	H: 0 LOB: 0 BB: 0 P: 13	R: 0 E: 0 K: 2 S: 11	H: 0 LOB: 0 BB: 0 P: 13	1B: 5 2B: 1 3B: 0 HR: 0	SF: 1 SAC: 0 DP: 0 HBP: 0	WP: 0 PB: 0 SB: 1 CS: 0	PA: 35
PITCHER	IP	WLS	BF	H	R	ER	SO	BB	IBB	HBP	BLK	WP	HR	S	P	ERA	WHIP					
Jose Lima, R (1, 1) ERA: 5.77	8.0	W	32	6	2	2	5	3	0	0	0	0	0	70	115	2.25	1.125					
Matt Anderson, R (9, 1) ERA: 4.87	1.0	S	3	0	0	0	2	0	0	0	0	0	0	11	13	0.00	0.000					

Batter	1	2	3	4	5	6	7	8	9	AB	R	H	RBI	BB	SO	LOB	BOTTOM				
Roger Cedeno, S (1, 8) OBP: 0.340, SLG: 0.403	S 3B 1B	G4-3		1-2 2-H 1B		F9				4	1	2	1	0	0	2	Seattle Mariners @ Detroit Tigers Comerica Park, Detroit, MI Tue Jul 31 2001, 7:05 PM EDT Att: 30,022 - Cloudy - 85 F				
Damion Easley, R (1, 4) OBP: 0.334, SLG: 0.403	G6-3		G6-3	F8		G5-3				4	0	0	0	0	3						
Bobby Higginson, L (1, 7) OBP: 0.379, SLG: 0.475	2-H 1B 3B		P6		G4-3		P4			4	1	1	1	0	0	0					
Tony Clark, S (1, 3) OBP: 0.406, SLG: 0.537	FC6-5 1B BB		4-2		F8					2	0	1	0	2	0	0					
Robert Fick, L (1, 2) OBP: 0.374, SLG: 0.570	1-2 3-H 1B		F7		K		F7			4	0	1	1	0	1	2					
Juan Encarnacion, R (1, 9) OBP: 0.334, SLG: 0.427	FC6-5-6 1-2 2-3		G6-3			1B SF8 2B		K		4	1	1	0	0	1	2					
Randall Simon, L (1, 10) OBP: 0.417, SLG: 0.456		F8		1B 1B				K		4	1	2	0	0	1	0					
Shane Halter, R (1, 5) OBP: 0.360, SLG: 0.470				F8		SF8		G5-3		3	0	1	1	0	0	1					
Deivi Cruz, R (1, 6) OBP: 0.288, SLG: 0.383		F8		1B 1B		G6-3				3	0	1	0	0	2						
Inning Stats	R: 2 E: 0 K: 0 S: 13	H: 3 LOB: 1 BB: 1 P: 24	R: 0 E: 0 K: 0 S: 6	H: 1 LOB: 0 BB: 0 P: 10	R: 0 E: 0 K: 0 S: 8	H: 0 LOB: 1 BB: 1 P: 12	R: 1 E: 0 K: 0 S: 15	H: 3 LOB: 2 BB: 0 P: 20	R: 0 E: 0 K: 1 S: 7	H: 0 LOB: 0 BB: 0 P: 13	R: 1 E: 0 K: 0 S: 8	H: 2 LOB: 1 BB: 0 P: 12	R: 0 E: 0 K: 0 S: 10	H: 1 LOB: 1 BB: 0 P: 11	R: 0 E: 0 K: 2 S: 8	H: 0 LOB: 0 BB: 0 P: 8		1B: 8 2B: 1 3B: 1 HR: 0	SF: 1 SAC: 0 DP: 1 HBP: 0	WP: 0 PB: 0 SB: 1 CS: 0	PA: 35
PITCHER	IP	WLS	BF	H	R	ER	SO	BB	IBB	HBP	BLK	WP	HR	S	P	ERA	WHIP				
Aaron Sele, R (1, 1) ERA: 3.41	6.1	L	29	9	4	4	1	0	0	0	0	0	0	9	9	0.00	1.500				
Norm Charlton, L (7, 1) ERA: 3.49	0.2		3	1	0	0	0	0	0	0	0	0	0	9	9	0.00	1.500				
Ryan Franklin, R (8, 1) ERA: 3.55	1.0		3	0	0	0	2	0	0	0	0	0	0	8	8	0.00	0.000				



Batter	1	2	3	4	5	6	7	8	9	AB	R	H	RBI	BB	SO	LOB	TOP					
Stan Javier, S OBP: 0.376, SLG: 0.379 (1, 9)	L5	FC5			SH2-3					4	0	3	1	0	0	0						
Carlos Guillen, S OBP: 0.325, SLG: 0.352 (1, 6)	G5-3	FC5			SH2-3					3	0	0	0	0	0	3						
Bret Boone, R OBP: 0.367, SLG: 0.576 (1, 4)										4	1	3	0	0	1	1						
John Olerud, L OBP: 0.419, SLG: 0.480 (1, 3)										3	0	0	0	1	0	3						
Mike Cameron, R OBP: 0.345, SLG: 0.489 (1, 8)										2	0	0	1	1	1	2						
Ed Sprague, R OBP: 0.367, SLG: 0.500 Mark McLemore, S OBP: 0.388, SLG: 0.412 (9, PH)		HBP 1B								3	1	1	0	0	0	1						
David Bell, R OBP: 0.294, SLG: 0.397 (1, 5)										2	0	0	0	0	0	0						
Dan Wilson, R OBP: 0.294, SLG: 0.374 (1, 2)										4	0	0	0	0	0	3						
Charles Gipson, R OBP: 0.225, SLG: 0.167 51 Ichiro Suzuki, L OBP: 0.362, SLG: 0.453 (9, PH)										3	0	0	0	0	2	2						
Inning Stats	R: 0 E: 0 K: 1 S: 8	H: 1 LOB: 2 BB: 1 P: 19	R: 1 E: 0 K: 1 S: 10	H: 2 LOB: 2 BB: 0 P: 18	R: 1 E: 0 K: 0 S: 5	H: 1 LOB: 0 BB: 0 P: 9	R: 0 E: 0 K: 1 S: 8	H: 0 LOB: 0 BB: 0 P: 10	R: 0 E: 0 K: 1 S: 9	H: 1 LOB: 1 BB: 0 P: 13	R: 0 E: 0 K: 0 S: 9	H: 0 LOB: 0 BB: 1 P: 18	R: 0 E: 0 K: 12 S: 12	H: 1 LOB: 1 BB: 0 P: 19	R: 0 E: 0 K: 4 S: 4	H: 1 LOB: 0 BB: 0 P: 7	R: 0 E: 1 K: 0 S: 9	H: 1 LOB: 1 BB: 0 P: 14	1B: 5 2B: 4 3B: 0 HR: 0	SF: 1 SAC: 2 DP: 3 HBP: 1	WP: 0 PB: 0 SB: 0 CS: 0	PA: 36
PITCHER	IP	WLS	BF	H	R	ER	SO	BB	IBB	HBP	BLK	WP	HR	S	P	ERA	WHIP					
Adam Pettyjohn, L ERA: 5.63 (1, 1)	7.0	L	29	6	2	2	4	2	0	1	0	0	0	61	106	2.57	1.143					
Danny Patterson, R ERA: 2.55 (8, 1)	2.0		7	2	0	0	0	0	0	0	0	0	0	13	21	0.00	1.000					

Seattle Mariners @ Detroit Tigers
Comerica Park, Detroit, MI
Thu Aug 02 2001, 7:05 PM EDT
Att: 27,097 - Cloudy - 83 F

AB 30
R 2
H 8
RBI 2
BB 2
SO 4
LOB 17



Batter	1	2	3	4	5	6	7	8	9	AB	R	H	RBI	BB	SO	LOB	BOTTOM					
Roger Cedeno, S OBP: 0.337, SLG: 0.398 (1, 8)	F7									4	0	1	0	0	1	0						
Damion Easley, R OBP: 0.335, SLG: 0.402 (1, 4)	G5-3									4	0	0	0	0	0	1						
Bobby Higginson, L OBP: 0.377, SLG: 0.468 (1, 7)										4	0	1	0	0	1	0						
Robert Flick, L OBP: 0.366, SLG: 0.556 (1, 2)	G5-3									3	0	0	0	0	1	1						
Randall Simon, L OBP: 0.411, SLG: 0.459 (1, 10)										3	0	1	0	0	0	0						
Shane Halter, R OBP: 0.355, SLG: 0.465 (1, 3)										3	0	0	0	0	1	1						
Juan Encarnacion, R OBP: 0.299, SLG: 0.419 (1, 9)										3	0	0	0	0	2	0						
Deivi Cruz, R OBP: 0.285, SLG: 0.380 (1, 6)										3	0	0	0	0	1	0						
Jose Macias, S OBP: 0.326, SLG: 0.431 (1, 5)										3	1	1	1	0	2	0						
Inning Stats	R: 0 E: 0 K: 0 S: 8	H: 1 LOB: 0 BB: 0 P: 13	R: 0 E: 0 K: 0 S: 6	H: 0 LOB: 0 BB: 0 P: 9	R: 1 E: 0 K: 0 S: 9	H: 2 LOB: 0 BB: 0 P: 15	R: 0 E: 0 K: 3 S: 12	H: 1 LOB: 1 BB: 0 P: 18	R: 0 E: 0 K: 2 S: 8	H: 0 LOB: 0 BB: 0 P: 11	R: 0 E: 0 K: 0 S: 5	H: 0 LOB: 0 BB: 0 P: 7	R: 0 E: 0 K: 0 S: 5	H: 0 LOB: 0 BB: 0 P: 8	R: 0 E: 0 K: 3 S: 9	H: 0 LOB: 0 BB: 0 P: 11	R: 0 E: 0 K: 1 S: 7	H: 0 LOB: 0 BB: 0 P: 9	1B: 2 2B: 2 3B: 0 HR: 1	SF: 0 SAC: 0 DP: 1 HBP: 0	WP: 0 PB: 0 SB: 0 CS: 0	PA: 30
PITCHER	IP	WLS	BF	H	R	ER	SO	BB	IBB	HBP	BLK	WP	HR	S	P	ERA	WHIP					
Joel Pineiro, R ERA: 0.74 (1, 1)	7.0	W	24	4	1	1	5	0	0	0	0	0	0	9	11	0.00	0.571					
Jeff Nelson, R ERA: 1.77 (8, 1)	1.0	H	3	0	0	0	3	0	0	0	0	0	0	9	11	0.00	0.000					
Kazuhiro Sasaki, R ERA: 2.53 (9, 1)	1.0	S	3	0	0	0	1	0	0	0	0	0	0	7	9	0.00	0.000					

Seattle Mariners @ Detroit Tigers
Comerica Park, Detroit, MI
Thu Aug 02 2001, 7:05 PM EDT
Att: 27,097 - Cloudy - 83 F

AB 30
R 1
H 4
RBI 1
BB 0
SO 9
LOB 3



Batter	1	2	3	4	5	6	7	8	9	AB	R	H	RBI	BB	SO	LOB	TOP			
Johnny Damon, L OBP: 0.319, SLG: 0.365 (1, 8)	F7		G4-3 2B		P6			HBP		3	0	1	0	0	0	0				
Jeremy Giambi, L OBP: 0.394, SLG: 0.449 (1, 10)	G3-1		G4-3 2-3			G5-4-3 1B		G5-3		4	0	1	0	0	0	2				
Jason Giambi, L OBP: 0.458, SLG: 0.629 (1, 3)	HBP		4-2 BB			G5-4-3 1-2			1-0 HR	2	1	1	1	1	0	1				
Jermaine Dye, R OBP: 0.336, SLG: 0.430 (1, 9)	F9		3-3 1-2						1-1 F3	4	0	0	0	0	2	3				
Terrence Long, L OBP: 0.312, SLG: 0.417 (1, 7)		1-1 G6-3 3B			F8			G4-3	0-3 K	4	1	1	0	0	1	0				
Miguel Tejada, R OBP: 0.325, SLG: 0.479 (1, 6)		0-2 G6-3			K			G6-3	2-0 G6-3	4	0	0	1	0	1	0				
Eric Chavez, L OBP: 0.316, SLG: 0.470 (1, 5)		3-H 2-2 P6			G4-3			G4-3		3	0	0	0	0	0	0				
Ramon Hernandez, R OBP: 0.322, SLG: 0.367 (1, 2)		1-0 G6-3							2-3 K	3	0	0	0	0	1	0				
Frank Menechino, R OBP: 0.365, SLG: 0.404 (1, 4)			0-0 G1-3						1-1 G6-3	3	0	0	0	0	0	0				
Inning Stats	R: 0 E: 0 K: 0 S: 10	H: 0 LOB: 1 BB: 0 P: 18	R: 1 E: 0 K: 0 S: 9	H: 1 LOB: 0 BB: 0 P: 13	R: 0 E: 0 K: 1 S: 12	H: 1 LOB: 2 BB: 1 P: 19	R: 0 E: 0 K: 1 S: 7	H: 0 LOB: 0 BB: 0 P: 7	R: 0 E: 0 K: 0 S: 5	H: 0 LOB: 0 BB: 0 P: 8	R: 0 E: 0 K: 0 S: 8	H: 0 LOB: 0 BB: 0 P: 9	R: 0 E: 0 K: 1 S: 7	H: 0 LOB: 1 BB: 0 P: 13	R: 1 E: 0 K: 1 S: 7	H: 1 LOB: 0 BB: 0 P: 11	1B: 1 2B: 1 3B: 1 HR: 1	SF: 0 SAC: 0 DP: 1 HBP: 2	WP: 0 PB: 0 SB: 1 CS: 0	PA: 33
PITCHER Jeff Weaver, R ERA: 3.88 (1, 1)	IP: 9.0 WLS: L BF: 33 H: 4 R: 2 ER: 2 SO: 5 BB: 1 IBB: 0 HBP: 2 BLK: 0 WP: 0 HR: 1 S: 72 P: 108 ERA: 2.00 WHIP: 0.556															PITCHER				

Oakland Athletics @ Detroit Tigers
Comerica Park, Detroit, MI
Fri Aug 03 2001, 7:05 PM EDT
Att: 30,071 - Sunny - 84 F

AB 30
R 2
H 4
RBI 2
BB 1
SO 5
LOB 6



Batter	1	2	3	4	5	6	7	8	9	AB	R	H	RBI	BB	SO	LOB	BOTTOM			
Roger Cedeno, S OBP: 0.343, SLG: 0.403 (1, 8)	S 1B		G6-4-3 1B							3	0	3	0	0	0	0				
Damion Easley, R OBP: 0.332, SLG: 0.397 (1, 4)	F9 1-2		G6-4-3 1-2		G1-3					4	0	0	0	0	0	6				
Bobby Higginson, L OBP: 0.376, SLG: 0.471 (1, 7)	P6					G5-3 1B				4	0	2	0	0	1	1				
Robert Fick, L OBP: 0.364, SLG: 0.550 (1, 2)	4-2 BB				F7					3	0	0	0	1	0	2				
Randall Simon, L OBP: 0.394, SLG: 0.438 (1, 10)	0-2 G4-3				K					4	0	0	0	0	1	4				
Shane Halter, R OBP: 0.350, SLG: 0.458 (1, 3)		1-2 G1-3			P6					4	0	0	0	0	2	2				
Deivi Cruz, R OBP: 0.288, SLG: 0.382 (1, 6)		2-3 K								4	0	2	0	0	1	0				
Juan Encarnacion, R OBP: 0.298, SLG: 0.418 (1, 9)		1-0 F7				FC4-6 1B				3	1	1	0	0	0	1				
Jose Macias, S OBP: 0.325, SLG: 0.432 (1, 5)			0-1 F7			FC4-6 2B				4	0	1	1	0	0	2				
Inning Stats	R: 0 E: 0 K: 0 S: 10	H: 1 LOB: 2 BB: 1 P: 18	R: 0 E: 0 K: 1 S: 7	H: 0 LOB: 0 BB: 0 P: 11	R: 0 E: 0 K: 0 S: 5	H: 1 LOB: 0 BB: 0 P: 5	R: 0 E: 0 K: 1 S: 8	H: 1 LOB: 1 BB: 0 P: 11	R: 1 E: 0 K: 0 S: 9	H: 3 LOB: 1 BB: 0 P: 12	R: 0 E: 0 K: 0 S: 10	H: 1 LOB: 2 BB: 0 P: 16	R: 0 E: 0 K: 1 S: 8	H: 1 LOB: 0 BB: 0 P: 10	R: 0 E: 0 K: 1 S: 7	H: 1 LOB: 1 BB: 0 P: 12	1B: 7 2B: 2 3B: 0 HR: 0	SF: 0 SAC: 1 DP: 1 HBP: 1	WP: 0 PB: 0 SB: 1 CS: 1	PA: 36
PITCHER Tim Hudson, R ERA: 3.08 (1, 1)	IP: 9.0 WLS: W BF: 36 H: 9 R: 1 ER: 1 SO: 5 BB: 1 IBB: 0 HBP: 1 BLK: 0 WP: 0 HR: 0 S: 71 P: 105 ERA: 1.00 WHIP: 1.111															PITCHER				

Oakland Athletics @ Detroit Tigers
Comerica Park, Detroit, MI
Fri Aug 03 2001, 7:05 PM EDT
Att: 30,071 - Sunny - 84 F

AB 33
R 1
H 9
RBI 1
BB 1
SO 5
LOB 18



Batter	1	2	3	4	5	6	7	8	9	AB R H RBI BB SO LOB	TOP												
Johnny Damon, L (1, 8) OBP: 0.320, SLG: 0.364	1-2 G4-3		0-1 2B	1-0 G3-1		2-0 F8			4-0 FC4-6 BB	4 1 1 0 1 0 0	Oakland Athletics @ Detroit Tigers Comerica Park, Detroit, MI Sat Aug 04 2001, 5:05 PM EDT Att: 28,331 - Sunny - 86 F												
Jeremy Giambi, L (1, 10) OBP: 0.393, SLG: 0.448 Olmedo Saenz, R (6, PH) OBP: 0.290, SLG: 0.359	2-1 P4		3-3 K		3-2 FC6-4 BB	2-3 K		2-0 FC4-6 1B	3 1 1 0 0 1 2 2 1 0 0 0 1 1														
Jason Giambi, L (1, 3) OBP: 0.460, SLG: 0.631 Ramon Hernandez, R (8, 3) OBP: 0.324, SLG: 0.369	2-0 G3-1		1-2 HR		4-0 FC6-4 BB	4-2 G5-3 BB		2-2 K 1B	2 1 1 2 2 0 0 1 0 1 0 0 0 0														
Jermaine Dye, R (1, 9) OBP: 0.337, SLG: 0.437 Ron Gant, R (9, PH) OBP: 0.326, SLG: 0.452		4-2 BB	1-1 HR		2-1 FC6-4 2B	2-2 F3		1-1 K 1B	3 2 1 2 1 0 3 1 0 1 1 0 0 0														
Terrence Long, L (1, 7) OBP: 0.334, SLG: 0.418	1-0 F7		4-2 BB		2-1 HR	1-2 G5-3		1-2 3-H 1B	4 1 1 2 1 1 4														
Greg Myers, L (1, 2) OBP: 0.310, SLG: 0.431	1-3 K		2-2 G1-3		1-H 3-H 2B	1-3 K		1-2 2-3	4 1 1 2 0 2 3														
Miguel Tejada, R (1, 6) OBP: 0.323, SLG: 0.474	3-2 F8			0-1 G6-3	2-2 E5 G6-4-3		0-2 G4-3		4 0 0 0 0 0 1														
Eric Chavez, L (1, 5) OBP: 0.315, SLG: 0.476			1-1 F7	0-0 HR	0-1 G6-4-3		0-1 P5		4 1 1 1 0 0 1														
F.P. Santangelo, S (1, 4) OBP: 0.167, SLG: 0.167	2-2 1B 2B 1B		0-2 G4-3		1-0 F8		0-0 F8		4 1 1 0 0 0 0														
Inning Stats	R: 0 E: 0 K: 0 S: 6	H: 0 LOB: 0 BB: 0 P: 11	R: 0 E: 0 K: 1 S: 9	H: 0 LOB: 1 BB: 1 P: 18	R: 4 E: 0 K: 1 S: 22	H: 4 LOB: 1 BB: 1 P: 36	R: 1 E: 0 K: 0 S: 7	H: 1 LOB: 0 BB: 0 P: 8	R: 4 E: 1 K: 0 S: 16	H: 3 LOB: 0 BB: 1 P: 29	R: 0 E: 0 K: 1 S: 5	H: 0 LOB: 1 BB: 0 P: 10	R: 0 E: 0 K: 1 S: 11	H: 0 LOB: 1 BB: 1 P: 19	R: 0 E: 0 K: 0 S: 6	H: 0 LOB: 0 BB: 0 P: 6	R: 1 E: 0 K: 1 S: 9	H: 2 LOB: 2 BB: 1 P: 19	1B: 5 2B: 2 3B: 0 HR: 3	SF: 0 SAC: 0 DP: 1 HBP: 0	WP: 0 PB: 0 SB: 0 CS: 0	PA: 41	
PITCHER	IP WLS BF H R ER SO BB IBB HBP BLK WP HR S P ERA WHIP											PITCHER	IP WLS BF H R ER SO BB IBB HBP BLK WP HR S P ERA WHIP										
Steve Sparks, R (1, 1) ERA: 4.12	4.1 L 23 7 8 1 2 3 0 0 0 0 0 2 52 20 16.61 2.308																						
Matt Perisho, L (5, 1) ERA: 8.09	1.2 6 1 1 1 1 0 0 0 0 0 1 13 20 5.40 0.600																						
C.J. Nitkowski, L (7, 1) ERA: 5.14	1.0 4 0 0 0 1 1 0 0 0 0 0 0 11 19 0.00 1.000																						
Luis Pineda, R (8, 1) ERA:	1.0 3 0 0 0 0 0 0 0 0 0 0 0 6 6 0.00 0.000																						
Heath Murray, L (9, 1) ERA: 6.59	1.0 5 2 1 1 1 1 0 0 0 0 0 0 9 19 9.00 3.000																						

AB	36
R	10
H	10
RBI	10
BB	5
SO	5
LOB	15



Batter	1	2	3	4	5	6	7	8	9	AB R H RBI BB SO LOB	BOTTOM												
Roger Cedeno, S (1, 8) OBP: 0.344, SLG: 0.402 Ryan Jackson, L (6, 7) OBP: 0.260, SLG: 0.370	4-2 CS BB		2-2 G5-3			1-0 P4			0-0 1B	1 0 0 0 1 0 0 2 0 1 0 0 0 0	Oakland Athletics @ Detroit Tigers Comerica Park, Detroit, MI Sat Aug 04 2001, 5:05 PM EDT Att: 28,331 - Sunny - 86 F												
Damon Easley, R (1, 4) OBP: 0.328, SLG: 0.393	0-3 K		2-2 P6			0-3 K		2-1 L9	4 0 0 0 0 2 2														
Juan Encarnacion, R (1, 9) OBP: 0.295, SLG: 0.413	2-3 K			1-3 K			2-3 K	0-0 F3	4 0 0 0 0 3 2														
Wendell Magee, R (1, 7) OBP: 0.336, SLG: 0.468	2-0 CS		0-0 HR	3-2 G5-3			1-2 L8		3 1 1 1 0 0 0														
Shane Halter, R (1, 3) OBP: 0.346, SLG: 0.452		0-0 F8		0-0 G5-3			1-3 K		3 0 0 0 0 1 0														
Deivi Cruz, R (1, 6) OBP: 0.288, SLG: 0.379		4-2 FC3-6 BB			2-0 P5			0-0 F8	2 0 0 0 1 0 0														
Jose Macias, S (1, 5) OBP: 0.323, SLG: 0.428		1-2 FC3-6			0-0 F3			1-1 F8	3 0 0 0 0 0 1														
Randall Simon, L (1, 10) OBP: 0.381, SLG: 0.424		1-0 L9			1-3 K			1-3 K	3 0 0 0 0 2 1														
Javier Cardona, R (1, 2) OBP: 0.235, SLG: 0.314			0-3 K			1-3 K		2-1 F8	3 0 0 0 0 2 0														
Inning Stats	R: 0 E: 0 K: 2 S: 9	H: 0 LOB: 1 BB: 1 P: 17	R: 1 E: 0 K: 0 S: 8	H: 1 LOB: 1 BB: 1 P: 14	R: 0 E: 0 K: 1 S: 10	H: 0 LOB: 0 BB: 0 P: 14	R: 0 E: 0 K: 1 S: 7	H: 0 LOB: 0 BB: 0 P: 11	R: 0 E: 0 K: 2 S: 5	H: 0 LOB: 0 BB: 0 P: 8	R: 0 E: 0 K: 2 S: 7	H: 0 LOB: 0 BB: 0 P: 9	R: 0 E: 0 K: 2 S: 9	H: 0 LOB: 0 BB: 0 P: 13	R: 0 E: 0 K: 1 S: 6	H: 0 LOB: 0 BB: 0 P: 8	R: 0 E: 0 K: 0 S: 6	H: 1 LOB: 1 BB: 0 P: 10	1B: 1 2B: 0 3B: 0 HR: 1	SF: 0 SAC: 0 DP: 0 HBP: 0	WP: 0 PB: 0 SB: 1 CS: 1	PA: 31	
PITCHER	IP WLS BF H R ER SO BB IBB HBP BLK WP HR S P ERA WHIP											PITCHER	IP WLS BF H R ER SO BB IBB HBP BLK WP HR S P ERA WHIP										
Barry Zito, L (1, 1) ERA: 4.56	8.0 W 26 1 1 1 10 2 0 0 0 0 0 1 61 94 1.12 0.375																						
Jeff Tam, R (9, 1) ERA: 3.4	1.0 4 1 0 0 0 0 0 0 0 0 0 0 6 10 0.00 1.000																						

AB	28
R	1
H	2
RBI	1
BB	2
SO	10
LOB	6

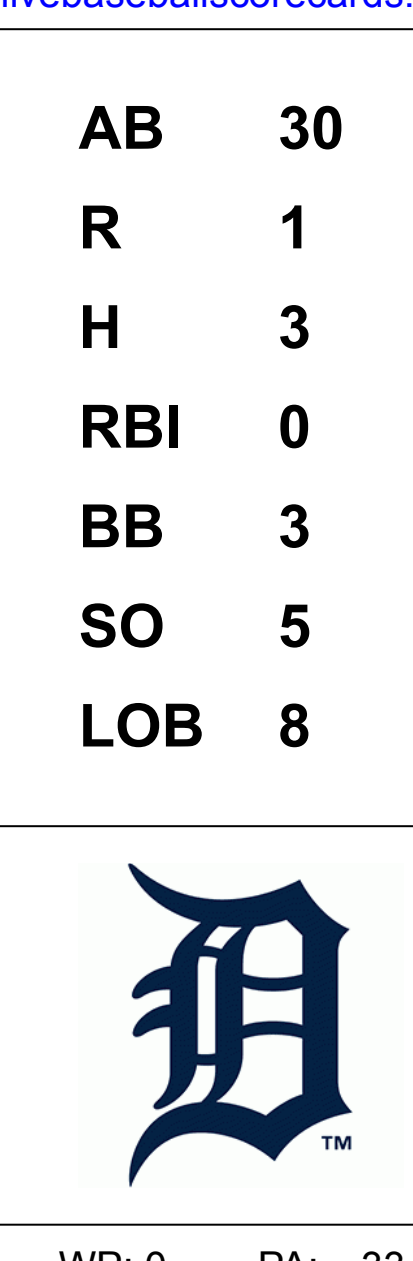


Batter	1	2	3	4	5	6	7	8	9	AB	R	H	RBI	BB	SO	LOB	TOP					
Johnny Damon, L OBP: 0.317, SLG: 0.361 (1, 8)	G1-3		P5		F7			G3		4	0	0	0	0	0	1	Oakland Athletics @ Detroit Tigers Comerica Park, Detroit, MI Sun Aug 05 2001, 1:05 PM EDT Att: 26,626 - Cloudy - 85 F					
Jeremy Giambi, L OBP: 0.388, SLG: 0.441 (1, 10)	F9		F8			G5-3		F5		4	0	0	0	0	0	0						
Jason Giambi, L OBP: 0.461, SLG: 0.635 (1, 3)	K			E	G4-3			G6-3		4	1	2	0	0	1	0						
Jermaine Dye, R OBP: 0.338, SLG: 0.436 (1, 9)		2B		F8		G4-3			3B	3	2	1	0	1	0	1						
Terrence Long, L OBP: 0.335, SLG: 0.426 (1, 7)		2B		G3		L8			3B	4	1	2	2	0	0	1						
Miguel Tejada, R OBP: 0.322, SLG: 0.473 (1, 6)		1B		F7			F7		SF7	3	0	1	1	0	0	0						
Eric Chavez, L OBP: 0.317, SLG: 0.477 (1, 5)		1B							P6	4	0	2	0	0	0	1						
Ramon Hernandez, R OBP: 0.320, SLG: 0.365 (1, 2)		K		F8			F6		K	4	0	0	0	0	2	3						
Frank Menechino, R OBP: 0.362, SLG: 0.401 (1, 4)			K				F3			3	0	0	0	0	2	2						
Inning Stats	R: 0 E: 0 K: 1 S: 10	H: 0 LOB: 0 BB: 0 P: 15	R: 1 E: 0 K: 1 S: 12	H: 3 LOB: 1 BB: 0 P: 18	R: 0 E: 0 K: 1 S: 7	H: 0 LOB: 0 BB: 0 P: 11	R: 1 E: 1 K: 0 S: 6	H: 1 LOB: 0 BB: 0 P: 10	R: 0 E: 0 K: 0 S: 11	H: 1 LOB: 1 BB: 0 P: 16	R: 0 E: 0 K: 0 S: 12	H: 1 LOB: 1 BB: 0 P: 18	R: 0 E: 0 K: 0 S: 9	H: 1 LOB: 1 BB: 0 P: 11	R: 0 E: 0 K: 0 S: 5	H: 0 LOB: 0 BB: 0 P: 9	R: 2 E: 0 K: 1 S: 13	H: 1 LOB: 0 BB: 1 P: 23	1B: 4 2B: 3 3B: 1 HR: 0	SF: 1 SAC: 0 DP: 0 HBP: 0	WP: 0 PB: 0 SB: 1 CS: 0	PA: 35
PITCHER	IP	WLS	BF	H	R	ER	SO	BB	IBB	HBP	BLK	WP	HR	S	P	ERA	WHIP					
Jose Lima, R ERA: 5.5 (1, 1)	8.0	L	30	7	2	2	4	0	0	0	0	0	0	72	108	2.25	0.875					
Matt Anderson, R ERA: 5.18 (9, 1)	1.0	S	5	1	2	2	1	1	0	0	0	0	0	13	23	18.00	2.000					

AB	33
R	4
H	8
RBI	3
BB	1
SO	5
LOB	9



Batter	1	2	3	4	5	6	7	8	9	AB	R	H	RBI	BB	SO	LOB	BOTTOM					
Jose Macias, S OBP: 0.319, SLG: 0.423 (1, 5)	G3		G3			L7		F8		4	0	0	0	0	0	0	Oakland Athletics @ Detroit Tigers Comerica Park, Detroit, MI Sun Aug 05 2001, 1:05 PM EDT Att: 26,626 - Cloudy - 85 F					
Damion Easley, R OBP: 0.328, SLG: 0.389 (1, 4)	F9		G6-3			G6-3			G6-3	4	0	0	0	0	0	0						
Bobby Higginson, L OBP: 0.379, SLG: 0.470 (1, 7)	G3			E9		G3-1			BB	3	1	1	0	1	0	0						
Robert Flick, L OBP: 0.363, SLG: 0.544 (1, 2)		BB		F7			G4-3		F3	3	0	0	0	1	0	1						
Tony Clark, S OBP: 0.404, SLG: 0.531 (1, 10)		1B		G4-3			K		BB	3	0	0	0	1	1	1						
Wendell Magee, R OBP: 0.333, SLG: 0.461 (1, 8)		K		F8			1B		FC6-4	4	0	1	0	0	1	3						
Randall Simon, L OBP: 0.380, SLG: 0.421 (1, 3)		1B				F8			FC6-4	3	0	1	0	0	0	1						
Deivi Cruz, R OBP: 0.285, SLG: 0.375 (1, 6)		K					K		P6	3	0	0	0	0	2	2						
Ryan Jackson, L OBP: 0.252, SLG: 0.359 (1, 9)			G3				K		G4-3	3	0	0	0	0	1	0						
Inning Stats	R: 0 E: 0 K: 0 S: 4	H: 0 LOB: 0 BB: 0 P: 7	R: 0 E: 0 K: 2 S: 12	H: 1 LOB: 2 BB: 1 P: 18	R: 0 E: 0 K: 0 S: 7	H: 0 LOB: 0 BB: 0 P: 12	R: 1 E: 1 K: 0 S: 9	H: 1 LOB: 0 BB: 0 P: 15	R: 0 E: 0 K: 2 S: 8	H: 0 LOB: 0 BB: 0 P: 9	R: 0 E: 0 K: 0 S: 7	H: 0 LOB: 0 BB: 0 P: 10	R: 0 E: 0 K: 1 S: 9	H: 1 LOB: 1 BB: 0 P: 12	R: 0 E: 0 K: 0 S: 6	H: 0 LOB: 0 BB: 0 P: 8	R: 0 E: 0 K: 0 S: 10	H: 0 LOB: 2 BB: 2 P: 24	1B: 3 2B: 0 3B: 0 HR: 0	SF: 0 SAC: 0 DP: 0 HBP: 0	WP: 0 PB: 0 SB: 0 CS: 0	PA: 33
PITCHER	IP	WLS	BF	H	R	ER	SO	BB	IBB	HBP	BLK	WP	HR	S	P	ERA	WHIP					
Cory Lidle, R ERA: 3.82 (1, 1)	8.0	W	28	3	1	0	5	1	0	0	0	0	0	62	91	0.00	0.500					
Jason Istringhausen, R ERA: 2.63 (9, 1)	1.0	S	5	0	0	0	0	2	0	0	0	0	0	10	24	0.00	2.000					



Batter	1	2	3	4	5	6	7	8	9	AB	R	H	RBI	BB	SO	LOB	TOP																			
Johnny Damon, L OBP: 0.320, SLG: 0.370 (1, 8)	G3		K			SF7 G3 1B			HR	5	2	3	3	0	1	0	Oakland Athletics @ Detroit Tigers Comerica Park, Detroit, MI Mon Aug 06 2001, 1:05 PM EDT Att: 21,830 - Cloudy - 92 F																			
Jeremy Giambi, L OBP: 0.381, SLG: 0.432 (1, 10)	F9			G3-1		G3	K		G4-3	5	0	0	0	0	1	2																				
Jason Giambi, L OBP: 0.460, SLG: 0.631 (1, 3)				G6-3		HBP 3 1B 1B	F8		F7	4	1	1	0	1	0	1																				
Jermaine Dye, R OBP: 0.340, SLG: 0.438 (1, 9)	F8					SF7			G6-4-3 1B	3	0	2	1	0	0	1																				
Terrence Long, L OBP: 0.335, SLG: 0.424 (1, 7)		F8		G4-3		3-H 1-1 1-2 HBP 3 1B			G6-4-3	4	1	1	0	0	0	2																				
Miguel Tejada, R OBP: 0.324, SLG: 0.471 (1, 6)		G5-3				F8 BB			G5-3	2	0	0	0	1	0	0																				
3 Eric Chavez, L OBP: 0.319, SLG: 0.477 (1, 5)		G4-3				L9				4	1	2	2	0	0	1																				
Ramon Hernandez, R OBP: 0.316, SLG: 0.360 (1, 2)				G6-3		F8			E3 SH1-4 HR	4	1	0	0	0	0	4																				
Frank Menechino, R OBP: 0.360, SLG: 0.397 F.P. Santangelo, S OBP: 0.167, SLG: 0.167 (9, PH) (9, 4)		G6-3				F8			SH1-4	3	0	0	0	0	1	1																				
Inning Stats	R: 0 E: 0 K: 0 S: 9	H: 0 LOB: 1 BB: 1 P: 15	R: 0 E: 0 K: 0 S: 8	H: 0 LOB: 0 BB: 0 P: 13	R: 0 E: 0 K: 1 S: 7	H: 0 LOB: 0 BB: 0 P: 10	R: 0 E: 0 K: 0 S: 8	H: 1 LOB: 1 BB: 0 P: 14	R: 0 E: 0 K: 0 S: 15	H: 0 LOB: 1 BB: 1 P: 23	R: 3 E: 0 K: 0 S: 13	H: 4 LOB: 2 BB: 0 P: 19	R: 0 E: 0 K: 2 S: 10	H: 1 LOB: 1 BB: 0 P: 17	R: 0 E: 0 K: 0 S: 7	H: 1 LOB: 0 BB: 0 P: 11	R: 3 E: 1 K: 0 S: 9	H: 2 LOB: 0 BB: 0 P: 10	1B: 8 2B: 0 3B: 0 HR: 1	SF: 1 SAC: 1 DP: 1 HBP: 1	WP: 0 PB: 0 SB: 0 CS: 0	PA: 39														
PITCHER	IP	WLS	BF	H	R	ER	SO	BB	IBB	HBP	BLK	WP	HR	S	P	ERA	WHIP	PITCHER		IP	WLS	BF	H	R	ER	SO	BB	IBB	HBP	BLK	WP	HR	S	P	ERA	WHIP
Chris Holt, R ERA: 6.07 C.J. Nitkowski, L ERA: 5.14 Victor Santos, R ERA: 3.81 Matt Perisho, L ERA: 7.83 Danny Patterson, R ERA: 2.82	(1, 1)	5.0	B	24	4	3	3	1	2	0	1	0	0	0	56	90	4.76	1.059	Heath Murray, L ERA: 6.54		(9, 1)	0.1	1	0	0	0	0	0	0	0	0	0	2	2	0.00	0.000

AB	34
R	6
H	9
RBI	6
BB	2
SO	3
LOB	12



Batter	1	2	3	4	5	6	7	8	9	AB	R	H	RBI	BB	SO	LOB	BOTTOM																			
Jose Macias, S OBP: 0.317, SLG: 0.426 (1, 4)	P4			F7			G6-3		G3	5	0	1	2	0	0	1	Oakland Athletics @ Detroit Tigers Comerica Park, Detroit, MI Mon Aug 06 2001, 1:05 PM EDT Att: 21,830 - Cloudy - 92 F																			
Robert Fick, L OBP: 0.358, SLG: 0.536 (1, 2)	K			P4		1-H 3-H 3B			G4-3	4	0	0	0	0	1	1																				
Bobby Higginson, L OBP: 0.382, SLG: 0.480 (1, 7)	K			S BB		SF9 3B			G3-1 2B	3	1	2	0	1	1	0																				
Tony Clark, S OBP: 0.405, SLG: 0.530 Ryan Jackson, L OBP: 0.292, SLG: 0.359 (8, PR)		G4-3		FC6 BB		SF9			G3-1 IBB	1	0	0	1	2	0	0																				
Randall Simon, L OBP: 0.375, SLG: 0.424 (1, 3)		F9		FC6		3-H			G3-1	0	0	0	0	0	0	0																				
Shane Halter, R OBP: 0.345, SLG: 0.449 (1, 5)		L7		1-2 BB		2B			1-2 2-3 K	4	1	1	0	0	1	4																				
Deivi Cruz, R OBP: 0.286, SLG: 0.378 (1, 6)				K		SH1-4 3B 1B			L6	3	0	1	0	0	1	1																				
Wendell Magee, R OBP: 0.324, SLG: 0.447 (1, 8)		P6				F8			F8	4	0	0	0	0	0	2																				
Juan Encarnacion, R OBP: 0.295, SLG: 0.410 (1, 9)		K				3B BB			K	3	1	0	0	1	3	1																				
Inning Stats	R: 0 E: 0 K: 2 S: 10	H: 0 LOB: 0 BB: 0 P: 14	R: 0 E: 0 K: 0 S: 7	H: 0 LOB: 0 BB: 0 P: 11	R: 0 E: 0 K: 2 S: 7	H: 0 LOB: 0 BB: 0 P: 9	R: 0 E: 0 K: 0 S: 13	H: 0 LOB: 2 BB: 2 P: 26	R: 2 E: 0 K: 0 S: 12	H: 2 LOB: 1 BB: 1 P: 19	R: 1 E: 0 K: 0 S: 13	H: 2 LOB: 1 BB: 0 P: 20	R: 0 E: 0 K: 1 S: 5	H: 0 LOB: 0 BB: 0 P: 5	R: 0 E: 0 K: 1 S: 11	H: 1 LOB: 3 BB: 1 P: 22	R: 0 E: 0 K: 1 S: 15	H: 1 LOB: 1 BB: 0 P: 22	1B: 1 2B: 3 3B: 2 HR: 0	SF: 1 SAC: 1 DP: 0 HBP: 0	WP: 0 PB: 0 SB: 1 CS: 0	PA: 37														
PITCHER	IP	WLS	BF	H	R	ER	SO	BB	IBB	HBP	BLK	WP	HR	S	P	ERA	WHIP	PITCHER		IP	WLS	BF	H	R	ER	SO	BB	IBB	HBP	BLK	WP	HR	S	P	ERA	WHIP
Erik Hiljus, R ERA: 2.92 Mark Guthrie, L ERA: 5.13 Jeff Tam, R ERA: 3.32 Mike Magnante, L ERA: 2.61 Luis Vizcaino, R ERA: 5.17	(1, 1)	5.0	B	20	2	2	2	4	3	0	0	0	0	0	9	79	27.00	6.000	Jason Isringhausen, R ERA: 2.57		(9, 1)	1.0	4	1	0	0	1	0	0	0	0	15	22	0.00	1.000	

AB	31
R	3
H	6
RBI	3
BB	4
SO	7
LOB	14



Batter	1	2	3	4	5	6	7	8	9	AB	R	H	RBI	BB	SO	LOB	TOP				
Jose Macias, S OBP: 0.313, SLG: 0.419 (1, 8)	G4-3	K			F8-3		K		P4	5	0	0	0	0	2	3					
Robert Fick, L OBP: 0.356, SLG: 0.534 (1, 2)	G3		F7		F8			1B 2B	K	5	1	1	0	0	1	0					
Bobby Higginson, L OBP: 0.387, SLG: 0.482 (1, 7)	1B HBP		K		G4-6-3 1B			1B SH		3	2	2	0	1	1	0					
Tony Clark, S OBP: 0.405, SLG: 0.528 (1, 10)	1B		F2		G4-6-3 1B			SH 2B	G3	5	1	2	1	0	0	2					
Randall Simon, L OBP: 0.374, SLG: 0.422 (1, 3)	1B				F8			SH 2B		3	1	1	1	0	0	0					
Shane Halter, R OBP: 0.347, SLG: 0.461 (1, 6) (6, 5)	F7				WP 3B		F7	WP 2B		4	1	2	2	0	0	2					
Damion Easley, R OBP: 0.325, SLG: 0.396 (1, 4)		F3			G5-3		HR	K		4	1	1	1	0	1	1					
Deivi Cruz, R OBP: 0.282, SLG: 0.373 (1, 5) (6, 6)		G6-3			F3		K	G1-3		4	0	0	0	0	1	1					
Juan Encarnacion, R OBP: 0.299, SLG: 0.412 (1, 9)					F8-3 HBP		S 1B	K		3	0	2	0	0	1	1					
Inning Stats	R: 1 E: 0 K: 0 S: 11	H: 2 LOB: 2 BB: 0 P: 17	R: 0 E: 0 K: 1 S: 10	H: 1 LOB: 1 BB: 0 P: 14	R: 0 E: 0 K: 1 S: 8	H: 0 LOB: 0 BB: 0 P: 16	R: 1 E: 0 K: 0 S: 5	H: 1 LOB: 0 BB: 0 P: 11	R: 0 E: 0 K: 0 S: 6	H: 1 LOB: 0 BB: 0 P: 8	R: 1 E: 0 K: 2 S: 15	H: 2 LOB: 1 BB: 0 P: 22	R: 4 E: 1 K: 2 S: 21	H: 4 LOB: 1 BB: 0 P: 33	R: 0 E: 0 K: 1 S: 8	H: 0 LOB: 1 BB: 1 P: 13	1B: 7 2B: 3 3B: 1 HR: 1	SF: 0 SAC: 1 DP: 2 HBP: 2	WP: 2 PB: 0 SB: 1 CS: 0	PA: 40	
PITCHER	IP	WLS	BF	H	R	ER	SO	BB	IBB	HBP	BLK	WP	HR	S	P	ERA	WHIP				
Aaron Myette, R ERA: 7.23 (1, 1)	7.0		28	7	3	3	4	0	0	2	0	1	1	63	101	3.86	1.000				
Mike Venafro, L ERA: 3.29 (8, 1)	0.0	L	4	3	4	3	0	0	0	0	0	0	0	10	16	∞	∞				
Brandon Villafuerte, R ERA: 3.38 (8, 1)	1.0		4	1	0	0	2	0	0	0	0	1	0	11	17	0.00	1.000				
Juan Moreno, L ERA: 3.81 (9, 1)	1.0		4	0	0	0	1	1	0	0	0	0	0	8	13	0.00	1.000				

Detroit Tigers @ Texas Rangers
The Ballpark at Arlington, Arlington, TX
Tue Aug 07 2001, 8:35 PM EDT
Att: 26,621 - Sunny - 92 F

AB	36
R	7
H	11
RBI	5
BB	1
SO	7
LOB	10



Batter	1	2	3	4	5	6	7	8	9	AB	R	H	RBI	BB	SO	LOB	BOTTOM				
Randy Velarde, R OBP: 0.373, SLG: 0.439 (1, 4)	K		G5-3			F9		F8		4	0	0	0	0	1	1					
Craig Monroe, R OBP: 0.333, SLG: 0.542 (1, 9)	HR 1B		G5-3			F8		FC5-4		4	1	1	0	0	0	1					
Alex Rodriguez, R OBP: 0.394, SLG: 0.602 (1, 6)	1H HR				G6-3		F9	K		4	1	1	2	0	1	1					
Ivan Rodriguez, R OBP: 0.348, SLG: 0.541 (1, 10)	G6-3				G6-3		F8		BB 1B	4	0	1	0	0	0	0					
Rafael Palmeiro, L OBP: 0.369, SLG: 0.517 (1, 3)	K				G4-3		F8		F7	4	0	0	0	0	1	1					
Gabe Kapler, R OBP: 0.332, SLG: 0.420 (1, 8)		K				F9	HR		BB	3	1	1	1	1	1	0					
Bill Haselman, R OBP: 0.273, SLG: 0.281 (1, 2)									BB	3	0	2	0	0	0	0					
Mike Lamb, L OBP: 0.356, SLG: 0.382 (9, PH)									K	1	0	0	0	0	1	2					
Scott Sheldon, R OBP: 0.253, SLG: 0.361 (9, PH)									G4-3	3	0	0	0	0	0	2					
Frank Catalanotto, L OBP: 0.376, SLG: 0.493 (9, PH)									G4-3	1	0	0	0	0	0	2					
Bo Porter, R OBP: 0.296, SLG: 0.356 (1, 7)			L3			F9		FC5-4 1B		3	0	1	0	0	0	1					
Inning Stats	R: 2 E: 0 K: 2 S: 14	H: 2 LOB: 0 BB: 0 P: 20	R: 0 E: 0 K: 1 S: 8	H: 0 LOB: 0 BB: 0 P: 9	R: 0 E: 0 K: 0 S: 8	H: 0 LOB: 0 BB: 0 P: 12	R: 0 E: 0 K: 0 S: 8	H: 0 LOB: 0 BB: 0 P: 11	R: 0 E: 0 K: 0 S: 6	H: 0 LOB: 0 BB: 0 P: 10	R: 1 E: 0 K: 0 S: 12	H: 2 LOB: 1 BB: 0 P: 17	R: 0 E: 0 K: 1 S: 12	H: 1 LOB: 2 BB: 0 P: 14	R: 0 E: 0 K: 1 S: 12	H: 1 LOB: 1 BB: 1 P: 20	1B: 5 2B: 0 3B: 0 HR: 2	SF: 0 SAC: 0 DP: 0 HBP: 0	WP: 0 PB: 0 SB: 0 CS: 0	PA: 35	
PITCHER	IP	WLS	BF	H	R	ER	SO	BB	IBB	HBP	BLK	WP	HR	S	P	ERA	WHIP				
Adam Pettyjohn, L ERA: 5.28 (7, 1)	6.2	W	25	5	3	3	3	0	0	0	0	0	0	16	19	0.00	1.500				
Matt Perisho, L ERA: 7.4 (9, 1)	1.1		6	2	0	0	1	0	0	0	0	0	0	9	16	0.00	1.000				
Matt Anderson, R ERA: 5.06 (9, 1)	1.0		4	0	0	0	1	1	0	0	0	0	0	9	16	0.00	1.000				

Detroit Tigers @ Texas Rangers
The Ballpark at Arlington, Arlington, TX
Tue Aug 07 2001, 8:35 PM EDT
Att: 26,621 - Sunny - 92 F


AB	34
R	3
H	7
RBI	3
BB	1
SO	5
LOB	11



Batter	1	2	3	4	5	6	7	8	9	AB	R	H	RBI	BB	SO	LOB	TOP				
Roger Cedeno, S OBP: 0.347, SLG: 0.401	0-1 1B		0-0 E2 1B		0-0 F7		4-1 BB BB		1-2 G3	4	1	2	0	1	0	1					
Robert Fick, L OBP: 0.355, SLG: 0.535	2-2 F5		0-1 F9		3-3 K2-3		4-2 BB BB			3	0	0	1	1	1	3					
Bobby Higginson, L OBP: 0.384, SLG: 0.478	0-0 F7		1-1 CS 2H 1B			1-1 P5				4	0	1	1	0	1	4					
Tony Clark, S OBP: 0.404, SLG: 0.524	1-0 G1-3		1-0 CS 1-2		1-1 G5-3		3-2 L1		2-3 K	4	0	0	0	0	1	1					
Randall Simon, L OBP: 0.385, SLG: 0.477		2-2 G3-1		1-1 2B		1-2 G4-3		1-1 L7		4	0	1	0	0	0	0					
Shane Halter, R OBP: 0.348, SLG: 0.471	1-2 1B			1-0 F7			2-2 P3		0-3 K	4	0	1	0	0	1	1					
Damion Easley, R OBP: 0.336, SLG: 0.420		2-3 K		2-2 G3-1			3-2 BB BB 1B		0-0 HR	4	2	2	1	0	1	2					
Deivi Cruz, R OBP: 0.289, SLG: 0.391	0-2 F9				0-0 2B		1-1 BB BB 1B		0-1 P4	4	0	2	0	0	0	1					
Juan Encarnacion, R OBP: 0.294, SLG: 0.406			3-2 P4		1-1 G1-3		2-3 K		1-2 F8	4	0	0	0	0	1	3					
Inning Stats	R: 0 E: 0 K: 0 S: 9	H: 1 LOB: 1 BB: 0 P: 12	R: 0 E: 0 K: 1 S: 12	H: 1 LOB: 1 BB: 0 P: 17	R: 1 E: 1 K: 0 S: 8	H: 2 LOB: 0 BB: 0 P: 13	R: 0 E: 0 K: 0 S: 9	H: 1 LOB: 1 BB: 0 P: 14	R: 0 E: 0 K: 0 S: 8	H: 0 LOB: 0 BB: 0 P: 13	R: 1 E: 0 K: 2 S: 24	H: 2 LOB: 3 BB: 2 P: 42	R: 0 E: 0 K: 2 S: 12	H: 0 LOB: 0 BB: 0 P: 15	R: 1 E: 0 K: 0 S: 9	H: 1 LOB: 0 BB: 0 P: 11	1B: 6 2B: 2 3B: 0 HR: 1	SF: 0 SAC: 0 DP: 0 HBP: 0	WP: 0 PB: 0 SB: 0 CS: 1	PA: 38	
PITCHER	IP WLS BF H R ER SO BB IBB HBP BLK WP HR S P ERA WHIP	IP WLS BF H R ER SO BB IBB HBP BLK WP HR S P ERA WHIP	IP WLS BF H R ER SO BB IBB HBP BLK WP HR S P ERA WHIP	IP WLS BF H R ER SO BB IBB HBP BLK WP HR S P ERA WHIP	IP WLS BF H R ER SO BB IBB HBP BLK WP HR S P ERA WHIP	IP WLS BF H R ER SO BB IBB HBP BLK WP HR S P ERA WHIP	IP WLS BF H R ER SO BB IBB HBP BLK WP HR S P ERA WHIP	IP WLS BF H R ER SO BB IBB HBP BLK WP HR S P ERA WHIP	IP WLS BF H R ER SO BB IBB HBP BLK WP HR S P ERA WHIP	IP WLS BF H R ER SO BB IBB HBP BLK WP HR S P ERA WHIP	IP WLS BF H R ER SO BB IBB HBP BLK WP HR S P ERA WHIP	IP WLS BF H R ER SO BB IBB HBP BLK WP HR S P ERA WHIP	IP WLS BF H R ER SO BB IBB HBP BLK WP HR S P ERA WHIP	IP WLS BF H R ER SO BB IBB HBP BLK WP HR S P ERA WHIP	IP WLS BF H R ER SO BB IBB HBP BLK WP HR S P ERA WHIP	IP WLS BF H R ER SO BB IBB HBP BLK WP HR S P ERA WHIP	IP WLS BF H R ER SO BB IBB HBP BLK WP HR S P ERA WHIP	IP WLS BF H R ER SO BB IBB HBP BLK WP HR S P ERA WHIP	IP WLS BF H R ER SO BB IBB HBP BLK WP HR S P ERA WHIP	IP WLS BF H R ER SO BB IBB HBP BLK WP HR S P ERA WHIP	IP WLS BF H R ER SO BB IBB HBP BLK WP HR S P ERA WHIP

Detroit Tigers @ Texas Rangers
The Ballpark at Arlington, Arlington, TX
Thu Aug 09 2001, 8:35 PM EDT
Att: 27,652 - Sunny - 96 F


AB 35
R 3
H 9
RBI 3
BB 2
SO 6
LOB 16



Batter	1	2	3	4	5	6	7	8	9	AB	R	H	RBI	BB	SO	LOB	BOTTOM				
Frank Catalanotto, L OBP: 0.386, SLG: 0.500	0-3 K		1-1 2B 1B		1-1 1B		1-2 1B		0-0 G4-3 S 1B	5	2	4	0	0	1	0					
Randy Velarde, R OBP: 0.377, SLG: 0.451	1-2 S 1B		1-1 2B		2-1 1B		2-0 F8		2-2 G4-3	5	0	3	2	0	0	1					
Alex Rodriguez, R OBP: 0.396, SLG: 0.600	3-3 K		0-0 G3-6 1B		1-2 F9		1-2 G5-3		3-3 K	5	0	1	1	0	2	4					
Rafael Palmeiro, L OBP: 0.370, SLG: 0.514	0-1 G3-1		0-0 G3-6-1 1-2				1-2 P3		2-1 1B	5	0	1	1	0	1	3					
Ivan Rodriguez, R OBP: 0.347, SLG: 0.545		0-1 G1-3		2-1 2B 2B		1-1 HR		1-0 F7		1-1 F9	5	2	2	1	0	1					
Ricky Ledee, L OBP: 0.306, SLG: 0.411		0-0 G3-1		1-3 K		2-1 BLK SF7 2B		1-1 S 1B		4	1	2	0	0	1	1					
Gabe Kapler, R OBP: 0.332, SLG: 0.413		4-1 BB		0-1 P4		3-2 SF7		3-2 F2		2	0	0	1	1	0	2					
Mike Lamb, L OBP: 0.360, SLG: 0.388		2-2 G4-3		0-0 1B 2B		0-0 1B 1B		4-0 IBB		3	1	2	1	1	0	1					
Chad Curtis, R OBP: 0.390, SLG: 0.485			2-2 P4		4-0 1B BB		4-1 1B		1-1 F5	2	1	0	0	2	0	2					
Craig Monroe, R OBP: 0.313, SLG: 0.483					1-2 1B BB		1-2 BB			0	0	0	0	0	0	0					
Inning Stats	R: 0 E: 0 K: 2 S: 12	H: 1 LOB: 1 BB: 0 P: 16	R: 0 E: 0 K: 0 S: 7	H: 0 LOB: 1 BB: 1 P: 13	R: 1 E: 0 K: 0 S: 9	H: 3 LOB: 1 BB: 0 P: 13	R: 3 E: 0 K: 1 S: 17	H: 4 LOB: 2 BB: 1 P: 29	R: 2 E: 0 K: 1 S: 17	H: 4 LOB: 2 BB: 1 P: 30	R: 0 E: 0 K: 0 S: 9	H: 0 LOB: 0 BB: 0 P: 13	R: 0 E: 0 K: 0 S: 9	H: 1 LOB: 2 BB: 1 P: 18	R: 1 E: 0 K: 1 S: 13	H: 2 LOB: 1 BB: 0 P: 21	1B: 10 2B: 4 3B: 0 HR: 1	SF: 1 SAC: 0 DP: 1 HBP: 0	WP: 0 PB: 0 SB: 3 CS: 0	PA: 41	
PITCHER	IP WLS BF H R ER SO BB IBB HBP BLK WP HR S P ERA WHIP	IP WLS BF H R ER SO BB IBB HBP BLK WP HR S P ERA WHIP	IP WLS BF H R ER SO BB IBB HBP BLK WP HR S P ERA WHIP	IP WLS BF H R ER SO BB IBB HBP BLK WP HR S P ERA WHIP	IP WLS BF H R ER SO BB IBB HBP BLK WP HR S P ERA WHIP	IP WLS BF H R ER SO BB IBB HBP BLK WP HR S P ERA WHIP	IP WLS BF H R ER SO BB IBB HBP BLK WP HR S P ERA WHIP	IP WLS BF H R ER SO BB IBB HBP BLK WP HR S P ERA WHIP	IP WLS BF H R ER SO BB IBB HBP BLK WP HR S P ERA WHIP	IP WLS BF H R ER SO BB IBB HBP BLK WP HR S P ERA WHIP	IP WLS BF H R ER SO BB IBB HBP BLK WP HR S P ERA WHIP	IP WLS BF H R ER SO BB IBB HBP BLK WP HR S P ERA WHIP	IP WLS BF H R ER SO BB IBB HBP BLK WP HR S P ERA WHIP	IP WLS BF H R ER SO BB IBB HBP BLK WP HR S P ERA WHIP	IP WLS BF H R ER SO BB IBB HBP BLK WP HR S P ERA WHIP	IP WLS BF H R ER SO BB IBB HBP BLK WP HR S P ERA WHIP	IP WLS BF H R ER SO BB IBB HBP BLK WP HR S P ERA WHIP	IP WLS BF H R ER SO BB IBB HBP BLK WP HR S P ERA WHIP	IP WLS BF H R ER SO BB IBB HBP BLK WP HR S P ERA WHIP	IP WLS BF H R ER SO BB IBB HBP BLK WP HR S P ERA WHIP	IP WLS BF H R ER SO BB IBB HBP BLK WP HR S P ERA WHIP

Detroit Tigers @ Texas Rangers
The Ballpark at Arlington, Arlington, TX
Thu Aug 09 2001, 8:35 PM EDT
Att: 27,652 - Sunny - 96 F

AB 36
R 7
H 15
RBI 7
BB 4
SO 5
LOB 15



Batter	1	2	3	4	5	6	7	8	9	AB	R	H	RBI	BB	SO	LOB	TOP	
Roger Cedeno, S OBP: 0.346, SLG: 0.400 (1, 8)	E4 1B					P6		K		4	1	1	0	0	1	0		
Robert Fick, L OBP: 0.354, SLG: 0.531 (1, 2)	E 1B		P4			F7		G3		4	1	1	0	0	0	1		
Bobby Higginson, L OBP: 0.383, SLG: 0.476 (1, 7)	P5				FC4-6 1B			G5-3		4	0	1	0	0	0	2		
Tony Clark, S OBP: 0.402, SLG: 0.521 (1, 10)	E 1B		FC4-6 G4-6-3			K		G5-3		4	0	1	1	0	1	1		
Randall Simon, L OBP: 0.380, SLG: 0.470 (1, 3)	E9 1B		G4-6-3			G4-3		F8		4	0	1	1	0	0	1		
Shane Halter, R OBP: 0.347, SLG: 0.479 (1, 6) (6, 5)	K				F7			G6-3		4	1	1	1	0	1	2		
Damion Easley, R OBP: 0.335, SLG: 0.419 (1, 4)	K							IHR		3	0	1	0	0	2	2		
Deivi Cruz, R OBP: 0.286, SLG: 0.387 (1, 5) (6, 6)			L5					G5-3		3	0	0	0	0	1	1		
Jose Macias, S OBP: 0.309, SLG: 0.414 (1, 9)	F6					B3		G5-3		3	0	0	0	0	0	0		
Inning Stats	R: 2 H: 3 E: 2 K: 2 S: 19	H: 3 R: 2 ER: 1 SO: 4 BB: 0 LOB: 24	R: 0 H: 1 E: 0 K: 0 S: 6	H: 1 R: 1 ER: 1 SO: 2 BB: 0 LOB: 12	R: 0 H: 1 E: 0 K: 1 S: 7	H: 1 R: 0 ER: 0 SO: 11 BB: 0 LOB: 11	R: 0 H: 1 E: 0 K: 1 S: 5	H: 1 R: 0 ER: 0 SO: 9 BB: 0 LOB: 9	R: 0 H: 0 E: 0 K: 1 S: 6	H: 0 R: 0 ER: 0 SO: 8 BB: 0 LOB: 8	R: 1 H: 1 E: 0 K: 1 S: 8	H: 1 R: 0 ER: 0 SO: 10 BB: 0 LOB: 10	R: 0 H: 0 E: 0 K: 1 S: 5	H: 0 R: 0 ER: 0 SO: 7 BB: 0 LOB: 7	1B: 6 2B: 1 3B: 0 HR: 1	SF: 0 SAC: 0 DP: 2 HBP: 0	WP: 0 PB: 0 SB: 1 CS: 1	PA: 33
PITCHER	IP WLS BF H R ER SO BB IBB HBP BLK WP HR S P ERA WHIP	IP WLS BF H R ER SO BB IBB HBP BLK WP HR S P ERA WHIP	IP WLS BF H R ER SO BB IBB HBP BLK WP HR S P ERA WHIP	IP WLS BF H R ER SO BB IBB HBP BLK WP HR S P ERA WHIP	IP WLS BF H R ER SO BB IBB HBP BLK WP HR S P ERA WHIP	IP WLS BF H R ER SO BB IBB HBP BLK WP HR S P ERA WHIP	IP WLS BF H R ER SO BB IBB HBP BLK WP HR S P ERA WHIP	IP WLS BF H R ER SO BB IBB HBP BLK WP HR S P ERA WHIP	IP WLS BF H R ER SO BB IBB HBP BLK WP HR S P ERA WHIP	IP WLS BF H R ER SO BB IBB HBP BLK WP HR S P ERA WHIP	IP WLS BF H R ER SO BB IBB HBP BLK WP HR S P ERA WHIP	IP WLS BF H R ER SO BB IBB HBP BLK WP HR S P ERA WHIP	IP WLS BF H R ER SO BB IBB HBP BLK WP HR S P ERA WHIP	IP WLS BF H R ER SO BB IBB HBP BLK WP HR S P ERA WHIP	IP WLS BF H R ER SO BB IBB HBP BLK WP HR S P ERA WHIP	IP WLS BF H R ER SO BB IBB HBP BLK WP HR S P ERA WHIP	IP WLS BF H R ER SO BB IBB HBP BLK WP HR S P ERA WHIP	IP WLS BF H R ER SO BB IBB HBP BLK WP HR S P ERA WHIP
Paul Byrd, R ERA: 3.83 (1, 1)	6.0 W 23 6 2 1 4 0 0 0 0 0 0 50 73 1.50 1.000	3.0 S 10 1 1 1 2 0 0 0 0 0 0 21 27 3.00 0.333																
Blake Stein, R ERA: 5.23 (7, 1)																		

Detroit Tigers @ Kansas City Royals
Kauffman Stadium, Kansas City, MO
Fri Aug 10 2001, 7:05 PM CDT
Att: 22,107 - Cloudy - 75 F

AB 33
R 3
H 7
RBI 3
BB 0
SO 6
LOB 10



Batter	1	2	3	4	5	6	7	8	9	AB	R	H	RBI	BB	SO	LOB	BOTTOM			
Carlos Febles, R OBP: 0.278, SLG: 0.293 (1, 4)	1B 29 G5-3		F9			K				4	1	1	0	0	1	1				
Neftali Perez, S OBP: 0.314, SLG: 0.416 (1, 6)	F6		F5			P4		1B S		4	0	1	0	0	0	1				
Carlos Beltrán, S OBP: 0.333, SLG: 0.456 (1, 8)	1B 29 G5-3				L9			1B 2B		4	1	3	0	0	0	0				
29 Mike Sweeney, R OBP: 0.370, SLG: 0.573 (1, 3) (6, PH)	G5-3				G4-3			1B S		2	0	0	1	0	0	1				
Dave McCarty, R OBP: 0.307, SLG: 0.355 (7, 3)						WP E BB		FC5-2-5		1	1	0	0	1	0	2				
Raul Ibanez, L OBP: 0.400, SLG: 0.487 (1, 10)	K							1B		4	1	2	1	0	2	3				
Mark Quinn, R OBP: 0.297, SLG: 0.476 (1, 9)			F3		F7			WP E 1B		3	1	0	0	0	0	3				
Dee Brown, L OBP: 0.318, SLG: 0.390 (1, 7)	K							E HBP		4	1	0	0	0	1	0				
Donnie Sadler, R OBP: 0.255, SLG: 0.229 (1, 5)	L5					L8		E8 2B		3	1	0	0	1	0	0				
Brent Mayne, L OBP: 0.372, SLG: 0.391 (1, 2)					F7			G3-1		4	0	1	2	0	0	0				
Inning Stats	R: 1 H: 2 E: 0 K: 1 S: 14	H: 0 R: 0 ER: 0 SO: 12 BB: 0 LOB: 0	R: 0 H: 0 E: 0 K: 1 S: 10	H: 0 R: 0 ER: 0 SO: 3 BB: 0 LOB: 0	R: 0 H: 0 E: 0 K: 0 S: 5	H: 0 R: 0 ER: 0 SO: 9 BB: 0 LOB: 9	R: 0 H: 1 E: 0 K: 0 S: 7	H: 1 R: 0 ER: 0 SO: 10 BB: 0 LOB: 10	R: 0 H: 0 E: 0 K: 1 S: 11	H: 0 R: 0 ER: 0 SO: 17 BB: 0 LOB: 17	R: 6 H: 3 E: 1 K: 1 S: 19	H: 3 R: 0 ER: 0 SO: 33 BB: 2 LOB: 33	R: 0 H: 2 E: 0 K: 1 S: 16	H: 2 R: 0 ER: 0 SO: 23 BB: 0 LOB: 23	R: 0 H: 0 E: 0 K: 0 S: 5	H: 0 R: 0 ER: 0 SO: 7 BB: 0 LOB: 7	1B: 6 2B: 2 3B: 0 HR: 0	SF: 0 SAC: 0 DP: 0 HBP: 1	WP: 1 PB: 0 SB: 2 CS: 0	PA: 36
PITCHER	IP WLS BF H R ER SO BB IBB HBP BLK WP HR S P ERA WHIP	IP WLS BF H R ER SO BB IBB HBP BLK WP HR S P ERA WHIP	IP WLS BF H R ER SO BB IBB HBP BLK WP HR S P ERA WHIP	IP WLS BF H R ER SO BB IBB HBP BLK WP HR S P ERA WHIP	IP WLS BF H R ER SO BB IBB HBP BLK WP HR S P ERA WHIP	IP WLS BF H R ER SO BB IBB HBP BLK WP HR S P ERA WHIP	IP WLS BF H R ER SO BB IBB HBP BLK WP HR S P ERA WHIP	IP WLS BF H R ER SO BB IBB HBP BLK WP HR S P ERA WHIP	IP WLS BF H R ER SO BB IBB HBP BLK WP HR S P ERA WHIP	IP WLS BF H R ER SO BB IBB HBP BLK WP HR S P ERA WHIP	IP WLS BF H R ER SO BB IBB HBP BLK WP HR S P ERA WHIP	IP WLS BF H R ER SO BB IBB HBP BLK WP HR S P ERA WHIP	IP WLS BF H R ER SO BB IBB HBP BLK WP HR S P ERA WHIP	IP WLS BF H R ER SO BB IBB HBP BLK WP HR S P ERA WHIP	IP WLS BF H R ER SO BB IBB HBP BLK WP HR S P ERA WHIP	IP WLS BF H R ER SO BB IBB HBP BLK WP HR S P ERA WHIP	IP WLS BF H R ER SO BB IBB HBP BLK WP HR S P ERA WHIP	IP WLS BF H R ER SO BB IBB HBP BLK WP HR S P ERA WHIP		
Jeff Weaver, R ERA: 3.86 (1, 1)	5.2 L 24 5 5 2 3 1 0 1 0 0 0 60 91 3.18 1.059	2.1 12 3 2 0 1 1 0 0 0 0 0 0 27 40 0.00 1.714																		
Matt Perisho, L ERA: 6.67 (6, 1)																				

Detroit Tigers @ Kansas City Royals
Kauffman Stadium, Kansas City, MO
Fri Aug 10 2001, 7:05 PM CDT
Att: 22,107 - Cloudy - 75 F

AB 33
R 7
H 8
RBI 4
BB 2
SO 4
LOB 11



Batter	1	2	3	4	5	6	7	8	9	AB	R	H	RBI	BB	SO	LOB	TOP					
Roger Cedeno, S (1, 10) OBP: 0.345, SLG: 0.399										4	0	1	1	0	1	3						
Jose Macias, S (1, 8) OBP: 0.305, SLG: 0.409										4	0	0	0	0	0	2						
Bobby Higginson, L (1, 7) OBP: 0.379, SLG: 0.471											4	0	0	0	0	0						
Tony Clark, S (1, 3) OBP: 0.398, SLG: 0.515											4	0	0	0	1	0						
Shane Halter, R (1, 6) (8, 5) OBP: 0.344, SLG: 0.474											3	0	0	0	1	0						
Damon Easley, R (1, 4) OBP: 0.333, SLG: 0.416											3	0	0	0	0	0						
Deivi Cruz, R (1, 5) (8, 6) OBP: 0.287, SLG: 0.386											3	0	1	0	0	1						
Juan Encarnacion, R (1, 9) OBP: 0.297, SLG: 0.414											3	1	2	0	0	1						
Javier Cardona, R (1, 2) OBP: 0.245, SLG: 0.321											2	0	1	0	0	0						
Robert Fick, L (8, PH) (8, 2) OBP: 0.353, SLG: 0.529											1	0	0	0	1	2						
Inning Stats	R: 0 E: 0 K: 0 S: 6	H: 1 LOB: 0 BB: 0 P: 11	R: 0 E: 0 K: 1 S: 9	H: 0 LOB: 0 BB: 0 P: 12	R: 1 E: 0 K: 1 S: 13	H: 2 LOB: 1 BB: 0 P: 21	R: 0 E: 0 K: 0 S: 7	H: 0 LOB: 0 BB: 0 P: 10	R: 0 E: 0 K: 1 S: 7	H: 0 LOB: 0 BB: 0 P: 8	R: 0 E: 0 K: 0 S: 10	H: 0 LOB: 0 BB: 0 P: 13	R: 0 E: 0 K: 0 S: 5	H: 0 LOB: 0 BB: 0 P: 9	R: 0 E: 0 K: 1 S: 10	H: 2 LOB: 2 BB: 0 P: 15	R: 0 E: 0 K: 1 S: 8	H: 0 LOB: 0 BB: 0 P: 11	1B: 3 2B: 2 3B: 0 HR: 0	SF: 0 SAC: 0 DP: 1 HBP: 0	WP: 0 PB: 0 SB: 0 CS: 0	PA: 31
PITCHER	IP WLS BF H R ER SO BB IBB HBP BLK WP HR S P ERA WHIP																					
Chris George, L (1, 1) ERA: 6.41	7.0 W 23 3 1 1 4 0 0 0 0 0 0 0 57 84 1.29 0.429																					
Jason Grimsley, R (8, 1) ERA: 2.95	1.0 H 5 2 0 0 1 0 0 0 0 0 0 0 10 15 0.00 2.000																					
Roberto Hernandez, R (8, 1) ERA: 4.28	1.0 S 3 0 0 0 1 0 0 0 0 0 0 0 8 11 0.00 0.000																					

Detroit Tigers @ Kansas City Royals
Kauffman Stadium, Kansas City, MO
Sat Aug 11 2001, 7:05 PM CDT
Att: 26,943 - Sunny - 79 F

AB	31
R	1
H	5
RBI	1
BB	0
SO	6
LOB	7



Batter	1	2	3	4	5	6	7	8	9	AB	R	H	RBI	BB	SO	LOB	BOTTOM					
Carlos Febles, R (1, 4) OBP: 0.277, SLG: 0.292										4	0	1	0	0	0	0						
Neftali Perez, S (1, 6) OBP: 0.311, SLG: 0.413										4	0	0	0	0	0	1						
Carlos Beltrán, S (1, 8) OBP: 0.334, SLG: 0.456										3	0	1	0	0	0	1						
Joe Randa, R (1, 5) OBP: 0.305, SLG: 0.358										2	1	0	0	1	0	2						
Raul Ibanez, L (1, 10) OBP: 0.399, SLG: 0.503										3	1	1	2	0	0	0						
Mark Quinn, R (1, 9) OBP: 0.286, SLG: 0.475										3	1	1	0	0	0	0						
Dee Brown, L (1, 7) OBP: 0.314, SLG: 0.385										3	0	0	0	0	0	1						
Dave McCarty, R (1, 3) OBP: 0.313, SLG: 0.382										3	1	2	2	0	0	0						
Brent Mayne, L (1, 2) OBP: 0.368, SLG: 0.387										3	0	0	0	0	0	1						
Inning Stats	R: 0 E: 0 K: 0 S: 7	H: 1 LOB: 1 BB: 0 P: 14	R: 0 E: 0 K: 0 S: 8	H: 0 LOB: 0 BB: 0 P: 8	R: 0 E: 0 K: 0 S: 7	H: 0 LOB: 0 BB: 0 P: 10	R: 2 E: 0 K: 0 S: 9	H: 1 LOB: 1 BB: 1 P: 21	R: 0 E: 0 K: 0 S: 6	H: 1 LOB: 0 BB: 0 P: 7	R: 0 E: 0 K: 0 S: 7	H: 1 LOB: 1 BB: 0 P: 9	R: 2 E: 0 K: 0 S: 8	H: 2 LOB: 0 BB: 0 P: 10	R: 0 E: 0 K: 0 S: 5	H: 0 LOB: 0 BB: 0 P: 10	R: 0 E: 0 K: 0 S: 8	H: 0 LOB: 0 BB: 0 P: 11	1B: 4 2B: 0 3B: 0 HR: 2	SF: 0 SAC: 0 DP: 1 HBP: 1	WP: 0 PB: 0 SB: 0 CS: 1	PA: 30
PITCHER	IP WLS BF H R ER SO BB IBB HBP BLK WP HR S P ERA WHIP																					
Jose Lima, R (1, 1) ERA: 5.43	8.0 L 30 6 4 4 0 1 0 0 1 0 0 2 57 89 4.50 0.875																					

Detroit Tigers @ Kansas City Royals
Kauffman Stadium, Kansas City, MO
Sat Aug 11 2001, 7:05 PM CDT
Att: 26,943 - Sunny - 79 F

AB	28
R	4
H	6
RBI	4
BB	1
SO	0
LOB	6



Batter	1	2	3	4	5	6	7	8	9	AB	R	H	RBI	BB	SO	LOB	TOP										
Roger Cedeno, S (1, 8) OBP: 0.348, SLG: 0.403	G6-3				G4-3		1B		2B								5 0 3 2 0 0 1										
Robert Fick, L (1, 2) OBP: 0.351, SLG: 0.524	F7					G4-3	1B		F7								5 0 1 1 0 0 3										
Bobby Higginson, L (1, 7) OBP: 0.377, SLG: 0.466	P6					G4-3	1B		F7								4 0 0 0 1 0 3										
Tony Clark, S (1, 10) OBP: 0.393, SLG: 0.507		K			F9		G6-3		F7								5 0 0 0 0 1 4										
Randall Simon, L (1, 3) OBP: 0.376, SLG: 0.462	G1-4-3				G3		2B		G6-3								4 1 1 0 0 0 0										
Shane Halter, R (1, 6) OBP: 0.346, SLG: 0.476	G4-3				G3-1		1B		1B								3 1 1 1 1 0 0										
Damion Easley, R (1, 4) OBP: 0.333, SLG: 0.413					F9		G5-3		K								3 1 0 0 0 1 2										
Deivi Cruz, R (1, 5) OBP: 0.289, SLG: 0.388					G6-3		F7		1B								4 0 2 0 0 0 1										
Jose Macias, S (8, FR) OBP: 0.306, SLG: 0.409					1B		G6-3		1B								0 0 0 0 0 0 0										
Juan Encarnacion, R (1, 9) OBP: 0.299, SLG: 0.413					F9		1B		G4-3								3 1 1 0 1 0 4										
Inning Stats	R: 0 E: 0 K: 0 S: 6	H: 0 LOB: 0 BB: 0 P: 10	R: 0 E: 0 K: 1 S: 9	H: 0 LOB: 0 BB: 0 P: 14	R: 1 E: 0 K: 0 S: 14	H: 2 LOB: 2 BB: 0 P: 19	R: 0 E: 0 K: 0 S: 4	H: 0 LOB: 0 BB: 0 P: 8	R: 0 E: 0 K: 0 S: 6	H: 1 LOB: 1 BB: 0 P: 8	R: 0 E: 0 K: 0 S: 6	H: 0 LOB: 0 BB: 0 P: 10	R: 3 E: 0 K: 0 S: 17	H: 4 LOB: 3 BB: 2 P: 30	R: 0 E: 0 K: 1 S: 10	H: 1 LOB: 2 BB: 1 P: 18	R: 0 E: 0 K: 0 S: 6	H: 1 LOB: 1 BB: 0 P: 11	1B: 7 2B: 2 3B: 0 HR: 0	SF: 0 SAC: 0 DP: 0 HBP: 1	WP: 0 PB: 0 SB: 2 CS: 0	PA: 40					
PITCHER	IP	WLS	BF	H	R	ER	SO	BB	IBB	HBP	BLK	WP	HR	S	P	ERA	WHIP										
Jeff Suppan, R (1, 1) ERA: 4.58	6.2	W	28	6	4	4	1	1	0	1	0	0	0	55	85	5.40	1.050										
55 Tony Cogan, L (7, 1) ERA: 5.84	0.0		2	1	0	0	1	1	0	0	0	0	0	5	9												
Cory Bailey, R (7, 1) ERA: 3.66	1.0	H	5	1	0	0	1	1	0	0	0	0	0	10	21	0.00	2.000										
Jason Grimsley, R (8, 1) ERA: 2.93	0.1	H	1	0	0	0	0	0	0	0	0	0	0	2	2	0.00	0.000										
Roberto Hernandez, R (9, 1) ERA: 4.2	1.0	S	4	1	0	0	0	0	0	0	0	0	0	6	11	0.00	1.000										

Detroit Tigers @ Kansas City Royals
Kauffman Stadium, Kansas City, MO
Sun Aug 12 2001, 1:05 PM CDT
Att: 17,811 - Sunny - 85 F

AB	36
R	4
H	9
RBI	4
BB	3
SO	2
LOB	18



Batter	1	2	3	4	5	6	7	8	9	AB	R	H	RBI	BB	SO	LOB	BOTTOM										
Carlos Febles, R (1, 4) OBP: 0.276, SLG: 0.285	K2-3				G6-3		F8										3 1 0 0 1 1 2										
Neftali Perez, S (1, 6) OBP: 0.313, SLG: 0.418	CS					F9	G4-3										4 1 2 3 0 0 1										
Carlos Beltrán, S (1, 8) OBP: 0.333, SLG: 0.454	K					F7	2B		F7								4 0 1 0 0 1 1										
Joe Randa, R (1, 5) OBP: 0.306, SLG: 0.362					F9		G4-3		F9								4 0 2 0 0 0 0										
Mark Quinn, R (1, 9) OBP: 0.297, SLG: 0.470					G1-4-3		F7		G1-6-3								3 0 0 0 1 0 1										
Dee Brown, L (1, 7) OBP: 0.317, SLG: 0.389					G6-3		G6-3		FC3-2								3 1 1 0 1 0 3										
Luis Alica, S (1, 10) OBP: 0.328, SLG: 0.353					S		G3		P4								4 1 2 1 0 0 4										
Dave McCarty, R (1, 3) OBP: 0.318, SLG: 0.381					BB		G1-3		G6-4-3								3 1 1 0 1 0 3										
Gregg Zaun, S (1, 2) OBP: 0.261, SLG: 0.357					BB		G3		F7								4 1 1 1 0 0 3										
Inning Stats	R: 0 E: 0 K: 2 S: 8	H: 1 LOB: 0 BB: 0 P: 11	R: 6 E: 0 K: 0 S: 19	H: 4 LOB: 0 BB: 2 P: 40	R: 0 E: 0 K: 0 S: 5	H: 0 LOB: 0 BB: 0 P: 7	R: 0 E: 0 K: 0 S: 8	H: 1 LOB: 1 BB: 0 P: 11	R: 0 E: 0 K: 0 S: 7	H: 2 LOB: 3 BB: 1 P: 13	R: 0 E: 0 K: 0 S: 7	H: 1 LOB: 1 BB: 0 P: 11	R: 0 E: 0 K: 0 S: 6	H: 1 LOB: 0 BB: 0 P: 10	R: 0 E: 1 K: 0 S: 9	H: 0 LOB: 1 BB: 1 P: 16	1B: 7 2B: 2 3B: 1 HR: 0	SF: 0 SAC: 0 DP: 2 HBP: 0	WP: 1 PB: 0 SB: 1 CS: 1	PA: 36							
PITCHER	IP	WLS	BF	H	R	ER	SO	BB	IBB	HBP	BLK	WP	HR	S	P	ERA	WHIP										
Adam Pettyjohn, L (1, 1) ERA: 6.06	5.0	L	25	8	6	6	2	2	1	0	0	0	0	47	82	10.80	2.000										
Chris Holt, R (6, 1) ERA: 5.99	2.0		7	2	0	0	0	0	0	0	0	0	0	13	21	0.00	1.000										
C.J. Nitkowski, L (8, 1) ERA: 4.87	1.0		4	0	0	0	0	1	0	0	0	0	0	9	16	0.00	1.000										

Detroit Tigers @ Kansas City Royals
Kauffman Stadium, Kansas City, MO
Sun Aug 12 2001, 1:05 PM CDT
Att: 17,811 - Sunny - 85 F

AB	32
R	6
H	10
RBI	5
BB	4
SO	2
LOB	18



Batter	1	2	3	4	5	6	7	8	9	AB	R	H	RBI	BB	SO	LOB	TOP				
David Eckstein, R OBP: 0.359, SLG: 0.363	1-2 L5	0-0 G6-4-3		2-1 G5-3 CI 1B		2-1 2B		0-2 G3-1		5	0	2	2	0	0	2					
Darin Erstad, L OBP: 0.340, SLG: 0.375	4-2 BB	1-2 F5		1-1 CI G5-3		4-0 2B G4-3 IBB		1-1 E4		2	0	0	0	2	0	1					
Troy Glaus, R OBP: 0.355, SLG: 0.524	2-3 K		2-2 P4	3-2 G5-3		2-2 G4-3		3-2 F9		5	0	0	0	0	1	7					
16 Garret Anderson, L OBP: 0.298, SLG: 0.463	1-2 P3		0-0 G6-3	2-1 G3			0-1 HR		1-0 1B	5	1	2	1	0	0	3					
Scott Spiezio, S OBP: 0.337, SLG: 0.447		3-1 1B 1B 2B	0-0 F8		0-0 F7		2-2 P5		0-0 F8	5	1	1	0	0	0	1					
Tim Salmon, R OBP: 0.375, SLG: 0.377		1-0 HBP 1B 2B		2-2 F9	3-2 F9		4-2 BB		2-3 K	4	1	1	0	1	1	1					
Adam Kennedy, L OBP: 0.348, SLG: 0.406		1-0 1B 1B HBP G6-4-3		1-1 BB PB	1-2 CS 1B		3-2 F8		1-0 F9	4	2	1	0	0	0	2					
Bengie Molina, R OBP: 0.313, SLG: 0.327		1-2 G6-4-3 1B		0-2 PB BB 1B	2-0 CS		0-2 G1-3	2-2 G6-3		4	1	2	2	0	0	1					
Orlando Palmeiro, L OBP: 0.330, SLG: 0.343		0-1 G6-4-3 1B		4-1 PB 1B BB			4-1 2B BB		0-1 F7	2	1	1	0	2	0	0					
Inning Stats	R: 0 E: 0 K: 1 S: 12	H: 0 LOB: 1 BB: 1 P: 20	R: 3 E: 0 K: 0 S: 12	H: 4 LOB: 1 BB: 0 P: 19	R: 0 E: 0 K: 0 S: 5	H: 0 LOB: 0 BB: 0 P: 7	R: 3 E: 2 K: 0 S: 19	H: 2 LOB: 2 BB: 1 P: 34	R: 0 E: 0 K: 0 S: 7	H: 1 LOB: 0 BB: 0 P: 13	R: 1 E: 0 K: 0 S: 17	H: 1 LOB: 1 BB: 1 P: 28	R: 0 E: 1 K: 1 S: 10	H: 0 LOB: 1 BB: 0 P: 14	R: 0 E: 0 K: 1 S: 9	H: 1 LOB: 1 BB: 0 P: 13	1B: 7 2B: 2 3B: 0 HR: 1	SF: 0 SAC: 0 DP: 2 HBP: 1	WP: 0 PB: 1 SB: 0 CS: 1	PA: 44	
PITCHER	IP WLS BF H R ER SO BB IBB HBP BLK WP HR S P ERA WHIP	IP WLS BF H R ER SO BB IBB HBP BLK WP HR S P ERA WHIP	IP WLS BF H R ER SO BB IBB HBP BLK WP HR S P ERA WHIP	IP WLS BF H R ER SO BB IBB HBP BLK WP HR S P ERA WHIP	IP WLS BF H R ER SO BB IBB HBP BLK WP HR S P ERA WHIP	IP WLS BF H R ER SO BB IBB HBP BLK WP HR S P ERA WHIP	IP WLS BF H R ER SO BB IBB HBP BLK WP HR S P ERA WHIP	IP WLS BF H R ER SO BB IBB HBP BLK WP HR S P ERA WHIP	IP WLS BF H R ER SO BB IBB HBP BLK WP HR S P ERA WHIP	IP WLS BF H R ER SO BB IBB HBP BLK WP HR S P ERA WHIP	IP WLS BF H R ER SO BB IBB HBP BLK WP HR S P ERA WHIP	IP WLS BF H R ER SO BB IBB HBP BLK WP HR S P ERA WHIP	IP WLS BF H R ER SO BB IBB HBP BLK WP HR S P ERA WHIP	IP WLS BF H R ER SO BB IBB HBP BLK WP HR S P ERA WHIP	IP WLS BF H R ER SO BB IBB HBP BLK WP HR S P ERA WHIP	IP WLS BF H R ER SO BB IBB HBP BLK WP HR S P ERA WHIP	IP WLS BF H R ER SO BB IBB HBP BLK WP HR S P ERA WHIP	IP WLS BF H R ER SO BB IBB HBP BLK WP HR S P ERA WHIP	IP WLS BF H R ER SO BB IBB HBP BLK WP HR S P ERA WHIP	IP WLS BF H R ER SO BB IBB HBP BLK WP HR S P ERA WHIP	IP WLS BF H R ER SO BB IBB HBP BLK WP HR S P ERA WHIP

Anaheim Angels @ Detroit Tigers
Comerica Park, Detroit, MI
Tue Aug 14 2001, 7:05 PM EDT
Att: 24,082 - Sunny - 78 F

AB 36
R 7
H 10
RBI 5
BB 5
SO 2
LOB 18



Batter	1	2	3	4	5	6	7	8	9	AB	R	H	RBI	BB	SO	LOB	BOTTOM					
Roger Cedeno, S OBP: 0.345, SLG: 0.400	3-2 G6-3			0-0 G1-3		1-2 G3		1-0 F7		4	0	0	0	0	0	0						
Damon Easley, R OBP: 0.332, SLG: 0.419	0-3 K			1-2 P6		0-0 HR		0-0 P3		4	1	1	1	0	1	0						
Bobby Higginson, L OBP: 0.383, SLG: 0.469	1-1 CS 1B			4-2 BB		2-1 1B			4-2 DI BB	2	0	2	0	2	0	0						
Tony Clark, S OBP: 0.389, SLG: 0.501	1-1 CS	3-2 G1-4-3		0-2 F7		3-2 G4-3			1-3 K	4	0	0	0	0	1	3						
Wendell Magee, R OBP: 0.327, SLG: 0.441					1-1 F8		0-1 2B FC9-2 1B		3-2 F8	4	0	1	0	0	1	1						
Shane Halter, R OBP: 0.342, SLG: 0.469		0-0 F8			2-1 L6		1-0 F7		0-3 K	4	0	0	0	0	1	2						
Deivi Cruz, R OBP: 0.293, SLG: 0.394				3-2 F7		1-2 1B		0-1 2B		3	0	2	0	0	0	0						
Juan Encarnacion, R OBP: 0.297, SLG: 0.410				2-3 K		1-3 K		0-2 FC9-2		3	0	0	0	0	2	3						
Javier Cardona, R OBP: 0.232, SLG: 0.304				1-1 F8			0-1 P4		0-0 P4	3	0	0	0	0	0	0						
Inning Stats	R: 0 E: 0 K: 1 S: 9	H: 1 LOB: 0 BB: 0 P: 14	R: 0 E: 0 K: 1 S: 15	H: 0 LOB: 0 BB: 0 P: 21	R: 0 E: 0 K: 1 S: 9	H: 0 LOB: 0 BB: 0 P: 15	R: 0 E: 0 K: 0 S: 10	H: 0 LOB: 1 BB: 1 P: 15	R: 0 E: 0 K: 1 S: 12	H: 1 LOB: 1 BB: 0 P: 17	R: 1 E: 0 K: 0 S: 13	H: 2 LOB: 1 BB: 0 P: 19	R: 0 E: 0 K: 0 S: 8	H: 2 LOB: 1 BB: 0 P: 9	R: 0 E: 0 K: 0 S: 3	H: 0 LOB: 0 BB: 0 P: 4	R: 0 E: 0 K: 2 S: 11	H: 0 LOB: 1 BB: 1 P: 19	1B: 4 2B: 2 3B: 0 HR: 1	SF: 0 SAC: 0 DP: 1 HBP: 0	WP: 0 PB: 0 SB: 0 CS: 1	PA: 34
PITCHER	IP WLS BF H R ER SO BB IBB HBP BLK WP HR S P ERA WHIP	IP WLS BF H R ER SO BB IBB HBP BLK WP HR S P ERA WHIP	IP WLS BF H R ER SO BB IBB HBP BLK WP HR S P ERA WHIP	IP WLS BF H R ER SO BB IBB HBP BLK WP HR S P ERA WHIP	IP WLS BF H R ER SO BB IBB HBP BLK WP HR S P ERA WHIP	IP WLS BF H R ER SO BB IBB HBP BLK WP HR S P ERA WHIP	IP WLS BF H R ER SO BB IBB HBP BLK WP HR S P ERA WHIP	IP WLS BF H R ER SO BB IBB HBP BLK WP HR S P ERA WHIP	IP WLS BF H R ER SO BB IBB HBP BLK WP HR S P ERA WHIP	IP WLS BF H R ER SO BB IBB HBP BLK WP HR S P ERA WHIP	IP WLS BF H R ER SO BB IBB HBP BLK WP HR S P ERA WHIP	IP WLS BF H R ER SO BB IBB HBP BLK WP HR S P ERA WHIP	IP WLS BF H R ER SO BB IBB HBP BLK WP HR S P ERA WHIP	IP WLS BF H R ER SO BB IBB HBP BLK WP HR S P ERA WHIP	IP WLS BF H R ER SO BB IBB HBP BLK WP HR S P ERA WHIP	IP WLS BF H R ER SO BB IBB HBP BLK WP HR S P ERA WHIP	IP WLS BF H R ER SO BB IBB HBP BLK WP HR S P ERA WHIP	IP WLS BF H R ER SO BB IBB HBP BLK WP HR S P ERA WHIP	IP WLS BF H R ER SO BB IBB HBP BLK WP HR S P ERA WHIP	IP WLS BF H R ER SO BB IBB HBP BLK WP HR S P ERA WHIP	IP WLS BF H R ER SO BB IBB HBP BLK WP HR S P ERA WHIP	

Anaheim Angels @ Detroit Tigers
Comerica Park, Detroit, MI
Tue Aug 14 2001, 7:05 PM EDT
Att: 24,082 - Sunny - 78 F

AB 31
R 1
H 6
RBI 1
BB 2
SO 6
LOB 9



Batter	1	2	3	4	5	6	7	8	9	AB	R	H	RBI	BB	SO	LOB	TOP		
David Eckstein, R (1, 10) OBP: 0.362, SLG: 0.364										4	0	2	0	1	0	2			
Darin Erstad, L (1, 8) OBP: 0.339, SLG: 0.372										4	0	0	0	1	1	4			
Troy Glaus, R (1, 5) OBP: 0.354, SLG: 0.524										4	0	1	0	0	2	2			
16 Garret Anderson, L (1, 7) OBP: 0.296, SLG: 0.459										4	0	0	0	0	2	3			
Scott Spiezio, S (1, 3)										3	1	2	1	1	0	0			
Tim Salmon, R (1, 9) OBP: 0.374, SLG: 0.373										3	0	0	0	1	1	1			
Adam Kennedy, L (1, 4) OBP: 0.347, SLG: 0.403										3	0	0	0	0	0	3			
Bengie Molina, R (1, 2) OBP: 0.307, SLG: 0.321										4	0	0	0	0	1	2			
Benji Gil, R (1, 6) OBP: 0.345, SLG: 0.537										4	0	2	0	0	0	0			
Inning Stats	R: 0 E: 0 K: 1 S: 11	H: 2 LOB: 1 BB: 0 P: 15	R: 0 E: 0 K: 1 S: 9	H: 1 LOB: 0 BB: 0 P: 11	R: 0 E: 0 K: 1 S: 10	H: 1 LOB: 1 BB: 0 P: 13	R: 1 E: 1 K: 1 S: 19	H: 1 LOB: 2 BB: 0 P: 29	R: 0 E: 0 K: 1 S: 10	H: 0 LOB: 0 BB: 0 P: 6	R: 0 E: 0 K: 0 S: 8	H: 1 LOB: 1 BB: 0 P: 11	R: 0 E: 0 K: 2 S: 11	H: 0 LOB: 2 BB: 1 P: 23	R: 0 E: 0 K: 0 S: 9	H: 0 LOB: 1 BB: 1 P: 16	1B: 5 2B: 2 3B: 0 HR: 1	SF: 0 SAC: 0 DP: 2 HBP: 1	WP: 1 PA: 38 PB: 0 SB: 0 CS: 0
PITCHER	IP WLS BF H R ER SO BB IBB HBP BLK WP HR S P ERA WHIP	7.2 33 7 1 1 7 3 0 1 0 1 1 80 122 1.17 1.304	1.1 W 5 0 0 0 0 1 0 0 0 0 0 0 12 20 0.00 0.750																

Anaheim Angels @ Detroit Tigers
Comerica Park, Detroit, MI
Wed Aug 15 2001, 7:05 PM EDT
Att: 20,853 - Cloudy - 77 F

AB	33
R	1
H	7
RBI	1
BB	4
SO	7
LOB	17



Batter	1	2	3	4	5	6	7	8	9	AB	R	H	RBI	BB	SO	LOB	BOTTOM		
Roger Cedeno, S (1, 8) OBP: 0.352, SLG: 0.407										5	0	5	1	0	0	0			
Robert Fick, L (1, 2) OBP: 0.349, SLG: 0.522										5	0	1	0	0	1	5			
Bobby Higginson, L (1, 7) OBP: 0.388, SLG: 0.482										4	2	4	0	0	0	0			
Tony Clark, S (1, 10) OBP: 0.393, SLG: 0.503										3	0	2	1	1	0	1			
Ryan Jackson, L (8, PR) OBP: 0.259, SLG: 0.365										0	1	0	0	0	0	0			
Randall Simon, L (1, 3) OBP: 0.364, SLG: 0.447										4	0	0	0	0	0	5			
Damion Easley, R (1, 4) OBP: 0.331, SLG: 0.416										3	1	0	0	1	1	3			
Deivi Cruz, R (1, 6) OBP: 0.292, SLG: 0.392										4	1	1	2	0	0	3			
Shane Halter, R (1, 5) OBP: 0.338, SLG: 0.465										3	0	0	1	0	0	0			
Juan Encarnacion, R (1, 9) OBP: 0.296, SLG: 0.408										4	0	1	0	0	0	2			
Inning Stats	R: 0 E: 0 K: 0 S: 10	H: 2 LOB: 1 BB: 0 P: 16	R: 0 E: 0 K: 0 S: 6	H: 0 LOB: 0 BB: 0 P: 7	R: 0 E: 0 K: 0 S: 6	H: 1 LOB: 1 BB: 0 P: 8	R: 0 E: 0 K: 0 S: 9	H: 2 LOB: 2 BB: 0 P: 13	R: 0 E: 0 K: 1 S: 8	H: 1 LOB: 1 BB: 0 P: 12	R: 1 E: 0 K: 1 S: 8	H: 2 LOB: 1 BB: 0 P: 9	R: 0 E: 0 K: 0 S: 8	H: 3 LOB: 2 BB: 0 P: 12	R: 4 E: 1 K: 0 S: 14	H: 3 LOB: 3 BB: 2 P: 31	1B: 11 2B: 2 3B: 1 HR: 0	SF: 0 SAC: 1 DP: 1 HBP: 0	WP: 0 PA: 38 PB: 0 SB: 2 CS: 1
PITCHER	IP WLS BF H R ER SO BB IBB HBP BLK WP HR S P ERA WHIP	7.0 29 11 1 1 2 0 0 0 0 0 0 6 13 81.00 3.000	0.1 L 3 1 3 3 0 0 1 0 0 0 0 0 6 13 0.00 6.000	0.1 2 1 0 0 0 0 1 0 0 0 0 0 6 16 0.00 6.000	0.1 0 0 0 0 0 0 0 0 0 0 0 0 2 2 0.00 0.000														

Anaheim Angels @ Detroit Tigers
Comerica Park, Detroit, MI
Wed Aug 15 2001, 7:05 PM EDT
Att: 20,853 - Cloudy - 77 F

AB	35
R	5
H	14
RBI	5
BB	2
SO	2
LOB	19



Batter	1	2	3	4	5	6	7	8	9	AB	R	H	RBI	BB	SO	LOB	TOP			
David Eckstein, R (1, 6) OBP: 0.360, SLG: 0.362	G4-3	F8			E5		F7	CS	G6-3	5	0	1	0	0	0	1				
Darin Erstad, L (1, 8) OBP: 0.336, SLG: 0.369	G4-3		G3-1		CI		G1-3		G4-3	4	0	0	0	0	0	0				
Troy Glaus, R (1, 5) OBP: 0.355, SLG: 0.525	K		E6		P6		HBP 1B		16 E	5	1	2	0	0	1	2				
16 Garret Anderson, L (1, 7) OBP: 0.299, SLG: 0.461			P6		F7		HBP 1B		E9	5	1	3	1	0	0	3				
Scott Spiezio, S (1, 3) OBP: 0.343, SLG: 0.455		L8	G4-1		F8		HBP 1B		1B	3	0	0	0	1	0	4				
Tim Salmon, R (1, 10) OBP: 0.370, SLG: 0.368	L6			K		P6	G4-1		P4	5	0	0	0	0	1	6				
Adam Kennedy, L (1, 4) OBP: 0.351, SLG: 0.409								G4-1		4	1	3	0	0	0	0				
Jorge Fabregas, L (1, 2) OBP: 0.238, SLG: 0.299					F7		F8	G4-3		4	1	1	2	0	0	2				
Orlando Palmeiro, L (1, 9) OBP: 0.333, SLG: 0.349					F7		F7			3	0	1	1	1	0	2				
Inning Stats	R: 0 E: 0 K: 1 S: 6	H: 0 LOB: 0 BB: 0 P: 9	R: 3 E: 0 K: 0 S: 16	H: 4 LOB: 1 BB: 0 P: 23	R: 0 E: 1 K: 0 S: 9	H: 0 LOB: 1 BB: 0 P: 19	R: 0 E: 0 K: 1 S: 10	H: 1 LOB: 1 BB: 0 P: 17	R: 0 E: 2 K: 0 S: 8	H: 1 LOB: 2 BB: 0 P: 11	R: 0 E: 0 K: 0 S: 12	H: 2 LOB: 3 BB: 0 P: 20	R: 0 E: 0 K: 0 S: 9	H: 0 LOB: 0 BB: 1 P: 19	R: 1 E: 1 K: 0 S: 11	H: 2 LOB: 2 BB: 1 P: 17	1B: 7 2B: 3 3B: 1 HR: 0	SF: 0 SAC: 0 DP: 0 HBP: 1	WP: 0 PA: 43 PB: 0 SB: 0 CS: 1	
PITCHER	IP	WLS	BF	H	R	ER	SO	BB	IBB	HBP	BLK	WP	HR	S	P	ERA	WHIP			
Jeff Weaver, R (1, 1) ERA: 3.86	7.0	L	33	9	3	3	2	0	0	1	0	0	0	73	116	3.86	1.286			
C.J. Nitkowski, L (8, 1) ERA: 4.75	1.0		3	0	0	0	0	1	0	0	0	0	0	9	19	0.00	1.000			
Danny Patterson, R (9, 1) ERA: 2.89	1.0		6	2	1	1	0	0	1	0	0	0	0	11	17	9.00	2.000			

Anaheim Angels @ Detroit Tigers
Comerica Park, Detroit, MI
Thu Aug 16 2001, 1:05 PM EDT
Att: 22,141 - Cloudy - 69 F

AB 38
R 4
H 11
RBI 4
BB 2
SO 2
LOB 20



Batter	1	2	3	4	5	6	7	8	9	AB	R	H	RBI	BB	SO	LOB	BOTTOM			
Roger Cedeno, S (1, 8) OBP: 0.353, SLG: 0.412	K			G4-3		G6-3		G6-3		4	2	2	0	0	1	0				
Damion Easley, R (1, 4) OBP: 0.331, SLG: 0.413	G5-3			G4-3		FC4-6		G6-3		3	0	0	1	1	0	1				
Bobby Higginson, L (1, 7) OBP: 0.387, SLG: 0.479	P3			P6		L4				4	0	1	0	0	0	2				
Tony Clark, S (1, 3) OBP: 0.391, SLG: 0.500		G3		FC6-4		FC4-6		F9		4	0	1	1	0	0	2				
Deivi Cruz, R (1, 6) OBP: 0.289, SLG: 0.387		G1-3		FC6-4		F7		F8		4	0	0	0	0	0	1				
Wendell Magee, R (1, 10) OBP: 0.321, SLG: 0.432		G5-3			E4		P3			3	0	0	0	0	0	0				
Jose Macias, S (9, FH) OBP: 0.308, SLG: 0.411					FC1-5			S		1	0	1	0	0	0	0				
Shane Halter, R (1, 5) OBP: 0.337, SLG: 0.462					F7		FC1		K	4	0	1	0	0	1	2				
Juan Encarnacion, R (1, 9) OBP: 0.294, SLG: 0.404					G6-3		FC1-5		G4-3	4	0	0	0	0	0	4				
Javier Cardona, R (1, 2) OBP: 0.220, SLG: 0.288					G5-3		G1-6-3		G6-3	3	0	0	0	0	0	2				
Inning Stats	R: 0 E: 0 K: 1 S: 6	H: 0 LOB: 0 BB: 0 P: 8	R: 0 E: 0 K: 0 S: 7	H: 0 LOB: 0 BB: 0 P: 9	R: 0 E: 0 K: 0 S: 4	H: 0 LOB: 0 BB: 0 P: 5	R: 1 E: 0 K: 0 S: 13	H: 2 LOB: 1 BB: 0 P: 19	R: 0 E: 2 K: 0 S: 7	H: 0 LOB: 1 BB: 0 P: 11	R: 0 E: 0 K: 0 S: 6	H: 0 LOB: 1 BB: 1 P: 14	R: 0 E: 0 K: 0 S: 7	H: 1 LOB: 0 BB: 0 P: 10	R: 1 E: 0 K: 0 S: 11	H: 2 LOB: 1 BB: 0 P: 14	1B: 5 2B: 0 3B: 1 HR: 0	SF: 0 SAC: 0 DP: 1 HBP: 0	WP: 0 PA: 35 PB: 0 SB: 1 CS: 0	
PITCHER	IP	WLS	BF	H	R	ER	SO	BB	IBB	HBP	BLK	WP	HR	S	P	ERA	WHIP			
Scott Schoeneweis, L (1, 1) ERA: 4.61	8.0	W	31	5	2	2	1	1	0	0	0	0	0	61	90	2.25	0.750			
Troy Percival, R (9, 1) ERA: 2.66	1.0	S	4	1	0	0	1	0	0	0	0	0	0	10	12	0.00	1.000			

Anaheim Angels @ Detroit Tigers
Comerica Park, Detroit, MI
Thu Aug 16 2001, 1:05 PM EDT
Att: 22,141 - Cloudy - 69 F

AB 34
R 2
H 6
RBI 2
BB 1
SO 2
LOB 14



Batter	1	2	3	4	5	6	7	8	9	AB	R	H	RBI	BB	SO	LOB	TOP								
Carlos Febles, R OBP: 0.278, SLG: 0.292 (1, 4)	G4-3		F7			F8		G4-3		4	0	0	0	0	0	2	Kansas City Royals @ Detroit Tigers Comerica Park, Detroit, MI Fri Aug 17 2001, 7:05 PM EDT Att: 30,214 - Cloudy - 75 F								
Neftali Perez, S OBP: 0.311, SLG: 0.422 (1, 6)	F2		2B			HR		G4-3		4	1	2	2	0	0	0									
Carlos Beltrán, S OBP: 0.334, SLG: 0.454 (1, 8)	G3		G3			1B		F7		4	0	1	0	0	0	1									
Joe Randa, R OBP: 0.302, SLG: 0.360 (1, 5)		E6			G6-3			G3-1		4	0	0	0	0	1	1									
Raul Ibanez, L OBP: 0.377, SLG: 0.486 (1, 3)	FC4-6		L6			F7		F7		4	0	0	0	0	2	2									
Luis Alicaes, S OBP: 0.329, SLG: 0.350 (1, 10)		G1-6-3			F8			G3		2	0	1	0	1	0	0									
Gregg Zaun, S OBP: 0.291, SLG: 0.420 (1, 2)	G1-6-3				K			F7		3	0	0	0	0	1	3									
Dee Brown, L OBP: 0.315, SLG: 0.378 (1, 7)			2B		F8			G3		2	1	0	0	1	0	1									
Donnie Sadler, R OBP: 0.263, SLG: 0.242 (1, 9)			P5			K		G4-3		3	0	1	0	0	1	1									
Inning Stats	R: 0 E: 0 K: 0 S: 8	H: 0 LOB: 0 BB: 0 P: 10	R: 0 E: 1 K: 0 S: 8	H: 0 LOB: 1 BB: 1 P: 14	R: 1 E: 0 K: 0 S: 11	H: 1 LOB: 1 BB: 1 P: 18	R: 0 E: 0 K: 0 S: 8	H: 0 LOB: 0 BB: 0 P: 13	R: 0 E: 0 K: 2 S: 8	H: 0 LOB: 0 BB: 0 P: 9	R: 1 E: 0 K: 1 S: 9	H: 2 LOB: 1 BB: 0 P: 13	R: 0 E: 0 K: 0 S: 8	H: 1 LOB: 0 BB: 0 P: 12	R: 0 E: 0 K: 0 S: 5	H: 1 LOB: 0 BB: 0 P: 10	R: 0 E: 0 K: 0 S: 7	H: 0 LOB: 0 BB: 0 P: 10	1B: 3 2B: 1 3B: 0 HR: 1	SF: 0 SAC: 0 DP: 2 HBP: 0	WP: 0 PB: 0 SB: 0 CS: 0	PA: 32			
PITCHER	IP	WLS	BF	H	R	ER	SO	BB	IBB	HBP	BLK	WP	HR	S	P	ERA	WHIP								
Jose Lima, R ERA: 5.27 (1, 1)	7.0	W	27	5	2	2	3	2	0	0	0	0	1	61	91	2.57	1.000								
Danny Patterson, R ERA: 2.53 (8, 1)	1.0	H	2	0	0	0	0	0	0	0	0	0	0	4	8	0.00	0.000								
Matt Anderson, R ERA: 4.84 (9, 1)	1.0	S	3	0	0	0	0	0	0	0	0	0	0	7	10	0.00	0.000								

Batter	1	2	3	4	5	6	7	8	9	AB	R	H	RBI	BB	SO	LOB	BOTTOM								
Roger Cedeno, S OBP: 0.354, SLG: 0.411 (1, 8)	G3-1	G5-3			F9					3	1	1	0	1	0	0	Kansas City Royals @ Detroit Tigers Comerica Park, Detroit, MI Fri Aug 17 2001, 7:05 PM EDT Att: 30,214 - Cloudy - 75 F								
Damon Easley, R OBP: 0.332, SLG: 0.411 (1, 4)	1B				F9			G5-3		2	2	0	0	2	0	1									
Bobby Higginson, L OBP: 0.386, SLG: 0.476 (1, 7)	G3-1		E3					F8		3	0	0	0	1	0	3									
Tony Clark, S OBP: 0.392, SLG: 0.500 (8, PR) Ryan Jackson, L OBP: 0.259, SLG: 0.365 (9, 3)	WP		G6-4-3		G5-3			G5-3		4	0	2	1	0	0	2									
Wendell Magee, R OBP: 0.321, SLG: 0.437 (8, PH) Jose Macias, S OBP: 0.310, SLG: 0.413 (1, 10)	1B		G5-3					G5-3		0	0	0	0	0	0	0									
Shane Halter, R OBP: 0.333, SLG: 0.456 (1, 5)	K				P6			G5-3		3	0	1	0	0	1	1									
Deivi Cruz, R OBP: 0.289, SLG: 0.390 (1, 6)			SH5-3		F9			F8		3	1	1	0	0	0	0									
Juan Encarnacion, R OBP: 0.295, SLG: 0.404 (1, 9)			SH5-3					P9		2	0	1	0	0	0	0									
Javier Cardona, R OBP: 0.210, SLG: 0.279 (1, 2)			SF8		F8			F9		2	0	0	1	0	0	1									
Inning Stats	R: 2 E: 0 K: 2 S: 18	H: 2 LOB: 1 BB: 1 P: 34	R: 1 E: 0 K: 0 S: 5	H: 1 LOB: 0 BB: 0 P: 8	R: 1 E: 1 K: 0 S: 5	H: 0 LOB: 0 BB: 1 P: 10	R: 0 E: 0 K: 0 S: 14	H: 1 LOB: 1 BB: 0 P: 22	R: 0 E: 0 K: 0 S: 5	H: 0 LOB: 1 BB: 1 P: 12	R: 0 E: 0 K: 0 S: 5	H: 1 LOB: 0 BB: 0 P: 8	R: 0 E: 0 K: 0 S: 9	H: 0 LOB: 1 BB: 1 P: 17	R: 0 E: 0 K: 0 S: 7	H: 2 LOB: 2 BB: 0 P: 9	1B: 5 2B: 3 3B: 0 HR: 0	SF: 1 SAC: 1 DP: 3 HBP: 0	WP: 1 PB: 0 SB: 2 CS: 0	PA: 33					
PITCHER	IP	WLS	BF	H	R	ER	SO	BB	IBB	HBP	BLK	WP	HR	S	P	ERA	WHIP								
Chris George, L ERA: 5.81 (1, 1)	6.2	L	28	5	4	3	2	4	0	0	0	0	0	59	108	4.05	1.350								
Doug Henry, R ERA: 6.07 (7, 1)	0.1		1	0	0	0	0	0	0	0	0	0	0	2	3	0.00	0.000								
Scott Mullen, L ERA: (8, 1)	0.1		2	1	0	0	0	0	0	0	0	0	0	3	3	0.00	3.000								
Cory Bailey, R ERA: 3.54 (8, 1)	0.2		2	1	0	0	0	0	0	0	0	0	0	4	6	0.00	1.500								

AB	30
R	2
H	5
RBI	2
BB	2
SO	3
LOB	11



Batter	1	2	3	4	5	6	7	8	9	AB	R	H	RBI	BB	SO	LOB	TOP										
Carlos Febles, R OBP: 0.282, SLG: 0.303	L9		F3			E 1B	F9	2H 2B		5	1	2	1	0	0	2	Kansas City Royals @ Detroit Tigers Comerica Park, Detroit, MI Sat Aug 18 2001, 5:05 PM EDT Att: 31,897 - Cloudy - 76 F										
Neftali Pérez, S OBP: 0.310, SLG: 0.419	G5-3			F9		P4		F7		4	0	0	0	1	0	1											
Carlos Beltrán, S OBP: 0.333, SLG: 0.451	P4			G5-3		E5 1B		1B	G4-3	5	2	1	0	0	0	3											
Joe Randa, R OBP: 0.305, SLG: 0.365		G5-4-3 1B		F7		1B		1H 2B	F9	5	1	3	2	0	0	0											
Dave McCarty, R OBP: 0.322, SLG: 0.386		G5-4-3			G6-3			2H	HR	3	0	2	1	0	0	1											
Raul Ibanez, L OBP: 0.383, SLG: 0.506		1-2			2B	1-3 3H		2H	HR	1	1	1	2	1	0	0											
Luis Alicaia, S OBP: 0.327, SLG: 0.348	G4-3				G6-3	L4		E	F9	5	1	1	0	0	0	4											
Gregg Zaun, S OBP: 0.300, SLG: 0.455					P6		F9	E6 1B	F8	5	1	2	1	0	0	2											
Dee Brown, L OBP: 0.318, SLG: 0.384			K		K			2B	G1-3 2B	4	1	2	1	0	2	2											
Donnie Sadler, R OBP: 0.257, SLG: 0.236			F8			B2-3	K	G1-3		4	0	0	0	0	1	3											
Inning Stats	R: 0 E: 0 K: 0 S: 8	H: 0 LOB: 0 BB: 0 P: 11	R: 0 E: 0 K: 0 S: 8	H: 1 LOB: 0 BB: 0 P: 12	R: 0 E: 0 K: 1 S: 12	H: 1 LOB: 1 BB: 0 P: 18	R: 0 E: 0 K: 0 S: 4	H: 0 LOB: 0 BB: 0 P: 7	R: 0 E: 0 K: 1 S: 9	H: 1 LOB: 1 BB: 0 P: 14	R: 2 E: 1 K: 0 S: 17	H: 3 LOB: 2 BB: 0 P: 26	R: 0 E: 0 K: 1 S: 8	H: 1 LOB: 1 BB: 0 P: 11	R: 6 E: 1 K: 0 S: 23	H: 7 LOB: 2 BB: 1 P: 39	R: 0 E: 0 K: 0 S: 9	H: 0 LOB: 1 BB: 1 P: 15	1B: 7 2B: 8 3B: 0 HR: 1	SF: 0 SAC: 0 DP: 1 HBP: 0	WP: 0 PB: 0 SB: 0 CS: 0	PA: 43					
PITCHER	IP	WLS	BF	H	R	ER	SO	BB	IBB	HBP	BLK	WP	HR	S	P	ERA	WHIP										
Adam Pettyjohn, L ERA: 5.23	(1, 1)	5.2	23	6	2	0	2	0	0	0	0	0	0	57	20	0.00	1.059										
Matt Perisho, L ERA: 8.3	(6, 1)	1.2	7	2	1	1	1	0	0	0	0	0	0	15	20	5.40	1.200										
Danny Patterson, R ERA: 3.0	(8, 1)	0.0	1	1	0	0	0	0	0	0	0	0	0	1	2	∞	∞										
C.J. Nitkowski, L ERA: 5.56	(8, 1)	0.0	4	4	4	4	0	0	0	0	0	0	1	8	15	∞	∞										
Victor Santos, R ERA: 3.45	(8, 1)	1.2	8	1	1	1	0	2	0	0	0	0	0	17	29	5.40	1.800										

Batter	1	2	3	4	5	6	7	8	9	AB	R	H	RBI	BB	SO	LOB	BOTTOM										
Roger Cedeno, S OBP: 0.353, SLG: 0.408	F8		S 1B HBP	G3			K		K	4	1	0	0	0	2	0	Kansas City Royals @ Detroit Tigers Comerica Park, Detroit, MI Sat Aug 18 2001, 5:05 PM EDT Att: 31,897 - Cloudy - 76 F										
Damion Easley, R OBP: 0.333, SLG: 0.411	1B		1B FC4-6 BB	G6-3			G5-3			3	1	1	0	1	0	0											
Bobby Higginson, L OBP: 0.385, SLG: 0.474	P6		1B FC4-6		F8		F8			4	0	1	1	0	0	1											
Tony Clark, S OBP: 0.391, SLG: 0.497			1B FC4-6		P5			K		4	1	1	1	0	1	1											
Robert Fick, L OBP: 0.350, SLG: 0.520	L5		2B				F8			3	1	1	0	1	0	2											
Randall Simon, L OBP: 0.388, SLG: 0.457			1B					1B		4	0	2	2	0	0	1											
Deivi Cruz, R OBP: 0.289, SLG: 0.386		1B BB	F9			G5-3		G4-3		3	0	0	0	1	0	2											
Shane Halter, R OBP: 0.332, SLG: 0.453		1B	F9			G1-3			P6	4	0	1	0	0	0	1											
Juan Encarnacion, R OBP: 0.292, SLG: 0.401									G6-3	3	0	0	0	0	1	1											
Jose Macias, S OBP: 0.359, SLG: 0.412			K		G6-3					1	0	0	0	0	0	0											
Inning Stats	R: 0 E: 0 K: 0 S: 11	H: 2 LOB: 2 BB: 0 P: 18	R: 0 E: 0 K: 1 S: 6	H: 1 LOB: 1 BB: 1 P: 14	R: 4 E: 0 K: 0 S: 10	H: 3 LOB: 1 BB: 1 P: 23	R: 0 E: 0 K: 0 S: 5	H: 0 LOB: 0 BB: 0 P: 6	R: 0 E: 0 K: 0 S: 7	H: 0 LOB: 0 BB: 0 P: 15	R: 0 E: 0 K: 1 S: 10	H: 0 LOB: 0 BB: 0 P: 15	R: 0 E: 0 K: 1 S: 13	H: 1 LOB: 1 BB: 0 P: 15	R: 0 E: 0 K: 1 S: 7	H: 0 LOB: 0 BB: 0 P: 9	1B: 6 2B: 1 3B: 0 HR: 0	SF: 0 SAC: 0 DP: 0 HBP: 1	WP: 0 PB: 0 SB: 1 CS: 0	PA: 37							
PITCHER	IP	WLS	BF	H	R	ER	SO	BB	IBB	HBP	BLK	WP	HR	S	P	ERA	WHIP										
Jeff Suppan, R ERA: 4.59	(1, 1)	7.0	30	6	4	4	2	3	0	1	0	0	0	56	107	5.14	1.286										
Jason Grimsley, R ERA: 3.17	(8, 1)	1.0	4	1	0	0	1	0	0	0	0	0	0	13	15	0.00	1.000										
Roberto Hernandez, R ERA: 4.03	(9, 1)	1.0	3	0	0	0	1	0	0	0	0	0	0	7	9	0.00	0.000										

Batter	1	2	3	4	5	6	7	8	9	AB	R	H	RBI	BB	SO	LOB	TOP								
Carlos Febles, R OBP: 0.281, SLG: 0.301 (1, 4)										4	1	1	0	0	0	4	Kansas City Royals @ Detroit Tigers Comerica Park, Detroit, MI Sun Aug 19 2001, 1:05 PM EDT Att: 26,898 - Cloudy - 72 F								
Neft Perez, S OBP: 0.310, SLG: 0.418 (1, 6)										3	0	1	0	0	0	0									
Carlos Beltrán, S OBP: 0.332, SLG: 0.448 (1, 8)										3	0	0	0	1	1	1									
Joe Randa, R OBP: 0.304, SLG: 0.366 (1, 5)										4	0	1	1	0	2	0									
Raul Ibanez, L OBP: 0.386, SLG: 0.514 (1, 3) (7, 9)											3	1	1	0	1	0		0							
Luis Alicaes, S OBP: 0.329, SLG: 0.359 (1, 10)											4	1	2	2	0	0		3							
Dee Brown, L OBP: 0.317, SLG: 0.386 (1, 7)											4	0	1	0	0	0		1							
Brent Mayne, L OBP: 0.362, SLG: 0.378 (1, 2)											4	0	1	0	0	0		3							
Donnie Sadler, R OBP: 0.260, SLG: 0.234 (7, PH)											1	0	0	0	1	1	0								
Dave McCarty, R OBP: 0.318, SLG: 0.381 (7, 3)											2	0	0	0	0	0	3								
Inning Stats	R: 1 E: 0 K: 0 S: 8	H: 2 LOB: 2 BB: 2 P: 19	R: 0 E: 0 K: 1 S: 6	H: 0 LOB: 0 BB: 0 P: 11	R: 0 E: 0 K: 1 S: 5	H: 0 LOB: 0 BB: 0 P: 6	R: 0 E: 0 K: 1 S: 9	H: 0 LOB: 0 BB: 0 P: 15	R: 0 E: 0 K: 0 S: 7	H: 1 LOB: 1 BB: 1 P: 15	R: 0 E: 0 K: 0 S: 9	H: 0 LOB: 0 BB: 0 P: 13	R: 1 E: 1 K: 0 S: 15	H: 2 LOB: 2 BB: 0 P: 22	R: 0 E: 0 K: 1 S: 9	H: 1 LOB: 0 BB: 0 P: 12	R: 1 E: 1 K: 0 S: 8	H: 2 LOB: 1 BB: 0 P: 11	1B: 4 2B: 2 3B: 1 HR: 1	SF: 0 SAC: 1 DP: 4 HBP: 0	WP: 0 PB: 0 SB: 0 CS: 0	PA: 36			
PITCHER	IP	WLS	BF	H	R	ER	SO	BB	IBB	HBP	BLK	WP	HR	S	P	ERA	WHIP								
24 Nate Cornejo, R ERA: 8.1 (1, 1)	6.2	W	27	5	2	2	3	2	1	0	0	0	1	56	98	2.70	1.050								
Luis Pineda, R ERA: 1.23 (7, 1)	1.1	H	4	1	0	0	1	0	0	0	0	0	0	12	15	0.00	0.750								
Matt Anderson, R ERA: 4.93 (9, 1)	1.0	S	5	2	1	1	0	0	0	0	0	0	0	8	11	9.00	2.000								

Batter	1	2	3	4	5	6	7	8	9	AB	R	H	RBI	BB	SO	LOB	BOTTOM								
Roger Cedeno, S OBP: 0.350, SLG: 0.404 (1, 8)										4	0	0	0	0	1	1	Kansas City Royals @ Detroit Tigers Comerica Park, Detroit, MI Sun Aug 19 2001, 1:05 PM EDT Att: 26,898 - Cloudy - 72 F								
Damion Easley, R OBP: 0.333, SLG: 0.411 (1, 4)										4	1	1	0	0	1	0									
Bobby Higginson, L OBP: 0.383, SLG: 0.471 (1, 7)										4	1	1	0	0	0	0									
Tony Clark, S OBP: 0.390, SLG: 0.495 (1, 10)										4	1	1	1	0	0	1									
Robert Fick, L OBP: 0.353, SLG: 0.522 (1, 2)										3	1	2	0	0	0	1									
Randall Simon, L OBP: 0.368, SLG: 0.454 (1, 3)										3	0	1	1	0	1	3									
Jose Macias, S OBP: 0.309, SLG: 0.411 (1, 5)										3	0	1	2	0	0	1									
Shane Halter, R OBP: 0.329, SLG: 0.449 (1, 6)										3	0	0	0	0	0	0									
Ryan Jackson, L OBP: 0.261, SLG: 0.358 (1, 9)										2	0	0	0	1	0	0									
Inning Stats	R: 1 E: 0 K: 0 S: 11	H: 2 LOB: 1 BB: 0 P: 18	R: 0 E: 0 K: 0 S: 8	H: 1 LOB: 0 BB: 0 P: 12	R: 0 E: 0 K: 1 S: 4	H: 0 LOB: 0 BB: 0 P: 5	R: 0 E: 0 K: 1 S: 8	H: 1 LOB: 1 BB: 0 P: 14	R: 0 E: 0 K: 0 S: 10	H: 0 LOB: 1 BB: 1 P: 17	R: 3 E: 1 K: 1 S: 19	H: 3 LOB: 0 BB: 0 P: 27	R: 0 E: 0 K: 1 S: 5	H: 0 LOB: 0 BB: 0 P: 7	R: 0 E: 0 K: 0 S: 8	H: 0 LOB: 0 BB: 0 P: 11	1B: 6 2B: 1 3B: 0 HR: 0	SF: 0 SAC: 0 DP: 1 HBP: 0	WP: 0 PB: 0 SB: 0 CS: 1	PA: 32					
PITCHER	IP	WLS	BF	H	R	ER	SO	BB	IBB	HBP	BLK	WP	HR	S	P	ERA	WHIP								
Chad Durbin, R ERA: 4.66 (1, 1)	8.0	L	31	7	4	1	3	1	0	0	0	0	0	73	111	1.12	1.000								

Batter	1	2	3	4	5	6	7	8	9	AB	R	H	RBI	BB	SO	LOB	TOP			
Roger Cedeno, S OBP: 0.346, SLG: 0.400 (1, 8)	F7	F7		P4		G4-3			G6-3	5	0	0	0	0	0	1				
Damion Easley, R OBP: 0.331, SLG: 0.409 (1, 4)	G5-3			F8			K		L9	5	0	1	0	0	1	0				
Bobby Higginson, L OBP: 0.384, SLG: 0.472 (1, 7)										4	2	2	0	0	1	2				
Tony Clark, S OBP: 0.389, SLG: 0.495 (1, 10)										4	0	1	1	0	1	1				
Robert Fick, L OBP: 0.352, SLG: 0.518 (1, 2)										4	0	1	1	0	0	1				
Randall Simon, L OBP: 0.379, SLG: 0.470 (1, 3)										4	1	3	0	0	0	1				
Shane Halter, R OBP: 0.331, SLG: 0.459 (1, 5)										4	1	2	2	0	1	2				
Deivi Cruz, R OBP: 0.285, SLG: 0.381 (1, 6)										4	0	0	0	0	0	3				
Juan Encarnacion, R OBP: 0.292, SLG: 0.399 (1, 9)										4	0	1	0	0	1	0				
Inning Stats	R: 1 E: 0 K: 0 S: 11	H: 2 LOB: 1 BB: 0 P: 15	R: 2 E: 0 K: 0 S: 16	H: 4 LOB: 2 BB: 0 P: 23	R: 0 E: 0 K: 1 S: 12	H: 2 LOB: 2 BB: 0 P: 17	R: 0 E: 0 K: 0 S: 6	H: 0 LOB: 0 BB: 0 P: 10	R: 1 E: 0 K: 1 S: 11	H: 2 LOB: 1 BB: 0 P: 18	R: 0 E: 0 K: 2 S: 10	H: 0 LOB: 0 BB: 0 P: 17	R: 0 E: 0 K: 0 S: 12	H: 1 LOB: 1 BB: 0 P: 18	R: 0 E: 0 K: 0 S: 4	H: 0 LOB: 0 BB: 0 P: 7	1B: 8 2B: 2 3B: 0 HR: 1	SF: 0 SAC: 0 DP: 0 HBP: 0	WP: 0 PB: 0 SB: 2 CS: 0	PA: 38
PITCHER	IP	WLS	BF	H	R	ER	SO	BB	IBB	HBP	BLK	WP	HR	S	P	ERA	WHIP			
Freddy Garcia, R ERA: 3.33 (1, 1)	7.0	L	31	10	4	4	5	0	0	0	0	0	1	71	109	5.14	1.429			
John Halama, L ERA: 5.29 (8, 1)	2.0		7	1	0	0	0	0	0	0	0	0	0	16	25	0.00	0.500			

Detroit Tigers @ Seattle Mariners
Safeco Field, Seattle, WA
Mon Aug 20 2001, 7:05 PM PDT
Att: 45,972 - Cloudy - 70 F

AB 38
R 4
H 11
RBI 4
BB 0
SO 5
LOB 11



Batter	1	2	3	4	5	6	7	8	9	AB	R	H	RBI	BB	SO	LOB	BOTTOM					
51 Ichiro Suzuki, L OBP: 0.375, SLG: 0.461 (1, 9)										4	0	1	0	0	0	0						
Mark McLemore, S OBP: 0.390, SLG: 0.384 (1, 6)										4	0	1	0	0	1	1						
Edgar Martinez, R OBP: 0.424, SLG: 0.541 (1, 10)										4	0	0	0	0	1	1						
John Olerud, L OBP: 0.407, SLG: 0.464 (1, 3)										4	0	0	0	0	3	1						
Bret Boone, R OBP: 0.362, SLG: 0.554 (1, 4)										3	0	1	0	0	0	1						
Mike Cameron, R OBP: 0.355, SLG: 0.502 (1, 8)										3	1	1	0	0	1	2						
Al Martin, L OBP: 0.335, SLG: 0.398 (1, 7)										3	0	1	0	0	0	2						
David Bell, R OBP: 0.297, SLG: 0.388 (1, 5)										3	0	0	0	0	1	1						
Dan Wilson, R OBP: 0.310, SLG: 0.386 (1, 2)										2	0	0	0	0	0	0						
Stan Javier, S OBP: 0.383, SLG: 0.384 (8, PH)										1	0	0	0	0	0	0						
Tom Lampkin, L OBP: 0.308, SLG: 0.352 (9, 2)										0	0	0	0	0	0	0						
Inning Stats	R: 0 E: 0 K: 2 S: 9	H: 1 LOB: 0 BB: 0 P: 13	R: 0 E: 0 K: 1 S: 11	H: 1 LOB: 0 BB: 0 P: 13	R: 0 E: 0 K: 0 S: 7	H: 0 LOB: 0 BB: 0 P: 10	R: 0 E: 0 K: 1 S: 12	H: 1 LOB: 1 BB: 0 P: 19	R: 1 E: 0 K: 0 S: 4	H: 2 LOB: 0 BB: 0 P: 8	R: 0 E: 0 K: 0 S: 5	H: 0 LOB: 0 BB: 0 P: 10	R: 0 E: 1 K: 1 S: 9	H: 0 LOB: 1 BB: 0 P: 12	R: 0 E: 0 K: 1 S: 10	H: 0 LOB: 0 BB: 0 P: 16	R: 0 E: 0 K: 1 S: 7	H: 0 LOB: 0 BB: 0 P: 12	1B: 4 2B: 1 3B: 0 HR: 0	SF: 0 SAC: 0 DP: 1 HBP: 0	WP: 0 PB: 0 SB: 0 CS: 1	PA: 31
PITCHER	IP	WLS	BF	H	R	ER	SO	BB	IBB	HBP	BLK	WP	HR	S	P	ERA	WHIP					
Steve Sparks, R ERA: 4.02 (1, 1)	9.0	W	31	5	1	1	7	0	0	0	0	0	0	74	113	1.00	0.556					

Detroit Tigers @ Seattle Mariners
Safeco Field, Seattle, WA
Mon Aug 20 2001, 7:05 PM PDT
Att: 45,972 - Cloudy - 70 F

AB 31
R 1
H 5
RBI 0
BB 0
SO 7
LOB 9



Batter	1	2	3	4	5	6	7	8	9	AB	R	H	RBI	BB	SO	LOB	TOP										
Roger Cedeno, S (1, 8) OBP: 0.343, SLG: 0.396	G5-3		K			K			K	4	0	0	0	0	3	0											
Damion Easley, R (1, 4) OBP: 0.331, SLG: 0.408	G1-3			F9			G6-4-3 1B		F5	4	0	1	0	0	0	0											
Bobby Higginson, L (1, 7) OBP: 0.382, SLG: 0.468	G6-3			F8			G6-4-3 1-2			3	0	0	0	0	0	1											
Tony Clark, S (1, 3)		G6-3		G4-3			F8			3	0	0	0	0	0	0											
Robert Fick, L (1, 2) OBP: 0.349, SLG: 0.514		G5-3			F8			K		3	0	0	0	0	1	0											
Randall Simon, L (1, 10) OBP: 0.378, SLG: 0.474		G5-3			G4-3					3	0	1	0	0	0	0											
Shane Halter, R (1, 5) OBP: 0.329, SLG: 0.455			G6-3		K2-3			P4		3	0	0	0	0	1	1											
Deivi Cruz, R (1, 6) OBP: 0.283, SLG: 0.378			F8			G5-3		G6-3		3	0	0	0	0	0	1											
Juan Encarnacion, R (1, 9) OBP: 0.292, SLG: 0.407						F8			K	3	1	1	1	0	1	0											
Inning Stats	R: 0 E: 0 K: 0 S: 6	H: 0 LOB: 0 BB: 0 P: 8	R: 0 E: 0 K: 0 S: 9	H: 0 LOB: 0 BB: 0 P: 11	R: 1 E: 0 K: 1 S: 9	H: 1 LOB: 0 BB: 0 P: 12	R: 0 E: 0 K: 0 S: 5	H: 0 LOB: 0 BB: 0 P: 8	R: 0 E: 0 K: 1 S: 6	H: 0 LOB: 0 BB: 0 P: 8	R: 0 E: 0 K: 0 S: 6	H: 1 LOB: 0 BB: 0 P: 8	R: 0 E: 0 K: 1 S: 6	H: 1 LOB: 1 BB: 0 P: 8	R: 0 E: 0 K: 2 S: 11	H: 0 LOB: 0 BB: 0 P: 15	1B: 1 2B: 1 3B: 0 HR: 1	SF: 0 SAC: 0 DP: 1 HBP: 0	WP: 0 PB: 0 SB: 0 CS: 0	PA: 29							
PITCHER	IP	WLS	BF	H	R	ER	SO	BB	IBB	HBP	BLK	WP	HR	S	P	ERA	WHIP										
Aaron Sele, R (1, 1) ERA: 3.6	8.0	W	26	3	1	1	4	0	0	0	0	0	1	55	76	1.12	0.375										
Kazuhiro Sasaki, R (9, 1) ERA: 3.42	1.0	S	3	0	0	0	2	0	0	0	0	0	0	11	15	0.00	0.000										

Detroit Tigers @ Seattle Mariners
Safeco Field, Seattle, WA
Tue Aug 21 2001, 7:05 PM PDT
Att: 45,036 - Dome - 72 F

AB 29
R 1
H 3
RBI 1
BB 0
SO 6
LOB 3



Batter	1	2	3	4	5	6	7	8	9	AB	R	H	RBI	BB	SO	LOB	BOTTOM										
51 Ichiro Suzuki, L (1, 9) OBP: 0.374, SLG: 0.459	L7									4	0	1	0	0	1	2											
Mark McLemore, S (1, 4) OBP: 0.394, SLG: 0.389		1B								4	1	3	1	0	0	2											
Edgar Martinez, R (1, 10) OBP: 0.425, SLG: 0.543										4	0	2	2	0	0	0											
Charles Gipson, R (7, PR) OBP: 0.204, SLG: 0.205										0	0	0	0	0	0	0											
John Olerud, L (1, 3) OBP: 0.404, SLG: 0.460										4	0	0	0	0	1	3											
Al Martin, L (1, 7) OBP: 0.333, SLG: 0.396										4	0	1	0	0	1	2											
Bret Boone, R (9, 4) OBP: 0.362, SLG: 0.554										0	0	0	0	0	0	0											
Mike Cameron, R (1, 8) OBP: 0.356, SLG: 0.502										4	1	2	0	0	1	0											
Carlos Guillen, S (1, 6) OBP: 0.319, SLG: 0.335										4	1	1	0	0	0	1											
David Bell, R (1, 5) OBP: 0.298, SLG: 0.388										2	0	1	0	0	0	0											
Tom Lampkin, L (1, 2) OBP: 0.308, SLG: 0.348										2	1	0	1	0	0	1											
Inning Stats	R: 0 E: 0 K: 1 S: 14	H: 2 LOB: 2 BB: 0 P: 26	R: 1 E: 0 K: 0 S: 12	H: 3 LOB: 2 BB: 0 P: 17	R: 0 E: 0 K: 1 S: 7	H: 0 LOB: 0 BB: 0 P: 14	R: 0 E: 0 K: 0 S: 7	H: 0 LOB: 0 BB: 0 P: 9	R: 0 E: 0 K: 0 S: 9	H: 1 LOB: 0 BB: 0 P: 14	R: 0 E: 0 K: 0 S: 11	H: 2 LOB: 2 BB: 0 P: 16	R: 3 E: 0 K: 1 S: 14	H: 3 LOB: 1 BB: 0 P: 24	R: 0 E: 0 K: 1 S: 7	H: 0 LOB: 0 BB: 0 P: 8	1B: 9 2B: 2 3B: 0 HR: 0	SF: 0 SAC: 1 DP: 0 HBP: 1	WP: 0 PB: 0 SB: 0 CS: 0	PA: 35							
PITCHER	IP	WLS	BF	H	R	ER	SO	BB	IBB	HBP	BLK	WP	HR	S	P	ERA	WHIP										
Jeff Weaver, R (1, 1) ERA: 3.91	7.0	L	31	11	4	4	3	0	0	1	0	0	0	74	120	5.14	1.571										
Victor Santos, R (8, 1) ERA: 3.39	1.0		3	0	0	0	1	0	0	0	0	0	0	7	8	0.00	0.000										

Detroit Tigers @ Seattle Mariners
Safeco Field, Seattle, WA
Tue Aug 21 2001, 7:05 PM PDT
Att: 45,036 - Dome - 72 F

AB 32
R 4
H 11
RBI 4
BB 0
SO 4
LOB 11




Batter	1	2	3	4	5	6	7	8	9	AB	R	H	RBI	BB	SO	LOB	TOP										
Roger Cedeno, S OBP: 0.343, SLG: 0.398 Javier Cardona, R OBP: 0.219, SLG: 0.302	0-0 2B	0-0 FC3-6		2-2 E4		0-0 2B			1-1 F9	3	0	1	0	0	0	5											
Damion Easley, R OBP: 0.329, SLG: 0.404	0-0 L3		4-2 G3-6 BB	1-1 F2		1-3 2-H 2B			0-2 L7	4	0	0	0	1	0	6											
Bobby Higginson, L OBP: 0.383, SLG: 0.467 Jose Macias, S OBP: 0.306, SLG: 0.407	4-1 G6-4-3 BB		0-1 G3-6-1		1-1 G3-1			0-0 G4-3	2-3 K	1	0	0	0	1	0	1											
Tony Clark, S OBP: 0.386, SLG: 0.489 Wendell Magee, R OBP: 0.323, SLG: 0.434	2-2 G6-4-3		4-0 BB		2-0 F8			4-1 BB		1	0	0	0	1	0	2											
Robert Flick, L OBP: 0.347, SLG: 0.511 Ryan Jackson, L OBP: 0.257, SLG: 0.352		2-0 F7	0-0 P6		0-0 G3-1			1-3 K		2	0	0	0	0	0	1											
Randall Simon, L OBP: 0.381, SLG: 0.471		1-0 F8		2-2 E BB 1B		4-2 1B BB		3-3 K		3	1	1	0	1	1	1											
Shane Halter, R OBP: 0.333, SLG: 0.460		2-2 1B 2B		4-2 E BB 1B		0-2 2B 1B		2-3 K		3	0	2	0	1	1	0											
Deivi Cruz, R OBP: 0.282, SLG: 0.374		4-0 1B BB		2-3 K		0-1 F8		1-2 G4-3		3	0	0	0	1	1	4											
Juan Encarnacion, R OBP: 0.292, SLG: 0.405	1-1 FC3-6 1B		1-3 K		1-2 L6			1-3 K		4	0	1	0	0	2	4											
Inning Stats	R: 0 E: 0 K: 0 S: 6	H: 1 LOB: 1 BB: 1 P: 12	R: 0 E: 0 K: 0 S: 8	H: 2 LOB: 3 BB: 1 P: 18	R: 0 E: 0 K: 0 S: 7	H: 0 LOB: 1 BB: 2 P: 15	R: 0 E: 1 K: 2 S: 18	H: 1 LOB: 3 BB: 1 P: 30	R: 0 E: 0 K: 0 S: 4	H: 0 LOB: 0 BB: 0 P: 7	R: 1 E: 0 K: 0 S: 13	H: 2 LOB: 2 BB: 1 P: 20	R: 0 E: 0 K: 2 S: 8	H: 0 LOB: 1 BB: 1 P: 16	R: 0 E: 0 K: 2 S: 13	H: 0 LOB: 0 BB: 0 P: 17	R: 0 E: 0 K: 1 S: 10	H: 0 LOB: 0 BB: 0 P: 13	1B: 3 2B: 3 3B: 0 HR: 0	SF: 0 SAC: 0 DP: 2 HBP: 0	WP: 0 PB: 0 SB: 0 CS: 0	PA: 39					
PITCHER	IP	WLS	BF	H	R	ER	SO	BB	IBB	HBP	BLK	WP	HR	S	P	ERA	WHIP										
Paul Abbott, R ERA: 4.2	5.0	W	23	4	0	0	2	5	0	0	0	0	0	43	82	0.00	1.800										
Ryan Franklin, R ERA: 3.5	1.0		6	2	1	1	0	1	0	0	0	0	0	8	20	9.00	3.000										
Norm Charlton, L ERA: 3.38	1.0		4	0	0	0	2	1	0	0	0	0	0	13	16	0.00	1.000										
Jeff Nelson, R ERA: 2.65	1.0		3	0	0	0	2	0	0	0	0	0	0	13	17	0.00	0.000										
Arthur Rhodes, L ERA: 1.55	1.0		3	0	0	0	1	0	0	0	0	0	0	10	13	0.00	0.000										

Detroit Tigers @ Seattle Mariners
Safeco Field, Seattle, WA
Wed Aug 22 2001, 7:05 PM PDT
Att: 45,814 - Dome - 72 F

livebaseballscorecards.com

AB 32
R 1
H 6
RBI 1
BB 7
SO 7
LOB 25




Batter	1	2	3	4	5	6	7	8	9	AB	R	H	RBI	BB	SO	LOB	BOTTOM										
51 Ichiro Suzuki, L OBP: 0.377, SLG: 0.461 Charles Gipson, R OBP: 0.216, SLG: 0.217			1-1 2B 1B	0-2 G3		1-3 K		0-0 G6-4-3 1B		4	2	3	1	0	0	0											
Mark McLemore, S OBP: 0.395, SLG: 0.387			2-3 3-H 2B 1B	2-3 K		4-2 G6-4-3 1B		2-1 G6-4-3		2	2	0	0	2	1	2											
Stan Javier, S OBP: 0.384, SLG: 0.382			1-2 2B BB	0-3 K		0-2 FC5-4 BB		1-2 G6-4-3		1	0	0	0	1	0	2											
Edgar Martinez, R OBP: 0.426, SLG: 0.548 Tom Lampkin, L OBP: 0.306, SLG: 0.346	0-1 1-H 2-H 2B	1-0 G3	2-2 1B 3B 2B	0-3 K		0-2 FC5-4 HR		0-2 HR		4	2	2	5	0	1	0											
John Olerud, L OBP: 0.406, SLG: 0.475	2-2 2-H HR	1-0 G4-3	0-2 3B 1B	1-3 K		0-0 HR		1-H HR		5	3	3	4	0	1	0											
Bret Boone, R OBP: 0.364, SLG: 0.567	1-0 HR	1-1 2B	0-0 G4-6-3 3B	0-0 F2		1-0 G4-3		1-0 G4-3		5	2	3	3	0	0	0											
Al Martin, L OBP: 0.335, SLG: 0.391	0-0 G4-3	2-2 HBP	4-2 G4-6-3 BB	3-2 F8		1-1 G6-3		0-0 G6-3		3	0	0	0	1	0	0											
Carlos Guillen, S OBP: 0.316, SLG: 0.331	1-0 P5	0-3 K	0-0 G4-6-3			1-0 F9		1-1 F8		5	0	0	0	0	1	3											
David Bell, R OBP: 0.306, SLG: 0.406	1-2 HR		2-2 51 1B			2-2 1B		2-2 1B 1B		5	3	5	1	0	0	0											
Dan Wilson, R OBP: 0.314, SLG: 0.393	2-2 51 1B		0-1 51 2B			0-1 P5		0-0 1B		5	1	3	0	0	0	2											
Inning Stats	R: 6 E: 0 K: 0 S: 25	H: 7 LOB: 2 BB: 1 P: 40	R: 0 E: 1 K: 1 S: 10	H: 1 LOB: 0 BB: 0 P: 15	R: 7 E: 0 K: 0 S: 18	H: 7 LOB: 1 BB: 2 P: 33	R: 0 E: 0 K: 2 S: 9	H: 0 LOB: 0 BB: 0 P: 11	R: 0 E: 0 K: 1 S: 8	H: 0 LOB: 0 BB: 0 P: 12	R: 0 E: 0 K: 1 S: 10	H: 1 LOB: 1 BB: 0 P: 14	R: 2 E: 0 K: 0 S: 9	H: 1 LOB: 0 BB: 1 P: 15	R: 1 E: 0 K: 0 S: 9	H: 3 LOB: 1 BB: 0 P: 14	R: 0 E: 0 K: 1 S: 10	H: 0 LOB: 0 BB: 0 P: 14	1B: 10 2B: 5 3B: 1 HR: 4	SF: 0 SAC: 0 DP: 2 HBP: 1	WP: 0 PB: 0 SB: 0 CS: 0	PA: 47					
PITCHER	IP	WLS	BF	H	R	ER	SO	BB	IBB	HBP	BLK	WP	HR	S	P	ERA	WHIP										
Jose Lima, R ERA: 5.68	0.2	L	9	6	6	6	0	1	0	0	0	0	0	21	33	81.00	10.500										
Adam Pettyjohn, L ERA: 6.33	1.1		13	7	6	6	1	1	0	1	0	0	0	25	42	40.50	6.000										
Chris Holt, R ERA: 5.96	6.0		25	7	4	4	4	2	0	0	0	0	1	52	79	6.00	1.500										

Detroit Tigers @ Seattle Mariners
Safeco Field, Seattle, WA
Wed Aug 22 2001, 7:05 PM PDT
Att: 45,814 - Dome - 72 F

livebaseballscorecards.com

AB 42
R 16
H 20
RBI 15
BB 4
SO 5
LOB 11



Batter	1	2	3	4	5	6	7	8	9	AB	R	H	RBI	BB	SO	LOB	TOP										
Roger Cedeno, S (1, 8) OBP: 0.343, SLG: 0.395	0-0 L7		2-2 FC4-6 2B		4-1 CS BB		2-2 G4-3			3	1	0	0	1	0	1	Detroit Tigers @ Seattle Mariners Safeco Field, Seattle, WA Thu Aug 23 2001, 3:35 PM PDT Att: 45,063 - Dome - 72 F										
Damion Easley, R (1, 4) OBP: 0.329, SLG: 0.401	4-2 S BB		2-3 K 1-2		2-1 P2 1-2		0-0 G6-3			3	0	0	0	1	1	2											
Bobby Higginson, L (1, 7) OBP: 0.361, SLG: 0.467	3-2 F2 1-2		1-0 K 2B		1-2 F8		1-2 G3			4	0	1	1	0	0	1											
Tony Clark, S (1, 10) OBP: 0.385, SLG: 0.485	0-1 F7		4-2 K BB			0-0 F8		2-3 K		3	0	0	0	1	1	1											
Robert Fick, L (1, 2) OBP: 0.346, SLG: 0.506		2-2 F7	1-2 G3			4-0 BB BB		0-2 G6-3		3	0	0	0	1	0	2											
Randall Simon, L (1, 3) OBP: 0.380, SLG: 0.465		1-1 F8		2-3 K		4-1 BB BB		1-3 K		2	0	0	0	1	1	0											
Wendell Magee, R (8, PH) OBP: 0.321, SLG: 0.431						1-2 BB BB				1	0	0	0	0	1	0											
Jose Macias, S (1, 9) OBP: 0.309, SLG: 0.407		0-2 K 1B		4-0 K BB		1-2 F2			0-3 K	3	0	1	0	1	1	2											
Shane Halter, R (1, 5) OBP: 0.332, SLG: 0.455		3-1 F8		2-3 K		4-1 K 1-2 2-3 BB			1-0 F9	3	0	0	0	1	1	2											
Deivi Cruz, R (1, 6) OBP: 0.282, SLG: 0.373			1-2 K FC4-6 1B		2-1 F8		0-0 F2		3-1 F9	4	0	1	0	0	0	4											
Inning Stats	R: 0 E: 0 K: 0 S: 8	H: 0 LOB: 1 BB: 1 P: 15	R: 0 E: 0 K: 0 S: 12	H: 1 LOB: 1 BB: 0 P: 18	R: 1 E: 0 K: 1 S: 15	H: 2 LOB: 2 BB: 1 P: 26	R: 0 E: 0 K: 2 S: 10	H: 0 LOB: 1 BB: 1 P: 20	R: 0 E: 0 K: 0 S: 7	H: 0 LOB: 0 BB: 3 P: 13	R: 0 E: 0 K: 0 S: 9	H: 0 LOB: 0 BB: 0 P: 12	R: 0 E: 0 K: 2 S: 9	H: 0 LOB: 0 BB: 0 P: 12	R: 0 E: 0 K: 1 S: 6	H: 0 LOB: 0 BB: 0 P: 10	1B: 2 2B: 1 3B: 0 HR: 0	SF: 0 SAC: 0 DP: 0 HBP: 0	WP: 0 PB: 0 SB: 2 CS: 1	PA: 36							
PITCHER	IP	WLS	BF	H	R	ER	SO	BB	IBB	HBP	BLK	WP	HR	S	P	ERA	WHIP										
Joel Pineiro, R (1, 1) ERA: 1.86	5.0	W	21	3	1	1	3	4	0	0	0	0	0	52	92	1.80	1.400										
John Halama, L (6, 1) ERA: 5.25	0.2	H	4	0	0	0	0	2	0	0	0	0	0	5	14	0.00	3.000										
Jeff Nelson, R (6, 1) ERA: 2.6	1.0	H	4	0	0	0	0	1	0	0	0	0	0	7	13	0.00	1.000										
Arthur Rhodes, L (7, 1) ERA: 1.51	1.1	H	4	0	0	0	2	0	0	0	0	0	0	13	17	0.00	0.000										
Kazuhiko Sasaki, R (9, 1) ERA: 3.35	1.0		3	0	0	0	1	0	0	0	0	0	0	6	10	0.00	0.000										

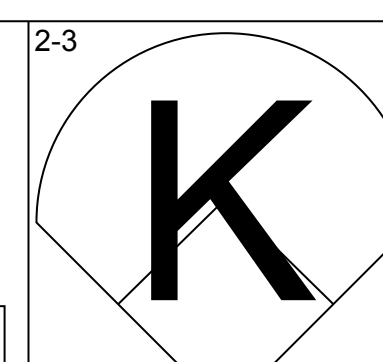
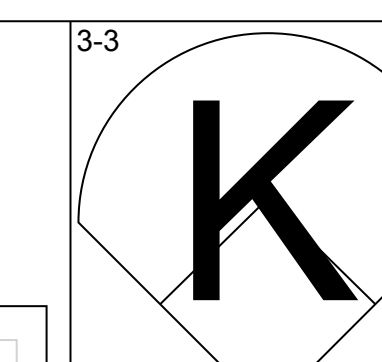
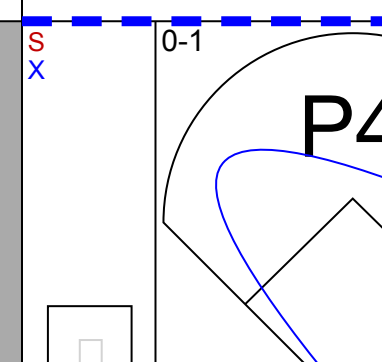
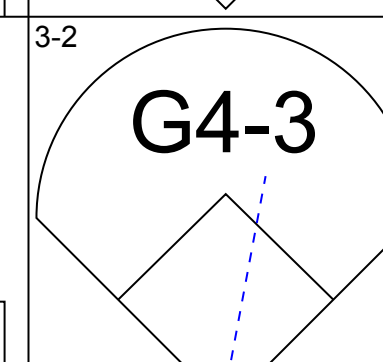
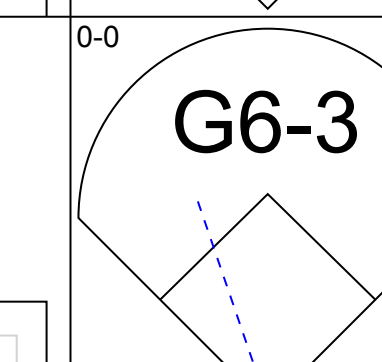
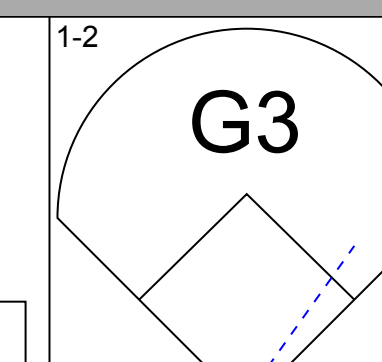
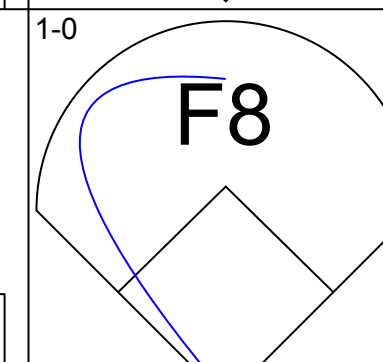
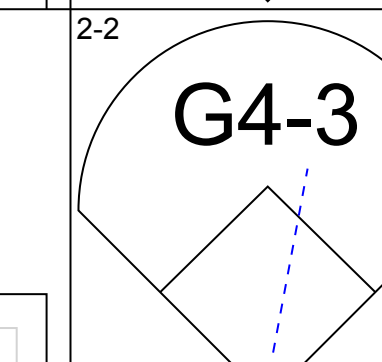
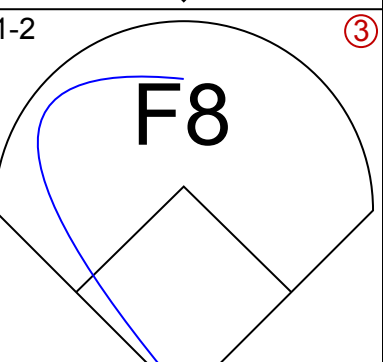
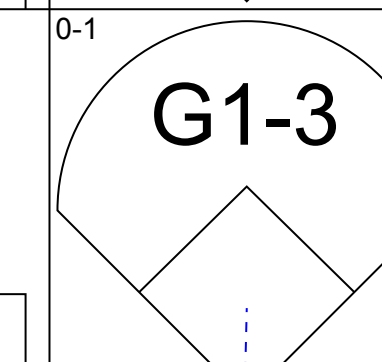
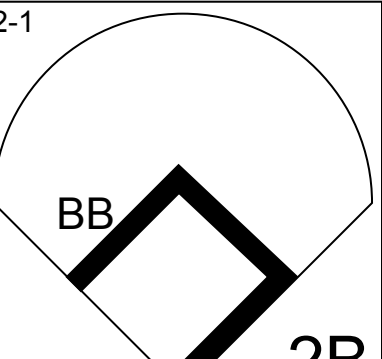
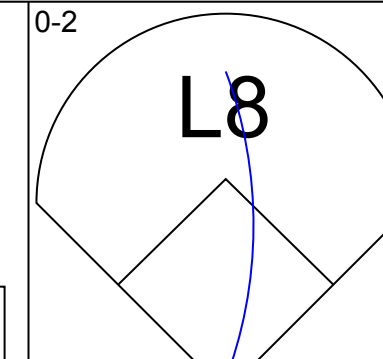
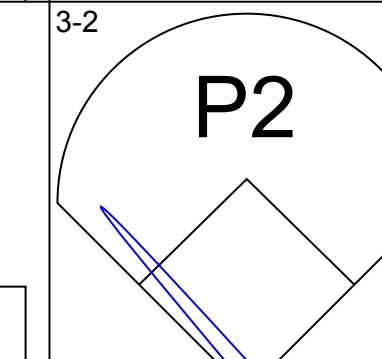
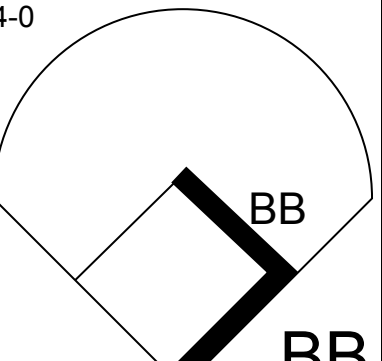
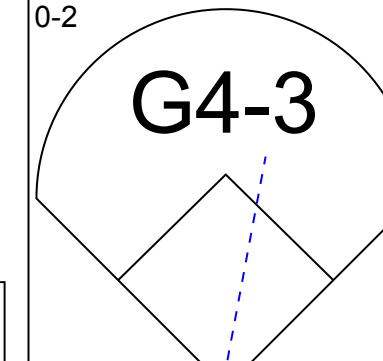
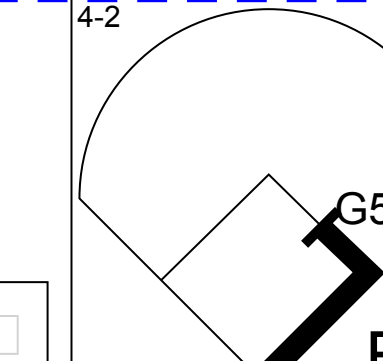
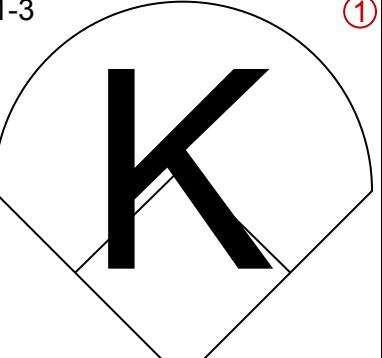
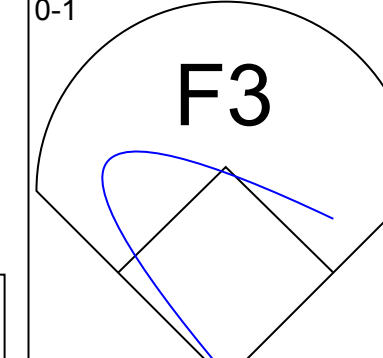
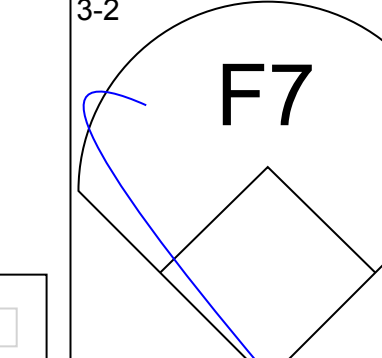
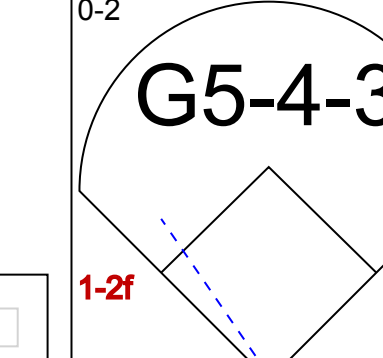
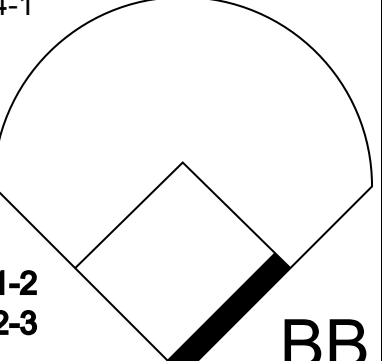
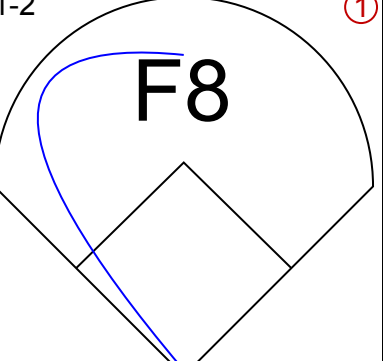
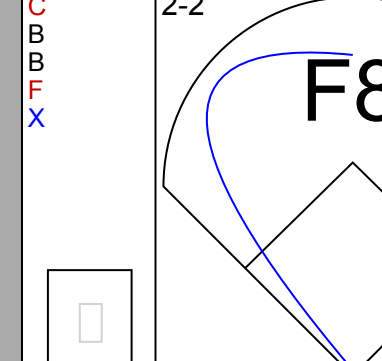
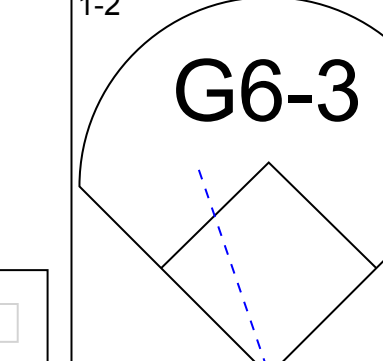
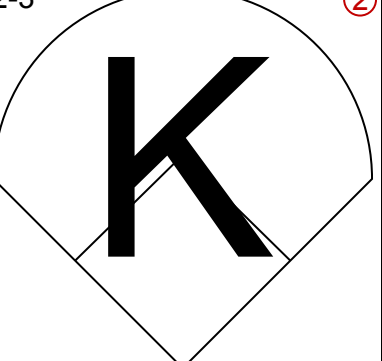
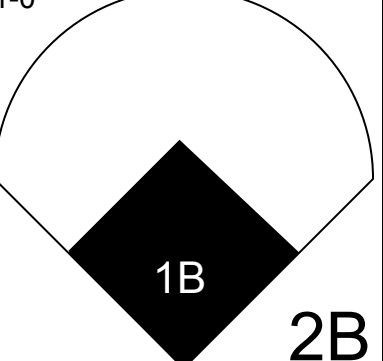
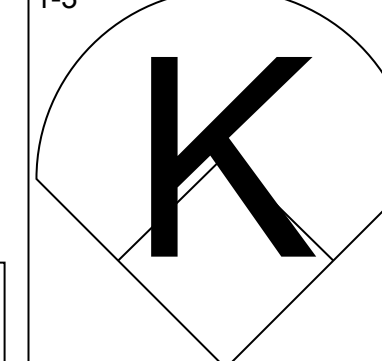
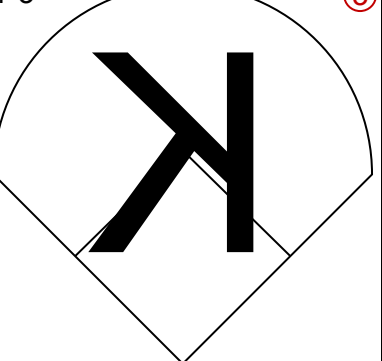
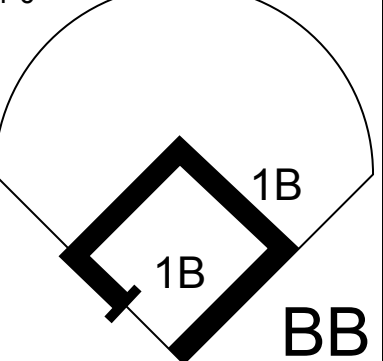
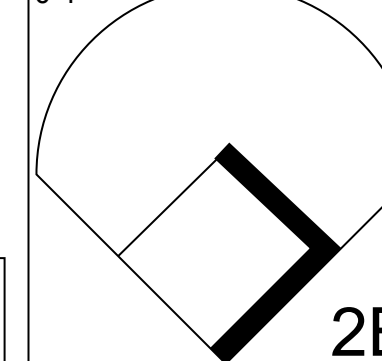
Batter	1	2	3	4	5	6	7	8	9	AB	R	H	RBI	BB	SO	LOB	BOTTOM										
51 Ichiro Suzuki, L (1, 9) OBP: 0.379, SLG: 0.463	1-0 1B G6-4-3	1-0 K 1B			2-2 G1-3		3-2 3B 1B			4	2	3	1	0	0	0	Detroit Tigers @ Seattle Mariners Safeco Field, Seattle, WA Thu Aug 23 2001, 3:35 PM PDT Att: 45,063 - Dome - 72 F										
Carlos Guillen, S (1, 6) OBP: 0.317, SLG: 0.337	3-2 G6-4-3 1B	1-2 2-3 3-H 1B	3-2 F8		3-2 F9		0-0 K 1B			4	0	2	1	0	0	3											
Edgar Martinez, R (1, 10) OBP: 0.424, SLG: 0.544	3-2 G6-4-3 1-2 3-H 1B		3-2 F7		1-1 F8		4-0 K BB			3	0	0	0	1	0	1											
Bret Boone, R (1, 4) OBP: 0.363, SLG: 0.564	3-2 P6		1-3 K		3-2 FC6-4 1B		3-2 G1-3			4	0	1	0	0	1	2											
Mike Cameron, R (1, 8) OBP: 0.355, SLG: 0.499		4-1 BB 51 1B BB	0-2 G5-3		2-3 K		1-3 K			3	1	0	0	1	2	1											
Stan Javier, S (1, 7) OBP: 0.379, SLG: 0.376		1-1 F7		1-0 F9		0-0 FC6-4 1-2		3-2 G4-3		3	0	0	0	0	2												
John Olerud, L (8, 3) OBP: 0.406, SLG: 0.474										1	0	0	0	0	0	0											
David Bell, R (1, 3) OBP: 0.310, SLG: 0.424		1-0 51 1B BB 1B		2-2 F7			3-2 K HR		0-0 K HR	4	2	3	2	0	0	0											
Dan Wilson, R (1, 2) OBP: 0.313, SLG: 0.391		2-2 F7		2-3 K			0-0 F9		0-0 K 1B	4	0	1	0	0	1	2											
Mark McLemore, S (1, 5) OBP: 0.394, SLG: 0.383		4-2 51 1B BB			2-1 F9		2-1 G4-3		3-3 K	3	0	0	0	1	1	1											
Inning Stats	R: 1 E: 0 K: 0 S: 11	H: 2 LOB: 0 BB: 0 P: 21	R: 1 E: 0 K: 0 S: 14	H: 2 LOB: 3 BB: 2 P: 30	R: 0 E: 0 K: 1 S: 10	H: 0 LOB: 0 BB: 0 P: 14	R: 0 E: 0 K: 1 S: 7	H: 0 LOB: 0 BB: 0 P: 12	R: 0 E: 0 K: 0 S: 8	H: 1 LOB: 1 BB: 0 P: 15	R: 2 E: 0 K: 0 S: 13	H: 3 LOB: 2 BB: 1 P: 28	R: 1 E: 0 K: 2 S: 11	H: 2 LOB: 1 BB: 0 P: 18	1B: 7 2B: 0 3B: 1 HR: 2	SF: 0 SAC: 0 DP: 1 HBP: 0	WP: 0 PB: 0 SB: 0 CS: 0	PA: 36									
PITCHER	IP	WLS	BF	H	R	ER	SO	BB	IBB	HBP	BLK	WP	HR	S	P	ERA	WHIP										
Mark Redman, L (1, 1) ERA: 4.14	5.1	L	22	5	2	2	2	2	0	0	0	0	0	55	101	3.38	1.312										
Luis Pineda, R (6, 1) ERA: 2.69	2.1		11	3	2	2	2	1	0	0	0	0	1	23	44	7.71	1.714										
Matt Anderson, R (8, 1) ERA: 5.09	0.1		3	2	1	1	1	0	0	0	0	0	1	5	8	27.00	6.000										

AB	29
R	1
H	3
RBI	1
BB	7
SO	6
LOB	15




AB	33
R	5
H	10
RBI	4
BB	3
SO	5
LOB	12

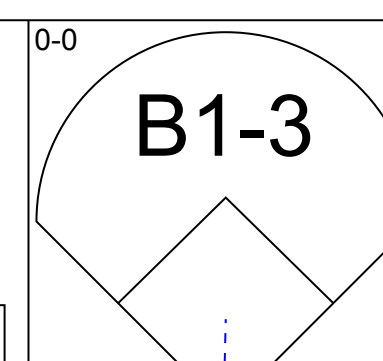
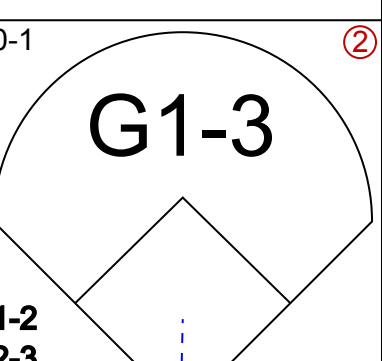
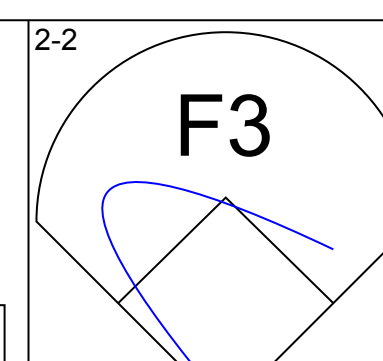
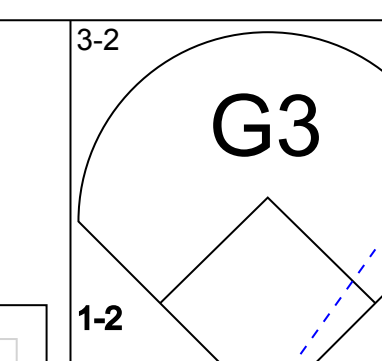
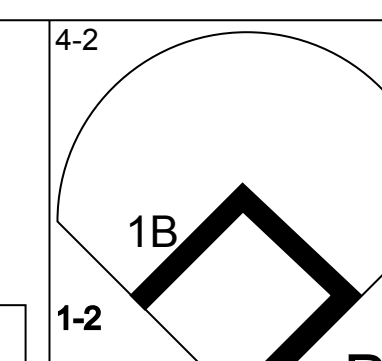
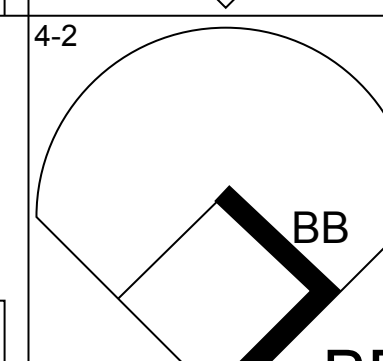
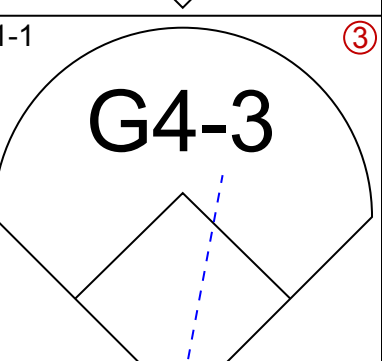
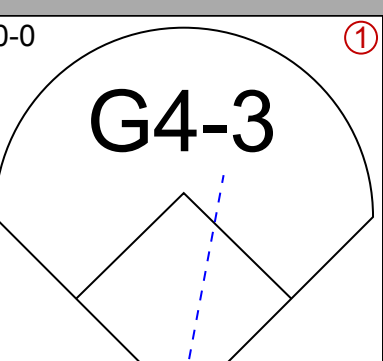
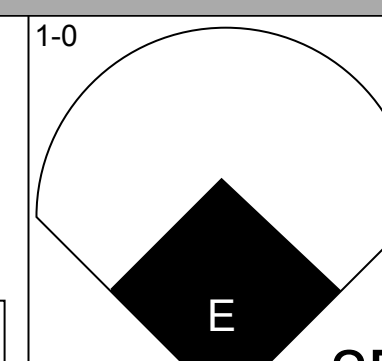

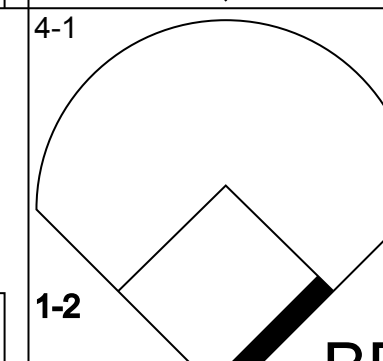
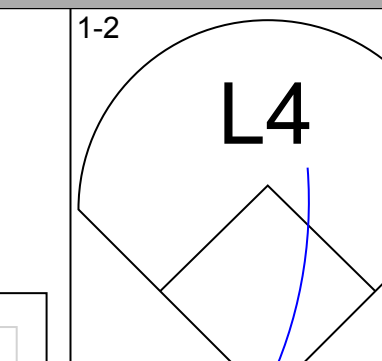
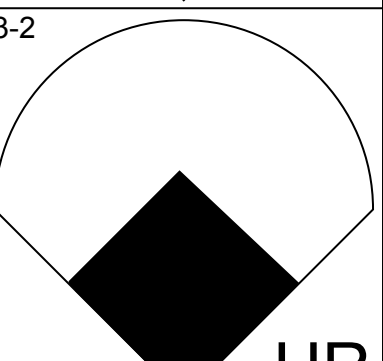
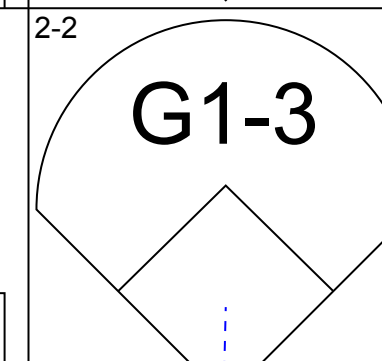

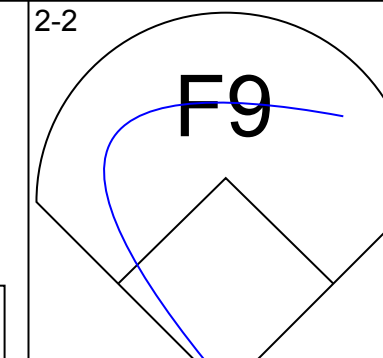
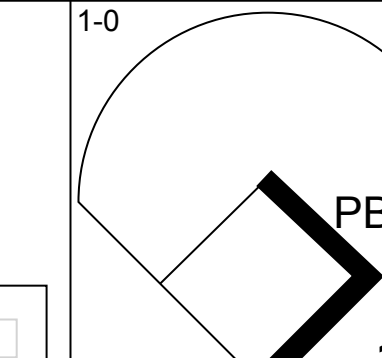
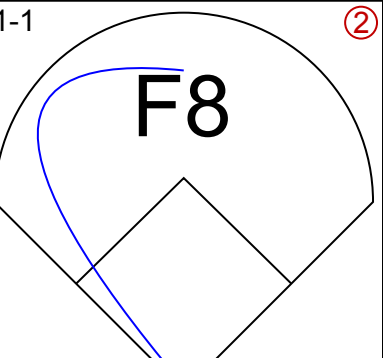
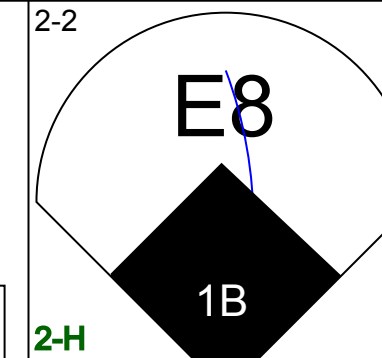
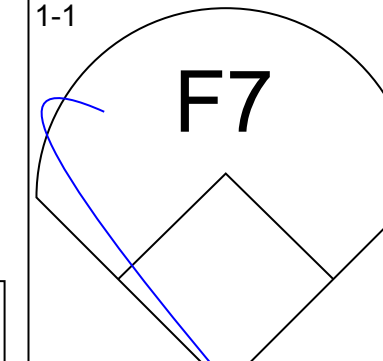
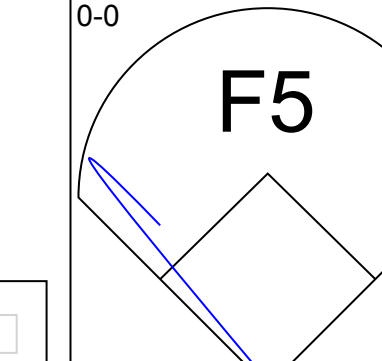
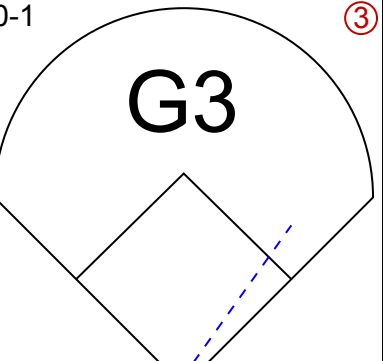
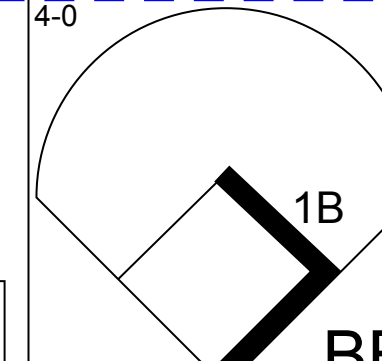
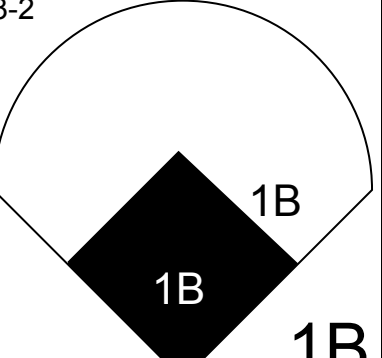
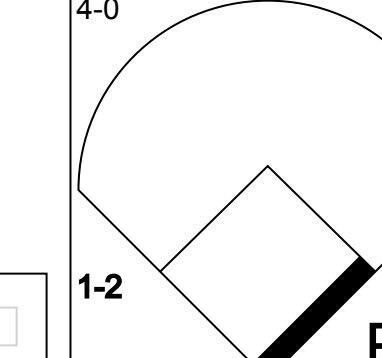

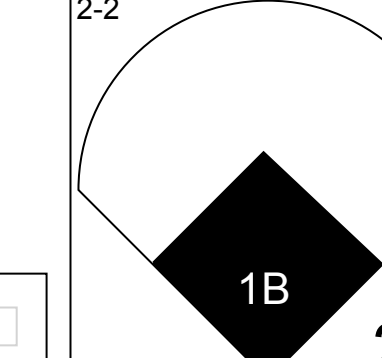
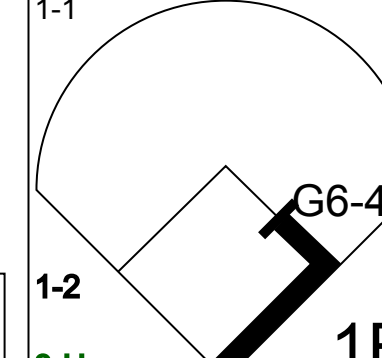

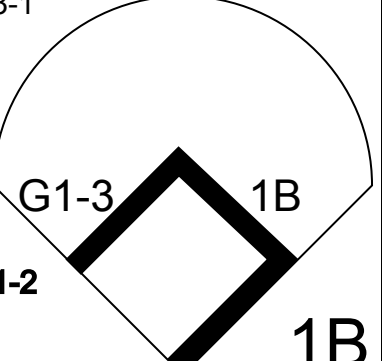
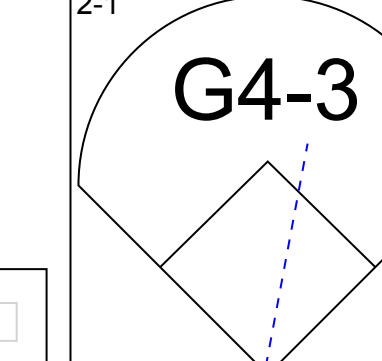
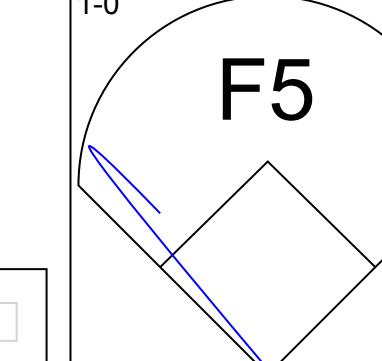
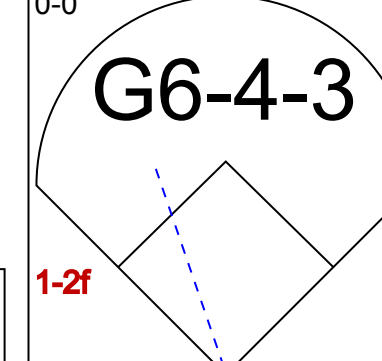
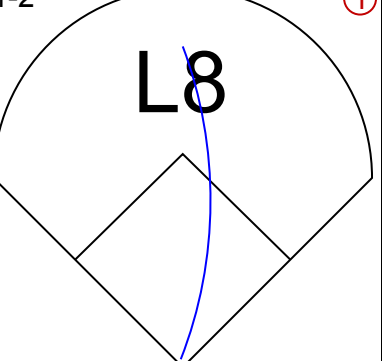
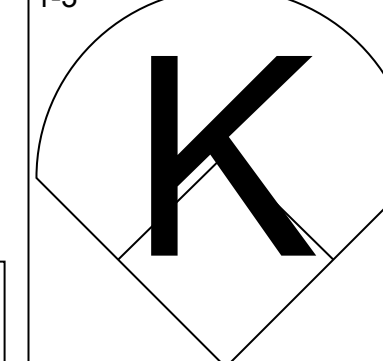
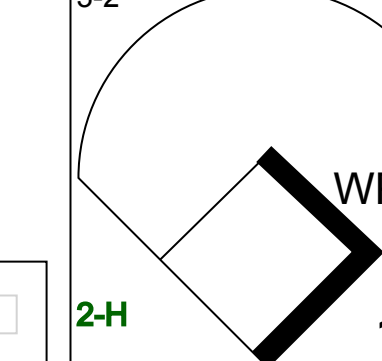
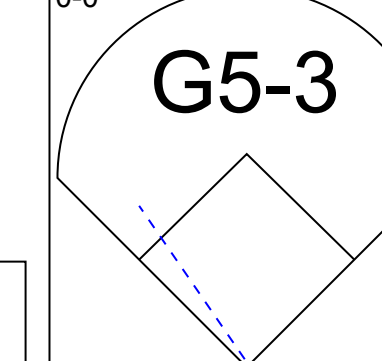
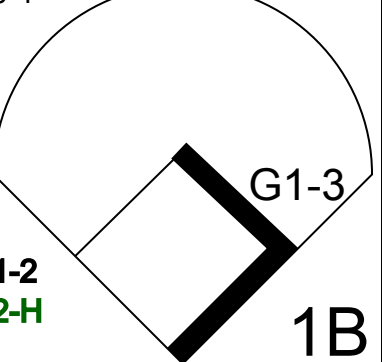
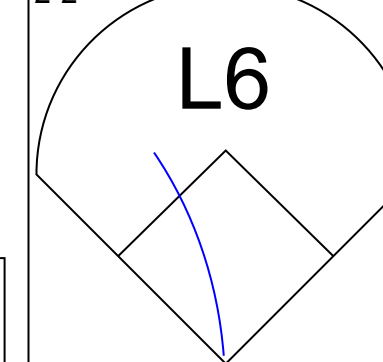
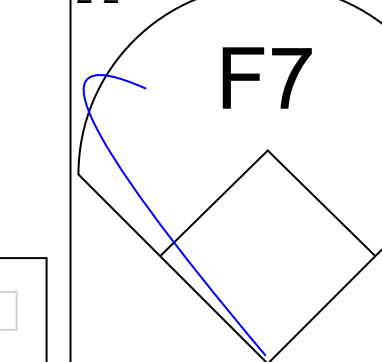
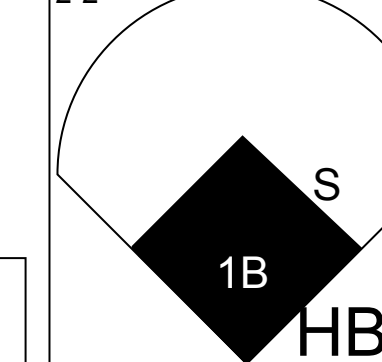


Batter	1	2	3	4	5	6	7	8	9	AB	R	H	RBI	BB	SO	LOB	TOP							
Roger Cedeno, S OBP: 0.346, SLG: 0.397 (1, 8)										4	0	1	1	0	2	1								
Damion Easley, R OBP: 0.329, SLG: 0.401 (1, 4)										4	0	1	0	0	0	0								
Bobby Higginson, L OBP: 0.377, SLG: 0.460 (1, 10)										4	0	0	0	0	0	2								
Tony Clark, S OBP: 0.384, SLG: 0.487 (1, 3)										4	0	1	0	0	1	0								
Wendell Magee, R OBP: 0.325, SLG: 0.425 (1, 7)										2	0	0	0	2	1	0								
Shane Halter, R OBP: 0.325, SLG: 0.444 (1, 5)										4	0	0	0	0	1	3								
Deivi Cruz, R OBP: 0.284, SLG: 0.371 (1, 6)										3	0	0	0	1	0	0								
Juan Encarnacion, R OBP: 0.292, SLG: 0.407 (1, 9)										3	1	1	0	0	2	3								
Javier Cardona, R OBP: 0.239, SLG: 0.323 (1, 2)										2	0	1	0	1	1	3								
Inning Stats	R: 0 H: 0 E: 0 K: 1 S: 11	H: 0 R: 1 ER: 0 LOB: 0 BB: 0 P: 17	R: 0 H: 1 E: 0 K: 3 S: 14	H: 1 R: 0 ER: 0 LOB: 0 BB: 2 P: 28	R: 0 H: 0 E: 0 K: 1 S: 7	H: 0 R: 0 ER: 0 LOB: 0 BB: 0 P: 12	R: 0 H: 0 E: 0 K: 0 S: 9	H: 0 R: 0 ER: 0 LOB: 0 BB: 0 P: 9	R: 1 H: 3 E: 0 K: 0 S: 11	H: 3 R: 0 ER: 0 LOB: 0 BB: 1 P: 20	R: 0 H: 0 E: 0 K: 2 S: 12	H: 0 R: 0 ER: 0 LOB: 0 BB: 0 P: 18	R: 0 H: 1 E: 0 K: 1 S: 10	H: 1 R: 0 ER: 0 LOB: 0 BB: 0 P: 13	R: 0 H: 0 E: 0 K: 0 S: 10	H: 0 R: 0 ER: 0 LOB: 0 BB: 1 P: 14	R: 0 H: 0 E: 0 K: 0 S: 9	H: 0 R: 0 ER: 0 LOB: 0 BB: 1 P: 14	1B: 2 2B: 3 3B: 0 HR: 0	SF: 0 SAC: 0 DP: 1 HBP: 0	WP: 0 PB: 0 SB: 0 CS: 0	PA: 34		
PITCHER	IP	WLS	BF	H	R	ER	SO	BB	IBB	HBP	BLK	WP	HR	S	P	ERA	WHIP							
Barry Zito, L ERA: 3.96 (1, 1)	6.0	W	24	4	1	1	7	3	0	0	0	0	0	64	104	1.50	1.167							
Chad Bradford, R ERA: 2.57 (7, 1)	0.2	H	3	1	0	0	1	0	0	0	0	0	0	8	11	0.00	1.500							
Mike Magnante, L ERA: 2.42 (7, 1)	1.1	H	4	0	0	0	0	0	0	0	0	0	0	12	16	0.00	0.000							
Luis Vizcaino, R ERA: 3.8 (9, 1)	1.0		3	0	0	0	0	1	0	0	0	0	0	9	14	0.00	1.000							

Detroit Tigers @ Oakland Athletics
Network Associates Coliseum, Oakland, CA
Sat Aug 25 2001, 4:05 PM EDT
Att: 24,236 - Sunny - 68 F


AB 30
R 1
H 5
RBI 1
BB 4
SO 8
LOB 12



Batter	1	2	3	4	5	6	7	8	9	AB	R	H	RBI	BB	SO	LOB	BOTTOM							
Johnny Damon, L OBP: 0.323, SLG: 0.372 (1, 8)										4	0	0	0	1	0	3								
Jeremy Giambi, L OBP: 0.384, SLG: 0.467 (1, 3)										4	1	2	1	1	0	2								
Jason Giambi, L OBP: 0.461, SLG: 0.630 (1, 10)										4	1	1	1	1	0	3								
Jermaine Dye, R OBP: 0.348, SLG: 0.453 (1, 9)										4	1	1	0	0	0	2								
3 Eric Chavez, L OBP: 0.321, SLG: 0.477 (1, 5)										3	0	0	0	1	0	3								
Terrence Long, L OBP: 0.337, SLG: 0.415 (1, 7)										3	2	3	1	1	0	0								
Greg Myers, L OBP: 0.305, SLG: 0.410 (1, 2)										4	0	1	0	0	0	5								
Miguel Tejada, R OBP: 0.310, SLG: 0.457 (1, 6)										4	0	1	1	0	1	2								
F.P. Santangelo, S OBP: 0.233, SLG: 0.154 (1, 4)										3	1	1	1	0	0	1								
Inning Stats	R: 0 H: 0 E: 0 K: 0 S: 9	H: 3 R: 0 ER: 0 LOB: 2 BB: 2 P: 20	R: 1 H: 3 E: 0 K: 0 S: 14	H: 3 R: 0 ER: 0 LOB: 2 BB: 0 P: 22	R: 0 H: 1 E: 0 K: 0 S: 7	H: 1 R: 0 ER: 0 LOB: 2 BB: 1 P: 15	R: 0 H: 0 E: 0 K: 1 S: 10	H: 0 R: 0 ER: 0 LOB: 0 BB: 0 P: 15	R: 1 H: 1 E: 0 K: 0 S: 9	H: 1 R: 0 ER: 0 LOB: 0 BB: 0 P: 13	R: 1 H: 2 E: 0 K: 0 S: 14	H: 2 R: 0 ER: 0 LOB: 1 BB: 0 P: 25	R: 2 H: 2 E: 1 K: 0 S: 11	H: 2 R: 0 ER: 0 LOB: 1 BB: 1 P: 21	R: 1 H: 1 E: 0 K: 0 S: 10	H: 1 R: 0 ER: 0 LOB: 1 BB: 1 P: 20	1B: 7 2B: 2 3B: 0 HR: 1	SF: 0 SAC: 0 DP: 2 HBP: 1	WP: 1 PB: 1 SB: 1 CS: 0	PA: 39				
PITCHER	IP	WLS	BF	H	R	ER	SO	BB	IBB	HBP	BLK	WP	HR	S	P	ERA	WHIP							
Steve Sparks, R ERA: 4.03 (1, 1)	6.1	L	31	8	5	3	1	3	0	0	0	0	0	71	123	4.26	1.737							
Matt Parisho, L ERA: 5.79 (7, 1)	0.2		3	1	0	0	0	1	0	0	0	0	0	3	8	0.00	3.000							
Adam Pettyjohn, L ERA: 6.39 (8, 1)	1.0		5	1	1	1	0	1	0	1	0	0	0	10	20	9.00	2.000							

Detroit Tigers @ Oakland Athletics
Network Associates Coliseum, Oakland, CA
Sat Aug 25 2001, 4:05 PM EDT
Att: 24,236 - Sunny - 68 F


AB 33
R 6
H 10
RBI 5
BB 5
SO 1
LOB 21



Batter	1	2	3	4	5	6	7	8	9	AB	R	H	RBI	BB	SO	LOB	TOP					
Roger Cedeno, S (1, 8) OBP: 0.347, SLG: 0.397										5	2	2	0	0	0	1						
Jose Macias, S (1, 4) OBP: 0.312, SLG: 0.414										4	1	1	1	0	0	2						
Bobby Higginson, L (1, 7) OBP: 0.361, SLG: 0.462										4	1	3	1	1	0	1						
Robert Fick, L (1, 2) OBP: 0.342, SLG: 0.499										4	1	2	1	0	0	3						
Damon Easley, R (9, PR) OBP: 0.329, SLG: 0.401										0	0	0	0	0	0	0						
Randall Simon, L (1, 10) OBP: 0.369, SLG: 0.447										5	0	1	1	0	1	4						
Shane Halter, R (1, 5) OBP: 0.326, SLG: 0.442										4	0	1	0	1	1	2						
Ryan Jackson, L (1, 3) OBP: 0.250, SLG: 0.342										3	0	0	0	0	2	3						
Tony Clark, S (7, PH) OBP: 0.393, SLG: 0.486										1	0	0	1	0	0	2						
Deivi Cruz, R (1, 6) OBP: 0.284, SLG: 0.368										3	0	0	1	0	1	2						
Juan Encarnacion, R (1, 9) OBP: 0.294, SLG: 0.410										4	1	2	0	0	1	3						
Inning Stats	R: 3 E: 0 K: 0 S: 19	H: 5 LOB: 3 BB: 0 P: 27	R: 0 E: 1 K: 0 S: 9	H: 0 LOB: 1 BB: 0 P: 15	R: 0 E: 0 K: 1 S: 11	H: 0 LOB: 0 BB: 0 P: 14	R: 2 E: 0 K: 1 S: 12	H: 3 LOB: 1 BB: 0 P: 18	R: 0 E: 0 K: 2 S: 10	H: 0 LOB: 0 BB: 0 P: 17	R: 0 E: 0 K: 0 S: 10	H: 1 LOB: 1 BB: 0 P: 14	R: 1 E: 0 K: 0 S: 10	H: 2 LOB: 2 BB: 1 P: 18	R: 0 E: 0 K: 1 S: 9	H: 0 LOB: 0 BB: 0 P: 15	R: 0 E: 0 K: 1 S: 10	H: 1 LOB: 2 BB: 1 P: 17	1B: 10 2B: 3 3B: 0 HR: 0	SF: 1 SAC: 0 DP: 2 HBP: 2	WP: 0 PB: 0 SB: 1 CS: 1	PA: 42
PITCHER	IP WLS BF H R ER SO BB IBB HBP BLK WP HR S P ERA WHIP																					
Cory Lidle, R (1, 1) ERA: 3.87	4.0	22	8	5	5	2	0	0	0	0	0	0	0	0	0	15	23	0.00	0.750			
Erik Hiljus, R (5, 1) ERA: 3.29	1.1	5	1	0	0	2	0	0	0	0	0	0	0	0	0	13	24	0.00	2.000			
Mark Guthrie, L (6, 1) ERA: 4.63	1.0	6	2	1	0	0	0	1	0	1	0	0	0	0	5	7	0.00	0.000				
Jeff Tam, R (7, 1) ERA: 2.95	1.0	W	3	0	0	0	1	0	0	0	0	0	0	0	6	10	0.00	0.000				
Mike Magnante, L (8, 1) ERA: 2.39	0.2	H	2	0	0	0	0	0	0	0	0	0	0	0	6	10	0.00	0.000				

Detroit Tigers @ Oakland Athletics
Network Associates Coliseum, Oakland, CA
Sun Aug 26 2001, 4:05 PM EDT
Att: 27,915 - Sunny - 64 F


AB 37
R 6
H 12
RBI 6
BB 2
SO 6
LOB 23



Batter	1	2	3	4	5	6	7	8	9	AB	R	H	RBI	BB	SO	LOB	BOTTOM					
Johnny Damon, L (1, 8) OBP: 0.320, SLG: 0.369										5	0	0	0	0	0	4						
Jeremy Giambi, L (1, 3) OBP: 0.384, SLG: 0.464										2	1	0	0	1	1	3						
Olmedo Saenz, R (7, PH) OBP: 0.307, SLG: 0.402										0	1	0	0	1	0	0						
Jason Giambi, L (1, 10) OBP: 0.462, SLG: 0.635										3	2	1	2	0	1	3						
Jermaine Dye, R (1, 9) OBP: 0.349, SLG: 0.453										4	0	2	1	0	0	0						
3 Eric Chavez, L (1, 5) OBP: 0.318, SLG: 0.472										4	0	0	0	0	0	3						
Terrence Long, L (1, 7) OBP: 0.340, SLG: 0.417										3	2	2	1	1	0	0						
Miguel Tejada, R (1, 6) OBP: 0.314, SLG: 0.467										4	1	3	3	0	0	1						
Ramon Hernandez, R (1, 2) OBP: 0.316, SLG: 0.371										3	0	1	0	0	1	0						
F.P. Santangelo, S (1, 4) OBP: 0.235, SLG: 0.138										3	0	0	0	0	1	1						
Frank Menechino, R (9, 4) OBP: 0.369, SLG: 0.385										0	0	0	0	0	0	0						
Inning Stats	R: 0 E: 0 K: 2 S: 10	H: 0 LOB: 0 BB: 0 P: 14	R: 0 E: 0 K: 0 S: 7	H: 0 LOB: 0 BB: 0 P: 11	R: 0 E: 0 K: 0 S: 16	H: 2 LOB: 3 BB: 0 P: 23	R: 2 E: 0 K: 1 S: 17	H: 1 LOB: 0 BB: 1 P: 27	R: 2 E: 0 K: 1 S: 17	H: 2 LOB: 1 BB: 1 P: 26	R: 1 E: 0 K: 0 S: 10	H: 2 LOB: 1 BB: 0 P: 12	R: 2 E: 0 K: 0 S: 10	H: 2 LOB: 1 BB: 1 P: 20	R: 0 E: 0 K: 0 S: 6	H: 0 LOB: 0 BB: 0 P: 9	R: 0 E: 0 K: 0 S: 6	H: 0 LOB: 0 BB: 0 P: 9	1B: 6 2B: 1 3B: 0 HR: 2	SF: 0 SAC: 1 DP: 1 HBP: 2	WP: 0 PB: 0 SB: 0 CS: 0	PA: 37
PITCHER	IP WLS BF H R ER SO BB IBB HBP BLK WP HR S P ERA WHIP																					
Jeff Weaver, R (1, 1) ERA: 4.02	6.0	28	7	5	5	4	2	0	1	0	0	0	0	8	17	27.00	4.500					
Matt Perisho, L (7, 1) ERA: 6.21	0.2	L	5	2	2	2	0	1	0	1	0	0	0	8	12	0.00	0.000					
Danny Patterson, R (7, 1) ERA: 2.88	1.1	4	0	0	0	0	0	0	0	0	0	0	0	8	12	0.00	0.000					

Detroit Tigers @ Oakland Athletics
Network Associates Coliseum, Oakland, CA
Sun Aug 26 2001, 4:05 PM EDT
Att: 27,915 - Sunny - 64 F

AB 31
R 7
H 9
RBI 7
BB 3
SO 4
LOB 15



Batter	1	2	3	4	5	6	7	8	9	AB	R	H	RBI	BB	SO	LOB	TOP								
Ray Durham, S OBP: 0.332, SLG: 0.444	F5		FC4-6 1B	P6		3B		CS 1B		5	0	3	0	0	0	1									
Jose Valentin, S OBP: 0.335, SLG: 0.521	K		FC4-6 14 1B		F5	K		HR		5	1	1	2	0	2	3									
Maglio Ordonez, R OBP: 0.376, SLG: 0.532	F8		F5		F5		G4-6-3 1B	1B		4	1	1	0	1	0	2									
14 Paul Konerko, R OBP: 0.351, SLG: 0.534		1B BB SF8 1B	1B		1B		G4-6-3 1B	F8		5	1	4	1	0	0	1									
Jeff Liefer, L OBP: 0.283, SLG: 0.490		4-0 1B	3-H 1B		F8		G4-6-3 1B			3	0	1	0	1	0	3									
Aaron Rowand, R OBP: 0.406, SLG: 0.495		1-2 BB	F8		F8		1-2 2-3 3-H 1B	S 1B		1	0	1	0	0	0	0									
Carlos Lee, R OBP: 0.329, SLG: 0.496		2-2 G4-6-3 1B		K		HR 1B	G4-6-3 1B	K		5	1	2	0	0	2	3									
Chris Singleton, L OBP: 0.314, SLG: 0.420		2-0 SF8			3B	HR	1-2 2-3 3-H 1B	K		4	2	2	3	0	1	2									
Royce Clayton, R OBP: 0.286, SLG: 0.360		3-H G4-6-3 1B			3B	G5-3		1B SH5-3 HR 1B		5	1	2	1	0	0	3									
Mark Johnson, L OBP: 0.333, SLG: 0.317			3-1 FC4-6 14 1B		P3		1-3 K	SH5-3 1B		3	1	1	0	0	1	1									
Inning Stats	R: 0 E: 0 K: 1 S: 11	H: 0 LOB: 0 BB: 0 P: 16	R: 1 E: 0 K: 0 S: 10	H: 2 LOB: 1 BB: 1 P: 22	R: 1 E: 0 K: 0 S: 11	H: 3 LOB: 2 BB: 0 P: 19	R: 1 E: 0 K: 1 S: 15	H: 2 LOB: 1 BB: 0 P: 24	R: 0 E: 0 K: 2 S: 10	H: 1 LOB: 1 BB: 0 P: 12	R: 2 E: 0 K: 2 S: 13	H: 3 LOB: 1 BB: 0 P: 17	R: 1 E: 0 K: 0 S: 8	H: 2 LOB: 1 BB: 1 P: 14	R: 2 E: 0 K: 0 S: 13	H: 4 LOB: 1 BB: 0 P: 21	R: 0 E: 0 K: 2 S: 12	H: 1 LOB: 1 BB: 0 P: 15	1B: 13 2B: 0 3B: 3 HR: 2	SF: 1 SAC: 1 DP: 2 HBP: 0	WP: 0 PB: 0 SB: 1 CS: 1	PA: 44			
PITCHER	IP	WLS	BF	H	R	ER	SO	BB	IBB	HBP	BLK	WP	HR	S	P	ERA	WHIP								
Jose Lima, R ERA: 5.8	5.1		26	10	5	5	2	1	0	0	0	0	1	61	98	8.44	2.062								
Matt Perisho, L ERA: 5.09	0.2	H	3	1	0	0	2	0	0	0	0	0	0	9	12	0.00	1.500								
Luis Pineda, R ERA: 3.86	0.2		3	2	1	1	0	1	0	0	0	0	0	5	11	∞	∞								
Danny Patterson, R ERA: 3.09	2.0	L	8	4	2	2	0	0	0	0	0	0	1	16	24	9.00	2.000								
Matt Anderson, R ERA: 4.89	1.0		4	1	0	0	2	0	0	0	0	0	0	12	15	0.00	1.000								

Chicago White Sox @ Detroit Tigers
Comerica Park, Detroit, MI
Tue Aug 28 2001, 7:05 PM EDT
Att: 19,129 - Cloudy - 78 F

livebaseballscorecards.com

AB 40
R 8
H 18
RBI 7
BB 2
SO 6
LOB 19



Batter	1	2	3	4	5	6	7	8	9	AB	R	H	RBI	BB	SO	LOB	BOTTOM								
Roger Cedeno, S OBP: 0.348, SLG: 0.400	S E 1B	SH5-3		G4-3 2B		G4-3			P5	4	1	2	0	0	0	0									
Damion Easley, R OBP: 0.328, SLG: 0.397	F8	E6 BB		G4-3		K			L6	5	0	0	0	0	1	2									
Bobby Higginson, L OBP: 0.380, SLG: 0.460	E4	P6		G6-3		G3-1				4	0	1	0	0	0	2									
Tony Clark, S OBP: 0.384, SLG: 0.485	G4-6-3 1B				K					3	0	1	0	1	1	1									
Robert Fick, L OBP: 0.341, SLG: 0.499		BB			G4-3			F9		4	1	1	0	0	0	3									
Randall Simon, L OBP: 0.372, SLG: 0.449		3B 1B	F7						G2-3	4	1	2	0	0	0	0									
Shane Halter, R OBP: 0.325, SLG: 0.446		1B 3B	G1-3		B1				L9	4	1	1	2	0	0	1									
Deivi Cruz, R OBP: 0.283, SLG: 0.366		SH5-3 E 1B	G6-3			K			F9	4	1	1	1	0	1	0									
Juan Encarnacion, R OBP: 0.294, SLG: 0.410		SH5-3 E 1B		G6-3		G5-3				3	1	1	0	0	0	0									
Jose Macias, S OBP: 0.311, SLG: 0.413									K	1	0	0	0	0	1	0									
Inning Stats	R: 1 E: 1 K: 0 S: 10	H: 2 LOB: 0 BB: 0 P: 14	R: 5 E: 1 K: 0 S: 26	H: 5 LOB: 2 BB: 1 P: 42	R: 0 E: 0 K: 0 S: 4	H: 0 LOB: 0 BB: 0 P: 6	R: 0 E: 0 K: 0 S: 12	H: 1 LOB: 1 BB: 0 P: 18	R: 0 E: 0 K: 1 S: 9	H: 1 LOB: 1 BB: 0 P: 11	R: 0 E: 0 K: 1 S: 8	H: 0 LOB: 0 BB: 0 P: 10	R: 0 E: 0 K: 1 S: 9	H: 1 LOB: 1 BB: 0 P: 16	R: 0 E: 0 K: 0 S: 7	H: 0 LOB: 0 BB: 0 P: 9	R: 0 E: 0 K: 1 S: 11	H: 0 LOB: 0 BB: 0 P: 16	1B: 7 2B: 2 3B: 1 HR: 0	SF: 0 SAC: 1 DP: 1 HBP: 0	WP: 0 PB: 0 SB: 1 CS: 0	PA: 38			
PITCHER	IP	WLS	BF	H	R	ER	SO	BB	IBB	HBP	BLK	WP	HR	S	P	ERA	WHIP								
Rocky Biddle, R ERA: 5.35	5.0		25	9	6	3	1	1	0	0	0	0	0	61	91	5.40	2.000								
Sean Lowe, R ERA: 3.94	1.1		4	0	0	0	2	0	0	0	0	0	0	11	16	0.00	0.000								
Alan Embree, L ERA: 8.84	1.0	W	4	1	0	0	0	0	0	0	0	0	0	9	15	0.00	1.000								
Bob Howry, R ERA: 4.48	1.2	S	5	0	0	0	1	0	0	0	0	0	0	15	20	0.00	0.000								

Chicago White Sox @ Detroit Tigers
Comerica Park, Detroit, MI
Tue Aug 28 2001, 7:05 PM EDT
Att: 19,129 - Cloudy - 78 F

livebaseballscorecards.com

AB 36
R 6
H 10
RBI 3
BB 1
SO 4
LOB 9



Batter	1	2	3	4	5	6	7	8	9	AB	R	H	RBI	BB	SO	LOB	TOP				
Ray Durham, S OBP: 0.334, SLG: 0.447	G6-3	3B		BB		S	G6-3		E1	5	1	2	0	1	0	3					
Carlos Lee, R OBP: 0.329, SLG: 0.494	F7	P6		BB		G6-4-3		G6-3		4	0	1	0	1	0	2					
Chris Singleton, L OBP: 0.316, SLG: 0.422				BB				1B		1	0	1	2	0	0	0					
Magglio Ordonez, R OBP: 0.375, SLG: 0.528	FC6-4		F9	G4-3		FC5	14 S	G6-3	F7	5	0	1	0	1	0	6					
14 Paul Konerko, R OBP: 0.351, SLG: 0.530	FC6-4		G6-3			BB	1B	FC5		3	1	0	0	2	0	2					
Jose Canseco, R OBP: 0.393, SLG: 0.531		G4-3	K			FC6-4	BB	SF7	F9	4	0	1	1	0	1	1					
Herbert Perry, R OBP: 0.336, SLG: 0.417		K		SH3	HBP	FC6-4	BB	FC5	K	3	1	0	0	1	2	2					
Aaron Rowand, R OBP: 0.400, SLG: 0.484		HR		SH3		FC6-4			G6-3	4	1	1	1	0	1	2					
Royce Clayton, R OBP: 0.287, SLG: 0.361				G6-3		F9				2	1	1	0	0	0	1					
Jose Valentin, S OBP: 0.335, SLG: 0.520		HR							E	3	1	1	0	0	1	2					
Josh Paul, R OBP: 0.278, SLG: 0.327				BB		G5-3				5	2	4	4	0	0	2					
Inning Stats	R: 0 E: 0 K: 0 S: 11	H: 1 LOB: 1 BB: 0 P: 20	R: 3 E: 0 K: 1 S: 13	H: 4 LOB: 1 BB: 0 P: 25	R: 0 E: 0 K: 1 S: 10	H: 0 LOB: 0 BB: 0 P: 14	R: 1 E: 0 K: 0 S: 11	H: 1 LOB: 3 BB: 2 P: 24	R: 1 E: 0 K: 0 S: 16	H: 1 LOB: 2 BB: 2 P: 28	R: 1 E: 0 K: 2 S: 16	H: 1 LOB: 1 BB: 0 P: 13	R: 0 E: 0 K: 0 S: 11	H: 1 LOB: 1 BB: 0 P: 16	R: 2 E: 1 K: 1 S: 19	H: 3 LOB: 2 BB: 0 P: 29	1B: 10 2B: 1 3B: 1 HR: 1	SF: 1 SAC: 1 DP: 0 HBP: 1	WP: 0 PB: 0 SB: 3 CS: 0	PA: 48	
PITCHER	IP WLS BF H R ER SO BB IBB HBP BLK WP HR S P ERA WHIP	IP WLS BF H R ER SO BB IBB HBP BLK WP HR S P ERA WHIP	IP WLS BF H R ER SO BB IBB HBP BLK WP HR S P ERA WHIP	IP WLS BF H R ER SO BB IBB HBP BLK WP HR S P ERA WHIP	IP WLS BF H R ER SO BB IBB HBP BLK WP HR S P ERA WHIP	IP WLS BF H R ER SO BB IBB HBP BLK WP HR S P ERA WHIP	IP WLS BF H R ER SO BB IBB HBP BLK WP HR S P ERA WHIP	IP WLS BF H R ER SO BB IBB HBP BLK WP HR S P ERA WHIP	IP WLS BF H R ER SO BB IBB HBP BLK WP HR S P ERA WHIP	IP WLS BF H R ER SO BB IBB HBP BLK WP HR S P ERA WHIP	IP WLS BF H R ER SO BB IBB HBP BLK WP HR S P ERA WHIP	IP WLS BF H R ER SO BB IBB HBP BLK WP HR S P ERA WHIP	IP WLS BF H R ER SO BB IBB HBP BLK WP HR S P ERA WHIP	IP WLS BF H R ER SO BB IBB HBP BLK WP HR S P ERA WHIP	IP WLS BF H R ER SO BB IBB HBP BLK WP HR S P ERA WHIP	IP WLS BF H R ER SO BB IBB HBP BLK WP HR S P ERA WHIP	IP WLS BF H R ER SO BB IBB HBP BLK WP HR S P ERA WHIP	IP WLS BF H R ER SO BB IBB HBP BLK WP HR S P ERA WHIP	IP WLS BF H R ER SO BB IBB HBP BLK WP HR S P ERA WHIP	IP WLS BF H R ER SO BB IBB HBP BLK WP HR S P ERA WHIP	IP WLS BF H R ER SO BB IBB HBP BLK WP HR S P ERA WHIP

Chicago White Sox @ Detroit Tigers
Comerica Park, Detroit, MI
Wed Aug 29 2001, 7:05 PM EDT
Att: 21,998 - Sunny - 75 F

AB 39
R 8
H 13
RBI 8
BB 6
SO 5
LOB 23



Batter	1	2	3	4	5	6	7	8	9	AB	R	H	RBI	BB	SO	LOB	BOTTOM				
Roger Cedeno, S OBP: 0.345, SLG: 0.397	E7		FC6-4			F8		G5-4-3		4	1	0	0	0	0	2					
Jose Macias, S OBP: 0.313, SLG: 0.415	G3		F9			F8		G6-3		3	0	1	0	1	0	1					
Bobby Higginson, L OBP: 0.377, SLG: 0.457	SF8		F9			P4		F7		3	0	0	1	0	0	3					
Tony Clark, S OBP: 0.381, SLG: 0.480	K		K			G5-3		G6-3		4	0	0	0	0	2	3					
Robert Fick, L OBP: 0.340, SLG: 0.496		G3-1		F7		1B		F9		4	1	1	0	0	0	1					
Randall Simon, L OBP: 0.369, SLG: 0.444		G4-3		K		1B			P6	4	0	1	0	0	1	0					
Damion Easley, R OBP: 0.330, SLG: 0.398		PO							G4-3	3	0	2	1	1	0	0					
Shane Halter, R OBP: 0.324, SLG: 0.449	PO		E			K			F8	4	1	1	0	0	1	1					
Deivi Cruz, R OBP: 0.284, SLG: 0.366			E4			G5-3				3	0	1	1	0	0	0					
Inning Stats	R: 1 E: 1 K: 1 S: 9	H: 0 LOB: 0 BB: 0 P: 12	R: 0 E: 0 K: 0 S: 7	H: 0 LOB: 0 BB: 1 P: 15	R: 1 E: 1 K: 1 S: 9	H: 1 LOB: 2 BB: 1 P: 19	R: 0 E: 0 K: 2 S: 13	H: 1 LOB: 1 BB: 0 P: 16	R: 0 E: 0 K: 0 S: 8	H: 3 LOB: 0 BB: 0 P: 27	R: 0 E: 0 K: 0 S: 8	H: 1 LOB: 0 BB: 0 P: 12	R: 0 E: 0 K: 0 S: 8	H: 1 LOB: 1 BB: 0 P: 14	R: 0 E: 0 K: 0 S: 8	H: 0 LOB: 0 BB: 0 P: 12	1B: 5 2B: 1 3B: 1 HR: 0	SF: 1 SAC: 0 DP: 1 HBP: 0	WP: 0 PB: 0 SB: 1 CS: 0	PA: 36	
PITCHER	IP WLS BF H R ER SO BB IBB HBP BLK WP HR S P ERA WHIP	IP WLS BF H R ER SO BB IBB HBP BLK WP HR S P ERA WHIP	IP WLS BF H R ER SO BB IBB HBP BLK WP HR S P ERA WHIP	IP WLS BF H R ER SO BB IBB HBP BLK WP HR S P ERA WHIP	IP WLS BF H R ER SO BB IBB HBP BLK WP HR S P ERA WHIP	IP WLS BF H R ER SO BB IBB HBP BLK WP HR S P ERA WHIP	IP WLS BF H R ER SO BB IBB HBP BLK WP HR S P ERA WHIP	IP WLS BF H R ER SO BB IBB HBP BLK WP HR S P ERA WHIP	IP WLS BF H R ER SO BB IBB HBP BLK WP HR S P ERA WHIP	IP WLS BF H R ER SO BB IBB HBP BLK WP HR S P ERA WHIP	IP WLS BF H R ER SO BB IBB HBP BLK WP HR S P ERA WHIP	IP WLS BF H R ER SO BB IBB HBP BLK WP HR S P ERA WHIP	IP WLS BF H R ER SO BB IBB HBP BLK WP HR S P ERA WHIP	IP WLS BF H R ER SO BB IBB HBP BLK WP HR S P ERA WHIP	IP WLS BF H R ER SO BB IBB HBP BLK WP HR S P ERA WHIP	IP WLS BF H R ER SO BB IBB HBP BLK WP HR S P ERA WHIP	IP WLS BF H R ER SO BB IBB HBP BLK WP HR S P ERA WHIP	IP WLS BF H R ER SO BB IBB HBP BLK WP HR S P ERA WHIP	IP WLS BF H R ER SO BB IBB HBP BLK WP HR S P ERA WHIP	IP WLS BF H R ER SO BB IBB HBP BLK WP HR S P ERA WHIP	IP WLS BF H R ER SO BB IBB HBP BLK WP HR S P ERA WHIP

Chicago White Sox @ Detroit Tigers
Comerica Park, Detroit, MI
Wed Aug 29 2001, 7:05 PM EDT
Att: 21,998 - Sunny - 75 F

AB 32
R 3
H 7
RBI 3
BB 2
SO 4
LOB 11



Batter	1	2	3	4	5	6	7	8	9	AB	R	H	RBI	BB	SO	LOB	TOP								
Ray Durham, S OBP: 0.335, SLG: 0.454	G1-3		SH1-3 1B				F7			4	1	2	1	0	0	0	Chicago White Sox @ Detroit Tigers Comerica Park, Detroit, MI Thu Aug 30 2001, 7:05 PM EDT Att: 24,364 - Cloudy - 81 F								
Jose Valentin, S OBP: 0.335, SLG: 0.518	G4-3		SH1-3				F8			3	0	1	0	0	0	0									
Magglio Ordonez, R OBP: 0.372, SLG: 0.524	G4-3		L6					G4-3		4	0	0	0	0	0	3									
14 Paul Konerko, R OBP: 0.356, SLG: 0.532		FC5 BB 1B						1B		2	0	2	0	1	0	0									
Jeff Liefer, L OBP: 0.282, SLG: 0.486		F7	G3					G4-3		4	0	1	0	0	0	5									
Carlos Lee, R OBP: 0.329, SLG: 0.491		P6			1B			G4-3		4	0	1	0	0	0	3									
Chris Singleton, L OBP: 0.315, SLG: 0.418		FC5 BB			K			G4-3		3	0	0	0	1	1	1									
Tony Graffanino, R OBP: 0.384, SLG: 0.412		FC5			G4-3			G6-3		4	0	1	0	0	1	2									
Mark Johnson, L OBP: 0.333, SLG: 0.311 Herbert Perry, R (9, PH) OBP: 0.335, SLG: 0.416			SH1-3 1B BB		G4-6-3			F8		2	0	0	0	1	0	2									
								F8		1	0	0	0	0	0	0									
Inning Stats	R: 0 E: 0 K: 0 S: 6	H: 0 LOB: 0 BB: 0 P: 11	R: 0 E: 0 K: 0 S: 9	H: 1 LOB: 2 BB: 1 P: 18	R: 0 E: 0 K: 0 S: 5	H: 1 LOB: 3 BB: 2 P: 14	R: 0 E: 0 K: 1 S: 10	H: 2 LOB: 1 BB: 0 P: 14	R: 1 E: 0 K: 0 S: 7	H: 2 LOB: 1 BB: 0 P: 14	R: 0 E: 0 K: 0 S: 6	H: 0 LOB: 0 BB: 0 P: 9	R: 0 E: 0 K: 0 S: 5	H: 0 LOB: 0 BB: 0 P: 8	R: 0 E: 0 K: 0 S: 9	H: 2 LOB: 1 BB: 0 P: 9	R: 0 E: 0 K: 1 S: 8	H: 0 LOB: 0 BB: 0 P: 10	1B: 7 2B: 0 3B: 0 HR: 1	SF: 0 SAC: 1 DP: 3 HBP: 1	WP: 0 PB: 0 SB: 0 CS: 0	PA: 36			
PITCHER	IP	WLS	BF	H	R	ER	SO	BB	IBB	HBP	BLK	WP	HR	S	P	ERA	WHIP								
24 Nate Cornejo, R ERA: 5.33	(1, 1)	7.0	W	29	6	1	1	1	2	1	0	0	1	48	88	1.29	1.143								
Danny Patterson, R ERA: 3.03	(8, 1)	1.0	H	4	2	0	0	0	0	0	0	0	0	9	9	0.00	2.000								
Matt Anderson, R ERA: 4.88	(9, 1)	1.0	S	3	0	0	0	1	0	0	0	0	0	8	10	0.00	0.000								

Batter	1	2	3	4	5	6	7	8	9	AB	R	H	RBI	BB	SO	LOB	BOTTOM								
Roger Cedeno, S OBP: 0.345, SLG: 0.400	G6-3							K		4	0	1	1	0	2	1	Chicago White Sox @ Detroit Tigers Comerica Park, Detroit, MI Thu Aug 30 2001, 7:05 PM EDT Att: 24,364 - Cloudy - 81 F								
Jose Macias, S OBP: 0.312, SLG: 0.412	F8							G5-3		3	0	0	0	0	0	0									
Bobby Higginson, L OBP: 0.374, SLG: 0.453	F9							G4-3		4	0	0	0	0	0	2									
Wendell Magee, R OBP: 0.320, SLG: 0.416		G5-3						G6-3		3	0	0	0	0	0	0									
Shane Halter, R OBP: 0.327, SLG: 0.460								F8		3	2	2	1	0	0	0									
Damion Easley, R OBP: 0.328, SLG: 0.396								G6-3 2B 1B		3	0	0	0	0	0	1									
Deivi Cruz, R OBP: 0.281, SLG: 0.363								F9		3	0	0	0	0	0	1									
Juan Encarnacion, R OBP: 0.295, SLG: 0.412								G6-3		3	0	1	1	0	0	0									
Javier Cardona, R OBP: 0.257, SLG: 0.353								G6-3		3	1	2	0	0	0	1									
								G6-3																	
Inning Stats	R: 0 E: 0 K: 0 S: 5	H: 0 LOB: 0 BB: 0 P: 7	R: 1 E: 0 K: 0 S: 9	H: 1 LOB: 0 BB: 0 P: 15	R: 1 E: 0 K: 0 S: 8	H: 2 LOB: 1 BB: 0 P: 10	R: 0 E: 0 K: 0 S: 6	H: 0 LOB: 0 BB: 0 P: 9	R: 0 E: 0 K: 1 S: 13	H: 1 LOB: 1 BB: 0 P: 19	R: 0 E: 0 K: 0 S: 8	H: 0 LOB: 0 BB: 0 P: 14	R: 1 E: 0 K: 0 S: 10	H: 2 LOB: 1 BB: 0 P: 18	R: 0 E: 0 K: 1 S: 8	H: 0 LOB: 0 BB: 0 P: 10	1B: 2 2B: 2 3B: 1 HR: 1	SF: 0 SAC: 0 DP: 1 HBP: 1	WP: 0 PB: 0 SB: 0 CS: 0	PA: 30					
PITCHER	IP	WLS	BF	H	R	ER	SO	BB	IBB	HBP	BLK	WP	HR	S	P	ERA	WHIP								
56 Mark Buehrle, L ERA: 3.07	(1, 1)	8.0	L	30	6	3	3	2	0	0	1	0	1	67	102	3.38	0.750								

AB	31
R	1
H	8
RBI	1
BB	3
SO	2
LOB	16



AB	29
R	3
H	6
RBI	3
BB	0
SO	2
LOB	6



Batter	1	2	3	4	5	6	7	8	9	AB	R	H	RBI	BB	SO	LOB	TOP								
Roger Cedeno, S (1, 9) OBP: 0.343, SLG: 0.398										5	1	1	0	0	2	2									
Jose Macias, S (1, 5) OBP: 0.312, SLG: 0.409										3	0	0	0	1	1	1									
Bobby Higginson, L (1, 7) OBP: 0.373, SLG: 0.451										4	0	1	0	0	3	3									
Randall Simon, L (1, 3) OBP: 0.372, SLG: 0.460										3	1	1	1	1	0	2									
Robert Fick, L (1, 10) OBP: 0.337, SLG: 0.490										4	0	0	0	0	2	3									
Shane Halter, R (1, 6) OBP: 0.325, SLG: 0.463										4	0	2	0	0	2	1									
Damon Easley, R (1, 4) OBP: 0.327, SLG: 0.395										4	1	1	0	0	1	2									
Wendell Magee, R (1, 8) OBP: 0.312, SLG: 0.405										4	0	0	0	0	3	2									
Javier Cardona, R (1, 2) OBP: 0.270, SLG: 0.375										4	1	2	1	0	0	0									
Inning Stats	R: 0 E: 0 K: 1 S: 13	H: 1 LOB: 1 BB: 0 P: 18	R: 0 E: 0 K: 3 S: 11	H: 1 LOB: 1 BB: 0 P: 18	R: 0 E: 0 K: 2 S: 7	H: 0 LOB: 0 BB: 0 P: 11	R: 0 E: 0 K: 1 S: 9	H: 1 LOB: 1 BB: 0 P: 11	R: 3 E: 1 K: 2 S: 26	H: 2 LOB: 2 BB: 2 P: 41	R: 0 E: 0 K: 1 S: 9	H: 0 LOB: 0 BB: 0 P: 11	R: 0 E: 0 K: 0 S: 6	H: 0 LOB: 0 BB: 0 P: 10	R: 1 E: 0 K: 2 S: 17	H: 2 LOB: 1 BB: 0 P: 23	R: 0 E: 0 K: 2 S: 8	H: 1 LOB: 1 BB: 0 P: 12	1B: 5 2B: 3 HR: 1	SF: 0 SAC: 0 DP: 1 HBP: 0	WP: 1 PB: 0 SB: 3 CS: 1	PA: 37			
PITCHER	IP	WLS	BF	H	R	ER	SO	BB	IBB	HBP	BLK	WP	HR	S	P	ERA	WHIP								
Kelvin Escobar, R (1, 1) ERA: 3.04	4.2		22	5	3	2	9	2	0	0	0	1	0	60	90	3.86	1.500								
Bob Fife, R (5, 1) ERA: 2.95	2.1		7	0	0	0	1	0	0	0	0	0	0	21	30	0.00	0.000								
Pedro Borbon, L (8, 1) ERA: 3.86	1.0	L	5	2	1	1	2	0	0	0	0	0	1	17	23	9.00	2.000								
Scott Eyre, L (9, 1) ERA: 2.08	1.0		3	1	0	0	2	0	0	0	0	0	0	8	12	0.00	1.000								

Detroit Tigers @ Toronto Blue Jays
SkyDome, Toronto, ON
Fri Aug 31 2001, 7:05 PM EDT
Att: 22,383 - Cloudy - 74 F

AB 35
R 4
H 8
RBI 2
BB 2
SO 14
LOB 16



Batter	1	2	3	4	5	6	7	8	9	AB	R	H	RBI	BB	SO	LOB	BOTTOM								
José Cruz Jr., S (1, 8) OBP: 0.322, SLG: 0.518										4	0	0	0	0	1	2									
Alex Gonzalez, R (1, 6) OBP: 0.293, SLG: 0.383										4	0	0	0	0	3	1									
Shannon Stewart, R (1, 7) OBP: 0.379, SLG: 0.466										4	0	3	0	0	0	0									
Carlos Delgado, L (1, 3) OBP: 0.408, SLG: 0.564										3	1	1	0	1	0	2									
Raul Mondesi, R (1, 9) OBP: 0.343, SLG: 0.464										3	1	1	2	1	1	0									
Brad Fullmer, L (1, 10) OBP: 0.330, SLG: 0.453										4	0	0	0	0	2	2									
Felipe Lopez, S (1, 5) OBP: 0.250, SLG: 0.333										3	1	1	0	0	0	0									
Tony Fernandez, S (9, PH) OBP: 0.316, SLG: 0.321										1	0	0	0	0	1	2									
Darrin Fletcher, L (1, 2) OBP: 0.276, SLG: 0.347										3	0	1	1	0	0	0									
Homer Bush, R (1, 4) OBP: 0.332, SLG: 0.393										3	0	1	0	0	0	1									
Inning Stats	R: 0 E: 0 K: 2 S: 11	H: 1 LOB: 1 BB: 0 P: 13	R: 0 E: 0 K: 0 S: 5	H: 0 LOB: 0 BB: 0 P: 7	R: 0 E: 0 K: 0 S: 6	H: 1 LOB: 0 BB: 0 P: 10	R: 2 E: 0 K: 2 S: 15	H: 3 LOB: 0 BB: 0 P: 23	R: 1 E: 0 K: 0 S: 11	H: 2 LOB: 1 BB: 0 P: 14	R: 0 E: 0 K: 1 S: 7	H: 1 LOB: 0 BB: 0 P: 12	R: 0 E: 0 K: 0 S: 6	H: 0 LOB: 0 BB: 0 P: 8	R: 0 E: 0 K: 1 S: 7	H: 0 LOB: 0 BB: 0 P: 9	R: 0 E: 0 K: 2 S: 13	H: 0 LOB: 2 BB: 2 P: 25	1B: 6 2B: 1 3B: 0 HR: 1	SF: 0 SAC: 0 DP: 2 HBP: 0	WP: 1 PB: 2 SB: 0 CS: 1	PA: 34			
PITCHER	IP	WLS	BF	H	R	ER	SO	BB	IBB	HBP	BLK	WP	HR	S	P	ERA	WHIP								
Steve Sparks, R (1, 1) ERA: 4.0	8.1	W	31	8	3	3	6	1	0	0	0	1	0	69	103	3.24	1.080								
Matt Anderson, R (9, 1) ERA: 4.81	0.2	S	3	0	0	0	2	1	0	0	0	1	0	12	18	0.00	1.500								

Detroit Tigers @ Toronto Blue Jays
SkyDome, Toronto, ON
Fri Aug 31 2001, 7:05 PM EDT
Att: 22,383 - Cloudy - 74 F


AB 32
R 3
H 8
RBI 3
BB 2
SO 8
LOB 10



Batter	1	2	3	4	5	6	7	8	9	AB	R	H	RBI	BB	SO	LOB	TOP										
Roger Cedeno, S (1, 9) OBP: 0.341, SLG: 0.394	1-2 P6		3-2 G4-3			1-2 G3-1		1-3 K		4	0	0	0	0	1	0											
Jose Macias, S (1, 5) OBP: 0.311, SLG: 0.407 15 Brandon Inge, R (8, 2) OBP: 0.259, SLG: 0.278	1-2 G6-3		0-0 G4-3			0-1 FC4-6 1B		0-2 P6		4	0	1	0	0	0	0											
Bobby Higginson, L (1, 7) OBP: 0.370, SLG: 0.447	3-1 F8		1-2 F8			1-0 FC4-6 1-2			2-3 K	4	0	0	0	0	1	1											
Tony Clark, S (1, 10) OBP: 0.380, SLG: 0.476		4-2 1B 2B BB		2-2 P4		3-1 P6			2-2 P4	3	1	0	0	1	0	1											
Randall Simon, L (1, 3) OBP: 0.375, SLG: 0.461		2-1 2B 1-2 1B		0-1 P6					0-2 G4-3	4	0	2	0	0	0	0											
Shane Halter, R (1, 6) OBP: 0.326, SLG: 0.459		2-3 K		0-0 F8					1-1 F8	3	0	0	0	0	1	3											
Damion Easley, R (1, 4) OBP: 0.327, SLG: 0.396		2-1 1-3 2-H 2B		0-0 F7					0-1 P4	3	0	1	1	0	0	1											
Wendell Magee, R (1, 8) OBP: 0.307, SLG: 0.397		1-0 G1-3		2-3 K					2-2 F5	3	0	0	0	0	1	3											
Javier Cardona, R (1, 2) OBP: 0.263, SLG: 0.365 Robert Fick, L (8, PH) OBP: 0.337, SLG: 0.490 Deivi Cruz, R (8, PH) OBP: 0.281, SLG: 0.362	1-1 F8				1-2 P4				2-2 G5-3	2	0	0	0	0	0	2											
Inning Stats	R: 0 E: 0 K: 0 S: 8	H: 0 LOB: 0 BB: 0 P: 13	R: 1 E: 0 K: 1 S: 12	H: 2 LOB: 2 BB: 1 P: 24	R: 0 E: 0 K: 0 S: 7	H: 0 LOB: 0 BB: 0 P: 11	R: 0 E: 0 K: 0 S: 6	H: 0 LOB: 0 BB: 0 P: 8	R: 0 E: 0 K: 1 S: 7	H: 0 LOB: 0 BB: 0 P: 10	R: 0 E: 0 K: 0 S: 9	H: 1 LOB: 1 BB: 0 P: 14	R: 0 E: 0 K: 0 S: 9	H: 1 LOB: 1 BB: 0 P: 12	R: 0 E: 0 K: 1 S: 9	H: 0 LOB: 0 BB: 0 P: 12	R: 0 E: 0 K: 1 S: 10	H: 0 LOB: 0 BB: 0 P: 14	1B: 3 2B: 1 3B: 0 HR: 0	SF: 0 SAC: 0 DP: 0 HBP: 0	WP: 0 PB: 0 SB: 1 CS: 0	PA: 32					
PITCHER	IP	WLS	BF	H	R	ER	SO	BB	IBB	HBP	BLK	WP	HR	S	P	ERA	WHIP										
Brandon Lyon, R (1, 1) ERA: 4.68	7.0	W	26	4	1	1	2	1	0	0	0	0	0	58	92	1.29	0.714										
Dan Plesac, L (8, 1) ERA: 3.21	2.0	S	6	0	0	0	2	0	0	0	0	0	0	19	26	0.00	0.000										

Detroit Tigers @ Toronto Blue Jays
SkyDome, Toronto, ON
Sat Sep 01 2001, 4:05 PM EDT
Att: 22,052 - Sunny - 67 F


AB	31
R	1
H	4
RBI	1
BB	1
SO	4
LOB	11



Batter	1	2	3	4	5	6	7	8	9	AB	R	H	RBI	BB	SO	LOB	BOTTOM										
José Cruz Jr., S (1, 8) OBP: 0.320, SLG: 0.514	0-3 K		0-1 G3		0-0 F8			1-1 G6-3		4	0	0	0	0	1	1											
Alex Gonzalez, R (1, 6) OBP: 0.293, SLG: 0.382	2-3 K			0-1 F2	2-1 G5-3			1-2 CS 1B		4	0	1	0	0	1	0											
Shannon Stewart, R (1, 7) OBP: 0.378, SLG: 0.465	0-1 G6-3			1-2 3B 1B		0-0 F2		2-2 G5-3 1-2		4	1	1	0	0	0	2											
Carlos Delgado, L (1, 3) OBP: 0.407, SLG: 0.567		0-0 G4-3		2-2 1-H 2B 3B		2-2 G3				3	1	1	1	0	0	0											
Raul Mondesi, R (1, 9) OBP: 0.345, SLG: 0.466		4-1 PO 1B BB		3-0 2B 2B		2-3 K				2	1	1	1	1	1	0											
Brad Fullmer, L (1, 10) OBP: 0.332, SLG: 0.456		0-0 1-2 1B		0-0 2-H 2B			0-1 F7			3	0	2	1	0	0	0											
Felipe Lopez, S (1, 5) OBP: 0.242, SLG: 0.322	0-2 F7		0-3 K				1-3 K			3	0	0	0	0	2	3											
Darrin Fletcher, L (1, 2) OBP: 0.274, SLG: 0.344	0-1 PO		0-1 G4-3	0-1 G4-3			1-1 G4-3			3	0	0	0	0	0	1											
Jeff Frye, R (1, 4) OBP: 0.314, SLG: 0.335			1-0 F8		3-2 G5-3			2-2 1B G6-3 1B		3	0	1	0	0	0	0											
Inning Stats	R: 0 E: 0 K: 2 S: 9	H: 0 LOB: 0 BB: 0 P: 11	R: 0 E: 0 K: 0 S: 7	H: 1 LOB: 1 BB: 1 P: 11	R: 0 E: 0 K: 0 S: 5	H: 0 LOB: 0 BB: 0 P: 6	R: 3 E: 0 K: 1 S: 17	H: 4 LOB: 1 BB: 0 P: 23	R: 0 E: 0 K: 0 S: 6	H: 0 LOB: 0 BB: 0 P: 11	R: 0 E: 0 K: 1 S: 7	H: 0 LOB: 0 BB: 0 P: 11	R: 0 E: 0 K: 1 S: 8	H: 0 LOB: 0 BB: 0 P: 10	R: 0 E: 0 K: 0 S: 12	H: 2 LOB: 1 BB: 0 P: 18	R: 0 E: 0 K: 0 S: 10	H: 0 LOB: 0 BB: 0 P: 14	1B: 4 2B: 2 3B: 1 HR: 0	SF: 0 SAC: 0 DP: 0 HBP: 0	WP: 0 PB: 0 SB: 0 CS: 1	PA: 31					
PITCHER	IP	WLS	BF	H	R	ER	SO	BB	IBB	HBP	BLK	WP	HR	S	P	ERA	WHIP										
Jeff Weaver, R (1, 1) ERA: 3.99	8.0	L	30	7	3	3	5	1	0	0	0	0	0	71	101	3.38	1.000										

Detroit Tigers @ Toronto Blue Jays
SkyDome, Toronto, ON
Sat Sep 01 2001, 4:05 PM EDT
Att: 22,052 - Sunny - 67 F

AB	29
R	3
H	7
RBI	3
BB	1
SO	5
LOB	7



Batter	1	2	3	4	5	6	7	8	9	AB	R	H	RBI	BB	SO	LOB	TOP					
Roger Cedeno, S OBP: 0.340, SLG: 0.393 (1, 9)	1-2 G4-3		0-2 G6-3				1-3 K	1-0 FC6-4 1B		4	0	1	0	0	1	1	Detroit Tigers @ Toronto Blue Jays SkyDome, Toronto, ON Sun Sep 02 2001, 1:05 PM EDT Att: 24,146 - Sunny - 68 F					
Jose Macias, S OBP: 0.313, SLG: 0.406 (1, 5)	2-1 1B		4-1 G3-6-3 BB			1-1 F9		2-2 F7		3	0	1	0	1	0	2						
Bobby Higginson, L OBP: 0.370, SLG: 0.446 Ryan Jackson, L OBP: 0.248, SLG: 0.339 (7, 7)	0-1 F9		0-0 G3-6-3 1-2			1-1 G4-6-3 1B		0-1 FC6-4 1-2		3	0	1	0	0	0	2						
Randall Simon, L OBP: 0.367, SLG: 0.450 (1, 3)	1-2 F8			1-1 G4-3		0-0 G4-6-3 1-2		3-2 G3		4	0	0	0	0	0	3						
Tony Clark, S OBP: 0.379, SLG: 0.473 (1, 10)		4-1 SH5-3 FC6-2 HBP BB		2-2 G6-3		1-3 K			1-2 L6	3	0	0	0	1	1	0						
Shane Halter, R OBP: 0.328, SLG: 0.458 (1, 6)		2-1 FC6-2 SH5-3 HBP		1-1 PB 1B			1-1 G6-3		1-0 F7	3	0	1	0	0	0	0						
Damon Easley, R OBP: 0.327, SLG: 0.398 (1, 4)		0-0 SH5-3		1-2 F8			3-2 2B		0-0 F9	3	0	1	0	0	0	1						
Wendell Magee, R OBP: 0.302, SLG: 0.390 (1, 8)		1-1 FC6-2 2-3 3-H		1-2 E5		2-1 P5				3	0	0	0	0	0	3						
15 Brandon Inge, R OBP: 0.253, SLG: 0.272 (1, 2)		1-2 F3		0-3 K		1-3 K				3	0	0	0	0	2	4						
Inning Stats	R: 0 E: 0 K: 0 S: 10	H: 1 LOB: 1 BB: 0 P: 14	R: 0 E: 0 K: 0 S: 8	H: 0 LOB: 0 BB: 1 P: 16	R: 0 E: 0 K: 0 S: 5	H: 0 LOB: 0 BB: 1 P: 9	R: 0 E: 0 K: 0 S: 10	H: 1 LOB: 1 BB: 0 P: 15	R: 0 E: 1 K: 2 S: 12	H: 0 LOB: 1 BB: 0 P: 15	R: 0 E: 0 K: 1 S: 6	H: 1 LOB: 1 BB: 0 P: 8	R: 0 E: 0 K: 1 S: 10	H: 1 LOB: 1 BB: 0 P: 17	R: 0 E: 0 K: 0 S: 12	H: 1 LOB: 1 BB: 0 P: 18		R: 0 E: 0 K: 0 S: 5	H: 0 LOB: 0 BB: 0 P: 7	1B: 4 2B: 1 3B: 0 HR: 0	SF: 0 SAC: 1 DP: 2 HBP: 1	WP: 0 PB: 1 SB: 0 CS: 0
PITCHER Esteban Loaiza, R ERA: 5.05 (1, 1)	IP: 9.0 WLS: W BF: 34	H: 5 R: 0 ER: 0 SO: 4	BB: 2 IBB: 0 HBP: 1 BLK: 0	WP: 0 HR: 0 S: 78 P: 119	ERA: 0.00 WHIP: 0.778	PITCHER	IP: 9.0 WLS: W BF: 34	H: 5 R: 0 ER: 0 SO: 4	BB: 2 IBB: 0 HBP: 1 BLK: 0	WP: 0 HR: 0 S: 78 P: 119	ERA: 0.00 WHIP: 0.778	PITCHER	IP: 9.0 WLS: W BF: 34	H: 5 R: 0 ER: 0 SO: 4	BB: 2 IBB: 0 HBP: 1 BLK: 0	WP: 0 HR: 0 S: 78 P: 119	ERA: 0.00 WHIP: 0.778					

Batter	1	2	3	4	5	6	7	8	9	AB	R	H	RBI	BB	SO	LOB	BOTTOM												
José Cruz Jr., S OBP: 0.317, SLG: 0.509 10 Vernon Wells, R OBP: 0.365, SLG: 0.469 (7, 8)	2-1 F7		0-1 G4-3		0-0 E3		2-3 K	0-0 F8		4	0	0	0	0	1	1	Detroit Tigers @ Toronto Blue Jays SkyDome, Toronto, ON Sun Sep 02 2001, 1:05 PM EDT Att: 24,146 - Sunny - 68 F												
Alex Gonzalez, R OBP: 0.293, SLG: 0.381 Tony Fernandez, S OBP: 0.322, SLG: 0.321 Cesar Izturis, S OBP: 0.261, SLG: 0.396 (8, 9)	0-0 L7		2-0 G5-3		0-2 G5-3		1-1 1B	4-1 BB HR BB		4	0	1	0	0	0	2													
Shannon Stewart, R OBP: 0.378, SLG: 0.463 (1, 7)	1-0 G3		2-2 G5-3		2-2 2B 1B		2-2 F3	4-2 HR BB		4	2	1	0	1	0	1													
Carlos Delgado, L OBP: 0.409, SLG: 0.567 (1, 3)		4-2 BB 2B 1B BB	1-1 F9-5 1B HBP		1-1 2B 2B		3-2 G4-3	1-3 K		3	2	1	1	1	1	2													
Raul Mondesi, R OBP: 0.348, SLG: 0.467 Chris Latham, S OBP: 0.419, SLG: 0.537 (7, 9)		3-2 BB 2B 1B	0-2 1B		3-3 K		4-1 2B SF7 BB	0-1 HR		3	1	2	0	1	1	1													
Brad Fullmer, L OBP: 0.335, SLG: 0.461 (1, 10)		4-2 2B BB	0-0 F9-5		0-1 G4-3 2B		2-2 2B	0-1 F5		4	1	2	1	1	0	3													
Felipe Lopez, S OBP: 0.242, SLG: 0.311 (9, 6)	0-1 F9			0-2 G6-3		0-2 G4-3		4-0 IBB		3	0	0	0	1	0	4													
Darrin Fletcher, L OBP: 0.276, SLG: 0.358 (1, 2)		0-0 E 2B		0-1 G4-3		1-1 G4-3		0-1 SF7		3	2	2	5	0	0	1													
Jeff Frye, R OBP: 0.307, SLG: 0.328 (9, 5)		1-2 E9 G4-3		0-1 F8		1-1 L6		3-1 F9		4	0	0	0	0	2														
Inning Stats	R: 0 E: 0 K: 0 S: 4	H: 0 LOB: 0 BB: 0 P: 7	R: 4 E: 1 K: 0 S: 19	H: 2 LOB: 1 BB: 2 P: 33	R: 0 E: 0 K: 0 S: 8	H: 1 LOB: 0 BB: 0 P: 11	R: 1 E: 1 K: 0 S: 12	H: 1 LOB: 1 BB: 0 P: 12	R: 2 E: 0 K: 1 S: 15	H: 3 LOB: 1 BB: 0 P: 22	R: 0 E: 0 K: 1 S: 12	H: 1 LOB: 1 BB: 0 P: 18	R: 1 E: 0 K: 0 S: 12	H: 1 LOB: 2 BB: 2 P: 25	R: 3 E: 0 K: 1 S: 11	H: 1 LOB: 1 BB: 2 P: 20		R: 0 E: 0 K: 0 S: 4	H: 0 LOB: 0 BB: 0 P: 7	1B: 4 2B: 5 3B: 0 HR: 2	SF: 1 SAC: 0 DP: 1 HBP: 1	WP: 0 PB: 0 SB: 1 CS: 0	PA: 42						
PITCHER Jose Lima, R ERA: 6.03 Adam Pettyjohn, L ERA: 6.25 Victor Santos, R ERA: 3.39 Matt Perisho, L ERA: 5.97 Luis Pineda, R ERA: 6.1 (5, 1)	IP: 1.0 WLS: L BF: 4	H: 1 R: 0 ER: 0 SO: 1	BB: 0 IBB: 0 HBP: 0 BLK: 0	WP: 0 HR: 0 S: 10 P: 14	ERA: 0.00 WHIP: 1.000	PITCHER	IP: 1.0 WLS: L BF: 4	H: 1 R: 0 ER: 0 SO: 1	BB: 0 IBB: 0 HBP: 0 BLK: 0	WP: 0 HR: 0 S: 10 P: 14	ERA: 0.00 WHIP: 1.000	PITCHER	IP: 1.1 WLS: L BF: 6	H: 1 R: 1 ER: 1 SO: 1	BB: 0 IBB: 0 HBP: 0 BLK: 0	WP: 0 HR: 0 S: 17 P: 30	ERA: 6.75 WHIP: 1.500	PITCHER	IP: 0.2 WLS: L BF: 4	H: 1 R: 0 ER: 0 SO: 0	BB: 0 IBB: 0 HBP: 0 BLK: 0	WP: 0 HR: 0 S: 7 P: 13	ERA: 0.00 WHIP: 1.500	PITCHER	IP: 1.0 WLS: L BF: 6	H: 1 R: 3 ER: 3 SO: 1	BB: 0 IBB: 0 HBP: 0 BLK: 0	WP: 0 HR: 1 S: 11 P: 20	ERA: 27.00 WHIP: 3.000

Batter	1	2	3	4	5	6	7	8	9	AB	R	H	RBI	BB	SO	LOB	TOP				
Roger Cedeno, S (1, 10) OBP: 0.339, SLG: 0.392	1-3 K		1-2 FC6-4 1B			1-2 P6		2-1 G4-3		4	0	1	0	0	1	1					
Jose Macias, S (1, 7) OBP: 0.312, SLG: 0.405	0-0 G6-3		0-0 FC6-4			2-2 F5		2-1 1B		4	0	1	0	0	0	3					
Damion Easley, R (1, 4) OBP: 0.325, SLG: 0.395	0-1 F5			2-1 G5-3		1-0 F8		0-2 P6		4	0	0	0	0	0	2					
Tony Clark, S (1, 3) OBP: 0.378, SLG: 0.473		1-2 G1-3		3-2 G6-3			0-1 1B 2B		3-3 K	4	1	1	0	0	1	0					
Shane Halter, R (1, 5) OBP: 0.327, SLG: 0.456		2-2 F7		3-1 G5-3			1-2 1B 2H		2-2 P4	4	0	1	1	0	0	0					
Wendell Magee, R (1, 8) OBP: 0.297, SLG: 0.383		1-2 F8			2-2 P5			2-1 G6-3		3	0	0	0	0	1	1					
Ryan Jackson, L (9, PH) OBP: 0.246, SLG: 0.336								1-3 K		1	0	0	0	0	0	0					
Deivi Cruz, R (1, 6) OBP: 0.278, SLG: 0.359			0-1 E1 1B G2-3		0-1 G6-3		0-2 F8			3	0	0	0	0	0	1					
Juan Encarnacion, R (1, 9) OBP: 0.293, SLG: 0.409			2-0 F9		1-2 G6-3		0-0 F9			3	0	0	0	0	0	2					
Javier Cardona, R (1, 2) OBP: 0.266, SLG: 0.355			0-2 G2-3			4-1 BB		1-0 F8		2	0	0	0	1	0	1					
Inning Stats	R: 0 E: 0 K: 1 S: 6	H: 0 LOB: 0 BB: 0 P: 7	R: 0 E: 0 K: 0 S: 13	H: 0 LOB: 0 BB: 0 P: 17	R: 0 E: 1 K: 0 S: 10	H: 1 LOB: 2 BB: 0 P: 13	R: 0 E: 0 K: 0 S: 8	H: 0 LOB: 0 BB: 0 P: 16	R: 0 E: 0 K: 0 S: 10	H: 0 LOB: 0 BB: 0 P: 13	R: 1 E: 0 K: 1 S: 13	H: 2 LOB: 1 BB: 0 P: 15	R: 0 E: 0 K: 0 S: 8	H: 1 LOB: 1 BB: 0 P: 13	R: 0 E: 0 K: 1 S: 9	H: 0 LOB: 0 BB: 0 P: 16	1B: 3 2B: 1 3B: 0 HR: 0	SF: 0 SAC: 0 DP: 0 HBP: 0	WP: 0 PB: 0 CS: 0	PA: 33	
PITCHER	IP WLS BF H R ER SO BB IBB HBP BLK WP HR S P ERA WHIP	8.0 W 30 4 1 1 2 1 0 0 0 0 0 0 78 112 1.12 0.625	1.0 L 3 0 0 0 1 0 0 0 0 0 0 0 9 16 0.00 0.000																		

Detroit Tigers @ Chicago White Sox
Comiskey Park, Chicago, IL
Tue Sep 04 2001, 5:05 PM EDT
Sunny - 74 F

AB 32
R 1
H 4
RBI 1
BB 1
SO 3
LOB 11



Batter	1	2	3	4	5	6	7	8	9	AB	R	H	RBI	BB	SO	LOB	BOTTOM				
Ray Durham, S (1, 4) OBP: 0.336, SLG: 0.456	1-3 K	2-2 G1-3	1-2 1B		1-0 P3		3-2 FC6-4			5	0	1	1	0	1	3					
Jose Valentin, S (1, 5) OBP: 0.347, SLG: 0.539	2-2 HR	4-2 2B BB	2-2 1B			2-0 G4-3	1-1 L3			4	2	2	1	1	0	2					
Magglio Ordonez, R (1, 9) OBP: 0.371, SLG: 0.522	4-2 14 FC5-4 BB	2-2 BB 2B	1-0 F8			0-0 G5-3		2-1 F9		4	0	1	1	1	0	2					
Aaron Rowand, R (9, 9) OBP: 0.395, SLG: 0.469										0	0	0	0	0	0	0					
14 Paul Konerko, R (1, 3) OBP: 0.354, SLG: 0.532	2-0 FC5-4 1B E	4-0 BB IBB		1-2 G5-4-3 1B		2-2 G1		1-0 HR		4	2	2	1	1	0	1					
Jose Canseco, R (1, 10) OBP: 0.394, SLG: 0.523	1-1 E 1B	4-1 BB		2-2 G5-4-3			0-0 F8	1-3 K		4	0	1	1	1	1	1					
Jeff Liefer, L (1, 7) OBP: 0.292, SLG: 0.509	2-0 E3 1B	1-2 P4		2-0 F2			2-1 2B 1B	2-0 HR		5	2	3	2	0	0	3					
Chris Singleton, L (1, 8) OBP: 0.329, SLG: 0.442	4-0 IBB	2-2 G3			0-3 K2-3		0-2 BB FC6-4 2B	1-0 2B		4	2	2	1	1	1	3					
Royce Clayton, R (1, 6) OBP: 0.305, SLG: 0.395	2-1 F8				0-0 K		4-1 FC6-4 BB	1-1 2B		4	1	2	2	1	1	3					
Mark Johnson, L (1, 2) OBP: 0.342, SLG: 0.333		3-1 G1-3 2B 1B		0-1 G3		0-3 K	4-1 FC6-4 BB	3-1 F8		4	1	1	0	1	1	1					
Inning Stats	R: 2 E: 1 K: 1 S: 17	H: 3 LOB: 3 BB: 2 P: 35	R: 2 E: 0 K: 0 S: 15	H: 2 LOB: 3 BB: 3 P: 38	R: 0 E: 0 K: 1 S: 14	H: 2 LOB: 0 BB: 0 P: 18	R: 0 E: 0 K: 0 S: 8	H: 1 LOB: 0 BB: 0 P: 13	R: 1 E: 0 K: 2 S: 8	H: 1 LOB: 0 BB: 0 P: 9	R: 0 E: 0 K: 0 S: 5	H: 0 LOB: 0 BB: 0 P: 9	R: 2 E: 0 K: 0 S: 14	H: 2 LOB: 2 BB: 2 P: 28	R: 3 E: 0 K: 1 S: 12	H: 4 LOB: 1 BB: 0 P: 23	1B: 8 2B: 3 3B: 0 HR: 4	SF: 0 SAC: 0 DP: 1 HBP: 0	WP: 0 PB: 0 CS: 0	PA: 45	
PITCHER	IP WLS BF H R ER SO BB IBB HBP BLK WP HR S P ERA WHIP	1.1 L 14 5 4 4 1 3 0 0 0 0 0 1 34 48 2.46 1.091	3.2 L 14 4 1 1 3 0 0 0 0 0 0 1 34 48 2.46 1.091																		

Detroit Tigers @ Chicago White Sox
Comiskey Park, Chicago, IL
Tue Sep 04 2001, 5:05 PM EDT
Sunny - 74 F

AB 38
R 10
H 15
RBI 10
BB 7
SO 5
LOB 19



Batter	1	2	3	4	5	6	7	8	9	AB	R	H	RBI	BB	SO	LOB	TOP										
Roger Cedeno, S (1, 8) OBP: 0.339, SLG: 0.393	K		F7			G3		G4-3		4	0	1	0	0	1	1											
Jose Macias, S (1, 5) OBP: 0.309, SLG: 0.401	G3			G1		G3			P5	4	0	0	0	0	0	1											
Bobby Higginson, L (1, 7) OBP: 0.367, SLG: 0.442	G5-3			G3		K			P3	4	0	0	0	0	1	1											
Randall Simon, L (1, 3) OBP: 0.359, SLG: 0.440		G2-3		K			G1-3		F8	4	0	0	0	0	1	0											
Robert Fick, L (1, 10) OBP: 0.337, SLG: 0.487		G6-4-3 BB			F5		G3			2	0	0	0	1	0	0											
Shane Halter, R (1, 6) OBP: 0.327, SLG: 0.458		G6-4-3			G6-3					3	0	1	0	0	0	1											
Damion Easley, R (1, 4) OBP: 0.325, SLG: 0.394			G6-3							3	0	1	0	0	1	1											
43 Chris Wakeland, L (1, 9)			K							3	0	0	0	0	1	1											
15 Brandon Inge, R (1, 2) OBP: 0.255, SLG: 0.273										3	0	1	0	0	0	0											
Inning Stats	R: 0 E: 0 K: 1 S: 12	H: 0 LOB: 0 BB: 0 P: 16	R: 0 E: 0 K: 0 S: 5	H: 0 LOB: 0 BB: 1 P: 12	R: 0 E: 0 K: 1 S: 16	H: 1 LOB: 1 BB: 0 P: 25	R: 0 E: 0 K: 1 S: 9	H: 0 LOB: 0 BB: 0 P: 15	R: 0 E: 0 K: 0 S: 9	H: 1 LOB: 1 BB: 0 P: 17	R: 0 E: 0 K: 1 S: 10	H: 1 LOB: 1 BB: 0 P: 17	R: 0 E: 0 K: 1 S: 9	H: 1 LOB: 0 BB: 0 P: 11	R: 0 E: 0 K: 0 S: 6	H: 0 LOB: 0 BB: 0 P: 10	R: 0 E: 0 K: 0 S: 11	H: 0 LOB: 0 BB: 0 P: 14	1B: 2 2B: 2 3B: 0 HR: 0	SF: 0 SAC: 0 DP: 1 HBP: 0	WP: 0 PB: 0 SB: 1 CS: 0	PA: 31					
PITCHER	IP	WLS	BF	H	R	ER	SO	BB	IBB	HBP	BLK	WP	HR	S	P	ERA	WHIP										
Sean Lowe, R (1, 1) ERA: 3.9	5.0	W	17	2	0	0	3	1	0	0	0	0	0	51	85	0.00	0.600										
Alan Embree, L (6, 1) ERA: 8.27	1.2		6	1	0	0	1	0	0	0	0	0	0	14	21	0.00	0.600										
Kip Wells, R (7, 1) ERA: 3.95	0.1		2	1	0	0	1	0	0	0	0	0	0	5	7	0.00	3.000										
Bob Howry, R (8, 1) ERA: 4.5	1.0		3	0	0	0	0	0	0	0	0	0	0	6	10	0.00	0.000										
Keith Foulke, R (9, 1) ERA: 2.3	1.0		3	0	0	0	0	0	0	0	0	0	0	11	14	0.00	0.000										

Detroit Tigers @ Chicago White Sox
Comiskey Park, Chicago, IL
Tue Sep 04 2001, 8:05 PM EDT
Att: 13,265 - Sunny - 71 F

AB 30
R 0
H 4
RBI 0
BB 1
SO 5
LOB 6



Batter	1	2	3	4	5	6	7	8	9	AB	R	H	RBI	BB	SO	LOB	BOTTOM										
Tony Graffanino, R (1, 4) OBP: 0.373, SLG: 0.398	K		L5		SH3-4	K				3	0	0	0	0	2	2											
Carlos Lee, R (1, 7) OBP: 0.323, SLG: 0.478	G2-3		F8		G1-3					4	0	0	0	0	0	1											
Chris Singleton, L (8, 8) OBP: 0.329, SLG: 0.442										0	0	0	0	0	0	0											
Magglio Ordonez, R (1, 9) OBP: 0.371, SLG: 0.526	F9		K							4	1	1	2	0	1	0											
14 Paul Konerko, R (1, 10) OBP: 0.355, SLG: 0.531		F8		K						3	0	1	0	1	1	0											
Herbert Perry, R (1, 3) OBP: 0.332, SLG: 0.412										3	1	0	0	1	0	2											
Aaron Rowand, R (1, 8) OBP: 0.398, SLG: 0.480										4	0	2	1	0	0	2											
Royce Clayton, R (1, 6) OBP: 0.310, SLG: 0.402										4	1	3	0	0	0	0											
24 Joe Crede, R (1, 5) OBP: 0.229, SLG: 0.294										4	0	2	1	0	0	2											
Josh Paul, R (1, 2) OBP: 0.286, SLG: 0.318										3	1	0	0	1	0	3											
Inning Stats	R: 0 E: 0 K: 1 S: 8	H: 3 LOB: 1 BB: 1 P: 12	R: 2 E: 0 K: 0 S: 9	H: 3 LOB: 1 BB: 1 P: 15	R: 0 E: 0 K: 1 S: 9	H: 0 LOB: 0 BB: 0 P: 15	R: 0 E: 0 K: 1 S: 14	H: 2 LOB: 2 BB: 0 P: 19	R: 2 E: 0 K: 0 S: 10	H: 2 LOB: 1 BB: 1 P: 20	R: 0 E: 0 K: 1 S: 12	H: 2 LOB: 2 BB: 0 P: 20	R: 0 E: 1 K: 0 S: 10	H: 0 LOB: 2 BB: 1 P: 18	R: 0 E: 0 K: 0 S: 3	H: 0 LOB: 0 BB: 0 P: 4	R: 0 E: 0 K: 0 S: 3	H: 0 LOB: 0 BB: 0 P: 4	1B: 6 2B: 2 3B: 0 HR: 1	SF: 0 SAC: 1 DP: 0 HBP: 0	WP: 0 PB: 0 SB: 0 CS: 0	PA: 36					
PITCHER	IP	WLS	BF	H	R	ER	SO	BB	IBB	HBP	BLK	WP	HR	S	P	ERA	WHIP										
Adam Pettyjohn, L (1, 1) ERA: 6.3	5.1	L	26	4	4	4	3	2	0	0	0	0	0	55	89	6.75	2.062										
Victor Santos, R (6, 1) ERA: 3.31	1.2		7	0	0	0	1	1	0	0	0	0	0	17	30	0.00	0.600										
Luis Pineda, R (8, 1) ERA: 5.56	1.0		3	0	0	0	0	0	0	0	0	0	0	3	4	0.00	0.000										

Detroit Tigers @ Chicago White Sox
Comiskey Park, Chicago, IL
Tue Sep 04 2001, 8:05 PM EDT
Att: 13,265 - Sunny - 71 F

AB 32
R 4
H 9
RBI 4
BB 3
SO 4
LOB 12



Batter	1	2	3	4	5	6	7	8	9	AB	R	H	RBI	BB	SO	LOB	TOP				
Roger Cedeno, S OBP: 0.342, SLG: 0.402	G4-3		CS 1B			HR		1B		4	1	3	1	0	0	0	Detroit Tigers @ Chicago White Sox Comiskey Park, Chicago, IL Wed Sep 05 2001, 8:05 PM EDT Att: 14,576 - Sunny - 75 F				
Jose Macias, S OBP: 0.311, SLG: 0.398	G6-3 BB		CS	L1-3 BB		G4-3		G3		2	0	0	0	2	0						
Bobby Higginson, L OBP: 0.366, SLG: 0.439	G6-3			F8		G1-3			1B 1B BB	3	0	0	0	1	0	2					
Randall Simon, L OBP: 0.362, SLG: 0.455		HR		L1-3			G6-4-3 BB		F3	3	1	1	1	1	0	2					
Shane Halter, R OBP: 0.327, SLG: 0.455	L5				F8		G6-4-3		1B 1B	4	0	1	0	0	0	1					
Robert Fick, L OBP: 0.341, SLG: 0.497									1B	3	1	2	1	1	1	0					
Juan Encarnacion, R OBP: 0.293, SLG: 0.499						HR		G6-4-3 1B		0	0	0	0	0	0	0					
Damion Easley, R OBP: 0.322, SLG: 0.391							P4	G6-4-3 1B		4	0	0	0	0	2	4					
Deivi Cruz, R OBP: 0.279, SLG: 0.359			CS 15 1B		G2-3			K		3	0	1	0	0	1	0					
15 Brandon Inge, R OBP: 0.250, SLG: 0.268			G6-3			G5-3		F8		3	0	0	0	0	0	1					
Inning Stats	R: 0 E: 0 K: 0 S: 8	H: 0 LOB: 0 BB: 1 P: 13	R: 1 E: 0 K: 2 S: 12	H: 1 LOB: 0 BB: 0 P: 19	R: 0 E: 0 K: 0 S: 10	H: 2 LOB: 0 BB: 0 P: 18	R: 0 E: 0 K: 0 S: 6	H: 0 LOB: 0 BB: 1 P: 10	R: 1 E: 0 K: 1 S: 16	H: 1 LOB: 0 BB: 0 P: 23	R: 0 E: 0 K: 0 S: 11	H: 0 LOB: 1 BB: 2 P: 14	R: 0 E: 0 K: 1 S: 13	H: 1 LOB: 1 BB: 0 P: 17	R: 0 E: 0 K: 0 S: 10	H: 2 LOB: 3 BB: 1 P: 17	1B: 5 2B: 1 3B: 0 HR: 3	SF: 0 SAC: 0 DP: 4 HBP: 0	WP: 0 PB: 0 SB: 0 CS: 2	PA: 35	
PITCHER	IP	WLS	BF	H	R	ER	SO	BB	IBB	HBP	BLK	WP	HR	S	P	ERA	WHIP				
Dan Wright, R ERA: 5.84	5.2	W	20	5	3	3	3	2	0	0	0	0	3	60	95	4.76	1.235				
Bill Pulsipher, L ERA: 5.4	1.0	H	4	0	0	0	0	2	0	0	0	0	0	6	17	0.00	2.000				
Josh Fogg, R ERA:	0.1	H	1	0	0	0	0	0	0	0	0	0	0	2	2	0.00	0.000				
Bob Howry, R ERA: 4.43	1.0	H	4	1	0	0	1	0	0	0	0	0	0	13	17	0.00	1.000				
Keith Foulke, R ERA: 2.27	1.0	S	5	2	0	0	0	1	0	0	0	0	0	10	17	0.00	3.000				

Batter	1	2	3	4	5	6	7	8	9	AB	R	H	RBI	BB	SO	LOB	BOTTOM				
Ray Durham, S OBP: 0.333, SLG: 0.452	G6-3		F9	F9		K		F7		5	0	0	0	0	1	6	Detroit Tigers @ Chicago White Sox Comiskey Park, Chicago, IL Wed Sep 05 2001, 8:05 PM EDT Att: 14,576 - Sunny - 75 F				
Jose Valentin, S OBP: 0.345, SLG: 0.537	G4-3		F8		F8		1B 2B	K		5	1	1	0	0	1	3					
Magglio Ordonez, R OBP: 0.373, SLG: 0.526	G6-3			1B BB	BB	1B	14 CS	1B		3	2	2	1	1	0	0					
14 Paul Konerko, R OBP: 0.354, SLG: 0.528		K		P6	P3		1B			4	0	1	0	0	1	2					
Jose Canseco, R OBP: 0.396, SLG: 0.518		K		1B BB	2B BB		L4			2	1	0	0	2	1	1					
Jeff Liefer, L OBP: 0.295, SLG: 0.514				BB 1B	BB		G4-3			4	0	2	1	0	1	1					
Aaron Rowand, R OBP: 0.398, SLG: 0.480				BB 1B	2B					0	0	0	0	0	0	0					
Chris Singleton, L OBP: 0.334, SLG: 0.444			F8 2B	BB	1B	F9		1B 1B		3	1	2	1	1	0	2					
Royce Clayton, R OBP: 0.309, SLG: 0.401			F8	SF7		F8		1B		3	0	1	1	0	0	1					
Mark Johnson, L OBP: 0.346, SLG: 0.341			F9 2B	BB		F5		K		3	0	1	1	1	1	2					
Inning Stats	R: 0 E: 0 K: 0 S: 8	H: 0 LOB: 0 BB: 0 P: 13	R: 0 E: 0 K: 3 S: 10	H: 0 LOB: 0 BB: 0 P: 15	R: 1 E: 0 K: 0 S: 12	H: 1 LOB: 1 BB: 1 P: 20	R: 2 E: 0 K: 0 S: 10	H: 2 LOB: 3 BB: 3 P: 26	R: 1 E: 0 K: 1 S: 8	H: 0 LOB: 0 BB: 0 P: 11	R: 1 E: 0 K: 0 S: 11	H: 3 LOB: 1 BB: 0 P: 13	R: 0 E: 0 K: 2 S: 12	H: 2 LOB: 2 BB: 0 P: 16	1B: 7 2B: 3 3B: 0 HR: 0	SF: 1 SAC: 0 DP: 0 HBP: 0	WP: 0 PB: 0 SB: 0 CS: 1	PA: 38			
PITCHER	IP	WLS	BF	H	R	ER	SO	BB	IBB	HBP	BLK	WP	HR	S	P	ERA	WHIP				
Steve Sparks, R ERA: 4.11	6.0	L	30	7	5	5	4	5	0	0	0	0	0	69	116	7.50	2.000				
Danny Patterson, R ERA: 2.99	1.0		3	1	0	0	0	0	0	0	0	0	0	6	7	0.00	1.000				
Matt Perisho, L ERA: 5.97	0.0		1	1	0	0	0	0	0	0	0	0	0	2	3	∞	∞				
Matt Anderson, R ERA: 4.71	1.0		4	1	0	0	2	0	0	0	0	0	0	10	13	0.00	1.000				


Batter	1	2	3	4	5	6	7	8	9	AB	R	H	RBI	BB	SO	LOB	TOP						
Jose Macias, S (1, 5) OBP: 0.314, SLG: 0.410	1-2 HR		4-1 1B 1B G5-2-3 BB	1-1 E9 1B 2B	1-2 FC6-4		1-2 F8			4	2	2	2	1	0	3	Detroit Tigers @ Chicago White Sox Comiskey Park, Chicago, IL Thu Sep 06 2001, 2:05 PM EDT Att: 13,602 - Sunny - 80 F						
Damion Easley, R (1, 4) OBP: 0.325, SLG: 0.393	1-3 K		3-2 G5-2-3 1B 1-2	1-2 1B	2-0 F7			0-0 1B		5	0	3	1	0	1	2							
Bobby Higginson, L (1, 7) OBP: 0.366, SLG: 0.438	3-2 G3-1		3-2 G5-2-3 1B 1-2	1-1 G4-3		4-0 F9 WP BB		1-0 F8		4	0	1	0	1	0	2							
Randall Simon, L (1, 3) OBP: 0.358, SLG: 0.448	0-0 L6		1-0 G5-2-3 1B 1-2		0-0 2B SF8 1B	3-2 P4		1-1 F7		5	1	1	0	0	0	5							
Shane Halter, R (1, 6) OBP: 0.328, SLG: 0.456		2-0 L6	4-1 1B BB	2-1 SF8 43 1B 2B	3-1 F9		2-2 F9			4	1	1	0	1	0	2							
Robert Fick, L (1, 10) OBP: 0.340, SLG: 0.494	4-1 BB BB		1-2 G3-1		1-2 SF8	3-2 F7		3-2 WP 2B		2	0	0	1	1	0	4							
Tony Clark, S (9, PH) OBP: 0.379, SLG: 0.477										1	0	1	0	0	0	0							
Roger Cedeno, S (9, PR) OBP: 0.342, SLG: 0.402										0	0	0	0	0	0	0							
Wendell Magee, R (1, 8) OBP: 0.310, SLG: 0.384	4-1 15 FC5-4 BB			2-1 15 F9 E 1B	2-1 43 1B 15 HBP	4-2 43 FC4-6 BB		3-3 K		2	2	1	0	2	1	1							
43 Chris Wakeland, L (1, 9) OBP: 0.143, SLG: 0.143	2-3 K			0-3 K	0-1 FC6-4 15 1B	1-1 FC4-6		0-3 K		4	0	1	1	0	2	4							
Juan Encarnacion, R (9, PH) OBP: 0.292, SLG: 0.408					1-3 3-H 1B	1-2 FC6-4 1B				1	0	0	0	0	1	2							
15 Brandon Inge, R (1, 2) OBP: 0.248, SLG: 0.265	1-0 FC5-4			2-2 F9	1-2 FC6-4 1B	2-0 F2		2-3 K		5	0	1	1	0	1	6							
Inning Stats	R: 1 E: 0 K: 1 S: 14	H: 1 LOB: 0 BB: 0 P: 19	R: 0 E: 0 K: 1 S: 9	H: 0 LOB: 2 BB: 2 P: 22	R: 0 E: 0 K: 0 S: 14	H: 2 LOB: 3 BB: 2 P: 30	R: 2 E: 1 K: 1 S: 17	H: 3 LOB: 1 BB: 0 P: 24	R: 3 E: 0 K: 0 S: 20	H: 4 LOB: 2 BB: 0 P: 29	R: 0 E: 0 K: 0 S: 8	H: 0 LOB: 1 BB: 1 P: 21	R: 0 E: 0 K: 0 S: 8	H: 0 LOB: 1 BB: 1 P: 16	R: 0 E: 0 K: 0 S: 7	H: 1 LOB: 2 BB: 0 P: 11	R: 0 E: 0 K: 3 S: 15	H: 1 LOB: 2 BB: 0 P: 23	1B: 8 2B: 3 3B: 0 HR: 1	SF: 1 SAC: 0 DP: 1 HBP: 1	WP: 2 PB: 0 SB: 1 CS: 0	PA: 45	
PITCHER	IP WLS BF H R ER SO BB IBB HBP BLK WP HR S P ERA WHIP	IP WLS BF H R ER SO BB IBB HBP BLK WP HR S P ERA WHIP																					
Jon Garland, R (1, 1) ERA: 3.67	4.0 L	23 8 5 5 3	8 5 5 3	4 0 0 0	0 0 0 0	0 1 57 100	11.25 3.000																
Matt Ginter, R (5, 1) ERA: 8.37	3.0	14 2 1 1 0	2 0 1 0	2 0 1 0	1 0 33 61	3.00 1.333																	
Alan Embree, L (8, 1) ERA: 7.89	2.0	8 2 0 0 3	0 0 0 0	0 0 0 0	1 0 22 34	0.00 1.000																	

Batter	1	2	3	4	5	6	7	8	9	AB	R	H	RBI	BB	SO	LOB	BOTTOM						
Ray Durham, S (1, 4) OBP: 0.333, SLG: 0.450	0-2 G4-3		1-0 F8		3-3 K			1-2 1B		4	0	1	0	0	1	1	Detroit Tigers @ Chicago White Sox Comiskey Park, Chicago, IL Thu Sep 06 2001, 2:05 PM EDT Att: 13,602 - Sunny - 80 F						
Jose Valentin, S (1, 6) OBP: 0.344, SLG: 0.533	3-2 P4		4-2 BB		2-2 F9			0-1 P5		3	0	0	0	1	0	1							
Magglio Ordonez, R (1, 9) OBP: 0.372, SLG: 0.524	2-1 1B		1-1 L4		3-2 F7			3-2 G6-3		4	0	1	0	0	0	3							
14 Paul Konerko, R (1, 3) OBP: 0.354, SLG: 0.532	0-2 P6			0-1 HR	0-0 F7			1-3 K		4	1	1	1	0	1	1							
Jeff Liefer, L (1, 7) OBP: 0.295, SLG: 0.522		1-0 F9		2-0 HR	3-2 F5			2-3 K		4	1	1	1	0	1	0							
Carlos Lee, R (1, 10) OBP: 0.321, SLG: 0.474	2-2 G5-3		2-3 K		2-1 P3			0-0 F7		4	0	0	0	0	1	0							
Chris Singleton, L (1, 8) OBP: 0.331, SLG: 0.440	0-3 K		1-1 F8		1-0 L9					3	0	0	0	0	1	0							
Herbert Perry, R (1, 5) OBP: 0.329, SLG: 0.408			1-3 K		1-0 G5-3			2-0 F9		3	0	0	0	0	1	0							
Josh Paul, R (1, 2) OBP: 0.287, SLG: 0.327			0-0 2B		0-3 K			0-1 G1		3	0	1	0	0	1	0							
Inning Stats	R: 0 E: 0 K: 0 S: 13	H: 1 LOB: 1 BB: 0 P: 18	R: 0 E: 0 K: 1 S: 9	H: 0 LOB: 0 BB: 0 P: 12	R: 0 E: 0 K: 1 S: 11	H: 1 LOB: 1 BB: 1 P: 18	R: 2 E: 0 K: 1 S: 9	H: 2 LOB: 0 BB: 0 P: 15	R: 0 E: 0 K: 2 S: 17	H: 0 LOB: 0 BB: 0 P: 22	R: 0 E: 0 K: 0 S: 9	H: 0 LOB: 0 BB: 0 P: 15	R: 0 E: 0 K: 0 S: 4	H: 0 LOB: 0 BB: 0 P: 9	R: 0 E: 0 K: 0 S: 14	H: 1 LOB: 1 BB: 0 P: 18		R: 0 E: 0 K: 2 S: 7	H: 0 LOB: 0 BB: 0 P: 10	1B: 2 2B: 1 3B: 0 HR: 2	SF: 0 SAC: 0 DP: 0 HBP: 0	WP: 0 PB: 0 SB: 0 CS: 0	PA: 33
PITCHER	IP WLS BF H R ER SO BB IBB HBP BLK WP HR S P ERA WHIP	IP WLS BF H R ER SO BB IBB HBP BLK WP HR S P ERA WHIP																					
Jeff Weaver, R (1, 1) ERA: 3.95	7.0	26 4 2 2 5	1 0 0 0	1 0 0 0	0 0 0 0	0 0 14 18	0.00 1.000																
Danny Patterson, R (8, 1) ERA: 2.53	1.0	4 1 0 0 0	0 0 0 0	0 0 0 0	0 0 7 10	0.00 0.000																	
Matt Anderson, R (9, 1) ERA: 4.62	1.0	3 0 0 0 2	0 0 0 0	0 0 0 0	0 0 7 10	0.00 0.000																	

Batter	1	2	3	4	5	6	7	8	9	AB	R	H	RBI	BB	SO	LOB	TOP										
José Cruz Jr., S OBP: 0.320, SLG: 0.511 (1, 8)	G3-1		G4-3					L4		4	0	1	0	0	0	1	Toronto Blue Jays @ Detroit Tigers Comerica Park, Detroit, MI Fri Sep 07 2001, 7:05 PM EDT Att: 28,083 - Cloudy - 88 F										
Alex Gonzalez, R OBP: 0.296, SLG: 0.383 (1, 6)	K			2B	BB			1B		2	2	0	0	2	2												
Shannon Stewart, R OBP: 0.296, SLG: 0.460 Alberto Castillo, R OBP: 0.262, SLG: 0.265 (1, 7) (9, 2)	F7			F9	F9			1B	CS	1B	4	0	1	0	0	0		3									
Carlos Delgado, L OBP: 0.412, SLG: 0.567 (1, 3)											0	0	0	0	0	0											
Raul Mondesi, R OBP: 0.347, SLG: 0.463 (1, 9)		FC5-4		1B	CS			1B		3	0	3	2	1	0	0											
Brad Fullmer, L OBP: 0.333, SLG: 0.455 (1, 10)											4	0	0	0	0	1		5									
Felipe Lopez, S OBP: 0.279, SLG: 0.404 (1, 5)											3	0	0	0	1	2		1									
Cesar Izturis, S OBP: 0.287, SLG: 0.411 (1, 4)											3	0	1	0	1	0		2									
Josh Phelps, R (1, 2)											4	0	1	0	0	0		1									
10 Vernon Wells, R OBP: 0.403, SLG: 0.500 (9, 8)											2	0	0	0	1	0		2									
Inning Stats	R: 0 E: 0 K: 1 S: 8	H: 0 LOB: 0 BB: 0 P: 11	R: 0 E: 0 K: 1 S: 5	H: 1 LOB: 0 BB: 0 P: 9	R: 0 E: 0 K: 0 S: 6	H: 1 LOB: 1 BB: 1 P: 10	R: 1 E: 0 K: 1 S: 10	H: 1 LOB: 2 BB: 2 P: 21	R: 0 E: 0 K: 0 S: 7	H: 0 LOB: 0 BB: 1 P: 14	R: 0 E: 0 K: 0 S: 7	H: 0 LOB: 0 BB: 1 P: 11	R: 0 E: 0 K: 0 S: 8	H: 1 LOB: 0 BB: 0 P: 12	R: 1 E: 0 K: 0 S: 14	H: 2 LOB: 1 BB: 1 P: 23	R: 0 E: 0 K: 1 S: 7	H: 0 LOB: 0 BB: 0 P: 10	1B: 6 2B: 1 3B: 0 HR: 0	SF: 0 SAC: 0 DP: 2 HBP: 0	WP: 0 PB: 0 SB: 0 CS: 2	PA: 35					
PITCHER	IP	WLS	BF	H	R	ER	SO	BB	IBB	HBP	BLK	WP	HR	S	P	ERA	WHIP										
Jose Lima, R ERA: 5.84 (1, 1)	7.1	L	30	6	2	2	4	5	1	0	0	0	0	61	106	2.46	1.500										
Matt Perisho, L ERA: 5.97 (8, 1)	0.0		1	1	0	0	0	0	0	0	0	0	0	3	4	∞	∞										
Danny Patterson, R ERA: 2.9 (8, 1)	0.2		1	0	0	0	0	0	0	0	0	0	0	1	1	0.00	0.000										
Matt Miller, L ERA: 18.0 (9, 1)	1.0		3	0	0	0	1	0	0	0	0	0	0	7	10	0.00	0.000										

Batter	1	2	3	4	5	6	7	8	9	AB	R	H	RBI	BB	SO	LOB	BOTTOM										
Roger Cedeno, S OBP: 0.341, SLG: 0.401 (1, 10)	G6-3			G4-3		SF7				3	0	1	1	0	0	0	Toronto Blue Jays @ Detroit Tigers Comerica Park, Detroit, MI Fri Sep 07 2001, 7:05 PM EDT Att: 28,083 - Cloudy - 88 F										
Jose Macias, S OBP: 0.311, SLG: 0.406 (1, 5)	K			G4-3		L3		P3		4	0	0	0	0	1	3											
Bobby Higginson, L OBP: 0.365, SLG: 0.436 (1, 7)	F7			F7				FC4-6		4	0	1	0	0	0	2											
Randall Simon, L OBP: 0.355, SLG: 0.444 (1, 3)											4	0	1	0	0	0		1									
Shane Halter, R OBP: 0.329, SLG: 0.455 (1, 6)											3	0	1	0	1	2		0									
Wendell Magee, R OBP: 0.305, SLG: 0.377 Robert Fick, L OBP: 0.339, SLG: 0.493 (1, 8) (9, PH)											3	0	0	0	0	0		3									
Damion Easley, R OBP: 0.325, SLG: 0.393 (1, 4)											3	1	1	0	0	0		2									
43 Chris Wakeland, L OBP: 0.200, SLG: 0.200 (1, 9)											3	0	1	0	0	1		0									
15 Brandon Inge, R OBP: 0.247, SLG: 0.264 Tony Clark, S OBP: 0.360, SLG: 0.478 Ryan Jackson, L OBP: 0.246, SLG: 0.336 Javier Cardona, R OBP: 0.266, SLG: 0.355 (1, 2) (8, PH) (6, PR) (9, 2)											1	0	0	0	0	0		0									
Inning Stats	R: 0 E: 0 K: 1 S: 6	H: 0 LOB: 0 BB: 0 P: 7	R: 0 E: 0 K: 0 S: 5	H: 2 LOB: 0 BB: 0 P: 6	R: 0 E: 0 K: 0 S: 4	H: 0 LOB: 0 BB: 0 P: 6	R: 0 E: 0 K: 0 S: 5	H: 0 LOB: 0 BB: 0 P: 6	R: 0 E: 0 K: 0 S: 7	H: 0 LOB: 0 BB: 0 P: 8	R: 1 E: 0 K: 0 S: 9	H: 2 LOB: 1 BB: 0 P: 14	R: 0 E: 0 K: 0 S: 8	H: 1 LOB: 2 BB: 1 P: 13	R: 0 E: 0 K: 1 S: 11	H: 2 LOB: 2 BB: 0 P: 12		R: 0 E: 0 K: 1 S: 6	H: 0 LOB: 0 BB: 0 P: 8	1B: 7 2B: 0 3B: 0 HR: 0	SF: 1 SAC: 1 DP: 1 HBP: 0	WP: 0 PB: 0 SB: 0 CS: 1	PA: 33				
PITCHER	IP	WLS	BF	H	R	ER	SO	BB	IBB	HBP	BLK	WP	HR	S	P	ERA	WHIP										
Brandon Lyon, R ERA: 4.05 (1, 1)	7.1	W	27	6	1	1	3	1	0	0	1	0	0	50	67	1.23	0.955										
Pedro Borbon, L ERA: 3.72 (8, 1)	0.2	H	3	1	0	0	0	0	0	0	0	0	0	5	5	0.00	1.500										
Billy Koch, R ERA: 5.22 (9, 1)	1.0	S	3	0	0	0	1	0	0	0	0	0	0	6	8	0.00	0.000										

AB 29
R 2
H 7
RBI 2
BB 6
SO 5
LOB 17



AB 30
R 1
H 7
RBI 1
BB 1
SO 4
LOB 11



Batter	1	2	3	4	5	6	7	8	9	AB	R	H	RBI	BB	SO	LOB	TOP				
Luis Rivas, R OBP: 0.309, SLG: 0.355 (1, 4)	K		K		G5-3			G2-3 1B	F7	5	1	1	0	0	2	1					
Cristian Guzman, S OBP: 0.341, SLG: 0.488 (1, 6)	F7			BLK 1B			K	G2-3		4	0	1	0	0	0	1					
Doug Mientkiewicz, L OBP: 0.397, SLG: 0.486 (1, 3)	F9			K			G3-6 1B	1B HBP		3	0	1	0	0	0	1					
Corey Koskie, L OBP: 0.366, SLG: 0.507 (1, 5)		SF8 3B		K			G3-6	1B		4	1	2	1	0	1	2					
Brian Buchanan, R OBP: 0.354, SLG: 0.532 Bobby Kielty, S OBP: 0.271, SLG: 0.315 (8, PH) (8, 9)	F3									1	0	0	0	2	0	1					
David Ortiz, L OBP: 0.334, SLG: 0.504 (1, 10)	SF8			BB						1	0	0	0	0	1	2					
Tori Hunter, R OBP: 0.292, SLG: 0.467 (1, 8)										3	0	0	1	0	2	5					
Jacque Jones, L OBP: 0.327, SLG: 0.397 Matthew LeCroy, R OBP: 0.286, SLG: 0.533 (7, PH) (7, 2)			G4-3		G4-3					2	0	0	0	0	0	0					
A.J. Pierzynski, L OBP: 0.328, SLG: 0.438 Denny Hocking, S OBP: 0.306, SLG: 0.324 Dustan Mohr, R OBP: 0.143, SLG: 0.105 (7, PH) (7, 7)	F9		F9							1	0	0	0	0	1	2					
										1	0	0	0	0	0	0					
Inning Stats	R: 0 E: 0 K: 1 S: 8	H: 0 LOB: 0 BB: 0 P: 12	R: 1 E: 0 K: 0 S: 7	H: 2 LOB: 1 BB: 0 P: 10	R: 0 E: 0 K: 1 S: 15	H: 0 LOB: 0 BB: 0 P: 20	R: 0 E: 0 K: 2 S: 15	H: 1 LOB: 2 BB: 1 P: 23	R: 0 E: 0 K: 0 S: 10	H: 1 LOB: 1 BB: 0 P: 12	R: 0 E: 0 K: 3 S: 12	H: 0 LOB: 2 BB: 2 P: 23	R: 1 E: 0 K: 2 S: 18	H: 2 LOB: 2 BB: 0 P: 24	R: 1 E: 0 K: 0 S: 9	H: 1 LOB: 0 BB: 0 P: 15	1B: 5 2B: 1 3B: 2 HR: 0	SF: 2 SAC: 0 DP: 1 HBP: 1	WP: 0 PB: 0 SB: 0 CS: 0	PA: 37	
PITCHER	IP	WLS	BF	H	R	ER	SO	BB	IBB	HBP	BLK	WP	HR	S	P	ERA	WHIP				
Steve Sparks, R ERA: 4.02 (1, 1)	6.1		25	5	1	1	6	3	0	0	1	0	0	68	102	1.42	1.263				
Matt Miller, L ERA: 12.71 (7, 1)	0.2	H	2	0	0	0	2	0	0	0	0	0	0	7	10	0.00	0.000				
Danny Patterson, R ERA: 3.03 (8, 1)	0.1	H	3	1	1	1	0	0	0	1	0	0	0	9	12	27.00	3.000				
Matt Perisho, L ERA: 5.8 (8, 1)	0.0	B	1	1	0	0	0	0	0	0	0	0	0	1	1	∞	∞				
Luis Pineda, R ERA: 5.4 (8, 1)	1.2	L	6	1	1	1	2	0	0	0	0	0	0	17	26	5.40	0.600				

Minnesota Twins @ Detroit Tigers
Comerica Park, Detroit, MI
Mon Sep 10 2001, 7:05 PM EDT
Att: 19,456 - Cloudy - 74 F

AB 31
R 3
H 8
RBI 3
BB 3
SO 10
LOB 17



Batter	1	2	3	4	5	6	7	8	9	AB	R	H	RBI	BB	SO	LOB	BOTTOM					
Roger Cedeno, S OBP: 0.337, SLG: 0.396 (1, 9)	G4-3		K		G4-3			SH5-3		3	0	0	0	0	1	2						
Jose Macias, S OBP: 0.316, SLG: 0.408 (1, 5)	G3		P3				K	F7		4	0	0	0	0	1	3						
Bobby Higginson, L OBP: 0.364, SLG: 0.429 (1, 7)	G3						F8	F8		4	0	0	0	0	1	2						
Tony Clark, S OBP: 0.373, SLG: 0.467 (1, 10)		G4-3								4	0	1	0	0	1	0						
Randall Simon, L OBP: 0.340, SLG: 0.423 (1, 3)		F8								4	0	0	0	0	2	1						
Shane Halter, R OBP: 0.327, SLG: 0.447 (1, 6)		G4-3								4	0	0	0	0	0	0						
Damion Easley, R OBP: 0.324, SLG: 0.390 (1, 4)										3	2	2	0	0	0	0						
Wendell Magee, R OBP: 0.315, SLG: 0.392 (1, 8)										3	0	1	0	0	0	1						
15 Brandon Inge, R OBP: 0.252, SLG: 0.270 Robert Fick, L OBP: 0.340, SLG: 0.490 Juan Encarnacion, R OBP: 0.392, SLG: 0.458 Javier Cardona, R OBP: 0.284, SLG: 0.385 (8, PH) (8, PH) (8, PH) (9, 2)										1	0	0	1	0	1	1						
										0	0	0	0	1	0	0						
										0	0	0	0	0	0	0						
										0	0	0	0	0	0	0						
Inning Stats	R: 0 E: 0 K: 0 S: 6	H: 0 LOB: 0 BB: 0 P: 8	R: 0 E: 0 K: 0 S: 6	H: 0 LOB: 0 BB: 0 P: 10	R: 1 E: 0 K: 1 S: 10	H: 2 LOB: 1 BB: 0 P: 14	R: 0 E: 0 K: 1 S: 6	H: 0 LOB: 0 BB: 0 P: 8	R: 1 E: 2 K: 1 S: 12	H: 0 LOB: 1 BB: 0 P: 17	R: 0 E: 0 K: 2 S: 11	H: 1 LOB: 1 BB: 0 P: 16	R: 0 E: 0 K: 0 S: 4	H: 1 LOB: 0 BB: 0 P: 7	R: 0 E: 0 K: 0 S: 10	H: 0 LOB: 2 BB: 1 P: 20	R: 0 E: 0 K: 2 S: 12	H: 0 LOB: 0 BB: 0 P: 16	1B: 3 2B: 1 3B: 0 HR: 0	SF: 1 SAC: 1 DP: 1 HBP: 0	WP: 1 PB: 0 SB: 0 CS: 0	PA: 33
PITCHER	IP	WLS	BF	H	R	ER	SO	BB	IBB	HBP	BLK	WP	HR	S	P	ERA	WHIP					
Joe Mays, R ERA: 3.31 (1, 1)	8.0		30	4	2	1	5	1	0	0	0	0	0	65	100	1.12	0.625					
Eddie Guardado, L ERA: 3.95 (9, 1)	1.0	S	3	0	0	0	2	0	0	0	0	0	0	12	16	0.00	0.000					

Minnesota Twins @ Detroit Tigers
Comerica Park, Detroit, MI
Mon Sep 10 2001, 7:05 PM EDT
Att: 19,456 - Cloudy - 74 F

AB 30
R 2
H 4
RBI 1
BB 1
SO 7
LOB 10



Batter	1	2	3	4	5	6	7	8	9	AB	R	H	RBI	BB	SO	LOB	TOP																		
																													Minnesota Twins @ Detroit Tigers Comerica Park, Detroit, MI Tue Sep 11 2001, 7:05 PM EDT livebaseballscorecards.com						
Inning Stats																																			
PITCHER	IP	WLS	BF	H	R	ER	SO	BB	IBB	HBP	BLK	WP	HR	S	P	ERA	WHIP	PITCHER	IP	WLS	BF	H	R	ER	SO	BB	IBB	HBP	BLK	WP	HR	S	P	ERA	WHIP

Minnesota Twins @ Detroit Tigers
 Comerica Park, Detroit, MI
 Tue Sep 11 2001, 7:05 PM EDT

AB 0
R 0
H 0
RBI 0
BB 0
SO 0
LOB 0



1B: 0 SF: 0 WP: 0 PA: 0
 2B: 0 SAC: 0 FB: 0
 3B: 0 DP: 0 SB: 0
 HR: 0 HBP: 0 CS: 0


Batter	1	2	3	4	5	6	7	8	9	AB	R	H	RBI	BB	SO	LOB	BOTTOM																		
Inning Stats																																			
PITCHER	IP	WLS	BF	H	R	ER	SO	BB	IBB	HBP	BLK	WP	HR	S	P	ERA	WHIP	PITCHER	IP	WLS	BF	H	R	ER	SO	BB	IBB	HBP	BLK	WP	HR	S	P	ERA	WHIP


Minnesota Twins @ Detroit Tigers
 Comerica Park, Detroit, MI
 Tue Sep 11 2001, 7:05 PM EDT


AB 0
R 0
H 0
RBI 0
BB 0
SO 0
LOB 0





1B: 0 SF: 0 WP: 0 PA: 0
 2B: 0 SAC: 0 FB: 0
 3B: 0 DP: 0 SB: 0
 HR: 0 HBP: 0 CS: 0


Batter	1	2	3	4	5	6	7	8	9	AB R H RBI BB SO LOB	TOP																								
											Minnesota Twins @ Detroit Tigers Comerica Park, Detroit, MI Wed Sep 12 2001, 7:05 PM EDT livebaseballscorecards.com																								
		AB 0 R 0 H 0 RBI 0 BB 0 SO 0 LOB 0																																	
																																			
Inning Stats											1B: 0 SF: 0 WP: 0 PA: 0 2B: 0 SAC: 0 FB: 0 3B: 0 DP: 0 SB: 0 HR: 0 HBP: 0 CS: 0																								
PITCHER	IP	WLS	BF	H	R	ER	SO	BB	IBB	HBP	BLK	WP	HR	S	P	ERA	WHIP	PITCHER	IP	WLS	BF	H	R	ER	SO	BB	IBB	HBP	BLK	WP	HR	S	P	ERA	WHIP


Batter	1	2	3	4	5	6	7	8	9	AB R H RBI BB SO LOB	BOTTOM																								
											Minnesota Twins @ Detroit Tigers Comerica Park, Detroit, MI Wed Sep 12 2001, 7:05 PM EDT livebaseballscorecards.com																								
		AB 0 R 0 H 0 RBI 0 BB 0 SO 0 LOB 0																																	
																																			
Inning Stats											1B: 0 SF: 0 WP: 0 PA: 0 2B: 0 SAC: 0 FB: 0 3B: 0 DP: 0 SB: 0 HR: 0 HBP: 0 CS: 0																								
PITCHER	IP	WLS	BF	H	R	ER	SO	BB	IBB	HBP	BLK	WP	HR	S	P	ERA	WHIP	PITCHER	IP	WLS	BF	H	R	ER	SO	BB	IBB	HBP	BLK	WP	HR	S	P	ERA	WHIP


Batter	1	2	3	4	5	6	7	8	9	AB R H RBI BB SO LOB	TOP																																		
											Minnesota Twins @ Detroit Tigers Comerica Park, Detroit, MI Thu Sep 13 2001, 1:05 PM EDT livebaseballscorecards.com																																		
																				AB 0 R 0 H 0 RBI 0 BB 0 SO 0 LOB 0																									
																																													
Inning Stats																				1B: 0 SF: 0 WP: 0 PA: 0 2B: 0 SAC: 0 FB: 0 3B: 0 DP: 0 SB: 0 HR: 0 HBP: 0 CS: 0																									
PITCHER										IP		WLS	BF	H	R	ER	SO	BB	IBB	HBP	BLK	WP	HR	S	P	ERA	WHIP	PITCHER	IP	WLS	BF	H	R	ER	SO	BB	IBB	HBP	BLK	WP	HR	S	P	ERA	WHIP


Batter	1	2	3	4	5	6	7	8	9	AB R H RBI BB SO LOB	BOTTOM																																		
											Minnesota Twins @ Detroit Tigers Comerica Park, Detroit, MI Thu Sep 13 2001, 1:05 PM EDT livebaseballscorecards.com																																		
																				AB 0 R 0 H 0 RBI 0 BB 0 SO 0 LOB 0																									
																																													
Inning Stats																				1B: 0 SF: 0 WP: 0 PA: 0 2B: 0 SAC: 0 FB: 0 3B: 0 DP: 0 SB: 0 HR: 0 HBP: 0 CS: 0																									
PITCHER										IP		WLS	BF	H	R	ER	SO	BB	IBB	HBP	BLK	WP	HR	S	P	ERA	WHIP	PITCHER	IP	WLS	BF	H	R	ER	SO	BB	IBB	HBP	BLK	WP	HR	S	P	ERA	WHIP


Batter	1	2	3	4	5	6	7	8	9	AB R H RBI BB SO LOB	TOP																								
											<p style="text-align: center;">Kansas City Royals @ Detroit Tigers Comerica Park, Detroit, MI Fri Sep 14 2001, 7:05 PM EDT</p> <p style="text-align: right;">livebaseballscorecards.com</p> <p>AB 0 R 0 H 0 RBI 0 BB 0 SO 0 LOB 0</p> 																								
Inning Stats										1B: 0 SF: 0 WP: 0 PA: 0 2B: 0 SAC: 0 PB: 0 3B: 0 DP: 0 SB: 0 HR: 0 HBP: 0 CS: 0																									
PITCHER	IP	WLS	BF	H	R	ER	SO	BB	IBB	HBP	BLK	WP	HR	S	P	ERA	WHIP	PITCHER	IP	WLS	BF	H	R	ER	SO	BB	IBB	HBP	BLK	WP	HR	S	P	ERA	WHIP

Batter	1	2	3	4	5	6	7	8	9	AB R H RBI BB SO LOB	BOTTOM																								
											<p style="text-align: center;">Kansas City Royals @ Detroit Tigers Comerica Park, Detroit, MI Fri Sep 14 2001, 7:05 PM EDT</p> <p style="text-align: right;">livebaseballscorecards.com</p> <p>AB 0 R 0 H 0 RBI 0 BB 0 SO 0 LOB 0</p> 																								
Inning Stats										1B: 0 SF: 0 WP: 0 PA: 0 2B: 0 SAC: 0 PB: 0 3B: 0 DP: 0 SB: 0 HR: 0 HBP: 0 CS: 0																									
PITCHER	IP	WLS	BF	H	R	ER	SO	BB	IBB	HBP	BLK	WP	HR	S	P	ERA	WHIP	PITCHER	IP	WLS	BF	H	R	ER	SO	BB	IBB	HBP	BLK	WP	HR	S	P	ERA	WHIP

Batter	1	2	3	4	5	6	7	8	9	AB R H RBI BB SO LOB	TOP																																		
											Kansas City Royals @ Detroit Tigers Comerica Park, Detroit, MI Sat Sep 15 2001, 5:05 PM EDT livebaseballscorecards.com																																		
																				AB 0 R 0 H 0 RBI 0 BB 0 SO 0 LOB 0																									
																																													
Inning Stats																				1B: 0 SF: 0 WP: 0 PA: 0 2B: 0 SAC: 0 FB: 0 3B: 0 DP: 0 SB: 0 HR: 0 HBP: 0 CS: 0																									
PITCHER										IP		WLS	BF	H	R	ER	SO	BB	IBB	HBP	BLK	WP	HR	S	P	ERA	WHIP	PITCHER	IP	WLS	BF	H	R	ER	SO	BB	IBB	HBP	BLK	WP	HR	S	P	ERA	WHIP

Batter	1	2	3	4	5	6	7	8	9	AB R H RBI BB SO LOB	BOTTOM																																		
											Kansas City Royals @ Detroit Tigers Comerica Park, Detroit, MI Sat Sep 15 2001, 5:05 PM EDT livebaseballscorecards.com																																		
																				AB 0 R 0 H 0 RBI 0 BB 0 SO 0 LOB 0																									
																																													
Inning Stats																				1B: 0 SF: 0 WP: 0 PA: 0 2B: 0 SAC: 0 FB: 0 3B: 0 DP: 0 SB: 0 HR: 0 HBP: 0 CS: 0																									
PITCHER										IP		WLS	BF	H	R	ER	SO	BB	IBB	HBP	BLK	WP	HR	S	P	ERA	WHIP	PITCHER	IP	WLS	BF	H	R	ER	SO	BB	IBB	HBP	BLK	WP	HR	S	P	ERA	WHIP

Batter	1	2	3	4	5	6	7	8	9	AB R H RBI BB SO LOB	TOP																								
											<p style="text-align: center;">Kansas City Royals @ Detroit Tigers Comerica Park, Detroit, MI Sun Sep 16 2001, 1:05 PM EDT</p> <p style="text-align: right;">livebaseballscorecards.com</p> <p>AB 0 R 0 H 0 RBI 0 BB 0 SO 0 LOB 0</p> 																								
Inning Stats										1B: 0 SF: 0 WP: 0 PA: 0 2B: 0 SAC: 0 FB: 0 3B: 0 DP: 0 SB: 0 HR: 0 HBP: 0 CS: 0																									
PITCHER	IP	WLS	BF	H	R	ER	SO	BB	IBB	HBP	BLK	WP	HR	S	P	ERA	WHIP	PITCHER	IP	WLS	BF	H	R	ER	SO	BB	IBB	HBP	BLK	WP	HR	S	P	ERA	WHIP

Batter	1	2	3	4	5	6	7	8	9	AB R H RBI BB SO LOB	BOTTOM																								
											<p style="text-align: center;">Kansas City Royals @ Detroit Tigers Comerica Park, Detroit, MI Sun Sep 16 2001, 1:05 PM EDT</p> <p style="text-align: right;">livebaseballscorecards.com</p> <p>AB 0 R 0 H 0 RBI 0 BB 0 SO 0 LOB 0</p> 																								
Inning Stats										1B: 0 SF: 0 WP: 0 PA: 0 2B: 0 SAC: 0 FB: 0 3B: 0 DP: 0 SB: 0 HR: 0 HBP: 0 CS: 0																									
PITCHER	IP	WLS	BF	H	R	ER	SO	BB	IBB	HBP	BLK	WP	HR	S	P	ERA	WHIP	PITCHER	IP	WLS	BF	H	R	ER	SO	BB	IBB	HBP	BLK	WP	HR	S	P	ERA	WHIP

Batter	1	2	3	4	5	6	7	8	9	AB	R	H	RBI	BB	SO	LOB	TOP				
Jose Macias, S OBP: 0.315, SLG: 0.405 (1, 5)	G4-3			G4-3			G1-3		E SF8 1B BB	3	1	0	0	1	0	0	Detroit Tigers @ Minnesota Twins Hubert H. Humphrey Metrodome, Minneapolis, MN Tue Sep 18 2001, 8:05 PM EDT Att: 10,878 - Dome - 72 F livebaseballscorecards.com				
Damion Easley, R OBP: 0.323, SLG: 0.389 (1, 4)	G5-3			F7			E5 WP		E9 WP 1B	4	0	1	0	0	0	0					
Bobby Higginson, L OBP: 0.362, SLG: 0.425 (1, 7)	F9			G6-3			K		K	4	0	0	0	0	2	3					
Robert Fick, L OBP: 0.337, SLG: 0.486 (1, 10)			F9		P5		F9		SF8	3	0	0	1	0	0	1					
Shane Halter, R OBP: 0.329, SLG: 0.454 (1, 6)			F7		K				HR	3	1	1	1	1	1	0					
Eric Munson, L (1, 3)			K		L6				K	4	0	0	0	0	3	2					
Wendell Magee, R OBP: 0.310, SLG: 0.385 (1, 8)									K	3	0	0	0	0	2	0					
43 Chris Wakeland, L OBP: 0.231, SLG: 0.462 (1, 9)				F8			F8		HR	3	1	1	1	0	0	0					
15 Brandon Inge, R OBP: 0.247, SLG: 0.265 Mike Rivera, R (8, 2)				K			K		F8	3	0	0	0	0	2	0					
										0	0	0	0	0	0	0					
Inning Stats	R: 0 E: 0 K: 0 S: 7	H: 0 LOB: 0 BB: 0 P: 12	R: 0 E: 0 K: 1 S: 13	H: 0 LOB: 0 BB: 0 P: 19	R: 0 E: 0 K: 1 S: 7	H: 0 LOB: 0 BB: 0 P: 8	R: 0 E: 0 K: 0 S: 8	H: 0 LOB: 0 BB: 0 P: 11	R: 0 E: 0 K: 1 S: 7	H: 0 LOB: 0 BB: 0 P: 11	R: 0 E: 1 K: 1 S: 13	H: 0 LOB: 1 BB: 0 P: 19	R: 2 E: 1 K: 2 S: 9	H: 2 LOB: 2 BB: 0 P: 11	R: 1 E: 1 K: 2 S: 11	H: 1 LOB: 2 BB: 2 P: 23	1B: 1 2B: 0 3B: 0 HR: 2	SF: 1 SAC: 0 DP: 0 HBP: 0	WP: 2 PB: 0 SB: 0 CS: 0	PA: 33	
PITCHER	IP	WLS	BF	H	R	ER	SO	BB	IBB	HBP	BLK	WP	HR	S	P	ERA	WHIP				
Brad Radke, R ERA: 3.9 (1, 1)	7.2	W	26	2	2	2	8	0	0	0	0	1	2	75	104	2.35	0.261				
Bob Wells, R ERA: 5.29 (8, 1)	0.1		1	0	0	0	0	0	0	0	0	0	0	1	1	0.00	0.000				
Mike Duvall, L ERA: 5.4 (9, 1)	0.2		4	1	1	1	1	1	0	0	0	1	0	6	14	13.50	3.000				
Todd Jones, R ERA: 4.36 (9, 1)	0.1		2	0	0	0	1	1	0	0	0	0	0	5	9	0.00	3.000				

Batter	1	2	3	4	5	6	7	8	9	AB	R	H	RBI	BB	SO	LOB	BOTTOM					
Jacque Jones, L OBP: 0.323, SLG: 0.392 (1, 7)	F9	K		G3-1	G1		L9			5	0	0	0	0	1	4	Detroit Tigers @ Minnesota Twins Hubert H. Humphrey Metrodome, Minneapolis, MN Tue Sep 18 2001, 8:05 PM EDT Att: 10,878 - Dome - 72 F livebaseballscorecards.com					
Cristian Guzman, S OBP: 0.342, SLG: 0.493 (1, 6)	2B E 1B	G5-3		F7		HR			K	5	2	2	1	0	1	1						
Doug Mientkiewicz, L OBP: 0.397, SLG: 0.487 (1, 3)	E 2B		G1-3	G4-3		P6		E 1B 1B		5	1	2	0	0	0	0						
Corey Koskie, L OBP: 0.368, SLG: 0.514 (1, 5)	K		1B FC6-4 1B		HR	K		E 1B 1B		5	2	3	1	0	2	2						
David Ortiz, L OBP: 0.339, SLG: 0.504 (1, 10)	E IBB		FC6-4 1B		F8			K		4	0	2	0	1	1	2						
Torii Hunter, R OBP: 0.293, SLG: 0.468 (1, 8)	E9 1B		FC6-4 2B		2B 2B		F8	E6		5	2	2	3	0	0	4						
A.J. Pierzynski, L OBP: 0.329, SLG: 0.443 (1, 2)	F7		1B 2B		1B 2B		F8	G4-3		5	1	2	2	0	0	5						
Bobby Kielty, S OBP: 0.281, SLG: 0.325 (1, 9)		SH1-3 1B	1B 2B		K		K			4	0	2	1	0	2	1						
Luis Rivas, R OBP: 0.313, SLG: 0.361 (1, 4)		SH1-3								3	0	3	0	0	0	0						
Inning Stats	R: 2 E: 1 K: 1 S: 12	H: 3 LOB: 2 BB: 1 P: 21	R: 0 E: 0 K: 1 S: 11	H: 1 LOB: 1 BB: 0 P: 15	R: 3 E: 1 K: 0 S: 19	H: 5 LOB: 2 BB: 0 P: 24	R: 0 E: 0 K: 0 S: 7	H: 0 LOB: 0 BB: 0 P: 8	R: 2 E: 0 K: 1 S: 13	H: 4 LOB: 2 BB: 0 P: 17	R: 1 E: 0 K: 1 S: 19	H: 2 LOB: 1 BB: 0 P: 23	R: 0 E: 0 K: 2 S: 11	H: 1 LOB: 3 BB: 0 P: 17	R: 0 E: 1 K: 2 S: 14	H: 2 LOB: 3 BB: 0 P: 21	1B: 11 2B: 5 3B: 0 HR: 2	SF: 0 SAC: 1 DP: 0 HBP: 0	WP: 0 PB: 0 SB: 0 CS: 0	PA: 43		
PITCHER	IP	WLS	BF	H	R	ER	SO	BB	IBB	HBP	BLK	WP	HR	S	P	ERA	WHIP					
Jeff Weaver, R ERA: 4.16 (1, 1)	4.2	L	27	13	7	7	3	0	0	0	0	0	1	20	25	6.75	1.500					
Matt Perisho, L ERA: 5.64 (5, 1)	1.1		6	2	1	1	1	0	0	0	0	0	0	1	20	25	6.75	1.500				
Luis Pineda, R ERA: 5.02 (7, 1)	1.0		4	1	0	0	1	0	0	0	0	0	0	11	17	0.00	1.000					
Heath Murray, L ERA: 5.54 (8, 1)	0.2		4	2	0	0	2	0	0	0	0	0	0	11	18	0.00	3.000					
Danny Patterson, R ERA: 3.02 (8, 1)	0.1		2	0	0	0	0	0	0	0	0	0	0	3	3	0.00	0.000					



Batter	1	2	3	4	5	6	7	8	9	AB	R	H	RBI	BB	SO	LOB	TOP								
Jose Macias, S OBP: 0.316, SLG: 0.405 (1, 8)	F7		F9 BB 3B 1B	P4			G6-3 S SF8 1B		G4-6-3	5	2	2	0	0	0	2									
Damion Easley, R OBP: 0.324, SLG: 0.388 (1, 4)	K		3B BB				G6-3			4	1	1	0	1	2	1									
Bobby Higginson, L OBP: 0.364, SLG: 0.438 (1, 7)	HR		F9						F7	4	2	2	2	1	0	3									
Tony Clark, S OBP: 0.374, SLG: 0.475 (1, 10)	2B						F3		SF8	3	1	2	3	0	0	0									
Shane Halter, R OBP: 0.330, SLG: 0.457 (1, 5)	2B		G5-3				G5-3		CS	4	0	2	1	0	0	1									
Wendell Magee, R OBP: 0.304, SLG: 0.377 (1, 9)	K		K				F8		F9	4	0	0	0	0	2	3									
Deivi Cruz, R OBP: 0.276, SLG: 0.355 (1, 6)			F9				G5-3		F8	4	0	0	0	0	0	1									
Eric Munson, L OBP: 0.250, SLG: 0.250 (1, 3)	K		K						G4-3	4	0	2	0	0	1	1									
Javier Cardona, R OBP: 0.282, SLG: 0.378 (1, 2)	P3						F8			4	0	1	0	0	0	2									
Inning Stats	R: 2 H: 3 E: 0 K: 2 S: 16	H: 3 LOB: 1 BB: 0 P: 21	R: 0 H: 0 E: 0 K: 1 S: 14	H: 0 LOB: 0 BB: 0 P: 19	R: 2 H: 2 E: 0 K: 1 S: 14	H: 2 LOB: 1 BB: 1 P: 22	R: 0 H: 1 E: 0 K: 0 S: 6	H: 1 LOB: 1 BB: 0 P: 8	R: 1 H: 1 E: 0 K: 1 S: 10	H: 1 LOB: 0 BB: 0 P: 12	R: 0 H: 1 E: 0 K: 0 S: 6	H: 1 LOB: 1 BB: 0 P: 8	R: 1 H: 1 E: 0 K: 0 S: 9	H: 1 LOB: 0 BB: 1 P: 16	R: 0 H: 1 E: 0 K: 0 S: 7	H: 1 LOB: 1 BB: 0 P: 9	R: 0 H: 2 E: 0 K: 0 S: 9	H: 2 LOB: 1 BB: 0 P: 15	1B: 7 2B: 2 3B: 1 HR: 2	SF: 1 SAC: 0 DP: 1 HBP: 0	WP: 0 PB: 0 SB: 1 CS: 1	PA: 40			
PITCHER	IP	WLS	BF	H	R	ER	SO	BB	IBB	HBP	BLK	WP	HR	S	P	ERA	WHIP								
Eric Milton, L ERA: 4.23 (1, 1)	5.0	L	23	7	5	5	5	1	0	0	0	0	2	60	82	9.00	1.600								
Jack Cressend, R ERA: 3.29 (6, 1)	1.1		6	2	1	1	0	0	0	0	0	0	0	12	16	6.75	1.500								
Mike Duvall, L ERA: 5.4 (7, 1)	0.0		1	0	0	0	0	1	0	0	0	0	0	4	4	∞	∞								
Hector Carrasco, R ERA: 5.05 (7, 1)	0.2		1	0	0	0	0	0	0	0	0	0	0	3	4	0.00	0.000								
LaTroy Hawkins, R ERA: 5.89 (8, 1)	2.0		8	3	0	0	0	0	0	0	0	0	0	16	24	0.00	1.500								

Detroit Tigers @ Minnesota Twins
Hubert H. Humphrey Metrodome, Minneapolis, MN

Wed Sep 19, 2001, 8:05 PM EDT
Att: 10,157 - Dome - 72 F



AB 36
R 6
H 12
RBI 6
BB 2
SO 5
LOB 14

Batter	1	2	3	4	5	6	7	8	9	AB	R	H	RBI	BB	SO	LOB	BOTTOM								
Denny Hocking, S OBP: 0.305, SLG: 0.323 (1, 4)	E5 1B		G4-3			F7		F7		4	0	1	0	0	0	0									
Cristian Guzman, S OBP: 0.341, SLG: 0.491 (1, 6)	G4-3		G6-3			F7			G4-3 PB SF9 1B	4	1	1	0	0	0	0									
Doug Mientkiewicz, L OBP: 0.395, SLG: 0.483 (1, 3)	F8					G5-3			G4-3	4	0	0	0	0	0	1									
Corey Koskie, L OBP: 0.365, SLG: 0.511 (1, 5)			K			G6-3			SF9	3	0	0	1	0	1	0									
Brian Buchanan, R OBP: 0.357, SLG: 0.528 (1, 9)	G4-3					G6-3			E5 G4-3 1B	3	0	1	0	1	0	0									
David Ortiz, L OBP: 0.338, SLG: 0.504 (1, 10)						F7			G4-3 BB	4	0	1	0	0	0	2									
Tori Hunter, R OBP: 0.294, SLG: 0.470 (1, 8)	G4-3					G4-3 2B			F8	3	0	1	0	0	0	2									
A.J. Pierzynski, L OBP: 0.327, SLG: 0.440 (1, 2)			G4-3			G4-3				2	0	0	0	0	0	1									
Matthew LeCroy, R OBP: 0.250, SLG: 0.714 (6, 2)						G4-3			K	1	0	0	0	0	1	0									
Jacque Jones, L OBP: 0.324, SLG: 0.399 (1, 7)						G4-3			G1-3	3	1	1	1	0	0	1									
Inning Stats	R: 0 H: 1 E: 1 K: 0 S: 5	H: 1 LOB: 0 BB: 0 P: 7	R: 0 H: 1 E: 0 K: 1 S: 9	H: 1 LOB: 0 BB: 0 P: 12	R: 1 H: 1 E: 0 K: 0 S: 7	H: 1 LOB: 0 BB: 0 P: 10	R: 0 H: 0 E: 0 K: 0 S: 3	H: 0 LOB: 0 BB: 0 P: 6	R: 0 H: 1 E: 0 K: 0 S: 8	H: 1 LOB: 1 BB: 0 P: 13	R: 0 H: 0 E: 0 K: 0 S: 7	H: 0 LOB: 0 BB: 0 P: 12	R: 0 H: 1 E: 1 K: 0 S: 11	H: 1 LOB: 1 BB: 0 P: 16	R: 0 H: 0 E: 0 K: 1 S: 8	H: 0 LOB: 0 BB: 0 P: 13	R: 1 H: 1 E: 0 K: 0 S: 13	H: 1 LOB: 1 BB: 1 P: 25	1B: 3 2B: 2 3B: 0 HR: 1	SF: 1 SAC: 0 DP: 0 HBP: 0	WP: 0 PB: 1 SB: 0 CS: 0	PA: 33			
PITCHER	IP	WLS	BF	H	R	ER	SO	BB	IBB	HBP	BLK	WP	HR	S	P	ERA	WHIP								
Steve Sparks, R ERA: 3.89 (1, 1)	9.0	W	33	6	2	1	2	1	0	0	0	0	1	71	114	1.00	0.778								

Detroit Tigers @ Minnesota Twins
Hubert H. Humphrey Metrodome, Minneapolis, MN

Wed Sep 19, 2001, 8:05 PM EDT
Att: 10,157 - Dome - 72 F



AB 31
R 2
H 6
RBI 2
BB 1
SO 2
LOB 7

Batter	1	2	3	4	5	6	7	8	9	AB	R	H	RBI	BB	SO	LOB	TOP			
Jose Macias, S OBP: 0.316, SLG: 0.404	F7		G1-3		G1-3			G5-4-3 1B		4	0	1	0	0	0	2				
Damion Easley, R OBP: 0.322, SLG: 0.385	G6-3			G1-3		G5-3		G5-4-3 1-2		4	0	0	0	0	0	1				
Bobby Higginson, L OBP: 0.365, SLG: 0.438				G2-3 1B		G4-3			G6-3	3	0	1	0	1	0	0				
Randall Simon, L OBP: 0.338, SLG: 0.420	G4-3			G2-3					K	4	0	1	0	0	1	2				
Shane Halter, R OBP: 0.329, SLG: 0.453		G1-6-3		G6-3						3	0	0	0	1	0	2				
Robert Fick, L OBP: 0.338, SLG: 0.487	G4-3					43 1B		G6-4-3 1B		4	0	2	0	0	0	1				
Wendell Magee, R OBP: 0.300, SLG: 0.371			K					G6-4-3 1-2		3	0	0	0	0	2	2				
43 Chris Wakeland, L OBP: 0.250, SLG: 0.438			K					K2-3		3	0	1	0	0	2	0				
15 Brandon Inge, R OBP: 0.243, SLG: 0.259			L5					F8		3	0	0	0	0	0	2				
Inning Stats	R: 0 H: 0 E: 0 K: 0 S: 9	H: 0 LOB: 1 BB: 1 P: 16	R: 0 H: 0 E: 0 K: 1 S: 11	H: 0 LOB: 0 BB: 0 P: 17	R: 0 H: 0 E: 0 K: 1 S: 7	H: 0 LOB: 0 BB: 0 P: 11	R: 0 H: 1 E: 0 K: 0 S: 6	H: 1 LOB: 1 BB: 0 P: 7	R: 0 H: 2 E: 0 K: 1 S: 13	H: 2 LOB: 2 BB: 0 P: 21	R: 0 H: 1 E: 0 K: 1 S: 10	H: 1 LOB: 0 BB: 0 P: 12	R: 0 H: 1 E: 0 K: 0 S: 7	H: 1 LOB: 0 BB: 0 P: 10	R: 0 H: 0 E: 0 K: 1 S: 8	H: 0 LOB: 1 BB: 1 P: 17	1B: 6 2B: 0 3B: 0 HR: 0	SF: 0 SAC: 0 DP: 2 HBP: 0	WP: 0 PB: 0 SB: 0 CS: 0	PA: 33
PITCHER Joe Mays, R ERA: 3.17	IP: 9.0 WLS: W BF: 33 H: 6 R: 0 ER: 0 SO: 5 BB: 2 IBB: 0 HBP: 0 BLK: 0 WP: 0 HR: 0 S: 77 P: 118 ERA: 0.00 WHIP: 0.889																			

Detroit Tigers @ Minnesota Twins
 Hubert H. Humphrey Metrodome, Minneapolis, MN
 Thu Sep 20 2001, 1:05 PM EDT
 Att. 9,754 - Dome - 72 F

AB 31
R 0
H 6
RBI 0
BB 2
SO 5
LOB 12



Batter	1	2	3	4	5	6	7	8	9	AB	R	H	RBI	BB	SO	LOB	BOTTOM			
Luis Rivas, R OBP: 0.316, SLG: 0.364	FC6-4 1B		E9 1B		F3			F8 1B		4	1	3	0	0	0	0				
Cristian Guzman, S OBP: 0.340, SLG: 0.489	FC6-4 1-2					F7		F8 1-2		4	0	1	1	0	0	2				
Doug Mientkiewicz, L OBP: 0.393, SLG: 0.491	L3		F9		F9					3	0	0	0	0	0	2				
Corey Koskie, L OBP: 0.363, SLG: 0.508		P4	P4			K				3	0	0	0	0	1	1				
David Ortiz, L OBP: 0.334, SLG: 0.498	G4-3				F9			K		3	0	0	0	0	1	0				
Torii Hunter, R OBP: 0.294, SLG: 0.469	G6-3				G4-6-3 1B			F9		3	0	1	0	0	0	0				
Jacque Jones, L OBP: 0.324, SLG: 0.405			HR		G4-6-3 1-2			G3		3	1	1	1	0	0	1				
Tom Prince, R OBP: 0.302, SLG: 0.392			G5-3					K		3	0	0	0	0	1	0				
Bobby Kielty, S OBP: 0.272, SLG: 0.313			E6 1B					K		3	1	0	0	0	1	0				
Inning Stats	R: 0 H: 1 E: 0 K: 0 S: 6	H: 0 LOB: 0 BB: 0 P: 9	R: 0 H: 0 E: 0 K: 0 S: 8	H: 0 LOB: 0 BB: 0 P: 11	R: 3 H: 3 E: 2 K: 0 S: 17	H: 3 LOB: 1 BB: 0 P: 26	R: 0 H: 1 E: 0 K: 0 S: 4	H: 1 LOB: 0 BB: 0 P: 7	R: 0 H: 0 E: 0 K: 1 S: 6	H: 0 LOB: 0 BB: 0 P: 9	R: 0 H: 0 E: 0 K: 1 S: 7	H: 0 LOB: 0 BB: 0 P: 9	R: 0 H: 1 E: 0 K: 2 S: 14	H: 1 LOB: 1 BB: 0 P: 24	R: 0 H: 0 E: 0 K: 1 S: 8	H: 0 LOB: 1 BB: 1 P: 17	1B: 5 2B: 1 3B: 0 HR: 1	SF: 0 SAC: 0 DP: 2 HBP: 0	WP: 0 PB: 1 SB: 1 CS: 0	PA: 29
PITCHER Jose Lima, R ERA: 5.6	IP: 7.2 WLS: L BF: 27 H: 5 R: 3 ER: 1 SO: 3 BB: 0 IBB: 0 HBP: 0 BLK: 0 WP: 0 HR: 1 S: 66 P: 99 ERA: 1.17 WHIP: 0.652																			
Matt Anderson, R ERA: 4.85	IP: 0.1 WLS: L BF: 2 H: 1 R: 0 ER: 0 SO: 0 BB: 0 IBB: 0 HBP: 0 BLK: 0 WP: 0 HR: 0 S: 5 P: 9 ERA: 0.00 WHIP: 3.000																			

Detroit Tigers @ Minnesota Twins
 Hubert H. Humphrey Metrodome, Minneapolis, MN
 Thu Sep 20 2001, 1:05 PM EDT
 Att. 9,754 - Dome - 72 F

AB 29
R 3
H 6
RBI 2
BB 0
SO 4
LOB 6




Batter	1	2	3	4	5	6	7	8	9	AB	R	H	RBI	BB	SO	LOB	TOP											
Jose Macias, S (1, 8) OBP: 0.315, SLG: 0.401	G4-3		G6-3		G6-3			G6-4-3 HBP		3	0	0	0	0	0	1	Detroit Tigers @ Boston Red Sox Fenway Park, Boston, MA Fri Sep 21 2001, 7:05 PM EDT Att: 30,905 - Cloudy - 70 F											
Damion Easley, R (1, 4) OBP: 0.321, SLG: 0.383	K		G5-3				G4-6-3 BB	G6-4-3		3	0	0	0	1	1	2												
Bobby Higginson, L (1, 7) OBP: 0.364, SLG: 0.438	F8			G3			G4-6-3 1-2f			4	0	1	0	0	0	1												
Tony Clark, S (1, 10) OBP: 0.375, SLG: 0.482		HR		G6-4-3 1B			K			4	1	2	1	0	2	1												
Shane Halter, R (1, 5) OBP: 0.326, SLG: 0.449		E5 G3		G6-4-3 1-2f			K			4	0	0	0	0	2	2												
Eric Munson, L (1, 3) OBP: 0.197, SLG: 0.167		G3			F8		K			4	0	0	0	0	2	2												
Deivi Cruz, R (1, 6) OBP: 0.276, SLG: 0.353		G6-3					G6-3			2	1	0	0	1	0	1												
Wendell Magee, R (1, 9) OBP: 0.300, SLG: 0.381		F8					G5-3			3	0	1	1	0	0	1												
15 Brandon Inge, R (1, 2) OBP: 0.240, SLG: 0.256 Robert Fick, L (8, PH) OBP: 0.340, SLG: 0.488 (8, 2)			G3-1				K	HBP 1B		2	0	0	0	0	1	1												
										1	0	1	0	0	0	0												
Inning Stats	R: 0 E: 0 K: 1 S: 9	H: 0 LOB: 0 BB: 0 P: 14	R: 1 E: 1 K: 0 S: 12	H: 1 LOB: 1 BB: 0 P: 19	R: 0 E: 0 K: 0 S: 8	H: 0 LOB: 0 BB: 0 P: 11	R: 0 E: 0 K: 0 S: 6	H: 1 LOB: 0 BB: 0 P: 7	R: 1 E: 0 K: 1 S: 15	H: 1 LOB: 1 BB: 1 P: 28	R: 0 E: 0 K: 1 S: 10	H: 0 LOB: 0 BB: 1 P: 18	R: 0 E: 0 K: 2 S: 7	H: 0 LOB: 0 BB: 0 P: 10	R: 0 E: 0 K: 0 S: 9	H: 1 LOB: 1 BB: 0 P: 11		R: 0 E: 0 K: 3 S: 13	H: 1 LOB: 1 BB: 0 P: 17	1B: 2 2B: 1 3B: 1 HR: 1	SF: 0 SAC: 0 DP: 3 HBP: 1	WP: 0 PB: 0 SB: 0 CS: 0	PA: 33					
PITCHER	IP	WLS	BF	H	R	ER	SO	BB	IBB	HBP	BLK	WP	HR	S	P	ERA		WHIP										
Casey Fossum, L (1, 1) ERA: 3.48	5.0	W	19	3	2	2	2	1	0	0	0	0	1	50	79	3.60		0.800										
49 Tim Wakefield, R (6, 1) ERA: 3.48	3.0	H	10	1	0	0	3	1	0	1	0	0	0	26	39	0.00		0.667										
Ugueth Urbina, R (9, 1) ERA: 3.73	1.0	S	4	1	0	0	3	0	0	0	0	0	0	13	17	0.00		1.000										

Batter	1	2	3	4	5	6	7	8	9	AB	R	H	RBI	BB	SO	LOB	BOTTOM											
Chris Stynes, R (1, 4) OBP: 0.326, SLG: 0.410	G6-3		F3		G4-3			FC3-6 1B		4	0	1	0	0	0	0	Detroit Tigers @ Boston Red Sox Fenway Park, Boston, MA Fri Sep 21 2001, 7:05 PM EDT Att: 30,905 - Cloudy - 70 F											
Trot Nixon, L (1, 8) OBP: 0.372, SLG: 0.488	HR BB		G4-3		BB BB G3-1-6 1B		FC3-6 CS			3	2	1	0	1	0	1												
Manny Ramirez, R (1, 10) OBP: 0.403, SLG: 0.616	1-H HR		G5-3				P4			3	1	1	2	1	0	1												
Izzy Alcantara, R (1, 7) OBP: 0.345, SLG: 0.308 Troy O'Leary, L (8, 7) OBP: 0.296, SLG: 0.432	G6-3			G6-3			CS	G3-1		2	0	0	0	1	0	0												
										1	0	0	0	0	0	0												
Calvin Pickering, L (1, 3) OBP: 0.467, SLG: 0.733 53 Angel Santos, S (8, PH) Brian Daubach, L (9, 3) OBP: 0.347, SLG: 0.490					G3-1-6 BB					4	0	3	0	0	0	2												
										0	0	0	0	0	0	0												
										0	0	0	0	0	0	0												
Shea Hillenbrand, R (1, 5) OBP: 0.298, SLG: 0.395	G4-3			K			FC6-4 1B			4	0	2	0	0	1	2												
Lou Merloni, R (1, 6) OBP: 0.295, SLG: 0.307			F9		FC6-4 1-2f		FC6-4 1B			4	0	0	0	0	0	5												
Darren Lewis, R (1, 9) OBP: 0.313, SLG: 0.393										4	1	2	0	0	2	1												
Doug Mirabelli, R (1, 2) OBP: 0.325, SLG: 0.418										4	1	1	2	0	1	4												
Inning Stats	R: 2 E: 0 K: 0 S: 13	H: 2 LOB: 1 BB: 1 P: 19	R: 0 E: 0 K: 1 S: 6	H: 0 LOB: 0 BB: 0 P: 9	R: 0 E: 0 K: 0 S: 10	H: 0 LOB: 0 BB: 0 P: 12	R: 0 E: 0 K: 1 S: 8	H: 1 LOB: 1 BB: 0 P: 8	R: 3 E: 0 K: 0 S: 15	H: 3 LOB: 3 BB: 2 P: 29	R: 0 E: 0 K: 1 S: 9	H: 1 LOB: 1 BB: 0 P: 14	R: 0 E: 0 K: 0 S: 5	H: 1 LOB: 0 BB: 0 P: 8	R: 0 E: 0 K: 1 S: 10	H: 3 LOB: 3 BB: 0 P: 16		R: 0 E: 0 K: 1 S: 10	H: 3 LOB: 3 BB: 0 P: 16	1B: 6 2B: 3 3B: 0 HR: 2	SF: 0 SAC: 0 DP: 1 HBP: 0	WP: 0 PB: 0 SB: 0 CS: 1	PA: 37					
PITCHER	IP	WLS	BF	H	R	ER	SO	BB	IBB	HBP	BLK	WP	HR	S	P	ERA		WHIP										
Heath Murray, L (1, 1) ERA: 5.84	5.0	L	23	6	5	5	2	3	0	0	0	0	0	14	22	0.00		1.800										
Victor Santos, R (6, 1) ERA: 3.2	2.0		7	2	0	0	1	0	0	0	0	0	0	6	11	0.00	3.000											
Matt Miller, L (8, 1) ERA: 11.37	0.2		4	2	0	0	0	0	0	0	0	0	0	4	5	0.00	3.000											
Danny Patterson, R (8, 1) ERA: 3.0	0.1		2	1	0	0	1	0	0	0	0	0	0	4	5	0.00	3.000											

Batter	1	2	3	4	5	6	7	8	9	AB	R	H	RBI	BB	SO	LOB	TOP							
Jose Macias, S OBP: 0.313, SLG: 0.398 (1, 5)	G4-3		F9			SH1-4		F8		3	0	0	0	0	0	0								
Damion Easley, R OBP: 0.323, SLG: 0.385 (1, 4)	G6-3			K			2B	1B		3	1	1	2	1	1	0								
Bobby Higginson, L OBP: 0.365, SLG: 0.439 (1, 7)	G3			G4-6-3 1B		F7		SF9 1B		4	0	2	0	0	0	1								
Randall Simon, L OBP: 0.336, SLG: 0.414 Ryan Jackson, L OBP: 0.246, SLG: 0.336 (8, PR)		F2		G4-6-3 1-2		G6-3		1B		3	0	0	0	1	0	2								
Shane Halter, R OBP: 0.328, SLG: 0.458 (1, 6)	G6-3					FC5-4 1B		SF9		3	1	2	2	0	0	0								
Eric Munson, L OBP: 0.200, SLG: 0.200 Tony Clark, S OBP: 0.374, SLG: 0.481 (8, PH)						FC5-4 CS 1B		F7		3	0	1	0	0	0	1								
Wendell Magee, R OBP: 0.295, SLG: 0.373 (1, 8)						K		G6-3		4	0	0	0	0	2	2								
43 Chris Wakeland, L OBP: 0.300, SLG: 0.450 (1, 9)										4	1	2	0	0	1	0								
Mike Rivera, R (1, 2)										4	1	0	0	0	1	2								
Inning Stats	R: 0 H: 0 E: 0 K: 0 S: 9	H: 0 LOB: 0 BB: 0 P: 16	R: 0 H: 1 E: 0 K: 1 S: 13	LOB: 1 BB: 0 P: 18	R: 0 H: 0 E: 0 K: 2 S: 12	H: 0 LOB: 0 BB: 0 P: 16	R: 0 H: 1 E: 0 K: 1 S: 5	H: 1 LOB: 0 BB: 0 P: 8	R: 0 H: 1 E: 0 K: 1 S: 7	H: 1 LOB: 1 BB: 0 P: 12	R: 2 H: 2 E: 1 K: 0 S: 13	H: 2 LOB: 1 BB: 0 P: 14	R: 1 H: 2 E: 0 K: 0 S: 9	H: 2 LOB: 1 BB: 0 P: 17	R: 1 H: 1 E: 0 K: 1 S: 10	H: 1 LOB: 2 BB: 2 P: 24	R: 0 H: 0 E: 0 K: 0 S: 9	H: 0 LOB: 0 BB: 0 P: 12	1B: 6 2B: 2 3B: 0 HR: 1	SF: 1 SAC: 1 DP: 2 HBP: 0	WP: 0 PB: 0 SB: 1 CS: 1	PA: 36		
PITCHER	IP	WLS	BF	H	R	ER	SO	BB	IBB	HBP	BLK	WP	HR	S	P	ERA	WHIP							
Derek Lowe, R ERA: 3.79 (1, 1)	5.0		16	3	0	0	5	0	0	0	0	0	0	46	70	0.00	0.600							
Rolando Arrojo, R ERA: 3.48 (6, 1)	2.0	L	11	4	3	2	0	0	0	0	0	0	1	22	31	9.00	2.000							
Allen McDill, L ERA: 3.38 (8, 1)	0.1		4	1	1	1	0	1	1	0	0	0	0	4	14	27.00	6.000							
Todd Erdos, R ERA: 5.4 (8, 1)	1.2		5	0	0	0	1	0	0	0	0	0	0	15	22	0.00	0.000							

Detroit Tigers @ Boston Red Sox
Fenway Park, Boston, MA
Sat Sep 22 2001, 5:05 PM EDT
Att: 30,871 - Cloudy - 82 F


AB 32
R 4
H 8
RBI 4
BB 2
SO 6
LOB 10



Batter	1	2	3	4	5	6	7	8	9	AB	R	H	RBI	BB	SO	LOB	BOTTOM							
Jose Offerman, S OBP: 0.328, SLG: 0.347 (1, 4)	E S BB		G6-3			G5-3				3	0	0	0	2	0	0								
Trot Nixon, L OBP: 0.374, SLG: 0.494 (1, 8)	K					G3-1				3	1	1	1	2	1	1								
Manny Ramirez, R OBP: 0.403, SLG: 0.613 (1, 10)	K									4	0	1	0	1	2	2								
Calvin Pickering, L OBP: 0.421, SLG: 0.611 (1, 3)										3	0	0	0	1	2	4								
Brian Daubach, L OBP: 0.346, SLG: 0.497 Chris Stynes, R OBP: 0.325, SLG: 0.409 Darren Lewis, R OBP: 0.313, SLG: 0.393 (8, PH)										3	1	1	1	0	1	2								
Troy O'Leary, L OBP: 0.295, SLG: 0.440 (9, 7)										3	1	1	1	1	0	0								
Scott Hatteberg, L OBP: 0.336, SLG: 0.348 (1, 2)										3	0	0	0	1	0	1								
Shea Hillenbrand, R OBP: 0.298, SLG: 0.394 (1, 5)										4	0	1	0	0	1	1								
Lou Merloni, R OBP: 0.284, SLG: 0.295 (1, 6)										4	0	0	0	0	2									
Inning Stats	R: 0 H: 0 E: 1 K: 3 S: 15	H: 0 LOB: 2 BB: 2 P: 31	R: 0 H: 0 E: 0 K: 0 S: 7	H: 0 LOB: 1 BB: 1 P: 15	R: 1 H: 1 E: 0 K: 1 S: 12	H: 1 LOB: 0 BB: 0 P: 17	R: 1 H: 2 E: 0 K: 1 S: 10	H: 2 LOB: 1 BB: 1 P: 19	R: 0 H: 1 E: 0 K: 0 S: 12	H: 1 LOB: 1 BB: 0 P: 19	R: 0 H: 0 E: 0 K: 0 S: 6	H: 0 LOB: 0 BB: 0 P: 7	R: 0 H: 0 E: 0 K: 1 S: 10	H: 0 LOB: 3 BB: 3 P: 23	R: 1 H: 1 E: 0 K: 1 S: 10	H: 1 LOB: 0 BB: 0 P: 15	R: 0 H: 0 E: 0 K: 0 S: 13	H: 0 LOB: 1 BB: 1 P: 21	1B: 2 2B: 0 3B: 0 HR: 3	SF: 0 SAC: 0 DP: 0 HBP: 0	WP: 0 PB: 0 SB: 1 CS: 1	PA: 40		
PITCHER	IP	WLS	BF	H	R	ER	SO	BB	IBB	HBP	BLK	WP	HR	S	P	ERA	WHIP							
24 Nate Cornejo, R ERA: 6.43 (1, 1)	5.0		22	4	2	2	5	4	0	0	0	0	0	11	20	0.00	1.200							
Adam Pettyjohn, L ERA: 6.15 (6, 1)	1.2	W	7	0	0	0	0	2	0	0	0	0	0	2	6	∞	∞							
Luis Pineda, R ERA: 5.02 (7, 1)	0.0		1	0	0	0	0	1	0	0	0	0	0	2	6	∞	∞							
Matt Miller, L ERA: 10.8 (7, 1)	0.1	H	1	0	0	0	1	0	0	0	0	0	0	3	4	0.00	0.000							
Danny Patterson, R ERA: 3.09 (8, 1)	1.0	H	4	1	1	1	1	0	0	0	0	0	1	10	15	9.00	1.000							

Detroit Tigers @ Boston Red Sox
Fenway Park, Boston, MA
Sat Sep 22 2001, 5:05 PM EDT
Att: 30,871 - Cloudy - 82 F

AB 31
R 3
H 5
RBI 3
BB 8
SO 7
LOB 13



Batter	1	2	3	4	5	6	7	8	9	AB	R	H	RBI	BB	SO	LOB	TOP											
Jose Macias, S OBP: 0.315, SLG: 0.402 (1, 8) (6, 4)	0-0 G3-1 S E 1B	1-2 1B 2B	0-1 P6		0-1 G3 1B WP		1-2 F8		2-0 G4-3	6	3	3	1	0	0	0												
Damon Easley, R OBP: 0.327, SLG: 0.389 Wendell Magee, R OBP: 0.294, SLG: 0.371 (1, 4) (6, 8)	4-2 F G3-1 BB	4-2 1B BB		0-0 1B 2B	1-0 WP G3 1B		3-3 K			2	1	2	0	2	0	0												
Bobby Higginson, L OBP: 0.366, SLG: 0.439 Ryan Jackson, L OBP: 0.242, SLG: 0.330 (1, 7) (5, PH) (5, 7)	1-2 G3-1	2-2 S 1B		4-1 BB 1B 2B BB	3-3 K		0-3 K			2	1	1	1	1	0	2												
Randall Simon, L OBP: 0.333, SLG: 0.409 (1, 10)	0-1 E8	2-2 G5-3		0-2 BB 2B 1B	0-0 G3			2-2 L7		5	1	1	0	0	0	5												
Shane Halter, R OBP: 0.331, SLG: 0.457 (1, 5)	2-3 K		2-1 3B 1B	4-1 1-2 2-3 3-H BB	4-0 BB			0-0 F8		3	2	1	1	2	1	2												
Eric Munson, L OBP: 0.290, SLG: 0.400 (1, 3)	3-3 K		0-0 43 HR 3B	3-2 43 G3 1-H 2-H 3-H 2B	1-3 K			3-3 K		5	1	2	4	0	3	4												
Deivi Cruz, R OBP: 0.278, SLG: 0.364 (1, 6)		0-0 2B 2B	0-0 F5	1-2 P5		0-0 L8		1-0 HR		5	2	2	1	0	0	2												
43 Chris Wakeland, L OBP: 0.280, SLG: 0.520 (1, 9)	1-3 K		0-0 HR	1-1 G3	0-2 F9			0-0 G2-3		5	1	1	2	0	1	2												
15 Brandon Inge, R OBP: 0.233, SLG: 0.248 (1, 2)	0-3 K	0-3 G6-3	3-2 K	2-3 K	0-1 G5-3			2-3 K		5	0	0	0	0	3	2												
Inning Stats	R: 1 E: 1 K: 2 S: 15	H: 1 LOB: 2 BB: 1 P: 25	R: 2 E: 0 K: 2 S: 20	H: 3 LOB: 2 BB: 1 P: 30	R: 3 E: 0 K: 0 S: 10	H: 3 LOB: 0 BB: 0 P: 15	R: 4 E: 0 K: 1 S: 17	H: 3 LOB: 1 BB: 2 P: 32	R: 1 E: 0 K: 2 S: 10	H: 2 LOB: 2 BB: 1 P: 19	R: 0 E: 0 K: 0 S: 6	H: 0 LOB: 0 BB: 0 P: 6	R: 0 E: 0 K: 2 S: 10	H: 0 LOB: 0 BB: 0 P: 14	R: 0 E: 0 K: 1 S: 7	H: 0 LOB: 0 BB: 0 P: 12	R: 1 E: 0 K: 1 S: 7	H: 1 LOB: 0 BB: 0 P: 12	1B: 6 2B: 4 3B: 1 HR: 2	SF: 0 SAC: 0 DP: 0 HBP: 0	WP: 1 PB: 0 SB: 2 CS: 0	PA: 46						
PITCHER	IP	WLS	BF	H	R	ER	SO	BB	IBB	HBP	BLK	WP	HR	S	P	ERA	WHIP											
Hideo Nomo, R ERA: 4.48 Sun-Woo Kim, R ERA: 5.17 Allen McDill, L ERA: 3.0 Todd Erdos, R ERA: 5.87	(1, 1) 3.0 L	(4, 1) 4.0 17	(8, 1) 1.0 3	(9, 1) 1.0 4	(1, 1) 0.0 9	(2, 2) 0.0 9	(3, 4) 0.0 8	(3, 0) 0.0 4	(3, 0) 0.0 5	(3, 0) 0.0 2	(3, 0) 0.0 1	(3, 0) 0.0 0	(3, 0) 0.0 0	(3, 0) 0.0 7	(3, 0) 0.0 12	(3, 0) 0.0 12	(3, 0) 0.0 9.00	(3, 0) 0.0 1.000										

Detroit Tigers @ Boston Red Sox
Fenway Park, Boston, MA
Sun Sep 23 2001, 1:05 PM EDT
Att: 31,333 - Sunny - 78 F

AB 41
R 12
H 13
RBI 10
BB 5
SO 11
LOB 21



Batter	1	2	3	4	5	6	7	8	9	AB	R	H	RBI	BB	SO	LOB	BOTTOM										
Jose Offerman, S OBP: 0.330, SLG: 0.352 53 Angel Santos, S OBP: 0.250, SLG: 0.222 (1, 4) (6, 4)	1-0 SF9 3B	4-2 BB			0-0 F8	1-3 K			1-0 G3 WP 2B	2	1	1	0	1	0	0											
Trot Nixon, L OBP: 0.373, SLG: 0.492 Izzy Alcantara, R OBP: 0.355, SLG: 0.321 (1, 8) (6, 9)	0-3 K	1-3 K			1-1 HBP				1-3 K	2	0	0	0	0	2	3											
Manny Ramirez, R OBP: 0.402, SLG: 0.612 Morgan Burkhardt, S (5, PH) (1, 10)	1-1 SF9		1-1 F8		0-3 K				0-1 E7 WP G3 HR	1	0	0	1	0	0	0											
Calvin Pickering, L OBP: 0.375, SLG: 0.500 (1, 3)	4-2 BB		0-2 F8		0-1 G4-3				0-0 G3	4	0	0	0	1	0	4											
Brian Daubach, L OBP: 0.347, SLG: 0.503 (1, 7)	4-1 BB		3-2 G5-3		1-2 F9	2-3 K			3-2 HR	4	1	1	2	1	1	1											
Troy O'Leary, L OBP: 0.300, SLG: 0.438 Darren Lewis, R OBP: 0.313, SLG: 0.392 (1, 9) (5, 9) (6, 8)	0-1 F7		1-0 FC5-4 HBP		0-0 PB 1B 1B				1-0 F3 G5-3	1	0	0	0	0	0	2											
Scott Hatteberg, L OBP: 0.338, SLG: 0.351 (1, 2)		0-1 L8		2-2 FC5-4		2-0 1B 52 SF7 1B			2-2 1B	4	1	2	0	0	0	1											
Chris Stynes, R OBP: 0.324, SLG: 0.407 (1, 5)		1-1 L8		2-2 G5-3		2-0 1B			1-3 K	4	0	1	1	0	1	2											
52 James Lofton, S OBP: 0.200, SLG: 0.125 (1, 6)		1-1 BB 1B		3-3 K		2-1 SF7			1-0 G3	3	0	1	1	0	1	2											
Inning Stats	R: 1 E: 0 K: 1 S: 11	H: 1 LOB: 2 BB: 2 P: 21	R: 0 E: 0 K: 1 S: 12	H: 1 LOB: 2 BB: 1 P: 19	R: 0 E: 0 K: 0 S: 10	H: 0 LOB: 0 BB: 0 P: 14	R: 0 E: 1 K: 1 S: 9	H: 0 LOB: 1 BB: 0 P: 17	R: 0 E: 0 K: 1 S: 7	H: 0 LOB: 1 BB: 0 P: 8	R: 2 E: 0 K: 1 S: 11	H: 3 LOB: 1 BB: 0 P: 19	R: 0 E: 0 K: 1 S: 7	H: 1 LOB: 1 BB: 0 P: 12	R: 0 E: 0 K: 1 S: 9	H: 1 LOB: 0 BB: 0 P: 14	R: 3 E: 1 K: 1 S: 12	H: 2 LOB: 0 BB: 0 P: 19	1B: 6 2B: 1 3B: 1 HR: 1	SF: 2 SAC: 0 DP: 0 HBP: 2	WP: 1 PB: 1 SB: 0 CS: 0	PA: 42					
PITCHER	IP	WLS	BF	H	R	ER	SO	BB	IBB	HBP	BLK	WP	HR	S	P	ERA	WHIP										
Jeff Weaver, R ERA: 4.13 Chris Holt, R ERA: 5.82 Adam Bernero, R ERA: 6.75	(1, 1) 6.0 W	(7, 1) 2.0 8	(9, 1) 1.0 6	(2, 3) 0.0 2	(3, 0) 0.0 9	(3, 0) 0.0 2	(3, 0) 0.0 0	(3, 0) 0.0 1	(3, 0) 0.0 1	(3, 0) 0.0 12	(3, 0) 0.0 19	(3, 0) 0.0 3.00	(3, 0) 0.0 1.000	(3, 0) 0.0 2.000	(3, 0) 0.0 1.333	(3, 0) 0.0 2.000	(3, 0) 0.0 1.333										

Detroit Tigers @ Boston Red Sox
Fenway Park, Boston, MA
Sun Sep 23 2001, 1:05 PM EDT
Att: 31,333 - Sunny - 78 F


AB 35
R 6
H 9
RBI 5
BB 3
SO 8
LOB 20



Batter	1	2	3	4	5	6	7	8	9	AB	R	H	RBI	BB	SO	LOB	TOP									
Jose Macias, S OBP: 0.318, SLG: 0.401	0-1 E6 1B HR	0-0 S 1B		0-0 CS 1B			2-1 P6		4-0 BB	4	2	2	0	1	0	0										
Damion Easley, R OBP: 0.328, SLG: 0.387	2-2 HR	3-2 FC6-4 1B		1-1 CS 1-2	1-0 F7		2-2 G5-3		2-2 SF8	4	1	2	2	0	0	0										
Bobby Higginson, L OBP: 0.363, SLG: 0.439	1-0 HR	4-1 FC6-4 BB			2-2 G3-1			1-0 F2	3-H BB	4	1	1	3	1	1	2										
Shane Halter, R OBP: 0.332, SLG: 0.457	1-2 F9	2-2 FC6-4			0-2 G1-3			2-2 F8		4	0	0	0	0	0	2										
Randall Simon, L OBP: 0.333, SLG: 0.424	2-1 G4-3		2-2 F8			3-2 HR		1-0 1B		4	1	2	1	0	0	0										
Deivi Cruz, R OBP: 0.280, SLG: 0.361	1-1 1B		2-3 K			0-2 F9		0-3 K		4	0	1	0	0	2	1										
Eric Munson, L OBP: 0.214, SLG: 0.321	0-0 P4		1-3 K			0-3 K		0-2 BB 1B SF8 1B		4	0	1	0	0	2	1										
Ryan Jackson, L OBP: 0.242, SLG: 0.330										0	1	0	0	0	0	0										
Wendell Magee, R OBP: 0.293, SLG: 0.369		1-1 F8		2-1 F8		2-1 G5-3		1-1 BB 1B		4	0	1	0	0	0	0										
15 Brandon Inge, R OBP: 0.228, SLG: 0.243		3-2 F9		2-2 G5-3			3-2 F9	1-3 K		4	0	0	0	0	1	2										
Inning Stats	R: 3 E: 1 K: 0 S: 15	H: 3 LOB: 1 BB: 0 P: 22	R: 1 E: 0 K: 0 S: 14	H: 2 LOB: 2 BB: 1 P: 27	R: 0 E: 0 K: 2 S: 12	H: 0 LOB: 0 BB: 0 P: 17	R: 0 E: 0 K: 0 S: 7	H: 1 LOB: 0 BB: 0 P: 12	R: 0 E: 0 K: 0 S: 8	H: 0 LOB: 0 BB: 0 P: 11	R: 1 E: 0 K: 1 S: 13	H: 1 LOB: 0 BB: 0 P: 18	R: 0 E: 0 K: 0 S: 9	H: 0 LOB: 0 BB: 0 P: 16	R: 0 E: 0 K: 1 S: 10	H: 1 LOB: 1 BB: 0 P: 14	R: 1 E: 0 K: 2 S: 15	H: 2 LOB: 2 BB: 1 P: 23	1B: 8 2B: 0 3B: 0 HR: 2	SF: 1 SAC: 0 DP: 0 HBP: 0	WP: 0 PB: 0 SB: 1 CS: 1	PA: 40				
PITCHER	IP	WLS	BF	H	R	ER	SO	BB	IBB	HBP	BLK	WP	HR	S	P	ERA	WHIP									
Chris George, L ERA: 5.84	(1, 1)	6.0	L	26	7	5	4	3	1	0	0	0	0	2	69	107	6.00	1.333								
Jeff Austin, R ERA: 4.74	(7, 1)	2.0		7	1	0	0	1	0	0	0	0	0	0	19	30	0.00	0.500								
Cory Bailey, R ERA: 3.36	(9, 1)	1.0		6	2	1	1	2	1	0	0	0	0	0	15	23	9.00	3.000								

Detroit Tigers @ Kansas City Royals
Kauffman Stadium, Kansas City, MO
Tue Sep 25 2001, 7:05 PM CDT
Att: 11,160 - Sunny - 68 F


AB	36
R	6
H	10
RBI	6
BB	2
SO	6
LOB	8



Batter	1	2	3	4	5	6	7	8	9	AB	R	H	RBI	BB	SO	LOB	BOTTOM									
Carlos Febles, R OBP: 0.298, SLG: 0.375	0-1 29 1B		0-2 G1-3			0-2 F9		1-1 G3 4 1B	1-1 WP 2B 1B	5	1	3	0	0	0	0										
4 Angel Berroa, R OBP: 0.167, SLG: 0.167	1-3 K		2-2 F9			1-0 F8		0-1 G3 1B	4-2 2B BB	4	0	1	0	0	1	1										
Gregg Zaun, S OBP: 0.357, SLG: 0.528								1-2 G3 1B	1-2 2B BB	0	0	0	0	1	0	0										
Donnie Sadler, R OBP: 0.245, SLG: 0.213								1-2 2B BB	1-2 2B BB	0	0	0	0	0	0	0										
Carlos Beltrán, S OBP: 0.354, SLG: 0.487	0-1 F8			2-2 G3		3-1 29 1B 3B		1-0 G3	1-1 2B	5	1	2	2	0	0	3										
29 Mike Sweeney, R OBP: 0.373, SLG: 0.557	3-2 1B			1-0 G6-3 2B		2-2 1B 1B		4-1 BB	1-3 2H 3H 3-0 F9	4	0	3	1	1	0	3										
Raul Ibanez, L OBP: 0.362, SLG: 0.484	1-1 F7			1-1 G6-3		3-2 1B		2-0 L7		4	0	1	0	0	0	6										
Joe Randa, R OBP: 0.309, SLG: 0.380		2-2 G6-4-3 HBP		1-1 F2			0-3 K		2-1 HR	3	1	1	1	0	1	1										
Mark Quinn, R OBP: 0.299, SLG: 0.476		1-0 G6-4-3			0-3 K		1-2 G3		0-2 F7	4	0	0	0	0	1	1										
Dee Brown, L OBP: 0.286, SLG: 0.336		1-0 F8			1-3 K		1-0 F9		1-3 K	4	0	0	0	0	2	0										
Brent Mayne, L OBP: 0.339, SLG: 0.350			2-1 F7			0-2 G4-3		0-0 F8	4-1 WP 1B 2B BB	3	1	0	0	1	0	0										
Inning Stats	R: 0 E: 0 K: 1 S: 12	H: 2 LOB: 2 BB: 0 P: 17	R: 0 E: 0 K: 0 S: 4	H: 0 LOB: 0 BB: 0 P: 8	R: 0 E: 0 K: 0 S: 11	H: 0 LOB: 0 BB: 0 P: 15	R: 0 E: 0 K: 0 S: 8	H: 1 LOB: 1 BB: 0 P: 13	R: 0 E: 0 K: 2 S: 11	H: 0 LOB: 0 BB: 0 P: 12	R: 1 E: 0 K: 0 S: 12	H: 3 LOB: 2 BB: 0 P: 21	R: 0 E: 0 K: 1 S: 9	H: 0 LOB: 0 BB: 0 P: 11	R: 0 E: 0 K: 0 S: 8	H: 2 LOB: 3 BB: 1 P: 16	R: 3 E: 0 K: 1 S: 16	H: 3 LOB: 3 BB: 2 P: 32	1B: 7 2B: 2 3B: 1 HR: 1	SF: 0 SAC: 0 DP: 1 HBP: 1	WP: 1 PB: 0 SB: 0 CS: 0	PA: 40				
PITCHER	IP	WLS	BF	H	R	ER	SO	BB	IBB	HBP	BLK	WP	HR	S	P	ERA	WHIP									
Jose Lima, R ERA: 5.39	(1, 1)																									
Danny Patterson, R ERA: 3.99	(8, 1)	0.2	H	3	0	0	0	0	1	0	0	0	0	3	10	0.00	1.500									
Victor Santos, R ERA: 3.55	(9, 1)	0.2		5	2	3	3	1	1	0	0	0	0	1	11	19	40.50	4.500								
Matt Anderson, R ERA: 4.64	(9, 1)	0.1	S	3	1	0	0	0	1	0	0	0	1	0	5	13	0.00	6.000								

Detroit Tigers @ Kansas City Royals
Kauffman Stadium, Kansas City, MO
Tue Sep 25 2001, 7:05 PM CDT
Att: 11,160 - Sunny - 68 F

AB	36
R	4
H	11
RBI	4
BB	3
SO	5
LOB	15



Batter	1	2	3	4	5	6	7	8	9	AB	R	H	RBI	BB	SO	LOB	TOP								
Jose Macias, S OBP: 0.319, SLG: 0.401 (1, 8)	1-2 E HR 1B	0-2 P4		1-3 K		3-1 BB 2H 1B		0-0 G4-3		5	1	2	1	0	1	1									
Damion Easley, R OBP: 0.328, SLG: 0.384 (1, 4)	2-2 E5 HR		2-3 K		1-1 F2	1-3 K		0-0 G5-3		5	1	0	0	0	2	3									
Bobby Higginson, L OBP: 0.364, SLG: 0.437 (1, 7)	4-0 HR BB		3-2 F9		2-1 G3-1	4-1 BB		2-1 F8		3	1	0	0	2	0	1									
Randall Simon, L OBP: 0.339, SLG: 0.441 (1, 10)	0-2 HR		1-0 BB 1B		1-1 1B	0-1 L7			0-2 L4	5	1	3	4	0	0	2									
Shane Halter, R OBP: 0.337, SLG: 0.459 (1, 5)	3-2 L8		1-1 BB 1B		1-0 1B		4-2 BB		0-1 1B	4	0	3	0	1	0	0									
Eric Munson, L OBP: 0.242, SLG: 0.344 (1, 3)	1-1 43 PC 2B		4-2 FC5-4 BB		3-3 K		0-0 F9		2-2 F7	4	0	1	0	1	1	4									
Deivi Cruz, R OBP: 0.279, SLG: 0.367 (1, 6)	2-1 L8		0-1 FC5-4		0-0 HR	1-3 K			0-2 F9	5	1	1	1	0	1	6									
43 Chris Wakeland, L OBP: 0.273, SLG: 0.515 (1, 9)	0-0 PO	0-3 K		1-3 K		0-0 1B 2B				4	1	1	0	0	3	1									
15 Brandon Inge, R OBP: 0.228, SLG: 0.249 (1, 2)		2-3 K		3-3 K		2-0 F8		1-0 G4-3 2B		4	0	1	0	0	2	1									
Inning Stats	R: 4 E: 1 K: 0 S: 19	H: 3 LOB: 0 BB: 1 P: 32	R: 0 E: 0 K: 2 S: 10	H: 0 LOB: 0 BB: 0 P: 12	R: 0 E: 0 K: 1 S: 15	H: 2 LOB: 3 BB: 1 P: 26	R: 0 E: 0 K: 3 S: 11	H: 0 LOB: 0 BB: 0 P: 16	R: 0 E: 0 K: 1 S: 10	H: 2 LOB: 2 BB: 0 P: 18	R: 2 E: 0 K: 1 S: 12	H: 3 LOB: 2 BB: 1 P: 22	R: 0 E: 0 K: 2 S: 10	H: 0 LOB: 1 BB: 1 P: 16	R: 0 E: 0 K: 0 S: 5	H: 1 LOB: 1 BB: 0 P: 8	R: 0 E: 0 K: 0 S: 13	H: 1 LOB: 1 BB: 0 P: 15	1B: 7 2B: 3 3B: 0 HR: 2	SF: 0 SAC: 0 DP: 0 HBP: 0	WP: 0 PB: 0 SB: 0 CS: 0	PA: 44			
PITCHER	IP	WLS	BF	H	R	ER	SO	BB	IBB	HBP	BLK	WP	HR	S	P	ERA	WHIP								
Blake Stein, R ERA: 5.15 (1, 1)	5.0	W	24	7	4	3	7	2	0	0	0	0	1	65	104	5.40	1.800								
Doug Henry, R ERA: 6.03 (6, 1)	0.2		5	3	2	2	1	0	0	0	0	0	1	9	15	27.00	4.500								
Scott Mullen, L ERA: 2.9 (6, 1)	0.1	H	2	0	0	0	0	1	0	0	0	0	0	3	7	0.00	3.000								
Brad Voyles, R ERA: 4.26 (7, 1)	2.0	H	8	1	0	0	2	1	0	0	0	0	0	15	24	0.00	1.000								
Roberto Hernandez, R ERA: 4.52 (9, 1)	1.0	S	4	1	0	0	0	0	0	0	0	0	0	13	15	0.00	1.000								

Detroit Tigers @ Kansas City Royals
Kauffman Stadium, Kansas City, MO
Wed Sep 26 2001, 7:05 PM CDT
Att: 11,097 - Sunny - 58 F

AB 39
R 6
H 12
RBI 6
BB 4
SO 10
LOB 19



Batter	1	2	3	4	5	6	7	8	9	AB	R	H	RBI	BB	SO	LOB	BOTTOM								
Carlos Febles, R OBP: 0.296, SLG: 0.372 (1, 4)	1-2 G3	3-1 4 1B G4-3 1B		0-0 G5-3	1-0 G4-3			1-0 L9		5	1	1	0	0	0	1									
4 Angel Berroa, R OBP: 0.273, SLG: 0.273 (1, 6)	3-2 HR 1B	2-1 G4-3 1B		2-3 K	1-1 G5-3			1-3 K		5	1	2	2	0	2	1									
Carlos Beltrán, S OBP: 0.354, SLG: 0.491 (1, 8)	1-1 HR	1-1 G4-3		0-0 BB 2B 1B		1-3 K		2-1 G4-3		5	1	2	3	0	1	1									
29 Mike Sweeney, R OBP: 0.375, SLG: 0.557 (1, 10)	1-2 1B	2-1 G5-3		4-1 BB	1-2 BB		4-2 E6 BB			2	0	1	0	2	0	1									
Joe Randa, R OBP: 0.308, SLG: 0.378 (1, 5)	0-0 F9		2-0 E6 E	4-2 BB	1-2 BB		3-1 E6		1-2 BB	3	1	0	0	1	0	2									
Mark Quinn, R OBP: 0.296, SLG: 0.472 (1, 9)	0-1 G2-3		3-1 E5	0-2 P4			0-0 G5-3			4	0	0	0	0	5										
Brandon Berger, R OBP: 0.357, SLG: 0.769 (1, 7)		1-0 F3	3-2 E7		0-1 2B 2B		2-2 G6-3			4	2	2	0	0	0	0									
Dave McCarty, R OBP: 0.321, SLG: 0.405 (8, 3)										0	0	0	0	0	0	0									
Ken Harvey, R OBP: 0.273, SLG: 0.364 (1, 3)		2-2 1B 4 1B 1B	0-3 K		1-2 G4-3 2B		0-0 G5-3			4	1	2	1	0	1	0									
Donnie Sadler, R OBP: 0.245, SLG: 0.213 (8, 7)										0	0	0	0	0	0	0									
Gregg Zaun, S OBP: 0.353, SLG: 0.518 (1, 2)		2-2 4 1B 1B	0-2 L8		0-1 F7		0-2 F9			4	1	1	0	0	0	1									
Inning Stats	R: 2 E: 0 K: 0 S: 15	H: 3 LOB: 1 BB: 0 P: 21	R: 3 E: 0 K: 0 S: 18	H: 4 LOB: 1 BB: 0 P: 32	R: 2 E: 4 K: 1 S: 17	H: 1 LOB: 0 BB: 0 P: 25	R: 0 E: 0 K: 1 S: 14	H: 1 LOB: 3 BB: 2 P: 24	R: 1 E: 0 K: 0 S: 10	H: 2 LOB: 1 BB: 0 P: 13	R: 0 E: 1 K: 1 S: 11	H: 0 LOB: 1 BB: 1 P: 19	R: 0 E: 0 K: 0 S: 7	H: 0 LOB: 0 BB: 0 P: 9	R: 0 E: 0 K: 1 S: 7	H: 0 LOB: 0 BB: 0 P: 11	1B: 7 2B: 2 3B: 1 HR: 1	SF: 0 SAC: 0 DP: 0 HBP: 0	WP: 0 PB: 0 SB: 1 CS: 0	PA: 39					
PITCHER	IP	WLS	BF	H	R	ER	SO	BB	IBB	HBP	BLK	WP	HR	S	P	ERA	WHIP								
Heath Murray, L ERA: 6.48 (1, 1)	1.1	L	11	7	5	5	0	0	0	0	0	0	0	28	44	33.75	5.250								
Victor Santos, R ERA: 3.52 (2, 1)	2.2		13	2	2	0	2	2	0	0	0	0	0	36	58	0.00	1.500								
Adam Bernero, R ERA: 5.06 (5, 1)	4.0		15	2	1	1	2	1	0	0	0	0	0	35	52	2.25	0.750								

Detroit Tigers @ Kansas City Royals
Kauffman Stadium, Kansas City, MO
Wed Sep 26 2001, 7:05 PM CDT
Att: 11,097 - Sunny - 58 F

AB 36
R 8
H 11
RBI 6
BB 3
SO 4
LOB 12



Batter	1	2	3	4	5	6	7	8	9	AB	R	H	RBI	BB	SO	LOB	TOP								
Jose Offerman, S (1,4) OBP: 0.338, SLG: 0.366										5	0	0	0	0	1	3									
Darren Lewis, R (1,7) OBP: 0.313, SLG: 0.374										4	0	0	0	0	1	0									
Trot Nixon, L (1,8) OBP: 0.375, SLG: 0.498										4	0	4	0	0	0	0									
Manny Ramirez, R (1,10) OBP: 0.405, SLG: 0.609										2	0	0	0	0	1	2									
Scott Hatteberg, L (8, PH) OBP: 0.332, SLG: 0.344										1	0	0	0	0	0	1									
Brian Daubach, L (1,9) OBP: 0.348, SLG: 0.508										3	0	1	0	0	0	3									
Chris Stynes, R (9, PH) OBP: 0.320, SLG: 0.400										1	0	0	0	0	0	0									
Calvin Pickering, L (1,3) OBP: 0.400, SLG: 0.429										3	0	2	0	0	1	1									
Lou Merloni, R (9, PH) OBP: 0.281, SLG: 0.316										1	1	1	1	0	0	0									
Shea Hillenbrand, R (1,5) OBP: 0.292, SLG: 0.394										4	0	1	0	0	1	2									
52 James Lofton, S (1,6) OBP: 0.158, SLG: 0.176										4	0	0	0	0	2	3									
Doug Mirabelli, R (1,2) OBP: 0.340, SLG: 0.441										3	0	1	0	1	0	1									
Inning Stats	R: 0 E: 0 K: 1 S: 9	H: 1 LOB: 1 BB: 0 P: 13	R: 0 E: 0 K: 1 S: 9	H: 2 LOB: 1 BB: 0 P: 13	R: 0 E: 0 K: 0 S: 9	H: 0 LOB: 0 BB: 0 P: 17	R: 0 E: 0 K: 1 S: 11	H: 1 LOB: 1 BB: 0 P: 19	R: 0 E: 0 K: 1 S: 9	H: 1 LOB: 1 BB: 0 P: 13	R: 0 E: 0 K: 2 S: 11	H: 1 LOB: 1 BB: 0 P: 17	R: 0 E: 0 K: 0 S: 8	H: 1 LOB: 1 BB: 0 P: 12	R: 0 E: 0 K: 0 S: 7	H: 1 LOB: 1 BB: 0 P: 11	R: 1 E: 0 K: 1 S: 16	H: 2 LOB: 2 BB: 1 P: 28	1B: 5 2B: 4 3B: 0 HR: 1	SF: 0 SAC: 0 DP: 1 HBP: 1	WP: 0 PB: 0 SB: 0 CS: 0	PA: 37			
PITCHER	IP	WLS	BF	H	R	ER	SO	BB	IBB	HBP	BLK	WP	HR	S	P	ERA	WHIP								
Jeff Weaver, R (1,1) ERA: 3.98	8.0	W	31	8	0	0	6	0	0	1	0	0	0	73	115	0.00	1.000								
Matt Perisho, L (9,1) ERA: 6.03	0.1		3	2	1	1	0	0	0	0	0	0	1	8	14	27.00	6.000								
Matt Anderson, R (9,1) ERA: 4.58	0.2	S	3	0	0	0	1	1	0	0	0	0	0	8	14	0.00	1.500								

Boston Red Sox @ Detroit Tigers
Comerica Park, Detroit, MI
Fri Sep 28 2001, 7:05 PM EDT
Att: 32,453 - Cloudy - 62 F

AB 35
R 1
H 10
RBI 1
BB 1
SO 7
LOB 16



Batter	1	2	3	4	5	6	7	8	9	AB	R	H	RBI	BB	SO	LOB	BOTTOM								
Jose Macias, S (1,8) OBP: 0.323, SLG: 0.404										3	2	1	0	1	1	0									
Damon Easley, R (1,4) OBP: 0.324, SLG: 0.383										4	0	1	1	0	2	1									
Bobby Higginson, L (1,7) OBP: 0.368, SLG: 0.445										4	1	3	1	0	1	0									
Randall Simon, L (1,10) OBP: 0.340, SLG: 0.452										4	0	1	1	0	0	2									
Shane Halter, R (1,5) OBP: 0.335, SLG: 0.454										3	1	1	0	1	2	2									
Robert Fick, L (1,9) OBP: 0.343, SLG: 0.486										4	0	1	0	0	0	1									
Wendell Magee, R (9,9) OBP: 0.291, SLG: 0.367										0	0	0	0	0	0	0									
Deivi Cruz, R (1,6) OBP: 0.283, SLG: 0.370										4	0	2	1	0	1	1									
Eric Munson, L (1,3) OBP: 0.214, SLG: 0.275										3	0	0	0	1	0	2									
15 Brandon Inge, R (1,2) OBP: 0.225, SLG: 0.244										3	0	0	0	0	0	3									
Inning Stats	R: 1 E: 0 K: 2 S: 15	H: 2 LOB: 2 BB: 1 P: 28	R: 0 E: 0 K: 1 S: 11	H: 0 LOB: 0 BB: 0 P: 14	R: 0 E: 0 K: 1 S: 5	H: 0 LOB: 0 BB: 0 P: 6	R: 1 E: 0 K: 1 S: 15	H: 2 LOB: 3 BB: 2 P: 26	R: 1 E: 0 K: 0 S: 11	H: 1 LOB: 1 BB: 0 P: 20	R: 0 E: 0 K: 0 S: 8	H: 1 LOB: 1 BB: 0 P: 10	R: 1 E: 0 K: 0 S: 13	H: 3 LOB: 1 BB: 0 P: 19	R: 0 E: 0 K: 1 S: 9	H: 1 LOB: 1 BB: 0 P: 16	1B: 8 2B: 2 3B: 0 HR: 1	SF: 0 SAC: 0 DP: 2 HBP: 0	WP: 0 PB: 0 SB: 2 CS: 1	PA: 35					
PITCHER	IP	WLS	BF	H	R	ER	SO	BB	IBB	HBP	BLK	WP	HR	S	P	ERA	WHIP								
Hideo Nomo, R (1,1) ERA: 4.52	6.1	L	29	8	4	4	6	3	0	0	0	0	0	73	114	5.68	1.737								
Allen McDill, L (7,1) ERA: 5.4	1.2		6	2	0	0	1	0	0	0	0	0	0	14	25	0.00	1.200								

Boston Red Sox @ Detroit Tigers
Comerica Park, Detroit, MI
Fri Sep 28 2001, 7:05 PM EDT
Att: 32,453 - Cloudy - 62 F

AB 32
R 4
H 10
RBI 4
BB 3
SO 7
LOB 12



Batter	1	2	3	4	5	6	7	8	9	AB	R	H	RBI	BB	SO	LOB	TOP			
Jose Offerman, S (1,4) OBP: 0.337, SLG: 0.367										4	1	1	0	0	1	0	Boston Red Sox @ Detroit Tigers Comerica Park, Detroit, MI Sat Sep 29 2001, 5:05 PM EDT Att: 30,089 - Sunny - 66 F			
Darren Lewis, R (1,7) OBP: 0.311, SLG: 0.371										4	0	1	0	0	0	1				
Trot Nixon, L (1,8) OBP: 0.376, SLG: 0.498										4	1	2	0	0	0	1				
Izzy Alcantara, R (1,10) OBP: 0.325, SLG: 0.297										4	0	1	1	0	1	3				
Brian Daubach, L (1,9) OBP: 0.347, SLG: 0.508										4	0	1	1	0	0	1				
Calvin Pickering, L (1,3)										4	0	0	0	0	0	1				
Shea Hillenbrand, R (1,5) OBP: 0.292, SLG: 0.393										4	0	1	0	0	0	1				
Scott Hatteberg, L (1,2) OBP: 0.332, SLG: 0.344										3	0	1	0	0	0	0				
Lou Merloni, R (1,6) OBP: 0.275, SLG: 0.308										3	0	0	0	0	2	2				
Inning Stats	R: 1 E: 0 K: 0 S: 8	H: 2 LOB: 1 BB: 0 P: 11	R: 0 E: 0 K: 0 S: 8	H: 0 LOB: 0 BB: 0 P: 14	R: 0 E: 0 K: 2 S: 7	H: 0 LOB: 0 BB: 0 P: 11	R: 1 E: 0 K: 1 S: 12	H: 2 LOB: 1 BB: 0 P: 20	R: 0 E: 0 K: 1 S: 8	H: 0 LOB: 0 BB: 0 P: 14	R: 0 E: 0 K: 0 S: 8	H: 2 LOB: 2 BB: 0 P: 16	R: 0 E: 0 K: 0 S: 7	H: 2 LOB: 1 BB: 0 P: 12	R: 0 E: 0 K: 0 S: 7	H: 0 LOB: 0 BB: 0 P: 8	1B: 6 2B: 3 3B: 0 HR: 0	SF: 0 SAC: 0 DP: 1 HBP: 0	WP: 0 PB: 0 SB: 1 CS: 0	PA: 34
PITCHER Steve Sparks, R (1,1) ERA: 3.75	IP: 9.0 WLS: W BF: 34 H: 8 R: 2 ER: 2 SO: 4 BB: 0 IBB: 0 HBP: 0 BLK: 0 WP: 0 HR: 0 S: 77 P: 117 ERA: 2.00 WHIP: 0.889															PITCHER				

Batter	1	2	3	4	5	6	7	8	9	AB	R	H	RBI	BB	SO	LOB	BOTTOM			
Jose Macias, S (1,8) OBP: 0.324, SLG: 0.403										4	1	1	0	1	0	2	Boston Red Sox @ Detroit Tigers Comerica Park, Detroit, MI Sat Sep 29 2001, 5:05 PM EDT Att: 30,089 - Sunny - 66 F			
Damion Easley, R (1,4) OBP: 0.327, SLG: 0.384										2	1	1	1	1	0	1				
Bobby Higginson, L (1,7) OBP: 0.368, SLG: 0.443										3	1	0	0	1	0	2				
Randall Simon, L (1,10) OBP: 0.339, SLG: 0.449										4	1	1	2	0	1	1				
Shane Halter, R (1,5) OBP: 0.336, SLG: 0.453										3	1	1	1	1	0	0				
Robert Fick, L (1,9) OBP: 0.343, SLG: 0.484										3	0	1	1	0	0	1				
Wendell Magee, R (8,9) OBP: 0.290, SLG: 0.365										1	0	0	0	0	1	0				
Deivi Cruz, R (1,6) OBP: 0.285, SLG: 0.371										4	1	2	1	0	0	2				
Eric Munson, L (1,3) OBP: 0.217, SLG: 0.295										4	1	1	0	0	0	2				
Javier Cardona, R (1,2) OBP: 0.290, SLG: 0.382										4	0	1	1	0	0	1				
Inning Stats	R: 0 E: 0 K: 0 S: 13	H: 0 LOB: 1 BB: 1 P: 23	R: 0 E: 0 K: 0 S: 8	H: 0 LOB: 0 BB: 0 P: 10	R: 1 E: 0 K: 0 S: 14	H: 2 LOB: 1 BB: 0 P: 22	R: 1 E: 0 K: 0 S: 9	H: 1 LOB: 1 BB: 1 P: 18	R: 4 E: 0 K: 0 S: 16	H: 4 LOB: 1 BB: 1 P: 26	R: 0 E: 0 K: 1 S: 10	H: 0 LOB: 0 BB: 0 P: 15	R: 0 E: 0 K: 1 S: 12	H: 2 LOB: 1 BB: 0 P: 25	R: 1 E: 0 K: 1 S: 12	H: 2 LOB: 1 BB: 0 P: 25	1B: 7 2B: 2 3B: 0 HR: 0	SF: 0 SAC: 0 DP: 1 HBP: 1	WP: 0 PB: 0 SB: 2 CS: 0	PA: 37
PITCHER Sun-Woo Kim, R (1,1) ERA: 6.06	IP: 4.1 WLS: L BF: 23 H: 6 R: 6 ER: 6 SO: 6 BB: 3 IBB: 0 HBP: 1 BLK: 0 WP: 0 HR: 0 S: 55 P: 93 ERA: 12.46 WHIP: 2.077															PITCHER				
Rich Garces, R (5,1) ERA: 3.99	0.2	2	1	0	0	0	0	0	0	0	0	5	6	0.00	1.500					
Willie Banks, R (6,1) ERA:	2.0	7	0	0	0	1	1	0	0	0	0	16	29	0.00	0.500					
Allen McDill, L (8,1) ERA: 5.68	1.0	5	2	1	1	1	0	0	0	0	0	12	25	9.00	2.000					

AB	34
R	2
H	8
RBI	2
BB	0
SO	4
LOB	10



AB	32
R	7
H	9
RBI	7
BB	4
SO	2
LOB	12



Batter	1	2	3	4	5	6	7	8	9	AB	R	H	RBI	BB	SO	LOB	TOP					
Luis Rivas, R OBP: 0.316, SLG: 0.360 (1, 4)	G6-3		F8		F9		L9		G4-3	5	0	0	0	0	0	1						
Cristian Guzman, S OBP: 0.335, SLG: 0.475 (1, 6)	F8						G4-3		F9	5	0	2	0	0	0	0						
Corey Koskie, L OBP: 0.358, SLG: 0.490 (1, 5)	1B HBP		P6		G4-6-3		F7			3	0	0	0	0	0	2						
Matthew LeCroy, R OBP: 0.364, SLG: 0.714 Jason Maxwell, R OBP: 0.296, SLG: 0.294 (8, PR)	1B				P4					4	1	3	0	0	0	0						
Tori Hunter, R OBP: 0.308, SLG: 0.489 (1, 8)	K		G6-3							4	1	2	2	0	1	2						
Bobby Kielty, S OBP: 0.310, SLG: 0.404 (1, 7)			G4-3							4	1	2	1	0	0	2						
Dustan Mohr, R OBP: 0.289, SLG: 0.242 (1, 9)										2	1	1	1	2	0	1						
5 Michael Cuddyer, R OBP: 0.308, SLG: 0.417 (1, 3)										4	0	1	1	0	0	4						
Tom Prince, R OBP: 0.290, SLG: 0.366 (1, 2)										4	0	1	0	0	0	2						
Inning Stats	R: 0 E: 0 K: 1 S: 9	H: 1 LOB: 2 BB: 0 P: 15	R: 0 E: 0 K: 0 S: 8	H: 0 LOB: 0 BB: 1 P: 16	R: 0 E: 0 K: 0 S: 7	H: 1 LOB: 1 BB: 0 P: 9	R: 2 E: 0 K: 0 S: 14	H: 3 LOB: 1 BB: 0 P: 22	R: 0 E: 0 K: 0 S: 5	H: 1 LOB: 0 BB: 0 P: 7	R: 2 E: 0 K: 0 S: 15	H: 3 LOB: 1 BB: 0 P: 22	R: 0 E: 0 K: 0 S: 9	H: 0 LOB: 0 BB: 0 P: 12	R: 1 E: 0 K: 0 S: 16	H: 2 LOB: 2 BB: 1 P: 26	R: 0 E: 0 K: 0 S: 4	H: 1 LOB: 0 BB: 0 P: 4	1B: 7 2B: 4 3B: 1 HR: 0	SF: 0 SAC: 0 DP: 3 HBP: 1	WP: 0 PB: 0 SB: 0 CS: 1	PA: 38
PITCHER	IP	WLS	BF	H	R	ER	SO	BB	IBB	HBP	BLK	WP	HR	S	P	ERA	WHIP					
Heath Murray, L ERA: 6.54 (1, 1)	5.0	L	24	9	4	4	1	1	0	1	0	0	0	47	77	7.20	2.000					
Victor Santos, R ERA: 3.35 (6, 1)	1.0		3	0	0	0	0	0	0	0	0	0	0	11	14	0.00	0.000					
Chris Holt, R ERA: 5.77 (7, 1)	3.0		11	3	1	1	0	1	0	0	0	0	0	29	42	3.00	1.333					

Minnesota Twins @ Detroit Tigers
Comerica Park, Detroit, MI
Tue Oct 02 2001, 7:05 PM EDT
Att: 11,941 - Sunny - 70 F

AB 35
R 5
H 12
RBI 5
BB 2
SO 1
LOB 14



Batter	1	2	3	4	5	6	7	8	9	AB	R	H	RBI	BB	SO	LOB	BOTTOM					
Jose Macias, S OBP: 0.320, SLG: 0.397 (1, 8)	E6		F7			F8			G4-3	4	0	0	0	0	0	0						
Damion Easley, R OBP: 0.325, SLG: 0.380 (1, 4)						F8			F7	3	0	1	0	1	0	0						
Bobby Higginson, L OBP: 0.369, SLG: 0.446 (1, 7)						F9				3	0	0	0	0	0	2						
Randall Simon, L OBP: 0.340, SLG: 0.444 (1, 10)										2	0	0	0	1	0	1						
Shane Halter, R OBP: 0.337, SLG: 0.456 (1, 5)										3	0	0	0	0	0	2						
Robert Fick, L OBP: 0.339, SLG: 0.477 (1, 9)										3	0	0	0	0	0	0						
Deivi Cruz, R OBP: 0.289, SLG: 0.373 (1, 6)										3	0	2	0	0	0	0						
Eric Munson, L OBP: 0.189, SLG: 0.255 (1, 3)										3	0	0	0	0	0	2						
15 Brandon Inge, R OBP: 0.218, SLG: 0.236 (1, 2)										3	0	0	0	0	1	0						
Inning Stats	R: 0 E: 1 K: 0 S: 6	H: 0 LOB: 1 BB: 1 P: 13	R: 0 E: 0 K: 0 S: 6	H: 0 LOB: 0 BB: 0 P: 8	R: 0 E: 0 K: 1 S: 8	H: 0 LOB: 0 BB: 0 P: 13	R: 0 E: 0 K: 0 S: 5	H: 1 LOB: 1 BB: 1 P: 11	R: 0 E: 0 K: 0 S: 6	H: 1 LOB: 0 BB: 0 P: 8	R: 0 E: 0 K: 0 S: 7	H: 0 LOB: 0 BB: 0 P: 13	R: 0 E: 0 K: 0 S: 8	H: 0 LOB: 0 BB: 0 P: 14	R: 0 E: 0 K: 0 S: 5	H: 1 LOB: 0 BB: 0 P: 8	R: 0 E: 0 K: 0 S: 6	H: 0 LOB: 0 BB: 0 P: 9	1B: 3 2B: 0 3B: 0 HR: 0	SF: 0 SAC: 0 DP: 3 HBP: 0	WP: 0 PB: 0 SB: 0 CS: 1	PA: 29
PITCHER	IP	WLS	BF	H	R	ER	SO	BB	IBB	HBP	BLK	WP	HR	S	P	ERA	WHIP					
Brad Radke, R ERA: 3.97 (1, 1)	9.0	W	29	3	0	0	1	2	0	0	0	0	0	57	97	0.00	0.556					

Minnesota Twins @ Detroit Tigers
Comerica Park, Detroit, MI
Tue Oct 02 2001, 7:05 PM EDT
Att: 11,941 - Sunny - 70 F

AB 27
R 0
H 3
RBI 0
BB 2
SO 1
LOB 7



Batter	1	2	3	4	5	6	7	8	9	AB	R	H	RBI	BB	SO	LOB	TOP				
Luis Rivas, R OBP: 0.315, SLG: 0.358 (1, 4)	L9		G5-3	G4-3					F8	5	0	1	0	0	0	1					
Cristian Guzman, S OBP: 0.337, SLG: 0.477 Denny Hocking, S OBP: 0.305, SLG: 0.323 (3, 6)	CS		2B 1B		FC5 G4-3	CS	G6-3		K	2	0	2	1	0	0	0					
Corey Koskie, L OBP: 0.360, SLG: 0.493 (1, 5)	1B		1B		G4-3				K	5	1	3	0	0	1	1					
Matthew LeCroy, R OBP: 0.346, SLG: 0.640 (1, 10)	G5-3		1B		F9		K		K	4	0	1	2	0	1	3					
David Ortiz, L OBP: 0.322, SLG: 0.473 (1, 3)		F9	F9		FC5 BB		G3			3	0	0	0	1	0	2					
Tori Hunter, R OBP: 0.305, SLG: 0.487 (1, 8)	P4			HR	FC5			1B	BB	2	1	0	0	2	0	2					
Jacque Jones, L OBP: 0.333, SLG: 0.411 (1, 7)	K			HR		1B F8 BB		G3-6	1B	3	1	2	2	1	1	0					
Dustan Mohr, R OBP: 0.286, SLG: 0.270 (1, 9)			G5-3 1B	G6-3		K		K		4	1	1	0	0	2	3					
A.J. Pierzynski, L OBP: 0.321, SLG: 0.433 (1, 2)			F9	G5-3		F8		G3-6		4	0	0	0	0	0	4					
Inning Stats	R: 0 E: 0 K: 0 S: 9	H: 2 LOB: 1 BB: 0 P: 15	R: 0 E: 0 K: 1 S: 6	H: 0 LOB: 0 BB: 0 P: 8	R: 3 E: 0 K: 0 S: 15	H: 4 LOB: 1 BB: 0 P: 21	R: 2 E: 0 K: 0 S: 9	H: 1 LOB: 0 BB: 1 P: 15	R: 0 E: 0 K: 1 S: 7	H: 1 LOB: 2 BB: 1 P: 14	R: 0 E: 0 K: 1 S: 10	H: 1 LOB: 1 BB: 0 P: 14	R: 0 E: 0 K: 1 S: 9	H: 1 LOB: 1 BB: 1 P: 15	R: 0 E: 0 K: 2 S: 8	H: 0 LOB: 0 BB: 0 P: 13	1B: 8 2B: 2 3B: 0 HR: 1	SF: 0 SAC: 0 DP: 1 HBP: 0	WP: 0 PB: 0 SB: 0 CS: 2	PA: 40	
PITCHER	IP	WLS	BF	H	R	ER	SO	BB	IBB	HBP	BLK	WP	HR	S	P	ERA	WHIP				
24 Nate Cornejo, R ERA: 7.38 (1, 1)	5.1	W	26	8	5	5	2	3	0	0	0	0	1	52	84	8.44	2.062				
Matt Perisho, L ERA: 5.77 (6, 1)	1.2	H	6	2	0	0	1	0	0	0	0	0	0	13	18	0.00	1.200				
Luis Pineda, R ERA: 4.08 (8, 1)	2.0		7	1	0	0	3	1	0	0	0	0	0	17	28	0.00	1.000				

Minnesota Twins @ Detroit Tigers
Comerica Park, Detroit, MI
Wed Oct 03 2001, 7:05 PM EDT
Att: 12,318 - Sunny - 72 F

AB	35
R	5
H	11
RBI	5
BB	4
SO	6
LOB	16



Batter	1	2	3	4	5	6	7	8	9	AB	R	H	RBI	BB	SO	LOB	BOTTOM				
Jose Macias, S OBP: 0.321, SLG: 0.400 (1, 8)	1B BB		SF7	P6		G4-3		G3-1		4	2	1	0	1	0	1					
Damion Easley, R OBP: 0.323, SLG: 0.377 (1, 4)	P4		SF7		G6-3	G4-3		F2		4	0	0	1	0	0	2					
Bobby Higginson, L OBP: 0.369, SLG: 0.444 (1, 7)	F8		G3		K		G6-3 1B			4	1	1	0	0	1	1					
Randall Simon, L OBP: 0.342, SLG: 0.445 (1, 10)	1B		G4-3		BB 1B		G6-3			4	1	2	0	0	0	1					
Shane Halter, R OBP: 0.342, SLG: 0.467 (1, 5)	1B			SF8	BB		1B	2B		3	2	3	2	1	0	0					
Deivi Cruz, R OBP: 0.291, SLG: 0.378 (1, 6)	F7		SF8	BB	BB		1B			3	1	2	3	0	0	2					
Mike Rivera, R OBP: 0.333, SLG: 0.500 (1, 2)		F8		HR	BB		G6-3			4	1	2	1	0	0	1					
Wendell Magee, R OBP: 0.289, SLG: 0.363 (1, 9)		F8		F3	F9		G3-1 1B			4	0	1	0	0	0	2					
Eric Munson, L OBP: 0.193, SLG: 0.309 (1, 3)	L9			HR		K		F9		4	1	1	2	0	1	1					
Inning Stats	R: 1 E: 0 K: 0 S: 12	H: 2 LOB: 2 BB: 1 P: 20	R: 0 E: 0 K: 0 S: 5	H: 0 LOB: 0 BB: 0 P: 10	R: 1 E: 0 K: 0 S: 6	H: 1 LOB: 0 BB: 0 P: 8	R: 3 E: 0 K: 0 S: 12	H: 3 LOB: 1 BB: 1 P: 32	R: 0 E: 0 K: 1 S: 7	H: 0 LOB: 0 BB: 0 P: 7	R: 1 E: 0 K: 0 S: 7	H: 3 LOB: 1 BB: 0 P: 13	R: 0 E: 0 K: 0 S: 9	H: 1 LOB: 1 BB: 0 P: 14	1B: 6 2B: 4 3B: 2 HR: 1	SF: 2 SAC: 0 DP: 0 HBP: 0	WP: 0 PB: 0 SB: 0 CS: 0	PA: 38			
PITCHER	IP	WLS	BF	H	R	ER	SO	BB	IBB	HBP	BLK	WP	HR	S	P	ERA	WHIP				
Eric Milton, L ERA: 4.25 (5, 1)	4.0	L	6	3	3	3	1	1	0	0	0	0	0	18	30	40.50	6.000				
Tony Fiore, R ERA: 5.59 (5, 1)	0.1		1	0	0	0	0	0	0	0	0	0	0	2	2	0.00	0.000				
Jack Cressend, R ERA: 3.15 (6, 1)	1.1		5	1	1	1	1	0	0	0	0	0	0	11	14	6.75	0.750				
Mike Duvall, L ERA: 5.79 (7, 1)	0.2		3	2	0	0	0	0	0	0	0	0	0	3	6	0.00	3.000				
PITCHER	IP	WLS	BF	H	R	ER	SO	BB	IBB	HBP	BLK	WP	HR	S	P	ERA	WHIP				
Todd Jones, R ERA: 4.14 (8, 1)	1.0		4	1	0	0	0	0	0	0	0	0	0	9	14	0.00	1.000				


Minnesota Twins @ Detroit Tigers
Comerica Park, Detroit, MI
Wed Oct 03 2001, 7:05 PM EDT
Att: 12,318 - Sunny - 72 F


AB	34
R	9
H	13
RBI	9
BB	2
SO	2
LOB	11

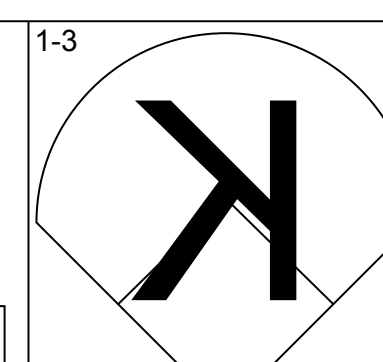
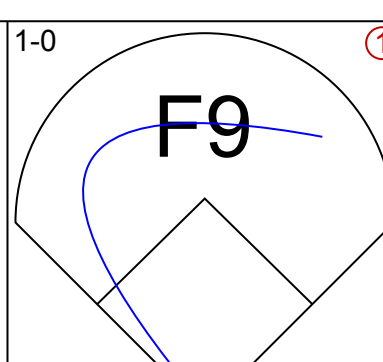
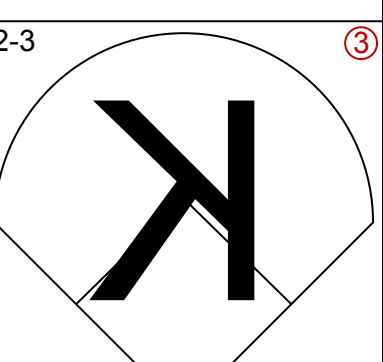
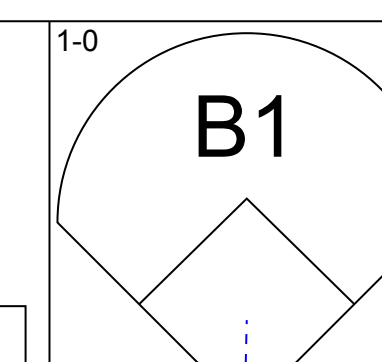
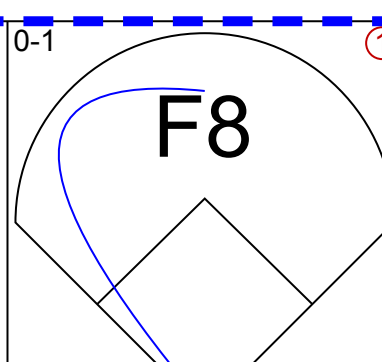
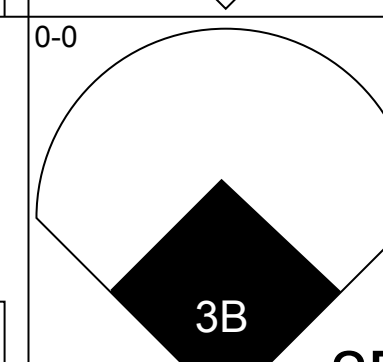
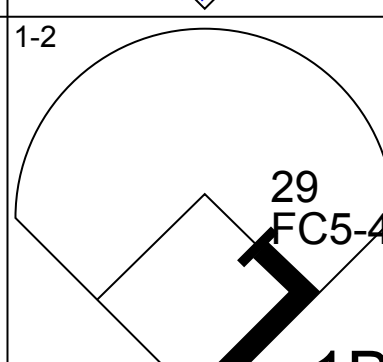
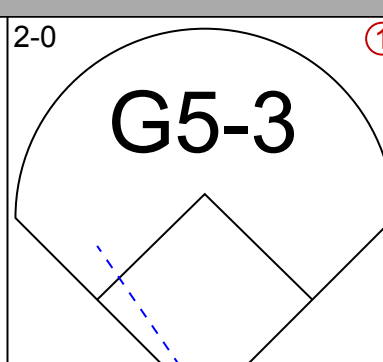
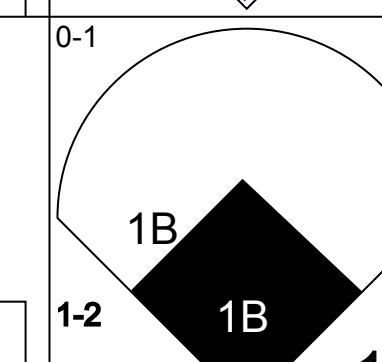
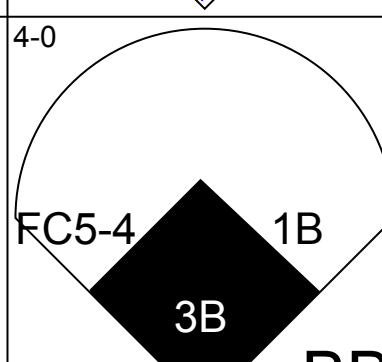
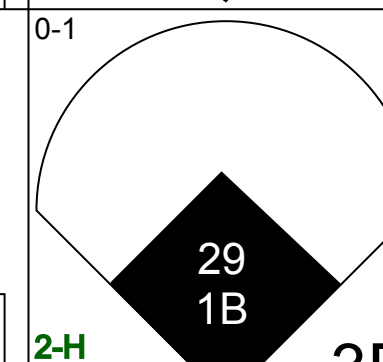
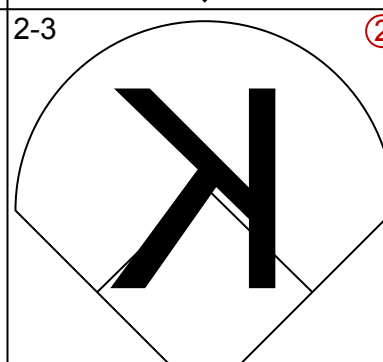
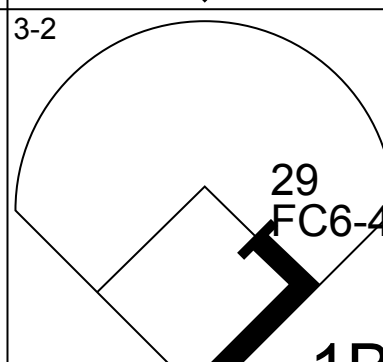
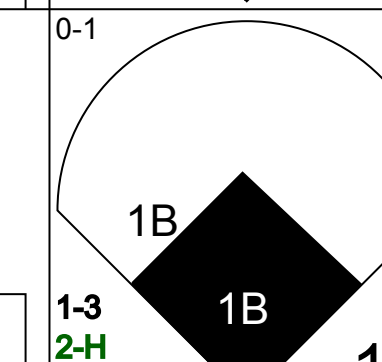
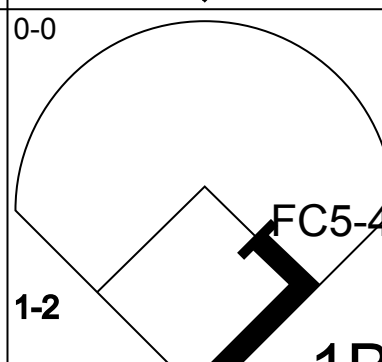
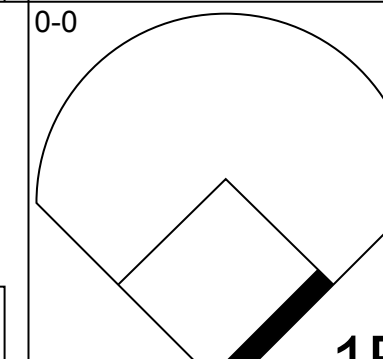
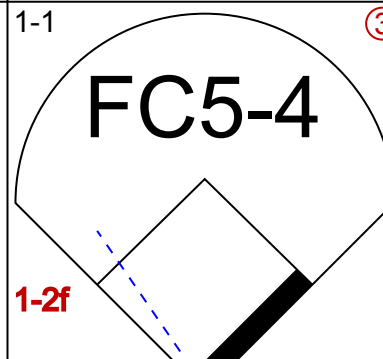
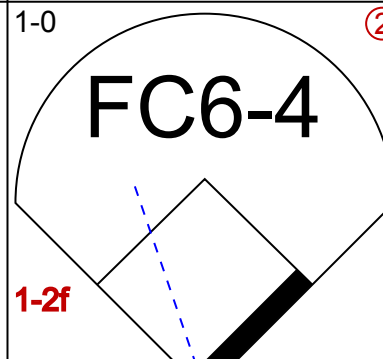
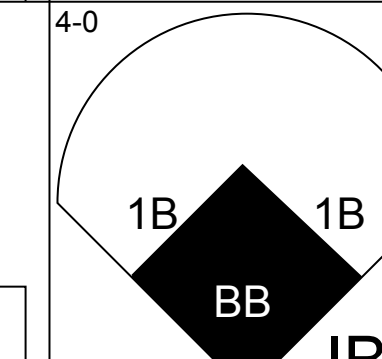
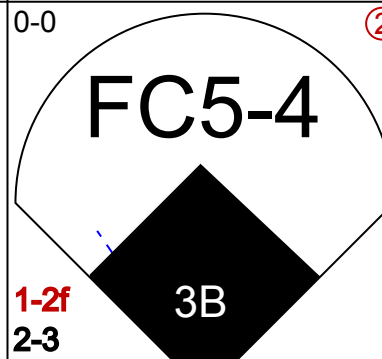
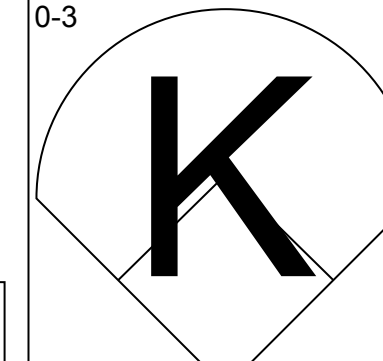
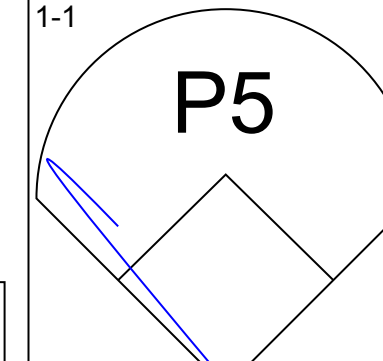
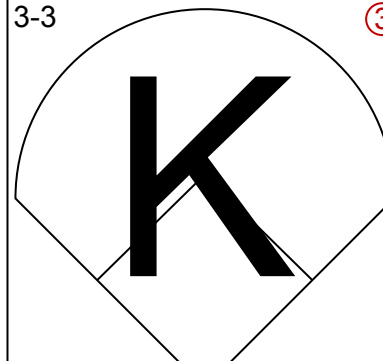
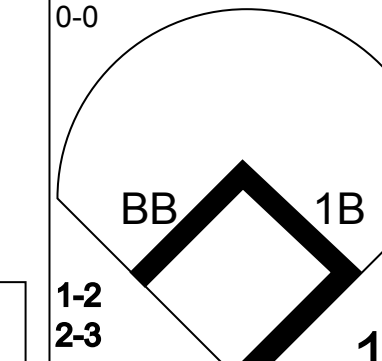
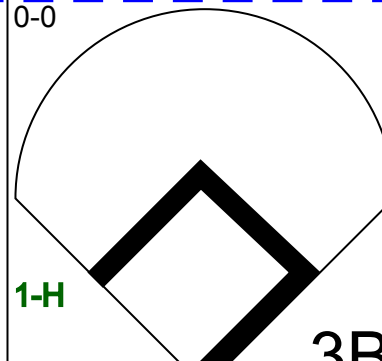
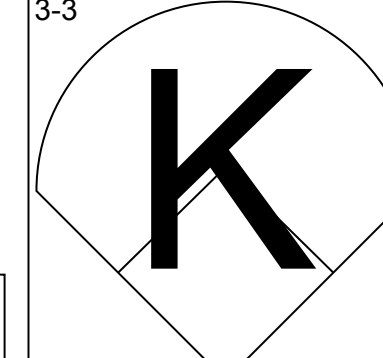
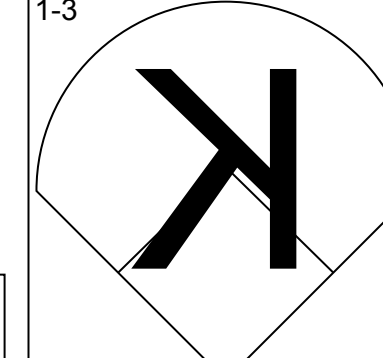
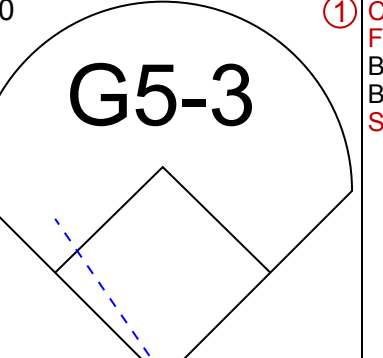
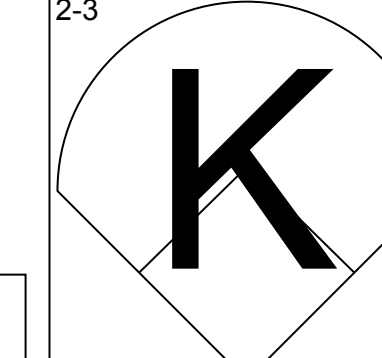
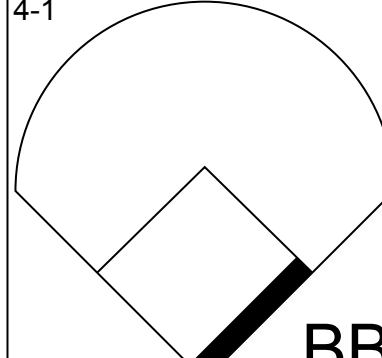
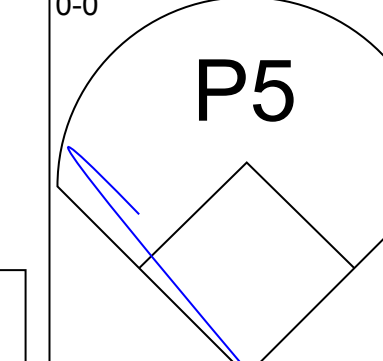
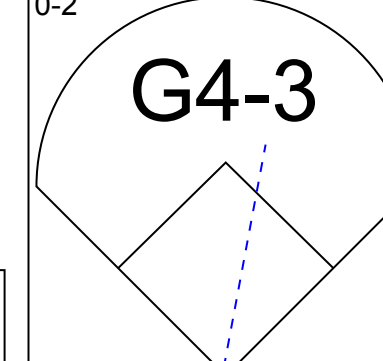
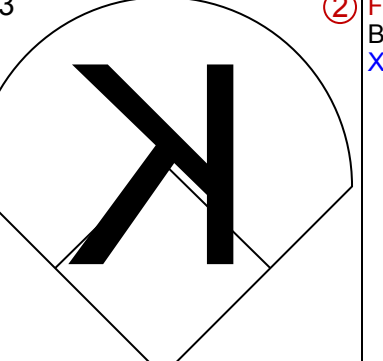
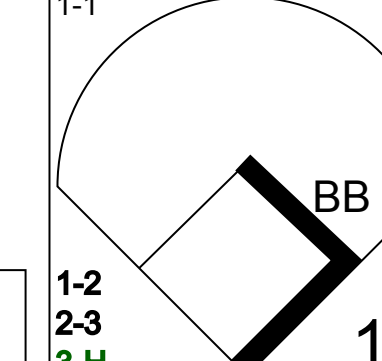
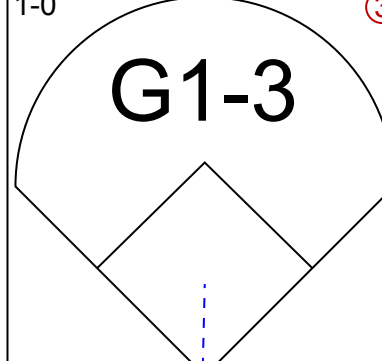
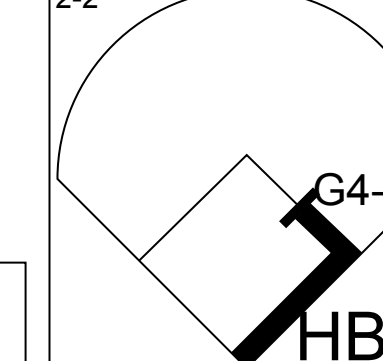
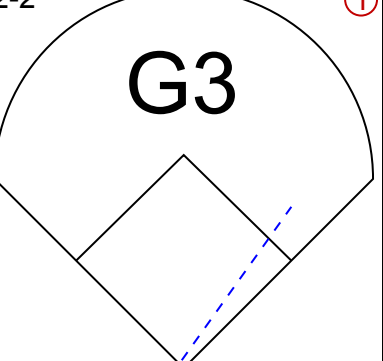
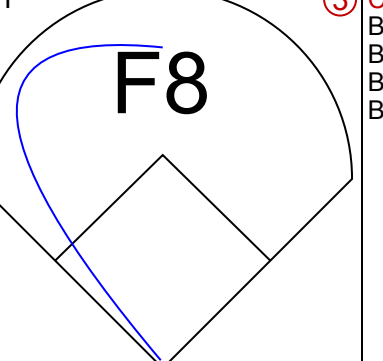
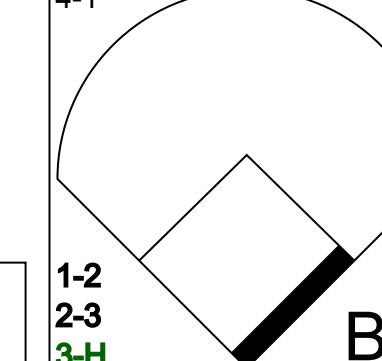
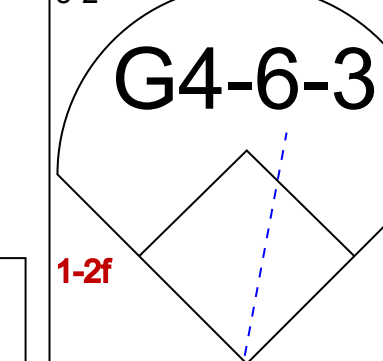
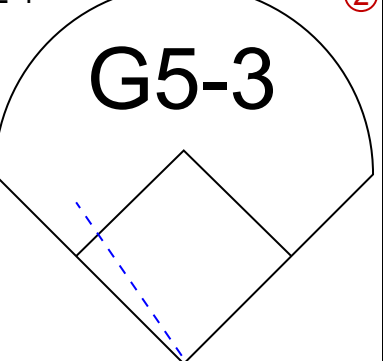
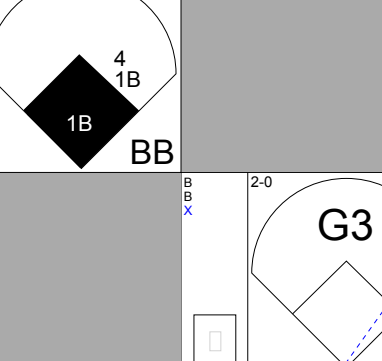
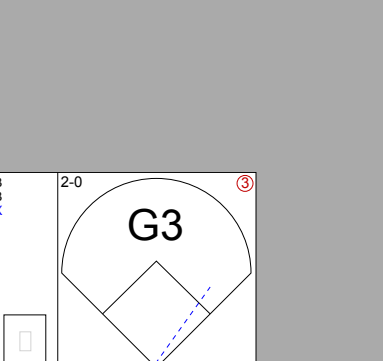


Batter	1	2	3	4	5	6	7	8	9	AB	R	H	RBI	BB	SO	LOB	TOP										
Luis Rivas, R OBP: 0.316, SLG: 0.359 (1, 4)	F8		E6 1B 2B				G1-3		2B 1B	5	1	2	0	0	0	0	Minnesota Twins @ Detroit Tigers Comerica Park, Detroit, MI Thu Oct 04 2001, 1:05 PM EDT Att: 15,454 - Cloudy - 64 F										
Denny Hocking, S OBP: 0.306, SLG: 0.327 (1, 6)	F8		2B 1B			FC6-4 1B	K		1B 2B	5	1	2	1	0	1	1											
Corey Koskie, L OBP: 0.358, SLG: 0.490 (1, 5)	K		F9			FC6-4 1B		K	K	5	0	1	0	0	3	4											
Matthew LeCroy, R OBP: 0.400, SLG: 0.793 (8, PR) Jason Maxwell, R OBP: 0.296, SLG: 0.294 (8, PR)			HR 2B			F9 1B		G6-4-3 1B		4	1	3	3	0	0	2											
Tori Hunter, R OBP: 0.309, SLG: 0.485 (1, 8)	F7 BB		F8			FC6-4		G6-4-3		3	0	0	0	1	0	4											
Bobby Kielty, S OBP: 0.302, SLG: 0.392 (9, PH) Jacque Jones, L OBP: 0.335, SLG: 0.413 (9, 7)	F7				G5-3		G6-3		1B 1B	3	0	0	0	0	0	1											
Dustan Mohr, R OBP: 0.283, SLG: 0.268 (1, 9)	K						F7		F7	4	0	1	0	0	1	2											
5 Michael Cuddyer, R OBP: 0.313, SLG: 0.357 (9, PH) A.J. Pierzynski, L OBP: 0.322, SLG: 0.434 (9, 2)	G6-3						F8		1B 2B 1B	2	0	0	0	1	0	1											
Tom Prince, R OBP: 0.286, SLG: 0.361 (9, PH) David Ortiz, L OBP: 0.321, SLG: 0.471 (9, 3)			K		G6-4-3		K		K	3	0	0	0	0	2	2											
Inning Stats	R: 0 E: 0 K: 1 S: 7	H: 0 LOB: 0 BB: 0 P: 14	R: 1 E: 0 K: 1 S: 10	H: 1 LOB: 1 BB: 1 P: 18	R: 2 E: 1 K: 1 S: 13	H: 2 LOB: 1 BB: 0 P: 17	R: 0 E: 0 K: 0 S: 10	H: 1 LOB: 1 BB: 1 P: 17	R: 0 E: 0 K: 0 S: 10	H: 2 LOB: 2 BB: 0 P: 15	R: 0 E: 0 K: 2 S: 9	H: 0 LOB: 0 BB: 0 P: 13	R: 0 E: 0 K: 1 S: 12	H: 1 LOB: 1 BB: 0 P: 17	R: 2 E: 0 K: 2 S: 18	H: 4 LOB: 2 BB: 0 P: 24		1B: 8 2B: 2 3B: 0 HR: 1	SF: 0 SAC: 0 DP: 2 HBP: 0	WP: 0 PB: 0 SB: 1 CS: 0	PA: 39						
PITCHER	IP	WLS	BF	H	R	ER	SO	BB	IBB	HBP	BLK	WP	HR	S	P	ERA	WHIP										
Adam Pettyjohn, L ERA: 5.82 (1, 1)	7.0		29	6	3	1	5	2	0	0	0	0	1	62	99	1.29	1.143										
Victor Santos, R ERA: 3.3 (8, 1)	1.0	H	3	1	0	0	1	0	0	0	0	0	0	12	17	0.00	1.000										
Matt Anderson, R ERA: 4.82 (9, 1)	1.0	L	7	4	2	2	2	0	0	0	0	0	0	18	24	18.00	4.000										

Batter	1	2	3	4	5	6	7	8	9	AB	R	H	RBI	BB	SO	LOB	BOTTOM										
Jose Macias, S OBP: 0.320, SLG: 0.398 (1, 8)	F8		P6				F8		G4-3	5	0	1	0	0	0	1	Minnesota Twins @ Detroit Tigers Comerica Park, Detroit, MI Thu Oct 04 2001, 1:05 PM EDT Att: 15,454 - Cloudy - 64 F										
Damion Easley, R OBP: 0.323, SLG: 0.376 (1, 4)	E5 1B		BB			G5-3 1B	K		P3	4	0	1	0	1	1	2											
Bobby Higginson, L OBP: 0.367, SLG: 0.441 (1, 7)	K		F9			L4	1B HR BB		K	4	1	0	0	1	2	3											
Randall Simon, L OBP: 0.345, SLG: 0.444 (1, 10)	P5		G4-3			F9 BB BB	1B HR 1B		K	3	1	1	1	1	0	2											
Shane Halter, R OBP: 0.346, SLG: 0.475 (1, 5)			FC5 1B BB			G5-4-3 1B	K		1B HR	3	1	2	3	1	1	1											
Robert Fick, L OBP: 0.341, SLG: 0.476 (1, 9) Wendell Magee, R OBP: 0.289, SLG: 0.363 (8, 9)	F8					G5-4-3 1B	K		K	3	0	1	0	1	1	1											
Deivi Cruz, R OBP: 0.291, SLG: 0.376 (1, 6)			FC5 1B			G5-4-3	F9		F7	4	0	1	0	0	0	4											
Eric Munson, L OBP: 0.180, SLG: 0.288 (1, 3)	F8					G3-1	G4-3		K	4	0	0	0	0	1	5											
Javier Cardona, R OBP: 0.289, SLG: 0.387 (1, 2)	FC5					G5-3	1B 2B		F3	4	1	1	0	0	0	2											
Inning Stats	R: 0 E: 1 K: 1 S: 13	H: 1 LOB: 1 BB: 0 P: 20	R: 0 E: 0 K: 0 S: 12	H: 1 LOB: 2 BB: 1 P: 21	R: 0 E: 0 K: 0 S: 7	H: 0 LOB: 1 BB: 1 P: 13	R: 0 E: 0 K: 0 S: 10	H: 2 LOB: 1 BB: 0 P: 16	R: 0 E: 0 K: 1 S: 9	H: 1 LOB: 1 BB: 0 P: 7	R: 4 E: 0 K: 2 S: 14	H: 3 LOB: 0 BB: 1 P: 25	R: 0 E: 0 K: 1 S: 9	H: 0 LOB: 0 BB: 0 P: 14	R: 0 E: 0 K: 1 S: 7	H: 0 LOB: 0 BB: 0 P: 8		1B: 6 2B: 1 3B: 0 HR: 1	SF: 0 SAC: 0 DP: 1 HBP: 0	WP: 0 PB: 0 SB: 0 CS: 0	PA: 39						
PITCHER	IP	WLS	BF	H	R	ER	SO	BB	IBB	HBP	BLK	WP	HR	S	P	ERA	WHIP										
Joe Mays, R ERA: 3.16 (1, 1)	6.0		26	5	0	0	2	4	0	0	0	0	0	8	13	27.00	3.000										
Jack Cressend, R ERA: 3.44 (7, 1)	0.2	H	4	1	2	2	1	1	0	0	0	0	0	8	13	27.00	3.000										
Mike Duvall, L ERA: 7.71 (7, 1)	0.0		1	1	0	0	0	0	0	0	0	0	0	2	3	∞	∞										
Todd Jones, R ERA: 4.26 (7, 1)	0.1	B	2	1	2	2	1	0	0	0	0	0	1	4	9	54.00	3.000										
Hector Carrasco, R ERA: 4.73 (8, 1)	1.0	W	3	0	0	0	1	0	0	0	0	0	0	9	14	0.00	0.000										

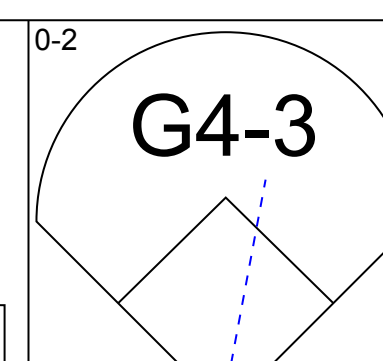
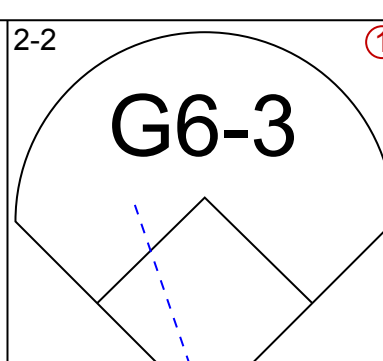
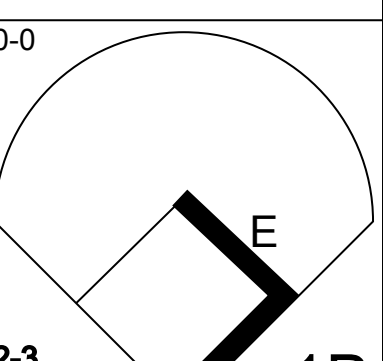
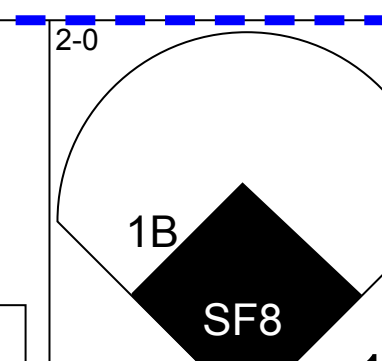
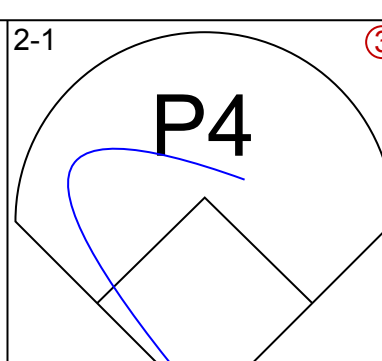
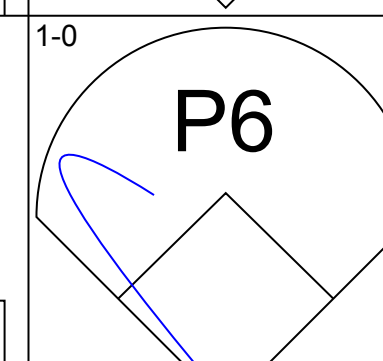
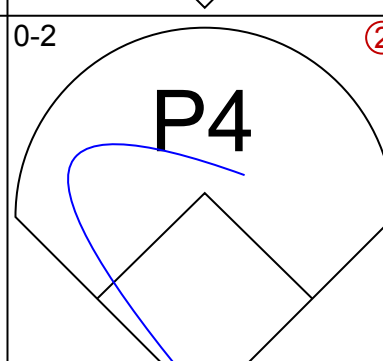
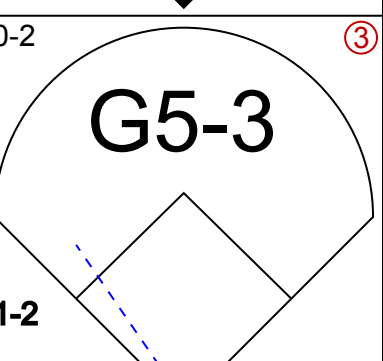
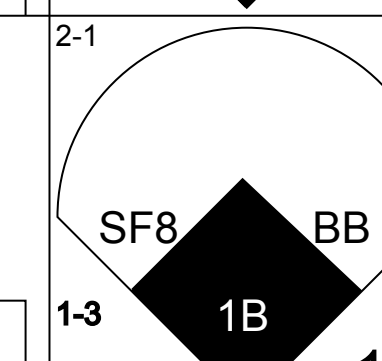

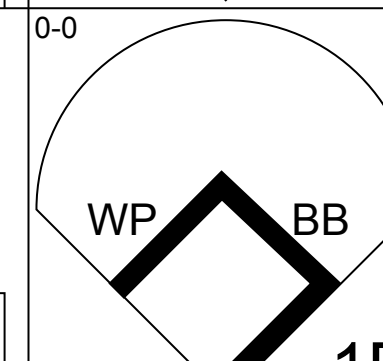
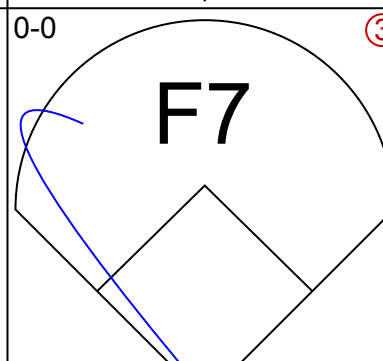
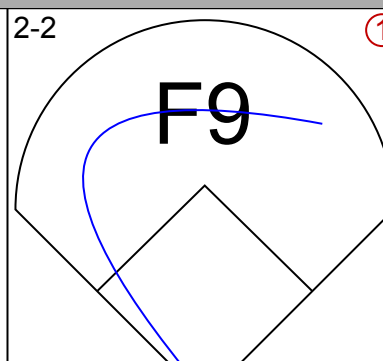
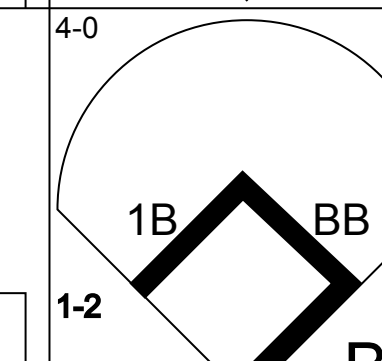

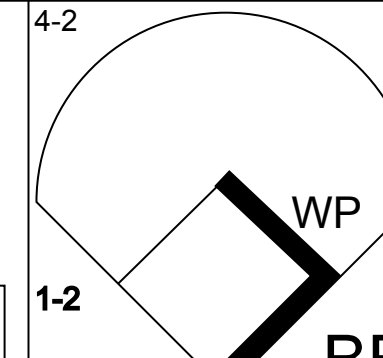
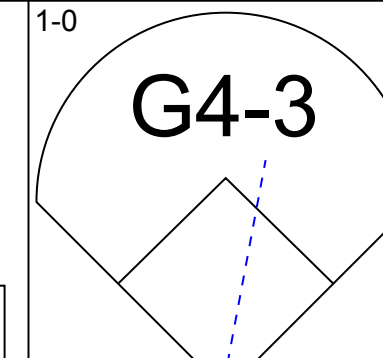
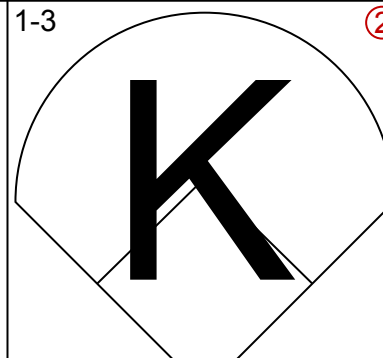
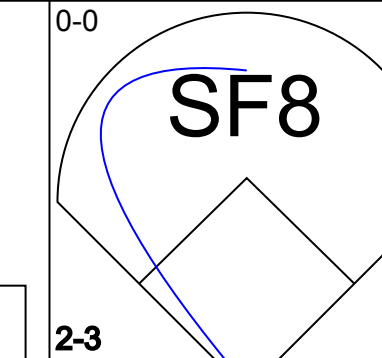

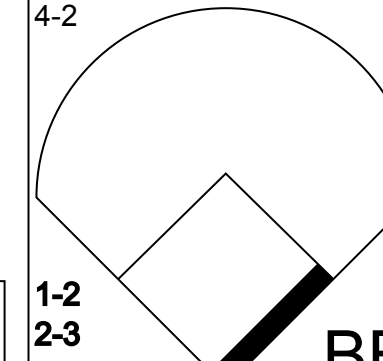
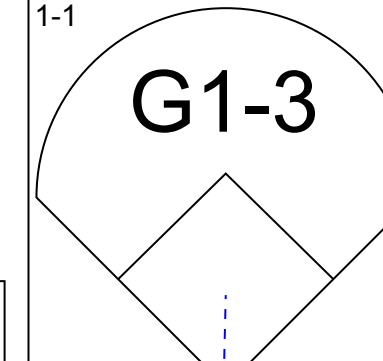
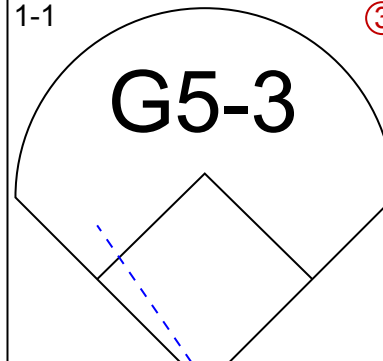
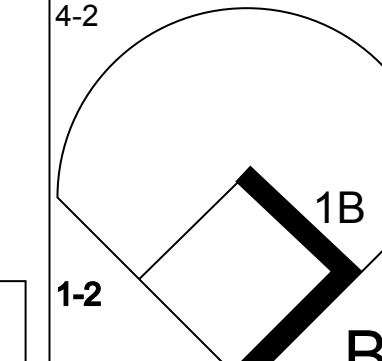

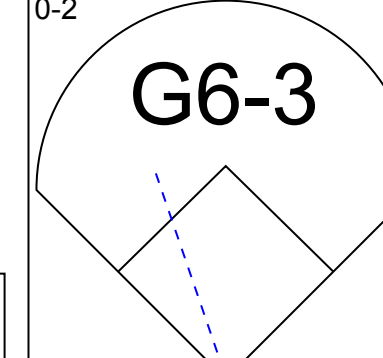
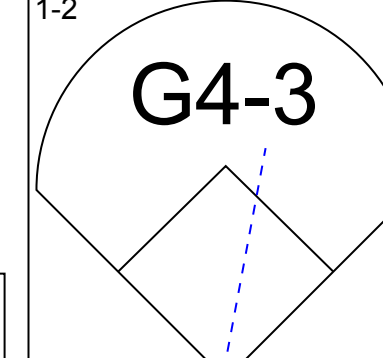
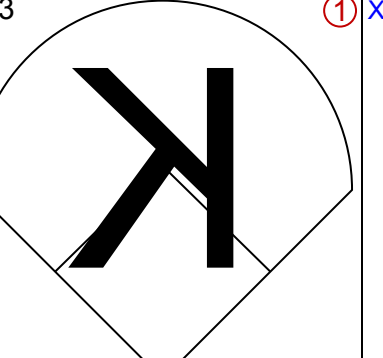
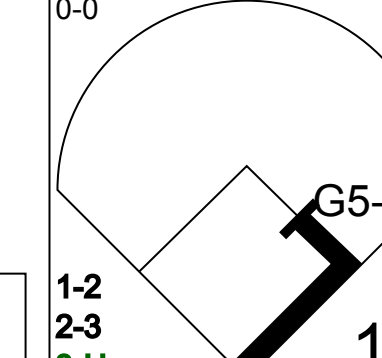

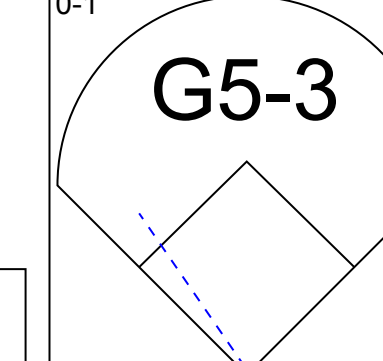
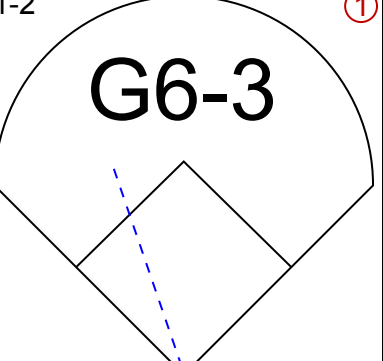
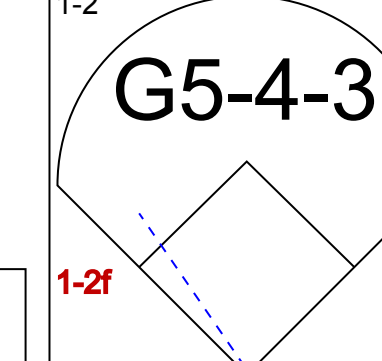

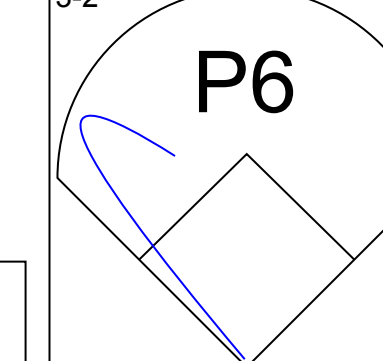
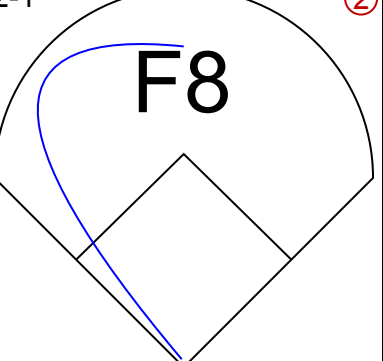

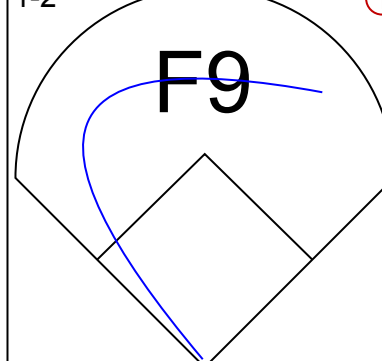
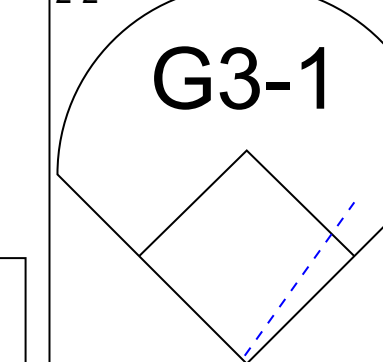
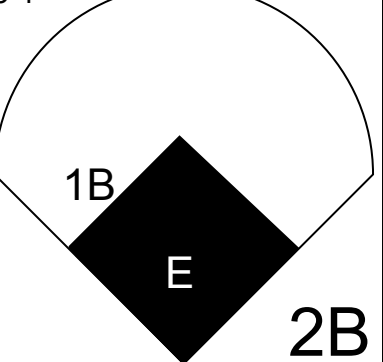
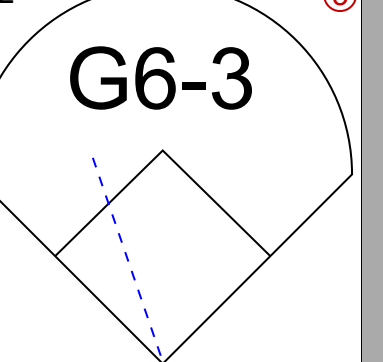

Batter	1	2	3	4	5	6	7	8	9	AB R H RBI BB SO LOB	TOP																								
											<p style="text-align: center;">Kansas City Royals @ Detroit Tigers Comerica Park, Detroit, MI Fri Oct 05 2001, 7:05 PM EDT</p> <p style="text-align: right;">livebaseballscorecards.com</p> <p>AB 0 R 0 H 0 RBI 0 BB 0 SO 0 LOB 0</p> 																								
Inning Stats										1B: 0 SF: 0 WP: 0 PA: 0 2B: 0 SAC: 0 FB: 0 3B: 0 DP: 0 SB: 0 HR: 0 HBP: 0 CS: 0																									
PITCHER	IP	WLS	BF	H	R	ER	SO	BB	IBB	HBP	BLK	WP	HR	S	P	ERA	WHIP	PITCHER	IP	WLS	BF	H	R	ER	SO	BB	IBB	HBP	BLK	WP	HR	S	P	ERA	WHIP

Batter	1	2	3	4	5	6	7	8	9	AB R H RBI BB SO LOB	BOTTOM																								
											<p style="text-align: center;">Kansas City Royals @ Detroit Tigers Comerica Park, Detroit, MI Fri Oct 05 2001, 7:05 PM EDT</p> <p style="text-align: right;">livebaseballscorecards.com</p> <p>AB 0 R 0 H 0 RBI 0 BB 0 SO 0 LOB 0</p> 																								
Inning Stats										1B: 0 SF: 0 WP: 0 PA: 0 2B: 0 SAC: 0 FB: 0 3B: 0 DP: 0 SB: 0 HR: 0 HBP: 0 CS: 0																									
PITCHER	IP	WLS	BF	H	R	ER	SO	BB	IBB	HBP	BLK	WP	HR	S	P	ERA	WHIP	PITCHER	IP	WLS	BF	H	R	ER	SO	BB	IBB	HBP	BLK	WP	HR	S	P	ERA	WHIP

Batter	1	2	3	4	5	6	7	8	9	AB	R	H	RBI	BB	SO	LOB	TOP
Carlos Febles, R OBP: 0.297, SLG: 0.372 (1, 4)										5	0	0	0	0	2	1	Kansas City Royals @ Detroit Tigers Comerica Park, Detroit, MI Sat Oct 06 2001, 1:05 PM EDT Cloudy - 46 F
4 Angel Berroa, R OBP: 0.340, SLG: 0.341 (1, 6)										4	3	3	0	1	0	0	
Carlos Beltrán, S OBP: 0.361, SLG: 0.500 (1, 8)										5	2	4	2	0	1	1	
29 Mike Sweeney, R OBP: 0.376, SLG: 0.547 Donnie Sadler, R OBP: 0.243, SLG: 0.211 (8, PR) (8, 5)										3	0	1	1	1	0	2	
Raul Ibanez, L OBP: 0.354, SLG: 0.493 (1, 10)										5	0	2	3	0	2	2	
Joe Randa, R OBP: 0.306, SLG: 0.378 Dave McCarty, R OBP: 0.324, SLG: 0.403 (8, 3)										4	0	0	0	0	3	4	
Dee Brown, L OBP: 0.287, SLG: 0.344 (1, 7)										5	0	1	1	0	1	2	
Mark Quinn, R OBP: 0.296, SLG: 0.460 (1, 9)										2	0	0	1	1	0	0	
Brent Mayne, L OBP: 0.335, SLG: 0.344 (1, 2)										3	1	0	0	1	0	4	
Inning Stats	R: 2 H: 3 E: 0 K: 3 S: 14	H: 0 R: 0 ER: 0 SO: 8	H: 1 R: 0 ER: 0 SO: 9	H: 0 R: 0 ER: 0 SO: 10	H: 0 R: 0 ER: 0 SO: 12	H: 1 R: 0 ER: 0 SO: 14	H: 0 R: 0 ER: 0 SO: 8	H: 0 R: 0 ER: 0 SO: 8	H: 4 R: 2 ER: 0 SO: 13	H: 4 R: 2 ER: 0 SO: 16	1B: 8 2B: 1 3B: 2 HR: 0	SF: 0 SAC: 0 DP: 1 HBP: 1	WP: 0 PB: 0 SB: 0 CS: 0	PA: 43			
PITCHER	IP WLS BF H R ER SO BB IBB HBP BLK WP HR S P ERA WHIP																
Jeff Weaver, R ERA: 4.08 (1, 1)	7.2 L 35 9 6 6 9 2 1 1 0 0 0 0 79 128 7.04 1.435																
Matt Perisho, L ERA: 5.72 (8, 1)	0.1 1 0 0 0 0 0 0 0 0 0 0 0 1 3 0.00 0.000																
Luis Pineda, R ERA: 4.91 (9, 1)	0.2 4 1 2 2 0 1 0 0 0 0 0 0 4 8 27.00 3.000																
Matt Miller, L ERA: 7.71 (9, 1)	0.1 3 1 0 0 0 1 0 0 0 0 0 0 3 8 0.00 6.000																

AB	37
R	8
H	11
RBI	8
BB	5
SO	9
LOB	18



Batter	1	2	3	4	5	6	7	8	9	AB	R	H	RBI	BB	SO	LOB	BOTTOM
Jose Macias, S OBP: 0.320, SLG: 0.398 (1, 8)										5	1	2	0	0	0	0	Kansas City Royals @ Detroit Tigers Comerica Park, Detroit, MI Sat Oct 06 2001, 1:05 PM EDT Cloudy - 46 F
Damion Easley, R OBP: 0.323, SLG: 0.375 (1, 4)										4	1	1	0	0	0	1	
Bobby Higginson, L OBP: 0.368, SLG: 0.440 (1, 7)										3	0	1	0	1	0	0	
Randall Simon, L OBP: 0.343, SLG: 0.440 (1, 10)										2	0	0	1	1	1	0	
Shane Halter, R OBP: 0.347, SLG: 0.473 (1, 5)										2	0	0	0	2	0	0	
Robert Fick, L OBP: 0.340, SLG: 0.474 Wendell Magee, R OBP: 0.289, SLG: 0.363 (8, PR) (9, 9)										4	0	1	1	0	1	3	
Deivi Cruz, R OBP: 0.291, SLG: 0.375 (1, 6)										4	0	1	0	0	0	3	
Eric Munson, L OBP: 0.169, SLG: 0.270 (1, 3)										4	0	0	0	0	1	1	
15 Brandon Inge, R OBP: 0.219, SLG: 0.243 Ryan Jackson, L OBP: 0.244, SLG: 0.325 (8, PH) (9, PH)										3	1	1	0	0	0	1	
Inning Stats	R: 0 H: 1 E: 0 K: 0 S: 14	H: 0 R: 0 ER: 0 SO: 9	H: 0 R: 0 ER: 0 SO: 7	H: 0 R: 0 ER: 0 SO: 6	H: 0 R: 0 ER: 0 SO: 9	H: 2 R: 1 ER: 1 SO: 11	H: 0 R: 0 ER: 0 SO: 12	H: 1 R: 0 ER: 0 SO: 14	H: 3 R: 2 ER: 0 SO: 12	H: 0 R: 0 ER: 0 SO: 10	1B: 6 2B: 1 3B: 0 HR: 0	SF: 1 SAC: 0 DP: 1 HBP: 0	WP: 1 PB: 0 SB: 0 CS: 0	PA: 37			
PITCHER	IP WLS BF H R ER SO BB IBB HBP BLK WP HR S P ERA WHIP																
Jeff Suppan, R ERA: 4.37 (8, 1)	7.0 W 27 4 1 0 3 2 0 0 0 0 0 0 7 19 54.00 12.000																
Cory Bailey, R ERA: 3.46 (8, 1)	0.1 5 2 2 2 0 2 0 0 0 0 0 0 7 19 54.00 12.000																
Roberto Hernandez, R ERA: 4.12 (8, 1)	1.2 S 5 1 0 0 1 0 0 0 0 0 0 0 15 21 0.00 0.600																

AB	32
R	3
H	7
RBI	2
BB	4
SO	4
LOB	9



Batter	1	2	3	4	5	6	7	8	9	AB	R	H	RBI	BB	SO	LOB	TOP		
Carlos Febles, R OBP: 0.293, SLG: 0.366	G6-3		F8		P6		L5		F8	5	0	0	0	0	0	6			
4 Angel Berroa, R OBP: 0.314, SLG: 0.313	P6		F7			G5-3		F8		4	0	0	0	0	0	2			
Carlos Beltrán, S OBP: 0.362, SLG: 0.505	G5-3			F7				HR		4	1	2	1	0	0	0			
29 Mike Sweeney, R OBP: 0.375, SLG: 0.545		F8		G5-3		F8		1B		4	0	1	0	0	0	1			
Raul Ibanez, L OBP: 0.353, SLG: 0.489	G1-3					G6-3		K		4	0	1	0	0	1	2			
Luis Alicaes, S OBP: 0.367, SLG: 0.367	F7				F7					4	0	1	0	0	1	1			
Dee Brown, L OBP: 0.287, SLG: 0.343							F8		F9	4	0	1	0	0	0	2			
Dave McCarty, R OBP: 0.328, SLG: 0.405						F8			K	4	0	2	0	0	1	0			
Gregg Zaun, S OBP: 0.377, SLG: 0.536			P5							3	0	2	0	1	0	2			
Inning Stats	R: 0 E: 0 K: 0 S: 6	H: 0 LOB: 0 BB: 0 P: 8	R: 0 E: 0 K: 0 S: 7	H: 0 LOB: 0 BB: 0 P: 9	R: 0 E: 1 K: 0 S: 13	H: 2 LOB: 2 BB: 0 P: 16	R: 0 E: 0 K: 0 S: 8	H: 1 LOB: 1 BB: 0 P: 13	R: 0 E: 0 K: 0 S: 5	H: 0 LOB: 1 BB: 1 P: 12	R: 0 E: 0 K: 1 S: 13	H: 2 LOB: 2 BB: 0 P: 16	R: 1 E: 0 K: 1 S: 13	H: 3 LOB: 2 BB: 0 P: 20	R: 0 E: 0 K: 1 S: 9	H: 1 LOB: 0 BB: 0 P: 13	1B: 9 2B: 0 3B: 0 HR: 1	SF: 0 SAC: 0 DP: 0 HBP: 0	WP: 0 PA: 37 PB: 0 SB: 0 CS: 1
PITCHER Steve Sparks, R ERA: 3.85	IP: 9.0 WLS: W BF: 37 H: 10 R: 1 ER: 1 SO: 3 BB: 1 IBB: 0 HBP: 0 BLK: 0 WP: 0 HR: 1 S: 79 P: 115 ERA: 1.00 WHIP: 1.222															PITCHER			

Kansas City Royals @ Detroit Tigers
Comerica Park, Detroit, MI
Sat Oct 06 2001, 4:05 PM EDT
Att: 18,844 - Cloudy - 48 F

AB 36
R 1
H 10
RBI 1
BB 1
SO 3
LOB 16



Batter	1	2	3	4	5	6	7	8	9	AB	R	H	RBI	BB	SO	LOB	BOTTOM				
Jose Macias, S OBP: 0.318, SLG: 0.395	K		F7		G4-3			G6-3		4	0	0	0	0	1	0					
Damion Easley, R OBP: 0.324, SLG: 0.378	F7					F9				4	1	2	0	0	0	0					
Bobby Higginson, L OBP: 0.367, SLG: 0.441										4	0	1	0	0	0	2					
Randall Simon, L OBP: 0.338, SLG: 0.435	G4-3									3	0	0	1	0	0	1					
Shane Halter, R OBP: 0.345, SLG: 0.470		G6-3								3	0	0	0	0	0	0					
Wendell Magee, R OBP: 0.294, SLG: 0.379										2	1	1	1	1	0	0					
Deivi Cruz, R OBP: 0.289, SLG: 0.372										3	0	0	0	0	0	1					
Javier Cardona, R OBP: 0.280, SLG: 0.375										3	0	0	0	0	0	0					
43 Chris Wakeland, L OBP: 0.250, SLG: 0.472										3	0	0	0	0	0	0					
Inning Stats	R: 0 E: 0 K: 1 S: 9	H: 1 LOB: 1 BB: 0 P: 10	R: 1 E: 0 K: 0 S: 9	H: 1 LOB: 0 BB: 0 P: 12	R: 0 E: 1 K: 0 S: 6	H: 1 LOB: 1 BB: 0 P: 9	R: 0 E: 0 K: 0 S: 7	H: 0 LOB: 1 BB: 1 P: 14	R: 0 E: 0 K: 0 S: 5	H: 0 LOB: 0 BB: 0 P: 7	R: 0 E: 0 K: 0 S: 6	H: 0 LOB: 0 BB: 0 P: 9	R: 0 E: 0 K: 0 S: 11	H: 0 LOB: 0 BB: 0 P: 15	R: 0 E: 0 K: 0 S: 8	H: 0 LOB: 0 BB: 0 P: 12	R: 1 E: 0 K: 0 S: 4	H: 1 LOB: 0 BB: 0 P: 7	1B: 1 2B: 2 3B: 0 HR: 1	SF: 1 SAC: 0 DP: 0 HBP: 0	WP: 0 PA: 31 PB: 0 SB: 0 CS: 0
PITCHER Chris George, L ERA: 5.99	IP: 8.2 WLS: L BF: 31 H: 4 R: 2 ER: 2 SO: 1 BB: 1 IBB: 0 HBP: 0 BLK: 0 WP: 0 HR: 1 S: 65 P: 95 ERA: 2.08 WHIP: 0.577															PITCHER					

Kansas City Royals @ Detroit Tigers
Comerica Park, Detroit, MI
Sat Oct 06 2001, 4:05 PM EDT
Att: 18,844 - Cloudy - 48 F

AB 29
R 2
H 4
RBI 2
BB 1
SO 1
LOB 4



Batter	1	2	3	4	5	6	7	8	9	AB	R	H	RBI	BB	SO	LOB	TOP					
Carlos Febles, R OBP: 0.291, SLG: 0.363	P4		G5-3		P6		F7		HR	5	1	1	0	0	0	0						
4 Angel Berroa, R OBP: 0.339, SLG: 0.340	G5-3			HR		G4-6-3		29 1B	K	5	1	3	0	0	1	3						
Carlos Beltrán, S OBP: 0.362, SLG: 0.514	G6-3			HR		G4-6-3		K	HR	5	2	2	6	0	1	2						
29 Mike Sweeney, R OBP: 0.374, SLG: 0.542		F8		F7		F7		1B	F7	5	0	1	0	0	0	0						
Raul Ibanez, L OBP: 0.353, SLG: 0.495 Héctor Ortiz, R OBP: 0.293, SLG: 0.299	F5			P5				HR	K	3	1	1	0	0	0	0						
Joe Randa, R OBP: 0.307, SLG: 0.386				K				HR	K	4	1	2	2	0	2	2						
Dee Brown, L OBP: 0.286, SLG: 0.350	G6-3				F8			HR	G3-1	4	1	1	1	0	0	1						
Mark Quinn, R OBP: 0.298, SLG: 0.459			G5-3		SF7		G5-3		1B HR	3	2	1	0	0	0	0						
Brent Mayne, L OBP: 0.334, SLG: 0.344			F9		SF7		G6-3		HR	3	1	1	1	0	0	0						
Inning Stats	R: 0 H: 0 E: 0 K: 0 S: 6	H: 0 LOB: 0 BB: 0 P: 6	R: 0 H: 1 E: 0 K: 0 S: 7	LOB: 1 BB: 0 P: 9	R: 0 H: 0 E: 0 K: 0 S: 7	LOB: 0 BB: 0 P: 9	R: 2 H: 2 E: 0 K: 1 S: 11	LOB: 0 BB: 0 P: 15	R: 1 H: 1 E: 0 K: 0 S: 9	LOB: 0 BB: 0 P: 10	R: 0 H: 1 E: 0 K: 0 S: 9	H: 1 LOB: 0 BB: 0 P: 12	R: 3 H: 3 E: 0 K: 0 S: 12	H: 3 LOB: 0 BB: 0 P: 15	R: 0 H: 2 E: 0 K: 3 S: 17	H: 2 LOB: 2 BB: 0 P: 26	R: 4 H: 3 E: 0 K: 1 S: 14	H: 3 LOB: 0 BB: 0 P: 21	1B: 7 2B: 1 3B: 1 HR: 4	SF: 1 SAC: 0 DP: 1 HBP: 1	WP: 0 PB: 0 SB: 1 CS: 0	PA: 40
PITCHER	IP	WLS	BF	H	R	ER	SO	BB	IBB	HBP	BLK	WP	HR	S	P	ERA	WHIP					
Jose Lima, R ERA: 5.54	7.0	L	28	8	6	5	1	0	0	0	0	0	3	61	76	6.43	1.143					
Matt Miller, L ERA: 7.45	0.1		3	2	0	0	1	0	0	0	0	0	0	10	15	0.00	6.000					
Adam Bernero, R ERA: 7.3	1.2		9	3	4	4	3	0	0	1	0	0	1	21	32	21.60	1.800					

Kansas City Royals @ Detroit Tigers
 Comerica Park, Detroit, MI
 Sun Oct 07 2001, 1:05 PM EDT
 Att: 19,261 - Sunny - 44 F

AB	38
R	10
H	13
RBI	10
BB	0
SO	5
LOB	10



Batter	1	2	3	4	5	6	7	8	9	AB	R	H	RBI	BB	SO	LOB	BOTTOM					
Jose Macias, S OBP: 0.316, SLG: 0.391	P4		F8		K			G4-3		4	0	0	0	0	1	1						
Damion Easley, R OBP: 0.323, SLG: 0.376 Ryan Jackson, L OBP: 0.250, SLG: 0.331	G5-3		G1-3			G4-3		FC6 1B		3	0	0	0	0	0	1						
Bobby Higginson, L OBP: 0.367, SLG: 0.445 Wendell Magee, R OBP: 0.293, SLG: 0.377	F9			HR		G3		FC6		3	1	1	1	0	0	0						
Randall Simon, L OBP: 0.341, SLG: 0.445		HR		G4-6-3		G6-3		G4-3		3	1	1	1	1	0	0						
Shane Halter, R OBP: 0.344, SLG: 0.467		G6-3		G4-6-3		F8		G6-3		3	0	0	0	1	0	0						
Robert Fick, L OBP: 0.339, SLG: 0.476		F9		G4-6-3		G3		HR		4	1	1	0	0	0	2						
Deivi Cruz, R OBP: 0.291, SLG: 0.379		F8		G5-3		BB		HR		3	1	1	2	1	0	1						
Eric Munson, L OBP: 0.188, SLG: 0.273					K		F7		HR	3	0	1	0	1	1	1						
15 Brandon Inge, R OBP: 0.215, SLG: 0.238			K		F9			K	L7	4	0	0	0	0	2	2						
Inning Stats	R: 0 H: 0 E: 0 K: 0 S: 7	H: 1 LOB: 0 BB: 0 P: 11	R: 1 H: 1 E: 0 K: 0 S: 11	LOB: 1 BB: 0 P: 15	R: 0 H: 0 E: 0 K: 1 S: 7	LOB: 0 BB: 1 P: 14	R: 1 H: 1 E: 0 K: 0 S: 10	LOB: 1 BB: 2 P: 22	R: 0 H: 0 E: 0 K: 2 S: 8	LOB: 0 BB: 0 P: 13	R: 0 H: 0 E: 0 K: 0 S: 6	H: 0 LOB: 1 BB: 1 P: 15	R: 0 H: 1 E: 0 K: 1 S: 7	H: 1 LOB: 0 BB: 0 P: 8	R: 2 H: 3 E: 0 K: 0 S: 9	H: 3 LOB: 1 BB: 0 P: 12	1B: 2 2B: 0 3B: 1 HR: 3	SF: 0 SAC: 0 DP: 1 HBP: 0	WP: 0 PB: 0 SB: 0 CS: 0	PA: 36		
PITCHER	IP	WLS	BF	H	R	ER	SO	BB	IBB	HBP	BLK	WP	HR	S	P	ERA	WHIP					
Blake Stein, R ERA: 4.74	7.0	W	26	2	2	2	3	4	0	0	0	0	1	55	98	2.57	0.857					
Dan Reichert, R ERA: 5.63	2.0		10	4	2	2	1	0	0	0	0	0	1	16	20	9.00	2.000					

Kansas City Royals @ Detroit Tigers
 Comerica Park, Detroit, MI
 Sun Oct 07 2001, 1:05 PM EDT
 Att: 19,261 - Sunny - 44 F

AB	32
R	4
H	6
RBI	4
BB	4
SO	4
LOB	9

