



Detroit Tigers - 2002

Batter	1	2	3	4	5	6	7	8	9	AB R H RBI BB SO LOB	TOP																								
											<p>Florida Southern Mocs @ Detroit Tigers Joker Marchant Stadium, Lakeland, FL Wed Feb 27 2002, 6:00 PM EST</p> <p>livebaseballscorecards.com</p> <p>AB 0 R 0 H 0 RBI 0 BB 0 SO 0 LOB 0</p> 																								
Inning Stats										1B: 0 SF: 0 2B: 0 SAC: 0 3B: 0 DP: 0 HR: 0 HBP: 0	WP: 0 PA: 0 FB: 0 SB: 0 CS: 0																								
PITCHER	IP	WLS	BF	H	R	ER	SO	BB	IBB	HBP	BLK	WP	HR	S	P	ERA	WHIP	PITCHER	IP	WLS	BF	H	R	ER	SO	BB	IBB	HBP	BLK	WP	HR	S	P	ERA	WHIP

Batter	1	2	3	4	5	6	7	8	9	AB R H RBI BB SO LOB	BOTTOM																								
											<p>Florida Southern Mocs @ Detroit Tigers Joker Marchant Stadium, Lakeland, FL Wed Feb 27 2002, 6:00 PM EST</p> <p>livebaseballscorecards.com</p> <p>AB 0 R 0 H 0 RBI 0 BB 0 SO 0 LOB 0</p> 																								
Inning Stats										1B: 0 SF: 0 2B: 0 SAC: 0 3B: 0 DP: 0 HR: 0 HBP: 0	WP: 0 PA: 0 FB: 0 SB: 0 CS: 0																								
PITCHER	IP	WLS	BF	H	R	ER	SO	BB	IBB	HBP	BLK	WP	HR	S	P	ERA	WHIP	PITCHER	IP	WLS	BF	H	R	ER	SO	BB	IBB	HBP	BLK	WP	HR	S	P	ERA	WHIP

Batter	1	2	3	4	5	6	7	8	9	AB	R	H	RBI	BB	SO	LOB	TOP																			
Bobby Higginson, L OBP: 0.400, SLG: 0.600 (1, 7)	F7		1B		P6	2B		F8		5	0	2	2	0	0	2	Detroit Tigers @ Tampa Bay Devil Rays Tropicana Field, St. Petersburg, FL Tue Apr 02 2002, 7:15 PM EST Att: 38,142 - Dome - 72 F																			
Shane Halter, R OBP: 0.400, SLG: 0.250 (1, 6)	K		K			1B			P3	4	0	1	0	1	2	1																				
Robert Fick, L OBP: 0.400, SLG: 0.600 (1, 10)	F8				F9	G4-3			G4-6-3	5	1	2	0	0	0	4																				
Dmitri Young, S OBP: 0.200, SLG: 0.200 (1, 3)		F7			F8	1B			G4-6-3	5	1	1	0	0	0	2																				
Craig Paquette, R OBP: 0.250, SLG: 0.500 (1, 5)		F9			2B	F9				4	0	1	1	0	1	1																				
Jacob Cruz, L OBP: 0.500, SLG: 0.333 (1, 9)					L7	1B				3	1	1	0	1	0	1																				
Mike Rivera, R OBP: 0.500, SLG: 0.500 (1, 2)		G5-3			K	1B				4	1	2	1	0	1	2																				
Damon Easley, R OBP: 0.250, SLG: 0.250 (1, 4)					F8	F8			FC6	4	0	1	0	0	0	3																				
Jose Macias, S OBP: 0.500, SLG: 0.333 (1, 8)			G4-6-3		1B	2B			K	3	1	1	1	1	1	2																				
Inning Stats	R: 0 E: 0 K: 1 S: 8	H: 0 LOB: 0 BB: 0 P: 11	R: 0 E: 0 K: 0 S: 9	H: 0 LOB: 1 BB: 1 P: 17	R: 0 E: 0 K: 1 S: 7	H: 2 LOB: 1 BB: 0 P: 8	R: 1 E: 0 K: 1 S: 21	H: 2 LOB: 1 BB: 0 P: 28	R: 0 E: 0 K: 0 S: 12	H: 1 LOB: 2 BB: 1 P: 22	R: 4 E: 0 K: 0 S: 19	H: 5 LOB: 2 BB: 1 P: 26	R: 0 E: 0 K: 1 S: 7	H: 1 LOB: 0 BB: 0 P: 10	R: 0 E: 0 K: 0 S: 14	H: 1 LOB: 1 BB: 0 P: 17	R: 0 E: 0 K: 0 S: 9	H: 1 LOB: 0 BB: 0 P: 10	1B: 9 2B: 3 3B: 0 HR: 0	SF: 0 SAC: 0 DP: 2 HBP: 0	WP: 0 PB: 0 SB: 1 CS: 0	PA: 40														
PITCHER	IP	WLS	BF	H	R	ER	SO	BB	IBB	HBP	BLK	WP	HR	S	P	ERA	WHIP	PITCHER		IP	WLS	BF	H	R	ER	SO	BB	IBB	HBP	BLK	WP	HR	S	P	ERA	WHIP
Tanyon Sturtze, R ERA: 7.94 (1, 1)	5.2		27	9	5	5	3	2	0	0	0	0	0	69	100	7.94	1.941	Esteban Yan, R ERA: (9, 1)		1.0		3	1	0	0	0	0	0	0	0	9	10	0.00	1.000		
Jesus Colome, R ERA: (6, 1)	0.0		2	1	0	0	0	1	0	0	0	0	0	3	7	∞	∞																			
Doug Creek, L ERA: (6, 1)	0.2		2	0	0	0	0	0	0	0	0	0	0	7	10	0.00	0.000																			
Travis Phelps, R ERA: (7, 1)	1.0		4	1	0	0	1	0	0	0	0	0	0	12	16	0.00	1.000																			
Victor Zambrano, R ERA: (8, 1)	0.2	W	2	0	0	0	1	0	0	0	0	0	0	6	6	0.00	0.000																			

Batter	1	2	3	4	5	6	7	8	9	AB	R	H	RBI	BB	SO	LOB	BOTTOM																			
Jason Tyner, L OBP: 0.333, SLG: 0.333 (1, 7)	L6		SH		G4-3	1B		SH1-3		3	1	1	0	0	0	0	Detroit Tigers @ Tampa Bay Devil Rays Tropicana Field, St. Petersburg, FL Tue Apr 02 2002, 7:15 PM EST Att: 38,142 - Dome - 72 F																			
Randy Winn, S (1, 8)	F7		FC5-4		K	E6		G3-1		5	1	0	0	0	1	4																				
Steve Cox, L OBP: 0.800, SLG: 0.667 (1, 3)			F8		1B	1B		HBP	1B	3	1	2	2	2	0	1																				
Greg Vaughn, R OBP: 0.400, SLG: 0.400 (1, 10)	K				2B	P6		2B	HBP	5	2	2	1	0	2	5																				
Toby Hall, R OBP: 0.400, SLG: 0.250 (1, 2)		F8			P4	G3		2B	HBP	4	1	1	1	0	0	3																				
Ben Griewe, L OBP: 0.600, SLG: 0.667 (1, 9)			2B		K	BB		G4-3	2B	3	0	1	1	2	1	1																				
Bobby Smith, R OBP: 0.400, SLG: 0.500 (1, 5)		F7			2B	K			2B	4	0	1	2	1	2	4																				
Brent Abernathy, R OBP: 0.200, SLG: 0.400 (1, 4)		L8				L8		G6-3		5	0	1	1	0	0	3																				
Chris Gomez, R OBP: 0.750, SLG: 1.000 (1, 6)			SH		F2	1B		G3-1	SH1-3	4	3	3	0	0	0	2																				
Inning Stats	R: 0 E: 0 K: 1 S: 12	H: 0 LOB: 1 BB: 1 P: 23	R: 0 E: 0 K: 0 S: 13	H: 1 LOB: 0 BB: 0 P: 20	R: 1 E: 1 K: 0 S: 8	H: 1 LOB: 0 BB: 0 P: 11	R: 1 E: 0 K: 1 S: 11	H: 2 LOB: 2 BB: 1 P: 18	R: 1 E: 0 K: 2 S: 16	H: 2 LOB: 3 BB: 1 P: 23	R: 2 E: 1 K: 1 S: 16	H: 3 LOB: 0 BB: 0 P: 21	R: 0 E: 0 K: 1 S: 8	H: 0 LOB: 0 BB: 0 P: 13	R: 4 E: 0 K: 0 S: 14	H: 3 LOB: 2 BB: 2 P: 27	R: 0 E: 0 K: 0 S: 9	H: 1 LOB: 1 BB: 0 P: 10	1B: 8 2B: 4 3B: 0 HR: 0	SF: 0 SAC: 2 DP: 0 HBP: 1	WP: 1 PB: 0 SB: 0 CS: 0	PA: 44														
PITCHER	IP	WLS	BF	H	R	ER	SO	BB	IBB	HBP	BLK	WP	HR	S	P	ERA	WHIP	PITCHER		IP	WLS	BF	H	R	ER	SO	BB	IBB	HBP	BLK	WP	HR	S	P	ERA	WHIP
Jeff Weaver, R ERA: 5.06 (1, 1)	5.1		27	7	4	3	4	3	0	0	0	0	0	65	101	5.06	1.875	Danny Patterson, R ERA: 27.0 (8, 1)		0.1		4	1	1	1	0	1	0	1	0	6	11	27.00	6.000		
Matt Miller, L ERA: (6, 1)	0.0		3	2	1	0	0	0	0	0	0	0	0	4	5	∞	∞																			
Juan Acevedo, R ERA: 11.57 (6, 1)	2.1	L	10	2	3	3	2	0	1	0	0	0	0	23	39	11.57	0.857																			

AB	37
R	5
H	12
RBI	5
BB	3
SO	5
LOB	18



AB	36
R	9
H	12
RBI	8
BB	5
SO	6
LOB	23



Batter	1	2	3	4	5	6	7	8	9	AB	R	H	RBI	BB	SO	LOB	TOP										
Bobby Higginson, L (1, 7) Wendell Magee, R (7, 7) OBP: 0.357, SLG: 0.462 OBP: 0.500, SLG: 0.500	G3		2B		G4-3			E 1B		3	0	1	0	0	0	0	Detroit Tigers @ Tampa Bay Devil Rays Tropicana Field, St. Petersburg, FL Thu Apr 04 2002, 2:15 PM EST Att: 14,204 - Dome - 72 F										
Shane Halter, R (1, 6) OBP: 0.200, SLG: 0.077	G5-3		HBP		F2			E5 1-2		3	0	0	0	0	0	1											
Robert Fick, L (1, 10) OBP: 0.385, SLG: 0.769	F8		G4-3		G4-3			K 1-3		4	0	0	0	0	1	4											
Dmitri Young, S (1, 3) Randall Simon, L (7, 3) OBP: 0.308, SLG: 0.333		G3 1B		K				L4		3	0	1	0	0	1	0											
Craig Paquette, R (1, 5) Damian Jackson, R (6, 5) OBP: 0.250, SLG: 0.273		F8		K				F9		1	0	0	0	0	0	0											
Jacob Cruz, L (1, 9) OBP: 0.417, SLG: 0.727		G3		2B				HR		4	1	2	1	0	0	1											
Mike Rivera, R (1, 2) OBP: 0.500, SLG: 0.857		K2-3		HBP				HR		3	1	1	1	0	2	1											
Damon Easley, R (1, 4) OBP: 0.308, SLG: 0.182			K		F8			F9		4	0	0	0	0	1	2											
Jose Macias, S (1, 8) OBP: 0.167, SLG: 0.091			K		G4-3			G4-3	G6-3	4	0	0	0	0	1	0											
Inning Stats	R: 0 E: 0 K: 0 S: 6	H: 0 LOB: 0 BB: 0 P: 10	R: 0 E: 0 K: 1 S: 10	H: 1 LOB: 1 BB: 0 P: 15	R: 0 E: 0 K: 2 S: 10	H: 1 LOB: 2 BB: 0 P: 17	R: 0 E: 0 K: 2 S: 9	H: 1 LOB: 2 BB: 0 P: 15	R: 0 E: 0 K: 1 S: 7	H: 0 LOB: 0 BB: 0 P: 13	R: 0 E: 0 K: 1 S: 11	H: 0 LOB: 0 BB: 0 P: 15	R: 0 E: 1 K: 1 S: 14	H: 1 LOB: 2 BB: 0 P: 21	R: 2 E: 0 K: 0 S: 7	H: 2 LOB: 0 BB: 0 P: 15		1B: 2 2B: 2 3B: 0 HR: 2	SF: 0 SAC: 0 DP: 0 HBP: 2	WP: 0 PB: 0 SB: 1 CS: 1	PA: 36						
PITCHER	IP	WLS	BF	H	R	ER	SO	BB	IBB	HBP	BLK	WP	HR	S	P	ERA	WHIP										
Ryan Rupe, R (1, 1) ERA: 18.0	7.0	W	26	3	0	0	7	0	0	2	0	0	0	60	99	0.00	0.429										
Steve Kent, L (8, 1) ERA: 18.0	1.0		5	1	0	0	1	0	0	0	0	0	0	14	21	0.00	1.000										
Jorge Sosa, R (9, 1) ERA: 18.0	1.0		5	2	2	2	0	0	0	0	0	0	2	7	15	18.00	2.000										

Batter	1	2	3	4	5	6	7	8	9	AB	R	H	RBI	BB	SO	LOB	BOTTOM										
Jason Tyner, L (1, 7) OBP: 0.286, SLG: 0.091	S 2B BB	F8		G6-3		K		L1-3 BB		3	1	0	0	2	1	1	Detroit Tigers @ Tampa Bay Devil Rays Tropicana Field, St. Petersburg, FL Thu Apr 04 2002, 2:15 PM EST Att: 14,204 - Dome - 72 F										
Brent Abernathy, R (1, 4) Jason Smith, L (8, 4) OBP: 0.428, SLG: 0.692	F7		HR	G4-3		2B BB		K		3	1	1	1	1	0	1											
Steve Cox, L (1, 3) OBP: 0.467, SLG: 0.462	F2		G6-3 1B		G4-3			L1-3		5	1	2	0	0	0	3											
Greg Vaughn, R (1, 10) OBP: 0.500, SLG: 0.400	F8		G6-3 BB		F8			F8		2	1	1	1	2	0	2											
Toby Hall, R (1, 2) OBP: 0.500, SLG: 0.462	F8		G6-3		HR 1B			K		4	1	1	0	0	1	5											
Ben Griewe, L (1, 9) OBP: 0.500, SLG: 0.727		HR	1B		HR IBB			G6-3		3	2	2	2	1	0	0											
Bobby Smith, R (1, 5) OBP: 0.143, SLG: 0.154		F7	K		K			G6-3		4	0	0	0	0	2	4											
Jason Conti, L (1, 8) Randy Winn, S (5, 8) OBP: 0.154, SLG: 0.385		BB		G4-3		HR		G4-3		1	0	0	0	1	0	0											
Chris Gomez, R (1, 6) Felix Escalona, R (6, 6) OBP: 0.364, SLG: 0.727 OBP: 1.000, SLG: 1.000		P3		HR		G4-3		PB 1B		3	1	1	1	0	0	1											
Inning Stats	R: 1 E: 0 K: 0 S: 8	H: 1 LOB: 1 BB: 1 P: 19	R: 1 E: 0 K: 0 S: 9	H: 1 LOB: 1 BB: 1 P: 17	R: 2 E: 0 K: 1 S: 16	H: 3 LOB: 1 BB: 1 P: 28	R: 1 E: 0 K: 0 S: 7	H: 1 LOB: 0 BB: 0 P: 12	R: 4 E: 0 K: 1 S: 16	H: 2 LOB: 0 BB: 2 P: 27	R: 0 E: 0 K: 2 S: 14	H: 1 LOB: 2 BB: 1 P: 20	R: 0 E: 0 K: 0 S: 8	H: 0 LOB: 0 BB: 0 P: 12	R: 0 E: 0 K: 1 S: 5	H: 1 LOB: 1 BB: 1 P: 11		1B: 4 2B: 3 3B: 0 HR: 4	SF: 0 SAC: 0 DP: 2 HBP: 0	WP: 0 PB: 1 SB: 1 CS: 0	PA: 39						
PITCHER	IP	WLS	BF	H	R	ER	SO	BB	IBB	HBP	BLK	WP	HR	S	P	ERA	WHIP										
Jose Lima, R (1, 1) ERA: 18.0	2.0	L	13	4	4	4	2	1	1	0	0	0	1	27	46	13.50	1.500										
Terry Pearson, R (3, 1) ERA: 13.5	2.2		12	3	4	4	2	1	1	0	0	0	1	13	21	13.50	4.500										
Matt Miller, L (5, 1) ERA: 13.5	0.2		5	2	1	1	1	1	0	0	0	0	1	14	18	0.00	0.000										
Jeff Farnsworth, R (6, 1) ERA: 3.38	1.2		5	0	0	0	1	0	0	0	0	0	0	5	11	0.00	2.000										
Matt Anderson, R (8, 1) ERA:	1.0		4	1	0	0	1	1	0	0	0	0	0	5	11	0.00	2.000										

AB	34
R	2
H	6
RBI	2
BB	0
SO	8
LOB	12



AB	32
R	9
H	10
RBI	9
BB	7
SO	5
LOB	19



Batter	1	2	3	4	5	6	7	8	9	AB	R	H	RBI	BB	SO	LOB	TOP										
Matt Lawton, L (1, 9) OBP: 0.500, SLG: 0.571	0-0 HR	4-2 FC3-6 SH1-4 E BB		1-2 CS 1B		4-1 F8 1B BB	1-2 FC3-6			3	3	2	1	2	0	2	Cleveland Indians @ Detroit Tigers Comerica Park, Detroit, MI Fri Apr 05 2002, 2:05 PM EST Att: 41,248 - Cloudy - 37 F										
Omar Vizquel, S (1, 6) OBP: 0.333, SLG: 0.412	2-1 F7	0-0 SH1-4		3-2 G4-3		1-0 BB	2-2 G1-3			4	1	1	1	0	0	3											
Ellis Burks, R (1, 10) OBP: 0.356, SLG: 0.500	4-2 BB	4-0 FC3-6 BB			4-0 1B BB	1-0 F8		3-1 FC5-4 1B		2	1	1	0	3	0	2											
Jim Thome, L (1, 3) OBP: 0.278, SLG: 0.077	0-0 F8	0-0 FC3-6 E			1-2 F8	4-0 1B BB		1-3 K		4	0	0	1	1	1	5											
Travis Fryman, R (1, 5) OBP: 0.412, SLG: 0.600 John McDonald, R (6, 5)	1-2 L9	2-0 F7			0-0 G5-3 1B	1-2 1B		0-2 P4		4	0	2	2	0	0	2											
Ricky Gutierrez, R (1, 4) OBP: 0.333, SLG: 0.500		0-2 BB 2B 1B		2-2 F9		1-0 1B		0-2 FC5-4		5	1	2	1	0	0	3											
Wil Cordero, R (1, 7) OBP: 0.200, SLG: 0.200		2-2 BB 1B		2-2 F7		1-2 G5-3		0-2 F7		5	1	1	0	0	0	2											
Milton Bradley, S (1, 8) OBP: 0.385, SLG: 0.364		4-1 BB 2B		2-2 P4		1-0 BB 1B		4-2 FC3-6 1B BB		3	2	1	0	2	0	0											
Eddie Pérez, R (1, 2) OBP: 0.400, SLG: 0.600		1-2 SH1-4 FC3-6 2B		0-2 P4		0-1 P4		2-1 FC3-6 1B		5	1	2	3	0	0	1											
Inning Stats	R: 1 E: 0 K: 0 S: 10	H: 1 LOB: 1 BB: 1 P: 17	R: 5 E: 1 K: 0 S: 19	H: 3 LOB: 1 BB: 3 P: 36	R: 0 E: 0 K: 0 S: 10	H: 0 LOB: 0 BB: 0 P: 16	R: 0 E: 0 K: 0 S: 9	H: 1 LOB: 0 BB: 0 P: 13	R: 1 E: 0 K: 0 S: 8	H: 2 LOB: 1 BB: 1 P: 15	R: 3 E: 0 K: 0 S: 10	H: 3 LOB: 2 BB: 2 P: 23	R: 0 E: 0 K: 1 S: 14	H: 1 LOB: 2 BB: 1 P: 23	R: 0 E: 0 K: 1 S: 13	H: 1 LOB: 1 BB: 0 P: 17	R: 0 E: 0 K: 0 S: 5	H: 0 LOB: 0 BB: 0 P: 8	1B: 10 2B: 1 3B: 0 HR: 1	SF: 0 SAC: 1 DP: 1 HBP: 0	WP: 0 PA: 45 PB: 0 SB: 0 CS: 1						
PITCHER	IP	WLS	BF	H	R	ER	SO	BB	IBB	HBP	BLK	WP	HR	S	P	ERA	WHIP										
Mark Redman, L (1, 1) ERA: 12.46	4.1	L	24	7	7	6	0	5	0	0	0	0	1	53	93	12.46	2.769										
Matt Perisho, L (5, 1) ERA: 5.79	4.2		21	5	3	3	1	3	0	0	0	0	0	45	75	5.79	1.714										

Batter	1	2	3	4	5	6	7	8	9	AB	R	H	RBI	BB	SO	LOB	BOTTOM										
Bobby Higginson, L (1, 7) OBP: 0.368, SLG: 0.375	4-2 CS BB		1-2 F8						3-2 G3	3	0	0	0	2	1	2	Cleveland Indians @ Detroit Tigers Comerica Park, Detroit, MI Fri Apr 05 2002, 2:05 PM EST Att: 41,248 - Cloudy - 37 F										
Shane Halter, R (1, 6) OBP: 0.150, SLG: 0.056	3-3 K		0-1 B1-3				1-3 K	1-3 K	0-0 F8	5	0	0	0	0	3	3											
Robert Fick, L (1, 10) OBP: 0.389, SLG: 0.667	1-2 G4-3			2-0 G4-3		1-1 BB SF7 1B	2-2 G3-1		2-1 1B	5	1	2	0	0	0	2											
Dmitri Young, S (1, 3) OBP: 0.294, SLG: 0.267 Randall Simon, L (9, 3)		0-2 G4-3		1-2 G4-3		4-2 WP BB BB		2-1 F7	2-2 F9	3	0	0	0	1	0	0											
Mitch Meluskey, S (1, 2) OBP: 0.556, SLG: 0.333		4-1 BB BB		2-0 G4-3		4-0 WP BB		4-2 1B 1B BB		1	0	0	0	3	0	0											
Craig Paquette, R (1, 5) OBP: 0.287, SLG: 0.250 Damian Jackson, R (8, 5)		4-2 BB			0-0 G6-3	1-1 SF7		1-1 F8		1	0	0	1	1	0	0											
Jacob Cruz, L (1, 9) OBP: 0.438, SLG: 0.667		1-0 F8		3-2 FC6-4 BB 1B	3-2 G3-1	3-H G3-1		0-1 1B		4	0	2	0	0	0	4											
Damon Easley, R (1, 4) OBP: 0.412, SLG: 0.286		1-3 K		4-2 FC6-4 BB		1-0 BB 1B		0-0 BB 1B		3	0	2	0	1	1	2											
Jose Macias, S (1, 8) OBP: 0.125, SLG: 0.067			0-3 K		2-2 FC6-4		0-0 F8	1-1 G4-3		4	0	0	0	0	1	6											
Inning Stats	R: 0 E: 0 K: 1 S: 8	H: 0 LOB: 0 BB: 1 P: 16	R: 0 E: 0 K: 1 S: 11	H: 0 LOB: 2 BB: 2 P: 21	R: 0 E: 0 K: 1 S: 8	H: 0 LOB: 0 BB: 0 P: 9	R: 0 E: 0 K: 0 S: 6	H: 0 LOB: 0 BB: 0 P: 11	R: 0 E: 0 K: 1 S: 19	H: 1 LOB: 2 BB: 1 P: 31	R: 1 E: 0 K: 0 S: 14	H: 1 LOB: 2 BB: 2 P: 27	R: 0 E: 0 K: 1 S: 10	H: 1 LOB: 2 BB: 1 P: 18	R: 0 E: 0 K: 0 S: 12	H: 2 LOB: 3 BB: 1 P: 20	R: 0 E: 0 K: 0 S: 10	H: 1 LOB: 1 BB: 0 P: 17	1B: 6 2B: 0 3B: 0 HR: 0	SF: 1 SAC: 0 DP: 0 HBP: 0	WP: 1 PA: 40 PB: 0 SB: 0 CS: 1						
PITCHER	IP	WLS	BF	H	R	ER	SO	BB	IBB	HBP	BLK	WP	HR	S	P	ERA	WHIP										
Danys Baez, R (1, 1) ERA: 1.69	5.1	W	23	2	1	1	5	6	0	0	0	0	0	62	108	1.69	1.500										
Jerrod Riggan, R (6, 1) ERA:	2.2		13	3	0	0	1	2	0	0	0	1	0	26	45	0.00	1.875										
Charles Nagy, R (9, 1) ERA:	1.0		4	1	0	0	0	0	0	0	0	0	0	10	17	0.00	1.000										

AB 36
R 10
H 12
RBI 9
BB 8
SO 1
LOB 21



AB 31
R 1
H 6
RBI 1
BB 8
SO 6
LOB 21



Batter	1	2	3	4	5	6	7	8	9	AB	R	H	RBI	BB	SO	LOB	TOP					
Matt Lawton, L OBP: 0.440, SLG: 0.474 (1, 9)	G4-3	G4-3		G6-3		G6-3 1B	CS	F9		5	1	1	1	0	0	4	Cleveland Indians @ Detroit Tigers Comerica Park, Detroit, MI Sat Apr 06 2002, 2:05 PM EST Att: 19,754 - Cloudy - 40 F					
Omar Vizquel, S OBP: 0.348, SLG: 0.350 (1, 6)			F7	G6-3		G6-3		FC5-4 BB		3	0	0	0	2	0	2						
Ellis Burks, R OBP: 0.522, SLG: 0.526 (1, 10)	F8		F9			E S 1B		FC5-4 1-2		5	0	2	2	0	0	2						
Jim Thome, L OBP: 0.261, SLG: 0.111 (1, 3)		F8	1B			E3		K		5	0	1	0	0	2	3						
Travis Fryman, R OBP: 0.409, SLG: 0.526 (1, 5)		BB E BB	1B			G5-3			K	4	1	1	0	1	1	2						
Brady Anderson, L OBP: 0.727, SLG: 1.333 (9, 7)		E BB BB				K		HR	S 1B	3	1	2	1	2	1	0						
Ricky Gutierrez, R OBP: 0.348, SLG: 0.455 (1, 4)		E BB	K					L8	P6	4	0	1	0	1	1	4						
Russell Branyan, L OBP: 0.471, SLG: 0.615 Milton Bradley, S OBP: 0.395, SLG: 0.364 (9, 8)		K				P4			K	4	1	1	0	1	2	5						
Einar Diaz, R OBP: 0.200, SLG: 0.200 (1, 2)		E5				G6-3 2B				0	0	0	0	0	0	0						
Inning Stats	R: 0 E: 0 K: 0 S: 11	H: 0 LOB: 0 BB: 1 P: 20	R: 1 E: 1 K: 1 S: 14	H: 0 LOB: 3 BB: 3 P: 29	R: 0 E: 0 K: 1 S: 16	H: 2 LOB: 3 BB: 1 P: 28	R: 2 E: 0 K: 1 S: 10	H: 3 LOB: 1 BB: 0 P: 16	R: 0 E: 0 K: 1 S: 13	H: 1 LOB: 1 BB: 0 P: 18	R: 1 E: 1 K: 0 S: 13	H: 2 LOB: 2 BB: 0 P: 20	R: 1 E: 0 K: 0 S: 7	H: 1 LOB: 0 BB: 1 P: 12	R: 0 E: 0 K: 1 S: 10	H: 0 LOB: 1 BB: 1 P: 17		R: 0 E: 0 K: 2 S: 9	H: 1 LOB: 1 BB: 0 P: 12	1B: 7 2B: 2 3B: 0 HR: 1	SF: 0 SAC: 0 DP: 0 HBP: 0	WP: 0 PB: 0 SB: 2 CS: 2
PITCHER	IP	WLS	BF	H	R	ER	SO	BB	IBB	HBP	BLK	WP	HR	S	P	ERA	WHIP					
24 Nate Cornejo, R ERA: 4.76 (1, 1)	5.2	L	30	8	4	3	4	5	0	0	0	0	0	72	122	4.76	2.294					
Juan Acevedo, R ERA: 7.71 (6, 1)	2.1		10	1	1	1	1	2	0	0	0	0	1	22	38	3.86	1.286					
Matt Anderson, R ERA: (9, 1)	1.0		4	1	0	0	2	0	0	0	0	0	0	9	12	0.00	1.000					

Batter	1	2	3	4	5	6	7	8	9	AB	R	H	RBI	BB	SO	LOB	BOTTOM					
Bobby Higginson, L OBP: 0.348, SLG: 0.500 (1, 7)	F7						F8			4	1	1	2	0	0	2	Cleveland Indians @ Detroit Tigers Comerica Park, Detroit, MI Sat Apr 06 2002, 2:05 PM EST Att: 19,754 - Cloudy - 40 F					
Shane Halter, R OBP: 0.125, SLG: 0.045 (1, 6)	L7		K			L8		F9		4	0	0	0	0	1	1						
Robert Fick, L OBP: 0.364, SLG: 0.591 (1, 10)	K							F7		4	0	1	0	0	1	0						
Dmitri Young, S OBP: 0.238, SLG: 0.211 (1, 3)		P6	G3					L6		4	0	0	0	0	0	1						
Craig Paquette, R OBP: 0.316, SLG: 0.313 (1, 5)		1B						S 1B		4	0	2	0	0	0	0						
Jacob Cruz, L OBP: 0.400, SLG: 0.684 (1, 9)		F7						K		4	1	1	0	0	2	2						
Mike Rivera, R OBP: 0.333, SLG: 0.545 (1, 2)		F3						F3		4	0	0	1	0	0	2						
Damion Easley, R OBP: 0.389, SLG: 0.267 Damian Jackson, R (5, PH) (6, 4)			L7					G6-3		1	0	0	0	0	0	0						
Wendell Magee, R OBP: 0.590, SLG: 0.500 Randall Simon, L (9, PH) (9, 4)										0	0	0	0	0	0	0						
Jose Macias, S OBP: 0.263, SLG: 0.125 (9, 4)										1	1	1	0	1	0	0						
Inning Stats	R: 0 E: 0 K: 1 S: 10	H: 0 LOB: 0 BB: 0 P: 13	R: 0 E: 0 K: 0 S: 7	H: 1 LOB: 1 BB: 0 P: 9	R: 2 E: 0 K: 1 S: 13	H: 3 LOB: 1 BB: 0 P: 22	R: 0 E: 0 K: 1 S: 7	H: 0 LOB: 0 BB: 0 P: 12	R: 0 E: 0 K: 0 S: 5	H: 0 LOB: 0 BB: 0 P: 6	R: 1 E: 0 K: 1 S: 18	H: 1 LOB: 1 BB: 1 P: 31	R: 0 E: 0 K: 0 S: 6	H: 0 LOB: 0 BB: 0 P: 11	R: 0 E: 0 K: 1 S: 10	H: 1 LOB: 1 BB: 0 P: 16	1B: 4 2B: 0 3B: 1 HR: 1	SF: 0 SAC: 0 DP: 0 HBP: 1	WP: 0 PB: 0 SB: 1 CS: 0	PA: 35		
PITCHER	IP	WLS	BF	H	R	ER	SO	BB	IBB	HBP	BLK	WP	HR	S	P	ERA	WHIP					
Bartolo Colon, R ERA: 1.72 (1, 1)	6.2	W	27	5	3	3	4	1	0	1	0	0	0	3	65	4.05	0.900					
Ricardo Rincon, L ERA: 6.75 (7, 1)	0.1	H	1	0	0	0	0	0	0	0	0	0	0	3	6	0.00	0.000					
Paul Shuey, R ERA: (8, 1)	1.0	H	3	0	0	0	0	0	0	0	0	0	0	6	11	0.00	0.000					
Bob Wickman, R ERA: 9.0 (9, 1)	1.0	S	4	1	0	0	1	0	0	0	0	0	0	10	16	0.00	1.000					

Batter	1	2	3	4	5	6	7	8	9	AB	R	H	RBI	BB	SO	LOB	TOP					
Matt Lawton, L (1, 9) OBP: 0.400, SLG: 0.500	F7	G3-1		SF8 3B		G4-3			G4-3	5	1	1	1	0	0	1						
Omar Vizquel, S (1, 6) OBP: 0.397, SLG: 0.375	F8		FC3-6 1B	SF8 1B		G4-3			FC5-4 1B	4	0	2	1	0	0	0						
Ellis Burks, R (1, 10) OBP: 0.536, SLG: 0.522	BB BB		FC3-6 1B	FC3-6 1B		L5			FC5-4 3B	4	1	2	0	1	0	1						
Jim Thome, L (1, 3) OBP: 0.286, SLG: 0.227	BB BB		F7	G3-4-3		G3			3B	4	0	1	1	1	0	3						
Brady Anderson, L (1, 7) OBP: 0.563, SLG: 0.800	BB BB		FC3-6 BB			P5			G4-3	4	0	0	0	1	0	3						
Russell Branyan, L (1, 5) OBP: 0.429, SLG: 0.500	P6		BB			G5-3				3	0	0	0	1	1	3						
Milton Bradley, S (1, 8) OBP: 0.471, SLG: 0.667			G6-3 2B	G4-3		CS 1B			HR 3B	4	1	3	0	0	0	3						
Einar Diaz, R (1, 2) OBP: 0.211, SLG: 0.368			G6-3	F7		CS			HR	4	1	1	2	0	0	1						
John McDonald, R (1, 4) OBP: 0.200, SLG: 0.200			P6	3B 1B		K			K2-3	4	1	1	0	0	2	1						
Inning Stats	R: 0 E: 0 K: 0 S: 10	H: 0 LOB: 3 BB: 3 P: 24	R: 0 E: 0 K: 0 S: 7	H: 1 LOB: 1 BB: 0 P: 10	R: 0 E: 0 K: 0 S: 8	H: 2 LOB: 3 BB: 1 P: 18	R: 2 E: 0 K: 0 S: 14	H: 3 LOB: 1 BB: 0 P: 21	R: 0 E: 0 K: 0 S: 5	H: 1 LOB: 0 BB: 0 P: 8	R: 0 E: 0 K: 1 S: 11	H: 0 LOB: 0 BB: 0 P: 16	R: 0 E: 0 K: 0 S: 8	H: 0 LOB: 0 BB: 0 P: 11	R: 2 E: 0 K: 2 S: 14	H: 2 LOB: 1 BB: 0 P: 20	R: 1 E: 0 K: 0 S: 10	H: 2 LOB: 1 BB: 0 P: 13	1B: 6 2B: 1 3B: 3 HR: 1	SF: 1 SAC: 0 DP: 0 HBP: 0	WP: 0 PB: 0 SB: 0 CS: 1	PA: 42
PITCHER	IP	WLS	BF	H	R	ER	SO	BB	IBB	HBP	BLK	WP	HR	S	P	ERA	WHIP					
Jeff Weaver, R (1, 1) ERA: 4.15	7.2	L	34	8	3	3	2	4	0	0	0	0	0	72	121	3.52	1.565					
Jose Paniagua, R (8, 1) ERA: 3.0	0.1		2	1	1	1	1	0	0	0	0	0	1	5	7	27.00	3.000					
Terry Pearson, R (9, 1) ERA: 12.27	1.0	S	5	2	1	1	0	0	0	0	0	0	0	10	13	9.00	2.000					

Cleveland Indians @ Detroit Tigers
Comerica Park, Detroit, MI
Sun Apr 07 2002, 2:05 PM EDT
Att: 14,749 - Cloudy - 42 F

AB	36
R	5
H	11
RBI	5
BB	4
SO	3
LOB	16



Batter	1	2	3	4	5	6	7	8	9	AB	R	H	RBI	BB	SO	LOB	BOTTOM					
Bobby Higginson, L (1, 7) OBP: 0.296, SLG: 0.417	G3			F8		F7			F8	4	0	0	0	0	0	1						
Shane Halter, R (1, 6) OBP: 0.178, SLG: 0.042	G5-3			G5-3 BB		F8			2B BB	2	0	0	0	2	0	0						
Mitch Meluskey, S (1, 2) OBP: 0.385, SLG: 0.200	F8			G5-3		G2-3			K	4	0	0	0	0	1	2						
Dmitri Young, S (1, 5) OBP: 0.280, SLG: 0.273				F8		K			BB	3	0	1	0	1	1	1						
Dean Palmer, R (1, 10) OBP: 0.178, SLG: 0.042				P6		F8			BB	3	0	0	0	1	1	1						
Randall Simon, L (1, 3) OBP: 0.143, SLG: 0.143				G3		G4-3			G6-4-3 BB	4	0	1	0	0	0	3						
Jose Macias, S (1, 4) OBP: 0.227, SLG: 0.105				F8		G6-3			G5-4-3	3	0	0	0	0	0	1						
Wendell Magee, R (1, 9) OBP: 0.400, SLG: 0.400				G1-3		F8			3B 1B	3	1	1	0	0	0	0						
Andres Torres, S (1, 8) OBP: 0.333, SLG: 1.000				L8		B2-3			3B	3	0	1	1	0	0	0						
Inning Stats	R: 0 E: 0 K: 0 S: 5	H: 0 LOB: 0 BB: 0 P: 9	R: 0 E: 0 K: 0 S: 7	H: 0 LOB: 0 BB: 0 P: 10	R: 0 E: 0 K: 0 S: 9	H: 0 LOB: 0 BB: 0 P: 15	R: 0 E: 0 K: 1 S: 9	H: 0 LOB: 1 BB: 1 P: 16	R: 0 E: 0 K: 0 S: 11	H: 0 LOB: 0 BB: 0 P: 16	R: 0 E: 0 K: 0 S: 5	H: 0 LOB: 0 BB: 0 P: 11	R: 0 E: 0 K: 1 S: 7	H: 0 LOB: 1 BB: 1 P: 13	R: 1 E: 0 K: 0 S: 12	H: 3 LOB: 1 BB: 0 P: 16	R: 0 E: 0 K: 1 S: 9	H: 1 LOB: 2 BB: 2 P: 23	1B: 2 2B: 1 3B: 1 HR: 0	SF: 0 SAC: 0 DP: 2 HBP: 0	WP: 0 PB: 0 SB: 0 CS: 0	PA: 33
PITCHER	IP	WLS	BF	H	R	ER	SO	BB	IBB	HBP	BLK	WP	HR	S	P	ERA	WHIP					
CC Sabathia, L (1, 1) ERA: 3.38	8.0	W	28	3	1	1	2	2	0	0	0	0	0	65	106	1.12	0.625					
Paul Shuey, R (9, 1) ERA: 6.75	0.1		4	1	0	0	1	2	0	0	0	0	0	7	20	0.00	9.000					
Bob Wickman, R (9, 1) ERA: 6.75	0.2	S	1	0	0	0	0	0	0	0	0	0	0	2	3	0.00	0.000					

Cleveland Indians @ Detroit Tigers
Comerica Park, Detroit, MI
Sun Apr 07 2002, 2:05 PM EDT
Att: 14,749 - Cloudy - 42 F

AB	29
R	1
H	4
RBI	1
BB	4
SO	3
LOB	9



Batter	1	2	3	4	5	6	7	8	9	AB	R	H	RBI	BB	SO	LOB	TOP					
Kenny Lofton, L OBP: 0.364, SLG: 0.286 (1, 8)	G3		B1-3	G3-1		G1-3		G4-3 HR		5	1	1	0	0	0	3	Chicago White Sox @ Detroit Tigers Comerica Park, Detroit, MI Tue Apr 09 2002, 7:05 PM EDT Att: 11,833 - Cloudy - 48 F					
Ray Durham, S OBP: 0.455, SLG: 0.444 (1, 4)	G3		2-3			14 FC4		G4-3		4	0	1	0	1	1	1						
Frank Thomas, R OBP: 0.355, SLG: 0.560 (1, 10)			BB					2-3		4	2	2	2	1	1	3						
Magglio Ordonez, R OBP: 0.406, SLG: 0.586 (1, 9)	F8							HR		5	2	3	0	0	0	2						
14 Paul Konerko, R OBP: 0.344, SLG: 0.419 (1, 3)		G4-3		F8	FC4			2B		5	0	0	0	0	0	5						
Jose Valentin, S OBP: 0.233, SLG: 0.345 (1, 5)		G6-3		1B				2B		4	1	1	1	0	0	0						
Carlos Lee, R OBP: 0.345, SLG: 0.464 Aaron Rowand, R (8, 7)				G1-3				HBP		4	1	2	2	0	0	1						
Mark Johnson, L OBP: 0.462, SLG: 0.417 (1, 2)				G1-3				1B		1	0	0	0	0	1	0						
Royce Clayton, R OBP: 0.087, SLG: 0.286 (1, 6)				G1-3				K		3	0	1	2	0	1	1						
Inning Stats	R: 0 E: 0 K: 0 S: 6	H: 0 LOB: 1 BB: 1 P: 11	R: 0 E: 0 K: 0 S: 8	H: 0 LOB: 0 BB: 0 P: 11	R: 0 E: 0 K: 1 S: 12	H: 1 LOB: 2 BB: 1 P: 21	R: 3 E: 0 K: 0 S: 13	H: 4 LOB: 1 BB: 0 P: 20	R: 0 E: 0 K: 0 S: 15	H: 1 LOB: 1 BB: 0 P: 18	R: 1 E: 0 K: 0 S: 12	H: 2 LOB: 1 BB: 0 P: 20	R: 2 E: 0 K: 1 S: 14	H: 3 LOB: 2 BB: 0 P: 26	R: 2 E: 0 K: 1 S: 13	H: 3 LOB: 1 BB: 0 P: 19	R: 0 E: 0 K: 1 S: 8	H: 0 LOB: 0 BB: 0 P: 13	1B: 7 2B: 5 3B: 1 HR: 1	SF: 1 SAC: 0 DP: 0 HBP: 1	WP: 0 PB: 1 SB: 0 CS: 0	PA: 44
PITCHER	IP	WLS	BF	H	R	ER	SO	BB	IBB	HBP	BLK	WP	HR	S	P	ERA	WHIP					
Steve Sparks, R ERA: 2.7 (1, 1)	6.0	L	28	8	4	3	1	2	0	0	0	0	0	66	101	4.50	1.667					
Jeff Farnsworth, R ERA: 7.39 (7, 1)	1.0		7	3	2	2	1	0	0	1	0	0	0	14	26	18.00	3.000					
Terry Pearson, R ERA: 11.12 (8, 1)	2.0		9	3	2	2	2	0	0	0	0	0	1	21	32	9.00	1.500					

AB	40
R	8
H	14
RBI	8
BB	2
SO	4
LOB	18



Batter	1	2	3	4	5	6	7	8	9	AB	R	H	RBI	BB	SO	LOB	BOTTOM				
Bobby Higginson, L OBP: 0.290, SLG: 0.393 (1, 7)	F9		G4-3			F2		FC6-4 1B		4	0	1	1	0	0	0	Chicago White Sox @ Detroit Tigers Comerica Park, Detroit, MI Tue Apr 09 2002, 7:05 PM EDT Att: 11,833 - Cloudy - 48 F				
Shane Halter, R OBP: 0.188, SLG: 0.107 (1, 6)	F8				F8			F9		4	0	1	0	0	0	1					
Mitch Meluskey, S OBP: 0.294, SLG: 0.143 (1, 2)	G4-3				F8			FC6-4		4	0	0	0	0	0	2					
Dmitri Young, S OBP: 0.276, SLG: 0.240 (1, 3)		G3-1								3	0	0	0	0	1	0					
Dean Palmer, R (1, 10)		G5-3								4	0	0	0	0	2	2					
Craig Panquette, R OBP: 0.304, SLG: 0.300 (1, 5)										4	0	1	0	0	1	2					
Jacob Cruz, L OBP: 0.391, SLG: 0.636 (1, 9)						G4-3		2B SF8 1B		3	1	1	0	0	1	1					
Jose Macias, S OBP: 0.280, SLG: 0.227 (1, 4)					F2			1B		3	1	2	0	0	0	0					
Andres Torres, S OBP: 0.167, SLG: 0.600 (1, 8)					F2			SF8		2	0	0	1	0	0	1					
Inning Stats	R: 0 E: 0 K: 0 S: 6	H: 0 LOB: 0 BB: 0 P: 12	R: 0 E: 0 K: 1 S: 8	H: 1 LOB: 0 BB: 0 P: 14	R: 0 E: 0 K: 2 S: 14	H: 0 LOB: 0 BB: 0 P: 21	R: 0 E: 0 K: 0 S: 10	H: 1 LOB: 0 BB: 0 P: 14	R: 0 E: 0 K: 0 S: 7	H: 0 LOB: 0 BB: 0 P: 10	R: 0 E: 0 K: 1 S: 8	H: 0 LOB: 0 BB: 0 P: 13	R: 2 E: 0 K: 0 S: 14	H: 3 LOB: 1 BB: 0 P: 21	R: 0 E: 0 K: 1 S: 9	H: 0 LOB: 0 BB: 0 P: 17	1B: 4 2B: 2 3B: 0 HR: 0	SF: 1 SAC: 0 DP: 1 HBP: 1	WP: 0 PB: 0 SB: 0 CS: 0	PA: 33	
PITCHER	IP	WLS	BF	H	R	ER	SO	BB	IBB	HBP	BLK	WP	HR	S	P	ERA	WHIP				
Dan Wright, R ERA: 3.38 (1, 1)	7.1	W	27	5	2	2	4	5	2	1	0	0	0	65	103	2.46	0.682				
Damaso Marte, L ERA: 20.25 (8, 1)	0.2		3	1	0	0	0	0	0	0	0	0	0	8	12	0.00	1.500				
Bob Howry, R ERA: (9, 1)	1.0		3	0	0	0	1	0	0	0	0	0	0	9	17	0.00	0.000				

AB	31
R	2
H	6
RBI	2
BB	0
SO	5
LOB	9



Batter	1	2	3	4	5	6	7	8	9	AB R H RBI BB SO LOB	TOP											
Kenny Lofton, L OBP: 0.395, SLG: 0.333 (1, 8)	2-1 E4 CS SH5-3		3-1 S 1B		0-0 S HR 1B		1-1 S 2B 1B		0-3 K	5 2 3 1 0 1 1	Chicago White Sox @ Detroit Tigers Comerica Park, Detroit, MI Wed Apr 10 2002, 2:05 PM EDT Att: 14,155 - Cloudy - 48 F											
Ray Durham, S OBP: 0.472, SLG: 0.483 (1, 4)	0-0 SH5-3		2-3 K		4-2 3-H HR BB		1-0 K 2B			2 1 1 1 1 1 1												
Frank Thomas, R OBP: 0.371, SLG: 0.643 (1, 10)	3-2 G6-3			0-0 P1	1-0 1-H 2-H HR			4-1 BB		3 1 1 3 1 0 1												
Magglio Ordonez, R OBP: 0.389, SLG: 0.576 (1, 9)		1-0 14 G3-1 SF8 2B		0-1 F9	1-1 F8			0-3 K		4 1 1 0 0 1 1												
14 Paul Konerko, R OBP: 0.306, SLG: 0.371 (1, 3)	0-0 G3-1			2-1 G6-3		0-0 G5-3		1-3 K		4 0 0 0 0 1 2												
Jose Valentin, S OBP: 0.206, SLG: 0.313 (1, 5)	1-2 SF8				2-2 F8	1-1 F7		0-0 F7		3 0 0 1 0 0 1												
Carlos Lee, R OBP: 0.333, SLG: 0.438 Aaron Rowand, R (9, 7)	3-H F8				0-0 3B 1B	0-1 F9		0-2 F7		4 1 1 0 0 0 0 0 0 0 0 0 0 0												
Sandy Alomar Jr., R OBP: 0.400, SLG: 0.632 (1, 2)			1-2 G5-3		0-1 F8		0-1 FC7-5 2B	2-0 G6-3		4 0 1 0 0 0 1												
Royce Clayton, R OBP: 0.148, SLG: 0.375 (1, 6)			0-0 G5-3		0-2 1-H 1B 3B	2-2 FC7-5		4-2 BB		3 1 1 1 1 0 1												
Inning Stats	R: 0 E: 1 K: 0 S: 7	H: 0 LOB: 0 BB: 0 P: 12	R: 1 E: 0 K: 0 S: 8	H: 1 LOB: 0 BB: 0 P: 11	R: 0 E: 0 K: 1 S: 10	H: 1 LOB: 1 BB: 0 P: 16	R: 0 E: 0 K: 0 S: 5	H: 0 LOB: 0 BB: 0 P: 7	R: 5 E: 0 K: 0 S: 17	H: 4 LOB: 0 BB: 1 P: 25		R: 0 E: 0 K: 0 S: 5	H: 0 LOB: 0 BB: 0 P: 6	R: 1 E: 0 K: 0 S: 9	H: 3 LOB: 1 BB: 0 P: 13	R: 0 E: 0 K: 2 S: 8	H: 0 LOB: 1 BB: 1 P: 13	R: 0 E: 0 K: 1 S: 11	H: 0 LOB: 1 BB: 1 P: 17	1B: 4 2B: 4 3B: 1 HR: 1	SF: 1 SAC: 1 DP: 1 HBP: 0	WP: 0 PB: 0 SB: 2 CS: 1
PITCHER	IP WLS BF H R ER SO BB IBB HBP BLK WP HR S P ERA WHIP											PITCHER	IP WLS BF H R ER SO BB IBB HBP BLK WP HR S P ERA WHIP									
Jose Lima, R ERA: 13.5 (1, 1)	4.2 L 21 6 6 6 1 1 0 0 0 0 0 1 45 68 11.57 1.500																					
Juan Acevedo, R ERA: 5.4 (5, 1)	2.0 6 1 0 0 0 0 0 0 0 0 0 0 13 17 0.00 0.500																					
Matt Perisho, L ERA: 7.2 (7, 1)	0.1 2 1 1 0 0 0 0 0 0 0 0 0 3 5 27.00 6.000																					
Jose Paniagua, R ERA: 2.25 (8, 1)	1.0 4 0 0 0 2 1 0 0 0 0 0 0 8 13 0.00 1.000																					
Matt Anderson, R ERA: (9, 1)	1.0 4 0 0 0 1 1 0 0 0 0 0 0 11 17 0.00 1.000																					

Batter	1	2	3	4	5	6	7	8	9	AB R H RBI BB SO LOB	BOTTOM											
Bobby Higginson, L OBP: 0.361, SLG: 0.563 (1, 7)	2-2 HR	0-2 1-3 2-H 2B		0-1 G3-1		1-2 SH1-4 1B	1-1 BB HBP			4 1 3 2 0 0 0	Chicago White Sox @ Detroit Tigers Comerica Park, Detroit, MI Wed Apr 10 2002, 2:05 PM EDT Att: 14,155 - Cloudy - 48 F											
Jacob Cruz, L OBP: 0.346, SLG: 0.560 (1, 9)	3-1 G4-3	1-1 P4		1-0 P6		1-0 SH1-4 1B	4-0 FC5-4 BB			3 0 0 0 0 0 2 1 0 1 0 0 0 0 0 0 0 0 1 0 0 0 0 0 0 0 0 0												
Wendell Magee, R OBP: 0.500, SLG: 0.500 (6, 9)																						
Robert Fick, L OBP: 0.391, SLG: 0.591 (7, PH)																						
Oscar Salazar, R (7, PR)																						
Craig Paquette, R OBP: 0.259, SLG: 0.250 (1, 5)	1-0 G4-3	1-3 K			1-2 L7	0-0 SH1-4 1B	2-2 FC5-4			4 0 0 0 0 1 5												
Dmitri Young, S OBP: 0.324, SLG: 0.379 (1, 3)	4-2 2B BB			0-0 HR	1-2 HR 1B	0-0 F5		0-0 F5		4 2 2 1 1 0 2												
Randall Simon, L OBP: 0.333, SLG: 0.636 (1, 10)	1-0 2B			0-0 P6	1-2 1-H HR	4-0 IBB		1-3 K		4 1 2 2 1 1 0												
Shane Halter, R OBP: 0.216, SLG: 0.152 (1, 6)	2-1 G4-3		3-2 1B		1-1 1B 1B	1-3 K		0-1 G4-3		5 0 2 0 0 1 5												
Mike Rivera, R OBP: 0.353, SLG: 0.563 (1, 2)		1-2 2B 2B		0-0 F8	1-0 1-3 1B		1-3 K		2-3 K	5 1 2 0 0 2 1												
Jose Macias, S OBP: 0.233, SLG: 0.185 (8, 9)		0-1 F2	0-2 F2		1-1 P6		0-0 G1-3		1-1 P3	5 0 0 0 0 0 4												
Andres Torres, S OBP: 0.273, SLG: 0.556 (1, 8)		4-2 2B BB		0-1 F3	0-0 B3		1-1 BB 2B		1-3 K	4 0 1 0 1 1 2												
Inning Stats	R: 1 E: 0 K: 0 S: 12	H: 2 LOB: 2 BB: 1 P: 25	R: 1 E: 0 K: 1 S: 20	H: 2 LOB: 1 BB: 1 P: 27	R: 1 E: 0 K: 0 S: 10	H: 2 LOB: 1 BB: 0 P: 13	R: 0 E: 0 K: 0 S: 5	H: 0 LOB: 0 BB: 0 P: 6	R: 2 E: 0 K: 0 S: 18	H: 4 LOB: 2 BB: 0 P: 24	R: 0 E: 0 K: 1 S: 11	H: 2 LOB: 3 BB: 1 P: 18	R: 0 E: 0 K: 1 S: 11	H: 1 LOB: 3 BB: 1 P: 20	R: 0 E: 0 K: 1 S: 7	H: 0 LOB: 0 BB: 0 P: 8	R: 0 E: 0 K: 2 S: 8	H: 0 LOB: 0 BB: 0 P: 12	1B: 6 2B: 4 3B: 0 HR: 3	SF: 0 SAC: 1 DP: 0 HBP: 1	WP: 0 PB: 0 SB: 0 CS: 0	PA: 45
PITCHER	IP WLS BF H R ER SO BB IBB HBP BLK WP HR S P ERA WHIP											PITCHER	IP WLS BF H R ER SO BB IBB HBP BLK WP HR S P ERA WHIP									
Jon Garland, R ERA: 8.68 (1, 1)	4.1 W 8 2 0 0 1 0 1 0 0 0 0 0 14 22 0.00 1.200											Keith Foulke, R ERA: 7.71 (8, 1)	2.0 S 6 0 0 0 3 0 0 0 0 0 0 0 15 20 0.00 0.000									
Antonio Osuna, R ERA: 10.13 (5, 1)	1.2 H 3 1 0 0 1 0 0 0 0 0 0 0 7 9 0.00 1.500																					
Gary Glover, R ERA: 5.4 (7, 1)	0.0 1 0 0 0 0 0 0 0 1 0 0 0 1 2 ∞ ∞																					
Damaso Marte, L ERA: 20.25 (7, 1)	0.0 H 2 0 0 0 0 1 0 0 0 0 0 0 3 9 0.00 3.000																					
Bob Howry, R ERA: (7, 1)																						

Batter	1	2	3	4	5	6	7	8	9	AB	R	H	RBI	BB	SO	LOB	TOP					
Andres Torres, S OBP: 0.300, SLG: 0.471 (1, 8)	G4-3																					
Craig Paquette, R OBP: 0.281, SLG: 0.276 (1, 5)	G2-3																					
Bobby Higginson, L OBP: 0.364, SLG: 0.615 (1, 7)	1B																					
Dmitri Young, S OBP: 0.333, SLG: 0.378 (1, 3)	2B																					
Shane Halter, R OBP: 0.238, SLG: 0.184 (1, 6)																						
Oscar Salazar, R OBP: 0.143, SLG: 0.143 (2, 6)																						
Dean Palmer, R (1, 10)																						
Mike Rivera, R (1, 2)																						
Wendell Magee, R (1, 9)																						
Jose Macias, S (1, 4)																						
Inning Stats	R: 1 E: 0 K: 1 S: 12	H: 2 LOB: 1 BB: 0 P: 15	R: 0 E: 0 K: 0 S: 6	H: 0 LOB: 0 BB: 0 P: 8	R: 0 E: 0 K: 0 S: 10	H: 2 LOB: 2 BB: 0 P: 11	R: 0 E: 0 K: 1 S: 8	H: 0 LOB: 0 BB: 0 P: 12	R: 2 E: 0 K: 0 S: 16	H: 4 LOB: 2 BB: 0 P: 20	R: 0 E: 0 K: 2 S: 13	H: 1 LOB: 1 BB: 0 P: 20	R: 0 E: 0 K: 1 S: 7	H: 2 LOB: 0 BB: 0 P: 12	R: 0 E: 0 K: 0 S: 9	H: 1 LOB: 0 BB: 0 P: 13	R: 0 E: 0 K: 2 S: 14	H: 2 LOB: 0 BB: 0 P: 22	1B: 12 2B: 2 3B: 0 HR: 0	SF: 1 SAC: 0 DP: 1 HBP: 0	WP: 0 PB: 0 SB: 0 CS: 1	PA: 39
PITCHER	IP	WLS	BF	H	R	ER	SO	BB	IBB	HBP	BLK	WP	HR	S	P	ERA	WHIP					
Eric Milton, L (1, 1) ERA: 6.35	6.0	W	27	9	3	3	4	0	0	0	0	0	0	65	86	4.50	1.500					
Bob Wells, R (7, 1) ERA: 2.35	1.0	H	3	2	0	0	1	0	0	0	0	0	0	7	12	0.00	2.000					
Michael Jackson, R (8, 1) ERA:	1.0	H	3	1	0	0	0	0	0	0	0	0	0	9	13	0.00	1.000					
LaTroy Hawkins, R (9, 1) ERA: 0.9	1.0		5	2	0	0	2	0	0	0	0	0	0	14	22	0.00	2.000					

Detroit Tigers @ Minnesota Twins
Hubert H. Humphrey Metrodome, Minneapolis, MN

AB 37
R 3
H 14
RBI 3
BB 0
SO 7
LOB 19



WP: 0 PA: 39
PB: 0
SB: 0
CS: 1


Batter	1	2	3	4	5	6	7	8	9	AB	R	H	RBI	BB	SO	LOB	BOTTOM					
Jacque Jones, L (1, 7)	E6																					
Cristian Guzman, S (1, 6)	FC4-6																					
Doug Mientkiewicz, L (1, 3)	2B																					
David Ortiz, L (1, 10)	P6																					
Tori Hunter, R (1, 8)	2B																					
Corey Koskie, L (1, 5)	G6-3																					
Bobby Kielty, S (1, 9)																						
A.J. Pierzynski, L (1, 2)	F7																					
Denny Hocking, S (1, 4)	G6-3																					
Inning Stats	R: 2 E: 1 K: 0 S: 13	H: 2 LOB: 1 BB: 0 P: 19	R: 0 E: 0 K: 1 S: 9	H: 0 LOB: 0 BB: 0 P: 13	R: 0 E: 0 K: 0 S: 7	H: 1 LOB: 1 BB: 0 P: 11	R: 0 E: 0 K: 0 S: 7	H: 1 LOB: 0 BB: 0 P: 9	R: 0 E: 0 K: 1 S: 13	H: 0 LOB: 0 BB: 0 P: 16	R: 2 E: 0 K: 0 S: 22	H: 3 LOB: 2 BB: 0 P: 36	R: 0 E: 0 K: 0 S: 6	H: 0 LOB: 0 BB: 0 P: 7	R: 3 E: 0 K: 1 S: 18	H: 2 LOB: 1 BB: 2 P: 32	1B: 6 2B: 3 3B: 0 HR: 0	SF: 1 SAC: 0 DP: 0 HBP: 1	WP: 0 PB: 1 SB: 3 CS: 0	PA: 36		
PITCHER	IP	WLS	BF	H	R	ER	SO	BB	IBB	HBP	BLK	WP	HR	S	P	ERA	WHIP					
Jeff Weaver, R (1, 1) ERA: 3.86	5.2	L	25	7	4	2	2	0	0	1	0	0	0	69	100	3.18	1.235					
Juan Acevedo, R (6, 1) ERA: 4.5	1.1		4	0	0	0	0	0	0	0	0	0	0	8	11	0.00	0.000					
Matt Perisho, L (8, 1) ERA: 9.53	0.2		6	2	3	2	1	2	0	0	0	0	0	15	28	27.00	6.000					
Terry Pearson, R (8, 1) ERA: 10.5	0.1		1	0	0	0	0	0	0	0	0	0	0	3	4	0.00	0.000					


Detroit Tigers @ Minnesota Twins
Hubert H. Humphrey Metrodome, Minneapolis, MN

AB 32
R 7
H 9
RBI 6
BB 2
SO 3
LOB 9



WP: 0 PA: 36
PB: 1
SB: 3
CS: 0

Batter	1	2	3	4	5	6	7	8	9	AB	R	H	RBI	BB	SO	LOB	TOP					
Jason Tyner, L OBP: 0.255, SLG: 0.200 (1, 7)	G3		G4-3		F8		K		G3-1	5	0	0	0	0	1	3	<p>Tampa Bay Devil Rays @ Detroit Tigers Comerica Park, Detroit, MI Tue Apr 16 2002, 7:05 PM EDT Att: 13,256 - Sunny - 84 F</p>					
Brent Abernathy, R OBP: 0.319, SLG: 0.419 (1, 4)	F5		CS 1B		F7		K		G1-3	5	0	1	0	0	1	2						
Steve Cox, L OBP: 0.426, SLG: 0.417 (1, 3)	2B		CS 1-2		1B		1B		1B 2B	4	1	4	0	0	0	0						
Greg Vaughn, R OBP: 0.245, SLG: 0.170 (1, 10)	K				G5-3		K		1B 2B G6-3	4	1	1	0	0	2	2						
Toby Hall, R OBP: 0.409, SLG: 0.462 (1, 2)			G6-3		BB		L9		1-3 2-H G6-3	3	0	1	1	1	0	1						
Ben Grieve, L OBP: 0.340, SLG: 0.652 (1, 9)			BB		G1-3				G1-3	3	1	1	1	1	0	3						
Russ Johnson, R (1, 5)			K				F7		L8	4	0	0	1	0	1	2						
Jason Conti, L OBP: 0.429, SLG: 0.200 (1, 8)			G4-3				K		1B PB 1B	4	0	1	0	0	1	2						
Chris Gomez, R OBP: 0.389, SLG: 0.515 (1, 6)			G6-3						1-3 1B	4	0	2	0	0	0	0	<p>AB 36 R 3 H 11 RBI 3 BB 2 SO 6 LOB 15</p> 					
Inning Stats	R: 0 E: 0 K: 1 S: 10	H: 1 LOB: 1 BB: 0 P: 13	R: 0 E: 0 K: 1 S: 12	H: 0 LOB: 1 BB: 1 P: 21	R: 0 E: 0 K: 0 S: 6	H: 1 LOB: 0 BB: 0 P: 12	R: 0 E: 0 K: 0 S: 9	H: 1 LOB: 1 BB: 1 P: 13	R: 0 E: 0 K: 1 S: 10	H: 1 LOB: 1 BB: 0 P: 13	R: 1 E: 0 K: 2 S: 15	H: 3 LOB: 2 BB: 0 P: 22	R: 2 E: 0 K: 0 S: 10	H: 3 LOB: 1 BB: 0 P: 15	R: 0 E: 0 K: 0 S: 6	H: 0 LOB: 0 BB: 0 P: 9		1B: 7 2B: 3 3B: 0 HR: 1	SF: 0 SAC: 0 DP: 0 HBP: 0	WP: 0 PB: 1 SB: 0 CS: 1	PA: 39	
PITCHER	IP	WLS	BF	H	R	ER	SO	BB	IBB	HBP	BLK	WP	HR	S	P	ERA		WHIP				
Jose Lima, R ERA: 7.11 (1, 1)	6.0	W	23	5	0	0	4	2	0	0	0	0	0	55	85	0.00		1.167				
Jamie Walker, L ERA: 27.0 (7, 1)	0.1		4	3	1	1	0	0	0	0	0	0	1	7	10	27.00		9.000				
Jose Paniagua, R ERA: 4.7 (7, 1)	1.2		8	3	2	2	2	0	0	0	0	0	0	18	27	10.80		1.800				
Juan Acevedo, R ERA: 5.4 (9, 1)	1.0		3	0	0	0	0	0	0	0	0	0	0	6	9	0.00		0.000				

Batter	1	2	3	4	5	6	7	8	9	AB	R	H	RBI	BB	SO	LOB	BOTTOM					
Jose Macias, S OBP: 0.217, SLG: 0.167 (1, 8)	F8		G4-6-3		L6		G4-6-3 BB		P4	4	0	0	0	1	0	2	<p>Tampa Bay Devil Rays @ Detroit Tigers Comerica Park, Detroit, MI Tue Apr 16 2002, 7:05 PM EDT Att: 13,256 - Sunny - 84 F</p>					
Robert Fick, L OBP: 0.394, SLG: 0.548 (1, 9)	F7		K				1-2 2-3 1B		F7	5	1	1	0	0	1	4						
Bobby Higginson, L OBP: 0.358, SLG: 0.543 (1, 7)	F5				G6-3 BB		1-2 2-3 1B		P5	2	1	0	0	2	0	0						
Dmitri Young, S OBP: 0.360, SLG: 0.422 (1, 3)			F8 1B		G6-3		1-2 2-3 1B		K	4	2	2	0	0	1	1						
Randall Simon, L OBP: 0.292, SLG: 0.696 (1, 10)			G6-3		HR		1-2 2-3 1B		L4	4	2	2	3	0	0	1						
Shane Halter, R OBP: 0.255, SLG: 0.222 (1, 6)			F8		3B		1-2 2-3 1B		K	3	1	1	0	1	1	1						
Craig Paquette, R OBP: 0.375, SLG: 0.639 (1, 5)			1B		K		1-2 2-3 3-H		SF8	3	1	2	2	0	1	1						
Mike Rivera, R OBP: 0.360, SLG: 0.522 (1, 2)			K2-3		L6		1-2 2-3 3-H		2B	3	1	1	1	1	1	1						
Damon Easley, R OBP: 0.381, SLG: 0.278 Oscar Salazar, R OBP: 0.250, SLG: 0.375 (8, PH) (9, 4)			G4-6-3 1B		F3		1-2 3-H		E5	3	0	1	1	0	0	1	<p>AB 32 R 9 H 11 RBI 8 BB 5 SO 5 LOB 12</p> 					
Inning Stats	R: 0 E: 0 K: 0 S: 8	H: 0 LOB: 0 BB: 0 P: 11	R: 1 E: 0 K: 1 S: 11	H: 2 LOB: 1 BB: 0 P: 13	R: 0 E: 0 K: 1 S: 6	H: 1 LOB: 0 BB: 0 P: 8	R: 1 E: 0 K: 1 S: 10	H: 2 LOB: 1 BB: 1 P: 15	R: 0 E: 0 K: 0 S: 7	H: 0 LOB: 0 BB: 0 P: 10	R: 5 E: 1 K: 0 S: 20	H: 3 LOB: 2 BB: 4 P: 40	R: 0 E: 0 K: 1 S: 9	H: 0 LOB: 0 BB: 0 P: 12	R: 2 E: 0 K: 1 S: 17	H: 3 LOB: 1 BB: 0 P: 24		1B: 5 2B: 4 3B: 1 HR: 1	SF: 1 SAC: 0 DP: 3 HBP: 0	WP: 1 PB: 0 SB: 0 CS: 0	PA: 38	
PITCHER	IP	WLS	BF	H	R	ER	SO	BB	IBB	HBP	BLK	WP	HR	S	P	ERA		WHIP				
48 Delvin James, R ERA: 3.6 (1, 1)	5.0	L	19	5	2	2	3	1	0	0	0	0	0	10	18	3.60		1.200				
Steve Kent, L ERA: 4.91 (6, 1)	0.0		4	3	4	4	0	1	0	0	0	0	0	10	18	∞		∞				
Victor Zambrano, R ERA: 5.68 (6, 1)	1.0		6	0	1	1	0	3	0	0	0	1	0	10	22	9.00		3.000				
Jorge Sosa, R ERA: 6.75 (7, 1)	1.0		3	0	0	0	1	0	0	0	0	0	0	9	12	0.00		0.000				
Tom Martin, L ERA: 19.0 (8, 1)	1.0		6	3	2	2	1	0	0	0	0	0	0	17	24	18.00		3.000				

Batter	1	2	3	4	5	6	7	8	9	AB	R	H	RBI	BB	SO	LOB	TOP								
Brent Abernathy, R OBP: 0.333, SLG: 0.413 (1, 4)										3	1	1	0	1	0	0	Tampa Bay Devil Rays @ Detroit Tigers Comerica Park, Detroit, MI Wed Apr 17 2002, 7:05 PM EDT Att: 10,736 - Cloudy - 82 F								
Randy Winn, S OBP: 0.283, SLG: 0.400 (1, 8)										4	1	1	0	0	1	2									
Steve Cox, L OBP: 0.414, SLG: 0.404 (1, 3)										4	1	1	1	0	1	4									
Greg Vaughn, R OBP: 0.228, SLG: 0.160 (1, 7)										3	0	0	1	0	0	3									
Jason Conti, L OBP: 0.429, SLG: 0.200 (8, 7)											0	0	0	0	0	0		0							
Toby Hall, R OBP: 0.396, SLG: 0.442 (1, 2)										4	1	1	0	0	0	0									
Ben Griewe, L OBP: 0.352, SLG: 0.640 (1, 9)										4	1	2	1	0	1	0									
Russ Johnson, R OBP: 0.143, SLG: 0.571 (1, 5)										3	1	1	3	0	0	0									
Bobby Smith, R OBP: 0.200, SLG: 0.209 (1, 10)										3	0	0	0	0	2	0									
Jason Tyner, L OBP: 0.196 (9, PH)										1	0	0	0	0	0	1									
Chris Gomez, R OBP: 0.350, SLG: 0.459 (1, 6)										4	0	0	0	0	1	1									
Inning Stats	R: 0 E: 1 K: 0 S: 6	H: 0 LOB: 1 BB: 1 P: 14	R: 0 E: 0 K: 1 S: 9	H: 0 LOB: 0 BB: 0 P: 14	R: 0 E: 0 K: 0 S: 6	H: 0 LOB: 0 BB: 0 P: 11	R: 4 E: 0 K: 2 S: 22	H: 4 LOB: 0 BB: 0 P: 33	R: 0 E: 0 K: 0 S: 12	H: 1 LOB: 1 BB: 0 P: 17	R: 0 E: 0 K: 0 S: 9	H: 0 LOB: 0 BB: 0 P: 11	R: 0 E: 0 K: 1 S: 10	H: 0 LOB: 0 BB: 0 P: 15	R: 2 E: 1 K: 0 S: 11	H: 1 LOB: 0 BB: 0 P: 14	R: 0 E: 0 K: 0 S: 9	H: 1 LOB: 1 BB: 0 P: 11	1B: 5 2B: 1 3B: 0 HR: 1	SF: 1 SAC: 1 DP: 1 HBP: 0	WP: 0 PB: 0 SB: 0 CS: 0	PA: 36			
PITCHER	IP	WLS	BF	H	R	ER	SO	BB	IBB	HBP	BLK	WP	HR	S	P	ERA	WHIP								
Mark Redman, L ERA: 6.87 (1, 1)	7.0		27	5	4	4	6	1	0	0	0	0	1	74	115	5.14	0.857								
Juan Acevedo, R ERA: 4.91 (8, 1)	1.0	B	5	1	2	0	0	0	0	0	0	0	0	11	14	0.00	1.000								
Matt Anderson, R ERA: 11.25 (9, 1)	1.0	W	4	1	0	0	0	0	0	0	0	0	0	9	11	0.00	1.000								

Batter	1	2	3	4	5	6	7	8	9	AB	R	H	RBI	BB	SO	LOB	BOTTOM								
Oscar Salazar, R OBP: 0.250, SLG: 0.333 (1, 4)										4	0	1	0	0	0	1	Tampa Bay Devil Rays @ Detroit Tigers Comerica Park, Detroit, MI Wed Apr 17 2002, 7:05 PM EDT Att: 10,736 - Cloudy - 82 F								
Robert Fick, L OBP: 0.474, SLG: 0.629 (1, 9)										4	0	4	0	1	0	0									
Bobby Higginson, L OBP: 0.328, SLG: 0.490 (1, 7)										5	0	0	0	0	0	7									
Dmitri Young, S OBP: 0.382, SLG: 0.429 (1, 3)										4	1	2	0	1	0	3									
Craig Paquette, R OBP: 0.341, SLG: 0.575 (1, 5)										5	0	0	0	0	0	4									
Shane Halter, R OBP: 0.273, SLG: 0.265 (1, 6)										4	1	2	1	0	2	0									
Randall Simon, L OBP: 0.321, SLG: 0.778 (1, 10)										4	2	2	1	0	0	1									
Mike Rivera, R OBP: 0.379, SLG: 0.593 (1, 2)										4	1	2	1	0	1	1									
Wendell Magee, R OBP: 0.500, SLG: 0.750 (1, 8)										4	2	2	3	0	0	1									
Inning Stats	R: 0 E: 0 K: 0 S: 6	H: 2 LOB: 1 BB: 0 P: 7	R: 2 E: 0 K: 0 S: 15	H: 3 LOB: 1 BB: 0 P: 22	R: 0 E: 0 K: 0 S: 7	H: 1 LOB: 0 BB: 0 P: 10	R: 1 E: 0 K: 2 S: 11	H: 1 LOB: 0 BB: 0 P: 14	R: 0 E: 0 K: 0 S: 7	H: 1 LOB: 1 BB: 0 P: 11	R: 0 E: 0 K: 1 S: 6	H: 1 LOB: 0 BB: 0 P: 10	R: 2 E: 0 K: 0 S: 10	H: 3 LOB: 1 BB: 0 P: 14	R: 1 E: 0 K: 0 S: 9	H: 2 LOB: 1 BB: 0 P: 15		R: 1 E: 0 K: 0 S: 4	H: 1 LOB: 2 BB: 2 P: 16	1B: 10 2B: 2 3B: 1 HR: 2	SF: 0 SAC: 1 DP: 3 HBP: 0	WP: 1 PB: 0 SB: 0 CS: 1	PA: 41		
PITCHER	IP	WLS	BF	H	R	ER	SO	BB	IBB	HBP	BLK	WP	HR	S	P	ERA	WHIP								
Joe Kennedy, L ERA: 5.29 (1, 1)	7.0		30	12	5	3	3	0	0	0	0	0	0	9	15	9.00	2.000								
Jesus Colome, R ERA: 11.74 (8, 1)	1.0	B	5	2	1	1	0	0	0	0	0	0	0	4	16	13.50	1.500								
Victor Zambrano, R ERA: 6.43 (9, 1)	0.2	L	6	1	1	1	0	0	2	0	0	1	0	4	16	13.50	1.500								

livebaseballscores.com



Batter	1	2	3	4	5	6	7	8	9	AB	R	H	RBI	BB	SO	LOB	TOP					
Jason Tyner, L (1, 7) OBP: 0.230, SLG: 0.179	G4-3		G6-3			L6	F7	G4-3		5	0	0	0	0	0	1	Tampa Bay Devil Rays @ Detroit Tigers Comerica Park, Detroit, MI Thu Apr 18 2002, 2:05 PM EDT Att: 21,971 - Cloudy - 81 F					
Randy Winn, S (1, 8) OBP: 0.293, SLG: 0.418	F8		G6-3				F9			5	0	2	0	0	0	1						
Steve Cox, L (1, 3) OBP: 0.333, SLG: 0.426 Bobby Smith, R (3, PR) OBP: 0.208, SLG: 0.217										2	0	2	0	0	0	0						
										3	0	1	0	0	1	2						
Ben Grieve, L (1, 9) OBP: 0.356, SLG: 0.618	G3-1		E3							5	1	2	0	0	0	2						
Toby Hall, R (1, 2) OBP: 0.377, SLG: 0.417										5	1	1	0	0	0	4						
Greg Vaughn, R (1, 10) OBP: 0.242, SLG: 0.167										4	1	1	0	1	0	2						
Brent Abernathy, R (1, 4) OBP: 0.345, SLG: 0.420										4	2	2	1	0	0	3						
Chris Gomez, R (1, 6) OBP: 0.386, SLG: 0.610										4	1	3	4	0	0	1						
Felix Escalona, R (1, 5) OBP: 0.250, SLG: 0.300										3	0	0	1	0	0	1						
Inning Stats	R: 0 E: 0 K: 0 S: 13	H: 1 LOB: 1 BB: 0 P: 22	R: 1 E: 1 K: 0 S: 12	H: 1 LOB: 1 BB: 1 P: 18	R: 0 E: 1 K: 0 S: 13	H: 1 LOB: 2 BB: 0 P: 20	R: 0 E: 0 K: 0 S: 7	H: 1 LOB: 0 BB: 0 P: 13	R: 0 E: 0 K: 1 S: 11	H: 1 LOB: 1 BB: 0 P: 18	R: 4 E: 0 K: 0 S: 11	H: 5 LOB: 1 BB: 0 P: 15	R: 0 E: 0 K: 0 S: 10	H: 2 LOB: 0 BB: 0 P: 12	R: 1 E: 0 K: 0 S: 7	H: 2 LOB: 1 BB: 0 P: 13	R: 0 E: 0 K: 0 S: 5	H: 0 LOB: 0 BB: 0 P: 8	1B: 10 2B: 3 3B: 0 HR: 1	SF: 1 SAC: 0 DP: 0 HBP: 0	WP: 0 PB: 0 SB: 0 CS: 1	PA: 42
PITCHER	IP	WLS	BF	H	R	ER	SO	BB	IBB	HBP	BLK	WP	HR	S	P	ERA	WHIP					
Jeff Weaver, R (1, 1) ERA: 4.56	5.0	L	26	10	5	4	1	1	0	0	0	0	0	63	102	7.20	2.200					
Matt Perisho, L (6, 1) ERA: 7.04	2.0		8	2	0	0	0	0	0	0	0	0	0	14	16	0.00	1.000					
Jose Paniagua, R (8, 1) ERA: 5.19	1.0		5	2	1	1	0	0	0	0	0	0	1	7	13	9.00	2.000					
Jeff Farnsworth, R (9, 1) ERA: 5.79	1.0		3	0	0	0	0	0	0	0	0	0	0	5	8	0.00	0.000					

Batter	1	2	3	4	5	6	7	8	9	AB	R	H	RBI	BB	SO	LOB	BOTTOM				
Wendell Magee, R (1, 8) OBP: 0.524, SLG: 0.714	F7									5	0	3	1	0	0	0	Tampa Bay Devil Rays @ Detroit Tigers Comerica Park, Detroit, MI Thu Apr 18 2002, 2:05 PM EDT Att: 21,971 - Cloudy - 81 F				
Robert Fick, L (1, 9) OBP: 0.465, SLG: 0.625										5	0	2	1	0	1	3					
Bobby Higginson, L (1, 7) OBP: 0.302, SLG: 0.446										5	0	0	0	0	1	4					
Dmitri Young, S (1, 3) OBP: 0.367, SLG: 0.407										5	0	1	0	0	0	4					
Randall Simon, L (1, 10) OBP: 0.313, SLG: 0.742										4	1	1	0	0	0	1					
Craig Paquette, R (1, 5) OBP: 0.333, SLG: 0.591										4	1	1	1	0	1	0					
Shane Halter, R (1, 6) OBP: 0.322, SLG: 0.294										2	0	2	0	1	0	0					
Mitch Meluskey, S (1, 2) OBP: 0.367, SLG: 0.217										3	1	1	1	0	0	2					
Oscar Salazar, R (1, 4) OBP: 0.214, SLG: 0.286 Jacob Cruz, L (7, PH) OBP: 0.367, SLG: 0.536 Jose Macias, S (8, 4) OBP: 0.213, SLG: 0.163										2	0	0	0	0	1	2					
										0	1	0	0	1	0	0					
										1	0	0	0	0	0	2					
Inning Stats	R: 0 E: 0 K: 0 S: 11	H: 1 LOB: 1 BB: 0 P: 15	R: 2 E: 0 K: 2 S: 19	H: 3 LOB: 2 BB: 0 P: 28	R: 0 E: 0 K: 0 S: 7	H: 0 LOB: 0 BB: 0 P: 9	R: 0 E: 0 K: 0 S: 8	H: 1 LOB: 1 BB: 0 P: 11	R: 0 E: 0 K: 1 S: 6	H: 1 LOB: 0 BB: 0 P: 9	R: 2 E: 0 K: 1 S: 15	H: 3 LOB: 2 BB: 1 P: 25	R: 0 E: 0 K: 0 S: 14	H: 1 LOB: 2 BB: 1 P: 22	R: 0 E: 0 K: 0 S: 7	H: 1 LOB: 1 BB: 0 P: 9	1B: 8 2B: 2 3B: 1 HR: 0	SF: 1 SAC: 0 DP: 1 HBP: 1	WP: 0 PB: 0 SB: 0 CS: 0	PA: 40	
PITCHER	IP	WLS	BF	H	R	ER	SO	BB	IBB	HBP	BLK	WP	HR	S	P	ERA	WHIP				
Ryan Rupe, R (1, 1) ERA: 5.89	6.1		28	8	4	4	3	1	0	1	0	0	0	64	92	5.68	1.421				
Doug Creek, L (7, 1) ERA: 4.75	1.0	H	4	1	0	0	1	0	0	0	0	0	0	14	19	0.00	1.000				
Jorge Sosa, R (8, 1) ERA: 5.79	0.2	H	4	1	0	0	0	1	0	0	0	0	0	9	16	0.00	3.000				
Esteban Yan, R (9, 1) ERA: 1.42	1.0	S	4	1	0	0	0	0	0	0	0	0	0	7	9	0.00	1.000				

AB 40
R 6
H 14
RBI 6
BB 1
SO 1
LOB 17



Batter	1	2	3	4	5	6	7	8	9	AB	R	H	RBI	BB	SO	LOB	TOP					
Wendell Magee, R OBP: 0.538, SLG: 0.731 (1, 8)										5	2	3	0	0	1	0	Detroit Tigers @ Chicago White Sox Comiskey Park, Chicago, IL Fri Apr 19 2002, 8:05 PM EDT Att: 13,917 - Sunny - 52 F					
Robert Fick, L OBP: 0.458, SLG: 0.591 (1, 9)										4	0	1	0	1	0	1						
Bobby Higginson, L OBP: 0.294, SLG: 0.433 (1, 7)										4	0	1	1	0	1	2						
Craig Paquette, R OBP: 0.302, SLG: 0.531 (1, 5)										5	1	0	0	0	0	3						
Randall Simon, L OBP: 0.389, SLG: 0.800 (1, 3)										4	1	4	1	0	0	0						
Shane Halter, R OBP: 0.317, SLG: 0.291 (1, 6)										4	1	1	1	0	0	3						
Jacob Cruz, L OBP: 0.412, SLG: 0.548 (1, 10)										3	1	2	0	1	1	0						
Mike Rivera, R OBP: 0.364, SLG: 0.581 (1, 2)										4	1	1	2	0	0	3						
Oscar Salazar, R OBP: 0.222, SLG: 0.444 (1, 4)										4	1	1	2	0	0	3						
Inning Stats	R: 0 E: 0 K: 1 S: 6	H: 0 LOB: 0 BB: 0 P: 10	R: 0 E: 0 K: 0 S: 3	H: 1 LOB: 0 BB: 0 P: 5	R: 5 E: 1 K: 1 S: 23	H: 4 LOB: 1 BB: 2 P: 45	R: 0 E: 0 K: 1 S: 7	H: 0 LOB: 0 BB: 0 P: 10	R: 0 E: 0 K: 0 S: 7	H: 1 LOB: 0 BB: 0 P: 11	R: 2 E: 0 K: 0 S: 14	H: 3 LOB: 1 BB: 0 P: 23	R: 0 E: 0 K: 0 S: 10	H: 1 LOB: 1 BB: 0 P: 13	R: 0 E: 0 K: 0 S: 12	H: 2 LOB: 2 BB: 0 P: 18	R: 1 E: 0 K: 0 S: 12	H: 2 LOB: 0 BB: 0 P: 16	1B: 10 2B: 3 3B: 0 HR: 1	SF: 1 SAC: 0 DP: 3 HBP: 0	WP: 1 PB: 0 SB: 1 CS: 0	PA: 40
PITCHER	IP WLS BF H R ER SO BB IBB HBP BLK WP HR S P ERA WHIP																					
Dan Wright, R ERA: 6.97 (1, 1)	5.1 L 24 8 7 6 3 2 0 0 0 0 1 0 16 23 10.12 1.875																					
Mike Porzio, L ERA: (6, 1)	1.2 8 3 0 0 0 0 0 0 0 0 0 0 11 17 0.00 1.800																					
Lorenzo Barcelo, R ERA: 9.0 (8, 1)	1.0 4 1 0 0 0 0 0 0 0 0 0 0 11 23 0.00 1.000																					
Bob Howry, R ERA: 2.57 (9, 1)	1.0 4 2 1 1 0 0 0 0 0 0 0 0 12 16 9.00 2.000																					

AB	37
R	8
H	14
RBI	7
BB	2
SO	3
LOB	15



Batter	1	2	3	4	5	6	7	8	9	AB	R	H	RBI	BB	SO	LOB	BOTTOM					
Kenny Lofton, L OBP: 0.465, SLG: 0.516 (1, 8)										3	0	0	0	0	1	0	Detroit Tigers @ Chicago White Sox Comiskey Park, Chicago, IL Fri Apr 19 2002, 8:05 PM EDT Att: 13,917 - Sunny - 52 F					
Ray Durham, S OBP: 0.464, SLG: 0.509 (1, 4)										3	0	1	1	0	1	0						
Frank Thomas, R OBP: 0.371, SLG: 0.474 (1, 10)										4	0	1	0	0	2	2						
Magglio Ordonez, R OBP: 0.375, SLG: 0.533 (1, 9)										3	0	0	0	1	0	1						
14 Paul Konerko, R OBP: 0.333, SLG: 0.485 (1, 3)										4	0	2	0	0	0	2						
Jose Valentin, S OBP: 0.242, SLG: 0.379 (1, 5)										4	0	1	0	0	0	2						
Carlos Lee, R OBP: 0.281, SLG: 0.433 (1, 7)										4	1	1	1	0	1	2						
Mark Johnson, L OBP: 0.407, SLG: 0.348 (1, 2)										2	1	0	0	1	1	1						
Royce Clayton, R OBP: 0.264, SLG: 0.521 (1, 6)										2	0	0	0	1	0	0						
Inning Stats	R: 0 E: 0 K: 0 S: 11	H: 1 LOB: 2 BB: 1 P: 18	R: 0 E: 0 K: 0 S: 10	H: 1 LOB: 0 BB: 0 P: 17	R: 0 E: 0 K: 2 S: 10	H: 0 LOB: 0 BB: 0 P: 13	R: 0 E: 0 K: 0 S: 10	H: 2 LOB: 1 BB: 0 P: 13	R: 1 E: 0 K: 1 S: 9	H: 1 LOB: 0 BB: 0 P: 14	R: 0 E: 0 K: 1 S: 10	H: 0 LOB: 0 BB: 0 P: 13	R: 0 E: 0 K: 0 S: 7	H: 0 LOB: 0 BB: 0 P: 10	R: 1 E: 0 K: 1 S: 11	H: 0 LOB: 1 BB: 2 P: 24	R: 0 E: 0 K: 1 S: 9	H: 1 LOB: 1 BB: 0 P: 14	1B: 5 2B: 0 3B: 0 HR: 1	SF: 1 SAC: 1 DP: 1 HBP: 0	WP: 0 PB: 0 SB: 0 CS: 1	PA: 34
PITCHER	IP WLS BF H R ER SO BB IBB HBP BLK WP HR S P ERA WHIP																					
Steve Sparks, R ERA: 2.3 (1, 1)	8.0 W 30 5 2 2 5 3 0 0 0 0 0 0 9 12 2.25 1.000																					
Jose Paniagua, R ERA: 4.66 (9, 1)	1.0 4 1 0 0 1 0 0 0 0 0 0 0 9 14 0.00 1.000																					


AB	29
R	2
H	6
RBI	2
BB	3
SO	6
LOB	10



Batter	1	2	3	4	5	6	7	8	9	AB	R	H	RBI	BB	SO	LOB	TOP										
Wendell Magee, R OBP: 0.516, SLG: 0.700 (1, 8)	4-0 BB G6-4-3		2-1 1-H 1B 2B		0-3 K	1-2 L5-3			2-1 G6-3	4	1	1	1	1	1	2											
Robert Fick, L OBP: 0.462, SLG: 0.604 Jose Macias, S OBP: 0.208, SLG: 0.159 (1, 9)	3-2 G6-4-3 1-2		0-0 G4-6-3 BB 2-H 1B		1-1 2B 2B				0-3 K	4	1	2	1	0	0	1											
Bobby Higginson, L OBP: 0.319, SLG: 0.452 Craig Monroe, R (7, 7)	4-2 BB		4-2 G4-6-3 BB 1-2		3-1 2B 2B				2-2 G3	2	1	1	1	2	0	0											
Craig Paquette, R OBP: 0.298, SLG: 0.528 (1, 5)	0-1 G1-3		3-2 G4-6-3 1-2 1-2 2-3		3-2 2-H 1B 2B				1-0 L8	4	1	1	1	0	0	3											
Randall Simon, L OBP: 0.375, SLG: 0.744 (1, 3)		2-1 F6	1-2 G6-3		0-1 2-H 1B				1-1 G4-3	4	0	1	1	0	0	1											
Shane Halter, R OBP: 0.313, SLG: 0.288 (1, 6)		0-3 K		2-0 F8		0-2 FC5-4 1-2			1-2 WP 1B	4	0	1	0	0	1	1											
Jacob Cruz, L OBP: 0.421, SLG: 0.515 (1, 10)	4-2 BB		3-2 F2		4-1 FC4-6 1B BB				2-3 K	2	0	0	0	2	1	1											
Mitch Meluskey, S OBP: 0.353, SLG: 0.222 (1, 2)	1-0 F8		0-0 G5-3		0-1 FC4-6 1B				3-2 F3	4	0	1	0	0	0	2											
Oscar Salazar, R OBP: 0.227, SLG: 0.381 (1, 4)			4-1 2B BB		3-2 F8				2-1 G5-3	3	1	0	0	1	0	2											
Inning Stats	R: 0 E: 0 K: 0 S: 9	H: 0 LOB: 1 BB: 2 P: 20	R: 0 E: 0 K: 1 S: 9	H: 0 LOB: 1 BB: 1 P: 16	R: 2 E: 0 K: 0 S: 15	H: 2 LOB: 2 BB: 2 P: 29	R: 0 E: 0 K: 0 S: 6	H: 0 LOB: 1 BB: 0 P: 11	R: 3 E: 0 K: 1 S: 18	H: 4 LOB: 1 BB: 0 P: 28	R: 0 E: 0 K: 0 S: 8	H: 0 LOB: 0 BB: 0 P: 13	R: 0 E: 0 K: 1 S: 14	H: 1 LOB: 1 BB: 0 P: 21	R: 0 E: 0 K: 1 S: 7	H: 0 LOB: 0 BB: 0 P: 11	1B: 4 2B: 5 3B: 0 HR: 0	SF: 0 SAC: 0 DP: 3 HBP: 0	WP: 1 PB: 0 SB: 0 CS: 0	PA: 38							
PITCHER	IP	WLS	BF	H	R	ER	SO	BB	IBB	HBP	BLK	WP	HR	S	P	ERA	WHIP										
Jon Garland, R ERA: 6.75 (1, 1)	5.0	W	24	6	5	5	2	5	0	0	0	0	0	57	104	9.00	2.200										
Damaso Marte, L ERA: 5.14 (6, 1)	3.0		11	2	0	0	1	1	0	0	0	1	0	32	52	0.00	1.000										
Keith Foulke, R ERA: 4.15 (9, 1)	1.0		3	0	0	0	1	0	0	0	0	0	0	7	11	0.00	0.000										

Detroit Tigers @ Chicago White Sox
Comiskey Park, Chicago, IL
Sat Apr 20 2002, 2:05 PM EDT
Att: 15,737 - Cloudy - 45 F


AB 32
R 5
H 8
RBI 5
BB 6
SO 4
LOB 13



Batter	1	2	3	4	5	6	7	8	9	AB	R	H	RBI	BB	SO	LOB	BOTTOM										
Kenny Lofton, L OBP: 0.461, SLG: 0.500 (1, 8)	1-2 G1-3		4-1 SH 14 HR BB	1-2 HR 1B		2-2 G4-3	2-0 F2			4	2	1	1	1	0	1											
Tony Graffanino, R OBP: 0.308, SLG: 0.333 (1, 4)	1-2 2B		2-0 SH 14 HR BB	0-0 P4		2-1 F8	1-1 L8			4	2	1	0	0	0	2											
Frank Thomas, R OBP: 0.413, SLG: 0.567 (1, 10)	4-2 2B 14 WP BB		4-2 14 HR BB	2-1 1-H HR		3-2 14 1B 1B		1-0 14 F8 2B		3	3	3	2	2	0	0											
Magglio Ordonez, R OBP: 0.406, SLG: 0.609 (1, 9)	2-0 14 WP 2B		1-2 F9	1-0 HR		2-2 14 1B 1B		4-0 14 F8 BB		4	2	3	2	1	0	3											
14 Paul Konerko, R OBP: 0.351, SLG: 0.535 (1, 3)	1-1 G6-3		0-0 1-H 2-H 3-H HR	1-0 1B		1-2 1B		0-1 F8		5	1	3	5	0	0	4											
Jose Valentin, S OBP: 0.254, SLG: 0.429 (1, 5)		2-1 HR	1-0 G5-3	0-1 F9		0-0 1B		1-2 1B		5	1	2	2	0	0	3											
Carlos Lee, R OBP: 0.275, SLG: 0.406 (1, 7)		2-2 P5	2-1 L5		4-1 G6-4-3 BB	3-H P5		1-3 K1-3		4	0	0	0	1	1	4											
Sandy Alomar Jr., R OBP: 0.385, SLG: 0.658 (1, 2)	1-2 F3		1-2 1B 3B	3-2 1B		1-1 F9				4	1	1	0	0	0	1											
Royce Clayton, R OBP: 0.263, SLG: 0.500 (1, 6)	0-0 G6-3		0-3 K		0-0 G6-3					4	0	1	0	0	1	1											
Inning Stats	R: 1 E: 0 K: 0 S: 13	H: 2 LOB: 1 BB: 1 P: 22	R: 1 E: 0 K: 0 S: 11	H: 1 LOB: 0 BB: 0 P: 16	R: 4 E: 1 K: 0 S: 11	H: 1 LOB: 0 BB: 2 P: 25	R: 4 E: 0 K: 1 S: 17	H: 5 LOB: 1 BB: 0 P: 25	R: 0 E: 0 K: 0 S: 3	H: 0 LOB: 0 BB: 1 P: 7	R: 2 E: 0 K: 0 S: 19	H: 4 LOB: 2 BB: 0 P: 29	R: 0 E: 0 K: 0 S: 8	H: 1 LOB: 1 BB: 0 P: 13	R: 0 E: 0 K: 1 S: 9	H: 1 LOB: 2 BB: 1 P: 16	1B: 7 2B: 3 3B: 1 HR: 4	SF: 0 SAC: 1 DP: 1 HBP: 0	WP: 1 PB: 0 SB: 1 CS: 0	PA: 43							
PITCHER	IP	WLS	BF	H	R	ER	SO	BB	IBB	HBP	BLK	WP	HR	S	P	ERA	WHIP										
24 Nate Cornejo, R ERA: 9.0 (1, 1)	2.1	L	14	4	6	5	0	3	0	0	0	0	2	32	57	19.29	3.000										
Matt Perisho, L ERA: 8.71 (3, 1)	2.2		13	5	4	4	1	1	0	0	0	0	2	23	38	13.50	2.250										
Jeff Farnsworth, R ERA: 5.87 (6, 1)	3.0		16	6	2	2	1	1	0	0	0	0	0	36	58	6.00	2.333										

Detroit Tigers @ Chicago White Sox
Comiskey Park, Chicago, IL
Sat Apr 20 2002, 2:05 PM EDT
Att: 15,737 - Cloudy - 45 F


AB 37
R 12
H 15
RBI 12
BB 5
SO 2
LOB 19



Batter	1	2	3	4	5	6	7	8	9	AB	R	H	RBI	BB	SO	LOB	TOP										
Andres Torres, S OBP: 0.333, SLG: 0.423	2-2 WP 2B HBP	1-1 2B 1B		1-3 K		3-2 1B			0-0 G6-4-3 1B	4	2	3	0	0	1	1											
Robert Fick, L OBP: 0.456, SLG: 0.577	4-1 WP 2B BB	1-0 F7		2-0 HR 1B		0-2 G4-3			1-1 G6-4-3 1-2f	4	2	1	1	1	0	4											
Bobby Higginson, L OBP: 0.338, SLG: 0.522	0-3 K	1-1 1-H 2-H 2B		0-1 1-H HR			3-2 F5		1-1 1B	5	1	3	4	0	1	2											
Craig Paquette, R OBP: 0.274, SLG: 0.483	2-3 K	1-1 F9		1-0 F8			2-0 G5-3		0-2 G6-3	5	0	0	0	0	1	4											
Randall Simon, L OBP: 0.364, SLG: 0.690	4-0 2B IBB		0-0 F3		0-0 F5		1-1 G3			3	1	0	0	1	0	0											
Shane Halter, R OBP: 0.310, SLG: 0.302	3-2 1-H 2-H 3-H 2B		0-3 K		0-0 F7			2-3 K		4	0	1	3	0	2	0											
Jacob Cruz, L OBP: 0.405, SLG: 0.514	2-2 P5		2-2 F9		3-2 G4-3			0-1 2B		4	0	1	0	0	0	1											
Mike Rivera, R OBP: 0.351, SLG: 0.571		0-2 F2		2-2 G4-3 1B 2B		0-0 L8		2-3 K		4	1	1	0	0	1	1											
Jose Macias, S OBP: 0.212, SLG: 0.149	4-2 1B 2B BB		2-1 G4-3		2-2 G4-3		2-1 F2			3	1	0	0	1	0	2											
Inning Stats	R: 3 E: 0 K: 2 S: 17	H: 1 LOB: 2 BB: 1 P: 33	R: 2 E: 0 K: 0 S: 12	H: 2 LOB: 1 BB: 1 P: 20	R: 0 E: 0 K: 1 S: 7	H: 0 LOB: 0 BB: 0 P: 9	R: 3 E: 0 K: 1 S: 13	H: 3 LOB: 0 BB: 0 P: 21	R: 0 E: 0 K: 0 S: 8	H: 0 LOB: 0 BB: 0 P: 11	R: 0 E: 0 K: 0 S: 14	H: 1 LOB: 1 BB: 0 P: 19	R: 0 E: 0 K: 0 S: 8	H: 0 LOB: 0 BB: 0 P: 14	R: 0 E: 0 K: 2 S: 12	H: 1 LOB: 1 BB: 0 P: 18	R: 0 E: 0 K: 0 S: 8	H: 2 LOB: 1 BB: 0 P: 10	1B: 5 2B: 4 3B: 0 HR: 1	SF: 0 SAC: 0 DP: 1 HBP: 1	WP: 1 PB: 0 CS: 0	PA: 40					
PITCHER	IP	WLS	BF	H	R	ER	SO	BB	IBB	HBP	BLK	WP	HR	S	P	ERA	WHIP										
Jon Rauch, R ERA: 10.61	4.0		22	6	8	8	4	2	1	1	0	1	1	49	83	18.00	2.000										
Bob Howry, R ERA: 2.09	1.2		6	1	0	0	0	0	0	0	0	0	0	19	27	0.00	0.600										
Mike Porzio, L ERA:	0.2		2	0	0	0	0	0	0	0	0	0	0	8	11	0.00	0.000										
Antonio Osuna, R ERA: 6.3	1.2	W	6	1	0	0	2	0	0	0	0	0	0	15	24	0.00	0.600										
Keith Foulke, R ERA: 3.72	1.0	S	4	2	0	0	0	0	0	0	0	0	0	8	10	0.00	2.000										

Detroit Tigers @ Chicago White Sox
Comiskey Park, Chicago, IL
Sun Apr 21 2002, 2:05 PM EDT
Att: 13,619 - Overcast - 43 F


AB 36
R 8
H 10
RBI 8
BB 3
SO 6
LOB 15



Batter	1	2	3	4	5	6	7	8	9	AB	R	H	RBI	BB	SO	LOB	BOTTOM										
Kenny Lofton, L OBP: 0.469, SLG: 0.514			3-2 2B			3-3 K		3-2 F5		4	2	2	1	1	1	0											
Tony Graffanino, R OBP: 0.389, SLG: 0.500			0-3 K			3-3 K		2-0 PB 1B		4	1	2	2	1	2	1											
Frank Thomas, R OBP: 0.400, SLG: 0.547	SF7			3-2 F8		1-1 WP 1B		1-3 K		4	1	1	1	0	1	2											
Magglio Ordonez, R OBP: 0.405, SLG: 0.603	0-1 14 2B	2-2 G4-3		0-0 F7		4-2 14 1B S		1-2 F8		4	2	1	0	1	0	1											
14 Paul Konerko, R OBP: 0.346, SLG: 0.533	0-2 HR 2B	1-3 K		2-3 K		1-0 P6		1-2		4	1	1	2	0	2	2											
Jose Valentin, S OBP: 0.282, SLG: 0.485	0-1 HR	0-0			0-0 G6-3		4-0 1B E IBB			3	2	2	2	1	0	0											
Jeff Liefer, L OBP: 0.333, SLG: 0.250	0-1 HR	0-0 F7			2-3 K		1-1 E7			3	1	1	0	0	1	1											
Ray Durham, S OBP: 0.471, SLG: 0.517										1	0	1	2	0	0	0											
Aaron Rowand, R OBP: 0.667, SLG: 1.333										0	0	0	0	0	0	0											
Mark Johnson, L OBP: 0.387, SLG: 0.308	1-2 1B 3B HBP		2-3 K		0-3 K		1-1 P4			3	1	0	0	0	2	1											
Royce Clayton, R OBP: 0.246, SLG: 0.464	0-1 L7		1-3 K		0-0 P4		1-0 F7			4	0	0	0	0	1	3											
Inning Stats	R: 8 E: 0 K: 0 S: 25	H: 6 LOB: 1 BB: 2 P: 39	R: 0 E: 0 K: 1 S: 9	H: 1 LOB: 0 BB: 0 P: 12	R: 0 E: 0 K: 3 S: 13	H: 1 LOB: 0 BB: 0 P: 19	R: 0 E: 0 K: 1 S: 11	H: 0 LOB: 0 BB: 0 P: 16	R: 0 E: 0 K: 2 S: 9	H: 0 LOB: 0 BB: 0 P: 10	R: 0 E: 0 K: 2 S: 9	H: 0 LOB: 0 BB: 0 P: 15	R: 3 E: 1 K: 0 S: 11	H: 2 LOB: 1 BB: 2 P: 25	R: 0 E: 0 K: 1 S: 12	H: 1 LOB: 1 BB: 0 P: 19	R: 0 E: 0 K: 1 S: 12	H: 1 LOB: 1 BB: 0 P: 19	1B: 6 2B: 3 3B: 1 HR: 1	SF: 1 SAC: 0 DP: 0 HBP: 1	WP: 2 PB: 1 CS: 0	PA: 40					
PITCHER	IP	WLS	BF	H	R	ER	SO	BB	IBB	HBP	BLK	WP	HR	S	P	ERA	WHIP										
Jose Lima, R ERA: 12.15	0.2		10	5	8	8	0	2	0	1	0	0	0	20	32	108.00	10.500										
Juan Acevedo, R ERA: 4.05	2.1		10	3	0	0	4	0	0	0	0	0	0	27	38	0.00	1.286										
Jamie Walker, L ERA: 2.7	3.0		9	0	0	0	5	0	0	0	0	0	0	28	41	0.00	0.000										
Jose Paniagua, R ERA: 5.91	1.0	L	7	2	3	2	0	1	1	0	0	1	0	11	25	18.00	3.000										
Matt Anderson, R ERA: 9.0	1.0		4	1	0	0	1	0	0	0	0	0	0	12	19	0.00	1.000										

Detroit Tigers @ Chicago White Sox
Comiskey Park, Chicago, IL
Sun Apr 21 2002, 2:05 PM EDT
Att: 13,619 - Overcast - 43 F

AB 34
R 11
H 11
RBI 10
BB 4
SO 10
LOB 11



Batter	1	2	3	4	5	6	7	8	9	AB	R	H	RBI	BB	SO	LOB	TOP					
Andres Torres, S OBP: 0.294, SLG: 0.367 (1, 8)	1-2 G4-3		1-0 G4-6-3			1-3 K		0-0 G1-3		4	0	0	0	0	1	1						
Robert Fick, L OBP: 0.459, SLG: 0.589 (1, 9)	2-2 1B		2-0 F8			2-1 2B			1-0 F7	4	0	2	0	0	0	0						
Bobby Higginson, L OBP: 0.321, SLG: 0.493 (1, 7)	1-2 F5			0-2 F8		2-2 F9			1-1 G6-3	4	0	0	0	0	0	2						
Randall Simon, L OBP: 0.354, SLG: 0.652 (1, 3)	0-0 1B			2-3 K				0-0 F5		4	0	1	0	0	1	0						
Shane Halter, R OBP: 0.297, SLG: 0.288 (1, 6)	0-0 G5-3			2-0 F3				1-2 F8		3	0	0	0	0	0	2						
Craig Paquette, R OBP: 0.292, SLG: 0.492 (1, 5)		1-2 G4-3			0-1 1B			0-2 1B		3	0	2	0	0	0	0						
Jacob Cruz, L OBP: 0.378, SLG: 0.475 (1, 10)		0-1 P5			0-1 F7			2-1 G4-3		3	0	0	0	0	0	1						
Mike Rivera, R OBP: 0.325, SLG: 0.526 (1, 2)		0-3 K			1-2 F9			1-3 K		3	0	0	0	0	2	0						
Jose Macias, S OBP: 0.218, SLG: 0.160 (1, 4)			0-0 G4-6-3 1B			1-1 G4-3		1-2 F9		3	0	1	0	0	0	0						
Inning Stats	R: 0 E: 0 K: 0 S: 14	H: 2 LOB: 2 BB: 0 P: 18	R: 0 E: 0 K: 1 S: 8	H: 0 LOB: 0 BB: 0 P: 9	R: 0 E: 0 K: 1 S: 3	H: 1 LOB: 0 BB: 0 P: 6	R: 0 E: 0 K: 1 S: 8	H: 0 LOB: 0 BB: 0 P: 12	R: 0 E: 0 K: 0 S: 8	H: 1 LOB: 1 BB: 0 P: 9	R: 0 E: 0 K: 1 S: 10	H: 1 LOB: 1 BB: 0 P: 16	R: 0 E: 0 K: 0 S: 11	H: 1 LOB: 1 BB: 0 P: 14	R: 0 E: 0 K: 1 S: 8	H: 0 LOB: 0 BB: 0 P: 10	R: 0 E: 0 K: 0 S: 5	H: 0 LOB: 0 BB: 0 P: 7	1B: 5 2B: 1 3B: 0 HR: 0	SF: 0 SAC: 0 DP: 1 HBP: 0	WP: 0 PB: 0 SB: 0 CS: 0	PA: 31
PITCHER Paul Byrd, R ERA: 2.22 (1, 1)	IP: 9.0 WLS: W BF: 31 H: 6 R: 0 ER: 0 SO: 4 BB: 0 IBB: 0 HBP: 0 BLK: 0 WP: 0 HR: 0 S: 75 P: 101 ERA: 0.00 WHIP: 0.667															PITCHER						

Detroit Tigers @ Kansas City Royals
 Kauffman Stadium, Kansas City, MO
 Mon Apr 22 2002, 7:05 PM CDT
 Att: 10,470 - Cloudy - 61 F

AB	31
R	0
H	6
RBI	0
BB	0
SO	4
LOB	6



Batter	1	2	3	4	5	6	7	8	9	AB	R	H	RBI	BB	SO	LOB	BOTTOM					
Chuck Knoblauch, R OBP: 0.258, SLG: 0.286 (1, 7)	0-2 G6-3			4-1 BB		0-0 G4-3				3	0	0	0	1	0	0						
Michael Tucker, L OBP: 0.357, SLG: 0.362 (1, 9)	4-2 2B BB			3-3 K			1-1 FC3-6 HBP			2	1	0	0	1	1	2						
Carlos Beltrán, S OBP: 0.342, SLG: 0.550 (1, 8)	0-1 29 1B 2B				1-1 HR		2-0 FC3-6 1-2			4	2	2	2	0	0	2						
29 Mike Sweeney, R OBP: 0.394, SLG: 0.455 (1, 10)	2-1 2B 1B				0-2 G6-3		2-2 1B			4	1	2	1	0	0	0						
Joe Randa, R OBP: 0.364, SLG: 0.565 (1, 5)	1-1 2B 2B			1-3 K		4-2 BB		1-0 P4		3	1	1	1	1	1	1						
Dave McCarty, R OBP: 0.150, SLG: 0.350 (1, 3)	2-2 F7			3-3 K		0-0 F8			0-1 G5-3	4	0	0	0	0	1	2						
Neifi Perez, S OBP: 0.230, SLG: 0.324 (1, 6)	1-0 2B			1-1 G5-3		2-2 F2			0-1 F9	4	0	1	1	0	0	1						
Brent Mayne, L OBP: 0.239, SLG: 0.250 (1, 2)	0-1 G4-3			0-0 F8		0-0 G4-3			0-0 3B	4	0	1	0	0	0	1						
Carlos Febles, R OBP: 0.383, SLG: 0.410 (1, 4)		1-1 HR		1-0 BB 1B		1-3 K		0-1 G4-3		4	1	2	1	0	1	1						
Inning Stats	R: 4 E: 0 K: 0 S: 19	H: 4 LOB: 1 BB: 1 P: 29	R: 1 E: 1 K: 0 S: 14	H: 1 LOB: 0 BB: 0 P: 22	R: 0 E: 0 K: 2 S: 7	H: 0 LOB: 0 BB: 0 P: 11	R: 0 E: 0 K: 1 S: 8	H: 1 LOB: 2 BB: 1 P: 17	R: 1 E: 0 K: 0 S: 13	H: 1 LOB: 1 BB: 1 P: 20	R: 0 E: 0 K: 1 S: 5	H: 0 LOB: 0 BB: 0 P: 6	R: 0 E: 0 K: 0 S: 7	H: 1 LOB: 1 BB: 0 P: 13	R: 0 E: 0 K: 0 S: 7	H: 1 LOB: 1 BB: 0 P: 7	R: 0 E: 0 K: 0 S: 7	H: 0 LOB: 0 BB: 0 P: 7	1B: 3 2B: 3 3B: 1 HR: 2	SF: 0 SAC: 0 DP: 0 HBP: 1	WP: 0 PB: 0 SB: 0 CS: 0	PA: 36
PITCHER Mark Redman, L ERA: 7.4 Julio Santana, R ERA: (7, 1)	IP: 6.0 WLS: L BF: 28 H: 7 R: 6 ER: 6 SO: 4 BB: 3 IBB: 0 HBP: 0 BLK: 0 WP: 0 HR: 2 S: 66 P: 105 ERA: 9.00 WHIP: 1.667															PITCHER						

Detroit Tigers @ Kansas City Royals
 Kauffman Stadium, Kansas City, MO
 Mon Apr 22 2002, 7:05 PM CDT
 Att: 10,470 - Cloudy - 61 F

AB	32
R	6
H	9
RBI	6
BB	3
SO	4
LOB	10



Batter	1	2	3	4	5	6	7	8	9	AB	R	H	RBI	BB	SO	LOB	TOP					
Andres Torres, S OBP: 0.256, SLG: 0.314 (1, 8)	1-3 K		0-0 B1-3	1-3 K			0-1 G6-3		1-1 G1-3	5	0	0	0	0	2	1	Detroit Tigers @ Kansas City Royals Kauffman Stadium, Kansas City, MO Tue Apr 23 2002, 7:05 PM CDT Att: 11,125 - Cloudy - 76 F					
Robert Fick, L OBP: 0.462, SLG: 0.569 (1, 9)	4-0 FC5-4 BB		4-2 1B HR	2-2 P4			2-2 F8			2	1	0	0	2	0	0						
Wendell Magee, R OBP: 0.486, SLG: 0.647 (1, 7)	1-2 FC5-4 WP		0-0 HR		2-3 K		0-0 F9			4	1	1	0	0	1	1						
Randall Simon, L OBP: 0.365, SLG: 0.700 (1, 3)	1-0 G5-3		1-0 HR		0-1 FC5-4 1B			1-2 G4-3		4	1	2	3	0	0	1						
Shane Halter, R OBP: 0.295, SLG: 0.286 (1, 6)		2-2 F9	2-1 FC5 HBP 1B		0-0 FC5-4 1-2		0-1 F8			4	0	1	0	0	0	1						
Craig Paquette, R OBP: 0.275, SLG: 0.462 (1, 5)		1-1 L7	0-0 F9		2-3 K			0-2 G1-3		4	0	0	0	0	1	2						
Jacob Cruz, L OBP: 0.408, SLG: 0.476 (1, 10)		2-2 E5	1-2 HBP		4-2 G6-4-3 BB			2-0 S 1B		2	0	1	0	1	0	0						
Mike Rivera, R OBP: 0.295, SLG: 0.476 (1, 2)		3-2 E5	3-1 FC5		1-2 G6-4-3 1-2			0-0 L5		4	0	0	0	0	0	5						
Jose Macias, S OBP: 0.203, SLG: 0.148 (1, 4)		3-2 G6-3		0-0 B5-3		0-1 F9		2-2 G1-3 1-2		4	0	0	0	0	0	3						
Inning Stats	R: 0 E: 0 K: 1 S: 7	H: 0 LOB: 1 BB: 1 P: 14	R: 0 E: 2 K: 0 S: 17	H: 0 LOB: 2 BB: 0 P: 28	R: 3 E: 0 K: 0 S: 13	H: 3 LOB: 2 BB: 1 P: 24	R: 0 E: 0 K: 1 S: 7	H: 0 LOB: 0 BB: 0 P: 10	R: 0 E: 0 K: 2 S: 11	H: 1 LOB: 1 BB: 0 P: 15	R: 0 E: 0 K: 0 S: 13	H: 0 LOB: 0 BB: 1 P: 18	R: 0 E: 0 K: 0 S: 8	H: 0 LOB: 0 BB: 0 P: 10	R: 0 E: 0 K: 0 S: 10	H: 0 LOB: 0 BB: 0 P: 11		R: 0 E: 0 K: 0 S: 7	H: 1 LOB: 1 BB: 0 P: 12	1B: 4 2B: 0 3B: 0 HR: 1	SF: 0 SAC: 0 DP: 1 HBP: 1	WP: 1 PB: 0 SB: 1 CS: 0
PITCHER	IP WLS BF H R ER SO BB IBB HBP BLK WP HR S P ERA WHIP	6.0 L 27 4 3 3 4 3 0 1 0 1 1 68 109 4.50 1.167	2.0 6 0 0 0 0 0 0 0 0 0 0 0 18 21 0.00 0.000	1.0 4 1 0 0 0 0 0 0 0 0 0 0 7 12 0.00 1.000	PITCHER										IP WLS BF H R ER SO BB IBB HBP BLK WP HR S P ERA WHIP	9.0 W 31 5 0 0 2 1 0 0 0 0 0 68 110 0.00 0.667						
Jeff Suppan, R ERA: 4.05 Cory Bailey, R ERA: 9.35 Jason Grimsley, R ERA: 1.17																						

Batter	1	2	3	4	5	6	7	8	9	AB	R	H	RBI	BB	SO	LOB	BOTTOM					
Chuck Knoblauch, R OBP: 0.258, SLG: 0.283 (1, 7)	3-2 F9		1-1 G4-3			2-1 1B		0-0 FC6-4 1-2		4	0	1	0	0	0	1	Detroit Tigers @ Kansas City Royals Kauffman Stadium, Kansas City, MO Tue Apr 23 2002, 7:05 PM CDT Att: 11,125 - Cloudy - 76 F					
Michael Tucker, L OBP: 0.350, SLG: 0.373 (1, 9)	0-0 F7			2-2 2B		2-2 G5-3		1-1 F8		4	0	1	0	0	0	0						
Carlos Beltrán, S OBP: 0.325, SLG: 0.516 (1, 8)	2-3 K			2-3 K		3-2 F7		1-2 G6-3		4	0	0	0	0	2	0						
29 Mike Sweeney, R OBP: 0.373, SLG: 0.429 (1, 3)		0-1 G4-3		1-1 G6-3			0-0 F9		1-1 L8	4	0	0	0	0	0	0						
Raul Ibanez, L OBP: 0.319, SLG: 0.488 (1, 10)		3-1 L8 2B			0-2 G4-3		0-1 L8			3	0	1	0	0	0	0						
Joe Randa, R OBP: 0.362, SLG: 0.571 (1, 5)		2-1 L8			2-2 2B		0-1 G6-3			3	0	1	0	0	0	1						
Neifi Perez, S OBP: 0.221, SLG: 0.311 (1, 6)		3-2 F7			1-0 F9			0-0 F7		3	0	0	0	0	0	2						
Brent Mayne, L OBP: 0.265, SLG: 0.262 (1, 2)			2-0 F7		4-2 FC4 BB			3-1 FC4-6 1B		2	0	1	0	1	0	0						
Carlos Febles, R OBP: 0.360, SLG: 0.381 (1, 4)			0-1 G4-3		1-2 FC4			0-0 FC4-6 1-2		3	0	0	0	0	0	3						
Inning Stats	R: 0 E: 0 K: 1 S: 7	H: 0 LOB: 0 BB: 0 P: 12	R: 0 E: 0 K: 0 S: 9	H: 1 LOB: 1 BB: 0 P: 17	R: 0 E: 0 K: 0 S: 5	H: 0 LOB: 0 BB: 0 P: 8	R: 0 E: 0 K: 1 S: 8	H: 1 LOB: 0 BB: 0 P: 13	R: 0 E: 0 K: 0 S: 14	H: 1 LOB: 2 BB: 1 P: 22	R: 0 E: 0 K: 0 S: 8	H: 1 LOB: 0 BB: 0 P: 15	R: 0 E: 0 K: 0 S: 5	R: 0 E: 0 K: 0 S: 5	R: 0 E: 0 K: 0 S: 5	R: 0 E: 0 K: 0 S: 5		R: 0 E: 0 K: 0 S: 7	H: 0 LOB: 0 BB: 0 P: 10	1B: 2 2B: 3 3B: 0 HR: 0	SF: 0 SAC: 0 DP: 0 HBP: 0	WP: 0 PB: 0 SB: 0 CS: 0
PITCHER	IP WLS BF H R ER SO BB IBB HBP BLK WP HR S P ERA WHIP	9.0 W 31 5 0 0 2 1 0 0 0 0 0 68 110 0.00 0.667	PITCHER										IP WLS BF H R ER SO BB IBB HBP BLK WP HR S P ERA WHIP									
Jeff Weaver, R ERA: 3.31																						

Batter	1	2	3	4	5	6	7	8	9	AB	R	H	RBI	BB	SO	LOB	TOP										
Andres Torres, S OBP: 0.256, SLG: 0.289 (1, 8)	1-2 P3		1-3 K		2-2 F9		4-2 BB			3	0	0	0	1	1	4	Detroit Tigers @ Kansas City Royals Kauffman Stadium, Kansas City, MO Wed Apr 24 2002, 1:05 PM CDT Att: 11,825 - Overcast - 56 F										
Robert Fick, L OBP: 0.435, SLG: 0.532 (1, 9)	2-3 K		3-3 K		3-3 K		0-0 P6			4	0	0	0	0	3	5											
Wendell Magee, R OBP: 0.487, SLG: 0.658 (1, 7)	2-2 1B			0-1 P6		2-0 2B		1-1 L3		4	1	2	0	0	0	0											
Randall Simon, L OBP: 0.339, SLG: 0.648 (1, 3)	1-2 F9			0-0 G3		1-0 G1-3		0-0 G6-3		4	0	0	0	0	0	2											
Shane Halter, R OBP: 0.293, SLG: 0.297 (1, 6)		1-2 G6-3		0-0 G6-3		2-2 2B		0-0 F8		4	0	1	1	0	0	0											
Craig Paquette, R OBP: 0.280, SLG: 0.435 (1, 5)		1-1 G6-3			0-0 G5-3		0-1 G6-3		2-3 K	4	0	0	0	0	1	1											
Mike Rivera, R OBP: 0.292, SLG: 0.457 (1, 2)		3-2 G5-3			2-1 2B		2-3 K		3-2 F7	4	1	1	0	0	1	1											
Jacob Cruz, L OBP: 0.415, SLG: 0.489 (1, 10)			2-1 1B		4-1 2B		1-3 K		3-3 K	3	0	1	0	1	2	0											
Jose Macias, S OBP: 0.226, SLG: 0.193 (1, 4)			0-2 1B		2-1 2B		1-3 K			3	0	2	1	0	1	0											
Inning Stats	R: 0 E: 0 K: 1 S: 12	H: 1 LOB: 1 BB: 0 P: 18	R: 0 E: 0 K: 0 S: 12	H: 0 LOB: 0 BB: 0 P: 17	R: 0 E: 0 K: 2 S: 16	H: 2 LOB: 1 BB: 0 P: 22	R: 0 E: 0 K: 0 S: 4	H: 0 LOB: 0 BB: 0 P: 4	R: 1 E: 0 K: 1 S: 15	H: 2 LOB: 2 BB: 1 P: 28	R: 1 E: 0 K: 1 S: 11	H: 2 LOB: 1 BB: 0 P: 18	R: 0 E: 0 K: 2 S: 12	H: 0 LOB: 0 BB: 0 P: 18	R: 0 E: 0 K: 0 S: 4	H: 0 LOB: 0 BB: 0 P: 5		R: 0 E: 0 K: 2 S: 12	H: 0 LOB: 0 BB: 0 P: 20	1B: 3 2B: 4 3B: 0 HR: 0	SF: 0 SAC: 0 DP: 0 HBP: 0	WP: 1 PB: 0 SB: 0 CS: 1	PA: 35				
PITCHER	IP	WLS	BF	H	R	ER	SO	BB	IBB	HBP	BLK	WP	HR	S	P	ERA	WHIP										
Chris George, L ERA: 3.38 (1, 1)	5.1		23	7	2	2	4	1	0	0	0	0	0	65	100	3.38	1.500										
Jeremy Affeldt, L ERA: 2.51 (6, 1)	3.2	W	12	0	0	0	5	1	0	0	0	1	0	33	50	0.00	0.273										

Batter	1	2	3	4	5	6	7	8	9	AB	R	H	RBI	BB	SO	LOB	BOTTOM											
Chuck Knoblauch, R OBP: 0.254, SLG: 0.277 (1, 7)	2-2 F8		1-0 1B		2-1 F9		1-2 G4-3		2-1 G6-3	5	0	1	0	0	0	1	Detroit Tigers @ Kansas City Royals Kauffman Stadium, Kansas City, MO Wed Apr 24 2002, 1:05 PM CDT Att: 11,825 - Overcast - 56 F											
Michael Tucker, L OBP: 0.344, SLG: 0.352 (1, 9)	0-0 G3-1		2-1 FC6-4		0-0 G3		4-2 1B			3	1	0	0	1	0	1												
Carlos Beltrán, S OBP: 0.333, SLG: 0.515 (1, 8)	0-1 1B		0-0 G4-6-3		2-0 P4		1-0 2B		1-2 1B	4	1	2	0	0	0	1												
29 Mike Sweeney, R OBP: 0.380, SLG: 0.459 (1, 3)	2-2 G5-6-3			2-0 1B		0-1 G6-3		2-1 2B		4	2	2	1	0	0	1												
Raul Ibanez, L OBP: 0.314, SLG: 0.468 (1, 10)		2-1 F8		0-2 P5		0-2 1B		0-2 G4-3		4	1	1	0	0	0	2												
Joe Randa, R OBP: 0.371, SLG: 0.569 Donnie Sadler, R OBP: 0.190, SLG: 0.150 (1, 5) (8, 5)		1-1 G1-3		4-2 1B		1-0 2B		0-2 SF7		2	2	1	1	1	0	0												
Neifi Perez, S OBP: 0.247, SLG: 0.346 (1, 6)		0-0 1B		0-0 E8		2-0 1B		3-0 G6-3		4	0	3	3	0	0	0												
Brent Mayne, L OBP: 0.264, SLG: 0.261 (1, 2)		1-1 E5		0-1 P6		2-2 2B		1-0 F9		4	1	1	0	0	0	2												
Carlos Febles, R OBP: 0.352, SLG: 0.391 (1, 4)		0-0 G6-3		1-2 G6-3		1-1 2B		0-0 P4		4	0	1	1	0	0	3												
Inning Stats	R: 0 E: 0 K: 0 S: 10	H: 1 LOB: 1 BB: 0 P: 14	R: 0 E: 1 K: 0 S: 8	H: 1 LOB: 2 BB: 0 P: 12	R: 0 E: 0 K: 0 S: 4	H: 1 LOB: 0 BB: 0 P: 7	R: 2 E: 1 K: 0 S: 12	H: 2 LOB: 1 BB: 1 P: 19	R: 0 E: 0 K: 0 S: 4	H: 0 LOB: 0 BB: 0 P: 8	R: 3 E: 0 K: 0 S: 15	H: 5 LOB: 1 BB: 0 P: 22	R: 3 E: 0 K: 0 S: 17	H: 2 LOB: 0 BB: 1 P: 26	R: 0 E: 0 K: 0 S: 4	H: 0 LOB: 0 BB: 0 P: 7		1B: 8 2B: 4 3B: 0 HR: 0	SF: 1 SAC: 0 DP: 1 HBP: 0	WP: 1 PB: 0 SB: 1 CS: 0	PA: 37							
PITCHER	IP	WLS	BF	H	R	ER	SO	BB	IBB	HBP	BLK	WP	HR	S	P	ERA	WHIP											
Steve Sparks, R ERA: 3.0 (1, 1)	5.2	L	27	10	5	4	0	0	0	0	0	0	0	9	17	81.00	9.000											
Juan Acevedo, R ERA: 5.93 (6, 1)	0.1		4	2	3	3	0	1	0	0	0	0	0	0	1	13	0.00	0.000										
Jamie Walker, L ERA: 2.08 (7, 1)	1.0		3	0	0	0	0	0	0	0	0	1	0	11	7	0.00	0.000											
Matt Anderson, R ERA: 7.5 (8, 1)	1.0		3	0	0	0	0	0	0	0	0	0	0	4	7	0.00	0.000											

AB	33
R	2
H	7
RBI	2
BB	2
SO	9
LOB	13



AB	34
R	8
H	12
RBI	6
BB	2
SO	0
LOB	11



Batter	1	2	3	4	5	6	7	8	9	AB	R	H	RBI	BB	SO	LOB	TOP										
Jacque Jones, L (1, 7) OBP: 0.362, SLG: 0.538 Dustan Mohr, R (9, PH) OBP: 0.394, SLG: 0.530 (9, 7)										4	0	0	0	0	1	0											
Cristian Guzman, S (1, 6)										5	0	1	1	0	1	2											
Doug Mientkiewicz, L (1, 3)										4	1	1	0	1	1	2											
Matthew LeCroy, R (1, 10)										5	0	2	0	0	1	2											
Tori Hunter, R (1, 8)										4	1	1	0	1	0	5											
Corey Koskie, L (1, 5)										4	1	2	3	0	2	3											
Brian Buchanan, R (1, 9)										3	0	0	0	1	1	4											
Tom Prince, R (1, 2) A.J. Pierzynski, L (8, PH) OBP: 0.368, SLG: 0.594 (8, 2)										3	0	1	0	0	0	0											
Denny Hocking, S (1, 4) Bobby Kielty, S (9, PH) OBP: 0.368, SLG: 0.594 (9, 4) Jay Canizaro, R (9, 4) OBP: 0.250, SLG: 0.297										3	0	0	0	0	1	2											
Inning Stats	R: 0 E: 0 K: 2 S: 9	H: 0 LOB: 0 BB: 0 P: 12	R: 1 E: 0 K: 2 S: 15	H: 3 LOB: 2 BB: 0 P: 22	R: 0 E: 0 K: 1 S: 10	H: 2 LOB: 0 BB: 0 P: 18	R: 0 E: 0 K: 1 S: 12	H: 0 LOB: 0 BB: 0 P: 19	R: 0 E: 0 K: 0 S: 5	H: 0 LOB: 0 BB: 0 P: 5	R: 0 E: 0 K: 1 S: 12	H: 2 LOB: 2 BB: 1 P: 22	R: 0 E: 1 K: 1 S: 11	H: 0 LOB: 1 BB: 0 P: 18	R: 2 E: 0 K: 0 S: 8	H: 1 LOB: 1 BB: 2 P: 20	R: 1 E: 1 K: 0 S: 10	H: 1 LOB: 2 BB: 1 P: 19	1B: 4 2B: 3 3B: 1 HR: 1	SF: 0 SAC: 0 DP: 1 HBP: 0	WP: 0 PB: 0 SB: 0 CS: 0	PA: 41					
PITCHER	IP	WLS	BF	H	R	ER	SO	BB	IBB	HBP	BLK	WP	HR	S	P	ERA	WHIP										
Mark Redman, L (1, 1) ERA: 6.03	7.0		29	7	1	1	8	1	0	0	0	0	0	74	116	1.29	1.143										
Jose Paniagua, R (8, 1) ERA: 7.15	0.2	H	4	1	2	2	0	1	0	0	0	0	1	6	14	27.00	3.000										
Juan Acevedo, R (8, 1) ERA: 5.29	0.1	H	3	1	1	1	0	1	0	0	0	0	0	4	10	27.00	6.000										
Jamie Walker, L (9, 1) ERA: 1.8	0.2	B	3	0	0	0	0	1	0	0	0	0	0	5	10	0.00	1.500										
Julio Santana, R (9, 1) ERA:	0.1	W	2	0	0	0	0	0	0	0	0	0	0	3	5	0.00	0.000										

Minnesota Twins @ Detroit Tigers
Comerica Park, Detroit, MI
Sun Apr 28 2002, 2:05 PM EDT
Att: 14,108 - Cloudy - 57 F

AB 37
R 4
H 9
RBI 4
BB 4
SO 8
LOB 21



Batter	1	2	3	4	5	6	7	8	9	AB	R	H	RBI	BB	SO	LOB	BOTTOM										
Wendell Magee, R (1, 8) OBP: 0.396, SLG: 0.519										5	2	2	0	0	0	1											
Robert Fick, L (1, 9) OBP: 0.434, SLG: 0.562										3	0	0	0	2	0	0											
Bobby Higginson, L (1, 7) OBP: 0.362, SLG: 0.571										5	1	3	1	0	0	2											
Randall Simon, L (1, 3) OBP: 0.382, SLG: 0.723										3	1	2	3	0	0	1											
Shane Halter, R (1, 6) OBP: 0.287, SLG: 0.291										4	0	1	0	0	0	3											
Craig Paquette, R (1, 5) OBP: 0.235, SLG: 0.383										4	0	1	0	0	0	3											
Craig Monroe, R (1, 10)										4	0	0	0	0	2	1											
15 Brandon Inge, R (1, 2) OBP: 0.500, SLG: 1.333										3	1	1	1	0	0	0											
Jose Macias, S (1, 4) OBP: 0.247, SLG: 0.221										4	0	0	0	0	0	1											
Inning Stats	R: 1 E: 1 K: 0 S: 14	H: 2 LOB: 2 BB: 1 P: 25	R: 0 E: 0 K: 1 S: 7	H: 0 LOB: 0 BB: 0 P: 12	R: 0 E: 0 K: 0 S: 7	H: 0 LOB: 1 BB: 0 P: 13	R: 1 E: 0 K: 0 S: 14	H: 2 LOB: 0 BB: 0 P: 19	R: 2 E: 0 K: 0 S: 10	H: 3 LOB: 1 BB: 0 P: 14	R: 0 E: 0 K: 0 S: 9	H: 0 LOB: 0 BB: 0 P: 12	R: 0 E: 0 K: 0 S: 6	H: 1 LOB: 1 BB: 0 P: 11	R: 0 E: 0 K: 1 S: 7	H: 0 LOB: 0 BB: 0 P: 11	R: 1 E: 0 K: 0 S: 7	H: 2 LOB: 2 BB: 1 P: 16	1B: 8 2B: 0 3B: 0 HR: 2	SF: 0 SAC: 0 DP: 1 HBP: 2	WP: 0 PB: 0 SB: 0 CS: 0	PA: 39					
PITCHER	IP	WLS	BF	H	R	ER	SO	BB	IBB	HBP	BLK	WP	HR	S	P	ERA	WHIP										
Brad Radke, R (1, 1) ERA: 6.48	7.0		31	8	4	4	1	1	0	2	0	0	0	7	11	0.00	0.000										
LaTroy Hawkins, R (8, 1) ERA: 1.15	1.0		3	0	0	0	1	0	0	0	0	0	0	7	11	0.00	0.000										
Michael Jackson, R (9, 1) ERA: 2.0	0.2	L	3	1	1	1	0	0	0	0	0	0	0	5	9	13.50	1.500										
J.C. Romero, L (9, 1) ERA: 0.6	0.0		2	1	0	0	0	1	0	0	0	0	0	2	7	∞	∞										

Minnesota Twins @ Detroit Tigers
Comerica Park, Detroit, MI
Sun Apr 28 2002, 2:05 PM EDT
Att: 14,108 - Cloudy - 57 F

AB 35
R 5
H 10
RBI 5
BB 2
SO 2
LOB 12



Batter	1	2	3	4	5	6	7	8	9	AB	R	H	RBI	BB	SO	LOB	TOP										
Donnie Sadler, R OBP: 0.324, SLG: 0.353 (1, 7)	G1-3		CS 1B			G6-3		WP 2B	FC6-4 BB	4	0	2	1	1	0	0	Kansas City Royals @ Detroit Tigers Comerica Park, Detroit, MI Mon Apr 29 2002, 7:05 PM EDT Att: 9,643 - Cloudy - 46 F										
Michael Tucker, L OBP: 0.361, SLG: 0.368 (1, 9)	FC6-4 BB		1-2			1B		2-3 3-H	F7	4	0	1	0	1	2	5											
Carlos Beltrán, S OBP: 0.320, SLG: 0.459 (1, 8)	F7					K		G4-3	FC6-4	5	0	0	0	0	1	6											
29 Mike Sweeney, R OBP: 0.396, SLG: 0.500 (1, 3)	FC6-4							G6-3		4	1	2	0	0	0	1											
Raul Ibanez, L OBP: 0.277, SLG: 0.410 (1, 10)		G1-6-3				G6-3				4	1	2	0	0	0	1											
Joe Randa, R OBP: 0.372, SLG: 0.500 Chuck Knoblauch, R OBP: 0.253, SLG: 0.265 (9, 7)								FC4-6 1B		4	1	2	0	0	0	1											
Neifi Perez, S OBP: 0.237, SLG: 0.340 (1, 6)						F8		FC4-6 FC4-6	1B S	3	0	1	1	1	0	1											
Brent Mayne, L OBP: 0.292, SLG: 0.273 (1, 2)						L5		FC4-6	1B S	0	1	0	0	0	0	0											
Carlos Febles, R OBP: 0.379, SLG: 0.448 (1, 4)						F8			K	4	0	0	0	0	1	4											
Inning Stats	R: 0 E: 0 K: 0 S: 9	H: 0 LOB: 1 BB: 1 P: 15	R: 0 E: 0 K: 0 S: 10	H: 0 LOB: 1 BB: 1 P: 17	R: 0 E: 0 K: 1 S: 7	H: 1 LOB: 1 BB: 0 P: 10	R: 0 E: 0 K: 0 S: 7	H: 1 LOB: 0 BB: 0 P: 9	R: 0 E: 0 K: 0 S: 6	H: 0 LOB: 0 BB: 0 P: 8	R: 0 E: 0 K: 0 S: 8	H: 1 LOB: 1 BB: 0 P: 12	R: 0 E: 0 K: 0 S: 8	H: 1 LOB: 1 BB: 0 P: 11	R: 1 E: 0 K: 2 S: 13	H: 2 LOB: 1 BB: 0 P: 20	R: 3 E: 0 K: 1 S: 20	H: 4 LOB: 3 BB: 2 P: 39	1B: 8 2B: 3 3B: 0 HR: 0	SF: 0 SAC: 0 DP: 2 HBP: 0	WP: 1 PB: 0 SB: 1 CS: 1	PA: 39					
PITCHER	IP	WLS	BF	H	R	ER	SO	BB	IBB	HBP	BLK	WP	HR	S	P	ERA	WHIP										
Jeff Weaver, R ERA: 3.54 (1, 1)	8.0	L	33	9	4	4	4	2	0	0	0	1	0	76	115	4.50	1.375										
Julio Santana, R ERA: (9, 1)	0.1		4	1	0	0	1	1	1	0	0	0	0	6	16	0.00	6.000										
Jamie Walker, L ERA: 1.59 (9, 1)	0.2		2	0	0	0	0	0	0	0	0	0	0	6	10	0.00	0.000										

AB 35
R 4
H 10
RBI 3
BB 4
SO 5
LOB 19



Batter	1	2	3	4	5	6	7	8	9	AB	R	H	RBI	BB	SO	LOB	BOTTOM										
Wendell Magee, R OBP: 0.368, SLG: 0.482 (1, 8)	G3-1		K			G5-3			G6-3	4	0	0	0	0	1	1	Kansas City Royals @ Detroit Tigers Comerica Park, Detroit, MI Mon Apr 29 2002, 7:05 PM EDT Att: 9,643 - Cloudy - 46 F										
Robert Fick, L OBP: 0.414, SLG: 0.532 (1, 9)	F7					K			L3	4	0	0	0	0	1	1											
Bobby Higginson, L OBP: 0.347, SLG: 0.545 (1, 7)	L6					F8		G4-3	F8	4	0	0	0	0	0	0											
Randall Simon, L OBP: 0.380, SLG: 0.706 (1, 3)						F9				3	0	1	0	0	0	0											
Shane Halter, R OBP: 0.289, SLG: 0.292 (1, 6)						F9				3	0	1	0	0	0	1											
Craig Paquette, R OBP: 0.227, SLG: 0.369 (1, 5)						G6-3 1B				3	0	0	0	0	1	2											
Mike Rivera, R OBP: 0.276, SLG: 0.429 (1, 2)						K				3	0	0	0	0	1	2											
Mike Rivera, R OBP: 0.276, SLG: 0.429 (1, 2)						F7				3	0	0	0	0	0	1											
Jacob Cruz, L OBP: 0.375, SLG: 0.418 (1, 10)						F7				2	0	0	0	1	0	0											
Jose Macias, S OBP: 0.240, SLG: 0.214 (1, 4)						F8				2	0	0	0	0	0	0											
Inning Stats	R: 0 E: 0 K: 0 S: 8	H: 0 LOB: 0 BB: 0 P: 10	R: 0 E: 0 K: 0 S: 6	H: 1 LOB: 0 BB: 0 P: 11	R: 0 E: 0 K: 1 S: 7	H: 0 LOB: 0 BB: 0 P: 10	R: 0 E: 0 K: 0 S: 5	H: 0 LOB: 0 BB: 0 P: 9	R: 0 E: 0 K: 0 S: 8	H: 0 LOB: 1 BB: 1 P: 11	R: 0 E: 0 K: 0 S: 10	H: 0 LOB: 1 BB: 1 P: 19	R: 0 E: 0 K: 0 S: 6	H: 1 LOB: 1 BB: 0 P: 10	R: 0 E: 0 K: 0 S: 8	H: 0 LOB: 0 BB: 0 P: 10	R: 0 E: 0 K: 0 S: 7	H: 0 LOB: 0 BB: 0 P: 9	1B: 2 2B: 0 3B: 0 HR: 0	SF: 0 SAC: 1 DP: 0 HBP: 0	WP: 0 PB: 0 SB: 0 CS: 0	PA: 30					
PITCHER	IP	WLS	BF	H	R	ER	SO	BB	IBB	HBP	BLK	WP	HR	S	P	ERA	WHIP										
Jeff Suppan, R ERA: 3.19 (1, 1)	9.0	W	30	2	0	0	3	1	0	0	0	0	0	65	99	0.00	0.333										

AB 28
R 0
H 2
RBI 0
BB 1
SO 3
LOB 6



Batter	1	2	3	4	5	6	7	8	9	AB	R	H	RBI	BB	SO	LOB	TOP					
Donnie Sadler, R OBP: 0.293, SLG: 0.316 (1, 7)	K2-3		F3		K			P6		4	0	0	0	0	2	1	Kansas City Royals @ Detroit Tigers Comerica Park, Detroit, MI Tue Apr 30 2002, 7:05 PM EDT Att: 14,421 - Cloudy - 60 F					
Michael Tucker, L OBP: 0.345, SLG: 0.347 (1, 9)	G1-4-3		F8			F8		G1		4	0	0	0	0	0							
29 Mike Sweeney, R OBP: 0.380, SLG: 0.478 (1, 3)	F7			G6-3		G6-3		G5-3		4	0	0	0	0	0							
Carlos Beltrán, S OBP: 0.327, SLG: 0.489 (1, 8)		G4-3 S SF9 BB		G4-3		G3-1		HR		3	2	1	1	1	0	0						
Joe Randa, R OBP: 0.354, SLG: 0.471 (1, 5)		G4-3		G5-3			P4	L8		4	0	0	0	0	0	1						
Raul Ibanez, L OBP: 0.285, SLG: 0.397 (1, 10)		SF9			F8		K			2	0	0	1	0	1	0						
Neifi Perez, S OBP: 0.240, SLG: 0.333 (1, 6)		E5				G6-3				2	1	0	0	1	0	0						
A.J. Hinch, R OBP: 0.217, SLG: 0.158 (1, 2)		L3						G5-3		3	0	1	1	0	0	1						
Carlos Febles, R OBP: 0.362, SLG: 0.426 (1, 4)			G6-3		F9			G6-3		3	0	0	0	0	0	1						
Inning Stats	R: 0 E: 0 K: 1 S: 8	H: 0 LOB: 0 BB: 0 P: 8	R: 1 E: 1 K: 0 S: 5	H: 0 LOB: 1 BB: 1 P: 14	R: 0 E: 0 K: 0 S: 6	H: 0 LOB: 0 BB: 0 P: 10	R: 0 E: 0 K: 0 S: 12	H: 0 LOB: 0 BB: 0 P: 18	R: 1 E: 0 K: 1 S: 12	H: 1 LOB: 1 BB: 1 P: 18	R: 0 E: 0 K: 0 S: 11	H: 0 LOB: 0 BB: 0 P: 14	R: 0 E: 0 K: 1 S: 10	H: 0 LOB: 0 BB: 0 P: 13	R: 0 E: 0 K: 0 S: 7	H: 0 LOB: 0 BB: 0 P: 13	R: 1 E: 0 K: 0 S: 8	H: 1 LOB: 0 BB: 0 P: 11	1B: 0 2B: 0 3B: 1 HR: 1	SF: 1 SAC: 0 DP: 0 HBP: 0	WP: 0 PB: 0 SB: 1 CS: 0	PA: 32
PITCHER Steve Sparks, R ERA: 3.0 (1, 1)	IP: 9.0 WLS: W BF: 32	H: 2 R: 3 ER: 3 SO: 3	BB: 2 IBB: 0 HBP: 0 BLK: 0	WP: 0 HR: 1 S: 79 P: 119	ERA: 3.00 WHIP: 0.444											ERA: 3.00 WHIP: 0.444						

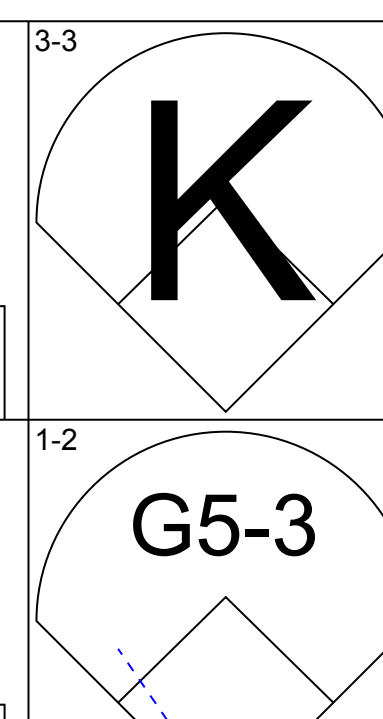
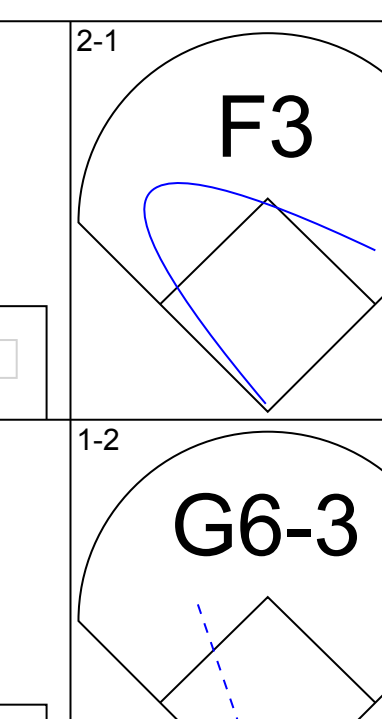
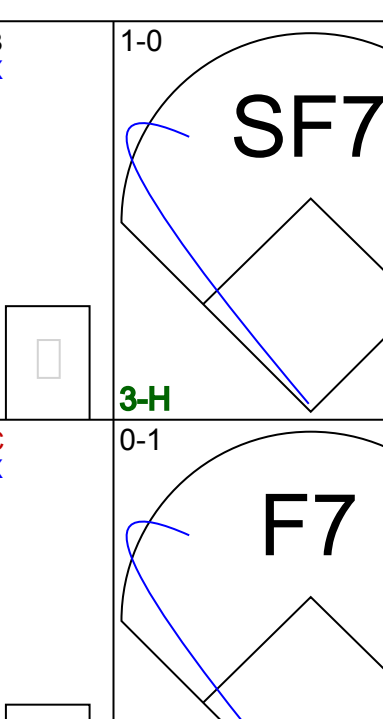
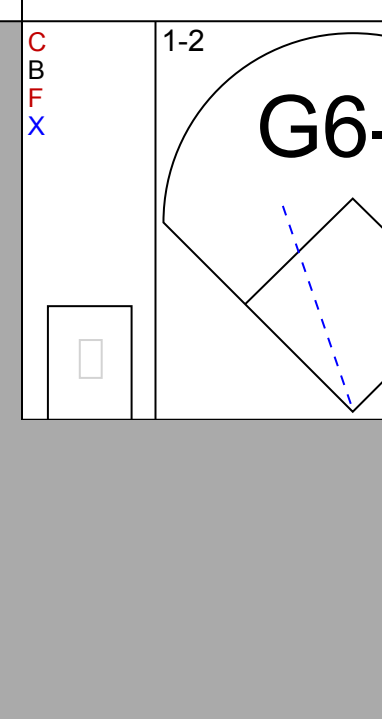
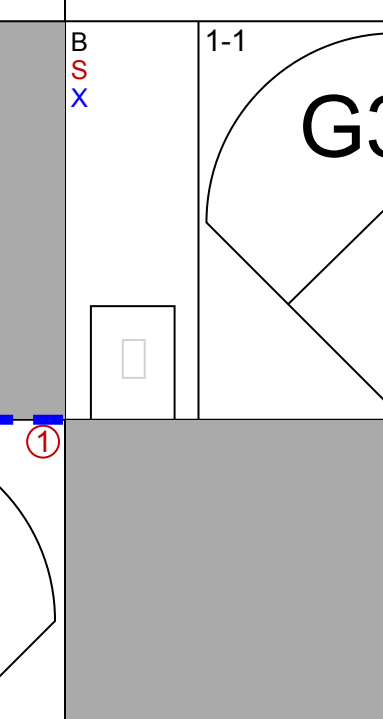
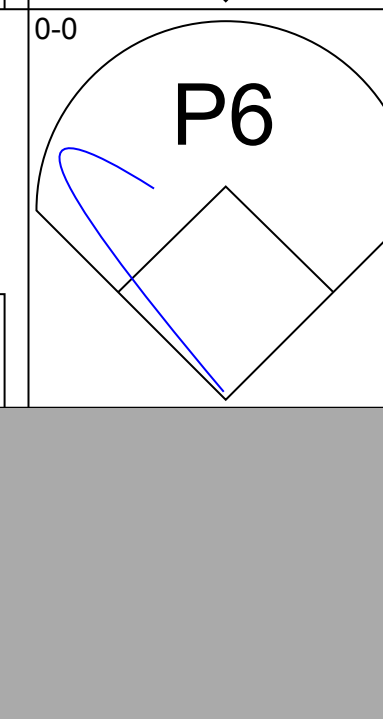

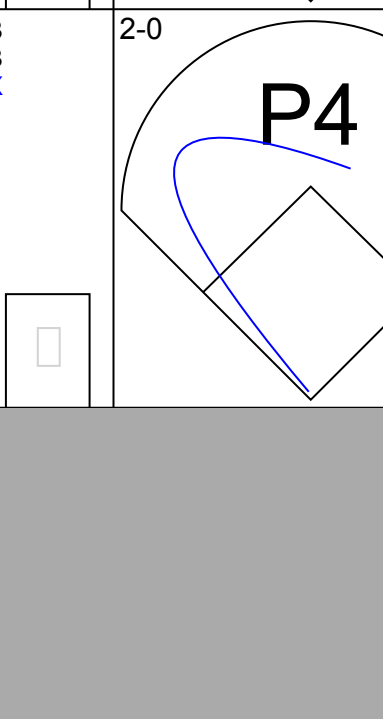
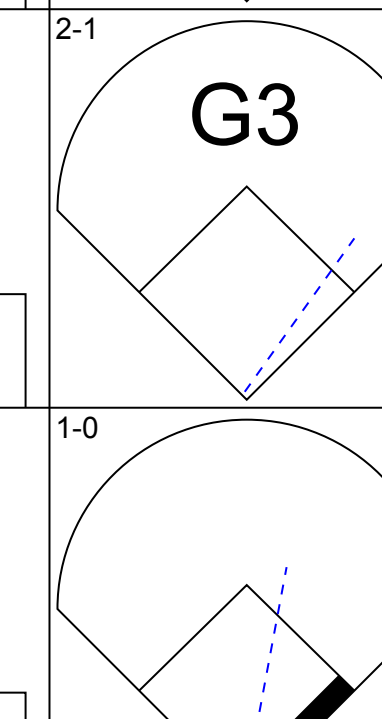

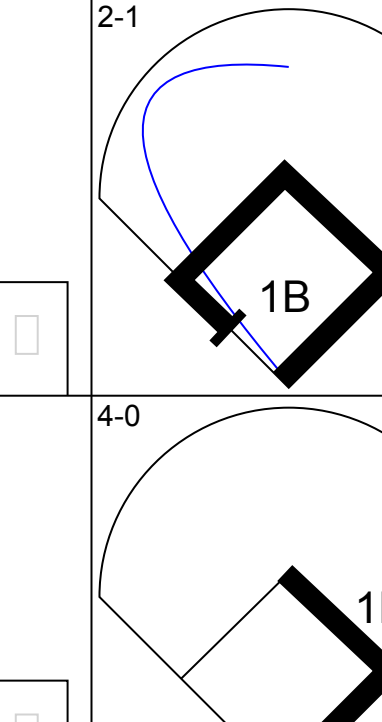

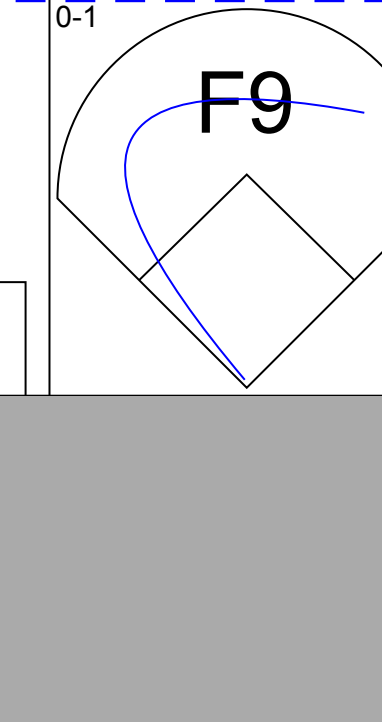
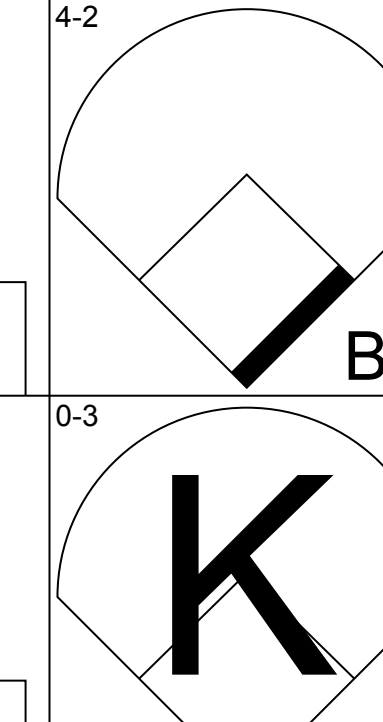
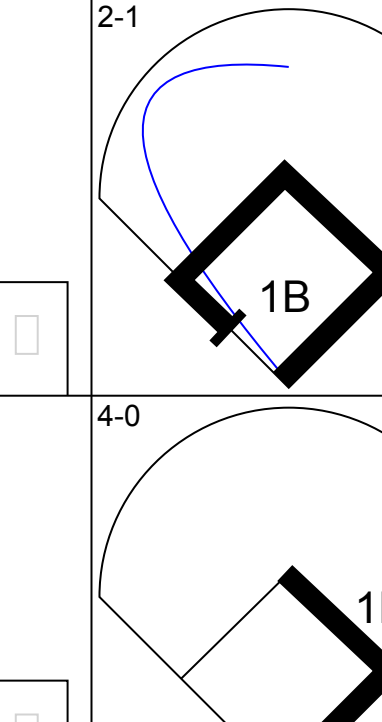
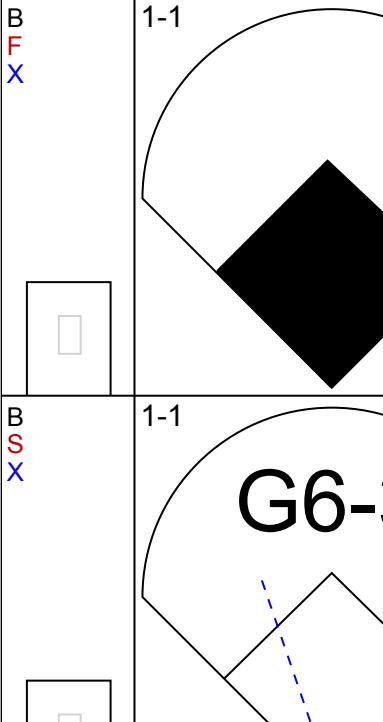
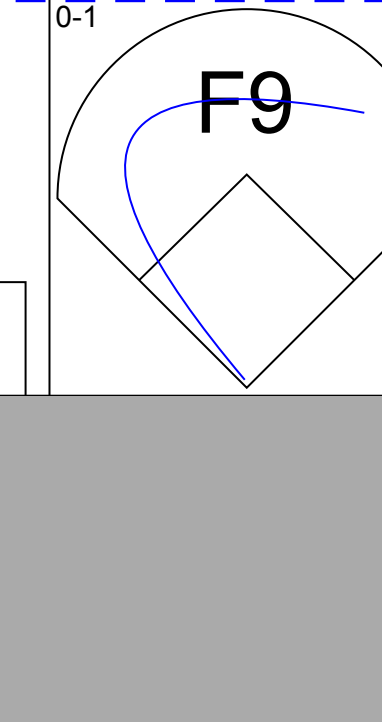
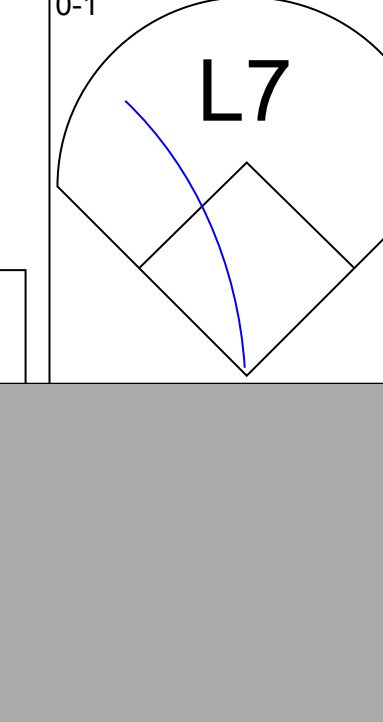
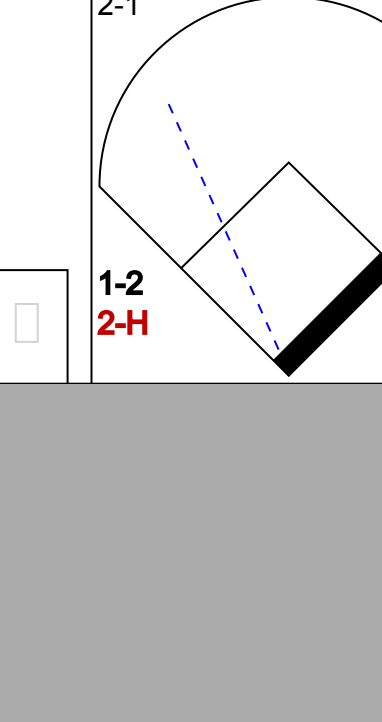


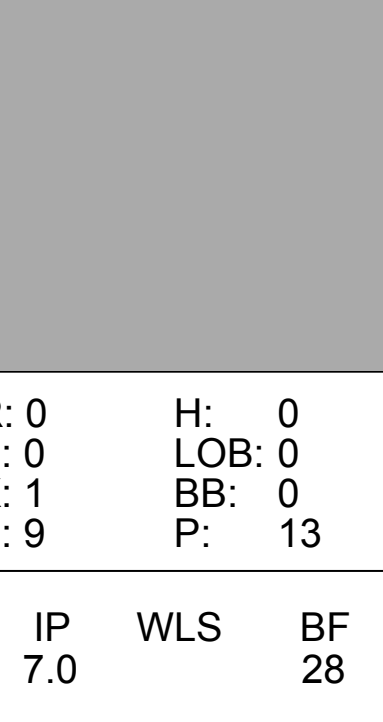
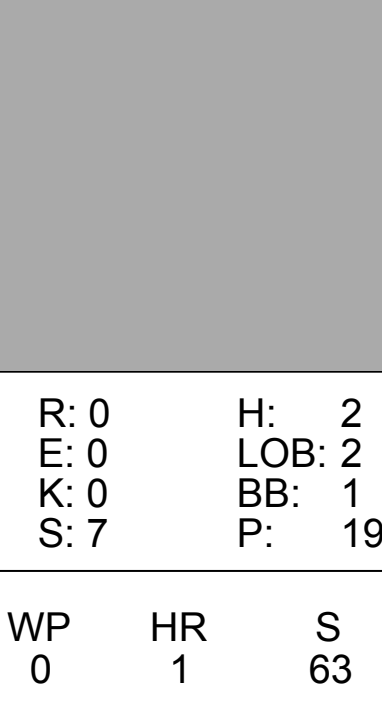
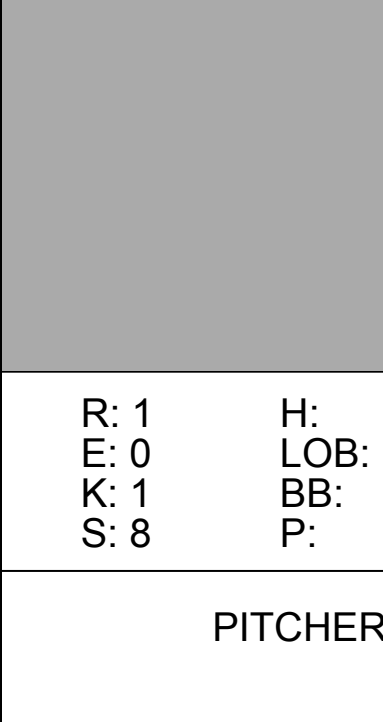
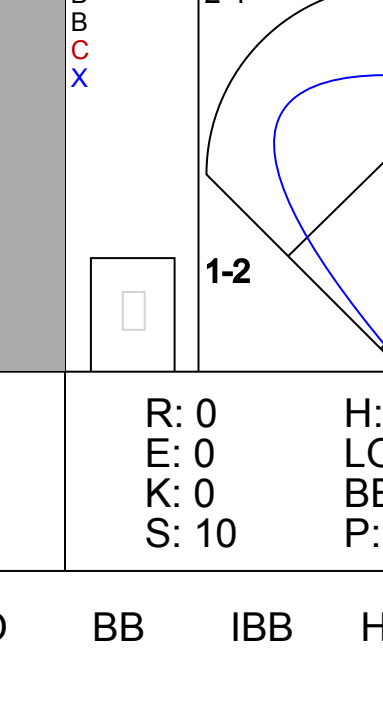
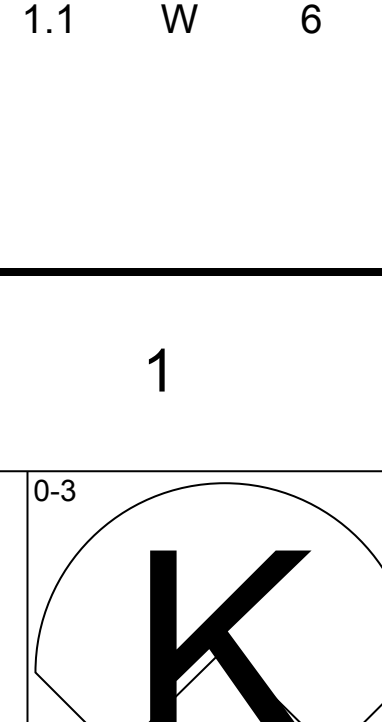
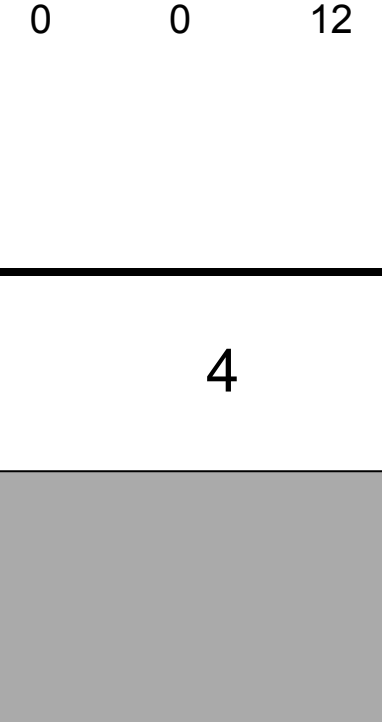
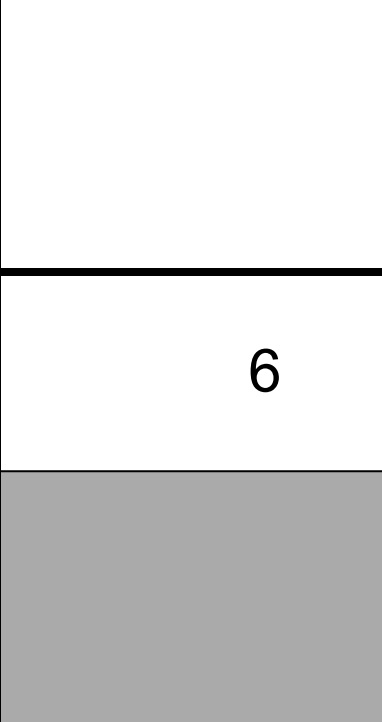
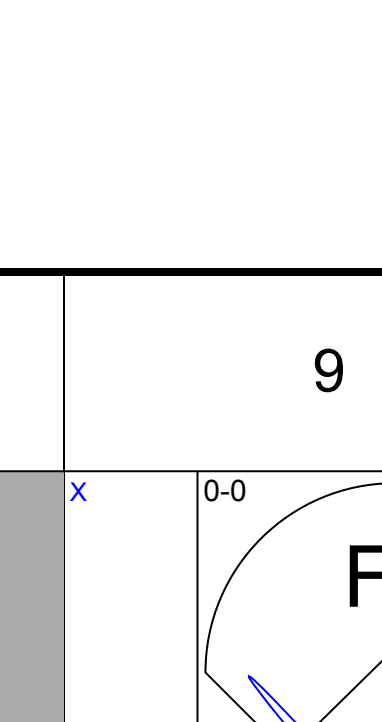
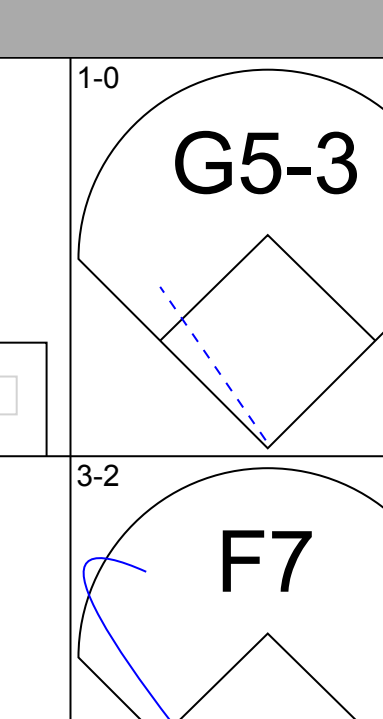
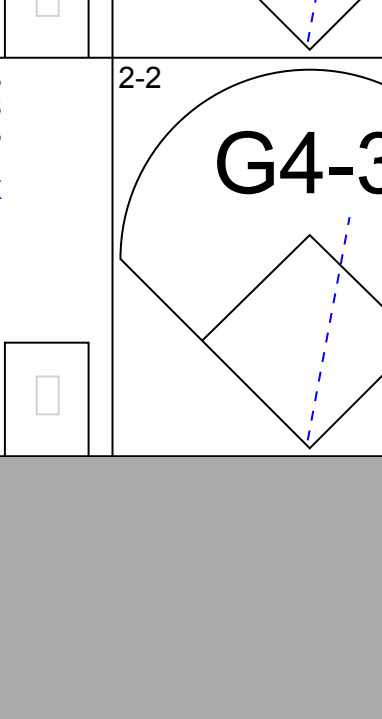

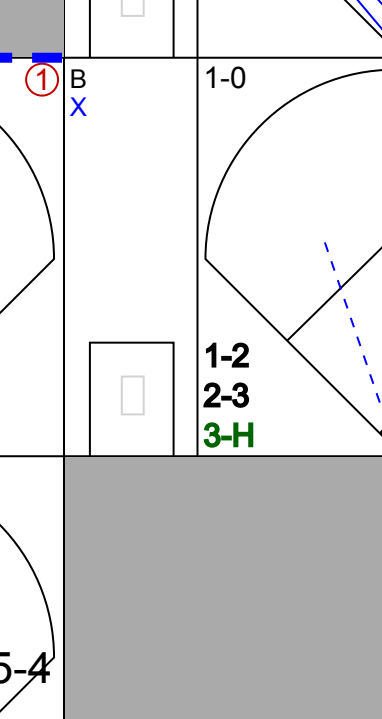
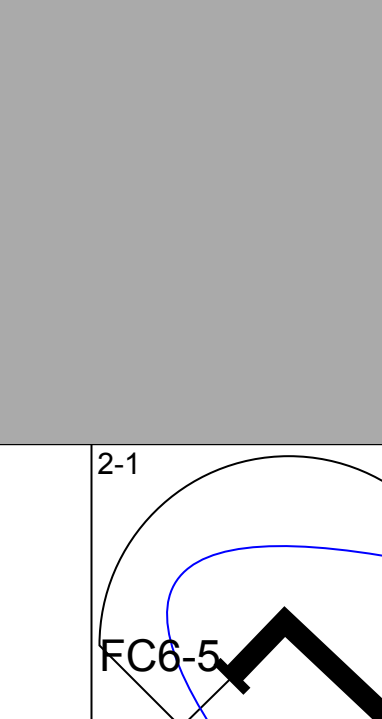


Batter	1	2	3	4	5	6	7	8	9	AB	R	H	RBI	BB	SO	LOB	BOTTOM					
Jose Macias, S OBP: 0.284, SLG: 0.243 (1, 5)	G3 1B					G3-1				4	2	3	2	2	0	2	Kansas City Royals @ Detroit Tigers Comerica Park, Detroit, MI Tue Apr 30 2002, 7:05 PM EDT Att: 14,421 - Cloudy - 60 F					
Robert Fick, L OBP: 0.413, SLG: 0.513 (1, 9)	G3			K						3	0	0	0	2	1	5						
Bobby Higginson, L OBP: 0.350, SLG: 0.533 (1, 7)			G3		F7					4	0	1	1	1	0	4						
Randall Simon, L OBP: 0.375, SLG: 0.696 (3, PH) Jacob Cruz, L OBP: 0.382, SLG: 0.414 (4, 3)	FC4-6			P6				G4-3		1	0	0	0	0	0	1						
Wendell Magee, R OBP: 0.355, SLG: 0.450 (1, 8)	F9			F8		P4				4	1	0	0	1	1	5						
Shane Halter, R OBP: 0.294, SLG: 0.290 (1, 6)		K								4	2	1	0	1	1	1						
Mike Rivera, R OBP: 0.270, SLG: 0.410 (1, 2)		F3								5	1	1	0	0	2	4						
15 Brandon Inge, R OBP: 0.556, SLG: 0.875 (1, 10)										5	2	3	1	0	1	2						
Damian Jackson, R OBP: 0.444, SLG: 0.625 (1, 4)										4	1	3	4	1	0	0						
Inning Stats	R: 1 E: 0 K: 0 S: 12	H: 2 LOB: 1 BB: 0 P: 15	R: 1 E: 0 K: 1 S: 17	H: 2 LOB: 2 BB: 1 P: 26	R: 0 E: 0 K: 0 S: 5	H: 0 LOB: 0 BB: 0 P: 6	R: 2 E: 0 K: 1 S: 18	H: 3 LOB: 2 BB: 1 P: 29	R: 0 E: 1 K: 0 S: 5	H: 1 LOB: 1 BB: 0 P: 10	R: 1 E: 0 K: 2 S: 15	H: 0 LOB: 3 BB: 4 P: 37	R: 2 E: 0 K: 1 S: 19	H: 3 LOB: 2 BB: 1 P: 32	R: 2 E: 0 K: 1 S: 18	H: 2 LOB: 2 BB: 2 P: 30	R: 2 E: 0 K: 0 S: 8	H: 2 LOB: 2 BB: 2 P: 11	1B: 11 2B: 2 3B: 0 HR: 0	SF: 0 SAC: 0 DP: 1 HBP: 0	WP: 1 PB: 0 SB: 1 CS: 0	PA: 46
PITCHER Chris George, L ERA: 4.6 Blake Stein, R ERA: 10.13 Brad Voyles, R ERA: 10.8 Jason Grimsley, R ERA: 6.52	IP: 5.0 WLS: L BF: 25	H: 4 R: 4 ER: 4 SO: 2	BB: 2 IBB: 0 HBP: 0 BLK: 0	WP: 0 HR: 0 S: 15 P: 37	ERA: 9.00 WHIP: 4.000											ERA: 18.00 WHIP: 4.000						

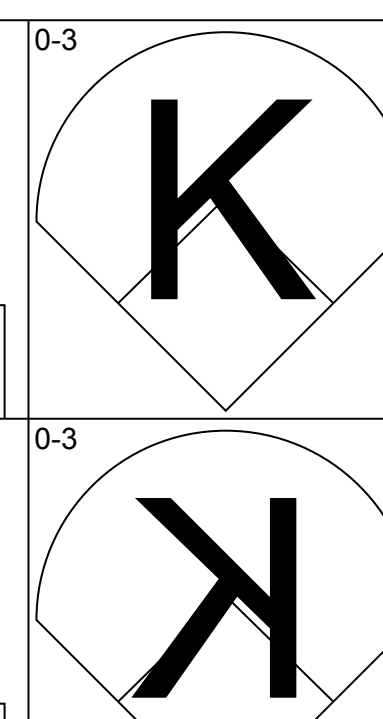
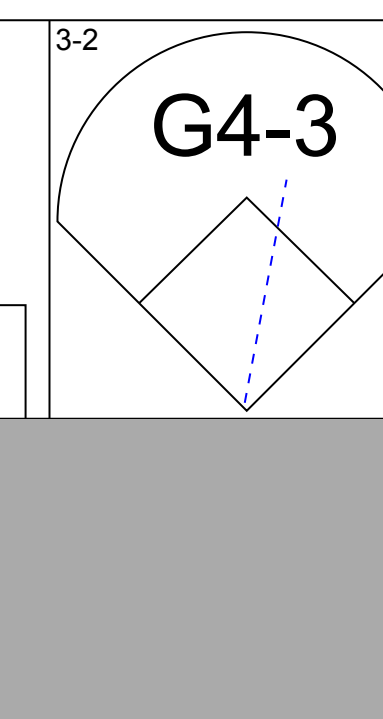
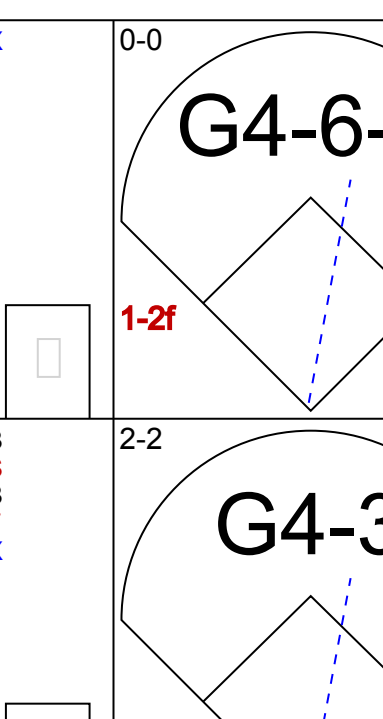
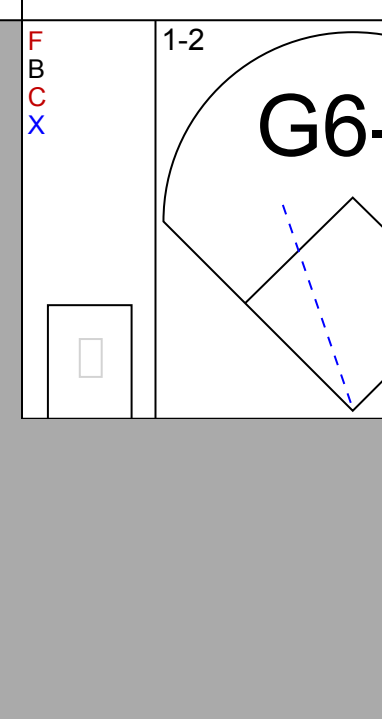
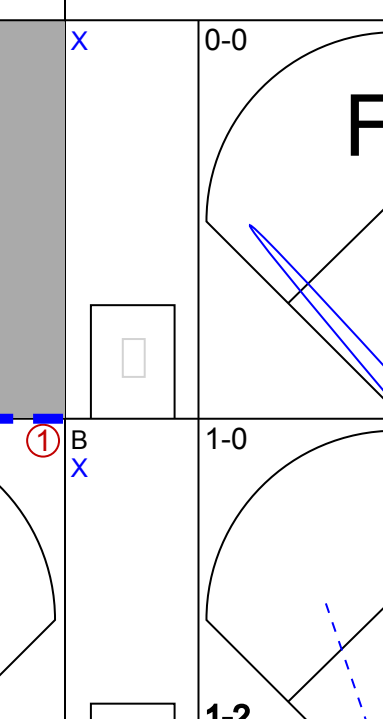
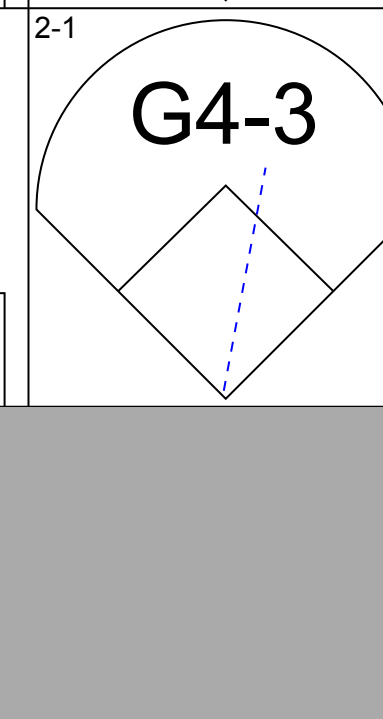
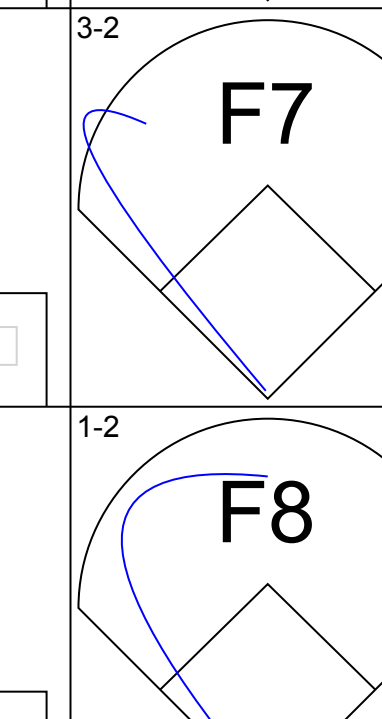

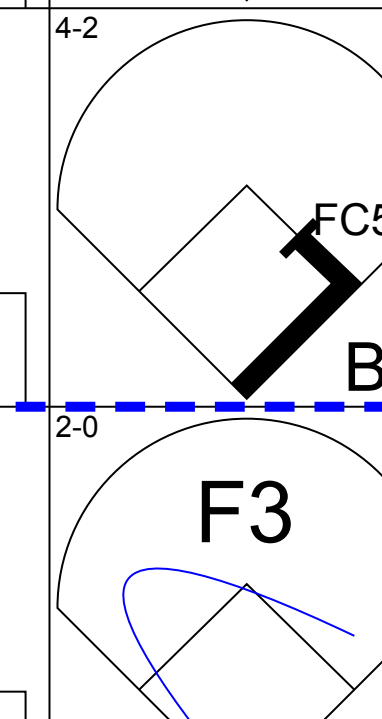
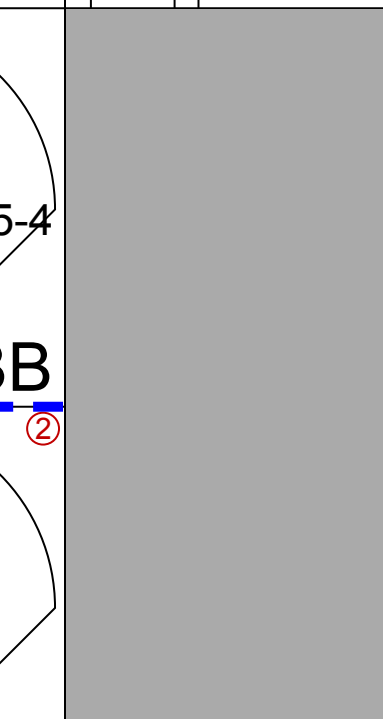


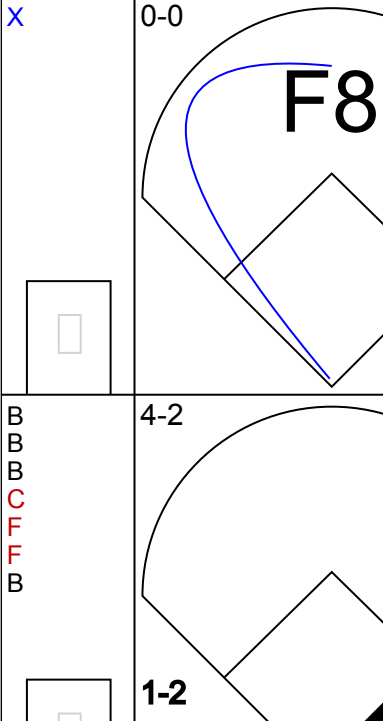
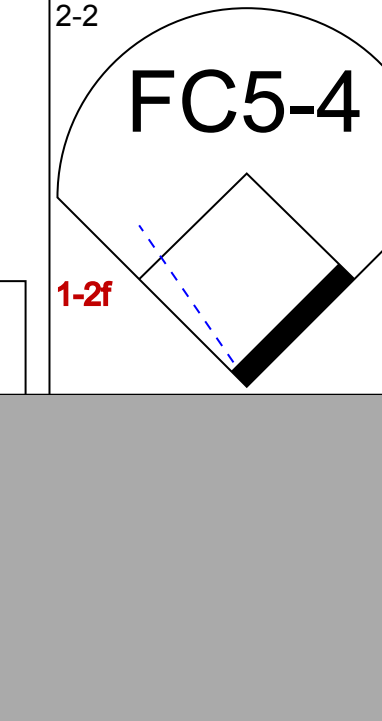
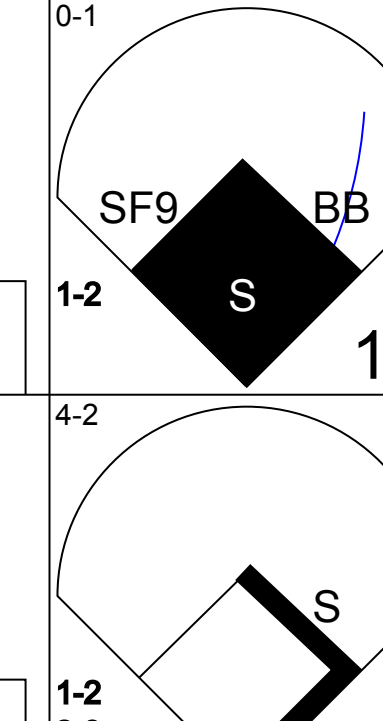

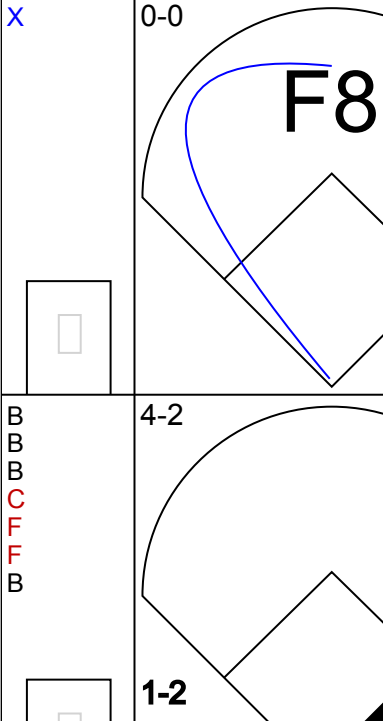
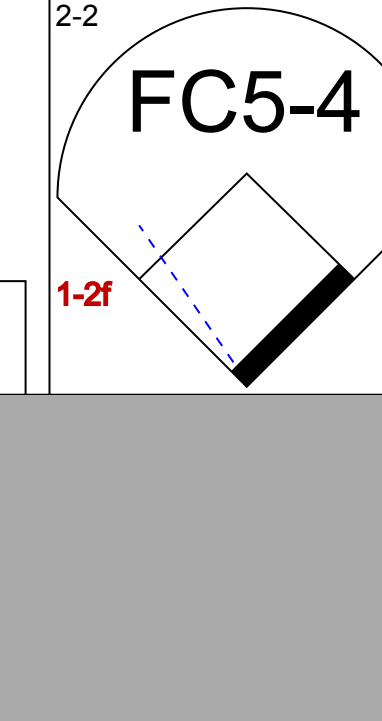
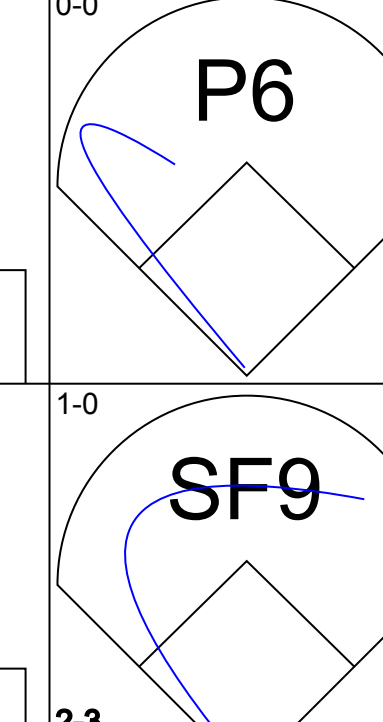
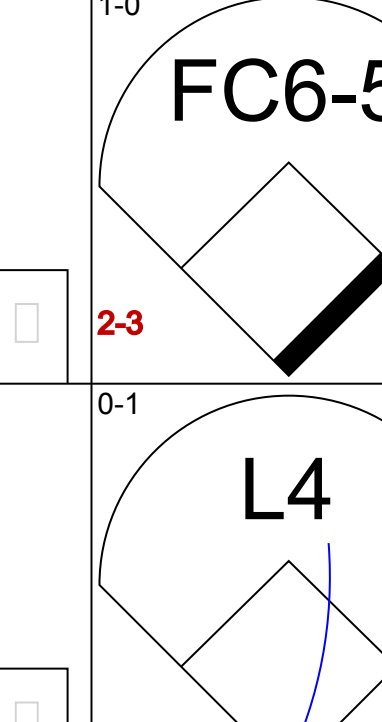


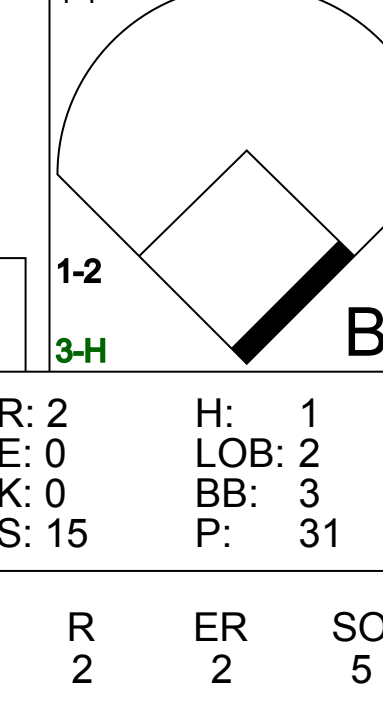
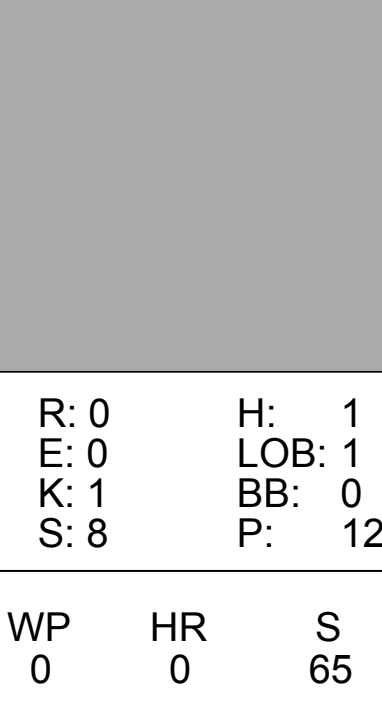
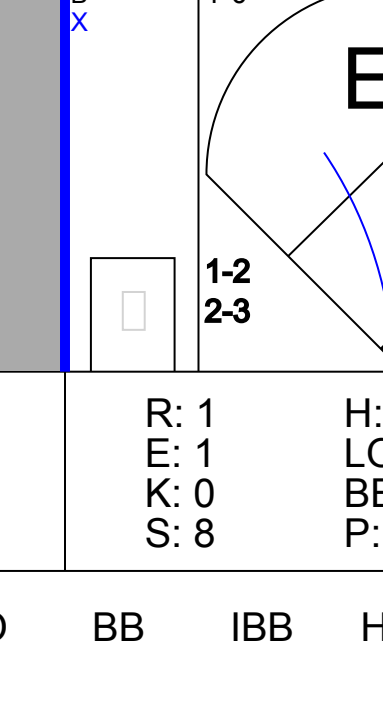

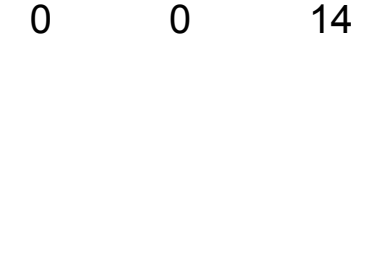


AB	29
R	3
H	2
RBI	3
BB	2
SO	3
LOB	4



Batter	1	2	3	4	5	6	7	8	9	AB	R	H	RBI	BB	SO	LOB	TOP				
Jose Macias, S OBP: 0.284, SLG: 0.238 (1, 4)	F7	FC3-6			F7			G4-3		4	0	0	0	0	0	1	Detroit Tigers @ Minnesota Twins Hubert H. Humphrey Metrodome, Minneapolis, MN Fri May 03 2002, 8:05 PM EDT Att: 20,010 - Dome - 72 F livebaseballscorecards.com				
Robert Fick, L OBP: 0.390, SLG: 0.489 (1, 9)	1B	F9			G3			K		4	1	1	0	0	1	1					
Bobby Higginson, L OBP: 0.357, SLG: 0.530 (1, 7)	F3				F9			F8		3	0	0	0	1	0	1					
Randall Simon, L OBP: 0.382, SLG: 0.685 (1, 10)	1B	HR			G3-1			G6-3		4	1	2	1	0	0	1					
Shane Halter, R OBP: 0.309, SLG: 0.340 (1, 6)	1B	HR			K			K		4	1	2	0	0	2	1					
Craig Paquette, R OBP: 0.219, SLG: 0.380 (1, 5)	HR				G5-3			F8		4	1	1	3	0	0	2					
Wendell Magee, R OBP: 0.357, SLG: 0.485 (1, 8)	K				K			G5-3		4	0	0	0	0	3	1					
Jacob Cruz, L OBP: 0.382, SLG: 0.391 (1, 3)		K			P5			K		4	0	0	0	0	2	1					
Mike Rivera, R OBP: 0.273, SLG: 0.397 (1, 2)		FC3-6			P5			K		2	0	0	0	1	1	0					
Inning Stats	R: 4 E: 0 K: 1 S: 15	H: 4 LOB: 0 BB: 0 P: 23	R: 0 E: 0 K: 1 S: 7	H: 0 LOB: 1 BB: 1 P: 14	R: 0 E: 0 K: 1 S: 6	H: 0 LOB: 0 BB: 0 P: 7	R: 0 E: 0 K: 1 S: 7	H: 0 LOB: 0 BB: 0 P: 12	R: 0 E: 0 K: 0 S: 7	H: 1 LOB: 1 BB: 0 P: 11	R: 0 E: 0 K: 1 S: 14	H: 0 LOB: 0 BB: 0 P: 15	R: 0 E: 0 K: 1 S: 9	H: 0 LOB: 1 BB: 0 P: 16	R: 0 E: 0 K: 1 S: 8	H: 1 LOB: 1 BB: 0 P: 10	1B: 3 2B: 2 3B: 0 HR: 1	SF: 0 SAC: 0 DP: 0 HBP: 0	WP: 0 PB: 0 SB: 0 CS: 0	PA: 35	
PITCHER	IP	WLS	BF	H	R	ER	SO	BB	IBB	HBP	BLK	WP	HR	S	P	ERA	WHIP				
Brad Radke, R ERA: 6.25 (1, 1)	7.0	W	27	5	4	4	7	1	0	0	0	0	1	65	103	5.14	0.857				
J.C. Romero, L ERA: 9.53 (8, 1)	1.0		4	0	0	0	1	1	0	0	0	0	0	9	16	0.00	1.000				
Bob Wells, R ERA: 6.59 (9, 1)	1.0		4	1	0	0	1	0	0	0	0	0	0	8	10	0.00	1.000				

Batter	1	2	3	4	5	6	7	8	9	AB	R	H	RBI	BB	SO	LOB	BOTTOM				
Jacque Jones, L OBP: 0.351, SLG: 0.516 (1, 7)	G4-3				G4-3			F8		5	1	1	0	0	0	0	Detroit Tigers @ Minnesota Twins Hubert H. Humphrey Metrodome, Minneapolis, MN Fri May 03 2002, 8:05 PM EDT Att: 20,010 - Dome - 72 F livebaseballscorecards.com				
Jay Canizaro, R OBP: 0.280, SLG: 0.333 (1, 4)	G6-3				1B			F7		5	2	2	1	0	0	2					
Doug Mientkiewicz, L OBP: 0.382, SLG: 0.448 (1, 3)	F8				2B			HR		4	2	3	4	0	0	0					
Brian Buchanan, R OBP: 0.333, SLG: 0.486 (1, 10)		E6			G6-3			WP		4	1	1	0	0	1	3					
Tori Hunter, R OBP: 0.406, SLG: 0.643 (1, 8)	FC6-4				G5-3			K		3	0	0	0	1	1	3					
Corey Koskie, L OBP: 0.395, SLG: 0.491 (1, 5)	F8				1B			1B		3	0	2	2	1	0	1					
Dustan Mohr, R OBP: 0.395, SLG: 0.519 (1, 9)	F2				G4-3			F8		4	0	1	0	0	0	5					
A.J. Pierzynski, L OBP: 0.352, SLG: 0.465 (1, 2)					G4-3			K		4	1	2	1	0	1	2					
Denny Hocking, S OBP: 0.271, SLG: 0.217 (1, 6)					G3			G1-3		4	1	1	0	0	0	1					
Inning Stats	R: 0 E: 0 K: 0 S: 12	H: 0 LOB: 0 BB: 0 P: 19	R: 0 E: 1 K: 0 S: 5	H: 0 LOB: 1 BB: 0 P: 7	R: 3 E: 0 K: 0 S: 13	H: 4 LOB: 1 BB: 0 P: 17	R: 0 E: 0 K: 0 S: 4	H: 2 LOB: 1 BB: 0 P: 6	R: 2 E: 0 K: 1 S: 17	H: 3 LOB: 2 BB: 1 P: 28	R: 0 E: 0 K: 1 S: 9	H: 0 LOB: 0 BB: 0 P: 15	R: 3 E: 0 K: 1 S: 16	H: 4 LOB: 1 BB: 1 P: 26	R: 0 E: 0 K: 0 S: 5	H: 0 LOB: 0 BB: 0 P: 8	1B: 10 2B: 2 3B: 0 HR: 1	SF: 0 SAC: 0 DP: 1 HBP: 0	WP: 1 PB: 0 SB: 0 CS: 1	PA: 39	
PITCHER	IP	WLS	BF	H	R	ER	SO	BB	IBB	HBP	BLK	WP	HR	S	P	ERA	WHIP				
24 Nate Cornejo, R ERA: 5.87 (1, 1)	6.0	L	29	10	6	6	2	1	0	0	0	0	1	1	2	∞	∞				
Jamie Walker, L ERA: 2.57 (7, 1)	0.0		1	1	1	1	0	0	0	0	0	0	0	1	1	2	∞				
Julio Santana, R ERA: 2.45 (7, 1)	1.0		5	2	1	1	1	1	0	0	0	1	0	14	23	9.00	3.000				
Jeff Farnsworth, R ERA: 5.19 (8, 1)	1.0		3	0	0	0	0	0	0	0	0	0	0	5	8	0.00	0.000				

Batter	1	2	3	4	5	6	7	8	9	AB	R	H	RBI	BB	SO	LOB	TOP			
Jose Macias, S OBP: 0.269, SLG: 0.226 (1, 5)										4	0	0	1	0	1	3	Detroit Tigers @ Minnesota Twins Hubert H. Humphrey Metrodome, Minneapolis, MN Sat May 04 2002, 7:05 PM EDT Att: 21,845 - Dome - 72 F			
Robert Fick, L OBP: 0.375, SLG: 0.467 (1, 9)										4	0	0	0	0	0	2				
Bobby Higginson, L OBP: 0.345, SLG: 0.510 (1, 7)										4	0	0	0	0	0	1				
Randall Simon, L OBP: 0.375, SLG: 0.662 Jacob Cruz, L OBP: 0.392, SLG: 0.391 (8, PR)										4	0	1	0	0	0	0				
Shane Halter, R OBP: 0.325, SLG: 0.388 (1, 6)										3	1	2	1	1	0	1				
Craig Paquette, R OBP: 0.220, SLG: 0.368 (1, 3)										3	0	0	0	1	1	1				
Wendell Magee, R OBP: 0.351, SLG: 0.472 (1, 8)										4	0	1	0	0	1	1				
15 Brandon Inge, R OBP: 0.529, SLG: 0.750 (1, 2)										4	1	2	0	0	0	0				
Damian Jackson, R OBP: 0.556, SLG: 0.571 (1, 4)										3	0	2	0	1	0	0				
Inning Stats	R: 0 E: 0 K: 1 S: 9	H: 0 LOB: 0 BB: 0 P: 13	R: 0 E: 0 K: 1 S: 10	H: 0 LOB: 1 BB: 1 P: 16	R: 0 E: 0 K: 0 S: 10	H: 0 LOB: 1 BB: 1 P: 20	R: 0 E: 0 K: 0 S: 7	H: 2 LOB: 2 BB: 1 P: 19	R: 1 E: 0 K: 0 S: 12	H: 1 LOB: 0 BB: 0 P: 13	R: 0 E: 0 K: 0 S: 7	H: 0 LOB: 0 BB: 0 P: 11	R: 0 E: 0 K: 0 S: 7	H: 1 LOB: 1 BB: 0 P: 13	R: 0 E: 0 K: 0 S: 10	H: 2 LOB: 2 BB: 0 P: 14		1B: 5 2B: 2 3B: 0 HR: 1	SF: 1 SAC: 0 DP: 0 HBP: 0	WP: 0 PB: 0 SB: 0 CS: 0
PITCHER	IP	WLS	BF	H	R	ER	SO	BB	IBB	HBP	BLK	WP	HR	S	P	ERA	WHIP			
Eric Milton, L ERA: 4.78 (1, 1)	7.0		28	5	2	2	3	3	0	0	0	0	1	63	110	2.57	1.143			
J.C. Romero, L ERA: 0.51 (8, 1)	0.2		3	1	0	0	0	0	0	0	0	0	0	5	11	0.00	1.500			
Michael Jackson, R ERA: 1.5 (8, 1)	1.1	W	6	2	0	0	0	0	0	0	0	0	0	12	16	0.00	1.500			

Batter	1	2	3	4	5	6	7	8	9	AB	R	H	RBI	BB	SO	LOB	BOTTOM					
Jacque Jones, L OBP: 0.338, SLG: 0.496 (1, 7)										5	0	0	0	0	1	6	Detroit Tigers @ Minnesota Twins Hubert H. Humphrey Metrodome, Minneapolis, MN Sat May 04 2002, 7:05 PM EDT Att: 21,845 - Dome - 72 F					
Cristian Guzman, S OBP: 0.225, SLG: 0.230 (1, 6)										5	0	1	1	0	1	0						
Doug Mientkiewicz, L OBP: 0.386, SLG: 0.439 (1, 3)										2	0	0	0	2	0	0						
Matthew LeCroy, R OBP: 0.372, SLG: 0.564 (1, 10)										3	1	0	0	1	0	2						
Tori Hunter, R OBP: 0.409, SLG: 0.647 (1, 8)										4	1	2	0	0	0	2						
Corey Koskie, L OBP: 0.406, SLG: 0.491 (1, 5)										2	1	1	0	2	1	1						
Dustan Mohr, R OBP: 0.382, SLG: 0.500 (1, 9)										3	0	0	0	0	1	6						
Tom Prince, R OBP: 0.370, SLG: 0.750 A.J. Pierzynski, L OBP: 0.359, SLG: 0.465 (9, PH)										1	0	0	1	0	0	1						
Jay Canizaro, R OBP: 0.308, SLG: 0.328 Bobby Kielty, S OBP: 0.383, SLG: 0.575 (9, PH)										1	0	0	0	0	0	2						
Inning Stats	R: 0 E: 0 K: 2 S: 8	H: 0 LOB: 0 BB: 0 P: 10	R: 2 E: 0 K: 0 S: 15	H: 1 LOB: 2 BB: 3 P: 31	R: 0 E: 0 K: 1 S: 8	H: 0 LOB: 0 BB: 0 P: 13	R: 0 E: 0 K: 1 S: 8	H: 1 LOB: 0 BB: 0 P: 12	R: 0 E: 0 K: 0 S: 4	H: 0 LOB: 0 BB: 1 P: 10	R: 0 E: 0 K: 1 S: 14	H: 0 LOB: 2 BB: 2 P: 26	R: 0 E: 0 K: 1 S: 8	H: 0 LOB: 0 BB: 0 P: 12	R: 0 E: 0 K: 0 S: 9	H: 0 LOB: 1 BB: 1 P: 19		R: 1 E: 1 K: 0 S: 8	H: 2 LOB: 3 BB: 1 P: 18	1B: 3 2B: 1 3B: 0 HR: 0	SF: 1 SAC: 1 DP: 1 HBP: 1	WP: 0 PB: 0 SB: 2 CS: 1
PITCHER	IP	WLS	BF	H	R	ER	SO	BB	IBB	HBP	BLK	WP	HR	S	P	ERA	WHIP					
Mark Redman, L ERA: 5.4 (1, 1)	7.0		28	2	2	2	5	6	0	1	0	0	0	65	114	2.57	1.143					
Jamie Walker, L ERA: 2.45 (8, 1)	0.1		2	0	0	0	0	1	0	0	0	0	0	3	9	0.00	3.000					
Fernando Rodney, R ERA: (8, 1)	1.1	L	8	2	1	0	0	0	1	0	0	0	0	14	28	0.00	1.500					



Batter	1	2	3	4	5	6	7	8	9	AB	R	H	RBI	BB	SO	LOB	TOP					
Jose Macias, S OBP: 0.265, SLG: 0.236 (1, 5)	G6-3	F7							P3	5	1	1	0	0	0	1	Detroit Tigers @ Minnesota Twins Hubert H. Humphrey Metrodome, Minneapolis, MN Sun May 05 2002, 2:05 PM EDT Att: 16,943 - Dome - 72 F livebaseballscorecards.com					
Robert Fick, L OBP: 0.367, SLG: 0.485 (1, 9)	G4-3		F7						K	5	1	1	2	0	1	0						
Bobby Higginson, L OBP: 0.347, SLG: 0.505 (1, 7)			P6						K	5	1	2	0	0	1	0						
Randall Simon, L OBP: 0.369, SLG: 0.654 (1, 10)	G5-3									4	0	1	0	0	1	2						
Shane Halter, R OBP: 0.347, SLG: 0.400 (1, 6)										2	2	2	0	2	0	0						
Craig Paquette, R OBP: 0.221, SLG: 0.378 (1, 3)										3	1	1	2	0	0	3						
Wendell Magee, R OBP: 0.346, SLG: 0.500 (1, 8)										4	1	1	2	0	1	1						
15 Brandon Inge, R OBP: 0.476, SLG: 0.650 (1, 2)										4	0	1	0	0	2	0						
Damian Jackson, R OBP: 0.455, SLG: 0.471 (1, 4)										3	0	0	1	0	0	0						
Inning Stats	R: 0 E: 0 K: 0 S: 11	H: 1 LOB: 1 BB: 0 P: 17	R: 2 E: 0 K: 0 S: 13	H: 3 LOB: 1 BB: 0 P: 21	R: 0 E: 0 K: 0 S: 10	H: 1 LOB: 2 BB: 1 P: 19	R: 0 E: 0 K: 1 S: 6	H: 0 LOB: 0 BB: 0 P: 8	R: 5 E: 0 K: 1 S: 20	H: 4 LOB: 0 BB: 1 P: 31	R: 0 E: 0 K: 0 S: 10	H: 0 LOB: 0 BB: 0 P: 14	R: 0 E: 0 K: 0 S: 12	H: 1 LOB: 1 BB: 0 P: 16	R: 0 E: 0 K: 2 S: 8	H: 0 LOB: 0 BB: 0 P: 9	R: 0 E: 0 K: 2 S: 8	H: 0 LOB: 0 BB: 0 P: 13	1B: 5 2B: 3 3B: 0 HR: 2	SF: 2 SAC: 0 DP: 0 HBP: 0	WP: 1 PB: 0 SB: 1 CS: 0	PA: 39
PITCHER	IP	WLS	BF	H	R	ER	SO	BB	IBB	HBP	BLK	WP	HR	S	P	ERA	WHIP					
Kyle Lohse, R ERA: 6.06 (1, 1)	4.1	L	23	8	6	6	2	2	0	0	0	1	1	51	83	12.46	2.308					
Jack Cressend, R ERA: 7.99 (5, 1)	1.2		6	1	1	1	0	0	0	0	0	0	1	19	27	5.40	0.600					
LaTroy Hawkins, R ERA: 1.93 (7, 1)	2.0		7	1	0	0	2	0	0	0	0	0	0	20	25	0.00	0.500					
Eddie Guardado, L ERA: 1.2 (9, 1)	1.0		3	0	0	0	2	0	0	0	0	0	0	8	13	0.00	0.000					

Batter	1	2	3	4	5	6	7	8	9	AB	R	H	RBI	BB	SO	LOB	BOTTOM					
Jacque Jones, L OBP: 0.340, SLG: 0.489 (1, 7)	G4-3									4	1	1	0	1	1	0	Detroit Tigers @ Minnesota Twins Hubert H. Humphrey Metrodome, Minneapolis, MN Sun May 05 2002, 2:05 PM EDT Att: 16,943 - Dome - 72 F livebaseballscorecards.com					
Cristian Guzman, S OBP: 0.234, SLG: 0.238 (1, 6)	K		F8							5	2	2	0	0	2	1						
Doug Mientkiewicz, L OBP: 0.379, SLG: 0.429 (1, 3)	F7		G3							5	0	1	1	0	0	3						
Matthew LeCroy, R OBP: 0.354, SLG: 0.591 (1, 10)										5	1	1	3	0	1	1						
Corey Koskie, L OBP: 0.421, SLG: 0.509 (1, 5)										4	2	3	0	1	0	0						
Bobby Kielty, S OBP: 0.404, SLG: 0.558 (1, 8)										3	0	1	0	2	1	2						
Brian Buchanan, R OBP: 0.349, SLG: 0.475 (8, PH) Tori Hunter, R OBP: 0.406, SLG: 0.642 (9, PH)										3	0	1	2	1	0	2						
A.J. Pierzynski, L OBP: 0.365, SLG: 0.455 (1, 2)										2	0	0	0	0	1	4						
Denny Hocking, S OBP: 0.260, SLG: 0.206 (1, 4) Dustan Mohr, R OBP: 0.378, SLG: 0.494 (8, PH) Jay Canizaro, R OBP: 0.308, SLG: 0.328 (9, 4)										3	0	0	0	0	0	4						
Inning Stats	R: 0 E: 0 K: 1 S: 7	H: 0 LOB: 0 BB: 0 P: 13	R: 1 E: 1 K: 0 S: 17	H: 1 LOB: 2 BB: 1 P: 29	R: 0 E: 0 K: 1 S: 8	H: 0 LOB: 0 BB: 0 P: 10	R: 0 E: 0 K: 1 S: 8	H: 0 LOB: 2 BB: 2 P: 18	R: 1 E: 1 K: 1 S: 15	H: 2 LOB: 1 BB: 0 P: 18	R: 0 E: 0 K: 0 S: 18	H: 1 LOB: 2 BB: 0 P: 27	R: 4 E: 0 K: 0 S: 18	H: 5 LOB: 1 BB: 1 P: 30	R: 0 E: 0 K: 2 S: 13	H: 0 LOB: 1 BB: 1 P: 20	R: 0 E: 0 K: 1 S: 11	H: 1 LOB: 1 BB: 0 P: 18	1B: 8 2B: 1 3B: 0 HR: 1	SF: 0 SAC: 0 DP: 1 HBP: 2	WP: 0 PB: 0 SB: 2 CS: 0	PA: 43
PITCHER	IP	WLS	BF	H	R	ER	SO	BB	IBB	HBP	BLK	WP	HR	S	P	ERA	WHIP					
Jeff Weaver, R ERA: 3.47 (1, 1)	6.0	W	29	6	4	2	4	3	0	2	0	0	0	78	126	3.00	1.500					
Jamie Walker, L ERA: 4.7 (7, 1)	0.1		4	2	1	1	0	1	0	0	0	0	1	5	10	27.00	9.000					
Jose Paniagua, R ERA: 5.79 (7, 1)	1.0	H	4	1	1	1	1	1	0	0	0	0	0	14	20	9.00	2.000					
Juan Acevedo, R ERA: 4.35 (8, 1)	1.2	S	6	1	0	0	2	0	0	0	0	0	0	18	27	0.00	0.600					



Batter	1	2	3	4	5	6	7	8	9	AB	R	H	RBI	BB	SO	LOB	TOP										
Jose Macias, S OBP: 0.275, SLG: 0.247	1-3 K		0-2 CS 1B		2-3 K			1-1 G3 1B		4	0	2	1	0	2	1	<p>Detroit Tigers @ Minnesota Twins Hubert H. Humphrey Metrodome, Minneapolis, MN Mon May 06 2002, 8:05 PM EDT Att: 10,708 - Dome - 72 F</p> <p>livebaseballscores.com</p>										
Robert Fick, L OBP: 0.363, SLG: 0.475	2-3 K		2-3 K			0-1 P5		1-0 G3 1B		4	0	1	0	0	2	1											
Bobby Higginson, L OBP: 0.344, SLG: 0.513	0-0 3B			1-2 P4		1-1 F9		0-0 G3		4	0	1	0	0	0	2											
Randall Simon, L OBP: 0.352, SLG: 0.624	1-0 G4-3			0-1 F7		0-2 F7		1-2 G6-3		4	0	0	0	0	0	3											
Shane Halter, R OBP: 0.352, SLG: 0.393		1-1 L5		4-1 BB			4-1 WP BB		3-2 F9	2	0	0	0	2	0	0											
Craig Paquette, R OBP: 0.213, SLG: 0.363	1-0 G4-3			0-0 F8			0-2 F8		0-0 F7	4	0	0	0	0	0	2											
Wendell Magee, R OBP: 0.341, SLG: 0.488	0-1 G6-3				1-1 G1-4-3 1B		0-0 F8		1-3 K	4	0	1	0	0	1	1											
Mike Rivera, R OBP: 0.261, SLG: 0.379			0-0 P4		1-0 G1-4-3		1-2 G1-3			3	0	0	0	0	0	2											
Damian Jackson, R OBP: 0.480, SLG: 0.600			2-2 1B 2B		2-2 2B			2-1 F8		3	1	2	0	0	0	0											
Inning Stats	R: 0 E: 0 K: 2 S: 8	H: 1 LOB: 1 BB: 0 P: 12	R: 0 E: 0 K: 0 S: 5	H: 0 LOB: 0 BB: 0 P: 7	R: 1 E: 0 K: 1 S: 10	H: 2 LOB: 0 BB: 0 P: 14	R: 0 E: 0 K: 0 S: 9	H: 0 LOB: 1 BB: 1 P: 14	R: 0 E: 0 K: 1 S: 9	H: 2 LOB: 1 BB: 0 P: 15	R: 0 E: 0 K: 0 S: 7	H: 0 LOB: 1 BB: 1 P: 8	R: 0 E: 0 K: 0 S: 9	H: 0 LOB: 1 BB: 1 P: 14	R: 0 E: 0 K: 1 S: 9	H: 2 LOB: 2 BB: 0 P: 14	R: 0 E: 0 K: 1 S: 7	H: 0 LOB: 0 BB: 0 P: 11	1B: 4 2B: 2 3B: 1 HR: 0	SF: 0 SAC: 0 DP: 1 HBP: 0	WP: 1 PB: 0 SB: 0 CS: 1	PA: 34					
PITCHER	IP	WLS	BF	H	R	ER	SO	BB	IBB	HBP	BLK	WP	HR	S	P	ERA	WHIP										
Rick Reed, R ERA: 3.58	5.0	W	19	5	1	1	4	1	0	0	0	0	0	41	62	1.80	1.200										
Tony Fiore, R ERA: 0.63	1.1	H	5	0	0	0	0	1	0	0	0	0	0	12	17	0.00	0.750										
Michael Jackson, R ERA: 1.38	1.0	H	4	1	0	0	0	0	0	0	0	1	0	8	12	0.00	1.000										
J.C. Romero, L ERA: 0.49	0.2	H	3	1	0	0	0	0	0	0	0	0	0	5	7	0.00	1.500										
Eddie Guardado, L ERA: 1.13	1.0	S	3	0	0	0	1	0	0	0	0	0	0	7	11	0.00	0.000										

Batter	1	2	3	4	5	6	7	8	9	AB	R	H	RBI	BB	SO	LOB	BOTTOM										
Jacque Jones, L OBP: 0.349, SLG: 0.493	1-0 G1-3		4-1 1B BB	0-1 CS 1B		0-0 SF8		1-1 1B		3	0	2	3	1	0	0	<p>Detroit Tigers @ Minnesota Twins Hubert H. Humphrey Metrodome, Minneapolis, MN Mon May 06 2002, 8:05 PM EDT Att: 10,708 - Dome - 72 F</p> <p>livebaseballscores.com</p>										
Cristian Guzman, S OBP: 0.241, SLG: 0.245	1-1 G6-3		1-2 1B	0-1 CS	2-1 1B	1-3 K		2-1 G4-3		5	0	2	0	0	1	4											
Doug Mientkiewicz, L OBP: 0.382, SLG: 0.426	4-1 BB		2-0 FC6-4 1B		3-2 F7		1-2 G3			3	0	1	0	1	0	1											
Matthew LeCroy, R OBP: 0.327, SLG: 0.542	3-3 K		0-0 P4		0-1 F3		1-3 K			4	0	0	0	0	2	5											
Tori Hunter, R OBP: 0.409, SLG: 0.645		1-1 2B	0-0 FC6-4 1B		2-1 P6		0-0 1B			4	0	2	0	0	0	4											
Corey Koskie, L OBP: 0.416, SLG: 0.496		2-1 F2		0-0 G4-3		4-2 1B SF8 BB		2-2 F7		3	1	0	0	1	0	2											
Brian Buchanan, R OBP: 0.383, SLG: 0.488		0-3 K2-3		3-2 G3 1B HBP		1-0 SF8 1B		0-1 1B		3	1	2	0	0	1	1											
Dustin Mohr, R OBP: 0.378, SLG: 0.494										0	0	0	0	0	0	0											
A.J. Pierzynski, L OBP: 0.360, SLG: 0.446		0-1 G4-3		2-0 G3 1B		0-0 F7		0-0 F8		4	1	1	0	0	0	4											
Denny Hocking, S OBP: 0.260, SLG: 0.209			1-2 F9		1-1 G3		0-1 SF8 1B		1-1 F8	4	0	1	0	0	0	3											
Inning Stats	R: 0 E: 0 K: 1 S: 7	H: 0 LOB: 1 BB: 1 P: 16	R: 0 E: 0 K: 1 S: 9	H: 1 LOB: 0 BB: 0 P: 12	R: 0 E: 0 K: 0 S: 12	H: 2 LOB: 3 BB: 1 P: 20	R: 2 E: 0 K: 0 S: 10	H: 2 LOB: 0 BB: 0 P: 16	R: 0 E: 0 K: 1 S: 9	H: 1 LOB: 1 BB: 0 P: 16	R: 1 E: 0 K: 0 S: 10	H: 2 LOB: 2 BB: 1 P: 16	R: 0 E: 0 K: 1 S: 12	H: 1 LOB: 1 BB: 0 P: 16	R: 0 E: 0 K: 0 S: 9	H: 2 LOB: 2 BB: 0 P: 13	1B: 10 2B: 1 3B: 0 HR: 0	SF: 1 SAC: 0 DP: 0 HBP: 1	WP: 0 PB: 0 SB: 0 CS: 1	PA: 39							
PITCHER	IP	WLS	BF	H	R	ER	SO	BB	IBB	HBP	BLK	WP	HR	S	P	ERA	WHIP										
Steve Sparks, R ERA: 3.06	8.0	L	38	11	3	3	4	3	0	1	0	0	0	78	125	3.38	1.750										




Batter	1	2	3	4	5	6	7	8	9	AB	R	H	RBI	BB	SO	LOB	TOP										
Jose Macias, S OBP: 0.283, SLG: 0.258										4	1	2	0	0	2	0	Detroit Tigers @ Anaheim Angels Edison International Field, Anaheim, CA Tue May 07 2002, 10:05 PM EDT Att: 15,315 - Sunny - 63 F										
Robert Fick, L OBP: 0.368, SLG: 0.481										3	1	1	0	1	2	0											
Bobby Higginson, L OBP: 0.341, SLG: 0.504										2	0	0	1	1	1	3											
Randall Simon, L OBP: 0.348, SLG: 0.607 Craig Monroe, R (8, PR)										4	0	1	1	0	0	4											
Shane Halter, R OBP: 0.341, SLG: 0.378										4	0	0	0	0	1	1											
Craig Paquette, R OBP: 0.223, SLG: 0.356										2	0	0	0	2	1	0											
Wendell Magee, R OBP: 0.326, SLG: 0.464										4	0	0	0	0	0	2											
Damian Jackson, R OBP: 0.414, SLG: 0.500										4	0	0	0	0	0	1											
15 Brandon Inge, R OBP: 0.500, SLG: 0.773										2	1	1	1	1	0	0											
Inning Stats	R: 0 H: 0 E: 0 K: 2 S: 8	H: 0 LOB: 0 BB: 0 P: 13	R: 0 H: 0 E: 0 K: 2 S: 8	H: 0 LOB: 0 BB: 0 P: 12	R: 0 H: 0 E: 0 K: 0 S: 9	H: 0 LOB: 0 BB: 0 P: 12	R: 0 H: 0 E: 0 K: 2 S: 10	H: 0 LOB: 1 BB: 1 P: 16	R: 0 H: 0 E: 0 K: 0 S: 9	H: 0 LOB: 0 BB: 0 P: 15	R: 0 H: 1 E: 0 K: 1 S: 11	H: 1 LOB: 3 BB: 2 P: 20	R: 0 H: 0 E: 0 K: 0 S: 9	H: 0 LOB: 1 BB: 1 P: 21	R: 3 H: 4 E: 0 K: 0 S: 10	H: 4 LOB: 1 BB: 0 P: 14	R: 0 H: 0 E: 0 K: 0 S: 5	H: 0 LOB: 0 BB: 1 P: 9	1B: 3 2B: 1 3B: 0 HR: 1	SF: 1 SAC: 0 DP: 1 HBP: 0	WP: 0 PB: 0 SB: 0 CS: 1	PA: 35					
PITCHER	IP	WLS	BF	H	R	ER	SO	BB	IBB	HBP	BLK	WP	HR	S	P	ERA	WHIP										
Jarrod Washburn, L ERA: 3.86	7.0		26	1	0	0	7	4	0	0	0	0	0	64	109	0.00	0.714										
Ben Weber, R ERA: 5.27	0.0	L	2	2	2	2	0	0	0	0	0	0	1	4	6	∞	∞										
Dennis Cook, L ERA: 1.74	0.1		3	2	1	1	0	0	0	0	0	0	0	3	3	27.00	6.000										
Lou Pote, R ERA: 1.56	1.2		4	0	0	0	0	1	0	0	0	0	0	8	14	0.00	0.600										

Batter	1	2	3	4	5	6	7	8	9	AB	R	H	RBI	BB	SO	LOB	BOTTOM										
David Eckstein, R OBP: 0.357, SLG: 0.392										4	0	0	0	0	0	1	Detroit Tigers @ Anaheim Angels Edison International Field, Anaheim, CA Tue May 07 2002, 10:05 PM EDT Att: 15,315 - Sunny - 63 F										
Darin Erstad, L OBP: 0.324, SLG: 0.370										4	0	2	0	0	0	1											
Troy Glaus, R OBP: 0.349, SLG: 0.473										4	0	1	0	0	1	2											
16 Garret Anderson, L OBP: 0.316, SLG: 0.492										4	0	0	0	0	0	2											
Brad Fullmer, L OBP: 0.308, SLG: 0.358										3	0	1	0	1	0	0											
Tim Salmon, R OBP: 0.314, SLG: 0.323										3	0	0	0	1	0	3											
Scott Spiezio, S OBP: 0.362, SLG: 0.356										3	0	0	0	1	1	2											
Bengie Molina, R OBP: 0.330, SLG: 0.366										3	0	0	0	0	0	3											
Adam Kennedy, L OBP: 0.320, SLG: 0.344										3	0	1	0	0	1	0											
Inning Stats	R: 0 H: 1 E: 0 K: 1 S: 10	H: 0 LOB: 1 BB: 1 P: 18	R: 0 H: 0 E: 0 K: 0 S: 5	H: 0 LOB: 0 BB: 1 P: 11	R: 0 H: 1 E: 0 K: 0 S: 8	H: 1 LOB: 1 BB: 0 P: 14	R: 0 H: 0 E: 0 K: 0 S: 8	H: 0 LOB: 0 BB: 0 P: 14	R: 0 H: 0 E: 0 K: 0 S: 5	H: 0 LOB: 0 BB: 0 P: 9	R: 0 H: 0 E: 0 K: 0 S: 11	H: 0 LOB: 0 BB: 0 P: 15	R: 0 H: 2 E: 0 K: 0 S: 8	H: 2 LOB: 3 BB: 1 P: 17	R: 0 H: 1 E: 0 K: 1 S: 11	H: 1 LOB: 1 BB: 0 P: 21	R: 0 H: 0 E: 0 K: 1 S: 15	H: 0 LOB: 1 BB: 1 P: 23	1B: 4 2B: 2 3B: 0 HR: 0	SF: 0 SAC: 0 DP: 1 HBP: 0	WP: 0 PB: 0 SB: 1 CS: 0	PA: 34					
PITCHER	IP	WLS	BF	H	R	ER	SO	BB	IBB	HBP	BLK	WP	HR	S	P	ERA	WHIP										
Seth Greisinger, R ERA: 3.38	7.0		26	4	0	0	1	1	1	0	0	0	0	9	16	0.00	1.500										
Jose Paniagua, R ERA: 5.92	0.2	H	3	1	0	0	1	0	0	0	0	0	0	9	16	0.00	1.500										
Juan Acevedo, R ERA: 4.09	1.1	S	5	0	0	0	1	1	0	0	0	0	0	17	28	0.00	0.750										


Batter	1	2	3	4	5	6	7	8	9	AB	R	H	RBI	BB	SO	LOB	TOP										
Jose Macias, S OBP: 0.273, SLG: 0.248 (1, 5)	P5			B5-3		P4		G3		4	0	0	0	0	0	1	Detroit Tigers @ Anaheim Angels Edison International Field, Anaheim, CA Wed May 08 2002, 10:05 PM EDT Att: 14,722 - Cloudy - 62 F										
Robert Fick, L OBP: 0.364, SLG: 0.472 (1, 9)	F8			K		2H 1B		G6-3		4	0	1	1	0	1	0											
Bobby Higginson, L OBP: 0.338, SLG: 0.492 (1, 7)	P5			F7		K		BB		3	0	0	0	1	1	1											
Randall Simon, L OBP: 0.344, SLG: 0.591 (1, 3)		G6-4-3 1B			G3		P4	G4-3		4	0	1	0	0	0	1											
Shane Halter, R OBP: 0.338, SLG: 0.383 (1, 6)		G6-4-3 1-2			F8		2B		K	4	1	1	0	0	1	1											
Wendell Magee, R OBP: 0.333, SLG: 0.477 (1, 8)		F9			1B		2B		K	4	0	2	1	0	1	0											
Jacob Cruz, L OBP: 0.375, SLG: 0.373 (1, 10)			K		K		FC6-4 BB		K	3	0	0	0	1	3	1											
Damian Jackson, R OBP: 0.406, SLG: 0.481 (1, 4)			G5-3		1B	P5				3	1	1	0	0	0	2											
Mike Rivera, R OBP: 0.250, SLG: 0.362 (1, 2)			G5-3		G5-3	FC6-4				3	0	0	0	0	0	3											
Inning Stats	R: 0 H: 0 E: 0 K: 0 S: 13	H: 0 LOB: 0 BB: 0 P: 18	R: 0 H: 1 E: 0 K: 0 S: 7	LOB: 0 BB: 0 P: 12	R: 0 H: 0 E: 0 K: 1 S: 11	LOB: 0 BB: 0 P: 17	R: 0 H: 0 E: 0 K: 1 S: 8	LOB: 0 BB: 0 P: 12	R: 0 H: 1 E: 0 K: 1 S: 9	LOB: 1 BB: 0 P: 12	R: 1 H: 2 E: 0 K: 1 S: 15	LOB: 1 BB: 0 P: 25	R: 1 H: 2 E: 0 K: 0 S: 13	LOB: 2 BB: 1 P: 22	R: 0 H: 0 E: 0 K: 3 S: 8	LOB: 1 BB: 1 P: 14	R: 0 H: 0 E: 0 K: 3 S: 9	LOB: 0 BB: 0 P: 14	1B: 4 2B: 2 3B: 0 HR: 0	SF: 0 SAC: 0 DP: 1 HBP: 0	WP: 0 PB: 0 SB: 0 CS: 0	PA: 34					
PITCHER	IP	WLS	BF	H	R	ER	SO	BB	IBB	HBP	BLK	WP	HR	S	P	ERA	WHIP										
Kevin Appier, R ERA: 2.83 (1, 1)	7.0		27	6	2	2	4	1	0	0	0	0	0	76	118	2.57	1.000										
Al Levine, R ERA: 3.45 (8, 1)	1.0		4	0	0	0	0	1	0	0	0	0	0	8	14	0.00	1.000										
Troy Percival, R ERA: 5.4 (9, 1)	1.0	W	3	0	0	0	3	0	0	0	0	0	0	9	14	0.00	0.000										

AB	32
R	2
H	6
RBI	2
BB	2
SO	7
LOB	10



Batter	1	2	3	4	5	6	7	8	9	AB	R	H	RBI	BB	SO	LOB	BOTTOM										
David Eckstein, R OBP: 0.354, SLG: 0.388 (1, 6)	G6-3		G5-3			G6-3 G1-3 1B		K2-3		4	0	1	0	0	1	0	Detroit Tigers @ Anaheim Angels Edison International Field, Anaheim, CA Wed May 08 2002, 10:05 PM EDT Att: 14,722 - Cloudy - 62 F										
Darin Erstad, L OBP: 0.313, SLG: 0.356 (1, 8)	G3			G4-3		G1-3		E3		4	0	0	0	0	0	1											
Orlando Palmeiro, L OBP: 0.387, SLG: 0.321 (1, 9)	2B			K		G6-3		K		4	0	1	0	0	2	2											
16 Garret Anderson, L OBP: 0.314, SLG: 0.507 (1, 7)	G4-3			HR		F8		K		4	1	1	1	0	1	3											
Troy Glaus, R OBP: 0.354, SLG: 0.509 (1, 5)		K		L7		1B 2B		HR		4	2	2	1	0	1	0											
Brad Fullmer, L OBP: 0.308, SLG: 0.357 Scott Spiezio, S OBP: 0.362, SLG: 0.356 (1, 3) (9, 3)		CS 1B			G4-3		F9			3	0	1	0	0	0	1											
0 0 0 0 0 0 0																											
Tim Salmon, R OBP: 0.315, SLG: 0.333 (1, 10)		P4		G4-3 2B		K				3	0	1	0	0	1	2											
Bengie Molina, R OBP: 0.330, SLG: 0.365 (1, 2)			F8		G4-3	FC6-4 1B				3	0	1	1	0	0	1											
Adam Kennedy, L OBP: 0.310, SLG: 0.333 (1, 4)			F7		F8	FC6-4				3	0	0	0	0	0	2											
Inning Stats	R: 0 H: 1 E: 0 K: 0 S: 11	H: 1 LOB: 1 BB: 0 P: 19	R: 0 H: 1 E: 0 K: 1 S: 7	LOB: 0 BB: 0 P: 13	R: 0 H: 0 E: 0 K: 0 S: 8	LOB: 0 BB: 0 P: 10	R: 1 H: 1 E: 0 K: 1 S: 8	LOB: 0 BB: 0 P: 11	R: 0 H: 1 E: 0 K: 0 S: 10	LOB: 1 BB: 0 P: 17	R: 1 H: 2 E: 0 K: 1 S: 18	LOB: 1 BB: 0 P: 27	R: 0 H: 0 E: 1 K: 3 S: 11	LOB: 0 BB: 0 P: 18	R: 1 H: 1 E: 0 K: 0 S: 4	LOB: 1 BB: 0 P: 7	1B: 3 2B: 3 3B: 0 HR: 2	SF: 0 SAC: 0 DP: 0 HBP: 0	WP: 0 PB: 0 SB: 0 CS: 1	PA: 32							
PITCHER	IP	WLS	BF	H	R	ER	SO	BB	IBB	HBP	BLK	WP	HR	S	P	ERA	WHIP										
24 Nate Cornejo, R ERA: 5.1 (1, 1)	7.0		27	7	2	2	3	0	0	0	0	0	0	11	70	11.00	2.57										
Jamie Walker, L ERA: 4.15 (8, 1)	1.0		4	0	0	0	3	0	0	0	0	0	0	11	18	0.00	0.000										
Fernando Rodney, R ERA: 6.75 (9, 1)	0.0	L	1	1	1	1	0	0	0	0	0	0	1	4	7	∞	∞										

AB	32
R	3
H	8
RBI	3
BB	0
SO	6
LOB	12



Batter	1	2	3	4	5	6	7	8	9	AB	R	H	RBI	BB	SO	LOB	TOP			
Damian Jackson, R (1,4) OBP: 0.390, SLG: 0.457	1-1 F7		4-2 FC3-6 BB		0-1 G4-3		1-0 G5-4-3			3	0	0	0	1	0	2				
Robert Fick, L (1,9) OBP: 0.362, SLG: 0.462	2-2 1B		3-1 FC3-6		2-3 K			3-2 P6		4	0	1	0	0	1	2				
Bobby Higginson, L (1,7) OBP: 0.317, SLG: 0.457	3-2 F8		2-3 K		0-0 G1-3			3-1 P3		4	0	0	0	0	1	3				
Randall Simon, L (1,3) OBP: 0.337, SLG: 0.566	0-1 G4-3			0-0 G1-3		1-0 F8		2-3 K		4	0	0	0	0	1	1				
Shane Halter, R (1,6) OBP: 0.333, SLG: 0.374		2-0 G5-3		0-0 1B 1B		1-3 K		2-3 K		4	0	1	0	0	2	0				
Wendell Magee, R (1,10) OBP: 0.347, SLG: 0.500		1-2 L7		1-0 1B 1B		2-2 G5-3		1-1 2B		4	0	2	0	0	0	0				
Craig Paquette, R (1,5) OBP: 0.233, SLG: 0.366		3-1 G4-3		1-0 1B 1B			1-1 15 FC1-6 1B		0-0 F9	4	0	2	0	0	0	1				
15 Brandon Inge, R (1,2) OBP: 0.375, SLG: 0.567			3-1 F4	2-3 K		0-0 FC1-6 1B		0-3 K		4	0	0	0	0	2	5				
Jose Macias, S (1,8) OBP: 0.283, SLG: 0.269			1-2 FC3-6 2B	0-0 G1-3		1-1 G5-4-3 1B				3	0	2	0	0	0	3				
Inning Stats	R: 0 E: 0 K: 0 S: 10	H: 1 LOB: 1 BB: 0 P: 16	R: 0 E: 0 K: 0 S: 6	H: 0 LOB: 0 BB: 0 P: 12	R: 0 E: 0 K: 1 S: 16	H: 1 LOB: 2 BB: 1 P: 29	R: 0 E: 0 K: 1 S: 8	H: 3 LOB: 3 BB: 0 P: 12	R: 0 E: 0 K: 1 S: 7	H: 0 LOB: 0 BB: 0 P: 11	R: 0 E: 0 K: 0 S: 6	H: 2 LOB: 1 BB: 0 P: 9	R: 0 E: 0 K: 2 S: 8	H: 0 LOB: 0 BB: 0 P: 16	R: 0 E: 0 K: 2 S: 9	H: 1 LOB: 1 BB: 0 P: 12	1B: 6 2B: 2 3B: 0 HR: 0	SF: 0 SAC: 0 DP: 1 HBP: 0	WP: 0 PB: 0 SB: 0 CS: 0	PA: 35
PITCHER	IP	WLS	BF	H	R	ER	SO	BB	IBB	HBP	BLK	WP	HR	S	P	ERA	WHIP			
Kenny Rogers, L (1,1) ERA: 2.6	8.0	W	31	7	0	0	5	1	0	0	0	0	0	68	114	0.00	1.000			
Hideki Irabu, R (9,1) ERA: 3.2	1.0	S	4	1	0	0	2	0	0	0	0	0	0	9	12	0.00	1.000			

Detroit Tigers @ Texas Rangers
The Ballpark at Arlington, Arlington, TX
Fri May 10 2002, 8:05 PM EDT
Att: 41,969 - Cloudy - 83 F

AB 34
R 0
H 8
RBI 0
BB 1
SO 7
LOB 17



Batter	1	2	3	4	5	6	7	8	9	AB	R	H	RBI	BB	SO	LOB	BOTTOM			
Frank Catalanotto, L (1,7) OBP: 0.363, SLG: 0.462	0-2 G3-1			0-1 G4-3		2-2 G4-3		0-0 SH5-3		3	0	0	0	0	0	0				
Gabe Kapler, R (9,9) OBP: 0.297, SLG: 0.326								1-2		0	0	0	0	0	0	0				
10 Michael Young, R (1,4) OBP: 0.358, SLG: 0.466	0-3 K			2-2 G4-3		3-3 K		2-2 2B 2B		4	1	1	1	0	2	0				
Alex Rodriguez, R (1,6) OBP: 0.403, SLG: 0.625	1-0 P6			2-2 E5 HBP		1-2 2B		1-1 2H 2B		4	0	2	1	0	0	0				
Rafael Palmeiro, L (1,3) OBP: 0.365, SLG: 0.545		1-0 L9		2-0 HBP		0-1 G3		0-0 F5		3	0	0	0	0	0	2				
29 Rusty Greer, L (1,9) OBP: 0.355, SLG: 0.397		0-1 F8		2-3 K			3-1 F7	1-1 G5-3		4	0	0	0	0	1	3				
Mike Lamb, L (1,10) OBP: 0.152, SLG: 0.219		0-0 F8			2-0 SH1-3 1B		1-0 G3			3	0	1	0	0	0	0				
Bill Haselman, R (1,2) OBP: 0.330, SLG: 0.383			0-2 G5-3		1-1 SH1-3		0-2 1B			2	0	1	0	0	0	0				
9 Hank Blalock, L (1,5) OBP: 0.292, SLG: 0.310			1-3 K		1-3 K		0-2 G4-1			3	0	0	0	0	2	2				
Calvin Murray, R (1,8) OBP: 0.224, SLG: 0.286			0-0 L8		1-2 G1-3			4-2 SH5-3 10 2B BB		2	1	0	0	1	0	1				
Inning Stats	R: 0 E: 0 K: 1 S: 7	H: 0 LOB: 0 BB: 0 P: 8	R: 0 E: 0 K: 0 S: 4	H: 0 LOB: 0 BB: 0 P: 5	R: 0 E: 0 K: 1 S: 8	H: 0 LOB: 0 BB: 0 P: 9	R: 0 E: 1 K: 1 S: 11	H: 0 LOB: 2 BB: 0 P: 19	R: 0 E: 0 K: 1 S: 9	H: 1 LOB: 1 BB: 0 P: 14	R: 0 E: 0 K: 1 S: 15	H: 1 LOB: 1 BB: 0 P: 21	R: 0 E: 0 K: 0 S: 9	H: 1 LOB: 1 BB: 0 P: 13	R: 2 E: 0 K: 0 S: 14	H: 2 LOB: 1 BB: 1 P: 22	1B: 2 2B: 3 3B: 0 HR: 0	SF: 0 SAC: 2 DP: 0 HBP: 1	WP: 0 PB: 0 SB: 0 CS: 0	PA: 32
PITCHER	IP	WLS	BF	H	R	ER	SO	BB	IBB	HBP	BLK	WP	HR	S	P	ERA	WHIP			
Jeff Weaver, R (1,1) ERA: 3.33	7.1	L	30	5	2	2	5	1	0	1	0	0	0	74	107	2.46	0.818			
Jamie Walker, L (8,1) ERA: 3.66	0.2		2	0	0	0	0	0	0	0	0	0	0	3	4	0.00	0.000			

Detroit Tigers @ Texas Rangers
The Ballpark at Arlington, Arlington, TX
Fri May 10 2002, 8:05 PM EDT
Att: 41,969 - Cloudy - 83 F

AB 28
R 2
H 5
RBI 2
BB 1
SO 5
LOB 8



Batter	1	2	3	4	5	6	7	8	9	AB	R	H	RBI	BB	SO	LOB	TOP										
Damian Jackson, R OBP: 0.413, SLG: 0.525 (1, 4)	1-1 S 1B	3-1 G3 2B		1-0 G6-3		2-1 FC5-4 1-2F		3-1 2B		5	1	3	2	0	0	3											
Robert Fick, L OBP: 0.356, SLG: 0.446 (1, 9)	1-0 F8	0-2 G3 2-3		2-0 L3			4-2 HR BB	3-3 K2-3		4	1	0	0	1	1	5											
Bobby Higginson, L OBP: 0.327, SLG: 0.485 (1, 7)	1-0 1B	0-1 L9			1-0 P4		0-0 HR	3-2 G4-3 1B		5	1	3	3	0	0	1											
Randall Simon, L OBP: 0.321, SLG: 0.538 (1, 3)	0-0 F9		2-2 L9		1-3 K		2-2 G4-3	0-1 G4-3 1-2		5	0	0	0	0	1	2											
Shane Halter, R OBP: 0.322, SLG: 0.359 (1, 6)	1-1 G5-3		1-2 G5-3		1-3 K		2-3 K	2-2 F9		5	0	0	0	0	2	2											
Craig Paquette, R OBP: 0.240, SLG: 0.362 (1, 5)		0-0 G4-3	4-2 BB		1-0 15 BB 1B		1-3 K	2-0 L9		4	0	1	0	1	1	1											
Wendell Magee, R OBP: 0.333, SLG: 0.480 (1, 8)		1-1 E7 15 2B	1-0 G4-3		0-3 K		0-3 K			4	1	0	0	0	2	2	AB 39										
Jacob Cruz, L OBP: 0.386, SLG: 0.384 (1, 10)		0-0 15 2B 2B		0-1 G6-3		1-3 K	2-0 P5			4	1	1	0	0	1	1	R 6										
15 Brandon Inge, R OBP: 0.429, SLG: 0.656 Mike Rivera, R OBP: 0.260, SLG: 0.371 (1, 2) (6, 2)	1-0 2B	1-0 2B		0-0 2B		4-2 FC5-4 BB	1-2 2B	1-2 1B		2	1	2	1	1	0	0	H 11										
Inning Stats	R: 1 E: 0 K: 0 S: 7	H: 2 LOB: 1 BB: 0 P: 11	R: 3 E: 1 K: 0 S: 12	H: 3 LOB: 1 BB: 0 P: 17	R: 0 E: 0 K: 0 S: 10	H: 0 LOB: 1 BB: 1 P: 18	R: 0 E: 0 K: 2 S: 8	H: 1 LOB: 0 BB: 0 P: 11	R: 0 E: 0 K: 2 S: 13	H: 1 LOB: 2 BB: 1 P: 21	R: 2 E: 0 K: 2 S: 12	H: 1 LOB: 0 BB: 1 P: 21	R: 0 E: 0 K: 2 S: 12	H: 2 LOB: 2 BB: 0 P: 21	R: 0 E: 0 K: 0 S: 10	H: 1 LOB: 1 BB: 0 P: 17	1B: 6 2B: 4 3B: 0 HR: 1	SF: 0 SAC: 0 DP: 0 HBP: 0	WP: 0 PB: 0 SB: 1 CS: 0	PA: 42							
PITCHER	IP	WLS	BF	H	R	ER	SO	BB	IBB	HBP	BLK	WP	HR	S	P	ERA	WHIP										
Dave Burba, R ERA: 5.12 (1, 1)	6.0	W	28	7	4	3	4	2	0	0	0	0	0	55	86	4.50	1.500										
John Rucker, L ERA: 7.94 (7, 1)	1.0		5	1	2	2	2	1	0	0	0	0	1	12	21	18.00	2.000										
Rudy Seanez, R ERA: 4.6 (8, 1)	1.0		5	2	0	0	2	0	0	0	0	0	0	12	21	0.00	2.000										
Hideki Irapu, R ERA: 3.08 (9, 1)	1.0		4	1	0	0	0	0	0	0	0	0	0	10	17	0.00	1.000										

Detroit Tigers @ Texas Rangers
The Ballpark at Arlington, Arlington, TX
Sat May 11 2002, 8:05 PM EDT
Att: 37,354 - Sunny - 84 F

AB 39
R 6
H 11
RBI 6
BB 3
SO 8
LOB 17



Batter	1	2	3	4	5	6	7	8	9	AB	R	H	RBI	BB	SO	LOB	BOTTOM										
29 Rusty Greer, L OBP: 0.344, SLG: 0.384 (1, 7)	2-2 G1-3	2-0 G4-3 1-2 2-3		0-2 L7		1-0 L9 1-2	2-0 L5			5	0	0	0	0	0	5											
10 Michael Young, R OBP: 0.350, SLG: 0.462 (1, 4)	0-3 K	0-1 HR 2B		1-2 G4-3		0-0 F8 2-3	2-3 K			5	1	1	2	0	2	3											
Alex Rodriguez, R OBP: 0.415, SLG: 0.671 (1, 6)	0-0 1B	0-1 HR		0-0 HR		4-1 1B BB	2-3 K			4	2	3	3	1	1	0											
Rafael Palmeiro, L OBP: 0.373, SLG: 0.555 (1, 3)	0-1 G4-3	0-0 2B		0-2 1B		3-2 FC6-4 1B	1-2 F8			5	0	3	1	0	0	1											
Herbert Perry, R OBP: 0.327, SLG: 0.409 (1, 5)		2B 1B		1-0 F8		0-0 FC6-4 1-2F	1-2 G5-3			5	1	1	0	0	0	4											
Mike Lamb, L OBP: 0.189, SLG: 0.361 (1, 10)		2B L9			3-2 F8		3-1 HR			4	2	2	1	0	0	1											
Gabe Kapler, R OBP: 0.286, SLG: 0.344 (1, 9)		0-0 1B 3B	0-0 B1		3-2 G6-3		0-1 F8			4	1	1	2	0	0	0	AB 38										
Bill Haselman, R OBP: 0.337, SLG: 0.400 (1, 2)		2-1 29 G4-3 10 2B 1B	1-1 G5-3		1-0 P6		0-1 2B			4	1	2	1	0	0	0	R 10										
Calvin Murray, R OBP: 0.254, SLG: 0.292 (1, 8)		3-1 29 G4-3 10 2B 1B	1-2 G6-3		4-2 10 F8 29 S 1B		1-2 HBP			2	2	1	0	1	0	0	H 14										
Inning Stats	R: 0 E: 0 K: 1 S: 11	H: 1 LOB: 1 BB: 0 P: 13	R: 7 E: 0 K: 0 S: 22	H: 8 LOB: 1 BB: 0 P: 30	R: 0 E: 0 K: 0 S: 7	H: 0 LOB: 0 BB: 0 P: 9	R: 1 E: 0 K: 0 S: 13	H: 2 LOB: 1 BB: 0 P: 15	R: 0 E: 0 K: 0 S: 8	H: 0 LOB: 0 BB: 0 P: 15	R: 1 E: 0 K: 0 S: 9	H: 1 LOB: 2 BB: 2 P: 21	R: 1 E: 0 K: 1 S: 12	H: 0 LOB: 0 BB: 0 P: 20	R: 0 E: 0 K: 1 S: 9	H: 0 LOB: 0 BB: 0 P: 13	1B: 6 2B: 4 3B: 1 HR: 3	SF: 0 SAC: 0 DP: 0 HBP: 1	WP: 0 PB: 0 SB: 1 CS: 0	PA: 41							
PITCHER	IP	WLS	BF	H	R	ER	SO	BB	IBB	HBP	BLK	WP	HR	S	P	ERA	WHIP										
Steve Sparks, R ERA: 4.21 (1, 1)	1.1	L	12	8	7	7	1	0	0	0	0	0	1	27	33	47.25	6.000										
Jeff Farnsworth, R ERA: 4.5 (2, 1)	2.2		11	3	1	1	0	0	0	0	0	0	1	26	34	3.38	1.125										
Julio Santana, R ERA: 3.18 (5, 1)	2.0		9	1	1	1	0	2	0	0	0	0	0	17	36	4.50	1.500										
Jose Paniagua, R ERA: 5.4 (7, 1)	1.0		6	2	1	1	1	0	0	1	0	0	1	12	20	9.00	2.000										
Jose Lima, R ERA: 11.3 (8, 1)	1.0		3	0	0	0	1	0	0	0	0	0	0	9	13	0.00	0.000										

Detroit Tigers @ Texas Rangers
The Ballpark at Arlington, Arlington, TX
Sat May 11 2002, 8:05 PM EDT
Att: 37,354 - Sunny - 84 F

AB 38
R 10
H 14
RBI 10
BB 2
SO 3
LOB 14



Batter	1	2	3	4	5	6	7	8	9	AB	R	H	RBI	BB	SO	LOB	TOP								
Damian Jackson, R OBP: 0.400, SLG: 0.500 (1, 4)	G4-3		F2					G4-3		4	0	1	1	0	0	1	Detroit Tigers @ Texas Rangers The Ballpark at Arlington, Arlington, TX Sun May 12 2002, 3:05 PM EDT Att: 26,896 - Cloudy - 79 F								
Robert Fick, L OBP: 0.353, SLG: 0.440 (1, 9)	K		F9					FC5 BB 1B		4	0	1	0	0	2	3									
Bobby Higginson, L OBP: 0.338, SLG: 0.493 (1, 7)	G4-3							FC5 BB 1B		2	0	1	0	2	0	0									
Randall Simon, L OBP: 0.310, SLG: 0.519 (1, 3)			F9					F7		4	0	0	0	0	0	4									
Shane Halter, R OBP: 0.320, SLG: 0.364 (1, 6)			G5-3 2B					FC5		4	0	1	0	0	0	3									
Craig Paquette, R OBP: 0.233, SLG: 0.350 (1, 5)			G5-3 2B							4	0	0	0	0	1	1									
Jacob Cruz, L OBP: 0.380, SLG: 0.368 (1, 10)			F7					G6-3		3	1	0	0	0	0	1									
Mike Rivera, R OBP: 0.273, SLG: 0.370 (1, 2)			F9							3	0	1	0	1	1	1									
Jose Macias, S OBP: 0.291, SLG: 0.271 (1, 8)								G4-3		3	0	1	0	1	1	2									
Inning Stats	R: 0 E: 0 K: 1 S: 6	H: 0 LOB: 0 BB: 0 P: 9	R: 0 E: 0 K: 0 S: 12	H: 1 LOB: 1 BB: 0 P: 18	R: 0 E: 0 K: 0 S: 7	H: 1 LOB: 1 BB: 0 P: 8	R: 0 E: 0 K: 0 S: 10	H: 1 LOB: 0 BB: 0 P: 15	R: 1 E: 0 K: 3 S: 18	H: 1 LOB: 2 BB: 1 P: 28	R: 0 E: 0 K: 0 S: 5	H: 0 LOB: 0 BB: 1 P: 11	R: 0 E: 0 K: 0 S: 6	H: 1 LOB: 1 BB: 0 P: 8	R: 0 E: 0 K: 0 S: 11	H: 1 LOB: 2 BB: 1 P: 20	R: 0 E: 0 K: 1 S: 18	H: 0 LOB: 1 BB: 1 P: 26	1B: 4 2B: 2 3B: 0 HR: 0	SF: 0 SAC: 0 DP: 2 HBP: 1	WP: 1 PB: 0 SB: 0 CS: 0	PA: 36			
PITCHER	IP	WLS	BF	H	R	ER	SO	BB	IBB	HBP	BLK	WP	HR	S	P	ERA	WHIP								
Chan Ho Park, R ERA: 6.3 (1, 1)	5.0	W	20	4	1	1	4	1	0	1	0	1	0	53	78	1.80	1.000								
Chris Michalak, L ERA: 2.45 (6, 1)	2.2	H	11	2	0	0	0	2	0	0	0	0	0	20	36	0.00	1.500								
Todd Van Poppel, R ERA: 5.06 (8, 1)	1.1	S	5	0	0	0	1	1	0	0	0	0	0	20	29	0.00	0.750								

Batter	1	2	3	4	5	6	7	8	9	AB	R	H	RBI	BB	SO	LOB	BOTTOM								
29 Rusty Greer, L OBP: 0.348, SLG: 0.387 (1, 7)	G6-3							L4		4	1	2	0	0	0	1	Detroit Tigers @ Texas Rangers The Ballpark at Arlington, Arlington, TX Sun May 12 2002, 3:05 PM EDT Att: 26,896 - Cloudy - 79 F								
Calvin Murray, R OBP: 0.250, SLG: 0.288 (7, 8)										1	0	0	0	0	0	1									
10 Michael Young, R OBP: 0.359, SLG: 0.463 (1, 4)										2	0	1	1	1	0	1									
Alex Rodriguez, R OBP: 0.411, SLG: 0.667 (1, 6)										4	1	1	1	0	1	2									
Rafael Palmeiro, L OBP: 0.372, SLG: 0.547 (1, 10)										2	0	0	0	1	0	1									
Jason Romano, R (5, PR)										1	0	0	0	0	0	0									
Herbert Perry, R OBP: 0.358, SLG: 0.438 (1, 5)										4	2	3	0	0	0	0									
Mike Lamb, L OBP: 0.195, SLG: 0.350 (1, 3)										4	0	1	1	0	1	3									
Gabe Kapler, R OBP: 0.275, SLG: 0.330 (7, 7)										4	0	0	0	0	0	4									
Kevin Mench, R OBP: 0.333, SLG: 0.389 (1, 9)										2	1	1	1	2	0	0									
Héctor Ortiz, R OBP: 0.200, SLG: 0.600 (1, 2)										4	0	1	0	0	0	4									
Inning Stats	R: 0 E: 0 K: 0 S: 7	H: 0 LOB: 1 BB: 1 P: 16	R: 1 E: 1 K: 1 S: 12	H: 2 LOB: 1 BB: 0 P: 21	R: 0 E: 0 K: 0 S: 5	H: 1 LOB: 0 BB: 0 P: 7	R: 1 E: 0 K: 0 S: 17	H: 2 LOB: 2 BB: 1 P: 30	R: 2 E: 1 K: 0 S: 20	H: 3 LOB: 2 BB: 1 P: 35	R: 1 E: 0 K: 1 S: 18	H: 1 LOB: 1 BB: 1 P: 25	R: 0 E: 0 K: 0 S: 4	H: 0 LOB: 0 BB: 0 P: 5	R: 0 E: 0 K: 0 S: 9	H: 1 LOB: 1 BB: 0 P: 11	1B: 7 2B: 3 3B: 0 HR: 0	SF: 0 SAC: 1 DP: 1 HBP: 0	WP: 0 PB: 0 SB: 1 CS: 0	PA: 37					
PITCHER	IP	WLS	BF	H	R	ER	SO	BB	IBB	HBP	BLK	WP	HR	S	P	ERA	WHIP								
Seth Greisinger, R ERA: 4.43 (1, 1)	4.1	L	22	7	4	4	1	2	0	0	0	0	0	48	83	8.31	2.077								
Fernando Rodney, R ERA: 6.75 (5, 1)	1.1		7	2	1	1	0	1	0	0	0	0	0	28	41	6.75	2.250								
Julio Santana, R ERA: 2.57 (6, 1)	1.1		4	0	0	0	1	0	0	0	0	0	0	7	9	0.00	0.000								
Juan Acevedo, R ERA: 3.91 (8, 1)	1.0		4	1	0	0	0	0	0	0	0	0	0	9	11	0.00	1.000								

Batter	1	2	3	4	5	6	7	8	9	AB	R	H	RBI	BB	SO	LOB	TOP																						
David Eckstein, R OBP: 0.353, SLG: 0.373 (1, 6)	G5-3	G6-3		G4-3 2B		G6-3		K		5	0	1	0	0	1	2																							
Darin Erstad, L OBP: 0.321, SLG: 0.355 (1, 8)	HR 1B		16 F 2B	G4-3 1B		K		E5		5	2	2	0	0	1	1																							
Troy Glaus, R OBP: 0.359, SLG: 0.530 (1, 5)	HR 1B		F3				16 F 16 1B HR	K		4	2	2	2	1	1	2																							
16 Garret Anderson, L OBP: 0.323, SLG: 0.532 (1, 7)	L4		E5 2B	K			E9 HR 1B		G4-3	5	2	2	0	0	1	2																							
Brad Fullmer, L OBP: 0.328, SLG: 0.421 (1, 10)	F9		PB 2B		F7		G3		SF8 3B	5	1	2	2	0	0	2																							
Tim Salmon, R OBP: 0.367, SLG: 0.458 (1, 9)		2B G6-3 1B	WP BB		G4-3 2B		HR		SF8	3	2	3	4	1	0	0																							
Scott Spiezio, S OBP: 0.376, SLG: 0.381 (1, 3)	G6-3 2B		K		G4-3		K		K	5	0	1	0	0	3	3																							
Bengie Molina, R OBP: 0.307, SLG: 0.339 (1, 2)	G6-3		G6-3		G5-3		K			4	0	0	1	0	1	4																							
Adam Kennedy, L OBP: 0.345, SLG: 0.404 (1, 4)	K				F8		G6-3 1B		F8	4	0	1	0	0	1	1																							
Inning Stats	R: 2 E: 0 K: 0 S: 15	H: 2 LOB: 0 BB: 0 P: 27	R: 1 E: 0 K: 1 S: 9	H: 2 LOB: 1 BB: 0 P: 11	R: 2 E: 1 K: 1 S: 14	H: 3 LOB: 2 BB: 1 P: 23	R: 0 E: 0 K: 1 S: 10	H: 1 LOB: 2 BB: 1 P: 16	R: 0 E: 0 K: 0 S: 5	H: 1 LOB: 1 BB: 0 P: 6	R: 0 E: 0 K: 1 S: 8	H: 1 LOB: 0 BB: 0 P: 11	R: 3 E: 1 K: 2 S: 13	H: 3 LOB: 0 BB: 0 P: 20	R: 0 E: 1 K: 2 S: 16	H: 0 LOB: 1 BB: 0 P: 22	R: 1 E: 0 K: 1 S: 12	H: 1 LOB: 0 BB: 0 P: 13	1B: 7 2B: 4 3B: 1 HR: 2	SF: 1 SAC: 0 DP: 1 HBP: 0	WP: 1 PB: 1 CS: 0	PA: 43																	
PITCHER	IP	WLS	BF	H	R	ER	SO	BB	IBB	HBP	BLK	WP	HR	S	P	ERA	WHIP	PITCHER					IP	WLS	BF	H	R	ER	SO	BB	IBB	HBP	BLK	WP	HR	S	P	ERA	WHIP
24 Nate Cornejo, R ERA: 6.12 (1, 1)	2.1	L	14	7	5	5	1	0	0	0	0	0	1	30	47	19.29	3.000																						
Jeff Farnsworth, R ERA: 3.45 (3, 1)	3.2		15	3	0	0	3	2	0	0	0	1	0	31	47	0.00	1.364																						
Jamie Walker, L ERA: 5.59 (7, 1)	0.1		3	2	2	2	0	0	0	0	0	0	0	3	5	54.00	6.000																						
Julio Santana, R ERA: 3.12 (7, 1)	1.2		7	1	1	1	4	0	0	0	0	0	1	26	37	5.40	0.600																						
Jose Paniagua, R ERA: 5.6 (9, 1)	1.0		4	1	1	1	1	0	0	0	0	0	0	12	13	9.00	1.000																						

Anaheim Angels @ Detroit Tigers
Comerica Park, Detroit, MI
Tue May 14 2002, 7:05 PM EDT
Att: 12,745 - Overcast - 58 F

AB 40
R 9
H 14
RBI 9
BB 2
SO 9
LOB 17



Batter	1	2	3	4	5	6	7	8	9	AB	R	H	RBI	BB	SO	LOB	BOTTOM																						
Damian Jackson, R OBP: 0.370, SLG: 0.458 (1, 4)	F8		G6-3			F5		K		4	0	0	0	0	1	2																							
Robert Fick, L OBP: 0.343, SLG: 0.426 (1, 9)	G6-3			P4		F8		G5-3		4	0	0	0	0	0	1																							
Bobby Higginson, L OBP: 0.329, SLG: 0.478 (1, 7)	P2			L9		G3		F8		4	0	0	0	0	0	1																							
Randall Simon, L OBP: 0.299, SLG: 0.500 (1, 3)		F7		F8			P5		F9	4	0	0	0	0	0	0																							
Dmitri Young, S OBP: 0.365, SLG: 0.456 (1, 10)		K			HR		K			3	1	1	1	0	2	0																							
Shane Halter, R OBP: 0.313, SLG: 0.356 (1, 6)		G6-3			K		K			3	0	0	0	0	2	0																							
Wendell Magee, R OBP: 0.333, SLG: 0.485 (1, 8)						K		G5-3		3	1	1	0	0	1	0																							
Craig Paquette, R OBP: 0.235, SLG: 0.350 (1, 5)						F9 SF7 2B				3	0	1	0	0	0	1																							
Mike Rivera, R OBP: 0.275, SLG: 0.373 (1, 2)						F8				2	0	1	1	0	1	1																							
Inning Stats	R: 0 E: 0 K: 0 S: 10	H: 0 LOB: 0 BB: 0 P: 16	R: 0 E: 0 K: 1 S: 6	H: 0 LOB: 0 BB: 0 P: 11	R: 1 E: 0 K: 0 S: 10	H: 1 LOB: 0 BB: 0 P: 12	R: 0 E: 0 K: 0 S: 6	H: 0 LOB: 0 BB: 0 P: 11	R: 1 E: 0 K: 2 S: 10	H: 1 LOB: 0 BB: 0 P: 16	R: 0 E: 0 K: 0 S: 16	H: 1 LOB: 1 BB: 0 P: 24	R: 0 E: 0 K: 2 S: 12	H: 0 LOB: 0 BB: 0 P: 17	R: 0 E: 0 K: 2 S: 10	H: 1 LOB: 1 BB: 0 P: 16	R: 0 E: 0 K: 0 S: 7	H: 0 LOB: 0 BB: 0 P: 9	1B: 2 2B: 1 3B: 0 HR: 1	SF: 1 SAC: 0 DP: 0 HBP: 0	WP: 0 PB: 0 SB: 0 CS: 0	PA: 31																	
PITCHER	IP	WLS	BF	H	R	ER	SO	BB	IBB	HBP	BLK	WP	HR	S	P	ERA	WHIP	PITCHER					IP	WLS	BF	H	R	ER	SO	BB	IBB	HBP	BLK	WP	HR	S	P	ERA	WHIP
Kevin Appier, R ERA: 2.75 (1, 1)	7.0	W	24	3	2	2	5	0	0	0	0	0	1	70	107	2.57	0.429																						
Ben Weber, R ERA: 4.91 (8, 1)	1.0		4	1	0	0	2	0	0	0	0	0	0	10	16	0.00	1.000																						
47 Mark Lukasiewicz, L ERA: 1.8 (9, 1)	1.0		3	0	0	0	0	0	0	0	0	0	0	7	9	0.00	0.000																						

Anaheim Angels @ Detroit Tigers
Comerica Park, Detroit, MI
Tue May 14 2002, 7:05 PM EDT
Att: 12,745 - Overcast - 58 F

AB 30
R 2
H 4
RBI 2
BB 0
SO 7
LOB 6



Batter	1	2	3	4	5	6	7	8	9	AB	R	H	RBI	BB	SO	LOB	TOP				
David Eckstein, R (1, 6) OBP: 0.360, SLG: 0.396	1-2 F5	1-1 HR				4-2 G4-3 BLK	0-2 WP		3-2 F9	4	1	3	1	0	0						
Darin Erstad, L (1, 8) OBP: 0.334, SLG: 0.357	1-1 WP	0-2 F8				1-3 G4-3	2-3 K		1-1 2B	5	2	2	0	0	1	2					
Orlando Palmeiro, L (9, 7) OBP: 0.412, SLG: 0.373	16 WP					1-3	1-2 K		2B	0	0	0	0	0	0	0					
Troy Glaus, R (1, 5) OBP: 0.361, SLG: 0.540	2-3 K				0-0 F9	2-0 P4			1-1 2B	5	1	2	0	0	1	2					
16 Garret Anderson, L (1, 7) OBP: 0.325, SLG: 0.528	0-0				0-3 K	1-1 F9			0-1 2B	5	0	2	2	0	2	2					
Julio Ramirez, R (9, PR) OBP: 0.455, SLG: 0.900	2H								2-3 BLK	0	0	0	0	0	0	0					
Tim Salmon, R (1, 9) OBP: 0.362, SLG: 0.448	2-3 K				3-1 F9	2-1 1B			2-3 K	5	1	1	0	0	2	3					
Bengie Molina, R (1, 2) OBP: 0.303, SLG: 0.333		2-2 E9			3-2 G5-3	1-2 1B			1-2 F8	5	1	1	0	0	0	3					
Scott Spiezio, S (1, 3) OBP: 0.372, SLG: 0.376		3-3 K			2-0 F7	0-0 FC3-2			2-1 G3	4	1	1	1	0	1	1					
Brad Fullmer, L (1, 10) OBP: 0.326, SLG: 0.441		1-3 K			2-0 F7	1-3 1B			0-1 HR	4	2	1	1	0	1	3					
Jose Nieves, R (1, 4) OBP: 0.268, SLG: 0.317		1-1 HR			0-2 G6-3	1-2 FC3-2			1-2 F8	4	1	1	1	0	0	2					
		3H				3-0 F8			1-2 F8												
Inning Stats	R: 1 H: 2 E: 0 K: 2 S: 13	H: 2 R: 1 LOB: 1 BB: 0 P: 19	R: 3 H: 2 E: 1 K: 2 S: 16	H: 2 R: 0 LOB: 0 BB: 0 P: 24	R: 0 H: 1 E: 0 K: 1 S: 10	H: 1 R: 0 LOB: 0 BB: 0 P: 16	R: 0 H: 0 E: 0 K: 0 S: 6	H: 0 R: 0 LOB: 0 BB: 0 P: 10	R: 0 H: 0 E: 0 K: 0 S: 7	H: 4 R: 0 LOB: 1 BB: 1 P: 15	R: 0 H: 0 E: 0 K: 1 S: 9	H: 0 R: 0 LOB: 0 BB: 0 P: 13	R: 1 H: 1 E: 0 K: 0 S: 9	H: 1 R: 0 LOB: 0 BB: 0 P: 13	R: 2 H: 3 E: 0 K: 1 S: 15	H: 3 R: 0 LOB: 2 BB: 0 P: 23	1B: 9 2B: 2 3B: 0 HR: 2	SF: 0 SAC: 0 DP: 0 HBP: 0	WP: 4 PB: 0 SB: 0 CS: 0	PA: 42	
PITCHER	IP WLS BF H R ER SO BB IBB HBP BLK WP HR S P ERA WHIP	IP WLS BF H R ER SO BB IBB HBP BLK WP HR S P ERA WHIP	IP WLS BF H R ER SO BB IBB HBP BLK WP HR S P ERA WHIP	IP WLS BF H R ER SO BB IBB HBP BLK WP HR S P ERA WHIP	IP WLS BF H R ER SO BB IBB HBP BLK WP HR S P ERA WHIP	IP WLS BF H R ER SO BB IBB HBP BLK WP HR S P ERA WHIP	IP WLS BF H R ER SO BB IBB HBP BLK WP HR S P ERA WHIP	IP WLS BF H R ER SO BB IBB HBP BLK WP HR S P ERA WHIP	IP WLS BF H R ER SO BB IBB HBP BLK WP HR S P ERA WHIP	IP WLS BF H R ER SO BB IBB HBP BLK WP HR S P ERA WHIP	IP WLS BF H R ER SO BB IBB HBP BLK WP HR S P ERA WHIP	IP WLS BF H R ER SO BB IBB HBP BLK WP HR S P ERA WHIP	IP WLS BF H R ER SO BB IBB HBP BLK WP HR S P ERA WHIP	IP WLS BF H R ER SO BB IBB HBP BLK WP HR S P ERA WHIP	IP WLS BF H R ER SO BB IBB HBP BLK WP HR S P ERA WHIP	IP WLS BF H R ER SO BB IBB HBP BLK WP HR S P ERA WHIP	IP WLS BF H R ER SO BB IBB HBP BLK WP HR S P ERA WHIP	IP WLS BF H R ER SO BB IBB HBP BLK WP HR S P ERA WHIP	IP WLS BF H R ER SO BB IBB HBP BLK WP HR S P ERA WHIP	IP WLS BF H R ER SO BB IBB HBP BLK WP HR S P ERA WHIP	IP WLS BF H R ER SO BB IBB HBP BLK WP HR S P ERA WHIP
Mark Redman, L (1, 1) ERA: 5.33	6.0 L 29 9 7 4 6 1 0 0 0 1 3 1 69 110 6.00 1.667	2.0 7 1 1 1 1 0 0 0 0 0 1 18 26 4.50 0.500	1.0 6 3 2 2 1 0 0 0 0 1 0 0 15 23 18.00 3.000																		
Jose Lima, R (7, 1) ERA: 10.47																					
Fernando Rodney, R (9, 1) ERA: 9.82																					

Anaheim Angels @ Detroit Tigers
Comerica Park, Detroit, MI
Wed May 15 2002, 7:05 PM EDT
Att. 12,314 - Sunny - 66 F

AB 41
R 10
H 13
RBI 8
BB 1
SO 8
LOB 18



Batter	1	2	3	4	5	6	7	8	9	AB	R	H	RBI	BB	SO	LOB	BOTTOM			
Damian Jackson, R (1, 4) OBP: 0.362, SLG: 0.431	3-3 K		4-1 BB			3-2 F9			1-1 F8	3	0	0	0	1	1	3				
Robert Flick, L (1, 9) OBP: 0.347, SLG: 0.424	3-1 1B		3-3 K			4-1 1B			1-0 F7	3	1	1	0	1	1	2				
Bobby Higginson, L (1, 7) OBP: 0.327, SLG: 0.472	1-2 G6-4-3				2-1 F8	0-0 F8			3-2 L6	4	0	1	0	0	0	1				
Dmitri Young, S (1, 10) OBP: 0.343, SLG: 0.426	0-2 G6-4-3				1-0 G5-3	1-2 F8			3-3 K	4	0	0	0	0	1	3				
Randall Simon, L (1, 3) OBP: 0.298, SLG: 0.491		2-1 G4-3			0-0 G4-3	2-0 1B			0-0 G6-3	4	0	1	0	0	0	0				
Shane Halter, R (1, 6) OBP: 0.312, SLG: 0.353		1-3 K			1-3 K	0-0 1B			1-1 F7	4	0	1	1	0	2	0				
Craig Paquette, R (1, 5) OBP: 0.235, SLG: 0.341		0-0 G6-3			4-1 1B	0-0 L4			0-3 K	3	0	0	0	1	1	2				
Wendell Magee, R (1, 8) OBP: 0.321, SLG: 0.467			2-2 L8		0-2 L7				0-0 F8	4	0	0	0	0	0	1				
Mike Rivera, R (1, 2) OBP: 0.289, SLG: 0.385			0-0 F9		3-2 1B				1-2 WP	3	0	2	0	0	0	0				
Inning Stats	R: 0 H: 2 E: 1 K: 1 S: 12	H: 0 R: 0 LOB: 0 BB: 0 P: 9	H: 0 R: 0 LOB: 1 BB: 1 P: 17	H: 0 R: 0 LOB: 0 BB: 1 P: 17	H: 0 R: 0 LOB: 0 BB: 0 P: 7	H: 1 R: 0 LOB: 2 BB: 1 P: 26	H: 2 R: 0 LOB: 1 BB: 1 P: 15	H: 1 R: 0 LOB: 0 BB: 0 P: 13	H: 0 R: 0 LOB: 0 BB: 0 P: 14	H: 0 R: 0 LOB: 0 BB: 0 P: 7	1B: 6 2B: 0 3B: 0 HR: 0	SF: 0 SAC: 0 DP: 1 HBP: 0	WP: 1 PB: 0 SB: 0 CS: 0	PA: 35						
PITCHER	IP WLS BF H R ER SO BB IBB HBP BLK WP HR S P ERA WHIP	IP WLS BF H R ER SO BB IBB HBP BLK WP HR S P ERA WHIP	IP WLS BF H R ER SO BB IBB HBP BLK WP HR S P ERA WHIP	IP WLS BF H R ER SO BB IBB HBP BLK WP HR S P ERA WHIP	IP WLS BF H R ER SO BB IBB HBP BLK WP HR S P ERA WHIP	IP WLS BF H R ER SO BB IBB HBP BLK WP HR S P ERA WHIP	IP WLS BF H R ER SO BB IBB HBP BLK WP HR S P ERA WHIP	IP WLS BF H R ER SO BB IBB HBP BLK WP HR S P ERA WHIP	IP WLS BF H R ER SO BB IBB HBP BLK WP HR S P ERA WHIP	IP WLS BF H R ER SO BB IBB HBP BLK WP HR S P ERA WHIP	IP WLS BF H R ER SO BB IBB HBP BLK WP HR S P ERA WHIP	IP WLS BF H R ER SO BB IBB HBP BLK WP HR S P ERA WHIP	IP WLS BF H R ER SO BB IBB HBP BLK WP HR S P ERA WHIP	IP WLS BF H R ER SO BB IBB HBP BLK WP HR S P ERA WHIP	IP WLS BF H R ER SO BB IBB HBP BLK WP HR S P ERA WHIP	IP WLS BF H R ER SO BB IBB HBP BLK WP HR S P ERA WHIP	IP WLS BF H R ER SO BB IBB HBP BLK WP HR S P ERA WHIP	IP WLS BF H R ER SO BB IBB HBP BLK WP HR S P ERA WHIP	IP WLS BF H R ER SO BB IBB HBP BLK WP HR S P ERA WHIP	IP WLS BF H R ER SO BB IBB HBP BLK WP HR S P ERA WHIP
Aaron Sele, R (1, 1) ERA: 5.1	7.0 W 29 6 1 1 4 3 0 0 0 0 0 0 62 106 1.29 1.286	1.0 3 0 0 0 1 0 0 0 0 0 0 8 14 0.00 0.000	1.0 3 0 0 0 1 0 0 0 0 0 0 6 7 0.00 0.000																	
Dennis Cook, L (8, 1) ERA: 1.46																				
Matt Wise, R (9, 1) ERA: 2.25																				

Anaheim Angels @ Detroit Tigers
Comerica Park, Detroit, MI
Wed May 15 2002, 7:05 PM EDT
Att. 12,314 - Sunny - 66 F

AB 32
R 1
H 6
RBI 1
BB 3
SO 6
LOB 12



Batter	1	2	3	4	5	6	7	8	9	AB	R	H	RBI	BB	SO	LOB	TOP			
29 Rusty Greer, L OBP: 0.352, SLG: 0.388 (1, 10)	3-1 SH1-3 1B	4-1 1B			0-1 G4-3		0-1 1B		0-3 K	4	1	2	0	1	1	0				
10 Michael Young, R OBP: 0.345, SLG: 0.468 (1, 4)	0-1 SH1-3	2-2 1B			0-2 G1-3		1-2 G4-3 1B			3	0	2	1	0	0	0				
Alex Rodriguez, R OBP: 0.405, SLG: 0.629 (1, 6)	1-1 1B				3-2 P6		2-1 G4-3			4	0	1	1	0	0	2				
Juan Gonzalez, R OBP: 0.300, SLG: 0.286 (1, 9)	0-1 F8				1-3 K				0-0 G5-3 SH1-3 1B	4	0	1	0	0	2	1				
Mike Lamb, L OBP: 0.214, SLG: 0.333 (1, 3)	0-2 G4-3				3-2 G4-3				1-1 SH1-3	3	0	0	0	0	0	1				
Herbert Perry, R OBP: 0.343, SLG: 0.453 (1, 5)		1-0 1B			0-0 E5 FC1-4		0-2 1B 2B		2-2 G5-3	4	1	2	0	0	0	1				
Gabe Kapler, R OBP: 0.308, SLG: 0.367 (1, 7)		0-1 FC1-6 1B			2-2 FC1-4 G1-3		1-1 1B		2-3 K	4	1	1	1	0	1	3				
Bill Haselman, R OBP: 0.333, SLG: 0.376 (1, 2)		0-2 1B			0-0 G1-3		2-1 F8		1-3 K	4	0	1	0	0	1	2				
Calvin Murray, R OBP: 0.229, SLG: 0.260 Todd Greene, R (9, PH)	1-2 P5				0-1 P5				0-2 P4	3	0	0	0	0	1	3				
Inning Stats	R: 1 E: 0 K: 0 S: 11	H: 2 LOB: 1 BB: 0 P: 15	R: 1 E: 0 K: 0 S: 15	H: 3 LOB: 2 BB: 1 P: 23	R: 0 E: 0 K: 1 S: 5	H: 0 LOB: 0 BB: 0 P: 8	R: 0 E: 1 K: 0 S: 7	H: 0 LOB: 1 BB: 0 P: 9	R: 0 E: 0 K: 0 S: 8	H: 0 LOB: 0 BB: 0 P: 11	R: 1 E: 0 K: 1 S: 13	H: 2 LOB: 1 BB: 0 P: 20	R: 0 E: 0 K: 1 S: 11	H: 2 LOB: 1 BB: 0 P: 14	R: 0 E: 0 K: 2 S: 10	H: 1 LOB: 1 BB: 0 P: 11	1B: 8 2B: 2 3B: 0 HR: 0	SF: 0 SAC: 2 DP: 1 HBP: 0	WP: 0 PB: 0 SB: 0 CS: 0	PA: 37
PITCHER	IP	WLS	BF	H	R	ER	SO	BB	IBB	HBP	BLK	WP	HR	S	P	ERA	WHIP			
Jeff Weaver, R ERA: 3.34 Juan Acevedo, R ERA: 3.75	(1, 1) 8.0	W 34	10	3	3	4	4	1	0	0	0	0	0	79	114	3.38	1.375			

Texas Rangers @ Detroit Tigers
Comerica Park, Detroit, MI
Fri May 17 2002, 7:05 PM EDT
Att: 19,293 - Cloudy - 45 F

AB	34
R	3
H	10
RBI	3
BB	1
SO	6
LOB	13



Batter	1	2	3	4	5	6	7	8	9	AB	R	H	RBI	BB	SO	LOB	BOTTOM			
Damian Jackson, R OBP: 0.355, SLG: 0.436 (1, 4)	2-1 HR 2B	3-2 F8			3-2 F7			1-0 F2		4	1	1	0	0	0	2				
Robert Fick, L OBP: 0.351, SLG: 0.471 (1, 9)	0-1 F8		2-1 HR		3-2 F7			2-1 HR		4	2	2	3	0	0	1				
Bobby Higginson, L OBP: 0.319, SLG: 0.459 (1, 7)	0-2 F8		0-0 F7		2-1 F7			2-2 F5		4	0	0	0	0	0	1				
Dmitri Young, S OBP: 0.338, SLG: 0.462 (1, 10)	3-2 HR		0-0 F7		0-1 F7			1-3 K		4	1	1	2	0	1	0				
Randall Simon, L OBP: 0.290, SLG: 0.479 (1, 3)	0-0 L9		2-2 F7		1-2 G4-3					3	0	0	0	0	0	0				
Wendell Magee, R OBP: 0.321, SLG: 0.491 (1, 8)		0-1 HR			0-0 L9			1-3 K		3	1	1	1	0	1	0				
Chris Truby, R OBP: 0.289, SLG: 0.389 (1, 5)		0-1 F9			1-1 L9			0-1 F8		3	0	0	0	0	0	0				
Matt Walbeck, S OBP: 0.333, SLG: 0.333 (1, 2)		2-0 1B			3-1 G4-3			2-1 G6-3		3	0	1	0	0	0	0				
Ramon Santiago, S OBP: 0.333, SLG: 0.667 (1, 6)		1-0 L7			0-2 F8			1-0 HR 2B		3	1	1	0	0	0	1				
Inning Stats	R: 2 E: 0 K: 0 S: 12	H: 2 LOB: 0 BB: 0 P: 17	R: 1 E: 0 K: 0 S: 10	H: 2 LOB: 0 BB: 0 P: 16	R: 1 E: 0 K: 0 S: 7	H: 1 LOB: 0 BB: 0 P: 11	R: 0 E: 0 K: 0 S: 5	H: 0 LOB: 0 BB: 0 P: 9	R: 0 E: 0 K: 0 S: 10	H: 0 LOB: 0 BB: 0 P: 16	R: 0 E: 0 K: 0 S: 7	H: 0 LOB: 0 BB: 0 P: 10	R: 0 E: 0 K: 1 S: 7	H: 0 LOB: 0 BB: 0 P: 10	R: 2 E: 0 K: 1 S: 11	H: 2 LOB: 0 BB: 0 P: 18	1B: 1 2B: 2 3B: 0 HR: 4	SF: 0 SAC: 0 DP: 0 HBP: 0	WP: 0 PB: 0 SB: 0 CS: 0	PA: 31
PITCHER	IP	WLS	BF	H	R	ER	SO	BB	IBB	HBP	BLK	WP	HR	S	P	ERA	WHIP			
Dave Burba, R ERA: 5.26 John Rocker, L ERA: 7.07	(1, 1) 7.1	L 28	3	1	1	1	1	0	0	0	0	0	0	1	9	13.50	1.500			

Texas Rangers @ Detroit Tigers
Comerica Park, Detroit, MI
Fri May 17 2002, 7:05 PM EDT
Att: 19,293 - Cloudy - 45 F

AB	31
R	6
H	7
RBI	6
BB	0
SO	2
LOB	5



Batter	1	2	3	4	5	6	7	8	9	AB	R	H	RBI	BB	SO	LOB	TOP		
29 Rusty Greer, L (1, 10) OBP: 0.353, SLG: 0.381	G3-1	E6 10 G6-3 10 PB		1B 1B		F7		FC4-6 BB		3	1	0	0	2	0	0			
10 Michael Young, R (1, 4) OBP: 0.347, SLG: 0.466	F9 BLK 1B	G6-3		1B 1B			F8	FC4-6		5	1	2	0	0	0	3			
Alex Rodriguez, R (1, 6) OBP: 0.405, SLG: 0.620	E BLK 2B BB	F8		1B			G5-3	K		4	1	1	1	1	1	3			
Juan Gonzalez, R (1, 9) OBP: 0.286, SLG: 0.273	F9			F8			1B		G6-3	5	0	1	0	0	1	4			
Mike Lamb, L (1, 3) OBP: 0.197, SLG: 0.305	E3 2B			E4		P4			G6-3	5	1	0	0	0	2				
Herbert Perry, R (1, 5) OBP: 0.380, SLG: 0.471	1B 2B			P6		G5-3		1B BB		4	2	2	2	1	0	1			
Todd Greene, R (1, 2) OBP: 0.400, SLG: 0.400				F5		F8		1B BB		4	0	2	1	0	0	1			
Calvin Murray, R (8, PR) OBP: 0.228, SLG: 0.260								1B S 1B		0	1	0	0	0	0	0			
Rafael Palmeiro, L (9, PH) OBP: 0.370, SLG: 0.543	2H 1B							1B S 1B		1	0	0	0	0	0	1			
Gabe Kapler, R (1, 7) OBP: 0.306, SLG: 0.363	K			F8		G6-3		FC4-6 SF7 1B		4	0	1	1	0	1	1			
Jason Romano, R (1, 8)				F7		G5-3		SF7		3	0	0	1	0	1	0			
Bill Haselman, R (8, 2) OBP: 0.333, SLG: 0.376								1B S 1B		0	0	0	0	0	0	0			
Inning Stats	R: 4 E: 1 K: 1 S: 17	H: 3 LOB: 1 BB: 1 P: 29	R: 0 E: 1 K: 0 S: 9	H: 0 LOB: 1 BB: 0 P: 13	R: 0 E: 1 K: 1 S: 9	H: 0 LOB: 1 BB: 0 P: 14	R: 1 E: 0 K: 0 S: 9	H: 2 LOB: 2 BB: 1 P: 18	R: 0 E: 0 K: 1 S: 7	H: 0 LOB: 0 BB: 0 P: 9	R: 0 E: 0 K: 0 S: 8	H: 1 LOB: 1 BB: 0 P: 10	R: 2 E: 0 K: 1 S: 18	H: 2 LOB: 2 BB: 2 P: 33	R: 0 E: 0 K: 0 S: 11	H: 1 LOB: 1 BB: 0 P: 14	1B: 8 2B: 1 3B: 0 HR: 0	SF: 1 SAC: 0 DP: 0 HBP: 0	WP: 0 PA: 43 PB: 1 SB: 2 CS: 0
PITCHER	IP	WLS	BF	H	R	ER	SO	BB	IBB	HBP	BLK	WP	HR	S	P	ERA	WHIP		
Steve Sparks, R (1, 1) ERA: 4.01	7.0		32	6	5	2	3	2	0	0	1	0	0	65	100	2.57	1.143		
Matt Anderson, R (8, 1) ERA: 7.59	0.1	B	4	2	2	2	0	1	0	0	0	0	0	11	22	54.00	9.000		
Jamie Walker, L (8, 1) ERA: 5.59	0.0		1	0	0	0	0	1	0	0	0	0	0	1	5	∞	∞		
Julio Santana, R (8, 1) ERA: 2.89	0.2	W	2	0	0	0	1	0	0	0	0	0	0	6	6	0.00	0.000		
Juan Acevedo, R (9, 1) ERA: 3.6	1.0	S	4	1	0	0	0	0	0	0	0	0	0	11	14	0.00	1.000		

Texas Rangers @ Detroit Tigers
Comerica Park, Detroit, MI
Sat May 18 2002, 2:05 PM EDT
Att: 24,297 - Cloudy - 45 F

AB	38
R	7
H	9
RBI	6
BB	4
SO	4
LOB	16



Batter	1	2	3	4	5	6	7	8	9	AB	R	H	RBI	BB	SO	LOB	BOTTOM		
Damian Jackson, R (1, 4) OBP: 0.328, SLG: 0.400	F8	K		G1-2-3			G1-3	K		5	0	0	0	0	2	6			
Robert Fick, L (1, 9) OBP: 0.353, SLG: 0.471	BB 2B 1B			F8		G1-3	SF8	1B		4	1	2	2	0	0	0			
Bobby Higginson, L (1, 7) OBP: 0.321, SLG: 0.453	1B 2B BB			G6-3		G3-1	3H 1B 1B	F7		4	2	1	0	1	0	1			
Dmitri Young, S (1, 10) OBP: 0.360, SLG: 0.507	G4-3 2B			1B 2B		K	1B 1B			4	1	3	2	0	1	0			
Randall Simon, L (1, 3) OBP: 0.297, SLG: 0.480	G4-3			1B			F8	1B		4	0	2	2	0	0	1			
Wendell Magee, R (1, 8) OBP: 0.310, SLG: 0.474	K			E5 G1-2-3		G6-3	K			4	0	0	0	0	2	3			
Chris Truby, R (1, 5) OBP: 0.288, SLG: 0.378		K		HBP		F3		F9		3	0	0	0	0	1	0			
Matt Walbeck, S (1, 2) OBP: 0.429, SLG: 0.500		F8		F4			1B 2B	1B BB		3	1	1	0	1	0	2			
Jacob Cruz, L (8, PR) OBP: 0.380, SLG: 0.368				1-2 2-3			3B 2B	PB 1B BB		0	1	0	0	0	0	0			
Mike Rivera, R (9, 2) OBP: 0.289, SLG: 0.385				1-2 2-3			2B 3B	S 1B BB		0	0	0	0	0	0	0			
Ramon Santiago, S (1, 6) OBP: 0.714, SLG: 1.333		2B		BB			SF8 3B	1B 1B		3	2	3	2	1	0	0			
Inning Stats	R: 2 E: 0 K: 1 S: 13	H: 2 LOB: 1 BB: 1 P: 24	R: 0 E: 0 K: 2 S: 9	H: 1 LOB: 0 BB: 0 P: 15	R: 1 E: 0 K: 0 S: 6	H: 2 LOB: 1 BB: 0 P: 9	R: 0 E: 2 K: 0 S: 7	H: 0 LOB: 2 BB: 1 P: 15	R: 0 E: 0 K: 0 S: 8	H: 0 LOB: 0 BB: 0 P: 12	R: 0 E: 0 K: 0 S: 5	H: 0 LOB: 0 BB: 0 P: 9	R: 3 E: 0 K: 1 S: 16	H: 5 LOB: 2 BB: 0 P: 24	R: 2 E: 0 K: 1 S: 13	H: 2 LOB: 1 BB: 1 P: 22	1B: 7 2B: 4 3B: 1 HR: 0	SF: 1 SAC: 0 DP: 1 HBP: 1	WP: 0 PA: 39 PB: 1 SB: 2 CS: 0
PITCHER	IP	WLS	BF	H	R	ER	SO	BB	IBB	HBP	BLK	WP	HR	S	P	ERA	WHIP		
Chan Ho Park, R (1, 1) ERA: 6.61	6.1		28	7	5	5	4	2	0	0	0	0	0	7	11	27.00	9.000		
John Rucker, L (7, 1) ERA: 7.53	0.1	B	4	3	1	1	0	0	0	0	0	0	0	7	11	27.00	9.000		
Rudy Seanez, R (7, 1) ERA: 5.4	1.0	L	6	2	2	2	2	1	0	0	0	0	0	15	25	18.00	3.000		
Chris Michalak, L (8, 1) ERA: 2.38	0.1		1	0	0	0	0	0	0	0	0	0	0	1	1	0.00	0.000		

Texas Rangers @ Detroit Tigers
Comerica Park, Detroit, MI
Sat May 18 2002, 2:05 PM EDT
Att: 24,297 - Cloudy - 45 F

AB	34
R	8
H	12
RBI	8
BB	3
SO	6
LOB	13



Batter	1	2	3	4	5	6	7	8	9	AB	R	H	RBI	BB	SO	LOB	TOP				
29 Rusty Greer, L OBP: 0.346, SLG: 0.372 (1, 10)	F8		G4-3			F8		L6		4	0	0	0	0	0	2	Texas Rangers @ Detroit Tigers Comerica Park, Detroit, MI Sun May 19 2002, 2:05 PM EDT Att: 18,232 - Cloudy - 50 F				
10 Michael Young, R OBP: 0.344, SLG: 0.458 (1, 4)	L8		E7			G1-3		K		4	0	1	1	0	1	1					
Alex Rodriguez, R OBP: 0.407, SLG: 0.620 (1, 6)			F8					F8		3	0	1	0	1	0	2					
Juan Gonzalez, R OBP: 0.256, SLG: 0.243 (1, 9)	L6				G6-3			F9		4	0	0	0	0	1	2					
Mike Lamb, L OBP: 0.215, SLG: 0.333 (1, 3)										4	0	2	0	0	0	0					
Herbert Perry, R OBP: 0.342, SLG: 0.444 (1, 5)										4	0	0	0	0	0	2					
Gabe Kapler, R OBP: 0.306, SLG: 0.362 (1, 7)										3	0	1	0	0	0	0					
Bill Haselman, R OBP: 0.333, SLG: 0.375 (1, 2)										3	1	1	0	0	0	1					
Calvin Murray, R OBP: 0.221, SLG: 0.250 (1, 8)										3	0	0	0	0	0	1					
Inning Stats	R: 0 E: 0 K: 0 S: 14	H: 1 LOB: 1 BB: 0 P: 20	R: 0 E: 0 K: 0 S: 7	H: 0 LOB: 0 BB: 0 P: 11	R: 1 E: 1 K: 0 S: 13	H: 2 LOB: 1 BB: 0 P: 21	R: 0 E: 0 K: 0 S: 6	H: 0 LOB: 0 BB: 0 P: 10	R: 0 E: 0 K: 0 S: 8	H: 0 LOB: 1 BB: 1 P: 18	R: 0 E: 0 K: 0 S: 6	H: 2 LOB: 1 BB: 0 P: 8	R: 0 E: 1 K: 1 S: 7	H: 0 LOB: 1 BB: 0 P: 12	R: 0 E: 0 K: 1 S: 6	H: 1 LOB: 0 BB: 0 P: 6	1B: 4 2B: 3 3B: 0 HR: 0	SF: 0 SAC: 0 DP: 2 HBP: 0	WP: 0 PB: 0 SB: 0 CS: 0	PA: 33	
PITCHER	IP	WLS	BF	H	R	ER	SO	BB	IBB	HBP	BLK	WP	HR	S	P	ERA	WHIP				
Seth Greisinger, R ERA: 3.67 (1, 1)	6.2	W	25	5	1	1	0	1	0	0	0	0	0	62	97	1.35	0.900				
Jose Paniagua, R ERA: 5.3 (7, 1)	1.0	H	4	0	0	0	1	0	0	0	0	0	0	7	10	0.00	0.000				
Juan Acevedo, R ERA: 3.42 (8, 1)	1.1	S	4	1	0	0	1	0	0	0	0	0	0	7	9	0.00	0.750				

Batter	1	2	3	4	5	6	7	8	9	AB	R	H	RBI	BB	SO	LOB	BOTTOM				
Wendell Magee, R OBP: 0.325, SLG: 0.492 (1, 8)	G4-3 1B 2B					G6-3		CS		4	1	3	0	0	0	0	Texas Rangers @ Detroit Tigers Comerica Park, Detroit, MI Sun May 19 2002, 2:05 PM EDT Att: 18,232 - Cloudy - 50 F				
Robert Fick, L OBP: 0.344, SLG: 0.458 (1, 9)	G4-3		P4			F7		K		4	0	0	0	0	1	3					
Craig Paquette, R OBP: 0.243, SLG: 0.346 (1, 3)			L9					F9		4	0	2	1	0	0	1					
Dmitri Young, S OBP: 0.367, SLG: 0.542 (1, 10)	G5-4-3									3	1	1	1	1	0	1					
Shane Halter, R OBP: 0.310, SLG: 0.345 (1, 4)										3	0	0	0	1	2	0					
Mike Rivera, R OBP: 0.276, SLG: 0.366 (1, 2)										4	0	0	0	0	2	3					
Jacob Cruz, L OBP: 0.389, SLG: 0.372 (1, 7)										2	0	1	0	1	0	0					
Chris Truby, R OBP: 0.289, SLG: 0.372 (1, 5)										2	0	0	0	1	0	1					
Ramon Santiago, S OBP: 0.600, SLG: 1.000 (1, 6)										2	0	0	0	0	0	2					
Inning Stats	R: 1 E: 0 K: 0 S: 5	H: 2 LOB: 0 BB: 0 P: 8	R: 0 E: 0 K: 0 S: 9	H: 1 LOB: 1 BB: 0 P: 11	R: 0 E: 0 K: 0 S: 10	H: 1 LOB: 1 BB: 0 P: 16	R: 1 E: 0 K: 2 S: 17	H: 1 LOB: 2 BB: 2 P: 30	R: 0 E: 0 K: 1 S: 16	H: 1 LOB: 3 BB: 2 P: 29	R: 0 E: 0 K: 0 S: 9	H: 1 LOB: 0 BB: 0 P: 12	R: 0 E: 0 K: 1 S: 6	H: 0 LOB: 0 BB: 0 P: 8	R: 0 E: 0 K: 1 S: 6	H: 0 LOB: 0 BB: 0 P: 8	1B: 5 2B: 1 3B: 0 HR: 1	SF: 0 SAC: 0 DP: 1 HBP: 1	WP: 0 PB: 0 SB: 0 CS: 2	PA: 34	
PITCHER	IP	WLS	BF	H	R	ER	SO	BB	IBB	HBP	BLK	WP	HR	S	P	ERA	WHIP				
Doug Davis, L ERA: 4.45 (1, 1)	5.0	L	24	6	2	2	3	4	0	0	0	0	0	18	28	0.00	0.500				
Francisco Cordero, R ERA: 8.44 (6, 1)	2.0		6	1	0	0	1	0	0	0	0	0	0	6	8	0.00	0.000				
Rudy Seanez, R ERA: 5.08 (8, 1)	1.0		3	0	0	0	1	0	0	0	0	0	0	6	8	0.00	0.000				

AB 32
R 1
H 6
RBI 1
BB 1
SO 2
LOB 11



AB 28
R 2
H 7
RBI 2
BB 4
SO 5
LOB 11



Batter	1	2	3	4	5	6	7	8	9	AB	R	H	RBI	BB	SO	LOB	TOP					
Omar Vizquel, S OBP: 0.415, SLG: 0.532 (1, 6)										4	0	1	0	1	1	0	Cleveland Indians @ Detroit Tigers Comerica Park, Detroit, MI Mon May 20 2002, 7:05 PM EDT Att: 12,851 - Cloudy - 45 F					
Ricky Gutierrez, R OBP: 0.296, SLG: 0.304 (1, 4)										5	0	1	0	0	2	4						
Matt Lawton, L OBP: 0.358, SLG: 0.476 (1, 9)										4	0	0	0	1	0	2						
Jim Thome, L OBP: 0.370, SLG: 0.493 (1, 3)										2	0	1	0	2	0	0						
Ellis Burks, R OBP: 0.373, SLG: 0.463 (1, 10)										4	1	2	1	0	0	3						
Travis Fryman, R OBP: 0.288, SLG: 0.352 (1, 5)										4	1	1	0	0	1	3						
Russell Branyan, L OBP: 0.289, SLG: 0.429 (1, 7)										3	1	2	0	1	0	0						
Einar Diaz, R OBP: 0.268, SLG: 0.353 (1, 2)										3	0	1	0	1	0	2						
Jolbert Cabrera, R OBP: 0.174, SLG: 0.163 Brady Anderson, L OBP: 0.327, SLG: 0.250 Bruce Aven, R OBP: 0.357, SLG: 0.100 (8, 8)										3	0	1	2	0	1	2						
Inning Stats	R: 0 E: 0 K: 1 S: 12	H: 0 LOB: 0 BB: 0 P: 18	R: 0 E: 0 K: 0 S: 12	H: 2 LOB: 2 BB: 1 P: 20	R: 0 E: 0 K: 1 S: 8	H: 1 LOB: 1 BB: 0 P: 9	R: 1 E: 0 K: 1 S: 13	H: 3 LOB: 2 BB: 0 P: 20	R: 0 E: 0 K: 0 S: 6	H: 0 LOB: 0 BB: 0 P: 10	R: 2 E: 0 K: 1 S: 16	H: 3 LOB: 3 BB: 3 P: 36	R: 0 E: 0 K: 0 S: 9	H: 0 LOB: 1 BB: 2 P: 21	R: 0 E: 0 K: 0 S: 8	H: 0 LOB: 0 BB: 0 P: 13	R: 0 E: 0 K: 1 S: 7	H: 1 LOB: 0 BB: 0 P: 9	1B: 9 2B: 0 3B: 0 HR: 1	SF: 0 SAC: 0 DP: 4 HBP: 0	WP: 0 PB: 0 SB: 1 CS: 0	PA: 39
PITCHER	IP	WLS	BF	H	R	ER	SO	BB	IBB	HBP	BLK	WP	HR	S	P	ERA	WHIP					
24 Nate Cornejo, R ERA: 5.92 Julio Santana, R ERA: 2.39 Jamie Walker, L ERA: 4.91	(1, 1)	5.2	28	9	3	3	3	4	0	0	0	0	1	64	107	4.76	2.294					
	(6, 1)	2.0	W	7	0	0	1	2	0	0	0	0	0	16	35	0.00	1.000					
	(8, 1)	1.1	S	4	1	0	1	0	0	0	0	0	0	11	14	0.00	0.750					

Batter	1	2	3	4	5	6	7	8	9	AB	R	H	RBI	BB	SO	LOB	BOTTOM					
Damian Jackson, R OBP: 0.319, SLG: 0.375 (1, 4)										4	0	0	0	1	2	1	Cleveland Indians @ Detroit Tigers Comerica Park, Detroit, MI Mon May 20 2002, 7:05 PM EDT Att: 12,851 - Cloudy - 45 F					
Robert Fick, L OBP: 0.335, SLG: 0.446 Jacob Cruz, L OBP: 0.389, SLG: 0.372 (8, 9)										4	0	0	0	0	1	1						
Bobby Higginson, L OBP: 0.326, SLG: 0.461 (1, 7)										4	1	2	0	0	1	1						
Dmitri Young, S OBP: 0.386, SLG: 0.566 (1, 10)										4	2	3	1	0	1	1						
Randall Simon, L OBP: 0.311, SLG: 0.484 (1, 3)										3	0	2	0	1	0	2						
Wendell Magee, R OBP: 0.331, SLG: 0.492 (1, 8)										4	0	2	2	0	1	4						
Mike Rivera, R OBP: 0.284, SLG: 0.349 (1, 2)										4	0	0	0	0	1	4						
Chris Truby, R OBP: 0.288, SLG: 0.368 (1, 5)										4	0	1	0	0	2	0						
Ramon Santiago, S OBP: 0.500, SLG: 0.917 (1, 6)										4	0	1	0	0	2	1						
Inning Stats	R: 1 E: 0 K: 3 S: 20	H: 3 LOB: 2 BB: 0 P: 30	R: 0 E: 0 K: 1 S: 11	H: 1 LOB: 1 BB: 0 P: 11	R: 1 E: 0 K: 0 S: 14	H: 3 LOB: 2 BB: 0 P: 22	R: 0 E: 0 K: 1 S: 11	H: 0 LOB: 0 BB: 0 P: 14	R: 0 E: 0 K: 1 S: 13	H: 1 LOB: 2 BB: 1 P: 27	R: 0 E: 0 K: 1 S: 14	H: 1 LOB: 1 BB: 0 P: 18	R: 2 E: 1 K: 1 S: 15	H: 2 LOB: 2 BB: 1 P: 24	R: 0 E: 0 K: 3 S: 10	H: 0 LOB: 0 BB: 0 P: 17	R: 0 E: 0 K: 3 S: 10	H: 0 LOB: 0 BB: 0 P: 17	1B: 8 2B: 2 3B: 1 HR: 0	SF: 0 SAC: 0 DP: 0 HBP: 0	WP: 0 PB: 0 SB: 1 CS: 0	PA: 37
PITCHER	IP	WLS	BF	H	R	ER	SO	BB	IBB	HBP	BLK	WP	HR	S	P	ERA	WHIP					
Bartolo Colon, R ERA: 2.79 Ricardo Rincon, L ERA: 3.29 Mark Wohlers, R ERA: 7.11	(1, 1)	6.0	L	5	1	2	7	1	0	0	0	0	0	11	20	0.00	3.000					
	(7, 1)	0.2	L	5	1	2	0	1	0	0	0	0	0	14	21	0.00	0.750					
	(7, 1)	1.1		5	1	0	3	0	0	0	0	0	0	14	21	0.00	0.750					

AB	33
R	3
H	10
RBI	3
BB	6
SO	5
LOB	16



AB	35
R	4
H	11
RBI	3
BB	2
SO	11
LOB	15



Batter	1	2	3	4	5	6	7	8	9	AB	R	H	RBI	BB	SO	LOB	TOP			
Omar Vizquel, S OBP: 0.498, SLG: 0.522	P4		SH5-4 1B		G6-3		G4-3		G6-3	5	0	1	0	0	0	0	Cleveland Indians @ Detroit Tigers Comerica Park, Detroit, MI Tue May 21 2002, 7:05 PM EDT Att. 14,442 - Sunny - 54 F			
Ricky Gutierrez, R OBP: 0.306, SLG: 0.311	G3 BB		SH5-4		F9		1B E 1B		1B	3	1	2	0	1	0	0				
Matt Lawton, L OBP: 0.354, SLG: 0.467	G3		P4		G6-3		E 1B		F7	5	0	1	0	0	0	4				
Ellis Burks, R OBP: 0.376, SLG: 0.460	K						F6 E5 1B			3	0	1	0	1	1	1				
Jim Thome, L OBP: 0.373, SLG: 0.493			G5-3 1B		K		HBP 1B		F7	4	0	2	0	0	1	5				
Travis Fryman, R OBP: 0.300, SLG: 0.359			G5-3 1B				FC5-4 HBP 1B		L5	3	0	2	0	0	0	0				
Bruce Aven, R OBP: 0.333, SLG: 0.143	G5-3				P6		F8		G5-4-3 1B	4	0	1	0	0	0	5				
Einar Diaz, R OBP: 0.260, SLG: 0.342	G6-3				L8		FC5-4		G5-4-3	4	0	0	0	0	0	5				
Jolbert Cabrera, R OBP: 0.180, SLG: 0.152			SH5-4 1B BB		L6				G6-3	3	0	0	0	1	1	1				
Inning Stats	R: 0 E: 0 K: 1 S: 10	H: 0 LOB: 1 BB: 1 P: 19	R: 0 E: 0 K: 0 S: 8	H: 2 LOB: 1 BB: 0 P: 14	R: 0 E: 0 K: 1 S: 11	H: 1 LOB: 3 BB: 2 P: 21	R: 0 E: 0 K: 0 S: 7	H: 1 LOB: 1 BB: 0 P: 11	R: 0 E: 0 K: 0 S: 11	H: 1 LOB: 2 BB: 0 P: 15	R: 1 E: 1 K: 1 S: 11	H: 3 LOB: 2 BB: 0 P: 15	R: 0 E: 0 K: 0 S: 7	H: 1 LOB: 1 BB: 0 P: 9	R: 0 E: 0 K: 0 S: 6	H: 1 LOB: 1 BB: 0 P: 6	1B: 10 2B: 0 3B: 0 HR: 0	SF: 0 SAC: 1 DP: 2 HBP: 1	WP: 0 PB: 0 SB: 0 CS: 0	PA: 39
PITCHER Mark Redman, L ERA: 4.53	IP: 9.0 WLS: W BF: 39 H: 10 R: 1 ER: 0 SO: 3 BB: 3 IBB: 0 HBP: 1 BLK: 0 WP: 0 HR: 0 S: 78 P: 121 ERA: 0.00 WHIP: 1.444																			

Batter	1	2	3	4	5	6	7	8	9	AB	R	H	RBI	BB	SO	LOB	BOTTOM			
Damian Jackson, R OBP: 0.316, SLG: 0.368	G6-3		F9		E4 G3-1 SF7 1B		G5-3			4	1	1	0	0	0	0	Cleveland Indians @ Detroit Tigers Comerica Park, Detroit, MI Tue May 21 2002, 7:05 PM EDT Att. 14,442 - Sunny - 54 F			
Robert Fick, L OBP: 0.333, SLG: 0.441	K				G3-1		F7			4	1	1	0	0	1	1				
Bobby Higginson, L OBP: 0.324, SLG: 0.459	G4-3				F9		SF7		1B	3	0	1	1	0	0	1				
Dmitri Young, S OBP: 0.379, SLG: 0.588			F7		G4-3				F9	4	1	1	2	0	0	1				
Randall Simon, L OBP: 0.316, SLG: 0.504			FC4 BB		HR		G6-3		G4-3	3	1	1	1	1	0	1				
Wendell Magee, R OBP: 0.323, SLG: 0.480	K				F7		K			3	0	0	0	0	2	1				
Shane Halter, R OBP: 0.311, SLG: 0.345	FC4				3B 1B		L3			3	1	1	0	0	0	1				
Chris Truby, R OBP: 0.289, SLG: 0.383			F8		1B		G4-3			3	0	1	1	0	0	0				
Matt Walbeck, S OBP: 0.300, SLG: 0.333			G4-3		F9		F9			3	0	0	0	0	0	1				
Inning Stats	R: 0 E: 0 K: 1 S: 7	H: 0 LOB: 0 BB: 0 P: 9	R: 0 E: 0 K: 1 S: 7	H: 0 LOB: 1 BB: 1 P: 14	R: 0 E: 0 K: 0 S: 9	H: 0 LOB: 0 BB: 0 P: 14	R: 4 E: 0 K: 0 S: 22	H: 5 LOB: 1 BB: 0 P: 31	R: 1 E: 1 K: 0 S: 6	H: 1 LOB: 0 BB: 0 P: 9	R: 0 E: 0 K: 1 S: 7	H: 0 LOB: 0 BB: 0 P: 8	R: 0 E: 0 K: 0 S: 4	H: 0 LOB: 0 BB: 0 P: 6	R: 0 E: 0 K: 0 S: 7	H: 1 LOB: 1 BB: 0 P: 11	1B: 4 2B: 0 3B: 1 HR: 2	SF: 1 SAC: 0 DP: 0 HBP: 0	WP: 0 PB: 0 SB: 0 CS: 0	PA: 32
PITCHER Charles Nagy, R ERA: 7.71 Chad Paronto, R ERA: 3.95 Ricardo Rincon, L ERA: 3.07	IP: 4.0 WLS: L BF: 18 H: 5 R: 4 ER: 4 SO: 2 BB: 1 IBB: 4 HBP: 4 BLK: 2 WP: 1 HR: 2 S: 45 P: 68 ERA: 9.00 WHIP: 1.500																			

AB	34
R	1
H	10
RBI	0
BB	3
SO	3
LOB	21



AB	30
R	5
H	7
RBI	5
BB	1
SO	3
LOB	7



Batter	1	2	3	4	5	6	7	8	9	AB	R	H	RBI	BB	SO	LOB	TOP			
Omar Vizquel, S OBP: 0.406, SLG: 0.512	F8		K			F8		HBP		3	0	0	0	0	1	1	Cleveland Indians @ Detroit Tigers Comerica Park, Detroit, MI Wed May 22 2002, 7:05 PM EDT Att: 14,396 - Sunny - 62 F			
Ricky Gutierrez, R OBP: 0.299, SLG: 0.303	G1-3				G6-3	G6-3		K		4	0	0	0	0	1	2				
Matt Lawton, L OBP: 0.352, SLG: 0.459	F8				HBP BB	G3-1			G4-3	3	0	0	0	1	0	0				
Jim Thome, L OBP: 0.365, SLG: 0.481		K			F9			K	G1-6-3	4	0	0	0	0	2	1				
Ellis Burks, R OBP: 0.373, SLG: 0.450		E5						F8	K	3	0	0	0	0	1	0				
Travis Fryman, R OBP: 0.294, SLG: 0.351		G6-3						K		3	0	0	0	0	2	3				
Russell Branyan, L OBP: 0.283, SLG: 0.419						K			K	3	0	0	0	0	3	0				
Einar Diaz, R OBP: 0.262, SLG: 0.336								F5		2	0	0	0	1	1	0				
Chris Magruder, S OBP: 0.333, SLG: 0.667						F8			F5	3	0	1	0	0	0	1				
Inning Stats	R: 0 E: 0 K: 0 S: 4	H: 0 LOB: 0 BB: 7	R: 0 E: 1 K: 1 S: 6	H: 0 LOB: 0 BB: 10	R: 0 E: 0 K: 2 S: 13	H: 0 LOB: 1 BB: 1	R: 0 E: 0 K: 1 S: 14	H: 0 LOB: 2 BB: 1	R: 0 E: 0 K: 2 S: 9	H: 0 LOB: 0 BB: 0	R: 0 E: 0 K: 2 S: 8	H: 0 LOB: 0 BB: 0	R: 0 E: 0 K: 2 S: 14	H: 1 LOB: 2 BB: 0	R: 0 E: 0 K: 1 S: 9	H: 0 LOB: 0 BB: 13	1B: 0 2B: 1 3B: 0 HR: 0	SF: 0 SAC: 0 DP: 1 HBP: 2	WP: 0 PB: 0 SB: 0 CS: 0	PA: 32
PITCHER Jeff Weaver, R ERA: 2.92	IP: 9.0 WLS: W BF: 32 H: 1 R: 0 ER: 0 SO: 11 BB: 2 IBB: 0 HBP: 2 BLK: 0 WP: 0 HR: 0 S: 83 P: 125 ERA: 0.00 WHIP: 0.333																			

AB	28
R	0
H	1
RBI	0
BB	2
SO	11
LOB	8



Batter	1	2	3	4	5	6	7	8	9	AB	R	H	RBI	BB	SO	LOB	BOTTOM			
Wendell Magee, R OBP: 0.313, SLG: 0.465	G5-3		G6-4-3			F9		G6-3		4	0	0	0	0	0	2	Cleveland Indians @ Detroit Tigers Comerica Park, Detroit, MI Wed May 22 2002, 7:05 PM EDT Att: 14,396 - Sunny - 62 F			
Damian Jackson, R OBP: 0.325, SLG: 0.357	G4-3		S BB			G4-3		S 1B BB		2	0	0	0	2	0	1				
Bobby Higginson, L OBP: 0.328, SLG: 0.456	S BB		K			G3-1		1B		3	1	1	0	1	1	1				
Dmitri Young, S OBP: 0.385, SLG: 0.578	1B					K		K		3	0	1	1	1	2	0				
Randall Simon, L OBP: 0.314, SLG: 0.496	L9					G5-3			G4-3	4	0	1	0	0	0	3				
Shane Halter, R OBP: 0.311, SLG: 0.345		CS 1B				G6-3		F8		3	0	1	0	0	0	1				
Craig Paquette, R OBP: 0.245, SLG: 0.341		G6-3				1B SF8 BB		F9		2	1	0	0	1	0	1				
Chris Truby, R OBP: 0.290, SLG: 0.382		F8				F8		F7		3	0	1	0	0	0	0				
Matt Walbeck, S OBP: 0.308, SLG: 0.364						SF8		G5-3		2	0	1	1	0	0	0				
Inning Stats	R: 1 E: 0 K: 0 S: 13	H: 1 LOB: 1 BB: 1	R: 0 E: 0 K: 0 S: 9	H: 1 LOB: 0 BB: 0	R: 0 E: 0 K: 1 S: 9	H: 1 LOB: 1 BB: 1	R: 0 E: 0 K: 1 S: 6	H: 0 LOB: 0 BB: 0	R: 1 E: 0 K: 0 S: 12	H: 1 LOB: 1 BB: 1	R: 0 E: 0 K: 1 S: 10	H: 0 LOB: 0 BB: 0	R: 0 E: 0 K: 0 S: 6	H: 1 LOB: 2 BB: 2	R: 0 E: 0 K: 0 S: 7	H: 1 LOB: 2 BB: 0	1B: 6 2B: 0 3B: 0 HR: 0	SF: 1 SAC: 0 DP: 1 HBP: 0	WP: 0 PB: 0 SB: 3 CS: 1	PA: 32
PITCHER Chuck Finley, L ERA: 4.73	IP: 8.0 WLS: L BF: 32 H: 6 R: 2 ER: 2 SO: 3 BB: 4 IBB: 1 HBP: 0 BLK: 0 WP: 0 HR: 0 S: 72 P: 117 ERA: 2.25 WHIP: 1.250																			


AB	26
R	2
H	6
RBI	2
BB	5
SO	3
LOB	9



Batter	1	2	3	4	5	6	7	8	9	AB	R	H	RBI	BB	SO	LOB	TOP			
Wendell Magee, R OBP: 0.311, SLG: 0.459	2-1 CS 1B		0-0 G1-3			0-0 B1		3-1 G5-3		4	0	1	0	0	0	0				
Robert Fick, L OBP: 0.331, SLG: 0.432	0-1 F8		0-0 F7			4-2 1B BB		2-2 G5-3		3	0	0	0	1	0	1				
Bobby Higginson, L OBP: 0.326, SLG: 0.457	3-2 SAFE 1-2 2B			1-1 G3-1		1-0 F9			0-1 G5-3	4	0	1	0	0	0	1				
Dmitri Young, S OBP: 0.379, SLG: 0.563	0-0 F8			1-3 K		0-0 FC6-4 1B			1-3 K	4	0	1	0	0	2	1				
Randall Simon, L OBP: 0.306, SLG: 0.482		3-2 G5-3		0-0 G4-3		0-2 FC6-4			0-0 G4-3	4	0	0	0	0	2					
Shane Halter, R OBP: 0.311, SLG: 0.358		2-1 E 3B			2-2 G5-3		2-1 G3			3	1	1	0	0	0	0				
Chris Truby, R OBP: 0.291, SLG: 0.389		1-1 L4			0-1 2B		1-2 F8			3	0	1	0	0	0	0				
Mike Rivera, R OBP: 0.255, SLG: 0.337		3-H 1-1 G6-3			0-3 K		0-1 G6-3			3	0	0	0	0	1	1				
Ramon Santiago, S OBP: 0.412, SLG: 0.733			0-3 K		2-0 G1-3			1-3 K		3	0	0	0	0	2	1				
Inning Stats	R: 0 E: 0 K: 0 S: 8	H: 2 LOB: 1 BB: 0 P: 13	R: 1 E: 1 K: 0 S: 9	H: 1 LOB: 0 BB: 0 P: 16	R: 0 E: 0 K: 1 S: 5	H: 0 LOB: 0 BB: 0 P: 5	R: 0 E: 0 K: 1 S: 6	H: 0 LOB: 0 BB: 0 P: 8	R: 0 E: 0 K: 1 S: 11	H: 1 LOB: 1 BB: 0 P: 15	R: 0 E: 0 K: 0 S: 8	H: 0 LOB: 0 BB: 0 P: 10	R: 0 E: 0 K: 1 S: 9	H: 0 LOB: 0 BB: 0 P: 15	R: 0 E: 0 K: 1 S: 8	H: 0 LOB: 0 BB: 0 P: 9	1B: 2 2B: 2 3B: 1 HR: 0	SF: 0 SAC: 0 DP: 0 HBP: 0	WP: 0 PB: 0 CS: 1	PA: 32
PITCHER 56 Mark Buehrle, L ERA: 2.91	IP: 9.0 WLS: W BF: 32	H: 5 R: 1 ER: 0 SO: 5	BB: 1 IBB: 0 HBP: 0 BLK: 0	WP: 0 HR: 0 S: 71 P: 104	ERA: 0.00 WHIP: 0.667	PITCHER										IP: 9.0 WLS: W BF: 32	H: 5 R: 1 ER: 0 SO: 5	BB: 1 IBB: 0 HBP: 0 BLK: 0	WP: 0 HR: 0 S: 71 P: 104	ERA: 0.00 WHIP: 0.667

Detroit Tigers @ Chicago White Sox
Comiskey Park, Chicago, IL
Fri May 24 2002, 8:05 PM EDT
Att. 14,597 - Sunny - 49 F


AB	31
R	1
H	5
RBI	0
BB	1
SO	5
LOB	7



Batter	1	2	3	4	5	6	7	8	9	AB	R	H	RBI	BB	SO	LOB	BOTTOM			
Kenny Lofton, L OBP: 0.396, SLG: 0.435	1-2 F9-5 1B		1-0 HR	0-1 F9		4-1 FC4-6 1B BB		2-3 K		4	2	2	1	1	1	1				
Ray Durham, S OBP: 0.360, SLG: 0.353	3-1 F9-5 1B		4-2 E 14 HR BB	1-0 G5-3		3-2 FC4-6 1B		4-2 HR BB		3	2	2	0	2	0	0				
Magglio Ordonez, R OBP: 0.372, SLG: 0.580	0-0 F9-5		0-1 E4 14 HR		1-2 14 HR 1B	0-1 FC4-6 14 HR 1B		2-1 HR		5	3	2	3	0	0	5				
14 Paul Konerko, R OBP: 0.390, SLG: 0.545	1-0 G6-3		0-0 HR		0-2 HR 1B	2-0 FC6-4 1B		2-1 F7		5	2	3	4	0	0	1				
Frank Thomas, R OBP: 0.374, SLG: 0.520		2-2 F9	1-1 G6-3		1-2 HR 1B	0-0 FC6-4		4-2 1B BB		4	1	1	3	1	0	2				
Jose Valentin, S OBP: 0.311, SLG: 0.484		3-2 2B G4-3 1B	4-2 WP PB BB		2-1 G6-3 1B		1-3 K	3-1 K		4	1	3	0	1	1	0				
Carlos Lee, R OBP: 0.280, SLG: 0.440		1-0 G4-3 2B	2-3 K		0-3 K		0-0 P4	0-1 G5-3		5	0	1	0	0	2	4				
Mark Johnson, L OBP: 0.298, SLG: 0.270		0-1 G4-3	3-1 G1-3		0-1 G6-3		3-3 K			4	0	0	1	0	1	3				
Royce Clayton, R OBP: 0.244, SLG: 0.383		0-0 G6-3		2-1 P4		2-0 F9		4-1 BB HR BB		3	1	0	0	1	0	1				
Inning Stats	R: 0 E: 0 K: 0 S: 7	H: 2 LOB: 1 BB: 0 P: 12	R: 1 E: 0 K: 0 S: 12	H: 2 LOB: 1 BB: 0 P: 18	R: 4 E: 1 K: 1 S: 18	H: 2 LOB: 1 BB: 2 P: 33	R: 0 E: 0 K: 0 S: 5	H: 0 LOB: 0 BB: 0 P: 8	R: 3 E: 0 K: 1 S: 16	H: 4 LOB: 0 BB: 0 P: 20	R: 1 E: 0 K: 0 S: 10	H: 2 LOB: 2 BB: 1 P: 21	R: 0 E: 0 K: 2 S: 7	H: 0 LOB: 0 BB: 0 P: 11	R: 3 E: 0 K: 1 S: 17	H: 2 LOB: 2 BB: 3 P: 38	1B: 9 2B: 2 3B: 0 HR: 4	SF: 0 SAC: 0 DP: 2 HBP: 0	WP: 1 PB: 1 SB: 0 CS: 0	PA: 43
PITCHER Steve Sparks, R ERA: 4.76 Jeff Farnsworth, R ERA: 3.57 Jose Paniagua, R ERA: 5.03 Kris Keller, R ERA: 27.0	IP: 4.0 WLS: L BF: 23	H: 9 R: 8 ER: 7 SO: 1	BB: 2 IBB: 0 HBP: 0 BLK: 0	WP: 1 HR: 3 S: 51 P: 82	ERA: 15.75 WHIP: 2.750	PITCHER										IP: 4.0 WLS: L BF: 23	H: 9 R: 8 ER: 7 SO: 1	BB: 2 IBB: 0 HBP: 0 BLK: 0	WP: 1 HR: 3 S: 51 P: 82	ERA: 15.75 WHIP: 2.750

Detroit Tigers @ Chicago White Sox
Comiskey Park, Chicago, IL
Fri May 24 2002, 8:05 PM EDT
Att. 14,597 - Sunny - 49 F

AB	37
R	12
H	14
RBI	12
BB	6
SO	5
LOB	17



Batter	1	2	3	4	5	6	7	8	9	AB	R	H	RBI	BB	SO	LOB	TOP										
Damian Jackson, R (1, 4) OBP: 0.321, SLG: 0.365	G6-3		F8							4	1	1	1	0	1	0	Detroit Tigers @ Chicago White Sox Comiskey Park, Chicago, IL Sat May 25 2002, 7:05 PM EDT Att: 21,543 - Overcast - 54 F										
Robert Fick, L (1, 9) OBP: 0.330, SLG: 0.424	K		G4-3							3	1	0	0	1	1	0											
Bobby Higginson, L (1, 7) OBP: 0.340, SLG: 0.464	1B									2	1	2	1	2	0	0											
Dmitri Young, S (1, 10) OBP: 0.384, SLG: 0.556	1B		G4-3							3	0	1	1	1	0	2											
Randall Simon, L (1, 3) OBP: 0.304, SLG: 0.475	1B									4	0	1	1	0	0	2											
Wendell Magee, R (1, 8) OBP: 0.302, SLG: 0.445	F9									4	0	0	0	0	1	2											
Chris Truby, R (1, 5) OBP: 0.283, SLG: 0.377		G5-3								4	0	0	0	0	1	0											
Matt Walbeck, S (1, 2) OBP: 0.235, SLG: 0.267	P5									4	0	0	0	0	0	0											
Ramon Santiago, S (1, 6) OBP: 0.400, SLG: 0.667	P4									3	1	1	0	0	0	0											
Inning Stats	R: 1 E: 0 K: 1 S: 20	H: 2 LOB: 2 BB: 1 P: 30	R: 0 E: 0 K: 0 S: 7	H: 0 LOB: 0 BB: 1 P: 9	R: 0 E: 0 K: 0 S: 7	H: 0 LOB: 1 BB: 1 P: 15	R: 0 E: 0 K: 0 S: 5	H: 0 LOB: 0 BB: 0 P: 8	R: 3 E: 0 K: 1 S: 11	H: 4 LOB: 1 BB: 1 P: 19	R: 0 E: 0 K: 1 S: 9	H: 0 LOB: 0 BB: 0 P: 12	R: 0 E: 0 K: 1 S: 9	H: 0 LOB: 0 BB: 1 P: 12	R: 0 E: 0 K: 0 S: 7	H: 0 LOB: 0 BB: 1 P: 11	R: 0 E: 0 K: 1 S: 8	H: 0 LOB: 0 BB: 0 P: 11	1B: 5 2B: 1 3B: 0 HR: 0	SF: 0 SAC: 0 DP: 2 HBP: 0	WP: 0 PB: 0 SB: 1 CS: 0	PA: 35					
PITCHER	IP	WLS	BF	H	R	ER	SO	BB	IBB	HBP	BLK	WP	HR	S	P	ERA	WHIP										
Gary Glover, R (1, 1) ERA: 4.5	4.1		22	6	4	4	1	3	0	0	0	0	0	49	80	8.31	2.077										
Kelly Wunsch, L (5, 1) ERA: 9.0	0.2	W	1	0	0	0	0	0	0	0	0	0	0	1	1	0.00	0.000										
Rocky Biddle, R (6, 1) ERA: 3.72	1.2	H	5	0	0	0	2	0	0	0	0	0	0	14	18	0.00	0.000										
Damaso Marte, L (7, 1) ERA: 3.86	1.1	H	4	0	0	0	0	1	0	0	0	0	0	11	17	0.00	0.750										
Keith Foulke, R (9, 1) ERA: 3.8	1.0	S	3	0	0	0	1	0	0	0	0	0	0	8	11	0.00	0.000										

AB	31
R	4
H	6
RBI	4
BB	4
SO	4
LOB	6



Batter	1	2	3	4	5	6	7	8	9	AB	R	H	RBI	BB	SO	LOB	BOTTOM										
Kenny Lofton, L (1, 8) OBP: 0.400, SLG: 0.450	F9	HR								3	1	2	2	0	0	0	Detroit Tigers @ Chicago White Sox Comiskey Park, Chicago, IL Sat May 25 2002, 7:05 PM EDT Att: 21,543 - Overcast - 54 F										
Ray Durham, S (1, 4) OBP: 0.363, SLG: 0.376	F9	HR								4	1	2	2	0	0	1											
Magglio Ordonez, R (1, 9) OBP: 0.365, SLG: 0.567	FC1-5-2	G5-3								4	0	0	1	0	0	2											
14 Paul Konerko, R (1, 3) OBP: 0.382, SLG: 0.534	F9									4	0	0	0	0	1	2											
Frank Thomas, R (1, 10) OBP: 0.372, SLG: 0.514										4	0	1	0	0	2	0											
Jose Valentin, S (1, 5) OBP: 0.304, SLG: 0.471		K								4	0	0	0	0	2	1											
Carlos Lee, R (1, 7) OBP: 0.286, SLG: 0.442										4	1	2	0	0	1	0											
Aaron Rowand, R (9, 7) OBP: 0.212, SLG: 0.333										0	0	0	0	0	0	0											
Mark Johnson, L (1, 2) OBP: 0.299, SLG: 0.273										3	1	1	0	0	0	2											
Royce Clayton, R (1, 6) OBP: 0.252, SLG: 0.384										2	2	1	1	1	0	0											
Inning Stats	R: 0 E: 0 K: 0 S: 10	H: 1 LOB: 1 BB: 0 P: 15	R: 5 E: 0 K: 2 S: 20	H: 5 LOB: 0 BB: 0 P: 33	R: 0 E: 0 K: 1 S: 11	H: 2 LOB: 2 BB: 0 P: 20	R: 0 E: 0 K: 0 S: 4	H: 0 LOB: 0 BB: 0 P: 6	R: 0 E: 0 K: 1 S: 10	H: 0 LOB: 0 BB: 0 P: 17	R: 0 E: 0 K: 1 S: 9	H: 0 LOB: 0 BB: 0 P: 12	R: 1 E: 0 K: 0 S: 12	H: 1 LOB: 1 BB: 1 P: 20	R: 0 E: 0 K: 1 S: 7	H: 0 LOB: 0 BB: 0 P: 8	1B: 6 2B: 2 3B: 0 HR: 1	SF: 0 SAC: 1 DP: 0 HBP: 0	WP: 0 PB: 0 SB: 0 CS: 0	PA: 34							
PITCHER	IP	WLS	BF	H	R	ER	SO	BB	IBB	HBP	BLK	WP	HR	S	P	ERA	WHIP										
Seth Greisinger, R (1, 1) ERA: 4.36	6.0	L	26	8	5	5	5	8	5	5	5	0	0	64	103	7.50	1.333										
Julio Santana, R (7, 1) ERA: 2.7	2.0		8	1	1	1	1	1	0	0	0	0	0	19	28	4.50	1.000										

AB	32
R	6
H	9
RBI	6
BB	1
SO	6
LOB	8



Batter	1	2	3	4	5	6	7	8	9	AB	R	H	RBI	BB	SO	LOB	TOP								
Damian Jackson, R OBP: 0.315, SLG: 0.346 (1, 4)	G5-3	G3		F9		K			1B	4	1	0	0	1	1	4	Detroit Tigers @ Chicago White Sox Comiskey Park, Chicago, IL Sun May 26 2002, 2:05 PM EDT Att: 23,353 - Sunny - 63 F								
Robert Fick, L OBP: 0.343, SLG: 0.448 (1, 9)	1B	2B	1B	F7-4		G4-3			1B	5	2	4	4	0	0	1									
Bobby Higginson, L OBP: 0.347, SLG: 0.465 (1, 7)	1B	L3					1B		F9	4	0	2	1	1	0	3									
Dmitri Young, S OBP: 0.385, SLG: 0.547 (1, 10)	K			F7-4			L1-4-6		1B	5	1	2	1	0	1	4									
Randall Simon, L OBP: 0.282, SLG: 0.459 (1, 3)	K			F7			G4-3		FC3-6	5	0	0	1	0	1	3									
Wendell Magee, R OBP: 0.299, SLG: 0.444 (1, 8)		F7		2B					G6-3	5	0	1	0	0	0	1									
Chris Truby, R OBP: 0.282, SLG: 0.376 (1, 5)	1B	1B		SF7			F9		F7	3	1	1	1	0	0	0									
Matt Walbeck, S OBP: 0.238, SLG: 0.263 (1, 2)	G3	1B		F7			K		G4-3	4	1	1	0	0	1	1									
Ramon Santiago, S OBP: 0.500, SLG: 0.762 (1, 6)	G3	1B							S	3	3	3	1	1	0	0									
Inning Stats	R: 1 E: 0 K: 2 S: 11	H: 2 LOB: 1 BB: 0 P: 17	R: 3 E: 0 K: 0 S: 17	H: 4 LOB: 1 BB: 0 P: 23	R: 1 E: 0 K: 0 S: 11	H: 2 LOB: 1 BB: 1 P: 14	R: 1 E: 0 K: 0 S: 9	H: 2 LOB: 1 BB: 1 P: 17	R: 0 E: 0 K: 0 S: 7	H: 0 LOB: 0 BB: 0 P: 11	R: 0 E: 0 K: 2 S: 13	H: 1 LOB: 0 BB: 0 P: 19	R: 0 E: 0 K: 0 S: 5	H: 1 LOB: 0 BB: 0 P: 8	R: 0 E: 0 K: 0 S: 4	H: 0 LOB: 0 BB: 0 P: 8	R: 3 E: 0 K: 0 S: 16	H: 2 LOB: 1 BB: 2 P: 27	1B: 10 2B: 6 3B: 0 HR: 0	SF: 1 SAC: 0 DP: 2 HBP: 0	WP: 0 PB: 0 SB: 3 CS: 0	PA: 42			
PITCHER	IP	WLS	BF	H	R	ER	SO	BB	IBB	HBP	BLK	WP	HR	S	P	ERA	WHIP								
Todd Ritchie, R ERA: 4.71 (1, 1)	3.1	L	20	10	6	6	2	0	0	0	0	0	0	43	59	16.20	3.000								
Matt Ginter, R ERA: 3.35 (4, 1)	2.2		9	1	0	0	2	1	0	0	0	0	0	25	42	0.00	0.750								
Kelly Wunsch, L ERA: 6.0 (7, 1)	1.0		3	1	0	0	2	0	0	0	0	0	0	5	8	0.00	1.000								
Bob Howry, R ERA: 3.48 (8, 1)	1.0		3	0	0	0	0	0	0	0	0	0	0	4	8	0.00	0.000								
Antonio Osuna, R ERA: 4.62 (9, 1)	1.0		7	2	3	3	0	2	0	0	0	0	0	16	27	27.00	4.000								

Batter	1	2	3	4	5	6	7	8	9	AB	R	H	RBI	BB	SO	LOB	BOTTOM								
Kenny Lofton, L OBP: 0.392, SLG: 0.440 (1, 8)	G4-3		F8		F9			G3		4	0	0	0	0	0	1	Detroit Tigers @ Chicago White Sox Comiskey Park, Chicago, IL Sun May 26 2002, 2:05 PM EDT Att: 23,353 - Sunny - 63 F								
Ray Durham, S OBP: 0.395, SLG: 0.379 (1, 4)	CS			1B		F8		G6-3		4	1	2	0	0	0	0									
Magglio Ordonez, R OBP: 0.367, SLG: 0.563 (1, 9)	K			1B		G5-4-3		G1-3		3	1	1	0	1	1	1									
14 Paul Konerko, R OBP: 0.380, SLG: 0.528 (1, 3)		G5-3		1B		G5-4-3		F2		4	0	1	1	0	0	1									
Frank Thomas, R OBP: 0.367, SLG: 0.506 (1, 10)		F9		P4			F8			3	0	0	0	0	0	2									
Jose Valentin, S OBP: 0.299, SLG: 0.465 (1, 5)		K		SF7			G4-3			2	0	0	1	0	1	0									
Carlos Lee, R OBP: 0.281, SLG: 0.433 (1, 7)			E2		FC6-4		F7			3	0	0	0	0	0	1									
Sandy Alomar Jr., R OBP: 0.290, SLG: 0.396 (1, 2)		L6						G5-3		3	0	0	0	0	0	1									
Royce Clayton, R OBP: 0.247, SLG: 0.377 (1, 6)			K		L6			G5-3		3	0	0	0	0	1	1									
Inning Stats	R: 0 E: 0 K: 1 S: 9	H: 1 LOB: 1 BB: 0 P: 16	R: 0 E: 0 K: 1 S: 11	H: 0 LOB: 0 BB: 0 P: 12	R: 0 E: 1 K: 1 S: 12	H: 0 LOB: 1 BB: 0 P: 16	R: 2 E: 0 K: 0 S: 15	H: 3 LOB: 1 BB: 0 P: 20	R: 0 E: 0 K: 0 S: 5	H: 0 LOB: 0 BB: 0 P: 6	R: 0 E: 0 K: 0 S: 7	H: 0 LOB: 0 BB: 1 P: 14	R: 0 E: 0 K: 0 S: 8	H: 0 LOB: 0 BB: 0 P: 13	R: 0 E: 0 K: 0 S: 6	H: 0 LOB: 0 BB: 0 P: 7	R: 0 E: 0 K: 0 S: 6	H: 0 LOB: 0 BB: 0 P: 7	1B: 4 2B: 1 3B: 0 HR: 0	SF: 1 SAC: 0 DP: 2 HBP: 0	WP: 0 PB: 0 SB: 0 CS: 1	PA: 31			
PITCHER	IP	WLS	BF	H	R	ER	SO	BB	IBB	HBP	BLK	WP	HR	S	P	ERA	WHIP								
Adam Bernero, R ERA: 2.25 (1, 1)	8.0	W	28	4	2	2	3	1	0	0	0	0	0	73	104	2.25	0.625								
Juan Acevedo, R ERA: 3.29 (9, 1)	1.0		3	0	0	0	0	0	0	0	0	0	0	6	7	0.00	0.000								

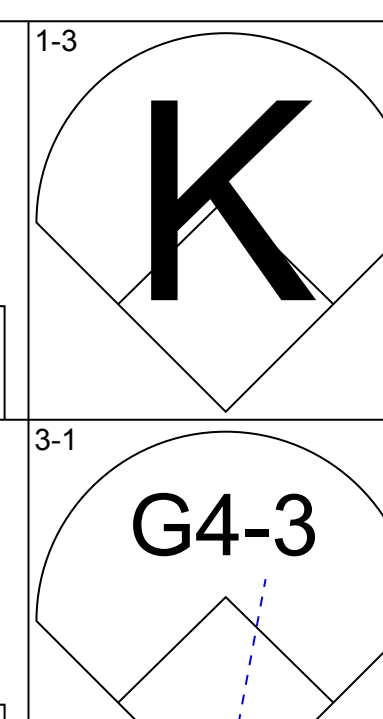
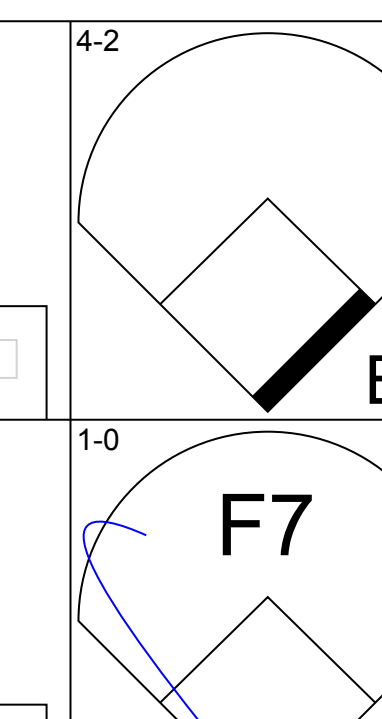
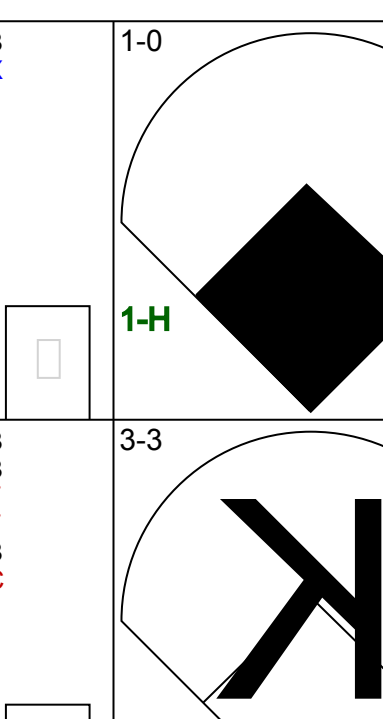
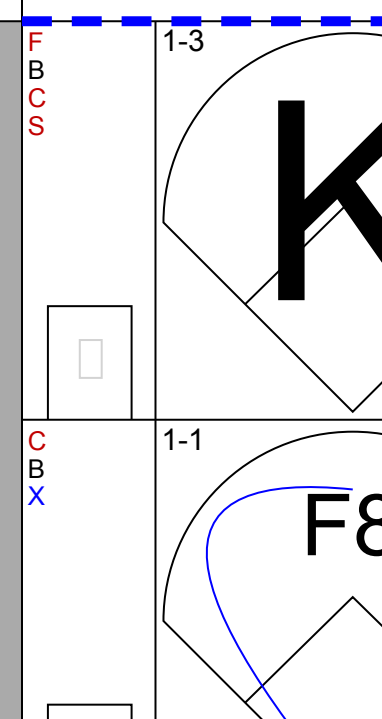
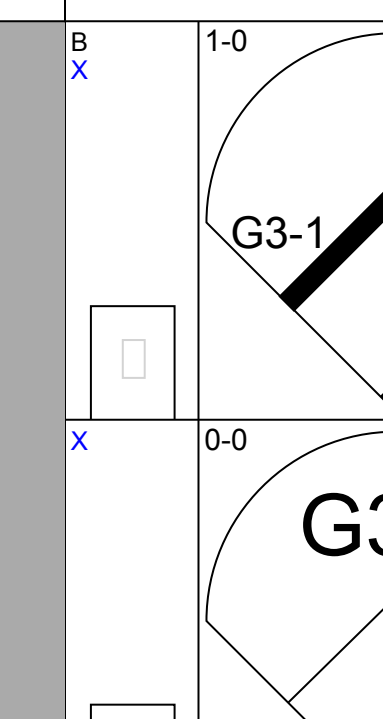
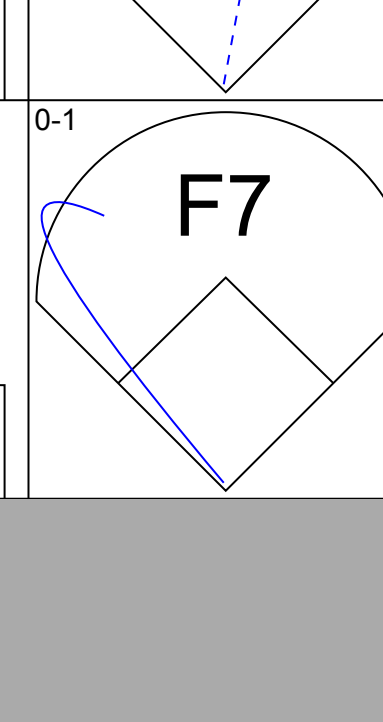

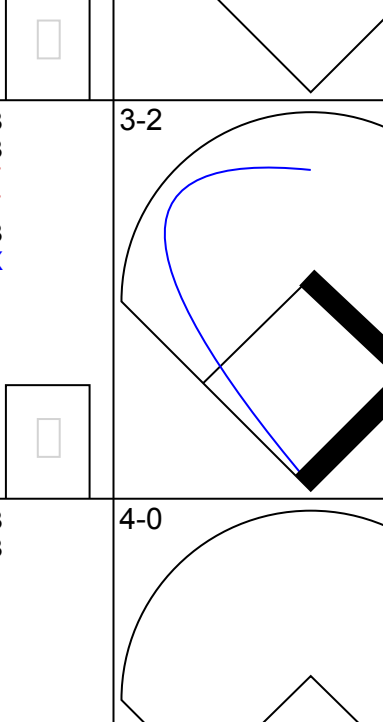
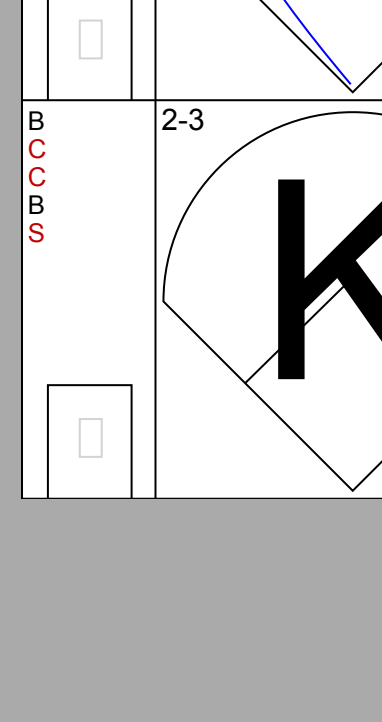
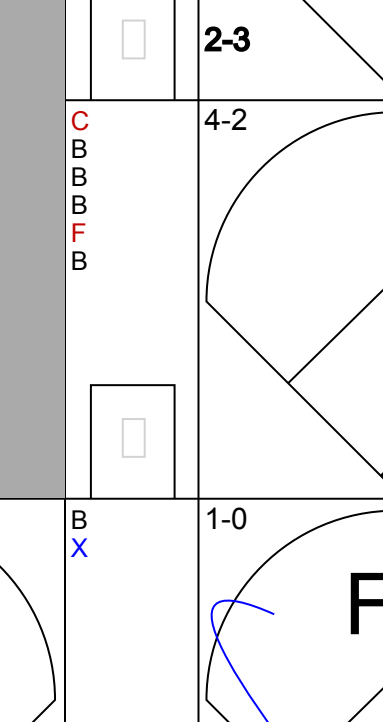

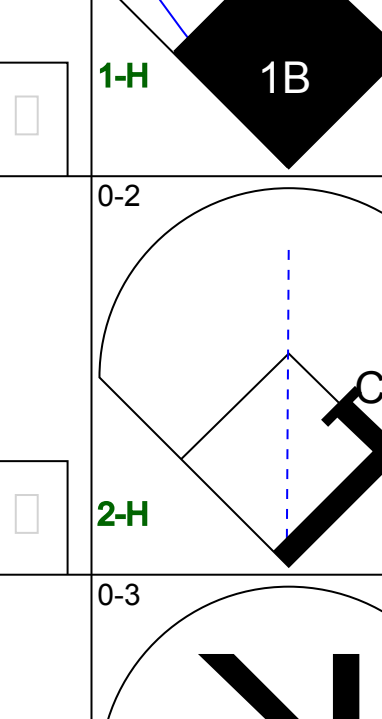

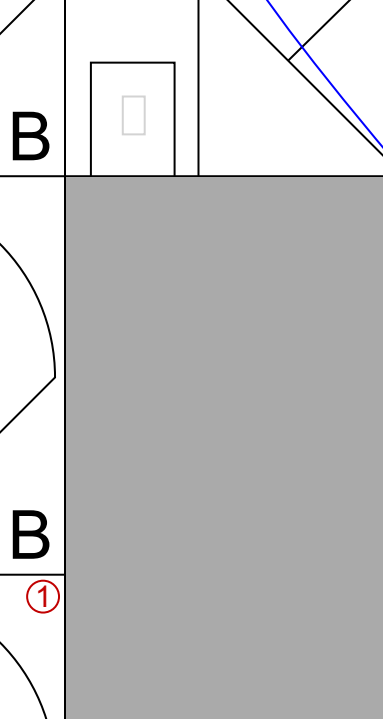
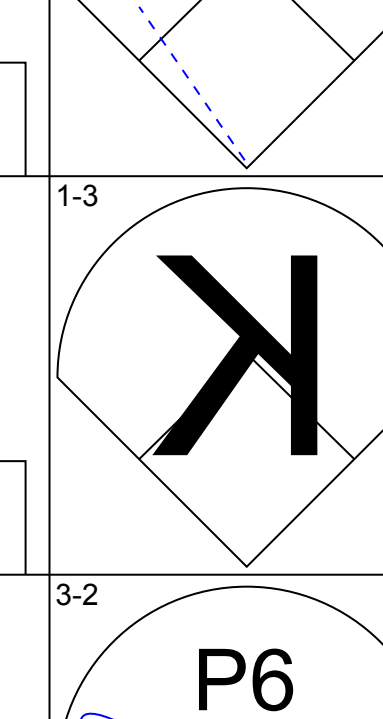
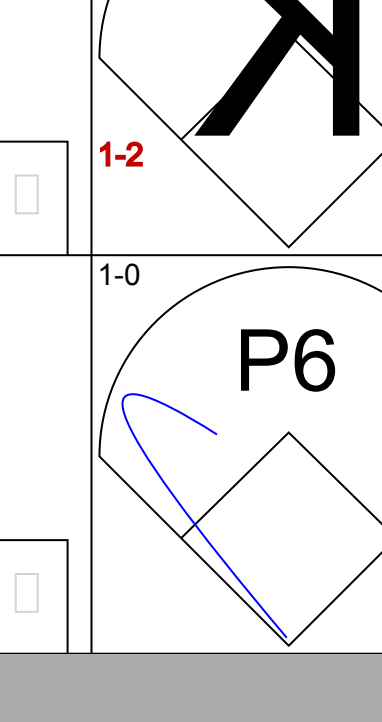
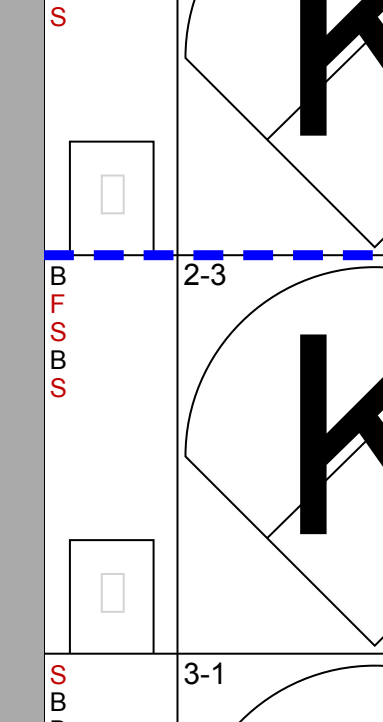


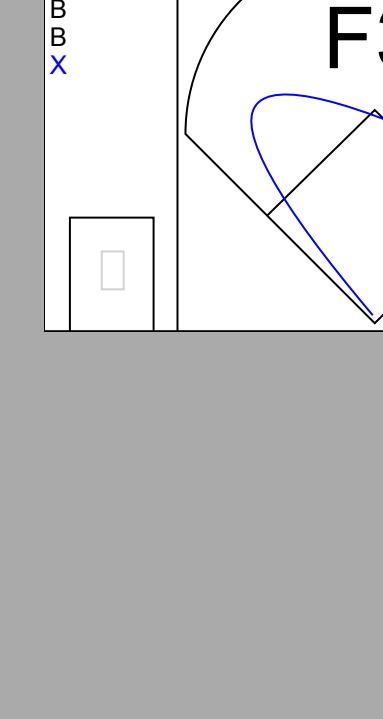

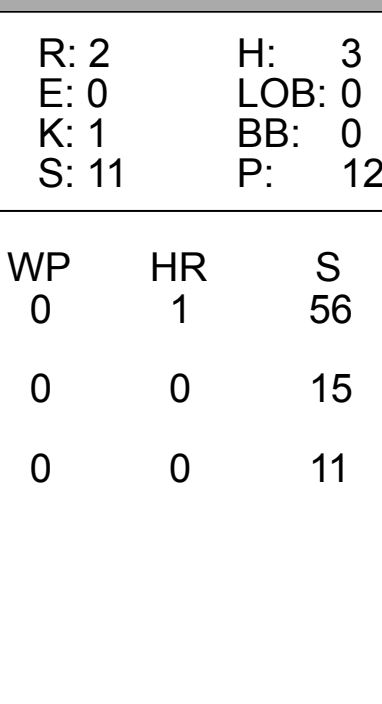
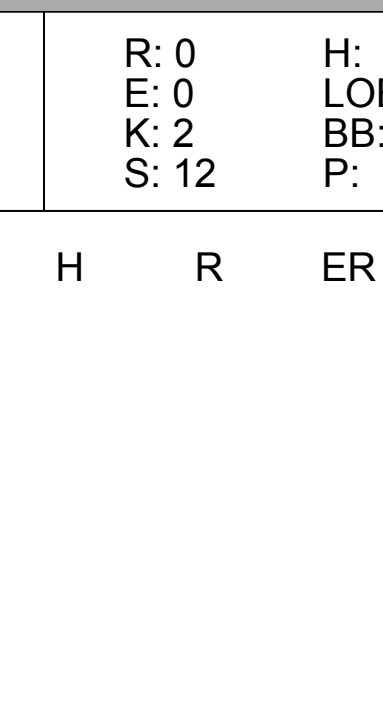
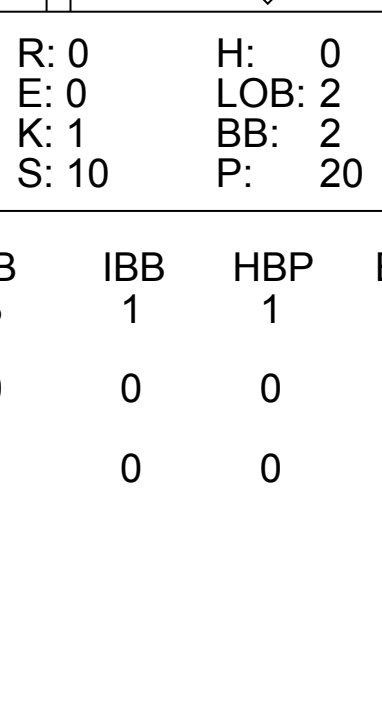

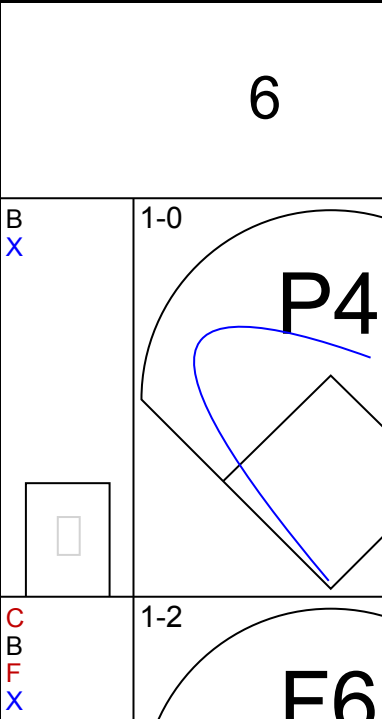

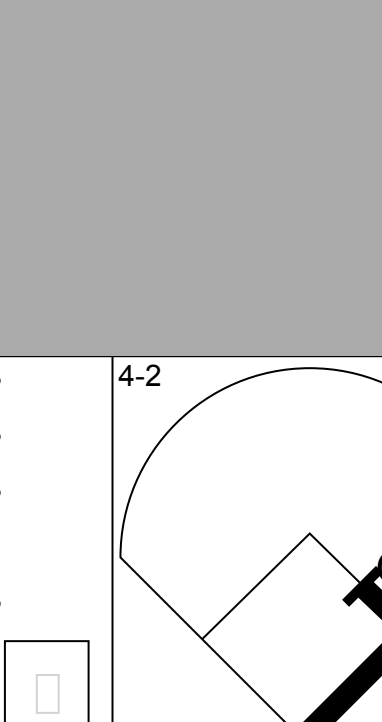
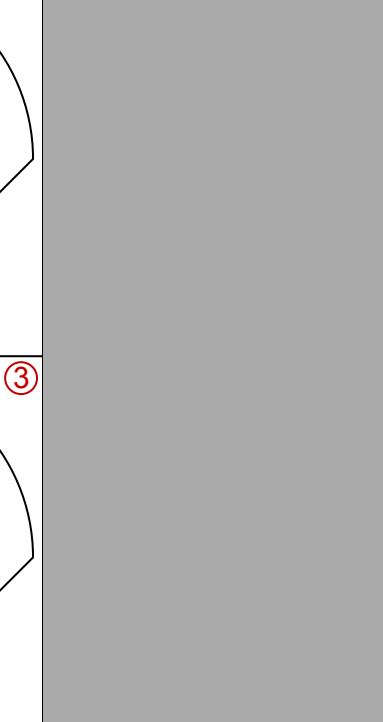

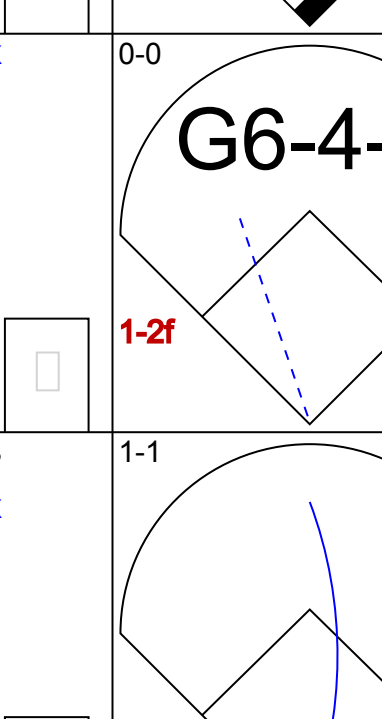
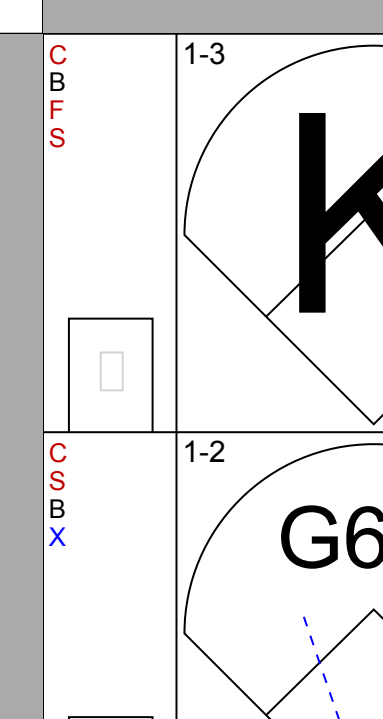
AB 38
R 9
H 14
RBI 9
BB 3
SO 4
LOB 17

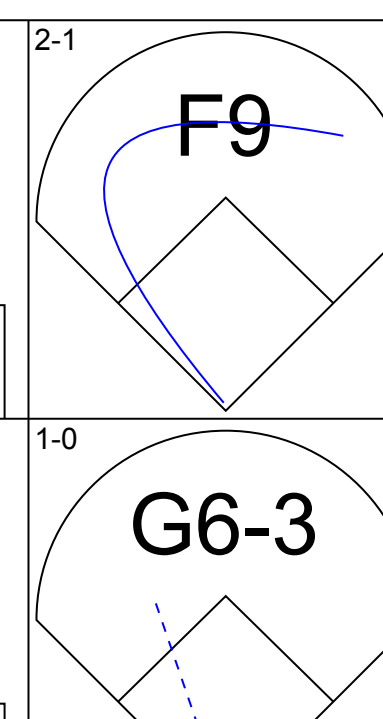
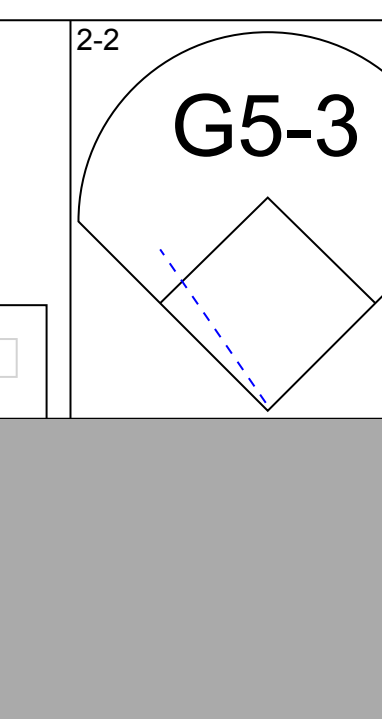
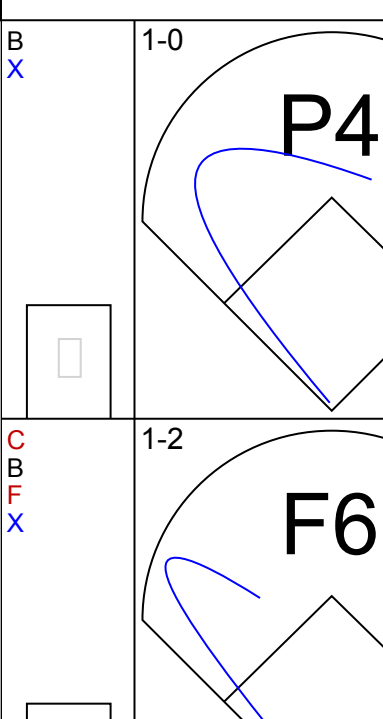
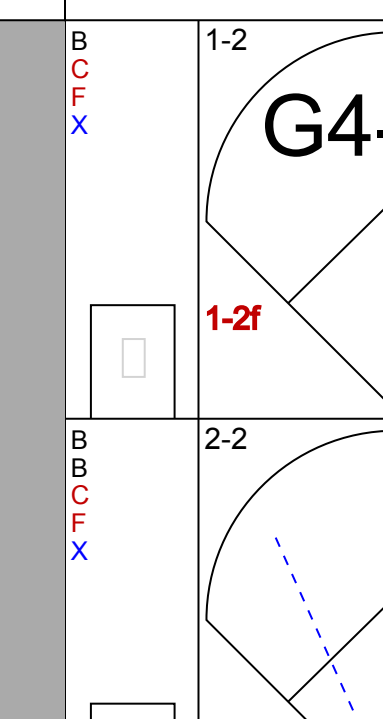
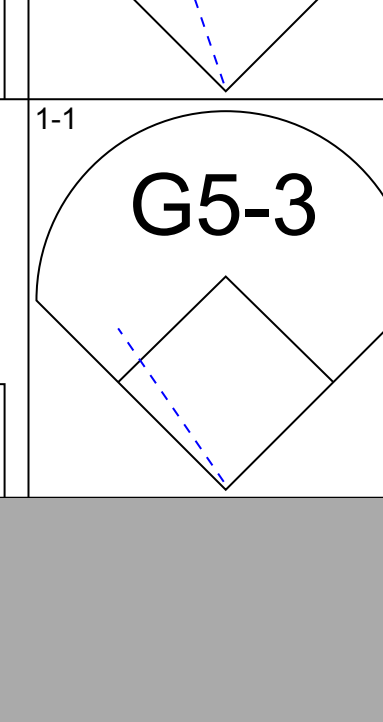
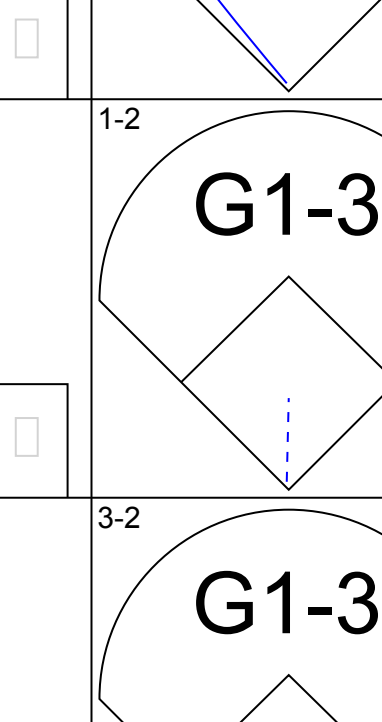

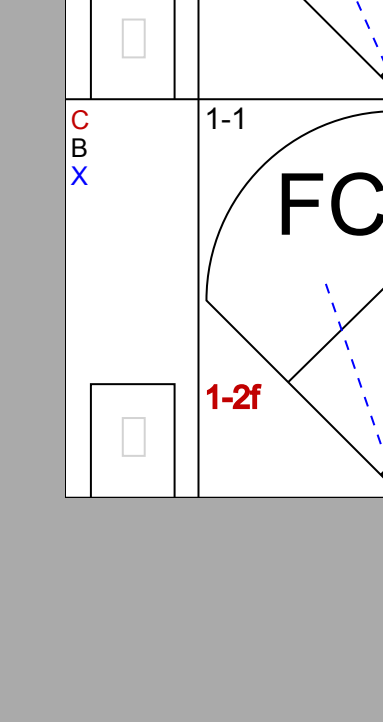




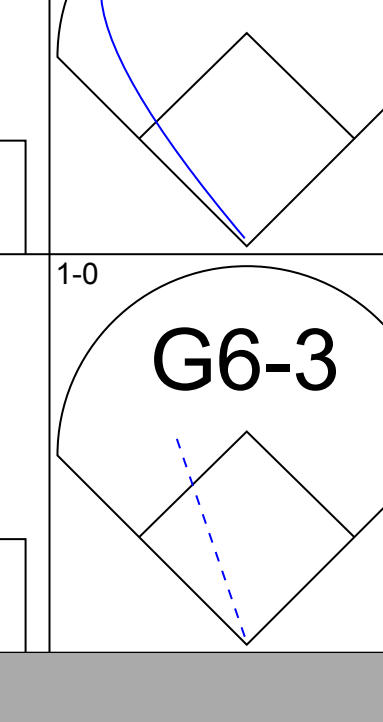



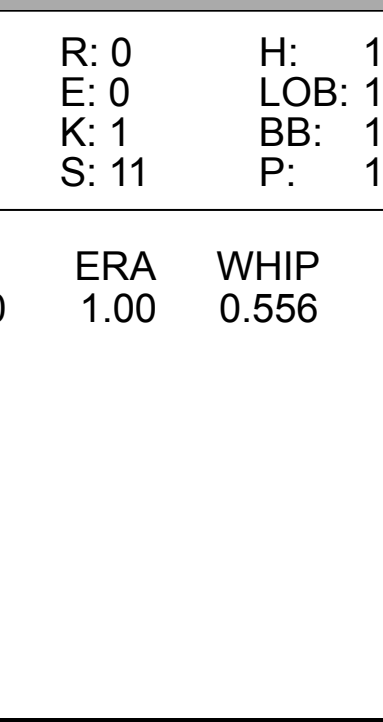
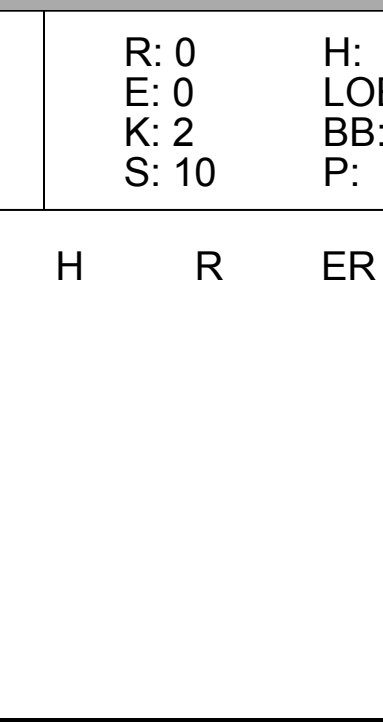
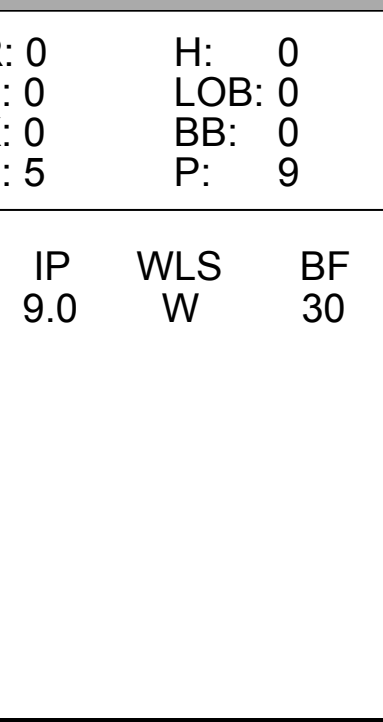


AB 29
R 2
H 4
RBI 2
BB 1
SO 3
LOB 8



WP: 0
PB: 0
SB: 0
CS: 1

Batter	1	2	3	4	5	6	7	8	9	AB	R	H	RBI	BB	SO	LOB	TOP				
Damian Jackson, R OBP: 0.330, SLG: 0.402 (1.4)										4	1	2	2	1	2	0	Detroit Tigers @ Cleveland Indians Jacobs Field, Cleveland, OH Mon May 27 2002, 1:05 PM EDT Att: 40,652 - Sunny - 68 F				
Robert Fick, L OBP: 0.333, SLG: 0.435 (1.9)										5	0	0	0	0	1	3					
Bobby Higginson, L OBP: 0.354, SLG: 0.471 (1.7)										4	1	2	0	1	1	0					
Randall Simon, L OBP: 0.304, SLG: 0.467 (1.3)										4	1	2	1	1	0	2					
Wendell Magee, R OBP: 0.304, SLG: 0.445 (1.8)										4	0	2	1	0	1	2					
Jacob Cruz, L OBP: 0.384, SLG: 0.366 (1.10)										4	0	1	0	0	2	3					
Chris Truby, R OBP: 0.274, SLG: 0.365 (1.5)										4	0	0	0	0	2	3					
15 Brandon Inge, R OBP: 0.462, SLG: 0.636 (1.2)										1	0	0	0	2	0	2					
Ramon Santiago, S OBP: 0.464, SLG: 0.680 (1.6)										4	1	1	0	0	1	2					
Inning Stats	R: 0 E: 0 K: 1 S: 7	H: 0 LOB: 0 BB: 0 P: 11	R: 0 E: 0 K: 1 S: 8	H: 0 LOB: 0 BB: 0 P: 12	R: 0 E: 0 K: 1 S: 10	H: 0 LOB: 2 BB: 2 P: 20	R: 2 E: 0 K: 1 S: 11	H: 3 LOB: 0 BB: 0 P: 12	R: 2 E: 0 K: 1 S: 11	H: 3 LOB: 2 BB: 1 P: 26	R: 0 E: 0 K: 2 S: 8	H: 0 LOB: 0 BB: 0 P: 12	R: 0 E: 0 K: 2 S: 12	H: 2 LOB: 2 BB: 0 P: 19	R: 0 E: 0 K: 0 S: 6	H: 1 LOB: 2 BB: 1 P: 12	1B: 6 2B: 5 3B: 0 HR: 1	SF: 0 SAC: 0 DP: 2 HBP: 1	WP: 0 PB: 0 SB: 1 CS: 3	PA: 40	
PITCHER	IP	WLS	BF	H	R	ER	SO	BB	IBB	HBP	BLK	WP	HR	S	P	ERA	WHIP				
Danys Baez, R ERA: 4.29 (1.1)	6.0	L	27	7	4	4	6	3	1	1	0	0	1	56	99	6.00	1.667				
Ricardo Rincon, L ERA: 2.7 (7.1)	1.1		6	2	0	0	3	0	0	0	0	0	0	15	21	0.00	1.500				
Mark Wohlers, R ERA: 6.53 (8.1)	1.2		7	1	0	0	1	1	0	0	0	0	0	11	22	0.00	1.200				

Batter	1	2	3	4	5	6	7	8	9	AB	R	H	RBI	BB	SO	LOB	BOTTOM					
Jolbert Cabrera, R OBP: 0.167, SLG: 0.140 (1.8)										4	0	0	0	0	0	1	Detroit Tigers @ Cleveland Indians Jacobs Field, Cleveland, OH Mon May 27 2002, 1:05 PM EDT Att: 40,652 - Sunny - 68 F					
Omar Vizquel, S OBP: 0.403, SLG: 0.508 (1.6)										4	0	1	0	0	0	0						
Travis Fryman, R OBP: 0.304, SLG: 0.364 (1.5)										4	0	0	0	0	0	1						
Ellis Burks, R OBP: 0.348, SLG: 0.433 (1.10)										3	1	1	1	0	0	0						
Jim Thome, L OBP: 0.393, SLG: 0.500 (1.3)										2	0	0	0	1	0	0						
Bruce Aven, R OBP: 0.286, SLG: 0.118 (1.7)										3	0	0	0	0	1	1						
Ricky Gutierrez, R OBP: 0.291, SLG: 0.299 (1.4)										3	0	1	0	0	0	0						
Eddie Pérez, R OBP: 0.263, SLG: 0.342 (1.2)										3	0	0	0	0	2	1						
Chris Magruder, S OBP: 0.389, SLG: 0.286 (1.9)										3	0	1	0	0	0	0						
Inning Stats	R: 0 E: 0 K: 0 S: 5	H: 0 LOB: 0 BB: 0 P: 9	R: 1 E: 0 K: 0 S: 7	H: 1 LOB: 0 BB: 0 P: 10	R: 0 E: 0 K: 0 S: 8	H: 0 LOB: 0 BB: 0 P: 15	R: 0 E: 0 K: 0 S: 9	H: 0 LOB: 0 BB: 0 P: 15	R: 0 E: 0 K: 1 S: 11	H: 1 LOB: 1 BB: 1 P: 16	R: 0 E: 0 K: 0 S: 6	H: 0 LOB: 0 BB: 0 P: 11	R: 0 E: 0 K: 0 S: 9	H: 0 LOB: 0 BB: 0 P: 15	R: 0 E: 0 K: 2 S: 10	H: 0 LOB: 0 BB: 0 P: 13	R: 0 E: 0 K: 0 S: 11	H: 2 LOB: 1 BB: 0 P: 16	1B: 3 2B: 0 3B: 0 HR: 1	SF: 0 SAC: 0 DP: 2 HBP: 0	WP: 0 PB: 0 SB: 0 CS: 0	PA: 30
PITCHER	IP	WLS	BF	H	R	ER	SO	BB	IBB	HBP	BLK	WP	HR	S	P	ERA	WHIP					
Mark Redman, L ERA: 4.06 (1.1)	9.0	W	30	4	1	1	3	1	0	0	0	0	1	76	120	1.00	0.556					


AB	34
R	4
H	10
RBI	4
BB	5
SO	10
LOB	17

AB	29
R	1
H	4
RBI	1
BB	1
SO	3
LOB	4

Batter	1	2	3	4	5	6	7	8	9	AB	R	H	RBI	BB	SO	LOB	TOP								
Damian Jackson, R OBP: 0.330, SLG: 0.400 Randall Simon, L OBP: 0.302, SLG: 0.464 Shane Halter, R OBP: 0.311, SLG: 0.358	1-2 BB 1B		2-3 K			1-3 K		1-1 G1-3		3	1	1	0	0	2	0									
Robert Fick, L OBP: 0.332, SLG: 0.427	4-2 1B FC5-4 BB		3-1 E3			3-3 K			1-2 G3	3	1	0	0	1	1	0									
Bobby Higginson, L OBP: 0.351, SLG: 0.466	1-2 FC5-4 1B		3-3 K			2-3 K			1-3 K	4	0	1	1	0	3	1									
Dmitri Young, S OBP: 0.380, SLG: 0.545	0-0 FC5-4 G6-4-3			1-2 G6-3			1-3 K2-3		1-2 1B 2B	4	0	1	1	0	1	1									
Wendell Magee, R OBP: 0.303, SLG: 0.440	0-1 G6-4-3			1-2 G4-3			1-3 K		0-2 BB 1B	4	0	1	0	0	1	1									
Craig Paquette, R OBP: 0.245, SLG: 0.333		0-0 G5-3		0-1 G4-3			2-3 K		4-2 15 FC6-4 BB	3	0	0	0	1	1	0									
15 Brandon Inge, R OBP: 0.442, SLG: 0.595		2-3 K			1-3 K			1-1 1B	0-0 FC6-4	4	0	1	0	0	2	3									
Chris Truby, R OBP: 0.268, SLG: 0.357		1-1 F8			1-1 L7			0-3 K		3	0	0	0	0	1	1									
Ramon Santiago, S OBP: 0.419, SLG: 0.607			1-3 K		0-0 G4-3			1-3 K		3	0	0	0	0	2	1									
Inning Stats	R: 2 E: 0 K: 0 S: 13	H: 2 LOB: 0 BB: 1 P: 19	R: 0 E: 0 K: 1 S: 6	H: 0 LOB: 0 BB: 0 P: 9	R: 0 E: 1 K: 3 S: 12	H: 0 LOB: 1 BB: 0 P: 21	R: 0 E: 0 K: 0 S: 8	H: 0 LOB: 0 BB: 0 P: 10	R: 0 E: 0 K: 1 S: 6	H: 0 LOB: 0 BB: 0 P: 8	R: 0 E: 0 K: 3 S: 11	H: 0 LOB: 0 BB: 0 P: 17	R: 0 E: 0 K: 3 S: 10	H: 0 LOB: 0 BB: 0 P: 14	R: 0 E: 0 K: 2 S: 10	H: 1 LOB: 1 BB: 0 P: 13	R: 0 E: 0 K: 1 S: 19	H: 2 LOB: 3 BB: 1 P: 26	1B: 4 2B: 1 3B: 0 HR: 0	SF: 0 SAC: 0 DP: 1 HBP: 0	WP: 0 PB: 0 SB: 0 CS: 0	PA: 34			
PITCHER	IP	WLS	BF	H	R	ER	SO	BB	IBB	HBP	BLK	WP	HR	S	P	ERA	WHIP								
Chuck Finley, L ERA: 4.47	7.0	W	25	3	2	2	11	1	0	0	0	0	0	68	101	2.57	0.571								
Paul Shuey, R ERA: 0.9	1.0	H	3	0	0	0	2	0	0	0	0	0	0	8	10	0.00	0.000								
Bob Wickman, R ERA: 3.71	1.0	S	6	2	0	0	1	1	0	0	0	0	0	19	26	0.00	3.000								

Detroit Tigers @ Cleveland Indians
Jacobs Field, Cleveland, OH
Tue May 28 2002, 7:05 PM EDT
Att: 25,028 - Cloudy - 64 F


AB 32
R 2
H 5
RBI 2
BB 2
SO 14
LOB 9



Batter	1	2	3	4	5	6	7	8	9	AB	R	H	RBI	BB	SO	LOB	BOTTOM								
Matt Lawton, L OBP: 0.344, SLG: 0.442 Jolbert Cabrera, R OBP: 0.167, SLG: 0.140	3-2 G5-3			0-1 G1-3		0-0 G3 1B 1B	1-2 2B			4	1	2	0	0	0	0									
Omar Vizquel, S OBP: 0.395, SLG: 0.497	3-3 K			1-2 F8		1-0 F8	3-2 P6			4	0	0	0	0	1	2									
Ellis Burks, R OBP: 0.352, SLG: 0.453	1-1 G5-3			3-2 G5-3		1-1 G3 1B 1B		1-1 HR		4	2	2	1	0	0	0									
Jim Thome, L OBP: 0.395, SLG: 0.503		1-2 F7			2-2 1B 2B	2-2 G3		4-1 F8 1B BB		3	1	1	0	1	0	2									
Travis Fryman, R OBP: 0.308, SLG: 0.367		3-2 F8			1-2 E 1B	0-1 1B		1-3 K		4	0	2	3	0	1	1									
Russell Brannan, L OBP: 0.286, SLG: 0.413		2-2 F9			3-3 K	4-2 1B BB		1-2 FC6-4 1B		3	0	1	0	1	1	1									
Ricky Gutierrez, R OBP: 0.285, SLG: 0.293			0-2 G4-3		1-1 E4	1-1 G6-3		1-2 F8		4	0	0	0	0	0	5									
Chris Magruder, S OBP: 0.318, SLG: 0.222			2-3 K		1-2 P5		1-3 K	1-0 FC6-4		4	0	0	0	0	2	4									
Einar Diaz, R OBP: 0.245, SLG: 0.306			0-0 G6-3		1-1 F7		2-3 K			3	0	0	0	0	1	2									
Inning Stats	R: 0 E: 0 K: 1 S: 8	H: 0 LOB: 0 BB: 0 P: 15	R: 0 E: 0 K: 0 S: 9	H: 0 LOB: 0 BB: 0 P: 15	R: 0 E: 0 K: 1 S: 9	H: 0 LOB: 0 BB: 0 P: 11	R: 0 E: 0 K: 0 S: 10	H: 0 LOB: 0 BB: 0 P: 14	R: 1 E: 1 K: 1 S: 18	H: 2 LOB: 2 BB: 0 P: 27	R: 2 E: 0 K: 0 S: 13	H: 3 LOB: 2 BB: 1 P: 22	R: 0 E: 0 K: 2 S: 13	H: 1 LOB: 1 BB: 0 P: 20	R: 1 E: 0 K: 1 S: 14	H: 2 LOB: 2 BB: 1 P: 23	1B: 5 2B: 2 3B: 0 HR: 1	SF: 0 SAC: 0 DP: 0 HBP: 0	WP: 0 PB: 0 SB: 0 CS: 0	PA: 35					
PITCHER	IP	WLS	BF	H	R	ER	SO	BB	IBB	HBP	BLK	WP	HR	S	P	ERA	WHIP								
Jeff Weaver, R ERA: 3.0	7.0	L	29	6	3	3	5	1	0	0	0	0	1	14	23	3.86	1.000								
Julio Santana, R ERA: 3.14	1.0		6	2	1	1	1	1	0	0	0	0	1	14	23	9.00	3.000								

Detroit Tigers @ Cleveland Indians
Jacobs Field, Cleveland, OH
Tue May 28 2002, 7:05 PM EDT
Att: 25,028 - Cloudy - 64 F

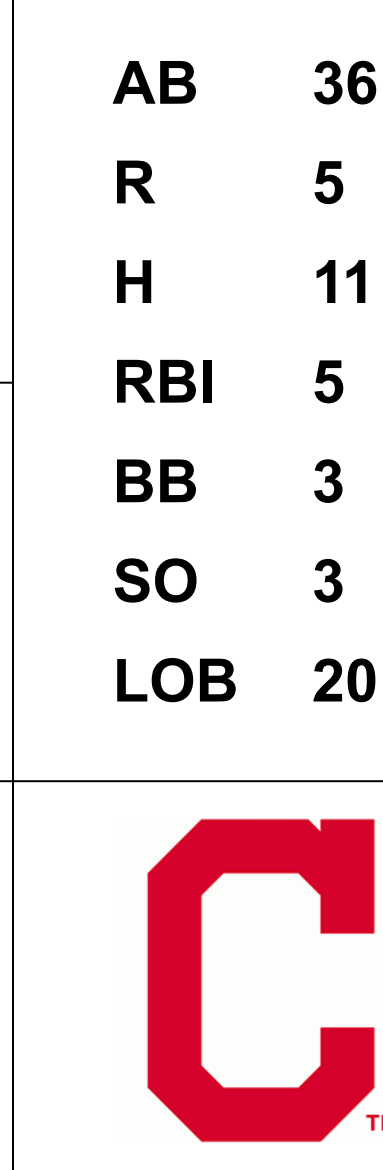
AB 33
R 4
H 8
RBI 4
BB 2
SO 6
LOB 17



Batter	1	2	3	4	5	6	7	8	9	AB	R	H	RBI	BB	SO	LOB	TOP										
Damian Jackson, R (1, 4) OBP: 0.333, SLG: 0.404	F9			G6-4-3 BB		K	SF8 2B		P4	4	1	1	3	1	1	0	Detroit Tigers @ Cleveland Indians Jacobs Field, Cleveland, OH Wed May 29 2002, 7:05 PM EDT Att: 26,156 - Cloudy - 75 F										
Jacob Cruz, L (1, 7) OBP: 0.385, SLG: 0.407	G6-4-3 1B			G6-4-3 1-2			HR SF8		K	4	1	2	2	0	1	1											
Robert Fick, L (1, 9) OBP: 0.333, SLG: 0.438	G6-4-3 1-2			K			1B 2B		G6-3	5	1	2	0	0	1	1											
Dmitri Young, S (1, 10) OBP: 0.393, SLG: 0.559		G3			G1-3 2B		1B 2B			3	2	2	0	1	0	0											
Randall Simon, L (1, 3) OBP: 0.301, SLG: 0.458	L4				G1-3		1B 1B			4	1	1	1	0	0	3											
Wendell Magee, R (1, 8) OBP: 0.308, SLG: 0.455	K				G1-3 2B		1B 2B			4	0	2	1	0	1	2											
15 Brandon Inge, R (1, 2) OBP: 0.426, SLG: 0.550				K	K		1B 2B BB		FC1-6-5	3	1	0	0	1	2	2											
Chris Truby, R (1, 5) OBP: 0.265, SLG: 0.352				F7			1B 2B BB		F7	2	0	0	0	0	1	0											
Bobby Higginson, L (7, PH) OBP: 0.355, SLG: 0.456							1B 2B BB			0	0	0	1	1	0	0											
Shane Halter, R (7, PR) OBP: 0.310, SLG: 0.355							1-2 2-3 3-H			1	1	0	0	0	0	1											
Ramon Santiago, S (1, 6) OBP: 0.400, SLG: 0.563				G2-3		G6-3	1-2 2-3 3-H		G3	4	1	1	1	0	0	1											
Inning Stats	R: 0 E: 0 K: 0 S: 6	H: 1 LOB: 0 BB: 0 P: 8	R: 0 E: 0 K: 1 S: 6	H: 0 LOB: 0 BB: 0 P: 8	R: 0 E: 0 K: 1 S: 11	H: 0 LOB: 0 BB: 0 P: 16	R: 0 E: 0 K: 1 S: 6	H: 0 LOB: 0 BB: 1 P: 11	R: 1 E: 0 K: 1 S: 9	H: 2 LOB: 1 BB: 0 P: 13	R: 0 E: 0 K: 2 S: 7	H: 0 LOB: 0 BB: 0 P: 9	R: 8 E: 0 K: 0 S: 23	H: 7 LOB: 2 BB: 3 P: 42	R: 0 E: 0 K: 0 S: 8	H: 1 LOB: 1 BB: 0 P: 14	R: 0 E: 0 K: 1 S: 9	H: 0 LOB: 0 BB: 0 P: 13	1B: 4 2B: 6 3B: 0 HR: 1	SF: 1 SAC: 0 DP: 2 HBP: 0	WP: 0 PB: 0 SB: 0 CS: 0	PA: 39					
PITCHER	IP	WLS	BF	H	R	ER	SO	BB	IBB	HBP	BLK	WP	HR	S	P	ERA	WHIP										
Ryan Drese, R (1, 1) ERA: 5.49	6.0		23	7	5	5	6	1	0	0	0	0	1	56	79	7.50	1.333										
David Riske, R (7, 1) ERA: 5.14	0.1	L	3	0	0	0	0	2	0	0	0	0	0	3	11	0.00	6.000										
Ricardo Rincon, L (7, 1) ERA: 3.63	0.2	B	6	3	4	4	0	0	1	0	0	0	0	9	17	54.00	4.500										
Chad Paronto, R (8, 1) ERA: 3.45	2.0		7	1	0	0	1	0	0	0	0	0	0	17	27	0.00	0.500										

Batter	1	2	3	4	5	6	7	8	9	AB	R	H	RBI	BB	SO	LOB	BOTTOM										
Matt Lawton, L (1, 9) OBP: 0.345, SLG: 0.435	2B 1B BB	G6-3			G1-3 PB 1B HBP	F2		F5		3	2	0	0	1	0	5	Detroit Tigers @ Cleveland Indians Jacobs Field, Cleveland, OH Wed May 29 2002, 7:05 PM EDT Att: 26,156 - Cloudy - 75 F										
Omar Vizquel, S (1, 6) OBP: 0.396, SLG: 0.505	1B 2B		G3 2B		F5	F3		F5		5	1	2	0	0	0	6											
Ellis Burks, R (1, 10) OBP: 0.348, SLG: 0.446	1B 1B		G5-3		G1-3		K		K	5	1	1	1	0	2	2											
Jim Thome, L (1, 3) OBP: 0.395, SLG: 0.497	1B 1B		G3		G1-3 1B BB		K		G4-3	4	1	1	1	1	1	1											
Travis Fryman, R (1, 5) OBP: 0.311, SLG: 0.368	1B		G4-3		1B 1B		F8		F8	5	0	2	2	0	0	1											
Russell Branyan, L (1, 7) OBP: 0.295, SLG: 0.408	G4-3			L9	1-3 2-H			F7		4	0	1	1	0	0	1											
Ricky Gutierrez, R (1, 4) OBP: 0.294, SLG: 0.308	G5-3			G4-3 2B		HBP 1B		1B BB		4	0	3	0	0	0	1											
Einar Diaz, R (1, 2) OBP: 0.245, SLG: 0.299		G6-3		G4-3		F9		1B BB		3	0	0	0	1	0	2											
Jolbert Cabrera, R (1, 8) OBP: 0.175, SLG: 0.135		F8		G5-3				1B BB		2	0	0	0	0	0	1											
Bill Selby, L (8, PH) OBP: 1.000, SLG: 1.000										1	0	1	0	0	0	0											
Chris Magruder, S (9, 8) OBP: 0.318, SLG: 0.222								1-2 2-3		0	0	0	0	0	0	0											
Inning Stats	R: 3 E: 0 K: 0 S: 15	H: 4 LOB: 1 BB: 1 P: 22	R: 0 E: 0 K: 0 S: 6	H: 0 LOB: 0 BB: 0 P: 9	R: 0 E: 0 K: 0 S: 8	H: 1 LOB: 1 BB: 0 P: 14	R: 0 E: 0 K: 0 S: 6	H: 1 LOB: 1 BB: 0 P: 9	R: 2 E: 0 K: 0 S: 13	H: 2 LOB: 2 BB: 1 P: 22	R: 0 E: 0 K: 2 S: 7	H: 1 LOB: 0 BB: 0 P: 12	R: 0 E: 0 K: 2 S: 7	H: 0 LOB: 0 BB: 0 P: 11	R: 0 E: 0 K: 0 S: 12	H: 2 LOB: 3 BB: 1 P: 21	R: 0 E: 0 K: 1 S: 13	H: 0 LOB: 0 BB: 0 P: 18	1B: 8 2B: 3 3B: 0 HR: 0	SF: 0 SAC: 0 DP: 0 HBP: 2	WP: 0 PB: 1 SB: 0 CS: 0	PA: 41					
PITCHER	IP	WLS	BF	H	R	ER	SO	BB	IBB	HBP	BLK	WP	HR	S	P	ERA	WHIP										
Steve Sparks, R (1, 1) ERA: 5.0	6.0	W	29	9	5	5	0	2	0	0	0	0	0	8	13	0.00	0.000										
Jose Paniagua, R (7, 1) ERA: 4.71	1.1		4	0	0	0	2	0	0	0	0	0	0	8	13	0.00	0.000										
Jeff Farnsworth, R (8, 1) ERA: 3.57	0.0		3	2	0	0	0	1	0	0	0	0	0	5	10	∞	∞										
Juan Acevedo, R (8, 1) ERA: 3.1	1.2	S	5	0	0	0	1	0	0	0	0	0	0	19	27	0.00	0.000										


AB	34
R	9
H	11
RBI	9
BB	4
SO	7
LOB	11



Batter	1	2	3	4	5	6	7	8	9	AB	R	H	RBI	BB	SO	LOB	TOP					
Damian Jackson, R OBP: 0.318, SLG: 0.383	E5 BLK 1B		G6-3	G4-3		K			K	5	1	0	0	0	2	1						
Shane Halter, R OBP: 0.306, SLG: 0.353	K		1B	SF9		K			K	4	1	1	1	0	3	1						
Robert Fick, L OBP: 0.330, SLG: 0.431	L8		1B	G4-3					G4-3	5	1	1	0	0	0	1						
Dmitri Young, S OBP: 0.397, SLG: 0.557	1B		L7		G3-1				FC6-4 1B	4	0	2	1	0	0	2						
Randall Simon, L OBP: 0.299, SLG: 0.453	G1-3		1B	G4-3					P4	4	0	1	1	0	0	2						
Wendell Magee, R OBP: 0.313, SLG: 0.462		F9	2B	1B					FC6-4 1-2	4	1	2	1	0	0	1						
15 Brandon Inge, R OBP: 0.412, SLG: 0.523	K		F9	1B					F8	4	0	1	1	0	1	2						
Ramon Santiago, S OBP: 0.385, SLG: 0.528	G6-3			2B	1B				G1-3	4	1	1	0	0	1	1						
Chris Truby, R OBP: 0.271, SLG: 0.384			HR	G4-3 SF9	2B				K	4	2	2	2	0	2	0						
Inning Stats	R: 1 E: 1 K: 1 S: 13	H: 1 LOB: 1 BB: 0 P: 14	R: 0 E: 0 K: 1 S: 5	H: 0 LOB: 0 BB: 0 P: 8	R: 3 E: 0 K: 0 S: 14	H: 5 LOB: 2 BB: 0 P: 21	R: 2 E: 0 K: 0 S: 5	H: 2 LOB: 1 BB: 0 P: 8	R: 1 E: 0 K: 1 S: 15	H: 2 LOB: 1 BB: 0 P: 23	R: 0 E: 0 K: 0 S: 9	H: 0 LOB: 0 BB: 0 P: 13	R: 0 E: 0 K: 0 S: 8	H: 1 LOB: 1 BB: 0 P: 12	R: 0 E: 0 K: 1 S: 7	H: 0 LOB: 0 BB: 0 P: 9	R: 0 E: 0 K: 2 S: 9	H: 0 LOB: 0 BB: 0 P: 12	1B: 8 2B: 2 3B: 0 HR: 1	SF: 1 SAC: 0 DP: 0 HBP: 0	WP: 1 PB: 0 SB: 0 CS: 0	PA: 39
PITCHER	IP	WLS	BF	H	R	ER	SO	BB	IBB	HBP	BLK	WP	HR	S	P	ERA	WHIP					
CC Sabathia, L ERA: 5.6	4.0		21	8	6	5	2	0	0	0	1	0	1	37	51	11.25	2.000					
Mark Wohlers, R ERA: 6.85	1.0	W	5	2	1	1	1	0	0	0	0	1	0	15	23	9.00	2.000					
David Riske, R ERA: 4.91	1.0		3	0	0	0	3	0	0	0	0	0	0	9	13	0.00	0.000					
Ricardo Rincon, L ERA: 3.5	0.2		3	1	0	0	0	0	0	0	0	0	0	7	11	0.00	1.500					
Paul Shuey, R ERA: 6.84	1.1		4	0	0	0	1	0	0	0	0	0	0	8	10	0.00	0.000					
PITCHER	IP	WLS	BF	H	R	ER	SO	BB	IBB	HBP	BLK	WP	HR	S	P	ERA	WHIP					
Bob Wickman, R ERA: 3.5	1.0		3	0	0	0	2	0	0	0	0	0	0	9	12	0.00	0.000					

Detroit Tigers @ Cleveland Indians
Jacobs Field, Cleveland, OH
Thu May 30 2002, 7:05 PM EDT
Att: 25,689 - Cloudy - 79 F


AB 38
R 7
H 11
RBI 7
BB 0
SO 9
LOB 11



Batter	1	2	3	4	5	6	7	8	9	AB	R	H	RBI	BB	SO	LOB	BOTTOM					
Matt Lawton, L OBP: 0.355, SLG: 0.447	1B			1B					L3	4	3	3	0	1	0	2						
Jolbert Cabrera, R OBP: 0.175, SLG: 0.135	FC5-4 1B	HR		HR	1B					0	0	0	0	0	0	0						
Omar Vizquel, S OBP: 0.400, SLG: 0.508	FC5-4 1B	HR		SF8	G4-3				S	3	1	2	1	1	0	2						
Ellis Burks, R OBP: 0.354, SLG: 0.485	P5	HR		HR	1B				G5-3	5	3	3	4	0	0	3						
Jim Thome, L OBP: 0.400, SLG: 0.531	FC5-4 1B	HR		HR	1B				K	4	2	2	4	1	2	1						
Travis Fryman, R OBP: 0.303, SLG: 0.358	FC5-4 1B	HR		F8					G6-3	5	0	0	1	0	0	3						
Russell Brannan, L OBP: 0.288, SLG: 0.397	K			F8	P6				F5	4	0	0	0	0	1	2						
Ricky Gutierrez, R OBP: 0.289, SLG: 0.302		G1-4-3		G6-3					G5-3	4	0	0	0	0	1	0						
Eddie Pérez, R OBP: 0.286, SLG: 0.366		G5-3		K					G1-3 2B	3	0	1	0	1	1	0						
Chris Magruder, S OBP: 0.385, SLG: 0.455		HR		1B	SF8				G1-3 1B	4	2	3	1	0	0	1						
Inning Stats	R: 1 E: 0 K: 1 S: 17	H: 2 LOB: 2 BB: 1 P: 29	R: 5 E: 0 K: 0 S: 15	H: 4 LOB: 0 BB: 1 P: 29	R: 0 E: 0 K: 1 S: 8	H: 0 LOB: 0 BB: 0 P: 8	R: 4 E: 0 K: 0 S: 27	H: 4 LOB: 2 BB: 0 P: 39	R: 0 E: 0 K: 1 S: 12	H: 1 LOB: 2 BB: 1 P: 19	R: 1 E: 0 K: 0 S: 10	H: 1 LOB: 0 BB: 0 P: 12	R: 0 E: 0 K: 0 S: 9	H: 1 LOB: 1 BB: 1 P: 17	R: 0 E: 0 K: 1 S: 11	H: 1 LOB: 1 BB: 0 P: 20	R: 0 E: 0 K: 1 S: 11	H: 1 LOB: 1 BB: 0 P: 20	1B: 7 2B: 3 3B: 0 HR: 5	SF: 1 SAC: 0 DP: 1 HBP: 0	WP: 0 PB: 0 SB: 1 CS: 0	PA: 41
PITCHER	IP	WLS	BF	H	R	ER	SO	BB	IBB	HBP	BLK	WP	HR	S	P	ERA	WHIP					
Seth Greisinger, R ERA: 5.66	2.0	L	14	6	6	6	1	0	0	0	0	0	1	35	47	18.00	2.000					
Jose Lima, R ERA: 11.29	3.1		10	4	4	4	1	0	0	0	0	0	1	35	47	18.00	2.000					
Julio Santana, R ERA: 3.24	2.1		11	2	1	1	2	2	0	0	0	0	1	27	42	3.86	1.714					
Jamie Walker, L ERA: 4.26	1.2		6	2	0	0	1	0	0	0	0	0	0	15	26	0.00	1.200					
PITCHER	IP	WLS	BF	H	R	ER	SO	BB	IBB	HBP	BLK	WP	HR	S	P	ERA	WHIP					
Bob Wickman, R ERA: 3.5	1.0		3	0	0	0	2	0	0	0	0	0	0	9	12	0.00	0.000					

Detroit Tigers @ Cleveland Indians
Jacobs Field, Cleveland, OH
Thu May 30 2002, 7:05 PM EDT
Att: 25,689 - Cloudy - 79 F

AB 36
R 11
H 14
RBI 11
BB 4
SO 5
LOB 14



Batter	1	2	3	4	5	6	7	8	9	AB	R	H	RBI	BB	SO	LOB	TOP																					
Shannon Stewart, R (1, 10) OBP: 0.333, SLG: 0.429	F9		K	1B 2B		G6-3		K		5	1	1	0	0	2	1																						
José Cruz Jr., S (1, 7) OBP: 0.304, SLG: 0.340	G3		2B	BB	2H	1B		P6		4	1	1	1	1	1	0																						
Raul Mondesi, R (1, 9) OBP: 0.279, SLG: 0.406	P4		F2		F9			2B		5	0	1	0	0	0	2																						
Carlos Delgado, L (1, 3) OBP: 0.415, SLG: 0.559		3B	HBP	1B	E	2B		HR	BB	2	3	1	1	2	1	0																						
Eric Hinske, L (1, 5) OBP: 0.364, SLG: 0.514	1H	1B	3B					BB		3	2	2	3	1	1	1																						
Darvin Fletcher, L (1, 2) OBP: 0.253, SLG: 0.330			E4					HR		4	0	2	1	0	0	1																						
10 Vernon Wells, R (1, 8) OBP: 0.287, SLG: 0.371			G1-3		G1-3					4	0	0	0	0	1	4																						
Felipe Lopez, S (1, 6) OBP: 0.293, SLG: 0.422	G3							F8		4	0	1	0	0	1	1																						
Dave Berg, R (1, 4) OBP: 0.279, SLG: 0.398	F3							3B		4	0	1	0	0	0	2																						
Inning Stats	R: 0 E: 0 K: 0 S: 4	H: 0 LOB: 0 BB: 0 P: 7	R: 2 E: 0 K: 0 S: 15	H: 2 LOB: 1 BB: 0 P: 19	R: 2 E: 1 K: 1 S: 16	H: 2 LOB: 2 BB: 2 P: 31	R: 1 E: 0 K: 1 S: 10	H: 2 LOB: 1 BB: 0 P: 14	R: 0 E: 0 K: 2 S: 10	H: 1 LOB: 0 BB: 0 P: 6	R: 2 E: 0 K: 0 S: 13	H: 2 LOB: 0 BB: 1 P: 23	R: 0 E: 0 K: 1 S: 11	H: 1 LOB: 1 BB: 0 P: 14	R: 0 E: 0 K: 2 S: 7	H: 0 LOB: 0 BB: 0 P: 13	1B: 4 2B: 3 3B: 2 HR: 1	SF: 0 SAC: 0 DP: 1 HBP: 1	WP: 1 PB: 0 SB: 0 CS: 0	PA: 40																		
PITCHER	IP	WLS	BF	H	R	ER	SO	BB	IBB	HBP	BLK	WP	HR	S	P	ERA	WHIP	PITCHER				IP	WLS	BF	H	R	ER	SO	BB	IBB	HBP	BLK	WP	HR	S	P	ERA	WHIP
Jeff Weaver, R (1, 1) ERA: 3.39	7.0	L	33	9	7	6	4	4	0	1	0	1	1	73	116	7.71	1.857																					
Jose Paniagua, R (8, 1) ERA: 4.07	2.0		7	1	0	0	3	0	0	0	0	0	0	18	27	0.00	0.500																					

Toronto Blue Jays @ Detroit Tigers
Comerica Park, Detroit, MI
Sun Jun 02 2002, 2:05 PM EDT
Att: 21,399 - Cloudy - 71 F

AB	35
R	7
H	10
RBI	6
BB	4
SO	7
LOB	12



Batter	1	2	3	4	5	6	7	8	9	AB	R	H	RBI	BB	SO	LOB	BOTTOM																					
Ramon Santiago, S (1, 6) OBP: 0.333, SLG: 0.426	1B 2B	G6-3			G3-1	G3			K2-3	5	1	1	0	0	1	1																						
Robert Fick, L (1, 9) OBP: 0.322, SLG: 0.415	K				G3-1					5	0	1	0	0	1	1																						
Damian Jackson, R (8, PR) OBP: 0.302, SLG: 0.359									G5-3	0	0	0	0	0	0	0																						
Bobby Higginson, L (1, 7) OBP: 0.359, SLG: 0.466	2B	1B			F8	1B			1B	4	2	1	0	1	0	1																						
Dmitri Young, S (1, 10) OBP: 0.385, SLG: 0.546	1B	2B			K	1B			K	5	1	2	1	0	2	1																						
Randall Simon, L (1, 3) OBP: 0.311, SLG: 0.494		1B			HR	2B			2B	4	2	4	4	0	0	0																						
Wendell Magee, R (1, 8) OBP: 0.324, SLG: 0.476	K				G4-3	G5-3			G3-1	4	0	2	1	0	1	3																						
Damion Easley, R (1, 4) OBP: 0.360, SLG: 0.273	K				F7				P3	4	0	1	0	0	1	4																						
Matt Walbeck, S (1, 2) OBP: 0.200, SLG: 0.217		G3-1			G4-3	B1			G3-1	4	0	0	0	0	0	3																						
Chris Truby, R (1, 5) OBP: 0.267, SLG: 0.372										3	0	0	0	0	2	2																						
Shane Halter, R (8, PH) OBP: 0.305, SLG: 0.350		G5-3			K				K	1	0	0	0	0	1	1																						
Inning Stats	R: 2 E: 0 K: 3 S: 14	H: 4 LOB: 2 BB: 0 P: 18	R: 0 E: 0 K: 0 S: 8	H: 0 LOB: 0 BB: 0 P: 13	R: 0 E: 0 K: 1 S: 8	H: 0 LOB: 0 BB: 0 P: 9	R: 1 E: 0 K: 1 S: 10	H: 2 LOB: 1 BB: 0 P: 17	R: 2 E: 0 K: 0 S: 14	H: 2 LOB: 1 BB: 1 P: 22	R: 0 E: 0 K: 1 S: 10	H: 1 LOB: 0 BB: 0 P: 10	R: 0 E: 0 K: 0 S: 4	H: 0 LOB: 0 BB: 0 P: 7	R: 1 E: 0 K: 1 S: 13	H: 2 LOB: 1 BB: 0 P: 18	R: 0 E: 0 K: 2 S: 12	H: 1 LOB: 1 BB: 0 P: 14	1B: 8 2B: 3 3B: 0 HR: 1	SF: 0 SAC: 0 DP: 0 HBP: 0	WP: 0 PB: 0 SB: 1 CS: 0	PA: 40																
PITCHER	IP	WLS	BF	H	R	ER	SO	BB	IBB	HBP	BLK	WP	HR	S	P	ERA	WHIP	PITCHER				IP	WLS	BF	H	R	ER	SO	BB	IBB	HBP	BLK	WP	HR	S	P	ERA	WHIP
32 Roy Halladay, R (1, 1) ERA: 3.48	8.0	W	36	11	6	6	7	1	0	0	0	0	0	81	114	6.75	1.500																					
Kelvin Escobar, R (9, 1) ERA: 4.66	1.0	S	4	1	0	0	2	0	0	0	0	0	0	12	14	0.00	1.000																					

Toronto Blue Jays @ Detroit Tigers
Comerica Park, Detroit, MI
Sun Jun 02 2002, 2:05 PM EDT
Att: 21,399 - Cloudy - 71 F

AB	39
R	6
H	12
RBI	6
BB	1
SO	9
LOB	17



Batter	1	2	3	4	5	6	7	8	9	10	AB	R	H	RBI	BB	SO	LOB	TOP	
18 Johnny Damon, L OBP: 0.387, SLG: 0.458	G6-3 1B	1-2 1B		1-0 WP S 1B		4-0 1-2 BB			0-0 P6		4	0	3	1	1	0	0		
Carlos Baerga, S OBP: 0.329, SLG: 0.371	G6-3 1-2	1-2 2-3 3-H 1B		1-0 F9		1-0 L9			1-2 G4-3		5	0	1	2	0	0	4		
Nomar Garciaparra, R OBP: 0.362, SLG: 0.560	G5-3	2-2 F7		1-2 G6-3				0-0 G6-3	1-2 G5-3		5	0	0	0	0	0	3		
Brian Daubach, L OBP: 0.374, SLG: 0.541			1-3 K2-3		1-3 K			2-0 G6-3 2B		2-1	4	0	1	0	0	3	0		
58 Bryant Nelson, S OBP: 0.500, SLG: 0.375										1B	1	0	1	0	0	0	0		
Shea Hillenbrand, R OBP: 0.397, SLG: 0.535	G1-3			2-3 K		1-0 G5-3		3-2 G6-3		1-2 F4	5	0	0	0	0	1	2		
Jason Vitek, S OBP: 0.318, SLG: 0.396		0-2 1B		0-3 K		1-3 K		0-1 F7		1-3 K	5	1	1	0	0	3	3		
Tony Clark, S OBP: 0.253, SLG: 0.299		1-1 1B				1-1 HR		0-0 G5-3		3-3 K	5	2	2	0	0	2	1		
Trot Nixon, L OBP: 0.332, SLG: 0.420		2-2 1B		3-2 HR		0-2 G4-3		3-2 G4-3			4	2	2	3	0	0	0		
Rey Sanchez, R OBP: 0.340, SLG: 0.416		4-0 1B		3-2 HR		1-0 G6-3		0-0 F8			1	1	0	0	1	0	0		
Lou Merloni, R OBP: 0.340, SLG: 0.405		1-2 1B				1-2 1B					2	0	1	0	0	0	0		
Inning Stats	R: 0 E: 0 K: 0 S: 8	H: 1 LOB: 0 BB: 0 P: 12	R: 4 E: 0 K: 3 S: 19	H: 5 LOB: 2 BB: 1 P: 31	R: 0 E: 0 K: 3 S: 11	H: 0 LOB: 0 BB: 0 P: 14	R: 2 E: 0 K: 2 S: 13	H: 3 LOB: 1 BB: 0 P: 23	R: 0 E: 0 K: 0 S: 6	H: 1 LOB: 2 BB: 1 P: 11	R: 0 E: 0 K: 1 S: 7	H: 0 LOB: 0 BB: 0 P: 13	R: 0 E: 0 K: 0 S: 7	H: 0 LOB: 0 BB: 0 P: 9	R: 0 E: 0 K: 2 S: 12	H: 1 LOB: 1 BB: 0 P: 17	1B: 9 2B: 2 3B: 0 HR: 1	SF: 0 SAC: 0 DP: 1 HBP: 0	WP: 1 PA: 43
PITCHER	IP WLS BF H R ER SO BB IBB HBP BLK WP HR S P ERA WHIP	Steve Sparks, R ERA: 5.53	Jeff Farnsworth, R ERA: 2.95	Julio Santana, R ERA: 3.06	Juan Acevedo, R ERA: 2.73	PITCHER													

Boston Red Sox @ Detroit Tigers
Comerica Park, Detroit, MI
Mon Jun 03 2002, 7:05 PM EDT
Att: 12,918 - Cloudy - 56 F

livebaseballscorecards.com

AB 41
R 6
H 12
RBI 6
BB 2
SO 9
LOB 13



Batter	1	2	3	4	5	6	7	8	9	10	AB	R	H	RBI	BB	SO	LOB	BOTTOM			
Ramon Santiago, S OBP: 0.339, SLG: 0.538	HR	K		1-2 F5					2-2 G3-1		5	2	2	2	0	1	3				
Damion Easley, R OBP: 0.333, SLG: 0.370	HR	K		2-1 G6-3			3-1 F7		1-1 F7		5	1	1	1	0	1	3				
Bobby Higginson, L OBP: 0.350, SLG: 0.462	1B	SF7 1B		1-2 P6		2-2 G1-3		1-2 F5		4-2 BLK 2B BB	4	1	1	0	1	0	0				
Dmitri Young, S OBP: 0.376, SLG: 0.532	2B	1B		1-1 L3		1-1 F8		0-2 F9		0-0 F7	5	1	1	0	0	0	1				
Randall Simon, L OBP: 0.491	SF7			0-2 G6-3		0-2 G3		0-1 G3-4-3 1B		2-1 2B	3	0	1	1	0	0	0				
Shane Halter, R OBP: 0.309, SLG: 0.361										1-H 2B	1	1	1	1	0	0	0				
Robert Fick, L OBP: 0.326, SLG: 0.427	2B			2-1 15 1B 2B		3-1 F9		0-0 G3-4-3			4	0	2	1	0	0	1				
Wendell Magee, R OBP: 0.328, SLG: 0.474	G5-3			1-0 15 1B HBP		3-3 K		1-2 2H 1B			3	0	1	1	0	1	1				
15 Brandon Inge, R OBP: 0.365, SLG: 0.482	G6-3			0-1 1B		0-0 P6		0-1 G5-3			4	0	1	0	0	0	2				
Chris Truby, R OBP: 0.263, SLG: 0.367				1-2 2-3 1B		0-0 P6			1-3 K		2	0	0	0	0	1	3				
Craig Paquette, R OBP: 0.242, SLG: 0.328		K									2	0	0	0	0	2	0				
Inning Stats	R: 4 E: 0 K: 0 S: 16	H: 5 LOB: 1 BB: 0 P: 27	R: 0 E: 0 K: 3 S: 9	H: 0 LOB: 0 BB: 0 P: 15	R: 0 E: 0 K: 0 S: 11	H: 0 LOB: 0 BB: 0 P: 13	R: 0 E: 0 K: 0 S: 10	H: 2 LOB: 3 BB: 0 P: 16	R: 0 E: 0 K: 0 S: 8	H: 0 LOB: 0 BB: 0 P: 11	R: 1 E: 0 K: 1 S: 12	H: 1 LOB: 0 BB: 0 P: 18	R: 1 E: 0 K: 0 S: 12	H: 2 LOB: 1 BB: 0 P: 13	R: 0 E: 0 K: 1 S: 8	H: 0 LOB: 0 BB: 0 P: 12	R: 1 E: 0 K: 0 S: 6	H: 1 LOB: 2 BB: 1 P: 12	1B: 5 2B: 3 3B: 0 HR: 3	SF: 1 SAC: 0 DP: 0 HBP: 1	WP: 0 PA: 41
PITCHER	IP WLS BF H R ER SO BB IBB HBP BLK WP HR S P ERA WHIP	Pedro Martinez, R ERA: 3.18	49 Tim Wakefield, R ERA: 2.68	PITCHER																	

Boston Red Sox @ Detroit Tigers
Comerica Park, Detroit, MI
Mon Jun 03 2002, 7:05 PM EDT
Att: 12,918 - Cloudy - 56 F

livebaseballscorecards.com

AB 38
R 7
H 11
RBI 7
BB 1
SO 6
LOB 14



Batter	1	2	3	4	5	6	7	8	9	AB	R	H	RBI	BB	SO	LOB	TOP										
18 Johnny Damon, L OBP: 0.402, SLG: 0.491	G4-3	1B	FC6		F7		1B		1B	5	2	3	3	1	0	1	Boston Red Sox @ Detroit Tigers Comerica Park, Detroit, MI Wed Jun 05 2002, 7:05 PM EDT Att: 15,537 - Cloudy - 65 F										
Carlos Baerga, S OBP: 0.345, SLG: 0.407	2B	1B	FC6		G3		1B		K	6	1	3	3	0	1	4											
Nomar Garciaparra, R OBP: 0.391, SLG: 0.553 58 Bryant Nelson, S OBP: 0.455, SLG: 0.333	F8	G6-4-3	1B		G4-6-3		F7			4	0	3	3	0	0	1											
Brian Daubach, L OBP: 0.376, SLG: 0.538	2B	G6-4-3	K		F8				BB	4	0	1	1	1	1	5											
Shea Hillenbrand, R OBP: 0.363, SLG: 0.538	K		BB		G4-6-3		F9			5	1	1	0	0	1	3											
Jason Varitek, S OBP: 0.313, SLG: 0.383 Doug Mirabeli, R OBP: 0.298, SLG: 0.434	2B	1B	L9		F8		K		K	4	1	1	0	0	1	1											
Tony Clark, S OBP: 0.258, SLG: 0.310	1B	1B	FC6		G3-1		F9		K	5	2	2	1	0	1	1											
Trot Nixon, L OBP: 0.335, SLG: 0.409	1B	1B	FC6		G4-3		1B		K	3	2	1	0	2	1	0											
Lou Merloni, R OBP: 0.393, SLG: 0.438	1B	1B	K		BB		1B		F8	3	2	1	0	2	1	3											
Inning Stats	R: 1 E: 0 K: 1 S: 14	H: 2 LOB: 1 BB: 0 P: 19	R: 4 E: 0 K: 0 S: 14	H: 6 LOB: 1 BB: 1 P: 24	R: 4 E: 0 K: 2 S: 20	H: 3 LOB: 2 BB: 2 P: 39	R: 0 E: 0 K: 0 S: 9	H: 0 LOB: 0 BB: 0 P: 14	R: 0 E: 0 K: 0 S: 8	H: 1 LOB: 1 BB: 1 P: 14	R: 2 E: 0 K: 1 S: 16	H: 3 LOB: 2 BB: 1 P: 27	R: 0 E: 0 K: 2 S: 15	H: 0 LOB: 1 BB: 0 P: 23	R: 0 E: 0 K: 2 S: 10	H: 1 LOB: 1 BB: 0 P: 13		1B: 13 2B: 3 3B: 0 HR: 0	SF: 0 SAC: 0 DP: 2 HBP: 0	WP: 1 PB: 0 SB: 0 CS: 0	PA: 47						
PITCHER	IP	WLS	BF	H	R	ER	SO	BB	IBB	HBP	BLK	WP	HR	S	P	ERA	WHIP										
Adam Bernero, R ERA: 7.13	2.2	L	19	10	9	9	2	3	0	0	0	0	0	40	68	30.38	4.875										
Steve Sparks, R ERA: 5.47	4.0	19	5	2	2	2	2	2	0	0	0	1	0	39	68	4.50	1.750										
Danny Patterson, R ERA: 20.25	0.1	1	0	0	0	0	0	0	0	0	0	0	0	6	7	0.00	0.000										
Jamie Walker, L ERA: 3.71	2.0	8	1	0	0	0	4	1	0	0	0	0	0	25	36	0.00	1.000										

Batter	1	2	3	4	5	6	7	8	9	AB	R	H	RBI	BB	SO	LOB	BOTTOM										
Ramon Santiago, S OBP: 0.344, SLG: 0.559	G4-3		G4-3			G4-6-3		G6-3		3	0	0	0	0	0	1	Boston Red Sox @ Detroit Tigers Comerica Park, Detroit, MI Wed Jun 05 2002, 7:05 PM EDT Att: 15,537 - Cloudy - 65 F										
Damion Easley, R OBP: 0.282, SLG: 0.314	K				G4-3		G4-6-3		P4	4	0	0	0	0	1	2											
Bobby Higginson, L OBP: 0.358, SLG: 0.455	G6-3				G4-6-3		BB		G4-3	3	0	0	0	1	0	0											
Dmitri Young, S OBP: 0.378, SLG: 0.530 Damian Jackson, R OBP: 0.302, SLG: 0.359	G4-3		G4-3		G4-6-3		F9		G4-3	4	0	1	0	0	0	1											
Randall Simon, L OBP: 0.302, SLG: 0.475	K				G4-6-3		1B		2B	0	0	0	0	0	0	0											
Robert Fick, L OBP: 0.324, SLG: 0.422	G4-3				G5-3		1B			3	0	1	0	0	0	0											
Wendell Magee, R OBP: 0.332, SLG: 0.475					G5-3		P4			3	0	0	0	0	0	2											
15 Brandon Inge, R OBP: 0.371, SLG: 0.524			G6-3			G6-3		F9		3	0	0	0	0	0	0											
Chris Truby, R OBP: 0.271, SLG: 0.373			E4			HBP		F8		3	0	2	0	0	0	0											
Inning Stats	R: 0 E: 0 K: 1 S: 9	H: 0 LOB: 0 BB: 0 P: 11	R: 0 E: 0 K: 1 S: 5	H: 0 LOB: 0 BB: 0 P: 12	R: 0 E: 1 K: 0 S: 8	H: 1 LOB: 1 BB: 0 P: 14	R: 0 E: 0 K: 0 S: 5	H: 0 LOB: 0 BB: 1 P: 12	R: 0 E: 0 K: 0 S: 5	H: 1 LOB: 1 BB: 0 P: 12	R: 0 E: 0 K: 0 S: 8	H: 2 LOB: 2 BB: 0 P: 18	R: 0 E: 0 K: 0 S: 6	H: 0 LOB: 0 BB: 0 P: 10	R: 0 E: 0 K: 0 S: 5	H: 1 LOB: 1 BB: 0 P: 7		1B: 4 2B: 1 3B: 0 HR: 0	SF: 0 SAC: 0 DP: 2 HBP: 1	WP: 0 PB: 0 SB: 0 CS: 0	PA: 32						
PITCHER	IP	WLS	BF	H	R	ER	SO	BB	IBB	HBP	BLK	WP	HR	S	P	ERA	WHIP										
Derek Lowe, R ERA: 1.81	6.0	W	20	2	0	0	2	1	0	1	0	0	0	19	35	0.00	1.000										
Chris Haney, L ERA:	3.0	S	12	3	0	0	0	0	0	0	0	0	0	19	35	0.00	1.000										

AB	41
R	11
H	16
RBI	11
BB	6
SO	8
LOB	22



AB	30
R	0
H	5
RBI	0
BB	1
SO	2
LOB	7



Batter	1	2	3	4	5	6	7	8	9	AB	R	H	RBI	BB	SO	LOB	TOP					
18 Johnny Damon, L (1, 8) OBP: 0.402, SLG: 0.493	F7		1B			G3	CS		G4-3	5	1	2	0	0	0	0	Boston Red Sox @ Detroit Tigers Comerica Park, Detroit, MI Thu Jun 06 2002, 2:05 PM EDT Att: 21,992 - Cloudy - 63 F					
Carlos Baerga, S (1, 10) OBP: 0.348, SLG: 0.400	G1-3		G2-3				F3		1B HBP	4	1	1	0	0	0	2						
Shea Hillenbrand, R (1, 5) OBP: 0.367, SLG: 0.544	1B						L4		FC6 1B	5	1	3	0	0	0	2						
Nomar Garciaparra, R (1, 6) OBP: 0.366, SLG: 0.559	F9						E4 WP		FC6	5	1	3	1	0	0	3						
Jason Varitek, S (1, 2) OBP: 0.312, SLG: 0.380		P4					G3			4	0	1	1	0	0	2						
Brian Daubach, L (1, 9) OBP: 0.373, SLG: 0.531										4	0	1	0	0	1	3						
Trot Nixon, L (8, 9) OBP: 0.335, SLG: 0.409										0	0	0	0	0	0	0						
Jose Offerman, S (1, 3) OBP: 0.315, SLG: 0.371										4	0	1	1	0	0	1						
Lou Merloni, R (1, 4) OBP: 0.383, SLG: 0.423										4	0	1	0	0	1	0						
58 Bryant Nelson, S (1, 7) OBP: 0.400, SLG: 0.308										4	0	1	0	0	0	2						
Inning Stats	R: 0 E: 0 K: 0 S: 9	H: 1 LOB: 1 BB: 0 P: 13	R: 0 E: 0 K: 0 S: 8	H: 1 LOB: 0 BB: 0 P: 12	R: 0 E: 0 K: 1 S: 11	H: 1 LOB: 1 BB: 0 P: 19	R: 2 E: 0 K: 0 S: 17	H: 4 LOB: 2 BB: 0 P: 23	R: 1 E: 0 K: 0 S: 10	H: 3 LOB: 2 BB: 0 P: 20	R: 0 E: 0 K: 0 S: 6	H: 1 LOB: 0 BB: 0 P: 6	R: 1 E: 1 K: 0 S: 8	H: 2 LOB: 1 BB: 0 P: 14	R: 0 E: 0 K: 1 S: 9	H: 0 LOB: 0 BB: 0 P: 12	R: 0 E: 0 K: 0 S: 9	H: 1 LOB: 2 BB: 0 P: 16	1B: 11 2B: 3 3B: 0 HR: 0	SF: 0 SAC: 0 DP: 1 HBP: 1	WP: 2 PB: 0 SB: 0 CS: 1	PA: 41
PITCHER	IP WLS BF H R ER SO BB IBB HBP BLK WP HR S P ERA WHIP	IP WLS BF H R ER SO BB IBB HBP BLK WP HR S P ERA WHIP															IP WLS BF H R ER SO BB IBB HBP BLK WP HR S P ERA WHIP					
Mark Redman, L (1, 1) ERA: 3.87	7.0	L	32	13	4	4	1	0	0	0	0	0	0	0	0	0	5.14	1.857				
Julio Santana, R (8, 1) ERA: 2.61	2.0		8	1	0	0	1	0	0	1	0	0	0	0	18	28	0.00	0.500				

AB	39
R	4
H	14
RBI	3
BB	0
SO	2
LOB	15



Batter	1	2	3	4	5	6	7	8	9	AB	R	H	RBI	BB	SO	LOB	BOTTOM					
Ramon Santiago, S (1, 6) OBP: 0.324, SLG: 0.524	B3		K			K		F5		4	0	0	0	0	2	2	Boston Red Sox @ Detroit Tigers Comerica Park, Detroit, MI Thu Jun 06 2002, 2:05 PM EDT Att: 21,992 - Cloudy - 63 F					
Damion Easley, R (1, 4) OBP: 0.256, SLG: 0.282	K		F8			G1		K		4	0	0	0	0	2	2						
Bobby Higginson, L (1, 7) OBP: 0.361, SLG: 0.460	2B					F8		F5		4	1	2	0	0	0	0						
Dmitri Young, S (1, 10) OBP: 0.367, SLG: 0.515	F8					F8		G3		4	0	0	0	0	0	2						
Randall Simon, L (1, 3) OBP: 0.301, SLG: 0.476			G3-1			G4-3		G4-3 2B		4	1	1	0	0	0	1						
Robert Fick, L (1, 9) OBP: 0.326, SLG: 0.438			F7					G4-3		4	1	2	3	0	0	1						
Wendell Magee, R (1, 8) OBP: 0.324, SLG: 0.464			P4					L9		4	0	0	0	0	0	2						
15 Brandon Inge, R (1, 2) OBP: 0.351, SLG: 0.493								FC6-4 1B		4	0	0	0	0	2	1						
Chris Truby, R (1, 5) OBP: 0.272, SLG: 0.384								K		3	0	1	0	0	1	2						
Inning Stats	R: 0 E: 0 K: 1 S: 7	H: 0 LOB: 0 BB: 0 P: 10	R: 0 E: 0 K: 0 S: 5	H: 0 LOB: 0 BB: 0 P: 7	R: 0 E: 0 K: 2 S: 13	H: 1 LOB: 1 BB: 0 P: 18	R: 0 E: 0 K: 0 S: 9	H: 0 LOB: 0 BB: 0 P: 13	R: 0 E: 0 K: 1 S: 10	H: 1 LOB: 1 BB: 0 P: 18	R: 0 E: 0 K: 1 S: 8	H: 0 LOB: 0 BB: 0 P: 8	R: 0 E: 0 K: 0 S: 12	H: 1 LOB: 1 BB: 0 P: 14	R: 0 E: 1 K: 1 S: 15	H: 0 LOB: 1 BB: 0 P: 20		R: 3 E: 1 K: 1 S: 14	H: 2 LOB: 0 BB: 0 P: 21	1B: 2 2B: 2 3B: 1 HR: 1	SF: 0 SAC: 0 DP: 0 HBP: 0	WP: 0 PB: 0 SB: 0 CS: 0
PITCHER	IP WLS BF H R ER SO BB IBB HBP BLK WP HR S P ERA WHIP	IP WLS BF H R ER SO BB IBB HBP BLK WP HR S P ERA WHIP															IP WLS BF H R ER SO BB IBB HBP BLK WP HR S P ERA WHIP					
Rolando Arrojo, R (1, 1) ERA: 3.3	7.0	W	25	4	0	0	5	0	0	0	0	0	0	0	0	0	0.00	0.571				
49 Tim Wakefield, R (8, 1) ERA: 2.63	1.0		4	0	0	0	1	0	0	0	0	0	0	0	15	20	0.00	0.000				
Casey Fossum, L (9, 1) ERA: 2.88	0.1		4	2	3	2	0	0	0	0	0	0	0	1	8	14	54.00	6.000				
Ugueth Urbina, R (9, 1) ERA: 2.53	0.2	S	2	0	0	0	1	0	0	0	0	0	0	0	6	7	0.00	0.000				

AB	35
R	3
H	6
RBI	3
BB	0
SO	7
LOB	13



Batter	1	2	3	4	5	6	7	8	9	AB	R	H	RBI	BB	SO	LOB	TOP										
11 Jimmy Rollins, S OBP: 0.345, SLG: 0.490	2-2 1B	0-0 G4-1 1B		1-2 HR		0-0 G3-1		1-2 G4-3	2-3 K	6	2	3	1	0	1	1											
Marlon Anderson, L OBP: 0.335, SLG: 0.454	0-1 1B	1-2 G4-1		2-2 G2-3 WP 2B		1-0 G3		1-1 G1-3		5	2	3	0	0	0	1											
Bobby Abreu, L OBP: 0.415, SLG: 0.484	3-2 G3-1 1B	2-3 K		0-0 G6-3		0-0 G3			3-2 HR 3B	5	2	2	1	0	1	3											
Pat Burrell, R OBP: 0.387, SLG: 0.603	1-1 G3-1 1B		2-3 K	0-2 G2-3		1-1 F8			0-1 HR	5	2	2	3	0	1	2											
Jeremy Giambi, L OBP: 0.415, SLG: 0.505	1-0 G3-1		0-0 G3	4-2 2B BB			2-3 K		3-H 4-1 HR	3	2	0	0	2	1	2											
Scott Rolen, R OBP: 0.361, SLG: 0.470	0-1 1B		0-0 2B	3-H 0-0 2B			4-1 BB		1-1 HR	4	1	4	5	1	0	0											
Travis Lee, L OBP: 0.339, SLG: 0.379	1-0 F8		2-1 2B		0-0 G1-5-3				0-0 F7	5	0	1	0	0	0	2											
Mike Lieberthal, R OBP: 0.304, SLG: 0.386	0-1 P4		4-1 BB		1-2 P3				1-1 P3	3	0	0	0	1	0	2											
Doug Glanville, R OBP: 0.279, SLG: 0.293		1-0 F9	0-1 L3		0-1 G6-3				0-3 K	5	0	0	0	0	1	4											
Inning Stats	R: 4 E: 0 K: 0 S: 16	H: 5 LOB: 1 BB: 0 P: 24	R: 0 E: 0 K: 1 S: 9	H: 1 LOB: 1 BB: 0 P: 13	R: 0 E: 0 K: 1 S: 10	H: 2 LOB: 3 BB: 1 P: 18	R: 3 E: 0 K: 0 S: 13	H: 3 LOB: 1 BB: 1 P: 20	R: 0 E: 0 K: 0 S: 6	H: 0 LOB: 0 BB: 0 P: 7	R: 0 E: 0 K: 0 S: 5	H: 1 LOB: 1 BB: 0 P: 7	R: 0 E: 0 K: 1 S: 9	H: 0 LOB: 1 BB: 1 P: 16	R: 0 E: 0 K: 1 S: 9	H: 0 LOB: 0 BB: 0 P: 11	R: 4 E: 0 K: 1 S: 15	H: 3 LOB: 1 BB: 1 P: 27	1B: 7 2B: 4 3B: 1 HR: 3	SF: 0 SAC: 0 DP: 0 HBP: 1	WP: 1 PB: 0 SB: 0 CS: 0	PA: 46					
PITCHER	IP	WLS	BF	H	R	ER	SO	BB	IBB	HBP	BLK	WP	HR	S	P	ERA	WHIP										
Jeff Weaver, R ERA: 3.94	4.0	L	24	11	7	7	2	2	0	0	0	1	1	48	75	15.75	3.250										
Jeff Farnsworth, R ERA: 2.7	2.0		7	1	0	0	0	0	0	0	0	0	0	11	14	0.00	0.500										
Jamie Walker, L ERA: 3.5	1.0		4	0	0	0	1	1	0	0	0	0	0	9	16	0.00	1.000										
Danny Patterson, R ERA: 11.57	1.0		3	0	0	0	1	0	0	0	0	0	0	9	11	0.00	0.000										
Jose Paniagua, R ERA: 5.47	1.0		8	3	4	4	1	1	0	1	0	0	2	15	27	36.00	4.000										

Philadelphia Phillies @ Detroit Tigers
Comerica Park, Detroit, MI
Fri Jun 07 2002, 7:05 PM EDT
Att: 25,908 - Sunny - 71 F

AB 41
R 11
H 15
RBI 10
BB 4
SO 5
LOB 17



Batter	1	2	3	4	5	6	7	8	9	AB	R	H	RBI	BB	SO	LOB	BOTTOM										
Ramon Santiago, S OBP: 0.333, SLG: 0.522	0-1 L6		0-2 FC6-4 1B		0-0 3B 1B				0-0 G4-3	4	1	2	0	0	0	0											
Damion Easley, R OBP: 0.255, SLG: 0.326	2-3 K		2-2 FC6-4 G3		0-0 1-H 3B			0-0 G1-4-3		4	0	1	1	0	1	1											
Bobby Higginson, L OBP: 0.359, SLG: 0.456	0-1 1B		2-1 G3		1-0 F7			1-2 L5		4	0	1	0	0	0	2											
Dmitri Young, S OBP: 0.362, SLG: 0.507	1-2 G5-3		1-2 G6-3		1-3 K			2-2 G4-3		2	0	0	0	0	0	2											
Shane Halter, R OBP: 0.304, SLG: 0.350										2	0	0	0	0	1	1											
Randall Simon, L OBP: 0.305, SLG: 0.482				1-0 G3-1					0-0 L9	4	0	2	0	0	0	0											
Robert Fick, L OBP: 0.326, SLG: 0.435				2-0 1B					1-2 P6	4	0	1	0	0	0	2											
Wendell Magee, R OBP: 0.323, SLG: 0.460				2-2 F8					2-1 G6-3	4	0	1	0	0	1	2											
Matt Walbeck, S OBP: 0.207, SLG: 0.192				3-2 G6-3					1-2 G3	3	0	0	0	1	0	3											
Chris Truby, R OBP: 0.266, SLG: 0.375				0-0 FC6-4					1-0 G6-3	4	0	0	0	0	1	4											
Inning Stats	R: 0 E: 0 K: 1 S: 10	H: 1 LOB: 1 BB: 0 P: 13	R: 0 E: 0 K: 1 S: 8	H: 1 LOB: 2 BB: 1 P: 14	R: 0 E: 0 K: 0 S: 12	H: 1 LOB: 1 BB: 0 P: 17	R: 0 E: 0 K: 0 S: 12	H: 1 LOB: 1 BB: 0 P: 20	R: 1 E: 0 K: 1 S: 12	H: 2 LOB: 1 BB: 0 P: 16	R: 0 E: 0 K: 0 S: 6	H: 0 LOB: 0 BB: 0 P: 9	R: 0 E: 0 K: 0 S: 5	H: 0 LOB: 0 BB: 0 P: 7	R: 0 E: 0 K: 0 S: 8	H: 0 LOB: 0 BB: 0 P: 11	R: 0 E: 0 K: 1 S: 12	H: 2 LOB: 2 BB: 0 P: 17	1B: 6 2B: 1 3B: 1 HR: 0	SF: 0 SAC: 0 DP: 0 HBP: 0	WP: 0 PB: 0 SB: 0 CS: 0	PA: 36					
PITCHER	IP	WLS	BF	H	R	ER	SO	BB	IBB	HBP	BLK	WP	HR	S	P	ERA	WHIP										
Vicente Padilla, R ERA: 2.87	7.0	W	28	6	1	1	3	1	0	0	0	0	0	65	96	1.29	1.000										
Jose Santiago, R ERA: 5.49	1.0		3	0	0	0	0	0	0	0	0	0	0	8	11	0.00	0.000										
Dan Plesac, L ERA: 4.2	1.0		5	2	0	0	1	0	0	0	0	0	0	12	17	0.00	2.000										

Philadelphia Phillies @ Detroit Tigers
Comerica Park, Detroit, MI
Fri Jun 07 2002, 7:05 PM EDT
Att: 25,908 - Sunny - 71 F

AB 35
R 1
H 8
RBI 1
BB 1
SO 4
LOB 17



Batter	1	2	3	4	5	6	7	8	9	AB	R	H	RBI	BB	SO	LOB	TOP																			
11 Jimmy Rollins, S OBP: 0.342, SLG: 0.484										5	0	1	0	0	0	3	Philadelphia Phillies @ Detroit Tigers Comerica Park, Detroit, MI Sat Jun 08 2002, 7:05 PM EDT Att: 32,295 - Sunny - 78 F																			
Marlon Anderson, L OBP: 0.332, SLG: 0.448										5	0	1	0	0	0	1																				
Bobby Abreu, L OBP: 0.416, SLG: 0.495										4	1	2	0	0	0	1																				
Pat Burrell, R OBP: 0.389, SLG: 0.599										3	1	1	1	1	1	1																				
Jeremy Giambi, L OBP: 0.421, SLG: 0.511										2	0	1	0	2	0	3																				
Scott Rolen, R OBP: 0.355, SLG: 0.462										4	0	0	0	0	0	4																				
Travis Lee, L OBP: 0.342, SLG: 0.381										4	0	2	1	0	0	1																				
Mike Lieberthal, R OBP: 0.303, SLG: 0.383										4	0	1	0	0	0	4																				
Doug Glanville, R OBP: 0.279, SLG: 0.293										4	0	1	0	0	0	1																				
Inning Stats	R: 0 E: 0 K: 0 S: 9	H: 2 LOB: 2 BB: 1 P: 21	R: 0 E: 0 K: 0 S: 9	H: 2 LOB: 2 BB: 0 P: 13	R: 0 E: 0 K: 0 S: 7	H: 1 LOB: 0 BB: 0 P: 9	R: 0 E: 0 K: 0 S: 14	H: 0 LOB: 1 BB: 1 P: 21	R: 0 E: 0 K: 0 S: 5	H: 1 LOB: 1 BB: 0 P: 16	R: 0 E: 0 K: 0 S: 5	H: 1 LOB: 1 BB: 0 P: 8	R: 2 E: 0 K: 0 S: 12	H: 3 LOB: 2 BB: 1 P: 17	R: 0 E: 0 K: 0 S: 8	H: 0 LOB: 0 BB: 0 P: 11	1B: 8 2B: 1 3B: 1 HR: 0	SF: 0 SAC: 0 DP: 2 HBP: 0	WP: 0 PA: 38 PB: 0 CS: 0																	
PITCHER	IP	WLS	BF	H	R	ER	SO	BB	IBB	HBP	BLK	WP	HR	S	P	ERA	WHIP	PITCHER		IP	WLS	BF	H	R	ER	SO	BB	IBB	HBP	BLK	WP	HR	S	P	ERA	WHIP
Mike Maroth, L ERA: 2.62	(1, 1)	7.0	28	7	0	0	1	2	0	0	0	0	0	58	95	0.00	1.286																			
Danny Patterson, R ERA: 15.0	(8, 1)	0.2	L 5	2	2	2	0	1	0	0	0	0	0	7	11	27.00	4.500																			
Juan Acevedo, R ERA: 2.62	(8, 1)	1.1	S 5	1	0	0	0	0	0	0	0	0	0	13	17	0.00	0.750																			

AB 35
R 2
H 10
RBI 2
BB 3
SO 1
LOB 19



Batter	1	2	3	4	5	6	7	8	9	AB	R	H	RBI	BB	SO	LOB	BOTTOM																			
Ramon Santiago, S OBP: 0.320, SLG: 0.500										3	0	0	0	0	1	2	Philadelphia Phillies @ Detroit Tigers Comerica Park, Detroit, MI Sat Jun 08 2002, 7:05 PM EDT Att: 32,295 - Sunny - 78 F																			
Damion Easley, R OBP: 0.235, SLG: 0.298										4	0	0	0	0	0	1																				
Bobby Higginson, L OBP: 0.359, SLG: 0.452										2	0	0	0	0	0	0																				
Wendell Magee, R OBP: 0.321, SLG: 0.457										1	0	0	0	0	0	1																				
Dmitri Young, S OBP: 0.353, SLG: 0.493										4	0	0	0	0	1	1																				
Randall Simon, L OBP: 0.299, SLG: 0.472										4	0	0	0	0	1	0																				
Robert Fick, L OBP: 0.329, SLG: 0.433										3	0	1	0	1	0	0																				
Craig Paquette, R OBP: 0.237, SLG: 0.319										3	1	1	0	0	0	2																				
15 Brandon Inge, R OBP: 0.351, SLG: 0.486										3	0	1	0	0	2	1																				
Damian Jackson, R OBP: 0.311, SLG: 0.377										3	0	2	1	0	0	0																				
Inning Stats	R: 0 E: 0 K: 0 S: 5	H: 0 LOB: 1 BB: 0 P: 10	R: 0 E: 0 K: 0 S: 7	H: 1 LOB: 0 BB: 0 P: 12	R: 0 E: 0 K: 2 S: 11	H: 0 LOB: 0 BB: 0 P: 12	R: 0 E: 0 K: 0 S: 6	H: 0 LOB: 0 BB: 0 P: 7	R: 0 E: 0 K: 1 S: 6	H: 0 LOB: 0 BB: 0 P: 6	R: 0 E: 0 K: 2 S: 10	H: 1 LOB: 1 BB: 0 P: 17	R: 0 E: 0 K: 0 S: 6	H: 1 LOB: 1 BB: 0 P: 9	R: 0 E: 0 K: 0 S: 7	H: 0 LOB: 0 BB: 0 P: 13	1B: 4 2B: 1 3B: 0 HR: 0	SF: 0 SAC: 1 DP: 1 HBP: 1	WP: 0 PA: 33 PB: 0 CS: 0																	
PITCHER	IP	WLS	BF	H	R	ER	SO	BB	IBB	HBP	BLK	WP	HR	S	P	ERA	WHIP	PITCHER		IP	WLS	BF	H	R	ER	SO	BB	IBB	HBP	BLK	WP	HR	S	P	ERA	WHIP
Robert Person, R ERA: 4.28	(1, 1)	7.0	W 26	4	1	1	5	1	0	1	0	0	0	58	86	1.29	0.714																			
Ricky Bottalico, R ERA: 3.75	(8, 1)	1.0	H 4	1	0	0	0	0	0	0	0	0	0	6	9	0.00	1.000																			
Jose Mesa, R ERA: 2.93	(9, 1)	1.0	S 3	0	0	0	0	0	0	0	0	0	0	7	13	0.00	0.000																			

AB 30
R 1
H 5
RBI 1
BB 1
SO 5
LOB 8



Batter	1	2	3	4	5	6	7	8	9	AB	R	H	RBI	BB	SO	LOB	TOP					
11 Jimmy Rollins, S OBP: 0.336, SLG: 0.474	L7	K		G4-3	G3			B1-3		5	0	0	0	0	1	4						
Marlon Anderson, L OBP: 0.342, SLG: 0.463	2B	3B	G6-3	1B		BLK	BB	1B	1B	4	1	3	1	1	0	0						
Bobby Abreu, L OBP: 0.420, SLG: 0.503	2B	2B	3B	1B	P6		F8	1B		5	2	3	1	0	0	3						
Pat Burrell, R OBP: 0.393, SLG: 0.611	FC5-4	2B	1B	PB	3B	2B	SF9	BB	F9	4	2	2	2	1	0	3						
Jeremy Giambi, L OBP: 0.425, SLG: 0.513	FC5-4	BB	G4-3	1B	2B	SF9	1B	L9	FC3-6	3	1	1	0	1	0	1						
Scott Rolen, R OBP: 0.352, SLG: 0.458	FC5-4	BB	P3		SF9			G5-3	FC3-6	4	0	1	1	0	0	2						
Travis Lee, L OBP: 0.344, SLG: 0.382	G4-3			SH1-3	1B	1B		K	FC3-6	5	1	2	1	0	1	4						
Todd Pratt, R OBP: 0.451, SLG: 0.500		P4		1B	SH1-3	BB	G4-3	K	G6-4-3	4	0	0	0	1	1	3						
Ricky Ledee, L OBP: 0.200, SLG: 0.236	G4-3		G4-3	SH1-3		BB		K		2	0	0	0	1	1	0						
Inning Stats	R: 2 H: 3 E: 0 K: 0 S: 19	H: 3 R: 0 ER: 0 LOB: 2 BB: 1 P: 32	R: 0 H: 0 E: 0 K: 1 S: 7	H: 0 R: 0 ER: 0 LOB: 0 BB: 0 P: 10	R: 2 H: 2 E: 0 K: 0 S: 12	H: 2 R: 0 ER: 0 LOB: 2 BB: 1 P: 18	R: 1 H: 2 E: 0 K: 0 S: 12	H: 2 R: 0 ER: 0 LOB: 2 BB: 1 P: 23	R: 2 H: 2 E: 0 K: 0 S: 16	H: 2 R: 0 ER: 0 LOB: 1 BB: 1 P: 16	R: 0 H: 0 E: 0 K: 2 S: 14	H: 0 R: 0 ER: 0 LOB: 0 BB: 0 P: 21	R: 0 H: 2 E: 0 K: 1 S: 12	H: 2 R: 0 ER: 0 LOB: 2 BB: 0 P: 15	R: 0 H: 1 E: 0 K: 0 S: 6	H: 1 R: 0 ER: 0 LOB: 0 BB: 0 P: 9	1B: 7 2B: 3 3B: 2 HR: 0	SF: 1 SAC: 1 DP: 1 HBP: 1	WP: 0 PB: 1 SB: 1 CS: 0	PA: 44		
PITCHER	IP WLS BF H R ER SO BB IBB HBP BLK WP HR S P ERA WHIP	IP WLS BF H R ER SO BB IBB HBP BLK WP HR S P ERA WHIP	IP WLS BF H R ER SO BB IBB HBP BLK WP HR S P ERA WHIP	IP WLS BF H R ER SO BB IBB HBP BLK WP HR S P ERA WHIP	IP WLS BF H R ER SO BB IBB HBP BLK WP HR S P ERA WHIP	IP WLS BF H R ER SO BB IBB HBP BLK WP HR S P ERA WHIP	IP WLS BF H R ER SO BB IBB HBP BLK WP HR S P ERA WHIP	IP WLS BF H R ER SO BB IBB HBP BLK WP HR S P ERA WHIP	IP WLS BF H R ER SO BB IBB HBP BLK WP HR S P ERA WHIP	IP WLS BF H R ER SO BB IBB HBP BLK WP HR S P ERA WHIP	IP WLS BF H R ER SO BB IBB HBP BLK WP HR S P ERA WHIP	IP WLS BF H R ER SO BB IBB HBP BLK WP HR S P ERA WHIP	IP WLS BF H R ER SO BB IBB HBP BLK WP HR S P ERA WHIP	IP WLS BF H R ER SO BB IBB HBP BLK WP HR S P ERA WHIP	IP WLS BF H R ER SO BB IBB HBP BLK WP HR S P ERA WHIP	IP WLS BF H R ER SO BB IBB HBP BLK WP HR S P ERA WHIP	IP WLS BF H R ER SO BB IBB HBP BLK WP HR S P ERA WHIP					
Steve Sparks, R ERA: 5.96	4.1	L	25	9	7	7	1	3	0	0	0	0	0	0	0	0	0	0	59	97	14.54	2.769
Julio Santana, R ERA: 2.31	2.2		10	0	0	0	2	2	0	0	1	0	0	0	29	50	0.00	0.750				
Jamie Walker, L ERA: 3.26	1.1		8	3	0	0	1	0	0	0	1	0	0	0	16	22	0.00	2.250				
Jose Paniagua, R ERA: 5.33	0.2		1	0	0	0	0	0	0	0	0	0	0	0	2	2	0.00	0.000				

Philadelphia Phillies @ Detroit Tigers
Comerica Park, Detroit, MI
Sun Jun 09 2002, 2:05 PM EDT
Att: 21,714 - Cloudy - 82 F

AB 36
R 7
H 12
RBI 6
BB 5
SO 4
LOB 20



Batter	1	2	3	4	5	6	7	8	9	AB	R	H	RBI	BB	SO	LOB	BOTTOM					
Ramon Santiago, S OBP: 0.325, SLG: 0.493	F8	S			G3				K	5	1	2	0	0	1	0						
Damian Jackson, R OBP: 0.315, SLG: 0.382	E5	S			1B		SF8		F8	4	1	2	2	0	0	0						
Dmitri Young, S OBP: 0.344, SLG: 0.479	K	K			F9		K			4	1	0	0	0	3	4						
Randall Simon, L OBP: 0.298, SLG: 0.470	SF8			F8			P5			3	0	1	1	0	0	1						
Robert Fick, L OBP: 0.332, SLG: 0.439	1B	2B		G4-6-3			K		F7	4	1	2	1	0	1	2						
Wendell Magee, R OBP: 0.325, SLG: 0.458	FC6-4	1B		G4-6-3			F8		FC6-4	4	0	2	1	0	0	1						
Craig Paquette, R OBP: 0.231, SLG: 0.311	FC6-4			K			K		K	4	0	0	0	0	3	2						
Damon Easley, R OBP: 0.218, SLG: 0.275		F7		G5-3			P4		FC6-4	4	0	0	0	0	0	1						
15 Brandon Inge, R OBP: 0.346, SLG: 0.486		K		F8			SF8		G4-3	4	1	1	0	0	1	0						
Inning Stats	R: 3 H: 2 E: 1 K: 1 S: 18	H: 2 R: 1 ER: 0 LOB: 1 BB: 0 P: 28	R: 1 H: 2 E: 0 K: 2 S: 10	H: 2 R: 0 ER: 0 LOB: 1 BB: 0 P: 17	R: 0 H: 1 E: 0 K: 0 S: 6	H: 1 R: 0 ER: 0 LOB: 0 BB: 0 P: 7	R: 0 H: 0 E: 0 K: 1 S: 8	H: 0 R: 0 ER: 0 LOB: 0 BB: 0 P: 13	R: 0 H: 2 E: 0 K: 1 S: 12	H: 2 R: 0 ER: 0 LOB: 1 BB: 0 P: 18	R: 0 H: 0 E: 0 K: 1 S: 13	H: 0 R: 0 ER: 0 LOB: 0 BB: 0 P: 19	R: 1 H: 2 E: 0 K: 1 S: 9	H: 2 R: 0 ER: 0 LOB: 1 BB: 0 P: 12	R: 0 H: 1 E: 0 K: 1 S: 12	H: 1 R: 0 ER: 0 LOB: 0 BB: 0 P: 18	R: 0 H: 0 E: 0 K: 1 S: 11	H: 0 R: 0 ER: 0 LOB: 0 BB: 0 P: 16	1B: 8 2B: 2 3B: 0 HR: 0	SF: 2 SAC: 0 DP: 1 HBP: 0	WP: 1 PB: 0 SB: 3 CS: 0	PA: 38
PITCHER	IP WLS BF H R ER SO BB IBB HBP BLK WP HR S P ERA WHIP	IP WLS BF H R ER SO BB IBB HBP BLK WP HR S P ERA WHIP	IP WLS BF H R ER SO BB IBB HBP BLK WP HR S P ERA WHIP	IP WLS BF H R ER SO BB IBB HBP BLK WP HR S P ERA WHIP	IP WLS BF H R ER SO BB IBB HBP BLK WP HR S P ERA WHIP	IP WLS BF H R ER SO BB IBB HBP BLK WP HR S P ERA WHIP	IP WLS BF H R ER SO BB IBB HBP BLK WP HR S P ERA WHIP	IP WLS BF H R ER SO BB IBB HBP BLK WP HR S P ERA WHIP	IP WLS BF H R ER SO BB IBB HBP BLK WP HR S P ERA WHIP	IP WLS BF H R ER SO BB IBB HBP BLK WP HR S P ERA WHIP	IP WLS BF H R ER SO BB IBB HBP BLK WP HR S P ERA WHIP	IP WLS BF H R ER SO BB IBB HBP BLK WP HR S P ERA WHIP	IP WLS BF H R ER SO BB IBB HBP BLK WP HR S P ERA WHIP	IP WLS BF H R ER SO BB IBB HBP BLK WP HR S P ERA WHIP	IP WLS BF H R ER SO BB IBB HBP BLK WP HR S P ERA WHIP	IP WLS BF H R ER SO BB IBB HBP BLK WP HR S P ERA WHIP	IP WLS BF H R ER SO BB IBB HBP BLK WP HR S P ERA WHIP					
Brandon Duckworth, R ERA: 4.73	6.0	W	26	7	4	1	6	1	0	0	0	0	0	0	0	0	0	0	67	102	1.50	1.167
Jose Santiago, R ERA: 5.65	0.2	H	4	2	1	1	1	0	0	0	0	0	0	0	0	0	0	0	7	9	13.50	3.000
Dan Plesac, L ERA: 4.02	0.2	H	2	0	0	0	0	0	0	0	0	0	0	0	0	0	0	0	5	7	0.00	0.000
Ricky Bottalico, R ERA: 3.65	0.2	H	3	1	0	0	1	0	0	0	0	0	0	0	0	0	0	0	9	14	0.00	1.500
Jose Mesa, R ERA: 2.81	1.0	S	3	0	0	0	1	0	0	0	0	0	0	0	11	16	0.00	0.000				

Philadelphia Phillies @ Detroit Tigers
Comerica Park, Detroit, MI
Sun Jun 09 2002, 2:05 PM EDT
Att: 21,714 - Cloudy - 82 F

AB 36
R 5
H 10
RBI 5
BB 0
SO 9
LOB 11



Batter	1	2	3	4	5	6	7	8	9	AB	R	H	RBI	BB	SO	LOB	TOP								
Brad Wilkerson, L OBP: 0.378, SLG: 0.406 (1, 8)										5	2	2	0	0	3	3									
Jose Macias, S OBP: 0.291, SLG: 0.301 (1, 5)										4	0	2	1	0	2	0									
Jose Vidro, S OBP: 0.396, SLG: 0.498 (1, 4)										3	1	2	1	2	0	1									
Vladimir Guerrero, R OBP: 0.402, SLG: 0.571 (1, 9)										5	1	1	1	0	1	4									
Troy O'Leary, L OBP: 0.421, SLG: 0.536 (1, 7)										3	0	2	1	0	0	0									
Orlando Cabrera, R OBP: 0.298, SLG: 0.347 (1, 6)										3	0	0	0	1	0	3									
Fernando Tatis, R OBP: 0.333, SLG: 0.453 (1, 10)										4	0	0	0	0	1	2									
Lee Stevens, L OBP: 0.318, SLG: 0.354 (1, 3)										3	0	1	0	1	0	0									
Michael Barrett, R OBP: 0.403, SLG: 0.506 (1, 2)										3	0	1	0	1	1	1									
Inning Stats	R: 2 E: 0 K: 1 S: 11	H: 3 LOB: 2 BB: 1 P: 17	R: 0 E: 0 K: 2 S: 9	H: 0 LOB: 0 BB: 0 P: 12	R: 0 E: 0 K: 1 S: 11	H: 0 LOB: 2 BB: 1 P: 26	R: 0 E: 0 K: 1 S: 10	H: 2 LOB: 2 BB: 1 P: 16	R: 1 E: 0 K: 0 S: 18	H: 2 LOB: 0 BB: 0 P: 22	R: 0 E: 0 K: 1 S: 7	H: 0 LOB: 1 BB: 1 P: 17	R: 0 E: 0 K: 1 S: 4	H: 0 LOB: 0 BB: 1 P: 11	R: 0 E: 0 K: 0 S: 6	H: 0 LOB: 0 BB: 0 P: 9	R: 1 E: 0 K: 1 S: 18	H: 4 LOB: 2 BB: 0 P: 21	1B: 9 2B: 1 3B: 1 HR: 1	SF: 0 SAC: 1 DP: 3 HBP: 1	WP: 1 PB: 0 SB: 0 CS: 0	PA: 40			
PITCHER	IP	WLS	BF	H	R	ER	SO	BB	IBB	HBP	BLK	WP	HR	S	P	ERA	WHIP								
Adam Bernero, R ERA: 6.38 (1, 1)	6.1	W	30	7	3	3	7	5	0	1	0	1	1	69	119	4.26	1.895								
Jeff Farnsworth, R ERA: 2.52 (7, 1)	1.2	H	4	0	0	0	0	0	0	0	0	0	0	7	11	0.00	0.000								
Juan Acevedo, R ERA: 2.8 (9, 1)	1.0	S	6	4	1	1	1	0	0	0	0	0	0	18	21	9.00	4.000								

Montreal Expos @ Detroit Tigers
Comerica Park, Detroit, MI
Mon Jun 10 2002, 7:05 PM EDT
Att: 11,642 - Sunny - 87 F

AB	33
R	4
H	11
RBI	4
BB	5
SO	8
LOB	14



Batter	1	2	3	4	5	6	7	8	9	AB	R	H	RBI	BB	SO	LOB	BOTTOM								
Ramon Santiago, S OBP: 0.321, SLG: 0.481 (1, 6)										4	1	1	0	0	2	1									
Damian Jackson, R OBP: 0.313, SLG: 0.377 (1, 4)										4	1	1	0	0	1	1									
Dmitri Young, S OBP: 0.342, SLG: 0.473 (1, 10)										4	0	1	0	0	2	3									
Randall Simon, L OBP: 0.302, SLG: 0.470 (1, 3)										4	1	2	0	0	0	3									
Robert Fick, L OBP: 0.339, SLG: 0.471 (1, 9)										4	2	3	5	0	0	2									
Wendell Magee, R OBP: 0.328, SLG: 0.459 (1, 8)										4	1	2	0	0	0	0									
Chris Truby, R OBP: 0.265, SLG: 0.372 (1, 5)										4	0	1	0	0	0	1									
Shane Halter, R OBP: 0.303, SLG: 0.347 (1, 7)										4	0	1	1	0	1	1									
15 Brandon Inge, R OBP: 0.345, SLG: 0.481 (1, 2)										3	0	1	0	0	1	3									
Inning Stats	R: 0 E: 0 K: 0 S: 7	H: 0 LOB: 0 BB: 0 P: 10	R: 2 E: 1 K: 2 S: 20	H: 3 LOB: 1 BB: 0 P: 31	R: 0 E: 0 K: 2 S: 11	H: 1 LOB: 1 BB: 0 P: 14	R: 1 E: 0 K: 0 S: 10	H: 4 LOB: 1 BB: 0 P: 17	R: 3 E: 1 K: 1 S: 15	H: 2 LOB: 0 BB: 0 P: 24	R: 0 E: 0 K: 1 S: 7	H: 1 LOB: 1 BB: 0 P: 13	R: 0 E: 0 K: 1 S: 9	H: 2 LOB: 1 BB: 0 P: 15	R: 0 E: 0 K: 0 S: 6	H: 0 LOB: 0 BB: 0 P: 7	R: 0 E: 0 K: 1 S: 18	H: 0 LOB: 0 BB: 0 P: 21	1B: 11 2B: 0 3B: 0 HR: 2	SF: 0 SAC: 0 DP: 2 HBP: 0	WP: 0 PB: 0 SB: 1 CS: 0	PA: 35			
PITCHER	IP	WLS	BF	H	R	ER	SO	BB	IBB	HBP	BLK	WP	HR	S	P	ERA	WHIP								
Javier Vazquez, R ERA: 3.23 (1, 1)	5.0	L	24	10	6	3	5	0	0	0	0	0	0	63	96	5.40	2.000								
Matt Herges, R ERA: 2.51 (6, 1)	1.0		4	1	0	0	1	0	0	0	0	0	0	7	13	0.00	1.000								
Graeme Lloyd, L ERA: 6.17 (7, 1)	2.0		7	2	0	0	1	0	0	0	0	0	0	15	22	0.00	1.000								

Montreal Expos @ Detroit Tigers
Comerica Park, Detroit, MI
Mon Jun 10 2002, 7:05 PM EDT
Att: 11,642 - Sunny - 87 F

AB	35
R	6
H	13
RBI	6
BB	0
SO	7
LOB	15



Batter	1	2	3	4	5	6	7	8	9	AB	R	H	RBI	BB	SO	LOB	TOP					
Jose Macias, S OBP: 0.289, SLG: 0.304 (1, 8)										5	1	1	0	0	0	3						
Mike Mordecai, R OBP: 0.292, SLG: 0.277 (1, 5)										3	0	0	0	0	0	0						
Jose Vidro, S OBP: 0.398, SLG: 0.496 (1, 4)										3	0	1	1	1	0	0						
Vladimir Guerrero, R OBP: 0.400, SLG: 0.566 (1, 9)										4	0	1	0	0	0	3						
Wil Cordero, R OBP: 0.262, SLG: 0.259 (1, 10)										4	0	0	0	0	0	3						
Troy O'Leary, L OBP: 0.413, SLG: 0.534 (1, 7)										4	0	1	0	0	0	1						
Andres Galarraga, R OBP: 0.382, SLG: 0.333 (1, 3)										3	0	2	0	1	0	1						
Brian Schneider, L OBP: 0.288, SLG: 0.356 (9, PR)										0	0	0	0	0	0	0						
Orlando Cabrera, R OBP: 0.299, SLG: 0.347 (1, 6)										3	0	1	0	0	0	2						
Brad Wilkerson, L OBP: 0.376, SLG: 0.404 (9, PH)										1	0	0	0	0	1	1						
Michael Barrett, R OBP: 0.402, SLG: 0.503 (1, 2)										3	0	1	0	0	1	1						
Fernando Tatis, R OBP: 0.331, SLG: 0.449 (9, PH)										1	0	0	0	0	0	1						
Inning Stats	R: 1 E: 1 K: 0 S: 11	H: 1 LOB: 1 BB: 0 P: 13	R: 0 E: 0 K: 0 S: 10	H: 2 LOB: 2 BB: 0 P: 17	R: 0 E: 0 K: 1 S: 7	H: 1 LOB: 1 BB: 0 P: 13	R: 0 E: 0 K: 1 S: 9	H: 1 LOB: 1 BB: 0 P: 15	R: 0 E: 0 K: 0 S: 5	H: 0 LOB: 0 BB: 1 P: 10	R: 0 E: 0 K: 0 S: 5	H: 1 LOB: 2 BB: 1 P: 13	R: 0 E: 0 K: 0 S: 10	H: 0 LOB: 0 BB: 0 P: 13	R: 0 E: 0 K: 0 S: 14	H: 1 LOB: 1 BB: 0 P: 23	R: 0 E: 0 K: 1 S: 13	H: 1 LOB: 1 BB: 0 P: 19	1B: 6 2B: 2 3B: 0 HR: 0	SF: 0 SAC: 1 DP: 0 HBP: 0	WP: 0 PB: 0 SB: 0 CS: 0	PA: 37
PITCHER	IP WLS BF H R ER SO BB IBB HBP BLK WP HR S P ERA WHIP																					
Mark Redman, L ERA: 3.63 (1, 1)	8.0 W 33 7 1 1 1 2 0 0 0 0 0 0 71 117 1.12 1.125																					
Juan Acevedo, R ERA: 2.72 (9, 1)	1.0 S 4 1 0 0 1 0 0 0 0 0 0 0 13 19 0.00 1.000																					

Montreal Expos @ Detroit Tigers
Comerica Park, Detroit, MI
Tue Jun 11 2002, 7:05 PM EDT
Att: 14,100 - Cloudy - 88 F

AB 34
R 1
H 8
RBI 1
BB 2
SO 2
LOB 16



Batter	1	2	3	4	5	6	7	8	9	AB	R	H	RBI	BB	SO	LOB	BOTTOM			
Ramon Santiago, S OBP: 0.318, SLG: 0.470 (1, 6)										4	1	1	0	0	2	2				
Damian Jackson, R OBP: 0.311, SLG: 0.373 (1, 4)										4	0	1	0	0	0	2				
Dmitri Young, S OBP: 0.345, SLG: 0.481 (1, 10)										4	0	2	1	0	0	0				
Randall Simon, L OBP: 0.306, SLG: 0.471 (1, 3)										4	0	2	0	0	1	3				
Robert Fick, L OBP: 0.337, SLG: 0.467 (1, 9)										4	0	1	0	0	1	4				
Wendell Magee, R OBP: 0.327, SLG: 0.455 (1, 8)										4	0	1	0	0	1	3				
Chris Truby, R OBP: 0.265, SLG: 0.369 (1, 5)										4	0	1	0	0	1	1				
Shane Halter, R OBP: 0.312, SLG: 0.374 (1, 7)										4	1	3	1	0	0	1				
15 Brandon Inge, R OBP: 0.341, SLG: 0.469 (1, 2)										4	0	1	0	0	1	1				
Inning Stats	R: 0 E: 0 K: 0 S: 8	H: 1 LOB: 1 BB: 0 P: 12	R: 0 E: 0 K: 0 S: 8	H: 1 LOB: 0 BB: 0 P: 12	R: 0 E: 0 K: 2 S: 7	H: 0 LOB: 0 BB: 0 P: 7	R: 0 E: 1 K: 0 S: 5	H: 1 LOB: 1 BB: 0 P: 8	R: 0 E: 0 K: 2 S: 14	H: 2 LOB: 2 BB: 0 P: 20	R: 0 E: 0 K: 1 S: 9	H: 3 LOB: 2 BB: 0 P: 9	R: 2 E: 0 K: 1 S: 15	H: 4 LOB: 2 BB: 0 P: 26	R: 0 E: 0 K: 1 S: 11	H: 1 LOB: 1 BB: 0 P: 17	1B: 11 2B: 1 3B: 0 HR: 1	SF: 0 SAC: 0 DP: 1 HBP: 0	WP: 0 PB: 0 SB: 2 CS: 0	PA: 36
PITCHER	IP WLS BF H R ER SO BB IBB HBP BLK WP HR S P ERA WHIP																			
Masato Yoshii, R ERA: 4.93 (1, 1)	3.1 10 3 0 0 3 0 0 0 0 0 0 22 29 0.00 1.286																			
Joey Eischen, L ERA: 2.45 (4, 1)	2.1 L 6 5 2 2 0 0 0 0 0 0 1 10 16 27.00 7.500																			
Matt Herge, R ERA: 3.31 (6, 1)	0.2 6 2 0 0 2 0 0 0 0 0 0 18 29 0.00 1.500																			
Scott Stewart, L ERA: 2.03 (7, 1)	1.1 6 2 0 0 2 0 0 0 0 0 0 1 1 0.00 0.000																			
52 T.J. Tucker, R ERA: 2.34 (8, 1)	0.1 1 0 0 0 0 0 0 0 0 0 0 1 1 0.00 0.000																			

Montreal Expos @ Detroit Tigers
Comerica Park, Detroit, MI
Tue Jun 11 2002, 7:05 PM EDT
Att: 14,100 - Cloudy - 88 F

AB 36
R 2
H 13
RBI 2
BB 0
SO 7
LOB 17



Batter	1	2	3	4	5	6	7	8	9	10	AB	R	H	RBI	BB	SO	LOB	TOP				
Brad Wilkerson, L (1, 7) OBP: 0.369, SLG: 0.396	F7			K		K			K		4	0	0	0	0	3	0	Montreal Expos @ Detroit Tigers Comerica Park, Detroit, MI Wed Jun 12 2002, 7:05 PM EDT Att. 16,837 - Cloudy - 79 F				
Jose Macias, S (1, 8) OBP: 0.283, SLG: 0.297	K			G4-3		K			K		4	0	0	0	0	3	0					
Jose Vidro, S (1, 4) OBP: 0.396, SLG: 0.496	G5-3			F7					F7		4	0	1	0	0	0	0					
Vladimir Guerrero, R (1, 9) OBP: 0.491, SLG: 0.577											4	2	2	1	0	1	1					
Troy O'Leary, L (1, 10) OBP: 0.405, SLG: 0.513	F8					HR			G6-3		3	0	0	0	1	0	1					
Andres Galaraga, R (1, 3) OBP: 0.373, SLG: 0.327											4	0	1	1	0	0	2					
Fernando Tatis, R (1, 5) OBP: 0.328, SLG: 0.438											3	0	0	0	1	1	1					
Mike Mordecai, R (10, 5) OBP: 0.292, SLG: 0.277											0	0	0	0	0	0	0					
Orlando Cabrera, R (1, 6) OBP: 0.294, SLG: 0.342											4	0	0	0	0	0	2					
Brian Schneider, L (1, 2) OBP: 0.277, SLG: 0.342											3	0	0	0	0	1	0					
Inning Stats	R: 0 E: 0 K: 1 S: 14	H: 0 LOB: 0 BB: 0 P: 19	R: 0 E: 0 K: 1 S: 10	H: 0 LOB: 0 BB: 0 P: 16	R: 0 E: 0 K: 2 S: 7	H: 0 LOB: 0 BB: 0 P: 9	R: 1 E: 0 K: 2 S: 13	H: 1 LOB: 1 BB: 1 P: 22	R: 0 E: 0 K: 2 S: 7	H: 0 LOB: 0 BB: 0 P: 8	R: 0 E: 0 K: 0 S: 6	H: 1 LOB: 1 BB: 1 P: 11	R: 0 E: 0 K: 0 S: 5	H: 0 LOB: 0 BB: 0 P: 6	R: 0 E: 0 K: 2 S: 9	H: 0 LOB: 0 BB: 0 P: 12	R: 1 E: 1 K: 0 S: 9	H: 2 LOB: 1 BB: 0 P: 15	1B: 2 2B: 1 3B: 0 HR: 1	SF: 0 SAC: 0 DP: 0 HBP: 0	WP: 0 PB: 0 SB: 0 CS: 1	PA: 35
PITCHER	IP 9.0	WLS 30	BF 2	H 1	R 1	ER 1	SO 9	BB 1	IBB 1	HBP 0	BLK 0	WP 0	HR 1	S 82	P 117	ERA 1.00	WHIP 0.333					
Jeff Weaver, R (1, 1) ERA: 3.67	1.0	L	5	2	1	0	0	0	0	0	0	0	0	9	15	0.00	2.000					
Juan Acevedo, R (10, 1) ERA: 2.65																						

AB	33
R	2
H	4
RBI	2
BB	2
SO	9
LOB	7



Batter	1	2	3	4	5	6	7	8	9	10	AB	R	H	RBI	BB	SO	LOB	BOTTOM				
Ramon Santiago, S (1, 6) OBP: 0.323, SLG: 0.453	F7										3	0	0	0	2	0	1	Montreal Expos @ Detroit Tigers Comerica Park, Detroit, MI Wed Jun 12 2002, 7:05 PM EDT Att. 16,837 - Cloudy - 79 F				
Wendell Magee, R (1, 8) OBP: 0.324, SLG: 0.446	K										4	0	0	0	1	1	2					
Dmitri Young, S (1, 10) OBP: 0.347, SLG: 0.475	G3										4	1	1	0	1	0	2					
Randall Simon, L (1, 3) OBP: 0.308, SLG: 0.474											5	0	2	1	0	2	5					
Robert Fick, L (1, 9) OBP: 0.340, SLG: 0.470											3	0	1	0	1	0	1					
Shane Halter, R (1, 7) OBP: 0.306, SLG: 0.366											4	0	0	0	0	2	4					
15 Brandon Inge, R (1, 2) OBP: 0.326, SLG: 0.447											4	0	0	0	0	3	3					
Damian Easley, R (1, 4) OBP: 0.203, SLG: 0.255											4	0	0	0	0	0	1					
Chris Truby, R (1, 5) OBP: 0.266, SLG: 0.369											3	0	1	0	0	0	0					
Ryan Jackson, L (10, PH) ERA: 1.93											1	0	1	0	0	0	0					
Damian Jackson, R (10, PR) OBP: 0.311, SLG: 0.373											0	0	0	0	0	0	0					
Inning Stats	R: 0 E: 0 K: 1 S: 7	H: 0 LOB: 0 BB: 0 P: 10	R: 0 E: 0 K: 1 S: 7	H: 1 LOB: 1 BB: 0 P: 13	R: 0 E: 0 K: 1 S: 11	H: 1 LOB: 1 BB: 0 P: 16	R: 1 E: 0 K: 2 S: 10	H: 2 LOB: 2 BB: 1 P: 17	R: 0 E: 0 K: 0 S: 8	H: 0 LOB: 0 BB: 0 P: 14	R: 0 E: 0 K: 0 S: 6	H: 1 LOB: 1 BB: 1 P: 13	R: 0 E: 0 K: 1 S: 15	H: 0 LOB: 2 BB: 2 P: 27	R: 0 E: 0 K: 1 S: 6	H: 0 LOB: 0 BB: 0 P: 7	R: 0 E: 0 K: 1 S: 9	H: 1 LOB: 3 BB: 2 P: 23	1B: 3 2B: 3 3B: 1 HR: 0	SF: 0 SAC: 0 DP: 1 HBP: 0	WP: 0 PB: 0 SB: 1 CS: 1	PA: 40
PITCHER	IP 7.1	WLS 5	BF 5	H 1	R 1	ER 1	SO 5	BB 2	IBB 1	HBP 0	BLK 0	WP 0	HR 0	S 68	P 111	ERA 1.23	WHIP 0.955					
Tony Armas, R (1, 1) ERA: 4.06	1.2	W	5	0	0	0	2	0	0	0	0	0	0	10	14	0.00	0.000					
Scott Stewart, L (8, 1) ERA: 1.93	0.2	H	5	1	0	0	0	1	1	0	0	0	0	6	17	0.00	3.000					
52 T.J. Tucker, R (10, 1) ERA: 2.29	0.1	S	1	0	0	0	1	0	0	0	0	0	0	3	6	0.00	0.000					
Graeme Lloyd, L (10, 1) ERA: 6.08																						

AB	35
R	1
H	6
RBI	1
BB	5
SO	8
LOB	19



Batter	1	2	3	4	5	6	7	8	9	AB	R	H	RBI	BB	SO	LOB	TOP										
Ramon Santiago, S OBP: 0.316, SLG: 0.433	1-3 K		1-2 L5		1-2 L9		0-0 L3		1-1 FC6-5 WP HBP	4	0	0	0	0	1	1											
Wendell Magee, R OBP: 0.326, SLG: 0.464	0-2 G5-3		1-0 IHR		2-2 2B		3-1 F9		2-3 K	5	2	2	1	0	1	1											
Dmitri Young, S OBP: 0.347, SLG: 0.478	0-3 K		1-3 K		0-2 2B		0-0 1B		1-0 FC6-5	3	1	1	2	0	2	0											
Shane Halter, R OBP: 0.308, SLG: 0.367					2-H 3-H 2B				2-3 2-3	2	0	1	0	0	0	1											
Randall Simon, L OBP: 0.310, SLG: 0.472		0-1 F5		1-0 1B	0-1 1B		0-1 G6-3		0-0 G4-3	5	0	2	1	0	0	2											
Robert Fick, L OBP: 0.346, SLG: 0.487		3-2 BB 1B		1-3 K	3-2 1B				2-2 HR	4	1	3	1	0	1	1											
15 Brandon Inge, R OBP: 0.323, SLG: 0.472		0-3 K		0-0 F9	3-3 K				2-1 HR	4	1	1	1	0	2	4											
Damion Easley, R OBP: 0.206, SLG: 0.241		4-2 BB		0-0 F7			2-3 K		1-3 K	3	0	0	0	1	2	1											
Chris Truby, R OBP: 0.260, SLG: 0.361		1-3 K			0-1 G5-3		0-0 F8		0-3 K	4	0	0	0	0	2	2											
Mike Maroth, L OBP: 0.250, SLG: 0.250			1-3 K		0-0 2B		2-3 K		1-3 K	4	1	1	0	0	3	0											
Jamie Walker, L OBP: 0.250, SLG: 0.250					2B					0	0	0	0	0	0	0											
Juan Acevedo, R OBP: 0.250, SLG: 0.250					1B					0	0	0	0	0	0	0											
Inning Stats	R: 0 H: 0 E: 0 K: 2 S: 11	H: 0 LOB: 0 BB: 0 P: 12	R: 0 H: 1 E: 0 K: 2 S: 17	H: 1 LOB: 2 BB: 1 P: 25	R: 1 H: 1 E: 0 K: 2 S: 11	H: 1 LOB: 0 BB: 0 P: 15	R: 0 H: 1 E: 0 K: 1 S: 7	H: 1 LOB: 1 BB: 0 P: 9	R: 3 H: 5 E: 0 K: 1 S: 25	H: 2 LOB: 2 BB: 0 P: 34	R: 0 H: 0 E: 0 K: 2 S: 7	H: 0 LOB: 0 BB: 0 P: 11	R: 0 H: 1 E: 0 K: 0 S: 6	H: 1 LOB: 1 BB: 0 P: 9	R: 2 H: 2 E: 0 K: 3 S: 15	H: 2 LOB: 0 BB: 0 P: 21	R: 0 H: 0 E: 0 K: 1 S: 6	H: 0 LOB: 1 BB: 0 P: 10	1B: 6 2B: 2 3B: 0 HR: 3	SF: 0 SAC: 0 DP: 0 HBP: 1	WP: 1 PA: 40 PB: 0 SB: 0 CS: 0						
PITCHER	IP	WLS	BF	H	R	ER	SO	BB	IBB	HBP	BLK	WP	HR	S	P	ERA	WHIP										
Curt Schilling, R ERA: 2.96	6.0	L	27	8	4	4	10	1	0	0	0	0	0	78	106	6.00	1.500										
Duaner Sanchez, R ERA	1.0		4	1	0	0	0	0	0	0	0	0	0	6	9	0.00	1.000										
Greg Swindell, L ERA: 6.75	0.0		2	2	2	2	0	0	0	0	0	0	2	5	9	∞	∞										
Mike Koplove, R ERA	1.0		3	0	0	0	3	0	0	0	0	0	0	10	12	0.00	0.000										
Mike Morgan, R ERA: 5.34	1.0		4	0	0	0	1	0	0	1	0	1	0	6	10	0.00	0.000										

Detroit Tigers @ Arizona Diamondbacks
 Bank One Ballpark, Phoenix, AZ
 Fri Jun 14 2002, 10:05 PM EDT
 Att: 37,854 - Dome - 72 F

AB	38
R	6
H	11
RBI	6
BB	1
SO	14
LOB	13



Batter	1	2	3	4	5	6	7	8	9	AB	R	H	RBI	BB	SO	LOB	BOTTOM										
Craig Counsell, L OBP: 0.339, SLG: 0.344	2-3 K			1-2 G1-3			2-2 F5		3-2 BB E 1B	4	1	1	0	0	1	0											
Alex Cintron, S OBP: 0.615, SLG: 0.727	3-2 G4-3			3-2 G6-3			0-1 1B 1B		4-1 E SF8 BB	3	2	1	0	1	0	0											
Luis Gonzalez, L OBP: 0.415, SLG: 0.546	3-1 G4-3			1-2 F9			0-0 1B 1B		1-0 E8 1-3 2-H 1B	4	0	2	1	0	0	0											
Greg Colbrunn, R OBP: 0.373, SLG: 0.514		1-0 F9			1-2 G5-4-3 1B		1-3 K		0-3 K	3	0	1	0	0	1	2											
Erubiel Durazo, L OBP: 0.380, SLG: 0.618									1-2 K	1	0	0	0	0	1	2											
Jose Guillen, R OBP: 0.270, SLG: 0.360		1-0 F8			1-2 G5-4-3		0-0 1B		1-2 SF8	3	0	1	1	0	0	1											
David Dellucci, L OBP: 0.356, SLG: 0.500					1-2 F8		1-2 1B		3-H SF8	0	0	0	1	0	0	0											
Steve Finley, L OBP: 0.371, SLG: 0.520		2-1 F5			1-0 F2		2-1 G3		3-3 K	4	0	0	0	0	1	3											
Damian Miller, R OBP: 0.353, SLG: 0.491			1-2 L3				0-1 P4		0-0 G6-3	3	0	0	0	0	0	0											
Tony Womack, L OBP: 0.314, SLG: 0.337			1-1 F7				3-2 P4		1-2 F8	3	0	0	0	0	0	0											
Curt Schilling, R ERA: 2.96			1-2 G4-3				2-0 G6-3		0-1 G4-3	1	0	0	0	0	0	0											
Quinton McCracken, S OBP: 0.380, SLG: 0.618										1	0	0	0	0	0	0											
Duaner Sanchez, R ERA										0	0	0	0	0	0	0											
Greg Swindell, L ERA: 6.75										0	0	0	0	0	0	0											
Mike Koplove, R ERA										0	0	0	0	0	0	0											
Chris Donnels, L OBP: 0.302, SLG: 0.478										1	0	0	0	0	0	0											
Mike Morgan, R ERA: 5.34										0	0	0	0	0	0	0											
Inning Stats	R: 0 H: 0 E: 0 K: 1 S: 9	H: 0 LOB: 0 BB: 0 P: 17	R: 0 H: 0 E: 0 K: 0 S: 4	H: 0 LOB: 0 BB: 0 P: 8	R: 0 H: 0 E: 0 K: 0 S: 10	H: 0 LOB: 0 BB: 0 P: 13	R: 0 H: 0 E: 0 K: 0 S: 9	H: 0 LOB: 0 BB: 0 P: 14	R: 0 H: 1 E: 0 K: 0 S: 10	H: 1 LOB: 0 BB: 0 P: 13	R: 0 H: 0 E: 0 K: 0 S: 6	H: 0 LOB: 0 BB: 0 P: 11	R: 1 H: 3 E: 0 K: 1 S: 12	H: 3 LOB: 2 BB: 0 P: 17	R: 0 H: 0 E: 0 K: 0 S: 6	H: 0 LOB: 0 BB: 0 P: 7	R: 2 H: 2 E: 1 K: 2 S: 14	H: 2 LOB: 1 BB: 1 P: 24	1B: 6 2B: 0 3B: 0 HR: 0	SF: 1 SAC: 0 DP: 1 HBP: 0	WP: 0 PA: 33 PB: 0 SB: 0 CS: 0						
PITCHER	IP	WLS	BF	H	R	ER	SO	BB	IBB	HBP	BLK	WP	HR	S	P	ERA	WHIP										
Mike Maroth, L ERA: 1.8	8.0	W	29	5	3	3	2	1	0	0	0	0	0	70	111	3.38	0.750										
Jamie Walker, L ERA: 3.29	0.0		1	1	0	0	0	0	0	0	0	0	0	1	2	∞	∞										
Juan Acevedo, R ERA: 2.58	1.0	S	3	0	0	0	2	0	0	0	0	0	0	9	11	0.00	0.000										

Detroit Tigers @ Arizona Diamondbacks
 Bank One Ballpark, Phoenix, AZ
 Fri Jun 14 2002, 10:05 PM EDT
 Att: 37,854 - Dome - 72 F

AB	31
R	3
H	6
RBI	3
BB	1
SO	4
LOB	8




Batter	1	2	3	4	5	6	7	8	9	AB	R	H	RBI	BB	SO	LOB	TOP										
Ramon Santiago, S OBP: 0.320, SLG: 0.432										5	0	2	0	0	2	2	<p>Detroit Tigers @ Arizona Diamondbacks Bank One Ballpark, Phoenix, AZ</p> <p>Sat Jun 15 2002, 10:05 PM EDT Att: 47,280 - Dome - 72 F</p> <p>livebaseballscores.com</p> <p>AB 33 R 1 H 8 RBI 0 BB 4 SO 15 LOB 23</p>										
Wendell Magee, R OBP: 0.323, SLG: 0.458										5	0	1	0	0	2	4											
Shane Halter, R OBP: 0.302, SLG: 0.359										4	0	0	0	0	3	2											
Randall Simon, L OBP: 0.309, SLG: 0.468										4	1	1	0	0	0	1											
Robert Fick, L OBP: 0.356, SLG: 0.498 Craig Monroe, R (8, PR)										3	0	3	0	0	0	0											
15 Brandon Inge, R OBP: 0.340, SLG: 0.467										1	0	0	0	3	1	1											
Damion Easley, R Dmitri Young, S Jamie Walker, L										3	0	0	0	0	2	6											
Chris Truby, R OBP: 0.260, SLG: 0.358										4	0	1	0	0	1	4											
Adam Bernero, R Damian Jackson, R Julio Santana, R Ryan Jackson, L										2	0	0	0	0	2	1											
Inning Stats	R: 0 E: 0 K: 1 S: 8	H: 1 LOB: 1 BB: 0 P: 8	R: 0 E: 0 K: 2 S: 7	H: 0 LOB: 1 BB: 0 P: 11	R: 0 E: 0 K: 3 S: 14	H: 1 LOB: 1 BB: 0 P: 22	R: 0 E: 0 K: 1 S: 13	H: 2 LOB: 3 BB: 1 P: 23	R: 0 E: 0 K: 3 S: 11	H: 1 LOB: 1 BB: 0 P: 15	R: 0 E: 0 K: 2 S: 9	H: 1 LOB: 0 BB: 0 P: 13	R: 0 E: 0 K: 2 S: 13	H: 1 LOB: 2 BB: 1 P: 17	R: 0 E: 0 K: 0 S: 11	H: 0 LOB: 1 BB: 1 P: 16		1B: 7 2B: 2 3B: 0 HR: 0	SF: 0 SAC: 0 DP: 2 HBP: 1	WP: 1 PB: 0 SB: 0 CS: 2	PA: 38						
PITCHER	IP	WLS	BF	H	R	ER	SO	BB	IBB	HBP	BLK	WP	HR	S	P	ERA	WHIP										
Randy Johnson, L ERA: 2.63	7.0	W	29	7	1	0	13	2	0	1	0	1	0	70	107	0.00	1.286										
Byung-Hyun Kim, R ERA: 1.28	2.0	S	9	1	0	0	2	2	0	0	0	0	0	24	33	0.00	1.500										

Batter	1	2	3	4	5	6	7	8	9	AB	R	H	RBI	BB	SO	LOB	BOTTOM										
Craig Counsell, L OBP: 0.338, SLG: 0.342										4	0	1	0	0	0	3	<p>Detroit Tigers @ Arizona Diamondbacks Bank One Ballpark, Phoenix, AZ</p> <p>Sat Jun 15 2002, 10:05 PM EDT Att: 47,280 - Dome - 72 F</p> <p>livebaseballscores.com</p> <p>AB 31 R 3 H 8 RBI 2 BB 3 SO 5 LOB 16</p>										
David Dellucci, L Quinton McCracken, S										3	0	0	0	0	0	1											
Luis Gonzalez, L OBP: 0.410, SLG: 0.537										4	0	0	0	0	0	2											
Erubiel Durazo, L OBP: 0.361, SLG: 0.583										4	0	0	0	0	2	2											
Damian Miller, R OBP: 0.356, SLG: 0.488										3	0	1	0	1	1	0											
Steve Finley, L OBP: 0.377, SLG: 0.527										3	1	2	1	1	0	0											
Tony Womack, L OBP: 0.313, SLG: 0.336										4	1	1	0	0	0	5											
Alex Cintron, S OBP: 0.625, SLG: 0.769										2	0	1	0	1	0	1											
Randy Johnson, R Mark Grace, L Byung-Hyun Kim, R										2	0	0	0	0	2	2											
Inning Stats	R: 0 E: 0 K: 1 S: 9	H: 1 LOB: 1 BB: 0 P: 15	R: 0 E: 0 K: 0 S: 9	H: 1 LOB: 1 BB: 1 P: 15	R: 0 E: 0 K: 1 S: 5	H: 0 LOB: 0 BB: 0 P: 9	R: 0 E: 0 K: 1 S: 6	H: 0 LOB: 0 BB: 0 P: 6	R: 1 E: 0 K: 0 S: 13	H: 2 LOB: 1 BB: 0 P: 15	R: 0 E: 0 K: 0 S: 7	H: 0 LOB: 0 BB: 0 P: 11	R: 1 E: 0 K: 0 S: 10	H: 2 LOB: 2 BB: 1 P: 23	R: 1 E: 0 K: 1 S: 11	H: 2 LOB: 2 BB: 1 P: 24		1B: 5 2B: 3 3B: 0 HR: 0	SF: 0 SAC: 0 DP: 1 HBP: 0	WP: 1 PB: 0 SB: 1 CS: 0	PA: 34						
PITCHER	IP	WLS	BF	H	R	ER	SO	BB	IBB	HBP	BLK	WP	HR	S	P	ERA	WHIP										
Adam Bernero, R ERA: 5.4	6.0	L	22	4	1	1	4	1	0	0	0	0	0	49	71	1.50	0.833										
Julio Santana, R ERA: 2.59	1.0	L	6	2	1	1	0	0	1	0	0	0	0	10	23	9.00	2.000										
Jamie Walker, L ERA: 3.54	1.0		6	2	1	1	1	0	1	0	0	0	0	11	24	9.00	2.000										

Batter	1	2	3	4	5	6	7	8	9	AB	R	H	RBI	BB	SO	LOB	TOP								
Ramon Santiago, S OBP: 0.311, SLG: 0.418 (1, 6)	G3		L8			SH1-4		G4-3		3	0	0	0	0	0	1									
Wendell Magee, R OBP: 0.326, SLG: 0.456 Jeff Farnsworth, R Jose Paniagua, R	K			1B		G6-3		G6-3		3	0	1	0	1	1	1									
Craig Paquette, R OBP: 0.232, SLG: 0.329 (1, 7)	HR			K		G6-3			P4	4	1	1	1	0	1	4									
Randall Simon, L OBP: 0.312, SLG: 0.469 (1, 3)	F5			G4-3			1B		1B	4	1	2	0	0	0	0									
Robert Fick, L OBP: 0.355, SLG: 0.494 Craig Monroe, R		F7			P4		P4		1B	4	0	1	0	0	0	1									
Chris Truby, R OBP: 0.260, SLG: 0.356 (1, 5)		F7			K		F8		1B	4	0	1	1	0	1	1									
Damion Easley, R OBP: 0.186, SLG: 0.215 (1, 4)			G3		G5-3		K		1B	4	0	0	0	0	2	3									
Matt Walbeck, S OBP: 0.212, SLG: 0.200 (1, 2)			F2			SH1-4		B1-3	G3-1	4	0	1	0	0	0	2									
Mark Redman, L OBP: 0.500, SLG: 0.500 Ryan Jackson, L			G6-3							2	0	1	0	0	0	0									
										1	0	1	0	0	0	0									
Inning Stats	R: 1 E: 0 K: 1 S: 14	H: 1 LOB: 0 BB: 0 P: 19	R: 0 E: 0 K: 0 S: 5	H: 0 LOB: 0 BB: 0 P: 10	R: 0 E: 0 K: 0 S: 6	H: 0 LOB: 0 BB: 0 P: 12	R: 0 E: 0 K: 1 S: 6	H: 1 LOB: 0 BB: 0 P: 9	R: 0 E: 0 K: 1 S: 7	H: 0 LOB: 0 BB: 0 P: 9	R: 0 E: 0 K: 0 S: 9	H: 2 LOB: 2 BB: 1 P: 14	R: 0 E: 0 K: 1 S: 7	H: 1 LOB: 1 BB: 0 P: 10	R: 0 E: 0 K: 0 S: 14	H: 1 LOB: 1 BB: 0 P: 18	R: 1 E: 0 K: 1 S: 15	H: 3 LOB: 2 BB: 0 P: 18	1B: 7 2B: 1 3B: 0 HR: 1	SF: 0 SAC: 1 DP: 1 HBP: 0	WP: 0 PB: 0 SB: 0 CS: 1	PA: 35			
PITCHER	IP	WLS	BF	H	R	ER	SO	BB	IBB	HBP	BLK	WP	HR	S	P	ERA	WHIP								
Rick Helling, R ERA: 4.8	8.0	W	29	6	1	1	4	1	0	0	0	0	1	68	101	1.12	0.875								
Mike Koplove, R ERA: 2.7	1.0		6	3	1	1	1	0	0	0	0	0	0	15	18	9.00	3.000								

Detroit Tigers @ Arizona Diamondbacks
 Bank One Ballpark, Phoenix, AZ
 Sun Jun 16 2002, 4:35 PM EDT
 Att: 45,904 - Dome - 72 F


AB	33
R	2
H	9
RBI	2
BB	1
SO	5
LOB	13



Batter	1	2	3	4	5	6	7	8	9	AB	R	H	RBI	BB	SO	LOB	BOTTOM								
Quinton McCracken, S OBP: 0.391, SLG: 0.525 (1, 9)	F3		G6-3							5	0	2	2	0	0	1									
Tony Womack, L OBP: 0.311, SLG: 0.335 (1, 6)	G4-3		G4-6-3		F7		G4-3	SF7		4	0	1	1	0	0	2									
Luis Gonzalez, L OBP: 0.409, SLG: 0.547 (1, 7)	L7		G4-6-3			G3				5	1	2	1	0	0	1									
Greg Colbrunn, R OBP: 0.372, SLG: 0.519 Erubiel Durazo, L Chris Donnels, L		2B		G5-3		G4-3		L6		3	1	1	0	0	0	0									
Steve Finley, L OBP: 0.376, SLG: 0.527 (1, 8)		F8			G4-3		G4-3		2B	4	1	2	0	0	0	1									
Damian Miller, R OBP: 0.364, SLG: 0.506 (1, 2)		HR		FC6-4					2B	4	3	3	1	0	0	1									
Mark Grace, L OBP: 0.374, SLG: 0.452 (1, 3)		HR		FC6-4					2B	3	3	2	3	1	0	1									
Alex Cintron, S OBP: 0.550, SLG: 0.706 (1, 4)		K				P4				4	1	1	2	0	1	1									
Rick Helling, R OBP: 0.200, SLG: 0.048 Mike Koplove, R		K					G6-3		SF7	3	1	1	1	1	1	1									
Inning Stats	R: 0 E: 0 K: 0 S: 9	H: 0 LOB: 0 BB: 0 P: 16	R: 3 E: 0 K: 2 S: 16	H: 3 LOB: 0 BB: 0 P: 22	R: 0 E: 0 K: 0 S: 7	H: 1 LOB: 0 BB: 0 P: 11	R: 0 E: 0 K: 0 S: 10	H: 1 LOB: 1 BB: 0 P: 17	R: 0 E: 0 K: 0 S: 15	H: 0 LOB: 0 BB: 1 P: 24	R: 0 E: 0 K: 0 S: 6	H: 0 LOB: 0 BB: 0 P: 8	R: 2 E: 0 K: 0 S: 15	H: 3 LOB: 1 BB: 0 P: 22	R: 6 E: 0 K: 0 S: 24	H: 7 LOB: 2 BB: 1 P: 41	1B: 7 2B: 6 3B: 0 HR: 2	SF: 1 SAC: 0 DP: 1 HBP: 0	WP: 0 PB: 0 SB: 0 CS: 0	PA: 40					
PITCHER	IP	WLS	BF	H	R	ER	SO	BB	IBB	HBP	BLK	WP	HR	S	P	ERA	WHIP								
Mark Redman, L ERA: 3.83	7.0	L	29	8	5	5	2	1	0	0	0	0	1	78	120	6.43	1.286								
Jeff Farnsworth, R ERA: 4.62	0.1		7	5	6	6	0	0	1	0	0	0	1	15	31	162.00	15.000								
Jose Paniagua, R ERA: 5.2	0.2		4	2	0	0	0	0	0	0	0	0	0	9	10	0.00	3.000								

Detroit Tigers @ Arizona Diamondbacks
 Bank One Ballpark, Phoenix, AZ
 Sun Jun 16 2002, 4:35 PM EDT
 Att: 45,904 - Dome - 72 F

AB	37
R	11
H	15
RBI	11
BB	2
SO	2
LOB	11



Batter	1	2	3	4	5	6	7	8	9	AB	R	H	RBI	BB	SO	LOB	TOP										
Ramon Santiago, S (1,6) OBP: 0.330, SLG: 0.453	G4-3		G3			K		HR		4	1	1	1	0	1	1	Detroit Tigers @ Atlanta Braves Turner Field, Atlanta, GA Wed Jun 19 2002, 7:05 PM EDT Att: 25,118 - Cloudy - 82°F										
Damian Jackson, R (1,4) OBP: 0.331, SLG: 0.394	K				G1-3 1B	1B		CS 1B		4	0	3	0	0	1	0											
Robert Fick, L (1,9) OBP: 0.354, SLG: 0.486	K				K	1B		CS	G3-1	4	0	1	0	0	2	1											
Randall Simon, L (1,3) OBP: 0.306, SLG: 0.457		F5			G1-3	G1-3			G4-3	4	0	0	0	0	0	3											
Wendell Magee, R (1,8) OBP: 0.315, SLG: 0.444		F4			L9				F8	4	0	0	0	0	0	1											
Craig Paquette, R (1,7) OBP: 0.226, SLG: 0.323						G1-3				3	0	0	0	0	2	0											
15 Brandon Inge, R (1,2) OBP: 0.336, SLG: 0.454						F8				3	0	1	0	0	0	0											
Chris Truby, R (1,5) OBP: 0.257, SLG: 0.350						G4-3				2	0	0	0	0	0	1											
Jacob Cruz, L (8,PH) OBP: 0.381, SLG: 0.402			FC5-4							1	0	0	0	0	1	0											
Julio Santana, R (8,1)			1-2							0	0	0	0	0	0	0											
Mike Maroth, L (1,1) OBP: 0.167, SLG: 0.167										2	0	0	0	0	2	1											
Jose Paniagua, R (6,1)										0	0	0	0	0	0	0											
George Lombard, L (8,PH) (8,7)								F9		1	0	0	0	0	0	0											
Inning Stats	R: 0 H: 0 E: 0 K: 2 S: 9	H: 0 LOB: 0 BB: 0 P: 15	R: 0 H: 0 E: 0 K: 1 S: 7	H: 0 LOB: 0 BB: 0 P: 13	R: 0 H: 1 E: 0 K: 1 S: 13	H: 1 LOB: 1 BB: 0 P: 18	R: 0 H: 1 E: 0 K: 1 S: 10	H: 1 LOB: 1 BB: 0 P: 11	R: 0 H: 0 E: 0 K: 0 S: 10	H: 0 LOB: 0 BB: 0 P: 14	R: 0 H: 2 E: 0 K: 1 S: 14	H: 2 LOB: 2 BB: 0 P: 16	R: 0 H: 0 E: 0 K: 1 S: 10	H: 0 LOB: 0 BB: 0 P: 12	R: 1 H: 2 E: 0 K: 1 S: 13	H: 2 LOB: 0 BB: 0 P: 18	R: 0 H: 0 E: 0 K: 0 S: 6	H: 0 LOB: 0 BB: 0 P: 7	1B: 5 2B: 0 3B: 0 HR: 1	SF: 0 SAC: 0 DP: 0 HBP: 0	WP: 0 PB: 0 SB: 0 CS: 1	PA: 33					
PITCHER	IP	WLS	BF	H	R	ER	SO	BB	IBB	HBP	BLK	WP	HR	S	P	ERA	WHIP										
Kevin Millwood, R (1,1) ERA: 4.02	7.2	W	28	5	1	1	9	0	0	0	0	0	1	80	108	1.17	0.652										
Mike Remlinger, L (8,1) ERA: 1.56	0.1	H	1	1	0	0	0	0	0	0	0	0	0	6	9	0.00	3.000										
29 John Smoltz, R (9,1) ERA: 5.12	1.0	S	3	0	0	0	0	0	0	0	0	0	0	6	7	0.00	0.000										

Batter	1	2	3	4	5	6	7	8	9	AB	R	H	RBI	BB	SO	LOB	BOTTOM										
Rafael Furcal, S (1,6) OBP: 0.323, SLG: 0.377	G6-3		G4-3			G6-3 SH2-3 10 2B 1B		F8		4	1	1	0	0	0	1	Detroit Tigers @ Atlanta Braves Turner Field, Atlanta, GA Wed Jun 19 2002, 7:05 PM EDT Att: 25,118 - Cloudy - 82°F										
Julio Franco, R (1,3) OBP: 0.323, SLG: 0.348	G5-3 BB				G1-3	SH2-3		HR		2	1	1	1	1	0	0											
Gary Sheffield, R (1,9) OBP: 0.357, SLG: 0.451	G5-3 BB				K	G6-3		HR		3	1	1	1	1	1	1											
10 Chipper Jones, S (1,7) OBP: 0.404, SLG: 0.466	G5-3				2B	2B		P6		4	1	2	1	0	0	2											
Andrew Jones, R (1,8) OBP: 0.397, SLG: 0.558		G5-3			2B	2B		F9		3	0	1	1	1	0	0											
Javy Lopez, R (1,2) OBP: 0.266, SLG: 0.324		G1-3			G6-3	IBB		F8		3	0	0	0	0	0	3											
Wes Helms, R (1,5) OBP: 0.267, SLG: 0.385								F8		3	0	0	0	0	0	0											
Jesse Garcia, R (1,4) OBP: 0.138, SLG: 0.138						G4-3		F5		3	0	0	0	0	1	0											
Kevin Millwood, R (1,1) ERA: 2.18						G6-3		K		3	0	1	0	0	1	0											
Mike Remlinger, L (8,1)										0	0	0	0	0	0	0											
29 John Smoltz, R (9,1) ERA: 3.2										0	0	0	0	0	0	0											
Inning Stats	R: 0 H: 0 E: 0 K: 0 S: 7	H: 0 LOB: 1 BB: 2 P: 19	R: 0 H: 0 E: 0 K: 0 S: 6	H: 0 LOB: 0 BB: 0 P: 10	R: 0 H: 1 E: 0 K: 1 S: 8	H: 1 LOB: 0 BB: 0 P: 12	R: 1 H: 2 E: 0 K: 1 S: 12	H: 2 LOB: 1 BB: 0 P: 20	R: 0 H: 0 E: 0 K: 0 S: 5	H: 0 LOB: 0 BB: 0 P: 9	R: 1 H: 2 E: 0 K: 0 S: 13	H: 2 LOB: 2 BB: 1 P: 23	R: 0 H: 0 E: 0 K: 1 S: 9	H: 0 LOB: 0 BB: 0 P: 10	R: 2 H: 2 E: 0 K: 0 S: 11	H: 2 LOB: 0 BB: 0 P: 16	1B: 2 2B: 3 3B: 0 HR: 2	SF: 0 SAC: 1 DP: 2 HBP: 0	WP: 0 PB: 0 SB: 0 CS: 0	PA: 32							
PITCHER	IP	WLS	BF	H	R	ER	SO	BB	IBB	HBP	BLK	WP	HR	S	P	ERA	WHIP										
Mike Maroth, L (1,1) ERA: 2.18	5.2	L	23	5	2	2	2	2	2	0	0	0	0	11	12	0.00	1.235										
Jose Paniagua, R (6,1) ERA: 4.97	1.1		4	0	0	0	1	0	0	0	0	0	0	11	12	0.00	0.000										
Julio Santana, R (8,1) ERA: 3.2	1.0		5	2	2	2	0	0	0	0	0	0	2	11	16	18.00	2.000										

Batter	1	2	3	4	5	6	7	8	9	AB	R	H	RBI	BB	SO	LOB	TOP								
Ramon Santiago, S (1, 6) OBP: 0.336, SLG: 0.468	1-1 G6-3			0-0 3B		2-3 K		4-0 CS BB		3	0	1	0	1	1	1	Detroit Tigers @ Atlanta Braves Turner Field, Atlanta, GA Thu Jun 20 2002, 7:35 PM EDT Att: 28,843 - Cloudy - 83 F								
Damian Jackson, R (1, 4) OBP: 0.329, SLG: 0.397	3-2 F9			2-0 F9		1-2 E 2B		2-2 CS BB	1-0 G5-3	4	1	1	1	0	0	1									
Robert Fick, L (1, 9) OBP: 0.349, SLG: 0.478	0-1 G4-3			0-2 L1		1-2 E4 2H			0-0 F7	4	0	0	0	0	0	1									
Randall Simon, L (1, 3) OBP: 0.301, SLG: 0.449		1-1 F7		1-0 F9		0-0 G1-3			0-2 L6	4	0	0	0	0	0	2									
Wendell Magee, R (1, 8) OBP: 0.315, SLG: 0.442		3-2 G6-3			0-2 15 G6-4-3 1B				0-0 G3	3	0	1	0	0	0	0									
15 Brandon Inge, R (1, 2) OBP: 0.327, SLG: 0.440		0-0 G6-3			0-2 G6-4-3 1-2f				2-0 G6-3	3	0	0	0	0	0	1									
George Lombard, L (1, 7)			0-1 G4-3		1-3 K				2-2 F8	3	0	0	0	0	1	0									
Chris Truby, R (1, 5) OBP: 0.263, SLG: 0.355			1-0 G6-3		0-0 E7 SH1-4 2B 1B			0-0 CS 1B		3	1	2	0	0	0	0									
Adam Bernero, R (1, 1) Juan Acevedo, R (9, 1) Craig Paquette, R (9, 3) OBP: 0.228, SLG: 0.323			2-3 K		0-0 SH1-4 2-3			0-3 K 1B		2	0	0	0	0	0	2		1							
Inning Stats	R: 0 E: 0 K: 0 S: 8	H: 0 LOB: 0 BB: 0 P: 12	R: 0 E: 0 K: 0 S: 7	H: 0 LOB: 0 BB: 0 P: 11	R: 0 E: 0 K: 1 S: 6	H: 0 LOB: 0 BB: 0 P: 9	R: 0 E: 0 K: 0 S: 6	H: 1 LOB: 1 BB: 0 P: 9	R: 0 E: 0 K: 1 S: 9	H: 1 LOB: 0 BB: 0 P: 10	R: 2 E: 2 K: 1 S: 12	H: 2 LOB: 1 BB: 0 P: 16	R: 0 E: 0 K: 0 S: 5	H: 0 LOB: 0 BB: 0 P: 9	R: 0 E: 0 K: 1 S: 6	H: 1 LOB: 1 BB: 1 P: 12		R: 0 E: 0 K: 0 S: 5	H: 0 LOB: 0 BB: 0 P: 6	1B: 3 2B: 1 3B: 1 HR: 0	SF: 0 SAC: 1 DP: 1 HBP: 0	WP: 0 PB: 0 SB: 0 CS: 2	PA: 32		
PITCHER	IP	WLS	BF	H	R	ER	SO	BB	IBB	HBP	BLK	WP	HR	S	P	ERA	WHIP								
Greg Maddux, R (1, 1) ERA: 3.2	5.0	16	2	0	0	2	0	0	0	0	0	0	0	36	51	0.00	0.400								
Chris Hammond, L (6, 1) ERA: 1.72	2.0	9	2	2	1	1	0	0	0	0	0	0	0	17	25	4.50	1.000								
Kevin Gryboski, R (8, 1) ERA: 1.3	1.0	3	1	0	0	1	1	0	0	0	0	0	0	6	12	0.00	2.000								
Kerry Ligtenberg, R (9, 1) ERA: 2.08	1.0	W	3	0	0	0	0	0	0	0	0	0	0	5	6	0.00	0.000								

Batter	1	2	3	4	5	6	7	8	9	AB	R	H	RBI	BB	SO	LOB	BOTTOM								
Rafael Furcal, S (1, 6) OBP: 0.318, SLG: 0.372	0-1 F8		1-1 G6-3			1-3 K		0-0 P5		4	0	0	0	0	1	1	Detroit Tigers @ Atlanta Braves Turner Field, Atlanta, GA Thu Jun 20 2002, 7:35 PM EDT Att: 28,843 - Cloudy - 83 F								
Julio Franco, R (1, 3) OBP: 0.327, SLG: 0.359	0-0 G5-3 1B		0-1 F9			0-0 L9			2-2 10 1B 2B	4	1	2	0	0	0	0									
Gary Sheffield, R (1, 9) OBP: 0.355, SLG: 0.444	2-0 G5-3 1-2			2-3 K		1-1 P4			4-1 10 1B FC5-6 BB	3	0	0	0	1	1	1									
10 Chipper Jones, S (1, 7) OBP: 0.405, SLG: 0.466	0-0 G4-3			1-1 F7			2-2 FC6-4 1B		1-1 S FC5-6 SF8 1B	4	1	2	1	0	0	1									
Andruw Jones, R (1, 8) OBP: 0.396, SLG: 0.558		1-0 2B		1-2 G6-3			0-1 FC6-4 G6-4-3		1-1 FC5-6 HBP SF8 1B	4	1	1	0	0	0	3									
Wes Helms, R (1, 5) OBP: 0.287, SLG: 0.384		0-0 F9			0-1 FC3-6 1B		0-1 G6-4-3		1-2 3H SF8	3	0	1	1	0	0	2									
Keith Lockhart, L (1, 4) OBP: 0.223, SLG: 0.316		3-3 K			0-0 FC3-6 1-2f			2-3 K	4-0 1B HBP IBB	3	0	0	0	1	2	2									
Henry Blanco, R (1, 2) OBP: 0.222, SLG: 0.286		1-0 G6-3			0-1 F8			1-0 G4-3	2-2 1B HBP	2	0	0	0	0	0	2									
Darren Gray, L (8, PH) OBP: 0.329, SLG: 0.422										1	0	0	0	0	0	0									
Kerry Ligtenberg, R (9, 1) Viny Castilla, R (9, PH) OBP: 0.285, SLG: 0.418										0	0	0	0	0	0	0									
Jason Marquis, L (8, PH) OBP: 0.250, SLG: 0.438										0	0	0	0	0	0	0									
Greg Maddux, R (1, 1) OBP: 0.125, SLG: 0.208			1-1 F8							1	0	0	0	0	0	0									
Matt Fritch, L (5, PH) OBP: 0.379, SLG: 0.577										1	0	0	0	0	0	1									
Chris Hammond, L (8, 1) Kevin Gryboski, R (8, 1) Javy Lopez, R (8, PH) OBP: 0.278, SLG: 0.328										0	0	0	0	0	0	0									
Greg Maddux, R (9, 2) OBP: 0.278, SLG: 0.328										1	0	1	1	0	0	0									
Inning Stats	R: 0 E: 0 K: 0 S: 5	H: 1 LOB: 1 BB: 0 P: 7	R: 0 E: 0 K: 1 S: 6	H: 1 LOB: 0 BB: 0 P: 11	R: 0 E: 0 K: 0 S: 6	H: 0 LOB: 0 BB: 0 P: 8	R: 0 E: 0 K: 1 S: 9	H: 0 LOB: 0 BB: 0 P: 13	R: 0 E: 0 K: 0 S: 7	H: 1 LOB: 1 BB: 0 P: 8	R: 0 E: 0 K: 1 S: 6	H: 0 LOB: 0 BB: 0 P: 8	R: 0 E: 0 K: 0 S: 7	H: 1 LOB: 0 BB: 0 P: 9	R: 0 E: 0 K: 1 S: 8	H: 0 LOB: 1 BB: 0 P: 14	R: 3 E: 0 K: 0 S: 16	H: 3 LOB: 3 BB: 2 P: 32	1B: 5 2B: 2 3B: 0 HR: 0	SF: 1 SAC: 0 DP: 1 HBP: 2	WP: 0 PB: 0 SB: 1 CS: 0	PA: 36			
PITCHER	IP	WLS	BF	H	R	ER	SO	BB	IBB	HBP	BLK	WP	HR	S	P	ERA	WHIP								
Adam Bernero, R (1, 1) ERA: 4.5	8.0	L	29	5	1	1	4	0	0	1	0	0	0	57	83	1.12	0.625								
Juan Acevedo, R (9, 1) ERA: 3.0	0.2	L	7	2	2	2	0	1	1	1	0	0	0	13	27	27.00	4.500								

AB	29
R	2
H	5
RBI	1
BB	1
SO	4
LOB	7




AB	31
R	3
H	7
RBI	3
BB	2
SO	4
LOB	13



Batter	1	2	3	4	5	6	7	8	9	AB	R	H	RBI	BB	SO	LOB	TOP																						
Ramon Santiago, S (1, 6) OBP: 0.333, SLG: 0.455	G5-3		CS BB			K		L7		3	0	0	0	1	1	0																							
Wendell Magee, R (1, 8) OBP: 0.310, SLG: 0.435	K		CS	P6		G5-3		G5-3		4	0	0	0	0	1	0																							
Robert Fick, L (1, 9) OBP: 0.348, SLG: 0.473	K			G4-3			HBP		F7	3	0	0	0	0	1	0																							
Randall Simon, L (1, 3) OBP: 0.296, SLG: 0.442		G6-3		L5		L9			G3	4	0	0	0	0	0	1																							
Shane Halter, R (1, 7) OBP: 0.297, SLG: 0.353		F9			G5-3			F9		3	0	0	0	0	0	0																							
15 Brandon Inge, R (1, 2) OBP: 0.327, SLG: 0.466					L4		K			3	1	1	1	0	1	0																							
Chris Truby, R (1, 5) OBP: 0.264, SLG: 0.360		HR							G6-3	3	0	1	0	0	0	0																							
Damon Easley, R (1, 4) OBP: 0.192, SLG: 0.209				F8					G4-3	2	0	0	0	1	0	0																							
Steve Sparks, R (1, 1)										2	0	0	0	0	1	2																							
Jose Paniagua, R (7, 1)				F8						0	0	0	0	0	0	0																							
George Lombard, L (8, PH)										1	0	0	0	0	1	0																							
Julio Santana, R (8, 1)										0	0	0	0	0	0	0																							
Inning Stats	R: 0 E: 0 K: 2 S: 8	H: 0 LOB: 0 BB: 0 P: 12	R: 1 E: 0 K: 0 S: 12	H: 1 LOB: 0 BB: 0 P: 18	R: 0 E: 0 K: 0 S: 5	H: 0 LOB: 0 BB: 1 P: 11	R: 0 E: 0 K: 0 S: 6	H: 0 LOB: 0 BB: 0 P: 8	R: 0 E: 0 K: 1 S: 13	H: 1 LOB: 2 BB: 1 P: 19	R: 0 E: 0 K: 1 S: 7	H: 0 LOB: 1 BB: 0 P: 11	R: 0 E: 0 K: 1 S: 8	H: 0 LOB: 0 BB: 0 P: 13	R: 0 E: 0 K: 1 S: 11	H: 0 LOB: 0 BB: 0 P: 16	R: 0 E: 0 K: 0 S: 7	H: 0 LOB: 0 BB: 0 P: 10	1B: 0 2B: 1 3B: 0 HR: 1	SF: 0 SAC: 0 DP: 0 HBP: 1	WP: 0 PB: 0 SB: 0 CS: 1	PA: 32																	
PITCHER	IP	WLS	BF	H	R	ER	SO	BB	IBB	HBP	BLK	WP	HR	S	P	ERA	WHIP	PITCHER					IP	WLS	BF	H	R	ER	SO	BB	IBB	HBP	BLK	WP	HR	S	P	ERA	WHIP
Michael Tejera, L (1, 1) ERA: 3.32	7.0	W	25	2	1	1	5	1	1	1	0	0	1	59	92	1.29	0.429																						
Braden Looper, R (8, 1) ERA: 4.42	1.0	H	3	0	0	0	1	0	0	0	0	0	0	11	16	0.00	0.000																						
Vladimir Nunez, R (9, 1) ERA: 2.95	1.0	S	3	0	0	0	0	0	0	0	0	0	0	7	10	0.00	0.000																						

Detroit Tigers @ Florida Marlins
Pro Player Stadium, Miami, FL
Fri Jun 21 2002, 7:05 PM EDT
Att: 5,865 - Cloudy - 77 F


AB 28
R 1
H 2
RBI 1
BB 2
SO 6
LOB 3



Batter	1	2	3	4	5	6	7	8	9	AB	R	H	RBI	BB	SO	LOB	BOTTOM																						
Luis Castillo, S (1, 4) OBP: 0.393, SLG: 0.402	G4-3		G3-1 SH1-3 1B			B1-3				4	1	2	0	0	0	1																							
Eric Owens, R (1, 7) OBP: 0.356, SLG: 0.418			SH1-3		P6			S		3	1	2	0	0	0	1																							
Mike Lowell, R (1, 5) OBP: 0.391, SLG: 0.540	P4		G3-1					1B		4	1	1	1	0	1	3																							
Cliff Floyd, L (1, 9) OBP: 0.407, SLG: 0.514	P4		G3-1		F7					4	0	1	1	0	0	3																							
Derrek Lee, R (1, 3) OBP: 0.339, SLG: 0.515				G5-3				G5-3		4	0	1	1	0	1	1																							
Preston Wilson, R (1, 8) OBP: 0.356, SLG: 0.460					F3					4	1	3	0	0	0	1																							
Charles Johnson, R (1, 2) OBP: 0.329, SLG: 0.361						E8		F7-4		3	0	2	1	1	0	1																							
Andy Fox, L (1, 6) OBP: 0.307, SLG: 0.320					F7					4	0	1	0	0	0	4																							
Michael Tejera, L (1, 1) OBP: 0.125, SLG: 0.125										3	0	0	0	0	0	4																							
Braden Looper, R (8, 1)										0	0	0	0	0	0	0																							
Kevin Millar, R (8, PH) OBP: 0.337, SLG: 0.452										1	0	0	0	0	0	1																							
Vladimir Nunez, R (9, 1) OBP: 0.333, SLG: 0.333										0	0	0	0	0	0	0																							
Inning Stats	R: 0 E: 0 K: 0 S: 11	H: 1 LOB: 1 BB: 0 P: 20	R: 1 E: 0 K: 1 S: 14	H: 2 LOB: 1 BB: 0 P: 19	R: 0 E: 0 K: 0 S: 7	H: 1 LOB: 1 BB: 0 P: 13	R: 0 E: 0 K: 0 S: 8	H: 1 LOB: 2 BB: 1 P: 16	R: 2 E: 1 K: 0 S: 8	H: 3 LOB: 1 BB: 0 P: 15	R: 0 E: 0 K: 0 S: 6	H: 1 LOB: 1 BB: 0 P: 8	R: 1 E: 0 K: 1 S: 15	H: 2 LOB: 0 BB: 0 P: 24	R: 0 E: 0 K: 0 S: 5	H: 2 LOB: 1 BB: 0 P: 8	1B: 7 2B: 7 3B: 0 HR: 0	SF: 0 SAC: 1 DP: 1 HBP: 0	WP: 0 PB: 0 SB: 1 CS: 1	PA: 36																			
PITCHER	IP	WLS	BF	H	R	ER	SO	BB	IBB	HBP	BLK	WP	HR	S	P	ERA	WHIP	PITCHER					IP	WLS	BF	H	R	ER	SO	BB	IBB	HBP	BLK	WP	HR	S	P	ERA	WHIP
Steve Sparks, R (1, 1) ERA: 5.94	6.1	L	31	11	4	4	2	1	0	0	1	1	0	66	109	5.68	1.895																						
Jose Paniagua, R (7, 1) ERA: 4.45	0.2		1	0	0	0	0	0	0	0	0	0	0	3	6	0.00	0.000																						
Julio Santana, R (8, 1) ERA: 3.08	1.0		4	2	0	0	0	0	0	0	0	0	0	5	8	0.00	2.000																						

Detroit Tigers @ Florida Marlins
Pro Player Stadium, Miami, FL
Fri Jun 21 2002, 7:05 PM EDT
Att: 5,865 - Cloudy - 77 F


AB 34
R 4
H 13
RBI 4
BB 1
SO 2
LOB 20



Batter	1	2	3	4	5	6	7	8	9	AB	R	H	RBI	BB	SO	LOB	TOP							
Ramon Santiago, S (1, 6) OBP: 0.328, SLG: 0.466										4	1	1	1	0	0	0								
Wendell Magee, R (1, 8) OBP: 0.311, SLG: 0.432										4	1	1	0	1	2	1								
Robert Fick, L (1, 9) OBP: 0.352, SLG: 0.479										5	0	3	2	0	2	2								
Randall Simon, L (1, 3) OBP: 0.294, SLG: 0.437										5	0	1	1	0	1	4								
15 Brandon Inge, R (1, 2) OBP: 0.331, SLG: 0.467										4	0	1	0	1	2	1								
George Lombard, L (1, 7) OBP: 0.222, SLG: 0.125										3	0	1	0	1	2	2								
Chris Truby, R (1, 5) OBP: 0.259, SLG: 0.353										4	0	0	0	0	1	4								
Damon Easley, R (1, 4) OBP: 0.221, SLG: 0.217										2	1	1	0	2	0	0								
Mark Redman, L (1, 1) OBP: 0.200, SLG: 0.200										3	1	0	0	0	0	4								
Jacob Cruz, L (8, PH) OBP: 0.377, SLG: 0.398										1	0	0	0	0	1	0								
Jose Paniagua, R (8, 1)										0	0	0	0	0	0	0								
Juan Acevedo, R (9, 1)										0	0	0	0	0	0	0								
Inning Stats	R: 1 E: 0 K: 3 S: 15	H: 3 LOB: 3 BB: 1 P: 26	R: 3 E: 2 K: 1 S: 15	H: 3 LOB: 2 BB: 1 P: 25	R: 0 E: 0 K: 0 S: 7	H: 0 LOB: 0 BB: 1 P: 12	R: 0 E: 0 K: 2 S: 12	H: 0 LOB: 1 BB: 1 P: 20	R: 0 E: 0 K: 1 S: 9	H: 1 LOB: 2 BB: 1 P: 18	R: 0 E: 0 K: 0 S: 7	H: 1 LOB: 1 BB: 0 P: 9	R: 0 E: 0 K: 2 S: 8	H: 0 LOB: 0 BB: 0 P: 10	R: 0 E: 0 K: 1 S: 6	H: 0 LOB: 0 BB: 0 P: 9	R: 0 E: 0 K: 1 S: 12	H: 1 LOB: 1 BB: 0 P: 17	1B: 6 2B: 2 3B: 1 HR: 0	SF: 1 SAC: 0 DP: 1 HBP: 0	WP: 0 PB: 0 SB: 0 CS: 0	PA: 41		
PITCHER	IP WLS BF H R ER SO BB IBB HBP BLK WP HR S P ERA WHIP	IP WLS BF H R ER SO BB IBB HBP BLK WP HR S P ERA WHIP	IP WLS BF H R ER SO BB IBB HBP BLK WP HR S P ERA WHIP	IP WLS BF H R ER SO BB IBB HBP BLK WP HR S P ERA WHIP	IP WLS BF H R ER SO BB IBB HBP BLK WP HR S P ERA WHIP	IP WLS BF H R ER SO BB IBB HBP BLK WP HR S P ERA WHIP	IP WLS BF H R ER SO BB IBB HBP BLK WP HR S P ERA WHIP	IP WLS BF H R ER SO BB IBB HBP BLK WP HR S P ERA WHIP	IP WLS BF H R ER SO BB IBB HBP BLK WP HR S P ERA WHIP	IP WLS BF H R ER SO BB IBB HBP BLK WP HR S P ERA WHIP	IP WLS BF H R ER SO BB IBB HBP BLK WP HR S P ERA WHIP	IP WLS BF H R ER SO BB IBB HBP BLK WP HR S P ERA WHIP	IP WLS BF H R ER SO BB IBB HBP BLK WP HR S P ERA WHIP	IP WLS BF H R ER SO BB IBB HBP BLK WP HR S P ERA WHIP	IP WLS BF H R ER SO BB IBB HBP BLK WP HR S P ERA WHIP	IP WLS BF H R ER SO BB IBB HBP BLK WP HR S P ERA WHIP	IP WLS BF H R ER SO BB IBB HBP BLK WP HR S P ERA WHIP	IP WLS BF H R ER SO BB IBB HBP BLK WP HR S P ERA WHIP	IP WLS BF H R ER SO BB IBB HBP BLK WP HR S P ERA WHIP	IP WLS BF H R ER SO BB IBB HBP BLK WP HR S P ERA WHIP	IP WLS BF H R ER SO BB IBB HBP BLK WP HR S P ERA WHIP	IP WLS BF H R ER SO BB IBB HBP BLK WP HR S P ERA WHIP	IP WLS BF H R ER SO BB IBB HBP BLK WP HR S P ERA WHIP	IP WLS BF H R ER SO BB IBB HBP BLK WP HR S P ERA WHIP

Detroit Tigers @ Florida Marlins
Pro Player Stadium, Miami, FL
Sat Jun 22 2002, 7:05 PM EDT
Att: 14,713 - Cloudy - 81 F


AB 35
R 4
H 9
RBI 4
BB 5
SO 11
LOB 18



Batter	1	2	3	4	5	6	7	8	9	AB	R	H	RBI	BB	SO	LOB	BOTTOM							
Luis Castillo, S (1, 4) OBP: 0.388, SLG: 0.396										4	0	0	0	0	1	1								
Eric Owens, R (1, 7) OBP: 0.356, SLG: 0.412										3	0	0	0	1	0	0								
Mike Lowell, R (1, 5) OBP: 0.389, SLG: 0.536										4	0	1	0	0	0	1								
Cliff Floyd, L (1, 9) OBP: 0.405, SLG: 0.514										4	0	1	0	0	0	1								
Derrek Lee, R (1, 3) OBP: 0.341, SLG: 0.522										4	2	2	0	0	0	1								
Preston Wilson, R (1, 8) OBP: 0.358, SLG: 0.459										3	1	1	0	1	0	1								
Charles Johnson, R (1, 2) OBP: 0.327, SLG: 0.365										4	0	1	2	0	0	2								
Homer Bush, R (8, PR) OBP: 0.284, SLG: 0.300										0	1	0	0	0	0	0								
Andy Fox, L (1, 6) OBP: 0.306, SLG: 0.324										4	1	1	1	0	0	1								
Hansel Iztquierdo, R (1, 1) Pablo Ozuna, R (2, PH) 56 Kevin Olsen, R (3, 1) Ramon Castro, R (5, PH) Vic Darenburg, L (8, 1) Kevin Millar, R (7, PH) Blaine Neal, L (8, 1) Tim Raines, S (9, PH)										0	0	0	0	0	0	0								
Inning Stats	R: 0 E: 0 K: 0 S: 9	H: 2 LOB: 2 BB: 0 P: 15	R: 1 E: 0 K: 0 S: 17	H: 2 LOB: 1 BB: 0 P: 25	R: 0 E: 0 K: 1 S: 9	H: 0 LOB: 0 BB: 0 P: 15	R: 0 E: 0 K: 0 S: 11	H: 0 LOB: 0 BB: 0 P: 14	R: 0 E: 0 K: 0 S: 10	H: 0 LOB: 1 BB: 1 P: 18	R: 0 E: 0 K: 0 S: 10	H: 0 LOB: 1 BB: 1 P: 17	R: 0 E: 0 K: 0 S: 6	H: 1 LOB: 1 BB: 0 P: 8	R: 0 E: 0 K: 0 S: 5	H: 0 LOB: 0 BB: 0 P: 7	R: 4 E: 1 K: 0 S: 19	H: 2 LOB: 1 BB: 1 P: 31	1B: 3 2B: 3 3B: 1 HR: 0	SF: 1 SAC: 0 DP: 0 HBP: 0	WP: 3 PB: 0 SB: 0 CS: 0	PA: 36		
PITCHER	IP WLS BF H R ER SO BB IBB HBP BLK WP HR S P ERA WHIP	IP WLS BF H R ER SO BB IBB HBP BLK WP HR S P ERA WHIP	IP WLS BF H R ER SO BB IBB HBP BLK WP HR S P ERA WHIP	IP WLS BF H R ER SO BB IBB HBP BLK WP HR S P ERA WHIP	IP WLS BF H R ER SO BB IBB HBP BLK WP HR S P ERA WHIP	IP WLS BF H R ER SO BB IBB HBP BLK WP HR S P ERA WHIP	IP WLS BF H R ER SO BB IBB HBP BLK WP HR S P ERA WHIP	IP WLS BF H R ER SO BB IBB HBP BLK WP HR S P ERA WHIP	IP WLS BF H R ER SO BB IBB HBP BLK WP HR S P ERA WHIP	IP WLS BF H R ER SO BB IBB HBP BLK WP HR S P ERA WHIP	IP WLS BF H R ER SO BB IBB HBP BLK WP HR S P ERA WHIP	IP WLS BF H R ER SO BB IBB HBP BLK WP HR S P ERA WHIP	IP WLS BF H R ER SO BB IBB HBP BLK WP HR S P ERA WHIP	IP WLS BF H R ER SO BB IBB HBP BLK WP HR S P ERA WHIP	IP WLS BF H R ER SO BB IBB HBP BLK WP HR S P ERA WHIP	IP WLS BF H R ER SO BB IBB HBP BLK WP HR S P ERA WHIP	IP WLS BF H R ER SO BB IBB HBP BLK WP HR S P ERA WHIP	IP WLS BF H R ER SO BB IBB HBP BLK WP HR S P ERA WHIP	IP WLS BF H R ER SO BB IBB HBP BLK WP HR S P ERA WHIP	IP WLS BF H R ER SO BB IBB HBP BLK WP HR S P ERA WHIP	IP WLS BF H R ER SO BB IBB HBP BLK WP HR S P ERA WHIP	IP WLS BF H R ER SO BB IBB HBP BLK WP HR S P ERA WHIP	IP WLS BF H R ER SO BB IBB HBP BLK WP HR S P ERA WHIP	IP WLS BF H R ER SO BB IBB HBP BLK WP HR S P ERA WHIP

Detroit Tigers @ Florida Marlins
Pro Player Stadium, Miami, FL
Sat Jun 22 2002, 7:05 PM EDT
Att: 14,713 - Cloudy - 81 F

AB 32
R 5
H 7
RBI 4
BB 3
SO 1
LOB 10



Batter	1	2	3	4	5	6	7	8	9	AB	R	H	RBI	BB	SO	LOB	TOP										
Ramon Santiago, S OBP: 0.323, SLG: 0.450	1-1 F7	2-3 K			0-3 K		0-0 F8		4-2 BB	4	0	0	0	1	2	3											
Wendell Magee, R OBP: 0.305, SLG: 0.423	1-2 G5-3		2-3 K			2-2 L4	3-3 K		2-2 G6-3	5	0	0	0	0	2	3											
Robert Fick, L OBP: 0.354, SLG: 0.475	1-2 HBP		1-2 G3-1			4-2 1B FC6		1-0 F9		2	1	0	0	1	0	0											
Randall Simon, L OBP: 0.293, SLG: 0.434	1-3 K		1-0 F9			0-2 1B FC6		0-0 G4-3		4	0	1	0	0	1	1											
15 Brandon Inge, R OBP: 0.328, SLG: 0.455		4-2 1B BB		2-3 K		2-3 K		2-3 K		3	1	0	0	1	3	2											
Shane Halter, R OBP: 0.296, SLG: 0.351		0-0 1B		1-2 F9		0-0 FC6			2-2 F9	4	0	1	0	0	0	1											
George Lombard, L OBP: 0.167, SLG: 0.091		1-3 K		0-1 F8		1-3 K			1-3 K2-3	3	0	0	0	0	2	4											
Dmitri Young, S OBP: 0.343, SLG: 0.472										1	0	0	0	0	1	0											
Juan Acevedo, R OBP: 0.333, SLG: 0.397										0	0	0	0	0	0	0											
Damion Easley, R OBP: 0.222, SLG: 0.260		0-3 K		1-1 F9		1-0 G5-3			0-0 HR	4	1	1	1	0	1	2											
Jeff Weaver, R OBP: 0.286, SLG: 0.286		1-2 1B		2-1 G3-1		1-2 1B			4-1 BB	3	0	2	1	0	0	0											
Jeff Farnsworth, R OBP: 0.411, SLG: 0.357										0	0	0	0	0	0	0											
Damian Jackson, R OBP: 0.333, SLG: 0.397		1-2 1B								0	0	0	0	1	0	0											
Inning Stats	R: 0 H: 0 E: 0 K: 1 S: 10	H: 0 LOB: 1 BB: 0 P: 14	R: 1 H: 2 E: 0 K: 3 S: 19	LOB: 2 BB: 1 P: 27	R: 0 H: 0 E: 0 K: 1 S: 7	LOB: 0 BB: 0 P: 11	R: 0 H: 0 E: 0 K: 1 S: 8	LOB: 0 BB: 0 P: 11	R: 0 H: 1 E: 0 K: 2 S: 15	LOB: 1 BB: 1 P: 24	R: 0 H: 1 E: 0 K: 1 S: 8	LOB: 1 BB: 0 P: 13	R: 0 H: 0 E: 0 K: 1 S: 5	LOB: 0 BB: 0 P: 8	R: 1 H: 1 E: 0 K: 2 S: 17	LOB: 2 BB: 2 P: 30	1B: 4 2B: 0 3B: 0 HR: 1	SF: 0 SAC: 0 DP: 0 HBP: 1	WP: 0 PB: 0 SB: 0 CS: 0	PA: 38							
PITCHER	IP	WLS	BF	H	R	ER	SO	BB	IBB	HBP	BLK	WP	HR	S	P	ERA	WHIP										
Ryan Dempster, R ERA: 4.82	7.0		29	4	2	1	10	2	0	1	0	0	0	74	110	1.29	0.857										
Armando Almanza, L ERA: 2.7	1.2	L	8	1	1	1	2	2	0	0	0	0	1	17	31	5.40	1.800										
Braden Looper, R ERA: 4.38	0.1		1	0	0	0	0	0	0	0	0	0	0	5	7	0.00	0.000										

Detroit Tigers @ Florida Marlins
Pro Player Stadium, Miami, FL
Sun Jun 23 2002, 4:05 PM EDT
Att: 9,343 - Cloudy - 84 F


AB 33
R 3
H 5
RBI 2
BB 4
SO 12
LOB 16





Batter	1	2	3	4	5	6	7	8	9	AB	R	H	RBI	BB	SO	LOB	BOTTOM										
Homer Bush, R OBP: 0.273, SLG: 0.287	0-2 G6-3		1-1 G4-3		1-2 F8			0-3 K	1-3 K	4	0	0	0	0	1	2											
Cliff Floyd, L OBP: 0.404, SLG: 0.512										1	0	0	0	0	1	2											
Andy Fox, L OBP: 0.300, SLG: 0.317	0-0 P4		1-1 G6-3		2-0 F7			0-0 F7		4	0	0	0	0	0	2											
Mike Lowell, R OBP: 0.394, SLG: 0.551	3-2 HR			0-2 P4		4-0 BB		1-1 FC5		3	1	2	1	1	0	0											
Eric Owens, R OBP: 0.359, SLG: 0.411	0-1 FC6-4			1-3 K		2-2 P3		4-1 FC5		3	0	1	0	1	1	1											
Derrek Lee, R OBP: 0.337, SLG: 0.514	0-0 FC6-4			0-2 G6-3		1-1 F8		2-2 FC5		4	0	0	0	0	0	4											
Preston Wilson, R OBP: 0.357, SLG: 0.454		1-3 K		4-2 S 1B BB		1-3 K			0-3 K	3	1	0	0	1	3	1											
Kevin Millar, R OBP: 0.327, SLG: 0.437		2-1 P3		2-3 K			0-3 K		2-2 P4	4	0	0	0	0	2	1											
Mike Redmond, R OBP: 0.421, SLG: 0.427		1-0 G6-3		1-0 2H 1B			2-1 S1-6-3 1B		1-2 S 1B	4	0	3	1	0	0	0											
Pablo Ozuna, R OBP: 0.200, SLG: 0.200										0	0	0	0	0	0	0											
Ryan Dempster, R OBP: 0.091, SLG: 0.125			2-2 G3		4-2 BB		1-2 G1-6-3		0-1 S 1B	1	0	0	0	1	0	0											
Tim Raines, S OBP: 0.411, SLG: 0.357										1	0	0	0	0	0	1											
Armando Almanza, L OBP: 0.444										0	0	0	0	0	0	0											
Braden Looper, R OBP: 0.390, SLG: 0.399										1	0	1	0	0	0	0											
Luis Castillo, S OBP: 0.390, SLG: 0.399										1	0	1	0	0	0	0											
Inning Stats	R: 1 H: 2 E: 0 K: 0 S: 10	H: 2 LOB: 1 BB: 0 P: 13	R: 0 H: 0 E: 0 K: 1 S: 6	LOB: 0 BB: 0 P: 10	R: 0 H: 0 E: 0 K: 0 S: 9	LOB: 0 BB: 0 P: 13	R: 0 H: 0 E: 0 K: 1 S: 9	LOB: 0 BB: 0 P: 10	R: 1 H: 1 E: 0 K: 1 S: 15	LOB: 1 BB: 2 P: 29	R: 0 H: 0 E: 0 K: 1 S: 11	LOB: 0 BB: 1 P: 19	R: 0 H: 1 E: 0 K: 1 S: 12	LOB: 1 BB: 1 P: 19	R: 0 H: 2 E: 0 K: 2 S: 17	LOB: 3 BB: 0 P: 21	1B: 5 2B: 1 3B: 0 HR: 1	SF: 0 SAC: 0 DP: 1 HBP: 0	WP: 0 PB: 0 SB: 3 CS: 0	PA: 37							
PITCHER	IP	WLS	BF	H	R	ER	SO	BB	IBB	HBP	BLK	WP	HR	S	P	ERA	WHIP										
Jeff Weaver, R ERA: 3.32	7.0		27	4	2	2	5	3	0	0	0	0	0	68	105	2.57	1.000										
Jeff Farnsworth, R ERA: 4.44	1.0	W	5	1	0	0	1	1	0	0	0	0	0	12	19	0.00	2.000										
Juan Acevedo, R ERA: 3.32	1.0	S	5	2	0	0	2	0	0	0	0	0	0	17	21	0.00	2.000										

Detroit Tigers @ Florida Marlins
Pro Player Stadium, Miami, FL
Sun Jun 23 2002, 4:05 PM EDT
Att: 9,343 - Cloudy - 84 F

AB 33
R 2
H 7
RBI 2
BB 4
SO 8
LOB 14



Batter	1	2	3	4	5	6	7	8	9	AB	R	H	RBI	BB	SO	LOB	TOP											
Ramon Santiago, S OBP: 0.319, SLG: 0.440	G4-3	G6-3					G4-3		G4-3	5	0	1	1	0	0	1	Detroit Tigers @ Kansas City Royals Kauffman Stadium, Kansas City, MO Tue Jun 25 2002, 7:05 PM CDT Att. 12,952 - Sunny - 88 F											
Wendell Magee, R OBP: 0.303, SLG: 0.424	WP 2B		G5-3			SF9	G6-3		K	4	1	1	1	0	1	1												
Dmitri Young, S OBP: 0.341, SLG: 0.467	K		G6-3			3-H 1B	G3-1			4	0	1	0	0	1	1												
Randall Simon, L OBP: 0.293, SLG: 0.435	HR 2B		G4-1			P6			G6-3	4	1	1	1	0	0	2												
Robert Fick, L OBP: 0.359, SLG: 0.492	2-H HR					15 F8 FC1 2B			K	3	1	2	2	1	1	0												
15 Brandon Inge, R OBP: 0.325, SLG: 0.474	HR					F8	K		G6-3	4	1	1	1	0	1	4												
Chris Truby, R OBP: 0.259, SLG: 0.351	F8					2-3 FC1			L4	4	1	1	0	0	0	1												
Damion Easley, R OBP: 0.212, SLG: 0.247						3-H 2-2 G5-3			P4	4	0	0	0	0	0	2												
George Lombard, L OBP: 0.250, SLG: 0.333	G4-3								F7	4	1	2	0	0	0	0	AB 36 R 6 H 10 RBI 6 BB 1 SO 4 LOB 12 											
Inning Stats	R: 4 E: 0 K: 1 S: 12	H: 4 LOB: 0 BB: 0 P: 19	R: 0 E: 0 K: 0 S: 8	H: 0 LOB: 0 BB: 0 P: 11	R: 0 E: 0 K: 0 S: 7	H: 0 LOB: 0 BB: 0 P: 10	R: 0 E: 0 K: 0 S: 13	H: 1 LOB: 1 BB: 0 P: 19	R: 1 E: 0 K: 1 S: 10	H: 3 LOB: 3 BB: 1 P: 19	R: 0 E: 0 K: 0 S: 4	H: 0 LOB: 0 BB: 0 P: 5	R: 0 E: 0 K: 0 S: 4	H: 0 LOB: 0 BB: 0 P: 6	R: 0 E: 0 K: 1 S: 6	H: 0 LOB: 0 BB: 0 P: 9		R: 1 E: 0 K: 1 S: 14	H: 2 LOB: 1 BB: 0 P: 17	1B: 3 2B: 5 3B: 0 HR: 2	SF: 1 SAC: 0 DP: 0 HBP: 0	WP: 1 PB: 0 SB: 0 CS: 0	PA: 38					
PITCHER	IP	WLS	BF	H	R	ER	SO	BB	IBB	HBP	BLK	WP	HR	S	P	ERA	WHIP											
Jeff Suppan, R ERA: 4.78	(1, 1)	7.0	W	30	8	5	5	2	1	0	0	0	1	2	58	89	6.43	1.286										
Scott Mulren, L ERA: 2.84	(8, 1)	0.2	H	2	0	0	0	1	0	0	0	0	0	0	5	7	0.00	0.000										
Jason Grimsley, R ERA: 4.56	(8, 1)	0.1		1	0	0	0	0	0	0	0	0	0	0	1	2	0.00	0.000										
Roberto Hernandez, R ERA: 3.43	(9, 1)	1.0	S	5	2	1	1	1	0	0	0	0	0	0	14	17	9.00	2.000										

Batter	1	2	3	4	5	6	7	8	9	AB	R	H	RBI	BB	SO	LOB	BOTTOM											
Carlos Febles, R OBP: 0.331, SLG: 0.340	G6-4-3	G6-4-3				G1-3			E1	3	0	0	0	2	0	2	Detroit Tigers @ Kansas City Royals Kauffman Stadium, Kansas City, MO Tue Jun 25 2002, 7:05 PM CDT Att. 12,952 - Sunny - 88 F											
Neftali Perez, S OBP: 0.244, SLG: 0.307	G6-4-3		G6-3			G6-3			P5	5	0	0	0	0	1	3												
Carlos Beltrán, S OBP: 0.344, SLG: 0.484	F8		G6-3			G4-3			F9	5	1	1	0	0	0	1												
29 Mike Sweeney, R OBP: 0.421, SLG: 0.563						F8			1B	4	3	3	1	0	0	0												
Joe Randa, R OBP: 0.360, SLG: 0.485						G1-3			L5	4	2	2	0	0	0	3												
Raul Ibanez, L OBP: 0.299, SLG: 0.466									1B	3	2	3	4	1	0	0												
Brandon Berger, R OBP: 0.265, SLG: 0.360									HR	3	0	1	0	0	2	3												
Michael Tucker, L OBP: 0.330, SLG: 0.332									1B	1	0	1	1	0	0	0		AB 35 R 8 H 13 RBI 8 BB 4 SO 3 LOB 16 										
Aaron Guiel, L OBP: 0.333, SLG: 0.200									F5	3	0	1	2	1	0	3												
A.J. Hinch, R OBP: 0.308, SLG: 0.415									F8	4	0	1	0	0	0	1	WP: 0 PB: 0 SB: 1 CS: 1											
Inning Stats	R: 0 E: 0 K: 0 S: 5	H: 0 LOB: 0 BB: 1 P: 9	R: 3 E: 0 K: 1 S: 15	H: 5 LOB: 1 BB: 0 P: 26	R: 2 E: 0 K: 1 S: 12	H: 3 LOB: 1 BB: 0 P: 18	R: 0 E: 0 K: 1 S: 8	H: 0 LOB: 2 BB: 2 P: 20	R: 2 E: 0 K: 0 S: 18	H: 3 LOB: 1 BB: 0 P: 29	R: 0 E: 0 K: 0 S: 7	H: 0 LOB: 0 BB: 0 P: 12	R: 1 E: 0 K: 0 S: 9	H: 2 LOB: 2 BB: 1 P: 19	R: 0 E: 1 K: 0 S: 8	H: 0 LOB: 1 BB: 0 P: 15		1B: 7 2B: 3 3B: 1 HR: 2	SF: 0 SAC: 0 DP: 2 HBP: 0	WP: 0 PB: 0 SB: 1 CS: 1	PA: 39							
PITCHER	IP	WLS	BF	H	R	ER	SO	BB	IBB	HBP	BLK	WP	HR	S	P	ERA	WHIP											
Mike Maroth, L ERA: 3.86	(1, 1)	2.2	L	15	3	2	2	2	2	0	0	0	0	1	24	47	9.00	2.500										
Julio Santana, R ERA: 3.49	(3, 1)	2.0		10	3	2	2	2	2	0	0	0	0	0	15	25	0.00	0.000										
Jamie Walker, L ERA: 3.27	(5, 1)	1.2		5	0	0	0	0	0	0	0	0	0	0	14	29	5.40	1.200										
Jeff Farnsworth, R ERA: 4.5	(7, 1)	1.2		9	2	1	1	0	0	1	0	0	0	0	14	29	5.40	1.200										

Batter	1	2	3	4	5	6	7	8	9	AB	R	H	RBI	BB	SO	LOB	TOP					
Ramon Santiago, S OBP: 0.322, SLG: 0.438	0-3 K	1-0 2H 1B			1-3 K		0-0 FC3-6 E FC6 SF9		0-1 FC6-5 SH3-4 1B	5	1	2	1	0	2	1	Detroit Tigers @ Kansas City Royals Kauffman Stadium, Kansas City, MO Wed Jun 26 2002, 7:05 PM CDT Att: 12,828 - Overcast - 72 F					
Damian Jackson, R OBP: 0.331, SLG: 0.393	2-2 BB 1B	2-2 P6			2-3 K		3-2 FC6 SF9		0-0 SH3-4	4	0	1	0	0	1	2						
Wendell Magee, R OBP: 0.301, SLG: 0.419	4-2 BB 1-2 BB		1-2 G3-1		0-0 F9		0-0 SF9		0-1 FC6-5	3	0	0	1	1	0	1						
Dmitri Young, S OBP: 0.337, SLG: 0.465	0-0 P4		1-1 G4-3		1-0 F9 1B		1-0 G1-3		1-0 G6-3	5	1	1	0	0	0	4						
Robert Fick, L OBP: 0.358, SLG: 0.487	4-1 1-2 2-3 BB		1-3 K		0-0 F9		1-0 G6-3			3	0	0	0	1	1	1						
15 Brandon Inge, R OBP: 0.331, SLG: 0.483	1-2 F9			0-1 G6-4-3 1B		1-0 P4		1-0 2B		4	1	2	0	0	0	4						
Craig Paquette, R OBP: 0.240, SLG: 0.346		1-0 1B 2B		1-2 G6-4-3 1-2		2-1 FC6-4 1B		0-0 PB FC3-2-5 2B		4	1	3	2	0	0	1						
Chris Truby, R OBP: 0.256, SLG: 0.346		2-3 K		0-2 F2		1-1 FC6-4		1-1 FC3-2-5		3	0	0	0	0	1	2						
Randall Simon, L OBP: 0.292, SLG: 0.433										1	0	0	0	0	0	1						
Shane Halter, R OBP: 0.296, SLG: 0.351										0	0	0	0	0	0	0						
Damion Easley, R OBP: 0.225, SLG: 0.296		0-2 P6			0-0 HR		2-1 FC3-6 1B		0-0 F8	4	1	2	1	0	0	2						
Inning Stats	R: 0 E: 0 K: 1 S: 15	H: 1 LOB: 3 BB: 2 P: 26	R: 1 E: 0 K: 1 S: 13	H: 2 LOB: 1 BB: 0 P: 19	R: 0 E: 0 K: 1 S: 9	H: 0 LOB: 0 BB: 0 P: 12	R: 0 E: 0 K: 0 S: 9	H: 1 LOB: 0 BB: 0 P: 10	R: 1 E: 0 K: 2 S: 8	H: 1 LOB: 0 BB: 0 P: 11	R: 1 E: 0 K: 0 S: 7	H: 2 LOB: 1 BB: 0 P: 12	R: 1 E: 1 K: 0 S: 10	H: 1 LOB: 0 BB: 0 P: 16	R: 1 E: 0 K: 0 S: 6	H: 2 LOB: 1 BB: 0 P: 9	R: 0 E: 0 K: 0 S: 6	H: 1 LOB: 1 BB: 0 P: 7	1B: 6 2B: 4 3B: 0 HR: 1	SF: 1 SH: 1 SAC: 1 HBP: 0	WP: 0 PB: 1 SB: 0 CS: 0	PA: 40
PITCHER	IP WLS BF H R ER SO BB IBB HBP BLK WP HR S P ERA WHIP	IP WLS BF H R ER SO BB IBB HBP BLK WP HR S P ERA WHIP	IP WLS BF H R ER SO BB IBB HBP BLK WP HR S P ERA WHIP	IP WLS BF H R ER SO BB IBB HBP BLK WP HR S P ERA WHIP	IP WLS BF H R ER SO BB IBB HBP BLK WP HR S P ERA WHIP	IP WLS BF H R ER SO BB IBB HBP BLK WP HR S P ERA WHIP	IP WLS BF H R ER SO BB IBB HBP BLK WP HR S P ERA WHIP	IP WLS BF H R ER SO BB IBB HBP BLK WP HR S P ERA WHIP	IP WLS BF H R ER SO BB IBB HBP BLK WP HR S P ERA WHIP	IP WLS BF H R ER SO BB IBB HBP BLK WP HR S P ERA WHIP	IP WLS BF H R ER SO BB IBB HBP BLK WP HR S P ERA WHIP	IP WLS BF H R ER SO BB IBB HBP BLK WP HR S P ERA WHIP	IP WLS BF H R ER SO BB IBB HBP BLK WP HR S P ERA WHIP	IP WLS BF H R ER SO BB IBB HBP BLK WP HR S P ERA WHIP	IP WLS BF H R ER SO BB IBB HBP BLK WP HR S P ERA WHIP	IP WLS BF H R ER SO BB IBB HBP BLK WP HR S P ERA WHIP						
Darrell May, L ERA: 4.71	6.1	29	8	4	3	5	2	0	0	0	0	0	0	0	1	67	101	4.26	1.579			
Dan Reichert, R ERA: 5.11	0.2	W	2	0	0	0	0	0	0	0	0	0	0	0	0	4	5	0.00	0.000			
Jason Grimsley, R ERA: 4.73	1.0	H	5	2	1	1	0	0	0	0	0	0	0	0	6	9	9.00	2.000				
Roberto Hernandez, R ERA: 3.27	1.0	S	4	1	0	0	0	0	0	0	0	0	0	0	6	7	0.00	1.000				

Batter	1	2	3	4	5	6	7	8	9	AB	R	H	RBI	BB	SO	LOB	BOTTOM			
Luis Altea, S OBP: 0.301, SLG: 0.229	1-1 CS 1B		2-2 G4-3		0-2 FC6-4		4-0 HR BB			3	1	1	0	1	0	1	Detroit Tigers @ Kansas City Royals Kauffman Stadium, Kansas City, MO Wed Jun 26 2002, 7:05 PM CDT Att: 12,828 - Overcast - 72 F			
Aaron Guiel, L OBP: 0.400, SLG: 0.667	1-3 K		3-3 K		0-1 29 1B SF8		2-2 G3-1 1B		1-2 HR	4	2	2	3	0	2	1				
Carlos Beltrán, S OBP: 0.340, SLG: 0.477	2-2 G4-3			0-0 G3		2-2 G3-1		0-0 P4		4	0	0	0	0	0	1				
29 Mike Sweeney, R OBP: 0.425, SLG: 0.581		2-2 L7		0-1 HR		1-0 BB		0-2 2B		4	1	3	1	0	0	0				
Joe Randa, R OBP: 0.362, SLG: 0.483		4-1 BLK BB		0-0 G6-3		2-2 SF8		4-1 BB		1	0	0	1	2	0	0				
Raul Ibanez, L OBP: 0.298, SLG: 0.458		3-3 K		0-2 F9		3-3 K		3-3 K		3	0	0	0	1	2	3				
Michael Tucker, L OBP: 0.329, SLG: 0.326		4-0 BB			1-1 P5		0-0 G3		0-1 G3	3	0	0	0	1	0	2				
Nelfi Perez, S OBP: 0.244, SLG: 0.307		0-0 L4			0-0 2B 1B		0-0 F7		1-1 G5-3	4	1	1	0	0	0	2				
Brent Mayne, L OBP: 0.305, SLG: 0.270			3-3 K		0-0 FC6-4 1H 2B		4-1 BB HR		0-2 G1-3	3	1	1	1	1	1	0				
Inning Stats	R: 0 E: 0 K: 1 S: 9	H: 1 LOB: 0 BB: 0 P: 13	R: 0 E: 0 K: 1 S: 11	H: 0 LOB: 2 BB: 2 P: 24	R: 0 E: 0 K: 2 S: 13	H: 0 LOB: 0 BB: 0 P: 21	R: 1 E: 0 K: 0 S: 7	H: 1 LOB: 0 BB: 0 P: 7	R: 1 E: 0 K: 0 S: 7	H: 2 LOB: 0 BB: 0 P: 8	R: 1 E: 0 K: 0 S: 11	H: 2 LOB: 2 BB: 1 P: 20	R: 3 E: 0 K: 1 S: 14	H: 2 LOB: 2 BB: 3 P: 31	R: 0 E: 0 K: 0 S: 9	H: 0 LOB: 0 BB: 0 P: 10		1B: 4 2B: 4 3B: 0 HR: 2	SF: 1 SH: 0 SAC: 0 HBP: 0	WP: 0 PB: 0 SB: 0 CS: 1
PITCHER	IP WLS BF H R ER SO BB IBB HBP BLK WP HR S P ERA WHIP	IP WLS BF H R ER SO BB IBB HBP BLK WP HR S P ERA WHIP	IP WLS BF H R ER SO BB IBB HBP BLK WP HR S P ERA WHIP	IP WLS BF H R ER SO BB IBB HBP BLK WP HR S P ERA WHIP	IP WLS BF H R ER SO BB IBB HBP BLK WP HR S P ERA WHIP	IP WLS BF H R ER SO BB IBB HBP BLK WP HR S P ERA WHIP	IP WLS BF H R ER SO BB IBB HBP BLK WP HR S P ERA WHIP	IP WLS BF H R ER SO BB IBB HBP BLK WP HR S P ERA WHIP	IP WLS BF H R ER SO BB IBB HBP BLK WP HR S P ERA WHIP	IP WLS BF H R ER SO BB IBB HBP BLK WP HR S P ERA WHIP	IP WLS BF H R ER SO BB IBB HBP BLK WP HR S P ERA WHIP	IP WLS BF H R ER SO BB IBB HBP BLK WP HR S P ERA WHIP	IP WLS BF H R ER SO BB IBB HBP BLK WP HR S P ERA WHIP	IP WLS BF H R ER SO BB IBB HBP BLK WP HR S P ERA WHIP	IP WLS BF H R ER SO BB IBB HBP BLK WP HR S P ERA WHIP	IP WLS BF H R ER SO BB IBB HBP BLK WP HR S P ERA WHIP				
Adam Bernero, R ERA: 4.87	0.1	B	2	1	1	1	0	0	0	0	1	5	7	27.00	3.000					
Jamie Walker, L ERA: 3.63	1.1	6	1	0	0	1	1	0	0	0	0	16	24	0.00	1.500					

AB	36
R	5
H	11
RBI	5
BB	2
SO	5
LOB	19




AB	29
R	6
H	8
RBI	6
BB	6
SO	5
LOB	10



Batter	1	2	3	4	5	6	7	8	9	AB	R	H	RBI	BB	SO	LOB	TOP					
18 Jason Kendall, R OBP: 0.336, SLG: 0.354	P6		P6				F8										4 0 1 1 1 0 0					
2 Jack Wilson, R OBP: 0.301, SLG: 0.307	1B		K				1B										5 0 2 0 0 1 3					
Brian Giles, L OBP: 0.428, SLG: 0.604	L9		F9				F9										5 0 0 0 0 0 5					
Aramis Ramirez, R Mike Benjamin, R OBP: 0.176, SLG: 0.159	K																4 1 1 0 0 1 1 0 0 0 0 0 0 0					
Kevin Young, R OBP: 0.318, SLG: 0.433																	4 0 3 0 0 0 0					
Craig Wilson, R OBP: 0.340, SLG: 0.438	K																3 0 0 1 0 2 2					
Rob Mackowiak, L OBP: 0.314, SLG: 0.474																	4 0 1 0 0 1 2					
Pokey Reese, R OBP: 0.308, SLG: 0.311																	3 1 1 0 1 1 3					
Chad Hermansen, R OBP: 0.276, SLG: 0.396																	3 1 1 0 0 1 2					
Inning Stats	R: 0 E: 0 K: 1 S: 10	H: 1 LOB: 1 BB: 0 P: 17	R: 0 E: 1 K: 1 S: 12	H: 2 LOB: 2 BB: 0 P: 20	R: 0 E: 0 K: 1 S: 7	H: 0 LOB: 0 BB: 0 P: 8	R: 0 E: 0 K: 1 S: 7	H: 0 LOB: 0 BB: 0 P: 13	R: 2 E: 1 K: 0 S: 14	H: 3 LOB: 1 BB: 0 P: 22	R: 1 E: 0 K: 2 S: 13	H: 2 LOB: 1 BB: 0 P: 16	R: 0 E: 0 K: 1 S: 12	H: 1 LOB: 1 BB: 0 P: 13	R: 0 E: 0 K: 0 S: 7	H: 1 LOB: 1 BB: 0 P: 7	R: 0 E: 0 K: 0 S: 9	H: 0 LOB: 2 BB: 2 P: 20	1B: 9 2B: 1 3B: 0 HR: 0	SF: 1 SAC: 1 DP: 0 HBP: 0	WP: 1 PB: 0 SB: 2 CS: 0	PA: 39
PITCHER	IP	WLS	BF	H	R	ER	SO	BB	IBB	HBP	BLK	WP	HR	S	P	ERA	WHIP					
Mark Redman, L ERA: 3.59	7.0	L	30	9	3	2	7	0	0	0	0	1	0	75	109	2.57	1.286					
Julio Santana, R ERA: 3.3	1.2		8	1	0	0	0	2	0	0	0	0	0	13	21	0.00	1.800					
Jamie Walker, L ERA: 3.57	0.1		1	0	0	0	0	0	0	0	0	0	0	3	6	0.00	0.000					

Pittsburgh Pirates @ Detroit Tigers
Comerica Park, Detroit, MI
Fri Jun 28 2002, 7:05 PM EDT
Att: 28,582 - Sunny - 79 F


AB 35
R 3
H 10
RBI 2
BB 2
SO 7
LOB 18



Batter	1	2	3	4	5	6	7	8	9	AB	R	H	RBI	BB	SO	LOB	BOTTOM					
Ramon Santiago, S OBP: 0.325, SLG: 0.441			K					F9-3									2 0 0 0 1 1 1					
Wendell Magee, R OBP: 0.299, SLG: 0.412	F8																3 0 0 0 1 0 1					
Dmitri Young, S OBP: 0.323, SLG: 0.444	FC1-6																4 0 0 0 0 0 3					
Randall Simon, L OBP: 0.298, SLG: 0.441	K																4 0 1 0 0 1 1					
Robert Fick, L OBP: 0.353, SLG: 0.476																	3 0 0 0 0 1 1					
15 Brandon Inge, R OBP: 0.331, SLG: 0.504	K																3 1 1 1 0 1 0					
George Lombard, L OBP: 0.211, SLG: 0.278																	3 0 0 0 0 0 0					
Damon Easley, R OBP: 0.221, SLG: 0.287																	3 0 0 0 0 0 0					
Chris Truby, R OBP: 0.257, SLG: 0.343																	2 0 0 0 0 0 0					
Inning Stats	R: 0 E: 0 K: 1 S: 8	H: 0 LOB: 1 BB: 0 P: 10	R: 0 E: 0 K: 1 S: 8	H: 0 LOB: 0 BB: 0 P: 11	R: 0 E: 0 K: 1 S: 8	H: 0 LOB: 0 BB: 0 P: 15	R: 0 E: 0 K: 1 S: 8	H: 1 LOB: 1 BB: 0 P: 11	R: 0 E: 0 K: 0 S: 5	H: 0 LOB: 0 BB: 0 P: 7	R: 0 E: 0 K: 0 S: 6	H: 0 LOB: 1 BB: 2 P: 17	R: 1 E: 0 K: 0 S: 5	H: 1 LOB: 0 BB: 0 P: 11	R: 0 E: 0 K: 0 S: 5	H: 0 LOB: 0 BB: 0 P: 9	R: 0 E: 0 K: 0 S: 6	H: 0 LOB: 0 BB: 0 P: 9	1B: 1 2B: 1 3B: 0 HR: 1	SF: 0 SAC: 0 DP: 2 HBP: 2	WP: 0 PB: 0 SB: 0 CS: 0	PA: 31
PITCHER	IP	WLS	BF	H	R	ER	SO	BB	IBB	HBP	BLK	WP	HR	S	P	ERA	WHIP					
Josh Fogg, R ERA: 3.88	7.0	W	25	2	1	1	4	2	0	1	0	0	1	48	82	1.29	0.571					
Brian Boehringer, R ERA: 2.68	1.0	H	3	0	0	0	0	0	0	1	0	0	0	5	9	0.00	0.000					
Mike Williams, R ERA: 2.01	1.0	S	3	0	0	0	0	0	0	0	0	0	0	6	9	0.00	0.000					

Pittsburgh Pirates @ Detroit Tigers
Comerica Park, Detroit, MI
Fri Jun 28 2002, 7:05 PM EDT
Att: 28,582 - Sunny - 79 F

AB 27
R 1
H 2
RBI 1
BB 2
SO 4
LOB 7



Batter	1	2	3	4	5	6	7	8	9	AB	R	H	RBI	BB	SO	LOB	TOP																
18 Jason Kendall, R OBP: 0.341, SLG: 0.359	F8		G6-3			F7											5	1	2	1	0	0	0										
2 Jack Wilson, R OBP: 0.312, SLG: 0.316		BB		1B			E5 1B											4	1	3	1	1	0	0									
Brian Giles, L OBP: 0.425, SLG: 0.606	P6		F8															5	1	2	2	0	0	3									
Aramis Ramirez, R OBP: 0.273, SLG: 0.333 Mike Benjamin, R OBP: 0.176, SLG: 0.157	L6		F3																						4	0	1	0	0	0	2		
Kevin Young, R OBP: 0.312, SLG: 0.422																										4	0	0	0	0	1	2	
Craig Wilson, R OBP: 0.346, SLG: 0.438																											4	0	1	0	0	0	1
Rob Mackowiak, L OBP: 0.317, SLG: 0.472																											3	2	2	0	1	0	0
Pokey Reese, R OBP: 0.303, SLG: 0.306																											3	0	1	1	0	0	2
Chad Hermansen, R OBP: 0.269, SLG: 0.389																											4	1	1	1	0	0	1
Inning Stats	R: 0 E: 0 K: 0 S: 7	H: 0 LOB: 1 BB: 1 P: 13	R: 1 E: 0 K: 0 S: 12	H: 2 LOB: 1 BB: 0 P: 18	R: 0 E: 0 K: 0 S: 7	H: 1 LOB: 1 BB: 0 P: 10	R: 0 E: 0 K: 1 S: 9	H: 0 LOB: 0 BB: 0 P: 14	R: 0 E: 0 K: 0 S: 7	H: 0 LOB: 0 BB: 0 P: 8	R: 1 E: 1 K: 0 S: 10	H: 2 LOB: 1 BB: 0 P: 16	R: 2 E: 0 K: 0 S: 13	H: 4 LOB: 1 BB: 0 P: 18	R: 0 E: 0 K: 0 S: 11	H: 1 LOB: 2 BB: 1 P: 18	R: 2 E: 0 K: 0 S: 10	H: 3 LOB: 0 BB: 0 P: 16	1B: 9 2B: 3 HR: 1	SF: 0 SAC: 1 DP: 1 HBP: 0	WP: 1 PB: 0 SB: 2 CS: 1	PA: 40											
PITCHER	IP	WLS	BF	H	R	ER	SO	BB	IBB	HBP	BLK	WP	HR	S	P	ERA	WHIP																
Mike Maroth, L ERA: 3.64	(1, 1)	6.1	L	26	6	3	2	1	1	0	0	0	0	55	83	2.84	1.105																
Oscar Henriquez, R ERA: 27.0	(7, 1)	0.1		3	3	1	1	0	0	0	0	0	0	8	11	27.00	9.000																
Jamie Walker, L ERA: 3.52	(7, 1)	0.1		1	0	0	0	0	0	0	0	0	0	2	3	0.00	0.000																
Jeff Farnsworth, R ERA: 4.7	(8, 1)	2.0		10	4	2	2	0	1	0	0	0	1	21	34	9.00	2.500																

Pittsburgh Pirates @ Detroit Tigers
Comerica Park, Detroit, MI
Sun Jun 30 2002, 2:05 PM EDT
Att: 25,966 - Cloudy - 87 F

AB 37
R 6
H 13
RBI 6
BB 2
SO 1
LOB 11

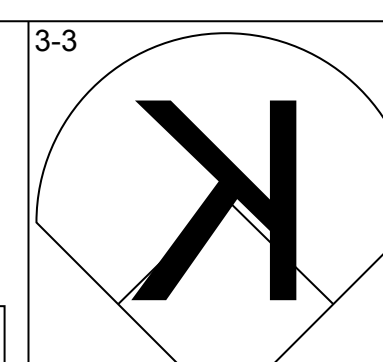
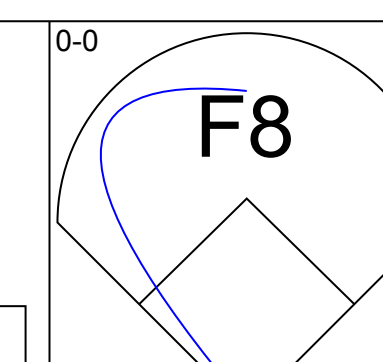
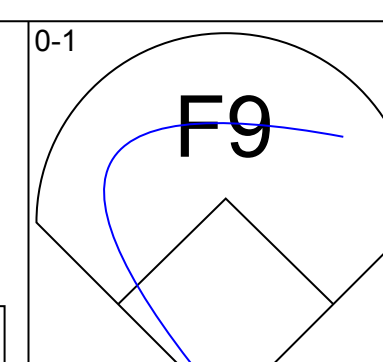
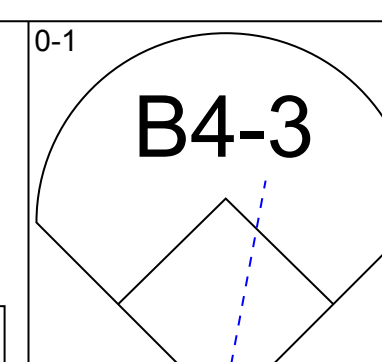
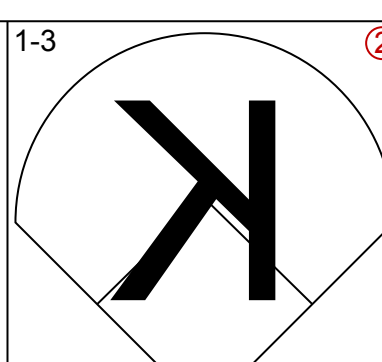
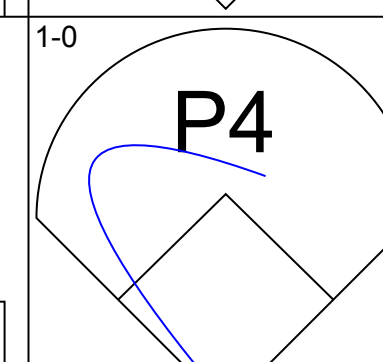
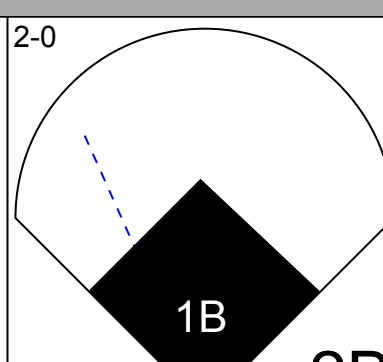
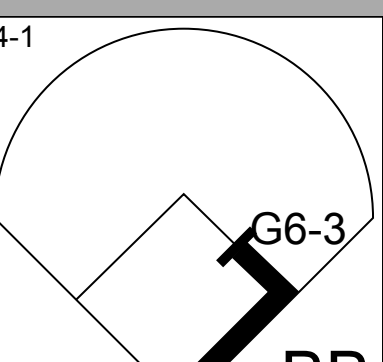
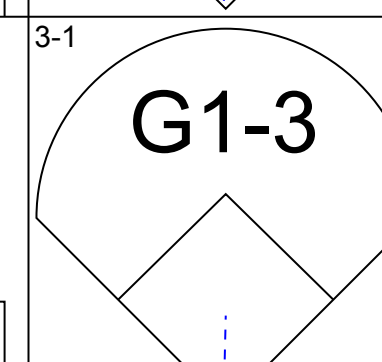
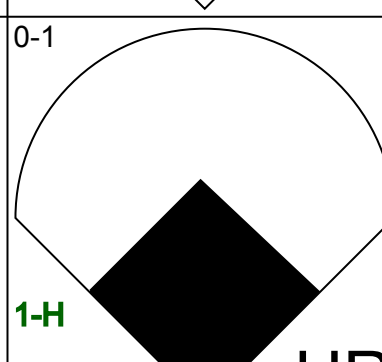
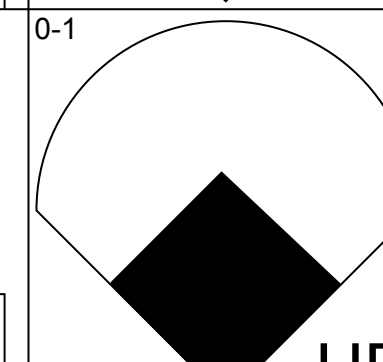
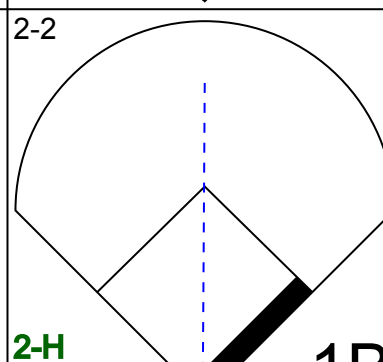
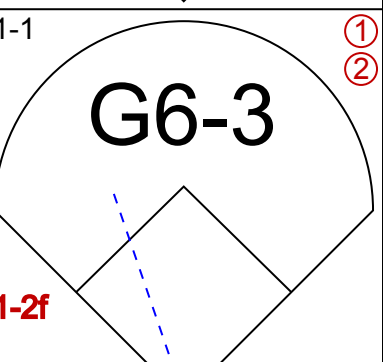
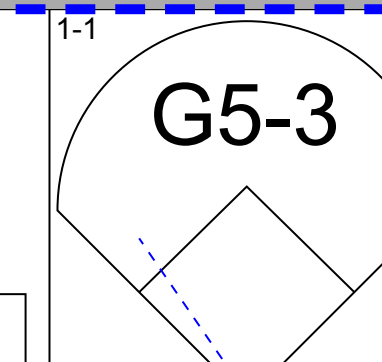
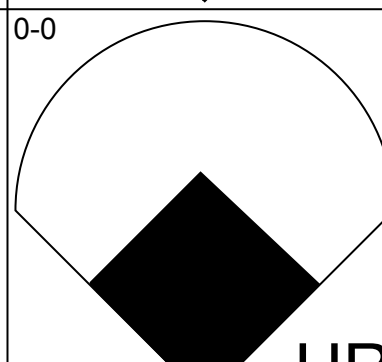
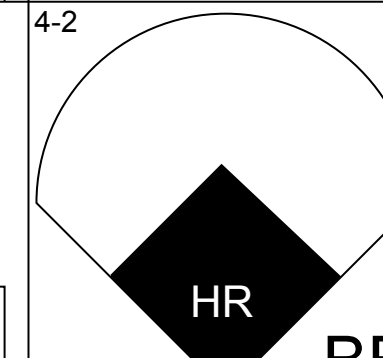
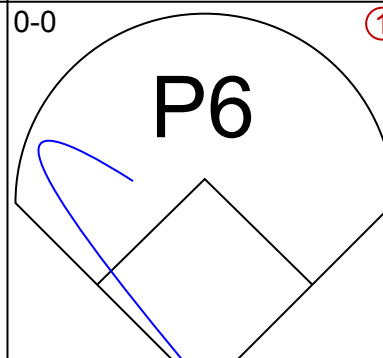
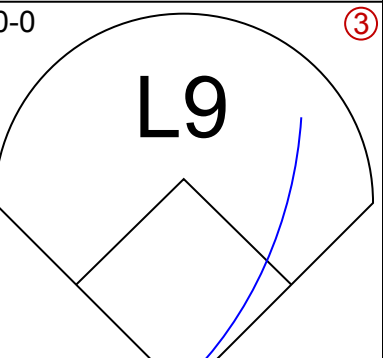
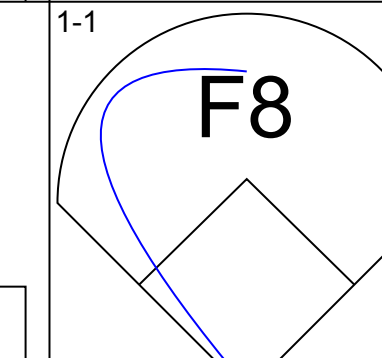
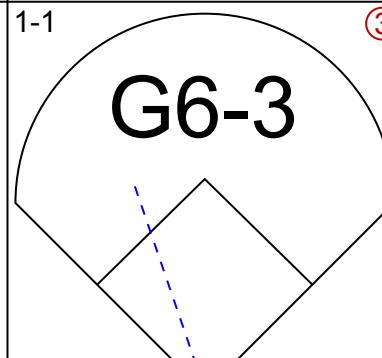
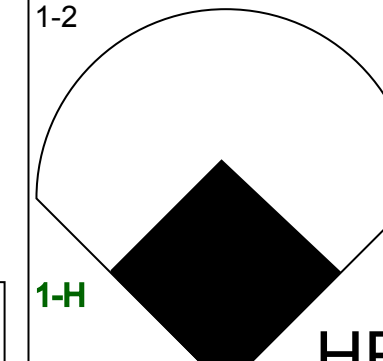
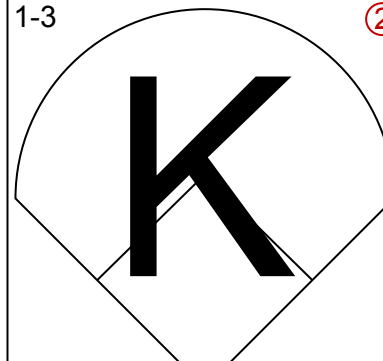
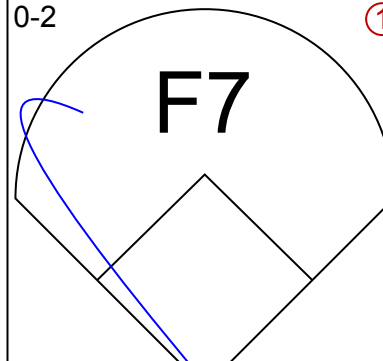
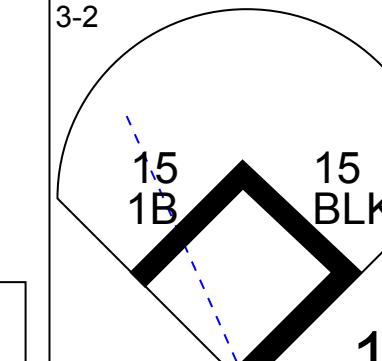
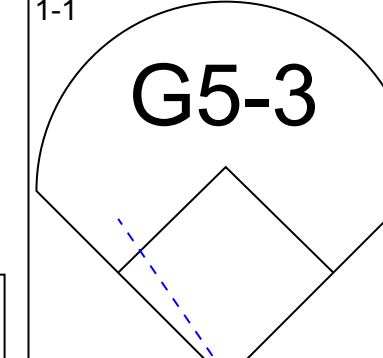
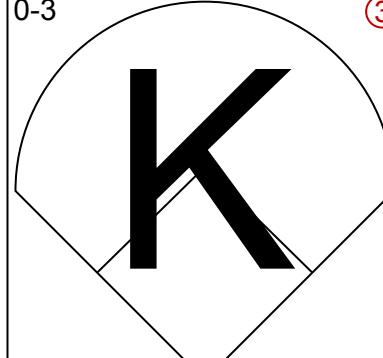
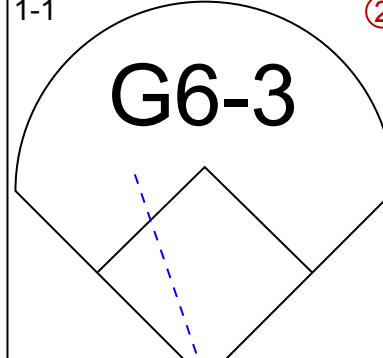
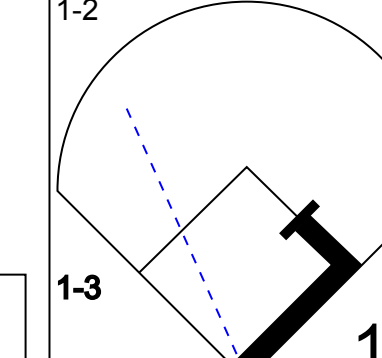
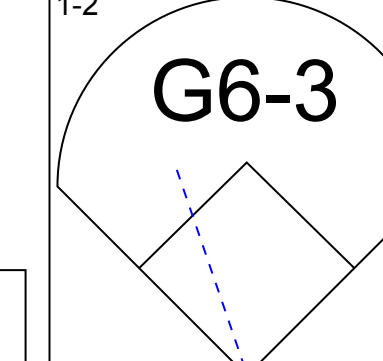
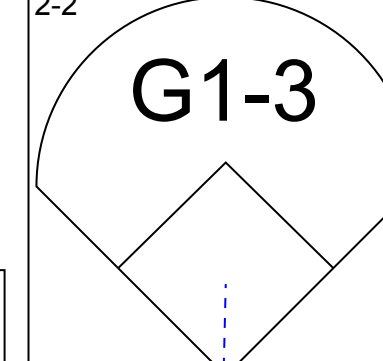
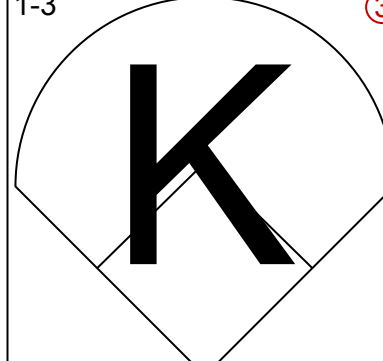
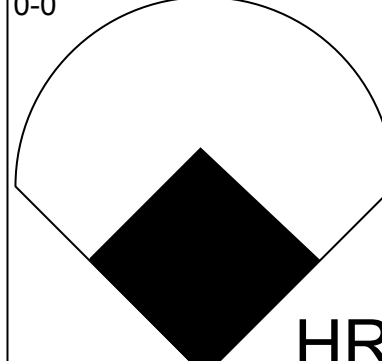
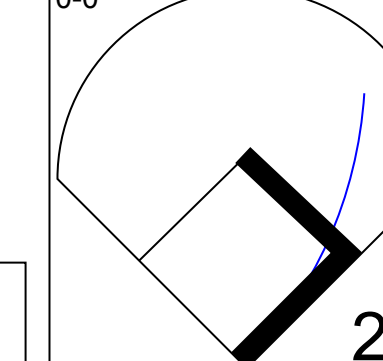
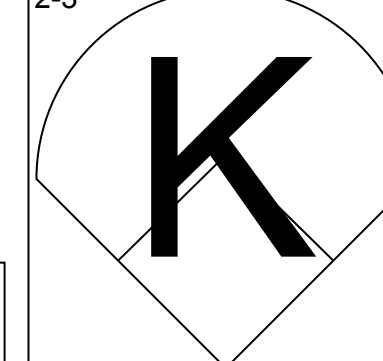
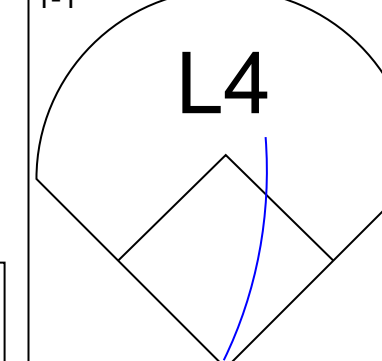
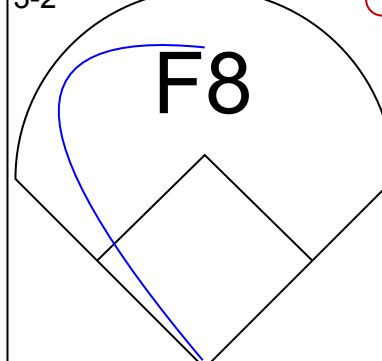
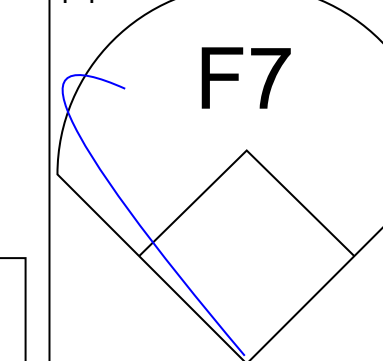
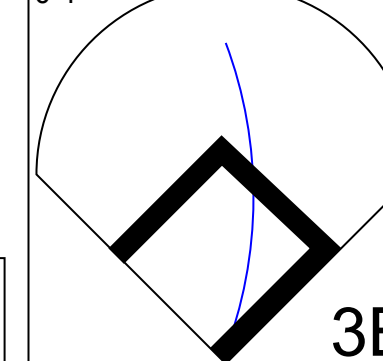
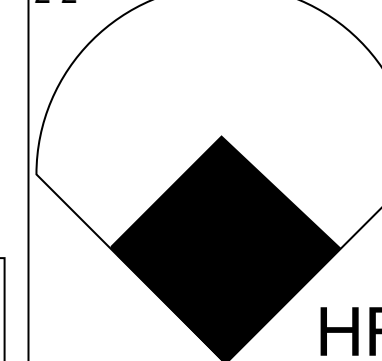
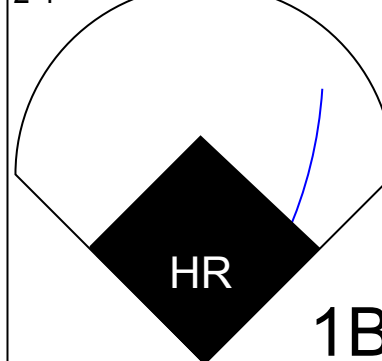


Batter	1	2	3	4	5	6	7	8	9	AB	R	H	RBI	BB	SO	LOB	BOTTOM															
Ramon Santiago, S OBP: 0.308, SLG: 0.417	G1-3		G3-6-1			G3											4	0	0	0	0	1	3									
Damion Easley, R OBP: 0.282, SLG: 0.301	G1-3																	3	0	1	1	1	0	0								
Craig Paquette, R OBP: 0.246, SLG: 0.347	G5-3																	4	0	0	0	0	1	1								
Dmitri Young, S OBP: 0.320, SLG: 0.433																									4	0	1	0	0	0	0	
Robert Fick, L OBP: 0.357, SLG: 0.484																										4	1	2	0	0	0	0
15 Brandon Inge, R OBP: 0.333, SLG: 0.496																										4	0	2	1	0	0	2
Wendell Magee, R OBP: 0.298, SLG: 0.407																										4	0	1	0	0	0	3
Chris Truby, R OBP: 0.261, SLG: 0.348																										4	1	2	0	0	0	2
George Lombard, L OBP: 0.200, SLG: 0.333																										3	0	1	0	0	0	2
Inning Stats	R: 0 E: 0 K: 0 S: 6	H: 0 LOB: 0 BB: 0 P: 7	R: 0 E: 0 K: 0 S: 12	H: 2 LOB: 2 BB: 0 P: 16	R: 0 E: 0 K: 0 S: 4	H: 1 LOB: 0 BB: 0 P: 5	R: 0 E: 0 K: 0 S: 6	H: 0 LOB: 0 BB: 0 P: 8	R: 0 E: 0 K: 0 S: 8	H: 0 LOB: 0 BB: 0 P: 15	R: 0 E: 0 K: 0 S: 8	H: 1 LOB: 1 BB: 1 P: 15	R: 1 E: 0 K: 1 S: 9	H: 2 LOB: 1 BB: 0 P: 11	R: 1 E: 0 K: 1 S: 15	H: 2 LOB: 1 BB: 0 P: 24	R: 0 E: 0 K: 0 S: 10	H: 2 LOB: 2 BB: 0 P: 18	1B: 7 2B: 2 HR: 0	SF: 0 SAC: 0 DP: 1 HBP: 0	WP: 0 PB: 0 SB: 0 CS: 1	PA: 36										
PITCHER	IP	WLS	BF	H	R	ER	SO	BB	IBB	HBP	BLK	WP	HR	S	P	ERA	WHIP															
Kris Benson, R ERA: 6.22	(1, 1)	6.2	W	24	6	1	1	1	1	0	0	0	0	52	76	1.35	1.050															
Brian Boehringer, R ERA: 2.81	(7, 1)	1.1	H	6	2	1	1	1	0	0	0	0	0	16	25	6.75	1.500															
Scott Sauerbeck, L ERA: 2.64	(9, 1)	0.0		2	2	0	0	0	0	0	0	0	0	6	11	∞	∞															
Mike Williams, R ERA: 1.95	(9, 1)	1.0	S	3	0	0	0	0	0	0	0	0	0	4	7	0.00	0.000															

Pittsburgh Pirates @ Detroit Tigers
Comerica Park, Detroit, MI
Sun Jun 30 2002, 2:05 PM EDT
Att: 25,966 - Cloudy - 87 F

AB 34
R 2
H 10
RBI 2
BB 1
SO 2
LOB 13

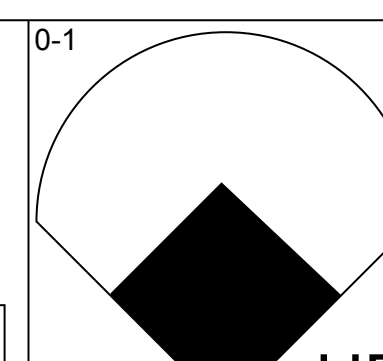
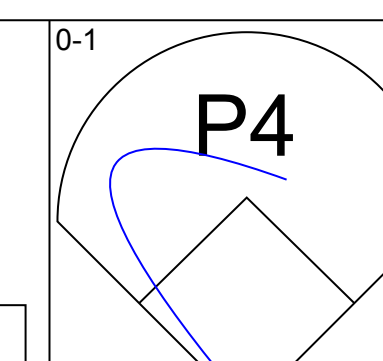
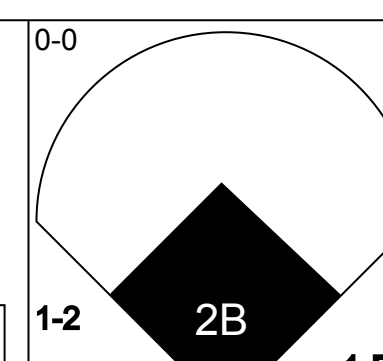
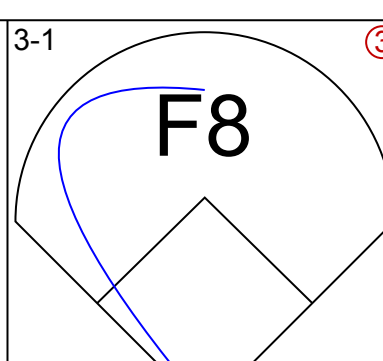
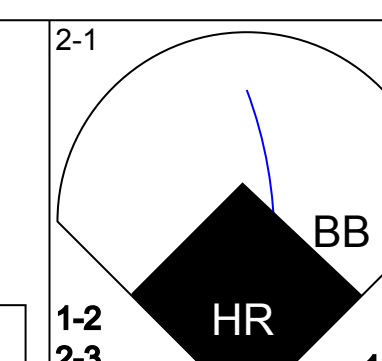
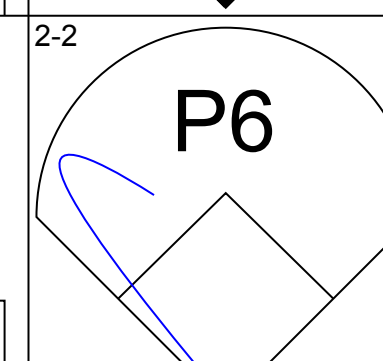
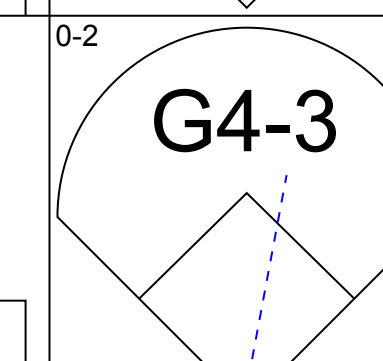
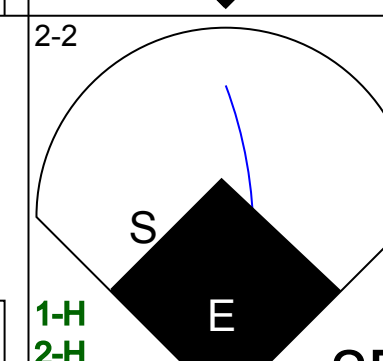
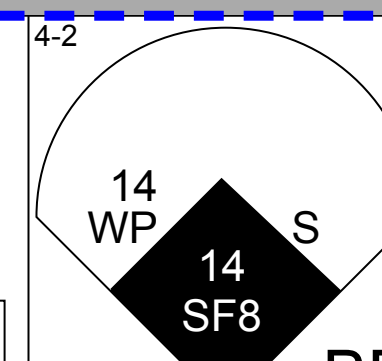
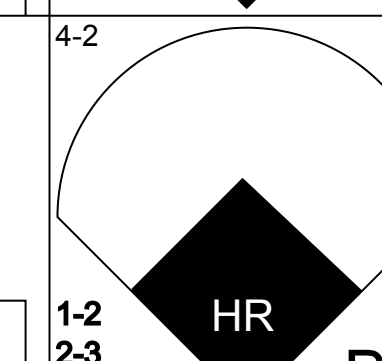
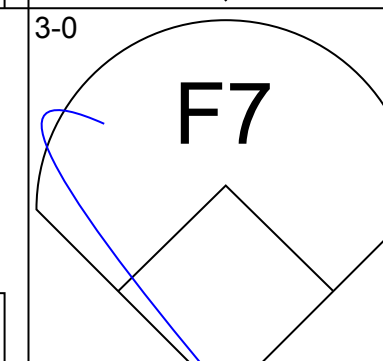
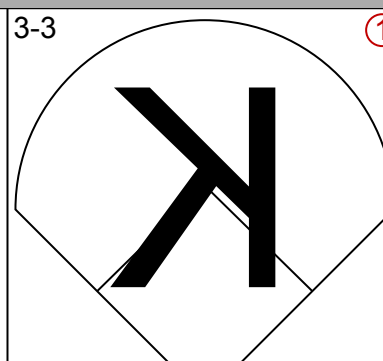
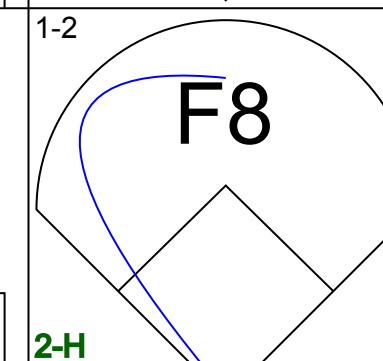
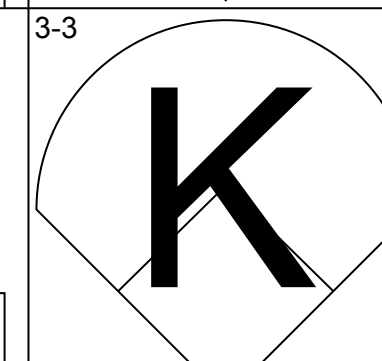
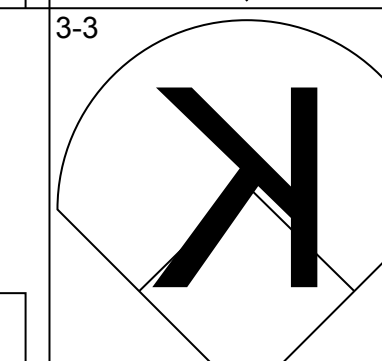
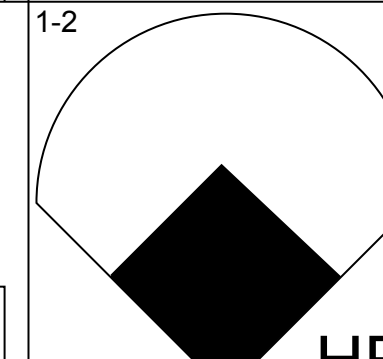
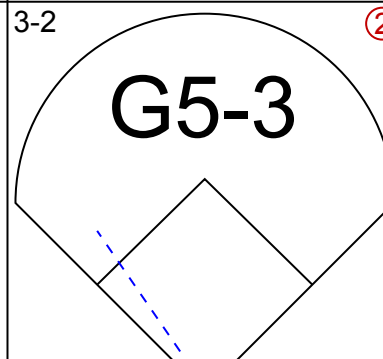
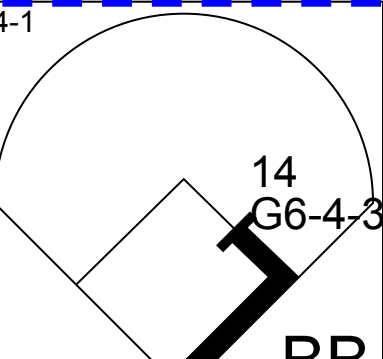
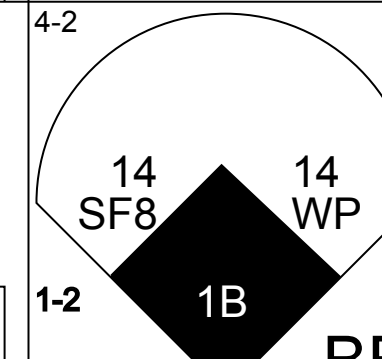
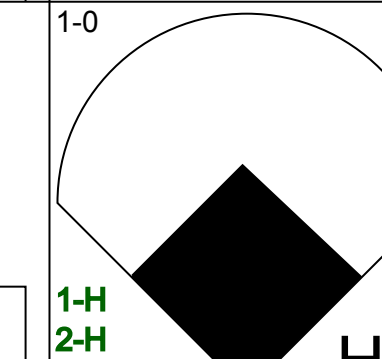
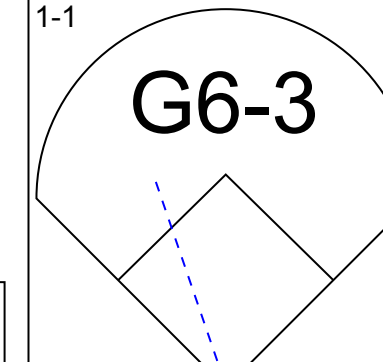
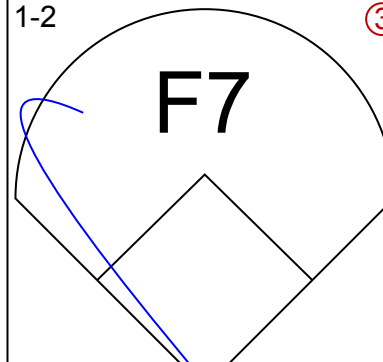
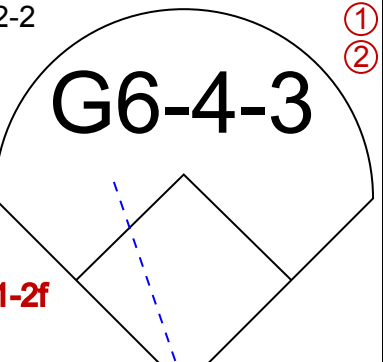
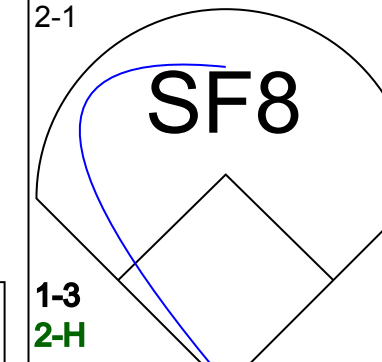
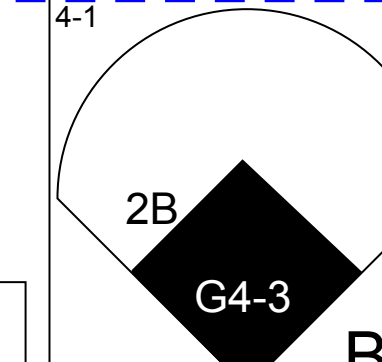
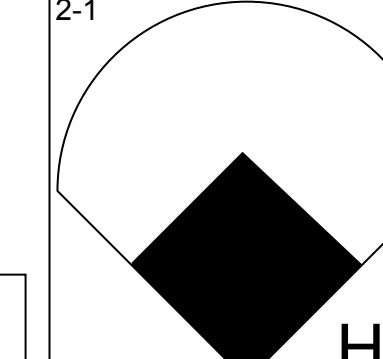
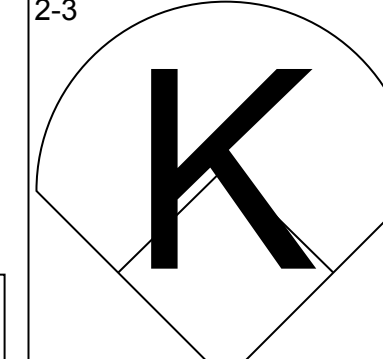

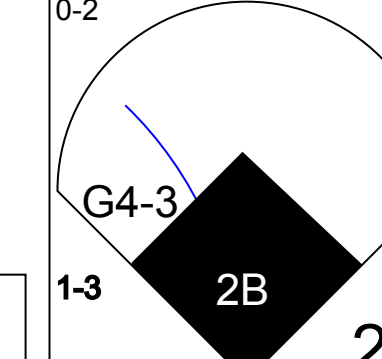
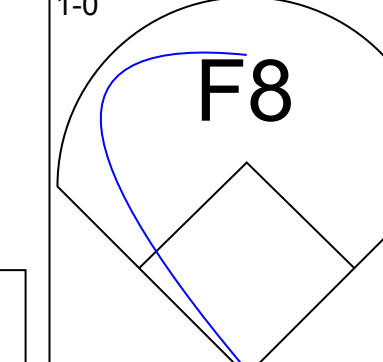
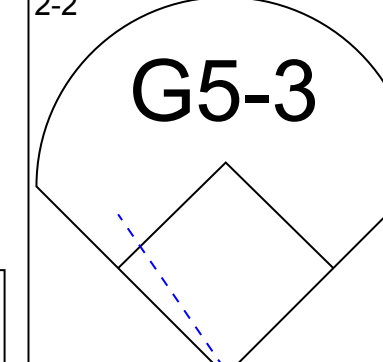
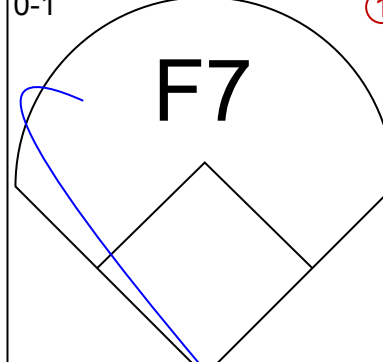
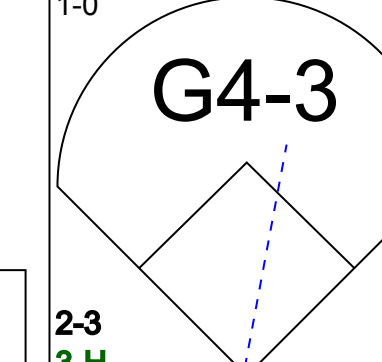
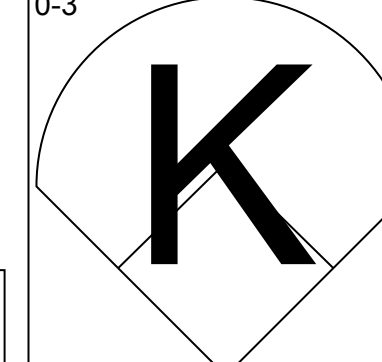
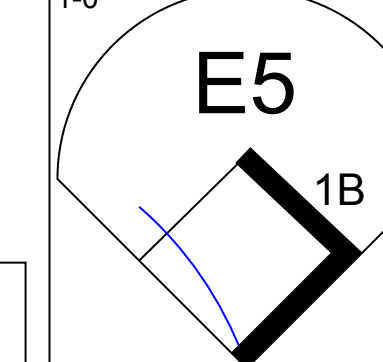
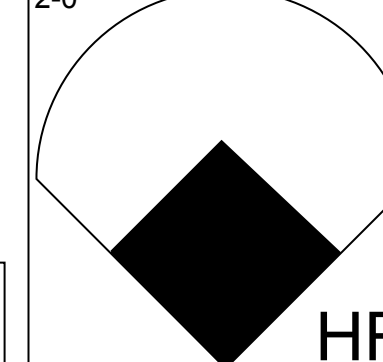
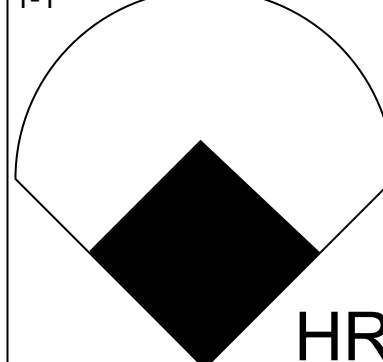
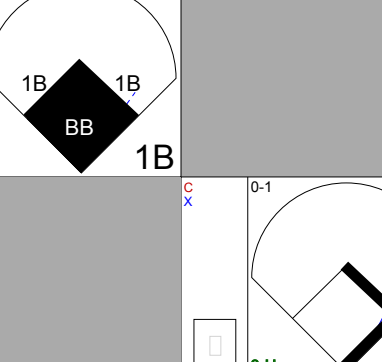
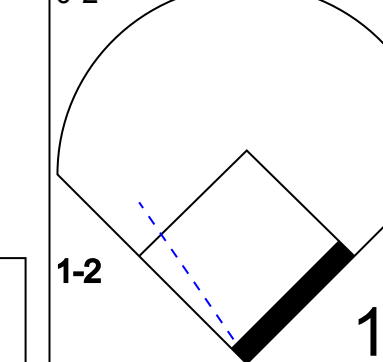
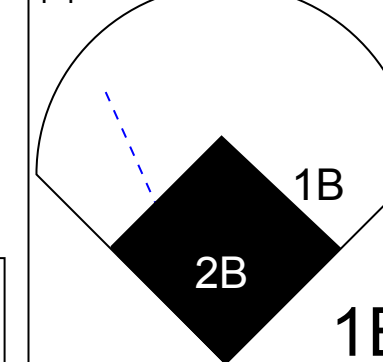
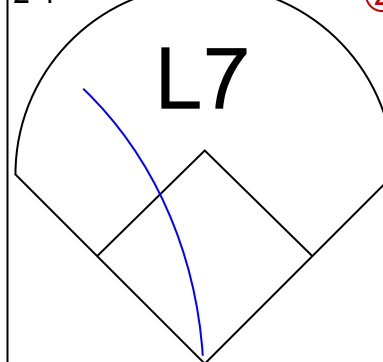
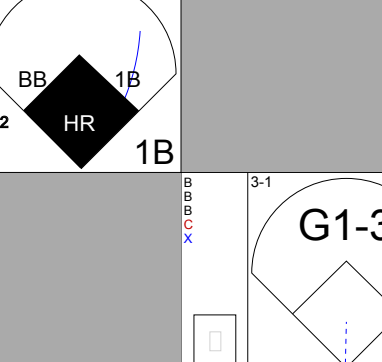
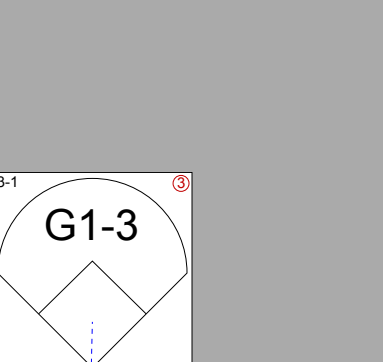


Batter	1	2	3	4	5	6	7	8	9	AB	R	H	RBI	BB	SO	LOB	TOP					
Ramon Santiago, S OBP: 0.299, SLG: 0.403										5	0	0	0	0	2	3						
Damion Easley, R OBP: 0.289, SLG: 0.351										4	2	2	2	1	0	0						
Dmitri Young, S OBP: 0.327, SLG: 0.469										5	2	3	3	0	0	1						
Randall Simon, L OBP: 0.296, SLG: 0.434										4	1	0	0	1	0	1						
Robert Fick, L OBP: 0.358, SLG: 0.495										4	1	2	2	0	1	1						
15 Brandon Inge, R OBP: 0.331, SLG: 0.489										4	0	1	0	0	1	1						
Wendell Magee, R OBP: 0.297, SLG: 0.416										4	1	1	1	0	1	0						
Chris Truby, R OBP: 0.261, SLG: 0.351										4	0	1	0	0	1	0						
George Lombard, L OBP: 0.276, SLG: 0.571										4	2	3	1	0	0	1						
Inning Stats	R: 3 E: 0 K: 1 S: 17	H: 2 LOB: 0 BB: 1 P: 27	R: 0 E: 0 K: 0 S: 10	H: 1 LOB: 1 BB: 0 P: 12	R: 1 E: 0 K: 2 S: 11	H: 2 LOB: 1 BB: 0 P: 16	R: 0 E: 0 K: 1 S: 11	H: 1 LOB: 0 BB: 0 P: 15	R: 0 E: 0 K: 0 S: 4	H: 0 LOB: 0 BB: 1 P: 9	R: 0 E: 0 K: 1 S: 8	H: 0 LOB: 0 BB: 0 P: 10	R: 1 E: 0 K: 0 S: 10	H: 1 LOB: 0 BB: 0 P: 16	R: 0 E: 0 K: 0 S: 10	H: 2 LOB: 2 BB: 0 P: 16	R: 4 E: 0 K: 1 S: 16	H: 4 LOB: 0 BB: 0 P: 23	1B: 4 2B: 2 3B: 1 HR: 6	SF: 0 SAC: 0 DP: 1 HBP: 0	WP: 0 PB: 0 SB: 0 CS: 0	PA: 40
PITCHER	IP	WLS	BF	H	R	ER	SO	BB	IBB	HBP	BLK	WP	HR	S	P	ERA	WHIP					
Todd Ritchie, R ERA: 5.42	(1, 1)	7.0	W	29	7	5	5	5	2	0	0	0	0	3	71	105	6.43	1.286				
Damaso Marte, L ERA: 3.39	(8, 1)	1.0		4	2	0	0	0	0	0	0	1	0	0	10	16	0.00	2.000				
Bob Howry, R ERA: 4.34	(9, 1)	1.0		7	4	4	4	1	0	0	0	0	0	3	16	23	36.00	4.000				

Detroit Tigers @ Chicago White Sox
Comiskey Park, Chicago, IL
Tue Jul 02 2002, 8:05 PM EDT
Att: 19,331 - Sunny - 93 F

AB 38
R 9
H 13
RBI 9
BB 2
SO 6
LOB 8



Batter	1	2	3	4	5	6	7	8	9	AB	R	H	RBI	BB	SO	LOB	BOTTOM					
Kenny Lofton, L OBP: 0.352, SLG: 0.397										5	3	3	1	0	0	2						
Ray Durham, S OBP: 0.382, SLG: 0.367										3	3	1	3	2	0	2						
Frank Thomas, R OBP: 0.338, SLG: 0.451										5	0	0	0	0	3	4						
Magglio Ordonez, R OBP: 0.380, SLG: 0.565										3	3	2	5	2	0	0						
14 Paul Konerko, R OBP: 0.378, SLG: 0.577										3	1	0	1	1	0	1						
Jose Valentin, S OBP: 0.306, SLG: 0.453										5	2	3	2	0	1	0						
Carlos Lee, R OBP: 0.467										4	0	0	0	0	1	1						
Aaron Rowand, R OBP: 0.225, SLG: 0.342									1	0	0	1	0	0	0	1						
Sandy Alomar Jr., R OBP: 0.317, SLG: 0.521										5	3	4	3	0	0	0						
Royce Clayton, R OBP: 0.273, SLG: 0.359										5	2	3	0	0	0	1						
Inning Stats	R: 2 E: 0 K: 0 S: 11	H: 2 LOB: 0 BB: 0 P: 18	R: 1 E: 1 K: 0 S: 12	H: 2 LOB: 2 BB: 0 P: 16	R: 0 E: 0 K: 1 S: 13	H: 0 LOB: 0 BB: 0 P: 20	R: 4 E: 0 K: 1 S: 17	H: 4 LOB: 0 BB: 0 P: 27	R: 0 E: 0 K: 0 S: 6	H: 0 LOB: 0 BB: 1 P: 14	R: 1 E: 0 K: 0 S: 8	H: 1 LOB: 0 BB: 0 P: 14	R: 2 E: 0 K: 2 S: 15	H: 1 LOB: 1 BB: 2 P: 30	R: 7 E: 0 K: 1 S: 25	H: 6 LOB: 1 BB: 2 P: 45	1B: 7 2B: 3 3B: 0 HR: 6	SF: 1 SAC: 0 DP: 1 HBP: 0	WP: 1 PB: 0 SB: 2 CS: 0	PA: 45		
PITCHER	IP	WLS	BF	H	R	ER	SO	BB	IBB	HBP	BLK	WP	HR	S	P	ERA	WHIP					
Adam Bernero, R ERA: 5.59	(1, 1)	4.0	L	21	8	7	6	2	0	0	0	0	0	4	53	81	13.50	2.000				
Jose Lima, R ERA: 10.56	(5, 1)	2.0		7	1	1	1	0	1	0	0	0	1	14	28	4.50	1.000					
Oscar Henriquez, R ERA: 20.25	(7, 1)	1.0		6	1	2	2	2	2	0	0	0	1	0	15	30	18.00	3.000				
Jose Paniagua, R ERA: 5.85	(8, 1)	0.1		6	4	5	5	1	1	0	0	0	0	1	16	28	135.00	15.000				
Jeff Farnsworth, R ERA: 5.17	(8, 1)	0.2		5	2	2	2	0	1	0	0	0	0	9	17	27.00	4.500					

Detroit Tigers @ Chicago White Sox
Comiskey Park, Chicago, IL
Tue Jul 02 2002, 8:05 PM EDT
Att: 19,331 - Sunny - 93 F


AB 39
R 17
H 16
RBI 16
BB 5
SO 5
LOB 12



Batter	1	2	3	4	5	6	7	8	9	AB	R	H	RBI	BB	SO	LOB	TOP										
Ramon Santiago, S OBP: 0.305, SLG: 0.408 Shane Halter, R OBP: 0.307, SLG: 0.356	3-2 SH1-3 1B		2-3 K		0-0 CS 1B		4-2 1B BB		3-2 1-H 1B	3	0	2	0	0	1	1											
Damion Easley, R OBP: 0.270, SLG: 0.350	1-1 SH1-3 1-2		2-1 P3		2-2 F9 1-2		2-2 G4-6-3 1-3 2-H 1B			3	0	1	1	0	0	2											
Dmitri Young, S OBP: 0.330, SLG: 0.467	2-1 F7		0-1 FC6-4 1B		1-1 HBP		0-1 G4-6-3 1-2			3	0	1	0	0	0	3											
Randall Simon, L OBP: 0.292, SLG: 0.428	1-0 F7		2-1 FC6-4 1-2		2-0 G1-3			2-1 F8		4	0	0	0	0	0	4											
Robert Flick, L OBP: 0.357, SLG: 0.495		2-1 F9		2-1 SH1-3 1B		2-0 F9		1-1 F7		4	1	1	0	0	0	0											
15 Brandon Inge, R OBP: 0.329, SLG: 0.478		2-3 K		4-1 SH1-3 1B		2-3 K		3-1 F9		3	1	0	0	1	2	0											
Wendell Magee, R OBP: 0.294, SLG: 0.411		2-2 L9		0-0 SH1-3 1-2 2-3		1-1 P4			3-2 F8	3	0	0	0	0	0	0											
Chris Truby, R OBP: 0.264, SLG: 0.366			0-0 HR		0-0 2-H 3-H 1B		1-3 K		1-2 G6-3	4	1	2	3	0	1	0											
George Lombard, L OBP: 0.333, SLG: 0.594			3-2 1B		1-0 P3 1B		2-0 S 1B		0-1 S 1B	4	2	3	0	0	0	0											
Inning Stats	R: 0 E: 0 K: 0 S: 8	H: 1 LOB: 1 BB: 0 P: 15	R: 0 E: 0 K: 1 S: 8	H: 0 LOB: 0 BB: 0 P: 14	R: 1 E: 0 K: 1 S: 14	H: 3 LOB: 2 BB: 0 P: 23	R: 2 E: 0 K: 0 S: 6	H: 2 LOB: 0 BB: 1 P: 13	R: 0 E: 0 K: 1 S: 7	H: 0 LOB: 1 BB: 0 P: 12	R: 1 E: 0 K: 1 S: 14	H: 2 LOB: 1 BB: 1 P: 23	R: 0 E: 0 K: 0 S: 6	H: 0 LOB: 0 BB: 0 P: 12	R: 1 E: 0 K: 0 S: 12	H: 2 LOB: 0 BB: 0 P: 19	1B: 9 2B: 1 3B: 0 HR: 1	SF: 0 SAC: 2 DP: 1 HBP: 1	WP: 0 PA: 37 PB: 0 SB: 2 CS: 1								
PITCHER	IP	WLS	BF	H	R	ER	SO	BB	IBB	HBP	BLK	WP	HR	S	P	ERA	WHIP										
Gary Glover, R ERA: 4.95	6.1	L	28	8	4	4	4	2	0	0	0	0	1	58	104	5.68	1.579										
Matt Ginter, R ERA: 2.31	0.2		2	1	0	0	0	0	0	0	0	0	0	6	8	0.00	1.500										
Kelly Wunsch, L ERA: 4.61	0.2		2	0	0	0	0	0	0	0	0	0	0	4	7	0.00	0.000										
Rocky Biddle, R ERA: 4.24	0.1		1	0	0	0	0	0	0	0	0	0	0	2	5	0.00	0.000										
Keith Foulke, R ERA: 4.39	1.0		4	2	1	1	0	0	0	0	0	0	0	12	19	9.00	2.000										

Detroit Tigers @ Chicago White Sox
Comiskey Park, Chicago, IL
Wed Jul 03 2002, 8:05 PM EDT
Att: 15,064 - Sunny - 90 F


AB 32
R 5
H 11
RBI 5
BB 2
SO 4
LOB 10



Batter	1	2	3	4	5	6	7	8	9	AB	R	H	RBI	BB	SO	LOB	BOTTOM										
Kenny Lofton, L OBP: 0.347, SLG: 0.390	1-3 K		2-1 P4			1-0 G4-3		1-1 L6-3	0-1 F8	5	0	0	0	0	1	4											
Ray Durham, S OBP: 0.383, SLG: 0.369	1-1 G3		2-0 F9 1-2			2-2 1B			1-0 G6-4-3 1B	4	1	2	0	0	0	1											
Frank Thomas, R OBP: 0.335, SLG: 0.446 Jeff Liefer, L OBP: 0.222, SLG: 0.246	2-2 F9			0-3 K		1-3 K			0-1 E3 1-3 G6-4-3	3	0	0	0	0	2	1											
Magglio Ordonez, R OBP: 0.375, SLG: 0.557		1-1 G5-3		1-0 G6-3		2-2 G4-3			0-1 G6-4-3	4	0	0	0	0	0	1											
14 Paul Konerko, R OBP: 0.379, SLG: 0.580		2-1 G4-3		3-1 G5-3		3-2 G4-3 2B			2-0 HR 1B	4	1	2	0	0	0	0											
Jose Valentin, S OBP: 0.309, SLG: 0.465		0-1 1B			1-2 P6		0-1 G4-3		0-0 HR	4	1	2	2	0	0	1											
Carlos Lee, R OBP: 0.325, SLG: 0.475		0-2 F3			0-1 F8		1-2 F8		3-1 HR	4	1	1	1	0	0	2											
Mark Johnson, L OBP: 0.285, SLG: 0.277 Sandy Alomar Jr., R OBP: 0.323, SLG: 0.533			0-0 FC6-4 1B		1-2 G3			2-2 F8	2-0 1B 2B	3	0	1	0	0	0	0											
Royce Clayton, R OBP: 0.276, SLG: 0.361			0-1 FC6-4 1-2			0-0 G4-3		3-2 L6-3 1B	1-1 2-3 1B	4	0	2	0	0	0	1											
Inning Stats	R: 0 E: 0 K: 1 S: 8	H: 0 LOB: 0 BB: 0 P: 12	R: 0 E: 0 K: 0 S: 10	H: 1 LOB: 1 BB: 0 P: 13	R: 0 E: 0 K: 1 S: 6	H: 1 LOB: 1 BB: 0 P: 10	R: 0 E: 0 K: 1 S: 6	H: 0 LOB: 0 BB: 0 P: 10	R: 0 E: 0 K: 1 S: 8	H: 1 LOB: 1 BB: 0 P: 12	R: 0 E: 0 K: 0 S: 13	H: 1 LOB: 1 BB: 0 P: 19	R: 0 E: 0 K: 0 S: 9	H: 1 LOB: 0 BB: 0 P: 15	R: 4 E: 1 K: 0 S: 14	H: 6 LOB: 2 BB: 0 P: 23	1B: 7 2B: 3 3B: 0 HR: 2	SF: 0 SAC: 0 DP: 2 HBP: 0	WP: 0 PA: 37 PB: 0 SB: 1 CS: 0								
PITCHER	IP	WLS	BF	H	R	ER	SO	BB	IBB	HBP	BLK	WP	HR	S	P	ERA	WHIP										
Brian Moehler, R ERA: 3.19	7.0	W	25	4	0	0	3	4	0	0	0	0	0	9	15	0.00	1.000										
Julio Santana, R ERA: 3.19	1.0		3	1	0	0	0	0	0	0	0	0	0	9	15	0.00	1.000										
Juan Acevedo, R ERA: 3.16	0.2		7	5	4	0	0	0	0	0	0	0	2	10	18	0.00	7.500										
Jose Paniagua, R ERA: 5.79	0.1	S	2	1	0	0	0	0	0	0	0	0	0	4	5	0.00	3.000										

Detroit Tigers @ Chicago White Sox
Comiskey Park, Chicago, IL
Wed Jul 03 2002, 8:05 PM EDT
Att: 15,064 - Sunny - 90 F

AB 37
R 4
H 11
RBI 3
BB 0
SO 3
LOB 12



Batter	1	2	3	4	5	6	7	8	9	AB	R	H	RBI	BB	SO	LOB	TOP										
George Lombard, L (1, 7) OBP: 0.342, SLG: 0.583	2-1 F7	1-2 2B		0-3 K			1-0 HBP	0-2 FC6-4 BB 1B		4	1	1	2	0	1	2	Detroit Tigers @ Chicago White Sox Comiskey Park, Chicago, IL Thu Jul 04 2002, 7:05 PM EDT Att: 22,916 - Cloudy - 86 F										
Damion Easley, R (1, 4) OBP: 0.284, SLG: 0.343	4-1 HBP SF7 BB	4-1 BB		2-3 K			1-3 HBP	4-1 1B BB		2	1	0	0	3	2	1											
Dmitri Young, S (1, 10) OBP: 0.327, SLG: 0.457	2-1 E5 HBP	0-3 K			2-2 G4-3		3-3 K	4-2 1B BB		4	0	0	1	1	2	4											
Randall Simon, L (1, 3) OBP: 0.294, SLG: 0.425	1-0 HBP			0-0 P4		0-0 G1-3		1-0 G4-3		4	0	1	1	0	0	1											
Craig Paquette, R (8, 3) OBP: 0.246, SLG: 0.347	1-2 2-3 HBP							1-2 2-3 3-H 1B		0	0	0	0	0	0	0											
Robert Fick, L (1, 9) OBP: 0.355, SLG: 0.490	1-2 SF7			4-2 FC4-6 BB		0-1 F9		L5		3	0	0	1	1	0	3											
Wendell Magee, R (1, 8) OBP: 0.296, SLG: 0.411	1-2 G1-3			0-2 FC4-6 2B			0-1 FC5-4 15 1B	0-1 1B 15 1B	1-3 K	5	1	2	0	0	1	3											
Shane Halter, R (1, 5) OBP: 0.323, SLG: 0.368		4-2 15 CS BB		0-0 2B		4-1 15 CS BB	1-2 15 CS FC6-4 1B	4-2 15 CS BB		2	1	2	0	3	0	0											
15 Brandon Inge, R (1, 2) OBP: 0.325, SLG: 0.468		2-3 K	3-1 F8			0-0 FC5-4	1-2 FC6-4 BB 1B	3-3 FC6-4 HBP BB 1B	3-3 K	5	1	1	1	0	2	6											
Ramon Santiago, S (1, 6) OBP: 0.310, SLG: 0.406	1-0 2B 1B			1-3 K		1-0 F7		1-2 FC6-4 HBP		3	1	1	0	0	1	1											
Inning Stats	R: 1 E: 1 K: 0 S: 13	H: 0 LOB: 2 BB: 1 P: 24	R: 1 E: 0 K: 2 S: 15	H: 2 LOB: 2 BB: 2 P: 27	R: 0 E: 0 K: 0 S: 11	H: 1 LOB: 2 BB: 1 P: 18	R: 0 E: 0 K: 3 S: 10	H: 0 LOB: 0 BB: 0 P: 13	R: 0 E: 0 K: 0 S: 6	H: 1 LOB: 1 BB: 1 P: 10	R: 0 E: 0 K: 2 S: 7	H: 0 LOB: 3 BB: 2 P: 13	R: 4 E: 0 K: 0 S: 26	H: 4 LOB: 3 BB: 2 P: 40	R: 0 E: 0 K: 2 S: 11	H: 0 LOB: 1 BB: 1 P: 19	1B: 6 2B: 4 3B: 0 HR: 0	SF: 1 SAC: 0 DP: 3 HBP: 3	WP: 0 PB: 0 SB: 0 CS: 2	PA: 44							
PITCHER	IP	WLS	BF	H	R	ER	SO	BB	IBB	HBP	BLK	WP	HR	S	P	ERA	WHIP										
Dan Wright, R (1, 1) ERA: 5.72	6.0		27	4	2	1	5	5	0	1	0	0	0	60	100	1.50	1.500										
Damaso Marte, L (7, 1) ERA: 3.24	1.1	H	5	0	0	0	2	0	0	1	0	0	0	9	15	0.00	0.000										
Keith Foulke, R (8, 1) ERA: 5.08	0.0		3	3	1	1	0	0	0	0	0	0	0	11	15	∞	∞										
Kelly Wunsch, L (8, 1) ERA: 5.14	0.1	L	2	0	1	1	0	0	0	1	0	0	0	3	5	27.00	0.000										
Antonio Osuna, R (8, 1) ERA: 4.12	1.1	B	7	1	2	2	2	3	0	0	0	0	0	21	37	13.50	3.000										

Batter	1	2	3	4	5	6	7	8	9	AB	R	H	RBI	BB	SO	LOB	BOTTOM										
Kenny Lofton, L (1, 8) OBP: 0.347, SLG: 0.392	0-1 G6-3		2-2 G6-3		0-0 G4-3 2B		3-2 F9		4-1 BB	4	0	1	0	1	0	1	Detroit Tigers @ Chicago White Sox Comiskey Park, Chicago, IL Thu Jul 04 2002, 7:05 PM EDT Att: 22,916 - Cloudy - 86 F										
Ray Durham, S (1, 4) OBP: 0.384, SLG: 0.380	1-2 HR		1-2 G1-3		0-0 G4-3		1-0 BB	1-2 F9		2	1	1	1	0	0	0											
Tony Graffanino, R (5, 4) OBP: 0.351, SLG: 0.464					2-3		1-2 1B			3	0	1	0	0	0	2											
Frank Thomas, R (1, 10) OBP: 0.333, SLG: 0.440	0-0 F9			4-0 BB 14 BB FC6	1-3 K		0-0 P5		1-2 P6	4	1	0	0	1	1	4											
Magglio Ordonez, R (1, 9) OBP: 0.376, SLG: 0.554	4-1 FC6-4 BB			1-3 K	0-0 F9		4-1 BB	1-2 2-3 BB		2	0	0	0	2	1	2											
14 Paul Konerko, R (1, 3) OBP: 0.380, SLG: 0.576	1-2 FC6-4			4-1 FC6 BB HR BB		4-0 PB BB	2-1 P5			2	1	0	0	2	0	4											
Jose Valentin, S (1, 5) OBP: 0.308, SLG: 0.460			1-3 K	4-2 FC6 BB	1-2 2-3 BB	3-1 F9		0-0 F7		3	0	0	0	1	1	1											
Carlos Lee, R (1, 7) OBP: 0.321, SLG: 0.468		0-1 G1-3		2-2 FC6 HR	1-2 2-3 3-H 0-0	3-3 K		2-0 L7		4	1	0	1	0	1	3											
Sandy Alomar Jr., R (1, 2) OBP: 0.321, SLG: 0.548		0-0 G6-3		1-H 3-H HR		2-0 F8		2-0 G6-3		4	1	1	3	0	0	1											
Royce Clayton, R (1, 6) OBP: 0.276, SLG: 0.357			0-0 F8		0-3 K		4-1 BB 1B BB		0-1 L3	3	0	0	0	1	1	0											
Inning Stats	R: 1 E: 0 K: 0 S: 11	H: 1 LOB: 1 BB: 1 P: 17	R: 0 E: 0 K: 1 S: 6	H: 0 LOB: 0 BB: 0 P: 7	R: 0 E: 0 K: 0 S: 7	H: 0 LOB: 0 BB: 3 P: 10	R: 4 E: 0 K: 2 S: 15	H: 1 LOB: 0 BB: 3 P: 30	R: 0 E: 0 K: 1 S: 6	H: 1 LOB: 1 BB: 1 P: 7	R: 0 E: 0 K: 1 S: 8	H: 0 LOB: 3 BB: 2 P: 20	R: 0 E: 0 K: 0 S: 9	H: 1 LOB: 3 BB: 2 P: 23	R: 0 E: 0 K: 0 S: 3	H: 0 LOB: 0 BB: 0 P: 7	R: 0 E: 0 K: 0 S: 9	H: 0 LOB: 1 BB: 1 P: 15	1B: 1 2B: 1 3B: 0 HR: 2	SF: 0 SAC: 0 DP: 0 HBP: 0	WP: 0 PB: 1 SB: 0 CS: 0	PA: 39					
PITCHER	IP	WLS	BF	H	R	ER	SO	BB	IBB	HBP	BLK	WP	HR	S	P	ERA	WHIP										
Steve Sparks, R (1, 1) ERA: 6.05	7.0		32	4	5	5	5	7	0	0	0	0	0	62	114	6.43	1.571										
Jeff Farnsworth, R (8, 1) ERA: 5.01	1.0	H	3	0	0	0	0	0	0	0	0	0	0	3	7	0.00	0.000										
Juan Acevedo, R (9, 1) ERA: 3.09	1.0	S	4	0	0	0	0	1	0	0	0	0	0	9	15	0.00	1.000										

AB	32
R	6
H	8
RBI	6
BB	8
SO	9
LOB	21



AB	31
R	5
H	4
RBI	5
BB	8
SO	5
LOB	18



Batter	1	2	3	4	5	6	7	8	9	AB	R	H	RBI	BB	SO	LOB	TOP								
George Lombard, L (1, 7) OBP: 0.349, SLG: 0.561	G3-1		1B			K		K		5	1	2	1	0	2	0									
Damion Easley, R (1, 4) OBP: 0.288, SLG: 0.340	P6		G6-3			F9			1B	4	1	1	0	0	0	3									
Dmitri Young, S (1, 10) OBP: 0.329, SLG: 0.458 Craig Paquette, R (5, FH) OBP: 0.242, SLG: 0.341	G3-1		1B			FC6-4			HBP	2	0	1	0	0	0	0									
			1B			F8			K	3	0	0	0	0	1	4									
Randall Simon, L (1, 3) OBP: 0.299, SLG: 0.432		P4	1B			1B			F8	5	2	3	1	0	0	0									
Robert Fick, L (1, 9) OBP: 0.355, SLG: 0.488		F2	1B			1B			E5	5	1	2	1	0	0	1									
Wendell Magee, R (1, 8) OBP: 0.298, SLG: 0.412		1B				1B			SF8	4	1	2	1	0	1	0									
Shane Halter, R (1, 5) OBP: 0.324, SLG: 0.374		K				G5-3			K	5	2	2	0	0	2	2									
15 Brandon Inge, R (1, 2) OBP: 0.316, SLG: 0.455			G6-3			G5-3			F9	4	0	0	0	0	1	4									
Ramon Santiago, S (1, 6) OBP: 0.309, SLG: 0.405			E4			F8			SF7	3	1	1	3	0	0	0									
			1B			WP																			
Inning Stats	R: 0 E: 0 K: 0 S: 8	H: 0 LOB: 0 BB: 0 P: 12	R: 0 E: 0 K: 1 S: 10	H: 1 LOB: 1 BB: 0 P: 15	R: 2 E: 1 K: 0 S: 16	H: 4 LOB: 2 BB: 0 P: 25	R: 0 E: 0 K: 0 S: 6	H: 0 LOB: 0 BB: 0 P: 9	R: 0 E: 0 K: 1 S: 7	H: 1 LOB: 1 BB: 0 P: 8	R: 4 E: 0 K: 1 S: 21	H: 6 LOB: 2 BB: 0 P: 28	R: 0 E: 0 K: 1 S: 7	H: 0 LOB: 0 BB: 0 P: 7	R: 1 E: 0 K: 1 S: 9	H: 1 LOB: 0 BB: 0 P: 10	R: 2 E: 1 K: 2 S: 10	H: 1 LOB: 1 BB: 0 P: 15	1B: 12 2B: 2 3B: 0 HR: 0	SF: 2 SAC: 0 DP: 0 HBP: 1	WP: 1 PB: 0 SB: 1 CS: 0	PA: 43			
PITCHER	IP	WLS	BF	H	R	ER	SO	BB	IBB	HBP	BLK	WP	HR	S	P	ERA	WHIP								
Frank Castillo, R (1, 1) ERA: 4.8	5.0	L	25	10	6	4	2	0	0	0	0	0	0	56	83	7.20	2.000								
49 Tim Wakefield, R (6, 1) ERA: 2.45	3.0		12	3	1	1	3	0	0	0	0	1	0	28	31	3.00	1.000								
Rich Garcés, R (9, 1) ERA: 9.37	0.1		3	1	2	0	1	0	0	1	0	0	0	4	5	0.00	3.000								
Chris Haney, L (9, 1) ERA: 1.64	0.2		3	0	0	0	1	0	0	0	0	0	0	6	10	0.00	0.000								

Detroit Tigers @ Boston Red Sox
Fenway Park, Boston, MA
Fri Jul 05 2002, 7:05 PM EDT
Att: 33,571 - Sunny - 74 F

AB	40
R	9
H	14
RBI	7
BB	0
SO	7
LOB	14



Batter	1	2	3	4	5	6	7	8	9	AB	R	H	RBI	BB	SO	LOB	BOTTOM								
Rickey Henderson, R (1, 7) OBP: 0.361, SLG: 0.389	K			FC8-2		K		P4		4	0	1	0	0	2	1									
18 Johnny Damon, L (1, 8) OBP: 0.377, SLG: 0.461	B1-3			WP		G6-3		HR		4	2	3	1	0	0	0									
Nomar Garciaparra, R (1, 6) OBP: 0.397, SLG: 0.531	F8			FC8-2		G6-3		F9		4	0	0	1	0	0	2									
Manny Ramirez, R (1, 10) OBP: 0.460, SLG: 0.559		G5-3		G6-3		F3		F8	1B	4	1	1	0	0	0	1									
Doug Mirabeli, R (1, 2) OBP: 0.280, SLG: 0.429		F9				F8		1B		4	1	2	1	0	0	0									
Tony Clark, S (1, 3) OBP: 0.270, SLG: 0.310		G4-3				K		F8		4	0	0	0	0	1	2									
Trot Nixon, L (1, 9) OBP: 0.340, SLG: 0.431			K			58		SF8		3	0	2	1	0	1	0									
58 Bryant Nelson, S (1, 4) OBP: 0.324, SLG: 0.323			G6-3			FC9-5		P4		4	1	1	0	0	0	2									
Lou Merloni, R (1, 5) OBP: 0.347, SLG: 0.361			F3			1B		P5		3	0	1	1	0	0	0									
Inning Stats	R: 0 E: 0 K: 1 S: 6	H: 0 LOB: 0 BB: 0 P: 9	R: 0 E: 0 K: 0 S: 8	H: 0 LOB: 0 BB: 0 P: 12	R: 0 E: 0 K: 1 S: 7	H: 0 LOB: 0 BB: 0 P: 9	R: 0 E: 0 K: 0 S: 9	H: 2 LOB: 1 BB: 0 P: 16	R: 2 E: 0 K: 2 S: 14	H: 4 LOB: 1 BB: 0 P: 21	R: 1 E: 0 K: 0 S: 11	H: 1 LOB: 0 BB: 0 P: 21	R: 0 E: 0 K: 0 S: 4	H: 1 LOB: 0 BB: 0 P: 6	R: 1 E: 0 K: 0 S: 7	H: 1 LOB: 0 BB: 0 P: 14	R: 1 E: 0 K: 0 S: 10	H: 2 LOB: 1 BB: 0 P: 16	1B: 5 2B: 5 3B: 1 HR: 2	SF: 1 SAC: 0 DP: 2 HBP: 0	WP: 1 PB: 0 SB: 0 CS: 0	PA: 35			
PITCHER	IP	WLS	BF	H	R	ER	SO	BB	IBB	HBP	BLK	WP	HR	S	P	ERA	WHIP								
Mark Redman, L (1, 1) ERA: 3.65	8.0	W	30	9	4	4	4	0	0	0	0	0	0	66	108	4.50	1.125								
Jose Paniagua, R (9, 1) ERA: 5.99	1.0		5	2	1	1	0	0	0	0	0	0	0	10	16	9.00	2.000								

Detroit Tigers @ Boston Red Sox
Fenway Park, Boston, MA
Fri Jul 05 2002, 7:05 PM EDT
Att: 33,571 - Sunny - 74 F

AB	34
R	5
H	11
RBI	5
BB	0
SO	4
LOB	8




Batter	1	2	3	4	5	6	7	8	9	AB	R	H	RBI	BB	SO	LOB	TOP				
George Lombard, L OBP: 0.319, SLG: 0.511 (1, 7)	F9		K		K			G3		4	0	0	0	0	2	4	Detroit Tigers @ Boston Red Sox Fenway Park, Boston, MA Sat Jul 06 2002, 1:15 PM EDT Att: 32,458 - Cloudy - 81 F				
Damion Easley, R OBP: 0.296, SLG: 0.333 (1, 4)	HBP		F8			G5-3		HBP		2	0	0	0	0	2						
Robert Fick, L OBP: 0.351, SLG: 0.482 (1, 9)	K			G4-3		F7		F7		4	0	0	0	0	1	2					
Shane Halter, R OBP: 0.323, SLG: 0.371 (1, 5)		K		K		FC6-4 1B		FC4-6		4	0	1	0	0	2	1					
Wendell Magee, R OBP: 0.294, SLG: 0.406 (1, 8)		K		G6-3		FC6-4		F8		4	0	0	0	0	1	1					
Craig Paquette, R OBP: 0.237, SLG: 0.333 (1, 3)		K			F9		G5-3	G4-3		4	0	0	0	0	1	0					
15 Brandon Inge, R OBP: 0.321, SLG: 0.449 (1, 2)			1B BB		E BB		K	K		2	0	0	0	2	2	0					
Damian Jackson, R OBP: 0.329, SLG: 0.379 (1, 10)			K		E6					2	0	0	0	1	1	2					
Ramon Santiago, S OBP: 0.309, SLG: 0.404 (1, 6)				F7			G4-3			3	0	1	0	0	0	3					
Inning Stats	R: 0 E: 0 K: 1 S: 12	H: 0 LOB: 0 BB: 0 P: 19	R: 0 E: 0 K: 3 S: 9	H: 0 LOB: 0 BB: 0 P: 14	R: 0 E: 0 K: 2 S: 13	H: 1 LOB: 2 BB: 1 P: 20	R: 0 E: 0 K: 1 S: 8	H: 0 LOB: 0 BB: 0 P: 11	R: 0 E: 1 K: 1 S: 16	H: 0 LOB: 2 BB: 1 P: 24	R: 0 E: 0 K: 1 S: 9	H: 0 LOB: 1 BB: 1 P: 15	R: 0 E: 0 K: 1 S: 8	H: 0 LOB: 1 BB: 0 P: 13	R: 0 E: 0 K: 1 S: 12	H: 0 LOB: 0 BB: 0 P: 16	1B: 2 2B: 0 3B: 0 HR: 0	SF: 0 SAC: 0 DP: 0 HBP: 2	WP: 0 PB: 0 SB: 0 CS: 0	PA: 34	
PITCHER	IP	WLS	BF	H	R	ER	SO	BB	IBB	HBP	BLK	WP	HR	S	P	ERA	WHIP				
Pedro Martinez, R ERA: 2.72 (1, 1)	5.0	W	19	1	0	0	8	2	0	1	0	0	0	58	88	0.00	0.600				
Wayne Gomes, R ERA: (6, 1)	2.0		8	1	0	0	1	1	0	0	0	0	0	18	29	0.00	1.000				
Chris Haney, L ERA: 1.5 (8, 1)	1.0		4	0	0	0	0	0	0	1	0	0	0	8	13	0.00	0.000				
Willie Banks, R ERA: 4.38 (9, 1)	1.0		3	0	0	0	1	0	0	0	0	0	0	12	16	0.00	0.000				

Batter	1	2	3	4	5	6	7	8	9	AB	R	H	RBI	BB	SO	LOB	BOTTOM				
18 Johnny Damon, L OBP: 0.373, SLG: 0.456 (1, 8)	F9	F2		F9		FC6-4				4	0	0	1	0	0	2	Detroit Tigers @ Boston Red Sox Fenway Park, Boston, MA Sat Jul 06 2002, 1:15 PM EDT Att: 32,458 - Cloudy - 81 F				
Jose Offerman, S OBP: 0.317, SLG: 0.327 (1, 3)	2B BB	1B		FC4-6 2B E		K				3	2	1	0	1	1	2					
Nomar Garciaparra, R OBP: 0.399, SLG: 0.537 58 Bryant Nelson, S OBP: 0.324, SLG: 0.323 (8, 4)	1B 2B	P3		BB 2B		FC6-4				4	1	2	1	0	0	2					
Manny Ramirez, R OBP: 0.466, SLG: 0.568 (1, 7)	FC3-6 1B		G6-3	E1			L4-6 2B			3	0	2	1	1	0	0					
Shea Hillenbrand, R OBP: 0.331, SLG: 0.491 (1, 5)	FC3-6 1B HR		1B	1B	G5-3		G6-3			4	1	1	0	0	0	2					
Jason Varitek, S OBP: 0.331, SLG: 0.393 (1, 2)	HR	1B		F8	P4		L4-6			4	1	1	0	0	0	2					
Doug Mirabeli, R OBP: 0.279, SLG: 0.457 (1, 10)	HR		G5-3		K			K		4	1	1	3	0	2	1					
Trot Nixon, L OBP: 0.342, SLG: 0.441 (1, 9)	L4			HR		1B 18 FC6-4 BB		F7		3	2	1	1	1	0	0					
Lou Merloni, R OBP: 0.352, SLG: 0.360 (8, 6)		G4-3		FC4-6 BB		1B 18 FC6-4		K		3	0	1	0	1	1	0					
Inning Stats	R: 5 E: 0 K: 0 S: 16	H: 4 LOB: 0 BB: 1 P: 31	R: 0 E: 0 K: 0 S: 8	H: 1 LOB: 1 BB: 0 P: 12	R: 0 E: 0 K: 0 S: 7	H: 1 LOB: 1 BB: 0 P: 12	R: 2 E: 1 K: 0 S: 14	H: 2 LOB: 1 BB: 2 P: 23	R: 0 E: 0 K: 1 S: 9	H: 0 LOB: 0 BB: 0 P: 9	R: 1 E: 0 K: 1 S: 7	H: 1 LOB: 1 BB: 1 P: 14	R: 0 E: 0 K: 0 S: 5	H: 1 LOB: 0 BB: 0 P: 8	R: 0 E: 0 K: 2 S: 9	H: 0 LOB: 0 BB: 0 P: 14	1B: 5 2B: 4 3B: 0 HR: 2	SF: 0 SAC: 0 DP: 1 HBP: 0	WP: 0 PB: 0 SB: 0 CS: 0	PA: 36	
PITCHER	IP	WLS	BF	H	R	ER	SO	BB	IBB	HBP	BLK	WP	HR	S	P	ERA	WHIP				
Mike Maroth, L ERA: 4.86 (1, 1)	3.2	L	21	8	7	6	0	2	0	0	0	0	0	43	72	14.73	2.727				
Julio Santana, R ERA: 3.24 (4, 1)	2.1		9	1	1	1	2	2	0	0	0	0	0	18	29	3.86	1.286				
Jose Lima, R ERA: 9.79 (7, 1)	2.0		6	1	0	0	2	0	0	0	0	0	0	14	22	0.00	0.500				

AB	29
R	0
H	2
RBI	0
BB	3
SO	10
LOB	15



AB	32
R	8
H	10
RBI	7
BB	4
SO	4
LOB	11



Batter	1	2	3	4	5	6	7	8	9	AB	R	H	RBI	BB	SO	LOB	TOP					
George Lombard, L OBP: 0.327, SLG: 0.580										5	2	2	1	0	1	3						
Damian Jackson, R OBP: 0.337, SLG: 0.393										5	2	3	0	0	1	2						
Robert Fick, L OBP: 0.352, SLG: 0.479										4	0	1	2	1	1	2						
Shane Halter, R OBP: 0.325, SLG: 0.383										4	1	1	2	1	2	3						
Carlos Pena, L OBP: 0.322, SLG: 0.445										4	0	3	2	1	1	2						
Wendell Magee, R OBP: 0.292, SLG: 0.401										4	0	0	0	1	1	5						
Craig Paquette, R OBP: 0.241, SLG: 0.335										5	1	2	0	0	0	2						
15 Brandon Inge, R OBP: 0.323, SLG: 0.450										4	1	1	0	0	2	2						
Ramon Santiago, S OBP: 0.311, SLG: 0.400										4	2	1	2	1	1	2						
Inning Stats	R: 1 E: 0 K: 0 S: 11	H: 1 LOB: 0 BB: 0 P: 17	R: 0 E: 0 K: 1 S: 10	H: 1 LOB: 1 BB: 1 P: 16	R: 3 E: 0 K: 1 S: 13	H: 3 LOB: 1 BB: 1 P: 22	R: 0 E: 0 K: 0 S: 11	H: 0 LOB: 1 BB: 0 P: 15	R: 1 E: 0 K: 3 S: 15	H: 2 LOB: 1 BB: 0 P: 18	R: 3 E: 0 K: 3 S: 25	H: 5 LOB: 2 BB: 0 P: 33	R: 0 E: 0 K: 1 S: 9	H: 0 LOB: 0 BB: 0 P: 16	R: 1 E: 0 K: 1 S: 15	H: 1 LOB: 3 BB: 3 P: 32	R: 0 E: 0 K: 0 S: 12	H: 1 LOB: 1 BB: 0 P: 16	1B: 7 2B: 6 3B: 0 HR: 2	SF: 0 SAC: 1 DP: 1 HBP: 1	WP: 0 PB: 1 SB: 2 CS: 0	PA: 46
PITCHER	IP WLS BF H R ER SO BB IBB HBP BLK WP HR S P ERA WHIP																					
Sun-Woo Kim, R ERA: 7.45	(1, 1) 2.2 13 5 4 4 2 1 0 0 0 0 2 32 49 13.50 2.250																					
49 Tim Wakefield, L ERA: 2.9	(3, 1) 2.1 14 5 4 4 3 1 0 1 0 0 0 32 43 15.43 2.571																					
Alan Embree, L ERA: 1.0	(6, 1) 1.0 5 2 0 0 3 0 0 0 0 0 0 21 29 0.00 2.000																					
Rich Garces, R ERA: 9.0	(7, 1) 1.2 L 8 0 1 1 2 2 1 0 0 0 0 19 41 5.40 1.200																					
Chris Haney, L ERA: 1.35	(8, 1) 1.1 6 2 0 0 0 0 0 0 0 0 0 17 23 0.00 1.500																					

Detroit Tigers @ Boston Red Sox
Fenway Park, Boston, MA
Sun Jul 07 2002, 1:05 PM EDT
Att: 33,297 - Cloudy - 75 F

AB 39
R 9
H 14
RBI 9
BB 5
SO 10
LOB 23

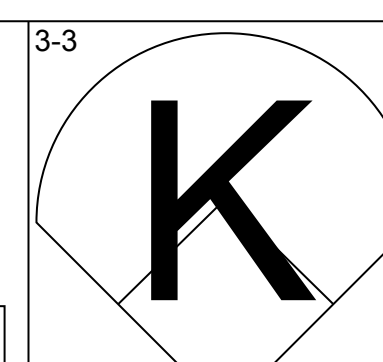
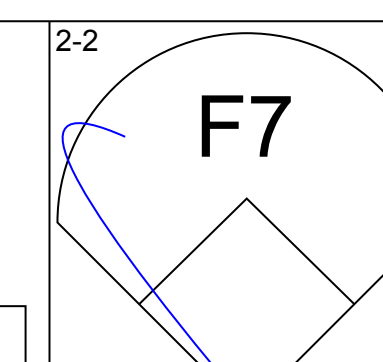
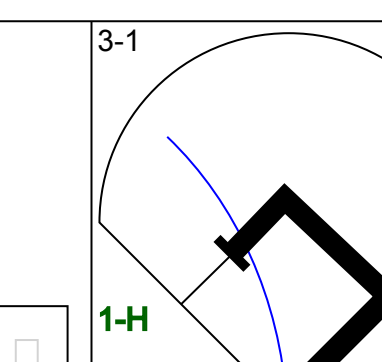
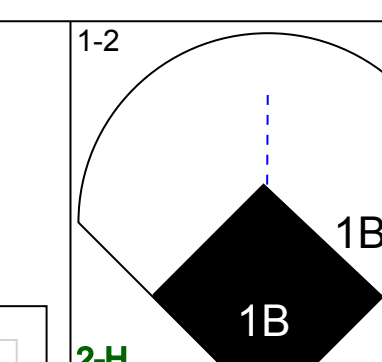
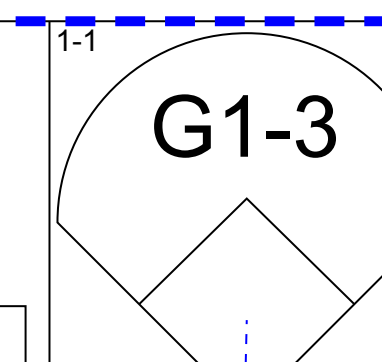
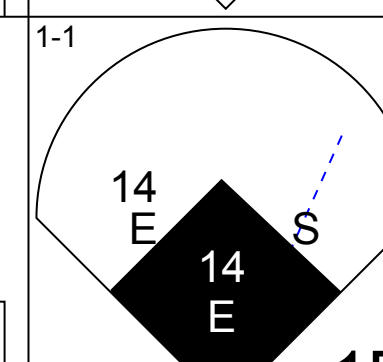
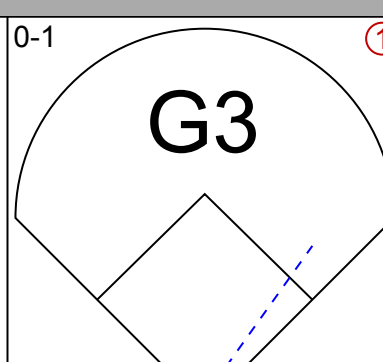
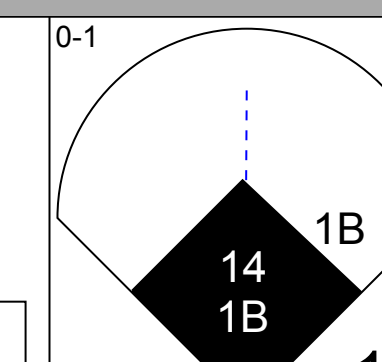
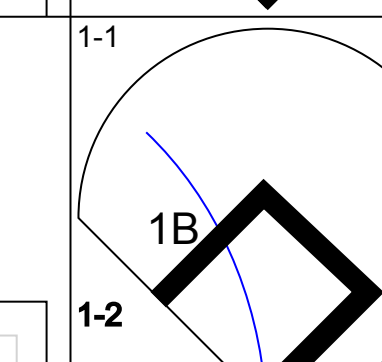
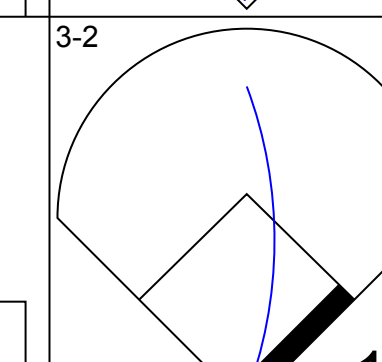

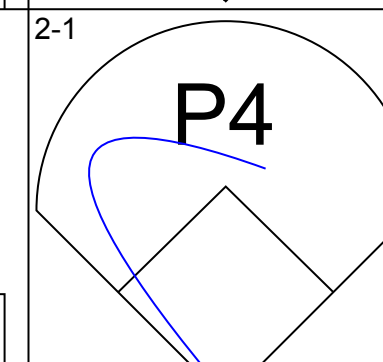
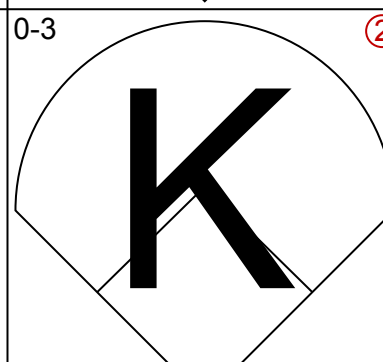
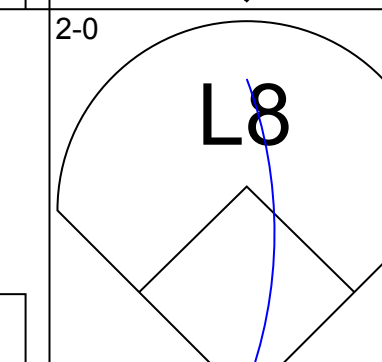
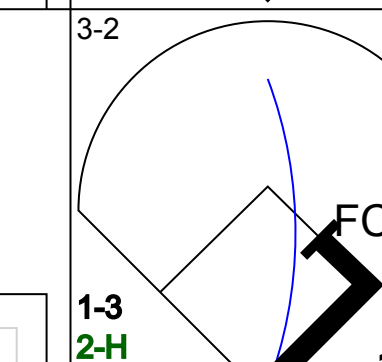
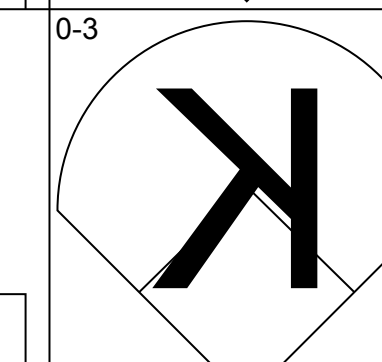

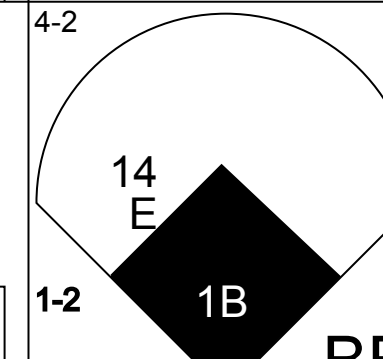
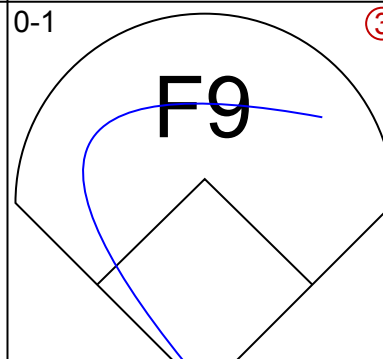
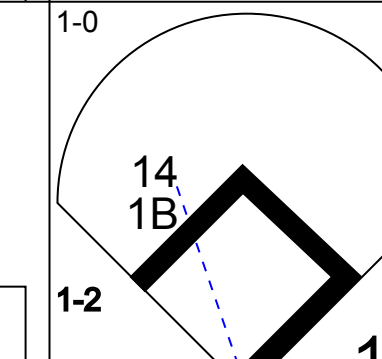
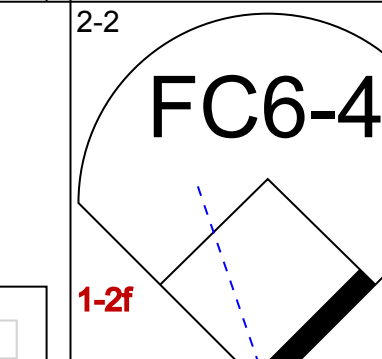
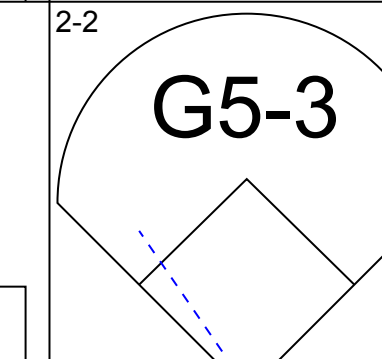
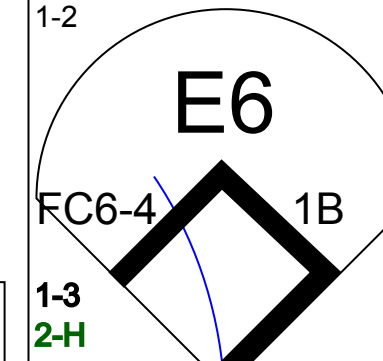
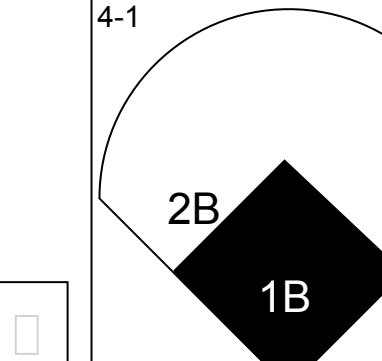
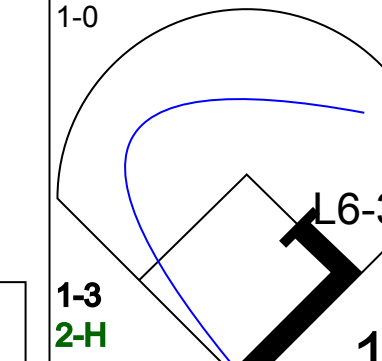


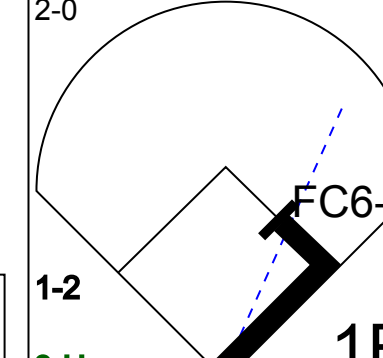
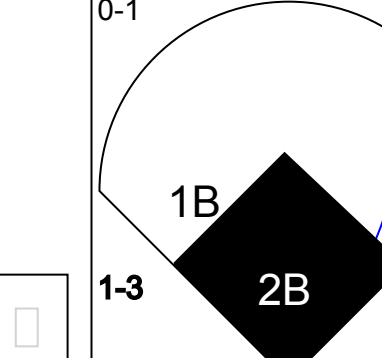
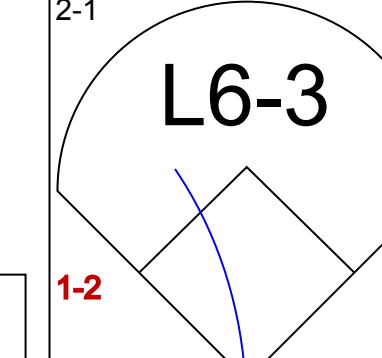


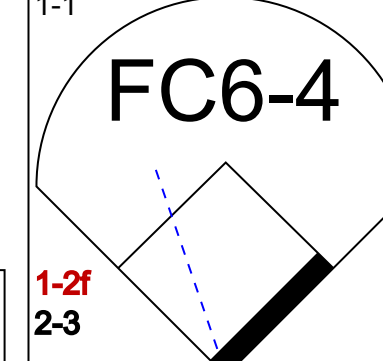
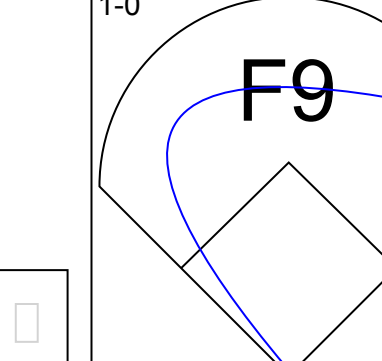




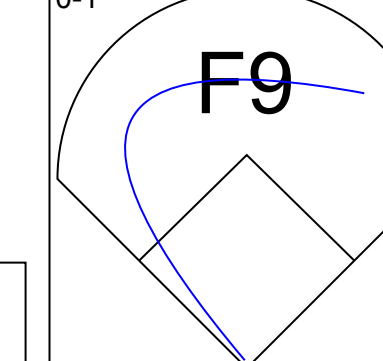
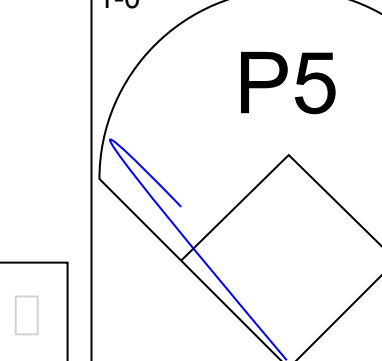
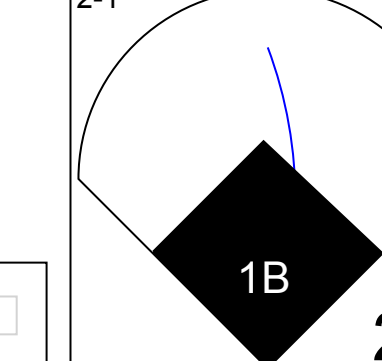

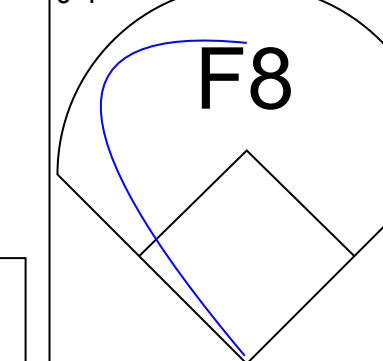
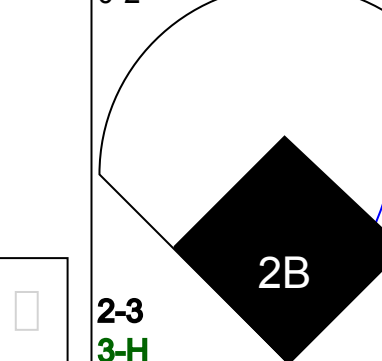




Batter	1	2	3	4	5	6	7	8	9	AB	R	H	RBI	BB	SO	LOB	BOTTOM					
18 Johnny Damon, L OBP: 0.374, SLG: 0.453										4	0	1	0	1	0	1						
Jose Offerman, S OBP: 0.328, SLG: 0.337										3	1	2	2	2	0	0						
Nomar Garciaparra, R OBP: 0.354, SLG: 0.529										5	0	0	0	0	1	6						
Brian Daubach, L OBP: 0.341, SLG: 0.489										5	2	2	3	0	3	3						
Shea Hillenbrand, R OBP: 0.331, SLG: 0.490										5	1	2	0	0	0	2						
Jason Varitek, S OBP: 0.338, SLG: 0.402										5	2	3	0	0	0	1						
Rickey Henderson, R OBP: 0.361, SLG: 0.369										0	0	0	0	0	0	0						
Tony Clark, S OBP: 0.268, SLG: 0.305										3	1	0	1	1	1	2						
Trot Nixon, L OBP: 0.346, SLG: 0.451										5	1	3	2	0	0	3						
Lou Merloni, R OBP: 0.341, SLG: 0.348										4	0	0	0	0	1	4						
Manny Ramirez, R OBP: 0.464, SLG: 0.564										1	0	0	0	0	0	1						
Inning Stats	R: 0 E: 0 K: 2 S: 13	H: 1 LOB: 2 BB: 1 P: 22	R: 2 E: 0 K: 2 S: 14	H: 3 LOB: 2 BB: 1 P: 23	R: 2 E: 1 K: 0 S: 13	H: 2 LOB: 1 BB: 0 P: 21	R: 0 E: 0 K: 1 S: 13	H: 0 LOB: 1 BB: 1 P: 21	R: 2 E: 0 K: 0 S: 11	H: 3 LOB: 1 BB: 0 P: 20	R: 2 E: 0 K: 0 S: 17	H: 3 LOB: 2 BB: 1 P: 26	R: 0 E: 0 K: 0 S: 6	H: 0 LOB: 0 BB: 0 P: 10	R: 0 E: 0 K: 1 S: 7	H: 0 LOB: 0 BB: 0 P: 11	R: 0 E: 0 K: 0 S: 8	H: 1 LOB: 1 BB: 0 P: 9	1B: 7 2B: 4 3B: 0 HR: 2	SF: 1 SAC: 0 DP: 0 HBP: 0	WP: 1 PB: 0 SB: 0 CS: 0	PA: 45
PITCHER	IP WLS BF H R ER SO BB IBB HBP BLK WP HR S P ERA WHIP																					
Adam Bernero, R ERA: 5.98	(1, 1) 4.1 W 26 9 6 5 5 3 0 0 0 0 1 1 27 44 6.75 1.500																					
Jeff Farnsworth, R ERA: 5.14	(5, 1) 2.2 H 3 0 0 0 1 0 0 0 0 0 0 7 11 0.00 0.000																					
Julio Santana, R ERA: 3.15	(8, 1) 1.0 S 4 1 0 0 0 0 0 0 0 0 0 0 8 9 0.00 1.000																					
Juan Acevedo, R ERA: 3.02	(9, 1) 1.0 S 4 1 0 0 0 0 0 0 0 0 0 0 8 9 0.00 1.000																					

Detroit Tigers @ Boston Red Sox
Fenway Park, Boston, MA
Sun Jul 07 2002, 1:05 PM EDT
Att: 33,297 - Cloudy - 75 F

AB 40
R 8
H 13
RBI 8
BB 4
SO 6
LOB 23



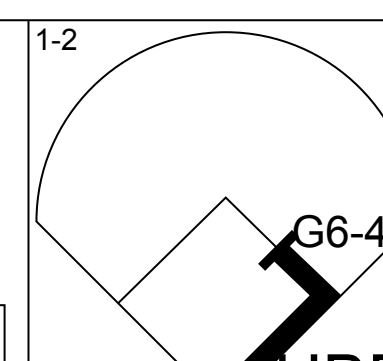
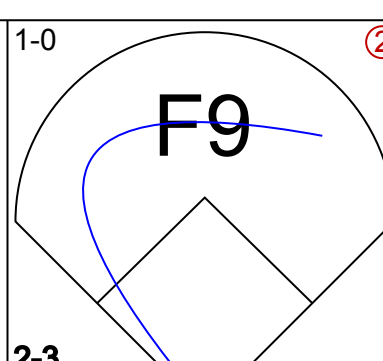
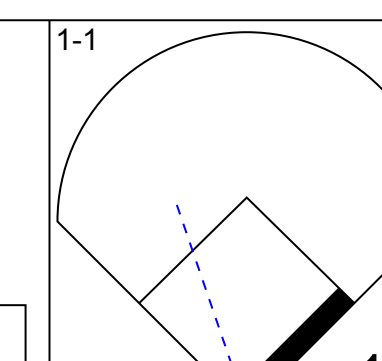
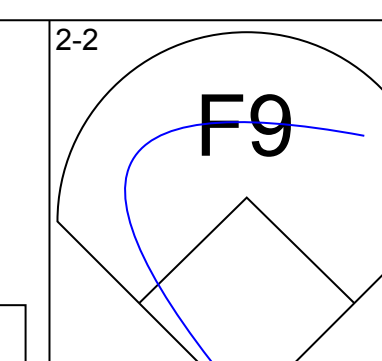
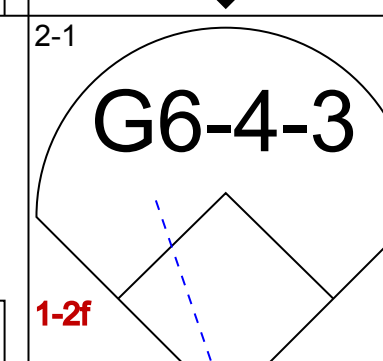
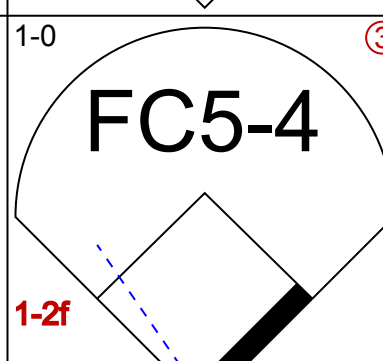
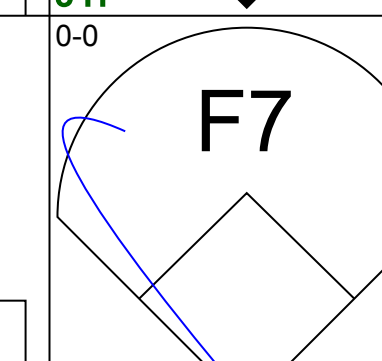
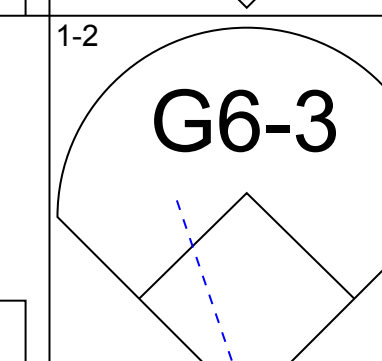
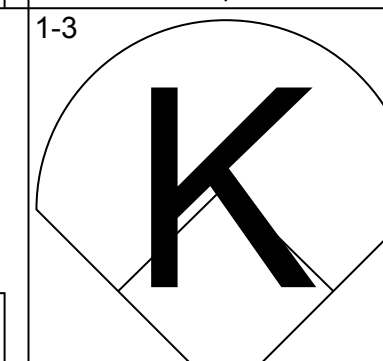
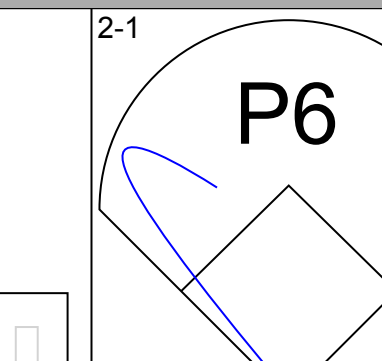
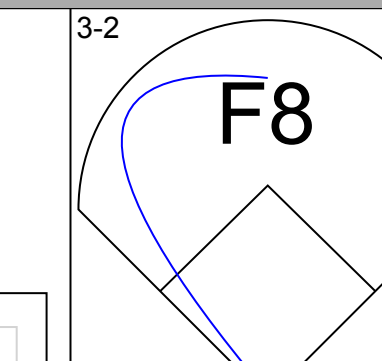
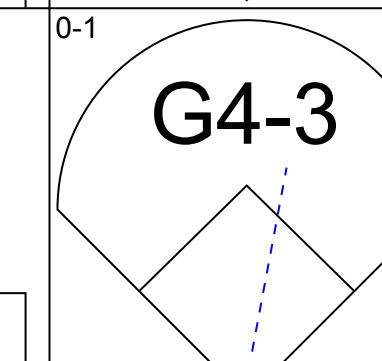
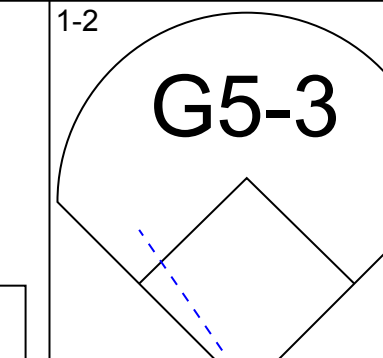
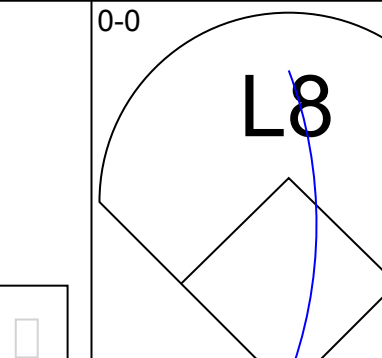
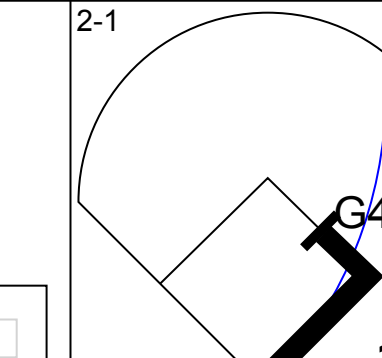

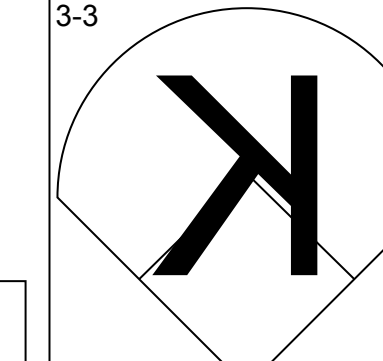
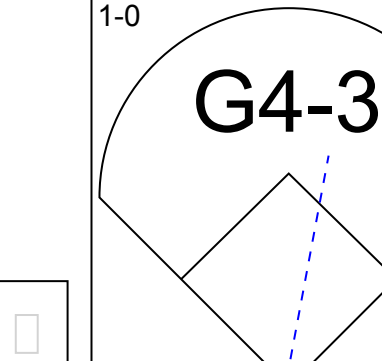
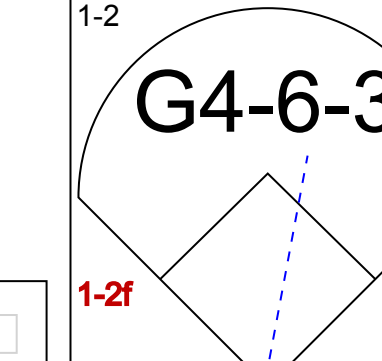

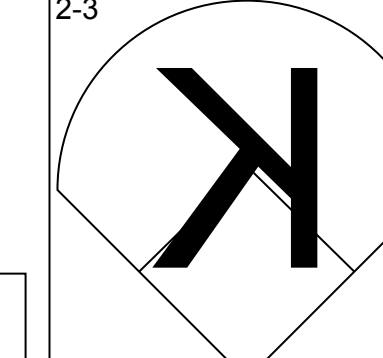
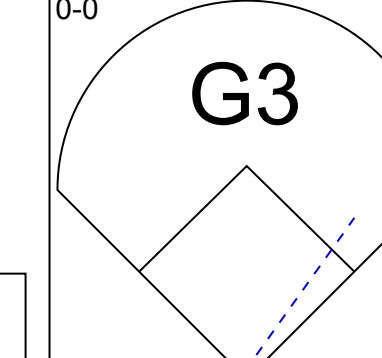


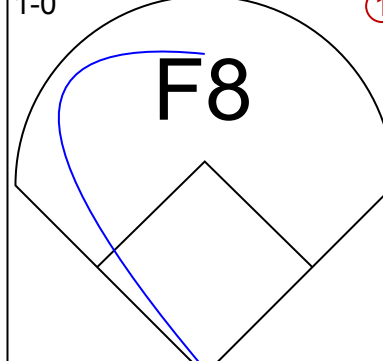
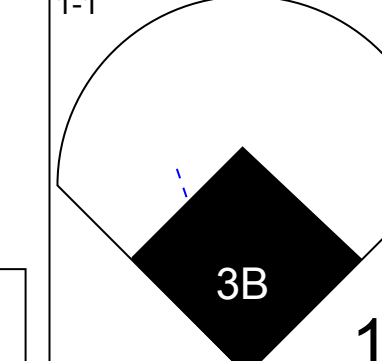


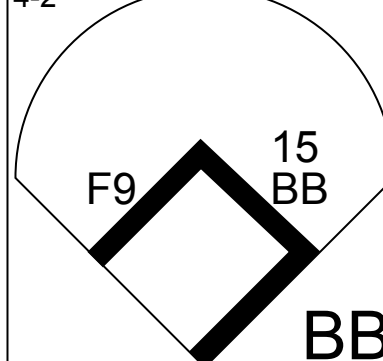

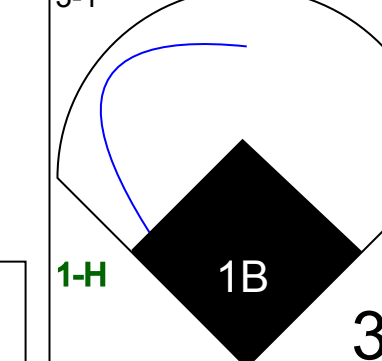

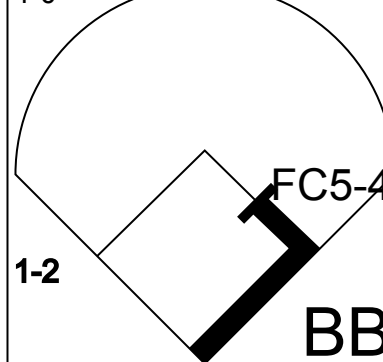
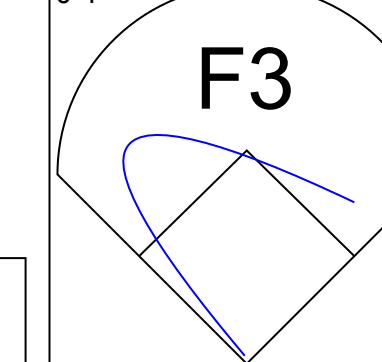

Batter	1	2	3	4	5	6	7	8	9	AB	R	H	RBI	BB	SO	LOB	TOP					
Kenny Lofton, L OBP: 0.346, SLG: 0.392 (1, 8)										5	1	2	3	0	1	0						
Ray Durham, S OBP: 0.395, SLG: 0.413 (1, 4)										5	2	4	0	0	0	0						
Frank Thomas, R OBP: 0.331, SLG: 0.436 (1, 10)										5	0	1	1	0	2	3						
Magglio Ordonez, R OBP: 0.370, SLG: 0.536 (1, 9)										4	1	1	0	1	0	3						
14 Paul Konerko, R OBP: 0.382, SLG: 0.579 (1, 3)											4	2	2	2	1	0	1					
Jose Valentin, S OBP: 0.308, SLG: 0.460 (1, 5)											5	1	2	1	0	1	2					
Carlos Lee, R OBP: 0.316, SLG: 0.450 (1, 7)											5	0	1	0	0	2	4					
Aaron Rowand, R OBP: 0.216, SLG: 0.322 (9, 7)											0	0	0	0	0	0	0					
Sandy Alomar Jr., R OBP: 0.315, SLG: 0.529 (1, 2)										4	1	1	0	0	0	3						
Royce Clayton, R OBP: 0.279, SLG: 0.354 (1, 6)										4	1	1	1	0	1	2						
Inning Stats	R: 2 E: 1 K: 1 S: 20	H: 2 LOB: 2 BB: 1 P: 34	R: 0 E: 0 K: 0 S: 7	H: 0 LOB: 0 BB: 0 P: 9	R: 0 E: 0 K: 1 S: 7	H: 0 LOB: 0 BB: 0 P: 7	R: 3 E: 0 K: 0 S: 10	H: 3 LOB: 1 BB: 1 P: 19	R: 1 E: 0 K: 0 S: 7	H: 3 LOB: 1 BB: 0 P: 13	R: 2 E: 0 K: 1 S: 20	H: 4 LOB: 2 BB: 0 P: 30	R: 1 E: 0 K: 1 S: 8	H: 2 LOB: 1 BB: 0 P: 9	R: 0 E: 0 K: 2 S: 11	H: 1 LOB: 1 BB: 0 P: 17	R: 0 E: 0 K: 2 S: 9	H: 0 LOB: 0 BB: 0 P: 13	1B: 11 2B: 4 3B: 0 HR: 1	SF: 0 SAC: 0 DP: 1 HBP: 0	WP: 0 PB: 0 SB: 1 CS: 0	PA: 43
PITCHER	IP	WLS	BF	H	R	ER	SO	BB	IBB	HBP	BLK	WP	HR	S	P	ERA	WHIP					
Steve Sparks, R ERA: 6.14 (1, 1)	4.1	L	23	8	6	4	2	2	0	0	0	0	0	49	78	8.31	2.308					
Jeff Farnsworth, R ERA: 5.5 (5, 1)	2.2		13	6	3	3	2	0	0	0	0	0	1	30	43	10.12	2.250					
Oscar Henriquez, R ERA: 11.57 (8, 1)	1.0		4	1	0	0	1	0	0	0	0	0	0	11	17	0.00	1.000					
Juan Acevedo, R ERA: 2.96 (9, 1)	1.0		3	0	0	0	2	0	0	0	0	0	0	9	13	0.00	0.000					

Chicago White Sox @ Detroit Tigers
Comerica Park, Detroit, MI
Thu Jul 11 2002, 7:05 PM EDT
Att: 16,791 - Sunny - 75 F

livebaseballscorecards.com

AB 41
R 9
H 15
RBI 8
BB 2
SO 7
LOB 18



Batter	1	2	3	4	5	6	7	8	9	AB	R	H	RBI	BB	SO	LOB	BOTTOM					
Ramon Santiago, S OBP: 0.316, SLG: 0.399 (1, 6)										3	0	1	1	0	0	2						
Damion Easley, R OBP: 0.287, SLG: 0.321 (1, 4)										4	0	0	0	0	0	4						
Bobby Higginson, L OBP: 0.353, SLG: 0.443 (1, 7)										4	0	0	0	0	1	0						
Randall Simon, L OBP: 0.298, SLG: 0.429 (1, 10)										4	0	1	0	0	0	0						
Robert Fick, L OBP: 0.351, SLG: 0.476 (1, 9)										4	0	1	0	0	1	1						
Carlos Pena, L OBP: 0.313, SLG: 0.432 (1, 3)											4	0	0	0	0	3	1					
Wendell Magee, R OBP: 0.291, SLG: 0.399 (1, 8)											4	1	1	0	0	0	1					
Shane Halter, R OBP: 0.333, SLG: 0.396 (1, 5)										1	1	1	1	2	0	0						
15 Brandon Inge, R OBP: 0.324, SLG: 0.444 (1, 2)										2	0	0	0	1	0	2						
Inning Stats	R: 0 E: 0 K: 1 S: 7	H: 0 LOB: 0 BB: 0 P: 11	R: 0 E: 0 K: 2 S: 9	H: 0 LOB: 0 BB: 0 P: 15	R: 0 E: 0 K: 0 S: 9	H: 0 LOB: 2 BB: 2 P: 19	R: 0 E: 0 K: 0 S: 4	H: 0 LOB: 0 BB: 0 P: 7	R: 2 E: 0 K: 0 S: 10	H: 3 LOB: 1 BB: 0 P: 15	R: 0 E: 0 K: 0 S: 8	H: 1 LOB: 0 BB: 0 P: 14	R: 0 E: 0 K: 1 S: 8	H: 0 LOB: 1 BB: 1 P: 14	R: 0 E: 0 K: 0 S: 8	H: 0 LOB: 0 BB: 0 P: 11	R: 0 E: 0 K: 1 S: 15	H: 1 LOB: 1 BB: 0 P: 24	1B: 4 2B: 0 3B: 1 HR: 0	SF: 0 SAC: 0 DP: 2 HBP: 1	WP: 0 PB: 0 SB: 0 CS: 0	PA: 34
PITCHER	IP	WLS	BF	H	R	ER	SO	BB	IBB	HBP	BLK	WP	HR	S	P	ERA	WHIP					
Dan Wright, R ERA: 5.47 (1, 1)	8.0	W	30	4	2	2	4	3	0	0	0	0	0	63	106	2.25	0.875					
Keith Foulke, R ERA: 4.71 (9, 1)	1.0		4	1	0	0	1	0	0	0	0	0	0	15	24	0.00	1.000					

Chicago White Sox @ Detroit Tigers
Comerica Park, Detroit, MI
Thu Jul 11 2002, 7:05 PM EDT
Att: 16,791 - Sunny - 75 F

livebaseballscorecards.com

AB 30
R 2
H 5
RBI 2
BB 3
SO 5
LOB 11



Batter	1	2	3	4	5	6	7	8	9	AB	R	H	RBI	BB	SO	LOB	TOP										
Kenny Lofton, L OBP: 0.346, SLG: 0.401	F8		G4-6-3 1B			G3		HR	F7	5	1	2	1	0	0	1											
Ray Durham, S OBP: 0.397, SLG: 0.410	F5		G4-6-3 1-2			F7		14 1B F3 BB		3	1	0	0	1	0	2											
Frank Thomas, R OBP: 0.327, SLG: 0.426	F8			K		F7		K		4	0	0	0	0	2	1											
14 Paul Konerko, R OBP: 0.384, SLG: 0.585		G5-3		K			2B SF8 1B	F3 1B		4	1	2	0	0	1	0											
Jose Valentin, S OBP: 0.302, SLG: 0.450	E3			G3			F8	F3		4	0	0	1	0	0	2											
Carlos Lee, R OBP: 0.324, SLG: 0.456	P4				G5-3		1-1 2B	F5		4	0	1	0	0	0	2											
Jeff Liefer, L OBP: 0.250, SLG: 0.293	F7				G6-3		SF8		G6-3 PB 1B	3	0	1	1	0	0	1											
Mark Johnson, L OBP: 0.308, SLG: 0.278			1B SH1-3 1B				3-H 4-2		K	1	0	1	0	2	0	0											
Magglio Ordonez, R OBP: 0.397, SLG: 0.529										1	0	0	0	0	1	1											
Royce Clayton, R OBP: 0.275, SLG: 0.349			SH1-3							2	0	0	0	0	1	3											
Tony Graffanino, R OBP: 0.352, SLG: 0.457					K		G1-3		G6-3	1	0	0	0	0	0	1											
Inning Stats	R: 0 E: 0 K: 0 S: 10	H: 0 LOB: 0 BB: 0 P: 15	R: 0 E: 1 K: 0 S: 7	H: 0 LOB: 1 BB: 0 P: 9	R: 0 E: 0 K: 0 S: 12	H: 2 LOB: 1 BB: 0 P: 15	R: 0 E: 0 K: 2 S: 9	H: 0 LOB: 0 BB: 0 P: 13	R: 0 E: 0 K: 1 S: 8	H: 0 LOB: 1 BB: 1 P: 13	R: 0 E: 0 K: 0 S: 5	H: 0 LOB: 0 BB: 0 P: 5	R: 1 E: 0 K: 0 S: 12	H: 2 LOB: 2 BB: 1 P: 19	R: 2 E: 0 K: 1 S: 20	H: 2 LOB: 1 BB: 1 P: 32	R: 0 E: 0 K: 1 S: 11	H: 1 LOB: 1 BB: 0 P: 12	1B: 5 2B: 1 3B: 0 HR: 1	SF: 1 SAC: 1 DP: 1 HBP: 0	WP: 0 PB: 1 SB: 0 CS: 0	PA: 37					
PITCHER	IP	WLS	BF	H	R	ER	SO	BB	IBB	HBP	BLK	WP	HR	S	P	ERA	WHIP										
Brian Moehler, R ERA: 0.66	(1, 1)	6.2	26	4	1	1	3	2	0	0	0	0	0	61	86	1.35	0.900										
Jose Paniagua, R ERA: 8.09	(7, 1)	0.1	H	2	1	1	1	0	0	0	0	0	1	4	7	27.00	3.000										
Fernando Rodney, R ERA: 9.64	(8, 1)	1.0	W	5	1	1	1	1	0	0	0	0	0	18	28	9.00	2.000										
Juan Acevedo, R ERA: 2.81	(9, 1)	1.0	S	4	1	0	0	1	0	0	0	0	0	11	12	0.00	1.000										

Chicago White Sox @ Detroit Tigers
Comerica Park, Detroit, MI
Sat Jul 13 2002, 1:05 PM EDT
Att: 13,189 - Cloudy - 79 F

livebaseballscorecards.com

AB 32
R 3
H 7
RBI 3
BB 3
SO 5
LOB 14



Batter	1	2	3	4	5	6	7	8	9	AB	R	H	RBI	BB	SO	LOB	BOTTOM										
George Lombard, L OBP: 0.333, SLG: 0.586	G1-3		B2-3				B2			4	0	1	0	0	0	0											
Damian Jackson, R OBP: 0.341, SLG: 0.403	E		G1-3 1B	P4			F8			4	2	2	0	0	0	1											
Robert Fick, L OBP: 0.354, SLG: 0.475	P6		G1-3 1B BB			K		1B 1B		3	2	1	0	1	1	0											
Randall Simon, L OBP: 0.297, SLG: 0.426			G1-3			G4-3		1B FC6-4 1B		4	0	2	0	0	0	2											
Ramon Santiago, S OBP: 0.316, SLG: 0.399	2B							1B FC6-4 1B		0	1	0	0	0	0	0											
Shane Halter, R OBP: 0.332, SLG: 0.394						K		F9		3	0	1	0	1	1	2											
Carlos Pena, L OBP: 0.312, SLG: 0.424	F7					K		FC6-4 1B		4	0	2	3	0	1	2											
Wendell Magee, R OBP: 0.288, SLG: 0.393						K		FC6-4		4	0	0	1	0	2	3											
Craig Paquette, R OBP: 0.238, SLG: 0.328	F7							K		4	0	0	0	0	1	2											
15 Brandon Inge, R OBP: 0.314, SLG: 0.430								K		3	0	0	0	0	2	0											
Inning Stats	R: 1 E: 1 K: 0 S: 14	H: 3 LOB: 2 BB: 0 P: 21	R: 0 E: 0 K: 2 S: 7	H: 0 LOB: 0 BB: 0 P: 9	R: 2 E: 0 K: 0 S: 11	H: 2 LOB: 2 BB: 2 P: 23	R: 0 E: 0 K: 0 S: 8	H: 1 LOB: 1 BB: 0 P: 11	R: 0 E: 0 K: 2 S: 8	H: 0 LOB: 0 BB: 0 P: 11	R: 0 E: 0 K: 2 S: 9	H: 0 LOB: 0 BB: 0 P: 12	R: 0 E: 0 K: 1 S: 7	H: 0 LOB: 0 BB: 0 P: 7	R: 2 E: 0 K: 1 S: 16	H: 3 LOB: 2 BB: 0 P: 23	1B: 7 2B: 2 3B: 0 HR: 0	SF: 0 SAC: 0 DP: 0 HBP: 0	WP: 0 PB: 0 SB: 0 CS: 0	PA: 35							
PITCHER	IP	WLS	BF	H	R	ER	SO	BB	IBB	HBP	BLK	WP	HR	S	P	ERA	WHIP										
56 Mark Buehrle, L ERA: 3.85	(1, 1)	7.0	L	30	7	4	4	7	1	1	0	0	0	69	100	5.14	1.143										
Damaso Marte, L ERA: 3.22	(8, 1)	0.1		3	2	0	0	0	0	0	0	0	0	7	12	0.00	6.000										
Keith Foulke, R ERA: 4.64	(8, 1)	0.2		2	0	1	1	1	0	0	0	0	0	4	5	13.50	0.000										

Chicago White Sox @ Detroit Tigers
Comerica Park, Detroit, MI
Sat Jul 13 2002, 1:05 PM EDT
Att: 13,189 - Cloudy - 79 F

livebaseballscorecards.com

AB 33
R 5
H 9
RBI 4
BB 2
SO 8
LOB 12



Batter	1	2	3	4	5	6	7	8	9	AB	R	H	RBI	BB	SO	LOB	TOP				
Ray Durham, S OBP: 0.389, SLG: 0.410	G6-3		K				G5-3		F8	5	0	1	0	0	1	1					
Tony Graffanino, R OBP: 0.349, SLG: 0.452	F9		G5-3						1B G4-6-3	4	1	1	0	0	1	1					
Carlos Lee, R OBP: 0.332, SLG: 0.462	FC5-4								1B G4-6-3	3	0	3	0	1	0	0					
Magglio Ordonez, R OBP: 0.366, SLG: 0.526	FC5-4								1B G4-6-3	4	0	1	0	0	0	3					
14 Paul Konerko, R OBP: 0.383, SLG: 0.579	G6-3									3	0	0	0	1	1	3					
Frank Thomas, R OBP: 0.326, SLG: 0.422	F8									3	0	0	0	1	0	3					
Aaron Rowand, R OBP: 0.307, SLG: 0.304	K									3	0	0	0	0	2	4					
Kenny Lofton, L OBP: 0.348, SLG: 0.401										0	0	0	0	1	0	0					
Sandy Alomar Jr., R OBP: 0.307, SLG: 0.507	K2-3									2	0	0	0	1	1	1					
Jose Valentin, S OBP: 0.301, SLG: 0.448										1	0	0	0	0	0	1					
Royce Clayton, R OBP: 0.272, SLG: 0.345	F8									3	0	0	0	0	1	1					
Jeff Liefer, L OBP: 0.247, SLG: 0.289										1	0	0	0	0	1	1					
Inning Stats	R: 0 E: 0 K: 0 S: 7	H: 1 LOB: 1 BB: 0 P: 12	R: 0 E: 0 K: 2 S: 12	H: 0 LOB: 1 BB: 0 P: 16	R: 0 E: 0 K: 1 S: 8	H: 0 LOB: 0 BB: 0 P: 13	R: 0 E: 0 K: 1 S: 12	H: 1 LOB: 2 BB: 1 P: 22	R: 0 E: 0 K: 2 S: 16	H: 1 LOB: 2 BB: 0 P: 25	R: 0 E: 0 K: 0 S: 4	H: 0 LOB: 0 BB: 1 P: 9	R: 1 E: 0 K: 0 S: 7	H: 2 LOB: 1 BB: 1 P: 15	R: 0 E: 0 K: 1 S: 11	H: 0 LOB: 1 BB: 1 P: 18	1B: 5 2B: 1 3B: 0 HR: 0	SF: 0 SAC: 0 DP: 2 HBP: 0	WP: 1 PB: 0 CS: 0	PA: 37	
PITCHER	IP	WLS	BF	H	R	ER	SO	BB	IBB	HBP	BLK	WP	HR	S	P	ERA	WHIP				
Mike Maroth, L ERA: 4.24	7.0	W	29	5	1	1	7	3	0	0	0	1	0	73	115	1.29	1.143				
Julio Santana, R ERA: 2.92	1.0	H	4	1	0	0	0	1	0	0	0	0	0	5	13	0.00	2.000				
Oscar Henriquez, R ERA: 8.1	1.0	S	4	0	0	0	1	1	0	0	0	0	0	11	18	0.00	1.000				

Chicago White Sox @ Detroit Tigers
Comerica Park, Detroit, MI
Sat Jul 13 2002, 7:05 PM EDT
Att: 20,058 - Sunny - 83 F

AB	32
R	1
H	6
RBI	0
BB	5
SO	8
LOB	19



Batter	1	2	3	4	5	6	7	8	9	AB	R	H	RBI	BB	SO	LOB	BOTTOM				
George Lombard, L OBP: 0.328, SLG: 0.557	G4-3		K				K			3	0	0	0	1	2	0					
Damion Easley, R OBP: 0.307, SLG: 0.328	G6-3		HR							2	2	1	0	2	0	0					
Bobby Higginson, L OBP: 0.395, SLG: 0.452	1B									3	1	1	2	1	0	3					
Randall Simon, L OBP: 0.300, SLG: 0.427	1B		G1-3							4	0	2	1	0	0	2					
Robert Fick, L OBP: 0.353, SLG: 0.472	K									4	0	1	0	0	1	2					
Carlos Pena, L OBP: 0.317, SLG: 0.441										4	0	2	0	0	1	2					
Shane Halter, R OBP: 0.327, SLG: 0.387	K									4	0	0	0	0	2	4					
Ramon Santiago, S OBP: 0.311, SLG: 0.392	G3									3	0	0	0	0	0	1					
Matt Walbeck, S OBP: 0.205, SLG: 0.194										3	0	1	0	0	1	0					
Inning Stats	R: 0 E: 0 K: 1 S: 13	H: 1 LOB: 2 BB: 1 P: 22	R: 0 E: 0 K: 2 S: 8	H: 0 LOB: 0 BB: 0 P: 12	R: 2 E: 0 K: 1 S: 9	H: 2 LOB: 0 BB: 1 P: 16	R: 0 E: 0 K: 1 S: 9	H: 1 LOB: 1 BB: 0 P: 10	R: 0 E: 0 K: 0 S: 7	H: 0 LOB: 0 BB: 2 P: 11	R: 0 E: 0 K: 2 S: 10	H: 0 LOB: 0 BB: 0 P: 14	R: 1 E: 0 K: 0 S: 13	H: 3 LOB: 2 BB: 0 P: 19	1B: 5 2B: 1 3B: 1 HR: 1	SF: 0 SAC: 0 DP: 1 HBP: 0	WP: 0 PB: 0 CS: 0	PA: 34			
PITCHER	IP	WLS	BF	H	R	ER	SO	BB	IBB	HBP	BLK	WP	HR	S	P	ERA	WHIP				
Rocky Biddle, R ERA: 3.94	4.1	L	19	4	2	2	5	3	0	0	0	0	0	21	33	0.00	0.750				
Matt Ginter, R ERA: 2.57	2.2		9	1	0	0	2	1	0	0	0	0	0	5	8	27.00	6.000				
Antonio Osuna, R ERA: 4.5	0.1		3	2	1	1	0	0	0	0	0	0	0	5	6	0.00	3.000				
Kelly Wunsch, L ERA: 4.91	0.1		2	1	0	0	0	0	0	0	0	0	0	3	5	0.00	0.000				
Bob Howry, R ERA: 4.02	0.1		1	0	0	0	0	0	0	0	0	0	0	3	5	0.00	0.000				

Chicago White Sox @ Detroit Tigers
Comerica Park, Detroit, MI
Sat Jul 13 2002, 7:05 PM EDT
Att: 20,058 - Sunny - 83 F

AB	30
R	3
H	8
RBI	3
BB	4
SO	7
LOB	14



Batter	1	2	3	4	5	6	7	8	9	AB	R	H	RBI	BB	SO	LOB	TOP					
Kenny Lofton, L OBP: 0.346, SLG: 0.395 (1, 8)	F8		F8		F3		F8			4	0	0	0	1	0	0	Chicago White Sox @ Detroit Tigers Comerica Park, Detroit, MI Sun Jul 14 2002, 2:05 PM EDT Att: 22,098 - Cloudy - 84 F					
Ray Durham, S OBP: 0.386, SLG: 0.413 (1, 4)	WP		G3		F8		G4-3			5	1	1	0	0	0	3						
Carlos Lee, R OBP: 0.339, SLG: 0.488 Aaron Rowand, R OBP: 0.204, SLG: 0.304 (9, 7)	3B		HR		HR					5	3	4	2	0	0	0						
Magglio Ordonez, R OBP: 0.369, SLG: 0.527 (1, 9)	1B		HR		HR					0	0	0	0	0	0	0						
14 Paul Konerko, R OBP: 0.378, SLG: 0.571 (1, 10)	K		14 FC5-4		1B					5	1	3	0	0	2	1						
Jose Valentin, S OBP: 0.300, SLG: 0.453 (1, 6)	G5-3		1B		1B					5	0	0	0	0	1	5						
Jeff Liefer, L OBP: 0.258, SLG: 0.299 (1, 3)										4	1	1	2	0	0	0						
Tony Graffanino, R OBP: 0.347, SLG: 0.459 Royce Clayton, R OBP: 0.272, SLG: 0.345 (8, 6)	FC6-4									4	0	2	0	0	1	0						
Mark Johnson, L OBP: 0.307, SLG: 0.273 (1, 2)	1B									4	0	1	0	0	0	2						
Inning Stats	R: 1 E: 0 K: 1 S: 14	H: 2 LOB: 1 BB: 0 P: 23	R: 0 E: 0 K: 0 S: 8	H: 1 LOB: 1 BB: 0 P: 12	R: 1 E: 0 K: 0 S: 15	H: 2 LOB: 1 BB: 0 P: 23	R: 0 E: 0 K: 1 S: 10	H: 1 LOB: 1 BB: 0 P: 12	R: 1 E: 0 K: 0 S: 12	H: 2 LOB: 1 BB: 0 P: 20	R: 0 E: 0 K: 0 S: 7	H: 0 LOB: 0 BB: 0 P: 9	R: 0 E: 0 K: 0 S: 6	H: 0 LOB: 0 BB: 0 P: 9	R: 3 E: 2 K: 1 S: 14	H: 4 LOB: 3 BB: 2 P: 29		R: 0 E: 0 K: 1 S: 8	H: 0 LOB: 0 BB: 0 P: 12	1B: 7 2B: 0 3B: 3 HR: 2	SF: 0 SAC: 0 DP: 0 HBP: 0	WP: 1 PB: 0 SB: 0 CS: 0
PITCHER	IP	WLS	BF	H	R	ER	SO	BB	IBB	HBP	BLK	WP	HR	S	P	ERA	WHIP					
Adam Bernero, R ERA: 6.03 (1, 1)	7.0	L	31	10	5	5	3	0	0	0	0	1	2	75	113	6.43	1.429					
Jose Paniagua, R ERA: 8.17 (8, 1)	1.0	B	7	2	1	1	1	2	0	0	0	0	0	11	24	9.00	4.000					
Oscar Henriquez, R ERA: 6.23 (9, 1)	1.0	S	3	0	0	0	1	0	0	0	0	0	0	8	12	0.00	0.000					

Batter	1	2	3	4	5	6	7	8	9	AB	R	H	RBI	BB	SO	LOB	BOTTOM					
George Lombard, L OBP: 0.353, SLG: 0.556 (1, 9)	G3		CS		HBP		K			2	2	1	0	2	1	0	Chicago White Sox @ Detroit Tigers Comerica Park, Detroit, MI Sun Jul 14 2002, 2:05 PM EDT Att: 22,098 - Cloudy - 84 F					
Damon Easley, R OBP: 0.305, SLG: 0.319 (1, 4)	1B		BB		BB		G6-3			3	0	0	1	0	0	2						
Bobby Higginson, L OBP: 0.357, SLG: 0.452 (1, 7)	G3		G4-3		HBP					4	0	2	3	0	0	0						
Bobby Higginson, L OBP: 0.357, SLG: 0.452 (1, 7)	1B		L4		1B		G4-3			4	0	2	3	0	0	0						
Randall Simon, L OBP: 0.302, SLG: 0.428 (1, 10)	1B									4	0	2	0	0	0	2						
Carlos Pena, L OBP: 0.309, SLG: 0.429 (1, 3)	1B									4	0	0	0	0	1	5						
Shane Halter, R OBP: 0.321, SLG: 0.380 (1, 5)	G4-6-3									4	0	0	0	0	2	0						
Wendell Magee, R OBP: 0.290, SLG: 0.395 (1, 8)	K									4	1	2	0	0	0	0						
15 Brandon Inge, R OBP: 0.307, SLG: 0.420 (1, 2)	1B									4	1	2	0	0	0	0						
Ramon Santiago, S OBP: 0.311, SLG: 0.391 (1, 6)	K									4	0	0	0	0	1	2						
Inning Stats	R: 1 E: 0 K: 0 S: 10	H: 3 LOB: 1 BB: 0 P: 12	R: 0 E: 0 K: 2 S: 12	H: 1 LOB: 1 BB: 0 P: 17	R: 0 E: 0 K: 0 S: 6	H: 0 LOB: 1 BB: 1 P: 11	R: 0 E: 0 K: 0 S: 6	H: 1 LOB: 0 BB: 0 P: 10	R: 3 E: 0 K: 0 S: 11	H: 3 LOB: 2 BB: 1 P: 19	R: 0 E: 0 K: 1 S: 8	H: 0 LOB: 0 BB: 0 P: 12	R: 0 E: 0 K: 1 S: 8	H: 0 LOB: 0 BB: 0 P: 11	R: 0 E: 0 K: 1 S: 8	H: 0 LOB: 0 BB: 0 P: 12	R: 0 E: 0 K: 0 S: 6	H: 0 LOB: 0 BB: 0 P: 7	1B: 8 2B: 0 3B: 0 HR: 0	SF: 0 SAC: 0 DP: 2 HBP: 1	WP: 0 PB: 0 SB: 0 CS: 1	PA: 35
PITCHER	IP	WLS	BF	H	R	ER	SO	BB	IBB	HBP	BLK	WP	HR	S	P	ERA	WHIP					
Jon Garland, R ERA: 4.61 (1, 1)	7.0	W	29	8	4	4	4	2	0	1	0	0	0	8	12	0.00	0.000					
Damaso Marte, L ERA: 3.13 (8, 1)	1.0	H	3	0	0	0	1	0	0	0	0	0	0	8	12	0.00	0.000					
Antonio Osuna, R ERA: 4.39 (9, 1)	1.0	S	3	0	0	0	0	0	0	0	0	0	0	6	7	0.00	0.000					

Batter	1	2	3	4	5	6	7	8	9	AB	R	H	RBI	BB	SO	LOB	TOP								
Nomar Garciaparra, R OBP: 0.339, SLG: 0.504	1-1 1B		0-0 F9		1-0 G1-4-3	1-0 F8	1-1 G4-3		2-1 F7	6	0	1	0	0	0	7	Boston Red Sox @ Detroit Tigers Comerica Park, Detroit, MI Tue Jul 16 2002, 2:05 PM EDT Att: 21,654 - Cloudy - 89 F								
Rey Sanchez, R OBP: 0.346, SLG: 0.417	0-1 F8		0-0 E6		4-2 FC5-4 BB		0-0 F9	0-1 G4-3	0-1 1B	5	0	1	0	1	0	1									
Shea Hillenbrand, R OBP: 0.337, SLG: 0.488	0-2 F7		2-2 1B		0-0 FC5-4		1-1 HR	2-2 2B	2-2 F9	6	2	3	0	0	0	3									
Manny Ramirez, R OBP: 0.450, SLG: 0.571	1-1 1B			1-1 G3		1-1 HBP	2-2 HR	3-0 1B	3-2 1B	6	3	5	3	0	0	0									
Jason Varitek, S OBP: 0.345, SLG: 0.401	0-2 G4-3			1-2 P5		1-0 FC3-2 HBP	0-1 3B	0-0 F8	2-2 G5-3	5	1	1	0	0	0	5									
Brian Daubach, L OBP: 0.358, SLG: 0.498		2-2 G4-6-3 1B		4-2 1B		1-0 E9	0-0 3B	4-0 1B		3	1	3	2	2	0	0									
Tony Clark, S OBP: 0.335, SLG: 0.308		2-2 G4-6-3		2-1 1B		2-1 FC3-2 HBP	1-1 G1-3	1-0 HR		3	0	1	0	0	0	3									
Jose Offerman, S OBP: 0.335, SLG: 0.340		1-2 1B		1-2 1B		2-3 FC3-2 HBP	1-2 HBP	1-2 HR		1	1	1	0	0	0	0									
Trot Nixon, L OBP: 0.334, SLG: 0.443	1-1 G4-1			1-1 G4-3		2-0 FC3-2 HBP	3-1 G1-3	1-0 HR		4	1	1	4	0	0	4									
1B Johnny Damon, L OBP: 0.372, SLG: 0.440			2-2 F9		0-1 G1-4-3 1B	2-2 FC3-2	4-0 IBB	1-2 F7		4	0	1	0	1	0	3									
Inning Stats	R: 0 E: 0 K: 0 S: 12	H: 2 LOB: 2 BB: 0 P: 14	R: 0 E: 0 K: 0 S: 9	H: 1 LOB: 0 BB: 0 P: 14	R: 0 E: 1 K: 0 S: 9	H: 1 LOB: 2 BB: 0 P: 13	R: 0 E: 0 K: 0 S: 13	H: 1 LOB: 2 BB: 1 P: 22	R: 0 E: 0 K: 0 S: 6	H: 1 LOB: 1 BB: 1 P: 11	R: 1 E: 1 K: 0 S: 10	H: 2 LOB: 3 BB: 0 P: 20	R: 3 E: 0 K: 0 S: 14	H: 4 LOB: 3 BB: 1 P: 26	R: 5 E: 0 K: 0 S: 13	H: 4 LOB: 0 BB: 1 P: 25	R: 0 E: 0 K: 0 S: 14	H: 2 LOB: 2 BB: 0 P: 23	1B: 14 2B: 1 3B: 1 HR: 2	SF: 0 SAC: 0 DP: 2 HBP: 3	WP: 0 PB: 0 SB: 0 CS: 0	PA: 50			
PITCHER	IP WLS BF H R ER SO BB IBB HBP BLK WP HR S P ERA WHIP	6.1 L 31 10 3 3 0 2 0 2 0 0 1 65 103 4.26 1.895	1.1 L 12 5 5 5 0 0 2 1 0 0 0 17 36 33.75 3.750	1.1 L 7 3 1 1 0 0 0 0 0 0 0 1 18 29 6.75 2.250																					

AB 43
R 9
H 18
RBI 9
BB 4
SO 0
LOB 26



Batter	1	2	3	4	5	6	7	8	9	AB	R	H	RBI	BB	SO	LOB	BOTTOM							
George Lombard, L OBP: 0.377, SLG: 0.606	2-0 BB 1B	1-3 K			2-2 HR		0-0 SH1-4		2-2 FC6-4 HBP	4	2	3	1	0	1	0	Boston Red Sox @ Detroit Tigers Comerica Park, Detroit, MI Tue Jul 16 2002, 2:05 PM EDT Att: 21,654 - Cloudy - 89 F							
Damion Easley, R OBP: 0.305, SLG: 0.302	1-1 BB 1B		2-1 G4-3 G3 HBP		0-0 G4-3		0-0 F8	3-1 FC6-4 HBP	2	1	0	0	0	0	1									
Bobby Higginson, L OBP: 0.364, SLG: 0.452	4-2 1B BLK		2-2 G3		0-0 1B		4-0 IBB	0-2 FC6-4	3	1	1	0	2	0	3									
Randall Simon, L OBP: 0.302, SLG: 0.422	0-0 BLK		0-2 G4-3		0-2 G1-3		2-1 F2	1-0 G4-3	5	0	1	2	0	0	6									
Robert Fick, L OBP: 0.350, SLG: 0.465	0-0 F5		2-0 F2			3-3 K		1-0 1B		4	0	1	0	0	1	3								
Carlos Pena, L OBP: 0.310, SLG: 0.426	0-0 F5			2-3 K		1-2 FC6-4 1B		1-3 K		4	0	1	0	0	2	3								
Craig Paquette, R OBP: 0.233, SLG: 0.321	3-2 G5-3			0-0 G6-3		2-3 K		2-0 F8		4	0	0	0	0	1	3								
15 Brandon Inge, R OBP: 0.303, SLG: 0.429		1-1 G4-3		1-2 G6-3		0-0 FC6-4		0-3 K		4	0	0	0	0	1	2								
Ramon Santiago, S OBP: 0.308, SLG: 0.381		1-0 G1-3			0-0 G4-3		1-0 SH1-4 1B		0-3 K	4	0	1	0	0	1	0								
Inning Stats	R: 3 E: 0 K: 0 S: 11	H: 2 LOB: 1 BB: 1 P: 21	R: 0 E: 0 K: 1 S: 7	H: 0 LOB: 0 BB: 0 P: 10	R: 0 E: 0 K: 1 S: 7	H: 0 LOB: 0 BB: 0 P: 10	R: 0 E: 0 K: 2 S: 10	H: 1 LOB: 1 BB: 0 P: 16	R: 0 E: 0 K: 2 S: 5	H: 1 LOB: 2 BB: 1 P: 12	R: 0 E: 0 K: 2 S: 8	H: 1 LOB: 1 BB: 0 P: 12	R: 0 E: 0 K: 1 S: 11	H: 1 LOB: 2 BB: 0 P: 17	1B: 6 2B: 1 3B: 0 HR: 1	SF: 0 SAC: 1 DP: 0 HBP: 3	WP: 0 PB: 0 SB: 0 CS: 0	PA: 40						
PITCHER	IP WLS BF H R ER SO BB IBB HBP BLK WP HR S P ERA WHIP	7.0 W 31 6 4 4 4 1 1 2 1 1 4 6 0.00 3.000	0.1 L 2 1 0 0 1 0 0 0 0 0 0 4 6 0.00 3.000	1.2 L 7 1 0 0 2 0 0 1 0 0 0 15 23 0.00 0.600																				

AB 34
R 4
H 8
RBI 3
BB 2
SO 7
LOB 21



Batter	1	2	3	4	5	6	7	8	9	AB	R	H	RBI	BB	SO	LOB	TOP			
Damian Jackson, R (1, 10) OBP: 0.339, SLG: 0.399	2-1 F8		0-0 L4		1-3 K		1-2 1B			4	0	1	0	0	1	1				
Damion Easley, R (1, 4) OBP: 0.310, SLG: 0.315	0-0 F9		1-1 1B		1-1 2B		0-0 G5-3			4	0	2	1	0	0	2				
Bobby Higginson, L (1, 7) OBP: 0.362, SLG: 0.448	1-2 1B		0-0 F8		1-2 P6			0-1 G3		4	0	1	0	0	0	2				
Shane Halter, R (1, 5) OBP: 0.326, SLG: 0.391	3-3 K			0-0 1B		1-0 F8		0-1 G4-6-3 1B		4	0	2	0	0	1	1				
Robert Fick, L (1, 9) OBP: 0.349, SLG: 0.463		1-1 F8		2-2 1B		0-3 K		2-1 G4-6-3 1B		4	0	1	0	0	1	1				
Carlos Pena, L (1, 3) OBP: 0.309, SLG: 0.421		0-1 G5-4-3 1B		1-1 F7		0-2 L7			2-2 G3-1	4	0	1	0	0	0	1				
Wendell Magee, R (1, 8) OBP: 0.289, SLG: 0.391		1-0 G5-4-3 1B		0-0 1B			0-3 K		3-1 F7	4	0	1	0	0	1	1				
15 Brandon Inge, R (1, 2) OBP: 0.307, SLG: 0.437			3-2 1B 2B		0-1 F9		1-2 1B		2-2 P4	4	1	2	0	0	0	2				
Ramon Santiago, S (1, 6) OBP: 0.304, SLG: 0.375			0-2 P5			1-3 K		2-3 K		3	0	0	0	0	2	2				
Inning Stats	R: 0 E: 0 K: 1 S: 10	H: 1 LOB: 1 BB: 0 P: 16	R: 0 E: 0 K: 0 S: 5	H: 1 LOB: 0 BB: 0 P: 7	R: 1 E: 0 K: 0 S: 10	H: 2 LOB: 1 BB: 0 P: 14	R: 0 E: 0 K: 0 S: 9	H: 3 LOB: 2 BB: 0 P: 12	R: 0 E: 0 K: 1 S: 7	H: 1 LOB: 1 BB: 0 P: 15	R: 0 E: 0 K: 1 S: 18	H: 2 LOB: 2 BB: 0 P: 22	R: 0 E: 0 K: 0 S: 6	H: 1 LOB: 0 BB: 0 P: 8	R: 0 E: 0 K: 0 S: 8	H: 0 LOB: 0 BB: 0 P: 15	1B: 9 2B: 2 3B: 0 HR: 0	SF: 0 SAC: 0 DP: 2 HBP: 0	WP: 0 PB: 0 SB: 1 CS: 0	PA: 35
PITCHER Andy Pettitte, L (1, 1) ERA: 3.5	IP: 9.0 WLS: W BF: 35 H: 11 R: 1 ER: 1 SO: 6 BB: 0 IBB: 0 HBP: 0 BLK: 0 WP: 0 HR: 0 S: 84 P: 117 ERA: 1.00 WHIP: 1.222															PITCHER				

Detroit Tigers @ New York Yankees
Yankee Stadium, Bronx, NY
Wed Jul 17 2002, 7:05 PM EDT
Att: 49,116 - Cloudy - 87 F

AB	35
R	1
H	11
RBI	1
BB	0
SO	6
LOB	13



Batter	1	2	3	4	5	6	7	8	9	AB	R	H	RBI	BB	SO	LOB	BOTTOM					
Alfonso Soriano, R (1, 4) OBP: 0.341, SLG: 0.587	2-2 G6-3		2-3 K			0-2 P4			0-0 25 1B 2B	4	1	1	0	0	1	1						
2 Derek Jeter, R (1, 6) OBP: 0.386, SLG: 0.443	0-1 G3			3-3 K		0-1 G5-4-3			4-2 25 1B BB	3	1	0	0	1	1	1						
Bernie Williams, S (1, 8) OBP: 0.411, SLG: 0.466	2-1 F3			0-0 G6-3			0-0 E1 1B		0-0 F8	4	0	1	0	0	0	2						
25 Jason Giambi, L (1, 10) OBP: 0.436, SLG: 0.608		2-1 1B		0-3 K			0-0 F5		0-1 20 1B	4	0	2	1	0	1	1						
Raul Mondesi, R (1, 9) OBP: 0.304, SLG: 0.421		1-0 P4			1-2 G4-3		0-1 G2-3		1-1 F3	4	0	0	0	0	0	4						
20 Jorge Posada, S (1, 2) OBP: 0.369, SLG: 0.520		1-1 F8			3-1 G3 2B		2-3 K		2-0 1-2 2-H 1B	4	0	2	1	0	1	2						
Robin Ventura, L (1, 5) OBP: 0.368, SLG: 0.491		3-3 K			0-0 G3			3-2 G3		3	0	0	0	0	1	2						
Rondell White, R (1, 7) OBP: 0.318, SLG: 0.396			2-0 F9		1-2 G5-3			3-2 G6-3		3	0	0	0	0	0	1						
Nick Johnson, L (1, 3) OBP: 0.323, SLG: 0.410			1-1 G3-1			3-1 G5-4-3 HBP		3-2 G4-3		2	0	0	0	0	0	0						
Inning Stats	R: 0 E: 0 K: 0 S: 7	H: 0 LOB: 0 BB: 0 P: 11	R: 0 E: 0 K: 1 S: 8	H: 1 LOB: 0 BB: 0 P: 15	R: 0 E: 0 K: 1 S: 6	H: 0 LOB: 0 BB: 0 P: 11	R: 0 E: 0 K: 2 S: 9	H: 0 LOB: 0 BB: 0 P: 12	R: 0 E: 0 K: 0 S: 12	H: 1 LOB: 1 BB: 0 P: 17	R: 0 E: 0 K: 0 S: 6	H: 0 LOB: 0 BB: 0 P: 9	R: 0 E: 1 K: 1 S: 8	H: 1 LOB: 1 BB: 0 P: 10	R: 0 E: 0 K: 0 S: 10	H: 0 LOB: 0 BB: 0 P: 19	R: 2 E: 0 K: 0 S: 9	H: 3 LOB: 2 BB: 1 P: 16	1B: 4 2B: 2 3B: 0 HR: 0	SF: 0 SAC: 0 DP: 1 HBP: 1	WP: 0 PB: 0 SB: 0 CS: 0	PA: 33
PITCHER Mark Redman, L (1, 1) ERA: 3.46	IP: 8.2 WLS: L BF: 33 H: 6 R: 2 ER: 2 SO: 5 BB: 1 IBB: 0 HBP: 1 BLK: 0 WP: 0 HR: 0 S: 75 P: 120 ERA: 2.08 WHIP: 0.808															PITCHER						

Detroit Tigers @ New York Yankees
Yankee Stadium, Bronx, NY
Wed Jul 17 2002, 7:05 PM EDT
Att: 49,116 - Cloudy - 87 F

AB	31
R	2
H	6
RBI	2
BB	1
SO	5
LOB	14



Batter	1	2	3	4	5	6	7	8	9	AB	R	H	RBI	BB	SO	LOB	TOP								
George Lombard, L (1, 8) OBP: 0.354, SLG: 0.566	G4-3		K		K		K		K	5	0	0	0	0	4	3									
Damon Easley, R (1, 4) OBP: 0.318, SLG: 0.333	G5-3		2B		1B		G5-3		1B	5	0	3	1	0	0	1									
Bobby Higginson, L (1, 7) OBP: 0.359, SLG: 0.447	G3		L8		L7		HR		K	5	1	1	1	0	1	4									
Randall Simon, L (1, 10) OBP: 0.305, SLG: 0.432		G2-3		G4-3		2B	1B		HR	4	2	2	2	0	0	0									
Robert Fick, L (1, 9) OBP: 0.348, SLG: 0.463		G3		2B		K	L7			4	0	1	0	0	1	1									
Carlos Pena, L (1, 3) OBP: 0.308, SLG: 0.414		HBP		F7		K			K	3	0	0	0	0	2	2									
Shane Halter, R (1, 5) OBP: 0.324, SLG: 0.393		K		G4-3		2B			L4	4	0	1	1	0	1	2									
Matt Walbeck, S (1, 2) OBP: 0.186, SLG: 0.175			G5-3		K		G6-3		G3	4	0	0	0	0	1	1									
Ramon Santiago, S (1, 6) OBP: 0.313, SLG: 0.385			BB		1B		2B		K	3	2	2	0	1	1	0									
Inning Stats	R: 0 E: 0 K: 0 S: 9	H: 0 LOB: 0 BB: 0 P: 13	R: 0 E: 0 K: 1 S: 8	H: 0 LOB: 1 BB: 0 P: 11	R: 1 E: 1 K: 1 S: 12	H: 1 LOB: 1 BB: 1 P: 22	R: 0 E: 0 K: 0 S: 8	H: 1 LOB: 1 BB: 0 P: 13	R: 0 E: 0 K: 2 S: 11	H: 2 LOB: 2 BB: 0 P: 13	R: 1 E: 0 K: 2 S: 14	H: 2 LOB: 1 BB: 0 P: 22	R: 3 E: 0 K: 1 S: 16	H: 3 LOB: 0 BB: 0 P: 17	R: 0 E: 0 K: 1 S: 8	H: 0 LOB: 0 BB: 0 P: 13	R: 0 E: 0 K: 3 S: 12	H: 1 LOB: 1 BB: 0 P: 18	1B: 4 2B: 5 3B: 0 HR: 1	SF: 0 SAC: 0 DP: 0 HBP: 1	WP: 0 PB: 0 SB: 1 CS: 0	PA: 39			
PITCHER	IP	WLS	BF	H	R	ER	SO	BB	IBB	HBP	BLK	WP	HR	S	P	ERA	WHIP								
David Wells, L (1, 1) ERA: 3.78	6.1		28	7	3	3	7	1	0	1	0	0	0	66	99	4.26	1.263								
Steve Karsay, R (7, 1) ERA: 3.42	0.1	H	1	0	0	0	0	0	0	0	0	0	0	4	4	0.00	0.000								
Mike Stanton, L (7, 1) ERA: 2.91	0.2	B	4	2	2	2	1	0	0	0	0	0	1	11	13	27.00	3.000								
Ramiro Mendoza, R (8, 1) ERA: 3.28	0.2	W	2	0	0	0	0	0	0	0	0	0	0	5	8	0.00	0.000								
42 Mariano Rivera, R (9, 1) ERA: 2.53	1.0	S	4	1	0	0	3	0	0	0	0	0	0	12	18	0.00	1.000								

Detroit Tigers @ New York Yankees
Yankee Stadium, Bronx, NY
Thu Jul 18 2002, 1:05 PM EDT
Att: 54,725 - Sunny - 93 F


AB 37
R 5
H 10
RBI 5
BB 1
SO 11
LOB 14



Batter	1	2	3	4	5	6	7	8	9	AB	R	H	RBI	BB	SO	LOB	BOTTOM								
Alfonso Soriano, R (1, 4) OBP: 0.344, SLG: 0.594	HR		P4	G4-3			2B	FC6-4		4	2	2	1	1	0	2									
2 Derek Jeter, R (1, 6) OBP: 0.386, SLG: 0.442	G5-4-3		K	K			1B	FC6-4		5	0	2	0	0	2	5									
25 Jason Giambi, L (1, 3) OBP: 0.434, SLG: 0.605	L9		G1-3		FC5-4		SF7			3	0	1	1	0	0	1									
Bernie Williams, S (1, 8) OBP: 0.407, SLG: 0.461	G5-4-3			K	FC5-4		G6-3			4	0	0	0	0	1	3									
Raul Mondesi, R (1, 9) OBP: 0.303, SLG: 0.428		G4-3		HR	G6-4-3			F9		4	1	1	1	0	0	1									
Rondell White, R (1, 10) OBP: 0.321, SLG: 0.401		G4-3		2B	2B		P3	PB	1B	4	2	2	0	0	0	0									
Ron Coomer, R (1, 5) OBP: 0.365, SLG: 0.519							F8			3	1	2	1	0	0	0									
Robin Ventura, L (8, PH) OBP: 0.370, SLG: 0.491		2B		2B	2B			2B	IBB	0	0	0	0	0	1	0									
Shane Spencer, R (1, 7) OBP: 0.332, SLG: 0.383		2B		2B	BB		G4-3			3	0	2	1	1	0	0									
Chris Widger, R (1, 2) OBP: 0.471, SLG: 0.467										3	0	1	1	0	1	2									
20 Jorge Posada, S (8, PH) OBP: 0.368, SLG: 0.518							K	K		1	0	0	0	0	1	2									
Inning Stats	R: 1 E: 0 K: 0 S: 12	H: 2 LOB: 0 BB: 0 P: 16	R: 0 E: 0 K: 0 S: 12	H: 2 LOB: 2 BB: 0 P: 20	R: 0 E: 0 K: 1 S: 10	H: 0 LOB: 0 BB: 0 P: 15	R: 3 E: 0 K: 2 S: 21	H: 4 LOB: 2 BB: 1 P: 32	R: 0 E: 0 K: 0 S: 4	H: 1 LOB: 0 BB: 0 P: 8	R: 0 E: 0 K: 0 S: 5	H: 0 LOB: 0 BB: 0 P: 7	R: 1 E: 0 K: 1 S: 11	H: 2 LOB: 1 BB: 0 P: 14	R: 1 E: 0 K: 1 S: 9	H: 2 LOB: 3 BB: 2 P: 23	1B: 6 2B: 5 3B: 0 HR: 2	SF: 1 SAC: 0 DP: 2 HBP: 0	WP: 0 PB: 1 SB: 0 CS: 0	PA: 38					
PITCHER	IP	WLS	BF	H	R	ER	SO	BB	IBB	HBP	BLK	WP	HR	S	P	ERA	WHIP								
Mike Maroth, L (1, 1) ERA: 4.74	3.1		18	8	4	4	2	1	0	0	0	0	0	18	26	0.00	0.375								
Julio Santana, R (4, 1) ERA: 2.51	2.2		8	1	0	0	1	0	0	0	0	0	0	13	21	13.50	2.250								
Fernando Rodney, R (7, 1) ERA: 9.0	1.1	L	8	3	2	2	1	0	1	0	0	0	0	7	16	0.00	1.500								
Oscar Henriquez, R (8, 1) ERA: 4.5	0.2		4	1	0	0	1	0	1	0	0	0	0	7	16	0.00	1.500								

Detroit Tigers @ New York Yankees
Yankee Stadium, Bronx, NY
Thu Jul 18 2002, 1:05 PM EDT
Att: 54,725 - Sunny - 93 F

AB 34
R 6
H 13
RBI 6
BB 3
SO 5
LOB 16



Batter	1	2	3	4	5	6	7	8	9	AB R H RBI BB SO LOB	TOP											
Jacque Jones, L OBP: 0.328, SLG: 0.472	0-1 1B		2-2 G3-6-3 1B	0-3 K			0-2 F7		0-0 E4 G6-4-3	5 0 2 0 0 1 4	Minnesota Twins @ Detroit Tigers Comerica Park, Detroit, MI Fri Jul 19, 2002, 7:05 PM EDT Att: 23,611 - Sunny - 82 F											
Denny Hocking, S OBP: 0.322, SLG: 0.333	2-3 K		0-0 G3-6-3 1-2f		0-3 K		3-2 1-H 1B		0-1 G6-4-3 1-2f	5 0 1 1 0 2 4												
Corey Koskie, L OBP: 0.390, SLG: 0.474	1-1 F7			0-0 HR	3-3 K		0-0 1B			4 1 2 1 0 1 1												
David Ortiz, L OBP: 0.320, SLG: 0.452	3-2 FC6-4 1B			0-0 HR	1-3 K		1-2 L8			4 1 2 1 0 1 1												
Tori Hunter, R OBP: 0.356, SLG: 0.573	1-2 FC6-4 1-2f			1-1 P6		0-0 G4-3		1-2 G6-3		4 0 0 0 0 0 2												
Doug Mientkiewicz, L OBP: 0.376, SLG: 0.363		1-1 G4-3		3-1 1B 1B		3-2 HR		0-3 K		4 2 2 1 0 1 0												
Dustan Mohr, R OBP: 0.352, SLG: 0.473		1-0 G5-3		1-0 1B 1-2 1B		1-0 P6		0-0 F2		4 0 1 0 0 0 0												
A.J. Pierzynski, L OBP: 0.334, SLG: 0.461		0-0 G3		0-0 F8		0-3 K2-3		0-0 F8		4 0 0 0 0 1 2												
Luis Rivas, R OBP: 0.345, SLG: 0.396			1-3 K	2-0 1-2 2-H 1B			0-0 S 1B	3-2 E HBP		3 1 2 1 0 1 0												
Inning Stats	R: 0 E: 0 K: 1 S: 14	H: 2 LOB: 2 BB: 0 P: 21	R: 0 E: 0 K: 0 S: 4	H: 0 LOB: 0 BB: 0 P: 6	R: 0 E: 0 K: 1 S: 9	H: 1 LOB: 0 BB: 0 P: 12	R: 3 E: 0 K: 1 S: 14	H: 5 LOB: 2 BB: 0 P: 21	R: 0 E: 0 K: 3 S: 11	H: 0 LOB: 0 BB: 0 P: 15	R: 1 E: 0 K: 1 S: 9	H: 1 LOB: 0 BB: 0 P: 13	R: 1 E: 0 K: 0 S: 14	H: 3 LOB: 1 BB: 0 P: 18	R: 0 E: 0 K: 1 S: 9	H: 0 LOB: 0 BB: 0 P: 10	R: 0 E: 1 K: 0 S: 7	H: 0 LOB: 1 BB: 0 P: 10	1B: 9 2B: 0 3B: 0 HR: 3	SF: 0 SAC: 0 DP: 2 HBP: 1	WP: 0 PB: 0 SB: 1 CS: 0	PA: 38
PITCHER	IP WLS BF H R ER SO BB IBB HBP BLK WP HR S P ERA WHIP											PITCHER	IP WLS BF H R ER SO BB IBB HBP BLK WP HR S P ERA WHIP									
Brian Moehler, R ERA: 2.29	(1, 1) 6.0 L 26 9 4 4 7 0 0 0 0 0 0 3 61 88 6.00 1.500																					
Jose Lima, R ERA: 8.91	(7, 1) 2.0 8 3 1 1 1 0 0 0 0 0 0 0 23 28 4.50 1.500																					
Juan Acevedo, R ERA: 2.7	(9, 1) 1.0 4 0 0 0 0 0 0 0 1 0 0 0 7 10 0.00 0.000																					

AB	37
R	5
H	12
RBI	5
BB	0
SO	8
LOB	14



Batter	1	2	3	4	5	6	7	8	9	AB R H RBI BB SO LOB	BOTTOM											
George Lombard, L OBP: 0.349, SLG: 0.550	2-2 FC6-4 1B		2-1 F7		0-2 F2		1-1 F9			4 0 1 0 0 0 3	Minnesota Twins @ Detroit Tigers Comerica Park, Detroit, MI Fri Jul 19, 2002, 7:05 PM EDT Att: 23,611 - Sunny - 82 F											
Damion Easley, R OBP: 0.311, SLG: 0.324	0-2 FC6-4 1-2f 1B		1-1 G5-3		1-2 FC6-4 1-2f			1-0 F8		4 0 0 0 0 0 3												
Bobby Higginson, L OBP: 0.361, SLG: 0.448	2-0 1-2 1B			2-2 P6		1-0 CS BB 1B		0-3 K		4 0 2 0 0 1 0												
Randall Simon, L OBP: 0.301, SLG: 0.427	0-0 F8			1-1 G3		2-2 F8		1-3 K2-3		4 0 0 0 0 1 3												
Robert Fick, L OBP: 0.347, SLG: 0.459	0-2 G4-3			2-2 G6-3		4-2 BB			1-1 G5-3	3 0 0 0 1 0 2												
Carlos Pena, L OBP: 0.312, SLG: 0.422		0-1 P1			1-0 15 1B FC6-5 1B	3-3 K			1-0 2B	4 1 2 0 0 1 2												
Shane Halter, R OBP: 0.323, SLG: 0.391		3-2 L7			1-2 FC6-5 15 1B 1-2 1B		3-1 F9		3-2 G5-3	4 0 1 0 0 0 1												
15 Brandon Inge, R OBP: 0.306, SLG: 0.433		0-0 B1-3			1-2 FC6-5 1-2 2-3 1B		0-3 K		1-3 K	4 0 1 0 0 2 1												
Ramon Santiago, S OBP: 0.313, SLG: 0.384			0-1 B1-3		0-1 FC6-5 FC6-4 1-2 2-3 3-H 1B		0-0 1B			3 0 1 1 0 0 2												
Inning Stats	R: 0 E: 0 K: 0 S: 13	H: 2 LOB: 2 BB: 0 P: 17	R: 0 E: 0 K: 0 S: 8	H: 0 LOB: 0 BB: 0 P: 11	R: 0 E: 0 K: 0 S: 6	H: 0 LOB: 0 BB: 0 P: 9	R: 0 E: 0 K: 0 S: 11	H: 0 LOB: 0 BB: 0 P: 16	R: 1 E: 0 K: 1 S: 16	H: 3 LOB: 2 BB: 0 P: 20	R: 0 E: 0 K: 1 S: 11	H: 1 LOB: 1 BB: 1 P: 21	R: 0 E: 0 K: 1 S: 8	H: 1 LOB: 0 BB: 0 P: 12	R: 0 E: 0 K: 2 S: 7	H: 0 LOB: 0 BB: 0 P: 9	R: 0 E: 0 K: 1 S: 9	H: 1 LOB: 1 BB: 0 P: 15	1B: 7 2B: 2 3B: 0 HR: 0	SF: 0 SAC: 0 DP: 1 HBP: 0	WP: 0 PB: 0 SB: 0 CS: 1	PA: 35
PITCHER	IP WLS BF H R ER SO BB IBB HBP BLK WP HR S P ERA WHIP											PITCHER	IP WLS BF H R ER SO BB IBB HBP BLK WP HR S P ERA WHIP									
Kyle Lohse, R ERA: 4.8	(1, 1) 6.0 W 24 2 0 0 1 1 1 0 0 0 0 0 65 94 1.50 1.167																					
Johan Santana, L ERA: 2.63	(7, 1) 3.0 S 11 2 0 0 4 0 0 0 0 0 0 0 24 36 0.00 0.667																					

AB	34
R	1
H	8
RBI	1
BB	1
SO	5
LOB	17



Batter	1	2	3	4	5	6	7	8	9	AB	R	H	RBI	BB	SO	LOB	TOP					
Jacque Jones, L (1, 7) OBP: 0.327, SLG: 0.469 Dustan Mohr, R (7, PH) OBP: 0.350, SLG: 0.470	F7		K		HR	G3	G4-3		F9	4	1	1	0	0	1	0						
Cristian Guzman, S (1, 6) OBP: 0.276, SLG: 0.365	K		K		F7		F7		FC3-4-6	6	0	1	0	0	2	3						
Corey Koskie, L (1, 5) OBP: 0.369, SLG: 0.471 Denny Hocking, S (8, PH) OBP: 0.324, SLG: 0.335	K				E	F7	F8		F8	4	1	1	0	0	1	2						
David Ortiz, L (1, 10) OBP: 0.325, SLG: 0.484		HR			P5				F8	5	3	3	3	0	0	2						
Bobby Kielty, S (1, 8) OBP: 0.447, SLG: 0.537		HR			HR					4	4	4	3	1	0	0						
Doug Mientkiewicz, L (1, 3) OBP: 0.376, SLG: 0.361		HR			5					4	2	1	0	1	0	2						
5 Michael Cuddyer, R (1, 9) OBP: 0.316, SLG: 0.526					G3				E5	5	2	3	4	0	0	2						
A.J. Pierzynski, L (1, 2) OBP: 0.337, SLG: 0.462 Matthew LeCroy, R (8, PH) OBP: 0.326, SLG: 0.500					1B				E7	4	0	2	1	0	0	0						
Luis Rivas, R (1, 4) OBP: 0.340, SLG: 0.384					F7				P4	1	0	0	0	0	1	2						
Inning Stats	R: 0 E: 0 K: 2 S: 9	H: 0 LOB: 0 BB: 0 P: 14	R: 2 E: 0 K: 0 S: 8	H: 2 LOB: 0 BB: 0 P: 11	R: 0 E: 0 K: 3 S: 9	H: 0 LOB: 0 BB: 0 P: 15	R: 2 E: 1 K: 0 S: 12	H: 4 LOB: 2 BB: 0 P: 20	R: 5 E: 0 K: 0 S: 11	H: 3 LOB: 0 BB: 2 P: 24	R: 0 E: 0 K: 1 S: 9	H: 1 LOB: 1 BB: 0 P: 12	R: 4 E: 1 K: 0 S: 17	H: 5 LOB: 1 BB: 0 P: 23	R: 1 E: 1 K: 1 S: 12	H: 2 LOB: 2 BB: 0 P: 18	R: 0 E: 0 K: 0 S: 5	H: 0 LOB: 1 BB: 1 P: 10	1B: 12 2B: 0 3B: 1 HR: 4	SF: 0 SAC: 0 DP: 0 HBP: 0	WP: 1 PB: 0 SB: 1 CS: 0	PA: 48
PITCHER	IP	WLS	BF	H	R	ER	SO	BB	IBB	HBP	BLK	WP	HR	S	P	ERA	WHIP					
Adam Bernero, R (1, 1) ERA: 6.72	4.2	L	24	8	8	8	5	2	0	0	0	0	2	18	82	15.43	2.143					
Jamie Walker, L (5, 1) ERA: 4.51	1.1		9	5	4	4	1	0	0	0	0	0	2	18	27	27.00	3.750					
Jeff Farnsworth, R (7, 1) ERA: 6.37	2.0		11	4	2	1	1	0	0	0	0	1	0	22	28	4.50	2.000					
Fernando Rodney, R (9, 1) ERA: 7.88	1.0		4	0	0	0	0	1	0	0	0	0	0	5	10	0.00	1.000					

Minnesota Twins @ Detroit Tigers
Comerica Park, Detroit, MI
Sat Jul 20 2002, 7:05 PM EDT
Att: 22,102 - Sunny - 79 F

AB	45
R	14
H	17
RBI	12
BB	3
SO	7
LOB	19



Batter	1	2	3	4	5	6	7	8	9	AB	R	H	RBI	BB	SO	LOB	BOTTOM					
George Lombard, L (1, 8) OBP: 0.352, SLG: 0.576	F7		1B		F7		HR		K	5	2	2	1	0	1	2						
Damion Easley, R (1, 4) OBP: 0.314, SLG: 0.326	G5-3		1B		FC6-4		P3		F9	5	0	2	0	0	0	0						
Bobby Higginson, L (1, 7) OBP: 0.361, SLG: 0.447 Damian Jackson, R (7, PH) OBP: 0.343, SLG: 0.399	L9		1B		F8					3	0	1	1	0	0	1						
Randall Simon, L (1, 10) OBP: 0.300, SLG: 0.425		HR			P3		G4-3			4	1	1	0	0	0	4						
Robert Fick, L (1, 9) OBP: 0.343, SLG: 0.454 Shane Halter, R (9, 5) OBP: 0.323, SLG: 0.391		F9			P5		P4		G3	4	0	0	0	0	0	4						
Carlos Pena, L (1, 3) OBP: 0.316, SLG: 0.441		HR			G3		G3-1		1B	4	1	2	2	0	0	0						
Craig Paquette, R (1, 5) OBP: 0.233, SLG: 0.320		G4-3			K		P6		1B	4	0	1	0	0	1	0						
15 Brandon Inge, R (1, 2) OBP: 0.305, SLG: 0.429 Matt Walbeck, S (9, 2) OBP: 0.166, SLG: 0.175		G5-3			HBP		K		G6-4-3	4	0	1	0	0	1	2						
Ramon Santiago, S (1, 6) OBP: 0.312, SLG: 0.378					G3		G3-1		K	3	0	0	0	0	1	0						
Inning Stats	R: 0 E: 0 K: 0 S: 7	H: 0 LOB: 0 BB: 0 P: 10	R: 2 E: 0 K: 0 S: 12	H: 2 LOB: 0 BB: 0 P: 13	R: 1 E: 0 K: 0 S: 13	H: 3 LOB: 2 BB: 0 P: 18	R: 0 E: 0 K: 1 S: 15	H: 1 LOB: 2 BB: 0 P: 22	R: 0 E: 0 K: 0 S: 10	H: 1 LOB: 1 BB: 0 P: 14	R: 0 E: 0 K: 1 S: 9	H: 0 LOB: 0 BB: 0 P: 13	R: 1 E: 0 K: 0 S: 8	H: 1 LOB: 1 BB: 1 P: 17	R: 0 E: 0 K: 0 S: 12	H: 2 LOB: 1 BB: 0 P: 16	R: 0 E: 0 K: 2 S: 8	H: 0 LOB: 0 BB: 0 P: 15	1B: 8 2B: 0 3B: 0 HR: 2	SF: 0 SAC: 0 DP: 1 HBP: 1	WP: 0 PB: 0 SB: 0 CS: 0	PA: 38
PITCHER	IP	WLS	BF	H	R	ER	SO	BB	IBB	HBP	BLK	WP	HR	S	P	ERA	WHIP					
Joe Mays, R (1, 1) ERA: 9.17	6.0	W	26	7	3	3	2	1	0	0	0	0	1	66	90	4.50	1.167					
Kevin Frederick, R (7, 1) ERA: 3.18	2.0		9	3	1	1	0	1	0	0	0	0	1	20	33	4.50	2.000					
J.C. Romero, L (9, 1) ERA: 2.04	1.0		3	0	0	0	2	0	0	0	0	0	0	8	15	0.00	0.000					

Minnesota Twins @ Detroit Tigers
Comerica Park, Detroit, MI
Sat Jul 20 2002, 7:05 PM EDT
Att: 22,102 - Sunny - 79 F

AB	36
R	4
H	10
RBI	4
BB	1
SO	4
LOB	13




Batter	1	2	3	4	5	6	7	8	9	AB	R	H	RBI	BB	SO	LOB	TOP				
Chuck Knoblauch, R OBP: 0.256, SLG: 0.255 (1, 7)	F6		P6			G5-3		G4-3		4	0	0	0	0	0	0	Kansas City Royals @ Detroit Tigers Comerica Park, Detroit, MI Tue Jul 23 2002, 7:05 PM EDT Att: 14,470 - Sunny - 78 F				
Luis Alica, S OBP: 0.333, SLG: 0.302 (1, 10)	1B		F2			F8		FC4-6 BB		3	0	1	0	1	0						
Carlos Beltrán, S OBP: 0.343, SLG: 0.489 (1, 8)	F8				P4		1B 3B	FC4-6 1-2		4	1	1	0	0	0	2					
Joe Randa, R OBP: 0.361, SLG: 0.478 Mike Caruso, S OBP: 0.143, SLG: 0.077 (1, 5) (7, 5)	1B				L9		K	K		3	0	1	0	0	1	1					
Raul Ibanez, L OBP: 0.340, SLG: 0.568 (1, 3)	K				K		1B	G4-3		4	0	1	1	0	2	3					
Michael Tucker, L OBP: 0.328, SLG: 0.394 (1, 9)			B1-3			F9		K		3	0	0	0	0	1	1					
Neifi Perez, S OBP: 0.251, SLG: 0.298 (1, 6)			K			F2		F8		3	0	0	0	0	1	1					
Carlos Febles, R OBP: 0.316, SLG: 0.326 (1, 4)			K			G1-3		F9		3	0	0	0	0	1	0					
Brent Mayne, L OBP: 0.299, SLG: 0.277 (1, 2)					G4-3		L3	F8		3	0	0	0	0	0	0					
Inning Stats	R: 0 E: 0 K: 1 S: 10	H: 2 LOB: 2 BB: 0 P: 15	R: 0 E: 0 K: 2 S: 9	H: 0 LOB: 0 BB: 0 P: 13	R: 0 E: 0 K: 0 S: 6	H: 0 LOB: 0 BB: 0 P: 12	R: 0 E: 0 K: 1 S: 7	H: 0 LOB: 0 BB: 0 P: 10	R: 0 E: 0 K: 0 S: 4	H: 0 LOB: 0 BB: 0 P: 6	R: 1 E: 0 K: 2 S: 15	H: 2 LOB: 1 BB: 0 P: 21	R: 0 E: 0 K: 0 S: 5	H: 0 LOB: 0 BB: 0 P: 8	R: 0 E: 0 K: 1 S: 15	H: 0 LOB: 1 BB: 1 P: 21	1B: 3 2B: 0 3B: 1 HR: 0	SF: 0 SAC: 0 DP: 0 HBP: 0	WP: 0 PB: 0 SB: 0 CS: 0	PA: 32	
PITCHER	IP	WLS	BF	H	R	ER	SO	BB	IBB	HBP	BLK	WP	HR	S	P	ERA	WHIP				
Mark Redman, L ERA: 3.33 Juan Acevedo, R ERA: 2.65	(1, 1) (9, 1)	8.0 1.0	W 4	28 0	4 0	1 0	6 1	0 1	0 0	0 0	0 0	0 0	0 0	62 15	94 21	1.12 0.00	0.500 1.000				

Batter	1	2	3	4	5	6	7	8	9	AB	R	H	RBI	BB	SO	LOB	BOTTOM				
Ramon Santiago, S OBP: 0.312, SLG: 0.382 Craig Paquette, R OBP: 0.235, SLG: 0.320 (1, 6) (3, FH) (4, 5)	B4-3	F5	FC4-6			1B 3B 1B	K			2	0	0	0	0	0	1	Kansas City Royals @ Detroit Tigers Comerica Park, Detroit, MI Tue Jul 23 2002, 7:05 PM EDT Att: 14,470 - Sunny - 78 F				
Damion Easley, R OBP: 0.310, SLG: 0.318 (1, 4)	K		G5-3		F9	K	BB			4	0	0	0	1	2	1					
Bobby Higginson, L OBP: 0.358, SLG: 0.440 George Lombard, L OBP: 0.344, SLG: 0.567 (1, 7) (7, FH) (8, 7)	1B		F8		G4-3	3B 1B	K			4	1	2	0	0	0	0					
Randall Simon, L OBP: 0.305, SLG: 0.433 (1, 10)	L6		1B 1B		1B	1B 3B	G3-1			5	1	3	2	0	0	4					
Robert Fick, L OBP: 0.343, SLG: 0.449 (1, 9)		SH1-3 WP BB	1B 2B 1B		K	L6		1B		4	2	2	0	1	1	2					
Carlos Pena, L OBP: 0.327, SLG: 0.452 (1, 3)		WP SH1-3 1B	1B 1B		G5-4-3 15 3B BB	P6		F5		4	3	2	1	1	0	2					
Shane Halter, R OBP: 0.336, SLG: 0.416 (1, 5) (4, 6)	SH1-3		1B 2B		G5-4-3 1B	1B 3B	F9			4	2	3	1	0	0	1					
Wendell Magee, R OBP: 0.290, SLG: 0.390 (1, 8)	1B		15 1B		G5-4-3	BB 15 1B	K			5	0	3	4	0	1	3					
15 Brandon Inge, R OBP: 0.313, SLG: 0.447 (1, 2)	K		FC4-6 1B		3B	1B	BB			4	0	3	1	0	1	1					
Inning Stats	R: 0 E: 0 K: 1 S: 9	H: 1 LOB: 1 BB: 0 P: 13	R: 2 E: 0 K: 1 S: 14	H: 2 LOB: 1 BB: 1 P: 25	R: 4 E: 0 K: 0 S: 20	H: 6 LOB: 2 BB: 0 P: 29	R: 0 E: 0 K: 1 S: 9	H: 1 LOB: 1 BB: 0 P: 16	R: 1 E: 0 K: 0 S: 6	H: 2 LOB: 1 BB: 1 P: 12	R: 2 E: 0 K: 1 S: 16	H: 3 LOB: 1 BB: 0 P: 24	R: 1 E: 0 K: 2 S: 18	H: 3 LOB: 3 BB: 1 P: 33	R: 0 E: 0 K: 1 S: 9	H: 1 LOB: 1 BB: 0 P: 14	1B: 15 2B: 1 3B: 3 HR: 0	SF: 0 SAC: 1 DP: 1 HBP: 0	WP: 1 PB: 0 SB: 0 CS: 0	PA: 44	
PITCHER	IP	WLS	BF	H	R	ER	SO	BB	IBB	HBP	BLK	WP	HR	S	P	ERA	WHIP				
Jeff Suppan, R ERA: 5.17 Brad Voyles, R ERA: 6.75 Jeff Austin, R ERA: 4.15	(1, 1) (6, 1) (8, 1)	5.1 1.2 1.0	L 10 4	30 4	14 1	9 1	4 2	9 1	4 0	1 0	1 0	2 0	1 0	0 0	0 9	112 40 14	5.40 3.000 0.000				


Batter	1	2	3	4	5	6	7	8	9	AB	R	H	RBI	BB	SO	LOB	TOP								
Aaron Guiel, L OBP: 0.320, SLG: 0.362	F8		F8			F8			K	4	0	0	0	0	1	2	Kansas City Royals @ Detroit Tigers Comerica Park, Detroit, MI Wed Jul 24 2002, 7:05 PM EDT Att: 18,848 - Cloudy - 71 F								
Luis Alcaez, S OBP: 0.327, SLG: 0.295	K			G1-6-3		G3			G4-6-3	4	0	0	0	0	1	1									
Carlos Beltrán, S OBP: 0.341, SLG: 0.486	G3			G3			F7			3	0	0	0	0	0	0									
Joe Randa, R OBP: 0.361, SLG: 0.475		F8			BB		K			2	0	0	0	1	1	0									
Raul Ibanez, L OBP: 0.337, SLG: 0.561	G3			K			G4-3			3	0	0	0	0	1	1									
Michael Tucker, L OBP: 0.325, SLG: 0.390	K					F9			K	3	0	0	0	0	2	0									
Neifi Perez, S OBP: 0.254, SLG: 0.301				1B				F8		3	0	2	0	0	0	0									
Brent Mayne, L OBP: 0.294, SLG: 0.273			K			L3		K		3	0	0	0	0	2	2									
Carlos Febles, R OBP: 0.316, SLG: 0.326			F8			G5-3			G4-6-3	3	0	1	0	0	0	1									
Inning Stats	R: 0 E: 0 K: 1 S: 8	H: 0 LOB: 0 BB: 0 P: 12	R: 0 E: 0 K: 1 S: 8	H: 0 LOB: 0 BB: 0 P: 10	R: 0 E: 0 K: 1 S: 9	H: 1 LOB: 1 BB: 0 P: 11	R: 0 E: 0 K: 1 S: 9	H: 0 LOB: 1 BB: 1 P: 16	R: 0 E: 0 K: 0 S: 7	H: 1 LOB: 0 BB: 0 P: 9	R: 0 E: 0 K: 0 S: 6	H: 0 LOB: 0 BB: 0 P: 8	R: 0 E: 0 K: 1 S: 10	H: 0 LOB: 0 BB: 0 P: 12	R: 0 E: 0 K: 2 S: 9	H: 0 LOB: 0 BB: 0 P: 12	R: 0 E: 0 K: 1 S: 6	H: 1 LOB: 0 BB: 0 P: 8	1B: 3 2B: 1 3B: 0 HR: 0	SF: 0 SAC: 0 DP: 2 HBP: 0	WP: 0 PB: 0 SB: 0 CS: 0	PA: 29			
PITCHER	IP	WLS	BF	H	R	ER	SO	BB	IBB	HBP	BLK	WP	HR	S	P	ERA	WHIP								
Jose Lima, R ERA: 7.36	(1, 1)	7.0	W	23	2	0	0	5	1	0	0	0	0	57	78	0.00	0.429								
Oscar Henriquez, R ERA: 3.39	(8, 1)	1.0	H	3	0	0	0	2	0	0	0	0	0	9	12	0.00	0.000								
Juan Acevedo, R ERA: 2.6	(9, 1)	1.0	S	3	1	0	0	1	0	0	0	0	0	6	8	0.00	1.000								

Batter	1	2	3	4	5	6	7	8	9	AB	R	H	RBI	BB	SO	LOB	BOTTOM								
George Lombard, L OBP: 0.340, SLG: 0.553	F7					F7			F7	4	0	1	0	0	0	0	Kansas City Royals @ Detroit Tigers Comerica Park, Detroit, MI Wed Jul 24 2002, 7:05 PM EDT Att: 18,848 - Cloudy - 71 F								
Damion Easley, R OBP: 0.303, SLG: 0.309	P6		1B		F2		K		P4	4	0	0	0	0	1	2									
Bobby Higginson, L OBP: 0.354, SLG: 0.435	F8					G4-3				3	0	0	0	0	1	2									
Randall Simon, L OBP: 0.308, SLG: 0.445					F7				1B SF9	3	2	2	1	0	0	0									
Robert Fick, L OBP: 0.343, SLG: 0.448					G4-3				1B WP	3	1	1	0	0	1	0									
Carlos Pena, L OBP: 0.322, SLG: 0.444					G4-3				1B	3	0	0	0	0	1	2									
Shane Halter, R OBP: 0.332, SLG: 0.413									SF9	2	0	0	1	0	1	0									
Craig Paquette, R OBP: 0.236, SLG: 0.320									1B	3	0	1	1	0	1	0									
Matt Walbeck, S OBP: 0.196, SLG: 0.209									F8	3	0	1	0	0	0	0									
Inning Stats	R: 0 E: 0 K: 0 S: 4	H: 0 LOB: 0 BB: 0 P: 9	R: 1 E: 0 K: 1 S: 9	H: 1 LOB: 0 BB: 0 P: 10	R: 0 E: 0 K: 2 S: 15	H: 2 LOB: 2 BB: 0 P: 22	R: 0 E: 0 K: 0 S: 5	H: 0 LOB: 0 BB: 0 P: 5	R: 0 E: 0 K: 1 S: 6	H: 0 LOB: 0 BB: 0 P: 8	R: 0 E: 0 K: 1 S: 7	H: 0 LOB: 0 BB: 0 P: 10	R: 2 E: 0 K: 1 S: 9	H: 3 LOB: 1 BB: 0 P: 13	R: 0 E: 0 K: 0 S: 4	H: 0 LOB: 0 BB: 0 P: 6	1B: 4 2B: 1 3B: 0 HR: 1	SF: 1 SAC: 0 DP: 0 HBP: 0	WP: 1 PB: 0 SB: 0 CS: 0	PA: 29					
PITCHER	IP	WLS	BF	H	R	ER	SO	BB	IBB	HBP	BLK	WP	HR	S	P	ERA	WHIP								
Paul Byrd, R ERA: 3.64	(1, 1)	8.0	L	29	6	3	3	6	0	0	0	0	1	59	83	3.38	0.750								

AB 28
R 0
H 3
RBI 0
BB 1
SO 8
LOB 7



AB 28
R 3
H 6
RBI 3
BB 0
SO 6
LOB 6



Batter	1	2	3	4	5	6	7	8	9	AB	R	H	RBI	BB	SO	LOB	TOP								
Aaron Guiel, L (1, 9) OBP: 0.317, SLG: 0.352										3	0	0	0	1	2	1	Kansas City Royals @ Detroit Tigers Comerica Park, Detroit, MI Thu Jul 25 2002, 2:05 PM EDT Att: 19,540 - Cloudy - 72 F								
Chuck Knoblauch, R (1, 7) OBP: 0.255, SLG: 0.255										4	1	1	0	0	0	1									
Carlos Beltrán, S (1, 8) OBP: 0.343, SLG: 0.494										4	0	2	0	0	2	1									
Joe Randa, R (1, 5) OBP: 0.365, SLG: 0.483										3	1	2	0	1	0	1									
Raul Ibanez, L (1, 10) OBP: 0.336, SLG: 0.556										4	0	1	1	0	1	3									
Chan Perry, R (1, 3)										3	0	0	1	0	1	2									
Michael Tucker, L (6, 3) OBP: 0.327, SLG: 0.392										1	0	1	0	0	0	0									
Neifi Pérez, S (1, 6) OBP: 0.254, SLG: 0.300										4	0	1	0	0	0	2									
A.J. Hinch, R (1, 2) OBP: 0.305, SLG: 0.401										3	0	0	0	0	1	0									
Luis Aícea, S (9, PH) OBP: 0.225, SLG: 0.293										1	0	0	0	0	0	0									
Carlos Febles, R (1, 4) OBP: 0.316, SLG: 0.326										3	0	1	0	0	1	0									
Inning Stats	R: 0 E: 0 K: 1 S: 9	H: 1 LOB: 1 BB: 0 P: 14	R: 0 E: 0 K: 1 S: 9	H: 1 LOB: 0 BB: 0 P: 15	R: 0 E: 0 K: 1 S: 6	H: 0 LOB: 1 BB: 1 P: 13	R: 0 E: 0 K: 2 S: 12	H: 1 LOB: 1 BB: 0 P: 18	R: 0 E: 0 K: 0 S: 6	H: 1 LOB: 1 BB: 0 P: 9	R: 2 E: 0 K: 1 S: 21	H: 3 LOB: 1 BB: 0 P: 33	R: 0 E: 0 K: 2 S: 8	H: 0 LOB: 0 BB: 0 P: 12	R: 0 E: 0 K: 0 S: 11	H: 1 LOB: 1 BB: 1 P: 22	R: 0 E: 0 K: 0 S: 9	H: 1 LOB: 0 BB: 0 P: 13	1B: 6 2B: 3 3B: 2 HR: 0	SF: 0 SAC: 0 DP: 2 HBP: 0	WP: 1 PB: 0 SB: 0 CS: 1	PA: 36			
PITCHER	IP	WLS	BF	H	R	ER	SO	BB	IBB	HBP	BLK	WP	HR	S	P	ERA	WHIP								
Mike Maroth, L (1, 1) ERA: 4.53	6.0	W	25	7	2	2	6	1	0	0	0	1	0	63	102	3.00	1.333								
Julio Santana, R (7, 1) ERA: 2.39	1.1	H	6	1	0	0	2	1	0	0	0	0	0	17	31	0.00	1.500								
Jamie Walker, L (8, 1) ERA: 4.68	0.2	H	1	0	0	0	0	0	0	0	0	0	0	2	3	0.00	0.000								
Juan Acevedo, R (9, 1) ERA: 2.55	1.0	S	3	1	0	0	0	0	0	0	0	0	0	9	13	0.00	1.000								

Batter	1	2	3	4	5	6	7	8	9	AB	R	H	RBI	BB	SO	LOB	BOTTOM								
George Lombard, L (1, 8) OBP: 0.327, SLG: 0.531										4	0	0	0	0	2	1	Kansas City Royals @ Detroit Tigers Comerica Park, Detroit, MI Thu Jul 25 2002, 2:05 PM EDT Att: 19,540 - Cloudy - 72 F								
Damon Easley, R (1, 4) OBP: 0.302, SLG: 0.327										4	1	1	1	0	1	1									
Bobby Higginson, L (1, 7) OBP: 0.353, SLG: 0.430										3	1	0	0	1	1	0									
Randall Simon, L (1, 10) OBP: 0.313, SLG: 0.458										4	1	3	1	0	0	0									
Craig Monroe, R (8, PR)										0	1	0	0	0	0	0									
Robert Fick, L (1, 9) OBP: 0.344, SLG: 0.461										3	1	2	3	0	0	0									
Carlos Pena, L (1, 3) OBP: 0.320, SLG: 0.437										3	0	0	0	1	1	2									
Shane Halter, R (1, 6) OBP: 0.335, SLG: 0.416										3	0	1	0	1	0	3									
Craig Paquette, R (1, 5) OBP: 0.232, SLG: 0.314										4	0	0	0	0	1	5									
15 Brandon Inge, R (1, 2) OBP: 0.313, SLG: 0.446										3	0	1	0	0	1	1									
Inning Stats	R: 2 E: 0 K: 2 S: 15	H: 2 LOB: 0 BB: 0 P: 22	R: 0 E: 0 K: 1 S: 11	H: 0 LOB: 1 BB: 1 P: 21	R: 0 E: 0 K: 0 S: 6	H: 0 LOB: 0 BB: 0 P: 10	R: 0 E: 0 K: 0 S: 9	H: 1 LOB: 1 BB: 0 P: 12	R: 0 E: 0 K: 0 S: 5	H: 1 LOB: 1 BB: 0 P: 8	R: 1 E: 0 K: 0 S: 10	H: 1 LOB: 2 BB: 2 P: 22	R: 0 E: 0 K: 3 S: 9	H: 0 LOB: 0 BB: 0 P: 13	R: 2 E: 0 K: 1 S: 12	H: 3 LOB: 3 BB: 0 P: 18	R: 0 E: 0 K: 1 S: 9	H: 0 LOB: 0 BB: 0 P: 13	1B: 3 2B: 2 3B: 0 HR: 3	SF: 1 SAC: 0 DP: 0 HBP: 0	WP: 0 PB: 0 SB: 0 CS: 0	PA: 35			
PITCHER	IP	WLS	BF	H	R	ER	SO	BB	IBB	HBP	BLK	WP	HR	S	P	ERA	WHIP								
Miguel Asencio, R (1, 1) ERA: 5.49	5.0	L	22	5	3	3	3	2	0	0	0	0	0	47	78	5.40	1.400								
Ryan Bukvich, R (6, 1) ERA: 1.23	1.0		4	0	0	0	0	1	0	0	0	0	0	9	17	0.00	1.000								
Jason Grimsley, R (7, 1) ERA: 4.02	1.0		3	0	0	0	3	0	0	0	0	0	0	9	13	0.00	0.000								
Scott Mullen, L (8, 1) ERA: 3.38	0.2		5	3	2	2	0	0	0	0	0	0	1	9	13	27.00	4.500								
Jeff Austin, R (8, 1) ERA: 4.0	0.1		1	0	0	0	1	0	0	0	0	0	0	3	5	0.00	0.000								

AB	33
R	2
H	9
RBI	2
BB	2
SO	8
LOB	11




AB	31
R	5
H	8
RBI	5
BB	3
SO	7
LOB	13



Batter	1	2	3	4	5	6	7	8	9	AB	R	H	RBI	BB	SO	LOB	TOP					
George Lombard, L OBP: 0.336, SLG: 0.538 (1, 8)	G2-3						G3-1		K	6	1	3	0	0	1	0						
Damion Easley, R OBP: 0.395, SLG: 0.335 (1, 4)							F8			5	2	2	1	0	1	3						
Bobby Higginson, L OBP: 0.360, SLG: 0.449 (1, 7)										5	4	4	2	0	1	0						
Randall Simon, L OBP: 0.320, SLG: 0.466 (1, 10)										5	0	4	2	0	0	0						
Robert Fick, L OBP: 0.350, SLG: 0.471 (1, 9)										5	1	4	2	0	0	1						
Carlos Pena, L OBP: 0.322, SLG: 0.439 (1, 3)										4	0	1	1	1	2	6						
Shane Halter, R OBP: 0.329, SLG: 0.408 (1, 6)										5	0	0	0	0	2	4						
Craig Paquette, R OBP: 0.227, SLG: 0.307 (1, 5)										5	0	0	0	0	1	0						
15 Brandon Inge, R OBP: 0.310, SLG: 0.444 (1, 2)										5	0	1	0	0	0	0						
Inning Stats	R: 2 E: 0 K: 0 S: 13	H: 3 LOB: 2 BB: 1 P: 23	R: 0 E: 0 K: 0 S: 5	H: 1 LOB: 1 BB: 0 P: 10	R: 1 E: 0 K: 1 S: 10	H: 3 LOB: 1 BB: 0 P: 17	R: 3 E: 0 K: 1 S: 22	H: 5 LOB: 2 BB: 0 P: 38	R: 0 E: 0 K: 0 S: 4	H: 0 LOB: 0 BB: 0 P: 7	R: 1 E: 0 K: 1 S: 11	H: 3 LOB: 2 BB: 0 P: 19	R: 0 E: 0 K: 2 S: 13	H: 2 LOB: 0 BB: 0 P: 20	R: 1 E: 0 K: 2 S: 15	H: 2 LOB: 1 BB: 0 P: 22	R: 0 E: 0 K: 1 S: 5	H: 0 LOB: 0 BB: 0 P: 7	1B: 11 2B: 8 3B: 0 HR: 1	SF: 0 SAC: 0 DP: 1 HBP: 0	WP: 1 PB: 0 SB: 1 CS: 0	PA: 46
PITCHER	IP	WLS	BF	H	R	ER	SO	BB	IBB	HBP	BLK	WP	HR	S	P	ERA	WHIP					
Charles Nagy, R ERA: 9.96 (1, 1)	3.2	L	23	12	6	6	1	1	0	0	0	0	0	46	83	14.73	3.545					
Sean DePaula, L ERA: 11.25 (4, 1)	3.0		13	4	1	1	3	0	0	0	0	0	1	27	42	3.00	1.333					
Ricardo Rincon, L ERA: 4.89 (7, 1)	1.0		6	3	1	1	2	0	0	0	0	0	0	17	25	9.00	3.000					
Chad Paronto, R ERA: 4.15 (8, 1)	1.1		4	0	0	0	2	0	0	0	0	1	0	8	13	0.00	0.000					

Detroit Tigers @ Cleveland Indians
Jacobs Field, Cleveland, OH
Fri Jul 26, 2002, 7:05 PM EDT
Att: 38,738 - Cloudy - 85 F


AB 45
R 8
H 19
RBI 8
BB 1
SO 8
LOB 14



Batter	1	2	3	4	5	6	7	8	9	AB	R	H	RBI	BB	SO	LOB	BOTTOM					
Chris Magruder, S OBP: 0.283, SLG: 0.408 (1, 9)	K		G4-3							3	0	1	1	1	1	0						
Omar Vizquel, S OBP: 0.373, SLG: 0.480 (1, 6)										3	0	1	1	0	2	1						
Ellis Burks, R OBP: 0.338, SLG: 0.513 (1, 10)										3	0	0	0	1	0	1						
Jim Thome, L OBP: 0.419, SLG: 0.624 (1, 3)										4	2	2	2	0	0	2						
Milton Bradley, S OBP: 0.321, SLG: 0.442 (1, 8)										4	0	1	0	0	0	0						
Earl Snyder, R OBP: 0.326, SLG: 0.275 (1, 5)										4	0	0	0	0	2	2						
Ricky Gutierrez, R OBP: 0.320, SLG: 0.342 (1, 4)										4	1	1	0	0	1	0						
Ben Broussard, L OBP: 0.304, SLG: 0.393 (1, 7)										4	1	1	0	0	1	0						
Einar Diaz, R OBP: 0.269, SLG: 0.309 Bill Selby, L OBP: 0.311, SLG: 0.379 (9, PH)										3	1	1	1	0	0	0						
Inning Stats	R: 0 E: 0 K: 1 S: 9	H: 1 LOB: 0 BB: 0 P: 13	R: 0 E: 0 K: 0 S: 6	H: 0 LOB: 0 BB: 0 P: 9	R: 0 E: 0 K: 1 S: 5	H: 0 LOB: 0 BB: 0 P: 8	R: 0 E: 0 K: 2 S: 13	H: 1 LOB: 2 BB: 1 P: 18	R: 3 E: 0 K: 0 S: 11	H: 4 LOB: 0 BB: 0 P: 21	R: 1 E: 0 K: 0 S: 7	H: 1 LOB: 0 BB: 0 P: 14	R: 0 E: 0 K: 1 S: 7	H: 0 LOB: 1 BB: 1 P: 14	R: 1 E: 0 K: 1 S: 14	H: 1 LOB: 0 BB: 0 P: 24	R: 0 E: 0 K: 2 S: 11	H: 0 LOB: 0 BB: 0 P: 17	1B: 4 2B: 2 3B: 0 HR: 2	SF: 1 SAC: 0 DP: 0 HBP: 0	WP: 0 PB: 0 SB: 0 CS: 0	PA: 36
PITCHER	IP	WLS	BF	H	R	ER	SO	BB	IBB	HBP	BLK	WP	HR	S	P	ERA	WHIP					
Brian Powell, R ERA: 6.0 (1, 1)	6.0	W	25	7	4	4	4	1	0	0	0	0	1	51	83	6.00	1.333					
Julio Santana, R ERA: 2.45 (7, 1)	2.0	H	8	1	1	1	2	1	0	0	0	0	1	21	38	4.50	1.000					
Oscar Henriquez, R ERA: 3.0 (9, 1)	1.0	S	3	0	0	0	2	0	0	0	0	0	0	11	17	0.00	0.000					

Detroit Tigers @ Cleveland Indians
Jacobs Field, Cleveland, OH
Fri Jul 26, 2002, 7:05 PM EDT
Att: 38,738 - Cloudy - 85 F

AB 33
R 5
H 8
RBI 5
BB 2
SO 8
LOB 6



Batter	1	2	3	4	5	6	7	8	9	AB	R	H	RBI	BB	SO	LOB	TOP										
Hiram Bocachica, R (1, 10) OBP: 0.280, SLG: 0.486										5	2	2	1	0	1	3											
Damion Easley, R (1, 4) OBP: 0.314, SLG: 0.364										4	1	3	3	0	1	1											
Bobby Higginson, L (1, 7) OBP: 0.362, SLG: 0.449										4	0	2	0	0	0	1											
Shane Halter, R (1, 6) OBP: 0.324, SLG: 0.402										4	0	0	0	0	4	4											
Robert Fick, L (1, 9) OBP: 0.349, SLG: 0.472										4	1	1	0	0	0	2											
Carlos Pena, L (1, 3)										4	0	1	0	0	2	0											
Wendell Magee, R (1, 8) OBP: 0.287, SLG: 0.385										4	0	0	0	0	1	1	AB 37										
Craig Paquette, R (1, 5) OBP: 0.227, SLG: 0.306										4	0	1	0	0	2	0	R 5										
15 Brandon Inge, R (1, 2) OBP: 0.314, SLG: 0.446										4	1	2	0	0	1	0	H 12										
Inning Stats	R: 0 H: 2 E: 0 K: 2 S: 14	H: 2 LOB: 2 BB: 0 P: 18	R: 0 H: 0 E: 0 K: 0 S: 9	H: 0 LOB: 0 BB: 0 P: 14	R: 3 H: 2 E: 1 K: 1 S: 19	H: 2 LOB: 0 BB: 0 P: 30	R: 0 H: 0 E: 0 K: 3 S: 9	H: 0 LOB: 0 BB: 0 P: 13	R: 1 H: 3 E: 0 K: 2 S: 16	H: 3 LOB: 2 BB: 0 P: 26	R: 1 H: 2 E: 0 K: 1 S: 7	H: 2 LOB: 1 BB: 0 P: 14	R: 0 H: 1 E: 0 K: 2 S: 12	H: 1 LOB: 1 BB: 0 P: 17	R: 0 H: 0 E: 0 K: 2 S: 8	H: 0 LOB: 0 BB: 0 P: 11	R: 0 H: 2 E: 0 K: 0 S: 10	H: 2 LOB: 1 BB: 0 P: 12	1B: 9 2B: 2 3B: 0 HR: 2	SF: 0 SAC: 0 DP: 3 HBP: 0	WP: 0 PB: 0 SB: 0 CS: 1	PA: 37					
PITCHER	IP	WLS	BF	H	R	ER	SO	BB	IBB	HBP	BLK	WP	HR	S	P	ERA	WHIP										
CC Sabathia, L (1, 1) ERA: 5.34	5.0	L	24	9	5	4	8	0	0	0	0	0	2	70	107	7.20	1.800										
Dave Elder, R (6, 1) ERA:	3.0		9	1	0	0	4	0	0	0	0	0	0	24	36	0.00	0.333										
Mark Wohlers, R (9, 1) ERA: 5.48	1.0		4	2	0	0	0	0	0	0	0	0	0	10	12	0.00	2.000										

Detroit Tigers @ Cleveland Indians
Jacobs Field, Cleveland, OH
Sat Jul 27 2002, 7:05 PM EDT
Att: 38,622 - Cloudy - 81 F

AB 37
R 5
H 12
RBI 4
BB 0
SO 12
LOB 12



Batter	1	2	3	4	5	6	7	8	9	AB	R	H	RBI	BB	SO	LOB	BOTTOM										
Matt Lawton, L (1, 9) OBP: 0.353, SLG: 0.414										4	1	2	0	0	1	1											
Omar Vizquel, S (1, 6) OBP: 0.374, SLG: 0.485										4	0	2	0	0	0	2											
Ellis Burks, R (1, 10) OBP: 0.337, SLG: 0.513										4	0	1	1	0	0	3											
Jim Thome, L (1, 3) OBP: 0.415, SLG: 0.615										4	0	0	0	0	3	2											
Milton Bradley, S (1, 8) OBP: 0.319, SLG: 0.436										3	0	0	0	1	1	1											
Bill Selby, L (1, 5) OBP: 0.295, SLG: 0.357										4	0	0	0	0	2	1											
Ricky Gutierrez, R (1, 4) OBP: 0.320, SLG: 0.346										3	0	1	0	0	1	0	AB 32										
Ben Broussard, L (1, 7) OBP: 0.295, SLG: 0.379										3	0	0	0	0	0	1	R 1										
Eddie Pérez, R (1, 2) OBP: 0.309, SLG: 0.351										3	0	1	0	0	0	0	H 7										
Inning Stats	R: 0 H: 1 E: 0 K: 2 S: 11	H: 1 LOB: 1 BB: 0 P: 16	R: 0 H: 1 E: 0 K: 2 S: 15	H: 1 LOB: 0 BB: 0 P: 19	R: 0 H: 2 E: 0 K: 0 S: 7	H: 2 LOB: 1 BB: 0 P: 11	R: 0 H: 0 E: 0 K: 0 S: 10	H: 0 LOB: 0 BB: 1 P: 16	R: 0 H: 0 E: 0 K: 0 S: 6	H: 0 LOB: 0 BB: 0 P: 8	R: 1 H: 2 E: 0 K: 1 S: 16	H: 2 LOB: 1 BB: 0 P: 28	R: 0 H: 0 E: 0 K: 2 S: 10	H: 0 LOB: 0 BB: 0 P: 15	R: 0 H: 1 E: 0 K: 0 S: 5	H: 1 LOB: 0 BB: 0 P: 8	R: 0 H: 0 E: 0 K: 1 S: 12	H: 0 LOB: 0 BB: 0 P: 17	1B: 2 2B: 6 3B: 0 HR: 0	SF: 0 SAC: 0 DP: 2 HBP: 0	WP: 0 PB: 1 SB: 0 CS: 0	PA: 33					
PITCHER	IP	WLS	BF	H	R	ER	SO	BB	IBB	HBP	BLK	WP	HR	S	P	ERA	WHIP										
Steve Sparks, R (1, 1) ERA: 5.54	8.0	W	30	7	1	1	7	1	0	0	0	0	0	80	121	1.12	1.000										
Oscar Henriquez, R (9, 1) ERA: 2.7	1.0		3	0	0	0	1	0	0	0	0	0	0	12	17	0.00	0.000										


Detroit Tigers @ Cleveland Indians
Jacobs Field, Cleveland, OH
Sat Jul 27 2002, 7:05 PM EDT
Att: 38,622 - Cloudy - 81 F

AB 32
R 1
H 7
RBI 1
BB 1
SO 8
LOB 11




Batter	1	2	3	4	5	6	7	8	9	AB	R	H	RBI	BB	SO	LOB	TOP											
George Lombard, L (1, 8) OBP: 0.339, SLG: 0.528	F7	2B		2B	K			K		4	1	1	0	1	2	2	Detroit Tigers @ Cleveland Indians Jacobs Field, Cleveland, OH Sun Jul 28 2002, 1:05 PM EDT Att: 35,076 - Cloudy - 90 F											
Damion Easley, R (1, 4) OBP: 0.316, SLG: 0.369	1B	1B		SF7	F2			F3		3	2	1	2	1	0	2												
Bobby Higginson, L (1, 7) OBP: 0.363, SLG: 0.452	P6	1B		F8				F8		5	0	2	1	0	0	2												
Randall Simon, L (1, 10) OBP: 0.321, SLG: 0.468	1B	F7		1B	P6			G6-3		5	1	2	0	0	0	2												
Robert Fick, L (1, 9) OBP: 0.347, SLG: 0.468	1B			F5	G3			L7		5	0	1	1	0	0	2												
Carlos Pena, L (1, 3) OBP: 0.327, SLG: 0.459	E9			G6-3				K		5	1	3	2	0	1	0												
Shane Halter, R (1, 5) OBP: 0.322, SLG: 0.402	G4-3				F8			G6-3		5	0	1	0	0	1	3												
15 Brandon Inge, R (1, 2) OBP: 0.308, SLG: 0.437		G6-3		P4	E5			K		4	0	0	0	0	1	2												
Damian Jackson, R (1, 6) OBP: 0.333, SLG: 0.381		K			E5			G6-3		3	1	0	0	0	1	1												
Inning Stats	R: 2 E: 1 K: 0 S: 15	H: 3 LOB: 2 BB: 1 P: 25	R: 2 E: 0 K: 1 S: 16	H: 2 LOB: 1 BB: 1 P: 27	R: 0 E: 0 K: 0 S: 7	H: 1 LOB: 1 BB: 0 P: 11	R: 1 E: 1 K: 0 S: 11	H: 2 LOB: 2 BB: 0 P: 15	R: 1 E: 1 K: 1 S: 18	H: 1 LOB: 2 BB: 0 P: 29	R: 0 E: 0 K: 1 S: 15	H: 1 LOB: 1 BB: 0 P: 26	R: 0 E: 0 K: 1 S: 13	H: 1 LOB: 1 BB: 0 P: 18	R: 0 E: 0 K: 2 S: 9	H: 0 LOB: 0 BB: 0 P: 14	1B: 5 2B: 5 3B: 0 HR: 1	SF: 1 SAC: 0 DP: 0 HBP: 1	WP: 0 PB: 0 SB: 2 CS: 0	PA: 43								
PITCHER	IP	WLS	BF	H	R	ER	SO	BB	IBB	HBP	BLK	WP	HR	S	P	ERA	WHIP											
Danys Baez, R (1, 1) ERA: 4.39	4.1		27	9	6	5	1	2	0	1	0	0	0	1	61	96	10.38	2.538										
37 Jake Westbrook, R (5, 1) ERA: 6.5	2.2		9	1	0	0	2	0	0	0	0	0	0	0	27	48	0.00	0.375										
Chad Paronto, R (8, 1) ERA: 4.04	1.0		4	1	0	0	1	0	0	0	0	0	0	0	13	18	0.00	1.000										
Sean DePaula, R (9, 1) ERA: 9.0	1.0	W	3	0	0	0	2	0	0	0	0	0	0	0	9	14	0.00	0.000										

Batter	1	2	3	4	5	6	7	8	9	AB	R	H	RBI	BB	SO	LOB	BOTTOM											
Matt Lawton, L (1, 9) OBP: 0.353, SLG: 0.414	FC5		F7		F9			K		5	1	2	1	0	1	1	Detroit Tigers @ Cleveland Indians Jacobs Field, Cleveland, OH Sun Jul 28 2002, 1:05 PM EDT Att: 35,076 - Cloudy - 90 F											
Omar Vizquel, S (1, 6) OBP: 0.375, SLG: 0.493	G4-3		F8					HR		4	2	2	1	0	0	1												
Ellis Burks, R (1, 10) OBP: 0.340, SLG: 0.524	K2-3				G6-3			HR		4	3	2	2	0	1	1												
Jim Thome, L (1, 3) OBP: 0.420, SLG: 0.630					2B			K		4	1	3	5	1	1	0												
Milton Bradley, S (1, 8) OBP: 0.318, SLG: 0.430	FC5				G1-3			FC1-6		3	0	0	0	1	0	4												
Ricky Gutierrez, R (1, 4) OBP: 0.316, SLG: 0.341			G1-3		P4			FC1-6		4	0	0	0	0	1	3												
Chris Magruder, S (1, 7) OBP: 0.277, SLG: 0.399		G4-3			G6-3			F8		4	0	0	0	0	0	2												
John McDonald, R (1, 5) OBP: 0.312, SLG: 0.362					F9			K		2	0	0	0	0	1	0												
Bill Selby, L (9, PH) OBP: 0.304, SLG: 0.366								FC5-4		1	1	1	0	0	0	0												
Einar Diaz, R (1, 2) OBP: 0.266, SLG: 0.306					F8			FC5-4		3	0	0	0	0	0	1												
Lee Stevens, L (9, PH) OBP: 0.308, SLG: 0.357								G6-3		1	0	1	0	0	0	0												
Charles Nagy, L (9, PR)										0	1	0	0	0	0	0												
Inning Stats	R: 0 E: 0 K: 1 S: 10	H: 1 LOB: 2 BB: 1 P: 20	R: 0 E: 0 K: 0 S: 5	H: 0 LOB: 0 BB: 0 P: 11	R: 0 E: 0 K: 0 S: 8	H: 0 LOB: 0 BB: 0 P: 11	R: 0 E: 0 K: 0 S: 6	H: 1 LOB: 1 BB: 0 P: 9	R: 0 E: 0 K: 1 S: 10	H: 0 LOB: 1 BB: 0 P: 16	R: 2 E: 0 K: 2 S: 13	H: 2 LOB: 1 BB: 1 P: 24	R: 0 E: 0 K: 2 S: 8	H: 0 LOB: 0 BB: 0 P: 11	R: 2 E: 0 K: 1 S: 16	H: 3 LOB: 1 BB: 0 P: 25	R: 5 E: 0 K: 0 S: 13	H: 4 LOB: 1 BB: 0 P: 19	1B: 6 2B: 2 3B: 0 HR: 3	SF: 0 SAC: 1 DP: 0 HBP: 2	WP: 0 PB: 0 SB: 0 CS: 0	PA: 40						
PITCHER	IP	WLS	BF	H	R	ER	SO	BB	IBB	HBP	BLK	WP	HR	S	P	ERA	WHIP											
Mark Redman, L (1, 1) ERA: 3.29	7.0		28	4	2	2	4	2	0	1	0	0	0	1	60	102	2.57	0.857										
Erik Sabel, R (8, 1) ERA:	0.0		2	2	2	2	0	0	0	0	0	0	0	1	3	5	∞	∞										
Julio Santana, R (8, 1) ERA: 2.4	1.0	H	4	1	0	0	1	0	0	0	0	0	0	0	13	20	0.00	1.000										
Juan Acevedo, R (9, 1) ERA: 3.38	0.1	L	6	4	5	5	0	0	0	1	0	0	1	13	19	135.00	12.000											

Batter	1	2	3	4	5	6	7	8	9	AB	R	H	RBI	BB	SO	LOB	TOP			
George Lombard, L (1, 8) OBP: 0.328, SLG: 0.509	1-3 K		2-2 F7		0-0 B1-3		1-0 G3-1			4	0	0	0	0	1	0				
Damion Easley, R (1, 4) OBP: 0.325, SLG: 0.380	0-0 G5-3		3-2 2B		2-1 1B			4-2 G4-3-6 1B BB		3	1	2	0	1	0	0				
Bobby Higginson, L (1, 7) OBP: 0.368, SLG: 0.458	4-2 1B BB		2-0 2B		2-1 F8			1-1 G4-3-6 1B		3	1	2	1	1	0	1				
Randall Simon, L (1, 10) OBP: 0.320, SLG: 0.465	2-1 1B 1B		3-3 K		0-0 F7			0-0 G4-3-6 1-2 2-3		4	0	1	0	0	1	4				
Robert Fick, L (1, 9) OBP: 0.346, SLG: 0.466	3-2 1-3 2-H 1B		0-0 L8			2-3 K		2-3 K		4	0	1	1	0	2	2				
Carlos Pena, L (1, 3) OBP: 0.321, SLG: 0.450	1-0 F5			1-1 F8		3-2 F8			0-3 K	4	0	0	0	0	1	2				
Shane Halter, R (1, 6) OBP: 0.324, SLG: 0.414		0-0 L5		1-0 HR		1-3 K			0-0 1B	4	1	2	1	0	1	0	AB 34			
Damian Jackson, R (0, PR) OBP: 0.333, SLG: 0.381										0	0	0	0	0	0	0	R 3			
Chris Truby, R (1, 5) OBP: 0.264, SLG: 0.364		1-0 G6-3		1-1 15 L4-3 1B			0-3 K		3-3 K	4	0	1	0	0	2	1	H 9			
15 Brandon Inge, R (1, 2) OBP: 0.303, SLG: 0.429		2-2 G5-3		1-0 L4-3 1-2			1-3 K		0-3 K	4	0	0	0	0	2	2	RBI 3			
																	BB 2			
																	SO 10			
																	LOB 12			
																				
Inning Stats	R: 1 E: 0 K: 1 S: 13	H: 2 LOB: 2 BB: 1 P: 24	R: 0 E: 0 K: 0 S: 6	H: 0 LOB: 0 BB: 0 P: 9	R: 1 E: 0 K: 1 S: 11	H: 2 LOB: 1 BB: 0 P: 21	R: 1 E: 0 K: 0 S: 6	H: 2 LOB: 0 BB: 0 P: 10	R: 0 E: 0 K: 2 S: 11	H: 0 LOB: 0 BB: 0 P: 17	R: 0 E: 0 K: 2 S: 7	H: 0 LOB: 0 BB: 0 P: 9	R: 0 E: 0 K: 1 S: 9	H: 1 LOB: 1 BB: 1 P: 16	R: 0 E: 0 K: 3 S: 10	H: 1 LOB: 1 BB: 1 P: 13	1B: 6 2B: 3 3B: 0 HR: 1	SF: 0 SAC: 0 DP: 2 HBP: 0	WP: 0 PB: 0 SB: 0 CS: 0	PA: 36
PITCHER	IP WLS BF H R ER SO BB IBB HBP BLK WP HR S P ERA WHIP																			
Freddy Garcia, R (1, 1) ERA: 4.03	7.0	29	7	3	3	6	2	0	0	0	0	0	0	1	63	107	3.86	1.286		
Arthur Rhodes, L (8, 1) ERA: 2.53	1.1	W 4	1	0	0	2	0	0	0	0	0	0	0	0	9	12	0.00	0.750		
Kazuhiro Sasaki, R (9, 1) ERA: 1.55	0.2	S 3	1	0	0	2	0	0	0	0	0	0	0	0	7	10	0.00	1.500		

Detroit Tigers @ Seattle Mariners
Safeco Field, Seattle, WA
Mon Jul 29 2002, 7:05 PM PDT
Att. 45,362 - Overcast - 69 F

livebaseballscores.com
AB 34
R 3
H 9
RBI 3
BB 2
SO 10
LOB 12

Batter	1	2	3	4	5	6	7	8	9	AB	R	H	RBI	BB	SO	LOB	BOTTOM			
51 Ichiro Suzuki, L (1, 9) OBP: 0.419, SLG: 0.474	1-1 F8		0-1 G6-3		1-1 L4		0-0 L8			4	0	0	0	0	0	4				
Mark McLemore, S (1, 5) OBP: 0.372, SLG: 0.409	0-1 G4-3			1-1 G3		2-2 PB 1B		4-0 E S 1B BB		3	2	1	0	1	0	0				
John Olerud, L (1, 3) OBP: 0.398, SLG: 0.516	3-2 G4-3			0-0 F8		2-1 F7		1-1 BB WP 1B		4	0	1	1	0	0	1				
Bret Boone, R (1, 4) OBP: 0.322, SLG: 0.408		0-0 G6-3		4-2 HR BB		3-2 G5-4-3 1B		2-2 P6		3	1	1	1	1	0	1				
Edgar Martinez, R (1, 10) OBP: 0.380, SLG: 0.457		1-1 F8		0-1 HR		1-0 G5-4-3		1-1 P5		4	1	1	2	0	0	2				
Ruben Sierra, S (1, 7) OBP: 0.335, SLG: 0.455		0-1 G4-3		0-0 HR			2-1 L9	4-0 BB IBB		3	0	0	0	1	0	0				
Jeff Cirillo, R (9, 5) OBP: 0.288, SLG: 0.324										0	0	0	0	0	0	0				
Carlos Guillen, S (1, 6) OBP: 0.353, SLG: 0.442			2-2 F8		2-1 F8		1-1 BB 1B	4-2 1-2 2-3 BB		3	0	1	0	1	0	0	AB 30			
Dan Wilson, R (1, 2) OBP: 0.316, SLG: 0.391			3-2 F8		3-2 2B		1-2 F9	1-0 L7		4	0	1	0	0	0	4	R 4			
Mike Cameron, R (1, 8) OBP: 0.331, SLG: 0.452			2-1 1B		3-3 K		4-1 BB			2	0	1	0	1	1	1	H 7			
																	RBI 4			
																	BB 5			
																	SO 1			
																	LOB 13			
																				
Inning Stats	R: 0 E: 0 K: 0 S: 8	H: 0 LOB: 0 BB: 0 P: 12	R: 0 E: 0 K: 0 S: 5	H: 0 LOB: 0 BB: 0 P: 6	R: 0 E: 0 K: 0 S: 16	H: 1 LOB: 1 BB: 0 P: 23	R: 2 E: 0 K: 0 S: 9	H: 1 LOB: 0 BB: 1 P: 14	R: 0 E: 0 K: 1 S: 10	H: 1 LOB: 1 BB: 0 P: 19	R: 1 E: 0 K: 0 S: 9	H: 2 LOB: 0 BB: 0 P: 17	R: 0 E: 0 K: 0 S: 10	H: 1 LOB: 2 BB: 1 P: 18	R: 1 E: 0 K: 0 S: 10	H: 1 LOB: 3 BB: 3 P: 27	1B: 5 2B: 1 3B: 0 HR: 1	SF: 0 SAC: 0 DP: 1 HBP: 0	WP: 1 PB: 1 SB: 1 CS: 0	PA: 35
PITCHER	IP WLS BF H R ER SO BB IBB HBP BLK WP HR S P ERA WHIP																			
Jose Lima, R (1, 1) ERA: 6.9	5.1	22	5	3	2	1	1	0	0	0	0	0	0	0	13	27	5.40	2.400		
Julio Santana, R (6, 1) ERA: 2.5	1.2	L 8	2	1	1	0	2	0	0	0	0	0	0	0	13	27	5.40	2.400		
Oscar Henriquez, R (8, 1) ERA: 2.45	1.0	5	0	0	0	0	1	1	0	0	1	0	0	8	20	0.00	1.000			

Detroit Tigers @ Seattle Mariners
Safeco Field, Seattle, WA
Mon Jul 29 2002, 7:05 PM PDT
Att. 45,362 - Overcast - 69 F

livebaseballscores.com
AB 30
R 4
H 7
RBI 4
BB 5
SO 1
LOB 13

Batter	1	2	3	4	5	6	7	8	9	AB	R	H	RBI	BB	SO	LOB	TOP										
George Lombard, L (1,8) OBP: 0.317, SLG: 0.491										4	0	0	0	0	3	2											
Damion Easley, R (1,4) OBP: 0.322, SLG: 0.371										3	1	0	0	1	1	1											
Bobby Higginson, L (1,7) OBP: 0.368, SLG: 0.459										4	0	1	2	0	0	0											
Randall Simon, L (1,10) OBP: 0.319, SLG: 0.460										4	0	1	0	0	1	1											
Robert Fick, L (1,9) OBP: 0.342, SLG: 0.460										4	0	0	0	0	1	1											
Carlos Pena, L (1,3) OBP: 0.325, SLG: 0.447										2	0	2	0	1	0	0											
Shane Halter, R (1,6) OBP: 0.324, SLG: 0.409										3	0	0	0	0	0	3											
Chris Truby, R (1,5) OBP: 0.265, SLG: 0.362										3	1	1	0	0	2	1											
15 Brandon Inge, R (1,2) OBP: 0.306, SLG: 0.429										3	0	1	0	0	0	1											
Inning Stats	R: 0 E: 0 K: 1 S: 6	H: 0 LOB: 0 BB: 0 P: 7	R: 0 E: 0 K: 0 S: 8	H: 2 LOB: 1 BB: 0 P: 13	R: 2 E: 0 K: 1 S: 18	H: 2 LOB: 1 BB: 1 P: 30	R: 0 E: 0 K: 1 S: 10	H: 0 LOB: 1 BB: 1 P: 17	R: 0 E: 0 K: 1 S: 8	H: 1 LOB: 0 BB: 0 P: 12	R: 0 E: 0 K: 1 S: 5	H: 0 LOB: 0 BB: 0 P: 5	R: 0 E: 0 K: 1 S: 6	H: 1 LOB: 0 BB: 0 P: 7	R: 0 E: 0 K: 1 S: 11	H: 0 LOB: 0 BB: 0 P: 16	R: 0 E: 0 K: 1 S: 10	H: 0 LOB: 0 BB: 0 P: 12	1B: 5 2B: 2 3B: 0 HR: 0	SF: 0 SAC: 0 DP: 2 HBP: 0	WP: 0 PB: 0 SB: 0 CS: 1	PA: 32					
PITCHER	IP	WLS	BF	H	R	ER	SO	BB	IBB	HBP	BLK	WP	HR	S	P	ERA	WHIP										
James Baldwin, R (1,1) ERA: 4.47	8.0	W	29	6	2	2	7	2	0	0	0	0	0	72	107	2.25	1.000										
Kazuhiro Sasaki, R (9,1) ERA: 1.51	1.0	S	3	0	0	0	1	0	0	0	0	0	0	10	12	0.00	0.000										

Detroit Tigers @ Seattle Mariners
Safeco Field, Seattle, WA
Wed Jul 31 2002, 7:05 PM PDT
Att: 45,212 - Sunny - 72 F

AB 30
R 2
H 6
RBI 2
BB 2
SO 8
LOB 10





Batter	1	2	3	4	5	6	7	8	9	AB	R	H	RBI	BB	SO	LOB	BOTTOM										
51 Ichiro Suzuki, L (1,9) OBP: 0.416, SLG: 0.471										4	0	1	0	1	0	1											
Mark McLemore, S (1,5) OBP: 0.374, SLG: 0.409										4	0	1	0	1	1	4											
John Olerud, L (1,3) OBP: 0.397, SLG: 0.512										3	1	0	0	1	1	3											
Bret Boone, R (1,4) OBP: 0.320, SLG: 0.409										3	1	1	3	1	0	2											
Edgar Martinez, R (1,10) OBP: 0.400, SLG: 0.483										4	1	2	0	0	0	2											
Ruben Sierra, S (1,7) OBP: 0.333, SLG: 0.449										3	0	1	0	1	0	1											
23 Luis Ugueto, S (8, FR) OBP: 0.294, SLG: 0.400										0	1	0	0	0	0	0											
Jeff Cirillo, R (9,5) OBP: 0.291, SLG: 0.329										0	0	0	0	0	0	0											
Mike Cameron, R (1,8) OBP: 0.336, SLG: 0.450										3	0	1	0	1	0	3											
Dan Wilson, R (1,2) OBP: 0.315, SLG: 0.389										4	0	1	1	0	0	3											
Carlos Guillen, S (1,6) OBP: 0.354, SLG: 0.440										4	1	1	0	0	1	4											
Inning Stats	R: 0 E: 0 K: 1 S: 10	H: 1 LOB: 1 BB: 0 P: 13	R: 1 E: 0 K: 1 S: 11	H: 1 LOB: 1 BB: 1 P: 22	R: 0 E: 0 K: 1 S: 8	H: 1 LOB: 1 BB: 0 P: 12	R: 0 E: 0 K: 0 S: 11	H: 0 LOB: 1 BB: 1 P: 21	R: 3 E: 0 K: 0 S: 11	H: 3 LOB: 1 BB: 1 P: 20	R: 0 E: 0 K: 0 S: 4	H: 1 LOB: 0 BB: 0 P: 5	R: 0 E: 0 K: 0 S: 7	H: 0 LOB: 2 BB: 2 P: 20	R: 1 E: 1 K: 0 S: 7	H: 2 LOB: 2 BB: 1 P: 13	R: 0 E: 0 K: 0 S: 10	H: 0 LOB: 0 BB: 0 P: 12	1B: 7 2B: 2 3B: 0 HR: 1	SF: 0 SAC: 0 DP: 1 HBP: 0	WP: 0 PB: 0 SB: 4 CS: 0	PA: 38					
PITCHER	IP	WLS	BF	H	R	ER	SO	BB	IBB	HBP	BLK	WP	HR	S	P	ERA	WHIP										
Brian Powell, R (1,1) ERA: 6.0	6.0	L	27	7	4	4	3	3	0	0	0	0	0	55	93	6.00	1.667										
Jamie Walker, L (7,1) ERA: 4.5	0.2		3	0	0	0	0	1	0	0	0	0	0	4	10	0.00	1.500										
Jeff Farnsworth, R (7,1) ERA: 6.18	1.1		8	2	1	0	0	1	1	0	0	0	0	10	23	0.00	2.250										

Detroit Tigers @ Seattle Mariners
Safeco Field, Seattle, WA
Wed Jul 31 2002, 7:05 PM PDT
Att: 45,212 - Sunny - 72 F

AB 32
R 5
H 9
RBI 4
BB 6
SO 3
LOB 23



Batter	1	2	3	4	5	6	7	8	9	AB	R	H	RBI	BB	SO	LOB	TOP											
Hiram Bocachica, R (1, 8) OBP: 0.282, SLG: 0.500	1-3 K		0-3 K		3-1 K	1-3 K			1-2 G6-3	5	1	1	2	0	3	2	Detroit Tigers @ Oakland Athletics Network Associates Coliseum, Oakland, CA Thu Aug 01 2002, 10:05 PM EDT Att: 13,861 - Cloudy - 62 F AB 35 R 3 H 8 RBI 3 BB 3 SO 12 LOB 13 											
Damion Easley, R (1, 4) OBP: 0.319, SLG: 0.366	3-2 1B		1-2 F8		2-2 F8				0-1 F9	5	0	1	0	0	1	0												
Bobby Higginson, L (1, 7) OBP: 0.363, SLG: 0.453	1-2 F9			3-2 P4	2-1 G4-3					4	0	0	0	0	1	1												
Randall Simon, L (1, 10) OBP: 0.321, SLG: 0.463	0-1 1B			3-3 K	0-1 2B				1-2 G6-3	4	0	2	0	0	1	0												
Robert Fick, L (1, 9) OBP: 0.341, SLG: 0.460	1-3 K			2-2 1B	1-1 F7				1-3 K	4	1	1	0	0	2	3												
Carlos Pena, L (1, 3) OBP: 0.328, SLG: 0.445		1-2 F7		2-2 1B		4-1 15 FC6-4			3-3 K	3	0	1	1	1	1	0												
Damian Jackson, R (1, 6) OBP: 0.342, SLG: 0.387	0-0 F7			2-1 1B		0-1 15 FC6-4			4-2 PB	3	0	2	0	1	0	0												
Chris Truby, R (1, 5) OBP: 0.261, SLG: 0.356	0-1 F3			1-1 F8		0-3 K			2-3 K	4	0	0	0	0	2	5												
15 Brandon Inge, R (1, 2) OBP: 0.305, SLG: 0.423			3-2 F9		4-2 HR	1-2 FC6-4			1-3 K	3	1	0	0	1	1	2												
Inning Stats	R: 0 E: 0 K: 2 S: 15	H: 2 LOB: 2 BB: 0 P: 21	R: 0 E: 0 K: 0 S: 8	H: 0 LOB: 0 BB: 0 P: 9	R: 0 E: 0 K: 1 S: 11	H: 0 LOB: 0 BB: 0 P: 15	R: 1 E: 0 K: 1 S: 20	H: 3 LOB: 2 BB: 0 P: 33	R: 2 E: 0 K: 0 S: 13	H: 2 LOB: 1 BB: 1 P: 25	R: 0 E: 0 K: 2 S: 12	H: 1 LOB: 2 BB: 1 P: 18	R: 0 E: 0 K: 3 S: 14	H: 0 LOB: 0 BB: 0 P: 15	R: 0 E: 0 K: 3 S: 14	H: 0 LOB: 1 BB: 1 P: 23		R: 0 E: 0 K: 1 S: 8	H: 0 LOB: 0 BB: 0 P: 10	1B: 5 2B: 2 3B: 0 HR: 1	SF: 0 SAC: 0 DP: 0 HBP: 0	WP: 0 PB: 1 SB: 1 CS: 0	PA: 38					
PITCHER	IP	WLS	BF	H	R	ER	SO	BB	IBB	HBP	BLK	WP	HR	S	P	ERA		WHIP										
Aaron Harang, R (1, 1) ERA: 3.86	4.1		20	6	3	3	4	1	0	0	0	0	1	61	94	6.23		1.615										
Micah Bowie, L (5, 1) ERA	0.2	W	4	1	0	0	0	1	0	0	0	0	0	7	14	0.00		3.000										
Chad Bradford, R (6, 1) ERA: 1.94	1.1	H	5	1	0	0	3	0	0	0	0	0	0	14	19	0.00		0.750										
Ricardo Rincon, L (7, 1) ERA: 4.62	1.1	H	4	0	0	0	3	0	0	0	0	0	0	12	19	0.00		0.000										
Billy Koch, R (8, 1) ERA: 3.43	1.1	S	5	0	0	0	2	1	0	0	0	0	0	16	23	0.00	0.750											

Batter	1	2	3	4	5	6	7	8	9	AB	R	H	RBI	BB	SO	LOB	BOTTOM											
Mark Ellis, R (1, 5) OBP: 0.364, SLG: 0.411	3-2 F2			0-1 F7					2-3 K	4	0	0	0	0	2	4	Detroit Tigers @ Oakland Athletics Network Associates Coliseum, Oakland, CA Thu Aug 01 2002, 10:05 PM EDT Att: 13,861 - Cloudy - 62 F AB 32 R 5 H 7 RBI 5 BB 2 SO 4 LOB 11 											
Ray Durham, S (1, 4) OBP: 0.384, SLG: 0.449	1-0 2B		2-2 G4-3		3-2 HR				3-2 G4-3	4	1	2	1	0	0	0												
Miguel Tejada, R (1, 6) OBP: 0.345, SLG: 0.512	4-2 BB		2-0 HR		1-0 E5				0-2 G6-3	3	2	1	1	1	0	0												
David Justice, L (1, 7) OBP: 0.400, SLG: 0.400	2-2 L7		3-1 P6		1-3 K				1-2 G3	4	0	0	0	0	1	3												
John Mabry, L (9, 3) OBP: 0.335, SLG: 0.510										0	0	0	0	0	0	0												
3 Eric Chavez, L (1, 10) OBP: 0.346, SLG: 0.535	1-1 G3-1		2-0 F7		2-1 HR				0-0 HR	4	2	2	3	0	0	2												
Jermaine Dye, R (1, 9) OBP: 0.327, SLG: 0.418		0-1 G6-3		3-2 F8		1-3 K			1-2 G4-3	4	0	0	0	0	1	0												
Terrence Long, L (1, 8) OBP: 0.318, SLG: 0.382		0-1 G1-3		0-1 FC5		1-2 F7			1-0 L7	4	0	1	0	0	0	0												
Olmedo Saenz, R (1, 3) OBP: 0.372, SLG: 0.500		1-2 BB		0-0 FC5		2-1 F8			2-0 G6-3	3	0	1	0	0	0	0												
Eric Byrnes, R (9, 7) OBP: 0.324, SLG: 0.458				1-2 1B						0	0	0	0	0	0	0												
Ramon Hernandez, R (1, 2) OBP: 0.305, SLG: 0.326		4-2 BB		1-1 FC5		0-1 G4-3				2	0	0	0	1	0	2												
Inning Stats	R: 0 E: 0 K: 0 S: 14	H: 1 LOB: 2 BB: 1 P: 25	R: 0 E: 0 K: 1 S: 14	H: 0 LOB: 1 BB: 1 P: 21	R: 1 E: 0 K: 0 S: 8	H: 1 LOB: 0 BB: 0 P: 17	R: 0 E: 0 K: 0 S: 10	H: 2 LOB: 2 BB: 0 P: 14	R: 3 E: 1 K: 2 S: 18	H: 2 LOB: 0 BB: 0 P: 27	R: 0 E: 0 K: 1 S: 8	H: 0 LOB: 0 BB: 0 P: 12	R: 0 E: 0 K: 0 S: 13	H: 0 LOB: 0 BB: 0 P: 17	R: 1 E: 0 K: 0 S: 7	H: 1 LOB: 0 BB: 0 P: 11		R: 0 E: 0 K: 0 S: 14	H: 0 LOB: 0 BB: 0 P: 11	1B: 2 2B: 1 3B: 0 HR: 4	SF: 0 SAC: 0 DP: 0 HBP: 1	WP: 0 PB: 0 SB: 0 CS: 0	PA: 35					
PITCHER	IP	WLS	BF	H	R	ER	SO	BB	IBB	HBP	BLK	WP	HR	S	P	ERA		WHIP										
Steve Sparks, R (1, 1) ERA: 5.5	6.0	L	28	6	4	3	4	2	0	0	0	0	1	72	116	4.50		1.333										
Julio Santana, R (7, 1) ERA: 2.99	2.0		7	1	1	1	0	0	0	0	0	0	0	1	20	28		4.50	0.500									

Batter	1	2	3	4	5	6	7	8	9	AB	R	H	RBI	BB	SO	LOB	TOP								
George Lombard, L (1, 8) OBP: 0.310, SLG: 0.479 Hiram Bocachica, R (8, FH) OBP: 0.286, SLG: 0.476	F7		G4-3			G3		1B BB		3	0	0	0	0	0	0	0								
Damion Easley, R (1, 4) OBP: 0.324, SLG: 0.360	G4-6-3 BB			F9 HBP		BB		K		1	0	0	0	2	1	1									
Bobby Higginson, L (1, 7) OBP: 0.356, SLG: 0.443	G4-6-3			F9		L9		FC3-6 1B		4	0	1	1	0	0	3									
Randall Simon, L (1, 10) OBP: 0.320, SLG: 0.461		E9 1B FC5-4 1B		E4 FC6-4		K		FC3-6		4	1	1	0	0	1	3									
Robert Fick, L (1, 9) OBP: 0.341, SLG: 0.457		FC5-4 1B		F9		HR 1B		K		4	1	2	0	0	1	3									
Carlos Pena, L (1, 3) OBP: 0.337, SLG: 0.477		FC5-4 G6-4-3		FC6-4		HR		G3 1B		4	1	2	3	0	0	3									
Shane Halter, R (1, 6) OBP: 0.324, SLG: 0.404		G6-4-3			F9	G6-3		K		4	0	0	0	0	1	2									
Chris Truby, R (1, 5) OBP: 0.257, SLG: 0.351			K		F9	G5-3		G3		4	0	0	0	0	1	1									
15 Brandon Inge, R (1, 2) OBP: 0.300, SLG: 0.415			G1-3		F8	K		P4		4	0	0	0	0	1	1									
Inning Stats	R: 0 E: 0 K: 0 S: 3	H: 0 LOB: 0 BB: 1 P: 7	R: 1 E: 1 K: 0 S: 7	H: 2 LOB: 0 BB: 0 P: 8	R: 0 E: 0 K: 1 S: 9	H: 0 LOB: 0 BB: 0 P: 10	R: 0 E: 1 K: 0 S: 10	H: 0 LOB: 2 BB: 0 P: 17	R: 0 E: 0 K: 0 S: 4	H: 0 LOB: 0 BB: 0 P: 9	R: 0 E: 0 K: 1 S: 8	H: 0 LOB: 1 BB: 1 P: 13	R: 2 E: 0 K: 1 S: 14	H: 2 LOB: 0 BB: 0 P: 22	R: 1 E: 0 K: 2 S: 10	H: 1 LOB: 1 BB: 0 P: 21	R: 0 E: 0 K: 1 S: 13	H: 1 LOB: 1 BB: 0 P: 17	1B: 5 2B: 0 3B: 0 HR: 1	SF: 0 SAC: 0 DP: 2 HBP: 1	WP: 0 PB: 0 SB: 1 CS: 0	PA: 36			
PITCHER	IP	WLS	BF	H	R	ER	SO	BB	IBB	HBP	BLK	WP	HR	S	P	ERA	WHIP								
Tim Hudson, R (1, 1) ERA: 3.59	7.0	W	27	4	3	2	3	2	0	1	0	0	1	55	86	2.57	0.857								
Ricardo Rincon, L (8, 1) ERA: 4.74	1.0	H	5	1	1	1	2	1	0	0	0	0	0	10	21	9.00	2.000								
Chad Bradford, R (9, 1) ERA: 1.91	1.0		4	1	0	0	1	0	0	0	0	0	0	13	17	0.00	1.000								

Detroit Tigers @ Oakland Athletics
Network Associates Coliseum, Oakland, CA
Sat Aug 03 2002, 4:05 PM EDT
Att: 29,648 - Cloudy - 66 F

AB	32
R	4
H	6
RBI	4
BB	3
SO	6
LOB	17



Batter	1	2	3	4	5	6	7	8	9	AB	R	H	RBI	BB	SO	LOB	BOTTOM								
Ray Durham, S (1, 4) OBP: 0.380, SLG: 0.441	G6-3	G3-1		2B BB			FC4-6 1B	K		4	1	1	0	1	1	2									
Scott Hatteberg, L (1, 3) OBP: 0.361, SLG: 0.431	2B	F9		WP 2B		FC4-6				4	1	2	3	0	0	2									
Miguel Tejada, R (1, 6) OBP: 0.344, SLG: 0.510	2B		G5-3	G6-3		F8				4	0	1	1	0	0	2									
David Justice, L (1, 7) OBP: 0.396, SLG: 0.399 Eric Byrnes, R (8, 7) OBP: 0.324, SLG: 0.458	K		P5		G1-6-3 1B		G4-3			4	0	1	0	0	1	2									
3 Eric Chavez, L (1, 10) OBP: 0.342, SLG: 0.534	K		F9		G1-6-3			HR		4	1	1	1	0	1	2									
Mark Ellis, R (1, 5) OBP: 0.367, SLG: 0.447		3B 3B		F7	P6			BLK 3B		4	2	2	0	0	0	0									
Terrence Long, L (1, 8) OBP: 0.319, SLG: 0.382		G1-3		F7 2B 1B		G6-3		G3		4	1	1	0	0	0	2									
John Mabry, L (1, 9) OBP: 0.344, SLG: 0.523		2B 3B		S 2B BB		K		K		3	2	1	1	1	2	1									
Ramon Hernandez, R (1, 2) OBP: 0.308, SLG: 0.330		G3-1 2B		F7		K				3	0	1	1	1	1	2									
Inning Stats	R: 1 E: 0 K: 2 S: 13	H: 2 LOB: 1 BB: 0 P: 19	R: 2 E: 0 K: 0 S: 11	H: 3 LOB: 1 BB: 0 P: 22	R: 0 E: 0 K: 0 S: 4	H: 0 LOB: 0 BB: 0 P: 6	R: 3 E: 0 K: 0 S: 17	H: 2 LOB: 1 BB: 2 P: 29	R: 0 E: 0 K: 2 S: 8	H: 0 LOB: 0 BB: 0 P: 10	R: 0 E: 0 K: 0 S: 9	H: 1 LOB: 1 BB: 0 P: 13	R: 2 E: 0 K: 2 S: 16	H: 2 LOB: 1 BB: 1 P: 27	R: 0 E: 0 K: 1 S: 10	H: 0 LOB: 0 BB: 0 P: 9	R: 0 E: 0 K: 1 S: 14	H: 1 LOB: 1 BB: 0 P: 21	R: 0 E: 0 K: 1 S: 13	H: 1 LOB: 1 BB: 0 P: 17	1B: 3 2B: 4 3B: 3 HR: 1	SF: 0 SAC: 0 DP: 1 HBP: 0	WP: 1 PB: 0 SB: 1 CS: 0	PA: 37	
PITCHER	IP	WLS	BF	H	R	ER	SO	BB	IBB	HBP	BLK	WP	HR	S	P	ERA	WHIP								
Jose Lima, R (1, 1) ERA: 7.48	3.2	L	20	7	6	6	2	2	0	0	0	0	0	42	72	14.73	2.455								
Adam Bernero, R (4, 1) ERA: 6.14	3.0		10	2	0	0	2	0	0	0	0	1	0	20	27	0.00	0.667								
Jamie Walker, L (7, 1) ERA: 5.0	1.0		5	2	2	2	1	0	0	0	0	0	1	15	24	18.00	2.000								
Jeff Farnsworth, R (8, 1) ERA: 6.14	0.1		2	0	0	0	1	1	0	0	1	0	0	4	9	0.00	3.000								

Detroit Tigers @ Oakland Athletics
Network Associates Coliseum, Oakland, CA
Sat Aug 03 2002, 4:05 PM EDT
Att: 29,648 - Cloudy - 66 F

AB	34
R	8
H	11
RBI	7
BB	3
SO	6
LOB	15



Batter	1	2	3	4	5	6	7	8	9	AB	R	H	RBI	BB	SO	LOB	TOP				
Damian Jackson, R (1,4) OBP: 0.344, SLG: 0.379	1-3 K			0-1 G5-3			4-1 BB BB		2-0 F7	3	0	0	0	1	1	0					
Shane Halter, R (1,6) OBP: 0.324, SLG: 0.401	1-2 G4-3			1-2 G6-3			4-2 G4-6-3 BB			2	0	0	0	1	0	0					
Bobby Higginson, L (1,7) OBP: 0.353, SLG: 0.438	2-3 K			3-1 G4-3			1-3 K			3	0	0	0	0	2	2					
Randall Simon, L (1,10) OBP: 0.317, SLG: 0.457		3-2 L8			0-0 F7		3-0 G4-6-3			3	0	0	0	0	0	2					
Robert Fick, L (1,9) OBP: 0.339, SLG: 0.454		0-3 K			1-1 G3-1			2-3 K		3	0	0	0	0	2	0					
Carlos Pena, L (1,3) OBP: 0.333, SLG: 0.470		3-2 P5			3-2 F7			3-3 K		3	0	0	0	0	1	0					
Wendell Magee, R (1,8) OBP: 0.287, SLG: 0.387				0-0 G6-3			3-2 G4-3 1B		1-3 K	3	0	1	0	0	1	0					
Chris Truby, R (1,5) OBP: 0.254, SLG: 0.346				1-3 K			0-0 G4-3		1-1 F7	3	0	0	0	0	1	1					
15 Brandon Inge, R (1,2) OBP: 0.297, SLG: 0.410				3-2 G5-3			1-3 K		3-3 K	3	0	0	0	0	2	0					
Inning Stats	R: 0 H: 0 E: 0 K: 2 S: 11	H: 0 LOB: 0 BB: 0 P: 15	R: 0 H: 0 E: 0 K: 1 S: 9	H: 0 LOB: 0 BB: 0 P: 15	R: 0 H: 0 E: 0 K: 1 S: 7	H: 0 LOB: 0 BB: 0 P: 11	R: 0 H: 0 E: 0 K: 0 S: 7	H: 0 LOB: 0 BB: 0 P: 11	R: 0 H: 1 E: 0 K: 1 S: 8	H: 1 LOB: 1 BB: 0 P: 12	R: 0 H: 0 E: 0 K: 1 S: 10	H: 0 LOB: 0 BB: 2 P: 22	R: 0 H: 0 E: 0 K: 3 S: 9	H: 0 LOB: 0 BB: 0 P: 15	R: 0 H: 0 E: 0 K: 1 S: 7	H: 0 LOB: 0 BB: 0 P: 13	1B: 1 2B: 0 3B: 0 HR: 0	SF: 0 SAC: 0 DP: 2 HBP: 0	WP: 0 PB: 0 SB: 0 CS: 0	PA: 28	
PITCHER	IP	WLS	BF	H	R	ER	SO	BB	IBB	HBP	BLK	WP	HR	S	P	ERA	WHIP				
Cory Lidle, R (1,1) ERA: 4.85	7.0	W	22	1	0	0	6	2	0	0	0	0	0	58	96	0.00	0.429				
Ricardo Rincon, L (8,1) ERA: 4.66	0.2	H	2	0	0	0	2	0	0	0	0	0	0	6	11	0.00	0.000				
Chad Bradford, R (8,1) ERA: 1.89	0.1	H	1	0	0	0	1	0	0	0	0	0	0	3	4	0.00	0.000				
Billy Koch, R (9,1) ERA: 3.38	1.0		3	0	0	0	1	0	0	0	0	0	0	7	13	0.00	0.000				

Detroit Tigers @ Oakland Athletics
Network Associates Coliseum, Oakland, CA
Sun Aug 04 2002, 4:05 PM EDT
Att: 24,546 - Cloudy - 63 F

AB 26
R 0
H 1
RBI 0
BB 2
SO 10
LOB 5



Batter	1	2	3	4	5	6	7	8	9	AB	R	H	RBI	BB	SO	LOB	BOTTOM				
Mark Ellis, R (1,4) OBP: 0.365, SLG: 0.440	0-1 G5-3		0-1 F7		0-1 G6-3		4-2 BB			3	0	0	0	1	0	1					
Scott Hatteberg, L (1,3) OBP: 0.380, SLG: 0.427	0-1 P6		4-2 HR BB		1-1 F8		2-2 L4			3	1	0	0	1	0	1					
John Mabry, L (8,3) OBP: 0.344, SLG: 0.523			1-2 HR BB							0	0	0	0	0	0	0					
Miguel Tejada, R (1,6) OBP: 0.345, SLG: 0.515	1-0 F8		2-0 HR			4-2 1B BB		1-1 G1-3		3	1	1	3	1	0	0					
Olmedo Saenz, R (1,5) OBP: 0.361, SLG: 0.489		0-0 E6 3 CS	2-3 K			1-3 K		1-1 1B 2B		4	1	1	0	0	2	1					
3 Eric Chavez, L (1,10) OBP: 0.343, SLG: 0.531		4-1 1B BB	1-0 G4-3			1-0 L6		4-0 FC6-4 1B IBB		2	0	0	0	2	0	1					
Jermaine Dye, R (1,9) OBP: 0.326, SLG: 0.413		2-3 K		1-2 E6 G6-4-3		0-1 1B		3-1 FC6-4 1B		4	0	2	1	0	1	1					
Eric Byrnes, R (1,7) OBP: 0.319, SLG: 0.444		1-2 1B		1-1 G6-4-3		3-3 K		0-0 FC6-4		4	0	1	0	0	1	5					
Terrence Long, L (1,8) OBP: 0.316, SLG: 0.378		2-3 K		1-3 K			1-1 L7	0-2 P5		4	0	0	0	0	2	4					
Ramon Hernandez, R (1,2) OBP: 0.308, SLG: 0.330			2-1 HR BB 1B		2-1 G4-3		1-1 F7			3	1	1	0	0	0	0					
Inning Stats	R: 0 H: 0 E: 0 K: 0 S: 5	H: 1 LOB: 2 BB: 1 P: 6	R: 0 H: 1 E: 1 K: 2 S: 12	H: 2 LOB: 2 BB: 1 P: 21	R: 3 H: 2 E: 0 K: 1 S: 12	H: 0 LOB: 0 BB: 1 P: 23	R: 0 H: 0 E: 1 K: 1 S: 9	H: 0 LOB: 0 BB: 0 P: 12	R: 0 H: 1 E: 0 K: 2 S: 14	H: 1 LOB: 2 BB: 1 P: 23	R: 0 H: 0 E: 0 K: 0 S: 9	H: 0 LOB: 1 BB: 1 P: 17	R: 1 H: 2 E: 0 K: 0 S: 10	H: 2 LOB: 2 BB: 1 P: 19	1B: 4 2B: 1 3B: 0 HR: 1	SF: 0 SAC: 0 DP: 1 HBP: 0	WP: 0 PB: 0 SB: 0 CS: 1	PA: 35			
PITCHER	IP	WLS	BF	H	R	ER	SO	BB	IBB	HBP	BLK	WP	HR	S	P	ERA	WHIP				
Mike Maroth, L (1,1) ERA: 4.77	7.0	L	29	4	3	3	6	4	0	0	0	0	0	67	111	3.86	1.143				
Jeff Farnsworth, R (8,1) ERA: 6.25	0.2		5	2	1	1	0	0	1	0	0	0	0	7	16	13.50	3.000				
Jamie Walker, L (8,1) ERA: 4.94	0.1		1	0	0	0	0	0	0	0	0	0	0	3	3	0.00	0.000				

Detroit Tigers @ Oakland Athletics
Network Associates Coliseum, Oakland, CA
Sun Aug 04 2002, 4:05 PM EDT
Att: 24,546 - Cloudy - 63 F

AB 30
R 4
H 6
RBI 4
BB 5
SO 6
LOB 14



Batter	1	2	3	4	5	6	7	8	9	AB	R	H	RBI	BB	SO	LOB	TOP					
Frank Catalanotto, L (1, 10) OBP: 0.350, SLG: 0.430	F8	G1-3					G4-3			4	0	1	1	0	0	4	Texas Rangers @ Detroit Tigers Comerica Park, Detroit, MI Tue Aug 06 2002, 7:05 PM EDT Att: 19,518 - Sunny - 73 F					
Kevin Mench, R (1, 9) OBP: 0.344, SLG: 0.542	K			K			G5-3			4	0	0	0	0	3	3						
Alex Rodriguez, R (1, 6) OBP: 0.402, SLG: 0.627				L9			K2-3			4	0	1	0	0	1	2						
Rafael Palmeiro, L (1, 3) OBP: 0.382, SLG: 0.569	F8			G1-3			G1-3			4	0	0	0	0	3							
Ivan Rodriguez, R (1, 2) OBP: 0.331, SLG: 0.483										4	1	1	0	0	2	0						
Carl Everett, S (1, 7) OBP: 0.269, SLG: 0.397				G1-3			K			4	0	1	0	0	1	1						
Herbert Perry, R (1, 5) OBP: 0.320, SLG: 0.435				G4-3			F3			4	0	0	1	0	0	1						
10 Michael Young, R (1, 4) OBP: 0.309, SLG: 0.392 Travis Hafner, L (9, PH)				E6						2	1	1	0	1	0	0						
Ruben Rivera, R (1, 8) OBP: 0.278, SLG: 0.384										1	0	0	0	0	1	0						
Inning Stats	R: 0 E: 0 K: 1 S: 10	H: 1 LOB: 1 BB: 0 P: 16	R: 1 E: 1 K: 0 S: 13	H: 2 LOB: 0 BB: 0 P: 16	R: 0 E: 0 K: 1 S: 6	H: 0 LOB: 0 BB: 0 P: 10	R: 0 E: 0 K: 1 S: 6	H: 0 LOB: 0 BB: 0 P: 10	R: 1 E: 0 K: 2 S: 20	H: 2 LOB: 2 BB: 0 P: 25	R: 0 E: 0 K: 2 S: 9	H: 0 LOB: 0 BB: 0 P: 13	R: 0 E: 0 K: 0 S: 6	H: 1 LOB: 1 BB: 1 P: 13	R: 0 E: 0 K: 0 S: 8	H: 0 LOB: 0 BB: 0 P: 14		R: 0 E: 0 K: 1 S: 6	H: 1 LOB: 0 BB: 0 P: 10	1B: 4 2B: 3 3B: 0 HR: 0	SF: 0 SAC: 0 DP: 2 HBP: 1	WP: 0 PB: 0 SB: 1 CS: 0
PITCHER Steve Sparks, R (1, 1) ERA: 5.27	IP: 9.0 WLS: W BF: 35 H: 7 R: 2 ER: 2 SO: 8 BB: 1 IBB: 0 HBP: 1 BLK: 0 WP: 0 HR: 0 S: 84 P: 127 ERA: 2.00 WHIP: 0.889															PITCHER						

Batter	1	2	3	4	5	6	7	8	9	AB	R	H	RBI	BB	SO	LOB	BOTTOM	
George Lombard, L (1, 8) OBP: 0.296, SLG: 0.453	K	P3					K			5	1	1	0	0	3	4	Texas Rangers @ Detroit Tigers Comerica Park, Detroit, MI Tue Aug 06 2002, 7:05 PM EDT Att: 19,518 - Sunny - 73 F	
Damion Easley, R (1, 4) OBP: 0.325, SLG: 0.360										4	2	1	1	1	0	3		
Bobby Higginson, L (1, 7) OBP: 0.356, SLG: 0.433										3	1	0	0	1	0	1		
Randall Simon, L (1, 10) OBP: 0.326, SLG: 0.468										3	2	2	1	2	0	0		
Robert Fick, L (1, 9) OBP: 0.334, SLG: 0.446										5	0	1	1	0	2	5		
Carlos Pena, L (1, 3) OBP: 0.327, SLG: 0.471										4	1	1	3	0	1	4		
Shane Halter, R (1, 6) OBP: 0.331, SLG: 0.414										3	1	2	1	1	1	0		
Chris Truby, R (1, 5) OBP: 0.254, SLG: 0.345										3	0	0	1	0	1	1		
Matt Walbeck, S (1, 2) OBP: 0.222, SLG: 0.235										4	0	3	0	0	0	2		
Inning Stats	R: 1 E: 0 K: 3 S: 17	H: 1 LOB: 2 BB: 1 P: 29	R: 0 E: 0 K: 1 S: 9	H: 2 LOB: 2 BB: 0 P: 17	R: 2 E: 0 K: 0 S: 11	H: 2 LOB: 2 BB: 2 P: 22	R: 4 E: 0 K: 1 S: 16	H: 3 LOB: 0 BB: 1 P: 29	R: 0 E: 0 K: 1 S: 7	H: 0 LOB: 0 BB: 0 P: 9	R: 1 E: 0 K: 1 S: 12	H: 2 LOB: 1 BB: 0 P: 20	R: 0 E: 0 K: 0 S: 5	H: 0 LOB: 1 BB: 1 P: 10	1B: 9 2B: 0 3B: 0 HR: 2	SF: 1 SAC: 0 DP: 0 HBP: 1		WP: 1 PB: 0 SB: 1 CS: 0
PITCHER Chan Ho Park, R (1, 1) ERA: 7.14 Todd Van Poppel, R (4, 1) ERA: 5.13 Dennys Reyes, L (6, 1) ERA: 4.84 Jay Powell, R (8, 1) ERA: 5.57	IP: 3.0 WLS: L BF: 18 H: 5 R: 3 ER: 3 SO: 4 BB: 3 IBB: 0 HBP: 1 BLK: 0 WP: 0 HR: 0 S: 25 P: 42 ERA: 18.00 WHIP: 2.667															PITCHER		

AB	33
R	2
H	7
RBI	2
BB	1
SO	8
LOB	14



AB	34
R	8
H	11
RBI	8
BB	5
SO	8
LOB	20



Batter	1	2	3	4	5	6	7	8	9	AB	R	H	RBI	BB	SO	LOB	TOP					
Kevin Mench, R OBP: 0.349, SLG: 0.540																	5 0 2 0 0 1 2					
Carl Everett, S OBP: 0.281, SLG: 0.399																	4 0 1 0 1 2 3					
Alex Rodriguez, R OBP: 0.399, SLG: 0.620																	5 0 1 0 0 0 6					
Rafael Palmeiro, L OBP: 0.376, SLG: 0.558																	4 0 0 0 0 0 3					
Ivan Rodriguez, R OBP: 0.328, SLG: 0.480																	2 0 0 0 0 0 2					
Bill Haselman, R OBP: 0.291, SLG: 0.325																	2 1 1 0 0 1 0					
Travis Hafner, L OBP: 0.300, SLG: 0.500																	4 0 1 0 0 1 0					
Herbert Perry, R OBP: 0.323, SLG: 0.442																	4 0 2 1 0 0 0					
10 Michael Young, R OBP: 0.309, SLG: 0.390																	3 0 1 0 0 0 3					
Frank Catalanotto, L OBP: 0.347, SLG: 0.426																	1 0 0 0 0 0 0					
Ruben Rivera, R OBP: 0.289, SLG: 0.390																	2 0 2 0 0 0 0					
Mike Lamb, L OBP: 0.346, SLG: 0.427																	1 0 0 0 1 0 2					
Donnie Sadler, R OBP: 0.224, SLG: 0.225																	0 0 0 0 0 0 0					
Inning Stats	R: 0 E: 0 K: 0 S: 8	H: 2 LOB: 2 BB: 0 P: 13	R: 0 E: 0 K: 1 S: 8	H: 2 LOB: 2 BB: 0 P: 10	R: 0 E: 0 K: 0 S: 8	H: 1 LOB: 1 BB: 0 P: 9	R: 0 E: 0 K: 0 S: 7	H: 0 LOB: 0 BB: 0 P: 10	R: 0 E: 0 K: 1 S: 11	H: 2 LOB: 2 BB: 0 P: 13	R: 1 E: 0 K: 0 S: 17	H: 3 LOB: 2 BB: 0 P: 27	R: 0 E: 0 K: 2 S: 10	H: 0 LOB: 0 BB: 0 P: 15	R: 0 E: 0 K: 1 S: 7	H: 0 LOB: 0 BB: 2 P: 12	R: 0 E: 0 K: 0 S: 12	H: 1 LOB: 3 BB: 2 P: 20	1B: 10 2B: 1 3B: 0 HR: 0	SF: 0 SAC: 0 DP: 0 HBP: 0	WP: 1 PB: 0 SB: 0 CS: 0	PA: 39
PITCHER	IP WLS BF H R ER SO BB IBB HBP BLK WP HR S P ERA WHIP																					
Jose Lima, R ERA: 6.91	5.1 W 24 9 1 1 2 0 0 0 0 0 1 0 53 71 1.69 1.688																					
Julio Santana, R ERA: 2.7	1.2 H 6 1 0 0 2 0 0 0 0 0 0 0 16 26 0.00 0.600																					
Oscar Henriquez, R ERA: 1.8	1.0 H 3 0 0 0 1 0 0 0 0 0 0 0 7 12 0.00 0.000																					
Juan Acevedo, R ERA: 3.14	1.0 S 6 1 0 0 0 2 0 0 0 0 0 0 0 12 20 0.00 3.000																					

Texas Rangers @ Detroit Tigers
Comerica Park, Detroit, MI
Thu Aug 08 2002, 7:05 PM EDT
Att: 15,879 - Sunny - 73 F

AB 37
R 1
H 11
RBI 1
BB 2
SO 5
LOB 21



Batter	1	2	3	4	5	6	7	8	9	AB	R	H	RBI	BB	SO	LOB	BOTTOM			
George Lombard, L OBP: 0.301, SLG: 0.444																	3 0 0 0 1 2 1			
Damion Easley, R OBP: 0.317, SLG: 0.354																	4 1 1 0 0 1 2			
Bobby Higginson, L OBP: 0.358, SLG: 0.429																	3 1 1 1 1 1 0			
Robert Flick, L OBP: 0.330, SLG: 0.446																	4 0 0 0 0 0 4			
Carlos Pena, L OBP: 0.321, SLG: 0.457																	3 0 0 0 0 3 1			
Shane Halter, R OBP: 0.332, SLG: 0.414																	2 0 0 0 1 0 0			
Wendell Magee, R OBP: 0.288, SLG: 0.386																	3 0 1 1 0 2 0			
15 Brandon Inge, R OBP: 0.289, SLG: 0.397																	3 0 0 0 0 0 0			
Chris Truby, R OBP: 0.251, SLG: 0.340																	3 0 1 0 0 0 0			
Inning Stats	R: 0 E: 0 K: 1 S: 5	H: 0 LOB: 0 BB: 0 P: 9	R: 0 E: 0 K: 1 S: 5	H: 0 LOB: 0 BB: 0 P: 7	R: 0 E: 1 K: 2 S: 14	H: 0 LOB: 1 BB: 0 P: 17	R: 2 E: 1 K: 1 S: 10	H: 3 LOB: 2 BB: 1 P: 18	R: 0 E: 0 K: 1 S: 16	H: 1 LOB: 3 BB: 2 P: 27	R: 0 E: 0 K: 2 S: 9	H: 0 LOB: 0 BB: 0 P: 12	R: 0 E: 0 K: 0 S: 8	H: 0 LOB: 0 BB: 0 P: 12	R: 0 E: 0 K: 1 S: 9	H: 0 LOB: 0 BB: 0 P: 12	1B: 3 2B: 1 3B: 0 HR: 0	SF: 0 SAC: 0 DP: 0 HBP: 0	WP: 0 PB: 0 SB: 0 CS: 0	PA: 31
PITCHER	IP WLS BF H R ER SO BB IBB HBP BLK WP HR S P ERA WHIP																			
Ismael Valdez, R ERA: 3.71	7.1 L 29 4 2 2 2 3 0 0 0 0 0 0 0 72 108 2.46 0.955																			
Rich Rodriguez, L ERA: 7.36	0.2 2 0 0 0 1 0 0 0 0 0 0 0 4 6 0.00 0.000																			

Texas Rangers @ Detroit Tigers
Comerica Park, Detroit, MI
Thu Aug 08 2002, 7:05 PM EDT
Att: 15,879 - Sunny - 73 F


AB 28
R 2
H 4
RBI 2
BB 3
SO 9
LOB 8



Batter	1	2	3	4	5	6	7	8	9	AB	R	H	RBI	BB	SO	LOB	TOP							
6 Melvin Mora, R OBP: 0.352, SLG: 0.431	1-1 G5-4-3 1B		2-2 F7			3-2 G6-3 FC7-2 2B		1-2 F9		4	0	2	0	0	0	2								
Luis Lopez, S OBP: 0.206, SLG: 0.267	2-2 G5-4-3		0-1 G5-3			0-0 G6-3			0-3 K	4	0	0	0	0	1	3								
Gary Matthews, S OBP: 0.373, SLG: 0.452	0-1 F7			0-1 G6-3 2B		2-2 FC7-2			3-1 G5-4-3 1B	4	0	2	0	0	0	1								
Tony Batista, R OBP: 0.321, SLG: 0.477		0-1 F9		1-1 G6-3			3-2 F8		2-1 G5-4-3 1B	4	0	0	0	0	0	2								
Jeff Conine, R OBP: 0.287, SLG: 0.432		2-1 G5-3		2-3 K			3-1 F8			3	0	0	0	0	1	1								
21 Marty Cordova, R OBP: 0.341, SLG: 0.470		4-1 BB		1-2 G5-3			3-3 K			2	0	0	0	1	1									
Jose Leon, R OBP: 0.293, SLG: 0.400		0-0 G4-3			1-2 F9			2-2 F8		3	0	0	0	0	0	1								
Gerónimo Gil, R OBP: 0.293, SLG: 0.377			1-2 G6-3		2-1 F5			0-1 1B		3	0	1	0	0	0	0								
Jerry Hairston, R OBP: 0.323, SLG: 0.360			1-1 1B		1-0 F8			1-1 F5		3	0	1	0	0	0	1								
Inning Stats	R: 0 E: 0 K: 0 S: 7	H: 1 LOB: 0 BB: 0 P: 10	R: 0 E: 0 K: 0 S: 6	H: 0 LOB: 1 BB: 1 P: 12	R: 0 E: 0 K: 0 S: 11	H: 1 LOB: 1 BB: 0 P: 15	R: 0 E: 0 K: 1 S: 11	H: 1 LOB: 1 BB: 0 P: 15	R: 0 E: 0 K: 0 S: 6	H: 0 LOB: 0 BB: 0 P: 10	R: 0 E: 0 K: 0 S: 8	H: 1 LOB: 0 BB: 0 P: 13	R: 0 E: 0 K: 1 S: 8	H: 0 LOB: 0 BB: 0 P: 17	R: 0 E: 0 K: 0 S: 10	H: 1 LOB: 1 BB: 0 P: 14	R: 0 E: 0 K: 1 S: 7	H: 1 LOB: 0 BB: 0 P: 12	1B: 4 2B: 3 3B: 0 HR: 0	SF: 0 SAC: 0 DP: 3 HBP: 0	WP: 0 PB: 0 SB: 1 CS: 0	PA: 31		
PITCHER	IP WLS BF H R ER SO BB IBB HBP BLK WP HR S P ERA WHIP	8.1 W 30 6 0 0 3 1 0 0 0 0 0 0 72 114 0.00 0.840	0.2 S 1 0 0 0 0 0 0 0 0 0 0 0 2 4 0.00 0.000																					

Baltimore Orioles @ Detroit Tigers
Comerica Park, Detroit, MI
Fri Aug 09 2002, 7:05 PM EDT
Att: 26,231 - Sunny - 80 F


AB 30
R 0
H 6
RBI 0
BB 1
SO 3
LOB 12



Batter	1	2	3	4	5	6	7	8	9	AB	R	H	RBI	BB	SO	LOB	BOTTOM						
George Lombard, L OBP: 0.306, SLG: 0.449	0-3 K		1-2 WP 1-H 2B			0-3 K		4-1 1-2 IBB		3	0	1	1	1	2	2							
Damion Easley, R OBP: 0.311, SLG: 0.348	0-2 G5-3		1-2 P3			0-0 G4-3		3-2 P6		4	0	0	0	0	0	3							
Bobby Higginson, L OBP: 0.397, SLG: 0.427	0-0 G3-1			1-2 G3-1		1-1 P4		0-0 G6-3 1B		4	0	1	0	0	0	0							
Randall Simon, L OBP: 0.323, SLG: 0.462		0-3 K		0-3 K		0-0 1B E 1B		1-2 G6-3		4	1	1	0	0	2	1							
Robert Fick, L OBP: 0.331, SLG: 0.454		2-3 K		1-1 G4-3		0-2 E8 1-H 1B		3-1 HR		4	1	2	1	0	1	0							
Carlos Pena, L OBP: 0.316, SLG: 0.450		1-2 G4-3			2-2 L8	2-3 K		0-0 G4-3		4	0	0	0	0	1	1							
Shane Halter, R OBP: 0.332, SLG: 0.413			1-1 G4-3		2-2 15 1B		3-1 G5-3			3	0	1	0	0	0	0							
15 Brandon Inge, R OBP: 0.293, SLG: 0.401			2-1 G5-3		1-0 1B		0-0 WP 1B			3	0	2	0	0	0	0							
Chris Truby, R OBP: 0.252, SLG: 0.337			4-1 2B BB		1-3 K		1-3 K			2	1	0	0	1	2	3							
Inning Stats	R: 0 E: 0 K: 1 S: 7	H: 0 LOB: 0 BB: 0 P: 7	R: 0 E: 0 K: 2 S: 10	H: 0 LOB: 0 BB: 0 P: 13	R: 1 E: 0 K: 0 S: 11	H: 1 LOB: 1 BB: 1 P: 20	R: 0 E: 0 K: 1 S: 9	H: 0 LOB: 0 BB: 0 P: 11	R: 0 E: 0 K: 2 S: 15	H: 2 LOB: 2 BB: 0 P: 21	R: 1 E: 1 K: 1 S: 10	H: 2 LOB: 1 BB: 0 P: 13	R: 0 E: 0 K: 1 S: 12	H: 1 LOB: 2 BB: 1 P: 23	R: 1 E: 0 K: 0 S: 7	H: 2 LOB: 0 BB: 0 P: 11	1B: 6 2B: 1 3B: 0 HR: 1	SF: 0 SAC: 0 DP: 1 HBP: 0	WP: 2 PB: 0 SB: 0 CS: 0	PA: 33			
PITCHER	IP WLS BF H R ER SO BB IBB HBP BLK WP HR S P ERA WHIP	5.0 L 19 3 1 1 6 3 1 1 6 0 0 10 13 0.00 2.000	1.0 5 2 1 0 1 0 0 0 0 0 0 10 13 0.00 2.000	2.0 9 3 1 1 1 0 1 0 0 1 1 19 34 4.50 1.500																			

Baltimore Orioles @ Detroit Tigers
Comerica Park, Detroit, MI
Fri Aug 09 2002, 7:05 PM EDT
Att: 26,231 - Sunny - 80 F


AB 31
R 3
H 8
RBI 2
BB 2
SO 8
LOB 10




Batter	1	2	3	4	5	6	7	8	9	AB	R	H	RBI	BB	SO	LOB	TOP								
6 Melvin Mora, R OBP: 0.353, SLG: 0.430	1-0 1B		4-1 1B BB			1-1 L5		3-2 F7		3	0	1	0	1	0	2	<p>Baltimore Orioles @ Detroit Tigers Comerica Park, Detroit, MI Sat Aug 10 2002, 7:05 PM EDT Att: 21,327 - Sunny - 84 F</p>								
Chris Singleton, L OBP: 0.288, SLG: 0.396	0-2 L8		3-2 1B			3-2 G3-1		0-1 1B 1B		4	1	2	1	0	0	1									
Gary Matthews, S OBP: 0.375, SLG: 0.456	2-3 K		2-3 K			1-0 2B		0-1 1B 1B		4	0	2	1	0	2	3									
Tony Batista, R OBP: 0.321, SLG: 0.475	1-0 F8				0-1 F8			3-1 1B 1B		4	0	1	1	0	1	2									
Chris Richard, L OBP: 0.421, SLG: 0.778 21 Marty Cordova, R (8, PH) OBP: 0.340, SLG: 0.469		2-2 F7			1-0 F7		2-3 K2-3	0-1 P4		3	0	0	0	0	1	0									
Jeff Conine, R OBP: 0.283, SLG: 0.426		0-1 L9			1-0 F7		0-0 G4-3	2-0 F9		1	0	0	0	0	0	2									
31 Jay Gibbons, L OBP: 0.325, SLG: 0.496						1-0 F9		1-2 L9	0-1 F8	4	0	0	0	0	0	0									
Geronimo Gil, R OBP: 0.291, SLG: 0.374 Luis Lopez, S (8, PH) OBP: 0.270, SLG: 0.279 Brook Fordyce, R OBP: 0.298, SLG: 0.320			0-0 G1-3			0-3 K		0-0 1B 1B	1-2 G6-3	2	0	0	0	0	1	0									
Jerry Hairston, R OBP: 0.325, SLG: 0.362			1-2 F9			1-2 F9		1-2 1B 1B	1-1 1B	4	1	2	0	0	0	0									
Inning Stats	R: 0 E: 0 K: 1 S: 8	H: 1 LOB: 1 BB: 0 P: 12	R: 0 E: 0 K: 0 S: 10	H: 0 LOB: 0 BB: 15 P: 15	R: 0 E: 0 K: 1 S: 12	H: 1 LOB: 2 BB: 1 P: 22	R: 0 E: 0 K: 0 S: 4	H: 0 LOB: 0 BB: 0 P: 6	R: 0 E: 0 K: 1 S: 7	H: 0 LOB: 0 BB: 0 P: 9	R: 0 E: 0 K: 1 S: 11	H: 1 LOB: 1 BB: 0 P: 19	R: 0 E: 0 K: 1 S: 10	H: 0 LOB: 0 BB: 0 P: 13	R: 3 E: 0 K: 0 S: 16	H: 5 LOB: 2 BB: 0 P: 25		R: 0 E: 0 K: 0 S: 9	H: 1 LOB: 1 BB: 0 P: 11	1B: 8 2B: 1 3B: 0 HR: 0	SF: 0 SAC: 0 DP: 0 HBP: 0	WP: 0 PB: 0 SB: 0 CS: 0	PA: 36		
PITCHER	IP	WLS	BF	H	R	ER	SO	BB	IBB	HBP	BLK	WP	HR	S	P	ERA	WHIP								
Brian Powell, R ERA: 4.94	(1, 1)	7.0	27	5	2	2	5	1	0	0	0	0	0	66	101	2.57	0.857								
Julio Santana, R ERA: 2.94	(8, 1)	0.1	L 4	3	1	1	0	0	0	0	0	0	0	9	15	27.00	9.000								
Jamie Walker, L ERA: 4.82	(8, 1)	0.1	L 1	0	0	0	0	0	0	0	0	0	0	2	2	0.00	0.000								
Jeff Farnsworth, R ERA: 6.07	(8, 1)	1.1	L 4	1	0	0	0	0	0	0	0	0	0	10	14	0.00	0.750								

Batter	1	2	3	4	5	6	7	8	9	AB	R	H	RBI	BB	SO	LOB	BOTTOM								
George Lombard, L OBP: 0.300, SLG: 0.440 Hiram Bocachica, R (8, PH) OBP: 0.283, SLG: 0.471	1-0 G4-3		1-3 K			0-0 F8		3-2 G6-3		3	0	0	0	0	1	1	<p>Baltimore Orioles @ Detroit Tigers Comerica Park, Detroit, MI Sat Aug 10 2002, 7:05 PM EDT Att: 21,327 - Sunny - 84 F</p>								
Damian Jackson, R OBP: 0.337, SLG: 0.370	1-3 K		2-2 F7			0-0 E5		2-0 L5		4	0	0	0	0	1	0									
Bobby Higginson, L OBP: 0.353, SLG: 0.422	1-0 G5-3		0-2 L6			3-2 G3		2-3 K		4	0	0	0	0	1	1									
Randall Simon, L OBP: 0.323, SLG: 0.460 Damon Easley, R (9, PR) OBP: 0.311, SLG: 0.348		0-0 P6			1-1 F9		0-1 F7		0-1 1B	4	0	1	0	0	0	0									
Robert Fick, L OBP: 0.330, SLG: 0.450		1-0 G4-3			4-2 FC5-4 BB		2-1 G6-3		0-0 F8	3	0	0	0	1	0	1									
Carlos Pena, L OBP: 0.315, SLG: 0.446		0-0 3B 1B			2-3 K		1-2 P6		0-3 K	4	1	1	0	0	2	2									
Shane Halter, R OBP: 0.331, SLG: 0.418		0-1 1H 3B			2-2 FC5-4 1-2		0-0 F9		1-1 P4	4	0	1	1	0	0	2									
15 Brandon Inge, R OBP: 0.293, SLG: 0.397		4-2 BB				1-2 F8		1-2 G5-3		2	0	0	0	1	0	0									
Chris Truby, R OBP: 0.253, SLG: 0.337		0-1 F7				1-1 E 1B		2-1 F8		3	1	1	0	0	0	2									
Inning Stats	R: 0 E: 0 K: 1 S: 5	H: 0 LOB: 0 BB: 0 P: 8	R: 1 E: 0 K: 0 S: 9	H: 2 LOB: 2 BB: 1 P: 14	R: 0 E: 0 K: 1 S: 10	H: 0 LOB: 0 BB: 1 P: 13	R: 0 E: 0 K: 1 S: 13	H: 0 LOB: 1 BB: 1 P: 22	R: 1 E: 1 K: 0 S: 12	H: 1 LOB: 1 BB: 0 P: 17	R: 0 E: 0 K: 0 S: 7	H: 0 LOB: 0 BB: 0 P: 10	R: 0 E: 0 K: 0 S: 6	H: 0 LOB: 0 BB: 0 P: 9	R: 0 E: 0 K: 1 S: 7	H: 0 LOB: 0 BB: 0 P: 14		R: 0 E: 0 K: 1 S: 8	H: 1 LOB: 1 BB: 0 P: 9	1B: 3 2B: 0 3B: 1 HR: 0	SF: 0 SAC: 0 DP: 0 HBP: 0	WP: 0 PB: 0 SB: 0 CS: 0	PA: 34		
PITCHER	IP	WLS	BF	H	R	ER	SO	BB	IBB	HBP	BLK	WP	HR	S	P	ERA	WHIP								
Rodrigo Lopez, R ERA: 3.07	(1, 1)	7.0	W 27	3	2	1	3	2	0	0	0	0	0	62	93	1.29	0.714								
Buddy Groom, L ERA: 1.75	(8, 1)	1.2	H 6	1	0	0	2	0	0	0	0	0	0	13	20	0.00	0.600								
Jorge Julio, R ERA: 2.01	(9, 1)	0.1	S 1	0	0	0	0	0	0	0	0	0	0	2	3	0.00	0.000								

AB 35
R 3
H 9
RBI 3
BB 1
SO 5
LOB 12



AB 32
R 2
H 4
RBI 1
BB 2
SO 5
LOB 9



Batter	1	2	3	4	5	6	7	8	9	AB	R	H	RBI	BB	SO	LOB	TOP								
6 Melvin Mora, R OBP: 0.352, SLG: 0.427	B5-3		BB			K		F8		3	0	0	0	1	1	1	Baltimore Orioles @ Detroit Tigers Comerica Park, Detroit, MI Sun Aug 11 2002, 2:05 PM EDT Att: 22,573 - Cloudy - 87 F								
Chris Singleton, L OBP: 0.285, SLG: 0.391	G3		F7			G4-3		K		4	0	0	0	0	1	3									
Gary Matthews, S OBP: 0.373, SLG: 0.451	K				G6-3		G3			3	0	0	0	1	1	0									
31 Jay Gibbons, L OBP: 0.327, SLG: 0.493		F8			G3					2	0	0	0	2	0	0									
21 Marty Cordova, R OBP: 0.339, SLG: 0.466		G1-3								4	0	1	0	0	0	4									
Geronimo Gil, R OBP: 0.291, SLG: 0.374										0	0	0	0	0	0	0									
Chris Richard, L OBP: 0.381, SLG: 0.700		G6-3			G4-3					4	0	0	0	0	0	2									
Jose Leon, R OBP: 0.279, SLG: 0.379										3	0	0	0	0	0	1									
Jeff Conine, R OBP: 0.282, SLG: 0.424					G4-3					1	0	0	0	0	0	0									
Brook Fordyce, R OBP: 0.293, SLG: 0.314										2	0	0	0	0	0	0									
Luis Lopez, S OBP: 0.285, SLG: 0.286										2	1	1	0	0	0	0									
Jerry Hairston, R OBP: 0.329, SLG: 0.373										3	0	2	0	0	0	0									
Inning Stats	R: 0 E: 0 K: 1 S: 7	H: 0 LOB: 0 BB: 0 P: 12	R: 0 E: 0 K: 0 S: 8	H: 0 LOB: 0 BB: 0 P: 9	R: 0 E: 0 K: 0 S: 11	H: 1 LOB: 2 BB: 1 P: 17	R: 0 E: 0 K: 0 S: 9	H: 1 LOB: 1 BB: 0 P: 14	R: 0 E: 0 K: 1 S: 6	H: 0 LOB: 0 BB: 0 P: 10	R: 0 E: 0 K: 1 S: 6	H: 0 LOB: 0 BB: 0 P: 7	R: 0 E: 0 K: 0 S: 12	H: 0 LOB: 1 BB: 1 P: 19	R: 1 E: 1 K: 1 S: 14	H: 2 LOB: 2 BB: 2 P: 27	R: 0 E: 0 K: 0 S: 10	H: 0 LOB: 0 BB: 0 P: 13	1B: 2 2B: 2 HR: 0	SF: 0 SAC: 0 DP: 0 HBP: 0	WP: 1 PB: 0 SB: 1 CS: 0	PA: 35			
PITCHER	IP	WLS	BF	H	R	ER	SO	BB	IBB	HBP	BLK	WP	HR	S	P	ERA	WHIP								
Steve Sparks, R ERA: 5.08	7.0	W	27	4	1	1	2	2	0	0	0	0	0	62	92	1.29	0.857								
Oscar Henriquez, R ERA: 1.99	1.0	H	5	0	0	0	1	1	1	0	0	1	0	11	23	0.00	1.000								
Juan Acevedo, R ERA: 3.05	1.0	S	3	0	0	0	0	0	0	0	0	0	0	10	13	0.00	0.000								

Batter	1	2	3	4	5	6	7	8	9	AB	R	H	RBI	BB	SO	LOB	BOTTOM								
George Lombard, L OBP: 0.305, SLG: 0.441	S									4	1	2	1	0	1	2	Baltimore Orioles @ Detroit Tigers Comerica Park, Detroit, MI Sun Aug 11 2002, 2:05 PM EDT Att: 22,573 - Cloudy - 87 F								
Bobby Higginson, L OBP: 0.353, SLG: 0.422	1B									0	0	0	0	0	0	0									
Damian Jackson, R OBP: 0.335, SLG: 0.387	F8									4	0	1	1	0	0	3									
Robert Fick, L OBP: 0.328, SLG: 0.446	L9									4	0	0	0	0	1	2									
Randall Simon, L OBP: 0.319, SLG: 0.455	F8									4	0	0	0	0	1	1									
Shane Halter, R OBP: 0.328, SLG: 0.414	F8									3	0	0	0	0	0	1									
Carlos Pena, L OBP: 0.311, SLG: 0.441										3	0	0	0	0	1	0									
Wendell Magee, R OBP: 0.291, SLG: 0.389										3	0	2	0	0	1	0									
Craig Paquette, R OBP: 0.225, SLG: 0.300										3	1	0	0	0	1	2									
Chris Truby, R OBP: 0.255, SLG: 0.337										0	0	0	0	0	0	0									
Matt Walbeck, S OBP: 0.246, SLG: 0.259										3	0	2	0	0	1	1									
Inning Stats	R: 1 E: 0 K: 0 S: 10	H: 2 LOB: 1 BB: 0 P: 16	R: 1 E: 0 K: 1 S: 12	H: 3 LOB: 2 BB: 0 P: 19	R: 0 E: 0 K: 1 S: 8	H: 0 LOB: 0 BB: 0 P: 12	R: 0 E: 0 K: 1 S: 13	H: 0 LOB: 0 BB: 0 P: 17	R: 0 E: 0 K: 0 S: 14	H: 1 LOB: 1 BB: 0 P: 18	R: 0 E: 0 K: 0 S: 4	H: 0 LOB: 0 BB: 0 P: 7	R: 0 E: 0 K: 3 S: 12	H: 1 LOB: 1 BB: 0 P: 14	R: 0 E: 0 K: 1 S: 6	H: 0 LOB: 0 BB: 0 P: 10	1B: 7 2B: 0 3B: 0 HR: 0	SF: 0 SAC: 0 DP: 0 HBP: 0	WP: 0 PB: 0 SB: 2 CS: 0	PA: 31					
PITCHER	IP	WLS	BF	H	R	ER	SO	BB	IBB	HBP	BLK	WP	HR	S	P	ERA	WHIP								
John Stephens, R ERA: 8.44	7.0	L	28	7	2	2	6	7	2	2	0	0	0	73	103	2.57	1.000								
B.J. Ryan, L ERA: 5.4	1.0		3	0	0	0	1	0	0	0	0	0	0	6	10	0.00	0.000								

Batter	1	2	3	4	5	6	7	8	9	AB	R	H	RBI	BB	SO	LOB	TOP																					
Hiram Bocachica, R (1, 8) OBP: 0.269, SLG: 0.464	G5-3		G5-3				K			5	0	0	0	0	1	1																						
Damian Jackson, R (1, 4) OBP: 0.336, SLG: 0.387	1B FC9-2 BB		HR				F8			2	0	0	0	2	1	0																						
Bobby Higginson, L (1, 7) OBP: 0.354, SLG: 0.432	1B		1B				G6-3			4	1	2	1	0	0	2																						
Randall Simon, L (1, 10) OBP: 0.322, SLG: 0.455	FC9-2		P4				G6-3			4	0	1	0	0	0	2																						
Carlos Pena, L (1, 3) OBP: 0.314, SLG: 0.443							F2			4	0	1	0	0	0	1																						
Wendell Magee, R (1, 9) OBP: 0.291, SLG: 0.387	G5-3						HR			4	1	1	0	0	1	1																						
Shane Halter, R (1, 6) OBP: 0.331, SLG: 0.416	L8						G6-3			3	2	1	1	1	0	1																						
15 Brandon Inge, R (1, 2) OBP: 0.293, SLG: 0.391	K						G3			3	0	1	1	0	0	0																						
Chris Truby, R (1, 5) OBP: 0.247, SLG: 0.332							F8			2	0	0	1	0	1	1																						
Robert Fick, L (9, PH) OBP: 0.325, SLG: 0.439			K				F8			1	0	0	0	0	1	0																						
Inning Stats	R: 0 E: 0 K: 0 S: 10	H: 1 LOB: 1 BB: 1 P: 14	R: 0 E: 0 K: 1 S: 8	H: 1 LOB: 1 BB: 0 P: 11	R: 1 E: 0 K: 1 S: 11	H: 2 LOB: 1 BB: 0 P: 14	R: 2 E: 0 K: 0 S: 16	H: 2 LOB: 2 BB: 2 P: 30	R: 0 E: 0 K: 0 S: 8	H: 0 LOB: 0 BB: 0 P: 11	R: 1 E: 0 K: 0 S: 6	H: 1 LOB: 0 BB: 0 P: 9	R: 0 E: 0 K: 1 S: 10	H: 0 LOB: 0 BB: 0 P: 16	R: 0 E: 0 K: 1 S: 6	H: 0 LOB: 0 BB: 0 P: 7	R: 0 E: 0 K: 1 S: 7	H: 0 LOB: 0 BB: 0 P: 11	1B: 3 2B: 3 3B: 0 HR: 2	SF: 1 SAC: 0 DP: 1 HBP: 0	WP: 0 PB: 0 SB: 0 CS: 0	PA: 36																
PITCHER	IP	WLS	BF	H	R	ER	SO	BB	IBB	HBP	BLK	WP	HR	S	P	ERA	WHIP	PITCHER				IP	WLS	BF	H	R	ER	SO	BB	IBB	HBP	BLK	WP	HR	S	P	ERA	WHIP
Ramon Ortiz, R (1, 1) ERA: 4.22	6.1	W	28	7	4	4	3	3	0	0	0	0	2	64	96	5.68	1.579																					
Scott Schoeneweis, L (7, 1) ERA: 5.26	1.1	H	4	0	0	0	1	0	0	0	0	0	0	10	14	0.00	0.000																					
Brendan Donnelly, R (8, 1) ERA: 1.95	0.1	H	1	0	0	0	0	0	0	0	0	0	0	1	2	0.00	0.000																					
Troy Percival, R (9, 1) ERA: 1.86	1.0	S	3	0	0	0	1	0	0	0	0	0	0	7	11	0.00	0.000																					

Detroit Tigers @ Anaheim Angels
Edison International Field, Anaheim, CA
Wed Aug 14 2002, 10:05 PM EDT
Att: 23,391 - Overcast - 70 F

AB	32
R	4
H	7
RBI	4
BB	3
SO	5
LOB	9

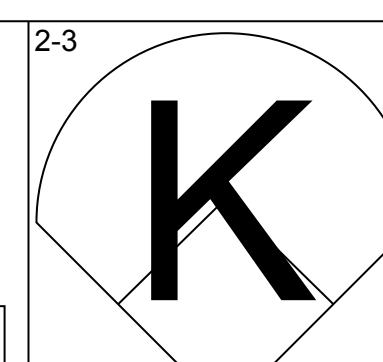
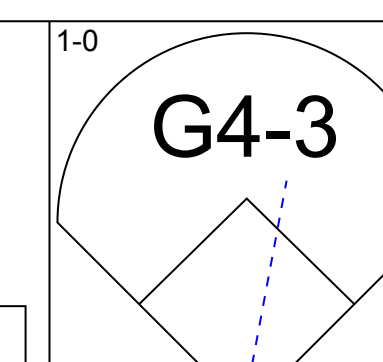
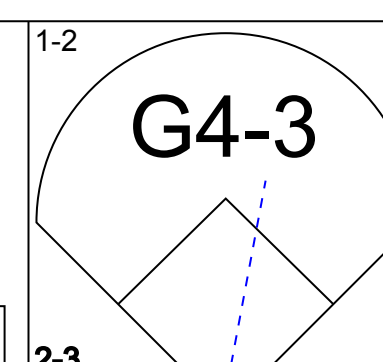
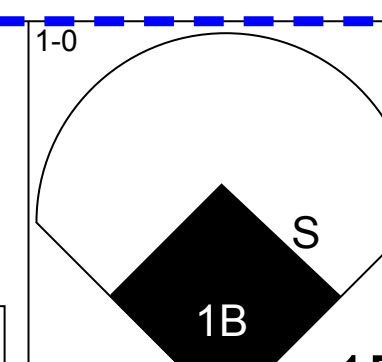
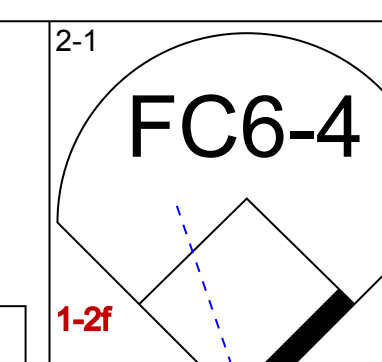
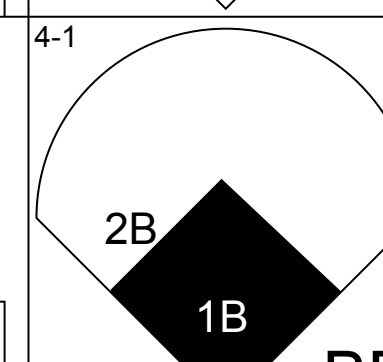
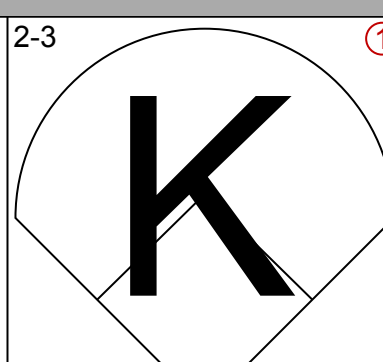
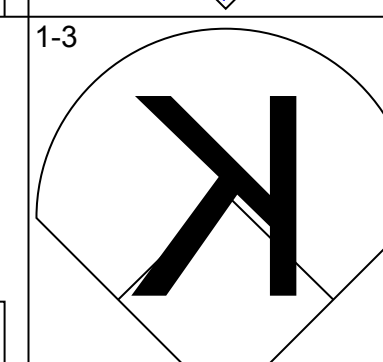
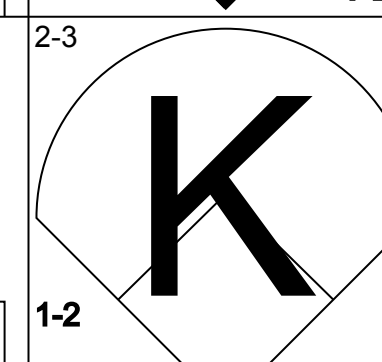
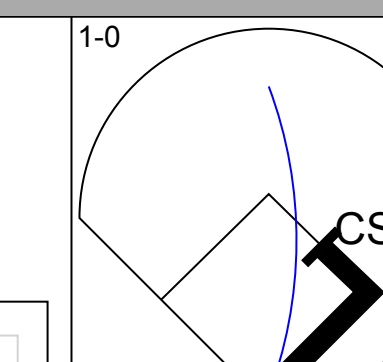
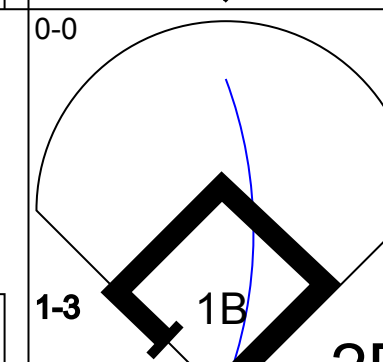
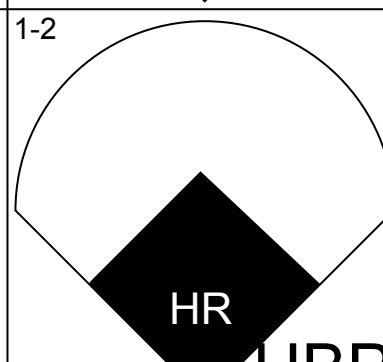
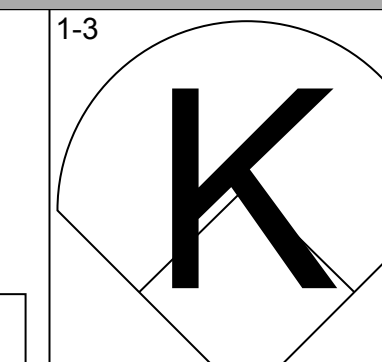
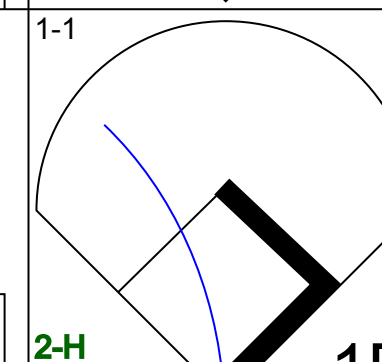

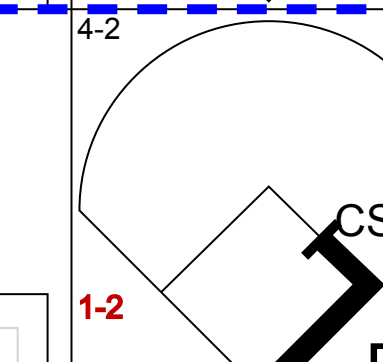
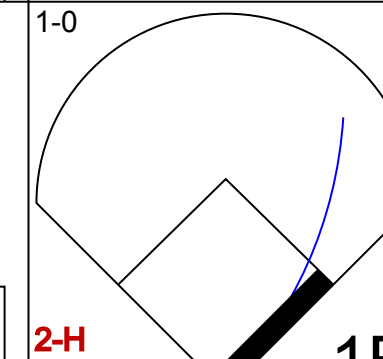
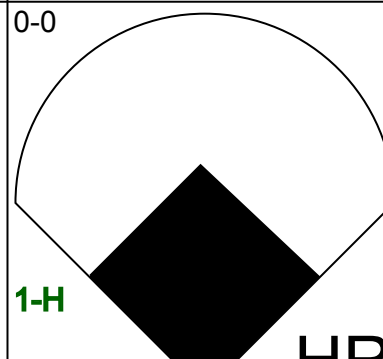
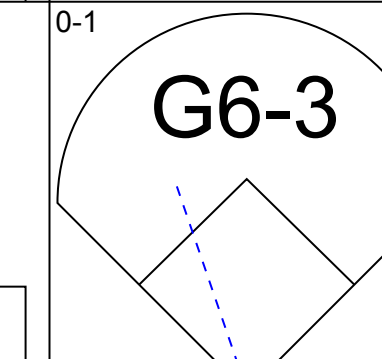
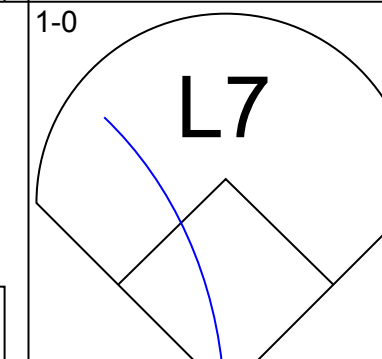
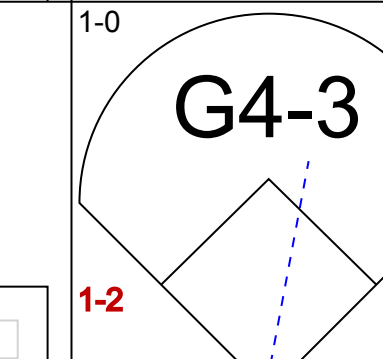
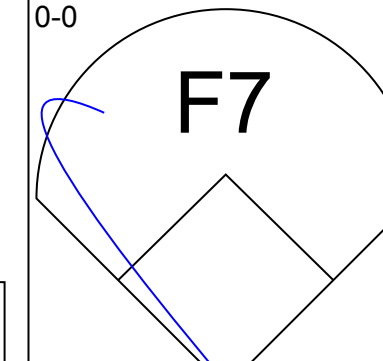
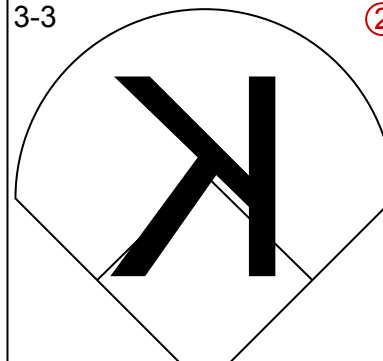
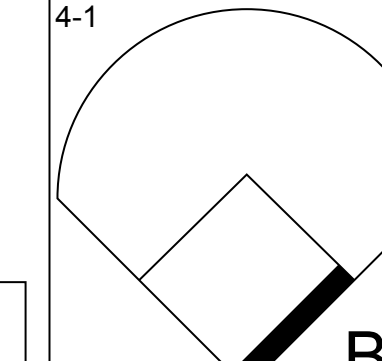
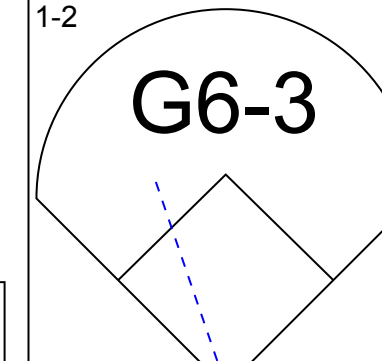
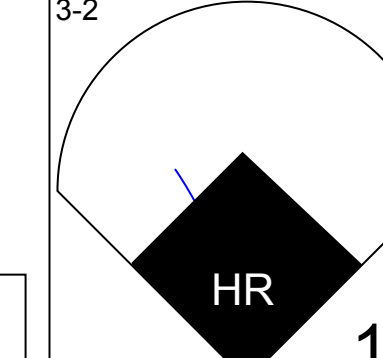
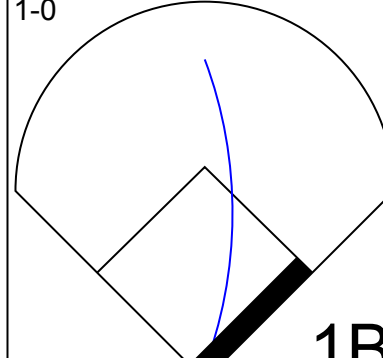
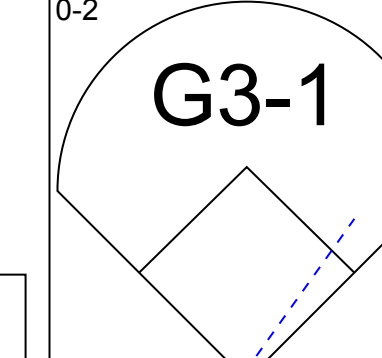
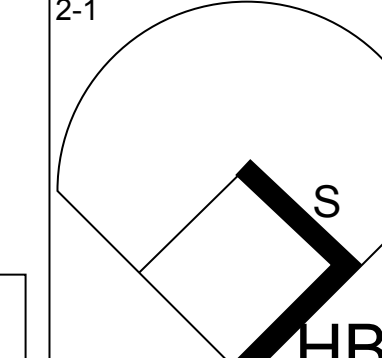

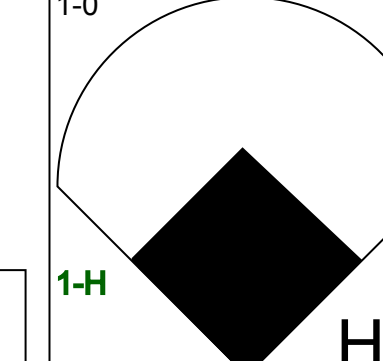
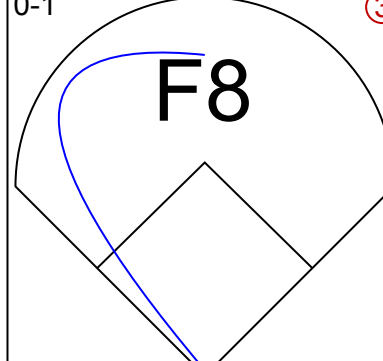
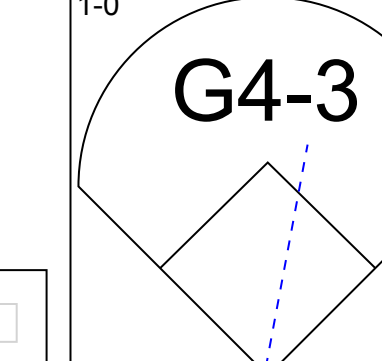
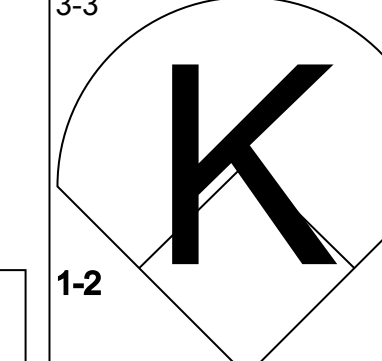
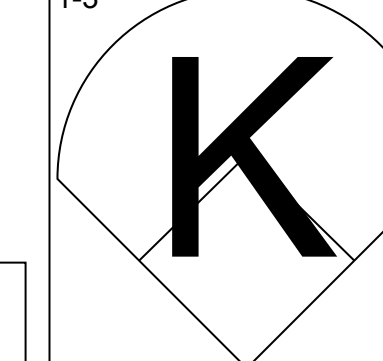
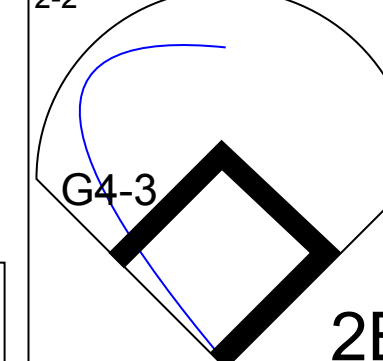
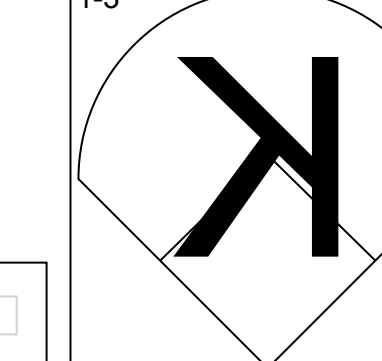
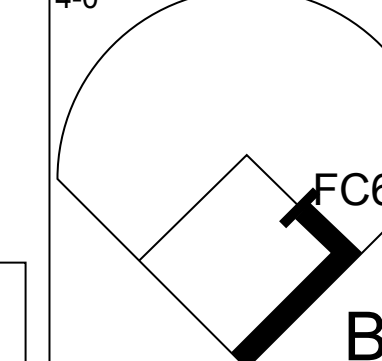
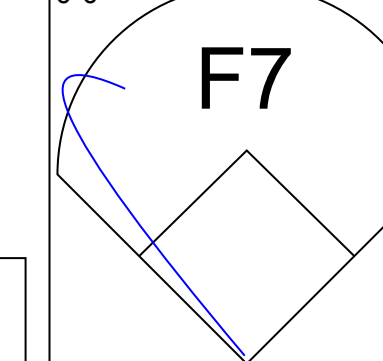
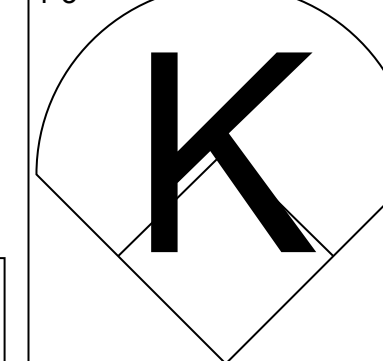
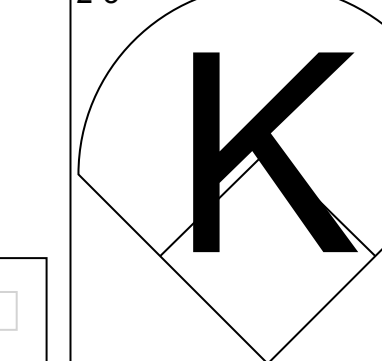
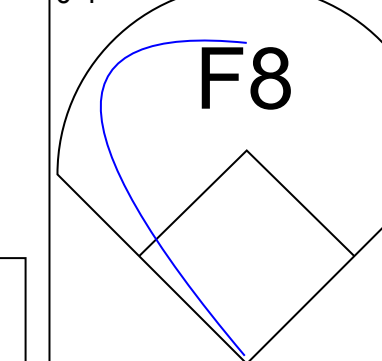


Batter	1	2	3	4	5	6	7	8	9	AB	R	H	RBI	BB	SO	LOB	BOTTOM																					
David Eckstein, R (1, 6) OBP: 0.363, SLG: 0.397	G5-3						SH5-3			2	2	1	0	1	0	0																						
Alex Ochoa, R (1, 9) OBP: 0.359, SLG: 0.380	G6-3						L6			2	1	0	0	2	0	1																						
Scott Spiezio, S (1, 3) OBP: 0.372, SLG: 0.432	K						F9			4	1	2	3	0	1	1																						
16 Garret Anderson, L (1, 7) OBP: 0.334, SLG: 0.540							L6-3 1B			4	0	2	1	0	1	2																						
Troy Glaus, R (1, 5) OBP: 0.350, SLG: 0.434	G5-3						L6-3			4	0	0	0	0	1	5																						
Shawn Woolen, R (1, 10) OBP: 0.283, SLG: 0.339	G5-3						F7			4	0	0	0	0	0	2																						
Benji Gil, R (1, 4) OBP: 0.301, SLG: 0.408										2	0	0	0	0	0	0																						
Darin Erstad, L (6, PH) OBP: 0.324, SLG: 0.401										1	0	1	1	0	0	0																						
Adam Kennedy, L (6, PR) OBP: 0.333, SLG: 0.416										0	0	0	0	0	0	0																						
Bengie Molina, R (1, 2) OBP: 0.285, SLG: 0.330										3	0	1	0	0	0	2																						
Orlando Palmeiro, L (1, 8) OBP: 0.337, SLG: 0.332										1	1	0	0	2	0	1																						
Inning Stats	R: 0 E: 0 K: 1 S: 9	H: 0 LOB: 0 BB: 0 P: 15	R: 0 E: 0 K: 0 S: 8	H: 0 LOB: 0 BB: 0 P: 14	R: 0 E: 0 K: 0 S: 6	H: 1 LOB: 0 BB: 0 P: 7	R: 1 E: 0 K: 1 S: 10	H: 1 LOB: 2 BB: 2 P: 22	R: 0 E: 0 K: 0 S: 6	H: 0 LOB: 0 BB: 0 P: 11	R: 4 E: 0 K: 1 S: 24	H: 4 LOB: 2 BB: 2 P: 39	R: 0 E: 0 K: 0 S: 10	H: 0 LOB: 1 BB: 1 P: 15	R: 0 E: 0 K: 0 S: 5	H: 1 LOB: 0 BB: 0 P: 11	1B: 6 2B: 2 3B: 0 HR: 0	SF: 0 SAC: 1 DP: 3 HBP: 0	WP: 0 PB: 0 SB: 0 CS: 0	PA: 33																		
PITCHER	IP	WLS	BF	H	R	ER	SO	BB	IBB	HBP	BLK	WP	HR	S	P	ERA	WHIP	PITCHER				IP	WLS	BF	H	R	ER	SO	BB	IBB	HBP	BLK	WP	HR	S	P	ERA	WHIP
Mike Maroth, L (1, 1) ERA: 4.52	5.0	L	22	5	5	5	2	4	0	0	0	0	0	51	91	9.00	1.800																					
Fernando Rodney, R (6, 1) ERA: 6.1	2.0		8	1	0	0	1	1	0	0	0	0	0	22	32	0.00	1.000																					
Oscar Henriquez, R (8, 1) ERA: 1.5	1.0		3	1	0	0	0	0	0	0	0	0	0	5	11	0.00	1.000																					

Detroit Tigers @ Anaheim Angels
Edison International Field, Anaheim, CA
Wed Aug 14 2002, 10:05 PM EDT
Att: 23,391 - Overcast - 70 F

AB	27
R	5
H	7
RBI	5
BB	5
SO	3
LOB	14

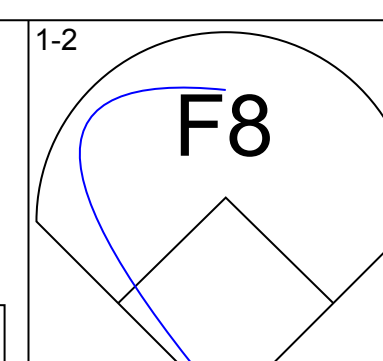
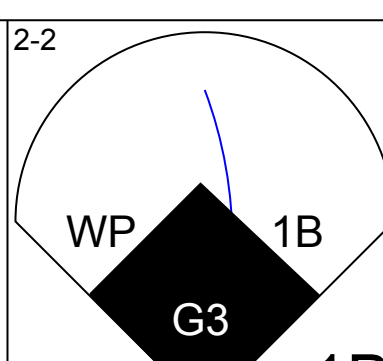
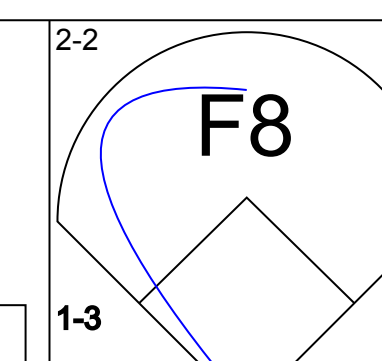
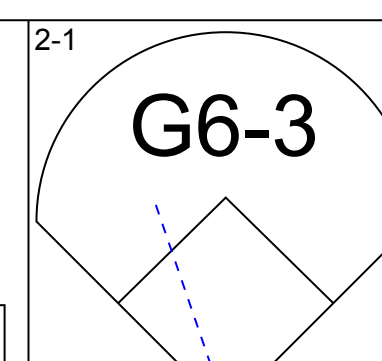
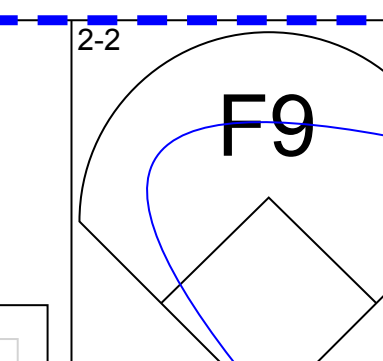
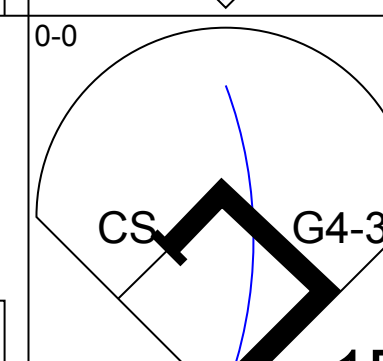
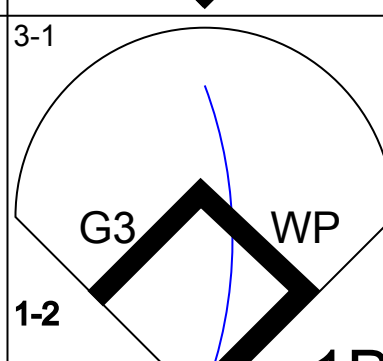
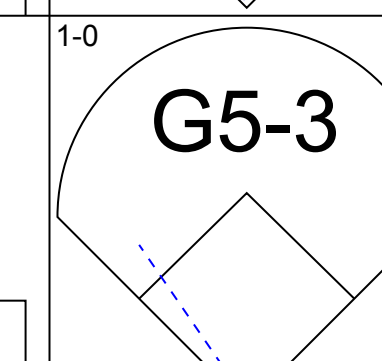
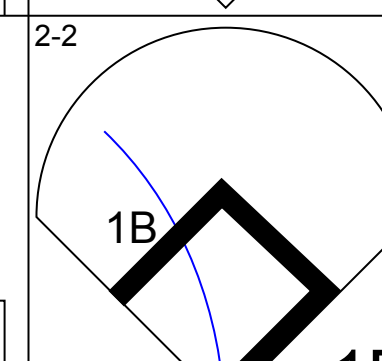
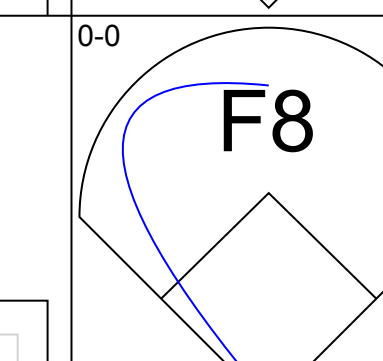
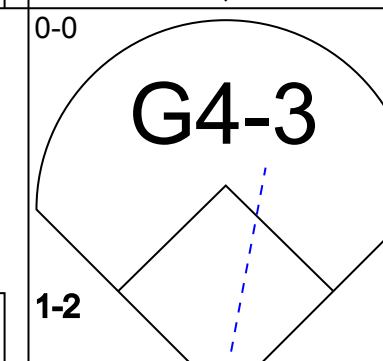
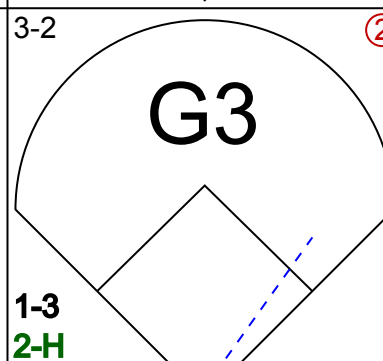
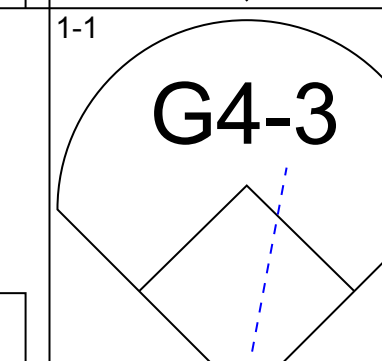
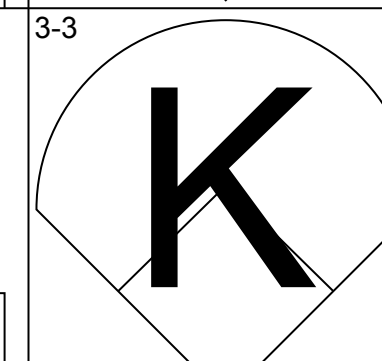
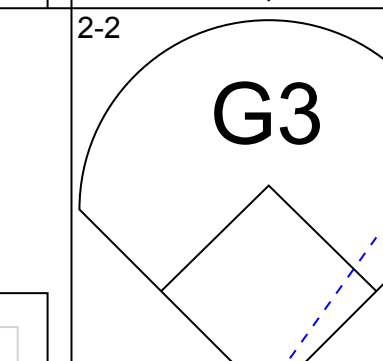
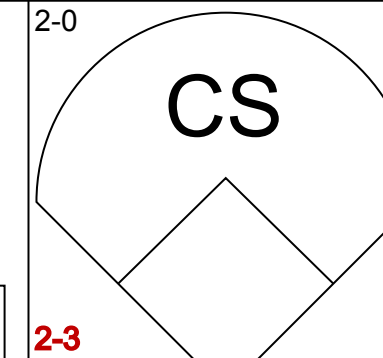
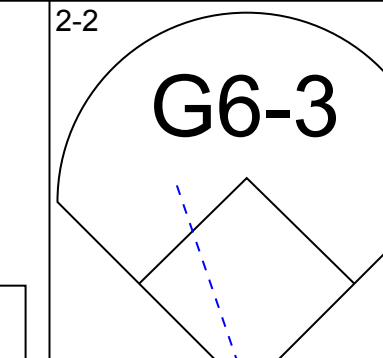
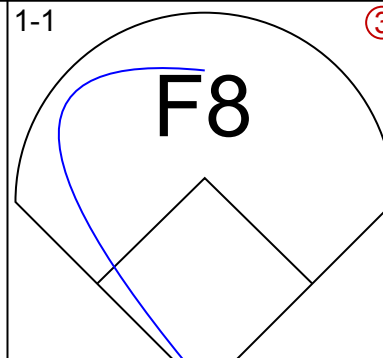
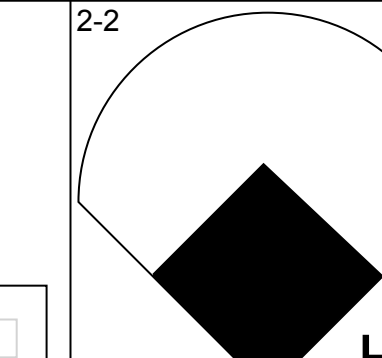
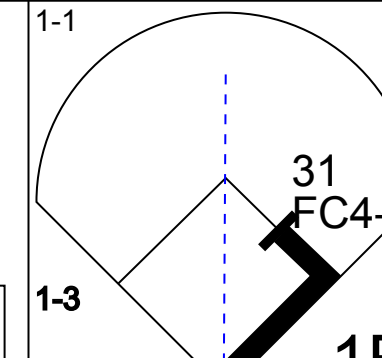
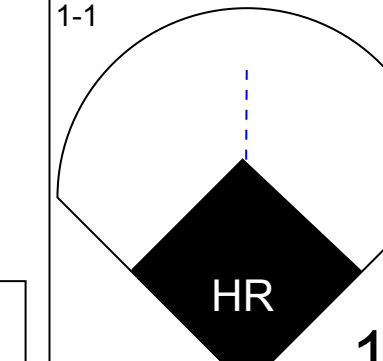
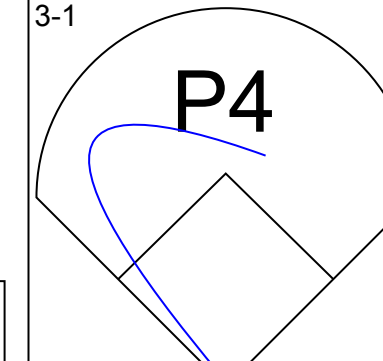
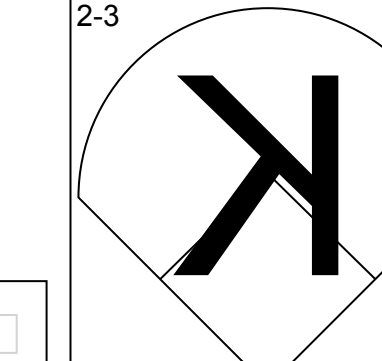
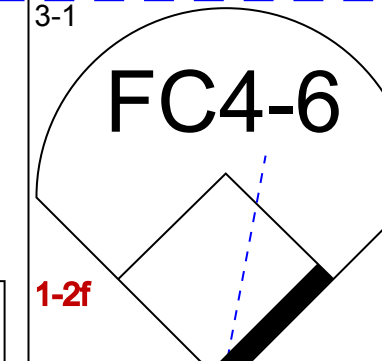
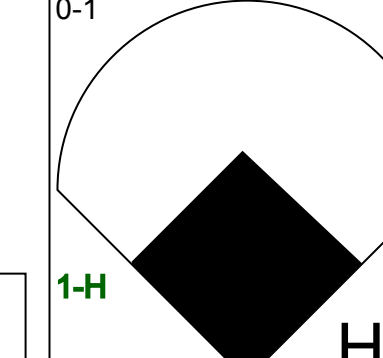
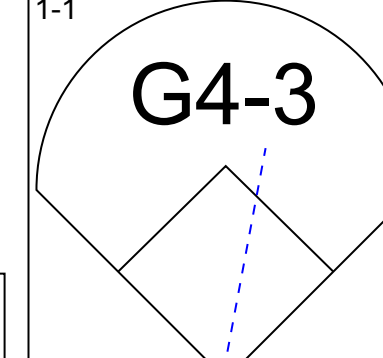
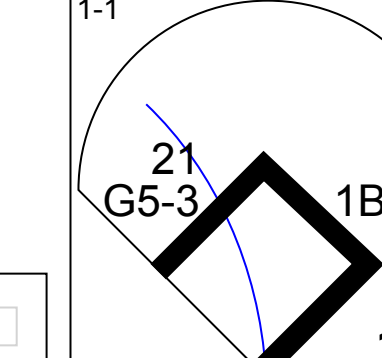

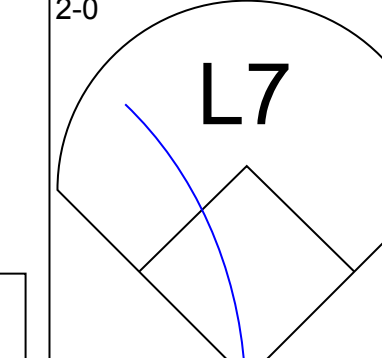
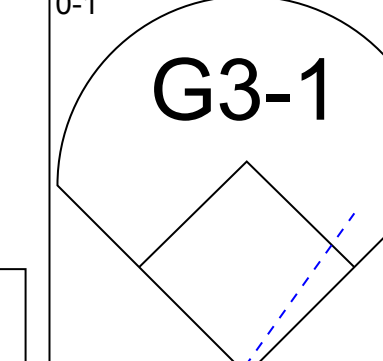
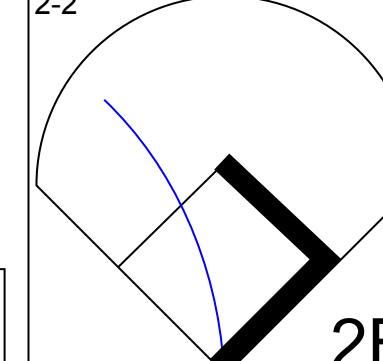
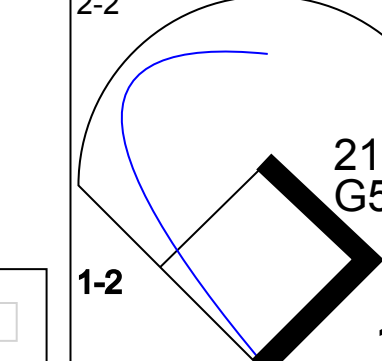

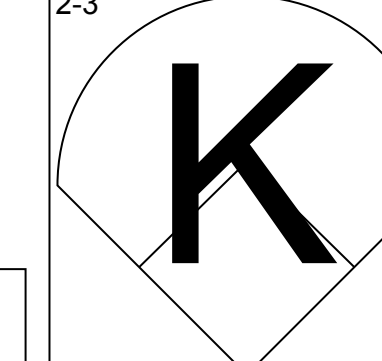
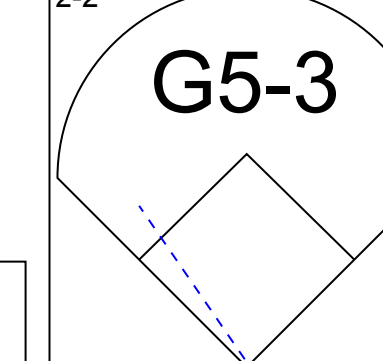
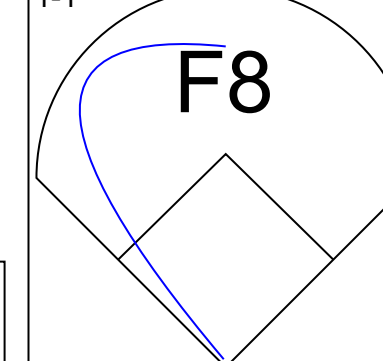
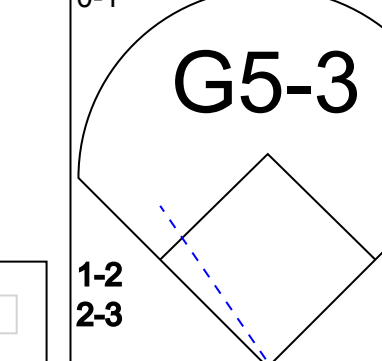

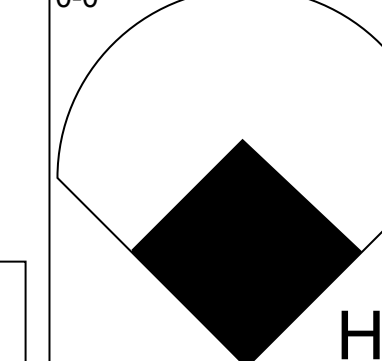
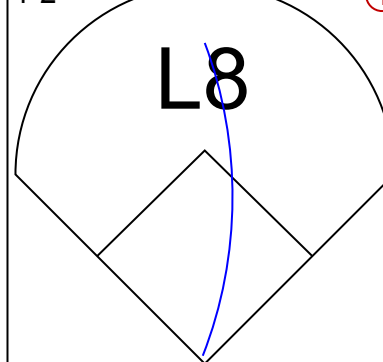
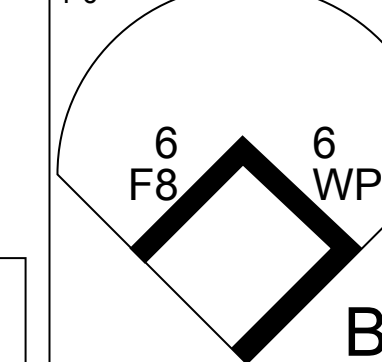
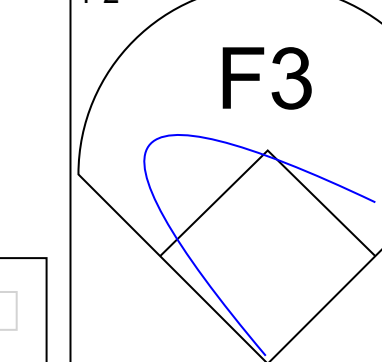
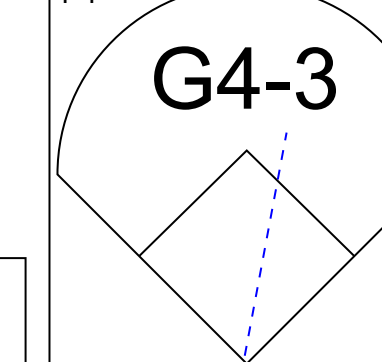


Batter	1	2	3	4	5	6	7	8	9	AB	R	H	RBI	BB	SO	LOB	TOP				
George Lombard, L (1, 8) OBP: 0.307, SLG: 0.428 Damian Jackson, R (7, 4) OBP: 0.335, SLG: 0.365										4	1	1	0	0	1	1					
Hiram Bocachica, R (1, 4) OBP: 0.275, SLG: 0.455										4	1	1	0	1	3	2					
Bobby Higginson, L (1, 7) OBP: 0.360, SLG: 0.438										3	1	2	1	1	1	0					
Randall Simon, L (1, 10) OBP: 0.323, SLG: 0.462										5	1	2	3	0	0	2					
Robert Fick, L (1, 9) OBP: 0.324, SLG: 0.436										3	0	0	0	1	1	2					
Carlos Pena, L (1, 3) OBP: 0.321, SLG: 0.445										3	1	2	0	0	0	1					
Shane Halter, R (1, 6) OBP: 0.330, SLG: 0.424										4	1	1	2	0	1	2					
15 Brandon Inge, R (1, 2) OBP: 0.296, SLG: 0.394										3	0	1	0	1	2	0					
Chris Truby, R (1, 5) OBP: 0.243, SLG: 0.328										4	0	0	0	0	2	3					
Inning Stats	R: 1 E: 0 K: 7 S: 7	H: 2 LOB: 1 BB: 1 P: 14	R: 2 E: 0 K: 1 S: 9	H: 2 LOB: 0 BB: 0 P: 15	R: 2 E: 0 K: 2 S: 16	H: 2 LOB: 1 BB: 0 P: 23	R: 0 E: 0 K: 2 S: 13	H: 1 LOB: 1 BB: 0 P: 18	R: 0 E: 0 K: 1 S: 11	H: 0 LOB: 0 BB: 1 P: 16	R: 1 E: 0 K: 1 S: 11	H: 2 LOB: 1 BB: 0 P: 16	R: 0 E: 0 K: 1 S: 8	H: 0 LOB: 2 BB: 1 P: 19	R: 0 E: 0 K: 0 S: 5	H: 1 LOB: 0 BB: 1 P: 11	1B: 6 2B: 2 3B: 0 HR: 2	SF: 0 SAC: 0 DP: 0 HBP: 2	WP: 0 PB: 0 SB: 2 CS: 2	PA: 40	
PITCHER	IP WLS BF H R ER SO BB IBB HBP BLK WP HR S P ERA WHIP	IP WLS BF H R ER SO BB IBB HBP BLK WP HR S P ERA WHIP	IP WLS BF H R ER SO BB IBB HBP BLK WP HR S P ERA WHIP	IP WLS BF H R ER SO BB IBB HBP BLK WP HR S P ERA WHIP	IP WLS BF H R ER SO BB IBB HBP BLK WP HR S P ERA WHIP	IP WLS BF H R ER SO BB IBB HBP BLK WP HR S P ERA WHIP	IP WLS BF H R ER SO BB IBB HBP BLK WP HR S P ERA WHIP	IP WLS BF H R ER SO BB IBB HBP BLK WP HR S P ERA WHIP	IP WLS BF H R ER SO BB IBB HBP BLK WP HR S P ERA WHIP	IP WLS BF H R ER SO BB IBB HBP BLK WP HR S P ERA WHIP	IP WLS BF H R ER SO BB IBB HBP BLK WP HR S P ERA WHIP	IP WLS BF H R ER SO BB IBB HBP BLK WP HR S P ERA WHIP	IP WLS BF H R ER SO BB IBB HBP BLK WP HR S P ERA WHIP	IP WLS BF H R ER SO BB IBB HBP BLK WP HR S P ERA WHIP	IP WLS BF H R ER SO BB IBB HBP BLK WP HR S P ERA WHIP	IP WLS BF H R ER SO BB IBB HBP BLK WP HR S P ERA WHIP	IP WLS BF H R ER SO BB IBB HBP BLK WP HR S P ERA WHIP	IP WLS BF H R ER SO BB IBB HBP BLK WP HR S P ERA WHIP	IP WLS BF H R ER SO BB IBB HBP BLK WP HR S P ERA WHIP	IP WLS BF H R ER SO BB IBB HBP BLK WP HR S P ERA WHIP	IP WLS BF H R ER SO BB IBB HBP BLK WP HR S P ERA WHIP
Rodrigo Lopez, R (1, 1) ERA: 3.24	6.0	L	27	7	5	5	9	2	0	1	0	0	0	0	0	11	16	9.00	2.000		
Yorkis Perez, L (7, 1) ERA: 4.4	1.0	5	2	1	1	1	0	0	0	0	0	0	0	0	9	21	0.00	2.000			
Willis Roberts, R (8, 1) ERA: 2.17	1.0	6	1	0	0	1	1	0	0	1	0	0	0	0	4	9	0.00	1.000			
B.J. Ryan, L (9, 1) ERA: 5.05	1.0	2	0	0	0	0	1	0	0	0	0	0	0	0	4	9	0.00	1.000			

Detroit Tigers @ Baltimore Orioles
 Oriole Park at Camden Yards, Baltimore, MD
 Fri Aug 16 2002, 7:05 PM EDT
 Att: 36,086 - Cloudy - 97 F

AB 34
 R 6
 H 10
 RBI 6
 BB 4
 SO 11
 LOB 15



Batter	1	2	3	4	5	6	7	8	9	AB	R	H	RBI	BB	SO	LOB	BOTTOM				
6 Melvin Mora, R (1, 6) OBP: 0.350, SLG: 0.433										5	1	1	0	0	0	1					
Jerry Hairston, R (1, 4) OBP: 0.319, SLG: 0.360										5	0	3	0	0	0	1					
Gary Matthews, S (1, 8) OBP: 0.362, SLG: 0.435										5	0	0	1	0	1	4					
Tony Batista, R (1, 5) OBP: 0.321, SLG: 0.479										4	1	2	1	0	0	1					
31 Jay Gibbons, L (1, 9) OBP: 0.320, SLG: 0.480										4	1	1	0	0	1	2					
Jeff Conine, R (1, 3) OBP: 0.285, SLG: 0.433										4	1	2	2	0	0	0					
Chris Richard, L (1, 10) OBP: 0.386, SLG: 0.648										4	0	2	0	0	1	0					
21 Marty Cordova, R (1, 7) OBP: 0.340, SLG: 0.471										4	1	1	1	0	0	3					
Brook Fordyce, R (1, 2) OBP: 0.294, SLG: 0.308										2	0	0	0	1	0	2					
Luis Lopez, S (8, PH) OBP: 0.217, SLG: 0.273										1	0	0	0	0	0	0					
Gerónimo Gil, R (9, 2) OBP: 0.294, SLG: 0.386										0	0	0	0	0	0	0					
Inning Stats	R: 0 E: 0 K: 0 S: 6	H: 1 LOB: 0 BB: 0 P: 9	R: 2 E: 0 K: 0 S: 12	H: 2 LOB: 0 BB: 0 P: 17	R: 1 E: 0 K: 0 S: 13	H: 2 LOB: 1 BB: 0 P: 23	R: 0 E: 0 K: 0 S: 10	H: 1 LOB: 1 BB: 0 P: 17	R: 0 E: 0 K: 1 S: 19	H: 3 LOB: 2 BB: 0 P: 27	R: 0 E: 0 K: 1 S: 14	H: 2 LOB: 0 BB: 0 P: 25	R: 1 E: 0 K: 1 S: 8	H: 1 LOB: 0 BB: 0 P: 13	R: 0 E: 0 K: 0 S: 8	H: 0 LOB: 0 BB: 0 P: 12	1B: 8 2B: 1 3B: 0 HR: 3	SF: 0 SAC: 0 DP: 0 HBP: 0	WP: 2 PB: 0 SB: 0 CS: 1	PA: 40	
PITCHER	IP WLS BF H R ER SO BB IBB HBP BLK WP HR S P ERA WHIP	IP WLS BF H R ER SO BB IBB HBP BLK WP HR S P ERA WHIP	IP WLS BF H R ER SO BB IBB HBP BLK WP HR S P ERA WHIP	IP WLS BF H R ER SO BB IBB HBP BLK WP HR S P ERA WHIP	IP WLS BF H R ER SO BB IBB HBP BLK WP HR S P ERA WHIP	IP WLS BF H R ER SO BB IBB HBP BLK WP HR S P ERA WHIP	IP WLS BF H R ER SO BB IBB HBP BLK WP HR S P ERA WHIP	IP WLS BF H R ER SO BB IBB HBP BLK WP HR S P ERA WHIP	IP WLS BF H R ER SO BB IBB HBP BLK WP HR S P ERA WHIP	IP WLS BF H R ER SO BB IBB HBP BLK WP HR S P ERA WHIP	IP WLS BF H R ER SO BB IBB HBP BLK WP HR S P ERA WHIP	IP WLS BF H R ER SO BB IBB HBP BLK WP HR S P ERA WHIP	IP WLS BF H R ER SO BB IBB HBP BLK WP HR S P ERA WHIP	IP WLS BF H R ER SO BB IBB HBP BLK WP HR S P ERA WHIP	IP WLS BF H R ER SO BB IBB HBP BLK WP HR S P ERA WHIP	IP WLS BF H R ER SO BB IBB HBP BLK WP HR S P ERA WHIP	IP WLS BF H R ER SO BB IBB HBP BLK WP HR S P ERA WHIP	IP WLS BF H R ER SO BB IBB HBP BLK WP HR S P ERA WHIP	IP WLS BF H R ER SO BB IBB HBP BLK WP HR S P ERA WHIP	IP WLS BF H R ER SO BB IBB HBP BLK WP HR S P ERA WHIP	IP WLS BF H R ER SO BB IBB HBP BLK WP HR S P ERA WHIP
Steve Sparks, R (1, 1) ERA: 5.1	6.2	W	31	11	4	4	2	1	0	0	0	0	0	0	0	127	5.40	1.800			
Jamie Walker, L (7, 1) ERA: 4.5	0.1	H	1	0	0	0	0	0	0	0	0	0	0	0	2	5	0.00	0.000			
Oscar Henriquez, R (8, 1) ERA: 1.89	1.0	H	4	1	1	1	1	0	0	0	0	0	0	1	8	13	9.00	1.000			
Juan Acevedo, R (9, 1) ERA: 3.1	1.0	S	3	0	0	0	0	0	0	0	0	0	0	0	8	12	0.00	0.000			

Detroit Tigers @ Baltimore Orioles
 Oriole Park at Camden Yards, Baltimore, MD
 Fri Aug 16 2002, 7:05 PM EDT
 Att: 36,086 - Cloudy - 97 F

AB 38
 R 5
 H 12
 RBI 5
 BB 1
 SO 3
 LOB 14



Batter	1	2	3	4	5	6	7	8	9	AB	R	H	RBI	BB	SO	LOB	TOP										
Damian Jackson, R (1, 4) OBP: 0.342, SLG: 0.373										4	0	3	1	0	1	0	Detroit Tigers @ Baltimore Orioles Oriole Park at Camden Yards, Baltimore, MD Sat Aug 17 2002, 7:05 PM EDT Att: 34,007 - Cloudy - 96 F										
Wendell Magee, R (1, 8) OBP: 0.290, SLG: 0.386										4	0	1	0	0	0	3											
Bobby Higginson, L (1, 7) OBP: 0.356, SLG: 0.432										4	0	0	0	0	1	1											
Randall Simon, L (1, 10) OBP: 0.322, SLG: 0.459										4	1	1	0	0	1	0											
Robert Fick, L (1, 9) OBP: 0.322, SLG: 0.432										4	0	0	0	0	1	2											
Carlos Pena, L (1, 3) OBP: 0.320, SLG: 0.454										4	1	1	2	0	2	1											
Shane Halter, R (1, 6) OBP: 0.327, SLG: 0.420										3	0	0	0	0	1	0											
15 Brandon Inge, R (1, 2) OBP: 0.292, SLG: 0.390										3	0	0	0	0	1	0											
Chris Truby, R (1, 5) OBP: 0.244, SLG: 0.331										3	1	1	0	0	2	0											
Inning Stats	R: 0 E: 0 K: 1 S: 8	H: 1 LOB: 0 BB: 0 P: 12	R: 0 E: 0 K: 1 S: 9	H: 0 LOB: 0 BB: 0 P: 13	R: 1 E: 0 K: 2 S: 15	H: 2 LOB: 1 BB: 0 P: 22	R: 2 E: 0 K: 1 S: 9	H: 2 LOB: 0 BB: 0 P: 15	R: 0 E: 0 K: 1 S: 11	H: 1 LOB: 1 BB: 0 P: 13	R: 0 E: 0 K: 1 S: 5	H: 0 LOB: 0 BB: 0 P: 7	R: 0 E: 0 K: 1 S: 9	H: 0 LOB: 0 BB: 0 P: 12	R: 0 E: 0 K: 1 S: 10	H: 1 LOB: 0 BB: 0 P: 12	R: 0 E: 0 K: 1 S: 11	H: 0 LOB: 1 BB: 0 P: 16	1B: 5 2B: 1 3B: 0 HR: 1	SF: 0 SAC: 0 DP: 2 HBP: 0	WP: 1 PB: 0 SB: 0 CS: 0	PA: 33					
PITCHER	IP	WLS	BF	H	R	ER	SO	BB	IBB	HBP	BLK	WP	HR	S	P	ERA	WHIP										
John Stephens, R (1, 1) ERA: 7.04	7.0	W	26	6	3	3	8	0	0	0	0	0	1	66	94	3.86	0.857										
Willis Roberts, R (8, 1) ERA: 2.13	1.0	H	3	1	0	0	1	0	0	0	0	0	0	10	12	0.00	1.000										
Jorge Julio, R (9, 1) ERA: 1.88	1.0		4	0	0	0	1	0	0	0	0	1	0	11	16	0.00	0.000										

Batter	1	2	3	4	5	6	7	8	9	AB	R	H	RBI	BB	SO	LOB	BOTTOM										
6 Melvin Mora, R (1, 8) OBP: 0.351, SLG: 0.433										3	0	1	0	1	0	0	Detroit Tigers @ Baltimore Orioles Oriole Park at Camden Yards, Baltimore, MD Sat Aug 17 2002, 7:05 PM EDT Att: 34,007 - Cloudy - 96 F										
Jerry Hairston, R (1, 4) OBP: 0.316, SLG: 0.358										4	0	1	1	0	0	1											
Gary Matthews, S (1, 9) OBP: 0.361, SLG: 0.431										3	1	0	0	1	1	0											
Tony Batista, R (1, 5) OBP: 0.321, SLG: 0.479										4	1	1	0	0	2	1											
Jeff Conine, R (1, 3) OBP: 0.291, SLG: 0.435										3	2	2	0	1	1	0											
21 Marty Cordova, R (1, 7) OBP: 0.344, SLG: 0.477										4	1	3	2	0	1	0											
Chris Singleton, L (8, FR) OBP: 0.288, SLG: 0.399										0	1	0	0	0	0	0											
Chris Richard, L (1, 10) OBP: 0.377, SLG: 0.649										3	0	1	2	0	1	2											
Geronimo Gil, R (1, 2) OBP: 0.294, SLG: 0.384										4	1	1	1	0	0	1											
Mike Bordick, R (1, 6) OBP: 0.314, SLG: 0.369										3	0	1	1	0	0	0											
Inning Stats	R: 0 E: 0 K: 0 S: 7	H: 0 LOB: 0 BB: 0 P: 12	R: 1 E: 0 K: 1 S: 9	H: 1 LOB: 0 BB: 1 P: 19	R: 0 E: 0 K: 0 S: 10	H: 1 LOB: 0 BB: 0 P: 14	R: 0 E: 0 K: 1 S: 8	H: 0 LOB: 0 BB: 0 P: 10	R: 0 E: 0 K: 2 S: 8	H: 0 LOB: 0 BB: 0 P: 12	R: 0 E: 0 K: 0 S: 7	H: 0 LOB: 0 BB: 0 P: 10	R: 4 E: 0 K: 1 S: 17	H: 5 LOB: 2 BB: 2 P: 30	R: 2 E: 1 K: 1 S: 13	H: 4 LOB: 1 BB: 0 P: 19	1B: 8 2B: 3 3B: 0 HR: 0	SF: 1 SAC: 0 DP: 0 HBP: 0	WP: 0 PB: 0 SB: 0 CS: 0	PA: 36							
PITCHER	IP	WLS	BF	H	R	ER	SO	BB	IBB	HBP	BLK	WP	HR	S	P	ERA	WHIP										
Mark Redman, L (1, 1) ERA: 3.45	6.1	L	24	4	4	4	4	2	0	0	0	0	0	58	91	5.68	0.947										
Jamie Walker, L (7, 1) ERA: 4.45	0.1	H	1	0	0	0	0	0	0	0	0	0	0	1	1	0.00	0.000										
Fernando Rodney, R (7, 1) ERA: 6.75	0.1	B	4	3	1	1	0	1	0	0	0	0	0	7	15	27.00	12.000										
Jeff Farnsworth, R (8, 1) ERA: 6.14	1.0		6	4	2	2	1	0	0	0	0	0	0	13	19	18.00	4.000										



Batter	1	2	3	4	5	6	7	8	9	AB	R	H	RBI	BB	SO	LOB	TOP			
George Lombard, L (1, 8) OBP: 0.323, SLG: 0.435 Hiram Bocachica, R (7, PH) OBP: 0.288, SLG: 0.476	3-1 1B SF8	4-1 BB FC5-4		0-0 1B F7-6 SH5-3		4-2 BB 1B E	2-2 1B 1-H		3-2 2B 1-3	2 2 2 0 2 0 0 2 0 2 1 0 0 0							Detroit Tigers @ Baltimore Orioles Oriole Park at Camden Yards, Baltimore, MD Sun Aug 18 2002, 1:35 PM EDT Att: 30,905 - Cloudy - 97 F			
Damian Jackson, R (1, 4) OBP: 0.344, SLG: 0.374	0-0 1B G4-1	0-1 BB FC5-4		0-0 1B SH5-3		1-1 1B S	2-1 1B G5-3		3-3 2B K	5 1 2 0 0 1 5										
Bobby Higginson, L (1, 7) OBP: 0.397, SLG: 0.431	3-1 1B SF8		1-1 1B G4-3		4-0 1B IBB	0-0 1B L4		1-1 1B G4-3		3 1 1 1 1 0 1										
Randall Simon, L (1, 10) OBP: 0.321, SLG: 0.457 Wendell Magee, R (4, PH) OBP: 0.296, SLG: 0.382	1-1 1B G4-1		1-2 1B G4-3		1-0 1B F7-6	3-3 1B K		2-3 1B K		2 0 0 0 0 0 2 3 0 0 0 0 2 4										
Robert Flick, L (1, 9) OBP: 0.324, SLG: 0.439	3-2 2B 3-H		0-0 1B G4-3		2-2 1B G4-3	3-2 1B L7		2-2 2B 1B		5 0 3 2 0 0 1										
Carlos Pena, L (1, 3) OBP: 0.328, SLG: 0.462	0-0 1B G1-3		1-2 1B 1B		0-1 2B 2B		4-2 1B BB G1-3	0-0 1B 2-H		4 2 3 0 1 0 1										
Shane Halter, R (1, 6) OBP: 0.325, SLG: 0.419		0-0 1B G6-3		2-3 1B K		0-0 2B 2B		3-1 1B G1-3	0-1 1B G6-3	5 0 1 1 0 1 3										
Craig Paquette, R (1, 5) OBP: 0.222, SLG: 0.300 Chris Truby, R (7, 5) OBP: 0.243, SLG: 0.330		0-2 2B 1B		1-2 1B G5-3		1-2 1B P6		1-3 1B K	2-1 1B G1-3	4 0 1 0 0 1 4 1 0 0 0 0 0 0										
Matt Walbeck, S (1, 2) OBP: 0.273, SLG: 0.286		2-2 1B F8		2-1 1B SH5-3		3-2 1B F2		3-2 1B WP 1B	2-1 1B 2B	5 1 3 1 0 0 2										
Inning Stats	R: 2 E: 0 K: 0 S: 12	H: 3 LOB: 1 BB: 0 P: 22	R: 0 E: 0 K: 0 S: 10	H: 1 LOB: 2 BB: 1 P: 16	R: 1 E: 0 K: 1 S: 15	H: 3 LOB: 2 BB: 0 P: 21	R: 0 E: 0 K: 0 S: 6	H: 2 LOB: 2 BB: 1 P: 12	R: 1 E: 0 K: 1 S: 14	H: 2 LOB: 1 BB: 1 P: 20	R: 1 E: 2 K: 1 S: 13	H: 1 LOB: 1 BB: 1 P: 20	R: 2 E: 0 K: 1 S: 19	H: 2 LOB: 1 BB: 1 P: 34	R: 0 E: 0 K: 1 S: 9	H: 2 LOB: 2 BB: 0 P: 14		R: 0 E: 0 K: 1 S: 14	H: 2 LOB: 2 BB: 0 P: 24	1B: 12 SF: 1 2B: 7 SAC: 1 3B: 0 DP: 1 HR: 0 HBP: 0
PITCHER	IP WLS BF H R ER SO BB IBB HBP BLK WP HR S P ERA WHIP																			
Scott Erickson, R (1, 1) ERA: 5.03	4.0		22	9	3	3	1	1	1	0	0	0	0	0	0	43	71	6.75	2.500	
Chris Brock, R (5, 1) ERA: 4.51	1.2	L	9	3	2	1	1	1	0	0	0	0	0	0	0	23	34	5.40	2.400	
B.J. Ryan, L (6, 1) ERA: 5.31	1.1		7	2	2	2	1	1	0	0	0	0	1	0	0	23	40	13.50	2.250	
Rick Bauer, R (8, 1) ERA: 3.94	1.0		4	2	0	0	1	0	0	0	0	0	0	0	9	14	0.00	2.000		
Buddy Groom, L (9, 1) ERA: 1.65	1.0		5	2	0	0	1	0	0	0	0	0	0	0	14	24	0.00	2.000		

Batter	1	2	3	4	5	6	7	8	9	AB	R	H	RBI	BB	SO	LOB	BOTTOM			
6 Melvin Mora, R (1, 7) OBP: 0.354, SLG: 0.439	2-2 1B F2		4-1 BB		0-1 HR 2-H		2-2 1B F9		2-0 HBP	3 1 1 2 1 0 0							Detroit Tigers @ Baltimore Orioles Oriole Park at Camden Yards, Baltimore, MD Sun Aug 18 2002, 1:35 PM EDT Att: 30,905 - Cloudy - 97 F			
Gary Matthews, S (1, 8) OBP: 0.356, SLG: 0.425	0-1 1B G4-3		0-0 1B F8		2-1 1B F7		2-3 1B K		0-2 1B G5-3	5 0 0 0 0 1 2										
Chris Richard, L (1, 10) OBP: 0.369, SLG: 0.672	2-0 1B G4-3		1-0 1B F9		1-2 HR G5-3		1-2 1B P6			4 1 1 1 0 0 1										
Tony Batista, R (1, 5) OBP: 0.318, SLG: 0.475		2-3 1B K	0-1 1B F7		1-1 1B G5-3			2-0 1B F7		4 0 0 0 0 1 1										
Jeff Conine, R (1, 3) OBP: 0.290, SLG: 0.432		2-3 1B K		0-0 1B G6-3		1-3 1B K		3-2 1B 31 G4-3		4 0 1 0 0 2 0										
31 Jay Gibbons, L (1, 9) OBP: 0.324, SLG: 0.493		3-2 HR		4-0 BB		3-2 2B FC5-4		2-0 1B G4-3		3 1 2 1 1 0 1										
Mike Bordick, R (1, 6) OBP: 0.314, SLG: 0.366 Luis Lopez, S (6, PH) OBP: 0.214, SLG: 0.269		4-0 1B BB		0-3 1B K		0-0 2B FC1-6-5		0-1 1B P6		2 0 0 0 1 1 2 1 0 0 0 0 0 1										
Brook Fordyce, R (1, 2) OBP: 0.295, SLG: 0.309 Chris Singleton, L (9, PH) OBP: 0.287, SLG: 0.398		0-0 1B 1B		0-0 1B P4		0-1 1B F9		1-0 1B F7		3 0 1 0 0 0 2 1 0 0 0 0 0 0										
Jerry Hairston, R (1, 4) OBP: 0.321, SLG: 0.364		1-2 1B 2-H		0-1 HR 2B		1-2 1B F9		2-1 1B G6-3		4 1 2 0 0 0 1										
Inning Stats	R: 0 E: 0 K: 0 S: 6	H: 0 LOB: 0 BB: 0 P: 10	R: 1 E: 0 K: 2 S: 16	H: 3 LOB: 1 BB: 1 P: 28	R: 0 E: 0 K: 1 S: 5	H: 0 LOB: 1 BB: 1 P: 10	R: 0 E: 0 K: 1 S: 5	H: 0 LOB: 1 BB: 1 P: 9	R: 3 E: 0 K: 1 S: 14	H: 3 LOB: 0 BB: 0 P: 19	R: 0 E: 0 K: 0 S: 9	H: 1 LOB: 0 BB: 0 P: 13	R: 0 E: 0 K: 1 S: 9	H: 0 LOB: 0 BB: 0 P: 14	R: 0 E: 0 K: 0 S: 9	H: 1 LOB: 1 BB: 0 P: 16		R: 0 E: 0 K: 0 S: 6	H: 0 LOB: 1 BB: 0 P: 11	1B: 3 SF: 0 2B: 2 SAC: 0 3B: 0 DP: 0 HR: 3 HBP: 1
PITCHER	IP WLS BF H R ER SO BB IBB HBP BLK WP HR S P ERA WHIP																			
Brian Powell, R (1, 1) ERA: 4.94	4.1		21	6	4	4	3	3	0	0	0	0	0	0	0	23	34	0.00	0.375	
Adam Bernero, R (5, 1) ERA: 5.97	2.2	W	9	1	0	0	2	0	0	0	0	0	0	0	0	9	16	0.00	1.000	
Oscar Henriquez, R (8, 1) ERA: 1.8	1.0	H	4	1	0	0	0	0	0	0	0	0	0	0	6	11	0.00	0.000		
Juan Acevedo, R (9, 1) ERA: 3.05	1.0	S	4	0	0	0	0	0	0	1	0	0	0	0	6	11	0.00	0.000		



Batter	1	2	3	4	5	6	7	8	9	AB	R	H	RBI	BB	SO	LOB	TOP										
51 Ichiro Suzuki, L (1, 9) OBP: 0.409, SLG: 0.449	1-3 K		4-0 2B 1-2 2-3 SF7 BB		1-1 G6-3		0-0 L8			3	1	0	0	1	1	0											
Carlos Guillen, S (1, 6) OBP: 0.348, SLG: 0.428	0-1 G3		0-0 1-3 2-H 3-H 2B		1-2 F4		1-2 G5-3			4	0	1	2	0	0	0											
Bret Boone, R (1, 4) OBP: 0.324, SLG: 0.434	1-1 G6-3		0-1 3-H F7		0-2 2B		0-0 F7			3	0	1	1	0	0	0											
Edgar Martinez, R (1, 10)		0-1 G5-3	0-1 F7		2-1 F8		3-2 F7			4	0	0	0	0	0	2											
John Olerud, L (1, 3)	2-2 G3		1-2 F4		1-2 G4-3		1-2 G4-3			4	0	0	0	0	0	0											
Jeff Cirillo, R (1, 5) OBP: 0.301, SLG: 0.338	1-2 G6-3		0-1 G3-1		2-1 G5-3		0-2 G5-3			4	0	0	0	0	0	0											
Mike Cameron, R (1, 8)			2-1 51 BB 2B	1-1 2B 1B	1-2 1B		2-1 G4-3 S 1B			4	1	4	0	0	0	0											
Dan Wilson, R (1, 2) OBP: 0.316, SLG: 0.410			0-3 K	2-2 2B	1-0 G6-3		1-0 G4-3			3	0	1	0	0	1	2											
Mark McLemore, S (9, PH) OBP: 0.386, SLG: 0.411			1-3 2B				1-3 G4-3			1	0	0	0	0	0	1											
Charles Gipson, R (1, 7) OBP: 0.369, SLG: 0.429			4-2 51 BB 2B	0-0 G4-3			2-2 L3			2	1	0	0	1	0	2											
Jose Offerman, S (9, PH) OBP: 0.322, SLG: 0.321							0-1 G6-3			1	0	0	0	0	0	1											
Inning Stats	R: 0 E: 0 K: 1 S: 7	H: 0 LOB: 0 BB: 0 P: 9	R: 0 E: 0 K: 0 S: 9	H: 0 LOB: 0 BB: 0 P: 12	R: 3 E: 0 K: 1 S: 13	H: 2 LOB: 1 BB: 2 P: 25	R: 0 E: 0 K: 0 S: 12	H: 2 LOB: 2 BB: 0 P: 16	R: 0 E: 0 K: 0 S: 10	H: 1 LOB: 1 BB: 0 P: 14	R: 0 E: 0 K: 0 S: 11	H: 1 LOB: 1 BB: 0 P: 16	R: 0 E: 0 K: 0 S: 10	H: 0 LOB: 0 BB: 0 P: 13	R: 0 E: 0 K: 0 S: 7	H: 0 LOB: 0 BB: 0 P: 11	R: 0 E: 0 K: 0 S: 9	H: 1 LOB: 1 BB: 0 P: 12	1B: 3 2B: 4 3B: 0 HR: 0	SF: 1 SAC: 0 DP: 0 HBP: 0	WP: 0 PB: 0 SB: 1 CS: 0	PA: 36					
PITCHER	IP	WLS	BF	H	R	ER	SO	BB	IBB	HBP	BLK	WP	HR	S	P	ERA	WHIP										
Mike Maroth, L (1, 1) ERA: 4.46	7.0	W	29	6	3	3	2	2	0	0	0	0	0	72	105	3.86	1.143										
Oscar Henriquez, R (8, 1) ERA: 1.94	1.0	H	3	0	0	0	0	0	0	0	0	0	0	7	11	0.00	0.000										
Juan Acevedo, R (9, 1) ERA: 3.09	1.0	S	4	1	0	0	0	0	0	0	0	0	0	9	12	0.00	1.000										

Seattle Mariners @ Detroit Tigers
Comerica Park, Detroit, MI
Tue Aug 20 2002, 7:05 PM EDT
Att: 21,048 - Cloudy - 76 F

AB 33
R 3
H 7
RBI 3
BB 2
SO 2
LOB 8



Batter	1	2	3	4	5	6	7	8	9	AB	R	H	RBI	BB	SO	LOB	BOTTOM										
George Lombard, L (1, 8) OBP: 0.326, SLG: 0.434	0-0 1B SF9	2-2 1B		2-3 K	0-3 K		3-2 F8			5	1	2	0	0	2	2											
Damon Easley, R (1, 4) OBP: 0.318, SLG: 0.362	2-2 1B	0-0 G5-3		4-0 1B BB		1-0 HR	1-0 FC6-4			4	1	2	1	1	0	3											
Bobby Higginson, L (1, 7) OBP: 0.361, SLG: 0.440	1-2 P6		4-1 1B HBP BB	0-0 P6		2-0 HR		1-1 G4-3		4	2	1	1	1	0	3											
Randall Simon, L (1, 10) OBP: 0.322, SLG: 0.457	0-0 SF9		3-2 1B 1B HBP	0-1 1B		1-3 K		3-3 K		0	0	0	1	0	0	0											
Wendell Magee, R (4, PH) OBP: 0.296, SLG: 0.382	3-H		1-2 HBP	1-2 1B						3	0	1	0	0	2	0											
Robert Fick, L (1, 9) OBP: 0.327, SLG: 0.439	1-2 1B		3-2 1B	0-1 F9		2-1 G4-3		2-2 F8		5	0	2	1	0	0	2											
Carlos Pena, L (1, 3) OBP: 0.326, SLG: 0.454	3-2 F2		3-3 K		1-0 F5	1-3 K				4	0	0	0	0	2	4											
Shane Halter, R (1, 6) OBP: 0.326, SLG: 0.426		3-3 K	0-3 K		4-1 G1-3 2B BB		0-1 HR			3	2	1	1	1	2	2											
Matt Walbeck, S (1, 2) OBP: 0.271, SLG: 0.284		2-3 K	0-0 1B		1-0 G1-3		3-2 P5			4	0	1	0	0	1	1											
Chris Truby, R (1, 5) OBP: 0.248, SLG: 0.336		0-0 1B	0-3 K		1-2 2B		2-1 FC6-4 1B			4	0	3	1	0	1	3											
Inning Stats	R: 1 E: 0 K: 0 S: 15	H: 3 LOB: 2 BB: 0 P: 22	R: 0 E: 0 K: 2 S: 12	H: 2 LOB: 2 BB: 0 P: 19	R: 1 E: 0 K: 3 S: 18	H: 2 LOB: 3 BB: 1 P: 31	R: 0 E: 0 K: 1 S: 9	H: 1 LOB: 2 BB: 1 P: 15	R: 1 E: 0 K: 1 S: 9	H: 1 LOB: 1 BB: 1 P: 16	R: 2 E: 0 K: 2 S: 12	H: 2 LOB: 0 BB: 0 P: 19	R: 1 E: 0 K: 0 S: 13	H: 2 LOB: 1 BB: 0 P: 22	R: 0 E: 0 K: 1 S: 11	H: 0 LOB: 0 BB: 0 P: 17	1B: 9 2B: 1 3B: 0 HR: 3	SF: 1 SAC: 0 DP: 0 HBP: 1	WP: 0 PB: 0 SB: 0 CS: 0	PA: 41							
PITCHER	IP	WLS	BF	H	R	ER	SO	BB	IBB	HBP	BLK	WP	HR	S	P	ERA	WHIP										
Freddy Garcia, R (1, 1) ERA: 4.3	5.1	L	31	11	5	5	8	3	0	1	0	0	2	68	112	8.44	2.625										
Doug Creek, L (6, 1) ERA: 5.44	0.2		2	0	0	0	1	0	0	0	0	0	0	7	10	0.00	0.000										
Shigetoshi Hasegawa, R (7, 1) ERA: 2.89	2.0		8	2	1	1	1	0	0	0	0	0	1	24	39	4.50	1.000										

Seattle Mariners @ Detroit Tigers
Comerica Park, Detroit, MI
Tue Aug 20 2002, 7:05 PM EDT
Att: 21,048 - Cloudy - 76 F

AB 36
R 6
H 13
RBI 6
BB 3
SO 10
LOB 20



Batter	1	2	3	4	5	6	7	8	9	AB	R	H	RBI	BB	SO	LOB	TOP			
51 Ichiro Suzuki, L (1, 9) OBP: 0.409, SLG: 0.449	G5-3		E 1B 1B	L4-3				G4-3		5	1	2	0	0	0	2				
Mike Cameron, R (1, 8) OBP: 0.335, SLG: 0.446			E1 1B SF7	F8					FC1-6 HBP	3	2	2	1	1	0	1				
Charles Gipson, R (9, 8) OBP: 0.369, SLG: 0.429	HR									0	0	0	0	0	0	0				
John Olerud, L (1, 3) OBP: 0.399, SLG: 0.512	K		BB 1B 1B						F7	5	0	2	1	0	2	3				
Edgar Martinez, R (1, 10) OBP: 0.398, SLG: 0.532																				
Jose Offerman, S (9, PR) OBP: 0.322, SLG: 0.321	G6-3		SF7						FC1-6 BB 1B 3B	4	0	0	1	0	0	2				
Bret Boone, R (1, 4) OBP: 0.328, SLG: 0.440										5	1	4	0	0	1	0				
Mark McLemore, S (1, 7) OBP: 0.388, SLG: 0.409										2	1	0	0	3	1	3				
Carlos Guillen, S (1, 6) OBP: 0.346, SLG: 0.430										5	1	1	3	0	2	7				
Ben Davis, S (1, 2) OBP: 0.323, SLG: 0.372										5	1	2	2	0	3	1				
Jeff Cirillo, R (1, 5) OBP: 0.300, SLG: 0.336										5	0	1	0	0	0	1				
Inning Stats	R: 1 E: 0 K: 1 S: 10	H: 1 LOB: 0 BB: 0 P: 14	R: 0 E: 0 K: 3 S: 13	H: 1 LOB: 1 BB: 0 P: 15	R: 2 E: 1 K: 1 S: 18	H: 4 LOB: 3 BB: 1 P: 30	R: 0 E: 0 K: 0 S: 10	H: 2 LOB: 1 BB: 0 P: 14	R: 0 E: 0 K: 2 S: 12	H: 1 LOB: 2 BB: 1 P: 24	R: 0 E: 0 K: 1 S: 12	H: 0 LOB: 1 BB: 1 P: 23	R: 0 E: 0 K: 1 S: 8	H: 0 LOB: 0 BB: 0 P: 12	R: 5 E: 0 K: 0 S: 14	H: 3 LOB: 1 BB: 1 P: 28	1B: 10 2B: 2 3B: 1 HR: 2	SF: 1 SAC: 0 DP: 1 HBP: 1	WP: 0 PB: 0 SB: 1 CS: 0	PA: 45
PITCHER	IP	WLS	BF	H	R	ER	SO	BB	IBB	HBP	BLK	WP	HR	S	P	ERA	WHIP			
Steve Sparks, R (1, 1) ERA: 5.04	7.0	L	34	11	3	3	8	3	0	0	0	0	1	82	132	3.86	2.000			
Jamie Walker, L (8, 1) ERA: 4.55	1.1		5	0	1	1	1	0	0	1	0	0	0	13	21	6.75	0.000			
Fernando Rodney, R (9, 1) ERA: 9.53	0.2		6	3	4	4	0	1	0	0	0	0	1	9	19	54.00	6.000			

Seattle Mariners @ Detroit Tigers
Comerica Park, Detroit, MI
Wed Aug 21 2002, 7:05 PM EDT
Att: 18,133 - Cloudy - 78 F

AB	39
R	8
H	14
RBI	8
BB	4
SO	9
LOB	20



Batter	1	2	3	4	5	6	7	8	9	AB	R	H	RBI	BB	SO	LOB	BOTTOM					
George Lombard, L (1, 8) OBP: 0.326, SLG: 0.432	G6-3									3	1	1	0	0	1	0						
Hiram Bocachica, R (8, PH) OBP: 0.284, SLG: 0.463										1	0	0	0	0	1	0						
Damion Easley, R (1, 4) OBP: 0.318, SLG: 0.369	G1-3									4	0	2	1	0	0	0						
Bobby Higginson, L (1, 7) OBP: 0.358, SLG: 0.435	F8									4	0	0	0	0	0	2						
Robert Flick, L (1, 9) OBP: 0.324, SLG: 0.435										4	0	0	0	0	1	1						
Shane Halter, R (1, 10) OBP: 0.325, SLG: 0.424										4	1	1	0	0	1	0						
Carlos Pena, L (1, 3) OBP: 0.328, SLG: 0.453										3	0	1	0	1	0	1						
Damian Jackson, R (1, 6) OBP: 0.339, SLG: 0.368										3	0	0	0	0	1	3						
Chris Truby, R (1, 5) OBP: 0.246, SLG: 0.333										2	0	0	0	0	0	1						
Randal Simon, L (7, PH) OBP: 0.323, SLG: 0.461										1	0	1	1	0	0	0						
Craig Paquette, R (7, PR) OBP: 0.223, SLG: 0.299										0	0	0	0	0	0	0						
15 Brandon Inge, R (1, 2) OBP: 0.285, SLG: 0.379										3	0	0	0	0	1	1						
Inning Stats	R: 0 E: 0 K: 0 S: 4	H: 0 LOB: 0 BB: 0 P: 6	R: 0 E: 0 K: 1 S: 8	H: 0 LOB: 1 BB: 1 P: 16	R: 0 E: 0 K: 1 S: 7	H: 0 LOB: 0 BB: 0 P: 8	R: 0 E: 0 K: 0 S: 5	H: 1 LOB: 0 BB: 0 P: 6	R: 0 E: 0 K: 0 S: 10	H: 1 LOB: 1 BB: 0 P: 17	R: 1 E: 0 K: 2 S: 13	H: 2 LOB: 1 BB: 0 P: 16	R: 1 E: 0 K: 2 S: 15	H: 2 LOB: 1 BB: 0 P: 24	R: 0 E: 0 K: 1 S: 14	H: 0 LOB: 0 BB: 0 P: 23	R: 0 E: 0 K: 1 S: 9	H: 0 LOB: 0 BB: 0 P: 12	1B: 4 2B: 2 3B: 0 HR: 0	SF: 0 SAC: 0 DP: 1 HBP: 0	WP: 0 PB: 0 SB: 0 CS: 0	PA: 33
PITCHER	IP	WLS	BF	H	R	ER	SO	BB	IBB	HBP	BLK	WP	HR	S	P	ERA	WHIP					
Ismael Valdez, R (1, 1) ERA: 3.87	6.2		25	5	2	2	3	1	0	0	0	0	0	20	34	0.00	0.750					
Arthur Rhodes, L (7, 1) ERA: 2.31	1.1	H	5	1	0	0	2	0	0	0	0	0	0	9	12	0.00	0.000					
Kazuhiro Sasaki, R (9, 1) ERA: 1.8	1.0		3	0	0	0	1	0	0	0	0	0	0	9	12	0.00	0.000					

Seattle Mariners @ Detroit Tigers
Comerica Park, Detroit, MI
Wed Aug 21 2002, 7:05 PM EDT
Att: 18,133 - Cloudy - 78 F

AB	32
R	2
H	6
RBI	2
BB	1
SO	6
LOB	9



Batter	1	2	3	4	5	6	7	8	9	AB	R	H	RBI	BB	SO	LOB	TOP					
51 Ichiro Suzuki, L (1, 9) OBP: 0.408, SLG: 0.447	G6-3		FC4-6			E4	F7			4	0	1	1	0	0	2						
Carlos Guillen, S (1, 6) OBP: 0.345, SLG: 0.428	G5-3		L6			1B	FC6-4			4	1	1	1	0	0	2						
Bret Boone, R (1, 4) OBP: 0.326, SLG: 0.436	K			L6		FC5-2-5		F3		4	1	0	0	0	1	2						
Edgar Martinez, R (1, 10) OBP: 0.400, SLG: 0.529		G6-3		F8		FC5	1B	P1		3	0	1	0	1	0	0						
Mike Cameron, R (1, 8) OBP: 0.335, SLG: 0.444		F9		F9		FC5	1B	G6-3		4	0	1	2	0	0	1						
Jose Offerman, S (1, 3) OBP: 0.317, SLG: 0.316		G6-3		F9		FC5		F8		4	0	0	0	0	0	3						
Jeff Cirillo, R (1, 5) Desi Relaford, S (6, 5) OBP: 0.300, SLG: 0.336 OBP: 0.327, SLG: 0.329			FC6-4	G5-3	G6-3			F8		3	1	1	0	0	0	2						
Dan Wilson, R (1, 2) OBP: 0.318, SLG: 0.411			FC6-4	P3				F8		4	0	2	0	0	0	0						
Charles Gipson, R (1, 7) OBP: 0.368, SLG: 0.424			FC6-4			51 E	F3			3	1	1	0	0	0	3						
Inning Stats	R: 0 E: 0 K: 1 S: 11	H: 0 LOB: 0 BB: 0 P: 16	R: 0 E: 0 K: 0 S: 7	H: 1 LOB: 0 BB: 0 P: 10	R: 1 E: 0 K: 0 S: 12	H: 2 LOB: 1 BB: 0 P: 21	R: 0 E: 0 K: 0 S: 6	H: 0 LOB: 0 BB: 0 P: 7	R: 0 E: 0 K: 0 S: 6	H: 0 LOB: 0 BB: 0 P: 9	R: 3 E: 1 K: 0 S: 11	H: 4 LOB: 2 BB: 1 P: 23	R: 0 E: 0 K: 0 S: 8	H: 1 LOB: 1 BB: 0 P: 13	R: 0 E: 0 K: 0 S: 14	H: 0 LOB: 0 BB: 0 P: 19	R: 0 E: 0 K: 0 S: 7	H: 0 LOB: 0 BB: 0 P: 8	1B: 8 2B: 0 3B: 0 HR: 0	SF: 0 SAC: 0 DP: 1 HBP: 0	WP: 0 PB: 0 SB: 0 CS: 0	PA: 35
PITCHER	IP	WLS	BF	H	R	ER	SO	BB	IBB	HBP	BLK	WP	HR	S	P	ERA	WHIP					
Mark Redman, L (1, 1) ERA: 3.5	8.0	L	32	8	4	4	1	0	1	0	0	0	0	75	118	4.50	1.000					
Jamie Walker, L (9, 1) ERA: 4.41	1.0	S	3	0	0	0	0	0	0	0	0	0	0	7	8	0.00	0.000					

Seattle Mariners @ Detroit Tigers
Comerica Park, Detroit, MI
Thu Aug 22 2002, 7:05 PM EDT
Att: 15,412 - Cloudy - 78 F

AB 34
R 4
H 8
RBI 4
BB 1
SO 1
LOB 15



Batter	1	2	3	4	5	6	7	8	9	AB	R	H	RBI	BB	SO	LOB	BOTTOM					
George Lombard, L (1, 8) OBP: 0.320, SLG: 0.424	F5		SH3-4		G3			K		3	0	0	0	0	1	1						
Damion Easley, R (1, 4) OBP: 0.314, SLG: 0.363	F3		G6-3		K			L7		4	0	0	0	0	1	2						
Bobby Higginson, L (1, 7) OBP: 0.354, SLG: 0.430	F9		F7			P6		F7		4	0	0	0	0	0	1						
Randall Simon, L (1, 10) OBP: 0.320, SLG: 0.457		F8		P4		G6-3		G2-3		4	0	0	0	0	0	0						
Robert Fick, L (1, 9) OBP: 0.325, SLG: 0.442		F8		F7		HR		K		4	1	2	1	0	1	0						
Carlos Pena, L (1, 3) OBP: 0.327, SLG: 0.448				F5		G4-3		F8		3	0	0	0	1	0	0						
Shane Halter, R (1, 6) OBP: 0.326, SLG: 0.426		F8				G4-3				3	1	1	0	0	0	2						
Chris Truby, R (1, 5) OBP: 0.247, SLG: 0.333		P2						K		3	0	1	0	0	1	2						
15 Brandon Inge, R (1, 2) OBP: 0.286, SLG: 0.376			G6-3	SH3-4	FC6-4		L8			2	0	0	1	0	0	1						
Inning Stats	R: 0 E: 0 K: 0 S: 7	H: 1 LOB: 2 BB: 1 P: 11	R: 0 E: 0 K: 0 S: 10	H: 1 LOB: 1 BB: 1 P: 17	R: 0 E: 0 K: 0 S: 5	H: 0 LOB: 0 BB: 0 P: 9	R: 0 E: 0 K: 0 S: 5	H: 0 LOB: 0 BB: 0 P: 10	R: 1 E: 0 K: 1 S: 11	H: 2 LOB: 1 BB: 0 P: 15	R: 1 E: 0 K: 0 S: 11	H: 1 LOB: 0 BB: 0 P: 17	R: 0 E: 0 K: 1 S: 8	H: 0 LOB: 0 BB: 0 P: 14	R: 0 E: 0 K: 1 S: 9	H: 0 LOB: 0 BB: 0 P: 14	R: 0 E: 0 K: 1 S: 10	H: 0 LOB: 0 BB: 0 P: 13	1B: 2 2B: 1 3B: 0 HR: 1	SF: 0 SAC: 1 DP: 0 HBP: 1	WP: 0 PB: 0 SB: 0 CS: 0	PA: 33
PITCHER	IP	WLS	BF	H	R	ER	SO	BB	IBB	HBP	BLK	WP	HR	S	P	ERA	WHIP					
Ryan Franklin, R (1, 1) ERA: 4.42	6.0	W	24	4	2	2	1	0	0	0	0	0	0	17	28	3.00	0.833					
Jeff Nelson, R (7, 1) ERA: 4.5	2.0	H	6	0	0	0	2	0	0	0	0	0	0	17	28	0.00	0.000					
Kazuhiro Sasaki, R (9, 1) ERA: 1.76	1.0	S	3	0	0	0	1	0	0	0	0	0	0	10	13	0.00	0.000					

Seattle Mariners @ Detroit Tigers
Comerica Park, Detroit, MI
Thu Aug 22 2002, 7:05 PM EDT
Att: 15,412 - Cloudy - 78 F

AB 30
R 2
H 4
RBI 2
BB 1
SO 4
LOB 9



Batter	1	2	3	4	5	6	7	8	9	AB	R	H	RBI	BB	SO	LOB	TOP								
Ray Durham, S OBP: 0.379, SLG: 0.442 Eric Byrnes, R OBP: 0.315, SLG: 0.438										4	2	2	2	0	0	1									
Scott Hatteberg, L OBP: 0.397, SLG: 0.421										3	1	1	2	1	2	0									
Miguel Tejada, R OBP: 0.351, SLG: 0.509 Randy Velarde, R OBP: 0.341, SLG: 0.374										4	2	3	1	0	0	1									
3 Eric Chavez, L OBP: 0.344, SLG: 0.531 Olmedo Saenz, R OBP: 0.353, SLG: 0.480										4	1	2	3	0	1	2									
Jermaine Dye, R OBP: 0.336, SLG: 0.438 John Mabry, L OBP: 0.343, SLG: 0.536										4	1	1	1	0	1	1									
David Justice, L OBP: 0.385, SLG: 0.423										4	1	1	2	1	0	1									
Mark Ellis, R OBP: 0.353, SLG: 0.404										5	0	0	0	0	0	2									
Terrence Long, L OBP: 0.308, SLG: 0.389										3	3	2	1	1	0	0									
Ramon Hernandez, R OBP: 0.318, SLG: 0.333										4	1	1	0	0	0	1									
Inning Stats	R: 4 E: 0 K: 0 S: 17	H: 4 LOB: 0 BB: 0 P: 26	R: 4 E: 0 K: 1 S: 14	H: 3 LOB: 0 BB: 1 P: 26	R: 3 E: 0 K: 0 S: 18	H: 3 LOB: 1 BB: 1 P: 29	R: 0 E: 0 K: 0 S: 9	H: 1 LOB: 0 BB: 0 P: 13	R: 0 E: 0 K: 0 S: 6	H: 0 LOB: 0 BB: 0 P: 7	R: 0 E: 0 K: 2 S: 16	H: 1 LOB: 1 BB: 0 P: 22	R: 0 E: 0 K: 0 S: 6	H: 0 LOB: 0 BB: 0 P: 8	R: 1 E: 0 K: 2 S: 13	H: 1 LOB: 0 BB: 0 P: 19	R: 0 E: 0 K: 0 S: 10	H: 1 LOB: 2 BB: 1 P: 18	1B: 7 2B: 2 3B: 2 HR: 3	SF: 1 SAC: 0 DP: 1 HBP: 0	WP: 0 PB: 0 SB: 0 CS: 0	PA: 43			
PITCHER	IP	WLS	BF	H	R	ER	SO	BB	IBB	HBP	BLK	WP	HR	S	P	ERA	WHIP								
Jose Lima, R ERA: 7.77	2.2	L	19	9	11	11	1	2	0	0	0	0	2	45	74	37.12	4.125								
Jeff Farnsworth, R ERA: 6.02	3.0		11	3	0	0	1	0	0	0	0	0	0	32	46	0.00	1.000								
Jamie Walker, L ERA: 4.24	1.1		4	0	0	0	1	0	0	0	0	0	0	9	11	0.00	0.000								
Oscar Henriquez, R ERA: 1.96	1.0		4	1	1	1	2	0	0	0	0	0	1	13	19	9.00	1.000								
Juan Acevedo, R ERA: 3.65	1.0		5	1	0	0	0	1	0	0	0	0	0	10	18	0.00	2.000								

Oakland Athletics @ Detroit Tigers
Comerica Park, Detroit, MI
Sat Aug 24 2002, 7:05 PM EDT
Att: 19,045 - Cloudy - 77 F

AB 39
R 12
H 14
RBI 12
BB 3
SO 5
LOB 9



Batter	1	2	3	4	5	6	7	8	9	AB	R	H	RBI	BB	SO	LOB	BOTTOM								
George Lombard, L OBP: 0.324, SLG: 0.426										4	1	2	0	0	1	0									
Damian Jackson, R OBP: 0.331, SLG: 0.387										4	0	1	0	0	0	3									
Bobby Higginson, L OBP: 0.352, SLG: 0.426										4	1	1	0	0	0	1									
Randall Simon, L OBP: 0.319, SLG: 0.458										4	1	1	1	0	0	3									
Robert Fick, L OBP: 0.327, SLG: 0.439 Chris Truby, R OBP: 0.246, SLG: 0.331										3	0	1	2	0	1	0									
Carlos Pena, L OBP: 0.322, SLG: 0.439										4	0	1	0	0	2	1									
Shane Halter, R OBP: 0.329, SLG: 0.430										4	0	1	0	0	1	1									
Craig Paquette, R OBP: 0.219, SLG: 0.294										4	0	0	0	0	2	2									
Matt Walbeck, S OBP: 0.274, SLG: 0.275										2	0	0	0	1	0	1									
Inning Stats	R: 2 E: 0 K: 1 S: 14	H: 3 LOB: 1 BB: 0 P: 22	R: 0 E: 0 K: 0 S: 10	H: 1 LOB: 2 BB: 1 P: 18	R: 1 E: 0 K: 1 S: 8	H: 1 LOB: 0 BB: 0 P: 9	R: 0 E: 0 K: 1 S: 6	H: 0 LOB: 0 BB: 0 P: 7	R: 0 E: 0 K: 1 S: 7	H: 0 LOB: 0 BB: 0 P: 10	R: 0 E: 0 K: 1 S: 6	H: 0 LOB: 0 BB: 0 P: 10	R: 0 E: 0 K: 0 S: 3	H: 1 LOB: 0 BB: 0 P: 4	R: 0 E: 0 K: 0 S: 9	H: 1 LOB: 1 BB: 0 P: 13	R: 0 E: 0 K: 2 S: 11	H: 1 LOB: 1 BB: 0 P: 16	1B: 6 2B: 0 3B: 1 HR: 1	SF: 0 SAC: 0 DP: 1 HBP: 0	WP: 0 PB: 0 SB: 0 CS: 0	PA: 35			
PITCHER	IP	WLS	BF	H	R	ER	SO	BB	IBB	HBP	BLK	WP	HR	S	P	ERA	WHIP								
Tim Hudson, R ERA: 3.24	9.0	W	35	8	3	3	7	1	0	0	0	0	1	74	109	3.00	1.000								

Oakland Athletics @ Detroit Tigers
Comerica Park, Detroit, MI
Sat Aug 24 2002, 7:05 PM EDT
Att: 19,045 - Cloudy - 77 F

AB 34
R 3
H 8
RBI 3
BB 1
SO 7
LOB 12



Batter	1	2	3	4	5	6	7	8	9	AB	R	H	RBI	BB	SO	LOB	TOP								
Ray Durham, S (1, 10) OBP: 0.381, SLG: 0.444	2-1 2B		0-1 F9			0-1 G4-6-3 1B		4-2 FC6-4 BB	3-2 F7	4	1	2	0	1	0	0									
Scott Hatteberg, L (1, 3) OBP: 0.395, SLG: 0.418	2-2 P4		1-1 G3-1			3-3 K		2-2 FC6-4 HBP 3 2B 1-2	3-1 HR 1B	5	2	1	0	0	1	3									
Miguel Tejada, R (1, 6) OBP: 0.352, SLG: 0.510	1-1 WP 3 1B 2B				3-1 G5-3			1-1 HBP 3 2B 1-2	2-1 F9	5	2	2	1	0	0	2									
Jermaine Dye, R (1, 9) OBP: 0.340, SLG: 0.449	2-3 K				3-1 G5-3			3-1 3 1B 2B 1-2 2-3	2-1 HR	4	3	2	2	0	1	1									
3 Eric Chavez, L (1, 5) OBP: 0.347, SLG: 0.534	0-2 CS 1B				1-0 F8			2-0 FC5-4 1B 2-3	0-1 2B 2B 1-3 2-H 3-H	5	1	3	3	0	0	0									
Mark Ellis, R (1, 4) OBP: 0.353, SLG: 0.403	0-1 CS 1-2				0-1 G5-3			2-0 FC5-4 1B 1-2	0-0 2B	3	0	1	1	0	0	0									
John Mabry, L (8, 7) OBP: 0.346, SLG: 0.544								3-H 3-H 0-0	4-2 2B	1	0	1	2	0	0	0									
Eric Byrnes, R (1, 7) OBP: 0.304, SLG: 0.422								FC5-4 1B 1-2 2-3		3	0	0	0	0	0	2									
David Justice, L (8, PH) OBP: 0.386, SLG: 0.423								1-2 2-3		0	0	0	0	1	0	0									
Randy Velarde, R (8, 4) OBP: 0.341, SLG: 0.374								1-2 2-3		0	0	0	0	0	0	0									
Terrence Long, L (1, 8) OBP: 0.307, SLG: 0.390								0-0 L4	3-1 F3	4	0	1	0	0	0	3									
Ramon Hernandez, R (1, 2) OBP: 0.316, SLG: 0.331										2	0	0	0	0	0	1									
Greg Myers, L (8, PH) OBP: 0.338, SLG: 0.416										2	1	1	1	0	0	2									
Inning Stats	R: 2 E: 0 K: 1 S: 17	H: 3 LOB: 0 BB: 0 P: 24	R: 0 E: 0 K: 0 S: 8	H: 0 LOB: 0 BB: 0 P: 13	R: 0 E: 0 K: 0 S: 8	H: 0 LOB: 0 BB: 0 P: 11	R: 0 E: 0 K: 0 S: 5	H: 0 LOB: 0 BB: 0 P: 12	R: 0 E: 0 K: 0 S: 10	H: 1 LOB: 1 BB: 0 P: 13	R: 0 E: 0 K: 1 S: 6	H: 1 LOB: 0 BB: 0 P: 10	R: 1 E: 1 K: 0 S: 6	H: 3 LOB: 1 BB: 0 P: 11	R: 5 E: 0 K: 0 S: 19	H: 4 LOB: 2 BB: 2 P: 39	R: 2 E: 0 K: 0 S: 10	H: 2 LOB: 0 BB: 0 P: 21	1B: 6 2B: 6 3B: 0 HR: 2	SF: 0 SAC: 0 DP: 2 HBP: 1	WP: 1 PB: 0 SB: 0 CS: 1	PA: 42			
PITCHER	IP	WLS	BF	H	R	ER	SO	BB	IBB	HBP	BLK	WP	HR	S	P	ERA	WHIP								
Mike Maroth, L (1, 1) ERA: 4.41	7.0		26	8	3	3	2	0	0	0	0	1	0	60	94	3.86	1.143								
Oscar Henriquez, R (8, 1) ERA: 3.47	0.1	5	2	4	4	0	1	0	0	1	0	0	1	10	23	108.00	9.000								
Jamie Walker, L (8, 1) ERA: 4.5	0.0	L	1	1	0	0	0	0	0	0	0	0	0	2	2	∞	∞								
Juan Acevedo, R (8, 1) ERA: 3.02	0.2	B	4	1	1	1	0	1	0	0	0	0	0	7	14	13.50	3.000								
Adam Bernero, R (9, 1) ERA: 6.37	1.0		5	2	2	2	0	0	0	0	0	0	1	10	21	18.00	2.000								

Oakland Athletics @ Detroit Tigers
Comerica Park, Detroit, MI
Sun Aug 25 2002, 2:05 PM EDT
Att: 24,346 - Cloudy - 81 F

AB 38
R 10
H 14
RBI 10
BB 2
SO 2
LOB 14



Batter	1	2	3	4	5	6	7	8	9	AB	R	H	RBI	BB	SO	LOB	BOTTOM								
George Lombard, L (1, 8) OBP: 0.328, SLG: 0.430	4-2 FC6-4 BB			1-2 1B HR 2B				0-0 SH1-3		3	1	1	1	1	2	2									
Damian Jackson, R (1, 4) OBP: 0.332, SLG: 0.372	1-2 FC6-4 1B		2-2 1B	0-1 BB HR 1B		1-2 G5-3		1-3 K		5	3	2	0	0	1	2									
Bobby Higginson, L (1, 7) OBP: 0.395, SLG: 0.425	4-2 G1-6-3 1B 1-2		0-0 1B	4-2 HR BB		3-2 F7		0-2 G3-1		3	1	1	1	2	0	1									
Randall Simon, L (1, 10) OBP: 0.322, SLG: 0.467	1-1 G1-6-3 1B 1-2 2-H		0-1 P5	2-1 HR		0-2 F8			3-2 BB 1B	5	1	3	5	0	0	1									
Robert Fick, L (1, 9) OBP: 0.328, SLG: 0.440	0-2 G1-6-3		1-1 F2	2-2 2B		4-2 BB			2-1 F8	4	0	1	0	1	0	4									
Carlos Pena, L (1, 3) OBP: 0.320, SLG: 0.434	2-3 K		1-1 P5	2-2 G4-3		0-0 F8			0-2 BB 1B	5	0	1	0	0	1	5									
Shane Halter, R (1, 6) OBP: 0.330, SLG: 0.427		1-1 B1-3		4-2 SH1-3 2B BB		0-0 G5-3		0-3 K		3	1	0	0	2	1	1									
Chris Truby, R (1, 5) OBP: 0.247, SLG: 0.331		1-1 F2		1-0 SH1-3		1-2 15 G6-3 1B		0-1 L4		3	0	1	0	0	0	1									
Wendell Magee, R (9, PH) OBP: 0.297, SLG: 0.381				1-2 1B					1-3 K	1	0	0	0	0	1	3									
15 Brandon Inge, R (1, 2) OBP: 0.287, SLG: 0.373		4-1 BB		1-3 K		3-1 G6-3		1-2 SH1-3 1B	3-3 K	4	0	1	0	1	2	5									
Inning Stats	R: 1 E: 0 K: 1 S: 19	H: 1 LOB: 2 BB: 2 P: 31	R: 0 E: 0 K: 1 S: 8	H: 0 LOB: 1 BB: 1 P: 16	R: 1 E: 0 K: 0 S: 11	H: 2 LOB: 1 BB: 0 P: 15	R: 5 E: 0 K: 1 S: 24	H: 4 LOB: 1 BB: 2 P: 41	R: 0 E: 0 K: 0 S: 10	H: 1 LOB: 1 BB: 0 P: 15	R: 0 E: 0 K: 0 S: 11	H: 0 LOB: 0 BB: 0 P: 15	R: 0 E: 0 K: 1 S: 8	H: 0 LOB: 1 BB: 1 P: 12	R: 0 E: 0 K: 1 S: 12	H: 1 LOB: 1 BB: 0 P: 14	R: 0 E: 0 K: 2 S: 16	H: 2 LOB: 3 BB: 1 P: 29	1B: 7 2B: 3 3B: 0 HR: 1	SF: 0 SAC: 2 DP: 0 HBP: 0	WP: 0 PB: 0 SB: 0 CS: 0	PA: 45			
PITCHER	IP	WLS	BF	H	R	ER	SO	BB	IBB	HBP	BLK	WP	HR	S	P	ERA	WHIP								
Aaron Harang, R (1, 1) ERA: 4.08	3.2		21	5	6	6	3	5	0	0	0	0	0	9	15	27.00	6.000								
Micah Bowie, L (4, 1) ERA: 1.04	0.1	3	2	1	1	0	0	0	0	0	0	0	0	10	15	0.00	1.000								
Chad Bradford, R (5, 1) ERA: 2.07	1.0	4	1	0	0	0	1	0	0	0	0	0	0	11	15	0.00	0.000								
Ricardo Rincon, L (6, 1) ERA: 4.03	1.0	3	0	0	0	0	0	0	0	0	0	0	0	12	17	0.00	1.500								
Jim Mecir, R (7, 1) ERA: 4.45	1.1	W	6	1	0	0	1	1	0	0	0	0	0	12	17	0.00	1.500								

Oakland Athletics @ Detroit Tigers
Comerica Park, Detroit, MI
Sun Aug 25 2002, 2:05 PM EDT
Att: 24,346 - Cloudy - 81 F

AB 36
R 7
H 11
RBI 7
BB 7
SO 8
LOB 25



Batter	1	2	3	4	5	6	7	8	9	AB	R	H	RBI	BB	SO	LOB	TOP		
Damian Jackson, R (1, 4) OBP: 0.327, SLG: 0.365	F2		G6-3					K		4	0	0	0	0	1	0	Detroit Tigers @ Cleveland Indians Jacobs Field, Cleveland, OH Mon Aug 26 2002, 7:05 PM EDT Att: 24,344 - Cloudy - 75 F		
Wendell Magee, R (1, 8) OBP: 0.297, SLG: 0.379	F7		F8					G5-3		4	0	1	0	0	0	0			
Bobby Higginson, L (1, 7) OBP: 0.354, SLG: 0.424	1B		K						P6	4	0	1	0	0	1	1			
Randall Simon, L (1, 10) OBP: 0.322, SLG: 0.472	G3									4	1	1	1	0	0	2			
Robert Fick, L (1, 9) OBP: 0.327, SLG: 0.437		G6-3		G4-3					HR	3	1	0	0	0	0	1			
Carlos Pena, L (1, 3) OBP: 0.322, SLG: 0.433		G6-3							WP BB G4-3 HBP	3	0	1	0	1	0	0			
Shane Halter, R (1, 6) OBP: 0.329, SLG: 0.423				1B					BB	3	0	0	1	1	1	2			
Chris Truby, R (1, 5) OBP: 0.247, SLG: 0.330										4	0	1	0	0	2	1			
15 Brandon Inge, R (1, 2) OBP: 0.284, SLG: 0.369										3	0	0	0	0	1	2			
Inning Stats	R: 0 E: 0 K: 0 S: 6	H: 1 LOB: 1 BB: 0 P: 10	R: 0 E: 0 K: 0 S: 14	H: 1 LOB: 2 BB: 1 P: 21	R: 0 E: 0 K: 1 S: 7	H: 0 LOB: 0 BB: 0 P: 14	R: 0 E: 0 K: 0 S: 6	H: 1 LOB: 1 BB: 0 P: 12	R: 0 E: 0 K: 1 S: 6	H: 0 LOB: 0 BB: 0 P: 9	R: 0 E: 0 K: 2 S: 9	H: 0 LOB: 0 BB: 0 P: 12	R: 2 E: 0 K: 1 S: 12	H: 1 LOB: 1 BB: 1 P: 23	1B: 4 2B: 0 3B: 0 HR: 1	SF: 0 SAC: 0 DP: 0 HBP: 1		WP: 1 PB: 0 SB: 1 CS: 0	PA: 35
PITCHER	IP	WLS	BF	H	R	ER	SO	BB	IBB	HBP	BLK	WP	HR	S	P	ERA	WHIP		
Ricardo Rodriguez, R (1, 1) ERA: 5.14	8.1	W	32	5	2	2	5	1	0	1	0	0	1	63	107	2.16	0.720		
53 Carl Sadler, L (9, 1) ERA: 2.0	0.2		3	0	0	0	1	1	0	0	0	1	0	9	16	0.00	1.500		

Batter	1	2	3	4	5	6	7	8	9	AB	R	H	RBI	BB	SO	LOB	BOTTOM		
Coco Crisp, S (1, 8) OBP: 0.315, SLG: 0.388	K		K							5	0	2	1	0	2	3	Detroit Tigers @ Cleveland Indians Jacobs Field, Cleveland, OH Mon Aug 26 2002, 7:05 PM EDT Att: 24,344 - Cloudy - 75 F		
Omar Vizquel, S (1, 6) OBP: 0.341, SLG: 0.426	F8		F2							5	0	0	0	0	1	6			
Ellis Burks, R (1, 10) OBP: 0.346, SLG: 0.524	F7									3	1	0	0	1	2	2			
Greg LaRocca, R (6, PH) OBP: 0.462, SLG: 0.400			BB							0	0	0	0	0	0	0			
Jim Thome, L (1, 3) OBP: 0.431, SLG: 0.645			BB							3	2	2	1	2	1	1			
Karim Garcia, L (1, 9) OBP: 0.341, SLG: 0.544			HR							5	2	3	1	0	0	2			
Matt Lawton, L (1, 7) OBP: 0.347, SLG: 0.404			HR							3	2	1	3	0	2	3			
Josh Bard, S (1, 2) OBP: 0.375, SLG: 0.800										5	0	1	0	0	0	7			
Travis Fryman, R (1, 5) OBP: 0.294, SLG: 0.336										4	0	1	2	0	0	1			
John McDonald, R (1, 4) OBP: 0.297, SLG: 0.341										4	1	3	0	0	0	2			
Inning Stats	R: 0 E: 0 K: 1 S: 8	H: 0 LOB: 0 BB: 0 P: 13	R: 4 E: 0 K: 0 S: 10	H: 5 LOB: 1 BB: 0 P: 14	R: 4 E: 1 K: 1 S: 20	H: 3 LOB: 2 BB: 2 P: 36	R: 0 E: 0 K: 2 S: 12	H: 1 LOB: 2 BB: 1 P: 19	R: 0 E: 0 K: 1 S: 9	H: 1 LOB: 1 BB: 0 P: 17	R: 0 E: 0 K: 0 S: 9	H: 1 LOB: 1 BB: 0 P: 14	R: 0 E: 0 K: 1 S: 16	H: 0 LOB: 2 BB: 0 P: 24	1B: 6 2B: 4 3B: 1 HR: 2	SF: 0 SAC: 0 DP: 0 HBP: 3	WP: 0 PB: 0 SB: 0 CS: 0	PA: 43	
PITCHER	IP	WLS	BF	H	R	ER	SO	BB	IBB	HBP	BLK	WP	HR	S	P	ERA	WHIP		
Steve Sparks, R (1, 1) ERA: 5.42	2.0	L	15	7	8	8	1	0	0	0	0	0	0	26	45	0.00	1.667		
Adam Bernero, R (3, 1) ERA: 5.14	3.0		15	4	0	0	5	1	0	0	0	0	0	36	54	0.00	1.000		
Jeff Farnsworth, R (6, 1) ERA: 5.91	1.0		4	1	0	0	1	0	0	0	0	0	0	9	17	0.00	1.000		
Jose Paniagua, R (7, 1) ERA: 6.03	1.0		4	1	0	0	0	0	0	0	0	0	0	9	14	0.00	1.000		
Jamie Walker, L (8, 1) ERA: 4.37	1.0		5	0	0	0	1	0	0	2	0	0	0	16	24	0.00	0.000		

Batter	1	2	3	4	5	6	7	8	9	AB	R	H	RBI	BB	SO	LOB	TOP			
George Lombard, L (1, 8) OBP: 0.333, SLG: 0.437 Hiram Bocachica, R (6, FH) OBP: 0.285, SLG: 0.461										2 2 1 0 1 1 0 2 0 1 1 0 1 0										
Damion Easley, R (1, 4) OBP: 0.324, SLG: 0.362										3 1 1 2 1 1 0										
Bobby Higginson, L (1, 7) OBP: 0.354, SLG: 0.424										4 0 2 2 0 0 0										
Randall Simon, L (1, 10) OBP: 0.320, SLG: 0.469										5 0 1 1 0 0 4										
Robert Fick, L (1, 9) OBP: 0.326, SLG: 0.435										3 0 0 0 1 0 1										
Carlos Pena, L (1, 3) OBP: 0.324, SLG: 0.443										3 2 1 1 1 0 2										
Shane Halter, R (1, 6) OBP: 0.328, SLG: 0.419										3 1 0 0 1 0 2										
Chris Truby, R (1, 5) OBP: 0.245, SLG: 0.327										3 0 0 0 0 1 0										
15 Brandon Inge, R (1, 2) OBP: 0.287, SLG: 0.368										3 2 1 1 1 1 0										
Inning Stats	R: 0 E: 0 K: 2 S: 9	H: 0 LOB: 0 BB: 0 P: 13	R: 0 E: 0 K: 0 S: 7	H: 1 LOB: 1 BB: 1 P: 13	R: 2 E: 0 K: 0 S: 12	H: 3 LOB: 1 BB: 1 P: 21	R: 1 E: 0 K: 0 S: 9	H: 1 LOB: 0 BB: 0 P: 15	R: 2 E: 0 K: 0 S: 6	H: 1 LOB: 1 BB: 1 P: 13	R: 3 E: 0 K: 0 S: 11	H: 2 LOB: 2 BB: 3 P: 27	R: 0 E: 0 K: 3 S: 12	H: 0 LOB: 0 BB: 0 P: 18	R: 0 E: 0 K: 0 S: 6	H: 0 LOB: 0 BB: 0 P: 8	1B: 5 2B: 2 3B: 0 HR: 1	SF: 1 SAC: 1 DP: 1 HBP: 1	WP: 0 PB: 0 SB: 0 CS: 1	PA: 40
PITCHER	IP WLS BF H R ER SO BB IBB HBP BLK WP HR S P ERA WHIP																			
Jason Phillips, R (1, 1) ERA: 4.97	5.0 L 24 6 6 6 2 4 0 0 0 0 1 44 80 10.80 2.000																			
David Riske, R (6, 1) ERA: 5.55	0.1 3 1 0 0 0 1 0 0 0 0 0 4 9 0.00 6.000																			
Terry Mulholland, L (6, 1) ERA: 6.08	1.2 7 1 2 2 0 0 1 0 0 0 0 10 20 10.80 0.600																			
Dave Burba, R (8, 1) ERA: 5.19	1.0 3 0 0 0 3 0 0 0 0 0 0 12 18 0.00 0.000																			
Mark Wehlers, R (9, 1) ERA: 5.49	1.0 3 0 0 0 0 0 0 0 0 0 0 6 8 0.00 0.000																			

Detroit Tigers @ Cleveland Indians
Jacobs Field, Cleveland, OH
Tue Aug 27 2002, 7:05 PM EDT
Att: 24,375 - Cloudy - 74 F

AB	31
R	8
H	8
RBI	8
BB	6
SO	5
LOB	9

Batter	1	2	3	4	5	6	7	8	9	AB	R	H	RBI	BB	SO	LOB	BOTTOM					
Coco Crisp, S (1, 8) OBP: 0.310, SLG: 0.396										4 1 1 0 0 1 2												
John McDonald, R (1, 6) OBP: 0.292, SLG: 0.337										2 0 0 1 0 1 0												
Ellis Burks, R (1, 10) OBP: 0.345, SLG: 0.520										3 1 0 0 1 0 1												
Jim Thome, L (1, 3) OBP: 0.431, SLG: 0.642										3 1 1 1 1 2 0												
Travis Fryman, R (1, 5) OBP: 0.294, SLG: 0.335										4 0 1 1 0 1 1												
Matt Lawton, L (1, 7) OBP: 0.346, SLG: 0.402										4 0 1 1 0 0 0												
Greg LaRocca, R (1, 4) OBP: 0.412, SLG: 0.357										4 1 1 0 0 0 2												
Karim Garcia, L (1, 9) OBP: 0.337, SLG: 0.542										4 1 1 1 0 0 1												
Josh Bard, S (1, 2) OBP: 0.368, SLG: 0.778										3 0 1 0 0 0 1												
Inning Stats	R: 0 E: 0 K: 1 S: 7	H: 0 LOB: 0 BB: 0 P: 10	R: 0 E: 0 K: 1 S: 7	H: 0 LOB: 0 BB: 0 P: 8	R: 0 E: 1 K: 0 S: 8	H: 0 LOB: 0 BB: 0 P: 15	R: 3 E: 1 K: 0 S: 10	H: 4 LOB: 1 BB: 1 P: 21	R: 1 E: 1 K: 0 S: 8	H: 1 LOB: 1 BB: 0 P: 10	R: 0 E: 0 K: 2 S: 9	H: 0 LOB: 0 BB: 0 P: 13	R: 1 E: 0 K: 0 S: 8	H: 2 LOB: 0 BB: 0 P: 11	R: 0 E: 0 K: 1 S: 9	H: 0 LOB: 1 BB: 1 P: 18	R: 0 E: 0 K: 0 S: 9	H: 0 LOB: 0 BB: 0 P: 15	1B: 4 2B: 3 3B: 0 HR: 0	SF: 1 SAC: 1 DP: 2 HBP: 0	WP: 0 PB: 0 SB: 0 CS: 0	PA: 35
PITCHER	IP WLS BF H R ER SO BB IBB HBP BLK WP HR S P ERA WHIP																					
Mark Redman, L (1, 1) ERA: 3.54	8.0 W 32 7 5 4 5 2 0 0 0 0 0 0 66 106 4.50 1.125																					
Juan Acevedo, R (9, 1) ERA: 2.97	1.0 S 3 0 0 0 0 0 0 0 0 0 0 9 15 0.00 0.000																					

Detroit Tigers @ Cleveland Indians
Jacobs Field, Cleveland, OH
Tue Aug 27 2002, 7:05 PM EDT
Att: 24,375 - Cloudy - 74 F

AB	31
R	5
H	7
RBI	5
BB	2
SO	5
LOB	8

Batter	1	2	3	4	5	6	7	8	9	AB	R	H	RBI	BB	SO	LOB	TOP										
Hiram Bocachica, R (1, 8) OBP: 0.283, SLG: 0.449			F3			G5-3		1B BB		3	0	0	0	1	1	1											
Damion Easley, R (1, 4) OBP: 0.328, SLG: 0.366			G5-4-3					1B		3	0	2	0	1	0	1											
Bobby Higginson, L (1, 7) OBP: 0.353, SLG: 0.421	G3-6-3							F8		3	0	0	0	1	0	4											
Randall Simon, L (1, 10) OBP: 0.322, SLG: 0.469		P6				G1-6-3				4	0	2	0	0	0	1											
George Lombard, L (9, PR) OBP: 0.333, SLG: 0.437										0	0	0	0	0	0	0											
Robert Fick, L (1, 9) OBP: 0.324, SLG: 0.431		F7						G4-6-3		4	0	0	0	0	1	2											
Carlos Pena, L (1, 3) OBP: 0.326, SLG: 0.457						K				4	1	2	1	0	2	1											
Shane Halter, R (1, 6) OBP: 0.328, SLG: 0.416						K		G5-3		3	0	0	0	1	1	3											
Chris Truby, R (1, 5) OBP: 0.243, SLG: 0.324						F8				3	0	0	0	0	2	1											
15 Brandon Inge, R (1, 2) OBP: 0.288, SLG: 0.366										2	0	0	0	1	1	0											
Inning Stats	R: 0 E: 0 K: 1 S: 8	H: 1 LOB: 0 BB: 0 P: 11	R: 1 E: 0 K: 1 S: 12	H: 1 LOB: 1 BB: 1 P: 21	R: 0 E: 0 K: 0 S: 5	H: 0 LOB: 0 BB: 1 P: 9	R: 0 E: 0 K: 1 S: 4	H: 0 LOB: 0 BB: 1 P: 9	R: 0 E: 0 K: 2 S: 10	H: 0 LOB: 0 BB: 0 P: 16	R: 0 E: 0 K: 1 S: 13	H: 2 LOB: 1 BB: 0 P: 20	R: 0 E: 0 K: 1 S: 13	H: 1 LOB: 2 BB: 1 P: 22	R: 0 E: 0 K: 1 S: 14	H: 1 LOB: 2 BB: 0 P: 18	1B: 4 2B: 1 3B: 0 HR: 1	SF: 0 SAC: 0 DP: 4 HBP: 0	WP: 0 PB: 0 SB: 1 CS: 0	PA: 34							
PITCHER	IP	WLS	BF	H	R	ER	SO	BB	IBB	HBP	BLK	WP	HR	S	P	ERA	WHIP										
CC Sabathia, L (1, 1) ERA: 4.85	7.0	W	25	4	1	1	6	4	0	0	0	0	1	62	103	1.29	1.143										
Mark Wohlers, R (8, 1) ERA: 5.4	1.0	H	5	1	0	0	1	1	0	0	0	0	0	13	22	0.00	2.000										
Danys Baez, R (9, 1) ERA: 4.41	1.0	S	4	1	0	0	1	0	0	0	0	0	0	14	18	0.00	1.000										

Detroit Tigers @ Cleveland Indians
Jacobs Field, Cleveland, OH
Wed Aug 28 2002, 7:05 PM EDT
Att: 25,158 - Cloudy - 74 F

AB 29
R 1
H 6
RBI 1
BB 5
SO 8
LOB 14



Batter	1	2	3	4	5	6	7	8	9	AB	R	H	RBI	BB	SO	LOB	BOTTOM										
Coco Crisp, S (1, 8) OBP: 0.290, SLG: 0.368	G4-3		G4-3			G5-3		F8		4	0	0	0	0	0	1											
Omar Vizquel, S (1, 6) OBP: 0.340, SLG: 0.425	P4					G4-3		F8		4	0	1	0	0	0	0											
Ellis Burks, R (1, 10) OBP: 0.345, SLG: 0.517	K					G5-3		F3		4	0	1	0	0	1	0											
Jim Thome, L (1, 3) OBP: 0.436, SLG: 0.663						1B 2B				3	2	3	2	1	0	0											
Karim Garcia, L (1, 9) OBP: 0.333, SLG: 0.529		F8								4	0	1	0	0	2	2											
Matt Lawton, L (1, 7) OBP: 0.344, SLG: 0.399		L9				P5		G4-3		3	0	0	0	0	2												
Josh Bard, S (1, 2) OBP: 0.384, SLG: 0.762		G6-3				F7		F8 2B		3	0	1	0	0	0	0											
Travis Fryman, R (1, 5) OBP: 0.291, SLG: 0.332						G6-3		G3-1		3	0	0	0	0	0	1											
John McDonald, R (1, 4) OBP: 0.293, SLG: 0.337						G4-3				3	0	1	0	0	0	1											
Inning Stats	R: 0 E: 0 K: 1 S: 7	H: 0 LOB: 0 BB: 0 P: 7	R: 1 E: 0 K: 0 S: 9	H: 1 LOB: 0 BB: 0 P: 13	R: 0 E: 0 K: 0 S: 4	H: 0 LOB: 0 BB: 0 P: 9	R: 0 E: 0 K: 0 S: 14	H: 2 LOB: 2 BB: 0 P: 26	R: 0 E: 0 K: 0 S: 10	H: 1 LOB: 1 BB: 0 P: 16	R: 1 E: 0 K: 1 S: 8	H: 1 LOB: 0 BB: 0 P: 12	R: 0 E: 0 K: 0 S: 7	H: 1 LOB: 1 BB: 0 P: 9	R: 0 E: 0 K: 1 S: 8	H: 2 LOB: 2 BB: 1 P: 18	1B: 4 2B: 2 3B: 0 HR: 2	SF: 0 SAC: 0 DP: 0 HBP: 0	WP: 0 PB: 0 SB: 1 CS: 0	PA: 32							
PITCHER	IP	WLS	BF	H	R	ER	SO	BB	IBB	HBP	BLK	WP	HR	S	P	ERA	WHIP										
Brian Powell, R (1, 1) ERA: 4.75	6.1	L	25	6	2	2	2	2	0	0	0	0	0	2	55	2.84	0.947										
Jose Paniagua, R (7, 1) ERA: 5.92	0.2		2	0	0	0	0	0	0	0	0	0	0	4	6	0.00	0.000										
Oscar Henriquez, R (8, 1) ERA: 3.38	0.2		4	2	0	0	0	0	1	0	0	0	0	5	14	0.00	3.000										
Jamie Walker, L (8, 1) ERA: 4.33	0.1		1	0	0	0	1	0	0	0	0	0	0	3	4	0.00	0.000										

Detroit Tigers @ Cleveland Indians
Jacobs Field, Cleveland, OH
Wed Aug 28 2002, 7:05 PM EDT
Att: 25,158 - Cloudy - 74 F

AB 31
R 2
H 8
RBI 2
BB 1
SO 3
LOB 7



Batter	1	2	3	4	5	6	7	8	9	AB	R	H	RBI	BB	SO	LOB	TOP										
D'Angelo Jimenez, S OBP: 0.314, SLG: 0.330	G5-3		SH3 SF8 2B		G4-3		1-3 1B		F7	5	1	2	0	0	0	0											
Aaron Rowand, R OBP: 0.283, SLG: 0.385	1-0 3B		SH3 2-3		2-2 1B		2-1 1B		F7	4	0	3	1	0	0	0											
Frank Thomas, R OBP: 0.337, SLG: 0.439	0-0 F3		3-2 SF8		2-1 G5-3		3-H 1-3 K			3	0	0	1	0	1	3											
Magglio Ordonez, R OBP: 0.387, SLG: 0.598	4-2 BB		3-H 1-1 F9			2-2 P6		0-0 G5-3		3	0	0	0	1	0	0											
14 Paul Konerko, R OBP: 0.369, SLG: 0.519 Willie Harris, L OBP: 0.255, SLG: 0.278 Jeff Liefer, L OBP: 0.293, SLG: 0.331	2-2 F8			2-1 G5-4-3 1B		0-0 P4		3-2 G6-3 S 1B		4	0	2	0	0	0	2											
Carlos Lee, R OBP: 0.341, SLG: 0.463		2-2 F9		3-2 G5-4-3 1-2		2-2 G4-3		4-2 24 G6-3 BB		3	0	0	0	1	0	1											
24 Joe Crede, R OBP: 0.257, SLG: 0.443		2-2 F2		0-1 HR			2-1 SH5-3 1B	0-0 G6-3		4	2	2	1	0	0	2											
Royce Clayton, R OBP: 0.295, SLG: 0.365		0-0 1B		0-0 G5-3			0-0 SH5-3	1-1 G5-3		3	0	1	0	0	0	3											
Josh Paul, R OBP: 0.377, SLG: 0.343		2-1 P4			0-1 F9		1-1 1B 3-H 1B		2-2 F9	4	1	1	1	0	0	1											
Inning Stats	R: 0 E: 0 K: 0 S: 16	H: 1 LOB: 2 BB: 1 P: 25	R: 0 E: 0 K: 0 S: 10	H: 1 LOB: 1 BB: 0 P: 16	R: 1 E: 0 K: 0 S: 12	H: 1 LOB: 0 BB: 0 P: 18	R: 1 E: 0 K: 0 S: 8	H: 2 LOB: 0 BB: 0 P: 13	R: 0 E: 0 K: 0 S: 10	H: 1 LOB: 1 BB: 0 P: 15	R: 0 E: 0 K: 0 S: 11	H: 0 LOB: 0 BB: 0 P: 15	R: 2 E: 0 K: 1 S: 15	H: 4 LOB: 1 BB: 0 P: 23	R: 0 E: 0 K: 0 S: 10	H: 1 LOB: 3 BB: 1 P: 18	R: 0 E: 0 K: 0 S: 8	H: 0 LOB: 0 BB: 0 P: 11	1B: 7 2B: 2 3B: 1 HR: 1	SF: 1 SAC: 2 DP: 1 HBP: 0	WP: 0 PB: 0 SB: 1 CS: 0	PA: 38					
PITCHER	IP	WLS	BF	H	R	ER	SO	BB	IBB	HBP	BLK	WP	HR	S	P	ERA	WHIP										
Mike Maroth, L ERA: 4.48	6.2	L	28	9	4	4	0	1	0	0	0	0	1	76	116	5.40	1.500										
Jose Paniagua, R ERA: 5.97	0.1		2	1	0	0	1	0	0	0	0	0	0	6	9	0.00	3.000										
Jeff Farnsworth, R ERA: 5.69	2.0		8	1	0	0	0	1	0	0	0	0	0	18	29	0.00	1.000										

Chicago White Sox @ Detroit Tigers
Comerica Park, Detroit, MI
Fri Aug 30 2002, 7:05 PM EDT
Att: 16,857 - Sunny - 80 F

AB 33
R 4
H 11
RBI 4
BB 2
SO 1
LOB 12



Batter	1	2	3	4	5	6	7	8	9	AB	R	H	RBI	BB	SO	LOB	BOTTOM										
George Lombard, L OBP: 0.340, SLG: 0.437 Hiram Bocachica, R OBP: 0.281, SLG: 0.445	4-1 FC3-6 S WP BB		4-1 2B BB		0-0 SH1-3			0-3 K		0	1	0	0	2	0	0											
Damion Easley, R OBP: 0.321, SLG: 0.362	0-3 K		2-2 F7		1-2 SF7			2-2 F7		3	0	0	1	0	1	2											
Bobby Higginson, L OBP: 0.395, SLG: 0.423	4-2 FC3-6 1-2 BB		0-0 1-H 2B		3-H 0-0 G4-3			0-1 P6		3	0	1	0	1	0	0											
Randall Simon, L OBP: 0.319, SLG: 0.465	1-0 FC3-6 1-2 2-3 WP			2-3 K			0-0 P4		0-0 G6-3	4	0	0	0	0	1	2											
Robert Fick, L OBP: 0.323, SLG: 0.428	3-1 F8			4-2 FC4-6 1B BB			2-3 K		1-3 K	3	0	0	0	1	2	1											
Carlos Pena, L OBP: 0.328, SLG: 0.467		0-1 P5		0-0 FC4-6 1-2 1B			1-3 K		1-1 HR	4	1	2	1	0	1	0											
Shane Halter, R OBP: 0.324, SLG: 0.411		1-1 G6-3		3-2 FC4-6 1-2 2-3			2-2 F7		2-3 K	4	0	0	0	0	1	2											
Chris Truby, R OBP: 0.240, SLG: 0.321		0-2 G6-3		1-1 F8			1-1 P6			3	0	0	0	0	2												
15 Brandon Inge, R OBP: 0.288, SLG: 0.369			3-1 F9		2-2 SH1-3 SF7 2B			1-1 G6-3		3	1	1	0	0	0	0											
Inning Stats	R: 1 E: 0 K: 1 S: 10	H: 0 LOB: 1 BB: 2 P: 22	R: 0 E: 0 K: 0 S: 8	H: 0 LOB: 0 BB: 0 P: 9	R: 0 E: 0 K: 0 S: 8	H: 1 LOB: 2 BB: 1 P: 16	R: 0 E: 0 K: 1 S: 14	H: 1 LOB: 2 BB: 1 P: 24	R: 1 E: 0 K: 0 S: 10	H: 1 LOB: 0 BB: 0 P: 13	R: 0 E: 0 K: 2 S: 7	H: 0 LOB: 0 BB: 0 P: 10	R: 0 E: 0 K: 0 S: 7	H: 0 LOB: 0 BB: 0 P: 11	R: 0 E: 0 K: 1 S: 10	H: 0 LOB: 0 BB: 0 P: 12	R: 1 E: 0 K: 2 S: 10	H: 1 LOB: 0 BB: 0 P: 14	1B: 1 2B: 2 3B: 0 HR: 1	SF: 1 SAC: 1 DP: 0 HBP: 0	WP: 1 PB: 0 SB: 1 CS: 0	PA: 34					
PITCHER	IP	WLS	BF	H	R	ER	SO	BB	IBB	HBP	BLK	WP	HR	S	P	ERA	WHIP										
Dan Wright, R ERA: 5.56	7.0	W	27	3	2	2	4	4	0	0	0	0	0	64	105	2.57	1.000										
Damaso Marte, L ERA: 3.25	2.0	S	7	1	1	1	3	0	0	0	0	0	1	20	26	4.50	0.500										

Chicago White Sox @ Detroit Tigers
Comerica Park, Detroit, MI
Fri Aug 30 2002, 7:05 PM EDT
Att: 16,857 - Sunny - 80 F

AB 28
R 3
H 4
RBI 2
BB 4
SO 7
LOB 9




Batter	1	2	3	4	5	6	7	8	9	AB	R	H	RBI	BB	SO	LOB	TOP					
Milton Bradley, S (1, 8) OBP: 0.314, SLG: 0.424	0-0 F8 1B HR 1B		0-0 G1-5-3			2-2 G4-3	2-2 2B		1-1 HR 2B	5	2	3	1	0	0	0	Cleveland Indians @ Detroit Tigers Comerica Park, Detroit, MI Mon Sep 02 2002, 2:05 PM EDT Att: 18,722 - Cloudy - 83 F					
Omar Vizquel, S (1, 6) OBP: 0.341, SLG: 0.425	1-0 CS 1B		2-0 F7			2-2 HR BB 1B	0-1 L5		1-3 K	5	1	2	0	0	1	2						
Lee Stevens, L (1, 3) OBP: 0.319, SLG: 0.377	0-1 F8 2-3		0-0 F9			4-2 HR BB 1-2		4-0 F8 1B BB 1B	2H HR	3	3	1	2	2	0	2						
Jim Thome, L (1, 10) OBP: 0.436, SLG: 0.657	4-2 HR BB 1-2			1-0 P4		0-3 K		1-1 BB 1B 1-2	2-2 F2	4	2	1	0	1	1	2						
Karim Garcia, L (1, 9) OBP: 0.336, SLG: 0.592	0-1 HR 1-1H 3-H			1-3 K2-3		0-2 HR 1-1H 2-H		2-2 F8 2-3	0-0 G3	5	2	2	6	0	1	2						
Matt Lawton, L (1, 7) Chris Magruder, S (8, 7) OBP: 0.263, SLG: 0.378	1-0 F7			0-0 G4-3		1-3 K		0-1 F7		4	0	0	0	0	1	2						
Josh Bard, S (1, 2) OBP: 0.353, SLG: 0.606						2-2 G4-3		2-2 G5-3 2B 1B	1-2 3-H 1B	4	1	2	1	0	0	0						
Greg LaRocca, R (1, 5) OBP: 0.360, SLG: 0.286		2-3 K				0-0 F9		1-3 K	4-2 1B BB	3	0	0	0	1	2	1						
John McDonald, R (1, 4) OBP: 0.297, SLG: 0.344		0-1 L1				0-1 F9		3-2 G5-3 1-2	0-0 1-2 2-H 3-H 1B	4	0	1	1	0	0	1						
Inning Stats	R: 3 E: 0 K: 0 S: 9	H: 3 LOB: 0 BB: 1 P: 15	R: 0 E: 0 K: 1 S: 6	H: 0 LOB: 0 BB: 0 P: 8	R: 0 E: 0 K: 0 S: 3	H: 0 LOB: 0 BB: 0 P: 5	R: 0 E: 0 K: 1 S: 5	H: 0 LOB: 0 BB: 0 P: 7	R: 0 E: 0 K: 0 S: 6	H: 0 LOB: 0 BB: 0 P: 8	R: 3 E: 0 K: 2 S: 17	H: 2 LOB: 1 BB: 1 P: 26	R: 1 E: 0 K: 1 S: 13	H: 2 LOB: 1 BB: 0 P: 19	R: 2 E: 0 K: 0 S: 13	H: 3 LOB: 2 BB: 2 P: 26		R: 2 E: 0 K: 1 S: 10	H: 2 LOB: 0 BB: 0 P: 14	1B: 7 2B: 2 3B: 0 HR: 3	SF: 0 SAC: 0 DP: 0 HBP: 0	WP: 0 PB: 0 SB: 0 CS: 1
PITCHER	IP WLS BF H R ER SO BB IBB HBP BLK WP HR S P ERA WHIP																					
Brian Powell, R (1, 1) ERA: 5.17	5.1 L 21 4 5 5 2 2 0 0 0 0 0 1 37 59 8.44 1.125																					
Jamie Walker, L (6, 1) ERA: 4.3	0.2 3 1 1 1 2 0 0 0 0 0 0 1 9 10 13.50 1.500																					
Jeff Farnsworth, R (7, 1) ERA: 5.97	2.0 12 5 3 3 1 2 0 0 0 0 0 0 26 45 13.50 3.500																					
Oscar Henriquez, R (9, 1) ERA: 3.96	1.0 5 2 2 2 1 0 0 0 0 0 0 1 10 14 18.00 2.000																					

Batter	1	2	3	4	5	6	7	8	9	AB	R	H	RBI	BB	SO	LOB	BOTTOM			
Hiram Bocachica, R (1, 8) OBP: 0.265, SLG: 0.417	2-2 F7		0-0 P6			0-1 F8		1-3 K		4	0	0	0	0	1	3	Cleveland Indians @ Detroit Tigers Comerica Park, Detroit, MI Mon Sep 02 2002, 2:05 PM EDT Att: 18,722 - Cloudy - 83 F			
Damion Easley, R (1, 4) OBP: 0.314, SLG: 0.351	0-1 G3-6-3 1B		0-1 P3			1-0 G1-4-3		1-1 F9		4	0	1	0	0	0	3				
Robert Fick, L (1, 9) OBP: 0.326, SLG: 0.435	1-1 G3-6-3 1-2			0-0 HR		2-0 G4-3		2-0 G4-3 2B	0-2	4	1	2	1	0	0	1				
Randall Simon, L (1, 10) OBP: 0.318, SLG: 0.463		1-2 F2		2-1 G4-3		1-1 G6-3		0-3 K	0-3 K	4	0	0	0	0	1	1				
Carlos Pena, L (1, 3) OBP: 0.320, SLG: 0.453		1-1 G6-3		0-1 F8		3-2 L8		3-2 F5		4	0	0	0	0	0	1				
Craig Parquette, R (1, 5) OBP: 0.220, SLG: 0.298		0-0 G1-3		0-0 2B			2-3 K		0-0 F8	4	0	1	0	0	1	1				
15 Brandon Inge, R (1, 2) OBP: 0.285, SLG: 0.361			3-2 F8		2-2 L5		3-3 K			3	0	0	0	0	1	1				
Ramon Santiago, S (1, 6) OBP: 0.308, SLG: 0.376			0-0 1B 1B		2-1 P4		0-0 G3			3	0	1	0	0	0	0				
George Lombard, L (1, 7) OBP: 0.347, SLG: 0.436			1-0 1-2 1B		4-2 BB			3-1 G4-3		2	0	1	0	1	0	0				
Inning Stats	R: 0 E: 0 K: 0 S: 8	H: 1 LOB: 0 BB: 0 P: 11	R: 0 E: 0 K: 0 S: 6	H: 0 LOB: 0 BB: 0 P: 8	R: 0 E: 0 K: 0 S: 8	H: 2 LOB: 2 BB: 0 P: 12	R: 1 E: 0 K: 0 S: 9	H: 2 LOB: 1 BB: 0 P: 13	R: 0 E: 0 K: 0 S: 7	H: 0 LOB: 0 BB: 0 P: 13	R: 0 E: 0 K: 2 S: 8	H: 0 LOB: 0 BB: 0 P: 13	R: 0 E: 0 K: 1 S: 7	H: 0 LOB: 0 BB: 0 P: 12	R: 0 E: 0 K: 1 S: 12	H: 1 LOB: 1 BB: 0 P: 15		1B: 3 2B: 2 3B: 0 HR: 1	SF: 0 SAC: 0 DP: 1 HBP: 0	WP: 0 PB: 0 SB: 0 CS: 0
PITCHER	IP WLS BF H R ER SO BB IBB HBP BLK WP HR S P ERA WHIP																			
CC Sabathia, L (1, 1) ERA: 4.71	7.0 W 26 5 1 1 2 1 0 0 0 0 0 0 19 27 0.00 0.857																			
Dave Elder, R (8, 1) ERA: 3.66	2.0 7 1 0 0 2 0 0 0 0 0 0 0 19 27 0.00 0.500																			

Batter	1	2	3	4	5	6	7	8	9	AB	R	H	RBI	BB	SO	LOB	TOP					
Milton Bradley, S OBP: 0.313, SLG: 0.421 (1, 8)	L9		F9			1B		F8		4	0	1	0	0	0	1						
Omar Vizquel, S OBP: 0.335, SLG: 0.421 (1, 6)	K		F7			F8		B1-3		4	0	0	0	0	1	2						
Ellis Burks, R OBP: 0.348, SLG: 0.518 (1, 10)	G5-3			G5-3		G3-6-1		2B		4	0	2	0	0	0	0						
Jim Thome, L OBP: 0.437, SLG: 0.653 (1, 3)		F8		F8		G3-6-1		BB		2	0	0	0	2	0	2						
Karim Garcia, L OBP: 0.342, SLG: 0.589 (1, 9)		G6-4-3		F8			1B	G3-1		4	0	2	0	0	0	2						
Greg LaRocca, R OBP: 0.345, SLG: 0.320 (1, 5)	F8				L6		P5	G4-3		4	0	1	0	0	0	3						
Josh Bard, S OBP: 0.316, SLG: 0.541 (1, 2)	G6-4-3				E8		F9	G4-3		4	0	0	0	0	0	4						
Chris Magruder, S OBP: 0.263, SLG: 0.376 (1, 7)			G5-3		F8			P4		4	0	1	0	0	0	2						
John McDonald, R OBP: 0.296, SLG: 0.342 (1, 4)				FC6-5		G4-3		F7		4	0	1	0	0	0	4						
Inning Stats	R: 0 E: 0 K: 1 S: 5	H: 0 LOB: 0 BB: 0 P: 7	R: 0 E: 0 K: 0 S: 11	H: 1 LOB: 1 BB: 0 P: 22	R: 0 E: 0 K: 0 S: 9	H: 1 LOB: 1 BB: 0 P: 16	R: 0 E: 0 K: 0 S: 9	H: 0 LOB: 0 BB: 0 P: 13	R: 0 E: 1 K: 0 S: 5	H: 0 LOB: 1 BB: 0 P: 6	R: 0 E: 0 K: 0 S: 5	H: 2 LOB: 1 BB: 0 P: 8	R: 0 E: 0 K: 0 S: 9	H: 2 LOB: 2 BB: 0 P: 13	R: 0 E: 0 K: 0 S: 9	H: 1 LOB: 2 BB: 1 P: 14	R: 0 E: 0 K: 0 S: 10	H: 1 LOB: 1 BB: 0 P: 15	1B: 6 2B: 2 3B: 0 HR: 0	SF: 0 SAC: 0 DP: 2 HBP: 0	WP: 1 PB: 0 SB: 0 CS: 0	PA: 36
PITCHER 50 Andy Van Hekken, L ERA:	IP	WLS	BF	H	R	ER	SO	BB	IBB	HBP	BLK	WP	HR	S	P	ERA	WHIP					
	9.0	W	36	8	0	0	1	2	0	0	0	1	0	72	114	0.00	1.111					

Cleveland Indians @ Detroit Tigers
Comerica Park, Detroit, MI
Tue Sep 03 2002, 7:05 PM EDT
Att: 11,635 - Sunny - 85 F


AB	34
R	0
H	8
RBI	0
BB	2
SO	1
LOB	20



Batter	1	2	3	4	5	6	7	8	9	AB	R	H	RBI	BB	SO	LOB	BOTTOM				
Hiram Bocachica, R OBP: 0.271, SLG: 0.420 (1, 8)	FC1-6	G6-3		E5			F8			4	0	2	0	0	0	0					
Damion Easley, R OBP: 0.313, SLG: 0.347 (1, 4)	FC1-6		G3-6-1	F8			G4-3			3	0	0	0	0	0	2					
Bobby Higginson, L OBP: 0.357, SLG: 0.433 (1, 7)	FC3-6		G3-6-1		G2-6			BB		4	0	2	0	0	0	2					
Randall Simon, L OBP: 0.321, SLG: 0.465 (8, PR)				G2-6				BB		3	1	2	0	1	0	1					
Damian Jackson, R OBP: 0.324, SLG: 0.382 (8, PR)				3B				BB		0	0	0	0	0	0	0					
Robert Fick, L OBP: 0.327, SLG: 0.439 (1, 9)	G3-1			F9				BB		3	0	1	1	1	0	2					
Carlos Pena, L OBP: 0.319, SLG: 0.450 (1, 3)		2B	G3			K		P4		4	1	1	0	0	1	3					
Craig Paquette, R OBP: 0.225, SLG: 0.306 (8, 5)				G1		K		F8		3	2	2	1	0	1	0					
Chris Truby, R OBP: 0.242, SLG: 0.321 (8, 5)				E		K				1	0	0	0	0	0	2					
Matt Walbeck, S OBP: 0.275, SLG: 0.276 (1, 2)				K		K				3	0	1	0	0	2	1					
Ramon Santiago, S OBP: 0.304, SLG: 0.370 (1, 6)				G1		K				3	0	0	0	0	1	2					
Inning Stats	R: 0 E: 0 K: 0 S: 13	H: 2 LOB: 2 BB: 0 P: 17	R: 2 E: 0 K: 0 S: 12	H: 3 LOB: 0 BB: 0 P: 15	R: 1 E: 0 K: 0 S: 7	H: 1 LOB: 1 BB: 1 P: 16	R: 1 E: 1 K: 1 S: 11	H: 2 LOB: 1 BB: 0 P: 15	R: 0 E: 0 K: 3 S: 9	H: 0 LOB: 0 BB: 0 P: 10	R: 0 E: 0 K: 1 S: 6	H: 0 LOB: 0 BB: 0 P: 6	R: 0 E: 0 K: 0 S: 12	H: 2 LOB: 2 BB: 1 P: 21	1B: 9 2B: 1 3B: 1 HR: 0	SF: 0 SAC: 0 DP: 3 HBP: 1	WP: 0 PB: 0 SB: 0 CS: 0	PA: 34			
PITCHER Terry Mulholland, L ERA: 2.38	IP	WLS	BF	H	R	ER	SO	BB	IBB	HBP	BLK	WP	HR	S	P	ERA	WHIP				
53 Carl Sadler, L ERA: 2.38	0.2		2	0	0	0	0	1	0	0	0	0	0	4	9	0.00	1.500				
Mark Wohlers, R ERA: 6.43	0.1		1	0	0	0	0	0	0	0	0	0	0	2	2	0.00	0.000				

Cleveland Indians @ Detroit Tigers
Comerica Park, Detroit, MI
Tue Sep 03 2002, 7:05 PM EDT
Att: 11,635 - Sunny - 85 F


AB	31
R	4
H	11
RBI	2
BB	2
SO	5
LOB	15



Batter	1	2	3	4	5	6	7	8	9	AB	R	H	RBI	BB	SO	LOB	TOP
Milton Bradley, S OBP: 0.315, SLG: 0.419	1-2 1B G3 1B		2-1 G6-3	0-0 G4-3		4-1 FC5-2 1B BB		1-1 F9		4	2	1	1	1	0	1	
John McDonald, R OBP: 0.299, SLG: 0.333	1-2 F8		0-1 G5-3		0-0 G6-3	0-1 FC5-2 1B G5-3		0-1 P4		5	1	0	0	0	0	4	
Ellis Burks, R OBP: 0.350, SLG: 0.518	2-2 G3 1-3 1B		4-2		1-0 G6-3	1-2 G5-3 1B		0-3 K		4	0	2	2	1	1	0	
Jim Thome, L OBP: 0.435, SLG: 0.647	4-2 G3 BB		0-0 G1-3		0-3 K	0-1 G5-3			1-1 F9	4	0	0	1	1	1	2	
Karim Garcia, L OBP: 0.345, SLG: 0.586	2-1 G3			4-0 FC1-6 BB					0-2 G6-3	4	1	1	1	1	0	3	
Greg LaRocca, R OBP: 0.353, SLG: 0.379	3-2 G5-3			1-0 FC1-6 G3 1B 1-2		4-1 1B SH HBP BB	1-0 G5-3		1-0 3B	4	2	1	0	1	0	3	
Josh Bard, S OBP: 0.310, SLG: 0.512		1-1 G6-3		1-0 G3 1B		0-0 SH HBP 1B BB	1-2 F9		0-0 G1-3	4	2	1	0	0	0	1	AB 36
Bill Selby, L OBP: 0.277, SLG: 0.324		1-2 F9		3-2 G3		1-0 BB HBP FC5-2 1B	0-1			4	0	2	0	0	0	2	R 9
Chris Magruder, S OBP: 0.267, SLG: 0.375		1-3 K		0-0 1B		1-0 FC5-2 1B HBP	2-0 G4-3			3	1	1	3	0	1	1	H 9
Inning Stats	R: 1 E: 0 K: 0 S: 20	H: 2 LOB: 2 BB: 1 P: 33	R: 0 E: 0 K: 1 S: 9	H: 0 LOB: 0 BB: 0 P: 12	R: 0 E: 0 K: 0 S: 10	H: 0 LOB: 1 BB: 1 P: 16	R: 2 E: 0 K: 0 S: 8	H: 2 LOB: 1 BB: 1 P: 17	R: 0 E: 0 K: 1 S: 5	H: 1 LOB: 0 BB: 0 P: 11	R: 0 E: 0 K: 1 S: 7	H: 0 LOB: 0 BB: 0 P: 8	R: 0 E: 0 K: 0 S: 8	H: 1 LOB: 1 BB: 0 P: 10	1B: 6 2B: 1 3B: 2 HR: 0	SF: 0 SAC: 1 DP: 0 HBP: 1	WP: 0 PA: 43
PITCHER	IP WLS BF H R ER SO BB IBB HBP BLK WP HR S P ERA WHIP																
Mike Maroth, L ERA: 4.8	(1, 1) 5.0 L 26 6 7 7 2 4 0 0 0 0 0 0 56 94 12.60 2.000																
Adam Bernero, R ERA: 6.2	(6, 1) 2.0 10 2 2 1 0 1 0 0 1 0 0 0 20 30 4.50 1.500																
Jose Paniagua, R ERA: 5.58	(8, 1) 1.0 3 0 0 0 1 0 0 0 0 0 0 0 7 8 0.00 0.000																
Juan Acevedo, R ERA: 2.88	(9, 1) 1.0 4 1 0 0 0 0 0 0 0 0 0 0 8 10 0.00 1.000																

Cleveland Indians @ Detroit Tigers
Comerica Park, Detroit, MI
Wed Sep 04 2002, 7:05 PM EDT
Att: 12,715 - Sunny - 80 F


AB 36
R 9
H 9
RBI 8
BB 5
SO 3
LOB 17



Batter	1	2	3	4	5	6	7	8	9	AB	R	H	RBI	BB	SO	LOB	BOTTOM		
George Lombard, L OBP: 0.345, SLG: 0.432	3-3 K		0-1 B5		1-1 BB 1B		2-3 K			4	0	1	0	0	2	1			
Damion Easley, R OBP: 0.308, SLG: 0.341	2-2 G6-3		2-3 K		0-0 F8		0-3 K			4	0	0	0	0	2	2			
Bobby Higginson, L OBP: 0.358, SLG: 0.435	0-0 2B		3-2 G3		4-1 BB		0-2 L9			3	0	1	0	1	0	1			
Randall Simon, L OBP: 0.321, SLG: 0.463	2-3 K			2-2 2B 1B		0-0 F7		2-3 K		4	1	1	0	0	2	3			
Robert Fick, L OBP: 0.327, SLG: 0.439		1-0 P6		2-1 E 2B		1-2 L4		1-3 K		4	1	1	1	0	1	2			
Hiram Bocachica, R OBP: 0.271, SLG: 0.420				1-H E 2B				1-3 K		0	0	0	0	0	0	0			
Carlos Pena, L OBP: 0.316, SLG: 0.444		0-0 G4-3		2-2 F9		2-1 F7		2-3 K		4	0	0	0	0	1	1			
Shane Halter, R OBP: 0.318, SLG: 0.401		0-0 F9		0-2 E3		1-3 K		1-0 F8		4	0	0	0	0	1	0	AB 35		
Craig Paquette, R OBP: 0.225, SLG: 0.309			3-1 1B 2B		0-0 F8		0-2 E6		0-3 K	4	1	1	0	0	1	1	R 3		
Matt Walbeck, S OBP: 0.274, SLG: 0.275			1-0 2B 1B		2-3 K		2-2 P6		1-0 G1-3	4	0	1	1	0	1	2	H 6		
Inning Stats	R: 0 E: 0 K: 2 S: 10	H: 1 LOB: 1 BB: 0 P: 17	R: 0 E: 0 K: 0 S: 3	H: 0 LOB: 0 BB: 0 P: 4	R: 1 E: 0 K: 1 S: 11	H: 2 LOB: 1 BB: 0 P: 20	R: 2 E: 1 K: 1 S: 18	H: 2 LOB: 1 BB: 0 P: 26	R: 0 E: 0 K: 1 S: 13	H: 0 LOB: 1 BB: 0 P: 18	R: 0 E: 0 K: 2 S: 9	H: 0 LOB: 0 BB: 0 P: 11	R: 0 E: 0 K: 3 S: 11	H: 0 LOB: 0 BB: 0 P: 16	R: 0 E: 0 K: 1 S: 6	H: 0 LOB: 0 BB: 0 P: 8	1B: 3 2B: 3 3B: 0 HR: 0	SF: 0 SAC: 0 DP: 0 HBP: 0	WP: 0 PA: 36
PITCHER	IP WLS BF H R ER SO BB IBB HBP BLK WP HR S P ERA WHIP																		
Jaret Wright, R ERA: 14.44	(1, 1) 5.0 W 23 6 3 2 4 1 0 0 0 0 0 0 22 29 0.00 0.000																		
David Riske, R ERA: 5.07	(6, 1) 2.0 7 0 0 0 3 0 0 0 0 0 0 0 22 29 0.00 0.000																		
53 Carl Sadler, L ERA: 2.19	(8, 1) 1.0 3 0 0 0 3 0 0 0 0 0 0 0 11 16 0.00 0.000																		
Danys Baez, R ERA: 4.36	(9, 1) 1.0 3 0 0 0 1 0 0 0 0 0 0 0 6 8 0.00 0.000																		

Cleveland Indians @ Detroit Tigers
Comerica Park, Detroit, MI
Wed Sep 04 2002, 7:05 PM EDT
Att: 12,715 - Sunny - 80 F

AB 35
R 3
H 6
RBI 2
BB 1
SO 11
LOB 13



Batter	1	2	3	4	5	6	7	8	9	AB	R	H	RBI	BB	SO	LOB	TOP								
Hiram Bocachica, R OBP: 0.264, SLG: 0.407	0-0 F7		3-1 F7		0-3 K		0-1 F9			4	0	0	0	0	1	2									
Damion Easley, R OBP: 0.311, SLG: 0.351	2-3 K		1-2 1B 2B		1-2 2H 2B		0-0 G6-3			4	1	2	2	0	1	0									
Bobby Higginson, L OBP: 0.397, SLG: 0.433	0-0 G3		2-0 2H 1B		0-0 F8		2-1 G4-3			4	0	1	1	0	0	1									
Randall Simon, L OBP: 0.318, SLG: 0.459		2-0 P3	1-2 G6-3		2-1 F8		1-2 G6-3			4	0	0	0	0	0	1									
Robert Fick, L OBP: 0.328, SLG: 0.442		3-2 1B		2-3 K		3-2 2B		1-2 G1-3		4	0	2	0	0	1	0									
Carlos Pena, L OBP: 0.312, SLG: 0.439	0-0 F9		2-2 G4-3		2-3 K		0-3 K2-3			4	0	0	0	0	2	2									
Shane Halter, R OBP: 0.315, SLG: 0.397	0-0 F8		3-2 P4		1-0 G5-3		0-1 G5-3			4	0	0	0	0	0	2									
Chris Truby, R OBP: 0.246, SLG: 0.330			1-0 2B 2B		0-2 2B 2B		1-2 F8			3	2	2	0	0	0	0									
15 Brandon Inge, R OBP: 0.282, SLG: 0.357			0-3 K		0-3 K		0-3 K			3	0	0	0	0	3	2									
Inning Stats	R: 0 E: 0 K: 1 S: 6	H: 0 LOB: 0 BB: 0 P: 8	R: 0 E: 0 K: 0 S: 7	H: 1 LOB: 1 BB: 0 P: 12	R: 2 E: 0 K: 1 S: 18	H: 3 LOB: 1 BB: 0 P: 25	R: 0 E: 0 K: 1 S: 13	H: 0 LOB: 0 BB: 0 P: 20	R: 1 E: 0 K: 2 S: 13	H: 2 LOB: 1 BB: 0 P: 14	R: 0 E: 0 K: 1 S: 9	H: 1 LOB: 0 BB: 0 P: 17	R: 0 E: 0 K: 1 S: 8	H: 0 LOB: 0 BB: 0 P: 9	R: 0 E: 0 K: 1 S: 7	H: 0 LOB: 0 BB: 0 P: 10	R: 0 E: 0 K: 1 S: 8	H: 0 LOB: 0 BB: 0 P: 9	1B: 2 2B: 5 3B: 0 HR: 0	SF: 0 SAC: 0 DP: 0 HBP: 0	WP: 0 PB: 0 SB: 0 CS: 0	PA: 34			
PITCHER	IP	WLS	BF	H	R	ER	SO	BB	IBB	HBP	BLK	WP	HR	S	P	ERA	WHIP								
Orlando Hernandez, R ERA: 3.52	7.0	W	28	7	3	3	7	0	0	0	0	0	0	74	105	3.86	1.000								
Mike Stanton, L ERA: 2.9	1.0		3	0	0	0	0	0	0	0	0	0	0	7	10	0.00	0.000								
Sterling Hitchcock, L ERA: 5.26	1.0		3	0	0	0	1	0	0	0	0	0	0	8	9	0.00	0.000								

Detroit Tigers @ New York Yankees
 Yankee Stadium, Bronx, NY
 Thu Sep 05 2002, 7:05 PM EDT
 Att: 28,222 - Sunny - 78 F

AB 34
 R 3
 H 7
 RBI 3
 BB 0
 SO 8
 LOB 10



Batter	1	2	3	4	5	6	7	8	9	AB	R	H	RBI	BB	SO	LOB	BOTTOM								
Alfonso Soriano, R OBP: 0.335, SLG: 0.562	1-1 F7		2-1 2B 25 1B	2-1 25 S SH5-3 1B		0-1 G5-4-3		3-2 25 BB 1B		4	3	2	0	0	0	1									
2 Derek Jeter, R OBP: 0.376, SLG: 0.421	0-0 F7		3-1 25 E 20 2B 1B	0-0 SH5-3		4-2 25 S BB		2-0 F7		3	1	1	0	1	0	1									
25 Jason Giambi, L OBP: 0.431, SLG: 0.575	1-2 G6-3		0-0 E9 20 2B 1B	3-2 G6-4-3 1B		3-3 K		4-0 1B BB		4	1	2	2	1	1	1									
Nick Johnson, L OBP: 0.344, SLG: 0.417			1-3 3H 1B	1-0 L6		1-2 G6-4-3		1-2 BB		0	0	0	0	0	0	0									
Bernie Williams, S OBP: 0.422, SLG: 0.501		4-1 20 G4-3 2B BB	1-0 L6	2-0 G6-4-3		1-1 F7		2-2 1B		4	1	1	1	1	0	3									
57 Drew Henson, R OBP: 0.376, SLG: 0.490		2-2 G4-3	1-0 1B 2B		2-1 FC4-6 1B		0-0 E5 HR	1-1 F8		5	2	2	1	0	0	3									
20 Jorge Posada, S OBP: 0.375, SLG: 0.490		1-2 2B	1-3 3H 2B	0-2 2B		2-0 FC4-6		1-3 K		4	0	2	2	0	1	2									
Robin Ventura, L OBP: 0.376, SLG: 0.483		0-0 2B	0-2 2B	2-3 3H 1B		1-2 F8		1-3 HR		4	1	2	3	0	1	2									
Raul Mondesi, R OBP: 0.312, SLG: 0.447		1-3 K	0-1 2B	1-3 2B		1-0 F8		1-0 HR		4	1	2	3	0	1	2									
Rondell White, R OBP: 0.286, SLG: 0.355		4-1 FC6-4 BB	4-1 G4-3		3-2 G6-3		2-3 K			3	0	0	0	1	1	3									
Juan Rivera, R OBP: 0.259, SLG: 0.280		1-2 FC6-4	1-0 F9		1-0 G5-4-3 1B		0-3 K			4	0	1	0	0	1	4									
Inning Stats	R: 0 E: 0 K: 0 S: 6	H: 0 LOB: 0 BB: 0 P: 8	R: 1 E: 0 K: 1 S: 12	H: 1 LOB: 2 BB: 2 P: 24	R: 4 E: 1 K: 0 S: 15	H: 5 LOB: 2 BB: 0 P: 25	R: 1 E: 0 K: 0 S: 7	H: 2 LOB: 0 BB: 0 P: 14	R: 0 E: 0 K: 0 S: 8	H: 1 LOB: 1 BB: 0 P: 16	R: 0 E: 0 K: 1 S: 8	H: 1 LOB: 1 BB: 1 P: 16	R: 2 E: 1 K: 2 S: 11	H: 1 LOB: 0 BB: 0 P: 16	R: 1 E: 0 K: 1 S: 13	H: 2 LOB: 2 BB: 1 P: 25	1B: 9 2B: 3 3B: 0 HR: 1	SF: 0 SAC: 1 DP: 2 HBP: 1	WP: 0 PB: 0 SB: 2 CS: 0	PA: 41					
PITCHER	IP	WLS	BF	H	R	ER	SO	BB	IBB	HBP	BLK	WP	HR	S	P	ERA	WHIP								
Steve Sparks, R ERA: 5.92	2.1	L	16	6	5	1	0	2	0	0	0	0	0	29	50	19.29	3.429								
Jeff Farnsworth, R ERA: 5.79	3.1		13	4	1	1	0	1	0	0	0	0	0	24	47	2.70	1.500								
Jamie Walker, L ERA: 4.19	1.0		4	0	1	1	2	0	0	0	0	0	0	10	15	9.00	0.000								
Jose Paniagua, R ERA: 5.83	1.1		8	3	2	1	2	1	0	0	0	0	1	17	32	6.75	3.000								

Detroit Tigers @ New York Yankees
 Yankee Stadium, Bronx, NY
 Thu Sep 05 2002, 7:05 PM EDT
 Att: 28,222 - Sunny - 78 F

AB 35
 R 9
 H 13
 RBI 9
 BB 4
 SO 5
 LOB 20



Batter	1	2	3	4	5	6	7	8	9	AB	R	H	RBI	BB	SO	LOB	TOP					
Hiram Bocachica, R (1, 8) OBP: 0.265, SLG: 0.413			SH1-3		K2-3			K		3	1	1	0	0	2	1						
Damion Easley, R (1, 4) OBP: 0.307, SLG: 0.346			L8			G1-3		F7		4	0	0	0	0	0	2						
Bobby Higginson, L (1, 7) OBP: 0.354, SLG: 0.429			F7			L8			G4-3	4	0	0	1	0	0	1						
Randall Simon, L (1, 10) OBP: 0.318, SLG: 0.457				G5-3		L3				4	0	1	0	0	0	0						
Robert Fick, L (1, 9) OBP: 0.329, SLG: 0.441					L3 HBP			L9		3	0	1	0	0	0	1						
Carlos Pena, L (1, 3) OBP: 0.309, SLG: 0.434		K		L3				K		4	0	0	0	0	2	3						
Chris Truby, R (1, 5) OBP: 0.246, SLG: 0.333		K				G5-3				3	0	1	0	0	1	1						
Ramon Santiago, S (1, 6) OBP: 0.305, SLG: 0.370		P6						L6		3	0	1	0	0	0	2						
15 Brandon Inge, R (1, 2) OBP: 0.280, SLG: 0.354			E5 L8 SH1-3			P5			G3-1	3	0	0	0	0	0	1						
Inning Stats	R: 1 E: 0 K: 0 S: 9	H: 1 LOB: 0 BB: 0 P: 11	R: 0 E: 0 K: 2 S: 17	H: 1 LOB: 1 BB: 0 P: 22	R: 0 E: 1 K: 0 S: 7	H: 0 LOB: 1 BB: 0 P: 8	R: 0 E: 0 K: 0 S: 6	H: 0 LOB: 0 BB: 0 P: 8	R: 0 E: 0 K: 1 S: 12	H: 1 LOB: 1 BB: 0 P: 17	R: 0 E: 0 K: 1 S: 9	H: 0 LOB: 0 BB: 0 P: 12	R: 0 E: 0 K: 1 S: 7	H: 1 LOB: 1 BB: 0 P: 7	R: 0 E: 0 K: 1 S: 7	H: 0 LOB: 0 BB: 0 P: 8	R: 0 E: 0 K: 0 S: 9	H: 1 LOB: 1 BB: 0 P: 12	1B: 3 2B: 3 3B: 0 HR: 0	SF: 0 SAC: 1 DP: 1 HBP: 1	WP: 0 PB: 0 SB: 1 CS: 0	PA: 33
PITCHER David Wells, L (1, 1) ERA: 4.0	IP: 9.0 WLS: W BF: 33	H: 5 R: 1 ER: 1 SO: 5	BB: 0 IBB: 0 HBP: 1 BLK: 0	WP: 0 HR: 0 S: 83 P: 105	ERA: 1.00 WHIP: 0.556	PITCHER										IP: 9.0 WLS: W BF: 33	H: 5 R: 1 ER: 1 SO: 5	BB: 0 IBB: 0 HBP: 1 BLK: 0	WP: 0 HR: 0 S: 83 P: 105	ERA: 1.00 WHIP: 0.556		

Detroit Tigers @ New York Yankees
Yankee Stadium, Bronx, NY
Fri Sep 06 2002, 7:05 PM EDT
Att: 41,114 - Cloudy - 76 F

AB 31
R 1
H 5
RBI 1
BB 0
SO 5
LOB 12



Batter	1	2	3	4	5	6	7	8	9	AB	R	H	RBI	BB	SO	LOB	BOTTOM					
Alfonso Soriano, R (1, 4) OBP: 0.334, SLG: 0.560	K			F8	25 1B 1B	F3				4	1	1	0	0	1	0						
2 Derek Jeter, R (1, 6) OBP: 0.375, SLG: 0.420	K			G6-3	25 1B 1B		G6-3			4	1	1	1	0	1	0						
25 Jason Giambi, L (1, 3) OBP: 0.433, SLG: 0.582					20 1B 1B					4	3	3	2	0	0	0						
Nick Johnson, L (8, 3) OBP: 0.344, SLG: 0.417	F2			20 2B 1B	20 1B 1B		HR			0	0	0	0	0	0	0						
Bernie Williams, S (1, 10) OBP: 0.423, SLG: 0.501		K		20 2B 1B	20 1B 1B		K			4	1	2	1	0	2	0						
20 Jorge Posada, S (1, 2) OBP: 0.376, SLG: 0.492		P4		1-2 1B	1-2 3-H 1B		F7			4	1	2	2	0	0	0						
Raul Mondesi, R (1, 8) OBP: 0.312, SLG: 0.446		P4		1-3 2-H 2B	1-1 1B 1B			G5-3		4	0	1	1	0	0	2						
Ron Coomer, R (1, 5) OBP: 0.319, SLG: 0.412			F9		ES4 1B	FC6-4 1B		F8		4	0	1	0	0	0	1						
Rondell White, R (1, 7) OBP: 0.286, SLG: 0.353			F7		FC5-4 1B 1B		G6-4-3 HBP	G5-3		3	1	0	0	0	0	1						
Juan Rivera, R (1, 9) OBP: 0.233, SLG: 0.250			K		L9		G6-4-3			3	0	0	0	0	1	2						
Inning Stats	R: 0 E: 0 K: 2 S: 10	H: 0 LOB: 0 BB: 0 P: 14	R: 0 E: 0 K: 1 S: 11	H: 0 LOB: 0 BB: 0 P: 16	R: 0 E: 0 K: 1 S: 7	H: 0 LOB: 0 BB: 0 P: 12	R: 1 E: 0 K: 0 S: 14	H: 3 LOB: 2 BB: 0 P: 21	R: 6 E: 1 K: 0 S: 23	H: 7 LOB: 1 BB: 0 P: 37	R: 0 E: 0 K: 0 S: 3	H: 0 LOB: 0 BB: 0 P: 5	R: 1 E: 0 K: 1 S: 9	H: 1 LOB: 0 BB: 0 P: 13	R: 0 E: 0 K: 0 S: 6	H: 0 LOB: 0 BB: 0 P: 9	R: 0 E: 0 K: 0 S: 9	H: 1 LOB: 1 BB: 0 P: 12	1B: 9 2B: 1 3B: 0 HR: 1	SF: 0 SAC: 0 DP: 1 HBP: 1	WP: 0 PB: 0 SB: 0 CS: 0	PA: 35
PITCHER Mark Redman, L (1, 1) ERA: 3.89	IP: 4.2 WLS: L BF: 23	H: 9 R: 7 ER: 7 SO: 4	BB: 0 IBB: 0 HBP: 0 BLK: 0	WP: 0 HR: 0 S: 62 P: 96	ERA: 13.50 WHIP: 1.929	PITCHER										IP: 2.1 WLS: 9 BF: 9	H: 2 R: 1 ER: 1 SO: 1	BB: 0 IBB: 0 HBP: 1 BLK: 0	WP: 0 HR: 0 S: 15 P: 22	ERA: 3.86 WHIP: 0.857		
Adam Bernero, R (5, 1) ERA: 8.14	IP: 1.0 WLS: 3 BF: 0	H: 0 R: 0 ER: 0 SO: 0	BB: 0 IBB: 0 HBP: 0 BLK: 0	WP: 0 HR: 0 S: 6 P: 9	ERA: 0.00 WHIP: 0.000	PITCHER										IP: 1.0 WLS: 3 BF: 0	H: 0 R: 0 ER: 0 SO: 0	BB: 0 IBB: 0 HBP: 0 BLK: 0	WP: 0 HR: 0 S: 6 P: 9	ERA: 0.00 WHIP: 0.000		
Oscar Henriquez, R (8, 1) ERA: 3.81																						

Detroit Tigers @ New York Yankees
Yankee Stadium, Bronx, NY
Fri Sep 06 2002, 7:05 PM EDT
Att: 41,114 - Cloudy - 76 F

AB 34
R 8
H 11
RBI 7
BB 0
SO 5
LOB 6



Batter	1	2	3	4	5	6	7	8	9	AB	R	H	RBI	BB	SO	LOB	TOP							
George Lombard, L (1, 8) OBP: 0.343, SLG: 0.428 Hiram Bocachica, R (8, 8) OBP: 0.265, SLG: 0.413										4	0	1	0	0	3	0								
Damion Easley, R (1, 4) OBP: 0.306, SLG: 0.345										4	0	1	0	0	0	2								
Bobby Higginson, L (1, 7) OBP: 0.351, SLG: 0.424										4	0	0	0	0	3	1								
Randall Simon, L (1, 10) OBP: 0.315, SLG: 0.453										4	0	0	0	0	0	1								
Robert Fick, L (1, 9) OBP: 0.329, SLG: 0.439										4	0	1	0	0	2	1								
Eric Munson, L (1, 3) OBP: 0.500, SLG: 1.250										4	1	2	1	0	0	0								
Chris Truby, R (1, 5) OBP: 0.246, SLG: 0.332										4	1	1	0	0	1	2								
20 Omar Infante, R (1, 6) OBP: 0.333, SLG: 0.333										3	0	1	1	0	0	0								
15 Brandon Inge, R (1, 2) OBP: 0.277, SLG: 0.350										3	0	0	0	0	1	1								
Inning Stats	R: 0 E: 0 K: 2 S: 8	H: 0 LOB: 0 BB: 0 P: 14	R: 1 E: 0 K: 2 S: 12	H: 1 LOB: 0 BB: 0 P: 16	R: 0 E: 0 K: 1 S: 10	H: 0 LOB: 0 BB: 0 P: 15	R: 0 E: 0 K: 1 S: 9	H: 0 LOB: 0 BB: 0 P: 12	R: 0 E: 0 K: 1 S: 6	H: 0 LOB: 0 BB: 0 P: 10	R: 0 E: 0 K: 1 S: 7	H: 0 LOB: 0 BB: 0 P: 9	R: 0 E: 0 K: 1 S: 12	H: 1 LOB: 1 BB: 0 P: 17	R: 1 E: 1 K: 1 S: 15	H: 3 LOB: 2 BB: 0 P: 23	R: 0 E: 0 K: 1 S: 10	H: 2 LOB: 2 BB: 0 P: 18	1B: 6 2B: 0 3B: 0 HR: 1	SF: 0 SAC: 0 DP: 0 HBP: 0	WP: 0 PB: 0 SB: 0 CS: 0	PA: 34		
PITCHER	IP	WLS	BF	H	R	ER	SO	BB	IBB	HBP	BLK	WP	HR	S	P	ERA	WHIP							
35 Mike Mussina, R (1, 1) ERA: 4.6	8.0	L	29	5	2	2	10	0	0	0	0	0	1	79	116	2.25	0.625							
Mike Stanton, L (9, 1) ERA: 2.99	0.2		4	2	0	0	0	0	0	0	0	0	0	7	13	0.00	3.000							
Ramiro Mendoza, R (9, 1) ERA: 2.94	0.1		1	0	0	0	0	0	0	0	0	0	0	3	5	0.00	0.000							

Detroit Tigers @ New York Yankees
Yankee Stadium, Bronx, NY
Sat Sep 07 2002, 4:05 PM EDT
Att: 40,541 - Sunny - 83 F

AB	34
R	2
H	7
RBI	2
BB	0
SO	10
LOB	8



Batter	1	2	3	4	5	6	7	8	9	AB	R	H	RBI	BB	SO	LOB	BOTTOM							
Alfonso Soriano, R (1, 4) OBP: 0.336, SLG: 0.560										5	0	3	1	0	0	1								
2 Derek Jeter, R (1, 6) OBP: 0.374, SLG: 0.417										4	0	0	0	1	0	2								
25 Jason Giambi, L (1, 10) OBP: 0.434, SLG: 0.580										2	0	0	0	2	2	1								
Bernie Williams, S (1, 8) OBP: 0.420, SLG: 0.497										4	0	0	0	0	1	5								
20 Jorge Posada, S (1, 2) OBP: 0.375, SLG: 0.490									4	0	1	0	0	0	3									
Robin Ventura, L (1, 5) OBP: 0.377, SLG: 0.482										3	0	1	0	1	1	1								
Raul Mondesi, R (1, 9) OBP: 0.311, SLG: 0.443									3	1	0	0	1	0	4									
Nick Johnson, L (1, 3) OBP: 0.340, SLG: 0.412									4	0	0	0	0	2	5									
Juan Rivera, R (1, 7) OBP: 0.242, SLG: 0.258 John Vander Wal, L (9, PH) OBP: 0.339, SLG: 0.456 Enrique Wilson, S (9, PR) OBP: 0.253, SLG: 0.318									3	0	1	0	0	1	2									
									1	0	1	0	0	0	0									
									0	0	0	0	0	0	0									
Inning Stats	R: 0 E: 0 K: 0 S: 9	H: 0 LOB: 1 BB: 1 P: 18	R: 0 E: 1 K: 2 S: 9	H: 1 LOB: 1 BB: 0 P: 15	R: 0 E: 0 K: 1 S: 12	H: 1 LOB: 3 BB: 2 P: 22	R: 1 E: 0 K: 0 S: 13	H: 2 LOB: 2 BB: 1 P: 21	R: 0 E: 0 K: 1 S: 7	H: 0 LOB: 0 BB: 0 P: 12	R: 0 E: 0 K: 1 S: 10	H: 1 LOB: 2 BB: 0 P: 15	R: 0 E: 0 K: 1 S: 10	H: 1 LOB: 1 BB: 0 P: 13	R: 0 E: 0 K: 0 S: 6	H: 0 LOB: 1 BB: 1 P: 15	R: 0 E: 0 K: 1 S: 11	H: 1 LOB: 1 BB: 0 P: 18	1B: 6 2B: 1 3B: 0 HR: 0	SF: 0 SAC: 0 DP: 0 HBP: 1	WP: 1 PB: 0 SB: 1 CS: 1	PA: 39		
PITCHER	IP	WLS	BF	H	R	ER	SO	BB	IBB	HBP	BLK	WP	HR	S	P	ERA	WHIP							
Brian Powell, R (1, 1) ERA: 4.82	5.1		25	5	1	1	4	4	0	0	0	0	0	55	96	1.69	1.688							
Jamie Walker, L (6, 1) ERA: 4.15	0.1		1	0	0	0	1	0	0	0	0	0	0	3	4	0.00	0.000							
Franklyn German, R (6, 1) ERA: 4.15	1.1	W	5	1	0	0	1	0	0	1	0	0	0	12	16	0.00	0.750							
Oscar Henriquez, R (8, 1) ERA: 3.67	1.0	H	4	0	0	0	0	1	0	0	0	0	0	6	15	0.00	1.000							
Juan Acevedo, R (9, 1) ERA: 2.84	1.0	S	4	1	0	0	1	0	0	0	0	0	0	11	18	0.00	1.000							

Detroit Tigers @ New York Yankees
Yankee Stadium, Bronx, NY
Sat Sep 07 2002, 4:05 PM EDT
Att: 40,541 - Sunny - 83 F


AB	33
R	1
H	7
RBI	1
BB	5
SO	7
LOB	24



Batter	1	2	3	4	5	6	7	8	9	AB	R	H	RBI	BB	SO	LOB	TOP										
George Lombard, L (1, 8) OBP: 0.336, SLG: 0.419 Hiram Bocachica, R (8, 8) OBP: 0.264, SLG: 0.410	1-1 F9		2-2 G4-3		3-3 K		3-1 F7		0-0 FC5-4	4	0	0	0	0	1	1											
Damion Easley, R (1, 4) OBP: 0.309, SLG: 0.351	1-1 F8			0-2 WP	0-3 K			3-2 CS		4	1	2	0	0	1	0											
Bobby Higginson, L (1, 7) OBP: 0.354, SLG: 0.426	1-0 HBP			3-2 WP		1-2 G4-6-3		3-3 K		3	1	2	1	0	1	1											
Robert Fick, L (1, 9) OBP: 0.328, SLG: 0.438	2-3 K			1-2 WP		2-2 G4-6-3		3-3 K		4	1	1	0	0	2	2											
Carlos Pena, L (1, 3) OBP: 0.308, SLG: 0.432		1-3 K		3-2 P6		2-2 K			1-3 K	4	0	1	0	0	2	2											
Eric Munson, L (1, 10) OBP: 0.375, SLG: 0.750	1-1 G3			0-0 P6		2-3 K			1-2 FC1-4	4	0	1	0	0	1	3											
Chris Truby, R (1, 5) OBP: 0.246, SLG: 0.334	1-1 F2			2-2 1-H 2-H			0-1 F7		1-1 FC1-4	4	1	1	1	0	0	1											
20 Omar Infante, R (1, 6) OBP: 0.429, SLG: 0.571			0-3 K	1-2 F8			0-0 K		0-0 1B	4	0	2	0	0	1	1											
Matt Walbeck, S (1, 2) OBP: 0.264, SLG: 0.265 Randall Simon, L (9, PH) OBP: 0.316, SLG: 0.454 Damian Jackson, R (9, PR) OBP: 0.324, SLG: 0.362			1-1 G4-3		2-2 P6		1-3 K2-3		0-1 FC5-4	3	0	0	0	0	1	1											
Inning Stats	R: 0 E: 0 K: 1 S: 8	H: 0 LOB: 1 BB: 0 P: 13	R: 0 E: 0 K: 1 S: 7	H: 0 LOB: 0 BB: 0 P: 10	R: 0 E: 0 K: 1 S: 9	H: 0 LOB: 0 BB: 0 P: 12	R: 3 E: 0 K: 0 S: 22	H: 4 LOB: 1 BB: 0 P: 32	R: 0 E: 0 K: 1 S: 15	H: 2 LOB: 1 BB: 0 P: 20	R: 0 E: 0 K: 1 S: 10	H: 1 LOB: 1 BB: 0 P: 14	R: 0 E: 0 K: 2 S: 11	H: 1 LOB: 0 BB: 0 P: 20	R: 1 E: 0 K: 1 S: 12	H: 3 LOB: 2 BB: 0 P: 15	1B: 8 2B: 3 HR: 0	SF: 0 SAC: 0 DP: 1 HBP: 1	WP: 3 PB: 0 SB: 1 CS: 1	PA: 37							
PITCHER	IP	WLS	BF	H	R	ER	SO	BB	IBB	HBP	BLK	WP	HR	S	P	ERA	WHIP										
Roger Clemens, R (1, 1) ERA: 4.28	7.0		28	7	3	3	7	0	0	1	0	2	0	88	124	3.86	1.000										
Mike Stanton, L (8, 1) ERA: 2.95	1.1	W	5	2	1	1	3	0	0	0	0	0	0	17	28	6.75	1.500										
Steve Karsay, R (9, 1) ERA: 3.11	0.2	S	4	2	0	0	0	0	0	0	0	0	0	6	7	0.00	3.000										

Detroit Tigers @ New York Yankees
Yankee Stadium, Bronx, NY
Sun Sep 08 2002, 1:05 PM EDT
Att: 39,302 - Sunny - 78 F


AB 36
R 4
H 11
RBI 3
BB 0
SO 10
LOB 14



Batter	1	2	3	4	5	6	7	8	9	AB	R	H	RBI	BB	SO	LOB	BOTTOM										
Alfonso Soriano, R (1, 4) OBP: 0.335, SLG: 0.557	0-1 P4		0-0 F9		0-0 G5-3		0-0 SH1-3			3	0	0	0	0	0	1											
2 Derek Jeter, R (1, 6) OBP: 0.373, SLG: 0.421	3-1 F8		0-2 F8		HR		0-0 G6-3			4	1	1	1	0	0	2											
25 Jason Giambi, L (1, 3) OBP: 0.434, SLG: 0.584	4-2 BB		1-2 HR		F9		3-3 K			3	1	1	2	1	1	1											
Bernie Williams, S (1, 8) OBP: 0.420, SLG: 0.499	1-0 G4-3		3-2 HR		20 FC6-4			3-1 F9		4	0	2	0	0	0	1											
20 Jorge Posada, S (1, 2) OBP: 0.376, SLG: 0.491		2-1 F9	1-1 F7		0-1 FC6-4			4-2 F9		3	1	1	0	1	0	2											
Raul Mondesi, R (1, 9) OBP: 0.311, SLG: 0.440		2-2 F9		2-1 F5		0-1 G4-3		4-2 HR		3	1	0	0	1	0	1											
Ron Coomer, R (1, 5) OBP: 0.312, SLG: 0.403 Robin Ventura, L (6, PH) OBP: 0.376, SLG: 0.481		0-3 K		3-2 G6-3		0-1 F7		2-2 F9		3	0	0	0	0	1	1											
Rondell White, R (1, 10) OBP: 0.288, SLG: 0.361		0-1 F8		1-2 K		2-3 K		3-1 HR		4	1	2	3	0	1	1											
Juan Rivera, R (1, 7) OBP: 0.243, SLG: 0.286			2-1 E6		1-0 F8		0-0 SH1-3			4	1	1	0	0	1	1											
Inning Stats	R: 0 E: 0 K: 0 S: 9	H: 1 LOB: 1 BB: 1 P: 17	R: 0 E: 0 K: 1 S: 10	H: 1 LOB: 0 BB: 0 P: 14	R: 2 E: 1 K: 0 S: 14	H: 2 LOB: 1 BB: 0 P: 21	R: 0 E: 0 K: 0 S: 9	H: 1 LOB: 1 BB: 0 P: 16	R: 1 E: 0 K: 0 S: 10	H: 2 LOB: 1 BB: 0 P: 16	R: 0 E: 0 K: 1 S: 8	H: 0 LOB: 0 BB: 0 P: 10	R: 0 E: 0 K: 1 S: 6	H: 1 LOB: 1 BB: 0 P: 9	R: 3 E: 1 K: 1 S: 16	H: 1 LOB: 0 BB: 2 P: 34	1B: 2 2B: 3 3B: 0 HR: 3	SF: 0 SAC: 1 DP: 0 HBP: 0	WP: 0 PB: 0 SB: 0 CS: 0	PA: 36							
PITCHER	IP	WLS	BF	H	R	ER	SO	BB	IBB	HBP	BLK	WP	HR	S	P	ERA	WHIP										
50 Andy Van Hekken, L (1, 1) ERA: 0.6	6.0		26	6	3	1	2	1	0	0	0	0	0	3	3	0.00	1.500										
Franklyn German, R (7, 1) ERA: 0.6	0.2		3	1	0	0	0	0	0	0	0	0	0	3	3	0.00	1.500										
Jamie Walker, L (7, 1) ERA: 4.12	0.1		1	0	0	0	1	0	0	0	0	0	0	3	6	0.00	0.000										
Oscar Henriquez, R (8, 1) ERA: 4.5	1.0	L	6	1	3	3	1	2	0	0	0	0	1	16	34	27.00	3.000										

Detroit Tigers @ New York Yankees
Yankee Stadium, Bronx, NY
Sun Sep 08 2002, 1:05 PM EDT
Att: 39,302 - Sunny - 78 F

AB 32
R 6
H 8
RBI 6
BB 3
SO 4
LOB 13



Batter	1	2	3	4	5	6	7	8	9	AB	R	H	RBI	BB	SO	LOB	TOP								
George Lombard, L (1, 8) OBP: 0.332, SLG: 0.412 Hiram Bocachica, R (7, PH) OBP: 0.262, SLG: 0.407										3	0	0	0	0	2	1									
Damion Easley, R (1, 4) OBP: 0.308, SLG: 0.349										4	0	1	0	0	0	0									
Bobby Higginson, L (1, 7) OBP: 0.353, SLG: 0.424										4	0	1	0	0	1	0									
Robert Fick, L (1, 9) OBP: 0.327, SLG: 0.435										3	0	0	0	1	2	2									
Carlos Pena, L (1, 3) OBP: 0.308, SLG: 0.429										4	1	1	0	0	2	3									
Mike Rivera, R (1, 2) OBP: 0.255, SLG: 0.333										4	0	1	0	0	1	0									
Eric Munson, L (1, 10) OBP: 0.333, SLG: 0.833										4	1	1	1	0	0	2									
Chris Truby, R (1, 5) OBP: 0.244, SLG: 0.331										3	0	0	1	0	1	0									
20 Omar Infante, R (1, 6) OBP: 0.500, SLG: 0.600										3	0	2	0	0	0	1									
Inning Stats	R: 0 H: 0 E: 0 K: 1 S: 8	H: 0 LOB: 0 BB: 0 P: 12	R: 0 H: 0 E: 0 K: 2 S: 10	H: 0 LOB: 0 BB: 0 P: 15	R: 0 H: 1 E: 0 K: 1 S: 12	H: 1 LOB: 0 BB: 0 P: 20	R: 0 H: 0 E: 0 K: 0 S: 5	H: 0 LOB: 0 BB: 0 P: 8	R: 1 H: 2 E: 0 K: 0 S: 10	H: 2 LOB: 1 BB: 0 P: 15	R: 0 H: 2 E: 0 K: 1 S: 11	H: 2 LOB: 1 BB: 0 P: 16	R: 1 H: 2 E: 0 K: 0 S: 12	H: 2 LOB: 1 BB: 0 P: 14	R: 0 H: 0 E: 0 K: 2 S: 11	H: 0 LOB: 1 BB: 1 P: 20	R: 0 H: 0 E: 0 K: 2 S: 10	H: 0 LOB: 0 BB: 0 P: 13	1B: 6 2B: 0 3B: 0 HR: 1	SF: 1 SAC: 0 DP: 0 HBP: 0	WP: 0 PB: 0 SB: 0 CS: 0	PA: 35			
PITCHER	IP	WLS	BF	H	R	ER	SO	BB	IBB	HBP	BLK	WP	HR	S	P	ERA	WHIP								
Rick Reed, R (1, 1) ERA: 3.79	6.2	W	27	7	2	2	5	0	0	0	0	0	1	66	98	2.70	1.050								
J.C. Romero, L (7, 1) ERA: 1.51	1.1	H	5	0	0	0	2	1	0	0	0	0	0	13	22	0.00	0.750								
Eddie Guardado, L (9, 1) ERA: 3.12	1.0	S	3	0	0	0	2	0	0	0	0	0	0	10	13	0.00	0.000								

Detroit Tigers @ Minnesota Twins
 Hubert H. Humphrey Metrodome, Minneapolis, MN
 Mon Sep 09 2002, 8:05 PM EDT
 Att: 11,684 - Dome - 72 F

AB 33
 R 2
 H 7
 RBI 2
 BB 1
 SO 9
 LOB 10



Batter	1	2	3	4	5	6	7	8	9	AB	R	H	RBI	BB	SO	LOB	BOTTOM								
Jacque Jones, L (1, 7) OBP: 0.339, SLG: 0.509										4	0	1	2	0	1	2									
Cristian Guzman, S (1, 6) OBP: 0.285, SLG: 0.378										4	1	1	0	0	3	2									
Corey Koskie, L (1, 5) OBP: 0.374, SLG: 0.433										4	0	1	0	0	1	0									
David Ortiz, L (1, 10) OBP: 0.344, SLG: 0.499										4	0	1	0	0	0	0									
Tori Hunter, R (1, 8) OBP: 0.335, SLG: 0.526										4	0	0	0	0	3	2									
Doug Mientkiewicz, L (1, 3) OBP: 0.372, SLG: 0.403										3	1	1	0	0	1	2									
Dustan Mohr, R (1, 9) OBP: 0.325, SLG: 0.436										2	2	1	1	1	0	0									
A.J. Pierzynski, L (1, 2) OBP: 0.335, SLG: 0.443										3	1	2	0	0	0	1									
Luis Rivas, R (1, 4) OBP: 0.296, SLG: 0.382										3	0	1	1	0	1	2									
Inning Stats	R: 0 H: 0 E: 0 K: 1 S: 7	H: 0 LOB: 0 BB: 0 P: 11	R: 0 H: 0 E: 0 K: 1 S: 9	H: 0 LOB: 0 BB: 0 P: 15	R: 2 H: 2 E: 0 K: 1 S: 13	H: 2 LOB: 0 BB: 1 P: 22	R: 0 H: 2 E: 0 K: 1 S: 10	H: 2 LOB: 1 BB: 0 P: 14	R: 0 H: 1 E: 0 K: 1 S: 7	H: 1 LOB: 0 BB: 0 P: 12	R: 1 H: 1 E: 0 K: 1 S: 10	H: 1 LOB: 0 BB: 0 P: 17	R: 2 H: 3 E: 0 K: 2 S: 12	H: 3 LOB: 1 BB: 0 P: 18	R: 0 H: 0 E: 0 K: 2 S: 9	H: 0 LOB: 0 BB: 0 P: 16	1B: 5 2B: 3 3B: 1 HR: 0	SF: 0 SAC: 0 DP: 1 HBP: 0	WP: 0 PB: 0 SB: 0 CS: 1	PA: 32					
PITCHER	IP	WLS	BF	H	R	ER	SO	BB	IBB	HBP	BLK	WP	HR	S	P	ERA	WHIP								
Mike Maroth, L (1, 1) ERA: 4.87	6.0	L	25	8	5	4	6	1	0	0	0	0	0	60	97	6.00	1.500								
Eric Eckenstahler, L (7, 1) ERA:	2.0		7	1	0	0	4	0	0	0	0	0	0	17	28	0.00	0.500								

Detroit Tigers @ Minnesota Twins
 Hubert H. Humphrey Metrodome, Minneapolis, MN
 Mon Sep 09 2002, 8:05 PM EDT
 Att: 11,684 - Dome - 72 F

AB 31
 R 5
 H 9
 RBI 4
 BB 1
 SO 10
 LOB 11

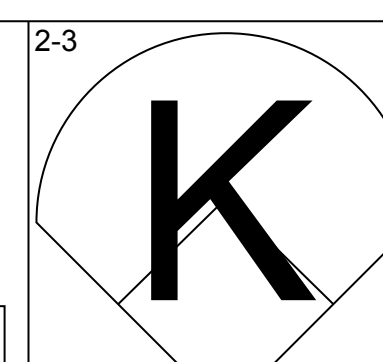
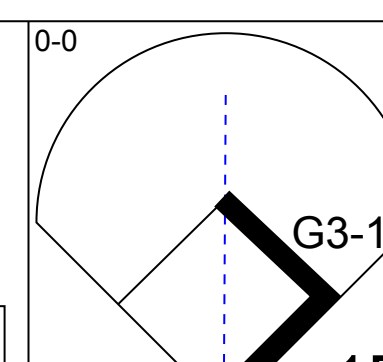
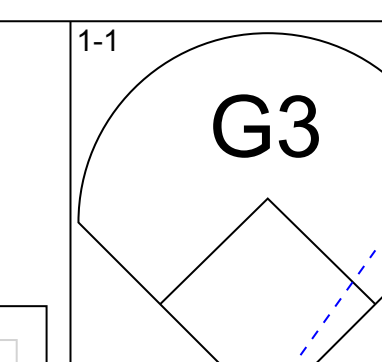
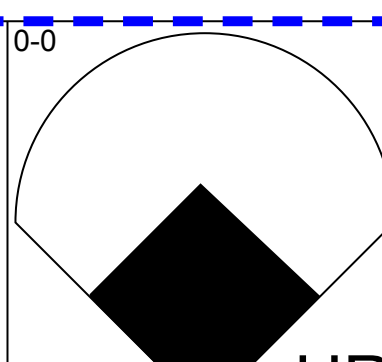

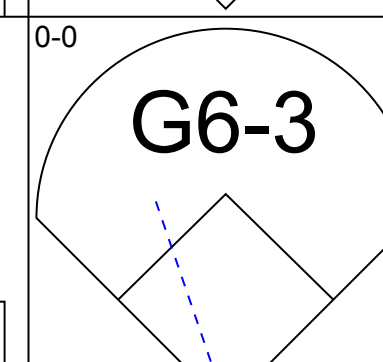
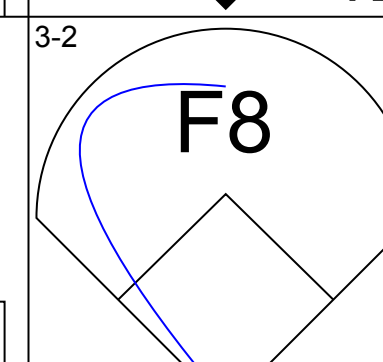
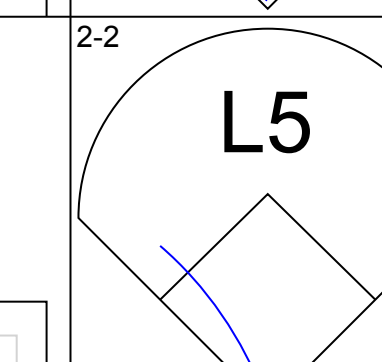
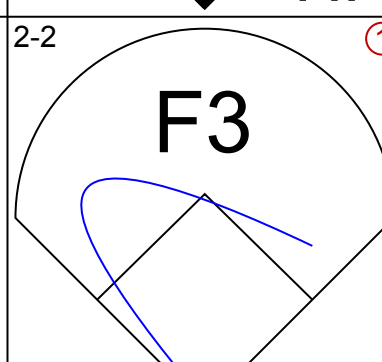
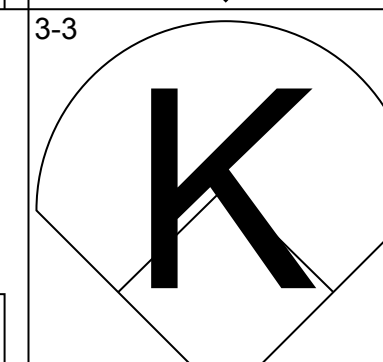
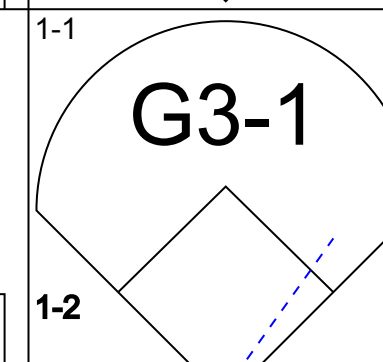
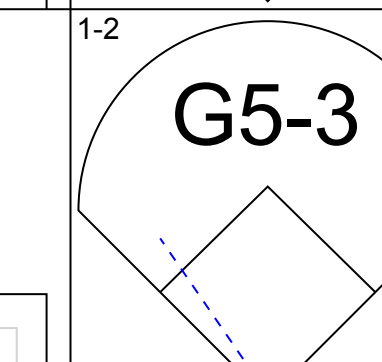
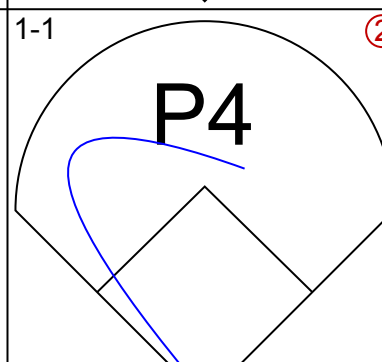
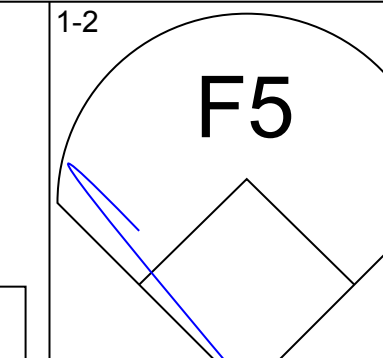
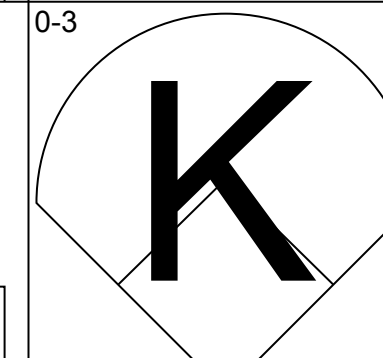
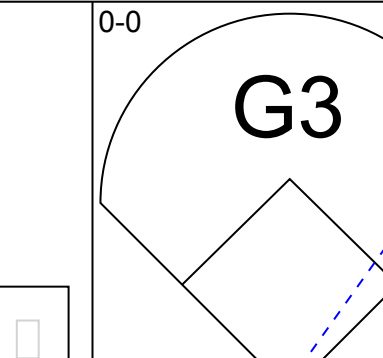
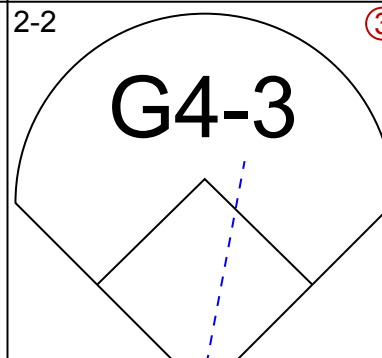
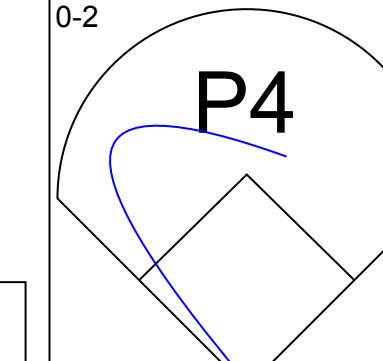
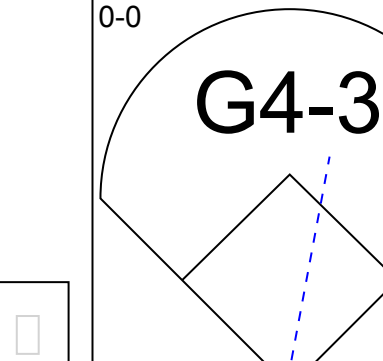
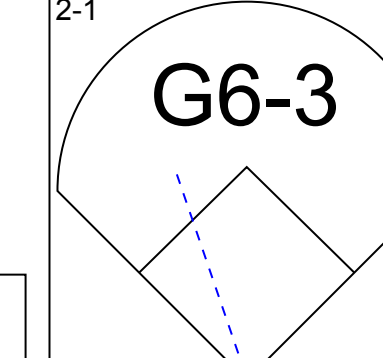
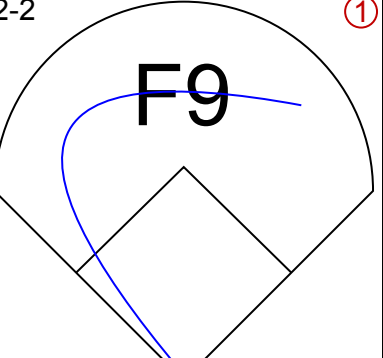
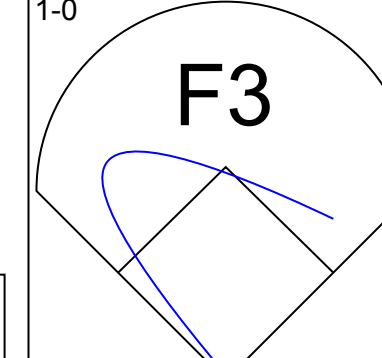
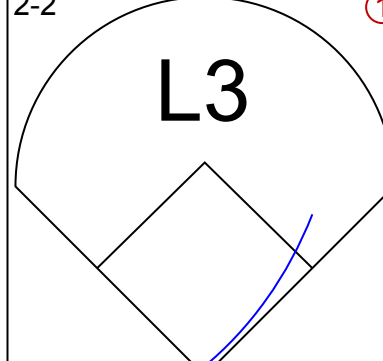
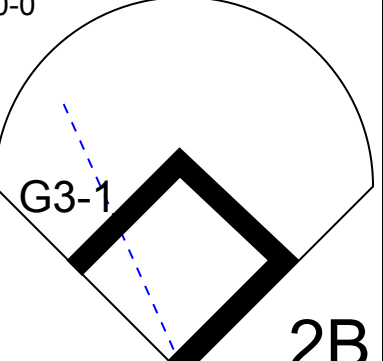
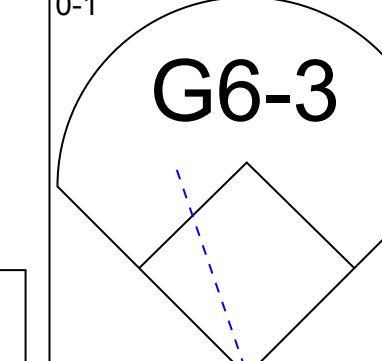
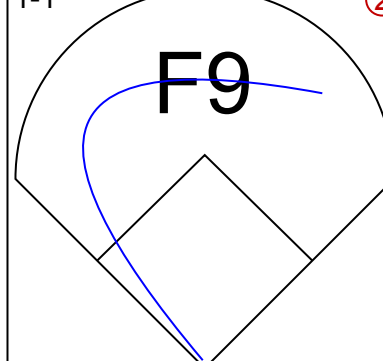
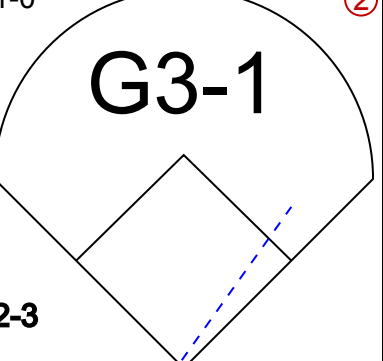
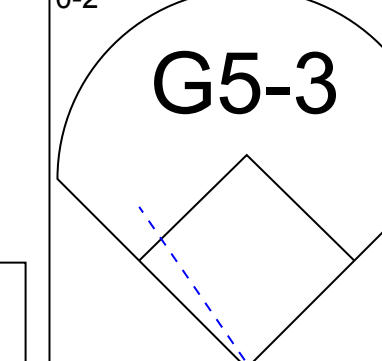
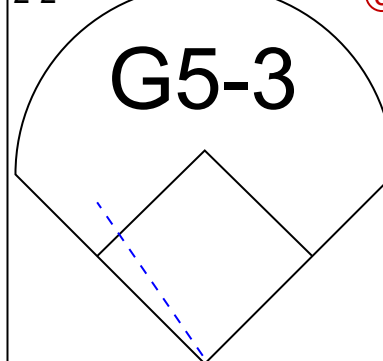
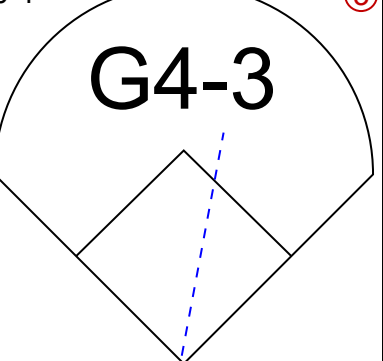
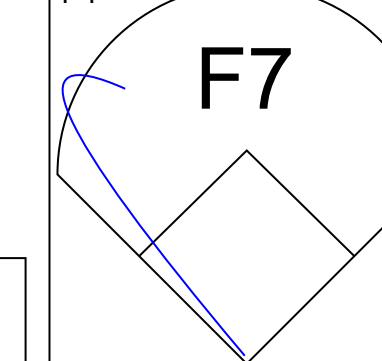


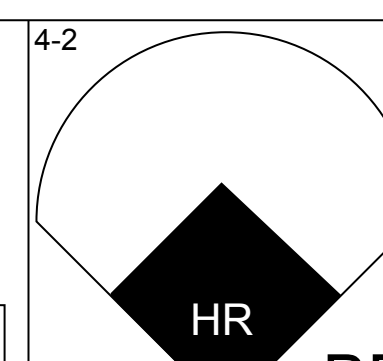
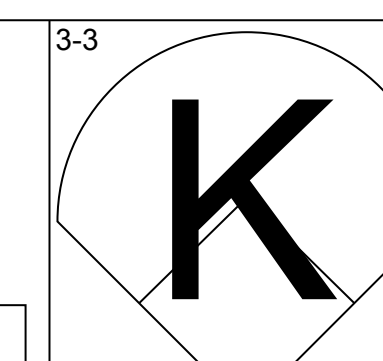
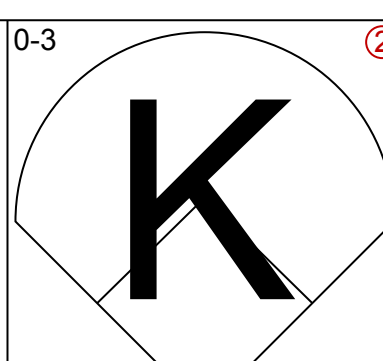
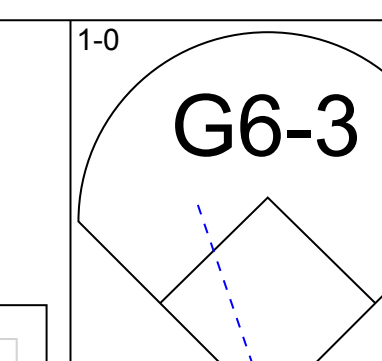

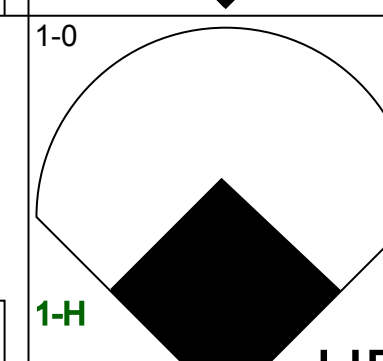
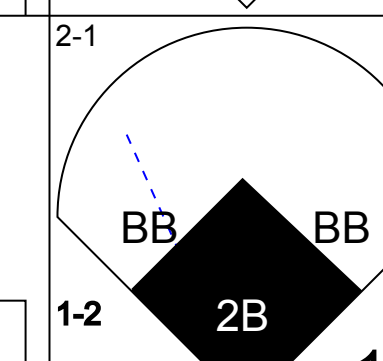
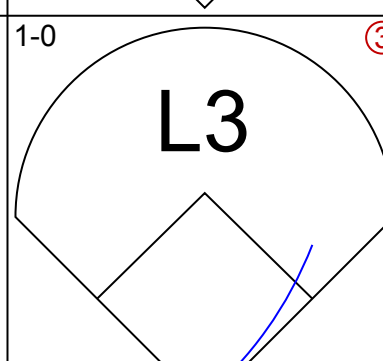
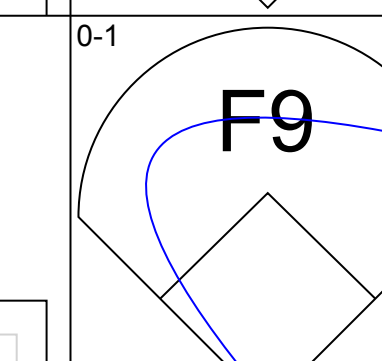
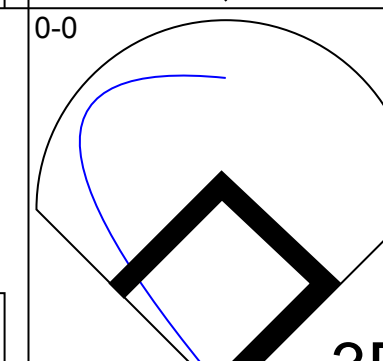
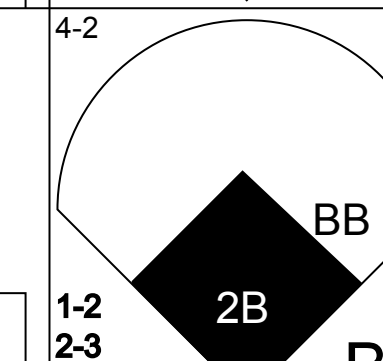
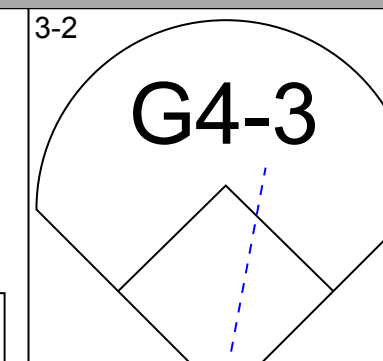
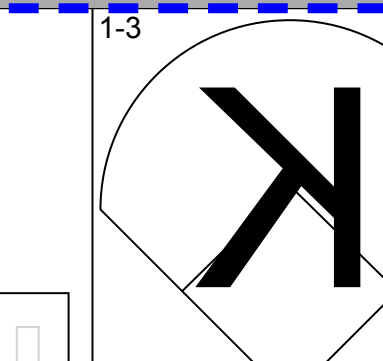
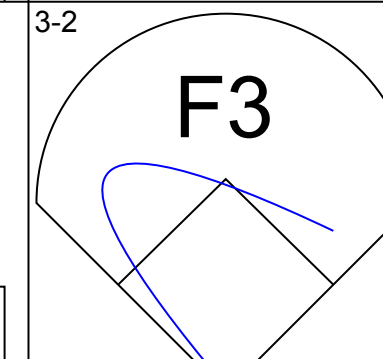
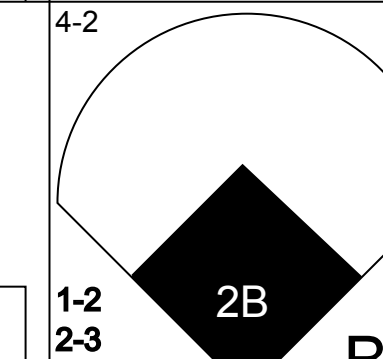
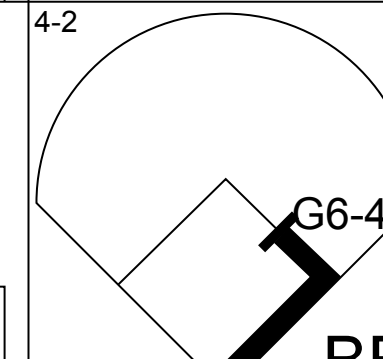

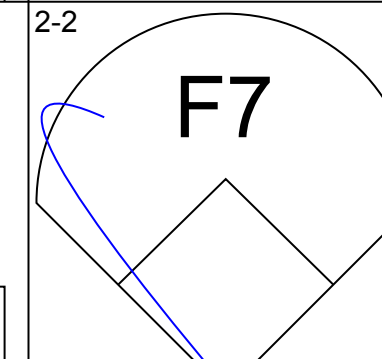
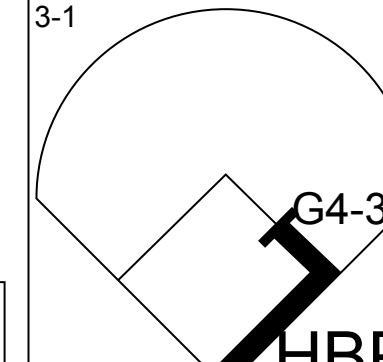
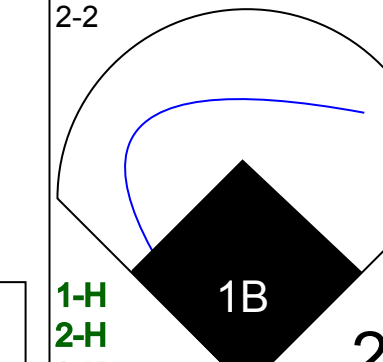

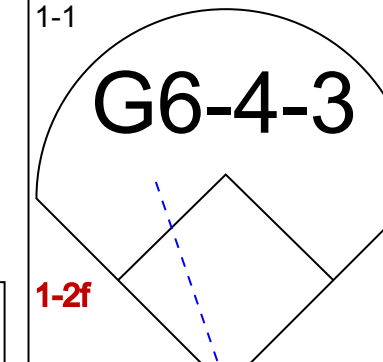
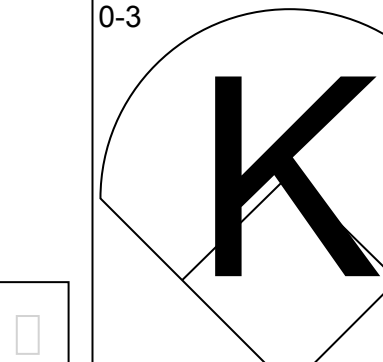
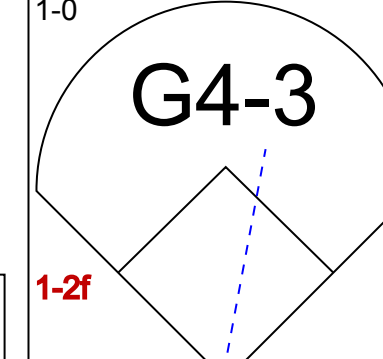
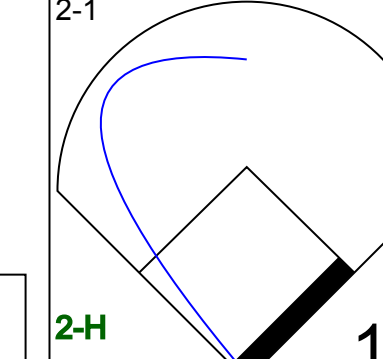
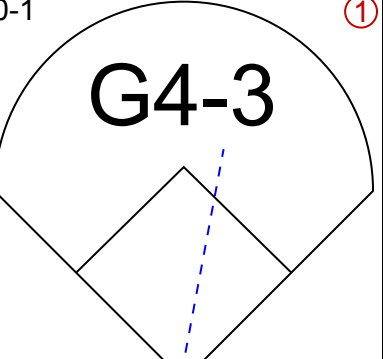
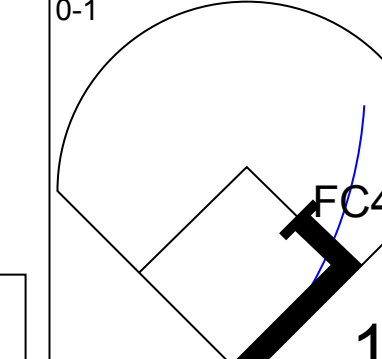

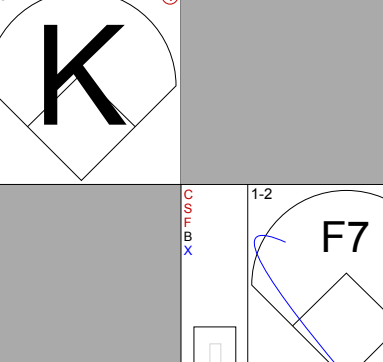
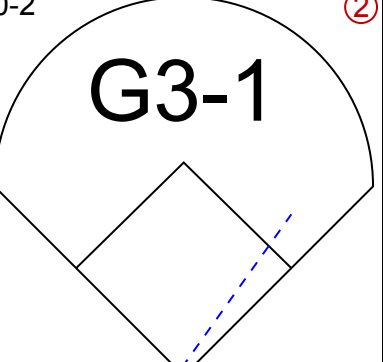
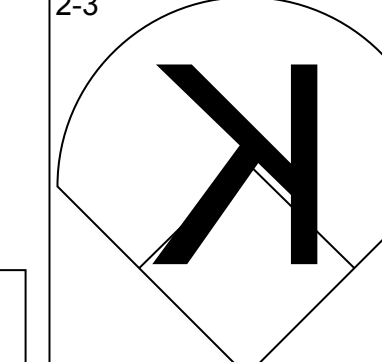
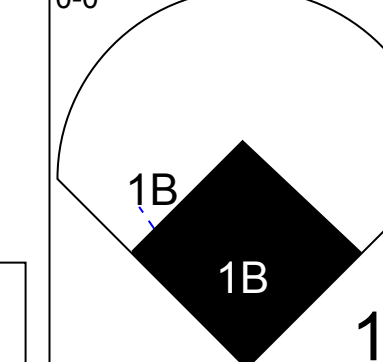
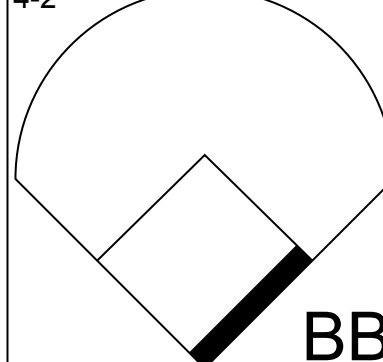
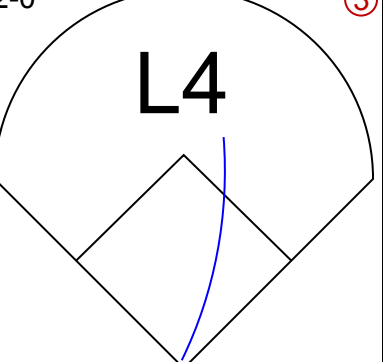
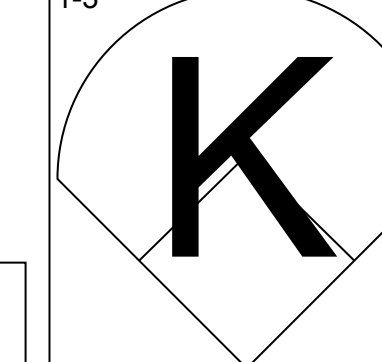
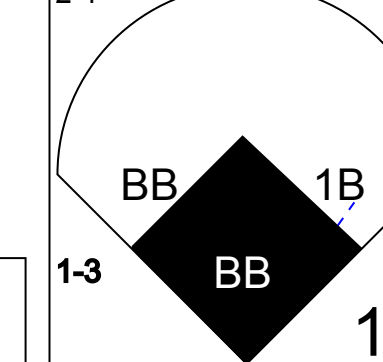
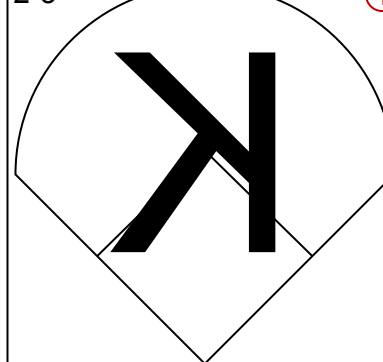
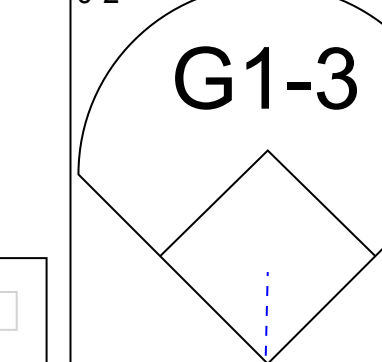
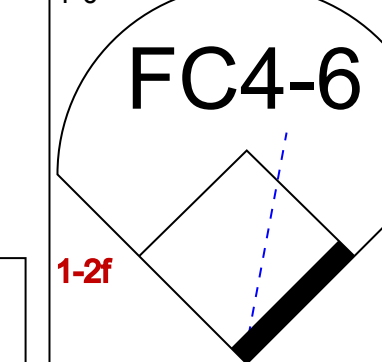
Batter	1	2	3	4	5	6	7	8	9	AB	R	H	RBI	BB	SO	LOB	TOP										
George Lombard, L (1, 8) OBP: 0.330, SLG: 0.409										4	0	1	0	0	2	0	<p>Detroit Tigers @ Minnesota Twins Hubert H. Humphrey Metrodome, Minneapolis, MN Tue Sep 10 2002, 8:05 PM EDT Att: 12,408 - Dome - 72 F</p>										
Damion Easley, R (1, 4) OBP: 0.307, SLG: 0.348										4	0	1	0	0	0	0											
Bobby Higginson, L (1, 7) OBP: 0.352, SLG: 0.423										4	0	1	0	0	1	2											
Robert Fick, L (1, 9) OBP: 0.329, SLG: 0.436										4	1	2	0	0	0	2											
Carlos Pena, L (1, 3) OBP: 0.310, SLG: 0.436										4	1	2	1	0	1	1											
Mike Rivera, R (1, 2) OBP: 0.265, SLG: 0.340										4	0	2	0	0	1	2											
Eric Munson, L (1, 10) OBP: 0.250, SLG: 0.625										4	0	0	1	0	0	1											
Chris Truby, R (1, 5) OBP: 0.244, SLG: 0.330										4	1	1	0	0	1	1											
20 Omar Infante, R (1, 6) OBP: 0.429, SLG: 0.714										4	1	1	2	0	1	0											
Inning Stats	R: 0 E: 0 K: 1 S: 7	H: 0 LOB: 0 BB: 0 P: 14	R: 2 E: 0 K: 2 S: 16	H: 2 LOB: 0 BB: 0 P: 24	R: 0 E: 0 K: 2 S: 8	H: 0 LOB: 0 BB: 0 P: 11	R: 0 E: 0 K: 1 S: 11	H: 3 LOB: 2 BB: 0 P: 17	R: 2 E: 0 K: 1 S: 19	H: 4 LOB: 2 BB: 0 P: 27	R: 0 E: 0 K: 0 S: 13	H: 1 LOB: 1 BB: 0 P: 15	R: 0 E: 0 K: 0 S: 7	H: 0 LOB: 0 BB: 0 P: 8	R: 0 E: 0 K: 0 S: 6	H: 1 LOB: 1 BB: 0 P: 11	R: 0 E: 0 K: 0 S: 8	H: 0 LOB: 0 BB: 0 P: 13	1B: 9 2B: 0 3B: 1 HR: 1	SF: 0 SAC: 0 DP: 0 HBP: 0	WP: 0 PB: 1 SB: 0 CS: 0	PA: 36					
PITCHER	IP	WLS	BF	H	R	ER	SO	BB	IBB	HBP	BLK	WP	HR	S	P	ERA	WHIP										
Kyle Lohse, R (1, 1) ERA: 4.41	5.0	W	22	9	4	4	7	0	0	0	0	0	1	61	93	7.20	1.800										
Johan Santana, L (6, 1) ERA: 3.32	1.0		4	1	0	0	0	0	0	0	0	0	0	13	15	0.00	1.000										
Tony Fiore, R (7, 1) ERA: 3.0	2.0		7	1	0	0	0	0	0	0	0	0	0	13	19	0.00	0.500										
LaTroy Hawkins, R (9, 1) ERA: 2.28	1.0		3	0	0	0	0	0	0	0	0	0	0	8	13	0.00	0.000										

Batter	1	2	3	4	5	6	7	8	9	AB	R	H	RBI	BB	SO	LOB	BOTTOM										
Jacque Jones, L (1, 7) OBP: 0.337, SLG: 0.506										4	0	0	0	0	1	1	<p>Detroit Tigers @ Minnesota Twins Hubert H. Humphrey Metrodome, Minneapolis, MN Tue Sep 10 2002, 8:05 PM EDT Att: 12,408 - Dome - 72 F</p>										
5 Michael Cuddyer, R (8, 9) OBP: 0.250, SLG: 0.365										5	3	3	1	0	1	1											
Cristian Guzman, S (1, 6) OBP: 0.292, SLG: 0.384										4	2	2	1	1	1	1											
Corey Koskie, L (1, 5) OBP: 0.376, SLG: 0.436										4	2	2	1	1	1	1											
David Ortiz, L (1, 10) OBP: 0.344, SLG: 0.503										5	0	2	2	0	1	3											
Tori Hunter, R (1, 8) OBP: 0.335, SLG: 0.529										4	1	1	3	0	0	3											
Bobby Kielty, S (7, 8) OBP: 0.413, SLG: 0.459										0	0	0	0	0	0	0											
Doug Mientkiewicz, L (1, 3) OBP: 0.371, SLG: 0.404										4	1	1	0	0	1	1											
Dustan Mohr, R (1, 9) OBP: 0.330, SLG: 0.451										4	2	3	2	0	0	0											
A.J. Pierzynski, L (1, 2) OBP: 0.337, SLG: 0.452										3	2	2	1	0	0	0											
Matthew LeCroy, R (7, PH) OBP: 0.291, SLG: 0.436										1	0	0	0	0	1	1											
Luis Rivas, R (1, 4) OBP: 0.292, SLG: 0.376										4	0	0	0	0	0	2											
Inning Stats	R: 3 E: 0 K: 1 S: 17	H: 3 LOB: 0 BB: 0 P: 29	R: 0 E: 0 K: 0 S: 4	H: 0 LOB: 0 BB: 0 P: 7	R: 0 E: 0 K: 2 S: 9	H: 0 LOB: 0 BB: 0 P: 13	R: 3 E: 1 K: 0 S: 13	H: 3 LOB: 0 BB: 0 P: 21	R: 2 E: 0 K: 1 S: 15	H: 3 LOB: 1 BB: 1 P: 23	R: 3 E: 0 K: 0 S: 15	H: 4 LOB: 2 BB: 1 P: 23	R: 0 E: 0 K: 1 S: 10	H: 1 LOB: 1 BB: 0 P: 13	R: 0 E: 0 K: 1 S: 9	H: 1 LOB: 1 BB: 0 P: 12	1B: 4 2B: 7 3B: 2 HR: 2	SF: 0 SAC: 0 DP: 0 HBP: 0	WP: 1 PB: 0 SB: 0 CS: 0	PA: 40							
PITCHER	IP	WLS	BF	H	R	ER	SO	BB	IBB	HBP	BLK	WP	HR	S	P	ERA	WHIP										
Shane Loux, R (1, 1) ERA: 11.25	4.0	L	18	6	6	5	3	0	0	0	0	0	1	43	70	11.25	1.500										
Adam Bernero, R (5, 1) ERA: 6.49	1.0		8	5	4	4	1	0	0	0	0	0	1	20	28	36.00	5.000										
Jeff Farnsworth, R (6, 1) ERA: 5.74	2.0		10	3	1	1	1	1	0	0	0	1	0	20	31	4.50	2.000										
Fernando Rodney, R (8, 1) ERA: 8.1	1.0		4	1	0	0	1	0	0	0	0	0	0	9	12	0.00	1.000										

AB	36
R	4
H	11
RBI	4
BB	0
SO	7
LOB	9



Batter	1	2	3	4	5	6	7	8	9	AB	R	H	RBI	BB	SO	LOB	TOP														
George Lombard, L (1, 8) OBP: 0.333, SLG: 0.426										4	1	2	1	0	1	0	<p>Detroit Tigers @ Minnesota Twins Hubert H. Humphrey Metrodome, Minneapolis, MN Wed Sep 11 2002, 1:05 PM EDT Att: 13,106 - Dome - 72 F</p> <p>livebaseballscorecards.com</p> <table border="0"> <tr><td>AB</td><td>31</td></tr> <tr><td>R</td><td>2</td></tr> <tr><td>H</td><td>4</td></tr> <tr><td>RBI</td><td>2</td></tr> <tr><td>BB</td><td>0</td></tr> <tr><td>SO</td><td>3</td></tr> <tr><td>LOB</td><td>5</td></tr> </table> 	AB	31	R	2	H	4	RBI	2	BB	0	SO	3	LOB	5
AB	31																														
R	2																														
H	4																														
RBI	2																														
BB	0																														
SO	3																														
LOB	5																														
20 Omar Infante, R (1, 6) OBP: 0.333, SLG: 0.556										4	0	0	0	0	0	1															
Bobby Higginson, L (1, 7) Shane Halter, R (6, 7) OBP: 0.314, SLG: 0.396										3	0	0	0	0	1	1															
Randall Simon, L (1, 10) Eric Munson, L (7, PH) OBP: 0.315, SLG: 0.452 OBP: 0.222, SLG: 0.556										2	0	0	0	0	1	1															
Carlos Pena, L (1, 3)										3	1	1	1	0	0	0															
Craig Paquette, R (1, 9)										3	0	0	0	0	0	0															
Damian Jackson, R (1, 4)										3	0	1	0	0	0	0															
Chris Truby, R (1, 5)										3	0	0	0	0	0	1															
15 Brandon Inge, R (1, 2)										3	0	0	0	0	0	1															
Inning Stats	R: 0 H: 0 E: 0 K: 2 S: 7	H: 0 LOB: 0 BB: 0 P: 12	R: 0 H: 0 E: 0 K: 0 S: 8	H: 0 LOB: 0 BB: 0 P: 11	R: 0 H: 0 E: 0 K: 0 S: 8	H: 0 LOB: 1 BB: 0 P: 13	R: 0 H: 1 E: 0 K: 1 S: 10	H: 1 LOB: 1 BB: 0 P: 14	R: 1 H: 2 E: 0 K: 0 S: 8	H: 2 LOB: 1 BB: 0 P: 11	R: 0 H: 0 E: 0 K: 0 S: 9	H: 0 LOB: 0 BB: 0 P: 13	R: 0 H: 0 E: 0 K: 0 S: 3	H: 0 LOB: 0 BB: 0 P: 4	R: 0 H: 0 E: 0 K: 0 S: 7	H: 0 LOB: 0 BB: 0 P: 8	R: 1 H: 1 E: 0 K: 0 S: 9	H: 1 LOB: 0 BB: 0 P: 14	1B: 1 2B: 1 3B: 0 HR: 2	SF: 0 SAC: 0 DP: 0 HBP: 0	WP: 0 PB: 0 SB: 0 CS: 0	PA: 31									
PITCHER	IP	WLS	BF	H	R	ER	SO	BB	IBB	HBP	BLK	WP	HR	S	P	ERA	WHIP														
Brad Radke, R (1, 1) ERA: 4.44	7.0	W	24	3	1	1	3	0	0	0	0	0	1	53	78	1.29	0.429														
Bob Wells, R (8, 1) ERA: 5.33	1.0		3	0	0	0	0	0	0	0	0	0	0	7	8	0.00	0.000														
Michael Jackson, R (9, 1) ERA: 3.06	1.0		4	1	1	1	0	0	0	0	0	0	1	9	14	9.00	1.000														

Batter	1	2	3	4	5	6	7	8	9	AB	R	H	RBI	BB	SO	LOB	BOTTOM														
Jacque Jones, L (1, 7) OBP: 0.336, SLG: 0.503										3	1	0	0	1	2	3	<p>Detroit Tigers @ Minnesota Twins Hubert H. Humphrey Metrodome, Minneapolis, MN Wed Sep 11 2002, 1:05 PM EDT Att: 13,106 - Dome - 72 F</p> <p>livebaseballscorecards.com</p> <table border="0"> <tr><td>AB</td><td>30</td></tr> <tr><td>R</td><td>8</td></tr> <tr><td>H</td><td>8</td></tr> <tr><td>RBI</td><td>8</td></tr> <tr><td>BB</td><td>5</td></tr> <tr><td>SO</td><td>8</td></tr> <tr><td>LOB</td><td>13</td></tr> </table> 	AB	30	R	8	H	8	RBI	8	BB	5	SO	8	LOB	13
AB	30																														
R	8																														
H	8																														
RBI	8																														
BB	5																														
SO	8																														
LOB	13																														
Cristian Guzman, S (1, 6)										4	2	2	3	0	0	1															
Corey Koskie, L (1, 5) OBP: 0.377, SLG: 0.439										3	1	1	0	1	1	0															
Matthew LeCroy, R (1, 10) OBP: 0.296, SLG: 0.430										2	1	0	1	2	0	1															
Tori Hunter, R (1, 8) Bobby Kielty, S (7, 8) OBP: 0.336, SLG: 0.531 OBP: 0.412, SLG: 0.457										2	1	1	3	0	0	1															
Doug Mientkiewicz, L (1, 3) OBP: 0.372, SLG: 0.405										4	0	2	1	0	0	2															
Dustan Mohr, R (1, 9) 5 Michael Cuddyer, R (6, PH) OBP: 0.247, SLG: 0.360										3	0	0	0	0	1	1															
Tom Prince, R (1, 2) OBP: 0.319, SLG: 0.393										3	1	1	0	1	1	1															
Denny Hocking, S (1, 4) OBP: 0.311, SLG: 0.329										4	1	1	0	0	1	2															
Inning Stats	R: 2 H: 2 E: 0 K: 0 S: 11	H: 2 LOB: 1 BB: 1 P: 23	R: 6 H: 5 E: 0 K: 2 S: 25	H: 5 LOB: 1 BB: 2 P: 48	R: 0 H: 0 E: 0 K: 2 S: 11	H: 0 LOB: 1 BB: 1 P: 18	R: 0 H: 0 E: 0 K: 0 S: 7	H: 0 LOB: 0 BB: 1 P: 15	R: 0 H: 0 E: 0 K: 0 S: 6	H: 0 LOB: 0 BB: 0 P: 8	R: 0 H: 0 E: 0 K: 0 S: 6	H: 0 LOB: 0 BB: 0 P: 7	R: 0 H: 0 E: 0 K: 2 S: 10	H: 0 LOB: 0 BB: 0 P: 13	R: 0 H: 1 E: 0 K: 2 S: 10	H: 1 LOB: 1 BB: 0 P: 14	R: 0 H: 0 E: 0 K: 2 S: 10	H: 0 LOB: 0 BB: 0 P: 14	1B: 5 2B: 1 3B: 1 HR: 1	SF: 0 SAC: 0 DP: 2 HBP: 1	WP: 0 PB: 0 SB: 0 CS: 0	PA: 36									
PITCHER	IP	WLS	BF	H	R	ER	SO	BB	IBB	HBP	BLK	WP	HR	S	P	ERA	WHIP														
Mark Redman, L (1, 1) ERA: 4.21	1.2	L	14	6	8	8	2	3	0	1	0	0	1	30	62	43.20	5.400														
Steve Sparks, R (2, 1) ERA: 5.77	4.1		15	1	0	0	2	2	0	0	0	0	0	36	57	0.00	0.692														
Franklyn German, R (7, 1) ERA:	1.0		3	0	0	0	2	0	0	0	0	0	0	10	13	0.00	0.000														
Juan Acevedo, R (8, 1) ERA: 2.8	1.0		4	1	0	0	2	0	0	0	0	0	0	10	14	0.00	1.000														

Batter	1	2	3	4	5	6	7	8	9	10	AB	R	H	RBI	BB	SO	LOB	TOP			
Michael Tucker, L OBP: 0.331, SLG: 0.417	G3-1		G4-6-3			G5-3		K		K	5	0	0	0	0	2	3	Kansas City Royals @ Detroit Tigers Comerica Park, Detroit, MI Fri Sep 13 2002, 7:05 PM EDT Att: 17,023 - Cloudy - 79 F			
Carlos Beltrán, S OBP: 0.349, SLG: 0.504	F7		G4-3			F7		P4		F7	5	0	0	0	0	2					
29 Mike Sweeney, R OBP: 0.412, SLG: 0.576	HBP 1B					K		F9			4	0	1	0	0	1					
Joe Randa, R OBP: 0.349, SLG: 0.434	FC6-4 HBP					F8		1B 2B 1B		G6-4-3 1B	3	1	2	0	0	1					
Aaron Guiel, L OBP: 0.299, SLG: 0.329	FC6-4					FC4-6		2B FC4-5 1B		K	4	1	1	0	0	1					
Brandon Berger, R OBP: 0.278, SLG: 0.426		G1-3				G5-3		FC4-5 2B		G6-4-3	4	0	1	1	0	2					
Brent Mayne, L OBP: 0.313, SLG: 0.312						G4-3		K		G4-1	4	0	0	0	2	2					
Carlos Febles, R OBP: 0.327, SLG: 0.341						G6-3		FC4-5 4S		4 2B 1B	4	0	1	1	0	1					
4 Angel Berroa, R OBP: 0.296, SLG: 0.320						G6-3		F3		1-3 2B	4	0	2	0	0	1					
Inning Stats	R: 0 E: 0 K: 0 S: 9	H: 1 LOB: 2 BB: 0 P: 19	R: 0 E: 0 K: 1 S: 8	H: 0 LOB: 0 BB: 0 P: 9	R: 0 E: 0 K: 0 S: 5	H: 1 LOB: 0 BB: 0 P: 11	R: 0 E: 1 K: 0 S: 6	H: 0 LOB: 1 BB: 0 P: 8	R: 0 E: 0 K: 0 S: 7	H: 0 LOB: 0 BB: 0 P: 13	R: 2 E: 0 K: 1 S: 13	H: 3 LOB: 1 BB: 0 P: 22	R: 0 E: 0 K: 1 S: 9	H: 0 LOB: 0 BB: 0 P: 12	R: 0 E: 0 K: 1 S: 6	H: 1 LOB: 0 BB: 0 P: 9	R: 0 E: 0 K: 1 S: 13	H: 2 LOB: 2 BB: 0 P: 20	1B: 6 2B: 2 3B: 0 HR: 0	SF: 0 SAC: 0 DP: 2 HBP: 1	WP: 0 PA: 38
PITCHER	IP WLS BF H R ER SO BB IBB HBP BLK WP HR S P ERA WHIP	IP WLS BF H R ER SO BB IBB HBP BLK WP HR S P ERA WHIP	IP WLS BF H R ER SO BB IBB HBP BLK WP HR S P ERA WHIP	IP WLS BF H R ER SO BB IBB HBP BLK WP HR S P ERA WHIP	IP WLS BF H R ER SO BB IBB HBP BLK WP HR S P ERA WHIP	IP WLS BF H R ER SO BB IBB HBP BLK WP HR S P ERA WHIP	IP WLS BF H R ER SO BB IBB HBP BLK WP HR S P ERA WHIP	IP WLS BF H R ER SO BB IBB HBP BLK WP HR S P ERA WHIP	IP WLS BF H R ER SO BB IBB HBP BLK WP HR S P ERA WHIP	IP WLS BF H R ER SO BB IBB HBP BLK WP HR S P ERA WHIP	IP WLS BF H R ER SO BB IBB HBP BLK WP HR S P ERA WHIP	IP WLS BF H R ER SO BB IBB HBP BLK WP HR S P ERA WHIP	IP WLS BF H R ER SO BB IBB HBP BLK WP HR S P ERA WHIP	IP WLS BF H R ER SO BB IBB HBP BLK WP HR S P ERA WHIP	IP WLS BF H R ER SO BB IBB HBP BLK WP HR S P ERA WHIP	IP WLS BF H R ER SO BB IBB HBP BLK WP HR S P ERA WHIP	IP WLS BF H R ER SO BB IBB HBP BLK WP HR S P ERA WHIP	IP WLS BF H R ER SO BB IBB HBP BLK WP HR S P ERA WHIP	IP WLS BF H R ER SO BB IBB HBP BLK WP HR S P ERA WHIP		
34 Nate Comejo, R ERA: 5.52	6.0	0.1	0.2	1.0	0.0	1.0	1.0	1.0	1.0	1.0	6.0	0.1	0.2	1.0	0.0	1.0	0.0	3.00	0.833		
Jamie Walker, L ERA: 4.08	7.1	0.1	0.2	0.0	0.0	0.0	0.0	0.0	0.0	0.0	7.1	0.1	0.2	0.0	0.0	0.0	0.00	0.000			
Fernando Rodney, R ERA: 7.71	7.1	0.2	0.2	0.0	0.0	0.0	0.0	0.0	0.0	0.0	7.1	0.2	0.2	0.0	0.0	0.0	0.00	0.000			
Franklyn German, R ERA:	8.1	1.0	3.0	0.0	0.0	1.0	0.0	0.0	0.0	0.0	8.1	1.0	3.0	0.0	0.0	0.0	0.00	1.000			
Juan Acevedo, R ERA: 2.76	9.1	1.0	3.0	1.0	0.0	1.0	0.0	0.0	0.0	0.0	9.1	1.0	3.0	1.0	0.0	0.0	0.00	1.000			

Batter	1	2	3	4	5	6	7	8	9	10	AB	R	H	RBI	BB	SO	LOB	BOTTOM					
George Lombard, L OBP: 0.330, SLG: 0.425	F7		G6-3 SF7 2B			G4-3		E4 20S		K	5	1	1	0	0	1	0	Kansas City Royals @ Detroit Tigers Comerica Park, Detroit, MI Fri Sep 13 2002, 7:05 PM EDT Att: 17,023 - Cloudy - 79 F					
20 Omar Infante, R OBP: 0.348, SLG: 0.500	1B		G6-3			L9		BB		P4	4	0	1	0	1	0							
Bobby Higginson, L OBP: 0.351, SLG: 0.423	P6		SF7			L7		1B SF7 2B		HR 1B	4	2	2	1	0	3							
Robert Fick, L OBP: 0.328, SLG: 0.433	F9		P6			BB		G4-3		L8	4	0	0	0	1	0	4						
Carlos Pena, L OBP: 0.311, SLG: 0.452		G3				F5		G3-1		HR	5	1	2	2	0	2							
Mike Rivera, R OBP: 0.283, SLG: 0.360		1B				F9		G3-1		HR	3	0	2	0	1	0	1						
Ramon Santiago, S OBP: 0.305, SLG: 0.370		BB				1B		WP 2B			0	0	0	0	0	0							
Matt Walbeck, S OBP: 0.264, SLG: 0.285		BB				1B		F7			0	0	0	0	0	0							
Eric Munson, L OBP: 0.273, SLG: 0.571		1B				SF7		F7			3	0	2	1	0	1							
Damian Jackson, R OBP: 0.319, SLG: 0.360		BB				G3		F9			4	0	0	0	0	0							
Chris Truby, R OBP: 0.239, SLG: 0.324		G6-3				G5-3		L9		F8	4	0	0	0	0	2							
Inning Stats	R: 0 E: 0 K: 0 S: 10	H: 1 LOB: 1 BB: 0 P: 14	R: 0 E: 0 K: 0 S: 11	H: 1 LOB: 2 BB: 1 P: 18	R: 1 E: 0 K: 0 S: 6	H: 1 LOB: 0 BB: 0 P: 9	R: 0 E: 0 K: 0 S: 7	H: 2 LOB: 1 BB: 0 P: 12	R: 0 E: 0 K: 0 S: 7	H: 0 LOB: 0 BB: 0 P: 12	R: 1 E: 0 K: 0 S: 8	H: 2 LOB: 2 BB: 1 P: 16	R: 0 E: 1 K: 0 S: 10	H: 0 LOB: 2 BB: 1 P: 18	R: 0 E: 0 K: 0 S: 12	H: 1 LOB: 2 BB: 0 P: 20	R: 0 E: 0 K: 1 S: 8	H: 0 LOB: 0 BB: 0 P: 13	R: 2 E: 0 K: 0 S: 8	H: 2 LOB: 0 BB: 0 P: 13	1B: 6 2B: 3 3B: 0 HR: 1	SF: 2 SAC: 0 DP: 0 HBP: 0	WP: 1 PA: 41
PITCHER	IP WLS BF H R ER SO BB IBB HBP BLK WP HR S P ERA WHIP	IP WLS BF H R ER SO BB IBB HBP BLK WP HR S P ERA WHIP	IP WLS BF H R ER SO BB IBB HBP BLK WP HR S P ERA WHIP	IP WLS BF H R ER SO BB IBB HBP BLK WP HR S P ERA WHIP	IP WLS BF H R ER SO BB IBB HBP BLK WP HR S P ERA WHIP	IP WLS BF H R ER SO BB IBB HBP BLK WP HR S P ERA WHIP	IP WLS BF H R ER SO BB IBB HBP BLK WP HR S P ERA WHIP	IP WLS BF H R ER SO BB IBB HBP BLK WP HR S P ERA WHIP	IP WLS BF H R ER SO BB IBB HBP BLK WP HR S P ERA WHIP	IP WLS BF H R ER SO BB IBB HBP BLK WP HR S P ERA WHIP	IP WLS BF H R ER SO BB IBB HBP BLK WP HR S P ERA WHIP	IP WLS BF H R ER SO BB IBB HBP BLK WP HR S P ERA WHIP	IP WLS BF H R ER SO BB IBB HBP BLK WP HR S P ERA WHIP	IP WLS BF H R ER SO BB IBB HBP BLK WP HR S P ERA WHIP	IP WLS BF H R ER SO BB IBB HBP BLK WP HR S P ERA WHIP	IP WLS BF H R ER SO BB IBB HBP BLK WP HR S P ERA WHIP	IP WLS BF H R ER SO BB IBB HBP BLK WP HR S P ERA WHIP	IP WLS BF H R ER SO BB IBB HBP BLK WP HR S P ERA WHIP	IP WLS BF H R ER SO BB IBB HBP BLK WP HR S P ERA WHIP				
Jeff Suppan, R ERA: 5.56	6.1	1.1	1.1	0.0	0.0	0.0	0.0	0.0	0.0	0.0	6.1	1.1	1.1	0.0	0.0	0.0	0.00	1.579					
Jeremy Affeldt, L ERA: 4.46	7.1	1.1	1.1	0.0	0.0	0.0	0.0	0.0	0.0	0.0	7.1	1.1	1.1	0.0	0.0	0.0	0.00	0.750					
Jason Grimsley, R ERA: 3.93	8.1	1.1	1.1	0.0	0.0	0.0	0.0	0.0	0.0	0.0	8.1	1.1	1.1	0.0	0.0	0.0	0.00	0.000					
Scott Mullen, L ERA: 2.78	10.1	0.1	0.1	0.0	0.0	0.0	0.0	0.0	0.0	0.0	10.1	0.1	0.1	0.0	0.0	0.0	0.00	6.000					

Batter	1	2	3	4	5	6	7	8	9	AB	R	H	RBI	BB	SO	LOB	TOP										
Michael Tucker, L (1, 7) OBP: 0.330, SLG: 0.414										4	1	0	0	1	0	4	Kansas City Royals @ Detroit Tigers Comerica Park, Detroit, MI Sat Sep 14 2002, 2:05 PM EDT Att: 18,693 - Cloudy - 83 F										
Carlos Beltrán, S (1, 8) OBP: 0.352, SLG: 0.508										4	1	3	1	1	0	0											
29 Mike Sweeney, R (1, 3) OBP: 0.412, SLG: 0.574										5	0	2	2	0	0	3											
Joe Randa, R (1, 10) OBP: 0.349, SLG: 0.433										5	0	2	0	0	0	2											
Kit Pellow, R (1, 5) OBP: 0.409, SLG: 0.405										2	0	0	0	2	0	1											
Carlos Febles, R (8, 4) OBP: 0.326, SLG: 0.340										1	0	0	0	0	0	0											
Brandon Berger, R (1, 9) OBP: 0.288, SLG: 0.409										5	0	0	0	0	0	6											
4 Angel Berroa, R (1, 6) OBP: 0.281, SLG: 0.333										5	1	1	0	0	0	3											
A.J. Hinch, R (1, 2) OBP: 0.313, SLG: 0.402										3	2	2	1	1	0	0											
Luis Ordez, R (1, 4) OBP: 0.316, SLG: 0.247										3	0	1	0	0	1	2											
Inning Stats	R: 1 E: 0 K: 0 S: 11	H: 2 LOB: 3 BB: 2 P: 22	R: 2 E: 0 K: 0 S: 16	H: 4 LOB: 3 BB: 1 P: 26	R: 0 E: 0 K: 0 S: 7	H: 0 LOB: 1 BB: 1 P: 15	R: 0 E: 0 K: 0 S: 7	H: 2 LOB: 1 BB: 0 P: 10	R: 2 E: 3 K: 0 S: 18	H: 2 LOB: 2 BB: 1 P: 26	R: 0 E: 0 K: 0 S: 8	H: 0 LOB: 0 BB: 0 P: 12	R: 0 E: 0 K: 1 S: 9	H: 1 LOB: 1 BB: 0 P: 10	R: 0 E: 0 K: 0 S: 6	H: 0 LOB: 0 BB: 0 P: 9	R: 0 E: 0 K: 0 S: 7	H: 0 LOB: 0 BB: 0 P: 10	1B: 8 2B: 4 3B: 0 HR: 0	SF: 0 SAC: 1 DP: 1 HBP: 0	WP: 0 PB: 1 SB: 1 CS: 0	PA: 43					
PITCHER	IP	WLS	BF	H	R	ER	SO	BB	IBB	HBP	BLK	WP	HR	S	P	ERA	WHIP										
50 Andy Van Hekken, L (1, 1) ERA: 2.16	1.2	L	13	6	3	3	0	2	0	0	0	0	0	23	39	16.20	4.800										
Brian Powell, R (2, 1) ERA: 4.72	3.0		16	4	2	1	0	3	0	0	0	0	0	34	57	3.00	2.333										
Jeff Farnsworth, R (5, 1) ERA: 5.45	3.1		11	1	0	0	1	0	0	0	0	0	0	25	34	0.00	0.300										
Fernando Rodney, R (9, 1) ERA: 7.2	1.0		3	0	0	0	0	0	0	0	0	0	0	7	10	0.00	0.000										

Batter	1	2	3	4	5	6	7	8	9	AB	R	H	RBI	BB	SO	LOB	BOTTOM										
George Lombard, L (1, 8) OBP: 0.329, SLG: 0.422										4	0	1	0	0	1	1	Kansas City Royals @ Detroit Tigers Comerica Park, Detroit, MI Sat Sep 14 2002, 2:05 PM EDT Att: 18,693 - Cloudy - 83 F										
Ramon Santiago, S (1, 6) OBP: 0.300, SLG: 0.363										4	0	0	1	0	0	1											
Bobby Higginson, L (1, 7) OBP: 0.348, SLG: 0.419										4	0	0	0	0	2	1											
Robert Flick, L (1, 9) OBP: 0.325, SLG: 0.429										4	0	0	0	0	1	1											
Carlos Pena, L (1, 3) OBP: 0.313, SLG: 0.455										4	0	2	0	0	1	0											
Mike Rivera, R (1, 2) OBP: 0.275, SLG: 0.350										3	0	0	0	0	0	3											
Eric Munson, L (1, 10) OBP: 0.240, SLG: 0.500										3	0	0	0	0	2	2											
Damon Easley, R (1, 4) OBP: 0.307, SLG: 0.345										2	0	0	0	1	0	2											
Chris Truby, R (1, 5) OBP: 0.240, SLG: 0.327										3	1	1	0	0	0	1											
Inning Stats	R: 0 E: 0 K: 0 S: 7	H: 0 LOB: 0 BB: 0 P: 8	R: 0 E: 0 K: 0 S: 7	H: 1 LOB: 0 BB: 0 P: 8	R: 0 E: 0 K: 1 S: 9	H: 0 LOB: 1 BB: 1 P: 14	R: 0 E: 0 K: 1 S: 10	H: 0 LOB: 0 BB: 0 P: 13	R: 0 E: 0 K: 1 S: 8	H: 0 LOB: 1 BB: 0 P: 10	R: 1 E: 0 K: 1 S: 10	H: 2 LOB: 1 BB: 0 P: 13	R: 0 E: 0 K: 1 S: 18	H: 1 LOB: 1 BB: 0 P: 21	R: 0 E: 0 K: 0 S: 6	H: 0 LOB: 0 BB: 0 P: 9		R: 0 E: 0 K: 2 S: 7	H: 0 LOB: 0 BB: 0 P: 9	1B: 2 2B: 2 3B: 0 HR: 0	SF: 0 SAC: 0 DP: 1 HBP: 0	WP: 0 PB: 0 SB: 0 CS: 0	PA: 32				
PITCHER	IP	WLS	BF	H	R	ER	SO	BB	IBB	HBP	BLK	WP	HR	S	P	ERA	WHIP										
Paul Byrd, R (1, 1) ERA: 3.86	9.0	W	32	4	1	1	7	1	0	0	0	0	0	82	105	1.00	0.556										

AB	37
R	5
H	11
RBI	4
BB	5
SO	1
LOB	21




AB	31
R	1
H	4
RBI	1
BB	1
SO	7
LOB	12



Batter	1	2	3	4	5	6	7	8	9	AB	R	H	RBI	BB	SO	LOB	TOP			
4 Angel Berroa, R OBP: 0.306, SLG: 0.382	0-0 G5-4-3 1B		1-0 SF9-5 2B		0-2 G5-3			0-0 L9		4	0	2	1	0	0	0				
Carlos Beltrán, S OBP: 0.345, SLG: 0.501	2-1 G5-4-3 1-2f		1-2 F9			3-3 K		2-2 F8		4	0	0	0	0	1	3				
29 Mike Sweeney, R OBP: 0.413, SLG: 0.572	4-1 BB		3-2 SF9-5 2-3 3-H			2-3 K		0-0 G5-3		2	0	0	1	1	1	0				
Joe Randa, R OBP: 0.350, SLG: 0.436	2-2 F3			2-2 G6-3		1-0 G5-3		1-3 K		4	0	0	0	0	1	1				
Kit Pellow, R OBP: 0.396, SLG: 0.390 Michael Tucker, L (9, PH) OBP: 0.328, SLG: 0.410		1-1 F8		1-0 1B			1-0 P6		1-0 F8	3	0	1	0	0	0	0				
Brandon Berger, R OBP: 0.262, SLG: 0.400	0-1 F7		1-1 F9			3-2 G5-3				3	0	0	0	0	0	1				
Dee Brown, L OBP: 0.286, SLG: 0.412	0-1 F9		2-3 K			0-0 1B				3	0	1	0	0	1	1				
Neffi Perez, S OBP: 0.261, SLG: 0.304			1-1 4 2B 1B		0-1 G6-3		1-1 F8			3	1	1	0	0	0	1				
A.J. Hinch, R OBP: 0.313, SLG: 0.401		2-2 4 2B 29 SF9-5 1B		0-2 G5-3			1-3 K			3	1	1	0	0	1	0				
Inning Stats	R: 0 E: 0 K: 0 S: 7	H: 1 LOB: 1 BB: 1 P: 15	R: 0 E: 0 K: 0 S: 6	H: 0 LOB: 0 BB: 0 P: 7	R: 2 E: 0 K: 0 S: 16	H: 3 LOB: 0 BB: 0 P: 24	R: 0 E: 0 K: 1 S: 10	H: 1 LOB: 1 BB: 0 P: 16	R: 0 E: 0 K: 0 S: 8	H: 0 LOB: 0 BB: 0 P: 8	R: 0 E: 0 K: 0 S: 7	H: 1 LOB: 1 BB: 0 P: 16	R: 0 E: 0 K: 1 S: 7	H: 0 LOB: 0 BB: 0 P: 10	R: 0 E: 0 K: 1 S: 5	H: 0 LOB: 0 BB: 0 P: 7	1B: 5 2B: 2 3B: 0 HR: 0	SF: 1 SAC: 0 DP: 2 HBP: 0	WP: 0 PB: 0 SB: 0 CS: 0	PA: 32
PITCHER	IP	WLS	BF	H	R	ER	SO	BB	IBB	HBP	BLK	WP	HR	S	P	ERA	WHIP			
Mike Maroth, L ERA: 4.69	8.0	W	29	6	2	2	4	1	0	0	0	0	0	72	109	2.25	0.875			
Franklyn German, R ERA:	1.0	S	3	0	0	0	1	0	0	0	0	0	0	5	7	0.00	0.000			

Kansas City Royals @ Detroit Tigers
Comerica Park, Detroit, MI
Mon Sep 16 2002, 7:05 PM EDT
Att: 10,469 - Cloudy - 75 F


AB 30
R 2
H 6
RBI 2
BB 1
SO 5
LOB 7



Batter	1	2	3	4	5	6	7	8	9	AB	R	H	RBI	BB	SO	LOB	BOTTOM			
Hiram Bocachica, R OBP: 0.255, SLG: 0.392	0-1 1B HR		1-2 F8		2-2 L5		0-2 L7			4	1	1	0	0	0	0				
20 Omar Infante, R OBP: 0.418, SLG: 0.517	1-1 F3		3-2 E7 1B		2-0 F9			4-0 FC6-4 1B BB		3	1	1	0	1	0	1				
Robert Fick, L OBP: 0.328, SLG: 0.432	1-2 1B HR		2-3 K			0-1 1B		2-1 FC6-4 1B		4	1	3	0	0	1	1				
Carlos Pena, L OBP: 0.317, SLG: 0.461	1-0 HR		4-2 FC6-4 BB		2-2 F5		2-3 K			3	1	1	3	1	1	3				
Shane Halter, R OBP: 0.313, SLG: 0.394	1-3 K		1-2 FC6-4		0-0 1B		1-2 1B		1-2 FC6-4 BB 1B	4	1	1	0	0	1	4				
Eric Munson, L OBP: 0.242, SLG: 0.419	0-0 G4-1		2-3 K		1-3 K		1-3 K		4-2 1B BB	3	0	0	0	1	2	2				
Damian Jackson, R OBP: 0.322, SLG: 0.359		1-0 L5		0-1 G3-1		2-2 F9		2-1 1B BB		4	0	1	2	0	0	2				
George Lombard, L OBP: 0.322, SLG: 0.408		0-1 G4-3		2-3 K			0-1 F7		1-2 2-H 3-H 2-3	4	0	0	0	0	2	2				
15 Brandon Inge, R OBP: 0.272, SLG: 0.343		1-1 G6-3			2-1 F3		3-2 G5-3			3	0	0	0	0	0	0				
Inning Stats	R: 3 E: 0 K: 1 S: 12	H: 3 LOB: 0 BB: 0 P: 16	R: 0 E: 0 K: 0 S: 5	H: 0 LOB: 0 BB: 0 P: 7	R: 0 E: 1 K: 1 S: 15	H: 1 LOB: 2 BB: 1 P: 26	R: 0 E: 0 K: 2 S: 10	H: 0 LOB: 0 BB: 0 P: 14	R: 0 E: 0 K: 1 S: 14	H: 2 LOB: 2 BB: 0 P: 19	R: 0 E: 0 K: 0 S: 8	H: 0 LOB: 0 BB: 0 P: 11	R: 2 E: 0 K: 2 S: 16	H: 2 LOB: 2 BB: 2 P: 33	1B: 7 2B: 0 3B: 0 HR: 1	SF: 0 SAC: 0 DP: 0 HBP: 0	WP: 0 PB: 0 SB: 0 CS: 0	PA: 35		
PITCHER	IP	WLS	BF	H	R	ER	SO	BB	IBB	HBP	BLK	WP	HR	S	P	ERA	WHIP			
Darrell May, L ERA: 5.58	6.0	L	25	6	3	3	5	1	0	0	0	0	0	62	94	4.50	1.167			
Mike MacDougal, R ERA: 8.31	1.0		4	0	1	1	0	1	0	0	0	0	0	8	15	9.00	1.000			
Jeremy Affeldt, L ERA: 4.54	0.2		4	1	0	0	1	1	0	0	0	0	0	11	20	0.00	3.000			
Jason Grimsley, R ERA: 3.92	0.1		2	1	1	1	1	0	0	0	0	0	0	5	9	27.00	3.000			

Kansas City Royals @ Detroit Tigers
Comerica Park, Detroit, MI
Mon Sep 16 2002, 7:05 PM EDT
Att: 10,469 - Cloudy - 75 F

AB 32
R 5
H 8
RBI 5
BB 3
SO 7
LOB 15



Batter	1	2	3	4	5	6	7	8	9	AB	R	H	RBI	BB	SO	LOB	TOP		
Luis Rivas, R OBP: 0.304, SLG: 0.391 (1, 4)	G4-3 1-1		F7 2-2		F7 0-2			2H 2B 2-1		4	0	1	1	0	0	2			
Dustin Mohr, R OBP: 0.329, SLG: 0.445 (1, 7)	1B 2B 1-0		P4 1-0			G6-3 0-0		F9 1-2		4	1	1	0	0	0	2			
Bobby Kielty, S OBP: 0.405, SLG: 0.457 (1, 8)	P6 0-1		K 2-3				G6-4-3 1B 2-1	F5 1-2		4	0	1	0	0	1	3			
Matthew LeCroy, R OBP: 0.300, SLG: 0.461 (1, 10)	FC6-5 1B 0-0			G6-3 0-1		G6-4-3 1-2		IBB 4-0		3	0	1	1	1	0	1			
5 Michael Cuddyer, R OBP: 0.258, SLG: 0.353 David Lamb, S (8, PH) (8, 6)	FC6-5 1B 0-1			G6-3 1-2			G1-3 1B 1-2	G4-3 3-2		3	0	1	0	0	0	1			
A.J. Pierzynski, L OBP: 0.336, SLG: 0.445 Javier Valentin, S OBP: 1.000, SLG: 1.000 (1, 2) (7, 2)			G4-6-3 1B 1-1		F7 2-1		G1-3 1-2	G5-4-3 1B 1-0		3	0	1	0	0	0	1			
Michael Restovich, R (1, 9)		G4-6-3 1-2		G5-3 2-0			F7 1-1	G5-4-3 1-2		4	0	0	0	0	0	3			
Todd Sears, L OBP: 0.250, SLG: 0.375 (1, 3)		G3 0-1		G5-3 0-1			G3 3-1	K 1-3		4	0	0	0	0	1	1			
Denny Hocking, S OBP: 0.319, SLG: 0.336 (8, 5)								PB 2B 0-1		2	1	2	0	0	0	0			
Inning Stats	R: 1 E: 0 K: 0 S: 8	H: 2 LOB: 1 BB: 0 P: 10	R: 0 E: 0 K: 0 S: 7	H: 1 LOB: 0 BB: 0 P: 11	R: 0 E: 0 K: 1 S: 9	H: 1 LOB: 1 BB: 0 P: 15	R: 0 E: 0 K: 0 S: 7	H: 0 LOB: 0 BB: 0 P: 10	R: 0 E: 0 K: 0 S: 6	H: 1 LOB: 1 BB: 0 P: 9	R: 0 E: 0 K: 0 S: 8	H: 1 LOB: 1 BB: 0 P: 13	R: 1 E: 0 K: 0 S: 17	H: 2 LOB: 2 BB: 1 P: 28	R: 0 E: 0 K: 1 S: 5	H: 1 LOB: 0 BB: 0 P: 8	1B: 6 2B: 3 3B: 0 HR: 0	SF: 0 SAC: 0 DP: 3 HBP: 1	WP: 0 PA: 35 PB: 1 SB: 0 CS: 0
PITCHER	IP WLS BF H R ER SO BB IBB HBP BLK WP HR S P ERA WHIP	8.0 L 32 8 2 2 1 0 1 1 1 0 0 0 70 107 2.25 1.000	1.0 3 1 0 0 1 0 0 0 0 0 0 0 5 8 0.00 1.000																

Minnesota Twins @ Detroit Tigers
Comerica Park, Detroit, MI
Wed Sep 18 2002, 7:05 PM EDT
Att: 11,214 - Cloudy - 76 F

AB 33
R 2
H 9
RBI 2
BB 1
SO 2
LOB 16





Batter	1	2	3	4	5	6	7	8	9	AB	R	H	RBI	BB	SO	LOB	BOTTOM			
Ramon Santiago, S OBP: 0.303, SLG: 0.365 (1, 6)	G4-3 1-0		S 1B 0-0			G3 2-1		F8 20 1B 2-1		4	0	2	0	0	0	0				
20 Omar Infante, R OBP: 0.400, SLG: 0.500 (1, 4)	G6-3 0-2		P4 1-1			F7 1-1		BB 1B 0-1		4	0	1	0	0	0	1				
Bobby Higginson, L OBP: 0.345, SLG: 0.417 (1, 7)	1B 1B 2-1		G3-1 1-2			G3 3-2		F8 2-3		4	0	1	0	0	0	3				
Carlos Pena, L OBP: 0.320, SLG: 0.462 (1, 3)					F8 0-1		WP 1B BB 4-0	BB BB 4-1		2	0	1	0	2	0	0				
Robert Fick, L OBP: 0.327, SLG: 0.429 (1, 9)	F9 1-2				F9 0-0		WP 1B 1-2	P6 1-1		4	0	1	0	0	0	5				
Hiram Bocachica, R OBP: 0.265, SLG: 0.410 (1, 8)		F7 3-2		G3 1-2		B3 1-1		BB 4-1		3	0	0	0	1	0	2				
Eric Munson, L OBP: 0.244, SLG: 0.368 (1, 10)		F5 0-0				K BB 4-1		K 1-3		3	0	0	0	1	2	3				
Chris Truby, R OBP: 0.236, SLG: 0.322 Mike Rivera, R OBP: 0.272, SLG: 0.352 (9, PH)		G5-3 0-1				K BB 2-3		K 2-3		3	0	0	0	0	2	3				
15 Brandon Inge, R OBP: 0.269, SLG: 0.342 Randall Simon, L OBP: 0.315, SLG: 0.451 (9, PH)						G1-6-3 1-2		K 2-3		1	0	0	0	0	0	1				
Inning Stats	R: 0 E: 0 K: 0 S: 10	H: 2 LOB: 2 BB: 0 P: 14	R: 0 E: 0 K: 0 S: 7	H: 0 LOB: 0 BB: 0 P: 10	R: 0 E: 0 K: 1 S: 9	H: 1 LOB: 1 BB: 0 P: 16	R: 0 E: 0 K: 0 S: 6	H: 0 LOB: 0 BB: 0 P: 7	R: 0 E: 0 K: 1 S: 10	H: 0 LOB: 0 BB: 1 P: 16	R: 0 E: 0 K: 2 S: 10	H: 1 LOB: 2 BB: 1 P: 17	R: 0 E: 0 K: 1 S: 11	H: 2 LOB: 3 BB: 1 P: 21	R: 0 E: 0 K: 2 S: 9	H: 0 LOB: 1 BB: 1 P: 16	1B: 6 2B: 0 3B: 0 HR: 0	SF: 0 SAC: 0 DP: 1 HBP: 0	WP: 1 PA: 36 PB: 0 SB: 1 CS: 0	
PITCHER	IP WLS BF H R ER SO BB IBB HBP BLK WP HR S P ERA WHIP	6.0 H 5 1 0 0 2 1 0 0 0 1 0 10 17 0.00 2.000	1.0 H 6 2 0 0 1 1 0 0 0 0 0 11 21 0.00 3.000	1.0 S 4 0 0 0 2 1 0 0 0 0 0 9 16 0.00 1.000																

Minnesota Twins @ Detroit Tigers
Comerica Park, Detroit, MI
Wed Sep 18 2002, 7:05 PM EDT
Att: 11,214 - Cloudy - 76 F

AB 32
R 0
H 6
RBI 0
BB 4
SO 7
LOB 20



Batter	1	2	3	4	5	6	7	8	9	AB R H RBI BB SO LOB	TOP																																		
											Minnesota Twins @ Detroit Tigers Comerica Park, Detroit, MI Thu Sep 19 2002, 7:05 PM EDT livebaseballscorecards.com																																		
																				AB 0 R 0 H 0 RBI 0 BB 0 SO 0 LOB 0																									
																																													
Inning Stats																				1B: 0 SF: 0 WP: 0 PA: 0 2B: 0 SAC: 0 FB: 0 3B: 0 DP: 0 SB: 0 HR: 0 HBP: 0 CS: 0																									
PITCHER										IP		WLS	BF	H	R	ER	SO	BB	IBB	HBP	BLK	WP	HR	S	P	ERA	WHIP	PITCHER	IP	WLS	BF	H	R	ER	SO	BB	IBB	HBP	BLK	WP	HR	S	P	ERA	WHIP

Batter	1	2	3	4	5	6	7	8	9	AB R H RBI BB SO LOB	BOTTOM																																		
											Minnesota Twins @ Detroit Tigers Comerica Park, Detroit, MI Thu Sep 19 2002, 7:05 PM EDT livebaseballscorecards.com																																		
																				AB 0 R 0 H 0 RBI 0 BB 0 SO 0 LOB 0																									
																																													
Inning Stats																				1B: 0 SF: 0 WP: 0 PA: 0 2B: 0 SAC: 0 FB: 0 3B: 0 DP: 0 SB: 0 HR: 0 HBP: 0 CS: 0																									
PITCHER										IP		WLS	BF	H	R	ER	SO	BB	IBB	HBP	BLK	WP	HR	S	P	ERA	WHIP	PITCHER	IP	WLS	BF	H	R	ER	SO	BB	IBB	HBP	BLK	WP	HR	S	P	ERA	WHIP

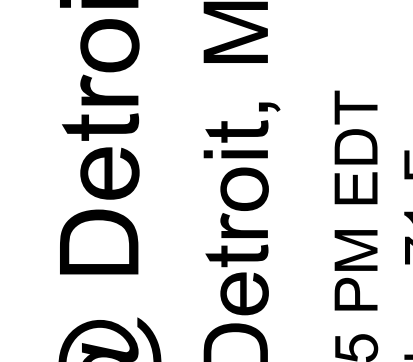
Batter	1	2	3	4	5	6	7	8	9	AB	R	H	RBI	BB	SO	LOB	TOP										
Alfonso Soriano, R OBP: 0.337, SLG: 0.565 (1,4)										3	2	1	1	0	0		New York Yankees @ Detroit Tigers Comerica Park, Detroit, MI Fri Sep 20 2002, 7:05 PM EDT Att: 25,364 - Cloudy - 71 F										
Juan Rivera, R OBP: 0.343, SLG: 0.422 (1,9)										3	1	0	0	1	0	3											
2 Derek Jeter, R OBP: 0.372, SLG: 0.415 (1,6)										5	0	2	2	0	1	1											
Bernie Williams, S OBP: 0.418, SLG: 0.500 (1,10)										5	0	1	0	0	0	2											
20 Jorge Posada, S OBP: 0.369, SLG: 0.473 (1,2)										4	0	2	0	0	0	1											
Ron Coomer, R OBP: 0.298, SLG: 0.382 (1,3) Nick Johnson, L OBP: 0.341, SLG: 0.411 (7,3)										3	0	1	0	0	0	1											
Raul Mondesi, R OBP: 0.313, SLG: 0.440 (1,8)										4	1	1	0	0	1	2											
Rondell White, R OBP: 0.284, SLG: 0.359 (1,7)										4	0	1	0	0	0	2											
Enrique Wilson, S OBP: 0.243, SLG: 0.293 (1,5)										4	1	1	0	0	0	5											
Inning Stats	R: 0 E: 0 K: 0 S: 11	H: 1 LOB: 0 BB: 0 P: 15	R: 0 E: 0 K: 0 S: 6	H: 0 LOB: 0 BB: 0 P: 9	R: 0 E: 0 K: 0 S: 6	H: 0 LOB: 0 BB: 0 P: 9	R: 1 E: 0 K: 0 S: 12	H: 3 LOB: 1 BB: 0 P: 16	R: 1 E: 0 K: 0 S: 10	H: 3 LOB: 1 BB: 0 P: 15	R: 0 E: 0 K: 0 S: 6	H: 1 LOB: 1 BB: 0 P: 15	R: 3 E: 1 K: 0 S: 19	H: 2 LOB: 1 BB: 1 P: 31	R: 0 E: 0 K: 1 S: 13	H: 1 LOB: 2 BB: 1 P: 23		R: 0 E: 0 K: 1 S: 7	H: 0 LOB: 1 BB: 1 P: 15	1B: 8 2B: 3 3B: 0 HR: 0	SF: 1 SAC: 1 DP: 1 HBP: 0	WP: 1 PB: 0 SB: 1 CS: 0	PA: 40				
PITCHER	IP	WLS	BF	H	R	ER	SO	BB	IBB	HBP	BLK	WP	HR	S	P	ERA	WHIP										
50 Andy Van Hekken, L ERA: 2.31 (1,1)	6.2	L	27	9	3	2	0	0	0	0	0	0	0	59	91	2.70	1.350										
Fernando Rodney, R ERA: 6.75 (7,1)	0.0		3	1	2	0	0	1	0	0	0	0	0	8	15	∞	∞										
Jamie Walker, L ERA: 3.95 (7,1)	0.1		1	0	0	0	0	0	0	0	0	0	0	3	4	0.00	0.000										
Matt Anderson, R ERA: 6.75 (8,1)	1.0		5	1	0	0	1	1	0	0	0	1	0	13	23	0.00	2.000										
Jeff Farnsworth, R ERA: 5.43 (9,1)	1.0		4	0	0	0	1	1	0	0	0	0	0	7	15	0.00	1.000										

Batter	1	2	3	4	5	6	7	8	9	AB	R	H	RBI	BB	SO	LOB	BOTTOM										
Ramon Santiago, S OBP: 0.306, SLG: 0.365 (1,6)										3	0	1	0	1	0	0	New York Yankees @ Detroit Tigers Comerica Park, Detroit, MI Fri Sep 20 2002, 7:05 PM EDT Att: 25,364 - Cloudy - 71 F										
20 Omar Infante, R OBP: 0.400, SLG: 0.512 (1,4)										5	0	2	0	0	1	4											
Robert Fick, L OBP: 0.329, SLG: 0.434 (1,9)										3	1	1	1	2	0	3											
Carlos Pena, L OBP: 0.320, SLG: 0.460 (1,3)										4	0	1	0	0	0	6											
Mike Rivera, R OBP: 0.271, SLG: 0.348 (1,2)										4	0	1	0	0	1	2											
Eric Munson, L OBP: 0.244, SLG: 0.341 (1,10)										3	0	0	0	1	0	0											
Craig Monroe, R (1,7)										4	0	0	0	0	2	3											
Andres Torres, S OBP: 0.277, SLG: 0.293 (1,8)										3	0	1	0	1	0	3											
Chris Truby, R OBP: 0.236, SLG: 0.321 (1,5)										4	0	1	0	0	1	4											
Inning Stats	R: 0 E: 0 K: 0 S: 6	H: 0 LOB: 1 BB: 1 P: 11	R: 0 E: 0 K: 1 S: 8	H: 0 LOB: 0 BB: 0 P: 12	R: 0 E: 0 K: 1 S: 17	H: 1 LOB: 3 BB: 2 P: 29	R: 0 E: 0 K: 0 S: 5	H: 0 LOB: 0 BB: 0 P: 6	R: 0 E: 0 K: 2 S: 13	H: 3 LOB: 1 BB: 1 P: 24	R: 1 E: 0 K: 0 S: 13	H: 3 LOB: 3 BB: 1 P: 21	R: 0 E: 0 K: 1 S: 8	H: 0 LOB: 2 BB: 0 P: 12	R: 0 E: 0 K: 1 S: 8	H: 0 LOB: 0 BB: 0 P: 12		R: 0 E: 0 K: 0 S: 8	H: 1 LOB: 1 BB: 0 P: 13	1B: 6 2B: 2 3B: 0 HR: 1	SF: 0 SAC: 1 DP: 1 HBP: 0	WP: 0 PB: 0 SB: 1 CS: 0	PA: 39				
PITCHER	IP	WLS	BF	H	R	ER	SO	BB	IBB	HBP	BLK	WP	HR	S	P	ERA	WHIP										
Roger Clemens, R ERA: 4.32 (1,1)	6.0	W	27	5	1	1	4	5	0	0	0	0	0	55	92	1.50	1.667										
Ramiro Mendoza, R ERA: 3.47 (7,1)	2.0		8	2	0	0	1	0	0	0	0	0	0	21	33	0.00	1.000										
Randy Choate, L ERA: 6.04 (9,1)	1.0		4	1	0	0	0	0	0	0	0	0	0	8	13	0.00	1.000										

AB 35
R 5
H 11
RBI 3
BB 3
SO 2
LOB 17



AB 33
R 1
H 8
RBI 1
BB 5
SO 5
LOB 25



Batter	1	2	3	4	5	6	7	8	9	AB	R	H	RBI	BB	SO	LOB	TOP					
Alfonso Soriano, R OBP: 0.336, SLG: 0.562 (1, 4)	F2		F3				K			3	0	0	0	1	1	0						
Nick Johnson, L OBP: 0.343, SLG: 0.414 (1, 3)	P6			G6-3						4	0	2	2	0	0	0						
Derek Jeter, R OBP: 0.370, SLG: 0.413 (1, 6)	G3			G4-3			K			3	0	0	0	0	1	2						
Bernie Williams, S OBP: 0.415, SLG: 0.497 (1, 10)			G4-3				L9			4	0	0	0	0	1	1						
Jorge Posada, S OBP: 0.373, SLG: 0.481 (1, 2)										3	1	3	0	1	0	0						
Robin Ventura, L OBP: 0.369, SLG: 0.464 (1, 5)										4	1	1	1	0	0	4						
Raul Mondesi, R OBP: 0.311, SLG: 0.436 (1, 8)										4	0	0	0	0	0	3						
Juan Rivera, R OBP: 0.338, SLG: 0.412 (1, 7)										4	0	1	0	0	0	1						
John Vander Wal, L OBP: 0.333, SLG: 0.439 (1, 9)										3	1	0	0	1	0	1						
Inning Stats	R: 0 H: 0 E: 0 K: 0 S: 18	H: 0 LOB: 0 BB: 0 P: 24	R: 0 H: 1 E: 0 K: 0 S: 12	LOB: 1 BB: 0 P: 20	R: 0 H: 0 E: 0 K: 0 S: 10	LOB: 0 BB: 0 P: 17	R: 0 H: 0 E: 0 K: 1 S: 11	LOB: 0 BB: 0 P: 18	R: 3 H: 3 E: 0 K: 1 S: 19	LOB: 2 BB: 2 P: 34	R: 0 H: 1 E: 0 K: 0 S: 7	LOB: 1 BB: 0 P: 12	R: 0 H: 1 E: 0 K: 1 S: 5	LOB: 1 BB: 0 P: 5	R: 0 H: 1 E: 0 K: 0 S: 5	LOB: 2 BB: 1 P: 15	R: 0 H: 0 E: 0 K: 0 S: 4	LOB: 0 BB: 0 P: 6	1B: 4 2B: 3 3B: 0 HR: 0	SF: 0 SAC: 1 DP: 1 HBP: 0	WP: 1 PB: 0 SB: 0 CS: 0	PA: 36
PITCHER	IP	WLS	BF	H	R	ER	SO	BB	IBB	HBP	BLK	WP	HR	S	P	ERA	WHIP					
Jason Beverlin, R ERA: 8.99 (1, 1)	4.2	L	19	3	3	3	1	2	0	0	0	1	0	62	104	5.79	1.071					
Eric Eckstein, L ERA: 2.84 (5, 1)	1.1		6	2	0	0	1	0	0	0	0	0	0	15	21	0.00	1.500					
Adam Bernero, R ERA: 6.39 (7, 1)	1.0		3	1	0	0	1	0	0	0	0	0	0	5	5	0.00	1.000					
Franklyn German, R ERA: (8, 1)	1.0		5	1	0	0	0	0	1	0	0	0	0	5	15	0.00	1.000					
Juan Acevedo, R ERA: 2.69 (9, 1)	1.0		3	0	0	0	0	0	0	0	0	0	0	4	6	0.00	0.000					

New York Yankees @ Detroit Tigers
Comerica Park, Detroit, MI
Sat Sep 21 2002, 1:25 PM EDT
Att: 25,432 - Cloudy - 81 F

AB 32
R 3
H 7
RBI 3
BB 3
SO 3
LOB 12



Batter	1	2	3	4	5	6	7	8	9	AB	R	H	RBI	BB	SO	LOB	BOTTOM					
Andres Torres, S OBP: 0.275, SLG: 0.289 (1, 8)	S 3B 1B		B5-3							4	1	1	0	0	0	2						
Omar Infante, R OBP: 0.388, SLG: 0.489 (1, 6)	K		G6-3							4	0	1	1	0	1	1						
Robert Fick, L OBP: 0.329, SLG: 0.432 (1, 9)	F8									3	0	0	0	1	0	2						
Carlos Pena, L OBP: 0.319, SLG: 0.463 (1, 3)										4	0	1	1	0	1	1						
Mike Rivera, R OBP: 0.262, SLG: 0.336 (1, 10)	K									4	0	0	0	0	3	1						
Craig Monroe, R (1, 7)										4	0	0	0	0	1	0						
Damion Easley, R OBP: 0.310, SLG: 0.347 (1, 4)										4	0	2	0	0	1	0						
Chris Truby, R OBP: 0.237, SLG: 0.319 (1, 5)										2	1	0	0	1	1	2						
Brandon Inge, R OBP: 0.268, SLG: 0.341 Matt Walbeck, S OBP: 0.258, SLG: 0.259 (1, 2)										1	0	0	0	0	0	1						
Inning Stats	R: 1 H: 2 E: 0 K: 2 S: 12	H: 2 LOB: 1 BB: 0 P: 22	R: 0 H: 1 E: 0 K: 0 S: 7	LOB: 1 BB: 0 P: 11	R: 0 H: 0 E: 0 K: 1 S: 12	LOB: 0 BB: 0 P: 13	R: 0 H: 0 E: 0 K: 2 S: 9	LOB: 0 BB: 0 P: 12	R: 0 H: 1 E: 0 K: 1 S: 10	LOB: 1 BB: 0 P: 12	R: 0 H: 0 E: 0 K: 1 S: 10	LOB: 0 BB: 0 P: 16	R: 0 H: 0 E: 0 K: 1 S: 8	LOB: 0 BB: 0 P: 11	1B: 4 2B: 0 3B: 1 HR: 0	SF: 0 SAC: 0 DP: 0 HBP: 0	WP: 0 PB: 0 SB: 1 CS: 0	PA: 34				
PITCHER	IP	WLS	BF	H	R	ER	SO	BB	IBB	HBP	BLK	WP	HR	S	P	ERA	WHIP					
Andy Pettitte, L ERA: 3.4 (1, 1)	7.0	W	28	5	2	2	6	2	0	0	0	0	0	75	110	2.57	1.000					
Mariano Rivera, R ERA: 2.79 (8, 1)	1.0	H	3	0	0	0	1	0	0	0	0	0	0	10	16	0.00	0.000					
Steve Karsay, R ERA: 3.13 (9, 1)	1.0	S	3	0	0	0	1	0	0	0	0	0	0	8	11	0.00	0.000					

New York Yankees @ Detroit Tigers
Comerica Park, Detroit, MI
Sat Sep 21 2002, 1:25 PM EDT
Att: 25,432 - Cloudy - 81 F

AB 32
R 2
H 5
RBI 2
BB 2
SO 8
LOB 12



Batter	1	2	3	4	5	6	7	8	9	AB	R	H	RBI	BB	SO	LOB	TOP		
Alfonso Soriano, R OBP: 0.335, SLG: 0.559										4	1	0	0	0	0	0			
Juan Rivera, R OBP: 0.346, SLG: 0.408										3	1	1	0	1	0	0			
Raul Mondesi, R OBP: 0.312, SLG: 0.440										4	2	2	1	0	0	2			
Ron Coomer, R Alex Arias, R OBP: 0.290, SLG: 0.372										4	0	0	1	0	0	2			
Rondell White, R OBP: 0.288, SLG: 0.369										4	0	3	2	0	1	0			
Nick Johnson, L OBP: 0.340, SLG: 0.410										4	0	0	0	0	2	3			
Chris Widger, R OBP: 0.344, SLG: 0.393										3	0	0	0	0	0	2			
John Vander Wal, L OBP: 0.328, SLG: 0.431										4	0	0	0	0	1	2			
Enrique Wilson, S OBP: 0.234, SLG: 0.282										4	0	0	0	0	1	0			
Inning Stats	R: 3 H: 3 E: 0 K: 0 S: 18	H: 3 LOB: 2 BB: 0 P: 32	R: 0 H: 0 E: 0 K: 0 S: 5	H: 0 LOB: 0 BB: 0 P: 7	R: 1 H: 2 E: 0 K: 1 S: 13	H: 2 LOB: 1 BB: 0 P: 20	R: 0 H: 0 E: 1 K: 1 S: 10	H: 0 LOB: 2 BB: 1 P: 19	R: 0 H: 0 E: 0 K: 0 S: 10	H: 0 LOB: 0 BB: 0 P: 12	R: 0 H: 0 E: 0 K: 0 S: 3	H: 0 LOB: 0 BB: 0 P: 3	R: 0 H: 1 E: 0 K: 1 S: 9	H: 1 LOB: 1 BB: 0 P: 14	R: 0 H: 0 E: 0 K: 1 S: 7	H: 0 LOB: 0 BB: 0 P: 10	1B: 1 2B: 5 3B: 0 HR: 0	SF: 0 SAC: 0 DP: 0 HBP: 2	WP: 0 PA: 37 PB: 0 SB: 0 CS: 0
PITCHER	IP WLS BF H R ER SO BB IBB HBP BLK WP HR S P ERA WHIP																		
Mike Maroth, L ERA: 4.67	(1, 1) 8.0 L 34 6 4 4 4 1 0 2 0 0 0 78 119 4.50 0.875																		
Jamie Walker, L ERA: 3.86	(9, 1) 1.0 3 0 0 0 1 0 0 0 0 0 0 7 10 0.00 0.000																		

New York Yankees @ Detroit Tigers
Comerica Park, Detroit, MI
Sun Sep 22 2002, 12:05 PM EDT
Att: 23,930 - Cloudy - 64 F

AB 34
R 4
H 6
RBI 4
BB 1
SO 5
LOB 11

Batter	1	2	3	4	5	6	7	8	9	AB	R	H	RBI	BB	SO	LOB	BOTTOM				
Andres Torres, S OBP: 0.255, SLG: 0.265										4	0	0	0	0	1	2					
20 Omar Infante, R OBP: 0.396, SLG: 0.490										4	0	2	0	0	1	1					
Robert Fick, L OBP: 0.328, SLG: 0.431										3	0	1	1	0	0	1					
Carlos Pena, L OBP: 0.316, SLG: 0.458										4	0	0	0	0	2	1					
Mike Rivera, R OBP: 0.262, SLG: 0.342										4	1	1	0	0	1	0					
Eric Munson, L OBP: 0.229, SLG: 0.318										3	0	0	0	0	1	1					
Damion Easley, R OBP: 0.313, SLG: 0.361										3	1	2	2	0	0	0					
Shane Halter, R OBP: 0.313, SLG: 0.395										3	0	1	0	0	0	1					
Craig Monroe, R OBP: 0.313, SLG: 0.395										3	1	0	0	0	0	1					
Inning Stats	R: 0 H: 1 E: 0 K: 0 S: 6	H: 2 LOB: 1 BB: 0 P: 11	R: 1 H: 2 E: 1 K: 1 S: 15	H: 2 LOB: 0 BB: 0 P: 17	R: 1 H: 1 E: 1 K: 0 S: 8	H: 1 LOB: 0 BB: 0 P: 13	R: 0 H: 0 E: 0 K: 2 S: 10	H: 0 LOB: 0 BB: 0 P: 15	R: 1 H: 2 E: 0 K: 1 S: 13	H: 2 LOB: 1 BB: 0 P: 17	R: 0 H: 1 E: 0 K: 0 S: 9	H: 1 LOB: 0 BB: 0 P: 10	R: 0 H: 0 E: 0 K: 0 S: 3	H: 0 LOB: 0 BB: 0 P: 5	R: 0 H: 0 E: 0 K: 1 S: 8	H: 0 LOB: 0 BB: 0 P: 13	R: 0 H: 0 E: 0 K: 1 S: 7	H: 0 LOB: 0 BB: 0 P: 11	1B: 4 2B: 2 3B: 0 HR: 1	SF: 1 SAC: 0 DP: 2 HBP: 0	WP: 0 PA: 33 PB: 0 SB: 0 CS: 1
PITCHER	IP WLS BF H R ER SO BB IBB HBP BLK WP HR S P ERA WHIP																				
David Wells, L ERA: 3.86	(1, 1) 8.0 W 29 7 3 2 5 0 0 0 0 0 0 72 101 2.25 0.875																				
Mike Stanton, L ERA: 2.92	(9, 1) 1.0 S 3 0 0 0 1 0 0 0 0 0 0 7 11 0.00 0.000																				

New York Yankees @ Detroit Tigers
Comerica Park, Detroit, MI
Sun Sep 22 2002, 12:05 PM EDT
Att: 23,930 - Cloudy - 64 F

AB 31
R 3
H 7
RBI 3
BB 0
SO 6
LOB 8

Batter	1	2	3	4	5	6	7	8	9	AB	R	H	RBI	BB	SO	LOB	TOP										
Andres Torres, S OBP: 0.267, SLG: 0.250	F9		20 1B G4-6-3 BB	4-1 BB			K		K	3	1	0	0	2	2	0	Detroit Tigers @ Kansas City Royals Kauffman Stadium, Kansas City, MO Tue Sep 24 2002, 7:05 PM CDT Att: 9,878 - Sunny - 68 F										
20 Omar Infante, R OBP: 0.404, SLG: 0.481	K		1-1 G4-6-3 1B	0-0 L6			1B BB			3	0	1	0	1	1	3											
Robert Fick, L OBP: 0.330, SLG: 0.433 Craig Monroe, R (7, PR) (7, 9)	2B		1-1 G4-6-3 1-2 3-H 2-2		1-3 K		1-2 G4-6-3 1B			4	0	2	0	0	1	1											
Carlos Pena, L OBP: 0.318, SLG: 0.455	BB		G3-1		4-1 BB		2-1 G4-6-3 1-2			2	0	0	0	2	0	2											
Mike Rivera, R OBP: 0.262, SLG: 0.339	F3			1-1 1B 1B	2-3 K		3-1 G3-1			4	1	1	0	0	1	3											
Eric Munson, L OBP: 0.250, SLG: 0.319		4-0 BB		1-1 BB 1B	1-0 L3		1-2 F8			3	0	1	0	1	0	1											
Shane Halter, R OBP: 0.312, SLG: 0.393	K			1-0 BB 1B		2-3 K	1-1 L8			4	0	1	1	0	2	1											
Damion Easley, R OBP: 0.310, SLG: 0.357 Hiram Bocachica, R OBP: 0.263, SLG: 0.408	P3			1-1 F7	1-3 K		0-0 F3			3	0	0	0	0	1	3											
George Lombard, L OBP: 0.317, SLG: 0.401	K			3-2 F7	2-0 F7		1-2 G6-3			1	0	0	0	0	1	3											
Inning Stats	R: 0 E: 0 K: 1 S: 10	H: 1 LOB: 2 BB: 1 P: 18	R: 0 E: 0 K: 2 S: 8	H: 0 LOB: 1 BB: 1 P: 13	R: 1 E: 0 K: 0 S: 7	H: 1 LOB: 0 BB: 1 P: 15	R: 1 E: 0 K: 0 S: 14	H: 3 LOB: 3 BB: 1 P: 24	R: 0 E: 0 K: 2 S: 10	H: 0 LOB: 1 BB: 1 P: 18	R: 0 E: 0 K: 1 S: 10	H: 1 LOB: 2 BB: 1 P: 19	R: 0 E: 0 K: 1 S: 8	H: 0 LOB: 0 BB: 0 P: 13	R: 0 E: 0 K: 1 S: 8	H: 0 LOB: 0 BB: 0 P: 12		1B: 5 2B: 1 3B: 0 HR: 0	SF: 0 SAC: 0 DP: 2 HBP: 0	WP: 0 PB: 0 SB: 0 CS: 0	PA: 37						
PITCHER	IP	WLS	BF	H	R	ER	SO	BB	IBB	HBP	BLK	WP	HR	S	P	ERA	WHIP										
Miguel Asencio, R ERA: 5.11	5.0	W	24	5	2	2	5	5	0	0	0	0	0	49	88	3.60	2.000										
Mike MacDougal, R ERA: 4.15	2.0		7	1	0	0	3	1	0	0	0	0	0	19	33	0.00	1.000										
Ryan Bukvich, R ERA: 6.0	1.0		3	0	0	0	0	0	0	0	0	0	0	8	13	0.00	0.000										
Jeremy Hill, R ERA: 4.26	1.0		3	0	0	0	1	0	0	0	0	0	0	8	12	0.00	0.000										

Batter	1	2	3	4	5	6	7	8	9	AB	R	H	RBI	BB	SO	LOB	BOTTOM											
Chuck Knoblauch, R OBP: 0.290, SLG: 0.307 Ryan Bukvich, R	G5-3		HR	F3	K	F9		HR		5	1	1	1	0	1	5	Detroit Tigers @ Kansas City Royals Kauffman Stadium, Kansas City, MO Tue Sep 24 2002, 7:05 PM CDT Att: 9,878 - Sunny - 68 F											
Carlos Beltrán, S OBP: 0.348, SLG: 0.491 Jeremy Hill, R	G4-3		HR BB		29 2B BB	29 1B HBP	K	G4-3		4	3	1	0	2	1	0												
29 Mike Sweeney, R OBP: 0.423, SLG: 0.578 Kit Pellow, R OBP: 0.367, SLG: 0.346	BB		P6		WP 1-H 1B	BB 1B HBP	K2-3			2	2	1	1	1	0	1												
Raul Ibanez, L OBP: 0.343, SLG: 0.541	K		1-H HR		1B BB	1B 4 E BB	K			3	3	1	2	2	2	1												
Joe Randa, R OBP: 0.342, SLG: 0.426 Luis Ordaz, R OBP: 0.314, SLG: 0.247	G1-3		G6-3		1B 1B	L9		1B 2B 1B		4	1	1	1	0	0	3												
Michael Tucker, L OBP: 0.330, SLG: 0.408	E2 4 WP			G6-3 1B	K	4 E 4 E SF8 1B		2B FC5-2 1B		5	2	3	2	0	1	2												
4 Angel Berroa, R OBP: 0.313, SLG: 0.368	F8			P6	F9	E6 1B		F7		5	1	0	1	0	0	6												
Brent Mayne, L OBP: 0.310, SLG: 0.312 Dusty Wathan, R OBP: 1.000, SLG: 2.000	F7			G6-3 1B	1B 2-H 1B	SF8		HR 2B		3	0	2	2	0	0	0												
Carlos Febles, R OBP: 0.332, SLG: 0.350 Brandon Berger, R OBP: 0.255, SLG: 0.388	G6-3		G6-3	G6-3	1B	1B		FC5-2 HR		4	0	2	2	0	0	2												
Inning Stats	R: 0 E: 0 K: 1 S: 6	H: 0 LOB: 1 BB: 1 P: 15	R: 1 E: 1 K: 0 S: 10	H: 0 LOB: 0 BB: 0 P: 21	R: 3 E: 0 K: 0 S: 15	H: 2 LOB: 1 BB: 1 P: 31	R: 0 E: 0 K: 0 S: 10	H: 2 LOB: 2 BB: 0 P: 16	R: 4 E: 0 K: 2 S: 18	H: 4 LOB: 2 BB: 2 P: 32	R: 5 E: 1 K: 0 S: 23	H: 3 LOB: 1 BB: 1 P: 32	R: 0 E: 0 K: 3 S: 9	H: 0 LOB: 0 BB: 0 P: 11	R: 4 E: 0 K: 0 S: 17	H: 4 LOB: 0 BB: 0 P: 25		1B: 10 2B: 2 3B: 0 HR: 3	SF: 1 SAC: 0 DP: 0 HBP: 1	WP: 2 PB: 0 SB: 0 CS: 0	PA: 47							
PITCHER	IP	WLS	BF	H	R	ER	SO	BB	IBB	HBP	BLK	WP	HR	S	P	ERA	WHIP											
Shane Loux, R ERA: 9.0	4.0	L	21	5	6	5	1	3	0	0	0	0	1	2	45	91	11.25	2.000										
Brian Powell, R ERA: 4.95	1.0		7	3	2	2	2	1	0	0	0	1	0	14	24	18.00	4.000											
Matt Anderson, R ERA: 9.0	0.2		7	2	5	3	0	1	0	1	0	0	0	18	26	40.50	4.500											
Eric Eckenstahler, L ERA: 2.35	1.1		5	1	0	0	3	0	0	0	0	0	0	14	17	0.00	0.750											
Jeff Farnsworth, R ERA: 5.87	1.0		7	4	4	4	0	0	0	0	0	0	1	17	25	36.00	4.000											

AB	31
R	2
H	6
RBI	1
BB	6
SO	9
LOB	17




AB	40
R	17
H	15
RBI	16
BB	5
SO	6
LOB	22



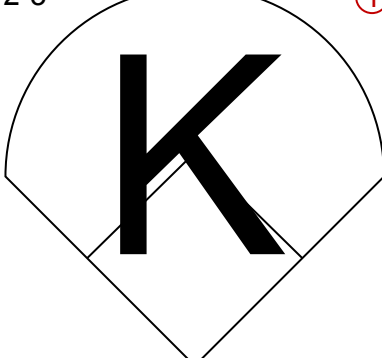
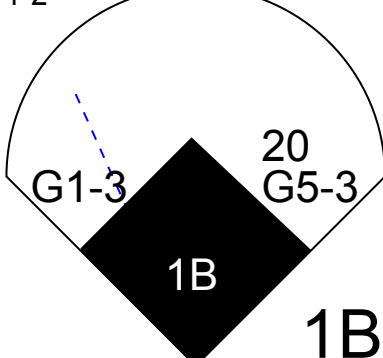
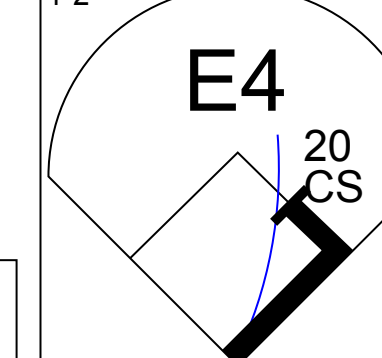
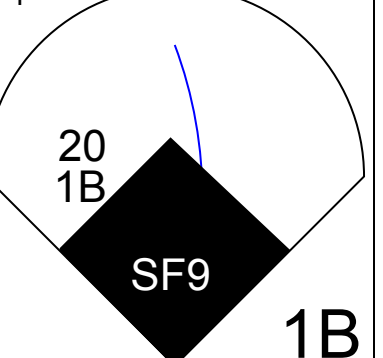
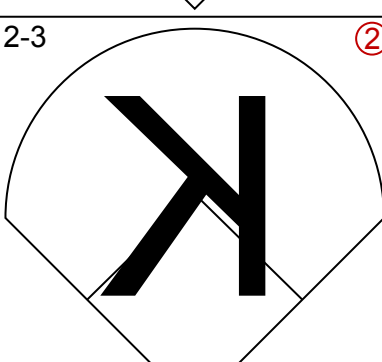
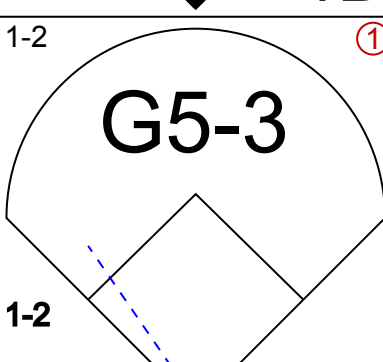
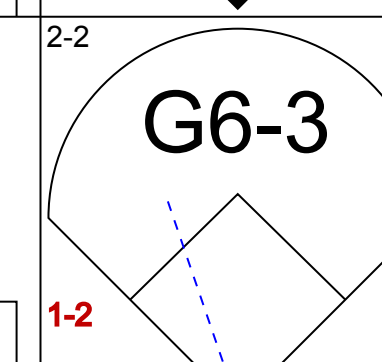
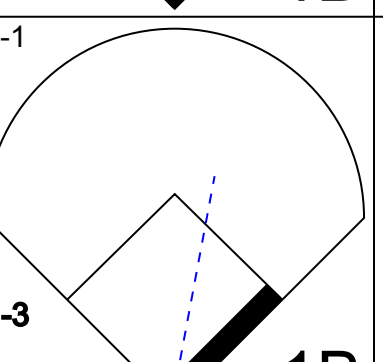
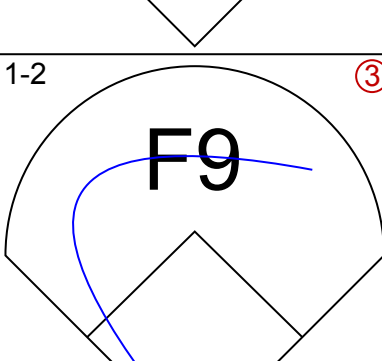
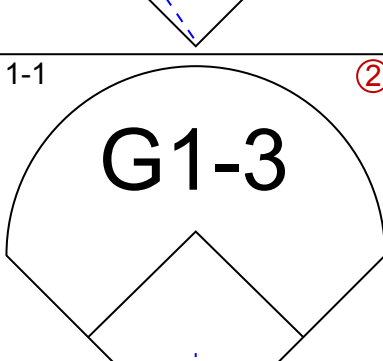
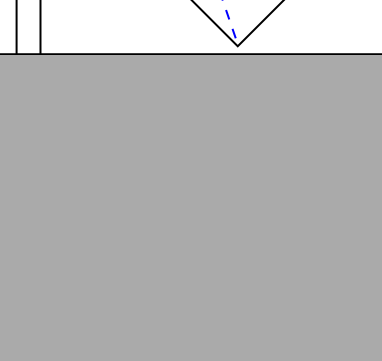
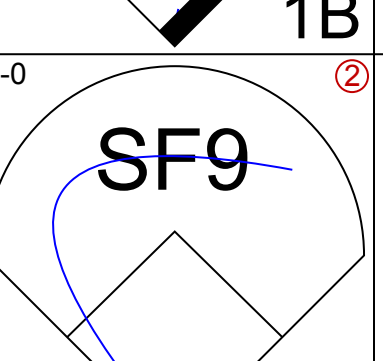
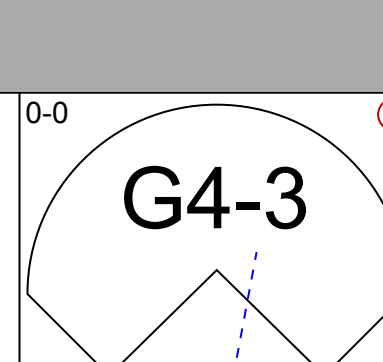
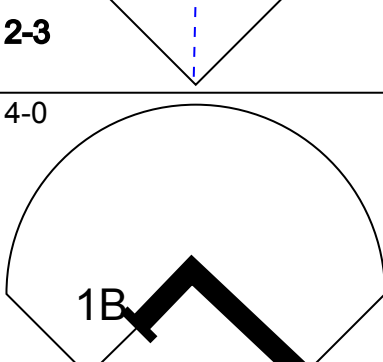

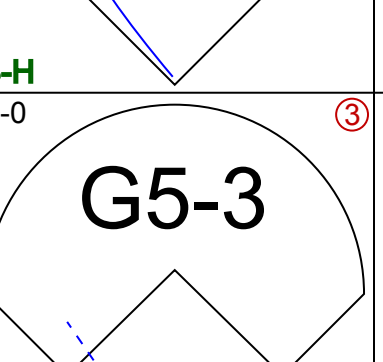

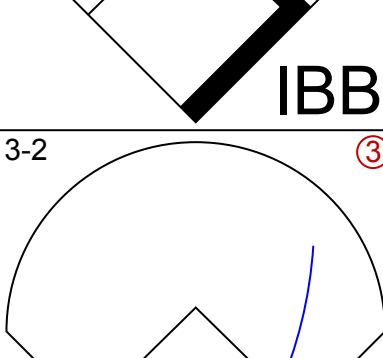


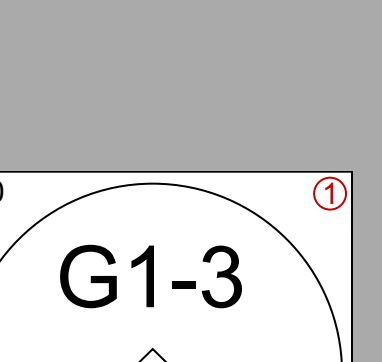
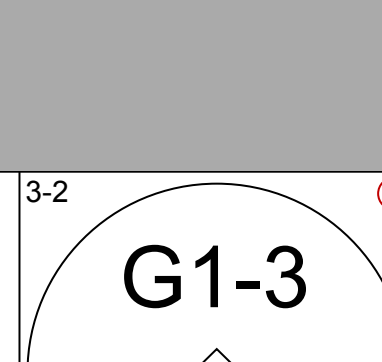

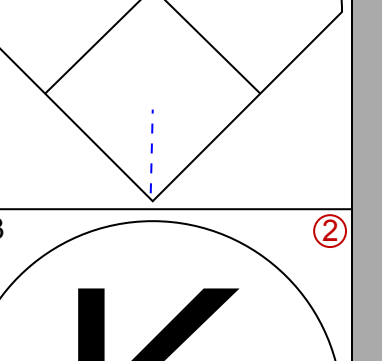
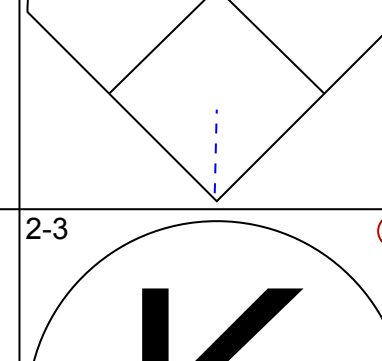
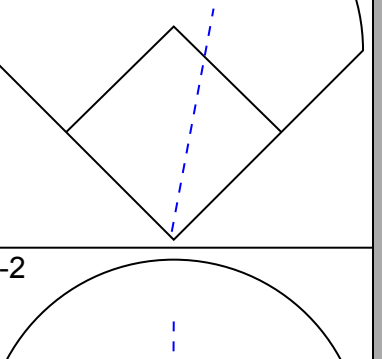
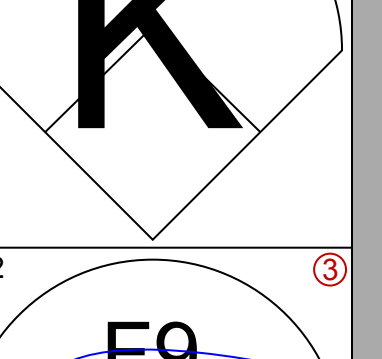
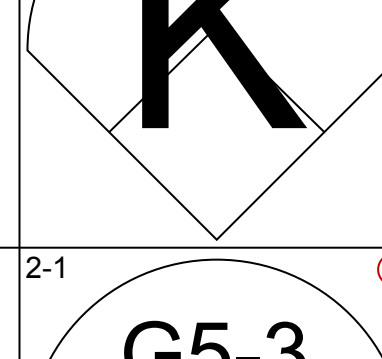
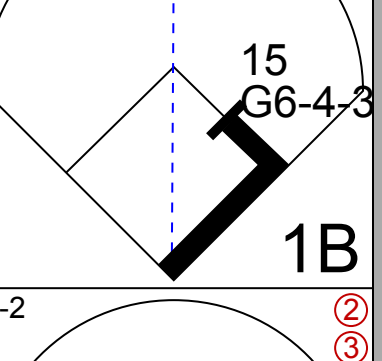
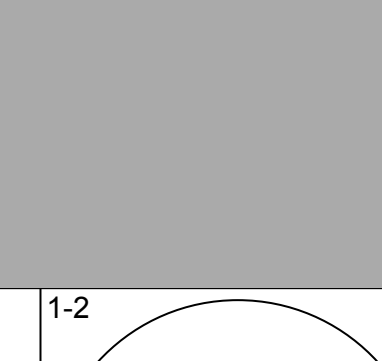
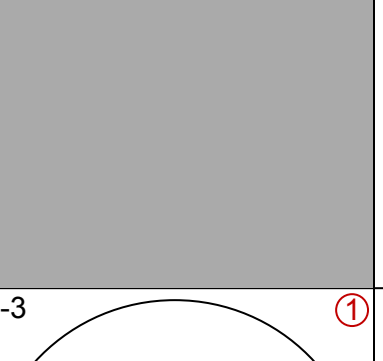

Batter	1	2	3	4	5	6	7	8	9	10	11	12	AB	R	H	RBI	BB	SO	LOB	TOP	
Andres Torres, S OBP: 0.273, SLG: 0.246 (1, 8)	1-2 G6-3	0-0 G4-3		2-3 K			0-0 CS 1B		2-3 K		4-1 20 1B BB		5	0	1	0	1	2	2		
20 Omar Infante, R OBP: 0.397, SLG: 0.467 (1, 6)	1-3 K	1-3 K			2-2 1B		0-0 B1		0-0 G1-3		0-2 FC4-6 1B		6	0	2	0	0	2	2		
Robert Fick, L OBP: 0.331, SLG: 0.433 Hiram Bocachica, R OBP: 0.267, SLG: 0.414 (1, 9) (2, 9)	1-0 2B 1B HBP		0-2 F9	2-2 P4		2-1 1B 2B		1-2 1B 2B	1-0 1B	1-0 1B	1-2 FC4-6		0	1	0	0	0	0	0		
Carlos Pena, L OBP: 0.320, SLG: 0.459 (1, 3)	0-1 1B 2B		1-2 P6		2-3 K		1-0 1B		1-3 K			0-1 1B SF9 1B	6	2	3	1	0	2	2		
Randall Simon, L OBP: 0.319, SLG: 0.460 Damian Jackson, R OBP: 0.321, SLG: 0.357 (1, 10) (12, PR)	1-1 HR 1B		0-0 HR		3-2 F9		0-1 1B		1-0 L5		2-1 FC4-6 1B		6	2	4	3	0	0	1		
Shane Bieber, R OBP: 0.314, SLG: 0.402 Chris Truby, R OBP: 0.236, SLG: 0.318 (1, 5) (8, 5)	1-1 HR		1-2 P6			0-1 G6-3 SH3-4 1B		0-3 K		1-0 F8		1-1 SF9	4	1	2	2	0	1	2		
George Lombard, L OBP: 0.310, SLG: 0.392 (1, 7)	1-2 G6-3			0-0 F5		1-0 SH3-4		2-3 K		1-3 K		0-0 FC4-6 1B	5	0	0	0	0	2	1		
Damon Easley, R OBP: 0.305, SLG: 0.350 (1, 4)		1-2 G6-3		2-1 G6-3		0-0 G6-3		1-1 G1-3			0-1 G1-3	2-2 G3	6	0	0	0	0	0	2		
15 Brandon Inge, R OBP: 0.270, SLG: 0.340 (1, 2)		2-2 1B		4-2 BB		1-2 P4		2-3 K		2-3 K			4	0	1	0	1	2	1		
Inning Stats	R: 4 E: 0 K: 1 S: 16	H: 3 LOB: 0 BB: 0 P: 22	R: 0 E: 0 K: 1 S: 11	H: 1 LOB: 1 BB: 0 P: 15	R: 1 E: 0 K: 0 S: 11	H: 1 LOB: 0 BB: 0 P: 13	R: 0 E: 0 K: 1 S: 9	H: 0 LOB: 1 BB: 1 P: 17	R: 0 E: 0 K: 1 S: 12	H: 1 LOB: 1 BB: 0 P: 21	R: 0 E: 0 K: 1 S: 8	H: 0 LOB: 0 BB: 1 P: 19	R: 1 E: 0 K: 0 S: 12	H: 2 LOB: 2 BB: 0 P: 17	1B: 11 2B: 2 3B: 0 HR: 2	SF: 1 SAC: 1 DP: 0 HBP: 1	WP: 0 PB: 0 SB: 1 CS: 1	PA: 53			
PITCHER	IP WLS BF H R ER SO BB IBB HBP BLK WP HR S P ERA WHIP	Paul Byrd, R ERA: 3.9 Jeremy Affeldt, L ERA: 4.46 Jason Grimesley, R ERA: 3.97 Roberto Hernandez, R ERA: 4.33 Scott Mullen, L ERA: 2.94	IP WLS BF H R ER SO BB IBB HBP BLK WP HR S P ERA WHIP	Jeremy Hill, R ERA: 4.32	IP WLS BF H R ER SO BB IBB HBP BLK WP HR S P ERA WHIP	Paul Byrd, R ERA: 3.9 Jeremy Affeldt, L ERA: 4.46 Jason Grimesley, R ERA: 3.97 Roberto Hernandez, R ERA: 4.33 Scott Mullen, L ERA: 2.94	IP WLS BF H R ER SO BB IBB HBP BLK WP HR S P ERA WHIP	Paul Byrd, R ERA: 3.9 Jeremy Affeldt, L ERA: 4.46 Jason Grimesley, R ERA: 3.97 Roberto Hernandez, R ERA: 4.33 Scott Mullen, L ERA: 2.94	IP WLS BF H R ER SO BB IBB HBP BLK WP HR S P ERA WHIP	Paul Byrd, R ERA: 3.9 Jeremy Affeldt, L ERA: 4.46 Jason Grimesley, R ERA: 3.97 Roberto Hernandez, R ERA: 4.33 Scott Mullen, L ERA: 2.94	IP WLS BF H R ER SO BB IBB HBP BLK WP HR S P ERA WHIP	Paul Byrd, R ERA: 3.9 Jeremy Affeldt, L ERA: 4.46 Jason Grimesley, R ERA: 3.97 Roberto Hernandez, R ERA: 4.33 Scott Mullen, L ERA: 2.94	IP WLS BF H R ER SO BB IBB HBP BLK WP HR S P ERA WHIP	Paul Byrd, R ERA: 3.9 Jeremy Affeldt, L ERA: 4.46 Jason Grimesley, R ERA: 3.97 Roberto Hernandez, R ERA: 4.33 Scott Mullen, L ERA: 2.94	IP WLS BF H R ER SO BB IBB HBP BLK WP HR S P ERA WHIP	Paul Byrd, R ERA: 3.9 Jeremy Affeldt, L ERA: 4.46 Jason Grimesley, R ERA: 3.97 Roberto Hernandez, R ERA: 4.33 Scott Mullen, L ERA: 2.94	IP WLS BF H R ER SO BB IBB HBP BLK WP HR S P ERA WHIP	Paul Byrd, R ERA: 3.9 Jeremy Affeldt, L ERA: 4.46 Jason Grimesley, R ERA: 3.97 Roberto Hernandez, R ERA: 4.33 Scott Mullen, L ERA: 2.94	IP WLS BF H R ER SO BB IBB HBP BLK WP HR S P ERA WHIP	Paul Byrd, R ERA: 3.9 Jeremy Affeldt, L ERA: 4.46 Jason Grimesley, R ERA: 3.97 Roberto Hernandez, R ERA: 4.33 Scott Mullen, L ERA: 2.94	IP WLS BF H R ER SO BB IBB HBP BLK WP HR S P ERA WHIP

Detroit Tigers @ Kansas City Royals
Kauffman Stadium, Kansas City, MO
Wed Sep 25 2002, 7:05 PM CDT
Att. 10,203 - Sunny - 73 F

AB 48
R 7
H 15
RBI 7
BB 2
SO 11
LOB 16



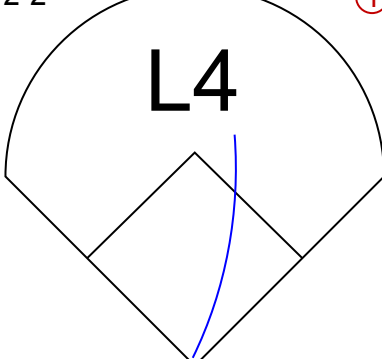
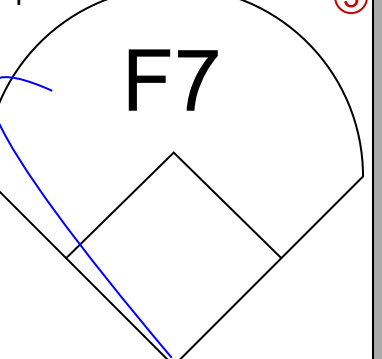
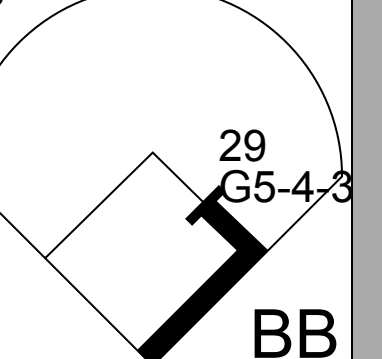
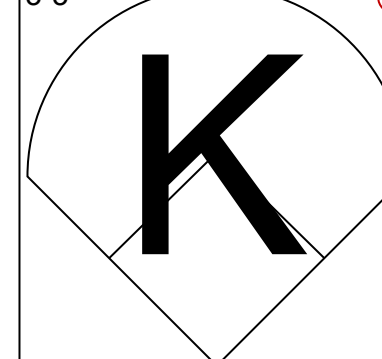
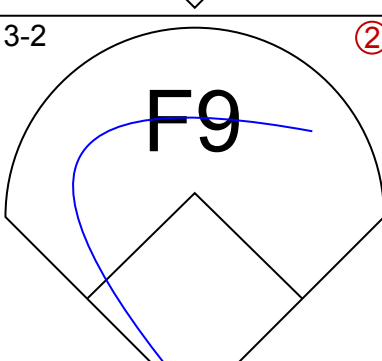
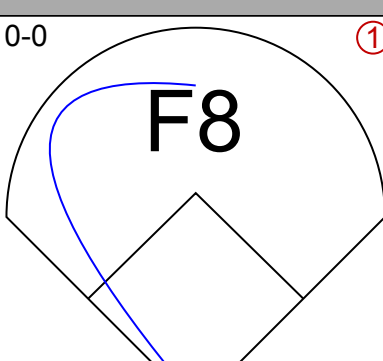
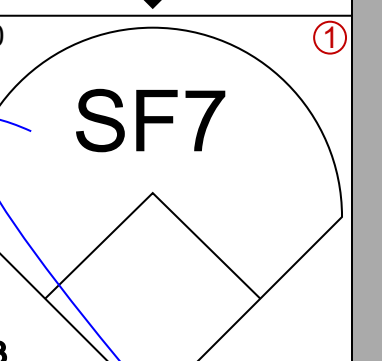
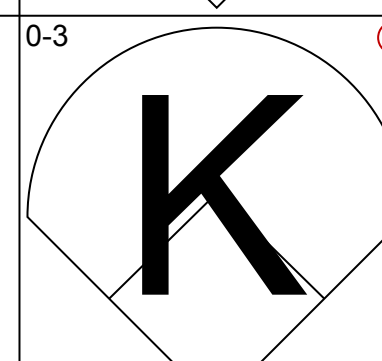
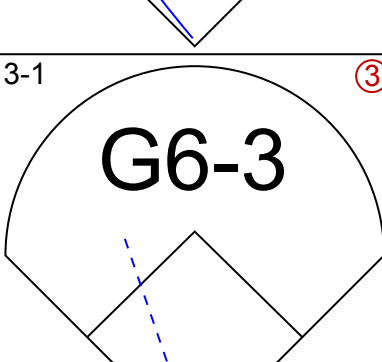
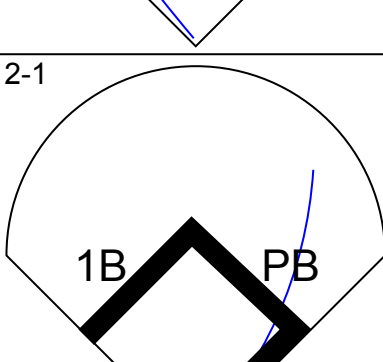
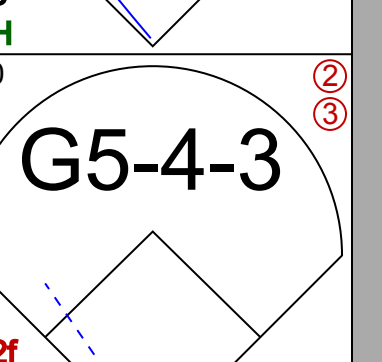
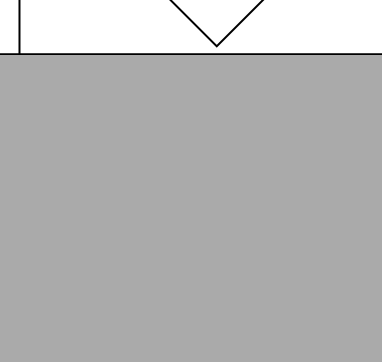
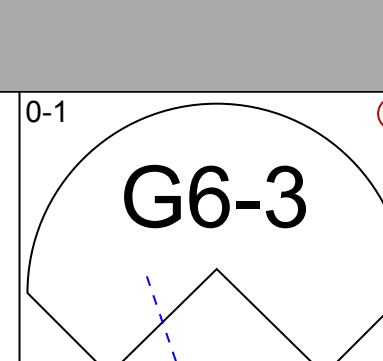
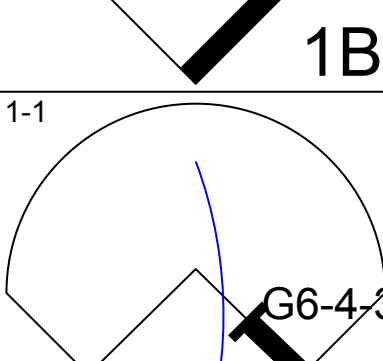
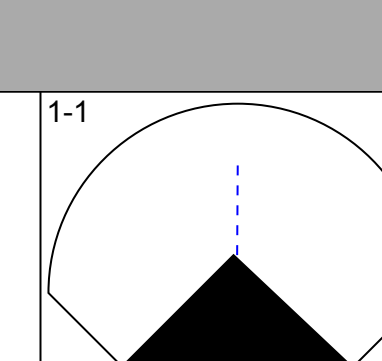

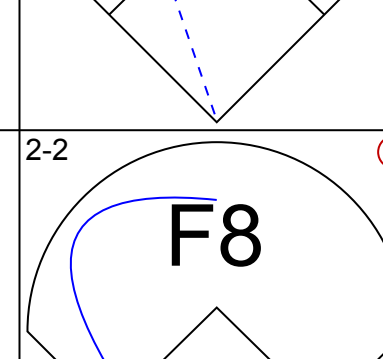
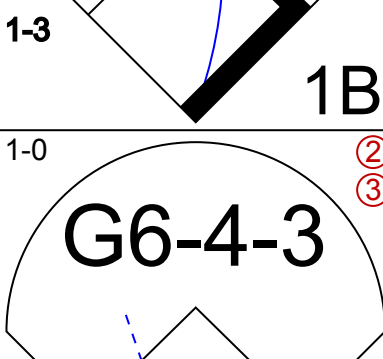
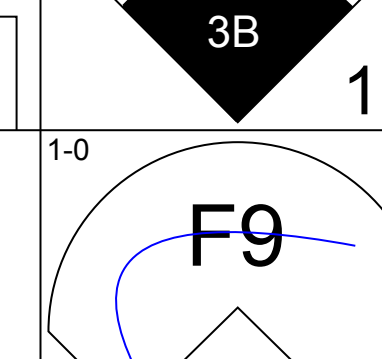

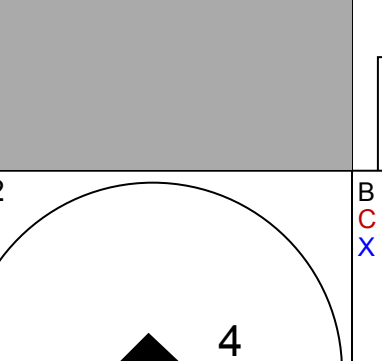
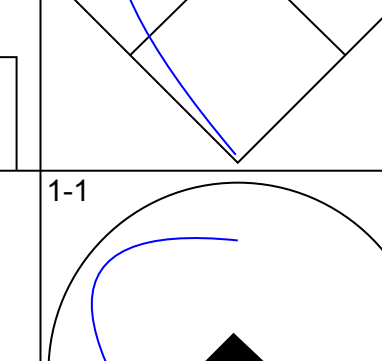

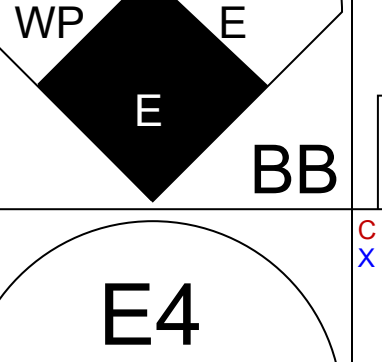
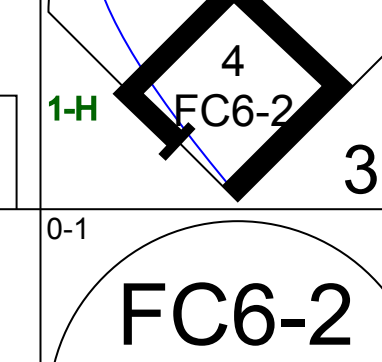

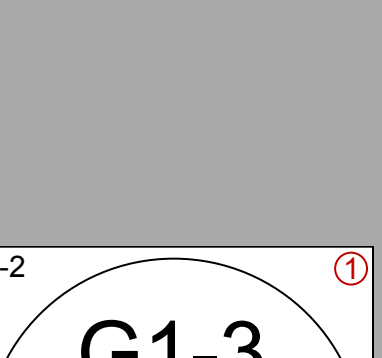
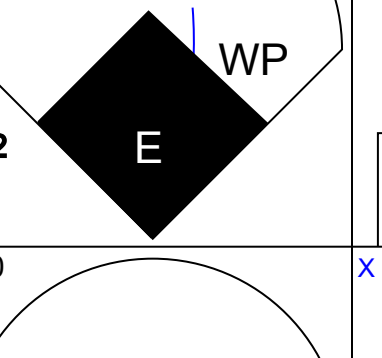
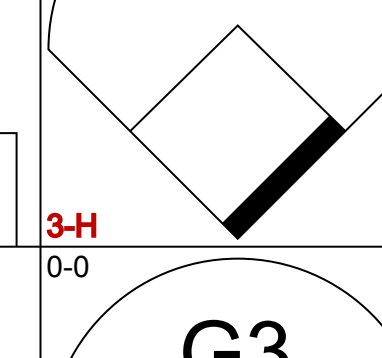
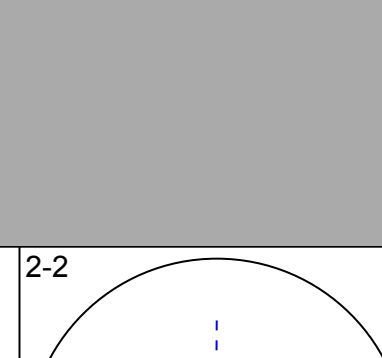
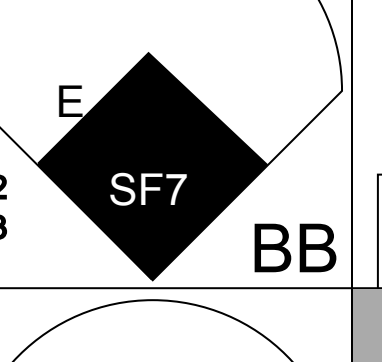
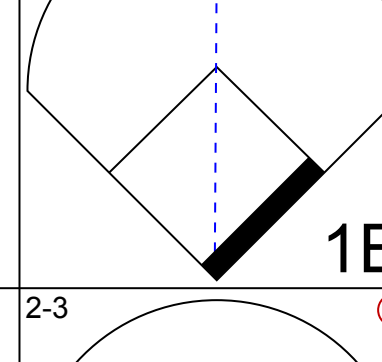
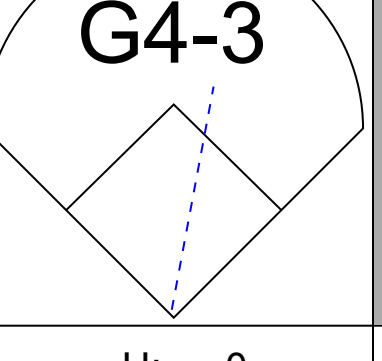
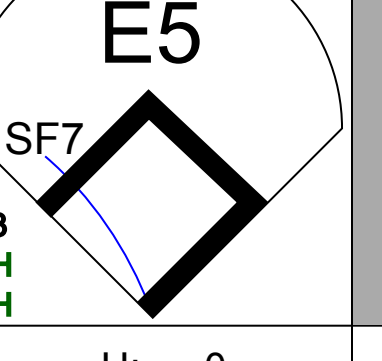
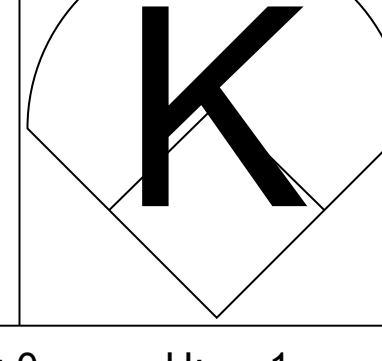

Batter	1	2	3	4	5	6	7	8	9	10	11	12	AB	R	H	RBI	BB	SO	LOB	BOTTOM																																																
Chuck Knoblauch, R OBP: 0.289, SLG: 0.365 Dusty Wathan, R OBP: 0.500, SLG: 1.000 (1, 7) (9, 2)	1-2 1B	FC6-4		0-1 F8		0-0 G6-4-3		2-2 P3		1-0 G6-3			5	1	1	0	0	0	6																																																	
Carlos Beltran, S OBP: 0.346, SLG: 0.493 (1, 8)	0-2 HR		1-3 K	1-2 F7			2-1 G4-3		0-2 F7		0-0 F8		6	1	1	2	0	1	0																																																	
29 Mike Sweeney, R OBP: 0.422, SLG: 0.573 (1, 10)	1-0 F8		0-0 P3	1-0 F8			4-1 1B BB		4-0 1B BB		1-1 G6-3		4	1	0	0	2	0	0																																																	
Raul Ibanez, L OBP: 0.341, SLG: 0.538 (1, 3)	1-1 E1 G5-3 1B		1-0 G6-3		1-2 G4-3		3-2 P6		0-1 E6 1B		2-1 2B		6	1	1	0	0	2																																																		
Joe Randa, R OBP: 0.344, SLG: 0.426 (1, 5)	0-0 G5-3		2-2 FC1-5 1B		3-1 F8		0-1 1B		2-2 G4-6-3 1B		0-0 F8		6	0	3	1	0	0	2																																																	
Michael Tucker, L OBP: 0.332, SLG: 0.409 (1, 9) (9, 7)	2-2 4 2B 1B		0-0 FC1-5 1B		1-1 F7		2-2 4 BLK 1B		2-2 G4-6-3			2-3 K	6	1	3	1	0	1	2																																																	
4 Angel Berroa, R OBP: 0.314, SLG: 0.381 (1, 6)	1-1 1B 2B		0-0 FC1-5		0-0 1B		2-3 K		2-2 K2-3			0-2 G2-3	6	1	2	1	0	2	3																																																	
Neif Perez, S OBP: 0.260, SLG: 0.304 Kit Pellow, R OBP: 0.367, SLG: 0.346 Luis Alicea, S OBP: 0.322, SLG: 0.291 Carlos Fabian, R OBP: 0.331, SLG: 0.348 (1, 4) (8, PH) (8, PH) (9, 4)	0-0 1B		0-0 F8		0-3 K		4-2 BB		3-3 K		2-2 P4		3	0	1	1	0	1	3																																																	
A.J. Hinch, R OBP: 0.324, SLG: 0.402 Aaron Guiel, L OBP: 0.293, SLG: 0.342 (1, 2) (8, PH) (9, 9)	1-2 FC6-4 1B		1-3 K		4-1 BB		1-3 K		2-2 1B				2	0	1	0	1	1	2																																																	
Inning Stats	R: 5 E: 1 K: 0 S: 18	H: 6 LOB: 2 BB: 0 P: 24	R: 0 E: 0 K: 1 S: 5	H: 0 LOB: 0 BB: 0 P: 7	R: 0 E: 0 K: 1 S: 9	H: 2 LOB: 2 BB: 0 P: 12	R: 0 E: 0 K: 0 S: 6	H: 0 LOB: 0 BB: 0 P: 8	R: 0 E: 0 K: 0 S: 7	H: 0 LOB: 0 BB: 0 P: 12	R: 0 E: 0 K: 0 S: 6	H: 1 LOB: 1 BB: 1 P: 10	R: 0 E: 0 K: 0 S: 9	H: 1 LOB: 2 BB: 1 P: 18	R: 0 E: 0 K: 2 S: 18	H: 1 LOB: 2 BB: 2 P: 29	R: 1 E: 1 K: 2 S: 12	H: 1 LOB: 1 BB: 1 P: 20	R: 0 E: 0 K: 2 S: 11	H: 1 LOB: 1 BB: 0 P: 17	R: 0 E: 0 K: 0 S: 6	H: 1 LOB: 1 BB: 0 P: 9	R: 0 E: 0 K: 1 S: 10	H: 0 LOB: 0 BB: 0 P: 14	1B: 11 2B: 2 3B: 0 HR: 1	SF: 0 SAC: 0 DP: 2 HBP: 0	WP: 0 PB: 0 SB: 1 CS: 0	PA: 53																																								
PITCHER	IP WLS BF H R ER SO BB IBB HBP BLK WP HR S P ERA WHIP	Steve Sparks, R ERA: 5.52 Jamie Walker, L ERA: 3.77 Franklyn German, R ERA: 2.65 Juan Acevedo, R ERA: 2.65 Adam Bernero, R ERA: 6.2	IP WLS BF H R ER SO BB IBB HBP BLK WP HR S P ERA WHIP	Steve Sparks, R ERA: 5.52 Jamie Walker, L ERA: 3.77 Franklyn German, R ERA: 2.65 Juan Acevedo, R ERA: 2.65 Adam Bernero, R ERA: 6.2	IP WLS BF H R ER SO BB IBB HBP BLK WP HR S P ERA WHIP	Steve Sparks, R ERA: 5.52 Jamie Walker, L ERA: 3.77 Franklyn German, R ERA: 2.65 Juan Acevedo, R ERA: 2.65 Adam Bernero, R ERA: 6.2	IP WLS BF H R ER SO BB IBB HBP BLK WP HR S P ERA WHIP	Steve Sparks, R ERA: 5.52 Jamie Walker, L ERA: 3.77 Franklyn German, R ERA: 2.65 Juan Acevedo, R ERA: 2.65 Adam Bernero, R ERA: 6.2	IP WLS BF H R ER SO BB IBB HBP BLK WP HR S P ERA WHIP	Steve Sparks, R ERA: 5.52 Jamie Walker, L ERA: 3.77 Franklyn German, R ERA: 2.65 Juan Acevedo, R ERA: 2.65 Adam Bernero, R ERA: 6.2	IP WLS BF H R ER SO BB IBB HBP BLK WP HR S P ERA WHIP	Steve Sparks, R ERA: 5.52 Jamie Walker, L ERA: 3.77 Franklyn German, R ERA: 2.65 Juan Acevedo, R ERA: 2.65 Adam Bernero, R ERA: 6.2	IP WLS BF H R ER SO BB IBB HBP BLK WP HR S P ERA WHIP	Steve Sparks, R ERA: 5.52 Jamie Walker, L ERA: 3.77 Franklyn German, R ERA: 2.65 Juan Acevedo, R ERA: 2.65 Adam Bernero, R ERA: 6.2	IP WLS BF H R ER SO BB IBB HBP BLK WP HR S P ERA WHIP	Steve Sparks, R ERA: 5.52 Jamie Walker, L ERA: 3.77 Franklyn German, R ERA: 2.65 Juan Acevedo, R ERA: 2.65 Adam Bernero, R ERA: 6.2	IP WLS BF H R ER SO BB IBB HBP BLK WP HR S P ERA WHIP	Steve Sparks, R ERA: 5.52 Jamie Walker, L ERA: 3.77 Franklyn German, R ERA: 2.65 Juan Acevedo, R ERA: 2.65 Adam Bernero, R ERA: 6.2	IP WLS BF H R ER SO BB IBB HBP BLK WP HR S P ERA WHIP	Steve Sparks, R ERA: 5.52 Jamie Walker, L ERA: 3.77 Franklyn German, R ERA: 2.65 Juan Acevedo, R ERA: 2.65 Adam Bernero, R ERA: 6.2	IP WLS BF H R ER SO BB IBB HBP BLK WP HR S P ERA WHIP	Steve Sparks, R ERA: 5.52 Jamie Walker, L ERA: 3.77 Franklyn German, R ERA: 2.65 Juan Acevedo, R ERA: 2.65 Adam Bernero, R ERA: 6.2	IP WLS BF H R ER SO BB IBB HBP BLK WP HR S P ERA WHIP	Steve Sparks, R ERA: 5.52 Jamie Walker, L ERA: 3.77 Franklyn German, R ERA: 2.65 Juan Acevedo, R ERA: 2.65 Adam Bernero, R ERA: 6.2	IP WLS BF H R ER SO BB IBB HBP BLK WP HR S P ERA WHIP	Steve Sparks, R ERA: 5.52 Jamie Walker, L ERA: 3.77 Franklyn German, R ERA: 2.65 Juan Acevedo, R ERA: 2.65 Adam Bernero, R ERA: 6.2	IP WLS BF H R ER SO BB IBB HBP BLK WP HR S P ERA WHIP	Steve Sparks, R ERA: 5.52 Jamie Walker, L ERA: 3.77 Franklyn German, R ERA: 2.65 Juan Acevedo, R ERA: 2.65 Adam Bernero, R ERA: 6.2	IP WLS BF H R ER SO BB IBB HBP BLK WP HR S P ERA WHIP	Steve Sparks, R ERA: 5.52 Jamie Walker, L ERA: 3.77 Franklyn German, R ERA: 2.65 Juan Acevedo, R ERA: 2.65 Adam Bernero, R ERA: 6.2	IP WLS BF H R ER SO BB IBB HBP BLK WP HR S P ERA WHIP	Steve Sparks, R ERA: 5.52 Jamie Walker, L ERA: 3.77 Franklyn German, R ERA: 2.65 Juan Acevedo, R ERA: 2.65 Adam Bernero, R ERA: 6.2	IP WLS BF H R ER SO BB IBB HBP BLK WP HR S P ERA WHIP	Steve Sparks, R ERA: 5.52 Jamie Walker, L ERA: 3.77 Franklyn German, R ERA: 2.65 Juan Acevedo, R ERA: 2.65 Adam Bernero, R ERA: 6.2	IP WLS BF H R ER SO BB IBB HBP BLK WP HR S P ERA WHIP	Steve Sparks, R ERA: 5.52 Jamie Walker, L ERA: 3.77 Franklyn German, R ERA: 2.65 Juan Acevedo, R ERA: 2.65 Adam Bernero, R ERA: 6.2	IP WLS BF H R ER SO BB IBB HBP BLK WP HR S P ERA WHIP	Steve Sparks, R ERA: 5.52 Jamie Walker, L ERA: 3.77 Franklyn German, R ERA: 2.65 Juan Acevedo, R ERA: 2.65 Adam Bernero, R ERA: 6.2	IP WLS BF H R ER SO BB IBB HBP BLK WP HR S P ERA WHIP	Steve Sparks, R ERA: 5.52 Jamie Walker, L ERA: 3.77 Franklyn German, R ERA: 2.65 Juan Acevedo, R ERA: 2.65 Adam Bernero, R ERA: 6.2	IP WLS BF H R ER SO BB IBB HBP BLK WP HR S P ERA WHIP	Steve Sparks, R ERA: 5.52 Jamie Walker, L ERA: 3.77 Franklyn German, R ERA: 2.65 Juan Acevedo, R ERA: 2.65 Adam Bernero, R ERA: 6.2	IP WLS BF H R ER SO BB IBB HBP BLK WP HR S P ERA WHIP	Steve Sparks, R ERA: 5.52 Jamie Walker, L ERA: 3.77 Franklyn German, R ERA: 2.65 Juan Acevedo, R ERA: 2.65 Adam Bernero, R ERA: 6.2	IP WLS BF H R ER SO BB IBB HBP BLK WP HR S P ERA WHIP	Steve Sparks, R ERA: 5.52 Jamie Walker, L ERA: 3.77 Franklyn German, R ERA: 2.65 Juan Acevedo, R ERA: 2.65 Adam Bernero, R ERA: 6.2	IP WLS BF H R ER SO BB IBB HBP BLK WP HR S P ERA WHIP	Steve Sparks, R ERA: 5.52 Jamie Walker, L ERA: 3.77 Franklyn German, R ERA: 2.65 Juan Acevedo, R ERA: 2.65 Adam Bernero, R ERA: 6.2	IP WLS BF H R ER SO BB IBB HBP BLK WP HR S P ERA WHIP	Steve Sparks, R ERA: 5.52 Jamie Walker, L ERA: 3.77 Franklyn German, R ERA: 2.65 Juan Acevedo, R ERA: 2.65 Adam Bernero, R ERA: 6.2	IP WLS BF H R ER SO BB IBB HBP BLK WP HR S P ERA WHIP	Steve Sparks, R ERA: 5.52 Jamie Walker, L ERA: 3.77 Franklyn German, R ERA: 2.65 Juan Acevedo, R ERA: 2.65 Adam Bernero, R ERA: 6.2	IP WLS BF H R ER SO BB IBB HBP BLK WP HR S P ERA WHIP	Steve Sparks, R ERA: 5.52 Jamie Walker, L ERA: 3.77 Franklyn German, R ERA: 2.65 Juan Acevedo, R ERA: 2.65 Adam Bernero, R ERA: 6.2	IP WLS BF H R ER SO BB IBB HBP BLK WP HR S P ERA WHIP	Steve Sparks, R ERA: 5.52 Jamie Walker, L ERA: 3.77 Franklyn German, R ERA: 2.65 Juan Acevedo, R ERA: 2.65 Adam Bernero, R ERA: 6.2	IP WLS BF H R ER SO BB IBB HBP BLK WP HR S P ERA WHIP	Steve Sparks, R ERA: 5.52 Jamie Walker, L ERA: 3.77 Franklyn German, R ERA: 2.65 Juan Acevedo, R ERA: 2.65 Adam Bernero, R ERA: 6.2	IP WLS BF H R ER SO BB IBB HBP BLK WP HR S P ERA WHIP	Steve Sparks, R ERA: 5.52 Jamie Walker, L ERA: 3.77 Franklyn German, R ERA: 2.65 Juan Acevedo, R ERA: 2.65 Adam Bernero, R ERA: 6.2	IP WLS BF H R ER SO BB IBB HBP BLK WP HR S P ERA WHIP	Steve Sparks, R ERA: 5.52 Jamie Walker, L ERA: 3.77 Franklyn German, R ERA: 2.65 Juan Acevedo, R ERA: 2.65 Adam Bernero, R ERA: 6.2	IP WLS BF H R ER SO BB IBB HBP BLK WP HR S P ERA WHIP	Steve Sparks, R ERA: 5.52 Jamie Walker, L ERA: 3.77 Franklyn German, R ERA: 2.65 Juan Acevedo, R ERA: 2.65 Adam Bernero, R ERA: 6.2	IP WLS BF H R ER SO BB IBB HBP BLK WP HR S P ERA WHIP	Steve Sparks, R ERA: 5.52 Jamie Walker, L ERA: 3.77 Franklyn German, R ERA: 2.65 Juan Acevedo, R ERA: 2.65 Adam Bernero, R ERA: 6.2	IP WLS BF H R ER SO BB IBB HBP BLK WP HR S P ERA WHIP	Steve Sparks, R ERA: 5.52 Jamie Walker, L ERA: 3.77 Franklyn German, R ERA: 2.65 Juan Acevedo,

Batter	1	2	3	4	5	6	7	8	9	AB	R	H	RBI	BB	SO	LOB	TOP			
Andres Torres, S OBP: 0.286, SLG: 0.262				 1B		 20 CS			 20 1B	4	2	2	0	0	1	0				
20 Omar Infante, R OBP: 0.388, SLG: 0.453						 1-2			 1-3	4	0	1	0	0	1	2				
Shane Halter, R OBP: 0.311, SLG: 0.399									 3-H	3	0	0	1	0	0	1				
Randall Simon, L OBP: 0.320, SLG: 0.459				 IBB			 BB		 3-H	2	0	0	0	2	0	1				
Eric Munson, L OBP: 0.255, SLG: 0.320				 1-3 3-H			 1-2			3	0	1	1	0	0	1				
Hiram Bocachica, R OBP: 0.263, SLG: 0.406										3	0	0	0	0	0	0				
George Lombard, L OBP: 0.307, SLG: 0.387										3	0	0	0	0	2	0				
Damon Easley, R OBP: 0.305, SLG: 0.350			 15 G6-4-3							3	0	1	0	0	0	0				
15 Brandon Inge, R OBP: 0.268, SLG: 0.336			 1-2						 1-3	3	0	0	0	0	1	1				
Inning Stats	R: 0 H: 0 E: 0 K: 2 S: 11	H: 0 LOB: 0 BB: 0 P: 16	R: 0 H: 0 E: 0 K: 0 S: 5	H: 0 LOB: 0 BB: 0 P: 7	R: 0 H: 1 E: 0 K: 0 S: 8	H: 1 LOB: 0 BB: 0 P: 14	R: 1 H: 2 E: 0 K: 0 S: 11	H: 2 LOB: 2 BB: 1 P: 21	R: 0 H: 0 E: 1 K: 0 S: 9	H: 0 LOB: 0 BB: 0 P: 13	R: 0 H: 0 E: 0 K: 0 S: 6	H: 0 LOB: 0 BB: 1 P: 13	R: 0 H: 0 E: 0 K: 1 S: 9	H: 0 LOB: 0 BB: 0 P: 16	R: 1 H: 2 E: 0 K: 1 S: 9	H: 2 LOB: 1 BB: 0 P: 10	1B: 5 2B: 0 3B: 0 HR: 0	SF: 1 SAC: 0 DP: 2 HBP: 0	WP: 0 PB: 0 SB: 0 CS: 1	PA: 31
PITCHER Jeff Suppan, R ERA: 5.32	IP: 9.0 WLS: W BF: 31 H: 5 R: 2 ER: 2 SO: 5 BB: 1 IBB: 1 HBP: 0 BLK: 0 WP: 0 HR: 0 S: 77 P: 124 ERA: 2.00 WHIP: 0.667																			

Detroit Tigers @ Kansas City Royals
Kauffman Stadium, Kansas City, MO
Thu Sep 26 2002, 7:05 PM CDT
Att: 11,092 - Sunny - 74 F

AB 28
R 2
H 5
RBI 2
BB 2
SO 5
LOB 6



Batter	1	2	3	4	5	6	7	8	9	AB	R	H	RBI	BB	SO	LOB	BOTTOM				
Michael Tucker, L OBP: 0.333, SLG: 0.406					 G5-4-3 BB			 HR		3	1	0	0	2	1	1					
Carlos Beltrán, S OBP: 0.345, SLG: 0.496							 1-H 2-H			4	1	1	4	0	1	1					
29 Mike Sweeney, R OBP: 0.421, SLG: 0.570				 PB	 1-2					4	0	1	0	0	0	2					
Raul Ibanez, L OBP: 0.344, SLG: 0.540				 1-3		 1B	 1B			4	1	3	0	0	0	0					
Joe Randa, R OBP: 0.343, SLG: 0.425				 1-2			 4 FC6-4			4	0	1	0	0	0	3					
Dee Brown, L OBP: 0.314, SLG: 0.426					 4 E	 1-H FC6-2				2	1	1	1	2	1	2					
4 Angel Berroa, R OBP: 0.297, SLG: 0.358					 1-2 WP	 3B	 1-2			4	1	0	0	0	0	5					
Aaron Guiel, L OBP: 0.294, SLG: 0.339					 1-2 SF7					2	1	0	0	1	0	1					
Carlos Febles, R OBP: 0.332, SLG: 0.350					 1-2 3-H					1	0	1	0	0	0	0					
A.J. Hinch, R OBP: 0.322, SLG: 0.404					 1-3 SF7		 2B			4	1	1	1	0	1	2					
Inning Stats	R: 0 H: 0 E: 0 K: 0 S: 8	H: 0 LOB: 0 BB: 0 P: 16	R: 0 H: 0 E: 0 K: 0 S: 11	H: 0 LOB: 1 BB: 1 P: 17	R: 0 H: 0 E: 0 K: 0 S: 12	H: 0 LOB: 0 BB: 0 P: 17	R: 0 H: 2 E: 0 K: 0 S: 6	H: 2 LOB: 1 BB: 0 P: 10	R: 3 H: 0 E: 2 K: 0 S: 9	H: 0 LOB: 3 BB: 3 P: 21	R: 1 H: 2 E: 0 K: 0 S: 8	H: 2 LOB: 0 BB: 0 P: 11	R: 3 H: 4 E: 0 K: 1 S: 19	H: 4 LOB: 2 BB: 1 P: 33	R: 0 H: 1 E: 0 K: 3 S: 15	H: 1 LOB: 1 BB: 0 P: 22	1B: 6 2B: 1 3B: 1 HR: 1	SF: 1 SAC: 0 DP: 2 HBP: 0	WP: 1 PB: 1 SB: 0 CS: 0	PA: 38	
PITCHER 34 Nate Cornejo, R ERA: 5.04 Eric Eckenstahler, L ERA: 5.63 Fernando Rodney, R ERA: 6.11	IP: 6.0 WLS: L BF: 26 H: 4 R: 4 ER: 3 SO: 4 BB: 1 IBB: 0 HBP: 0 BLK: 0 WP: 1 HR: 1 S: 54 P: 92 ERA: 1.50 WHIP: 1.333	IP: 0.1 WLS: 5 BF: 3 H: 3 R: 3 ER: 3 SO: 0 BB: 1 IBB: 0 HBP: 0 BLK: 0 WP: 0 HR: 0 S: 8 P: 17 ERA: 81.00 WHIP: 12.000	IP: 1.2 WLS: 7 BF: 2 H: 2 R: 0 ER: 0 SO: 4 BB: 0 IBB: 0 HBP: 0 BLK: 0 WP: 0 HR: 0 S: 26 P: 38 ERA: 0.00 WHIP: 1.200																		

Detroit Tigers @ Kansas City Royals
Kauffman Stadium, Kansas City, MO
Thu Sep 26 2002, 7:05 PM CDT
Att: 11,092 - Sunny - 74 F

AB 32
R 7
H 9
RBI 6
BB 5
SO 4
LOB 17



Batter	1	2	3	4	5	6	7	8	9	AB	R	H	RBI	BB	SO	LOB	TOP								
Andres Torres, S OBP: 0.284, SLG: 0.262	F8		G4-3				F8			4	0	1	0	0	0	1									
20 Omar Infante, R OBP: 0.380, SLG: 0.441	BB		F7				FC1-6			4	0	1	0	0	1	2									
Eric Munson, L OBP: 0.254, SLG: 0.302	F7		G3				F8			3	0	0	0	1	0	2									
Carlos Pena, L OBP: 0.320, SLG: 0.455	BB			P6			L1			3	0	0	0	1	0	1									
Mike Rivera, R OBP: 0.254, SLG: 0.328	K		G5-3				F8			4	0	0	0	0	1	3									
Craig Monroe, R OBP: 0.105, SLG: 0.263							P6			4	1	2	1	0	0	0									
George Lombard, L OBP: 0.302, SLG: 0.380										4	0	0	0	0	2	1									
Damon Easley, R OBP: 0.307, SLG: 0.355							L8			4	0	2	0	0	0	0									
Chris Truby, R OBP: 0.237, SLG: 0.316	K						F4			2	1	0	0	1	1	2									
Inning Stats	R: 0 E: 0 K: 1 S: 9	H: 1 LOB: 2 BB: 1 P: 19	R: 0 E: 0 K: 2 S: 10	H: 2 LOB: 1 BB: 0 P: 17	R: 0 E: 0 K: 0 S: 5	H: 0 LOB: 0 BB: 0 P: 9	R: 1 E: 0 K: 0 S: 7	H: 1 LOB: 0 BB: 0 P: 13	R: 1 E: 0 K: 0 S: 13	H: 1 LOB: 1 BB: 1 P: 22	R: 0 E: 0 K: 0 S: 6	H: 0 LOB: 0 BB: 0 P: 10	R: 0 E: 0 K: 0 S: 5	H: 1 LOB: 1 BB: 0 P: 7	R: 0 E: 0 K: 1 S: 12	H: 0 LOB: 1 BB: 0 P: 22	R: 0 E: 0 K: 1 S: 7	H: 0 LOB: 0 BB: 0 P: 7	1B: 4 2B: 2 3B: 0 HR: 1	SF: 0 SAC: 0 DP: 1 HBP: 0	WP: 0 PB: 1 SB: 0 CS: 1	PA: 35			
PITCHER	IP	WLS	BF	H	R	ER	SO	BB	IBB	HBP	BLK	WP	HR	S	P	ERA	WHIP								
Pete Walker, R ERA: 4.36	7.0	W	28	6	2	1	3	2	0	0	0	0	1	55	97	1.29	1.143								
Cliff Politte, R ERA: 3.67	1.0	H	4	0	0	0	1	1	0	0	0	0	0	12	22	0.00	1.000								
Kelvim Escobar, R ERA: 4.32	1.0	S	3	0	0	0	1	0	0	0	0	0	0	7	7	0.00	0.000								

Detroit Tigers @ Toronto Blue Jays
SkyDome, Toronto, ON
Fri Sep 27 2002, 7:05 PM EDT
Att: 15,407 - Dome - 72 F

AB 32
R 2
H 6
RBI 1
BB 3
SO 5
LOB 12



Batter	1	2	3	4	5	6	7	8	9	AB	R	H	RBI	BB	SO	LOB	BOTTOM								
Shannon Stewart, R OBP: 0.371, SLG: 0.441	BB	L9					G1-3			4	2	2	0	0	0	0									
Dave Berg, R OBP: 0.323, SLG: 0.384	BB						F9			4	1	3	2	0	0	0									
José Cruz Jr., S OBP: 0.317, SLG: 0.439	BB						F8			4	1	1	0	0	1	2									
Carlos Delgado, L OBP: 0.406, SLG: 0.543	BB						L8			2	1	1	0	1	0	0									
Tom Wilson, R OBP: 0.329, SLG: 0.376							G3			4	0	3	2	0	0	1									
Brian Leshar, R OBP: 0.209, SLG: 0.158										0	0	0	0	0	0	0									
Jayson Werth, R OBP: 0.346, SLG: 0.356	F7						G6-3			4	0	1	0	0	0	3									
Orlando Hudson, S OBP: 0.330, SLG: 0.459	G6-4-3						G6-3			4	0	0	0	0	1	6									
Felipe Lopez, S OBP: 0.287, SLG: 0.387		L3					K			3	0	0	1	1	1	0									
Kevin Cash, R OBP: 0.200, SLG: 0.143							P5			3	0	0	0	0	1	0									
Ken Huckaby, R OBP: 0.273, SLG: 0.312										1	0	0	0	0	0	3									
Inning Stats	R: 3 E: 0 K: 0 S: 19	H: 4 LOB: 1 BB: 1 P: 33	R: 0 E: 0 K: 0 S: 7	H: 0 LOB: 0 BB: 0 P: 11	R: 0 E: 0 K: 1 S: 6	H: 1 LOB: 0 BB: 0 P: 11	R: 0 E: 0 K: 1 S: 6	H: 0 LOB: 0 BB: 0 P: 12	R: 0 E: 0 K: 0 S: 8	H: 1 LOB: 1 BB: 0 P: 11	R: 0 E: 0 K: 0 S: 7	H: 1 LOB: 0 BB: 0 P: 12	R: 1 E: 0 K: 2 S: 13	H: 2 LOB: 1 BB: 0 P: 23	R: 1 E: 0 K: 1 S: 14	H: 2 LOB: 3 BB: 1 P: 24	1B: 9 2B: 2 3B: 0 HR: 0	SF: 0 SAC: 0 DP: 2 HBP: 1	WP: 0 PB: 0 SB: 0 CS: 0	PA: 36					
PITCHER	IP	WLS	BF	H	R	ER	SO	BB	IBB	HBP	BLK	WP	HR	S	P	ERA	WHIP								
50 Andy Van Hekken, L ERA: 3.0	6.2	L	29	9	4	4	2	1	0	0	0	0	0	64	107	5.40	1.500								
Jamie Walker, L ERA: 3.74	0.1		1	0	0	0	1	0	0	0	0	0	0	3	6	0.00	0.000								
Matt Anderson, R ERA: 9.0	1.0		6	2	1	1	1	1	0	1	0	0	0	14	24	9.00	3.000								

Detroit Tigers @ Toronto Blue Jays
SkyDome, Toronto, ON
Fri Sep 27 2002, 7:05 PM EDT
Att: 15,407 - Dome - 72 F

AB 33
R 5
H 11
RBI 5
BB 2
SO 4
LOB 15



Batter	1	2	3	4	5	6	7	8	9	AB	R	H	RBI	BB	SO	LOB	TOP										
George Lombard, L (1, 7) OBP: 0.304, SLG: 0.378	4-2 SF8 2B	0-1 1B S		2-0 F9		1-1 G3			1-0 G3	4	1	1	0	1	0	1											
Damian Jackson, R (1, 4) OBP: 0.323, SLG: 0.364	2-1 SF8	3-2 1B			2-1 P5		0-1 G6-3			4	0	2	0	0	0	0											
Eric Munson, L (1, 10) OBP: 0.270, SLG: 0.304	2-1 HBP	1-0 F9			1-0 BB		1-1 G1-3			3	1	1	0	0	0	2											
Carlos Pena, L (1, 3) OBP: 0.319, SLG: 0.453	0-1 SF8		1-2 F7		4-2 1B		1-3 K			2	0	0	1	1	1	0											
Craig Monroe, R (1, 9) OBP: 0.130, SLG: 0.227	1-2 HBP		1-1 F8		0-2 L6		1-0 F8			3	0	0	0	0	0	2											
Mike Rivera, R (1, 2) OBP: 0.254, SLG: 0.326			1-3 K		0-0 FC6-4		1-2 F9			4	0	1	1	0	2	3											
Shane Halter, R (1, 6) OBP: 0.309, SLG: 0.395				3-3 K	1-1 FC6-4		2-0 G5-3			4	0	0	0	0	2	5											
Hiram Bocachica, R (1, 8) OBP: 0.264, SLG: 0.405		1-0 P3		1-2 G4-3		0-0 G6-4		1-1 G4-3		3	0	1	0	0	0	0											
Andres Torres, S (6, 8) OBP: 0.260, SLG: 0.258						1-2 1B				1	0	0	0	0	0	0											
Chris Truby, R (1, 5) OBP: 0.237, SLG: 0.314		2-3 K		4-1 BB		0-0 G6-4-3		0-1 F2		3	0	0	0	1	1	1											
Inning Stats	R: 1 E: 0 K: 2 S: 15	H: 1 LOB: 3 BB: 1 P: 27	R: 0 E: 0 K: 1 S: 11	H: 2 LOB: 2 BB: 0 P: 18	R: 0 E: 0 K: 1 S: 8	H: 0 LOB: 0 BB: 0 P: 11	R: 0 E: 0 K: 1 S: 8	H: 0 LOB: 1 BB: 1 P: 18	R: 1 E: 0 K: 0 S: 14	H: 2 LOB: 2 BB: 1 P: 22	R: 0 E: 0 K: 1 S: 7	H: 0 LOB: 0 BB: 0 P: 9	R: 0 E: 0 K: 0 S: 5	H: 0 LOB: 0 BB: 0 P: 9	R: 0 E: 0 K: 0 S: 5	H: 0 LOB: 0 BB: 0 P: 7	1B: 5 2B: 1 3B: 0 HR: 0	SF: 1 SAC: 0 DP: 1 HBP: 2	WP: 0 PB: 0 SB: 1 CS: 0	PA: 37							
PITCHER	IP	WLS	BF	H	R	ER	SO	BB	IBB	HBP	BLK	WP	HR	S	P	ERA	WHIP										
Justin Miller, R (1, 1) ERA: 5.54	5.2	W	27	6	2	2	5	3	0	2	0	0	0	58	98	3.18	1.588										
Jason Kershner, L (6, 1) ERA: 4.88	1.1	H	4	0	0	0	1	0	0	0	0	0	0	9	12	0.00	0.000										
Mike Smith, R (8, 1) ERA: 6.62	2.0		6	0	0	0	0	0	0	0	0	0	0	10	16	0.00	0.000										

Detroit Tigers @ Toronto Blue Jays
SkyDome, Toronto, ON
Sat Sep 28 2002, 4:05 PM EDT
Att: 19,541 - Sunny - 65 F

AB 31
R 2
H 6
RBI 2
BB 3
SO 6
LOB 14

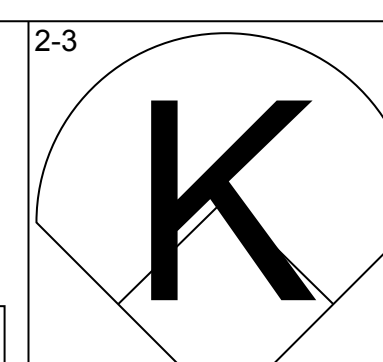
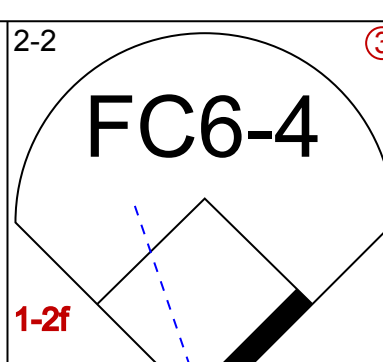
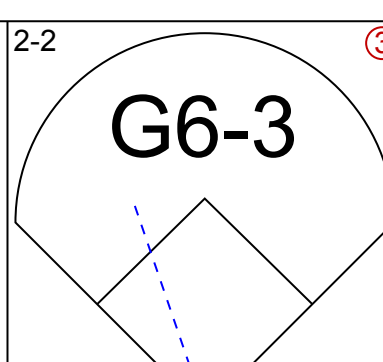
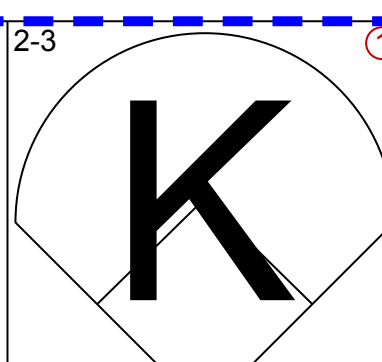
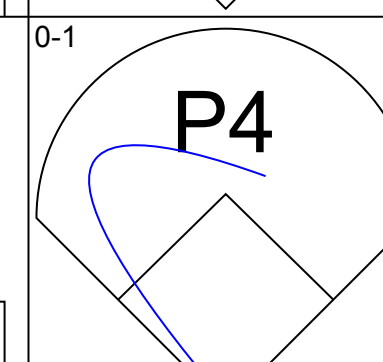
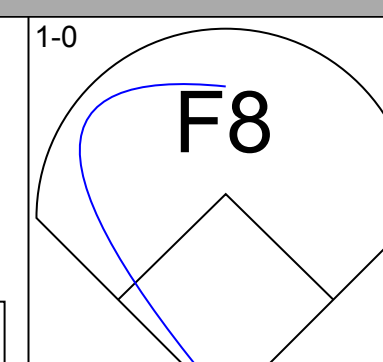
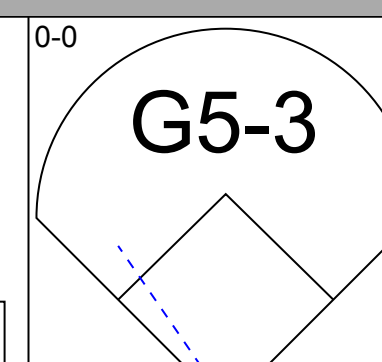
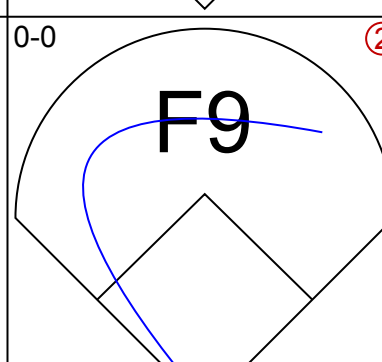
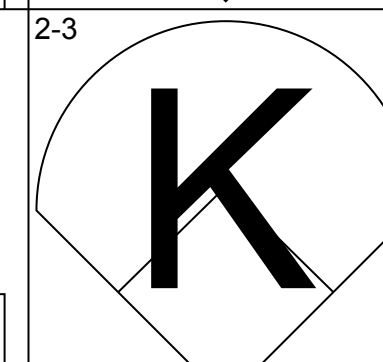
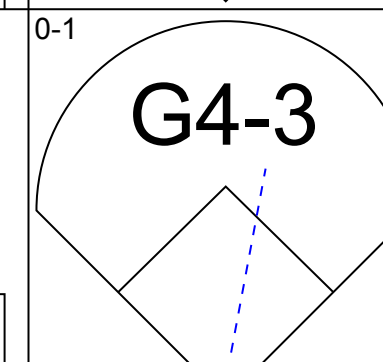
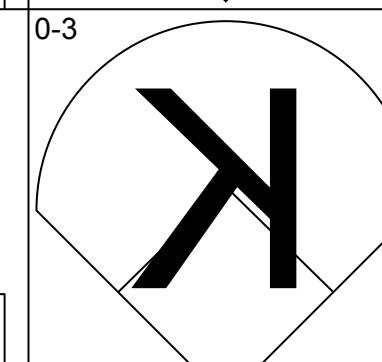
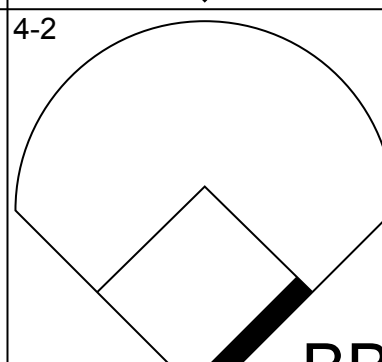
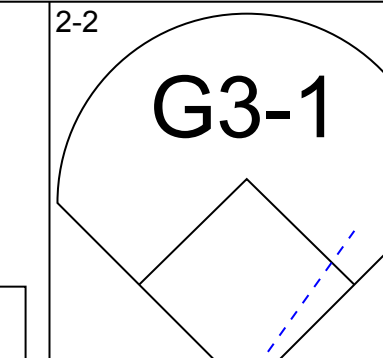
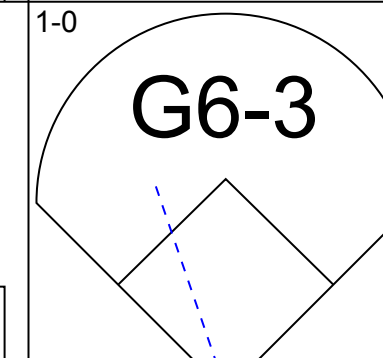
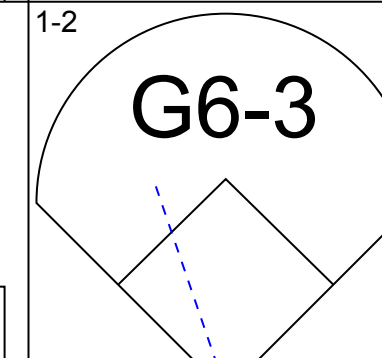
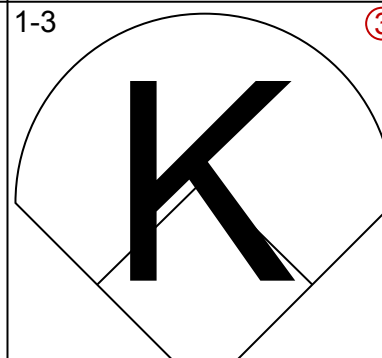
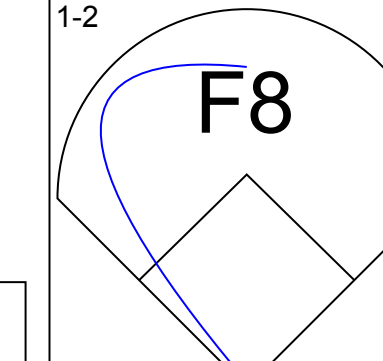
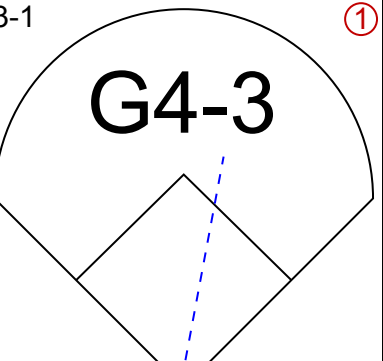
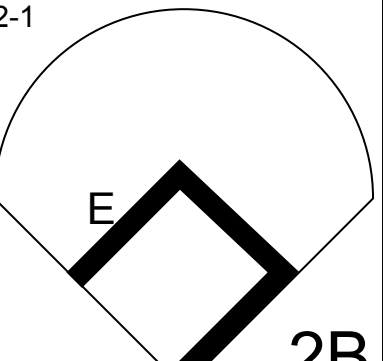
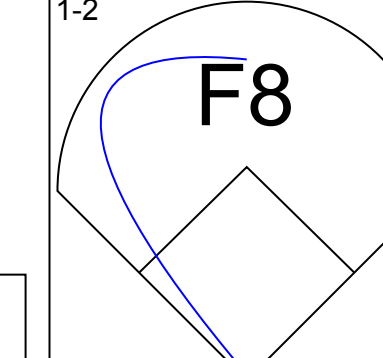
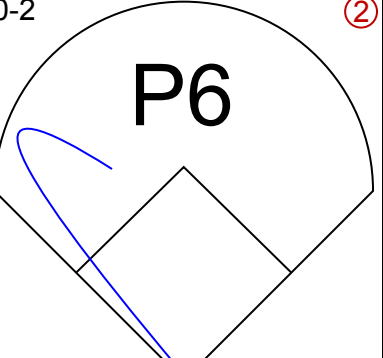
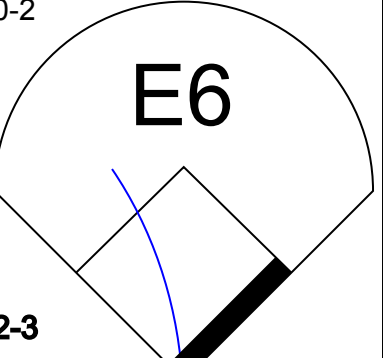
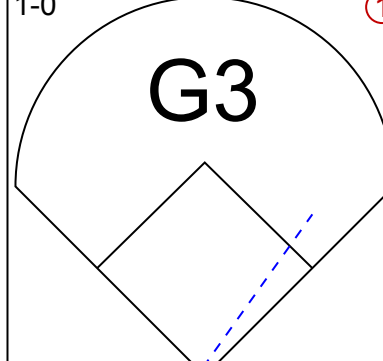
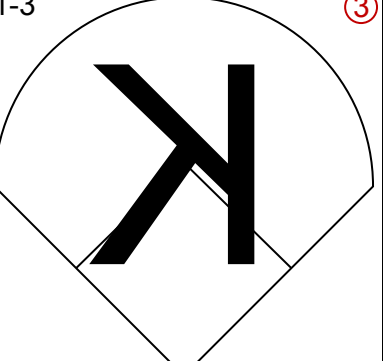
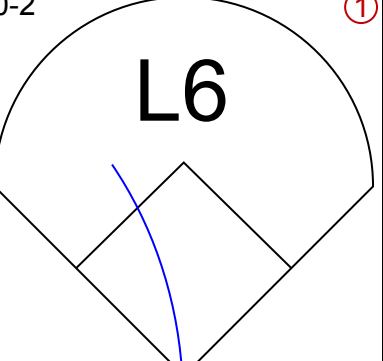
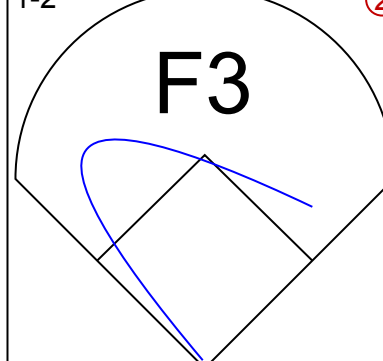
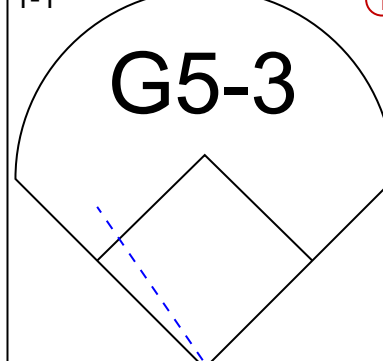
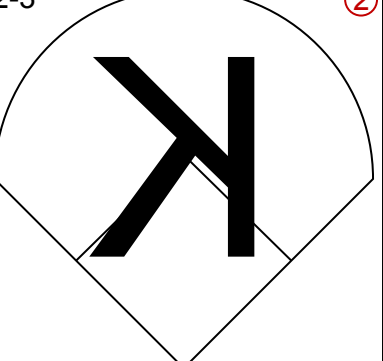
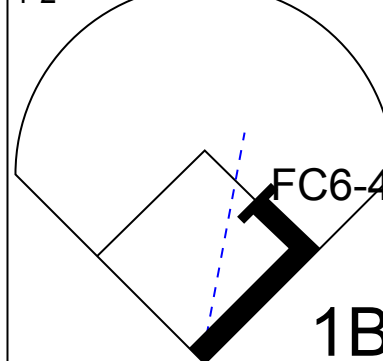
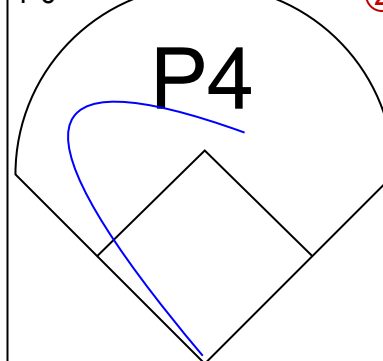
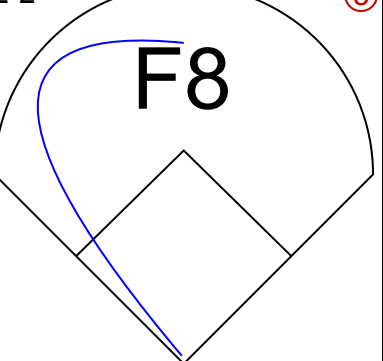


Batter	1	2	3	4	5	6	7	8	9	AB	R	H	RBI	BB	SO	LOB	BOTTOM										
Shannon Stewart, R (1, 7) OBP: 0.372, SLG: 0.443	2-1 E				0-1 G6-3		0-1 BB			4	2	2	0	0	1	1											
Jayson Werth, R (8, 7) OBP: 0.340, SLG: 0.348							1B			1	0	0	0	0	1	0											
Eric Hinske, L (1, 5) OBP: 0.365, SLG: 0.482	1-0 E8		1-1 HR		2-3 K		4-2 FC5-4		1-0 F7	4	2	2	1	1	1	0											
10 Vernon Wells, R (1, 8) OBP: 0.305, SLG: 0.459	3-2 P5		1-1 G4-3		1-1 HR		2-0 F9			4	1	1	0	0	0	3											
Carlos Delgado, L (1, 3) OBP: 0.407, SLG: 0.549	3-3 K		3-2 G6-3		1-1 HR		1-1 FC5-4			4	1	2	3	0	1	1											
Brian Leshar, R (9, 3) OBP: 0.209, SLG: 0.158						1-2 HR	1-2 FC5-4			0	0	0	0	0	0	0											
José Cruz Jr., S (1, 9) OBP: 0.317, SLG: 0.440	3-1 F8		1-3 K		2-1 1B		0-0 FC5-4			4	2	1	0	0	1	3											
Tom Wilson, R (1, 10) OBP: 0.334, SLG: 0.385		2-2 1B		2-1 G6-3		0-1 G1-3	2-1 E			4	2	3	1	0	0	0											
Orlando Hudson, S (1, 4) OBP: 0.324, SLG: 0.450		2-1 L7		1-0 G4-3		2-3 K	1-3 E3			4	0	0	0	0	1	3											
Dave Berg, R (1, 6) OBP: 0.322, SLG: 0.383		1-0 2H		1-0 F9		2-1 G1-3	3-1 G3			4	0	1	2	0	0	2											
Ken Huckaby, R (1, 2) OBP: 0.269, SLG: 0.307		0-1 F8		1-0 F9		1-0 G5-6-3		0-1 F3		4	0	0	0	0	0	2											
Inning Stats	R: 1 E: 1 K: 1 S: 11	H: 2 LOB: 1 BB: 0 P: 23	R: 1 E: 0 K: 1 S: 11	H: 2 LOB: 1 BB: 0 P: 17	R: 1 E: 0 K: 1 S: 11	H: 1 LOB: 0 BB: 0 P: 17	R: 0 E: 0 K: 0 S: 4	H: 0 LOB: 0 BB: 0 P: 8	R: 0 E: 0 K: 1 S: 6	H: 0 LOB: 0 BB: 0 P: 9	R: 3 E: 0 K: 1 S: 14	H: 4 LOB: 1 BB: 0 P: 22	R: 4 E: 1 K: 0 S: 13	H: 3 LOB: 1 BB: 1 P: 27	R: 0 E: 0 K: 1 S: 6	H: 0 LOB: 0 BB: 0 P: 10	1B: 7 2B: 3 3B: 0 HR: 2	SF: 0 SAC: 0 DP: 0 HBP: 0	WP: 0 PB: 0 SB: 0 CS: 0	PA: 38							
PITCHER	IP	WLS	BF	H	R	ER	SO	BB	IBB	HBP	BLK	WP	HR	S	P	ERA	WHIP										
Jason Beverlin, R (1, 1) ERA: 8.69	5.0	L	23	8	6	5	4	0	0	0	0	0	0	8	12	0.00	1.000										
Jeff Farnsworth, R (6, 1) ERA: 5.79	1.0		4	1	0	0	1	0	0	0	0	0	0	8	12	0.00	1.000										
Jason Jimenez, L (7, 1) ERA: 7.36	0.2		7	3	4	2	0	1	0	0	0	0	0	11	22	27.00	6.000										
Brian Powell, R (7, 1) ERA: 4.84	1.1		4	0	0	0	1	0	0	0	0	0	0	8	15	0.00	0.000										

Detroit Tigers @ Toronto Blue Jays
SkyDome, Toronto, ON
Sat Sep 28 2002, 4:05 PM EDT
Att: 19,541 - Sunny - 65 F

AB 37
R 10
H 12
RBI 7
BB 1
SO 6
LOB 15

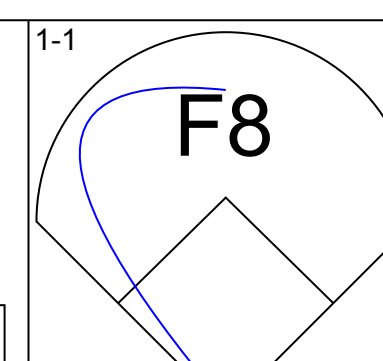
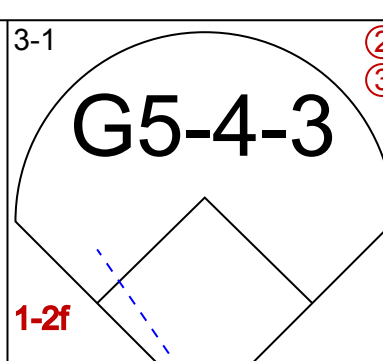
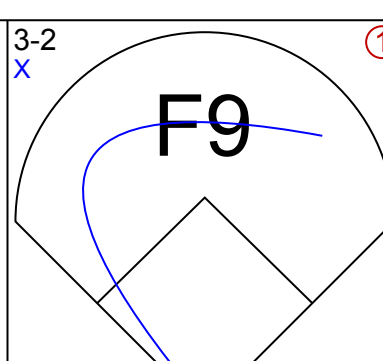
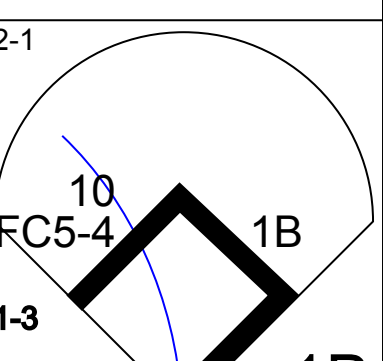
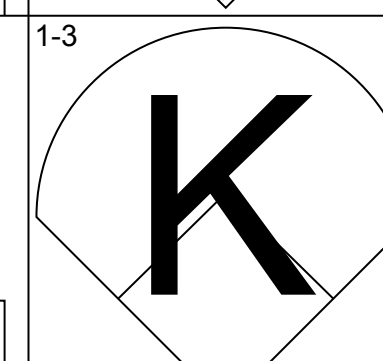
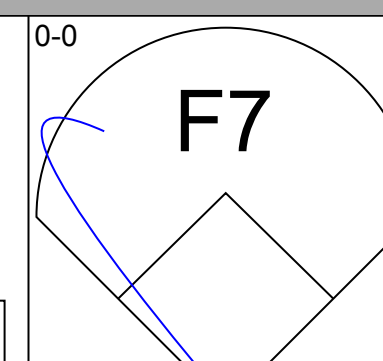
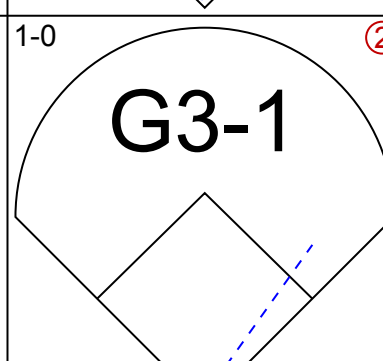
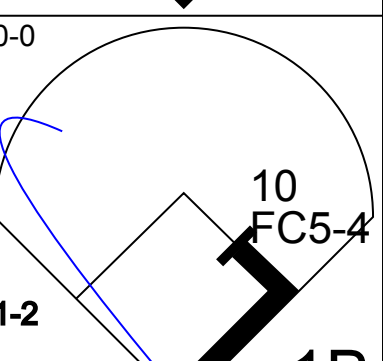
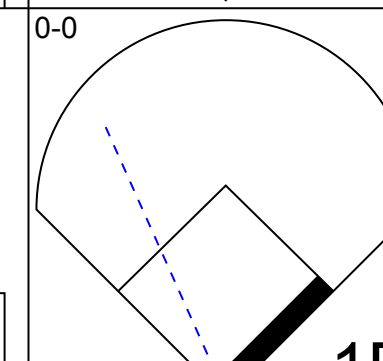
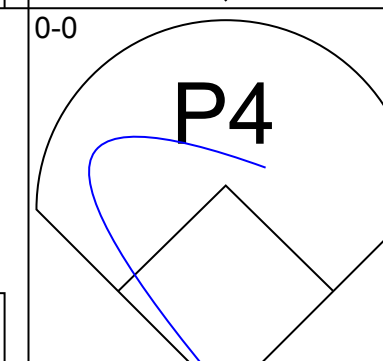
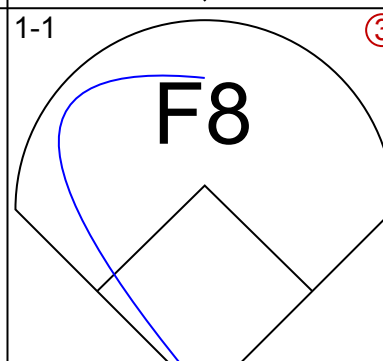
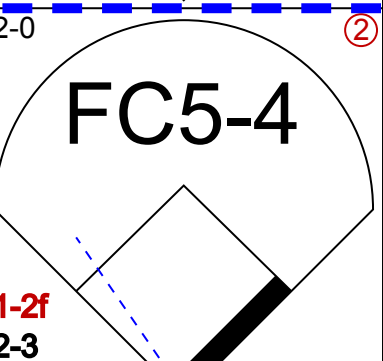
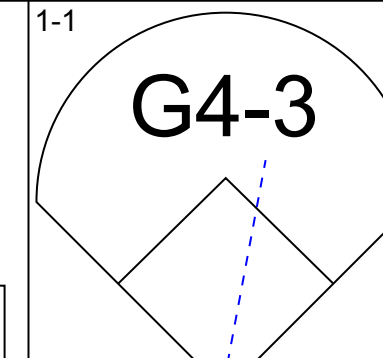
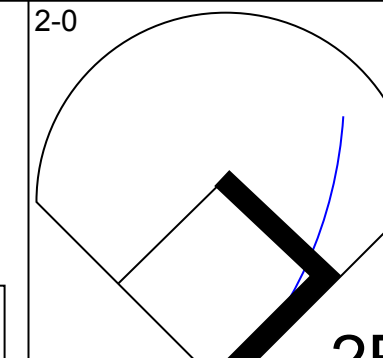
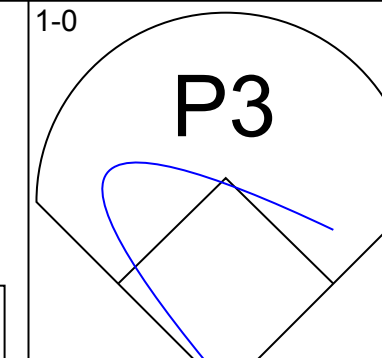
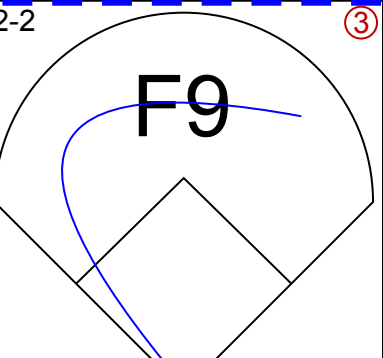
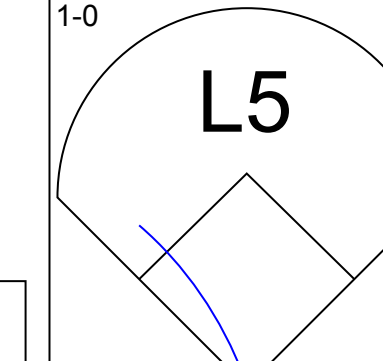
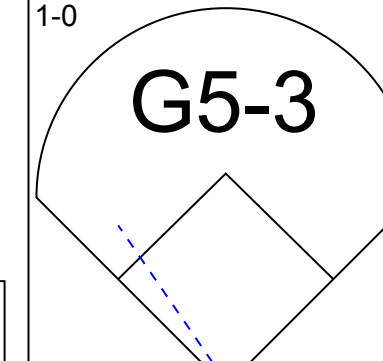
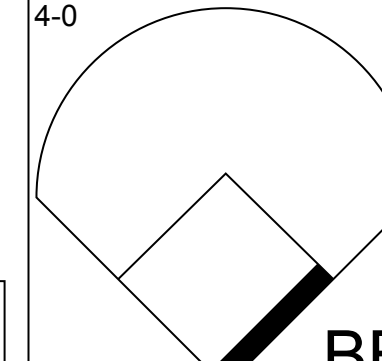
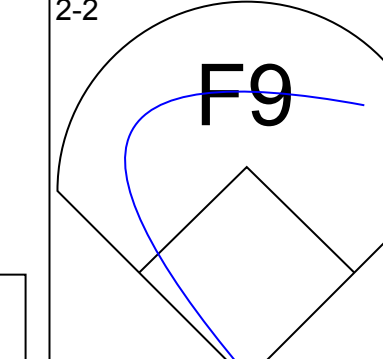
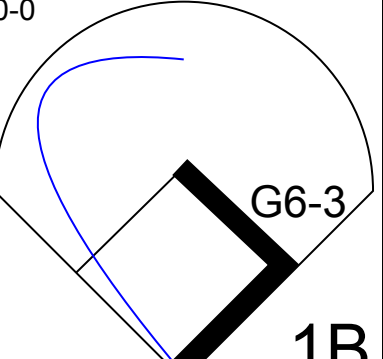
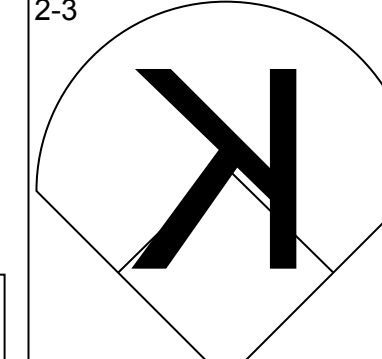
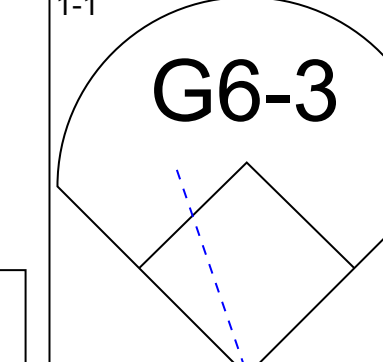
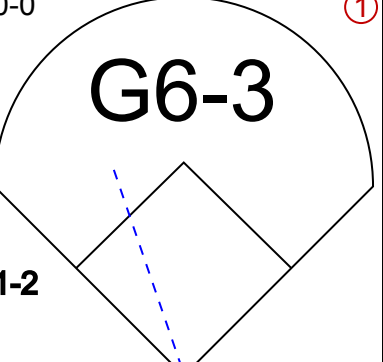
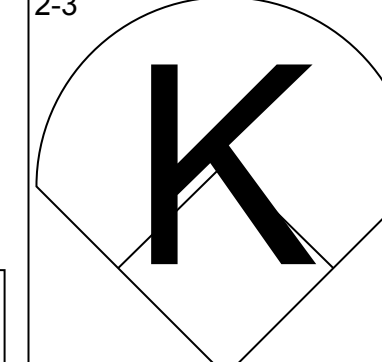
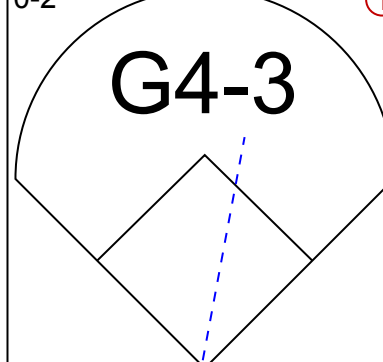
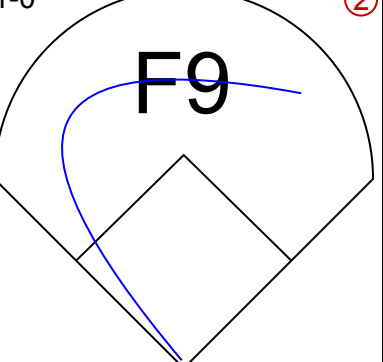
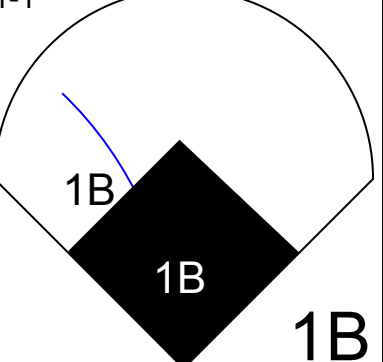
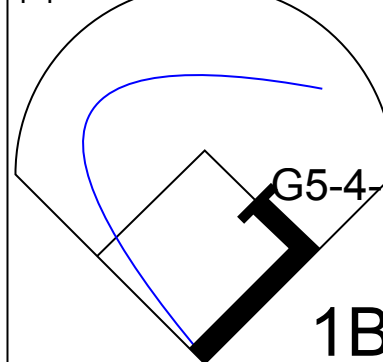
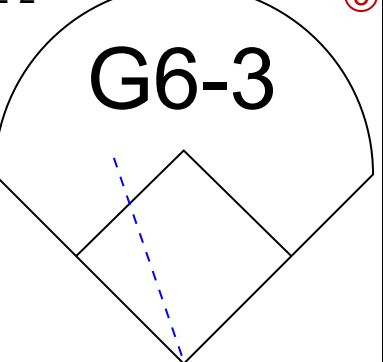
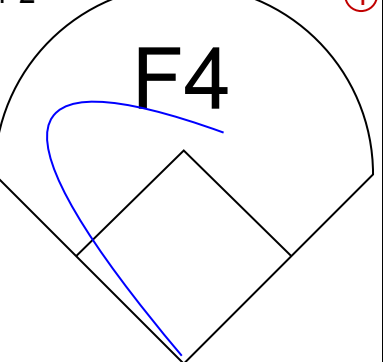


Batter	1	2	3	4	5	6	7	8	9	AB	R	H	RBI	BB	SO	LOB	TOP										
Andres Torres, S OBP: 0.266, SLG: 0.243										4	0	0	0	0	2	1											
20 Omar Infante, R OBP: 0.360, SLG: 0.417										4	0	0	0	0	0	0											
Eric Munson, L OBP: 0.269, SLG: 0.288										3	0	0	0	1	2	0											
Carlos Pena, L OBP: 0.316, SLG: 0.448										4	0	0	0	0	1	1											
Craig Monroe, R OBP: 0.154, SLG: 0.280										3	0	1	0	0	0	0											
Damian Jackson, R OBP: 0.320, SLG: 0.359										3	0	0	0	0	0	1											
George Lombard, L OBP: 0.300, SLG: 0.373										3	0	0	0	0	1	2											
15 Brandon Inge, R OBP: 0.266, SLG: 0.333										3	0	0	0	0	1	2											
Chris Truby, R OBP: 0.238, SLG: 0.314										3	0	1	0	0	0	2											
Inning Stats	R: 0 H: 0 E: 0 K: 2 S: 9	H: 0 LOB: 0 BB: 0 P: 13	R: 0 H: 0 E: 0 K: 0 S: 11	H: 0 LOB: 0 BB: 0 P: 15	R: 0 H: 1 E: 0 K: 0 S: 12	LOB: 1 BB: 0 P: 17	R: 0 H: 0 E: 0 K: 0 S: 4	H: 0 LOB: 0 BB: 0 P: 6	R: 0 H: 0 E: 0 K: 1 S: 10	LOB: 0 BB: 0 P: 14	R: 0 H: 0 E: 0 K: 0 S: 6	H: 0 LOB: 0 BB: 0 P: 10	R: 0 H: 0 E: 0 K: 1 S: 7	H: 0 LOB: 0 BB: 0 P: 8	R: 0 H: 1 E: 1 K: 1 S: 16	LOB: 2 BB: 0 P: 21	R: 0 H: 0 E: 0 K: 2 S: 13	H: 0 LOB: 1 BB: 1 P: 20	1B: 1 2B: 1 3B: 0 HR: 0	SF: 0 SAC: 0 DP: 0 HBP: 0	WP: 0 PA: 31 PB: 0 SB: 0 CS: 0						
PITCHER	IP	WLS	BF	H	R	ER	SO	BB	IBB	HBP	BLK	WP	HR	S	P	ERA	WHIP										
32 Roy Halladay, R ERA: 2.93	8.0	W	27	2	0	0	5	0	0	0	0	0	0	75	104	0.00	0.250										
Kelvin Escobar, R ERA: 4.27	1.0	S	4	0	0	0	2	1	0	0	0	0	0	13	20	0.00	1.000										

Detroit Tigers @ Toronto Blue Jays
SkyDome, Toronto, ON
Sun Sep 29 2002, 1:05 PM EDT
Att: 30,029 - Cloudy - 64 F

AB 30
R 0
H 2
RBI 0
BB 1
SO 7
LOB 9



Batter	1	2	3	4	5	6	7	8	9	AB	R	H	RBI	BB	SO	LOB	BOTTOM										
Shannon Stewart, R OBP: 0.371, SLG: 0.442										4	0	1	0	0	0	1											
Eric Hinske, L OBP: 0.365, SLG: 0.481										4	0	1	1	0	1	0											
10 Vernon Wells, R OBP: 0.305, SLG: 0.457										4	0	1	0	0	0	2											
Carlos Delgado, L OBP: 0.406, SLG: 0.549										4	0	1	0	0	0	3											
José Cruz Jr., S OBP: 0.317, SLG: 0.438										2	0	0	0	1	0	1											
Tom Wilson, R OBP: 0.334, SLG: 0.385										3	0	1	0	0	1	1											
Orlando Hudson, S OBP: 0.319, SLG: 0.443										3	0	0	0	0	1	2											
Dave Berg, R OBP: 0.322, SLG: 0.382										3	1	1	0	0	0	1											
Ken Huckaby, R OBP: 0.270, SLG: 0.308										3	0	1	0	0	0	2											
Inning Stats	R: 0 H: 1 E: 0 K: 1 S: 8	H: 1 LOB: 1 BB: 0 P: 11	R: 0 H: 0 E: 0 K: 0 S: 6	H: 0 LOB: 0 BB: 0 P: 10	R: 0 H: 1 E: 0 K: 0 S: 7	LOB: 1 BB: 0 P: 11	R: 0 H: 1 E: 0 K: 0 S: 4	H: 1 LOB: 1 BB: 0 P: 7	R: 0 H: 0 E: 0 K: 0 S: 10	LOB: 0 BB: 0 P: 15	R: 0 H: 0 E: 0 K: 2 S: 7	H: 0 LOB: 1 BB: 1 P: 16	R: 1 H: 3 E: 0 K: 0 S: 15	H: 3 LOB: 2 BB: 0 P: 23	R: 0 H: 0 E: 0 K: 0 S: 15	H: 0 LOB: 0 BB: 0 P: 23	1B: 6 2B: 1 3B: 0 HR: 0	SF: 0 SAC: 0 DP: 1 HBP: 0	WP: 0 PA: 31 PB: 0 SB: 0 CS: 0								
PITCHER	IP	WLS	BF	H	R	ER	SO	BB	IBB	HBP	BLK	WP	HR	S	P	ERA	WHIP										
Mike Maroth, L ERA: 4.48	7.1	L	29	7	1	1	3	1	0	0	0	0	0	60	95	1.23	1.091										
Fernando Rodney, R ERA: 6.0	0.1		1	0	0	0	0	0	0	0	0	0	0	1	3	0.00	0.000										
Jamie Walker, L ERA: 3.71	0.1		1	0	0	0	0	0	0	0	0	0	0	4	6	0.00	0.000										

Detroit Tigers @ Toronto Blue Jays
SkyDome, Toronto, ON
Sun Sep 29 2002, 1:05 PM EDT
Att: 30,029 - Cloudy - 64 F

AB 30
R 1
H 7
RBI 1
BB 1
SO 3
LOB 13

