



# Detroit Tigers - 2003

Batter	1	2	3	4	5	6	7	8	9	AB R H RBI BB SO LOB	TOP																								
											Florida Southern Mocs @ Detroit Tigers Joker Marchant Stadium, Lakeland, FL Wed Feb 26 2003, 1:00 PM EST <a href="http://livebaseballscorecards.com">livebaseballscorecards.com</a>																								
										AB		0																							
										R		0																							
										H		0																							
										RBI		0																							
										BB		0																							
										SO		0																							
										LOB		0																							
																																			
Inning Stats										1B: 0 SF: 0 WP: 0 PA: 0 2B: 0 SAC: 0 FB: 0 3B: 0 DP: 0 SB: 0 HR: 0 HBP: 0 CS: 0																									
PITCHER	IP	WLS	BF	H	R	ER	SO	BB	IBB	HBP	BLK	WP	HR	S	P	ERA	WHIP	PITCHER	IP	WLS	BF	H	R	ER	SO	BB	IBB	HBP	BLK	WP	HR	S	P	ERA	WHIP

Batter	1	2	3	4	5	6	7	8	9	AB R H RBI BB SO LOB	BOTTOM																								
											Florida Southern Mocs @ Detroit Tigers Joker Marchant Stadium, Lakeland, FL Wed Feb 26 2003, 1:00 PM EST <a href="http://livebaseballscorecards.com">livebaseballscorecards.com</a>																								
										AB		0																							
										R		0																							
										H		0																							
										RBI		0																							
										BB		0																							
										SO		0																							
										LOB		0																							
																																			
Inning Stats										1B: 0 SF: 0 WP: 0 PA: 0 2B: 0 SAC: 0 FB: 0 3B: 0 DP: 0 SB: 0 HR: 0 HBP: 0 CS: 0																									
PITCHER	IP	WLS	BF	H	R	ER	SO	BB	IBB	HBP	BLK	WP	HR	S	P	ERA	WHIP	PITCHER	IP	WLS	BF	H	R	ER	SO	BB	IBB	HBP	BLK	WP	HR	S	P	ERA	WHIP

Batter	1	2	3	4	5	6	7	8	9	AB	R	H	RBI	BB	SO	LOB	TOP					
Jacque Jones, L (1, 7) OBP: 0.333, SLG: 0.667	G1-3		G3-1			FC5-2 1B		SH1-3		3	0	1	0	0	0	0						
Cristian Guzman, S (1, 6) OBP: 0.250, SLG: 0.250	P4		K			FC5-2 2B		P6-4		4	0	1	0	0	1	1						
Tori Hunter, R (1, 8)	P4			G1-3		FC5-2 1B			K	4	0	0	0	0	1	2						
Matthew LeCroy, R (1, 10) OBP: 0.250, SLG: 0.333 Chris Gomez, R (9, PR)		G4-3		L9		G4-6-3 1B			K	4	0	1	0	0	0	2						
5 Michael Cuddyer, R (1, 5) OBP: 0.333, SLG: 0.333 Denny Hocking, S (7, 5)		HR 1B		P4					G4-6-3 1B	0	0	0	0	0	0	0						
Doug Mientkiewicz, L (1, 3)		K							G4-6-3 1B	3	1	1	0	0	0	0						
Dustan Mohr, R (1, 9) OBP: 0.667, SLG: 1.667										3	1	2	2	0	0	0						
A.J. Pierzynski, L (1, 2) OBP: 0.333, SLG: 1.333										3	1	1	1	0	0	1						
Luis Rivas, R (1, 4) OBP: 0.333, SLG: 0.333										3	0	1	0	0	1	1						
<b>Inning Stats</b>	R: 0 E: 0 K: 0 S: 5	H: 0 LOB: 0 BB: 0 P: 7	R: 2 E: 0 K: 1 S: 12	H: 2 LOB: 0 BB: 0 P: 19	R: 0 E: 0 K: 2 S: 10	H: 0 LOB: 0 BB: 0 P: 16	R: 0 E: 0 K: 0 S: 5	H: 0 LOB: 0 BB: 0 P: 8	R: 0 E: 0 K: 0 S: 7	H: 1 LOB: 1 BB: 0 P: 12	R: 0 E: 0 K: 0 S: 7	H: 2 LOB: 1 BB: 0 P: 12	R: 0 E: 0 K: 0 S: 6	H: 0 LOB: 0 BB: 0 P: 9	R: 1 E: 0 K: 0 S: 9	H: 2 LOB: 0 BB: 0 P: 11	R: 0 E: 0 K: 1 S: 7	H: 1 LOB: 1 BB: 0 P: 12	1B: 5 2B: 2 3B: 0 HR: 2	SF: 0 SAC: 1 DP: 3 HBP: 0	WP: 0 PB: 0 SB: 0 CS: 0	PA: 32
<b>PITCHER</b>	IP	WLS	BF	H	R	ER	SO	BB	IBB	HBP	BLK	WP	HR	S	P	ERA	WHIP					
Mike Maroth, L (1, 1) ERA: 2.57	7.0	L	25	5	2	2	3	0	0	0	0	0	1	52	83	2.57	0.714					
Jamie Walker, L (8, 1) ERA: 9.0	1.0		4	2	1	1	0	0	0	0	0	0	1	9	11	9.00	2.000					
Franklyn German, R (9, 1) ERA:	1.0		3	1	0	0	1	0	0	0	0	0	0	7	12	0.00	1.000					

Minnesota Twins @ Detroit Tigers  
Comerica Park, Detroit, MI  
Mon Mar 31 2003, 1:05 PM EST  
Att: 40,427 - Cloudy - 38 F

AB 31  
R 3  
H 8  
RBI 3  
BB 0  
SO 4  
LOB 9



Batter	1	2	3	4	5	6	7	8	9	AB	R	H	RBI	BB	SO	LOB	BOTTOM				
Gene Kingsale, S (1, 8) OBP: 0.250, SLG: 0.250	CS 1B			F8			F7	L7		4	0	1	0	0	0	1					
20 Omar Infante, R (1, 6) OBP: 0.250, SLG: 0.250	K			L6-3			G2-3 1B		F9	4	1	1	0	0	1	1					
Dmitri Young, S (1, 7)	F7			P4			G2-3		F8	4	0	0	0	0	0	2					
Bobby Higginson, L (1, 9)		G4-3			G4-3		1B BB		K	3	0	0	0	1	1	0					
Dean Palmer, R (1, 10) OBP: 0.333, SLG: 0.333		G1-3			G6-3		1B			3	0	1	1	0	0	0					
Carlos Pena, L (1, 3)							1-2 2-H 1B			2	0	0	0	0	1	0					
Craig Paquette, R (7, PH) (8, 3)		G3-1			K		G6-3			1	0	0	0	0	0	2					
Eric Munson, L (1, 5)				F8			F8	G3		3	0	0	0	0	0	0					
15 Brandon Inge, R (1, 2) OBP: 0.333, SLG: 0.333				K			F9			3	0	1	0	0	1	0					
Ramon Santiago, S (1, 4)				L5			P4	P5		3	0	0	0	0	0	1					
<b>Inning Stats</b>	R: 0 E: 0 K: 1 S: 6	H: 1 LOB: 0 BB: 0 P: 8	R: 0 E: 0 K: 0 S: 6	H: 0 LOB: 0 BB: 0 P: 9	R: 0 E: 0 K: 1 S: 9	H: 0 LOB: 0 BB: 0 P: 11	R: 0 E: 0 K: 0 S: 5	H: 0 LOB: 0 BB: 0 P: 8	R: 0 E: 0 K: 0 S: 5	H: 0 LOB: 0 BB: 0 P: 6	R: 1 E: 0 K: 0 S: 13	H: 2 LOB: 2 BB: 1 P: 21	R: 0 E: 0 K: 0 S: 9	H: 1 LOB: 1 BB: 0 P: 14	R: 0 E: 0 K: 1 S: 13	H: 0 LOB: 0 BB: 0 P: 20	1B: 4 2B: 0 3B: 0 HR: 0	SF: 0 SAC: 0 DP: 0 HBP: 0	WP: 0 PB: 0 SB: 0 CS: 1	PA: 31	
<b>PITCHER</b>	IP	WLS	BF	H	R	ER	SO	BB	IBB	HBP	BLK	WP	HR	S	P	ERA	WHIP				
Brad Radke, R (1, 1) ERA: 1.35	6.2	W	23	3	1	1	3	1	0	0	0	0	0	55	79	1.35	0.600				
J.C. Romero, L (7, 1) ERA:	1.1	H	5	1	0	0	0	0	0	0	0	0	0	10	16	0.00	0.750				
Eddie Guardado, L (9, 1) ERA:	1.0	S	3	0	0	0	1	0	0	0	0	0	0	13	20	0.00	0.000				

Minnesota Twins @ Detroit Tigers  
Comerica Park, Detroit, MI  
Mon Mar 31 2003, 1:05 PM EST  
Att: 40,427 - Cloudy - 38 F

AB 30  
R 1  
H 4  
RBI 1  
BB 1  
SO 4  
LOB 7



Batter	1	2	3	4	5	6	7	8	9	AB	R	H	RBI	BB	SO	LOB	TOP				
Jacque Jones, L (1, 7) OBP: 0.375, SLG: 1.000	F7	HR		1B 3B 1B		G6-3		SF7		4	2	2	4	0	0	0					
Cristian Guzman, S (1, 6) OBP: 0.333, SLG: 0.333	WP 1B G4-6-3	G1-3		3B 1B		G6-3		P5		5	2	2	0	0	0	1					
Tori Hunter, R (1, 8) OBP: 0.222, SLG: 0.444	G4-6-3		F9	3B			K		FC4-6 1B	5	0	2	2	0	1	1					
Corey Koskie, L (1, 5) OBP: 0.667, SLG: 1.000									FC4-6 2B	3	0	2	1	0	1	1					
Denny Hocking, S (4, 5) OBP: 0.333, SLG: 0.667	BB 1B		G4-3	2B		K			2B	2	1	1	0	0	0	1					
Matthew LeCroy, R (1, 10) OBP: 0.222, SLG: 0.125	BB		G4-3		G2-3		L3		K	4	0	0	0	1	1	3					
Doug Mientkiewicz, L (1, 3) OBP: 0.125, SLG: 0.250	K		F7		F7		L4		2B	5	0	1	1	0	1	4					
5 Michael Cuddyer, R (1, 9) OBP: 0.500, SLG: 0.333		HR 1B		K				1B SF7 BB	G3	3	2	1	0	2	1	1					
A.J. Pierzynski, L (1, 2) OBP: 0.429, SLG: 1.000	F7			BLK 1B 2B	G4-3			SF7 1B		4	1	2	0	0	0	2					
Luis Rivas, R (1, 4) OBP: 0.143, SLG: 0.143		K		K		P4		K		4	0	0	0	0	3	4					
<b>Inning Stats</b>	R: 1 E: 0 K: 1 S: 14	H: 2 LOB: 2 BB: 1 P: 27	R: 2 E: 0 K: 1 S: 9	H: 2 LOB: 0 BB: 0 P: 14	R: 0 E: 0 K: 0 S: 4	H: 1 LOB: 1 BB: 0 P: 7	R: 3 E: 0 K: 3 S: 23	H: 4 LOB: 1 BB: 0 P: 32	R: 0 E: 0 K: 0 S: 10	H: 0 LOB: 1 BB: 1 P: 18	R: 0 E: 0 K: 1 S: 11	H: 1 LOB: 1 BB: 0 P: 19	R: 1 E: 0 K: 1 S: 16	H: 1 LOB: 1 BB: 1 P: 26	R: 1 E: 0 K: 1 S: 12	H: 2 LOB: 0 BB: 0 P: 21	1B: 7 2B: 4 3B: 1 HR: 1	SF: 1 SAC: 0 DP: 0 HBP: 0	WP: 1 PB: 0 CS: 0	PA: 43	
<b>PITCHER</b>	IP	WLS	BF	H	R	ER	SO	BB	IBB	HBP	BLK	WP	HR	S	P	ERA	WHIP				
38 Jeremy Bonderman, R (1, 1) ERA: 13.5	4.0	L	22	9	6	6	5	1	0	0	1	1	1	50	80	13.50	2.500				
Wilfredo Ledezma, L (5, 1) ERA:	2.0		7	0	0	0	1	0	0	0	0	0	0	20	34	0.00	0.500				
Chris Spurling, R (7, 1) ERA:	1.0		4	1	0	0	1	0	0	0	0	0	0	11	19	0.00	1.000				
Matt Roney, R (8, 1) ERA: 9.0	1.0		5	1	1	1	1	1	0	0	0	0	0	16	26	9.00	2.000				
Matt Anderson, R (9, 1) ERA: 9.0	1.0		5	2	1	1	1	0	0	0	0	0	0	12	21	9.00	2.000				

Minnesota Twins @ Detroit Tigers  
Comerica Park, Detroit, MI  
Wed Apr 02 2003, 7:05 PM EST  
Att: 21,123 - Cloudy - 55 F

AB 39  
R 8  
H 13  
RBI 8  
BB 3  
SO 8  
LOB 18



Batter	1	2	3	4	5	6	7	8	9	AB	R	H	RBI	BB	SO	LOB	BOTTOM				
Gene Kingsale, S (1, 8) OBP: 0.125, SLG: 0.125	K		F7			P5		G5-3		4	0	0	0	0	1	1					
20 Omar Infante, R (1, 6) OBP: 0.125, SLG: 0.125	G6-3			G6-3		K			F9	4	0	0	0	0	1	1					
Dmitri Young, S (1, 7)	G3-1			F8		K			G3	4	0	0	0	0	1	1					
Bobby Higginson, L (1, 9) OBP: 0.250, SLG: 0.143		K		1B			L9		L9	4	0	1	0	0	1	0					
Dean Palmer, R (1, 10) OBP: 0.167, SLG: 0.167		K		F8			F7			3	0	0	0	0	1	1					
Carlos Pena, L (1, 3)		K			G3-1		BB			2	0	0	0	1	1	0					
Eric Munson, L (1, 5) OBP: 0.167, SLG: 0.667				HR	F7		F7			3	1	1	1	0	0	1					
15 Brandon Inge, R (1, 2) OBP: 0.167, SLG: 0.167				F9		P3		G5-3		3	0	0	0	0	0	0					
Ramon Santiago, S (1, 4) OBP: 0.167, SLG: 0.167				P6				G3		3	0	1	0	0	0	0					
<b>Inning Stats</b>	R: 0 E: 0 K: 1 S: 10	H: 0 LOB: 0 BB: 0 P: 12	R: 0 E: 0 K: 3 S: 10	H: 0 LOB: 0 BB: 0 P: 14	R: 1 E: 0 K: 0 S: 14	H: 1 LOB: 0 BB: 0 P: 21	R: 0 E: 0 K: 0 S: 8	H: 1 LOB: 1 BB: 0 P: 11	R: 0 E: 0 K: 2 S: 13	H: 1 LOB: 1 BB: 0 P: 17	R: 0 E: 0 K: 0 S: 7	H: 0 LOB: 1 BB: 1 P: 16	R: 0 E: 0 K: 0 S: 6	H: 0 LOB: 0 BB: 0 P: 11	R: 0 E: 0 K: 0 S: 6	H: 0 LOB: 0 BB: 0 P: 9	1B: 2 2B: 0 3B: 0 HR: 1	SF: 0 SAC: 0 DP: 0 HBP: 0	WP: 0 PB: 0 CS: 0	PA: 31	
<b>PITCHER</b>	IP	WLS	BF	H	R	ER	SO	BB	IBB	HBP	BLK	WP	HR	S	P	ERA	WHIP				
Joe Mays, R (1, 1) ERA: 1.8	5.0	W	17	2	1	1	4	1	0	0	0	0	0	20	33	0.00	1.000				
Johan Santana, L (6, 1) ERA:	2.0		8	1	0	0	2	1	0	0	0	0	0	20	33	0.00	1.000				
Mike Fetters, R (8, 1) ERA:	1.0		3	0	0	0	0	0	0	0	0	0	0	6	11	0.00	0.000				
LaTroy Hawkins, R (9, 1) ERA:	1.0		3	0	0	0	0	0	0	0	0	0	0	6	9	0.00	0.000				

Minnesota Twins @ Detroit Tigers  
Comerica Park, Detroit, MI  
Wed Apr 02 2003, 7:05 PM EST  
Att: 21,123 - Cloudy - 55 F

AB 30  
R 1  
H 3  
RBI 1  
BB 1  
SO 6  
LOB 5



Batter	1	2	3	4	5	6	7	8	9	AB R H RBI BB SO LOB	TOP						
Jacque Jones, L OBP: 0.308, SLG: 0.636	G3		G3-1		P6			FC6-4	FC6-4	4 1 0 0 1 0 2	<b>Minnesota Twins @ Detroit Tigers</b> Comerica Park, Detroit, MI Thu Apr 03 2003, 1:05 PM EST Att: 8,862 - Cloudy - 39 F						
Cristian Guzman, S OBP: 0.308, SLG: 0.462	G4-3 3B			F9	F7		B2			4 1 1 0 0 0 1							
Tori Hunter, R OBP: 0.231, SLG: 0.333	G4-3		G4-3	G6-3	G6-3		FC6-4 BB			3 0 0 1 1 0 0							
Corey Koskie, L OBP: 0.571, SLG: 1.143 Denny Hocking, S OBP: 0.333, SLG: 0.667	F9			1B	2B		FC1-4-6 BB			4 1 2 1 0 0 1 0 0 0 0 0 0 0							
Bobby Kielty, S OBP: 0.250, SLG: 0.250		F8		1B	F9		K			4 0 1 1 0 1 2							
Doug Mientkiewicz, L OBP: 0.197, SLG: 0.250	G4-3			1B				G6-3		4 0 1 0 0 0 0							
Dustan Mohr, R OBP: 0.286, SLG: 0.714	F8			L4		F9		F9		4 0 0 0 0 0 2							
A.J. Pierzynski, L OBP: 0.355, SLG: 0.900			P5		G5-3		BB			3 0 1 0 1 0 0							
Chris Gomez, R			G5-3		G6-3		K	FC6-4 BB		3 0 0 0 1 1 1							
<b>Inning Stats</b>	R: 1 E: 0 K: 0 S: 6	H: 1 LOB: 0 BB: 0 P: 10	R: 0 E: 0 K: 0 S: 8	H: 0 LOB: 0 BB: 0 P: 13	R: 0 E: 0 K: 0 S: 9	H: 3 LOB: 2 BB: 0 P: 13	R: 0 E: 0 K: 0 S: 6	H: 1 LOB: 1 BB: 0 P: 17	R: 0 E: 0 K: 1 S: 9	H: 0 LOB: 1 BB: 1 P: 14		R: 1 E: 0 K: 1 S: 12	H: 0 LOB: 1 BB: 2 P: 22	R: 0 E: 0 K: 0 S: 9	H: 1 LOB: 2 BB: 1 P: 15	1B: 2 2B: 2 3B: 2 HR: 0	SF: 0 SAC: 0 DP: 0 HBP: 0
<b>PITCHER</b>	IP WLS BF H R ER SO BB IBB HBP BLK WP HR S P ERA WHIP											IP WLS BF H R ER SO BB IBB HBP BLK WP HR S P ERA WHIP					
Adam Bernero, R ERA: 2.57	(1, 1) 7.0 L 27 5 2 2 1 1 0 0 0 0 0 0 57 87 2.57 0.857																
Franklyn German, R ERA: 4.5	(8, 1) 1.0 5 0 1 1 1 2 0 0 0 1 0 12 22 9.00 2.000																
Jamie Walker, L ERA: 4.5	(9, 1) 1.0 5 1 0 0 0 1 0 0 0 0 0 9 15 0.00 2.000																

AB	33
R	3
H	6
RBI	3
BB	4
SO	2
LOB	9



Batter	1	2	3	4	5	6	7	8	9	AB R H RBI BB SO LOB	BOTTOM										
Hiram Bocachica, R OBP: 0.250, SLG: 0.250	F9			F8		F7			K	4 0 0 0 0 1 1	<b>Minnesota Twins @ Detroit Tigers</b> Comerica Park, Detroit, MI Thu Apr 03 2003, 1:05 PM EST Att: 8,862 - Cloudy - 39 F										
Shane Halter, R OBP: 0.250, SLG: 0.250	K			P3		F9		S 1B		4 0 1 0 0 1 0											
Bobby Higginson, L OBP: 0.167, SLG: 0.091	F7			G3		G3		F9		4 0 0 0 0 0 1											
Dmitri Young, S OBP: 0.091, SLG: 0.091		P4		P3		1B				3 0 1 0 0 0 0											
Carlos Pena, L		K		G4-3		F9				3 0 0 0 0 1 1											
Craig Paquette, R		K		K				P3		3 0 0 0 0 2 0											
Eric Munson, L OBP: 0.111, SLG: 0.444			P5		K		F9			3 0 0 0 0 1 0											
20 Omar Infante, R OBP: 0.182, SLG: 0.273			F7		2B		G5-3			3 0 1 0 0 0 0											
Matt Walbeck, S			F7		P5			F9		3 0 0 0 0 0 1											
<b>Inning Stats</b>	R: 0 E: 0 K: 1 S: 10	H: 0 LOB: 0 BB: 0 P: 16	R: 0 E: 0 K: 2 S: 9	H: 0 LOB: 0 BB: 0 P: 11	R: 0 E: 0 K: 0 S: 7	H: 0 LOB: 0 BB: 0 P: 10	R: 0 E: 0 K: 0 S: 8	H: 0 LOB: 0 BB: 0 P: 12	R: 0 E: 0 K: 1 S: 6	H: 1 LOB: 1 BB: 0 P: 7		R: 0 E: 0 K: 1 S: 10	H: 1 LOB: 1 BB: 0 P: 15	R: 0 E: 0 K: 0 S: 7	H: 1 LOB: 1 BB: 0 P: 11	R: 0 E: 0 K: 0 S: 6	H: 0 LOB: 0 BB: 0 P: 10	R: 0 E: 0 K: 1 S: 11	H: 1 LOB: 1 BB: 0 P: 14	1B: 2 2B: 1 3B: 0 HR: 0	SF: 0 SAC: 0 DP: 0 HBP: 0
<b>PITCHER</b>	IP WLS BF H R ER SO BB IBB HBP BLK WP HR S P ERA WHIP											IP WLS BF H R ER SO BB IBB HBP BLK WP HR S P ERA WHIP									
Kyle Lohse, R ERA: 0.00	(1, 1) 8.0 W 26 2 0 0 5 0 0 0 0 0 0 63 92 0.00 0.250																				
Eddie Guardado, L ERA: 0.00	(9, 1) 1.0 S 4 1 0 0 1 0 0 0 0 0 0 11 14 0.00 1.000																				



Batter	1	2	3	4	5	6	7	8	9	AB	R	H	RBI	BB	SO	LOB	TOP					
Gene Kingsale, S OBP: 0.167, SLG: 0.091	G4-3		G6-3			BB		K		3	0	0	0	1	1	0						
20 Omar Infante, R OBP: 0.200, SLG: 0.287	P4			K		BB		L5		4	0	1	0	0	1	0						
Bobby Higginson, L OBP: 0.188, SLG: 0.071	BB			F9		G3-6-3				3	0	0	0	1	1	1						
Dmitri Young, S OBP: 0.067, SLG: 0.067	K			G3						4	0	0	0	0	2	1						
Dean Palmer, R OBP: 0.100, SLG: 0.100										4	0	0	0	0	2	0						
Carlos Pena, L OBP: 0.273, SLG: 0.222										2	1	1	0	1	1	0						
Eric Munson, L OBP: 0.250, SLG: 0.727										2	1	1	2	1	0	0						
15 Brandon Inge, R OBP: 0.111, SLG: 0.111										3	0	0	0	0	0	2						
Ramon Santiago, S OBP: 0.111, SLG: 0.111										3	0	0	0	0	1	0						
<b>Inning Stats</b>	R: 0 H: 0 E: 0 K: 1 S: 15	H: 0 LOB: 1 BB: 1 P: 23	R: 0 H: 0 E: 0 K: 1 S: 8	H: 0 LOB: 0 BB: 0 P: 11	R: 0 H: 0 E: 0 K: 1 S: 5	H: 0 LOB: 0 BB: 0 P: 8	R: 0 H: 0 E: 0 K: 1 S: 9	H: 0 LOB: 0 BB: 0 P: 15	R: 2 H: 2 E: 0 K: 1 S: 14	H: 2 LOB: 0 BB: 1 P: 19	R: 0 H: 1 E: 0 K: 0 S: 7	H: 0 LOB: 0 BB: 1 P: 15	R: 0 H: 0 E: 0 K: 0 S: 9	H: 0 LOB: 0 BB: 2 P: 20	R: 0 H: 0 E: 0 K: 1 S: 5	H: 0 LOB: 0 BB: 0 P: 6	R: 0 H: 0 E: 0 K: 3 S: 12	H: 0 LOB: 0 BB: 0 P: 15	1B: 1 2B: 1 3B: 0 HR: 1	SF: 0 SAC: 0 DP: 1 HBP: 0	WP: 1 PB: 0 CS: 1	PA: 32
<b>PITCHER</b>	IP	WLS	BF	H	R	ER	SO	BB	IBB	HBP	BLK	WP	HR	S	P	ERA	WHIP					
Esteban Loaiza, R ERA: 2.7	(1, 1)	6.2	W	24	3	2	2	5	3	0	0	0	0	1	62	100	2.70	0.900				
Kelly Wunsch, L ERA:	(7, 1)	0.0		1	0	0	0	0	1	0	0	0	1	0	2	6	∞	∞				
Gary Glover, R ERA:	(7, 1)	1.1	H	4	0	0	0	1	0	0	0	0	0	0	8	11	0.00	0.000				
Billy Koch, R ERA: 9.0	(9, 1)	1.0	S	3	0	0	0	3	0	0	0	0	0	0	12	15	0.00	0.000				

Detroit Tigers @ Chicago White Sox  
U.S. Cellular Field, Chicago, IL  
Fri Apr 04 2003, 4:05 PM EST  
Att. 40,395 - Overcast - 37 F

AB	28
R	2
H	3
RBI	2
BB	4
SO	9
LOB	4



Batter	1	2	3	4	5	6	7	8	9	AB	R	H	RBI	BB	SO	LOB	BOTTOM					
D'Angelo Jimenez, S OBP: 0.278, SLG: 0.313	G3-1			L5		G4-3				4	0	1	1	0	0	2						
Jose Valentin, S OBP: 0.385, SLG: 1.083	F9			F7				F8		4	1	1	0	0	0	2						
Frank Thomas, R OBP: 0.500, SLG: 0.250	F9									3	0	1	0	0	0	1						
Magglio Ordonez, R OBP: 0.188, SLG: 0.286										4	0	1	1	0	0	3						
14 Paul Konerko, R OBP: 0.067, SLG: 0.133	L4									4	0	0	0	0	0	2						
Carlos Lee, R OBP: 0.267, SLG: 0.154										4	1	1	0	0	1	0						
24 Joe Crede, R OBP: 0.467, SLG: 0.867										4	2	2	2	0	0	0						
Aaron Rowand, R OBP: 0.200, SLG: 0.300										4	1	2	1	0	0	0						
Miguel Olivo, R OBP: 0.143, SLG: 0.286										3	0	1	0	0	1	2						
<b>Inning Stats</b>	R: 1 H: 2 E: 0 K: 0 S: 15	H: 2 LOB: 1 BB: 0 P: 20	R: 3 H: 4 E: 0 K: 1 S: 19	H: 4 LOB: 2 BB: 0 P: 28	R: 0 H: 0 E: 0 K: 0 S: 9	H: 0 LOB: 0 BB: 0 P: 12	R: 0 H: 1 E: 0 K: 0 S: 10	H: 1 LOB: 1 BB: 0 P: 14	R: 0 H: 0 E: 0 K: 0 S: 7	H: 0 LOB: 0 BB: 0 P: 14	R: 1 H: 2 E: 0 K: 0 S: 16	H: 2 LOB: 1 BB: 0 P: 26	R: 0 H: 1 E: 0 K: 0 S: 9	H: 1 LOB: 1 BB: 0 P: 15	R: 0 H: 0 E: 0 K: 1 S: 8	H: 0 LOB: 0 BB: 0 P: 12	R: 0 H: 0 E: 0 K: 1 S: 8	H: 0 LOB: 0 BB: 0 P: 12	1B: 5 2B: 3 3B: 1 HR: 1	SF: 0 SAC: 0 DP: 0 HBP: 1	WP: 0 PB: 1 CS: 0	PA: 35
<b>PITCHER</b>	IP	WLS	BF	H	R	ER	SO	BB	IBB	HBP	BLK	WP	HR	S	P	ERA	WHIP					
34 Nate Cornejo, R ERA: 27.0	(1, 1)	1.1	L	10	4	4	1	1	0	0	0	0	0	1	28	38	27.00	4.500				
Steve Sparks, R ERA: 1.35	(2, 1)	6.2		25	4	1	1	1	0	0	1	0	0	65	103	1.35	0.600					

Detroit Tigers @ Chicago White Sox  
U.S. Cellular Field, Chicago, IL  
Fri Apr 04 2003, 4:05 PM EST  
Att. 40,395 - Overcast - 37 F

AB	34
R	5
H	10
RBI	5
BB	0
SO	2
LOB	12



Batter	1	2	3	4	5	6	7	8	9	AB	R	H	RBI	BB	SO	LOB	TOP					
<b>Gene Kingsale, S</b> (1, 8) OBP: 0.250, SLG: 0.143	G1-3		1B			P3			G6-4-3 BB	3	0	1	0	1	0	0						
<b>Shane Halter, R</b> (1, 4) OBP: 0.250, SLG: 0.250	FC6-4 1B		F9			F9			G6-4-3 1-2	4	0	1	0	0	0	2						
<b>Bobby Higginson, L</b> (1, 9) OBP: 0.150, SLG: 0.056	K			F7		F9			G3	4	0	0	0	0	1	1						
<b>Dmitri Young, S</b> (1, 7) OBP: 0.056, SLG: 0.056	FC6-4 1-2			P3		K				3	0	0	0	0	1	1						
<b>Dean Palmer, R</b> (1, 10) OBP: 0.077, SLG: 0.077		G6-3		P4		F7				3	0	0	0	0	0	0						
<b>Carlos Pena, L</b> (1, 3) OBP: 0.214, SLG: 0.167		G4-3			K			F8		3	0	0	0	0	1	0						
<b>Eric Munson, L</b> (1, 5) OBP: 0.267, SLG: 0.643		G3-1		F8		F8		15 G5-3 1B		3	0	1	0	0	0	0						
<b>15 Brandon Inge, R</b> (1, 2) OBP: 0.083, SLG: 0.083			G4-3		F9			G5-3 1-2		3	0	0	0	0	0	1						
<b>20 Omar Infante, R</b> (1, 6) OBP: 0.167, SLG: 0.222			G6-3			L7		F9		3	0	0	0	0	0	1						
<b>Inning Stats</b>	R: 0 E: 0 K: 1 S: 7	H: 1 LOB: 1 BB: 0 P: 10	R: 0 E: 0 K: 0 S: 5	H: 0 LOB: 0 BB: 0 P: 10	R: 0 E: 0 K: 0 S: 7	H: 1 LOB: 1 BB: 0 P: 11	R: 0 E: 0 K: 0 S: 6	H: 0 LOB: 0 BB: 0 P: 10	R: 0 E: 0 K: 1 S: 12	H: 0 LOB: 0 BB: 0 P: 17	R: 0 E: 0 K: 1 S: 9	H: 0 LOB: 0 BB: 0 P: 16	R: 0 E: 0 K: 1 S: 7	H: 0 LOB: 0 BB: 0 P: 11	R: 0 E: 0 K: 0 S: 12	H: 1 LOB: 1 BB: 0 P: 18	R: 0 E: 0 K: 0 S: 9	H: 0 LOB: 0 BB: 1 P: 15	1B: 3 2B: 0 3B: 0 HR: 0	SF: 0 SAC: 0 DP: 1 HBP: 0	WP: 0 PB: 0 SB: 0 CS: 0	PA: 30
<b>PITCHER</b>	IP	WLS	BF	H	R	ER	SO	BB	IBB	HBP	BLK	WP	HR	S	P	ERA	WHIP					
<b>56 Mark Buehrle, L</b> (1, 1) ERA: 1.2	8.0	W	27	3	0	0	3	0	0	0	0	0	0	65	103	0.00	0.375					
<b>Rick White, R</b> (9, 1) ERA: 4.5	1.0		3	0	0	0	0	1	0	0	0	0	0	9	15	0.00	1.000					

Detroit Tigers @ Chicago White Sox  
U.S. Cellular Field, Chicago, IL

AB 29  
R 0  
H 3  
RBI 0  
BB 1  
SO 3  
LOB 6



Sat Apr 05 2003, 2:05 PM EST  
Att: 16,972 - Cloudy - 32 F

Batter	1	2	3	4	5	6	7	8	9	AB	R	H	RBI	BB	SO	LOB	BOTTOM				
<b>Tony Graffanino, R</b> (1, 4) OBP: 0.500, SLG: 0.600	K		1B 14 1B BB	L5		2B 1B		F9		5	2	2	1	0	1	1					
<b>Jose Valentin, S</b> (1, 6) OBP: 0.444, SLG: 1.176	CS 1B		P3		G6-3	G6-4-3 1-H 2B		HR		5	1	3	2	0	0	1					
<b>Frank Thomas, R</b> (1, 10) OBP: 0.522, SLG: 0.467	1-2 K		14 1B 1-2 BB		HR	G6-4-3 BB		F9		3	1	1	1	2	1	1					
<b>Maglio Ordonez, R</b> (1, 9) OBP: 0.250, SLG: 0.294		G5-3	14 1B 1-2 2-3 1B		14 1B BB	G6-4-3 1-2 2-3 1B				3	0	1	0	1	0	2					
<b>14 Paul Konerko, R</b> (1, 3) OBP: 0.158, SLG: 0.211		K	1-2 2-3 1-2 1B		HBP 1B	G5-3				4	0	2	1	0	1	1					
<b>Carlos Lee, R</b> (1, 7) OBP: 0.263, SLG: 0.125		K	F8		HBP 1B		K			3	0	0	0	0	2	3					
<b>24 Joe Crede, R</b> (1, 5) OBP: 0.368, SLG: 0.684			P6	G6-3	P2	F9				4	0	0	0	0	0	3					
<b>Aaron Rowand, R</b> (1, 8) OBP: 0.286, SLG: 0.429			E 1B		F9		P6			4	1	2	0	0	0	3					
<b>Sandy Alomar Jr., R</b> (1, 2) OBP: 0.300, SLG: 0.700			E6 1B 2B	F8		HR		P3		4	2	2	2	0	0	1					
<b>Inning Stats</b>	R: 0 E: 0 K: 2 S: 8	H: 1 LOB: 0 BB: 0 P: 15	R: 0 E: 0 K: 2 S: 9	H: 0 LOB: 0 BB: 0 P: 13	R: 3 E: 1 K: 0 S: 18	H: 5 LOB: 3 BB: 1 P: 29	R: 0 E: 0 K: 0 S: 5	H: 1 LOB: 1 BB: 0 P: 9	R: 1 E: 0 K: 0 S: 13	H: 2 LOB: 3 BB: 1 P: 26	R: 2 E: 0 K: 0 S: 14	H: 3 LOB: 1 BB: 1 P: 23	R: 0 E: 0 K: 1 S: 13	H: 0 LOB: 0 BB: 0 P: 20	R: 1 E: 0 K: 0 S: 7	H: 1 LOB: 0 BB: 0 P: 11	1B: 7 2B: 3 3B: 0 HR: 3	SF: 0 SAC: 0 DP: 1 HBP: 1	WP: 0 PB: 0 SB: 0 CS: 1	PA: 39	
<b>PITCHER</b>	IP	WLS	BF	H	R	ER	SO	BB	IBB	HBP	BLK	WP	HR	S	P	ERA	WHIP				
<b>Mike Maroth, L</b> (1, 1) ERA: 4.76	4.1	L	24	9	4	4	4	2	0	1	0	0	1	50	87	8.31	2.538				
<b>Chris Spurling, R</b> (5, 1) ERA: 6.75	1.2		8	3	2	2	0	1	0	0	0	0	1	17	28	10.80	2.400				
<b>Matt Roney, R</b> (7, 1) ERA: 6.0	2.0		7	1	1	1	1	0	0	0	0	0	1	20	31	4.50	0.500				

Detroit Tigers @ Chicago White Sox  
U.S. Cellular Field, Chicago, IL

AB 35  
R 7  
H 13  
RBI 7  
BB 3  
SO 5  
LOB 16



Sat Apr 05 2003, 2:05 PM EST  
Att: 16,972 - Cloudy - 32 F

Batter	1	2	3	4	5	6	7	8	9	AB	R	H	RBI	BB	SO	LOB	TOP			
<b>Bobby Higginson, L</b> (1, 9) OBP: 0.200, SLG: 0.130	G4-3		1-2 1B		G5-3		1-2 1B		P5	5	0	2	1	0	0	2	<b>Detroit Tigers @ Chicago White Sox</b> U.S. Cellular Field, Chicago, IL Sun Apr 06 2003, 2:05 PM EDT Att: 14,514 - Cloudy - 34 F			
<b>Shane Halter, R</b> (1, 6) OBP: 0.167, SLG: 0.167	F9		1-0 P2		K		1-3 K			4	0	0	0	0	2	5				
<b>Carlos Pena, L</b> (8, 3) OBP: 0.214, SLG: 0.167										0	0	0	0	0	0	0				
<b>Dmitri Young, S</b> (1, 7) OBP: 0.045, SLG: 0.045	G4-3			3-1 G6-3		1-1 G6-3		1-3 K		4	0	0	0	0	1	0				
<b>Dean Palmer, R</b> (1, 10) OBP: 0.235, SLG: 0.188		3-2 FC2-6 1B		3-2 FC5-4 1B		1-1 G1-3		4-1 FC5-4 BB		3	0	2	0	1	0	0				
<b>Eric Munson, L</b> (1, 5) OBP: 0.211, SLG: 0.500	FC2-6 G6-4-3 1-2f		1-0 F9		0-2 F9		0-0 F8		0-1 FC5-4	4	0	0	0	0	0	3				
<b>Craig Paquette, R</b> (1, 3) 20 Omar Infante, R OBP: 0.167, SLG: 0.222	1-2f G6-4-3		0-0 FC5-4 1-2f				1-1 G5-3		2-0 F8	4	0	0	0	0	0	3				
<b>15 Brandon Inge, R</b> (1, 2) OBP: 0.125, SLG: 0.125			3-1 P4		3-2 SH5-3 1B		2-0 F8		3-3 K	4	1	1	0	0	1	0				
<b>Ramon Santiago, S</b> (1, 4) OBP: 0.167, SLG: 0.250			1-0 F8		0-0 SH5-3		0-0 1B 2B		3-3 K	3	1	1	0	0	1	0				
<b>Gene Kingsale, S</b> (1, 8) OBP: 0.300, SLG: 0.250			2-2 1B		0-2 G5-3 1B 2H		4-2 1B BB		4-1 BB	2	0	2	1	2	0	0				
<b>Inning Stats</b>	R: 0 H: 0 E: 0 K: 0 S: 6	H: 1 LOB: 0 BB: 0 P: 11	R: 0 H: 2 E: 0 K: 0 S: 8	H: 1 LOB: 2 BB: 0 P: 13	R: 0 H: 2 E: 0 K: 0 S: 10	H: 1 LOB: 1 BB: 0 P: 15	R: 1 H: 2 E: 0 K: 1 S: 12	H: 2 LOB: 1 BB: 0 P: 17	R: 0 H: 0 E: 0 K: 0 S: 5	H: 0 LOB: 0 BB: 0 P: 7	R: 1 H: 2 E: 0 K: 1 S: 15	H: 2 LOB: 2 BB: 1 P: 24	R: 0 H: 0 E: 0 K: 1 S: 8	H: 0 LOB: 1 BB: 1 P: 15	R: 0 H: 0 E: 0 K: 2 S: 12	H: 0 LOB: 1 BB: 1 P: 22	1B: 7 2B: 1 3B: 0 HR: 0	SF: 0 SAC: 1 DP: 1 HBP: 0	WP: 0 PA: 37 CS: 0	
<b>PITCHER</b>	IP	WLS	BF	H	R	ER	SO	BB	IBB	HBP	BLK	WP	HR	S	P	ERA	WHIP			
<b>Josh Stewart, L</b> (1, 1) ERA: 2.7	6.2		27	7	2	2	1	1	0	0	0	0	0	59	97	2.70	1.200			
<b>Damaso Marte, L</b> (7, 1) ERA: 4.5	1.1	W	6	1	0	0	2	1	0	0	0	0	0	14	23	0.00	1.500			
<b>Billy Koch, R</b> (9, 1) ERA: 6.0	1.0		4	0	0	0	2	1	0	0	0	0	0	12	22	0.00	1.000			

Batter	1	2	3	4	5	6	7	8	9	AB	R	H	RBI	BB	SO	LOB	BOTTOM			
<b>D'Angelo Jimenez, S</b> (1, 4) OBP: 0.349, SLG: 0.550	G4-3		0-2 HR		G1-4-3		4-1 BB		1-2 1B 2B	4	2	2	3	1	0	0	<b>Detroit Tigers @ Chicago White Sox</b> U.S. Cellular Field, Chicago, IL Sun Apr 06 2003, 2:05 PM EDT Att: 14,514 - Cloudy - 34 F			
<b>Jose Valentin, S</b> (1, 6) OBP: 0.478, SLG: 1.100	2-0 2B		1-0 F7			4-2 1B BB	3-3 K	4-0 1B HR IBB		3	1	1	0	2	1	1				
<b>Frank Thomas, R</b> (1, 10) OBP: 0.444	1-1 F9			2-3 K		3-2 14 BB 1B		1-3 1B HR		3	0	1	0	1	1	1				
<b>Josh Paul, R</b> (6, PR) OBP: 1.000, SLG: 1.000										1	2	1	2	0	0	0				
<b>Magglio Ordonez, R</b> (1, 9) OBP: 0.280, SLG: 0.455	3-3 K			2-2 F8		1-2 P2		1-2 1B HR		5	2	2	3	0	1	3				
<b>Brian Daubach, L</b> (1, 3) OBP: 0.333, SLG: 0.333		2-3 K		1-1 24 1B 1B		4-2 1B BB		1-2 BB		2	0	1	0	0	1	0				
<b>14 Paul Konerko, R</b> (6, PH) OBP: 0.227, SLG: 0.200										1	1	0	1	2	0	1				
<b>24 Joe Crede, R</b> (1, 5) OBP: 0.375, SLG: 0.609	2-2 G5-3		1-2 1B		0-1 1B		1-3 K		1-0 F9	4	1	1	0	1	1	4				
<b>Armando Rios, L</b> (1, 7) OBP: 0.143, SLG: 0.167	1-2 G3-1			1-1 G3		3-2 F7		1-0 P2		2	0	0	0	0	2					
<b>Carlos Lee, R</b> (6, PH) OBP: 0.238, SLG: 0.111										2	0	0	0	0	0	6				
<b>Aaron Rowand, R</b> (1, 8) OBP: 0.278, SLG: 0.353			4-2 B1-3 BB		2-3 K		0-1 G1-3		1-1 P6	3	0	0	0	1	1	3				
<b>Miguel Olivo, R</b> (1, 2) OBP: 0.182, SLG: 0.200			1-0 B1-3		1-2 F7		1-2 G5-3		4-1 2B 1B BB	3	1	0	1	1	0	1				
<b>Inning Stats</b>	R: 0 H: 1 E: 0 K: 1 S: 10	H: 0 LOB: 0 BB: 0 P: 19	R: 0 H: 0 E: 0 K: 1 S: 13	H: 0 LOB: 0 BB: 0 P: 18	R: 1 H: 1 E: 0 K: 0 S: 7	H: 1 LOB: 1 BB: 1 P: 13	R: 0 H: 2 E: 0 K: 1 S: 14	H: 2 LOB: 2 BB: 0 P: 20	R: 0 H: 0 E: 0 K: 1 S: 11	H: 0 LOB: 0 BB: 0 P: 15	R: 0 H: 1 E: 0 K: 1 S: 17	H: 1 LOB: 3 BB: 2 P: 33	R: 0 H: 0 E: 0 K: 1 S: 10	H: 0 LOB: 1 BB: 1 P: 18	R: 9 H: 4 E: 1 K: 0 S: 25	H: 4 LOB: 1 BB: 5 P: 59	1B: 5 2B: 3 3B: 0 HR: 2	SF: 0 SAC: 0 DP: 1 HBP: 0	WP: 1 PA: 42 CS: 0	
<b>PITCHER</b>	IP	WLS	BF	H	R	ER	SO	BB	IBB	HBP	BLK	WP	HR	S	P	ERA	WHIP			
<b>Gary Knotts, R</b> (1, 1) ERA: 1.69	5.1		22	5	1	1	4	2	0	0	0	0	0	64	102	1.69	1.312			
<b>Jamie Walker, L</b> (6, 1) ERA: 3.66	0.1		2	0	0	0	1	1	0	0	0	0	0	5	10	0.00	3.000			
<b>Franklyn German, R</b> (6, 1) ERA: 5.4	1.1	L	7	1	2	2	1	2	0	0	0	1	0	16	33	13.50	2.250			
<b>Steve Sparks, R</b> (8, 1) ERA: 1.23	0.2	B	8	2	4	0	0	2	1	0	0	0	0	16	36	0.00	6.000			
<b>Matt Anderson, R</b> (8, 1) ERA: 13.5	0.1		3	1	3	0	0	1	0	0	0	0	1	6	14	0.00	6.000			



Batter	1	2	3	4	5	6	7	8	9	AB	R	H	RBI	BB	SO	LOB	TOP								
<b>Michael Tucker, L</b> (1, 8) OBP: 0.345, SLG: 0.360	4-1 FC4-6 WP BB		2-1 1B 29 SF7	2-3 K		1-1 F8		1-1 K2-3-2 1B		4	2	2	0	1	1	0	<b>Kansas City Royals @ Detroit Tigers</b> Comerica Park, Detroit, MI Wed Apr 09 2003, 1:05 PM EDT Att. 14,286 - Sunny - 33 F								
<b>Joe Randa, R</b> (1, 5) OBP: 0.478, SLG: 0.556	3-2 P3		1-1 BB 1B HR	2-2 1B		2-2 2B		1-1 P6		5	1	3	0	0	0	2									
<b>29 Mike Sweeney, R</b> (1, 3) OBP: 0.481, SLG: 0.529	4-1 FC4-6 BB		1-0 SF7	1-1 G5-3		1-1 P4		1 SAFE 0-3 K2-3-2 1-1		3	0	0	1	1	1	3									
<b>Raul Ibanez, L</b> (1, 7) OBP: 0.444, SLG: 0.522	2-2 FC4-6 WP 1-2 2-3		2-1 3-H 1-2 HR 1B		1-0 F9	3-1 P2			4-1 BB BB	4	1	1	0	1	0	3									
<b>Ken Harvey, R</b> (1, 10) OBP: 0.462, SLG: 0.500	3-3 K		4-1 HR BB		3-2 BB HR 1B		2-1 F7-4-3 1B		1-2 F9	4	2	2	0	1	1	2									
<b>Dee Brown, L</b> (1, 9) OBP: 0.455, SLG: 0.625		1-1 G6-3	1-1 HR		4-2 HR BB		3-1 F7-4-3 1-1		4-0 FC6-4 BB	3	2	1	4	2	0	1									
<b>Rontrez Johnson, R</b> (9, PR)			1-H 2-H 3-H		1-2 HR BB				1-2 4 FC6-4 BB	0	0	0	0	0	0	0									
<b>Brent Mayne, L</b> (1, 2) OBP: 0.571, SLG: 0.950	2-1 2B		1-3 K		2-0 1-H 2-H HR		1-2 4 E 1B		0-0 L9	5	1	3	3	0	1	2									
<b>4 Angel Berroa, R</b> (1, 6) OBP: 0.240, SLG: 0.217	4-1 G6-3 BB		3-1 F7		2-2 G5-3		3-1 E6		2-1 FC6-4 1-2	4	0	0	0	1	0	3									
<b>Carlos Febles, R</b> (1, 4) OBP: 0.300, SLG: 0.368	0-2 G6-3 1-2			1-1 G3-1		0-1 G6-3		0-0 G4-3		4	0	0	0	0	0	4									
<b>Inning Stats</b>	R: 1 E: 0 K: 1 S: 11	H: 0 LOB: 1 BB: 2 P: 27	R: 0 E: 0 K: 0 S: 8	H: 1 LOB: 1 BB: 1 P: 15	R: 5 E: 0 K: 1 S: 15	H: 4 LOB: 0 BB: 1 P: 30	R: 0 E: 0 K: 1 S: 10	H: 1 LOB: 1 BB: 0 P: 16	R: 3 E: 0 K: 0 S: 13	H: 2 LOB: 0 BB: 1 P: 25	R: 0 E: 0 K: 0 S: 9	H: 1 LOB: 1 BB: 0 P: 16	R: 0 E: 0 K: 0 S: 11	H: 2 LOB: 2 BB: 0 P: 20	R: 0 E: 0 K: 1 S: 7	H: 1 LOB: 1 BB: 0 P: 9	R: 0 E: 0 K: 0 S: 7	H: 0 LOB: 2 BB: 2 P: 18	1B: 8 2B: 4 3B: 0 HR: 2	SF: 1 SAC: 0 DP: 3 HBP: 0	WP: 2 PB: 2 SB: 0 CS: 0	PA: 44			
<b>PITCHER</b>	IP	WLS	BF	H	R	ER	SO	BB	IBB	HBP	BLK	WP	HR	S	P	ERA	WHIP								
<b>38 Jeremy Bonderman, R</b> (1, 1) ERA: 15.63	2.1	L	14	4	5	5	1	4	0	0	0	2	0	27	60	19.29	3.429								
<b>Wilfredo Ledezma, L</b> (9, PR) ERA: 7.71	2.2		13	4	4	4	2	1	0	0	0	0	2	30	53	13.50	1.875								
<b>Matt Roney, R</b> (6, 1) ERA: 3.6	2.0		9	3	0	0	0	0	0	0	0	0	0	20	36	0.00	1.500								
<b>Chris Spurling, R</b> (8, 1) ERA: 3.86	2.0		8	1	0	0	1	2	0	0	0	0	0	14	27	0.00	1.500								

AB	36
R	9
H	12
RBI	8
BB	7
SO	4
LOB	20



Batter	1	2	3	4	5	6	7	8	9	AB	R	H	RBI	BB	SO	LOB	BOTTOM								
<b>Bobby Higginson, L</b> (1, 9) OBP: 0.333, SLG: 0.200	4-0 CS BB		0-0 1-H 1B			2-1 20 3B 1B	4-1 K 20 BB BB		4-2 1B BB	2	1	2	1	3	0	0	<b>Kansas City Royals @ Detroit Tigers</b> Comerica Park, Detroit, MI Wed Apr 09 2003, 1:05 PM EDT Att. 14,286 - Sunny - 33 F								
<b>20 Omar Infante, R</b> (1, 6) OBP: 0.217, SLG: 0.318	0-2 F9		1-2 F8			1-1 1-H SF7 3B	4-0 K BB		1-3 K	4	1	1	1	1	1	3									
<b>Carlos Pena, L</b> (1, 3) OBP: 0.263, SLG: 0.200	1 SAFE 0-3 K			2-2 FC4-6 HBP		0-0 SF7	3-3 K		0-0 1-2 2-3 1B	3	0	1	1	0	2	3									
<b>Dmitri Young, S</b> (1, 7) OBP: 0.077, SLG: 0.077	1 SAFE 1-1 CS	2-3 K		0-3 K		3-H 2-2 15 BB 2B 1B	2-3 K			4	1	1	0	0	3	2									
<b>Dean Palmer, R</b> (1, 10) OBP: 0.238, SLG: 0.158		0-1 G6-3		0-3 K		2-3 K		4-0 BB		3	0	0	0	1	2	2									
<b>Eric Munson, L</b> (1, 5) OBP: 0.217, SLG: 0.429		1-0 P6		2-2 FC4-6 1-2		4-2 15 BB 2B BB	2-2 K		1-1 P5	3	1	0	0	1	0	2									
<b>15 Brandon Inge, R</b> (1, 2) OBP: 0.150, SLG: 0.105			2-2 P4		1-3 K	4-1 2B BB		2-3 K		3	1	0	0	1	2	1									
<b>Ramon Santiago, S</b> (1, 4) OBP: 0.188, SLG: 0.313			2-1 G6-3		0-0 P4	3-2 1-H 2-H 3-H 2B		2-3 K		4	0	1	3	0	1	1									
<b>Gene Kingsale, S</b> (1, 8) OBP: 0.375, SLG: 0.211			4-2 1B BB		1-2 G5-3	1-2 K		3-1 G3-1		3	1	0	0	1	1	1									
<b>Inning Stats</b>	R: 0 E: 0 K: 1 S: 7	H: 0 LOB: 0 BB: 1 P: 12	R: 0 E: 0 K: 1 S: 6	H: 0 LOB: 0 BB: 0 P: 9	R: 1 E: 0 K: 0 S: 16	H: 1 LOB: 1 BB: 1 P: 25	R: 0 E: 0 K: 2 S: 11	H: 0 LOB: 1 BB: 0 P: 15	R: 0 E: 0 K: 2 S: 7	H: 0 LOB: 2 BB: 2 P: 20	R: 0 E: 0 K: 2 S: 9	H: 0 LOB: 1 BB: 1 P: 18	R: 0 E: 0 K: 1 S: 8	H: 1 LOB: 1 BB: 1 P: 16	R: 0 E: 0 K: 1 S: 8	H: 1 LOB: 1 BB: 1 P: 16	1B: 4 2B: 1 3B: 1 HR: 0	SF: 1 SAC: 0 DP: 0 HBP: 1	WP: 0 PB: 0 SB: 0 CS: 1	PA: 40					
<b>PITCHER</b>	IP	WLS	BF	H	R	ER	SO	BB	IBB	HBP	BLK	WP	HR	S	P	ERA	WHIP								
<b>Jeremy Affeldt, L</b> (1, 1) ERA: 5.56	5.2	W	24	4	5	5	6	3	0	1	0	0	0	61	95	7.94	1.235								
<b>Jason Grimsley, R</b> (6, 1) ERA: 1.5	0.1		3	1	1	1	1	1	0	0	0	0	0	11	21	27.00	6.000								
<b>Albie Lopez, R</b> (7, 1) ERA: 4.91	2.0	H	8	0	0	0	4	3	0	0	0	0	0	16	38	0.00	1.500								
<b>Mike MacDougal, R</b> (9, 1) ERA:	1.0	S	4	1	0	0	1	1	0	0	0	0	0	8	16	0.00	2.000								


AB	29
R	6
H	6
RBI	6
BB	8
SO	12
LOB	15



Batter	1	2	3	4	5	6	7	8	9	AB	R	H	RBI	BB	SO	LOB	TOP					
Michael Tucker, L OBP: 0.294, SLG: 0.300 (1, 8)	F8			F8		G3-1	K		L9	5	0	0	0	0	1	2						
Joe Randa, R OBP: 0.519, SLG: 0.571 (1, 5)	K			1B		1B			HR	3	2	2	0	1	1	0						
29 Mike Sweeney, R OBP: 0.452, SLG: 0.476 (1, 10)	P5			F7		1B			P3	4	1	1	0	0	0	2						
Raul Ibanez, L OBP: 0.452, SLG: 0.630 (1, 7)		F7		F8		1B			HR	4	1	2	3	0	0	1						
Brandon Berger, R OBP: 0.364, SLG: 0.125 Rontrez Johnson, R (8, 8)	F8				FC3-6	G6-3			G6-3	3	0	0	0	1	0	1						
Mendy López, R (1, 3)	G6-3				BB	G1-3			P4	4	0	0	0	0	0	2						
4 Angel Berroa, R OBP: 0.241, SLG: 0.259 (1, 6)			K							4	0	1	0	0	1	1						
Brent Mayne, L OBP: 0.520, SLG: 0.826 (1, 2)			F8						F9	3	0	0	0	0	0	1						
Carlos Febles, R OBP: 0.292, SLG: 0.348 (1, 4)			K						G6-3	4	0	1	0	0	1	3						
<b>Inning Stats</b>	R: 0 E: 0 K: 1 S: 5	H: 0 LOB: 0 BB: 0 P: 7	R: 0 E: 0 K: 0 S: 5	H: 0 LOB: 0 BB: 0 P: 9	R: 0 E: 0 K: 2 S: 8	H: 0 LOB: 0 BB: 0 P: 14	R: 0 E: 0 K: 0 S: 12	H: 1 LOB: 1 BB: 0 P: 17	R: 0 E: 0 K: 0 S: 9	H: 0 LOB: 2 BB: 1 P: 20	R: 2 E: 0 K: 0 S: 13	H: 3 LOB: 1 BB: 0 P: 22	R: 0 E: 0 K: 1 S: 9	H: 1 LOB: 1 BB: 0 P: 11	R: 2 E: 0 K: 0 S: 12	H: 1 LOB: 0 BB: 1 P: 24	R: 0 E: 0 K: 0 S: 6	H: 1 LOB: 0 BB: 0 P: 9	1B: 5 2B: 1 3B: 0 HR: 1	SF: 0 SAC: 0 DP: 0 HBP: 1	WP: 1 PB: 0 SB: 0 CS: 0	PA: 37
<b>PITCHER</b>	IP	WLS	BF	H	R	ER	SO	BB	IBB	HBP	BLK	WP	HR	S	P	ERA	WHIP					
Mike Maroth, L ERA: 3.93 Franklyn German, R ERA: 7.35 Jamie Walker, L ERA: 6.0 Matt Anderson, R ERA: 7.71	7.0	L	28	5	2	2	4	1	0	1	0	1	0	6	100	2.57	0.857					

**Kansas City Royals @ Detroit Tigers**  
Comerica Park, Detroit, MI  
Thu Apr 10 2003, 1:05 PM EDT  
Att: 9,080 - Sunny - 44 F


AB 34  
R 4  
H 7  
RBI 3  
BB 2  
SO 4  
LOB 13



Batter	1	2	3	4	5	6	7	8	9	AB	R	H	RBI	BB	SO	LOB	BOTTOM					
Bobby Higginson, L OBP: 0.343, SLG: 0.207 (1, 9)	1B	G4-3		G4-3		K			BB	4	2	1	0	1	1	4						
20 Omar Infante, R OBP: 0.185, SLG: 0.269 Shane Halter, R OBP: 0.231, SLG: 0.167 (9, PH)	F8	G4-3		G1-3		K			FC3-6	4	0	0	0	0	1	5						
Carlos Pena, L OBP: 0.250, SLG: 0.200 (1, 3)	FC3-2		L4		G3				FC3-6	5	0	1	0	0	1	1						
Dmitri Young, S OBP: 0.097, SLG: 0.097 (1, 7)	E4		F7		FC3-6				G6-3	5	0	1	0	0	1	2						
Dean Palmer, R OBP: 0.280, SLG: 0.143 (1, 10)	FC3-2				BB					2	0	0	0	2	1	2						
Eric Munson, L OBP: 0.222, SLG: 0.400 (1, 5)	1B		G4-3		FC3-6				K	4	0	1	0	0	1	3						
15 Brandon Inge, R OBP: 0.130, SLG: 0.091 Matt Walbeck, S (9, 2)	F7			K		FC6-4			E8	3	0	0	0	0	1	5						
Ramon Santiago, S OBP: 0.300, SLG: 0.333 (1, 4)		G4-3		G4-3		G1-3			G6-3	2	0	1	0	2	0	1						
Gene Kingsale, S OBP: 0.385, SLG: 0.238 Hiram Bocachica, R (9, 8)		SH1-3		G4-3		G1-3			G5-3	2	0	1	0	0	0	1						
<b>Inning Stats</b>	R: 1 E: 1 K: 0 S: 21	H: 3 LOB: 3 BB: 0 P: 29	R: 0 E: 0 K: 0 S: 9	H: 1 LOB: 1 BB: 0 P: 14	R: 0 E: 0 K: 0 S: 10	H: 0 LOB: 1 BB: 1 P: 19	R: 0 E: 0 K: 1 S: 14	H: 1 LOB: 2 BB: 1 P: 23	R: 0 E: 0 K: 2 S: 10	H: 0 LOB: 1 BB: 1 P: 16	R: 0 E: 0 K: 3 S: 9	H: 0 LOB: 0 BB: 0 P: 12	R: 0 E: 1 K: 1 S: 8	H: 0 LOB: 1 BB: 0 P: 14	R: 1 E: 1 K: 0 S: 12	H: 0 LOB: 1 BB: 2 P: 23	1B: 6 2B: 0 3B: 0 HR: 0	SF: 0 SAC: 1 DP: 1 HBP: 0	WP: 0 PB: 0 SB: 0 CS: 0	PA: 40		
<b>PITCHER</b>	IP	WLS	BF	H	R	ER	SO	BB	IBB	HBP	BLK	WP	HR	S	P	ERA	WHIP					
Miguel Asencio, R ERA: 3.6 D.J. Carrasco, R ERA: Mike MacDougal, R ERA:	5.0	W	25	6	1	0	6	3	0	0	0	0	0	27	42	0.00	0.333					

**Kansas City Royals @ Detroit Tigers**  
Comerica Park, Detroit, MI  
Thu Apr 10 2003, 1:05 PM EDT  
Att: 9,080 - Sunny - 44 F


AB 33  
R 2  
H 6  
RBI 0  
BB 6  
SO 7  
LOB 24



Batter	1	2	3	4	5	6	7	8	9	AB	R	H	RBI	BB	SO	LOB	TOP												
D'Angelo Jimenez, S OBP: 0.405, SLG: 0.639	1-0 HR 2B	1-2 HR		3-2 F8		1-0 F9			2-2 2B 2B	5	3	3	1	0	0	0													
Jose Valentin, S OBP: 0.421, SLG: 0.848	2-2 HR 2H	2-2		0-1 P6			2-3 K		1-2 F7	5	1	2	2	0	1	1													
Frank Thomas, R OBP: 0.435, SLG: 0.364	3-2 P3	2-1 P3			0-1 G6-3		2-1 G1-3		4-1 2B 14 SF7 BB	4	1	0	0	1	0	1													
Magglio Ordonez, R OBP: 0.341, SLG: 0.513	0-3 K			4-1 14 F 14 S BB	2-2 F7 14 1B		2-0 G4-3		1-1 14 SF7 2H 2B	4	0	2	1	1	1	0													
14 Paul Konerko, R OBP: 0.275, SLG: 0.294	2-1 BB HBP			4-1 FC1-6 BB	1-1 F7 1B			0-2 G3-1	0-0 SF7	2	0	1	1	1	0	0													
Carlos Lee, R OBP: 0.206, SLG: 0.100	4-1 BB			1-0 FC1-6 FC6-4	1-2 F7 1B			0-2 G1-3 24 1B	2-3 3H L6	4	0	1	0	1	0	5													
24 Joe Crede, R OBP: 0.325, SLG: 0.462	0-1 G6-3			0-0 F8	2-0 G6-3			1-2 G1-3 1B		4	0	1	0	0	0	6													
Aaron Rowand, R OBP: 0.214, SLG: 0.259		1-1 G5-3		0-2 FC6-4		1-3 K		1-0 G1-3		4	0	0	0	0	1	4													
Miguel Olivo, R OBP: 0.133, SLG: 0.143	1-0 L8			1-1 F7		0-1 L4		0-1 P4		4	0	0	0	0	0	2													
<b>Inning Stats</b>	R: 2 H: 2 E: 0 K: 1 S: 15	H: 2 LOB: 2 BB: 1 P: 27	R: 1 H: 2 E: 0 K: 0 S: 12	H: 2 LOB: 1 BB: 0 P: 19	R: 0 H: 0 E: 0 K: 0 S: 7	H: 0 LOB: 2 BB: 2 P: 16	R: 0 H: 0 E: 0 K: 0 S: 8	H: 0 LOB: 0 BB: 0 P: 12	R: 0 H: 2 E: 0 K: 0 S: 11	H: 2 LOB: 2 BB: 0 P: 17	R: 0 H: 0 E: 0 K: 1 S: 6	H: 0 LOB: 0 BB: 0 P: 8	R: 0 H: 0 E: 0 K: 1 S: 6	H: 0 LOB: 0 BB: 0 P: 12	R: 0 H: 2 E: 0 K: 0 S: 12	H: 2 LOB: 2 BB: 0 P: 14	R: 2 H: 2 E: 0 K: 0 S: 14	H: 2 LOB: 1 BB: 1 P: 22	1B: 5 2B: 3 3B: 0 HR: 2	SF: 1 SAC: 0 DP: 0 HBP: 1	WP: 0 PB: 0 SB: 1 CS: 0	PA: 42							
<b>PITCHER</b>	IP	WLS	BF	H	R	ER	SO	BB	IBB	HBP	BLK	WP	HR	S	P	ERA	WHIP												
Adam Bernero, R ERA: 3.21	(1, 1)	7.0	L	31	6	3	3	3	3	0	1	0	0	0	2	65	111	3.86	1.286										
Steve Sparks, R ERA: 2.89	(8, 1)	2.0		11	4	2	2	0	1	0	0	0	0	0	26	36	9.00	2.500											

Chicago White Sox @ Detroit Tigers  
Comerica Park, Detroit, MI  
Fri Apr 11 2003, 7:05 PM EDT  
Att: 12,577 - Sunny - 65 F


AB	36
R	5
H	10
RBI	5
BB	4
SO	3
LOB	19



Batter	1	2	3	4	5	6	7	8	9	AB	R	H	RBI	BB	SO	LOB	BOTTOM										
Hiram Bocachica, R OBP: 0.235, SLG: 0.188	1-3 K			1-3 K		0-0 L7			1-3 K	4	0	0	0	0	3	1											
Shane Halter, R OBP: 0.308, SLG: 0.182	1-0 G5-3			2-2 1B		2-2 G1-3			2-3 K	4	0	1	0	0	1	1											
Bobby Higginson, L OBP: 0.308, SLG: 0.182	1-1 F9			2-2 F8		2-2 G3-1			1-2 G6-3	4	0	0	0	0	0	2											
Dmitri Young, S OBP: 0.088, SLG: 0.088		0-2 G4-3		1-0 F8			1-0 F7			3	0	0	0	0	0	1											
Carlos Pena, L OBP: 0.222, SLG: 0.174		2-2 F7			0-0 F7		1-1 F8			3	0	0	0	0	0	0											
Craig Paquette, R OBP: 0.304, SLG: 0.333		0-0 F8			0-1 F9		3-2 G6-3			3	0	0	0	0	0	0											
Eric Munson, L OBP: 0.233, SLG: 0.370			3-2 F8		2-2			3-2 L7		2	0	0	0	0	0	0											
Matt Walbeck, S OBP: 0.304, SLG: 0.333			0-0 G4-3		0-1 G4-3			2-2 G6-3		3	0	0	0	0	0	1											
Ramon Santiago, S OBP: 0.304, SLG: 0.333			2-2 G3			0-0 G1-3 1B		1-3 K		3	0	1	0	0	1	0											
<b>Inning Stats</b>	R: 0 H: 0 E: 0 K: 1 S: 6	H: 0 LOB: 0 BB: 0 P: 9	R: 0 H: 0 E: 0 K: 0 S: 7	H: 0 LOB: 0 BB: 0 P: 9	R: 0 H: 0 E: 0 K: 0 S: 9	H: 0 LOB: 0 BB: 0 P: 14	R: 0 H: 1 E: 0 K: 1 S: 11	H: 0 LOB: 1 BB: 0 P: 17	R: 0 H: 0 E: 0 K: 0 S: 8	H: 0 LOB: 0 BB: 0 P: 10	R: 0 H: 1 E: 0 K: 0 S: 8	H: 1 LOB: 1 BB: 0 P: 12	R: 0 H: 0 E: 0 K: 0 S: 9	H: 0 LOB: 0 BB: 0 P: 14	R: 0 H: 0 E: 0 K: 1 S: 9	H: 0 LOB: 0 BB: 0 P: 15	R: 0 H: 0 E: 0 K: 2 S: 9	H: 0 LOB: 0 BB: 0 P: 13	1B: 2 2B: 0 3B: 0 HR: 0	SF: 0 SAC: 0 DP: 0 HBP: 1	WP: 0 PB: 0 SB: 0 CS: 0	PA: 30					
<b>PITCHER</b>	IP	WLS	BF	H	R	ER	SO	BB	IBB	HBP	BLK	WP	HR	S	P	ERA	WHIP										
Esteban Loaiza, R ERA: 1.23	(1, 1)	8.0	W	27	2	0	0	3	0	0	0	0	0	9	13	0.00	0.250										
Billy Koch, R ERA: 3.0	(9, 1)	1.0		3	0	0	0	2	0	0	0	0	0	9	13	0.00	0.000										

Chicago White Sox @ Detroit Tigers  
Comerica Park, Detroit, MI  
Fri Apr 11 2003, 7:05 PM EDT  
Att: 12,577 - Sunny - 65 F

AB	29
R	0
H	2
RBI	0
BB	0
SO	5
LOB	6



Batter	1	2	3	4	5	6	7	8	9	AB	R	H	RBI	BB	SO	LOB	TOP		
D'Angelo Jimenez, S OBP: 0.429, SLG: 0.625	2-0 FC6-4 1B		1-3 K		1-1 F9		3-2 HBP BB	4-2 24 1B BB		4	0	2	0	1	1	0			
Jose Valentin, S OBP: 0.429, SLG: 0.806	0-0 FC6-4 1B		3-3 K		4-0 BB		1-3 K	3-1 BB		3	0	1	0	1	2	1			
24 Joe Crede, R OBP: 0.341, SLG: 0.475	1-2 FC6-4 1B				BB			1-2 2-H 3-H 1B		1	0	1	2	0	0	0			
Frank Thomas, R OBP: 0.431, SLG: 0.333	3-1 FC6-4		2-1 P4		4-2 BB		4-2 HBP BB	1-0 F8		3	0	0	0	2	0	4			
Magglio Ordonez, R OBP: 0.347, SLG: 0.488	2-1 F9				1-1 1B 14 1B		0-0 G4-3	3-1 HBP		4	0	1	0	0	0	4			
14 Paul Konerko, R OBP: 0.267, SLG: 0.282	2-1 F9				1-0 1B		0-1 F8	2-3 K		5	0	1	0	0	1	5			
Carlos Lee, R OBP: 0.256, SLG: 0.171		1-2 K			2-0 L3 1B		3-2 1B	1-3 K		5	0	3	0	0	2	0			
Tony Graffanino, R OBP: 0.526, SLG: 0.750		3-2 HR			0-1 L3		0-0 F9	4-2 FC8-4 24 1B BB		3	2	1	1	1	0	4			
Aaron Rowand, R OBP: 0.212, SLG: 0.250		1-0 G5-3			1-1 G5-3		1-0 G5-3	2-0 FC8-4 1B		5	0	1	0	0	1	5			
Miguel Olivo, R OBP: 0.118, SLG: 0.125		0-2 G5-3					0-0 B1-3	0-2 FC8-4 24 1B BB		2	0	0	0	0	0	0			
Armando Rios, L OBP: 0.233, SLG: 0.250								1-2 2-3		1	0	0	0	0	0	0			
Josh Paul, R OBP: 0.500, SLG: 0.500										0	0	0	0	0	0	0			
Brian Deubert, L OBP: 0.315, SLG: 0.375										0	0	0	0	0	0	0			
Sandy Alomar Jr., R OBP: 0.526, SLG: 0.889										1	1	0	0	0	0	2			
<b>Inning Stats</b>	R: 0 E: 0 K: 0 S: 8	H: 2 LOB: 2 BB: 0 P: 17	R: 1 E: 0 K: 1 S: 11	H: 1 LOB: 0 BB: 0 P: 16	R: 0 E: 0 K: 2 S: 10	H: 0 LOB: 0 BB: 0 P: 16	R: 0 E: 0 K: 0 S: 8	H: 3 LOB: 2 BB: 0 P: 13	R: 0 E: 0 K: 0 S: 7	H: 1 LOB: 1 BB: 2 P: 11	R: 0 E: 0 K: 2 S: 19	H: 1 LOB: 3 BB: 1 P: 33	R: 2 E: 0 K: 1 S: 17	H: 2 LOB: 2 BB: 2 P: 32	R: 0 E: 0 K: 1 S: 9	H: 1 LOB: 2 BB: 0 P: 14	1B: 10 2B: 1 3B: 0 HR: 1	SF: 0 SAC: 0 DP: 1 HBP: 2	WP: 0 PA: 44
<b>PITCHER</b>	IP WLS BF H R ER SO BB IBB HBP BLK WP HR S P ERA WHIP	IP WLS BF H R ER SO BB IBB HBP BLK WP HR S P ERA WHIP	IP WLS BF H R ER SO BB IBB HBP BLK WP HR S P ERA WHIP	IP WLS BF H R ER SO BB IBB HBP BLK WP HR S P ERA WHIP	IP WLS BF H R ER SO BB IBB HBP BLK WP HR S P ERA WHIP	IP WLS BF H R ER SO BB IBB HBP BLK WP HR S P ERA WHIP	IP WLS BF H R ER SO BB IBB HBP BLK WP HR S P ERA WHIP	IP WLS BF H R ER SO BB IBB HBP BLK WP HR S P ERA WHIP	IP WLS BF H R ER SO BB IBB HBP BLK WP HR S P ERA WHIP	IP WLS BF H R ER SO BB IBB HBP BLK WP HR S P ERA WHIP	IP WLS BF H R ER SO BB IBB HBP BLK WP HR S P ERA WHIP	IP WLS BF H R ER SO BB IBB HBP BLK WP HR S P ERA WHIP	IP WLS BF H R ER SO BB IBB HBP BLK WP HR S P ERA WHIP	IP WLS BF H R ER SO BB IBB HBP BLK WP HR S P ERA WHIP	IP WLS BF H R ER SO BB IBB HBP BLK WP HR S P ERA WHIP	IP WLS BF H R ER SO BB IBB HBP BLK WP HR S P ERA WHIP	IP WLS BF H R ER SO BB IBB HBP BLK WP HR S P ERA WHIP	IP WLS BF H R ER SO BB IBB HBP BLK WP HR S P ERA WHIP	

Chicago White Sox @ Detroit Tigers  
Comerica Park, Detroit, MI  
Sat Apr 12 2003, 1:05 PM EDT  
Att: 12,985 - Sunny - 50 F

AB 37  
R 3  
H 11  
RBI 3  
BB 5  
SO 7  
LOB 25



Batter	1	2	3	4	5	6	7	8	9	AB	R	H	RBI	BB	SO	LOB	BOTTOM		
Hiram Bocachica, R OBP: 0.071, SLG: 0.143	3-3 K		0-0 HR 2B	0-3 K		2-2 P3-6		2-1 FC5		5	1	1	0	0	2	3			
Shane Halter, R OBP: 0.238, SLG: 0.350	2-3 K		2-1 HR	2-0 F7		1-2 G5-3				4	1	1	3	0	1	1			
Bobby Higginson, L OBP: 0.372, SLG: 0.286	4-2 BB		2-H 3-H 2B		3-2 G3 SF7 2B		4-1 S 1B BB			2	1	2	0	2	0	0			
Dmitri Young, S OBP: 0.079, SLG: 0.079	1-3 K		2-0 F9		1-0 G3		1-0 L9			4	0	0	0	0	1	4			
Dean Palmer, R OBP: 0.276, SLG: 0.130		2-1 F9	4-0 E BB		1-1 SF7		3-2 F7			2	0	0	1	1	0	1			
Eric Munson, L OBP: 0.233, SLG: 0.370					3-H 1B		1-2 1B			0	0	0	0	0	0	0			
Craig Paquette, R OBP: 0.133, SLG: 0.133	1-0 L8		1-0 FC1		0-1 1B		1-2 1B			4	0	2	0	0	0	2			
Carlos Pena, L OBP: 0.222, SLG: 0.174			1-2 2-3 1B		0-3 K					0	0	0	0	0	0	0			
15 Brandon Inge, R OBP: 0.185, SLG: 0.120		3-2 1B	0-3 K		0-3 K			2-1 FC5 SH3-4 HBP		3	0	1	0	0	2	4			
Ramon Santiago, S OBP: 0.308, SLG: 0.333		2-3 K	1-0 F7		1-0 P3-6 20 BB 1B		1-0 SH3-4			3	0	1	0	0	1	4			
20 Omar Infante, R OBP: 0.226, SLG: 0.250			4-1 2B HR BB		3-2 G1-3		4-2 SAFE SAFE 1-2 BB			2	1	0	0	2	1	1			
<b>Inning Stats</b>	R: 0 E: 0 K: 3 S: 13	H: 0 LOB: 1 BB: 1 P: 23	R: 0 E: 0 K: 1 S: 11	H: 1 LOB: 0 BB: 0 P: 19	R: 3 E: 1 K: 1 S: 13	H: 3 LOB: 3 BB: 2 P: 30	R: 0 E: 0 K: 1 S: 8	H: 0 LOB: 0 BB: 0 P: 13	R: 1 E: 0 K: 1 S: 13	H: 2 LOB: 1 BB: 0 P: 18	R: 0 E: 0 K: 0 S: 14	H: 1 LOB: 1 BB: 1 P: 22	R: 0 E: 0 K: 0 S: 9	H: 1 LOB: 2 BB: 1 P: 18	R: 0 E: 0 K: 1 S: 7	H: 0 LOB: 1 BB: 0 P: 15	1B: 4 2B: 4 3B: 0 HR: 1	SF: 1 SAC: 1 DP: 1 HBP: 1	WP: 0 PA: 37
<b>PITCHER</b>	IP WLS BF H R ER SO BB IBB HBP BLK WP HR S P ERA WHIP	IP WLS BF H R ER SO BB IBB HBP BLK WP HR S P ERA WHIP	IP WLS BF H R ER SO BB IBB HBP BLK WP HR S P ERA WHIP	IP WLS BF H R ER SO BB IBB HBP BLK WP HR S P ERA WHIP	IP WLS BF H R ER SO BB IBB HBP BLK WP HR S P ERA WHIP	IP WLS BF H R ER SO BB IBB HBP BLK WP HR S P ERA WHIP	IP WLS BF H R ER SO BB IBB HBP BLK WP HR S P ERA WHIP	IP WLS BF H R ER SO BB IBB HBP BLK WP HR S P ERA WHIP	IP WLS BF H R ER SO BB IBB HBP BLK WP HR S P ERA WHIP	IP WLS BF H R ER SO BB IBB HBP BLK WP HR S P ERA WHIP	IP WLS BF H R ER SO BB IBB HBP BLK WP HR S P ERA WHIP	IP WLS BF H R ER SO BB IBB HBP BLK WP HR S P ERA WHIP	IP WLS BF H R ER SO BB IBB HBP BLK WP HR S P ERA WHIP	IP WLS BF H R ER SO BB IBB HBP BLK WP HR S P ERA WHIP	IP WLS BF H R ER SO BB IBB HBP BLK WP HR S P ERA WHIP	IP WLS BF H R ER SO BB IBB HBP BLK WP HR S P ERA WHIP	IP WLS BF H R ER SO BB IBB HBP BLK WP HR S P ERA WHIP	IP WLS BF H R ER SO BB IBB HBP BLK WP HR S P ERA WHIP	

Chicago White Sox @ Detroit Tigers  
Comerica Park, Detroit, MI  
Sat Apr 12 2003, 1:05 PM EDT  
Att: 12,985 - Sunny - 50 F


AB 29  
R 4  
H 8  
RBI 4  
BB 5  
SO 8  
LOB 20



Batter	1	2	3	4	5	6	7	8	9	AB	R	H	RBI	BB	SO	LOB	TOP					
D'Angelo Jimenez, S OBP: 0.404, SLG: 0.622	F7		K			3B	P6		L3	5	0	1	0	0	1	5						
Jose Valentin, S OBP: 0.413, SLG: 0.750	G3-1		1B			G3	K			4	0	1	0	0	1	3						
Magglio Ordonez, R OBP: 0.340, SLG: 0.468	F9		1B			L4			F8	4	0	1	1	0	0	1						
14 Paul Konerko, R OBP: 0.265, SLG: 0.279		G5-4-3 HBP	2-5	F9		L6			P4	4	0	1	0	0	0	1						
Brian Daubach, L OBP: 0.250, SLG: 0.100		G5-4-3 HBP		F8			1B BB		F7	2	1	0	0	1	0	0						
Carlos Lee, R OBP: 0.256, SLG: 0.179																						
Aaron Rowand, R OBP: 0.212, SLG: 0.250	G5-4-3			G6-3			1B		G6-3	4	1	1	0	0	0	2						
Armando Rios, L OBP: 0.294, SLG: 0.313	F7				B2-3		1B		24 1B	4	0	2	1	0	0	1						
24 Joe Crede, R OBP: 0.333, SLG: 0.465			K		K		SF9		1B	3	0	1	1	0	2	0						
Sandy Alomar Jr., R OBP: 0.478, SLG: 0.773			E5		K				P4	4	1	1	0	0	1	2						
<b>Inning Stats</b>	R: 0 E: 0 K: 0 S: 8	H: 0 LOB: 0 BB: 0 P: 14	R: 0 E: 0 K: 0 S: 6	H: 1 LOB: 1 BB: 0 P: 9	R: 1 E: 1 K: 2 S: 15	H: 2 LOB: 2 BB: 0 P: 24	R: 0 E: 0 K: 0 S: 5	H: 0 LOB: 0 BB: 0 P: 7	R: 0 E: 0 K: 2 S: 7	H: 0 LOB: 0 BB: 0 P: 10	R: 0 E: 0 K: 0 S: 7	H: 1 LOB: 1 BB: 0 P: 11	R: 2 E: 0 K: 1 S: 14	H: 3 LOB: 2 BB: 1 P: 21	R: 0 E: 0 K: 0 S: 13	H: 0 LOB: 0 BB: 0 P: 19	R: 0 E: 0 K: 0 S: 9	H: 2 LOB: 2 BB: 0 P: 12	1B: 8 2B: 0 3B: 1 HR: 0	SF: 1 SAC: 0 DP: 1 HBP: 1	WP: 0 PB: 0 SB: 0 CS: 0	PA: 37
<b>PITCHER</b>	IP	WLS	BF	H	R	ER	SO	BB	IBB	HBP	BLK	WP	HR	S	P	ERA	WHIP					
Gary Knotts, R ERA: 2.19	7.0	L	30	7	3	2	5	1	0	1	0	0	0	62	96	2.57	1.143					
Matt Roney, R ERA: 2.57	2.0		8	2	0	0	0	0	0	0	0	0	0	22	31	0.00	1.000					

Chicago White Sox @ Detroit Tigers  
Comerica Park, Detroit, MI  
Sun Apr 13 2003, 1:05 PM EDT  
Att. 12,808 - Sunny - 47 F


AB 34  
R 3  
H 9  
RBI 3  
BB 1  
SO 5  
LOB 15



Batter	1	2	3	4	5	6	7	8	9	AB	R	H	RBI	BB	SO	LOB	BOTTOM					
Hiram Bocachica, R OBP: 0.056, SLG: 0.111	P5		G6-3		FC5-4		F8			4	0	0	0	0	0	3						
Shane Halter, R OBP: 0.280, SLG: 0.375	CS			K		K			1B	4	0	2	0	0	2	0						
Bobby Higginson, L OBP: 0.340, SLG: 0.256	K			K		F9			F9	4	0	0	0	0	2	2						
Dmitri Young, S OBP: 0.119, SLG: 0.098						F7			K	3	0	1	0	1	1	1						
Dean Palmer, R OBP: 0.273, SLG: 0.115	L5			K			WP		K	3	1	0	0	1	2	3						
Carlos Pena, L OBP: 0.226, SLG: 0.154					K		F8		G6-3	3	0	0	0	1	2	2						
Gene Kingsale, S OBP: 0.385, SLG: 0.238									BB	0	0	0	0	0	0	0						
Craig Paquette, R OBP: 0.211, SLG: 0.211					1B		G3		G6-3	4	1	2	0	0	1	2						
15 Brandon Inge, R OBP: 0.172, SLG: 0.111									F9	2	0	0	0	0	1	1						
Eric Munson, L OBP: 0.226, SLG: 0.357					F7		G3			1	0	0	1	0	0	1						
Matt Walbeck, S ERA: 1.5										1	0	0	0	0	0	1						
Ramon Santiago, S OBP: 0.345, SLG: 0.370					F7		FC5-4			3	0	2	1	0	0	0						
<b>Inning Stats</b>	R: 0 E: 0 K: 1 S: 10	H: 1 LOB: 0 BB: 0 P: 16	R: 0 E: 0 K: 2 S: 11	H: 0 LOB: 1 BB: 1 P: 18	R: 0 E: 0 K: 1 S: 7	H: 0 LOB: 0 BB: 0 P: 12	R: 0 E: 0 K: 3 S: 12	H: 1 LOB: 1 BB: 0 P: 15	R: 0 E: 0 K: 1 S: 10	H: 2 LOB: 2 BB: 0 P: 16	R: 0 E: 0 K: 1 S: 6	H: 0 LOB: 0 BB: 0 P: 12	R: 2 E: 0 K: 0 S: 10	H: 2 LOB: 1 BB: 1 P: 17	R: 0 E: 0 K: 2 S: 8	H: 1 LOB: 1 BB: 0 P: 10	R: 0 E: 0 K: 0 S: 4	H: 0 LOB: 1 BB: 1 P: 8	1B: 7 2B: 0 3B: 0 HR: 0	SF: 0 SAC: 0 DP: 1 HBP: 0	WP: 1 PB: 0 SB: 0 CS: 1	PA: 35
<b>PITCHER</b>	IP	WLS	BF	H	R	ER	SO	BB	IBB	HBP	BLK	WP	HR	S	P	ERA	WHIP					
Bartolo Colon, R ERA: 3.32	7.0	W	28	6	2	2	9	2	0	0	0	0	0	66	106	2.57	1.143					
Damaso Marte, L ERA: 1.5	1.0	H	4	1	0	0	2	0	0	0	0	0	0	8	10	0.00	1.000					
Billy Koch, R ERA: 2.57	1.0	S	3	0	0	0	0	1	0	0	0	0	0	4	8	0.00	1.000					

Chicago White Sox @ Detroit Tigers  
Comerica Park, Detroit, MI  
Sun Apr 13 2003, 1:05 PM EDT  
Att. 12,808 - Sunny - 47 F

AB 32  
R 2  
H 7  
RBI 2  
BB 3  
SO 11  
LOB 16

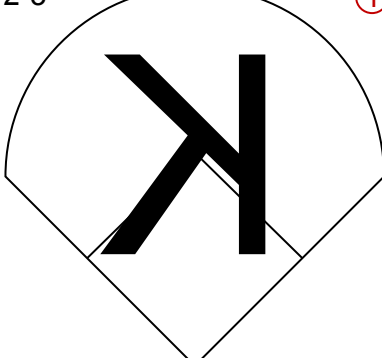
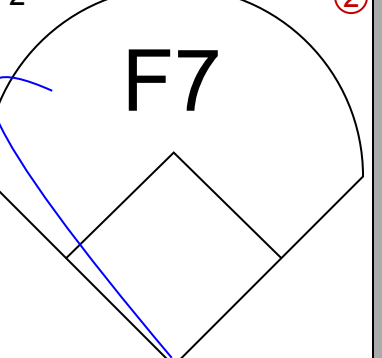
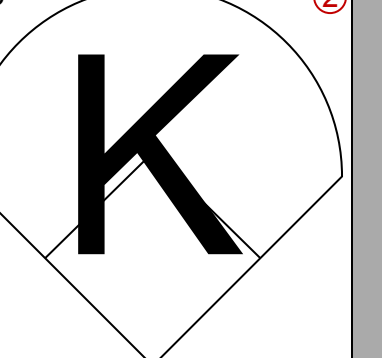
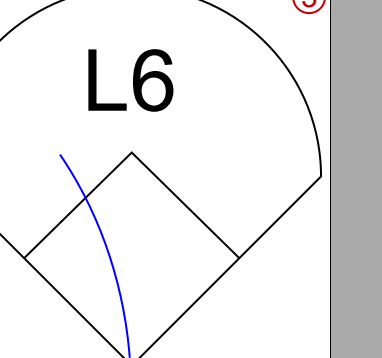
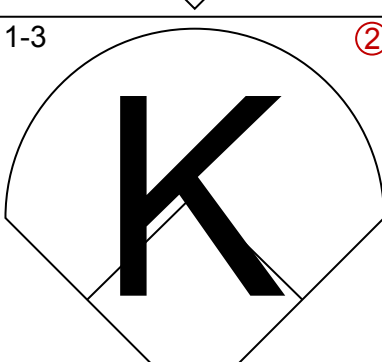
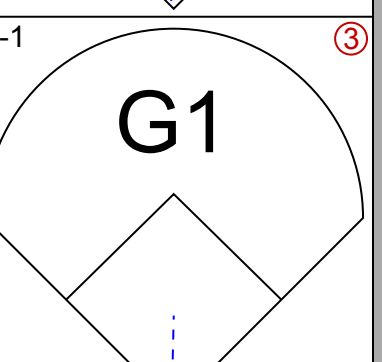
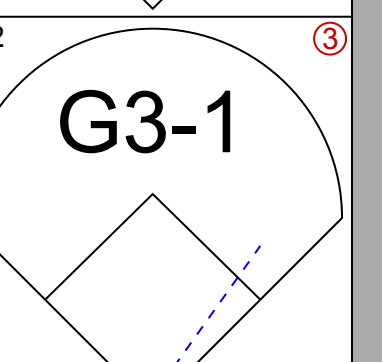
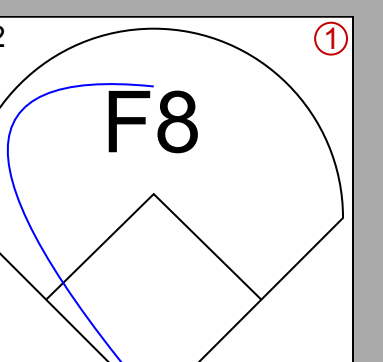
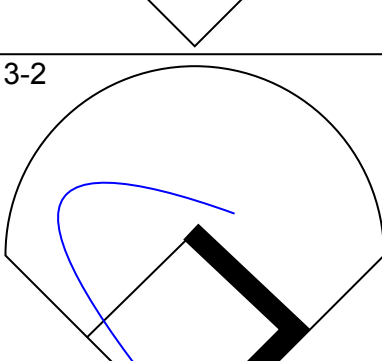
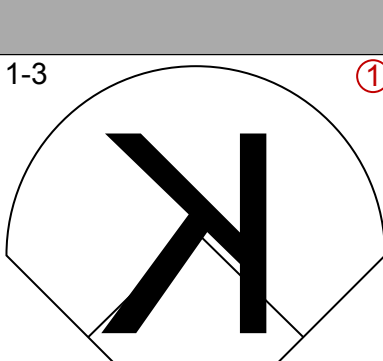
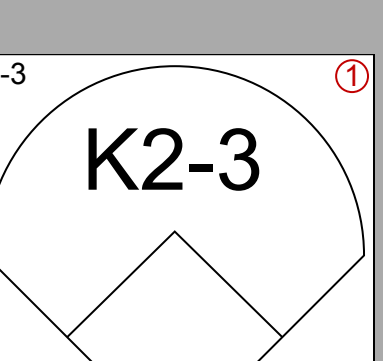
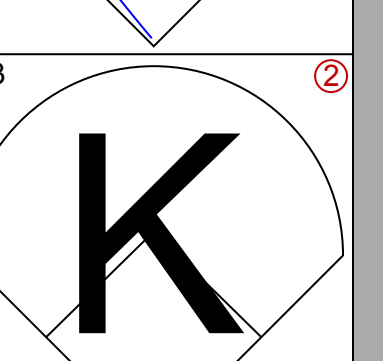
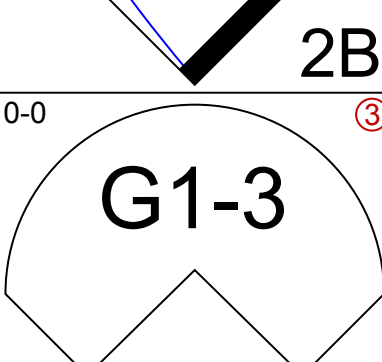
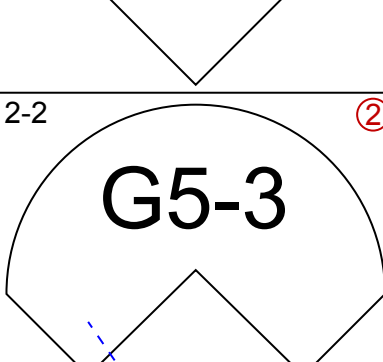
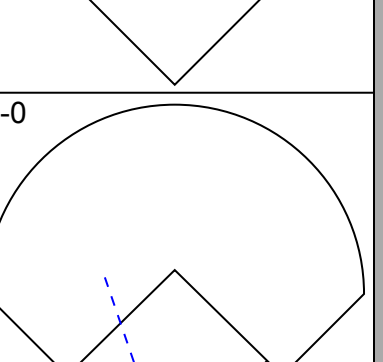
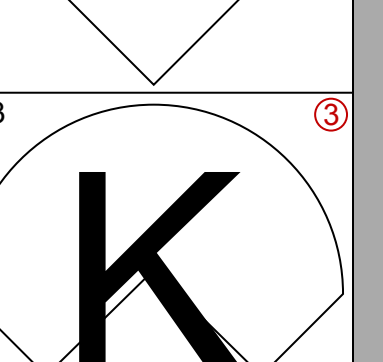
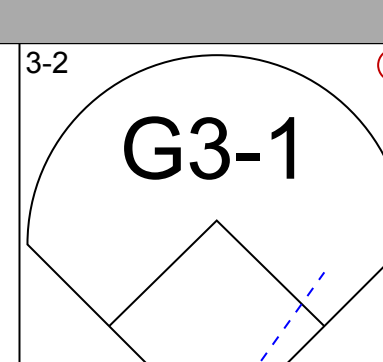
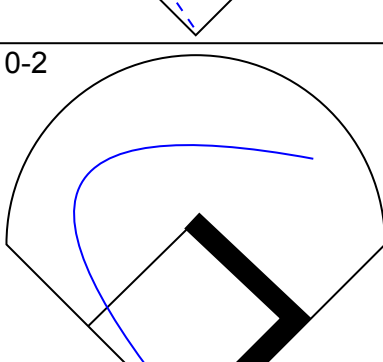
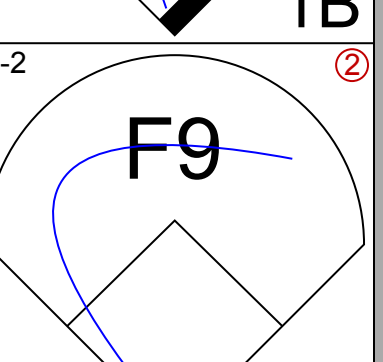
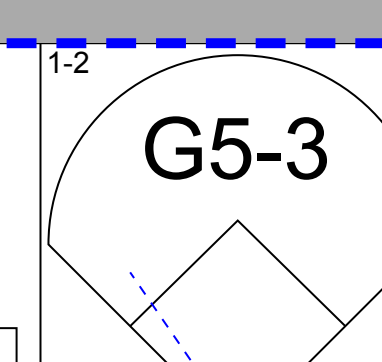
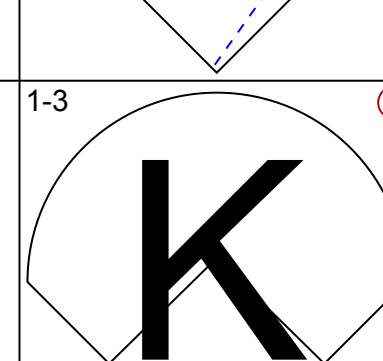
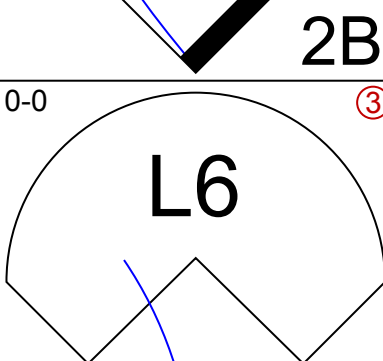
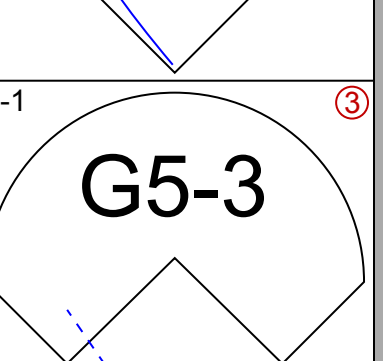
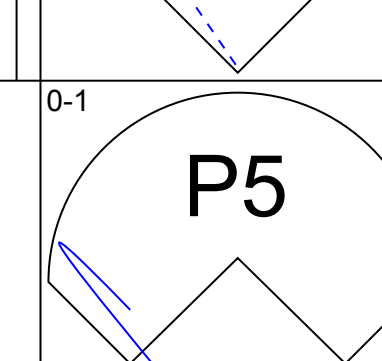
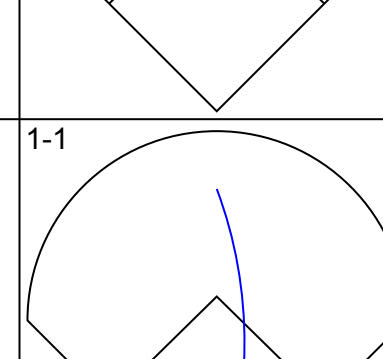
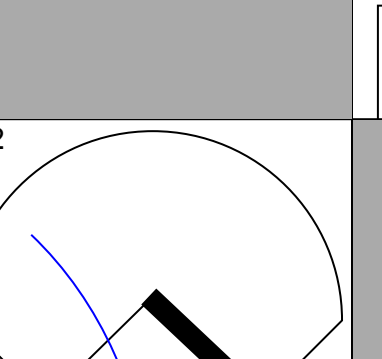
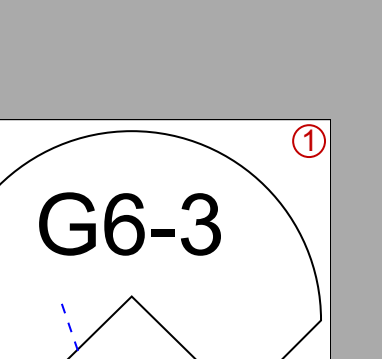
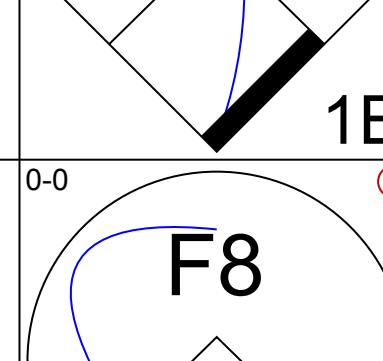
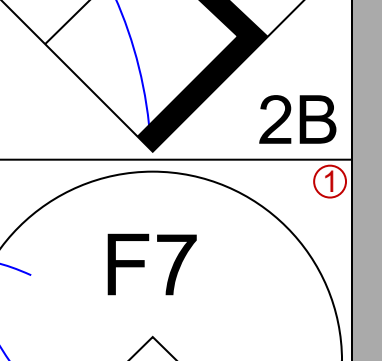
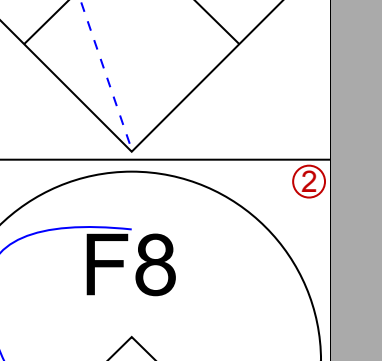

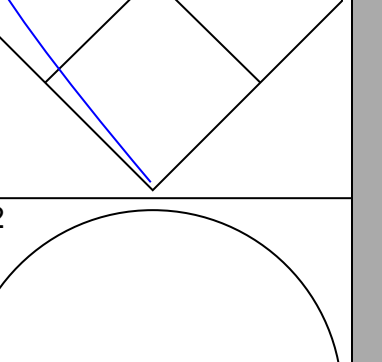
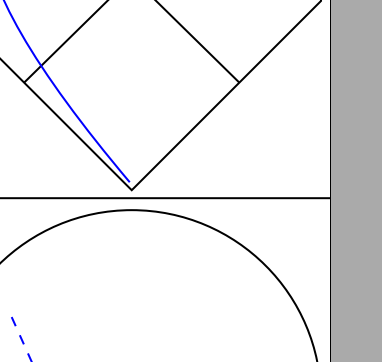




Batter	1	2	3	4	5	6	7	8	9	AB	R	H	RBI	BB	SO	LOB	TOP				
<b>Bobby Higginson, L</b> (1, 8) OBP: 0.364, SLG: 0.289	F7		2B		BB 1B 2H		BB BB			3	0	2	1	1	0	0	<b>Detroit Tigers @ Minnesota Twins</b> Hubert H. Humphrey Metrodome, Minneapolis, MN Wed Apr 16 2003, 8:05 PM EDT Att: 13,503 - Dome - 72 F				
<b>Ramon Santiago, S</b> (1, 4) OBP: 0.351, SLG: 0.382	F8		G4-3		BB 1-2		BB			3	0	1	0	1	0	1					
<b>Carlos Pena, L</b> (1, 3) OBP: 0.282, SLG: 0.313	2B			K	BB 1-2 2-3		BB		F9	3	0	1	0	1	1	2					
<b>Dmitri Young, S</b> (1, 7) OBP: 0.140, SLG: 0.125	K2-3			F7	P5				K	4	0	0	0	0	2	4					
<b>Craig Paquette, R</b> (1, 9) OBP: 0.167, SLG: 0.167		G6-3		G5-3		G5-3			G4-3	4	0	0	0	0	0	0					
<b>Eric Munson, L</b> (1, 5) OBP: 0.231, SLG: 0.361				K	BB 1B	F7			G3-1	4	1	1	0	0	1	0					
<b>Shane Halter, R</b> (1, 10) OBP: 0.242, SLG: 0.313				K	F8 1B	F9			L6	4	0	0	0	0	1	1					
<b>Matt Walbeck, S</b> (1, 2) OBP: 0.083, SLG: 0.167			G6-3		BB 1B 2B	G4-3			F9	4	1	1	1	0	0	0					
<b>20 Omar Infante, R</b> (1, 6) OBP: 0.200, SLG: 0.219			K		F7		F8		F9	4	0	0	0	0	1	1					
<b>Inning Stats</b>	R: 0 E: 0 K: 1 S: 8	H: 1 LOB: 1 BB: 0 P: 14	R: 0 E: 0 K: 2 S: 9	H: 0 LOB: 0 BB: 0 P: 14	R: 0 E: 0 K: 1 S: 9	H: 1 LOB: 1 BB: 0 P: 15	R: 0 E: 0 K: 1 S: 5	H: 0 LOB: 0 BB: 0 P: 9	R: 2 E: 0 K: 0 S: 22	H: 4 LOB: 3 BB: 1 P: 34	R: 0 E: 0 K: 0 S: 8	H: 0 LOB: 2 BB: 2 P: 18	R: 0 E: 0 K: 1 S: 7	H: 0 LOB: 0 BB: 0 P: 9	R: 0 E: 0 K: 0 S: 6	H: 0 LOB: 0 BB: 0 P: 12	1B: 3 2B: 3 3B: 0 HR: 0	SF: 0 SAC: 0 DP: 0 HBP: 0	WP: 0 PB: 0 SB: 0 CS: 0	PA: 36	
<b>PITCHER</b>	IP	WLS	BF	H	R	ER	SO	BB	IBB	HBP	BLK	WP	HR	S	P	ERA	WHIP				
<b>Rick Reed, R</b> (1, 1) ERA: 3.94	6.0	W	25	6	2	2	5	1	0	0	0	0	0	61	95	3.00	1.167				
<b>Juan Rincon, R</b> (7, 1) ERA	0.2	H	4	0	0	0	0	2	0	0	0	0	0	9	17	0.00	3.000				
<b>Johan Santana, L</b> (7, 1) ERA	1.1	H	4	0	0	0	1	0	0	0	0	0	0	8	10	0.00	0.000				
<b>Eddie Guardado, L</b> (9, 1) ERA: 1.35	1.0	S	3	0	0	0	0	0	0	0	0	0	0	6	12	0.00	0.000				

Batter	1	2	3	4	5	6	7	8	9	AB	R	H	RBI	BB	SO	LOB	BOTTOM				
<b>Jacque Jones, L</b> (1, 7) OBP: 0.379, SLG: 0.509	G4-3	G3		BB 1B 2B		G3 S 1B				4	1	2	0	0	0	1	<b>Detroit Tigers @ Minnesota Twins</b> Hubert H. Humphrey Metrodome, Minneapolis, MN Wed Apr 16 2003, 8:05 PM EDT Att: 13,503 - Dome - 72 F				
<b>Cristian Guzman, S</b> (1, 6) OBP: 0.396, SLG: 0.545	BB 2B		BB 1B HBP	BB 1B		G3				3	2	2	0	0	0	1					
<b>Corey Koskie, L</b> (1, 5) OBP: 0.367, SLG: 0.467	BB 1B		G6-4-3 1B	1H 2H 2B		K				4	0	3	2	0	1	1					
<b>Tori Hunter, R</b> (1, 8) OBP: 0.179, SLG: 0.255	P4		G6-4-3 1-2 3-H	F7		L5				4	0	0	0	0	0	4					
<b>Doug Mientkiewicz, L</b> (1, 3) OBP: 0.345, SLG: 0.519	F8		BB BB		F9		K			3	0	0	0	1	1	2					
<b>Bobby Kielty, S</b> (1, 10) OBP: 0.433, SLG: 0.556		BB 2B	BB BB	BB	P6		P4			3	1	1	0	1	0	0					
<b>A.J. Pierzynski, L</b> (1, 2) OBP: 0.292, SLG: 0.349		G5-3 2H	F9			F7				4	0	2	1	0	0	2					
<b>Dustan Mohr, R</b> (1, 9) OBP: 0.125, SLG: 0.250	F7			G6-3	F7		K			4	0	0	0	0	1	2					
<b>Luis Rivas, R</b> (1, 4) OBP: 0.256, SLG: 0.310		G5-3		G6-3		G5-3			L4	4	0	0	0	0	0	1					
<b>Inning Stats</b>	R: 0 E: 0 K: 0 S: 10	H: 2 LOB: 2 BB: 0 P: 15	R: 1 E: 0 K: 0 S: 10	H: 2 LOB: 1 BB: 0 P: 14	R: 1 E: 0 K: 0 S: 8	H: 1 LOB: 2 BB: 2 P: 18	R: 2 E: 0 K: 0 S: 14	H: 3 LOB: 1 BB: 0 P: 22	R: 0 E: 0 K: 1 S: 9	H: 1 LOB: 1 BB: 0 P: 14	R: 0 E: 0 K: 1 S: 5	H: 0 LOB: 0 BB: 0 P: 7	R: 0 E: 0 K: 1 S: 9	H: 0 LOB: 0 BB: 0 P: 11	1B: 6 2B: 4 3B: 0 HR: 0	SF: 0 SAC: 0 DP: 1 HBP: 1	WP: 0 PB: 0 SB: 1 CS: 0	PA: 36			
<b>PITCHER</b>	IP	WLS	BF	H	R	ER	SO	BB	IBB	HBP	BLK	WP	HR	S	P	ERA	WHIP				
<b>Adam Benner, R</b> (1, 1) ERA: 4.12	5.2	L	29	10	4	4	0	2	0	1	0	0	0	57	90	6.35	2.118				
<b>Wilfredo Ledezma, L</b> (6, 1) ERA: 5.14	2.1		7	0	0	0	3	0	0	0	0	0	0	17	23	0.00	0.000				

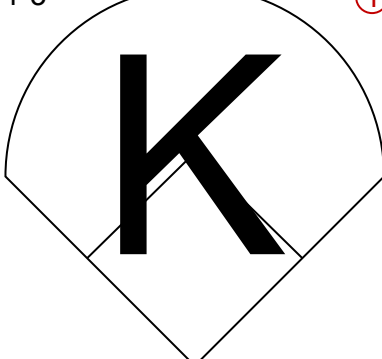
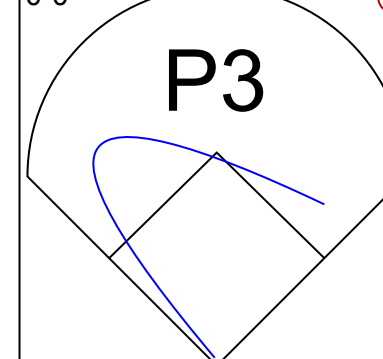
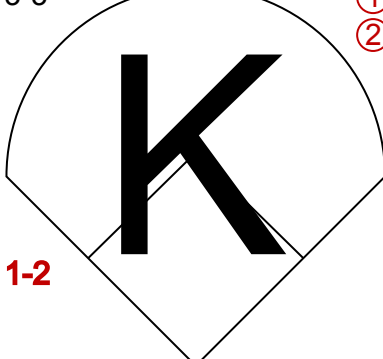
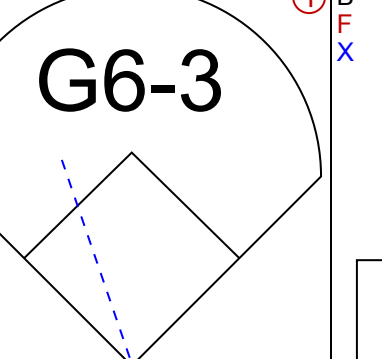
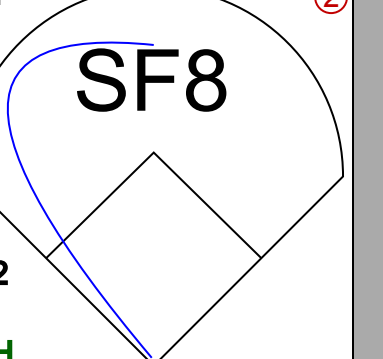
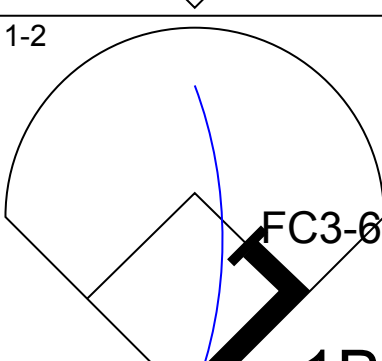
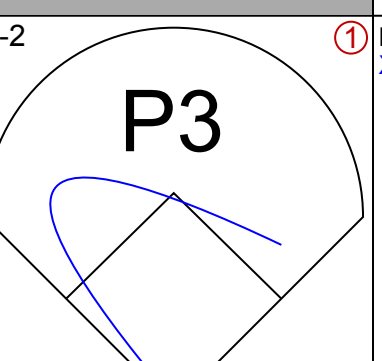
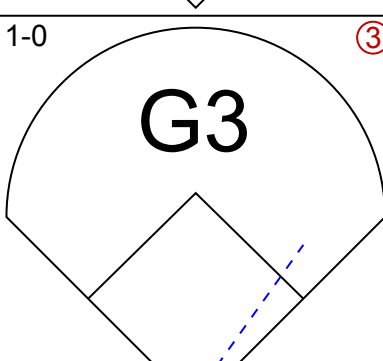
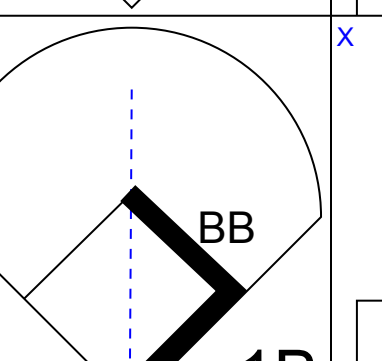
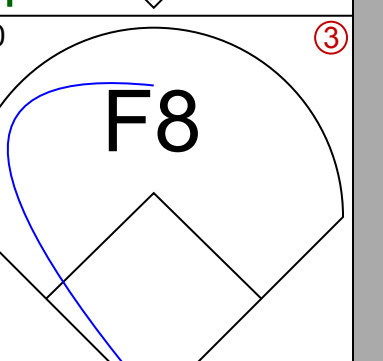
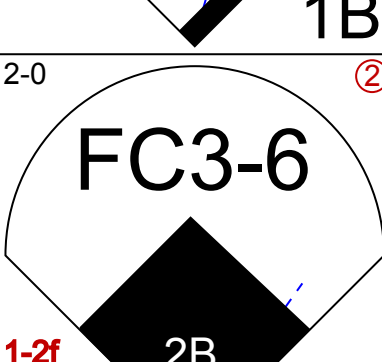
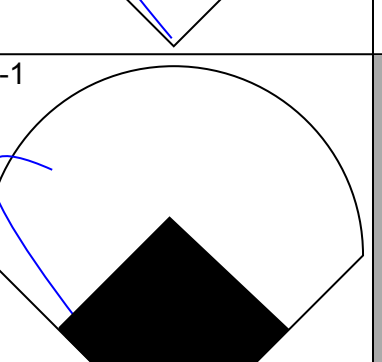
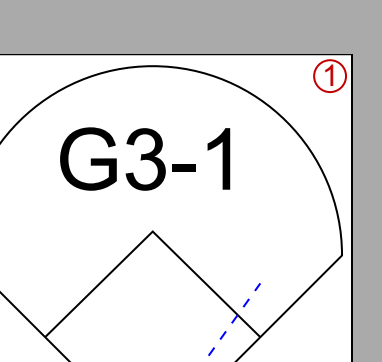
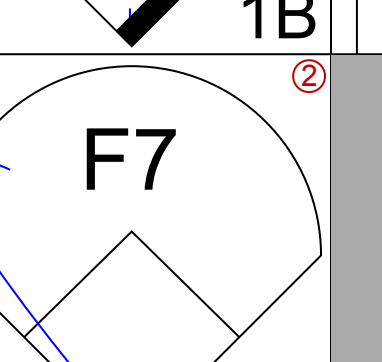
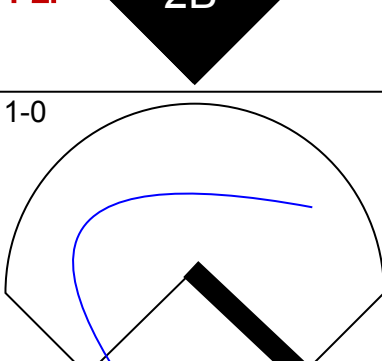
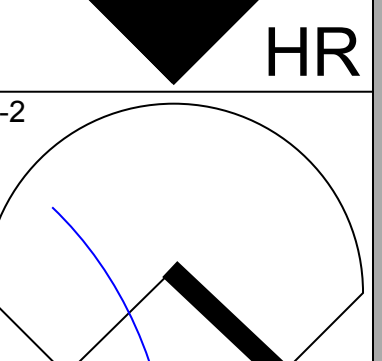
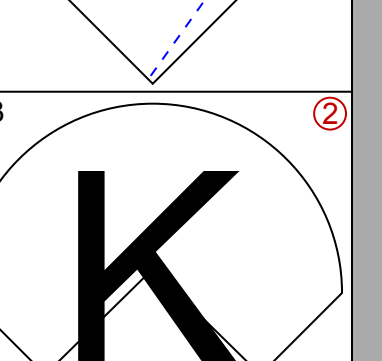
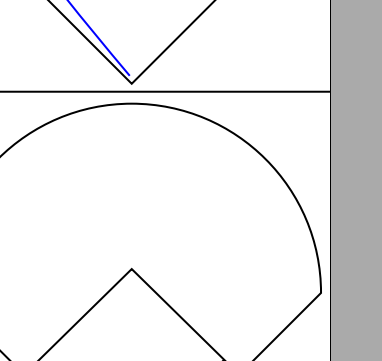
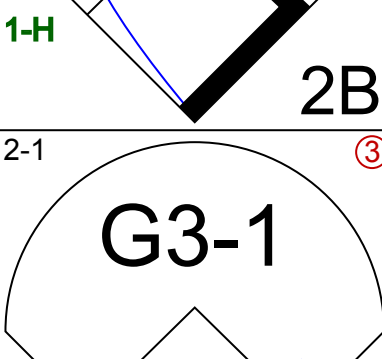
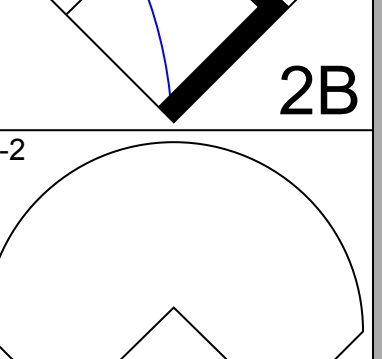
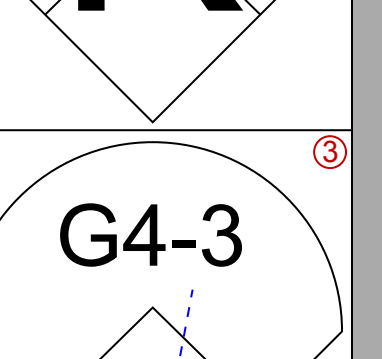
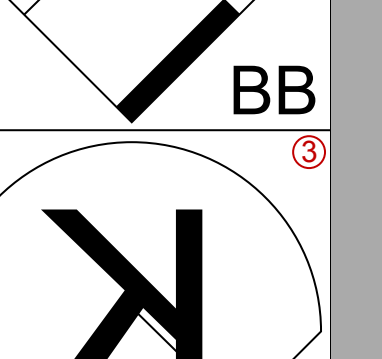
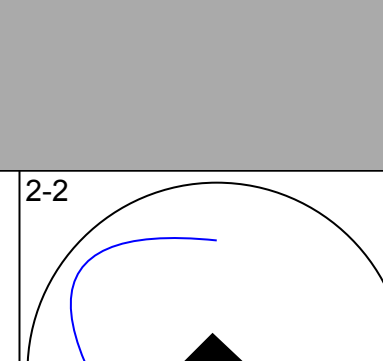
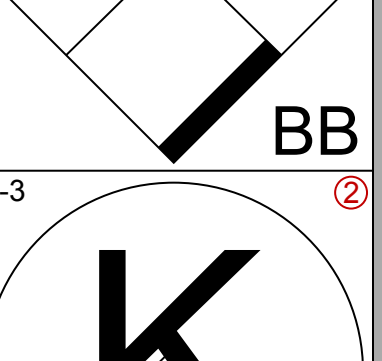
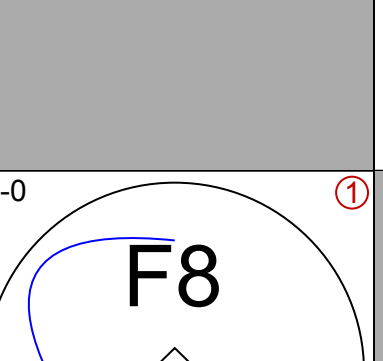
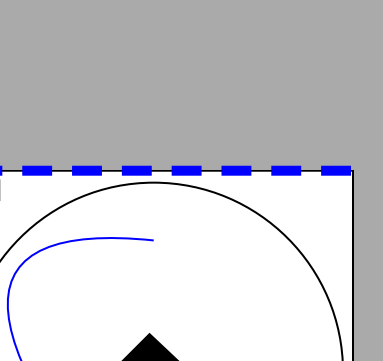
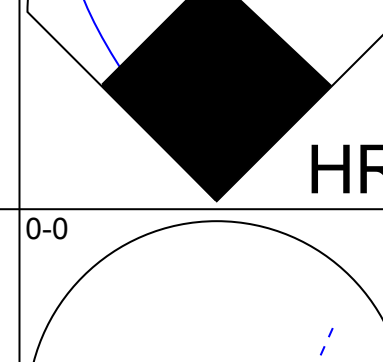
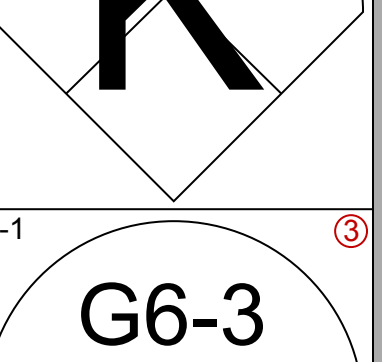
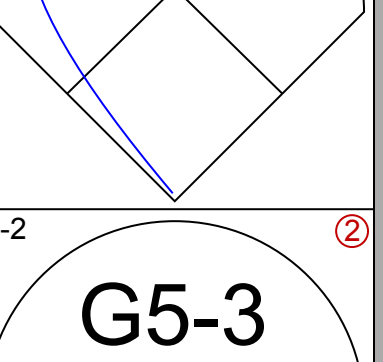
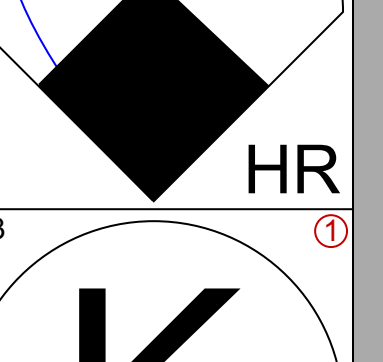
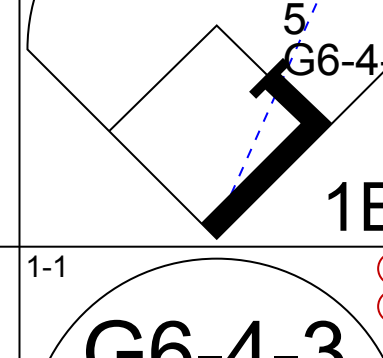
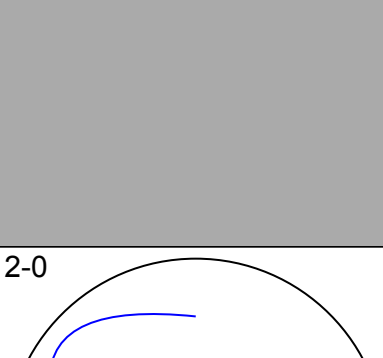
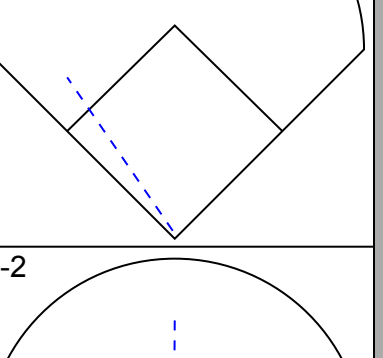
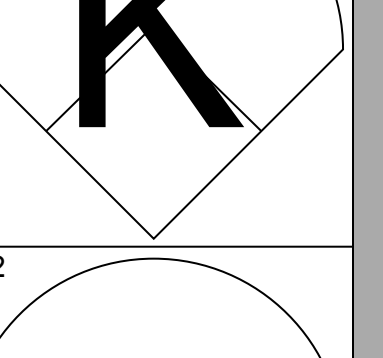
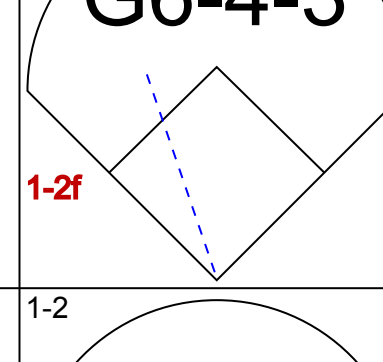
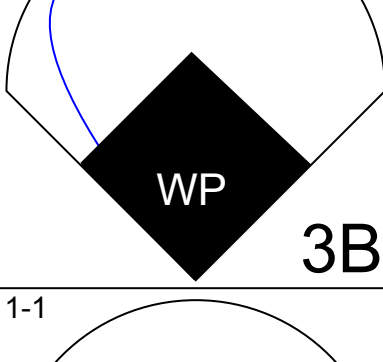
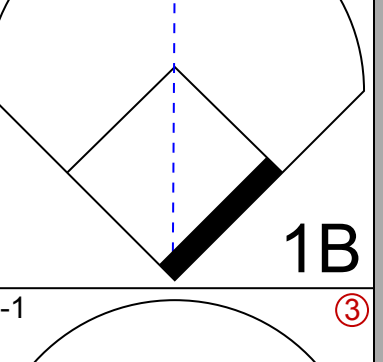
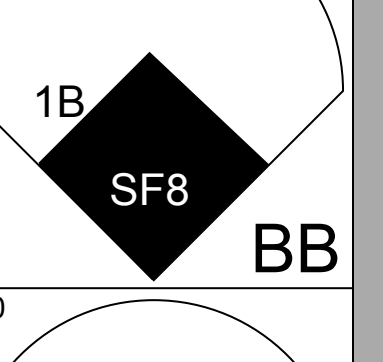


Batter	1	2	3	4	5	6	7	8	9	AB	R	H	RBI	BB	SO	LOB	TOP					
<b>Bobby Higginson, L</b> OBP: 0.339, SLG: 0.265 (1, 9)										4	0	0	0	0	2	3						
<b>Ramon Santiago, S</b> OBP: 0.317, SLG: 0.342 (1, 4)										4	0	0	0	0	1	2						
<b>Carlos Pena, L</b> OBP: 0.279, SLG: 0.333 (1, 3)										4	0	1	0	0	3	0						
<b>Dean Palmer, R</b> OBP: 0.244, SLG: 0.118 (1, 10)										4	0	1	0	0	1	1						
<b>Eric Munson, L</b> OBP: 0.233, SLG: 0.375 (1, 5)										4	0	1	0	0	0	1						
<b>Hiram Bocachica, R</b> OBP: 0.045, SLG: 0.091 (1, 7)										4	0	0	0	0	1	2						
<b>20 Omar Infante, R</b> OBP: 0.231, SLG: 0.278 (1, 6)										4	0	2	0	0	0	0						
<b>15 Brandon Inge, R</b> OBP: 0.143, SLG: 0.091 (1, 2)										3	0	0	0	0	0	2						
<b>Gene Kingsale, S</b> OBP: 0.375, SLG: 0.259 (1, 8)										3	0	2	0	0	1	0						
<b>Inning Stats</b>	R: 0 E: 0 K: 2 S: 11	H: 1 LOB: 1 BB: 0 P: 17	R: 0 E: 0 K: 1 S: 9	H: 1 LOB: 1 BB: 0 P: 14	R: 0 E: 0 K: 1 S: 8	H: 0 LOB: 0 BB: 0 P: 9	R: 0 E: 0 K: 1 S: 11	H: 1 LOB: 1 BB: 0 P: 14	R: 0 E: 0 K: 1 S: 14	H: 2 LOB: 2 BB: 0 P: 20	R: 0 E: 0 K: 1 S: 11	H: 1 LOB: 1 BB: 0 P: 16	R: 0 E: 0 K: 0 S: 7	H: 1 LOB: 1 BB: 0 P: 7	R: 0 E: 0 K: 2 S: 9	H: 0 LOB: 0 BB: 0 P: 14	R: 0 E: 0 K: 0 S: 9	H: 0 LOB: 0 BB: 0 P: 12	1B: 4 2B: 3 3B: 0 HR: 0	SF: 0 SAC: 0 DP: 0 HBP: 0	WP: 0 PB: 0 SB: 0 CS: 0	PA: 34
<b>PITCHER</b>	IP	WLS	BF	H	R	ER	SO	BB	IBB	HBP	BLK	WP	HR	S	P	ERA	WHIP					
<b>Kenny Rogers, L</b> ERA: 3.5 (1, 1)	8.0	W	31	7	0	0	9	0	0	0	0	0	0	80	111	0.00	0.875					
<b>Tony Fiore, R</b> ERA: 7.11 (9, 1)	1.0		3	0	0	0	0	0	0	0	0	0	0	9	12	0.00	0.000					

**Detroit Tigers @ Minnesota Twins**  
 Hubert H. Humphrey Metrodome, Minneapolis, MN  
 Thu Apr 17 2003, 8:05 PM EDT  
 Att: 13,015 - Dome - 72 F

AB 34  
 R 0  
 H 7  
 RBI 0  
 BB 0  
 SO 9  
 LOB 11



Batter	1	2	3	4	5	6	7	8	9	AB	R	H	RBI	BB	SO	LOB	BOTTOM							
<b>Jacque Jones, L</b> OBP: 0.349, SLG: 0.474 (1, 7)										4	0	0	1	0	2	2								
<b>Cristian Guzman, S</b> OBP: 0.396, SLG: 0.531 (1, 6)										5	0	2	0	0	0	1								
<b>Corey Koskie, L</b> OBP: 0.358, SLG: 0.510 (1, 5)										4	2	1	1	0	0	2								
<b>Torii Hunter, R</b> OBP: 0.217, SLG: 0.315 (1, 10)										3	0	2	1	1	1	0								
<b>Doug Mientkiewicz, L</b> OBP: 0.339, SLG: 0.491 (1, 3)										3	0	0	0	1	1	3								
<b>Bobby Kielty, S</b> OBP: 0.441, SLG: 0.742 (1, 8)										4	2	2	2	0	1	2								
<b>A.J. Pierzynski, L</b> OBP: 0.288, SLG: 0.340 (1, 2)										4	0	1	0	0	1	2								
<b>5 Michael Cuddyer, R</b> OBP: 0.295, SLG: 0.385 (1, 9)										3	2	2	0	1	0	1								
<b>Chris Gomez, R</b> OBP: 0.500, SLG: 0.533 (1, 4)										4	0	3	0	0	0	1								
<b>Inning Stats</b>	R: 1 E: 1 K: 1 S: 10	H: 2 LOB: 1 BB: 0 P: 17	R: 1 E: 0 K: 0 S: 10	H: 3 LOB: 1 BB: 0 P: 14	R: 1 E: 0 K: 1 S: 18	H: 2 LOB: 2 BB: 1 P: 26	R: 0 E: 0 K: 1 S: 7	H: 2 LOB: 0 BB: 0 P: 14	R: 0 E: 0 K: 0 S: 9	H: 1 LOB: 1 BB: 0 P: 15	R: 0 E: 0 K: 1 S: 17	H: 1 LOB: 2 BB: 1 P: 26	R: 2 E: 0 K: 1 S: 12	H: 2 LOB: 1 BB: 1 P: 18	R: 0 E: 0 K: 1 S: 9	H: 0 LOB: 0 BB: 0 P: 14	R: 0 E: 0 K: 1 S: 17	H: 1 LOB: 2 BB: 1 P: 26	R: 2 E: 0 K: 1 S: 12	H: 2 LOB: 1 BB: 1 P: 18	1B: 7 2B: 3 3B: 1 HR: 3	SF: 1 SAC: 0 DP: 2 HBP: 0	WP: 1 PB: 0 SB: 0 CS: 1	PA: 38
<b>PITCHER</b>	IP	WLS	BF	H	R	ER	SO	BB	IBB	HBP	BLK	WP	HR	S	P	ERA	WHIP							
<b>38 Jeremy Bonderman, R</b> ERA: 10.22 (1, 1)	6.0	L	27	10	4	3	4	1	0	0	0	0	0	17	26	0.00	2.000							
<b>Matt Roney, R</b> ERA: 2.25 (7, 1)	1.0		5	1	0	0	1	1	0	0	0	0	0	12	18	18.00	3.000							
<b>Matt Anderson, R</b> ERA: 7.71 (8, 1)	1.0		6	2	2	2	1	1	0	0	0	0	1	12	18	18.00	3.000							

**Detroit Tigers @ Minnesota Twins**  
 Hubert H. Humphrey Metrodome, Minneapolis, MN  
 Thu Apr 17 2003, 8:05 PM EDT  
 Att: 13,015 - Dome - 72 F

AB 34  
 R 6  
 H 13  
 RBI 5  
 BB 3  
 SO 6  
 LOB 14





Batter	1	2	3	4	5	6	7	8	9	10	11	AB	R	H	RBI	BB	SO	LOB	TOP					
<b>Bobby Higginson, L</b> OBP: 0.338, SLG: 0.327 (1, 9)	G3		1-2 HR	0-1 1B			G3-1		2-1 F9		3-2 F8	6	1	2	1	0	0	2						
<b>Ramon Santiago, S</b> OBP: 0.348, SLG: 0.341 (1, 4)	1B	BB	4-0 F9 1B	3-1 E6			G3 1B		0-0 G6-3			3	1	1	0	2	0	2						
<b>Carlos Pena, L</b> OBP: 0.292, SLG: 0.341 (1, 3)	WP 1B		0-3 K	1-1 G1-3			G3		0-1 G3		F8 BB 1B	5	0	2	0	0	1	4						
<b>Dean Palmer, R</b> OBP: 0.217, SLG: 0.103 (1, 10)	K		2-2 F9		1-0 P5		K		2-3 K		1-0 F9	5	0	0	0	0	2	5						
<b>Craig Monroe, R</b> OBP: 0.400, SLG: 0.250 (1, 7)	G5-3		1-1 1B		0-0 G5-3		K		2-3 K		4-2 BB	4	0	1	1	1	1	2						
<b>Shane Halter, R</b> OBP: 0.237, SLG: 0.297 (1, 5) (10, 6)			0-0 20 CS 1B		0-1 F8		F9		0-0 F9		1-1 F8	5	0	1	0	0	1	3						
<b>20 Omar Infante, R</b> OBP: 0.209, SLG: 0.250 <b>Dmitri Young, S</b> OBP: 0.137, SLG: 0.122 <b>Eric Munson, L</b> OBP: 0.233, SLG: 0.375 (1, 6) (10, PH) (10, 5)	F8		2-1 F8		1-2 P5		F9		0-1 G6-3		1-1 G4-3	4	0	0	0	0	0	1						
<b>15 Brandon Inge, R</b> OBP: 0.150, SLG: 0.105 (1, 2)	1B		1-0 1B		1-1 G1-3		L7		3-1 L7		1-1 G4-3	5	0	1	0	0	1	0						
<b>Gene Kingsale, S</b> OBP: 0.405, SLG: 0.313 (1, 8)	F9		1-1 F9		0-2 1B E		K		2-3 K		2-1 1B	5	1	3	0	0	1	1						
<b>Inning Stats</b>	R: 0 E: 0 K: 1 S: 9	H: 1 LOB: 2 BB: 1 P: 16	R: 0 E: 0 K: 0 S: 6	H: 2 LOB: 1 BB: 0 P: 10	R: 2 E: 0 K: 2 S: 17	H: 2 LOB: 1 BB: 1 P: 26	R: 1 E: 1 K: 0 S: 14	H: 2 LOB: 2 BB: 0 P: 20	R: 0 E: 0 K: 0 S: 4	H: 0 LOB: 0 BB: 0 P: 5	R: 0 E: 0 K: 1 S: 7	H: 1 LOB: 1 BB: 0 P: 12	R: 0 E: 0 K: 1 S: 10	H: 0 LOB: 0 BB: 0 P: 8	R: 0 E: 0 K: 0 S: 6	H: 1 LOB: 1 BB: 0 P: 14	R: 0 E: 0 K: 1 S: 7	H: 1 LOB: 2 BB: 0 P: 18	R: 0 E: 0 K: 1 S: 7	H: 1 LOB: 0 BB: 0 P: 10	1B: 10 2B: 0 3B: 0 HR: 1	SF: 0 SAC: 0 DP: 0 HBP: 0	WP: 1 PB: 0 SB: 1 CS: 2	PA: 46
<b>PITCHER</b>	IP WLS BF H R ER SO BB IBB HBP BLK WP HR S P ERA WHIP	IP WLS BF H R ER SO BB IBB HBP BLK WP HR S P ERA WHIP																						
<b>Darrell May, L</b> ERA: 4.5 (1, 1)	6.0	2.0	7	1	0	0	2	0	0	0	0	0	0	0	0	0	0	0	0	16	22	0.00	0.500	
<b>Jason Grimsley, R</b> ERA: 1.59 (7, 1)	2.0	7	1	0	0	0	2	0	0	0	0	0	0	0	0	0	0	0	0	7	12	0.00	1.000	
<b>Mike MacDougal, R</b> ERA: (9, 1)	1.0	4	1	0	0	0	0	0	0	0	0	0	0	0	0	0	0	0	0	7	12	0.00	1.000	
<b>D.J. Carrasco, R</b> ERA: 0.96 (10, 1)	2.0	W	8	2	0	0	1	1	0	0	0	0	0	0	0	0	0	0	0	18	28	0.00	1.500	

**Detroit Tigers @ Kansas City Royals**  
Kauffman Stadium, Kansas City, MO  
Fri Apr 18 2003, 7:05 PM CDT  
Att: 38,937 - Sunny - 71 F

livebaseballscores.com

AB 43  
R 3  
H 11  
RBI 2  
BB 3  
SO 7  
LOB 22



Batter	1	2	3	4	5	6	7	8	9	10	11	AB	R	H	RBI	BB	SO	LOB	BOTTOM					
<b>Michael Tucker, L</b> OBP: 0.329, SLG: 0.409 (1, 9)	CS 1B		G3		1-0 E6			1-3 K		1 SAFE 0-0 FC4-2 SH 1B		5	0	2	0	0	1	1						
<b>Joe Randa, R</b> OBP: 0.431, SLG: 0.531 (1, 5)	G6-3		1-2 G6-3		2-0 G6-3 29 G6-3 2B		FC5		2-3 K		0-0 SH FC4-2	4	1	1	0	0	1	3						
<b>Carlos Beltrán, S</b> (1, 8)	G4-3		2-1 G4-3		2-2 G6-3		4-2 29 G6-4-3 BB		0-3 K		1-0 FC4-2	4	0	0	0	1	1	4						
<b>29 Mike Sweeney, R</b> OBP: 0.397, SLG: 0.545 (1, 3)			4-2 G5-3 BB		0-0 G6-3		0-0 G6-4-3		1-3 K		0-1 P5	4	0	0	1	1	1	4						
<b>Raul Ibanez, L</b> OBP: 0.403, SLG: 0.627 (1, 7)	F8		1-1 F8		3-1 G4-3		2-1 HR		0-1 2B		0-0 L8	5	1	2	1	0	0	4						
<b>Ken Harvey, R</b> OBP: 0.346, SLG: 0.468 (1, 10)	G5-3		1-2 G5-3		1-0 FC5-4 4 1B		F9		1-0 G5-3		0-2 HR	5	2	2	1	0	0	2						
<b>Brent Mayne, L</b> OBP: 0.489, SLG: 0.744 (1, 2)	K		0-3 K		0-1 F8		L6		4-0 IBB			3	0	0	0	1	1	2						
<b>4 Angel Berroa, R</b> OBP: 0.273, SLG: 0.346 <b>Desi Relaford, S</b> OBP: 0.353, SLG: 0.310 (1, 6) (9, PH) (10, 6)	G1-6-3 1B		2-2 G1-6-3		2-2 FC5-4 1B		K		0-3 K			3	0	2	0	0	1	0						
<b>Carlos Febles, R</b> OBP: 0.306, SLG: 0.311 (1, 4)	G1-6-3		0-1 G1-6-3		0-2 FC5-4		FC5-4 E		1-1 G6-3		0-1 SH FC4-2 1B	4	0	1	0	0	0	3						
<b>Inning Stats</b>	R: 0 E: 0 K: 0 S: 8	H: 1 LOB: 0 BB: 0 P: 11	R: 0 E: 0 K: 1 S: 10	H: 0 LOB: 1 BB: 1 P: 16	R: 0 E: 0 K: 0 S: 8	H: 1 LOB: 0 BB: 0 P: 13	R: 1 E: 0 K: 0 S: 7	H: 1 LOB: 0 BB: 0 P: 14	R: 1 E: 1 K: 0 S: 12	H: 2 LOB: 2 BB: 0 P: 19	R: 0 E: 0 K: 0 S: 6	H: 0 LOB: 0 BB: 0 P: 12	R: 0 E: 0 K: 3 S: 9	H: 0 LOB: 0 BB: 0 P: 12	R: 0 E: 0 K: 2 S: 10	H: 1 LOB: 2 BB: 1 P: 16	R: 0 E: 0 K: 0 S: 8	H: 2 LOB: 3 BB: 0 P: 9	R: 1 E: 0 K: 0 S: 4	H: 1 LOB: 0 BB: 0 P: 4	1B: 6 2B: 2 3B: 0 HR: 2	SF: 0 SAC: 1 DP: 2 HBP: 0	WP: 0 PB: 0 SB: 0 CS: 1	PA: 42
<b>PITCHER</b>	IP WLS BF H R ER SO BB IBB HBP BLK WP HR S P ERA WHIP	IP WLS BF H R ER SO BB IBB HBP BLK WP HR S P ERA WHIP																						
<b>34 Nate Cornejo, R</b> ERA: 4.4 (8, 1)	7.0	0.1	1	0	0	0	1	0	0	0	0	0	0	0	0	0	0	0	3	4	0.00	0.000		
<b>Jamie Walker, L</b> ERA: 3.86 (8, 1)	1.2	7	1	0	0	4	0	1	0	0	0	0	0	0	0	0	0	0	16	24	0.00	0.600		
<b>Franklyn German, R</b> ERA: 8.75 (10, 1)	1.0	L	7	3	1	1	0	0	0	0	0	0	0	0	0	0	0	0	1	12	13	9.00	3.000	

**Detroit Tigers @ Kansas City Royals**  
Kauffman Stadium, Kansas City, MO  
Fri Apr 18 2003, 7:05 PM CDT  
Att: 38,937 - Sunny - 71 F

livebaseballscores.com

AB 38  
R 4  
H 10  
RBI 3  
BB 3  
SO 7  
LOB 25



Batter	1	2	3	4	5	6	7	8	9	AB	R	H	RBI	BB	SO	LOB	TOP					
Bobby Higginson, L (1, 9) OBP: 0.338, SLG: 0.362 Craig Paquette, R (8, PH) OBP: 0.160, SLG: 0.160	F8		G4-3		G4-3			F7		3	0	1	2	0	0	0						
Ramon Santiago, S (1, 4) OBP: 0.320, SLG: 0.311	F8		K			L7		E3		4	0	0	0	0	1	1						
Carlos Pena, L (1, 3) OBP: 0.288, SLG: 0.333	L3		K					G3		4	0	1	0	0	1	2						
Dmitri Young, S (1, 10) OBP: 0.148, SLG: 0.135 Eric Munson, L (9, PH) OBP: 0.250, SLG: 0.375		G1-6-3		G4-3		K			L7	3	0	1	0	0	1	1						
Craig Monroe, R (1, 7) OBP: 0.222, SLG: 0.125	F8			K		F9		F8		4	0	0	0	0	1	3						
Shane Halter, R (1, 5) OBP: 0.214, SLG: 0.268	G1-6-3			E3				F9		4	0	0	0	0	0	2						
20 Omar Infante, R (1, 6) OBP: 0.191, SLG: 0.227			P5	FC5-4				L7		4	0	0	0	0	0	2						
15 Brandon Inge, R (1, 2) OBP: 0.163, SLG: 0.122					G5-3					3	1	1	0	0	0	0						
Gene Kingsale, S (1, 8) OBP: 0.400, SLG: 0.314					G4-3			L3		3	1	1	0	0	0	0						
<b>Inning Stats</b>	R: 0 H: 0 E: 0 K: 0 S: 4	H: 0 LOB: 0 BB: 0 P: 9	R: 0 H: 1 E: 0 K: 0 S: 10	H: 1 LOB: 0 BB: 0 P: 16	R: 2 H: 3 E: 0 K: 2 S: 21	H: 3 LOB: 1 BB: 0 P: 29	R: 0 H: 0 E: 1 K: 1 S: 10	H: 0 LOB: 1 BB: 0 P: 16	R: 0 H: 0 E: 0 K: 0 S: 8	H: 0 LOB: 0 BB: 0 P: 13	R: 0 H: 1 E: 0 K: 1 S: 6	H: 1 LOB: 1 BB: 0 P: 9	R: 0 H: 0 E: 0 K: 0 S: 5	H: 0 LOB: 0 BB: 0 P: 7	R: 0 H: 0 E: 1 K: 0 S: 9	H: 0 LOB: 1 BB: 0 P: 11	R: 0 H: 0 E: 0 K: 0 S: 14	H: 0 LOB: 1 BB: 0 P: 21	1B: 4 2B: 0 3B: 1 HR: 0	SF: 0 SAC: 0 DP: 1 HBP: 0	WP: 0 PB: 0 SB: 0 CS: 0	PA: 34
<b>PITCHER</b>	IP	WLS	BF	H	R	ER	SO	BB	IBB	HBP	BLK	WP	HR	S	P	ERA	WHIP					
Jeremy Affeldt, L (1, 1) ERA: 5.12	3.0		12	4	2	2	2	0	0	0	0	0	0	35	54	6.00	1.333					
Albie Lopez, R (4, 1) ERA: 2.31	5.0	W	18	1	0	0	2	0	0	0	0	0	0	38	56	0.00	0.200					
Ryan Bukvich, R (9, 1) ERA: 2.57	1.0		4	0	0	0	0	1	0	0	0	0	0	14	21	0.00	1.000					

**Detroit Tigers @ Kansas City Royals**  
Kauffman Stadium, Kansas City, MO  
Sat Apr 19 2003, 1:05 PM CDT  
Att: 13,777 - Cloudy - 61 F

AB 33  
R 2  
H 5  
RBI 2  
BB 1  
SO 4  
LOB 11



Batter	1	2	3	4	5	6	7	8	9	AB	R	H	RBI	BB	SO	LOB	BOTTOM						
Michael Tucker, L (1, 9) OBP: 0.351, SLG: 0.435	L6-3				P6					3	1	2	2	1	0	0							
Joe Randa, R (1, 5) OBP: 0.433, SLG: 0.549 Carlos Febles, R (5, 4) OBP: 0.294, SLG: 0.298	L6-3				G5-3			F8		2	1	1	1	0	0	1							
Carlos Beltrán, S (1, 8)	G4-3				K					3	1	0	0	1	2	0							
29 Mike Sweeney, R (1, 3) OBP: 0.387, SLG: 0.521 Mendy López, R (9, 3) OBP: 0.182, SLG: 0.364		K2-3				G4-3		L7		4	0	1	0	0	1	0							
Raul Ibanez, L (1, 7) OBP: 0.408, SLG: 0.619		K						P4		4	1	2	2	0	1	0							
Ken Harvey, R (1, 10) OBP: 0.321, SLG: 0.431		G4-3			G6-4-3			F7		4	0	0	0	0	1	3							
Desi Relaford, S (1, 4) OBP: 0.368, SLG: 0.424					P5			G6-3		4	2	2	2	0	0	0							
4 Angel Berroa, R (1, 6) OBP: 0.305, SLG: 0.411										4	2	3	1	0	1	0							
Mike DiFelice, R (1, 2) OBP: 0.250, SLG: 0.300					F8			G3-1		4	1	1	1	0	0	2							
<b>Inning Stats</b>	R: 0 H: 0 E: 0 K: 0 S: 3	H: 0 LOB: 0 BB: 1 P: 9	R: 0 H: 0 E: 0 K: 2 S: 8	H: 0 LOB: 0 BB: 0 P: 10	R: 5 H: 6 E: 0 K: 0 S: 19	H: 6 LOB: 1 BB: 1 P: 37	R: 0 H: 0 E: 0 K: 1 S: 10	H: 0 LOB: 0 BB: 0 P: 12	R: 0 H: 0 E: 0 K: 1 S: 6	H: 0 LOB: 0 BB: 0 P: 8	R: 4 H: 5 E: 0 K: 1 S: 18	H: 5 LOB: 1 BB: 0 P: 28	R: 0 H: 0 E: 0 K: 1 S: 9	H: 0 LOB: 0 BB: 0 P: 11	R: 0 H: 1 E: 0 K: 0 S: 9	H: 1 LOB: 1 BB: 0 P: 13	R: 0 H: 0 E: 0 K: 0 S: 14	H: 0 LOB: 1 BB: 0 P: 21	1B: 6 2B: 6 3B: 0 HR: 1	SF: 0 SAC: 0 DP: 2 HBP: 0	WP: 0 PB: 0 SB: 1 CS: 0	PA: 36	
<b>PITCHER</b>	IP	WLS	BF	H	R	ER	SO	BB	IBB	HBP	BLK	WP	HR	S	P	ERA	WHIP						
Gary Knotts, R (1, 1) ERA: 4.91	2.1	L	13	5	5	5	2	2	0	0	0	0	0	1	28	53	19.29	3.000					
Steve Sparks, R (3, 1) ERA: 4.5	3.1		15	6	4	4	3	0	0	0	0	0	0	35	50	10.80	1.800						
Chris Spurling, R (6, 1) ERA: 4.26	1.1		4	0	0	0	1	0	0	0	0	0	0	10	12	0.00	0.000						
Wilfredo Ledezma, L (8, 1) ERA: 4.5	1.0		4	1	0	0	0	0	0	0	0	0	0	9	13	0.00	1.000						

**Detroit Tigers @ Kansas City Royals**  
Kauffman Stadium, Kansas City, MO  
Sat Apr 19 2003, 1:05 PM CDT  
Att: 13,777 - Cloudy - 61 F

AB 34  
R 9  
H 12  
RBI 9  
BB 2  
SO 6  
LOB 7



Batter	1	2	3	4	5	6	7	8	9	AB R H RBI BB SO LOB	TOP																
<b>Bobby Higginson, L</b> (1, 9) OBP: 0.342, SLG: 0.365	0-1 1B BB 1B	3-2 1-3 3-H 1B		1-1 CS 1-2	2-0 P6		2-1 L9		3-2 L4-6 2-2	5 1 2 1 0 0 2	<b>Detroit Tigers @ Kansas City Royals</b> Kauffman Stadium, Kansas City, MO Sun Apr 20 2003, 1:05 PM CDT Att: 16,203 - Overcast - 60 F																
<b>Gene Kingsale, S</b> (1, 8) OBP: 0.409, SLG: 0.316	2-0 BB 1B 1-2	1-3 SAFE 0-3 K			4-0 1B SF8 BB		0-0 F8			3 1 1 0 1 1 2																	
<b>Carlos Pena, L</b> (1, 3) OBP: 0.288, SLG: 0.327	2-3 K	0-0 G4-3		1-0 SAFE SAFE 1-2 SF8 1B	1-0 SF8 1B 1-2		1-3 K			4 0 1 0 0 2 4																	
<b>Dmitri Young, S</b> (1, 10) OBP: 0.190, SLG: 0.179	0-0 LG BB 1-2 2-3 3-H 1B		0-0 G4-3		0-0 1B 1-2 2-3		1-1 FC5-6 1B			4 0 3 0 0 0 0																	
<b>Eric Munson, L</b> (1, 5) OBP: 0.250, SLG: 0.357	4-2 1-2 2-3 3-H BB		3-2 F8		2-1 SF8		0-0 FC5-6 G6-4-3 1-2			2 0 0 2 1 0 1																	
<b>Craig Monroe, R</b> (1, 7) OBP: 0.154, SLG: 0.083	3-2 L6 2-2		2-3 K		3-2 G5-3		2-1 G6-4-3 1-2			4 0 0 0 0 1 6																	
<b>20 Omar Infante, R</b> (1, 6) OBP: 0.216, SLG: 0.250		0-0 1B BB 1B		1-1 F8		3-2 CS 1B		3-2 E1 L4-6 SH3-4		4 1 2 0 0 0 0																	
<b>Matt Walbeck, S</b> (1, 2) OBP: 0.067, SLG: 0.133		0-0 F7		0-3 K		3-3 SAFE SAFE 1-2 K		1-0 SH3-4		3 0 0 0 0 2 2																	
<b>Ramon Santiago, S</b> (1, 4) OBP: 0.352, SLG: 0.319		0-0 1B 1-3 1B		4-0 CS BB		3-3 K		4-0 BB		2 0 1 0 2 1 0																	
<b>Inning Stats</b>	R: 1 E: 0 K: 1 S: 16	H: 3 LOB: 2 BB: 1 P: 27	R: 1 E: 0 K: 1 S: 11	H: 3 LOB: 2 BB: 0 P: 14	R: 0 E: 0 K: 1 S: 10	H: 0 LOB: 0 BB: 1 P: 15	R: 0 E: 0 K: 1 S: 6	H: 1 LOB: 0 BB: 0 P: 18	R: 0 E: 0 K: 1 S: 6	H: 0 LOB: 0 BB: 0 P: 9	R: 0 E: 1 K: 0 S: 5	H: 1 LOB: 0 BB: 0 P: 8	R: 0 E: 1 K: 0 S: 8	H: 0 LOB: 1 BB: 1 P: 19	1B: 10 2B: 3 3B: 0 HR: 0	SF: 1 SAC: 1 DP: 4 HBP: 0	WP: 0 PB: 0 SB: 0 CS: 2	PA: 38									
<b>PITCHER</b>	IP WLS BF H R ER SO BB IBB HBP BLK WP HR S P ERA WHIP											<b>PITCHER</b>	IP WLS BF H R ER SO BB IBB HBP BLK WP HR S P ERA WHIP														
<b>Miguel Asencio, R</b> (1, 1) ERA: 4.5	6.0	27	9	3	3	6	3	0	0	0	0	0	0	62	107	4.50	2.000										
<b>51 Kris Wilson, R</b> (7, 1) ERA: 1.74	2.0	6	1	0	0	1	0	0	0	0	0	0	0	11	17	0.00	0.500										
<b>Mike MacDougal, R</b> (9, 1) ERA:	1.0	W	4	0	0	0	1	0	0	0	0	0	0	8	19	0.00	1.000										

AB	31
R	3
H	10
RBI	3
BB	4
SO	7
LOB	17



Batter	1	2	3	4	5	6	7	8	9	AB R H RBI BB SO LOB	BOTTOM															
<b>Desi Relaford, S</b> (1, 4) OBP: 0.390, SLG: 0.444	2-1 HR 1B		2-1 L7			1-0 SH5-4			2-2 E6 SH 1B	3 2 2 0 0 0 0	<b>Detroit Tigers @ Kansas City Royals</b> Kauffman Stadium, Kansas City, MO Sun Apr 20 2003, 1:05 PM CDT Att: 16,203 - Overcast - 60 F															
<b>Joe Randa, R</b> (1, 5) OBP: 0.429, SLG: 0.604	1-2 SAFE SAFE 1-H HR		1-2 F9			1-1 SF8			0-0 SH	2 1 1 3 0 0 0																
<b>Carlos Beltrán, S</b> (1, 8) OBP: 0.369, SLG: 0.490	3-3 K			1-1 E5		3-H 2-2 F9				3 0 0 0 0 1 0																
<b>29 Mike Sweeney, R</b> (1, 10) OBP: 0.369, SLG: 0.490	1-0 F9		2-2 G4-3			2-1 F8				3 0 0 0 0 0 0																
<b>Raul Ibanez, L</b> (1, 7) OBP: 0.392, SLG: 0.591	2-1 G3-1		1-1 F9			3-3 K				3 0 0 0 0 1 0																
<b>Ken Harvey, R</b> (1, 3) OBP: 0.305, SLG: 0.407		2-0 F8			2-1 F9					3 0 0 0 0 0 0																
<b>Mendy López, R</b> (9, 3) OBP: 0.182, SLG: 0.364						0-2 G6-3				0 0 0 0 0 0 0																
<b>Brandon Berger, R</b> (1, 9) OBP: 0.313, SLG: 0.214		0-1 F8			1-3 K					3 0 0 0 0 1 0																
<b>Brent Mayne, L</b> (1, 2) OBP: 0.458, SLG: 0.690		1-2 P5			1-1 L3					3 0 0 0 0 0 0																
<b>4 Angel Berroa, R</b> (1, 6) OBP: 0.306, SLG: 0.424			2-2 G5-3			1-2 SH5-4 SF8 2B				3 1 1 0 0 0 0																
<b>Inning Stats</b>	R: 2 E: 0 K: 1 S: 12	H: 2 LOB: 0 BB: 0 P: 21	R: 0 E: 0 K: 0 S: 6	H: 0 LOB: 0 BB: 0 P: 9	R: 0 E: 0 K: 0 S: 9	H: 0 LOB: 0 BB: 0 P: 14	R: 0 E: 1 K: 0 S: 8	H: 0 LOB: 0 BB: 0 P: 12	R: 0 E: 0 K: 1 S: 7	H: 0 LOB: 0 BB: 0 P: 11	R: 1 E: 0 K: 0 S: 9	H: 1 LOB: 0 BB: 0 P: 14	R: 0 E: 0 K: 1 S: 8	H: 0 LOB: 0 BB: 0 P: 13	R: 0 E: 0 K: 0 S: 10	H: 0 LOB: 0 BB: 0 P: 16	R: 1 E: 2 K: 0 S: 4	H: 1 LOB: 1 BB: 0 P: 6	1B: 2 2B: 1 3B: 0 HR: 1	SF: 1 SAC: 2 DP: 0 HBP: 0	WP: 0 PB: 0 SB: 0 CS: 0	PA: 29				
<b>PITCHER</b>	IP WLS BF H R ER SO BB IBB HBP BLK WP HR S P ERA WHIP											<b>PITCHER</b>	IP WLS BF H R ER SO BB IBB HBP BLK WP HR S P ERA WHIP													
<b>Mike Maroth, L</b> (1, 1) ERA: 4.55	8.0	L	29	4	4	3	3	0	0	0	0	1	73	116	3.38	0.500										

AB	26
R	4
H	4
RBI	3
BB	0
SO	3
LOB	0



Batter	1	2	3	4	5	6	7	8	9	10	11	AB	R	H	RBI	BB	SO	LOB	TOP						
<b>Bobby Higginson, L</b> OBP: 0.329, SLG: 0.338 (1, 9)	G1-3		G5-3		K			BB HR	E6		G4-3	5	1	0	0	1	1	5							
<b>Gene Kingsale, S</b> OBP: 0.229, SLG: 0.317 (1, 8)	G4-6-3 BB		G4-3			G1-3		BB HR				3	1	1	1	2	0	2							
<b>Carlos Pena, L</b> OBP: 0.262, SLG: 0.296 (1, 3)	G4-6-3			G4-3		G4-3		BB				5	0	0	0	0	2	5							
<b>Dmitri Young, S</b> OBP: 0.206, SLG: 0.233 (1, 7)		F7		G4-3				HR			G4-3	4	1	1	3	0	0	0							
<b>Dean Palmer, R</b> OBP: 0.196, SLG: 0.091 (1, 10)		L4		K			HBP	K			K	5	0	0	0	0	4	1							
<b>Eric Munson, L</b> OBP: 0.245, SLG: 0.326 (1, 5)	G3				K							4	0	0	0	1	2	0							
<b>20 Omar Infante, R</b> OBP: 0.250, SLG: 0.302 (1, 6)			SH1-3 15 FC5 1B		BB 1B			K			FC6-4	5	1	3	0	0	1	1							
<b>15 Brandon Inge, R</b> OBP: 0.152, SLG: 0.114 <b>Shane Bieber, R</b> OBP: 0.233, SLG: 0.286 (9, PH)			FC5		L8			F9				3	0	0	0	0	0	2							
<b>Craig Monroe, R</b> OBP: 0.154, SLG: 0.083 (9, PR)			SH1-3					BB 2B			G6-3	1	0	1	1	0	0	0							
<b>Matt Walbeck, S</b> OBP: 0.063, SLG: 0.125 (9, 2)								BB 1B				1	0	1	0	0	0	0							
<b>Ramon Santiago, S</b> OBP: 0.345, SLG: 0.500 (1, 4)			SH1-3		BB			F9			G1-3	3	0	0	0	1	1	1							
<b>Inning Stats</b>	R: 0 E: 0 K: 0 S: 5	H: 0 LOB: 0 BB: 1 P: 10	R: 0 E: 0 K: 0 S: 7	H: 0 LOB: 0 BB: 0 P: 9	R: 0 E: 0 K: 0 S: 12	H: 1 LOB: 0 BB: 0 P: 14	R: 0 E: 0 K: 2 S: 6	H: 0 LOB: 0 BB: 0 P: 8	R: 0 E: 0 K: 1 S: 7	H: 0 LOB: 1 BB: 0 P: 12	R: 3 E: 0 K: 2 S: 18	H: 1 LOB: 0 BB: 2 P: 31	R: 2 E: 1 K: 3 S: 21	H: 3 LOB: 2 BB: 0 P: 33	R: 0 E: 0 K: 1 S: 7	H: 0 LOB: 1 BB: 1 P: 15	R: 0 E: 0 K: 0 S: 8	H: 0 LOB: 0 BB: 0 P: 10	1B: 4 2B: 1 3B: 0 HR: 1	SF: 0 SAC: 1 DP: 1 HBP: 1	WP: 0 PB: 0 SB: 0 CS: 0	PA: 46			
<b>PITCHER</b>	IP 7.2	WLS 3	BF 31	H 3	R 3	ER 3	SO 6	BB 4	IBB 0	HBP 1	BLK 0	WP 0	HR 1	S 74	P 117	ERA 3.63	WHIP 0.913								
<b>Tim Hudson, R</b> ERA: 3.63																									
<b>Chad Bradford, R</b> ERA: 3.09	0.1	H	1	0	0	0	1	0	0	0	0	0	0	3	4	0.00	0.000								
<b>Keith Fouke, R</b> ERA: 5.61	1.0	B	7	3	2	1	3	0	0	0	0	0	0	21	33	9.00	3.000								
<b>Ricardo Rincon, L</b> ERA: 3.38	2.0	W	7	0	0	0	1	1	0	0	0	0	0	15	25	0.00	0.500								

**Detroit Tigers @ Oakland Athletics**  
Network Associates Coliseum, Oakland, CA  
Tue Apr 22 2003, 10:05 PM EDT  
Att: 11,569 - Sunny - 56 F

livebaseballscores.com

AB 39  
R 5  
H 6  
RBI 5  
BB 5  
SO 11  
LOB 17




Batter	1	2	3	4	5	6	7	8	9	10	11	AB	R	H	RBI	BB	SO	LOB	BOTTOM						
<b>Mark Ellis, R</b> OBP: 0.352, SLG: 0.487 (1, 4)	BB 1B				BB 1B			K				5	1	3	2	1	2	2							
<b>Scott Hatteberg, L</b> OBP: 0.457, SLG: 0.530 (1, 3)	BB 1B		G1-3		SF9		G6-2-3 2B			G4-6-3 BB		3	0	1	1	2	0	1							
<b>Miguel Tejada, R</b> OBP: 0.237, SLG: 0.337 (1, 6)				K		F9	G6-2-3 BB					6	1	1	1	0	3	10							
<b>Erubiel Durazo, L</b> OBP: 0.456, SLG: 0.609 (1, 10)	G6-4-3 BB				F9					G4-3		3	0	1	1	2	0	2							
<b>Jermaine Dye, R</b> OBP: 0.263, SLG: 0.286 (1, 9)	G6-4-3					F8				K		5	0	0	0	0	3	6							
<b>Terrence Long, L</b> OBP: 0.329, SLG: 0.521 (1, 7)		G4-3			F8		G6-3		BB 1B			4	1	1	0	1	0	1							
<b>Ramon Hernandez, R</b> OBP: 0.462, SLG: 0.596 (1, 2)					BB 1B		F7		BB 1B			4	1	3	1	1	0	0							
<b>Chris Singleton, L</b> OBP: 0.305, SLG: 0.364 (1, 8)		G3-6-3 BB			BB 1B				BB 1B			5	2	2	0	0	1	4							
<b>Frank Menechino, R</b> OBP: 0.273, SLG: 0.111 (1, 5)			G4-3		SF9 2B			BB 1B				3	0	1	0	0	0	0							
<b>Inning Stats</b>	R: 1 E: 0 K: 1 S: 17	H: 3 LOB: 1 BB: 0 P: 24	R: 0 E: 0 K: 0 S: 8	H: 1 LOB: 0 BB: 0 P: 10	R: 0 E: 0 K: 1 S: 7	H: 0 LOB: 0 BB: 0 P: 11	R: 2 E: 0 K: 0 S: 15	H: 3 LOB: 2 BB: 0 P: 22	R: 0 E: 0 K: 0 S: 5	H: 0 LOB: 0 BB: 0 P: 11	R: 1 E: 0 K: 1 S: 13	H: 3 LOB: 3 BB: 2 P: 23	R: 1 E: 0 K: 3 S: 14	H: 2 LOB: 3 BB: 1 P: 26	R: 0 E: 0 K: 1 S: 9	H: 0 LOB: 2 BB: 2 P: 22	R: 0 E: 0 K: 0 S: 6	H: 0 LOB: 0 BB: 1 P: 14	R: 1 E: 0 K: 0 S: 2	H: 1 LOB: 0 BB: 0 P: 5	1B: 9 2B: 3 3B: 0 HR: 1	SF: 1 SAC: 0 DP: 4 HBP: 2	WP: 0 PB: 0 SB: 0 CS: 0	PA: 48	
<b>PITCHER</b>	IP 6.0	WLS 3	BF 28	H 10	R 4	ER 4	SO 4	BB 1	IBB 0	HBP 0	BLK 0	WP 0	HR 0	S 69	P 101	ERA 4.56	WHIP 1.833								
<b>Adam Bernero, R</b> ERA: 4.56																									
<b>Jamie Walker, L</b> ERA: 3.86	0.0	1	0	0	0	0	0	1	0	1	5														
<b>Matt Roney, R</b> ERA: 3.0	1.0	5	2	1	1	1	1	0	1	0	0	0	0	7	15	9.00	2.000								
<b>Franklyn German, R</b> ERA: 5.4	1.2	9	0	0	0	4	3	0	1	0	0	0	0	18	39	0.00	1.800								
<b>Matt Anderson, R</b> ERA: 6.43	1.1	4	0	0	0	0	1	0	0	0	0	0	0	8	18	0.00	0.750								
<b>PITCHER</b>	IP 0.0	WLS L	BF 1	H 1	R 1	ER 1	SO 0	BB 0	IBB 0	HBP 0	BLK 0	WP 0	HR 1	S 2	P 5	ERA 5.63	WHIP 5.000								
<b>Wilfredo Ledezma, L</b> ERA: 5.63																									

**Detroit Tigers @ Oakland Athletics**  
Network Associates Coliseum, Oakland, CA  
Tue Apr 22 2003, 10:05 PM EDT  
Att: 11,569 - Sunny - 56 F

livebaseballscores.com

AB 38  
R 6  
H 13  
RBI 6  
BB 7  
SO 9  
LOB 26



Batter	1	2	3	4	5	6	7	8	9	AB R H RBI BB SO LOB	TOP								
<b>Bobby Higginson, L</b> (1, 9) OBP: 0.310, SLG: 0.315	G4-3		L7		P6		L9		L9	5 0 0 0 0 0 2	<b>Detroit Tigers @ Oakland Athletics</b> Network Associates Coliseum, Oakland, CA Wed Apr 23 2003, 10:05 PM EDT Att: 23,558 - Cloudy - 58 F								
<b>Gene Kingsale, S</b> (1, 8) OBP: 0.269, SLG: 0.283	P4		B1		K		G6-3		G5-3	5 0 0 0 0 1 2									
<b>Craig Paquette, R</b> (1, 3) OBP: 0.172, SLG: 0.172	G5-3		G5-3		G4-3			FC6-4 2B		4 1 1 0 0 0 0									
<b>Dmitri Young, S</b> (1, 5) OBP: 0.224, SLG: 0.238		G6-3		HR		P3		FC6-4 BB		3 1 1 0 1 0 0									
<b>Craig Monroe, R</b> (1, 7) OBP: 0.235, SLG: 0.333		FC1-4 BB		HR		G6-3		FC6-4 2B		3 2 1 2 1 0 2									
<b>Dean Palmer, R</b> (1, 10) OBP: 0.218, SLG: 0.146		FC1-4 15 BB 1-2		SH1-3 1B		F7		1-2 2-3 2B		4 0 2 2 0 0 1									
<b>Shane Halter, R</b> (1, 4) OBP: 0.239, SLG: 0.273		15 BB 1-2		SH1-3			F9	G6-3		2 0 0 0 1 0 1									
<b>15 Brandon Inge, R</b> (1, 2) OBP: 0.180, SLG: 0.128			P6				L9 20 1B	G5-3		3 0 1 0 1 0 2									
<b>20 Omar Infante, R</b> (1, 6) OBP: 0.250, SLG: 0.298		G6-3		K			1-2 1B	G5-3		4 0 1 0 0 1 4									
<b>Inning Stats</b>	R: 0 E: 0 K: 0 S: 6	H: 0 LOB: 0 BB: 0 P: 11	R: 0 E: 0 K: 0 S: 9	H: 0 LOB: 3 BB: 3 P: 26	R: 0 E: 0 K: 0 S: 6	H: 0 LOB: 0 BB: 0 P: 8	R: 2 E: 0 K: 1 S: 18	H: 3 LOB: 1 BB: 0 P: 26	R: 0 E: 0 K: 0 S: 7	H: 0 LOB: 0 BB: 0 P: 11	R: 0 E: 0 K: 0 S: 12	H: 2 LOB: 2 BB: 0 P: 16	R: 2 E: 0 K: 0 S: 15	H: 2 LOB: 1 BB: 1 P: 27	R: 0 E: 0 K: 0 S: 3	H: 0 LOB: 0 BB: 0 P: 7	1B: 5 2B: 1 3B: 0 HR: 1	SF: 0 SAC: 1 DP: 0 HBP: 0	WP: 0 PA: 38 PB: 0 SB: 0 CS: 0
<b>PITCHER</b>	IP WLS BF H R ER SO BB IBB HBP BLK WP HR S P ERA WHIP											IP WLS BF H R ER SO BB IBB HBP BLK WP HR S P ERA WHIP							
<b>Barry Zito, L</b> (1, 1) ERA: 2.91	7.0 L 29 5 2 2 2 3 0 0 0 0 0 1 66 112 2.57 1.143																		
<b>Jim Mecir, R</b> (8, 1) ERA: 18.0	1.0 6 2 2 2 0 1 0 0 0 0 0 0 15 27 18.00 3.000																		
<b>Mike Neu, R</b> (9, 1) ERA: 2.25	1.0 3 0 0 0 0 0 0 0 0 0 0 0 3 7 0.00 0.000																		

Batter	1	2	3	4	5	6	7	8	9	AB R H RBI BB SO LOB	BOTTOM										
<b>Mark Ellis, R</b> (1, 4) OBP: 0.348, SLG: 0.469	L7		K			G4-3			G4-3 BB	3 0 0 0 1 1 0	<b>Detroit Tigers @ Oakland Athletics</b> Network Associates Coliseum, Oakland, CA Wed Apr 23 2003, 10:05 PM EDT Att: 23,558 - Cloudy - 58 F										
<b>Scott Hatteberg, L</b> (1, 3) OBP: 0.435, SLG: 0.500	G4-3		G4-3			G4-3			F9	4 0 0 0 0 0 1											
<b>Miguel Tejada, R</b> (1, 6) OBP: 0.227, SLG: 0.322	G5-3			K			K		G4-3	4 0 0 0 0 2 1											
<b>3 Eric Chavez, L</b> (1, 5) OBP: 0.371, SLG: 0.481		G6-3		F7			K		G2-3	4 0 0 0 0 1 1											
<b>Erubiel Durazo, L</b> (1, 10) OBP: 0.439, SLG: 0.582		K		F7			G3			3 0 0 0 0 1 0											
<b>Jermaine Dye, R</b> (1, 9) OBP: 0.285, SLG: 0.288		1B 1B				G5-3			G6-3	3 0 1 0 0 0 0											
<b>Terrence Long, L</b> (1, 7) OBP: 0.341, SLG: 0.554		1-2 1B		F7				G6-3 3B		3 1 2 0 0 0 0											
<b>Ramon Hernandez, R</b> (1, 2) OBP: 0.441, SLG: 0.567		L9				G4-3		G6-3		3 0 0 1 0 0 2											
<b>Chris Singleton, L</b> (1, 8) OBP: 0.290, SLG: 0.345			G1-3			G3		F8		3 0 0 0 0 0 0											
<b>Inning Stats</b>	R: 0 E: 0 K: 0 S: 7	H: 0 LOB: 0 BB: 0 P: 14	R: 0 E: 0 K: 1 S: 15	H: 2 LOB: 2 BB: 0 P: 22	R: 0 E: 0 K: 1 S: 8	H: 0 LOB: 0 BB: 0 P: 14	R: 0 E: 0 K: 1 S: 7	H: 0 LOB: 0 BB: 0 P: 11	R: 0 E: 0 K: 0 S: 4	H: 0 LOB: 0 BB: 0 P: 6	R: 0 E: 0 K: 0 S: 8	H: 0 LOB: 0 BB: 0 P: 10	R: 0 E: 0 K: 0 S: 7	H: 0 LOB: 0 BB: 0 P: 10	R: 1 E: 0 K: 0 S: 8	H: 1 LOB: 0 BB: 0 P: 15	R: 0 E: 0 K: 0 S: 6	H: 0 LOB: 1 BB: 1 P: 12	1B: 2 2B: 0 3B: 1 HR: 0	SF: 0 SAC: 0 DP: 0 HBP: 0	WP: 0 PA: 31 PB: 0 SB: 0 CS: 0
<b>PITCHER</b>	IP WLS BF H R ER SO BB IBB HBP BLK WP HR S P ERA WHIP											IP WLS BF H R ER SO BB IBB HBP BLK WP HR S P ERA WHIP									
<b>38 Jeremy Bonderman, R</b> (1, 1) ERA: 6.64	8.0 W 27 3 1 1 5 0 0 0 0 0 0 0 64 102 1.12 0.375																				
<b>Matt Anderson, R</b> (9, 1) ERA: 5.63	1.0 S 4 0 0 0 0 1 0 0 0 0 0 0 6 12 0.00 1.000																				



Batter	1	2	3	4	5	6	7	8	9	AB	R	H	RBI	BB	SO	LOB	TOP			
Gene Kingsale, S OBP: 0.362, SLG: 0.260 (1, 8)	F9			G5-3		K		G6-3		4	0	0	0	0	1	0				
Shane Halter, R OBP: 0.240, SLG: 0.255 (1, 5)	F7			G6-3		BB			F7	3	0	0	0	1	0	0				
Craig Paquette, R OBP: 0.152, SLG: 0.152 (1, 3)	G6-3			G5-3		K			K	4	0	0	0	0	2	1				
Dmitri Young, S OBP: 0.211, SLG: 0.224 (1, 7)		G4-3			F9			G6-3		4	0	0	0	0	0	0				
Craig Monroe, R OBP: 0.250, SLG: 0.333 (1, 9)		K			2B FC1-2 1B			K		3	0	1	0	0	2	0				
Dean Palmer, R OBP: 0.241, SLG: 0.196 (1, 10)		G6-3			2-0 FC1-2 1-3 2B			FC4-6 1B		3	0	2	0	0	0	0				
Ramon Santiago, S OBP: 0.328, SLG: 0.283 (1, 4)				B3		FC1-2		FC4-6 1-2 1-2		3	0	0	0	0	0	3				
15 Brandon Inge, R OBP: 0.170, SLG: 0.120 (1, 2)				G4-3		F9			F9	3	0	0	0	0	0	2				
20 Omar Infante, R OBP: 0.238, SLG: 0.283 (1, 6)				G5-3				G6-3		3	0	0	0	0	0	0				
<b>Inning Stats</b>	R: 0 E: 0 K: 0 S: 4	H: 0 LOB: 0 BB: 0 P: 6	R: 0 E: 0 K: 1 S: 6	H: 0 LOB: 0 BB: 0 P: 8	R: 0 E: 0 K: 0 S: 6	H: 0 LOB: 0 BB: 0 P: 11	R: 0 E: 0 K: 0 S: 9	H: 2 LOB: 2 BB: 0 P: 12	R: 0 E: 0 K: 2 S: 7	H: 1 LOB: 1 BB: 1 P: 11	R: 0 E: 0 K: 1 S: 12	H: 1 LOB: 1 BB: 0 P: 14	R: 0 E: 0 K: 0 S: 7	H: 0 LOB: 0 BB: 0 P: 11	R: 0 E: 0 K: 1 S: 7	H: 0 LOB: 0 BB: 0 P: 10	1B: 2 2B: 1 3B: 0 HR: 0	SF: 0 SAC: 0 DP: 0 HBP: 0	WP: 0 PB: 0 SB: 0 CS: 0	PA: 31
<b>PITCHER</b> Mark Mulder, L ERA: 3.71 (1, 1)	IP: 9.0 WLS: W BF: 31 H: 3 R: 0 ER: 0 SO: 5 BB: 1 IBB: 0 HBP: 0 BLK: 0 WP: 0 HR: 0 S: 67 P: 97 ERA: 0.00 WHIP: 0.444															<b>PITCHER</b>				

Detroit Tigers @ Oakland Athletics  
Network Associates Coliseum, Oakland, CA  
Thu Apr 24 2003, 3:35 PM EDT  
Att: 11,843 - Overcast - 55 F

AB 30  
R 0  
H 3  
RBI 0  
BB 1  
SO 5  
LOB 6



Batter	1	2	3	4	5	6	7	8	9	AB	R	H	RBI	BB	SO	LOB	BOTTOM			
Mark Ellis, R OBP: 0.344, SLG: 0.464 (1, 4)	G5-3		G4-3		BB 2-3 1B		SF8			3	0	1	1	0	0	0				
Scott Hatteberg, L OBP: 0.438, SLG: 0.493 (1, 3)	FC4-6 1B			F7	4-0 1-2 BB		G1-4-3			3	0	1	0	1	0	1				
Miguel Tejada, R OBP: 0.218, SLG: 0.309 (1, 6)	FC4-6 1-2			G6-3	0-1 F9			K		4	0	0	0	0	1	4				
3 Eric Chavez, L OBP: 0.366, SLG: 0.481 (1, 5)	F7			2-2 2B		G4-3		G4-3		4	0	1	0	0	0	1				
Erbiel Durazo, L OBP: 0.442, SLG: 0.571 (1, 10)		G1-6-3 BB		F7		F8		1B		3	0	1	0	1	0	1				
Jermaine Dye, R OBP: 0.282, SLG: 0.284 Eric Byrnes, R OBP: 0.304, SLG: 0.200 (5, 7)	F9			G5-3 SF7 1B	2-2 L9			1B		1	0	0	0	0	0	1				
Terrence Long, L OBP: 0.349, SLG: 0.551 (5, 9)	G1-6-3 1-2			1B G5-3 1B			E E FC6-2 1B	L3		4	0	2	0	0	0	3				
Ramon Hernandez, R OBP: 0.423, SLG: 0.540 (1, 2)	F9			G5-3			E6 FC6-2 SF8			3	1	0	0	0	0	3				
Chris Singleton, L OBP: 0.277, SLG: 0.333 (1, 8)	F8			SF7			FC6-5-2			2	0	0	1	0	0	2				
<b>Inning Stats</b>	R: 0 E: 0 K: 0 S: 13	H: 1 LOB: 1 BB: 0 P: 19	R: 0 E: 0 K: 0 S: 8	H: 0 LOB: 0 BB: 1 P: 17	R: 0 E: 0 K: 0 S: 6	H: 0 LOB: 0 BB: 0 P: 8	R: 0 E: 0 K: 0 S: 12	H: 1 LOB: 1 BB: 0 P: 19	R: 0 E: 0 K: 0 S: 16	H: 3 LOB: 3 BB: 1 P: 28	R: 0 E: 0 K: 0 S: 4	H: 0 LOB: 0 BB: 0 P: 6	R: 1 E: 1 K: 0 S: 9	H: 1 LOB: 1 BB: 0 P: 10	R: 0 E: 0 K: 1 S: 10	H: 2 LOB: 2 BB: 0 P: 18	1B: 7 2B: 1 3B: 0 HR: 0	SF: 2 SAC: 0 DP: 1 HBP: 0	WP: 0 PB: 0 SB: 0 CS: 0	PA: 34
<b>PITCHER</b> 34 Nate Cornejo, R ERA: 3.54 Steve Sparks, R ERA: 4.2 Chris Spurling, R ERA: 3.68 (1, 1) (7, 1) (8, 1)	IP: 6.0 WLS: L BF: 24 H: 5 R: 1 ER: 1 SO: 1 BB: 1 IBB: 0 HBP: 0 BLK: 0 WP: 0 HR: 0 S: 9 P: 17 ERA: 1.50 WHIP: 1.167															<b>PITCHER</b>				

Detroit Tigers @ Oakland Athletics  
Network Associates Coliseum, Oakland, CA  
Thu Apr 24 2003, 3:35 PM EDT  
Att: 11,843 - Overcast - 55 F

AB 30  
R 2  
H 8  
RBI 2  
BB 2  
SO 1  
LOB 16



Batter	1	2	3	4	5	6	7	8	9	AB	R	H	RBI	BB	SO	LOB	TOP																			
<b>Bobby Higginson, L</b> OBP: 0.315, SLG: 0.303 (1, 9)	4-2 BB SH1-3 BB	4-0 BB				1-3 K	2-3 K		2-2 P6	3	0	0	0	2	2	4																				
<b>Gene Kingsale, S</b> OBP: 0.339, SLG: 0.241 (1, 8)	0-0 SH1-3	2-1 G4-3				1-2 G4-3		2-2 G3	1-2 K	4	0	0	0	0	1	4																				
<b>Carlos Pena, L</b> OBP: 0.277, SLG: 0.298 (1, 3)	4-0 BB BB		1-3 K			0-0 1B		1-0 P6		3	0	1	0	1	1	0																				
<b>Dmitri Young, S</b> OBP: 0.227, SLG: 0.217 (1, 7)	4-2 BB BB		4-2 BB			2-3 K		1-3 K		2	0	0	0	2	2	1																				
<b>Dean Palmer, R</b> OBP: 0.226, SLG: 0.182 (1, 10)	1-0 G4-6-3		3-2 F7					2-1 P6	2-3 K	4	0	0	0	0	1	4																				
<b>Eric Munson, L</b> OBP: 0.246, SLG: 0.340 (1, 5)		2-1 G6-3	1-3 K			3-2 2B		2-1 F7		4	0	1	0	0	1	1																				
<b>20 Omar Infante, R</b> OBP: 0.254, SLG: 0.297 (1, 6)	1-1 BB 1B			2-2 G5-3		3-2 15 BB 1B		1-3 K		4	0	2	0	0	1	0																				
<b>15 Brandon Inge, R</b> OBP: 0.193, SLG: 0.115 (1, 2)	1-3 K		1-3 K			4-1 1B		1-2 BB	4-2 BB	2	0	0	0	2	2	1																				
<b>Ramon Santiago, S</b> OBP: 0.323, SLG: 0.268 (1, 4)	4-2 BB BB		3-1 G4-3			0-0 P6		3-1 F9		3	0	0	0	1	0	4																				
<b>Inning Stats</b>	R: 0 H: 0 E: 0 K: 0 S: 9	H: 0 LOB: 2 BB: 3 P: 22	R: 0 H: 1 E: 0 K: 1 S: 11	LOB: 1 BB: 2 P: 25	R: 0 H: 0 E: 0 K: 2 S: 13	H: 0 LOB: 1 BB: 1 P: 22	R: 0 H: 0 E: 0 K: 1 S: 8	H: 0 LOB: 0 BB: 0 P: 14	R: 0 H: 1 E: 0 K: 2 S: 10	H: 2 LOB: 3 BB: 1 P: 30	R: 0 H: 0 E: 0 K: 1 S: 8	H: 0 LOB: 0 BB: 0 P: 12	R: 0 H: 0 E: 0 K: 2 S: 8	H: 0 LOB: 0 BB: 0 P: 13	R: 0 H: 0 E: 0 K: 1 S: 13	H: 0 LOB: 1 BB: 1 P: 23	1B: 3 2B: 1 3B: 0 HR: 0	SF: 0 SAC: 1 DP: 1 HBP: 0	WP: 0 PA: 38 PB: 0 SB: 1 CS: 0																	
<b>PITCHER</b>	IP	WLS	BF	H	R	ER	SO	BB	IBB	HBP	BLK	WP	HR	S	P	ERA	WHIP	<b>PITCHER</b>		IP	WLS	BF	H	R	ER	SO	BB	IBB	HBP	BLK	WP	HR	S	P	ERA	WHIP
<b>Joel Pineiro, R</b> ERA: 4.02 (1, 1)	5.1	W	25	4	0	0	6	6	0	0	0	0	0	62	116	0.00	1.875																			
<b>40 Julio Mateo, R</b> ERA: 2.31 (6, 1)	2.2		9	0	0	0	4	1	0	0	0	0	0	21	36	0.00	0.375																			
<b>Rafael Soriano, R</b> ERA: (9, 1)	1.0		4	0	0	0	1	1	0	0	0	0	0	13	23	0.00	1.000																			

**Detroit Tigers @ Seattle Mariners**  
Safeco Field, Seattle, WA  
Fri Apr 25 2003, 7:05 PM PDT  
Att: 33,458 - Overcast - 57 F

AB 29  
R 0  
H 4  
RBI 0  
BB 8  
SO 11  
LOB 19



Batter	1	2	3	4	5	6	7	8	9	AB	R	H	RBI	BB	SO	LOB	BOTTOM																			
<b>51 Ichiro Suzuki, L</b> OBP: 0.356, SLG: 0.348 (1, 9)	2-3 K	2-1 1B 2B 1B		2-3 K		1-0 G1-3				4	1	1	1	0	2	0																				
<b>Randy Winn, S</b> OBP: 0.385, SLG: 0.370 (1, 8)	2-2 1B 3B	0-1 2B 1B		3-2 2B		1-1 G3-1				4	2	3	0	0	0	0																				
<b>Bret Boone, R</b> OBP: 0.381, SLG: 0.511 (1, 4)	1-0 F9	0-0 G3 1H 2H 3H		3-2 P4		2-0 L9				4	0	1	3	0	0	2																				
<b>Edgar Martinez, R</b> OBP: 0.474, SLG: 0.509 (1, 10)	4-1 1B 1B BB	2-1 G3		4-0 FC6 BB		3-2 F9				2	1	0	0	2	0	1																				
<b>John Olerud, L</b> OBP: 0.383, SLG: 0.420 (1, 3)	2-1 1B 1B	3-3 K		0-2 FC6		3-3 K				4	0	1	1	0	2	3																				
<b>Carlos Guillen, S</b> OBP: 0.360, SLG: 0.409 (1, 6)	0-1 1B	0-0 G6-3			2-1 G5-3		1-2 L6			4	0	1	1	0	0	1																				
<b>Jeff Cirillo, R</b> OBP: 0.232, SLG: 0.226 (1, 5)	2-2 G5-3		0-0 G5-3		0-1 P4		1-0 G1-6-3			4	0	0	0	0	0	2																				
<b>16 Willie Bloomquist, R</b> OBP: 0.320, SLG: 0.391 (1, 7)		1-2 1B 51 1B 2B		3-1 G6-3		1-3 K		2-3 K		4	1	1	0	0	2	0																				
<b>Dan Wilson, R</b> OBP: 0.319, SLG: 0.409 (1, 2)		2-2 1B 51 1B 2B		2-3 K		2-1 L9				3	1	1	0	0	1	0																				
<b>Inning Stats</b>	R: 2 H: 3 E: 0 K: 1 S: 17	H: 3 LOB: 1 BB: 1 P: 30	R: 4 H: 5 E: 0 K: 1 S: 18	LOB: 1 BB: 0 P: 28	R: 0 H: 0 E: 0 K: 1 S: 6	H: 0 LOB: 0 BB: 0 P: 11	R: 0 H: 1 E: 0 K: 1 S: 16	H: 0 LOB: 2 BB: 1 P: 28	R: 0 H: 0 E: 0 K: 0 S: 5	H: 0 LOB: 0 BB: 0 P: 9	R: 0 H: 0 E: 0 K: 1 S: 10	H: 0 LOB: 0 BB: 0 P: 18	R: 0 H: 0 E: 0 K: 1 S: 7	H: 0 LOB: 0 BB: 0 P: 11	1B: 5 2B: 3 3B: 1 HR: 0	SF: 0 SAC: 0 DP: 0 HBP: 0	WP: 0 PA: 35 PB: 0 SB: 0 CS: 0																			
<b>PITCHER</b>	IP	WLS	BF	H	R	ER	SO	BB	IBB	HBP	BLK	WP	HR	S	P	ERA	WHIP	<b>PITCHER</b>		IP	WLS	BF	H	R	ER	SO	BB	IBB	HBP	BLK	WP	HR	S	P	ERA	WHIP
<b>Mike Maroth, L</b> ERA: 5.88 (1, 1)	2.0	L	15	8	6	6	2	1	0	0	0	0	0	35	58	27.00	4.500																			
<b>Wilfredo Ledezma, L</b> ERA: 4.09 (3, 1)	3.0		11	1	0	0	3	1	0	0	0	0	0	29	49	0.00	0.667																			
<b>Matt Roney, R</b> ERA: 2.25 (6, 1)	3.0		9	0	0	0	2	0	0	0	0	0	0	22	38	0.00	0.000																			

**Detroit Tigers @ Seattle Mariners**  
Safeco Field, Seattle, WA  
Fri Apr 25 2003, 7:05 PM PDT  
Att: 33,458 - Overcast - 57 F


AB 33  
R 6  
H 9  
RBI 6  
BB 2  
SO 7  
LOB 9



Batter	1	2	3	4	5	6	7	8	9	AB	R	H	RBI	BB	SO	LOB	TOP								
<b>Bobby Higginson, L</b> OBP: 0.309, SLG: 0.296 (1, 9) X	0-0 P6		1-2 K		2-2 1B		0-0 G5-3	3-2 G5-3		5	0	1	1	0	1	3									
<b>Shane Halter, R</b> OBP: 0.273, SLG: 0.346 (1, 4) C B X	1-1 F9			1-0 HR	2-1 F9		0-0 1B FC5-4		0-1 E2 G3 PB	5	3	3	1	0	0	2									
<b>Carlos Pena, L</b> OBP: 0.286, SLG: 0.295 (1, 3) C B X	1-3 K			4-2 PO S BB	2-2 F9		2-2 FC5-4		3-2 G3	4	0	1	0	1	1	3									
<b>Dmitri Young, S</b> OBP: 0.213, SLG: 0.203 (1, 7) C B X		3-1 P6		3-1 F8		1-2 E6 1B 15 SF7 BB	0-2 FC5-4		1-3 K	5	1	0	0	0	1	2									
<b>Dean Palmer, R</b> OBP: 0.209, SLG: 0.167 (1, 10) C B X	1-1 G5-3			3-3 K	2-2 F9		0-1 P3	3-H F9	3-H K	5	0	0	0	0	2	3									
<b>Eric Munson, L</b> OBP: 0.282, SLG: 0.340 (1, 5) C B X	1-2 G4-3			1-1 PO	2-2 2B 1B	4-1 1B BB		1-1 F8		3	1	1	0	1	0	0									
<b>Craig Monroe, R</b> OBP: 0.375, SLG: 0.476 (1, 8) B X			1-0 1B		0-0 20 1B 1B	1-2 1B		4-1 15 1B BB		3	1	3	0	1	0	0									
<b>15 Brandon Inge, R</b> OBP: 0.197, SLG: 0.127 (1, 2) X			0-0 F9		0-0 G1-3	0-2 SF7		0-0 1B		3	0	1	1	0	0	3									
<b>20 Omar Infante, R</b> OBP: 0.254, SLG: 0.294 (1, 6) X			0-0 F8		1-1 F9 1B	0-1 P4		1-3 K		4	0	1	1	0	1	5									
<b>Inning Stats</b>	R: 0 E: 0 K: 1 S: 6	H: 0 LOB: 0 BB: 0 P: 8	R: 0 E: 0 K: 0 S: 7	H: 0 LOB: 0 BB: 0 P: 12	R: 0 E: 0 K: 1 S: 6	H: 1 LOB: 1 BB: 0 P: 8	R: 1 E: 0 K: 1 S: 11	H: 1 LOB: 0 BB: 1 P: 23	R: 2 E: 0 K: 0 S: 16	H: 4 LOB: 2 BB: 0 P: 25	R: 1 E: 1 K: 0 S: 14	H: 1 LOB: 2 BB: 1 P: 20	R: 1 E: 0 K: 0 S: 9	H: 2 LOB: 1 BB: 0 P: 11	R: 0 E: 0 K: 1 S: 10	H: 1 LOB: 2 BB: 0 P: 19	R: 1 E: 1 K: 2 S: 11	H: 1 LOB: 0 BB: 0 P: 17	1B: 9 2B: 1 3B: 0 HR: 1	SF: 1 SAC: 0 DP: 0 HBP: 0	WP: 0 PB: 1 CS: 1	PA: 42			
<b>PITCHER</b>	IP	WLS	BF	H	R	ER	SO	BB	IBB	HBP	BLK	WP	HR	S	P	ERA	WHIP								
<b>Ryan Franklin, R</b> ERA: 4.5 (1, 1)	6.1	L	30	9	5	4	3	2	0	0	0	0	1	65	103	5.68	1.737								
<b>Giovanni Carrara, R</b> ERA: 2.03 (7, 1)	1.2		7	1	0	0	1	1	0	0	0	0	0	14	23	0.00	1.200								
<b>Jeff Nelson, R</b> ERA: 3.6 (9, 1)	1.0		4	1	1	0	2	0	0	0	0	0	0	11	17	0.00	1.000								

**Detroit Tigers @ Seattle Mariners**  
Safeco Field, Seattle, WA  
Sat Apr 26 2003, 7:05 PM PDT  
Att: 36,258 - Cloudy - 56 F


**AB 37**  
**R 6**  
**H 11**  
**RBI 4**  
**BB 3**  
**SO 6**  
**LOB 21**



Batter	1	2	3	4	5	6	7	8	9	AB	R	H	RBI	BB	SO	LOB	BOTTOM								
<b>51 Ichiro Suzuki, L</b> OBP: 0.339, SLG: 0.330 (1, 9) C X	0-1 G1-3		1-2 G1-3		0-2 G5-3	1-3 K		0-0 F7		5	0	0	0	0	1	2									
<b>Randy Winn, S</b> OBP: 0.376, SLG: 0.353 (1, 8) C B X	1-3 K		1-0 G6-3		4-1 1B BB		1-2 G6-3	1-1 G3		4	1	0	0	1	1	2									
<b>Bret Boone, R</b> OBP: 0.382, SLG: 0.505 (1, 4) B C X	1-1 G4-3		2-1 1B		2-1 BB 16 SF9 1B		3-2 G3		1-3 K	5	1	2	0	0	1	0									
<b>Edgar Martinez, R</b> OBP: 0.494, SLG: 0.525 (1, 10) C B X		1-3 K	1-0 1B		4-2 BB		2-2 2B		1-0 WP 1B	4	0	3	0	1	1	0									
<b>Jeff Cirillo, R</b> OBP: 0.232, SLG: 0.226 (9, PR) C B X			1-3 1B		1-2 BB		1-2 1B		WP 1B	0	0	0	0	0	0	0									
<b>John Olerud, L</b> OBP: 0.404, SLG: 0.459 (1, 3) C B X	1-1 2B		2-0 F7		4-0 BB		1-2 2B		1-0 WP 1B	4	0	3	1	1	0	2									
<b>John Mabry, L</b> OBP: 0.376, SLG: 0.474 (1, 7) C B X	1-2 F7			0-0 F7	2-1 SF9		3-2 F8		0-0 F7	2	0	0	0	0	0	1									
<b>16 Willie Bloomquist, R</b> OBP: 0.289, SLG: 0.360 (5, PH) C B X				1-2 F7	2-1 SF9					2	0	0	1	0	0	4									
<b>Mark McLemore, S</b> OBP: 0.316, SLG: 0.333 (1, 5) C B X	1-0 L9			1-1 G4-3	2-0 G1-3			4-1 SH2-4 1B BB	3-1 F7	4	0	0	0	1	0	5									
<b>Carlos Guillen, S</b> OBP: 0.380, SLG: 0.420 (1, 6) C B X			4-2 HR		2-2 WP 1B		3-2 G4-3	0-1 SH2-4 1B		3	1	2	0	1	0	0									
<b>Ben Davis, S</b> OBP: 0.244, SLG: 0.475 (1, 2) C B X			0-0 HR		1-2 G3		0-1 G4-3	0-1 SH2-4		3	1	1	2	0	0	1									
<b>Inning Stats</b>	R: 0 E: 0 K: 1 S: 8	H: 0 LOB: 0 BB: 0 P: 10	R: 0 E: 0 K: 1 S: 9	H: 1 LOB: 1 BB: 0 P: 13	R: 2 E: 0 K: 0 S: 13	H: 3 LOB: 2 BB: 1 P: 24	R: 0 E: 0 K: 0 S: 8	H: 1 LOB: 1 BB: 0 P: 13	R: 2 E: 0 K: 0 S: 12	H: 1 LOB: 2 BB: 3 P: 30	R: 0 E: 0 K: 1 S: 8	H: 0 LOB: 0 BB: 0 P: 12	R: 0 E: 0 K: 0 S: 16	H: 2 LOB: 2 BB: 0 P: 26	R: 0 E: 0 K: 0 S: 8	H: 1 LOB: 2 BB: 1 P: 13	R: 0 E: 0 K: 1 S: 8	H: 2 LOB: 3 BB: 0 P: 14	1B: 8 2B: 2 3B: 0 HR: 1	SF: 1 SAC: 1 DP: 0 HBP: 0	WP: 2 PB: 0 CS: 0	PA: 43			
<b>PITCHER</b>	IP	WLS	BF	H	R	ER	SO	BB	IBB	HBP	BLK	WP	HR	S	P	ERA	WHIP								
<b>Gary Knotts, R</b> ERA: 5.68 (1, 1)	4.1		23	6	4	4	2	4	0	0	0	0	1	47	83	8.31	2.308								
<b>Jamie Walker, L</b> ERA: 2.64 (5, 1)	1.2	W	5	0	0	0	1	0	0	0	0	0	0	11	19	0.00	0.000								
<b>Franklyn German, R</b> ERA: 4.35 (7, 1)	2.0	H	10	3	0	0	0	1	0	0	0	0	0	24	39	0.00	2.000								
<b>Matt Anderson, R</b> ERA: 5.0 (9, 1)	1.0	S	5	2	0	0	1	0	0	0	0	1	0	8	14	0.00	2.000								

**Detroit Tigers @ Seattle Mariners**  
Safeco Field, Seattle, WA  
Sat Apr 26 2003, 7:05 PM PDT  
Att: 36,258 - Cloudy - 56 F

**AB 36**  
**R 4**  
**H 11**  
**RBI 4**  
**BB 5**  
**SO 4**  
**LOB 17**





Batter	1	2	3	4	5	6	7	8	9	AB	R	H	RBI	BB	SO	LOB	TOP										
<b>Bobby Higginson, L</b> (1, 9) OBP: 0.316, SLG: 0.341	F8		HR			G3		G6-3		4	1	2	1	0	0	0	<b>Detroit Tigers @ Seattle Mariners</b> Safeco Field, Seattle, WA Sun Apr 27 2003, 1:05 PM PDT Att: 39,678 - Cloudy - 58 F										
<b>Shane Halter, R</b> (1, 4) OBP: 0.254, SLG: 0.321	F7		G5-3			K		K		4	0	0	0	0	2	2											
<b>Carlos Pena, L</b> (1, 3) OBP: 0.270, SLG: 0.277	G1-3					K		K		4	0	0	0	0	2	2											
<b>Dmitri Young, S</b> (1, 7)		HR				G6-3		G4-3		3	1	1	1	1	0	0											
<b>Dean Palmer, R</b> (1, 10) OBP: 0.211, SLG: 0.159	F9					K		P4		3	0	0	1	0	1	0											
<b>Eric Munson, L</b> (1, 5) OBP: 0.246, SLG: 0.316	F8					G4-3		F8		4	0	0	0	0	0	3											
<b>Craig Monroe, R</b> (1, 8) OBP: 0.333, SLG: 0.417	K					K		F8		3	0	0	0	0	2	0											
<b>Matt Walbeck, S</b> (1, 2) OBP: 0.053, SLG: 0.105			K			G3		L1		3	0	0	0	0	1	0											
<b>20 Omar Infante, R</b> (1, 6) OBP: 0.257, SLG: 0.296			F8					G5-3		3	1	1	0	0	0	0											
<b>Inning Stats</b>	R: 0 E: 0 K: 0 S: 5	H: 0 LOB: 0 BB: 0 P: 7	R: 1 E: 0 K: 1 S: 10	H: 1 LOB: 0 BB: 0 P: 14	R: 1 E: 0 K: 1 S: 11	H: 1 LOB: 0 BB: 0 P: 19	R: 0 E: 0 K: 2 S: 9	H: 0 LOB: 0 BB: 0 P: 14	R: 0 E: 0 K: 1 S: 6	H: 0 LOB: 0 BB: 0 P: 11	R: 1 E: 0 K: 1 S: 15	H: 2 LOB: 3 BB: 1 P: 26	R: 0 E: 0 K: 0 S: 7	H: 0 LOB: 0 BB: 0 P: 9	R: 0 E: 0 K: 2 S: 9	H: 0 LOB: 0 BB: 0 P: 15	R: 0 E: 0 K: 0 S: 9	H: 0 LOB: 0 BB: 0 P: 15	1B: 2 2B: 0 3B: 0 HR: 2	SF: 0 SAC: 0 DP: 0 HBP: 1	WP: 0 PB: 0 SB: 0 CS: 0	PA: 33					
<b>PITCHER</b>	IP	WLS	BF	H	R	ER	SO	BB	IBB	HBP	BLK	WP	HR	S	P	ERA	WHIP										
<b>Freddy Garcia, R</b> (1, 1) ERA: 4.21	7.0	W	27	4	3	3	6	0	1	1	0	0	2	63	100	3.86	0.571										
<b>Arthur Rhodes, L</b> (8, 1) ERA: 2.03	1.1	H	4	0	0	0	2	0	0	0	0	0	0	13	21	0.00	0.000										
<b>Jeff Nelson, R</b> (9, 1) ERA: 3.38	0.2	S	2	0	0	0	0	0	0	0	0	0	0	5	9	0.00	0.000										

Batter	1	2	3	4	5	6	7	8	9	AB	R	H	RBI	BB	SO	LOB	BOTTOM										
<b>51 Ichiro Suzuki, L</b> (1, 9) OBP: 0.336, SLG: 0.327	G3		1B			F7		E6		4	1	1	1	0	0	0	<b>Detroit Tigers @ Seattle Mariners</b> Safeco Field, Seattle, WA Sun Apr 27 2003, 1:05 PM PDT Att: 39,678 - Cloudy - 58 F										
<b>Randy Winn, S</b> (1, 8) OBP: 0.381, SLG: 0.352	G6-3		1B			L1		L1		3	1	1	0	1	0	1											
<b>Bret Boone, R</b> (1, 4) OBP: 0.377, SLG: 0.495	G6-3		1B			K		K		4	0	1	1	0	2	1											
<b>John Olerud, L</b> (1, 3) OBP: 0.408, SLG: 0.448		2B	G4-6-3			F7		FC4-6		2	1	0	0	2	0	1											
<b>Mark McLemore, S</b> (1, 7) OBP: 0.328, SLG: 0.353			G4-3			G6-3		L7		3	0	1	0	1	0	1											
<b>Carlos Guillen, S</b> (1, 6) OBP: 0.361, SLG: 0.397	G4-3					G6-3		FC4-6		4	0	0	1	0	0	3											
<b>John Mabry, L</b> (1, 10) OBP: 0.280, SLG: 0.409	K		G6-3			G4-3		G4-3		3	0	0	0	0	1	2											
<b>Jeff Cirillo, R</b> (1, 5) OBP: 0.222, SLG: 0.215	G4-3					G6-3		G6-3		3	0	0	0	0	0	1											
<b>Dan Wilson, R</b> (1, 2) OBP: 0.320, SLG: 0.447			51 1B			K		P4		3	1	1	0	0	1	0											
<b>Inning Stats</b>	R: 0 E: 0 K: 0 S: 8	H: 0 LOB: 0 BB: 0 P: 12	R: 1 E: 0 K: 1 S: 8	H: 1 LOB: 1 BB: 1 P: 14	R: 3 E: 0 K: 0 S: 10	H: 4 LOB: 0 BB: 0 P: 14	R: 0 E: 0 K: 0 S: 5	H: 0 LOB: 0 BB: 0 P: 9	R: 0 E: 0 K: 2 S: 8	H: 0 LOB: 1 BB: 1 P: 16	R: 0 E: 0 K: 0 S: 8	H: 0 LOB: 1 BB: 1 P: 17	R: 0 E: 1 K: 0 S: 17	H: 0 LOB: 1 BB: 0 P: 24	R: 0 E: 0 K: 1 S: 9	H: 0 LOB: 1 BB: 1 P: 16	R: 0 E: 0 K: 1 S: 9	H: 0 LOB: 0 BB: 0 P: 15	1B: 3 2B: 1 3B: 1 HR: 0	SF: 0 SAC: 0 DP: 1 HBP: 0	WP: 0 PB: 0 SB: 4 CS: 0	PA: 33					
<b>PITCHER</b>	IP	WLS	BF	H	R	ER	SO	BB	IBB	HBP	BLK	WP	HR	S	P	ERA	WHIP										
<b>Adam Bernero, R</b> (1, 1) ERA: 4.68	7.0	L	29	5	4	4	3	3	0	0	0	0	0	64	106	5.14	1.143										
<b>Steve Sparks, R</b> (8, 1) ERA: 3.94	1.0		4	0	0	0	1	1	0	0	0	0	0	9	16	0.00	1.000										

Batter	1	2	3	4	5	6	7	8	9	AB	R	H	RBI	BB	SO	LOB	TOP				
Jerry Hairston, R OBP: 0.396, SLG: 0.456 (1, 4)	0-2 2B 2B	1-1 BB 1B	3-3 K			4-1 S E BB	1-1 FC5-2 2B 1B		0-1 G3	5	3	2	1	1	1	2					
Gary Matthews, S OBP: 0.255, SLG: 0.379 (1, 8)	3-2 G4-3 2B 2B	3-3 K		0-0 P6		3-2 E3	1-1 FC5-2 2B 1B			5	2	1	1	0	1	5					
B.J. Surhoff, L OBP: 0.325, SLG: 0.397 (1, 10)	3-2 G4-3 2-3	1-1 BB 1B		2-0 L9		2-1 P5	1-2 2-3 3-H 2B			5	0	2	3	0	0	2					
Jeff Conine, R OBP: 0.349, SLG: 0.407 Jose Leon, R OBP: 0.412, SLG: 0.231 (1, 3) (9, 3)	3-1 31 F8 2B	4-0 31 FC4-6 BB		3-2 F8			3-1 31 BB 1B			4	1	2	2	1	0	1					
31 Jay Gibbons, L OBP: 0.321, SLG: 0.406 (1, 9)	0-1 F8 2-3	0-0 FC4-6 1-2		2-0 F8		4-1 6 HBP E 1B BB	0-0 F8			4	1	0	0	1	0	4					
Tony Batista, R OBP: 0.330, SLG: 0.447 (1, 5)	3-3 K		2-2 L4		2-2 G5-3	2-2 E3 1B 6 HBP 1B	1-3 K			5	1	0	0	0	2	3					
Larry Bigbie, L OBP: 0.350, SLG: 0.294 (1, 7)		0-0 6 S 1B	0-1 G3-1		0-1 G1-3	0-3 K	3-2 F8			5	1	1	0	0	1	3					
6 Melvin Mora, R OBP: 0.436, SLG: 0.627 Jose Morban, S OBP: 0.333, SLG: 1.333 (1, 6) (8, 6)	3-2 1B BB 1B	3-1 1B 1B		1-3 K		1-3 K	1-2 1B 1B FC5-2 HBP		0-3 K	3	1	2	1	0	1	0					
Brook Fordyce, R OBP: 0.286, SLG: 0.313 (1, 2)	0-3 K	1-0 S 1B		2-3 K		2-3 K	1-2 FC5-2 1B 2B 1B		1-2 L9	5	1	2	1	0	2	2					
<b>Inning Stats</b>	R: 2 H: 3 E: 0 K: 1 S: 17	WLS: 3 BF: 29 LOB: 1 BB: 0 P: 29	R: 2 H: 4 E: 0 K: 2 S: 15	LOB: 3 BB: 1 P: 27	R: 0 H: 2 E: 0 K: 1 S: 11	LOB: 2 BB: 0 P: 20	R: 0 H: 0 E: 0 K: 0 S: 5	LOB: 0 BB: 0 P: 10	R: 0 H: 0 E: 0 K: 0 S: 8	LOB: 0 BB: 0 P: 12	R: 1 H: 0 E: 1 K: 2 S: 13	LOB: 1 BB: 1 P: 25	R: 6 H: 4 E: 1 K: 1 S: 25	LOB: 1 BB: 1 P: 41	R: 0 H: 0 E: 0 K: 1 S: 9	LOB: 0 BB: 0 P: 13	R: 0 H: 0 E: 0 K: 1 S: 9	LOB: 0 BB: 0 P: 10	1B: 9 2B: 4 3B: 0 HR: 0	SF: 0 SAC: 0 DP: 0 HBP: 1	WP: 0 PA: 46 PB: 0 SB: 3 CS: 0
<b>PITCHER</b>	IP WLS BF H R ER SO BB IBB HBP BLK WP HR S P ERA WHIP	IP WLS BF H R ER SO BB IBB HBP BLK WP HR S P ERA WHIP	IP WLS BF H R ER SO BB IBB HBP BLK WP HR S P ERA WHIP	IP WLS BF H R ER SO BB IBB HBP BLK WP HR S P ERA WHIP	IP WLS BF H R ER SO BB IBB HBP BLK WP HR S P ERA WHIP	IP WLS BF H R ER SO BB IBB HBP BLK WP HR S P ERA WHIP	IP WLS BF H R ER SO BB IBB HBP BLK WP HR S P ERA WHIP	IP WLS BF H R ER SO BB IBB HBP BLK WP HR S P ERA WHIP	IP WLS BF H R ER SO BB IBB HBP BLK WP HR S P ERA WHIP	IP WLS BF H R ER SO BB IBB HBP BLK WP HR S P ERA WHIP	IP WLS BF H R ER SO BB IBB HBP BLK WP HR S P ERA WHIP	IP WLS BF H R ER SO BB IBB HBP BLK WP HR S P ERA WHIP	IP WLS BF H R ER SO BB IBB HBP BLK WP HR S P ERA WHIP	IP WLS BF H R ER SO BB IBB HBP BLK WP HR S P ERA WHIP	IP WLS BF H R ER SO BB IBB HBP BLK WP HR S P ERA WHIP	IP WLS BF H R ER SO BB IBB HBP BLK WP HR S P ERA WHIP	IP WLS BF H R ER SO BB IBB HBP BLK WP HR S P ERA WHIP	IP WLS BF H R ER SO BB IBB HBP BLK WP HR S P ERA WHIP	IP WLS BF H R ER SO BB IBB HBP BLK WP HR S P ERA WHIP	IP WLS BF H R ER SO BB IBB HBP BLK WP HR S P ERA WHIP	

Baltimore Orioles @ Detroit Tigers  
Comerica Park, Detroit, MI  
Tue Apr 29 2003, 7:05 PM EDT  
Att: 10,829 - Cloudy - 61 F

AB 42  
R 11  
H 13  
RBI 10  
BB 3  
SO 9  
LOB 22



Batter	1	2	3	4	5	6	7	8	9	AB	R	H	RBI	BB	SO	LOB	BOTTOM			
Andres Torres, S OBP: 0.200, SLG: 0.200 (1, 8)	1-0 P6		1 SAFE 0-0 1B		2-2 G3-1			0-3 K	0-1 F7	5	0	1	0	0	1	3				
20 Omar Infante, R OBP: 0.253, SLG: 0.289 (1, 6)	0-1 G6-3		1-2 F9			3-2 F9		0-1 1B HR	0-1 FC4-6	5	1	1	0	0	0	4				
Bobby Higginson, L OBP: 0.314, SLG: 0.337 (1, 9)	2-2 F7			2-3 K		2-2 G3		3-2 1B HR		4	1	1	0	0	1	0				
Dmitri Young, S OBP: 0.239, SLG: 0.296 (1, 7)		3-2 G4-3		1-1 1B		1-3 K		0-0 2H HR		4	1	2	3	0	1	0				
Carlos Pena, L OBP: 0.256, SLG: 0.261 (1, 3)		2-2 F8		0-1 F7			0-0 F8	1-1 G1-3		4	0	0	0	0	0	1				
Dean Palmer, R OBP: 0.200, SLG: 0.149 (1, 10)		0-0 F8		0-3 K			3-1 F7	0-2 G5-3		4	0	0	0	0	1	1				
Eric Munson, L OBP: 0.261, SLG: 0.317 (1, 5)			3-2 L4		3-2 G4-3		1-2 15 HBP 1B		4-2 15 HBP BB	3	0	1	0	1	0	0				
15 Brandon Inge, R OBP: 0.246, SLG: 0.158 (1, 2)			2-2 CS 1B		1-2 G2-3 1B		2-1 HBP		4-1 20 FC4-6 HBP	2	0	2	0	0	0	0				
Ramon Santiago, S OBP: 0.319, SLG: 0.254 (1, 4)			4-1 1B		0-1 G2-3		0-0 F7		0-1 F6	3	0	0	0	1	0	5				
<b>Inning Stats</b>	R: 0 H: 0 E: 0 K: 0 S: 6	WLS: 0 BF: 19 LOB: 0 BB: 0 P: 9	R: 0 H: 0 E: 0 K: 0 S: 9	LOB: 0 BB: 0 P: 14	R: 0 H: 2 E: 0 K: 0 S: 14	LOB: 2 BB: 1 P: 24	R: 0 H: 1 E: 0 K: 2 S: 10	LOB: 1 BB: 0 P: 13	R: 0 H: 1 E: 0 K: 1 S: 9	LOB: 1 BB: 0 P: 15	R: 0 H: 0 E: 0 K: 0 S: 8	LOB: 0 BB: 0 P: 14	R: 3 H: 3 E: 0 K: 1 S: 18	LOB: 3 BB: 0 P: 22	R: 0 H: 0 E: 0 K: 0 S: 9	LOB: 2 BB: 1 P: 17	1B: 7 2B: 0 3B: 0 HR: 1	SF: 0 SAC: 0 DP: 0 HBP: 2	WP: 0 PA: 38 PB: 0 SB: 0 CS: 1	
<b>PITCHER</b>	IP WLS BF H R ER SO BB IBB HBP BLK WP HR S P ERA WHIP	IP WLS BF H R ER SO BB IBB HBP BLK WP HR S P ERA WHIP	IP WLS BF H R ER SO BB IBB HBP BLK WP HR S P ERA WHIP	IP WLS BF H R ER SO BB IBB HBP BLK WP HR S P ERA WHIP	IP WLS BF H R ER SO BB IBB HBP BLK WP HR S P ERA WHIP	IP WLS BF H R ER SO BB IBB HBP BLK WP HR S P ERA WHIP	IP WLS BF H R ER SO BB IBB HBP BLK WP HR S P ERA WHIP	IP WLS BF H R ER SO BB IBB HBP BLK WP HR S P ERA WHIP	IP WLS BF H R ER SO BB IBB HBP BLK WP HR S P ERA WHIP	IP WLS BF H R ER SO BB IBB HBP BLK WP HR S P ERA WHIP	IP WLS BF H R ER SO BB IBB HBP BLK WP HR S P ERA WHIP	IP WLS BF H R ER SO BB IBB HBP BLK WP HR S P ERA WHIP	IP WLS BF H R ER SO BB IBB HBP BLK WP HR S P ERA WHIP	IP WLS BF H R ER SO BB IBB HBP BLK WP HR S P ERA WHIP	IP WLS BF H R ER SO BB IBB HBP BLK WP HR S P ERA WHIP	IP WLS BF H R ER SO BB IBB HBP BLK WP HR S P ERA WHIP	IP WLS BF H R ER SO BB IBB HBP BLK WP HR S P ERA WHIP	IP WLS BF H R ER SO BB IBB HBP BLK WP HR S P ERA WHIP	IP WLS BF H R ER SO BB IBB HBP BLK WP HR S P ERA WHIP	IP WLS BF H R ER SO BB IBB HBP BLK WP HR S P ERA WHIP

Baltimore Orioles @ Detroit Tigers  
Comerica Park, Detroit, MI  
Tue Apr 29 2003, 7:05 PM EDT  
Att: 10,829 - Cloudy - 61 F

AB 34  
R 3  
H 8  
RBI 3  
BB 2  
SO 4  
LOB 14






Batter	1	2	3	4	5	6	7	8	9	AB	R	H	RBI	BB	SO	LOB	TOP										
Jerry Hairston, R OBP: 0.400, SLG: 0.449 (1, 4)	L6			P4		G5-3			F8	5	1	1	0	0	0	2											
6 Melvin Mora, R OBP: 0.419, SLG: 0.567 (1, 7)	K			G1-3			G6-3		F8	4	1	0	0	1	1	2											
Gary Matthews, S OBP: 0.264, SLG: 0.377 (1, 8)	G5-3			HBP			G5-3			3	1	1	2	0	0	0											
Jeff Conine, R OBP: 0.357, SLG: 0.404 (1, 3)		F9		K			F7			4	0	1	1	0	1	1											
31 Jay Gibbons, L OBP: 0.322, SLG: 0.400 (1, 9)	K					G5-3				4	1	2	1	0	1	0											
Tony Batista, R OBP: 0.330, SLG: 0.431 (1, 10)	K					G2-3				4	1	1	0	0	1	2											
Jose Leon, R OBP: 0.381, SLG: 0.235 (1, 5)				G5-3						4	0	1	0	0	1	2											
Deivi Cruz, R OBP: 0.191, SLG: 0.269 (1, 6)				G5-3			G5-3			4	0	0	0	0	0	3											
Gerónimo Gil, R OBP: 0.254, SLG: 0.271 Jose Morban, S (8, PR) OBP: 0.333, SLG: 1.333 Brook Fordyce, R OBP: 0.300, SLG: 0.306 (8, 2)	G6-3						F8			3	0	1	1	0	0	0											
<b>Inning Stats</b>	R: 0 E: 0 K: 1 S: 9	H: 0 LOB: 0 BB: 0 P: 14	R: 0 E: 0 K: 2 S: 11	H: 0 LOB: 0 BB: 0 P: 15	R: 0 E: 0 K: 0 S: 7	H: 0 LOB: 0 BB: 0 P: 11	R: 0 E: 0 K: 1 S: 9	H: 0 LOB: 1 BB: 0 P: 15	R: 0 E: 0 K: 1 S: 6	H: 0 LOB: 0 BB: 0 P: 11	R: 0 E: 0 K: 0 S: 8	H: 0 LOB: 0 BB: 0 P: 12	R: 0 E: 0 K: 0 S: 8	H: 0 LOB: 0 BB: 0 P: 15	R: 6 E: 0 K: 0 S: 25	H: 7 LOB: 2 BB: 1 P: 41	R: 0 E: 0 K: 0 S: 10	H: 1 LOB: 2 BB: 1 P: 17	1B: 8 2B: 0 3B: 0 HR: 0	SF: 0 SAC: 0 DP: 0 HBP: 1	WP: 1 PB: 0 SB: 0 CS: 0	PA: 38					
<b>PITCHER</b>	IP	WLS	BF	H	R	ER	SO	BB	IBB	HBP	BLK	WP	HR	S	P	ERA	WHIP										
Mike Maroth, L ERA: 5.66 (1, 1)	7.2	L	28	4	4	4	5	0	0	1	0	1	0	70	112	4.70	0.522										
Matt Anderson, R ERA: 7.0 (8, 1)	0.0	B	3	2	1	1	0	1	0	0	0	0	0	6	10	∞	∞										
Jamie Walker, L ERA: 2.45 (8, 1)	0.0		1	1	1	1	0	0	0	0	0	0	0	5	8	∞	∞										
Matt Roney, R ERA: 3.21 (8, 1)	1.1		6	1	0	0	0	1	0	0	0	0	0	12	21	0.00	1.500										

Baltimore Orioles @ Detroit Tigers  
Comerica Park, Detroit, MI  
Thu May 01 2003, 1:10 PM EDT  
Att: 16,177 - Cloudy - 66 F

livebaseballscorecards.com

AB 35  
R 6  
H 8  
RBI 5  
BB 2  
SO 5  
LOB 12





Batter	1	2	3	4	5	6	7	8	9	AB	R	H	RBI	BB	SO	LOB	BOTTOM										
Andres Torres, S OBP: 0.397, SLG: 0.357 15 Brandon Inge, R OBP: 0.250, SLG: 0.153 (1, 8)	F8						F9			5	2	2	0	0	0	1											
Gene Kingsale, S OBP: 0.389, SLG: 0.316 (1, 7)	BB			SH3			SH3			3	1	3	0	0	0	0											
Craig Monroe, R OBP: 0.375, SLG: 0.429 (1, 9)	BB			BB			E5			4	0	2	1	1	0	1											
Dmitri Young, S OBP: 0.237, SLG: 0.284 (1, 5)	K			BB			FC6-4			3	0	1	1	1	1	3											
Dean Palmer, R OBP: 0.217, SLG: 0.151 (1, 10)	BB			FC5-6-4			FC6-4			3	0	0	0	1	0	4											
Shane Halter, R OBP: 0.286, SLG: 0.317 (1, 4)	FC6-4			G1-3			P3			4	1	1	0	0	0	5											
Carlos Pena, L OBP: 0.256, SLG: 0.260 (1, 3)				K			SH1-3			4	0	2	0	0	2	0											
Matt Walbeck, S OBP: 0.048, SLG: 0.095 Bobby Higginson, L OBP: 0.316, SLG: 0.326 (8, PH)	F8			G5-3			SH1-3			2	0	0	0	0	0	0											
20 Omar Infante, R OBP: 0.264, SLG: 0.289 (1, 6)	K			F8			F8			4	0	0	0	0	1	3											
<b>Inning Stats</b>	R: 0 E: 0 K: 1 S: 11	H: 1 LOB: 3 BB: 2 P: 22	R: 0 E: 0 K: 2 S: 9	H: 0 LOB: 0 BB: 0 P: 13	R: 1 E: 0 K: 0 S: 12	H: 2 LOB: 2 BB: 1 P: 20	R: 0 E: 0 K: 1 S: 6	H: 0 LOB: 0 BB: 0 P: 11	R: 1 E: 0 K: 0 S: 12	H: 2 LOB: 1 BB: 0 P: 14	R: 0 E: 0 K: 0 S: 6	H: 1 LOB: 1 BB: 0 P: 10	R: 1 E: 0 K: 0 S: 11	H: 2 LOB: 1 BB: 0 P: 18	R: 1 E: 0 K: 0 S: 9	H: 2 LOB: 1 BB: 1 P: 17	R: 0 E: 0 K: 0 S: 5	H: 1 LOB: 0 BB: 0 P: 8	1B: 9 2B: 2 3B: 0 HR: 0	SF: 1 SAC: 3 DP: 2 HBP: 0	WP: 0 PB: 0 SB: 0 CS: 0	PA: 40					
<b>PITCHER</b>	IP	WLS	BF	H	R	ER	SO	BB	IBB	HBP	BLK	WP	HR	S	P	ERA	WHIP										
Omar Daal, L ERA: 5.05 (1, 1)	7.0	W	32	8	3	3	4	3	0	0	0	0	0	67	108	3.86	1.571										
Kerry Ligtenberg, R ERA: 4.26 (8, 1)	1.0	H	5	2	1	1	0	1	0	0	0	0	0	9	17	9.00	3.000										
Jorge Julio, R ERA: 2.92 (8, 1)	1.0	S	3	1	0	0	0	0	0	0	0	0	0	5	8	0.00	1.000										


Baltimore Orioles @ Detroit Tigers  
Comerica Park, Detroit, MI  
Thu May 01 2003, 1:10 PM EDT  
Att: 16,177 - Cloudy - 66 F

livebaseballscorecards.com

AB 32  
R 4  
H 11  
RBI 2  
BB 4  
SO 4  
LOB 17



Batter	1	2	3	4	5	6	7	8	9	AB	R	H	RBI	BB	SO	LOB	TOP			
Marlon Anderson, L (1,4) OBP: 0.363, SLG: 0.363	L9		G4-3 5 5 BB			G4-3		2-2 2H 1B		3	0	1	1	1	0	0	<p><b>Tampa Bay Devil Rays @ Detroit Tigers</b> Comerica Park, Detroit, MI Fri May 02 2003, 7:05 PM EDT Att: 14,571 - Cloudy - 50 F</p> <p>livebaseballscorecards.com</p> <p>AB 30 R 2 H 6 RBI 2 BB 2 SO 1 LOB 10</p> 			
5 Rocco Baldelli, R (1,8) OBP: 0.378, SLG: 0.517	FC4-6 1B		G4-3			F8		2-1 3B		4	0	2	0	0	0	1				
Aubrey Huff, L (1,9) OBP: 0.364, SLG: 0.491 Felix Escalona, R (8,5)	FC4-6 1B		P2			G4-3		0-3 K		4	0	1	0	0	1	2				
Travis Lee, L (1,3) OBP: 0.347, SLG: 0.441	FC4-6					F7				4	1	1	0	0	0	2				
Al Martin, L (1,10) OBP: 0.370, SLG: 0.382 Terry Shumpert, R (9,PH) OBP: 0.263, SLG: 0.486	F8					F7		G6-3 1B		3	0	1	0	0	0	2				
Toby Hall, R (1,2) OBP: 0.304, SLG: 0.346						G5-3		G6-3		3	0	0	1	0	0	1				
George Lombard, L (1,7) OBP: 0.281, SLG: 0.387						G6-3		G6-3		4	0	0	0	0	0	1				
Chris Truby, R (1,5) OBP: 0.424, SLG: 0.448 13 Carl Crawford, L (8,PH) OBP: 0.257, SLG: 0.293	G4-3					G6-3		G5-3 1B BB		2	0	0	0	0	0	0				
Rey Ordonez, R (1,6) OBP: 0.320, SLG: 0.500						G5-3		G5-3		3	0	0	0	0	0	1				
<b>Inning Stats</b>	R: 0 E: 0 K: 0 S: 7	H: 2 LOB: 2 BB: 0 P: 10	R: 0 E: 0 K: 0 S: 11	H: 0 LOB: 0 BB: 0 P: 18	R: 0 E: 0 K: 0 S: 7	H: 0 LOB: 1 BB: 1 P: 14	R: 0 E: 0 K: 0 S: 6	H: 0 LOB: 0 BB: 0 P: 10	R: 0 E: 0 K: 0 S: 6	H: 0 LOB: 0 BB: 0 P: 8	R: 0 E: 0 K: 0 S: 5	H: 1 LOB: 1 BB: 0 P: 7	R: 1 E: 0 K: 1 S: 10	H: 2 LOB: 1 BB: 1 P: 19	R: 1 E: 0 K: 0 S: 11	H: 1 LOB: 0 BB: 0 P: 13		1B: 4 2B: 1 3B: 1 HR: 0	SF: 1 SAC: 1 DP: 0 HBP: 0	WP: 0 PB: 0 SB: 1 CS: 0
<b>PITCHER</b>	IP WLS BF H R ER SO BB IBB HBP BLK WP HR S P ERA WHIP																			
Gary Knotts, R (1,1) ERA: 4.39	7.2 L 29 5 1 1 0 2 0 0 0 0 0 0 55 93 1.17 0.913																			
Jamie Walker, L (8,1) ERA: 3.52	0.1 2 1 1 1 1 0 0 0 0 0 0 0 6 6 27.00 3.000																			
Chris Spurling, R (9,1) ERA: 3.6	1.0 3 0 0 0 0 0 0 0 0 0 0 0 8 10 0.00 0.000																			

Batter	1	2	3	4	5	6	7	8	9	AB	R	H	RBI	BB	SO	LOB	BOTTOM					
Andres Torres, S (1,8) OBP: 0.333, SLG: 0.333	G6-3 1B		G6-3			E5				4	0	1	0	0	0	0	<p><b>Tampa Bay Devil Rays @ Detroit Tigers</b> Comerica Park, Detroit, MI Fri May 02 2003, 7:05 PM EDT Att: 14,571 - Cloudy - 50 F</p> <p>livebaseballscorecards.com</p> <p>AB 28 R 0 H 1 RBI 0 BB 1 SO 6 LOB 5</p> 					
Gene Kingsale, S (1,10) OBP: 0.348, SLG: 0.295	F8		G5-3			G6-3				4	0	0	0	0	1	1						
Bobby Higginson, L (1,9) OBP: 0.318, SLG: 0.319	K					K		G5-4-3 BB		2	0	0	0	1	2	1						
Dmitri Young, S (1,5) OBP: 0.230, SLG: 0.275	P3					G5-3		G5-4-3		3	0	0	0	0	0	2						
Craig Monroe, R (1,7) OBP: 0.343, SLG: 0.387						G5-3		F9		3	0	0	0	0	1	0						
Carlos Pena, L (1,3) OBP: 0.247, SLG: 0.250						F7		G3-1		3	0	0	0	0	1	0						
Shane Halter, R (1,4) OBP: 0.254, SLG: 0.302	E4					F9		F8		3	0	0	0	0	0	0						
15 Brandon Inge, R (1,2) OBP: 0.243, SLG: 0.148 Dean Palmer, R (8,PH) OBP: 0.214, SLG: 0.149 Matt Walbeck, S (9,2) OBP: 0.048, SLG: 0.095	F8					F9		K		2	0	0	0	0	0	1						
20 Omar Infante, R (1,6) OBP: 0.256, SLG: 0.279						G6-3				1	0	0	0	0	0	0						
<b>Inning Stats</b>	R: 0 E: 0 K: 1 S: 14	H: 1 LOB: 1 BB: 0 P: 17	R: 0 E: 1 K: 2 S: 11	H: 0 LOB: 1 BB: 0 P: 16	R: 0 E: 0 K: 0 S: 6	H: 0 LOB: 0 BB: 0 P: 10	R: 0 E: 0 K: 1 S: 6	H: 0 LOB: 0 BB: 0 P: 12	R: 0 E: 0 K: 0 S: 9	H: 0 LOB: 0 BB: 0 P: 14	R: 0 E: 1 K: 0 S: 8	H: 0 LOB: 0 BB: 0 P: 10	R: 0 E: 0 K: 0 S: 5	H: 0 LOB: 0 BB: 1 P: 9	R: 0 E: 0 K: 1 S: 7	H: 0 LOB: 0 BB: 0 P: 10		R: 0 E: 0 K: 1 S: 6	H: 0 LOB: 0 BB: 0 P: 8	1B: 1 2B: 0 3B: 0 HR: 0	SF: 0 SAC: 0 DP: 1 HBP: 0	WP: 0 PB: 0 SB: 0 CS: 0
<b>PITCHER</b>	IP WLS BF H R ER SO BB IBB HBP BLK WP HR S P ERA WHIP																					
Joe Kennedy, L (1,1) ERA: 4.37	9.0 W 29 1 0 0 6 1 0 0 0 0 0 0 72 106 0.00 0.222																					



Batter	1	2	3	4	5	6	7	8	9	AB	R	H	RBI	BB	SO	LOB	TOP					
13 Carl Crawford, L OBP: 0.255, SLG: 0.284										3	0	0	0	1	3	1	<p><b>Tampa Bay Devil Rays @ Detroit Tigers</b> Comerica Park, Detroit, MI Sun May 04 2003, 1:05 PM EDT Att. 12,956 - Sunny - 54 F</p> <p>livebaseballscores.com</p> <p>AB 32 R 3 H 6 RBI 3 BB 2 SO 6 LOB 10</p>					
Marlon Anderson, L OBP: 0.390, SLG: 0.365										4	0	1	0	0	0	2						
5 Rocco Baldelli, R OBP: 0.360, SLG: 0.484										4	0	0	0	0	2	2						
Aubrey Huff, L OBP: 0.370, SLG: 0.557										4	1	1	1	0	0	2						
Travis Lee, L OBP: 0.350, SLG: 0.419										3	0	1	0	1	0	0						
Al Martin, L OBP: 0.346, SLG: 0.368										4	1	1	0	0	0	2						
Toby Hall, R OBP: 0.297, SLG: 0.360										4	1	1	2	0	0	1						
Chris Truby, R OBP: 0.390, SLG: 0.405										3	0	0	0	0	0	0						
Rey Ordóñez, R OBP: 0.333, SLG: 0.500										3	0	1	0	0	1	0						
<b>Inning Stats</b>	R: 0 E: 0 K: 2 S: 12	H: 1 LOB: 1 BB: 0 P: 20	R: 2 E: 0 K: 0 S: 12	H: 2 LOB: 0 BB: 0 P: 19	R: 0 E: 0 K: 1 S: 7	H: 0 LOB: 1 BB: 1 P: 15	R: 0 E: 0 K: 0 S: 4	H: 0 LOB: 0 BB: 0 P: 8	R: 0 E: 0 K: 2 S: 7	H: 0 LOB: 0 BB: 0 P: 10	R: 0 E: 0 K: 0 S: 6	H: 0 LOB: 0 BB: 0 P: 10	R: 0 E: 0 K: 0 S: 8	H: 0 LOB: 0 BB: 1 P: 15	R: 0 E: 0 K: 1 S: 11	H: 1 LOB: 1 BB: 0 P: 14	R: 1 E: 0 K: 0 S: 11	H: 2 LOB: 1 BB: 0 P: 16	1B: 3 2B: 1 3B: 0 HR: 2	SF: 0 SAC: 0 DP: 1 HBP: 0	WP: 1 PB: 0 CS: 0	PA: 34
<b>PITCHER</b>	IP WLS BF H R ER SO BB IBB HBP BLK WP HR S P ERA WHIP																					
38 Jeremy Bonderman, R ERA: 5.91	(1, 1) 6.0 W 22 3 2 2 5 1 0 0 0 1 1 48 82 3.00 0.667																					
Chris Spurling, R ERA: 3.46	(7, 1) 3.0 S 12 3 1 1 1 1 0 0 0 0 0 1 30 45 3.00 1.333																					

Batter	1	2	3	4	5	6	7	8	9	AB	R	H	RBI	BB	SO	LOB	BOTTOM					
Andres Torres, S OBP: 0.296, SLG: 0.269										3	1	1	0	1	1	0	<p><b>Tampa Bay Devil Rays @ Detroit Tigers</b> Comerica Park, Detroit, MI Sun May 04 2003, 1:05 PM EDT Att. 12,956 - Sunny - 54 F</p> <p>livebaseballscores.com</p> <p>AB 31 R 7 H 11 RBI 5 BB 2 SO 4 LOB 12</p>					
20 Omar Infante, R OBP: 0.255, SLG: 0.261										2	0	0	0	1	1	0						
Bobby Higginson, L OBP: 0.336, SLG: 0.379										4	1	2	0	0	0	2						
Dmitri Young, S OBP: 0.238, SLG: 0.281										4	2	1	1	0	0	3						
Carlos Pena, L OBP: 0.265, SLG: 0.348										4	3	3	2	0	0	1						
Craig Monroe, R OBP: 0.386, SLG: 0.500										4	0	2	1	0	1	1						
Eric Munson, L OBP: 0.280, SLG: 0.324										3	0	1	1	0	0	2						
15 Brandon Inge, R OBP: 0.221, SLG: 0.132										4	0	0	0	0	1	2						
Ramon Santiago, S OBP: 0.313, SLG: 0.271										3	0	1	0	0	0	1						
<b>Inning Stats</b>	R: 1 E: 0 K: 0 S: 8	H: 0 LOB: 1 BB: 2 P: 18	R: 0 E: 0 K: 2 S: 10	H: 1 LOB: 0 BB: 0 P: 13	R: 0 E: 0 K: 0 S: 7	H: 2 LOB: 1 BB: 0 P: 10	R: 1 E: 0 K: 0 S: 8	H: 3 LOB: 2 BB: 0 P: 16	R: 0 E: 0 K: 2 S: 8	H: 0 LOB: 0 BB: 0 P: 12	R: 2 E: 0 K: 0 S: 11	H: 3 LOB: 0 BB: 0 P: 16	R: 0 E: 0 K: 0 S: 4	H: 0 LOB: 0 BB: 0 P: 5	R: 3 E: 1 K: 0 S: 13	H: 2 LOB: 0 BB: 0 P: 22	R: 1 E: 0 K: 0 S: 11	H: 2 LOB: 0 BB: 0 P: 16	1B: 7 2B: 3 3B: 0 HR: 1	SF: 1 SAC: 1 DP: 2 HBP: 0	WP: 2 PB: 0 CS: 0	PA: 35
<b>PITCHER</b>	IP WLS BF H R ER SO BB IBB HBP BLK WP HR S P ERA WHIP																					
Jorge Sosa, R ERA: 4.5	(1, 1) 7.0 L 29 9 4 4 4 4 2 0 0 0 0 1 56 90 5.14 1.571																					
Victor Zambrano, R ERA: 6.4	(8, 1) 1.0 6 2 3 1 0 0 0 0 0 0 1 0 13 22 9.00 2.000																					

Batter	1	2	3	4	5	6	7	8	9	AB	R	H	RBI	BB	SO	LOB	TOP				
<b>Andres Torres, S</b> OBP: 0.313, SLG: 0.267 (1, 8)	G4-3		FC4-6 20 1B BB	F9		K			G4-3 20 1B WP	4	2	1	0	1	1	1					
<b>20 Omar Infante, R</b> OBP: 0.272, SLG: 0.271 (1, 6)	G3 1B		FC4-6 1B	G6-3			F 1B G6-3 BB		G4-3	4	1	2	0	1	0	1					
<b>Bobby Higginson, L</b> OBP: 0.347, SLG: 0.383 (1, 9)	G3		FC4-6 2B		G6-3 S BB		E7 G6-3 1B		WP 1B	4	1	2	1	1	0	3					
<b>Dmitri Young, S</b> OBP: 0.255, SLG: 0.300 (1, 10)			E 2B		G6-3		G6-3		WP 1B	4	1	2	2	1	0	2					
<b>Carlos Pena, L</b> OBP: 0.252, SLG: 0.330 (1, 3)	P6		E4 1B 1B		K		P5		K	5	1	0	0	0	2	5					
<b>Craig Monroe, R</b> OBP: 0.367, SLG: 0.467 (1, 7)		G6-3			K			K	K	5	0	1	0	0	3	3					
<b>Eric Munson, L</b> OBP: 0.291, SLG: 0.333 (1, 5)		G5-3				B3 S 1B		G4-3		4	0	2	1	0	0	0					
<b>15 Brandon Inge, R</b> OBP: 0.222, SLG: 0.127 (1, 2)			F9			K				3	0	0	0	0	2	3					
<b>Ramon Santiago, S</b> OBP: 0.298, SLG: 0.257 (1, 4)			G6-3		K		B3		F8	4	0	0	0	0	1	2					
<b>Inning Stats</b>	R: 0 E: 0 K: 0 S: 11	H: 1 LOB: 2 BB: 1 P: 21	R: 0 E: 0 K: 1 S: 8	H: 0 LOB: 0 BB: 0 P: 10	R: 4 E: 1 K: 0 S: 17	H: 4 LOB: 2 BB: 1 P: 32	R: 0 E: 0 K: 1 S: 7	H: 0 LOB: 0 BB: 0 P: 10	R: 0 E: 0 K: 2 S: 16	H: 1 LOB: 1 BB: 1 P: 23	R: 1 E: 1 K: 0 S: 6	H: 1 LOB: 0 BB: 1 P: 11	R: 0 E: 0 K: 1 S: 9	H: 0 LOB: 0 BB: 0 P: 12	R: 1 E: 0 K: 2 S: 15	H: 3 LOB: 2 BB: 0 P: 24	1B: 9 2B: 1 3B: 0 HR: 0	SF: 0 SAC: 0 DP: 1 HBP: 1	WP: 2 PB: 0 SB: 2 CS: 0	PA: 42	
<b>PITCHER</b>	IP	WLS	BF	H	R	ER	SO	BB	IBB	HBP	BLK	WP	HR	S	P	ERA	WHIP				
<b>Jason Johnson, R</b> ERA: 2.27 (1, 1)	6.0	L	28	6	4	2	6	3	0	0	0	0	0	72	114	3.00	1.500				
<b>Willis Roberts, R</b> ERA: 3.57 (7, 1)	2.1		10	2	2	1	1	1	0	1	0	1	0	19	30	3.86	1.286				
<b>B.J. Ryan, L</b> ERA: 2.31 (9, 1)	0.2		4	2	0	0	2	0	0	0	0	1	0	11	17	0.00	3.000				

**Detroit Tigers @ Baltimore Orioles**  
 Oriole Park at Camden Yards, Baltimore, MD  
 Mon May 05 2003, 7:05 PM EDT  
 Att: 17,267 - Cloudy - 49 F

AB	37
R	6
H	10
RBI	4
BB	4
SO	9
LOB	20



Batter	1	2	3	4	5	6	7	8	9	AB	R	H	RBI	BB	SO	LOB	BOTTOM					
<b>Jerry Hairston, R</b> OBP: 0.389, SLG: 0.420 (1, 4)	P6		F9		F7					4	0	1	0	0	0	1						
<b>6 Melvin Mora, R</b> OBP: 0.425, SLG: 0.589 (1, 6)	G6-3		G5-3			FC4-6 1B				4	0	2	0	0	0	0						
<b>David Segui, S</b> OBP: 0.431, SLG: 0.400 (1, 10)	G6-3				2B	FC4-6 1-2 2-3			K	4	0	1	0	0	1	3						
<b>Jeff Conine, R</b> OBP: 0.366, SLG: 0.441 (1, 3)		G5-4-3 31 BB 2B		G5-3		L8		G5-3		3	1	0	0	1	0	4						
<b>31 Jay Gibbons, L</b> OBP: 0.321, SLG: 0.412 (1, 9)				F9		P4			K	3	0	0	0	1	1	2						
<b>Tony Batista, R</b> OBP: 0.328, SLG: 0.410 (1, 5)		G5-4-3			F8			F8		4	0	1	0	0	0	3						
<b>Larry Bigbie, L</b> OBP: 0.333, SLG: 0.345 (1, 7)						G4-6-3 1B			F7	3	0	1	1	1	0	1						
<b>Brook Fordyce, R</b> OBP: 0.280, SLG: 0.348 (1, 2)						FC9-6 BB			F9	3	0	0	0	0	1	2						
<b>Gary Matthews, S</b> OBP: 0.242, SLG: 0.350 (1, 8)					F7	FC4-6			G4-3	3	0	0	0	0	0	1						
<b>Inning Stats</b>	R: 0 E: 0 K: 0 S: 6	H: 0 LOB: 0 BB: 0 P: 10	R: 1 E: 0 K: 1 S: 12	H: 1 LOB: 2 BB: 2 P: 25	R: 0 E: 0 K: 0 S: 6	H: 0 LOB: 0 BB: 0 P: 10	R: 0 E: 0 K: 0 S: 6	H: 1 LOB: 1 BB: 0 P: 9	R: 0 E: 0 K: 0 S: 8	H: 0 LOB: 1 BB: 1 P: 15	R: 0 E: 0 K: 0 S: 9	H: 1 LOB: 0 BB: 0 P: 15	R: 0 E: 0 K: 0 S: 5	H: 1 LOB: 0 BB: 0 P: 8	R: 0 E: 0 K: 1 S: 12	H: 2 LOB: 0 BB: 0 P: 20	R: 0 E: 0 K: 1 S: 8	H: 0 LOB: 0 BB: 0 P: 14	1B: 4 2B: 2 3B: 0 HR: 0	SF: 0 SAC: 0 DP: 2 HBP: 0	WP: 0 PB: 0 SB: 0 CS: 0	PA: 34
<b>PITCHER</b>	IP	WLS	BF	H	R	ER	SO	BB	IBB	HBP	BLK	WP	HR	S	P	ERA	WHIP					
<b>34 Nate Cornejo, R</b> ERA: 2.6 (1, 1)	7.1	W	29	6	1	1	1	3	0	0	0	0	0	58	102	1.23	1.227					
<b>Steve Sparks, R</b> ERA: 3.79 (8, 1)	1.2	S	5	0	0	0	2	0	0	0	0	0	0	14	24	0.00	0.000					

**Detroit Tigers @ Baltimore Orioles**  
 Oriole Park at Camden Yards, Baltimore, MD  
 Mon May 05 2003, 7:05 PM EDT  
 Att: 17,267 - Cloudy - 49 F

AB	31
R	1
H	6
RBI	1
BB	3
SO	3
LOB	17





Batter	1	2	3	4	5	6	7	8	9	AB	R	H	RBI	BB	SO	LOB	TOP					
Andres Torres, S OBP: 0.297, SLG: 0.257 (1, 8)										5	0	1	0	0	0	0						
20 Omar Infante, R OBP: 0.297, SLG: 0.290 (1, 6)										4	2	2	0	1	0	0						
Bobby Higginson, L OBP: 0.397, SLG: 0.387 (1, 9)										4	2	2	1	1	0	3						
Dmitry Young, S OBP: 0.287, SLG: 0.429 (1, 10)										5	2	5	5	0	0	0						
Carlos Pena, L OBP: 0.252, SLG: 0.320 Dean Palmer, R OBP: 0.225, SLG: 0.154 Ramon Santiago, S OBP: 0.298, SLG: 0.257 (1, 3)										3	0	0	0	1	0	2						
Craig Monroe, R OBP: 0.352, SLG: 0.429 (1, 7)										4	0	0	0	1	1	3						
Eric Munson, L OBP: 0.278, SLG: 0.316 (1, 5)										4	0	0	0	0	1	3						
Shane Halter, R OBP: 0.254, SLG: 0.343 (1, 4)										4	1	1	1	0	2	0						
Matt Walbeck, S OBP: 0.077, SLG: 0.115 (1, 2)										4	0	1	0	0	0	0						
<b>Inning Stats</b>	R: 0 E: 0 K: 0 S: 8	H: 0 LOB: 0 BB: 0 P: 11	R: 1 E: 0 K: 1 S: 9	H: 1 LOB: 0 BB: 0 P: 14	R: 3 E: 0 K: 0 S: 12	H: 4 LOB: 2 BB: 1 P: 23	R: 0 E: 0 K: 1 S: 14	H: 2 LOB: 3 BB: 1 P: 23	R: 1 E: 0 K: 1 S: 9	H: 1 LOB: 0 BB: 0 P: 11	R: 0 E: 0 K: 0 S: 10	H: 0 LOB: 0 BB: 0 P: 10	R: 1 E: 0 K: 0 S: 8	H: 3 LOB: 2 BB: 1 P: 18	R: 0 E: 0 K: 1 S: 8	H: 0 LOB: 0 BB: 0 P: 10	R: 1 E: 0 K: 0 S: 11	H: 1 LOB: 1 BB: 1 P: 18	1B: 6 2B: 2 3B: 2 HR: 3	SF: 0 SAC: 0 DP: 1 HBP: 0	WP: 0 PB: 0 SB: 0 CS: 0	PA: 42
<b>PITCHER</b>	IP	WLS	BF	H	R	ER	SO	BB	IBB	HBP	BLK	WP	HR	S	P	ERA	WHIP					
Pat Hentgen, R ERA: 4.66 (1, 1)	4.0		21	7	4	4	2	2	0	0	0	0	1	43	71	9.00	2.250					
Travis Driskill, R ERA: 4.5 (5, 1)	4.0		16	4	2	2	2	1	0	0	0	0	1	35	49	4.50	1.250					
Buddy Groom, L ERA: 0.82 (9, 1)	1.0	L	5	1	1	1	0	1	0	0	0	0	0	11	18	9.00	2.000					

Detroit Tigers @ Baltimore Orioles  
Oriole Park at Camden Yards, Baltimore, MD  
Tue May 06 2003, 7:05 PM EDT  
Att: 22,906 - Overcast - 60 F

AB 38  
R 7  
H 12  
RBI 7  
BB 4  
SO 4  
LOB 12



Batter	1	2	3	4	5	6	7	8	9	AB	R	H	RBI	BB	SO	LOB	BOTTOM					
Jerry Hairston, R OBP: 0.390, SLG: 0.414 (1, 4)										4	0	1	0	1	0	1						
6 Melvin Mora, R OBP: 0.418, SLG: 0.566 (1, 7)										3	1	0	0	1	1	2						
David Segui, S OBP: 0.376, SLG: 0.388 Jose Morban, S OBP: 0.333, SLG: 1.333 (6, PR)										4	0	1	0	0	0	2						
Jeff Conine, R OBP: 0.363, SLG: 0.435 (1, 3)										4	0	1	2	0	2	1						
31 Jay Gibbons, L OBP: 0.326, SLG: 0.410 (1, 9)										3	0	1	0	1	0	0						
Tony Batista, R OBP: 0.319, SLG: 0.397 (1, 5)										4	1	0	0	0	1	3						
Deivi Cruz, R OBP: 0.376, SLG: 0.245 Larry Bigbie, L OBP: 0.324, SLG: 0.333 (9, PH)										3	2	2	1	1	0	0						
Geronimo Gil, R OBP: 0.271, SLG: 0.277 (1, 2)										4	1	1	2	0	0	2						
Gary Matthews, S OBP: 0.242, SLG: 0.371 (1, 8)										4	1	1	2	0	0	2						
<b>Inning Stats</b>	R: 0 E: 0 K: 1 S: 8	H: 1 LOB: 1 BB: 0 P: 13	R: 0 E: 0 K: 0 S: 4	H: 0 LOB: 0 BB: 0 P: 7	R: 0 E: 0 K: 0 S: 9	H: 0 LOB: 0 BB: 0 P: 14	R: 0 E: 0 K: 1 S: 10	H: 0 LOB: 0 BB: 0 P: 16	R: 3 E: 1 K: 0 S: 15	H: 2 LOB: 1 BB: 1 P: 25	R: 0 E: 0 K: 0 S: 10	H: 0 LOB: 0 BB: 1 P: 18	R: 0 E: 0 K: 0 S: 7	H: 0 LOB: 0 BB: 0 P: 10	R: 3 E: 2 K: 1 S: 21	H: 4 LOB: 2 BB: 0 P: 32	R: 0 E: 0 K: 1 S: 11	H: 0 LOB: 2 BB: 2 P: 22	1B: 6 2B: 0 3B: 0 HR: 1	SF: 0 SAC: 1 DP: 1 HBP: 0	WP: 0 PB: 0 SB: 2 CS: 0	PA: 38
<b>PITCHER</b>	IP	WLS	BF	H	R	ER	SO	BB	IBB	HBP	BLK	WP	HR	S	P	ERA	WHIP					
Mike Maroth, L ERA: 5.4 (1, 1)	7.0		25	3	3	3	2	2	0	0	0	0	0	12	18	0.00	3.000					
Matt Anderson, R ERA: 6.17 (8, 1)	0.2	H	5	2	3	0	0	0	0	0	0	0	0	3	4	∞	∞					
Chris Spurling, R ERA: 3.46 (8, 1)	0.0	B	1	1	0	0	0	0	0	0	0	0	0	2	4	∞	∞					
Jamie Walker, L ERA: 3.52 Franklyn Geerman, R ERA: 4.61 (8, 1)	1.1	W	6	0	0	0	2	2	0	0	0	0	0	15	28	0.00	1.500					

Detroit Tigers @ Baltimore Orioles  
Oriole Park at Camden Yards, Baltimore, MD  
Tue May 06 2003, 7:05 PM EDT  
Att: 22,906 - Overcast - 60 F

AB 33  
R 6  
H 7  
RBI 5  
BB 4  
SO 4  
LOB 12



Batter	1	2	3	4	5	6	7	8	9	AB	R	H	RBI	BB	SO	LOB	TOP								
<b>Andres Torres, S</b> OBP: 0.317, SLG: 0.263 (1, 8)	L1	1B		SH3-4		G6-3		20 CS BB		3	0	1	0	1	0	0									
<b>20 Omar Infante, R</b> OBP: 0.301, SLG: 0.298 (1, 6)	FC6-4 BB	1B		G1-3			1B BB	CS	G5-3	4	1	2	1	1	1	1									
<b>Bobby Higginson, L</b> OBP: 0.373, SLG: 0.395 (1, 10)	FC6-4 BB			G1-3			BB 1B		S 1B BB	3	2	2	0	2	0	1									
<b>Dmitri Young, S</b> OBP: 0.283, SLG: 0.418 (1, 5)	FC6-4			L9			BB		K	5	0	1	0	0	1	5									
<b>Dean Palmer, R</b> OBP: 0.234, SLG: 0.159 <b>Carlos Pena, L</b> OBP: 0.252, SLG: 0.320 (1, 3) (9, 3)	F8			1B BB		G1-3		F3	HR 1B	4	1	1	1	1	0	5									
<b>Craig Monroe, R</b> OBP: 0.373, SLG: 0.491 (1, 9)		G6-3		B1-5-4		K			HR	4	1	2	4	1	1	0									
<b>Shane Halter, R</b> OBP: 0.250, SLG: 0.324 (1, 4)		15 HR BB		B1-5-4		G4-3		G5-2-3	P3	4	1	0	0	1	0	5									
<b>15 Brandon Inge, R</b> OBP: 0.235, SLG: 0.227 (1, 2)		1-H HR				L9			K	4	2	2	3	0	1	0									
<b>Gene Kingsale, S</b> OBP: 0.338, SLG: 0.303 (1, 7)	F8			SH3-4		K		G5-3		4	1	1	0	0	1	0									
<b>Inning Stats</b>	R: 0 E: 0 K: 0 S: 9	H: 1 LOB: 2 BB: 1 P: 16	R: 2 E: 0 K: 1 S: 15	H: 2 LOB: 1 BB: 1 P: 23	R: 1 E: 0 K: 0 S: 7	H: 2 LOB: 1 BB: 1 P: 15	R: 2 E: 0 K: 0 S: 10	H: 3 LOB: 1 BB: 0 P: 18	R: 0 E: 0 K: 1 S: 7	H: 0 LOB: 0 BB: 0 P: 9	R: 0 E: 0 K: 1 S: 7	H: 0 LOB: 0 BB: 0 P: 13	R: 1 E: 0 K: 0 S: 14	H: 2 LOB: 2 BB: 2 P: 25	R: 0 E: 0 K: 1 S: 10	H: 0 LOB: 0 BB: 1 P: 17	R: 3 E: 0 K: 1 S: 13	H: 2 LOB: 0 BB: 1 P: 22	1B: 8 2B: 1 3B: 0 HR: 3	SF: 0 SAC: 1 DP: 2 HBP: 0	WP: 0 PB: 0 SB: 2 CS: 1	PA: 44			
<b>PITCHER</b>	IP	WLS	BF	H	R	ER	SO	BB	IBB	HBP	BLK	WP	HR	S	P	ERA	WHIP								
<b>Omar Daal, L</b> ERA: 5.67 <b>Rick Bauer, R</b> ERA: 5.24 <b>Kerry Ligtenberg, R</b> ERA: 3.45 <b>Jorge Julio, R</b> ERA: 4.73	(1, 1) (5, 1) (8, 1) (9, 1)	4.0 3.0 1.0 1.0	L H H H	22 12 3 6	8 2 0 2	5 1 0 3	5 1 0 3	1 2 0 2	3 2 1 1	0 0 0 0	0 0 0 0	0 0 0 0	2 28 10 13	41 72 17 22	72 3.00 0.00 27.00	11.25 3.00 0.00 3.00	2.750 1.333 1.000 3.000								

Detroit Tigers @ Baltimore Orioles  
 Oriole Park at Camden Yards, Baltimore, MD  
 Wed May 07 2003, 3:05 PM EDT  
 Att: 22,770 - Cloudy - 80 F

AB 35  
 R 9  
 H 12  
 RBI 9  
 BB 7  
 SO 5  
 LOB 17



Batter	1	2	3	4	5	6	7	8	9	AB	R	H	RBI	BB	SO	LOB	BOTTOM								
<b>Jerry Hairston, R</b> OBP: 0.390, SLG: 0.413 (1, 4)	F7	L9			1B		BB		G6-3	5	1	2	0	0	0	2									
<b>6 Melvin Mora, R</b> OBP: 0.406, SLG: 0.538 (1, 6)	F9			G5-3	1B		K		G6-3	4	1	0	0	1	1	1									
<b>David Segui, S</b> OBP: 0.458, SLG: 0.481 (1, 10)	HR			1B	1B		BB			3	2	3	1	1	0	0									
<b>Jeff Conine, R</b> OBP: 0.367, SLG: 0.432 (1, 3)	BB			1B	1B		F9			3	0	1	1	1	0	4									
<b>31 Jay Gibbons, L</b> OBP: 0.317, SLG: 0.400 (1, 9)	F9			G3-1	SF9		P4			3	0	0	2	0	0	4									
<b>Tony Batista, R</b> OBP: 0.309, SLG: 0.384 (1, 5)		G6-3		G5-3	K				F8	4	0	0	0	0	1	2									
<b>Larry Bigbie, L</b> OBP: 0.316, SLG: 0.324 (1, 7)	G6-3			G4-3			F7		K	4	0	1	0	0	1	0									
<b>Brook Fordyce, R</b> OBP: 0.259, SLG: 0.320 (1, 2)	G6-3			G5-3			F9		G6-3	4	0	0	0	0	0	1									
<b>Gary Matthews, S</b> OBP: 0.242, SLG: 0.362 (1, 8)				G4-3			K		G1	3	0	0	0	1	1	0									
<b>Inning Stats</b>	R: 1 E: 0 K: 0 S: 11	H: 1 LOB: 1 BB: 1 P: 19	R: 0 E: 0 K: 0 S: 9	H: 1 LOB: 2 BB: 1 P: 19	R: 1 E: 0 K: 0 S: 8	H: 2 LOB: 1 BB: 0 P: 14	R: 0 E: 0 K: 0 S: 4	H: 0 LOB: 0 BB: 0 P: 8	R: 2 E: 0 K: 1 S: 17	H: 2 LOB: 1 BB: 1 P: 25	R: 0 E: 0 K: 1 S: 6	H: 0 LOB: 0 BB: 0 P: 9	R: 0 E: 0 K: 1 S: 20	H: 1 LOB: 2 BB: 1 P: 34	R: 0 E: 0 K: 1 S: 9	H: 0 LOB: 0 BB: 0 P: 13	R: 0 E: 0 K: 0 S: 6	H: 0 LOB: 0 BB: 0 P: 7	1B: 6 2B: 0 3B: 0 HR: 1	SF: 1 SAC: 0 DP: 0 HBP: 0	WP: 0 PB: 0 SB: 1 CS: 0	PA: 38			
<b>PITCHER</b>	IP	WLS	BF	H	R	ER	SO	BB	IBB	HBP	BLK	WP	HR	S	P	ERA	WHIP								
<b>Gary Knotts, R</b> ERA: 4.83 <b>Matt Roney, R</b> ERA: 2.97 <b>Jamie Walker, L</b> ERA: 3.0 <b>Steve Sparks, R</b> ERA: 3.6	(1, 1) (6, 1) (7, 1) (9, 1)	5.0 1.2 1.1 1.0	W H H H	24 7 4 3	4 1 0 0	4 0 0 0	4 2 0 0	1 0 0 0	3 1 0 0	0 0 0 0	0 0 0 0	0 0 0 0	0 0 0 0	1 23 12 6	49 38 18 7	85 0.00 0.00 0.00	1.800 1.200 0.000 0.000								

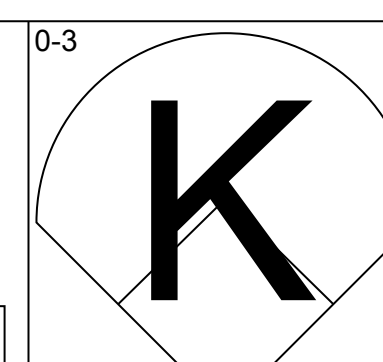
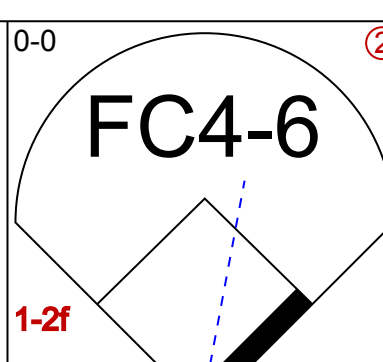
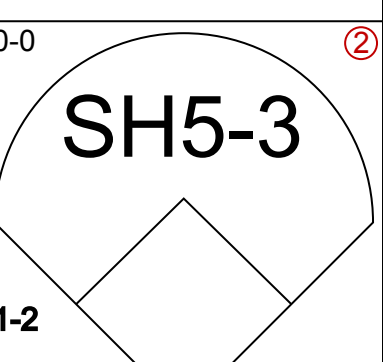
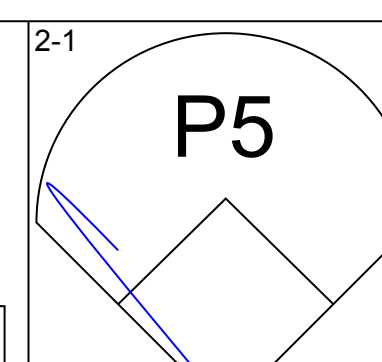
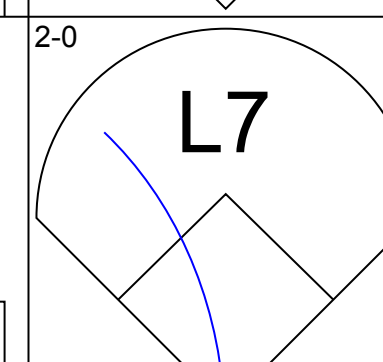
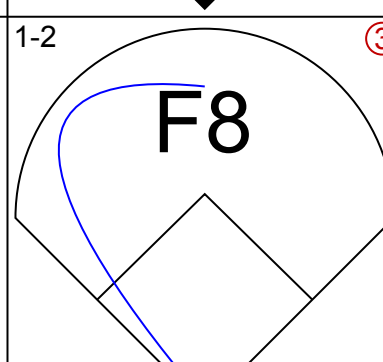
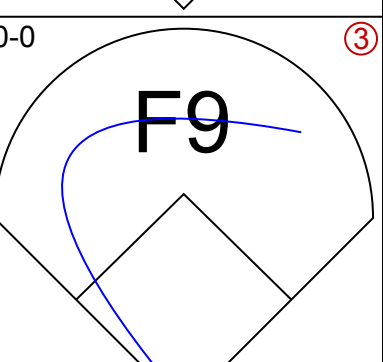
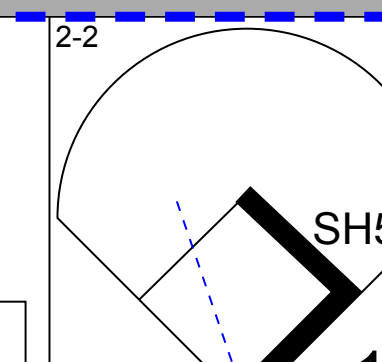
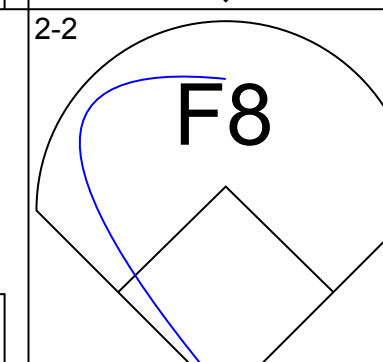
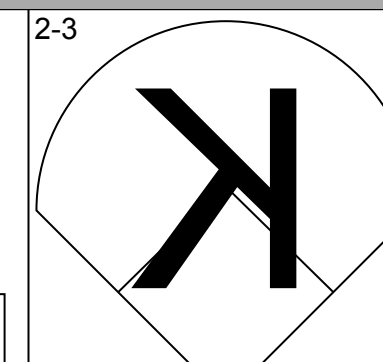
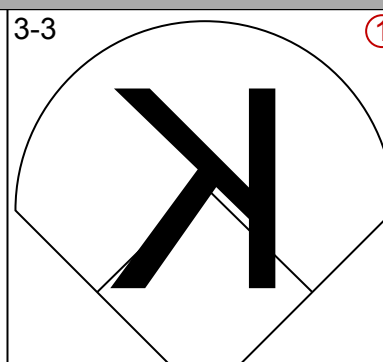
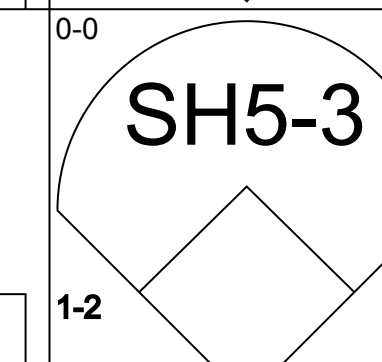
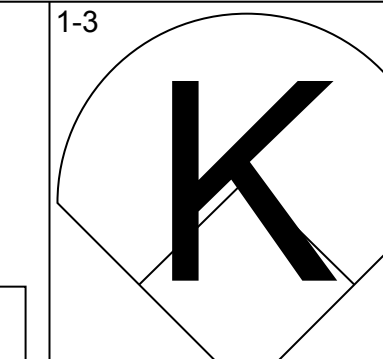
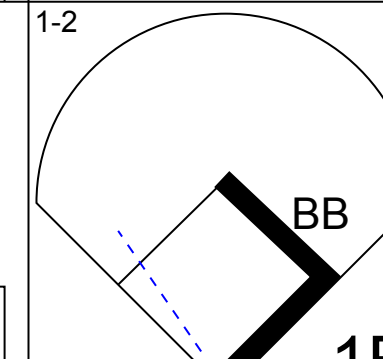
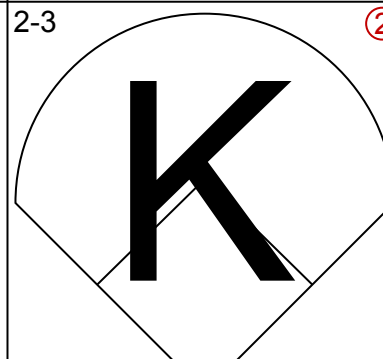
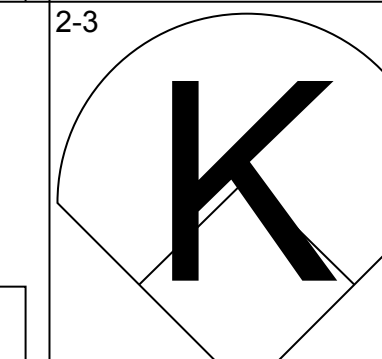
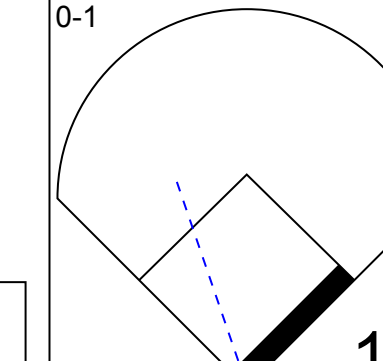
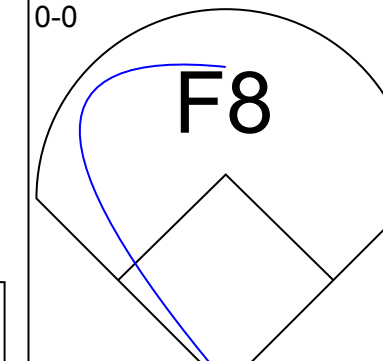
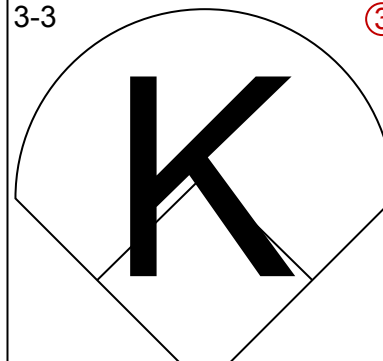
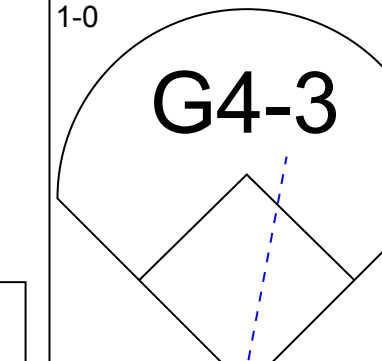
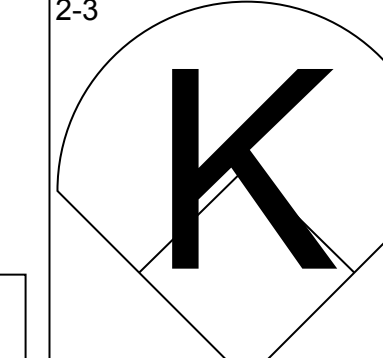
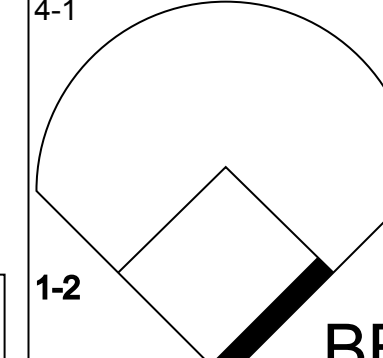
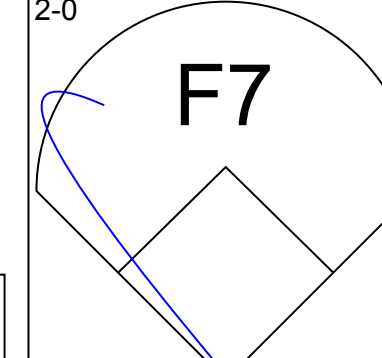
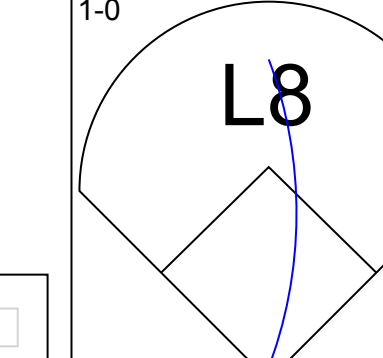
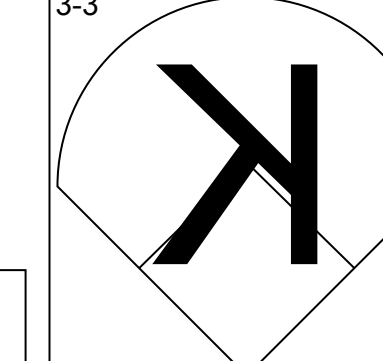
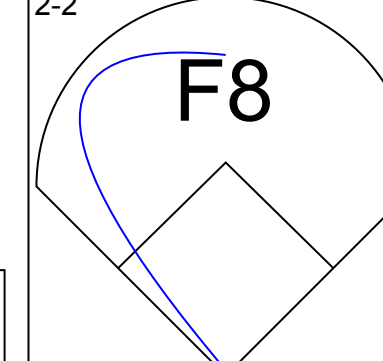
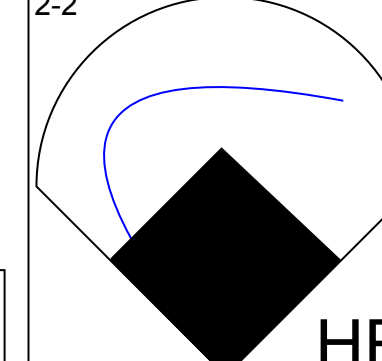
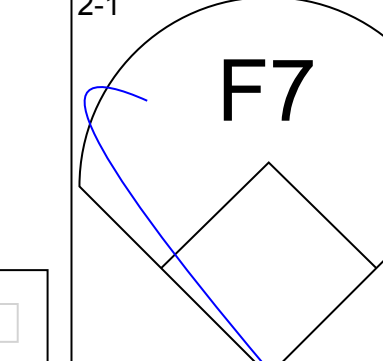
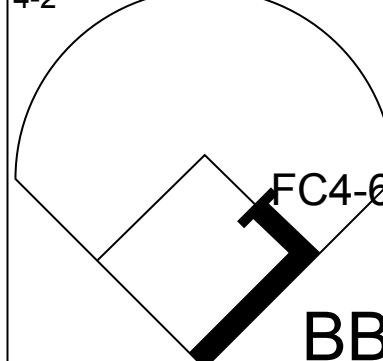
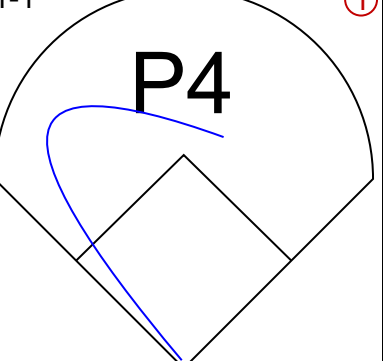
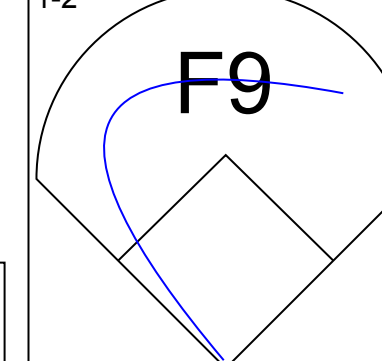
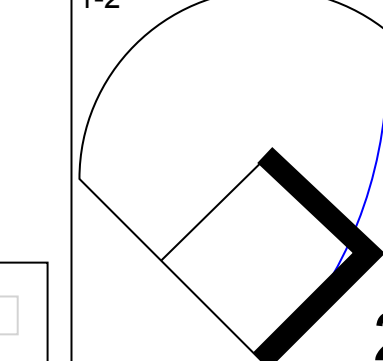

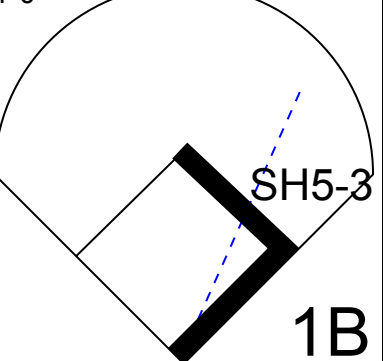
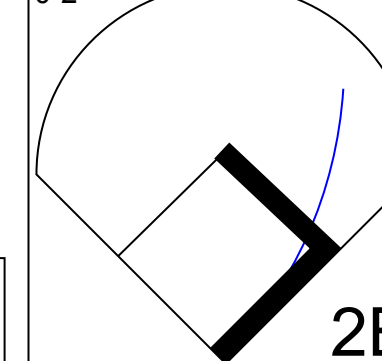
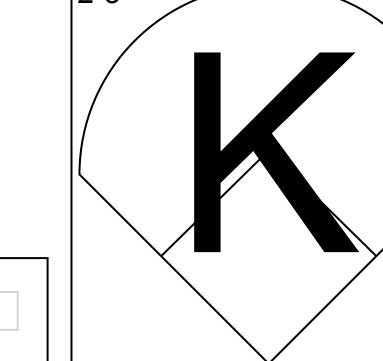
Detroit Tigers @ Baltimore Orioles  
 Oriole Park at Camden Yards, Baltimore, MD  
 Wed May 07 2003, 3:05 PM EDT  
 Att: 22,770 - Cloudy - 80 F

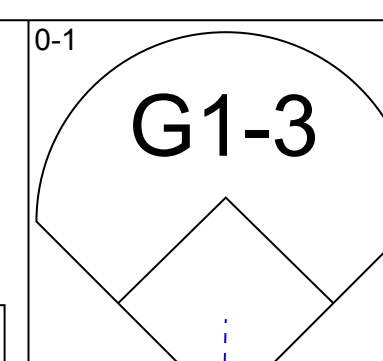
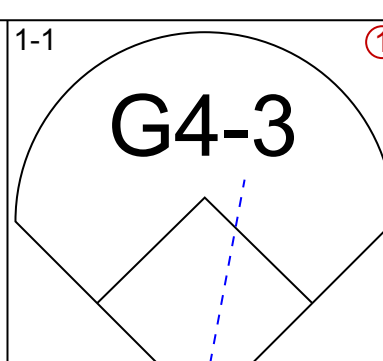
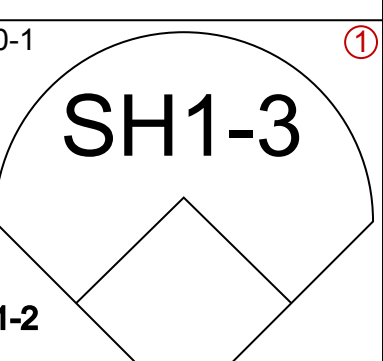
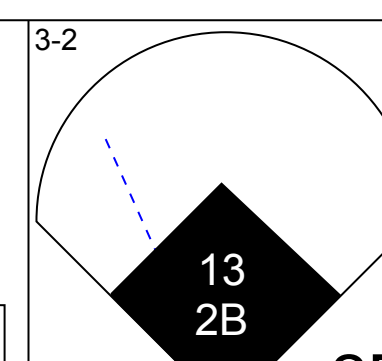
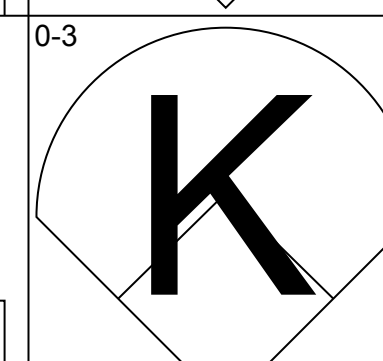
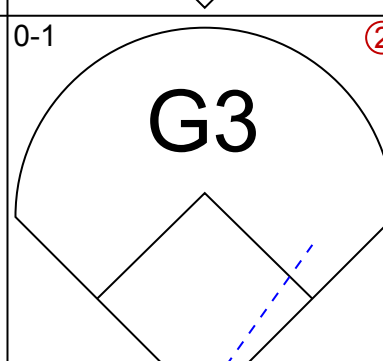
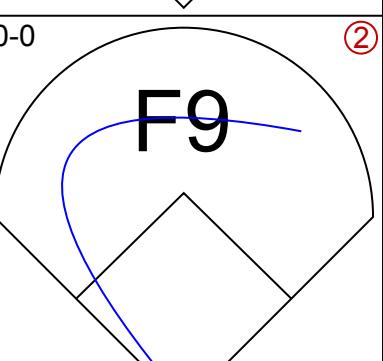
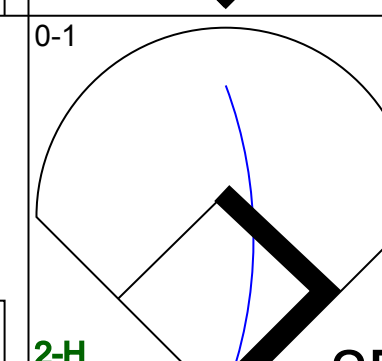
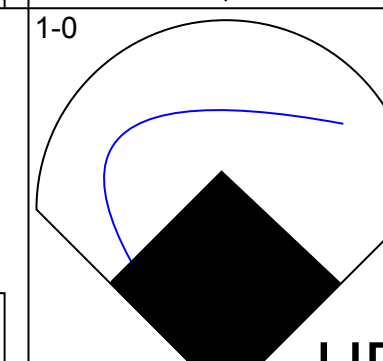
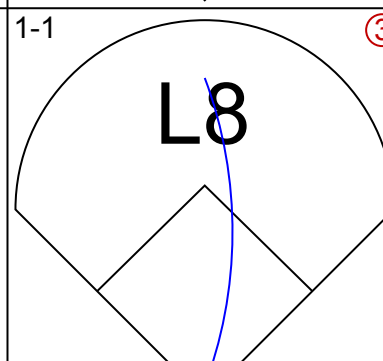
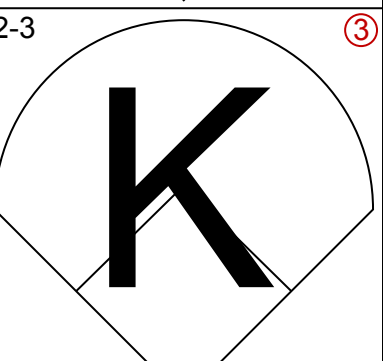
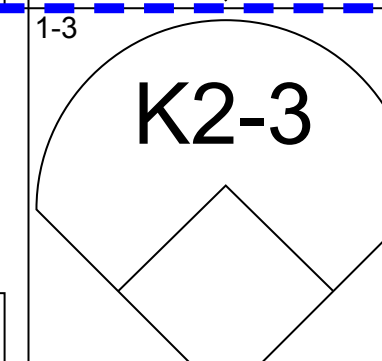
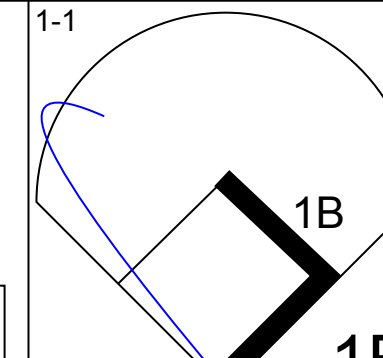
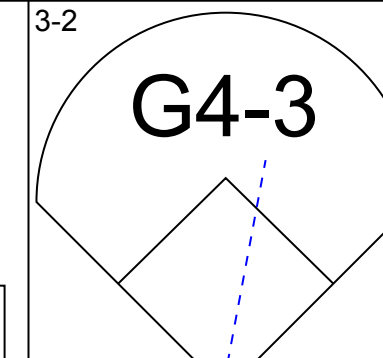
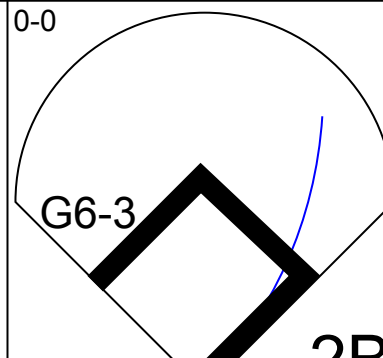
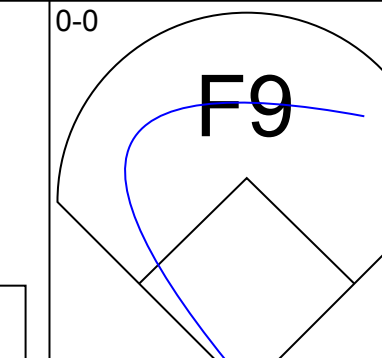
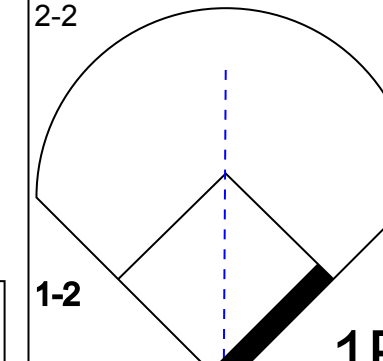
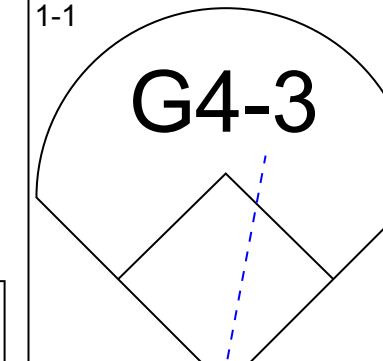
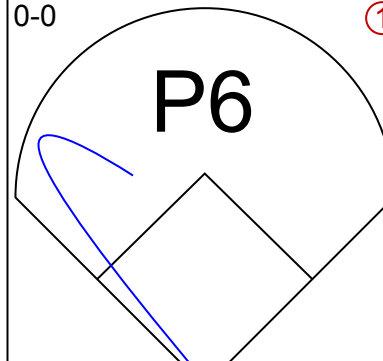
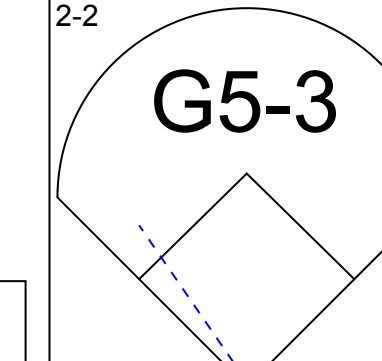
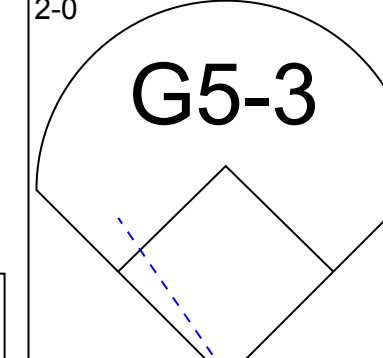
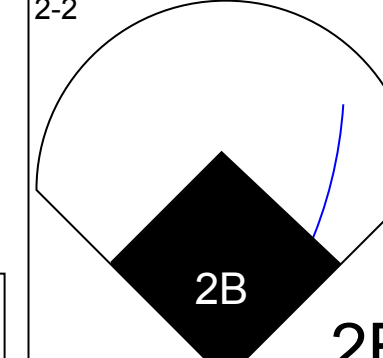
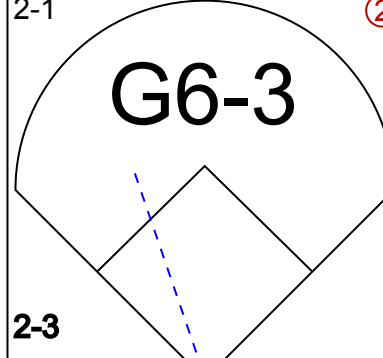
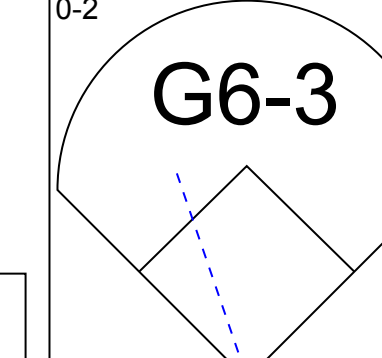
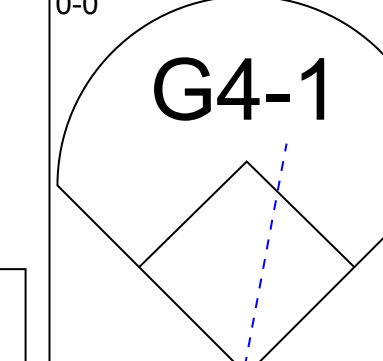
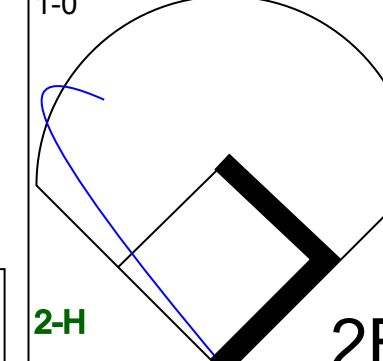
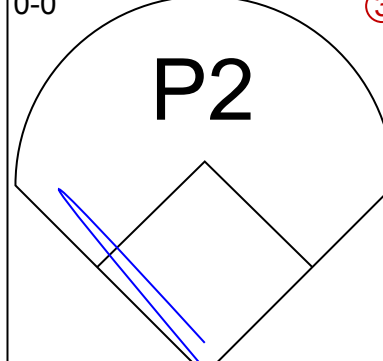
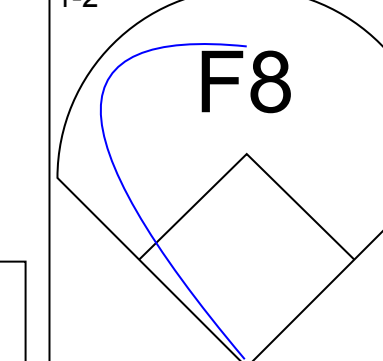
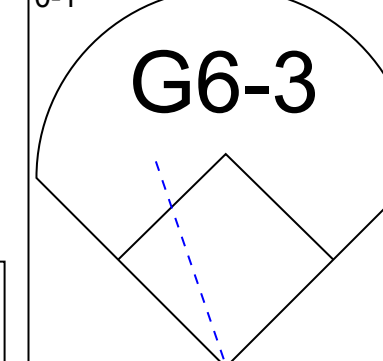
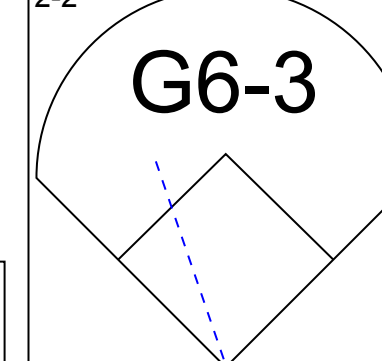
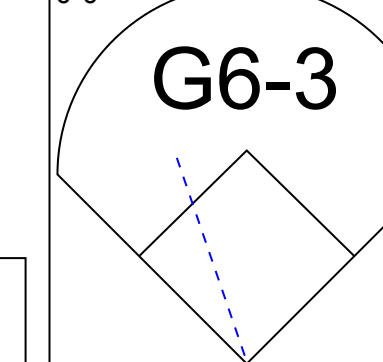
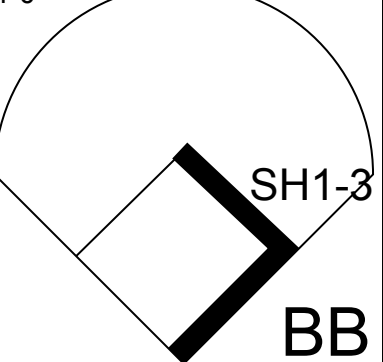
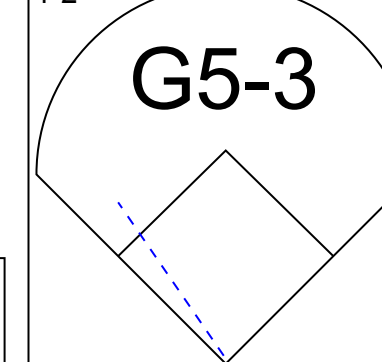
AB 33  
 R 4  
 H 7  
 RBI 4  
 BB 4  
 SO 4  
 LOB 14



Batter	1	2	3	4	5	6	7	8	9	AB	R	H	RBI	BB	SO	LOB	TOP				
<b>Andres Torres, S</b> OBP: 0.295, SLG: 0.244	G4-3		SH1-3			F8		K		3	0	0	0	0	1	0	<b>Detroit Tigers @ Tampa Bay Devil Rays</b> Tropicana Field, St. Petersburg, FL Fri May 09 2003, 7:15 PM EDT Att: 8,894 - Dome - 72 F				
<b>20 Omar Infante, R</b> OBP: 0.299, SLG: 0.290	P3		F9			BB		G6-3		3	0	0	0	1	0	1					
<b>Bobby Higginson, L</b> OBP: 0.384, SLG: 0.391	BB		G6-3			BB		BB		1	0	0	0	3	0	1					
<b>Dmitri Young, S</b> OBP: 0.290, SLG: 0.411	BB				F9			BB		2	0	0	0	2	0	2					
<b>Dean Palmer, R</b> OBP: 0.235, SLG: 0.163	F9				K			BB		4	0	1	0	0	2	4					
<b>Craig Monroe, R</b> OBP: 0.349, SLG: 0.456		K			G4-3			F8		4	0	0	0	0	1	1					
<b>Carlos Pena, L</b> OBP: 0.252, SLG: 0.310	G4-3					G4-6-3		F8		3	0	0	0	0	0	1					
<b>Shane Halter, R</b> OBP: 0.250, SLG: 0.320	P4				G4-6-3			K		4	0	1	0	0	1	1					
<b>15 Brandon Inge, R</b> OBP: 0.227, SLG: 0.218			E5		F7			K		3	0	0	0	0	1	2					
<b>Inning Stats</b>	R: 0 E: 0 K: 1 S: 15	H: 0 LOB: 2 BB: 2 P: 29	R: 0 E: 0 K: 1 S: 8	H: 0 LOB: 0 BB: 0 P: 13	R: 0 E: 1 K: 0 S: 9	H: 0 LOB: 1 BB: 0 P: 15	R: 0 E: 0 K: 1 S: 9	H: 0 LOB: 0 BB: 0 P: 13	R: 0 E: 0 K: 0 S: 4	H: 0 LOB: 1 BB: 2 P: 6	R: 0 E: 0 K: 1 S: 10	H: 2 LOB: 2 BB: 0 P: 14	R: 0 E: 0 K: 2 S: 12	H: 0 LOB: 2 BB: 2 P: 21	R: 0 E: 0 K: 1 S: 8	H: 0 LOB: 0 BB: 0 P: 9	1B: 2 2B: 0 3B: 0 HR: 0	SF: 0 SAC: 1 DP: 2 HBP: 1	WP: 0 PB: 0 SB: 0 CS: 0	PA: 35	
<b>PITCHER</b>	IP	WLS	BF	H	R	ER	SO	BB	IBB	HBP	BLK	WP	HR	S	P	ERA	WHIP				
<b>Jim Parque, L</b> ERA: 9.24	6.0	W	23	1	0	0	2	4	0	1	0	0	0	57	100	0.00	0.833				
<b>Travis Harper, R</b> ERA: 3.24	1.2	H	6	1	0	0	2	0	0	0	0	0	0	10	15	0.00	0.600				
<b>John Rocker, L</b> ERA:	0.0		2	0	0	0	0	2	0	0	0	0	0	5	13	∞	∞				
<b>Lance Carter, R</b> ERA: 3.38	1.1	S	4	0	0	0	2	0	0	0	0	0	0	11	13	0.00	0.000				

Batter	1	2	3	4	5	6	7	8	9	AB	R	H	RBI	BB	SO	LOB	BOTTOM				
<b>13 Carl Crawford, L</b> OBP: 0.266, SLG: 0.313	BB		L9		FC1-2		K			4	0	2	0	0	1	0	<b>Detroit Tigers @ Tampa Bay Devil Rays</b> Tropicana Field, St. Petersburg, FL Fri May 09 2003, 7:15 PM EDT Att: 8,894 - Dome - 72 F				
<b>Marlon Anderson, L</b> OBP: 0.350, SLG: 0.327	K		G4-3		FC1-2		F8			4	0	0	0	0	1	2					
<b>5 Rocco Baldelli, R</b> OBP: 0.379, SLG: 0.503	K		1B		G5-3			G4-1		4	1	2	0	0	1	2					
<b>Aubrey Huff, L</b> OBP: 0.361, SLG: 0.536	BB		K2-3				F7	G4-1		3	0	0	0	1	1	2					
<b>Travis Lee, L</b> OBP: 0.351, SLG: 0.420	BB				F7		HR	P2		3	1	1	1	1	0	1					
<b>Al Martin, L</b> OBP: 0.337, SLG: 0.378	F8				E5			2B		3	0	2	0	0	0	3					
<b>Terry Shumpert, R</b> OBP: 0.256, SLG: 0.472					1B			2B		0	0	0	0	0	0	0					
<b>Jason Tyner, L</b> OBP: 1.000, SLG: 2.000								2B		1	0	1	1	0	0	0					
<b>Damion Easley, R</b> OBP: 0.211, SLG: 0.297		B1-3			G5-3		G4-3	F9		4	0	0	0	0	0	3					
<b>Javier Valentin, S</b> OBP: 0.268, SLG: 0.316		G5-3			F8		F7			3	0	0	0	0	0	2					
<b>Felix Escalona, R</b> OBP: 0.268, SLG: 0.316		G6-3					G6-3			3	0	0	0	0	1	0					
<b>Inning Stats</b>	R: 0 E: 0 K: 2 S: 12	H: 1 LOB: 3 BB: 2 P: 22	R: 0 E: 0 K: 0 S: 5	H: 0 LOB: 0 BB: 0 P: 8	R: 0 E: 0 K: 1 S: 10	H: 1 LOB: 1 BB: 0 P: 14	R: 0 E: 1 K: 0 S: 8	H: 1 LOB: 1 BB: 0 P: 15	R: 0 E: 0 K: 0 S: 5	H: 1 LOB: 1 BB: 0 P: 9	R: 1 E: 0 K: 0 S: 5	H: 2 LOB: 1 BB: 0 P: 8	R: 0 E: 0 K: 2 S: 11	H: 0 LOB: 0 BB: 0 P: 18	R: 1 E: 0 K: 0 S: 11	H: 2 LOB: 1 BB: 0 P: 17	1B: 3 2B: 2 3B: 2 HR: 1	SF: 0 SAC: 0 DP: 0 HBP: 0	WP: 0 PB: 0 SB: 1 CS: 0	PA: 34	
<b>PITCHER</b>	IP	WLS	BF	H	R	ER	SO	BB	IBB	HBP	BLK	WP	HR	S	P	ERA	WHIP				
<b>Adam Bernero, R</b> ERA: 4.87	7.0	L	30	7	2	2	5	2	0	0	0	0	0	59	97	2.57	1.286				
<b>Jamie Walker, L</b> ERA: 2.79	0.2		2	0	0	0	0	0	0	0	0	0	0	5	9	0.00	0.000				
<b>Chris Spurling, R</b> ERA: 3.38	0.1		2	1	0	0	0	0	0	0	0	0	0	3	5	0.00	3.000				

Batter	1	2	3	4	5	6	7	8	9	AB	R	H	RBI	BB	SO	LOB	TOP					
Andres Torres, S OBP: 0.277, SLG: 0.227										3	0	0	0	0	1	2	<b>Detroit Tigers @ Tampa Bay Devil Rays</b> Tropicana Field, St. Petersburg, FL Sat May 10 2003, 6:15 PM EDT Att. 12,325 - Dome - 72 F					
Shane Halter, R OBP: 0.250, SLG: 0.316										4	0	1	0	0	0	2						
Bobby Higginson, L Gene Kingsale, S OBP: 0.376, SLG: 0.381 OBP: 0.338, SLG: 0.303										3	0	0	0	0	2	0						
Dmitri Young, S OBP: 0.289, SLG: 0.405										4	0	1	0	0	3	1						
Carlos Pena, L OBP: 0.252, SLG: 0.308										4	0	1	0	0	1	2						
Craig Monroe, R OBP: 0.343, SLG: 0.433										3	0	0	0	1	1	1						
Eric Munson, L OBP: 0.277, SLG: 0.349										4	1	1	1	0	1	3						
15 Brandon Inge, R OBP: 0.239, SLG: 0.235										3	0	1	0	1	0	0						
Ramon Santiago, S OBP: 0.307, SLG: 0.282										4	0	2	0	0	2	2						
<b>Inning Stats</b>	R: 0 E: 0 K: 1 S: 7	H: 0 LOB: 0 BB: 0 P: 11	R: 0 E: 0 K: 3 S: 12	H: 1 LOB: 1 BB: 0 P: 18	R: 0 E: 0 K: 1 S: 10	H: 0 LOB: 1 BB: 1 P: 15	R: 0 E: 0 K: 1 S: 11	H: 1 LOB: 2 BB: 1 P: 20	R: 0 E: 0 K: 3 S: 10	H: 0 LOB: 0 BB: 0 P: 18	R: 1 E: 0 K: 0 S: 16	H: 2 LOB: 1 BB: 0 P: 23	R: 0 E: 0 K: 1 S: 8	H: 1 LOB: 1 BB: 0 P: 13	R: 0 E: 0 K: 1 S: 10	H: 1 LOB: 1 BB: 0 P: 16	1B: 4 2B: 2 3B: 0 HR: 1	SF: 0 SAC: 2 DP: 0 HBP: 0	WP: 0 PB: 0 SB: 0 CS: 0	PA: 36		
<b>PITCHER</b>	IP	WLS	BF	H	R	ER	SO	BB	IBB	HBP	BLK	WP	HR	S	P	ERA	WHIP					
Seth McClung, R ERA: 4.66	(1, 1)	7.0	W	28	5	1	1	9	2	0	0	0	0	1	71	112	1.29	1.000				
Al Levine, R ERA: 1.55	(8, 1)	1.0	H	4	1	0	0	1	0	0	0	0	0	8	13	0.00	1.000					
Lance Carter, R ERA: 3.22	(9, 1)	1.0	S	4	1	0	0	1	0	0	0	0	0	10	16	0.00	1.000					

Batter	1	2	3	4	5	6	7	8	9	AB	R	H	RBI	BB	SO	LOB	BOTTOM					
Jason Tyner, L OBP: 0.500, SLG: 1.000										3	1	1	0	0	0	0	<b>Detroit Tigers @ Tampa Bay Devil Rays</b> Tropicana Field, St. Petersburg, FL Sat May 10 2003, 6:15 PM EDT Att. 12,325 - Dome - 72 F					
13 Carl Crawford, L OBP: 0.286, SLG: 0.318										4	0	1	1	0	1	1						
Aubrey Huff, L OBP: 0.358, SLG: 0.549										4	1	1	1	0	2	2						
Travis Lee, L OBP: 0.356, SLG: 0.435										4	0	2	0	0	0	0						
Al Martin, L Terry Shumpert, R OBP: 0.337, SLG: 0.376 OBP: 0.250, SLG: 0.459										3	0	1	0	0	0	1						
Marlon Anderson, L OBP: 0.347, SLG: 0.333										4	1	1	0	0	0	3						
Javier Valentin, S OBP: 0.273, SLG: 0.341										3	0	1	1	0	0	1						
Damon Easley, R OBP: 0.203, SLG: 0.286										3	0	0	0	0	0	1						
Felix Escalona, R OBP: 0.273, SLG: 0.341										2	0	0	0	1	0	0						
<b>Inning Stats</b>	R: 1 E: 0 K: 1 S: 14	H: 3 LOB: 2 BB: 0 P: 20	R: 0 E: 0 K: 0 S: 5	H: 0 LOB: 0 BB: 0 P: 6	R: 0 E: 0 K: 0 S: 6	H: 0 LOB: 0 BB: 0 P: 8	R: 1 E: 0 K: 0 S: 11	H: 2 LOB: 1 BB: 0 P: 18	R: 0 E: 0 K: 1 S: 8	H: 1 LOB: 1 BB: 1 P: 14	R: 0 E: 0 K: 0 S: 5	H: 1 LOB: 0 BB: 0 P: 7	R: 1 E: 0 K: 1 S: 14	H: 2 LOB: 1 BB: 0 P: 21	R: 0 E: 0 K: 0 S: 8	H: 0 LOB: 0 BB: 0 P: 10	1B: 2 2B: 5 3B: 0 HR: 1	SF: 0 SAC: 1 DP: 0 HBP: 0	WP: 0 PB: 0 SB: 0 CS: 0	PA: 33		
<b>PITCHER</b>	IP	WLS	BF	H	R	ER	SO	BB	IBB	HBP	BLK	WP	HR	S	P	ERA	WHIP					
38 Jeremy Bonderman, R ERA: 5.59	(1, 1)	6.2	L	29	8	3	3	2	1	0	0	0	0	1	60	90	4.05	1.350				
Wilfredo Ledezma, L ERA: 4.4	(7, 1)	1.1		4	0	0	0	1	0	0	0	0	0	11	14	0.00	0.000					

AB	32
R	1
H	7
RBI	1
BB	2
SO	11
LOB	13



AB	31
R	3
H	8
RBI	3
BB	1
SO	3
LOB	9



Batter	1	2	3	4	5	6	7	8	9	AB R H RBI BB SO LOB	TOP											
<b>Andres Torres, S</b> OBP: 0.308, SLG: 0.292 (1, 8)	0-2 1B	4-2 1B	1-1 1B		1-0 L6			2-0 P6		4 2 2 0 1 0 2	<b>Detroit Tigers @ Tampa Bay Devil Rays</b> Tropicana Field, St. Petersburg, FL Sun May 11 2003, 1:15 PM EDT Att. 9,259 - Dome - 72 F											
<b>Shane Halter, R</b> OBP: 0.270, SLG: 0.333 (1, 6)	2-2 3B	0-0 1B	1-0 1B		0-0 FC6-4			0-3 K		5 2 3 2 0 1 2												
<b>Bobby Higginson, L</b> OBP: 0.377, SLG: 0.382 (1, 9)	0-0 F8	1-0 E 1B	2-2 G1-3			1-1 G4-6-3 1B		2-0 F9		5 1 2 1 0 0 2												
<b>Dmitri Young, S</b> OBP: 0.301, SLG: 0.438 (1, 10)	1-0 1B	1-1 E8		3-1 L9		1-0 G4-6-3 1B		0-0 1B SF9		5 2 3 2 0 0 1												
<b>Carlos Pena, L</b> OBP: 0.267, SLG: 0.324 (1, 3)	0-1 S 1B	0-1 SF7		1-2 F8		2-1 1B		1-1 BB E 1B		4 0 3 2 0 0 0												
<b>Craig Monroe, R</b> OBP: 0.319, SLG: 0.406 (1, 7)	0-0 F7	3-1 G6-3		0-2 K		1-3 K		0-0 SF9		4 0 0 1 0 2 3												
<b>Eric Munson, L</b> OBP: 0.303, SLG: 0.388 (1, 5)	4-2 1-2 BB		3-2 HR		4-0 1B BB		1-2 G3-1	4-2 BB		2 1 1 1 3 0 0												
<b>Matt Walbeck, S</b> OBP: 0.065, SLG: 0.097 (1, 2)	1-3 K		1-0 G5-3		1-2 P4		0-1 P3	2-3 K		5 0 0 0 0 2 4												
<b>Ramon Santiago, S</b> OBP: 0.315, SLG: 0.284 (1, 4)		0-1 G6-3	4-1 1B BB		0-0 FC6-4 1B		0-0 G4-3			3 1 1 0 1 0 0												
<b>Inning Stats</b>	R: 3 E: 0 K: 1 S: 20	H: 4 LOB: 2 BB: 1 P: 28	R: 3 E: 1 K: 0 S: 12	H: 3 LOB: 1 BB: 1 P: 19	R: 2 E: 0 K: 0 S: 11	H: 3 LOB: 1 BB: 1 P: 23	R: 0 E: 0 K: 1 S: 10	H: 0 LOB: 0 BB: 0 P: 14	R: 0 E: 0 K: 0 S: 7	H: 1 LOB: 2 BB: 1 P: 13	R: 0 E: 0 K: 1 S: 8	H: 2 LOB: 1 BB: 0 P: 13	R: 0 E: 0 K: 0 S: 6	H: 0 LOB: 0 BB: 0 P: 7	R: 0 E: 0 K: 1 S: 6	H: 0 LOB: 0 BB: 0 P: 10	R: 1 E: 1 K: 1 S: 9	H: 2 LOB: 1 BB: 1 P: 16	1B: 11 2B: 1 3B: 2 HR: 1	SF: 2 SAC: 0 DP: 1 HBP: 0	WP: 0 PB: 0 SB: 1 CS: 0	PA: 44
<b>PITCHER</b>	IP WLS BF H R ER SO BB IBB HBP BLK WP HR S P ERA WHIP											<b>PITCHER</b>	IP WLS BF H R ER SO BB IBB HBP BLK WP HR S P ERA WHIP									
<b>Jorge Sosa, R</b> ERA: 5.6 (1, 1)	1.1 L 12 6 6 5 1 2 0 0 0 0 0 26 39 33.75 6.000																					
<b>Nick Eiberbrodt, L</b> ERA: 9.0 (2, 1)	4.1 20 7 2 2 1 2 0 0 0 0 1 39 67 4.15 2.077																					
<b>Jesus Colome, R</b> ERA: 5.0 (6, 1)	3.1 12 2 1 1 3 1 0 0 0 0 0 24 37 2.70 0.900																					


Batter	1	2	3	4	5	6	7	8	9	AB R H RBI BB SO LOB	BOTTOM											
<b>Jason Tynes, L</b> OBP: 0.375, SLG: 0.750 (1, 9)	0-1 L9		2-1 2B		1-0 G6-3		1-0 G3			4 0 1 0 0 0 1	<b>Detroit Tigers @ Tampa Bay Devil Rays</b> Tropicana Field, St. Petersburg, FL Sun May 11 2003, 1:15 PM EDT Att. 9,259 - Dome - 72 F											
<b>13 Carl Crawford, L</b> OBP: 0.272, SLG: 0.323 (1, 7)	1-0 PO 1B		2-2 G6-3		0-0 F8			0-1 5 L3 1B		4 0 2 0 0 0 2												
<b>5 Rocco Baldelli, R</b> OBP: 0.369, SLG: 0.490 (1, 8)	0-0 B2			0-1 G6-3		0-1 G6-3		2-1 SAFE L3		4 0 0 0 0 0 2												
<b>Aubrey Huff, L</b> OBP: 0.362, SLG: 0.575 (1, 10)	0-0 PO	1-0 G4-3		3-1 G6-3 1B		2-0 HR		2-1 G6-3		4 2 2 1 0 0 0												
<b>Travis Lee, L</b> OBP: 0.352, SLG: 0.427 (1, 3)		2-2 G3		1-1 G6-3		0-0 1B		2-1 P6		4 0 1 0 0 0 1												
<b>Marlon Anderson, L</b> OBP: 0.352, SLG: 0.333 (1, 4)		4-2 BB		2-1 1B		1-2 L8		2-3 K		3 0 1 1 1 1 1												
<b>Toby Hall, R</b> OBP: 0.284, SLG: 0.340 (1, 2)		0-0 P4		3-1 F7		0-0 F7		0-1 P4		4 0 0 0 0 0 3												
<b>Damon Easley, R</b> OBP: 0.195, SLG: 0.275 (1, 5)			2-1 G6-3		1-0 G6-3		0-3 K			3 0 0 0 0 1 0												
<b>Felix Escalona, R</b> OBP: 0.133, SLG: 0.143 (1, 6)			1-2 G4-3		2-2 G6-3 2B		0-1 G4-3			3 0 1 0 0 0 0												
<b>Inning Stats</b>	R: 0 E: 0 K: 0 S: 4	H: 1 LOB: 0 BB: 0 P: 5	R: 0 E: 0 K: 0 S: 9	H: 0 LOB: 1 BB: 1 P: 16	R: 0 E: 0 K: 0 S: 10	H: 1 LOB: 0 BB: 0 P: 17	R: 1 E: 0 K: 0 S: 9	H: 2 LOB: 1 BB: 0 P: 16	R: 0 E: 0 K: 0 S: 7	H: 1 LOB: 1 BB: 0 P: 11	R: 1 E: 0 K: 1 S: 8	H: 2 LOB: 1 BB: 0 P: 11	R: 0 E: 0 K: 0 S: 6	H: 0 LOB: 0 BB: 0 P: 7	R: 0 E: 0 K: 0 S: 6	H: 1 LOB: 0 BB: 0 P: 10	R: 0 E: 0 K: 1 S: 7	H: 0 LOB: 0 BB: 0 P: 11	1B: 4 2B: 4 3B: 0 HR: 1	SF: 0 SAC: 0 DP: 1 HBP: 0	WP: 0 PB: 0 SB: 0 CS: 0	PA: 35
<b>PITCHER</b>	IP WLS BF H R ER SO BB IBB HBP BLK WP HR S P ERA WHIP											<b>PITCHER</b>	IP WLS BF H R ER SO BB IBB HBP BLK WP HR S P ERA WHIP									
<b>34 Nate Cornejo, R</b> ERA: 2.66 (7, 1)	1.0 3 0 0 0 1 0 0 0 0 0 6 7 0.00 0.000																					
<b>Franklyn German, R</b> ERA: 4.5 (8, 1)	1.0 3 1 0 0 0 0 0 0 0 0 6 10 0.00 1.000																					
<b>Steve Avery, L</b> ERA: 3.43 (9, 1)	1.0 3 0 0 0 1 0 0 0 0 0 7 11 0.00 0.000																					

AB	37
R	9
H	15
RBI	9
BB	5
SO	5
LOB	14



AB	33
R	2
H	8
RBI	2
BB	1
SO	2
LOB	10



Batter	1	2	3	4	5	6	7	8	9	AB	R	H	RBI	BB	SO	LOB	TOP																					
Mark Ellis, R OBP: 0.317, SLG: 0.403 (1, 4)	F8		F9		FC1-6		2B		G6-3	4	0	0	0	1	0	2	Oakland Athletics @ Detroit Tigers Comerica Park, Detroit, MI Tue May 13 2003, 7:05 PM EDT Att. 12,563 - Sunny - 68 F																					
Eric Byrnes, R OBP: 0.375, SLG: 0.525 (1, 8)	G4-3		3B		L5		P3		K	5	0	1	1	0	1	4																						
Miguel Tejada, R OBP: 0.275, SLG: 0.392 (1, 6)	E5		G6-3				K		2B	4	0	1	2	0	1	1																						
Erbiel Durazo, L OBP: 0.382, SLG: 0.477 (1, 3)	G4-3				F9		F8		2B	3	0	1	0	1	0	1																						
Ramon Hernandez, R OBP: 0.380, SLG: 0.491 (1, 2)		G4-3			F9		G4-3		G4-3	4	0	1	0	0	0	4																						
Adam Piatt, R OBP: 0.115, SLG: 0.250 (1, 7)		K			G6-3		F9		F8	4	0	0	0	0	1	2																						
Ron Gant, R OBP: 0.176, SLG: 0.250 (1, 10)		P4			G6-3				K	4	1	1	0	0	1	1																						
Terrence Long, L OBP: 0.318, SLG: 0.444 (1, 9)			L4		G6-3		F8		G4-3	4	0	0	0	0	0	1																						
Frank Menechino, R OBP: 0.286, SLG: 0.118 (1, 5)			3B		FC1-6		2B		G5-3	2	2	1	0	2	0	0																						
<b>Inning Stats</b>	R: 0 E: 1 K: 0 S: 12	H: 0 LOB: 1 BB: 0 P: 20	R: 0 E: 0 K: 1 S: 6	H: 0 LOB: 0 BB: 0 P: 12	R: 1 E: 0 K: 0 S: 9	H: 1 LOB: 1 BB: 1 P: 18	R: 0 E: 0 K: 0 S: 6	H: 1 LOB: 1 BB: 0 P: 10	R: 0 E: 0 K: 0 S: 8	H: 1 LOB: 1 BB: 0 P: 10	R: 2 E: 0 K: 0 S: 13	H: 2 LOB: 3 BB: 3 P: 29	R: 0 E: 0 K: 1 S: 7	H: 0 LOB: 0 BB: 0 P: 9	R: 0 E: 0 K: 1 S: 9	H: 0 LOB: 0 BB: 0 P: 12		1B: 3 2B: 2 3B: 1 HR: 0	SF: 0 SAC: 0 DP: 0 HBP: 0	WP: 1 PB: 0 SB: 0 CS: 0	PA: 38																	
<b>PITCHER</b>	IP	WLS	BF	H	R	ER	SO	BB	IBB	HBP	BLK	WP	HR	S	P	ERA	WHIP	<b>PITCHER</b>				IP	WLS	BF	H	R	ER	SO	BB	IBB	HBP	BLK	WP	HR	S	P	ERA	WHIP
Mike Maroth, L ERA: 5.27 (1, 1)	6.1	L	28	5	3	3	2	3	0	0	0	1	0	56	101	4.26	1.263																					
Steve Sparks, R ERA: 3.04 (7, 1)	2.2		10	1	0	0	2	0	1	0	0	0	0	23	34	0.00	0.375																					

Batter	1	2	3	4	5	6	7	8	9	AB	R	H	RBI	BB	SO	LOB	BOTTOM																					
Andres Torres, S OBP: 0.286, SLG: 0.269 (1, 8)	F7		G6-3			P6		G4-6-3		4	0	0	0	0	0	3	Oakland Athletics @ Detroit Tigers Comerica Park, Detroit, MI Tue May 13 2003, 7:05 PM EDT Att. 12,563 - Sunny - 68 F																					
20 Omar Infante, R OBP: 0.298, SLG: 0.288 (1, 6)	G6-3		G4-3			1B			K	4	0	1	0	0	1	1																						
Bobby Higginson, L OBP: 0.367, SLG: 0.370 (1, 9)	G4-3				G6-3		F8		K	4	0	0	0	0	1	1																						
Dmitri Young, S OBP: 0.292, SLG: 0.424 (1, 10)		F7			F7		F9		P4	4	0	0	0	0	0	0																						
Craig Monroe, R OBP: 0.307, SLG: 0.388 (1, 7)		G5-3			G5-3		K			3	0	0	0	0	1	0																						
Carlos Pena, L OBP: 0.280, SLG: 0.315 (1, 3)		K				P3		L7		3	0	0	0	0	1	0																						
Shane Halter, R OBP: 0.283, SLG: 0.391 (1, 4)					K				1B	3	1	2	1	0	1	0																						
Eric Munson, L OBP: 0.294, SLG: 0.375 (1, 5)			HR		E4		G3		F8	3	0	0	0	0	0	1																						
15 Brandon Inge, R OBP: 0.234, SLG: 0.229 (1, 2)					K		F8		G4-6-3	2	0	0	0	0	1	1																						
Gene Kingsale, S OBP: 0.347, SLG: 0.313 (8, PH)										1	0	1	0	0	0	0																						
Matt Walbeck, S OBP: 0.065, SLG: 0.097 (9, 2)										0	0	0	0	0	0	0																						
<b>Inning Stats</b>	R: 0 E: 0 K: 0 S: 6	H: 0 LOB: 0 BB: 0 P: 11	R: 0 E: 0 K: 1 S: 11	H: 0 LOB: 0 BB: 0 P: 15	R: 1 E: 1 K: 1 S: 15	H: 1 LOB: 1 BB: 0 P: 17	R: 0 E: 0 K: 0 S: 7	H: 0 LOB: 0 BB: 0 P: 11	R: 0 E: 0 K: 1 S: 12	H: 1 LOB: 1 BB: 0 P: 12	R: 0 E: 0 K: 1 S: 7	H: 0 LOB: 0 BB: 0 P: 12	R: 0 E: 0 K: 0 S: 7	H: 2 LOB: 1 BB: 0 P: 11	R: 0 E: 0 K: 2 S: 9	H: 0 LOB: 0 BB: 0 P: 13	1B: 2 2B: 1 3B: 0 HR: 1	SF: 0 SAC: 0 DP: 1 HBP: 0	WP: 0 PB: 0 SB: 1 CS: 0	PA: 31																		
<b>PITCHER</b>	IP	WLS	BF	H	R	ER	SO	BB	IBB	HBP	BLK	WP	HR	S	P	ERA	WHIP	<b>PITCHER</b>				IP	WLS	BF	H	R	ER	SO	BB	IBB	HBP	BLK	WP	HR	S	P	ERA	WHIP
Ted Lilly, L ERA: 3.67 (1, 1)	7.1	W	26	3	1	1	4	0	0	0	0	0	0	70	100	1.23	0.409																					
Chad Bradford, R ERA: 3.39 (8, 1)	0.2	H	2	1	0	0	0	0	0	0	0	0	0	3	5	0.00	1.500																					
Keith Foulke, R ERA: 2.75 (9, 1)	1.0	S	3	0	0	0	2	0	0	0	0	0	0	9	13	0.00	0.000																					

AB	34
R	3
H	6
RBI	3
BB	4
SO	4
LOB	16



Batter	1	2	3	4	5	6	7	8	9	AB	R	H	RBI	BB	SO	LOB	TOP					
<b>Mark Ellis, R</b> OBP: 0.320, SLG: 0.399	1-1 F8		1-1 F8			3-2 FC4-6 1B	2-2 G6-3		4-1 BB	4	0	1	0	1	0	3						
<b>Scott Hatteberg, L</b> OBP: 0.348, SLG: 0.393	2-2 P4		2-0 E3					0-1 F8	2-3 K	5	0	0	0	0	1	5						
<b>3 Eric Chavez, L</b> OBP: 0.358, SLG: 0.511	1-0 L4		2-2 G3			1-0 FC4-6 1-2		2-2 G4-3		4	0	0	0	0	0	3						
<b>Miguel Tejada, R</b> OBP: 0.275, SLG: 0.389		1-3 K2-3		0-0 F7		3-1 FC6-4 1-2		2-2		4	0	1	0	0	1	1						
<b>Erbiel Durazo, L</b> OBP: 0.385, SLG: 0.477	1-1 E4		2-2	2-2 G6-4-3 1B			0-0 G3 2B 1B	2-2 G1-3		4	1	2	0	0	0	1						
<b>Ramon Hernandez, R</b> OBP: 0.368, SLG: 0.473	2-3 K		1-2 G6-4-3 1-2				1-0 F7		1-0 F8	4	0	0	0	0	1	3						
<b>Terrence Long, L</b> OBP: 0.316, SLG: 0.435	1-0 G3				0-0 F7		2-2 G3		4-2 BB BB	3	0	0	0	1	0	2						
<b>Eric Byrnes, R</b> OBP: 0.391, SLG: 0.537			4-0 E BB		2-2 G5-3		0-1 1B 2B		4-1 BB BB	2	0	1	1	2	0	0						
<b>Chris Singleton, L</b> OBP: 0.330, SLG: 0.414			1-1 F7		2-1 G4-3		0-2		0-0 F7	4	0	1	0	0	0	3						
<b>Inning Stats</b>	R: 0 E: 0 K: 0 S: 6	H: 0 LOB: 0 BB: 0 P: 10	R: 0 E: 1 K: 2 S: 10	H: 0 LOB: 1 BB: 0 P: 15	R: 0 E: 1 K: 0 S: 10	H: 0 LOB: 2 BB: 1 P: 20	R: 0 E: 0 K: 0 S: 7	H: 1 LOB: 0 BB: 0 P: 10	R: 0 E: 0 K: 0 S: 7	H: 0 LOB: 0 BB: 0 P: 11	R: 0 E: 0 K: 0 S: 10	H: 1 LOB: 1 BB: 0 P: 18	R: 1 E: 0 K: 0 S: 13	H: 3 LOB: 2 BB: 0 P: 18	R: 0 E: 0 K: 1 S: 13	H: 1 LOB: 1 BB: 0 P: 18	R: 0 E: 0 K: 1 S: 9	H: 0 LOB: 3 BB: 3 P: 24	1B: 5 2B: 1 3B: 0 HR: 0	SF: 0 SAC: 0 DP: 1 HBP: 0	WP: 0 PB: 0 SB: 0 CS: 0	PA: 38
<b>PITCHER</b>	IP	WLS	BF	H	R	ER	SO	BB	IBB	HBP	BLK	WP	HR	S	P	ERA	WHIP					
<b>Gary Knotts, R</b> ERA: 4.19	(1, 1)	7.0	28	5	1	1	2	1	0	0	0	0	0	63	102	1.29	0.857					
<b>Jamie Walker, L</b> ERA: 2.53	(8, 1)	1.0	4	1	0	0	0	0	0	0	0	0	0	13	18	0.00	1.000					
<b>Franklyn German, R</b> ERA: 4.11	(9, 1)	0.2	5	0	0	0	0	3	0	0	0	0	0	6	19	0.00	4.500					
<b>Steve Avery, L</b> ERA:	(9, 1)	0.1	W	1	0	0	0	1	0	0	0	0	0	3	5	0.00	0.000					

Oakland Athletics @ Detroit Tigers  
Comerica Park, Detroit, MI  
Wed May 14 2003, 7:05 PM EDT  
Att: 11,091 - Cloudy - 67°F

AB 34  
R 1  
H 6  
RBI 1  
BB 4  
SO 3  
LOB 21



Batter	1	2	3	4	5	6	7	8	9	AB	R	H	RBI	BB	SO	LOB	BOTTOM					
<b>Gene Kingsale, S</b> OBP: 0.354, SLG: 0.324	0-0 F8 20 PB 1B		3-2 FC5-4 1B		0-0 B5-3		1-1 L6			4	0	2	0	0	0	1						
<b>20 Omar Infante, R</b> OBP: 0.288, SLG: 0.278	1-3 K		0-0 FC5-4 FC6-4 1-2		2-0 F8			2-3 K		4	0	0	0	0	2	2						
<b>Bobby Higginson, L</b> OBP: 0.364, SLG: 0.362	1-0 F8		0-1 FC6-4 1-2			4-2 FC4-6 BB		0-0 G3		3	0	0	0	1	0	2						
<b>Dmitri Young, S</b> OBP: 0.291, SLG: 0.419	0-0 G3			2-0 G4-3		0-1 F7		1-2		4	0	1	0	0	0	2						
<b>Carlos Pena, L</b> OBP: 0.260, SLG: 0.313		1-0 G4-3 S 1B		2-3 K		3-2 FC4-6 1-2		1-0 G2-3		4	0	1	0	0	1	2						
<b>Craig Monroe, R</b> OBP: 0.316, SLG: 0.451	1-1 G1-3		3-2 HR			1-0 G6-3			1-0 SH2-3 15 SF7 2B	4	2	2	1	0	0	2						
<b>Eric Munson, L</b> OBP: 0.295, SLG: 0.374	0-0 G4-3		3-1				0-1 G4-3		0-0 SH2-3	3	0	1	0	0	0	1						
<b>15 Brandon Inge, R</b> OBP: 0.224, SLG: 0.221	0-1 G6-3		2-1 F9				0-2 G6-3		0-1 SF7	3	0	0	1	0	0	2						
<b>Ramon Santiago, S</b> OBP: 0.316, SLG: 0.286			0-0 L9		1-2 G3		1-1			3	0	1	0	0	0	0						
<b>Inning Stats</b>	R: 0 E: 0 K: 1 S: 6	H: 1 LOB: 1 BB: 0 P: 8	R: 0 E: 0 K: 0 S: 6	H: 1 LOB: 0 BB: 0 P: 8	R: 0 E: 0 K: 0 S: 8	H: 1 LOB: 1 BB: 0 P: 11	R: 1 E: 0 K: 1 S: 19	H: 2 LOB: 1 BB: 0 P: 31	R: 0 E: 0 K: 0 S: 5	H: 0 LOB: 0 BB: 0 P: 8	R: 0 E: 0 K: 0 S: 9	H: 0 LOB: 1 BB: 1 P: 17	R: 0 E: 0 K: 0 S: 9	H: 1 LOB: 1 BB: 0 P: 11	R: 0 E: 0 K: 1 S: 9	H: 1 LOB: 1 BB: 0 P: 13	R: 1 E: 0 K: 0 S: 4	H: 1 LOB: 0 BB: 0 P: 5	1B: 6 2B: 1 3B: 0 HR: 1	SF: 1 SAC: 1 DP: 0 HBP: 0	WP: 0 PB: 1 SB: 1 CS: 0	PA: 35
<b>PITCHER</b>	IP	WLS	BF	H	R	ER	SO	BB	IBB	HBP	BLK	WP	HR	S	P	ERA	WHIP					
<b>Tim Hudson, R</b> ERA: 2.88	(1, 1)	8.0	32	7	1	1	3	1	0	0	0	0	0	71	107	1.12	1.000					
<b>Ricardo Rincon, L</b> ERA: 3.52	(9, 1)	0.2	L	3	1	1	0	0	0	0	0	0	0	4	5	13.50	1.500					

Oakland Athletics @ Detroit Tigers  
Comerica Park, Detroit, MI  
Wed May 14 2003, 7:05 PM EDT  
Att: 11,091 - Cloudy - 67°F

AB 32  
R 2  
H 8  
RBI 2  
BB 1  
SO 3  
LOB 14



Batter	1	2	3	4	5	6	7	8	9	AB	R	H	RBI	BB	SO	LOB	TOP							
<b>Mark Ellis, R</b> (1, 4) OBP: 0.320, SLG: 0.397 <b>Frank Menechino, R</b> (5, 4) OBP: 0.318, SLG: 0.118										3	1	1	0	0	2	2								
<b>Scott Hatteberg, L</b> (1, 3) OBP: 0.350, SLG: 0.400										5	0	2	2	0	1	3								
<b>Eric Chavez, L</b> (1, 5) OBP: 0.353, SLG: 0.496										4	0	0	0	1	1	3								
<b>Miguel Tejada, R</b> (1, 6) OBP: 0.273, SLG: 0.383										5	1	1	1	0	0	4								
<b>Erubiel Durazo, L</b> (1, 10) OBP: 0.385, SLG: 0.471											4	2	1	0	1	0								
<b>Ramon Hernandez, R</b> (1, 2) OBP: 0.380, SLG: 0.478 <b>Mark Johnson, L</b> (9, PH) OBP: 0.259, SLG: 0.182											3	2	2	1	1	0								
<b>Terrence Long, L</b> (1, 9) OBP: 0.323, SLG: 0.436 <b>Jason Grabowski, L</b> (7, PH) OBP: 0.259, SLG: 0.182											2	2	1	0	1	0								
<b>Eric Byrnes, R</b> (1, 7) OBP: 0.406, SLG: 0.565										3	2	2	4	1	1	0								
<b>Chris Singleton, L</b> (1, 8) OBP: 0.336, SLG: 0.417											4	1	2	1	0	2								
<b>Inning Stats</b>	R: 6 E: 0 K: 2 S: 27	H: 6 LOB: 1 BB: 1 P: 44	R: 0 E: 0 K: 0 S: 9	H: 1 LOB: 0 BB: 0 P: 15	R: 0 E: 0 K: 0 S: 4	H: 0 LOB: 0 BB: 1 P: 11	R: 2 E: 0 K: 0 S: 11	H: 2 LOB: 1 BB: 1 P: 24	R: 3 E: 1 K: 2 S: 16	H: 3 LOB: 1 BB: 1 P: 30	R: 0 E: 0 K: 0 S: 6	H: 0 LOB: 0 BB: 0 P: 10	R: 0 E: 0 K: 2 S: 8	H: 0 LOB: 0 BB: 0 P: 12	R: 0 E: 0 K: 2 S: 8	H: 0 LOB: 2 BB: 2 P: 17	R: 0 E: 0 K: 0 S: 4	H: 0 LOB: 0 BB: 0 P: 6	1B: 10 2B: 1 3B: 1 HR: 0	SF: 0 SAC: 1 DP: 2 HBP: 0	WP: 0 PB: 0 SB: 0 CS: 0	PA: 43		
<b>PITCHER</b>	IP WLS BF H R ER SO BB IBB HBP BLK WP HR S P ERA WHIP	IP WLS BF H R ER SO BB IBB HBP BLK WP HR S P ERA WHIP	IP WLS BF H R ER SO BB IBB HBP BLK WP HR S P ERA WHIP	IP WLS BF H R ER SO BB IBB HBP BLK WP HR S P ERA WHIP	IP WLS BF H R ER SO BB IBB HBP BLK WP HR S P ERA WHIP	IP WLS BF H R ER SO BB IBB HBP BLK WP HR S P ERA WHIP	IP WLS BF H R ER SO BB IBB HBP BLK WP HR S P ERA WHIP	IP WLS BF H R ER SO BB IBB HBP BLK WP HR S P ERA WHIP	IP WLS BF H R ER SO BB IBB HBP BLK WP HR S P ERA WHIP	IP WLS BF H R ER SO BB IBB HBP BLK WP HR S P ERA WHIP	IP WLS BF H R ER SO BB IBB HBP BLK WP HR S P ERA WHIP	IP WLS BF H R ER SO BB IBB HBP BLK WP HR S P ERA WHIP	IP WLS BF H R ER SO BB IBB HBP BLK WP HR S P ERA WHIP	IP WLS BF H R ER SO BB IBB HBP BLK WP HR S P ERA WHIP	IP WLS BF H R ER SO BB IBB HBP BLK WP HR S P ERA WHIP	IP WLS BF H R ER SO BB IBB HBP BLK WP HR S P ERA WHIP	IP WLS BF H R ER SO BB IBB HBP BLK WP HR S P ERA WHIP	IP WLS BF H R ER SO BB IBB HBP BLK WP HR S P ERA WHIP	IP WLS BF H R ER SO BB IBB HBP BLK WP HR S P ERA WHIP	IP WLS BF H R ER SO BB IBB HBP BLK WP HR S P ERA WHIP	IP WLS BF H R ER SO BB IBB HBP BLK WP HR S P ERA WHIP	IP WLS BF H R ER SO BB IBB HBP BLK WP HR S P ERA WHIP	IP WLS BF H R ER SO BB IBB HBP BLK WP HR S P ERA WHIP	IP WLS BF H R ER SO BB IBB HBP BLK WP HR S P ERA WHIP

Oakland Athletics @ Detroit Tigers  
Comerica Park, Detroit, MI  
Thu May 15 2003, 7:05 PM EDT  
Att: 10,513 - Overcast - 59 F

AB	36
R	11
H	12
RBI	9
BB	6
SO	8
LOB	14



Batter	1	2	3	4	5	6	7	8	9	AB	R	H	RBI	BB	SO	LOB	BOTTOM							
<b>Andres Torres, S</b> (1, 8) OBP: 0.283, SLG: 0.304										4	1	1	1	0	1	0								
<b>Omar Infante, R</b> (1, 6) OBP: 0.278, SLG: 0.289										4	0	0	0	0	0	0								
<b>Bobby Higginson, L</b> (1, 9) OBP: 0.363, SLG: 0.361 <b>Ramon Santiago, S</b> (6, 4) OBP: 0.323, SLG: 0.286										3	0	1	0	0	0	0								
<b>Dmitri Young, S</b> (1, 5) OBP: 0.290, SLG: 0.414										4	0	1	0	0	2	1								
<b>Craig Monroe, R</b> (1, 7) OBP: 0.313, SLG: 0.432										3	0	0	0	1	2	0								
<b>Carlos Pena, L</b> (1, 3) OBP: 0.280, SLG: 0.311										4	0	1	0	0	0	3								
<b>Shane Halter, R</b> (1, 4) OBP: 0.281, SLG: 0.378										3	0	0	0	1	2	1								
<b>Brandon Inge, R</b> (1, 2) OBP: 0.228, SLG: 0.225 <b>Matt Walbeck, S</b> (8, 2) OBP: 0.095, SLG: 0.097										3	1	1	0	0	0	2								
<b>Gene Kingsale, S</b> (1, 10) OBP: 0.341, SLG: 0.311										3	0	0	0	0	0	3								
<b>Inning Stats</b>	R: 0 E: 0 K: 1 S: 11	H: 2 LOB: 3 BB: 1 P: 20	R: 2 E: 1 K: 0 S: 11	H: 1 LOB: 0 BB: 1 P: 22	R: 0 E: 0 K: 1 S: 8	H: 0 LOB: 0 BB: 0 P: 11	R: 0 E: 0 K: 1 S: 13	H: 1 LOB: 0 BB: 0 P: 20	R: 0 E: 0 K: 0 S: 6	H: 0 LOB: 0 BB: 0 P: 10	R: 0 E: 0 K: 2 S: 9	H: 0 LOB: 0 BB: 0 P: 15	R: 0 E: 0 K: 1 S: 8	H: 1 LOB: 0 BB: 0 P: 14	R: 0 E: 0 K: 1 S: 7	H: 0 LOB: 1 BB: 0 P: 10	R: 0 E: 0 K: 0 S: 11	H: 0 LOB: 0 BB: 0 P: 17	1B: 4 2B: 0 3B: 1 HR: 0	SF: 0 SAC: 0 DP: 1 HBP: 1	WP: 0 PB: 0 SB: 0 CS: 0	PA: 34		
<b>PITCHER</b>	IP WLS BF H R ER SO BB IBB HBP BLK WP HR S P ERA WHIP	IP WLS BF H R ER SO BB IBB HBP BLK WP HR S P ERA WHIP	IP WLS BF H R ER SO BB IBB HBP BLK WP HR S P ERA WHIP	IP WLS BF H R ER SO BB IBB HBP BLK WP HR S P ERA WHIP	IP WLS BF H R ER SO BB IBB HBP BLK WP HR S P ERA WHIP	IP WLS BF H R ER SO BB IBB HBP BLK WP HR S P ERA WHIP	IP WLS BF H R ER SO BB IBB HBP BLK WP HR S P ERA WHIP	IP WLS BF H R ER SO BB IBB HBP BLK WP HR S P ERA WHIP	IP WLS BF H R ER SO BB IBB HBP BLK WP HR S P ERA WHIP	IP WLS BF H R ER SO BB IBB HBP BLK WP HR S P ERA WHIP	IP WLS BF H R ER SO BB IBB HBP BLK WP HR S P ERA WHIP	IP WLS BF H R ER SO BB IBB HBP BLK WP HR S P ERA WHIP	IP WLS BF H R ER SO BB IBB HBP BLK WP HR S P ERA WHIP	IP WLS BF H R ER SO BB IBB HBP BLK WP HR S P ERA WHIP	IP WLS BF H R ER SO BB IBB HBP BLK WP HR S P ERA WHIP	IP WLS BF H R ER SO BB IBB HBP BLK WP HR S P ERA WHIP	IP WLS BF H R ER SO BB IBB HBP BLK WP HR S P ERA WHIP	IP WLS BF H R ER SO BB IBB HBP BLK WP HR S P ERA WHIP	IP WLS BF H R ER SO BB IBB HBP BLK WP HR S P ERA WHIP	IP WLS BF H R ER SO BB IBB HBP BLK WP HR S P ERA WHIP	IP WLS BF H R ER SO BB IBB HBP BLK WP HR S P ERA WHIP	IP WLS BF H R ER SO BB IBB HBP BLK WP HR S P ERA WHIP	IP WLS BF H R ER SO BB IBB HBP BLK WP HR S P ERA WHIP	IP WLS BF H R ER SO BB IBB HBP BLK WP HR S P ERA WHIP

Oakland Athletics @ Detroit Tigers  
Comerica Park, Detroit, MI  
Thu May 15 2003, 7:05 PM EDT  
Att: 10,513 - Overcast - 59 F

AB	31
R	2
H	5
RBI	1
BB	2
SO	7
LOB	10





Batter	1	2	3	4	5	6	7	8	9	AB R H RBI BB SO LOB	TOP											
51 Ichiro Suzuki, L (1, 9) OBP: 0.399, SLG: 0.392	2-2 K 1B		0-0 CS 2B		2-1 G1-3	4-0 IBB			1-3 K	4 0 2 0 1 1 0	<b>Seattle Mariners @ Detroit Tigers</b> Comerica Park, Detroit, MI Fri May 16 2003, 7:05 PM EDT Att: 17,641 - Cloudy - 60 F											
Mark McLemore, S (1, 6) OBP: 0.300, SLG: 0.333 (6, 5)	2-3 K 1-3		2-1 1B 3B		1-2 G3-1	3-3 K			0-0 G4-3	5 1 1 0 0 2 4												
Bret Boone, R (1, 4) OBP: 0.383, SLG: 0.506	0-3 K		0-0 1B			4-1 HR BB	3-1 E6 G6-4-3		1-2 1B 2B	4 2 2 1 1 1 1												
Edgar Martinez, R (1, 10) OBP: 0.453, SLG: 0.655	0-3 K		0-0 F9			1-2 HR BB	0-0 G6-4-3		1-1 1B	5 1 2 3 0 1 3												
John Olerud, L (1, 3) OBP: 0.377, SLG: 0.417		4-2 FC6-4 BB		0-3 K		4-1 BB 1B	2-2 2B		2-2 F7	3 2 1 0 2 1 1												
Mike Cameron, R (1, 8) OBP: 0.414, SLG: 0.540		3-3 K		4-0 G3-1 S BB		4-1 1B BB	3-1 2B			2 0 1 1 2 1 1												
Randy Winn, S (1, 7) OBP: 0.359, SLG: 0.393		1-2 FC6-4 BLK 1-2f		2-2 G3-1		2-0 S 1B		0-0 G4-3		4 0 1 1 0 0 2												
Jeff Cirillo, R (1, 5) OBP: 0.317, SLG: 0.319		2-1 G6-3		0-3 K		2-3 K		1-1 F8		3 0 0 0 0 2 4												
Carlos Guillen, S (6, 6) OBP: 0.363, SLG: 0.412		1-2 G6-3				1-2 K				1 0 0 0 0 0 0												
Dan Wilson, R (1, 2) OBP: 0.306, SLG: 0.363			0-1 G6-3		3-3 K	0-3 K		1-2 G1-3		4 0 0 0 0 2 2												
<b>Inning Stats</b>	R: 0 E: 0 K: 3 S: 13	H: 1 LOB: 1 BB: 0 P: 17	R: 0 E: 0 K: 1 S: 12	H: 0 LOB: 1 BB: 21 P: 21	R: 1 E: 0 K: 0 S: 7	H: 3 LOB: 1 BB: 0 P: 9	R: 0 E: 0 K: 2 S: 11	H: 0 LOB: 1 BB: 1 P: 17	R: 0 E: 0 K: 1 S: 9	H: 0 LOB: 0 BB: 0 P: 15	R: 3 E: 0 K: 3 S: 18	H: 2 LOB: 3 BB: 4 P: 42	R: 1 E: 1 K: 0 S: 8	H: 2 LOB: 1 BB: 0 P: 16	R: 0 E: 0 K: 0 S: 6	H: 0 LOB: 0 BB: 0 P: 8	R: 1 E: 0 K: 1 S: 14	H: 2 LOB: 1 BB: 0 P: 19	1B: 4 2B: 4 3B: 1 HR: 1	SF: 0 SAC: 0 DP: 1 HBP: 0	WP: 0 PB: 0 SB: 4 CS: 1	PA: 41
<b>PITCHER</b>	IP WLS BF H R ER SO BB IBB HBP BLK WP HR S P ERA WHIP											IP WLS BF H R ER SO BB IBB HBP BLK WP HR S P ERA WHIP										
38 Jeremy Bonderman, R (1, 1) ERA: 5.77	5.0 L 24 5 4 4 7 5 0 0 0 0 0 1 59 99 7.20 2.000																					
Steve Sparks, R (6, 1) ERA: 3.16	2.0 9 3 1 1 3 0 1 0 0 0 0 0 19 38 4.50 1.500																					
Chris Spurling, R (8, 1) ERA: 3.38	1.2 7 2 1 1 1 0 0 0 0 0 0 0 16 21 5.40 1.200																					
Jamie Walker, L (9, 1) ERA: 2.45	0.1 1 0 0 0 0 0 0 0 0 0 0 0 4 6 0.00 0.000																					

Batter	1	2	3	4	5	6	7	8	9	AB R H RBI BB SO LOB	BOTTOM											
Andres Torres, S (1, 8) OBP: 0.281, SLG: 0.288	1-3 K	2-0 G3			0-0 SH1-3		4-2 G4-3 BB		2-3 K	3 0 0 0 1 2 3	<b>Seattle Mariners @ Detroit Tigers</b> Comerica Park, Detroit, MI Fri May 16 2003, 7:05 PM EDT Att: 17,641 - Cloudy - 60 F											
20 Omar Infante, R (1, 6) OBP: 0.273, SLG: 0.282 (7, PH)	1-1 G4-3		0-0 G6-3		1-1 G4-3		1-2 F8		2-1 P4	3 0 0 0 0 0 1												
Kevin Witt, L (7, PH)										0 0 0 0 0 0 0												
Shane Halter, R (7, PH) OBP: 0.276, SLG: 0.370 (6, 6)										2 0 0 0 0 0 3												
Bobby Higginson, L (1, 9) OBP: 0.354, SLG: 0.350	2-2 F9		2-3 K		1-1 G6-3		1-0 G4-3			4 0 0 1 0 1 2												
Dmitri Young, S (1, 10) OBP: 0.295, SLG: 0.423		2-1 2B 1B	3-3 K		0-1 F9 2B		0-2 G5-3			4 1 2 0 0 1 1												
Carlos Pena, L (1, 3) OBP: 0.259, SLG: 0.317		2-1 BB 15 SF9 2B		0-1 F9		0-2 F9		0-3 K		4 1 1 0 0 1 1												
Craig Monroe, R (1, 7) OBP: 0.322, SLG: 0.436		2-2 15 SF9 BB 1B		0-0 1B		1-2 L5		1-3 K		4 0 2 1 0 1 1												
Eric Munson, L (1, 5) OBP: 0.303, SLG: 0.366		3-H 4-2 1B		1-0 L8		4-2 BB		3-2 F8		2 0 0 0 2 0 1												
15 Brandon Inge, R (1, 2) OBP: 0.219, SLG: 0.217		1-2 SF9		2-3 K		0-0 G6-3			1-2 G6-3	3 0 0 1 0 1 3												
Ramon Santiago, S (1, 4) OBP: 0.340, SLG: 0.299		2-2 L8			4-2 20 G4-3 SH1-3 BB		0-0 F8 BB G4-3 1B		1-1 1B	3 1 2 0 1 0 2												
<b>Inning Stats</b>	R: 0 E: 0 K: 1 S: 8	H: 0 LOB: 0 BB: 0 P: 12	R: 2 E: 0 K: 0 S: 18	H: 3 LOB: 2 BB: 1 P: 33	R: 0 E: 0 K: 2 S: 8	H: 0 LOB: 0 BB: 0 P: 13	R: 0 E: 0 K: 1 S: 7	H: 1 LOB: 1 BB: 0 P: 10	R: 0 E: 0 K: 0 S: 7	H: 0 LOB: 1 BB: 1 P: 13	R: 0 E: 0 K: 0 S: 12	H: 1 LOB: 2 BB: 1 P: 17	R: 1 E: 0 K: 0 S: 11	H: 1 LOB: 1 BB: 1 P: 17	R: 0 E: 0 K: 2 S: 10	H: 0 LOB: 0 BB: 0 P: 14	R: 0 E: 0 K: 1 S: 10	H: 1 LOB: 1 BB: 0 P: 16	1B: 5 2B: 2 3B: 0 HR: 0	SF: 1 SAC: 1 DP: 0 HBP: 0	WP: 0 PB: 0 SB: 0 CS: 0	PA: 38
<b>PITCHER</b>	IP WLS BF H R ER SO BB IBB HBP BLK WP HR S P ERA WHIP											IP WLS BF H R ER SO BB IBB HBP BLK WP HR S P ERA WHIP										
Gil Meche, R (1, 1) ERA: 3.06	6.0 W 28 6 3 3 4 0 0 0 0 0 0 0 63 105 4.50 1.667																					
Arthur Rhodes, L (7, 1) ERA: 2.94	2.0 H 6 0 0 0 2 0 0 0 0 0 0 0 18 24 0.00 0.000																					
Kazuhiro Sasaki, R (9, 1) ERA: 6.57	1.0 S 4 1 0 0 1 0 0 0 0 0 0 0 10 16 0.00 1.000																					

AB	35
R	6
H	10
RBI	6
BB	6
SO	11
LOB	18





Batter	1	2	3	4	5	6	7	8	9	AB	R	H	RBI	BB	SO	LOB	TOP										
51 Ichiro Suzuki, L (1, 9) OBP: 0.372, SLG: 0.426	1-2 HR 1B		0-0 G6-3 1B		3-2 G1-3	1-1 G3		0-0 1B		5	1	3	0	0	0	1											
Carlos Guillen, S (1, 6) OBP: 0.395, SLG: 0.430	0-1 HR 1-H		1-2 G6-3 1-2		4-2 HR BB		1-0 G4-3	0-1 F7		4	2	1	2	1	0	2											
Bret Boone, R (1, 4) OBP: 0.384, SLG: 0.554	2-2 G1-3		0-0 1B		1-0 HR		1-2 G6-3	2-3 K		5	1	2	2	0	1	1											
Edgar Martinez, R (1, 10) OBP: 0.446, SLG: 0.627	0-1 G6-3		1-3 K		1-2 F8		1-2 L9			4	0	0	0	0	1	1											
Randy Winn, S (1, 8) OBP: 0.360, SLG: 0.389	0-2 G1-3			2-1 S 2B 1B	1-2 HBP		0-0 L7			3	1	1	0	0	0	0											
Greg Colbrunn, R (1, 3) OBP: 0.278, SLG: 0.375		3-2 HR		1-0 F9	3-1 G1-3		3-0 G1-3			4	1	1	1	0	0	2											
Jeff Cirillo, R (1, 5) OBP: 0.315, SLG: 0.325		1-2 G5-3		0-1 F8		1-0 G3		3-2 2B		4	0	1	0	0	0	1											
Ben Davis, S (1, 2) OBP: 0.296, SLG: 0.493		1-2 F7		2-1 2B		1-3 K		0-2 F9		4	0	1	1	0	1	1											
16 Willie Bloomquist, R (1, 7) OBP: 0.287, SLG: 0.275		3-2 F7		3-2 L5		4-1 BB		0-3 K		3	0	0	0	1	1	1											
<b>Inning Stats</b>	R: 2 H: 2 E: 0 K: 0 S: 16	L: 2 BB: 0 P: 19	R: 1 H: 1 E: 0 K: 0 S: 14	L: 1 LOB: 0 BB: 2 P: 22	R: 0 H: 2 E: 0 K: 1 S: 8	L: 1 LOB: 1 BB: 0 P: 10	R: 1 H: 2 E: 0 K: 0 S: 11	L: 2 LOB: 1 BB: 1 P: 19	R: 2 H: 1 E: 0 K: 1 S: 16	L: 1 LOB: 1 BB: 1 P: 29	R: 0 H: 0 E: 0 K: 0 S: 7	L: 0 LOB: 0 BB: 0 P: 10	R: 0 H: 0 E: 0 K: 0 S: 7	L: 0 LOB: 0 BB: 0 P: 10	R: 0 H: 1 E: 0 K: 0 S: 11	L: 1 LOB: 1 BB: 0 P: 17	R: 0 H: 1 E: 0 K: 2 S: 9	L: 1 LOB: 1 BB: 0 P: 11	1B: 5 2B: 2 3B: 0 HR: 3	SF: 0 SAC: 0 DP: 1 HBP: 1	WP: 0 PB: 0 SB: 1 CS: 0	PA: 39					
<b>PITCHER</b>	IP	WLS	BF	H	R	ER	SO	BB	IBB	HBP	BLK	WP	HR	S	P	ERA	WHIP										
Mike Maroth, L (1, 1) ERA: 5.73	5.0	L	24	8	6	6	1	1	0	1	0	0	3	65	99	10.80	1.800										
Steve Avery, L (6, 1) ERA:	3.0		11	1	0	0	1	1	0	0	0	0	0	25	41	0.00	0.667										
Chris Spurling, R (9, 1) ERA: 3.18	1.0		4	1	0	0	2	0	0	0	0	0	0	9	11	0.00	1.000										

Seattle Mariners @ Detroit Tigers  
Comerica Park, Detroit, MI  
Sun May 18 2003, 1:05 PM EDT  
Att: 16,263 - Cloudy - 55 F

AB 36  
R 6  
H 10  
RBI 6  
BB 2  
SO 4  
LOB 10



Batter	1	2	3	4	5	6	7	8	9	AB	R	H	RBI	BB	SO	LOB	BOTTOM										
Andres Torres, S (1, 8) OBP: 0.264, SLG: 0.269	3-3 K		0-0 G4-3		1-2 G1-3			2-3 K		4	0	0	0	0	2	1											
Ramon Santiago, S (1, 4) OBP: 0.333, SLG: 0.287	4-1 HR BB		1-3 K		0-1 B1-3		1-1 G4-3			3	1	0	0	1	1	0											
Bobby Higginson, L (1, 9) OBP: 0.361, SLG: 0.379	0-0 HR		0-1 F9		2-2 F8		1-0 F7			4	1	1	2	0	0	0											
Dmitri Young, S (1, 10) OBP: 0.306, SLG: 0.424	3-2 F9			0-3 K		0-1 1B		4-2 G6-4-3 BB		3	0	1	0	1	1	0											
Carlos Pena, L (1, 3) OBP: 0.266, SLG: 0.323	1-2 F8		0-0 G6-3		0-1 G6-3		1-3 1B		0-2 G6-4-3 1-2	4	0	1	0	0	0	1											
Craig Monroe, R (1, 7) OBP: 0.295, SLG: 0.395		2-2 G4-3		2-1 G6-3		2-3 K		1-2 F8		4	0	0	0	0	1	2											
Eric Munson, L (1, 5) OBP: 0.310, SLG: 0.394		4-2 BB			1-1 G4-3		2-3 K			2	0	0	0	1	1	0											
Matt Walbeck, S (1, 2) OBP: 0.059, SLG: 0.088		0-1 L8			2-3 K		2-2 G4-3			3	0	0	0	0	1	1											
20 Omar Infante, R (1, 6) OBP: 0.274, SLG: 0.264		1-1 F8			1-0 1B		3-2 G6-3			3	0	1	0	0	0	1											
<b>Inning Stats</b>	R: 2 H: 1 E: 0 K: 1 S: 12	L: 1 LOB: 1 BB: 1 P: 23	R: 0 H: 0 E: 0 K: 0 S: 10	L: 0 LOB: 1 BB: 1 P: 17	R: 0 H: 0 E: 0 K: 1 S: 6	L: 0 LOB: 0 BB: 0 P: 7	R: 0 H: 0 E: 0 K: 1 S: 7	L: 0 LOB: 0 BB: 0 P: 9	R: 0 H: 1 E: 0 K: 1 S: 9	L: 1 LOB: 1 BB: 0 P: 14	R: 0 H: 2 E: 0 K: 1 S: 12	L: 0 LOB: 2 BB: 0 P: 16	R: 0 H: 0 E: 0 K: 1 S: 11	L: 0 LOB: 0 BB: 0 P: 18	R: 0 H: 0 E: 0 K: 1 S: 6	L: 0 LOB: 0 BB: 0 P: 10	R: 0 H: 0 E: 0 K: 0 S: 8	L: 0 LOB: 0 BB: 1 P: 13	1B: 3 2B: 0 3B: 0 HR: 1	SF: 0 SAC: 0 DP: 1 HBP: 0	WP: 0 PB: 0 SB: 0 CS: 0	PA: 33					
<b>PITCHER</b>	IP	WLS	BF	H	R	ER	SO	BB	IBB	HBP	BLK	WP	HR	S	P	ERA	WHIP										
Joel Pineiro, R (1, 1) ERA: 3.86	8.0	W	30	4	2	2	7	2	0	0	0	0	1	73	114	2.25	0.750										
Arthur Rhodes, L (9, 1) ERA: 2.7	1.0		3	0	0	0	0	1	0	0	0	0	0	8	13	0.00	1.000										

Seattle Mariners @ Detroit Tigers  
Comerica Park, Detroit, MI  
Sun May 18 2003, 1:05 PM EDT  
Att: 16,263 - Cloudy - 55 F


AB 30  
R 2  
H 4  
RBI 2  
BB 3  
SO 7  
LOB 6



Batter	1	2	3	4	5	6	7	8	9	AB	R	H	RBI	BB	SO	LOB	TOP					
<b>Gene Kingsale, S</b> OBP: 0.337, SLG: 0.333 (1, 8)	L7		SH HR		G4-3	G4-3		K		4	1	1	0	0	1	1						
<b>Ramon Santiago, S</b> OBP: 0.330, SLG: 0.286 (1, 4)	1B		SH1-4		G4-3		G4-3	K		4	0	1	0	0	1	2						
<b>Bobby Higginson, L</b> OBP: 0.368, SLG: 0.383 (1, 9)	G4-6-3		HR		G6-3		HR	F8		4	2	2	0	1	0	0						
<b>Dmitri Young, S</b> OBP: 0.295, SLG: 0.409 (1, 7)	G4-6-3		E3 HR		K		K	K		5	1	0	1	0	3	5						
<b>Carlos Pena, L</b> OBP: 0.284, SLG: 0.403 (1, 3)		HR	HR				HR	F8		4	3	3	7	1	0	0						
<b>Eric Munson, L</b> OBP: 0.308, SLG: 0.382 (1, 5)	F8		F8		F7		BB			3	0	0	0	1	0	1						
<b>Kevin Witt, L</b> OBP: 0.200, SLG: 0.800 (1, 10)	K		G4-3				HR	K		4	1	1	1	0	2	1						
<b>15 Brandon Inge, R</b> OBP: 0.214, SLG: 0.212 (1, 2)	F8				E4 CS		P3	K		4	0	0	0	0	1	0						
<b>20 Omar Infante, R</b> OBP: 0.281, SLG: 0.271 (1, 6)			SH1-4 HR		K		G6-3	1B		4	1	2	0	0	1	1						
<b>Inning Stats</b>	R: 0 E: 0 K: 0 S: 8	H: 2 LOB: 1 BB: 0 P: 9	R: 1 E: 0 K: 1 S: 12	H: 1 LOB: 0 BB: 0 P: 18	R: 5 E: 2 K: 0 S: 16	H: 2 LOB: 0 BB: 1 P: 26	R: 0 E: 1 K: 1 S: 7	H: 1 LOB: 1 BB: 1 P: 9	R: 0 E: 0 K: 0 S: 8	H: 0 LOB: 1 BB: 1 P: 15	R: 1 E: 0 K: 0 S: 6	H: 1 LOB: 0 BB: 0 P: 10	R: 2 E: 0 K: 2 S: 12	H: 2 LOB: 1 BB: 1 P: 21	R: 0 E: 0 K: 3 S: 12	H: 1 LOB: 1 BB: 0 P: 18	R: 0 E: 0 K: 1 S: 5	H: 0 LOB: 0 BB: 0 P: 8	1B: 5 2B: 0 3B: 1 HR: 4	SF: 0 SAC: 2 DP: 1 HBP: 0	WP: 0 PB: 0 SB: 2 CS: 1	PA: 41
<b>PITCHER</b>	IP	WLS	BF	H	R	ER	SO	BB	IBB	HBP	BLK	WP	HR	S	P	ERA	WHIP					
<b>Jason Davis, R</b> ERA: 5.81 (1, 1)	6.0		28	7	7	2	3	1	1	0	0	0	3	57	87	3.00	1.333					
<b>Billy Traber, L</b> ERA: 4.24 (7, 1)	1.1	W	8	3	2	2	3	1	0	0	0	0	1	17	29	13.50	3.000					
<b>David Riske, R</b> ERA: 3.92 (8, 1)	1.2	S	5	0	0	0	3	0	0	0	0	0	0	12	18	0.00	0.000					

**Detroit Tigers @ Cleveland Indians**  
Jacobs Field, Cleveland, OH  
Mon May 19 2003, 7:05 PM EDT  
Att: 16,492 - Cloudy - 76 F


AB 36  
R 9  
H 10  
RBI 9  
BB 3  
SO 9  
LOB 11



Batter	1	2	3	4	5	6	7	8	9	AB	R	H	RBI	BB	SO	LOB	BOTTOM				
<b>Matt Lawton, L</b> OBP: 0.305, SLG: 0.374 (1, 7)	K		HR		FC4-2			F9		5	1	2	2	0	1	1					
<b>Omar Vizquel, S</b> OBP: 0.337, SLG: 0.389 (1, 6)	G1-3		F9		G4-3		L9	FC1-4		5	0	1	0	0	0	4					
<b>Ellis Burks, R</b> OBP: 0.363, SLG: 0.480 (1, 10)	1B		K		G5-3		FC6-4	FC1-4		4	0	0	0	1	1	3					
<b>Milton Bradley, S</b> OBP: 0.444, SLG: 0.532 (1, 8)	1B		HR		1B		2B	K		4	3	3	0	1	1	1					
<b>Jody Gerut, L</b> OBP: 0.274, SLG: 0.475 (1, 9)	P6		HR		G4-6-3		K			4	1	2	4	0	1	3					
<b>Josh Bard, S</b> OBP: 0.305, SLG: 0.331 (1, 2)			G3-1		G1-3		HR			4	0	1	1	0	0	1					
<b>John McDonald, R</b> OBP: 0.304, SLG: 0.415 (7, FR)			G1-3		G4-6-3		2B			0	1	0	0	0	0	0					
<b>Casey Blake, R</b> OBP: 0.321, SLG: 0.427 (8, 3)	1B						1B	HR		3	3	3	2	1	0	0					
<b>Ben Broussard, L</b> OBP: 0.333, SLG: 0.500 (1, 3)	L8						1B			3	1	1	1	1	0	2					
<b>Tim Laker, R</b> OBP: 0.316, SLG: 0.429 (8, 2)							1B			0	0	0	0	0	0	0					
<b>Brandon Phillips, R</b> OBP: 0.270, SLG: 0.346 (1, 4)	P6						1B	G1-3		4	0	1	0	0	0	3					
<b>Inning Stats</b>	R: 0 E: 0 K: 1 S: 11	H: 1 LOB: 2 BB: 1 P: 22	R: 0 E: 0 K: 0 S: 6	H: 1 LOB: 0 BB: 0 P: 11	R: 3 E: 0 K: 1 S: 10	H: 2 LOB: 0 BB: 1 P: 21	R: 1 E: 0 K: 0 S: 5	H: 1 LOB: 1 BB: 1 P: 14	R: 1 E: 0 K: 0 S: 7	H: 2 LOB: 0 BB: 0 P: 8	R: 2 E: 0 K: 0 S: 11	H: 3 LOB: 1 BB: 1 P: 17	R: 3 E: 0 K: 1 S: 17	H: 3 LOB: 1 BB: 0 P: 24	R: 0 E: 0 K: 1 S: 8	H: 1 LOB: 1 BB: 0 P: 12	1B: 7 2B: 5 3B: 0 HR: 2	SF: 0 SAC: 0 DP: 1 HBP: 0	WP: 0 PB: 0 SB: 2 CS: 1	PA: 40	
<b>PITCHER</b>	IP	WLS	BF	H	R	ER	SO	BB	IBB	HBP	BLK	WP	HR	S	P	ERA	WHIP				
<b>Gary Knotts, R</b> ERA: 4.81 (1, 1)	4.1		23	7	5	5	2	3	0	0	0	0	0	13	19	10.80	2.400				
<b>Steve Sparks, R</b> ERA: 3.62 (5, 1)	1.2		7	3	2	2	0	1	0	0	0	0	0	1	19	20.25	3.000				
<b>Jamie Walker, L</b> ERA: 4.05 (7, 1)	1.1	L	8	4	3	3	1	0	0	0	0	0	1	19	27	20.25	3.000				
<b>Chris Spurling, R</b> ERA: 3.06 (8, 1)	0.2		2	0	0	0	1	0	0	0	0	0	0	6	9	0.00	0.000				

**Detroit Tigers @ Cleveland Indians**  
Jacobs Field, Cleveland, OH  
Mon May 19 2003, 7:05 PM EDT  
Att: 16,492 - Cloudy - 76 F


AB 36  
R 10  
H 14  
RBI 10  
BB 4  
SO 4  
LOB 18



Batter	1	2	3	4	5	6	7	8	9	AB	R	H	RBI	BB	SO	LOB	TOP					
Gene Kingsale, S OBP: 0.319, SLG: 0.313	G4-3		F8		G3		F7		G4-3	5	0	0	0	0	0	1						
Ramon Santiago, S OBP: 0.328, SLG: 0.284	B2-3		K				G3			4	0	1	0	0	1	0						
Bobby Higginson, L OBP: 0.376, SLG: 0.399					CS				L5	4	1	3	0	0	0	0						
Dmitri Young, S OBP: 0.301, SLG: 0.431	CS	G5-3							G3-1	4	1	2	2	0	0	0						
Carlos Pena, L OBP: 0.289, SLG: 0.406										4	1	2	0	0	0	2						
Eric Munson, L OBP: 0.306, SLG: 0.371					G1-3					3	1	0	0	1	1	1						
Kevin Witt, L OBP: 0.375, SLG: 0.750					G4-3					3	0	2	1	0	0	0						
Craig Monroe, R OBP: 0.302, SLG: 0.402										1	0	1	0	0	0	0						
Shane Halter, R OBP: 0.276, SLG: 0.357					L9					3	0	1	1	0	0	1						
Matt Walbeck, S OBP: 0.053, SLG: 0.079										4	0	0	0	0	1	3						
<b>Inning Stats</b>	R: 0 E: 0 K: 0 S: 5	H: 1 LOB: 0 BB: 0 P: 8	R: 2 E: 0 K: 0 S: 7	H: 3 LOB: 1 BB: 1 P: 16	R: 0 E: 0 K: 1 S: 9	H: 2 LOB: 2 BB: 0 P: 13	R: 0 E: 0 K: 0 S: 5	H: 0 LOB: 0 BB: 0 P: 10	R: 0 E: 0 K: 0 S: 6	H: 1 LOB: 0 BB: 0 P: 9	R: 2 E: 0 K: 0 S: 12	H: 3 LOB: 1 BB: 0 P: 18	R: 0 E: 0 K: 0 S: 7	H: 0 LOB: 0 BB: 0 P: 13	R: 0 E: 0 K: 1 S: 9	H: 1 LOB: 1 BB: 0 P: 16	R: 0 E: 0 K: 1 S: 8	H: 1 LOB: 1 BB: 0 P: 11	1B: 10 2B: 2 HR: 1	SF: 0 SAC: 1 HBP: 0	WP: 0 PB: 0 SB: 0 CS: 2	PA: 39
<b>PITCHER</b>	IP	WLS	BF	H	R	ER	SO	BB	IBB	HBP	BLK	WP	HR	S	P	ERA	WHIP					
37 Jake Westbrook, R ERA: 4.67	6.0	26	10	4	4	1	1	0	0	0	0	0	1	44	74	6.00	1.833					
Jason Phillips, R ERA:	7.1	3	0	0	0	0	0	0	0	0	0	0	0	7	13	0.00	0.000					
Terry Mulholland, L ERA: 3.26	1.0	4	1	0	0	1	0	0	0	0	0	0	0	9	16	0.00	1.000					
David Riske, R ERA: 3.74	1.0	W	4	1	0	0	1	0	0	0	0	0	0	8	11	0.00	1.000					

Detroit Tigers @ Cleveland Indians  
Jacobs Field, Cleveland, OH  
Tue May 20 2003, 7:05 PM EDT  
Att: 15,499 - Cloudy - 54 F


AB 35  
R 4  
H 12  
RBI 4  
BB 1  
SO 3  
LOB 8



Batter	1	2	3	4	5	6	7	8	9	AB	R	H	RBI	BB	SO	LOB	BOTTOM					
Matt Lawton, L OBP: 0.310, SLG: 0.373	F7			FC6-4			P6			3	0	1	0	1	0	1						
John McDonald, R OBP: 0.300, SLG: 0.404	L8			E5			P4			4	0	1	1	0	0	2						
Ellis Burks, R OBP: 0.355, SLG: 0.467	G5-3			K			G1-3			4	0	0	0	0	1	4						
Milton Bradley, S OBP: 0.438, SLG: 0.522				FC6-4			F7			4	0	1	0	0	1	2						
Jody Gerut, L OBP: 0.258, SLG: 0.446				P5			G3-1			4	0	0	0	0	1	3						
Josh Bard, S OBP: 0.304, SLG: 0.352							F9			4	1	1	1	0	1	0						
Casey Blake, R OBP: 0.326, SLG: 0.438				K			HR			4	2	2	0	0	1	0						
Ben Broussard, L OBP: 0.318, SLG: 0.450				F9			P3			4	0	1	0	0	0	1						
Bill Selby, L OBP: 0.146, SLG: 0.108										0	1	0	0	0	0	0						
Brandon Phillips, R OBP: 0.284, SLG: 0.381				K2-3						4	2	3	4	0	1	0						
<b>Inning Stats</b>	R: 0 E: 0 K: 0 S: 6	H: 0 LOB: 0 BB: 0 P: 11	R: 0 E: 0 K: 2 S: 9	H: 0 LOB: 0 BB: 0 P: 14	R: 0 E: 1 K: 1 S: 11	H: 1 LOB: 2 BB: 0 P: 19	R: 2 E: 1 K: 0 S: 16	H: 3 LOB: 2 BB: 1 P: 31	R: 1 E: 0 K: 0 S: 11	H: 1 LOB: 1 BB: 0 P: 16	R: 0 E: 0 K: 0 S: 8	H: 1 LOB: 0 BB: 0 P: 11	R: 0 E: 0 K: 0 S: 4	H: 1 LOB: 0 BB: 0 P: 8	R: 3 E: 0 K: 1 S: 7	H: 3 LOB: 1 BB: 0 P: 10	1B: 7 2B: 1 HR: 2	SF: 0 SAC: 0 HBP: 0	WP: 0 PB: 0 SB: 0 CS: 0	PA: 36		
<b>PITCHER</b>	IP	WLS	BF	H	R	ER	SO	BB	IBB	HBP	BLK	WP	HR	S	P	ERA	WHIP					
Adam Bernero, R ERA: 5.87	6.0	L	25	5	3	3	1	0	0	0	0	0	1	19	29	11.57	2.143					
Matt Roney, R ERA: 3.52	2.1		11	5	3	3	1	0	0	0	0	0	0	1	19	29	11.57	2.143				

Detroit Tigers @ Cleveland Indians  
Jacobs Field, Cleveland, OH  
Tue May 20 2003, 7:05 PM EDT  
Att: 15,499 - Cloudy - 54 F


AB 35  
R 6  
H 10  
RBI 6  
BB 1  
SO 6  
LOB 13



Batter	1	2	3	4	5	6	7	8	9	AB	R	H	RBI	BB	SO	LOB	TOP								
Andres Torres, S OBP: 0.276, SLG: 0.296 (1, 8)	2-2 SH5-3 2B		0-1 1B		1-1 FC4-6			1-3 K		4	0	2	0	0	1	3									
Ramon Santiago, S OBP: 0.319, SLG: 0.276 (1, 4)	0-1 SH5-3 2-3		0-0 P4			2-2 G4-3		1-3 K		3	0	0	0	0	1	2									
Bobby Higginson, L OBP: 0.368, SLG: 0.389 (1, 9)	2-1 G4-3			1-0 F9		3-3 K		3-3 K		4	0	0	0	0	2	2									
Dmitri Young, S OBP: 0.300, SLG: 0.427 (1, 10)	1-3 K			1-3 K		0-1 G3-1			0-1 2B 1B	4	0	1	0	0	2	1									
Craig Monroe, R OBP: 0.300, SLG: 0.407 (1, 7)		2-2 G4-3		0-1 F9				0-0 G4-3		4	0	1	0	0	0	0									
Carlos Pena, L OBP: 0.295, SLG: 0.404 (1, 3)		4-1 G5-4-3 BB			2-3 K		3-1 1B		2-3 K	3	0	1	0	1	2	2									
Shane Halter, R OBP: 0.266, SLG: 0.343 (1, 6)		0-0 G5-4-3 1-2		0-1 F9		2-3 K		0-3 K		4	0	0	0	0	2	4									
Eric Munson, L OBP: 0.305, SLG: 0.367 (1, 5)			1-3 K		0-0 15 BB 1B		1-1 G4-3		3-3 K	4	0	1	0	0	2	3									
15 Brandon Inge, R OBP: 0.226, SLG: 0.228 (1, 2)			2-2 F8		4-1 FC4-6 BB			1-0 2B		2	0	1	0	1	0	0									
<b>Inning Stats</b>	R: 0 E: 0 K: 1 S: 12	H: 1 LOB: 1 BB: 0 P: 17	R: 0 E: 0 K: 0 S: 6	H: 0 LOB: 0 BB: 1 P: 12	R: 0 E: 0 K: 1 S: 9	H: 1 LOB: 1 BB: 0 P: 12	R: 0 E: 0 K: 1 S: 6	H: 0 LOB: 0 BB: 0 P: 8	R: 0 E: 0 K: 1 S: 9	H: 1 LOB: 2 BB: 1 P: 16	R: 0 E: 0 K: 1 S: 8	H: 0 LOB: 0 BB: 0 P: 13	R: 0 E: 0 K: 1 S: 8	H: 1 LOB: 1 BB: 0 P: 14	R: 0 E: 0 K: 3 S: 10	H: 1 LOB: 1 BB: 0 P: 16	R: 0 E: 0 K: 3 S: 13	H: 2 LOB: 2 BB: 0 P: 19	1B: 4 2B: 3 3B: 0 HR: 0	SF: 0 SAC: 1 DP: 1 HBP: 0	WP: 0 PB: 0 SB: 0 CS: 0	PA: 35			
<b>PITCHER</b>	IP	WLS	BF	H	R	ER	SO	BB	IBB	HBP	BLK	WP	HR	S	P	ERA	WHIP								
CC Sabathia, L ERA: 2.73 (1, 1)	6.0	W	22	3	0	0	5	2	0	0	0	0	0	50	78	0.00	0.833								
Billy Traber, L ERA: 4.07 (7, 1)	1.0		5	2	0	0	1	0	0	0	0	0	0	9	16	0.00	2.000								
Jason Boyd, R ERA: 7.88 (8, 1)	1.0		3	0	0	0	3	0	0	0	0	0	0	9	14	0.00	0.000								
Danys Baez, R ERA: 5.32 (9, 1)	1.0		5	2	0	0	3	0	0	0	0	0	0	13	19	0.00	2.000								

Detroit Tigers @ Cleveland Indians  
Jacobs Field, Cleveland, OH  
Wed May 21, 2003, 7:05 PM EDT  
Att: 16,534 - Cloudy - 51 F


AB 32  
R 0  
H 7  
RBI 0  
BB 2  
SO 12  
LOB 17



Batter	1	2	3	4	5	6	7	8	9	AB	R	H	RBI	BB	SO	LOB	BOTTOM								
Matt Lawton, L OBP: 0.314, SLG: 0.383 (1, 7)	1-2 F9		1-2 1B 2B	2-0 CS 1B			1-1 F9			4	1	2	1	0	0	0									
Jody Gerut, L OBP: 0.258, SLG: 0.446 (8, 9)				2-H CS 1B						0	0	0	0	0	0	0									
Omar Vizquel, S OBP: 0.340, SLG: 0.388 (1, 6)	4-1 FC6-4 BB		1-0 BB 1B	1-2 CS 1B	1-1 F7		0-1 F9			3	1	1	1	1	0	0									
Ellis Burks, R OBP: 0.352, SLG: 0.458 (1, 10)	0-0 FC6-4 1-2		4-1 BB 1B	1-2 BB 1B	2-3 K		3-3 K			3	1	0	0	1	2	1									
Milton Bradley, S OBP: 0.440, SLG: 0.513 (1, 8)	2-3 K		4-1 L7-4 1B BB	1-2 2-3 BB	4-2 S BB			2-2 F7		2	0	0	0	2	1	1									
Shane Spencer, R OBP: 0.304, SLG: 0.365 (8, 7)		3-2 F8	1-1 1B	1-2 2-H 3-H 1B	4-0 FC6-4 BB			3-2 S 1B		3	0	2	2	1	0	0									
Josh Bard, S OBP: 0.295, SLG: 0.341 (1, 2)	0-1 L9		1-1 L7-4		0-0 FC6-4			1-3 K		4	0	0	0	0	1	5									
Ben Broussard, L OBP: 0.346, SLG: 0.478 (1, 3)		0-0 2B		1-2 P5			0-0 F9		4-2 BB	3	0	1	0	1	0	0									
Casey Blake, R OBP: 0.324, SLG: 0.427 (1, 5)		3-3 K		3-3 K			4-1 L4-3 BB		2-2 F7	3	0	0	0	1	2	3									
Brandon Phillips, R OBP: 0.285, SLG: 0.380 (1, 4)			2-3 K	0-2 E5 1B			1-0 L4-3			3	1	1	0	0	1	1									
<b>Inning Stats</b>	R: 0 E: 0 K: 1 S: 11	H: 0 LOB: 1 BB: 1 P: 18	R: 0 E: 0 K: 1 S: 9	H: 1 LOB: 1 BB: 0 P: 15	R: 3 E: 0 K: 1 S: 13	H: 3 LOB: 1 BB: 2 P: 27	R: 1 E: 1 K: 1 S: 17	H: 2 LOB: 0 BB: 0 P: 23	R: 0 E: 0 K: 0 S: 3	H: 0 LOB: 2 BB: 1 P: 8	R: 0 E: 0 K: 1 S: 8	H: 0 LOB: 0 BB: 0 P: 12	R: 0 E: 0 K: 1 S: 14	H: 1 LOB: 2 BB: 1 P: 26	R: 0 E: 0 K: 3 S: 10	H: 1 LOB: 1 BB: 0 P: 19	1B: 5 2B: 4 3B: 0 HR: 0	SF: 0 SAC: 0 DP: 2 HBP: 0	WP: 0 PB: 0 SB: 2 CS: 1	PA: 36					
<b>PITCHER</b>	IP	WLS	BF	H	R	ER	SO	BB	IBB	HBP	BLK	WP	HR	S	P	ERA	WHIP								
38 Jeremy Bonderman, R ERA: 5.73 (1, 1)	5.0	L	24	6	4	3	5	0	0	0	0	0	0	11	20	0.00	0.500								
Franklyn German, R ERA: 3.44 (8, 1)	2.0		6	0	0	0	1	1	0	0	0	0	0	14	26	0.00	2.000								
Wilfredo Ledezma, L ERA: 4.76 (8, 1)	1.0		5	1	0	0	1	1	0	0	0	0	0	14	26	0.00	2.000								

Detroit Tigers @ Cleveland Indians  
Jacobs Field, Cleveland, OH  
Wed May 21, 2003, 7:05 PM EDT  
Att: 16,534 - Cloudy - 51 F

AB 28  
R 4  
H 7  
RBI 4  
BB 7  
SO 7  
LOB 11






Batter	1	2	3	4	5	6	7	8	9	AB	R	H	RBI	BB	SO	LOB	TOP				
Gene Kingsale, S (1, 8) OBP: 0.316, SLG: 0.310	B1		G6-3					G1-3		4	0	1	1	0	0	0	Detroit Tigers @ Chicago White Sox U.S. Cellular Field, Chicago, IL Fri May 23 2003, 8:05 PM EDT Att: 15,069 - Sunny - 60 F				
Ramon Santiago, S (1, 4) OBP: 0.305, SLG: 0.283	G4-3			F8	G4-3			E5 2B		4	1	0	0	0	0	2					
Bobby Higginson, L (1, 9) OBP: 0.377, SLG: 0.400								G3		3	1	2	0	1	0	1					
Dmitri Young, S (1, 5) OBP: 0.311, SLG: 0.436 (9, 7)	CS			P5				F8 2B		3	0	1	1	1	0	2					
Carlos Pena, L (1, 3)								F6		3	0	0	1	0	0	3					
Craig Monroe, R (1, 7) OBP: 0.284, SLG: 0.374										4	0	0	0	0	2	1					
Eric Munson, L (9, 5) OBP: 0.301, SLG: 0.357	K							G5-3		0	0	0	0	0	0	0					
Kevin Witt, L (1, 10) OBP: 0.292, SLG: 0.692 Andres Torres, S (9, PR) OBP: 0.259, SLG: 0.276	F7							G4-3		3	0	1	0	1	0	1					
15 Brandon Inge, R (1, 2) OBP: 0.211, SLG: 0.211								L6-4 BB		0	0	0	0	0	0	0					
20 Omar Infante, R (1, 6) OBP: 0.282, SLG: 0.267								L6-4		4	1	0	0	0	1	2					
<b>Inning Stats</b>	R: 0 E: 0 K: 0 S: 8	H: 0 LOB: 0 BB: 1 P: 16	R: 0 E: 0 K: 1 S: 8	H: 0 LOB: 1 BB: 1 P: 15	R: 0 E: 0 K: 0 S: 8	H: 0 LOB: 0 BB: 0 P: 14	R: 0 E: 0 K: 0 S: 5	H: 1 LOB: 1 BB: 0 P: 7	R: 1 E: 0 K: 1 S: 14	H: 2 LOB: 2 BB: 1 P: 21	R: 0 E: 0 K: 0 S: 8	H: 0 LOB: 0 BB: 0 P: 9	R: 1 E: 1 K: 0 S: 12	H: 1 LOB: 1 BB: 1 P: 12	R: 0 E: 0 K: 0 S: 6	H: 0 LOB: 1 BB: 1 P: 12	1B: 3 2B: 3 3B: 0 HR: 0	SF: 1 SAC: 0 DP: 1 HBP: 0	WP: 0 PB: 0 SB: 1 CS: 1	PA: 36	
<b>PITCHER</b>	IP	WLS	BF	H	R	ER	SO	BB	IBB	HBP	BLK	WP	HR	S	P	ERA	WHIP				
Jon Garland, R (1, 1) ERA: 5.7	6.0		24	4	2	2	2	3	0	0	0	0	0	51	88	3.00	1.167				
Tom Gordon, R (7, 1) ERA: 3.75	1.1	L	5	0	1	0	1	0	0	0	0	0	0	15	16	0.00	0.000				
Kelly Wunsch, L (8, 1) ERA:	0.2		3	1	0	0	0	0	0	0	0	0	0	5	5	0.00	1.500				
Gary Glover, R (9, 1) ERA: 3.92	1.0		3	0	0	0	0	1	0	0	0	0	0	6	12	0.00	1.000				

Batter	1	2	3	4	5	6	7	8	9	AB	R	H	RBI	BB	SO	LOB	BOTTOM					
Tony Graffanino, R (1, 4) OBP: 0.388, SLG: 0.537	FC6-4 1B		G4-6-3 BB					SH1-4		2	0	1	0	1	0	1	Detroit Tigers @ Chicago White Sox U.S. Cellular Field, Chicago, IL Fri May 23 2003, 8:05 PM EDT Att: 15,069 - Sunny - 60 F					
Jose Valentin, S (1, 6) OBP: 0.296, SLG: 0.477	FC6-4 FC5-4 1-2f		G4-6-3 1-2f					G3		4	0	0	0	0	0	5						
Frank Thomas, R (1, 10) OBP: 0.407, SLG: 0.500	FC5-4 2B							K		3	1	0	0	1	2	2						
Magglio Ordonez, R (1, 9) OBP: 0.347, SLG: 0.488								E5 G6-4-3		4	0	1	1	0	0	1						
Carlos Lee, R (1, 7) OBP: 0.308, SLG: 0.472								K		4	0	0	0	0	1	3						
14 Paul Konerko, R (1, 3) OBP: 0.292, SLG: 0.336								F8		4	0	0	0	0	0	1						
24 Joe Crede, R (1, 5) OBP: 0.259, SLG: 0.340								F9		3	1	1	1	0	0	0						
Joe Borchard, S (1, 8)								P3		3	0	0	0	0	2	0						
Miguel Olivo, R (1, 2) OBP: 0.300, SLG: 0.400								K		3	0	0	0	0	2	0						
								E4 P3-5		3	0	1	0	0	0	0						
<b>Inning Stats</b>	R: 1 E: 0 K: 0 S: 13	H: 2 LOB: 1 BB: 0 P: 21	R: 0 E: 0 K: 0 S: 5	H: 0 LOB: 0 BB: 0 P: 9	R: 0 E: 0 K: 0 S: 4	H: 0 LOB: 0 BB: 1 P: 9	R: 0 E: 0 K: 0 S: 9	H: 0 LOB: 1 BB: 1 P: 17	R: 1 E: 2 K: 1 S: 12	H: 1 LOB: 1 BB: 0 P: 15	R: 0 E: 1 K: 1 S: 6	H: 0 LOB: 0 BB: 0 P: 11	R: 0 E: 0 K: 1 S: 12	H: 0 LOB: 0 BB: 0 P: 17	R: 0 E: 0 K: 1 S: 9	H: 1 LOB: 1 BB: 0 P: 11	R: 0 E: 0 K: 1 S: 7	H: 0 LOB: 0 BB: 0 P: 13	1B: 2 2B: 2 3B: 0 HR: 1	SF: 0 SAC: 1 DP: 3 HBP: 0	WP: 1 PB: 0 SB: 0 CS: 0	PA: 33
<b>PITCHER</b>	IP	WLS	BF	H	R	ER	SO	BB	IBB	HBP	BLK	WP	HR	S	P	ERA	WHIP					
Mike Maroth, L (1, 1) ERA: 5.4	7.0		26	3	2	2	3	2	0	0	0	0	1	61	99	2.57	0.714					
Chris Spurling, R (8, 1) ERA: 2.66	2.0	S	7	1	0	0	2	0	0	0	0	0	0	16	24	0.00	0.500					

AB	30
R	3
H	5
RBI	3
BB	4
SO	3
LOB	12



AB	30
R	2
H	4
RBI	2
BB	2
SO	5
LOB	13





Batter	1	2	3	4	5	6	7	8	9	AB	R	H	RBI	BB	SO	LOB	TOP				
<b>Gene Kingsale, S</b> (1, 8) OBP: 0.310, SLG: 0.297	0-1 B1-3		1-2 F8		1-1 L4		4-2 BB		1-1 F8	4	0	0	0	1	0	0					
<b>Ramon Santiago, S</b> (1, 4) OBP: 0.303, SLG: 0.283	0-2 G4-3		0-0 1B			0-1 B2	1-1 G1-3			4	0	1	0	0	0	2					
<b>Bobby Higginson, L</b> (1, 9) OBP: 0.374, SLG: 0.393	2-3 K		0-0 G5-3			4-1 BB		0-3 K		3	0	0	0	1	2	1					
<b>Dmitri Young, S</b> (1, 7) OBP: 0.315, SLG: 0.440		1-3 K		1-0 F9		4-0 BB	1-2 BB	1-2 2B		3	0	1	0	1	1	0					
<b>Carlos Pena, L</b> (1, 3) OBP: 0.296, SLG: 0.397	0-1 G3		0-0 2B			0-3 K		1-3 K		4	0	1	0	0	2	3					
<b>Kevin Witt, L</b> (1, 10) OBP: 0.412, SLG: 0.600	4-0 BB		3-2 F8			0-0 G3-1		4-0 IBB		2	0	0	0	1	0	3					
<b>Craig Monroe, R</b> (8, PH) OBP: 0.291, SLG: 0.374										0	0	0	0	1	0	0					
<b>Eric Munson, L</b> (1, 5) OBP: 0.299, SLG: 0.353	1-2 G3		1-1 G4-3			0-0 1B		0-3 K		4	0	1	0	0	1	4					
<b>15 Brandon Inge, R</b> (1, 2) OBP: 0.214, SLG: 0.232			2-2 3B		2-3 K		1-0 SH3		1-2 G6-3	3	1	1	0	0	1	0					
<b>20 Omar Infante, R</b> (1, 6) OBP: 0.274, SLG: 0.261			2-1 SF8		1-3 K		0-2 G6-3		2-1 G4-3	3	0	0	1	0	1	1					
<b>Inning Stats</b>	R: 0 E: 0 K: 1 S: 9	H: 0 LOB: 0 BB: 0 P: 11	R: 0 E: 0 K: 1 S: 8	H: 0 LOB: 1 BB: 1 P: 14	R: 1 E: 0 K: 0 S: 12	H: 2 LOB: 1 BB: 0 P: 17	R: 0 E: 0 K: 0 S: 7	H: 1 LOB: 1 BB: 0 P: 12	R: 0 E: 0 K: 1 S: 9	H: 0 LOB: 0 BB: 2 P: 15	R: 0 E: 0 K: 0 S: 9	H: 1 LOB: 2 BB: 1 P: 15	R: 0 E: 0 K: 3 S: 13	H: 1 LOB: 2 BB: 1 P: 19	R: 0 E: 0 K: 0 S: 7	H: 0 LOB: 0 BB: 0 P: 11	1B: 2 2B: 2 3B: 1 HR: 0	SF: 1 SAC: 1 DP: 0 HBP: 0	WP: 0 PB: 0 SB: 1 CS: 0	PA: 37	
<b>PITCHER</b>	IP	WLS	BF	H	R	ER	SO	BB	IBB	HBP	BLK	WP	HR	S	P	ERA	WHIP				
<b>Esteban Loaiza, R</b> (1, 1) ERA: 1.92	7.0	L	29	4	1	1	5	4	0	0	0	0	0	61	97	1.29	1.143				
<b>Damaso Marte, L</b> (8, 1) ERA: 1.56	1.0		5	1	0	0	3	0	1	0	0	0	0	13	19	0.00	1.000				
<b>Billy Koch, R</b> (9, 1) ERA: 6.38	1.0		3	0	0	0	0	0	0	0	0	0	0	7	11	0.00	0.000				

**Detroit Tigers @ Chicago White Sox**  
 U.S. Cellular Field, Chicago, IL  
 Sat May 24 2003, 7:05 PM EDT  
 Att: 27,535 - Sunny - 68 F

AB	30
R	1
H	5
RBI	1
BB	5
SO	8
LOB	14



Batter	1	2	3	4	5	6	7	8	9	AB	R	H	RBI	BB	SO	LOB	BOTTOM					
<b>D'Angelo Jimenez, S</b> (1, 4) OBP: 0.379, SLG: 0.455	1-3 K		1-3 K			1-1 G3		4-1 BB		3	0	0	0	1	2	1						
<b>Jose Valentin, S</b> (1, 6) OBP: 0.289, SLG: 0.465	1-0 F6			1-1 G6-3		0-0 P2		1-3 K		4	0	0	0	0	1	2						
<b>Magglio Ordonez, R</b> (1, 9) OBP: 0.345, SLG: 0.489	2-1 G5-3			1-0 2B		1-0 F6			1-1 G4-3	4	0	1	0	0	0	0						
<b>Carlos Lee, R</b> (1, 7) OBP: 0.309, SLG: 0.466		0-1 G6-3		1-2 F8			2-0 HBP		1-1 G1-6-3	2	0	0	0	0	0	1						
<b>Armando Rios, L</b> (7, PR) OBP: 0.296, SLG: 0.348										1	0	1	0	0	0	0						
<b>Brian Daubach, L</b> (1, 3) OBP: 0.302, SLG: 0.241		3-1 P6		1-1 L9			2-3 K		0-2 G1-6-3	4	0	0	0	0	1	3						
<b>14 Paul Konerko, R</b> (1, 10) OBP: 0.292, SLG: 0.331		1-2 G4-3			4-2 BB		2-2 G6-4-3			2	0	0	0	1	0	1						
<b>Joe Borchard, S</b> (1, 8) OBP: 0.333, SLG: 0.200			1-2 1B		1-2 P5			4-2 BB		2	0	1	0	1	0	1						
<b>24 Joe Crede, R</b> (1, 5) OBP: 0.255, SLG: 0.333			1-0 F8		3-2 P2			3-2 P4		3	0	0	0	0	0	3						
<b>Miguel Olivo, R</b> (1, 2) OBP: 0.293, SLG: 0.391			1 SAFE K		1 SAFE K		1 SAFE K		3-3 K	2	0	0	0	0	2	2						
<b>Frank Thomas, R</b> (8, PH) OBP: 0.465, SLG: 0.497										1	0	0	0	0	1	1						
<b>Sandy Alomar Jr., R</b> (9, 2) OBP: 0.296, SLG: 0.388										0	0	0	0	0	0	0						
<b>Inning Stats</b>	R: 0 E: 0 K: 1 S: 6	H: 0 LOB: 0 BB: 0 P: 10	R: 0 E: 0 K: 0 S: 9	H: 0 LOB: 0 BB: 0 P: 13	R: 0 E: 0 K: 2 S: 10	H: 1 LOB: 1 BB: 0 P: 13	R: 0 E: 0 K: 0 S: 8	H: 1 LOB: 1 BB: 0 P: 12	R: 0 E: 0 K: 1 S: 16	H: 0 LOB: 1 BB: 1 P: 25	R: 0 E: 0 K: 0 S: 4	H: 0 LOB: 0 BB: 0 P: 6	R: 0 E: 0 K: 1 S: 8	H: 0 LOB: 1 BB: 0 P: 14	R: 0 E: 0 K: 2 S: 12	H: 0 LOB: 2 BB: 2 P: 27	R: 0 E: 0 K: 0 S: 7	H: 1 LOB: 0 BB: 0 P: 9	1B: 2 2B: 1 3B: 0 HR: 0	SF: 0 SAC: 0 DP: 2 HBP: 1	WP: 2 PB: 0 SB: 0 CS: 0	PA: 32
<b>PITCHER</b>	IP	WLS	BF	H	R	ER	SO	BB	IBB	HBP	BLK	WP	HR	S	P	ERA	WHIP					
<b>Gary Knotts, R</b> (1, 1) ERA: 4.09	7.2	W	27	2	0	0	6	2	0	1	0	0	0	69	111	0.00	0.522					
<b>Franklyn German, R</b> (8, 1) ERA: 3.05	1.1	S	5	1	0	0	1	1	0	0	0	0	0	11	18	0.00	1.500					

**Detroit Tigers @ Chicago White Sox**  
 U.S. Cellular Field, Chicago, IL  
 Sat May 24 2003, 7:05 PM EDT  
 Att: 27,535 - Sunny - 68 F


AB	28
R	0
H	3
RBI	0
BB	3
SO	7
LOB	15



Batter	1	2	3	4	5	6	7	8	9	10	11	12	AB	R	H	RBI	BB	SO	LOB	TOP													
Gene Kingsale, S OBP: 0.295, SLG: 0.281 (1, 8)	K		SH5-3		F7		G6-3		K		K		5	0	0	0	0	3	2														
Ramon Santiago, S OBP: 0.297, SLG: 0.258 (1, 4)	B1		G6-3		FC4-6 HBP 1B		K		F8		F9		6	0	1	0	0	1	2														
Bobby Higginson, L OBP: 0.378, SLG: 0.405 (1, 9)	K		K		FC4-6 HBP			SF8 2B			G3		5	1	2	0	0	2	2														
Dmitri Young, S OBP: 0.316, SLG: 0.429 (1, 7)		F8		G3-1	FC4-6			SF8 1B HBP				F9	4	1	0	1	1	0	2														
Carlos Pena, L OBP: 0.297, SLG: 0.391 (1, 3)		F4		K	K			1B BB				1B	5	0	1	0	1	3	4														
Kevin Witt, L OBP: 0.450, SLG: 0.778 Craig Monroe, R OBP: 0.283, SLG: 0.363 (8, PH)		1B			HR		G3-1		K		G6-3		3	1	2	1	0	0	0														
Eric Munson, L OBP: 0.301, SLG: 0.380 (1, 5)		1B			HR		G4-3		SF8		P4		5	1	2	2	0	0	1														
Matt Walbeck, S OBP: 0.049, SLG: 0.073 Andres Torres, S OBP: 0.298, SLG: 0.296 15 Brandon Inge, R OBP: 0.213, SLG: 0.230 (8, 2)		G3			F8		G4-3		1B		K		3	0	0	0	0	0	2														
20 Omar Infante, R OBP: 0.285, SLG: 0.263 (1, 6)			G6-3 SH5-3 1B		HBP FC4-6 1B BB				K		K		3	1	1	0	2	2	2														
<b>Inning Stats</b>	R: 0 E: 0 K: 2 S: 8	H: 0 LOB: 0 BB: 0 P: 12	R: 0 E: 0 K: 0 S: 8	H: 2 LOB: 2 BB: 0 P: 11	R: 0 E: 0 K: 1 S: 10	H: 1 LOB: 1 BB: 0 P: 18	R: 2 E: 0 K: 1 S: 13	H: 2 LOB: 0 BB: 0 P: 19	R: 1 E: 0 K: 1 S: 13	H: 1 LOB: 2 BB: 1 P: 22	R: 0 E: 0 K: 0 S: 6	H: 0 LOB: 0 BB: 0 P: 11	R: 0 E: 0 K: 2 S: 8	H: 0 LOB: 0 BB: 0 P: 13	R: 2 E: 0 K: 2 S: 16	H: 2 LOB: 2 BB: 1 P: 28	R: 0 E: 0 K: 2 S: 12	H: 1 LOB: 2 BB: 1 P: 24	R: 0 E: 0 K: 1 S: 5	H: 0 LOB: 0 BB: 0 P: 7	R: 0 E: 0 K: 1 S: 10	H: 0 LOB: 1 BB: 1 P: 19	R: 0 E: 0 K: 0 S: 8	H: 1 LOB: 1 BB: 0 P: 13	1B: 6 2B: 2 3B: 0 HR: 2	SF: 1 SAC: 1 DP: 0 HBP: 2	WP: 0 PB: 0 SB: 1 CS: 0	PA: 52					
<b>PITCHER</b>	IP WLS BF H R ER SO BB IBB HBP BLK WP HR S P ERA WHIP	1P 7.0	2P 3	3P 6	4P 3	5P 7	6P 3	7P 4	8P 1	9P 0	10P 8	11P 13	12P 0.00	1.000	<b>Gary Glover, R</b> ERA: 3.74 (12, 1)	1.0	W 4	B 1	F 0	H 0	R 0	ER 0	SO 0	BB 0	IBB 0	HBP 0	BLK 0	WP 0	HR 0	S 8	P 13	ERA 0.00	WHIP 1.000

Detroit Tigers @ Chicago White Sox  
U.S. Cellular Field, Chicago, IL  
Sun May 25 2003, 2:05 PM EDT  
Att. 21,398 - Sunny - 61 F


AB 44  
R 5  
H 10  
RBI 5  
BB 4  
SO 13  
LOB 21



Batter	1	2	3	4	5	6	7	8	9	10	11	12	AB	R	H	RBI	BB	SO	LOB	BOTTOM																
D'Angelo Jimenez, S OBP: 0.377, SLG: 0.447 (1, 4)	F8		G3-1 1B		HR BB		K		G6-3		E4		5	1	1	0	1	1	2																	
Carlos Lee, R OBP: 0.304, SLG: 0.473 (1, 7)	F8		G3-1		HR		G5-3		K		F8		6	1	1	4	0	1	4																	
Frank Thomas, R OBP: 0.403, SLG: 0.487 (1, 10)	F9		K		F8			BB		K		G6-4-3 1B	5	0	1	0	1	2	1																	
Magglio Ordonez, R OBP: 0.345, SLG: 0.483 (1, 9)		P5		G6-3	1B		F8			BB 1B		G6-4-3 1B	6	0	2	0	0	0	2																	
Brian Daubach, L OBP: 0.303, SLG: 0.246 Tony Graffanino, R OBP: 0.386, SLG: 0.522 (9, 6)		1B		G4-3	K			F8		14 G1-4-3 BB		E5 24 HR	3	0	1	0	0	1	1																	
Josa Valentin, S OBP: 0.295, SLG: 0.465 14 Paul Konerko, R OBP: 0.293, SLG: 0.327 (9, 3)		1B		K		G6-3 24 SF8 24 S BB		F7			G1-4-3		2	1	1	0	1	1	0																	
24 Joe Crede, R OBP: 0.297, SLG: 0.348 (1, 5)		F8			BB HR HBP		G6-3		P4		G4-3		5	2	1	3	0	0	3																	
Joe Borchard, S OBP: 0.364, SLG: 0.333 (1, 8)		K			BB HR		SF8		G6-3 SH3 1B		K		4	1	2	1	0	2	2																	
Sandy Alomar Jr., R OBP: 0.294, SLG: 0.352 Miguel Olivo, R OBP: 0.301, SLG: 0.409 (10, 2)			P6		F8		F7		SH3			E 2B	3	0	0	0	0	0	2																	
<b>Inning Stats</b>	R: 0 E: 0 K: 0 S: 6	H: 0 LOB: 0 BB: 0 P: 11	R: 0 E: 0 K: 1 S: 10	H: 2 LOB: 2 BB: 0 P: 15	R: 0 E: 0 K: 1 S: 9	H: 0 LOB: 0 BB: 0 P: 15	R: 4 E: 0 K: 1 S: 14	H: 3 LOB: 1 BB: 1 P: 22	R: 1 E: 0 K: 0 S: 9	H: 0 LOB: 0 BB: 0 P: 15	R: 0 E: 0 K: 1 S: 7	H: 0 LOB: 1 BB: 1 P: 17	R: 0 E: 0 K: 1 S: 8	H: 0 LOB: 0 BB: 0 P: 13	R: 0 E: 0 K: 1 S: 7	H: 1 LOB: 1 BB: 0 P: 11	R: 0 E: 0 K: 1 S: 5	H: 1 LOB: 1 BB: 1 P: 15	R: 0 E: 1 K: 0 S: 9	H: 1 LOB: 2 BB: 1 P: 15	R: 3 E: 1 K: 0 S: 9	H: 2 LOB: 0 BB: 1 P: 17	1B: 8 2B: 1 3B: 0 HR: 2	SF: 1 SAC: 1 DP: 2 HBP: 1	WP: 0 PB: 0 SB: 1 CS: 0	PA: 52										
<b>PITCHER</b>	IP WLS BF H R ER SO BB IBB HBP BLK WP HR S P ERA WHIP	6.0 27	4.0 0	5.0 5	5.0 4	2.0 0	1.0 1	57	7.50	1.333	<b>Adam Bernero, R</b> ERA: 5.03 (7, 1)	1.0	4	0	0	0	1	1	0	0	0	0	0	0	0	0	0	0	0	0	0	0	0	0	0	0
<b>PITCHER</b>	IP WLS BF H R ER SO BB IBB HBP BLK WP HR S P ERA WHIP	1.0 4	1.0 1	0.0 0	0.0 0	0.0 0	0.0 0	10	16	0.00	1.000	<b>Matt Roney, R</b> ERA: 3.38 (8, 1)	1.0	4	1	0	0	0	0	0	0	0	0	0	0	0	0	0	0	0	0	0	0	0	0	0
<b>PITCHER</b>	IP WLS BF H R ER SO BB IBB HBP BLK WP HR S P ERA WHIP	3.2 17	4.0 3	0.0 0	3.0 3	1.0 1	1.0 0	0	1	33	55	0.00	1.364	<b>Steve Sparks, R</b> ERA: 3.09 (9, 1)	3.2	L	17	4	3	0	3	1	1	0	0	0	0	0	0	0	0	0	0	0	0	

Detroit Tigers @ Chicago White Sox  
U.S. Cellular Field, Chicago, IL  
Sun May 25 2003, 2:05 PM EDT  
Att. 21,398 - Sunny - 61 F

AB 44  
R 8  
H 11  
RBI 8  
BB 5  
SO 8  
LOB 19



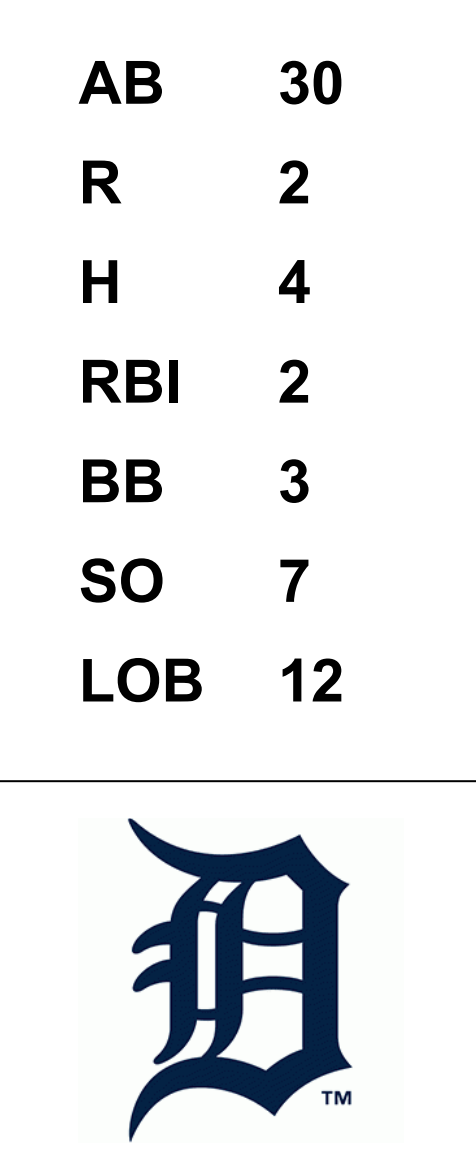
Batter	1	2	3	4	5	6	7	8	9	AB	R	H	RBI	BB	SO	LOB	TOP										
Matt Lawton, L (1, 7) OBP: 0.303, SLG: 0.381	0-1 P6		3-1 P4		1-0 F8		3-2 G3-1			4	0	0	0	0	0	0	<b>Cleveland Indians @ Detroit Tigers</b> Comerica Park, Detroit, MI Mon May 26 2003, 1:05 PM EDT Att: 17,619 - Cloudy - 62 F										
Omar Vizquel, S (1, 6) OBP: 0.329, SLG: 0.362	2-1 G6-3		1-3 K			1-2 F7		0-0 G4-3	4	0	0	0	0	1	0												
Ellis Burks, R (1, 10) OBP: 0.357, SLG: 0.448	4-1 HR		1-0 2B			1-3 K		2-2 1B	3	1	2	0	1	1	0												
Milton Bradley, S (1, 8) OBP: 0.226, SLG: 0.518	1-0 HR		3-2 P6			1-1 G5-3		1-3 K	4	1	1	2	0	1	2												
Jody Gerut, L (1, 9) Shane Spencer, R (8, PH) OBP: 0.234, SLG: 0.400 OBP: 0.293, SLG: 0.348	1-2 F8			2-3 K			0-2 G3-1	0-0 G1-3	3	0	0	0	0	1	0												
Josh Bard, S (1, 2) OBP: 0.283, SLG: 0.321		0-3 K		1-0 F7			2-0 G6-3		1-2 G4-3	4	0	0	0	0	1	0											
Ben Broussard, L (1, 3) OBP: 0.317, SLG: 0.378		2-3 K		0-2 F7			4-1 1B HR	2-3 K	3	1	0	0	1	2	0												
Casey Blake, R (1, 5) OBP: 0.329, SLG: 0.425		0-0 WP 1B			0-3 K		1-2 HR	1-3 1B	4	1	2	0	0	1	0												
Brandon Phillips, R (1, 4) OBP: 0.272, SLG: 0.373		3-3 K		1-1 G5-3			1-0 HR		3	1	1	3	0	1	1												
<b>Inning Stats</b>	R: 2 E: 0 K: 0 S: 9	H: 1 LOB: 0 BB: 1 P: 17	R: 0 E: 0 K: 3 S: 12	H: 1 LOB: 1 BB: 0 P: 17	R: 0 E: 0 K: 1 S: 10	H: 0 LOB: 0 BB: 0 P: 18	R: 0 E: 0 K: 1 S: 7	H: 0 LOB: 0 BB: 0 P: 10	R: 0 E: 0 K: 1 S: 6	H: 0 LOB: 0 BB: 0 P: 8	R: 3 E: 0 K: 0 S: 13	H: 2 LOB: 0 BB: 1 P: 24	R: 0 E: 0 K: 1 S: 8	H: 1 LOB: 1 BB: 0 P: 11	R: 0 E: 0 K: 1 S: 10	H: 0 LOB: 0 BB: 0 P: 15	1B: 3 2B: 1 3B: 0 HR: 2	SF: 0 SAC: 0 DP: 0 HBP: 0	WP: 1 PB: 0 SB: 0 CS: 0	PA: 35							
<b>PITCHER</b>	IP	WLS	BF	H	R	ER	SO	BB	IBB	HBP	BLK	WP	HR	S	P	ERA	WHIP										
38 Jeremy Bonderman, R (1, 1) ERA: 5.43	6.0		22	3	2	2	7	1	0	0	0	1	1	53	82	3.00	0.667										
Steve Avery, L (7, 1) ERA: 4.26	1.1	W	7	2	3	3	0	1	0	0	0	0	1	14	25	20.25	2.250										
Chris Spurling, R (8, 1) ERA: 2.91	0.1	H	2	1	0	0	1	0	0	0	0	0	0	6	9	0.00	3.000										
Jamie Walker, L (8, 1) ERA: 3.6	0.1	H	1	0	0	0	0	0	0	0	0	0	0	1	1	0.00	0.000										
Franklyn German, R (9, 1) ERA: 2.91	1.0	S	3	0	0	0	1	0	0	0	0	0	0	10	15	0.00	0.000										

Batter	1	2	3	4	5	6	7	8	9	AB	R	H	RBI	BB	SO	LOB	BOTTOM										
Andres Torres, S (1, 8) OBP: 0.267, SLG: 0.284	1-3 K	0-1 SH1-3		0-0 G3-6-1 1B		2-3 K		0-0 G4-3	4	0	1	0	0	2	0	<b>Cleveland Indians @ Detroit Tigers</b> Comerica Park, Detroit, MI Mon May 26 2003, 1:05 PM EDT Att: 17,619 - Cloudy - 62 F											
Ramon Santiago, S (1, 4) OBP: 0.301, SLG: 0.264	1-0 1B	1-2 G3		0-0 G3-6-1 1B		1-2 G6-3		1-3 K	5	1	2	0	0	1	1												
Bobby Higginson, L (1, 9) OBP: 0.388, SLG: 0.415	2-0 1B	3-1 HR		2-2 G3-6-1		3-2 2B		4-0 BB	3	2	2	0	1	0	2												
Dmitri Young, S (1, 7) OBP: 0.328, SLG: 0.451	0-1 2B	3-1 HR		4-0 BB		4-0 IBB		1-0 G4-3	3	1	2	4	2	0	1												
Carlos Pena, L (1, 3) OBP: 0.302, SLG: 0.396	2-2 2B	2-3 K		4-2 BB		0-1 F7			3	0	1	1	1	1	2												
Kevin Witt, L (1, 10) Craig Monroe, R (7, PH) OBP: 0.391, SLG: 0.667 OBP: 0.281, SLG: 0.359	0-1 P3		1-2 F8	1-2 G4-3			0-1 G5-3		3-0 G1-3	3	0	0	0	0	5												
Eric Munson, L (1, 5) OBP: 0.306, SLG: 0.374	4-0 IBB		4-1 G4-3 BB		0-1 F7		3-1 G1-3		2-0 G1-3	2	0	0	0	2	0												
15 Brandon Inge, R (1, 2) OBP: 0.214, SLG: 0.256	1-0 L9		2-1 G4-3		1-2 L5		2-1 HR		4-1 G1-3	4	1	1	1	0	4												
20 Omar Infante, R (1, 6) OBP: 0.284, SLG: 0.262		2-2 G3 SH1-3 HR 1B		1-1 G1-3		0-2 P6		0-1 G5-3	4	1	1	0	0	0	1												
<b>Inning Stats</b>	R: 2 E: 0 K: 1 S: 16	H: 4 LOB: 3 BB: 1 P: 27	R: 3 E: 0 K: 1 S: 14	H: 2 LOB: 0 BB: 0 P: 25	R: 0 E: 0 K: 0 S: 10	H: 0 LOB: 1 BB: 1 P: 18	R: 0 E: 0 K: 0 S: 12	H: 2 LOB: 3 BB: 2 P: 23	R: 0 E: 0 K: 0 S: 9	H: 0 LOB: 0 BB: 0 P: 10	R: 0 E: 0 K: 1 S: 15	H: 1 LOB: 2 BB: 1 P: 25	R: 1 E: 0 K: 0 S: 8	H: 1 LOB: 0 BB: 0 P: 13	R: 0 E: 0 K: 1 S: 5	H: 0 LOB: 1 BB: 1 P: 11	1B: 6 2B: 2 3B: 0 HR: 2	SF: 0 SAC: 1 DP: 1 HBP: 1	WP: 0 PB: 0 SB: 0 CS: 0	PA: 40							
<b>PITCHER</b>	IP	WLS	BF	H	R	ER	SO	BB	IBB	HBP	BLK	WP	HR	S	P	ERA	WHIP										
37 Jake Westbrook, R (1, 1) ERA: 5.32	3.0		19	7	5	5	2	1	1	1	0	0	0	41	71	15.00	2.667										
Terry Mulholland, L (4, 1) ERA: 3.16	3.0		13	2	0	0	1	1	2	0	0	0	0	35	57	0.00	1.000										
Jason Boyd, R (7, 1) ERA: 6.0	2.0	L	8	1	1	1	1	1	0	0	0	0	1	13	24	4.50	1.000										

Batter	1	2	3	4	5	6	7	8	9	AB	R	H	RBI	BB	SO	LOB	TOP										
Matt Lawton, L (1,7) OBP: 0.300, SLG: 0.376	G4-1		F9					G3	G3	5	0	1	0	0	0	0	<b>Cleveland Indians @ Detroit Tigers</b> Comerica Park, Detroit, MI Tue May 27 2003, 7:05 PM EDT Att: 10,844 - Overcast - 63 F										
Omar Vizquel, S (1,6) OBP: 0.327, SLG: 0.359	K		G3					BB 1B S 1B		4	1	1	0	0	1	1											
Ellis Burks, R (1,10) OBP: 0.360, SLG: 0.449	E5 1B		G4-3					BB 3B 1B		4	2	2	0	0	0	0											
Milton Bradley, S (1,8) OBP: 0.428, SLG: 0.511	CS BB			G6-3				3B BB		2	1	0	0	2	0	0											
Shane Spencer, R (1,9) OBP: 0.292, SLG: 0.345	E4 1-3 2-H			FC4-6 1B				K		4	0	1	0	0	1	4											
Ben Broussard, L (1,3) OBP: 0.356, SLG: 0.561	CS 3-H	HR		FC4-6 1-2f				G3 2B 1-H 2-H 3-H		4	1	3	3	0	0	1											
Josh Bard, S (1,2) OBP: 0.276, SLG: 0.313			F9	L8				G3 2-3	G4-3	4	0	0	0	0	0	3											
Casey Blake, R (1,5) OBP: 0.327, SLG: 0.416			K		G4-3			G5-4-3 BB	L4	3	0	0	0	1	1	0											
Brandon Phillips, R (1,4) OBP: 0.265, SLG: 0.364			P1		F7			G5-4-3 1-2f	F7	4	0	0	0	0	0	2											
<b>Inning Stats</b>	R: 1 E: 2 K: 1 S: 13	H: 1 LOB: 1 BB: 1 P: 26	R: 0 E: 0 K: 1 S: 11	H: 1 LOB: 0 BB: 0 P: 19	R: 0 E: 0 K: 0 S: 9	H: 0 LOB: 0 BB: 0 P: 12	R: 0 E: 0 K: 0 S: 5	H: 1 LOB: 1 BB: 0 P: 6	R: 0 E: 0 K: 0 S: 12	H: 0 LOB: 0 BB: 0 P: 12	R: 0 E: 0 K: 0 S: 5	H: 1 LOB: 1 BB: 1 P: 11	R: 3 E: 0 K: 1 S: 22	H: 3 LOB: 1 BB: 1 P: 34	R: 0 E: 0 K: 0 S: 7	H: 0 LOB: 0 BB: 0 P: 11	1B: 5 2B: 1 3B: 1 HR: 1	SF: 0 SAC: 0 DP: 1 HBP: 0	WP: 0 PB: 0 SB: 1 CS: 1	PA: 38							
<b>PITCHER</b>	IP	WLS	BF	H	R	ER	SO	BB	IBB	HBP	BLK	WP	HR	S	P	ERA	WHIP										
34 Nate Cornejo, R (1,1) ERA: 3.0	7.0		27	5	2	1	2	2	0	0	0	0	1	63	106	1.29	1.000										
Jamie Walker, L (8,1) ERA: 4.11	0.1	L	2	1	1	1	0	0	0	0	0	0	0	7	10	27.00	3.000										
Chris Spurling, R (8,1) ERA: 3.43	0.1		3	1	0	0	1	1	0	0	0	0	0	8	14	0.00	6.000										
Steve Avery, L (8,1) ERA: 4.05	0.1		2	1	2	2	0	0	0	0	0	0	0	7	10	54.00	3.000										
Matt Roney, R (9,1) ERA: 3.24	1.0		3	0	0	0	0	0	0	0	0	0	0	7	11	0.00	0.000										

Batter	1	2	3	4	5	6	7	8	9	AB	R	H	RBI	BB	SO	LOB	BOTTOM										
Andres Torres, S (1,8) OBP: 0.267, SLG: 0.294	SH3-4 SF9 2B	G1-3			B5-3			K		4	1	1	0	0	1	3	<b>Cleveland Indians @ Detroit Tigers</b> Comerica Park, Detroit, MI Tue May 27 2003, 7:05 PM EDT Att: 10,844 - Overcast - 63 F										
Ramon Santiago, S (1,4) OBP: 0.301, SLG: 0.265	SH3-4 2-3		1B FC3-6		G5-3			F8		3	1	1	0	0	0	0											
Bobby Higginson, L (1,9) OBP: 0.361, SLG: 0.408	SF9 3-H		F8		K			P4		3	0	0	1	0	1	1											
Dmitri Young, S (1,7) OBP: 0.327, SLG: 0.446	E3		FC3-6 1B		G6-3			K		4	0	1	0	0	1	0											
Carlos Pena, L (1,3) OBP: 0.298, SLG: 0.391	F8		FC3-6 1-2f		F8			G6-3		2	0	0	1	0	0	2											
Shane Halter, R (3,PR) OBP: 0.259, SLG: 0.324									G6-3	2	0	0	0	0	0	0											
Kevin Witt, L (1,10) OBP: 0.400, SLG: 0.636										1	0	0	0	1	1	1											
Craig Monroe, R (6,PH) OBP: 0.284, SLG: 0.356		15 2B BB			K				DI BB	1	0	0	0	1	0	0											
Eric Munson, L (1,5) OBP: 0.298, SLG: 0.362		K			K			G4-3		4	0	0	0	0	2	2											
15 Brandon Inge, R (1,2) OBP: 0.215, SLG: 0.264					G1-4-3			K		4	0	1	0	0	1	1											
20 Omar Infante, R (1,6) OBP: 0.285, SLG: 0.259		G1-3			F9					2	0	0	0	1	0	2											
<b>Inning Stats</b>	R: 1 E: 1 K: 0 S: 10	H: 1 LOB: 2 BB: 0 P: 16	R: 0 E: 0 K: 1 S: 14	H: 1 LOB: 1 BB: 1 P: 23	R: 1 E: 0 K: 1 S: 10	H: 2 LOB: 1 BB: 0 P: 15	R: 0 E: 0 K: 1 S: 6	H: 0 LOB: 0 BB: 0 P: 10	R: 0 E: 0 K: 2 S: 7	H: 0 LOB: 1 BB: 1 P: 15	R: 0 E: 0 K: 1 S: 8	H: 0 LOB: 0 BB: 0 P: 12	R: 0 E: 0 K: 1 S: 8	H: 0 LOB: 0 BB: 0 P: 12	R: 0 E: 0 K: 0 S: 11	H: 0 LOB: 1 BB: 1 P: 17	1B: 2 2B: 2 3B: 0 HR: 0	SF: 1 SAC: 1 DP: 0 HBP: 0	WP: 0 PB: 0 SB: 0 CS: 0	PA: 35							
<b>PITCHER</b>	IP	WLS	BF	H	R	ER	SO	BB	IBB	HBP	BLK	WP	HR	S	P	ERA	WHIP										
Jason Bere, R (1,1) ERA: 4.05	1.0		13	3	1	1	3	1	0	0	0	0	0	30	48	3.00	1.333										
Billy Traber, L (2,1) ERA: 3.95	3.0													14	20	0.00	0.000										
Brian Anderson, L (5,1) ERA: 4.98	2.0		6	0	0	0	1	0	0	0	0	0	0	7	15	0.00	1.000										
Dan Miceli, R (7,1) ERA: 5.4	1.0	W	4	0	0	0	2	1	0	0	0	0	0	8	12	0.00	0.000										
David Riske, R (8,1) ERA: 3.38	1.0	H	3	0	0	0	1	0	0	0	0	0	0	8	12	0.00	0.000										

AB	34
R	5
H	8
RBI	3
BB	3
SO	3
LOB	11



Batter	1	2	3	4	5	6	7	8	9	AB	R	H	RBI	BB	SO	LOB	TOP				
<b>Brandon Phillips, R</b> OBP: 0.257, SLG: 0.352	1-0 F7	1-1 P4		0-0 P4		0-3 K	0-1 G4-3			5	0	0	0	0	1	8					
<b>Jody Gerut, L</b> OBP: 0.256, SLG: 0.463	2-2 P4	0-0 1B			0-0 B5		2-2 HR	1-1 2B		5	2	3	3	0	0	0					
<b>Ellis Burks, R</b> OBP: 0.356, SLG: 0.439	0-1 G6-3	0-2 P3			4-1 1B		1-0 F9	1-2 F8		4	0	0	0	1	0	3					
<b>Milton Bradley, S</b> OBP: 0.444, SLG: 0.521		1-0 SF8	4-1 BB		2-2 1B		4-1 BB	0-1 G1-6-3		3	2	3	1	2	0	0					
<b>Shane Spencer, R</b> OBP: 0.296, SLG: 0.338		4-1 1B	1-1 F8		0-0 F8		1-2 1B	0-1 G1-6-3		3	2	0	0	2	0	4					
<b>Casey Blake, R</b> OBP: 0.324, SLG: 0.405		1-2 E1	1-2 G6-4-3		3-1 F9		4-2 E	0-0 F8		4	1	0	0	1	0	5					
<b>Ben Broussard, L</b> OBP: 0.340, SLG: 0.533		3-1 SF8		1-2 1B		0-1 F8	0-3 K	2-3 K2-3		4	0	1	1	0	2	3	AB 36				
<b>Tim Laker, R</b> OBP: 0.327, SLG: 0.413		1-1 BB		0-0 P6		1-1 F7	0-0 E	1-2 1B		5	1	3	3	0	0	1	R 8				
<b>John McDonald, R</b> OBP: 0.311, SLG: 0.391		4-2 1B		1-3 K		4-1 BB	0-0 E5	1-2 G4-3		3	0	0	0	2	1	4	H 10				
<b>Inning Stats</b>	R: 0 E: 0 K: 0 S: 7	H: 0 LOB: 0 BB: 0 P: 10	R: 4 E: 1 K: 0 S: 17	H: 3 LOB: 2 BB: 2 P: 32	R: 0 E: 0 K: 0 S: 6	H: 0 LOB: 0 BB: 1 P: 12	R: 0 E: 0 K: 1 S: 8	H: 1 LOB: 1 BB: 0 P: 10	R: 0 E: 0 K: 0 S: 9	H: 0 LOB: 1 BB: 1 P: 14	R: 3 E: 1 K: 1 S: 15	H: 2 LOB: 3 BB: 3 P: 30	R: 1 E: 0 K: 0 S: 9	H: 2 LOB: 0 BB: 0 P: 11	R: 0 E: 0 K: 1 S: 8	H: 1 LOB: 1 BB: 0 P: 12	1B: 8 2B: 1 3B: 0 HR: 1	SF: 1 SAC: 0 DP: 2 HBP: 0	WP: 0 PB: 0 SB: 0 CS: 0	PA: 45	
<b>PITCHER</b>	IP	WLS	BF	H	R	ER	SO	BB	IBB	HBP	BLK	WP	HR	S	P	ERA	WHIP				
<b>Mike Maroth, L</b> ERA: 5.98	1.1	L	9	2	4	2	0	2	0	0	0	0	0	18	35	13.50	3.000				
<b>Wilfredo Ledezma, L</b> ERA: 3.92	3.2		15	3	0	0	1	2	0	0	0	0	1	28	46	0.00	1.364				
<b>Matt Roney, R</b> ERA: 3.76	1.1		7	1	2	2	1	2	0	0	0	0	1	14	26	13.50	2.250				
<b>Steve Sparks, R</b> ERA: 3.38	2.2		14	4	2	2	2	2	0	0	0	0	0	27	41	6.75	2.250				

Cleveland Indians @ Detroit Tigers  
Comerica Park, Detroit, MI  
Wed May 28 2003, 1:05 PM EDT  
Att: 17,388 - Cloudy - 64 F

AB 36  
R 8  
H 10  
RBI 8  
BB 8  
SO 4  
LOB 28



Batter	1	2	3	4	5	6	7	8	9	AB	R	H	RBI	BB	SO	LOB	BOTTOM					
<b>Alex Sanchez, L</b> OBP: 0.315, SLG: 0.377	1-1 SH		0-0 B3		0-1 G3		2-3 K2-3			4	1	1	0	0	1	1						
<b>Ramon Santiago, S</b> OBP: 0.302, SLG: 0.267	3-1 SH		0-2 L9-3		0-2 G4-3			1-2 G4-3		3	0	1	0	0	0	0						
<b>Bobby Higginson, L</b> OBP: 0.374, SLG: 0.399	0-0 G6-4-3		3-2 L9-3		0-1 G3-1			0-0 G4-3		4	0	0	0	0	0	2						
<b>Dmitri Young, S</b> OBP: 0.330, SLG: 0.470	1-2 2B		2-1 HR		0-0 F8			3-3 K		4	1	2	1	0	1	0						
<b>Kevin Witt, L</b> OBP: 0.414, SLG: 0.600	1-3 K		4-1 FC5-4		1-0 BB			1-2 G4-3		3	0	1	0	1	1	1						
<b>Craig Monroe, R</b> OBP: 0.275, SLG: 0.343		0-1 L9		2-1 FC5-4		1-3 K		1-0 E5		4	0	0	0	0	1	2						
<b>Eric Munson, L</b> OBP: 0.297, SLG: 0.359		2-2 G5-3		1-1 1B		0-1 L8		2-2 G4-3		4	0	1	0	0	0	1	AB 33					
<b>15 Brandon Inge, R</b> OBP: 0.223, SLG: 0.288		2-0 2B		2-1 P6		1-1 2B		1-2 G6-3		4	0	2	0	0	0	2	R 2					
<b>20 Omar Infante, R</b> OBP: 0.280, SLG: 0.253		3-2 G1-3		3-2 G4-3		0-0 F9				3	0	0	0	0	0	2	H 8					
<b>Inning Stats</b>	R: 1 E: 1 K: 1 S: 11	H: 2 LOB: 1 BB: 0 P: 17	R: 0 E: 0 K: 0 S: 9	H: 1 LOB: 1 BB: 0 P: 16	R: 0 E: 0 K: 0 S: 7	H: 1 LOB: 0 BB: 0 P: 10	R: 1 E: 0 K: 0 S: 9	H: 2 LOB: 1 BB: 1 P: 20	R: 0 E: 0 K: 0 S: 9	H: 0 LOB: 0 BB: 0 P: 12	R: 0 E: 0 K: 1 S: 8	H: 1 LOB: 1 BB: 0 P: 10	R: 0 E: 0 K: 1 S: 8	H: 1 LOB: 0 BB: 0 P: 11	R: 0 E: 0 K: 1 S: 8	H: 0 LOB: 0 BB: 0 P: 12	R: 0 E: 1 K: 0 S: 12	H: 0 LOB: 1 BB: 0 P: 17	1B: 4 2B: 4 3B: 0 HR: 1	SF: 0 SAC: 1 DP: 2 HBP: 0	WP: 0 PB: 0 SB: 1 CS: 0	PA: 35
<b>PITCHER</b>	IP	WLS	BF	H	R	ER	SO	BB	IBB	HBP	BLK	WP	HR	S	P	ERA	WHIP					
<b>Ricardo Rodriguez, R</b> ERA: 4.48	7.0	W	28	1	0	0	3	1	0	0	0	0	0	61	96	2.57	1.286					
<b>Jason Boyd, R</b> ERA: 5.14	2.0		7	0	0	0	1	0	0	0	0	0	0	20	29	0.00	0.000					


Cleveland Indians @ Detroit Tigers  
Comerica Park, Detroit, MI  
Wed May 28 2003, 1:05 PM EDT  
Att: 17,388 - Cloudy - 64 F

AB 33  
R 2  
H 8  
RBI 1  
BB 1  
SO 4  
LOB 11



Batter	1	2	3	4	5	6	7	8	9	AB R H RBI BB SO LOB	TOP									
<b>2 Derek Jeter, R</b> OBP: 0.364, SLG: 0.500	G4-3		G3-1 55 1-3	1-2 2-H 3-H 1B			L7		G3 55 1-2 BB	4 0 2 2 1 0 0	<b>New York Yankees @ Detroit Tigers</b> Comerica Park, Detroit, MI Fri May 30 2003, 7:05 PM EDT Att: 28,003 - Overcast - 68 F									
<b>55 Hideki Matsui, L</b> OBP: 0.311, SLG: 0.369	FC5-4 1B		G3-1	G6-3					G3	4 0 1 1 1 0 5										
<b>Alfonso Soriano, R</b> OBP: 0.370, SLG: 0.571	FC5-4 25 HR		F8		K		F7		G1-3	5 1 0 0 0 1 5										
<b>25 Jason Giambi, L</b> OBP: 0.358, SLG: 0.435	1-H HR		K							4 2 3 3 0 1 1										
<b>20 Jorge Posada, S</b> OBP: 0.370, SLG: 0.530	K			P5	G1-6-3					4 0 1 0 0 1 1										
<b>Robin Ventura, L</b> OBP: 0.382, SLG: 0.500				F8						3 0 0 0 1 0 1										
<b>Raul Mondesi, R</b> OBP: 0.374, SLG: 0.535										4 1 1 0 0 1 1										
<b>Juan Rivera, R</b> OBP: 0.286, SLG: 0.333										3 1 1 0 1 0 1										
<b>Todd Zeile, R</b> OBP: 0.297, SLG: 0.398										3 1 1 0 1 1 1										
<b>Inning Stats</b>	R: 2 E: 0 K: 1 S: 13	H: 2 LOB: 0 BB: 0 P: 17	R: 0 E: 0 K: 1 S: 7	H: 0 LOB: 0 BB: 1 P: 11	R: 1 E: 0 K: 1 S: 11	H: 2 LOB: 1 BB: 0 P: 20	R: 2 E: 0 K: 0 S: 12	H: 2 LOB: 2 BB: 2 P: 22	R: 0 E: 0 K: 0 S: 6	H: 0 LOB: 1 BB: 0 P: 9	R: 0 E: 0 K: 0 S: 7	H: 0 LOB: 1 BB: 1 P: 17	R: 1 E: 0 K: 0 S: 10	H: 2 LOB: 0 BB: 0 P: 17	R: 0 E: 0 K: 1 S: 11	H: 1 LOB: 2 BB: 1 P: 22	1B: 7 2B: 1 3B: 0 HR: 2	SF: 0 SAC: 0 DP: 3 HBP: 0	WP: 0 PB: 0 SB: 3 CS: 0	PA: 39
<b>PITCHER</b>	IP WLS BF H R ER SO BB IBB HBP BLK WP HR S P ERA WHIP											IP WLS BF H R ER SO BB IBB HBP BLK WP HR S P ERA WHIP								
<b>Gary Knotts, R</b> ERA: 4.58	4.1 L 22 7 5 5 4 3 0 0 0 0 0 1 48 75 10.38 2.308																			
<b>Steve Sparks, R</b> ERA: 3.29	3.2 12 2 1 1 0 1 0 0 0 0 0 1 26 49 2.46 0.818																			
<b>Steve Avery, L</b> ERA: 3.68	0.2 4 1 0 0 0 1 0 0 0 0 0 0 7 17 0.00 3.000																			
<b>Chris Spurling, R</b> ERA: 3.38	0.1 1 0 0 0 0 0 0 0 0 0 0 0 4 5 0.00 0.000																			

AB	34
R	6
H	10
RBI	6
BB	5
SO	5
LOB	16



Batter	1	2	3	4	5	6	7	8	9	AB R H RBI BB SO LOB	BOTTOM											
<b>Alex Sanchez, L</b> OBP: 0.308, SLG: 0.368	K			E6 WP S		B4		K		4 0 0 0 0 2 1	<b>New York Yankees @ Detroit Tigers</b> Comerica Park, Detroit, MI Fri May 30 2003, 7:05 PM EDT Att: 28,003 - Overcast - 68 F											
<b>Ramon Santiago, S</b> OBP: 0.294, SLG: 0.259	B1-3			K		G6-3			F8	4 0 0 0 0 1 1												
<b>Bobby Higginson, L</b> OBP: 0.372, SLG: 0.396	G4-3			F8					K	4 0 1 0 0 1 1												
<b>Dmitri Young, S</b> OBP: 0.333, SLG: 0.467				K					F7	3 0 1 0 1 1 2												
<b>Kevin Witt, L</b> OBP: 0.406, SLG: 0.607										3 0 1 0 0 0 2												
<b>Shane Halter, R</b> OBP: 0.256, SLG: 0.321	G3-6-1								P4	1 0 0 0 0 0 1												
<b>Craig Monroe, R</b> OBP: 0.288, SLG: 0.333	K									3 0 0 0 0 1 2												
<b>Eric Munson, L</b> OBP: 0.297, SLG: 0.366				F8						3 0 1 0 0 0 1												
<b>15 Brandon Inge, R</b> OBP: 0.218, SLG: 0.281										3 0 0 0 0 2 2												
<b>20 Omar Infante, R</b> OBP: 0.274, SLG: 0.248				K					F7	3 0 0 0 0 1 1												
<b>Inning Stats</b>	R: 0 E: 0 K: 1 S: 7	H: 0 LOB: 0 BB: 0 P: 12	R: 0 E: 0 K: 1 S: 4	H: 0 LOB: 0 BB: 1 P: 12	R: 0 E: 0 K: 1 S: 8	H: 0 LOB: 0 BB: 0 P: 14	R: 0 E: 1 K: 2 S: 9	H: 0 LOB: 1 BB: 0 P: 13	R: 0 E: 0 K: 0 S: 10	H: 1 LOB: 1 BB: 0 P: 14	R: 0 E: 0 K: 0 S: 4	H: 0 LOB: 0 BB: 0 P: 5	R: 0 E: 0 K: 0 S: 7	H: 1 LOB: 1 BB: 0 P: 11	R: 0 E: 0 K: 2 S: 8	H: 1 LOB: 1 BB: 0 P: 11	R: 0 E: 0 K: 1 S: 10	H: 1 LOB: 1 BB: 0 P: 16	1B: 2 2B: 2 3B: 0 HR: 0	SF: 0 SAC: 0 DP: 1 HBP: 0	WP: 1 PB: 0 SB: 1 CS: 0	PA: 32
<b>PITCHER</b>	IP WLS BF H R ER SO BB IBB HBP BLK WP HR S P ERA WHIP											IP WLS BF H R ER SO BB IBB HBP BLK WP HR S P ERA WHIP										
<b>Jose Contreras, R</b> ERA: 5.4	7.0 W 24 2 0 0 6 1 0 0 0 0 0 0 8 11 0.00 0.429																					
<b>Antonio Osuna, R</b> ERA: 1.6	1.0 4 1 0 0 2 0 0 0 0 0 0 0 8 11 0.00 1.000																					
<b>Chris Hammond, L</b> ERA: 3.1	1.0 4 1 0 0 1 0 0 0 0 0 0 0 10 16 0.00 1.000																					

AB	31
R	0
H	4
RBI	0
BB	1
SO	9
LOB	14




Batter	1	2	3	4	5	6	7	8	9	AB	R	H	RBI	BB	SO	LOB	TOP																					
<b>2 Derek Jeter, R</b> OBP: 0.358, SLG: 0.513	G6-3		K					G6-3		4	0	1	1	0	1	0	<b>New York Yankees @ Detroit Tigers</b> Comerica Park, Detroit, MI Sat May 31 2003, 1:05 PM EDT Att: 24,959 - Cloudy - 56 F																					
<b>55 Hideki Matsui, L</b> OBP: 0.306, SLG: 0.362	E6		F7					G4-3		4	0	0	0	0	1	1																						
<b>Alfonso Soriano, R</b> OBP: 0.364, SLG: 0.562	K							G6-3		4	0	0	0	0	2	1																						
<b>25 Jason Giambi, L</b> OBP: 0.356, SLG: 0.428										3	0	0	0	1	1	0																						
<b>20 Jorge Posada, S</b> OBP: 0.373, SLG: 0.527	K									3	0	1	0	1	1	2																						
<b>Robin Ventura, L</b> OBP: 0.379, SLG: 0.490										3	0	0	0	1	1	1																						
<b>Charles Gipson, R</b> OBP: 0.222, SLG: 0.222										0	0	0	0	0	0	0																						
<b>Raul Mondesi, R</b> OBP: 0.372, SLG: 0.544	K									4	1	1	1	0	2	2																						
<b>Juan Rivera, R</b> OBP: 0.250, SLG: 0.290	L5									4	0	0	0	0	0	3																						
<b>Todd Zeile, R</b> OBP: 0.298, SLG: 0.391										2	1	0	0	1	0	0																						
<b>Inning Stats</b>	R: 0 E: 1 K: 2 S: 10	H: 0 LOB: 2 BB: 1 P: 17	R: 0 E: 0 K: 1 S: 6	H: 0 LOB: 0 BB: 0 P: 8	R: 0 E: 0 K: 1 S: 7	H: 0 LOB: 0 BB: 0 P: 12	R: 0 E: 0 K: 1 S: 9	H: 0 LOB: 0 BB: 0 P: 13	R: 2 E: 0 K: 1 S: 15	H: 2 LOB: 1 BB: 1 P: 24	R: 0 E: 0 K: 0 S: 8	H: 0 LOB: 0 BB: 0 P: 12	R: 0 E: 0 K: 0 S: 6	H: 0 LOB: 0 BB: 0 P: 11	R: 0 E: 0 K: 2 S: 10	H: 0 LOB: 3 BB: 2 P: 20	1B: 1 2B: 0 3B: 1 HR: 1	SF: 0 SAC: 0 DP: 0 HBP: 0	WP: 2 PA: 35																			
<b>PITCHER</b>	IP	WLS	BF	H	R	ER	SO	BB	IBB	HBP	BLK	WP	HR	S	P	ERA	WHIP	<b>PITCHER</b>		IP	WLS	BF	H	R	ER	SO	BB	IBB	HBP	BLK	WP	HR	S	P	ERA	WHIP		
<b>Adam Bernero, R</b> ERA: 5.67	(1, 1)	7.0	W	27	3	2	2	7	2	0	0	0	0	1	64	102	2.57	0.714	<b>Adam Bernero, R</b>		(1, 1)	7.0	W	27	3	2	2	7	2	0	0	0	0	1	64	102	2.57	0.714
<b>Chris Spurling, R</b> ERA: 3.22	(8, 1)	1.0	H	3	0	0	0	0	0	0	0	0	0	6	11	0.00	0.000	<b>Chris Spurling, R</b>		(8, 1)	1.0	H	3	0	0	0	0	0	0	0	0	6	11	0.00	0.000			
<b>Franklyn German, R</b> ERA: 2.78	(9, 1)	1.0	S	5	0	0	0	2	2	0	0	0	2	0	10	20	0.00	2.000	<b>Franklyn German, R</b>		(9, 1)	1.0	S	5	0	0	0	2	2	0	0	10	20	0.00	2.000			

Batter	1	2	3	4	5	6	7	8	9	AB	R	H	RBI	BB	SO	LOB	BOTTOM																			
<b>Alex Sanchez, L</b> OBP: 0.310, SLG: 0.366			G4-3			G4-3		F9		4	0	1	0	0	0	1	<b>New York Yankees @ Detroit Tigers</b> Comerica Park, Detroit, MI Sat May 31 2003, 1:05 PM EDT Att: 24,959 - Cloudy - 56 F																			
<b>Ramon Santiago, S</b> OBP: 0.306, SLG: 0.275			L3							3	1	2	1	0	0	0																				
<b>Bobby Higginson, L</b> OBP: 0.368, SLG: 0.387										4	0	0	0	1	0	7																				
<b>Dmitri Young, S</b> OBP: 0.341, SLG: 0.489										4	1	3	2	0	1	1																				
<b>Kevin Witt, L</b> OBP: 0.361, SLG: 0.531										4	0	0	0	0	0	3																				
<b>Eric Munson, L</b> OBP: 0.309, SLG: 0.377										4	1	3	0	0	0	0																				
<b>Shane Halter, R</b> OBP: 0.250, SLG: 0.313										3	0	0	0	0	0	3																				
<b>Matt Walbeck, S</b> OBP: 0.089, SLG: 0.111										4	0	2	0	0	1	1																				
<b>15 Brandon Inge, R</b> OBP: 0.218, SLG: 0.281										0	1	0	0	0	0	0																				
<b>Gene Kingsale, S</b> OBP: 0.296, SLG: 0.283										3	0	1	1	0	0	2																				
<b>Inning Stats</b>	R: 0 E: 0 K: 1 S: 9	H: 0 LOB: 1 BB: 0 P: 12	R: 0 E: 0 K: 0 S: 10	H: 2 LOB: 2 BB: 0 P: 15	R: 0 E: 0 K: 0 S: 8	H: 1 LOB: 2 BB: 1 P: 14	R: 1 E: 0 K: 0 S: 10	H: 3 LOB: 3 BB: 0 P: 16	R: 1 E: 0 K: 0 S: 8	H: 1 LOB: 0 BB: 0 P: 12	R: 0 E: 0 K: 1 S: 5	H: 0 LOB: 0 BB: 0 P: 8	R: 1 E: 0 K: 0 S: 10	H: 3 LOB: 2 BB: 0 P: 14	R: 1 E: 1 K: 0 S: 6	H: 2 LOB: 1 BB: 0 P: 12	1B: 10 2B: 1 3B: 0 HR: 1	SF: 0 SAC: 3 DP: 0 HBP: 2	WP: 0 PA: 39																	
<b>PITCHER</b>	IP	WLS	BF	H	R	ER	SO	BB	IBB	HBP	BLK	WP	HR	S	P	ERA	WHIP	<b>PITCHER</b>		IP	WLS	BF	H	R	ER	SO	BB	IBB	HBP	BLK	WP	HR	S	P	ERA	WHIP
<b>Jeff Weaver, R</b> ERA: 5.17	(1, 1)	7.0	L	34	10	3	3	2	1	0	0	0	0	6	12	9.00	2.000	<b>Jeff Weaver, R</b>		(1, 1)	7.0	L	34	10	3	3	2	1	0	0	0	6	12	9.00	2.000	
<b>Chris Hammond, L</b> ERA: 3.35	(8, 1)	1.0		5	2	1	1	0	0	0	0	0	0	6	12	9.00	2.000	<b>Chris Hammond, L</b>		(8, 1)	1.0		5	2	1	1	0	0	0	0	6	12	9.00	2.000		

Batter	1	2	3	4	5	6	7	8	9	10	11	12	13	14	15	16	17	AB	R	H	RBI	BB	SO	LOB	TOP					
2 Derek Jeter, R OBP: 0.337, SLG: 0.512	F8		HR		G4-3	G6-3			F9		E4			G5-3		G5-3		8	1	1	2	0	0	0						
55 Hideki Matsui, L OBP: 0.306, SLG: 0.360	K		G6-3			G4-3					G4-6-3			K		K		7	1	1	0	1	3	1						
Alfonso Soriano, R OBP: 0.365, SLG: 0.568	K		1B		E5				P4									8	3	3	1	0	2	2						
25 Jason Giambi, L OBP: 0.357, SLG: 0.424			K		F7				P5									4	1	1	0	1	1	3						
Charles Cispson, R OBP: 0.222, SLG: 0.222																		0	0	0	0	0	0	0						
Bubba Trammell, R OBP: 0.300, SLG: 0.295																		3	0	0	0	0	0	1						
20 Jorge Posada, S OBP: 0.387, SLG: 0.546																		5	2	3	2	3	1	0						
Robin Ventura, L OBP: 0.381, SLG: 0.494																		7	0	3	3	0	0	0						
Raul Mondesi, R OBP: 0.368, SLG: 0.528																		6	0	0	0	2	0	5						
Juan Rivera, R OBP: 0.231, SLG: 0.243																		6	0	0	0	1	0	8						
Todd Zeile, R OBP: 0.287, SLG: 0.410																		7	2	2	1	0	0	2						
<b>Inning Stats</b>	R: 0 E: 0 K: 2 S: 11	H: 0 LOB: 0 BB: 0 P: 16	R: 1 E: 0 K: 0 S: 6	H: 2 LOB: 1 BB: 1 P: 11	R: 3 E: 0 K: 1 S: 14	H: 3 LOB: 0 BB: 1 P: 27	R: 0 E: 0 K: 0 S: 9	H: 0 LOB: 1 BB: 1 P: 15	R: 3 E: 1 K: 0 S: 15	H: 2 LOB: 1 BB: 1 P: 25	R: 1 E: 0 K: 0 S: 10	H: 1 LOB: 0 BB: 0 P: 14	R: 0 E: 0 K: 0 S: 7	H: 0 LOB: 0 BB: 0 P: 9	R: 0 E: 0 K: 0 S: 6	H: 0 LOB: 0 BB: 0 P: 15	R: 0 E: 0 K: 2 S: 10	H: 0 LOB: 0 BB: 0 P: 15	R: 0 E: 0 K: 0 S: 10	H: 0 LOB: 1 BB: 0 P: 15	R: 0 E: 0 K: 0 S: 7	H: 2 LOB: 1 BB: 0 P: 12	R: 0 E: 0 K: 1 S: 6	H: 0 LOB: 0 BB: 0 P: 10	R: 2 E: 0 K: 0 S: 8	H: 2 LOB: 0 BB: 0 P: 12	1B: 8 2B: 2 3B: 0 HR: 4	SF: 0 SAC: 1 DP: 4 HBP: 0	WP: 3 PB: 0 SB: 2 CS: 1	PA: 71
<b>PITCHER</b>	IP: 4.2 WLS: 7 BF: 24 H: 7 R: 7 ER: 4 SO: 4 BB: 4 HBP: 0 BLK: 0 WP: 1 HR: 1 S: 54 P: 92 ERA: 7.71 WHIP: 2.357	IP: 5.1 WLS: 1.2 BF: 6 H: 1 R: 1 ER: 1 SO: 0 BB: 0 HBP: 0 BLK: 0 WP: 0 HR: 1 S: 12 P: 17 ERA: 6.00 WHIP: 0.600	IP: 7.1 WLS: 1.0 BF: 3 H: 0 R: 0 ER: 0 SO: 0 BB: 0 HBP: 0 BLK: 0 WP: 0 HR: 9 S: 13 P: 13 ERA: 0.00 WHIP: 0.000	IP: 8.1 WLS: 1.2 BF: 6 H: 1 R: 0 ER: 0 SO: 0 BB: 0 HBP: 0 BLK: 0 WP: 0 HR: 13 S: 19 P: 19 ERA: 0.00 WHIP: 0.600	IP: 10.1 WLS: 0.0 BF: 2 H: 0 R: 0 ER: 0 SO: 0 BB: 2 HBP: 0 BLK: 0 WP: 1 HR: 0 S: 1 P: 8 ERA: "" WHIP: ""	IP: 10.1 WLS: 0.1 BF: 2 H: 0 R: 0 ER: 0 SO: 0 BB: 1 HBP: 0 BLK: 0 WP: 0 HR: 1 S: 5 P: 5 ERA: 0.00 WHIP: 0.000	IP: 10.1 WLS: 7.2 BF: 27 H: 5 R: 2 ER: 2 SO: 4 BB: 1 HBP: 0 BLK: 0 WP: 0 HR: 2 S: 60 P: 91 ERA: 2.35 WHIP: 0.783																							

**New York Yankees @ Detroit Tigers**  
Comerica Park, Detroit, MI  
Sun Jun 01 2003, 1:05 PM EDT  
Att. 44,095 - Cloudy - 58 F


AB: 61  
R: 10  
H: 14  
RBI: 9  
BB: 8  
SO: 7  
LOB: 22



Batter	1	2	3	4	5	6	7	8	9	10	11	12	13	14	15	16	17	AB	R	H	RBI	BB	SO	LOB	BOTTOM					
Alex Sanchez, L OBP: 0.303, SLG: 0.365	P6		E4			G1-3		G4-3			F8		F7			B3		8	1	1	0	0	0							
Ramon Santiago, S OBP: 0.303, SLG: 0.273	F9		G3		E7			F7			B1-3			P4		P5		8	1	2	0	0	1							
Bobby Higginson, L OBP: 0.359, SLG: 0.377	K		G1-3		FC1-6			P5			G4-3			F7				8	2	1	0	0	1	3						
Dmitri Young, S OBP: 0.347, SLG: 0.495																		6	3	2	0	1	2	1						
Kevin Witt, L OBP: 0.333, SLG: 0.486																		3	0	0	0	0	1	2						
Craig Monroe, R OBP: 0.368, SLG: 0.333																		0	0	0	0	0	0	0						
Carlos Pena, L OBP: 0.302, SLG: 0.395																		1	0	1	1	0	0	0						
20 Omar Infante, R OBP: 0.288, SLG: 0.243																		3	0	0	0	0	1	1						
Eric Munson, L OBP: 0.318, SLG: 0.388																		7	0	3	2	1	3	2						
Shane Halter, R OBP: 0.242, SLG: 0.303																		7	0	1	2	0	3	5						
15 Brandon Inge, R OBP: 0.221, SLG: 0.281																		7	1	2	0	0	2	4						
Gene Kingsale, S OBP: 0.287, SLG: 0.302																		7	1	1	2	0	1	1						
<b>Inning Stats</b>	R: 0 E: 0 K: 1 S: 6	H: 0 LOB: 0 BB: 0 P: 11	R: 1 E: 0 K: 2 S: 17	H: 2 LOB: 1 BB: 0 P: 25	R: 0 E: 0 K: 0 S: 9	H: 0 LOB: 0 BB: 0 P: 14	R: 5 E: 0 K: 1 S: 21	H: 5 LOB: 2 BB: 1 P: 31	R: 0 E: 0 K: 1 S: 7	H: 0 LOB: 0 BB: 0 P: 14	R: 2 E: 0 K: 1 S: 15	H: 3 LOB: 2 BB: 1 P: 26	R: 0 E: 0 K: 0 S: 10	H: 0 LOB: 0 BB: 0 P: 11	R: 0 E: 0 K: 3 S: 12	H: 1 LOB: 0 BB: 0 P: 16	R: 0 E: 0 K: 2 S: 6	H: 0 LOB: 1 BB: 0 P: 7	R: 0 E: 0 K: 2 S: 9	H: 0 LOB: 0 BB: 0 P: 14	R: 0 E: 0 K: 0 S: 7	H: 1 LOB: 0 BB: 0 P: 8	R: 0 E: 0 K: 0 S: 10	H: 0 LOB: 0 BB: 0 P: 11	R: 1 E: 0 K: 0 S: 12	H: 2 LOB: 1 BB: 0 P: 14	1B: 11 2B: 1 3B: 1 HR: 1	SF: 1 SAC: 1 DP: 0 HBP: 1	WP: 1 PB: 0 SB: 2 CS: 0	PA: 70
<b>PITCHER</b>	IP: 6.0 WLS: 6 BF: 28 H: 7 R: 6 ER: 4 SO: 6 BB: 0 HBP: 0 BLK: 0 WP: 0 HR: 1 S: 69 P: 107 ERA: 6.00 WHIP: 1.333	IP: 7.1 WLS: 0.1 BF: 3 H: 2 R: 2 ER: 2 SO: 0 BB: 0 HBP: 0 BLK: 0 WP: 0 HR: 7 S: 11 P: 11 ERA: 54.00 WHIP: 6.000	IP: 7.1 WLS: 1.2 BF: 7 H: 1 R: 0 ER: 0 SO: 1 BB: 1 HBP: 0 BLK: 0 WP: 0 HR: 16 S: 27 P: 27 ERA: 0.00 WHIP: 1.200	IP: 8.1 WLS: 1.0 BF: 3 H: 0 R: 0 ER: 0 SO: 2 BB: 0 HBP: 0 BLK: 0 WP: 0 HR: 10 S: 11 P: 11 ERA: 0.00 WHIP: 0.000	IP: 10.1 WLS: 2.0 BF: 7 H: 1 R: 0 ER: 0 SO: 3 BB: 0 HBP: 0 BLK: 0 WP: 0 HR: 18 S: 23 P: 23 ERA: 0.00 WHIP: 0.500	IP: 12.1 WLS: 5.2 BF: 21 H: 3 R: 1 ER: 1 SO: 2 BB: 0 HBP: 0 BLK: 0 WP: 0 HR: 1 S: 51 P: 66 ERA: 1.59 WHIP: 0.529	IP: 17.1 WLS: 0.1 BF: 1 H: 0 R: 0 ER: 0 SO: 0 BB: 0 HBP: 0 BLK: 0 WP: 0 HR: 0 S: 1 P: 2 ERA: 0.00 WHIP: 0.000																							

**New York Yankees @ Detroit Tigers**  
Comerica Park, Detroit, MI  
Sun Jun 01 2003, 1:05 PM EDT  
Att. 44,095 - Cloudy - 58 F

AB: 65  
R: 9  
H: 14  
RBI: 7  
BB: 2  
SO: 14  
LOB: 20






Batter	1	2	3	4	5	6	7	8	9	AB	R	H	RBI	BB	SO	LOB	TOP			
Alex Sanchez, L (1, 8) OBP: 0.307, SLG: 0.358	0-1 CS 1B		1-1 SAFE G4-3			0-1 G5-3 1B		1-0 G6-3		4	0	2	0	0	0	2				
Ramon Santiago, S (1, 4) OBP: 0.302, SLG: 0.273	1-3 K			1-2 G4-3		0-1 G5-3			0-2 1B HR	4	1	1	0	0	1	2				
Bobby Higginson, L (1, 9) OBP: 0.357, SLG: 0.374	3-2 F9			1-0 F9		1-0 G1-3			2-2 1B HR	4	1	1	0	0	0	1				
Dmitri Young, S (1, 7) OBP: 0.345, SLG: 0.505		2-0 F7			3-2 L8				0-0 2H HR	4	1	1	3	0	0	0				
Kevin Witt, L (1, 3) OBP: 0.310, SLG: 0.447 Shane Halter, R (9, PH) OBP: 0.240, SLG: 0.300		2-2 G1-3				1-3 K			1-3 K	3	0	0	0	0	1	0				
15 Brandon Inge, R (1, 2) OBP: 0.216, SLG: 0.273		1-1 G5-3				3-2 G6-3			1-0 G6-3	4	0	0	0	0	0	0				
Eric Munson, L (1, 5) OBP: 0.316, SLG: 0.383			1-2 P6		1-0 1B			0-0 E4 SH1-4	1-1 G5-3	4	0	1	0	0	0	0				
20 Omar Infante, R (1, 6) OBP: 0.272, SLG: 0.247			1-1 1B		1-1 F7			0-0 SH1-4		2	0	1	0	0	0	1				
34 Nate Cornejo, R (1, 1) Gene Kingsale, S (8, PH) OBP: 0.284, SLG: 0.299 Chris Spurling, R (8, 1) Jamie Walker, L (8, 1) Franklyn German, R (9, 1)			2-3 K			1-3 K			2-1 L9	2	0	0	0	0	2	1				
<b>Inning Stats</b>	R: 0 E: 0 K: 1 S: 8	H: 1 LOB: 0 BB: 0 P: 12	R: 0 E: 0 K: 0 S: 6	H: 0 LOB: 0 BB: 0 P: 11	R: 0 E: 0 K: 1 S: 11	H: 1 LOB: 1 BB: 0 P: 16	R: 0 E: 0 K: 0 S: 7	H: 0 LOB: 0 BB: 0 P: 12	R: 0 E: 0 K: 1 S: 9	H: 1 LOB: 1 BB: 0 P: 15	R: 0 E: 0 K: 0 S: 7	H: 0 LOB: 0 BB: 0 P: 8	R: 0 E: 1 K: 0 S: 5	H: 0 LOB: 1 BB: 0 P: 8	R: 3 E: 0 K: 1 S: 14	H: 3 LOB: 0 BB: 0 P: 19	1B: 6 2B: 1 3B: 0 HR: 1	SF: 0 SAC: 1 DP: 1 HBP: 0	WP: 0 PA: 34 PB: 0 SB: 0 CS: 1	
<b>PITCHER</b>	IP WLS BF H R ER SO BB IBB HBP BLK WP HR S P ERA WHIP	8.0 L 31 7 3 3 4 0 0 0 0 0 1 69 102 3.38 0.875	1.0 L 3 0 0 0 1 0 0 0 0 0 0 6 9 0.00 0.000																	

Detroit Tigers @ San Diego Padres  
Qualcomm Stadium, San Diego, CA  
Tue Jun 03 2003, 10:05 PM EDT  
Att: 15,521 - Sunny - 63 F


AB	33
R	3
H	7
RBI	3
BB	0
SO	5
LOB	8



Batter	1	2	3	4	5	6	7	8	9	AB	R	H	RBI	BB	SO	LOB	BOTTOM			
Gary Matthews, S (1, 8) OBP: 0.274, SLG: 0.333	2-1 1B 2B		2-1 G3-1			3-1 G6-3	1-1 FC6-4		2-3 K	5	0	1	0	0	2	2				
Mark Loretta, R (1, 4) OBP: 0.360, SLG: 0.400	3-2 G6-3			0-1 F8 1B		0-3 K		1-3 K	0-0 G4-3	4	0	2	0	0	0	1				
Rondell White, R (1, 7) OBP: 0.359, SLG: 0.503	1-1 G4-6-3 1B			1-2 G6-3 1B		3-2 1B		2-1 F9		4	0	2	0	0	0	1				
Ryan Klesko, L (1, 3) OBP: 0.356, SLG: 0.472	1-0 G4-6-3			2-1 F8		1-0 L6		0-0 E6		4	0	0	0	0	1	5				
Sean Burroughs, L (1, 5) OBP: 0.342, SLG: 0.420		0-0 G4-3		1-0 G6-3				0-0 F9	2-3 K	4	2	2	0	0	0	2				
Xavier Nady, R (1, 9) OBP: 0.336, SLG: 0.449		0-1 G4-3			1-1 1B CS 1B		3-1 2B 2B		0-1 SH1-3 E 1B	4	0	2	1	0	0	1				
Gary Bennett, R (1, 2) OBP: 0.313, SLG: 0.400		2-2 G4-3			0-0 G4-3		0-0 G6-3 2B		0-0 E4 SH1-3	3	0	0	0	0	0	2				
Lou Merloni, R (1, 6) OBP: 0.368, SLG: 0.338			2-2 G4-3		0-0 CS 1B		0-1 G6-3		0-0 SH1-3	3	0	2	1	1	0	0				
Brian Lawrence, R (1, 1) OBP: 0.290, SLG: 0.433 Jesse Orosco, R (9, 1) Dave Hansen, L (9, PH) OBP: 0.406, SLG: 0.345				0-0 G6-3		1-0 CS		4-0 FC6-4 IBB	1-0 1B	3	0	0	0	0	0	2				
<b>Inning Stats</b>	R: 0 E: 0 K: 0 S: 8	H: 2 LOB: 1 BB: 0 P: 15	R: 0 E: 0 K: 0 S: 6	H: 0 LOB: 0 BB: 0 P: 8	R: 0 E: 0 K: 0 S: 7	H: 0 LOB: 0 BB: 0 P: 11	R: 0 E: 0 K: 0 S: 8	H: 2 LOB: 1 BB: 0 P: 12	R: 0 E: 0 K: 1 S: 9	H: 2 LOB: 1 BB: 0 P: 16	R: 1 E: 0 K: 0 S: 8	H: 2 LOB: 2 BB: 1 P: 16	R: 0 E: 2 K: 2 S: 9	H: 0 LOB: 1 BB: 0 P: 14	R: 1 E: 1 K: 1 S: 9	H: 2 LOB: 2 BB: 0 P: 12	1B: 8 2B: 4 3B: 0 HR: 0	SF: 0 SAC: 1 DP: 3 HBP: 0	WP: 0 PA: 38 PB: 0 SB: 0 CS: 1	
<b>PITCHER</b>	IP WLS BF H R ER SO BB IBB HBP BLK WP HR S P ERA WHIP	7.0 L 27 9 1 1 1 0 0 0 0 0 0 6 9 0.00 1.286	0.2 W 3 0 0 0 1 0 0 0 0 0 0 6 9 0.00 0.000	0.1 W 2 1 1 0 1 0 0 0 0 0 0 5 7 0.00 3.000	1.0 S 5 1 0 0 1 0 0 0 0 0 0 7 10 0.00 1.000															

Detroit Tigers @ San Diego Padres  
Qualcomm Stadium, San Diego, CA  
Tue Jun 03 2003, 10:05 PM EDT  
Att: 15,521 - Sunny - 63 F

AB	35
R	2
H	11
RBI	2
BB	1
SO	4
LOB	18



Batter	1	2	3	4	5	6	7	8	9	AB	R	H	RBI	BB	SO	LOB	TOP				
Alex Sanchez, L (1.8) OBP: 0.314, SLG: 0.365	G4-3			1B		1B	L6-5		1B	5	1	3	0	0	0	1	<b>Detroit Tigers @ San Diego Padres</b> Qualcomm Stadium, San Diego, CA Wed Jun 04 2003, 10:05 PM EDT Att: 13,227 - Cloudy - 70 F  livebaseballscorecards.com				
Ramon Santiago, S (1.4) OBP: 0.283, SLG: 0.264	F8			P5		K		G6-3	1B	5	0	0	0	0	2	5					
Bobby Higginson, L (1.9) OBP: 0.351, SLG: 0.369	F8			G3-1		SF7		G5-3		3	0	0	1	0	0	1					
Dmitri Young, S (1.7) OBP: 0.348, SLG: 0.517		G4-3		G2-3		IBB		HR		3	1	1	1	1	0	1					
Kevin Witt, L (1.3) OBP: 0.318, SLG: 0.525		G3-1			HR	E3		15 S	1B	2	1	1	1	0	0	0					
Craig Monroe, R (6.7) OBP: 0.272, SLG: 0.336					HR	1-3 2-H				2	0	1	0	0	0	1					
15 Brandon Inge, R (1.2) OBP: 0.210, SLG: 0.266	K				F8	F8		G5-3		4	0	0	0	0	1	3					
Eric Munson, L (1.5) OBP: 0.309, SLG: 0.373			G4-3		G3		K		P6	4	0	0	0	0	1	0					
20 Omar Infante, R (1.6) OBP: 0.269, SLG: 0.244			P4		F8		E7		F8	2	0	0	0	0	0	0					
Steve Avery, L (7.1) OBP: 1.000, SLG: 1.000										1	1	1	0	0	0	0					
Matt Roney, R (8.1)										0	0	0	0	0	0	0					
Gene Kingsale, S (9.7) OBP: 0.252, SLG: 0.296										1	0	0	0	0	0	0					
Franklyn German, R (9.1)										0	0	0	0	0	0	0					
Gary Knotts, R (1.1)										1	0	0	0	0	0	0					
Wilfredo Ledezma, L (5.1) OBP: 0.258, SLG: 0.325			G6-3			1B	SF7	2B	1B	3	1	3	1	0	0	0					
Shane Halter, R (5.6) OBP: 1.000, SLG: 1.000										1	1	1	0	0	0	0					
Steve Avery, L (7.7) OBP: 1.000, SLG: 1.000										1	1	1	0	0	0	0					
<b>Inning Stats</b>	R: 0 E: 0 K: 0 S: 6	H: 0 LOB: 0 BB: 0 P: 11	R: 0 E: 0 K: 1 S: 11	H: 0 LOB: 0 BB: 0 P: 17	R: 0 E: 0 K: 0 S: 4	H: 0 LOB: 0 BB: 0 P: 6	R: 0 E: 0 K: 0 S: 6	H: 1 LOB: 1 BB: 0 P: 9	R: 1 E: 0 K: 0 S: 13	H: 1 LOB: 0 BB: 0 P: 19	R: 2 E: 1 K: 1 S: 13	H: 2 LOB: 2 BB: 1 P: 22	R: 1 E: 1 K: 1 S: 11	H: 2 LOB: 0 BB: 0 P: 16	R: 1 E: 0 K: 0 S: 13	H: 2 LOB: 1 BB: 0 P: 19	R: 0 E: 0 K: 1 S: 10	H: 2 LOB: 2 BB: 0 P: 16	1B: 7 2B: 2 3B: 0 HR: 2	SF: 1 SAC: 0 DP: 1 HBP: 0	WP: 1 PA: 38
<b>PITCHER</b>	IP	WLS	BF	H	R	ER	SO	BB	IBB	HBP	BLK	WP	HR	S	P	ERA	WHIP				
Brian Tolberg, R (1.1) ERA: 4.5	5.0		18	3	2	2	1	0	0	0	0	0	1	41	63	3.60	0.600				
Mike Matthews, L (6.1) ERA: 4.53	0.2	B	5	1	1	0	1	0	1	0	0	0	0	11	18	0.00	1.500				
Luther Hackman, R (6.1) ERA: 4.55	1.1	L	5	2	1	0	1	0	0	0	0	1	0	12	19	0.00	1.500				
Jesse Orosco, L (8.1) ERA: 7.23	0.2		3	1	1	1	0	0	0	0	0	0	1	5	7	13.50	1.500				
Rod Beck, R (8.1) ERA:	0.1		2	1	0	0	0	0	0	0	0	0	0	8	12	0.00	3.000				

Batter	1	2	3	4	5	6	7	8	9	AB	R	H	RBI	BB	SO	LOB	BOTTOM				
Gary Matthews, S (1.8) OBP: 0.281, SLG: 0.337	FC6-4 BB 2B	S 1B		K				L6		4	1	2	0	1	1	1	<b>Detroit Tigers @ San Diego Padres</b> Qualcomm Stadium, San Diego, CA Wed Jun 04 2003, 10:05 PM EDT Att: 13,227 - Cloudy - 70 F  livebaseballscorecards.com				
Mark Loretta, R (1.4) OBP: 0.356, SLG: 0.392	FC6-4 BB	P2		F8		F9		F8		4	0	0	0	1	0	4					
Rondell White, R (1.7) OBP: 0.356, SLG: 0.495	FC6-4 BB 1-2 2-3		F7		G5-4-3 BB 1B	FC5		G6-3		5	2	1	0	0	0	4					
Ryan Klesko, L (1.3) OBP: 0.367, SLG: 0.472	2B BB		1B		G5-4-3 BB	FC4-6 1B		G4-3		2	0	1	0	3	0	0					
Sean Burroughs, L (1.5) OBP: 0.344, SLG: 0.425					G5-4-3	FC4-6 2B		G4-3		5	0	2	2	0	0	3					
Xavier Nady, R (1.9) OBP: 0.238, SLG: 0.447										3	0	1	1	0	1	4					
Luther Hackman, R (6.1) ERA: 4.73										0	0	0	0	0	0	0					
Adam Eaton, R (7.7) OBP: 0.412, SLG: 0.938										0	0	1	0	0	0	0					
Jesse Orosco, R (8.1)										0	0	0	0	0	0	0					
Rod Beck, R (8.1)										0	0	0	0	0	0	0					
Matt Herges, L (8.1)										0	0	0	0	0	0	0					
Gary Bennett, R (1.2) OBP: 0.298, SLG: 0.380	G5-3		L9		P3			G5-3		4	0	0	0	0	0	7					
Lou Merloni, R (1.6) OBP: 0.374, SLG: 0.337		F9		SH1-4 BB		FC5 1B		F7		3	0	1	0	1	0	2					
Brian Tolberg, R (1.1)										1	0	0	0	0	0	0					
Mike Matthews, L (6.1)										0	0	0	0	0	0	0					
Brian Buchanan, R (6.9) OBP: 0.326, SLG: 0.442						K		G6-3		2	0	0	0	0	1	1					
<b>Inning Stats</b>	R: 2 E: 0 K: 1 S: 15	H: 1 LOB: 2 BB: 3 P: 31	R: 0 E: 0 K: 0 S: 9	H: 1 LOB: 0 BB: 0 P: 15	R: 0 E: 0 K: 0 S: 8	H: 1 LOB: 2 BB: 1 P: 16	R: 0 E: 0 K: 1 S: 7	H: 0 LOB: 1 BB: 1 P: 12	R: 1 E: 0 K: 0 S: 10	H: 2 LOB: 1 BB: 1 P: 17	R: 0 E: 0 K: 1 S: 13	H: 2 LOB: 2 BB: 0 P: 18	R: 0 E: 0 K: 0 S: 12	H: 2 LOB: 0 BB: 0 P: 18	R: 0 E: 0 K: 0 S: 8	H: 0 LOB: 0 BB: 0 P: 13	R: 0 E: 0 K: 0 S: 6	H: 0 LOB: 0 BB: 0 P: 10	1B: 7 2B: 2 3B: 0 HR: 0	SF: 0 SAC: 1 DP: 1 HBP: 0	WP: 0 PA: 41
<b>PITCHER</b>	IP	WLS	BF	H	R	ER	SO	BB	IBB	HBP	BLK	WP	HR	S	P	ERA	WHIP				
Gary Knotts, R (1.1) ERA: 4.73	4.0		22	4	3	3	2	6	0	0	0	0	0	43	82	6.75	2.500				
Wilfredo Ledezma, L (5.1) ERA: 3.57	2.0	W	8	3	0	0	1	0	0	0	0	0	0	19	27	0.00	1.500				
Steve Avery, L (7.1) ERA: 3.15	1.0	H	5	2	0	0	0	0	0	0	0	0	0	12	18	0.00	2.000				
Matt Roney, R (8.1) ERA: 3.72	1.0	H	3	0	0	0	0	0	0	0	0	0	0	8	13	0.00	0.000				
Franklyn German, R (9.1) ERA: 2.55	1.0	S	3	0	0	0	0	0	0	0	0	0	0	6	10	0.00	0.000				

Batter	1	2	3	4	5	6	7	8	9	AB	R	H	RBI	BB	SO	LOB	TOP					
Alex Sanchez, L (1, 8) OBP: 0.308, SLG: 0.357	G3-1		G4-3		G6-3			FC6 FC7-2		4	0	0	0	0	0	1	<b>Detroit Tigers @ San Diego Padres</b> Qualcomm Stadium, San Diego, CA Thu Jun 05 2003, 5:05 PM EDT Att: 14,710 - Cloudy - 65 F					
Gene Kingsale, S (1, 7) OBP: 0.291, SLG: 0.295	G3 1B		P5			F8		FC7-2		4	1	1	0	0	0	1						
Craig Monroe, R (1, 9) Warren Morris, L (9, PH)	G3			G1-3		G3-1			K	3	0	0	0	0	0	1						
Dmitri Young, S (1, 5) OBP: 0.345, SLG: 0.512	FC6-4 2H 1B			K		F9			G4-3	4	0	1	1	0	1	0						
Kevin Witt, L (1, 3) OBP: 0.313, SLG: 0.500	FC6-4 1-2H			K BB 1B			K		K	4	0	1	0	0	2	1						
Shane Halter, R (1, 4) OBP: 0.267, SLG: 0.328		K								2	0	1	0	1	1	0						
Matt Walbeck, S (1, 2) Steve Sparks, R (7, 1) Jamie Walker, L (7, 1)	G1-4-3			K			P6			3	0	0	0	0	1	3						
20 Omar Infante, R (1, 6) OBP: 0.264, SLG: 0.239	K					G5-3			K	3	0	0	0	0	2	1						
Adam Bernero, R (1, 1) 15 Brandon Inge, R (7, 2) OBP: 0.215, SLG: 0.266			G1-3		G3-1			FC6 BB		2	0	0	0	0	0	0						
<b>Inning Stats</b>	R: 1 E: 0 K: 0 S: 12	H: 2 LOB: 1 BB: 0 P: 16	R: 0 E: 0 K: 2 S: 9	H: 0 LOB: 0 BB: 0 P: 13	R: 0 E: 0 K: 0 S: 7	H: 0 LOB: 0 BB: 0 P: 9	R: 0 E: 0 K: 2 S: 12	H: 1 LOB: 2 BB: 1 P: 21	R: 0 E: 0 K: 0 S: 13	H: 0 LOB: 0 BB: 0 P: 20	R: 0 E: 0 K: 2 S: 10	H: 0 LOB: 0 BB: 0 P: 17	R: 0 E: 0 K: 2 S: 11	H: 1 LOB: 1 BB: 0 P: 16	R: 0 E: 0 K: 0 S: 9	H: 0 LOB: 0 BB: 0 P: 16	R: 0 E: 0 K: 2 S: 8	H: 0 LOB: 0 BB: 0 P: 9	1B: 4 2B: 1 3B: 0 HR: 0	SF: 0 SAC: 0 DP: 1 HBP: 0	WP: 0 PB: 0 SB: 2 CS: 0	PA: 32
<b>PITCHER</b>	IP	WLS	BF	H	R	ER	SO	BB	IBB	HBP	BLK	WP	HR	S	P	ERA	WHIP					
Adam Eaton, R (1, 1) ERA: 4.62	7.0	W	26	4	1	1	6	1	0	0	0	0	0	74	112	1.29	0.714					
Scott Linebrink, R (8, 1) ERA: 3.79	1.0	H	3	0	0	0	0	1	0	0	0	0	0	9	16	0.00	1.000					
Rod Beck, R (9, 1) ERA:	1.0		3	0	0	0	2	0	0	0	0	0	0	8	9	0.00	0.000					

Batter	1	2	3	4	5	6	7	8	9	AB	R	H	RBI	BB	SO	LOB	BOTTOM					
Gary Matthews, S (1, 9) OBP: 0.284, SLG: 0.335	G3	F8		F8			1B FC5-4 BB			4	1	1	1	1	0	3	<b>Detroit Tigers @ San Diego Padres</b> Qualcomm Stadium, San Diego, CA Thu Jun 05 2003, 5:05 PM EDT Att: 14,710 - Cloudy - 65 F					
Mark Kotsay, L (1, 8) OBP: 0.345, SLG: 0.314	1B SF8 2B		FC3-6 BB		F8		FC5-4 1B	F7		4	1	2	0	1	0	2						
Rondell White, R (1, 7) OBP: 0.354, SLG: 0.490	PB 1B		K		G5-3		FC5-4 G3-6-1			4	0	1	1	0	1	2						
Ryan Klesko, L (1, 3) OBP: 0.360, SLG: 0.463	SF8		FC3-6 1-2H		F9		G3-6-1			3	0	0	1	0	0	2						
Sean Burroughs, L (1, 5) Mark Loretta, R (3, 4) OBP: 0.347, SLG: 0.425 OBP: 0.351, SLG: 0.386	HBP		K			K		G6-3		0	0	0	0	0	0	0						
Keith Lockhart, L (1, 4) OBP: 0.350, SLG: 0.451	G4-3			CS BB		HR		1B 3B		3	2	2	1	1	0	2						
Gary Bennett, R (1, 2) OBP: 0.307, SLG: 0.378		K		G4-3 1-2H		1B		1B BB		3	1	1	0	1	1	1						
Lou Merloni, R (1, 6) OBP: 0.388, SLG: 0.349	SH2-4 1B			BB BB		F8		1B 1B		3	0	2	1	1	0	1						
Adam Eaton, R (1, 1) Scott Linebrink, R (8, 1) OBP: 0.421, SLG: 0.882 ERA: 3.3	SH2-4			BB BB		G6-3		F9		1	0	0	0	1	0	1						
Brian Buchanan, R (6, PH) Rod Beck, R (9, 1)				BB						1	0	0	0	0	0	2						
<b>Inning Stats</b>	R: 1 E: 0 K: 0 S: 9	H: 2 LOB: 2 BB: 0 P: 16	R: 0 E: 0 K: 1 S: 10	H: 1 LOB: 1 BB: 0 P: 14	R: 0 E: 0 K: 2 S: 11	H: 0 LOB: 2 BB: 3 P: 18	R: 0 E: 0 K: 0 S: 11	H: 0 LOB: 2 BB: 3 P: 24	R: 1 E: 0 K: 1 S: 17	H: 2 LOB: 1 BB: 0 P: 22	R: 1 E: 0 K: 0 S: 7	H: 1 LOB: 0 BB: 1 P: 14	R: 2 E: 0 K: 0 S: 14	H: 3 LOB: 2 BB: 1 P: 25	R: 0 E: 0 K: 0 S: 14	H: 0 LOB: 0 BB: 1 P: 25	R: 0 E: 0 K: 1 S: 8	H: 0 LOB: 0 BB: 0 P: 9	1B: 6 2B: 1 3B: 1 HR: 1	SF: 1 SAC: 1 DP: 1 HBP: 1	WP: 0 PB: 1 SB: 0 CS: 1	PA: 38
<b>PITCHER</b>	IP	WLS	BF	H	R	ER	SO	BB	IBB	HBP	BLK	WP	HR	S	P	ERA	WHIP					
Adam Bernero, R (1, 1) ERA: 5.45	6.0	L	27	5	2	2	4	4	0	1	0	0	0	65	104	3.00	1.500					
Steve Sparks, R (7, 1) ERA: 3.3	0.1		3	1	1	1	0	1	0	0	0	0	0	5	12	27.00	6.000					
Jamie Walker, L (7, 1) ERA: 4.42	1.2		8	3	2	2	0	1	0	0	0	0	0	16	27	10.80	2.400					

Batter	1	2	3	4	5	6	7	8	9	AB	R	H	RBI	BB	SO	LOB	TOP					
Alex Sanchez, L (1, 8) OBP: 0.307, SLG: 0.355	P6		FC6-4 1B		G2-3		F7			4	0	1	0	0	0	1						
Ramon Santiago, S (1, 4) OBP: 0.288, SLG: 0.270	G3-6-1 1B		FC6-4 FC4-6 1-2			G4-6-3 1B		P2		4	0	2	0	0	0	1						
Bobby Higginson, L (1, 9) OBP: 0.346, SLG: 0.362	G3-6-1 1-2		FC4-6 1-2			G4-6-3 1-2		P6		4	0	0	0	0	0	3						
Dmitri Young, S (1, 5) OBP: 0.345, SLG: 0.522		L9		G5-3		HR		K		4	1	1	1	0	1	0						
Craig Monroe, R (1, 7) OBP: 0.280, SLG: 0.350		15 HR 1B		FC1-6-5 2B		1B		G6-3		4	1	3	0	0	0	0						
Shane Halter, R (1, 3) OBP: 0.256, SLG: 0.318 (7, 6)	F9		FC1-6-5 2-3		G4-3		G4-3		G5-3	4	0	0	0	0	0	3						
15 Brandon Inge, R (1, 2) Warren Morris, L (9, PH)	HR		K				K		G6-3	3	1	1	2	0	2	1						
20 Omar Infante, R (1, 6) Kevin Witt, L (7, PH) (7, 3)	G4-3				G4-3		P3			2	0	0	0	0	0	0						
38 Jeremy Bonderman, R (1, 1) Gene Kingsale, S (7, PH) Jamie Walker, L (7, 1) Matt Roney, R (8, 1)			K		K		BB			1	0	0	0	0	0	0						
<b>Inning Stats</b>	R: 0 E: 0 K: 0 S: 9	H: 1 LOB: 0 BB: 0 P: 16	R: 2 E: 0 K: 0 S: 14	H: 2 LOB: 0 BB: 0 P: 20	R: 0 E: 0 K: 1 S: 7	H: 1 LOB: 1 BB: 0 P: 11	R: 0 E: 0 K: 1 S: 14	H: 1 LOB: 1 BB: 0 P: 20	R: 0 E: 0 K: 1 S: 6	H: 0 LOB: 0 BB: 0 P: 9	R: 1 E: 0 K: 0 S: 9	H: 3 LOB: 1 BB: 0 P: 17	R: 0 E: 0 K: 1 S: 7	H: 0 LOB: 1 BB: 1 P: 11	R: 0 E: 0 K: 1 S: 9	H: 0 LOB: 0 BB: 0 P: 12	R: 0 E: 0 K: 0 S: 6	H: 0 LOB: 0 BB: 0 P: 8	1B: 5 2B: 1 3B: 0 HR: 2	SF: 0 SAC: 0 DP: 2 HBP: 0	WP: 0 PB: 0 SB: 0 CS: 0	PA: 34
<b>PITCHER</b>	IP	WLS	BF	H	R	ER	SO	BB	IBB	HBP	BLK	WP	HR	S	P	ERA	WHIP					
Kirk Rueter, L (1, 1) ERA: 3.42	6.0	W	24	8	3	3	3	0	0	0	0	0	2	59	93	4.50	1.333					
Felix Rodriguez, R (7, 1) ERA: 3.9	2.0	H	7	0	0	0	2	1	0	0	0	0	0	16	23	0.00	0.500					
Tim Worrell, R (9, 1) ERA: 1.39	1.0	S	3	0	0	0	0	0	0	0	0	0	0	6	8	0.00	0.000					

**Detroit Tigers @ San Francisco Giants**  
 PacBell Park, San Francisco, CA  
 Fri Jun 06 2003, 10:15 PM EDT  
 Att: 41,554 - Cloudy - 61 F

AB	33
R	3
H	8
RBI	3
BB	1
SO	5
LOB	9



Batter	1	2	3	4	5	6	7	8	9	AB	R	H	RBI	BB	SO	LOB	BOTTOM					
Marquis Grissom, R (1, 8) OBP: 0.336, SLG: 0.498	CS 1B		F8	E4			SH G6-4-3 2B			4	1	2	0	0	0	1						
J.T. Snow, L (1, 3) OBP: 0.376, SLG: 0.420	2B FC4-6 HBP		G5-4-3 1B	BB			SH G6-4-3 2-3			1	1	1	0	1	0	0						
Rich Aurilia, R (1, 6) OBP: 0.322, SLG: 0.402	FC4-6 1-3 2B		G5-4-3 1-2	F8			G6-4-3 1-2 3-H 2-1			4	0	1	0	0	0	5						
Barry Bonds, L (1, 7) OBP: 0.491, SLG: 0.634	FC4-6 1B			1B 1B	P2		F8			3	1	1	0	1	0	0						
Ray Durham, S (1, 4) OBP: 0.433, SLG: 0.473	FC4-6 1-2 3-H			K	P6			E BLK 1B		4	0	1	1	0	1	3						
Edgardo Alfonzo, R (1, 5) OBP: 0.300, SLG: 0.330	F7			BB 1B	G6-3			F8		4	1	1	0	0	0	3						
José Cruz Jr., S (1, 9) OBP: 0.383, SLG: 0.433	P6			FC4-6 BB E 1B		G4-3		E BB		3	1	1	1	1	0	0						
Yorvit Torrealba, R (1, 2) OBP: 0.344, SLG: 0.492	L8			FC4-6 BB		G6-3		E4		3	0	0	0	1	0	2						
Kirk Rueter, L (1, 1) OBP: 0.182, SLG: 0.156 Pedro Feliz, R (6, PH) Felix Rodriguez, R (7, 1) Andres Galarraga, R (8, PH) Tim Worrell, R (9, 1)	G6-3			FC4-6 E		G5-3		G4-6-3		2	0	0	1	0	0	2						
<b>Inning Stats</b>	R: 1 E: 0 K: 0 S: 10	H: 2 LOB: 2 BB: 1 P: 20	R: 0 E: 0 K: 0 S: 5	H: 0 LOB: 0 BB: 0 P: 8	R: 0 E: 0 K: 1 S: 4	H: 1 LOB: 0 BB: 0 P: 6	R: 3 E: 1 K: 1 S: 18	H: 3 LOB: 3 BB: 2 P: 32	R: 0 E: 0 K: 0 S: 8	H: 0 LOB: 0 BB: 0 P: 9	R: 0 E: 0 K: 0 S: 5	H: 0 LOB: 0 BB: 0 P: 6	R: 1 E: 0 K: 0 S: 6	H: 1 LOB: 0 BB: 0 P: 9	R: 0 E: 1 K: 0 S: 18	H: 1 LOB: 2 BB: 1 P: 28	1B: 6 2B: 2 3B: 0 HR: 0	SF: 0 SAC: 1 DP: 3 HBP: 1	WP: 0 PB: 0 SB: 0 CS: 1	PA: 36		
<b>PITCHER</b>	IP	WLS	BF	H	R	ER	SO	BB	IBB	HBP	BLK	WP	HR	S	P	ERA	WHIP					
38 Jeremy Bonderman, R (1, 1) ERA: 5.51	6.0	L	27	6	4	3	1	2	1	1	0	0	0	5	81	4.50	1.333					
Jamie Walker, L (7, 1) ERA: 4.66	1.0		4	1	1	1	0	0	0	0	0	0	0	6	9	9.00	1.000					
Matt Roney, R (8, 1) ERA: 3.6	1.0		5	1	0	0	0	1	0	0	1	0	0	18	28	0.00	2.000					

**Detroit Tigers @ San Francisco Giants**  
 PacBell Park, San Francisco, CA  
 Fri Jun 06 2003, 10:15 PM EDT  
 Att: 41,554 - Cloudy - 61 F

AB	30
R	5
H	8
RBI	3
BB	4
SO	1
LOB	19




Batter	1	2	3	4	5	6	7	8	9	AB	R	H	RBI	BB	SO	LOB	TOP										
Alex Sanchez, L OBP: 0.304, SLG: 0.351 (1, 8)	K		K		F7		F7		B5-3 1B	5	0	1	2	0	2	4	<b>Detroit Tigers @ San Francisco Giants</b> PacBell Park, San Francisco, CA Sat Jun 07 2003, 4:05 PM EDT Att: 40,060 - Overcast - 61 F										
Gene Kingsale, S OBP: 0.276, SLG: 0.282 (1, 7)	F9		G4-6-3		G6-3			G6-3	B5-3 1B	5	0	0	0	0	0	5											
Craig Monroe, R OBP: 0.270, SLG: 0.336 (1, 9)	G5-3				F7			G5-3	G6-3	5	0	0	1	0	1	1											
Dmitri Young, S OBP: 0.346, SLG: 0.516 (1, 5)		K			K		F7		FC5-4 1B	4	0	1	0	1	2	0											
Kevin Witt, L OBP: 0.327, SLG: 0.500 Shane Halter, R OBP: 0.255, SLG: 0.313 (8, PH) (8, 3)		FC3-6 15 BB 1B							K	3	0	2	0	0	1	0											
15 Brandon Inge, R OBP: 0.224, SLG: 0.302 (1, 2)		FC3-6 BB			K				FC5-4 1B	2	0	0	0	0	1	3											
Warren Morris, L OBP: 0.167, SLG: 0.167 (1, 4)		FC3-6			K		F9		1B	3	1	1	0	1	1	1											
20 Omar Infante, R OBP: 0.272, SLG: 0.244 (1, 6)		K			BLK 1B		WP S 1B		1B	3	2	2	0	1	1	2											
Mike Maroth, L Eric Murdock, L Chris Spurling, R Steve Avery, L Steve Sparks, R Matt Walbeck, S (1, 1) (7, PH) (7, 1) (8, 1) (8, 1) (8, PH) (8, PH)			G4-6-3 1B				1-H 1B		B5-3 G6-3 1B	1	0	1	0	1	0	0											
										1	0	1	1	0	0	0											
										1	0	1	1	0	0	0											
										0	0	0	0	0	0	0											
										0	0	0	0	0	0	0											
										0	0	0	0	0	0	0											
										1	1	1	0	0	0	0											
<b>Inning Stats</b>	R: 0 E: 0 K: 1 S: 7	H: 0 LOB: 0 BB: 0 P: 7	R: 0 E: 0 K: 2 S: 13	H: 1 LOB: 2 BB: 1 P: 19	R: 0 E: 0 K: 1 S: 8	H: 1 LOB: 0 BB: 0 P: 10	R: 0 E: 0 K: 2 S: 12	H: 1 LOB: 1 BB: 0 P: 16	R: 0 E: 0 K: 0 S: 13	H: 0 LOB: 0 BB: 0 P: 13	R: 1 E: 0 K: 0 S: 12	H: 2 LOB: 1 BB: 0 P: 16	R: 0 E: 0 K: 0 S: 12	H: 1 LOB: 1 BB: 0 P: 19	R: 4 E: 0 K: 1 S: 17	H: 4 LOB: 2 BB: 2 P: 31	1B: 10 2B: 0 3B: 1 HR: 0	SF: 0 SAC: 0 DP: 1 HBP: 0	WP: 1 PA: 41								
<b>PITCHER</b>	IP	WLS	BF	H	R	ER	SO	BB	IBB	HBP	BLK	WP	HR	S	P	ERA	WHIP										
Jason Schmidt, R ERA: 2.44 Felix Rodriguez, R ERA: 3.82 Scott Eyre, L ERA: 3.42 Jason Christiansen, L ERA: 81.0 Tim Worrell, R ERA: 1.62	(1, 1)	(8, 1)	(8, 1)	(9, 1)	(9, 1)	(9, 1)																					

AB	37
R	5
H	11
RBI	5
BB	4
SO	9
LOB	18



Batter	1	2	3	4	5	6	7	8	9	AB	R	H	RBI	BB	SO	LOB	BOTTOM										
Marquis Grissom, R OBP: 0.339, SLG: 0.511 (1, 8)	F8 1B	L7			G6-3		1-H HR			4	2	2	2	0	0	1	<b>Detroit Tigers @ San Francisco Giants</b> PacBell Park, San Francisco, CA Sat Jun 07 2003, 4:05 PM EDT Att: 40,060 - Overcast - 61 F										
Ray Durham, S OBP: 0.423, SLG: 0.468 (1, 4)	1B	L7			K		P5			4	0	1	0	0	1	1											
Rich Aurilia, R OBP: 0.321, SLG: 0.399 (1, 6)	F8		L6		P5			HR 1B		4	1	1	0	0	0	2											
Barry Bonds, L OBP: 0.496, SLG: 0.652 (1, 7)	1B						F8		HR 1B	3	1	2	3	1	0	0											
Benito Santiago, R OBP: 0.347, SLG: 0.505 (1, 2)	K		F9		F9		E6 CS		F8	4	0	0	0	0	1	3											
Andres Galaraga, R OBP: 0.403, SLG: 0.509 (1, 3)	F8		F9		F9		F9		HR	4	1	1	1	0	0	4											
Edgardo Alfonzo, R OBP: 0.299, SLG: 0.329 (1, 5)		G4-3			G5-4-3 1B		CS		F8	4	0	1	0	0	0	0											
José Cruz Jr., S OBP: 0.381, SLG: 0.444 (1, 9)		HR			G5-4-3		F8		K	4	1	1	1	0	1	1											
Jason Schmidt, R Marvin Erian, L Felix Rodriguez, R Scott Eyre, L Jason Christiansen, R Tim Worrell, R (1, 1) (7, PH) (8, 1) (8, 1) (8, 1) (9, 1) (9, 1)									HR 1B	2	0	1	0	0	1	0											
										1	1	1	0	0	0	0											
										0	0	0	0	0	0	0											
										0	0	0	0	0	0	0											
										0	0	0	0	0	0	0											
										0	0	0	0	0	0	0											
										0	0	0	0	0	0	0											
										0	0	0	0	0	0	0											
										0	0	0	0	0	0	0											
<b>Inning Stats</b>	R: 1 E: 0 K: 1 S: 12	H: 3 LOB: 2 BB: 0 P: 20	R: 1 E: 0 K: 0 S: 13	H: 2 LOB: 1 BB: 0 P: 20	R: 0 E: 0 K: 0 S: 6	H: 0 LOB: 1 BB: 1 P: 15	R: 0 E: 0 K: 1 S: 8	H: 1 LOB: 0 BB: 0 P: 12	R: 0 E: 0 K: 0 S: 5	H: 0 LOB: 0 BB: 0 P: 10	R: 2 E: 1 K: 0 S: 12	H: 2 LOB: 2 BB: 0 P: 19	R: 3 E: 0 K: 1 S: 12	H: 3 LOB: 0 BB: 0 P: 19	1B: 7 2B: 0 3B: 0 HR: 4	SF: 0 SAC: 0 DP: 1 HBP: 0	WP: 0 PA: 36										
<b>PITCHER</b>	IP	WLS	BF	H	R	ER	SO	BB	IBB	HBP	BLK	WP	HR	S	P	ERA	WHIP										
Mike Maroth, L Chris Spurling, R Steve Avery, L Steve Sparks, R (1, 1) (7, 1) (8, 1) (8, 1)	(1, 1)	(7, 1)	(8, 1)	(8, 1)																							




Batter	1	2	3	4	5	6	7	8	9	AB	R	H	RBI	BB	SO	LOB	TOP										
Alex Sanchez, L (1.8) OBP: 0.306, SLG: 0.367	 2-1	 1-3	G3			 1-3		 2-2		5	2	2	0	0	1	3	Detroit Tigers @ San Francisco Giants PacBell Park, San Francisco, CA Sun Jun 08 2003, 4:05 PM EDT Att. 41,177 - Overcast - 57 F										
Gene Kingsale, S (1.7) OBP: 0.285, SLG: 0.275 Adam Bernero, R (9, FR)	 0-1	 3-2		 3-2		 0-1		 1-0		3	0	0	2	0	0	0											
Warren Morris, L (9, FR) OBP: 0.167, SLG: 0.167	 1-1	 1-1							 2-1	4	2	2	2	1	1												
Craig Monroe, R (1.9) OBP: 0.282, SLG: 0.372	 1-1	 1-0		 1-3		 2-3		 3-0		5	0	1	1	0	1	2											
Dmitri Young, S (1.5) OBP: 0.343, SLG: 0.509	 2-3	 1-0		 1-3		 3-2		 1-2		5	1	2	0	0	1	3											
Shane Halter, R (1.3) OBP: 0.260, SLG: 0.324	 2-3			 0-0		 3-2		 2-2		2	0	0	0	2	1	1											
15 Brandon Inge, R (1.2) OBP: 0.231, SLG: 0.298	 4-1		 4-1		 2-3		 1-1			2	0	0	0	2	1	1											
Ramon Santiago, S (1.4) OBP: 0.302, SLG: 0.275	 1-2		 1-2		 0-1			 2-3		4	0	2	0	0	1	2											
20 Omar Infante, R (1.6) OBP: 0.272, SLG: 0.241		 4-1	 1-0		 0-0		 1-2	 2-1		2	1	0	1	1	0	1											
34 Nate Cornejo, R (1.1) Matt Roney, R (6.1) Wilfredo Ledezma, L (6.1) Eric Munson, L (8, PH) Chris Spurling, R (8.1) Franklyn German, R (8.1)		 3-3	 0-0			 1-3		 4-2		2	0	0	0	0	2	1											
Inning Stats	R: 2 E: 0 K: 1 S: 15	H: 3 LOB: 2 BB: 1 P: 26	R: 3 E: 0 K: 1 S: 12	H: 2 LOB: 0 BB: 1 P: 24	R: 1 E: 0 K: 0 S: 6	H: 2 LOB: 2 BB: 1 P: 11	R: 0 E: 0 K: 1 S: 7	H: 0 LOB: 0 BB: 1 P: 15	R: 0 E: 0 K: 1 S: 11	H: 1 LOB: 1 BB: 0 P: 16	R: 0 E: 0 K: 2 S: 9	H: 0 LOB: 0 BB: 0 P: 11	R: 0 E: 0 K: 1 S: 10	H: 0 LOB: 1 BB: 1 P: 20	R: 0 E: 1 K: 0 S: 6	H: 0 LOB: 2 BB: 0 P: 13		1B: 4 2B: 3 3B: 1 HR: 1	SF: 3 SAC: 1 DP: 0 HBP: 0	WP: 1 PB: 0 SB: 0 CS: 1	PA: 41						
PITCHER	IP	WLS	BF	H	R	ER	SO	BB	IBB	HBP	BLK	WP	HR	S	P	ERA	WHIP										
Damian Moss, L (1.1) ERA: 4.42	3.0		19	7	6	6	2	3	0	0	0	1	1	33	61	18.00	3.333										
Jim Brower, R (4.1) ERA: 4.75	3.0	10	1	0	0	4	1	0	0	0	0	0	0	27	42	0.00	0.667										
Joe Nathan, R (7.1) ERA: 3.51	2.0	W	8	1	0	0	2	1	0	0	0	0	0	21	39	0.00	1.000										
Tim Worrell, R (9.1) ERA: 1.57	1.0	S	4	0	0	0	0	0	0	0	0	0	0	6	13	0.00	0.000										

Batter	1	2	3	4	5	6	7	8	9	AB	R	H	RBI	BB	SO	LOB	BOTTOM										
Marquis Grissom, R (1.8) OBP: 0.342, SLG: 0.509	 0-1	 1-2		 0-1		 4-0		 1-1		3	0	1	1	1	0	0	Detroit Tigers @ San Francisco Giants PacBell Park, San Francisco, CA Sun Jun 08 2003, 4:05 PM EDT Att. 41,177 - Overcast - 57 F										
Nefti Perez, S (1.4) OBP: 0.320, SLG: 0.385	 0-1	 2-0			 1-1	 4-2		 2-0		4	1	2	1	1	0	4											
Rich Aurilia, R (1.6) OBP: 0.323, SLG: 0.404	 1-1	 1-0			 0-0	 1-3		 0-2		5	1	2	1	0	0	6											
J.T. Snow, L (1.3) OBP: 0.376, SLG: 0.416 Joe Nathan, R (7.1) Edgardo Alfonzo, R (8, PH) Tim Worrell, R (9.1)	 2-1		 0-0		 0-0	 3-2		 3-1		4	0	1	1	0	0	5											
Benito Santiago, R (1.2) OBP: 0.343, SLG: 0.497	 1-0		 0-0		 2-2		 0-3	 0-1		5	0	1	0	0	1	3											
José Cruz Jr., S (1.9) OBP: 0.383, SLG: 0.447	 2-0		 0-1			 4-1	 2-3			3	1	1	0	1	1	2											
Pedro Feliz, R (1.5) OBP: 0.295, SLG: 0.482		 1-2	 2-1			 0-0	 1-0			4	1	1	0	0	0	1											
Marvin Benard, L (1.7) OBP: 0.262, SLG: 0.297		 0-0		 2-1		 2-0		 0-1		3	2	1	1	0	0	0											
Damian Moss, R (1.1) OBP: 0.280, SLG: 0.250 Jim Brower, R (4.1) Andres Galarraga, R (6, PH) Franklyn German, R (7.3)		 1-1	 1-1		 0-3	 3-1		 0-1		1	0	1	0	0	0	0											
Inning Stats	R: 1 E: 0 K: 0 S: 10	H: 3 LOB: 2 BB: 0 P: 16	R: 1 E: 0 K: 0 S: 10	H: 3 LOB: 2 BB: 0 P: 16	R: 0 E: 0 K: 0 S: 6	H: 1 LOB: 1 BB: 0 P: 8	R: 0 E: 0 K: 1 S: 7	H: 0 LOB: 0 BB: 0 P: 9	R: 0 E: 0 K: 0 S: 17	H: 2 LOB: 1 BB: 3 P: 37	R: 0 E: 0 K: 2 S: 10	H: 0 LOB: 0 BB: 0 P: 13	R: 3 E: 2 K: 0 S: 14	H: 2 LOB: 1 BB: 0 P: 20	R: 0 E: 0 K: 0 S: 6	H: 0 LOB: 0 BB: 0 P: 13		1B: 9 2B: 4 3B: 0 HR: 0	SF: 1 SAC: 1 DP: 1 HBP: 0	WP: 0 PB: 0 SB: 0 CS: 0	PA: 41						
PITCHER	IP	WLS	BF	H	R	ER	SO	BB	IBB	HBP	BLK	WP	HR	S	P	ERA		WHIP									
34 Nate Cornejo, R (1.1) ERA: 3.11	5.1		27	11	4	4	1	1	0	0	0	0	0	45	73	6.75	2.250										
Matt Roney, R (6.1) ERA: 3.56	0.1	H	3	0	0	0	0	2	0	0	0	0	0	8	16	0.00	6.000										
Wilfredo Ledezma, L (6.1) ERA: 3.98	1.1	H	4	0	0	0	2	0	0	0	0	0	0	14	20	0.00	0.000										
Chris Spurling, R (8.1) ERA: 3.76	0.2	H	4	0	2	1	0	0	0	0	0	0	0	7	10	13.50	0.000										
Franklyn German, R (8.1) ERA: 2.88	0.1	L	3	2	1	0	0	0	0	0	1	0	0	7	10	0.00	6.000										

Batter	1	2	3	4	5	6	7	8	9	10	11	12	AB	R	H	RBI	BB	SO	LOB					
Dave Roberts, L (1.8) OBP: 0.341, SLG: 0.335	B2-3		1B		BB			HBP		F9		CS	3	1	1	0	1	0	1					
Paul Lo Duca, R (1.2) OBP: 0.386, SLG: 0.467	G5-3		1B		F8			F9			P2		5	0	1	1	0	0	2					
Brian Jordan, R (1.7) OBP: 0.371, SLG: 0.406	G6-3		F8					G6-3			K		5	0	0	0	0	1	1					
Shawn Green, L (1.9) OBP: 0.320, SLG: 0.431		G6-3			F8		G1-6-3			G4-3		K	5	0	0	0	0	1	0					
Fred McGriff, L (1.3) OBP: 0.317, SLG: 0.438					E9		G4-3					K	5	0	1	0	0	2	0					
Ron Coomer, R (1.10) OBP: 0.268, SLG: 0.240		F7			F8				K			G5-3	5	0	0	0	0	2	2					
Jolbert Cabrera, R (1.6) OBP: 0.336, SLG: 0.510		L5			G4-3			F7				WP 1B	4	1	1	0	1	0	2					
Cesar Izturis, S (12.6) OBP: 0.250, SLG: 0.294												WP 1B	0	0	0	0	0	0	0					
Adrián Beltré, R (1.5) OBP: 0.278, SLG: 0.340			G1-3					K			G5-3	WP 1B	4	1	1	0	1	1	1					
Alex Cora, L (1.4) OBP: 0.296, SLG: 0.328			F9		F7			G5-3				CS 1B	5	0	1	2	0	0	2					
<b>Inning Stats</b>	R: 0 E: 0 K: 13	H: 0 LOB: 0 BB: 0 P: 16	R: 0 E: 0 K: 6	H: 1 LOB: 1 BB: 0 P: 10	R: 1 E: 0 K: 10	H: 2 LOB: 1 BB: 0 P: 17	R: 0 E: 1 K: 9	H: 0 LOB: 1 BB: 1 P: 13	R: 0 E: 0 K: 14	H: 0 LOB: 0 BB: 1 P: 22	R: 0 E: 0 K: 12	H: 0 LOB: 0 BB: 1 P: 18	R: 0 E: 0 K: 7	H: 0 LOB: 0 BB: 0 P: 11	R: 0 E: 0 K: 14	H: 1 LOB: 1 BB: 0 P: 20	R: 0 E: 0 K: 10	H: 0 LOB: 0 BB: 0 P: 15	R: 2 E: 0 K: 12	H: 2 LOB: 0 BB: 1 P: 20	1B: 5 2B: 1 3B: 0 HR: 0	SF: 0 SAC: 0 DP: 0 HBP: 1	WP: 1 PB: 0 SB: 3 CS: 2	PA: 46
<b>PITCHER</b>	IP WLS BF H R ER SO	IP WLS BF H R ER SO	IP WLS BF H R ER SO	IP WLS BF H R ER SO	IP WLS BF H R ER SO	IP WLS BF H R ER SO	IP WLS BF H R ER SO	IP WLS BF H R ER SO	IP WLS BF H R ER SO	IP WLS BF H R ER SO	IP WLS BF H R ER SO	IP WLS BF H R ER SO	IP WLS BF H R ER SO	IP WLS BF H R ER SO	IP WLS BF H R ER SO	IP WLS BF H R ER SO	IP WLS BF H R ER SO	IP WLS BF H R ER SO	IP WLS BF H R ER SO	ERA WHIP	ERA WHIP	ERA WHIP		
Gary Knotts, R (1.1) ERA: 4.3	8.0	30	3	0	0	1	0	0	0	0	0	0	0	0	7	9	0.00	0.000						
Jamie Walker, L (9.1) ERA: 4.5	0.2	2	0	0	0	1	0	0	0	0	0	0	0	0	0	0	0.00	0.000						
Chris Spurling, R (9.1) ERA: 3.67	0.2	3	1	0	0	1	0	0	0	0	0	0	0	0	12	15	0.00	1.500						
Franklyn German, R (10.1) ERA: 2.7	1.2	5	0	0	0	2	0	0	0	0	0	0	0	0	15	23	0.00	0.000						
Steve Sparks, R (12.1) ERA: 3.72	1.0	L 5	2	2	2	1	1	0	0	0	0	0	1	0	12	20	18.00	3.000						

**Los Angeles Dodgers @ Detroit Tigers**  
Comerica Park, Detroit, MI  
Tue Jun 10 2003, 7:05 PM EDT  
Att. 13,419 - Cloudy - 72 F


AB 41  
R 3  
H 6  
RBI 3  
BB 3  
SO 7  
LOB 11



Batter	1	2	3	4	5	6	7	8	9	10	11	12	AB	R	H	RBI	BB	SO	LOB			
Alex Sanchez, L (1.8) OBP: 0.307, SLG: 0.363	1B		SH1-4 BB		F7		G4-3			K		G4-3	5	0	1	0	1	1	2			
Ramon Santiago, S (1.4) OBP: 0.301, SLG: 0.275	B2		SH1-4		WP BB 1B		G4-3			FC3-6 BB			4	0	1	0	0	0	3			
Bobby Higginson, L (1.9) OBP: 0.347, SLG: 0.357	P5		G3		SAFE BB		P5			SAFE FC6 BB			3	0	0	1	2	0	2			
Dmitri Young, S (1.10) OBP: 0.340, SLG: 0.500	BB		K		BB		K			FC6 BB			4	0	0	0	1	3	5			
Kevin Witt, L (1.3) OBP: 0.288, SLG: 0.453	G3				K2-3		K		G3-1				5	0	0	0	0	3	2			
Craig Monroe, R (1.7) OBP: 0.279, SLG: 0.361		P3			15 BB		G1-4-3			K		K	4	0	0	0	1	2	0			
Eric Munson, L (1.5) OBP: 0.314, SLG: 0.371		G6-3			K		F8			G4-6-3 1B		K	5	0	1	0	0	2	1			
15 Brandon Inge, R (1.2) OBP: 0.227, SLG: 0.292																						
Warren Morris, L (9. PH) ERA: 1.33																						
Matt Walbeck, S (10.2) OBP: 0.100, SLG: 0.120		P4			K				B1-3			F8	3	0	0	0	0	1	1			
20 Omar Infante, R (1.6) OBP: 0.280, SLG: 0.247					SH1-4 G3 WP 1B		G6-3		G4-3 BB			FC3-6 1B	4	1	2	0	1	1	0			
<b>Inning Stats</b>	R: 0 E: 0 K: 16	H: 1 LOB: 2 BB: 1 P: 26	R: 0 E: 0 K: 9	H: 0 LOB: 0 BB: 0 P: 10	R: 1 E: 0 K: 10	H: 1 LOB: 1 BB: 1 P: 19	R: 0 E: 0 K: 9	H: 0 LOB: 1 BB: 1 P: 16	R: 0 E: 0 K: 10	H: 1 LOB: 2 BB: 1 P: 17	R: 0 E: 0 K: 12	H: 0 LOB: 0 BB: 1 P: 14	R: 0 E: 0 K: 13	H: 1 LOB: 0 BB: 0 P: 21	R: 0 E: 0 K: 10	H: 0 LOB: 0 BB: 0 P: 15	R: 0 E: 0 K: 12	H: 0 LOB: 0 BB: 1 P: 12	1B: 5 2B: 0 3B: 0 HR: 0	SF: 0 SAC: 1 DP: 1 HBP: 0	WP: 2 PB: 0 SB: 2 CS: 0	PA: 46
<b>PITCHER</b>	IP WLS BF H R ER SO	IP WLS BF H R ER SO	IP WLS BF H R ER SO	IP WLS BF H R ER SO	IP WLS BF H R ER SO	IP WLS BF H R ER SO	IP WLS BF H R ER SO	IP WLS BF H R ER SO	IP WLS BF H R ER SO	IP WLS BF H R ER SO	IP WLS BF H R ER SO	IP WLS BF H R ER SO	IP WLS BF H R ER SO	IP WLS BF H R ER SO	IP WLS BF H R ER SO	IP WLS BF H R ER SO	IP WLS BF H R ER SO	IP WLS BF H R ER SO	IP WLS BF H R ER SO	ERA WHIP	ERA WHIP	ERA WHIP
Hideo Nomo, R (1.1) ERA: 2.74	7.0	29	3	1	1	6	5	0	0	0	0	0	2	0	0	67	110	1.29	1.143			
Tom Martin, L (8.1) ERA: 2.45	1.0	3	0	0	0	1	0	0	0	0	0	0	0	0	9	14	0.00	0.000				
Paul Quantrill, R (9.1) ERA: 1.33	1.0	3	1	0	0	1	0	0	0	0	0	0	0	0	6	9	0.00	1.000				
Paul Shuey, R (10.1) ERA: 0.83	2.0	W 8	1	0	0	4	1	0	0	0	0	0	0	0	22	36	0.00	1.000				
Eric Gagne, R (12.1) ERA: 1.97	1.0	S 3	0	0	0	1	0	0	0	0	0	0	0	0	12	12	0.00	0.000				

**Los Angeles Dodgers @ Detroit Tigers**  
Comerica Park, Detroit, MI  
Tue Jun 10 2003, 7:05 PM EDT  
Att. 13,419 - Cloudy - 72 F


AB 39  
R 1  
H 5  
RBI 1  
BB 6  
SO 13  
LOB 17



Batter	1	2	3	4	5	6	7	8	9	AB	R	H	RBI	BB	SO	LOB	TOP								
<b>Dave Roberts, L</b> (1, 8) OBP: 0.333, SLG: 0.327	P4			F9	FC4		B1-3			4	0	0	1	0	0	0	<b>Los Angeles Dodgers @ Detroit Tigers</b> Comerica Park, Detroit, MI Wed Jun 11 2003, 7:05 PM EDT Att: 13,716 - Overcast - 68 F								
<b>Paul Lo Duca, R</b> (1, 2) OBP: 0.384, SLG: 0.463	G5-3			2B SF8	K			G5-3		4	1	1	0	0	1										
<b>Brian Jordan, R</b> (1, 9) OBP: 0.368, SLG: 0.408	F9			1B	G4-3			K		4	1	1	0	0	1										
<b>Shawn Green, L</b> (1, 10) OBP: 0.319, SLG: 0.427		F7		SF8		G1-3				2	0	0	1	1	0										
<b>Fred McGriff, L</b> (1, 3) OBP: 0.316, SLG: 0.434	K			2H BB	K			P6		4	0	1	1	0	2	1									
<b>Mike Kinkade, R</b> (1, 7) OBP: 0.380, SLG: 0.385				2H						2	0	0	0	2	1	0									
<b>Jason Romano, R</b> (9, 7) OBP: 0.063, SLG: 0.063	K			BB					G1-3	2	0	0	0	0	0	0									
<b>Adrián Beltré, R</b> (1, 5) OBP: 0.273, SLG: 0.333			P6	L5					G6-3	4	0	0	0	0	1	3									
<b>Alex Cora, L</b> (1, 4) OBP: 0.295, SLG: 0.332			K		F9 FC4		G4-3		K	4	1	1	0	0	2	0									
<b>Cesar Izturis, S</b> (1, 6) OBP: 0.286, SLG: 0.290			G4-3		F9		B2-3			3	0	0	0	0	0	1									
<b>Inning Stats</b>	R: 0 E: 0 K: 0 S: 8	H: 0 LOB: 0 BB: 0 P: 10	R: 0 E: 0 K: 2 S: 9	H: 0 LOB: 0 BB: 0 P: 14	R: 0 E: 0 K: 1 S: 10	H: 0 LOB: 0 BB: 0 P: 14	R: 2 E: 0 K: 0 S: 11	H: 3 LOB: 2 BB: 1 P: 22	R: 1 E: 0 K: 1 S: 13	H: 1 LOB: 1 BB: 0 P: 17	R: 0 E: 0 K: 2 S: 12	H: 0 LOB: 1 BB: 1 P: 19	R: 0 E: 0 K: 0 S: 4	H: 0 LOB: 0 BB: 0 P: 7	R: 0 E: 0 K: 1 S: 14	H: 0 LOB: 1 BB: 1 P: 21	R: 0 E: 0 K: 1 S: 8	H: 0 LOB: 0 BB: 0 P: 8	1B: 2 2B: 2 HR: 0	SF: 1 SAC: 0 HBP: 0	WP: 0 PB: 0 SB: 1 CS: 0	PA: 35			
<b>PITCHER</b>	IP	WLS	BF	H	R	ER	SO	BB	IBB	HBP	BLK	WP	HR	S	P	ERA	WHIP								
<b>Adam Benner, R</b> (1, 1) ERA: 5.27	7.2	L	31	4	3	3	7	3	0	0	0	0	0	78	121	3.52	0.913								
<b>Wilfredo Ledezma, L</b> (8, 1) ERA: 3.2	1.1		4	0	0	0	1	0	0	0	0	0	0	11	11	0.00	0.000								

Batter	1	2	3	4	5	6	7	8	9	AB	R	H	RBI	BB	SO	LOB	BOTTOM								
<b>Alex Sanchez, L</b> (1, 8) OBP: 0.310, SLG: 0.365	G4-3		S SH2-4		K		F7			4	0	2	0	0	1	0	<b>Los Angeles Dodgers @ Detroit Tigers</b> Comerica Park, Detroit, MI Wed Jun 11 2003, 7:05 PM EDT Att: 13,716 - Overcast - 68 F								
<b>Ramon Santiago, S</b> (1, 4) OBP: 0.286, SLG: 0.270	K		SH2-4		K			G3-1		3	0	0	0	0	2	1									
<b>Bobby Higginson, L</b> (1, 9) OBP: 0.345, SLG: 0.352	G4-3		BB S		G4-3			G1-3		3	1	0	0	1	0	1									
<b>Craig Monroe, R</b> (1, 7) OBP: 0.291, SLG: 0.368	G6-3		BLK		FC6-4					3	0	2	0	1	0	1									
<b>Kevin Witt, L</b> (1, 3) OBP: 0.295, SLG: 0.439		K	BLK		FC6-4			F7		4	0	1	1	0	1	2									
<b>Ernie Young, R</b> (1, 10) OBP: 0.291, SLG: 0.368		20 FC5	G1-3		G5-3				K	3	0	0	0	1	1	3									
<b>Eric Munson, L</b> (1, 5) OBP: 0.312, SLG: 0.368					G5-3				K	4	0	1	0	0	2	1									
<b>15 Brandon Inge, R</b> (1, 2) OBP: 0.223, SLG: 0.287					G6-3					3	0	0	0	0	2	2									
<b>Warren Morris, L</b> (9, PH) OBP: 0.125, SLG: 0.125									F7	1	0	0	0	0	0	0									
<b>20 Omar Infante, R</b> (1, 6) OBP: 0.276, SLG: 0.243		FC5			F9		P5			3	0	0	0	0	0	2									
<b>Inning Stats</b>	R: 0 E: 0 K: 1 S: 9	H: 1 LOB: 1 BB: 0 P: 9	R: 0 E: 0 K: 2 S: 14	H: 1 LOB: 2 BB: 1 P: 20	R: 1 E: 0 K: 0 S: 9	H: 2 LOB: 2 BB: 2 P: 19	R: 0 E: 0 K: 0 S: 6	H: 0 LOB: 0 BB: 0 P: 10	R: 0 E: 0 K: 2 S: 8	H: 0 LOB: 0 BB: 0 P: 10	R: 0 E: 0 K: 1 S: 10	H: 1 LOB: 1 BB: 0 P: 17	R: 0 E: 0 K: 1 S: 11	H: 0 LOB: 0 BB: 0 P: 16	R: 0 E: 0 K: 0 S: 8	H: 1 LOB: 1 BB: 0 P: 10	R: 0 E: 0 K: 2 S: 8	H: 0 LOB: 0 BB: 0 P: 11	1B: 6 2B: 0 HR: 0	SF: 0 SAC: 1 HBP: 0	WP: 0 PB: 0 SB: 2 CS: 0	PA: 35			
<b>PITCHER</b>	IP	WLS	BF	H	R	ER	SO	BB	IBB	HBP	BLK	WP	HR	S	P	ERA	WHIP								
<b>Kevin Brown, R</b> (1, 1) ERA: 2.0	7.0	W	28	5	1	1	7	3	0	0	1	0	0	67	101	1.29	1.143								
<b>Guillermo Mota, R</b> (8, 1) ERA: 2.27	1.0	H	4	1	0	0	0	0	0	0	0	0	0	8	10	0.00	1.000								
<b>Eric Gagne, R</b> (9, 1) ERA: 1.91	1.0	S	3	0	0	0	2	0	0	0	0	0	0	8	11	0.00	0.000								



Batter	1	2	3	4	5	6	7	8	9	AB	R	H	RBI	BB	SO	LOB	TOP								
<b>Dave Roberts, L</b> (1,8) OBP: 0.332, SLG: 0.325	0-1 G6-3 1B	1-0 G3			0-0 SH1-3 1-2		1-1 B2-3		1-3 K	4	0	1	0	0	1	2									
<b>Paul Lo Duca, R</b> (1,2) OBP: 0.382, SLG: 0.459	2-2 G6-3 1-2		1-2 F7		1-1 1-2 2H 1B		0-1 G6-3			4	0	1	1	0	0	1									
<b>Brian Jordan, R</b> (1,9) OBP: 0.371, SLG: 0.410	2-1 P3		1-2 1B		0-1 F9			0-0 FC3-6 1B		4	0	2	0	0	0	2									
<b>Shawn Green, L</b> (1,10) OBP: 0.318, SLG: 0.425	2-3 K		0-2 1B		1-2 P2			2-2 FC3-6 1-2 1B		4	0	1	0	0	1	3									
<b>Fred McGriff, L</b> (1,3)		1-3 K		0-0 G5-4-3 1-2 1B		2-1 G1-3		2-2 F9		4	0	0	0	0	1	3									
<b>Mike Kinkade, R</b> (1,7) OBP: 0.373, SLG: 0.377		0-1 E5 2B		1-1 G6-3		1-0 F9		3-2 L5		4	1	1	0	0	0	1									
<b>Adrian Beltré, R</b> (8,5) OBP: 0.273, SLG: 0.333		2-2 1B		2-0 P3		2-2 1B		2-3 K		4	1	2	1	0	1	0									
<b>Jolbert Cabrera, R</b> (1,5) OBP: 0.342, SLG: 0.519		2-2 2B		0-0 F8		3-2 G6-3		0-1 P2		4	0	1	1	0	0	1									
<b>Alex Cora, L</b> (1,4) OBP: 0.294, SLG: 0.330		0-0 G4-3 2H 1B		1-0 G4-3		0-1 SH1-3 1B		4-2 BB		3	1	1	0	1	0	1									
<b>Cesar Izturis, S</b> (1,6)		1-0 G4-3																							
<b>Inning Stats</b>	R: 0 E: 0 K: 1 S: 10	H: 1 LOB: 1 BB: 0 P: 16	R: 2 E: 1 K: 1 S: 11	H: 3 LOB: 1 BB: 0 P: 16	R: 0 E: 0 K: 0 S: 13	H: 2 LOB: 1 BB: 0 P: 15	R: 0 E: 0 K: 0 S: 4	H: 0 LOB: 0 BB: 0 P: 7	R: 1 E: 0 K: 0 S: 10	H: 2 LOB: 1 BB: 0 P: 12	R: 0 E: 0 K: 0 S: 9	H: 1 LOB: 1 BB: 0 P: 17	R: 0 E: 0 K: 0 S: 5	H: 0 LOB: 0 BB: 0 P: 7	R: 0 E: 0 K: 0 S: 12	H: 1 LOB: 1 BB: 0 P: 19	R: 0 E: 0 K: 2 S: 11	H: 0 LOB: 1 BB: 1 P: 18	1B: 9 2B: 1 3B: 0 HR: 0	SF: 0 SAC: 1 DP: 1 HBP: 0	WP: 0 PB: 0 SB: 2 CS: 0	PA: 37			
<b>PITCHER</b>	IP	WLS	BF	H	R	ER	SO	BB	IBB	HBP	BLK	WP	HR	S	P	ERA	WHIP								
<b>38 Jeremy Bonderman, R</b> (1, 1) ERA: 3.35	7.0	L	30	10	3	3	2	0	0	0	0	0	0	63	91	3.86	1.429								
<b>Jamie Walker, L</b> (8, 1) ERA: 4.35	0.2		2	0	0	0	0	0	0	0	0	0	0	8	12	0.00	0.000								
<b>Matt Roney, R</b> (8, 1) ERA: 3.41	1.1	S	5	0	0	0	2	1	0	0	0	0	0	14	24	0.00	0.750								

Los Angeles Dodgers @ Detroit Tigers  
Comerica Park, Detroit, MI  
Thu Jun 12 2003, 7:05 PM EDT  
Att: 13,644 - Overcast - 62 F

AB 35  
R 3  
H 10  
RBI 3  
BB 1  
SO 4  
LOB 14



Batter	1	2	3	4	5	6	7	8	9	AB	R	H	RBI	BB	SO	LOB	BOTTOM								
<b>Alex Sanchez, L</b> (1,8) OBP: 0.309, SLG: 0.360	0-3 K	1-2 G4-3			4-0 CS SH3-4 BB		3-3 K			3	0	0	0	1	2	3									
<b>Ramon Santiago, S</b> (1,4) OBP: 0.297, SLG: 0.277	1-0 1B		1-0 G5-3		0-1 SH3-4		0-3 K			3	1	1	0	0	1	0									
<b>Bobby Higginson, L</b> (1,9) OBP: 0.348, SLG: 0.355	2-2 G1-3 2H 1B		2-1 L9		2-3 K		1-2 FC5-4 1B			4	0	2	1	0	1	1									
<b>Craig Monroe, R</b> (1,7) OBP: 0.290, SLG: 0.386	3-1 G1-3		0-0 HR		1-1 F8		1-2 FC5-4 HBP			4	1	1	1	0	0	2									
<b>Ernie Young, R</b> (1,10) OBP: 0.343, SLG: 0.500	4-1 BB		4-1 CS BB		3-3 K		1-2 HBP			1	0	0	0	2	1	0									
<b>Dmitri Young, S</b> (8, PH)										0	0	0	0	0	0	0									
<b>Shane Halter, R</b> (1,3) OBP: 0.280, SLG: 0.321	3-3 K		0-0 CS		1-0 K		1-2 F9			4	0	1	0	0	2	4									
<b>Eric Munson, L</b> (1,5) OBP: 0.311, SLG: 0.361		4-2 20 1B BB		0-0 G4-3		1-0 F8		0-1 G4-3		3	0	0	0	1	0	1									
<b>15 Brandon Inge, R</b> (1,2) OBP: 0.225, SLG: 0.283		1-3 K		4-0 20 CS BB		2-0 F8		2-2 L9		2	0	0	0	1	1	1									
<b>Warren Morris, L</b> (9, PH) OBP: 0.111, SLG: 0.111										1	0	0	0	0	0	0									
<b>20 Omar Infante, R</b> (1,6) OBP: 0.282, SLG: 0.246		0-0 G4-3 1-2 1B		3-3 K		4-2 CS BB		0-1 F8		2	0	1	0	1	1	1									
<b>Kevin Witt, L</b> (9, PH) OBP: 0.290, SLG: 0.431										1	0	0	0	0	0	0									
<b>Inning Stats</b>	R: 1 E: 0 K: 2 S: 14	H: 2 LOB: 2 BB: 1 P: 27	R: 0 E: 0 K: 1 S: 9	H: 1 LOB: 1 BB: 1 P: 15	R: 1 E: 0 K: 0 S: 5	H: 1 LOB: 0 BB: 1 P: 12	R: 0 E: 0 K: 2 S: 7	H: 0 LOB: 1 BB: 1 P: 15	R: 0 E: 0 K: 1 S: 9	H: 1 LOB: 1 BB: 0 P: 15	R: 0 E: 0 K: 1 S: 6	H: 0 LOB: 1 BB: 1 P: 15	R: 0 E: 0 K: 1 S: 13	H: 1 LOB: 2 BB: 0 P: 19	R: 0 E: 0 K: 0 S: 9	H: 0 LOB: 0 BB: 0 P: 11	1B: 4 2B: 2 3B: 0 HR: 1	SF: 0 SAC: 1 DP: 2 HBP: 1	WP: 0 PB: 0 SB: 1 CS: 4	PA: 37					
<b>PITCHER</b>	IP	WLS	BF	H	R	ER	SO	BB	IBB	HBP	BLK	WP	HR	S	P	ERA	WHIP								
<b>Kaz Ishii, L</b> (1, 1) ERA: 2.97	7.0	W	28	5	2	2	8	6	0	0	0	0	0	55	110	2.57	1.571								
<b>Paul Shuey, R</b> (8, 1) ERA: 0.79	1.0	H	5	1	0	0	1	0	0	1	0	0	0	13	19	0.00	1.000								
<b>Eric Gagne, R</b> (9, 1) ERA: 1.85	1.0	S	3	0	0	0	0	0	0	0	0	0	0	9	11	0.00	0.000								

Los Angeles Dodgers @ Detroit Tigers  
Comerica Park, Detroit, MI  
Thu Jun 12 2003, 7:05 PM EDT  
Att: 13,644 - Overcast - 62 F

AB 28  
R 2  
H 6  
RBI 2  
BB 6  
SO 9  
LOB 13



Batter	1	2	3	4	5	6	7	8	9	AB	R	H	RBI	BB	SO	LOB	TOP										
Juan Uribe, R OBP: 0.362, SLG: 0.578 (1,4)	G6-3		1B		FC1-5	HR			P6-4	5	1	2	1	0	0	3											
Jay Payton, R OBP: 0.354, SLG: 0.454 (1,7)	E5		1B		G6-4-3				G4-3	5	0	1	0	0	0	2											
17 Todd Helton, L OBP: 0.431, SLG: 0.555 (1,3)	G1-6-3								G4-3	3	1	1	0	1	0	1											
Preston Wilson, R OBP: 0.372, SLG: 0.579 (1,8)					G5-4-3				P4	4	1	2	0	0	0	3											
Larry Walker, L OBP: 0.422, SLG: 0.477 (1,9)					G5-3				F7	3	2	0	0	1	0	1											
Chris Stynes, R OBP: 0.374, SLG: 0.452 (1,5)									G6-3	4	1	3	3	0	0	0											
Mark Sweeney, L OBP: 0.354, SLG: 0.476 (1,10)					F9				G4-3	4	1	1	3	0	1	2											
Charles Johnson, R OBP: 0.339, SLG: 0.430 (1,2)									P6	4	0	1	0	0	1	1											
José Hernández, R OBP: 0.319, SLG: 0.365 (1,6)					F9				P6-4	3	0	1	0	1	1	0											
<b>Inning Stats</b>	R: 0 E: 1 K: 0 S: 7	H: 0 LOB: 0 BB: 0 P: 13	R: 1 E: 0 K: 1 S: 12	H: 2 LOB: 1 BB: 0 P: 17	R: 0 E: 0 K: 0 S: 12	H: 2 LOB: 2 BB: 1 P: 22	R: 0 E: 0 K: 0 S: 8	H: 1 LOB: 0 BB: 0 P: 14	R: 0 E: 0 K: 0 S: 9	H: 1 LOB: 1 BB: 1 P: 15	R: 6 E: 0 K: 2 S: 28	H: 5 LOB: 0 BB: 1 P: 42	R: 0 E: 0 K: 0 S: 4	H: 0 LOB: 0 BB: 0 P: 9	R: 0 E: 0 K: 0 S: 7	H: 0 LOB: 0 BB: 0 P: 9	R: 0 E: 0 K: 0 S: 8	H: 1 LOB: 0 BB: 0 P: 12	1B: 7 2B: 4 3B: 0 HR: 2	SF: 0 SAC: 0 DP: 4 HBP: 0	WP: 0 PB: 0 SB: 0 CS: 0	PA: 38					
<b>PITCHER</b>	IP	WLS	BF	H	R	ER	SO	BB	IBB	HBP	BLK	WP	HR	S	P	ERA	WHIP										
34 Nate Cornejo, R ERA: 3.61 (1,1)	5.0	L	25	10	6	6	1	3	0	0	0	0	1	60	100	10.80	2.600										
Chris Spurling, R ERA: 3.72 (6,1)	2.0		7	1	1	1	2	0	0	0	0	0	1	20	32	4.50	0.500										
Steve Avery, L ERA: 3.72 (8,1)	1.0		3	0	0	0	0	0	0	0	0	0	0	7	9	0.00	0.000										
Franklyn German, R ERA: 2.6 (9,1)	1.0		3	1	0	0	0	0	0	0	0	0	0	8	12	0.00	1.000										

Colorado Rockies @ Detroit Tigers  
Comerica Park, Detroit, MI  
Fri Jun 13 2003, 7:05 PM EDT  
Att: 19,212 - Overcast - 74 F

AB	35
R	7
H	12
RBI	7
BB	3
SO	3
LOB	13



Batter	1	2	3	4	5	6	7	8	9	AB	R	H	RBI	BB	SO	LOB	BOTTOM										
Alex Sanchez, L OBP: 0.307, SLG: 0.357 (1,8)	G1-3		F7		SF8	SH1-4			G4-3	5	0	1	0	0	0	1											
Warren Morris, L OBP: 0.077, SLG: 0.077 (1,4)	F9		G4-3		SH1-4				G6-3	4	0	0	0	0	0	1											
Bobby Higginson, L OBP: 0.342, SLG: 0.350 (1,10)	F8				SF8				G1-3	3	0	0	1	0	0	0											
Dmitri Young, S OBP: 0.353, SLG: 0.516 (1,7)										3	1	3	0	1	0	0											
Kevin Witt, L OBP: 0.318, SLG: 0.443 (1,3)										3	0	2	0	1	0	1											
Craig Monroe, R OBP: 0.283, SLG: 0.375 (1,9)									L9	4	0	0	1	0	2	7											
Eric Munson, L OBP: 0.305, SLG: 0.353 (1,5)									K	4	0	0	0	0	2	5											
Matt Walbeck, S OBP: 0.094, SLG: 0.113 (8,PH)										3	0	0	0	0	1	2											
15 Brandon Inge, R OBP: 0.225, SLG: 0.283 (9,2)										1	0	0	0	0	1	2											
20 Omar Infante, R OBP: 0.286, SLG: 0.251 (1,6)									F9	4	1	2	0	0	0	0											
<b>Inning Stats</b>	R: 0 E: 0 K: 0 S: 4	H: 0 LOB: 0 BB: 0 P: 5	R: 0 E: 0 K: 2 S: 8	H: 1 LOB: 0 BB: 0 P: 13	R: 0 E: 0 K: 0 S: 9	H: 1 LOB: 1 BB: 0 P: 12	R: 1 E: 1 K: 0 S: 13	H: 2 LOB: 2 BB: 0 P: 21	R: 1 E: 0 K: 1 S: 13	H: 2 LOB: 3 BB: 2 P: 26	R: 0 E: 0 K: 1 S: 8	H: 0 LOB: 0 BB: 0 P: 13	R: 0 E: 0 K: 0 S: 5	H: 0 LOB: 0 BB: 0 P: 9	R: 0 E: 0 K: 2 S: 10	H: 2 LOB: 2 BB: 0 P: 14	R: 0 E: 0 K: 0 S: 6	H: 0 LOB: 0 BB: 0 P: 11	1B: 6 2B: 2 3B: 0 HR: 0	SF: 1 SAC: 1 DP: 0 HBP: 0	WP: 0 PB: 0 SB: 1 CS: 0	PA: 38					
<b>PITCHER</b>	IP	WLS	BF	H	R	ER	SO	BB	IBB	HBP	BLK	WP	HR	S	P	ERA	WHIP										
Shawn Chacon, R ERA: 4.21 (1,1)	7.1	W	33	8	2	2	4	1	0	0	0	0	0	64	104	2.46	1.227										
40 Brian Fuentes, L ERA: 2.97 (8,1)	1.2		5	0	0	0	2	0	0	0	0	0	0	12	20	0.00	0.000										

Colorado Rockies @ Detroit Tigers  
Comerica Park, Detroit, MI  
Fri Jun 13 2003, 7:05 PM EDT  
Att: 19,212 - Overcast - 74 F

AB	34
R	2
H	8
RBI	2
BB	2
SO	6
LOB	19



Batter	1	2	3	4	5	6	7	8	9	AB	R	H	RBI	BB	SO	LOB	TOP					
Juan Uribe, R OBP: 0.365, SLG: 0.571	1-2 SH5-3 17 SF7 2B		2-2 F8		2-2 E6		1-2 G3		4-1 BB	4	1	1	0	1	0	0						
Jay Payton, R OBP: 0.353, SLG: 0.451	0-1 SH5-3 2-3		2-2 17 G4-6-3 1B		0-1 F8		0-0 L4		1-0 P5	4	0	1	0	0	0	2						
17 Todd Helton, L OBP: 0.425, SLG: 0.548	0-2 SF7 3-H 2-0		3-1 G4-6-3 1-2		1-1 G3				2-1 F7	3	0	0	1	0	0	2						
Preston Wilson, R OBP: 0.373, SLG: 0.576	0-0 G5-3			0-0 1B FC6-4 1B		4-1 HR BB		0-1 P5		3	2	1	0	1	0	0						
Larry Walker, L OBP: 0.423, SLG: 0.478		0-1 CS 1B		3-1 FC6-4 1B		3-2 F8		2-2 G6-3		4	0	2	0	0	0	1						
Chris Stynes, R OBP: 0.372, SLG: 0.444		4-2 F8 1-2 BB		1-0 FC6-4 1-2 BB		2-3 K			1-3 K	3	0	0	1	1	2	2						
Greg Vaughn, R OBP: 0.360, SLG: 0.682		3-1 F8 1-2		3-1 K 3-H 0-3		1-0 HR		2-2 HR 1B		4	2	2	2	0	1	2						
Charles Johnson, R OBP: 0.337, SLG: 0.444		1-0 G6-3		2-3 K		3-2 G6-3		2-2 HR		4	1	1	2	0	1	2						
José Hernández, R OBP: 0.318, SLG: 0.376			3-2 HR		0-0 F9		0-3 K		0-2 F8	4	1	1	1	0	1	0						
<b>Inning Stats</b>	R: 1 E: 0 K: 0 S: 9	H: 1 LOB: 0 BB: 0 P: 12	R: 0 E: 0 K: 0 S: 9	H: 1 LOB: 1 BB: 1 P: 17	R: 1 E: 0 K: 0 S: 16	H: 2 LOB: 0 BB: 0 P: 26	R: 1 E: 0 K: 2 S: 10	H: 2 LOB: 1 BB: 0 P: 16	R: 0 E: 1 K: 0 S: 8	H: 0 LOB: 1 BB: 0 P: 11	R: 2 E: 0 K: 1 S: 14	H: 1 LOB: 0 BB: 0 P: 27	R: 0 E: 0 K: 1 S: 7	H: 0 LOB: 0 BB: 0 P: 8	R: 0 E: 0 K: 0 S: 8	H: 0 LOB: 0 BB: 0 P: 12	R: 2 E: 0 K: 1 S: 15	H: 2 LOB: 1 BB: 1 P: 25	1B: 5 2B: 1 3B: 0 HR: 3	SF: 1 SAC: 1 DP: 1 HBP: 0	WP: 0 PB: 0 SB: 1 CS: 1	PA: 38
<b>PITCHER</b>	IP WLS BF H R ER SO BB IBB HBP BLK WP HR S P ERA WHIP	IP WLS BF H R ER SO BB IBB HBP BLK WP HR S P ERA WHIP	IP WLS BF H R ER SO BB IBB HBP BLK WP HR S P ERA WHIP	IP WLS BF H R ER SO BB IBB HBP BLK WP HR S P ERA WHIP	IP WLS BF H R ER SO BB IBB HBP BLK WP HR S P ERA WHIP	IP WLS BF H R ER SO BB IBB HBP BLK WP HR S P ERA WHIP	IP WLS BF H R ER SO BB IBB HBP BLK WP HR S P ERA WHIP	IP WLS BF H R ER SO BB IBB HBP BLK WP HR S P ERA WHIP	IP WLS BF H R ER SO BB IBB HBP BLK WP HR S P ERA WHIP	IP WLS BF H R ER SO BB IBB HBP BLK WP HR S P ERA WHIP	IP WLS BF H R ER SO BB IBB HBP BLK WP HR S P ERA WHIP	IP WLS BF H R ER SO BB IBB HBP BLK WP HR S P ERA WHIP	IP WLS BF H R ER SO BB IBB HBP BLK WP HR S P ERA WHIP	IP WLS BF H R ER SO BB IBB HBP BLK WP HR S P ERA WHIP	IP WLS BF H R ER SO BB IBB HBP BLK WP HR S P ERA WHIP	IP WLS BF H R ER SO BB IBB HBP BLK WP HR S P ERA WHIP	IP WLS BF H R ER SO BB IBB HBP BLK WP HR S P ERA WHIP	IP WLS BF H R ER SO BB IBB HBP BLK WP HR S P ERA WHIP	IP WLS BF H R ER SO BB IBB HBP BLK WP HR S P ERA WHIP			
Mike Maroth, L ERA: 5.35	(1, 1)	5.0	21	6	3	3	2	1	0	0	0	0	0	0	1	52	82	5.40	1.400			
Wilfredo Ledezma, L ERA: 3.49	(6, 1)	3.0	W	11	1	2	2	2	1	0	0	0	0	0	1	29	47	6.00	0.667			
Franklyn German, R ERA: 3.18	(9, 1)	0.2	S	5	2	2	2	1	1	0	0	0	0	0	1	14	23	27.00	4.500			
Chris Spurling, R ERA: 3.68	(9, 1)	0.1	S	1	0	0	0	0	0	0	0	0	0	0	0	1	2	0.00	0.000			

Colorado Rockies @ Detroit Tigers  
Comerica Park, Detroit, MI  
Sat Jun 14 2003, 7:05 PM EDT  
Att: 19,260 - Cloudy - 76 F

AB 33  
R 7  
H 9  
RBI 7  
BB 3  
SO 5  
LOB 11



Batter	1	2	3	4	5	6	7	8	9	AB	R	H	RBI	BB	SO	LOB	BOTTOM					
Alex Sanchez, L OBP: 0.301, SLG: 0.349	2-2 F7	0-0 FC4-6 1-2			0-1 F7	1-0 F9		1 SAFE 0-1 L1-3		5	0	0	0	0	0	3						
Warren Morris, L OBP: 0.278, SLG: 0.444	1-1 G4-3		0-0 1B 2B 1B		1-2 HR		1-1 2B 1B 1B	1-1 CS 1B		5	3	4	1	0	0	0						
Bobby Higginson, L OBP: 0.337, SLG: 0.344	0-3 K		0-0 P4		0-1 F7		1 SAFE 1-3 K	2-1 CS		4	0	0	0	0	2	2						
Dmitri Young, S OBP: 0.359, SLG: 0.522		4-1 F9 15 BB 1B BB	1-1 1B		3-2 P6		0-0 1B FC6-4 2B			3	2	2	0	1	0	0						
Kevin Witt, L OBP: 0.343, SLG: 0.477		1-0 F8	2-2 FC5 2B		3-2 HR 1B		3-2 HR 1B FC6-4 1B			4	1	3	2	0	0	1						
Craig Monroe, R OBP: 0.288, SLG: 0.374		4-0 15 BB 20 1B BB	1-2 FC5		3-2 HR 1B		3-2 HR 1B FC6-4 1B			3	2	1	1	1	0	2						
Eric Munson, L OBP: 0.308, SLG: 0.374		3-2 F9		2-1 F7		1-1 HR 1B		1-2 1B		4	1	2	3	0	0	2						
15 Brandon Inge, R OBP: 0.225, SLG: 0.282		1-1 20 1B		2-2 G1-3		0-2 K		2-3 K		4	0	1	1	0	2	2						
20 Omar Infante, R OBP: 0.291, SLG: 0.257		1-2 3-H 2-2 FC4-6 1B		1-1 G5-3		0-3 K		2-1 L1-3 1B		4	0	2	1	0	1	0						
<b>Inning Stats</b>	R: 0 E: 0 K: 1 S: 9	H: 0 LOB: 0 BB: 0 P: 12	R: 2 E: 0 K: 0 S: 11	H: 2 LOB: 2 BB: 2 P: 26	R: 1 E: 0 K: 0 S: 10	H: 3 LOB: 1 BB: 0 P: 14	R: 0 E: 0 K: 0 S: 7	H: 0 LOB: 0 BB: 0 P: 12	R: 1 E: 0 K: 0 S: 17	H: 1 LOB: 0 BB: 0 P: 21	R: 3 E: 0 K: 2 S: 18	H: 3 LOB: 0 BB: 0 P: 26	R: 2 E: 0 K: 2 S: 18	H: 4 LOB: 2 BB: 0 P: 28	R: 0 E: 0 K: 0 S: 7	H: 2 LOB: 0 BB: 0 P: 12	R: 0 E: 0 K: 0 S: 7	H: 2 LOB: 0 BB: 0 P: 12	1B: 11 2B: 3 3B: 0 HR: 2	SF: 0 SAC: 0 DP: 1 HBP: 0	WP: 0 PB: 0 SB: 0 CS: 1	PA: 39
<b>PITCHER</b>	IP WLS BF H R ER SO BB IBB HBP BLK WP HR S P ERA WHIP	IP WLS BF H R ER SO BB IBB HBP BLK WP HR S P ERA WHIP	IP WLS BF H R ER SO BB IBB HBP BLK WP HR S P ERA WHIP	IP WLS BF H R ER SO BB IBB HBP BLK WP HR S P ERA WHIP	IP WLS BF H R ER SO BB IBB HBP BLK WP HR S P ERA WHIP	IP WLS BF H R ER SO BB IBB HBP BLK WP HR S P ERA WHIP	IP WLS BF H R ER SO BB IBB HBP BLK WP HR S P ERA WHIP	IP WLS BF H R ER SO BB IBB HBP BLK WP HR S P ERA WHIP	IP WLS BF H R ER SO BB IBB HBP BLK WP HR S P ERA WHIP	IP WLS BF H R ER SO BB IBB HBP BLK WP HR S P ERA WHIP	IP WLS BF H R ER SO BB IBB HBP BLK WP HR S P ERA WHIP	IP WLS BF H R ER SO BB IBB HBP BLK WP HR S P ERA WHIP	IP WLS BF H R ER SO BB IBB HBP BLK WP HR S P ERA WHIP	IP WLS BF H R ER SO BB IBB HBP BLK WP HR S P ERA WHIP	IP WLS BF H R ER SO BB IBB HBP BLK WP HR S P ERA WHIP	IP WLS BF H R ER SO BB IBB HBP BLK WP HR S P ERA WHIP	IP WLS BF H R ER SO BB IBB HBP BLK WP HR S P ERA WHIP	IP WLS BF H R ER SO BB IBB HBP BLK WP HR S P ERA WHIP	IP WLS BF H R ER SO BB IBB HBP BLK WP HR S P ERA WHIP			
Scott Elarton, R ERA: 7.0	(1, 1)	5.0	L	24	8	6	1	0	0	0	0	0	0	0	0	1	62	10.80	2.000			
Justin Speier, R ERA: 4.05	(6, 1)	1.0	B	4	1	1	1	2	0	0	0	0	0	0	1	10	12	9.00	1.000			
Javier López, L ERA: 3.81	(7, 1)	0.1		4	3	2	2	1	0	0	0	0	0	0	11	16	54.00	9.000				
Todd Jones, R ERA: 7.78	(7, 1)	1.2		6	3	0	0	1	0	0	0	0	0	0	14	24	0.00	1.800				

Colorado Rockies @ Detroit Tigers  
Comerica Park, Detroit, MI  
Sat Jun 14 2003, 7:05 PM EDT  
Att: 19,260 - Cloudy - 76 F


AB 36  
R 9  
H 15  
RBI 9  
BB 2  
SO 5  
LOB 12



Batter	1	2	3	4	5	6	7	8	9	AB	R	H	RBI	BB	SO	LOB	TOP				
Juan Uribe, R OBP: 0.351, SLG: 0.537	1-1 FC5-4 1B		1-1 L8			2-2 G4-3			0-0 G5-3	5	0	1	0	0	0	2					
Jay Payton, R OBP: 0.365, SLG: 0.457	0-1 FC5-4 17 1B		0-0 P5			1-1 2H HR			1-1 G4-3	5	1	1	2	0	0	2					
17 Todd Helton, L OBP: 0.429, SLG: 0.552	1-1 1-2 1B		3-1 1B			0-0 2B 1B			0-1 G3-1	4	1	3	0	0	0	0					
Larry Walker, L OBP: 0.420, SLG: 0.478	0-0 F7		1-3 K			2-2 1-3 2B			2-0 G3	4	1	1	0	0	1	3					
Greg Norton, S OBP: 0.277, SLG: 0.327	0-3 K					0-0 L7			0-0 F8	3	1	0	0	1	1	2					
Mark Sweeney, L OBP: 0.385, SLG: 0.489		4-0 CS BB				2-2 P6			1-3 K	3	0	1	3	1	1	0					
Jose Jimenez, R OBP: 0.313, SLG: 0.369		3-3 K				0-1 G1-3			3-2 G6-3	4	0	0	0	0	1	2					
Bobby Estalella, R OBP: 0.280, SLG: 0.429		2-2 1B				2-2 P6			1-1 SH1-4 1B	4	0	2	0	0	0	0					
Brent Butler, R OBP: 0.258, SLG: 0.235		3-2 G6-3				0-1 G4-3 HR 1B			1-0 SH1-4	3	1	1	0	0	0	1					
<b>Inning Stats</b>	R: 0 E: 0 K: 1 S: 10	H: 2 LOB: 2 BB: 0 P: 12	R: 0 E: 0 K: 1 S: 9	H: 1 LOB: 1 BB: 1 P: 21	R: 0 E: 0 K: 1 S: 8	H: 1 LOB: 1 BB: 0 P: 13	R: 0 E: 0 K: 0 S: 9	H: 0 LOB: 0 BB: 0 P: 11	R: 5 E: 0 K: 0 S: 19	H: 5 LOB: 1 BB: 1 P: 33	R: 0 E: 0 K: 0 S: 6	H: 0 LOB: 0 BB: 0 P: 11	R: 0 E: 0 K: 0 S: 5	H: 0 LOB: 0 BB: 0 P: 7	R: 0 E: 0 K: 1 S: 8	H: 0 LOB: 0 BB: 0 P: 12	R: 0 E: 0 K: 0 S: 7	H: 1 LOB: 1 BB: 0 P: 9	1B: 7 2B: 3 3B: 0 HR: 1	SF: 0 SAC: 1 DP: 1 HBP: 0	WP: 0 PA: 38 PB: 0 SB: 0 CS: 1
<b>PITCHER</b>	IP WLS BF H R ER SO BB IBB HBP BLK WP HR S P ERA WHIP	IP WLS BF H R ER SO BB IBB HBP BLK WP HR S P ERA WHIP																			
Gary Knotts, R ERA: 4.65	(1, 1) 4.2 L 24 9 5 5 3 2 0 0 0 0 1 53 87 9.64 2.357	(5, 1) 4.1 14 1 0 0 1 0 0 0 0 0 0 28 42 0.00 0.231																			

Colorado Rockies @ Detroit Tigers  
Comerica Park, Detroit, MI  
Sun Jun 15 2003, 1:05 PM EDT  
Att: 19,323 - Sunny - 75 F


AB 35  
R 5  
H 10  
RBI 5  
BB 2  
SO 4  
LOB 12



Batter	1	2	3	4	5	6	7	8	9	AB	R	H	RBI	BB	SO	LOB	BOTTOM			
Alex Sanchez, L OBP: 0.299, SLG: 0.343	2-1 G1-3		0-2 F7						2-2 FC6-4 1B	4	0	0	0	1	1	2				
Warren Morris, L OBP: 0.348, SLG: 0.565	0-0 FC4-6 3B		3-2 F9						1-1 1-2 1B	5	1	3	1	0	0	1				
Kevin Witt, L OBP: 0.347, SLG: 0.464	4-1 FC4-6 BB								2-1 G4-3	4	1	1	0	1	1	3				
Dmitri Young, S OBP: 0.362, SLG: 0.534	3-1 FC4-6								2-1 G1-3	4	1	2	2	0	0	1				
Craig Monroe, R OBP: 0.289, SLG: 0.380	2-2 P2								2-1 F8	3	0	1	0	0	0	1				
Eric Munson, L OBP: 0.307, SLG: 0.373		2-2 G3							0-0 P3	3	0	1	1	0	0	1				
Ernie Young, R OBP: 0.417, SLG: 0.125		0-0 CS 1B							1-3 K	3	0	1	0	1	1	2				
15 Brandon Inge, R OBP: 0.228, SLG: 0.280		3-1 L5							2-1 G6-3	1	0	0	0	0	0	1				
Ramon Santiago, S OBP: 0.301, SLG: 0.281									2-1 G6-3	1	1	1	0	0	0	0				
Shane Halter, R OBP: 0.258, SLG: 0.319									3-1 20 1B	1	0	0	0	0	0	0				
20 Omar Infante, R OBP: 0.286, SLG: 0.253									0-0 FC6-4 1B	3	0	0	0	0	1	4				
Steve Reed, R ERA: 3.77	(7, 1) 0.2 H 4 2 1 1 1 0 0 0 0 0 11 19 13.50 3.000	(7, 1) 1.1 H 5 1 0 0 2 0 0 0 0 0 12 20 0.00 0.750	(9, 1) 1.0 S 5 2 0 0 0 0 0 0 0 0 10 17 0.00 2.000																	
<b>PITCHER</b>	IP WLS BF H R ER SO BB IBB HBP BLK WP HR S P ERA WHIP	IP WLS BF H R ER SO BB IBB HBP BLK WP HR S P ERA WHIP																		
Jason Jennings, R ERA: 4.83	(1, 1) 6.0 W 25 6 3 3 1 0 0 0 0 0 1 56 106 4.50 1.500	(7, 1) 0.2 H 4 2 1 1 1 0 0 0 0 0 11 19 13.50 3.000	(7, 1) 1.1 H 5 1 0 0 2 0 0 0 0 0 12 20 0.00 0.750	(9, 1) 1.0 S 5 2 0 0 0 0 0 0 0 0 10 17 0.00 2.000																

Colorado Rockies @ Detroit Tigers  
Comerica Park, Detroit, MI  
Sun Jun 15 2003, 1:05 PM EDT  
Att: 19,323 - Sunny - 75 F

AB 33  
R 4  
H 11  
RBI 4  
BB 3  
SO 4  
LOB 16



Batter	1	2	3	4	5	6	7	8	9	AB	R	H	RBI	BB	SO	LOB	TOP								
<b>Matt Lawton, L</b> OBP: 0.318, SLG: 0.383 (1, 10)	3-2 SH1-3 SF7 2B		4-1 BB	3-0 1-H HR		1-2 F7			2-2 E S 1B	4	2	3	2	1	0	1									
<b>Coco Crisp, S</b> OBP: 0.276, SLG: 0.231 (1, 7)	1-1 SH1-3 2-3		1-2 F8	4-2 BB			1-0 1B G6-4-3 1B		0-2 F9	3	1	1	0	1	0	2									
<b>Jody Gerut, L</b> OBP: 0.313, SLG: 0.526 (1, 9)	4-2 BB		3-0 P5	1-1 F7			0-1 1B G6-4-3 1B		1-0 P5	4	0	1	0	1	0	3									
<b>Milton Bradley, S</b> OBP: 0.433, SLG: 0.505 (1, 8)	0-0 SF7			1-1 HR 1B	0-0 G6-3			1-0 G6-4-3		3	1	1	1	0	0	1									
<b>Ben Broussard, L</b> OBP: 0.350, SLG: 0.527 (1, 3)	2-0 P6			2-2 HR 1B	1-3 K2-3			1-2 3-H K		4	1	1	2	0	2	1									
<b>Casey Blake, R</b> OBP: 0.319, SLG: 0.370 (1, 5)		1-2 F8		3-1 HR	1-2 F8			1-1 G6-3		4	1	1	1	0	0	0									
<b>Josh Bard, S</b> OBP: 0.277, SLG: 0.310 (1, 2)		0-1 F8		1-1 HR 1B		4-2 G5-4-3 BB		1-1 L9		3	1	1	0	1	0	0									
<b>John McDonald, R</b> OBP: 0.294, SLG: 0.365 (1, 6)		2-1 P3		0-0 F7		1-0 G5-4-3		0-0 G5-3		4	0	0	0	0	0	2									
<b>Brandon Phillips, R</b> OBP: 0.241, SLG: 0.308 (1, 4)			2-2 L4	0-1 F8		0-0 WP 1B		1-2 G6-3		4	0	1	0	0	0	1									
<b>Inning Stats</b>	R: 1 E: 0 K: 0 S: 9	H: 1 LOB: 1 BB: 1 P: 19	R: 0 E: 0 K: 0 S: 7	H: 0 LOB: 0 BB: 0 P: 10	R: 0 E: 0 K: 0 S: 9	H: 0 LOB: 0 BB: 1 P: 18	R: 5 E: 0 K: 0 S: 18	H: 5 LOB: 1 BB: 1 P: 32	R: 0 E: 0 K: 1 S: 8	H: 0 LOB: 0 BB: 0 P: 10	R: 0 E: 0 K: 1 S: 7	H: 1 LOB: 1 BB: 1 P: 13	R: 1 E: 0 K: 1 S: 7	H: 2 LOB: 0 BB: 0 P: 10	R: 0 E: 0 K: 0 S: 5	H: 0 LOB: 0 BB: 0 P: 7	R: 0 E: 0 K: 0 S: 12	H: 1 LOB: 1 BB: 0 P: 16	1B: 6 2B: 1 3B: 0 HR: 3	SF: 1 SAC: 1 DP: 2 HBP: 0	WP: 1 PB: 0 SB: 1 CS: 0	PA: 39			
<b>PITCHER</b>	IP	WLS	BF	H	R	ER	SO	BB	IBB	HBP	BLK	WP	HR	S	P	ERA	WHIP								
<b>Adam Bernero, R</b> ERA: 5.68 (1, 1)	3.2	L	19	6	6	6	0	2	0	0	0	0	3	38	70	14.73	2.182								
<b>Steve Sparks, R</b> ERA: 3.55 (4, 1)	2.1		9	1	0	0	1	2	0	0	0	1	0	20	32	0.00	1.286								
<b>Steve Avery, L</b> ERA: 4.22 (7, 1)	1.0		4	2	1	1	1	0	0	0	0	0	0	7	10	9.00	2.000								
<b>Chris Spurling, R</b> ERA: 3.56 (8, 1)	1.0		3	0	0	0	0	0	0	0	0	0	0	5	7	0.00	0.000								
<b>Jamie Walker, L</b> ERA: 4.15 (9, 1)	1.0		4	1	0	0	0	0	0	0	0	0	0	12	16	0.00	1.000								

Cleveland Indians @ Detroit Tigers  
Comerica Park, Detroit, MI  
Tue Jun 17 2003, 7:05 PM EDT  
Att: 13,908 - Cloudy - 70 F

AB 33  
R 7  
H 10  
RBI 6  
BB 4  
SO 2  
LOB 11



Batter	1	2	3	4	5	6	7	8	9	AB	R	H	RBI	BB	SO	LOB	BOTTOM								
<b>Alex Sanchez, L</b> OBP: 0.301, SLG: 0.342 (1, 8)	0-1 BB 1B	4-2 CS BB			0-2 G4-3		0-0 B2-3		2-1 F8	4	1	1	0	1	0	1									
<b>Ramon Santiago, S</b> OBP: 0.294, SLG: 0.275 (1, 4)	2-0 B2	0-1 CS	0-1 F8		0-1 G1-3		1-2 G4-3			4	0	0	0	0	0	2									
<b>Bobby Higginson, L</b> OBP: 0.338, SLG: 0.345 (1, 9)	0-0 1B		1-1 G4-3			1-2 E3 1B	3-1 F8			4	2	1	0	0	0	1									
<b>Dmitri Young, S</b> OBP: 0.360, SLG: 0.528 (1, 5)	4-2 1B		2-3 K			0-3 K		2-3 K		3	0	0	0	1	3	1									
<b>Craig Monroe, R</b> OBP: 0.288, SLG: 0.377 (1, 7)	0-0 1B			0-2 G5-3		0-0 P5		0-2 G4-3		4	0	1	2	0	0	1									
<b>Ernie Young, R</b> OBP: 0.400, SLG: 0.182 (1, 10)	2-3 K			2-1 F8		2-2 1B		3-2 HR		3	0	1	0	0	1	2									
<b>Eric Munson, L</b> OBP: 0.311, SLG: 0.393 (8, PH)				0-1 2B		1-2 1B				1	1	1	1	0	0	0									
<b>Shane Halter, R</b> OBP: 0.265, SLG: 0.331 (1, 3)	1-0 F8			0-1 2B		3-2 1B		1-0 F8		4	0	2	1	0	0	2									
<b>15 Brandon Inge, R</b> OBP: 0.225, SLG: 0.275 (9, PH)		2-3 K			3-1 F9		2-3 K			3	0	0	0	0	2	3									
<b>20 Omar Infante, R</b> OBP: 0.287, SLG: 0.254 (9, PH)		1-3 K			2-2 F9		0-1 G4-3 B2-3 1B		1-3 K	3	0	1	0	0	1	0									
<b>Inning Stats</b>	R: 2 E: 0 K: 1 S: 11	H: 3 LOB: 2 BB: 1 P: 20	R: 0 E: 0 K: 2 S: 9	H: 0 LOB: 0 BB: 1 P: 16	R: 0 E: 0 K: 1 S: 8	H: 0 LOB: 0 BB: 0 P: 11	R: 0 E: 0 K: 0 S: 9	H: 1 LOB: 0 BB: 0 P: 14	R: 0 E: 0 K: 0 S: 8	H: 0 LOB: 0 BB: 0 P: 10	R: 1 E: 1 K: 2 S: 25	H: 2 LOB: 2 BB: 0 P: 33	R: 0 E: 0 K: 0 S: 8	H: 1 LOB: 1 BB: 0 P: 12	R: 0 E: 0 K: 1 S: 16	H: 1 LOB: 0 BB: 0 P: 22	R: 0 E: 0 K: 1 S: 8	H: 0 LOB: 0 BB: 0 P: 11	1B: 6 2B: 1 3B: 0 HR: 1	SF: 0 SAC: 0 DP: 0 HBP: 0	WP: 0 PB: 0 SB: 0 CS: 1	PA: 38			
<b>PITCHER</b>	IP	WLS	BF	H	R	ER	SO	BB	IBB	HBP	BLK	WP	HR	S	P	ERA	WHIP								
<b>CC Sabathia, L</b> ERA: 3.44 (1, 1)	6.0	W	26	6	3	2	6	2	0	0	0	0	0	8	12	3.00	1.333								
<b>Jason Boyd, R</b> ERA: 3.74 (7, 1)	1.0		4	1	0	0	0	0	0	0	0	0	0	8	12	0.00	1.000								
<b>David Riske, R</b> ERA: 2.87 (8, 1)	1.0		4	1	1	1	1	0	0	0	0	0	1	16	22	9.00	1.000								
<b>Danys Baez, R</b> ERA: 3.55 (9, 1)	1.0	S	3	0	0	0	1	0	0	0	0	0	0	8	11	0.00	0.000								

Cleveland Indians @ Detroit Tigers  
Comerica Park, Detroit, MI  
Tue Jun 17 2003, 7:05 PM EDT  
Att: 13,908 - Cloudy - 70 F

AB 35  
R 4  
H 8  
RBI 4  
BB 2  
SO 8  
LOB 13



Batter	1	2	3	4	5	6	7	8	9	AB	R	H	RBI	BB	SO	LOB	TOP								
<b>Matt Lawton, L</b> OBP: 0.317, SLG: 0.381 (1, 7)	F8		G3-1			F9		3B 1B		4	1	1	0	0	0	0									
<b>Coco Crisp, S</b> OBP: 0.273, SLG: 0.300 (1, 8)	G1-3			G5-3		G3		1-H FC6-2 3B		4	0	1	1	0	0	0									
<b>Jody Gerut, L</b> OBP: 0.311, SLG: 0.518 (1, 9)	K2-3			1B		F8		K		4	0	1	0	0	2	1									
<b>Milton Bradley, S</b> OBP: 0.435, SLG: 0.510 (1, 10)		F8 2B		K		E 1B		FC6-2 S		4	1	2	0	0	1	1									
<b>Ben Broussard, L</b> OBP: 0.346, SLG: 0.526 (1, 3)	F8				K		E8 1B 2B	K		4	1	1	1	0	2	2									
<b>Casey Blake, R</b> OBP: 0.317, SLG: 0.368 (1, 5)	K				K		1B SF7 1B		K	4	1	1	1	0	3	1									
<b>Josh Bard, S</b> OBP: 0.286, SLG: 0.319 (1, 2)	K				1B		1B SF7 1B	FC6-4 1B		4	0	3	0	0	1	1									
<b>Brandon Phillips, R</b> OBP: 0.237, SLG: 0.304 (1, 4)			G4-3		P4		SF7	FC6-4 FC6-4		3	0	0	1	0	0	2									
<b>2 Jhonny Peralta, R</b> OBP: 0.133, SLG: 0.133 (1, 6)			K			K	G5-3	FC6-4		4	0	0	0	0	2	2									
<b>Inning Stats</b>	R: 0 E: 0 K: 1 S: 11	H: 0 LOB: 0 BB: 0 P: 15	R: 0 E: 0 K: 2 S: 9	H: 1 LOB: 1 BB: 0 P: 14	R: 0 E: 0 K: 1 S: 9	H: 0 LOB: 0 BB: 0 P: 10	R: 0 E: 0 K: 1 S: 6	H: 1 LOB: 0 BB: 0 P: 10	R: 0 E: 0 K: 2 S: 8	H: 0 LOB: 0 BB: 0 P: 14	R: 0 E: 0 K: 1 S: 6	H: 0 LOB: 0 BB: 0 P: 9	R: 3 E: 1 K: 0 S: 15	H: 4 LOB: 1 BB: 0 P: 23	R: 1 E: 0 K: 2 S: 13	H: 2 LOB: 1 BB: 0 P: 21	R: 0 E: 0 K: 1 S: 6	H: 1 LOB: 1 BB: 0 P: 11	1B: 7 2B: 2 3B: 1 HR: 0	SF: 1 SAC: 0 DP: 0 HBP: 0	WP: 0 PB: 0 SB: 3 CS: 3	PA: 36			
<b>PITCHER</b>	IP	WLS	BF	H	R	ER	SO	BB	IBB	HBP	BLK	WP	HR	S	P	ERA	WHIP								
<b>38 Jeremy Bonderman, R</b> ERA: 5.28 (1, 1)	6.1	L	25	7	3	3	8	0	0	0	0	0	0	60	90	4.26	1.105								
<b>Chris Spurling, R</b> ERA: 3.77 (7, 1)	0.2		4	2	1	1	0	0	0	0	0	0	0	9	12	13.50	3.000								
<b>Jamie Walker, L</b> ERA: 3.97 (8, 1)	1.0		3	0	0	0	2	0	0	0	0	0	0	8	14	0.00	0.000								
<b>Franklyn German, R</b> ERA: 3.07 (9, 1)	1.0		4	1	0	0	1	0	0	0	0	0	0	6	11	0.00	1.000								

**Cleveland Indians @ Detroit Tigers**  
Comerica Park, Detroit, MI  
Wed Jun 18 2003, 7:05 PM EDT  
Att: 16,278 - Cloudy - 80 F

**AB 35**  
**R 4**  
**H 10**  
**RBI 4**  
**BB 0**  
**SO 11**  
**LOB 10**

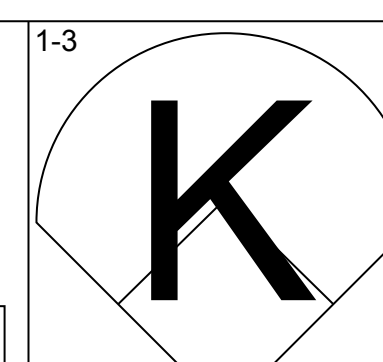
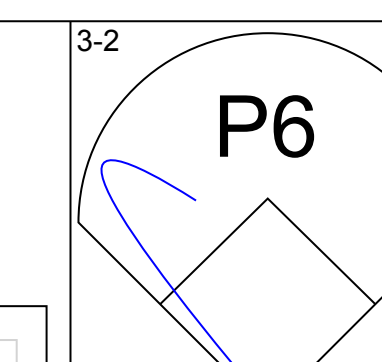
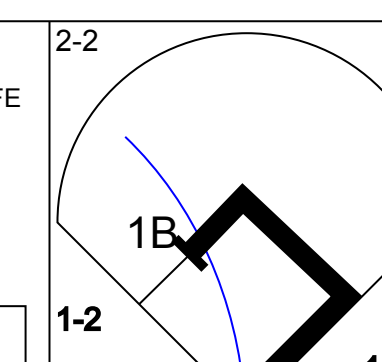
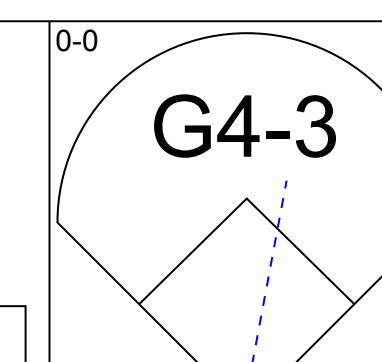
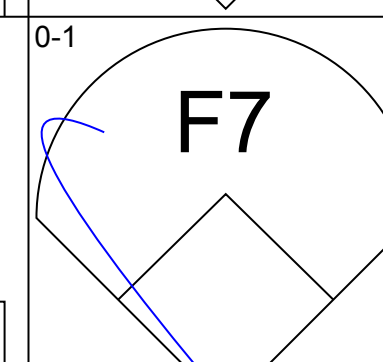
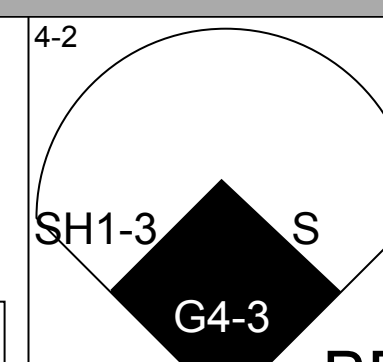
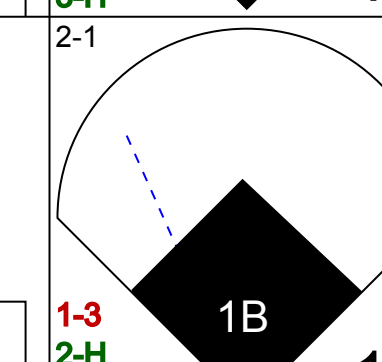
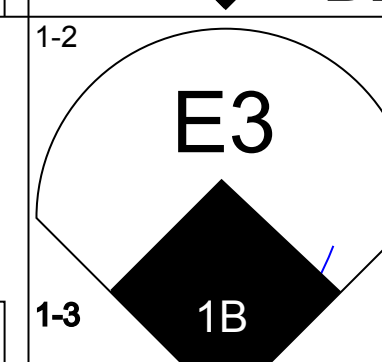
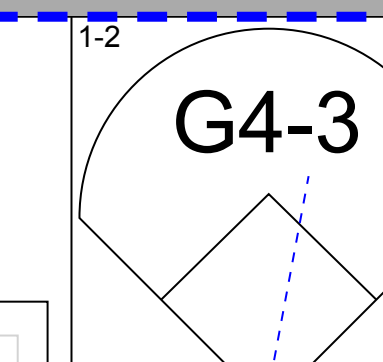
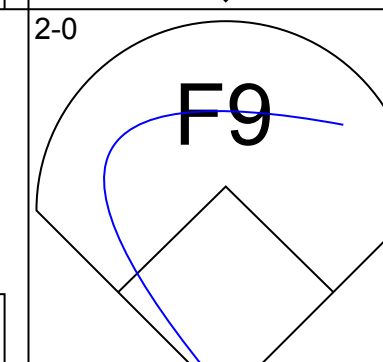
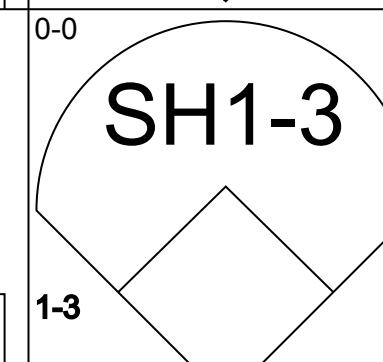
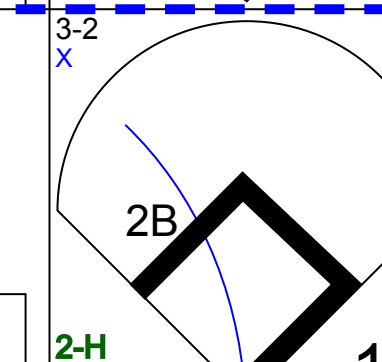
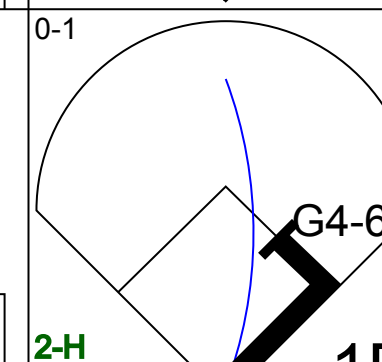

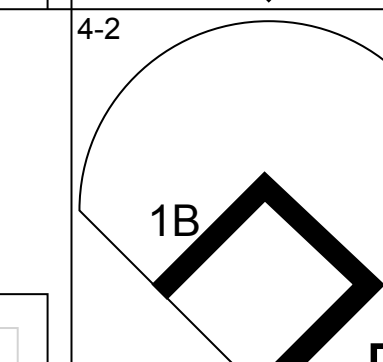
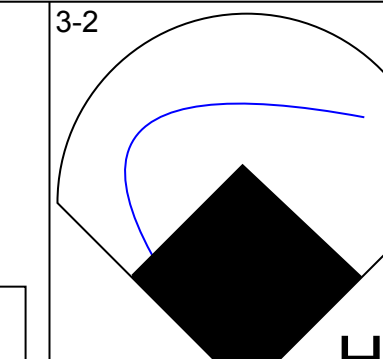
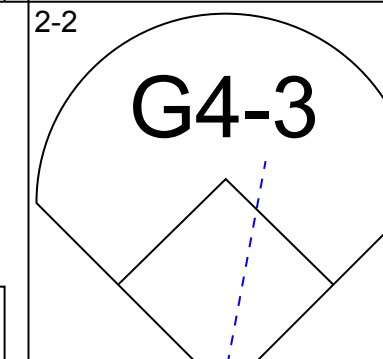
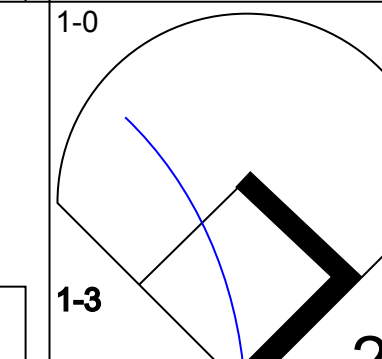
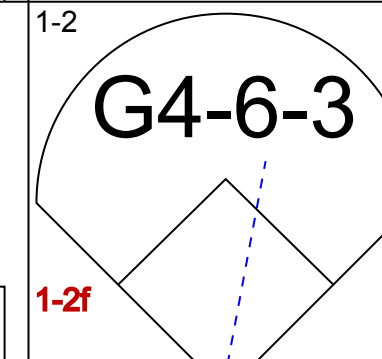

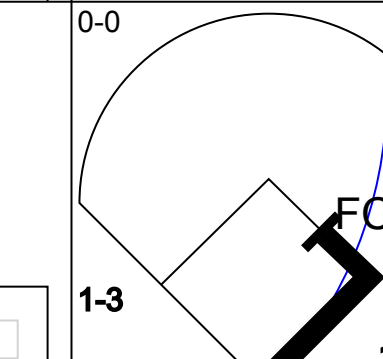
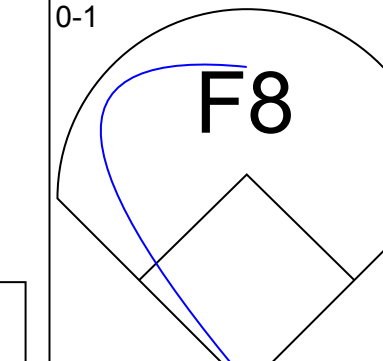
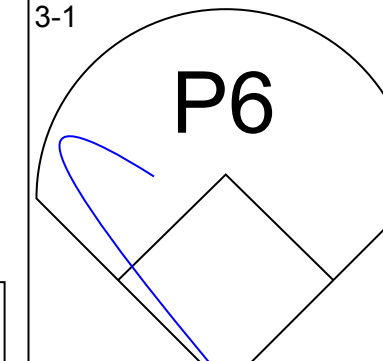
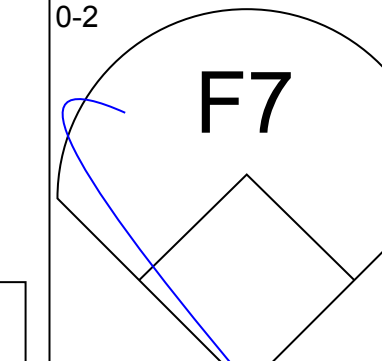
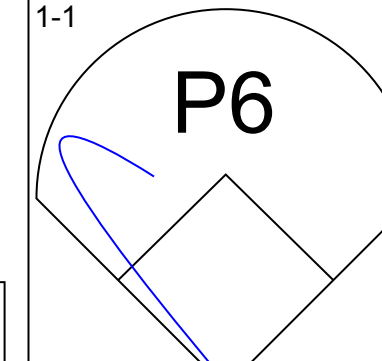
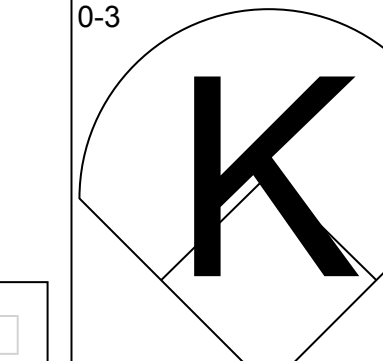
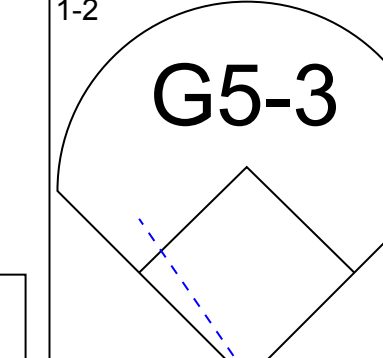
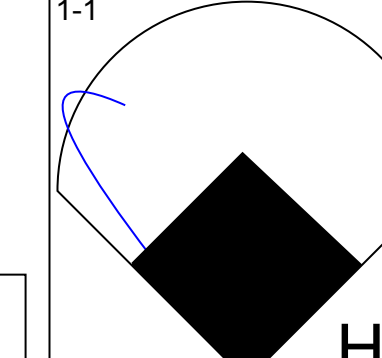
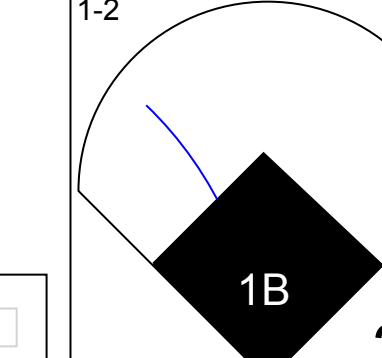
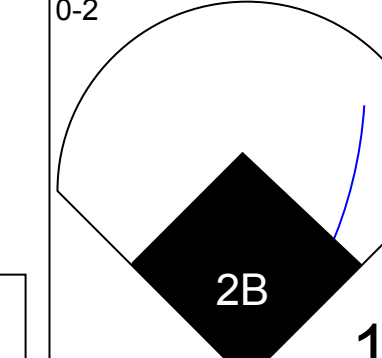
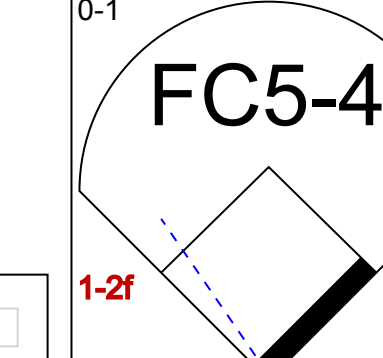
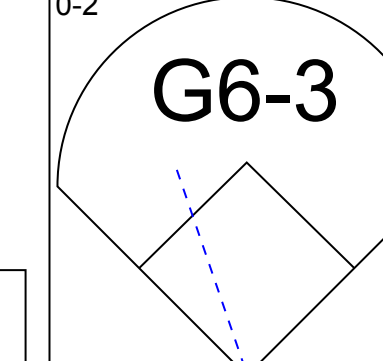
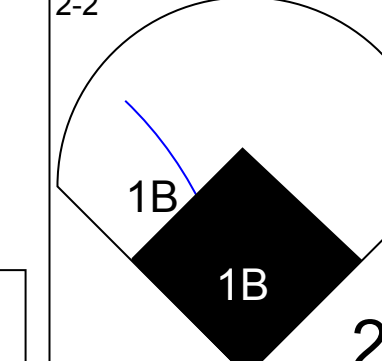
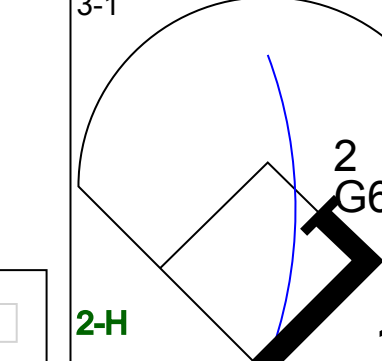
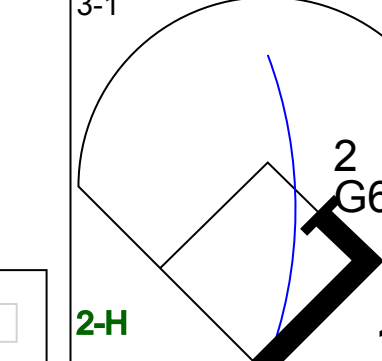
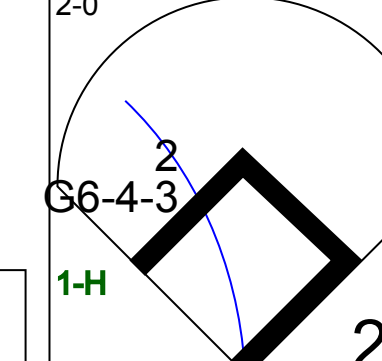
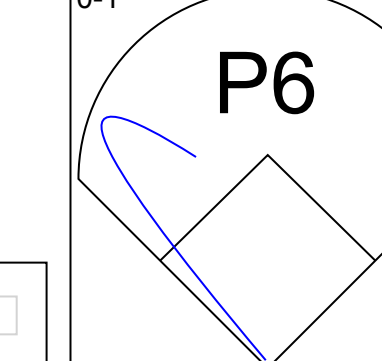
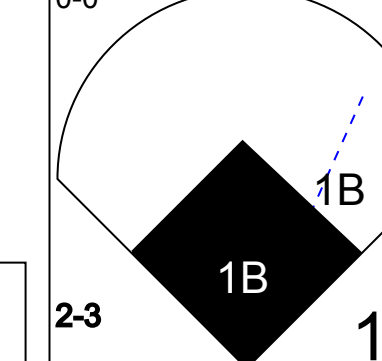
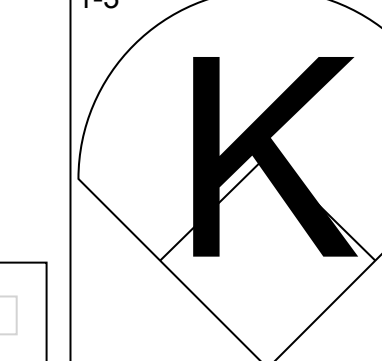
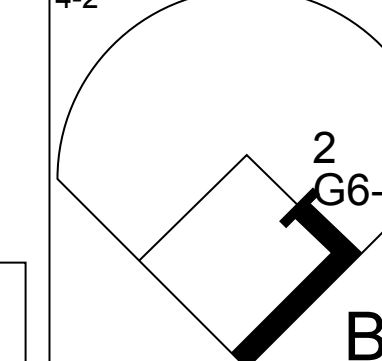

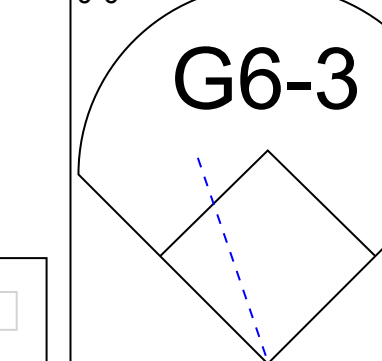
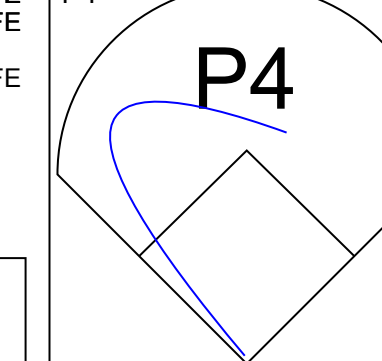
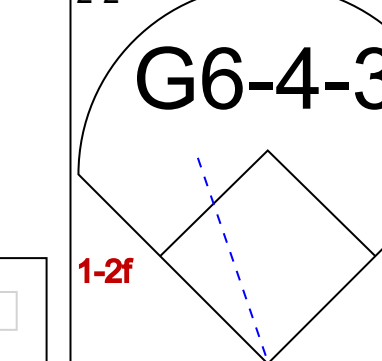
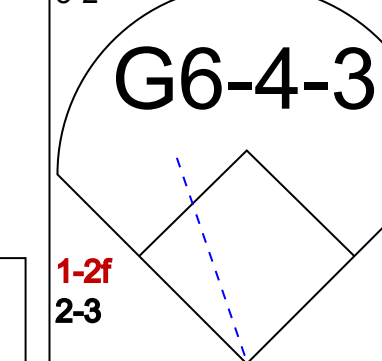


Batter	1	2	3	4	5	6	7	8	9	AB	R	H	RBI	BB	SO	LOB	BOTTOM								
<b>Alex Sanchez, L</b> OBP: 0.296, SLG: 0.336 (1, 8)	G6-3		G5-3		G4-3			G4-3		4	0	0	0	0	0	0									
<b>Warren Morris, L</b> OBP: 0.357, SLG: 0.536 (1, 4)	E1		1B		F7			1B		4	0	2	0	0	0	0									
<b>Bobby Higginson, L</b> OBP: 0.341, SLG: 0.347 (1, 9)	L8		1B		F8			1B		4	0	2	0	0	0	1									
<b>Dmitri Young, S</b> OBP: 0.354, SLG: 0.519 (1, 10)	L5		K		G3-1			G1-3		4	0	0	0	0	1	5									
<b>Kevin Witt, L</b> OBP: 0.325, SLG: 0.432 (1, 3)		F7		L3		F8		G3		4	0	0	0	0	0	0									
<b>Craig Monroe, R</b> OBP: 0.282, SLG: 0.367 (1, 7)		G5-3		F8			P3	G6-3		4	0	0	0	0	0	0									
<b>Eric Munson, L</b> OBP: 0.319, SLG: 0.423 (1, 5)		2B		1B		G4-3		HR		4	1	3	1	0	0	0									
<b>A.J. Hinch, R</b> (1, 2)		G5-3		P4		K		K		4	0	0	0	0	2	2									
<b>20 Omar Infante, R</b> OBP: 0.283, SLG: 0.250 (1, 6)			G6-3		G5-3			G5-3		3	0	0	0	0	0	0									
<b>Inning Stats</b>	R: 0 E: 1 K: 0 S: 9	H: 0 LOB: 1 BB: 0 P: 14	R: 0 E: 0 K: 0 S: 5	H: 1 LOB: 1 BB: 0 P: 9	R: 0 E: 0 K: 1 S: 13	H: 2 LOB: 2 BB: 0 P: 16	R: 0 E: 0 K: 0 S: 11	H: 1 LOB: 1 BB: 0 P: 17	R: 0 E: 0 K: 0 S: 10	H: 0 LOB: 0 BB: 0 P: 17	R: 0 E: 0 K: 0 S: 6	H: 0 LOB: 0 BB: 0 P: 8	R: 0 E: 0 K: 1 S: 7	H: 0 LOB: 0 BB: 0 P: 9	R: 0 E: 0 K: 0 S: 8	H: 2 LOB: 2 BB: 0 P: 9	R: 1 E: 0 K: 1 S: 10	H: 1 LOB: 0 BB: 0 P: 13	1B: 5 2B: 1 3B: 0 HR: 1	SF: 0 SAC: 0 DP: 0 HBP: 0	WP: 0 PB: 0 SB: 0 CS: 0	PA: 35			
<b>PITCHER</b>	IP	WLS	BF	H	R	ER	SO	BB	IBB	HBP	BLK	WP	HR	S	P	ERA	WHIP								
<b>Jason Davis, R</b> ERA: 4.82 (1, 1)	9.0	W	35	7	1	1	3	0	0	0	0	0	1	79	112	1.00	0.778								

**Cleveland Indians @ Detroit Tigers**  
Comerica Park, Detroit, MI  
Wed Jun 18 2003, 7:05 PM EDT  
Att: 16,278 - Cloudy - 80 F


**AB 35**  
**R 1**  
**H 7**  
**RBI 1**  
**BB 0**  
**SO 3**  
**LOB 8**

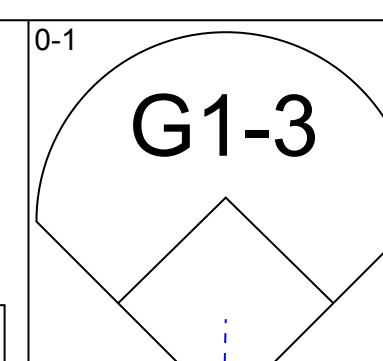
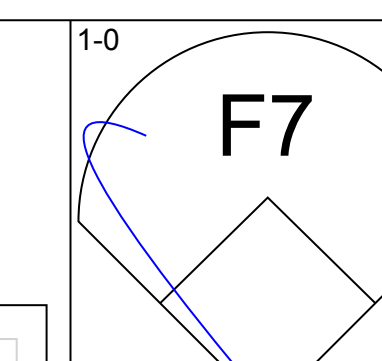
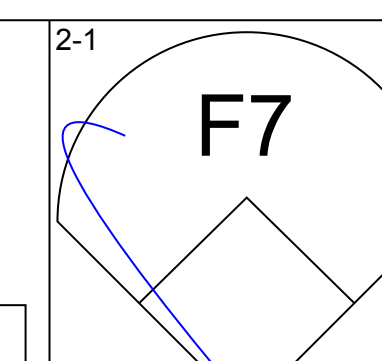
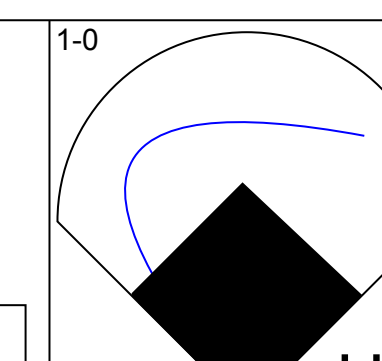
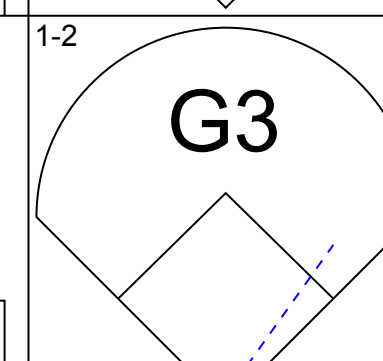
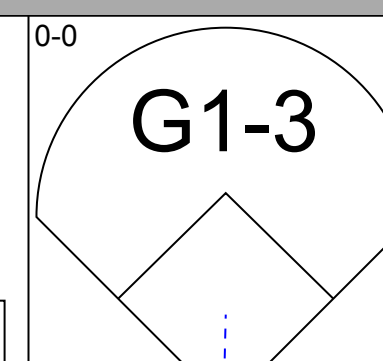
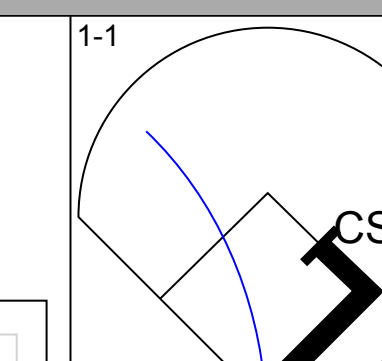
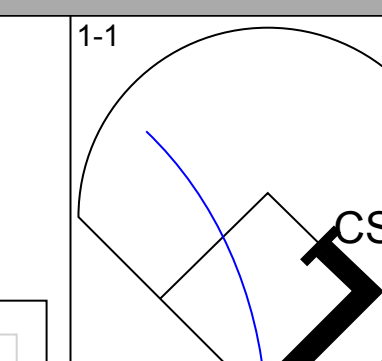
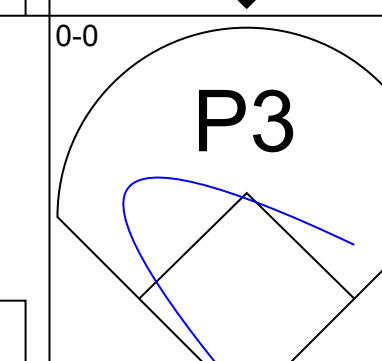

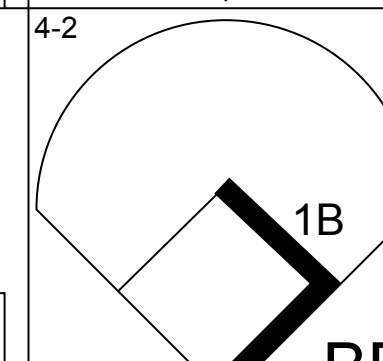
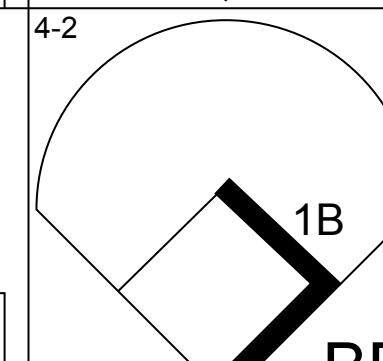
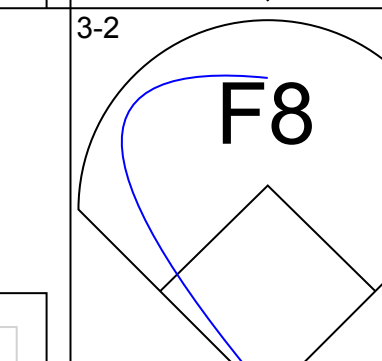
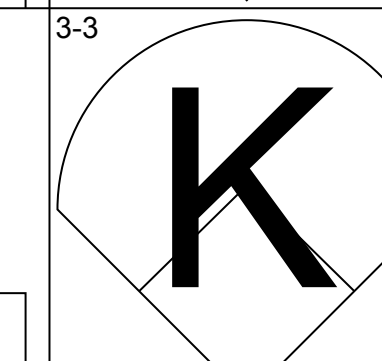
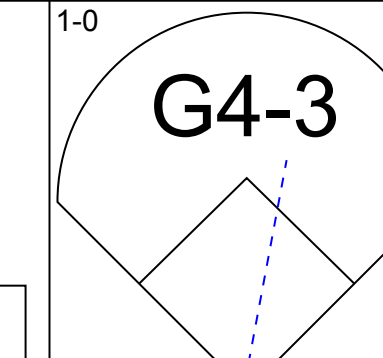
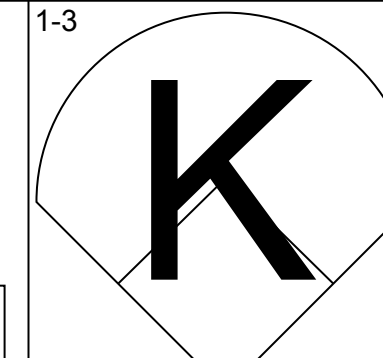
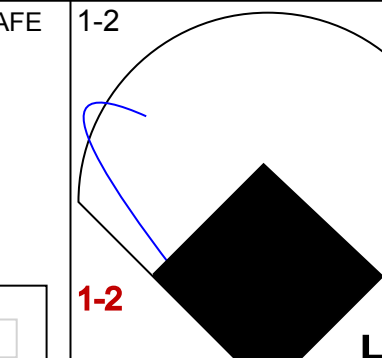
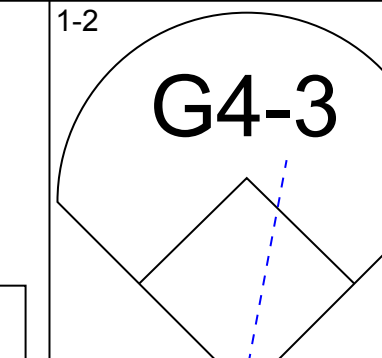
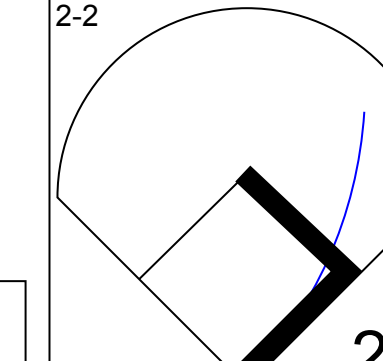
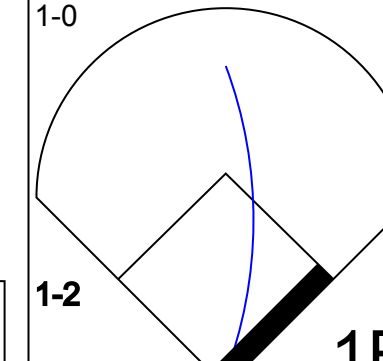
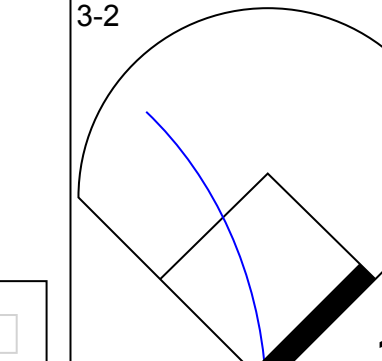

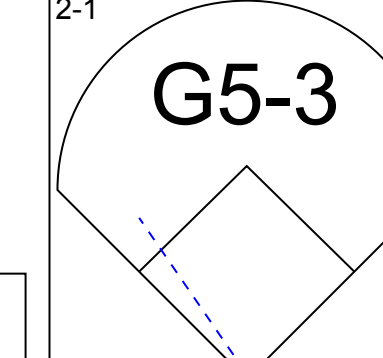
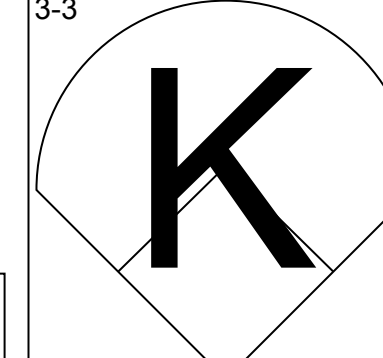
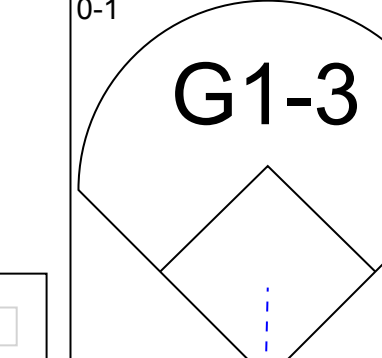

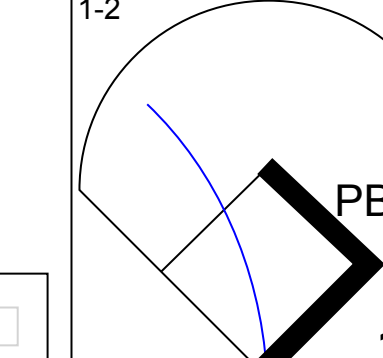
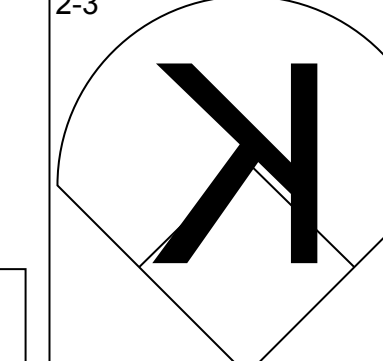
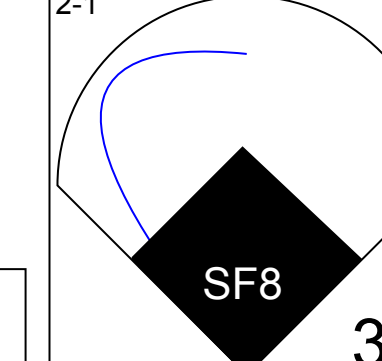
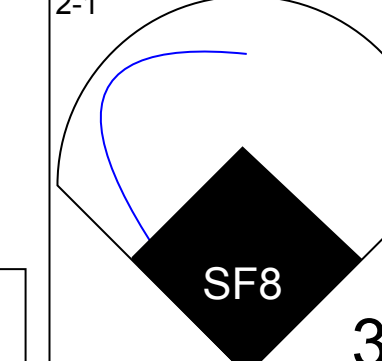
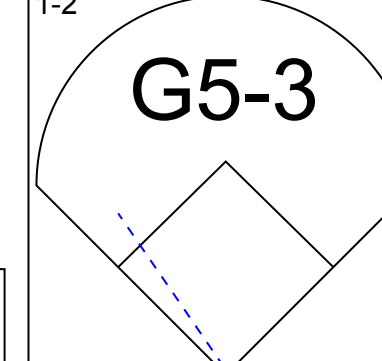
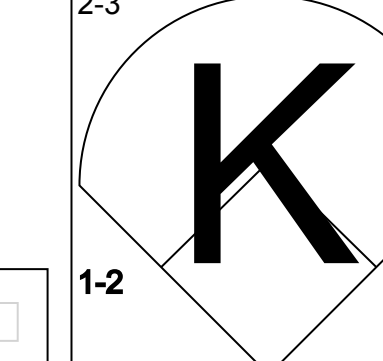
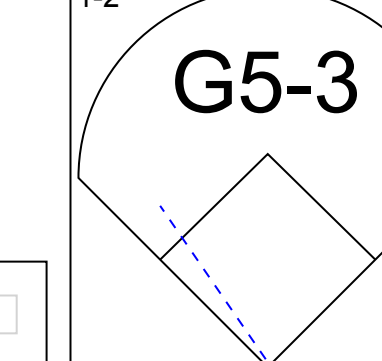
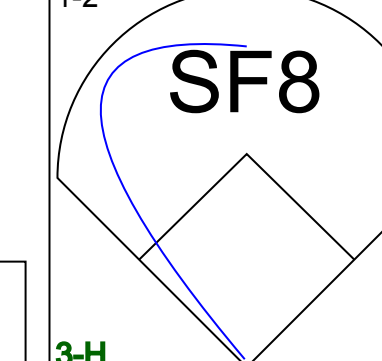
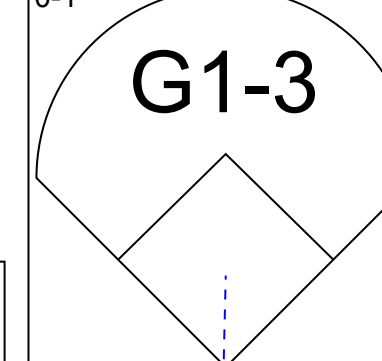
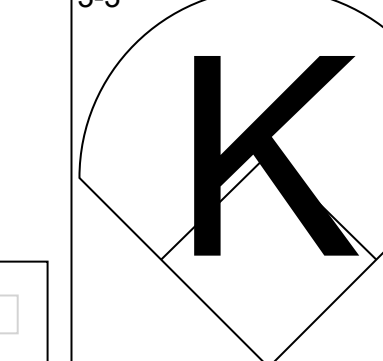

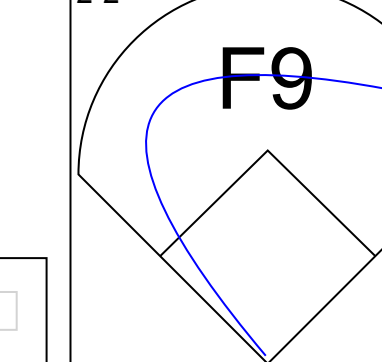
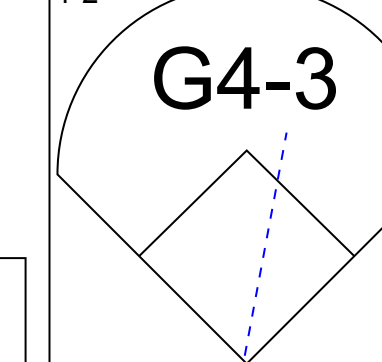
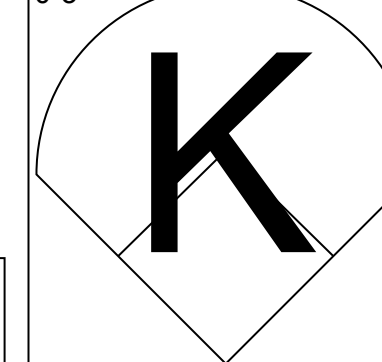


Batter	1	2	3	4	5	6	7	8	9	AB	R	H	RBI	BB	SO	LOB	TOP					
<b>Matt Lawton, L</b> OBP: 0.319, SLG: 0.379 (1, 9)										4	1	1	1	1	1	1						
<b>Coco Crisp, S</b> OBP: 0.289, SLG: 0.294 (1, 7)										4	3	1	1	1	0	1						
<b>Jody Gerut, L</b> OBP: 0.323, SLG: 0.521 (1, 10)										3	0	2	3	1	0	0						
<b>Milton Bradley, S</b> OBP: 0.438, SLG: 0.532 (1, 8)										5	1	3	2	0	0	1						
<b>Ben Broussard, L</b> OBP: 0.330, SLG: 0.500 (1, 3)										5	0	0	0	0	1	4						
<b>Casey Blake, R</b> OBP: 0.323, SLG: 0.392 (1, 5)										5	3	3	1	0	0	2						
<b>Tim Laker, R</b> OBP: 0.333, SLG: 0.455 (1, 2)										4	1	3	2	0	0	0						
<b>Brandon Phillips, R</b> OBP: 0.241, SLG: 0.304 <b>Zach Sorenson, S</b> OBP: 0.100, SLG: 0.400 (1, 4) (8, 4)										3	1	1	0	1	1	1						
<b>2 Jhonny Peralta, R</b> OBP: 0.105, SLG: 0.105 (1, 6)										4	0	0	0	0	0	5						
<b>Inning Stats</b>	R: 0 E: 0 K: 1 S: 6	H: 0 LOB: 0 BB: 0 P: 9	R: 1 E: 0 K: 0 S: 13	H: 1 LOB: 0 BB: 0 P: 17	R: 0 E: 0 K: 0 S: 6	H: 0 LOB: 0 BB: 0 P: 9	R: 1 E: 0 K: 0 S: 8	H: 0 LOB: 2 BB: 1 P: 17	R: 4 E: 0 K: 0 S: 26	H: 7 LOB: 2 BB: 0 P: 37	R: 1 E: 0 K: 1 S: 11	H: 2 LOB: 0 BB: 0 P: 18	R: 2 E: 1 K: 0 S: 10	H: 1 LOB: 0 BB: 1 P: 17	R: 1 E: 0 K: 0 S: 12	H: 2 LOB: 1 BB: 1 P: 21	R: 0 E: 0 K: 1 S: 12	H: 1 LOB: 2 BB: 1 P: 17	1B: 8 2B: 4 3B: 0 HR: 2	SF: 0 SAC: 1 DP: 3 HBP: 0	WP: 0 PB: 0 SB: 1 CS: 0	PA: 42
<b>PITCHER</b>	IP	WLS	BF	H	R	ER	SO	BB	IBB	HBP	BLK	WP	HR	S	P	ERA	WHIP					
<b>34 Nate Cornejo, R</b> ERA: 4.08	(1, 1)	4.2	L	20	6	6	6	1	1	0	0	0	0	2	47	73	11.57	1.500				
<b>Wilfredo Ledezma, L</b> ERA: 3.64	(5, 1)	1.1		7	4	1	1	1	0	0	0	0	0	0	23	34	6.75	3.000				
<b>Gary Knotts, R</b> ERA: 4.76	(7, 1)	2.0		10	3	3	2	0	2	0	0	0	0	0	22	38	9.00	2.500				
<b>Steve Sparks, R</b> ERA: 3.48	(9, 1)	1.0		5	1	0	0	1	1	0	0	0	0	0	12	17	0.00	2.000				

Cleveland Indians @ Detroit Tigers  
Comerica Park, Detroit, MI  
Thu Jun 19 2003, 1:05 PM EDT  
Att: 19,098 - Sunny - 67 F


AB 37  
R 10  
H 14  
RBI 10  
BB 4  
SO 3  
LOB 15



Batter	1	2	3	4	5	6	7	8	9	AB	R	H	RBI	BB	SO	LOB	BOTTOM					
<b>Warren Morris, L</b> OBP: 0.344, SLG: 0.594 (1, 4)										4	1	1	1	0	0	0						
<b>Andres Torres, S</b> OBP: 0.266, SLG: 0.292 (1, 8)										4	0	1	0	0	0	0						
<b>Bobby Higginson, L</b> OBP: 0.339, SLG: 0.343 (1, 10)										3	0	0	0	1	2	1						
<b>Dmitri Young, S</b> OBP: 0.353, SLG: 0.527 (1, 7)										4	1	1	1	0	1	1						
<b>Eric Munson, L</b> OBP: 0.327, SLG: 0.435 (1, 5)										4	0	3	0	0	1	0						
<b>Craig Monroe, R</b> OBP: 0.281, SLG: 0.364 (1, 9)										4	0	1	0	0	1	4						
<b>Shane Halter, R</b> OBP: 0.264, SLG: 0.342 (1, 3)										4	1	1	0	0	2	2						
<b>A.J. Hinch, R</b> (1, 2)										2	0	0	1	0	0	0						
<b>Matt Walbeck, S</b> OBP: 0.093, SLG: 0.111 (9, PH)										1	0	0	0	0	1	1						
<b>20 Omar Infante, R</b> OBP: 0.279, SLG: 0.246 (1, 6)										3	0	0	0	0	1	0						
<b>Inning Stats</b>	R: 0 E: 0 K: 1 S: 8	H: 0 LOB: 0 BB: 0 P: 11	R: 0 E: 0 K: 1 S: 9	H: 1 LOB: 1 BB: 0 P: 16	R: 0 E: 0 K: 0 S: 11	H: 0 LOB: 0 BB: 0 P: 15	R: 0 E: 0 K: 2 S: 13	H: 1 LOB: 2 BB: 1 P: 22	R: 1 E: 0 K: 0 S: 11	H: 1 LOB: 0 BB: 0 P: 17	R: 1 E: 0 K: 0 S: 14	H: 3 LOB: 1 BB: 0 P: 22	R: 0 E: 0 K: 1 S: 9	H: 0 LOB: 0 BB: 0 P: 10	R: 1 E: 0 K: 1 S: 9	H: 1 LOB: 1 BB: 0 P: 14	R: 0 E: 0 K: 3 S: 13	H: 1 LOB: 1 BB: 0 P: 21	1B: 4 2B: 1 3B: 1 HR: 2	SF: 1 SAC: 0 DP: 0 HBP: 0	WP: 0 PB: 1 SB: 0 CS: 1	PA: 35
<b>PITCHER</b>	IP	WLS	BF	H	R	ER	SO	BB	IBB	HBP	BLK	WP	HR	S	P	ERA	WHIP					
<b>Brian Anderson, L</b> ERA: 4.35	(1, 1)	6.0	W	24	6	2	2	4	1	0	0	0	0	1	66	103	3.00	1.167				
<b>Dan Miceli, R</b> ERA: 3.94	(7, 1)	2.0		7	1	1	1	2	0	0	0	0	1	18	24	4.50	0.500					
<b>Nick Bierbrodt, L</b> ERA: 9.16	(9, 1)	1.0		4	1	0	0	3	0	0	0	0	0	13	21	0.00	1.000					

Cleveland Indians @ Detroit Tigers  
Comerica Park, Detroit, MI  
Thu Jun 19 2003, 1:05 PM EDT  
Att: 19,098 - Sunny - 67 F

AB 33  
R 3  
H 8  
RBI 3  
BB 1  
SO 9  
LOB 9



Batter	1	2	3	4	5	6	7	8	9	AB	R	H	RBI	BB	SO	LOB	TOP		
Alex Sanchez, L (1, 8) OBP: 0.302, SLG: 0.345	F8	2B			F7		S		FC1-5 E	5	1	3	1	0	0	0	<b>Detroit Tigers @ Colorado Rockies</b> Coors Field, Denver, CO Fri Jun 20 2003, 7:05 PM MDT Att: 29,603 - Overcast - 68 F		
Warren Morris, L (1, 4) OBP: 0.297, SLG: 0.514	P4	L9			G6-3		K		FC1-5 FC3-6	5	0	0	0	0	1	4			
Bobby Higginson, L (1, 9) OBP: 0.337, SLG: 0.352	HR			L9	K		K		FC3-6	5	1	1	1	0	2	2			
Dmitry Young, S (1, 7) OBP: 0.350, SLG: 0.520	L8			F8			HR		F9	5	1	1	0	0	0	1			
Eric Munson, L (1, 5) OBP: 0.270, SLG: 0.453		K		F8			1B			4	1	2	2	0	1	0			
Kevin Witt, L (1, 3) OBP: 0.333, SLG: 0.474		HR			P6		1B		K	4	1	2	1	0	1	1			
Shane Halter, R (1, 6) 20 Omar Infante, R (8, 6) OBP: 0.279, SLG: 0.246		1B			G6-3		L5-3		1B	4	1	2	0	0	0	1			
A.J. Hinch, R (1, 2) OBP: 0.182, SLG: 0.300		SH3-4 2B			G6-3		G6-3		F7	4	1	2	1	0	0	2			
Mike Maroth, L (1, 1) Andres Torres, S (7, PH) Chris Spurling, R (7, 1) Ramon Santiago, S (8, PH) Franklyn German, R (9, 1) OBP: 0.667, SLG: 0.500 OBP: 0.263, SLG: 0.289 OBP: 0.279, SLG: 0.275		SH3-4			G1-3		G5-3		FC1-5 1B HBP	1	0	0	0	0	0	1			
<b>Inning Stats</b>	R: 1 E: 0 K: 0 S: 8	H: 1 LOB: 0 BB: 0 P: 16	R: 3 E: 0 K: 1 S: 10	H: 4 LOB: 1 BB: 0 P: 14	R: 0 E: 0 K: 0 S: 7	H: 0 LOB: 0 BB: 0 P: 14	R: 0 E: 0 K: 0 S: 10	H: 1 LOB: 1 BB: 0 P: 15	R: 0 E: 0 K: 1 S: 12	H: 3 LOB: 0 BB: 0 P: 20	R: 0 E: 0 K: 2 S: 12	H: 1 LOB: 1 BB: 0 P: 17	R: 0 E: 0 K: 1 S: 10	H: 2 LOB: 2 BB: 0 P: 15	R: 1 E: 1 K: 0 S: 8	H: 1 LOB: 1 BB: 0 P: 14		1B: 7 2B: 3 3B: 1 HR: 3	SF: 0 SAC: 1 DP: 1 HBP: 1
<b>PITCHER</b>	IP WLS BF H R ER SO BB IBB HBP BLK WP HR S P ERA WHIP																		
Scott Elarton, R (1, 1) ERA: 7.59	5.0 L 24 9 6 6 2 0 0 0 0 0 0 3 47 78 10.80 1.800																		
Todd Jones, R (6, 1) ERA: 7.55	1.0 2 0 0 0 0 0 0 0 0 0 0 7 11 0.00 0.000																		
40 Brian Fuentes, L (7, 1) ERA: 2.6	1.2 8 3 0 0 3 0 0 0 0 0 0 20 29 0.00 1.800																		
Steve Reed, R (8, 1) ERA: 3.55	1.1 6 1 1 0 0 0 0 0 1 0 0 0 10 17 0.00 0.750																		

Batter	1	2	3	4	5	6	7	8	9	AB	R	H	RBI	BB	SO	LOB	BOTTOM				
Juan Uribe, R (1, 6) OBP: 0.333, SLG: 0.440	1B	G1-3		F8			K		17 G4-3	5	1	2	0	0	1	3	<b>Detroit Tigers @ Colorado Rockies</b> Coors Field, Denver, CO Fri Jun 20 2003, 7:05 PM MDT Att: 29,603 - Overcast - 68 F				
Jay Payton, R (1, 7) OBP: 0.353, SLG: 0.466	1B			17 F8		K	F8		K	5	1	2	0	0	2	3					
17 Todd Helton, L (1, 3) OBP: 0.434, SLG: 0.577	1B			17 F8			F9		G4-3	4	0	1	1	1	0	2					
Preston Wilson, R (1, 8) OBP: 0.376, SLG: 0.572	1B			17 F8			L6		P6	4	0	0	0	1	0	4					
Larry Walker, L (1, 9) OBP: 0.427, SLG: 0.484	1B			BB			G4-3		BB	3	0	1	1	1	0	2					
Chris Stynes, R (1, 5) OBP: 0.386, SLG: 0.471	1B			G4-6-3			G4-3		G4-6-3	4	0	1	0	0	0	2					
Charles Johnson, R (1, 2) OBP: 0.325, SLG: 0.426		F9		1B			FC5-2		P3	4	1	1	0	0	0	1					
Mark Bellhorn, S (1, 4) OBP: 0.350, SLG: 0.324		SH1-4 1B		1B			L5		HR	3	1	2	0	1	0	1					
Scott Elarton, R (1, 1) Todd Jones, L (6, 1) Greg Vaughn, R (8, PH) 40 Brian Fuentes, L (7, 1) Steve Reed, R (8, 1) Greg Norton, S (9, PH) OBP: 0.150, SLG: 0.100 OBP: 0.345, SLG: 0.490 OBP: 0.298, SLG: 0.275		SH1-4		E2			P4		HR	1	0	0	0	0	0	1					
<b>Inning Stats</b>	R: 2 E: 0 K: 0 S: 9	H: 4 LOB: 1 BB: 0 P: 15	R: 0 E: 0 K: 0 S: 6	H: 1 LOB: 1 BB: 0 P: 11	R: 0 E: 0 K: 0 S: 4	H: 1 LOB: 1 BB: 1 P: 10	R: 1 E: 1 K: 1 S: 16	H: 2 LOB: 2 BB: 0 P: 22	R: 0 E: 0 K: 0 S: 6	H: 0 LOB: 0 BB: 0 P: 8	R: 0 E: 0 K: 0 S: 4	H: 1 LOB: 1 BB: 0 P: 5	R: 0 E: 0 K: 1 S: 9	H: 0 LOB: 1 BB: 1 P: 16	R: 0 E: 0 K: 0 S: 4	H: 0 LOB: 0 BB: 1 P: 10		R: 2 E: 0 K: 1 S: 20	H: 2 LOB: 1 BB: 1 P: 27	1B: 9 2B: 0 3B: 1 HR: 1	SF: 0 SAC: 1 DP: 3 HBP: 0
<b>PITCHER</b>	IP WLS BF H R ER SO BB IBB HBP BLK WP HR S P ERA WHIP																				
Mike Maroth, L (1, 1) ERA: 5.19	6.0 W 27 9 3 0 0 0 1 0 0 0 0 0 45 71 3.00 1.667																				
Chris Spurling, R (7, 1) ERA: 3.55	2.0 H 7 0 0 0 1 2 0 0 0 0 0 0 13 26 0.00 1.000																				
Franklyn German, R (9, 1) ERA: 3.56	1.0 6 2 2 2 1 1 0 0 0 0 0 1 20 27 18.00 3.000																				



Batter	1	2	3	4	5	6	7	8	9	AB	R	H	RBI	BB	SO	LOB			
Alex Sanchez, L (1, 8) OBP: 0.304, SLG: 0.350										5	2	2	0	0	0	1			
Warren Morris, L (1, 4) OBP: 0.333, SLG: 0.595										5	1	3	3	0	0	2			
Bobby Higginson, L (1, 9) OBP: 0.339, SLG: 0.355										4	1	2	1	0	1	2			
Craig Monroe, R (8, 9) OBP: 0.279, SLG: 0.362										1	0	0	0	0	1	0			
Dmitri Young, S (1, 7) OBP: 0.356, SLG: 0.526										3	0	2	0	0	0	1			
Eric Munson, L (1, 5) OBP: 0.324, SLG: 0.443										4	0	0	0	0	1	4			
Kevin Witt, L (1, 3) OBP: 0.330, SLG: 0.463										4	0	1	0	0	0	2			
Shane Halter, R (1, 6) OBP: 0.279, SLG: 0.378										3	1	1	1	1	1	2			
A.J. Hinch, R (1, 2) OBP: 0.214, SLG: 0.250										2	0	0	1	1	2	2			
Matt Walbeck, S (8, 2) OBP: 0.091, SLG: 0.109										1	0	0	0	0	0	0			
Matt Roney, R (1, 1) OBP: 0.260, SLG: 0.500										2	0	1	0	0	1	3			
Steve Sparks, R (4, 1) OBP: 0.266, SLG: 0.288										0	0	0	0	0	0	0			
Andres Torres, S (7, PH) OBP: 0.000, SLG: 0.000										0	0	0	0	0	0	0			
Gary Knotts, R (7, 1) OBP: 0.000, SLG: 0.000										0	0	0	0	0	0	0			
Jamie Walker, L (8, 1) OBP: 0.000, SLG: 0.000										0	0	0	0	0	0	0			
Ramon Santiago, S (8, PH) OBP: 0.000, SLG: 0.000										0	1	0	0	0	0	0			
<b>Inning Stats</b>	R: 1 E: 0 K: 0 S: 7	H: 2 LOB: 0 BB: 0 P: 12	R: 1 E: 0 K: 1 S: 7	H: 1 LOB: 0 BB: 0 P: 13	R: 0 E: 0 K: 0 S: 6	H: 1 LOB: 0 BB: 0 P: 12	R: 1 E: 0 K: 2 S: 11	H: 2 LOB: 3 BB: 2 P: 21	R: 0 E: 0 K: 0 S: 9	H: 2 LOB: 2 BB: 0 P: 14	R: 0 E: 1 K: 2 S: 11	H: 1 LOB: 1 BB: 0 P: 15	R: 0 E: 0 K: 0 S: 4	H: 0 LOB: 0 BB: 0 P: 7	R: 3 E: 0 K: 1 S: 16	H: 2 LOB: 0 BB: 1 P: 29	1B: 8 2B: 2 3B: 0 HR: 2	SF: 0 SAC: 0 DP: 4 HBP: 1	WP: 0 PA: 39 ERA: 0 WHIP: 0
<b>PITCHER</b>	IP WLS BF H R ER SO BB IBB HBP BLK WP HR S P ERA WHIP	7.0 W 30 10 3 3 7 2 0 0 0 0 1 62 104 3.86 1.714	1.0 3 0 0 0 0 0 0 0 1 0 0 0 4 7 0.00 0.000	1.0 6 2 3 3 1 1 0 0 0 0 0 1 16 29 27.00 3.000															

**TOP**

**Detroit Tigers @ Colorado Rockies**  
Coors Field, Denver, CO  
Sat Jun 21 2003, 6:05 PM MDT  
Att: 35,660 - Cloudy - 80 F

AB	35
R	6
H	12
RBI	6
BB	3
SO	8
LOB	19

Batter	1	2	3	4	5	6	7	8	9	AB	R	H	RBI	BB	SO	LOB			
Juan Uribe, R (1, 6) OBP: 0.337, SLG: 0.468										4	1	1	1	1	0	1			
Mark Bellhorn, S (1, 4) OBP: 0.357, SLG: 0.324										3	1	1	0	2	0	1			
17 Todd Helton, L (1, 3) OBP: 0.436, SLG: 0.585										3	2	1	1	2	1	3			
Preston Wilson, R (1, 8) OBP: 0.379, SLG: 0.594										5	2	3	4	0	1	4			
Larry Walker, L (1, 9) OBP: 0.432, SLG: 0.486										3	2	2	0	1	0	0			
Greg Vaughn, R (1, 7) OBP: 0.344, SLG: 0.556										2	1	0	0	1	0	2			
Jay Payton, R (7, 7) OBP: 0.355, SLG: 0.468										1	0	1	0	0	0	0			
Bobby Estalella, R (1, 2) OBP: 0.280, SLG: 0.409										3	0	0	1	0	1	4			
Greg Norton, S (1, 5) OBP: 0.289, SLG: 0.357										4	0	0	1	0	1	4			
Jason Jennings, L (1, 1) OBP: 0.357, SLG: 0.375										3	0	1	0	0	1	0			
Javier López, L (8, 1) OBP: 0.000, SLG: 0.000										0	0	0	0	0	0	0			
Mark Sweeney, L (8, PH) OBP: 0.362, SLG: 0.490										1	0	0	0	0	0	0			
Jose Jimenez, R (9, 1) OBP: 0.000, SLG: 0.000										0	0	0	0	0	0	0			
<b>Inning Stats</b>	R: 0 E: 0 K: 0 S: 7	H: 1 LOB: 0 BB: 0 P: 10	R: 0 E: 0 K: 1 S: 15	H: 2 LOB: 2 BB: 0 P: 21	R: 0 E: 1 K: 0 S: 9	H: 0 LOB: 2 BB: 1 P: 16	R: 2 E: 0 K: 0 S: 10	H: 1 LOB: 1 BB: 2 P: 25	R: 3 E: 0 K: 2 S: 10	H: 1 LOB: 0 BB: 0 P: 15	R: 3 E: 0 K: 0 S: 8	H: 4 LOB: 0 BB: 0 P: 13	R: 0 E: 0 K: 2 S: 19	H: 0 LOB: 2 BB: 2 P: 34	1B: 6 2B: 0 3B: 0 HR: 4	SF: 1 SAC: 0 DP: 2 HBP: 0	WP: 1 PA: 40 ERA: 0 WHIP: 0		
<b>PITCHER</b>	IP WLS BF H R ER SO BB IBB HBP BLK WP HR S P ERA WHIP	3.2 L 11 2 4 4 2 2 0 0 0 0 0 2 22 42 15.43 1.714	1.1 9 4 3 3 0 2 0 0 0 0 0 2 19 35 20.25 4.500	0.2 2 0 0 0 2 0 0 0 0 0 0 0 8 12 0.00 0.000															

**BOTTOM**


**Detroit Tigers @ Colorado Rockies**  
Coors Field, Denver, CO  
Sat Jun 21 2003, 6:05 PM MDT  
Att: 35,660 - Cloudy - 80 F

AB	32
R	9
H	10
RBI	8
BB	7
SO	5
LOB	19

Batter	1	2	3	4	5	6	7	8	9	AB	R	H	RBI	BB	SO	LOB	TOP								
Alex Sanchez, L (1.8) OBP: 0.303, SLG: 0.349	1-1 G3		1-3 K			1-0 G1-6-3 1B		1-2 G5-3		4	0	1	0	0	1	0									
Shane Halter, R (1.3) OBP: 0.269, SLG: 0.369	2-3 K		3-1 F8			2-2 F8		2-1 F8		4	0	0	0	0	1	1									
Warren Morris, L (1.4) OBP: 0.348, SLG: 0.587	0-0 1B		1-3 K			0-0 G1-6-3 1-2		2-0 BB 1B		4	0	2	0	0	1	1									
Dmitri Young, S (1.7) OBP: 0.358, SLG: 0.535	1-0 F9			0-0 P6			3-2 HR	4-2 BB 1B		3	1	1	1	1	0	1									
Craig Monroe, R (1.9) OBP: 0.279, SLG: 0.371		1-3 K		3-2 L9			3-2 G6-3 3B	3-3 K		4	1	1	0	0	2	2									
Eric Munson, L (1.5) OBP: 0.323, SLG: 0.444		3-2 2B		2-2 G3			2-2 G6-3		0-3 K	4	1	1	1	0	1	0									
Ramon Santiago, S (1.6) OBP: 0.305, SLG: 0.272		3-1 F8			0-1 G5-3		2-2 HBP	4-1 L1-3 BB		2	0	0	0	1	0	1									
Matt Walbeck, S (1.2) OBP: 0.105, SLG: 0.140		3-0 2B			1-2 K		1-0 F9	2-1 L1-3		2	0	1	1	0	1	0									
Kevin Witt, L (7. PH) OBP: 0.326, SLG: 0.458										1	0	0	0	0	0	1									
A.J. Hinch, R (7.2) OBP: 0.200, SLG: 0.231		2H 2B						1-1 L1-3		1	0	0	0	0	0	1									
Adam Bernero, R (1.1) OBP: 0.336, SLG: 0.353		1-3 K			1-0 G3-1		0-1 P6			2	0	0	0	0	1	1									
Bobby Higginson, L (7. PH) OBP: 0.336, SLG: 0.353										1	0	0	0	0	0	1									
Wilfredo Ledezma, L (7.1) OBP: 0.200, SLG: 0.231										0	0	0	0	0	0	0									
<b>Inning Stats</b>	R: 0 E: 0 K: 1 S: 8	H: 1 LOB: 1 BB: 0 P: 12	R: 1 E: 0 K: 2 S: 14	H: 2 LOB: 1 BB: 0 P: 25	R: 0 E: 0 K: 2 S: 10	H: 0 LOB: 0 BB: 0 P: 15	R: 0 E: 0 K: 0 S: 7	H: 0 LOB: 0 BB: 0 P: 12	R: 0 E: 0 K: 1 S: 7	H: 0 LOB: 0 BB: 0 P: 9	R: 0 E: 0 K: 0 S: 5	H: 1 LOB: 0 BB: 0 P: 8	R: 2 E: 0 K: 0 S: 17	H: 2 LOB: 1 BB: 0 P: 28	R: 0 E: 0 K: 1 S: 14	H: 1 LOB: 2 BB: 1 P: 26	R: 0 E: 0 K: 1 S: 6	H: 0 LOB: 0 BB: 1 P: 12	1B: 3 2B: 3 3B: 1 HR: 1	SF: 0 SAC: 0 DP: 2 HBP: 1	WP: 0 PB: 0 SB: 0 CS: 0	PA: 35			
<b>PITCHER</b>	IP WLS BF H R ER SO BB IBB HBP BLK WP HR S P ERA WHIP	IP WLS BF H R ER SO BB IBB HBP BLK WP HR S P ERA WHIP	IP WLS BF H R ER SO BB IBB HBP BLK WP HR S P ERA WHIP	IP WLS BF H R ER SO BB IBB HBP BLK WP HR S P ERA WHIP	IP WLS BF H R ER SO BB IBB HBP BLK WP HR S P ERA WHIP	IP WLS BF H R ER SO BB IBB HBP BLK WP HR S P ERA WHIP	IP WLS BF H R ER SO BB IBB HBP BLK WP HR S P ERA WHIP	IP WLS BF H R ER SO BB IBB HBP BLK WP HR S P ERA WHIP	IP WLS BF H R ER SO BB IBB HBP BLK WP HR S P ERA WHIP	IP WLS BF H R ER SO BB IBB HBP BLK WP HR S P ERA WHIP	IP WLS BF H R ER SO BB IBB HBP BLK WP HR S P ERA WHIP	IP WLS BF H R ER SO BB IBB HBP BLK WP HR S P ERA WHIP	IP WLS BF H R ER SO BB IBB HBP BLK WP HR S P ERA WHIP	IP WLS BF H R ER SO BB IBB HBP BLK WP HR S P ERA WHIP	IP WLS BF H R ER SO BB IBB HBP BLK WP HR S P ERA WHIP	IP WLS BF H R ER SO BB IBB HBP BLK WP HR S P ERA WHIP	IP WLS BF H R ER SO BB IBB HBP BLK WP HR S P ERA WHIP	IP WLS BF H R ER SO BB IBB HBP BLK WP HR S P ERA WHIP	IP WLS BF H R ER SO BB IBB HBP BLK WP HR S P ERA WHIP	IP WLS BF H R ER SO BB IBB HBP BLK WP HR S P ERA WHIP	IP WLS BF H R ER SO BB IBB HBP BLK WP HR S P ERA WHIP	IP WLS BF H R ER SO BB IBB HBP BLK WP HR S P ERA WHIP	IP WLS BF H R ER SO BB IBB HBP BLK WP HR S P ERA WHIP	IP WLS BF H R ER SO BB IBB HBP BLK WP HR S P ERA WHIP	IP WLS BF H R ER SO BB IBB HBP BLK WP HR S P ERA WHIP

Detroit Tigers @ Colorado Rockies  
Coors Field, Denver, CO  
Sun Jun 22 2003, 1:05 PM MDT  
Att: 34,723 - Sunny - 73 F


AB 32  
R 3  
H 7  
RBI 3  
BB 2  
SO 8  
LOB 10



Batter	1	2	3	4	5	6	7	8	9	AB	R	H	RBI	BB	SO	LOB	BOTTOM								
Juan Uribe, R (1.6) OBP: 0.322, SLG: 0.446	3-1 G4-3		1-3 K		0-0 G5-3		0-3 K			4	0	0	0	0	2	0									
Jay Payton, R (1.7) OBP: 0.354, SLG: 0.465	0-0 17 2B		0-0 P5		1-1 P6		2-3 K			4	1	1	0	0	1	0									
17 Todd Helton, L (1.3) OBP: 0.437, SLG: 0.588	0-2 1H 1B		3-2 L8		0-0 L9		2-2 WP 1B			4	1	2	1	0	0	0									
Preston Wilson, R (1.8) OBP: 0.378, SLG: 0.588	3-3 K		2-2 PB 1B HBP		1-3 K		1-1 G5-3			3	1	0	0	0	2	2									
Larry Walker, L (1.9) OBP: 0.429, SLG: 0.482	2-1 2B E		0-1 P6		1-3 K		1-2 K		1-2 K	4	1	1	1	0	2	1									
Chris Stynes, R (1.5) OBP: 0.388, SLG: 0.476	0-1 BB 1H 2B		0-0 BB 1B		1-1 F8		1-2 G6-3			4	1	2	0	0	0	0									
Mark Bellhorn, S (1.4) OBP: 0.360, SLG: 0.320	1-1 BB HBP		4-1 1B BB		1-1 F8		1-2 P4			2	0	0	0	1	0	0									
Charles Johnson, R (1.2) OBP: 0.330, SLG: 0.427	4-1 BB		1-2 G4-6-3 1B		1-2 G1-3		1-1 G4-3			2	0	1	2	1	0	0									
Denny Neagle, L (1.1) OBP: 0.330, SLG: 0.427	0-3 K		0-0 G4-6-3		1-1 G4-3					3	0	0	0	0	1	5									
Justin Speier, R (7.1) OBP: 0.330, SLG: 0.427										0	0	0	0	0	0	0									
40 Brian Fuentes, L (8.1) OBP: 0.330, SLG: 0.427										0	0	0	0	0	0	0									
Jose Jimenez, R (9.1) OBP: 0.330, SLG: 0.427										0	0	0	0	0	0	0									
<b>Inning Stats</b>	R: 3 E: 1 K: 2 S: 19	H: 4 LOB: 3 BB: 1 P: 32	R: 0 E: 0 K: 1 S: 7	H: 0 LOB: 0 BB: 0 P: 11	R: 2 E: 0 K: 0 S: 10	H: 2 LOB: 1 BB: 1 P: 17	R: 0 E: 0 K: 0 S: 4	H: 0 LOB: 0 BB: 0 P: 5	R: 0 E: 0 K: 0 S: 7	H: 0 LOB: 0 BB: 0 P: 11	R: 0 E: 0 K: 0 S: 7	H: 0 LOB: 0 BB: 0 P: 10	R: 0 E: 0 K: 2 S: 13	H: 1 LOB: 1 BB: 0 P: 18	R: 0 E: 0 K: 1 S: 11	H: 0 LOB: 0 BB: 0 P: 14	R: 0 E: 0 K: 1 S: 6	H: 0 LOB: 0 BB: 0 P: 12	1B: 5 2B: 2 3B: 0 HR: 0	SF: 0 SAC: 0 DP: 1 HBP: 2	WP: 1 PB: 1 SB: 0 CS: 0	PA: 34			
<b>PITCHER</b>	IP WLS BF H R ER SO BB IBB HBP BLK WP HR S P ERA WHIP	IP WLS BF H R ER SO BB IBB HBP BLK WP HR S P ERA WHIP	IP WLS BF H R ER SO BB IBB HBP BLK WP HR S P ERA WHIP	IP WLS BF H R ER SO BB IBB HBP BLK WP HR S P ERA WHIP	IP WLS BF H R ER SO BB IBB HBP BLK WP HR S P ERA WHIP	IP WLS BF H R ER SO BB IBB HBP BLK WP HR S P ERA WHIP	IP WLS BF H R ER SO BB IBB HBP BLK WP HR S P ERA WHIP	IP WLS BF H R ER SO BB IBB HBP BLK WP HR S P ERA WHIP	IP WLS BF H R ER SO BB IBB HBP BLK WP HR S P ERA WHIP	IP WLS BF H R ER SO BB IBB HBP BLK WP HR S P ERA WHIP	IP WLS BF H R ER SO BB IBB HBP BLK WP HR S P ERA WHIP	IP WLS BF H R ER SO BB IBB HBP BLK WP HR S P ERA WHIP	IP WLS BF H R ER SO BB IBB HBP BLK WP HR S P ERA WHIP	IP WLS BF H R ER SO BB IBB HBP BLK WP HR S P ERA WHIP	IP WLS BF H R ER SO BB IBB HBP BLK WP HR S P ERA WHIP	IP WLS BF H R ER SO BB IBB HBP BLK WP HR S P ERA WHIP	IP WLS BF H R ER SO BB IBB HBP BLK WP HR S P ERA WHIP	IP WLS BF H R ER SO BB IBB HBP BLK WP HR S P ERA WHIP	IP WLS BF H R ER SO BB IBB HBP BLK WP HR S P ERA WHIP	IP WLS BF H R ER SO BB IBB HBP BLK WP HR S P ERA WHIP	IP WLS BF H R ER SO BB IBB HBP BLK WP HR S P ERA WHIP	IP WLS BF H R ER SO BB IBB HBP BLK WP HR S P ERA WHIP	IP WLS BF H R ER SO BB IBB HBP BLK WP HR S P ERA WHIP	IP WLS BF H R ER SO BB IBB HBP BLK WP HR S P ERA WHIP	IP WLS BF H R ER SO BB IBB HBP BLK WP HR S P ERA WHIP

Detroit Tigers @ Colorado Rockies  
Coors Field, Denver, CO  
Sun Jun 22 2003, 1:05 PM MDT  
Att: 34,723 - Sunny - 73 F

AB 30  
R 5  
H 7  
RBI 4  
BB 2  
SO 8  
LOB 8



Batter	1	2	3	4	5	6	7	8	9	AB	R	H	RBI	BB	SO	LOB	TOP										
Alex Sanchez, L (1, 8) OBP: 0.305, SLG: 0.350	G4-3		S 1B		K		F9		1-2 2-H 1B	5	0	2	1	0	1	2											
Warren Morris, L (1, 4) OBP: 0.314, SLG: 0.529	P5		G4-3		P4			G6-3	G3-1	5	0	0	0	0	0	5											
Bobby Higginson, L (1, 9) OBP: 0.337, SLG: 0.349	G4-3			1B BB	G3			F8		3	0	0	0	1	0	2											
Dmitri Young, S (1, 7)		L5		F8		K			BB	3	0	0	0	1	1												
Eric Munson, L (1, 5) OBP: 0.322, SLG: 0.438	G4-3			K				G5-3		3	0	0	0	1	1	2											
Kevin Witt, L (1, 3) OBP: 0.333, SLG: 0.460				1B		K				4	0	2	0	0	2	1											
Shane Halter, R (1, 10) OBP: 0.283, SLG: 0.360	F8			F8		K				4	0	0	0	0	1	4											
A.J. Hinch, R (1, 2) OBP: 0.222, SLG: 0.375			G4-3				F9			3	0	1	0	0	0	0											
Ramon Santiago, S (9, PH) OBP: 0.309, SLG: 0.281					3B				1B 2B	1	1	1	0	0	0	0											
20 Omar Infante, R (1, 6) OBP: 0.275, SLG: 0.242			F8		FC3		G4-3		1B BB	3	0	0	0	0	0	1											
Craig Monroe, R (9, PH) OBP: 0.283, SLG: 0.371										0	0	0	0	0	1	0											
<b>Inning Stats</b>	R: 0 E: 0 K: 0 S: 8	H: 0 LOB: 0 BB: 0 P: 12	R: 0 E: 0 K: 0 S: 5	H: 1 LOB: 1 BB: 0 P: 6	R: 0 E: 0 K: 0 S: 9	H: 1 LOB: 1 BB: 0 P: 14	R: 0 E: 0 K: 1 S: 17	H: 1 LOB: 2 BB: 1 P: 25	R: 0 E: 0 K: 3 S: 12	H: 0 LOB: 1 BB: 1 P: 18	R: 0 E: 0 K: 0 S: 6	H: 0 LOB: 0 BB: 0 P: 11	R: 0 E: 0 K: 0 S: 7	H: 0 LOB: 1 BB: 1 P: 12	R: 1 E: 0 K: 1 S: 17	H: 2 LOB: 2 BB: 1 P: 30	1B: 4 2B: 1 3B: 1 HR: 0	SF: 0 SAC: 0 DP: 0 HBP: 0	WP: 0 PB: 0 SB: 1 CS: 0	PA: 38							
<b>PITCHER</b>	IP	WLS	BF	H	R	ER	SO	BB	IBB	HBP	BLK	WP	HR	S	P	ERA	WHIP										
49 Tim Wakefield, R (1, 1) ERA: 4.5	6.0	W	25	4	0	0	5	2	0	0	0	0	0	64	90	0.00	1.000										
Alan Embree, L (7, 1) ERA: 4.03	2.0	H	7	0	0	0	0	1	0	0	0	0	0	13	23	0.00	0.500										
50 Mike Timlin, R (9, 1) ERA: 3.71	1.0	S	6	2	1	1	1	1	0	0	0	0	0	17	30	9.00	3.000										

**Detroit Tigers @ Boston Red Sox**  
Fenway Park, Boston, MA  
Mon Jun 23 2003, 7:05 PM EDT  
Att: 33,814 - Cloudy - 62 F

AB	34
R	1
H	6
RBI	1
BB	4
SO	6
LOB	18



Batter	1	2	3	4	5	6	7	8	9	AB	R	H	RBI	BB	SO	LOB	BOTTOM										
18 Johnny Damon, L (1, 8) OBP: 0.322, SLG: 0.406	P3		2B		SF8		P4			3	0	1	1	0	0	1											
Todd Walker, L (1, 4) OBP: 0.354, SLG: 0.441	2B		F9		F9			BB		3	0	1	0	1	0	1											
Nomar Garciaparra, R (1, 6) OBP: 0.367, SLG: 0.534	F9			1B		P3	F7			4	0	1	0	0	0	3											
Manny Ramirez, R (1, 7) OBP: 0.407, SLG: 0.549	G6-3			1B		34 1B 1B		P3		4	1	2	0	0	0	1											
34 David Ortiz, L (1, 3) OBP: 0.369, SLG: 0.471		G3		L5		1B		P6		4	0	1	0	0	0	2											
Kevin Millar, R (1, 10) OBP: 0.367, SLG: 0.550		K		K		1B	G3-6 1B	HR		4	1	2	2	0	2	2											
Trot Nixon, L (1, 9) OBP: 0.376, SLG: 0.512	F7			F8		G3-6-1		G3-1		4	0	0	0	0	0	4											
Doug Mirabeli, R (1, 2) OBP: 0.280, SLG: 0.393			G5-3		G6-3 18 SF8 2B		K			3	1	1	0	0	1	0											
Freddy Sanchez, R (1, 5) OBP: 0.250, SLG: 0.350			G4-3		G6-3		2B			3	0	1	0	0	0	1											
<b>Inning Stats</b>	R: 0 E: 0 K: 0 S: 9	H: 1 LOB: 1 BB: 0 P: 12	R: 0 E: 0 K: 1 S: 7	H: 0 LOB: 0 BB: 0 P: 8	R: 0 E: 0 K: 1 S: 10	H: 1 LOB: 1 BB: 0 P: 18	R: 0 E: 0 K: 1 S: 16	H: 2 LOB: 2 BB: 0 P: 25	R: 1 E: 0 K: 0 S: 10	H: 3 LOB: 1 BB: 0 P: 16	R: 0 E: 0 K: 1 S: 11	H: 1 LOB: 2 BB: 1 P: 18	R: 1 E: 0 K: 0 S: 14	H: 1 LOB: 0 BB: 0 P: 21	1B: 5 2B: 4 3B: 0 HR: 1	SF: 1 SAC: 0 DP: 1 HBP: 0	WP: 0 PB: 0 SB: 0 CS: 0	PA: 34									
<b>PITCHER</b>	IP	WLS	BF	H	R	ER	SO	BB	IBB	HBP	BLK	WP	HR	S	P	ERA	WHIP										
38 Jeremy Bonderman, R (1, 1) ERA: 5.1	6.0	L	25	8	2	2	2	0	0	0	0	0	0	60	91	3.00	1.333										
Fernando Rodney, R (7, 1) ERA: 5.1	0.1		2	1	0	0	1	0	0	0	0	0	0	6	6	0.00	3.000										
Steve Avery, L (7, 1) ERA: 4.08	0.1		2	0	0	0	0	1	0	0	0	0	0	2	7	0.00	3.000										
Chris Spurling, R (7, 1) ERA: 3.67	1.1		5	1	1	1	0	0	0	0	0	0	1	17	26	6.75	0.750										

**Detroit Tigers @ Boston Red Sox**  
Fenway Park, Boston, MA  
Mon Jun 23 2003, 7:05 PM EDT  
Att: 33,814 - Cloudy - 62 F

AB	32
R	3
H	10
RBI	3
BB	1
SO	3
LOB	15




Batter	1	2	3	4	5	6	7	8	9	AB	R	H	RBI	BB	SO	LOB	TOP										
Alex Sanchez, L (1, 8) OBP: 0.300, SLG: 0.345	G1-3		G4-3			G6-3		G4-3		4	0	0	0	0	0	0	<b>Detroit Tigers @ Boston Red Sox</b> Fenway Park, Boston, MA Tue Jun 24 2003, 7:05 PM EDT Att: 33,848 - Sunny - 77 F										
Warren Morris, L (1, 4) OBP: 0.315, SLG: 0.509 20 Omar Infante, R (7, 6) OBP: 0.279, SLG: 0.246	L4			L4		G6-3		BB 1B		2	0	0	0	1	0	0											
Bobby Higginson, L (1, 9) OBP: 0.337, SLG: 0.349 Andres Torres, S (7, 9) OBP: 0.268, SLG: 0.293	1B		G6-3			F8		BB		3	0	1	0	0	0	0											
Dmitri Young, S (1, 10) OBP: 0.362, SLG: 0.535	K			1B				1B FC6-4		3	1	2	0	1	1	1											
Eric Munson, L (1, 5) OBP: 0.316, SLG: 0.429		G3-1		G4-3				1B FC6-4		4	0	0	0	0	1	5											
Kevin Witt, L (1, 3) OBP: 0.330, SLG: 0.451	G3					G3				4	0	1	0	0	0	0											
Craig Monroe, R (1, 7) OBP: 0.277, SLG: 0.363						G6-3		FC4-6		4	0	0	1	0	1	1											
Matt Walbeck, S (1, 2) OBP: 0.115, SLG: 0.148						G6-3		G3		4	0	1	0	0	0	1											
Ramon Santiago, S (1, 6) OBP: 0.304, SLG: 0.277			G3			G3		G3		3	0	0	0	0	1	1											
<b>Inning Stats</b>	R: 0 E: 0 K: 1 S: 10	H: 1 LOB: 1 BB: 1 P: 18	R: 0 E: 0 K: 1 S: 8	H: 0 LOB: 0 BB: 0 P: 10	R: 0 E: 0 K: 0 S: 6	H: 0 LOB: 0 BB: 0 P: 7	R: 0 E: 0 K: 0 S: 6	H: 1 LOB: 1 BB: 0 P: 10	R: 0 E: 0 K: 1 S: 12	H: 1 LOB: 1 BB: 0 P: 18	R: 0 E: 0 K: 0 S: 5	H: 0 LOB: 0 BB: 0 P: 11	R: 1 E: 0 K: 1 S: 10	H: 2 LOB: 1 BB: 0 P: 14	R: 0 E: 0 K: 0 S: 11	H: 2 LOB: 3 BB: 1 P: 22	R: 0 E: 0 K: 0 S: 7	H: 0 LOB: 0 BB: 0 P: 12	1B: 6 2B: 1 3B: 0 HR: 0	SF: 0 SAC: 0 DP: 0 HBP: 0	WP: 0 PB: 0 SB: 0 CS: 1	PA: 35					
<b>PITCHER</b>	IP	WLS	BF	H	R	ER	SO	BB	IBB	HBP	BLK	WP	HR	S	P	ERA	WHIP										
Derek Lowe, R (1, 1) ERA: 4.28	8.0	W	32	7	1	1	4	2	0	0	0	0	0	68	110	1.12	1.125										
Hector Almonte, R (9, 1) ERA: 6.75	1.0		3	0	0	0	0	0	0	0	0	0	0	7	12	0.00	0.000										

Batter	1	2	3	4	5	6	7	8	9	AB	R	H	RBI	BB	SO	LOB	BOTTOM										
1B Johnny Damon, L (1, 8) OBP: 0.325, SLG: 0.407	L5	L3		BB	BB		G3-1			4	0	1	2	2	0	2	<b>Detroit Tigers @ Boston Red Sox</b> Fenway Park, Boston, MA Tue Jun 24 2003, 7:05 PM EDT Att: 33,848 - Sunny - 77 F										
Todd Walker, L (1, 4) OBP: 0.351, SLG: 0.435	F8		F8	G4-3	G4-3		WP 1B	K		6	0	1	0	0	1	6											
Nomar Garciaparra, R (1, 6) OBP: 0.376, SLG: 0.580 Freddie Sanchez, R (7, PR) OBP: 0.250, SLG: 0.350	1B		2B SF9	1B	1B	1B	34 SF9	1B	WP	5	3	5	0	0	0	0											
Manny Ramirez, R (1, 7) OBP: 0.410, SLG: 0.552 Damian Jackson, R (8, 7) OBP: 0.279, SLG: 0.236	F9		34 SF9	1B	1B	1B	1B	1B		4	3	2	0	1	1	3											
34 David Ortiz, L (1, 10) OBP: 0.370, SLG: 0.475		2B	SF9	1B	1B	1B	F9	F9		3	2	1	1	1	0	5											
Kevin Millar, R (1, 3) OBP: 0.375, SLG: 0.559	FC3-6	FC3-2		G1	1B	1B		G5-3		5	0	4	5	0	0	0											
Trot Nixon, L (1, 9) OBP: 0.384, SLG: 0.511				FC6-4	G1	K		2B 18 2B		2	1	1	0	3	1	2											
Bill Mueller, S (1, 5) OBP: 0.372, SLG: 0.504	FC3-6	FC3-2		FC6-4	F3			F8		5	0	1	1	0	0	7											
Jason Varitek, S (1, 2) OBP: 0.342, SLG: 0.500	FC3-2			F8	G1	F7		18 2B		5	1	1	1	0	0	7											
<b>Inning Stats</b>	R: 0 E: 0 K: 0 S: 7	H: 1 LOB: 1 BB: 0 P: 16	R: 1 E: 0 K: 0 S: 12	H: 2 LOB: 2 BB: 1 P: 23	R: 2 E: 0 K: 0 S: 7	H: 3 LOB: 1 BB: 0 P: 12	R: 0 E: 0 K: 0 S: 8	H: 1 LOB: 2 BB: 1 P: 16	R: 3 E: 0 K: 0 S: 16	H: 3 LOB: 3 BB: 3 P: 31	R: 2 E: 0 K: 1 S: 19	H: 3 LOB: 2 BB: 1 P: 31	R: 0 E: 0 K: 1 S: 10	H: 2 LOB: 3 BB: 0 P: 14	R: 2 E: 0 K: 1 S: 11	H: 2 LOB: 1 BB: 1 P: 17	R: 0 E: 0 K: 0 S: 7	H: 0 LOB: 0 BB: 0 P: 12	1B: 11 2B: 6 3B: 0 HR: 0	SF: 1 SAC: 0 DP: 0 HBP: 0	WP: 1 PB: 0 SB: 0 CS: 0	PA: 47					
<b>PITCHER</b>	IP	WLS	BF	H	R	ER	SO	BB	IBB	HBP	BLK	WP	HR	S	P	ERA	WHIP										
34 Nate Cornejo, R (1, 1) ERA: 4.5	4.0	L	24	10	6	6	0	2	1	0	0	0	0	42	81	13.50	3.000										
Wilfredo Ledezma, L (5, 1) ERA: 3.82	1.1		9	2	2	2	0	3	0	0	0	0	0	20	39	13.50	3.750										
Steve Sparks, R (6, 1) ERA: 3.88	1.2		8	3	0	0	2	0	0	0	0	1	0	17	23	0.00	1.800										
Franklyn German, R (8, 1) ERA: 4.02	1.0		6	2	2	2	1	1	0	0	0	0	0	11	17	18.00	3.000										

AB	33
R	1
H	7
RBI	1
BB	2
SO	4
LOB	9



AB	39
R	10
H	17
RBI	10
BB	7
SO	3
LOB	32



Batter	1	2	3	4	5	6	7	8	9	AB	R	H	RBI	BB	SO	LOB	TOP										
<b>Bobby Higginson, L</b> (1, 10) OBP: 0.336, SLG: 0.345	4-0 FC3-6 G5-3 1B BB		2-0 F7			1-3 K		2-1 G1-3		3	1	0	0	1	1	2											
<b>Warren Morris, L</b> (1, 4) OBP: 0.328, SLG: 0.500	1-2 FC3-6 1B		1-2 L1			4-1 2B BB		2-2 G3-1		3	0	1	0	1	0	1											
<b>Dmitri Young, S</b> (1, 7) OBP: 0.306, SLG: 0.534	3-2 FC3-6 G5-3			2-1 G3-1		2-2 2B		1-3 K		4	0	1	0	0	1	2											
<b>Kevin Witt, L</b> (1, 3) OBP: 0.320, SLG: 0.436 <b>Matt Walbeck, S</b> (9, PH) OBP: 0.129, SLG: 0.161	2-2 G5-3			1-3 K		2-1 G4-3		0-0 1B 1B		3	0	0	1	0	1	2											
<b>Eric Munson, L</b> (1, 5) OBP: 0.315, SLG: 0.426	1-3 K			1-0 G3		1-1 G1		2-1 1B 1B		4	0	1	0	0	1	1											
<b>Craig Monroe, R</b> (1, 9) OBP: 0.276, SLG: 0.360		1-2 G6-3		1-1 G6-3		0-1 F9		0-2 1B		4	0	1	1	0	0	0											
<b>A.J. Hinch, R</b> (1, 2) OBP: 0.227, SLG: 0.350		1-3 K		0-1 1B		1-3 K		1-3 K		4	0	1	0	0	3	2											
<b>20 Omar Infante, R</b> (1, 6) OBP: 0.275, SLG: 0.243		0-3 K		2-2 P6		3-3 K				3	0	0	0	0	2	1											
<b>Alex Sanchez, L</b> (1, 8) OBP: 0.304, SLG: 0.348			2-1 CS 1B		3-2 F8			1-2 CS 1B		3	0	2	0	0	0	1											
<b>Inning Stats</b>	R: 1 E: 0 K: 1 S: 12	H: 1 LOB: 1 BB: 1 P: 23	R: 0 E: 0 K: 2 S: 11	H: 0 LOB: 0 BB: 0 P: 13	R: 0 E: 0 K: 0 S: 8	H: 1 LOB: 0 BB: 0 P: 12	R: 0 E: 0 K: 1 S: 6	H: 0 LOB: 0 BB: 0 P: 10	R: 0 E: 0 K: 0 S: 11	H: 1 LOB: 1 BB: 0 P: 17	R: 0 E: 0 K: 1 S: 10	H: 0 LOB: 0 BB: 1 P: 19	R: 0 E: 0 K: 1 S: 7	H: 0 LOB: 0 BB: 0 P: 9	R: 0 E: 0 K: 1 S: 9	H: 1 LOB: 1 BB: 0 P: 15	R: 1 E: 0 K: 2 S: 17	H: 3 LOB: 2 BB: 0 P: 23	1B: 7 2B: 1 3B: 0 HR: 0	SF: 0 SAC: 0 DP: 0 HBP: 0	WP: 0 PB: 0 SB: 0 CS: 2	PA: 34					
<b>PITCHER</b>	IP	WLS	BF	H	R	ER	SO	BB	IBB	HBP	BLK	WP	HR	S	P	ERA	WHIP										
<b>John Burkett, R</b> (1, 1) ERA: 5.32	6.0	W	22	4	1	1	5	2	0	0	0	0	0	58	94	1.50	1.000										
<b>50 Mike Timlin, R</b> (7, 1) ERA: 3.53	1.0	H	3	0	0	0	1	0	0	0	0	0	0	7	9	0.00	0.000										
<b>Alan Embree, L</b> (8, 1) ERA: 3.9	1.0	H	3	1	0	0	1	0	0	0	0	0	0	9	15	0.00	1.000										
<b>Jason Shiell, R</b> (9, 1) ERA: 4.87	1.0		6	3	1	1	2	0	0	0	0	0	0	17	23	9.00	3.000										

**Detroit Tigers @ Boston Red Sox**  
Fenway Park, Boston, MA  
Wed Jun 25 2003, 7:05 PM EDT  
Att: 33,587 - Cloudy - 89 F

AB 32  
R 2  
H 8  
RBI 2  
BB 2  
SO 9  
LOB 12



Batter	1	2	3	4	5	6	7	8	9	AB	R	H	RBI	BB	SO	LOB	BOTTOM										
<b>18 Johnny Damon, L</b> (1, 8) OBP: 0.324, SLG: 0.402	2-1 F9		1-0 G3		1-3 K		2-2 G3	4-0 1B HR BB		4	1	0	0	1	1	2											
<b>Todd Walker, L</b> (1, 4) OBP: 0.349, SLG: 0.431	0-2 G1-3		1-2 G4-3		1-0 CS	3-1 G3-1		1-3 K		5	1	1	2	0	1	0											
<b>Nomar Garciaparra, R</b> (1, 6) OBP: 0.379, SLG: 0.586 <b>Freddy Sanchez, R</b> (9, 6) OBP: 0.290, SLG: 0.350	0-0 F7		1-1 P4		4-1 G6-3 S BB		4-1 G6-3 S BB	1-2 1B HR BB		3	2	1	3	2	0	0											
<b>Manny Ramirez, R</b> (1, 10) OBP: 0.416, SLG: 0.555		1-2 34 G3 1B G1-3 1B		3-1 34 L4-6 1B		1-2 G6-3 IBB		0-2 G5-3		4	2	3	1	1	0	0											
<b>Kevin Millar, R</b> (1, 7) OBP: 0.374, SLG: 0.554		2-0 G1-3		2-0 1B		3-2 G6-3		1-3 K		4	0	1	0	0	1	4											
<b>34 David Ortiz, L</b> (1, 3) OBP: 0.398, SLG: 0.469		3-2 G3		2-1 L4-6		2-3 K		0-2 1B 1B		4	1	1	0	0	1	5											
<b>Bill Mueller, S</b> (1, 5) OBP: 0.375, SLG: 0.504		0-1 1B		0-1 F7		1-3 K		1-2 2B 1B		4	1	2	1	0	1	1											
<b>Damian Jackson, R</b> (1, 9) OBP: 0.292, SLG: 0.254		0-0 L6		2-3 K		3-2 1B S		2-1 2B 1B		4	1	2	2	0	1	1											
<b>Jason Varitek, S</b> (1, 2) OBP: 0.349, SLG: 0.525 <b>Doug Mirabeli, R</b> (9, 2) OBP: 0.280, SLG: 0.393			1-1 HR		1-0 CS 1B		2-2 F8	1-3 2H 2B		4	2	3	2	0	0	1											
<b>Inning Stats</b>	R: 0 E: 0 K: 0 S: 6	H: 0 LOB: 0 BB: 0 P: 8	R: 1 E: 0 K: 0 S: 10	H: 2 LOB: 1 BB: 0 P: 16	R: 1 E: 0 K: 0 S: 8	H: 1 LOB: 0 BB: 0 P: 12	R: 0 E: 0 K: 0 S: 7	H: 2 LOB: 1 BB: 0 P: 14	R: 0 E: 0 K: 2 S: 7	H: 1 LOB: 0 BB: 0 P: 12	R: 0 E: 0 K: 1 S: 11	H: 0 LOB: 2 BB: 2 P: 27	R: 0 E: 0 K: 1 S: 16	H: 1 LOB: 1 BB: 0 P: 24	R: 9 E: 0 K: 2 S: 25	H: 7 LOB: 0 BB: 2 P: 44	1B: 11 2B: 2 3B: 0 HR: 2	SF: 0 SAC: 0 DP: 1 HBP: 0	WP: 0 PB: 1 SB: 2 CS: 1	PA: 41							
<b>PITCHER</b>	IP	WLS	BF	H	R	ER	SO	BB	IBB	HBP	BLK	WP	HR	S	P	ERA	WHIP										
<b>Mike Maroth, L</b> (1, 1) ERA: 4.99	7.0	L	28	7	2	2	4	1	1	0	0	0	0	65	113	2.57	1.143										
<b>Jamie Walker, L</b> (8, 1) ERA: 3.5	0.1		1	0	0	0	1	0	0	0	0	0	0	3	3	0.00	0.000										
<b>Fernando Rodney, R</b> (8, 1) ERA: 81.0	0.1		7	5	4	4	1	1	0	0	0	0	0	17	28	108.00	18.000										
<b>Steve Avery, L</b> (8, 1) ERA: 6.35	0.1		4	2	5	5	0	1	0	0	0	0	1	5	13	135.00	9.000										

**Detroit Tigers @ Boston Red Sox**  
Fenway Park, Boston, MA  
Wed Jun 25 2003, 7:05 PM EDT  
Att: 33,587 - Cloudy - 89 F

AB 36  
R 11  
H 14  
RBI 11  
BB 4  
SO 6  
LOB 14



Batter	1	2	3	4	5	6	7	8	9	AB	R	H	RBI	BB	SO	LOB	TOP								
<b>Bobby Higginson, L</b> (1, 10) OBP: 0.336, SLG: 0.342 <b>Shane Halter, R</b> (7, PH) OBP: 0.266, SLG: 0.361	F9		BB		K		1B		K	2	0	0	0	1	1	0	<b>Detroit Tigers @ Boston Red Sox</b> Fenway Park, Boston, MA Thu Jun 26 2003, 1:05 PM EDT Att: 34,415 - Cloudy - 84 F								
<b>Warren Morris, L</b> (1, 4) OBP: 0.345, SLG: 0.492	K		BB		WP		1B		F7	3	0	1	1	2	1	0									
<b>Dmitri Young, S</b> (1, 7) OBP: 0.359, SLG: 0.534	2B		K		F9		K			4	0	1	0	0	2	5									
<b>Kevin Witt, L</b> (1, 3) OBP: 0.327, SLG: 0.449	K				2B		G3		1B	4	1	2	1	0	1	1									
<b>Eric Munson, L</b> (1, 5) OBP: 0.314, SLG: 0.427		G3-1		G4-3		G1-3		F7		4	0	1	1	0	0	2									
<b>Craig Monroe, R</b> (1, 9) OBP: 0.270, SLG: 0.352	P4			K		F8		L4		4	0	0	0	0	1	1									
<b>Ramon Santiago, S</b> (1, 6) OBP: 0.299, SLG: 0.271	G3-1			G4-3			G6-3	G4-3		4	0	0	0	0	0	1									
<b>Matt Walbeck, S</b> (1, 2) OBP: 0.136, SLG: 0.197			K	F7			1B	F7		4	1	1	0	0	1	1									
<b>Andres Torres, S</b> (1, 8) OBP: 0.267, SLG: 0.292			K		B1-3		1B	K		4	1	1	1	0	2	0									
<b>Inning Stats</b>	R: 0 E: 0 K: 2 S: 13	H: 1 LOB: 1 BB: 0 P: 21	R: 0 E: 0 K: 0 S: 5	H: 0 LOB: 0 BB: 0 P: 9	R: 0 E: 0 K: 3 S: 11	H: 0 LOB: 2 BB: 2 P: 22	R: 1 E: 0 K: 1 S: 12	H: 2 LOB: 1 BB: 0 P: 17	R: 0 E: 0 K: 1 S: 5	H: 0 LOB: 1 BB: 1 P: 12	R: 0 E: 0 K: 0 S: 5	H: 0 LOB: 0 BB: 0 P: 7	R: 3 E: 0 K: 1 S: 20	H: 5 LOB: 2 BB: 0 P: 26	R: 0 E: 0 K: 0 S: 7	H: 0 LOB: 0 BB: 0 P: 9	R: 0 E: 0 K: 2 S: 7	H: 0 LOB: 0 BB: 0 P: 11	1B: 4 2B: 3 3B: 1 HR: 0	SF: 0 SAC: 0 DP: 0 HBP: 0	WP: 1 PB: 0 SB: 0 CS: 0	PA: 38			
<b>PITCHER</b>	IP	WLS	BF	H	R	ER	SO	BB	IBB	HBP	BLK	WP	HR	S	P	ERA	WHIP								
<b>Pedro Martinez, R</b> (1, 1) ERA: 2.74	6.2	W	30	7	4	4	8	3	0	0	0	1	0	67	110	5.40	1.500								
<b>Alan Embree, L</b> (7, 1) ERA: 3.95	0.1	H	2	1	0	0	0	0	0	0	0	0	0	4	4	0.00	3.000								
<b>Brandon Lyon, R</b> (8, 1) ERA: 3.07	2.0	S	6	0	0	0	2	0	0	0	0	0	0	14	20	0.00	0.000								

Batter	1	2	3	4	5	6	7	8	9	AB	R	H	RBI	BB	SO	LOB	BOTTOM								
<b>Damian Jackson, R</b> (1, 8) OBP: 0.300, SLG: 0.281	2B		CS		G6-3		G4-3		G1-3	5	1	2	0	0	0	0	<b>Detroit Tigers @ Boston Red Sox</b> Fenway Park, Boston, MA Thu Jun 26 2003, 1:05 PM EDT Att: 34,415 - Cloudy - 84 F								
<b>Todd Walker, L</b> (1, 4) OBP: 0.353, SLG: 0.435	2B		1 SAFE		BB		F9			2	0	1	1	2	0	0									
<b>Nomar Garciaparra, R</b> (1, 6) OBP: 0.376, SLG: 0.583	P3		F7		P4			1B		4	0	1	0	0	0	4									
<b>Manny Ramirez, R</b> (1, 7) OBP: 0.411, SLG: 0.547	P4		G6-3		G6-3		P4			4	0	0	0	0	0	3									
<b>34 David Ortiz, L</b> (1, 3) OBP: 0.370, SLG: 0.463	G6-3				1B		F9		BB	2	1	0	0	2	0	1									
<b>Kevin Millar, R</b> (1, 10) OBP: 0.375, SLG: 0.557		P3		2B		1B		P6		4	2	2	0	0	0	2									
<b>Trot Nixon, L</b> (1, 9) OBP: 0.390, SLG: 0.520		1B		HR		2B		F8		4	1	3	3	0	0	2									
<b>Bill Mueller, S</b> (1, 5) OBP: 0.369, SLG: 0.496	P7			K		F7		F9		4	0	0	0	0	1	3									
<b>Jason Varitek, S</b> (1, 2) OBP: 0.348, SLG: 0.534	K			HR		K		F8		4	1	1	2	0	2	1									
<b>Inning Stats</b>	R: 1 E: 0 K: 0 S: 17	H: 2 LOB: 1 BB: 0 P: 23	R: 0 E: 0 K: 1 S: 7	H: 1 LOB: 1 BB: 0 P: 10	R: 0 E: 0 K: 0 S: 9	H: 1 LOB: 1 BB: 1 P: 17	R: 4 E: 0 K: 1 S: 20	H: 3 LOB: 1 BB: 2 P: 35	R: 1 E: 0 K: 0 S: 9	H: 2 LOB: 1 BB: 0 P: 12	R: 0 E: 0 K: 1 S: 6	H: 0 LOB: 0 BB: 0 P: 10	R: 0 E: 0 K: 0 S: 9	H: 1 LOB: 2 BB: 1 P: 19	R: 0 E: 0 K: 0 S: 7	H: 0 LOB: 0 BB: 0 P: 9	R: 0 E: 0 K: 0 S: 7	H: 0 LOB: 0 BB: 0 P: 9	1B: 5 2B: 4 3B: 0 HR: 1	SF: 0 SAC: 0 DP: 0 HBP: 0	WP: 0 PB: 0 SB: 1 CS: 1	PA: 37			
<b>PITCHER</b>	IP	WLS	BF	H	R	ER	SO	BB	IBB	HBP	BLK	WP	HR	S	P	ERA	WHIP								
<b>Matt Roney, R</b> (1, 1) ERA: 3.95	3.2	L	20	7	5	5	2	3	0	0	0	0	0	18	26	3.86	0.857								
<b>Steve Sparks, R</b> (4, 1) ERA: 3.98	2.1		9	2	1	1	1	0	0	0	0	0	0	7	15	0.00	3.000								
<b>Franklyn German, R</b> (7, 1) ERA: 3.94	0.2		4	1	0	0	0	1	0	0	0	0	0	9	13	0.00	0.000								
<b>Jamie Walker, L</b> (7, 1) ERA: 3.6	1.1		4	0	0	0	0	0	0	0	0	0	0	9	13	0.00	0.000								

Batter	1	2	3	4	5	6	7	8	9	AB	R	H	RBI	BB	SO	LOB	TOP			
<b>Tony Womack, L</b> OBP: 0.273, SLG: 0.343	P6		F7	K			WP BB 1B	L9		5	0	1	0	0	1	4				
<b>Matt Kata, S</b> OBP: 0.436, SLG: 0.606	F7		G3-6-3 1B				WP BB	G6-3		4	0	2	0	1	0	0				
<b>Alex Cintron, S</b> OBP: 0.355, SLG: 0.552	F8		G3-6-3 1-2				K	1B 1B		5	1	1	0	0	1	4				
<b>Luis Gonzalez, L</b> OBP: 0.387, SLG: 0.560		G1-3		FC4-6 BB				1B 1B		3	1	1	0	2	0	1				
<b>David Dellucci, L</b> OBP: 0.367, SLG: 0.479	P3			FC4-6 BB 1B			P2	1B FC3-6 1B		5	2	1	1	0	1	4				
<b>Carlos Baerga, S</b> OBP: 0.352, SLG: 0.473	1B 2B BB			E 1B BB			F8	E5 F9 1B		3	2	2	1	2	0	0				
<b>Steve Finley, L</b> OBP: 0.384, SLG: 0.504	2B 1B			E 1B			P4	F9 FC3-6 1B		5	1	2	2	0	0	2				
<b>Lyle Overbay, L</b> OBP: 0.372, SLG: 0.432	2B			E7 1-2 2-3			F9	K		5	0	2	2	0	1	3				
<b>Chad Moeller, R</b> OBP: 0.361, SLG: 0.473	G5-3			K			1B WP BB	F8		4	1	1	1	1	1	6				
<b>Inning Stats</b>	R: 0 E: 0 K: 0 S: 8	H: 0 LOB: 0 BB: 0 P: 9	R: 2 E: 0 K: 0 S: 13	H: 2 LOB: 1 BB: 23 P: 23	R: 0 E: 0 K: 0 S: 5	H: 1 LOB: 0 BB: 0 P: 6	R: 1 E: 1 K: 2 S: 16	H: 1 LOB: 3 BB: 2 P: 35	R: 0 E: 0 K: 0 S: 4	H: 0 LOB: 0 BB: 0 P: 8	R: 1 E: 0 K: 2 S: 17	H: 1 LOB: 3 BB: 3 P: 35	R: 1 E: 1 K: 1 S: 9	H: 2 LOB: 1 BB: 0 P: 13	R: 3 E: 0 K: 0 S: 12	H: 5 LOB: 2 BB: 0 P: 13	1B: 12 2B: 1 3B: 0 HR: 0	SF: 0 SAC: 0 DP: 2 HBP: 0	WP: 1 PB: 0 SB: 0 CS: 0	PA: 45
<b>PITCHER</b>	IP	WLS	BF	H	R	ER	SO	BB	IBB	HBP	BLK	WP	HR	S	P	ERA	WHIP			
<b>Adam Bernero, R</b> ERA: 5.79	6.1	L	28	6	4	4	2	4	0	0	0	0	0	62	106	5.68	1.579			
<b>Franklyn German, R</b> ERA: 3.9	0.1		3	0	0	0	1	1	1	0	0	1	0	5	15	0.00	3.000			
<b>Jamie Walker, L</b> ERA: 3.42	1.1		6	2	1	0	2	0	0	0	0	0	0	12	17	0.00	1.500			
<b>Chris Spurling, R</b> ERA: 4.41	0.1		5	4	3	3	0	0	0	0	0	0	0	8	8	81.00	12.000			
<b>Steve Avery, L</b> ERA: 6.0	0.2		3	1	0	0	0	0	0	0	0	0	0	4	5	0.00	1.500			

**Arizona Diamondbacks @ Detroit Tigers**  
 Comerica Park, Detroit, MI  
 Fri Jun 27 2003, 7:05 PM EDT  
 Att: 27,682 - Cloudy - 78 F

**AB** 39  
**R** 8  
**H** 13  
**RBI** 7  
**BB** 6  
**SO** 5  
**LOB** 24



Batter	1	2	3	4	5	6	7	8	9	AB	R	H	RBI	BB	SO	LOB	BOTTOM			
<b>Bobby Higginson, L</b> OBP: 0.333, SLG: 0.337	G3			BB			G4-3		K	4	0	0	0	1	2	1				
<b>Warren Morris, L</b> OBP: 0.353, SLG: 0.476	3B BB			G3 G4-3			K		DI 1B	4	1	1	0	1	1	2				
<b>Dmitri Young, S</b> OBP: 0.359, SLG: 0.538	SF8 3B			G2-3			G4-3 1B		K	5	1	2	1	0	1	1				
<b>Kevin Witt, L</b> OBP: 0.327, SLG: 0.450	SF8			1B			G4-3			2	0	1	1	0	0	0				
<b>Craig Monroe, R</b> OBP: 0.299, SLG: 0.350	3H			1B			K			1	0	0	0	0	1	1				
<b>Carlos Pena, L</b> OBP: 0.306, SLG: 0.394	F7			1B			G3-1		FC6-4 BB	3	0	1	0	1	0	0				
<b>Eric Munson, L</b> OBP: 0.310, SLG: 0.421							K		FC6-4 WP	3	0	0	0	0	1	2				
<b>Shane Halter, R</b> OBP: 0.264, SLG: 0.359	P2			F9			K		1-2	1	0	0	0	0	0	1				
<b>Matt Walbeck, S</b> OBP: 0.143, SLG: 0.200	3B 1B			K			K		K	4	1	1	0	0	3	1				
<b>Ramon Santiago, S</b> OBP: 0.298, SLG: 0.276	L7			G3-1 2B			E5		K	4	0	1	0	0	1	2				
<b>Alex Sanchez, L</b> OBP: 0.304, SLG: 0.355				G3-1 2B			B2		G1-3	3	0	1	1	0	0	2				
<b>Andres Torres, S</b> OBP: 0.285, SLG: 0.289	3B									1	0	0	0	0	0	0				
<b>Inning Stats</b>	R: 2 E: 0 K: 0 S: 14	H: 1 LOB: 1 BB: 1 P: 25	R: 1 E: 0 K: 1 S: 17	H: 2 LOB: 0 BB: 0 P: 27	R: 0 E: 0 K: 0 S: 13	H: 2 LOB: 0 BB: 0 P: 15	R: 0 E: 0 K: 1 S: 14	H: 1 LOB: 2 BB: 1 P: 25	R: 0 E: 0 K: 2 S: 9	H: 0 LOB: 0 BB: 0 P: 15	R: 0 E: 1 K: 2 S: 11	H: 0 LOB: 1 BB: 0 P: 19	R: 0 E: 0 K: 2 S: 10	H: 0 LOB: 1 BB: 1 P: 19	R: 0 E: 0 K: 2 S: 12	H: 1 LOB: 0 BB: 0 P: 16	1B: 5 2B: 1 3B: 2 HR: 0	SF: 1 SAC: 0 DP: 0 HBP: 0	WP: 1 PB: 0 SB: 0 CS: 0	PA: 39
<b>PITCHER</b>	IP	WLS	BF	H	R	ER	SO	BB	IBB	HBP	BLK	WP	HR	S	P	ERA	WHIP			
<b>John Patterson, R</b> ERA: 6.82	5.0		23	6	3	3	2	2	0	0	0	0	0	67	107	5.40	1.600			
<b>Stephen Randolph, L</b> ERA: 3.86	2.0	W	8	1	0	0	4	0	0	0	0	0	0	19	29	0.00	0.500			
<b>Eddie Cropesa, L</b> ERA: 3.15	1.0	H	4	0	0	0	2	1	0	0	0	1	0	10	19	0.00	1.000			
<b>Mike Myers, L</b> ERA: 5.14	1.0		4	1	0	0	2	0	0	0	0	0	0	12	16	0.00	1.000			

**Arizona Diamondbacks @ Detroit Tigers**  
 Comerica Park, Detroit, MI  
 Fri Jun 27 2003, 7:05 PM EDT  
 Att: 27,682 - Cloudy - 78 F

**AB** 35  
**R** 3  
**H** 8  
**RBI** 3  
**BB** 3  
**SO** 10  
**LOB** 13



Batter	1	2	3	4	5	6	7	8	9	AB	R	H	RBI	BB	SO	LOB	TOP				
Tony Womack, L (1,6) OBP: 0.270, SLG: 0.338 Robby Hammock, R (5,5) OBP: 0.333, SLG: 0.548			G1-3		F9		G5-3		G5-3	3	0	0	0	0	1	1	Arizona Diamondbacks @ Detroit Tigers Comerica Park, Detroit, MI Sat Jun 28 2003, 7:05 PM EDT Att: 20,804 - Cloudy - 78 F				
Matt Kata, S (1,4) OBP: 0.432, SLG: 0.605			1B		K		P6		F8	5	1	2	0	0	1	2					
Alex Cintron, S (1,5) OBP: 0.358, SLG: 0.551			1B		E8				F9	4	2	2	1	0	0	0					
Luis Gonzalez, L (1,7) OBP: 0.389, SLG: 0.562			1B		G4-3				F8	4	1	2	3	0	0	2					
David Dellucci, L (1,9) OBP: 0.357, SLG: 0.464			G3		G4-3				K	4	0	0	0	0	1	2					
Carlos Baerga, S (1,10) OBP: 0.342, SLG: 0.463					SF9				F8	3	0	0	1	0	0	0					
Steve Finley, L (1,8) OBP: 0.382, SLG: 0.500			G3		K				1B 2B	4	1	1	0	0	1	0					
Lyle Overbay, L (1,3) OBP: 0.369, SLG: 0.429			F7		K				1B 2B	4	1	1	0	0	2	0					
Chad Moeller, R (1,2) OBP: 0.365, SLG: 0.487			1B 2B		K				1B 2B	4	1	2	2	0	1	0					
<b>Inning Stats</b>	R: 0 E: 0 K: 1 S: 11	H: 2 LOB: 1 BB: 0 P: 15	R: 0 E: 0 K: 0 S: 5	H: 0 LOB: 0 BB: 0 P: 10	R: 3 E: 0 K: 0 S: 15	H: 4 LOB: 1 BB: 0 P: 27	R: 0 E: 0 K: 1 S: 9	H: 0 LOB: 0 BB: 0 P: 13	R: 0 E: 0 K: 2 S: 10	H: 1 LOB: 0 BB: 0 P: 14	R: 2 E: 1 K: 1 S: 19	H: 1 LOB: 1 BB: 0 P: 27	R: 0 E: 1 K: 1 S: 12	H: 0 LOB: 1 BB: 0 P: 15	R: 0 E: 0 K: 1 S: 7	H: 0 LOB: 0 BB: 0 P: 9		R: 2 E: 0 K: 0 S: 8	H: 3 LOB: 1 BB: 0 P: 12	1B: 6 2B: 4 3B: 0 HR: 0	SF: 1 SAC: 0 DP: 1 HBP: 0
<b>PITCHER</b>	IP WLS BF H R ER SO BB IBB HBP BLK WP HR S P ERA WHIP																				
38 Jeremy Bonderman, R (1,1) ERA: 5.08	6.0 L 25 7 5 3 5 0 0 0 0 0 0 0 69 106 4.50 1.167																				
Wilfredo Ledezma, L (7,1) ERA: 4.0	3.0 13 3 2 2 2 0 0 0 0 0 0 0 27 36 6.00 1.000																				

Batter	1	2	3	4	5	6	7	8	9	AB	R	H	RBI	BB	SO	LOB	BOTTOM				
Bobby Higginson, L (1,9) OBP: 0.329, SLG: 0.332			G6-3			G4-3		G6-4-3		4	0	0	0	0	0	1	Arizona Diamondbacks @ Detroit Tigers Comerica Park, Detroit, MI Sat Jun 28 2003, 7:05 PM EDT Att: 20,804 - Cloudy - 78 F				
Warren Morris, L (1,4) OBP: 0.333, SLG: 0.448			G3			G1-3		G3-1		4	0	0	0	0	0	0					
Dmitri Young, S (1,7) OBP: 0.361, SLG: 0.536					G6-3		1B		1B BB	3	0	1	0	1	0	0					
Kevin Witt, L (1,10) OBP: 0.324, SLG: 0.442			G3		G3		1B		F8	4	0	1	0	0	0	1					
Carlos Pena, L (1,3) OBP: 0.311, SLG: 0.396			FC1-6 1B		G4-3		G6-3		G6-4-3 1B	4	0	2	0	0	0	2					
Shane Halter, R (1,5) OBP: 0.264, SLG: 0.357			FC1-6 1B			G5-3		G5-3		4	0	1	0	0	0	2					
Ramon Santiago, S (1,6) OBP: 0.298, SLG: 0.281			FC1-6		G6-3		G4-3			3	0	1	0	0	0	2					
A.J. Hinch, R (1,2) OBP: 0.200, SLG: 0.304			P5		G6-3		K			3	0	0	0	0	1	3					
Alex Sanchez, L (1,8) OBP: 0.305, SLG: 0.355			K		G3-1				G6-4-3 1B	3	0	1	0	0	1	1					
<b>Inning Stats</b>	R: 0 E: 0 K: 0 S: 6	H: 0 LOB: 0 BB: 0 P: 10	R: 0 E: 0 K: 0 S: 10	H: 2 LOB: 2 BB: 0 P: 14	R: 0 E: 0 K: 1 S: 6	H: 0 LOB: 0 BB: 0 P: 6	R: 0 E: 0 K: 0 S: 4	H: 0 LOB: 0 BB: 0 P: 8	R: 0 E: 0 K: 0 S: 11	H: 1 LOB: 1 BB: 0 P: 16	R: 0 E: 0 K: 0 S: 9	H: 2 LOB: 2 BB: 0 P: 12	R: 0 E: 0 K: 1 S: 6	H: 0 LOB: 0 BB: 0 P: 9	R: 0 E: 0 K: 0 S: 5	H: 1 LOB: 0 BB: 0 P: 8		R: 0 E: 0 K: 0 S: 11	H: 1 LOB: 1 BB: 1 P: 19	1B: 6 2B: 1 3B: 0 HR: 0	SF: 0 SAC: 0 DP: 2 HBP: 0
<b>PITCHER</b>	IP WLS BF H R ER SO BB IBB HBP BLK WP HR S P ERA WHIP																				
17 Brandon Webb, R (1,1) ERA: 2.1	9.0 W 33 7 0 0 2 1 0 0 0 0 0 0 68 102 0.00 0.889																				



Batter	1	2	3	4	5	6	7	8	9	10	AB	R	H	RBI	BB	SO	LOB									
<b>Matt Kata, S</b> OBP: 0.408, SLG: 0.548 (1, 4)	P4						G4-3		K		4	0	0	0	1	2	1									
<b>Carlos Baerga, S</b> OBP: 0.351, SLG: 0.468 (1, 10)	P5		G4-3								5	0	3	1	0	0	1									
<b>Alex Cintron, S</b> OBP: 0.354, SLG: 0.536 (1, 6)	G4-3								L8		4	1	0	0	1	0	3									
<b>Luis Gonzalez, L</b> OBP: 0.392, SLG: 0.563 (1, 7)											5	0	3	0	0	0	0									
<b>Steve Finley, L</b> OBP: 0.352, SLG: 0.511 (1, 8)											5	2	2	1	0	1	4									
<b>Robby Hammock, R</b> OBP: 0.349, SLG: 0.590 (1, 5)											5	1	3	3	0	0	1									
<b>Mark Grace, L</b> OBP: 0.301, SLG: 0.333 (1, 3)											4	0	1	0	1	0	5									
<b>Rod Barajas, R</b> OBP: 0.273, SLG: 0.392 (1, 2)											5	1	1	0	0	0	4									
<b>Quinton McCracken, S</b> OBP: 0.254, SLG: 0.250 (1, 9)											4	0	0	0	0	0	1									
<b>Inning Stats</b>	R: 0 E: 0 K: 0 S: 5	H: 0 LOB: 0 BB: 0 P: 8	R: 0 E: 0 K: 1 S: 8	H: 1 LOB: 1 BB: 0 P: 12	R: 0 E: 0 K: 1 S: 8	H: 0 LOB: 1 BB: 1 P: 15	R: 1 E: 0 K: 0 S: 12	H: 2 LOB: 2 BB: 1 P: 19	R: 0 E: 0 K: 1 S: 12	H: 1 LOB: 1 BB: 0 P: 20	R: 0 E: 0 K: 0 S: 8	H: 2 LOB: 1 BB: 0 P: 13	R: 1 E: 0 K: 0 S: 15	H: 2 LOB: 1 BB: 0 P: 21	R: 1 E: 0 K: 0 S: 9	H: 1 LOB: 1 BB: 1 P: 18	R: 0 E: 0 K: 1 S: 9	H: 1 LOB: 1 BB: 0 P: 15	R: 2 E: 0 K: 0 S: 18	H: 3 LOB: 0 BB: 0 P: 27	1B: 10 2B: 1 3B: 0 HR: 2	SF: 0 SAC: 0 DP: 1 HBP: 0	WP: 1 PB: 0 SB: 1 CS: 1	PA: 44		
<b>PITCHER</b>	IP	WLS	BF	H	R	ER	SO	BB	IBB	HBP	BLK	WP	HR	S	P	ERA	WHIP									
<b>34 Nate Comejo, R</b> ERA: 4.39 (1, 1)	6.1		27	7	2	2	2	2	0	0	0	0	0	0	57	92	2.84	1.421								
<b>Fernando Rodney, R</b> ERA: 40.5 (7, 1)	0.2	H	3	1	0	0	0	0	0	0	0	0	0	11	16	0.00	1.500									
<b>Jamie Walker, L</b> ERA: 3.67 (8, 1)	0.2	B	4	1	1	1	0	1	0	0	0	0	1	7	15	13.50	3.000									
<b>Chris Spurling, R</b> ERA: 4.71 (8, 1)	1.2	L	9	4	2	2	1	0	0	0	0	0	1	27	40	10.80	2.400									
<b>45 Chris Mears, R</b> ERA: (10, 1)	0.2		1	0	0	0	0	0	0	0	0	0	0	2	5	0.00	0.000									

**Arizona Diamondbacks @ Detroit Tigers**  
Comerica Park, Detroit, MI  
Sun Jun 29 2003, 1:05 PM EDT  
Att. 18,989 - Cloudy - 74 F


AB	41
R	5
H	13
RBI	5
BB	3
SO	3
LOB	20



Batter	1	2	3	4	5	6	7	8	9	10	AB	R	H	RBI	BB	SO	LOB									
<b>Alex Sanchez, L</b> OBP: 0.303, SLG: 0.352 (1, 8)	F7		G4-3								5	0	1	0	0	0	0									
<b>Warren Morris, L</b> OBP: 0.325, SLG: 0.431 (1, 4)	K2-3										5	0	1	0	0	2	1									
<b>Dmitri Young, S</b> OBP: 0.366, SLG: 0.543 (1, 7)											4	1	3	0	0	0	0									
<b>Kevin Witt, L</b> OBP: 0.322, SLG: 0.463 (1, 3)											4	1	1	2	0	2	3									
<b>Carlos Pena, L</b> OBP: 0.314, SLG: 0.405 (1, 10)											4	1	2	0	0	0	2									
<b>Shane Halter, R</b> OBP: 0.289, SLG: 0.356 (1, 5)											3	0	1	0	1	1	1									
<b>Ramon Santiago, S</b> OBP: 0.297, SLG: 0.279 (1, 6)											2	0	0	1	1	0	1									
<b>A.J. Hinch, R</b> OBP: 0.207, SLG: 0.296 (1, 2)											4	0	1	0	0	1	3									
<b>Andres Torres, S</b> OBP: 0.255, SLG: 0.277 (1, 9)											4	0	0	0	0	1	2									
<b>Inning Stats</b>	R: 2 E: 0 K: 2 S: 14	H: 3 LOB: 1 BB: 0 P: 21	R: 0 E: 0 K: 1 S: 8	H: 0 LOB: 0 BB: 1 P: 14	R: 0 E: 0 K: 1 S: 13	H: 2 LOB: 2 BB: 0 P: 17	R: 0 E: 0 K: 0 S: 9	H: 1 LOB: 1 BB: 0 P: 15	R: 0 E: 0 K: 2 S: 10	H: 2 LOB: 1 BB: 0 P: 12	R: 1 E: 0 K: 0 S: 4	H: 2 LOB: 0 BB: 0 P: 6	R: 0 E: 0 K: 1 S: 8	H: 0 LOB: 0 BB: 0 P: 10	R: 0 E: 0 K: 0 S: 10	H: 0 LOB: 0 BB: 0 P: 16	R: 0 E: 0 K: 0 S: 5	H: 0 LOB: 0 BB: 0 P: 10	R: 0 E: 0 K: 0 S: 4	H: 0 LOB: 0 BB: 0 P: 6	1B: 7 2B: 3 3B: 0 HR: 1	SF: 1 SAC: 0 DP: 2 HBP: 0	WP: 0 PB: 0 SB: 0 CS: 2	PA: 39		
<b>PITCHER</b>	IP	WLS	BF	H	R	ER	SO	BB	IBB	HBP	BLK	WP	HR	S	P	ERA	WHIP									
<b>Miguel Batista, R</b> ERA: 2.91 (1, 1)	7.0		29	10	3	3	7	3	0	0	0	0	0	1	66	95	3.86	1.571								
<b>Eddie Oropesa, L</b> ERA: 2.86 (8, 1)	2.0	W	6	0	0	0	0	1	0	0	0	0	0	0	15	26	0.00	0.500								
<b>Jose Valverde, R</b> ERA: 1.38 (10, 1)	1.0	S	3	0	0	0	0	0	0	0	0	0	0	4	6	0.00	0.000									

**Arizona Diamondbacks @ Detroit Tigers**  
Comerica Park, Detroit, MI  
Sun Jun 29 2003, 1:05 PM EDT  
Att. 18,989 - Cloudy - 74 F

AB	35
R	3
H	10
RBI	3
BB	2
SO	7
LOB	13



Batter	1	2	3	4	5	6	7	8	9	AB	R	H	RBI	BB	SO	LOB	TOP										
Shannon Stewart, R (1, 7) OBP: 0.357, SLG: 0.462	K2-3		F7		SF7		1B		G6-3	4	1	1	1	0	1	0											
3 Reed Johnson, R (1, 9) OBP: 0.386, SLG: 0.525	G6-3		E6		10 WP		1B			4	0	2	0	0	0	0											
10 Vernon Wells, R (1, 8) OBP: 0.352, SLG: 0.568	1B		P6		P3		1B			4	0	2	1	0	0	2											
Carlos Delgado, L (1, 3) OBP: 0.427, SLG: 0.644	L8				G6-3		G3		K	4	0	0	0	0	1	3											
Tom Wilson, R (1, 2) OBP: 0.381, SLG: 0.500		F7					P3		L9	3	0	0	0	1	0	0											
Josh Phelps, R (1, 10) OBP: 0.358, SLG: 0.454		2B			K		FC4		G3-1	4	0	2	0	0	1	1											
Mike Bordick, R (1, 4) OBP: 0.297, SLG: 0.382		F7			K		FC4		P6	4	0	0	0	0	1	3											
Eric Hinske, L (1, 5) OBP: 0.311, SLG: 0.379		G4-3					G3		G3	4	1	1	0	0	0	1											
Chris Woodward, R (1, 6) OBP: 0.327, SLG: 0.405					G1-3		G4-3		G4-3	3	0	0	0	0	0	1											
Orlando Hudson, S (9, PH) OBP: 0.348, SLG: 0.431							F9			1	0	0	0	0	0	0											
<b>Inning Stats</b>	R: 0 E: 0 K: 1 S: 11	H: 1 LOB: 1 BB: 0 P: 18	R: 0 E: 0 K: 0 S: 9	H: 1 LOB: 1 BB: 0 P: 16	R: 0 E: 1 K: 0 S: 6	H: 0 LOB: 1 BB: 0 P: 8	R: 0 E: 0 K: 2 S: 9	H: 0 LOB: 1 BB: 1 P: 17	R: 1 E: 0 K: 0 S: 8	H: 2 LOB: 1 BB: 0 P: 15	R: 0 E: 0 K: 0 S: 7	H: 1 LOB: 1 BB: 0 P: 9	R: 1 E: 0 K: 1 S: 15	H: 3 LOB: 2 BB: 0 P: 25	R: 0 E: 0 K: 0 S: 6	H: 0 LOB: 0 BB: 0 P: 9	R: 0 E: 0 K: 0 S: 7	H: 0 LOB: 0 BB: 0 P: 11	1B: 6 2B: 2 3B: 0 HR: 0	SF: 1 SAC: 0 DP: 0 HBP: 0	WP: 1 PA: 37 PB: 0 SB: 0 CS: 0						
<b>PITCHER</b>	IP	WLS	BF	H	R	ER	SO	BB	IBB	HBP	BLK	WP	HR	S	P	ERA	WHIP										
Mike Maroth, L (1, 1) ERA: 4.82	7.0	W	31	8	2	2	4	1	0	0	0	1	0	65	108	2.57	1.286										
45 Chris Mears, R (8, 1) ERA:	2.0		6	0	0	0	0	0	0	0	0	0	0	13	20	0.00	0.000										

Toronto Blue Jays @ Detroit Tigers  
Comerica Park, Detroit, MI  
Mon Jun 30 2003, 7:05 PM EDT  
Att: 13,353 - Sunny - 77 F

AB	35
R	2
H	8
RBI	2
BB	1
SO	4
LOB	11



Batter	1	2	3	4	5	6	7	8	9	AB	R	H	RBI	BB	SO	LOB	BOTTOM										
Alex Sanchez, L (1, 8) OBP: 0.305, SLG: 0.353	G3		F7		2B		SH5-4		L7	5	1	2	0	0	0	1											
Warren Morris, L (1, 4) OBP: 0.325, SLG: 0.440	G4-3		L6		SF8		SH5-4			3	1	1	1	0	0	0											
Dmitri Young, S (1, 7) OBP: 0.368, SLG: 0.546					SF8		BB			2	0	1	1	1	0	0											
Kevin Witt, L (1, 10) OBP: 0.314, SLG: 0.455					SF7		BB			2	0	0	1	0	1	1											
Craig Monroe, R (7, PH) OBP: 0.269, SLG: 0.350							BB			0	0	0	0	0	0	0											
Eric Munson, L (7, PH) OBP: 0.313, SLG: 0.424							BB			1	0	1	1	0	0	0											
Carlos Pena, L (1, 3) OBP: 0.323, SLG: 0.406					G1-3		FC6-4			2	0	1	0	2	0	0											
Shane Halter, R (1, 5) OBP: 0.283, SLG: 0.348					K2-4		FC6-4			4	0	0	0	0	1	5											
Ramon Santiago, S (1, 6) OBP: 0.305, SLG: 0.277							P4			1	1	0	0	1	0	0											
A.J. Hinch, R (1, 2) OBP: 0.212, SLG: 0.387							F8			4	1	1	2	0	0	2											
Andres Torres, S (1, 9) OBP: 0.264, SLG: 0.286					K		SH5-4			4	2	2	0	0	1	1											
<b>Inning Stats</b>	R: 0 E: 0 K: 0 S: 10	H: 1 LOB: 1 BB: 0 P: 17	R: 0 E: 0 K: 0 S: 7	H: 1 LOB: 1 BB: 0 P: 11	R: 0 E: 0 K: 1 S: 7	H: 0 LOB: 0 BB: 0 P: 10	R: 0 E: 0 K: 2 S: 10	H: 0 LOB: 1 BB: 1 P: 16	R: 5 E: 0 K: 0 S: 14	H: 4 LOB: 0 BB: 1 P: 23	R: 0 E: 0 K: 0 S: 12	H: 0 LOB: 0 BB: 0 P: 15	R: 1 E: 0 K: 0 S: 13	H: 3 LOB: 3 BB: 2 P: 24	R: 0 E: 0 K: 0 S: 9	H: 0 LOB: 1 BB: 0 P: 12	1B: 6 2B: 2 3B: 0 HR: 1	SF: 2 SAC: 1 DP: 1 HBP: 2	WP: 0 PA: 37 PB: 0 SB: 2 CS: 0								
<b>PITCHER</b>	IP	WLS	BF	H	R	ER	SO	BB	IBB	HBP	BLK	WP	HR	S	P	ERA	WHIP										
Cory Lidle, R (1, 1) ERA: 5.32	6.0	L	28	8	6	6	3	2	0	1	0	0	1	65	97	9.00	1.667										
Jason Kershner, L (7, 1) ERA: 10.13	0.1		2	0	0	0	0	0	1	0	0	0	0	1	6	0.00	0.000										
Scott Service, R (7, 1) ERA: 4.44	0.2		3	1	0	0	0	1	0	0	0	0	0	7	13	0.00	3.000										
Tanyon Sturtze, R (8, 1) ERA: 5.35	1.0		4	0	0	0	0	0	0	1	0	0	0	9	12	0.00	0.000										

Toronto Blue Jays @ Detroit Tigers  
Comerica Park, Detroit, MI  
Mon Jun 30 2003, 7:05 PM EDT  
Att: 13,353 - Sunny - 77 F

AB	28
R	6
H	9
RBI	6
BB	4
SO	3
LOB	10



Batter	1	2	3	4	5	6	7	8	9	AB	R	H	RBI	BB	SO	LOB	TOP										
Shannon Stewart, R OBP: 0.355, SLG: 0.457	4-0 FC6-4 BB		2-3 K			0-1 G6-3		2-1 F8		3	0	0	0	1	1	2											
Frank Catalanotto, L OBP: 0.341, SLG: 0.476 3 Reed Johnson, R OBP: 0.384, SLG: 0.521	1-2 FC6-4 1-2f 10 G5-3		0-1 G3-1			3-2 F8		2-2 FC6-4 1-2f		3	0	0	0	0	0	1											
10 Vernon Wells, R OBP: 0.348, SLG: 0.562	0-1 G5-3 1-2		1-2 F8			2-1 G6-3			0-1 F8	4	0	0	0	0	0	1											
Carlos Delgado, L OBP: 0.425, SLG: 0.638	4-2 BB			1-3 K			1-0 F7		0-1 F7	3	0	0	0	1	1	0											
Greg Myers, L OBP: 0.433, SLG: 0.557 Tom Wilson, R OBP: 0.385, SLG: 0.503	3-3 K			2-2 G4-3			1-1 G3		2-2 1B	3	0	0	0	0	1	2											
Josh Phelps, R OBP: 0.356, SLG: 0.451		2-0 F8		1-0 G6-3			1-3 K		1-2 1B	4	0	1	0	0	1	0											
Eric Hinske, L OBP: 0.305, SLG: 0.371		3-2 G4-3			2-1 G3-1			0-3 K	0-0 G4-3	4	0	0	0	0	1	2											
Orlando Hudson, S OBP: 0.351, SLG: 0.432		1-0 FC6-4 1B			0-1 G3			4-2 1B BB		2	0	1	0	1	0	0											
Chris Woodward, R OBP: 0.327, SLG: 0.404		1 SAFE 3-1 FC6-4 1-2f			0-0 F8			1-1 1B FC6-4 1B		3	0	1	0	0	0	1											
<b>Inning Stats</b>	R: 0 E: 0 K: 1 S: 12	H: 0 LOB: 2 BB: 2 P: 24	R: 0 E: 0 K: 0 S: 10	H: 1 LOB: 1 BB: 0 P: 19	R: 0 E: 0 K: 1 S: 9	H: 0 LOB: 0 BB: 0 P: 12	R: 0 E: 0 K: 1 S: 7	H: 0 LOB: 0 BB: 0 P: 11	R: 0 E: 0 K: 0 S: 5	H: 0 LOB: 0 BB: 0 P: 7	R: 0 E: 0 K: 0 S: 10	H: 0 LOB: 0 BB: 0 P: 15	R: 0 E: 0 K: 1 S: 6	H: 0 LOB: 0 BB: 0 P: 9	R: 0 E: 0 K: 1 S: 16	H: 1 LOB: 2 BB: 1 P: 25	R: 0 E: 0 K: 0 S: 12	H: 2 LOB: 2 BB: 0 P: 15	1B: 4 2B: 0 3B: 0 HR: 0	SF: 0 SAC: 0 DP: 0 HBP: 0	WP: 0 PB: 0 SB: 0 CS: 0	PA: 34					
<b>PITCHER</b>	IP	WLS	BF	H	R	ER	SO	BB	IBB	HBP	BLK	WP	HR	S	P	ERA	WHIP										
Matt Roney, R ERA: 3.4	7.0	W	24	1	0	0	4	2	0	0	0	0	0	59	97	0.00	0.429										
Fernando Rodney, R ERA: 27.0	0.2	H	4	1	0	0	1	1	0	0	0	0	0	9	16	0.00	3.000										
Jamie Walker, L ERA: 3.49	1.1	S	6	2	0	0	0	0	0	0	0	0	0	19	24	0.00	1.500										

Toronto Blue Jays @ Detroit Tigers  
Comerica Park, Detroit, MI  
Tue Jul 01 2003, 7:05 PM EDT  
Att: 15,448 - Sunny - 82 F

AB 31  
R 0  
H 4  
RBI 0  
BB 3  
SO 5  
LOB 11



Batter	1	2	3	4	5	6	7	8	9	AB	R	H	RBI	BB	SO	LOB	BOTTOM										
Alex Sanchez, L OBP: 0.304, SLG: 0.352	2-3 K		1-1 G4-3			1-0 CS 1B		0-1 P6		4	0	1	0	0	1	0											
Ramon Santiago, S OBP: 0.309, SLG: 0.296	1-1 G6-3		1-0 G6-3		3-2 SAFE 1-2 1B			0-0 HR		4	1	2	1	0	0	0											
Dmitri Young, S OBP: 0.370, SLG: 0.549	1-1 HR 1B		1-3 K		0-0 F7			0-1 1B 2B		4	2	2	0	0	1	1											
Craig Monroe, R OBP: 0.279, SLG: 0.375	0-0 HR		1-1 G1-4-3			2-2 S 1B		1-0 G3-6-1 1B		4	1	3	3	0	0	0											
Carlos Pena, L OBP: 0.322, SLG: 0.402	2-0 E8 1B			2-3 K		1-0 F7		1-1 G3-6-1 1B		4	1	1	0	0	1	2											
Shane Halter, R OBP: 0.288, SLG: 0.352	0-1 2H 1B			0-0 1B		1-3 K		3-2 G5-3		4	0	2	1	0	1	1											
Eric Munson, L OBP: 0.309, SLG: 0.418	1-1 G1-4-3			1-0 P2		2-0 SAFE 1-2 F7				3	0	0	0	0	0	3											
A.J. Hinch, R OBP: 0.194, SLG: 0.353			0-1 G4-3		0-3 SAFE K			2-2 G5-3		3	0	0	0	0	1	1											
Andres Torres, S OBP: 0.257, SLG: 0.278		3-2 F7			0-0 B5-3			0-0 F8		3	0	0	0	0	0	0											
<b>Inning Stats</b>	R: 3 E: 1 K: 1 S: 15	H: 4 LOB: 1 BB: 0 P: 22	R: 0 E: 0 K: 0 S: 13	H: 0 LOB: 0 BB: 0 P: 17	R: 0 E: 0 K: 1 S: 6	H: 0 LOB: 0 BB: 0 P: 9	R: 0 E: 0 K: 2 S: 9	H: 1 LOB: 1 BB: 0 P: 12	R: 0 E: 0 K: 0 S: 7	H: 2 LOB: 1 BB: 0 P: 10	R: 0 E: 0 K: 1 S: 9	H: 1 LOB: 1 BB: 0 P: 15	R: 0 E: 0 K: 0 S: 6	H: 0 LOB: 0 BB: 0 P: 8	R: 2 E: 0 K: 0 S: 9	H: 3 LOB: 0 BB: 0 P: 14	1B: 8 2B: 1 3B: 0 HR: 2	SF: 0 SAC: 0 DP: 1 HBP: 0	WP: 0 PB: 0 SB: 1 CS: 1	PA: 33							
<b>PITCHER</b>	IP	WLS	BF	H	R	ER	SO	BB	IBB	HBP	BLK	WP	HR	S	P	ERA	WHIP										
Mark Hendrickson, L ERA: 5.66	7.0	L	30	10	5	4	5	0	0	0	0	0	0	68	96	5.14	1.429										
Jeff Tam, R ERA: 5.85	1.0		3	1	0	0	0	0	0	0	0	0	0	6	11	0.00	1.000										

Toronto Blue Jays @ Detroit Tigers  
Comerica Park, Detroit, MI  
Tue Jul 01 2003, 7:05 PM EDT  
Att: 15,448 - Sunny - 82 F

AB 33  
R 5  
H 11  
RBI 5  
BB 0  
SO 5  
LOB 8



Batter	1	2	3	4	5	6	7	8	9	AB	R	H	RBI	BB	SO	LOB	TOP			
Shannon Stewart, R <small>(1, 7) B OBP: 0.363, SLG: 0.463</small>										3	2	2	0	2	0	0	Toronto Blue Jays @ Detroit Tigers Comerica Park, Detroit, MI Wed Jul 02 2003, 7:05 PM EDT Att: 16,052 - Sunny - 83 F  livebaseballscores.com			
Frank Catalanotto, L <small>(1, 10) F OBP: 0.342, SLG: 0.473</small>										4	1	1	0	1	0	4				
10 Vernon Wells, R <small>(1, 8) B OBP: 0.349, SLG: 0.568</small>										5	2	2	4	0	0	0				
Carlos Delgado, L <small>(1, 3) C OBP: 0.426, SLG: 0.656</small>										4	2	2	2	0	0	2				
Greg Myers, L <small>(1, 2) B OBP: 0.425, SLG: 0.547</small>										3	0	0	1	0	0	0				
Tom Wilson, R <small>(7, 2) B OBP: 0.385, SLG: 0.503</small>										0	0	0	0	0	0	0				
3 Reed Johnson, R <small>(1, 9) B OBP: 0.387, SLG: 0.521</small>										4	1	2	0	0	1	1				
Eric Hinske, L <small>(1, 5) F OBP: 0.309, SLG: 0.374</small>										4	0	2	0	0	0	1				
Orlando Hudson, S <small>(1, 4) B OBP: 0.346, SLG: 0.425</small>										4	0	0	0	0	0	4				
Chris Woodward, R <small>(1, 6) C OBP: 0.322, SLG: 0.399</small>										3	0	0	1	0	0	2				
<b>Inning Stats</b>	R: 2 E: 0 K: 0 S: 7	H: 2 LOB: 0 BB: 0 P: 11	R: 0 E: 0 K: 0 S: 7	H: 1 LOB: 1 BB: 0 P: 11	R: 2 E: 0 K: 0 S: 11	H: 2 LOB: 0 BB: 0 P: 16	R: 1 E: 0 K: 0 S: 7	H: 1 LOB: 0 BB: 0 P: 10	R: 0 E: 0 K: 0 S: 8	H: 1 LOB: 0 BB: 0 P: 12	R: 2 E: 0 K: 0 S: 16	H: 2 LOB: 1 BB: 1 P: 24	R: 0 E: 0 K: 0 S: 8	H: 0 LOB: 0 BB: 1 P: 11	R: 0 E: 0 K: 0 S: 6	H: 0 LOB: 0 BB: 1 P: 12	1B: 7 2B: 1 3B: 0 HR: 3	SF: 2 SAC: 0 DP: 1 HBP: 0	WP: 1 PB: 0 SB: 0 CS: 1	PA: 40
<b>PITCHER</b>	IP WLS BF H R ER SO BB IBB HBP BLK WP HR S P ERA WHIP															<b>PITCHER</b>		IP WLS BF H R ER SO BB IBB HBP BLK WP HR S P ERA WHIP		
Adam Berneo, R <small>(1, 1) ERA: 6.05</small>	3.1 L 17 7 5 5 0 0 0 0 0 0 2 29 45 13.50 2.100															Adam Berneo, R		3.1 L 17 7 5 5 0 0 0 0 0 0 2 29 45 13.50 2.100		
Steve Sparks, R <small>(4, 1) ERA: 3.92</small>	1.2 7 1 1 1 1 1 0 0 0 0 0 1 11 19 5.40 1.200															Steve Sparks, R		1.2 7 1 1 1 1 1 0 0 0 0 0 1 11 19 5.40 1.200		
Wilfredo Ledezma, L <small>(6, 1) ERA: 4.05</small>	4.0 15 3 2 2 0 2 0 0 0 0 1 0 38 59 4.50 1.250															Wilfredo Ledezma, L		4.0 15 3 2 2 0 2 0 0 0 0 1 0 38 59 4.50 1.250		

Toronto Blue Jays @ Detroit Tigers  
Comerica Park, Detroit, MI

AB	34
R	8
H	11
RBI	8
BB	3
SO	1
LOB	14



Batter	1	2	3	4	5	6	7	8	9	AB	R	H	RBI	BB	SO	LOB	BOTTOM			
Alex Sanchez, L <small>(1, 8) C OBP: 0.303, SLG: 0.350</small>										4	0	1	0	0	0	2	Toronto Blue Jays @ Detroit Tigers Comerica Park, Detroit, MI Wed Jul 02 2003, 7:05 PM EDT Att: 16,052 - Sunny - 83 F  livebaseballscores.com			
Warren Morris, L <small>(1, 4) C OBP: 0.321, SLG: 0.430</small>										4	0	1	0	0	1	2				
Dmitri Young, S <small>(1, 7) X OBP: 0.366, SLG: 0.552</small>										4	1	1	0	0	1	1				
Kevin Witt, L <small>(1, 10) B OBP: 0.311, SLG: 0.442</small>										3	0	0	0	1	0	1				
Carlos Pena, L <small>(1, 3) B OBP: 0.325, SLG: 0.415</small>										4	1	2	1	0	0	1				
Craig Monroe, R <small>(1, 9) X OBP: 0.278, SLG: 0.372</small>										4	0	1	0	0	0	3				
Eric Munson, L <small>(1, 5) B OBP: 0.308, SLG: 0.415</small>										4	0	1	0	0	2	1				
Matt Walbeck, S <small>(1, 2) B OBP: 0.149, SLG: 0.203</small>										4	0	1	1	0	0	0				
Ramon Santiago, S <small>(1, 6) B OBP: 0.308, SLG: 0.295</small>										4	0	1	0	0	0	2				
<b>Inning Stats</b>	R: 0 E: 0 K: 0 S: 6	H: 1 LOB: 1 BB: 0 P: 6	R: 0 E: 0 K: 1 S: 8	H: 1 LOB: 0 BB: 0 P: 13	R: 0 E: 0 K: 0 S: 5	H: 0 LOB: 0 BB: 0 P: 8	R: 1 E: 0 K: 0 S: 8	H: 3 LOB: 2 BB: 0 P: 12	R: 1 E: 0 K: 0 S: 7	H: 2 LOB: 1 BB: 0 P: 9	R: 0 E: 0 K: 2 S: 14	H: 2 LOB: 0 BB: 0 P: 24	R: 0 E: 0 K: 1 S: 11	H: 0 LOB: 1 BB: 1 P: 16	R: 0 E: 0 K: 0 S: 7	H: 0 LOB: 0 BB: 0 P: 12		1B: 7 2B: 0 3B: 2 HR: 0	SF: 0 SAC: 0 DP: 1 HBP: 0	WP: 0 PB: 0 SB: 0 CS: 0
<b>PITCHER</b>	IP WLS BF H R ER SO BB IBB HBP BLK WP HR S P ERA WHIP															<b>PITCHER</b>		IP WLS BF H R ER SO BB IBB HBP BLK WP HR S P ERA WHIP		
32 Roy Halladay, R <small>(1, 1) ERA: 3.64</small>	7.0 W 29 9 2 2 3 0 0 0 0 0 0 0 53 78 2.57 1.286															32 Roy Halladay, R		7.0 W 29 9 2 2 3 0 0 0 0 0 0 0 53 78 2.57 1.286		
Trever Miller, L <small>(8, 1) ERA: 4.91</small>	2.0 7 0 0 0 0 1 1 0 0 0 0 0 0 18 28 0.00 0.500															Trever Miller, L		2.0 7 0 0 0 0 1 1 0 0 0 0 0 0 18 28 0.00 0.500		

Toronto Blue Jays @ Detroit Tigers  
Comerica Park, Detroit, MI

AB	35
R	2
H	9
RBI	2
BB	1
SO	4
LOB	13



Batter	1	2	3	4	5	6	7	8	9	AB	R	H	RBI	BB	SO	LOB	TOP								
Alex Sanchez, L (1, 8) OBP: 0.303, SLG: 0.349	G5-3		1B		B4-3			K2-3		4	0	1	0	0	1	1	<b>Detroit Tigers @ Kansas City Royals</b> Kauffman Stadium, Kansas City, MO Thu Jul 03 2003, 7:05 PM CDT Att. 12,978 - Sunny - 90 F								
Warren Morris, L (1, 4) OBP: 0.330, SLG: 0.420	F7		BB		F8			PB BB		2	0	0	0	2	0	1									
Dmitri Young, S (1, 10) OBP: 0.364, SLG: 0.544	L6		F9				K	K		4	0	0	0	0	2	3									
Craig Monroe, R (1, 7) OBP: 0.282, SLG: 0.391		HR			G5-3		G4-3 1B	K		4	1	2	1	0	1	1									
Carlos Pena, L (1, 3) OBP: 0.319, SLG: 0.406	G4-3				F7		G4-3	G3		4	0	0	0	0	0	1									
Shane Halter, R (1, 5) OBP: 0.284, SLG: 0.346	P4						G5-3	G4-3 BB		3	0	0	0	0	1	1									
Eric Munson, L (9, PH) OBP: 0.311, SLG: 0.415										0	0	0	0	1	0	0									
Ramon Santiago, S (1, 6) OBP: 0.303, SLG: 0.290	G5-3				G4-3		G6-3	G4-3		4	0	0	0	0	0	1									
A.J. Hinch, R (1, 2) OBP: 0.205, SLG: 0.351			P3				F7	F7		3	1	1	0	0	0	0									
Kevin Witt, L (9, PH) OBP: 0.309, SLG: 0.439					2B 1B			F7		1	0	0	0	0	0	1									
Andres Torres, S (1, 9) OBP: 0.259, SLG: 0.288			G6-3		B4-3 1-H 2B		G5-3			3	0	1	1	0	0	0									
<b>Inning Stats</b>	R: 0 E: 0 K: 0 S: 6	H: 0 LOB: 0 BB: 0 P: 11	R: 1 E: 0 K: 0 S: 9	H: 1 LOB: 0 BB: 0 P: 13	R: 0 E: 0 K: 0 S: 7	H: 1 LOB: 2 BB: 1 P: 16	R: 0 E: 0 K: 1 S: 8	H: 0 LOB: 0 BB: 0 P: 11	R: 1 E: 0 K: 0 S: 14	H: 2 LOB: 1 BB: 0 P: 21	R: 0 E: 0 K: 1 S: 8	H: 1 LOB: 1 BB: 0 P: 14	R: 0 E: 0 K: 0 S: 9	H: 0 LOB: 1 BB: 1 P: 13	R: 0 E: 0 K: 0 S: 10	H: 0 LOB: 1 BB: 1 P: 15	R: 0 E: 0 K: 0 S: 7	H: 0 LOB: 1 BB: 1 P: 14	1B: 3 2B: 1 3B: 0 HR: 1	SF: 0 SAC: 0 DP: 0 HBP: 0	WP: 0 PB: 1 SB: 1 CS: 0	PA: 35			
<b>PITCHER</b>	IP	WLS	BF	H	R	ER	SO	BB	IBB	HBP	BLK	WP	HR	S	P	ERA	WHIP								
Jeremy Affeldt, L (1, 1) ERA: 4.62	7.0	W	27	5	2	2	2	1	0	0	0	0	1	61	99	2.57	0.857								
Curt Leskanic, R (8, 1) ERA: 2.5	1.0	H	4	0	0	0	3	1	0	0	0	0	0	10	15	0.00	1.000								
Mike MacDougal, R (9, 1) ERA: 2.82	1.0	S	4	0	0	0	0	1	0	0	0	0	0	7	14	0.00	1.000								

Batter	1	2	3	4	5	6	7	8	9	AB	R	H	RBI	BB	SO	LOB	BOTTOM								
Aaron Guiel, L (1, 9) OBP: 0.322, SLG: 0.436	K		G4-3		F7		G1-3			4	0	0	0	0	1	1	<b>Detroit Tigers @ Kansas City Royals</b> Kauffman Stadium, Kansas City, MO Thu Jul 03 2003, 7:05 PM CDT Att. 12,978 - Sunny - 90 F								
Desi Relaford, S (1, 5) OBP: 0.346, SLG: 0.445	K			G4-3 S 1B		G4-3	G3			4	0	1	0	0	1	1									
Carlos Beltrán, S (1, 8) OBP: 0.401, SLG: 0.471	B1-3			G4-3		G4-3 S 1B		F8		4	1	1	0	0	0	1									
Raul Ibanez, L (1, 10) OBP: 0.338, SLG: 0.453			FC3-6 S 1B		P3		K	K		4	0	1	0	0	2	2									
Ken Harvey, R (1, 3) OBP: 0.309, SLG: 0.416			K		K			G5-3		4	0	1	1	0	2	2									
Michael Tucker, L (1, 7) OBP: 0.341, SLG: 0.472			FC3-6 S 1-2		HR					2	1	1	1	1	0	1									
4 Angel Berroa, R (1, 6) OBP: 0.339, SLG: 0.446			G5-3		G6-4-3 S HBP		K			2	1	0	0	0	1	3									
Brent Mayne, L (1, 2) OBP: 0.310, SLG: 0.358			G4-3		G6-4-3 S 1B			L8		3	0	1	0	0	0	0									
Carlos Febles, R (1, 4) OBP: 0.287, SLG: 0.274			K		G6-4-3 S 1-2 3-H		G1-3 PB BB			2	0	0	0	1	1	1									
<b>Inning Stats</b>	R: 0 E: 0 K: 2 S: 8	H: 0 LOB: 0 BB: 0 P: 13	R: 0 E: 0 K: 1 S: 9	H: 1 LOB: 1 BB: 0 P: 10	R: 0 E: 0 K: 1 S: 6	H: 0 LOB: 0 BB: 0 P: 8	R: 0 E: 0 K: 1 S: 10	H: 1 LOB: 1 BB: 0 P: 16	R: 2 E: 0 K: 0 S: 8	H: 2 LOB: 0 BB: 0 P: 14	R: 1 E: 0 K: 2 S: 13	H: 2 LOB: 2 BB: 1 P: 20	R: 0 E: 0 K: 0 S: 7	H: 0 LOB: 1 BB: 1 P: 15	R: 0 E: 0 K: 1 S: 8	H: 0 LOB: 0 BB: 0 P: 12		1B: 5 2B: 0 3B: 0 HR: 1	SF: 0 SAC: 0 DP: 1 HBP: 1	WP: 0 PB: 1 SB: 3 CS: 0	PA: 32				
<b>PITCHER</b>	IP	WLS	BF	H	R	ER	SO	BB	IBB	HBP	BLK	WP	HR	S	P	ERA	WHIP								
38 Jeremy Bonderman, R (1, 1) ERA: 5.01	6.1	L	27	6	3	3	7	1	1	1	0	0	0	12	20	0.00	0.000								
Jamie Walker, L (7, 1) ERA: 3.34	1.1		4	0	0	0	1	0	0	0	0	0	0	2	2	0.00	0.000								
45 Chris Mears, R (8, 1) ERA:	0.1		1	0	0	0	0	0	0	0	0	0	0	2	2	0.00	0.000								

AB	32
R	2
H	5
RBI	2
BB	3
SO	5
LOB	10



AB	29
R	3
H	6
RBI	2
BB	2
SO	8
LOB	12



Batter	1	2	3	4	5	6	7	8	9	AB	R	H	RBI	BB	SO	LOB	TOP							
<b>Andres Torres, S</b> OBP: 0.248, SLG: 0.276 (1, 8)	G4-3	K		G6-4-3		K			K	5	0	0	0	0	3	4	Detroit Tigers @ Kansas City Royals Kauffman Stadium, Kansas City, MO Fri Jul 04, 2003, 7:05 PM CDT Att: 39,920 - Sunny - 95 F							
<b>Warren Morris, L</b> OBP: 0.333, SLG: 0.412 (1, 4)	1B 2B BB		L7		G4-3	FC6			1B HR	4	2	1	0	1	0	2								
<b>Dmitri Young, S</b> OBP: 0.364, SLG: 0.552 (1, 10)	2B 1B		HR		G1-3		G6-3		K	5	2	2	1	0	1	1								
<b>Craig Monroe, R</b> OBP: 0.290, SLG: 0.413 (1, 7)	1B 2B		HR		G5-3		G4-3		HR	4	2	2	4	1	0	0								
<b>Eric Munson, L</b> OBP: 0.317, SLG: 0.430 (1, 5)	K		G6-3						HR	4	1	2	1	1	1	1								
<b>Shane Halter, R</b> OBP: 0.285, SLG: 0.365 <b>Kevin Witt, L</b> OBP: 0.306, SLG: 0.435 (9, PH)	FC6-4 1B			HR	K		G6-3		G3	4	1	2	2	0	1	3								
<b>Cody Ross, R</b> <b>Alex Sanchez, L</b> OBP: 0.302, SLG: 0.348 (6, PR)	FC6-4 1-2			E5 1B		1B HBP		B1-3		2	0	0	0	0	0	1								
<b>A.J. Hinch, R</b> OBP: 0.186, SLG: 0.317 (1, 2)		F8		P4		P4		F8		4	0	0	0	0	0	2								
<b>Ramon Santiago, S</b> OBP: 0.306, SLG: 0.294 (1, 6)	G5-3			G6-4-3 1B		FC6 1B		G5-3		4	0	2	0	0	0	0								
<b>Inning Stats</b>	R: 3 E: 0 K: 1 S: 13	H: 3 LOB: 1 BB: 1 P: 22	R: 0 E: 0 K: 1 S: 6	H: 0 LOB: 0 BB: 0 P: 8	R: 1 E: 0 K: 0 S: 6	H: 1 LOB: 0 BB: 0 P: 7	R: 1 E: 1 K: 0 S: 9	H: 2 LOB: 1 BB: 0 P: 15	R: 0 E: 0 K: 1 S: 10	H: 0 LOB: 2 BB: 2 P: 18	R: 0 E: 0 K: 0 S: 11	H: 1 LOB: 1 BB: 0 P: 19	R: 0 E: 0 K: 0 S: 5	H: 0 LOB: 0 BB: 0 P: 8	R: 3 E: 0 K: 2 S: 12	H: 3 LOB: 0 BB: 0 P: 15		1B: 6 2B: 1 3B: 0 HR: 4	SF: 0 SAC: 0 DP: 1 HBP: 1	WP: 0 PB: 0 SB: 1 CS: 0	PA: 42			
<b>PITCHER</b>	IP	WLS	BF	H	R	ER	SO	BB	IBB	HBP	BLK	WP	HR	S	P	ERA	WHIP							
<b>Chris George, L</b> ERA: 7.0 <b>Nate Field, R</b> ERA: 1.5 <b>Sean Lowe, R</b> ERA: 5.09 <b>Mike MacDougal, R</b> ERA: 2.79	(1, 1)	4.2	23	6	5	5	2	3	0	0	0	0	2	39	66	9.64	1.929							

Batter	1	2	3	4	5	6	7	8	9	AB	R	H	RBI	BB	SO	LOB	BOTTOM								
<b>Michael Tucker, L</b> OBP: 0.348, SLG: 0.484 (1, 9)	G3 1B 1B			FC4-6 SF9 1B		FC4-2 3B	F8			5	2	4	3	0	0	1	Detroit Tigers @ Kansas City Royals Kauffman Stadium, Kansas City, MO Fri Jul 04, 2003, 7:05 PM CDT Att: 39,920 - Sunny - 95 F								
<b>Desi Relaford, S</b> OBP: 0.344, SLG: 0.440 (1, 5)	G3 1B	P4		E3 FC4-6		G3		G1-3		5	1	1	1	0	0	4									
<b>Carlos Beltrán, S</b> OBP: 0.394, SLG: 0.461 (1, 8)	G3	F8		FC4-6 E S		FC4-2 1B 1B		F7		5	1	0	1	0	0	6									
<b>Raul Ibanez, L</b> OBP: 0.336, SLG: 0.451 (1, 7)	P6		G3-1	SF9		1B 1B		F7		4	0	1	1	0	0	2									
<b>Ken Harvey, R</b> OBP: 0.312, SLG: 0.418 (1, 3)	BB 1B		F9	L3		1B 1B				4	0	2	3	0	0	1									
<b>Jarrod Patterson, L</b> (1, 10)			G3-1		L5	G3				3	0	0	0	1	0	2									
<b>4 Angel Berroa, R</b> OBP: 0.338, SLG: 0.443 (1, 6)	L5			1B 1B	P4		E5 S S			4	1	1	0	0	0	2									
<b>Mike DiFelice, R</b> OBP: 0.319, SLG: 0.434 (1, 2)		SH1-3 1B 1B		1B 1B E 1B	G6-3		F9			4	2	2	0	0	0	1									
<b>Carlos Febles, R</b> OBP: 0.295, SLG: 0.283 (1, 4)		SH1-3		E 1B FC4-6 1B		WP 3B 1B	F8			3	2	2	0	0	0	1									
<b>Inning Stats</b>	R: 2 E: 0 K: 0 S: 19	H: 3 LOB: 2 BB: 1 P: 30	R: 1 E: 0 K: 0 S: 10	H: 2 LOB: 1 BB: 0 P: 17	R: 0 E: 0 K: 0 S: 7	H: 0 LOB: 0 BB: 0 P: 10	R: 4 E: 1 K: 0 S: 16	H: 4 LOB: 1 BB: 0 P: 21	R: 0 E: 0 K: 0 S: 7	H: 0 LOB: 0 BB: 0 P: 9	R: 2 E: 0 K: 0 S: 14	H: 4 LOB: 2 BB: 0 P: 20	R: 0 E: 1 K: 0 S: 7	H: 0 LOB: 1 BB: 0 P: 9	R: 0 E: 0 K: 0 S: 5	H: 0 LOB: 0 BB: 0 P: 6		1B: 12 2B: 0 3B: 1 HR: 0	SF: 1 SAC: 1 DP: 0 HBP: 0	WP: 1 PB: 0 SB: 3 CS: 0	PA: 40				
<b>PITCHER</b>	IP	WLS	BF	H	R	ER	SO	BB	IBB	HBP	BLK	WP	HR	S	P	ERA	WHIP								
<b>34 Nate Cornejo, R</b> ERA: 4.81 <b>Chris Spurling, R</b> ERA: 4.95 <b>Fernando Rodney, R</b> ERA: 16.2 <b>Steve Avery, L</b> ERA: 5.54	(1, 1)	3.0	19	9	7	6	0	1	0	0	0	0	1	0	26	36	6.75	1.125							

AB	38
R	8
H	11
RBI	8
BB	3
SO	6
LOB	14

AB	37
R	9
H	13
RBI	9
BB	1
SO	0
LOB	20

Batter	1	2	3	4	5	6	7	8	9	AB R H RBI BB SO LOB	TOP											
Alex Sanchez, L (1, 8) OBP: 0.306, SLG: 0.360	2-1 F7	4-1 BB		2-2 HR		0-0 CS 1B			2-3 K	4 1 2 3 1 1 0	<b>Detroit Tigers @ Kansas City Royals</b> Kauffman Stadium, Kansas City, MO Sat Jul 05 2003, 6:05 PM CDT Att: 19,030 - Cloudy - 91 F											
Warren Morris, L (1, 4) OBP: 0.337, SLG: 0.411	0-3 K	1-3 K2-3		2-H 3-H 0-0 1B		1-1 F8		0-0 HBP 1B	5 1 2 0 0 2 3													
Dmitri Young, S (1, 7) OBP: 0.365, SLG: 0.558	1-1 HR		1-3 K	2-2 F9		0-2 F9		2-2 1B 1-2 SF8 HBP	4 2 1 1 0 1 0													
Kevin Witt, L (1, 10) OBP: 0.318, SLG: 0.475	1-2 2B		0-1 HR		3-2 G4-3		0-2 P6	1-2 SF8 BB 1-3 2-H 1B	5 1 3 2 0 0 0													
Carlos Pena, L (1, 3) OBP: 0.321, SLG: 0.403	0-1 G1-3		0-3 K		1-0 E BB SF9 1B		1-1 F8	4-1 BB 1-2 BB	4 1 1 0 1 1 1													
Eric Munson, L (1, 5)		0-3 K	2-1 G3-1		4-2 1-2 BB		1-3 K	0-1 SF8	3 0 0 1 1 2 0													
Craig Monroe, R (1, 9) OBP: 0.292, SLG: 0.423	1-1 1B 2B			1-2 SH2-3 HR 2B		1-0 E9		2-3 K 0-2 F9	5 2 2 0 0 1 4													
A.J. Hinch, R (1, 2) OBP: 0.213, SLG: 0.326	0-1 BB 1B			4-2 SH2-3 HR BB		0-0 SF9		0-1 G4-3	2 1 1 2 1 0 0													
Ramon Santiago, S (1, 6) OBP: 0.302, SLG: 0.290	2-0 F8			0-1 SH2-3		1-2 F8		1-1 G1-3	3 0 0 0 0 0 3													
<b>Inning Stats</b>	R: 1 E: 0 K: 1 S: 14	H: 2 LOB: 1 BB: 0 P: 18	R: 1 E: 0 K: 2 S: 13	H: 2 LOB: 2 BB: 1 P: 21	R: 1 E: 0 K: 2 S: 10	H: 1 LOB: 0 BB: 0 P: 13	R: 3 E: 0 K: 0 S: 16	H: 3 LOB: 0 BB: 1 P: 25	R: 1 E: 1 K: 0 S: 14	H: 1 LOB: 2 BB: 1 P: 24	R: 0 E: 0 K: 0 S: 6	H: 1 LOB: 0 BB: 0 P: 7	R: 0 E: 0 K: 1 S: 8	H: 0 LOB: 0 BB: 0 P: 10	R: 0 E: 0 K: 1 S: 7	H: 0 LOB: 0 BB: 0 P: 10	R: 2 E: 0 K: 1 S: 18	H: 2 LOB: 2 BB: 1 P: 27	1B: 6 2B: 3 3B: 0 HR: 3	SF: 2 SAC: 1 DP: 0 HBP: 1	WP: 0 PB: 0 SB: 0 CS: 1	PA: 43
<b>PITCHER</b>	IP WLS BF H R ER SO BB IBB HBP BLK WP HR S P ERA WHIP											IP WLS BF H R ER SO BB IBB HBP BLK WP HR S P ERA WHIP										
Brad Voyles, R (1, 1) ERA: 8.1	4.0 L 21 8 6 6 5 2 0 0 0 0 0 3 53 77 13.50 2.500																					
51 Kris Wilson, R (5, 1) ERA: 5.4	3.0 12 2 1 0 1 1 0 0 0 0 0 0 28 41 0.00 1.000																					
Jason Grimsley, R (8, 1) ERA: 3.8	1.0 3 0 0 0 1 0 0 0 0 0 0 0 7 10 0.00 0.000																					
D.J. Carrasco, R (9, 1) ERA: 3.95	1.0 7 2 2 2 1 1 0 1 0 0 0 0 18 27 18.00 3.000																					

Batter	1	2	3	4	5	6	7	8	9	AB R H RBI BB SO LOB	BOTTOM											
Michael Tucker, L (1, 9) OBP: 0.346, SLG: 0.490	2-3 K		1-0 F9	1-1 G4-3			3-2 G4-3		2-2 HR	5 1 1 1 0 1 2	<b>Detroit Tigers @ Kansas City Royals</b> Kauffman Stadium, Kansas City, MO Sat Jul 05 2003, 6:05 PM CDT Att: 19,030 - Cloudy - 91 F											
Carlos Febles, R (1, 4) OBP: 0.291, SLG: 0.275	4-2 FC6-4 BB		0-0 G5-3		1-2 G1-3		1-0 F8		2-2 G1-3	4 0 0 0 1 0 0												
Carlos Beltrán, S (1, 8) OBP: 0.388, SLG: 0.454	2-1 F8			1-0 G6-3	0-1 F8			1-1 G6-3		4 0 0 0 0 0 1												
Ken Harvey, R (1, 3) OBP: 0.311, SLG: 0.427	0-1 FC6-4			1-0 HR	1-1 G4-3			0-0 F8		4 1 1 1 0 0 1												
Raul Ibanez, L (1, 7) OBP: 0.341, SLG: 0.463		1-2 G4-3		2-2 BB 4 1B 1B		1-0 G5-3 1B		1-2 HR		4 1 3 1 0 0 0												
4 Angel Berroa, R (1, 6) OBP: 0.343, SLG: 0.451		1-0 S 1B		1-2 BB BB 1B 1B		0-2 P3		1-2 2B		4 1 3 0 0 0 1												
Mike DiFelice, R (1, 2) OBP: 0.322, SLG: 0.430		2-3 K		4-0 BB 1B BB		1-2 G5-3		1-2 G1-3		1 1 0 0 1 1 1												
Brent Mayne, L (6, 2) OBP: 0.307, SLG: 0.354				1-2 2-3 1B BB		1-2 G4-3				2 0 0 0 0 0 2												
Jarrod Patterson, L (1, 10) OBP: 0.307, SLG: 0.354		1-1 G4-3		4-2 1B BB		2-0 G4-3			1-1 F7	3 0 0 0 1 0 2												
Julius Matos, R (1, 5) OBP: 0.250, SLG: 0.250			2-1 F9		1-0 1-3 2-H 3-H 1B		0-0 P4		1-2 G6-3	4 0 1 2 0 0 0												
<b>Inning Stats</b>	R: 0 E: 0 K: 1 S: 10	H: 0 LOB: 1 BB: 1 P: 18	R: 0 E: 0 K: 1 S: 9	H: 1 LOB: 1 BB: 0 P: 14	R: 0 E: 0 K: 0 S: 4	H: 0 LOB: 0 BB: 0 P: 7	R: 3 E: 0 K: 0 S: 15	H: 4 LOB: 2 BB: 2 P: 30	R: 0 E: 0 K: 0 S: 7	H: 0 LOB: 0 BB: 0 P: 9	R: 0 E: 0 K: 0 S: 9	H: 1 LOB: 1 BB: 0 P: 13	R: 0 E: 0 K: 0 S: 5	H: 0 LOB: 0 BB: 0 P: 9	R: 1 E: 0 K: 0 S: 12	H: 2 LOB: 1 BB: 0 P: 16	R: 1 E: 0 K: 0 S: 12	H: 1 LOB: 0 BB: 0 P: 18	1B: 5 2B: 1 3B: 0 HR: 3	SF: 0 SAC: 0 DP: 0 HBP: 0	WP: 0 PB: 0 SB: 1 CS: 0	PA: 38
<b>PITCHER</b>	IP WLS BF H R ER SO BB IBB HBP BLK WP HR S P ERA WHIP											IP WLS BF H R ER SO BB IBB HBP BLK WP HR S P ERA WHIP										
Mike Maroth, L (1, 1) ERA: 4.81	7.2 W 33 8 4 4 2 3 0 0 0 0 0 2 68 112 4.70 1.435																					
Jamie Walker, L (8, 1) ERA: 3.45	1.1 S 5 1 1 1 0 0 0 0 0 0 0 1 15 22 6.75 0.750																					

Batter	1	2	3	4	5	6	7	8	9	AB	R	H	RBI	BB	SO	LOB	TOP				
Alex Sanchez, L (1, 8) OBP: 0.305, SLG: 0.357	2-2 BB BB BB 1B	2-1 F7			0-0 B3		0-0 F8		1-2 G1-3	5	1	1	0	0	0	0					
Warren Morris, L (1, 4) OBP: 0.330, SLG: 0.394	4-0 BB BB BB BB		1-2 F8		3-2 G1		1-0 G3		1-2 G1-3	4	0	0	0	1	0	0					
Dmitri Young, S (1, 7) OBP: 0.363, SLG: 0.557	1-0 F7		1-0 F7		1-3 K			0-2 2B 2B		4	1	1	0	0	1	2					
Kevin Witt, L (1, 10) OBP: 0.316, SLG: 0.463	4-1 BB BB BB BB		1-3 K		0-0 F7			1-0 F8		3	0	0	0	1	1	1					
Carlos Pena, L (1, 3) OBP: 0.320, SLG: 0.405	1-2 P5			2-3 K		2-3 K		1-2 HBP 2H 2B		4	0	1	1	0	2	3					
Eric Munson, L (1, 5) OBP: 0.325, SLG: 0.440	4-2 BB BB BB BB		0-2 HR		4-1 BB			4-1 HBP BB		1	1	1	2	3	0	0					
Andres Torres, S (8, PR) OBP: 0.248, SLG: 0.276										0	0	0	0	0	0	0					
Shane Halter, R (8, 5) OBP: 0.289, SLG: 0.365	1-2 2-3 3-H BB									0	0	0	0	0	0	0					
Craig Monroe, R (1, 9) OBP: 0.291, SLG: 0.417	0-2 G6-3		0-0 P3		3-2 F7			4-2 1-2 2-3 HBP		3	0	0	0	0	0	4					
Matt Walbeck, S (1, 2) OBP: 0.154, SLG: 0.195		1-1 G4-3		4-1 BB		0-2 G1-3		2-3 K		3	0	0	0	1	1	3					
Ramon Santiago, S (1, 6) OBP: 0.297, SLG: 0.284		0-0 F7		0-3 K		2-2 F8		2-1 G4-3		4	0	0	0	0	1	1					
<b>Inning Stats</b>	R: 1 E: 0 K: 0 S: 15	H: 1 LOB: 3 BB: 3 P: 31	R: 0 E: 0 K: 0 S: 5	H: 0 LOB: 0 BB: 0 P: 8	R: 0 E: 0 K: 1 S: 8	H: 0 LOB: 0 BB: 0 P: 11	R: 1 E: 0 K: 2 S: 13	H: 1 LOB: 1 BB: 1 P: 19	R: 0 E: 0 K: 1 S: 10	H: 0 LOB: 1 BB: 1 P: 19	R: 0 E: 0 K: 0 S: 13	H: 0 LOB: 0 BB: 0 P: 15	R: 1 E: 0 K: 1 S: 17	H: 2 LOB: 3 BB: 1 P: 30	R: 0 E: 0 K: 0 S: 9	H: 0 LOB: 0 BB: 0 P: 13	1B: 1 2B: 2 3B: 0 HR: 1	SF: 0 SAC: 0 DP: 0 HBP: 1	WP: 0 PB: 0 SB: 0 CS: 0	PA: 38	
<b>PITCHER</b>	IP WLS BF H R ER SO BB IBB HBP BLK WP HR S P ERA WHIP	IP WLS BF H R ER SO BB IBB HBP BLK WP HR S P ERA WHIP																			
Jose Lima, R (1, 1) ERA: 3.06	7.0 W 28	2 2 2 5	5 0 0 0	0 0 0 0	0 0 0 0	0 0 0 0	0 0 0 0	0 0 0 0	0 0 0 0	0 0 0 0	0 0 0 0	0 0 0 0	0 0 0 0	0 0 0 0	0 0 0 0	0 0 0 0	0 0 0 0	0 0 0 0	0 0 0 0	0 0 0 0	2.57 1.000
Jason Grimsley, R (8, 1) ERA: 3.94	0.2 H 6	2 1 1 0	1 0 0 0	0 0 0 0	0 0 0 0	0 0 0 0	0 0 0 0	0 0 0 0	0 0 0 0	0 0 0 0	0 0 0 0	0 0 0 0	0 0 0 0	0 0 0 0	0 0 0 0	0 0 0 0	0 0 0 0	0 0 0 0	0 0 0 0	0 0 0 0	13.50 4.500
Curt Leskanic, R (8, 1) ERA: 2.57	0.1 H 1	0 0 0 0	0 0 0 0	0 0 0 0	0 0 0 0	0 0 0 0	0 0 0 0	0 0 0 0	0 0 0 0	0 0 0 0	0 0 0 0	0 0 0 0	0 0 0 0	0 0 0 0	0 0 0 0	0 0 0 0	0 0 0 0	0 0 0 0	0 0 0 0	0 0 0 0	0.00 0.000
Mike MacDougal, R (9, 1) ERA: 2.72	1.0 S 3	0 0 0 0	0 0 0 0	0 0 0 0	0 0 0 0	0 0 0 0	0 0 0 0	0 0 0 0	0 0 0 0	0 0 0 0	0 0 0 0	0 0 0 0	0 0 0 0	0 0 0 0	0 0 0 0	0 0 0 0	0 0 0 0	0 0 0 0	0 0 0 0	0 0 0 0	0.00 0.000

**Detroit Tigers @ Kansas City Royals**  
 Kauffman Stadium, Kansas City, MO  
 Sun Jul 06 2003, 1:05 PM CDT  
 Att: 12,844 - Cloudy - 93 F

AB	31
R	3
H	4
RBI	3
BB	6
SO	6
LOB	14



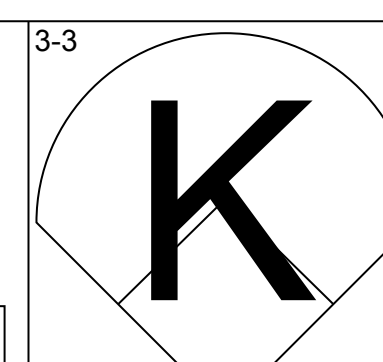
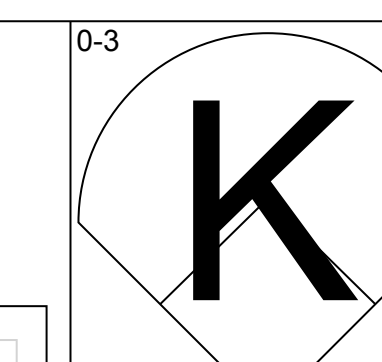
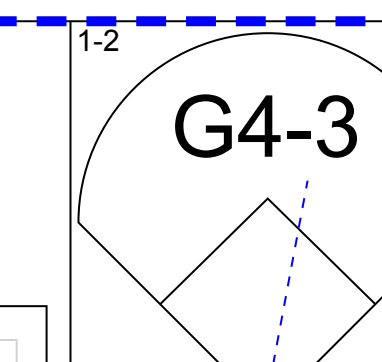
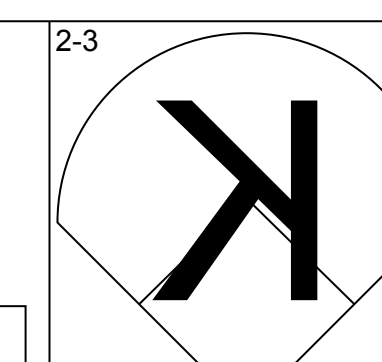
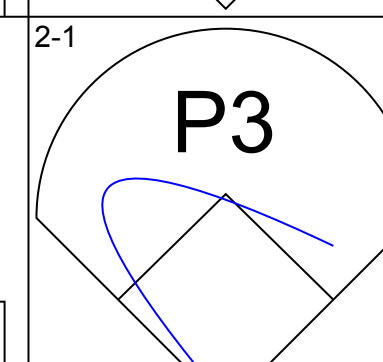
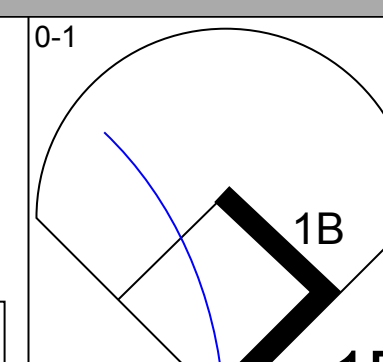
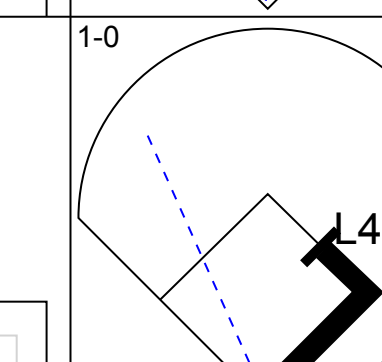
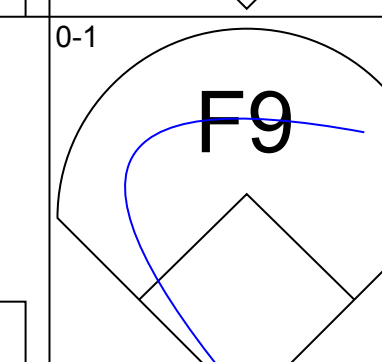
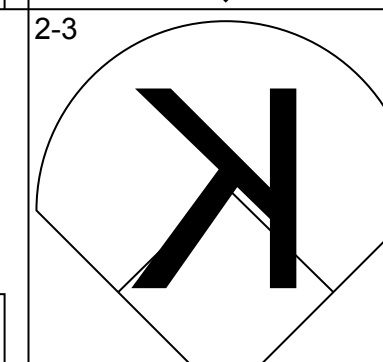
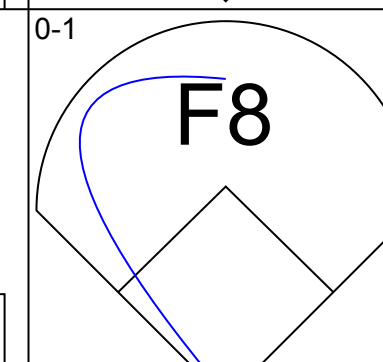
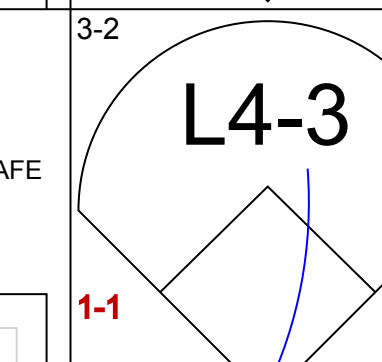
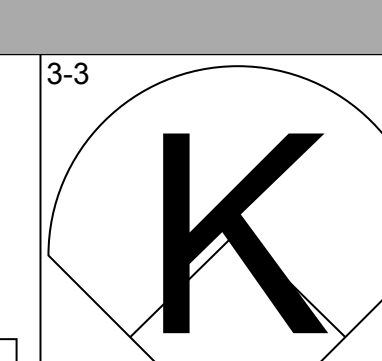
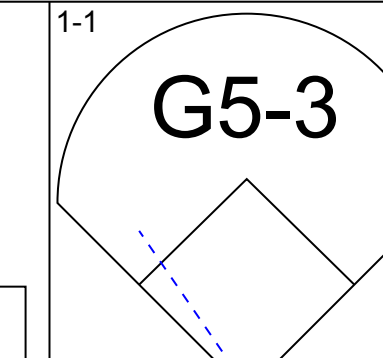
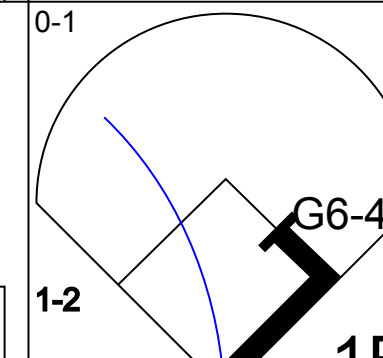

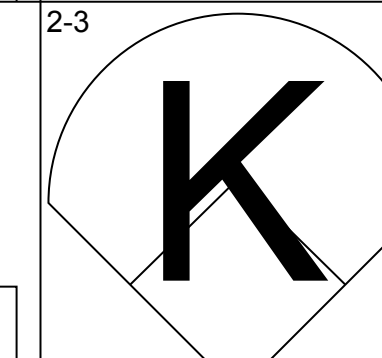
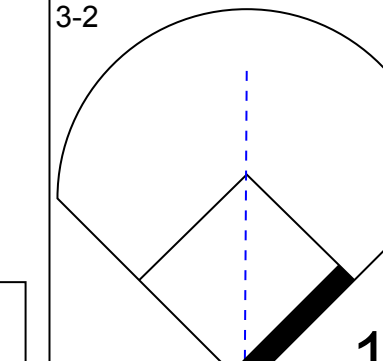
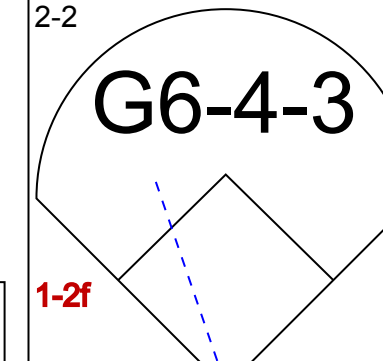

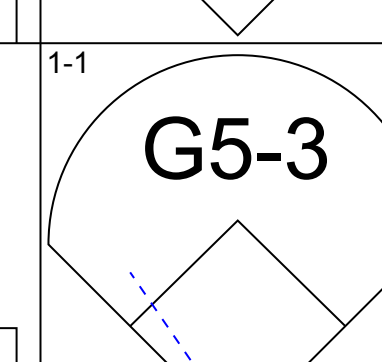
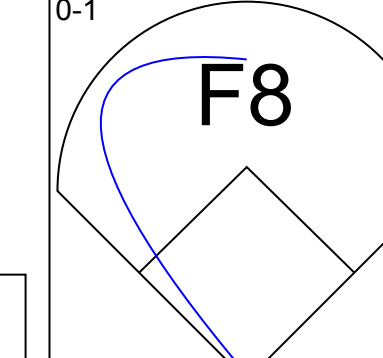
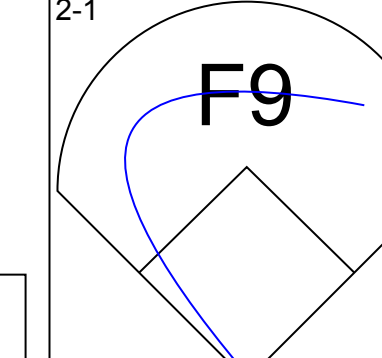
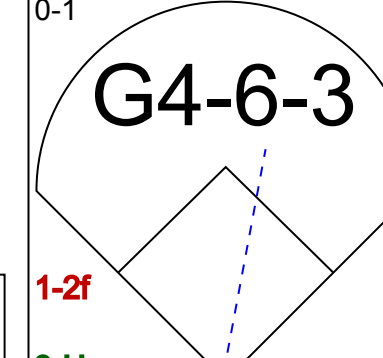
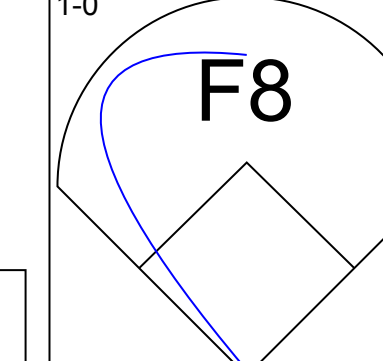
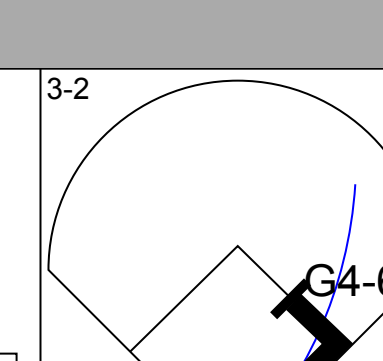
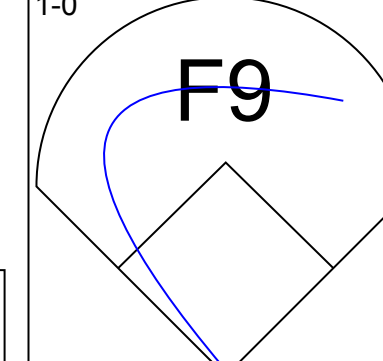
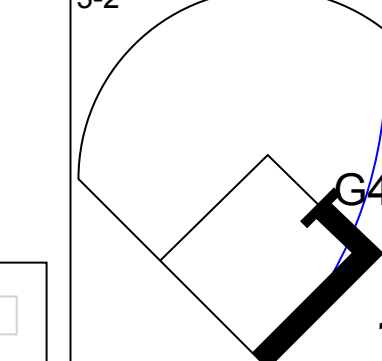
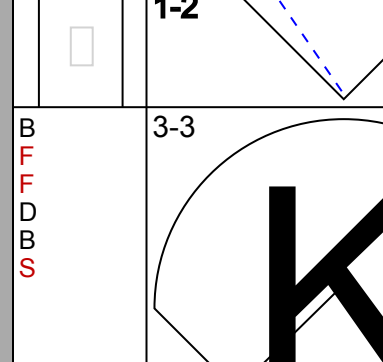
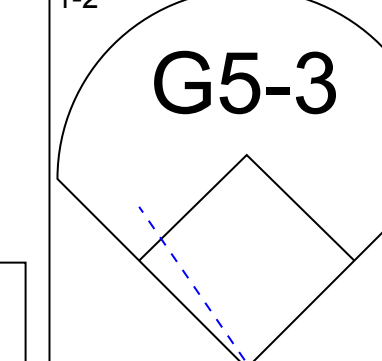
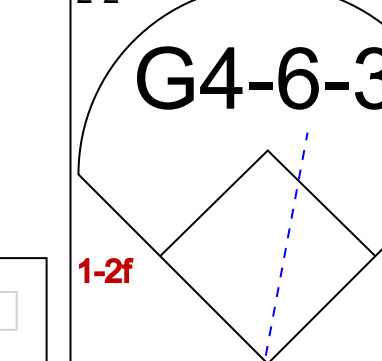
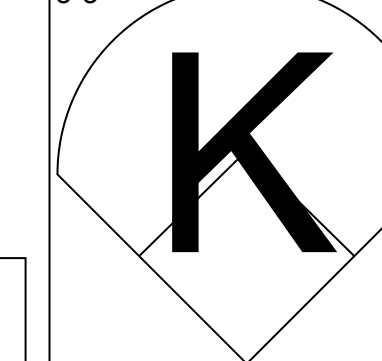
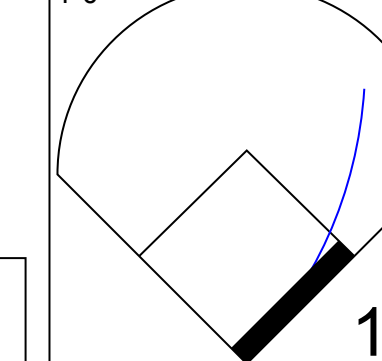
Batter	1	2	3	4	5	6	7	8	9	AB	R	H	RBI	BB	SO	LOB	BOTTOM				
Aaron Guiel, L (1, 9) OBP: 0.333, SLG: 0.450	2-2 BB BB BB 2B		4-2 BB BB		1-0 P6		1-1 SH2-3			2	1	1	0	1	0	0					
Desi Relaford, S (1, 5) OBP: 0.352, SLG: 0.450	0-0 S S E		4-2 BB		1-2 1B E		1-0 2B			3	2	3	2	1	0	0					
Carlos Beltrán, S (1, 8) OBP: 0.386, SLG: 0.451	3-2 F7		1-1 F7		3-1 E5 1B		1-0 G5-3			4	0	1	0	0	0	4					
Raul Ibanez, L (1, 7) OBP: 0.340, SLG: 0.459	3-1 G4-3		2-2 F8		4-0 1B IBB		2-1 F8			3	0	0	0	1	0	3					
Ken Harvey, R (1, 3) OBP: 0.307, SLG: 0.420	3-2 G1-3			1-0 G6-3		1-2 G4-3		2-3 K		4	0	0	0	0	1	2					
Michael Tucker, L (1, 10) OBP: 0.345, SLG: 0.497		0-0 L9		3-2 HR		0-0 P5		3-3 K		4	1	1	1	0	1	0					
4 Angel Berroa, R (1, 6) OBP: 0.345, SLG: 0.448		4-0 CS BB		0-1 L6		4-0 G6-4-3 BB		0-0 P4		2	0	0	0	2	0	0					
Brent Mayne, L (1, 2) OBP: 0.303, SLG: 0.348		1 SAFE 1 SAFE 2-3 K		0-1 L9		1 SAFE 2-0 G6-4-3				3	0	0	0	0	1	2					
Carlos Febles, R (1, 4) OBP: 0.292, SLG: 0.271		1-0 CS		2-2 F7		1-1 F8		4-1 SH2-3 2B BB		2	1	0	0	1	0	0					
<b>Inning Stats</b>	R: 2 E: 1 K: 0 S: 14	H: 2 LOB: 0 BB: 0 P: 25	R: 0 E: 0 K: 1 S: 5	H: 0 LOB: 1 BB: 1 P: 12	R: 0 E: 0 K: 0 S: 12	H: 0 LOB: 2 BB: 2 P: 25	R: 1 E: 0 K: 0 S: 9	H: 1 LOB: 0 BB: 0 P: 13	R: 1 E: 1 K: 0 S: 11	H: 2 LOB: 2 BB: 1 P: 22	R: 0 E: 0 K: 0 S: 2	H: 0 LOB: 1 BB: 1 P: 8	R: 1 E: 0 K: 0 S: 7	H: 1 LOB: 1 BB: 1 P: 16	R: 0 E: 0 K: 2 S: 8	H: 0 LOB: 0 BB: 0 P: 13	1B: 3 2B: 2 3B: 0 HR: 1	SF: 0 SAC: 1 DP: 1 HBP: 0	WP: 0 PB: 0 SB: 2 CS: 1	PA: 35	
<b>PITCHER</b>	IP WLS BF H R ER SO BB IBB HBP BLK WP HR S P ERA WHIP	IP WLS BF H R ER SO BB IBB HBP BLK WP HR S P ERA WHIP																			
Matt Roney, R (1, 1) ERA: 3.58	5.0 L 23	5 4 3 1	3 1 0 0	0 0 0 0	0 0 0 0	0 0 0 0	0 0 0 0	0 0 0 0	0 0 0 0	0 0 0 0	0 0 0 0	0 0 0 0	0 0 0 0	0 0 0 0	0 0 0 0	0 0 0 0	0 0 0 0	0 0 0 0	0 0 0 0	0 0 0 0	5.40 1.600
Adam Bernero, R (6, 1) ERA: 6.09	1.0 4	0 1 1 0	2 0 0 0	0 0 0 0	0 0 0 0	0 0 0 0	0 0 0 0	0 0 0 0	0 0 0 0	0 0 0 0	0 0 0 0	0 0 0 0	0 0 0 0	0 0 0 0	0 0 0 0	0 0 0 0	0 0 0 0	0 0 0 0	0 0 0 0	0 0 0 0	9.00 2.000
Jamie Walker, L (7, 1) ERA: 3.38	1.0 4	1 0 0 0	0 0 0 0	0 0 0 0	0 0 0 0	0 0 0 0	0 0 0 0	0 0 0 0	0 0 0 0	0 0 0 0	0 0 0 0	0 0 0 0	0 0 0 0	0 0 0 0	0 0 0 0	0 0 0 0	0 0 0 0	0 0 0 0	0 0 0 0	0 0 0 0	0.00 1.000
45 Chris Mears, R (8, 1) ERA:	1.0 3	0 0 0 2	0 0 0 0	0 0 0 0	0 0 0 0	0 0 0 0	0 0 0 0	0 0 0 0	0 0 0 0	0 0 0 0	0 0 0 0	0 0 0 0	0 0 0 0	0 0 0 0	0 0 0 0	0 0 0 0	0 0 0 0	0 0 0 0	0 0 0 0	0 0 0 0	0.00 0.000

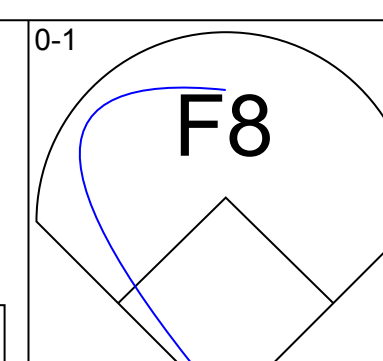
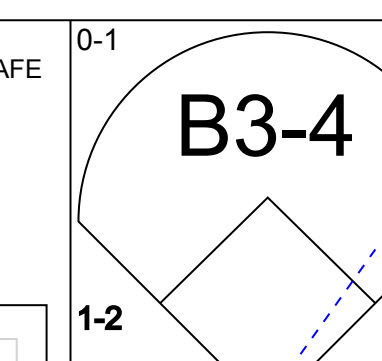

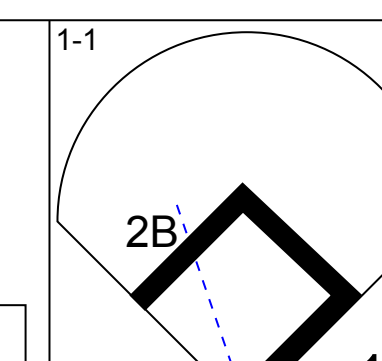
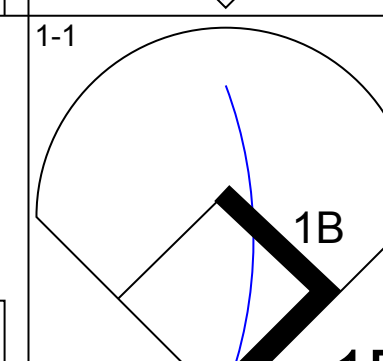
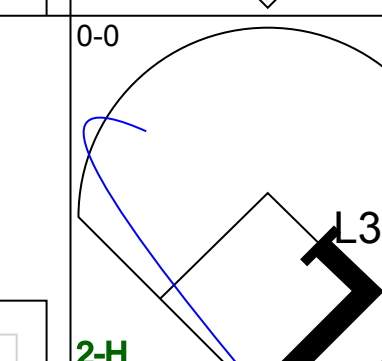
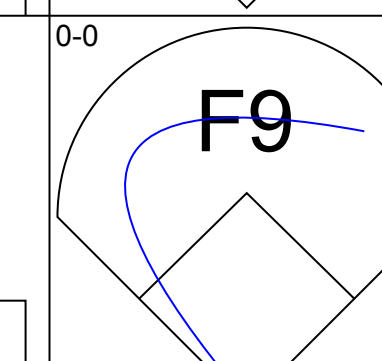
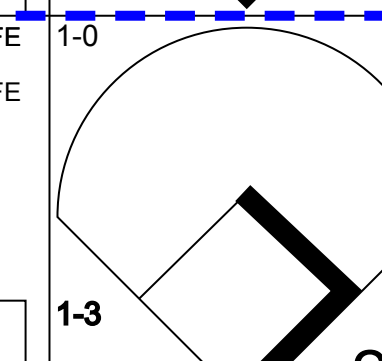
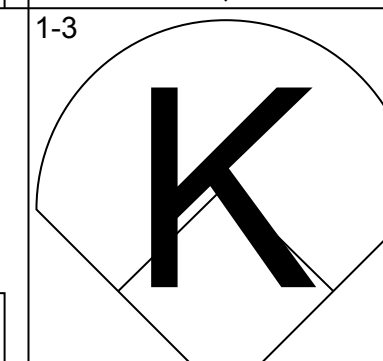
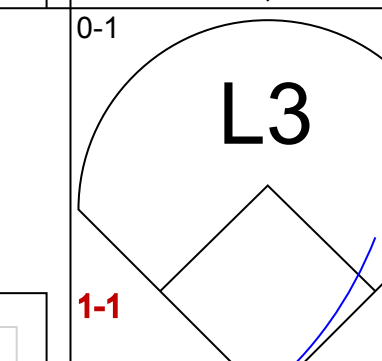
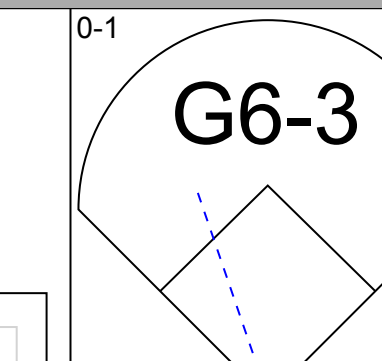
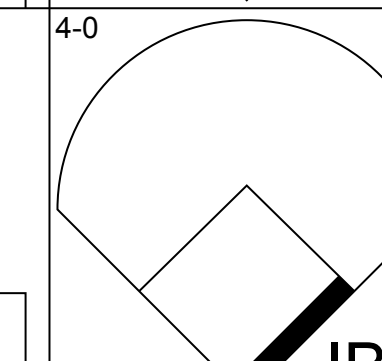
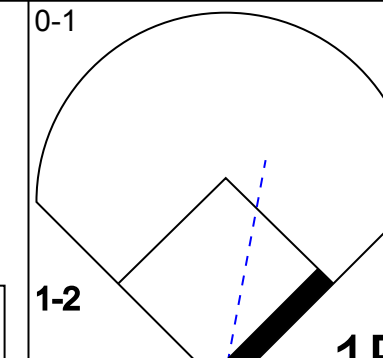
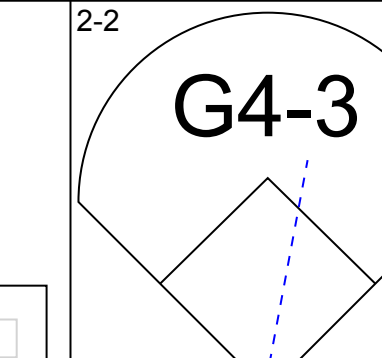
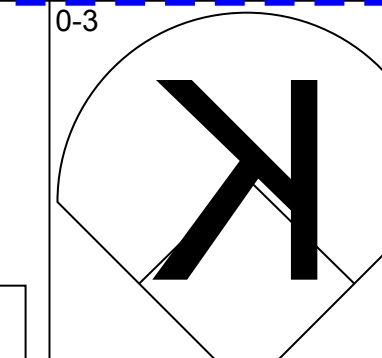
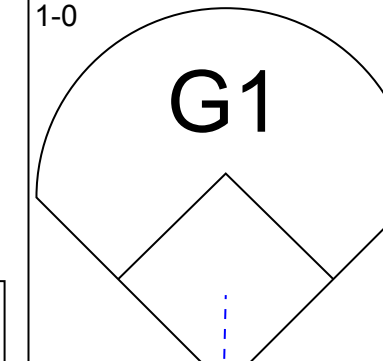
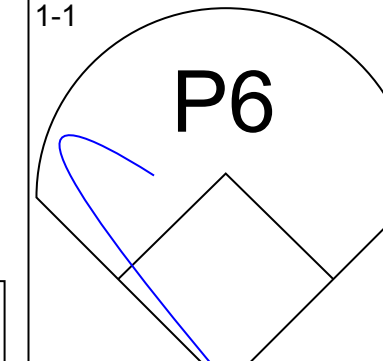
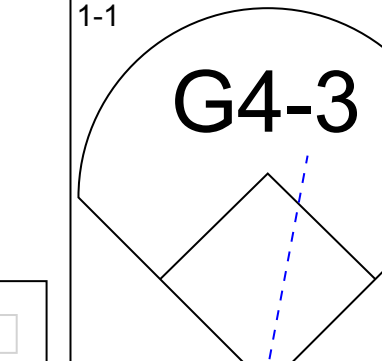
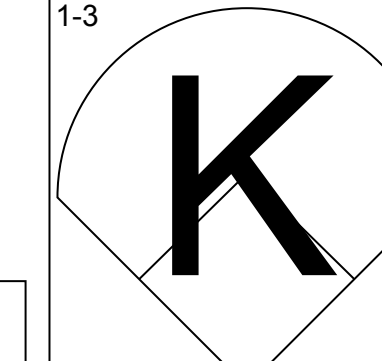

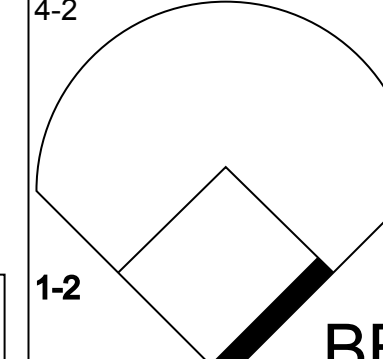

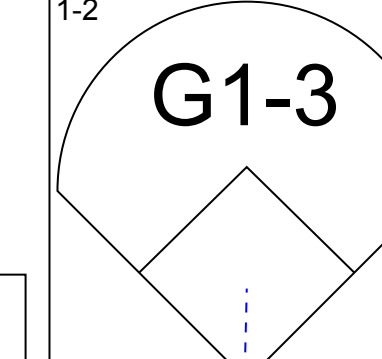
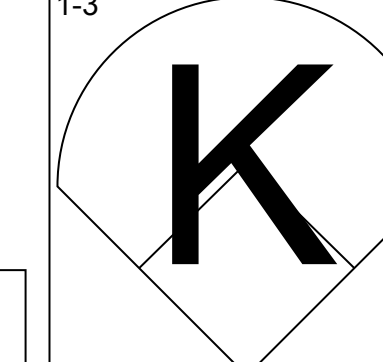
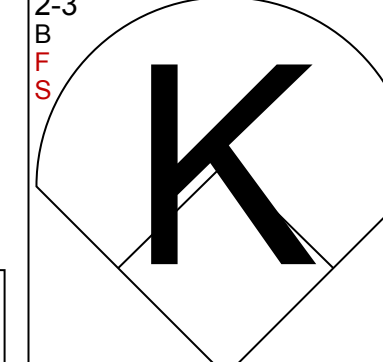
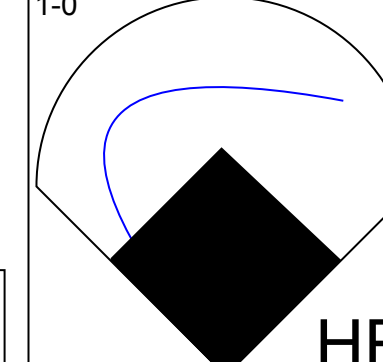
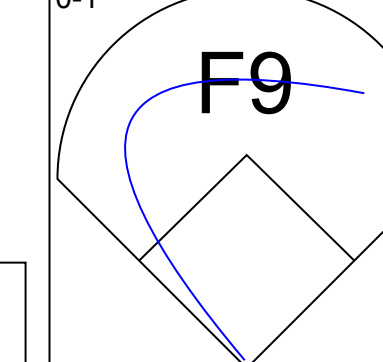
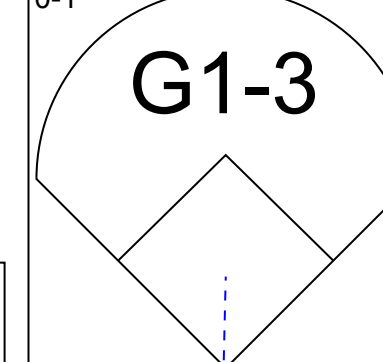
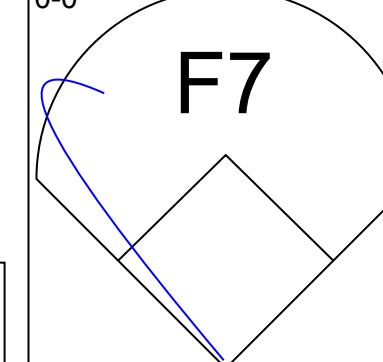


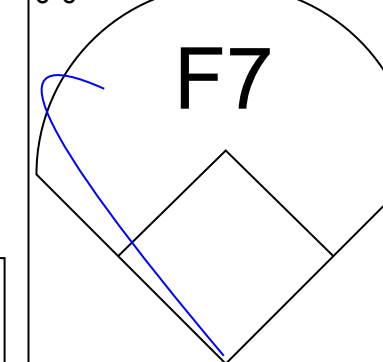
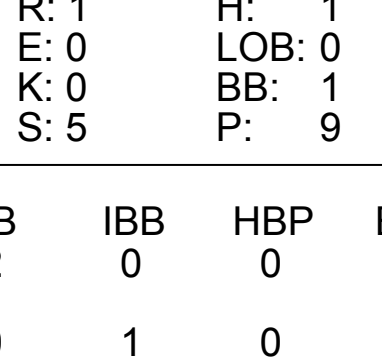
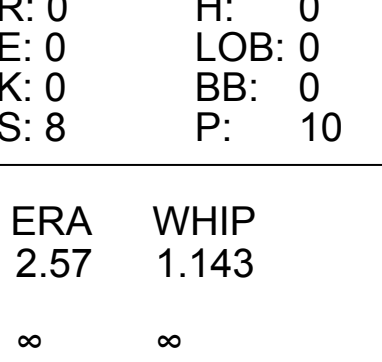
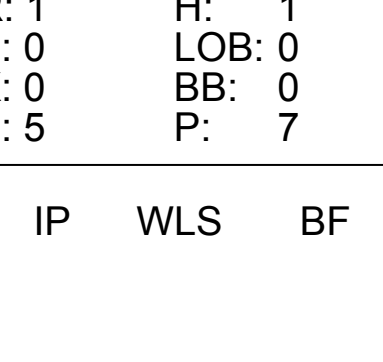
**Detroit Tigers @ Kansas City Royals**  
 Kauffman Stadium, Kansas City, MO  
 Sun Jul 06 2003, 1:05 PM CDT  
 Att: 12,844 - Cloudy - 93 F

AB	27
R	5
H	6
RBI	3
BB	6
SO	3
LOB	11





Batter	1	2	3	4	5	6	7	8	9	AB	R	H	RBI	BB	SO	LOB	TOP					
<b>Roberto Alomar, S</b> (1, 4) OBP: 0.336, SLG: 0.359										4	0	0	0	0	3	1	<b>Chicago White Sox @ Detroit Tigers</b> Comerica Park, Detroit, MI Tue Jul 08 2003, 7:05 PM EDT Att: 13,643 - Cloudy - 83 F					
<b>Aaron Rowand, R</b> (1, 8) OBP: 0.295, SLG: 0.375										4	0	2	0	0	0	1						
<b>Frank Thomas, R</b> (1, 10) OBP: 0.418, SLG: 0.571										4	0	0	0	0	2	2						
<b>Magglio Ordonez, R</b> (1, 9) OBP: 0.357, SLG: 0.523										4	1	2	0	0	1	0						
<b>Carlos Lee, R</b> (1, 7) OBP: 0.320, SLG: 0.441										4	0	2	0	0	0	2						
<b>14 Paul Konerko, R</b> (1, 3) OBP: 0.298, SLG: 0.274										3	0	0	0	0	0	2						
<b>Tony Graffanino, R</b> (1, 6) OBP: 0.333, SLG: 0.400										3	0	1	0	0	0	1						
<b>24 Joe Crede, R</b> (1, 5) OBP: 0.269, SLG: 0.356										3	0	1	0	0	0	1						
<b>Miguel Olivo, R</b> (1, 2) OBP: 0.272, SLG: 0.361										2	0	0	0	0	1	2						
<b>Carl Everett, S</b> (8, PH) OBP: 0.356, SLG: 0.535										1	0	1	0	0	0	0						
<b>Sandy Alomar Jr., R</b> (8, 2) OBP: 0.295, SLG: 0.391										0	0	0	0	0	0	0						
<b>Inning Stats</b>	R: 0 E: 0 K: 2 S: 8	H: 0 LOB: 0 BB: 0 P: 15	R: 0 E: 0 K: 0 S: 9	H: 1 LOB: 1 BB: 0 P: 14	R: 0 E: 0 K: 1 S: 12	H: 1 LOB: 0 BB: 0 P: 17	R: 0 E: 0 K: 0 S: 9	H: 2 LOB: 1 BB: 0 P: 11	R: 0 E: 0 K: 1 S: 9	H: 1 LOB: 1 BB: 0 P: 15	R: 0 E: 0 K: 0 S: 8	H: 1 LOB: 0 BB: 0 P: 13	R: 1 E: 0 K: 0 S: 5	H: 2 LOB: 0 BB: 0 P: 8	R: 0 E: 0 K: 1 S: 9	H: 1 LOB: 1 BB: 0 P: 13	R: 0 E: 0 K: 2 S: 8	H: 0 LOB: 0 BB: 0 P: 14	1B: 8 2B: 2 3B: 0 HR: 0	SF: 0 SAC: 0 DP: 4 HBP: 0	WP: 0 PB: 0 CS: 0	PA: 32
<b>PITCHER</b>	IP	WLS	BF	H	R	ER	SO	BB	IBB	HBP	BLK	WP	HR	S	P	ERA	WHIP					
<b>Wilfredo Ledezma, L</b> (1, 1) ERA: 3.8	5.0		18	5	0	0	4	0	0	0	0	0	0	47	72	0.00	1.000					
<b>Fernando Rodney, R</b> (6, 1) ERA: 12.46	1.0	H	3	1	0	0	0	0	0	0	0	0	0	8	13	0.00	1.000					
<b>Chris Spurling, R</b> (7, 1) ERA: 4.95	1.0	W	4	2	1	1	0	0	0	0	0	0	0	5	8	9.00	2.000					
<b>45 Chris Mears, R</b> (8, 1) ERA:	2.0	S	7	1	0	0	3	0	0	0	0	0	0	17	27	0.00	0.500					

Batter	1	2	3	4	5	6	7	8	9	AB	R	H	RBI	BB	SO	LOB	BOTTOM				
<b>Alex Sanchez, L</b> (1, 8) OBP: 0.304, SLG: 0.356										4	0	1	0	0	0	1	<b>Chicago White Sox @ Detroit Tigers</b> Comerica Park, Detroit, MI Tue Jul 08 2003, 7:05 PM EDT Att: 13,643 - Cloudy - 83 F				
<b>Warren Morris, L</b> (1, 4) OBP: 0.346, SLG: 0.418										4	0	3	1	0	0	0					
<b>Dmitri Young, S</b> (1, 7) OBP: 0.362, SLG: 0.552										3	0	0	0	1	1	2					
<b>Kevin Witt, L</b> (1, 10) OBP: 0.324, SLG: 0.468										3	0	2	0	0	0	0					
<b>Craig Monroe, R</b> (8, PH) OBP: 0.290, SLG: 0.415										1	0	0	0	0	1	3					
<b>Eric Munson, L</b> (1, 5) OBP: 0.320, SLG: 0.432										4	0	0	0	0	1	6					
<b>Cody Ross, R</b> (1, 9)										3	0	0	0	1	0	3					
<b>Carlos Pena, L</b> (1, 3) OBP: 0.320, SLG: 0.419										3	1	1	1	0	2	2					
<b>A.J. Hinch, R</b> (1, 2) OBP: 0.200, SLG: 0.304										3	0	0	0	0	0	2					
<b>Ramon Santiago, S</b> (1, 6) OBP: 0.298, SLG: 0.282										2	1	0	0	1	0	0					
<b>Inning Stats</b>	R: 0 E: 0 K: 1 S: 10	H: 2 LOB: 2 BB: 0 P: 13	R: 0 E: 0 K: 1 S: 8	H: 0 LOB: 0 BB: 0 P: 10	R: 1 E: 0 K: 0 S: 5	H: 1 LOB: 0 BB: 1 P: 9	R: 0 E: 0 K: 1 S: 20	H: 1 LOB: 2 BB: 1 P: 29	R: 0 E: 0 K: 0 S: 8	H: 0 LOB: 0 BB: 0 P: 10	R: 0 E: 0 K: 0 S: 7	H: 0 LOB: 0 BB: 0 P: 10	R: 1 E: 0 K: 0 S: 5	H: 1 LOB: 0 BB: 0 P: 7	R: 0 E: 0 K: 2 S: 12	H: 2 LOB: 3 BB: 1 P: 20	1B: 5 2B: 2 3B: 0 HR: 1	SF: 0 SAC: 0 DP: 1 HBP: 0	WP: 0 PB: 0 CS: 0	PA: 33	
<b>PITCHER</b>	IP	WLS	BF	H	R	ER	SO	BB	IBB	HBP	BLK	WP	HR	S	P	ERA	WHIP				
<b>Jon Garland, R</b> (1, 1) ERA: 4.5	7.0	L	28	6	2	2	3	2	0	0	0	0	0	65	91	2.57	1.143				
<b>Damaso Marte, L</b> (8, 1) ERA: 1.91	0.0		2	1	0	0	0	0	1	0	0	0	0	1	6	∞	∞				
<b>Tom Gordon, R</b> (8, 1) ERA: 3.5	1.0		3	0	0	0	2	0	0	0	0	0	0	9	11	0.00	0.000				

livebaseballscores.com



Batter	1	2	3	4	5	6	7	8	9	AB	R	H	RBI	BB	SO	LOB	TOP										
<b>Roberto Alomar, S</b> (1, 4) OBP: 0.332, SLG: 0.354	F7	E3			G6-3		K			4	0	0	0	0	1	1	<b>Chicago White Sox @ Detroit Tigers</b> Comerica Park, Detroit, MI Wed Jul 09 2003, 7:05 PM EDT Att: 12,869 - Cloudy - 76 F										
<b>Carlos Lee, R</b> (1, 7) OBP: 0.319, SLG: 0.448	HR	F9			G4-3		P2			4	1	1	1	0	0	2											
<b>Frank Thomas, R</b> (1, 10) OBP: 0.413, SLG: 0.563	F7			P2	F8			G4-3		4	0	0	0	0	0	0											
<b>Carl Everett, S</b> (1, 8) OBP: 0.351, SLG: 0.527	E4 WP 1B			G4-3		G4-3		F8		4	0	0	0	0	0	0											
<b>Magglio Ordonez, R</b> (1, 9) OBP: 0.355, SLG: 0.520	WP 1-2 1B			K		G6-3		F8		4	0	1	0	0	1	0											
<b>Brian Daubach, L</b> (1, 3) OBP: 0.371, SLG: 0.446					F8					2	0	0	0	1	0	0											
<b>Aaron Rowand, R</b> (9, PH) OBP: 0.295, SLG: 0.375										0	0	0	0	0	0	0											
<b>Willie Harris, L</b> (9, PH) OBP: 0.231, SLG: 0.238										1	0	0	0	0	0	0											
<b>24 Joe Crede, R</b> (1, 5) OBP: 0.269, SLG: 0.353	P6				E9			2B HBP		3	1	0	0	0	0	3											
<b>Jose Valentin, S</b> (1, 6) OBP: 0.332, SLG: 0.461					P5			1-H 2B		4	0	1	1	0	0	1											
<b>Sandy Alomar Jr., R</b> (1, 2) OBP: 0.286, SLG: 0.379					G1-3			K		3	0	0	0	0	2	2											
<b>Inning Stats</b>	R: 1 H: 2 E: 1 K: 0 S: 17	H: 2 R: 2 ER: 2 SO: 3 BB: 1 P: 27	R: 0 H: 0 E: 1 K: 0 S: 7	H: 0 R: 2 ER: 0 SO: 13 BB: 0 P: 13	R: 0 H: 0 E: 0 K: 1 S: 7	H: 0 R: 0 ER: 0 SO: 11 BB: 0 P: 11	R: 0 H: 0 E: 0 K: 1 S: 8	H: 0 R: 0 ER: 0 SO: 10 BB: 0 P: 10	R: 0 H: 0 E: 0 K: 0 S: 6	H: 0 R: 0 ER: 0 SO: 11 BB: 0 P: 11	R: 1 H: 1 E: 0 K: 2 S: 17	H: 1 R: 1 ER: 1 SO: 25 BB: 0 P: 25	R: 0 H: 0 E: 0 K: 0 S: 6	H: 0 R: 0 ER: 0 SO: 12 BB: 0 P: 12	R: 0 H: 0 E: 0 K: 0 S: 9	H: 0 R: 0 ER: 0 SO: 10 BB: 0 P: 10	1B: 1 2B: 1 3B: 0 HR: 1	SF: 0 SAC: 0 DP: 0 HBP: 1	WP: 1 PB: 0 SB: 0 CS: 0	PA: 35							
<b>PITCHER</b>	IP	WLS	BF	H	R	ER	SO	BB	IBB	HBP	BLK	WP	HR	S	P	ERA	WHIP										
<b>38 Jeremy Bonderman, R</b> (1, 1) ERA: 4.88	6.1	W	27	3	2	2	3	1	0	1	0	1	1	60	96	2.84	0.632										
<b>Jamie Walker, L</b> (7, 1) ERA: 3.21	1.2	H	5	0	0	0	1	0	0	0	0	0	0	13	23	0.00	0.000										
<b>45 Chris Mears, R</b> (9, 1) ERA:	1.0	S	3	0	0	0	0	0	0	0	0	0	0	9	10	0.00	0.000										

Batter	1	2	3	4	5	6	7	8	9	AB	R	H	RBI	BB	SO	LOB	BOTTOM										
<b>Alex Sanchez, L</b> (1, 8) OBP: 0.299, SLG: 0.350	F8	B3		F8		G4-3		K		5	0	0	0	0	1	4	<b>Chicago White Sox @ Detroit Tigers</b> Comerica Park, Detroit, MI Wed Jul 09 2003, 7:05 PM EDT Att: 12,869 - Cloudy - 76 F										
<b>Warren Morris, L</b> (1, 4) OBP: 0.360, SLG: 0.441	BLK 1B	F7			1B	2B				4	2	3	1	0	0	1											
<b>Dmitri Young, S</b> (1, 7) OBP: 0.364, SLG: 0.550	1B			FC6-4 BB	F7	G3-1				3	1	1	1	1	0	2											
<b>Kevin Witt, L</b> (1, 10) OBP: 0.329, SLG: 0.469	1B	P2			1B			P2		4	0	2	0	0	0	1											
<b>Eric Munson, L</b> (1, 5) OBP: 0.319, SLG: 0.429	F9			K		K		K		4	0	1	1	0	2	3											
<b>Cody Ross, R</b> (1, 9) OBP: 0.273, SLG: 0.111	1B			FC6-4	L9			G5-3		4	0	1	1	0	0	3											
<b>Carlos Pena, L</b> (1, 3) OBP: 0.314, SLG: 0.411	G3			G3	K			K		4	0	0	0	0	2	4											
<b>A.J. Hinch, R</b> (1, 2) OBP: 0.222, SLG: 0.360		G6-3			K			K		4	0	2	0	0	1	0											
<b>Ramon Santiago, S</b> (1, 6) OBP: 0.301, SLG: 0.290		B3 2B			K			G4-3 2B		4	1	2	0	0	1	2											
<b>Inning Stats</b>	R: 2 H: 4 E: 0 K: 0 S: 15	H: 4 R: 30 ER: 2 SO: 19 BB: 0 P: 19	R: 0 H: 1 E: 0 K: 0 S: 11	H: 1 R: 4 ER: 4 SO: 16 BB: 0 P: 16	R: 0 H: 0 E: 0 K: 1 S: 8	H: 0 R: 1 ER: 0 SO: 15 BB: 1 P: 15	R: 0 H: 1 E: 0 K: 1 S: 10	H: 1 R: 0 ER: 0 SO: 15 BB: 0 P: 15	R: 1 H: 3 E: 0 K: 1 S: 11	H: 3 R: 0 ER: 0 SO: 16 BB: 0 P: 16	R: 1 H: 2 E: 0 K: 1 S: 12	H: 2 R: 0 ER: 0 SO: 20 BB: 0 P: 20	R: 0 H: 0 E: 0 K: 1 S: 9	H: 0 R: 0 ER: 0 SO: 18 BB: 0 P: 18	R: 0 H: 1 E: 0 K: 2 S: 12	H: 1 R: 0 ER: 0 SO: 16 BB: 0 P: 16		1B: 8 2B: 4 3B: 0 HR: 0	SF: 0 SAC: 0 DP: 0 HBP: 0	WP: 0 PB: 0 SB: 0 CS: 0	PA: 37						
<b>PITCHER</b>	IP	WLS	BF	H	R	ER	SO	BB	IBB	HBP	BLK	WP	HR	S	P	ERA	WHIP										
<b>Bartolo Colon, R</b> (1, 1) ERA: 4.14	6.0	L	30	11	4	4	4	1	0	0	1	1	0	67	101	6.00	2.000										
<b>Damaso Marte, L</b> (7, 1) ERA: 1.82	2.0		7	1	0	0	3	0	0	0	0	0	0	21	34	0.00	0.500										

Batter	1	2	3	4	5	6	7	8	9	AB	R	H	RBI	BB	SO	LOB	TOP										
<b>Roberto Alomar, S</b> (1,4) OBP: 0.334, SLG: 0.354	4-1 G4-6-3 BB		0-1 1-2 1B			1-2 G4-6-3		1-2 FC5-4		3	0	1	0	1	0	3	<b>Chicago White Sox @ Detroit Tigers</b> Comerica Park, Detroit, MI Thu Jul 10 2003, 1:05 PM EDT Att: 18,206 - Cloudy - 72 F										
<b>Carlos Lee, R</b> (1,7) OBP: 0.315, SLG: 0.443	0-2 F9		0-0 G1-3			1-3 K		0-0 G1-4-3		4	0	0	0	0	1	5											
<b>Frank Thomas, R</b> (1,3) OBP: 0.411, SLG: 0.557	2-2 G4-6-3			2-0 G5-3			3-2 F9		4-2 E 1B BB	3	0	0	0	1	0	1											
<b>Aaron Rowand, R</b> (9, PR) OBP: 0.295, SLG: 0.375										0	0	0	0	0	0	0											
<b>Carl Everett, S</b> (1,8) OBP: 0.347, SLG: 0.520		0-1 L5		1-0 P2			1-1 F8		1-2 F9	4	0	0	0	0	0	1											
<b>Magglio Ordonez, R</b> (1,9) OBP: 0.360, SLG: 0.523		3-2 1B		3-1 F8			0-0 1B		1-2 E8 L3 1B	4	0	3	0	0	0	0											
<b>Brian Daubach, L</b> (1, 10) OBP: 0.381, SLG: 0.432		3-1 F9			2-2 G3		1-2 F9		3-1 L3	4	0	0	0	0	0	3											
<b>24 Joe Crede, R</b> (1,5) OBP: 0.268, SLG: 0.350			1-0 G5-3			1-3 K		2-1 B1-3		2	0	0	0	0	1	0											
<b>Willie Harris, L</b> (8, PH) OBP: 0.229, SLG: 0.235										1	0	0	0	0	0	0											
<b>Tony Graffanino, R</b> (8,5) OBP: 0.333, SLG: 0.400										0	0	0	0	0	0	0											
<b>Jose Valentin, S</b> (1,6) OBP: 0.335, SLG: 0.467			1-2 1B		1-0 G4-3			1-0 FC5-4 2B		3	0	2	0	0	0	0											
<b>Miguel Olivo, R</b> (1,2) OBP: 0.278, SLG: 0.366			0-0 P5			1-1 G4-6-3 1B		1-1 FC5-4 1B		3	0	2	0	0	0	1											
<b>Inning Stats</b>	R: 0 E: 0 K: 0 S: 7	H: 0 LOB: 0 BB: 1 P: 13	R: 0 E: 0 K: 0 S: 7	H: 1 LOB: 0 BB: 0 P: 13	R: 0 E: 0 K: 0 S: 8	H: 2 LOB: 2 BB: 0 P: 10	R: 0 E: 0 K: 0 S: 4	H: 0 LOB: 0 BB: 0 P: 10	R: 0 E: 0 K: 1 S: 11	H: 1 LOB: 0 BB: 0 P: 14	R: 0 E: 0 K: 0 S: 9	H: 1 LOB: 1 BB: 0 P: 14	R: 0 E: 0 K: 0 S: 11	H: 2 LOB: 2 BB: 1 P: 16	R: 0 E: 1 K: 0 S: 10	H: 1 LOB: 2 BB: 1 P: 19	1B: 7 2B: 2 3B: 0 HR: 0	SF: 0 SAC: 0 DP: 3 HBP: 0	WP: 0 PB: 0 SB: 0 CS: 0	PA: 33							
<b>PITCHER</b>	IP	WLS	BF	H	R	ER	SO	BB	IBB	HBP	BLK	WP	HR	S	P	ERA	WHIP										
<b>34 Nate Cornejo, R</b> (1,1) ERA: 4.44	8.0	W	30	7	0	0	2	2	0	0	0	0	0	67	108	0.00	1.125										
<b>Jamie Walker, L</b> (9,1) ERA: 3.19	0.1	H	1	0	0	0	0	0	0	0	0	0	0	3	4	0.00	0.000										
<b>45 Chris Mears, R</b> (9,1) ERA:	0.2	S	2	1	0	0	0	0	0	0	0	0	0	5	9	0.00	1.500										

Batter	1	2	3	4	5	6	7	8	9	AB	R	H	RBI	BB	SO	LOB	BOTTOM										
<b>Alex Sanchez, L</b> (1,8) OBP: 0.302, SLG: 0.355	0-1 G4-3 1B 2B	1-2 F9			1-0 G1-3 1B		2-2 F9			4	1	2	0	0	0	2	<b>Chicago White Sox @ Detroit Tigers</b> Comerica Park, Detroit, MI Thu Jul 10 2003, 1:05 PM EDT Att: 18,206 - Cloudy - 72 F										
<b>Warren Morris, L</b> (1,4) OBP: 0.357, SLG: 0.443	0-1 G4-3		0-0 2B		0-1 G1-3		1-1 F9			4	0	1	0	0	0	2											
<b>Dmitri Young, S</b> (1,7) OBP: 0.360, SLG: 0.543	0-3 K		0-0 F8		2-3 K		0-3 K			4	0	0	0	0	3	3											
<b>Kevin Witt, L</b> (1, 10) OBP: 0.326, SLG: 0.463	2-2 1B		3-3 K		0-1 F9		2-1 G6-3			4	0	1	1	0	1	1											
<b>Eric Munson, L</b> (1,5) OBP: 0.319, SLG: 0.428	1-2 G4-3		0-0 G6-3		1-2 1B					3	0	1	0	0	0	2											
<b>Craig Monroe, R</b> (1,9) OBP: 0.286, SLG: 0.409		1-1 G4-3		1-2 F9		1-1 P4				3	0	0	0	0	0	1											
<b>Carlos Pena, L</b> (1,3) OBP: 0.314, SLG: 0.407		3-2 1B HBP		0-0 P6		1-1 G3				2	0	0	0	0	0	1											
<b>Matt Walbeck, S</b> (1,2) OBP: 0.160, SLG: 0.200		1-2 1B		2-2 P5			1-3 K			3	0	1	0	0	1	0											
<b>Ramon Santiago, S</b> (1,6) OBP: 0.297, SLG: 0.286		0-3 K			0-3 K		0-1 G4-3			3	0	0	0	0	2	2											
<b>Inning Stats</b>	R: 1 E: 0 K: 1 S: 14	H: 2 LOB: 1 BB: 0 P: 17	R: 0 E: 0 K: 1 S: 15	H: 1 LOB: 2 BB: 0 P: 21	R: 0 E: 0 K: 1 S: 7	H: 1 LOB: 1 BB: 0 P: 10	R: 0 E: 0 K: 0 S: 8	H: 0 LOB: 0 BB: 0 P: 11	R: 0 E: 0 K: 2 S: 9	H: 1 LOB: 1 BB: 0 P: 12	R: 0 E: 0 K: 0 S: 11	H: 1 LOB: 1 BB: 0 P: 13	R: 0 E: 0 K: 1 S: 9	H: 0 LOB: 0 BB: 0 P: 12	R: 0 E: 0 K: 1 S: 7	H: 0 LOB: 0 BB: 0 P: 10		1B: 4 2B: 2 3B: 0 HR: 0	SF: 0 SAC: 0 DP: 0 HBP: 1	WP: 0 PB: 0 SB: 0 CS: 0	PA: 31						
<b>PITCHER</b>	IP	WLS	BF	H	R	ER	SO	BB	IBB	HBP	BLK	WP	HR	S	P	ERA	WHIP										
<b>Esteban Loaiza, R</b> (1,1) ERA: 2.21	8.0	L	31	6	1	1	7	0	0	1	0	0	0	80	106	1.12	0.750										

Batter	1	2	3	4	5	6	7	8	9	AB	R	H	RBI	BB	SO	LOB	TOP										
<b>Gabe Kapler, R</b> OBP: 0.339, SLG: 0.410 (1, 7)	4-2 2B BB	0-1 SAFE SAFE L4	0-0 X	0-0 F9	0-0 SAFE SAFE G6-4-3	0-0 SAFE SAFE G6-4-3	1-2 G3	1-2 G3		4	1	0	0	1	0	3											
<b>Todd Walker, L</b> OBP: 0.343, SLG: 0.431 (1, 4)	2-0 WP 1B 1B 2B	1-2 SAFE SAFE 1B 2B	2-1 G4-3	2-1 G4-3	4-2 BB	4-2 BB	2-1 G6-3	2-1 G6-3		4	2	2	1	1	0	0											
<b>Nomar Garciaparra, R</b> OBP: 0.397, SLG: 0.543 (1, 6)	1-3 K	1-1 2-H 3-H 1B	1-1 K	1-1 HBP	0-0 L5	0-0 L5	0-3 K	0-3 K		4	0	1	2	0	2	3											
<b>Manny Ramirez, R</b> OBP: 0.416, SLG: 0.576 (1, 10)	3-2 2H 1B	3-2 SAFE SAFE 1B K	3-2 K	2-2 SAFE SAFE L4	1-2 L4	1-1 G1-3	0-0 G4-3	0-0 G4-3		5	0	1	1	0	1	2											
<b>Kevin Millar, R</b> OBP: 0.367, SLG: 0.520 (1, 3)	0-0 1-2 1B	0-0 1-2 1B	1-1 F9	2-1 G6-3	2-1 G6-3	2-2 L6	4-1 FC5-4 BB	4-1 FC5-4 BB		4	0	1	0	1	0	1											
<b>Jason Varitek, S</b> OBP: 0.372, SLG: 0.594 (1, 2)	2-3 K	2-3 K	1-0 E9 1B	4-0 IBB	2-1 IBB	2-1 HR	2-2 FC5-4 1-2	2-2 FC5-4 1-2		4	1	2	1	1	1	3											
<b>Trot Nixon, L</b> OBP: 0.400, SLG: 0.543 (1, 9)	1-0 G3-1	1-0 G3-1	0-0 G5-4-3 1B	0-0 F9	0-0 F9	2-0 1B	2-0 1B	2-0 1B		4	0	2	0	0	0	4											
<b>Damian Jackson, R</b> OBP: 0.278, SLG: 0.260 (1, 8)	0-1 G4-3	0-1 G4-3	1-0 G5-4-3	1-1 G6-4-3 1B	3-3 K	3-3 K	3-3 K	3-3 K		4	0	1	0	0	1	3											
<b>Freddy Sanchez, R</b> OBP: 0.235, SLG: 0.294 (1, 5)	1-2 2B 1B 1B	1-2 2B 1B 1B	2-3 K	0-1 G6-4-3 1B	0-1 G6-4-3 1B	1-3 K	1-3 K	1-3 K		4	1	2	0	0	2	0											
<b>Inning Stats</b>	R: 2 E: 0 K: 2 S: 16	H: 3 LOB: 2 BB: 1 P: 29	R: 2 E: 0 K: 1 S: 16	H: 3 LOB: 1 BB: 0 P: 20	R: 0 E: 1 K: 0 S: 5	H: 2 LOB: 1 BB: 0 P: 8	R: 0 E: 0 K: 1 S: 10	H: 0 LOB: 0 BB: 0 P: 14	R: 0 E: 0 K: 0 S: 7	H: 0 LOB: 2 BB: 1 P: 16	R: 1 E: 0 K: 1 S: 14	H: 2 LOB: 1 BB: 0 P: 24	R: 0 E: 0 K: 1 S: 8	H: 0 LOB: 0 BB: 1 P: 12	R: 0 E: 0 K: 1 S: 9	H: 0 LOB: 1 BB: 1 P: 15	1B: 9 2B: 2 3B: 0 HR: 1	SF: 0 SAC: 0 DP: 2 HBP: 1	WP: 1 PB: 0 SB: 1 CS: 0	PA: 42							
<b>PITCHER</b>	IP	WLS	BF	H	R	ER	SO	BB	IBB	HBP	BLK	WP	HR	S	P	ERA	WHIP										
<b>Mike Maroth, L</b> ERA: 4.89 (1, 1)	5.2	L	29	10	4	4	4	2	1	1	0	1	0	61	99	6.35	2.118										
<b>Chris Spurling, R</b> ERA: 5.01 (6, 1)	1.1		6	2	1	1	1	0	0	0	0	0	1	15	25	6.75	1.500										
<b>Fernando Rodney, R</b> ERA: 9.0 (8, 1)	1.2		6	0	0	0	2	1	0	0	0	0	0	13	21	0.00	0.600										
<b>Steve Avery, L</b> ERA: 5.4 (9, 1)	0.1		1	0	0	0	0	0	0	0	0	0	0	4	6	0.00	0.000										

**Boston Red Sox @ Detroit Tigers**  
Comerica Park, Detroit, MI  
Fri Jul 11, 2003, 7:05 PM EDT  
Att: 26,538 - Cloudy - 67 F

AB	37
R	5
H	12
RBI	5
BB	4
SO	7
LOB	19



Batter	1	2	3	4	5	6	7	8	9	AB	R	H	RBI	BB	SO	LOB	BOTTOM										
<b>Alex Sanchez, L</b> OBP: 0.301, SLG: 0.357 (1, 8)	1-3 K	0-0 1B 2B	0-0 1B 2B	0-1 F7	0-1 F7	0-1 F7	0-1 F7	0-1 F7		4	0	1	2	0	1	0											
<b>Warren Morris, L</b> OBP: 0.353, SLG: 0.436 (1, 4)	2-1 F7	2-0 G1-6-3 1B	2-3 G1-6-3	3-1 G4-3	2-0 P5	2-0 P5	0-1 G3-1	0-1 G3-1		4	0	1	0	0	0	0											
<b>Dmitri Young, S</b> OBP: 0.356, SLG: 0.536 (1, 7)	0-1 G4-3	0-1 G4-3	1-0 G1-6-3	2-0 P6	1-0 P6	1-0 P6	0-3 K	0-3 K		4	0	0	0	0	1	2											
<b>Kevin Witt, L</b> OBP: 0.318, SLG: 0.449 (1, 10)	0-3 K	0-3 K	3-2 F8	1-0 F9	1-0 F9	1-1 G1-3	0-3 K	0-3 K		4	0	0	0	0	2	0											
<b>Eric Munson, L</b> OBP: 0.316, SLG: 0.423 (1, 5)	2-0 F9	2-0 F9	1-0 F9	1-2 P3	1-2 P3	1-1 G1-3	1-2 G6-3	1-2 G6-3		3	0	0	0	0	0	0											
<b>Cody Ross, R</b> OBP: 0.214, SLG: 0.083 (1, 9)	1-3 K	1-3 K	1-2 P3	0-1 G4-3	0-1 G4-3	0-1 G4-3	1-2 G6-3	1-2 G6-3		3	0	0	0	0	1	0											
<b>Carlos Pena, L</b> OBP: 0.319, SLG: 0.422 (1, 3)	4-2 1B 2B BB	4-2 1B 2B BB	4-2 1B 2B BB	2-0 HR	2-0 HR	0-1 G4-3	0-1 G4-3	0-1 G4-3		2	2	1	1	1	0	0											
<b>A.J. Hinch, R</b> OBP: 0.228, SLG: 0.358 (1, 2)	0-0 2B 1B	0-0 2B 1B	1-2 2B 1B	1-3 K	1-3 K	0-3 K	0-3 K	0-3 K		3	1	1	0	0	2	0											
<b>Ramon Santiago, S</b> OBP: 0.294, SLG: 0.283 (1, 6)	0-1 F9	0-1 F9	0-1 F9	0-0 G3	0-0 G3	0-1 G4-3	0-1 G4-3	0-1 G4-3		3	0	0	0	0	0	2											
<b>Inning Stats</b>	R: 0 E: 0 K: 1 S: 7	H: 0 LOB: 0 BB: 0 P: 10	R: 0 E: 0 K: 2 S: 7	H: 0 LOB: 0 BB: 0 P: 10	R: 2 E: 0 K: 0 S: 8	H: 3 LOB: 1 BB: 1 P: 15	R: 0 E: 0 K: 0 S: 8	H: 0 LOB: 0 BB: 0 P: 13	R: 1 E: 0 K: 1 S: 8	H: 1 LOB: 0 BB: 0 P: 11	R: 0 E: 0 K: 0 S: 4	H: 0 LOB: 0 BB: 0 P: 10	R: 0 E: 0 K: 1 S: 7	H: 0 LOB: 0 BB: 0 P: 7	R: 0 E: 0 K: 2 S: 8	H: 0 LOB: 0 BB: 0 P: 8	1B: 2 2B: 1 3B: 0 HR: 1	SF: 0 SAC: 0 DP: 1 HBP: 0	WP: 0 PB: 0 SB: 0 CS: 0	PA: 31							
<b>PITCHER</b>	IP	WLS	BF	H	R	ER	SO	BB	IBB	HBP	BLK	WP	HR	S	P	ERA	WHIP										
<b>John Burkett, R</b> ERA: 5.25 (1, 1)	7.0	W	25	4	3	3	4	1	0	0	0	0	0	7	7	0.00	0.714										
<b>Alan Embree, L</b> ERA: 3.63 (8, 1)	1.0	H	3	0	0	0	1	0	0	0	0	0	0	7	7	0.00	0.000										
<b>Byung-Hyun Kim, R</b> ERA: 3.56 (9, 1)	1.0	S	3	0	0	0	2	0	0	0	0	0	0	8	8	0.00	0.000										

**Boston Red Sox @ Detroit Tigers**  
Comerica Park, Detroit, MI  
Fri Jul 11, 2003, 7:05 PM EDT  
Att: 26,538 - Cloudy - 67 F

AB	30
R	3
H	4
RBI	3
BB	1
SO	7
LOB	4



Batter	1	2	3	4	5	6	7	8	9	10	11	AB	R	H	RBI	BB	SO	LOB	TOP							
Trot Nixon, L OBP: 0.405, SLG: 0.556 (1, 9)												5	1	3	1	1	1	1								
Todd Walker, L OBP: 0.338, SLG: 0.423 (1, 4)												6	0	0	0	0	2	4								
Nomar Garciaparra, R OBP: 0.353, SLG: 0.536 (1, 6)												5	0	0	0	0	2	1								
Manny Ramirez, R OBP: 0.413, SLG: 0.571 (1, 10)												5	0	1	0	0	2	2								
34 David Ortiz, L OBP: 0.384, SLG: 0.553 (7, PR)												2	0	0	0	1	0	1								
Damian Jackson, R OBP: 0.278, SLG: 0.260 (7, 7)												0	0	0	0	0	0	0								
Gabe Kapler, R OBP: 0.333, SLG: 0.402 (8, PH)												2	0	0	0	0	0	1								
Kevin Miller, R OBP: 0.335, SLG: 0.518 (7, 3)												5	1	1	0	0	2	2								
Bill Mueller, S OBP: 0.407, SLG: 0.556 (1, 5)												3	1	0	0	2	1	1								
18 Johnny Damon, L OBP: 0.330, SLG: 0.406 (1, 8)												4	1	3	2	1	0	0								
Jason Varitek, S OBP: 0.369, SLG: 0.588 (1, 2)												4	0	1	1	0	1	3								
<b>Inning Stats</b>	R: 0 E: 0 K: 2 S: 7	H: 0 LOB: 0 BB: 0 P: 11	R: 0 E: 0 K: 2 S: 12	H: 1 LOB: 1 BB: 0 P: 17	R: 0 E: 0 K: 1 S: 8	H: 1 LOB: 1 BB: 0 P: 12	R: 0 E: 0 K: 1 S: 6	H: 0 LOB: 0 BB: 0 P: 9	R: 1 E: 0 K: 0 S: 10	H: 2 LOB: 1 BB: 0 P: 15	R: 0 E: 0 K: 0 S: 8	H: 0 LOB: 2 BB: 0 P: 13	R: 0 E: 0 K: 2 S: 13	H: 0 LOB: 2 BB: 3 P: 28	R: 1 E: 0 K: 2 S: 13	H: 1 LOB: 1 BB: 0 P: 18	R: 0 E: 0 K: 0 S: 9	H: 1 LOB: 1 BB: 0 P: 14	R: 0 E: 0 K: 1 S: 9	H: 1 LOB: 1 BB: 0 P: 14	R: 2 E: 0 K: 0 S: 15	H: 2 LOB: 2 BB: 2 P: 23	1B: 6 2B: 1 3B: 0 HR: 2	SF: 1 SAC: 0 DP: 0 HBP: 0	WP: 1 PB: 1 SB: 2 CS: 1	PA: 47
<b>PITCHER</b>	IP: 6.2 WLS: 25 BF: 4 H: 1 R: 1 ER: 1 SO: 7 BB: 2 IBB: 0 HBP: 0 BLK: 0 WP: 0 HR: 1 S: 59 P: 94 ERA: 1.35 WHIP: 0.900	IP: 0.1 WLS: 1 BF: 1 H: 0 R: 0 ER: 0 SO: 0 BB: 0 IBB: 0 HBP: 0 BLK: 0 WP: 0 HR: 0 S: 1 P: 1 ERA: 3.9																								

**Boston Red Sox @ Detroit Tigers**  
Comerica Park, Detroit, MI  
Sat Jul 12 2003, 7:05 PM EDT  
Att: 23,206 - Cloudy - 77 F

livebaseballscores.com  
AB 41  
R 4  
H 9  
RBI 4  
BB 5  
SO 11  
LOB 16



Batter	1	2	3	4	5	6	7	8	9	10	11	AB	R	H	RBI	BB	SO	LOB	BOTTOM							
Alex Sanchez, L OBP: 0.301, SLG: 0.364 (8, PH)												2	0	1	1	0	0	0								
Dmitri Young, S OBP: 0.356, SLG: 0.534 (9, 7)												1	0	0	0	1	1	0								
Warren Morris, L OBP: 0.355, SLG: 0.443 (1, 4)												5	1	2	0	0	3	3								
Carlos Pena, L OBP: 0.321, SLG: 0.424 (1, 3)												4	0	1	1	1	2	2								
Kevin Witt, L OBP: 0.307, SLG: 0.434 (1, 10)												5	0	0	0	0	3	5								
Eric Munson, L OBP: 0.314, SLG: 0.418 (1, 5)												5	0	1	0	0	0	0								
Craig Monroe, R OBP: 0.284, SLG: 0.408 (9, 9)												5	0	1	0	0	3	1								
Shane Halter, R OBP: 0.272, SLG: 0.363 (1, 6)												4	0	1	0	1	0	0								
Matt Walbeck, S OBP: 0.163, SLG: 0.212 (1, 2)												5	1	1	0	0	2	4								
Andres Torres, S OBP: 0.249, SLG: 0.292 (8, 8)												4	0	1	0	0	0	2								
<b>Inning Stats</b>	R: 0 E: 0 K: 2 S: 17	H: 1 LOB: 1 BB: 0 P: 23	R: 0 E: 0 K: 1 S: 11	H: 0 LOB: 0 BB: 0 P: 15	R: 0 E: 0 K: 0 S: 8	H: 0 LOB: 0 BB: 0 P: 12	R: 0 E: 0 K: 2 S: 8	H: 0 LOB: 0 BB: 0 P: 11	R: 0 E: 0 K: 1 S: 6	H: 0 LOB: 1 BB: 0 P: 13	R: 1 E: 0 K: 1 S: 10	H: 1 LOB: 2 BB: 0 P: 15	R: 0 E: 0 K: 1 S: 9	H: 1 LOB: 2 BB: 1 P: 16	R: 1 E: 0 K: 1 S: 17	H: 2 LOB: 1 BB: 0 P: 23	R: 0 E: 0 K: 3 S: 10	H: 0 LOB: 0 BB: 0 P: 13	R: 0 E: 0 K: 1 S: 12	H: 1 LOB: 3 BB: 2 P: 25	R: 0 E: 0 K: 1 S: 11	H: 2 LOB: 2 BB: 0 P: 14	1B: 3 2B: 4 3B: 2 HR: 0	SF: 1 SAC: 1 DP: 0 HBP: 0	WP: 2 PB: 0 SB: 1 CS: 0	PA: 45
<b>PITCHER</b>	IP: 7.0 WLS: 5 BF: 26 H: 4 R: 1 ER: 1 SO: 8 BB: 1 IBB: 0 HBP: 0 BLK: 0 WP: 2 HR: 0 S: 69 P: 105 ERA: 1.29 WHIP: 0.714	IP: 1.0 WLS: 5 BF: 4 H: 2 R: 1 ER: 1 SO: 1 BB: 0 IBB: 0 HBP: 0 BLK: 0 WP: 0 HR: 0 S: 17 P: 23 ERA: 9.00 WHIP: 2.000	IP: 1.0 WLS: 3 BF: 0 H: 0 R: 0 ER: 0 SO: 1 BB: 0 IBB: 0 HBP: 0 BLK: 0 WP: 0 HR: 0 S: 10 P: 13 ERA: 0.00 WHIP: 0.000	IP: 1.0 WLS: 6 BF: 1 H: 0 R: 0 ER: 0 SO: 3 BB: 2 IBB: 0 HBP: 0 BLK: 0 WP: 0 HR: 0 S: 12 P: 25 ERA: 0.00 WHIP: 1.000	IP: 1.0 WLS: 5 BF: 2 H: 0 R: 0 ER: 0 SO: 1 BB: 0 IBB: 0 HBP: 0 BLK: 0 WP: 0 HR: 0 S: 11 P: 14 ERA: 0.00 WHIP: 2.000																					

**Boston Red Sox @ Detroit Tigers**  
Comerica Park, Detroit, MI  
Sat Jul 12 2003, 7:05 PM EDT  
Att: 23,206 - Cloudy - 77 F

livebaseballscores.com  
AB 40  
R 2  
H 9  
RBI 2  
BB 3  
SO 14  
LOB 17





Batter	1	2	3	4	5	6	7	8	9	AB	R	H	RBI	BB	SO	LOB	TOP					
Alex Sanchez, L (1, 8) OBP: 0.302, SLG: 0.366	G3	F9		F8	1B		G4-3			6	1	2	1	0	0	1	Detroit Tigers @ Chicago White Sox U.S. Cellular Field, Chicago, IL Thu Jul 17 2003, 8:05 PM EDT Att: 17,060 - Overcast - 72 F					
Warren Morris, L (1, 4) OBP: 0.351, SLG: 0.440	HR	F7		1B	1B		G4-3		G5-3	6	3	3	2	0	0	1						
Dmitri Young, S (1, 7) OBP: 0.366, SLG: 0.548	HR		G1	1B	1B		K		K	5	1	2	3	1	2	1						
Kevin Witt, L (1, 10) OBP: 0.321, SLG: 0.437 Andres Torres, S (8, PR) OBP: 0.254, SLG: 0.298	BB	BB		WP	1B		1B		S	4	1	4	2	1	0	0						
Carlos Pena, L (1, 3) OBP: 0.318, SLG: 0.419	K		K	1B	1B		G4-3		2B	0	1	0	0	0	0	0						
Craig Monroe, R (1, 9) OBP: 0.288, SLG: 0.405	BB		1B		G5-3		G5-3		K	5	0	1	1	0	2	6						
Eric Munson, L (1, 5) OBP: 0.312, SLG: 0.409	BB		P4		1B		G4-3		F7	4	0	1	1	1	1	2						
A.J. Hinch, R (1, 2) OBP: 0.226, SLG: 0.345 Matt Walbeck, S (5, PR) OBP: 0.170, SLG: 0.218	K		F8		1B		1B		P5	3	1	0	0	2	0	3						
Ramon Santiago, S (1, 6) OBP: 0.296, SLG: 0.283	L3		WP	1B	1B		L4		K	3	0	1	0	0	1	3						
<b>Inning Stats</b>	R: 2 E: 0 K: 2 S: 24	H: 3 LOB: 3 BB: 2 P: 43	R: 0 E: 0 K: 0 S: 7	H: 0 LOB: 0 BB: 0 P: 13	R: 1 E: 0 K: 1 S: 19	H: 1 LOB: 1 BB: 1 P: 31	R: 2 E: 0 K: 0 S: 12	H: 3 LOB: 2 BB: 1 P: 22	R: 4 E: 0 K: 0 S: 22	H: 5 LOB: 2 BB: 1 P: 38	R: 0 E: 0 K: 1 S: 7	H: 1 LOB: 1 BB: 0 P: 10	R: 0 E: 0 K: 1 S: 7	H: 0 LOB: 0 BB: 0 P: 12	R: 1 E: 0 K: 1 S: 12	H: 2 LOB: 2 BB: 0 P: 19	R: 0 E: 0 K: 2 S: 16	H: 1 LOB: 1 BB: 0 P: 20	1B: 12 2B: 3 HR: 1	SF: 0 SAC: 0 DP: 0 HBP: 0	WP: 3 PB: 0 SB: 1 CS: 0	PA: 48
<b>PITCHER</b>	IP WLS BF H R ER SO BB IBB HBP BLK WP HR S P ERA WHIP	IP WLS BF H R ER SO BB IBB HBP BLK WP HR S P ERA WHIP																				
Bartolo Colon, R (1, 1) ERA: 4.36	3.2	L	22	7	5	5	3	3	1	0	0	0	0	0	0	24	40	12.27	2.727			
David Sanders, L (4, 1) ERA: 6.14	1.0		9	5	4	4	0	1	0	0	0	0	0	0	0	16	25	0.00	0.429			
Rick White, R (5, 1) ERA: 5.66	2.1		8	1	0	0	2	0	0	0	0	0	0	0	0	16	20	0.00	0.429			
Billy Koch, R (8, 1) ERA: 5.58	2.0		9	3	1	1	3	0	0	0	0	1	0	0	28	39	4.50	1.500				

Batter	1	2	3	4	5	6	7	8	9	AB	R	H	RBI	BB	SO	LOB	BOTTOM					
Tony Graffanino, R (1, 6) OBP: 0.337, SLG: 0.421	G1-3		F8			1B	1B		F8	4	2	2	0	1	0	0	Detroit Tigers @ Chicago White Sox U.S. Cellular Field, Chicago, IL Thu Jul 17 2003, 8:05 PM EDT Att: 17,060 - Overcast - 72 F					
Roberto Alomar, S (1, 4) OBP: 0.335, SLG: 0.350	G5-3		F9			F8	FC6-4		HR	5	1	2	0	0	0	1						
Frank Thomas, R (1, 10) OBP: 0.404, SLG: 0.539	G6-3				F8	F7-6-4	1B		F8	5	0	1	0	0	1	4						
Maglio Ordonez, R (1, 9) OBP: 0.361, SLG: 0.524		F8			K		FC6-4		G5-3	5	0	1	1	0	1	4						
Carlos Lee, R (1, 7) OBP: 0.314, SLG: 0.446		G4-3			F9	F7-6-4			G5-3	5	1	1	3	0	0	2						
Carl Everett, S (1, 8) OBP: 0.395, SLG: 0.524					L4		24		F9	4	2	2	1	0	0	0						
14 Paul Konerko, R (1, 3) OBP: 0.270, SLG: 0.300		FC5-4					F8		F7	4	0	1	0	1	0	2						
24 Joe Crede, R (1, 5) OBP: 0.282, SLG: 0.364					P3		HR		BB	3	2	2	1	1	0	1						
Miguel Olivo, R (1, 2) OBP: 0.271, SLG: 0.369					F8		HR		G4-3	4	1	1	3	0	0	3						
<b>Inning Stats</b>	R: 0 E: 0 K: 0 S: 7	H: 0 LOB: 1 BB: 0 P: 10	R: 0 E: 0 K: 0 S: 7	H: 0 LOB: 1 BB: 0 P: 12	R: 1 E: 0 K: 0 S: 9	H: 1 LOB: 0 BB: 0 P: 12	R: 0 E: 0 K: 1 S: 9	H: 0 LOB: 0 BB: 0 P: 16	R: 0 E: 0 K: 0 S: 11	H: 1 LOB: 1 BB: 0 P: 16	R: 1 E: 0 K: 0 S: 10	H: 3 LOB: 1 BB: 0 P: 15	R: 3 E: 0 K: 1 S: 16	H: 4 LOB: 2 BB: 1 P: 30	R: 0 E: 0 K: 0 S: 11	H: 0 LOB: 2 BB: 2 P: 20	R: 4 E: 0 K: 0 S: 13	H: 4 LOB: 0 BB: 0 P: 17	1B: 8 2B: 2 HR: 4	SF: 0 SAC: 0 DP: 1 HBP: 1	WP: 0 PB: 0 SB: 0 CS: 0	PA: 43
<b>PITCHER</b>	IP WLS BF H R ER SO BB IBB HBP BLK WP HR S P ERA WHIP	IP WLS BF H R ER SO BB IBB HBP BLK WP HR S P ERA WHIP																				
Mike Maroth, L (1, 1) ERA: 5.01	6.1	W	27	8	5	5	1	0	0	0	0	0	0	0	0	5	11	7.11	1.263			
Fernando Rodney, R (7, 1) ERA: 9.82	0.0		2	1	0	0	0	1	0	0	0	0	0	0	0	5	11	∞	∞			
Chris Spurling, R (7, 1) ERA: 4.81	1.2		7	0	0	0	1	2	0	0	0	0	0	0	16	29	0.00	1.200				
45 Chris Mears, R (9, 1) ERA: 3.18	1.0		7	4	4	4	0	0	0	0	0	2	13	17	36.00	4.000						

Batter	1	2	3	4	5	6	7	8	9	AB	R	H	RBI	BB	SO	LOB	TOP										
Alex Sanchez, L (1, 8) OBP: 0.306, SLG: 0.372	P6		1B			L9-6 1B	2B		G4-3	5	0	3	2	0	0	1	<b>Detroit Tigers @ Chicago White Sox</b> U.S. Cellular Field, Chicago, IL Fri Jul 18, 2003, 8:05 PM EDT Att: 18,868 - Sunny - 69 F										
Warren Morris, L (1, 4) OBP: 0.355, SLG: 0.442	G5-3 1B		CS	1B		G3	G1-3			4	0	2	0	0	0	2											
Dmitri Young, S (1, 10) OBP: 0.359, SLG: 0.544	G5-3			F8		L9-6			G6-4-3 BB	3	0	0	0	1	0	3											
Craig Monroe, R (1, 9) OBP: 0.287, SLG: 0.402	G6-3			K			G4-3 1B		F8	4	1	1	0	0	1	3											
Shane Halter, R (1, 5) OBP: 0.276, SLG: 0.365		K					G4-3 1B		G6-4-3	4	1	2	0	0	1	1											
Carlos Pena, L (1, 3) OBP: 0.317, SLG: 0.430		K					G4-3		HR	4	1	1	1	0	2	4											
Ben Petrick, R (1, 7) Kevin Witt, L (9, PH) OBP: 0.319, SLG: 0.434		K				P6	E6 G4-3 2B		K2-3	3	1	0	1	0	1	1											
Matt Walbeck, S (1, 2) Eric Munson, L (9, PH) OBP: 0.187, SLG: 0.233 OBP: 0.311, SLG: 0.407				G6-4-3 1B		G4-3	G4-3		G3-1	3	0	2	1	0	0	1											
Ramon Santiago, S (1, 6) OBP: 0.299, SLG: 0.280				G6-4-3		G4-6-3	G4-3 2B BB			2	1	0	0	2	0	2											
<b>Inning Stats</b>	R: 0 E: 0 K: 0 S: 11	H: 1 LOB: 1 BB: 0 P: 15	R: 0 E: 0 K: 3 S: 9	H: 0 LOB: 0 BB: 0 P: 13	R: 0 E: 0 K: 0 S: 7	H: 2 LOB: 0 BB: 0 P: 9	R: 0 E: 0 K: 2 S: 10	H: 2 LOB: 2 BB: 0 P: 13	R: 0 E: 0 K: 0 S: 6	H: 1 LOB: 0 BB: 0 P: 9	R: 0 E: 0 K: 0 S: 7	H: 1 LOB: 1 BB: 1 P: 27	R: 0 E: 0 K: 0 S: 7	H: 0 LOB: 0 BB: 1 P: 11	R: 1 E: 0 K: 1 S: 12	H: 1 LOB: 1 BB: 1 P: 20		1B: 9 2B: 2 3B: 0 HR: 1	SF: 0 SAC: 0 DP: 4 HBP: 0	WP: 0 PB: 0 SB: 0 CS: 1	PA: 38						
<b>PITCHER</b>	IP	WLS	BF	H	R	ER	SO	BB	IBB	HBP	BLK	WP	HR	S	P	ERA	WHIP										
56 Mark Buehrle, L (1, 1) ERA: 4.1	6.2	W	28	10	4	1	5	1	0	0	0	0	0	62	89	1.35	1.650										
Damaso Marte, L (7, 1) ERA: 1.51	1.1	H	5	1	1	1	0	1	0	0	0	0	1	12	21	6.75	1.500										
Tom Gordon, R (9, 1) ERA: 3.28	1.0	S	4	0	0	0	1	1	0	0	0	0	0	10	16	0.00	1.000										

Batter	1	2	3	4	5	6	7	8	9	AB	R	H	RBI	BB	SO	LOB	BOTTOM										
Roberto Alomar, S (1, 4) OBP: 0.339, SLG: 0.353	1B BB		BLK 1B	SF7		G5-4-3 1B			E1 2B	3	2	2	1	1	0	1	<b>Detroit Tigers @ Chicago White Sox</b> U.S. Cellular Field, Chicago, IL Fri Jul 18, 2003, 8:05 PM EDT Att: 18,868 - Sunny - 69 F										
Carlos Lee, R (1, 7) Miguel Olivo, R (9, 2) OBP: 0.315, SLG: 0.450 OBP: 0.271, SLG: 0.369	K		SF9	2B 1B		G5-4-3			2B	4	0	2	3	0	1	2											
Frank Thomas, R (1, 10) OBP: 0.402, SLG: 0.537	F7		F9	2B		F7			F9	5	0	1	0	0	0	3											
Magglio Ordonez, R (1, 9) OBP: 0.362, SLG: 0.524	1B		G5-3	G5-3		G5-3				4	1	2	1	0	0	2											
Carl Everett, S (1, 8) Aaron Rowand, R (9, 7) OBP: 0.357, SLG: 0.525 OBP: 0.303, SLG: 0.387	P4		14 1B	L4		L4			2B	3	0	1	0	1	0	2											
14 Paul Konerko, R (1, 3) OBP: 0.273, SLG: 0.315	F7		1B	HR		G6-3				4	1	2	2	0	0	1											
Jose Valentin, S (1, 6) OBP: 0.325, SLG: 0.445	G4-3 BB		P3	G4-3		P3			P3	3	0	0	0	1	0	2											
24 Joe Crede, R (1, 5) OBP: 0.282, SLG: 0.366	G4-3		G6-3	SH1-3 2B		G6-3			P4	4	1	1	0	0	0	1											
Sandy Alomar Jr., R (1, 2) Willie Harris, L (8, PR) OBP: 0.290, SLG: 0.385 OBP: 0.250, SLG: 0.222			1B 2B	SH1-3		G1-5-3			E 2B 1B	3	1	2	0	0	0	0											
<b>Inning Stats</b>	R: 0 E: 0 K: 1 S: 15	H: 1 LOB: 2 BB: 1 P: 25	R: 0 E: 0 K: 0 S: 8	H: 0 LOB: 1 BB: 1 P: 15	R: 3 E: 0 K: 0 S: 13	H: 4 LOB: 2 BB: 1 P: 24	R: 1 E: 0 K: 0 S: 15	H: 3 LOB: 2 BB: 0 P: 15	R: 1 E: 0 K: 0 S: 9	H: 1 LOB: 0 BB: 0 P: 15	R: 0 E: 0 K: 0 S: 8	H: 1 LOB: 0 BB: 0 P: 13	R: 0 E: 0 K: 0 S: 6	H: 1 LOB: 1 BB: 0 P: 10	R: 2 E: 1 K: 0 S: 11	H: 2 LOB: 1 BB: 0 P: 17		1B: 7 2B: 5 3B: 0 HR: 1	SF: 2 SAC: 1 DP: 2 HBP: 0	WP: 0 PB: 0 SB: 0 CS: 0	PA: 39						
<b>PITCHER</b>	IP	WLS	BF	H	R	ER	SO	BB	IBB	HBP	BLK	WP	HR	S	P	ERA	WHIP										
Matt Roney, R (1, 1) ERA: 3.76	5.0	L	26	9	5	5	1	2	1	0	0	0	0	60	94	9.00	2.200										
Steve Sparks, R (6, 1) ERA: 3.77	2.0		7	2	0	0	0	0	0	0	0	0	0	14	23	0.00	1.000										
Jamie Walker, L (8, 1) ERA: 3.19	1.0		6	2	2	0	0	0	0	0	0	0	0	11	17	0.00	2.000										




Batter	1	2	3	4	5	6	7	8	9	AB	R	H	RBI	BB	SO	LOB	TOP			
Alex Sanchez, L (1, 8) OBP: 0.306, SLG: 0.371	1-1 F7		0-3 K		0-0 CS 1B		0-2 FC6-4 CS			4	0	1	0	0	1	1				
Warren Morris, L (1, 4) OBP: 0.345, SLG: 0.429	1-2 G1-3		2-1 F9		2-0 P5 1-2		1-0 CS 1-2	0-1 F7		4	0	0	0	0	0	1				
Dmitri Young, S (1, 7) OBP: 0.361, SLG: 0.546	0-0 2B		3-3 K		3-1 1B			2-3 K		4	0	2	0	0	2	0				
Kevin Witt, L (1, 10) OBP: 0.311, SLG: 0.423	1-2 F8			0-2 G4-3	0-1 F8			2-3 K		4	0	0	0	0	1	2				
Carlos Pena, L (1, 3) OBP: 0.316, SLG: 0.424		0-0 F7		4-2 HR BB		3-2 F8			0-3 K	3	1	0	0	1	1	0				
Craig Monroe, R (1, 9) OBP: 0.290, SLG: 0.401		1-1 BB 1B		1-3 K		2-3 K			4-2 DI BB	3	0	1	0	1	2	1				
Eric Munson, L (1, 5) Shane Halter, R (9, PH) OBP: 0.275, SLG: 0.364		1-2 BB		0-0 HR		3-1 F8			2-3 K	2	1	1	2	1	0	0				
Matt Walbeck, S (1, 2) Ben Petrick, R (9, PH)		0-2 F7		4-1 BB			2-3 K		2-2 F7	2	0	0	0	1	1	2				
Ramon Santiago, S (1, 6) OBP: 0.300, SLG: 0.281		1-0 G4-3		0-2 F7			0-0 FC6-4 1B			3	0	1	0	0	0	3				
<b>Inning Stats</b>	R: 0 E: 0 K: 0 S: 9	H: 1 LOB: 1 BB: 0 P: 12	R: 0 E: 0 K: 0 S: 11	H: 1 LOB: 2 BB: 1 P: 17	R: 0 E: 0 K: 2 S: 8	H: 0 LOB: 0 BB: 0 P: 13	R: 2 E: 0 K: 1 S: 16	H: 1 LOB: 1 BB: 2 P: 25	R: 0 E: 0 K: 0 S: 7	H: 2 LOB: 1 BB: 0 P: 11	R: 0 E: 0 K: 1 S: 10	H: 1 LOB: 0 BB: 0 P: 11	R: 0 E: 0 K: 2 S: 10	H: 0 LOB: 0 BB: 0 P: 14	R: 0 E: 0 K: 2 S: 13	H: 0 LOB: 1 BB: 1 P: 21	1B: 4 2B: 1 3B: 0 HR: 1	SF: 0 SAC: 0 DP: 0 HBP: 0	WP: 0 PB: 0 SB: 0 CS: 2	PA: 36
<b>PITCHER</b>	IP WLS BF H R ER SO BB IBB HBP BLK WP HR S P ERA WHIP	7.0 W 28 6 2 2 5 3 0 0 0 0 1 69 107 2.57 1.286	2.0 S 7 0 0 0 4 1 0 0 0 0 0 23 35 0.00 0.500																	

Detroit Tigers @ Chicago White Sox  
U.S. Cellular Field, Chicago, IL  
Sat Jul 19 2003, 7:05 PM EDT  
Att: 32,245 - Sunny - 81 F

livebaseballscores.com

AB 31  
R 2  
H 6  
RBI 2  
BB 4  
SO 9  
LOB 12




Batter	1	2	3	4	5	6	7	8	9	AB	R	H	RBI	BB	SO	LOB	BOTTOM				
Roberto Alomar, S (1, 4) OBP: 0.341, SLG: 0.353	4-2 G4-3 G1-3 BB		2-2 E5 G4-6-3			0-1 G6-3	2-2 1B 1B			3	1	1	0	1	0	0					
Carlos Lee, R (1, 7) Sandy Alomar Jr., R (8, 2) OBP: 0.314, SLG: 0.448 OBP: 0.290, SLG: 0.385	1-1 G1-3		0-1 G4-6-3			1-1 G4-3	0-1 1B 1B			4	0	1	0	0	0	2					
Frank Thomas, R (1, 10) OBP: 0.400, SLG: 0.533	2-0 G4-3			1-1 P4		1-3 K	1-2 FC6-4 1B			4	0	1	1	0	1	1					
Magglio Ordonez, R (1, 9) OBP: 0.358, SLG: 0.518	0-1 L3			0-1 G6-3			P6 FC6-4			4	0	0	0	0	0	3					
Carl Everett, S (1, 8) Willie Harris, L (8, PR) OBP: 0.355, SLG: 0.521 OBP: 0.230, SLG: 0.222		2-3 K		2-2 P5		3-1 F7	4-2 14 F9 24 S 14 S 1B BB			0	1	0	0	0	0	0					
14 Paul Konerko, R (1, 3) OBP: 0.273, SLG: 0.314		0-0 F8			2-2 G5-3		0-0 24 1B 1B	3-1 F9		4	1	1	0	0	0	1					
Jose Valentin, S (1, 6) OBP: 0.327, SLG: 0.444		4-1 BB			1-1 F8		0-0 24 1B 1B	2-3 K		3	1	1	0	1	1	2					
24 Joe Crede, R (1, 5) OBP: 0.287, SLG: 0.369		0-1 F7			4-2 BB		3-2 HR 1B	2-2 E S 1B		3	1	2	2	1	0	1					
Miguel Olivo, R (1, 2) Brian Daubach, L (7, PH) Tony Graffanino, R (7, PH) Aaron Rowand, R (8, 8) OBP: 0.269, SLG: 0.365 OBP: 0.368, SLG: 0.425 OBP: 0.341, SLG: 0.445 OBP: 0.300, SLG: 0.384			1-2 G4-3			0-3 K	2-2 HR 1B	3-H G6-3		2	0	0	0	0	1	1					
<b>Inning Stats</b>	R: 0 E: 0 K: 0 S: 7	H: 0 LOB: 1 BB: 1 P: 14	R: 0 E: 0 K: 1 S: 8	H: 0 LOB: 1 BB: 1 P: 14	R: 0 E: 1 K: 0 S: 8	H: 0 LOB: 0 BB: 0 P: 11	R: 0 E: 0 K: 0 S: 7	H: 0 LOB: 0 BB: 0 P: 10	R: 0 E: 0 K: 1 S: 10	H: 0 LOB: 1 BB: 1 P: 17	R: 0 E: 0 K: 1 S: 7	H: 0 LOB: 0 BB: 0 P: 9	R: 5 E: 0 K: 0 S: 25	H: 7 LOB: 2 BB: 0 P: 37	R: 1 E: 0 K: 1 S: 21	H: 1 LOB: 2 BB: 1 P: 35	1B: 7 2B: 0 3B: 0 HR: 1	SF: 0 SAC: 0 DP: 1 HBP: 0	WP: 0 PB: 0 SB: 2 CS: 0	PA: 36	
<b>PITCHER</b>	IP WLS BF H R ER SO BB IBB HBP BLK WP HR S P ERA WHIP	6.2 L 26 3 3 3 3 3 0 0 0 0 0 1 7 11 4.05 0.900	0.0 B 2 2 1 1 0 0 0 0 0 0 0 0 7 8 27.00 6.000	1.0 5 1 1 1 1 1 0 0 0 0 0 0 21 35 9.00 2.000																	

Detroit Tigers @ Chicago White Sox  
U.S. Cellular Field, Chicago, IL  
Sat Jul 19 2003, 7:05 PM EDT  
Att: 32,245 - Sunny - 81 F

livebaseballscores.com


AB 32  
R 6  
H 8  
RBI 6  
BB 4  
SO 4  
LOB 12



Batter	1	2	3	4	5	6	7	8	9	AB	R	H	RBI	BB	SO	LOB	TOP					
Alex Sanchez, L OBP: 0.305, SLG: 0.370 Andres Torres, S OBP: 0.258, SLG: 0.295	G4-3		SH1-3		G6-3			WP BB		1	0	0	0	0	0	0						
Warren Morris, L OBP: 0.342, SLG: 0.423	1B		G6-3			F8		K		4	0	1	0	0	1	2						
Dmitri Young, S OBP: 0.365, SLG: 0.550 Shane Halter, R OBP: 0.274, SLG: 0.362	K				2B			K		3	0	2	0	0	1	1						
Kevin Witt, L OBP: 0.304, SLG: 0.413	K							K		4	0	0	0	0	3	3						
Carlos Pena, L OBP: 0.311, SLG: 0.417		K			F7			F9		4	0	0	0	0	1	2						
Craig Monroe, R OBP: 0.286, SLG: 0.394	G6-3				G4-3			F9		4	0	0	0	0	0	1						
Eric Munson, L OBP: 0.315, SLG: 0.430	K							G3		3	1	1	1	0	1	0						
Matt Walbeck, S OBP: 0.196, SLG: 0.234 Ben Petrick, R (5, 2)				L1				K		2	0	1	0	0	0	0						
Ramon Santiago, S OBP: 0.300, SLG: 0.279					G6-4-3			F7		2	0	0	0	1	0	1						
<b>Inning Stats</b>	R: 0 E: 0 K: 2 S: 13	H: 1 LOB: 1 BB: 0 P: 19	R: 0 E: 0 K: 2 S: 7	H: 0 LOB: 0 BB: 0 P: 10	R: 0 E: 0 K: 0 S: 6	H: 0 LOB: 1 BB: 1 P: 12	R: 0 E: 0 K: 1 S: 8	H: 1 LOB: 1 BB: 0 P: 13	R: 1 E: 0 K: 0 S: 12	H: 2 LOB: 0 BB: 0 P: 16	R: 0 E: 0 K: 1 S: 9	H: 1 LOB: 1 BB: 0 P: 14	R: 0 E: 0 K: 1 S: 7	H: 0 LOB: 0 BB: 0 P: 9	R: 0 E: 0 K: 2 S: 10	H: 0 LOB: 1 BB: 1 P: 16	R: 0 E: 0 K: 0 S: 6	H: 0 LOB: 0 BB: 0 P: 11	1B: 3 2B: 1 3B: 0 HR: 1	SF: 0 SAC: 1 DP: 1 HBP: 0	WP: 1 PB: 0 CS: 0	PA: 33
<b>PITCHER</b>	IP	WLS	BF	H	R	ER	SO	BB	IBB	HBP	BLK	WP	HR	S	P	ERA	WHIP					
Esteban Loaiza, R ERA: 2.16	(1, 1)	7.0	W	26	5	1	1	7	1	0	0	0	0	1	62	93	1.29	0.857				
Gary Glover, R ERA: 5.01	(8, 1)	1.0		4	0	0	0	2	1	0	0	0	1	0	10	16	0.00	1.000				
Billy Koch, R ERA: 5.44	(9, 1)	1.0		3	0	0	0	0	0	0	0	0	0	6	11	0.00	0.000					

**Detroit Tigers @ Chicago White Sox**  
 U.S. Cellular Field, Chicago, IL  
 Sun Jul 20 2003, 2:05 PM EDT  
 Att: 20,631 - Overcast - 81 F


AB	30
R	1
H	5
RBI	1
BB	2
SO	9
LOB	11



Batter	1	2	3	4	5	6	7	8	9	AB	R	H	RBI	BB	SO	LOB	BOTTOM					
Tony Graffanino, R OBP: 0.349, SLG: 0.477	SF8			E9	F8			F8		5	2	3	0	0	0	1						
Aaron Rowand, R OBP: 0.296, SLG: 0.379	SF8	F7		G5-3	E7			F9		4	0	1	1	0	0	2						
Frank Thomas, R OBP: 0.404, SLG: 0.555 Brian Daubach, L OBP: 0.366, SLG: 0.422	HR			HR	HR			F8		4	3	3	3	0	0	1						
Magglio Ordonez, R OBP: 0.365, SLG: 0.533 Willie Harris, L OBP: 0.230, SLG: 0.222	1B			1B	HR			14 L1-3		3	2	3	2	1	0	0						
Carlos Lee, R OBP: 0.313, SLG: 0.445	F9			G5-3				K		4	0	1	0	0	1	2						
14 Paul Konerko, R OBP: 0.280, SLG: 0.333	1B			1B				L1-3		4	1	3	2	0	0	1						
24 Joe Crede, R OBP: 0.284, SLG: 0.364	F7			G4-6-3	G5-3			G5-3		4	0	0	0	0	0	4						
Jose Valentin, S OBP: 0.326, SLG: 0.451		K		F8				K		4	1	1	1	0	2	1						
Miguel Olivo, R OBP: 0.269, SLG: 0.363	P3			L5				P4		4	1	1	0	0	0	0						
<b>Inning Stats</b>	R: 2 E: 0 K: 0 S: 17	H: 4 LOB: 2 BB: 0 P: 23	R: 0 E: 0 K: 1 S: 12	H: 1 LOB: 1 BB: 0 P: 21	R: 2 E: 0 K: 0 S: 14	H: 4 LOB: 1 BB: 0 P: 24	R: 3 E: 1 K: 0 S: 16	H: 3 LOB: 0 BB: 0 P: 24	R: 3 E: 1 K: 0 S: 13	H: 4 LOB: 1 BB: 0 P: 21	R: 0 E: 0 K: 1 S: 9	H: 0 LOB: 0 BB: 1 P: 15	R: 0 E: 0 K: 1 S: 8	H: 0 LOB: 0 BB: 0 P: 9	R: 0 E: 0 K: 1 S: 9	H: 0 LOB: 0 BB: 0 P: 12	R: 0 E: 0 K: 1 S: 9	H: 0 LOB: 0 BB: 0 P: 12	1B: 7 2B: 4 3B: 1 HR: 5	SF: 1 SAC: 0 DP: 2 HBP: 0	WP: 0 PB: 0 CS: 0	PA: 39
<b>PITCHER</b>	IP	WLS	BF	H	R	ER	SO	BB	IBB	HBP	BLK	WP	HR	S	P	ERA	WHIP					
Wilfredo Ledezma, L ERA: 4.04	(1, 1)	3.2	L	22	12	7	7	1	0	0	0	0	0	3	57	88	17.18	3.273				
Steve Avery, L ERA: 5.63	(4, 1)	2.1		11	4	3	2	1	1	0	0	0	0	2	24	40	7.71	2.143				
Danny Patterson, R ERA:	(7, 1)	1.0		3	0	0	0	1	0	0	0	0	0	8	9	0.00	0.000					
Steve Sparks, R ERA: 3.71	(8, 1)	1.0		3	0	0	0	1	0	0	0	0	0	9	12	0.00	0.000					

**Detroit Tigers @ Chicago White Sox**  
 U.S. Cellular Field, Chicago, IL  
 Sun Jul 20 2003, 2:05 PM EDT  
 Att: 20,631 - Overcast - 81 F

AB	37
R	10
H	16
RBI	9
BB	1
SO	4
LOB	12



Batter	1	2	3	4	5	6	7	8	9	AB	R	H	RBI	BB	SO	LOB	TOP								
Alex Sanchez, L (1, 8) OBP: 0.309, SLG: 0.374	G1-3		K			1B			1B	4	2	2	0	1	1	1	<b>Detroit Tigers @ Boston Red Sox</b> Fenway Park, Boston, MA Mon Jul 21 2003, 7:05 PM EDT Att: 33,823 - Cloudy - 79 F								
Warren Morris, L (1, 4) OBP: 0.338, SLG: 0.415	G4-3		G4-3			1B			F7	5	1	1	1	0	1	4									
Dmitri Young, S (1, 7) OBP: 0.366, SLG: 0.558			G4-3			1B			K	4	1	2	2	1	1	2									
Carlos Pena, L (1, 3) OBP: 0.317, SLG: 0.421	G4-3								K	5	0	3	2	0	0	1									
Craig Monroe, R (1, 10) OBP: 0.280, SLG: 0.386									F9	5	0	0	0	0	1	4									
Eric Munson, L (1, 5) OBP: 0.314, SLG: 0.427									F9	4	0	1	0	0	1	3									
Shane Halter, R (1, 6) OBP: 0.273, SLG: 0.356									F8	3	0	0	0	1	1	2									
Matt Walbeck, S (1, 2) OBP: 0.204, SLG: 0.240									P2	2	1	1	0	0	0	1									
Ben Petrick, R (5, 2) OBP: 0.111, SLG: 0.111									P2	2	0	1	0	0	0	0									
Andres Torres, S (1, 9) OBP: 0.258, SLG: 0.294									G1-3	4	0	1	0	0	0	3									
<b>Inning Stats</b>	R: 0 E: 0 K: 0 S: 9	H: 0 LOB: 1 BB: 1 P: 14	R: 0 E: 0 K: 2 S: 15	H: 1 LOB: 1 BB: 0 P: 21	R: 0 E: 1 K: 1 S: 7	H: 1 LOB: 0 BB: 0 P: 10	R: 0 E: 0 K: 1 S: 6	H: 1 LOB: 1 BB: 0 P: 8	R: 3 E: 0 K: 0 S: 17	H: 5 LOB: 2 BB: 0 P: 27	R: 0 E: 0 K: 1 S: 7	H: 1 LOB: 2 BB: 2 P: 17	R: 1 E: 0 K: 0 S: 8	H: 1 LOB: 0 BB: 0 P: 12	R: 0 E: 0 K: 0 S: 6	H: 0 LOB: 0 BB: 0 P: 8	R: 1 E: 0 K: 1 S: 12	H: 2 LOB: 1 BB: 0 P: 19	1B: 10 2B: 1 3B: 0 HR: 1	SF: 0 SAC: 0 DP: 1 HBP: 0	WP: 0 PB: 0 SB: 0 CS: 0	PA: 41			
<b>PITCHER</b>	IP	WLS	BF	H	R	ER	SO	BB	IBB	HBP	BLK	WP	HR	S	P	ERA	WHIP								
John Burkett, R (1, 1) ERA: 5.25	5.0	W	24	8	3	3	4	1	0	0	0	0	0	54	80	5.40	1.800								
Casey Fossum, L (6, 1) ERA: 5.65	4.0	S	17	4	2	2	2	2	0	0	0	0	1	33	56	4.50	1.500								

Batter	1	2	3	4	5	6	7	8	9	AB	R	H	RBI	BB	SO	LOB	BOTTOM								
1B Johnny Damon, L (1, 8) OBP: 0.329, SLG: 0.408	F8		1B						G6-3	6	2	2	1	0	0	1	<b>Detroit Tigers @ Boston Red Sox</b> Fenway Park, Boston, MA Mon Jul 21 2003, 7:05 PM EDT Att: 33,823 - Cloudy - 79 F								
Todd Walker, L (1, 4) OBP: 0.333, SLG: 0.415	G1-3		2B						P2	4	2	2	3	1	0	0									
Nomar Garciaparra, R (1, 6) OBP: 0.362, SLG: 0.553			1B						P2	4	1	2	1	0	0	1									
Damian Jackson, R (7, 6) OBP: 0.299, SLG: 0.288	G1-3		1B						BB	0	1	0	0	1	0	0									
Manny Ramirez, R (1, 7) OBP: 0.414, SLG: 0.579									BB	4	2	4	3	0	0	0									
Gabe Kapler, R (7, 7) OBP: 0.325, SLG: 0.383									BB	0	0	0	0	1	0	0									
Kevin Millar, R (1, 3) OBP: 0.360, SLG: 0.523									BB	4	2	2	0	0	1	2									
Doug Mirabeli, R (7, PH) OBP: 0.267, SLG: 0.402									BB	1	0	1	1	0	0	0									
Trot Nixon, L (1, 9) OBP: 0.403, SLG: 0.545									F8	3	2	0	0	2	1	4									
Bill Mueller, S (1, 5) OBP: 0.402, SLG: 0.556									F7	5	1	2	2	0	0	2									
Jeremy Giambi, L (1, 10) OBP: 0.352, SLG: 0.368									F7	3	1	2	2	2	1	0									
Jason Varitek, S (1, 2) OBP: 0.360, SLG: 0.565									1B	4	0	1	1	0	1	3									
<b>Inning Stats</b>	R: 0 E: 0 K: 0 S: 6	H: 0 LOB: 0 BB: 0 P: 8	R: 5 E: 0 K: 0 S: 17	H: 6 LOB: 1 BB: 1 P: 32	R: 7 E: 0 K: 0 S: 21	H: 6 LOB: 1 BB: 2 P: 37	R: 0 E: 0 K: 0 S: 12	H: 1 LOB: 2 BB: 1 P: 22	R: 1 E: 0 K: 2 S: 12	H: 2 LOB: 2 BB: 1 P: 22	R: 0 E: 0 K: 2 S: 8	H: 0 LOB: 0 BB: 0 P: 15	R: 1 E: 0 K: 0 S: 12	H: 1 LOB: 2 BB: 2 P: 22	R: 0 E: 0 K: 0 S: 8	H: 2 LOB: 1 BB: 0 P: 10	R: 1 E: 0 K: 1 S: 12	H: 2 LOB: 1 BB: 0 P: 10	1B: 8 2B: 9 3B: 0 HR: 1	SF: 1 SAC: 0 DP: 1 HBP: 0	WP: 0 PB: 0 SB: 0 CS: 0	PA: 46			
<b>PITCHER</b>	IP	WLS	BF	H	R	ER	SO	BB	IBB	HBP	BLK	WP	HR	S	P	ERA	WHIP								
3B Jeremy Bonderman, R (1, 1) ERA: 5.38	2.0	L	14	8	7	7	0	1	0	0	0	0	0	26	43	31.50	4.500								
Steve Sparks, R (3, 1) ERA: 4.36	3.0		19	7	6	6	2	4	0	0	0	0	0	42	78	18.00	3.667								
Fernando Rodney, R (6, 1) ERA: 6.71	2.0		9	1	1	1	2	2	0	0	0	0	0	20	37	4.50	1.500								
Chris Spurling, R (8, 1) ERA: 4.7	1.0		4	2	0	0	0	0	0	0	0	0	0	8	10	0.00	2.000								

Batter	1	2	3	4	5	6	7	8	9	AB	R	H	RBI	BB	SO	LOB	TOP					
Alex Sanchez, L (1, 8) OBP: 0.308, SLG: 0.373	G3		G5-3			K		G3-1 1B		4	0	1	0	0	1	0						
Warren Morris, L (1, 4) OBP: 0.329, SLG: 0.404	G4-3			G6-3		G5-3		G3-1		4	0	0	0	0	0	1						
Dmitri Young, S (1, 7) OBP: 0.365, SLG: 0.563	G1-3			G1-3		HR		G4-3		4	1	1	1	0	0	1						
Kevin Witt, L (1, 10) OBP: 0.303, SLG: 0.409		G2-3 1B		K2-3		G3			K	4	0	1	0	0	2	0						
Carlos Pena, L (1, 3) OBP: 0.323, SLG: 0.451		K			HR			G3-1 2B		4	2	3	1	0	1	1						
Craig Monroe, R (1, 9) OBP: 0.276, SLG: 0.379	G2-3				K			G5-3		4	0	0	0	0	1	3						
Eric Munson, L (1, 5) OBP: 0.313, SLG: 0.435	G4-3				HR			G3-1		4	1	1	2	0	0	2						
Shane Halter, R (1, 6) OBP: 0.269, SLG: 0.351			F8		G1-3			G4-3		3	0	0	0	0	0	1						
Matt Walbeck, S (1, 2) OBP: 0.198, SLG: 0.232			G5-3		F7			G4-3		3	0	0	0	0	0	0						
<b>Inning Stats</b>	R: 0 E: 0 K: 0 S: 7	H: 0 LOB: 0 BB: 0 P: 10	R: 0 E: 0 K: 1 S: 8	H: 1 LOB: 1 BB: 0 P: 10	R: 0 E: 0 K: 0 S: 5	H: 0 LOB: 0 BB: 0 P: 6	R: 0 E: 0 K: 1 S: 11	H: 0 LOB: 0 BB: 0 P: 15	R: 2 E: 0 K: 1 S: 8	H: 2 LOB: 0 BB: 0 P: 8	R: 1 E: 0 K: 0 S: 8	H: 1 LOB: 0 BB: 0 P: 15	R: 0 E: 0 K: 0 S: 4	H: 1 LOB: 1 BB: 0 P: 8	R: 0 E: 0 K: 0 S: 8	H: 1 LOB: 1 BB: 0 P: 13	R: 1 E: 0 K: 1 S: 9	H: 1 LOB: 0 BB: 0 P: 13	1B: 2 2B: 1 3B: 1 HR: 3	SF: 0 SAC: 0 DP: 0 HBP: 0	WP: 0 PB: 0 SB: 1 CS: 0	PA: 34
<b>PITCHER</b>	IP	WLS	BF	H	R	ER	SO	BB	IBB	HBP	BLK	WP	HR	S	P	ERA	WHIP					
Derek Lowe, R (1, 1) ERA: 4.85	8.0	W	30	6	3	3	4	0	0	0	0	0	2	59	85	3.38	0.750					
Alan Embree, L (9, 1) ERA: 3.79	1.0		4	1	1	1	1	0	0	0	0	0	1	9	13	9.00	1.000					

**Detroit Tigers @ Boston Red Sox**  
Fenway Park, Boston, MA  
Tue Jul 22 2003, 7:05 PM EDT  
Att: 33,570 - Overcast - 74 F

AB	34
R	4
H	7
RBI	4
BB	0
SO	5
LOB	9

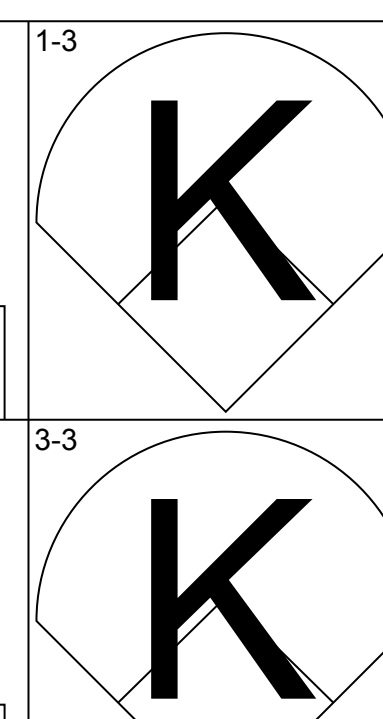
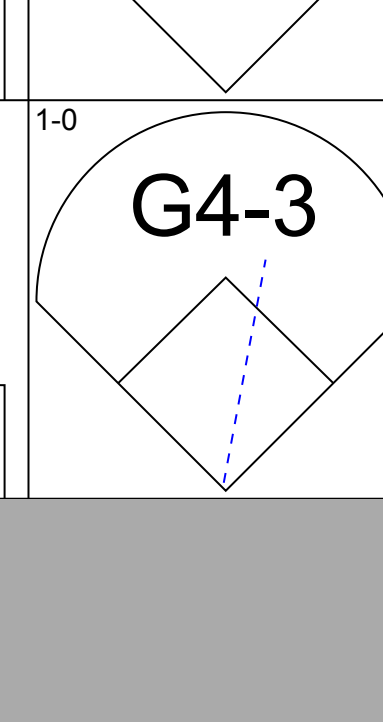
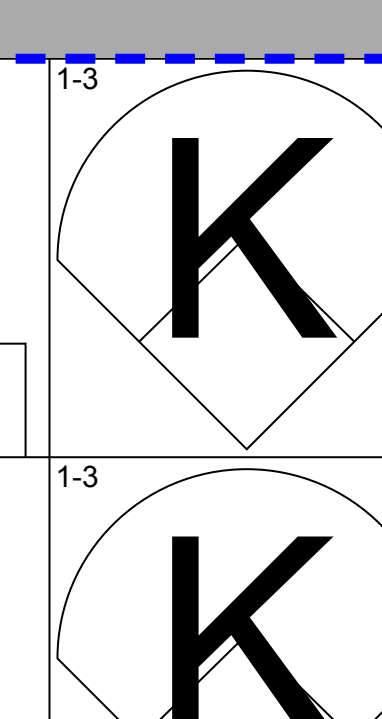
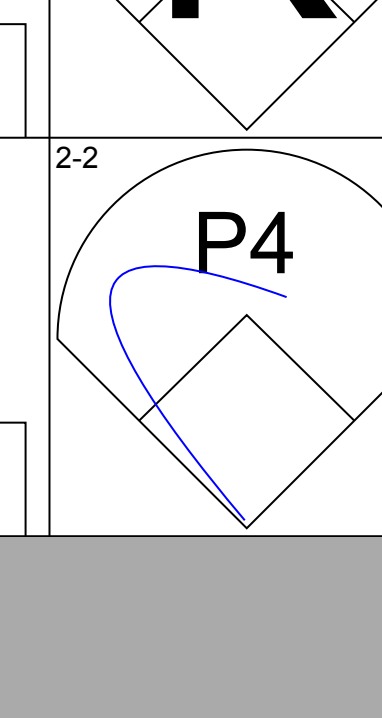
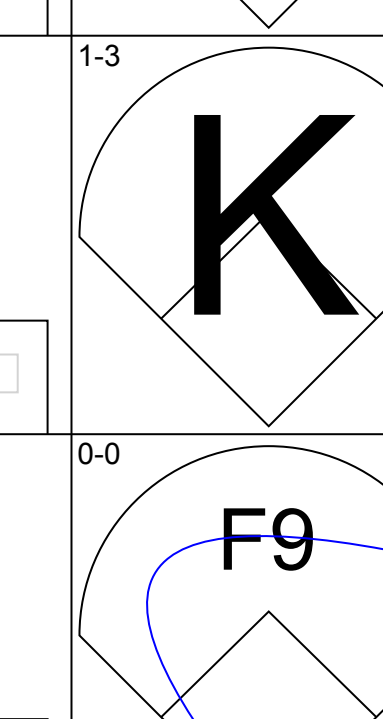



Batter	1	2	3	4	5	6	7	8	9	AB	R	H	RBI	BB	SO	LOB	BOTTOM					
Gabe Kapler, R (1, 8) OBP: 0.320, SLG: 0.369	L5	FC6-4		G4-3		HR		G1-3		4	1	0	0	1	0	5						
Bill Mueller, S (1, 5) OBP: 0.403, SLG: 0.569	F8		G4-3		1B	2B	HR			4	2	2	2	0	0	0						
Nomar Garciaparra, R (1, 6) OBP: 0.364, SLG: 0.552	G4-3		CS	BB	BB	1B	F7			3	1	1	1	1	0	0						
Manny Ramirez, R (1, 7) OBP: 0.415, SLG: 0.578		1B	K		1B	BB		G6-3		4	1	2	0	0	1	1						
Kevin Millar, R (1, 3) OBP: 0.364, SLG: 0.533		1B		HR	BB	BB		G6-3		3	1	2	1	1	0	0						
Jason Varitek, S (1, 2) OBP: 0.382, SLG: 0.575		BB	1B	HR	HR	G4-3-6		G4-3		4	1	2	2	0	0	2						
Trot Nixon, L (1, 9) OBP: 0.401, SLG: 0.544	P4		G3-1		P6			2B		4	0	1	0	0	0	3						
Doug Mirabeli, R (1, 10) OBP: 0.267, SLG: 0.391		FC6-4		K		L5		K		3	0	0	0	1	2	1						
Damian Jackson, R (1, 4) OBP: 0.297, SLG: 0.286	K				1B	P4		G6-3		4	0	1	0	0	1	4						
<b>Inning Stats</b>	R: 0 E: 0 K: 0 S: 5	H: 3 LOB: 3 BB: 1 P: 28	R: 0 E: 0 K: 1 S: 5	H: 0 LOB: 0 BB: 1 P: 10	R: 2 E: 0 K: 1 S: 15	H: 3 LOB: 1 BB: 0 P: 26	R: 2 E: 0 K: 0 S: 10	H: 1 LOB: 0 BB: 1 P: 15	R: 0 E: 0 K: 0 S: 4	H: 0 LOB: 0 BB: 0 P: 6	R: 0 E: 0 K: 1 S: 11	H: 1 LOB: 1 BB: 0 P: 18	R: 0 E: 0 K: 0 S: 4	H: 0 LOB: 0 BB: 0 P: 6	R: 0 E: 0 K: 0 S: 11	H: 1 LOB: 1 BB: 0 P: 18	1B: 6 2B: 2 3B: 0 HR: 3	SF: 0 SAC: 0 DP: 1 HBP: 0	WP: 0 PB: 0 SB: 0 CS: 1	PA: 37		
<b>PITCHER</b>	IP	WLS	BF	H	R	ER	SO	BB	IBB	HBP	BLK	WP	HR	S	P	ERA	WHIP					
Mike Maroth, L (1, 1) ERA: 5.28	5.2	L	29	10	7	7	3	4	0	0	0	0	3	62	108	11.12	2.471					
Danny Patterson, R (6, 1) ERA:	1.1		4	0	0	0	0	0	0	0	0	0	0	6	8	0.00	0.000					
45 Chris Mears, R (8, 1) ERA: 2.92	1.0		4	1	0	0	1	0	0	0	0	0	0	11	18	0.00	1.000					

**Detroit Tigers @ Boston Red Sox**  
Fenway Park, Boston, MA  
Tue Jul 22 2003, 7:05 PM EDT  
Att: 33,570 - Overcast - 74 F

AB	33
R	7
H	11
RBI	6
BB	4
SO	4
LOB	16



Batter	1	2	3	4	5	6	7	8	9	AB	R	H	RBI	BB	SO	LOB	TOP										
Alex Sanchez, L (1, 8) OBP: 0.308, SLG: 0.372			G4-3				B1-3			4	0	1	0	0	1	1	<b>Detroit Tigers @ Cleveland Indians</b> Jacobs Field, Cleveland, OH Wed Jul 23 2003, 7:05 PM EDT Att: 21,202 - Cloudy - 71 F										
Ben Petrick, R (1, 7) OBP: 0.077, SLG: 0.077			G1-3				FC5			4	0	0	0	0	2	2											
Dmitri Young, S (1, 10) OBP: 0.364, SLG: 0.558	G4-3					G4-6-3 1B BB				3	1	0	0	1	2	2											
Craig Monroe, R (1, 9) OBP: 0.279, SLG: 0.385		G4-3 2B							P4	4	0	2	0	0	0	0											
Carlos Pena, L (1, 3) OBP: 0.319, SLG: 0.444		G4-3				G4-6-3				4	0	0	0	0	1	3											
Shane Halter, R (1, 4) OBP: 0.266, SLG: 0.349		G6-3				WP 1B				4	0	1	1	0	1	1											
Eric Munson, L (1, 5) OBP: 0.312, SLG: 0.431						G1-3				3	0	0	0	1	1	1											
Matt Walbeck, S (1, 2) OBP: 0.212, SLG: 0.238		L4				FC5 1B				2	0	1	0	1	0	2											
Ramon Santiago, S (1, 6) OBP: 0.297, SLG: 0.276						F8			P3	3	0	0	0	0	0	2											
<b>Inning Stats</b>	R: 0 E: 0 K: 2 S: 7	H: 0 LOB: 0 BB: 0 P: 12	R: 0 E: 0 K: 0 S: 10	H: 1 LOB: 2 BB: 1 P: 20	R: 0 E: 0 K: 0 S: 9	H: 0 LOB: 0 BB: 0 P: 12	R: 1 E: 0 K: 0 S: 12	H: 2 LOB: 1 BB: 1 P: 21	R: 0 E: 0 K: 1 S: 8	H: 2 LOB: 2 BB: 0 P: 13	R: 0 E: 0 K: 0 S: 7	H: 0 LOB: 0 BB: 0 P: 12	R: 0 E: 0 K: 1 S: 8	H: 0 LOB: 1 BB: 1 P: 15	R: 0 E: 0 K: 2 S: 9	H: 0 LOB: 0 BB: 0 P: 13	R: 0 E: 0 K: 2 S: 7	H: 0 LOB: 0 BB: 0 P: 10	1B: 4 2B: 1 3B: 0 HR: 0	SF: 0 SAC: 0 DP: 1 HBP: 0	WP: 1 PB: 0 SB: 0 CS: 0	PA: 34					
<b>PITCHER</b>	IP	WLS	BF	H	R	ER	SO	BB	IBB	HBP	BLK	WP	HR	S	P	ERA	WHIP										
Brian Anderson, L (1, 1) ERA: 4.17	7.0	W	28	5	1	1	4	3	0	0	0	1	0	61	105	1.29	1.143										
David Riske, R (8, 1) ERA: 2.51	1.0	H	3	0	0	0	2	0	0	0	0	0	0	9	13	0.00	0.000										
Danys Baez, R (9, 1) ERA: 3.4	1.0	S	3	0	0	0	2	0	0	0	0	0	0	7	10	0.00	0.000										

Batter	1	2	3	4	5	6	7	8	9	AB	R	H	RBI	BB	SO	LOB	BOTTOM										
Coco Crisp, S (1, 7) OBP: 0.329, SLG: 0.381	G6-3		SH1-4 2B 1B	L7			FC5-2-3-5 1B			4	1	2	0	0	0	1	<b>Detroit Tigers @ Cleveland Indians</b> Jacobs Field, Cleveland, OH Wed Jul 23 2003, 7:05 PM EDT Att: 21,202 - Cloudy - 71 F										
Casey Blake, R (1, 5) OBP: 0.331, SLG: 0.425	G6-3		SH1-4				FC5-2-3-5			3	0	0	0	0	0	2											
Jody Gerut, L (1, 9) OBP: 0.331, SLG: 0.498	F8		SF9				G4-3			3	0	1	1	0	0	0											
Milton Bradley, S (1, 8) OBP: 0.429, SLG: 0.492		48 HR BB	2B BB				CS BB			1	1	0	0	3	0	1											
Ben Broussard, L (1, 3) OBP: 0.324, SLG: 0.437	L3						CS			4	0	1	1	0	0	2											
Tim Laker, R (1, 2) OBP: 0.267, SLG: 0.393			1-3 2-H 2B				F7			4	0	0	0	0	1	4											
48 Travis Hafner, L (1, 10) OBP: 0.279, SLG: 0.420							F7			3	1	1	2	0	1	0											
2 Jhonny Peralta, R (1, 6) OBP: 0.247, SLG: 0.250		G6-3					F8			3	0	0	0	0	0	0											
John McDonald, R (1, 4) OBP: 0.298, SLG: 0.340			SH1-4 1B SF9 1B				1B FC5-2-3-5 1B			2	1	2	0	0	0	0											
<b>Inning Stats</b>	R: 0 E: 0 K: 0 S: 10	H: 0 LOB: 0 BB: 0 P: 15	R: 2 E: 0 K: 1 S: 11	H: 1 LOB: 0 BB: 1 P: 19	R: 2 E: 0 K: 0 S: 9	H: 3 LOB: 2 BB: 1 P: 20	R: 0 E: 0 K: 0 S: 8	H: 0 LOB: 1 BB: 0 P: 13	R: 0 E: 0 K: 0 S: 4	H: 0 LOB: 0 BB: 1 P: 10	R: 0 E: 0 K: 1 S: 6	H: 0 LOB: 0 BB: 0 P: 8	R: 0 E: 0 K: 0 S: 7	H: 2 LOB: 1 BB: 0 P: 13	R: 0 E: 0 K: 0 S: 8	H: 1 LOB: 1 BB: 0 P: 10	1B: 5 2B: 2 3B: 0 HR: 1	SF: 1 SAC: 0 DP: 1 HBP: 1	WP: 0 PB: 0 SB: 0 CS: 1	PA: 34							
<b>PITCHER</b>	IP	WLS	BF	H	R	ER	SO	BB	IBB	HBP	BLK	WP	HR	S	P	ERA	WHIP										
Matt Roney, R (1, 1) ERA: 3.89	7.0	L	29	6	4	4	2	3	0	1	0	0	0	55	98	5.14	1.286										
Jamie Walker, L (8, 1) ERA: 3.55	1.0		4	1	0	0	0	0	0	0	0	0	0	8	10	0.00	1.000										

Batter	1	2	3	4	5	6	7	8	9	AB	R	H	RBI	BB	SO	LOB	TOP								
Alex Sanchez, L (1, 8) OBP: 0.309, SLG: 0.372	P5		E5		G4-3		1B	1B		5	1	2	0	0	0	1	<b>Detroit Tigers @ Cleveland Indians</b> Jacobs Field, Cleveland, OH Thu Jul 24 2003, 7:05 PM EDT Att: 20,857 - Sunny - 76 F								
Ben Petrick, R (1, 7) OBP: 0.222, SLG: 0.278	F7		F7		1B		1B	1B		5	1	3	2	0	0	1									
Dmitri Young, S (1, 5) OBP: 0.364, SLG: 0.556	K				G3		HR	1B		5	1	2	2	0	1	0									
Craig Monroe, R (1, 10) OBP: 0.281, SLG: 0.398		G6-3			1B		HR			5	1	2	2	0	0	2									
Carlos Pena, L (1, 3) OBP: 0.320, SLG: 0.439	F7				1B					3	0	0	0	2	2	0									
Shane Halter, R (1, 4) OBP: 0.264, SLG: 0.343	L5				L9					4	0	0	0	0	1	5									
Matt Walbeck, S (1, 2) OBP: 0.213, SLG: 0.238			P2		K		CS	1B		4	0	1	0	0	1	2									
Ramon Santiago, S (1, 6) OBP: 0.296, SLG: 0.275			B1-3		L7		F7			4	1	1	0	0	1	1									
Andres Torres, S (1, 9) OBP: 0.272, SLG: 0.302			B1-3		G4-3		CS	1B		3	2	2	0	1	0	1									
<b>Inning Stats</b>	R: 0 E: 0 K: 1 S: 8	H: 0 LOB: 0 BB: 0 P: 9	R: 0 E: 0 K: 0 S: 6	H: 0 LOB: 0 BB: 0 P: 7	R: 1 E: 1 K: 0 S: 14	H: 1 LOB: 1 BB: 0 P: 19	R: 0 E: 0 K: 1 S: 9	H: 1 LOB: 2 BB: 1 P: 17	R: 4 E: 0 K: 1 S: 10	H: 3 LOB: 0 BB: 1 P: 18	R: 0 E: 0 K: 0 S: 6	H: 1 LOB: 0 BB: 0 P: 11	R: 1 E: 0 K: 1 S: 17	H: 4 LOB: 3 BB: 1 P: 26	R: 1 E: 0 K: 1 S: 12	H: 3 LOB: 2 BB: 0 P: 21	R: 0 E: 0 K: 1 S: 7	H: 0 LOB: 0 BB: 0 P: 9	1B: 11 2B: 1 3B: 0 HR: 1	SF: 0 SAC: 0 DP: 0 HBP: 0	WP: 0 PB: 0 SB: 0 CS: 2	PA: 42			
<b>PITCHER</b>	IP	WLS	BF	H	R	ER	SO	BB	IBB	HBP	BLK	WP	HR	S	P	ERA	WHIP								
CC Sabathia, L (1, 1) ERA: 3.69	6.1	L	29	9	6	5	3	2	0	0	0	0	1	60	88	7.11	1.737								
63 Rafael Betancourt, R (7, 1) ERA: 2.25	0.2		4	1	0	0	1	1	0	0	0	0	0	10	19	0.00	3.000								
Jason Stanford, L (8, 1) ERA: 3.09	0.2		4	2	1	1	1	0	0	0	0	0	0	8	14	13.50	3.000								
Jack Cressend, R (8, 1) ERA: 1.46	1.1		4	1	0	0	1	0	0	0	0	0	0	11	16	0.00	0.750								


Batter	1	2	3	4	5	6	7	8	9	AB	R	H	RBI	BB	SO	LOB	BOTTOM								
Coco Crisp, S (1, 7) OBP: 0.326, SLG: 0.375	G6-3	G6-3			L7		F7		G6-4-3	5	0	1	0	0	0	3	<b>Detroit Tigers @ Cleveland Indians</b> Jacobs Field, Cleveland, OH Thu Jul 24 2003, 7:05 PM EDT Att: 20,857 - Sunny - 76 F								
Casey Blake, R (1, 5) OBP: 0.331, SLG: 0.431	1B		G4-3		G6-3		HR	2B	F8	5	2	2	1	0	0	1									
Jody Gerut, L (1, 9) OBP: 0.328, SLG: 0.504	F7		G4-3		G6-3		HR		G6-4-3	5	1	1	2	0	0	2									
Milton Bradley, S (1, 8) OBP: 0.429, SLG: 0.492	1B						F9		K	4	0	2	1	0	1	0									
Ben Broussard, L (1, 3) OBP: 0.327, SLG: 0.448	F7		F8				G3-1		FC6-4	4	0	2	0	0	0	2									
41 Victor Martinez, S (1, 2) OBP: 0.266, SLG: 0.254					G4-3		G3-1		G6-3	4	0	1	0	0	0	2									
48 Travis Hafner, L (1, 10) OBP: 0.293, SLG: 0.426							K		FC6-4	3	0	2	0	1	1	1									
2 Jhonny Peralta, R (1, 6) OBP: 0.250, SLG: 0.253									FC6-4	3	1	1	0	0	2	3									
Ryan Ludwick, R (8, PH) OBP: 0.244, SLG: 0.216									FC6-4	1	0	0	0	0	0	2									
56 Angel Santos, S (9, 4) OBP: 0.264, SLG: 0.254										0	0	0	0	0	0	0									
John McDonald, R (1, 4) OBP: 0.290, SLG: 0.331									F8	4	0	0	0	0	1	6									
<b>Inning Stats</b>	R: 1 E: 0 K: 0 S: 10	H: 2 LOB: 1 BB: 0 P: 17	R: 0 E: 0 K: 1 S: 9	H: 2 LOB: 2 BB: 0 P: 16	R: 0 E: 0 K: 0 S: 13	H: 1 LOB: 1 BB: 0 P: 19	R: 0 E: 0 K: 2 S: 13	H: 1 LOB: 1 BB: 0 P: 18	R: 0 E: 0 K: 1 S: 12	H: 1 LOB: 1 BB: 0 P: 18	R: 3 E: 0 K: 1 S: 15	H: 3 LOB: 0 BB: 0 P: 22	R: 0 E: 0 K: 0 S: 9	H: 1 LOB: 2 BB: 1 P: 17	R: 0 E: 0 K: 0 S: 9	H: 1 LOB: 0 BB: 0 P: 16	1B: 7 2B: 4 3B: 0 HR: 1	SF: 0 SAC: 0 DP: 1 HBP: 0	WP: 0 PB: 0 SB: 2 CS: 0	PA: 39					
<b>PITCHER</b>	IP	WLS	BF	H	R	ER	SO	BB	IBB	HBP	BLK	WP	HR	S	P	ERA	WHIP								
34 Nate Cornejo, R (1, 1) ERA: 4.4	6.2	W	29	9	3	3	4	0	0	0	0	0	1	6	9	27.00	3.000								
Danny Patterson, R (7, 1) ERA: 3.0	0.1		2	1	1	1	1	0	0	0	0	0	0	7	14	0.00	6.000								
Jamie Walker, L (8, 1) ERA: 3.55	0.1	H	3	1	0	0	0	1	0	0	0	0	0	7	14	0.00	6.000								
45 Chris Mears, R (8, 1) ERA: 2.57	1.2	S	5	1	0	0	0	0	0	0	0	0	0	11	19	0.00	0.600								

Batter	1	2	3	4	5	6	7	8	9	AB	R	H	RBI	BB	SO	LOB	TOP							
Aaron Guiel, L (1.9) OBP: 0.359, SLG: 0.581	1-2 CS 1B		3-1 L9		1-2 G3	1-2 HR		0-3 K		5	1	2	3	0	1	2								
Joe Randa, R (1.5) OBP: 0.304, SLG: 0.408	2-1 F8		4-1 BB 1B		3-2 1B	1-1 G3		3-2 G5-3		4	1	1	0	1	0	2								
Carlos Beltrán, S (1.8) OBP: 0.396, SLG: 0.490	2-2 3B		4-2 BB 1B		0-3 K		2-1 BB 1B	2-0 G4-3		4	1	2	0	1	1	2								
Ken Harvey, R (1.3) OBP: 0.310, SLG: 0.415	1-3 K		0-0 BB 1B		0-0 F9		0-1 BB 1B		1-1 F9	5	1	2	2	0	1	2								
4 Angel Berroa, R (1.6) OBP: 0.340, SLG: 0.472		0-2 CS 1B	1-2 F7			1-2 BB SF8 2B		1-2 BB 1B	1-2 G5-3	5	1	3	1	0	0	2								
Michael Tucker, L (1.7) OBP: 0.332, SLG: 0.459		1 SAFE SAFE 1 SAFE 1 SAFE 1 SAFE 1 SAFE 1 SAFE 1 SAFE	2-3 K		0-3 K	0-2 HR BB 1B		3-1 F9	1-3 K	5	1	1	0	0	3	3								
Desi Relaford, S (1.10) OBP: 0.334, SLG: 0.418		0-2 P6		1-2 G4-3		2-3 HR 1B		0-0 L7		4	0	1	1	0	0	2								
Mike DiFelice, R (1.2) OBP: 0.298, SLG: 0.394			3-2 F9		0-0 FC6-4 1B	0-1 SF8		0-0 G1-4-3		3	0	1	1	0	0	2								
Carlos Febles, R (1.4) OBP: 0.313, SLG: 0.271			3-1 BB BB 1B		3-1 FC6-4 1B	1-2 HR BB		3-2 G5-3 1B		3	2	2	0	1	0	1								
<b>Inning Stats</b>	R: 0 H: 2 E: 0 K: 1 S: 18	H: 2 LOB: 1 BB: 0 P: 24	R: 0 H: 1 E: 0 K: 1 S: 9	H: 1 LOB: 0 BB: 0 P: 11	R: 2 H: 2 E: 0 K: 0 S: 16	H: 2 LOB: 2 BB: 2 P: 34	R: 0 H: 1 E: 0 K: 1 S: 9	H: 1 LOB: 1 BB: 0 P: 13	R: 0 H: 1 E: 0 K: 1 S: 10	H: 1 LOB: 1 BB: 0 P: 14	R: 4 H: 3 E: 0 K: 0 S: 17	H: 3 LOB: 0 BB: 1 P: 25	R: 2 H: 4 E: 0 K: 0 S: 10	H: 4 LOB: 1 BB: 0 P: 15	R: 0 H: 1 E: 0 K: 1 S: 12	H: 1 LOB: 1 BB: 0 P: 20	R: 0 H: 0 E: 0 K: 1 S: 9	H: 0 LOB: 0 BB: 0 P: 12	1B: 12 SF: 1 2B: 1 3B: 1 HR: 1	WP: 0 PB: 0 SB: 3 CS: 2	PA: 42			
<b>PITCHER</b>	IP WLS BF H R ER SO BB IBB HBP BLK WP HR S P ERA WHIP								<b>PITCHER</b>	IP WLS BF H R ER SO BB IBB HBP BLK WP HR S P ERA WHIP														
Wilfredo Ledezma, L (1.1) ERA: 4.28	5.1 L 25 9 4 4 4																							
Chris Spuring, R (6.1) ERA: 5.04	0.2 4 1 2 2 0																							
Fernando Rodney, R (7.1) ERA: 10.13	0.1 5 4 2 2 0																							
Steve Sparks, R (7.1) ERA: 4.19	2.2 8 1 0 0 2																							

**Kansas City Royals @ Detroit Tigers**  
Comerica Park, Detroit, MI  
Fri Jul 25 2003, 7:05 PM EDT  
Att: 29,697 - Sunny - 83 F

[livebaseballscores.com](http://livebaseballscores.com)

AB	38
R	8
H	15
RBI	8
BB	3
SO	6
LOB	18




Batter	1	2	3	4	5	6	7	8	9	AB	R	H	RBI	BB	SO	LOB	BOTTOM						
Alex Sanchez, L (1.8) OBP: 0.310, SLG: 0.373	1-1 G5-3		0-0 F8-3 1B		3-3 K		0-0 G6-3	0-3 K		2	0	1	0	0	0	0							
Andres Torres, S (4.8) OBP: 0.266, SLG: 0.295										3	0	0	0	0	2	3							
Warren Morris, L (1.4) OBP: 0.331, SLG: 0.400	0-1 G4-3		2-0 F8-3 1-1		1-0 G4-3		1-0 BB 1B		4-0 DI BB	4	0	1	0	1	0	2							
Bobby Higginson, L (1.9) OBP: 0.333, SLG: 0.341	2-0 2B		0-1 G4-3			1-2 BB 1B		0-0 BB 1B	3-1 G1-3	5	2	3	0	0	0	1							
Dmitri Young, S (1.7) OBP: 0.362, SLG: 0.554	0-1 2B				0-0 F7		1-1 F8		2-3 K	5	0	1	1	0	1	4							
Kevin Witt, L (1.10) OBP: 0.311, SLG: 0.429	2-0 G3				0-1 BB 1B		4-2 BB 1B		1-3 HR 1B	4	1	2	1	1	1	2							
Carlos Pena, L (1.3) OBP: 0.326, SLG: 0.445		3-2 G3 2B		4-1 BB G3-6-3 BB		1-3 K		0-0 DI BB 1B		3	0	2	0	1	1	2							
Eric Munson, L (1.5) OBP: 0.311, SLG: 0.428		3-2 F8		1-1 G3-6-3 1-2		2-1 BB 1B		2-2 F9		4	0	1	1	0	0	4							
Matt Walbeck, S (1.2) OBP: 0.209, SLG: 0.234		1-2 G3			1-2 F8		1-1 G5-3		0-3 K	2	0	0	0	0	0	1							
Ben Petrick, R (6, PH) OBP: 0.200, SLG: 0.250										2	0	0	0	0	1	3							
Ramon Santiago, S (1.6) OBP: 0.299, SLG: 0.282		1-3 K			0-0 2B		1-3 K		2-1 BB 1B	4	0	2	0	0	2	1							
<b>Inning Stats</b>	R: 1 H: 2 E: 0 K: 0 S: 8	H: 2 LOB: 1 BB: 0 P: 13	R: 0 H: 1 E: 0 K: 1 S: 16	H: 1 LOB: 0 BB: 0 P: 24	R: 0 H: 1 E: 0 K: 0 S: 4	H: 1 LOB: 0 BB: 0 P: 6	R: 0 H: 1 E: 0 K: 0 S: 6	H: 1 LOB: 1 BB: 1 P: 11	R: 0 H: 2 E: 0 K: 1 S: 16	H: 2 LOB: 2 BB: 1 P: 26	R: 0 H: 2 E: 0 K: 1 S: 8	H: 2 LOB: 0 BB: 0 P: 10	R: 1 H: 3 E: 0 K: 2 S: 17	H: 3 LOB: 2 BB: 0 P: 24	R: 0 H: 0 E: 0 K: 2 S: 9	H: 0 LOB: 1 BB: 1 P: 19	1B: 8 SF: 0 2B: 5 3B: 0 HR: 1	WP: 0 PB: 0 SB: 0 CS: 0	PA: 41				
<b>PITCHER</b>	IP WLS BF H R ER SO BB IBB HBP BLK WP HR S P ERA WHIP								<b>PITCHER</b>	IP WLS BF H R ER SO BB IBB HBP BLK WP HR S P ERA WHIP													
Runelvys Hernandez, R (1.1) ERA: 2.81	6.0 W 26 6 2 2 3																						
Nate Field, R (7.1) ERA: 2.57	2.0 11 5 1 1 3																						
Curt Leskanic, R (9.1) ERA: 2.12	1.0 4 0 0 0 2																						

**Kansas City Royals @ Detroit Tigers**  
Comerica Park, Detroit, MI  
Fri Jul 25 2003, 7:05 PM EDT  
Att: 29,697 - Sunny - 83 F

[livebaseballscores.com](http://livebaseballscores.com)


AB	38
R	3
H	13
RBI	3
BB	3
SO	8
LOB	23



Batter	1	2	3	4	5	6	7	8	9	AB	R	H	RBI	BB	SO	LOB	TOP			
Aaron Guiel, L (1, 9) OBP: 0.363, SLG: 0.572	4-2 G4-6-3 1B BB		2-2 P4			0-1 F8			4-2 G6-3 WP BB	2	1	0	0	2	0	0				
Dest Relaford, S (1, 5) OBP: 0.336, SLG: 0.417 (8, 4)	0-0 G4-6-3 1B			3-2 P6		0-1 F8			4-2 G6-3 G6-3 BB	3	0	1	0	1	0	0				
Carlos Beltrán, S (1, 8) OBP: 0.392, SLG: 0.484	3-2 G4-6-3			1-2 F9			3-3 K		1-1 G6-3	4	0	0	0	0	1	4				
Ken Harvey, R (1, 3) OBP: 0.306, SLG: 0.409	1-3 K			0-0 G5-3			1-1 F7		1-1 G6-3	4	0	0	1	0	1	2				
Michael Tucker, L (1, 7) OBP: 0.331, SLG: 0.460		0-1 F7			2-2 2B				0-1 G3	4	0	1	0	0	0	1				
4 Angel Berroa, R (1, 6) OBP: 0.339, SLG: 0.471		0-2 P4			1-1 G6-3				1-1 FC4-6 1B	3	0	1	0	0	0	1				
Brent Mayne, L (1, 2) OBP: 0.311, SLG: 0.355		0-1 G3-1			1-2 F9				2-2 FC4-6 BB	3	0	0	0	0	0	2				
Dee Brown, L (1, 10) OBP: 0.289, SLG: 0.349			1-2 F8		0-0 G4-3				4-1 G6-4-3 BB	2	0	0	0	1	0	1				
Carlos Febles, R (1, 4) OBP: 0.310, SLG: 0.268 Joe Randa, R (8, PH) OBP: 0.303, SLG: 0.406 (8, 5)			3-3 K			0-3 K			3-1 G6-4-3	2	0	0	0	0	2	0				
<b>Inning Stats</b>	R: 0 E: 0 K: 1 S: 11	H: 1 LOB: 1 BB: 1 P: 19	R: 0 E: 0 K: 0 S: 7	H: 0 LOB: 0 BB: 0 P: 7	R: 0 E: 0 K: 1 S: 9	H: 0 LOB: 0 BB: 0 P: 15	R: 0 E: 0 K: 0 S: 10	H: 0 LOB: 0 BB: 0 P: 14	R: 0 E: 0 K: 0 S: 9	H: 1 LOB: 1 BB: 0 P: 13	R: 0 E: 0 K: 1 S: 7	H: 0 LOB: 0 BB: 0 P: 11	R: 0 E: 0 K: 0 S: 8	H: 1 LOB: 1 BB: 1 P: 18	R: 1 E: 0 K: 0 S: 14	H: 0 LOB: 1 BB: 2 P: 26	1B: 2 2B: 1 3B: 0 HR: 0	SF: 0 SAC: 0 DP: 2 HBP: 0	WP: 1 PB: 0 SB: 0 CS: 0	PA: 32
<b>PITCHER</b>	IP WLS BF H R ER SO BB IBB HBP BLK WP HR S P ERA WHIP	8.0 W 28 3 1 1 4 3 0 0 0 0 0 70 110 1.12 0.750	1.0 L 4 0 0 0 0 1 0 0 0 1 0 12 20 0.00 1.000																	

Kansas City Royals @ Detroit Tigers  
Comerica Park, Detroit, MI  
Sat Jul 26 2003, 7:05 PM EDT  
Att: 24,664 - Overcast - 79 F


AB	28
R	1
H	3
RBI	1
BB	4
SO	4
LOB	13



Batter	1	2	3	4	5	6	7	8	9	AB	R	H	RBI	BB	SO	LOB	BOTTOM			
Alex Sanchez, L (1, 8) OBP: 0.312, SLG: 0.379	1-2 SF8 3B				0-0 S E 1B		0-0 F8			4	2	2	0	0	0	1				
Warren Morris, L (1, 4) OBP: 0.323, SLG: 0.390	1-0 P6		0-0 G4-3		1 SAFE 1-2 F7 1-H		2-0 G3			4	0	0	0	0	0	1				
Bobby Higginson, L (1, 9) OBP: 0.335, SLG: 0.344	1-0 SF8		2-2 L6		0-0 1B		0-0 1B			3	0	2	1	0	0	0				
Dmitri Young, S (1, 7) OBP: 0.359, SLG: 0.548	3-H K		1-3 K		2-1 G1-3				2-1 L6	4	0	0	0	0	2	1				
Kevin Witt, L (1, 10) OBP: 0.321, SLG: 0.439		0-1 G4-3		4-1 CS BB		1-1 1B SF9 2B			2-1 FC3-6 1B	3	1	2	0	1	0	0				
Carlos Pena, L (1, 3) OBP: 0.329, SLG: 0.444		4-0 1B 3B BB		1-0 L1		0-0 WP SF9 1B			2-0 FC3-6 1B	3	1	1	0	1	0	2				
Eric Munson, L (1, 5) OBP: 0.314, SLG: 0.429 Shane Halter, R (6, PR) OBP: 0.264, SLG: 0.343 (9, 5)		1-1 P5		4-1 BB		0-0 SF9			0-0 1B	2	0	1	1	1	0	1				
Matt Walbeck, S (1, 2) OBP: 0.211, SLG: 0.234		0-1 3B 1B		3-2 G6-3		1-2 3-H 2-2 G6-3			0-3 K	4	1	1	0	0	1	4				
Ramon Santiago, S (1, 6) OBP: 0.299, SLG: 0.291		1-1 1B 3B			0-1 B5-3		3-1 F9			3	0	1	2	0	0	1				
<b>Inning Stats</b>	R: 1 E: 0 K: 1 S: 8	H: 1 LOB: 0 BB: 0 P: 12	R: 2 E: 0 K: 0 S: 10	H: 2 LOB: 1 BB: 1 P: 17	R: 0 E: 0 K: 1 S: 10	H: 0 LOB: 0 BB: 0 P: 13	R: 0 E: 0 K: 0 S: 7	H: 0 LOB: 1 BB: 2 P: 19	R: 1 E: 0 K: 0 S: 9	H: 2 LOB: 1 BB: 0 P: 12	R: 1 E: 0 K: 0 S: 3	H: 2 LOB: 1 BB: 0 P: 5	R: 0 E: 0 K: 1 S: 9	H: 2 LOB: 2 BB: 0 P: 15	R: 0 E: 0 K: 0 S: 11	H: 2 LOB: 2 BB: 0 P: 15	1B: 7 2B: 1 3B: 2 HR: 0	SF: 2 SAC: 0 DP: 0 HBP: 0	WP: 1 PB: 0 SB: 1 CS: 1	PA: 35
<b>PITCHER</b>	IP WLS BF H R ER SO BB IBB HBP BLK WP HR S P ERA WHIP	6.0 L 27 7 5 5 2 3 0 0 0 0 0 53 88 7.50 1.667	2.0 L 8 3 0 0 1 0 0 0 0 0 0 12 20 0.00 1.500																	

Kansas City Royals @ Detroit Tigers  
Comerica Park, Detroit, MI  
Sat Jul 26 2003, 7:05 PM EDT  
Att: 24,664 - Overcast - 79 F

AB	30
R	5
H	10
RBI	4
BB	3
SO	3
LOB	11





Batter	1	2	3	4	5	6	7	8	9	AB R H RBI BB SO LOB	TOP											
Aaron Guiel, L (1,9) OBP: 0.366, SLG: 0.574										3 1 1 0 1 1 0	<b>Kansas City Royals @ Detroit Tigers</b> Comerica Park, Detroit, MI Sun Jul 27 2003, 1:05 PM EDT Att: 35,326 - Overcast - 81 F											
Joe Randa, R (1,5) OBP: 0.302, SLG: 0.404										4 1 1 0 0 1 2												
Carlos Beltrán, S (1,8) OBP: 0.393, SLG: 0.484										2 1 1 1 1 0 0												
Ken Harvey, R (1,3) OBP: 0.305, SLG: 0.410										4 0 1 1 0 1 1												
4 Angel Berroa, R (1,6) OBP: 0.341, SLG: 0.481										3 1 2 2 0 0 0												
Michael Tucker, L (1,7) OBP: 0.328, SLG: 0.455										4 0 0 0 0 0 2												
Desi Relaford, S (1,10) OBP: 0.338, SLG: 0.425										3 1 1 1 1 0 1												
Mike DiFelice, R (1,2) OBP: 0.297, SLG: 0.390										4 0 1 0 0 1 2												
Carlos Febles, R (1,4) OBP: 0.303, SLG: 0.262										4 0 0 0 0 0 3												
<b>Inning Stats</b>	R: 1 E: 0 K: 0 S: 6	H: 1 LOB: 0 BB: 0 P: 13	R: 0 E: 0 K: 0 S: 8	H: 0 LOB: 0 BB: 0 P: 12	R: 0 E: 0 K: 1 S: 6	H: 1 LOB: 0 BB: 0 P: 10	R: 2 E: 0 K: 0 S: 9	H: 3 LOB: 1 BB: 0 P: 16	R: 0 E: 0 K: 0 S: 10	H: 0 LOB: 0 BB: 1 P: 19	R: 1 E: 0 K: 0 S: 7	H: 1 LOB: 0 BB: 0 P: 15	R: 1 E: 0 K: 0 S: 10	H: 1 LOB: 0 BB: 0 P: 17	R: 0 E: 0 K: 2 S: 10	H: 0 LOB: 0 BB: 0 P: 15	R: 0 E: 0 K: 1 S: 12	H: 1 LOB: 2 BB: 1 P: 23	1B: 4 2B: 2 3B: 0 HR: 2	SF: 2 SAC: 0 DP: 2 HBP: 0	WP: 0 PB: 0 SB: 2 CS: 0	PA: 36
<b>PITCHER</b>	IP WLS BF H R ER SO BB IBB HBP BLK WP HR S P ERA WHIP																					
Mike Maroth, L (1,1) ERA: 5.35	7.0 L 28 7 5 5 1 2 0 0 0 0 0 2 56 102 6.43 1.286																					
Danny Patterson, R (8,1) ERA: 2.25	1.0 4 1 0 0 2 0 0 0 0 0 0 0 13 21 0.00 1.000																					
Eric Eckenstahler, L (9,1) ERA:	0.1 2 0 0 0 0 1 0 0 0 0 0 0 4 9 0.00 3.000																					
Chris Spurling, R (9,1) ERA: 4.96	0.2 2 0 0 0 1 0 0 0 0 0 0 0 5 8 0.00 0.000																					

Batter	1	2	3	4	5	6	7	8	9	AB R H RBI BB SO LOB	BOTTOM											
Alex Sanchez, L (1,8) OBP: 0.311, SLG: 0.376										3 0 0 0 1 1 1	<b>Kansas City Royals @ Detroit Tigers</b> Comerica Park, Detroit, MI Sun Jul 27 2003, 1:05 PM EDT Att: 35,326 - Overcast - 81 F											
Warren Morris, L (1,4) OBP: 0.321, SLG: 0.386										4 0 1 0 0 0 1												
Bobby Higginson, L (1,9) OBP: 0.334, SLG: 0.346										4 0 1 0 0 0 1												
Dmitri Young, S (1,7) OBP: 0.357, SLG: 0.545										4 0 1 0 0 1 1												
Kevin Witt, L (1,10) OBP: 0.324, SLG: 0.457										4 1 2 1 0 0 2												
Carlos Pena, L (1,3) OBP: 0.324, SLG: 0.437										4 0 0 0 0 0 3												
Shane Halter, R (1,5) OBP: 0.260, SLG: 0.336										4 0 0 0 0 2 3												
Ben Petrick, R (1,2) OBP: 0.217, SLG: 0.227										2 0 0 0 1 1 1												
Ramon Santiago, S (1,6) OBP: 0.296, SLG: 0.287										3 0 0 0 0 0 1												
<b>Inning Stats</b>	R: 0 E: 0 K: 1 S: 7	H: 1 LOB: 1 BB: 0 P: 8	R: 0 E: 0 K: 1 S: 11	H: 1 LOB: 0 BB: 0 P: 17	R: 0 E: 0 K: 0 S: 6	H: 0 LOB: 0 BB: 0 P: 8	R: 0 E: 0 K: 1 S: 12	H: 2 LOB: 2 BB: 0 P: 16	R: 0 E: 0 K: 0 S: 11	H: 0 LOB: 1 BB: 1 P: 20	R: 1 E: 0 K: 0 S: 9	H: 1 LOB: 0 BB: 0 P: 17	R: 0 E: 0 K: 1 S: 14	H: 0 LOB: 1 BB: 1 P: 22	R: 0 E: 0 K: 0 S: 6	H: 0 LOB: 0 BB: 0 P: 11	R: 0 E: 0 K: 1 S: 10	H: 0 LOB: 0 BB: 0 P: 16	1B: 3 2B: 1 3B: 0 HR: 1	SF: 0 SAC: 0 DP: 0 HBP: 0	WP: 0 PB: 0 SB: 1 CS: 0	PA: 34
<b>PITCHER</b>	IP WLS BF H R ER SO BB IBB HBP BLK WP HR S P ERA WHIP																					
Jose Lima, R (1,1) ERA: 2.17	5.0 W 20 4 0 0 3 1 0 0 0 0 0 1 47 69 0.00 1.000																					
Sean Lowe, R (6,1) ERA: 5.23	2.0 8 1 1 1 1 1 0 0 0 0 0 1 23 39 4.50 1.000																					
Jason Grimsley, R (8,1) ERA: 4.39	1.0 3 0 0 0 0 0 0 0 0 0 0 0 6 11 0.00 0.000																					
Mike MacDougal, R (9,1) ERA: 4.23	1.0 3 0 0 0 1 0 0 0 0 0 0 0 10 16 0.00 0.000																					

AB	31
R	5
H	8
RBI	5
BB	3
SO	4
LOB	11



AB	32
R	1
H	5
RBI	1
BB	2
SO	5
LOB	14



Batter	1	2	3	4	5	6	7	8	9	AB	R	H	RBI	BB	SO	LOB	TOP		
Alex Sanchez, L (1.8) OBP: 0.313, SLG: 0.376	4-2 CS BB		0-2 BB 1B		2-1 B4-3		1-0 F7			3	0	1	0	1	0	0			
Warren Morris, L (1.4) OBP: 0.320, SLG: 0.379	0-0 F7		4-2 BB		0-1 F8		0-0 G6-3			3	0	0	0	1	0	1			
Bobby Higginson, L (1.9) OBP: 0.336, SLG: 0.357	1 SAFE 1-2 BB	4-2 SAFE	1-0 G3-1		2-2 G3-1		1-1 HR			3	1	1	1	1	0	2			
Dmitri Young, S (1.5) OBP: 0.357, SLG: 0.551 Shane Halter, R (7.5) OBP: 0.259, SLG: 0.335	3-3 K		1-0 HR		2-3 K		1-3 K			3	1	1	1	0	2	1			
Kevin Witt, L (1.10) OBP: 0.333, SLG: 0.480		1-1 G5-4-3 1B	1-0 G6-4-3 1B 2B		1-0 HR		2-2 F9			4	2	3	1	0	0	0			
Carlos Pena, L (1.3) OBP: 0.298, SLG: 0.442		1-2 K	0-0 G6-4-3 1B		3-2 F7		0-0 G4-3 SF8 2B			4	1	2	0	0	1	1			
Matt Walbeck, S (1.2) OBP: 0.203, SLG: 0.226		2-2 G5-4-3 1-2	2-0 G6-4-3 1-2 2-3		0-0 P5		0-1 G4-3			4	0	0	0	0	0	4			
Ramon Santiago, S (1.6) OBP: 0.296, SLG: 0.292			2-3 K		2-2 2B		1-2 G4-3			3	0	1	2	0	1	0			
Andres Torres, S (1.7) OBP: 0.259, SLG: 0.287			0-0 B1-3		1-0 G3-1		1-1 G4-3			4	0	0	0	0	0	1			
<b>Inning Stats</b>	R: 0 E: 0 K: 1 S: 9	H: 0 LOB: 1 BB: 2 P: 20	R: 0 E: 0 K: 1 S: 9	H: 1 LOB: 0 BB: 13	R: 0 E: 0 K: 1 S: 10	H: 1 LOB: 2 BB: 1	R: 2 E: 0 K: 0 S: 11	H: 4 LOB: 1 BB: 0 P: 18	R: 0 E: 0 K: 0 S: 7	H: 0 LOB: 0 BB: 0 P: 11	R: 1 E: 0 K: 1 S: 10	H: 1 LOB: 0 BB: 0 P: 14	R: 1 E: 0 K: 0 S: 11	H: 1 LOB: 0 BB: 0 P: 13	1B: 4 2B: 2 3B: 0 HR: 3	SF: 1 SAC: 0 DP: 2 HBP: 0	WP: 0 PB: 0 SB: 0 CS: 1	PA: 36	
<b>PITCHER</b>	IP WLS BF H R ER SO BB IBB HBP BLK WP HR S P ERA WHIP	IP WLS BF H R ER SO BB IBB HBP BLK WP HR S P ERA WHIP	IP WLS BF H R ER SO BB IBB HBP BLK WP HR S P ERA WHIP	IP WLS BF H R ER SO BB IBB HBP BLK WP HR S P ERA WHIP	IP WLS BF H R ER SO BB IBB HBP BLK WP HR S P ERA WHIP	IP WLS BF H R ER SO BB IBB HBP BLK WP HR S P ERA WHIP	IP WLS BF H R ER SO BB IBB HBP BLK WP HR S P ERA WHIP	IP WLS BF H R ER SO BB IBB HBP BLK WP HR S P ERA WHIP	IP WLS BF H R ER SO BB IBB HBP BLK WP HR S P ERA WHIP	IP WLS BF H R ER SO BB IBB HBP BLK WP HR S P ERA WHIP	IP WLS BF H R ER SO BB IBB HBP BLK WP HR S P ERA WHIP	IP WLS BF H R ER SO BB IBB HBP BLK WP HR S P ERA WHIP	IP WLS BF H R ER SO BB IBB HBP BLK WP HR S P ERA WHIP	IP WLS BF H R ER SO BB IBB HBP BLK WP HR S P ERA WHIP	IP WLS BF H R ER SO BB IBB HBP BLK WP HR S P ERA WHIP	IP WLS BF H R ER SO BB IBB HBP BLK WP HR S P ERA WHIP	IP WLS BF H R ER SO BB IBB HBP BLK WP HR S P ERA WHIP	IP WLS BF H R ER SO BB IBB HBP BLK WP HR S P ERA WHIP	IP WLS BF H R ER SO BB IBB HBP BLK WP HR S P ERA WHIP

**Detroit Tigers @ Seattle Mariners**  
Safeco Field, Seattle, WA  
Tue Jul 29 2003, 7:05 PM PDT  
Att: 30,732 - Sunny - 90 F

AB 32  
R 5  
H 9  
RBI 5  
BB 3  
SO 5  
LOB 10



Batter	1	2	3	4	5	6	7	8	9	AB	R	H	RBI	BB	SO	LOB	BOTTOM			
51 Ichiro Suzuki, L (1.9) OBP: 0.382, SLG: 0.468	1-1 1B 1B	0-0 S HR 2B	2-0 P6		4-2 BB	1-1 G4-6-3				4	2	2	0	1	0	3				
Randy Winn, S (1.7) OBP: 0.336, SLG: 0.391	1 SAFE 1-2 HR 1B	1-1 S HR HBP		0-1 G4-3	1-2 K		0-1 G4-3			4	2	1	0	0	1	2				
Bret Boone, R (1.4) OBP: 0.374, SLG: 0.591	0-0 HR 1B	0-2 HR		3-3 K	0-2 HR 2B		1-1 G6-3			5	3	3	4	0	1	0				
Edgar Martinez, R (1.10) OBP: 0.406, SLG: 0.532	1-0 HR 1B	1-1 E5		1-1 2B HBP	4-0 HR BB		0-0 G2-3			3	2	1	3	1	0	0				
John Olerud, L (1.3) OBP: 0.373, SLG: 0.383	3-2 E1	0-1 F8		1-2 2B	0-1 HR		4-1 BB BB			4	1	2	3	1	0	1				
Mike Cameron, R (1.8) OBP: 0.356, SLG: 0.468	3-3 K	2-0 G5-3		1-3 K	2-1 1B 2B		1-0 L8			5	1	1	0	0	2	5				
Ben Davis, S (1.2) OBP: 0.342, SLG: 0.462	0-0 F7		2-0 L6		2-2 G4-3	1-2 FC6-4 HBP 1B		4-1 BB BB		4	0	1	1	1	0	1				
Mark McLemore, S (1.6) OBP: 0.304, SLG: 0.309	2-1 F8		2-2 G6-3		2-0 G4-3	1-2 FC6-4 HBP		2-2 F7		4	0	0	0	0	0	3				
16 Willie Bloomquist, R (1.5) OBP: 0.293, SLG: 0.293		3-2 G4-3	1-2 E4		4-0 51 WP 51 S BB	0-1 FC6-4 G4-6-3		0-0 L9		4	0	0	0	1	0	4				
<b>Inning Stats</b>	R: 4 E: 1 K: 1 S: 17	H: 4 LOB: 1 BB: 0 P: 28	R: 3 E: 1 K: 0 S: 13	H: 2 LOB: 1 BB: 0 P: 20	R: 0 E: 0 K: 0 S: 8	H: 0 LOB: 1 BB: 0 P: 15	R: 0 E: 0 K: 2 S: 14	H: 1 LOB: 2 BB: 0 P: 20	R: 0 E: 0 K: 1 S: 10	H: 0 LOB: 2 BB: 2 P: 23	R: 4 E: 0 K: 0 S: 16	H: 4 LOB: 1 BB: 1 P: 25	R: 0 E: 0 K: 0 S: 5	H: 0 LOB: 0 BB: 0 P: 6	R: 0 E: 0 K: 0 S: 7	H: 0 LOB: 2 BB: 2 P: 18	1B: 4 2B: 4 3B: 0 HR: 3	SF: 0 SAC: 0 DP: 1 HBP: 3	WP: 1 PB: 0 SB: 3 CS: 0	PA: 45
<b>PITCHER</b>	IP WLS BF H R ER SO BB IBB HBP BLK WP HR S P ERA WHIP	IP WLS BF H R ER SO BB IBB HBP BLK WP HR S P ERA WHIP	IP WLS BF H R ER SO BB IBB HBP BLK WP HR S P ERA WHIP	IP WLS BF H R ER SO BB IBB HBP BLK WP HR S P ERA WHIP	IP WLS BF H R ER SO BB IBB HBP BLK WP HR S P ERA WHIP	IP WLS BF H R ER SO BB IBB HBP BLK WP HR S P ERA WHIP	IP WLS BF H R ER SO BB IBB HBP BLK WP HR S P ERA WHIP	IP WLS BF H R ER SO BB IBB HBP BLK WP HR S P ERA WHIP	IP WLS BF H R ER SO BB IBB HBP BLK WP HR S P ERA WHIP	IP WLS BF H R ER SO BB IBB HBP BLK WP HR S P ERA WHIP	IP WLS BF H R ER SO BB IBB HBP BLK WP HR S P ERA WHIP	IP WLS BF H R ER SO BB IBB HBP BLK WP HR S P ERA WHIP	IP WLS BF H R ER SO BB IBB HBP BLK WP HR S P ERA WHIP	IP WLS BF H R ER SO BB IBB HBP BLK WP HR S P ERA WHIP	IP WLS BF H R ER SO BB IBB HBP BLK WP HR S P ERA WHIP	IP WLS BF H R ER SO BB IBB HBP BLK WP HR S P ERA WHIP	IP WLS BF H R ER SO BB IBB HBP BLK WP HR S P ERA WHIP	IP WLS BF H R ER SO BB IBB HBP BLK WP HR S P ERA WHIP	IP WLS BF H R ER SO BB IBB HBP BLK WP HR S P ERA WHIP	

**Detroit Tigers @ Seattle Mariners**  
Safeco Field, Seattle, WA  
Tue Jul 29 2003, 7:05 PM PDT  
Att: 30,732 - Sunny - 90 F

AB 37  
R 11  
H 11  
RBI 11  
BB 5  
SO 4  
LOB 19



Batter	1	2	3	4	5	6	7	8	9	AB	R	H	RBI	BB	SO	LOB	TOP					
Alex Sanchez, L OBP: 0.314, SLG: 0.376	1-2 BB 1B		0-2 G6-3	0-0 1B		1-2 G3			0-0 G4-6-3	5	0	2	1	0	0	1	TOP					
Warren Morris, L OBP: 0.318, SLG: 0.376	1-1 P5		1-1 1B	0-1 G3-1			1-2 K			4	0	1	0	0	1	3	TOP					
Bobby Higginson, L OBP: 0.358, SLG: 0.551 Andres Torres, S OBP: 0.257, SLG: 0.285	4-0 FC5 1B		4-2 1B		0-1 1B SF9		0-3 K			1	1	1	0	2	0	0	TOP					
Dmitri Young, S OBP: 0.358, SLG: 0.551 Shane Halter, R OBP: 0.256, SLG: 0.332	1-0 1B		3-2 G1-3		3-1 L9		1-2 K			2	0	1	0	0	0	2	TOP					
Kevin Witt, L OBP: 0.337, SLG: 0.481	0-2 FC5			3-2 1B G6-3	1-0 1B			2-3 K		4	1	2	0	0	1	2	TOP					
Craig Monroe, R OBP: 0.277, SLG: 0.393		0-1 L6		0-0 F8	3-2 1B SF9		1-3 K			3	0	0	1	0	1	1	TOP					
Carlos Pena, L OBP: 0.325, SLG: 0.443		2-3 K		1-0 1B	1-2 L8		1-3 K			4	1	1	0	0	2	1	TOP					
Ben Petrick, R OBP: 0.185, SLG: 0.192	1-2 P2		2-1 G6-3		1-2 L7		2-3 K			4	0	0	1	0	1	1	TOP					
Ramon Santiago, S OBP: 0.298, SLG: 0.289			2-3 K	1B HBP	1-0 G5-3		4-1 BB G4-6-3			2	0	0	0	1	1	0	TOP					
<b>Inning Stats</b>	R: 0 H: 2 E: 0 K: 0 S: 9	LOB: 2 BB: 1 P: 16	R: 0 H: 0 E: 0 K: 1 S: 9	LOB: 0 BB: 0 P: 12	R: 0 H: 1 E: 0 K: 1 S: 18	LOB: 2 BB: 1 P: 28	R: 2 H: 3 E: 0 K: 0 S: 12	LOB: 2 BB: 0 P: 20	R: 1 H: 2 E: 0 K: 0 S: 11	LOB: 1 BB: 0 P: 19	R: 0 H: 0 E: 0 K: 3 S: 9	LOB: 0 BB: 0 P: 11	R: 0 H: 0 E: 0 K: 3 S: 14	LOB: 0 BB: 0 P: 18	R: 0 H: 0 E: 0 K: 1 S: 5	LOB: 0 BB: 1 P: 11	1B: 7 2B: 1 3B: 0 HR: 0	SF: 1 SAC: 0 DP: 1 HBP: 1	WP: 0 PB: 0 SB: 0 CS: 0	PA: 37		
<b>PITCHER</b>	IP WLS BF H R ER SO BB IBB HBP BLK WP HR S P ERA WHIP																					
Jamie Moyer, L ERA: 3.5	(1, 1)	6.0	W	28	8	3	3	2	2	0	1	0	0	0	0	66	105	4.50	1.667			
Rafael Soriano, R ERA: 1.46	(7, 1)	2.0		6	0	0	0	6	0	0	0	0	0	0	23	29	0.00	0.000				
Shigetoshi Hasegawa, R ERA: 0.71	(9, 1)	1.0		3	0	0	0	1	1	0	0	0	0	0	5	11	0.00	1.000				

**Detroit Tigers @ Seattle Mariners**  
 Safeco Field, Seattle, WA  
 Wed Jul 30 2003, 7:05 PM PDT  
 Att: 35,800 - Sunny - 92 F

AB	32
R	3
H	8
RBI	3
BB	3
SO	9
LOB	12



Batter	1	2	3	4	5	6	7	8	9	AB	R	H	RBI	BB	SO	LOB	BOTTOM				
51 Ichiro Suzuki, L OBP: 0.385, SLG: 0.470 John Mabry, L OBP: 0.303, SLG: 0.333	1-2 1B		2-2 G3		2-2 HR 1B	3-2 HBP		1-1 FC6-4 1B		3	3	2	0	1	0	1	BOTTOM				
Randy Winn, S OBP: 0.336, SLG: 0.405	E5 HR		2-2 G3-1		0-0 HR	0-3 K		1-3 2H FC6-4 1B		6	3	2	6	0	1	6	BOTTOM				
Bret Boone, R OBP: 0.371, SLG: 0.585 23 Luis Ugueto, S	P2 G6-3		3-3 K		0-0 F7		3-2 G3			4	0	0	0	0	1	3	BOTTOM				
Edgar Martinez, R OBP: 0.408, SLG: 0.533	2-1 HR 1B	0-1 2B G6-3 1B		3-2 1B BB 1B	2-1 G6-3		2-2 F9			5	2	3	1	0	0	0	BOTTOM				
John Olerud, L OBP: 0.376, SLG: 0.397	3-2 1H 3H HR	1-2 1B		2-2 L6	4-2 BB		3-3 K			4	1	2	3	1	1	1	BOTTOM				
Mike Cameron, R OBP: 0.354, SLG: 0.467	1-1 G3 2B	3-1 G6-3		0-2 F7	3-2 F9		1-2 G1-3			5	1	1	1	0	0	3	BOTTOM				
Mark McLemore, S OBP: 0.302, SLG: 0.304	2-0 G3	3-2 P5		4-1 1B BB	0-0 G6-3		2-3 K			4	0	0	0	1	1	2	BOTTOM				
Dan Wilson, R OBP: 0.294, SLG: 0.345	1-1 1B HR	1-2 K		2-2 1B	1-1 F8		4-0 1B BB			4	2	2	1	1	1	1	BOTTOM				
16 Willie Bloomquist, R OBP: 0.310, SLG: 0.312	1-1 HR 1B		1-2 G3-1 51 G3		0-0 G5-3		0-1 HBP 1B			5	1	4	0	0	0	3	BOTTOM				
<b>Inning Stats</b>	R: 9 H: 7 E: 1 K: 0 S: 24	H: 2 LOB: 1 BB: 0 P: 44	R: 1 H: 2 E: 0 K: 1 S: 16	H: 0 LOB: 1 BB: 0 P: 24	R: 0 H: 1 E: 0 K: 1 S: 16	H: 1 LOB: 3 BB: 1 P: 24	R: 0 H: 2 E: 0 K: 0 S: 16	H: 2 LOB: 3 BB: 1 P: 27	R: 2 H: 2 E: 0 K: 1 S: 12	H: 2 LOB: 1 BB: 1 P: 23	R: 0 H: 1 E: 0 K: 1 S: 11	LOB: 2 BB: 0 P: 15	R: 0 H: 0 E: 0 K: 1 S: 11	LOB: 0 BB: 0 P: 19	R: 1 H: 2 E: 0 K: 1 S: 12	H: 2 LOB: 2 BB: 1 P: 21	1B: 11 2B: 3 3B: 0 HR: 3	SF: 0 SAC: 0 DP: 0 HBP: 1	WP: 0 PB: 0 SB: 0 CS: 0	PA: 47	
<b>PITCHER</b>	IP WLS BF H R ER SO BB IBB HBP BLK WP HR S P ERA WHIP																				
34 Nate Cornejo, R ERA: 4.6	(1, 1)	0.2	L	11	7	9	3	0	1	0	0	0	0	0	1	62	100	6.23	2.077		
Steve Sparks, R ERA: 4.32	(1, 1)	4.1		22	7	3	3	2	2	0	0	0	0	0	22	34	0.00	0.500			
Jamie Walker, L ERA: 3.29	(6, 1)	2.0		8	1	0	0	2	0	0	1	0	0	0	12	21	9.00	3.000			
45 Chris Mears, R ERA: 2.81	(8, 1)	1.0		6	2	1	1	1	1	0	0	0	0	0	0	12	21	9.00	3.000		

**Detroit Tigers @ Seattle Mariners**  
 Safeco Field, Seattle, WA  
 Wed Jul 30 2003, 7:05 PM PDT  
 Att: 35,800 - Sunny - 92 F

AB	42
R	13
H	17
RBI	13
BB	4
SO	5
LOB	20



Batter	1	2	3	4	5	6	7	8	9	AB	R	H	RBI	BB	SO	LOB	TOP										
Alex Sanchez, L OBP: 0.314, SLG: 0.373	1-1 F8		4-2 G1-6-3 S BB	3-2 G3-1			1-3 K			3	0	0	0	1	1	2											
Warren Morris, L OBP: 0.322, SLG: 0.375	0-0 1B		4-0 G1-6-3 BB		0-0 G4-3			1-3 K		3	0	1	0	1	1	0											
Bobby Higginson, L OBP: 0.341, SLG: 0.358	3-1 P6		0-1 G1-6-3		3-1 F9			0-0 1B		4	0	1	0	0	0	3											
Kevin Witt, L OBP: 0.335, SLG: 0.473	2-3 K		4-2 BB		1-1 P4			1-3 K		3	0	0	0	1	2	2											
Carlos Pena, L OBP: 0.324, SLG: 0.438		4-1 G3-1 1B BB	0-3 K			3-3 K		1-1 L9		3	0	0	0	1	2	3											
Craig Monroe, R OBP: 0.274, SLG: 0.388		1-3 K		1-3 K		2-2 L8			3-3 K	3	0	0	0	0	2	1											
Andres Torres, S OBP: 0.255, SLG: 0.283										1	0	0	0	0	1	0											
Shane Halter, R OBP: 0.261, SLG: 0.332		0-1 G3-1 1B		4-2 BB BB		0-1 G4-3		2-1 P4		3	0	1	0	1	0	0											
Matt Walbeck, S OBP: 0.197, SLG: 0.218		0-0 G3-1		1-2 F8			1-2 F8		3-3 K	4	0	0	0	0	1	3											
Ramon Santiago, S OBP: 0.299, SLG: 0.287		0-0 L7		4-0 BB			0-0 P6			2	0	0	0	1	0	2											
<b>Inning Stats</b>	R: 0 H: 1 E: 0 K: 1 S: 8	H: 1 LOB: 1 BB: 0 P: 14	R: 0 H: 1 E: 0 K: 1 S: 8	H: 1 LOB: 2 BB: 1 P: 13	R: 0 H: 0 E: 0 K: 1 S: 13	H: 0 LOB: 2 BB: 3 P: 25	R: 0 H: 0 E: 0 K: 1 S: 14	H: 0 LOB: 0 BB: 2 P: 27	R: 0 H: 0 E: 0 K: 1 S: 9	H: 0 LOB: 0 BB: 0 P: 14	R: 0 H: 0 E: 0 K: 1 S: 9	H: 0 LOB: 1 BB: 0 P: 11	R: 0 H: 1 E: 0 K: 2 S: 9	H: 0 LOB: 0 BB: 0 P: 16	R: 0 H: 0 E: 0 K: 2 S: 8	H: 0 LOB: 0 BB: 0 P: 12	1B: 3 2B: 0 3B: 0 HR: 0	SF: 0 SAC: 0 DP: 1 HBP: 0	WP: 0 PB: 0 SB: 1 CS: 0	PA: 35							
<b>PITCHER</b>	IP	WLS	BF	H	R	ER	SO	BB	IBB	HBP	BLK	WP	HR	S	P	ERA	WHIP										
Joel Pineiro, R ERA: 3.03	(1, 1)	7.0	W	28	2	0	6	6	0	0	0	0	0	66	113	0.00	1.143										
Arthur Rhodes, L ERA: 4.25	(8, 1)	1.0		4	1	0	2	0	0	0	0	0	0	9	12	0.00	1.000										
Jeff Nelson, R ERA: 3.5	(9, 1)	1.0		3	0	0	2	0	0	0	0	0	0	8	16	0.00	0.000										

Detroit Tigers @ Seattle Mariners  
Safeco Field, Seattle, WA  
Thu Jul 31 2003, 1:35 PM PDT  
Att: 43,596 - Sunny - 71 F

AB	29
R	0
H	3
RBI	0
BB	6
SO	10
LOB	16



Batter	1	2	3	4	5	6	7	8	9	AB	R	H	RBI	BB	SO	LOB	BOTTOM										
51 Ichiro Suzuki, L OBP: 0.382, SLG: 0.465	1-0 P6		3-2 F8		0-2 L7			2-0 G3		4	0	0	0	0	0	1											
Randy Winn, S OBP: 0.335, SLG: 0.406	2-2 K		0-0 2B		1-3 K		2-2 P6			4	0	1	1	0	2	0											
Bret Boone, R OBP: 0.370, SLG: 0.587	1-2 1B 3B		3-0 G4-3		2-3 K		1-2 G1-3			4	1	1	0	0	1	1											
Edgar Martinez, R OBP: 0.412, SLG: 0.531	4-0 1B IBB		4-2 G6-4-3 BB		4-2 FC5-6 BB		3-1 G4-3			1	1	0	0	3	0	0											
John Olerud, L OBP: 0.377, SLG: 0.396	0-0 1B		3-2 G6-4-3		4-1 FC5-6 BB			0-0 G1		3	0	1	1	1	0	1											
Mike Cameron, R OBP: 0.355, SLG: 0.476	1-2 1B		2-0 HR		1-2 FC5-6		1-0 G4-6-3		0-3 K	4	1	2	2	0	1	2											
Ben Davis, S OBP: 0.340, SLG: 0.453	3-3 K		4-2 BB		1-2 G4-6-3			2-3 K		3	0	0	0	1	2	4											
Rey Sanchez, R OBP: 0.242, SLG: 0.233		2-1 L9		4-0 BB		2-1 G6-3				2	0	0	0	1	0	0											
16 Willie Bloomquist, R OBP: 0.310, SLG: 0.319		2-2 51 S 2B		2-1 P4		1-1 G6-3				3	1	1	0	0	0	2											
<b>Inning Stats</b>	R: 2 H: 3 E: 0 K: 2 S: 16	H: 3 LOB: 2 BB: 1 P: 28	R: 1 H: 2 E: 0 K: 0 S: 11	H: 2 LOB: 1 BB: 0 P: 21	R: 1 H: 1 E: 0 K: 0 S: 11	H: 1 LOB: 2 BB: 3 P: 30	R: 0 H: 0 E: 0 K: 2 S: 10	H: 0 LOB: 0 BB: 2 P: 13	R: 0 H: 0 E: 0 K: 0 S: 10	H: 0 LOB: 0 BB: 0 P: 10	R: 0 H: 0 E: 0 K: 0 S: 8	H: 0 LOB: 0 BB: 0 P: 14	R: 0 H: 0 E: 0 K: 2 S: 7	H: 0 LOB: 0 BB: 0 P: 9	R: 0 H: 0 E: 0 K: 2 S: 8	H: 0 LOB: 0 BB: 0 P: 12	1B: 2 2B: 2 3B: 1 HR: 1	SF: 0 SAC: 0 DP: 2 HBP: 0	WP: 0 PB: 0 SB: 1 CS: 0	PA: 34							
<b>PITCHER</b>	IP	WLS	BF	H	R	ER	SO	BB	IBB	HBP	BLK	WP	HR	S	P	ERA	WHIP										
Wilfredo Ledezma, L ERA: 4.87	(1, 1)	4.0	L	23	6	4	4	4	5	1	0	0	0	53	105	9.00	2.750										
Chris Spurling, R ERA: 4.56	(5, 1)	3.0		8	0	0	0	0	0	0	0	0	0	18	31	0.00	0.000										
Danny Patterson, R ERA: 1.8	(8, 1)	1.0		3	0	0	2	0	0	0	0	0	0	7	9	0.00	0.000										

Detroit Tigers @ Seattle Mariners  
Safeco Field, Seattle, WA  
Thu Jul 31 2003, 1:35 PM PDT  
Att: 43,596 - Sunny - 71 F

AB	28
R	4
H	6
RBI	4
BB	6
SO	6
LOB	11



Batter	1	2	3	4	5	6	7	8	9	AB R H RBI BB SO LOB	TOP									
Alex Sanchez, L (1, 8) OBP: 0.315, SLG: 0.374	3-2 G4-3 1B		1-2 F8	1-0 B3			0-0 S 1B		0-0 G4-3	5 1 2 0 0 0 2	<b>Detroit Tigers @ Minnesota Twins</b> Hubert H. Humphrey Metrodome, Minneapolis, MN Fri Aug 01 2003, 8:05 PM EDT Att: 20,101 - Dome - 72 F <a href="http://livebaseballscorecards.com">livebaseballscorecards.com</a>									
Warren Morris, L (1, 4) OBP: 0.319, SLG: 0.376	2-1 G4-3		1-2 2B		2-2 F9		2-0 F7		0-0 G1-3	5 0 1 0 0 0 4										
Bobby Higginson, L (1, 9) OBP: 0.340, SLG: 0.354	3-1 G4-3		2-0 HBP		3-2 F9		1-1 G4-3			3 0 0 0 0 0 2										
Kevin Witt, L (1, 10) OBP: 0.333, SLG: 0.468	3-2 1B		1-3 K		1-0 F7			0-1 G3-1		4 0 1 1 0 1 2										
Carlos Pena, L (1, 3) OBP: 0.327, SLG: 0.439	1-2 1B		2-2 F7			1-3 K		0-1 G4-6-3 1B		4 0 2 0 0 1 2										
Eric Munson, L (1, 5) OBP: 0.313, SLG: 0.426	1-1 G4-3			0-0 HR 1B		0-0 P5		1-2 G4-6-3 1-2		4 1 1 0 0 0 3										
Ben Petrick, R (1, 7) OBP: 0.226, SLG: 0.333		2-2 G6-3		1-2 HR		3-2 P2		2-0 G4-3 1B		4 1 2 2 0 0 0										
Matt Walbeck, S (1, 2) OBP: 0.192, SLG: 0.213		0-0 L4		3-2 G3			1-1 G3-1		1-0 G4-3 1B	3 0 0 0 0 0 0 1 0 1 0 0 0 0										
Craig Monroe, R (9, PH) OBP: 0.277, SLG: 0.391																				
Ramon Santiago, S (1, 6) OBP: 0.298, SLG: 0.297		0-2 F7		2-1 L6			1-0 HR		0-1 F7	4 1 1 1 0 0 2										
<b>Inning Stats</b>	R: 1 E: 0 K: 0 S: 18	H: 3 LOB: 2 BB: 0 P: 31	R: 0 E: 0 K: 0 S: 7	H: 0 LOB: 0 BB: 0 P: 9	R: 0 E: 0 K: 1 S: 12	H: 1 LOB: 2 BB: 0 P: 19	R: 2 E: 0 K: 0 S: 15	H: 2 LOB: 0 BB: 0 P: 22	R: 0 E: 0 K: 1 S: 10	H: 0 LOB: 0 BB: 0 P: 16	R: 1 E: 0 K: 0 S: 7	H: 2 LOB: 1 BB: 0 P: 12	R: 0 E: 0 K: 0 S: 9	H: 1 LOB: 0 BB: 0 P: 10	R: 0 E: 0 K: 0 S: 6	H: 2 LOB: 2 BB: 0 P: 9	1B: 8 2B: 1 3B: 0 HR: 2	SF: 0 SAC: 0 DP: 1 HBP: 1	WP: 0 PB: 0 SB: 1 CS: 0	PA: 38
<b>PITCHER</b>	IP WLS BF H R ER SO BB IBB HBP BLK WP HR S P ERA WHIP											IP WLS BF H R ER SO BB IBB HBP BLK WP HR S P ERA WHIP								
Kyle Lohse, R (1, 1) ERA: 5.15	6.0 W 25 6 3 3 2 0 0 1 0 0 1 70 109 4.50 1.000																			
James Baldwin, R (7, 1) ERA: 2.25	3.0 S 13 5 1 1 0 0 0 0 0 0 1 22 31 3.00 1.667																			

Batter	1	2	3	4	5	6	7	8	9	AB R H RBI BB SO LOB	BOTTOM									
Shannon Stewart, R (1, 7) OBP: 0.374, SLG: 0.484	0-2 HR	1-0 G3 2B	3-1 F7			1-3 K		2-2 BB 1B		5 1 3 2 0 1 1	<b>Detroit Tigers @ Minnesota Twins</b> Hubert H. Humphrey Metrodome, Minneapolis, MN Fri Aug 01 2003, 8:05 PM EDT Att: 20,101 - Dome - 72 F <a href="http://livebaseballscorecards.com">livebaseballscorecards.com</a>									
Luis Rivas, R (1, 4) OBP: 0.325, SLG: 0.374	0-1 S 1B	2-3 K	0-0 F9			2-2 G4-3		0-3 K		4 1 1 0 0 1 2 1 0 0 0 0 1 1										
46 Alex Prieto, R (9, 4)																				
Doug Mientkiewicz, L (1, 3) OBP: 0.379, SLG: 0.499	1 SAFE 1B 1H SF8 1B	0-0 G3		1-0 G4-6-3 1B		2-0 F9		4-0 BB		4 1 2 1 1 0 1										
Jacque Jones, L (1, 10) OBP: 0.332, SLG: 0.470	1-0 S 1B	1-0 F8		0-1 G4-6-3 1-2			2-3 K	2-3 K		5 1 1 0 0 2 4										
Tori Hunter, R (1, 8) OBP: 0.319, SLG: 0.444	3-2 SF8		1-1 1B 3B 1B		3-2 P6		4-1 2B BB	3-2 F9		3 2 1 1 1 0 2										
A.J. Pierzynski, L (1, 2) OBP: 0.341, SLG: 0.467	1-2 3H K		0-1 3B 1B		2-2 2B		0-0 1H 2B			4 1 3 1 0 1 1										
Michael Restovich, R (1, 9) OBP: 0.412, SLG: 0.625	4-0 1B E BB		2-1 SF9 3B		1-1 G6-3		2-3 K			3 2 1 2 1 1 2										
Denny Hocking, S (1, 5) OBP: 0.286, SLG: 0.355	1-1 E7 1H 2H 1B		0-2 SF9		2-1 F8		2-2 G6-3			3 0 1 2 0 0 2										
Cristian Guzman, S (1, 6) OBP: 0.292, SLG: 0.345	1-0 F8		3H 1B		1-3 K			2-0 1B 2B		4 1 2 0 0 1 2										
<b>Inning Stats</b>	R: 5 E: 1 K: 1 S: 19	H: 5 LOB: 1 BB: 1 P: 35	R: 0 E: 0 K: 1 S: 6	H: 1 LOB: 0 BB: 0 P: 10	R: 3 E: 0 K: 0 S: 14	H: 4 LOB: 1 BB: 0 P: 21	R: 0 E: 0 K: 0 S: 6	H: 1 LOB: 0 BB: 0 P: 10	R: 0 E: 0 K: 1 S: 10	H: 1 LOB: 1 BB: 0 P: 16	R: 0 E: 0 K: 1 S: 7	H: 0 LOB: 0 BB: 0 P: 12	R: 1 E: 0 K: 2 S: 12	H: 1 LOB: 1 BB: 1 P: 22	R: 1 E: 0 K: 2 S: 14	H: 2 LOB: 2 BB: 1 P: 27	1B: 9 2B: 4 3B: 1 HR: 1	SF: 2 SAC: 0 DP: 1 HBP: 0	WP: 0 PB: 0 SB: 2 CS: 0	PA: 41
<b>PITCHER</b>	IP WLS BF H R ER SO BB IBB HBP BLK WP HR S P ERA WHIP											IP WLS BF H R ER SO BB IBB HBP BLK WP HR S P ERA WHIP								
38 Jeremy Bonderman, R (1, 1) ERA: 5.52	2.1 L 18 10 8 7 2 1 0 0 0 0 0 0 19 32 0.00 0.750																			
Shane Lox, R (3, 1) ERA: 6.35	2.2 9 2 0 0 1 0 0 0 0 0 0 0 19 34 4.50 1.000																			
Eric Eckenstahler, L (6, 1) ERA: 2.7	2.0 8 1 1 1 3 1 0 0 0 0 0 0 14 27 9.00 3.000																			
Jamie Walker, L (8, 1) ERA: 3.43	1.0 6 2 1 1 2 1 0 0 0 0 0 0 14 27 9.00 3.000																			

Batter	1	2	3	4	5	6	7	8	9	AB	R	H	RBI	BB	SO	LOB	TOP								
Alex Sanchez, L (1,8) OBP: 0.319, SLG: 0.376 Andres Torres, S (8,8) OBP: 0.255, SLG: 0.283										3	1	2	0	1	1	0	<p><b>Detroit Tigers @ Minnesota Twins</b> Hubert H. Humphrey Metrodome, Minneapolis, MN</p> <p>Sat Aug 02 2003, 7:05 PM EDT Att: 29,278 - Dome - 72 F</p>								
Warren Morris, L (1,4) OBP: 0.321, SLG: 0.393										5	1	2	3	0	0	3									
Bobby Higginson, L (1,9) OBP: 0.341, SLG: 0.353										4	1	1	1	1	0	2									
Kevin Witt, L (1,10) OBP: 0.330, SLG: 0.462										5	1	1	0	0	1	4									
Carlos Pena, L (1,3)										5	1	1	0	0	0	2									
Craig Monroe, R (1,7) OBP: 0.283, SLG: 0.408										4	2	2	3	1	0	0									
Eric Munson, L (1,5) Shane Halter, R (6,5) OBP: 0.258, SLG: 0.329										3	0	0	0	0	2	1									
Ben Petrick, R (1,2) Dmitri Young, S (8,PH) Matt Walbeck, S (8,FR) OBP: 0.192, SLG: 0.213										2	0	0	0	1	2	0									
Ramon Santiago, S (1,6) OBP: 0.301, SLG: 0.300										4	1	2	2	0	0	2									
<b>Inning Stats</b>	R: 0 E: 0 K: 0 S: 11	H: 1 LOB: 1 BB: 0 P: 14	R: 0 E: 0 K: 1 S: 14	H: 1 LOB: 2 BB: 1 P: 25	R: 4 E: 0 K: 1 S: 18	H: 4 LOB: 0 BB: 0 P: 27	R: 0 E: 0 K: 1 S: 6	H: 1 LOB: 1 BB: 0 P: 9	R: 0 E: 0 K: 0 S: 5	H: 0 LOB: 0 BB: 0 P: 8	R: 0 E: 0 K: 2 S: 7	H: 0 LOB: 1 BB: 0 P: 10	R: 0 E: 0 K: 0 S: 6	H: 1 LOB: 1 BB: 0 P: 9	R: 5 E: 0 K: 2 S: 23	H: 3 LOB: 3 BB: 3 P: 45			R: 0 E: 0 K: 0 S: 7	H: 0 LOB: 0 BB: 0 P: 8	1B: 6 2B: 2 3B: 2 HR: 1	SF: 0 SAC: 1 DP: 0 HBP: 1	WP: 1 PB: 0 SB: 3 CS: 0	PA: 43	
<b>PITCHER</b>	IP	WLS	BF	H	R	ER	SO	BB	IBB	HBP	BLK	WP	HR	S	P	ERA	WHIP	<b>PITCHER</b>						ERA	WHIP
Rick Reed, R (1,1) ERA: 4.83	7.0	L	30	8	4	4	5	1	0	0	0	0	1	67	102	5.14	1.286								
J.C. Romero, L (8,1) ERA: 4.79	0.1		2	1	1	1	1	0	0	0	0	0	0	6	9	27.00	3.000								
Juan Rincon, R (8,1) ERA: 3.71	0.1		5	1	1	1	1	2	0	1	0	1	0	11	24	27.00	9.000								
Joe Mays, R (8,1) ERA: 6.42	1.1		6	1	3	3	0	1	0	0	0	0	0	13	20	20.25	1.500								

**Detroit Tigers @ Minnesota Twins**  
Hubert H. Humphrey Metrodome, Minneapolis, MN

AB 37  
R 9  
H 11  
RBI 9  
BB 4  
SO 7  
LOB 16



Batter	1	2	3	4	5	6	7	8	9	AB	R	H	RBI	BB	SO	LOB	BOTTOM								
Shannon Stewart, R (1,10) OBP: 0.372, SLG: 0.480										5	0	1	0	0	0	4	<p><b>Detroit Tigers @ Minnesota Twins</b> Hubert H. Humphrey Metrodome, Minneapolis, MN</p> <p>Sat Aug 02 2003, 7:05 PM EDT Att: 29,278 - Dome - 72 F</p>								
Luis Rivas, R (1,4) OBP: 0.324, SLG: 0.373 46 Alex Prieto, R (9,PH)										4	0	1	0	0	1	4									
Doug Mientkiewicz, L (1,3) OBP: 0.383, SLG: 0.469 Todd Sears, L (9,3) OBP: 0.333, SLG: 0.381										2	1	1	0	2	0	0									
Matthew LeCroy, R (1,2) OBP: 0.333, SLG: 0.482 A.J. Pierzynski, L (7,PH) OBP: 0.342, SLG: 0.471										3	0	1	0	0	0	1									
Tori Hunter, R (1,8) OBP: 0.318, SLG: 0.444										5	0	1	0	0	2	6									
Dustin Mohr, R (1,7) OBP: 0.321, SLG: 0.413 Jacque Jones, L (7,PH) OBP: 0.332, SLG: 0.469										2	0	0	0	1	1	3									
Michael Restovich, R (1,9) OBP: 0.429, SLG: 0.650									4	1	2	0	0	0	2										
Denny Hocking, S (1,5) OBP: 0.293, SLG: 0.368										4	0	2	1	0	0	1									
Cristian Guzman, S (1,6) OBP: 0.294, SLG: 0.345									3	0	1	0	1	0	2										
<b>Inning Stats</b>	R: 0 E: 0 K: 2 S: 15	H: 3 LOB: 3 BB: 0 P: 20	R: 0 E: 0 K: 0 S: 12	H: 1 LOB: 1 BB: 1 P: 21	R: 0 E: 0 K: 1 S: 9	H: 2 LOB: 1 BB: 0 P: 15	R: 0 E: 0 K: 0 S: 9	H: 0 LOB: 0 BB: 1 P: 17	R: 1 E: 1 K: 0 S: 14	H: 2 LOB: 1 BB: 0 P: 21	R: 1 E: 0 K: 1 S: 14	H: 1 LOB: 1 BB: 1 P: 24	R: 0 E: 0 K: 0 S: 10	H: 1 LOB: 1 BB: 0 P: 13	R: 0 E: 1 K: 0 S: 7	H: 0 LOB: 1 BB: 0 P: 14			1B: 7 2B: 4 3B: 0 HR: 0	SF: 0 SAC: 0 DP: 1 HBP: 0	WP: 0 PB: 0 SB: 0 CS: 1	PA: 43			
<b>PITCHER</b>	IP	WLS	BF	H	R	ER	SO	BB	IBB	HBP	BLK	WP	HR	S	P	ERA	WHIP	<b>PITCHER</b>						ERA	WHIP
Mike Maroth, L (1,1) ERA: 5.2	5.1	W	26	9	1	1	3	3	0	0	0	0	0	61	101	1.69	2.250								
Danny Patterson, R (6,1) ERA: 2.54	1.1	H	6	1	1	1	1	1	0	0	0	0	0	15	26	6.75	1.500								
Jamie Walker, L (7,1) ERA: 3.4	0.1	H	1	0	0	0	0	0	0	0	0	0	0	3	4	0.00	0.000								
Chris Spurling, R (8,1) ERA: 4.38	2.0		8	1	0	0	0	0	0	0	0	0	0	17	27	0.00	0.500								

**Detroit Tigers @ Minnesota Twins**  
Hubert H. Humphrey Metrodome, Minneapolis, MN

AB 37  
R 2  
H 11  
RBI 2  
BB 4  
SO 4  
LOB 24



Batter	1	2	3	4	5	6	7	8	9	AB	R	H	RBI	BB	SO	LOB	TOP										
Alex Sanchez, L (1, 8) OBP: 0.317, SLG: 0.374	G4-3		F7		F8		1B		FC6-4	5	0	1	0	0	0	3	<b>Detroit Tigers @ Minnesota Twins</b> Hubert H. Humphrey Metrodome, Minneapolis, MN Sun Aug 03 2003, 2:05 PM EDT Att: 27,613 - Dome - 72 F <a href="http://livebaseballscorecards.com">livebaseballscorecards.com</a>										
Warren Morris, L (1, 4) OBP: 0.330, SLG: 0.398	1B		K			HR		WP	BB	3	1	2	0	1	1	0											
Bobby Higginson, L (1, 10) OBP: 0.340, SLG: 0.361	K			F8		HR		K		4	1	1	2	0	2	2											
Craig Monroe, R (1, 9) OBP: 0.289, SLG: 0.414	BB			K				WP	1B	3	0	2	0	1	1	0											
Kevin Witt, L (1, 3) (8, 7)	P6			K				F7		4	0	0	0	0	2	5											
Ben Petrick, R (1, 7) OBP: 0.243, SLG: 0.343 Carlos Pena, L (8, PH) OBP: 0.324, SLG: 0.440	P3				G3			K		3	0	1	0	0	1	1											
Shane Halter, R (1, 5) OBP: 0.262, SLG: 0.329	BB				G6-3			K		1	0	0	0	0	1	2											
A.J. Hinch, R (1, 2) OBP: 0.212, SLG: 0.323	G6-4-3				G3			P3		4	0	0	0	0	1	3											
Ramon Santiago, S (1, 6) OBP: 0.300, SLG: 0.297			P4					F9		3	0	0	0	1	1	1											
<b>Inning Stats</b>	R: 0 E: 0 K: 1 S: 10	H: 1 LOB: 2 BB: 1 P: 20	R: 0 E: 0 K: 0 S: 9	H: 0 LOB: 0 BB: 1 P: 14	R: 0 E: 0 K: 1 S: 8	H: 0 LOB: 0 BB: 0 P: 11	R: 0 E: 0 K: 2 S: 9	H: 0 LOB: 0 BB: 0 P: 17	R: 0 E: 0 K: 0 S: 13	H: 1 LOB: 2 BB: 1 P: 21	R: 2 E: 0 K: 3 S: 21	H: 3 LOB: 1 BB: 0 P: 30	R: 0 E: 0 K: 2 S: 8	H: 1 LOB: 1 BB: 0 P: 11	R: 0 E: 0 K: 2 S: 13	H: 1 LOB: 2 BB: 1 P: 23	R: 0 E: 0 K: 0 S: 13	H: 1 LOB: 1 BB: 0 P: 17	1B: 5 2B: 2 3B: 0 HR: 1	SF: 0 SAC: 0 DP: 1 HBP: 0	WP: 1 PB: 0 SB: 0 CS: 0	PA: 37					
<b>PITCHER</b>	IP	WLS	BF	H	R	ER	SO	BB	IBB	HBP	BLK	WP	HR	S	P	ERA	WHIP										
Johan Santana, L (1, 1) ERA: 3.46	6.0	W	25	5	2	2	7	3	0	0	0	0	1	70	113	3.00	1.333										
J.C. Romero, L (7, 1) ERA: 4.64	1.1	H	5	1	0	0	3	1	0	0	0	0	0	12	21	0.00	1.500										
LaTroy Hawkins, R (8, 1) ERA: 2.5	0.2		3	1	0	0	1	0	0	0	0	1	0	9	13	0.00	1.500										
Eddie Guardado, L (9, 1) ERA: 3.27	1.0		4	1	0	0	0	0	0	0	0	0	0	13	17	0.00	1.000										

Batter	1	2	3	4	5	6	7	8	9	AB	R	H	RBI	BB	SO	LOB	BOTTOM										
Shannon Stewart, R (1, 7) OBP: 0.375, SLG: 0.488	3B	HR	1B			G6-3		F9		4	2	2	1	1	0	1	<b>Detroit Tigers @ Minnesota Twins</b> Hubert H. Humphrey Metrodome, Minneapolis, MN Sun Aug 03 2003, 2:05 PM EDT Att: 27,613 - Dome - 72 F <a href="http://livebaseballscorecards.com">livebaseballscorecards.com</a>										
Luis Rivas, R (1, 4) OBP: 0.326, SLG: 0.383	1B	S	G1-3			K		G4-6-3	1B	5	1	3	1	0	1	2											
Doug Mientkiewicz, L (1, 3) OBP: 0.383, SLG: 0.466	BB	K		F8			F9	G4-6-3	1B	5	1	2	1	0	1	3											
Jacque Jones, L (1, 10) OBP: 0.333, SLG: 0.468	BB	G4-3		G5-3			BB	1B		3	1	1	0	1	0	1											
Tori Hunter, R (1, 8) OBP: 0.317, SLG: 0.442	K		BB	G1-3			K			4	1	1	0	0	2	4											
A.J. Pierzynski, L (1, 2) OBP: 0.341, SLG: 0.468	F8		BB	G1-3			F9			4	1	1	0	0	0	4											
Michael Restovich, R (1, 9) OBP: 0.480, SLG: 0.619	BB		BB	F7			2B	BB		1	0	0	0	3	0	0											
Chris Gomez, R (1, 5) OBP: 0.285, SLG: 0.359	P2		G6-4-3		G5-3			2B		4	0	1	2	0	0	5											
Cristian Guzman, S (1, 6) OBP: 0.296, SLG: 0.347	K2-3		1B			K		1B		4	0	2	1	0	2	0											
<b>Inning Stats</b>	R: 2 E: 0 K: 1 S: 14	H: 2 LOB: 3 BB: 3 P: 31	R: 1 E: 0 K: 2 S: 14	H: 2 LOB: 1 BB: 0 P: 21	R: 2 E: 0 K: 0 S: 14	H: 4 LOB: 2 BB: 1 P: 19	R: 0 E: 0 K: 0 S: 7	H: 0 LOB: 0 BB: 0 P: 11	R: 0 E: 0 K: 0 S: 8	H: 0 LOB: 0 BB: 0 P: 11	R: 0 E: 0 K: 2 S: 8	H: 0 LOB: 0 BB: 0 P: 13	R: 2 E: 0 K: 1 S: 13	H: 3 LOB: 2 BB: 1 P: 19	R: 0 E: 0 K: 0 S: 8	H: 2 LOB: 1 BB: 0 P: 15	1B: 10 2B: 1 3B: 1 HR: 1	SF: 0 SAC: 0 DP: 2 HBP: 0	WP: 0 PB: 0 SB: 2 CS: 0	PA: 39							
<b>PITCHER</b>	IP	WLS	BF	H	R	ER	SO	BB	IBB	HBP	BLK	WP	HR	S	P	ERA	WHIP										
Matt Roney, R (1, 1) ERA: 5.08	2.0	L	16	6	5	5	3	4	0	0	0	0	0	35	64	22.50	5.000										
Steve Sparks, R (3, 1) ERA: 4.31	4.1		16	4	2	2	3	0	0	0	0	0	0	40	54	4.15	0.923										
45 Chris Mears, R (7, 1) ERA: 2.55	1.2		7	3	0	0	0	1	0	0	0	0	0	11	22	0.00	2.400										

Batter	1	2	3	4	5	6	7	8	9	AB	R	H	RBI	BB	SO	LOB	TOP					
Terrence Long, L (1, 7) OBP: 0.298, SLG: 0.390	E5 G5-4-3		G6-3 3 3B 2B	G6-3		F7			G6-3	5	1	1	0	0	0	1						
Jose Guillen, R (1, 9) OBP: 0.377, SLG: 0.605	G5-4-3 1-2		G6-3 3 3B BB			G6-3 3 BB SF8 1B			K	4	2	1	0	1	1	2						
Eric Chavez, L (1, 5) OBP: 0.342, SLG: 0.501	G6-3		G6-3 1-H 2-H 2B 3B			G6-3 1-2 BB 1B			F8	5	1	2	2	0	0	1						
Miguel Tejada, R (1, 6) OBP: 0.313, SLG: 0.444		F8 1B 2B	F8 1B 2B			F7			G4-3	4	2	2	1	0	0	2						
Erubiel Durazo, L (1, 10) OBP: 0.384, SLG: 0.438	F8 2-3		F8 2-H 2B			L3			L3	3	0	1	1	1	0	1						
Ramon Hernandez, R (1, 2) OBP: 0.311, SLG: 0.442	F8 3-H 1B		F8 2-3			SF8			L4	3	0	1	2	0	0	1						
Scott Hatteberg, L (1, 3) OBP: 0.350, SLG: 0.395	P3		G3			L9			K	4	0	0	0	0	1	4						
Mark Ellis, R (1, 4) OBP: 0.325, SLG: 0.366	F8					F8 E BB			F7	3	1	0	0	1	0	1						
Chris Singleton, L (1, 8) OBP: 0.314, SLG: 0.381			G1-3			E4 1-H 2B			G4-3	4	0	1	1	0	0	0						
<b>Inning Stats</b>	R: 0 E: 1 K: 0 S: 9	H: 0 LOB: 0 BB: 0 P: 11	R: 1 E: 0 K: 0 S: 16	H: 2 LOB: 1 BB: 0 P: 25	R: 4 E: 0 K: 0 S: 16	H: 4 LOB: 1 BB: 1 P: 30	R: 0 E: 0 K: 0 S: 7	H: 0 LOB: 0 BB: 0 P: 10	R: 1 E: 0 K: 0 S: 14	H: 2 LOB: 2 BB: 1 P: 27	R: 1 E: 1 K: 0 S: 14	H: 1 LOB: 1 BB: 1 P: 21	R: 0 E: 0 K: 0 S: 6	H: 0 LOB: 0 BB: 0 P: 9	R: 0 E: 0 K: 1 S: 9	H: 0 LOB: 0 BB: 0 P: 14	R: 0 E: 0 K: 1 S: 6	H: 0 LOB: 0 BB: 0 P: 8	1B: 3 2B: 5 3B: 1 HR: 0	SF: 1 SAC: 0 DP: 1 HBP: 0	WP: 0 PB: 0 SB: 0 CS: 0	PA: 39
<b>PITCHER</b>	IP WLS BF H R ER SO BB IBB HBP BLK WP HR S P ERA WHIP																					
34 Nate Cornejo, R (1, 1) ERA: 4.88	4.1 L 23 8 6 6 0 2 0 0 0 0 0 0 57 95 12.46 2.308																					
Shane Loux, R (5, 1) ERA: 5.4	2.2 10 1 1 1 0 1 0 0 0 0 0 0 25 38 3.38 0.750																					
Eric Eckenstahler, L (8, 1) ERA: 1.69	2.0 6 0 0 0 2 0 0 0 0 0 0 0 15 22 0.00 0.000																					

Oakland Athletics @ Detroit Tigers  
Comerica Park, Detroit, MI  
Tue Aug 05 2003, 7:05 PM EDT  
Att: 13,263 - Cloudy - 73 F

AB 35  
R 7  
H 9  
RBI 7  
BB 3  
SO 2  
LOB 13



Batter	1	2	3	4	5	6	7	8	9	AB	R	H	RBI	BB	SO	LOB	BOTTOM					
Alex Sanchez, L (1, 8) OBP: 0.316, SLG: 0.372	K		G3			G1-3 S SF8 1B			K	5	1	1	0	0	2	4						
Warren Morris, L (1, 4) OBP: 0.323, SLG: 0.389	K		P6			G1-3 1-3			P5	4	0	0	0	0	1	1						
Bobby Higginson, L (1, 9) OBP: 0.339, SLG: 0.358	F8		P2			G1-3 BB			G3	3	0	0	0	1	0	0						
Dmitri Young, S (1, 7) OBP: 0.363, SLG: 0.557		F8 1B 1B				SF8 3-H			2B	3	1	3	1	0	0	0						
Kevin Witt, L (1, 10) OBP: 0.319, SLG: 0.446						G3-6-1 1B				3	0	0	0	0	1	3						
Craig Monroe, R (8, PH) OBP: 0.288, SLG: 0.413						G3-6-1 1-2			K	1	0	0	0	0	1	1						
Carlos Pena, L (1, 3) OBP: 0.326, SLG: 0.441		1 SAFE 1 SAFE BB 1B 1B				K			G4-3	4	0	2	0	0	1	0						
Eric Munson, L (1, 5) OBP: 0.315, SLG: 0.426						K			2B 1B	4	0	3	1	0	1	0						
A.J. Hinch, R (1, 2) OBP: 0.217, SLG: 0.313						K			1B	2	0	0	0	1	1	2						
Matt Walbeck, S (8, 2) OBP: 0.198, SLG: 0.228						K			F8	1	0	1	0	0	0	0						
Ramon Santiago, S (1, 6) OBP: 0.296, SLG: 0.293			G4-6-3 1-2			G4-3			F8	4	0	0	0	1	7							
<b>Inning Stats</b>	R: 0 E: 0 K: 2 S: 11	H: 0 LOB: 0 BB: 0 P: 13	R: 1 E: 0 K: 1 S: 11	H: 3 LOB: 2 BB: 1 P: 20	R: 0 E: 0 K: 0 S: 7	H: 0 LOB: 0 BB: 0 P: 14	R: 0 E: 0 K: 1 S: 6	H: 1 LOB: 0 BB: 0 P: 6	R: 0 E: 0 K: 2 S: 10	H: 0 LOB: 0 BB: 0 P: 16	R: 1 E: 0 K: 0 S: 20	H: 1 LOB: 1 BB: 1 P: 32	R: 0 E: 0 K: 0 S: 11	H: 2 LOB: 2 BB: 0 P: 15	R: 0 E: 0 K: 1 S: 9	H: 1 LOB: 1 BB: 0 P: 12	R: 0 E: 0 K: 2 S: 13	H: 2 LOB: 2 BB: 0 P: 17	1B: 8 2B: 2 3B: 0 HR: 0	SF: 1 SAC: 0 DP: 2 HBP: 0	WP: 0 PB: 0 SB: 1 CS: 0	PA: 37
<b>PITCHER</b>	IP WLS BF H R ER SO BB IBB HBP BLK WP HR S P ERA WHIP																					
40 Rich Harden, R (1, 1) ERA: 1.33	6.0 W 23 5 2 2 0 2 0 0 0 0 0 0 65 101 3.00 1.167																					
Ricardo Rincon, L (7, 1) ERA: 3.92	1.0 5 2 0 0 0 0 0 0 0 0 0 0 11 15 0.00 2.000																					
Ted Lilly, L (8, 1) ERA: 4.88	1.0 4 1 0 0 1 0 0 0 0 0 0 0 9 12 0.00 1.000																					
Chad Harville, R (9, 1) ERA:	1.0 5 2 0 0 2 0 0 0 0 0 0 0 13 17 0.00 2.000																					

Oakland Athletics @ Detroit Tigers  
Comerica Park, Detroit, MI  
Tue Aug 05 2003, 7:05 PM EDT  
Att: 13,263 - Cloudy - 73 F

AB 34  
R 2  
H 10  
RBI 2  
BB 2  
SO 9  
LOB 18





Batter	1	2	3	4	5	6	7	8	9	AB	R	H	RBI	BB	SO	LOB	TOP			
Mark Ellis, R OBP: 0.326, SLG: 0.365 (1,4)	G5-3	FC5-4 BB			F8	F8			1B 3 2B	4	1	1	0	1	0	1				
Jose Guillen, R OBP: 0.380, SLG: 0.605 (1,9)	F9	FC5-4			BB 3 F8		1-1 HR		1-3 3 2B	5	2	3	0	0	0	2				
3 Eric Chavez, L OBP: 0.345, SLG: 0.520 (1,5)	HR				F8		1-1 HR		1-2 1B	5	3	3	5	0	0	1				
Miguel Tejada, R OBP: 0.312, SLG: 0.440 (1,6)	P4				F7		F8		F8	4	0	0	0	1	0	1				
Erubiel Durazo, L OBP: 0.384, SLG: 0.436 (1,10)		F8	L4				G4-3		G4-3 1B	4	0	1	1	1	0	0				
Ramon Hernandez, R OBP: 0.310, SLG: 0.438 (1,2)		G6-3			F7	K	F8		G4-3 1B	5	0	1	0	0	1	3				
Scott Hatteberg, L OBP: 0.351, SLG: 0.397 (1,3)		2B			G4-3		G5-3 1B		F8	5	1	2	0	0	0	2				
Adam Piatt, R OBP: 0.279, SLG: 0.464 (1,7)		1B 2B			HR		G5-3		K	5	2	2	2	0	1	3				
Eric Byrnes, R OBP: 0.340, SLG: 0.476 (1,8)		1B			G5-3	K			F7	4	0	1	1	0	1	1				
<b>Inning Stats</b>	R: 1 E: 0 K: 0 S: 12	H: 1 LOB: 0 BB: 0 P: 16	R: 2 E: 0 K: 0 S: 15	H: 3 LOB: 2 BB: 1 P: 24	R: 0 E: 0 K: 0 S: 8	H: 0 LOB: 0 BB: 0 P: 10	R: 1 E: 0 K: 0 S: 9	H: 1 LOB: 0 BB: 0 P: 14	R: 0 E: 0 K: 1 S: 10	H: 1 LOB: 3 BB: 2 P: 27	R: 2 E: 0 K: 0 S: 11	H: 2 LOB: 0 BB: 0 P: 17	R: 0 E: 0 K: 1 S: 9	H: 0 LOB: 0 BB: 0 P: 14	R: 3 E: 0 K: 0 S: 14	H: 5 LOB: 2 BB: 0 P: 23	1B: 8 2B: 3 3B: 0 HR: 3	SF: 0 SAC: 0 DP: 0 HBP: 0	WP: 0 PB: 0 SB: 2 CS: 0	PA: 44
<b>PITCHER</b>	IP	WLS	BF	H	R	ER	SO	BB	IBB	HBP	BLK	WP	HR	S	P	ERA	WHIP			
Wilfredo Ledezma, L ERA: 4.76 (1,1)	5.0	L	25	7	4	4	1	2	1	0	0	0	2	57	96	7.20	1.800			
Chris Spurling, R ERA: 4.61 (6,1)	1.1		6	2	2	2	1	0	0	0	0	0	1	13	17	13.50	1.500			
Jamie Walker, L ERA: 3.35 (7,1)	0.2		2	0	0	0	0	0	0	0	0	0	0	5	9	0.00	0.000			
Danny Patterson, R ERA: 2.45 (8,1)	1.0		3	0	0	0	1	0	0	0	0	0	0	9	14	0.00	0.000			
45 Chris Mears, R ERA: 4.0 (9,1)	0.1		5	4	3	3	0	0	0	0	0	0	0	9	15	81.00	12.000			
<b>PITCHER</b>	IP	WLS	BF	H	R	ER	SO	BB	IBB	HBP	BLK	WP	HR	S	P	ERA	WHIP			
Steve Sparks, R ERA: 4.27 (9,1)	0.2		3	1	0	0	0	0	0	0	0	0	0	5	8	0.00	1.500			

Oakland Athletics @ Detroit Tigers  
Comerica Park, Detroit, MI  
Wed Aug 06 2003, 7:05 PM EDT  
Att: 16,545 - Cloudy - 83 F

AB	41
R	9
H	14
RBI	9
BB	3
SO	3
LOB	14



Batter	1	2	3	4	5	6	7	8	9	AB	R	H	RBI	BB	SO	LOB	BOTTOM					
Alex Sanchez, L OBP: 0.315, SLG: 0.370 (1,8)	B1-3		E9 HR 1B		G1-3		G5-3			4	1	1	0	0	0	1						
Warren Morris, L OBP: 0.317, SLG: 0.381 (1,4)	G4-3		G6-3		G5-3				F9	4	0	0	0	0	0	2						
Bobby Higginson, L OBP: 0.341, SLG: 0.369 (1,9)	K		HR				FC4 1B		K	4	1	2	2	0	2	0						
Dmitri Young, S OBP: 0.360, SLG: 0.551 (1,10)		F9	G3-1			K	K		K	4	0	0	0	0	2	1						
Kevin Witt, L OBP: 0.320, SLG: 0.444 (1,7)		G1-3 1B			G1		FC4		F8	3	0	1	0	0	0	1						
Craig Monroe, R OBP: 0.287, SLG: 0.411 (9,PH)		1B				1-2				1	0	0	0	0	0	0						
Carlos Pena, L OBP: 0.325, SLG: 0.438 (1,3)		G1-3 1B			G6-3		F7		G4-3	4	0	1	0	0	0	1						
Eric Munson, L OBP: 0.315, SLG: 0.434 (1,5)		G1-3			K				G3-1	4	1	1	1	0	1	2						
Matt Walbeck, S OBP: 0.202, SLG: 0.230 (1,2)		K					G1-3 SH1-4 1B		G1-3	3	0	1	0	0	1	2						
Ramon Santiago, S OBP: 0.294, SLG: 0.291 (1,6)			B3-4		SH1-4		F8			2	0	0	0	0	0	0						
<b>Inning Stats</b>	R: 0 E: 0 K: 1 S: 5	H: 0 LOB: 0 BB: 0 P: 9	R: 0 E: 0 K: 1 S: 14	H: 2 LOB: 0 BB: 0 P: 23	R: 2 E: 1 K: 0 S: 10	H: 2 LOB: 0 BB: 0 P: 14	R: 0 E: 0 K: 1 S: 9	H: 0 LOB: 0 BB: 0 P: 13	R: 0 E: 0 K: 1 S: 5	H: 1 LOB: 1 BB: 0 P: 8	R: 0 E: 0 K: 1 S: 8	H: 1 LOB: 0 BB: 0 P: 11	R: 1 E: 0 K: 0 S: 8	H: 1 LOB: 0 BB: 0 P: 12	R: 0 E: 0 K: 2 S: 10	H: 0 LOB: 0 BB: 0 P: 13	R: 0 E: 0 K: 0 S: 6	H: 0 LOB: 0 BB: 0 P: 10	1B: 5 2B: 0 3B: 0 HR: 2	SF: 0 SAC: 1 DP: 0 HBP: 0	WP: 0 PB: 0 SB: 0 CS: 0	PA: 34
<b>PITCHER</b>	IP	WLS	BF	H	R	ER	SO	BB	IBB	HBP	BLK	WP	HR	S	P	ERA	WHIP					
Tim Hudson, R ERA: 2.84 (1,1)	8.0	W	31	7	3	3	6	0	0	0	0	0	0	69	103	3.38	0.875					
John Halama, L ERA: 3.94 (9,1)	1.0		3	0	0	0	0	0	0	0	0	0	0	6	10	0.00	0.000					

Oakland Athletics @ Detroit Tigers  
Comerica Park, Detroit, MI  
Wed Aug 06 2003, 7:05 PM EDT  
Att: 16,545 - Cloudy - 83 F

AB	33
R	3
H	7
RBI	3
BB	0
SO	6
LOB	10



Batter	1	2	3	4	5	6	7	8	9	AB	R	H	RBI	BB	SO	LOB	TOP										
Terrence Long, L (1,7) OBP: 0.299, SLG: 0.388	4-0 CS BB		0-0 F8			3-2 G4-3	1-1 F9		2-1 G6-4-3 1B	4	0	1	0	1	0	3											
Jose Guillen, R (1,9) OBP: 0.377, SLG: 0.608	1-3 K		2-2 HR			2-1 G4-3		2-1 G6-3	1-1 G6-4-3 1-2	5	1	1	1	0	1	2											
3 Eric Chavez, L (1,5) OBP: 0.346, SLG: 0.516	2-1 G1-3		4-0 BB			4-1 BB		1-0 P3	2-2 F8	3	0	0	0	2	0	0											
Miguel Tejada, R (1,6) OBP: 0.309, SLG: 0.436		0-0 G6-3	2-2 G1-3			0-1 G6-3		0-2 F8		4	0	0	0	0	0	2											
Erubiel Durazo, L (1,3) OBP: 0.389, SLG: 0.438		4-0 1B BB		4-1 SH1-3 BB		4-2 E BB		2-2 BB 1B		1	1	1	0	3	0	0											
Eric Byrnes, R (8, PR) OBP: 0.340, SLG: 0.476		1-3 K		0-0 SH1-3		1-0 E8 BB		4-0 1B BB		2	0	1	0	1	1	1											
Ramon Hernandez, R (1,2) OBP: 0.313, SLG: 0.439		1-3 K		1-2 SH1-3		1-3 1B		1-2 BB		4	0	1	0	0	0	5											
Scott Hatteberg, L (1,10) OBP: 0.350, SLG: 0.396		2-1 FC5-4 1B		1-1 F8		0-0 F7		0-0 B1		3	0	1	0	1	0	2											
Mark Ellis, R (1,4) OBP: 0.327, SLG: 0.365		1-0 FC5-4		1-2 E5		4-0 IBB		2-2 1B		2	0	1	0	1	0	2											
Chris Singleton, L (1,8) OBP: 0.311, SLG: 0.377			2-1 G3		2-3 K		0-0 P5		0-0 G3-1	2	0	0	0	0	1	1											
Adam Platt, R (6, PH) OBP: 0.279, SLG: 0.464										0	0	0	0	0	0	0											
Billy McMillon, L (6, PH) OBP: 0.370, SLG: 0.418										2	0	0	0	0	0	5											
<b>Inning Stats</b>	R: 0 E: 0 K: 1 S: 5	H: 0 LOB: 0 BB: 1 P: 12	R: 0 E: 0 K: 1 S: 9	H: 1 LOB: 2 BB: 1 P: 17	R: 1 E: 0 K: 0 S: 10	H: 1 LOB: 1 BB: 1 P: 20	R: 1 E: 1 K: 1 S: 11	H: 0 LOB: 1 BB: 1 P: 19	R: 0 E: 0 K: 0 S: 8	H: 1 LOB: 3 BB: 2 P: 18	R: 0 E: 0 K: 0 S: 7	H: 0 LOB: 0 BB: 0 P: 10	R: 0 E: 0 K: 0 S: 11	H: 2 LOB: 2 BB: 1 P: 19	R: 0 E: 0 K: 0 S: 9	H: 1 LOB: 0 BB: 0 P: 14	1B: 5 2B: 0 3B: 0 HR: 1	SF: 0 SAC: 1 DP: 1 HBP: 0	WP: 0 PA: 39 PB: 0 SB: 0 CS: 1								
<b>PITCHER</b>	IP	WLS	BF	H	R	ER	SO	BB	IBB	HBP	BLK	WP	HR	S	P	ERA	WHIP										
38 Jeremy Bonderman, R (1,1) ERA: 5.37	5.0	W	24	3	2	1	3	6	0	0	0	0	1	47	94	1.80	1.800										
Eric Eckenstahler, L (6,1) ERA: 1.59	0.1	H	2	0	0	0	0	0	1	0	0	0	0	1	5	0.00	0.000										
45 Chris Mears, R (6,1) ERA: 3.66	1.2	H	7	1	0	0	0	1	0	0	0	0	0	15	25	0.00	1.200										
Jamie Walker, L (8,1) ERA: 3.32	0.1	H	1	0	0	0	0	0	0	0	0	0	0	1	1	0.00	0.000										
Danny Patterson, R (8,1) ERA: 2.0	1.2	S	5	2	0	0	0	0	0	0	0	0	0	14	21	0.00	1.200										

Oakland Athletics @ Detroit Tigers  
Comerica Park, Detroit, MI  
Thu Aug 07 2003, 1:05 PM EDT  
Att: 19,664 - Cloudy - 80 F

AB 30  
R 2  
H 6  
RBI 1  
BB 8  
SO 3  
LOB 21

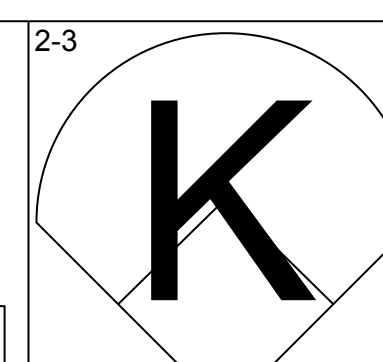
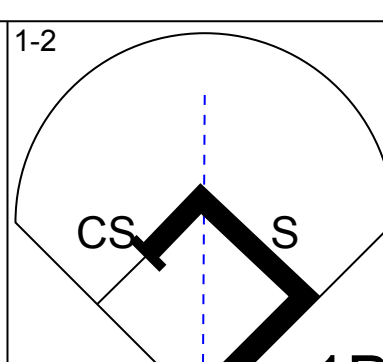
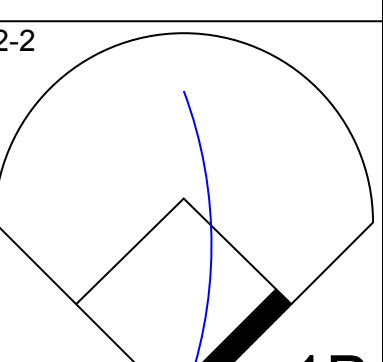
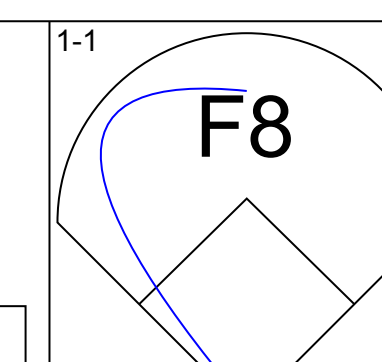
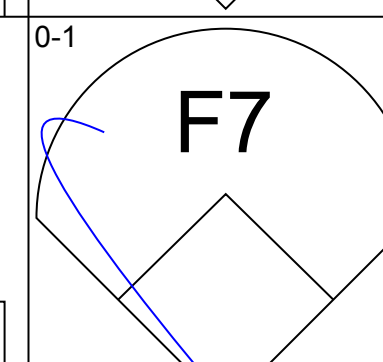
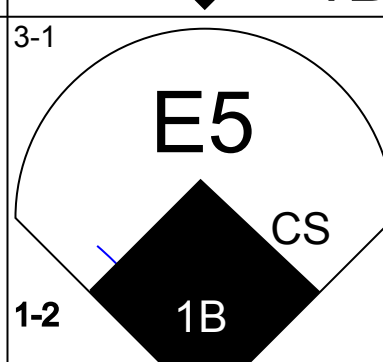
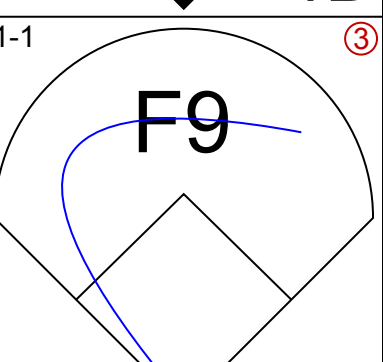
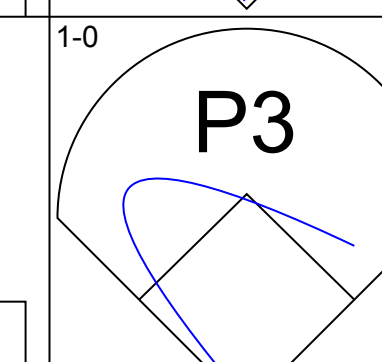
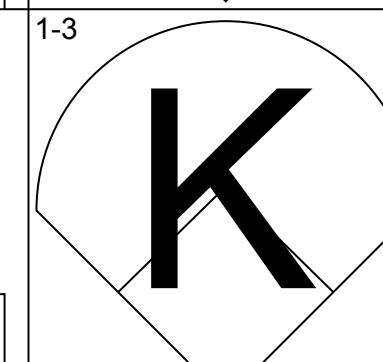
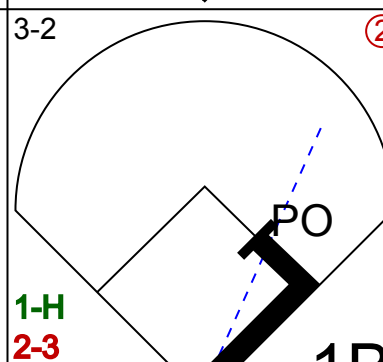
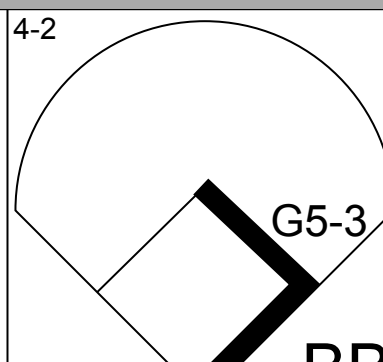
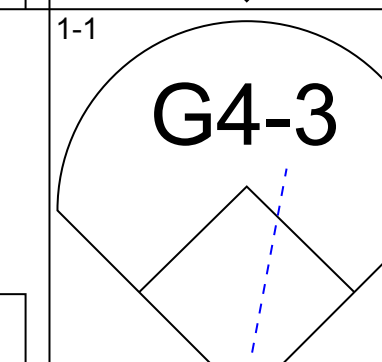
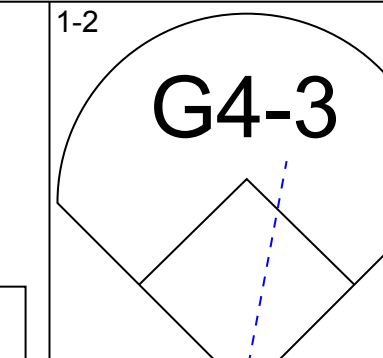
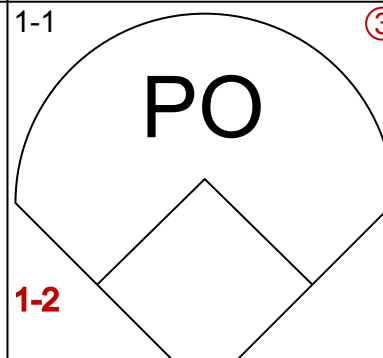
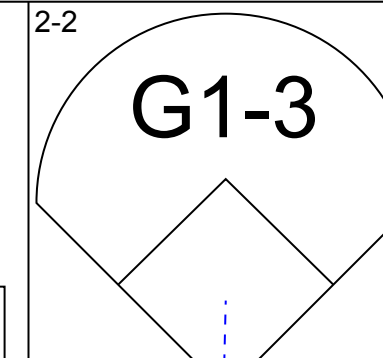
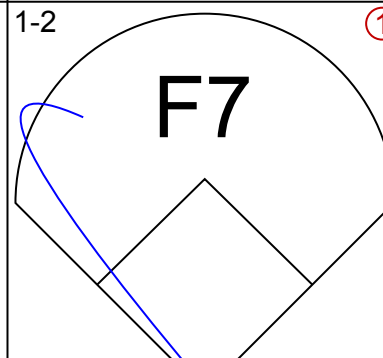
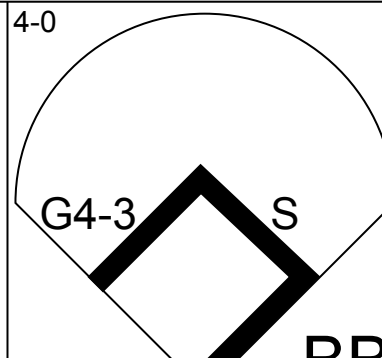
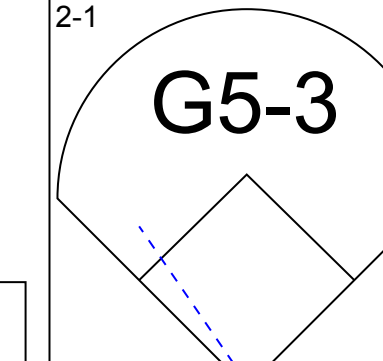
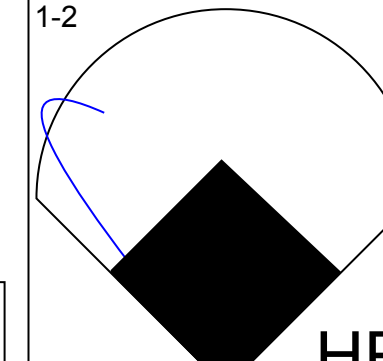
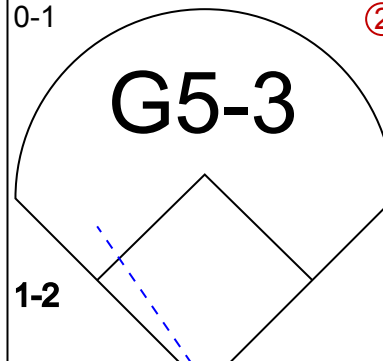
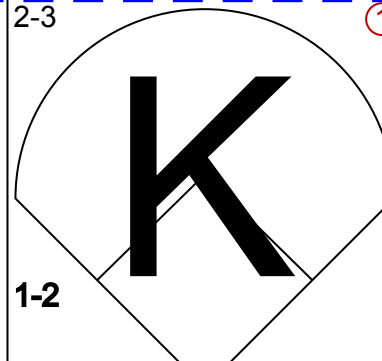
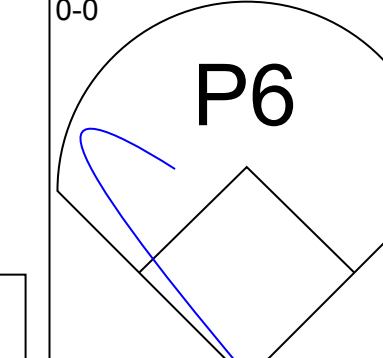
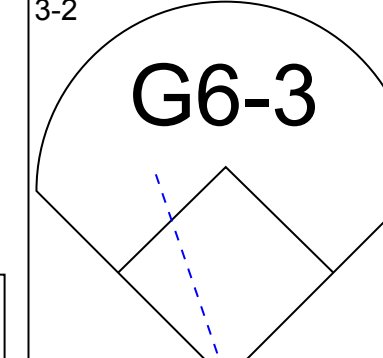
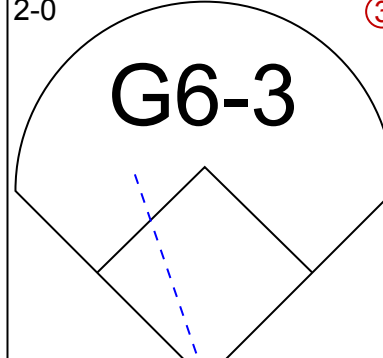
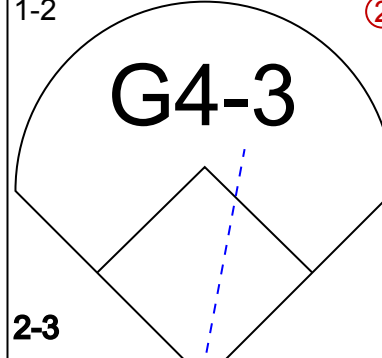
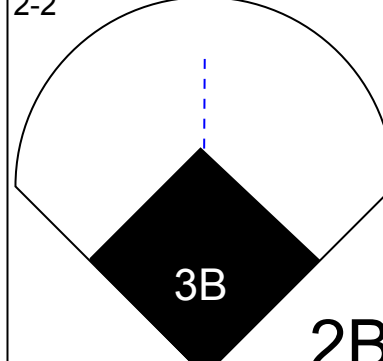
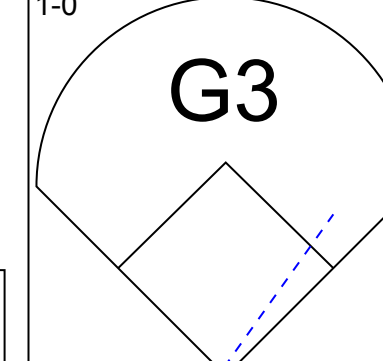
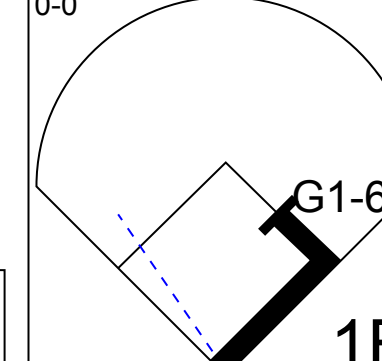
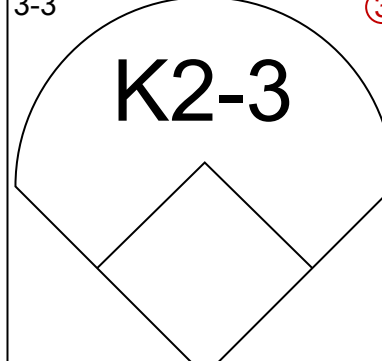
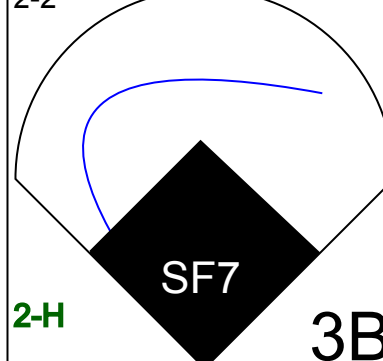
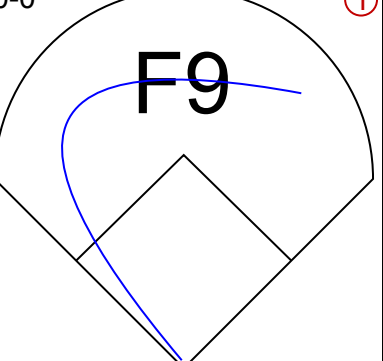
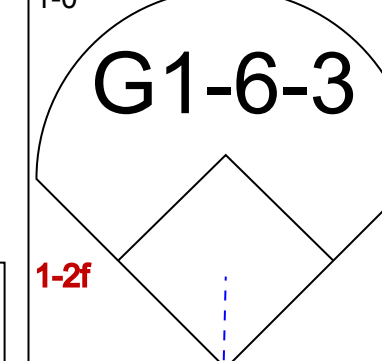
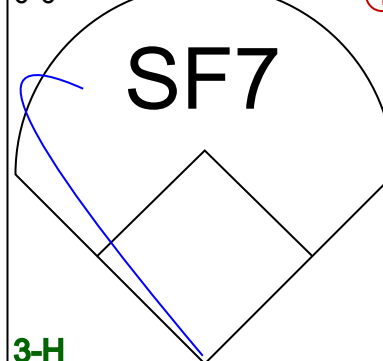
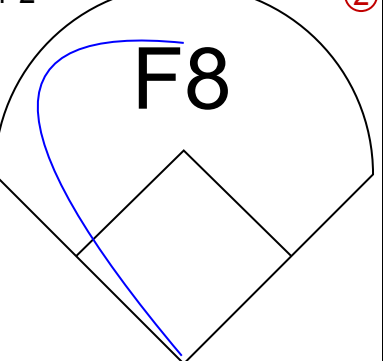
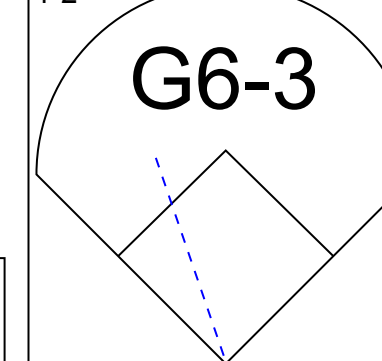


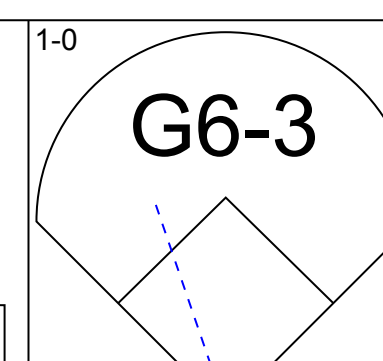
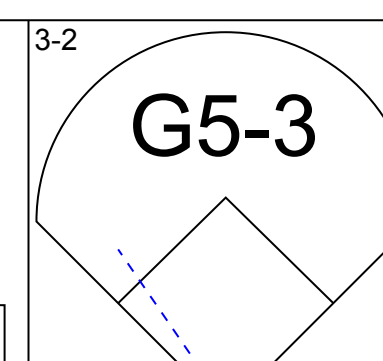
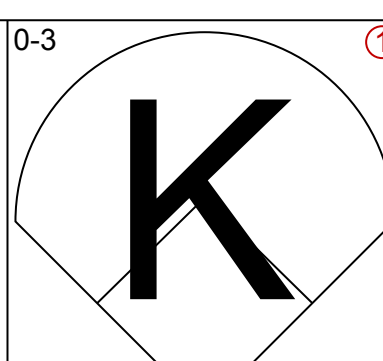
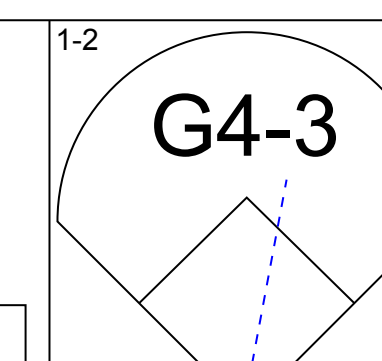
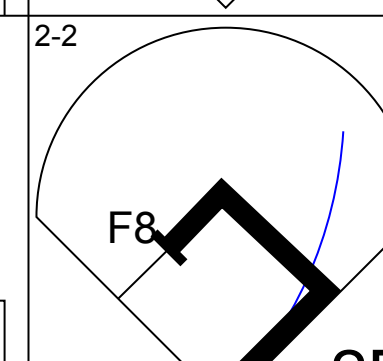
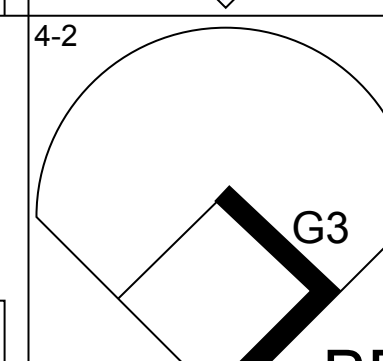
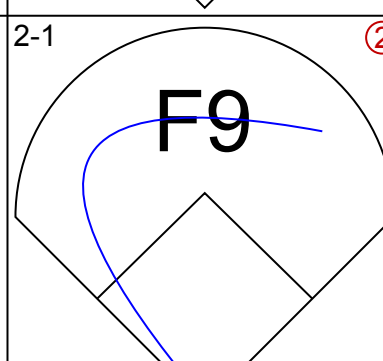
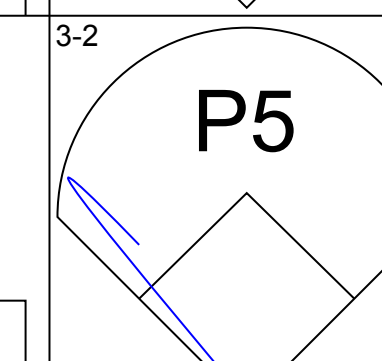
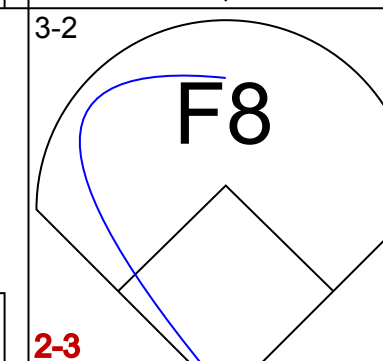
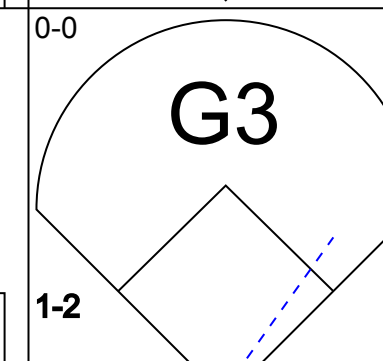
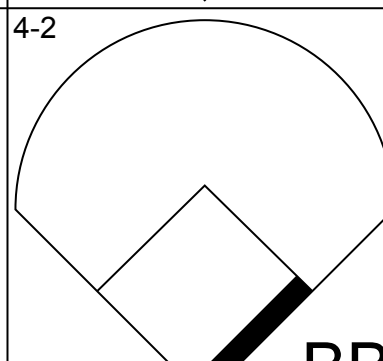

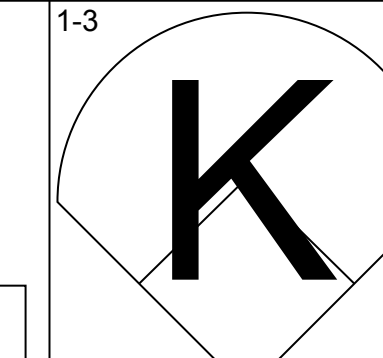
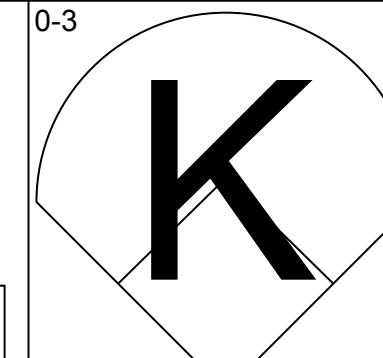
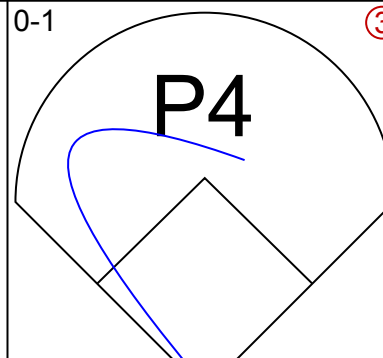
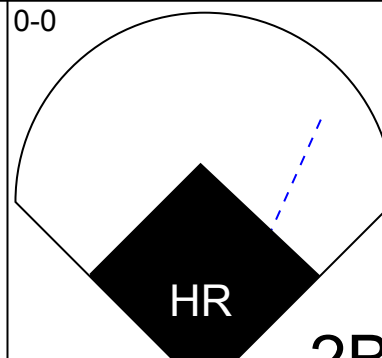
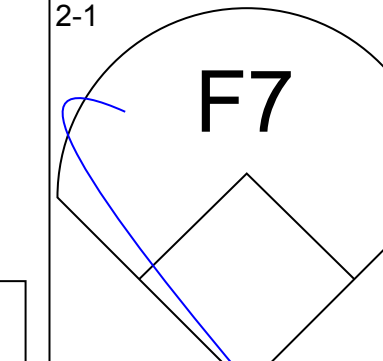
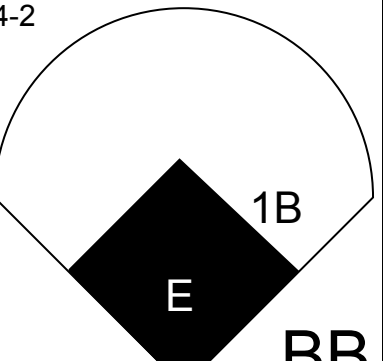
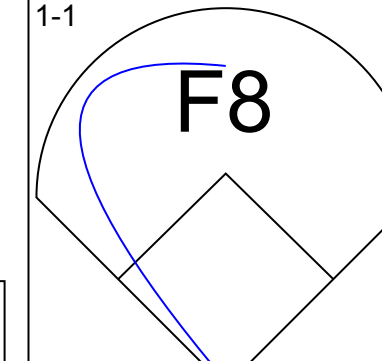
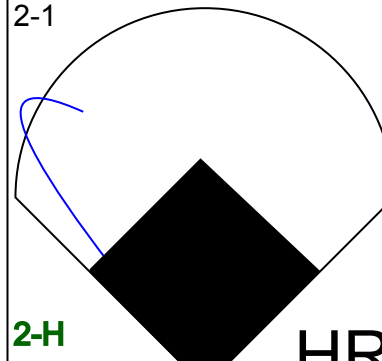
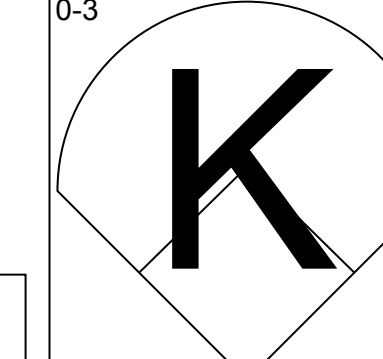
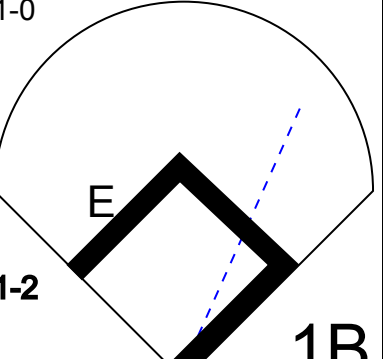
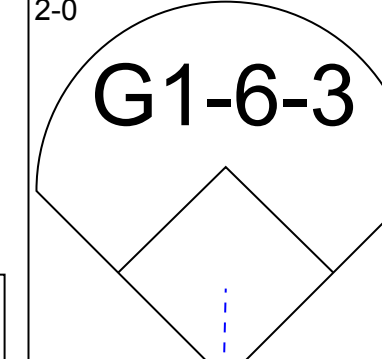
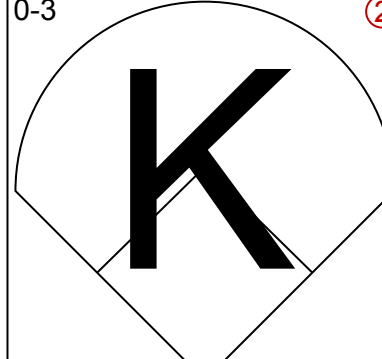
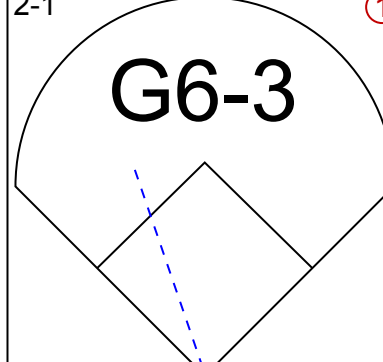
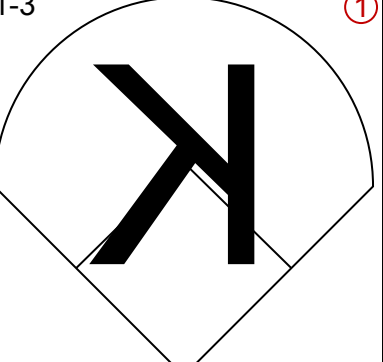
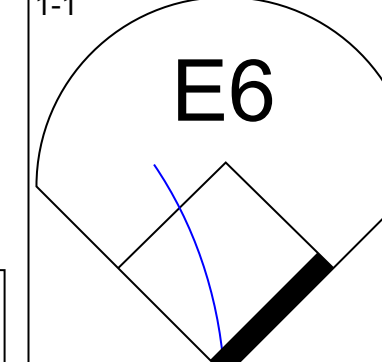
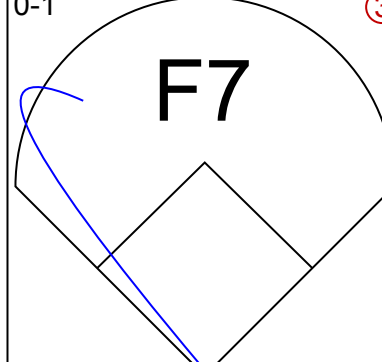
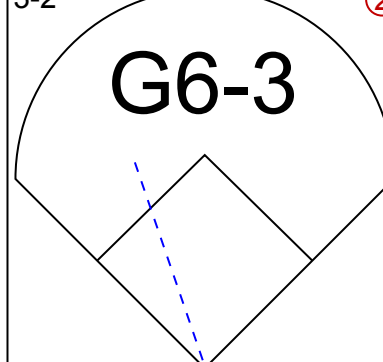
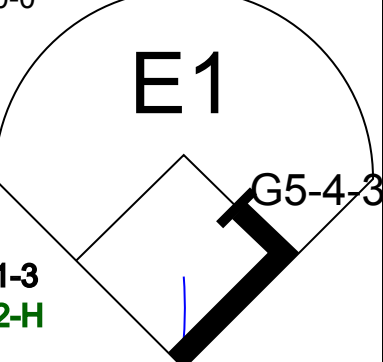
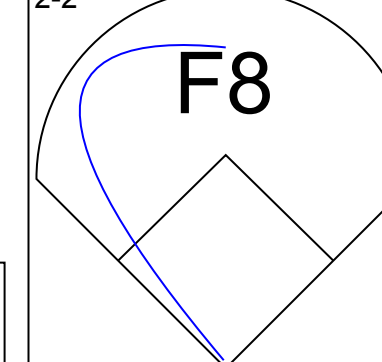
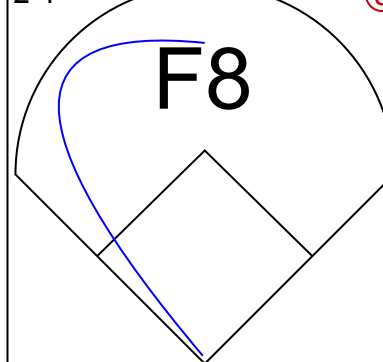
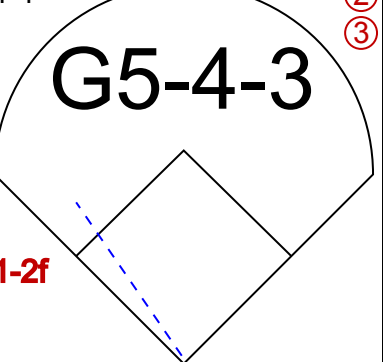
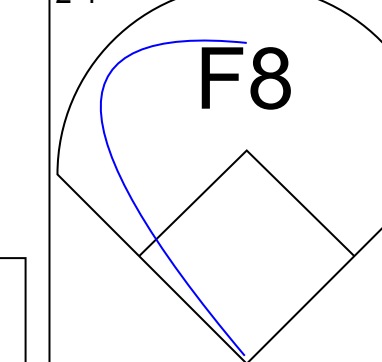
Batter	1	2	3	4	5	6	7	8	9	AB	R	H	RBI	BB	SO	LOB	BOTTOM										
Ben Petrick, R (1,8) OBP: 0.250, SLG: 0.342	2-2 15 G5-4-3 1B		3-2 P3			1-0 F7		1-2 G4-3		3	0	1	0	0	0	1											
Alex Sanchez, L (8,8) OBP: 0.315, SLG: 0.369			1-2 G6-3			2-2 F7		2-2 FC6-4 1B		4	0	1	0	0	0	2											
15 Brandon Inge, R (1,2) OBP: 0.225, SLG: 0.275	1 SAFE G5-4-3 1-2		1-2 G6-3			2-2 F7		2-2 FC6-4 1B		4	0	1	0	0	0	2											
Bobby Higginson, L (1,9) OBP: 0.337, SLG: 0.365	2-2 G3			3-3 K		0-0 G4-3		2-1 FC6-4 1-2		4	0	0	0	0	1	1											
Dmitri Young, S (1,10) OBP: 0.359, SLG: 0.548		2-1 FC3-6 1B		2-3 K		1-2 G3		1-3 K		4	0	1	0	0	2	1											
Craig Monroe, R (1,7) OBP: 0.284, SLG: 0.407		1-0 P5		0-1 E6 BB HR		0-2 L5				3	1	0	0	0	0	1											
Carlos Pena, L (1,3) OBP: 0.328, SLG: 0.439		0-2 FC3-6 CS		4-1 HR BB				1-2 1B		2	1	1	0	1	0	1											
Eric Munson, L (1,5) OBP: 0.315, SLG: 0.443		2-2 P4		0-0 HR				2-0 F8		3	1	1	3	0	0	2											
Shane Halter, R (1,4) OBP: 0.263, SLG: 0.329			1-0 SH1-4 1B		0-1 G5-3			1-0 F9		3	0	1	0	0	0	1											
Ramon Santiago, S (1,6) OBP: 0.293, SLG: 0.289			0-0 SH1-4			0-1 G6-3		1-0 G3		2	0	0	0	0	0	1											
<b>Inning Stats</b>	R: 0 E: 0 K: 0 S: 11	H: 1 LOB: 0 BB: 0 P: 16	R: 0 E: 0 K: 0 S: 11	H: 1 LOB: 0 BB: 0 P: 16	R: 0 E: 0 K: 0 S: 9	H: 1 LOB: 1 BB: 0 P: 14	R: 3 E: 1 K: 2 S: 13	H: 1 LOB: 0 BB: 1 P: 22	R: 0 E: 0 K: 0 S: 7	H: 0 LOB: 0 BB: 0 P: 10	R: 0 E: 0 K: 0 S: 7	H: 0 LOB: 0 BB: 0 P: 8	R: 0 E: 0 K: 0 S: 6	H: 1 LOB: 1 BB: 0 P: 11	R: 0 E: 1 K: 1 S: 14	H: 1 LOB: 1 BB: 0 P: 20	1B: 5 2B: 0 3B: 0 HR: 1	SF: 0 SAC: 1 DP: 1 HBP: 0	WP: 0 PA: 31 PB: 0 SB: 0 CS: 1								
<b>PITCHER</b>	IP	WLS	BF	H	R	ER	SO	BB	IBB	HBP	BLK	WP	HR	S	P	ERA	WHIP										
Barry Zito, L (1,1) ERA: 3.14	8.0	L	31	6	3	0	3	1	0	0	0	0	1	78	117	0.00	0.875										

Oakland Athletics @ Detroit Tigers  
Comerica Park, Detroit, MI  
Thu Aug 07 2003, 1:05 PM EDT  
Att: 19,664 - Cloudy - 80 F

AB 29  
R 3  
H 6  
RBI 3  
BB 1  
SO 3  
LOB 11



Batter	1	2	3	4	5	6	7	8	9	AB	R	H	RBI	BB	SO	LOB	TOP				
Shannon Stewart, R (1, 7) OBP: 0.376, SLG: 0.490										4	0	2	0	0	1	0	<b>Minnesota Twins @ Detroit Tigers</b> Comerica Park, Detroit, MI Fri Aug 08 2003, 7:05 PM EDT Att: 23,740 - Cloudy - 77 F				
Luis Rivas, R (1, 4) OBP: 0.325, SLG: 0.374										4	1	0	0	0	2						
Doug Mientkiewicz, L (1, 3) OBP: 0.386, SLG: 0.469										3	0	1	1	1	0						
Corey Koskie, L (1, 5) OBP: 0.390, SLG: 0.496										3	0	0	0	1	0						
Matthew LeCroy, R (1, 10) OBP: 0.323, SLG: 0.481										4	1	1	1	0	1						
Torii Hunter, R (1, 8) OBP: 0.312, SLG: 0.443										4	0	0	0	0	2						
A.J. Pierzynski, L (1, 2) OBP: 0.337, SLG: 0.460										4	1	2	0	0	1						
Michael Restovich, R (1, 9) OBP: 0.444, SLG: 0.567									3	1	1	1	0	0	1						
Cristian Guzman, S (1, 6) OBP: 0.294, SLG: 0.342									2	0	0	1	0	0	0						
<b>Inning Stats</b>	R: 0 E: 0 K: 2 S: 10	H: 0 LOB: 0 BB: 0 P: 13	R: 0 E: 0 K: 0 S: 8	H: 0 LOB: 0 BB: 0 P: 11	R: 3 E: 1 K: 0 S: 18	H: 4 LOB: 0 BB: 0 P: 30	R: 1 E: 0 K: 0 S: 11	H: 1 LOB: 0 BB: 0 P: 18	R: 0 E: 0 K: 0 S: 9	H: 0 LOB: 1 BB: 1 P: 13	R: 0 E: 0 K: 0 S: 6	H: 1 LOB: 0 BB: 0 P: 8	R: 0 E: 0 K: 0 S: 5	H: 0 LOB: 1 BB: 1 P: 8	R: 0 E: 0 K: 2 S: 9	H: 0 LOB: 1 BB: 1 P: 19	1B: 4 2B: 1 3B: 1 HR: 1	SF: 1 SAC: 0 DP: 1 HBP: 0	WP: 0 PB: 0 SB: 2 CS: 2	PA: 35	
<b>PITCHER</b>	IP	WLS	BF	H	R	ER	SO	BB	IBB	HBP	BLK	WP	HR	S	P	ERA	WHIP				
Mike Maroth, L (1, 1) ERA: 5.1	8.0	L	30	7	4	3	2	1	0	0	0	0	1	77	118	3.38	1.000				
Eric Eckstein, L (9, 1) ERA: 1.5	0.1		2	0	0	0	1	1	0	0	0	0	0	3	9	0.00	3.000				
Chris Spurling, R (9, 1) ERA: 4.58	0.1		1	0	0	0	0	0	0	0	0	0	0	3	4	0.00	0.000				
Jamie Walker, L (9, 1) ERA: 3.3	0.1		1	0	0	0	1	0	0	0	0	0	0	3	6	0.00	0.000				

Batter	1	2	3	4	5	6	7	8	9	AB	R	H	RBI	BB	SO	LOB	BOTTOM					
Ben Petrick, R (1, 8) OBP: 0.227, SLG: 0.310										4	0	0	0	0	1	0	<b>Minnesota Twins @ Detroit Tigers</b> Comerica Park, Detroit, MI Fri Aug 08 2003, 7:05 PM EDT Att: 23,740 - Cloudy - 77 F					
15 Brandon Inge, R (1, 2) OBP: 0.231, SLG: 0.282										3	0	1	0	1	0							
Bobby Higginson, L (1, 9) OBP: 0.336, SLG: 0.361										3	0	0	0	1	0							
Dmitri Young, S (1, 10) OBP: 0.358, SLG: 0.548										4	1	1	0	0	2							
Craig Monroe, R (1, 7) OBP: 0.287, SLG: 0.417										3	2	1	2	1	0							
Carlos Pena, L (1, 3) OBP: 0.327, SLG: 0.436										4	0	1	0	0	2							
Eric Munson, L (1, 5) OBP: 0.311, SLG: 0.437										4	0	0	0	0	1							
Shane Halter, R (1, 4) OBP: 0.260, SLG: 0.325									3	0	0	0	0	2								
Ramon Santiago, S (1, 6) OBP: 0.290, SLG: 0.286									3	0	0	0	0	2								
<b>Inning Stats</b>	R: 0 E: 0 K: 0 S: 7	H: 1 LOB: 0 BB: 0 P: 13	R: 0 E: 0 K: 2 S: 9	H: 0 LOB: 0 BB: 0 P: 12	R: 0 E: 0 K: 0 S: 7	H: 0 LOB: 0 BB: 0 P: 14	R: 0 E: 0 K: 1 S: 11	H: 0 LOB: 1 BB: 1 P: 18	R: 1 E: 1 K: 1 S: 9	H: 1 LOB: 1 BB: 1 P: 16	R: 0 E: 0 K: 0 S: 10	H: 0 LOB: 1 BB: 1 P: 16	R: 0 E: 1 K: 0 S: 8	H: 0 LOB: 1 BB: 0 P: 14	R: 0 E: 0 K: 0 S: 9	H: 0 LOB: 0 BB: 0 P: 15	R: 2 E: 0 K: 1 S: 10	H: 2 LOB: 0 BB: 0 P: 12	1B: 1 2B: 2 3B: 0 HR: 1	SF: 0 SAC: 0 DP: 1 HBP: 0	WP: 0 PB: 0 SB: 0 CS: 0	PA: 34
<b>PITCHER</b>	IP	WLS	BF	H	R	ER	SO	BB	IBB	HBP	BLK	WP	HR	S	P	ERA	WHIP					
Johan Santana, L (1, 1) ERA: 3.19	8.0	W	29	2	1	0	5	3	0	0	0	0	1	10	118	0.00	0.625					
Eddie Guardado, L (9, 1) ERA: 3.52	1.0	S	5	2	2	2	1	0	0	0	0	0	1	10	12	18.00	2.000					

AB	31
R	4
H	7
RBI	4
BB	2
SO	4
LOB	9



Batter	1	2	3	4	5	6	7	8	9	10	AB	R	H	RBI	BB	SO	LOB	TOP							
<b>Shannon Stewart, R</b> OBP: 0.373, SLG: 0.485 (1, 7)	P3		G6-4-3		F8		G5-4-3 1B		F9	F8	6	0	1	0	0	0	6	<b>Minnesota Twins @ Detroit Tigers</b> Comerica Park, Detroit, MI Sat Aug 09 2003, 7:05 PM EDT Att. 19,199 - Cloudy - 80 F							
<b>Luis Rivas, R</b> OBP: 0.320, SLG: 0.369 (1, 4)	G4-3			B1-3	G5-3		G5-4-3 1-2			F7	5	0	0	0	0	0	2								
<b>Doug Mientkiewicz, L</b> OBP: 0.387, SLG: 0.470 (1, 3)	K			E9 1B			F7		G4-3		4	2	1	0	1	1	0								
<b>Corey Koskie, L</b> OBP: 0.396, SLG: 0.497 (1, 5)		F9			1B FC5-2 BB		2B 1B		FC5-4 1B		3	2	2	0	2	0	0								
<b>Jacque Jones, L</b> OBP: 0.333, SLG: 0.465 (1, 10)		G6-3			1B FC5-2		1B		K		5	2	3	3	0	1	1								
<b>Dustan Mohr, R</b> OBP: 0.320, SLG: 0.412 (10, PR)					1B		2B			HR	0	1	0	0	0	0	0								
<b>Torii Hunter, R</b> OBP: 0.313, SLG: 0.450 (1, 8)	G6-3			FC5-2 1B			1B		FC5-4		5	1	2	4	0	0	3								
<b>A.J. Pierzynski, L</b> OBP: 0.340, SLG: 0.460 (1, 2)				FC2-5 BB	1B		F9			P4	4	0	2	1	1	0	1								
<b>Michael Restovich, R</b> OBP: 0.463, SLG: 0.531 (1, 9)				FC2-5 BB	G6-3		K				2	0	0	0	3	1	3								
<b>Cristian Guzman, S</b> OBP: 0.291, SLG: 0.338 (1, 6)				FC2-5 G6-4-3			E5			G3	5	0	0	0	0	1	5								
<b>Inning Stats</b>	R: 0 E: 0 K: 1 S: 7	H: 0 LOB: 0 BB: 0 P: 9	R: 0 E: 0 K: 0 S: 6	H: 0 LOB: 0 BB: 0 P: 11	R: 0 E: 0 K: 0 S: 6	H: 0 LOB: 1 BB: 2 P: 14	R: 2 E: 1 K: 0 S: 12	H: 3 LOB: 2 BB: 1 P: 22	R: 0 E: 1 K: 0 S: 6	H: 0 LOB: 0 BB: 0 P: 7	R: 2 E: 0 K: 1 S: 16	H: 3 LOB: 1 BB: 0 P: 26	R: 0 E: 0 K: 0 S: 4	H: 1 LOB: 0 BB: 0 P: 7	R: 0 E: 0 K: 0 S: 10	H: 1 LOB: 1 BB: 0 P: 15	R: 0 E: 0 K: 0 S: 6	H: 0 LOB: 1 BB: 0 P: 14	R: 4 E: 0 K: 1 S: 23	H: 3 LOB: 2 BB: 3 P: 40	1B: 7 2B: 3 3B: 0 HR: 1	SF: 0 SAC: 0 DP: 2 HBP: 0	WP: 0 PB: 0 SB: 1 CS: 1	PA: 46	
<b>PITCHER</b>	IP	WLS	BF	H	R	ER	SO	BB	IBB	HBP	BLK	WP	HR	S	P	ERA	WHIP								
<b>Matt Roney, R</b> ERA: 4.99 (1, 1)	5.0		20	3	2	2	1	3	0	0	0	0	0	37	63	3.60	1.200								
<b>Jamie Walker, L</b> ERA: 3.95 (8, 1)	0.2	B	5	3	2	2	0	0	0	0	0	0	0	13	20	27.00	4.500								
<b>Chris Spurling, R</b> ERA: 4.47 (8, 1)	1.1		4	1	0	0	1	0	0	0	0	0	0	7	13	0.00	0.750								
<b>Eric Eckenstahler, L</b> ERA: 1.35 (8, 1)	0.2		3	1	0	0	1	0	0	0	0	0	0	9	14	0.00	1.500								
<b>Danny Patterson, R</b> ERA: 1.53 (8, 1)	0.1		1	0	0	0	0	0	0	0	0	0	0	1	1	0.00	0.000								

AB	39
R	8
H	11
RBI	8
BB	7
SO	4
LOB	21



Batter	1	2	3	4	5	6	7	8	9	10	AB	R	H	RBI	BB	SO	LOB	BOTTOM							
<b>Alex Sanchez, L</b> OBP: 0.318, SLG: 0.372 (1, 8)	SH1-3 G4-3 1B		1B		G4-3			F9 SH1-3 1B		F7	5	1	3	1	0	0	0	<b>Minnesota Twins @ Detroit Tigers</b> Comerica Park, Detroit, MI Sat Aug 09 2003, 7:05 PM EDT Att. 19,199 - Cloudy - 80 F							
<b>Warren Morris, L</b> OBP: 0.322, SLG: 0.385 (1, 4)	SH1-3		HR			P6		SH1-3		G3 1B	3	1	2	0	0	0	0								
<b>Bobby Higginson, L</b> OBP: 0.334, SLG: 0.368 (1, 9)	G4-3		HR			G1-3		F9		G3	5	1	1	3	0	0	2								
<b>Dmitri Young, S</b> OBP: 0.356, SLG: 0.542 (1, 10)	F7		G1-4-3			G1-3				L9	4	0	0	0	1	0	1								
<b>Kevin Witt, L</b> OBP: 0.320, SLG: 0.442 (1, 7)		K			F7			F8			3	0	1	0	0	1	0								
<b>Ben Petrick, R</b> OBP: 0.227, SLG: 0.310 (7, PR)											0	0	0	0	0	0	0								
<b>Craig Monroe, R</b> OBP: 0.286, SLG: 0.415 (8, PH)								1B			1	0	0	0	0	0	2								
<b>Carlos Pena, L</b> OBP: 0.329, SLG: 0.435 (1, 3)	G4-3				G1-3			1B BB		15 CS 1B	3	0	1	0	1	0	0								
<b>Eric Munson, L</b> OBP: 0.310, SLG: 0.435 (1, 5)	K				K			1B		F9	4	0	1	0	0	2	1								
<b>15 Brandon Inge, R</b> OBP: 0.236, SLG: 0.287 (1, 2)								F8		1B	4	1	2	0	0	0	2								
<b>Ramon Santiago, S</b> OBP: 0.287, SLG: 0.283 (1, 6)					SH1-3 1B			F9		K	3	0	0	0	0	1	3								
<b>Inning Stats</b>	R: 1 E: 0 K: 0 S: 12	H: 1 LOB: 0 BB: 0 P: 16	R: 0 E: 0 K: 2 S: 9	H: 0 LOB: 0 BB: 0 P: 11	R: 3 E: 0 K: 0 S: 13	H: 4 LOB: 0 BB: 0 P: 17	R: 0 E: 0 K: 1 S: 8	H: 0 LOB: 0 BB: 0 P: 14	R: 0 E: 0 K: 0 S: 5	H: 0 LOB: 0 BB: 0 P: 6	R: 0 E: 0 K: 0 S: 9	H: 2 LOB: 2 BB: 1 P: 16	R: 0 E: 0 K: 0 S: 8	H: 1 LOB: 2 BB: 1 P: 17	R: 0 E: 0 K: 1 S: 14	H: 2 LOB: 1 BB: 0 P: 18	R: 0 E: 0 K: 0 S: 7	H: 1 LOB: 1 BB: 0 P: 10	1B: 10 2B: 0 3B: 0 HR: 1	SF: 0 SAC: 3 DP: 0 HBP: 0	WP: 0 PB: 0 SB: 1 CS: 1	PA: 40			
<b>PITCHER</b>	IP	WLS	BF	H	R	ER	SO	BB	IBB	HBP	BLK	WP	HR	S	P	ERA	WHIP								
<b>Brad Radke, R</b> ERA: 5.01 (1, 1)	7.1		29	8	4	4	3	1	0	0	0	0	0	1	63	4.91	1.227								
<b>J.C. Romero, L</b> ERA: 4.76 (8, 1)	0.1		2	0	0	0	0	0	1	0	0	0	0	1	5	0.00	0.000								
<b>LaTroy Hawkins, R</b> ERA: 2.37 (8, 1)	0.1		1	0	0	0	0	0	0	0	0	0	0	5	7	0.00	0.000								
<b>Juan Rincon, R</b> ERA: 3.48 (9, 1)	2.0	W	8	3	0	0	1	0	0	0	0	0	0	21	28	0.00	1.500								

AB	35
R	4
H	11
RBI	4
BB	2
SO	4
LOB	11

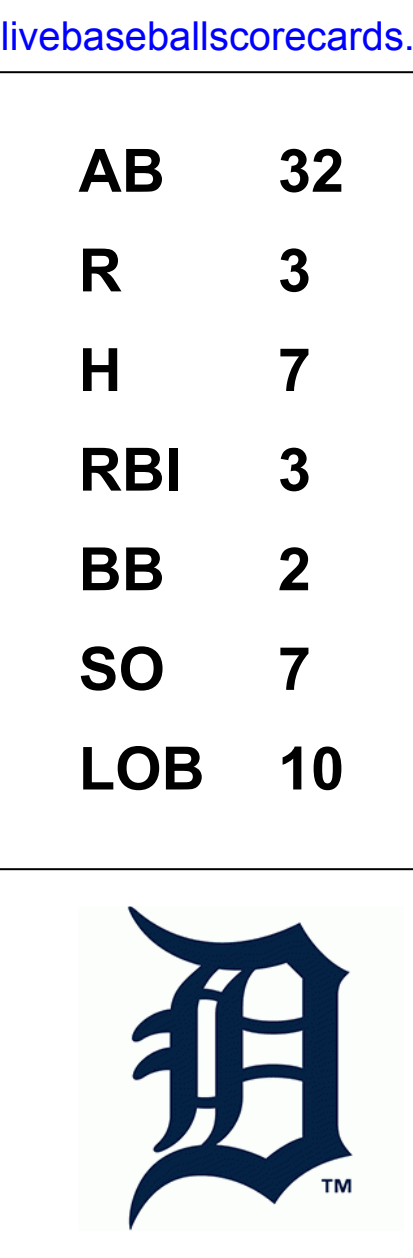


Batter	1	2	3	4	5	6	7	8	9	AB	R	H	RBI	BB	SO	LOB	TOP					
<b>Shannon Stewart, R</b> OBP: 0.373, SLG: 0.484 (1, 7)										5	1	2	0	0	0	3	<b>Minnesota Twins @ Detroit Tigers</b> Comerica Park, Detroit, MI Sun Aug 10 2003, 1:05 PM EDT Att: 19,975 - Cloudy - 75 F					
<b>Denny Hocking, S</b> OBP: 0.290, SLG: 0.355 (1, 6)										4	1	1	0	1	1	1						
<b>Doug Mientkiewicz, L</b> OBP: 0.387, SLG: 0.469 (1, 3)										5	1	2	0	0	0	2						
<b>Corey Koskie, L</b> OBP: 0.397, SLG: 0.499 (1, 5)										3	1	1	2	1	0	1						
<b>Jacque Jones, L</b> OBP: 0.330, SLG: 0.461 (1, 10)										4	0	0	0	0	0	4						
<b>Torii Hunter, R</b> OBP: 0.313, SLG: 0.448 (1, 8)										4	0	1	0	0	1	4						
<b>A.J. Pierzynski, L</b> OBP: 0.339, SLG: 0.456 (1, 2)										3	0	0	0	1	0	1						
<b>Dustan Mohr, R</b> OBP: 0.319, SLG: 0.409 (1, 9)										4	0	1	2	0	1	2						
<b>Chris Gomez, R</b> OBP: 0.280, SLG: 0.344 (1, 4)										4	0	1	0	0	0	0						
<b>Inning Stats</b>	R: 4 E: 0 K: 0 S: 16	H: 5 LOB: 3 BB: 2 P: 29	R: 0 E: 0 K: 0 S: 8	H: 1 LOB: 2 BB: 1 P: 14	R: 0 E: 0 K: 1 S: 8	H: 0 LOB: 0 BB: 0 P: 10	R: 0 E: 0 K: 1 S: 7	H: 0 LOB: 0 BB: 0 P: 11	R: 0 E: 0 K: 1 S: 6	H: 0 LOB: 0 BB: 0 P: 7	R: 0 E: 0 K: 0 S: 6	H: 0 LOB: 0 BB: 0 P: 6	R: 0 E: 0 K: 0 S: 7	H: 1 LOB: 1 BB: 0 P: 11	R: 0 E: 1 K: 0 S: 12	H: 1 LOB: 1 BB: 0 P: 18	R: 0 E: 0 K: 0 S: 12	H: 1 LOB: 1 BB: 0 P: 18	1B: 8 2B: 1 3B: 0 HR: 0	SF: 0 SAC: 0 DP: 1 HBP: 0	WP: 0 PB: 0 SB: 1 CS: 0	PA: 39
<b>PITCHER</b> <b>34 Nate Cornejo, R</b> ERA: 4.82 (1, 1)	IP: 9.0 WLS: L BF: 39	H: 9 R: 4 ER: 4 SO: 3	BB: 2 IBB: 1 HBP: 0 BLK: 0	WP: 0 HR: 0 S: 82 P: 124	ERA: 4.00 WHIP: 1.222	<b>PITCHER</b>														IP: WLS: BF: H: R: ER: SO: BB: IBB: HBP: BLK: WP: HR: S: P: ERA: WHIP		

AB	36
R	4
H	9
RBI	4
BB	3
SO	3
LOB	18



Batter	1	2	3	4	5	6	7	8	9	AB	R	H	RBI	BB	SO	LOB	BOTTOM					
<b>Alex Sanchez, L</b> OBP: 0.315, SLG: 0.369 (1, 8)										4	0	0	0	0	2	1	<b>Minnesota Twins @ Detroit Tigers</b> Comerica Park, Detroit, MI Sun Aug 10 2003, 1:05 PM EDT Att: 19,975 - Cloudy - 75 F					
<b>Shane Halter, R</b> OBP: 0.284, SLG: 0.325 (1, 4)										3	0	1	0	1	0	1						
<b>Bobby Higginson, L</b> OBP: 0.333, SLG: 0.367 (1, 9)										1	0	0	0	0	0	1						
<b>Ben Petrick, R</b> OBP: 0.213, SLG: 0.289 (2, 7)										3	0	0	0	0	0	2						
<b>Dmitri Young, S</b> OBP: 0.353, SLG: 0.537 (1, 10)										4	0	0	0	0	1	1						
<b>Craig Monroe, R</b> OBP: 0.289, SLG: 0.428 (1, 7) (2, 9)										4	1	2	1	0	1	0						
<b>Carlos Pena, L</b> OBP: 0.331, SLG: 0.434 (1, 3)										3	0	1	0	1	1	1						
<b>Eric Munson, L</b> OBP: 0.310, SLG: 0.432 (1, 5)										4	1	1	0	0	2	2						
<b>Matt Walbeck, S</b> OBP: 0.205, SLG: 0.256 (1, 2)										3	1	1	2	0	0	1						
<b>Ramon Santiago, S</b> OBP: 0.288, SLG: 0.284 (1, 6)										3	0	1	0	0	0	0						
<b>Inning Stats</b>	R: 0 E: 0 K: 2 S: 14	H: 1 LOB: 1 BB: 0 P: 18	R: 0 E: 0 K: 2 S: 8	H: 0 LOB: 1 BB: 1 P: 15	R: 0 E: 0 K: 1 S: 8	H: 1 LOB: 0 BB: 0 P: 10	R: 0 E: 0 K: 0 S: 7	H: 1 LOB: 0 BB: 0 P: 10	R: 2 E: 0 K: 0 S: 12	H: 2 LOB: 0 BB: 0 P: 18	R: 1 E: 0 K: 1 S: 10	H: 1 LOB: 0 BB: 0 P: 17	R: 0 E: 0 K: 1 S: 8	H: 0 LOB: 0 BB: 0 P: 11	R: 0 E: 0 K: 0 S: 7	H: 0 LOB: 0 BB: 1 P: 16	R: 0 E: 0 K: 0 S: 11	H: 1 LOB: 1 BB: 0 P: 15	1B: 5 2B: 1 3B: 0 HR: 2	SF: 0 SAC: 0 DP: 2 HBP: 0	WP: 0 PB: 0 SB: 0 CS: 0	PA: 34
<b>PITCHER</b> <b>Kenny Rogers, L</b> ERA: 4.97 <b>J.C. Romero, L</b> ERA: 4.67 <b>Eddie Guardado, L</b> ERA: 3.45	IP: 7.0 WLS: W BF: 27	H: 6 R: 3 ER: 3 SO: 7	BB: 1 IBB: 0 HBP: 0 BLK: 0	WP: 0 HR: 2 S: 67 P: 99	ERA: 3.86 WHIP: 1.000	<b>PITCHER</b>														IP: WLS: BF: H: R: ER: SO: BB: IBB: HBP: BLK: WP: HR: S: P: ERA: WHIP		



Batter	1	2	3	4	5	6	7	8	9	AB	R	H	RBI	BB	SO	LOB	TOP								
Alex Sanchez, L (1, 8) OBP: 0.314, SLG: 0.366	G1-3		1B BB			G3	FC4-6			3	0	0	0	1	0	1									
Warren Morris, L (1, 4) OBP: 0.321, SLG: 0.383	G3		1B			F7		F8		4	0	1	0	0	0	0									
Bobby Higginson, L (1, 9) OBP: 0.332, SLG: 0.372	F8		G1-3					L4		4	0	1	0	0	0	2									
Dmitri Young, S (1, 10) OBP: 0.350, SLG: 0.531		F8		K		G4-3		K		4	0	0	0	0	2	1									
Carlos Pena, L (1, 3) OBP: 0.330, SLG: 0.430		G5-3		G3			HR BB		F7	3	1	0	0	1	0	0									
Craig Monroe, R (1, 7) OBP: 0.285, SLG: 0.421		F7		F9			K		G6-3	4	0	0	0	0	1	1									
Eric Munson, L (1, 5) OBP: 0.312, SLG: 0.441			K		K		HR		1B BB	3	1	1	2	1	2	0									
15 Brandon Inge, R (1, 2) OBP: 0.241, SLG: 0.297			1B 2B		F9		G1-3			4	1	2	0	0	0	0									
Ramon Santiago, S (1, 6) OBP: 0.290, SLG: 0.287			CS 1B		L9		FC4-6 1B		F7	4	0	2	1	0	0	2									
<b>Inning Stats</b>	R: 0 E: 0 K: 0 S: 7	H: 0 LOB: 0 BB: 0 P: 11	R: 0 E: 0 K: 0 S: 8	H: 0 LOB: 0 BB: 0 P: 11	R: 1 E: 0 K: 1 S: 14	H: 3 LOB: 2 BB: 1 P: 26	R: 0 E: 0 K: 1 S: 7	H: 0 LOB: 0 BB: 0 P: 11	R: 0 E: 0 K: 1 S: 10	H: 0 LOB: 0 BB: 0 P: 14	R: 0 E: 0 K: 0 S: 9	H: 1 LOB: 1 BB: 0 P: 13	R: 2 E: 0 K: 1 S: 12	H: 2 LOB: 1 BB: 1 P: 21	R: 0 E: 0 K: 1 S: 7	H: 0 LOB: 0 BB: 0 P: 12	R: 0 E: 0 K: 0 S: 12	H: 1 LOB: 2 BB: 1 P: 23	1B: 4 2B: 1 3B: 1 HR: 1	SF: 0 SAC: 0 DP: 0 HBP: 0	WP: 0 PB: 0 SB: 0 CS: 1	PA: 36			
<b>PITCHER</b>	IP	WLS	BF	H	R	ER	SO	BB	IBB	HBP	BLK	WP	HR	S	P	ERA	WHIP								
John Thomson, R (1, 1) ERA: 5.31	1.2		5	0	0	0	0	0	0	0	0	0	0	13	20	0.00	0.000								
53 Joaquin Benoit, R (2, 1) ERA: 5.7	5.0	W	22	6	3	3	4	2	0	0	0	0	1	53	86	5.40	1.600								
Aaron Fultz, L (7, 1) ERA: 5.53	2.1		9	1	0	0	1	1	0	0	0	0	0	20	36	0.00	0.857								

**Detroit Tigers @ Texas Rangers**  
The Ballpark at Arlington, Arlington, TX  
Mon Aug 11 2003, 8:05 PM EDT  
Att: 27,674 - Cloudy - 80 F

AB	33
R	3
H	7
RBI	3
BB	3
SO	5
LOB	7



Batter	1	2	3	4	5	6	7	8	9	AB	R	H	RBI	BB	SO	LOB	BOTTOM								
10 Michael Young, R (1, 4) OBP: 0.345, SLG: 0.459	BB HBP SF8 BB		1B 3B	G5-4-3		L4		G4-3 FC1 1B		4	2	2	1	1	0	2									
Donnie Sadler, R (1, 5) OBP: 0.304, SLG: 0.340	SF8 BB HBP		K2-3		G5-3	K		FC1 G4-3		4	0	0	0	0	2	3									
Alex Rodriguez, R (1, 6) OBP: 0.396, SLG: 0.575			FC3-6 1B		1B 23 E	P4		G4-3		4	1	2	2	1	0	2									
Shane Spencer, R (1, 7) OBP: 0.331, SLG: 0.421	SF8		FC3-6 1B		23 E 1B		G6-3	G4-3		4	1	2	1	0	0	2									
23 Mark Teixeira, S (1, 3) OBP: 0.337, SLG: 0.472	K		FC3-6 FC5-4		E8 SF7 1B		K			4	1	1	1	0	2	4									
Marcus Thames, R (1, 9) OBP: 0.308, SLG: 0.281	P5		FC5-4		SF7		G5-3			3	0	0	1	0	0	4									
21 Jason Jones, S (1, 10) OBP: 0.351, SLG: 0.333		F9		1B BB		HR BB		10 1B 2B		2	2	1	0	2	0	0									
Todd Greene, R (1, 2) OBP: 0.236, SLG: 0.461	F7		10 G5-4-3 1B		1B HR		G6-3			4	1	2	2	0	0	1									
Ramon Nivar, R (1, 8) OBP: 0.244, SLG: 0.237	G5-3		K		G6-3		10 1B G4-3 HBP			3	1	0	0	0	1	2									
<b>Inning Stats</b>	R: 1 E: 0 K: 1 S: 12	H: 0 LOB: 2 BB: 2 P: 26	R: 0 E: 0 K: 0 S: 7	H: 0 LOB: 0 BB: 0 P: 11	R: 1 E: 0 K: 1 S: 13	H: 3 LOB: 0 BB: 0 P: 17	R: 0 E: 0 K: 1 S: 6	H: 1 LOB: 1 BB: 1 P: 11	R: 5 E: 1 K: 0 S: 16	H: 4 LOB: 0 BB: 1 P: 26	R: 0 E: 0 K: 1 S: 8	H: 0 LOB: 0 BB: 0 P: 10	R: 0 E: 0 K: 1 S: 11	H: 0 LOB: 0 BB: 0 P: 17	R: 2 E: 0 K: 0 S: 14	H: 2 LOB: 2 BB: 0 P: 20	1B: 7 2B: 1 3B: 1 HR: 1	SF: 2 SAC: 0 DP: 1 HBP: 2	WP: 0 PB: 0 SB: 0 CS: 0	PA: 40					
<b>PITCHER</b>	IP	WLS	BF	H	R	ER	SO	BB	IBB	HBP	BLK	WP	HR	S	P	ERA	WHIP								
Wilfredo Ledezma, L (1, 1) ERA: 4.82	1.0		6	0	1	1	1	2	0	1	0	0	0	12	26	9.00	2.000								
Steve Sparks, R (2, 1) ERA: 4.68	4.0	L	21	8	6	6	2	2	0	0	0	0	1	42	65	13.50	2.500								
Shane Loux, R (6, 1) ERA: 7.15	3.0		13	2	2	2	2	0	0	1	0	0	0	33	47	6.00	0.667								

**Detroit Tigers @ Texas Rangers**  
The Ballpark at Arlington, Arlington, TX  
Mon Aug 11 2003, 8:05 PM EDT  
Att: 27,674 - Cloudy - 80 F

AB	32
R	9
H	10
RBI	8
BB	4
SO	5
LOB	20



Batter	1	2	3	4	5	6	7	8	9	AB	R	H	RBI	BB	SO	LOB	TOP				
Alex Sanchez, L (1, 8) OBP: 0.312, SLG: 0.363	2-3 K		0-3 K		1-3 K		0-2 G3			4	0	0	0	0	3	2					
Warren Morris, L (1, 4) OBP: 0.319, SLG: 0.382	1-2 1B			1-0 F9	1-0 SF6		2-1 G6-3			3	0	1	1	0	0	0					
Bobby Higginson, L (1, 9) OBP: 0.329, SLG: 0.367	1-2 F8			0-0 F8			0-3 K			4	0	0	0	0	2	2					
Kevin Witt, L (1, 10) OBP: 0.319, SLG: 0.439	1-3 K			1-0 G3			3-2 1B		1-2 L7	4	1	1	0	0	1	1					
Carlos Pena, L (1, 3) OBP: 0.332, SLG: 0.440							1-0 HR		1-3 K	4	1	2	1	0	2	1					
Craig Monroe, R (1, 7) OBP: 0.288, SLG: 0.433							2-0 HR		2-3 K	4	2	2	1	0	1	1					
Shane Halter, R (1, 5) OBP: 0.328, SLG: 0.328							1-2 15 2B		0-0 E8	4	2	2	1	0	0	1					
15 Brandon Inge, R (1, 2) OBP: 0.246, SLG: 0.306							0-1 1B SF6		1-2 G6-3	4	1	2	3	0	0	0					
Ramon Santiago, S (1, 6) OBP: 0.290, SLG: 0.286							0-2 S		0-2 L3	4	0	1	0	0	1	0					
<b>Inning Stats</b>	R: 0 E: 0 K: 2 S: 14	H: 1 LOB: 1 BB: 0 P: 19	R: 0 E: 0 K: 0 S: 10	H: 1 LOB: 0 BB: 0 P: 13	R: 0 E: 0 K: 1 S: 7	H: 0 LOB: 0 BB: 0 P: 10	R: 0 E: 0 K: 0 S: 3	H: 0 LOB: 0 BB: 0 P: 5	R: 4 E: 0 K: 2 S: 18	H: 5 LOB: 1 BB: 0 P: 24	R: 3 E: 1 K: 2 S: 14	H: 4 LOB: 0 BB: 0 P: 23	R: 0 E: 0 K: 2 S: 10	H: 0 LOB: 0 BB: 0 P: 14	R: 0 E: 0 K: 0 S: 11	H: 0 LOB: 0 BB: 0 P: 12	1B: 8 2B: 1 3B: 0 HR: 2	SF: 1 SAC: 0 DP: 1 HBP: 0	WP: 0 PB: 0 SB: 1 CS: 0	PA: 36	
<b>PITCHER</b>	IP	WLS	BF	H	R	ER	SO	BB	IBB	HBP	BLK	WP	HR	S	P	ERA	WHIP				
Juan Dominguez, R (1, 1) ERA: 7.71	4.2	L	20	7	4	4	4	0	0	0	0	0	2	49	68	7.71	1.500				
Brian Shouse, L (5, 1) ERA: 3.47	0.2		3	1	1	1	2	0	0	0	0	0	0	9	13	13.50	1.500				
Jay Powell, R (6, 1) ERA: 8.87	0.2		4	3	2	1	1	0	0	0	0	0	0	8	13	13.50	4.500				
Erasmio Ramirez, L (7, 1) ERA: 3.08	3.0		9	0	0	0	3	0	0	0	0	0	0	30	37	0.00	0.000				

**Detroit Tigers @ Texas Rangers**  
 The Ballpark at Arlington, Arlington, TX  
 Tue Aug 12 2003, 8:05 PM EDT  
 Att: 17,524 - Sunny - 85 F

AB	35
R	7
H	11
RBI	7
BB	0
SO	10
LOB	8



Batter	1	2	3	4	5	6	7	8	9	AB	R	H	RBI	BB	SO	LOB	BOTTOM					
10 Michael Young, R (1, 4) OBP: 0.344, SLG: 0.457	0-1 G6-3		4-0 BB		0-1 L9		2-1 G5-3			3	0	0	0	1	0	0						
9 Hank Blalock, L (1, 5) OBP: 0.370, SLG: 0.532	0-0 F8		1-3 K		0-0 F7		0-0 F8			4	0	0	0	0	1	2						
Alex Rodriguez, R (1, 6) OBP: 0.398, SLG: 0.578	1-2 F8			2-1 S	3-1 S		1-1 L9		1-1 L9	4	2	3	0	0	0	0						
Rafael Palmeiro, L (1, 10) OBP: 0.355, SLG: 0.499				4-1 S	2-1 F7		1-0 L9		1-0 L9	3	1	0	0	1	0	2						
23 Mark Teixeira, S (1, 3) OBP: 0.333, SLG: 0.467				0-1 S	0-1 F8		1-0 F8		0-0 G4-3	4	1	0	1	0	0	2						
Shane Spencer, R (1, 7) OBP: 0.330, SLG: 0.417				4-2 S	4-2 F7		0-1 F7		1-0 G5-3	3	0	0	1	1	1	0						
Layne Nix, L (1, 9) OBP: 0.294, SLG: 0.475				1-0 S	0-1 SF8		2-1 F7		1-3 K	3	0	2	1	0	1	0						
Einar Diaz, R (1, 2) OBP: 0.300, SLG: 0.354				3-2 S	3-2 G4-3		1-0 F7		3-1 P5	4	0	0	1	0	0	3						
Ramon Nivar, R (1, 8) OBP: 0.222, SLG: 0.214				0-0 S	0-0 F7		1-1 P4		0-1 G3	4	0	0	0	0	0	2						
<b>Inning Stats</b>	R: 0 E: 0 K: 0 S: 6	H: 0 LOB: 0 BB: 0 P: 7	R: 0 E: 0 K: 1 S: 7	H: 0 LOB: 0 BB: 0 P: 12	R: 0 E: 0 K: 1 S: 8	H: 1 LOB: 2 BB: 1 P: 17	R: 3 E: 1 K: 0 S: 14	H: 1 LOB: 1 BB: 2 P: 25	R: 0 E: 0 K: 0 S: 7	H: 1 LOB: 1 BB: 0 P: 12	R: 0 E: 0 K: 0 S: 6	H: 1 LOB: 0 BB: 0 P: 10	R: 0 E: 0 K: 0 S: 5	H: 0 LOB: 0 BB: 0 P: 8	R: 1 E: 0 K: 0 S: 5	H: 1 LOB: 0 BB: 0 P: 8	R: 0 E: 0 K: 1 S: 7	H: 0 LOB: 0 BB: 0 P: 11	1B: 4 2B: 1 3B: 0 HR: 0	SF: 1 SAC: 0 DP: 0 HBP: 0	WP: 0 PB: 0 SB: 2 CS: 0	PA: 36
<b>PITCHER</b>	IP	WLS	BF	H	R	ER	SO	BB	IBB	HBP	BLK	WP	HR	S	P	ERA	WHIP					
38 Jeremy Bonderman, R (1, 1) ERA: 5.15	7.0	W	29	4	3	1	2	3	0	0	0	0	0	5	8	9.00	1.000					
45 Chris Mears, R (8, 1) ERA: 4.5	1.0		4	1	1	1	0	0	0	0	0	0	0	5	8	9.00	1.000					
Danny Patterson, R (9, 1) ERA: 1.74	1.0	S	3	0	0	0	1	0	0	0	0	0	0	7	11	0.00	0.000					

**Detroit Tigers @ Texas Rangers**  
 The Ballpark at Arlington, Arlington, TX  
 Tue Aug 12 2003, 8:05 PM EDT  
 Att: 17,524 - Sunny - 85 F

AB	32
R	4
H	5
RBI	4
BB	3
SO	3
LOB	11



Batter	1	2	3	4	5	6	7	8	9	AB	R	H	RBI	BB	SO	LOB	TOP					
Alex Sanchez, L (1, 8) OBP: 0.313, SLG: 0.362	F7		K		G4-3		G4-3		BB	4	0	1	0	1	1	1	<b>Detroit Tigers @ Texas Rangers</b> The Ballpark at Arlington, Arlington, TX Wed Aug 13 2003, 8:05 PM EDT Att: 17,491 - Cloudy - 75 F					
Warren Morris, L (1, 4) OBP: 0.317, SLG: 0.377	K		FC6-4		F8		G4-3		BB	5	0	1	0	0	1	5						
Bobby Higginson, L (1, 9) OBP: 0.328, SLG: 0.366	F7		FC6-4		BB				G5-3	4	0	1	1	0	0	1						
Kevin Witt, L (1, 10) OBP: 0.322, SLG: 0.437		BB	K		BB				G4-3	3	1	1	0	1	1	1						
Carlos Pena, L (1, 3) OBP: 0.331, SLG: 0.448	F8				G3				K	4	1	1	1	0	1	3						
Craig Monroe, R (1, 7) OBP: 0.288, SLG: 0.431	F7				G6-3				G6-3	4	0	1	0	0	0	1						
Shane Halter, R (1, 5) OBP: 0.271, SLG: 0.325	BB				G4-3		FC6-4		G1	2	0	0	0	2	0	1						
15 Brandon Inge, R (1, 2) OBP: 0.251, SLG: 0.311					G5-3		G6-4-3		G1	4	0	2	1	0	0	1						
Ramon Santiago, S (1, 6) OBP: 0.290, SLG: 0.287 Dmitri Young, S (9, PH) OBP: 0.349, SLG: 0.530	F7				G4-3		G4-3		G1	3	1	1	0	0	0	2						
<b>Inning Stats</b>	R: 0 E: 0 K: 1 S: 7	H: 0 LOB: 0 BB: 0 P: 10	R: 1 E: 0 K: 0 S: 19	H: 2 LOB: 2 BB: 1 P: 29	R: 0 E: 0 K: 2 S: 10	H: 1 LOB: 1 BB: 0 P: 15	R: 1 E: 0 K: 0 S: 11	H: 1 LOB: 0 BB: 1 P: 17	R: 1 E: 0 K: 0 S: 12	H: 2 LOB: 2 BB: 1 P: 22	R: 0 E: 0 K: 0 S: 5	H: 1 LOB: 0 BB: 0 P: 9	R: 0 E: 0 K: 0 S: 6	H: 1 LOB: 0 BB: 0 P: 8	R: 0 E: 0 K: 1 S: 9	H: 0 LOB: 0 BB: 0 P: 11	R: 0 E: 0 K: 0 S: 11	H: 1 LOB: 3 BB: 2 P: 25	1B: 8 2B: 0 3B: 0 HR: 1	SF: 0 SAC: 0 DP: 2 HBP: 0	WP: 0 PB: 0 SB: 0 CS: 0	PA: 38
<b>PITCHER</b>	IP	WLS	BF	H	R	ER	SO	BB	IBB	HBP	BLK	WP	HR	S	P	ERA	WHIP					
R.A. Dickey, R (1, 1) ERA: 4.91	6.0	W	26	7	3	3	3	2	0	0	0	0	1	64	102	4.50	1.500					
Brian Shouse, L (7, 1) ERA: 3.33	2.0		6	1	0	0	1	0	0	0	0	0	0	15	19	0.00	0.500					
32 Ron Mahay, L (9, 1) ERA: 1.71	0.1		3	1	0	0	0	1	0	0	0	0	0	6	12	0.00	6.000					
Francisco Cordero, R (9, 1) ERA: 2.94	0.2	S	3	0	0	0	0	1	0	0	0	0	0	5	13	0.00	1.500					

Batter	1	2	3	4	5	6	7	8	9	AB	R	H	RBI	BB	SO	LOB	BOTTOM				
10 Michael Young, R (1, 4) OBP: 0.347, SLG: 0.461	HR					P6				4	2	3	0	0	0	1	<b>Detroit Tigers @ Texas Rangers</b> The Ballpark at Arlington, Arlington, TX Wed Aug 13 2003, 8:05 PM EDT Att: 17,491 - Cloudy - 75 F				
23 Mark Teixeira, S (1, 3) OBP: 0.333, SLG: 0.464	G6-3	F9			G5-4-3		P5			4	1	1	0	0	0	2					
Alex Rodriguez, R (1, 6) OBP: 0.399, SLG: 0.583	HR	F9			F8				BB	3	1	1	2	1	0	2					
Rafael Palmeiro, L (1, 10) OBP: 0.357, SLG: 0.511	9				G4-3		F8			4	2	2	3	0	0	1					
Shane Spencer, R (1, 7) OBP: 0.326, SLG: 0.411	G5-3	F9			P2		F8			4	0	0	0	0	0	2					
Marcus Thames, R (1, 9) OBP: 0.348, SLG: 0.294	9				F8				G4-6-3	2	1	1	0	1	0	0					
9 Hank Blalock, L (1, 5) OBP: 0.372, SLG: 0.534	1B				G3		F7			4	0	2	2	0	0	1					
Einar Diaz, R (1, 2) OBP: 0.296, SLG: 0.349	G5-3				G5-3		G4-3		G4-6-3	4	0	0	0	0	0	4					
Donnie Sadler, R (1, 8) OBP: 0.297, SLG: 0.330					G5-3		G3			3	0	0	0	0	1	1					
<b>Inning Stats</b>	R: 3 E: 0 K: 0 S: 23	H: 4 LOB: 2 BB: 0 P: 42	R: 3 E: 0 K: 1 S: 17	H: 3 LOB: 0 BB: 0 P: 26	R: 0 E: 0 K: 0 S: 5	H: 0 LOB: 0 BB: 0 P: 10	R: 0 E: 0 K: 0 S: 8	H: 1 LOB: 0 BB: 0 P: 13	R: 0 E: 0 K: 0 S: 6	H: 0 LOB: 0 BB: 1 P: 7	R: 1 E: 0 K: 0 S: 10	H: 1 LOB: 1 BB: 1 P: 22	R: 0 E: 0 K: 0 S: 7	H: 0 LOB: 1 BB: 1 P: 13	R: 0 E: 0 K: 0 S: 4	H: 1 LOB: 0 BB: 0 P: 5	1B: 5 2B: 2 3B: 1 HR: 2	SF: 0 SAC: 0 DP: 2 HBP: 1	WP: 0 PB: 0 SB: 0 CS: 0	PA: 35	
<b>PITCHER</b>	IP	WLS	BF	H	R	ER	SO	BB	IBB	HBP	BLK	WP	HR	S	P	ERA	WHIP				
Mike Maroth, L (1, 1) ERA: 5.29	5.0	L	23	6	6	6	1	0	0	1	0	0	0	10	22	10.80	1.600				
Chris Spurling, R (6, 1) ERA: 4.55	1.0		5	1	1	1	0	1	0	0	0	0	0	7	13	0.00	1.000				
Jamie Walker, L (7, 1) ERA: 3.57	1.0		4	0	0	0	0	1	0	0	0	0	0	4	5	0.00	1.000				
Eric Eckenstahler, L (8, 1) ERA: 1.17	1.0		3	1	0	0	0	0	0	0	0	0	0	4	5	0.00	1.000				

AB 34  
R 3  
H 9  
RBI 3  
BB 4  
SO 4  
LOB 18



AB 32  
R 7  
H 10  
RBI 7  
BB 2  
SO 1  
LOB 14





Batter	1	2	3	4	5	6	7	8	9	AB	R	H	RBI	BB	SO	LOB	TOP										
Alex Sanchez, L (1, 8) OBP: 0.314, SLG: 0.367	1-1 1B		0-3 K		0-0 S		0-0 B1-3			4	2	2	0	0	1	0											
Warren Morris, L (1, 4) OBP: 0.324, SLG: 0.389	0-0 G6-3 SH5-3 1B		3-3 K		2-0 1B			0-0 G3-6-3 1B		4	0	3	2	0	1	0											
Bobby Higginson, L (1, 9) OBP: 0.326, SLG: 0.362	0-0 SH5-3 1-2			2-1 P5				0-0 G3-6-3 1-2 1B		3	0	0	0	0	1	2											
Dmitri Young, S (1, 10) OBP: 0.350, SLG: 0.530	1-1 G6-3 2-3 1B			1-3 K			1-0 G6-4-3 1B	0-0 FC6-4 1B		4	0	2	0	0	1	1											
Carlos Pena, L (1, 3) OBP: 0.333, SLG: 0.452	1-3 K			3-1 2B			0-0 G6-4-3 1B	2-1 FC6-4 1-2 1B		4	0	2	0	0	1	2											
Craig Monroe, R (1, 7) OBP: 0.284, SLG: 0.425		2-2 G5-3		0-2 F8			0-1 G6-4-3 1-2 2-3 1B		1-0 P4	4	0	0	0	0	0	3											
Shane Halter, R (1, 5) OBP: 0.271, SLG: 0.324		2-0 G6-4-3 15 1B			1-2 G6-3		1-0 G5-3		0-1 G6-3	4	0	1	0	0	0	1											
15 Brandon Inge, R (1, 2) OBP: 0.251, SLG: 0.314		0-0 G6-4-3 1-2 1B			0-1 FC1-5-6-5 2B		1-3 K		1-1 G5-3	4	0	1	0	0	1	1											
Ramon Santiago, S (1, 6) OBP: 0.288, SLG: 0.284				1-0 G3			0-1 FC1-5-6-5 1B E		0-1 G4-3	3	1	0	0	0	0	1											
<b>Inning Stats</b>	R: 1 E: 0 K: 1 S: 9	H: 2 LOB: 1 BB: 0 P: 12	R: 0 E: 0 K: 0 S: 5	H: 1 LOB: 0 BB: 0 P: 9	R: 0 E: 0 K: 2 S: 10	H: 0 LOB: 0 BB: 0 P: 14	R: 0 E: 0 K: 1 S: 10	H: 1 LOB: 1 BB: 0 P: 16	R: 2 E: 0 K: 1 S: 12	H: 3 LOB: 1 BB: 0 P: 16	R: 0 E: 0 K: 0 S: 5	H: 2 LOB: 1 BB: 0 P: 7	R: 0 E: 0 K: 1 S: 8	H: 0 LOB: 0 BB: 0 P: 9	R: 0 E: 0 K: 0 S: 5	H: 0 LOB: 0 BB: 0 P: 7	1B: 7 2B: 3 3B: 1 HR: 0	SF: 0 SAC: 1 DP: 3 HBP: 0	WP: 0 PB: 0 SB: 1 CS: 0	PA: 35							
<b>PITCHER</b>	IP	WLS	BF	H	R	ER	SO	BB	IBB	HBP	BLK	WP	HR	S	P	ERA	WHIP										
John Thomson, R (1, 1) ERA: 5.24	7.0	W	28	9	3	3	6	0	0	0	0	0	0	59	83	3.86	1.286										
Aaron Fultz, L (8, 1) ERA: 5.43	1.0	H	4	2	0	0	0	0	0	0	0	0	0	5	7	0.00	2.000										
Francisco Cordero, R (9, 1) ERA: 2.89	1.0	S	3	0	0	0	0	0	0	0	0	0	0	5	7	0.00	0.000										

Detroit Tigers @ Texas Rangers  
The Ballpark at Arlington, Arlington, TX  
Thu Aug 14 2003, 8:05 PM EDT  
Att: 17,019 - Cloudy - 82 F

AB 34  
R 3  
H 11  
RBI 2  
BB 0  
SO 6  
LOB 11



Batter	1	2	3	4	5	6	7	8	9	AB	R	H	RBI	BB	SO	LOB	BOTTOM										
10 Michael Young, R (1, 4) OBP: 0.346, SLG: 0.458	0-1 E9 9 1B		3-2 P5		1-0 G4-3		0-0 G9 BB 1B		2-2 G5-3	5	1	1	0	0	0	2											
9 Hank Blalock, L (1, 5) OBP: 0.374, SLG: 0.533	1-2 G1-3 2H 1B		0-0 F2		4-1 1B BB		4-1 G4-6-3 BB		0-0 P2	3	0	1	1	2	0	1											
Alex Rodriguez, R (1, 6) OBP: 0.400, SLG: 0.582	2-0 P6		4-2 1B FC5-2 BB		0-1 1-2 3H 2-2 1B		2-2 G4-6-3 1-2 1B			3	0	1	1	1	0	3											
Rafael Palmeiro, L (1, 10) OBP: 0.356, SLG: 0.509	3-2 G1-3 1-2		3-2 FC5-2 23 BB 1B		3-2 F9		2-1 P5			4	1	1	0	0	0	3											
23 Mark Teixeira, S (1, 3) OBP: 0.332, SLG: 0.461	3-0 P6		4-2 1B FC5-2 BB		0-2 G3		3-2 L9			3	1	0	0	1	0	3											
Shane Spencer, R (1, 7) OBP: 0.328, SLG: 0.423		3-2 HR	3-2 FC5-2 1B		2-2 G5-3		2-2 1B			4	1	2	1	0	0	3											
Laynce Nix, L (1, 9) OBP: 0.303, SLG: 0.476		2-3 K	1-2 2-3 3H 1B		1-0 L7		2-1 1B			4	0	2	2	0	1	0											
Todd Greene, R (1, 2) OBP: 0.236, SLG: 0.462		0-0 E 2B	0-0 G6-4-3 1-2 1B		1-1 G5-3		1-2 P4			4	1	1	0	0	0	4											
Ramon Nivar, R (1, 8) OBP: 0.245, SLG: 0.239		0-0 E1 2H 1B		1-2 E5 10 G4-3 1B		0-2 G5-3		2-3 K		4	1	2	0	0	1	0											
<b>Inning Stats</b>	R: 1 E: 1 K: 0 S: 10	H: 1 LOB: 1 BB: 0 P: 19	R: 2 E: 1 K: 1 S: 17	H: 3 LOB: 1 BB: 0 P: 25	R: 2 E: 0 K: 0 S: 15	H: 2 LOB: 1 BB: 2 P: 33	R: 1 E: 1 K: 0 S: 14	H: 2 LOB: 2 BB: 1 P: 22	R: 0 E: 0 K: 0 S: 6	H: 0 LOB: 0 BB: 0 P: 10	R: 0 E: 0 K: 0 S: 8	H: 1 LOB: 1 BB: 1 P: 14	R: 0 E: 0 K: 0 S: 16	H: 2 LOB: 2 BB: 0 P: 26	R: 0 E: 0 K: 1 S: 13	H: 0 LOB: 0 BB: 0 P: 17	1B: 9 2B: 1 3B: 0 HR: 1	SF: 0 SAC: 0 DP: 2 HBP: 0	WP: 0 PB: 0 SB: 0 CS: 0	PA: 38							
<b>PITCHER</b>	IP	WLS	BF	H	R	ER	SO	BB	IBB	HBP	BLK	WP	HR	S	P	ERA	WHIP										
Matt Roney, R (1, 1) ERA: 5.19	2.0	L	14	5	3	3	1	2	0	0	0	0	0	26	45	3.00	1.333										
Shane Loux, R (3, 1) ERA: 6.29	3.0		12	3	1	1	0	1	0	0	0	0	0	37	57	0.00	1.333										
Steve Sparks, R (6, 1) ERA: 4.52	3.0		12	3	0	0	1	1	0	0	0	0	0	37	57	0.00	1.333										

Detroit Tigers @ Texas Rangers  
The Ballpark at Arlington, Arlington, TX  
Thu Aug 14 2003, 8:05 PM EDT  
Att: 17,019 - Cloudy - 82 F


AB 34  
R 6  
H 11  
RBI 5  
BB 4  
SO 2  
LOB 19



Batter	1	2	3	4	5	6	7	8	9	AB	R	H	RBI	BB	SO	LOB	TOP			
Alex Sanchez, L (1, 8) OBP: 0.314, SLG: 0.366	1-3 K		0-0 F7			1-0 B4-3		0-0 1B		4	0	1	0	0	1	1				
Warren Morris, L (1, 4) OBP: 0.323, SLG: 0.387	2-1 F7			0-0 1B		0-0 G4-3		1-0 L8		4	0	1	0	0	0	2				
Bobby Higginson, L (1, 9) OBP: 0.325, SLG: 0.370	0-0 F7			1-0 F8			3-3 K		1-0 HR	4	1	1	1	0	1	1				
Dmitri Young, S (1, 10) OBP: 0.352, SLG: 0.531		1-3 K		1-3 K			2-1 2B		3-2 FC5-4 HBP	3	0	1	0	0	2	1				
Carlos Pena, L (1, 3) OBP: 0.332, SLG: 0.447		4-2 G5-4-3 BB		1-2 F9			1-3 K		0-1 F7	3	0	0	0	1	1	3				
Craig Monroe, R (1, 7) OBP: 0.283, SLG: 0.422		0-1 G5-4-3			0-1 FC4-6 1B		3-3 K		1-2 FC5-4 DI	4	0	1	0	0	1	3				
Shane Halter, R (1, 5) OBP: 0.267, SLG: 0.319			0-0 F7		2-1 FC4-6 15 4-3-4 1-2			1-0 F7	2-3 K	4	0	0	0	0	1	2				
15 Brandon Inge, R (1, 2) OBP: 0.252, SLG: 0.315			3-2 1B		2-2 4-3-4 1-2			0-2 G5-3		3	0	1	0	0	0	1				
Ramon Santiago, S (1, 6) OBP: 0.286, SLG: 0.282			0-3 K			0-0 B3			1-0 1B	2	0	0	0	0	1	1				
Kevin Witt, L (8, PH) OBP: 0.325, SLG: 0.440										1	0	1	0	0	0	0				
Danny Klassen, R (8, PR) (8, 6)										0	0	0	0	0	0	0				
<b>Inning Stats</b>	R: 0 E: 0 K: 1 S: 6	H: 0 LOB: 0 BB: 0 P: 9	R: 0 E: 0 K: 1 S: 8	H: 0 LOB: 0 BB: 1 P: 13	R: 0 E: 0 K: 1 S: 8	H: 1 LOB: 1 BB: 0 P: 11	R: 0 E: 0 K: 1 S: 8	H: 1 LOB: 1 BB: 0 P: 11	R: 0 E: 0 K: 0 S: 3	H: 0 LOB: 0 BB: 0 P: 4	R: 0 E: 0 K: 3 S: 12	H: 1 LOB: 1 BB: 0 P: 21	R: 0 E: 0 K: 0 S: 7	H: 2 LOB: 2 BB: 0 P: 10	R: 1 E: 0 K: 1 S: 11	H: 1 LOB: 1 BB: 0 P: 18	1B: 5 2B: 2 3B: 0 HR: 1	SF: 0 SAC: 0 DP: 2 HBP: 1	WP: 0 PB: 0 SB: 0 CS: 0	PA: 34
<b>PITCHER</b>	IP WLS BF H R ER SO BB IBB HBP BLK WP HR S P ERA WHIP	IP WLS BF H R ER SO BB IBB HBP BLK WP HR S P ERA WHIP																		
41 John Lackey, R (1, 1) ERA: 5.12	8.0 W 30 7 1 1 7	1.0 S 4 0 0 0 1																		
Troy Percival, R (9, 1) ERA: 3.52	1.0 S 4 0 0 0 1																			

Detroit Tigers @ Anaheim Angels  
Edison International Field, Anaheim, CA  
Fri Aug 15 2003, 10:05 PM EDT  
Att: 43,174 - Sunny - 81 F


AB 32  
R 1  
H 7  
RBI 1  
BB 1  
SO 8  
LOB 15



Batter	1	2	3	4	5	6	7	8	9	AB	R	H	RBI	BB	SO	LOB	BOTTOM			
David Eckstein, R (1, 6) OBP: 0.327, SLG: 0.325	2-2 G1-3	0-2 G4-3			0-1 SH2-3 1-2		0-0 G1-3			3	0	0	0	0	0	1				
9 Chone Figgins, S (1, 8) OBP: 0.337, SLG: 0.329	2-2 16 1B SF8		2-2 G6-3		0-1 1B		0-1 G3			4	1	2	0	0	0	0				
16 Garret Anderson, L (1, 7) OBP: 0.346, SLG: 0.571	1-1 BB 1B		0-0 L9		4-0 IBB			1-1 1B 1B		3	1	2	0	1	0	0				
Tim Salmon, R (1, 10) OBP: 0.372, SLG: 0.473	4-2 BB		2-2 G5-3		2-3 K			3-2 F8		3	0	0	0	1	1	4				
Scott Spiezio, S (1, 5) OBP: 0.319, SLG: 0.430	0-1 SF8			1-0 1B FC6 2B	0-0 G3-1			0-1 F9		3	1	1	1	0	0	4				
Jeff DaVanon, S (1, 9) OBP: 0.351, SLG: 0.468	3-H K			1-1 FC6 1B		0-0 B5		1-2 1B 1B		4	0	2	0	0	1	2				
Bengie Molina, R (1, 2) OBP: 0.304, SLG: 0.437		2-2 G6-3		2-2 FC6 39 CS		1-2 P3		0-1 1B 1B		4	0	1	2	0	0	1				
39 Robb Quinlan, R (1, 3) OBP: 0.361, SLG: 0.393		1-0 F9		0-2 G5-3 1-2		1-0 L9		0-0 F9		4	0	0	0	0	0	3				
Adam Kennedy, L (1, 4) OBP: 0.339, SLG: 0.393		2-2 3B			4-2 9 1B SH2-3 BB			2-1 L4		2	0	1	0	1	0	0				
<b>Inning Stats</b>	R: 1 E: 0 K: 1 S: 15	H: 2 LOB: 2 BB: 1 P: 24	R: 0 E: 0 K: 0 S: 10	H: 1 LOB: 1 BB: 0 P: 15	R: 0 E: 0 K: 0 S: 8	H: 0 LOB: 0 BB: 0 P: 12	R: 1 E: 0 K: 0 S: 9	H: 2 LOB: 0 BB: 0 P: 13	R: 0 E: 0 K: 1 S: 12	H: 1 LOB: 3 BB: 2 P: 22	R: 0 E: 0 K: 0 S: 5	H: 0 LOB: 0 BB: 0 P: 7	R: 0 E: 0 K: 0 S: 5	H: 0 LOB: 0 BB: 0 P: 7	R: 1 E: 0 K: 0 S: 13	H: 3 LOB: 2 BB: 0 P: 18	1B: 7 2B: 1 3B: 1 HR: 0	SF: 1 SAC: 1 DP: 0 HBP: 0	WP: 0 PB: 0 SB: 0 CS: 1	PA: 35
<b>PITCHER</b>	IP WLS BF H R ER SO BB IBB HBP BLK WP HR S P ERA WHIP	IP WLS BF H R ER SO BB IBB HBP BLK WP HR S P ERA WHIP																		
34 Nate Cornejo, R (1, 1) ERA: 4.71	7.0 L 29 6 2 2 2	0.0 1 1 1 1 0																		
Eric Eckenstahler, L (8, 1) ERA: 2.35	0.0 1 1 1 1 0																			
45 Chris Mears, R (8, 1) ERA: 4.3	1.0 5 2 0 0 0																			

Detroit Tigers @ Anaheim Angels  
Edison International Field, Anaheim, CA  
Fri Aug 15 2003, 10:05 PM EDT  
Att: 43,174 - Sunny - 81 F

AB 30  
R 3  
H 9  
RBI 3  
BB 3  
SO 2  
LOB 15



Batter	1	2	3	4	5	6	7	8	9	AB	R	H	RBI	BB	SO	LOB	TOP										
Alex Sanchez, L (1, 8) OBP: 0.313, SLG: 0.367	L6		G1-3			G5-3			F9	5	1	1	1	0	0	2	<b>Detroit Tigers @ Anaheim Angels</b> Edison International Field, Anaheim, CA Sat Aug 16 2003, 10:05 PM EDT Att: 42,337 - Sunny - 88 F										
Warren Morris, L (1, 4) OBP: 0.320, SLG: 0.382	G6-3		HR			F7		F8	G3	5	1	1	0	0	0	0											
Bobby Higginson, L (1, 9) OBP: 0.331, SLG: 0.381	F9		HR			BB		G3	HR	3	2	2	3	2	0	0											
Dmitri Young, S (1, 10) OBP: 0.354, SLG: 0.545		HR	F7			BB		E5	HR	4	2	2	3	1	0	1											
Carlos Pena, L (1, 3) OBP: 0.333, SLG: 0.445		G5-4-3				F7		G3	G3	4	0	1	0	0	0	4											
Kevin Witt, L (1, 7) OBP: 0.319, SLG: 0.432	K		F9			G5-3		G1-6-3		4	0	0	0	0	1	6											
Danny Klassen, R (1, 5) OBP: 0.250, SLG: 0.500	G5-4-3					K		K		4	0	1	0	0	2	1											
15 Brandon Inge, R (1, 2) OBP: 0.257, SLG: 0.315			SH1-4			F9		K		3	1	1	0	1	1	1											
Ramon Santiago, S (1, 6) OBP: 0.284, SLG: 0.280			SH1-4			P5		F8	G3	3	0	0	0	0	0	2											
<b>Inning Stats</b>	R: 0 E: 0 K: 0 S: 6	H: 0 LOB: 0 BB: 0 P: 13	R: 1 E: 0 K: 1 S: 9	H: 2 LOB: 0 BB: 0 P: 12	R: 4 E: 0 K: 0 S: 16	H: 3 LOB: 1 BB: 1 P: 28	R: 0 E: 0 K: 0 S: 7	H: 1 LOB: 1 BB: 0 P: 10	R: 0 E: 0 K: 1 S: 14	H: 0 LOB: 2 BB: 2 P: 25	R: 0 E: 0 K: 0 S: 12	H: 1 LOB: 1 BB: 0 P: 17	R: 0 E: 1 K: 0 S: 13	H: 1 LOB: 2 BB: 0 P: 22	R: 0 E: 0 K: 2 S: 7	H: 0 LOB: 0 BB: 0 P: 11	R: 2 E: 0 K: 0 S: 14	H: 1 LOB: 0 BB: 1 P: 20	1B: 4 2B: 2 3B: 0 HR: 3	SF: 0 SAC: 1 DP: 1 HBP: 1	WP: 0 PB: 0 SB: 0 CS: 0	PA: 41					
<b>PITCHER</b>	IP	WLS	BF	H	R	ER	SO	BB	IBB	HBP	BLK	WP	HR	S	P	ERA	WHIP										
Aaron Sele, R (1, 1) ERA: 5.22	4.1		22	6	5	5	1	3	0	1	0	0	2	40	73	10.38	2.077										
Gary Glover, R (5, 1) ERA: 4.02	1.2	W	6	1	0	0	1	0	0	0	0	0	0	24	32	0.00	0.600										
Ben Weber, R (7, 1) ERA: 2.94	1.0	H	5	1	0	0	0	0	0	0	0	0	0	13	22	0.00	1.000										
Francisco Rodriguez, R (8, 1) ERA: 2.94	2.0		8	1	2	2	2	1	0	0	0	0	1	21	31	9.00	1.000										

Batter	1	2	3	4	5	6	7	8	9	AB	R	H	RBI	BB	SO	LOB	BOTTOM										
David Eckstein, R (1, 6) OBP: 0.328, SLG: 0.324	F9		G4-3			K				4	1	1	2	0	1	2	<b>Detroit Tigers @ Anaheim Angels</b> Edison International Field, Anaheim, CA Sat Aug 16 2003, 10:05 PM EDT Att: 42,337 - Sunny - 88 F										
Eric Owens, R (1, 8) OBP: 0.256, SLG: 0.272	F8		SF9			BB		F8	F9	4	1	1	1	0	0	2											
16 Garret Anderson, L (1, 10) OBP: 0.349, SLG: 0.571			L9			BB		FC3-6	FC3-6	5	2	3	1	0	0	3											
Tim Salmon, R (1, 9) OBP: 0.371, SLG: 0.471	F8					BB		FC1		4	1	1	0	0	0	3											
Jeff DaVanon, S (8, 9) OBP: 0.353, SLG: 0.471						BB		FC1		1	0	1	1	0	0	0											
Shawn Wooten, R (1, 3) OBP: 0.324, SLG: 0.378			P2			BB		FC1		3	1	0	1	1	1	1											
Alfredo Amezaga, S (7, PR) OBP: 0.105, SLG: 0.108						BB		P6		1	1	0	0	0	0	2											
Scott Spiezio, S (1, 5) OBP: 0.320, SLG: 0.436			K			P5				4	0	2	4	0	1	0											
Adam Riggs, R (1, 7) OBP: 0.333, SLG: 0.290										2	1	0	0	1	0	1											
9 Chone Figgins, S (7, 8) OBP: 0.333, SLG: 0.329			P4					SF8		0	0	0	1	0	0	0											
Adam Kennedy, L (1, 4) OBP: 0.341, SLG: 0.400			G4-3			F7		F7		4	2	2	0	0	0	1											
José Molina, R (1, 2) OBP: 0.214, SLG: 0.244			G4-3			K		F8		2	1	0	0	0	1	2											
<b>Inning Stats</b>	R: 0 E: 0 K: 0 S: 12	H: 1 LOB: 1 BB: 0 P: 19	R: 0 E: 0 K: 1 S: 5	H: 0 LOB: 0 BB: 0 P: 7	R: 1 E: 0 K: 0 S: 17	H: 1 LOB: 1 BB: 0 P: 26	R: 0 E: 0 K: 1 S: 6	H: 0 LOB: 0 BB: 0 P: 10	R: 6 E: 0 K: 1 S: 21	H: 5 LOB: 1 BB: 2 P: 35	R: 0 E: 0 K: 1 S: 8	H: 0 LOB: 0 BB: 0 P: 11	R: 3 E: 1 K: 0 S: 10	H: 3 LOB: 1 BB: 0 P: 22	R: 1 E: 0 K: 0 S: 9	H: 1 LOB: 2 BB: 0 P: 16	1B: 8 2B: 2 3B: 1 HR: 0	SF: 2 SAC: 0 DP: 0 HBP: 3	WP: 0 PB: 0 SB: 1 CS: 0	PA: 41							
<b>PITCHER</b>	IP	WLS	BF	H	R	ER	SO	BB	IBB	HBP	BLK	WP	HR	S	P	ERA	WHIP										
Wilfredo Ledezma, L (1, 1) ERA: 5.26	4.1	L	21	6	6	6	3	1	0	1	0	0	0	53	81	12.46	1.615										
Chris Spurling, R (5, 1) ERA: 4.66	0.2		4	1	1	1	0	1	0	0	0	0	0	8	16	13.50	3.000										
Jamie Walker, L (6, 1) ERA: 3.66	1.1		8	3	3	1	1	0	0	0	0	0	0	16	28	6.75	2.250										
Steve Sparks, R (7, 1) ERA: 4.53	1.2		8	1	1	1	0	0	0	2	0	0	0	11	21	5.40	0.600										



Batter	1	2	3	4	5	6	7	8	9	AB	R	H	RBI	BB	SO	LOB	TOP				
<b>Ben Petrick, R</b> OBP: 0.231, SLG: 0.360 (1, 8)	P5		BB 1B		F9		HR	G5-3		5	1	2	1	0	0	0	<b>Detroit Tigers @ Anaheim Angels</b> Edison International Field, Anaheim, CA Sun Aug 17 2003, 4:05 PM EDT Att: 40,745 - Sunny - 88 F				
<b>Warren Morris, L</b> OBP: 0.322, SLG: 0.380 (1, 4)	K		BB		1B		G6-3			4	0	1	0	1	2	0					
<b>Bobby Higginson, L</b> OBP: 0.332, SLG: 0.390 (1, 9)	HR		P5		1B		F7			5	1	2	1	0	0	2					
<b>Dmitri Young, S</b> OBP: 0.357, SLG: 0.545 (1, 10)	G3				1B		1B			5	0	3	0	0	0	0					
<b>Carlos Pena, L</b> OBP: 0.337, SLG: 0.444 (1, 3)		G4-6-3 BB		G1-3 1B	1B		K			3	1	1	0	2	2	2					
<b>Kevin Witt, L</b> OBP: 0.322, SLG: 0.438 (1, 7)	G4-6-3			G1-3 1B	1B					4	2	2	0	0	0	4					
<b>Shane Halter, R</b> OBP: 0.263, SLG: 0.314 (1, 5)	K			G1-3			F9			4	0	0	0	0	1	3					
<b>15 Brandon Inge, R</b> OBP: 0.261, SLG: 0.324 <b>Matt Walbeck, S</b> OBP: 0.215, SLG: 0.256 (8, 2)			F8		1B		K			4	1	2	3	0	1	0					
<b>Danny Klassen, R</b> OBP: 0.125, SLG: 0.250 (1, 6)			K		F9		K			0	0	0	0	0	0	0					
<b>Inning Stats</b>	R: 1 E: 0 K: 1 S: 7	H: 1 LOB: 0 BB: 0 P: 11	R: 0 E: 0 K: 1 S: 7	H: 0 LOB: 0 BB: 1 P: 12	R: 0 E: 0 K: 1 S: 8	H: 1 LOB: 2 BB: 1 P: 14	R: 2 E: 0 K: 0 S: 14	H: 3 LOB: 1 BB: 1 P: 24	R: 0 E: 0 K: 2 S: 10	H: 0 LOB: 3 BB: 1 P: 20	R: 1 E: 0 K: 1 S: 12	H: 2 LOB: 1 BB: 0 P: 22	R: 2 E: 0 K: 0 S: 11	H: 2 LOB: 0 BB: 0 P: 16	R: 0 E: 0 K: 2 S: 11	H: 1 LOB: 1 BB: 0 P: 17		1B: 9 2B: 2 3B: 0 HR: 2	SF: 0 SAC: 0 DP: 1 HBP: 0	WP: 2 PB: 0 CS: 0	PA: 41
<b>PITCHER</b>	IP	WLS	BF	H	R	ER	SO	BB	IBB	HBP	BLK	WP	HR	S	P	ERA	WHIP				
<b>Ramon Ortiz, R</b> ERA: 4.71 (1, 1)	6.0	W	27	8	3	3	5	3	0	0	0	1	1	57	96	4.50	1.833				
<b>Greg Jones, R</b> ERA: 2.25 (7, 1)	2.0	H	10	4	3	3	1	0	0	0	0	1	1	23	38	13.50	2.000				
<b>Francisco Rodriguez, R</b> ERA: 2.9 (9, 1)	1.0		4	1	0	0	2	0	0	0	0	0	0	11	17	0.00	1.000				

Batter	1	2	3	4	5	6	7	8	9	AB	R	H	RBI	BB	SO	LOB	BOTTOM				
<b>David Eckstein, R</b> OBP: 0.328, SLG: 0.327 <b>39 Robb Quinlan, R</b> OBP: 0.355, SLG: 0.386 (6, 3)	G6-3	G6-3		2B		SH1-4	E6 1B			3	0	1	1	0	0	1	<b>Detroit Tigers @ Anaheim Angels</b> Edison International Field, Anaheim, CA Sun Aug 17 2003, 4:05 PM EDT Att: 40,745 - Sunny - 88 F				
<b>9 Chone Figgins, S</b> OBP: 0.337, SLG: 0.333 (1, 8)	B1-3		G6-3	F7		1B	1B			5	1	2	3	0	0	2					
<b>16 Garret Anderson, L</b> OBP: 0.351, SLG: 0.575 <b>Eric Owens, R</b> OBP: 0.256, SLG: 0.272 (7, PR) (8, 7)	1B		F8		G4-3	2B	2B			5	0	3	2	0	0	0					
<b>Tim Salmon, R</b> OBP: 0.367, SLG: 0.465 (1, 10)	L6		F7		F7	K	F9			5	0	0	0	0	1	3					
<b>Scott Spiezio, S</b> OBP: 0.323, SLG: 0.446 (6, 5)		G5-3 HR 1B		HR			G6-3	F8		5	2	3	1	0	0	0					
<b>Jeff DaVanon, S</b> OBP: 0.358, SLG: 0.473 (1, 9)		F7		FC5 2B	BB		S FC3-6 BB	K		3	1	1	0	2	1	1					
<b>Bengie Molina, R</b> OBP: 0.305, SLG: 0.435 (1, 2)		G5-3		G5-3	K		FC3-6 BB	1B		4	0	1	0	1	1	4					
<b>Adam Kennedy, L</b> OBP: 0.347, SLG: 0.413 (1, 4)		HR		FC5 2B HBP		SH1-4 9 1B	FC3-6 E 39 E	1B		4	4	3	3	0	0	1					
<b>Alfredo Amezaga, S</b> OBP: 0.163, SLG: 0.125 (6, 6)				FC5 2B		SH1-4 9 1B	FC6 E 39 E	1B		3	2	1	0	1	0	4					
<b>Inning Stats</b>	R: 0 E: 0 K: 0 S: 7	H: 1 LOB: 1 BB: 0 P: 10	R: 2 E: 0 K: 0 S: 14	H: 3 LOB: 1 BB: 0 P: 25	R: 0 E: 0 K: 0 S: 6	H: 0 LOB: 0 BB: 0 P: 7	R: 2 E: 0 K: 0 S: 12	H: 3 LOB: 2 BB: 0 P: 21	R: 0 E: 0 K: 1 S: 12	H: 1 LOB: 2 BB: 1 P: 22	R: 2 E: 0 K: 0 S: 15	H: 3 LOB: 1 BB: 0 P: 25	R: 5 E: 1 K: 0 S: 15	H: 2 LOB: 1 BB: 3 P: 31	R: 0 E: 0 K: 1 S: 11	H: 2 LOB: 2 BB: 0 P: 15		1B: 9 2B: 4 3B: 0 HR: 2	SF: 0 SAC: 1 DP: 0 HBP: 2	WP: 0 PB: 0 SB: 6 CS: 0	PA: 45
<b>PITCHER</b>	IP	WLS	BF	H	R	ER	SO	BB	IBB	HBP	BLK	WP	HR	S	P	ERA	WHIP				
<b>38 Jeremy Bondeman, R</b> ERA: 5.22 (6, 1)	5.0	L	25	8	4	4	1	1	0	1	0	0	0	10	16	27.00	3.000				
<b>Eric Eckenstahler, L</b> ERA: 3.12 (6, 1)	1.0		6	1	2	1	1	2	0	0	0	0	0	12	26	9.00	3.000				
<b>Chris Mears, R</b> ERA: 4.24 (7, 1)	0.1		5	2	3	0	0	1	0	0	0	0	0	8	14	0.00	9.000				
<b>Danny Patterson, R</b> ERA: 1.58 (8, 1)	1.0		5	2	0	0	1	0	0	0	0	0	0	11	15	0.00	2.000				

AB	38
R	6
H	13
RBI	6
BB	3
SO	8
LOB	12



AB	38
R	11
H	15
RBI	10
BB	4
SO	3
LOB	17



Batter	1	2	3	4	5	6	7	8	9	10	11	12	13	14	15	16	AB	R	H	RBI	BB	SO	LOB	TOP						
10 Michael Young, R OBP: 0.346, SLG: 0.488	F8		G5-4-3 1B		P3			F7		G6-3			F7		G6-3		7	0	1	0	0	0	3							
Donnie Sadler, R OBP: 0.291, SLG: 0.315 9 Hank Blalock, L OBP: 0.374, SLG: 0.537	K		G5-4-3			G4-3		B5-3		K			F8			HR 1B	4	0	0	0	0	1	3							
Alex Rodriguez, R OBP: 0.395, SLG: 0.589	G1-3			F8		G5-3		G5-3			F8		P4			HR 1B	7	1	1	2	0	0	0							
Rafael Palmeiro, L OBP: 0.360, SLG: 0.517		G3-1		HR 1B					K																					
Shane Spencer, R OBP: 0.332, SLG: 0.435		K		HR 1B																										
23 Mark Teixeira, S OBP: 0.328, SLG: 0.456		K		K																										
Marcus Thames, R OBP: 0.340, SLG: 0.517 Laynce Nix, L OBP: 0.300, SLG: 0.474			10 1B	P4				G6-3					SH2-4 1B																	
Todd Greene, R OBP: 0.237, SLG: 0.471 Einar Diaz, R OBP: 0.297, SLG: 0.349			F8 1B			G6-3				E6 SH5-4			K																	
Ramon Nivar, R OBP: 0.292, SLG: 0.279			10 1B					G4-3					G6-3																	
<b>Inning Stats</b>	R: 0 E: 0 K: 1 S: 6	H: 0 LOB: 0 BB: 0 P: 6	R: 0 E: 0 K: 2 S: 9	H: 0 LOB: 0 BB: 0 P: 16	R: 0 E: 0 K: 1 S: 10	H: 3 LOB: 2 BB: 0 P: 17	R: 0 E: 0 K: 1 S: 15	H: 2 LOB: 0 BB: 0 P: 20	R: 0 E: 0 K: 1 S: 5	H: 0 LOB: 0 BB: 0 P: 9	R: 0 E: 0 K: 0 S: 6	H: 0 LOB: 0 BB: 0 P: 8	R: 0 E: 0 K: 3 S: 13	H: 1 LOB: 1 BB: 0 P: 19	R: 0 E: 1 K: 1 S: 6	H: 0 LOB: 2 BB: 0 P: 6	R: 0 E: 0 K: 0 S: 6	H: 0 LOB: 0 BB: 0 P: 12	R: 0 E: 0 K: 1 S: 9	H: 0 LOB: 0 BB: 0 P: 12	R: 0 E: 0 K: 2 S: 8	H: 0 LOB: 0 BB: 0 P: 12	R: 0 E: 0 K: 0 S: 7	H: 0 LOB: 0 BB: 1 P: 14	R: 2 E: 0 K: 0 S: 16	H: 4 LOB: 2 BB: 0 P: 22	1B: 8 2B: 3 3B: 0 HR: 2	SF: 0 SAC: 2 DP: 1 HBP: 0	WP: 0 PB: 0 SB: 0 CS: 0	PA: 62
<b>PITCHER</b>	IP 32	WLS 8	BF 32	H 8	R 2	ER 2	SO 8	BB 0	IBB 0	HBP 0	BLK 0	WP 0	HR 1	S 76	P 110	ERA 2.16	WHIP 0.960													
29 Nate Robertson, L ERA: 2.16	Danny Patterson, R ERA: 1.38	Matt Roney, R ERA: 5.13	Jamie Walker, L ERA: 3.44	Steve Sparks, R ERA: 4.63																										

Texas Rangers @ Detroit Tigers  
Comerica Park, Detroit, MI  
Mon Aug 18 2003, 7:05 PM EDT  
Att: 11,698 - Sunny - 78 F

AB 59  
R 13  
H 4  
RBI 4  
BB 1  
SO 14  
LOB 19



Batter	1	2	3	4	5	6	7	8	9	10	11	12	13	14	15	16	AB	R	H	RBI	BB	SO	LOB	BOTTOM												
Alex Sanchez, L OBP: 0.312, SLG: 0.365	G5-3		S 1B		CS 1B					B2-3			B4-3				7	0	2	0	0	1	5													
Warren Morris, L OBP: 0.322, SLG: 0.377 Danny Klassen, R OBP: 0.083, SLG: 0.167	G4-3		P2		CS					K			L6				2	0	0	0	1	0	1													
Bobby Higginson, L OBP: 0.326, SLG: 0.382	P5																																			
Dmitri Young, S OBP: 0.354, SLG: 0.539		G1-3		G5-3																																
Carlos Pena, L OBP: 0.333, SLG: 0.436			G5-4-3 BB																																	
Ben Petrick, R OBP: 0.241, SLG: 0.345		G5-4-3																																		
Shane Halter, R OBP: 0.266, SLG: 0.326			G5-3		G4-3																															
15 Brandon Inge, R OBP: 0.267, SLG: 0.348																																				
Ramon Santiago, S OBP: 0.292, SLG: 0.276 Craig Monroe, R OBP: 0.298, SLG: 0.422 Kevin Witt, L OBP: 0.322, SLG: 0.441																																				
<b>Inning Stats</b>	R: 0 E: 0 K: 0 S: 8	H: 0 LOB: 0 BB: 0 P: 14	R: 0 E: 0 K: 4 S: 9	H: 0 LOB: 0 BB: 1 P: 8	R: 1 E: 0 K: 1 S: 13	H: 2 LOB: 1 BB: 0 P: 19	R: 0 E: 0 K: 1 S: 12	H: 0 LOB: 2 BB: 1 P: 20	R: 0 E: 0 K: 0 S: 4	H: 1 LOB: 0 BB: 0 P: 9	R: 0 E: 0 K: 0 S: 6	H: 0 LOB: 1 BB: 1 P: 11	R: 0 E: 0 K: 0 S: 9	H: 2 LOB: 3 BB: 1 P: 15	R: 0 E: 0 K: 0 S: 7	H: 0 LOB: 0 BB: 0 P: 10	R: 1 E: 0 K: 0 S: 10	H: 1 LOB: 0 BB: 0 P: 17	R: 0 E: 0 K: 1 S: 7	H: 0 LOB: 0 BB: 0 P: 9	R: 0 E: 0 K: 1 S: 12	H: 1 LOB: 1 BB: 0 P: 16	R: 0 E: 0 K: 2 S: 9	H: 0 LOB: 0 BB: 0 P: 15	R: 0 E: 0 K: 3 S: 7	H: 1 LOB: 0 BB: 0 P: 12	R: 0 E: 0 K: 0 S: 10	H: 1 LOB: 1 BB: 0 P: 12	R: 0 E: 0 K: 3 S: 10	H: 1 LOB: 1 BB: 0 P: 15	R: 0 E: 0 K: 1 S: 8	H: 0 LOB: 0 BB: 0 P: 11	1B: 6 2B: 2 3B: 0 HR: 2	SF: 0 SAC: 0 DP: 1 HBP: 0	WP: 0 PB: 0 SB: 0 CS: 2	PA: 61
<b>PITCHER</b>	IP 24	WLS 3	BF 24	H 3	R 1	ER 1	SO 2	BB 3	IBB 0	HBP 0	BLK 0	WP 0	HR 1	S 48	P 82	ERA 1.42	WHIP 0.947																			
Ismael Valdez, R ERA: 1.71	Aaron Fultz, L ERA: 3.37	Brian Shouse, L ERA: 2.87	Francisco Cordero, R ERA: 2.87	Erasmo Ramirez, L ERA: 2.53																																
32 Ron Mahay, L ERA: 1.71	R.A. Dickey, R ERA: 4.85																																			

Texas Rangers @ Detroit Tigers  
Comerica Park, Detroit, MI  
Mon Aug 18 2003, 7:05 PM EDT  
Att: 11,698 - Sunny - 78 F

AB 55  
R 10  
H 2  
RBI 2  
BB 4  
SO 13  
LOB 19



Batter	1	2	3	4	5	6	7	8	9	AB R H RBI BB SO LOB	TOP								
<b>10 Michael Young, R</b> OBP: 0.346, SLG: 0.456 (1,4)	L4		FC5-4		G5-3			IBB		4 1 1 0 1 0 3	<b>Texas Rangers @ Detroit Tigers</b> Comerica Park, Detroit, MI Tue Aug 19 2003, 7:05 PM EDT Att: 13,501 - Sunny - 81 F								
<b>9 Hank Blalock, L</b> OBP: 0.370, SLG: 0.531 (1,5)	K		E3		K		G5-3	G4-3		5 1 0 0 0 2 5									
<b>Alex Rodriguez, R</b> OBP: 0.401, SLG: 0.599 (1,6)	1B		HR		FC4-6		K		G6-3	4 2 2 3 1 1 0									
<b>Rafael Palmeiro, L</b> OBP: 0.365, SLG: 0.519 (1,3)	1B		BB		F7		1B		FC6-4	4 0 3 1 1 0 1									
<b>Shane Spencer, R</b> OBP: 0.327, SLG: 0.428 (1,10)	K		K		FC4-6		K		F8	5 0 0 0 0 3 5									
<b>21 Jason Jones, S</b> OBP: 0.327, SLG: 0.386 (8, PR) <b>Donnie Sadler, R</b> OBP: 0.289, SLG: 0.313 (8,7)		F8	P6		FC3				FC6-4	4 0 1 0 0 0 2 1 1 0 0 0 0 1									
<b>Marcus Thames, R</b> OBP: 0.333, SLG: 0.311 (1,9)		G5-3		FC5-4		FC5		K		4 0 1 0 0 1 3									
<b>Todd Greene, R</b> OBP: 0.238, SLG: 0.465 (1,2)		G5-3		F8		FC6-4		L5		4 0 1 0 0 0 3									
<b>Ramon Nivar, R</b> OBP: 0.275, SLG: 0.292 (1,8)			K		FC6-4			1B		4 0 2 1 0 1 1									
<b>Inning Stats</b>	R: 1 E: 0 K: 2 S: 15	H: 2 LOB: 1 BB: 0 P: 25	R: 0 E: 0 K: 0 S: 7	H: 0 LOB: 0 BB: 0 P: 7	R: 3 E: 1 K: 2 S: 19	H: 2 LOB: 1 BB: 1 P: 32	R: 0 E: 0 K: 1 S: 13	H: 2 LOB: 2 BB: 0 P: 17	R: 0 E: 0 K: 0 S: 8	H: 1 LOB: 0 BB: 1 P: 15	R: 0 E: 0 K: 2 S: 14	H: 1 LOB: 1 BB: 0 P: 21	R: 1 E: 0 K: 1 S: 12	H: 2 LOB: 2 BB: 1 P: 22	R: 0 E: 0 K: 0 S: 7	H: 1 LOB: 1 BB: 0 P: 11	1B: 9 2B: 0 3B: 1 HR: 1	SF: 0 SAC: 0 DP: 0 HBP: 0	WP: 0 PA: 42 PB: 0 SB: 2 CS: 1
<b>PITCHER</b>	IP WLS BF H R ER SO BB IBB HBP BLK WP HR S P ERA WHIP											IP WLS BF H R ER SO BB IBB HBP BLK WP HR S P ERA WHIP							
<b>Mike Maroth, L</b> ERA: 5.25 (1,1)	6.1 L 29 7 4 3 5 2 0 0 0 0 0 1 71 106 4.26 1.421																		
<b>Chris Spurling, R</b> ERA: 4.71 (7,1)	1.1 8 3 1 1 3 0 1 0 0 0 0 0 23 37 6.75 2.250																		
<b>Eric Eckenstahler, L</b> ERA: 3.0 (8,1)	0.1 1 0 0 0 0 0 0 0 0 0 0 0 1 3 0.00 0.000																		
<b>Matt Roney, R</b> ERA: 5.07 (9,1)	1.0 4 1 0 0 0 0 0 0 0 0 0 0 7 11 0.00 1.000																		

Batter	1	2	3	4	5	6	7	8	9	AB R H RBI BB SO LOB	BOTTOM								
<b>Alex Sanchez, L</b> OBP: 0.311, SLG: 0.364 (1,8)	CS	F7		G4-6-3			G4-3		FC1-6	5 0 1 0 0 0 7	<b>Texas Rangers @ Detroit Tigers</b> Comerica Park, Detroit, MI Tue Aug 19 2003, 7:05 PM EDT Att: 13,501 - Sunny - 81 F								
<b>Ben Petrick, R</b> OBP: 0.270, SLG: 0.424 (1,7)	HR		1B	FC4-6		1B	K		K	4 3 2 1 1 2 2									
<b>Bobby Higginson, L</b> OBP: 0.327, SLG: 0.383 (1,9)	1B		F9		2B		G1-4-3		K	5 0 2 1 0 1 3									
<b>Dmitri Young, S</b> OBP: 0.353, SLG: 0.536 (1,10)	L5		FC4-6		L4				G4-3	4 0 1 0 0 0 1									
<b>Carlos Pena, L</b> OBP: 0.332, SLG: 0.439 (1,3)		G4-3	FC4-6		F8			SF9		4 1 1 1 0 0 2									
<b>Shane Halter, R</b> OBP: 0.288, SLG: 0.327 (1,5)		BB	BB	1B	P5			SF9		2 0 1 1 1 0 1									
<b>Warren Morris, L</b> OBP: 0.325, SLG: 0.376 (1,4)		BB		E	1B		F7		G6-3	3 0 1 0 1 0 0									
<b>15 Brandon Inge, R</b> OBP: 0.267, SLG: 0.346 (1,2)		K		L1			G5-3		FC1-6	4 0 1 0 0 1 3									
<b>Ramon Santiago, S</b> OBP: 0.285, SLG: 0.279 (1,6) <b>Kevin Witt, L</b> OBP: 0.322, SLG: 0.441 (9, PH) <b>Craig Monroe, R</b> OBP: 0.288, SLG: 0.424 (9, PH)				E4			K		FC1-6	2 0 1 0 1 1 0 0 0 0 0 0 0 0 1 0 1 0 0 0 0									
<b>Inning Stats</b>	R: 1 E: 0 K: 0 S: 9	H: 3 LOB: 0 BB: 0 P: 14	R: 0 E: 0 K: 1 S: 14	H: 0 LOB: 3 BB: 3 P: 26	R: 1 E: 0 K: 0 S: 9	H: 2 LOB: 1 BB: 1 P: 17	R: 0 E: 1 K: 0 S: 9	H: 2 LOB: 1 BB: 0 P: 10	R: 1 E: 0 K: 1 S: 12	H: 2 LOB: 1 BB: 0 P: 18	R: 0 E: 0 K: 1 S: 8	H: 0 LOB: 0 BB: 0 P: 10	R: 1 E: 0 K: 0 S: 8	H: 1 LOB: 0 BB: 0 P: 13	R: 0 E: 0 K: 2 S: 12	H: 2 LOB: 2 BB: 0 P: 18	1B: 9 2B: 1 3B: 1 HR: 1	SF: 1 SAC: 0 DP: 1 HBP: 0	WP: 1 PA: 39 PB: 0 SB: 0 CS: 1
<b>PITCHER</b>	IP WLS BF H R ER SO BB IBB HBP BLK WP HR S P ERA WHIP											IP WLS BF H R ER SO BB IBB HBP BLK WP HR S P ERA WHIP							
<b>John Thomson, R</b> ERA: 5.21 (1,1)	8.0 W 35 11 4 4 3 4 0 0 0 0 0 0 1 79 120 4.50 1.875																		
<b>Brian Shouse, L</b> ERA: 3.21 (9,1)	1.0 S 4 1 0 0 2 0 0 0 0 0 0 0 11 17 0.00 1.000																		

Batter	1	2	3	4	5	6	7	8	9	AB	R	H	RBI	BB	SO	LOB	TOP																														
10 Michael Young R OBP: 0.345, SLG: 0.459	G6-3		2H 1B 3B				F7	F9		4	1	1	1	0	0	0																															
9 Hank Blalock L OBP: 0.374, SLG: 0.531	K		FC6-4 1B				1B	HR BB		3	1	2	1	1	1	0																															
Alex Rodriguez R OBP: 0.400, SLG: 0.602	G5-3		3H FC6-4 1-2				K	HR		4	1	1	2	0	1	2																															
Rafael Palmeiro L OBP: 0.364, SLG: 0.516					P5			HR		4	0	1	0	0	0	0																															
23 Mark Teixeira S OBP: 0.327, SLG: 0.462	F8						F8	1B		4	1	1	1	0	0	1																															
Laynce Nix L OBP: 0.308, SLG: 0.469	G4-3						F8	HR		3	1	1	0	1	0	0																															
21 Jason Jones S OBP: 0.327, SLG: 0.383 Donnie Sadler R OBP: 0.287, SLG: 0.310								23 G5-4-3 1B		4	1	1	1	0	0	1																															
Einar Diaz R OBP: 0.293, SLG: 0.345								1-2 G4-3 BB		3	0	1	1	0	0	0																															
Ramon Nivar R OBP: 0.278, SLG: 0.309								0-1 F9		1	0	0	0	0	0	1																															
Inning Stats	R: 0 H: 0 E: 0 K: 1 S: 10	H: 0 LOB: 0 BB: 0 P: 18	R: 0 H: 0 E: 0 K: 0 S: 7	H: 0 LOB: 0 BB: 0 P: 11	R: 2 H: 3 E: 0 K: 0 S: 15	H: 3 LOB: 1 BB: 0 P: 25	R: 2 H: 3 E: 0 K: 0 S: 10	H: 3 LOB: 0 BB: 0 P: 16	R: 0 H: 1 E: 0 K: 1 S: 9	H: 1 LOB: 1 BB: 0 P: 14	R: 0 H: 0 E: 0 K: 0 S: 11	H: 0 LOB: 0 BB: 0 P: 17	R: 0 H: 0 E: 0 K: 0 S: 10	H: 0 LOB: 0 BB: 0 P: 14	R: 2 H: 2 E: 0 K: 0 S: 12	H: 2 LOB: 2 BB: 1 P: 20	R: 0 H: 0 E: 0 K: 0 S: 7	H: 0 LOB: 0 BB: 1 P: 12	1B: 5 2B: 1 3B: 1 HR: 2	SF: 0 SAC: 0 DP: 2 HBP: 0	WP: 0 PB: 0 SB: 1 CS: 0	PA: 35																									
PITCHER	IP	WLS	BF	H	R	ER	SO	BB	IBB	HBP	BLK	WP	HR	S	P	ERA	WHIP																														
34 Nate Cornejo R ERA: 4.76 Wilfredo Ledezma L ERA: 5.29	6.0	L	24	7	4	4	2	0	0	0	0	0	1	62	101	6.00	1.167																														
	3.0		11	2	2	2	0	2	0	0	0	0	1	29	46	6.00	1.333																														

Texas Rangers @ Detroit Tigers  
Comerica Park, Detroit, MI  
Wed Aug 20 2003, 7:05 PM EDT  
Att: 13,788 - Sunny - 82 F

AB	33
R	6
H	9
RBI	6
BB	2
SO	2
LOB	5



Batter	1	2	3	4	5	6	7	8	9	AB	R	H	RBI	BB	SO	LOB	BOTTOM																														
Ben Petrick R OBP: 0.269, SLG: 0.413	K		SH3-4 1B				K	F9		4	0	1	0	0	2	0																															
Danny Kliesen R OBP: 0.133, SLG: 0.200	L8		SH3-4				G5-3	1B		3	0	1	0	0	0	0																															
Bobby Higginson L OBP: 0.324, SLG: 0.378	K						F8	G3		4	0	0	0	0	2	3																															
Dmitri Young S OBP: 0.354, SLG: 0.535										3	0	1	0	1	0	0																															
Kevin Witt L OBP: 0.321, SLG: 0.437										4	0	1	0	0	1	3																															
Craig Monroe R OBP: 0.287, SLG: 0.422										4	0	1	0	0	1	2																															
Shane Halter R OBP: 0.264, SLG: 0.322										4	0	0	0	0	0	3																															
Matt Walbeck S OBP: 0.200, SLG: 0.250										3	0	0	0	0	0	2																															
Ramon Santiago S OBP: 0.286, SLG: 0.280										3	0	1	0	0	1	0																															
Inning Stats	R: 0 H: 0 E: 0 K: 2 S: 7	H: 2 LOB: 2 BB: 0 P: 11	R: 0 H: 2 E: 0 K: 1 S: 12	H: 2 LOB: 3 BB: 0 P: 17	R: 0 H: 2 E: 0 K: 2 S: 11	H: 2 LOB: 3 BB: 1 P: 19	R: 0 H: 0 E: 0 K: 0 S: 7	H: 0 LOB: 0 BB: 0 P: 9	R: 0 H: 0 E: 0 K: 0 S: 9	H: 0 LOB: 0 BB: 0 P: 13	R: 0 H: 0 E: 0 K: 0 S: 5	H: 0 LOB: 0 BB: 0 P: 9	R: 0 H: 1 E: 0 K: 0 S: 8	H: 1 LOB: 1 BB: 0 P: 10	R: 0 H: 1 E: 0 K: 0 S: 7	H: 1 LOB: 1 BB: 0 P: 13	1B: 6 2B: 0 3B: 0 HR: 0	SF: 0 SAC: 1 DP: 0 HBP: 0	WP: 1 PB: 0 SB: 0 CS: 0	PA: 34																											
PITCHER	IP	WLS	BF	H	R	ER	SO	BB	IBB	HBP	BLK	WP	HR	S	P	ERA	WHIP																														
R.A. Dickey R ERA: 4.34	9.0	W	34	6	0	0	7	1	0	0	0	1	0	79	120	0.00	0.778																														

Texas Rangers @ Detroit Tigers  
Comerica Park, Detroit, MI  
Wed Aug 20 2003, 7:05 PM EDT  
Att: 13,788 - Sunny - 82 F

AB	32
R	0
H	6
RBI	0
BB	1
SO	7
LOB	13



Batter	1	2	3	4	5	6	7	8	9	AB	R	H	RBI	BB	SO	LOB	TOP			
<b>9 Chone Figgins, S</b> OBP: 0.345, SLG: 0.373 (1, 8)										5	1	1	1	0	0	2				
<b>Jeff DaVanon, S</b> OBP: 0.358, SLG: 0.482 (1, 9)										5	2	2	1	0	0	2				
<b>16 Garret Anderson, L</b> OBP: 0.352, SLG: 0.573 (1, 7)										5	1	3	1	0	0	1				
<b>Tim Salmon, R</b> OBP: 0.360, SLG: 0.459 (1, 10)										4	1	3	1	1	0	1				
<b>Trent Durrington, R</b> OBP: 1.000, SLG: 1.000 (9, PR)										0	0	0	0	0	0	0				
<b>Scott Spiezio, S</b> OBP: 0.325, SLG: 0.439 (1, 5)										4	1	1	2	1	1	4				
<b>Adam Riggs, R</b> OBP: 0.450, SLG: 0.944 <b>39 Robb Quinlan, R</b> OBP: 0.349, SLG: 0.379 (9, 3)										4	2	2	1	0	0	3				
<b>Adam Kennedy, L</b> OBP: 0.344, SLG: 0.405 (1, 4)										4	2	2	1	1	0	1				
<b>Bengie Molina, R</b> OBP: 0.301, SLG: 0.429 (1, 2)										5	0	2	2	0	0	2				
<b>Alfredo Amezaga, S</b> OBP: 0.196, SLG: 0.250 (1, 6)										4	0	1	0	0	1	2				
<b>Inning Stats</b>	R: 1 E: 0 K: 1 S: 11	H: 2 LOB: 1 BB: 0 P: 16	R: 1 E: 0 K: 0 S: 18	H: 3 LOB: 1 BB: 23	R: 1 E: 0 K: 0 S: 9	H: 1 LOB: 1 BB: 1 P: 14	R: 0 E: 0 K: 0 S: 7	H: 0 LOB: 0 BB: 0 P: 9	R: 1 E: 0 K: 0 S: 10	H: 2 LOB: 1 BB: 1 P: 19	R: 2 E: 0 K: 0 S: 9	H: 3 LOB: 1 BB: 0 P: 10	R: 0 E: 0 K: 0 S: 8	H: 0 LOB: 0 BB: 0 P: 9	R: 3 E: 0 K: 1 S: 13	H: 4 LOB: 2 BB: 1 P: 21	1B: 8 2B: 6 3B: 2 HR: 1	SF: 0 SAC: 2 DP: 1 HBP: 0	WP: 0 PB: 0 SB: 0 CS: 1	PA: 45
<b>PITCHER</b>	IP	WLS	BF	H	R	ER	SO	BB	IBB	HBP	BLK	WP	HR	S	P	ERA	WHIP			
<b>Shane Loux, R</b> ERA: 7.2 (1, 1)	5.0		24	8	4	4	1	1	1	0	0	0	1	55	81	7.20	1.800			
<b>Matt Roney, R</b> ERA: 5.32 (6, 1)	1.0	L	7	4	3	3	0	0	0	0	0	0	0	18	24	27.00	4.000			
<b>Jamie Walker, L</b> ERA: 3.48 (7, 1)	2.0		8	2	1	1	0	0	0	0	0	0	0	18	21	4.50	1.000			
<b>Danny Patterson, R</b> ERA: 2.57 (9, 1)	1.0		6	3	2	2	1	1	0	0	0	0	0	10	16	18.00	4.000			

Anaheim Angels @ Detroit Tigers  
Comerica Park, Detroit, MI  
Thu Aug 21 2003, 7:05 PM EDT  
Att: 12,236 - Cloudy - 91 F

AB 40  
R 10  
H 17  
RBI 10  
BB 3  
SO 2  
LOB 18



Batter	1	2	3	4	5	6	7	8	9	AB	R	H	RBI	BB	SO	LOB	BOTTOM					
<b>Alex Sanchez, L</b> OBP: 0.314, SLG: 0.365 (1, 8)										4	1	2	0	1	0	0						
<b>Danny Klassen, R</b> OBP: 0.158, SLG: 0.211 (1, 5)										4	1	1	0	0	1	1						
<b>Carlos Pena, L</b> OBP: 0.332, SLG: 0.438 (9, PH)										1	0	0	0	0	1	3						
<b>Bobby Higginson, L</b> OBP: 0.320, SLG: 0.374 (1, 9)										4	0	0	1	0	0	2						
<b>Dmitri Young, S</b> OBP: 0.359, SLG: 0.541 (1, 10)										4	2	3	1	1	0	0						
<b>Kevin Witt, L</b> OBP: 0.320, SLG: 0.434 <b>Ben Petrick, R</b> OBP: 0.265, SLG: 0.406 (8, PR) (9, 3)										4	1	1	1	0	0	1						
<b>Craig Monroe, R</b> OBP: 0.287, SLG: 0.418 (1, 7)										3	1	0	1	0	0	2						
<b>Warren Morris, L</b> OBP: 0.328, SLG: 0.376 (1, 4)										3	0	1	2	1	0	2						
<b>15 Brandon Inge, R</b> OBP: 0.267, SLG: 0.341 (1, 2)										3	1	0	1	1	0	2						
<b>Ramon Santiago, S</b> OBP: 0.288, SLG: 0.278 (1, 6)										2	0	0	0	1	0	1						
<b>Inning Stats</b>	R: 0 E: 0 K: 0 S: 8	H: 0 LOB: 0 BB: 0 P: 11	R: 0 E: 0 K: 0 S: 7	H: 0 LOB: 0 BB: 0 P: 11	R: 0 E: 0 K: 0 S: 6	H: 0 LOB: 1 BB: 1 P: 14	R: 5 E: 0 K: 0 S: 12	H: 5 LOB: 1 BB: 0 P: 20	R: 0 E: 0 K: 0 S: 9	H: 0 LOB: 0 BB: 0 P: 14	R: 0 E: 0 K: 1 S: 6	H: 1 LOB: 1 BB: 0 P: 10	R: 0 E: 0 K: 0 S: 8	H: 1 LOB: 1 BB: 0 P: 14	R: 1 E: 1 K: 0 S: 11	H: 1 LOB: 1 BB: 0 P: 15	R: 1 E: 0 K: 1 S: 18	H: 0 LOB: 3 BB: 4 P: 39	1B: 7 2B: 0 3B: 1 HR: 0	SF: 1 SAC: 0 DP: 1 HBP: 2	WP: 0 PB: 0 SB: 1 CS: 1	PA: 42
<b>PITCHER</b>	IP	WLS	BF	H	R	ER	SO	BB	IBB	HBP	BLK	WP	HR	S	P	ERA	WHIP					
<b>Aaron Sele, R</b> ERA: 5.36 (1, 1)	6.0		25	6	5	5	0	1	0	2	0	0	0	8	14	0.00	1.000					
<b>Francisco Rodriguez, R</b> ERA: 2.86 (7, 1)	1.0	H	4	1	0	0	1	0	0	0	0	0	0	11	15	9.00	1.000					
<b>Brendan Donnelly, R</b> ERA: 1.17 (8, 1)	1.0	H	5	1	1	1	0	0	0	0	0	0	0	18	39	9.00	4.000					
<b>Troy Percival, R</b> ERA: 3.66 (9, 1)	1.0		7	0	1	1	1	4	0	0	0	0	0	18	39	9.00	4.000					

Anaheim Angels @ Detroit Tigers  
Comerica Park, Detroit, MI  
Thu Aug 21 2003, 7:05 PM EDT  
Att: 12,236 - Cloudy - 91 F

AB 33  
R 7  
H 8  
RBI 7  
BB 5  
SO 2  
LOB 17





Batter	1	2	3	4	5	6	7	8	9	AB	R	H	RBI	BB	SO	LOB	TOP					
<b>9 Chone Figgins, S</b> OBP: 0.338, SLG: 0.358	4-2 BB BB		0-2 G4-3		0-3 K	1-0 CS	1-0 F7		1-3 K	4	0	0	0	1	2	2						
<b>Jeff DaVanon, S</b> OBP: 0.360, SLG: 0.484	1-2 16 1B WP 1-2		2-1 F7		0-0 16 1B 2B		0-1 F8			3	2	1	1	1	0	0						
<b>16 Garret Anderson, L</b> OBP: 0.353, SLG: 0.573	0-0 WP 1-3 1B		0-1 P5		1-0 2H 1B		2-0 G4-3			4	0	2	1	0	0	0						
<b>Tim Salmon, R</b> OBP: 0.365, SLG: 0.459	1-3 K				0-1 P4			3-1 G5-3		4	1	1	0	0	1	2						
<b>39 Robb Quinlan, R</b> OBP: 0.349, SLG: 0.379	1-2 3H				1-3 WP E 2B			1-2 G1-3		0	0	0	0	0	0	0						
<b>Scott Spiezio, S</b> OBP: 0.322, SLG: 0.434	0-3 K				1-3 K			2-2 F7		4	0	0	0	0	2	3						
<b>Adam Riggs, R</b> OBP: 0.317, SLG: 0.955		0-3 K			3-1 FC4					4	1	1	1	0	1	0						
<b>Eric Owens, R</b> OBP: 0.256, SLG: 0.272					1-2 K					0	0	0	0	0	0	0						
<b>Adam Kennedy, L</b> OBP: 0.345, SLG: 0.413		1-0 HR			1-2 K					3	1	1	1	1	1	1						
<b>Bengie Molina, R</b> OBP: 0.298, SLG: 0.424		1-2 F9			1-0 G1-3					4	0	0	0	0	0	2						
<b>Alfredo Amezaga, S</b> OBP: 0.233, SLG: 0.291		0-1 G6-3			0-1 2B					3	1	2	0	1	0	0						
<b>Inning Stats</b>	R: 1 E: 0 K: 2 S: 14	H: 1 LOB: 1 BB: 2 P: 23	R: 1 E: 0 K: 1 S: 9	H: 1 LOB: 0 BB: 0 P: 11	R: 0 E: 0 K: 0 S: 8	H: 0 LOB: 0 BB: 0 P: 10	R: 1 E: 1 K: 2 S: 13	H: 1 LOB: 1 BB: 0 P: 20	R: 2 E: 0 K: 1 S: 11	H: 3 LOB: 1 BB: 0 P: 14	R: 1 E: 0 K: 0 S: 8	H: 1 LOB: 0 BB: 1 P: 13	R: 0 E: 0 K: 0 S: 4	H: 0 LOB: 0 BB: 0 P: 7	R: 0 E: 0 K: 0 S: 8	H: 0 LOB: 0 BB: 0 P: 14	R: 0 E: 0 K: 1 S: 9	H: 1 LOB: 1 BB: 1 P: 15	1B: 3 2B: 3 3B: 0 HR: 2	SF: 0 SAC: 0 DP: 1 HBP: 0	WP: 2 PB: 2 SB: 0 CS: 1	PA: 38
<b>PITCHER</b>	IP WLS BF H R ER SO BB IBB HBP BLK WP HR S P ERA WHIP	IP WLS BF H R ER SO BB IBB HBP BLK WP HR S P ERA WHIP																				
<b>38 Jeremy Bonderman, R</b> ERA: 5.28	7.0 L 30 7 6 5 6 3 0 0 0 2 2 67 98 6.43 1.429																					
<b>Chris Spurling, R</b> ERA: 4.55	2.0 7 1 0 0 1 1 0 0 0 0 0 0 17 29 0.00 1.000																					

Anaheim Angels @ Detroit Tigers  
Comerica Park, Detroit, MI  
Fri Aug 22 2003, 7:05 PM EDT  
Att: 21,955 - Sunny - 81 F

AB	33
R	6
H	8
RBI	4
BB	4
SO	7
LOB	10



Batter	1	2	3	4	5	6	7	8	9	AB	R	H	RBI	BB	SO	LOB	BOTTOM			
<b>Alex Sanchez, L</b> OBP: 0.313, SLG: 0.362	1-1 F7		4-0 WP 1B BB		0-1 G3-1		0-1 G4-3		1-2 F7	4	0	0	0	1	0	0				
<b>Danny Klassen, R</b> OBP: 0.250, SLG: 0.375	1-2 1B 2B 1B		0-1 WP 1B		2-1 G6-3		1-1 3B		1-1 L6	5	1	3	0	0	0	0				
<b>Bobby Higginson, L</b> OBP: 0.322, SLG: 0.376	0-1 2B 1B		3-2 F8		1-0 CS 1B		1-0 F7			4	1	2	0	0	0	3				
<b>Dmitri Young, S</b> OBP: 0.360, SLG: 0.543	0-1 2B		3-2 G1-3		2-1 CS		2-0 G3-1		0-0 G4-3-6 1B	4	0	2	2	0	0	2				
<b>Kevin Witt, L</b> OBP: 0.315, SLG: 0.427	2-2 F7		2-0 F7		1-3 K		2-0 G4-3-6		2-0 G4-3-6	4	0	0	0	0	1	4				
<b>Carlos Pena, L</b> OBP: 0.336, SLG: 0.452	1-2 F9				0-0 SF9 3B		0-0 HR 3B		4-2 BB BB	3	2	2	0	1	0	1				
<b>Warren Morris, L</b> OBP: 0.331, SLG: 0.390		1-0 F7			0-2 SF9		2-2 HR		4-2 BB	2	1	1	3	1	0	0				
<b>15 Brandon Inge, R</b> OBP: 0.262, SLG: 0.335		3-1 P4			3H K		3H K		2-3 K	4	0	0	0	0	3	2				
<b>Ramon Santiago, S</b> OBP: 0.286, SLG: 0.275		1-0 F9			0-0 F8				3-3 K	3	0	0	0	0	0	0				
<b>Ben Petrick, R</b> OBP: 0.261, SLG: 0.400							0-0 G4-3			1	0	0	0	0	1	0				
<b>Inning Stats</b>	R: 2 E: 0 K: 0 S: 16	H: 3 LOB: 1 BB: 0 P: 21	R: 0 E: 0 K: 0 S: 4	H: 0 LOB: 0 BB: 0 P: 9	R: 0 E: 0 K: 0 S: 12	H: 1 LOB: 2 BB: 1 P: 24	R: 1 E: 0 K: 1 S: 8	H: 1 LOB: 0 BB: 0 P: 9	R: 0 E: 0 K: 2 S: 13	H: 2 LOB: 0 BB: 0 P: 20	R: 0 E: 0 K: 0 S: 6	H: 1 LOB: 1 BB: 0 P: 8	R: 0 E: 0 K: 1 S: 12	H: 1 LOB: 2 BB: 2 P: 24	R: 0 E: 0 K: 1 S: 14	H: 0 LOB: 0 BB: 0 P: 19	1B: 5 2B: 1 3B: 3 HR: 1	SF: 1 SAC: 0 DP: 1 HBP: 0	WP: 1 PB: 0 SB: 0 CS: 1	PA: 39
<b>PITCHER</b>	IP WLS BF H R ER SO BB IBB HBP BLK WP HR S P ERA WHIP	IP WLS BF H R ER SO BB IBB HBP BLK WP HR S P ERA WHIP																		
<b>Ramon Ortiz, R</b> ERA: 4.82	6.0 W 26 8 0 0 0 1 0 0 0 0 0 59 94 7.50 1.500																			
<b>Ben Weber, R</b> ERA: 2.74	1.2 H 8 2 0 0 0 2 0 0 0 0 0 13 25 0.00 2.400																			
<b>Francisco Rodriguez, R</b> ERA: 2.84	0.1 H 1 0 0 0 1 0 0 0 0 0 0 5 7 0.00 0.000																			
<b>Troy Percival, R</b> ERA: 3.57	1.0 S 3 0 0 0 1 0 0 0 0 0 0 14 19 0.00 0.000																			

Anaheim Angels @ Detroit Tigers  
Comerica Park, Detroit, MI  
Fri Aug 22 2003, 7:05 PM EDT  
Att: 21,955 - Sunny - 81 F

AB	34
R	5
H	10
RBI	5
BB	3
SO	5
LOB	12





Batter	1	2	3	4	5	6	7	8	9	AB	R	H	RBI	BB	SO	LOB	TOP
9 Chone Figgins, S OBP: 0.360, SLG: 0.374 (1, 8)										4	2	3	2	0	0	2	
Eric Owens, R OBP: 0.279, SLG: 0.295 (1, 9)										4	1	2	0	0	0	1	
Jeff DaVanon, S OBP: 0.366, SLG: 0.486 (8, 9)										0	1	0	0	0	1	0	
16 Garret Anderson, L OBP: 0.354, SLG: 0.574 (1, 10)										5	1	3	5	0	0	1	
Scott Spiezio, S OBP: 0.320, SLG: 0.433 (1, 3)										3	0	0	1	1	2	2	
Shawn Wooten, R OBP: 0.319, SLG: 0.372 (1, 5)										4	0	1	1	1	0	3	
Adam Riggs, R OBP: 0.295, SLG: 0.828 (1, 7)										4	0	0	0	1	0	2	
Bengie Molina, R OBP: 0.303, SLG: 0.427 (1, 2)										5	1	3	0	0	0	3	
Adam Kennedy, L OBP: 0.344, SLG: 0.412 (1, 4)										4	2	0	0	1	1	3	
Alfredo Amezaga, S OBP: 0.254, SLG: 0.283 (1, 6)										2	1	0	0	2	1	1	
<b>Inning Stats</b>	R: 3 H: 3 E: 0 K: 1 S: 13	H: 3 R: 0 ER: 1 LOB: 0 BB: 0 P: 23	H: 2 R: 0 ER: 0 LOB: 0 BB: 1 P: 12	H: 0 R: 0 ER: 0 LOB: 0 BB: 1 P: 12	H: 1 R: 0 ER: 0 LOB: 1 BB: 0 P: 13	H: 2 R: 1 ER: 0 LOB: 1 BB: 0 P: 16	H: 1 R: 0 ER: 0 LOB: 3 BB: 2 P: 19	H: 2 R: 3 ER: 0 LOB: 2 BB: 3 P: 28	H: 0 R: 0 ER: 0 LOB: 0 BB: 0 P: 8	1B: 11 RBI: 11 SF: 1 2B: 0 3B: 0 HR: 1	WP: 0 PA: 46 PB: 0 SB: 1 CS: 1						
<b>PITCHER</b>	IP: 5.0 WLS: 1.0 BF: 5 H: 1 R: 0 ER: 0 SO: 2	IP: 5.0 WLS: 1.0 BF: 5 H: 1 R: 0 ER: 0 SO: 2	IP: 5.0 WLS: 1.0 BF: 5 H: 1 R: 0 ER: 0 SO: 2	IP: 5.0 WLS: 1.0 BF: 5 H: 1 R: 0 ER: 0 SO: 2	IP: 5.0 WLS: 1.0 BF: 5 H: 1 R: 0 ER: 0 SO: 2	IP: 5.0 WLS: 1.0 BF: 5 H: 1 R: 0 ER: 0 SO: 2	IP: 5.0 WLS: 1.0 BF: 5 H: 1 R: 0 ER: 0 SO: 2	IP: 5.0 WLS: 1.0 BF: 5 H: 1 R: 0 ER: 0 SO: 2	IP: 5.0 WLS: 1.0 BF: 5 H: 1 R: 0 ER: 0 SO: 2	IP: 5.0 WLS: 1.0 BF: 5 H: 1 R: 0 ER: 0 SO: 2	ERA: 9.00 WHIP: 1.800	ERA: 0.00 WHIP: 0.000					
Mike Maroth, L ERA: 5.37	53 Brian Schmack, R ERA: 5.34	Matt Roney, R ERA: 5.34	Franklyn German, R ERA: 4.41	Fernando Rodney, R ERA: 10.03	Jamie Walker, L ERA: 3.54												

Anaheim Angels @ Detroit Tigers  
Comerica Park, Detroit, MI  
Sun Aug 24 2003, 1:05 PM EDT  
Att: 17,382 - Cloudy - 73 F

AB 35  
R 9  
H 12  
RBI 9  
BB 7  
SO 4  
LOB 18



Batter	1	2	3	4	5	6	7	8	9	AB	R	H	RBI	BB	SO	LOB	BOTTOM
Alex Sanchez, L OBP: 0.315, SLG: 0.366 (1, 8)										5	1	3	0	0	0	0	
Danny Klassen, R OBP: 0.242, SLG: 0.290 (1, 5)										4	0	0	0	0	2	2	
Kevin Witt, L OBP: 0.314, SLG: 0.425 (8, FH)										1	0	0	0	0	2	0	
Shane Halter, R OBP: 0.261, SLG: 0.319 (9, 5)										0	0	0	0	0	0	0	
Bobby Higginson, L OBP: 0.321, SLG: 0.372 (1, 9)										5	0	1	1	0	1	2	
Dmitri Young, S OBP: 0.363, SLG: 0.550 (1, 10)										4	2	2	1	1	1	1	
Carlos Pena, L OBP: 0.338, SLG: 0.468 (1, 3)										5	2	3	2	0	2	1	
Ben Petrick, R OBP: 0.260, SLG: 0.382 (9, PR)										0	1	0	0	0	0	0	
Craig Monroe, R OBP: 0.284, SLG: 0.430 (1, 7)										5	0	0	0	0	1	3	
Warren Morris, L OBP: 0.341, SLG: 0.397 (1, 4)										4	1	3	0	1	1	1	
15 Brandon Inge, R OBP: 0.269, SLG: 0.349 (1, 2)										5	2	3	3	0	0	3	
Ramon Santiago, S OBP: 0.288, SLG: 0.278 (1, 6)										4	1	2	1	0	2		
<b>Inning Stats</b>	R: 2 H: 2 E: 0 K: 2 S: 15	H: 3 R: 0 ER: 1 LOB: 2 BB: 1 P: 24	H: 2 R: 1 ER: 0 LOB: 1 BB: 0 P: 17	H: 0 R: 0 ER: 0 LOB: 0 BB: 0 P: 8	H: 4 R: 2 ER: 0 LOB: 2 BB: 0 P: 29	H: 0 R: 0 ER: 0 LOB: 0 BB: 0 P: 9	H: 1 R: 0 ER: 0 LOB: 2 BB: 1 P: 32	H: 3 R: 1 ER: 0 LOB: 1 BB: 0 P: 19	H: 2 R: 2 ER: 0 LOB: 1 BB: 0 P: 19	1B: 12 RBI: 12 SF: 0 2B: 2 3B: 0 HR: 3	WP: 0 PA: 44 PB: 0 SB: 2 CS: 0						
<b>PITCHER</b>	IP: 4.2 WLS: 2.0 BF: 9 H: 2 R: 0 ER: 0 SO: 3	IP: 4.2 WLS: 2.0 BF: 9 H: 2 R: 0 ER: 0 SO: 3	IP: 4.2 WLS: 2.0 BF: 9 H: 2 R: 0 ER: 0 SO: 3	IP: 4.2 WLS: 2.0 BF: 9 H: 2 R: 0 ER: 0 SO: 3	IP: 4.2 WLS: 2.0 BF: 9 H: 2 R: 0 ER: 0 SO: 3	IP: 4.2 WLS: 2.0 BF: 9 H: 2 R: 0 ER: 0 SO: 3	IP: 4.2 WLS: 2.0 BF: 9 H: 2 R: 0 ER: 0 SO: 3	IP: 4.2 WLS: 2.0 BF: 9 H: 2 R: 0 ER: 0 SO: 3	IP: 4.2 WLS: 2.0 BF: 9 H: 2 R: 0 ER: 0 SO: 3	IP: 4.2 WLS: 2.0 BF: 9 H: 2 R: 0 ER: 0 SO: 3	ERA: 11.57 WHIP: 2.357	ERA: 0.00 WHIP: 1.500					
62 Scot Shields, R ERA: 2.67	Greg Jones, R ERA: 2.35	Ben Weber, R ERA: 2.82	Troy Percival, R ERA: 3.95														

Anaheim Angels @ Detroit Tigers  
Comerica Park, Detroit, MI  
Sun Aug 24 2003, 1:05 PM EDT  
Att: 17,382 - Cloudy - 73 F

AB 42  
R 10  
H 17  
RBI 8  
BB 2  
SO 8  
LOB 17



Batter	1	2	3	4	5	6	7	8	9	AB	R	H	RBI	BB	SO	LOB	TOP					
Alex Sanchez, L (1, 8) OBP: 0.315, SLG: 0.365	G4-3 1B		B3	FC1 1B		G6-3			SH3 1-2	4	0	1	0	0	0	2						
Danny Klassen, R (1, 5) OBP: 0.289, SLG: 0.361	K								G5-3 2	5	0	3	0	0	1	2						
Bobby Higginson, L (1, 9) OBP: 0.317, SLG: 0.367	G4-3 1-3		G3	FC4-5-4 1-2 2-2					G3-1 3	5	0	0	0	0	0	7						
Dmitri Young, S (1, 10) OBP: 0.364, SLG: 0.556	G4-3 3			HR		G3			G6-4-3 IBB	3	1	1	1	1	0	1						
Craig Monroe, R (1, 7) OBP: 0.284, SLG: 0.437		HR		G5-3		F9			G6-4-3 1-2	4	1	1	1	0	0	2						
Carlos Pena, L (1, 3) OBP: 0.337, SLG: 0.468	K			1B 15 1B		K			F8	4	1	1	0	0	2	0						
Warren Morris, L (1, 4) OBP: 0.340, SLG: 0.394	K			1B 15 1B					F7	4	1	1	0	0	1	0						
15 Brandon Inge, R (1, 2) OBP: 0.272, SLG: 0.352	G6-3 3			1B E					K	4	1	2	1	0	1	0						
Ramon Santiago, S (1, 6) OBP: 0.290, SLG: 0.280			G6-3 1	1B E					SH3 1B	4	0	2	1	0	1	1						
<b>Inning Stats</b>	R: 0 E: 0 K: 1 S: 16	H: 1 LOB: 1 BB: 0 P: 20	R: 1 E: 0 K: 2 S: 11	H: 1 LOB: 0 BB: 0 P: 18	R: 0 E: 0 K: 0 S: 8	H: 1 LOB: 1 BB: 0 P: 11	R: 4 E: 1 K: 0 S: 15	H: 6 LOB: 2 BB: 0 P: 24	R: 0 E: 0 K: 1 S: 10	H: 0 LOB: 0 BB: 0 P: 14	R: 0 E: 0 K: 1 S: 8	H: 1 LOB: 1 BB: 0 P: 13	R: 0 E: 0 K: 0 S: 7	H: 0 LOB: 0 BB: 0 P: 13	R: 0 E: 0 K: 1 S: 7	H: 0 LOB: 0 BB: 0 P: 9	R: 0 E: 0 K: 0 S: 11	H: 1 LOB: 1 BB: 0 P: 14	1B: 8 2B: 3 3B: 0 HR: 2	SF: 0 SAC: 1 DP: 2 HBP: 0	WP: 0 PB: 0 SB: 1 CS: 0	PA: 39
<b>PITCHER</b>	IP WLS BF H R ER SO BB IBB HBP BLK WP HR S P ERA WHIP																					
Billy Traber, L (1, 1) ERA: 4.52	4.0 L 21 9 5 4 3 0 0 0 0 0 2 50 73 9.00 2.250																					
Jack Cressend, R (5, 1) ERA: 1.24	2.0 7 1 0 0 2 0 0 0 0 0 0 18 27 0.00 0.500																					
63 Rafael Betancourt, R (7, 1) ERA: 1.5	2.0 7 1 0 0 1 0 1 0 0 0 0 14 22 0.00 0.500																					
Danyes Baez, R (9, 1) ERA: 3.48	1.0 4 1 0 0 0 0 0 0 0 0 0 11 14 0.00 1.000																					

**Detroit Tigers @ Cleveland Indians**  
Jacobs Field, Cleveland, OH  
Tue Aug 26 2003, 7:05 PM EDT  
Att: 16,972 - Cloudy - 81 F

AB 37  
R 5  
H 12  
RBI 4  
BB 1  
SO 6  
LOB 15



Batter	1	2	3	4	5	6	7	8	9	AB	R	H	RBI	BB	SO	LOB	BOTTOM					
Coco Crisp, S (1, 8) OBP: 0.305, SLG: 0.368	G4-3 1		G6-3 SH1-4 1B						F7 2	4	0	2	0	0	0	1						
Omar Vizquel, S (1, 6) OBP: 0.328, SLG: 0.346	G6-3 2		SH1-4 1-2 2-3						G3 3	3	0	0	0	0	0	2						
Casey Blake, R (1, 5) OBP: 0.321, SLG: 0.447	G1-3 3		G6-3 2-3 3-H						G6-3 1-1	4	0	0	1	0	0	2						
Jody Gerut, L (1, 7) OBP: 0.337, SLG: 0.482		1B 2B HBP	G4-3 3						P4 2	3	1	0	0	0	0	1						
Matt Lawton, L (1, 10) OBP: 0.339, SLG: 0.429		2B G4-3 1B		F8 3-2					G3-1 3	4	1	1	0	0	0	0						
Ryan Ludwick, R (1, 9) OBP: 0.310, SLG: 0.481		G4-3 FC1-3 2B		2B 1B					K 1	4	1	3	1	0	1	0						
Ben Broussard, L (1, 3) OBP: 0.324, SLG: 0.435		G4-3 3-H 2-0		2B 1B					1B 2-2	3	0	1	2	0	0	2						
Alex Escobar, R (9, PH) OBP: 0.174, SLG: 0.391		G4-3 2-3 3-H		2B 1B						1	0	1	0	0	0	0						
Josh Bard, S (1, 2) OBP: 0.263, SLG: 0.285		FC1-3 0-0		G6-4-3 BB					F9 1-2	3	0	0	0	1	0	2						
John McDonald, R (1, 4) OBP: 0.258, SLG: 0.280				G6-4-3 1B					F8 3	2	1	1	0	0	0	2						
56 Angel Santos, S (6, 4) OBP: 0.300, SLG: 0.542			SH1-4 G6-3 1B							2	0	1	0	0	0	1						
<b>Inning Stats</b>	R: 0 E: 0 K: 0 S: 10	H: 0 LOB: 0 BB: 0 P: 18	R: 2 E: 0 K: 0 S: 6	H: 2 LOB: 0 BB: 0 P: 10	R: 1 E: 0 K: 0 S: 7	H: 2 LOB: 1 BB: 0 P: 11	R: 1 E: 0 K: 0 S: 10	H: 2 LOB: 1 BB: 1 P: 22	R: 0 E: 0 K: 0 S: 4	H: 1 LOB: 0 BB: 0 P: 7	R: 0 E: 0 K: 0 S: 9	H: 1 LOB: 1 BB: 0 P: 18	R: 0 E: 0 K: 0 S: 9	H: 1 LOB: 0 BB: 0 P: 15	R: 0 E: 0 K: 0 S: 7	H: 0 LOB: 0 BB: 0 P: 12	R: 0 E: 0 K: 1 S: 11	H: 1 LOB: 1 BB: 0 P: 14	1B: 7 2B: 4 3B: 0 HR: 0	SF: 0 SAC: 1 DP: 3 HBP: 1	WP: 0 PB: 0 SB: 0 CS: 0	PA: 36
<b>PITCHER</b>	IP WLS BF H R ER SO BB IBB HBP BLK WP HR S P ERA WHIP																					
34 Nate Cornejo, R (1, 1) ERA: 4.77	7.1 W 30 9 4 4 4 1 0 0 0 0 0 57 104 4.91 1.364																					
Jamie Walker, L (8, 1) ERA: 3.44	1.2 S 6 1 0 0 1 0 0 0 0 0 0 16 23 0.00 0.600																					

**Detroit Tigers @ Cleveland Indians**  
Jacobs Field, Cleveland, OH  
Tue Aug 26 2003, 7:05 PM EDT  
Att: 16,972 - Cloudy - 81 F


AB 33  
R 4  
H 10  
RBI 4  
BB 1  
SO 1  
LOB 13



Batter	1	2	3	4	5	6	7	8	9	AB	R	H	RBI	BB	SO	LOB	TOP								
Alex Sanchez, L (1, 8) OBP: 0.313, SLG: 0.363	1-1 F9		2-2 G4-3		1-0 HR	0-1 F7			0-0 B3	5	1	1	0	0	0	1									
Danny Klassen, R (1, 5) OBP: 0.286, SLG: 0.425 Kevin Witt, L (9, PH) OBP: 0.313, SLG: 0.423	2-3 K		2-2 G6-3		0-0 HR		3-2 P3		1-3 K	4	1	1	2	0	1	0									
Bobby Higginson, L (1, 9) OBP: 0.316, SLG: 0.365	3-3 K			2-2 F8	0-0 HR		2-3 K		1-2 P3	5	1	1	0	0	2	0									
Dmitri Young, S (1, 10) OBP: 0.367, SLG: 0.563		1-3 K		2-2 1B	1-0 HR		4-2 1B			3	1	2	2	1	1	0									
Craig Monroe, R (1, 7) OBP: 0.287, SLG: 0.450		2-0 HR		0-0 P6	0-0 HR		0-2 K			4	1	2	1	0	1	2									
Carlos Pena, L (1, 3) OBP: 0.338, SLG: 0.476		2-2 G3 HBP		2-3 K	1-0 G3-1			0-0 HR		3	1	1	1	0	1	2									
Warren Morris, L (1, 4) OBP: 0.338, SLG: 0.396		2-1 G3		0-3 K	2-2 G3			2-1 L6		4	0	1	0	0	1	1									
15 Brandon Inge, R (1, 2) OBP: 0.272, SLG: 0.363		0-1 F9		2-2 HR	2-2 G6-3			1-0 G5-3		4	1	1	1	0	0	2									
Ramon Santiago, S (1, 6) OBP: 0.287, SLG: 0.277			0-1 F9		0-0 F9	1-0 G3		1-0 G6-3		4	0	0	0	0	0	1									
<b>Inning Stats</b>	R: 0 E: 0 K: 2 S: 11	H: 0 LOB: 0 BB: 0 P: 17	R: 1 E: 0 K: 1 S: 11	H: 1 LOB: 1 BB: 0 P: 18	R: 0 E: 0 K: 0 S: 8	H: 0 LOB: 0 BB: 0 P: 12	R: 0 E: 0 K: 1 S: 10	H: 1 LOB: 1 BB: 0 P: 16	R: 5 E: 0 K: 1 S: 14	H: 6 LOB: 1 BB: 0 P: 19	R: 0 E: 0 K: 0 S: 10	H: 1 LOB: 1 BB: 1 P: 15	R: 0 E: 0 K: 0 S: 11	H: 0 LOB: 1 BB: 1 P: 20	R: 1 E: 0 K: 0 S: 5	H: 1 LOB: 0 BB: 0 P: 9	R: 0 E: 0 K: 1 S: 8	H: 0 LOB: 0 BB: 0 P: 10	1B: 3 2B: 2 3B: 0 HR: 5	SF: 0 SAC: 0 DP: 0 HBP: 1	WP: 0 PB: 0 SB: 0 CS: 0	PA: 39			
<b>PITCHER</b>	IP	WLS	BF	H	R	ER	SO	BB	IBB	HBP	BLK	WP	HR	S	P	ERA	WHIP								
Terry Mulholland, L (1, 1) ERA: 4.74	4.2		22	7	6	6	5	0	0	1	0	0	4	52	79	11.57	1.500								
Jack Cressend, R (5, 1) ERA: 1.19	1.1	W	6	2	0	0	0	0	0	0	0	0	0	12	18	0.00	1.500								
63 Rafael Betancourt, R (7, 1) ERA: 1.48	0.2	H	3	0	0	0	1	0	0	0	0	0	0	8	17	0.00	1.500								
Danyes Baez, R (7, 1) ERA: 3.55	1.1	H	5	1	1	1	1	0	0	0	0	0	1	8	12	6.75	0.750								
David Riske, R (9, 1) ERA: 2.38	1.0	S	3	0	0	0	1	0	0	0	0	0	0	8	10	0.00	0.000								

Detroit Tigers @ Cleveland Indians  
Jacobs Field, Cleveland, OH  
Wed Aug 27 2003, 7:05 PM EDT  
Att: 16,457 - Sunny - 76 F


AB 37  
R 7  
H 10  
RBI 7  
BB 1  
SO 8  
LOB 9



Batter	1	2	3	4	5	6	7	8	9	AB	R	H	RBI	BB	SO	LOB	BOTTOM								
Coco Crisp, S (1, 8) OBP: 0.313, SLG: 0.375	0-1 G3-1 1B	2-0 CS	1-1 2B	3-1 2B 1B		2-2 G3 1B		1-1 G6-3		5	4	4	0	0	0	0									
Omar Vizquel, S (1, 6) OBP: 0.326, SLG: 0.347	3-2 G3		0-1 HR	2-0 P5		1-3 G3		0-1 F7		5	1	1	1	0	0	4									
Jody Gerut, L (1, 7) OBP: 0.340, SLG: 0.493	1-0 G3-1		0-0 HR	0-0 2B		4-0 1B 1B		2-3 K		4	2	2	4	1	1	1									
Ryan Ludwick, R (1, 9) OBP: 0.315, SLG: 0.478	4-0 1B BB		1-1 F7	1-3 K		2-1 1B 1B		1-2 1B 1B		3	0	1	1	1	1	1									
Matt Lawton, L (1, 10) OBP: 0.346, SLG: 0.433	1-1 FC6-4 1B		4-0 BB		2-1 2B 1B	1-0 1B 1B		1-2 1B 1B		3	1	3	2	1	0	0									
Casey Blake, R (1, 5) OBP: 0.320, SLG: 0.448	2-0 FC6-4		1-0 L8		1-2 48 G4-3 2B	1-0 G4-6-3				4	0	1	1	0	0	5									
48 Travis Hafner, L (1, 3) ERA: 6.95		1-1 FC1-4 HBP	3-2 F8		2-2 G4-3		0-0 P6			3	0	0	0	0	0	2									
Ben Broussard, L (8, 3) OBP: 0.324, SLG: 0.435					2-3		2-2 P6			0	0	0	0	0	0	0									
Josh Bard, S (1, 2) OBP: 0.259, SLG: 0.281		0-0 F8		1-0 G6-3	2-0 F7		2-2 F8			4	0	0	0	0	0	2									
Brandon Phillips, R (1, 4) OBP: 0.244, SLG: 0.306		0-0 FC1-4		2-1 1B 2B	1-0 P6		3-1 F8			1	1	0	0	0	0	1									
56 Angel Santos, S (5, PH) OBP: 0.288, SLG: 0.520		1-2 CS		1B 2B HBP						2	0	0	0	0	0	1									
<b>Inning Stats</b>	R: 1 E: 0 K: 0 S: 9	H: 2 LOB: 2 BB: 1 P: 20	R: 0 E: 0 K: 0 S: 3	H: 0 LOB: 0 BB: 0 P: 6	R: 3 E: 0 K: 0 S: 14	H: 3 LOB: 1 BB: 1 P: 24	R: 2 E: 0 K: 1 S: 9	H: 2 LOB: 1 BB: 0 P: 18	R: 1 E: 0 K: 0 S: 11	H: 2 LOB: 1 BB: 0 P: 19	R: 2 E: 0 K: 0 S: 9	H: 3 LOB: 1 BB: 1 P: 22	R: 0 E: 0 K: 0 S: 6	H: 0 LOB: 0 BB: 0 P: 11	R: 0 E: 0 K: 1 S: 8	H: 0 LOB: 0 BB: 0 P: 11	R: 0 E: 0 K: 1 S: 8	H: 0 LOB: 0 BB: 0 P: 11	1B: 8 2B: 3 3B: 0 HR: 1	SF: 0 SAC: 0 DP: 1 HBP: 2	WP: 0 PB: 0 SB: 1 CS: 1	PA: 40			
<b>PITCHER</b>	IP	WLS	BF	H	R	ER	SO	BB	IBB	HBP	BLK	WP	HR	S	P	ERA	WHIP								
Shane Loux, R (1, 1) ERA: 5.85	2.0		9	2	1	1	0	1	0	1	0	0	1	14	24	27.00	4.000								
Wilfredo Ledezma, L (3, 1) ERA: 5.85	1.0		7	3	3	3	0	1	0	0	0	0	0	18	32	20.25	3.000								
Chris Spurling, R (4, 1) ERA: 5.37	1.1	L	9	4	3	3	1	0	0	1	0	0	0	10	25	18.00	3.000								
Franklyn German, R (5, 1) ERA: 4.81	1.0		7	3	2	2	0	0	1	0	0	0	0	7	13	0.00	0.000								
53 Brian Schmack, R (6, 1) ERA:	1.2		4	0	0	0	0	0	0	0	0	0	0	7	13	0.00	0.000								

Detroit Tigers @ Cleveland Indians  
Jacobs Field, Cleveland, OH  
Wed Aug 27 2003, 7:05 PM EDT  
Att: 16,457 - Sunny - 76 F

AB 34  
R 9  
H 12  
RBI 9  
BB 3  
SO 2  
LOB 17



Batter	1	2	3	4	5	6	7	8	9	AB	R	H	RBI	BB	SO	LOB	TOP										
Alex Sanchez, L (1, 8) OBP: 0.313, SLG: 0.363 Ben Petrick, R (6, 8) OBP: 0.257, SLG: 0.377										3	1	1	0	0	2	0	<b>Detroit Tigers @ Cleveland Indians</b> Jacobs Field, Cleveland, OH Thu Aug 28 2003, 7:05 PM EDT Att: 16,282 - Sunny - 79 F										
Danny Klassen, R (1, 4) OBP: 0.283, SLG: 0.395										3	0	0	0	1	1	0											
Bobby Higginson, L (1, 9) OBP: 0.315, SLG: 0.364										4	0	1	1	0	1	0											
Dmitri Young, S (1, 10)										4	0	2	0	0	1	2											
Craig Monroe, R (1, 7) OBP: 0.286, SLG: 0.446										3	0	0	0	1	0	2											
Carlos Pena, L (1, 3) OBP: 0.338, SLG: 0.483										3	1	1	1	0	1	1											
15 Brandon Inge, R (1, 2) OBP: 0.269, SLG: 0.358										3	0	0	0	0	2	1											
Shane Halter, R (1, 5) OBP: 0.262, SLG: 0.330										3	1	1	1	0	0	0											
Ramon Santiago, S (1, 6) OBP: 0.285, SLG: 0.275										3	0	0	0	0	0	0											
<b>Inning Stats</b>	R: 0 E: 0 K: 1 S: 5	H: 0 LOB: 0 BB: 0 P: 6	R: 1 E: 0 K: 1 S: 10	H: 2 LOB: 0 BB: 0 P: 14	R: 1 E: 0 K: 0 S: 12	H: 2 LOB: 2 BB: 1 P: 22	R: 0 E: 0 K: 1 S: 8	H: 0 LOB: 0 BB: 1 P: 16	R: 1 E: 0 K: 2 S: 16	H: 1 LOB: 0 BB: 0 P: 20	R: 0 E: 0 K: 1 S: 7	H: 0 LOB: 0 BB: 0 P: 12	R: 0 E: 0 K: 1 S: 10	H: 0 LOB: 0 BB: 0 P: 12	R: 0 E: 0 K: 0 S: 5	H: 1 LOB: 0 BB: 0 P: 8	R: 0 E: 0 K: 1 S: 8	H: 1 LOB: 0 BB: 0 P: 13	1B: 4 2B: 0 3B: 0 HR: 2	SF: 0 SAC: 0 DP: 3 HBP: 0	WP: 0 PB: 0 SB: 1 CS: 0	PA: 32					
<b>PITCHER</b>	IP	WLS	BF	H	R	ER	SO	BB	IBB	HBP	BLK	WP	HR	S	P	ERA	WHIP										
31 Cliff Lee, L (1, 1) ERA: 2.67	7.0	W	26	5	3	3	7	2	0	0	0	0	2	68	102	3.86	1.000										
Jose Santiago, R (8, 1) ERA: 3.15	2.0		6	1	0	0	1	0	0	0	0	0	0	13	21	0.00	0.500										

Batter	1	2	3	4	5	6	7	8	9	AB	R	H	RBI	BB	SO	LOB	BOTTOM										
Coco Crisp, S (1, 8) OBP: 0.315, SLG: 0.379										5	1	2	1	0	0	0	<b>Detroit Tigers @ Cleveland Indians</b> Jacobs Field, Cleveland, OH Thu Aug 28 2003, 7:05 PM EDT Att: 16,282 - Sunny - 79 F										
Omar Vizquel, S (1, 6) OBP: 0.328, SLG: 0.347										3	2	1	0	1	0	1											
Jody Gerut, L (1, 7) OBP: 0.342, SLG: 0.509										4	2	2	5	0	0	2											
Ryan Ludwick, R (1, 9) OBP: 0.314, SLG: 0.472										4	0	1	0	0	2	0											
Matt Lawton, L (1, 10) OBP: 0.345, SLG: 0.431										4	1	1	0	0	0	1											
Casey Blake, R (1, 5) OBP: 0.322, SLG: 0.447										3	0	1	0	1	0	1											
Ben Broussard, L (1, 3) OBP: 0.320, SLG: 0.430										4	0	0	0	0	0	4											
Josh Bard, S (1, 2) OBP: 0.266, SLG: 0.304										4	2	3	2	0	0	0											
56 Angel Santos, S (1, 4) OBP: 0.268, SLG: 0.481										4	0	0	0	0	0	3											
<b>Inning Stats</b>	R: 2 E: 1 K: 0 S: 7	H: 2 LOB: 0 BB: 0 P: 10	R: 1 E: 0 K: 0 S: 7	H: 1 LOB: 0 BB: 0 P: 11	R: 0 E: 0 K: 0 S: 6	H: 1 LOB: 0 BB: 0 P: 8	R: 1 E: 1 K: 1 S: 11	H: 2 LOB: 2 BB: 0 P: 14	R: 3 E: 0 K: 0 S: 12	H: 3 LOB: 1 BB: 1 P: 24	R: 1 E: 0 K: 0 S: 7	H: 2 LOB: 1 BB: 0 P: 14	R: 0 E: 0 K: 1 S: 9	H: 0 LOB: 1 BB: 1 P: 17	R: 0 E: 0 K: 0 S: 5	H: 0 LOB: 0 BB: 0 P: 7	1B: 6 2B: 2 3B: 0 HR: 3	SF: 0 SAC: 0 DP: 1 HBP: 0	WP: 0 PB: 0 SB: 1 CS: 1	PA: 37							
<b>PITCHER</b>	IP	WLS	BF	H	R	ER	SO	BB	IBB	HBP	BLK	WP	HR	S	P	ERA	WHIP										
38 Jeremy Bonderman, R (1, 1) ERA: 9.42	4.2	L	24	9	7	5	1	1	0	0	0	0	3	42	65	9.64	2.143										
53 Brian Schmack, R (5, 1) ERA: 2.25	1.1		6	2	1	1	0	0	0	0	0	0	0	8	16	6.75	1.500										
Franklyn German, R (7, 1) ERA: 4.67	1.0		4	0	0	0	1	1	0	0	0	0	0	9	17	0.00	1.000										
Fernando Rodney, R (8, 1) ERA: 9.24	1.0		3	0	0	0	0	0	0	0	0	0	0	5	7	0.00	0.000										

AB	30
R	3
H	6
RBI	3
BB	2
SO	8
LOB	6



AB	35
R	8
H	11
RBI	8
BB	2
SO	2
LOB	12



Batter	1	2	3	4	5	6	7	8	9	AB	R	H	RBI	BB	SO	LOB	TOP										
Tony Graffanino, R (1, 6) OBP: 0.326, SLG: 0.438	P3	G5-3		WP BB 1B		P5		G4-3		5	0	1	0	0	0	3											
Roberto Alomar, S (1, 4) OBP: 0.334, SLG: 0.345	F9		HR	F9		P4		K		5	1	1	0	0	1	2											
Frank Thomas, R (1, 10) OBP: 0.389, SLG: 0.571	2B BB		HR	WP BB 1B		FC5-4 BB		K		2	2	1	2	3	1	0											
Magglio Ordonez, R (1, 9) OBP: 0.386, SLG: 0.565			G5-3			FC5-4		K		1	0	1	1	0	0	0											
Aaron Rowand, R (1, 8) OBP: 0.307, SLG: 0.421	1-H									3	0	0	0	0	1	4											
Brian Daubach, L (9, PH) OBP: 0.370, SLG: 0.396	2B									1	0	0	0	0	1	0											
Carlos Lee, R (1, 7) OBP: 0.327, SLG: 0.489	F9		14 BB 1B							5	0	3	0	0	0	1											
Carl Everett, S (1, 8) OBP: 0.372, SLG: 0.527		F9	P5		G5-4-3					5	0	1	0	0	0	2											
14 Paul Konerko, R (1, 3) OBP: 0.305, SLG: 0.412		1B	1B							4	0	2	0	1	2	2											
24 Joe Crede, R (1, 5) OBP: 0.307, SLG: 0.424	F7		L8		G1-3					4	1	1	1	0	0	4											
Sandy Alomar Jr., R (1, 2) OBP: 0.284, SLG: 0.406	1B				G6-3			HR		4	0	2	0	0	1	0											
<b>Inning Stats</b>	R: 1 E: 0 K: 0 S: 12	H: 1 LOB: 1 BB: 1 P: 21	R: 0 E: 0 K: 0 S: 12	H: 2 LOB: 0 BB: 0 P: 19	R: 2 E: 0 K: 0 S: 17	H: 3 LOB: 2 BB: 1 P: 30	R: 0 E: 0 K: 1 S: 12	H: 1 LOB: 2 BB: 1 P: 21	R: 0 E: 0 K: 0 S: 9	H: 1 LOB: 1 BB: 0 P: 13	R: 0 E: 0 K: 1 S: 10	H: 0 LOB: 0 BB: 0 P: 15	R: 1 E: 0 K: 2 S: 10	H: 1 LOB: 0 BB: 0 P: 15	R: 0 E: 0 K: 3 S: 16	H: 2 LOB: 2 BB: 0 P: 24	1B: 10 2B: 1 3B: 0 HR: 2	SF: 0 SAC: 0 DP: 1 HBP: 0	WP: 1 PB: 0 CS: 0	PA: 43							
<b>PITCHER</b>	IP	WLS	BF	H	R	ER	SO	BB	IBB	HBP	BLK	WP	HR	S	P	ERA	WHIP										
29 Nate Robertson, L (1, 1) ERA: 3.72	5.0	W	26	9	3	3	1	3	0	0	0	1	1	65	109	5.40	2.400										
Fernando Rodney, R (6, 1) ERA: 8.04	3.0		12	2	1	1	3	1	0	0	0	0	1	29	43	3.00	1.000										
Danny Patterson, R (9, 1) ERA: 2.25	1.0		5	2	0	0	3	0	0	0	0	0	0	16	24	0.00	2.000										

Chicago White Sox @ Detroit Tigers  
Comerica Park, Detroit, MI  
Fri Aug 29 2003, 7:05 PM EDT  
Att: 15,828 - Cloudy - 81 F

AB	39
R	4
H	13
RBI	4
BB	4
SO	7
LOB	18



Batter	1	2	3	4	5	6	7	8	9	AB	R	H	RBI	BB	SO	LOB	BOTTOM										
Ben Petrick, R (1, 8) OBP: 0.291, SLG: 0.397	FC6-4 1B	1B HR BB		F7	1B			G4-6-3 1B		4	1	3	2	1	0	0											
Danny Klassen, R (1, 5) OBP: 0.275, SLG: 0.375	FC6-4 2B	1B HR		F9				K		5	2	1	0	0	2	2											
Bobby Higginson, L (1, 9) OBP: 0.319, SLG: 0.377	1B 2B	1B HR						G5-3		5	2	3	4	0	0	1											
Dmitri Young, S (1, 10) OBP: 0.371, SLG: 0.562	1B	L8			15 BB HBP BB			G4-6-3 1B		2	1	1	1	2	0	0											
Craig Monroe, R (1, 7) OBP: 0.286, SLG: 0.444	1B			F8	F8			G5-3		4	0	1	0	0	0	2											
Carlos Pena, L (1, 3) OBP: 0.335, SLG: 0.478	F7			K	K			K		4	0	0	0	0	3	3											
15 Brandon Inge, R (1, 2) OBP: 0.272, SLG: 0.358	K				HBP BB 1B BB			F8		3	1	1	0	1	1	2											
Shane Halter, R (1, 6) OBP: 0.268, SLG: 0.337				G5-3	HBP 1B BB			WP		3	1	2	0	1	0	0											
Ramon Santiago, S (9, 6) OBP: 0.265, SLG: 0.275				2B	1B BB			1B		0	0	0	0	0	0	0											
Warren Morris, L (1, 4) OBP: 0.337, SLG: 0.391	G3-1	G3			1B HBP			G6-3		3	0	0	1	0	0	3											
<b>Inning Stats</b>	R: 2 E: 0 K: 1 S: 14	H: 4 LOB: 2 BB: 0 P: 24	R: 3 E: 0 K: 0 S: 11	H: 2 LOB: 0 BB: 1 P: 19	R: 0 E: 0 K: 1 S: 9	H: 2 LOB: 0 BB: 0 P: 11	R: 0 E: 0 K: 0 S: 3	H: 1 LOB: 1 BB: 0 P: 6	R: 0 E: 0 K: 1 S: 16	H: 0 LOB: 1 BB: 1 P: 33	R: 0 E: 0 K: 1 S: 8	H: 1 LOB: 1 BB: 0 P: 14	R: 0 E: 0 K: 1 S: 12	H: 1 LOB: 0 BB: 0 P: 17	R: 0 E: 0 K: 1 S: 9	H: 1 LOB: 0 BB: 0 P: 12	1B: 9 2B: 2 3B: 0 HR: 1	SF: 0 SAC: 0 DP: 1 HBP: 1	WP: 1 PB: 0 CS: 0	PA: 39							
<b>PITCHER</b>	IP	WLS	BF	H	R	ER	SO	BB	IBB	HBP	BLK	WP	HR	S	P	ERA	WHIP										
56 Mark Buehrle, L (1, 1) ERA: 4.27	5.0	L	28	10	8	8	3	4	0	1	0	0	1	53	93	14.40	2.800										
Scott Schoeneweis, L (6, 1) ERA: 4.91	3.0		11	2	0	0	3	1	0	0	0	1	0	29	43	0.00	1.000										

Chicago White Sox @ Detroit Tigers  
Comerica Park, Detroit, MI  
Fri Aug 29 2003, 7:05 PM EDT  
Att: 15,828 - Cloudy - 81 F

AB	33
R	8
H	12
RBI	8
BB	5
SO	6
LOB	13



Batter	1	2	3	4	5	6	7	8	9	AB	R	H	RBI	BB	SO	LOB	TOP										
Tony Graffanino, R (1.4) OBP: 0.332, SLG: 0.453	0-1 G4-3		3-2 WP HR 2B		1-1 G6-3		3-2 HR 3B		4-2 1B S BB	4	2	2	0	1	0	1											
Carlos Lee, R (1.7) OBP: 0.330, SLG: 0.495	2-0 G6-3		4-2 HR BB		2-1 G5-3		1-1 HR		3-1 1B	4	2	2	2	1	0	1											
Aaron Rowand, R (9.7)							3-H HR		1-3 1B	0	0	0	0	0	0	0											
Frank Thomas, R (1.10) OBP: 0.389, SLG: 0.575	2-2 F9		3-2 1-H 3-H HR			4-1 14 1B F8-2 BB		0-3 HR	0-1 F8	4	1	1	3	1	1	2											
Magglio Ordonez, R (1.9) OBP: 0.387, SLG: 0.563		1-0 G6-3	1-0 L5			1-1 14 1B		4-2 BB		3	0	1	0	1	0	0											
14 Paul Konerko, R (1.3) OBP: 0.307, SLG: 0.416		2-0 G4-3 2B		2-1 G6-3		2-1 1B		0-0 P6		4	0	2	0	0	0	1											
Carl Everett, S (1.8) OBP: 0.365, SLG: 0.523	2-2 G4-3			0-3 K		2-1 F8-2		3-1 F8		4	0	0	0	0	1	5											
Willie Harris, L (8.8)	2-3					2-1 F8-2		1-2 2-3		0	0	0	0	0	0	0											
24 Joe Crede, R (1.5) OBP: 0.304, SLG: 0.420	1-2 F9			2-2 F8		0-1 FC6-4		0-2 F7		4	0	0	0	0	0	4											
Jose Valentin, S (1.6) OBP: 0.313, SLG: 0.450			1-1 G6-3		0-0 P2		3-2 G5-3		1-3 K	4	0	0	0	0	1	0											
Miguel Olivo, R (1.2) OBP: 0.283, SLG: 0.363			2-3 K		1-0 2B		0-1 F8		1-1 F9	4	0	1	0	0	1	0											
<b>Inning Stats</b>	R: 0 E: 0 K: 0 S: 8	H: 0 LOB: 0 BB: 0 P: 12	R: 0 E: 0 K: 0 S: 8	H: 1 LOB: 1 BB: 0 P: 14	R: 3 E: 0 K: 1 S: 14	H: 2 LOB: 0 BB: 1 P: 28	R: 0 E: 0 K: 1 S: 8	H: 0 LOB: 0 BB: 0 P: 12	R: 0 E: 0 K: 0 S: 6	H: 1 LOB: 1 BB: 0 P: 10	R: 0 E: 0 K: 0 S: 9	H: 2 LOB: 2 BB: 1 P: 18	R: 2 E: 0 K: 1 S: 14	H: 2 LOB: 0 BB: 0 P: 21	R: 0 E: 0 K: 0 S: 8	H: 0 LOB: 1 BB: 1 P: 15	R: 0 E: 0 K: 1 S: 12	H: 1 LOB: 2 BB: 1 P: 21	1B: 3 2B: 4 3B: 1 HR: 2	SF: 0 SAC: 0 DP: 1 HBP: 0	WP: 1 PB: 0 CS: 0	PA: 39					
<b>PITCHER</b>	IP	WLS	BF	H	R	ER	SO	BB	IBB	HBP	BLK	WP	HR	S	P	ERA	WHIP										
Mike Maroth, L (1.1) ERA: 5.42	6.2	L	29	8	5	5	2	2	0	0	0	1	2	64	112	6.75	1.500										
Chris Spurling, R (7.1) ERA: 5.28	1.1		5	0	0	0	1	1	0	0	0	0	0	11	18	0.00	0.750										
Franklyn German, R (9.1) ERA: 4.54	1.0		5	1	0	0	1	1	0	0	0	0	0	12	21	0.00	2.000										

Chicago White Sox @ Detroit Tigers  
Comerica Park, Detroit, MI  
Sat Aug 30 2003, 7:05 PM EDT  
Att: 15,786 - Sunny - 71 F

AB	35
R	5
H	9
RBI	5
BB	4
SO	4
LOB	14



Batter	1	2	3	4	5	6	7	8	9	AB	R	H	RBI	BB	SO	LOB	BOTTOM										
Ben Petrick, R (1.8) OBP: 0.289, SLG: 0.403	2-3 K		0-0 1B 2B		2-2 G6-3		2-1 P4			4	1	1	0	0	1	1											
Danny Klassen, R (1.5) OBP: 0.291, SLG: 0.373	4-2 FC4-6 BB		2-1 2-H 1B		2-3 K		3-3 K			3	0	1	1	1	2	1											
Bobby Higginson, L (1.9) OBP: 0.319, SLG: 0.377	0-0 FC4-6		3-1 CI			3-1 1B		0-1 F8		3	0	1	0	0	0	2											
Dmitri Young, S (1.10) OBP: 0.370, SLG: 0.559	0-1 G4-3		0-0 G6-4-3			0-0 BB 1B		0-3 K		4	0	1	0	0	1	3											
Carlos Pena, L (1.3) OBP: 0.337, SLG: 0.475		2-2 K		4-2 BB		4-2 G6-4-3 BB		3-3 K		2	0	0	0	2	2	0											
Craig Monroe, R (1.7) OBP: 0.283, SLG: 0.438		1-3 K		0-0 F8		2-3 K		0-2 F9		4	0	0	0	0	2	4											
Warren Morris, L (1.4) OBP: 0.336, SLG: 0.386		4-0 BB		1-0 F7		1-0 G6-4-3		2-2 K		3	0	0	0	1	1	4											
15 Brandon Inge, R (1.2) OBP: 0.272, SLG: 0.364		2-3 K		2-3 K			2-2 1B 3B		1-3 K	4	1	1	0	0	3	2											
Ramon Santiago, S (1.6) OBP: 0.284, SLG: 0.275			2-2 G6-3		2-3 K		0-1 3-H 1B		0-1 G3	4	0	1	1	0	1	0											
<b>Inning Stats</b>	R: 0 E: 0 K: 1 S: 9	H: 0 LOB: 1 BB: 1 P: 15	R: 0 E: 0 K: 3 S: 9	H: 0 LOB: 1 BB: 1 P: 18	R: 1 E: 1 K: 0 S: 9	H: 2 LOB: 1 BB: 0 P: 16	R: 0 E: 0 K: 1 S: 7	H: 0 LOB: 1 BB: 1 P: 14	R: 0 E: 0 K: 2 S: 9	H: 0 LOB: 0 BB: 0 P: 15	R: 0 E: 0 K: 1 S: 9	H: 2 LOB: 2 BB: 1 P: 19	R: 1 E: 1 K: 1 S: 13	H: 2 LOB: 1 BB: 0 P: 20	R: 0 E: 0 K: 2 S: 9	H: 0 LOB: 0 BB: 0 P: 12	R: 0 E: 0 K: 2 S: 8	H: 0 LOB: 0 BB: 0 P: 11	1B: 4 2B: 1 3B: 1 HR: 0	SF: 0 SAC: 0 DP: 2 HBP: 0	WP: 0 PB: 0 CS: 0	PA: 36					
<b>PITCHER</b>	IP	WLS	BF	H	R	ER	SO	BB	IBB	HBP	BLK	WP	HR	S	P	ERA	WHIP										
Jon Garland, R (1.1) ERA: 4.39	6.0	W	26	5	2	2	8	4	0	0	0	0	0	55	102	3.00	1.500										
Scott Sullivan, R (7.1) ERA: 3.29	0.2		3	1	0	0	1	0	0	0	0	0	0	8	13	0.00	1.500										
Damaso Marte, L (7.1) ERA: 1.77	1.2	H	5	0	0	0	3	0	0	0	0	0	0	14	19	0.00	0.000										
Tom Gordon, R (9.1) ERA: 3.45	0.2		2	0	0	0	1	0	0	0	0	0	0	5	6	0.00	0.000										

Chicago White Sox @ Detroit Tigers  
Comerica Park, Detroit, MI  
Sat Aug 30 2003, 7:05 PM EDT  
Att: 15,786 - Sunny - 71 F

AB	31
R	2
H	6
RBI	2
BB	4
SO	13
LOB	17






Batter	1	2	3	4	5	6	7	8	9	AB	R	H	RBI	BB	SO	LOB	TOP								
<b>Roberto Alomar, S</b> (1, 4) OBP: 0.337, SLG: 0.355	F8		B1-3			2B		1B 2B	SF7 2B	5	2	3	1	0	0	1									
<b>Carlos Lee, R</b> (1, 7) OBP: 0.330, SLG: 0.494 <b>Sandy Alomar Jr., R</b> (9, 2) OBP: 0.284, SLG: 0.406	F9			CS		G6-3		G5-3		5	0	2	1	0	0	2									
<b>Frank Thomas, R</b> (1, 10) OBP: 0.391, SLG: 0.574	G1-3			1B				G5-3	1B	1	0	0	1	3	0	0									
<b>Magglio Ordonez, R</b> (1, 9) OBP: 0.386, SLG: 0.560		K		G6-4-3				G5-3	1B	5	0	1	1	0	2	3									
<b>Carl Everett, S</b> (1, 8) OBP: 0.368, SLG: 0.519 <b>Willie Harris, L</b> (8, 8) OBP: 0.236, SLG: 0.218	F7					14 G5-4-3		F8	P5	3	0	0	0	1	0	3									
<b>14 Paul Konerko, R</b> (1, 3) OBP: 0.309, SLG: 0.414 <b>Aaron Rowand, R</b> (9, PR) OBP: 0.307, SLG: 0.421		K		G6-4-3				G5-3		2	0	0	0	2	1	1									
<b>Jose Valentin, S</b> (1, 6) OBP: 0.311, SLG: 0.447						F7		G4-3	SH1-4	3	0	0	0	0	0	2									
<b>24 Joe Crede, R</b> (1, 5) OBP: 0.308, SLG: 0.429						G6-3			E 2B	3	2	2	1	0	0	0									
<b>Miguel Olivo, R</b> (1, 2) OBP: 0.280, SLG: 0.359 <b>Brian Daubach, L</b> (9, PH) OBP: 0.374, SLG: 0.396						G5-3		G6-3	2B 1B	3	0	0	0	0	1	1									
<b>Inning Stats</b>	R: 0 H: 0 E: 0 K: 0 S: 5	H: 0 LOB: 0 BB: 0 P: 9	R: 0 H: 0 E: 0 K: 2 S: 7	H: 0 LOB: 0 BB: 0 P: 9	R: 0 H: 1 E: 0 K: 1 S: 9	H: 1 LOB: 1 BB: 0 P: 14	R: 0 H: 1 E: 0 K: 0 S: 4	H: 0 LOB: 0 BB: 1 P: 8	R: 0 H: 0 E: 0 K: 0 S: 4	H: 0 LOB: 0 BB: 1 P: 10	R: 0 H: 1 E: 0 K: 0 S: 7	H: 1 LOB: 1 BB: 0 P: 16	R: 0 H: 0 E: 0 K: 0 S: 8	H: 0 LOB: 2 BB: 2 P: 16	R: 2 H: 3 E: 0 K: 0 S: 17	H: 3 LOB: 2 BB: 1 P: 27	R: 4 H: 2 E: 1 K: 1 S: 15	H: 2 LOB: 1 BB: 2 P: 31	1B: 4 2B: 3 3B: 0 HR: 1	SF: 1 SAC: 1 DP: 2 HBP: 1	WP: 0 PB: 0 SB: 0 CS: 1	PA: 40			
<b>PITCHER</b>	IP	WLS	BF	H	R	ER	SO	BB	IBB	HBP	BLK	WP	HR	S	P	ERA	WHIP								
<b>34 Nate Cornejo, R</b> (1, 1) ERA: 4.65	7.2	L	31	6	2	2	3	4	1	0	0	0	1	60	108	2.35	1.304								
<b>Jamie Walker, L</b> (8, 1) ERA: 3.42	0.1		1	0	0	0	0	0	0	0	0	0	0	1	1	0.00	0.000								
<b>Danny Patterson, R</b> (9, 1) ERA: 4.41	0.1		5	1	4	4	0	2	0	1	0	0	0	8	20	108.00	9.000								
<b>53 Brian Schmack, R</b> (9, 1) ERA: 1.93	0.2		3	1	0	0	1	0	0	0	0	0	0	7	11	0.00	1.500								

Chicago White Sox @ Detroit Tigers  
Comerica Park, Detroit, MI  
Sun Aug 31 2003, 1:05 PM EDT  
Att: 15,873 - Cloudy - 71 F


AB 30  
R 6  
H 8  
RBI 5  
BB 7  
SO 4  
LOB 13



Batter	1	2	3	4	5	6	7	8	9	AB	R	H	RBI	BB	SO	LOB	BOTTOM								
<b>Alex Sanchez, L</b> (1, 8) OBP: 0.313, SLG: 0.362	G3					F8		K		4	0	1	0	0	1	1									
<b>Danny Klassen, R</b> (1, 5) OBP: 0.288, SLG: 0.364	K					1B			F8	4	0	1	0	0	2	1									
<b>Carlos Pena, L</b> (1, 3) OBP: 0.333, SLG: 0.470	L4					K			G3-1	4	0	0	0	0	1	1									
<b>Dmitri Young, S</b> (1, 10) OBP: 0.370, SLG: 0.556		L7				K			K	3	0	0	0	0	2	0									
<b>Kevin Witt, L</b> (1, 7) OBP: 0.309, SLG: 0.418		K				F8				3	0	0	0	0	2	1									
<b>Craig Monroe, R</b> (1, 9) OBP: 0.283, SLG: 0.440						L5			G6-4-3	3	1	1	0	0	0	1									
<b>Warren Morris, L</b> (1, 4) OBP: 0.336, SLG: 0.386						P3			G4-3	3	0	1	1	0	0	0									
<b>15 Brandon Inge, R</b> (1, 2) OBP: 0.269, SLG: 0.360						F8			K	3	0	0	0	0	1	1									
<b>Ramon Santiago, S</b> (1, 6) OBP: 0.283, SLG: 0.273 <b>Bobby Higginson, L</b> (8, PH) OBP: 0.320, SLG: 0.377 <b>Shane Halter, R</b> (9, 6) OBP: 0.268, SLG: 0.337						B1-3			G4-3	2	0	0	0	0	0	0									
<b>Inning Stats</b>	R: 0 H: 0 E: 0 K: 1 S: 9	H: 2 LOB: 1 BB: 0 P: 13	R: 1 H: 2 E: 0 K: 1 S: 17	H: 2 LOB: 1 BB: 0 P: 24	R: 0 H: 1 E: 0 K: 1 S: 6	H: 1 LOB: 0 BB: 0 P: 7	R: 0 H: 0 E: 0 K: 1 S: 6	H: 0 LOB: 0 BB: 0 P: 9	R: 0 H: 0 E: 0 K: 1 S: 6	H: 0 LOB: 0 BB: 0 P: 9	R: 0 H: 1 E: 0 K: 1 S: 11	H: 1 LOB: 1 BB: 0 P: 13	R: 0 H: 0 E: 0 K: 1 S: 8	H: 0 LOB: 0 BB: 0 P: 14	R: 0 H: 0 E: 0 K: 2 S: 12	H: 0 LOB: 1 BB: 1 P: 22	R: 0 H: 0 E: 0 K: 1 S: 9	H: 0 LOB: 0 BB: 0 P: 14	1B: 3 2B: 1 3B: 0 HR: 0	SF: 0 SAC: 0 DP: 1 HBP: 1	WP: 0 PB: 0 SB: 0 CS: 1	PA: 31			
<b>PITCHER</b>	IP	WLS	BF	H	R	ER	SO	BB	IBB	HBP	BLK	WP	HR	S	P	ERA	WHIP								
<b>Esteban Loaiza, R</b> (1, 1) ERA: 2.45	8.0	W	28	4	1	1	8	1	0	1	0	0	0	75	111	1.12	0.625								
<b>Tom Gordon, R</b> (9, 1) ERA: 3.39	1.0		3	0	0	0	1	0	0	0	0	0	0	9	14	0.00	0.000								

Chicago White Sox @ Detroit Tigers  
Comerica Park, Detroit, MI  
Sun Aug 31 2003, 1:05 PM EDT  
Att: 15,873 - Cloudy - 71 F

AB 29  
R 1  
H 4  
RBI 1  
BB 1  
SO 9  
LOB 6



Batter	1	2	3	4	5	6	7	8	9	AB	R	H	RBI	BB	SO	LOB	TOP						
<b>Coco Crisp, S</b> OBP: 0.320, SLG: 0.377 (1, 8)	1-2 F9	1-2 1B		1 SAFE 2-0 CS	1-1 L9		1 SAFE 0-0 HBP 1B		4-2 1B 2B BB	4	1	2	0	1	0	0							
<b>Casey Blake, R</b> OBP: 0.323, SLG: 0.441 (1, 5)	3-2 1B		3-2 F8		1-1 G4-3		1-1 HBP 1B		0-0 2B 1B	4	1	2	0	0	0	0							
<b>Jody Gerut, L</b> OBP: 0.342, SLG: 0.504 (1, 7)	3-2 1B		0-0 HR		1-0 P5		2-1 L6		1-1 1H 2H 2B	5	1	3	2	0	0	3							
<b>Ryan Ludwick, R</b> OBP: 0.301, SLG: 0.442 (1, 9)	2-2 F7		0-0 P4		0-0 F7		3-3 K		0-0 G6-3	5	0	0	0	0	1	7							
<b>Ben Broussard, L</b> OBP: 0.318, SLG: 0.443 (1, 3)	3-1 G4-3		1-0 HR		1-2 G3-1		0-0 HR		3-2 L9	5	2	2	3	0	0	3							
<b>48 Travis Hafner, L</b> OBP: 0.339, SLG: 0.511 (1, 10)		2-2 G3-1 3B		2-3 K		1-0 HR		1-3 K	2-2 G4-3	5	2	2	1	0	2	1							
<b>Josh Bard, S</b> OBP: 0.287, SLG: 0.315 (1, 2)		1-1 G3-1		1-0 L6		0-0 P5		0-0 CS 2B 1B		4	0	1	1	0	0	0							
<b>2 Jhonny Peralta, R</b> OBP: 0.288, SLG: 0.314 (1, 6)		2-1 F8		0-0 P3			0-1 L4	2-0 1B		4	0	1	0	0	0	0							
<b>Brandon Phillips, R</b> OBP: 0.243, SLG: 0.306 (1, 4)		1-0 1B 2B		0-0 E4 CS			3-2 E6 1B	3-3 K 2-3		4	0	1	0	0	1	2							
<b>Inning Stats</b>	R: 0 E: 0 K: 0 S: 16	H: 2 LOB: 2 BB: 0 P: 28	R: 1 E: 0 K: 0 S: 12	H: 3 LOB: 2 BB: 0 P: 19	R: 2 E: 0 K: 1 S: 9	H: 2 LOB: 0 BB: 0 P: 15	R: 0 E: 1 K: 0 S: 4	H: 0 LOB: 0 BB: 0 P: 6	R: 0 E: 0 K: 0 S: 5	H: 0 LOB: 0 BB: 0 P: 8	R: 1 E: 0 K: 0 S: 6	H: 1 LOB: 0 BB: 0 P: 8	R: 0 E: 1 K: 1 S: 14	H: 1 LOB: 3 BB: 0 P: 23	R: 1 E: 0 K: 2 S: 9	H: 3 LOB: 2 BB: 0 P: 15	R: 2 E: 0 K: 0 S: 12	H: 2 LOB: 1 BB: 1 P: 22	1B: 8 2B: 3 3B: 1 HR: 3	SF: 0 SAC: 0 DP: 1 HBP: 1	WP: 0 PB: 0 SB: 0 CS: 2	PA: 43	
<b>PITCHER</b>	IP	WLS	BF	H	R	ER	SO	BB	IBB	HBP	BLK	WP	HR	S	P	ERA	WHIP					ERA	WHIP
<b>45 Chris Mears, R</b> ERA: 4.61 (1, 1)	4.0		18	7	3	3	1	0	0	0	0	0	1	41	68	6.75	1.750					0.00	0.000
<b>Matt Roney, R</b> ERA: 5.32 (5, 1)	2.0		7	1	1	1	0	0	0	0	0	0	1	11	16	4.50	0.500						
<b>Fernando Rodney, R</b> ERA: 7.88 (7, 1)	0.1		4	1	0	0	0	0	0	1	0	0	0	9	13	0.00	3.000						
<b>Jamie Walker, L</b> ERA: 3.51 (7, 1)	1.0	L	5	2	1	1	2	0	0	0	0	0	1	10	16	9.00	2.000						
<b>Franklyn German, R</b> ERA: 4.95 (8, 1)	0.2		5	3	2	2	1	1	0	0	0	0	0	9	19	27.00	6.000						

Cleveland Indians @ Detroit Tigers  
Comerica Park, Detroit, MI  
Mon Sep 01 2003, 1:05 PM EDT  
Att: 10,986 - Cloudy - 60 F

AB 40  
R 7  
H 14  
RBI 7  
BB 1  
SO 4  
LOB 16



Batter	1	2	3	4	5	6	7	8	9	AB	R	H	RBI	BB	SO	LOB	BOTTOM						
<b>Ben Petrick, R</b> OBP: 0.287, SLG: 0.395 (1, 8)	0-0 P6		1-1 P4		0-1 2B 1B		3-2 G5-3			4	1	1	0	0	0	0							
<b>Danny Klassen, R</b> OBP: 0.286, SLG: 0.373 (1, 4)	2-2 F8		0-1 P3		1-1 1H 2H 2B		3-3 K			4	0	1	2	0	1	0							
<b>Craig Monroe, R</b> OBP: 0.280, SLG: 0.435 (1, 7)	1-2 F7			1-2 F7	3-1 G5-3			1-2 P4		4	0	0	0	0	0	1							
<b>Dmitri Young, S</b> OBP: 0.369, SLG: 0.552 (1, 10)		0-3 K		0-1 F8	4-0 FC5-4 IBB			1-2 G4-3		3	0	0	0	1	1	0							
<b>Cody Ross, R</b> OBP: 0.222, SLG: 0.125 (1, 9)		0-0 BB 1B		2-1 F8	0-0 FC5-4			3-3 K		4	0	1	0	0	1	2							
<b>Carlos Pena, L</b> OBP: 0.330, SLG: 0.465 (1, 3)	1 SAFE E: 0 S: 11	2-1 F8			1-3 K	0-0 F7		2-3 K		4	0	0	0	0	2	1							
<b>Shane Halter, R</b> OBP: 0.272, SLG: 0.338 (9, PH)		4-1 SAFE SAFE BB			1-1 15 HR 1B	1-0 G6-3		2-3 K		2	1	1	0	1	0	0							
<b>Warren Morris, L</b> OBP: 0.335, SLG: 0.384 (9, PH)		1-2 BB								1	0	0	0	0	1	0							
<b>15 Brandon Inge, R</b> OBP: 0.269, SLG: 0.370 (1, 2)		1-2 F7			0-1 1H HR	0-3 K		2-2 F9		4	1	1	2	0	1	2							
<b>Ramon Santiago, S</b> OBP: 0.283, SLG: 0.273 (1, 6)			1-0 F7		1-0 1B 2B 1B		0-0 G4-3			3	1	1	0	0	0	0							
<b>Inning Stats</b>	R: 0 E: 0 K: 0 S: 7	H: 0 LOB: 0 BB: 0 P: 10	R: 0 E: 0 K: 1 S: 11	H: 1 LOB: 2 BB: 1 P: 18	R: 0 E: 0 K: 0 S: 5	H: 0 LOB: 0 BB: 0 P: 7	R: 0 E: 0 K: 0 S: 7	H: 0 LOB: 0 BB: 0 P: 10	R: 4 E: 0 K: 1 S: 16	H: 5 LOB: 2 BB: 1 P: 27	R: 0 E: 0 K: 1 S: 5	H: 0 LOB: 0 BB: 0 P: 6	R: 0 E: 0 K: 1 S: 10	H: 0 LOB: 0 BB: 0 P: 16	R: 0 E: 0 K: 1 S: 9	H: 0 LOB: 0 BB: 0 P: 14	R: 0 E: 0 K: 2 S: 10	H: 0 LOB: 0 BB: 0 P: 16	1B: 4 2B: 1 3B: 0 HR: 1	SF: 0 SAC: 0 DP: 0 HBP: 0	WP: 0 PB: 0 SB: 0 CS: 0	PA: 35	
<b>PITCHER</b>	IP	WLS	BF	H	R	ER	SO	BB	IBB	HBP	BLK	WP	HR	S	P	ERA	WHIP					ERA	WHIP
<b>Jason Stanford, L</b> ERA: 4.32 (1, 1)	4.1		20	6	4	4	2	1	0	0	0	0	0	18	32	0.00	0.000						
<b>Jose Santiago, R</b> ERA: 2.69 (5, 1)	2.2	W	9	0	0	0	2	0	1	0	0	0	0	9	14	0.00	0.000						
<b>Danys Baez, R</b> ERA: 3.44 (8, 1)	1.0	H	3	0	0	0	1	0	0	0	0	0	0	9	14	0.00	0.000						
<b>David Riske, R</b> ERA: 2.32 (9, 1)	1.0	S	3	0	0	0	2	0	0	0	0	0	0	10	16	0.00	0.000						

Cleveland Indians @ Detroit Tigers  
Comerica Park, Detroit, MI  
Mon Sep 01 2003, 1:05 PM EDT  
Att: 10,986 - Cloudy - 60 F

AB 33  
R 4  
H 6  
RBI 4  
BB 2  
SO 7  
LOB 6



Batter	1	2	3	4	5	6	7	8	9	AB	R	H	RBI	BB	SO	LOB	TOP			
<b>Coco Crisp, S</b> OBP: 0.324, SLG: 0.380 (1, 8)	0-1 HR 1B		2-2 G6-3	0-0 1B		1-1 1B		0-3 K		5	1	3	0	0	1	2	<b>Cleveland Indians @ Detroit Tigers</b> Comerica Park, Detroit, MI Tue Sep 02 2003, 7:05 PM EDT Att: 9,318 - Cloudy - 73 F			
<b>Omar Vizquel, S</b> OBP: 0.321, SLG: 0.336 (1, 6)	0-0 L9		2-2 L9	4-2 1B		1-0 L9		1-0 P6		4	0	0	0	1	0	5				
<b>Jody Gerut, L</b> OBP: 0.343, SLG: 0.509 (1, 7)	1-1 HR		4-0 CS	0-0 G4-3				0-2 F7	0-1 P3	4	1	1	2	1	0	2				
<b>Ryan Ludwick, R</b> OBP: 0.298, SLG: 0.440 (1, 9)	2-2 P6		1-0 CS	0-1 E6	0-0 G5-3			0-2 2B	1-3 K	5	0	1	0	0	1	0				
<b>Matt Lawton, L</b> OBP: 0.343, SLG: 0.423 (1, 10)	1-1 1B			4-0 FC5-4	3-0 G6-4-3			1-0 P6	1-3 K	4	0	2	0	1	1	1				
<b>Casey Blake, R</b> OBP: 0.287, SLG: 0.437 (1, 5)	0-2 F7			0-0 FC5-4	1-2 G6-4-3			2-2 F8		4	1	0	0	0	0	5				
<b>Ben Broussard, L</b> OBP: 0.323, SLG: 0.453 (1, 3)		1-1 G4-3		2-0 HR		4-2 G6-4-3		4-2 41 1B		2	1	1	2	2	0	0				
<b>41 Victor Martinez, S</b> OBP: 0.302, SLG: 0.283 (8, PR)		0-0 G4-3		0-0 HR		2-0 G6-4-3		1-2 1B		4	1	2	0	0	0	1				
<b>Zach Sorensen, S</b> OBP: 0.268, SLG: 0.257 (8, 2)						1-2 1B		1-3 1B		0	0	0	0	0	0	0				
<b>Josh Bard, S</b> OBP: 0.267, SLG: 0.315 (8, 2)										0	0	0	0	0	0	0				
<b>Brandon Phillips, R</b> OBP: 0.246, SLG: 0.316 (1, 4)		2-3 K		0-1 HR		4-1 1B		3-3 K		3	1	1	2	1	2	2				
<b>Inning Stats</b>	R: 2 E: 0 K: 0 S: 14	H: 3 LOB: 1 BB: 0 P: 18	R: 0 E: 0 K: 1 S: 6	H: 0 LOB: 0 BB: 0 P: 9	R: 0 E: 0 K: 0 S: 7	H: 0 LOB: 0 BB: 1 P: 16	R: 4 E: 1 K: 0 S: 11	H: 4 LOB: 2 BB: 2 P: 21	R: 0 E: 0 K: 0 S: 8	H: 1 LOB: 0 BB: 0 P: 9	R: 0 E: 0 K: 0 S: 5	H: 1 LOB: 1 BB: 0 P: 16	R: 0 E: 0 K: 2 S: 13	H: 1 LOB: 2 BB: 1 P: 22	R: 0 E: 0 K: 2 S: 8	H: 0 LOB: 0 BB: 0 P: 10	1B: 7 2B: 1 3B: 0 HR: 3	SF: 0 SAC: 0 DP: 3 HBP: 0	WP: 0 PB: 0 SB: 1 CS: 1	PA: 42
<b>PITCHER</b>	IP WLS BF H R ER SO	IP WLS BF H R ER SO	IP WLS BF H R ER SO	IP WLS BF H R ER SO	IP WLS BF H R ER SO	IP WLS BF H R ER SO	IP WLS BF H R ER SO	IP WLS BF H R ER SO	IP WLS BF H R ER SO	IP WLS BF H R ER SO	IP WLS BF H R ER SO	IP WLS BF H R ER SO	IP WLS BF H R ER SO	IP WLS BF H R ER SO	IP WLS BF H R ER SO	IP WLS BF H R ER SO	ERA WHIP	ERA WHIP	ERA WHIP	
<b>38 Jeremy Bonderman, R</b> ERA: 9.68 (1, 1)	3.2 1.1 (4, 1)	20 4 (6, 1)	7 1 (6, 1)	6 0 (7, 1)	6 0 (8, 1)	1 0 (8, 1)	1 0 (8, 1)	1 0 (8, 1)	1 0 (8, 1)	1 0 (8, 1)	1 0 (8, 1)	1 0 (8, 1)	1 0 (8, 1)	1 0 (8, 1)	1 0 (8, 1)	1 0 (8, 1)	14.73 0.00 0.00 0.00	2.727 0.750 2.400 0.000	0.00 0.000	
<b>53 Brian Schmack, R</b> ERA: 1.5 (4, 1)	1.1 (6, 1)	4 8 (7, 1)	1 2 (8, 1)	0 0 (8, 1)	0 0 (8, 1)	0 0 (8, 1)	0 0 (8, 1)	0 0 (8, 1)	0 0 (8, 1)	0 0 (8, 1)	0 0 (8, 1)	0 0 (8, 1)	0 0 (8, 1)	0 0 (8, 1)	0 0 (8, 1)	0 0 (8, 1)	0.00 0.000	0.000	0.000	
<b>Eric Eckenstahler, L</b> ERA: 3.27 (6, 1)	1.2 (7, 1)	8 1 (8, 1)	2 0 (8, 1)	0 0 (8, 1)	0 0 (8, 1)	0 0 (8, 1)	0 0 (8, 1)	0 0 (8, 1)	0 0 (8, 1)	0 0 (8, 1)	0 0 (8, 1)	0 0 (8, 1)	0 0 (8, 1)	0 0 (8, 1)	0 0 (8, 1)	0 0 (8, 1)	0.00 0.000	0.000	0.000	
<b>Matt Anderson, R</b> ERA: 6.0 (7, 1)	0.1 (8, 1)	1 2 (8, 1)	0 1 (8, 1)	0 0 (8, 1)	0 0 (8, 1)	0 0 (8, 1)	0 0 (8, 1)	0 0 (8, 1)	0 0 (8, 1)	0 0 (8, 1)	0 0 (8, 1)	0 0 (8, 1)	0 0 (8, 1)	0 0 (8, 1)	0 0 (8, 1)	0 0 (8, 1)	0.00 0.000	0.000	0.000	
<b>Jamie Walker, L</b> ERA: 3.51 (8, 1)	0.0 (9, 7)	2 0 (9, 7)	1 0 (9, 7)	0 0 (9, 7)	0 0 (9, 7)	0 0 (9, 7)	0 0 (9, 7)	0 0 (9, 7)	0 0 (9, 7)	0 0 (9, 7)	0 0 (9, 7)	0 0 (9, 7)	0 0 (9, 7)	0 0 (9, 7)	0 0 (9, 7)	0 0 (9, 7)	0.00 0.000	0.000	0.000	
<b>Ben Petrick, R</b> OBP: 0.286, SLG: 0.381 (1, 8)	1-3 K		4-1 G5-4-3	0-2 G5-4-3		1-3 K				3	1	0	0	1	2	1	<b>Cleveland Indians @ Detroit Tigers</b> Comerica Park, Detroit, MI Tue Sep 02 2003, 7:05 PM EDT Att: 9,318 - Cloudy - 73 F			
<b>Danny Klassen, R</b> OBP: 0.284, SLG: 0.365 (1, 5)	1-0 G5-4-3		0-0 E1		0-1 L5		1-3 K			4	1	1	0	0	1	1				
<b>Craig Monroe, R</b> OBP: 0.277, SLG: 0.430 (1, 7)	1-1 G5-4-3		1-2 G5-4-3		0-2 G6-3		0-1 F9			4	0	0	0	0	0	3				
<b>Dmitri Young, S</b> OBP: 0.371, SLG: 0.559 (1, 10)		0-1 G6-3		4-0 HR		1-1 HR		0-0 1B		3	3	2	1	1	0	0				
<b>Cody Ross, R</b> OBP: 0.286, SLG: 0.421 (1, 9)	0-3 K		2-0 HR		1-2 2B			1-0 SH		3	1	2	4	0	1	0				
<b>Alex Sanchez, L</b> OBP: 0.313, SLG: 0.362 (8, PR)			1-1 HR					1-2 1B		0	0	0	0	0	0	0				
<b>Carlos Pena, L</b> OBP: 0.328, SLG: 0.470 (1, 3)	1-2 HR		0-0 G6-3		0-3 K			1-2 L8		4	1	1	1	0	1	3				
<b>Shane Halter, R</b> OBP: 0.273, SLG: 0.336 (1, 4)		4-0 HR		3-2 F8		1-0 F8		0-0 1B		2	1	0	0	1	0	0				
<b>Warren Morris, L</b> OBP: 0.337, SLG: 0.387 (8, PH)			15 WP					1-3 2-H		1	0	1	1	0	0	0				
<b>15 Brandon Inge, R</b> OBP: 0.269, SLG: 0.368 (1, 2)		3-2 FC4		0-0 G6-3		2-1 F9		1-1 K		4	0	1	1	0	1	2				
<b>Ramon Santiago, S</b> OBP: 0.283, SLG: 0.273 (1, 6)		0-1 FC4		2-2 G5-4-3		3-1 F8		2-3 K		4	0	1	0	0	1	3				
<b>Inning Stats</b>	R: 0 E: 0 K: 1 S: 7	H: 1 LOB: 0 BB: 0 P: 10	R: 2 E: 0 K: 1 S: 13	H: 2 LOB: 1 BB: 1 P: 21	R: 4 E: 2 K: 0 S: 11	H: 1 LOB: 0 BB: 2 P: 25	R: 0 E: 0 K: 0 S: 7	H: 1 LOB: 0 BB: 0 P: 9	R: 1 E: 0 K: 1 S: 13	H: 2 LOB: 1 BB: 0 P: 15	R: 0 E: 0 K: 0 S: 5	H: 0 LOB: 0 BB: 0 P: 11	R: 0 E: 0 K: 2 S: 9	H: 0 LOB: 0 BB: 0 P: 11	R: 1 E: 1 K: 2 S: 15	H: 2 LOB: 2 BB: 0 P: 19	1B: 5 2B: 1 3B: 0 HR: 3	SF: 0 SAC: 1 DP: 2 HBP: 0	WP: 1 PB: 0 SB: 0 CS: 0	PA: 36
<b>PITCHER</b>	IP WLS BF H R ER SO	IP WLS BF H R ER SO	IP WLS BF H R ER SO	IP WLS BF H R ER SO	IP WLS BF H R ER SO	IP WLS BF H R ER SO	IP WLS BF H R ER SO	IP WLS BF H R ER SO	IP WLS BF H R ER SO	IP WLS BF H R ER SO	IP WLS BF H R ER SO	IP WLS BF H R ER SO	IP WLS BF H R ER SO	IP WLS BF H R ER SO	IP WLS BF H R ER SO	IP WLS BF H R ER SO	ERA WHIP	ERA WHIP	ERA WHIP	
<b>31 Cliff Lee, L</b> ERA: 3.0 (1, 1)	3.0 3.0 (4, 1)	16 11 (7, 1)	4 3 (8, 1)	6 1 (8, 1)	2 1 (8, 1)	2 1 (8, 1)	2 1 (8, 1)	2 1 (8, 1)	2 1 (8, 1)	2 1 (8, 1)	2 1 (8, 1)	2 1 (8, 1)	2 1 (8, 1)	2 1 (8, 1)	2 1 (8, 1)	2 1 (8, 1)	3.00 1.000	1.000	1.000	
<b>Chad Durbin, R</b> ERA: 3.0 (4, 1)	3.0 1.0 (7, 1)	11 5 (8, 1)	3 1 (8, 1)	1 1 (8, 1)	1 1 (8, 1)	1 1 (8, 1)	1 1 (8, 1)	1 1 (8, 1)	1 1 (8, 1)	1 1 (8, 1)	1 1 (8, 1)	1 1 (8, 1)	1 1 (8, 1)	1 1 (8, 1)	1 1 (8, 1)	1 1 (8, 1)	3.00 1.000	1.000	1.000	
<b>Jack Cressend, R</b> ERA: 1.51 (7, 1)	1.0 (8, 1)	5 1 (8, 1)	1 0 (8, 1)	1 0 (8, 1)	1 0 (8, 1)	1 0 (8, 1)	1 0 (8, 1)	1 0 (8, 1)	1 0 (8, 1)	1 0 (8, 1)	1 0 (8, 1)	1 0 (8, 1)	1 0 (8, 1)	1 0 (8, 1)	1 0 (8, 1)	1 0 (8, 1)	0.00 0.000	0.000	0.000	
<b>63 Rafael Betancourt, R</b> ERA: 1.73 (8, 1)	1.0 (9, 4)	4 1 (9, 4)	0 0 (9, 4)	0 0 (9, 4)	0 0 (9, 4)	0 0 (9, 4)	0 0 (9, 4)	0 0 (9, 4)	0 0 (9, 4)	0 0 (9, 4)	0 0 (9, 4)	0 0 (9, 4)	0 0 (9, 4)	0 0 (9, 4)	0 0 (9, 4)	0 0 (9, 4)	0.00 0.000	0.000	0.000	



Batter	1	2	3	4	5	6	7	8	9	AB	R	H	RBI	BB	SO	LOB	TOP										
<b>Coco Crisp, S</b> OBP: 0.331, SLG: 0.387 (1, 8)	L6		G3 1B		S 1B		G4-3		G6-3	5	0	2	0	0	0	0	<b>Cleveland Indians @ Detroit Tigers</b> Comerica Park, Detroit, MI Thu Sep 04 2003, 1:05 PM EDT Att: 11,371 - Cloudy - 70 F										
<b>Matt Lawton, L</b> OBP: 0.343, SLG: 0.421 (1, 10)	S 1B		G3		P5		BB		E6	4	0	1	0	1	0	2											
<b>Jody Gerut, L</b> OBP: 0.336, SLG: 0.498 (1, 7)	P6		L9		L9		G3		K	5	0	0	0	0	1	4											
<b>Casey Blake, R</b> OBP: 0.318, SLG: 0.432 (1, 5)	K		G5-3		P3		L8			4	0	0	0	0	1	2											
<b>Ben Broussard, L</b> OBP: 0.329, SLG: 0.454 (1, 3)					K		WP 1B BB			2	1	1	0	2	1	0											
<b>Alex Escobar, R</b> OBP: 0.282, SLG: 0.541 (1, 9)	F8		G5-3		G5-3		WP 1B BB		K2-3	4	0	1	0	0	1	2											
<b>41 Victor Martinez, S</b> OBP: 0.309, SLG: 0.284 (1, 2)	G4-6-3		G4-3		G4-3		BB			3	0	1	1	1	0	1											
<b>56 Angel Santos, S</b> OBP: 0.258, SLG: 0.441 (8, PH)					F9		F9			2	0	0	0	1	0	2											
<b>48 Travis Hafner, L</b> OBP: 0.339, SLG: 0.504 <b>Brandon Phillips, R</b> OBP: 0.249, SLG: 0.315 (8, 4)									K	1	0	0	0	0	1	2											
<b>2 Jhonny Peralta, R</b> OBP: 0.281, SLG: 0.305 <b>Josh Bard, S</b> OBP: 0.265, SLG: 0.311 (9, PH)	G6-3		F9		F9		K		G3	3	0	0	0	0	1	2											
<b>Inning Stats</b>	R: 0 E: 0 K: 1 S: 14	H: 1 LOB: 1 BB: 0 P: 23	R: 0 E: 0 K: 0 S: 11	H: 1 LOB: 2 BB: 1 P: 19	R: 0 E: 0 K: 0 S: 9	H: 1 LOB: 1 BB: 0 P: 13	R: 0 E: 0 K: 1 S: 6	H: 0 LOB: 0 BB: 0 P: 7	R: 0 E: 0 K: 0 S: 10	H: 1 LOB: 1 BB: 0 P: 17	R: 1 E: 0 K: 0 S: 8	H: 2 LOB: 2 BB: 1 P: 14	R: 0 E: 0 K: 1 S: 8	H: 0 LOB: 1 BB: 1 P: 15	R: 0 E: 0 K: 2 S: 10	H: 0 LOB: 2 BB: 2 P: 22	R: 0 E: 1 K: 1 S: 11	H: 0 LOB: 1 BB: 0 P: 19	1B: 6 2B: 0 3B: 0 HR: 0	SF: 0 SAC: 0 DP: 0 HBP: 0	WP: 1 PB: 0 SB: 2 CS: 0	PA: 39					
<b>PITCHER</b>	IP	WLS	BF	H	R	ER	SO	BB	IBB	HBP	BLK	WP	HR	S	P	ERA	WHIP										
<b>Gary Knotts, R</b> ERA: 4.78 (1, 1)	6.2	W	28	6	1	1	3	2	0	0	0	0	0	64	101	1.35	1.200										
<b>Eric Eckstein, L</b> ERA: 3.09 (7, 1)	0.2	H	4	0	0	0	0	2	0	0	0	0	0	4	14	0.00	3.000										
<b>53 Brian Schmack, R</b> ERA: 1.42 (8, 1)	0.1	H	2	0	0	0	1	1	0	0	0	1	0	3	9	0.00	3.000										
<b>Franklyn German, R</b> ERA: 4.78 (8, 1)	0.1	H	1	0	0	0	1	0	0	0	0	0	0	3	6	0.00	0.000										
<b>Danny Patterson, R</b> ERA: 4.15 (9, 1)	1.0	S	4	0	0	0	1	0	0	0	0	0	0	11	19	0.00	0.000										

AB 34  
R 1  
H 6  
RBI 1  
BB 5  
SO 6  
LOB 17



Batter	1	2	3	4	5	6	7	8	9	AB	R	H	RBI	BB	SO	LOB	BOTTOM										
<b>Ben Petrick, R</b> OBP: 0.270, SLG: 0.387 (1, 8)	G5-3		K		G6-3			K		4	0	0	0	0	2	0	<b>Cleveland Indians @ Detroit Tigers</b> Comerica Park, Detroit, MI Thu Sep 04 2003, 1:05 PM EDT Att: 11,371 - Cloudy - 70 F										
<b>Warren Morris, L</b> OBP: 0.335, SLG: 0.381 (1, 4)	G6-3				L6		G3		K	4	0	0	0	0	1	0											
<b>Bobby Higginson, L</b> OBP: 0.317, SLG: 0.373 (1, 9)	F7				F8		G5-3		F8	4	0	0	0	0	0	0											
<b>Dmitri Young, S</b> OBP: 0.370, SLG: 0.553 (1, 10)			G4-3				BB		1B	2	0	1	0	1	0	0											
<b>Carlos Pena, L</b> OBP: 0.328, SLG: 0.472 (1, 3)			K		F8		F8			3	0	0	0	0	1	2											
<b>Kevin Witt, L</b> OBP: 0.312, SLG: 0.417 <b>Craig Monroe, R</b> OBP: 0.275, SLG: 0.427 (1, 7) (9, 7)							1B G4-6-3 1B		G1-3	2	1	1	0	0	0	0											
<b>Shane Halter, R</b> OBP: 0.282, SLG: 0.350 (1, 5)							1B G4-6-3 1B		K	3	0	1	0	0	1	1											
<b>A.J. Hinch, R</b> OBP: 0.211, SLG: 0.303 <b>Alex Sanchez, L</b> OBP: 0.315, SLG: 0.366 <b>15 Brandon Inge, R</b> OBP: 0.266, SLG: 0.364 (1, 2) (7, PH) (7, FR) (8, 2)					F8		G4-6-3			2	0	0	0	0	0	1											
<b>Ramon Santiago, S</b> OBP: 0.284, SLG: 0.274 (1, 6)					G4-3		WP 1B		B2-3	3	1	1	0	0	0	1											
<b>Inning Stats</b>	R: 0 E: 0 K: 0 S: 9	H: 0 LOB: 0 BB: 0 P: 12	R: 0 E: 0 K: 1 S: 6	H: 0 LOB: 0 BB: 0 P: 10	R: 0 E: 0 K: 1 S: 7	H: 0 LOB: 0 BB: 0 P: 9	R: 0 E: 0 K: 0 S: 8	H: 0 LOB: 1 BB: 1 P: 17	R: 2 E: 0 K: 0 S: 9	H: 3 LOB: 0 BB: 0 P: 15	R: 0 E: 0 K: 0 S: 10	H: 1 LOB: 1 BB: 0 P: 13	R: 0 E: 0 K: 1 S: 11	H: 1 LOB: 1 BB: 0 P: 14	R: 0 E: 0 K: 2 S: 10	H: 0 LOB: 0 BB: 0 P: 14		R: 0 E: 0 K: 2 S: 10	H: 0 LOB: 0 BB: 0 P: 14	1B: 5 2B: 0 3B: 0 HR: 0	SF: 0 SAC: 0 DP: 1 HBP: 1	WP: 1 PB: 0 SB: 1 CS: 0	PA: 30				
<b>PITCHER</b>	IP	WLS	BF	H	R	ER	SO	BB	IBB	HBP	BLK	WP	HR	S	P	ERA	WHIP										
<b>37 Jake Westbrook, R</b> ERA: 4.55 (1, 1)	8.0	L	30	5	2	1	5	1	0	1	0	1	0	70	104	1.12	0.750										


AB 28  
R 2  
H 5  
RBI 0  
BB 1  
SO 5  
LOB 5



Batter	1	2	3	4	5	6	7	8	9	AB	R	H	RBI	BB	SO	LOB	TOP
Andres Torres, S (1, 8) OBP: 0.255, SLG: 0.283 Bobby Higginson, L (9, PH) OBP: 0.319, SLG: 0.374	1-2 G3-1		4-0 1B 1B BB	1-2 G4-3		0-3 K			1-1 1B	3	1	0	0	1	1	2	
Ben Petrick, R (1, 7) OBP: 0.279, SLG: 0.402 Kevin Witt, L (9, PH) OBP: 0.311, SLG: 0.415	2-2 HR 2B		0-1 1B 1-3 1B		2-2 G5-3		2-2 G4-3		2-1 G4-3	4	2	2	0	0	0	0	
Craig Monroe, R (1, 9)	0-0 2H HR		0-1 1-3 1B 1B		0-1 G6-4-3 1B		1-2 G5-3			4	2	3	3	0	0	0	
Dmitri Young, S (1, 10)	0-0 2B		1-0 P4		1-0 G6-4-3 1-2		1-3 K			4	0	1	0	0	1	3	
Carlos Pena, L (1, 3)	1-2 P4		0-0 2H 3H 1B		0-0 F7		0-3 K			4	0	1	2	0	1	1	
Shane Halter, R (1, 5)	3-3 K		1-0 1B		4-1 FC4-6 BB		2-1 G5-3			3	0	1	0	1	1	1	
Warren Morris, L (1, 4)		2-3 K	0-3 K		0-0 FC4-6 15 WP 15 S 1B		1-0 G3-1			4	1	0	0	0	2	2	
15 Brandon Inge, R (1, 2) OBP: 0.266, SLG: 0.362		0-0 L4		2-1 G5-3		1-2 BB 1B		1-1 G6-3	4	0	1	1	0	0	0		
Ramon Santiago, S (1, 6) OBP: 0.284, SLG: 0.273 Alex Sanchez, L (9, PH) OBP: 0.314, SLG: 0.365		0-3 K		0-2 F8		4-0 BB		3-2 F8	2	0	0	0	1	1	0		
		R: 2 H: 3 E: 0 LOB: 1 K: 1 BB: 0 S: 16 P: 23	R: 0 H: 0 E: 0 LOB: 0 K: 2 BB: 0 S: 9 P: 11	R: 3 H: 4 E: 0 LOB: 1 K: 1 BB: 1 S: 10 P: 16	R: 0 H: 0 E: 0 LOB: 0 K: 0 BB: 0 S: 8 P: 11	R: 0 H: 1 E: 0 LOB: 0 K: 0 BB: 0 S: 6 P: 9	R: 1 H: 1 E: 0 LOB: 2 K: 1 BB: 2 S: 9 P: 18	R: 0 H: 0 E: 0 LOB: 0 K: 1 BB: 0 S: 9 P: 13	R: 0 H: 0 E: 0 LOB: 1 K: 1 BB: 0 S: 6 P: 9	R: 0 H: 1 E: 0 LOB: 1 K: 0 BB: 0 S: 9 P: 16	1B: 7 SF: 0 2B: 2 SAC: 0 3B: 0 DP: 1 HR: 1 HBP: 0	WP: 1 PA: 38 PB: 0 SB: 1 CS: 0					
PITCHER	IP	WLS	BF	H	R	ER	SO	BB	IBB	HBP	BLK	WP	HR	S	P	ERA	WHIP
Mark Hendrickson, L (1, 1) ERA: 3.56	3.0		16	7	5	5	4	1	0	0	0	0	1	35	50	15.00	2.667
Tanyon Sturtze, R (4, 1) ERA: 5.91	3.0	W	12	2	1	1	1	2	0	0	0	1	0	23	38	3.00	1.333
Cliff Politte, R (7, 1) ERA: 5.09	1.0	H	3	0	0	0	1	0	0	0	0	0	0	9	13	0.00	0.000
Trevor Miller, L (8, 1) ERA: 4.3	1.0	H	3	0	0	0	1	0	0	0	0	0	0	6	9	0.00	0.000
Aquilino Lopez, R (9, 1) ERA: 3.82	1.0	S	4	1	0	0	0	0	0	0	0	0	0	9	16	0.00	1.000

**Detroit Tigers @ Toronto Blue Jays**  
SkyDome, Toronto, ON  
Fri Sep 05 2003, 7:05 PM EDT  
Att: 14,455 - Sunny - 72 F


AB	35
R	6
H	10
RBI	6
BB	3
SO	7
LOB	10



Batter	1	2	3	4	5	6	7	8	9	AB	R	H	RBI	BB	SO	LOB	BOTTOM
3 Reed Johnson, R (1, 7) OBP: 0.338, SLG: 0.396	1-1 F9	0-1 G1-3		2-2 2B 1B		2-1 B3		1-2 G5-3		5	1	1	2	0	0	1	
Mike Bordick, R (1, 6) OBP: 0.344, SLG: 0.405	4-1 1B BB		1-1 G5-3	2-1 10 1B G4-3 2B		0-3 K		1-2 F9		4	1	1	1	1	1	1	
10 Vernon Wells, R (1, 8) OBP: 0.356, SLG: 0.547	0-1 F8		0-0 G4-3	0-0 S G4-3 1B		3-1 P6				4	0	1	0	0	0	1	
Carlos Delgado, L (1, 3) OBP: 0.428, SLG: 0.582	0-1 1-3 1B		4-1 HR BB	2-2 G4-3		1-3 K				3	1	1	1	1	1	1	
Josh Phelps, R (1, 10)	0-2 K		1-0 1H HR	1-1 F9		0-2 1B				4	1	2	2	0	1	3	
Bobby Kielty, S (1, 9)		1-2 HR 1B	2-2 1B	2-3 K		2-1 F8				4	1	2	0	0	1	2	
Eric Hinske, L (1, 5) OBP: 0.324, SLG: 0.439	1 SAFE X	0-0 1H HR	2-3 K		0-0 FC4-6 1B		3-3 K			4	1	2	2	0	2	2	
Dave Berg, R (1, 4) OBP: 0.306, SLG: 0.390 Orlando Hudson, S (8, PH) OBP: 0.333, SLG: 0.390	1-1 P3		1-2 2B 3 1B 1B	1-2 FC4-6 G5-4-3		4-0 G5-3 BB				3	1	1	0	0	0	1	
Kevin Cash, R (1, 2) OBP: 0.200, SLG: 0.213	0-0 G6-3		2-2 3 1B 2B	2-2 G5-4-3		0-2 F9				4	1	1	0	0	0	2	
		R: 2 H: 2 E: 0 LOB: 0 K: 0 BB: 0 S: 9 P: 11	R: 2 H: 2 E: 0 LOB: 1 K: 1 BB: 1 S: 12 P: 22	R: 4 H: 5 E: 0 LOB: 1 K: 1 BB: 0 S: 20 P: 32	R: 0 H: 1 E: 0 LOB: 0 K: 0 BB: 0 S: 7 P: 8	R: 0 H: 0 E: 0 LOB: 0 K: 1 BB: 0 S: 7 P: 12	R: 0 H: 1 E: 0 LOB: 1 K: 2 BB: 0 S: 12 P: 18	R: 0 H: 0 E: 0 LOB: 1 K: 0 BB: 1 S: 9 P: 16	1B: 8 SF: 0 2B: 2 SAC: 0 3B: 0 DP: 1 HR: 2 HBP: 0	WP: 0 PA: 38 PB: 0 SB: 1 CS: 0							
PITCHER	IP	WLS	BF	H	R	ER	SO	BB	IBB	HBP	BLK	WP	HR	S	P	ERA	WHIP
Mike Maroth, L (1, 1) ERA: 5.75	3.0	L	20	9	8	8	2	2	0	0	0	0	0	16	22	0.00	1.000
Matt Roney, R (4, 1) ERA: 5.21	1.2		6	1	0	0	2	0	0	0	0	0	0	16	24	0.00	0.600
Matt Anderson, R (6, 1) ERA: 4.8	0.1		1	0	0	0	1	0	0	0	0	0	0	3	6	0.00	0.000
Jamie Walker, L (7, 1) ERA: 3.45	1.0		4	0	0	0	0	1	0	0	0	0	0	9	16	0.00	1.000

**Detroit Tigers @ Toronto Blue Jays**  
SkyDome, Toronto, ON  
Fri Sep 05 2003, 7:05 PM EDT  
Att: 14,455 - Sunny - 72 F

AB	35
R	8
H	12
RBI	8
BB	3
SO	6
LOB	14




Batter	1	2	3	4	5	6	7	8	9	10	AB	R	H	RBI	BB	SO	LOB	TOP							
<b>Ben Petrick, R</b> (1, 8) OBP: 0.271, SLG: 0.390 <b>Alex Sanchez, L</b> (8, PH) OBP: 0.314, SLG: 0.364 (8, 8)	G6-3		P3			G4-3		G3-1			3	0	0	0	0	0	2								
<b>Warren Morris, L</b> (1, 4) OBP: 0.329, SLG: 0.373	G6-3		G3-1			G3			G6-4-3 1B		4	0	1	0	0	0	2								
<b>Bobby Higginson, L</b> (1, 9) OBP: 0.318, SLG: 0.373	G4-3					G3			G6-4-3 1B		4	0	1	0	0	1	0								
<b>Dmitri Young, S</b> (1, 10) OBP: 0.366, SLG: 0.548		F7				G5-3			G6-4-3 1B		4	0	0	0	0	1	2								
<b>Carlos Pena, L</b> (1, 3) OBP: 0.326, SLG: 0.466		G3						G4-3			3	0	0	0	1	0	1								
<b>Craig Monroe, R</b> (1, 7) OBP: 0.277, SLG: 0.434		G5-3						F9			4	0	0	0	0	1	1								
<b>Shane Halter, R</b> (1, 5) OBP: 0.281, SLG: 0.345 (8, 6)			G6-3			G5-3			G6-3		4	0	0	0	0	1	0								
<b>15 Brandon Inge, R</b> (1, 2) OBP: 0.262, SLG: 0.357			E5 HBP			G3			G4-3		4	0	0	0	0	0	0								
<b>Ramon Santiago, S</b> (1, 6) OBP: 0.285, SLG: 0.272 <b>Kevin Witt, L</b> (8, PH) OBP: 0.315, SLG: 0.422 (8, 5)											1	0	0	0	0	1	0								
											1	0	1	0	0	0	0								
<b>Inning Stats</b>	R: 0 E: 0 K: 0 S: 4	H: 0 LOB: 0 BB: 0 P: 5	R: 0 E: 0 K: 0 S: 3	H: 0 LOB: 0 BB: 0 P: 8	R: 0 E: 1 K: 0 S: 8	H: 0 LOB: 2 BB: 0 P: 10	R: 0 E: 0 K: 2 S: 11	H: 0 LOB: 1 BB: 1 P: 21	R: 0 E: 0 K: 1 S: 11	H: 0 LOB: 0 BB: 0 P: 16	R: 0 E: 0 K: 0 S: 6	H: 0 LOB: 0 BB: 0 P: 7	R: 0 E: 0 K: 1 S: 7	H: 0 LOB: 0 BB: 0 P: 9	R: 0 E: 0 K: 0 S: 7	H: 1 LOB: 1 BB: 0 P: 8	R: 0 E: 0 K: 0 S: 5	H: 2 LOB: 1 BB: 0 P: 5	R: 0 E: 0 K: 1 S: 8	H: 0 LOB: 0 BB: 0 P: 10	1B: 2 2B: 1 3B: 0 HR: 0	SF: 0 SAC: 0 DP: 1 HBP: 1	WP: 0 PB: 0 SB: 0 CS: 0	PA: 35	
<b>PITCHER</b> <b>32 Roy Halladay, R</b> (1, 1) ERA: 3.42	IP	WLS	BF	H	R	ER	SO	BB	IBB	HBP	BLK	WP	HR	S	P	ERA	WHIP								
	10.0	W	35	3	0	0	5	1	0	1	0	0	0	70	99	0.00	0.400								

**Detroit Tigers @ Toronto Blue Jays**  
SkyDome, Toronto, ON  
Sat Sep 06 2003, 4:05 PM EDT  
Alt. 18,261 - Sunny - 75 F

livebaseballscorecards.com

AB 33  
R 0  
H 3  
RBI 0  
BB 1  
SO 5  
LOB 9




Batter	1	2	3	4	5	6	7	8	9	10	AB	R	H	RBI	BB	SO	LOB	BOTTOM							
<b>3 Reed Johnson, R</b> (1, 9) OBP: 0.337, SLG: 0.394 <b>Bobby Kielty, S</b> (10, PH) OBP: 0.361, SLG: 0.404	G6-3		K			G6-3 1B		G4-3		G6-3 1B	4	0	1	0	0	1	0								
<b>Frank Catalanotto, L</b> (1, 7) OBP: 0.349, SLG: 0.466	G4-3					G6-3 1B		G4-3			4	0	0	0	0	0	1								
<b>10 Vernon Wells, R</b> (1, 8) OBP: 0.354, SLG: 0.543	G5-3					F8			G6-3		4	0	0	0	0	0	1								
<b>Carlos Delgado, L</b> (1, 3) OBP: 0.432, SLG: 0.584 <b>Dave Berg, R</b> (9, PR) OBP: 0.306, SLG: 0.390 (10, 3)		L4-6 G5-3 1B				HBP 1B		FC6-4 1B		G6-4-3 1B	3	0	3	0	1	0	0								
<b>Josh Phelps, R</b> (1, 10) OBP: 0.361, SLG: 0.483		G5-3				FC6-4 1B			G6-4-3		3	0	0	0	0	0	4								
<b>Eric Hinske, L</b> (1, 5) OBP: 0.326, SLG: 0.437						G3					2	1	0	0	2	1	2								
<b>Mike Bordick, R</b> (1, 6) OBP: 0.341, SLG: 0.401 <b>Howie Clark, L</b> (10, PH) OBP: 0.400, SLG: 0.431		L4-6									3	0	0	0	0	0	2								
<b>Orlando Hudson, S</b> (1, 4) OBP: 0.332, SLG: 0.388											0	0	0	0	0	0	0								
<b>Kevin Cash, R</b> (1, 2) OBP: 0.189, SLG: 0.200 <b>Greg Myers, L</b> (10, PH) OBP: 0.361, SLG: 0.490											3	0	0	0	0	0	1								
											0	0	0	0	1	0	0								
<b>Inning Stats</b>	R: 0 E: 0 K: 0 S: 8	H: 0 LOB: 0 BB: 0 P: 11	R: 0 E: 0 K: 0 S: 7	H: 1 LOB: 1 BB: 1 P: 15	R: 0 E: 0 K: 1 S: 8	H: 1 LOB: 0 BB: 0 P: 11	R: 0 E: 0 K: 0 S: 10	H: 1 LOB: 2 BB: 0 P: 17	R: 0 E: 0 K: 0 S: 3	H: 0 LOB: 0 BB: 0 P: 6	R: 0 E: 0 K: 1 S: 8	H: 1 LOB: 2 BB: 1 P: 16	R: 0 E: 0 K: 1 S: 9	H: 0 LOB: 0 BB: 0 P: 14	R: 0 E: 0 K: 0 S: 10	H: 0 LOB: 0 BB: 0 P: 14	R: 0 E: 0 K: 0 S: 7	H: 1 LOB: 1 BB: 0 P: 10	R: 1 E: 0 K: 1 S: 7	H: 1 LOB: 2 BB: 2 P: 17	1B: 6 2B: 1 3B: 0 HR: 0	SF: 0 SAC: 1 DP: 2 HBP: 1	WP: 0 PB: 0 SB: 0 CS: 1	PA: 37	
<b>PITCHER</b> <b>34 Nate Cornejo, R</b> (1, 1) ERA: 4.4 <b>Fernando Rodney, R</b> (10, 1) ERA: 7.32	IP	WLS	BF	H	R	ER	SO	BB	IBB	HBP	BLK	WP	HR	S	P	ERA	WHIP								
	9.0	L	32	5	0	0	2	1	1	1	0	0	0	70	114	0.00	0.667								
	0.2	L	5	1	1	1	1	1	1	0	0	0	0	7	17	13.50	3.000								

**Detroit Tigers @ Toronto Blue Jays**  
SkyDome, Toronto, ON  
Sat Sep 06 2003, 4:05 PM EDT  
Alt. 18,261 - Sunny - 75 F

livebaseballscorecards.com

AB 31  
R 1  
H 6  
RBI 1  
BB 4  
SO 3  
LOB 12



Batter	1	2	3	4	5	6	7	8	9	AB	R	H	RBI	BB	SO	LOB	TOP	
Ben Petrick, R OBP: 0.266, SLG: 0.382 Andres Torres, S OBP: 0.258, SLG: 0.286	G6-3		F8			F8			G3	2	0	0	0	0	0	1	Detroit Tigers @ Toronto Blue Jays SkyDome, Toronto, ON Sun Sep.07.2003, 1:05 PM EDT Att: 16,617 - Cloudy - 77 F	
Warren Morris, L OBP: 0.328, SLG: 0.371	FC4-6 1B			G4-3		G3-1			F8	4	0	1	0	0	0	1		
Bobby Higginson, L OBP: 0.317, SLG: 0.371 Kevin Witt, L OBP: 0.311, SLG: 0.418	FC4-6 CS			K		G3-1			G4-3	2	0	0	0	0	1	1		
Dmitri Young, S OBP: 0.364, SLG: 0.545	CS	G6-3		F8		F7				3	0	0	0	0	0	0		
Carlos Pena, L OBP: 0.326, SLG: 0.468		K			G3-1					3	0	1	0	0	1	0		
Craig Monroe, R OBP: 0.275, SLG: 0.430		K			G5-3					3	0	0	0	0	2	1		
Shane Halter, R OBP: 0.279, SLG: 0.341			K		G6-3					3	0	0	0	0	2	0		
15 Brandon Inge, R OBP: 0.260, SLG: 0.354 Matt Walbeck, S OBP: 0.199, SLG: 0.248			P4			F8			P6	2	0	0	0	0	0	0		
Ramon Santiago, S OBP: 0.285, SLG: 0.272						G3-1			G6-3	3	0	1	0	0	0	0		
<b>Inning Stats</b>	R: 0 H: 1 E: 0 LOB: 0 K: 0 BB: 0 S: 8	R: 0 H: 0 E: 0 LOB: 0 K: 2 BB: 0 S: 8	R: 0 H: 1 E: 0 LOB: 1 K: 1 BB: 0 S: 10	R: 0 H: 0 E: 0 LOB: 0 K: 1 BB: 0 S: 7	R: 0 H: 0 E: 0 LOB: 0 K: 0 BB: 0 S: 13	R: 0 H: 1 E: 0 LOB: 1 K: 0 BB: 0 S: 9	R: 0 H: 1 E: 0 LOB: 1 K: 1 BB: 0 S: 9	R: 0 H: 0 E: 0 LOB: 0 K: 1 BB: 0 S: 5	R: 0 H: 0 E: 0 LOB: 0 K: 0 BB: 0 S: 5	1B: 3 2B: 1 3B: 0 HR: 0	SF: 0 SAC: 0 DP: 0 HBP: 0	WP: 0 PA: 31 PB: 0 SB: 0 CS: 1						
<b>PITCHER</b>	IP WLS BF H R ER SO BB IBB HBP BLK WP HR S P ERA WHIP																	
Josh Towers, R ERA: 4.85 Pete Walker, R ERA: 5.19	(1, 1) 7.0 W 24 4 0 0 5 0 0 0 0 0 0 0 0 64 93 0.00 0.571																	

Batter	1	2	3	4	5	6	7	8	9	AB	R	H	RBI	BB	SO	LOB	BOTTOM	
Frank Catalanotto, L OBP: 0.354, SLG: 0.481	HR		HR			E6 10 1B 1B			10 1B 1B PB	4	4	3	2	1	0	0	Detroit Tigers @ Toronto Blue Jays SkyDome, Toronto, ON Sun Sep.07.2003, 1:05 PM EDT Att: 16,617 - Cloudy - 77 F	
Eric Hinske, L OBP: 0.331, SLG: 0.442	L8		10 1B G4-6-3 1B		BB 10 1B BB G4-6-3			10 1B 1B PB	4	2	3	0	1	0	0			
10 Vernon Wells, R OBP: 0.356, SLG: 0.543	G1-3		G4-6-3 1B		BB G4-6-3 1B			10 1B 1B PB	5	0	3	1	0	1	2			
Carlos Delgado, L OBP: 0.432, SLG: 0.581	K		G4-6-3 1-2 3-H		BB G4-6-3 1B			10 1B 1B PB	3	0	0	0	2	1	3			
Greg Myers, L OBP: 0.384, SLG: 0.495		1B 2B			G4-6-3 1-2 2-3			G4-6-3 1B	5	1	3	0	0	0	5			
Bobby Kielty, S OBP: 0.382, SLG: 0.404		WP 1B	F7		BB BB			F8	3	1	1	1	1	0	2			
Orlando Hudson, S OBP: 0.333, SLG: 0.388				G4-3					3	0	1	1	1	1	1			
Chris Woodward, R OBP: 0.317, SLG: 0.400	F9			P4				F9	4	0	0	0	0	1	5			
Kevin Cash, R OBP: 0.175, SLG: 0.185	G6-3			F8				K	4	0	0	0	0	1	1			
<b>Inning Stats</b>	R: 1 H: 1 E: 0 LOB: 0 K: 1 BB: 0 S: 11	R: 2 H: 3 E: 0 LOB: 0 K: 0 BB: 0 S: 11	R: 2 H: 4 E: 0 LOB: 1 K: 0 BB: 0 S: 13	R: 0 H: 0 E: 0 LOB: 0 K: 0 BB: 0 S: 5	R: 2 H: 2 E: 0 LOB: 3 K: 1 BB: 4 S: 15	R: 0 H: 1 E: 1 LOB: 2 K: 1 BB: 0 S: 14	R: 0 H: 1 E: 0 LOB: 1 K: 1 BB: 0 S: 7	R: 1 H: 2 E: 0 LOB: 2 K: 1 BB: 2 S: 11	R: 0 H: 0 E: 0 LOB: 0 K: 0 BB: 0 S: 0	1B: 10 2B: 2 3B: 0 HR: 2	SF: 0 SAC: 0 DP: 4 HBP: 0	WP: 2 PA: 41 PB: 1 SB: 0 CS: 0						
<b>PITCHER</b>	IP WLS BF H R ER SO BB IBB HBP BLK WP HR S P ERA WHIP																	
45 Chris Mears, R ERA: 5.83 53 Brian Schmack, R ERA: 1.23 38 Jeremy Bonderman, R ERA: 5.71 Chris Spurling, R ERA: 4.92 Wilfredo Ladezma, L ERA: 5.8	(1, 1) 2.0 L 11 6 5 0 0 0 0 0 0 0 0 0 0 8 13 0.00 2.000	(3, 1) 1.0 4 2 0 0 0 0 0 0 0 0 0 0 0 14 37 10.80 3.000	(4, 1) 0.1 2 0 0 0 0 1 0 0 0 0 0 0 0 6 11 0.00 3.000	(6, 1) 0.2 4 1 0 0 0 1 0 0 0 0 0 0 0 11 17 0.00 1.500	(6, 1) 1.1 5 1 0 0 0 0 0 0 0 0 0 0 0 10 16 0.00 0.750	(8, 1) 1.0 6 2 1 1 1 2 0 0 0 0 0 0 0 11 23 9.00 4.000												



Batter	1	2	3	4	5	6	7	8	9	AB	R	H	RBI	BB	SO	LOB	TOP					
Alex Sanchez, L (1,8) OBP: 0.313, SLG: 0.363	G5-3		K				P6	F7		5	0	1	0	0	1	1						
Warren Morris, L (1,4) OBP: 0.326, SLG: 0.368	G5-3			1B	FC5-4		G4-3		E1	5	0	1	0	0	0	2						
Bobby Higginson, L (1,9) OBP: 0.320, SLG: 0.373	K			1B	BB		BB	F8		4	0	2	0	1	1	1						
Dmitri Young, S (1,10) OBP: 0.364, SLG: 0.542		K		K	BB		BB	K		3	0	0	1	2	3	2						
Carlos Pena, L (1,3) OBP: 0.332, SLG: 0.467				BB	L3		BB			1	0	0	0	3	0	3						
Kevin Witt, L (1,7) OBP: 0.309, SLG: 0.415		BB					BB			2	0	0	0	0	1	3						
Craig Monroe, R (6,PH) OBP: 0.272, SLG: 0.427	K			BB	L6		K	F9		3	0	0	0	0	1	5						
Shane Halter, R (1,5) OBP: 0.278, SLG: 0.340										4	0	1	0	0	1	1						
15 Brandon Inge, R (1,2) OBP: 0.260, SLG: 0.353			G6-3				G5-3			4	1	1	0	0	1	1						
Ramon Santiago, S (1,6) OBP: 0.287, SLG: 0.275			K				F7			4	1	2	1	0	1	1						
<b>Inning Stats</b>	R: 0 E: 0 K: 1 S: 7	H: 0 LOB: 0 BB: 0 P: 10	R: 0 E: 0 K: 2 S: 12	H: 0 LOB: 1 BB: 1 P: 21	R: 0 E: 0 K: 2 S: 7	H: 1 LOB: 0 BB: 0 P: 11	R: 0 E: 0 K: 1 S: 11	H: 2 LOB: 2 BB: 1 P: 21	R: 2 E: 0 K: 0 S: 17	H: 3 LOB: 3 BB: 2 P: 34	R: 0 E: 0 K: 0 S: 7	H: 1 LOB: 1 BB: 0 P: 10	R: 0 E: 0 K: 1 S: 16	H: 1 LOB: 3 BB: 2 P: 28	R: 0 E: 0 K: 2 S: 9	H: 1 LOB: 1 BB: 0 P: 12	R: 0 E: 1 K: 1 S: 14	H: 0 LOB: 2 BB: 0 P: 19	1B: 8 2B: 0 3B: 0 HR: 0	SF: 0 SAC: 0 DP: 0 HBP: 1	WP: 0 PB: 1 SB: 1 CS: 0	PA: 42
<b>PITCHER</b>	IP	WLS	BF	H	R	ER	SO	BB	IBB	HBP	BLK	WP	HR	S	P	ERA	WHIP					
Jose Contreras, R (1,1) ERA: 4.4	4.2		22	5	2	2	6	4	0	0	0	0	0	51	94	3.86	1.929					
Felix Heredia, L (5,1) ERA: 2.51	2.0		10	2	0	0	0	1	1	0	0	0	0	21	33	0.00	1.500					
Jeff Nelson, R (7,1) ERA: 3.78	1.0	W	4	1	0	0	3	0	0	0	0	0	0	13	19	0.00	1.000					
Gabe White, L (8,1) ERA: 4.2	0.1	S	1	0	0	0	0	0	0	0	0	0	0	1	1	0.00	0.000					
42 Mariano Rivera, R (9,1) ERA: 1.87	1.0	S	5	0	0	0	1	0	0	1	0	0	0	14	19	0.00	0.000					

**Detroit Tigers @ New York Yankees**  
 Yankee Stadium, Bronx, NY  
 Tue Sep 09 2003, 7:05 PM EDT  
 Att: 31,826 - Cloudy - 68 F

AB	35
R	2
H	8
RBI	2
BB	6
SO	10
LOB	20



Batter	1	2	3	4	5	6	7	8	9	AB	R	H	RBI	BB	SO	LOB	BOTTOM					
Alfonso Soriano, R (1,4) OBP: 0.333, SLG: 0.498	1B	F9					CS			3	1	2	0	1	0	1						
Nick Johnson, L (1,3) OBP: 0.439, SLG: 0.496	2 F9		FC5-4		G4-1		K2-3			4	1	2	0	0	1	2						
2 Derek Jeter, R (1,6) OBP: 0.392, SLG: 0.459	F9		K			BB		K		4	0	1	0	0	2	3						
20 Jorge Posada, S (1,2) OBP: 0.398, SLG: 0.508										3	0	1	2	1	2	2						
38 Drew Henson, R (8,PR) OBP: 0.271, SLG: 0.440	FC6-4		K					1B		0	1	0	0	0	0	0						
John Flaherty, R (9,2) OBP: 0.271, SLG: 0.440	1B							BB		0	0	0	0	0	0	0						
Ruben Sierra, S (1,10) OBP: 0.336, SLG: 0.407	FC6-4		FC5-4				P6	1B		4	1	1	0	0	0	3						
Bernie Williams, S (1,8) OBP: 0.386, SLG: 0.401	G6-3							55 SF8		3	0	1	1	1	0	1						
55 Hideki Matsui, L (1,7) OBP: 0.350, SLG: 0.439										2	0	0	1	1	1	2						
Aaron Boone, R (1,5) OBP: 0.319, SLG: 0.427	F8									4	0	0	0	0	0	2						
Juan Rivera, R (1,9) OBP: 0.270, SLG: 0.345										3	0	0	0	0	2	1						
<b>Inning Stats</b>	R: 2 E: 0 K: 0 S: 13	H: 2 LOB: 1 BB: 1 P: 27	R: 0 E: 0 K: 1 S: 13	H: 0 LOB: 1 BB: 1 P: 22	R: 0 E: 0 K: 2 S: 10	H: 1 LOB: 0 BB: 0 P: 12	R: 0 E: 0 K: 0 S: 5	H: 0 LOB: 0 BB: 0 P: 7	R: 0 E: 0 K: 2 S: 9	H: 1 LOB: 2 BB: 1 P: 13	R: 0 E: 0 K: 2 S: 16	H: 1 LOB: 1 BB: 1 P: 22	R: 0 E: 0 K: 2 S: 10	H: 1 LOB: 1 BB: 0 P: 15	R: 2 E: 0 K: 1 S: 19	H: 2 LOB: 1 BB: 1 P: 27	1B: 8 2B: 0 3B: 0 HR: 0	SF: 1 SAC: 0 DP: 0 HBP: 0	WP: 0 PB: 0 SB: 0 CS: 1	PA: 35		
<b>PITCHER</b>	IP	WLS	BF	H	R	ER	SO	BB	IBB	HBP	BLK	WP	HR	S	P	ERA	WHIP					
29 Nate Robertson, L (1,1) ERA: 4.15	6.0		25	5	2	2	5	3	0	0	0	0	0	66	103	3.00	1.333					
Matt Anderson, R (7,1) ERA: 4.6	0.2		3	1	0	0	1	0	0	0	0	0	0	7	11	0.00	1.500					
Jamie Walker, L (7,1) ERA: 3.43	0.1		1	0	0	0	1	0	0	0	0	0	0	3	4	0.00	0.000					
Fernando Rodney, R (8,1) ERA: 7.84	1.0	L	6	2	2	2	1	1	0	0	0	0	0	19	27	18.00	3.000					

**Detroit Tigers @ New York Yankees**  
 Yankee Stadium, Bronx, NY  
 Tue Sep 09 2003, 7:05 PM EDT  
 Att: 31,826 - Cloudy - 68 F


AB	30
R	4
H	8
RBI	4
BB	4
SO	8
LOB	17



Batter	1	2	3	4	5	6	7	8	9	AB	R	H	RBI	BB	SO	LOB	TOP					
<b>Alex Sanchez, L</b> OBP: 0.314, SLG: 0.362 (1, 8)	G3		E 1B BB				G1-3		G4-3	4	1	1	0	1	0	1						
<b>Danny Klassen, R</b> OBP: 0.276, SLG: 0.347 (1, 5)	K		FC1 BB 1B E				P3			4	1	0	0	0	2	3						
<b>Bobby Higginson, L</b> OBP: 0.319, SLG: 0.371 <b>Andres Torres, S</b> OBP: 0.258, SLG: 0.286 (7, 9)	G1-3		E 1B BB			K				4	1	1	1	0	2	1						
<b>Dmitri Young, S</b> OBP: 0.362, SLG: 0.537 (1, 10)		K	K			G4-3				4	0	0	0	0	2	2						
<b>Craig Monroe, R</b> OBP: 0.272, SLG: 0.423 (1, 7)	G4-3		E BB			G1-3				3	0	0	0	1	0	0						
<b>Carlos Pena, L</b> OBP: 0.331, SLG: 0.464 (1, 3)			E3			G4-3				4	0	1	0	0	0	1						
<b>Shane Halter, R</b> OBP: 0.278, SLG: 0.349 (1, 4)	G5-3		K			E3				4	1	1	1	0	1	3						
<b>15 Brandon Inge, R</b> OBP: 0.257, SLG: 0.349 <b>A.J. Hinch, R</b> OBP: 0.208, SLG: 0.299 (6, 2)			K		G3	G5-4-3			F7	3	0	0	0	0	1	1						
<b>Ramon Santiago, S</b> OBP: 0.289, SLG: 0.278 (1, 6)			FC1 BB E		P3				K	3	1	1	0	1	1	0						
<b>Inning Stats</b>	R: 0 E: 0 K: 1 S: 8	H: 0 LOB: 0 BB: 0 P: 12	R: 0 E: 0 K: 1 S: 8	H: 1 LOB: 1 BB: 0 P: 13	R: 4 E: 2 K: 3 S: 25	H: 1 LOB: 2 BB: 3 P: 42	R: 0 E: 0 K: 1 S: 15	H: 1 LOB: 1 BB: 0 P: 19	R: 0 E: 0 K: 0 S: 7	H: 0 LOB: 0 BB: 0 P: 12	R: 0 E: 1 K: 0 S: 6	H: 0 LOB: 0 BB: 0 P: 8	R: 0 E: 0 K: 0 S: 8	H: 1 LOB: 1 BB: 0 P: 11	R: 0 E: 0 K: 0 S: 8	H: 0 LOB: 0 BB: 0 P: 11	R: 1 E: 0 K: 1 S: 12	H: 1 LOB: 0 BB: 0 P: 21	1B: 3 2B: 1 3B: 0 HR: 1	SF: 0 SAC: 0 DP: 1 HBP: 0	WP: 0 PB: 0 SB: 0 CS: 0	PA: 37
<b>PITCHER</b>	IP	WLS	BF	H	R	ER	SO	BB	IBB	HBP	BLK	WP	HR	S	P	ERA	WHIP					
<b>Andy Pettitte, L</b> ERA: 4.3 (1, 1)	6.0	W	26	3	4	2	7	3	0	0	0	0	0	69	106	3.00	1.000					
<b>Chris Hammond, L</b> ERA: 2.9 (7, 1)	2.0		7	1	0	0	1	0	0	0	0	0	0	16	22	0.00	0.500					
<b>43 Jorge De Paula, R</b> ERA: 3.0 (9, 1)	1.0		4	1	1	1	1	0	0	0	0	0	1	12	21	9.00	1.000					

Detroit Tigers @ New York Yankees  
 Yankee Stadium, Bronx, NY  
 Wed Sep 10 2003, 7:05 PM EDT  
 Att: 34,000 - Sunny - 74 F


AB 34  
 R 5  
 H 5  
 RBI 2  
 BB 3  
 SO 9  
 LOB 12



Batter	1	2	3	4	5	6	7	8	9	AB	R	H	RBI	BB	SO	LOB	BOTTOM					
<b>Alfonso Soriano, R</b> OBP: 0.332, SLG: 0.494 (1, 4)	BB S 20 1B	P2		K	K			G4-3		6	1	1	0	0	2	6						
<b>Nick Johnson, L</b> OBP: 0.444, SLG: 0.510 (1, 3)	BB 20 1B	HR		25 HBP 2 BB	K2-3			BB 2 HBP 20 1B		3	4	2	1	2	1	1						
<b>2 Derek Jeter, R</b> OBP: 0.392, SLG: 0.457 <b>Enrique Wilson, S</b> OBP: 0.260, SLG: 0.339 (6, PR) (9, 6)	K	G5-3		BB 20 FC3-6 1B		K		BB 20 HR HBP		4	1	1	1	0	2	2						
<b>25 Jason Giambi, L</b> OBP: 0.413, SLG: 0.512 (1, 10)	F4			20 FC3-6 BB HBP		G6-3		F8		3	0	0	1	1	1	4						
<b>Bernie Williams, S</b> OBP: 0.369, SLG: 0.398 (1, 8)	20 BB			20 FC3-6 BB		G6-3		20 HR BB		2	2	0	1	3	1	1						
<b>20 Jorge Posada, S</b> OBP: 0.402, SLG: 0.517 <b>Michel Hernandez, R</b> (9, 2)	55 BB			1-2 2-3 3-H 1B	FC3-6			55 G4-6-3 BB		4	2	3	7	1	0	2						
<b>55 Hideki Matsui, L</b> OBP: 0.351, SLG: 0.446 (1, 7)	1B			2-6 1B				HR		0	0	0	0	0	0	0						
<b>Aaron Boone, R</b> OBP: 0.320, SLG: 0.432 (1, 5)	L4			2	G5-3			E3		5	1	2	3	0	1	4						
<b>Karim Garcia, L</b> OBP: 0.296, SLG: 0.433 (1, 9)		F9		E3 2 BB 25 HBP 1B				E3 FC5-4		5	1	1	0	0	1	3						
<b>Inning Stats</b>	R: 4 E: 0 K: 1 S: 19	H: 3 LOB: 1 BB: 2 P: 33	R: 1 E: 0 K: 0 S: 7	H: 1 LOB: 0 BB: 0 P: 9	R: 0 E: 0 K: 2 S: 11	H: 1 LOB: 1 BB: 0 P: 16	R: 5 E: 1 K: 2 S: 19	H: 3 LOB: 2 BB: 2 P: 40	R: 0 E: 0 K: 2 S: 9	H: 1 LOB: 1 BB: 0 P: 13	R: 0 E: 0 K: 1 S: 7	H: 0 LOB: 0 BB: 1 P: 12	R: 1 E: 0 K: 1 S: 7	H: 1 LOB: 0 BB: 1 P: 12	R: 4 E: 3 K: 0 S: 29	H: 2 LOB: 3 BB: 1 P: 46	1B: 7 2B: 1 3B: 0 HR: 4	SF: 0 SAC: 0 DP: 2 HBP: 2	WP: 0 PB: 0 SB: 1 CS: 0	PA: 46		
<b>PITCHER</b>	IP	WLS	BF	H	R	ER	SO	BB	IBB	HBP	BLK	WP	HR	S	P	ERA	WHIP					
<b>Gary Knotts, R</b> ERA: 5.4 (1, 1)	3.1	L	22	8	10	8	4	3	0	0	0	0	0	3	7	-	-					
<b>Eric Eckstein, L</b> ERA: 2.77 (4, 1)	0.0		1	0	0	0	0	0	0	1	0	0	0	3	7	-	-					
<b>Chris Spuring, R</b> ERA: 4.93 (5, 1)	0.2		3	0	0	0	1	1	0	0	0	0	0	5	12	0.00	1.500					
<b>38 Jeremy Bonderman, R</b> ERA: 5.64 (4, 1)	2.0		7	1	0	0	3	1	0	0	0	0	0	16	25	0.00	1.000					
<b>Franklyn German, R</b> ERA: 4.98 (7, 1)	1.0		4	1	1	1	1	1	0	0	0	0	1	7	12	9.00	2.000					
<b>PITCHER</b>	IP	WLS	BF	H	R	ER	SO	BB	IBB	HBP	BLK	WP	HR	S	P	ERA	WHIP					
<b>53 Brian Schmack, R</b> ERA: 5.63 (8, 1)	0.2		8	2	4	4	0	1	0	1	0	0	0	6	9	0.00	0.000					
<b>Danny Patterson, R</b> ERA: 4.08 (8, 1)	0.1		2	0	0	0	0	0	0	0	0	0	0	6	9	0.00	0.000					

Detroit Tigers @ New York Yankees  
 Yankee Stadium, Bronx, NY  
 Wed Sep 10 2003, 7:05 PM EDT  
 Att: 34,000 - Sunny - 74 F


AB 37  
 R 15  
 H 12  
 RBI 15  
 BB 7  
 SO 9  
 LOB 25



Batter	1	2	3	4	5	6	7	8	9	AB	R	H	RBI	BB	SO	LOB	TOP		
Alex Sanchez, L (1, 8) OBP: 0.313, SLG: 0.361	F7		K				B3			4	0	1	0	0	1	2			
Warren Morris, L (1, 4) OBP: 0.322, SLG: 0.364 Ben Petrick, R (8, PH) OBP: 0.264, SLG: 0.379	F8		G4-3					K		3	0	0	0	0	0	2			
Bobby Higginson, L (1, 9) OBP: 0.319, SLG: 0.369 Andres Torres, S (8, 9)	G4-3			S			P6	L7		3	1	0	0	1	0	0			
Dmitri Young, S (1, 10) OBP: 0.363, SLG: 0.539		K						F7		4	0	2	0	0	1	0			
Kevin Witt, L (1, 3) OBP: 0.304, SLG: 0.409		K								4	0	0	0	0	3	3			
Craig Monroe, R (1, 7) OBP: 0.275, SLG: 0.425				SF9				G1-3		3	0	2	1	0	0	0			
Shane Halter, R (1, 5) OBP: 0.278, SLG: 0.347	CS		P4				F8			4	0	1	0	0	1	1			
15 Brandon Inge, R (1, 2) OBP: 0.261, SLG: 0.352							F8			3	1	1	0	1	0	1			
Ramon Santiago, S (1, 6) OBP: 0.290, SLG: 0.278							G4-3			3	0	1	1	0	1	1			
<b>Inning Stats</b>	R: 0 H: 0 E: 0 K: 0 S: 9	H: 0 LOB: 0 BB: 0 P: 14	R: 0 H: 1 E: 0 K: 2 S: 9	LOB: 0 BB: 0 P: 17	R: 1 H: 2 E: 0 K: 1 S: 13	H: 1 LOB: 1 BB: 0 P: 20	R: 1 H: 1 E: 0 K: 2 S: 15	H: 1 LOB: 1 BB: 0 P: 25	R: 0 H: 1 E: 0 K: 0 S: 10	H: 1 LOB: 2 BB: 0 P: 14	R: 0 H: 0 E: 0 K: 1 S: 6	H: 0 LOB: 1 BB: 1 P: 11	R: 0 H: 0 E: 0 K: 1 S: 13	H: 0 LOB: 0 BB: 0 P: 20	R: 0 H: 1 E: 0 K: 1 S: 9	LOB: 1 BB: 0 P: 15	1B: 6 2B: 2 HR: 0	SF: 1 SAC: 0 DP: 0 HBP: 0	WP: 0 PA: 36 PB: 0 SB: 4 CS: 1
<b>PITCHER</b>	IP	WLS	BF	H	R	ER	SO	BB	IBB	HBP	BLK	WP	HR	S	P	ERA	WHIP		
Roger Clemens, R (1, 1) ERA: 4.13	6.2	W	27	7	2	2	6	2	0	0	0	0	0	69	120	2.70	1.350		
Gabe White, L (7, 1) ERA: 4.07	1.1	H	4	0	0	0	1	0	0	0	0	0	0	14	21	0.00	0.000		
42 Mariano Rivera, R (9, 1) ERA: 1.84	1.0	S	4	1	0	0	1	0	0	0	0	0	0	9	15	0.00	1.000		

**Detroit Tigers @ New York Yankees**  
Yankee Stadium, Bronx, NY  
Thu Sep 11 2003, 7:05 PM EDT  
Att: 31,915 - Sunny - 73 F


AB 32  
R 2  
H 8  
RBI 2  
BB 2  
SO 8  
LOB 10



Batter	1	2	3	4	5	6	7	8	9	AB	R	H	RBI	BB	SO	LOB	BOTTOM		
Alfonso Soriano, R (1, 4) OBP: 0.333, SLG: 0.494	G5-3						F7			4	0	2	0	0	0	0			
Nick Johnson, L (1, 10) OBP: 0.445, SLG: 0.519							F7			3	1	1	1	1	0	1			
2 Derek Jeter, R (1, 6) OBP: 0.393, SLG: 0.458	G4-3									4	1	2	0	0	0	2			
25 Jason Giambi, L (1, 3) OBP: 0.414, SLG: 0.510	F8									3	1	1	0	1	0	0			
Bernie Williams, S (1, 8) OBP: 0.368, SLG: 0.405		G2-3								4	1	1	1	0	0	4			
20 Jorge Posada, S (1, 2) OBP: 0.401, SLG: 0.515		K								4	0	1	2	0	2	0			
55 Hideki Matsui, L (1, 7) OBP: 0.352, SLG: 0.446		G1-3								4	1	2	0	0	0	0			
Aaron Boone, R (1, 5) OBP: 0.320, SLG: 0.431										3	0	1	1	0	0	1			
Karim Garcia, L (1, 9) OBP: 0.292, SLG: 0.427										3	0	0	0	0	1	1			
<b>Inning Stats</b>	R: 1 H: 1 E: 0 K: 0 S: 8	H: 1 LOB: 0 BB: 0 P: 12	R: 0 H: 0 E: 0 K: 1 S: 7	LOB: 0 BB: 0 P: 10	R: 0 H: 1 E: 0 K: 1 S: 11	H: 1 LOB: 1 BB: 0 P: 17	R: 3 H: 5 E: 0 K: 0 S: 13	H: 5 LOB: 1 BB: 0 P: 18	R: 0 H: 1 E: 0 K: 0 S: 13	H: 1 LOB: 2 BB: 1 P: 22	R: 0 H: 1 E: 0 K: 0 S: 4	H: 1 LOB: 0 BB: 0 P: 7	R: 0 H: 1 E: 0 K: 0 S: 5	H: 1 LOB: 1 BB: 1 P: 12	R: 1 H: 1 E: 0 K: 1 S: 11	LOB: 1 BB: 0 P: 20	1B: 9 2B: 0 3B: 0 HR: 2	SF: 0 SAC: 0 DP: 2 HBP: 0	WP: 0 PA: 34 PB: 0 SB: 1 CS: 0
<b>PITCHER</b>	IP	WLS	BF	H	R	ER	SO	BB	IBB	HBP	BLK	WP	HR	S	P	ERA	WHIP		
34 Nate Cornejo, R (1, 1) ERA: 4.46	8.0	L	34	11	5	5	3	2	0	0	0	0	2	72	118	5.62	1.625		

**Detroit Tigers @ New York Yankees**  
Yankee Stadium, Bronx, NY  
Thu Sep 11 2003, 7:05 PM EDT  
Att: 31,915 - Sunny - 73 F

AB 32  
R 5  
H 11  
RBI 5  
BB 2  
SO 3  
LOB 9



Batter	1	2	3	4	5	6	7	8	9	AB	R	H	RBI	BB	SO	LOB	TOP			
Aaron Quiel, L (1, 9) OBP: 0.365, SLG: 0.516	G4-3		F8		K			P4		4	0	0	0	0	1	2	<b>Kansas City Royals @ Detroit Tigers</b> Comerica Park, Detroit, MI Fri Sep 12 2003, 7:05 PM EDT Att: 18,042 - Sunny - 77 F			
Joe Randa, R (1, 5) OBP: 0.343, SLG: 0.442	G5-3		1B		G6-3			F7		4	0	1	0	0	0	1				
29 Mike Sweeney, R (1, 10) OBP: 0.408, SLG: 0.484	BB		F8			K		K		3	0	0	0	1	2	3				
Carlos Beltrán, S (1, 8) OBP: 0.383, SLG: 0.499	K			G1-3		K		F8		4	0	0	0	0	2	1				
Rondell White, R (1, 7) OBP: 0.331, SLG: 0.464 9 David DeJesus, L (9, PR)		G6-3		1B 2B		G5-3		E6		4	0	1	0	0	0	0				
Ken Harvey, R (1, 3) OBP: 0.317, SLG: 0.416	G3			1B BB				K		3	0	1	0	1	1	1				
4 Angel Berroa, R (1, 6) OBP: 0.334, SLG: 0.453	G6-3			F7		G6-4-3		1B		4	0	1	0	0	0	3				
Mendy López, R (1, 4) OBP: 0.304, SLG: 0.408 Raul Ibanez, L (9, PH) OBP: 0.342, SLG: 0.447			1B SH5-3	1B		K		F7		3	0	2	0	0	1	0				
Brent Mayne, L (1, 2) OBP: 0.307, SLG: 0.344 Mike DiFelice, R (8, PH) OBP: 0.292, SLG: 0.384		SH5-3		F7				BB		1	0	0	0	0	0	0				
										0	0	0	0	1	0	0				
<b>Inning Stats</b>	R: 0 E: 0 K: 1 S: 12	H: 0 LOB: 1 BB: 1 P: 22	R: 0 E: 0 K: 0 S: 6	H: 0 LOB: 0 BB: 0 P: 13	R: 0 E: 0 K: 0 S: 7	H: 2 LOB: 2 BB: 0 P: 14	R: 0 E: 0 K: 0 S: 11	H: 2 LOB: 2 BB: 1 P: 19	R: 0 E: 0 K: 1 S: 6	H: 0 LOB: 0 BB: 0 P: 8	R: 0 E: 0 K: 1 S: 8	H: 1 LOB: 0 BB: 0 P: 12	R: 0 E: 0 K: 1 S: 11	H: 0 LOB: 1 BB: 1 P: 19	R: 0 E: 1 K: 1 S: 13	H: 1 LOB: 2 BB: 0 P: 17	1B: 5 2B: 1 3B: 0 HR: 0	SF: 0 SAC: 1 DP: 1 HBP: 0	WP: 0 PB: 0 SB: 0 CS: 0	PA: 35
<b>PITCHER</b>	IP WLS BF H R ER SO BB IBB HBP BLK WP HR S P ERA WHIP																			
Mike Maroth, L (1, 1) ERA: 5.55	6.0 W 24 5 0 0 4 2 0 0 0 0 0 0 56 96 0.00 1.167																			
Matt Anderson, R (7, 1) ERA: 4.32	1.0 H 2 0 0 0 1 0 0 0 0 0 0 0 5 9 0.00 0.000																			
Jamie Walker, L (8, 1) ERA: 3.39	0.2 H 3 0 0 0 0 1 0 0 0 0 0 0 8 15 0.00 1.500																			
Fernando Rodney, R (8, 1) ERA: 7.36	1.1 S 6 1 0 0 2 0 0 0 0 0 0 0 16 21 0.00 0.750																			

Batter	1	2	3	4	5	6	7	8	9	AB	R	H	RBI	BB	SO	LOB	BOTTOM			
Alex Sanchez, L (1, 8) OBP: 0.313, SLG: 0.360	F7	F7			S 1B	G6-3				4	1	1	0	0	0	3	<b>Kansas City Royals @ Detroit Tigers</b> Comerica Park, Detroit, MI Fri Sep 12 2003, 7:05 PM EDT Att: 18,042 - Sunny - 77 F			
Warren Morris, L (1, 4) OBP: 0.325, SLG: 0.377	HR		F7		1B SF7	G3			4	2	2	2	0	0	0					
Bobby Higginson, L (1, 9) OBP: 0.322, SLG: 0.369	BB		CS	BB	1B	G6-3			2	0	1	0	2	0	0					
Dmitri Young, S (1, 10) OBP: 0.362, SLG: 0.540	K		F9		SF7	2B			3	0	1	1	0	1	2					
Craig Monroe, R (1, 7) OBP: 0.274, SLG: 0.423	P4		CS	L8	1B	K			4	0	1	0	0	1	2					
Kevin Witt, L (1, 3) OBP: 0.307, SLG: 0.408		G6-3		S 1B	K			FC1-6 BB		3	0	1	0	1	2					
Shane Halter, R (1, 5) OBP: 0.274, SLG: 0.343		P3		F9		K		FC1-6 G6-4-3		4	0	0	0	0	1	2				
15 Brandon Inge, R (1, 2) OBP: 0.264, SLG: 0.352		1B BB		P6		G3		G6-4-3		3	0	1	0	1	0	2				
Ramon Santiago, S (1, 6) OBP: 0.290, SLG: 0.279		1B		G4-3		G3				3	0	1	0	0	0	1				
										1B: 7 2B: 1 3B: 0 HR: 1	SF: 1 SAC: 0 DP: 1 HBP: 0	WP: 0 PB: 0 SB: 3 CS: 1	PA: 36							
<b>Inning Stats</b>	R: 1 E: 0 K: 1 S: 12	H: 1 LOB: 1 BB: 1 P: 23	R: 0 E: 0 K: 0 S: 12	H: 1 LOB: 2 BB: 1 P: 21	R: 0 E: 0 K: 0 S: 7	H: 0 LOB: 0 BB: 1 P: 12	R: 0 E: 0 K: 0 S: 10	H: 1 LOB: 1 BB: 0 P: 15	R: 2 E: 0 K: 1 S: 14	H: 4 LOB: 2 BB: 0 P: 22	R: 0 E: 0 K: 1 S: 8	H: 1 LOB: 1 BB: 0 P: 12	R: 0 E: 0 K: 1 S: 11	H: 1 LOB: 1 BB: 0 P: 18	R: 0 E: 0 K: 0 S: 7	H: 0 LOB: 0 BB: 1 P: 12	1B: 7 2B: 1 3B: 0 HR: 1	SF: 1 SAC: 0 DP: 1 HBP: 0	WP: 0 PB: 0 SB: 3 CS: 1	PA: 36
<b>PITCHER</b>	IP WLS BF H R ER SO BB IBB HBP BLK WP HR S P ERA WHIP																			
Paul Abbott, R (1, 1) ERA: 4.66	6.0 L 28 8 3 3 3 3 0 0 0 0 0 0 63 105 4.50 1.833																			
D.J. Carrasco, R (7, 1) ERA: 3.79	2.0 7 1 0 0 1 1 0 0 0 0 0 0 18 30 0.00 1.000																			

Batter	1	2	3	4	5	6	7	8	9	AB R H RBI BB SO LOB	TOP										
4 Angel Berroa, R OBP: 0.336, SLG: 0.458	F7	K					29 SF8		HR	5 3 3 0 0 1 2	<b>Kansas City Royals @ Detroit Tigers</b> Comerica Park, Detroit, MI Sat Sep 13 2003, 7:05 PM EDT Att: 15,966 - Sunny - 79 F										
Carlos Beltrán, S OBP: 0.385, SLG: 0.508	1B		K				G4-3		HR	5 2 3 3 0 1 1											
29 Mike Sweeney, R OBP: 0.405, SLG: 0.481	S		G5-3				SF8		F9	2 1 0 2 1 0 0											
Raul Ibanez, L OBP: 0.342, SLG: 0.445	SF9		G4-3				G6-3		P5	4 0 1 1 1 0 0											
Joe Randa, R OBP: 0.339, SLG: 0.438	SF9						G6-3		F9	4 0 0 1 0 0 2											
Aaron Guiel, L OBP: 0.384, SLG: 0.513	F7						F8		F8	4 0 1 0 0 0 1											
Ken Harvey, R OBP: 0.319, SLG: 0.416							F8		2B	3 0 1 0 1 1 1											
Desi Relaford, S OBP: 0.324, SLG: 0.394									BB	3 1 2 0 1 0 1											
Mike DiFelice, R OBP: 0.291, SLG: 0.381							F9		L8	4 0 1 0 0 0 4											
<b>Inning Stats</b>	R: 2 H: 2 E: 0 K: 0 S: 14	H: 2 LOB: 1 BB: 1 P: 28	R: 0 H: 2 E: 0 K: 1 S: 7	H: 2 LOB: 2 BB: 0 P: 9	R: 0 H: 0 E: 0 K: 1 S: 10	H: 0 LOB: 0 BB: 0 P: 15	R: 0 H: 1 E: 0 K: 1 S: 11	H: 1 LOB: 1 BB: 0 P: 17	R: 2 H: 2 E: 0 K: 0 S: 15	H: 2 LOB: 2 BB: 2 P: 29	R: 0 H: 1 E: 0 K: 0 S: 7	H: 1 LOB: 1 BB: 0 P: 10	R: 1 H: 1 E: 0 K: 0 S: 11	H: 1 LOB: 0 BB: 0 P: 17	R: 0 H: 1 E: 0 K: 0 S: 9	H: 1 LOB: 1 BB: 1 P: 16	R: 2 H: 2 E: 0 K: 0 S: 10	H: 2 LOB: 0 BB: 0 P: 12	1B: 8 2B: 4 3B: 1 HR: 1	SF: 3 SAC: 0 DP: 2 HBP: 0	WP: 0 PA: 41 PB: 0 SB: 3 CS: 2
<b>PITCHER</b>	IP WLS BF H R ER SO BB IBB HBP BLK WP HR S P ERA WHIP																				
45 Chris Mears, R ERA: 6.15	4.1 L 19 6 4 4 3 2 0 0 0 0 0 0 48 83 8.31 1.846																				
Chris Spurling, R ERA: 4.75	1.2 8 2 0 0 0 1 0 0 0 0 0 0 16 25 0.00 1.800																				
Franklyn German, R ERA: 4.97	2.0 9 2 1 1 0 1 0 0 0 0 0 0 20 33 4.50 1.500																				
Matt Roney, R ERA: 5.34	1.0 5 2 2 2 0 0 0 0 0 0 0 1 10 12 18.00 2.000																				

Batter	1	2	3	4	5	6	7	8	9	AB R H RBI BB SO LOB	BOTTOM										
Alex Sanchez, L OBP: 0.314, SLG: 0.361	1B		P5					G3		4 0 2 0 0 0 0	<b>Kansas City Royals @ Detroit Tigers</b> Comerica Park, Detroit, MI Sat Sep 13 2003, 7:05 PM EDT Att: 15,966 - Sunny - 79 F										
Warren Morris, L OBP: 0.327, SLG: 0.378	1B		G3					BB		4 0 2 0 0 1 1											
Bobby Higginson, L OBP: 0.324, SLG: 0.368	F7						G5-3		G4-6-3	2 0 0 0 2 0 2											
Dmitri Young, S OBP: 0.361, SLG: 0.537	K		F7				G6-4-3		G4-6-3	4 0 1 0 0 1 5											
Craig Monroe, R OBP: 0.272, SLG: 0.419	K						G6-4-3		G5-3	4 0 0 0 0 1 3											
Carlos Pena, L OBP: 0.333, SLG: 0.463							F7		15 1B	3 0 1 0 1 1 0											
Shane Halter, R OBP: 0.271, SLG: 0.339							K2-3		K	4 0 0 0 0 2 2											
15 Brandon Inge, R OBP: 0.267, SLG: 0.352							F7		1B	3 0 1 0 1 0 1											
Ramon Santiago, S OBP: 0.287, SLG: 0.276							G4-3		G2-3	4 0 0 0 0 1 4											
<b>Inning Stats</b>	R: 0 H: 2 E: 0 K: 2 S: 11	H: 0 LOB: 1 BB: 1 P: 15	R: 0 H: 0 E: 0 K: 1 S: 11	H: 0 LOB: 1 BB: 1 P: 21	R: 0 H: 0 E: 0 K: 0 S: 7	H: 0 LOB: 0 BB: 1 P: 13	R: 0 H: 0 E: 0 K: 1 S: 8	H: 0 LOB: 0 BB: 0 P: 13	R: 0 H: 1 E: 0 K: 0 S: 8	H: 1 LOB: 1 BB: 0 P: 12	R: 0 H: 1 E: 0 K: 0 S: 4	H: 1 LOB: 0 BB: 0 P: 6	R: 0 H: 0 E: 0 K: 1 S: 7	H: 0 LOB: 1 BB: 1 P: 12	R: 0 H: 1 E: 0 K: 0 S: 8	H: 1 LOB: 1 BB: 1 P: 16	R: 0 H: 2 E: 0 K: 1 S: 9	H: 2 LOB: 2 BB: 0 P: 16	1B: 7 2B: 0 3B: 0 HR: 0	SF: 0 SAC: 0 DP: 2 HBP: 0	WP: 0 PA: 36 PB: 0 SB: 3 CS: 0
<b>PITCHER</b>	IP WLS BF H R ER SO BB IBB HBP BLK WP HR S P ERA WHIP																				
Jamey Wright, R ERA: 1.99	9.0 W 36 7 0 0 7 4 0 0 0 0 0 0 73 124 0.00 1.222																				

Batter	1	2	3	4	5	6	7	8	9	AB	R	H	RBI	BB	SO	LOB	TOP			
<b>4 Angel Berroa, R</b> OBP: 0.339, SLG: 0.459										5	2	3	3	0	0	1	<b>Kansas City Royals @ Detroit Tigers</b> Comerica Park, Detroit, MI Sun Sep 14 2003, 1:05 PM EDT Att: 13,579 - Cloudy - 79 F			
<b>Carlos Beltrán, S</b> OBP: 0.383, SLG: 0.506										4	0	1	1	0	0	4				
<b>29 Mike Sweeney, R</b> OBP: 0.405, SLG: 0.477										3	0	0	0	2	1	1				
<b>Raul Ibanez, L</b> OBP: 0.341, SLG: 0.445										5	0	1	0	0	0	6				
<b>Joe Randa, R</b> OBP: 0.338, SLG: 0.436										5	0	1	1	0	0	1				
<b>Rondell White, R</b> OBP: 0.329, SLG: 0.467 <b>9 David DeJesus, L</b> (9.9)										5	1	1	1	0	1	3				
<b>Ken Harvey, R</b> OBP: 0.316, SLG: 0.416										4	1	1	0	0	1	1				
<b>Mendy López, R</b> OBP: 0.313, SLG: 0.405										3	2	1	0	1	2	0				
<b>Brent Mayne, L</b> OBP: 0.312, SLG: 0.347										3	1	2	0	1	0	0				
<b>Inning Stats</b>	R: 1 E: 0 K: 1 S: 12	H: 2 LOB: 2 BB: 1 P: 19	R: 1 E: 0 K: 0 S: 8	H: 3 LOB: 3 BB: 1 P: 16	R: 5 E: 1 K: 0 S: 10	H: 3 LOB: 0 BB: 2 P: 25	R: 0 E: 0 K: 1 S: 8	H: 1 LOB: 1 BB: 0 P: 10	R: 0 E: 0 K: 1 S: 5	H: 0 LOB: 0 BB: 0 P: 7	R: 0 E: 0 K: 1 S: 7	H: 0 LOB: 0 BB: 0 P: 9	R: 0 E: 0 K: 1 S: 9	H: 1 LOB: 1 BB: 0 P: 13	R: 0 E: 0 K: 0 S: 5	H: 0 LOB: 0 BB: 0 P: 9	1B: 8 2B: 2 3B: 0 HR: 1	SF: 1 SAC: 0 DP: 1 HBP: 0	WP: 0 PB: 0 SB: 2 CS: 0	PA: 42
<b>PITCHER</b>	IP WLS BF H R ER SO BB IBB HBP BLK WP HR S P ERA WHIP																			
<b>29 Nate Robertson, L</b> ERA: 5.91	2.1 L 18 7 6 6 1 3 1 0 0 0 1 26 52 23.14 4.286																			
<b>53 Brian Schmack, R</b> ERA: 5.19	0.2 3 1 1 0 0 0 0 0 0 0 0 4 8 0.00 1.500																			
<b>38 Jeremy Bonderman, R</b> ERA: 5.49	4.0 14 2 0 0 3 0 0 0 0 0 0 28 36 0.00 0.500																			
<b>Matt Anderson, R</b> ERA: 4.08	1.0 4 1 0 0 1 0 0 0 0 0 0 9 13 0.00 1.000																			
<b>Eric Eckenthaler, L</b> ERA: 2.57	1.0 3 0 0 0 0 0 0 0 0 0 0 5 9 0.00 0.000																			

Batter	1	2	3	4	5	6	7	8	9	AB	R	H	RBI	BB	SO	LOB	BOTTOM			
<b>Andres Torres, S</b> OBP: 0.258, SLG: 0.305										4	1	1	1	0	0	2	<b>Kansas City Royals @ Detroit Tigers</b> Comerica Park, Detroit, MI Sun Sep 14 2003, 1:05 PM EDT Att: 13,579 - Cloudy - 79 F			
<b>Ben Petrick, R</b> OBP: 0.272, SLG: 0.387										3	0	1	0	1	0	0				
<b>Craig Monroe, R</b> OBP: 0.269, SLG: 0.414										4	0	0	0	0	3	2				
<b>Dmitri Young, S</b> OBP: 0.359, SLG: 0.533										4	0	0	0	0	2	1				
<b>Carlos Pena, L</b> OBP: 0.332, SLG: 0.461										4	1	1	0	0	0	1				
<b>Shane Halter, R</b> OBP: 0.288, SLG: 0.334										4	0	0	0	0	1	1				
<b>Warren Morris, L</b> OBP: 0.327, SLG: 0.378										3	0	1	0	0	1	1				
<b>A.J. Hinch, R</b> OBP: 0.227, SLG: 0.304										2	0	1	1	0	0	0				
<b>Ramon Santiago, S</b> OBP: 0.285, SLG: 0.274										3	0	0	0	0	1	3				
<b>Inning Stats</b>	R: 0 E: 0 K: 1 S: 9	H: 0 LOB: 0 BB: 0 P: 11	R: 0 E: 0 K: 1 S: 9	H: 0 LOB: 0 BB: 0 P: 15	R: 0 E: 0 K: 2 S: 7	H: 0 LOB: 0 BB: 0 P: 10	R: 1 E: 1 K: 1 S: 11	H: 2 LOB: 1 BB: 0 P: 16	R: 1 E: 0 K: 1 S: 14	H: 2 LOB: 1 BB: 0 P: 18	R: 0 E: 0 K: 1 S: 7	H: 0 LOB: 0 BB: 0 P: 12	R: 0 E: 0 K: 0 S: 9	H: 0 LOB: 1 BB: 1 P: 17	R: 0 E: 0 K: 1 S: 7	H: 0 LOB: 0 BB: 0 P: 9	1B: 3 2B: 1 3B: 0 HR: 1	SF: 0 SAC: 0 DP: 1 HBP: 1	WP: 1 PB: 0 SB: 0 CS: 0	PA: 33
<b>PITCHER</b>	IP WLS BF H R ER SO BB IBB HBP BLK WP HR S P ERA WHIP																			
<b>41 Jimmy Gobble, L</b> ERA: 4.53	7.0 W 26 5 2 2 7 0 0 1 0 0 1 66 95 2.57 0.714																			
<b>Jeremy Affeldt, L</b> ERA: 4.13	2.0 7 0 0 0 1 1 0 0 0 0 0 16 26 0.00 0.500																			

AB	37
R	7
H	11
RBI	6
BB	4
SO	5
LOB	17



Batter	1	2	3	4	5	6	7	8	9	AB	R	H	RBI	BB	SO	LOB	TOP					
<b>4 Angel Berroa, R</b> OBP: 0.339, SLG: 0.458										4	1	1	0	1	1	0						
<b>Carlos Beltrán, S</b> OBP: 0.385, SLG: 0.513										4	2	2	1	1	0	1						
<b>29 Mike Sweeney, R</b> OBP: 0.403, SLG: 0.474										5	1	1	1	0	0	2						
<b>Raul Ibanez, L</b> OBP: 0.345, SLG: 0.449										4	3	3	0	1	0	1						
<b>Joe Randa, R</b> OBP: 0.340, SLG: 0.446										5	1	3	5	0	1	1						
<b>Rondell White, R</b> OBP: 0.329, SLG: 0.464										3	0	0	0	0	2	3						
<b>Ken Harvey, R</b> OBP: 0.316, SLG: 0.415										1	0	0	0	0	1	0						
<b>Aaron Guiel, L</b> OBP: 0.364, SLG: 0.521										5	1	2	2	0	0	3						
<b>Desi Relaford, S</b> OBP: 0.321, SLG: 0.390										5	0	0	0	0	1	2						
<b>Brent Mayne, L</b> OBP: 0.312, SLG: 0.354										4	1	1	1	0	0	0						
<b>Inning Stats</b>	R: 0 H: 0 E: 0 K: 1 S: 11	H: 0 LOB: 1 BB: 1 P: 20	R: 0 H: 0 E: 0 K: 2 S: 9	H: 0 LOB: 0 BB: 0 P: 11	R: 4 H: 4 E: 0 K: 0 S: 20	H: 4 LOB: 2 BB: 1 P: 36	R: 0 H: 1 E: 0 K: 0 S: 9	H: 1 LOB: 1 BB: 0 P: 15	R: 1 H: 3 E: 0 K: 1 S: 13	H: 3 LOB: 2 BB: 0 P: 19	R: 0 H: 0 E: 0 K: 0 S: 7	H: 0 LOB: 0 BB: 0 P: 8	R: 1 H: 2 E: 0 K: 0 S: 10	H: 2 LOB: 1 BB: 0 P: 20	R: 0 H: 0 E: 0 K: 1 S: 11	H: 0 LOB: 0 BB: 0 P: 14	R: 4 H: 3 E: 0 K: 1 S: 13	H: 3 LOB: 0 BB: 1 P: 24	1B: 6 2B: 3 3B: 1 HR: 3	SF: 0 SAC: 0 DP: 0 HBP: 1	WP: 0 PB: 0 SB: 0 CS: 0	PA: 44
<b>PITCHER</b>	IP WLS BF H R ER SO BB IBB HBP BLK WP HR S P ERA WHIP																					
<b>Gary Knotts, R</b> ERA: 5.65	(1, 1) 2.2 L 15 4 4 4 3 2 0 1 0 0 1 38 65 13.50 2.250																					
<b>Wilfredo Ledezma, L</b> ERA: 5.75	(3, 1) 2.1 11 4 1 1 1 0 0 0 0 0 0 24 36 3.86 1.714																					
<b>Chris Spurling, R</b> ERA: 4.77	(6, 1) 1.2 7 2 1 1 0 0 0 0 0 0 0 16 26 5.40 1.200																					
<b>Jamie Walker, L</b> ERA: 3.34	(7, 1) 1.0 3 0 0 0 1 0 0 0 0 0 0 8 12 0.00 0.000																					
<b>Matt Anderson, R</b> ERA: 5.68	(8, 1) 1.1 8 3 4 4 1 0 1 0 0 0 2 17 28 27.00 2.250																					

**Kansas City Royals @ Detroit Tigers**  
Comerica Park, Detroit, MI  
Mon Sep 15 2003, 7:05 PM EDT  
Att: 9,342 - Cloudy - 69 F

AB	40
R	10
H	13
RBI	10
BB	3
SO	6
LOB	13

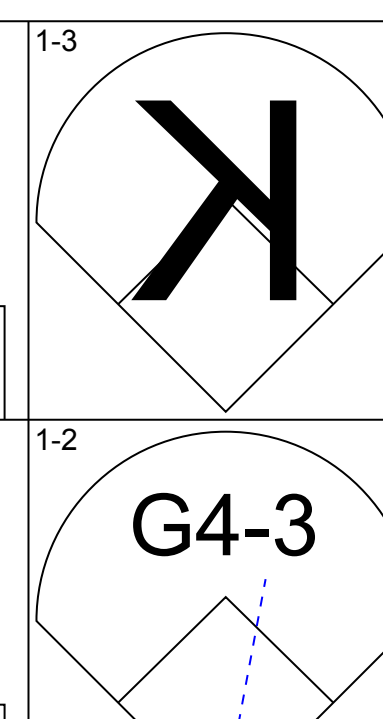


Batter	1	2	3	4	5	6	7	8	9	AB	R	H	RBI	BB	SO	LOB	BOTTOM					
<b>Alex Sanchez, L</b> OBP: 0.314, SLG: 0.360										4	0	1	0	0	0	3						
<b>Shane Halter, R</b> OBP: 0.271, SLG: 0.347										3	1	2	2	0	0	1						
<b>Bobby Higginson, L</b> OBP: 0.325, SLG: 0.367										3	0	1	1	1	1	1						
<b>Dmitri Young, S</b> OBP: 0.356, SLG: 0.529										4	0	0	0	0	0	3						
<b>Craig Monroe, R</b> OBP: 0.269, SLG: 0.414										3	0	1	0	0	1	0						
<b>Kevin Witt, L</b> OBP: 0.306, SLG: 0.406										1	0	0	0	0	0	2						
<b>Carlos Pena, L</b> OBP: 0.329, SLG: 0.457										4	0	0	0	0	2	1						
<b>15 Brandon Inge, R</b> OBP: 0.283, SLG: 0.347										4	0	0	0	0	1	1						
<b>Warren Morris, L</b> OBP: 0.332, SLG: 0.386										4	2	3	0	0	0	0						
<b>Ramon Santiago, S</b> OBP: 0.288, SLG: 0.279										3	1	2	0	0	0	1						
<b>Inning Stats</b>	R: 0 H: 1 E: 0 K: 0 S: 9	H: 1 LOB: 0 BB: 0 P: 12	R: 0 H: 1 E: 0 K: 0 S: 8	H: 1 LOB: 1 BB: 0 P: 13	R: 2 H: 3 E: 0 K: 0 S: 11	H: 3 LOB: 1 BB: 0 P: 17	R: 0 H: 0 E: 0 K: 0 S: 6	H: 0 LOB: 0 BB: 0 P: 8	R: 2 H: 3 E: 0 K: 1 S: 8	H: 3 LOB: 0 BB: 0 P: 11	R: 0 H: 0 E: 0 K: 2 S: 8	H: 0 LOB: 0 BB: 0 P: 12	R: 0 H: 1 E: 0 K: 0 S: 9	H: 1 LOB: 2 BB: 1 P: 14	R: 0 H: 0 E: 0 K: 2 S: 9	H: 0 LOB: 0 BB: 0 P: 14	R: 0 H: 0 E: 0 K: 2 S: 9	H: 0 LOB: 0 BB: 0 P: 14	1B: 7 2B: 2 3B: 0 HR: 1	SF: 1 SAC: 0 DP: 2 HBP: 0	WP: 0 PB: 0 SB: 0 CS: 1	PA: 36
<b>PITCHER</b>	IP WLS BF H R ER SO BB IBB HBP BLK WP HR S P ERA WHIP																					
<b>Brian Anderson, L</b> ERA: 3.94	(1, 1) 7.1 W 30 10 4 4 3 1 0 0 0 0 0 0 4 5 0.00 0.000																					
<b>Curt Lesknic, R</b> ERA: 2.4	(8, 1) 0.2 H 2 0 0 0 0 0 0 0 0 0 0 4 5 0.00 0.000																					
<b>Mike MacDougal, R</b> ERA: 4.35	(9, 1) 1.0 3 0 0 0 2 0 0 0 0 0 0 9 14 0.00 0.000																					

**Kansas City Royals @ Detroit Tigers**  
Comerica Park, Detroit, MI  
Mon Sep 15 2003, 7:05 PM EDT  
Att: 9,342 - Cloudy - 69 F

AB	33
R	4
H	10
RBI	3
BB	1
SO	5
LOB	13



Batter	1	2	3	4	5	6	7	8	9	AB	R	H	RBI	BB	SO	LOB	TOP							
3 Reed Johnson, R OBP: 0.342, SLG: 0.405			G1-6-3		G5-3		HBP	FC6-4		4	1	1	1	0	1	1	<b>Toronto Blue Jays @ Detroit Tigers</b> Comerica Park, Detroit, MI Tue Sep 16 2003, 7:05 PM EDT Att: 9,801 - Sunny - 76 F							
Frank Catalanotto, L OBP: 0.352, SLG: 0.473	G4-3		10 1B		G6-3		10 WP	FC6-4		5	1	2	1	0	0	2								
10 Vernon Wells, R OBP: 0.358, SLG: 0.547	G5-3		1B				E9	G5-3		5	2	2	0	0	0	1								
Carlos Delgado, L OBP: 0.428, SLG: 0.572		F8	L8				F7			5	1	2	1	0	0	3								
Josh Phelps, R OBP: 0.362, SLG: 0.486		2B			G1-3		F8			5	0	2	1	0	0	2								
Eric Hinske, L OBP: 0.333, SLG: 0.446	K				F7		F8			5	0	1	1	0	2	3								
Mike Bordick, R OBP: 0.332, SLG: 0.383	G6-3				F9		G4-3			5	1	1	0	0	0	3								
Orlando Hudson, S OBP: 0.333, SLG: 0.405			HR				SH1-3			4	3	3	2	1	0	1								
Kevin Cash, R OBP: 0.152, SLG: 0.147			G4-3		G4-3		SH1-3			3	0	0	0	0	0	2								
<b>Inning Stats</b>	R: 0 E: 0 K: 1 S: 9	H: 0 LOB: 0 BB: 0 P: 12	R: 0 E: 0 K: 1 S: 11	H: 1 LOB: 1 BB: 0 P: 16	R: 1 E: 0 K: 0 S: 10	H: 3 LOB: 2 BB: 0 P: 13	R: 0 E: 0 K: 0 S: 6	H: 0 LOB: 0 BB: 0 P: 11	R: 0 E: 0 K: 0 S: 8	H: 0 LOB: 1 BB: 1 P: 15	R: 1 E: 0 K: 0 S: 7	H: 2 LOB: 1 BB: 0 P: 9	R: 4 E: 1 K: 1 S: 16	H: 3 LOB: 1 BB: 0 P: 23	R: 2 E: 0 K: 0 S: 16	H: 3 LOB: 1 BB: 0 P: 24		R: 1 E: 0 K: 0 S: 9	H: 2 LOB: 1 BB: 0 P: 14	1B: 10 2B: 2 3B: 1 HR: 1	SF: 0 SAC: 1 DP: 0 HBP: 1	WP: 1 PB: 1 SB: 0 CS: 0	PA: 44	
<b>PITCHER</b>	IP	WLS	BF	H	R	ER	SO	BB	IBB	HBP	BLK	WP	HR	S	P	ERA	WHIP							
34 Nate Cornejo, R ERA: 4.55	6.1	L	30	8	6	5	2	1	0	0	0	1	1	60	89	7.11	1.421							
Jamie Walker, L ERA: 3.3	0.2		3	1	0	0	1	0	0	0	0	0	0	7	10	0.00	1.500							
Franklyn German, R ERA: 5.27	1.0		6	3	2	2	0	0	0	0	0	0	0	16	24	18.00	3.000							
Fernando Rodney, R ERA: 7.43	1.0		5	2	1	1	0	0	0	0	0	0	0	9	14	9.00	2.000							

AB	41
R	9
H	14
RBI	7
BB	1
SO	3
LOB	18



Batter	1	2	3	4	5	6	7	8	9	AB	R	H	RBI	BB	SO	LOB	BOTTOM							
Alex Sanchez, L OBP: 0.313, SLG: 0.357	K		F8			B5-3		1B	G1-3	4	0	0	0	1	1	1	<b>Toronto Blue Jays @ Detroit Tigers</b> Comerica Park, Detroit, MI Tue Sep 16 2003, 7:05 PM EDT Att: 9,801 - Sunny - 76 F							
Warren Morris, L OBP: 0.328, SLG: 0.381	F8		F8			G6-3		K		4	0	0	0	0	1	3								
Bobby Higginson, L OBP: 0.325, SLG: 0.372	K					K		G6-3		3	1	1	0	0	2	0								
Craig Monroe, R OBP: 0.271, SLG: 0.415					1B			1B		1	0	1	2	0	0	0								
Dmitri Young, S OBP: 0.357, SLG: 0.531					3B					4	1	2	1	0	0	2								
Carlos Pena, L OBP: 0.333, SLG: 0.458										3	1	2	0	1	0	1								
Kevin Witt, L OBP: 0.304, SLG: 0.405										1	0	0	1	0	0	0								
Ben Petrick, R OBP: 0.276, SLG: 0.389										2	1	1	0	0	0	1								
Shane Halter, R OBP: 0.288, SLG: 0.343										4	0	0	0	0	2	4								
15 Brandon Inge, R OBP: 0.266, SLG: 0.349										4	1	2	0	0	1	3								
Ramon Santiago, S OBP: 0.288, SLG: 0.277										3	1	0	0	1	0	1								
<b>Inning Stats</b>	R: 0 E: 0 K: 2 S: 9	H: 2 LOB: 1 BB: 0 P: 14	R: 1 E: 0 K: 1 S: 12	H: 2 LOB: 1 BB: 0 P: 19	R: 0 E: 0 K: 0 S: 5	H: 0 LOB: 0 BB: 0 P: 10	R: 1 E: 0 K: 0 S: 6	H: 2 LOB: 0 BB: 0 P: 7	R: 0 E: 0 K: 0 S: 4	H: 1 LOB: 0 BB: 0 P: 5	R: 0 E: 0 K: 1 S: 7	H: 0 LOB: 0 BB: 0 P: 9	R: 0 E: 0 K: 0 S: 6	H: 1 LOB: 1 BB: 0 P: 13	R: 2 E: 0 K: 1 S: 9	H: 2 LOB: 2 BB: 2 P: 21	R: 2 E: 1 K: 2 S: 15	H: 1 LOB: 1 BB: 1 P: 23	1B: 7 2B: 1 3B: 1 HR: 0	SF: 1 SAC: 0 DP: 3 HBP: 0	WP: 2 PB: 0 SB: 0 CS: 0	PA: 37		
<b>PITCHER</b>	IP	WLS	BF	H	R	ER	SO	BB	IBB	HBP	BLK	WP	HR	S	P	ERA	WHIP							
Pete Walker, R ERA: 5.03	5.0		18	5	2	2	3	0	0	0	0	0	0	36	55	3.60	1.000							
Jason Kershner, L ERA: 3.24	2.0	W	7	1	0	0	1	0	0	0	0	0	0	13	22	0.00	0.500							
Trever Miller, L ERA: 4.74	0.1		4	1	2	2	1	2	0	0	0	0	0	6	18	54.00	9.000							
Aquilino Lopez, R ERA: 3.65	1.2		8	2	2	1	2	1	0	0	0	1	0	18	26	5.40	1.800							

AB	33
R	6
H	9
RBI	4
BB	3
SO	7
LOB	16





Batter	1	2	3	4	5	6	7	8	9	AB	R	H	RBI	BB	SO	LOB	TOP				
Frank Catalanotto, L (1.7) OBP: 0.352, SLG: 0.476 3 Reed Johnson, R (4.7) OBP: 0.342, SLG: 0.409	F7		G4-3	1B		G3		L5		3	1	1	2	0	0	0					
Eric Hinske, L (1.5) OBP: 0.354, SLG: 0.451	F8		10 HR	1B		G3		G3		5	2	2	1	0	0	1					
10 Vernon Wells, R (1.8) OBP: 0.357, SLG: 0.549	E4		HR	1B		G5-3		P3		5	1	1	2	0	1	2					
Carlos Delgado, L (1.3) OBP: 0.427, SLG: 0.570	1B		F7	1B		K		K		4	0	1	1	1	2	1					
Greg Myers, L (1.10) OBP: 0.382, SLG: 0.516	F8		1B	G4-3				L5		4	0	1	0	0	0	3					
Bobby Kielty, S (1.9) OBP: 0.354, SLG: 0.397		F7	G1-6-3			1B		K		4	0	1	0	0	1	1					
Mike Bordick, R (1.6) OBP: 0.337, SLG: 0.385		G4-3	1B			FC3-6		F8		3	0	2	0	1	0	0					
Orlando Hudson, S (1.4) OBP: 0.331, SLG: 0.401		G4-3		FC3-6		L4		F8		4	1	0	0	0	0	4					
Kevin Cash, R (1.2) OBP: 0.157, SLG: 0.152		G1-3		1B		G5-4-3		K		4	1	1	0	0	1	3					
<b>Inning Stats</b>	R: 0 E: 1 K: 0 S: 8	H: 0 LOB: 2 BB: 1 P: 16	R: 0 E: 0 K: 0 S: 8	H: 1 LOB: 1 BB: 0 P: 12	R: 2 E: 0 K: 0 S: 9	H: 3 LOB: 1 BB: 0 P: 18	R: 4 E: 0 K: 1 S: 13	H: 4 LOB: 1 BB: 1 P: 25	R: 0 E: 0 K: 1 S: 11	H: 2 LOB: 1 BB: 0 P: 13	R: 0 E: 0 K: 1 S: 11	H: 1 LOB: 1 BB: 0 P: 16	R: 0 E: 0 K: 1 S: 6	H: 0 LOB: 0 BB: 0 P: 7	R: 0 E: 0 K: 1 S: 6	H: 0 LOB: 0 BB: 0 P: 8	1B: 6 2B: 2 3B: 2 HR: 1	SF: 0 SAC: 0 DP: 1 HBP: 0	WP: 0 PB: 0 SB: 1 CS: 0	PA: 40	
<b>PITCHER</b>	IP	WLS	BF	H	R	ER	SO	BB	IBB	HBP	BLK	WP	HR	S	P	ERA	WHIP				
Shane Loux, R (1.1) ERA: 6.17	3.1	L	20	7	6	6	0	2	0	0	0	0	1	33	63	16.20	2.700				
Chris Spurling, R (4.1) ERA: 4.66	1.2		7	3	0	0	1	0	0	0	0	0	0	15	21	0.00	1.800				
Matt Roney, R (6.1) ERA: 5.16	3.0		10	1	0	0	3	0	0	0	0	0	0	25	35	0.00	0.333				
Eric Eckenstahler, L (9.1) ERA: 2.4	1.0		3	0	0	0	1	0	0	0	0	0	0	6	8	0.00	0.000				

Toronto Blue Jays @ Detroit Tigers  
Comerica Park, Detroit, MI  
Wed Sep 17 2003, 7:05 PM EDT  
Att: 11,240 - Sunny - 80 F

AB 38  
R 6  
H 11  
RBI 6  
BB 2  
SO 5  
LOB 15



Batter	1	2	3	4	5	6	7	8	9	AB	R	H	RBI	BB	SO	LOB	BOTTOM				
Alex Sanchez, L (1.8) OBP: 0.312, SLG: 0.358	G4-3		K			G6-3		G5-3		4	0	1	0	0	1	0					
Warren Morris, L (1.4) OBP: 0.327, SLG: 0.380	G4-3		K			1B		G5-3		4	0	1	0	0	1	1					
Bobby Higginson, L (1.9) OBP: 0.325, SLG: 0.371	L3				F7			G4-3		4	0	1	0	0	0	1					
Dmitri Young, S (1.10) OBP: 0.355, SLG: 0.527	K				K			G4-3		4	0	0	0	0	3	3					
Carlos Pena, L (1.3) OBP: 0.332, SLG: 0.459			15 G5-3		K		F7		K	4	0	1	0	0	2	0					
Craig Monroe, R (1.7) OBP: 0.272, SLG: 0.415		G6-3			G4-3					3	0	1	0	0	0	1					
Shane Halter, R (1.5) OBP: 0.288, SLG: 0.342					G3		F8			3	0	1	0	0	0	1					
15 Brandon Inge, R (1.2) OBP: 0.264, SLG: 0.346		G5-3			G6-3			G6-3		3	0	0	0	0	0	3					
Ramon Santiago, S (1.6) OBP: 0.286, SLG: 0.275			G4-3			G1-3		G4-3		3	0	0	0	0	0	0					
<b>Inning Stats</b>	R: 0 E: 0 K: 1 S: 7	H: 1 LOB: 1 BB: 0 P: 9	R: 0 E: 0 K: 0 S: 9	H: 2 LOB: 0 BB: 0 P: 13	R: 0 E: 0 K: 2 S: 10	H: 0 LOB: 0 BB: 0 P: 15	R: 0 E: 0 K: 2 S: 8	H: 0 LOB: 0 BB: 0 P: 15	R: 0 E: 0 K: 1 S: 8	H: 2 LOB: 2 BB: 0 P: 10	R: 0 E: 0 K: 0 S: 6	H: 1 LOB: 1 BB: 0 P: 9	R: 0 E: 0 K: 0 S: 6	H: 0 LOB: 0 BB: 0 P: 7	R: 0 E: 0 K: 1 S: 12	H: 0 LOB: 0 BB: 0 P: 13	1B: 4 2B: 2 3B: 0 HR: 0	SF: 0 SAC: 0 DP: 1 HBP: 0	WP: 0 PB: 0 SB: 0 CS: 0	PA: 32	
<b>PITCHER</b>	IP	WLS	BF	H	R	ER	SO	BB	IBB	HBP	BLK	WP	HR	S	P	ERA	WHIP				
32 Roy Halladay, R (1.1) ERA: 3.18	9.0	W	32	6	0	0	7	0	0	0	0	0	0	73	102	0.00	0.667				

Toronto Blue Jays @ Detroit Tigers  
Comerica Park, Detroit, MI  
Wed Sep 17 2003, 7:05 PM EDT  
Att: 11,240 - Sunny - 80 F

AB 32  
R 0  
H 6  
RBI 0  
BB 0  
SO 7  
LOB 10



Batter	1	2	3	4	5	6	7	8	9	AB R H RBI BB SO LOB	TOP									
<b>3 Reed Johnson, R</b> OBP: 0.345, SLG: 0.419 (1, 7)	1-1 F8	0-0 HR		0-2 G4-3		2-0 2H 1B			2-2 1B 10 HR	5 2 3 2 0 0 0	<b>Toronto Blue Jays @ Detroit Tigers</b> Comerica Park, Detroit, MI Thu Sep 18 2003, 7:05 PM EDT Att: 9,951 - Cloudy - 71 F									
<b>Eric Hinske, L</b> OBP: 0.333, SLG: 0.448 (1, 5)	1-3 K	1-3 K			1-3 K	1-3 K2-3			0-2 1B 10 HR	5 1 1 0 0 4 1										
<b>10 Vernon Wells, R</b> OBP: 0.357, SLG: 0.553 (1, 8)	2-2 1B	2-3 K			2-1 G5-3		1-1 F7		0-1 1B HR	5 2 2 3 0 1 0										
<b>Carlos Delgado, L</b> OBP: 0.426, SLG: 0.566 (1, 3)	1-0 1B			1-2 G6-3	2-2 G6-3		0-0 F7		0-3 K	5 1 1 0 0 1 0										
<b>Josh Phelps, R</b> OBP: 0.362, SLG: 0.484 (1, 10)	1-1 1B			1-1 G5-3		0-1 G1-3	1-2 HBP		3-1 F8	4 1 1 1 0 0 0										
<b>Bobby Kielty, S</b> OBP: 0.357, SLG: 0.398 (1, 9)	3-2 1B			1-1 1B		4-2 BB	2-3 K		0-0 G6-3	4 1 2 1 1 1 1										
<b>Mike Bordick, R</b> OBP: 0.339, SLG: 0.385 (1, 6)	1-1 1B			1-3 K		1-2 SH1-3 BB		0-0 G5-3		3 1 1 1 1 1 1										
<b>Dave Berg, R</b> OBP: 0.310, SLG: 0.397 <b>Orlando Hudson, S</b> OBP: 0.331, SLG: 0.401 (8, 4)	2-1 L3			2-2 G4-3		2-1 SH1-3 1B	2-3 K			4 1 1 1 0 1 2 0 0 0 0 0 0 0										
<b>Kevin Cash, R</b> OBP: 0.151, SLG: 0.146 (1, 2)		1-2 G6-3		0-1 P2		1-2 SH1-3	1-1 G6-3			3 0 0 1 0 0 0										
<b>Inning Stats</b>	R: 3 E: 0 K: 1 S: 18	H: 5 LOB: 2 BB: 0 P: 30	R: 1 E: 0 K: 2 S: 11	H: 1 LOB: 0 BB: 0 P: 15	R: 0 E: 0 K: 1 S: 9	H: 1 LOB: 1 BB: 0 P: 15	R: 0 E: 0 K: 1 S: 10	H: 0 LOB: 0 BB: 0 P: 15	R: 3 E: 0 K: 1 S: 17	H: 2 LOB: 1 BB: 2 P: 30		R: 0 E: 0 K: 1 S: 8	H: 0 LOB: 1 BB: 0 P: 12	R: 0 E: 0 K: 1 S: 6	H: 0 LOB: 0 BB: 0 P: 9	R: 3 E: 0 K: 1 S: 15	H: 3 LOB: 0 BB: 0 P: 20	1B: 10 2B: 0 3B: 0 HR: 2	SF: 0 SAC: 1 DP: 0 HBP: 1	WP: 0 PB: 0 SB: 0 CS: 0
<b>PITCHER</b>	IP WLS BF H R ER SO BB IBB HBP BLK WP HR S P ERA WHIP											IP WLS BF H R ER SO BB IBB HBP BLK WP HR S P ERA WHIP								
<b>Mike Maroth, L</b> ERA: 5.73 <b>45 Chris Mears, R</b> ERA: 5.0 <b>Jamie Walker, L</b> ERA: 3.54	(1, 1) 5.2 L 27 8 7 7 5 2 0 0 0 0 0 1 71 108 11.12 1.765											(6, 1) 2.1 10 2 1 1 3 0 0 1 0 0 0 23 35 3.86 0.857	(9, 1) 1.0 5 2 2 2 1 0 0 0 0 0 1 11 14 18.00 2.000							

AB	38
R	10
H	12
RBI	10
BB	2
SO	9
LOB	5



Batter	1	2	3	4	5	6	7	8	9	AB R H RBI BB SO LOB	BOTTOM											
<b>Andres Torres, S</b> OBP: 0.250, SLG: 0.295 (1, 8)	1-1 F7	3-3 K			0-3 K		0-0 G6-3		1-2 G4-3	5 0 0 0 0 2 4	<b>Toronto Blue Jays @ Detroit Tigers</b> Comerica Park, Detroit, MI Thu Sep 18 2003, 7:05 PM EDT Att: 9,951 - Cloudy - 71 F											
<b>Warren Morris, L</b> OBP: 0.323, SLG: 0.375 (1, 4)	0-1 F8		0-0 P5		1-2 F7		1-1 G4-3			4 0 0 0 0 0 0												
<b>Bobby Higginson, L</b> OBP: 0.326, SLG: 0.375 (1, 9)	0-1 F7		1-1 F8			0-1 1B 3B	4-0 BB			3 1 1 0 1 0 0												
<b>Carlos Pena, L</b> OBP: 0.333, SLG: 0.458 (1, 3)		4-2 1B BB	1-1 F9			3-1 1B	0-0 G3		1-2 G4-3	3 1 1 1 1 0 1												
<b>Kevin Witt, L</b> OBP: 0.306, SLG: 0.415 (1, 10)		1-3 K		2-1 HR		2-3 K	2-3 K		4-0 G3-1 BB	3 2 1 1 1 2 2												
<b>Ben Petrick, R</b> OBP: 0.275, SLG: 0.384 (1, 7)		1-1 G1-3 1B		0-0 G5-3		2-3 K	0-1 F8		0-1 F8	4 1 1 0 0 1 2												
<b>Shane Halter, R</b> OBP: 0.268, SLG: 0.339 (1, 5)		1-0 G1-3		2-2 E5 CS		1-2 F9		4-1 G3-1 2B BB		3 1 0 0 1 0 3												
<b>Matt Walbeck, S</b> OBP: 0.200, SLG: 0.243 (1, 2)		3-2 1B HBP		1-2 F7			0-2 F9		1-2 G3-1	3 0 0 0 0 0 3												
<b>Ramon Santiago, S</b> OBP: 0.290, SLG: 0.280 (1, 6)		0-0 1B		2-1 K		2-3 K	1-2 G6-3 HBP		3-2 2B	3 0 2 4 0 1 0												
<b>Inning Stats</b>	R: 0 E: 0 K: 0 S: 6	H: 0 LOB: 0 BB: 0 P: 7	R: 2 E: 0 K: 2 S: 15	H: 2 LOB: 2 BB: 1 P: 28	R: 0 E: 0 K: 0 S: 5	H: 0 LOB: 0 BB: 0 P: 7	R: 1 E: 1 K: 0 S: 9	H: 1 LOB: 0 BB: 0 P: 14	R: 0 E: 0 K: 2 S: 10	H: 0 LOB: 0 BB: 0 P: 13		R: 1 E: 0 K: 2 S: 16	H: 2 LOB: 1 BB: 0 P: 24	R: 0 E: 0 K: 0 S: 6	H: 0 LOB: 0 BB: 0 P: 7	R: 0 E: 0 K: 0 S: 3	H: 0 LOB: 0 BB: 1 P: 8	R: 2 E: 0 K: 0 S: 13	H: 1 LOB: 1 BB: 2 P: 26	1B: 3 2B: 1 3B: 1 HR: 1	SF: 0 SAC: 0 DP: 2 HBP: 2	WP: 0 PB: 0 SB: 0 CS: 1
<b>PITCHER</b>	IP WLS BF H R ER SO BB IBB HBP BLK WP HR S P ERA WHIP											IP WLS BF H R ER SO BB IBB HBP BLK WP HR S P ERA WHIP										
<b>Josh Towers, R</b> ERA: 4.61 <b>Dan Reichert, R</b> ERA: 4.65 <b>Cliff Politte, R</b> ERA: 5.77	(1, 1) 6.0 W 25 4 0 0 0 1 0 1 0 0 0 9 15 0.00 0.500											(7, 1) 2.0 H 6 0 0 0 0 1 0 1 0 0 0 9 15 0.00 0.500	(9, 1) 1.0 6 1 2 2 0 2 0 0 0 0 0 13 26 18.00 3.000									

AB	31
R	6
H	6
RBI	6
BB	4
SO	6
LOB	15



Batter	1	2	3	4	5	6	7	8	9	AB	R	H	RBI	BB	SO	LOB	TOP											
Ben Petrick, R OBP: 0.288, SLG: 0.374 Alex Sanchez, L OBP: 0.313, SLG: 0.360	(1, 8)  K		(1-2)  G6-3			(1-2)  G6-3		(1-2)  BB 1B		3	0	0	0	0	1	1												
Shane Halter, R OBP: 0.268, SLG: 0.338	(1, 5)  G6-3			(0-1)  F7			(1-0)  F8	(1-0)  BB 1B		4	0	1	1	0	0	0												
Bobby Higginson, L OBP: 0.325, SLG: 0.372	(1, 9)  F9			(2-2)  F9			(1-0)  F9	(4-0)  BB		3	0	0	0	1	0	0												
Dmitri Young, S OBP: 0.354, SLG: 0.525	(1, 10)	(1-3)  K		(0-3)  K			(0-2)  1B	(0-0)  F8		4	0	1	0	0	2	3												
Craig Monroe, R OBP: 0.269, SLG: 0.410	(1, 7)	(0-0)  P3			(1-2)  P6				(1-2)  F8	4	0	0	0	0	0	1												
Carlos Pena, L OBP: 0.333, SLG: 0.455	(1, 3)	(1-1)  G4-3			(0-1)  G4-3			(4-1)  15 WP BB	(1-3)  K	3	1	0	0	1	1	0												
15 Brandon Inge, R OBP: 0.261, SLG: 0.341	(1, 2)		(1-3)  K		(2-2)  F7			(2-3)  K	(1-2)  K	4	0	0	0	0	3	1												
Warren Morris, L OBP: 0.326, SLG: 0.381	(1, 4)		(3-2)  2B			(1-1)  F8		(1-0)  BB 1B		3	1	2	1	0	0	0												
Ramon Santiago, S OBP: 0.289, SLG: 0.279 Danny Klassen, R OBP: 0.276, SLG: 0.347 Kevin Witt, L OBP: 0.305, SLG: 0.414	(1, 6) (8, PH) (8, PH) (8, 5)		(1-1)  G5-3			(0-0)  F9		(0-3)  K		2	0	0	0	0	0	1												
<b>Inning Stats</b>	R: 0 E: 0 K: 1 S: 5	H: 0 LOB: 0 BB: 0 P: 8	R: 0 E: 0 K: 1 S: 8	H: 0 LOB: 0 BB: 0 P: 10	R: 0 E: 0 K: 1 S: 13	H: 1 LOB: 1 BB: 0 P: 19	R: 0 E: 0 K: 1 S: 9	H: 0 LOB: 0 BB: 0 P: 11	R: 0 E: 0 K: 0 S: 10	H: 0 LOB: 0 BB: 0 P: 13	R: 0 E: 0 K: 0 S: 6	H: 0 LOB: 1 BB: 0 P: 8	R: 0 E: 0 K: 0 S: 6	H: 1 LOB: 1 BB: 0 P: 8	R: 2 E: 0 K: 2 S: 16	H: 3 LOB: 3 BB: 2 P: 29	R: 0 E: 0 K: 2 S: 9	H: 0 LOB: 0 BB: 0 P: 12	1B: 4 2B: 1 3B: 0 HR: 0	SF: 0 SAC: 0 DP: 0 HBP: 0	WP: 1 PB: 0 CS: 0	PA: 34						
<b>PITCHER</b>	IP	WLS	BF	H	R	ER	SO	BB	IBB	HBP	BLK	WP	HR	S	P	ERA	WHIP											
Eric Milton, L ERA: 1.5	(1, 1)	7.0	W	23	2	0	0	4	0	0	0	0	0	57	77	0.00	0.286											
Jesse Orosco, L ERA: 7.71	(8, 1)	0.1		3	1	2	2	1	1	0	0	0	1	0	7	14	54.00	6.000										
Juan Rincon, R ERA: 3.5	(8, 1)	0.1		3	2	0	0	1	0	0	0	0	0	0	8	10	0.00	6.000										
J.C. Romero, L ERA: 4.7	(8, 1)	0.1	H	2	0	0	0	0	1	0	0	0	0	1	5	0.00	3.000											
Grant Balfour, R ERA: 4.37	(9, 1)	1.0		3	0	0	0	2	0	0	0	0	0	0	9	12	0.00	0.000										

Detroit Tigers @ Minnesota Twins  
 Hubert H. Humphrey Metrodome, Minneapolis, MN  
 Fri Sep 19 2003, 8:05 PM EDT  
 Att: 30,013 - Dome - 72 F

AB 32  
 R 2  
 H 5  
 RBI 2  
 BB 2  
 SO 8  
 LOB 8



Batter	1	2	3	4	5	6	7	8	9	AB	R	H	RBI	BB	SO	LOB	BOTTOM										
Shannon Stewart, R OBP: 0.364, SLG: 0.461	(1, 7)  L6		(1-0)  FC3-6 1B	(2-1)  BB BB		(0-0)  G5-3		(2-3)  K		5	1	2	1	0	1	2											
Luis Rivas, R OBP: 0.314, SLG: 0.389	(1, 4)  1B G4-3		(2-1)  FC3-6 1B	(4-0)  BB BB		(2-2)  G5-3		(0-3)  K		4	0	2	0	1	1	2											
Doug Mientkiewicz, L OBP: 0.392, SLG: 0.454	(1, 3)  G4-3		(2-1)  FC3-6 G4-3	(4-2)  BB		(4-1)  G4-6-3 BB		(2-1)  P2		3	0	0	1	2	0	5											
Jacque Jones, L OBP: 0.336, SLG: 0.465	(1, 10)  1B		(0-1)  G4-3	(3-2)  K		(0-0)  G4-6-3		(2-1)  P2		4	0	1	1	0	1	5											
Corey Koskie, L OBP: 0.391, SLG: 0.451	(1, 5)  K		(1-3)  F7	(3-2)  F9		(1-0)  1B		(0-1)  G2-3		4	0	1	0	0	1	6											
Torii Hunter, R OBP: 0.312, SLG: 0.453	(1, 8)	(3-2)  BB 2B		(0-0)  BB 1B		(2-3)  K				4	2	2	0	0	1	1											
A.J. Pierzynski, L OBP: 0.357, SLG: 0.462	(1, 2)	(0-1)  G4-6-3 2H		(2-1)  BB 1B		(0-0)  G4-6-3 1B		(0-0)  HR		4	2	4	2	0	0	0											
Michael Ryan, L OBP: 0.400, SLG: 0.711 Dustan Mohr, R OBP: 0.323, SLG: 0.403	(1, 9) (9, 9)	(0-2)  G4-6-3		(1-3)  K		(1-2)  G4-6-3		(4-2)  S S		3	0	0	0	1	1	4											
Cristian Guzman, S OBP: 0.302, SLG: 0.352	(1, 6)	(0-0)  G3-1		(0-0)  BB 1B		(1-1)  F7		(4-2)  S BB		3	1	1	1	1	0	0											
<b>Inning Stats</b>	R: 0 E: 0 K: 1 S: 11	H: 2 LOB: 2 BB: 0 P: 14	R: 1 E: 0 K: 0 S: 9	H: 2 LOB: 0 BB: 0 P: 12	R: 1 E: 0 K: 0 S: 10	H: 2 LOB: 1 BB: 0 P: 15	R: 3 E: 0 K: 2 S: 21	H: 4 LOB: 3 BB: 2 P: 38	R: 0 E: 0 K: 1 S: 7	H: 1 LOB: 0 BB: 0 P: 10	R: 0 E: 0 K: 0 S: 6	H: 0 LOB: 0 BB: 0 P: 9	R: 0 E: 0 K: 0 S: 5	H: 1 LOB: 1 BB: 1 P: 10	R: 1 E: 0 K: 2 S: 15	H: 1 LOB: 2 BB: 2 P: 27	1B: 11 2B: 1 3B: 0 HR: 1	SF: 0 SAC: 0 DP: 3 HBP: 0	WP: 0 PB: 0 CS: 0	PA: 39							
<b>PITCHER</b>	IP	WLS	BF	H	R	ER	SO	BB	IBB	HBP	BLK	WP	HR	S	P	ERA	WHIP										
38 Jeremy Bonderman, R ERA: 5.66	(1, 1)	3.1	L	20	10	5	5	2	1	0	0	0	0	0	60	13.50	3.300										
Jamie Walker, L ERA: 3.5	(4, 1)	0.2		3	0	0	0	1	1	0	0	0	0	11	19	0.00	1.500										
Chris Spurling, R ERA: 4.6	(5, 1)	1.0		3	1	0	0	1	0	0	0	0	0	7	10	0.00	1.000										
Matt Anderson, R ERA: 5.4	(6, 1)	1.0		3	0	0	0	0	0	0	0	0	0	6	9	0.00	0.000										
Franklyn German, R ERA: 5.36	(7, 1)	1.0		6	2	1	1	0	2	0	0	0	1	9	18	9.00	4.000										
<b>PITCHER</b>	IP	WLS	BF	H	R	ER	SO	BB	IBB	HBP	BLK	WP	HR	S	P	ERA	WHIP										
Fernando Rodney, R ERA: 7.13	(8, 1)	1.0		4	0	0	0	2	1	0	0	0	0	0	19	0.00	1.000										

Detroit Tigers @ Minnesota Twins  
 Hubert H. Humphrey Metrodome, Minneapolis, MN  
 Fri Sep 19 2003, 8:05 PM EDT  
 Att: 30,013 - Dome - 72 F

AB 34  
 R 6  
 H 13  
 RBI 6  
 BB 5  
 SO 6  
 LOB 25



Batter	1	2	3	4	5	6	7	8	9	AB	R	H	RBI	BB	SO	LOB	TOP																		
Alex Sanchez, L (1, 8) OBP: 0.314, SLG: 0.360	1-2 G5-4-3 1B			1-2 G6-3			1-2 G4-3		1-2 G6-3	5	1	2	0	0	0	2																			
Shane Halter, R (1, 5) OBP: 0.285, SLG: 0.334	2-1 G5-4-3 1-2f			0-1 L8			3-2 P4		3-2 G6-3	4	0	0	0	0	0	2																			
Bobby Higginson, L (1, 9) OBP: 0.325, SLG: 0.370	2-3 K			4-2 BB			3-1 P2		1-0 G3	3	0	0	0	1	1																				
Dmitri Young, S (1, 10) OBP: 0.355, SLG: 0.524		2-2 L1		2-1 F9			1-0 1-H 2B 1B		0-2 2B 1B	4	1	2	1	0	0	1																			
Craig Monroe, R (1, 7) OBP: 0.274, SLG: 0.426		2-3 K			2-1 HR		0-1 1-H 2B		0-0 1-3 2B	4	1	3	2	0	1	0																			
Carlos Pena, L (1, 3) OBP: 0.330, SLG: 0.450		1-3 K			2-3 K		3-3 K		2-1 G3	4	0	0	0	0	3	3																			
15 Brandon Inge, R (1, 2) OBP: 0.266, SLG: 0.344				2-2 F9			4-2 BB		1-1 1B	3	0	2	0	1	0	0																			
Warren Morris, L (1, 4) OBP: 0.322, SLG: 0.376				0-3 K			3-2 F7		2-3 F7	4	0	0	0	0	2	3																			
Ramon Santiago, S (1, 6) OBP: 0.287, SLG: 0.277				3-2 G1-3			0-2 P2		1-3 K	3	0	0	0	0	1	2																			
Kevin Witt, L (9, PH) OBP: 0.304, SLG: 0.412										1	0	0	0	0	1	1																			
Inning Stats	R: 0 E: 0 K: 1 S: 8	H: 1 LOB: 0 BB: 0 P: 13	R: 0 E: 0 K: 2 S: 10	H: 0 LOB: 0 BB: 0 P: 15	R: 0 E: 0 K: 1 S: 10	H: 0 LOB: 0 BB: 0 P: 15	R: 0 E: 0 K: 0 S: 10	H: 0 LOB: 1 BB: 1 P: 17	R: 1 E: 0 K: 1 S: 17	H: 1 LOB: 1 BB: 1 P: 28	R: 2 E: 0 K: 1 S: 16	H: 3 LOB: 1 BB: 0 P: 26	R: 0 E: 0 K: 12 S: 12	H: 1 LOB: 1 BB: 0 P: 17	R: 0 E: 0 K: 0 S: 12	H: 2 LOB: 2 BB: 0 P: 18	R: 0 E: 0 K: 11 S: 11	H: 1 LOB: 1 BB: 0 P: 15	1B: 6 2B: 2 HR: 1	SF: 0 SAC: 0 DP: 1 HBP: 0	WP: 1 PB: 0 CS: 0	PA: 37													
PITCHER	IP	WLS	BF	H	R	ER	SO	BB	IBB	HBP	BLK	WP	HR	S	P	ERA	WHIP	PITCHER	IP	WLS	BF	H	R	ER	SO	BB	IBB	HBP	BLK	WP	HR	S	P	ERA	WHIP
Johan Santana, L (1, 1) ERA: 3.17	5.2	W	22	4	3	3	5	2	0	0	0	1	1	66	106	4.76	1.059																		
Grant Balfour, R (6, 1) ERA: 4.18	1.0		5	2	0	0	3	0	0	0	0	0	0	14	21	0.00	2.000																		
J.C. Romero, L (7, 1) ERA: 4.6	1.1	H	6	2	0	0	0	0	0	0	0	0	0	15	22	0.00	1.500																		
Juan Rincon, R (9, 1) ERA: 3.46	1.0		4	1	0	0	1	0	0	0	0	0	0	11	15	0.00	1.000																		

Detroit Tigers @ Minnesota Twins  
Hubert H. Humphrey Metrodome, Minneapolis, MN  
Sat Sep 20 2003, 12:05 PM EDT  
Att: 26,903 - Dome - 72 F

AB	35
R	3
H	9
RBI	3
BB	2
SO	9
LOB	15





Batter	1	2	3	4	5	6	7	8	9	AB	R	H	RBI	BB	SO	LOB	BOTTOM																		
Shannon Stewart, R (1, 7) OBP: 0.365, SLG: 0.458	4-0 FC5-4 BB			0-1 G6-3			2-2 G1-6-3 HBP		1-2 L5	3	0	0	0	1	0	1																			
Luis Rivas, R (1, 4) OBP: 0.311, SLG: 0.385	2-1 FC5-4 2B 1B			1-3 K			0-2 G1-6-3 1-2f		0-1 G4-3	5	1	0	0	0	2	4																			
Doug Mientkiewicz, L (1, 3) OBP: 0.386, SLG: 0.456	0-1 1B 2B			0-1 F9			4-1 HR BB		4-0 1B IBB	2	3	1	0	3	0	0																			
Matthew LeCroy, R (1, 2) OBP: 0.338, SLG: 0.491	1-3 K			1-0 FC5 2B			1-0 1-H HR		2-0 F9	5	1	3	3	0	1	4																			
Corey Koskie, L (1, 5) OBP: 0.392, SLG: 0.451	1-2 WP 1B			0-3 K			2-2 G4-3		1-1 S HBP	3	1	1	2	0	1	1																			
Torii Hunter, R (1, 8) OBP: 0.313, SLG: 0.453	2-1 5 1B			4-0 IBB			1-2 G6-3		1-2 F7	3	0	1	1	1	0	2																			
5 Michael Cuddyer, R (1, 10) OBP: 0.298, SLG: 0.357	4-0 BB			2-2 FC5			1-1 L8		1-2 F9	3	0	0	0	1	0	4																			
Dustan Mohr, R (1, 9) OBP: 0.322, SLG: 0.410	1-2 P6			1-1 HR			3-2 G6-3		2-3 K	4	1	1	1	0	1	4																			
Cristian Guzman, S (1, 6) OBP: 0.304, SLG: 0.352		2-2 P3		2-0 G6-3			1-2 HBP 1B		1-1 G4-3 HBP	3	0	1	0	0	0																				
Inning Stats	R: 3 E: 0 K: 1 S: 16	H: 3 LOB: 2 BB: 2 P: 31	R: 0 E: 0 K: 1 S: 9	H: 0 LOB: 0 BB: 0 P: 14	R: 0 E: 0 K: 1 S: 9	H: 1 LOB: 2 BB: 1 P: 16	R: 1 E: 0 K: 1 S: 8	H: 1 LOB: 0 BB: 0 P: 11	R: 2 E: 0 K: 0 S: 10	H: 1 LOB: 0 BB: 1 P: 19	R: 0 E: 0 K: 0 S: 14	H: 1 LOB: 1 BB: 0 P: 20	R: 1 E: 0 K: 1 S: 14	H: 1 LOB: 2 BB: 1 P: 25	R: 0 E: 0 K: 0 S: 7	H: 0 LOB: 2 BB: 1 P: 15	1B: 4 2B: 2 3B: 0 HR: 2	SF: 0 SAC: 0 DP: 1 HBP: 3	WP: 1 PB: 1 CS: 0	PA: 40															
PITCHER	IP	WLS	BF	H	R	ER	SO	BB	IBB	HBP	BLK	WP	HR	S	P	ERA	WHIP	PITCHER	IP	WLS	BF	H	R	ER	SO	BB	IBB	HBP	BLK	WP	HR	S	P	ERA	WHIP
29 Nate Robertson, L (1, 1) ERA: 6.21	5.0	L	25	6	6	6	4	3	1	0	0	0	0	14	20	0.00	1.000																		
45 Chris Mears, R (6, 1) ERA: 5.84	1.0		4	1	0	0	0	0	0	1	0	0	0	14	20	0.00	1.000																		
Eric Eckenstahler, L (7, 1) ERA: 5.0	0.0		3	1	1	1	0	1	0	1	0	0	0	4	11																				
Matt Anderson, R (7, 1) ERA: 5.14	1.0		3	0	0	0	1	0	0	0	0	0	0	10	14	0.00	0.000																		
Matt Roney, R (8, 1) ERA: 5.13	1.0		5	0	0	0	0	0	1	1	0	0	0	7	15	0.00	0.000																		

Detroit Tigers @ Minnesota Twins  
Hubert H. Humphrey Metrodome, Minneapolis, MN  
Sat Sep 20 2003, 12:05 PM EDT  
Att: 26,903 - Dome - 72 F

AB	31
R	7
H	8
RBI	7
BB	6
SO	5
LOB	20



Batter	1	2	3	4	5	6	7	8	9	AB	R	H	RBI	BB	SO	LOB	TOP											
Alex Sanchez, L (1, 8) OBP: 0.315, SLG: 0.361	F7		SF8			G3		FC1-2 WP 2B 1B	FC4-6 1B	4	1	2	2	0	0	0	<b>Detroit Tigers @ Minnesota Twins</b> Hubert H. Humphrey Metrodome, Minneapolis, MN Sun Sep 21 2003, 2:05 PM EDT Att: 33,396 - Dome - 72 F											
Warren Morris, L (1, 4) OBP: 0.321, SLG: 0.373	G4-6-3 1B		G6-3			F8		K	FC4-6 1B	5	0	1	0	0	1	3												
Bobby Higginson, L (1, 9) OBP: 0.322, SLG: 0.367	G4-6-3 1-2					G4-3		FC1-2 2B WP		4	1	0	0	0	1	3												
Dmitri Young, S (1, 10) OBP: 0.356, SLG: 0.526		G4-3						F7	WP 1-3 3-H 2B	4	0	2	1	0	0	0												
Carlos Pena, L (1, 3) OBP: 0.331, SLG: 0.452		K				K		1B 2B	2-3 3-H BB	3	0	1	0	1	2	1												
Craig Monroe, R (1, 7) OBP: 0.276, SLG: 0.427		1B				FC6-4 1-2		2-3 1B	P5 1-0	4	0	2	0	0	0	3												
Shane Halter, R (1, 5) OBP: 0.284, SLG: 0.333 Kevin Witt, L (5, PH) OBP: 0.301, SLG: 0.407	F7					K		F8		1	0	0	0	0	0	1		AB 35 R 4 H 11 RBI 3 BB 1 SO 9 LOB 15 										
15 Brandon Inge, R (1, 2) OBP: 0.266, SLG: 0.346			SH2-3 SF8 2B			K		F8		4	1	1	0	0	2	2												
Ramon Santiago, S (1, 6) OBP: 0.288, SLG: 0.278 Danny Klassen, R (9, PH) OBP: 0.286, SLG: 0.356			SH2-3			K			WP FC1-2 1B	2	0	1	0	0	1	0												
						K			WP 1B	1	1	1	0	0	0	0												
<b>Inning Stats</b>	R: 0 E: 0 K: 0 S: 8	H: 1 LOB: 0 BB: 0 P: 12	R: 0 E: 0 K: 1 S: 12	H: 1 LOB: 1 BB: 0 P: 18	R: 1 E: 0 K: 0 S: 7	H: 1 LOB: 0 BB: 0 P: 11	R: 0 E: 0 K: 2 S: 10	H: 1 LOB: 1 BB: 0 P: 15	R: 0 E: 0 K: 3 S: 11	H: 0 LOB: 0 BB: 0 P: 17	R: 0 E: 0 K: 0 S: 6	H: 0 LOB: 0 BB: 0 P: 7	R: 0 E: 0 K: 0 S: 11	H: 2 LOB: 2 BB: 0 P: 16	R: 2 E: 0 K: 1 S: 18	H: 3 LOB: 2 BB: 1 P: 28	R: 1 E: 0 K: 2 S: 17		H: 2 LOB: 1 BB: 0 P: 23	1B: 8 2B: 3 3B: 0 HR: 0	SF: 1 SAC: 1 DP: 1 HBP: 0	WP: 3 PB: 0 CS: 0	PA: 38					
<b>PITCHER</b>	IP	WLS	BF	H	R	ER	SO	BB	IBB	HBP	BLK	WP	HR	S	P	ERA	WHIP											
Brad Radke, R (1, 1) ERA: 4.56	7.0	W	26	6	1	1	6	0	0	0	0	0	0	65	96	1.29	0.857											
J.C. Romero, L (8, 1) ERA: 4.94	0.2		6	3	2	2	1	1	0	0	0	2	0	17	26	27.00	6.000											
LaTroy Hawkins, R (8, 1) ERA: 1.89	0.1	H	1	0	0	0	1	0	0	0	0	0	0	1	2	0.00	0.000											
Eddie Guardado, L (9, 1) ERA: 2.86	1.0	S	5	2	1	1	2	0	0	0	0	1	0	17	23	9.00	2.000											

Batter	1	2	3	4	5	6	7	8	9	AB	R	H	RBI	BB	SO	LOB	BOTTOM											
Shannon Stewart, R (1, 7) OBP: 0.367, SLG: 0.460	G4-3		E 1B	G5-3						4	1	2	1	1	0	0	<b>Detroit Tigers @ Minnesota Twins</b> Hubert H. Humphrey Metrodome, Minneapolis, MN Sun Sep 21 2003, 2:05 PM EDT Att: 33,396 - Dome - 72 F											
Denny Hocking, S (1, 4) OBP: 0.301, SLG: 0.377	G4-3		3-H 1B 2B 1B	F7				SF9 2B	CS 2-3	3	1	1	2	0	0													
Doug Mientkiewicz, L (1, 3) OBP: 0.385, SLG: 0.454			P6			F9		F8		4	0	1	0	0	0	2												
Matthew LeCroy, R (1, 10) OBP: 0.337, SLG: 0.491	K		F9			F9 G4-3 2B		P4		4	0	1	0	0	1	2												
Jacque Jones, L (1, 9) OBP: 0.335, SLG: 0.464		G6-3	E9 2B 1B	G4-3		G4-3		K		4	0	1	0	0	1	1												
Corey Koskie, L (1, 5) OBP: 0.391, SLG: 0.451		G4-3		G5-3		G5-3		K		4	0	1	1	0	1	1												
A.J. Pierzynski, L (1, 2) OBP: 0.358, SLG: 0.461						K				3	0	1	0	1	2	0		AB 33 R 6 H 12 RBI 6 BB 3 SO 6 LOB 9 										
Dustan Mohr, R (1, 8) OBP: 0.324, SLG: 0.411		PO						K		4	2	2	0	0	1	3												
Cristian Guzman, S (1, 6) OBP: 0.307, SLG: 0.357										3	2	2	2	1	0	0												
										1B: 8 2B: 3 3B: 1 HR: 0	SF: 1 SAC: 0 DP: 0 HBP: 0	WP: 0 PB: 0 CS: 1	PA: 39															
<b>Inning Stats</b>	R: 0 E: 0 K: 1 S: 12	H: 1 LOB: 1 BB: 0 P: 17	R: 0 E: 0 K: 0 S: 6	H: 1 LOB: 0 BB: 0 P: 10	R: 4 E: 1 K: 0 S: 17	H: 6 LOB: 3 BB: 1 P: 33	R: 0 E: 0 K: 0 S: 5	H: 0 LOB: 0 BB: 0 P: 7	R: 0 E: 0 K: 1 S: 11	H: 1 LOB: 1 BB: 0 P: 17	R: 2 E: 1 K: 1 S: 15	H: 3 LOB: 1 BB: 0 P: 25	R: 0 E: 0 K: 2 S: 8	H: 0 LOB: 0 BB: 0 P: 14	R: 0 E: 0 K: 2 S: 13	H: 0 LOB: 1 BB: 2 P: 24												
<b>PITCHER</b>	IP	WLS	BF	H	R	ER	SO	BB	IBB	HBP	BLK	WP	HR	S	P	ERA	WHIP											
34 Nate Cornejo, R (1, 1) ERA: 4.7	5.2	L	29	12	6	6	2	0	1	0	0	0	0	63	103	9.53	2.118											
Jamie Walker, L (6, 1) ERA: 3.48	0.1		1	0	0	0	0	0	0	0	0	0	0	3	6	0.00	0.000											
Chris Spurling, R (7, 1) ERA: 4.58	0.1		1	0	0	0	0	0	0	0	0	0	0	2	4	0.00	0.000											
Eric Eckenstahler, L (7, 1) ERA: 2.87	0.2		2	0	0	0	2	0	0	0	0	0	0	6	10	0.00	0.000											
Fernando Rodney, R (8, 1) ERA: 6.84	1.0		4	0	0	0	2	2	0	0	0	0	0	13	24	0.00	2.000											

Batter	1	2	3	4	5	6	7	8	9	AB	R	H	RBI	BB	SO	LOB	TOP								
<b>Alex Sanchez, L</b> (1, 8) OBP: 0.314, SLG: 0.360 <b>Ben Petrick, R</b> (7, 9) OBP: 0.266, SLG: 0.371	G3	G4-3				BLK SF8 1B	B2	K		4	1	1	0	0	0	2									
<b>Warren Morris, L</b> (1, 4) OBP: 0.319, SLG: 0.370	G3-1		G4-3			SF8 BLK 1B	F7		G6-3	5	1	1	0	0	0	1									
<b>Bobby Higginson, L</b> (1, 9) OBP: 0.322, SLG: 0.366 <b>20 Omar Infante, R</b> (7, 5) OBP: 0.278, SLG: 0.246	BB 1B		G1-3			SF8 1B		G5-3	G4-6-3 1B	3	0	1	1	0	0	0									
<b>Dmitri Young, S</b> (1, 10) OBP: 0.357, SLG: 0.525 <b>Matt Walbeck, S</b> (9, PH) OBP: 0.199, SLG: 0.241	1-2 BB		F9			1B		G3-1	G4-6-3 1B	3	0	1	1	1	0	0									
<b>Carlos Pena, L</b> (1, 3) OBP: 0.331, SLG: 0.450	K					F9 1B		K		4	0	1	0	0	2	3									
<b>Craig Monroe, R</b> (1, 7) OBP: 0.280, SLG: 0.428		SH1-4 15 1B				P4 1B		HR BB		2	2	1	0	2	0	1									
<b>Shane Halter, R</b> (1, 5) OBP: 0.265, SLG: 0.333 <b>Andres Torres, S</b> (7, 8) OBP: 0.248, SLG: 0.293	G3-1 15 SH1-4		F9			G6-3		K		3	0	1	0	0	0	3									
<b>15 Brandon Inge, R</b> (1, 2) OBP: 0.268, SLG: 0.345 <b>A.J. Hinch, R</b> (8, PH) OBP: 0.237, SLG: 0.357	SH1-4		G4-3					HR		1	0	0	0	1	0	1									
<b>Ramon Santiago, S</b> (1, 6) OBP: 0.287, SLG: 0.278	G3-1					1B BLK 1B		G3		4	1	1	1	0	0	2									
<b>Inning Stats</b>	R: 0 E: 0 K: 1 S: 10	H: 1 LOB: 2 BB: 1 P: 20	R: 1 E: 0 K: 0 S: 10	H: 1 LOB: 1 BB: 1 P: 17	R: 0 E: 0 K: 0 S: 9	H: 0 LOB: 0 BB: 0 P: 13	R: 0 E: 0 K: 0 S: 15	H: 1 LOB: 1 BB: 0 P: 19	R: 3 E: 0 K: 0 S: 12	H: 5 LOB: 2 BB: 0 P: 19	R: 0 E: 0 K: 0 S: 9	H: 0 LOB: 0 BB: 0 P: 14	R: 0 E: 0 K: 1 S: 8	H: 0 LOB: 0 BB: 0 P: 14	R: 2 E: 0 K: 2 S: 13	H: 1 LOB: 0 BB: 1 P: 20	R: 0 E: 0 K: 0 S: 7	H: 1 LOB: 0 BB: 0 P: 11	1B: 9 2B: 0 3B: 0 HR: 1	SF: 1 SAC: 1 DP: 1 HBP: 0	WP: 0 PB: 0 SB: 0 CS: 0	PA: 40			
<b>PITCHER</b>	IP	WLS	BF	H	R	ER	SO	BB	IBB	HBP	BLK	WP	HR	S	P	ERA	WHIP								
<b>Paul Abbott, R</b> (1, 1) ERA: 5.29	4.0		20	6	4	4	1	2	0	0	0	0	0	48	75	9.00	2.000								
<b>Jeremy Affeldt, L</b> (5, 1) ERA: 3.99	2.0	W	9	2	0	0	0	1	0	0	1	0	0	17	27	0.00	1.500								
<b>Jason Grimsley, R</b> (7, 1) ERA: 5.23	2.0		8	1	2	2	3	1	0	0	0	0	1	21	34	9.00	1.000								
<b>Al Levine, R</b> (9, 1) ERA: 2.79	1.0		3	1	0	0	0	0	0	0	0	0	0	7	11	0.00	1.000								

**Detroit Tigers @ Kansas City Royals**  
Kauffman Stadium, Kansas City, MO  
Mon Sep 22 2003, 7:05 PM CDT  
Att: 10,574 - Sunny - 68 F

**AB 34**  
**R 6**  
**H 10**  
**RBI 5**  
**BB 4**  
**SO 4**  
**LOB 15**



Batter	1	2	3	4	5	6	7	8	9	AB	R	H	RBI	BB	SO	LOB	BOTTOM								
<b>4 Angel Berroa, R</b> (1, 6) OBP: 0.342, SLG: 0.455	HR 1B	F9		K						4	2	2	1	1	1	2									
<b>Carlos Beltrán, S</b> (1, 8) OBP: 0.387, SLG: 0.515 <b>9 David DeJesus, L</b> (8, 8)	K									4	1	1	1	1	2	5									
<b>29 Mike Sweeney, R</b> (1, 10) OBP: 0.396, SLG: 0.466	K		F9	HR	FC6-4					5	1	1	1	0	2	3									
<b>Raul Ibanez, L</b> (1, 3) OBP: 0.351, SLG: 0.461	HR	F9		F9		BB 1B				4	3	3	3	1	0	0									
<b>Joe Randa, R</b> (1, 5) OBP: 0.348, SLG: 0.455 <b>Julius Matos, R</b> (7, PH) OBP: 0.275, SLG: 0.380	1B			2B		1B				3	2	3	0	1	0	0									
<b>Aaron Guiel, L</b> (1, 9) OBP: 0.357, SLG: 0.509	G1-3		L9			L5		F6		4	1	0	0	1	0	6									
<b>Rondell White, R</b> (1, 7) OBP: 0.337, SLG: 0.482										4	2	4	3	1	0	0									
<b>Desi Relaford, S</b> (1, 4) OBP: 0.320, SLG: 0.384	F9			G4-3						4	0	1	2	1	0	3									
<b>Brent Mayne, L</b> (1, 2) OBP: 0.307, SLG: 0.342 <b>Mike DiFelice, R</b> (8, 2) OBP: 0.299, SLG: 0.385	K			E4		G6-3		G6-4-3		4	0	1	0	0	1	3									
<b>Inning Stats</b>	R: 2 E: 0 K: 2 S: 16	H: 3 LOB: 1 BB: 0 P: 21	R: 0 E: 0 K: 1 S: 10	H: 0 LOB: 1 BB: 1 P: 15	R: 1 E: 0 K: 0 S: 10	H: 2 LOB: 1 BB: 0 P: 15	R: 1 E: 1 K: 1 S: 18	H: 1 LOB: 2 BB: 1 P: 25	R: 2 E: 0 K: 0 S: 11	H: 3 LOB: 1 BB: 1 P: 16	R: 5 E: 0 K: 1 S: 31	H: 6 LOB: 3 BB: 2 P: 48	R: 0 E: 0 K: 1 S: 6	H: 0 LOB: 0 BB: 1 P: 12	R: 1 E: 0 K: 0 S: 7	H: 1 LOB: 0 BB: 1 P: 15	1B: 11 2B: 3 3B: 0 HR: 2	SF: 0 SAC: 0 DP: 3 HBP: 0	WP: 2 PB: 0 SB: 1 CS: 0	PA: 45					
<b>PITCHER</b>	IP	WLS	BF	H	R	ER	SO	BB	IBB	HBP	BLK	WP	HR	S	P	ERA	WHIP								
<b>Gary Knotts, R</b> (1, 1) ERA: 5.89	4.0	L	23	7	6	5	4	3	0	0	0	0	0	12	20	6.75	2.250								
<b>45 Chris Mears, R</b> (5, 1) ERA: 5.57	1.1		6	2	1	1	1	1	0	0	0	0	0	8	11	∞	∞								
<b>Franklyn German, R</b> (6, 1) ERA: 5.98	0.0		3	3	1	1	0	0	0	0	0	2	0	8	11	∞	∞								
<b>Chris Spurling, R</b> (6, 1) ERA: 4.88	0.1		4	2	2	2	0	1	0	0	0	0	0	13	19	54.00	9.000								
<b>53 Brian Schmack, R</b> (6, 1) ERA: 4.5	1.1		5	1	1	1	1	1	0	0	0	0	0	9	16	6.75	1.500								

**Detroit Tigers @ Kansas City Royals**  
Kauffman Stadium, Kansas City, MO  
Mon Sep 22 2003, 7:05 PM CDT  
Att: 10,574 - Sunny - 68 F

**AB 38**  
**R 12**  
**H 16**  
**RBI 11**  
**BB 7**  
**SO 6**  
**LOB 24**



Batter	1	2	3	4	5	6	7	8	9	AB R H RBI BB SO LOB	TOP											
Alex Sanchez, L (1, 8) OBP: 0.317, SLG: 0.362	F7	G4-6-3 1B		SH3-4	G4-3 HR	SF7		BB		3 1 2 2 1 0 0	Detroit Tigers @ Kansas City Royals Kauffman Stadium, Kansas City, MO Tue Sep 23 2003, 7:05 PM CDT Att: 11,180 - Sunny - 76 F											
Warren Morris, L (1, 4) OBP: 0.316, SLG: 0.377	HR	G4-6-3 1-2		SF8	G4-3	F8		F7		5 1 1 3 0 0 6												
Craig Monroe, R (1, 7) OBP: 0.284, SLG: 0.437 Ben Patrick, R (6, 7) OBP: 0.284, SLG: 0.368	K			F9 20 1B	2B	HR		K		5 3 3 3 0 1 1 1 0 0 0 0 1 1												
Dmitri Young, S (1, 10) OBP: 0.360, SLG: 0.526	BB			20 1B	1B	FC6-4 HBP		K	G6-3	3 1 1 1 2 1 1												
Carlos Pena, L (1, 3) OBP: 0.331, SLG: 0.447	F9			F4	HBP 1B	K		K	BB	5 0 1 1 1 2 4												
A.J. Hinch, R (1, 2) OBP: 0.247, SLG: 0.392 Matt Walbeck, S (8, 2) OBP: 0.197, SLG: 0.239		K		F9	HBP	FC6-4 1-2		HR	K	4 1 1 1 0 1 3 1 0 0 0 0 1 1												
20 Omar Infante, R (1, 5) OBP: 0.288, SLG: 0.268	1B	2B		G1-4-3		2B		E	1B	6 3 4 1 0 0 3												
Andres Torres, S (1, 9) OBP: 0.257, SLG: 0.296	1B	1B		K		1B G4-3		2B SF7	BB	5 3 2 1 1 1 3												
Ramon Santiago, S (1, 6) OBP: 0.293, SLG: 0.285	1B	1B		SH3-4 SF8	BB	G4-3 HR		G4-3		4 2 3 1 1 0 1												
<b>Inning Stats</b>	R: 1 E: 0 K: 1 S: 11	H: 1 LOB: 1 BB: 1 P: 19	R: 2 E: 0 K: 1 S: 17	H: 4 LOB: 1 BB: 0 P: 21	R: 1 E: 0 K: 1 S: 13	H: 2 LOB: 2 BB: 1 P: 20	R: 3 E: 0 K: 0 S: 12	H: 3 LOB: 2 BB: 1 P: 21	R: 4 E: 0 K: 1 S: 15	H: 4 LOB: 1 BB: 0 P: 22	R: 2 E: 0 K: 2 S: 20	H: 2 LOB: 1 BB: 1 P: 29	R: 2 E: 1 K: 2 S: 14	H: 2 LOB: 1 BB: 0 P: 21	R: 0 E: 0 K: 1 S: 13	H: 0 LOB: 1 BB: 1 P: 20	R: 0 E: 0 K: 1 S: 15	H: 0 LOB: 1 BB: 1 P: 25	R: 0 E: 0 K: 1 S: 13	H: 0 LOB: 1 BB: 1 P: 25	1B: 11 SF: 2 2B: 4 SAC: 1 3B: 0 DP: 1 HR: 3 HBP: 2	WP: 0 PA: 53 PB: 0 SB: 1 CS: 0
<b>PITCHER</b>	IP WLS BF H R ER SO BB IBB HBP BLK WP HR S P ERA WHIP																					
Jose Lima, R (1, 1) ERA: 4.61	3.2 L 24 10 7 7 3 3 3 0 1 1 0 1 51 78 17.18 3.545																					
51 Kris Wilson, R (4, 1) ERA: 4.37	1.1 9 4 4 4 1 0 0 0 1 0 0 1 17 25 27.00 3.000																					
Graeme Lloyd, L (6, 1) ERA: 5.21	1.0 6 2 2 2 0 1 0 0 0 0 0 1 20 29 18.00 3.000																					
Brad Voyles, R (7, 1) ERA: 7.22	3.0 14 2 2 1 4 2 0 0 0 0 0 1 42 66 3.00 1.333																					

Batter	1	2	3	4	5	6	7	8	9	AB R H RBI BB SO LOB	BOTTOM											
4 Angel Berroa, R (1, 6) OBP: 0.343, SLG: 0.460 Julius Matos, R (8, 6) OBP: 0.269, SLG: 0.373	HR	FC5-4 1-2		BB 1B HBP		G4-3		G4-3		3 2 1 1 0 0 1 1 0 0 0 0 0 0	Detroit Tigers @ Kansas City Royals Kauffman Stadium, Kansas City, MO Tue Sep 23 2003, 7:05 PM CDT Att: 11,180 - Sunny - 76 F											
Carlos Beltran, S (1, 8) OBP: 0.388, SLG: 0.514 9 David DeJesus, L (8, 8)	F8			G6-3	1B CS	BB		F7		3 1 1 0 1 0 0 1 0 0 0 0 0 0												
Rondell White, R (1, 10) OBP: 0.338, SLG: 0.484 Tom Prince, R (9, PH) OBP: 0.314, SLG: 0.386	P6			G3	2B	CS		1B		4 0 2 2 0 1 1 1 0 0 0 0 0 0												
Raul Ibanez, L (1, 7) OBP: 0.350, SLG: 0.459 Dee Brown, L (8, 7) OBP: 0.291, SLG: 0.333	1B			G3	L6			G3		4 0 1 0 0 0 2 1 0 0 0 0 0 0												
Joe Randa, R (1, 5) OBP: 0.349, SLG: 0.457 Jarrod Patterson, L (8, 5) OBP: 0.300, SLG: 0.176	F9			G5-3	1B	2B		FC9-6 1B		4 0 2 0 0 0 2 0 0 0 0 0 0 0												
Ken Harvey, R (1, 3) OBP: 0.314, SLG: 0.415	F9			HR	FC3-6 1B			FC9-6 1-2		4 1 2 1 0 0 1												
Aaron Guiel, L (1, 9) OBP: 0.356, SLG: 0.509	K			BB 1B 2B	FC3-6 G6-4-3			G3		4 1 1 0 0 1 3												
Mendy López, R (1, 4) OBP: 0.301, SLG: 0.416	1B	3B		K	G6-4-3			K		4 1 1 0 0 2 3												
Mike DiFelice, R (1, 2) OBP: 0.299, SLG: 0.382	FC5-4 1B			L7				G3-1		4 0 1 1 0 0 1												
<b>Inning Stats</b>	R: 1 E: 0 K: 0 S: 12	H: 2 LOB: 1 BB: 0 P: 18	R: 0 E: 0 K: 1 S: 12	H: 2 LOB: 1 BB: 0 P: 20	R: 0 E: 0 K: 1 S: 6	H: 1 LOB: 1 BB: 0 P: 9	R: 4 E: 0 K: 1 S: 16	H: 3 LOB: 1 BB: 1 P: 30	R: 0 E: 0 K: 0 S: 5	H: 2 LOB: 1 BB: 0 P: 7	R: 0 E: 0 K: 1 S: 11	H: 1 LOB: 1 BB: 0 P: 15	R: 0 E: 0 K: 0 S: 9	H: 1 LOB: 1 BB: 0 P: 12	R: 0 E: 0 K: 1 S: 8	H: 0 LOB: 0 BB: 0 P: 10	R: 0 E: 0 K: 0 S: 9	H: 0 LOB: 0 BB: 0 P: 15	R: 0 E: 0 K: 0 S: 9	H: 0 LOB: 0 BB: 0 P: 15	1B: 6 SF: 0 2B: 3 SAC: 0 3B: 1 DP: 1 HR: 2 HBP: 1	WP: 0 PA: 40 PB: 0 SB: 0 CS: 2
<b>PITCHER</b>	IP WLS BF H R ER SO BB IBB HBP BLK WP HR S P ERA WHIP																					
Mike Maroth, L (1, 1) ERA: 5.81	5.0 W 26 10 6 5 2 1 0 1 0 0 0 0 20 27 9.00 2.200																					
38 Jeremy Bondeman, R (8, 1) ERA: 5.59	2.0 8 2 0 0 1 0 0 0 0 0 0 0 20 27 0.00 1.000																					
Matt Anderson, R (8, 1) ERA: 4.7	2.0 6 0 0 0 1 0 0 0 0 0 0 0 17 25 0.00 0.000																					

Batter	1	2	3	4	5	6	7	8	9	AB	R	H	RBI	BB	SO	LOB	TOP					
Alex Sanchez, L (1, 8) OBP: 0.316, SLG: 0.361	1-2 20 1B 20 S 1B	1-0 B3		0-0 P5			2-1 B2-3			4	1	1	0	0	0	0	<b>Detroit Tigers @ Kansas City Royals</b> Kauffman Stadium, Kansas City, MO Wed Sep 24 2003, 7:05 PM CDT Att: 10,758 - Cloudy - 69 F					
20 Omar Infante, R (1, 5) OBP: 0.288, SLG: 0.288	1-1 BB 1B 1B	1-0 F7			0-3 K		1-2 G5-3			4	1	1	0	0	1	0						
15 Brandon Inge, R (1, 2) OBP: 0.287, SLG: 0.342	2-3 SAFE K	4-2 S BB			1-0 G4-3			2-3 K		3	0	0	0	1	2	2						
Dmitri Young, S (1, 10) OBP: 0.361, SLG: 0.527	2-2 SAFE 1B BB 1B	1-1 P5			0-0 2B			3-2 P6		4	1	2	1	0	0	1						
Carlos Pena, L (1, 3) OBP: 0.332, SLG: 0.445	4-2 BB 1B SF7 BB		0-1 F8					4-2 BB		2	1	0	0	2	1	1						
Ben Petrick, R (1, 7) OBP: 0.284, SLG: 0.364	1-2 BB 1B		1-2 P3			1-1 F8		1-1 F7		4	0	1	1	0	0	1						
Warren Morris, L (1, 4) OBP: 0.316, SLG: 0.373	4-2 BB		3-2 F7			0-1 G6-3			2-3 K	3	0	0	1	1	1	0						
Andres Torres, S (1, 9) OBP: 0.251, SLG: 0.291	0-0 SF7		0-0 B1-3			1-2 G5-3			3-3 K	3	0	0	1	0	1	0						
Ramon Santiago, S (1, 6) OBP: 0.290, SLG: 0.282	2-2 P3		0-1 F7				1-0 P3		0-0 G3	4	0	0	0	0	0	2						
<b>Inning Stats</b>	R: 4 E: 0 K: 1 S: 23	H: 4 LOB: 2 BB: 2 P: 40	R: 0 E: 0 K: 0 S: 7	H: 0 LOB: 1 BB: 1 P: 14	R: 0 E: 0 K: 0 S: 8	H: 0 LOB: 0 BB: 0 P: 12	R: 0 E: 0 K: 0 S: 4	H: 0 LOB: 0 BB: 0 P: 4	R: 0 E: 0 K: 2 S: 8	H: 1 LOB: 1 BB: 0 P: 11	R: 0 E: 0 K: 0 S: 7	H: 0 LOB: 0 BB: 0 P: 9	R: 0 E: 0 K: 0 S: 6	H: 0 LOB: 0 BB: 0 P: 10	R: 0 E: 0 K: 1 S: 14	H: 0 LOB: 1 BB: 1 P: 24		R: 0 E: 0 K: 2 S: 9	H: 0 LOB: 0 BB: 0 P: 14	1B: 4 2B: 1 3B: 0 HR: 0	SF: 1 SAC: 0 DP: 0 HBP: 0	WP: 0 PB: 0 SB: 2 CS: 0
<b>PITCHER</b>	IP WLS BF H R ER SO BB IBB HBP BLK WP HR S P ERA WHIP	IP WLS BF H R ER SO BB IBB HBP BLK WP HR S P ERA WHIP																				
41 Jimmy Gobble, L (1, 1) ERA: 4.61	7.0 L 29 5 4 4 3 3 0 0 0 0 0 0 63 100 5.14 1.143																					
Curt Leskanic, R (8, 1) ERA: 2.25	1.0 4 0 0 0 1 1 0 0 0 0 0 0 14 24 0.00 1.000																					
Mike MacDougal, R (9, 1) ERA: 4.21	1.0 3 0 0 0 2 0 0 0 0 0 0 0 9 14 0.00 0.000																					

Batter	1	2	3	4	5	6	7	8	9	AB	R	H	RBI	BB	SO	LOB	BOTTOM					
4 Angel Berroa, R (1, 6) OBP: 0.342, SLG: 0.459	1-1 G5-3		3-3 K			0-1 L3 1B		2-3 K		4	0	1	0	0	2	2	<b>Detroit Tigers @ Kansas City Royals</b> Kauffman Stadium, Kansas City, MO Wed Sep 24 2003, 7:05 PM CDT Att: 10,758 - Cloudy - 69 F					
Carlos Beltrán, S (1, 8) OBP: 0.387, SLG: 0.512	0-1 1B FC1-6 1B		2-2 F8			2-0 L3		3-3 K		4	1	1	0	0	1	2						
Rondell White, R (1, 10) OBP: 0.341, SLG: 0.485	2-1 FC1-6 1B			4-1 BB			3-1 3B 1B		1-2 P3	3	1	2	0	1	0	0						
Raul Ibanez, L (1, 7) OBP: 0.350, SLG: 0.461	2-1 FC1-6			0-0 F9			2-2 SAFE 1-H SF9 3B		0-2 F8	4	1	1	2	0	0	2						
Ken Harvey, R (1, 3) OBP: 0.314, SLG: 0.412	0-0 G4-3			1-2 L9-3			4-0 BB		2-1 G6-3	3	0	0	0	1	0	2						
Aaron Cueli, L (1, 9) OBP: 0.353, SLG: 0.506		1-1 L4			3-1 F7		0-1 SAFE SF9			2	0	0	1	0	0	0						
Desi Relaford, S (1, 4) OBP: 0.319, SLG: 0.382		2-2 G3-1			0-0 F9		3-H 0-0 G4-6-3			3	0	0	0	0	0	1						
Julius Matos, R (1, 5) OBP: 0.273, SLG: 0.370		1-2 F8			2-2 G5-3			0-0 SH3-4 1B		3	0	1	0	0	0	0						
Brent Mayne, L (1, 2) OBP: 0.308, SLG: 0.342			2-2 CS			2-1 F7		0-0 1-2 SH3-4 1B		2	0	1	0	0	0	0						
Mike DiFelice, R (8, PH) ERA: 5.25										0	0	0	0	0	0	0						
9 David DeJesus, L (8, PH) ERA: 5.25										0	0	0	0	0	0	0						
Tom Prince, R (9, 2) OBP: 0.314, SLG: 0.386										0	0	0	0	0	0	0						
<b>Inning Stats</b>	R: 1 E: 0 K: 0 S: 9	H: 2 LOB: 1 BB: 0 P: 14	R: 0 E: 0 K: 0 S: 8	H: 0 LOB: 0 BB: 0 P: 12	R: 0 E: 0 K: 1 S: 10	H: 1 LOB: 0 BB: 0 P: 17	R: 0 E: 0 K: 0 S: 5	H: 0 LOB: 0 BB: 1 P: 10	R: 0 E: 0 K: 0 S: 8	H: 0 LOB: 0 BB: 0 P: 13	R: 0 E: 0 K: 0 S: 5	H: 1 LOB: 0 BB: 0 P: 9	R: 2 E: 0 K: 0 S: 10	H: 2 LOB: 0 BB: 1 P: 19	R: 0 E: 0 K: 2 S: 8	H: 1 LOB: 1 BB: 0 P: 13	R: 0 E: 0 K: 0 S: 9	H: 0 LOB: 0 BB: 0 P: 12	1B: 6 2B: 3 3B: 1 HR: 0	SF: 1 SAC: 1 DP: 4 HBP: 0	WP: 0 PB: 0 SB: 0 CS: 1	PA: 32
<b>PITCHER</b>	IP WLS BF H R ER SO BB IBB HBP BLK WP HR S P ERA WHIP	IP WLS BF H R ER SO BB IBB HBP BLK WP HR S P ERA WHIP																				
Shane Loux, R (1, 1) ERA: 7.12	5.0 W 17 3 1 1 1 1 0 0 0 0 0 0 40 25 18.00 4.000																					
Matt Roney, R (6, 1) ERA: 5.25	1.0 H 6 3 2 2 0 1 0 0 0 0 0 0 12 25 0.00 1.000																					
Jamie Walker, L (7, 1) ERA: 3.43	1.0 H 3 1 0 0 0 0 0 0 0 0 0 0 4 4 0.00 1.000																					
Fernando Rodney, R (8, 1) ERA: 6.33	2.0 S 6 0 0 0 2 0 0 0 0 0 0 0 16 24 0.00 0.000																					

AB 31  
R 4  
H 5  
RBI 4  
BB 4  
SO 6  
LOB 7



AB 28  
R 3  
H 7  
RBI 3  
BB 2  
SO 3  
LOB 9





Batter	1	2	3	4	5	6	7	8	9	10	11	AB	R	H	RBI	BB	SO	LOB	TOP					
20 Lew Ford, R OBP: 0.403, SLG: 0.578	1-3 K		2-2 5 1B G4-3 1B		2-2 G6-3			4-1 0 0 5 PB SF8 BB		1-3 K		4	2	1	0	1	2	0						
Luis Rivas, R Chris Gomez, R OBP: 0.385, SLG: 0.385 OBP: 0.273, SLG: 0.333	1-0 5 CS 1B		2-0 G4-3		2-2 G4-3			3-2 G1-3		3-2 F7		3	0	1	0	0	0	1						
5 Michael Cuddyer, R OBP: 0.320, SLG: 0.396	4-2 1B		2-0 1B		2-2 L6			4-1 33 HR BB		1-2 G6-3		3	1	1	0	2	0	0						
Matthew LeCroy, R Rob Bowen, S	0-3 BB		1-1 1B		1-1 F9			0-0 SF8		2-3 K		3	0	1	1	0	1	1						
33 Justin Morneau, L OBP: 0.279, SLG: 0.360		0-2 K	0-3 K		0-2 L6			1-0 3-H 1-H HR		3-1 F7		5	1	1	2	0	2	2						
Dustin Mohr, R OBP: 0.319, SLG: 0.406		3-2 G6-3	2-2 F9		0-1 F8			2-3 K		1-3 K		5	0	0	0	0	2	2						
Michael Ryan, L OBP: 0.397, SLG: 0.673	1-2 2B		4-1 BB		2-3 K			1-3 K				3	0	1	0	1	2	0						
Michael Restovich, R OBP: 0.417, SLG: 0.429	4-1 BB		0-0 G5-4-3		0-0 G5-3			3-3 K				3	0	0	0	1	1	1						
Denny Hocking, S OBP: 0.295, SLG: 0.368	1-2 F8		0-0 G1-3		1-1 G4-3			0-3 K				4	0	0	0	0	1	2						
<b>Inning Stats</b>	R: 0 E: 0 K: 2 S: 10	H: 1 LOB: 1 BB: 1 P: 15	R: 0 E: 0 K: 1 S: 13	H: 1 LOB: 2 BB: 1 P: 22	R: 1 E: 0 K: 1 S: 13	H: 3 LOB: 2 BB: 0 P: 22	R: 0 E: 0 K: 0 S: 3	H: 0 LOB: 0 BB: 1 P: 7	R: 0 E: 0 K: 0 S: 7	H: 0 LOB: 0 BB: 0 P: 8	R: 0 E: 0 K: 1 S: 6	H: 0 LOB: 0 BB: 0 P: 9	R: 3 E: 0 K: 1 S: 12	H: 1 LOB: 0 BB: 2 P: 26	R: 0 E: 0 K: 3 S: 10	H: 0 LOB: 0 BB: 0 P: 14	R: 0 E: 0 K: 1 S: 9	H: 0 LOB: 0 BB: 0 P: 14	R: 0 E: 0 K: 2 S: 8	H: 0 LOB: 0 BB: 0 P: 14	1B: 4 2B: 1 3B: 0 HR: 1	SF: 1 SAC: 0 DP: 1 HBP: 0	WP: 0 PB: 1 SB: 1 CS: 1	PA: 42
<b>PITCHER</b>	29 Nate Robertson, L ERA: 5.44	Matt Anderson, R ERA: 5.4	Fernando Rodney, R ERA: 6.28	45 Chris Mears, R ERA: 5.58	<b>PITCHER</b>																			
	IP: 7.0 WLS: 0.1 BF: 3 H: 2 ER: 2 SO: 0 BB: 2 IBB: 0 HBP: 0 BLK: 0 WP: 0 HR: 0 S: 61 P: 98 ERA: 1.29 WHIP: 6.000	0.1 H: 3 B: 6 W: 6	1.2 B: 6 W: 6	2.0 W: 6	IP: 1.0 WLS: 1.2 BF: 8 H: 2 R: 1 ER: 1 SO: 0 BB: 0 IBB: 0 HBP: 0 BLK: 0 WP: 0 HR: 0 S: 14 P: 23 ERA: 4.76 WHIP: 13.50																			

Minnesota Twins @ Detroit Tigers  
Comerica Park, Detroit, MI  
Thu Sep 25 2003, 7:05 PM EDT  
Att: 9,296 - Cloudy - 58 F

AB	36
R	4
H	6
RBI	4
BB	5
SO	12
LOB	10



Batter	1	2	3	4	5	6	7	8	9	10	11	AB	R	H	RBI	BB	SO	LOB	BOTTOM							
Alex Sanchez, L OBP: 0.315, SLG: 0.360	0-0 B5-3		1-0 F7			0-1 B1-3	0-0 L9			1-1 E S 1B		5	0	1	0	0	0	1								
20 Omar Infante, R OBP: 0.262, SLG: 0.261	1-3 K		0-1 P4		1-0 G6-3			1-2 G6-3		1-1 B3		5	0	0	0	0	1	1								
Craig Monroe, R OBP: 0.283, SLG: 0.441	3-2 F7		3-3 K		2-2 F8			3-2 HR		1-2 F9		5	1	1	1	0	1	1								
Dmitri Young, S OBP: 0.365, SLG: 0.528		0-1 1B		4-2 BB		0-1 SH1-4 G3 1B		2-2 G3-1		4-0 DI IBB		3	1	2	0	2	0	0								
Carlos Pena, L OBP: 0.333, SLG: 0.444		2-1 F8		0-0 F9		0-0 G3 SH1-4 2B 1B		3-2 15 E 15 S 1B		2-1 G4-3		5	1	2	0	0	0	4								
15 Brandon Inge, R OBP: 0.284, SLG: 0.338		0-3 K		0-2 F9		0-0 SH1-4		2-2 F9		0-0 G4-3		4	0	0	0	0	1	2								
Warren Morris, L OBP: 0.314, SLG: 0.371		1-2 G3-1		3-2 F7		3-2 G3		0-3 K		1-1 L7		2	0	0	0	0	0	1								
Danny Klassen, R Bobby Higginson, L												0	0	0	0	0	0	0								
Andres Torres, S Shane Bieber, R												2	1	1	0	1	0	0								
Ramon Santiago, S OBP: 0.290, SLG: 0.284												4	0	1	2	0	0	1								
<b>Inning Stats</b>	R: 0 E: 0 K: 1 S: 8	H: 0 LOB: 0 BB: 0 P: 12	R: 0 E: 0 K: 1 S: 11	H: 1 LOB: 1 BB: 0 P: 14	R: 0 E: 0 K: 0 S: 6	H: 0 LOB: 0 BB: 0 P: 10	R: 0 E: 0 K: 1 S: 9	H: 0 LOB: 1 BB: 1 P: 16	R: 0 E: 0 K: 0 S: 10	H: 1 LOB: 1 BB: 0 P: 13	R: 0 E: 0 K: 0 S: 6	H: 0 LOB: 0 BB: 0 P: 9	R: 3 E: 0 K: 0 S: 14	H: 3 LOB: 1 BB: 1 P: 23	R: 1 E: 0 K: 0 S: 15	H: 2 LOB: 1 BB: 0 P: 26	R: 0 E: 0 K: 1 S: 8	H: 0 LOB: 0 BB: 0 P: 10	R: 0 E: 1 K: 0 S: 9	H: 1 LOB: 2 BB: 1 P: 18	R: 1 E: 0 K: 0 S: 5	H: 1 LOB: 0 BB: 0 P: 8	1B: 6 2B: 1 3B: 0 HR: 2	SF: 0 SAC: 1 DP: 0 HBP: 0	WP: 0 PB: 0 SB: 2 CS: 0	PA: 44
<b>PITCHER</b>	Johan Santana, L ERA: 3.07	51 Carlos Pulido, L ERA: 3.29	Grant Balfour, R ERA: 4.5	Jesse Orosco, L ERA: 7.56	Juan Rincon, R ERA: 5.52	<b>PITCHER</b>																				
	IP: 5.0 WLS: 1.1 BF: 18 H: 2 ER: 2 SO: 3 BB: 1 IBB: 0 HBP: 0 BLK: 0 WP: 0 HR: 0 S: 44 P: 65 ERA: 0.00 WHIP: 0.600	1.1 H: 6 B: 3 1: 1	0.1 B: 1 1: 0	1.0 B: 5 2: 1	IP: 1.0 WLS: 1.2 BF: 8 H: 2 R: 1 ER: 1 SO: 0 BB: 0 IBB: 0 HBP: 0 BLK: 0 WP: 0 HR: 0 S: 14 P: 23 ERA: 4.76 WHIP: 13.50																					

Minnesota Twins @ Detroit Tigers  
Comerica Park, Detroit, MI  
Thu Sep 25 2003, 7:05 PM EDT  
Att: 9,296 - Cloudy - 58 F

AB	40
R	5
H	9
RBI	5
BB	3
SO	4
LOB	12



Batter	1	2	3	4	5	6	7	8	9	10	11	AB	R	H	RBI	BB	SO	LOB	TOP																
Shannon Stewart, R OBP: 0.364, SLG: 0.459 Michael Ryan, L OBP: 0.383, SLG: 0.648	0-1 F8		0-2 G5-3		0-0 G6-3		4-2 BB		0-0 G4-3		3-2 F8	3	0	0	0	0	0	0																	
Luis Rivas, R OBP: 0.309, SLG: 0.383 Chris Gomez, R OBP: 0.274, SLG: 0.333	0-1 G6-3		0-2 P4		1-0 G6-3		2-2 G6-3 1B		3-2 P5		2-0 F7	3	0	0	0	0	0	0																	
Jacque Jones, L OBP: 0.333, SLG: 0.459 Dustan Mohr, R OBP: 0.318, SLG: 0.404	3-1 F7			1-2 BB 1B	1-0 G5-3		3-2 G6-3 1-2f						3	1	1	0	0	0																	
Matthew LeCroy, R OBP: 0.340, SLG: 0.485		4-2 2B BB		4-2 F9 5 1B BB		3-2 1B 2B		1-2 1B					3	2	2	0	2	0																	
Corey Koskie, L OBP: 0.309, SLG: 0.453 33 Justin Morneau, L OBP: 0.282, SLG: 0.356	0-1 F8		2-0 1B F9 1B		0-0 1B		1-3 1B		1-3 K		4-0 20 2B BB	3	0	2	1	0	0	1																	
Torii Hunter, R OBP: 0.311, SLG: 0.449 20 Lew Ford, R OBP: 0.405, SLG: 0.591	3-2 F8		2-1 F9		1-3 K		1-3 K		1-3 K		1-1 1H 2B	3	0	0	0	0	1	5																	
A.J. Pierzynski, L OBP: 0.360, SLG: 0.463 Rob Bowen, S OBP: 0.143, SLG: 0.167	0-2 2B		4-0 5 1B IBB		2-0 1B		1-2 3H 1B		0-1 5 WP 1B		1-3 K	2	0	2	1	1	0	0																	
5 Michael Cuddyer, R OBP: 0.324, SLG: 0.427	3-2 G1-3		0-1 G4-3 1B		0-2 G5-4-3		1-2 1-2f		2-2 G6-3				5	1	2	2	0	0	6																
Cristian Guzman, S OBP: 0.125, SLG: 0.125 46 Alex Prieto, R OBP: 0.125, SLG: 0.125	0-1 F9		0-1 G4-3		1-1 F8				0-0 G5-3		2-3 HR K	3	0	0	0	0	0	3																	
<b>Inning Stats</b>	R: 0 E: 0 K: 0 S: 6	H: 0 LOB: 0 BB: 0 P: 9	R: 0 E: 0 K: 0 S: 14	H: 1 LOB: 2 BB: 1 P: 24	R: 0 E: 0 K: 0 S: 8	H: 0 LOB: 0 BB: 0 P: 11	R: 2 E: 0 K: 0 S: 12	H: 3 LOB: 2 BB: 2 P: 25	R: 0 E: 0 K: 0 S: 3	H: 0 LOB: 0 BB: 0 P: 5	R: 1 E: 0 K: 1 S: 12	H: 3 LOB: 1 BB: 0 P: 18	R: 0 E: 0 K: 0 S: 12	H: 1 LOB: 1 BB: 1 P: 22	R: 0 E: 0 K: 2 S: 14	H: 2 LOB: 2 BB: 0 P: 19	R: 0 E: 0 K: 0 S: 5	H: 0 LOB: 0 BB: 0 P: 8	R: 1 E: 0 K: 2 S: 10	H: 1 LOB: 1 BB: 1 P: 21	R: 1 E: 0 K: 1 S: 9	H: 1 LOB: 0 BB: 0 P: 16	1B: 8 2B: 3 3B: 0 HR: 1	SF: 0 SAC: 0 DP: 3 HBP: 0	WP: 1 PB: 0 SB: 0 CS: 0	PA: 47									
<b>PITCHER</b>	IP ERA WHIP	WLS BF	H R ER SO	BB IBB HBP BLK	WP HR S P	ERA WHIP	<b>PITCHER</b>														IP ERA WHIP														
34 Nate Cornejo, R ERA: 4.67	7.0	5	2	0	0	2	0	0	0	0	1	0	14	19	0.00	2.000																			
Jamie Walker, L ERA: 3.38	8.1	1.0	2	1	1	1	1	0	0	0	0	0	15	29	4.50	1.000																			
Chris Spurling, R ERA: 4.98	9.1	2.0	8	1	1	2	1	0	0	0	0	0	15	29	4.50	1.000																			
Franklyn German, R ERA: 6.04	11.1	1.0	L	4	1	1	1	0	0	0	0	0	1	9	16	9.00	1.000																		

Minnesota Twins @ Detroit Tigers  
Comerica Park, Detroit, MI  
Fri Sep 26 2003, 7:05 PM EDT  
Att: 16,518 - Cloudy - 64 F

livebaseballscores.com

AB 42  
R 5  
H 12  
RBI 5  
BB 5  
SO 6  
LOB 20



Batter	1	2	3	4	5	6	7	8	9	10	11	AB	R	H	RBI	BB	SO	LOB	BOTTOM																
Alex Sanchez, L OBP: 0.318, SLG: 0.362	0-1 1B S 1B	0-0 1B		2-2 CS 1B			2-3 K		2-1 F7		0-0 SH1-4	5	1	3	0	0	1	1																	
Bobby Higginson, L OBP: 0.318, SLG: 0.360	0-0 F9	3-2 L9		1-0 CS	1-2 F8		1-0 F8		4-0 FC6-4 IBB		2-1 F7	5	0	0	0	1	0	4																	
Craig Monroe, R OBP: 0.281, SLG: 0.438	0-2 1B SF7 1B		0-2 G6-3		1-2 P6		0-1 P6		3-1 FC6-4		2-3 K	6	1	1	0	0	1	3																	
Dmitri Young, S OBP: 0.368, SLG: 0.538 Andres Torres, S OBP: 0.293, SLG: 0.293	0-1 1B		1-1 P3		0-1 HR		1-0 SH1-4 1B		1-0 SH1-4		1-0 S 1B 2B	5	1	4	2	0	0	0																	
Carlos Pena, L OBP: 0.334, SLG: 0.445	0-1 SF7		0-1 1B		4-2 BB		1-2 SH1-4		1-0 SH1-4		2-3 K	2	0	1	1	1	1	1																	
Shane Halter, R OBP: 0.288, SLG: 0.344	2-1 P6		3-0 1B		3-0 BB		3-3 K		3-3 K		0-2 S 1B	5	0	2	1	0	1	3																	
15 Brandon Inge, R OBP: 0.281, SLG: 0.332		2-2 G6-3		3-3 K		2-1 G6-3		2-2 L1			2-2 K	5	0	0	0	0	2	5																	
20 Omar Infante, R OBP: 0.278, SLG: 0.258 Warren Morris, L OBP: 0.315, SLG: 0.372	0-0 E3 1B			1-2 G6-3		3-2 G6-3		2-2 SH1-4 1B		3-3 K		3	0	0	0	0	0	0																	
Ramon Santiago, S OBP: 0.290, SLG: 0.282	0-2 F8		0-0 B2		0-0 G4-3				0-1 SH1-4		4-1 SH1-4 BB	3	0	0	0	1	0	1																	
<b>Inning Stats</b>	R: 2 E: 0 K: 0 S: 12	H: 3 LOB: 1 BB: 0 P: 14	R: 0 E: 1 K: 0 S: 13	H: 1 LOB: 2 BB: 0 P: 18	R: 0 E: 0 K: 1 S: 13	H: 2 LOB: 2 BB: 0 P: 20	R: 0 E: 0 K: 0 S: 11	H: 1 LOB: 0 BB: 0 P: 15	R: 1 E: 0 K: 0 S: 12	H: 1 LOB: 1 BB: 1 P: 21	R: 0 E: 0 K: 1 S: 6	H: 0 LOB: 0 BB: 0 P: 11	R: 0 E: 0 K: 1 S: 6	H: 0 LOB: 0 BB: 0 P: 9	R: 0 E: 0 K: 1 S: 8	H: 1 LOB: 1 BB: 0 P: 15	R: 0 E: 0 K: 0 S: 10	H: 1 LOB: 2 BB: 1 P: 21	R: 1 E: 0 K: 3 S: 14	H: 2 LOB: 0 BB: 0 P: 21	R: 0 E: 0 K: 1 S: 7	H: 0 LOB: 1 BB: 1 P: 15	1B: 10 2B: 1 3B: 0 HR: 1	SF: 1 SAC: 3 DP: 0 HBP: 0	WP: 0 PB: 0 SB: 3 CS: 1	PA: 49									
<b>PITCHER</b>	IP ERA WHIP	WLS BF	H R ER SO	BB IBB HBP BLK	WP HR S P	ERA WHIP	<b>PITCHER</b>														IP ERA WHIP														
Eric Milton ERA: 2.65	5.0	6	0	0	0	1	0	0	0	0	0	0	12	20	0.00	0.000																			
Rick Reed, R ERA: 5.07	6.1	2.0	6	0	0	0	0	0	0	0	0	0	8	15	0.00	1.000																			
Kenny Rogers, L ERA: 4.58	8.1	1.0	4	1	0	0	1	0	0	0	0	0	10	21	0.00	1.000																			
Grant Balfour, R ERA: 4.32	9.1	1.0	5	1	0	0	0	0	0	0	0	0	14	21	9.00	2.000																			
Eddie Guardado, L ERA: 2.89	10.1	1.0	W	5	2	1	3	0	0	0	0	0	14	21	9.00	2.000																			

Minnesota Twins @ Detroit Tigers  
Comerica Park, Detroit, MI  
Fri Sep 26 2003, 7:05 PM EDT  
Att: 16,518 - Cloudy - 64 F

livebaseballscores.com

AB 41  
R 4  
H 12  
RBI 4  
BB 3  
SO 7  
LOB 20



Batter	1	2	3	4	5	6	7	8	9	AB	R	H	RBI	BB	SO	LOB	TOP										
Shannon Stewart, R (1, 7) Michael Restovich, R (3, PR) OBP: 0.364, SLG: 0.459 OBP: 0.397, SLG: 0.404	E6 PB SF9		1 SAFE 0-0 WP 1B	K	FC6-4			F8		2	1	1	0	0	0	0											
Luis Rivas, R (1, 4) Denny Hocking, S (6, PH) OBP: 0.309, SLG: 0.383 OBP: 0.297, SLG: 0.370	G6-3		P4					F8		3	0	1	0	0	0	3											
Doug Mientkiewicz, L (1, 3) 46 Alex Prieto, R (6, 4) OBP: 0.391, SLG: 0.449 OBP: 0.111, SLG: 0.111	SF9		G3-1	K				K		3	0	0	1	0	1	5											
Jacque Jones, L (1, 10) 33 Justin Morneau, L (6, PH) OBP: 0.333, SLG: 0.464 OBP: 0.296, SLG: 0.369	G3-1			F7				F7		3	1	1	1	0	0	0											
Corey Koskie, L (1, 5) 5 Michael Cuddyer, R (5, PR) OBP: 0.395, SLG: 0.455 OBP: 0.327, SLG: 0.429		P6								2	1	1	0	1	0	0											
Tori Hunter, R (1, 8) 20 Lew Ford, R (4, PR) OBP: 0.312, SLG: 0.451 OBP: 0.390, SLG: 0.565	K							F8		2	0	1	1	0	1	0											
A.J. Pierzynski, L (1, 2) Rob Bowen, S (6, 2) OBP: 0.111, SLG: 0.125	G4-3									3	1	1	1	0	0	1											
Michael Ryan, L (1, 9) OBP: 0.431, SLG: 0.724										4	2	4	2	0	0	0											
Cristian Guzman, S (1, 6) Chris Gomez, R (7, PH) OBP: 0.311, SLG: 0.365 OBP: 0.272, SLG: 0.331										3	0	2	2	0	0	1											
<b>Inning Stats</b>	R: 1 E: 1 K: 0 S: 17	H: 0 LOB: 0 BB: 0 P: 22	R: 0 E: 0 K: 1 S: 8	H: 0 LOB: 0 BB: 0 P: 11	R: 0 E: 0 K: 0 S: 9	H: 2 LOB: 3 BB: 0 P: 14	R: 4 E: 0 K: 2 S: 25	H: 6 LOB: 2 BB: 0 P: 36	R: 3 E: 0 K: 0 S: 10	H: 3 LOB: 1 BB: 0 P: 20	R: 0 E: 0 K: 0 S: 5	H: 1 LOB: 0 BB: 0 P: 6	R: 0 E: 0 K: 0 S: 12	H: 2 LOB: 2 BB: 0 P: 18	R: 0 E: 0 K: 1 S: 9	H: 0 LOB: 0 BB: 0 P: 11	R: 0 E: 0 K: 2 S: 14	H: 1 LOB: 1 BB: 0 P: 21	1B: 9 2B: 4 3B: 0 HR: 2	SF: 1 SAC: 0 DP: 0 HBP: 0	WP: 1 PB: 1 SB: 0 CS: 0	PA: 43					
<b>PITCHER</b>	IP	WLS	BF	H	R	ER	SO	BB	IBB	HBP	BLK	WP	HR	S	P	ERA	WHIP										
Gary Knotts, R (1, 1) ERA: 6.04	3.2		20	8	5	4	2	0	0	0	0	1	0	52	73	9.82	2.182										
Matt Roney, R (4, 1) ERA: 5.45	1.1		8	3	3	3	1	1	0	0	0	0	2	17	30	20.25	3.000										
53 Brian Schmack, R (6, 1) ERA: 3.46	3.0		11	3	0	0	1	0	0	0	0	0	0	26	35	0.00	1.000										
Fernando Rodney, R (9, 1) ERA: 6.07	1.0	W	4	1	0	0	2	0	0	0	0	0	0	14	21	0.00	1.000										

Minnesota Twins @ Detroit Tigers  
Comerica Park, Detroit, MI  
Sat Sep 27 2003, 7:05 PM EDT  
Att: 14,277 - Cloudy - 64 F

AB 41  
R 8  
H 15  
RBI 8  
BB 1  
SO 6  
LOB 21



Batter	1	2	3	4	5	6	7	8	9	AB	R	H	RBI	BB	SO	LOB	BOTTOM										
Alex Sanchez, L (1, 8) OBP: 0.319, SLG: 0.361	S 1B		SH5-3		K	G4-3		FC4 BB S	S WP BB	4	2	1	0	1	1	2											
Warren Morris, L (1, 4) OBP: 0.318, SLG: 0.375	F7		F8		1B 2B		E 2B 1B	BB BB BB	K 1-H	5	3	2	0	1	1	2											
Bobby Higginson, L (1, 9) OBP: 0.319, SLG: 0.359	G6-3		F7		1B		E3 2B 1B	1B BB BB		4	2	1	0	1	0	3											
Dmitri Young, S (1, 10) OBP: 0.368, SLG: 0.536	G2-3			15 BB 1B	P3		F7	1B BB		4	1	1	1	1	0	5											
Craig Monroe, R (1, 7) OBP: 0.287, SLG: 0.444		K		15 BB 1B	1B		1B 2B	1B 1B		5	1	4	3	0	1	0											
Carlos Pena, L (1, 3) OBP: 0.335, SLG: 0.444	F8		F7		G3-1		WP 1B	15 FC6-4 1B		5	0	2	4	0	0	4											
Shane Halter, R (1, 5) OBP: 0.267, SLG: 0.342		1B		K			P3 F7	K		5	0	1	0	0	2	5											
15 Brandon Inge, R (1, 2) OBP: 0.263, SLG: 0.334	G4-3				BB		F9	FC6-4		4	0	1	0	1	0	4											
Ramon Santiago, S (1, 6) OBP: 0.291, SLG: 0.282			SH5-3 1B	G3			G5-3	FC4 BB	F9	4	0	1	0	1	0	4											
<b>Inning Stats</b>	R: 0 E: 0 K: 0 S: 8	H: 1 LOB: 1 BB: 0 P: 16	R: 0 E: 0 K: 1 S: 9	H: 1 LOB: 1 BB: 0 P: 10	R: 0 E: 0 K: 0 S: 4	H: 1 LOB: 1 BB: 0 P: 5	R: 0 E: 0 K: 1 S: 16	H: 2 LOB: 3 BB: 1 P: 29	R: 1 E: 0 K: 0 S: 12	H: 3 LOB: 2 BB: 0 P: 20	R: 0 E: 0 K: 0 S: 7	H: 1 LOB: 0 BB: 0 P: 13	R: 3 E: 1 K: 0 S: 14	H: 3 LOB: 1 BB: 0 P: 22	R: 4 E: 0 K: 1 S: 15	H: 2 LOB: 2 BB: 4 P: 35	R: 1 E: 0 K: 1 S: 6	H: 0 LOB: 1 BB: 1 P: 13	1B: 11 2B: 3 3B: 0 HR: 0	SF: 0 SAC: 1 DP: 0 HBP: 0	WP: 2 PB: 0 SB: 4 CS: 0	PA: 47					
<b>PITCHER</b>	IP	WLS	BF	H	R	ER	SO	BB	IBB	HBP	BLK	WP	HR	S	P	ERA	WHIP										
Brad Radke, R (1, 1) ERA: 4.49	5.0		24	8	1	1	3	1	0	0	0	1	0	21	35	9.00	2.000										
51 Carlos Pulido, L (6, 1) ERA: 4.02	2.0		11	4	3	2	0	0	0	0	0	0	0	4	13	54.00	6.000										
Juan Rincon, R (8, 1) ERA: 3.72	0.1		3	0	2	2	0	2	0	0	0	0	0	11	22	27.00	6.000										
J.C. Romero, L (8, 1) ERA: 5.0	0.2	B	6	2	2	2	1	2	0	0	0	0	0	6	13	13.50	1.500										
Jesse Orosco, L (9, 1) ERA: 7.88	0.2	L	3	0	1	1	1	1	0	0	0	1	0	6	13	13.50	1.500										

Minnesota Twins @ Detroit Tigers  
Comerica Park, Detroit, MI  
Sat Sep 27 2003, 7:05 PM EDT  
Att: 14,277 - Cloudy - 64 F

AB 40  
R 9  
H 14  
RBI 8  
BB 6  
SO 5  
LOB 29



Batter	1	2	3	4	5	6	7	8	9	AB	R	H	RBI	BB	SO	LOB	TOP					
20 Lew Ford, R OBP: 0.402, SLG: 0.575										4	0	2	1	0	0	0	<b>Minnesota Twins @ Detroit Tigers</b> Comerica Park, Detroit, MI Sun Sep.28.2003, 1:05 PM EDT Att: 18,959 - Cloudy - 55 F					
Luis Rivas, R OBP: 0.308, SLG: 0.381 Chris Gomez, R OBP: 0.279, SLG: 0.354										2	0	0	0	0	0	1						
Doug Mientkiewicz, L OBP: 0.441, SLG: 0.450 33 Justin Morneau, L OBP: 0.287, SLG: 0.377										1	0	1	0	1	0	0						
Matthew LeCroy, R OBP: 0.342, SLG: 0.490 Rob Bowen, S OBP: 0.091, SLG: 0.100										3	0	2	1	0	0	1						
Corey Koskie, L OBP: 0.393, SLG: 0.452 46 Alex Prieto, R OBP: 0.091, SLG: 0.091										2	1	0	0	0	0	0						
5 Michael Cuddyer, R OBP: 0.325, SLG: 0.431										4	1	1	0	0	0	3						
Michael Ryan, L ERA: 5.73 Michael Restovich, R OBP: 0.406, SLG: 0.415										3	0	2	0	0	0	0						
Dustan Mohr, R OBP: 0.314, SLG: 0.399										4	0	0	0	0	2	4						
Denny Hocking, S OBP: 0.291, SLG: 0.362										4	0	0	0	0	0	3						
<b>Inning Stats</b>	R: 0 E: 0 K: 1 S: 16	H: 2 LOB: 3 BB: 1 P: 30	R: 0 E: 0 K: 0 S: 5	H: 0 LOB: 0 BB: 0 P: 8	R: 0 E: 0 K: 0 S: 8	H: 1 LOB: 1 BB: 0 P: 12	R: 0 E: 0 K: 1 S: 9	H: 1 LOB: 1 BB: 0 P: 15	R: 2 E: 0 K: 0 S: 11	H: 3 LOB: 1 BB: 0 P: 21	R: 0 E: 0 K: 0 S: 7	H: 1 LOB: 1 BB: 0 P: 12	R: 0 E: 0 K: 0 S: 12	H: 1 LOB: 1 BB: 0 P: 16	R: 2 E: 1 K: 1 S: 18	H: 3 LOB: 2 BB: 0 P: 33		R: 0 E: 0 K: 0 S: 5	H: 0 LOB: 0 BB: 0 P: 7	1B: 5 2B: 6 3B: 0 HR: 1	SF: 0 SAC: 0 DP: 1 HBP: 1	WP: 0 PB: 0 SB: 0 CS: 0
<b>PITCHER</b>	IP WLS BF H R ER SO BB IBB HBP BLK WP HR S P ERA WHIP																					
Mike Maroth, L ERA: 5.73 45 Chris Mears, R ERA: 5.44 38 Jeremy Bonderman, R ERA: 5.56 Jamie Walker, L ERA: 3.32	6.0 W 27 8 2 2 2 1 0 0 0 0 0 1 56 98 3.00 1.500																					

Batter	1	2	3	4	5	6	7	8	9	AB	R	H	RBI	BB	SO	LOB	BOTTOM					
Alex Sanchez, L OBP: 0.319, SLG: 0.363 Andres Torres, S OBP: 0.263, SLG: 0.298										3	1	1	1	0	0	1	<b>Minnesota Twins @ Detroit Tigers</b> Comerica Park, Detroit, MI Sun Sep.28.2003, 1:05 PM EDT Att: 18,959 - Cloudy - 55 F					
Warren Morris, L OBP: 0.316, SLG: 0.373										5	0	1	1	0	0	3						
Bobby Higginson, L OBP: 0.320, SLG: 0.369 Ben Petrick, R OBP: 0.269, SLG: 0.369										4	2	2	1	0	0	2						
Dmitri Young, S OBP: 0.372, SLG: 0.537										4	1	3	1	0	1	2						
Craig Monroe, R OBP: 0.287, SLG: 0.449										4	1	1	2	0	1	4						
Carlos Pena, L OBP: 0.332, SLG: 0.440										4	0	0	0	0	0	1						
Shane Halter, R OBP: 0.269, SLG: 0.342										3	2	1	0	1	0	0						
15 Brandon Inge, R OBP: 0.265, SLG: 0.339 A.J. Hinch, R ERA: 7.71 Matt Walbeck, S OBP: 0.197, SLG: 0.239										4	1	2	1	0	0	0						
Ramon Santiago, S OBP: 0.292, SLG: 0.284										4	1	2	1	0	1	1						
<b>Inning Stats</b>	R: 1 E: 0 K: 1 S: 9	H: 2 LOB: 1 BB: 0 P: 15	R: 0 E: 0 K: 0 S: 10	H: 0 LOB: 0 BB: 0 P: 15	R: 0 E: 0 K: 0 S: 8	H: 1 LOB: 1 BB: 0 P: 13	R: 0 E: 0 K: 0 S: 7	H: 1 LOB: 0 BB: 0 P: 13	R: 1 E: 0 K: 0 S: 7	H: 1 LOB: 1 BB: 1 P: 14	R: 7 E: 2 K: 0 S: 23	H: 8 LOB: 2 BB: 0 P: 37	R: 0 E: 0 K: 0 S: 9	H: 0 LOB: 0 BB: 0 P: 15	R: 0 E: 0 K: 2 S: 15	H: 2 LOB: 2 BB: 0 P: 23		R: 0 E: 0 K: 2 S: 15	H: 0 LOB: 0 BB: 0 P: 7	1B: 10 2B: 3 3B: 0 HR: 2	SF: 0 SAC: 1 DP: 0 HBP: 1	WP: 0 PB: 0 SB: 1 CS: 0
<b>PITCHER</b>	IP WLS BF H R ER SO BB IBB HBP BLK WP HR S P ERA WHIP																					
Kyle Lohse, R ERA: 4.61 Brad Thomas, L ERA: 7.71 Adam Johnson, R ERA: 47.25 Kenny Rogers, L ERA: 4.57 Juan Rincon, R ERA: 3.68	3.0 12 8 2 1 1 0 1 0 0 0 0 0 0 14 27 4.50 1.500																					
Grant Balfour, R ERA: 4.15	1.0 5 2 1 0 0 0 0 0 0 0 0 0 0 9 15 0.00 0.000																					

AB	39
R	4
H	12
RBI	4
BB	1
SO	3
LOB	22

