



Detroit Tigers - 2004

Batter	1	2	3	4	5	6	7	8	9	AB R H RBI BB SO LOB	TOP																								
											<p>Florida Southern Mocs @ Detroit Tigers Joker Marchant Stadium, Lakeland, FL Wed Mar 03 2004, 1:05 PM EST</p> <p>livebaseballscorecards.com</p> <p>AB 0 R 0 H 0 RBI 0 BB 0 SO 0 LOB 0</p> 																								
Inning Stats										1B: 0 SF: 0 2B: 0 SAC: 0 3B: 0 DP: 0 HR: 0 HBP: 0	WP: 0 PA: 0 FB: 0 SB: 0 CS: 0																								
PITCHER	IP	WLS	BF	H	R	ER	SO	BB	IBB	HBP	BLK	WP	HR	S	P	ERA	WHIP	PITCHER	IP	WLS	BF	H	R	ER	SO	BB	IBB	HBP	BLK	WP	HR	S	P	ERA	WHIP

Batter	1	2	3	4	5	6	7	8	9	AB R H RBI BB SO LOB	BOTTOM																								
											<p>Florida Southern Mocs @ Detroit Tigers Joker Marchant Stadium, Lakeland, FL Wed Mar 03 2004, 1:05 PM EST</p> <p>livebaseballscorecards.com</p> <p>AB 0 R 0 H 0 RBI 0 BB 0 SO 0 LOB 0</p> 																								
Inning Stats										1B: 0 SF: 0 2B: 0 SAC: 0 3B: 0 DP: 0 HR: 0 HBP: 0	WP: 0 PA: 0 FB: 0 SB: 0 CS: 0																								
PITCHER	IP	WLS	BF	H	R	ER	SO	BB	IBB	HBP	BLK	WP	HR	S	P	ERA	WHIP	PITCHER	IP	WLS	BF	H	R	ER	SO	BB	IBB	HBP	BLK	WP	HR	S	P	ERA	WHIP

Batter	1	2	3	4	5	6	7	8	9	AB R H RBI BB SO LOB	TOP			
Alex Sanchez, L 15 Brandon Inge, R			G4-3		G4-3		G5-3		G3-1 1B BB	4 0 0 0 0 1 1 0 0 0 0 1 0 0	Detroit Tigers @ Toronto Blue Jays SkyDome, Toronto, ON Mon Apr 05 2004, 1:15 PM EDT Att: 47,817 - Dome - 68 F			
Fernando Vina, L			G4-3		K		1B HR	1B	G3-1	5 1 2 0 0 2 1				
Ivan Rodriguez, R			K			HR	K	G3-1	5 1 2 1 0 2 3					
Dmitri Young, S Greg Norton, S			G4-3		G4-3	FC4 1B	HR	1B	K	4 2 2 0 0 1 1 1 0 0 0 0 1 2				
Rondell White, R Craig Monroe, R		K	G4-3		G4-3	FC4 1B	HR	BB		4 2 2 3 0 1 0 0 0 0 0 1 0 0				
Carlos Pena, L			HR		K	F7		K		5 1 2 1 0 2 5				
9 Carlos Guillen, S		G3		K		FC4		G4-3		3 0 0 0 1 1 1				
Bobby Higginson, L		BB		G4-3		FC4		K		3 0 0 1 1 1 1				
Eric Munson, L 20 Omar Infante, R	P5			G4-3		P5		G4-3		4 0 1 0 0 0 3 0 0 0 0 0 0 0				
Inning Stats	R: 0 H: 1 E: 0 LOB: 1 K: 3 BB: 0 S: 14 P: 21	R: 0 H: 1 E: 0 LOB: 2 K: 1 BB: 1 S: 10 P: 18	R: 0 H: 0 E: 0 LOB: 0 K: 1 BB: 0 S: 7 P: 9	R: 1 H: 1 E: 0 LOB: 0 K: 1 BB: 0 S: 9 P: 12	R: 0 H: 1 E: 0 LOB: 1 K: 1 BB: 0 S: 9 P: 13	R: 3 H: 3 E: 1 LOB: 1 K: 1 BB: 1 S: 16 P: 21	R: 3 H: 3 E: 0 LOB: 0 K: 1 BB: 0 S: 13 P: 20	R: 0 H: 0 E: 0 LOB: 0 K: 2 BB: 2 S: 8 P: 11	R: 0 H: 1 E: 0 LOB: 3 K: 2 BB: 2 S: 16 P: 29	1B: 8 SF: 0 2B: 0 SAC: 0 3B: 0 DP: 0 HR: 3 HBP: 0	WP: 0 PA: 42 PB: 0 SB: 0 CS: 0			
PITCHER	IP WLS BF H R ER SO BB IBB HBP BLK WP HR S P ERA WHIP											PITCHER	IP WLS BF H R ER SO BB IBB HBP BLK WP HR S P ERA WHIP	
32 Roy Halladay, R Justin Speier, R Valerio De Los Santos, L Sean Douglass, R	(1, 1) (7, 1) (8, 1) (9, 1)	6.2 L 32 10 7 6 9 2 0 0 0 0 0 3 76 111 8.10 1.800												


Batter	1	2	3	4	5	6	7	8	9	AB R H RBI BB SO LOB	BOTTOM			
3 Reed Johnson, R	G3		G1-3		G6-3		WP 1B		K	5 0 1 0 0 1 3	Detroit Tigers @ Toronto Blue Jays SkyDome, Toronto, ON Mon Apr 05 2004, 1:15 PM EDT Att: 47,817 - Dome - 68 F			
Frank Catalanotto, L			K		P3		F8			4 0 1 0 0 1 3				
10 Vernon Wells, R	F8			G5-3 1B		G5-3		K		4 0 1 0 0 1 1				
Carlos Delgado, L			K		P5		F8			3 0 0 0 1 1 1				
Josh Phelps, R	F7			G5-3		1B		G6-3		4 0 1 0 0 0 3				
Eric Hinske, L	L5			BB		G3		F7		3 0 0 0 1 0 1				
Orlando Hudson, S	F8		K			WP 3 1B 1B		G3-1		4 0 1 0 0 1 2				
Chris Woodward, R	F7				3B	F7		WP 3 1B 1B		4 0 2 0 0 0 1				
Kevin Cash, R	P4			G5-3		K		1B		4 0 1 0 0 1 2				
Inning Stats	R: 0 H: 1 E: 0 LOB: 2 K: 0 BB: 1 S: 9 P: 18	R: 0 H: 0 E: 0 LOB: 0 K: 0 BB: 0 S: 6 P: 12	R: 0 H: 0 E: 0 LOB: 0 K: 1 BB: 0 S: 7 P: 8	R: 0 H: 1 E: 0 LOB: 2 K: 2 BB: 1 S: 13 P: 21	R: 0 H: 1 E: 0 LOB: 1 K: 0 BB: 0 S: 17 P: 23	R: 0 H: 1 E: 0 LOB: 2 K: 0 BB: 0 S: 4 P: 8	R: 0 H: 2 E: 0 LOB: 0 K: 1 BB: 0 S: 18 P: 23	R: 0 H: 0 E: 0 LOB: 0 K: 1 BB: 0 S: 10 P: 16	R: 0 H: 2 E: 0 LOB: 2 K: 1 BB: 0 S: 15 P: 21	1B: 6 SF: 0 2B: 1 SAC: 0 3B: 1 DP: 0 HR: 0 HBP: 0	WP: 2 PA: 37 PB: 0 SB: 0 CS: 0			
PITCHER	IP WLS BF H R ER SO BB IBB HBP BLK WP HR S P ERA WHIP											PITCHER	IP WLS BF H R ER SO BB IBB HBP BLK WP HR S P ERA WHIP	
Jason Johnson, R Al Levine, R Jamie Walker, L Esteban Yan, R	(1, 1) (7, 1) (8, 1) (9, 1)	6.0 W 24 4 0 0 2 2 0 0 0 0 1 0 21 29 0.00 1.500												



Batter	1	2	3	4	5	6	7	8	9	AB	R	H	RBI	BB	SO	LOB	TOP																														
Alex Sanchez, L (1, 8) OBP: 0.250, SLG: 0.250	0-1 HBP 2B 1B		0-1 SH3	2-3 K		1-1 FC4-6		0-0 CS 1B		4	1	2	1	0	1	3																															
Fernando Vina, L (1, 4) OBP: 0.500, SLG: 0.444	1-0 2B HBP		2-2 WP 1B		2-2 CS 1B	0-0 L9		1-0 G4-3		4	1	2	0	0	0	3																															
Ivan Rodriguez, R (1, 2) OBP: 0.400, SLG: 0.900	2-0 1-H 2-H 2B		3-3 K		2-0 F9		1-2 F9		2-2 2B	5	0	2	2	0	1	3																															
Dmitri Young, S (1, 10) Greg Norton, S (3, PH)	4-2 G4-3 BB		3-3 K		2-3 K		2-1 F8		2-3 K	0	0	0	0	1	0	0																															
Rondell White, R (1, 7) Craig Monroe, R (9, 7)	2-0 G4-3			1-1 G4-3 1B 2B		1-1 1B 1B 2B		0-3 K2-3		4	2	2	0	0	1	1																															
Carlos Pena, L (1, 3)		1-0 G3-4-1		0-2 G4-3		0-0 BB FC4-6 1B		0-0 L3		4	1	1	0	0	0	1																															
9 Carlos Guillen, S (1, 6)		2-1 F8		4-1 1B G3 BB		1-0 FC4-6 BB 1B		1-0 HR		3	2	2	2	1	0	0																															
Bobby Higginson, L (1, 9)		2-0 G4-3		3-1 G3 1B		4-1 FC4-6 BB		2-0 F9		3	0	1	1	1	0	0																															
Eric Munson, L (1, 5) 20 Omar Infante, R (8, 5)			0-1 E6 WP SH3		1-0 G3		2-2 F6		0-0 G4-3	4	0	0	1	0	0	4																															
										0	0	0	0	0	0	0																															
Inning Stats	R: 2 E: 0 K: 0 S: 6	H: 2 LOB: 0 BB: 1 P: 15	R: 0 E: 0 K: 0 S: 4	H: 0 LOB: 0 BB: 0 P: 9	R: 0 E: 1 K: 2 S: 14	H: 1 LOB: 2 BB: 0 P: 22	R: 2 E: 0 K: 1 S: 15	H: 2 LOB: 1 BB: 1 P: 26	R: 0 E: 0 K: 1 S: 8	H: 1 LOB: 0 BB: 0 P: 14	R: 2 E: 0 K: 0 S: 12	H: 3 LOB: 2 BB: 1 P: 21	R: 0 E: 0 K: 1 S: 8	H: 0 LOB: 0 BB: 0 P: 11	R: 1 E: 0 K: 0 S: 4	H: 1 LOB: 0 BB: 0 P: 7	R: 0 E: 0 K: 1 S: 9	H: 2 LOB: 1 BB: 0 P: 13	1B: 7 2B: 4 3B: 0 HR: 1	SF: 0 SAC: 1 DP: 1 HBP: 1	WP: 1 PB: 0 SB: 0 CS: 2	PA: 40																									
PITCHER	IP	WLS	BF	H	R	ER	SO	BB	IBB	HBP	BLK	WP	HR	S	P	ERA	WHIP	PITCHER								IP	WLS	BF	H	R	ER	SO	BB	IBB	HBP	BLK	WP	HR	S	P	ERA	WHIP					
Miguel Batista, R (1, 1) ERA: 9.0	5.0	L	23	7	5	5	4	2	0	1	0	1	0	49	89	9.00	1.800																														
Jason Kershner, L (6, 1) ERA	0.0		3	2	0	0	0	1	0	0	0	0	0	3	8	∞	∞																														
Justin Speier, R (6, 1) ERA	2.0		6	0	1	1	1	0	0	0	0	0	0	15	21	4.50	0.000																														
Terry Adams, R (8, 1) ERA: 9.0	1.0		4	1	1	1	0	0	0	0	0	0	1	4	7	9.00	1.000																														
Aquilino Lopez, R (9, 1) ERA	1.0		4	2	0	0	1	0	0	0	0	0	0	9	13	0.00	2.000																														
Batter	1	2	3	4	5	6	7	8	9	AB	R	H	RBI	BB	SO	LOB	BOTTOM																														
3 Reed Johnson, R (1, 9) OBP: 0.444, SLG: 0.714	2-1 1B HBP		4-0 BB		0-0 HR		0-3 K			2	1	1	1	1	1	0																															
Frank Catalanotto, L (1, 7) OBP: 0.250, SLG: 0.375	1-2 G4-6-3 1B		2-2 G6-3		0-1 G4-3			3-3 K		4	0	1	0	0	1	1																															
10 Vernon Wells, R (1, 8) OBP: 0.375, SLG: 0.625	1-1 F9			1-1 F9 1B 2B		1-0 G6-3		0-0 G6-3 2B		4	1	2	0	0	0	2																															
Carlos Delgado, L (1, 3)	2-1 G4-6-3			1-0 F9		4-2 G5-4-3 BB		2-2 G6-3		3	0	0	0	1	0	4																															
Josh Phelps, R (1, 10) OBP: 0.250, SLG: 0.250		0-1 F9		2-0 2B 1B		1-0 G5-4-3		3-3 K		4	1	1	1	0	1	2																															
Eric Hinske, L (1, 5) OBP: 0.375, SLG: 0.333		2-3 K		0-1 E5 2B		4-1 FC6-4 BB		1-3 K		3	0	1	1	1	2	0																															
Orlando Hudson, S (1, 4) OBP: 0.125, SLG: 0.125		3-1 F9		1-0 P3		3-1 FC6-4		2-3 K		4	0	0	0	0	1	2																															
Chris Woodward, R (1, 6) OBP: 0.250, SLG: 0.500			1-1 G5-3		1-0 E5		2-3 K		0-3 K	4	0	0	0	0	2	1																															
Kevin Cash, R (1, 2) OBP: 0.143, SLG: 0.143			3-2 G6-3		0-1 G1-3		0-0 G4-3			3	0	0	0	0	0	0																															
Inning Stats	R: 0 E: 0 K: 0 S: 10	H: 1 LOB: 1 BB: 0 P: 16	R: 0 E: 0 K: 1 S: 9	H: 0 LOB: 0 BB: 0 P: 14	R: 0 E: 0 K: 0 S: 9	H: 0 LOB: 1 BB: 1 P: 19	R: 2 E: 1 K: 0 S: 8	H: 3 LOB: 2 BB: 0 P: 14	R: 1 E: 0 K: 0 S: 6	H: 1 LOB: 0 BB: 0 P: 7	R: 0 E: 0 K: 2 S: 6	H: 0 LOB: 1 BB: 2 P: 18	R: 0 E: 0 K: 2 S: 7	H: 0 LOB: 0 BB: 0 P: 9	R: 0 E: 0 K: 2 S: 12	H: 1 LOB: 0 BB: 0 P: 20	R: 0 E: 0 K: 3 S: 10	H: 0 LOB: 0 BB: 0 P: 13	1B: 2 2B: 3 3B: 0 HR: 1	SF: 0 SAC: 0 DP: 2 HBP: 1	WP: 0 PB: 0 SB: 0 CS: 0	PA: 35																									
PITCHER	IP	WLS	BF	H	R	ER	SO	BB	IBB	HBP	BLK	WP	HR	S	P	ERA	WHIP	PITCHER								IP	WLS	BF	H	R	ER	SO	BB	IBB	HBP	BLK	WP	HR	S	P	ERA	WHIP					
Mike Maroth, L (1, 1) ERA: 5.4	5.0	W	21	5	3	3	1	1	0	0	0	0	0	42	70	5.40	1.200																														
29 Nate Robertson, L (6, 1) ERA	4.0	S	14	1	0	0	7	2	0	0	0	0	0	35	60	0.00	0.750																														


Detroit Tigers @ Toronto Blue Jays
SkyDome, Toronto, ON
Tue Apr 06 2004, 7:05 PM EDT
Att: 21,003 - Dome - 67 F

AB 35
R 7
H 12
RBI 7
BB 3
SO 6
LOB 19



Detroit Tigers @ Toronto Blue Jays
SkyDome, Toronto, ON
Tue Apr 06 2004, 7:05 PM EDT
Att: 21,003 - Dome - 67 F

AB 31
R 3
H 6
RBI 3
BB 3
SO 8
LOB 12



Batter	1	2	3	4	5	6	7	8	9	AB	R	H	RBI	BB	SO	LOB	TOP										
Alex Sanchez, L (1, 8) OBP: 0.154, SLG: 0.154										5	0	0	0	0	3	2											
Fernando Vina, L (1, 4) OBP: 0.333, SLG: 0.286										5	0	0	0	0	0	0											
Ivan Rodriguez, R (1, 2) OBP: 0.357, SLG: 0.714										4	0	1	0	0	0	0											
Rondell White, R (1, 10) OBP: 0.583, SLG: 1.300										2	2	1	1	1	0	0											
Carlos Pena, L (1, 3) OBP: 0.231, SLG: 0.462										4	0	0	0	0	0	3											
9 Carlos Guillen, S (1, 6) OBP: 0.417, SLG: 0.600										4	2	1	0	0	0	1											
Bobby Higginson, L (1, 9) OBP: 0.333, SLG: 0.125										2	0	0	1	0	1	0											
Craig Monroe, R (1, 7) OBP: 0.800, SLG: 0.667										3	1	2	0	1	0	0											
Eric Munson, L (1, 5) OBP: 0.167, SLG: 0.417										4	1	1	3	0	0	3											
20 Omar Infante, R (9, 5)										0	0	0	0	0	0	0											
Inning Stats	R: 0 E: 0 K: 1 S: 9	H: 0 LOB: 0 BB: 0 P: 13	R: 4 E: 1 K: 0 S: 13	H: 1 LOB: 0 BB: 1 P: 23	R: 0 E: 0 K: 0 S: 6	H: 0 LOB: 0 BB: 0 P: 9	R: 1 E: 1 K: 0 S: 9	H: 2 LOB: 2 BB: 0 P: 13	R: 1 E: 0 K: 0 S: 8	H: 1 LOB: 0 BB: 0 P: 13	R: 0 E: 0 K: 1 S: 9	H: 1 LOB: 2 BB: 1 P: 17	R: 0 E: 0 K: 1 S: 6	H: 0 LOB: 0 BB: 0 P: 11	R: 0 E: 0 K: 1 S: 9	H: 0 LOB: 0 BB: 0 P: 11	1B: 4 2B: 0 3B: 0 HR: 2	SF: 1 SAC: 0 DP: 0 HBP: 2	WP: 0 PB: 0 SB: 0 CS: 0	PA: 38							
PITCHER	IP	WLS	BF	H	R	ER	SO	BB	IBB	HBP	BLK	WP	HR	S	P	ERA	WHIP										
Pat Hentgen, R (1, 1) ERA: 3.18	5.2	L	26	5	6	2	1	1	0	2	0	0	2	51	79	3.18	1.059										
Valerio De Los Santos, L (6, 1) ERA:	1.0		4	1	0	0	1	0	0	0	0	0	0	6	10	0.00	1.000										
Terry Adams, R (7, 1) ERA: 3.86	1.1		5	0	0	0	1	1	0	0	0	0	0	10	19	0.00	0.750										
Kerry Ligtenberg, R (9, 1) ERA:	1.0		3	0	0	0	1	0	0	0	0	0	0	9	11	0.00	0.000										

Detroit Tigers @ Toronto Blue Jays
SkyDome, Toronto, ON
Wed Apr 07 2004, 7:05 PM EDT
Att: 13,100 - Dome - 68 F

AB 33
R 6
H 6
RBI 5
BB 2
SO 4
LOB 9



Batter	1	2	3	4	5	6	7	8	9	AB	R	H	RBI	BB	SO	LOB	BOTTOM										
Frank Catalanotto, L (1, 7) OBP: 0.250, SLG: 0.333										4	1	1	0	0	1	0											
Eric Hinske, L (1, 5) OBP: 0.250, SLG: 0.200										4	0	0	0	0	2	1											
10 Vernon Wells, R (1, 8) OBP: 0.417, SLG: 0.545										3	1	1	0	1	0	0											
Carlos Delgado, L (1, 3) OBP: 0.250, SLG: 0.400										4	1	1	3	0	1	1											
Greg Myers, L (1, 10) OBP: 0.500, SLG: 1.000										2	0	1	0	0	0	0											
Josh Phelps, R (6, PH) OBP: 0.200, SLG: 0.200										2	0	0	0	0	0	1											
Simon Pond, L (1, 9) OBP: 0.364, SLG: 0.556										2	0	0	0	0	2	1											
3 Reed Johnson, R (7, PH) OBP: 0.364, SLG: 0.556										2	0	0	0	0	0	0											
Orlando Hudson, S (1, 4) OBP: 0.182, SLG: 0.182										3	0	1	0	0	1	1											
Chris Woodward, R (1, 6) OBP: 0.273, SLG: 0.400										2	0	0	0	1	0	1											
Kevin Cash, R (1, 2) OBP: 0.100, SLG: 0.100										3	0	0	0	0	1	2											
Inning Stats	R: 3 E: 0 K: 1 S: 11	H: 3 LOB: 1 BB: 1 P: 19	R: 0 E: 0 K: 2 S: 7	H: 0 LOB: 0 BB: 0 P: 10	R: 0 E: 0 K: 2 S: 11	H: 0 LOB: 0 BB: 0 P: 16	R: 0 E: 0 K: 2 S: 8	H: 0 LOB: 0 BB: 0 P: 13	R: 0 E: 0 K: 0 S: 4	H: 0 LOB: 0 BB: 1 P: 10	R: 0 E: 0 K: 1 S: 12	H: 1 LOB: 1 BB: 0 P: 18	R: 0 E: 0 K: 0 S: 9	H: 1 LOB: 1 BB: 0 P: 16	R: 0 E: 0 K: 0 S: 5	H: 0 LOB: 0 BB: 0 P: 6	R: 0 E: 0 K: 0 S: 5	H: 0 LOB: 0 BB: 0 P: 7	1B: 3 2B: 1 3B: 0 HR: 1	SF: 0 SAC: 0 DP: 1 HBP: 0	WP: 0 PB: 0 SB: 0 CS: 0	PA: 33					
PITCHER	IP	WLS	BF	H	R	ER	SO	BB	IBB	HBP	BLK	WP	HR	S	P	ERA	WHIP										
38 Jeremy Bonderman, R (1, 1) ERA: 5.06	5.1	W	21	4	3	3	8	2	0	0	0	0	1	49	80	5.06	1.125										
Steve Colyer, L (6, 1) ERA:	0.2	H	2	0	0	0	0	0	0	0	0	0	0	4	6	0.00	0.000										
Al Levine, R (7, 1) ERA:	1.0	H	4	1	0	0	0	0	0	0	0	0	0	9	16	0.00	1.000										
Jamie Walker, L (8, 1) ERA:	1.1	H	4	0	0	0	0	0	0	0	0	0	0	6	8	0.00	0.000										
Danny Patterson, R (9, 1) ERA:	0.2		2	0	0	0	0	0	0	0	0	0	0	4	5	0.00	0.000										

Detroit Tigers @ Toronto Blue Jays
SkyDome, Toronto, ON
Wed Apr 07 2004, 7:05 PM EDT
Att: 13,100 - Dome - 68 F

AB 31
R 3
H 5
RBI 3
BB 2
SO 8
LOB 8



Batter	1	2	3	4	5	6	7	8	9	AB	R	H	RBI	BB	SO	LOB	TOP									
Shannon Stewart, R (1, 7) OBP: 0.478, SLG: 0.438	4-2 SH1-3 5 1B BB	0-0 L9			0-1 F9		1-0 G6-3		1-3 K	4	1	0	0	1	1	3										
Luis Rivas, R (1, 4) OBP: 0.313, SLG: 0.438	1-0 SH1-3 5 1B		0-2 G1-6-3 1B		0-0 F8			2-1 F8		4	1	2	0	0	0	0										
Doug Mientkiewicz, L (1, 3) OBP: 0.429, SLG: 0.579	0-0 SH1-3		2-1 G1-6-3 1-2		1-0 G5-3			0-0 1B		3	0	1	0	0	0	1										
Corey Koskie, L (1, 5) OBP: 0.235, SLG: 0.154	1-3 K		2-1 F8		4-1 5 CS BB			1-3 K		3	0	0	0	1	2	3										
5 Michael Cuddyer, R (1, 9) OBP: 0.231, SLG: 0.167	3-2 CS 2-H 3-H 1B			0-3 K		2-3 K		1-3 K		4	0	1	2	0	3	2										
Jacque Jones, L (1, 8) OBP: 0.318, SLG: 0.556 Michael Ryan, L (9, PR)	0-1 CS 1-2	0-0 P4		0-1 G3-1			1-0 HR	1-1 HR 2B		4	1	2	1	0	0	0										
Jose Offerman, S (1, 10)		2-2 HR		0-0 2B		2-1 P6		3-1 G5-3		4	1	2	1	0	0	1										
Henry Blanco, R (1, 2)		3-2 E5		3-3 K		0-0 G6-3		2-1 HR		3	0	0	0	0	1	1										
Rob Bowen, S (9, PH) OBP: 1.000, SLG: 4.000		1-2 F9			3-1 F7		0-1 1B	1-2 P3		4	0	1	0	0	0	2										
8 Nick Punto, S (1, 6) OBP: 0.455, SLG: 0.455																										
Inning Stats	R: 2 E: 0 K: 1 S: 12	H: 2 LOB: 0 BB: 1 P: 20	R: 1 E: 1 K: 0 S: 11	H: 1 LOB: 1 BB: 0 P: 17	R: 0 E: 0 K: 0 S: 7	H: 1 LOB: 0 BB: 0 P: 11	R: 0 E: 0 K: 2 S: 11	H: 1 LOB: 1 BB: 0 P: 14	R: 0 E: 0 K: 0 S: 5	H: 0 LOB: 0 BB: 0 P: 8	R: 0 E: 0 K: 1 S: 5	H: 0 LOB: 1 BB: 1 P: 12	R: 1 E: 0 K: 0 S: 7	H: 2 LOB: 2 BB: 0 P: 11	R: 0 E: 0 K: 2 S: 9	H: 1 LOB: 1 BB: 0 P: 13	R: 2 E: 0 K: 1 S: 12	H: 2 LOB: 1 BB: 0 P: 20	1B: 5 2B: 3 3B: 0 HR: 3	SF: 0 SAC: 1 DP: 2 HBP: 0	WP: 0 PB: 0 SB: 0 CS: 2	PA: 38				
PITCHER	IP WLS BF H R ER SO BB IBB HBP BLK WP HR S P ERA WHIP	7.0 W 28 7 4 4 4 2 0 0 0 0 2 58 93 5.14 1.286	2.0 9 3 2 2 3 0 0 0 0 0 1 21 33 9.00 1.500																							

Minnesota Twins @ Detroit Tigers
Comerica Park, Detroit, MI
Thu Apr 08 2004, 2:05 PM EDT
Att: 42,121 - Overcast - 50 F

AB 34
R 6
H 10
RBI 6
BB 2
SO 7
LOB 13



Batter	1	2	3	4	5	6	7	8	9	AB	R	H	RBI	BB	SO	LOB	BOTTOM										
Alex Sanchez, L (1, 8) OBP: 0.222, SLG: 0.389 Andres Torres, S (9, 8)	1-1 G6-3		0-0 G5-3			1-2 HR	0-0 B4-3	1-2 1B		5	1	2	1	0	0	1											
Fernando Vina, L (1, 4) OBP: 0.350, SLG: 0.333	0-0 G6-3		1-0 P4			2-1 G6-3 2B	4-2 BB WP BB	1-1 F8		4	2	1	0	1	0	2											
Ivan Rodriguez, R (1, 2) OBP: 0.421, SLG: 0.667	1-0 F9			1-2 G6-4-3 1B		0-2 G6-3	1-0 WP 1B BB	0-2 G4-6-3 1B		4	1	2	0	1	0	1											
Rondell White, R (1, 10) OBP: 0.500, SLG: 1.000 Greg Norton, S (8, PH)		0-1 P3		1-0 G6-4-3 1-2		1-1 G6-3	4-2 WP 1B BB	0-2 G4-6-3		3	1	0	1	1	0	1											
Carlos Pena, L (1, 3) OBP: 0.294, SLG: 0.471		1-3 K		1-1 F8		3-1 9 BB 2B 1B	1-2 9 1B 3B 1B			4	2	2	2	0	1	0											
9 Carlos Guillen, S (1, 6) OBP: 0.500, SLG: 0.615 20 Omar Infante, R (9, 6)		2-1 1B			3-3 K	4-1 2B BB	2-1 3B 1B			3	2	2	0	1	1	0											
Bobby Higginson, L (1, 9) OBP: 0.375, SLG: 0.500		3-2 G4-3			1-0 F8	1-0 1-H 2-H 2B	3-2 1-H 2-H 3B 1B			4	0	2	4	0	0	1											
Craig Monroe, R (1, 7) OBP: 0.556, SLG: 0.429			2-3 K		1-1 1B	2-3 K	0-0 F8			4	0	1	0	0	2	2											
Eric Munson, L (1, 5) OBP: 0.250, SLG: 0.688 15 Brandon Inge, R (9, 5)			2-0 2B		0-1 G3		1-0 P6	1-1 HR		4	1	2	1	0	0	1											
Inning Stats	R: 0 E: 0 K: 0 S: 4	H: 0 LOB: 0 BB: 0 P: 6	R: 0 E: 0 K: 1 S: 10	H: 1 LOB: 0 BB: 0 P: 16	R: 0 E: 0 K: 1 S: 6	H: 1 LOB: 0 BB: 0 P: 11	R: 0 E: 0 K: 0 S: 6	H: 1 LOB: 0 BB: 0 P: 9	R: 0 E: 0 K: 1 S: 8	H: 1 LOB: 1 BB: 0 P: 13	R: 4 E: 0 K: 1 S: 18	H: 4 LOB: 1 BB: 1 P: 31	R: 5 E: 0 K: 0 S: 16	H: 3 LOB: 1 BB: 3 P: 36	R: 1 E: 0 K: 0 S: 16	H: 3 LOB: 1 BB: 0 P: 19	1B: 8 2B: 3 3B: 1 HR: 2	SF: 0 SAC: 0 DP: 2 HBP: 0	WP: 1 PB: 0 SB: 0 CS: 0	PA: 40							
PITCHER	IP WLS BF H R ER SO BB IBB HBP BLK WP HR S P ERA WHIP	6.0 L 3 0 1 1 0 1 0 0 0 0 0 4 9 13.50 1.500	0.0 2 0 0 0 0 2 0 0 0 0 0 0 2 10 ∞ ∞	0.1 4 3 4 4 0 0 0 0 0 1 0 10 17 108.00 9.000	1.0 5 3 1 1 0 0 0 0 0 0 1 16 19 9.00 3.000																						

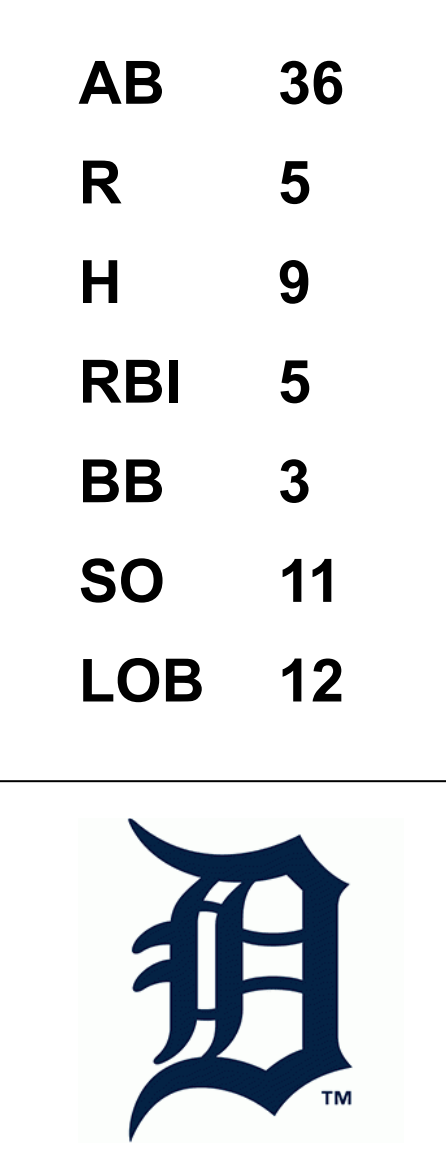
Minnesota Twins @ Detroit Tigers
Comerica Park, Detroit, MI
Thu Apr 08 2004, 2:05 PM EDT
Att: 42,121 - Overcast - 50 F

AB 36
R 10
H 14
RBI 9
BB 4
SO 4
LOB 11



Batter	1	2	3	4	5	6	7	8	9	AB	R	H	RBI	BB	SO	LOB	TOP																							
Shannon Stewart, R OBP: 0.517, SLG: 0.476	G6-3		HR	F8			IBB			5	1	3	1	1	0	0	Minnesota Twins @ Detroit Tigers Comerica Park, Detroit, MI Sat Apr 10 2004, 1:05 PM EDT Att: 23,409 - Sunny - 46 F																							
Luis Rivas, R OBP: 0.318, SLG: 0.524	K		HR		F8				G5-3	5	1	1	2	1	2	5																								
Doug Mientkiewicz, L OBP: 0.462, SLG: 0.565			HR							4	1	2	0	1	1	0																								
Corey Koskie, L OBP: 0.273, SLG: 0.353	G4-3		HR							4	1	1	2	1	0	3																								
Jose Offerman, S OBP: 0.467, SLG: 1.133		F9	G4-3						E8	5	1	1	1	0	1	1																								
Jacque Jones, L OBP: 0.296, SLG: 0.478	G3-1				G6-3				G4-3	5	0	1	0	0	0	2																								
20 Lew Ford, R OBP: 0.600, SLG: 1.200		HR	K							5	2	3	1	0	2	1																								
Henry Blanco, R OBP: 0.438, SLG: 0.727				F7						3	2	2	3	2	0	1																								
Cristian Guzman, S OBP: 0.200, SLG: 0.250	G3-1				G4-3		L9			4	1	1	0	0	0	1																								
Inning Stats	R: 0 E: 0 K: 1 S: 9	H: 0 LOB: 1 P: 16	R: 2 E: 0 K: 0 S: 16	H: 2 LOB: 0 BB: 0 P: 26	R: 4 E: 0 K: 1 S: 20	H: 5 LOB: 1 BB: 0 P: 30	R: 0 E: 0 K: 0 S: 5	H: 1 LOB: 2 BB: 1 P: 13	R: 2 E: 0 K: 2 S: 13	H: 3 LOB: 1 BB: 1 P: 22	R: 0 E: 0 K: 2 S: 13	H: 0 LOB: 1 BB: 1 P: 23	R: 0 E: 0 K: 1 S: 8	H: 1 LOB: 3 BB: 2 P: 20	R: 0 E: 1 K: 0 S: 8	H: 0 LOB: 1 BB: 0 P: 14	R: 2 E: 0 K: 1 S: 13	H: 3 LOB: 0 BB: 0 P: 15	1B: 8 2B: 1 3B: 0 HR: 6	SF: 0 SAC: 1 DP: 0 HBP: 0	WP: 0 PB: 0 SB: 1 CS: 0	PA: 47																		
PITCHER	IP	WLS	BF	H	R	ER	SO	BB	IBB	HBP	BLK	WP	HR	S	P	ERA	WHIP	PITCHER				IP	WLS	BF	H	R	ER	SO	BB	IBB	HBP	BLK	WP	HR	S	P	ERA	WHIP		
Jason Johnson, R ERA: 6.48	2.1	L	15	7	6	6	1	1	0	0	0	0	3	39	63	23.14	3.429					1.0		3		0	0	0	0	0	0	0	0	0	0	0.00	0.000			
Gary Knotts, R ERA: 9.0	2.0		10	3	2	2	1	1	0	0	0	0	2	18	31	9.00	2.000					1.0		3		0	0	0	0	0	0	0	0	0	0	0	0.00	2.500		
29 Nate Robertson, L ERA:	2.0		11	2	0	0	2	3	0	0	0	0	0	24	47	0.00	2.500					1.0		3		0	0	0	0	0	0	0	0	0	0	0	0.00	0.000		
Esteban Yan, R ERA:	1.2		6	0	0	0	1	0	1	0	0	0	0	11	23	0.00	0.000					1.0		3		0	0	0	0	0	0	0	0	0	0	0	0.00	0.000		
Danny Patterson, R ERA: 10.8	1.0		5	3	2	2	1	0	0	0	0	0	1	13	15	18.00	3.000					1.0		3		0	0	0	0	0	0	0	0	0	0	0	0	0.00	3.000	
Inning Stats	R: 0 E: 0 K: 2 S: 11	H: 0 LOB: 0 BB: 0 P: 15	R: 0 E: 0 K: 2 S: 11	H: 0 LOB: 0 BB: 0 P: 18	R: 2 E: 0 K: 1 S: 16	H: 3 LOB: 1 BB: 0 P: 26	R: 3 E: 0 K: 0 S: 13	H: 4 LOB: 1 BB: 0 P: 22	R: 0 E: 0 K: 2 S: 7	H: 0 LOB: 0 BB: 0 P: 9	R: 0 E: 0 K: 0 S: 10	H: 0 LOB: 2 BB: 2 P: 24	R: 0 E: 0 K: 2 S: 11	H: 0 LOB: 0 BB: 0 P: 16	R: 0 E: 0 K: 1 S: 6	H: 0 LOB: 0 BB: 0 P: 7	1B: 6 2B: 1 3B: 1 HR: 1	SF: 0 SAC: 0 DP: 0 HBP: 0	WP: 0 PB: 0 SB: 1 CS: 0	PA: 39																				
PITCHER	IP	WLS	BF	H	R	ER	SO	BB	IBB	HBP	BLK	WP	HR	S	P	ERA	WHIP	PITCHER				IP	WLS	BF	H	R	ER	SO	BB	IBB	HBP	BLK	WP	HR	S	P	ERA	WHIP		
Brad Radke, R ERA: 5.73	1.1	H	4	0	0	0	2	0	0	0	0	0	0	10	15	0.00	0.000					1.0		3		0	0	0	0	0	0	0	0	0	0	0	0	0.00	0.000	
51 Carlos Pulido, L ERA: 5.06	0.1	H	2	0	0	0	0	1	0	0	0	0	0	4	9	0.00	3.000					1.0		3		0	0	0	0	0	0	0	0	0	0	0	0	0.00	3.000	
Juan Rincon, R ERA: 4.91	0.1	H	2	0	0	0	0	1	0	0	0	0	0	3	9	0.00	3.000					1.0		3		0	0	0	0	0	0	0	0	0	0	0	0	0.00	3.000	
Aaron Fultz, L ERA: 2.25	1.0	H	3	0	0	0	2	0	0	0	0	0	0	11	16	0.00	0.000					1.0		3		0	0	0	0	0	0	0	0	0	0	0	0	0	0.00	0.000
J.C. Romero, L ERA:																						1.0		3		0	0	0	0	0	0	0	0	0	0	0	0	0	0.00	0.000
Inning Stats	R: 0 E: 0 K: 2 S: 11	H: 0 LOB: 0 BB: 0 P: 15	R: 0 E: 0 K: 2 S: 11	H: 0 LOB: 0 BB: 0 P: 18	R: 2 E: 0 K: 1 S: 16	H: 3 LOB: 1 BB: 0 P: 26	R: 3 E: 0 K: 0 S: 13	H: 4 LOB: 1 BB: 0 P: 22	R: 0 E: 0 K: 2 S: 7	H: 0 LOB: 0 BB: 0 P: 9	R: 0 E: 0 K: 0 S: 10	H: 0 LOB: 2 BB: 2 P: 24	R: 0 E: 0 K: 2 S: 11	H: 0 LOB: 0 BB: 0 P: 16	R: 0 E: 0 K: 1 S: 6	H: 0 LOB: 0 BB: 0 P: 7	1B: 6 2B: 1 3B: 1 HR: 1	SF: 0 SAC: 0 DP: 0 HBP: 0	WP: 0 PB: 0 SB: 1 CS: 0	PA: 39																				
PITCHER	IP	WLS	BF	H	R	ER	SO	BB	IBB	HBP	BLK	WP	HR	S	P	ERA	WHIP	PITCHER				IP	WLS	BF	H	R	ER	SO	BB	IBB	HBP	BLK	WP	HR	S	P	ERA	WHIP		
36 Joe Nathan, R ERA:	1.0		3		0	0	1	0	0	0	0	0	0	6	7	0.00	0.000					1.0		3		0	0	0	0	0	0	0	0	0	0	0	0	0	0.00	0.000

AB	40
R	10
H	15
RBI	10
BB	6
SO	6
LOB	14



Batter	1	2	3	4	5	6	7	8	9	AB	R	H	RBI	BB	SO	LOB	TOP							
3 Reed Johnson, R OBP: 0.281, SLG: 0.259	G6-3		G4-3 10 1B HBP	K			G6-3	FC4		4	1	0	0	0	1	5								
Frank Catalanotto, L OBP: 0.313, SLG: 0.458	G4-3		G4-3				G3		BB 1B	5	1	1	0	0	1	3								
10 Vernon Wells, R OBP: 0.250, SLG: 0.355	K		G4-3		G4-3		P4		F7	5	0	0	1	0	1	3								
Carlos Delgado, L OBP: 0.313, SLG: 0.407		K2-3	HBP 1B		F7			FC5-2 1B	1B E	4	1	2	1	1	1	0								
Josh Phelps, R OBP: 0.400, SLG: 0.346	K		HBP 1B				G5-3	FC5-2 1B	E7 1B	4	1	2	1	0	1	0								
Eric Hinske, L OBP: 0.313, SLG: 0.464	HR		K				K	E4 1B FC5-2	L9	5	1	1	1	0	2	5								
Orlando Hudson, S OBP: 0.187, SLG: 0.308		FC6-4 BB			F8		G4-3	FC5-2 1B	G6-3	4	0	0	0	1	0	4								
Chris Woodward, R OBP: 0.150, SLG: 0.211										3	1	0	0	0	0	1								
Greg Myers, L OBP: 0.167, SLG: 0.333	FC6-4				G6-3					1	0	0	0	0	1	3								
Chris Gomez, R OBP: 0.500, SLG: 0.250							E4 2B	K		0	0	0	0	0	0	0								
Kevin Cash, R OBP: 0.417, SLG: 0.591			G4-3 10 G4-3				G3 1-H		FC4 3	4	1	4	2	0	0	0								
Inning Stats	R: 0 E: 0 K: 1 S: 8	H: 0 LOB: 0 BB: 0 P: 12	R: 1 E: 0 K: 2 S: 16	H: 1 LOB: 1 BB: 1 P: 25	R: 2 E: 0 K: 1 S: 10	H: 2 LOB: 2 BB: 0 P: 15	R: 0 E: 0 K: 1 S: 11	H: 1 LOB: 0 BB: 0 P: 18	R: 0 E: 0 K: 1 S: 7	H: 0 LOB: 0 BB: 0 P: 10	R: 0 E: 0 K: 1 S: 8	H: 0 LOB: 0 BB: 0 P: 12	R: 1 E: 1 K: 0 S: 13	H: 1 LOB: 1 BB: 0 P: 19	R: 1 E: 1 K: 1 S: 11	H: 3 LOB: 3 BB: 0 P: 17	R: 2 E: 0 K: 0 S: 8	H: 2 LOB: 1 BB: 1 P: 15	1B: 6 2B: 3 3B: 0 HR: 1	SF: 0 SAC: 0 DP: 0 HBP: 2	WP: 0 PB: 0 SB: 0 CS: 0	PA: 43		
PITCHER	IP	WLS	BF	H	R	ER	SO	BB	IBB	HBP	BLK	WP	HR	S	P	ERA	WHIP							
38 Jeremy Bonderman, R ERA: 4.76	6.0		25	4	3	3	7	1	0	2	0	0	1	60	92	4.50	0.833							
Al Levine, R ERA: 2.45	1.0	H	5	1	1	0	0	0	0	0	0	0	0	13	19	0.00	1.000							
Jamie Walker, L ERA: 3.0	0.1	H	4	2	1	0	0	0	0	0	0	0	0	5	9	0.00	6.000							
Danny Patterson, R ERA: 7.36	1.0	L	5	2	1	1	1	0	0	0	0	0	0	9	13	9.00	2.000							
Steve Colyer, L ERA: 6.23	0.2		4	1	1	1	0	1	0	0	0	0	0	5	10	13.50	3.000							

Toronto Blue Jays @ Detroit Tigers
Comerica Park, Detroit, MI
Tue Apr 13 2004, 7:05 PM EDT
Att: 8,804 - Unknown - 45 F

AB 39
R 7
H 10
RBI 6
BB 2
SO 8
LOB 24



Batter	1	2	3	4	5	6	7	8	9	AB	R	H	RBI	BB	SO	LOB	BOTTOM							
Alex Sanchez, L OBP: 0.250, SLG: 0.429	2B 3B	1B SF9 1B		G4-3			K		K	5	2	2	0	0	2	0								
Fernando Vina, L OBP: 0.343, SLG: 0.344	1B 2B	1B		P5			G4-3		F7	5	1	2	2	0	0	0								
Ivan Rodriguez, R OBP: 0.353, SLG: 0.500	F8 9 SF9 1B	SF9					K			4	1	3	2	0	1	0								
Rondell White, R OBP: 0.483, SLG: 0.682	9 SF9 F8 BB						FC6-4 G5-3		L7	3	0	1	0	1	1	2								
Andres Torres, S ERA: 9.0										0	0	0	0	0	0	0								
Greg Norton, S ERA: 9.0										1	0	0	0	0	0	1								
Carlos Pena, L OBP: 0.393, SLG: 0.704	F8			L4			G5-3		SH5-3	3	0	0	0	0	0	3								
9 Carlos Guillen, S OBP: 0.379, SLG: 0.417	SF9			L9			G4-3		K	3	0	0	1	0	1	3								
Bobby Higginson, L OBP: 0.393, SLG: 0.455	G4-3									2	0	1	0	2	0	1								
Craig Monroe, R OBP: 0.500, SLG: 0.556		1B 1B		G5-3						3	1	1	0	1	1	2								
Eric Munson, L OBP: 0.208, SLG: 0.542		F8								4	0	0	0	0	1	5								
20 Omar Infante, R ERA: 4.15				F7			K		G3-1	0	0	0	0	0	0	0								
Inning Stats	R: 3 E: 0 K: 0 S: 14	H: 3 LOB: 1 BB: 1 P: 22	R: 2 E: 0 K: 1 S: 24	H: 3 LOB: 1 BB: 0 P: 33	R: 0 E: 0 K: 0 S: 11	H: 1 LOB: 0 BB: 0 P: 19	R: 0 E: 0 K: 0 S: 9	H: 0 LOB: 0 BB: 0 P: 15	R: 0 E: 0 K: 2 S: 9	H: 0 LOB: 0 BB: 1 P: 19	R: 0 E: 0 K: 2 S: 8	H: 0 LOB: 0 BB: 0 P: 13	R: 0 E: 0 K: 1 S: 9	H: 1 LOB: 3 BB: 2 P: 19	R: 0 E: 0 K: 1 S: 9	H: 1 LOB: 1 BB: 0 P: 14	1B: 7 2B: 2 3B: 1 HR: 0	SF: 2 SAC: 1 DP: 0 HBP: 0	WP: 1 PB: 0 SB: 0 CS: 1	PA: 40				
PITCHER	IP	WLS	BF	H	R	ER	SO	BB	IBB	HBP	BLK	WP	HR	S	P	ERA	WHIP							
Pat Hentgen, R ERA: 7.27	3.0		17	7	5	5	1	1	0	0	0	0	0	26	46	0.00	0.667							
Sean Douglass, R ERA: 9.0	4.1		10	1	0	0	2	1	0	0	0	0	0	5	9	0.00	0.000							
Jason Kershner, L ERA: 9.0	0.2		2	0	0	0	1	0	0	0	0	0	0	3	4	0.00	0.000							
Aquilino Lopez, R ERA: 6.23	0.1		1	0	0	0	1	0	0	0	0	0	0	3	4	0.00	0.000							
Terry Adams, R ERA: 4.15	1.0	W	6	1	0	0	1	1	1	0	0	1	0	9	19	0.00	2.000							
Justin Speier, R ERA: 1.99	9.1		4	1	0	0	1	0	0	0	0	0	0	9	14	0.00	1.000							

Toronto Blue Jays @ Detroit Tigers
Comerica Park, Detroit, MI
Tue Apr 13 2004, 7:05 PM EDT
Att: 8,804 - Unknown - 45 F

AB 33
R 5
H 10
RBI 5
BB 4
SO 7
LOB 17



Batter	1	2	3	4	5	6	7	8	9	AB	R	H	RBI	BB	SO	LOB	TOP										
3 Reed Johnson, R OBP: 0.297, SLG: 0.355	G6-3		K2-3		1-H HR		BB		L1	4	1	2	1	1	1		Toronto Blue Jays @ Detroit Tigers Comerica Park, Detroit, MI Wed Apr 14 2004, 7:05 PM EDT Att: 15,129 - Sunny - 59 F										
Chad Hermansen, R Frank Catalanotto, L OBP: 0.324, SLG: 0.441	K		K		G6-3		F8		1B	3	0	0	0	0	2	0											
10 Vernon Wells, R OBP: 0.270, SLG: 0.343	BB		K		F8				G6-4-3	4	1	1	0	1	1	2											
Carlos Delgado, L OBP: 0.278, SLG: 0.355	G4-3				G4-3		F7		K	4	0	0	0	0	1	2											
Josh Phelps, R OBP: 0.412, SLG: 0.400		G2-3			2B		P3		E3	4	0	2	0	0	0	0											
Eric Hinske, L OBP: 0.381, SLG: 0.516		P3			K		2B		1B	3	0	2	0	1	1	1											
Kevin Cash, R OBP: 0.393, SLG: 0.538		1B			K		K		1B	4	0	1	0	0	3	4											
Orlando Hudson, S OBP: 0.235, SLG: 0.267		P3			F7		F7		G6-3	4	0	0	0	0	0	4											
Chris Woodward, R Greg Myers, L Chris Gomez, R	K				3 HR		G3-1		1B	2	1	0	0	1	1	2											
Inning Stats	R: 0 E: 0 K: 1 S: 10	H: 0 LOB: 1 BB: 1 P: 19	R: 0 E: 0 K: 1 S: 11	H: 1 LOB: 2 BB: 1 P: 20	R: 0 E: 0 K: 3 S: 11	H: 0 LOB: 0 BB: 0 P: 17	R: 0 E: 0 K: 2 S: 11	H: 1 LOB: 1 BB: 0 P: 16	R: 2 E: 0 K: 1 S: 10	H: 1 LOB: 0 BB: 1 P: 15	R: 0 E: 0 K: 1 S: 9	H: 1 LOB: 1 BB: 0 P: 10	R: 0 E: 0 K: 0 S: 6	H: 0 LOB: 1 BB: 1 P: 13	R: 1 E: 1 K: 2 S: 14	H: 3 LOB: 2 BB: 0 P: 21		R: 0 E: 0 K: 0 S: 15	H: 2 LOB: 2 BB: 0 P: 19	1B: 6 2B: 2 3B: 0 HR: 1	SF: 0 SAC: 0 DP: 1 HBP: 0	WP: 2 PB: 0 SB: 0 CS: 0	PA: 39				
PITCHER	IP	WLS	BF	H	R	ER	SO	BB	IBB	HBP	BLK	WP	HR	S	P	ERA	WHIP										
29 Nate Robertson, L	5.0	W	21	3	2	2	7	3	0	0	0	0	1	53	87	3.60	1.200										
Esteban Yan, R	2.1	H	11	3	1	1	2	1	0	0	0	1	0	21	30	3.86	1.714										
Jamie Walker, L	0.2	H	3	1	0	0	1	0	0	0	0	1	0	8	14	0.00	1.500										
Danny Patterson, R	1.0	S	4	2	0	0	0	0	0	0	0	0	0	15	19	0.00	2.000										

Batter	1	2	3	4	5	6	7	8	9	AB	R	H	RBI	BB	SO	LOB	BOTTOM										
Fernando Vina, L OBP: 0.359, SLG: 0.343	WP	G4-3			FC5		G4-3			3	1	1	0	1	0	0	Toronto Blue Jays @ Detroit Tigers Comerica Park, Detroit, MI Wed Apr 14 2004, 7:05 PM EDT Att: 15,129 - Sunny - 59 F										
9 Carlos Guillen, S OBP: 0.375, SLG: 0.407	SF7	K			SH3-4		L7			3	1	1	0	0	1	0											
Ivan Rodriguez, R OBP: 0.342, SLG: 0.472	P4	F9			FC5		BB			4	0	1	0	0	0	3											
Rondell White, R OBP: 0.515, SLG: 0.667	2B				L8		1B			2	1	1	0	2	0	0											
Craig Monroe, R OBP: 0.423, SLG: 0.476	SF7				G5-3		K			3	0	0	1	0	2	4											
Carlos Pena, L OBP: 0.406, SLG: 0.774	1B				K		G3-1			4	2	2	2	0	1	0											
Greg Norton, S	1B				K		L5			3	0	0	0	1	1	1											
Bobby Higginson, L OBP: 0.306, SLG: 0.480	1B				G3-1		SF9			3	0	2	2	0	0	0											
15 Brandon Inge, R OBP: 0.375, SLG: 0.167	F7				F9		P4			4	0	0	0	0	1	3											
Inning Stats	R: 4 E: 0 K: 0 S: 23	H: 3 LOB: 3 BB: 3 P: 39	R: 0 E: 0 K: 1 S: 6	H: 0 LOB: 0 BB: 0 P: 8	R: 0 E: 0 K: 2 S: 9	H: 0 LOB: 0 BB: 0 P: 12	R: 0 E: 0 K: 1 S: 10	H: 0 LOB: 0 BB: 0 P: 15	R: 0 E: 0 K: 0 S: 12	H: 2 LOB: 2 BB: 0 P: 18	R: 1 E: 0 K: 0 S: 9	H: 1 LOB: 0 BB: 0 P: 15	R: 0 E: 0 K: 1 S: 15	H: 1 LOB: 1 BB: 1 P: 23	R: 0 E: 0 K: 1 S: 11	H: 1 LOB: 1 BB: 0 P: 16		1B: 6 2B: 1 3B: 1 HR: 0	SF: 2 SAC: 1 DP: 0 HBP: 0	WP: 1 PB: 0 SB: 0 CS: 0	PA: 36						
PITCHER	IP	WLS	BF	H	R	ER	SO	BB	IBB	HBP	BLK	WP	HR	S	P	ERA	WHIP										
Ted Lilly, L	5.0	L	23	5	4	4	4	3	0	0	0	0	0	60	92	7.20	1.600										
Valerio De Los Santos, L	1.2		6	1	1	1	0	0	0	0	0	0	0	16	24	5.40	0.600										
Kerry Ligtenberg, R	0.1		3	1	0	0	1	1	0	0	0	0	0	8	14	0.00	6.000										
Jason Kershner, L	1.0		4	1	0	0	1	0	0	0	0	0	0	11	16	0.00	1.000										

AB	35
R	3
H	9
RBI	2
BB	4
SO	10
LOB	17



AB	29
R	5
H	8
RBI	5
BB	4
SO	6
LOB	11



Batter	1	2	3	4	5	6	7	8	9	AB	R	H	RBI	BB	SO	LOB	TOP					
3 Reed Johnson, R OBP: 0.302, SLG: 0.351	0-1 B3		0-1 2B	2-3 K		1-1 CS			1-1 F8	6	2	2	0	0	2	4						
Frank Catalanotto, L OBP: 0.333, SLG: 0.447 Chad Hermansen, R	0-2 G3		1-0 10 1B	0-1 L4		1-2 F8		4-0 10 BB	0-3 K	4	1	1	1	1	0	2						
10 Vernon Wells, R OBP: 0.302, SLG: 0.375	1-1 E5		0-1 1B					4-2 G4-6-3	1-1 G5-3	5	2	2	1	1	0	1						
Carlos Delgado, L OBP: 0.317, SLG: 0.333 Dave Berg, R	4-0 BB		0-0 F7			4-2 BB		1-0 G4-6-3		2	1	0	0	3	0	3						
Josh Phelps, R OBP: 0.410, SLG: 0.400	1-2 G6-3		1-2 1B			3-2 F8		2-1 1B	1-3 K	5	1	2	2	0	1	4						
Eric Hinske, L OBP: 0.266, SLG: 0.485		3-2 P4	0-2 SF7			2-0 F7		4-1 BB	4-2 HR	2	2	0	1	2	0	1						
Kevin Cash, R OBP: 0.424, SLG: 0.633		1-1 HBP	0-0 F9			0-0 F8		0-2 BB	2-0 HR	4	1	2	3	0	0	1						
Orlando Hudson, S OBP: 0.256, SLG: 0.294		2-2 F8				3-1 F7		4-0 BB	1-0 2B	4	1	1	1	1	0	1						
Chris Woodward, R OBP: 0.250, SLG: 0.333		0-0 F8				4-2 BB		1-1 SF7	3-2 2B	3	0	2	2	1	0	1						
Inning Stats	R: 0 E: 1 K: 0 S: 15	H: 0 LOB: 2 BB: 1 P: 21	R: 0 E: 0 K: 0 S: 10	H: 0 LOB: 1 BB: 0 P: 16	R: 3 E: 0 K: 0 S: 13	H: 4 LOB: 1 BB: 0 P: 15	R: 0 E: 0 K: 1 S: 8	H: 1 LOB: 1 BB: 0 P: 13	R: 0 E: 0 K: 0 S: 10	H: 0 LOB: 1 BB: 1 P: 22	R: 0 E: 0 K: 0 S: 7	H: 0 LOB: 0 BB: 1 P: 15	R: 5 E: 0 K: 1 S: 17	H: 4 LOB: 2 BB: 3 P: 34	R: 0 E: 0 K: 1 S: 6	H: 0 LOB: 1 BB: 2 P: 16	R: 3 E: 0 K: 1 S: 16	H: 3 LOB: 1 BB: 1 P: 28	1B: 6 2B: 5 HR: 1	SF: 2 SAC: 0 DP: 1 HBP: 1	WP: 0 PA: 49	
PITCHER	IP WLS BF H R ER SO BB IBB HBP BLK WP HR S P ERA WHIP	IP WLS BF H R ER SO BB IBB HBP BLK WP HR S P ERA WHIP	IP WLS BF H R ER SO BB IBB HBP BLK WP HR S P ERA WHIP	IP WLS BF H R ER SO BB IBB HBP BLK WP HR S P ERA WHIP	IP WLS BF H R ER SO BB IBB HBP BLK WP HR S P ERA WHIP	IP WLS BF H R ER SO BB IBB HBP BLK WP HR S P ERA WHIP	IP WLS BF H R ER SO BB IBB HBP BLK WP HR S P ERA WHIP	IP WLS BF H R ER SO BB IBB HBP BLK WP HR S P ERA WHIP	IP WLS BF H R ER SO BB IBB HBP BLK WP HR S P ERA WHIP	IP WLS BF H R ER SO BB IBB HBP BLK WP HR S P ERA WHIP	IP WLS BF H R ER SO BB IBB HBP BLK WP HR S P ERA WHIP	IP WLS BF H R ER SO BB IBB HBP BLK WP HR S P ERA WHIP	IP WLS BF H R ER SO BB IBB HBP BLK WP HR S P ERA WHIP	IP WLS BF H R ER SO BB IBB HBP BLK WP HR S P ERA WHIP	IP WLS BF H R ER SO BB IBB HBP BLK WP HR S P ERA WHIP	IP WLS BF H R ER SO BB IBB HBP BLK WP HR S P ERA WHIP	IP WLS BF H R ER SO BB IBB HBP BLK WP HR S P ERA WHIP	IP WLS BF H R ER SO BB IBB HBP BLK WP HR S P ERA WHIP	IP WLS BF H R ER SO BB IBB HBP BLK WP HR S P ERA WHIP	IP WLS BF H R ER SO BB IBB HBP BLK WP HR S P ERA WHIP	IP WLS BF H R ER SO BB IBB HBP BLK WP HR S P ERA WHIP	IP WLS BF H R ER SO BB IBB HBP BLK WP HR S P ERA WHIP

Toronto Blue Jays @ Detroit Tigers
Comerica Park, Detroit, MI
Thu Apr 15 2004, 1:05 PM EDT
Att: 17,572 - Sunny - 51 F

AB 36
R 11
H 12
RBI 11
BB 9
SO 4
LOB 19



Batter	1	2	3	4	5	6	7	8	9	AB	R	H	RBI	BB	SO	LOB	BOTTOM					
Alex Sanchez, L OBP: 0.281, SLG: 0.438	0-0 G4-6-3		2-2 G1-3			0-0 B3		2-2 1B		4	0	2	0	0	0	0						
Fernando Vina, L OBP: 0.333, SLG: 0.316 20 Omar Infante, R	0-0 G4-6-3			2-1 G3		0-0 P5		1-1 G1-3		3	0	0	0	0	0	1						
Rondell White, R OBP: 0.459, SLG: 0.571	0-2 G5-3			2-3 K		0-1 F9			2-2 E4	4	0	0	0	0	1	0						
Carlos Pena, L OBP: 0.382, SLG: 0.727 30 Chris Shelton, R		0-1 G6-3		3-3 K		1-0 G1-3		0-1 G6-4-3		2	0	0	0	0	1	0						
9 Carlos Guillen, S OBP: 0.361, SLG: 0.387		0-0 G1-3				0-2 G4-3		0-2 G6-3	0-2 1B	4	0	1	0	0	0	0						
Bobby Higginson, L OBP: 0.441, SLG: 0.500 Greg Norton, S		0-1 1B				4-2 1B		1-2 G4-3	0-0 1B	1	0	1	0	1	0	0						
Craig Monroe, R OBP: 0.400, SLG: 0.440		2-3 K				1-0 1B		0-0 F7	0-0 L8	4	0	1	0	0	1	3						
Eric Munson, L OBP: 0.222, SLG: 0.519			0-3 K			0-1 1B		1-0 F8		3	0	1	0	0	1	0						
15 Brandon Inge, R OBP: 0.364, SLG: 0.222			2-3 K			1-1 G4-6-3		2-2 1B		3	0	1	0	0	1	3						
Inning Stats	R: 0 E: 0 K: 0 S: 5	H: 1 LOB: 0 BB: 0 P: 5	R: 0 E: 0 K: 1 S: 9	H: 1 LOB: 1 BB: 0 P: 11	R: 0 E: 0 K: 2 S: 10	H: 0 LOB: 0 BB: 0 P: 14	R: 0 E: 0 K: 2 S: 10	H: 0 LOB: 0 BB: 0 P: 17	R: 0 E: 0 K: 0 S: 8	H: 2 LOB: 2 BB: 1 P: 15	R: 0 E: 0 K: 0 S: 4	H: 0 LOB: 0 BB: 0 P: 4	R: 0 E: 0 K: 0 S: 8	H: 0 LOB: 0 BB: 0 P: 10	R: 0 E: 0 K: 0 S: 10	H: 2 LOB: 2 BB: 0 P: 16	R: 0 E: 1 K: 0 S: 12	H: 2 LOB: 2 BB: 0 P: 14	1B: 8 2B: 0 3B: 0 HR: 0	SF: 0 SAC: 0 DP: 3 HBP: 0	WP: 0 PA: 34	
PITCHER	IP WLS BF H R ER SO BB IBB HBP BLK WP HR S P ERA WHIP	IP WLS BF H R ER SO BB IBB HBP BLK WP HR S P ERA WHIP	IP WLS BF H R ER SO BB IBB HBP BLK WP HR S P ERA WHIP	IP WLS BF H R ER SO BB IBB HBP BLK WP HR S P ERA WHIP	IP WLS BF H R ER SO BB IBB HBP BLK WP HR S P ERA WHIP	IP WLS BF H R ER SO BB IBB HBP BLK WP HR S P ERA WHIP	IP WLS BF H R ER SO BB IBB HBP BLK WP HR S P ERA WHIP	IP WLS BF H R ER SO BB IBB HBP BLK WP HR S P ERA WHIP	IP WLS BF H R ER SO BB IBB HBP BLK WP HR S P ERA WHIP	IP WLS BF H R ER SO BB IBB HBP BLK WP HR S P ERA WHIP	IP WLS BF H R ER SO BB IBB HBP BLK WP HR S P ERA WHIP	IP WLS BF H R ER SO BB IBB HBP BLK WP HR S P ERA WHIP	IP WLS BF H R ER SO BB IBB HBP BLK WP HR S P ERA WHIP	IP WLS BF H R ER SO BB IBB HBP BLK WP HR S P ERA WHIP	IP WLS BF H R ER SO BB IBB HBP BLK WP HR S P ERA WHIP	IP WLS BF H R ER SO BB IBB HBP BLK WP HR S P ERA WHIP	IP WLS BF H R ER SO BB IBB HBP BLK WP HR S P ERA WHIP	IP WLS BF H R ER SO BB IBB HBP BLK WP HR S P ERA WHIP	IP WLS BF H R ER SO BB IBB HBP BLK WP HR S P ERA WHIP	IP WLS BF H R ER SO BB IBB HBP BLK WP HR S P ERA WHIP	IP WLS BF H R ER SO BB IBB HBP BLK WP HR S P ERA WHIP	IP WLS BF H R ER SO BB IBB HBP BLK WP HR S P ERA WHIP

Toronto Blue Jays @ Detroit Tigers
Comerica Park, Detroit, MI
Thu Apr 15 2004, 1:05 PM EDT
Att: 17,572 - Sunny - 51 F

AB 33
R 0
H 8
RBI 0
BB 1
SO 5
LOB 10



Batter	1	2	3	4	5	6	7	8	9	AB	R	H	RBI	BB	SO	LOB	TOP											
Alex Sanchez, L (1, 8) OBP: 0.318, SLG: 0.455 Fernando Vina, L (7, PR) OBP: 0.365, SLG: 0.348	F8		P6			9 2B	9 HR		G3-1	4	1	2	1	0	0	1	Detroit Tigers @ Cleveland Indians Jacobs Field, Cleveland, OH Sun Apr 18 2004, 1:05 PM EDT Att: 19,240 - Sunny - 77 F											
9 Carlos Guillen, S (1, 6) OBP: 0.400, SLG: 0.513	1B			G5-3		1B	HR		F7	5	2	3	4	0	0	0												
Ivan Rodriguez, R (1, 2) OBP: 0.373, SLG: 0.500	K			K		1B	K			4	0	1	1	0	3	2												
Rondell White, R (1, 10) OBP: 0.420, SLG: 0.488	P4			G6-3		1B	P6			4	0	1	0	0	0	2												
Craig Monroe, R (1, 7) OBP: 0.333, SLG: 0.355 Eric Munson, L (6, PH) OBP: 0.281, SLG: 0.531	K				K	1B			G3	2	0	0	0	0	0	2												
Bobby Higginson, L (1, 9) OBP: 0.372, SLG: 0.382	G3-1				F9	F8			G3	4	0	0	0	0	0	3												
Greg Norton, S (1, 3) Carlos Pena, L (6, PH) OBP: 0.356, SLG: 0.667	K				F9	K			HR	2	0	0	0	0	1	0												
15 Brandon Inge, R (1, 5) OBP: 0.381, SLG: 0.316			G5-3			9 2B	K		K	4	1	1	0	0	2	0												
20 Omar Infante, R (1, 4) OBP: 0.300, SLG: 0.375			CS			K	2B		G5-3	3	1	1	0	1	1	1												
Inning Stats	R: 0 E: 0 K: 1 S: 8	H: 1 LOB: 1 BB: 0 P: 11	R: 0 E: 0 K: 2 S: 9	H: 0 LOB: 0 BB: 0 P: 15	R: 0 E: 0 K: 0 S: 10	H: 1 LOB: 0 BB: 0 P: 16	R: 0 E: 0 K: 1 S: 11	H: 0 LOB: 0 BB: 0 P: 18	R: 0 E: 0 K: 1 S: 10	H: 0 LOB: 0 BB: 0 P: 15	R: 3 E: 0 K: 2 S: 18	H: 6 LOB: 3 BB: 0 P: 28	R: 3 E: 0 K: 2 S: 13	H: 2 LOB: 1 BB: 1 P: 21	R: 1 E: 0 K: 1 S: 8	H: 1 LOB: 0 BB: 0 P: 10		R: 0 E: 0 K: 0 S: 7	H: 0 LOB: 0 BB: 0 P: 11	1B: 6 2B: 3 3B: 0 HR: 2	SF: 0 SAC: 0 DP: 0 HBP: 0	WP: 0 PB: 0 SB: 1 CS: 1	PA: 38					
PITCHER	IP	WLS	BF	H	R	ER	SO	BB	IBB	HBP	BLK	WP	HR	S	P	ERA	WHIP											
31 Cliff Lee, L (1, 1) ERA: 4.02 Jack Cressend, R (6, 1) ERA: 6.23 63 Rafael Betancourt, R (7, 1) ERA: 2.16 David Riske, R (9, 1) ERA: 12.6	5.1	W	21	6	3	3	6	0	0	0	0	0	0	1	16	29	5.06	1.125										

Batter	1	2	3	4	5	6	7	8	9	AB	R	H	RBI	BB	SO	LOB	BOTTOM										
Matt Lawton, L (1, 7) OBP: 0.373, SLG: 0.585	HR		2B	HR		4B 2B			G6-3	3	4	2	4	1	0	1	Detroit Tigers @ Cleveland Indians Jacobs Field, Cleveland, OH Sun Apr 18 2004, 1:05 PM EDT Att: 19,240 - Sunny - 77 F										
Omar Vizquel, S (1, 6) OBP: 0.356, SLG: 0.370	K		HBP	F8		L6			E	4	0	1	1	1	1	2											
Jody Gerut, L (1, 9) OBP: 0.385, SLG: 0.474	K2-3		K			1B			E4	5	0	2	2	0	2	2											
48 Travis Hafner, L (1, 10) OBP: 0.408, SLG: 0.721	41 1B		41 G4-6-3			K			F7	3	0	1	1	2	1	3											
41 Victor Martinez, S (1, 2) OBP: 0.279, SLG: 0.436	FC5-4		G4-6-3			P2			P5	5	0	1	0	0	0	5											
Ronnie Belliard, R (1, 4) OBP: 0.464, SLG: 0.519	FC5-4			HR		F9			E5	4	1	2	0	0	0	3											
Ben Broussard, L (1, 3) OBP: 0.480, SLG: 0.500			G1-3			K			HR	3	1	1	1	1	1	1											
Lou Merloni, R (1, 5) OBP: 0.300, SLG: 0.263 Casey Blake, R (9, 5) OBP: 0.379, SLG: 0.392	K			F8		F8			G6-4-3	4	0	0	0	0	1	3											
Coco Crisp, S (1, 8) OBP: 0.310, SLG: 0.410	F9			HR		1B			G6-3	3	3	2	0	1	0	0											
Inning Stats	R: 1 E: 0 K: 2 S: 11	H: 2 LOB: 2 BB: 1 P: 20	R: 0 E: 0 K: 1 S: 10	H: 0 LOB: 0 BB: 0 P: 12	R: 1 E: 0 K: 1 S: 10	H: 1 LOB: 1 BB: 1 P: 19	R: 3 E: 0 K: 1 S: 11	H: 2 LOB: 0 BB: 1 P: 20	R: 0 E: 0 K: 0 S: 9	H: 1 LOB: 1 BB: 0 P: 12	R: 3 E: 0 K: 0 S: 10	H: 4 LOB: 2 BB: 1 P: 20	R: 0 E: 1 K: 0 S: 8	H: 1 LOB: 1 BB: 1 P: 16	R: 1 E: 1 K: 0 S: 12	H: 1 LOB: 2 BB: 1 P: 22		R: 0 E: 0 K: 0 S: 7	H: 0 LOB: 0 BB: 0 P: 11	1B: 5 2B: 4 3B: 0 HR: 3	SF: 0 SAC: 0 DP: 2 HBP: 1	WP: 0 PB: 0 SB: 0 CS: 0	PA: 41				
PITCHER	IP	WLS	BF	H	R	ER	SO	BB	IBB	HBP	BLK	WP	HR	S	P	ERA	WHIP										
38 Jeremy Bonderman, R (1, 1) ERA: 7.02 Steve Colyer, L (6, 1) ERA: 12.6 Gary Knotts, R (7, 1) ERA: 13.5 Danny Patterson, R (7, 1) ERA: 6.75 Jamie Walker, L (8, 1) ERA: 1.69	5.1	L	27	4	2	1	0	1	0	0	0	0	0	6	12	13.50	4.500										

Batter	1	2	3	4	5	6	7	8	9	AB	R	H	RBI	BB	SO	LOB	TOP										
Fernando Vina, L (1,4) OBP: 0.333, SLG: 0.314	1-1 E6 9 BB 1B	1-0 G6-3			2-2 G3			P6 K		5	1	0	0	0	1	1											
9 Carlos Guillen, S (1,6) OBP: 0.400, SLG: 0.488	4-2 1B 1B 1-2 BB	1-3 K			3-1 F7			1-1 1B HR	1-2 F7	4	2	1	0	1	1	0											
Ivan Rodriguez, R (1,2) OBP: 0.375, SLG: 0.491	0-1 BB 1B 1-2 2-H 1B	2-1 P6			0-3 K			0-2 1B HR	0-0 G5-3	5	2	2	1	0	1	0											
Rondell White, R (1,10) OBP: 0.418, SLG: 0.543	1-0 BB 1B 1-2 2-3 1B					0-1 G6-3		1-1 1B HR	3-1 E5	5	2	2	3	0	1	0											
Carlos Pena, L (1,3) OBP: 0.340, SLG: 0.609	4-2 1B 1-2 2-3 BB					2-2 G4-3		1-2 G4-3	3-3 K	4	0	0	1	1	2	1											
Bobby Higginson, L (1,9) OBP: 0.370, SLG: 0.378	0-1 1B					1-0 G4-3		4-2 20 1B 15 2B BB		3	0	1	2	0	1	0											
Greg Norton, S (7,7) OBP: 0.160, SLG: 0.045	1-2 2-H 3-H 1B									0	1	0	0	1	0	0											
Craig Monroe, R (1,7) OBP: 0.300, SLG: 0.314	F9				0-1 F8			1-1 G1-3	0-1 E4 20 1B 15 2B	4	1	0	0	0	0	3											
Eric Munson, L (1,5) OBP: 0.257, SLG: 0.486	1-3 K				3-3 K			2-2 G1-3	1-1 15 2B 1B	3	0	0	0	0	2	2											
20 Omar Infante, R (7,5) OBP: 0.354, SLG: 0.444								1-2 2-3 1B		1	1	1	0	0	0	0											
15 Brandon Inge, R (1,8) OBP: 0.360, SLG: 0.348	2-1 F8				3-2 G5-3			0-0 G6-3	0-1 1-H 2-H 3-H 2B	4	0	1	3	0	0	2											
Inning Stats	R: 4 E: 1 K: 1 S: 19	H: 3 LOB: 2 P: 35	R: 0 E: 0 K: 1 S: 6	H: 0 LOB: 0 BB: 0 P: 10	R: 0 E: 0 K: 3 S: 9	H: 0 LOB: 0 BB: 0 P: 14	R: 0 E: 0 K: 1 S: 8	H: 0 LOB: 0 BB: 0 P: 13	R: 0 E: 0 K: 0 S: 7	H: 0 LOB: 0 BB: 0 P: 10	R: 0 E: 0 K: 0 S: 6	H: 0 LOB: 0 BB: 0 P: 9	R: 6 E: 1 K: 1 S: 24	H: 5 LOB: 1 BB: 1 P: 35	R: 0 E: 1 K: 1 S: 12	H: 0 LOB: 1 BB: 0 P: 19	1B: 6 2B: 1 3B: 0 HR: 1	SF: 0 SAC: 0 DP: 0 HBP: 0	WP: 0 PB: 0 SB: 0 CS: 0	PA: 41							
PITCHER	IP	WLS	BF	H	R	ER	SO	BB	IBB	HBP	BLK	WP	HR	S	P	ERA	WHIP										
Jeff D'Amico, R (1,1) ERA: 5.27	0.0		6	3	4	3	0	2	0	0	0	0	0	11	21	∞	∞										
37 Jake Westbrook, R (1,1) ERA: 1.46	7.0		21	0	0	0	7	0	0	0	0	0	0	52	84	0.00	0.000										
63 Rafael Betancourt, R (8,1) ERA: 5.19	0.1	L	4	3	3	3	0	0	0	0	0	0	1	9	13	81.00	9.000										
Scott Stewart, L (8,1) ERA: 13.5	0.2		6	2	3	0	1	1	0	0	0	0	0	15	22	0.00	4.500										
David Lee, R (9,1) ERA:	1.0		4	0	0	0	1	0	0	0	0	0	0	12	19	0.00	0.000										

Detroit Tigers @ Cleveland Indians
Jacobs Field, Cleveland, OH
Mon Apr 19 2004, 7:05 PM EDT
Att: 13,650 - Unknown - 75 F

AB 38
R 10
H 8
RBI 10
BB 3
SO 9
LOB 9





Batter	1	2	3	4	5	6	7	8	9	AB	R	H	RBI	BB	SO	LOB	BOTTOM										
Ronnie Belliard, R (1,4) OBP: 0.492, SLG: 0.589	1-2 SH1-3 G4-3 2B		3-3 K		4-0 BB			0-0 2B	2-2 2B	4	2	3	0	1	1	0											
Omar Vizquel, S (1,6) OBP: 0.335, SLG: 0.386	0-0 SH1-3		1-0 G6-3		2-2 K			0-0 1B	1-2 G6-3	3	1	1	1	0	1	2											
John McDonald, R (9,PH) OBP: 0.111, SLG: 0.111	2-3							2-H 2B		1	0	0	0	0	0	1											
Matt Lawton, L (1,7) OBP: 0.365, SLG: 0.561	1-2 G4-3			0-1 G6-3	0-0 F8			0-0 FC6-4 2-H 1B		4	0	1	2	0	0	2											
Casey Blake, R (1,5) OBP: 0.371, SLG: 0.436	3-H K			3-2 HR				1-3 K	1-2 FC6-4	4	1	1	1	0	2	1											
48 Travis Hafner, L (1,10) OBP: 0.377, SLG: 0.660			1-3 K		1-0 G3			1-2 G4-3	0-3 K	4	0	0	0	0	2	0											
41 Victor Martinez, S (1,2) OBP: 0.318, SLG: 0.439			0-1 BB		4-2 BB			4-1 BB	0-0 G3	2	0	1	0	2	0	0											
Alex Escobar, R (1,9) OBP: 0.262, SLG: 0.211			4-2 BB		0-3 K			2-2 G6-3	3-2 F9	3	0	0	0	1	1	2											
Ben Broussard, L (1,3) OBP: 0.448, SLG: 0.458		2-2 G6-4-3			0-2 E7 SH2-4 1B			2-3 K		4	0	1	0	0	1	2											
Coco Crisp, S (1,8) OBP: 0.289, SLG: 0.381			0-3 K		0-0 SH2-4			0-0 F7	1-2 G6-3	3	0	0	0	0	1	0											
Inning Stats	R: 1 E: 0 K: 1 S: 10	H: 1 LOB: 0 BB: 0 P: 13	R: 0 E: 0 K: 1 S: 10	H: 1 LOB: 1 BB: 1 P: 17	R: 0 E: 0 K: 2 S: 7	H: 0 LOB: 0 BB: 0 P: 11	R: 1 E: 0 K: 1 S: 11	H: 1 LOB: 1 BB: 1 P: 19	R: 0 E: 0 K: 1 S: 9	H: 0 LOB: 2 BB: 1 P: 15	R: 0 E: 0 K: 1 S: 11	H: 0 LOB: 1 BB: 1 P: 19	R: 2 E: 0 K: 1 S: 9	H: 3 LOB: 1 BB: 0 P: 14	R: 0 E: 0 K: 1 S: 9	H: 0 LOB: 0 BB: 0 P: 12	R: 0 E: 0 K: 1 S: 14	H: 1 LOB: 1 BB: 0 P: 18	1B: 3 2B: 4 3B: 0 HR: 1	SF: 0 SAC: 2 DP: 1 HBP: 0	WP: 0 PB: 0 SB: 0 CS: 0	PA: 38					
PITCHER	IP	WLS	BF	H	R	ER	SO	BB	IBB	HBP	BLK	WP	HR	S	P	ERA	WHIP										
29 Nate Robertson, L (1,1) ERA: 2.55	6.2		28	5	3	3	8	4	0	0	0	0	0	63	101	4.05	1.350										
Jamie Walker, L (7,1) ERA: 3.39	0.0	B	2	2	1	1	0	0	0	0	0	0	0	2	2	∞	∞										
Al Levine, R (7,1) ERA: 1.17	1.1	W	4	0	0	0	1	0	0	0	0	0	0	11	17	0.00	0.000										
Ugueth Urbina, R (9,1) ERA: 4.5	1.0		4	1	0	0	0	0	0	0	0	0	0	14	18	0.00	1.000										


Detroit Tigers @ Cleveland Indians
Jacobs Field, Cleveland, OH
Mon Apr 19 2004, 7:05 PM EDT
Att: 13,650 - Unknown - 75 F


AB 32
R 4
H 8
RBI 4
BB 4
SO 9
LOB 10





Batter	1	2	3	4	5	6	7	8	9	AB	R	H	RBI	BB	SO	LOB	TOP														
Fernando Vina, L (1, 4) OBP: 0.339, SLG: 0.309	F8		1B		9 1B		G4-6-3		F8	4	0	1	0	0	0	3	<p>Detroit Tigers @ Minnesota Twins Hubert H. Humphrey Metrodome, Minneapolis, MN Tue Apr 20 2004, 8:10 PM EDT Att: 15,079 - Unknown - 70 F</p> <p>livebaseballscores.com</p> <table border="0"> <tr><td>AB</td><td>32</td></tr> <tr><td>R</td><td>4</td></tr> <tr><td>H</td><td>7</td></tr> <tr><td>RBI</td><td>4</td></tr> <tr><td>BB</td><td>4</td></tr> <tr><td>SO</td><td>4</td></tr> <tr><td>LOB</td><td>15</td></tr> </table> 	AB	32	R	4	H	7	RBI	4	BB	4	SO	4	LOB	15
AB	32																														
R	4																														
H	7																														
RBI	4																														
BB	4																														
SO	4																														
LOB	15																														
9 Carlos Guillen, S (1, 6) OBP: 0.369, SLG: 0.468	G6-3		G4-3		FC6-4		K			4	0	1	2	0	1																
Ivan Rodriguez, R (1, 2) OBP: 0.367, SLG: 0.464	G4-3			HR	FC6-4			F9		3	1	0	0	1	0																
Rondell White, R (1, 7) OBP: 0.424, SLG: 0.620		G4-3		HR	FC5-4			G6-3		4	1	2	2	0	0																
Carlos Pena, L (1, 3) OBP: 0.315, SLG: 0.560	G4-3		G4-3				G4-3		K	4	0	0	0	0	1																
Craig Monroe, R (1, 9) OBP: 0.302, SLG: 0.297	G4-3		G5-3				30 S		1B	2	0	0	0	1	0																
Greg Norton, S (9, PH) OBP: 0.192, SLG: 0.045	G4-3						BB		BB	0	0	0	0	1	0																
Eric Munson, L (1, 5) OBP: 0.256, SLG: 0.462	F8		G6-3				P6		1B	4	0	1	0	0	0																
20 Omar Infante, R (9, PR) OBP: 0.364, SLG: 0.444									1B	0	0	0	0	0	0																
30 Chris Shelton, R (1, 10) OBP: 0.111, SLG: 0.222			F9				15 1B		K	3	1	1	0	0	1																
Bobby Higginson, L (9, PH) OBP: 0.362, SLG: 0.368							9 1B			1	0	0	0	0	1																
15 Brandon Inge, R (1, 8) OBP: 0.379, SLG: 0.346	G6-3						9 1B		F8	3	1	1	0	1	0																
Inning Stats	R: 0 E: 0 K: 0 S: 7	H: 0 LOB: 0 BB: 0 P: 12	R: 0 E: 0 K: 0 S: 9	H: 1 LOB: 1 BB: 0 P: 15	R: 0 E: 0 K: 0 S: 10	H: 1 LOB: 0 BB: 0 P: 15	R: 2 E: 0 K: 0 S: 14	H: 3 LOB: 1 BB: 0 P: 24	R: 0 E: 0 K: 1 S: 7	H: 0 LOB: 1 BB: 1 P: 13	R: 0 E: 0 K: 1 S: 8	H: 0 LOB: 0 BB: 0 P: 14	R: 0 E: 0 K: 1 S: 7	H: 0 LOB: 0 BB: 0 P: 10	R: 0 E: 0 K: 1 S: 11	H: 1 LOB: 2 BB: 1 P: 23	1B: 4 2B: 2 3B: 0 HR: 1	SF: 0 SAC: 0 DP: 1 HBP: 1	WP: 0 PB: 0 SB: 1 CS: 0	PA: 37											
PITCHER	IP WLS BF H R ER SO BB IBB HBP BLK WP HR S P ERA WHIP																														
Carlos Silva, R (1, 1) ERA: 5.82	6.0 W 26 6 4 4 1 2 0 0 0 0 0 1 57 93 6.00 1.333																														
Juan Rincon, R (7, 1) ERA: 3.12	2.0 H 6 0 0 0 2 1 0 0 0 0 0 0 15 24 0.00 0.500																														
36 Joe Nathan, R (9, 1) ERA: 4.26	1.0 S 5 1 0 0 1 1 0 0 0 0 0 0 11 23 0.00 2.000																														

Batter	1	2	3	4	5	6	7	8	9	AB	R	H	RBI	BB	SO	LOB	BOTTOM														
Shannon Stewart, R (1, 7) OBP: 0.433, SLG: 0.404	G6-3		G5-3		G5-4-3		F9			3	0	0	0	1	0	2	<p>Detroit Tigers @ Minnesota Twins Hubert H. Humphrey Metrodome, Minneapolis, MN Tue Apr 20 2004, 8:10 PM EDT Att: 15,079 - Unknown - 70 F</p> <p>livebaseballscores.com</p> <table border="0"> <tr><td>AB</td><td>31</td></tr> <tr><td>R</td><td>6</td></tr> <tr><td>H</td><td>9</td></tr> <tr><td>RBI</td><td>6</td></tr> <tr><td>BB</td><td>2</td></tr> <tr><td>SO</td><td>4</td></tr> <tr><td>LOB</td><td>11</td></tr> </table> 	AB	31	R	6	H	9	RBI	6	BB	2	SO	4	LOB	11
AB	31																														
R	6																														
H	9																														
RBI	6																														
BB	2																														
SO	4																														
LOB	11																														
Luis Rivas, R (1, 4) OBP: 0.271, SLG: 0.426	G4-3		K		G5-4-3		K			4	0	0	0	0	2																
Doug Mientkiewicz, L (1, 3) OBP: 0.444, SLG: 0.521	G3			G3-4-1	G3-1		F8			4	1	1	0	0	0																
Corey Koskie, L (1, 5) OBP: 0.367, SLG: 0.500		F9		G3-4-1			K			4	1	1	0	0	1																
20 Lew Ford, R (1, 8) OBP: 0.457, SLG: 0.710	G5-3			BB			1B		G5-3	4	2	2	2	0	0																
Jacque Jones, L (1, 9) OBP: 0.375, SLG: 0.608	K			1B			SH5-4		G6-3	3	1	1	0	1	1																
Michael Ryan, L (1, 10) OBP: 0.400, SLG: 0.400			G4-3				8 G3			3	1	3	2	0	0																
Jose Offerman, S (8, PH) OBP: 0.391, SLG: 0.600			8 1B				SH5-4		F9	1	0	0	0	0	0																
Henry Blanco, R (1, 2) OBP: 0.452, SLG: 0.706	G4-3		G4-3		F9		SH5-4			2	0	0	0	0	3																
8 Nick Punto, S (1, 6) OBP: 0.400, SLG: 0.348			E		G6-3		G3			3	0	1	2	0	3																
Inning Stats	R: 0 E: 0 K: 0 S: 14	H: 0 LOB: 0 BB: 0 P: 18	R: 0 E: 0 K: 1 S: 10	H: 0 LOB: 0 BB: 0 P: 15	R: 1 E: 1 K: 1 S: 15	H: 2 LOB: 1 BB: 0 P: 24	R: 2 E: 0 K: 0 S: 14	H: 3 LOB: 2 BB: 1 P: 28	R: 0 E: 0 K: 0 S: 6	H: 0 LOB: 0 BB: 1 P: 13	R: 3 E: 0 K: 0 S: 9	H: 4 LOB: 1 BB: 0 P: 11	R: 0 E: 0 K: 2 S: 10	H: 0 LOB: 0 BB: 0 P: 15	R: 0 E: 0 K: 0 S: 6	H: 0 LOB: 0 BB: 0 P: 10	1B: 6 2B: 3 3B: 0 HR: 0	SF: 0 SAC: 1 DP: 1 HBP: 0	WP: 0 PB: 0 SB: 1 CS: 0	PA: 34											
PITCHER	IP WLS BF H R ER SO BB IBB HBP BLK WP HR S P ERA WHIP																														
Jason Johnson, R (1, 1) ERA: 7.79	5.0 L 24 4 6 6 2 2 0 0 0 0 0 0 62 102 10.80 2.000																														
Danny Patterson, R (6, 1) ERA: 5.63	1.1 5 1 0 0 1 0 0 0 0 0 0 10 12 0.00 0.750																														
Steve Colyer, L (7, 1) ERA: 9.45	1.2 5 0 0 0 1 0 0 0 0 0 0 12 20 0.00 0.000																														

Batter	1	2	3	4	5	6	7	8	9	AB	R	H	RBI	BB	SO	LOB	TOP														
Alex Sanchez, L (1, 8) OBP: 0.321, SLG: 0.442	F8		SF8 1B	K		B3		K		5	1	1	0	0	2	3	<p>Detroit Tigers @ Minnesota Twins Hubert H. Humphrey Metrodome, Minneapolis, MN Thu Apr 22 2004, 1:10 PM EDT Att: 14,857 - Unknown - 70 F</p> <p>livebaseballscores.com</p> <table border="0"> <tr><td>AB</td><td>35</td></tr> <tr><td>R</td><td>3</td></tr> <tr><td>H</td><td>10</td></tr> <tr><td>RBI</td><td>3</td></tr> <tr><td>BB</td><td>4</td></tr> <tr><td>SO</td><td>11</td></tr> <tr><td>LOB</td><td>24</td></tr> </table> 	AB	35	R	3	H	10	RBI	3	BB	4	SO	11	LOB	24
AB	35																														
R	3																														
H	10																														
RBI	3																														
BB	4																														
SO	11																														
LOB	24																														
9 Carlos Guillen, S (1, 6) OBP: 0.406, SLG: 0.473	E5		FC6-4 BB			WP 1B		K	F8	4	0	1	0	1	1	0															
Ivan Rodriguez, R (1, 10) OBP: 0.400, SLG: 0.492	G3-6		FC6-4 S			BB			F9	4	0	1	0	1	0	3															
Rondell White, R (1, 7) OBP: 0.406, SLG: 0.576			SF8 1B			K		P2		4	0	2	1	0	1	3															
Craig Monroe, R (1, 9) OBP: 0.346, SLG: 0.356			3-H 1B							4	0	1	0	0	2	4															
Eric Munson, L (9, PH) OBP: 0.244, SLG: 0.422			K			P5			K	1	0	0	0	0	1	1															
Carlos Pena, L (1, 3) OBP: 0.302, SLG: 0.500						F8				4	1	1	0	0	2	4															
Greg Norton, S (1, 5) OBP: 0.172, SLG: 0.040						SH3 1B			F9	3	0	0	0	0	1	2															
15 Brandon Inge, R (1, 2) OBP: 0.459, SLG: 0.531										2	1	2	2	2	0	0															
20 Omar Infante, R (1, 4) OBP: 0.333, SLG: 0.385						G6-3			F9	4	0	1	0	0	1	4															
Inning Stats	R: 0 E: 1 K: 0 S: 7	H: 0 LOB: 0 BB: 0 P: 11	R: 0 E: 0 K: 3 S: 14	H: 2 LOB: 3 BB: 1 P: 20	R: 1 E: 0 K: 1 S: 12	H: 1 LOB: 1 BB: 1 P: 20	R: 1 E: 0 K: 1 S: 10	H: 2 LOB: 1 BB: 0 P: 12	R: 0 E: 0 K: 1 S: 15	H: 1 LOB: 2 BB: 0 P: 24	R: 1 E: 0 K: 0 S: 8	H: 1 LOB: 0 BB: 0 P: 12	R: 0 E: 0 K: 2 S: 15	H: 1 LOB: 1 BB: 0 P: 21	R: 0 E: 0 K: 2 S: 11	H: 1 LOB: 2 BB: 1 P: 19	R: 0 E: 0 K: 1 S: 9	H: 1 LOB: 1 BB: 0 P: 14	1B: 8 2B: 1 3B: 0 HR: 1	SF: 1 SAC: 1 DP: 1 HBP: 0	WP: 1 PB: 0 SB: 1 CS: 0	PA: 41									
PITCHER	IP	WLS	BF	H	R	ER	SO	BB	IBB	HBP	BLK	WP	HR	S	P	ERA	WHIP														
Johan Santana, L (1, 1) ERA: 5.91	6.0	W	28	7	3	3	6	3	0	0	0	1	1	66	99	4.50	1.667														
Juan Rincon, R (7, 1) ERA: 2.79	1.0	H	4	1	0	0	2	0	0	0	0	0	0	15	21	0.00	1.000														
J.C. Romero, L (8, 1) ERA:	1.0	H	5	1	0	0	2	1	0	0	0	0	0	11	19	0.00	2.000														
36 Joe Nathan, R (9, 1) ERA: 3.88	1.0	S	4	1	0	0	1	0	0	0	0	0	0	9	14	0.00	1.000														

Batter	1	2	3	4	5	6	7	8	9	AB	R	H	RBI	BB	SO	LOB	BOTTOM														
Shannon Stewart, R (1, 7) OBP: 0.427, SLG: 0.441	P3		F8							3	0	1	0	0	0	0	<p>Detroit Tigers @ Minnesota Twins Hubert H. Humphrey Metrodome, Minneapolis, MN Thu Apr 22 2004, 1:10 PM EDT Att: 14,857 - Unknown - 70 F</p> <p>livebaseballscores.com</p> <table border="0"> <tr><td>AB</td><td>30</td></tr> <tr><td>R</td><td>4</td></tr> <tr><td>H</td><td>8</td></tr> <tr><td>RBI</td><td>3</td></tr> <tr><td>BB</td><td>2</td></tr> <tr><td>SO</td><td>3</td></tr> <tr><td>LOB</td><td>9</td></tr> </table> 	AB	30	R	4	H	8	RBI	3	BB	2	SO	3	LOB	9
AB	30																														
R	4																														
H	8																														
RBI	3																														
BB	2																														
SO	3																														
LOB	9																														
Michael Ryan, L (7, 7) OBP: 0.364, SLG: 0.364										1	0	0	0	0	1	1															
8 Nick Punto, S (1, 4) OBP: 0.414, SLG: 0.346										3	0	1	0	1	1	1															
Doug Mientkiewicz, L (1, 3) OBP: 0.413, SLG: 0.491										4	1	1	0	0	0	3															
Jose Offerman, S (1, 10) OBP: 0.400, SLG: 0.565										3	1	0	0	1	0	2															
20 Lew Ford, R (1, 8) OBP: 0.477, SLG: 0.800										4	1	2	3	0	1	0															
Jacque Jones, L (1, 9) OBP: 0.375, SLG: 0.593										3	0	0	0	0	0	1															
5 Michael Cuddyer, R (1, 5) OBP: 0.286, SLG: 0.324										3	0	1	0	0	0	0															
Corey Koskie, L (8, 5) OBP: 0.370, SLG: 0.500										0	0	0	0	0	0	0															
Henry Blanco, R (1, 2) OBP: 0.417, SLG: 0.625										3	0	0	0	0	0	1															
Cristian Guzman, S (1, 6) OBP: 0.273, SLG: 0.352										3	1	2	0	0	0	0															
Inning Stats	R: 0 E: 0 K: 0 S: 9	H: 1 LOB: 1 BB: 0 P: 15	R: 0 E: 0 K: 1 S: 9	H: 1 LOB: 0 BB: 0 P: 16	R: 0 E: 0 K: 1 S: 6	H: 0 LOB: 0 BB: 0 P: 11	R: 3 E: 0 K: 0 S: 10	H: 2 LOB: 0 BB: 1 P: 20	R: 1 E: 0 K: 0 S: 8	H: 2 LOB: 1 BB: 1 P: 16	R: 0 E: 0 K: 0 S: 7	H: 1 LOB: 0 BB: 0 P: 12	R: 0 E: 0 K: 1 S: 10	H: 1 LOB: 1 BB: 0 P: 16	R: 0 E: 0 K: 0 S: 8	H: 0 LOB: 0 BB: 0 P: 14	R: 0 E: 0 K: 0 S: 9	H: 0 LOB: 0 BB: 0 P: 14	1B: 7 2B: 0 3B: 0 HR: 1	SF: 0 SAC: 0 DP: 2 HBP: 0	WP: 1 PB: 0 SB: 3 CS: 0	PA: 32									
PITCHER	IP	WLS	BF	H	R	ER	SO	BB	IBB	HBP	BLK	WP	HR	S	P	ERA	WHIP														
Mike Maroth, L (1, 1) ERA: 3.86	7.0	L	29	8	4	4	3	2	0	0	0	1	1	59	106	5.14	1.429														
Danny Patterson, R (8, 1) ERA: 5.0	1.0		3	0	0	0	0	0	0	0	0	0	0	8	14	0.00	0.000														

Batter	1	2	3	4	5	6	7	8	9	AB	R	H	RBI	BB	SO	LOB	TOP					
Matt Lawton, L (1, 7) OBP: 0.360, SLG: 0.559	3-1 SH5-3 E 2B 1B		1-0 G3-1	1-3 K			0-0 G6-3			4	1	1	0	0	1	2	Cleveland Indians @ Detroit Tigers Comerica Park, Detroit, MI Fri Apr 23 2004, 7:05 PM EDT Att: 22,008 - Unknown - 62 F AB 29 R 3 H 6 RBI 3 BB 6 SO 3 LOB 16 					
Omar Vizquel, S (1, 6) OBP: 0.333, SLG: 0.348 John McDonald, R (7, PH) OBP: 0.091, SLG: 0.091	2-1 SH5-3		0-1 G5-3		4-2 FC1-6 BB		2-0 F8			1	0	0	0	1	0	0						
Jody Gerut, L (1, 9) OBP: 0.370, SLG: 0.453	0-0		1-0 F9		2-0 FC1-6 4-1 S 1-2		2-0 F8			4	0	1	1	0	0	1						
48 Travis Hafner, L (1, 10) OBP: 0.391, SLG: 0.593	1-2 L7			4-1 41 1B 2B BB	1-0 F8			4-1 G5-4-3 BB		2	1	0	0	2	0	2						
41 Victor Martinez, S (1, 2) OBP: 0.339, SLG: 0.462	2-1 G4-3			3-2 2B 1B	4-1 FC6-4 BB			0-0 F9		3	1	1	0	1	0	2						
Ronnie Belliard, R (1, 4) OBP: 0.479, SLG: 0.554		4-0 G6-4-3 BB		1-3 K	0-2 FC6-4 1-2			1-0 G5-4-3 1-2		3	0	0	0	1	1	5						
Ben Broussard, L (1, 3) OBP: 0.405, SLG: 0.438	0-0 G6-4-3 1-2			0-0		2-3 K			1-2 G5-4-3 1B	4	0	2	2	0	1	1						
Lou Merloni, R (1, 5) OBP: 0.276, SLG: 0.250	1-2			1-H 3-H 3-2 F7		0-0 P6			0-0 G5-4-3 1-2	4	0	1	0	0	0	2						
Coco Crisp, S (1, 8) OBP: 0.278, SLG: 0.340	3-2 F8			4-2		2-2 G6-3			2-1 G5-3	3	0	0	0	1	0	1						
Inning Stats	R: 1 E: 1 K: 0 S: 10	H: 2 LOB: 1 BB: 0 P: 18	R: 0 E: 0 K: 0 S: 8	H: 1 LOB: 1 BB: 1 P: 16	R: 0 E: 0 K: 0 S: 4	H: 0 LOB: 0 BB: 0 P: 6	R: 2 E: 0 K: 2 S: 18	H: 2 LOB: 2 BB: 2 P: 34	R: 0 E: 0 K: 0 S: 8	H: 0 LOB: 2 BB: 2 P: 19	R: 0 E: 0 K: 1 S: 7	H: 0 LOB: 0 BB: 0 P: 11	R: 0 E: 0 K: 0 S: 3	H: 0 LOB: 0 BB: 0 P: 7	R: 0 E: 0 K: 0 S: 3	H: 0 LOB: 1 BB: 0 P: 8		R: 0 E: 0 K: 0 S: 6	H: 1 LOB: 0 BB: 0 P: 9	1B: 4 2B: 2 3B: 0 HR: 0	SF: 0 SAC: 1 DP: 3 HBP: 0	WP: 0 PB: 0 SB: 1 CS: 0
PITCHER	IP WLS BF H R ER SO BB IBB HBP BLK WP HR S P ERA WHIP																					
38 Jeremy Bonderman, R (1, 1) ERA: 6.65	5.0 W 24 5 3 3 2 5 0 0 0 0 0 0 48 93 5.40 2.000																					
Esteban Yan, R (6, 1) ERA: 0.79	4.0 S 12 1 0 0 1 1 0 0 0 0 0 0 19 35 0.00 0.500																					

Batter	1	2	3	4	5	6	7	8	9	AB	R	H	RBI	BB	SO	LOB	BOTTOM			
Fernando Vina, L (1, 4) OBP: 0.347, SLG: 0.306 20 Omar Infante, R (7, 4) OBP: 0.313, SLG: 0.357	2-1 F9 9 1B 1B		1-1 G4-3	2-1 1-3 2-H 1B				1-1 P3		4	2	2	1	1	1	0	Cleveland Indians @ Detroit Tigers Comerica Park, Detroit, MI Fri Apr 23 2004, 7:05 PM EDT Att: 22,008 - Unknown - 62 F AB 39 R 17 H 16 RBI 17 BB 10 SO 3 LOB 21 			
9 Carlos Guillen, S (1, 6) OBP: 0.400, SLG: 0.458	1-1 1B		0-3 K	0-1 G4-3				0-1 SF8		4	1	1	1	1	1	2				
Ivan Rodriguez, R (1, 2) OBP: 0.493 30 Chris Shelton, R (7, PH) OBP: 0.273, SLG: 0.300	0-0 F9		3-2 G4-3		0-0 G6-3	0-1 F8 1-H 2-H 3-H BB 2B	2-2 1B	4-1 1B BB		4	1	1	3	0	0	2				
Rondell White, R (1, 10) OBP: 0.400, SLG: 0.569	2-3 K			0-0 G3-1 1B 2B	0-2 G4-3	2-1 F8	0-0 F8	0-1 1-2 2-3 3-H 1B		6	1	2	1	0	1	4				
Bobby Higginson, L (1, 9) OBP: 0.392, SLG: 0.390 Greg Norton, S (7, 7) OBP: 0.161, SLG: 0.037	2-2 1B			2-0 G3-1	3-1 1B	4-0 BB BB BB IBB	1-2 L4	1-2 F7		3	1	2	1	1	0	1				
Craig Monroe, R (1, 7) OBP: 0.351, SLG: 0.347	0-1 G3			3-2 F8 1B 1B	1-0 F9	4-2 BB 15 HR BB	3-2 F8			4	2	1	1	1	0	4				
Carlos Pena, L (1, 3) OBP: 0.324, SLG: 0.492		1-2 G4-3		3-2 F8				0-0 15 BB 9 SF8 1B		3	3	1	1	2	0	1				
Eric Munson, L (1, 5) OBP: 0.300, SLG: 0.500	1-1 F8			1-0 15 1B 1B				4-0 30 BB 15 BB 1B BB		3	4	2	4	2	0	0				
15 Brandon Inge, R (1, 8) OBP: 0.500, SLG: 0.694	2-2 L9			2-2 1B 1B				4-2 1B 30 BB		4	2	3	4	1	0	0				
Inning Stats	R: 1 E: 0 K: 1 S: 13	H: 3 LOB: 2 BB: 0 P: 20	R: 0 E: 0 K: 0 S: 8	H: 0 LOB: 0 BB: 0 P: 12	R: 0 E: 0 K: 1 S: 12	H: 0 LOB: 0 BB: 0 P: 16	R: 3 E: 0 K: 0 S: 17	H: 5 LOB: 2 BB: 0 P: 30	R: 0 E: 0 K: 0 S: 7	H: 1 LOB: 1 BB: 0 P: 11	R: 11 E: 0 K: 1 S: 27	H: 4 LOB: 7 BB: 7 P: 64	R: 0 E: 0 K: 0 S: 12	H: 1 LOB: 0 BB: 0 P: 18	R: 2 E: 0 K: 0 S: 14	H: 2 LOB: 3 BB: 3 P: 28		1B: 11 2B: 2 3B: 1 HR: 2	SF: 1 SAC: 0 DP: 0 HBP: 0	WP: 0 PB: 0 SB: 1 CS: 0
PITCHER	IP WLS BF H R ER SO BB IBB HBP BLK WP HR S P ERA WHIP																			
Jason Davis, R (1, 1) ERA: 5.56	5.0 L 26 10 6 6 2 1 0 0 0 0 0 0 7 60 10.80 2.200																			
David Lee, R (6, 1) ERA: 10.38	0.0 4 2 3 3 0 2 0 0 0 0 0 0 7 16 ∞ ∞																			
Jason Anderson, R (6, 1) ERA: 45.0	1.0 8 1 6 6 1 3 1 0 0 0 0 1 17 40 54.00 4.000																			
Jack Cressend, R (7, 1) ERA: 7.15	1.2 11 3 2 2 0 3 0 0 0 0 0 0 23 42 10.80 3.600																			
Scott Stewart, L (8, 1) ERA: 10.9	0.1 1 0 0 0 0 0 0 0 0 0 0 0 3 4 0.00 0.000																			

Batter	1	2	3	4	5	6	7	8	9	AB	R	H	RBI	BB	SO	LOB	TOP										
Ronnie Belliard, R OBP: 0.474, SLG: 0.536 (1, 4)	F7		1B		G4-3 1B BB	F9			G3-1	4	0	1	0	1	0	3	Cleveland Indians @ Detroit Tigers Comerica Park, Detroit, MI Sat Apr 24 2004, 1:05 PM EDT Att: 20,913 - Sunny - 53 F										
Omar Vizquel, S OBP: 0.338, SLG: 0.343 (1, 6)	G5-3		P3		G4-3 1B	F9			48 HBP P6-2 BB	4	0	1	1	1	0	5											
Jody Gerut, L OBP: 0.372, SLG: 0.433 (1, 9)	K			K	G4-3				48 HBP BB	3	0	0	1	2	2	2											
Alex Escobar, R OBP: 0.300, SLG: 0.302 48 Travis Hafner, R OBP: 0.400, SLG: 0.593 (9, PH)		G1-3		FC1-6 1B					P2	3	0	1	0	1	0	1											
Matt Lawton, L OBP: 0.338, SLG: 0.521 (1, 7)	K			FC1-6 1B	G1-2-3				1-2 HBP	0	0	0	0	0	0	0											
Lou Merten, R OBP: 0.303, SLG: 0.313 (1, 5)	K			1B					P6-2	5	0	0	0	0	2	8											
Tim Laker, R OBP: 0.300, SLG: 0.421 41 Victor Martinez, S OBP: 0.333, SLG: 0.453 (8, PH)			K	K					G3-1	3	0	0	0	0	3	3											
Ben Broussard, L OBP: 0.439, SLG: 0.424 (1, 3)			1B BB		BB SH 1B BB				L3	1	1	0	0	3	0	0											
Coco Crisp, S OBP: 0.281, SLG: 0.340 (1, 8)			F9		SH 1B BB G4-3				G6-3	3	1	1	0	0	0	1											
Inning Stats	R: 0 E: 0 K: 1 S: 8	H: 0 LOB: 0 BB: 0 P: 12	R: 0 E: 0 K: 2 S: 8	H: 0 LOB: 0 BB: 0 P: 16	R: 0 E: 0 K: 1 S: 8	H: 1 LOB: 2 BB: 1 P: 21	R: 0 E: 0 K: 2 S: 13	H: 2 LOB: 2 BB: 0 P: 19	R: 2 E: 0 K: 0 S: 9	H: 1 LOB: 2 BB: 3 P: 24	R: 0 E: 0 K: 1 S: 12	H: 2 LOB: 3 BB: 1 P: 21	R: 0 E: 0 K: 0 S: 11	H: 0 LOB: 1 BB: 1 P: 20	R: 0 E: 0 K: 0 S: 8	H: 0 LOB: 0 BB: 0 P: 14	R: 0 E: 0 K: 0 S: 7	H: 0 LOB: 2 BB: 2 P: 16	1B: 5 2B: 2 3B: 0 HR: 0	SF: 0 SAC: 1 DP: 2 HBP: 1	WP: 1 PA: 41 PB: 0 SB: 0 CS: 0						
PITCHER	IP	WLS	BF	H	R	ER	SO	BB	IBB	HBP	BLK	WP	HR	S	P	ERA	WHIP										
29 Nate Robertson, L ERA: 2.78 (1, 1)	5.0		23	4	2	2	6	4	0	0	0	0	0	46	92	3.60	1.600										
Al Levine, R ERA: 1.74 (6, 1)	1.0		6	2	0	0	1	1	0	0	0	0	0	12	21	0.00	3.000										
Jamie Walker, L ERA: 3.0 (7, 1)	0.2		3	0	0	0	1	1	0	0	0	1	0	9	18	0.00	1.500										
Danny Patterson, R ERA: 4.35 (7, 1)	1.1		4	0	0	0	0	0	0	0	0	0	0	10	16	0.00	0.000										
Ugueth Urbina, R ERA: 2.25 (9, 1)	1.0	W	5	0	0	0	0	2	0	1	0	0	0	7	16	0.00	2.000										

Batter	1	2	3	4	5	6	7	8	9	AB	R	H	RBI	BB	SO	LOB	BOTTOM										
Fernando Vina, L OBP: 0.364, SLG: 0.308 (1, 4)	1B BB HBP			B5-3		L9-3			CS	3	2	1	0	1	0	3	Cleveland Indians @ Detroit Tigers Comerica Park, Detroit, MI Sat Apr 24 2004, 1:05 PM EDT Att: 20,913 - Sunny - 53 F										
9 Carlos Guillen, S OBP: 0.397, SLG: 0.429 (1, 6)	K	L7		HBP		K			HR 1B	4	0	0	0	0	3	3											
Ivan Rodriguez, R OBP: 0.405, SLG: 0.507 (1, 2)	BB S FC5-2 1B			G4-3					HR IBB	4	1	2	0	1	0	3											
Rondell White, R OBP: 0.425, SLG: 0.638 (1, 7)	FC5-2 BB		P4		1B 2B				HR	4	2	3	3	1	0	1											
Bobby Higginson, L OBP: 0.300, SLG: 0.386 (1, 10)	FC5-2 BB		P4		1B				HR	3	0	1	2	1	0	2											
Craig Monroe, R OBP: 0.328, SLG: 0.321 (1, 9)	FC5-2		K		K					4	0	0	0	0	2	6											
Carlos Pena, L OBP: 0.306, SLG: 0.462 (1, 3)	K			P6	F8				K	4	0	0	0	0	2	4											
Eric Munson, L OBP: 0.315, SLG: 0.490 20 Omar Infante, R OBP: 0.313, SLG: 0.357 (8, PR) (9, 5)		K		15 1B BB	F7				CS 1B	3	0	1	0	1	1	1											
15 Brandon Inge, R OBP: 0.500, SLG: 0.667 (1, 8)	G4-3			B5-3 1B		L9-3 BB			K	3	0	1	0	1	1	1											
Inning Stats	R: 1 E: 0 K: 2 S: 15	H: 1 LOB: 3 BB: 2 P: 30	R: 0 E: 0 K: 1 S: 11	H: 0 LOB: 1 BB: 1 P: 18	R: 0 E: 0 K: 1 S: 8	H: 1 LOB: 1 BB: 0 P: 11	R: 0 E: 0 K: 0 S: 8	H: 1 LOB: 3 BB: 1 P: 20	R: 1 E: 0 K: 1 S: 9	H: 2 LOB: 1 BB: 0 P: 14	R: 0 E: 0 K: 1 S: 8	H: 0 LOB: 0 BB: 1 P: 12	R: 0 E: 0 K: 0 S: 6	H: 1 LOB: 1 BB: 0 P: 6	R: 0 E: 0 K: 2 S: 13	H: 1 LOB: 0 BB: 0 P: 16	R: 3 E: 1 K: 1 S: 8	H: 2 LOB: 0 BB: 1 P: 18	1B: 6 2B: 3 3B: 0 HR: 1	SF: 0 SAC: 0 DP: 1 HBP: 2	WP: 0 PA: 41 PB: 0 SB: 1 CS: 1						
PITCHER	IP	WLS	BF	H	R	ER	SO	BB	IBB	HBP	BLK	WP	HR	S	P	ERA	WHIP										
31 Cliff Lee, L ERA: 3.74 (1, 1)	6.0		29	5	2	2	6	5	0	2	0	0	0	59	105	3.00	1.667										
63 Rafael Betancourt, R ERA: 5.06 (7, 1)	1.0		4	1	0	0	0	0	0	0	0	0	0	6	6	0.00	1.000										
Scott Stewart, L ERA: 9.95 (8, 1)	1.1	L	5	2	1	1	3	0	0	0	0	0	0	18	25	6.75	1.500										
Chad Durbin, R ERA: 15.58 (9, 1)	0.0		2	1	2	2	0	0	1	0	0	0	1	3	9	*	*										

Batter	1	2	3	4	5	6	7	8	9	AB	R	H	RBI	BB	SO	LOB	TOP					
David Eckstein, R (1, 6) OBP: 0.314, SLG: 0.296 Shane Halter, R (1, 6) OBP: 0.300, SLG: 0.379 Jeff DaVanon, S (8, PH) OBP: 0.400, SLG: 0.500	3-2 FC4-6 BB 2B 1B		0-0 G6-3	0-1 F9		0-0 1B 2B 3B 1B		0-0 2B 1B		1	1	1	0	0	0	0						
Darin Erstad, L (1, 3) OBP: 0.293, SLG: 0.345	4-2 FC4-6 BB 1B		3-1 G3		0-1 G4-3			1-1 2B		4	1	2	3	1	0	0						
9 Chone Figgins, S (1, 8) OBP: 0.385, SLG: 0.565	3-2 FC4-6 2B E 1-2 2-3		3-1 F8		2-3 K		0-0 G4-3		1-1 2B 1B	5	2	1	1	0	1	4						
27 Vladimir Guerrero, R (1, 9) OBP: 0.365, SLG: 0.577	1-2 P6			0-0 1B	2-2 3B 1B		0-2 G1-3	0-1 F8-3 1B		5	1	3	1	0	0	2						
Troy Glaus, R (1, 5) OBP: 0.397, SLG: 0.750	3-1 E7 1-H 3-H 2B			2-0 FC6 1B 1B	3-2 3B		1-3 K	2-1 F8-3 1-1		5	1	3	2	0	1	1						
Jose Guillen, R (1, 7) OBP: 0.310, SLG: 0.316	0-0 F9			3-2 FC6 G1-3 1B 1-2	3-0 G6-3		0-2 F9		4-2 G4-3 BB	4	0	0	0	1	0	3						
Tim Salmon, R (1, 10) OBP: 0.292, SLG: 0.368 Josh Paul, R (8, PR)		2-2 G5-3		2-2 G1-3 1B		0-1 2B 1B 1B		4-2 SH5-3 2B BB	1-0 G4-3 1-2	3	1	2	1	1	0	0	AB 38					
Bengie Molina, R (1, 2) OBP: 0.278, SLG: 0.429		0-2 F9		0-0 G1-3 1-2 2-3		1-0 P4		0-0 SH5-3 2B 1B	3-2 G5-3	5	1	1	0	0	0	3	R 10					
Adam Kennedy, L (1, 4) OBP: 0.338, SLG: 0.433		1-2 F7		1-2 IBB		2-2 1B 2B		2-1 SH5-3		2	0	1	0	1	0	0	H 15					
Inning Stats	R: 2 E: 1 K: 0 S: 16	H: 2 LOB: 1 BB: 1 P: 30	R: 0 E: 0 K: 0 S: 10	H: 0 LOB: 0 BB: 0 P: 13	R: 0 E: 0 K: 0 S: 5	H: 0 LOB: 0 BB: 0 P: 11	R: 1 E: 0 K: 0 S: 12	H: 3 LOB: 3 BB: 1 P: 23	R: 1 E: 0 K: 1 S: 11	H: 4 LOB: 2 BB: 0 P: 16	R: 0 E: 0 K: 1 S: 9	H: 0 LOB: 0 BB: 0 P: 10	R: 5 E: 0 K: 0 S: 13	H: 4 LOB: 1 BB: 2 P: 27	R: 0 E: 0 K: 0 S: 6	H: 0 LOB: 0 BB: 1 P: 14	1B: 10 2B: 5 3B: 1 HR: 0	SF: 0 SAC: 1 DP: 2 HBP: 0	WP: 0 PB: 0 SB: 0 CS: 0	PA: 44		
PITCHER	IP WLS BF H R ER SO BB IBB HBP BLK WP HR S P ERA WHIP	IP WLS BF H R ER SO BB IBB HBP BLK WP HR S P ERA WHIP	IP WLS BF H R ER SO BB IBB HBP BLK WP HR S P ERA WHIP	IP WLS BF H R ER SO BB IBB HBP BLK WP HR S P ERA WHIP	IP WLS BF H R ER SO BB IBB HBP BLK WP HR S P ERA WHIP	IP WLS BF H R ER SO BB IBB HBP BLK WP HR S P ERA WHIP	IP WLS BF H R ER SO BB IBB HBP BLK WP HR S P ERA WHIP	IP WLS BF H R ER SO BB IBB HBP BLK WP HR S P ERA WHIP	IP WLS BF H R ER SO BB IBB HBP BLK WP HR S P ERA WHIP	IP WLS BF H R ER SO BB IBB HBP BLK WP HR S P ERA WHIP	IP WLS BF H R ER SO BB IBB HBP BLK WP HR S P ERA WHIP	IP WLS BF H R ER SO BB IBB HBP BLK WP HR S P ERA WHIP	IP WLS BF H R ER SO BB IBB HBP BLK WP HR S P ERA WHIP	IP WLS BF H R ER SO BB IBB HBP BLK WP HR S P ERA WHIP	IP WLS BF H R ER SO BB IBB HBP BLK WP HR S P ERA WHIP	IP WLS BF H R ER SO BB IBB HBP BLK WP HR S P ERA WHIP	IP WLS BF H R ER SO BB IBB HBP BLK WP HR S P ERA WHIP	IP WLS BF H R ER SO BB IBB HBP BLK WP HR S P ERA WHIP	IP WLS BF H R ER SO BB IBB HBP BLK WP HR S P ERA WHIP	IP WLS BF H R ER SO BB IBB HBP BLK WP HR S P ERA WHIP	IP WLS BF H R ER SO BB IBB HBP BLK WP HR S P ERA WHIP	IP WLS BF H R ER SO BB IBB HBP BLK WP HR S P ERA WHIP

Anaheim Angels @ Detroit Tigers
Comerica Park, Detroit, MI
Tue Apr 27 2004, 7:05 PM EDT
Att: 18,208 - Unknown - 41 F

AB 38
R 10
H 15
RBI 9
BB 5
SO 2
LOB 17



Batter	1	2	3	4	5	6	7	8	9	AB	R	H	RBI	BB	SO	LOB	BOTTOM						
Alex Sanchez, L (1, 8) OBP: 0.321, SLG: 0.436 Greg Norton, S (7, PH) OBP: 0.188, SLG: 0.071	2-1 F8		3-2 G3-1			0-0 PO S 1B	0-0 1B			3	0	1	0	0	0	0							
Fernando Vina, L (1, 4) OBP: 0.329, SLG: 0.274	0-1 G3			1-2 G4-3		2-1 F7	1-0 F7			4	0	0	0	0	0	2							
Ivan Rodriguez, R (1, 2) OBP: 0.402, SLG: 0.488	1-2 1B			1-0 FC5-4 1B		1-3 K		1-1 F8		4	0	2	0	0	1	1							
Rondell White, R (1, 10) OBP: 0.398, SLG: 0.579	1-3 K			2-1 FC5-4 BB 1-2		3-1 PO	2-2 G1-3	3-2 G1-3		4	0	0	0	0	1	2							
Bobby Higginson, L (1, 9) OBP: 0.381, SLG: 0.353 Craig Monroe, R (9, 9) OBP: 0.313, SLG: 0.304		0-1 G4-3		4-1 FC6-4 BB		2-1 G3	1-3 K			3	0	0	0	1	1	0							
9 Carlos Guillen, S (1, 6) OBP: 0.361, SLG: 0.408		0-1 F7		2-2 FC6-4		2-2 WP 15 HR 2B			2-3 K	4	1	1	0	0	1	2							
Carlos Pena, L (1, 3) OBP: 0.316, SLG: 0.493		1-0 G3			4-0 G4-6-3 BB		4-0 15 HR BB		2-1 P6	2	1	0	0	2	0	0	AB 31						
Eric Munson, L (1, 5) OBP: 0.328, SLG: 0.455			1-2 F9		0-2 G4-6-3 1-2		4-0 15 HR BB		4-2 BB	2	1	0	0	2	0	1	R 4						
15 Brandon Inge, R (1, 7) OBP: 0.453, SLG: 0.652			0-2 F7		3-1 G5-3		2-1 1-H 2-H 3-H HR		2-1 F7	4	1	1	4	0	0	1	H 6						
Inning Stats	R: 0 E: 0 K: 1 S: 10	H: 1 LOB: 1 BB: 0 P: 14	R: 0 E: 0 K: 0 S: 5	H: 0 LOB: 0 BB: 0 P: 6	R: 0 E: 0 K: 0 S: 9	H: 0 LOB: 0 BB: 0 P: 13	R: 0 E: 0 K: 0 S: 11	H: 1 LOB: 2 BB: 1 P: 21	R: 0 E: 0 K: 0 S: 5	H: 0 LOB: 0 BB: 1 P: 12	R: 0 E: 0 K: 1 S: 7	H: 1 LOB: 0 BB: 0 P: 13	R: 4 E: 0 K: 0 S: 13	H: 3 LOB: 1 BB: 2 P: 30	R: 0 E: 0 K: 1 S: 9	H: 0 LOB: 0 BB: 0 P: 14	R: 0 E: 0 K: 1 S: 12	H: 0 LOB: 1 BB: 1 P: 22	1B: 4 2B: 1 3B: 0 HR: 1	SF: 0 SAC: 0 DP: 1 HBP: 0	WP: 1 PB: 0 SB: 1 CS: 0	PA: 37	
PITCHER	IP WLS BF H R ER SO BB IBB HBP BLK WP HR S P ERA WHIP	IP WLS BF H R ER SO BB IBB HBP BLK WP HR S P ERA WHIP	IP WLS BF H R ER SO BB IBB HBP BLK WP HR S P ERA WHIP	IP WLS BF H R ER SO BB IBB HBP BLK WP HR S P ERA WHIP	IP WLS BF H R ER SO BB IBB HBP BLK WP HR S P ERA WHIP	IP WLS BF H R ER SO BB IBB HBP BLK WP HR S P ERA WHIP	IP WLS BF H R ER SO BB IBB HBP BLK WP HR S P ERA WHIP	IP WLS BF H R ER SO BB IBB HBP BLK WP HR S P ERA WHIP	IP WLS BF H R ER SO BB IBB HBP BLK WP HR S P ERA WHIP	IP WLS BF H R ER SO BB IBB HBP BLK WP HR S P ERA WHIP	IP WLS BF H R ER SO BB IBB HBP BLK WP HR S P ERA WHIP	IP WLS BF H R ER SO BB IBB HBP BLK WP HR S P ERA WHIP	IP WLS BF H R ER SO BB IBB HBP BLK WP HR S P ERA WHIP	IP WLS BF H R ER SO BB IBB HBP BLK WP HR S P ERA WHIP	IP WLS BF H R ER SO BB IBB HBP BLK WP HR S P ERA WHIP	IP WLS BF H R ER SO BB IBB HBP BLK WP HR S P ERA WHIP	IP WLS BF H R ER SO BB IBB HBP BLK WP HR S P ERA WHIP	IP WLS BF H R ER SO BB IBB HBP BLK WP HR S P ERA WHIP	IP WLS BF H R ER SO BB IBB HBP BLK WP HR S P ERA WHIP	IP WLS BF H R ER SO BB IBB HBP BLK WP HR S P ERA WHIP	IP WLS BF H R ER SO BB IBB HBP BLK WP HR S P ERA WHIP	IP WLS BF H R ER SO BB IBB HBP BLK WP HR S P ERA WHIP	IP WLS BF H R ER SO BB IBB HBP BLK WP HR S P ERA WHIP

Anaheim Angels @ Detroit Tigers
Comerica Park, Detroit, MI
Tue Apr 27 2004, 7:05 PM EDT
Att: 18,208 - Unknown - 41 F

AB 31
R 4
H 6
RBI 4
BB 5
SO 4
LOB 9



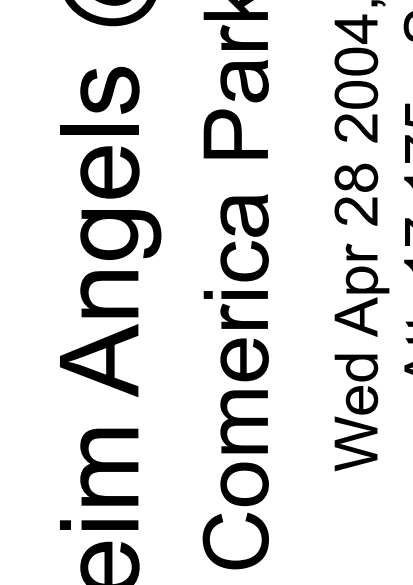
Batter	1	2	3	4	5	6	7	8	9	AB	R	H	RBI	BB	SO	LOB	TOP					
9 Chone Figgins, S OBP: 0.400, SLG: 0.556										4	1	2	0	0	0	1	Anaheim Angels @ Detroit Tigers Comerica Park, Detroit, MI Wed Apr 28 2004, 7:05 PM EDT Att: 17,175 - Sunny - 69 F					
Darin Erstad, L OBP: 0.292, SLG: 0.341 Jeff DaVanon, S OBP: 0.400, SLG: 0.500										4	0	1	0	0	2	2						
27 Vladimir Guerrero, R OBP: 0.349, SLG: 0.549 Alfredo Amezaga, S										4	0	0	0	0	0	4						
Troy Glaus, R OBP: 0.389, SLG: 0.766										4	1	1	2	0	0	1						
Tim Salmon, R OBP: 0.290, SLG: 0.350										3	0	0	0	1	1	0						
Jose Guillen, R OBP: 0.318, SLG: 0.325										4	0	2	0	0	0	0						
Bengie Molina, R OBP: 0.275, SLG: 0.410										4	0	1	0	0	1	3						
Shane Halter, R OBP: 0.273, SLG: 0.344										3	0	0	0	0	0	2						
Adam Kennedy, L OBP: 0.338, SLG: 0.429										3	0	1	0	0	1	1						
Inning Stats	R: 2 E: 0 K: 0 S: 11	H: 3 LOB: 0 BB: 0 P: 14	R: 0 E: 0 K: 1 S: 7	H: 0 LOB: 0 BB: 0 P: 9	R: 0 E: 0 K: 1 S: 7	H: 0 LOB: 0 BB: 0 P: 10	R: 0 E: 0 K: 1 S: 6	H: 0 LOB: 0 BB: 0 P: 10	R: 0 E: 0 K: 1 S: 9	H: 1 LOB: 1 BB: 0 P: 14	R: 0 E: 0 K: 0 S: 5	H: 1 LOB: 1 BB: 1 P: 10	R: 0 E: 0 K: 1 S: 10	H: 1 LOB: 1 BB: 0 P: 12	R: 0 E: 0 K: 0 S: 6	H: 1 LOB: 1 BB: 0 P: 9	1B: 7 2B: 0 3B: 0 HR: 1	SF: 0 SAC: 0 DP: 2 HBP: 0	WP: 0 PB: 0 SB: 1 CS: 0	PA: 34		
PITCHER	IP	WLS	BF	H	R	ER	SO	BB	IBB	HBP	BLK	WP	HR	S	P	ERA	WHIP					
Mike Maroth, L ERA: 3.58	(1, 1)	7.0	W	26	6	2	2	4	1	0	0	0	0	1	57	84	2.57	1.000				
Jamie Walker, L ERA: 2.57	(8, 1)	1.0		4	1	0	0	1	0	0	0	0	0	10	12	0.00	1.000					
Ugueth Urbina, R ERA: 1.8	(9, 1)	1.0		4	1	0	0	0	0	0	0	0	0	6	9	0.00	1.000					

Batter	1	2	3	4	5	6	7	8	9	AB	R	H	RBI	BB	SO	LOB	BOTTOM				
Alex Sanchez, L OBP: 0.344, SLG: 0.450										5	1	3	1	0	0	0	Anaheim Angels @ Detroit Tigers Comerica Park, Detroit, MI Wed Apr 28 2004, 7:05 PM EDT Att: 17,175 - Sunny - 69 F				
Fernando Vina, L OBP: 0.333, SLG: 0.282 20 Omar Infante, R OBP: 0.313, SLG: 0.357										5	2	2	0	0	0	3					
9 Carlos Guillen, S OBP: 0.398, SLG: 0.438										2	3	2	0	3	0	0					
Rondell White, R OBP: 0.409, SLG: 0.582										3	1	1	3	1	0	2					
Bobby Higginson, L OBP: 0.397, SLG: 0.393										5	1	3	2	0	1	3					
Carlos Pena, L OBP: 0.321, SLG: 0.486 30 Chris Shelton, R OBP: 0.273, SLG: 0.300										3	0	1	2	1	2	2					
Craig Monroe, R OBP: 0.319, SLG: 0.311										5	1	2	1	0	0	4					
Eric Munson, L OBP: 0.303, SLG: 0.417										5	1	0	0	0	4	6					
15 Brandon Inge, R OBP: 0.439, SLG: 0.620										4	0	1	1	0	2	2					
Inning Stats	R: 2 E: 0 K: 2 S: 15	H: 3 LOB: 1 BB: 0 P: 25	R: 0 E: 0 K: 2 S: 8	H: 0 LOB: 0 BB: 0 P: 10	R: 5 E: 0 K: 2 S: 19	H: 4 LOB: 1 BB: 1 P: 31	R: 0 E: 0 K: 0 S: 7	H: 0 LOB: 2 BB: 2 P: 19	R: 0 E: 0 K: 1 S: 11	H: 1 LOB: 1 BB: 0 P: 18	R: 0 E: 0 K: 0 S: 10	H: 2 LOB: 1 BB: 0 P: 16	R: 2 E: 0 K: 1 S: 14	H: 4 LOB: 2 BB: 0 P: 21	R: 1 E: 1 K: 1 S: 11	H: 1 LOB: 2 BB: 2 P: 25	1B: 12 2B: 3 3B: 0 HR: 0	SF: 1 SAC: 0 DP: 1 HBP: 1	WP: 0 PB: 1 SB: 1 CS: 1	PA: 44	
PITCHER	IP	WLS	BF	H	R	ER	SO	BB	IBB	HBP	BLK	WP	HR	S	P	ERA	WHIP				
40 Bartolo Colon, R ERA: 4.06	(1, 1)	4.0	L	23	7	7	6	3	0	1	0	0	0	21	34	0.00	1.500				
Aaron Sele, R ERA: 5.23	(5, 1)	2.0		8	3	0	0	1	0	0	0	0	0	20	38	18.00	7.000				
Ben Weber, R ERA: 8.25	(7, 1)	1.0		11	5	3	2	1	2	0	0	0	0	5	8	0.00	0.000				
Kevin Gregg, R ERA: 0.59	(8, 1)	1.0		2	0	0	0	1	0	0	0	0	0	5	8	0.00	0.000				

AB 33
R 2
H 8
RBI 2
BB 1
SO 5
LOB 14



AB 37
R 10
H 15
RBI 10
BB 5
SO 9
LOB 22



Batter	1	2	3	4	5	6	7	8	9	AB	R	H	RBI	BB	SO	LOB	TOP								
9 Chone Figgins, S OBP: 0.417, SLG: 0.594 (1, 8)										5	2	2	0	1	2	1	Anaheim Angels @ Detroit Tigers Comerica Park, Detroit, MI Thu Apr 29 2004, 1:05 PM EDT Att: 20,678 - Cloudy - 74 F								
Darin Erstad, L OBP: 0.294, SLG: 0.340 (1, 3)										6	1	2	4	0	1	1									
27 Vladimir Guerrero, R OBP: 0.372, SLG: 0.669 Jeff DaVanon, S OBP: 0.400, SLG: 0.500 (1, 9) (7, 9)										5	2	4	2	0	1	2									
Troy Glaus, R OBP: 0.364, SLG: 0.710 (1, 5)										5	1	0	1	0	1	3									
Jose Guillen, R OBP: 0.323, SLG: 0.365 (1, 7)										5	1	2	3	0	1	1									
Tim Salmon, R OBP: 0.284, SLG: 0.328 (1, 10)										4	0	0	0	1	1	2									
José Molina, R OBP: 0.366, SLG: 0.538 (1, 2)										4	2	2	0	1	1	2									
Shane Halter, R OBP: 0.289, SLG: 0.361 (1, 4)										4	1	1	0	1	1	3									
Alfredo Amezaga, S OBP: 0.200, SLG: 0.200 (1, 6)										5	2	1	2	0	1	4									
Inning Stats	R: 0 E: 0 K: 1 S: 11	H: 1 LOB: 1 BB: 0 P: 13	R: 0 E: 0 K: 0 S: 10	H: 1 LOB: 2 BB: 0 P: 15	R: 2 E: 0 K: 0 S: 10	H: 2 LOB: 0 BB: 0 P: 14	R: 8 E: 2 K: 2 S: 25	H: 5 LOB: 1 BB: 3 P: 46	R: 0 E: 0 K: 2 S: 9	H: 0 LOB: 0 BB: 0 P: 13	R: 0 E: 0 K: 1 S: 8	H: 1 LOB: 1 BB: 0 P: 10	R: 1 E: 0 K: 1 S: 13	H: 3 LOB: 2 BB: 0 P: 20	R: 0 E: 0 K: 2 S: 9	H: 0 LOB: 0 BB: 0 P: 14	R: 1 E: 0 K: 1 S: 14	H: 1 LOB: 1 BB: 1 P: 28	1B: 8 2B: 3 3B: 1 HR: 2	SF: 0 SAC: 0 DP: 0 HBP: 0	WP: 0 PB: 1 SB: 0 CS: 0	PA: 47			
PITCHER	IP	WLS	BF	H	R	ER	SO	BB	IBB	HBP	BLK	WP	HR	S	P	ERA	WHIP								
29 Nate Robertson, L ERA: 5.19 Gary Knotts, R ERA: 8.74 Steve Colyer, L ERA: 7.0 Danny Patterson, R ERA: 4.26	(1, 1) (4, 1) (8, 1) (9, 1)	3.1 3.2 1.0 1.0	L 17 3 5	22 5 0 1	8 2 0 1	9 1 0 1	9 6 2 1	1 0 0 1	0 0 0 0	0 0 0 0	0 0 0 0	0 0 0 0	1 4 9 14	46 62 9 28	69 14 14 28	24.30 2.46 0.00 9.00	3.000 1.636 0.000 2.000								

Batter	1	2	3	4	5	6	7	8	9	AB	R	H	RBI	BB	SO	LOB	BOTTOM								
Alex Sanchez, L OBP: 0.323, SLG: 0.422 (1, 8)										4	0	0	0	0	2	1	Anaheim Angels @ Detroit Tigers Comerica Park, Detroit, MI Thu Apr 29 2004, 1:05 PM EDT Att: 20,678 - Cloudy - 74 F								
Fernando Vina, L OBP: 0.333, SLG: 0.296 20 Omar Infante, R OBP: 0.294, SLG: 0.333 (1, 4) (7, 4)										3	1	1	0	0	0	0									
Ivan Rodriguez, R OBP: 0.400, SLG: 0.482 30 Chris Shelton, R OBP: 0.250, SLG: 0.273 (1, 2) (7, 2)										3	0	1	1	0	0	0									
Rondell White, R OBP: 0.406, SLG: 0.573 Greg Norton, S OBP: 0.212, SLG: 0.103 (1, 7) (7, 7)										3	0	1	0	0	0	1									
Bobby Higginson, L OBP: 0.389, SLG: 0.383 (1, 10)										4	0	1	0	0	0	3									
Craig Monroe, R OBP: 0.329, SLG: 0.338 (1, 9)										4	2	2	0	0	0	2									
9 Carlos Guillen, S OBP: 0.402, SLG: 0.455 (1, 6)										4	0	2	1	0	1	1									
Carlos Pena, L OBP: 0.318, SLG: 0.474 (1, 3)										4	0	1	1	0	2	2									
15 Brandon Inge, R OBP: 0.410, SLG: 0.574 (1, 5)										4	0	0	0	0	3	4									
Inning Stats	R: 0 E: 0 K: 0 S: 7	H: 0 LOB: 0 BB: 0 P: 7	R: 0 E: 0 K: 0 S: 3	H: 1 LOB: 0 BB: 0 P: 3	R: 0 E: 0 K: 1 S: 16	H: 0 LOB: 0 BB: 0 P: 21	R: 0 E: 0 K: 1 S: 8	H: 0 LOB: 0 BB: 0 P: 13	R: 1 E: 0 K: 1 S: 16	H: 3 LOB: 2 BB: 0 P: 23	R: 1 E: 0 K: 1 S: 11	H: 2 LOB: 1 BB: 0 P: 17	R: 1 E: 0 K: 1 S: 9	H: 2 LOB: 1 BB: 0 P: 11	R: 0 E: 0 K: 1 S: 11	H: 1 LOB: 1 BB: 0 P: 18	R: 0 E: 0 K: 3 S: 11	H: 1 LOB: 1 BB: 0 P: 17	1B: 7 2B: 3 3B: 0 HR: 0	SF: 0 SAC: 0 DP: 1 HBP: 0	WP: 0 PB: 0 SB: 0 CS: 0	PA: 36			
PITCHER	IP	WLS	BF	H	R	ER	SO	BB	IBB	HBP	BLK	WP	HR	S	P	ERA	WHIP								
Jarrod Washburn, L ERA: 5.34 62 Scott Shields, R ERA: 4.91	(1, 1) (9, 1)	8.0 1.0	W 4	32 4	9 1	3 0	3 3	0 0	0 0	0 0	0 0	0 0	11 11	13 17	113 17	3.38 0.00	1.125 1.000								

AB	43
R	12
H	14
RBI	12
BB	4
SO	10
LOB	19



Batter	1	2	3	4	5	6	7	8	9	10	AB	R	H	RBI	BB	SO	LOB	TOP				
51 Ichiro Suzuki, L (1.9) OBP: 0.309, SLG: 0.304	1-0 HR		1-1 E3 FC5-4 BB		2-1 FC4-6 FC4		2-2 F7		2-1 G4-3		5	1	1	1	0	0	5					
Scott Spiezo, S (1.5) OBP: 0.407, SLG: 0.510	2-2 F8		4-2 FC5-4 BB		1-2 FC4			1-3 K		0-0 HR	4	1	1	0	1	1	1					
Bret Boone, R (1.4) OBP: 0.284, SLG: 0.449	1-3 K2-3		0-1 FC5-4					0-1 G4-3 1B		1-0 P4	5	0	1	0	0	1	3					
Raul Ibanez, L (1.7) OBP: 0.348, SLG: 0.532	0-1 G5-3		3-1 F7					1-2 G4-3		0-0 HR	5	1	1	2	0	0	3					
Edgar Martinez, R (1.10) OBP: 0.374, SLG: 0.414 Quinton McCracken, S (10, PR) OBP: 0.300, SLG: 0.222		2-2 G6-3		3-3 K				0-2 G5-3		1-2 FC6-4 1B	4	0	1	0	1	1	0					
John Olenud, L (1.3) OBP: 0.349, SLG: 0.343	1-1 G4-3		1-1 P4					0-3 K		0-0 FC6-4	5	0	0	0	0	1	3					
Rich Aurilia, R (1.6) OBP: 0.293, SLG: 0.306 16 Willie Bloomquist, R (7.6) OBP: 0.306, SLG: 0.324 Dave Hansen, L (9, PH) OBP: 0.487, SLG: 0.583 Jolbert Cabrera, R (9, PR) OBP: 0.240, SLG: 0.250	0-1 1B		3-3 K					2-3 K		2-0 G6-3	3	0	1	0	0	2	0					
Dan Wilson, R (1.2) OBP: 0.356, SLG: 0.426	0-2 G4-3				4-2 51 FC4-6 BB			3-1 1B		2-3 K	3	0	1	0	1	2						
Randy Winn, S (1.8) OBP: 0.303, SLG: 0.300			2-2 L4		1-2 F7			0-0 1B		2-2 51 G4-3 1B	4	0	2	0	0	1						
Inning Stats	R: 1 E: 0 K: 1 S: 9	H: 1 LOB: 0 BB: 0 P: 13	R: 0 E: 0 K: 0 S: 10	H: 1 LOB: 1 BB: 0 P: 13	R: 0 E: 1 K: 0 S: 12	H: 0 LOB: 2 BB: 1 P: 22	R: 0 E: 0 K: 2 S: 8	H: 0 LOB: 0 BB: 0 P: 15	R: 0 E: 0 K: 0 S: 11	H: 0 LOB: 1 BB: 1 P: 19	R: 0 E: 0 K: 1 S: 13	H: 2 LOB: 2 BB: 0 P: 22	R: 0 E: 0 K: 2 S: 11	H: 1 LOB: 2 BB: 1 P: 17	R: 0 E: 0 K: 1 S: 16	H: 1 LOB: 2 BB: 1 P: 26	R: 2 E: 1 K: 0 S: 8	H: 3 LOB: 2 BB: 0 P: 12	1B: 7 2B: 0 3B: 0 HR: 2	SF: 0 SAC: 0 DP: 1 HBP: 0	WP: 0 PA: 43	
PITCHER	IP WLS BF H R ER SO ERA WHIP	IP WLS BF H R ER SO ERA WHIP	IP WLS BF H R ER SO ERA WHIP	IP WLS BF H R ER SO ERA WHIP	IP WLS BF H R ER SO ERA WHIP	IP WLS BF H R ER SO ERA WHIP	IP WLS BF H R ER SO ERA WHIP	IP WLS BF H R ER SO ERA WHIP	IP WLS BF H R ER SO ERA WHIP	IP WLS BF H R ER SO ERA WHIP	IP WLS BF H R ER SO ERA WHIP	IP WLS BF H R ER SO ERA WHIP	IP WLS BF H R ER SO ERA WHIP	IP WLS BF H R ER SO ERA WHIP	IP WLS BF H R ER SO ERA WHIP	IP WLS BF H R ER SO ERA WHIP	IP WLS BF H R ER SO ERA WHIP	IP WLS BF H R ER SO ERA WHIP	IP WLS BF H R ER SO ERA WHIP	IP WLS BF H R ER SO ERA WHIP	IP WLS BF H R ER SO ERA WHIP	
Jason Johnson, R ERA: 5.7	(1.1) 6.2	(7.1) 1.1	(9.1) 1.0	(10.1) 1.0																		
Jamie Walker, L ERA: 2.16	(7.1) 1.1	(9.1) 1.0	(10.1) 1.0																			
Ugueth Urbina, R ERA: 1.5	(9.1) 1.0	(10.1) 1.0																				
Al Levine, R ERA: 5.11	(10.1) 1.0																					

Seattle Mariners @ Detroit Tigers
Comerica Park, Detroit, MI
Fri Apr 30 2004, 7:05 PM EDT
Att: 19,989 - Unknown - 63 F

AB	39
R	3
H	9
RBI	3
BB	4
SO	7
LOB	20



Batter	1	2	3	4	5	6	7	8	9	10	AB	R	H	RBI	BB	SO	LOB	BOTTOM					
Alex Sanchez, L (1.8) OBP: 0.319, SLG: 0.412	1-1 G6-4-3 1B		0-0 B3		0-0 F8			1-1 G4-3			4	0	1	0	0	0	0						
Fernando Vina, L (1.4) OBP: 0.340, SLG: 0.298	4-1 G6-4-3 BB		0-1 G4-3			2-0 FC6-4 1B SF8		0-0 B1-3			3	1	1	0	1	0	0						
Ivan Rodriguez, R (1.2) OBP: 0.394, SLG: 0.471	0-2 G6-4-3		0-0 G5-3			2-0 FC6-4 1B		2-2 F8			4	0	1	0	0	0	2						
Rondell White, R (1.7) OBP: 0.400, SLG: 0.553	3-2 G4-3			4-2 9 CS BB		2-2 FC6-4 1B		2-2 F9			3	0	0	0	1	0	3						
Bobby Higginson, L (1.10) OBP: 0.368, SLG: 0.365		3-3 K		3-2 L8		1-0 SF8		1-2 F7			3	0	0	1	0	1	1						
9 Carlos Guillen, S (1.6) OBP: 0.396, SLG: 0.444		2-3 K		1-2 1B		3-H G1-3		0-3 K			4	0	1	0	0	2	1						
Carlos Pena, L (1.3) OBP: 0.315, SLG: 0.456		4-2 WP BB		2-3 K				1-0 G4-3		2-3 K	3	0	0	0	1	2	1						
Craig Monroe, R (1.9) OBP: 0.325, SLG: 0.324		4-2 BB			2-1 F9			0-0 L7		0-3 K	3	0	0	0	1	1	0						
Eric Munson, L (1.5) OBP: 0.290, SLG: 0.397 Greg Norton, S (10, PH) OBP: 0.206, SLG: 0.100		1-3 K		1-2 BB		1-2 G4-3		2-2 G3-1		1-2 F7	3	0	0	0	0	1	2						
Inning Stats	R: 0 E: 0 K: 0 S: 11	H: 1 LOB: 1 BB: 1 P: 19	R: 0 E: 0 K: 3 S: 14	H: 0 LOB: 2 BB: 2 P: 28	R: 0 E: 0 K: 0 S: 4	H: 0 LOB: 0 BB: 0 P: 4	R: 0 E: 0 K: 1 S: 12	H: 1 LOB: 1 BB: 1 P: 22	R: 0 E: 0 K: 0 S: 6	H: 0 LOB: 0 BB: 0 P: 9	R: 1 E: 0 K: 0 S: 8	H: 2 LOB: 1 BB: 0 P: 15	R: 0 E: 0 K: 0 S: 5	H: 0 LOB: 0 BB: 0 P: 8	R: 0 E: 0 K: 0 S: 6	H: 0 LOB: 0 BB: 0 P: 9	R: 0 E: 0 K: 1 S: 9	H: 0 LOB: 0 BB: 0 P: 13	R: 0 E: 0 K: 2 S: 12	H: 0 LOB: 0 BB: 0 P: 15	1B: 4 2B: 0 3B: 0 HR: 0	SF: 1 SAC: 0 DP: 1 HBP: 0	WP: 1 PA: 36
PITCHER	IP WLS BF H R ER SO ERA WHIP	IP WLS BF H R ER SO ERA WHIP	IP WLS BF H R ER SO ERA WHIP	IP WLS BF H R ER SO ERA WHIP	IP WLS BF H R ER SO ERA WHIP	IP WLS BF H R ER SO ERA WHIP	IP WLS BF H R ER SO ERA WHIP	IP WLS BF H R ER SO ERA WHIP	IP WLS BF H R ER SO ERA WHIP	IP WLS BF H R ER SO ERA WHIP	IP WLS BF H R ER SO ERA WHIP	IP WLS BF H R ER SO ERA WHIP	IP WLS BF H R ER SO ERA WHIP	IP WLS BF H R ER SO ERA WHIP	IP WLS BF H R ER SO ERA WHIP	IP WLS BF H R ER SO ERA WHIP	IP WLS BF H R ER SO ERA WHIP	IP WLS BF H R ER SO ERA WHIP	IP WLS BF H R ER SO ERA WHIP	IP WLS BF H R ER SO ERA WHIP	IP WLS BF H R ER SO ERA WHIP		
Freddy Garcia, R ERA: 2.27	(1.1) 8.0	(9.1) 0.1	(9.1) 0.2	(10.1) 1.0																			
40 Julio Mateo, R ERA: 3.86	(9.1) 0.1	(9.1) 0.2	(10.1) 1.0																				
Mike Myers, L ERA: 7.2	(9.1) 0.2	(10.1) 1.0																					
Eddie Guardado, L ERA: 0.84	(10.1) 1.0																						

Seattle Mariners @ Detroit Tigers
Comerica Park, Detroit, MI
Fri Apr 30 2004, 7:05 PM EDT
Att: 19,989 - Unknown - 63 F

AB	31
R	1
H	4
RBI	1
BB	4
SO	7
LOB	10



Batter	1	2	3	4	5	6	7	8	9	AB	R	H	RBI	BB	SO	LOB	TOP										
51 Ichiro Suzuki, L (1, 9) OBP: 0.316, SLG: 0.311	1-1 F8 SH2-3 1B		2-2 G3-1			2-0 G4-6-3 1-2		2-2 E6 1B		4	0	2	1	0	0	1											
Quinton McCracken, S (1, 8) OBP: 0.250, SLG: 0.182 Edgar Martinez, R (8, PH) Randy Winn, S (8, 8) OBP: 0.303, SLG: 0.300	0-1 SH2-3			2-2 G4-3			2-2 F7	0-3 K		2	0	0	0	0	0	0											
Scott Spiezio, S (1, 5) OBP: 0.381, SLG: 0.473	0-0 F8			0-0 F9			3-1 F9		2-3 K	4	0	0	0	0	1	1											
Raul Ibanez, L (1, 7) OBP: 0.344, SLG: 0.543	1-2 P5			3-2 G3-1			3-2 3B		3-2 F9	4	0	1	0	0	0	1											
Dave Hansen, L (1, 10) OBP: 0.368, SLG: 0.438		0-0 G3			1-1 L3		2-1 G4-3		2-1 F8	4	0	0	0	0	0	1											
Jolbert Cabrera, R (1, 4) OBP: 0.250, SLG: 0.259		1-1 G5-3			0-0 L8			1-0 2B		3	1	1	0	0	0	0											
John Olerud, L (1, 3) OBP: 0.349, SLG: 0.356		1-3 K			1-0 F7			3-2 G4-3 1-H 51 E 2B		3	1	1	1	0	1	0											
Dan Wilson, R (1, 2) OBP: 0.339, SLG: 0.404			2-2 F9			0-1 F8		1-0 G4-3		3	0	0	0	0	0	1											
16 Willie Bloomquist, R (1, 6) OBP: 0.297, SLG: 0.314 Rich Aurilia, R (5, 6) OBP: 0.258, SLG: 0.310			0-2 G6-3			0-0 51 G4-6-3 1B		2-3 K		1	0	0	0	0	0	0											
										2	0	1	0	0	1	1											
Inning Stats	R: 0 E: 0 K: 0 S: 8	H: 1 LOB: 1 BB: 0 P: 10	R: 0 E: 0 K: 1 S: 6	H: 0 LOB: 0 BB: 0 P: 8	R: 0 E: 0 K: 0 S: 10	H: 0 LOB: 0 BB: 0 P: 14	R: 0 E: 0 K: 0 S: 7	H: 0 LOB: 0 BB: 0 P: 12	R: 0 E: 0 K: 0 S: 4	H: 0 LOB: 0 BB: 0 P: 6	R: 0 E: 0 K: 0 S: 14	H: 1 LOB: 1 BB: 0 P: 24	R: 2 E: 1 K: 2 S: 21	H: 3 LOB: 1 BB: 0 P: 30	R: 0 E: 0 K: 1 S: 9	H: 0 LOB: 0 BB: 0 P: 16	1B: 4 2B: 1 3B: 1 HR: 0	SF: 0 SAC: 1 DP: 1 HBP: 0	WP: 0 PB: 0 SB: 0 CS: 0	PA: 32							
PITCHER	IP	WLS	BF	H	R	ER	SO	BB	IBB	HBP	BLK	WP	HR	S	P	ERA	WHIP										
38 Jeremy Bonderman, R (1, 1) ERA: 5.52	7.2	W	28	6	2	2	2	0	0	0	0	0	0	71	107	2.35	0.783										
Danny Patterson, R (8, 1) ERA: 4.15	0.1	H	1	0	0	0	1	0	0	0	0	0	0	3	3	0.00	0.000										
Ugueth Urbina, R (9, 1) ERA: 1.29	1.0	S	3	0	0	0	1	0	0	0	0	0	0	9	16	0.00	0.000										

Seattle Mariners @ Detroit Tigers
Comerica Park, Detroit, MI
Sat May 01 2004, 1:05 PM EDT
Att: 16,407 - Overcast - 52 F

AB 31
R 2
H 6
RBI 2
BB 0
SO 4
LOB 7



Batter	1	2	3	4	5	6	7	8	9	AB	R	H	RBI	BB	SO	LOB	BOTTOM										
Alex Sanchez, L (1, 8) OBP: 0.329, SLG: 0.417	2-2 F8		0-0 B1-3		1-2 CS 1B			1-1 SH5-3 1B		4	0	2	0	0	0	0											
Fernando Vina, L (1, 4) OBP: 0.350, SLG: 0.322	1-0 HR 2B		0-2 G4-3		1 SAFE 2-2 1-2 1B			0-1 SH5-3		3	1	2	0	0	0	0											
Ivan Rodriguez, R (1, 10) OBP: 0.398, SLG: 0.500	0-0 HR		0-2 G3-1		1-1 P3			4-0 G4-6-3 IBB		3	1	1	2	1	0	1											
Bobby Higginson, L (1, 9) OBP: 0.350, SLG: 0.343	1-1 G6-3			1-0 F9		1-0 P5		1-0 G4-6-3		4	0	0	0	0	0	2											
Craig Monroe, R (1, 7) OBP: 0.313, SLG: 0.310	3-2 G5-3			0-0 G4-3		1-1 P3				3	0	0	0	0	0	0											
9 Carlos Guillen, S (1, 6) OBP: 0.394, SLG: 0.434		1-3 K		4-2 BB		0-0 L8				2	0	0	0	1	1	0											
Carlos Pena, L (1, 3) OBP: 0.326, SLG: 0.463		0-1 15 1B		1-0 G3			1-2 G4-6-3 1B			3	1	2	0	0	0	1											
Greg Norton, S (1, 5) OBP: 0.216, SLG: 0.212		3-3 K			2-0 HR		2-2 G4-6-3			3	1	1	1	0	1	2											
15 Brandon Inge, R (1, 2) OBP: 0.406, SLG: 0.561		2-1 1B			0-2 K		2-2 G1-3			3	0	1	1	0	1	0											
Inning Stats	R: 2 E: 0 K: 0 S: 10	H: 2 LOB: 1 BB: 0 P: 17	R: 1 E: 0 K: 2 S: 12	H: 2 LOB: 1 BB: 0 P: 18	R: 0 E: 0 K: 0 S: 8	H: 0 LOB: 0 BB: 0 P: 8	R: 0 E: 0 K: 0 S: 5	H: 0 LOB: 1 BB: 1 P: 11	R: 1 E: 0 K: 1 S: 12	H: 3 LOB: 1 BB: 0 P: 18	R: 0 E: 0 K: 0 S: 4	H: 0 LOB: 0 BB: 0 P: 6	R: 0 E: 0 K: 0 S: 9	H: 1 LOB: 0 BB: 0 P: 14	R: 0 E: 0 K: 0 S: 5	H: 1 LOB: 1 BB: 1 P: 11	1B: 6 2B: 1 3B: 0 HR: 2	SF: 0 SAC: 1 DP: 2 HBP: 0	WP: 0 PB: 0 SB: 1 CS: 1	PA: 31							
PITCHER	IP	WLS	BF	H	R	ER	SO	BB	IBB	HBP	BLK	WP	HR	S	P	ERA	WHIP										
Ryan Franklin, R (1, 1) ERA: 5.46	7.0	L	27	8	4	4	3	1	0	0	0	0	0	60	92	5.14	1.286										
Mike Myers, L (8, 1) ERA: 6.0	1.0		4	1	0	0	0	0	1	0	0	0	0	5	11	0.00	1.000										

Seattle Mariners @ Detroit Tigers
Comerica Park, Detroit, MI
Sat May 01 2004, 1:05 PM EDT
Att: 16,407 - Overcast - 52 F


AB 28
R 4
H 9
RBI 4
BB 2
SO 3
LOB 6



Batter	1	2	3	4	5	6	7	8	9	AB	R	H	RBI	BB	SO	LOB	TOP										
Alex Sanchez, L (1, 8) OBP: 0.322, SLG: 0.400	L8		L8		G1-3		E4		G5-4-3	5	0	0	0	0	0	5											
Fernando Vina, L (1, 4) Eric Munson, L (9, PH) OBP: 0.286, SLG: 0.408	F7			F9		F7	F7		G3-1	4	0	0	0	0	0	2											
Ivan Rodriguez, R (1, 2) Greg Norton, S (7, 5) OBP: 0.214, SLG: 0.189	G4-3			HR		FC5-4	FC6-4			4	1	2	1	0	0	2											
Rondell White, R (1, 10) OBP: 0.402, SLG: 0.573		K		HR		FC5-4			G5-3	4	1	1	1	0	1	1											
Craig Monroe, R (1, 9) OBP: 0.295, SLG: 0.291	G5-3			P4		FC6-4			G6-3	4	0	0	0	0	0	1											
9 Carlos Guillen, S (1, 6) 30 Chris Shelton, R (7, 2) OBP: 0.396, SLG: 0.430 OBP: 0.286, SLG: 0.308	F9			G1-3			HR		E9	2	1	0	0	1	0	0											
Carlos Pena, L (1, 3) OBP: 0.333, SLG: 0.489			K		F8		HR		G6-3	4	1	1	2	0	1	1											
15 Brandon Inge, R (1, 7) OBP: 0.408, SLG: 0.532			K		FC6-4		K		G5-4-3	3	0	1	0	1	2	0											
20 Omar Infante, R (1, 5) OBP: 0.409, SLG: 0.500				FC6-4		FC6-4	E		G5-4-3	3	0	2	0	1	0	1											
Inning Stats	R: 0 E: 0 K: 0 S: 7	H: 0 LOB: 0 BB: 0 P: 10	R: 0 E: 0 K: 1 S: 7	H: 0 LOB: 0 BB: 0 P: 11	R: 0 E: 0 K: 2 S: 11	H: 1 LOB: 1 BB: 0 P: 16	R: 2 E: 0 K: 0 S: 13	H: 2 LOB: 1 BB: 1 P: 22	R: 0 E: 0 K: 0 S: 6	H: 0 LOB: 1 BB: 1 P: 10	R: 0 E: 0 K: 0 S: 13	H: 1 LOB: 2 BB: 1 P: 24	R: 0 E: 1 K: 0 S: 12	H: 1 LOB: 1 BB: 0 P: 17	R: 0 E: 0 K: 0 S: 9	H: 1 LOB: 1 BB: 1 P: 16	1B: 4 2B: 0 3B: 1 HR: 3	SF: 0 SAC: 0 DP: 1 HBP: 0	WP: 0 PB: 0 SB: 0 CS: 0	PA: 38							
PITCHER	IP	WLS	BF	H	R	ER	SO	BB	IBB	HBP	BLK	WP	HR	S	P	ERA	WHIP										
Jarrod Washburn, L (1, 1) ERA: 5.35	6.2	W	29	6	4	4	4	2	0	0	0	0	3	68	106	5.40	1.200										
Ben Weber, R (7, 1) ERA: 5.75	1.1		5	1	0	0	0	0	0	0	0	0	0	14	22	0.00	0.750										
Matt Hensley, R (9, 1) ERA:	1.0		4	1	0	0	0	1	0	0	0	0	0	9	16	0.00	2.000										

Detroit Tigers @ Anaheim Angels
Angel Stadium of Anaheim, Anaheim, CA
Tue May 04 2004, 7:05 PM PDT
Att: 34,920 - Sunny - 75 F


AB 35
R 4
H 8
RBI 4
BB 3
SO 4
LOB 14



Batter	1	2	3	4	5	6	7	8	9	AB	R	H	RBI	BB	SO	LOB	BOTTOM										
David Eckstein, R (1, 6) OBP: 0.313, SLG: 0.292	F7	G6-3		G4-3		G6-3		P4		5	1	1	0	0	0	0											
Darin Erstad, L (1, 3) Josh Paul, R (8, PH) OBP: 0.288, SLG: 0.333 OBP: 0.286, SLG: 0.408	F7		SH5-3	F9		G6-3		F9		4	1	1	1	0	0	1											
9 Chone Figgins, S (1, 8) OBP: 0.431, SLG: 0.549	FC6-4		SH5-3			G6-3		G4-3		3	1	1	1	1	1	0											
27 Vladimir Guerrero, R (1, 9) Jeff DaVanon, S (9, 9) OBP: 0.388, SLG: 0.593 OBP: 0.324, SLG: 0.407	PO	1B	BB	1B	G5-3	2B				4	2	3	2	0	0	0											
Troy Glaus, R (1, 10) OBP: 0.364, SLG: 0.705		1B	1B	1B	HR	G3-1				3	2	2	1	1	0	1											
Jose Guillen, R (1, 7) OBP: 0.372, SLG: 0.436	HR	1B	FC5-4	HR	HR		PB			3	2	3	3	1	0	0											
Bengie Molina, R (1, 2) Alfredo Amezaga, S (9, 5) OBP: 0.321, SLG: 0.491 OBP: 0.333, SLG: 0.250	HR	1B	F9	L4			F9			4	1	1	3	0	0	3											
Shane Halter, R (1, 5) OBP: 0.231, SLG: 0.280	K		FC5-4			F9	P4			4	0	0	0	0	1	3											
Adam Kennedy, L (1, 4) OBP: 0.330, SLG: 0.404	K2-3			G4-3		G6-3	K			4	1	1	0	0	2	1											
Inning Stats	R: 0 E: 0 K: 0 S: 5	H: 0 LOB: 0 BB: 1 P: 13	R: 4 E: 0 K: 2 S: 15	H: 4 LOB: 0 BB: 0 P: 23	R: 2 E: 0 K: 0 S: 11	H: 3 LOB: 2 BB: 1 P: 20	R: 0 E: 0 K: 0 S: 5	H: 0 LOB: 0 BB: 0 P: 11	R: 2 E: 0 K: 1 S: 15	H: 2 LOB: 0 BB: 0 P: 22	R: 3 E: 0 K: 0 S: 13	H: 4 LOB: 1 BB: 0 P: 19	R: 0 E: 0 K: 0 S: 9	H: 0 LOB: 1 BB: 1 P: 16	R: 0 E: 0 K: 0 S: 7	H: 0 LOB: 0 BB: 0 P: 11	1B: 8 2B: 2 3B: 0 HR: 3	SF: 0 SAC: 1 DP: 0 HBP: 0	WP: 0 PB: 1 SB: 0 CS: 0	PA: 40							
PITCHER	IP	WLS	BF	H	R	ER	SO	BB	IBB	HBP	BLK	WP	HR	S	P	ERA	WHIP										
29 Nate Robertson, L (1, 1) ERA: 6.52	3.0	L	17	7	6	6	2	2	0	0	0	0	1	31	56	18.00	3.000										
Esteban Yan, R (4, 1) ERA: 5.21	2.2		14	6	5	5	1	0	0	0	0	0	2	30	49	16.88	2.250										
Gary Knotts, R (6, 1) ERA: 6.46	2.1		8	0	0	0	1	1	0	0	0	0	0	19	30	0.00	0.429										

Detroit Tigers @ Anaheim Angels
Angel Stadium of Anaheim, Anaheim, CA
Tue May 04 2004, 7:05 PM PDT
Att: 34,920 - Sunny - 75 F

AB 35
R 11
H 13
RBI 11
BB 3
SO 4
LOB 9



Batter	1	2	3	4	5	6	7	8	9	AB	R	H	RBI	BB	SO	LOB	TOP								
Alex Sanchez, L (1, 8) OBP: 0.308, SLG: 0.382	G4-3		B5-3			G4-3		K		4	0	0	0	0	1	1	Detroit Tigers @ Anaheim Angels Angel Stadium of Anaheim, Anaheim, CA Wed May 05 2004, 7:05 PM PDT Att: 39,827 - Sunny - 72 F								
9 Carlos Guillen, S (1, 6) OBP: 0.400, SLG: 0.427	FC5-4 BB		G3-1			BB 1B	L7			3	1	1	0	1	0	1									
Ivan Rodriguez, R (1, 2) OBP: 0.396, SLG: 0.544	FC5-4 BB 1B		K			K		K		4	0	0	0	0	3	2									
Rondell White, R (1, 10) OBP: 0.405, SLG: 0.600	BB 1B				HR	F7		K		4	1	2	1	0	1	1									
Carlos Pena, L (1, 3) OBP: 0.339, SLG: 0.479	BB				F9	BB 1B		K		2	1	0	0	2	1	0									
Bobby Higginson, L (1, 9) OBP: 0.333, SLG: 0.308	G1-3				F7	WP 1B				4	0	1	2	0	0	3									
Craig Monroe, R (1, 7) OBP: 0.283, SLG: 0.277		P3			K			K		4	0	0	0	0	2	1									
Eric Munson, L (1, 5) OBP: 0.284, SLG: 0.413	F9					F9				4	0	1	0	0	1	0									
20 Omar Infante, R (1, 4) OBP: 0.360, SLG: 0.429	F9				K			G4-3		3	0	0	0	0	1	1									
Inning Stats	R: 0 E: 0 K: 0 S: 13	H: 1 LOB: 3 BB: 2 P: 24	R: 0 E: 0 K: 0 S: 8	H: 0 LOB: 0 BB: 0 P: 13	R: 0 E: 0 K: 1 S: 7	H: 0 LOB: 0 BB: 0 P: 7	R: 1 E: 0 K: 1 S: 14	H: 1 LOB: 0 BB: 0 P: 17	R: 0 E: 0 K: 1 S: 13	H: 0 LOB: 0 BB: 0 P: 18	R: 2 E: 0 K: 2 S: 21	H: 2 LOB: 1 BB: 1 P: 35	R: 0 E: 0 K: 1 S: 11	H: 1 LOB: 0 BB: 0 P: 13	R: 0 E: 0 K: 3 S: 9	H: 0 LOB: 0 BB: 0 P: 11	R: 0 E: 0 K: 1 S: 9	H: 0 LOB: 0 BB: 0 P: 12	1B: 3 2B: 1 3B: 0 HR: 1	SF: 0 SAC: 0 DP: 0 HBP: 0	WP: 1 PB: 0 SB: 0 CS: 0	PA: 35			
PITCHER	IP	WLS	BF	H	R	ER	SO	BB	IBB	HBP	BLK	WP	HR	S	P	ERA	WHIP								
45 Kelvim Escobar, R (1, 1) ERA: 4.76	5.2	W	24	4	3	3	4	3	0	0	0	0	1	73	108	4.76	1.235								
Kevin Gregg, R (6, 1) ERA: 0.46	1.1	H	5	1	0	0	2	0	0	0	0	1	0	14	19	0.00	0.750								
Francisco Rodriguez, R (8, 1) ERA: 0.00	1.0	H	3	0	0	0	3	0	0	0	0	0	0	9	11	0.00	0.000								
Troy Percival, R (9, 1) ERA: 1.69	1.0	S	3	0	0	0	1	0	0	0	0	0	0	9	12	0.00	0.000								

Batter	1	2	3	4	5	6	7	8	9	AB	R	H	RBI	BB	SO	LOB	BOTTOM								
David Eckstein, R (1, 6) OBP: 0.310, SLG: 0.290	FC6-4 1B		L6			G6-3		F8		4	0	1	0	0	0	0	Detroit Tigers @ Anaheim Angels Angel Stadium of Anaheim, Anaheim, CA Wed May 05 2004, 7:05 PM PDT Att: 39,827 - Sunny - 72 F								
Darin Erstad, L (1, 3) OBP: 0.287, SLG: 0.339	FC6-4 G6-3		BB 2B			L7		G6-3		4	1	1	0	0	0	1									
9 Chone Figgins, S (1, 5) OBP: 0.403, SLG: 0.509	G6-3		L9			F7		K		4	0	0	0	0	1	2									
27 Vladimir Guerrero, R (1, 9) OBP: 0.383, SLG: 0.577	G3		BB 1B IBB			P4		G5-3		3	1	0	0	1	0	0									
Troy Glaus, R (1, 10) OBP: 0.379, SLG: 0.736	HR BB		BB 1B 1B			HR		K		3	3	2	2	1	1	0									
Jose Guillen, R (1, 7) OBP: 0.376, SLG: 0.467	HR BB		BB 1B 1B			G5-3		F8		4	1	2	3	0	0	0									
Jeff DaVanon, S (1, 8) OBP: 0.333, SLG: 0.393	F8		BB 1B			G5-3				1	0	0	0	1	0	0									
Shane Halter, R (6, PH) OBP: 0.226, SLG: 0.275			BB							1	0	0	0	0	0	0									
Bengie Molina, R (1, 2) OBP: 0.339, SLG: 0.491						G1-3				2	0	1	1	1	0	0									
Adam Kennedy, L (1, 4) OBP: 0.320, SLG: 0.391	P6					K		L3		3	0	0	0	0	1	1									
Inning Stats	R: 0 E: 0 K: 0 S: 6	H: 1 LOB: 1 BB: 2 P: 8	R: 2 E: 0 K: 0 S: 13	H: 1 LOB: 1 BB: 2 P: 29	R: 3 E: 0 K: 0 S: 12	H: 4 LOB: 2 BB: 2 P: 24	R: 0 E: 0 K: 1 S: 6	H: 0 LOB: 0 BB: 0 P: 9	R: 1 E: 0 K: 0 S: 9	H: 1 LOB: 0 BB: 0 P: 15	R: 0 E: 0 K: 0 S: 4	H: 0 LOB: 0 BB: 0 P: 5	R: 0 E: 0 K: 1 S: 6	H: 0 LOB: 0 BB: 0 P: 9	R: 0 E: 0 K: 1 S: 10	H: 0 LOB: 0 BB: 0 P: 15	1B: 4 2B: 1 3B: 0 HR: 2	SF: 0 SAC: 0 DP: 1 HBP: 0	WP: 0 PB: 0 SB: 0 CS: 0	PA: 33					
PITCHER	IP	WLS	BF	H	R	ER	SO	BB	IBB	HBP	BLK	WP	HR	S	P	ERA	WHIP								
Jason Johnson, R (1, 1) ERA: 6.43	5.0	L	24	7	6	6	1	3	1	0	0	0	0	46	85	10.80	2.000								
Jamie Walker, L (6, 1) ERA: 1.74	2.0		6	0	0	0	1	0	0	0	0	0	0	10	14	0.00	0.000								
Ugueth Urbina, R (8, 1) ERA: 1.13	1.0		3	0	0	0	1	0	0	0	0	0	0	10	15	0.00	0.000								

Batter	1	2	3	4	5	6	7	8	9	AB	R	H	RBI	BB	SO	LOB	TOP				
Alex Sanchez, L (1,8) OBP: 0.302, SLG: 0.372	G4-3		B1-3					G5-3	G3	5	0	1	0	0	0	0					
Fernando Vina, L (1,4) OBP: 0.316, SLG: 0.288	G3		K					HR	E3	5	1	1	0	0	1	1					
Ivan Rodriguez, R (1,2) OBP: 0.388, SLG: 0.556	G6-3		L8					HR	G5-3	5	1	1	2	0	0	1					
Rondell White, R (1,10) OBP: 0.408, SLG: 0.606		9 HR		G1-3				9 3B		4	2	2	0	0	1	0					
Carlos Pena, L (1,3) OBP: 0.336, SLG: 0.465		9 HR		K				L8		3	1	0	0	1	2	1					
9 Carlos Guillen, S (1,6) OBP: 0.412, SLG: 0.490								HR		4	2	3	4	0	0	0					
Bobby Higginson, L (1,9) OBP: 0.340, SLG: 0.346	G3			HR						3	1	1	2	1	1	0					
Craig Monroe, R (1,7) OBP: 0.281, SLG: 0.287										4	0	1	0	0	1	2					
Eric Munson, L (1,5) OBP: 0.277, SLG: 0.403										2	0	0	0	0	2	1					
20 Omar Infante, R (7,PH) OBP: 0.333, SLG: 0.391										2	0	0	0	0	1	0					
Inning Stats	R: 0 E: 0 K: 0 S: 5	H: 0 LOB: 0 BB: 0 P: 8	R: 3 E: 0 K: 2 S: 16	H: 2 LOB: 0 BB: 1 P: 25	R: 0 E: 0 K: 1 S: 10	H: 0 LOB: 0 BB: 0 P: 11	R: 2 E: 0 K: 2 S: 16	H: 3 LOB: 1 BB: 0 P: 25	R: 0 E: 0 K: 2 S: 10	H: 0 LOB: 0 BB: 0 P: 15	R: 0 E: 0 K: 2 S: 12	H: 0 LOB: 0 BB: 0 P: 17	R: 3 E: 0 K: 0 S: 21	H: 4 LOB: 2 BB: 1 P: 36	R: 0 E: 1 K: 0 S: 12	H: 0 LOB: 1 BB: 0 P: 16	1B: 4 2B: 2 3B: 1 HR: 3	SF: 0 SAC: 0 DP: 1 HBP: 0	WP: 0 PB: 0 SB: 0 CS: 0	PA: 39	
PITCHER	IP	WLS	BF	H	R	ER	SO	BB	IBB	HBP	BLK	WP	HR	S	P	ERA	WHIP				
53 Joaquin Benoit, R (1,1) ERA: 4.56	6.0		24	6	5	5	7	1	0	0	0	0	2	60	88	7.50	1.167				
Erasmio Ramirez, L (7,1) ERA: 5.59	1.1	L	5	1	1	1	2	0	0	0	0	0	0	16	22	6.75	0.750				
Jeff Nelson, R (8,1) ERA: 4.76	0.0		2	2	1	1	0	0	0	0	0	0	1	6	9	∞	∞				
32 Ron Mahay, L (8,1) ERA: 3.6	0.1		3	1	1	1	0	1	0	0	0	0	0	7	16	27.00	6.000				
Jay Powell, R (8,1) ERA: 1.64	0.1		1	0	0	0	0	0	0	0	0	0	0	4	6	0.00	0.000				
PITCHER	IP	WLS	BF	H	R	ER	SO	BB	IBB	HBP	BLK	WP	HR	S	P	ERA	WHIP				
Doug Brocail, R (9,1) ERA: 6.75	1.0		4	0	0	0	0	0	0	0	0	0	0	12	16	0.00	0.000				

Detroit Tigers @ Texas Rangers
The Ballpark at Arlington, Arlington, TX
Fri May 07 2004, 8:05 PM EDT
Att: 41,095 - Cloudy - 77 F

AB 37
R 8
H 10
RBI 8
BB 2
SO 9
LOB 6



Batter	1	2	3	4	5	6	7	8	9	AB	R	H	RBI	BB	SO	LOB	BOTTOM					
10 Michael Young, R (1,6) OBP: 0.416, SLG: 0.627	HR	G4-1			L9			F9		4	1	1	1	1	0	0						
9 Hank Blalock, L (1,5) OBP: 0.370, SLG: 0.553	2B	F8			K				G3	5	2	2	0	0	1	3						
Alfonso Soriano, R (1,4) OBP: 0.346, SLG: 0.440	2B	L7							G3	4	1	1	0	0	1	1						
Brad Fullmer, L (1,10) OBP: 0.317, SLG: 0.424	E		G4-3		P6				E4	5	2	1	2	0	0	1						
23 Mark Teixeira, S (1,3) OBP: 0.371, SLG: 0.510	E	F8			K				K	4	0	1	0	1	2	1						
David Dellucci, L (1,7) OBP: 0.376, SLG: 0.581	E9		K							3	1	2	3	2	1	0						
Kevin Mench, R (1,9) OBP: 0.345, SLG: 0.514	G5-3				F9				P3	5	0	1	0	0	0	5						
Laynce Nix, L (1,8) OBP: 0.390, SLG: 0.671										1	0	0	0	0	1	2						
Brian Jordan, R (4,9) OBP: 0.182, SLG: 0.150					L4					2	0	0	0	1	0	0						
15 Gerald Laird, R (1,2) OBP: 0.378, SLG: 0.379					F9					4	0	0	1	0	1	4						
Inning Stats	R: 4 E: 1 K: 2 S: 18	H: 4 LOB: 2 BB: 1 P: 30	R: 0 E: 0 K: 0 S: 4	H: 0 LOB: 0 BB: 0 P: 8	R: 0 E: 0 K: 1 S: 6	H: 0 LOB: 0 BB: 0 P: 11	R: 0 E: 0 K: 0 S: 7	H: 0 LOB: 0 BB: 0 P: 9	R: 0 E: 0 K: 1 S: 10	H: 1 LOB: 1 BB: 0 P: 15	R: 1 E: 1 K: 1 S: 15	H: 1 LOB: 3 BB: 3 P: 33	R: 0 E: 0 K: 1 S: 11	H: 1 LOB: 2 BB: 1 P: 19	R: 0 E: 0 K: 0 S: 4	H: 0 LOB: 0 BB: 0 P: 5	R: 2 E: 1 K: 1 S: 13	H: 2 LOB: 1 BB: 0 P: 19	1B: 5 2B: 3 3B: 0 HR: 1	SF: 0 SAC: 0 DP: 0 HBP: 1	WP: 0 PB: 0 SB: 0 CS: 0	PA: 43
PITCHER	IP	WLS	BF	H	R	ER	SO	BB	IBB	HBP	BLK	WP	HR	S	P	ERA	WHIP					
38 Jeremy Bonderman, R (1,1) ERA: 5.91	5.2		28	6	5	5	5	3	1	0	0	0	1	57	101	7.94	1.588					
Jamie Walker, L (6,1) ERA: 1.59	1.0		5	1	0	0	1	1	0	0	0	0	0	13	23	0.00	2.000					
Al Levine, R (7,1) ERA: 6.14	1.1	W	4	0	0	0	0	0	0	0	0	0	0	5	6	0.00	0.000					
Ugueth Urbina, R (9,1) ERA: 2.0	1.0	S	6	2	2	1	1	0	0	0	0	0	0	13	19	9.00	2.000					
PITCHER	IP	WLS	BF	H	R	ER	SO	BB	IBB	HBP	BLK	WP	HR	S	P	ERA	WHIP					

Detroit Tigers @ Texas Rangers
The Ballpark at Arlington, Arlington, TX
Fri May 07 2004, 8:05 PM EDT
Att: 41,095 - Cloudy - 77 F

AB 37
R 7
H 9
RBI 7
BB 5
SO 7
LOB 17



Batter	1	2	3	4	5	6	7	8	9	10	AB	R	H	RBI	BB	SO	LOB	TOP							
Alex Sanchez, L OBP: 0.317, SLG: 0.394	F8		1B	1B	1B	SH2-3		K			5	2	3	3	0	1	1								
Fernando Vina, L OBP: 0.317, SLG: 0.284	L9		1B	F6	1B	G3		G4-3			5	1	1	1	0	0	4								
Ivan Rodriguez, R OBP: 0.393, SLG: 0.553	K		F8	1B	1B	FC4			P4		6	1	3	3	0	1	1								
Rondell White, R OBP: 0.389, SLG: 0.573		G5-3	P3	G1-3	K				F8		6	0	0	0	0	1	7								
Carlos Pena, L OBP: 0.336, SLG: 0.452	F8	L9						K		G3	5	1	1	2	1	1	1								
9 Carlos Guillen, S OBP: 0.408, SLG: 0.476				G3				F8		G3-1	5	2	1	1	1	0	1								
Bobby Higginson, L OBP: 0.359, SLG: 0.388		HR		1B				F7		K	4	3	2	2	2	1	0								
Craig Monroe, R OBP: 0.294, SLG: 0.312				1B				L6		K	6	2	3	2	0	1	2								
20 Omar Infante, R OBP: 0.406, SLG: 0.462	K			1B	1B	1B					3	3	2	1	2	1	1								
Inning Stats	R: 0 E: 0 K: 1 S: 7	H: 0 LOB: 0 BB: 0 P: 10	R: 2 E: 0 K: 1 S: 16	H: 3 LOB: 1 BB: 0 P: 27	R: 1 E: 0 K: 0 S: 7	H: 2 LOB: 1 BB: 0 P: 10	R: 3 E: 0 K: 0 S: 15	H: 4 LOB: 2 BB: 1 P: 28	R: 8 E: 0 K: 1 S: 31	H: 5 LOB: 2 BB: 4 P: 54	R: 1 E: 0 K: 0 S: 7	H: 1 LOB: 1 BB: 1 P: 15	R: 0 E: 0 K: 1 S: 11	H: 0 LOB: 0 BB: 0 P: 14	R: 0 E: 0 K: 1 S: 10	H: 1 LOB: 1 BB: 0 P: 16	R: 0 E: 0 K: 2 S: 10	H: 0 LOB: 0 BB: 0 P: 16	R: 0 E: 0 K: 2 S: 10	H: 0 LOB: 0 BB: 0 P: 16	1B: 12 2B: 3 3B: 0 HR: 1	SF: 0 SAC: 1 DP: 0 HBP: 1	WP: 0 PB: 1 SB: 1 CS: 0	PA: 53	
PITCHER	IP	WLS	BF	H	R	ER	SO	BB	IBB	HBP	BLK	WP	HR	S	P	ERA	WHIP								
R.A. Dickey, R ERA: 4.58	3.2		21	9	6	6	2	1	0	0	0	0	1	44	74	14.73	2.727								
Doug Brocail, R ERA: 21.0	0.1		6	1	5	5	0	4	0	0	0	0	0	11	27	135.00	15.000								
32 Ron Mahay, L ERA: 5.91	0.2		7	4	3	3	1	0	0	1	0	0	0	20	27	40.50	6.000								
Jay Powell, R ERA: 2.19	1.1		6	1	1	1	0	1	0	0	0	0	0	8	16	6.75	1.500								
Erasmio Ramirez, L ERA: 5.06	1.0		3	0	0	0	1	0	0	0	0	0	0	11	14	0.00	0.000								
PITCHER	IP	WLS	BF	H	R	ER	SO	BB	IBB	HBP	BLK	WP	HR	S	P	ERA	WHIP								
Carlos Almanzar, R ERA: 3.78	2.0		7	1	0	0	1	0	0	0	0	0	0	16	23	0.00	0.500								
Francisco Cordero, R ERA: 2.19	1.0	W	3	0	0	0	2	0	0	0	0	0	0	10	16	0.00	0.000								

Detroit Tigers @ Texas Rangers
The Ballpark at Arlington, Arlington, TX
Sat May 08 2004, 8:05 PM EDT
Att: 45,017 - Overcast - 70 F

AB 45
R 15
H 16
RBI 15
BB 6
SO 7
LOB 18



Batter	1	2	3	4	5	6	7	8	9	10	AB	R	H	RBI	BB	SO	LOB	BOTTOM							
10 Michael Young, R OBP: 0.417, SLG: 0.617	F8	1B				FC6-4		K			7	2	3	3	0	2	3								
9 Hank Blalock, L OBP: 0.383, SLG: 0.591	B1-3	1B							P6		4	3	2	2	2	0	0								
Alfonso Soriano, R OBP: 0.376, SLG: 0.484	1B	E6						G1-3	1B		6	1	6	4	0	0	0								
Herbert Perry, R OBP: 0.340, SLG: 0.447	FC5-4							G1-3	1B		5	1	3	3	1	0	2								
23 Mark Teixeira, S OBP: 0.397, SLG: 0.491		WP						FC6-4	BB		2	2	0	0	4	1	3								
Brian Jordan, R OBP: 0.192, SLG: 0.130											3	1	0	0	1	0	5								
Laynce Nix, L OBP: 0.380, SLG: 0.653	F7							K		G4-3	2	0	0	0	0	1	4								
Eric Young Sr., R OBP: 0.450, SLG: 0.400	G5-3							FC6-4			3	2	0	0	3	0	3								
Kevin Mench, R OBP: 0.348, SLG: 0.509																									
David Dellucci, L OBP: 0.376, SLG: 0.571		15 BB						K		SH1-3	3	1	1	2	0	2	1								
15 Gerald Laird, R OBP: 0.392, SLG: 0.377											3	2	1	1	2	0	0								
Brad Fullmer, L OBP: 0.324, SLG: 0.424								P3		10 1B	0	0	0	0	1	0	0								
Inning Stats	R: 0 E: 0 K: 0 S: 6	H: 1 LOB: 1 BB: 0 P: 9	R: 4 E: 1 K: 0 S: 14	H: 2 LOB: 2 BB: 4 P: 36	R: 0 E: 0 K: 0 S: 4	H: 0 LOB: 0 BB: 1 P: 9	R: 0 E: 0 K: 0 S: 7	H: 0 LOB: 0 BB: 0 P: 9	R: 10 E: 2 K: 1 S: 28	H: 8 LOB: 2 BB: 2 P: 56	R: 0 E: 0 K: 1 S: 7	H: 0 LOB: 1 BB: 2 P: 17	R: 1 E: 0 K: 1 S: 10	H: 2 LOB: 2 BB: 1 P: 19	R: 0 E: 0 K: 2 S: 8	H: 0 LOB: 0 BB: 0 P: 13	R: 0 E: 0 K: 1 S: 7	H: 2 LOB: 2 BB: 0 P: 14	R: 1 E: 0 K: 0 S: 4	H: 1 LOB: 1 BB: 2 P: 12	1B: 11 2B: 2 3B: 1 HR: 2	SF: 0 SAC: 1 DP: 2 HBP: 0	WP: 3 PB: 0 SB: 0 CS: 0	PA: 55	
PITCHER	IP	WLS	BF	H	R	ER	SO	BB	IBB	HBP	BLK	WP	HR	S	P	ERA	WHIP								
Mike Maroth, L ERA: 5.57	4.0		23	7	9	8	0	2	0	0	0	2	0	41	81	18.00	3.250								
Danny Patterson, R ERA: 6.14	0.0		0	0	0	0	0	2	0	0	0	1	0	1	9	∞	∞								
Al Levine, R ERA: 7.8	0.1		6	4	5	5	1	1	0	0	0	0	0	12	18	135.00	15.000								
Craig Dingman, R ERA:	1.1		5	0	0	0	1	3	0	0	0	0	0	10	26	0.00	2.250								
Esteban Yan, R ERA: 5.31	1.1	B	7	2	1	1	1	1	0	0	0	0	0	12	21	6.75	2.250								
PITCHER	IP	WLS	BF	H	R	ER	SO	BB	IBB	HBP	BLK	WP	HR	S	P	ERA	WHIP								
Jamie Walker, L ERA: 1.35	2.0		8	2	0	0	3	0	0	0	0	0	0	15	27	0.00	1.000								
Ugueth Urbina, R ERA: 2.89	0.1	L	4	1	1	1	0	1	1	0	0	0	0	4	12	27.00	6.000								

Detroit Tigers @ Texas Rangers
The Ballpark at Arlington, Arlington, TX
Sat May 08 2004, 8:05 PM EDT
Att: 45,017 - Overcast - 70 F

AB 39
R 16
H 16
RBI 15
BB 15
SO 6
LOB 21



Batter	1	2	3	4	5	6	7	8	9	AB	R	H	RBI	BB	SO	LOB	TOP							
Alex Sanchez, L (1, 8) OBP: 0.324, SLG: 0.422	G3		B2			G4-3 BB		HR		3	2	1	1	1	1	0	0							
9 Carlos Guillen, S (1, 6) OBP: 0.411, SLG: 0.495	L4			1B	2B	G4-3 1-H		1B	2B	4	2	2	1	0	0	0	0							
Ivan Rodriguez, R (1, 10) OBP: 0.397, SLG: 0.543	BB			K		K		1B	BB	2	0	0	0	2	2	1								
Rondell White, R (1, 7) OBP: 0.392, SLG: 0.570 Bobby Higginson, L (8, 9) OBP: 0.359, SLG: 0.388	G6-3			2H	1B	G6-3		1-2	2H	1B	4	0	2	2	0	0	1							
Craig Monroe, R (1, 9) OBP: 0.283, SLG: 0.299		G5-3		G1-3				K	K	4	0	0	0	0	2	2								
Carlos Pena, L (1, 3) OBP: 0.325, SLG: 0.435		K				K		P5		4	0	0	0	0	2	0								
15 Brandon Inge, R (1, 2) OBP: 0.387, SLG: 0.500		P3						P4		4	0	0	0	0	0	0								
Greg Norton, S (1, 5) OBP: 0.217, SLG: 0.268			G3			HR		K	P6	4	1	1	1	0	1	0								
20 Omar Infante, R (1, 4) OBP: 0.371, SLG: 0.414			G4-3			K		G5-3		3	0	0	0	0	1	0								
Inning Stats	R: 0 E: 0 K: 0 S: 8	H: 0 LOB: 1 BB: 1 P: 14	R: 0 E: 0 K: 1 S: 6	H: 0 LOB: 0 BB: 0 P: 11	R: 0 E: 0 K: 0 S: 5	H: 0 LOB: 0 BB: 0 P: 7	R: 1 E: 0 K: 1 S: 10	H: 2 LOB: 0 BB: 0 P: 17	R: 1 E: 0 K: 2 S: 10	H: 1 LOB: 0 BB: 0 P: 14	R: 1 E: 0 K: 1 S: 13	H: 0 LOB: 0 BB: 1 P: 21	R: 0 E: 0 K: 1 S: 8	H: 0 LOB: 0 BB: 0 P: 12	R: 2 E: 0 K: 2 S: 18	H: 3 LOB: 2 BB: 1 P: 26	R: 0 E: 0 K: 0 S: 5	H: 0 LOB: 0 BB: 0 P: 9	1B: 2 2B: 2 3B: 0 HR: 2	SF: 0 SAC: 0 DP: 0 HBP: 0	WP: 0 PB: 0 SB: 1 CS: 0	PA: 35		
PITCHER	IP	WLS	BF	H	R	ER	SO	BB	IBB	HBP	BLK	WP	HR	S	P	ERA	WHIP							
Kenny Rogers, L (1, 1) ERA: 3.54	7.2	L	29	5	5	4	7	2	0	0	0	0	2	70	110	4.70	0.913							
Jeff Nelson, R (8, 1) ERA: 4.26	1.1		6	1	0	0	1	1	0	0	0	0	0	13	21	0.00	1.500							

Detroit Tigers @ Texas Rangers
The Ballpark at Arlington, Arlington, TX
Sun May 09 2004, 2:05 PM EDT
Att: 25,034 - Cloudy - 76 F

livebaseballscores.com

AB 32
R 5
H 6
RBI 5
BB 3
SO 8
LOB 4



Batter	1	2	3	4	5	6	7	8	9	AB	R	H	RBI	BB	SO	LOB	BOTTOM							
10 Michael Young, R (1, 6) OBP: 0.412, SLG: 0.603	L9	G2-3			K					3	0	0	0	1	1	2								
9 Hank Blalock, L (1, 5) OBP: 0.372, SLG: 0.573	K		K		K			BB	P6	4	0	0	0	0	3	1								
Alfonso Soriano, R (1, 4) OBP: 0.365, SLG: 0.468	F9		K			F7		L5		4	0	0	0	0	1	1								
Herbert Perry, R (1, 10) OBP: 0.321, SLG: 0.420 Brad Fullmer, L (9, PH) OBP: 0.321, SLG: 0.419		E6 23 WP 2B	F8			K		F7	F7	3	1	0	0	0	1	0								
23 Mark Teixeira, S (1, 3) OBP: 0.375, SLG: 0.456		K			F9			F7	L9	4	0	0	0	0	1	1								
Brian Jordan, R (1, 9) OBP: 0.233, SLG: 0.192		1B	2B		1B	SF7	BB		K	3	2	1	1	1	1	0								
Eric Young Sr., R (1, 7) OBP: 0.444, SLG: 0.396		G5-3			1B	CS	1B			3	0	1	0	0	0	1								
Kevin Mench, R (1, 8) OBP: 0.347, SLG: 0.505		1B	HBP		SF7			F8		1	0	0	1	0	0	0								
Rod Barajas, R (1, 2) OBP: 0.324, SLG: 0.639		1-3	2H	1B	CS	G6-3		P4		3	0	1	1	0	0	0								
Inning Stats	R: 0 E: 0 K: 1 S: 11	H: 0 LOB: 0 BB: 0 P: 13	R: 2 E: 1 K: 1 S: 12	H: 2 LOB: 2 BB: 0 P: 20	R: 0 E: 0 K: 2 S: 7	H: 0 LOB: 0 BB: 0 P: 7	R: 1 E: 0 K: 0 S: 4	H: 1 LOB: 0 BB: 1 P: 11	R: 0 E: 0 K: 2 S: 10	H: 0 LOB: 0 BB: 0 P: 13	R: 0 E: 0 K: 1 S: 6	H: 0 LOB: 0 BB: 0 P: 11	R: 0 E: 0 K: 0 S: 7	H: 0 LOB: 0 BB: 0 P: 10	R: 0 E: 0 K: 0 S: 13	H: 0 LOB: 1 BB: 1 P: 21	R: 0 E: 0 K: 1 S: 6	H: 0 LOB: 0 BB: 0 P: 9	1B: 2 2B: 1 3B: 0 HR: 0	SF: 1 SAC: 0 DP: 0 HBP: 1	WP: 1 PB: 0 SB: 0 CS: 1	PA: 34		
PITCHER	IP	WLS	BF	H	R	ER	SO	BB	IBB	HBP	BLK	WP	HR	S	P	ERA	WHIP							
29 Nate Robertson, L (1, 1) ERA: 5.4	7.2	W	29	3	3	1	7	2	0	1	0	0	0	65	98	1.17	0.652							
Gary Knotts, R (8, 1) ERA: 6.32	0.1	H	1	0	0	0	0	0	0	0	0	0	0	5	8	0.00	0.000							
Ugueth Urbina, R (9, 1) ERA: 2.61	1.0	S	3	0	0	0	1	0	0	0	0	0	0	6	9	0.00	0.000							

Detroit Tigers @ Texas Rangers
The Ballpark at Arlington, Arlington, TX
Sun May 09 2004, 2:05 PM EDT
Att: 25,034 - Cloudy - 76 F

livebaseballscores.com

AB 29
R 3
H 3
RBI 3
BB 2
SO 8
LOB 6



Batter	1	2	3	4	5	6	7	8	9	10	11	12	13	14	15	AB	R	H	RBI	BB	SO	LOB	TOP										
21 Mark Kotsay, L OBP: 0.328, SLG: 0.304 (1, 8)																6	0	2	1	1	1	0											
Eric Byrnes, R OBP: 0.369, SLG: 0.478 Billy McMillen, L OBP: 0.257, SLG: 0.382 (12, 7)																5	0	0	0	0	2	4											
3 Eric Chavez, L OBP: 0.362, SLG: 0.472 (1, 5)																5	1	1	0	2	2	1											
Jermaine Dye, R OBP: 0.364, SLG: 0.559 (1, 9)																	7	2	3	1	0	2	2										
Erubiel Durazo, L OBP: 0.375, SLG: 0.472 (1, 10)																	7	0	2	0	0	2	2										
Scott Halteberg, L OBP: 0.419, SLG: 0.489 (1, 3)																6	0	4	1	1	0	1											
Damian Miller, R OBP: 0.373, SLG: 0.413 (1, 2)																7	0	1	1	0	2	6											
Mark McLemore, S OBP: 0.250, SLG: 0.250 23 Bobby Kielty, S OBP: 0.242, SLG: 0.435 Marco Scutaro, R OBP: 0.316, SLG: 0.367 (11, 4)																	4	0	1	0	0	1	1										
7 Bobby Crosby, R OBP: 0.258, SLG: 0.356 (1, 6)																	5	2	2	1	1	1	4										
Inning Stats	R: 0 E: 0 K: 1 S: 9	H: 1 LOB: 0 BB: 0 P: 14	R: 1 E: 0 K: 1 S: 11	H: 2 LOB: 1 BB: 0 P: 15	R: 1 E: 0 K: 1 S: 11	H: 2 LOB: 1 BB: 0 P: 18	R: 0 E: 0 K: 1 S: 7	H: 1 LOB: 0 BB: 0 P: 11	R: 1 E: 0 K: 1 S: 17	H: 1 LOB: 1 BB: 1 P: 30	R: 0 E: 0 K: 1 S: 15	H: 4 LOB: 2 BB: 0 P: 23	R: 0 E: 0 K: 1 S: 6	H: 0 LOB: 0 BB: 0 P: 12	R: 0 E: 0 K: 1 S: 16	H: 1 LOB: 2 BB: 1 P: 26	R: 0 E: 0 K: 1 S: 9	H: 0 LOB: 0 BB: 0 P: 13	R: 0 E: 0 K: 1 S: 9	H: 1 LOB: 1 BB: 0 P: 12	R: 0 E: 0 K: 1 S: 8	H: 0 LOB: 0 BB: 0 P: 10	R: 0 E: 0 K: 1 S: 14	H: 2 LOB: 2 BB: 2 P: 27	1B: 12 2B: 2 3B: 0 HR: 2	SF: 0 SAC: 0 DP: 4 HBP: 0	WP: 0 PB: 0 SB: 0 CS: 0	PA: 61					
PITCHER	IP: 5.0 WLS: 5 BF: 24 H: 10 R: 4 ER: 4 SO: 2 BB: 1 IBB: 0 HBP: 0 BLK: 0 WP: 0 HR: 2 S: 62 P: 98 ERA: 7.20 WHIP: 2.200	PITCHER															IP: 12.2 WLS: 12 BF: 6 H: 9 R: 2 ER: 1 SO: 2 BB: 1 IBB: 1 HBP: 0 BLK: 0 WP: 0 HR: 0 S: 10 P: 24 ERA: 0.00 WHIP: 1.200	PITCHER															IP: 14.1 WLS: 14 BF: 6 H: 9 R: 2 ER: 1 SO: 2 BB: 1 IBB: 1 HBP: 0 BLK: 0 WP: 0 HR: 0 S: 10 P: 22 ERA: 4.50 WHIP: 1.500

Oakland Athletics @ Detroit Tigers
Comerica Park, Detroit, MI
Tue May 11 2004, 7:05 PM EDT
Att. 15,859 - Cloudy - 72 F

AB 56
R 5
H 16
RBI 5
BB 5
SO 13
LOB 22



Batter	1	2	3	4	5	6	7	8	9	10	11	12	13	14	15	AB	R	H	RBI	BB	SO	LOB	BOTTOM										
Alex Sanchez, L OBP: 0.330, SLG: 0.422 (1, 8)															7	1	3	1	0	0	2												
Fernando Vina, L OBP: 0.308, SLG: 0.270 (1, 4)																6	0	0	0	1	1	4											
Ivan Rodriguez, R OBP: 0.394, SLG: 0.533 Eric Munson, L OBP: 0.274, SLG: 0.397 (15, 4)																	6	0	2	1	0	1	2										
Rondell White, R OBP: 0.387, SLG: 0.554 (1, 7)																	7	0	2	1	0	2	1										
9 Carlos Guillen, S OBP: 0.400, SLG: 0.478 (1, 6)																	6	0	1	0	0	2	3										
Craig Monroe, R OBP: 0.282, SLG: 0.297 Carlos Pena, L OBP: 0.328, SLG: 0.436 (11, 4)																	4	0	1	0	0	1	1										
Bobby Higginson, L OBP: 0.352, SLG: 0.378 (1, 10)																	5	1	1	0	0	1	2										
Grae Norton, S OBP: 0.231, SLG: 0.281 (12, 5)																	5	1	1	0	1	2	2										
15 Brandon Inge, R OBP: 0.383, SLG: 0.486 (12, 9)																	6	1	2	1	0	1	2										
Inning Stats	R: 1 E: 0 K: 1 S: 8	H: 2 LOB: 1 BB: 1 P: 14	R: 0 E: 0 K: 1 S: 5	H: 0 LOB: 0 BB: 0 P: 8	R: 0 E: 0 K: 0 S: 7	H: 1 LOB: 0 BB: 0 P: 9	R: 0 E: 0 K: 1 S: 13	H: 5 LOB: 2 BB: 0 P: 24	R: 0 E: 0 K: 2 S: 16	H: 2 LOB: 2 BB: 0 P: 27	R: 0 E: 0 K: 1 S: 6	H: 0 LOB: 0 BB: 0 P: 9	R: 0 E: 0 K: 1 S: 9	H: 1 LOB: 1 BB: 0 P: 14	R: 0 E: 0 K: 1 S: 12	H: 2 LOB: 2 BB: 0 P: 18	R: 0 E: 0 K: 0 S: 8	H: 0 LOB: 0 BB: 0 P: 14	R: 0 E: 0 K: 2 S: 8	H: 0 LOB: 0 BB: 0 P: 12	R: 0 E: 0 K: 1 S: 10	H: 0 LOB: 0 BB: 0 P: 15	R: 0 E: 0 K: 1 S: 13	H: 0 LOB: 0 BB: 0 P: 20	1B: 14 2B: 1 3B: 0 HR: 0	SF: 0 SAC: 1 DP: 2 HBP: 0	WP: 0 PB: 0 SB: 0 CS: 0	PA: 58					
PITCHER	IP: 7.0 WLS: 7 BF: 29 H: 10 R: 4 ER: 4 SO: 5 BB: 1 IBB: 0 HBP: 0 BLK: 0 WP: 0 HR: 0 S: 62 P: 101 ERA: 5.14 WHIP: 1.571	PITCHER															IP: 5.4 WLS: 5 BF: 24 H: 9 R: 9 ER: 9 SO: 14 BB: 0 IBB: 0 HBP: 0 BLK: 0 WP: 0 HR: 12 S: 18 P: 79 ERA: 0.00 WHIP: 0.200	PITCHER															IP: 15.1 WLS: 15 BF: 6 H: 9 R: 2 ER: 1 SO: 2 BB: 1 IBB: 1 HBP: 0 BLK: 0 WP: 0 HR: 0 S: 10 P: 18 ERA: 0.00 WHIP: 1.500

Oakland Athletics @ Detroit Tigers
Comerica Park, Detroit, MI
Tue May 11 2004, 7:05 PM EDT
Att. 15,859 - Cloudy - 72 F

AB 55
R 4
H 14
RBI 4
BB 2
SO 12
LOB 19



Batter	1	2	3	4	5	6	7	8	9	AB	R	H	RBI	BB	SO	LOB	TOP					
21 Mark Kotsay, L OBP: 0.323, SLG: 0.300	F7		G5-3		F7				F8	5	0	1	0	0	0	1						
23 Bobby Kielty, S OBP: 0.337, SLG: 0.423	BB		G3			G4-3	SF9			2	0	0	1	1	0	1						
3 Eric Chavez, L OBP: 0.366, SLG: 0.465	F7			G6-3		FC5 BB				2	0	0	0	2	0	1						
Jermaine Dye, R OBP: 0.354, SLG: 0.542	P4			K		FC5 BB	K			4	0	0	0	0	2	4						
Scott Hatteberg, L OBP: 0.413, SLG: 0.473		G4-3				L3		G4-3		3	0	0	0	1	0	2						
Erubiel Durazo, L OBP: 0.371, SLG: 0.459		G4-3		G4-3		FC6-4 BB		K		3	0	0	0	1	1	1						
17 Adam Melhuse, S OBP: 0.333, SLG: 0.543			F7			FC6-4 HR		G6-3		4	1	1	1	0	0	3						
Mark McLemore, S OBP: 0.250, SLG: 0.250			SH1-3 1B		G3-1			G1-3		4	0	1	0	0	0	0						
7 Bobby Crosby, R OBP: 0.260, SLG: 0.356			SH1-3		G6-3		21 1B 23 SF9 1B	G1-3		3	1	1	0	0	0	0						
Inning Stats	R: 0 E: 0 K: 0 S: 9	H: 0 LOB: 1 BB: 1 P: 14	R: 0 E: 0 K: 0 S: 5	H: 0 LOB: 0 BB: 0 P: 7	R: 0 E: 0 K: 0 S: 11	H: 1 LOB: 1 BB: 0 P: 15	R: 0 E: 0 K: 1 S: 7	H: 0 LOB: 1 BB: 1 P: 15	R: 1 E: 0 K: 0 S: 6	H: 1 LOB: 0 BB: 0 P: 13	R: 0 E: 1 K: 0 S: 13	H: 0 LOB: 3 BB: 2 P: 23	R: 1 E: 0 K: 1 S: 10	H: 2 LOB: 2 BB: 1 P: 18	R: 0 E: 0 K: 1 S: 7	H: 0 LOB: 0 BB: 0 P: 14	R: 0 E: 0 K: 0 S: 5	H: 0 LOB: 0 BB: 0 P: 11	1B: 3 2B: 0 3B: 0 HR: 1	SF: 1 SAC: 1 DP: 0 HBP: 0	WP: 0 PB: 0 SB: 1 CS: 0	PA: 37
PITCHER	IP	WLS	BF	H	R	ER	SO	BB	IBB	HBP	BLK	WP	HR	S	P	ERA	WHIP					
38 Jeremy Bonderman, R ERA: 3.36	7.0	L	31	4	2	2	2	4	1	0	0	0	1	61	105	2.57	1.143					
Steve Colyer, L ERA: 6.75	2.0		6	0	0	0	1	0	0	0	0	0	0	12	25	0.00	0.000					

Oakland Athletics @ Detroit Tigers
Comerica Park, Detroit, MI
Wed May 12, 2004, 7:05 PM EDT
Att: 16,693 - Sunny - 82 F

AB	30
R	2
H	4
RBI	2
BB	5
SO	3
LOB	13



Batter	1	2	3	4	5	6	7	8	9	AB	R	H	RBI	BB	SO	LOB	BOTTOM					
Alex Sanchez, L OBP: 0.348, SLG: 0.438	CS 1B		SH4-3		SH1-4 1B		CS 1B			3	0	3	0	0	0	0						
9 Carlos Guillen, S OBP: 0.406, SLG: 0.479	BB		1B		SH1-4		K			2	0	1	0	1	1	1						
Ivan Rodriguez, R OBP: 0.397, SLG: 0.532	1B		K		G6-4-3 1B		F9			4	0	2	1	0	1	2						
Rondell White, R OBP: 0.376, SLG: 0.536	K		F9		G6-4-3		K			4	0	0	0	0	2	6						
Carlos Pena, L OBP: 0.326, SLG: 0.430	F8			S 1B		F8		K		4	0	1	0	0	1	2						
Bobby Higginson, L OBP: 0.338, SLG: 0.362		K		K		G3		K		4	0	0	0	0	3	1						
15 Brandon Inge, R OBP: 0.365, SLG: 0.461		P3		K		K		G1-3		4	0	0	0	0	2	1						
Eric Munson, L OBP: 0.264, SLG: 0.383		G1-3		K			F7			3	0	0	0	0	1	1						
Greg Norton, S OBP: 0.226, SLG: 0.255				K				L4		1	0	0	0	0	0	0						
20 Omar Infante, R OBP: 0.395, SLG: 0.400			SH4-3 1B BB		SH1-4 1B BB		P3			1	1	0	0	2	0	0						
Inning Stats	R: 0 E: 0 K: 1 S: 9	H: 2 LOB: 2 BB: 1 P: 18	R: 0 E: 0 K: 1 S: 6	H: 0 LOB: 0 BB: 0 P: 10	R: 0 E: 0 K: 1 S: 10	H: 1 LOB: 2 BB: 1 P: 17	R: 0 E: 0 K: 3 S: 11	H: 1 LOB: 1 BB: 0 P: 15	R: 1 E: 0 K: 0 S: 5	H: 2 LOB: 1 BB: 1 P: 9	R: 0 E: 0 K: 1 S: 6	H: 0 LOB: 0 BB: 0 P: 11	R: 0 E: 0 K: 2 S: 9	H: 0 LOB: 0 BB: 0 P: 11	R: 0 E: 0 K: 1 S: 9	H: 0 LOB: 0 BB: 0 P: 12	1B: 7 2B: 0 3B: 0 HR: 0	SF: 0 SAC: 2 DP: 1 HBP: 0	WP: 0 PB: 0 SB: 2 CS: 1	PA: 35		
PITCHER	IP	WLS	BF	H	R	ER	SO	BB	IBB	HBP	BLK	WP	HR	S	P	ERA	WHIP					
40 Rich Harden, R ERA: 3.86	7.0		29	7	1	1	8	3	0	0	0	0	0	6	7	0.00	0.000					
Chad Bradford, R ERA: 5.14	0.2	H	2	0	0	0	1	0	0	0	0	0	0	6	7	0.00	0.000					
Ricardo Rincon, L ERA: 4.66	0.1	H	1	0	0	0	1	0	0	0	0	0	0	3	4	0.00	0.000					
Arthur Rhodes, L ERA: 4.2	1.0	S	3	0	0	0	1	0	0	0	0	0	0	9	12	0.00	0.000					

Oakland Athletics @ Detroit Tigers
Comerica Park, Detroit, MI
Wed May 12, 2004, 7:05 PM EDT
Att: 16,693 - Sunny - 82 F

AB	30
R	1
H	7
RBI	1
BB	3
SO	11
LOB	14



Batter	1	2	3	4	5	6	7	8	9	AB	R	H	RBI	BB	SO	LOB	TOP								
Eric Byrnes, R (1, 8) OBP: 0.364, SLG: 0.468			L6 2-0		L8 2-2					4	0	1	0	0	1	2									
23 Bobby Kielty, S (1, 7) OBP: 0.322, SLG: 0.400			L7 2-1				F7 0-0			4	0	0	0	0	1	2									
3 Eric Chavez, L (1, 5) OBP: 0.363, SLG: 0.454										3	0	0	0	1	1										
Jermaine Dye, R (1, 9) OBP: 0.351, SLG: 0.533										4	0	1	0	0	1										
Erubiel Durazo, L (1, 10) OBP: 0.359, SLG: 0.442										4	0	0	0	0	2										
Eric Karros, R (1, 3) OBP: 0.214, SLG: 0.240										4	0	0	0	0	1										
Damian Miller, R (1, 2) OBP: 0.371, SLG: 0.421										3	1	1	0	0	1										
7 Bobby Crosby, R (1, 6) OBP: 0.262, SLG: 0.355										3	0	1	0	0	1										
Marco Scutaro, R (1, 4) OBP: 0.316, SLG: 0.375										3	0	1	1	0	1										
Inning Stats	R: 0 E: 0 K: 2 S: 9	H: 0 LOB: 0 BB: 0 P: 13	R: 0 E: 0 K: 0 S: 9	H: 1 LOB: 1 BB: 0 P: 13	R: 0 E: 0 K: 0 S: 8	H: 1 LOB: 1 BB: 0 P: 14	R: 0 E: 0 K: 1 S: 6	H: 0 LOB: 0 BB: 0 P: 9	R: 1 E: 0 K: 0 S: 10	H: 2 LOB: 1 BB: 1 P: 15	R: 0 E: 0 K: 0 S: 7	H: 0 LOB: 1 BB: 1 P: 13	R: 0 E: 0 K: 0 S: 8	H: 0 LOB: 0 BB: 0 P: 11	R: 0 E: 0 K: 1 S: 11	H: 1 LOB: 1 BB: 0 P: 16	R: 0 E: 0 K: 1 S: 9	H: 0 LOB: 0 BB: 0 P: 11	1B: 3 2B: 2 3B: 0 HR: 0	SF: 0 SAC: 0 DP: 0 HBP: 0	WP: 0 PB: 0 SB: 0 CS: 0	PA: 33			
PITCHER	IP	WLS	BF	H	R	ER	SO	BB	IBB	HBP	BLK	WP	HR	S	P	ERA	WHIP								
Mike Maroth, L (1, 1) ERA: 4.86	8.0	W	30	5	1	1	4	1	0	0	0	0	0	68	104	1.12	0.750								
Ugueth Urbina, R (9, 1) ERA: 2.19	1.0	S	3	0	0	0	1	0	0	0	0	0	0	9	11	0.00	0.000								

Oakland Athletics @ Detroit Tigers
Comerica Park, Detroit, MI
Thu May 13 2004, 1:05 PM EDT
Att: 21,712 - Cloudy - 79 F

AB 32
R 1
H 5
RBI 1
BB 1
SO 5
LOB 12



Batter	1	2	3	4	5	6	7	8	9	AB	R	H	RBI	BB	SO	LOB	BOTTOM								
Alex Sanchez, L (1, 8) OBP: 0.350, SLG: 0.439										2	0	1	0	0	0										
Bobby Higginson, L (5, 9) OBP: 0.351, SLG: 0.368										1	0	1	0	0	0										
9 Carlos Guillen, S (1, 6) OBP: 0.415, SLG: 0.504										4	2	3	0	0	1										
Ivan Rodriguez, R (1, 2) OBP: 0.393, SLG: 0.546										4	1	1	2	0	2										
Rondell White, R (1, 10) OBP: 0.393, SLG: 0.563										3	0	3	1	1	0										
Jason Smith, L (8, PR)										0	0	0	0	0	0										
Craig Monroe, R (1, 9) OBP: 0.289, SLG: 0.314										4	0	2	0	1	3										
Carlos Pena, L (1, 3) OBP: 0.316, SLG: 0.415										4	0	0	0	2	5										
Greg Norton, S (1, 5) OBP: 0.214, SLG: 0.240										3	0	0	0	1	2										
15 Brandon Inge, R (1, 7) OBP: 0.364, SLG: 0.456										3	0	1	0	0	0										
20 Omar Infante, R (1, 4) OBP: 0.366, SLG: 0.364										3	0	0	0	1	1										
Inning Stats	R: 2 E: 0 K: 0 S: 11	H: 4 LOB: 2 BB: 0 P: 13	R: 0 E: 0 K: 1 S: 8	H: 2 LOB: 0 BB: 0 P: 16	R: 1 E: 0 K: 0 S: 10	H: 2 LOB: 1 BB: 0 P: 16	R: 0 E: 0 K: 1 S: 6	H: 0 LOB: 0 BB: 0 P: 6	R: 0 E: 0 K: 1 S: 8	H: 2 LOB: 2 BB: 1 P: 14	R: 0 E: 0 K: 1 S: 7	H: 0 LOB: 0 BB: 0 P: 9	R: 0 E: 0 K: 0 S: 6	H: 0 LOB: 0 BB: 0 P: 11	R: 0 E: 0 K: 1 S: 11	H: 2 LOB: 2 BB: 0 P: 16	R: 0 E: 0 K: 1 S: 9	H: 0 LOB: 2 BB: 0 P: 16	1B: 8 2B: 1 3B: 2 HR: 1	SF: 0 SAC: 0 DP: 1 HBP: 1	WP: 0 PB: 0 SB: 0 CS: 3	PA: 34			
PITCHER	IP	WLS	BF	H	R	ER	SO	BB	IBB	HBP	BLK	WP	HR	S	P	ERA	WHIP								
Mark Redman, L (1, 1) ERA: 3.6	8.0	L	33	12	3	3	5	0	1	1	0	0	1	67	101	3.38	1.500								

Oakland Athletics @ Detroit Tigers
Comerica Park, Detroit, MI
Thu May 13 2004, 1:05 PM EDT
Att: 21,712 - Cloudy - 79 F

AB 31
R 3
H 12
RBI 3
BB 1
SO 5
LOB 14



Batter	1	2	3	4	5	6	7	8	9	AB	R	H	RBI	BB	SO	LOB	TOP		
10 Michael Young, R OBP: 0.407, SLG: 0.606	K		G3			3B		P6		4	0	1	0	0	1	1			
9 Hank Blalock, L OBP: 0.360, SLG: 0.588	F7			F8		K		G5-3		4	0	0	0	0	1	1			
Alfonso Soriano, R OBP: 0.346, SLG: 0.465	K			K		K		F9		4	0	0	0	0	3	1			
Brad Fullmer, L OBP: 0.325, SLG: 0.448		K		G5-3		K		G3		4	0	0	0	0	2	1			
23 Mark Teixeira, S OBP: 0.345, SLG: 0.431	K				SH3 FC4-6 2B	G4-3				3	1	1	0	0	1	0			
Eric Young Sr., R OBP: 0.406, SLG: 0.356	L4				SH3	F8				2	0	0	0	0	0	0			
Brian Jordan, R OBP: 0.216, SLG: 0.156			L4		FC4-6 BB	K				2	0	0	0	1	1	0			
Kevin Mench, R OBP: 0.338, SLG: 0.508		G6-3			FC4-6	G6-3				3	0	0	1	0	0	1			
Rod Barajas, R OBP: 0.318, SLG: 0.595				HBP	P6	F8				2	0	0	0	0	0	1			
Inning Stats	R: 0 H: 0 E: 0 K: 2 S: 7	H: 0 LOB: 0 BB: 0 P: 9	R: 0 H: 0 E: 0 K: 2 S: 9	H: 0 LOB: 0 BB: 0 P: 15	R: 0 H: 0 E: 0 K: 0 S: 12	H: 0 LOB: 1 BB: 0 P: 17	R: 0 H: 0 E: 0 K: 1 S: 8	H: 0 LOB: 0 BB: 0 P: 11	R: 1 H: 1 E: 0 K: 0 S: 7	H: 1 LOB: 1 BB: 1 P: 13	R: 0 H: 1 E: 0 K: 3 S: 10	H: 0 LOB: 0 BB: 0 P: 14	R: 0 H: 0 E: 0 K: 0 S: 8	H: 0 LOB: 0 BB: 0 P: 14	R: 0 H: 0 E: 0 K: 0 S: 3	H: 0 LOB: 0 BB: 0 P: 3	1B: 0 2B: 1 3B: 1 HR: 0	SF: 0 SAC: 1 DP: 0 HBP: 1	WP: 0 PA: 31 PB: 0 SB: 0 CS: 0
PITCHER	IP	WLS	BF	H	R	ER	SO	BB	IBB	HBP	BLK	WP	HR	S	P	ERA	WHIP		
Gary Knotts, R ERA: 5.23	5.0	W	19	2	1	1	5	1	0	1	0	0	0	44	67	1.80	0.600		
Esteban Yan, R ERA: 4.26	4.0	S	12	0	0	0	4	0	0	0	0	0	0	28	38	0.00	0.000		

Texas Rangers @ Detroit Tigers
Comerica Park, Detroit, MI
Fri May 14 2004, 7:05 PM EDT
Att: 22,449 - Overcast - 76 F

AB 28
R 1
H 2
RBI 1
BB 1
SO 9
LOB 6



Batter	1	2	3	4	5	6	7	8	9	AB	R	H	RBI	BB	SO	LOB	BOTTOM		
9 Carlos Guillen, S OBP: 0.404, SLG: 0.488	K	F7			K		G6-4-3			4	0	0	0	0	2	2			
Bobby Higginson, L OBP: 0.356, SLG: 0.384	L9 1B 2B		P5			HR 1B		K		4	2	2	0	0	1	0			
Ivan Rodriguez, R OBP: 0.396, SLG: 0.567	L9		K			HR 1B		1B 1B		4	2	2	2	0	1	1			
Rondell White, R OBP: 0.396, SLG: 0.561	WP 1B		G5-3			F7		1B 15 BLK 1B		4	0	2	1	0	0	0			
Jason Smith, L (8, PR)										0	1	0	0	0	0	0			
Carlos Pena, L OBP: 0.314, SLG: 0.405	K			F7		CS BB		K		3	0	0	0	1	2	3			
Craig Monroe, R OBP: 0.288, SLG: 0.312		G5-3		P6		K		15 BLK BB 1B		4	0	1	1	0	1	1			
Greg Norton, S OBP: 0.217, SLG: 0.226	K			G4-3			F8	15 BLK BB		3	0	0	0	1	1	0			
15 Brandon Inge, R OBP: 0.370, SLG: 0.488		HR			L7		HR 20 BB HBP	F9		3	1	1	1	0	0	2			
20 Omar Infante, R OBP: 0.386, SLG: 0.457		HR			G5-3		G6-4-3 BB			2	1	1	1	1	0	0			
Inning Stats	R: 1 H: 2 E: 0 K: 2 S: 11	H: 2 LOB: 1 BB: 0 P: 19	R: 2 H: 2 E: 0 K: 1 S: 10	H: 2 LOB: 0 BB: 0 P: 14	R: 0 H: 0 E: 0 K: 1 S: 9	H: 0 LOB: 0 BB: 0 P: 16	R: 0 H: 0 E: 0 K: 0 S: 7	H: 0 LOB: 0 BB: 0 P: 10	R: 0 H: 2 E: 0 K: 1 S: 13	H: 2 LOB: 1 BB: 1 P: 19	R: 0 H: 0 E: 0 K: 0 S: 7	H: 0 LOB: 1 BB: 1 P: 15	R: 2 H: 3 E: 0 K: 2 S: 22	H: 3 LOB: 3 BB: 1 P: 38	1B: 5 2B: 1 3B: 0 HR: 3	SF: 0 SAC: 0 DP: 1 HBP: 1	WP: 1 PA: 35 PB: 0 SB: 0 CS: 1		
PITCHER	IP	WLS	BF	H	R	ER	SO	BB	IBB	HBP	BLK	WP	HR	S	P	ERA	WHIP		
53 Joaquin Benoit, R ERA: 5.1	6.1	L	26	6	5	5	6	1	0	1	0	0	0	3	63	7.11	1.105		
50 Frank Francisco, R ERA: 10.8	1.2		9	3	2	2	2	2	0	0	1	0	0	25	45	10.80	3.000		

Texas Rangers @ Detroit Tigers
Comerica Park, Detroit, MI
Fri May 14 2004, 7:05 PM EDT
Att: 22,449 - Overcast - 76 F

AB 31
R 7
H 9
RBI 6
BB 3
SO 8
LOB 9



Batter	1	2	3	4	5	6	7	8	9	AB	R	H	RBI	BB	SO	LOB	TOP											
10 Michael Young, R OBP: 0.407, SLG: 0.625	1-3 K		2-1 G4-3 2B		3-3 K		3-1 F8		2-0 HR	5	1	2	2	0	2	0												
9 Hank Blalock, L OBP: 0.355, SLG: 0.595	1-3 K		0-1 G4-3		0-3 K		2-0 HR		2-3 K	5	1	1	2	0	3	1												
Alfonso Soriano, R OBP: 0.342, SLG: 0.477	1-2 HR		2-3 3-H 2-3 K		2-3 K		1-3 K		0-1 G4-3	5	1	1	1	0	3	1												
Herbert Perry, R OBP: 0.323, SLG: 0.397	0-3 K			3-1 23 2B FC5-4 1B		0-0 23 WP 1B		1-1 G5-3	2-0 G6-3	5	1	2	0	0	1	0												
23 Mark Teixeira, S OBP: 0.352, SLG: 0.440		0-0 L6		1-0 FC5-4 2B		2-3 K		4-1 HBP BB		3	0	1	0	1	1	1												
Eric Young Sr., R OBP: 0.411, SLG: 0.344		3-1 G5-3		4-1 FC5-4 BB		2-2 P6		2-1 FC6-4 HBP		2	0	0	0	1	0	1												
Brian Jordan, R OBP: 0.220, SLG: 0.143		2-3 K		1-1 P3		4-2 BB		1-1 L8		3	0	0	0	1	1	5												
Kevin Mench, R OBP: 0.328, SLG: 0.492			0-1 F7	3-2 FC5-4		0-0 G4-3		0-0 FC6-4		4	0	0	1	0	0	6												
15 Gerald Laird, R OBP: 0.378, SLG: 0.363			2-2 10 2B 9 G4-3 1B	3-3 K				0-0 G6-3	0-1 10 WP HR 1B	4	2	2	0	0	1	2												
Inning Stats	R: 1 E: 0 K: 3 S: 13	H: 1 LOB: 0 BB: 0 P: 16	R: 0 E: 0 K: 1 S: 6	H: 0 LOB: 0 BB: 0 P: 11	R: 1 E: 0 K: 1 S: 17	H: 2 LOB: 1 BB: 0 P: 23	R: 1 E: 0 K: 1 S: 12	H: 2 LOB: 2 BB: 1 P: 27	R: 0 E: 0 K: 3 S: 9	H: 1 LOB: 0 BB: 0 P: 14	R: 0 E: 0 K: 1 S: 12	H: 1 LOB: 0 BB: 0 P: 20	R: 1 E: 0 K: 1 S: 7	H: 1 LOB: 0 BB: 0 P: 13	R: 0 E: 0 K: 0 S: 7	H: 0 LOB: 2 BB: 1 P: 15	R: 2 E: 0 K: 1 S: 9	H: 2 LOB: 0 BB: 0 P: 15	1B: 4 2B: 2 3B: 0 HR: 3	SF: 0 SAC: 0 DP: 0 HBP: 1	WP: 2 PB: 0 SB: 0 CS: 0	PA: 40						
PITCHER	IP	WLS	BF	H	R	ER	SO	BB	IBB	HBP	BLK	WP	HR	S	P	ERA	WHIP											
29 Nate Robertson, L ERA: 5.31	(1, 1)	5.2	L	25	6	3	3	10	2	0	0	0	1	1	68	110	4.76	1.412										
Craig Dingman, R ERA:	(6, 1)	1.0		3	0	0	0	0	0	0	0	0	0	0	4	7	0.00	0.000										
Steve Colyer, L ERA: 7.24	(7, 1)	0.1		2	1	1	1	1	0	0	0	0	0	1	4	7	27.00	3.000										
Danny Patterson, R ERA: 5.6	(8, 1)	1.0		5	0	0	0	0	1	0	1	0	0	0	7	15	0.00	1.000										
Jamie Walker, L ERA: 2.16	(9, 1)	1.0		5	2	2	2	1	0	0	0	0	1	1	9	15	18.00	2.000										

Texas Rangers @ Detroit Tigers
Comerica Park, Detroit, MI
Sat May 15 2004, 1:05 PM EDT
Att: 26,120 - Unknown - 51 F

AB 36
R 6
H 9
RBI 6
BB 3
SO 12
LOB 17



Batter	1	2	3	4	5	6	7	8	9	AB	R	H	RBI	BB	SO	LOB	BOTTOM										
9 Carlos Guillen, S OBP: 0.400, SLG: 0.481	1-3 K		0-1 F7			3-2 15 CS 1B		2-2 F8		4	0	1	0	0	1	1											
15 Brandon Inge, R OBP: 0.365, SLG: 0.488	2-1 G5-3			2-2 L6		1-2 1B SAFE 1B		1-1 G6-3		4	1	1	0	0	0	0											
Ivan Rodriguez, R OBP: 0.392, SLG: 0.558	0-0 P4			1-0 G1-3		1-2 1B		2-3 K		4	0	1	0	0	1	0											
Rondell White, R OBP: 0.399, SLG: 0.566		2-2 G6-3		1-2 F8		0-0 G5-4-3 1B		2-2 G6-3	2-2 G6-3	4	0	2	1	0	0	0											
Craig Monroe, R OBP: 0.281, SLG: 0.304		1-2 G6-3			2-2 G6-3		0-0 G5-4-3		0-0 F7	3	0	0	0	0	0	2											
Jason Smith, L (9, PH)						1-2 G6-3		1-2 G5-4-3		1	0	0	0	0	0	1											
Carlos Pena, L OBP: 0.306, SLG: 0.392		3-2 G4-3			1-3 K		3-2 G3		1-3 K	4	0	0	0	0	2	1											
Greg Norton, S OBP: 0.234, SLG: 0.246			3-1 F9		1-0 30 1B 1B		3-1 F9 PB 1B		0-0 G4-3	4	0	2	0	0	0	1											
30 Chris Shelton, R OBP: 0.313, SLG: 0.333			3-2 P4		1-1 SAFE 1B		1-1 F9			2	0	1	0	0	0	0											
Eric Munson, L OBP: 0.251, SLG: 0.378					1-2 1B		1-3 1B			1	0	0	0	0	0	1											
20 Omar Infante, R OBP: 0.383, SLG: 0.500			0-1 3B		3-2 G1-3		3-2 G5-3			3	0	1	0	0	0	3											
Inning Stats	R: 0 E: 0 K: 1 S: 7	H: 0 LOB: 0 BB: 0 P: 10	R: 0 E: 0 K: 0 S: 11	H: 0 LOB: 0 BB: 0 P: 17	R: 0 E: 0 K: 0 S: 9	H: 1 LOB: 1 BB: 0 P: 15	R: 0 E: 0 K: 0 S: 7	H: 0 LOB: 0 BB: 0 P: 11	R: 0 E: 0 K: 1 S: 14	H: 2 LOB: 2 BB: 0 P: 22	R: 1 E: 0 K: 0 S: 13	H: 4 LOB: 1 BB: 0 P: 18	R: 0 E: 0 K: 0 S: 11	H: 1 LOB: 1 BB: 0 P: 21	R: 0 E: 0 K: 1 S: 8	H: 0 LOB: 0 BB: 0 P: 13	R: 0 E: 0 K: 1 S: 8	H: 1 LOB: 1 BB: 0 P: 11	1B: 6 2B: 2 3B: 1 HR: 0	SF: 0 SAC: 0 DP: 1 HBP: 0	WP: 0 PB: 1 SB: 0 CS: 1	PA: 34					
PITCHER	IP	WLS	BF	H	R	ER	SO	BB	IBB	HBP	BLK	WP	HR	S	P	ERA	WHIP										
Kenny Rogers, L ERA: 3.29	(1, 1)	6.1		25	8	1	1	2	0	0	0	0	0	67	105	1.42	1.263										
Carlos Almanzar, R ERA: 3.2	(7, 1)	1.2	H	5	0	0	0	1	0	0	0	0	0	13	22	0.00	0.000										
Jay Powell, R ERA: 1.88	(9, 1)	1.0		4	1	0	0	1	0	0	0	0	0	8	11	0.00	1.000										

Texas Rangers @ Detroit Tigers
Comerica Park, Detroit, MI
Sat May 15 2004, 1:05 PM EDT
Att: 26,120 - Unknown - 51 F


AB 34
R 1
H 9
RBI 1
BB 0
SO 4
LOB 10



Batter	1	2	3	4	5	6	7	8	9	AB	R	H	RBI	BB	SO	LOB	TOP										
10 Michael Young, R OBP: 0.398, SLG: 0.610	L4	G4-3			P4		G3			4	0	0	0	0	0	1	Texas Rangers @ Detroit Tigers Comerica Park, Detroit, MI Sun May 16 2004, 1:05 PM EDT Att: 21,615 - Cloudy - 55 F										
9 Hank Blalock, L OBP: 0.358, SLG: 0.587	1B BB		K		1B BB		K			2	0	0	0	2	0												
Alfonso Soriano, R OBP: 0.345, SLG: 0.477	1B		G6-3		K			G6-4-3 1B		4	0	2	0	0	1												
Brad Fullmer, L OBP: 0.331, SLG: 0.450	K		1B		1B		G6-4-3			4	0	2	0	0	1												
23 Mark Teixeira, S OBP: 0.337, SLG: 0.418	K		G3		K			G1-3		4	0	0	0	0	2												
Eric Young Sr., R OBP: 0.403, SLG: 0.328		S 15 1B BB		P4		F8		F9		3	1	0	0	1	0												
Laynce Nix, L OBP: 0.363, SLG: 0.643	K		1B		F8			P6		4	0	1	0	0	1												
Kevin Mench, R OBP: 0.319, SLG: 0.477	K		P4		P6			P6		4	0	0	0	0	1												
15 Gerald Laird, R OBP: 0.376, SLG: 0.361	2H 1B		F7				G6-3			3	0	1	1	0	0												
Inning Stats	R: 0 E: 0 K: 2 S: 11	H: 1 LOB: 2 BB: 1 P: 17	R: 1 E: 0 K: 2 S: 14	H: 1 LOB: 1 BB: 1 P: 24	R: 0 E: 0 K: 1 S: 10	H: 1 LOB: 1 BB: 0 P: 14	R: 0 E: 0 K: 0 S: 10	H: 0 LOB: 0 BB: 0 P: 10	R: 0 E: 0 K: 1 S: 6	H: 1 LOB: 0 BB: 0 P: 8	R: 0 E: 0 K: 0 S: 6	H: 0 LOB: 0 BB: 0 P: 8	R: 0 E: 0 K: 0 S: 6	H: 0 LOB: 0 BB: 0 P: 8	1B: 6 2B: 0 3B: 0 HR: 0	SF: 0 SAC: 0 DP: 1 HBP: 0	WP: 0 PB: 0 SB: 1 CS: 0	PA: 35									
PITCHER	IP	WLS	BF	H	R	ER	SO	BB	IBB	HBP	BLK	WP	HR	S	P	ERA	WHIP										
Jason Johnson, R ERA: 6.0	5.0	W	23	5	1	1	7	3	0	0	0	0	0	54	87	1.80	1.600										
Al Levine, R ERA: 6.27	2.0	H	6	0	0	0	1	0	0	0	0	0	0	12	18	0.00	0.000										
Esteban Yan, R ERA: 4.1	1.0	H	3	1	0	0	0	0	0	0	0	0	0	4	4	0.00	1.000										
Ugueth Urbina, R ERA: 2.03	1.0	S	3	0	0	0	0	0	0	0	0	0	0	6	8	0.00	0.000										

Batter	1	2	3	4	5	6	7	8	9	AB	R	H	RBI	BB	SO	LOB	BOTTOM										
Alex Sanchez, L OBP: 0.364, SLG: 0.449	B1-3		9 CS 1B		1B		1-2 3H 1B			4	0	3	1	0	0	0	Texas Rangers @ Detroit Tigers Comerica Park, Detroit, MI Sun May 16 2004, 1:05 PM EDT Att: 21,615 - Cloudy - 55 F										
9 Carlos Guillen, S OBP: 0.396, SLG: 0.474	L3		G3 1B		G4-3		P4			4	0	1	0	0	0												
Ivan Rodriguez, R OBP: 0.395, SLG: 0.556	F8		G3		G3		G5-4-3 1B		G5-4-3 1B	4	0	2	0	0	0												
Rondell White, R OBP: 0.389, SLG: 0.550		K	G6-3		G6-3		G5-4-3		G5-4-3	4	0	0	0	0	1												
Bobby Higginson, L OBP: 0.361, SLG: 0.392		S 15 1B 2B	G6-4-3 HBP		K				K	3	1	1	0	0	2												
Greg Norton, S OBP: 0.239, SLG: 0.250	K		L9		L9		20 1B SH1-4 1B		15 SH1-4 1B	3	1	1	0	0	1												
15 Brandon Inge, R OBP: 0.367, SLG: 0.489	2H 1B		G6-4-3		G6-4-3		SH1-4		SH1-4	2	0	1	1	0	0												
Eric Munson, L OBP: 0.253, SLG: 0.365	P5		G3		G3		K		K	3	0	0	0	0	1												
20 Omar Infante, R OBP: 0.400, SLG: 0.585			HR		K		1B		1B	3	1	2	1	0	1												
Inning Stats	R: 0 E: 0 K: 0 S: 7	H: 0 LOB: 0 BB: 0 P: 10	R: 1 E: 0 K: 2 S: 16	H: 2 LOB: 1 BB: 0 P: 23	R: 1 E: 0 K: 0 S: 14	H: 3 LOB: 1 BB: 0 P: 22	R: 0 E: 0 K: 0 S: 7	H: 0 LOB: 0 BB: 0 P: 13	R: 0 E: 0 K: 1 S: 8	H: 1 LOB: 1 BB: 0 P: 11	R: 0 E: 0 K: 1 S: 6	H: 1 LOB: 0 BB: 0 P: 11	R: 1 E: 0 K: 1 S: 13	H: 3 LOB: 2 BB: 0 P: 23	R: 0 E: 0 K: 1 S: 6	H: 1 LOB: 0 BB: 0 P: 8	1B: 9 2B: 1 3B: 0 HR: 1	SF: 0 SAC: 1 DP: 3 HBP: 1	WP: 0 PB: 0 SB: 0 CS: 1	PA: 32							
PITCHER	IP	WLS	BF	H	R	ER	SO	BB	IBB	HBP	BLK	WP	HR	S	P	ERA	WHIP										
Ryan Drese, R ERA: 2.83	6.2	L	27	9	3	3	5	0	0	0	0	0	0	4	7	4.05	1.350										
32 Ron Mahay, L ERA: 5.4	0.1		2	1	0	0	0	0	0	0	0	0	0	4	7	0.00	3.000										
Jay Powell, R ERA: 1.8	0.2		2	1	0	0	0	0	0	0	0	0	0	3	4	0.00	1.500										
Brian Shouse, L ERA:	0.1		1	0	0	0	1	0	0	0	0	0	0	3	4	0.00	0.000										

AB	32
R	1
H	6
RBI	1
BB	3
SO	8
LOB	14



Batter	1	2	3	4	5	6	7	8	9	AB	R	H	RBI	BB	SO	LOB	TOP								
Alex Sanchez, L (1, 8) OBP: 0.365, SLG: 0.438	B4		9 3B BB		4-2 9 S BB		0-3 K		1-1 G3	3	1	0	0	2	1	0									
9 Carlos Guillen, S (1, 6) OBP: 0.392, SLG: 0.482	K		3-2 1-H 2-H 3B		2-0 F8		1-2 P4			4	0	1	2	0	1	1									
Ivan Rodriguez, R (1, 2) OBP: 0.391, SLG: 0.545	L3		4-1 BB		2-2 F9			0-2 P5		3	0	0	0	1	0	1									
Rondell White, R (1, 7) OBP: 0.385, SLG: 0.563		0-0 F8	0-0 F8		1-0 HR			1-1 G6-3		4	1	1	1	0	0	2									
Bobby Higginson, L (1, 9) OBP: 0.365, SLG: 0.396		2-0 G6-3 1B		3-1 SH5-4 1B		3-2 F7		0-0 G1-3		4	0	2	0	0	0	0									
Carlos Pena, L (1, 3) OBP: 0.299, SLG: 0.383		1-1 G6-3		2-1 SH5-4		1-2 F8			2-3 K	3	0	0	0	0	1	1									
Greg Norton, S (1, 5) OBP: 0.254, SLG: 0.266			1-2 G4-3	2-1 F7		3-1 1B			0-0 HR 1B	4	1	2	0	0	0	1									
Eric Munson, L (1, 10) OBP: 0.245, SLG: 0.352			2-3 K	2-0 L8		2-1 P5			1-0 HR	3	0	0	0	0	1	2									
Craig Monroe, R (9, PH) OBP: 0.297, SLG: 0.336									1-H HR	1	1	1	2	0	0	0									
20 Omar Infante, R (1, 4) OBP: 0.389, SLG: 0.556			0-2 9 3B 1B		3-2 F7		2-3 K		2-0 P3	4	1	1	0	0	1	0									
Inning Stats	R: 0 E: 0 K: 1 S: 7	H: 0 LOB: 0 BB: 0 P: 10	R: 0 E: 0 K: 0 S: 4	H: 1 LOB: 0 BB: 0 P: 7	R: 2 E: 0 K: 1 S: 14	H: 2 LOB: 2 BB: 2 P: 28	R: 0 E: 0 K: 0 S: 7	H: 1 LOB: 1 BB: 0 P: 16	R: 0 E: 0 K: 0 S: 12	H: 0 LOB: 1 BB: 1 P: 23	R: 1 E: 0 K: 0 S: 11	H: 2 LOB: 1 BB: 0 P: 21	R: 0 E: 0 K: 2 S: 11	H: 0 LOB: 0 BB: 0 P: 14	R: 0 E: 0 K: 0 S: 6	H: 0 LOB: 0 BB: 0 P: 7	R: 2 E: 0 K: 1 S: 8	H: 2 LOB: 0 BB: 0 P: 14	1B: 5 2B: 0 3B: 1 HR: 2	SF: 0 SAC: 1 DP: 1 HBP: 0	WP: 0 PB: 0 SB: 2 CS: 0	PA: 37			
PITCHER	IP	WLS	BF	H	R	ER	SO	BB	IBB	HBP	BLK	WP	HR	S	P	ERA	WHIP								
40 Rich Harden, R (1, 1) ERA: 3.95	6.0	L	26	6	3	3	2	3	0	0	0	0	0	11	105	4.50	1.500								
Chris Hammond, L (7, 1) ERA: 3.44	1.0		3	0	0	0	2	0	0	0	0	0	0	6	7	0.00	0.000								
Chad Bradford, R (8, 1) ERA: 4.5	1.0		3	0	0	0	0	0	0	0	0	0	0	6	7	0.00	0.000								
Ricardo Rincon, L (9, 1) ERA: 5.91	1.0		5	2	2	2	1	0	0	0	0	0	1	8	14	18.00	2.000								

Detroit Tigers @ Oakland Athletics
Network Associates Coliseum, Oakland, CA
Tue May 18 2004, 10:05 PM EDT
Att: 11,842 - Sunny - 64 F

AB	33
R	5
H	8
RBI	5
BB	3
SO	5
LOB	8

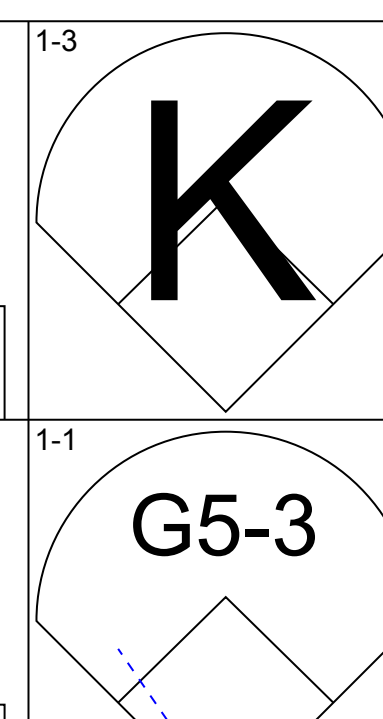
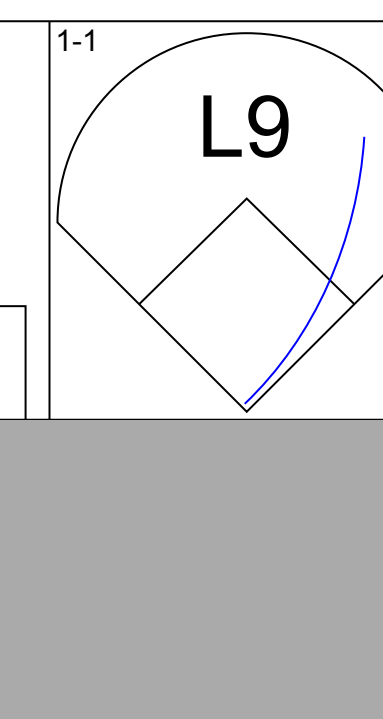
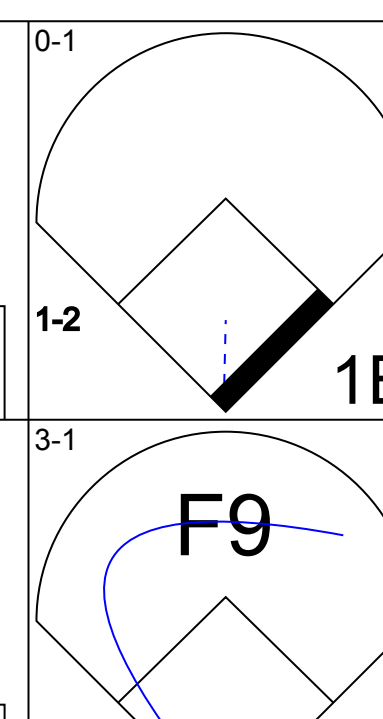
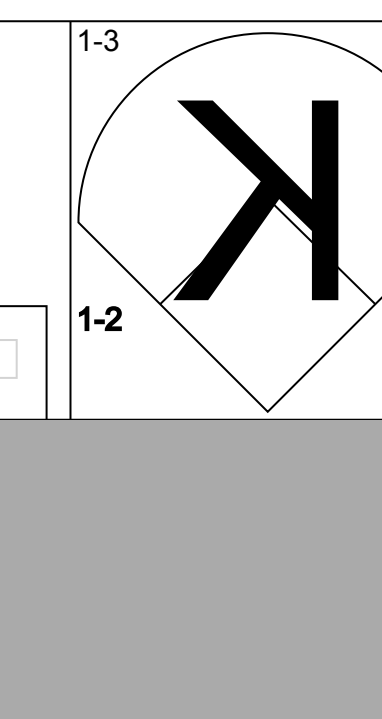
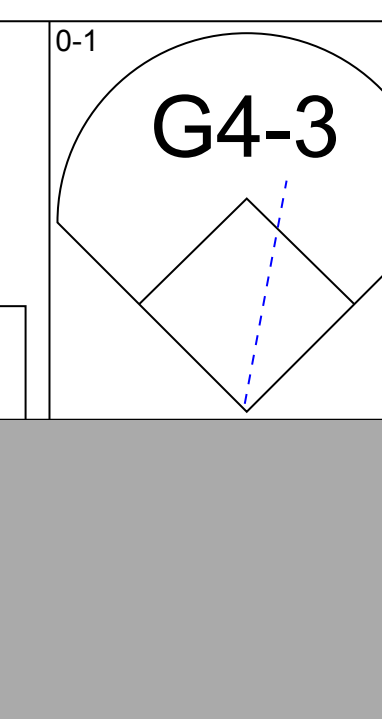
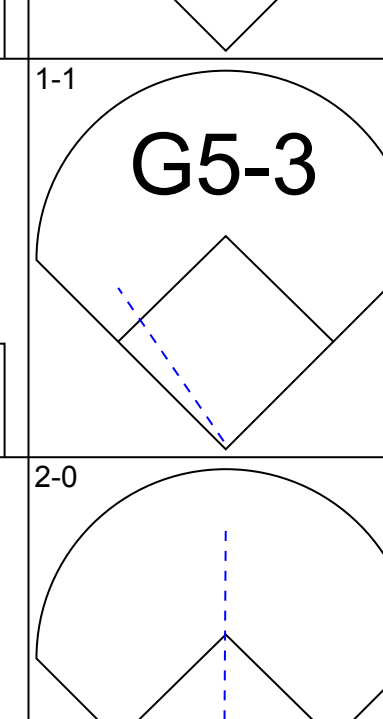
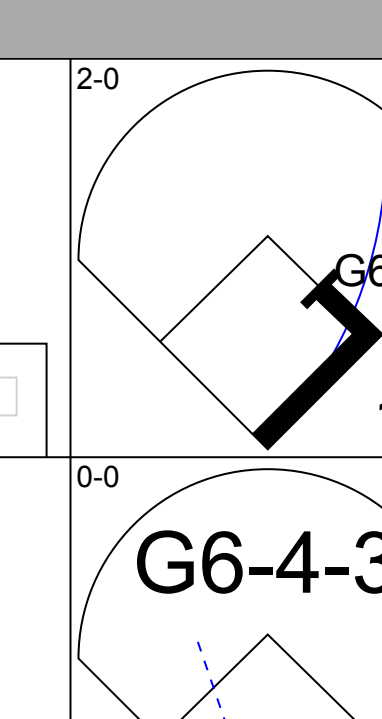
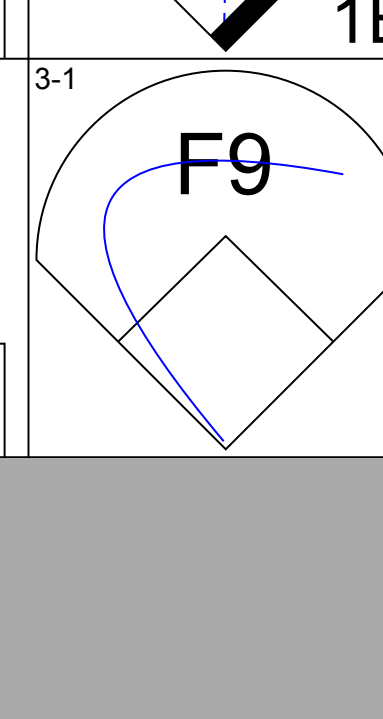
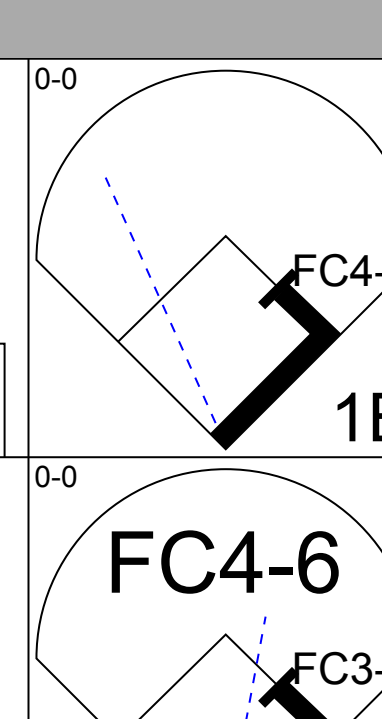
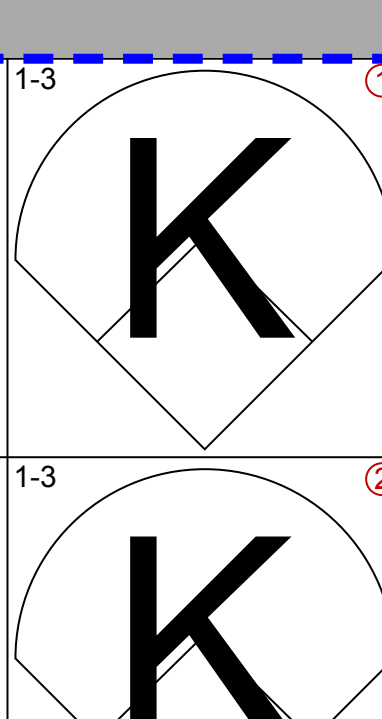
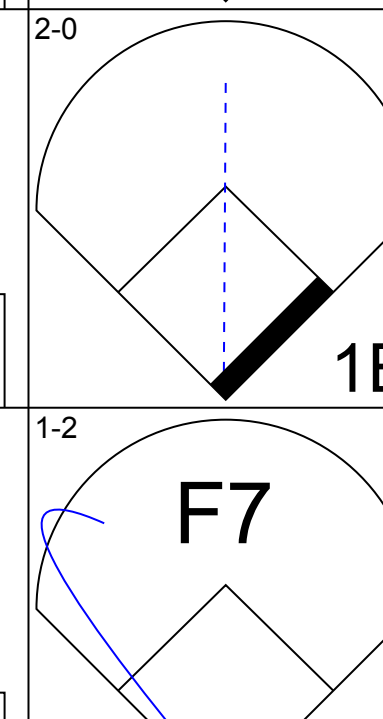
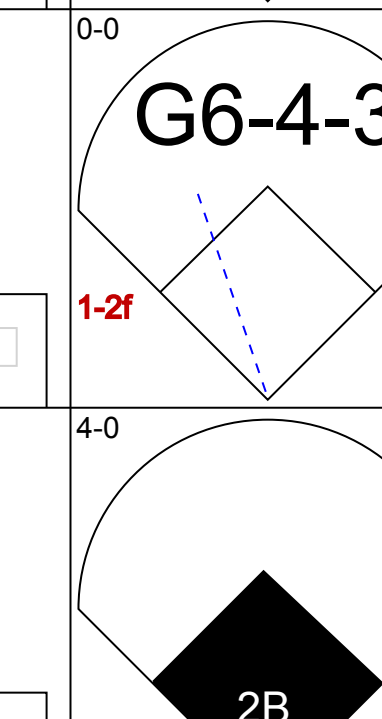
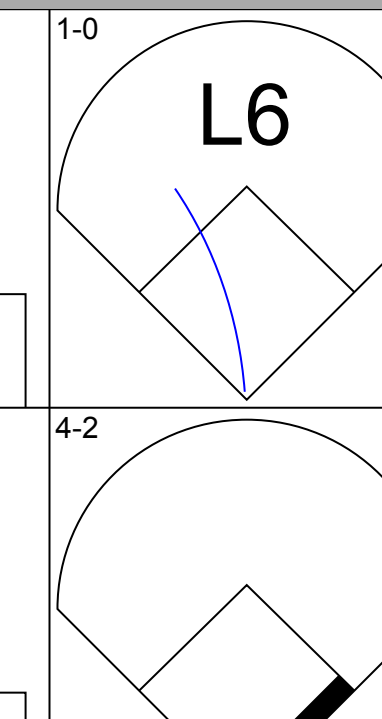
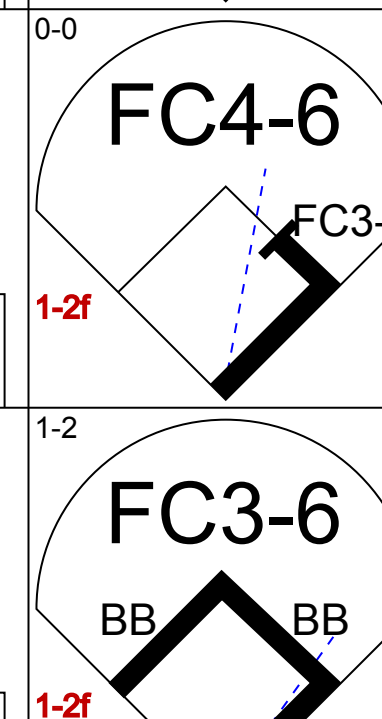
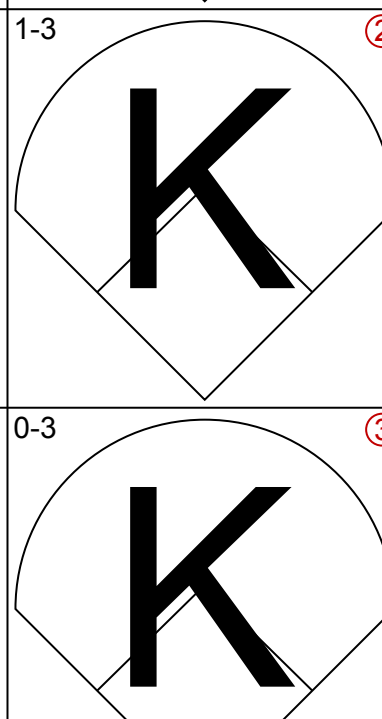
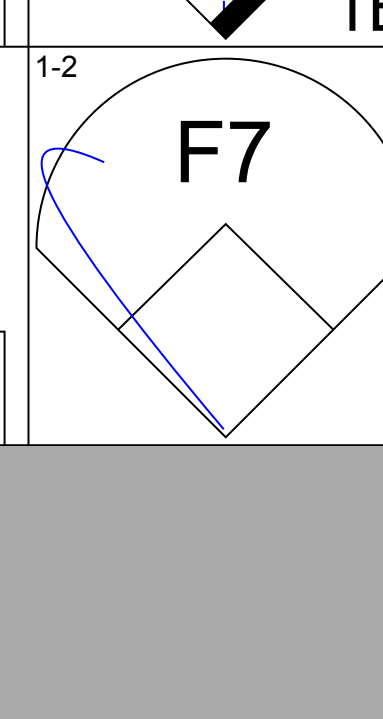
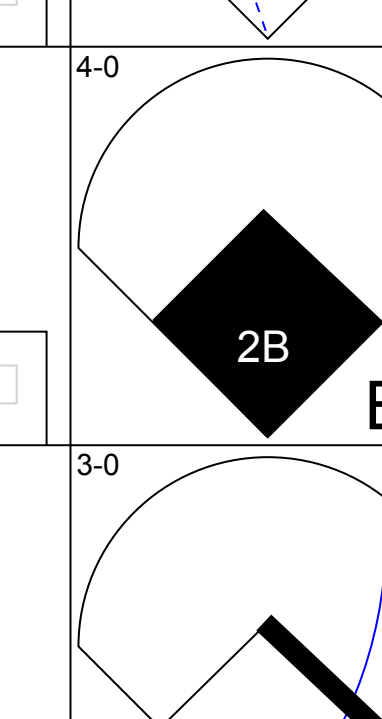
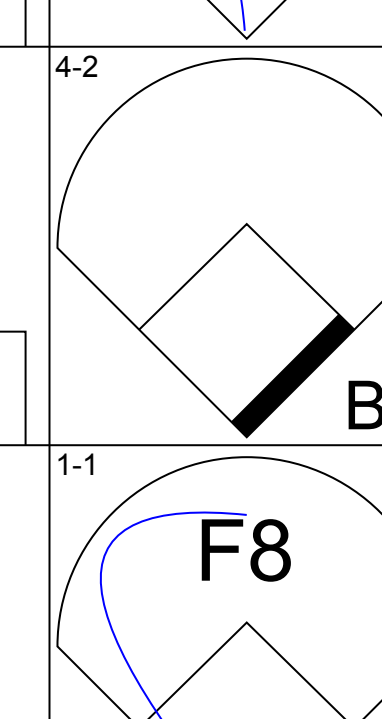
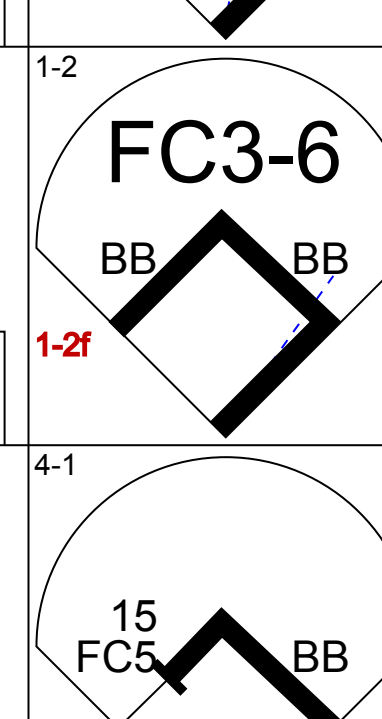

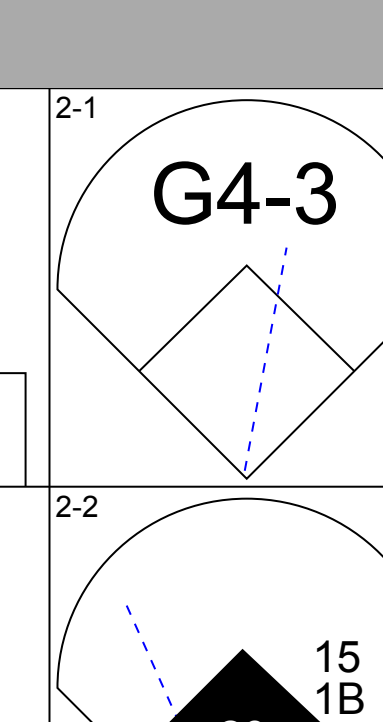
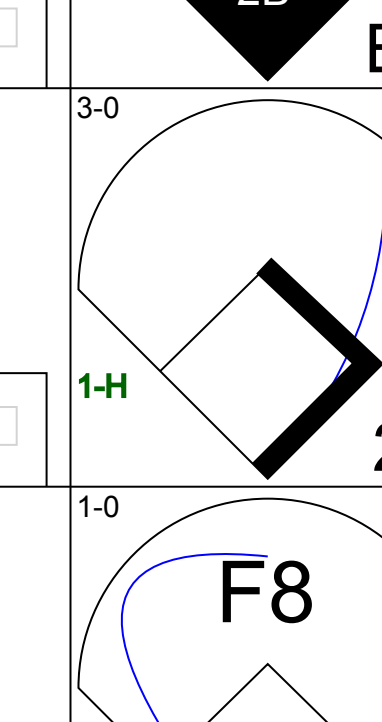
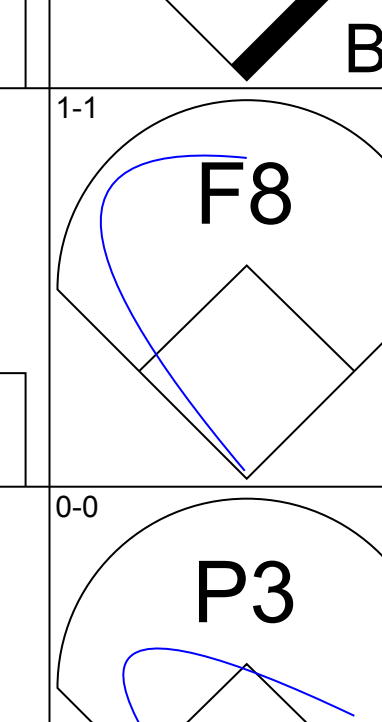
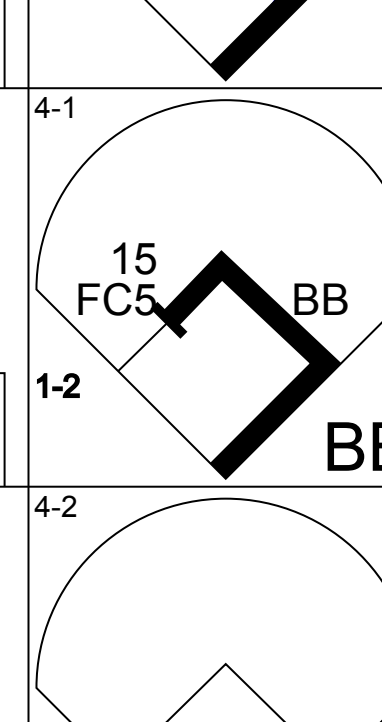
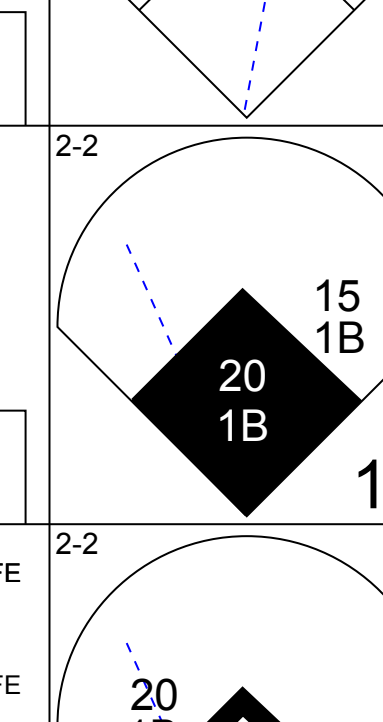
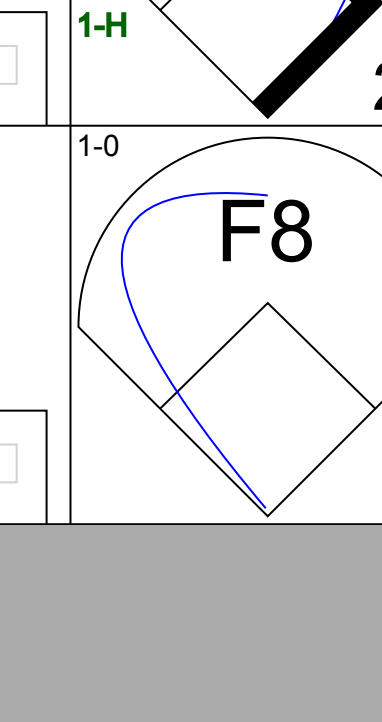
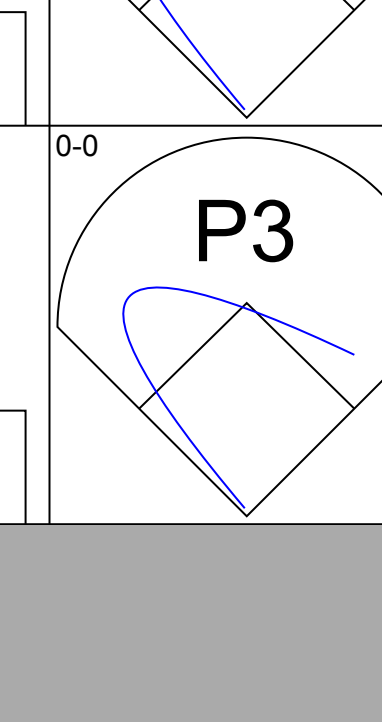
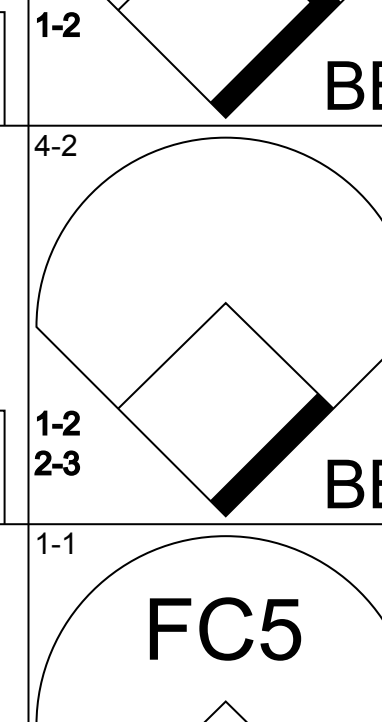
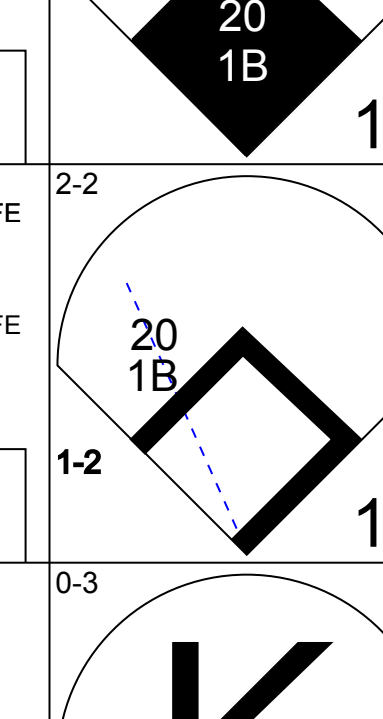
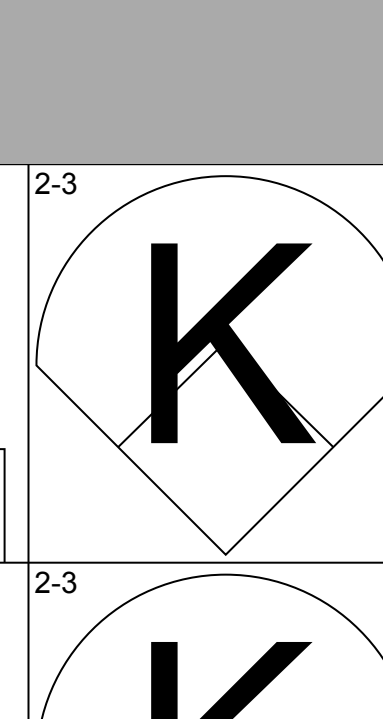
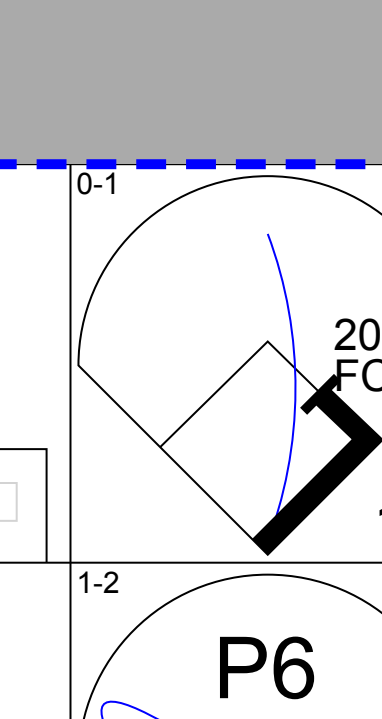

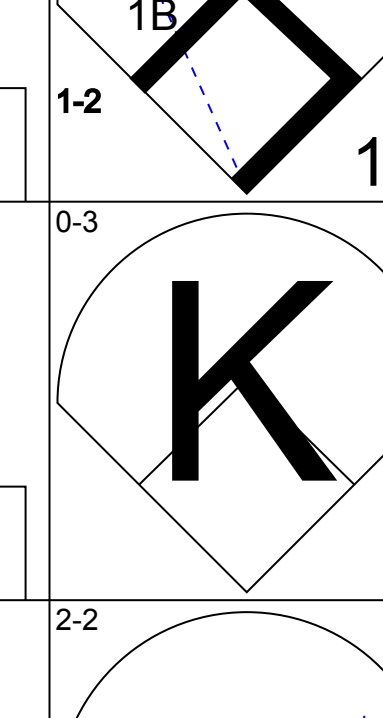
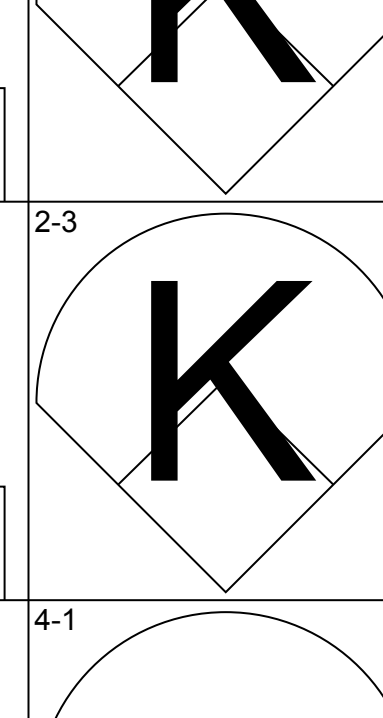
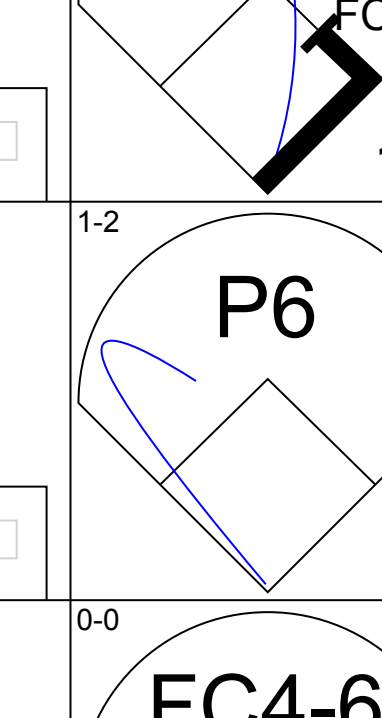
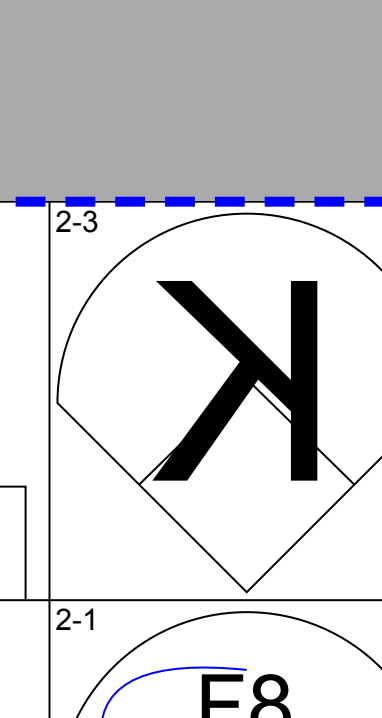
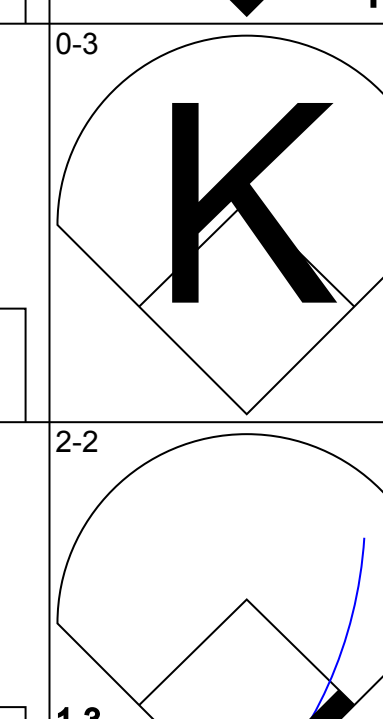
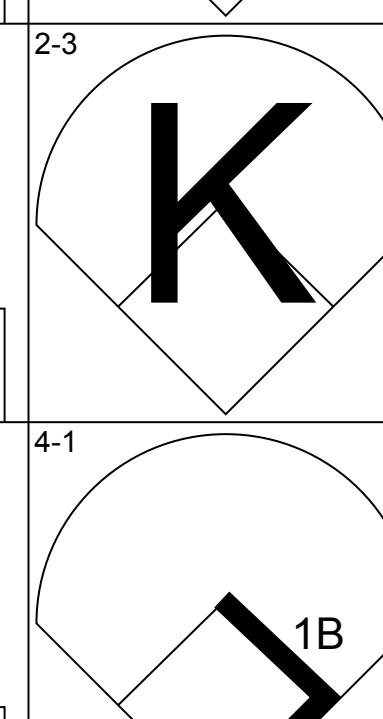
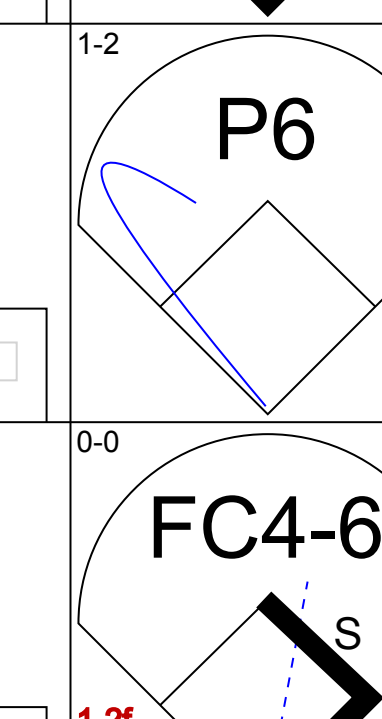
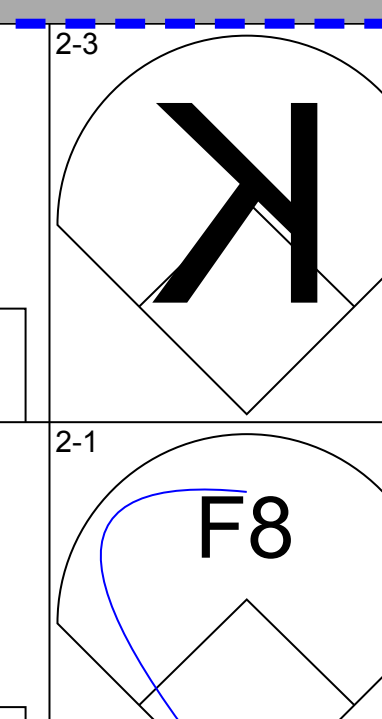
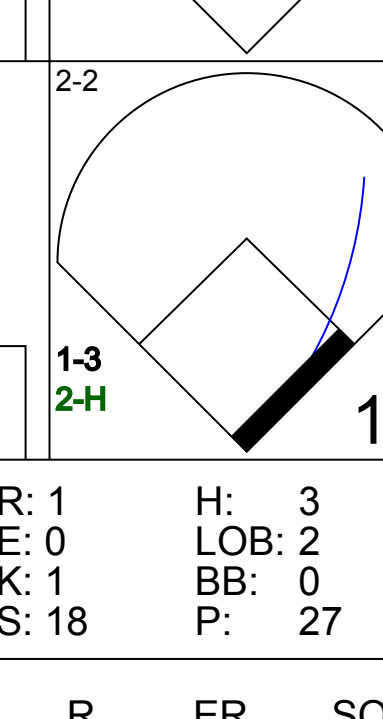
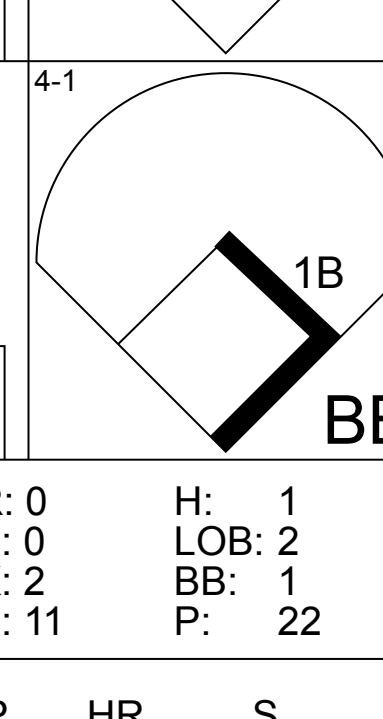
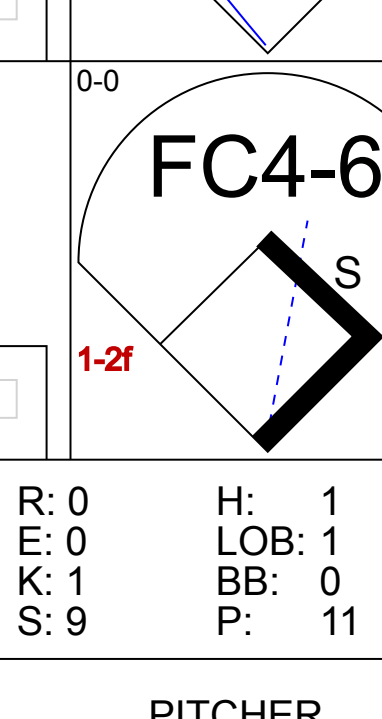
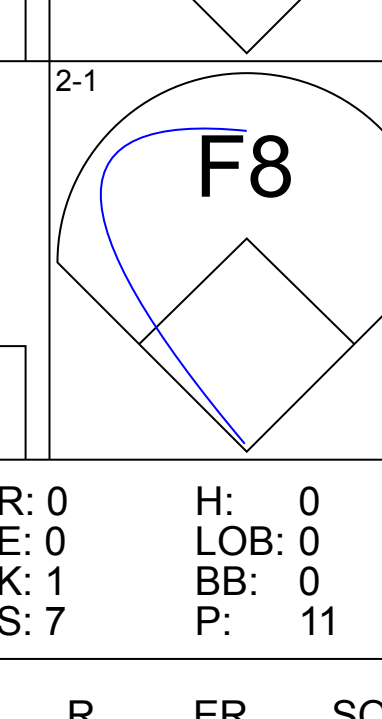


Batter	1	2	3	4	5	6	7	8	9	AB	R	H	RBI	BB	SO	LOB	BOTTOM								
21 Mark Kotsay, L (1, 8) OBP: 0.301, SLG: 0.280	E6		2-1 G4-3			2-1 F7		3-2 P6		4	0	0	0	0	0	0									
23 Bobby Kielty, S (1, 7) OBP: 0.314, SLG: 0.402	F9			3-3 K		0-0 G4-3		3-1 G3		4	0	0	0	0	1	1									
3 Eric Chavez, L (1, 5) OBP: 0.364, SLG: 0.458	K			1-2 1B		4-1 1B BB		2-3 K		3	0	1	0	1	2	1									
Jermaine Dye, R (1, 9) OBP: 0.335, SLG: 0.497	K			1-0 L8		1-2 1B		1-3 K		4	0	1	0	0	2	2									
Scott Hatteberg, L (1, 3) OBP: 0.392, SLG: 0.472		1-2 F8		1-3 K		2-2 G1-3			2-3 K	4	0	0	0	0	2	3									
Erubiel Durazo, L (1, 10) OBP: 0.372, SLG: 0.504		0-0 L6			1-1 L6		0-0 HR		4-0 E1 BB	3	1	1	1	1	0	0									
17 Adam Melhuse, S (1, 2) OBP: 0.348, SLG: 0.512		2-0 G4-3			1-2 BB 1B		4-1 FC3-6 BB		0-1 G3-1	3	0	1	0	1	0	1									
Mark McLemore, S (1, 4) OBP: 0.267, SLG: 0.286			1-1 G4-3		4-1 7 G6-4-3 BB		2-0 FC3-6 7 L6-3			2	0	0	0	1	0	1									
7 Bobby Crosby, R (1, 6) OBP: 0.265, SLG: 0.393			3-3 K		1-2 G6-4-3		1-0 L6-3			3	0	0	0	0	1	3									
Inning Stats	R: 0 E: 1 K: 2 S: 9	H: 0 LOB: 1 BB: 0 P: 12	R: 0 E: 0 K: 0 S: 5	H: 0 LOB: 0 BB: 0 P: 8	R: 0 E: 0 K: 1 S: 8	H: 0 LOB: 0 BB: 0 P: 14	R: 0 E: 0 K: 2 S: 10	H: 1 LOB: 1 BB: 0 P: 16	R: 0 E: 0 K: 0 S: 9	H: 1 LOB: 1 BB: 1 P: 16	R: 0 E: 0 K: 0 S: 13	H: 1 LOB: 2 BB: 1 P: 22	R: 1 E: 0 K: 0 S: 4	H: 1 LOB: 0 BB: 1 P: 11	R: 0 E: 0 K: 1 S: 8	H: 0 LOB: 0 BB: 0 P: 16	R: 0 E: 1 K: 2 S: 8	H: 0 LOB: 1 BB: 1 P: 15	1B: 3 2B: 1 3B: 0 HR: 1	SF: 0 SAC: 0 DP: 2 HBP: 0	WP: 0 PB: 0 SB: 0 CS: 0	PA: 34			
PITCHER	IP	WLS	BF	H	R	ER	SO	BB	IBB	HBP	BLK	WP	HR	S	P	ERA	WHIP								
38 Jeremy Bonderman, R (1, 1) ERA: 4.78	7.0	W	27	4	1	1	5	3	0	0	0	0	0	8	99	1.29	1.000								
Steve Colyer, L (8, 1) ERA: 6.75	1.0	H	3	0	0	0	1	0	0	0	0	0	0	8	16	0.00	0.000								
Esteban Yan, R (9, 1) ERA: 3.95	1.0		4	0	0	0	2	1	0	0	0	0	0	8	15	0.00	1.000								

Detroit Tigers @ Oakland Athletics
Network Associates Coliseum, Oakland, CA
Tue May 18 2004, 10:05 PM EDT
Att: 11,842 - Sunny - 64 F

AB	30
R	1
H	4
RBI	1
BB	4
SO	8
LOB	12

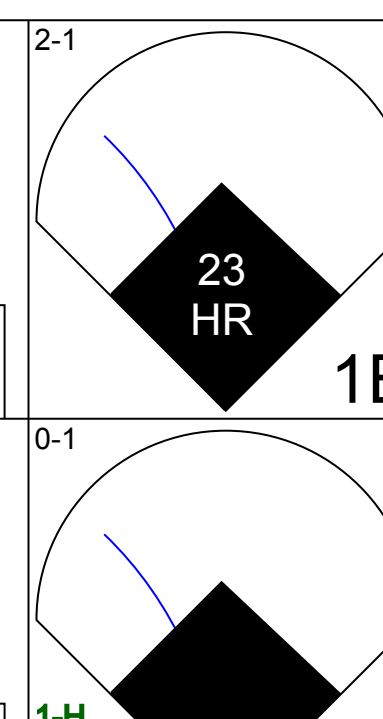
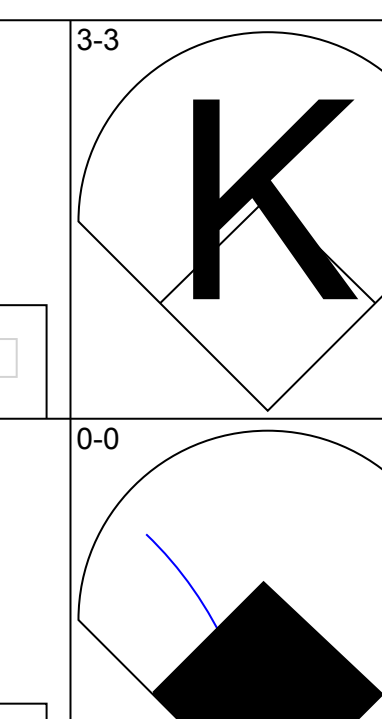
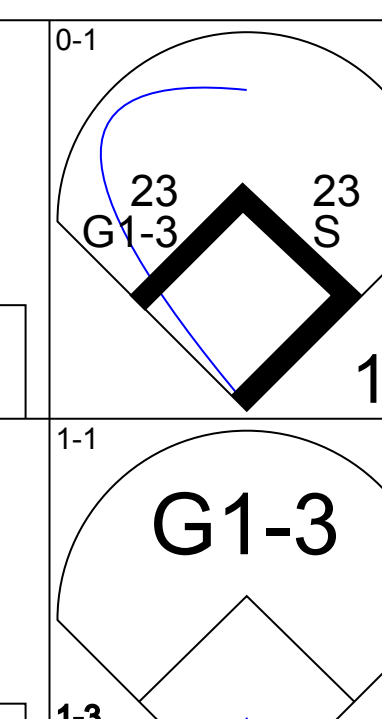
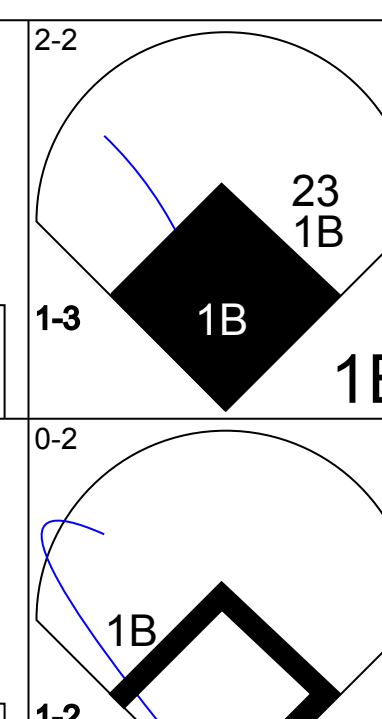
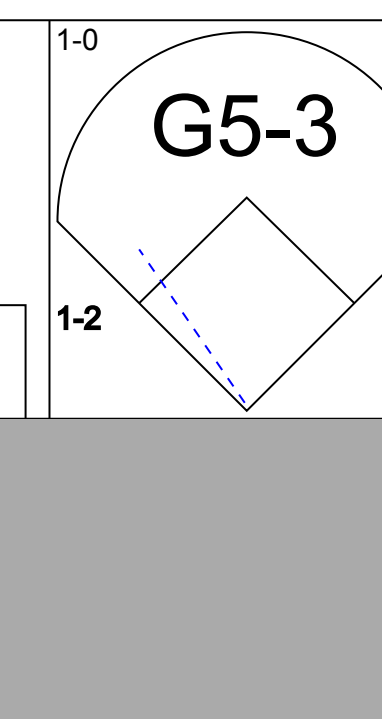
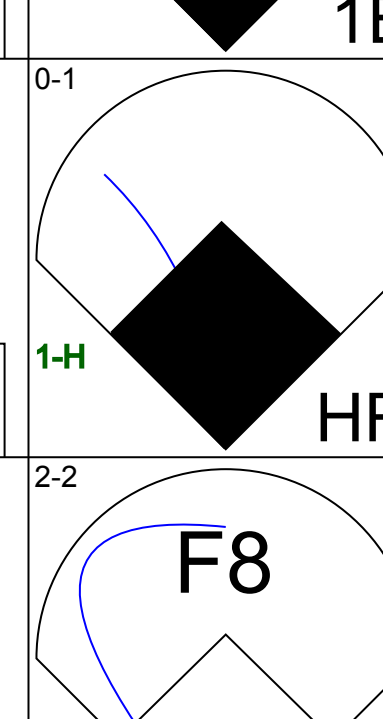
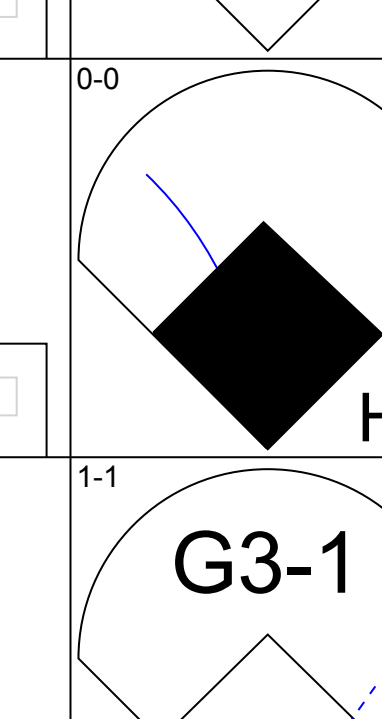
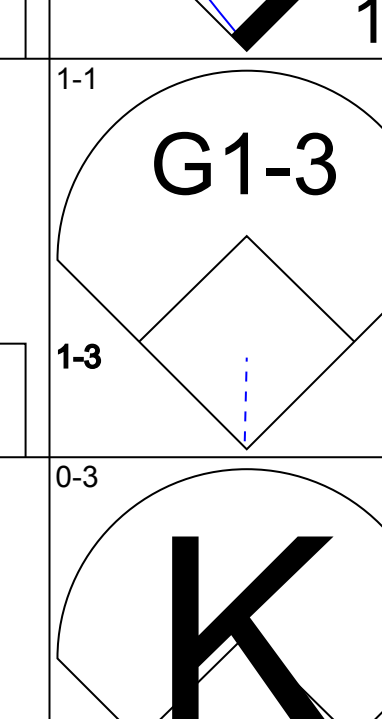
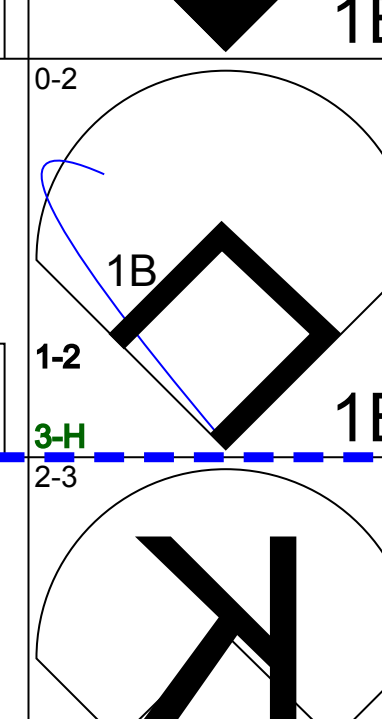
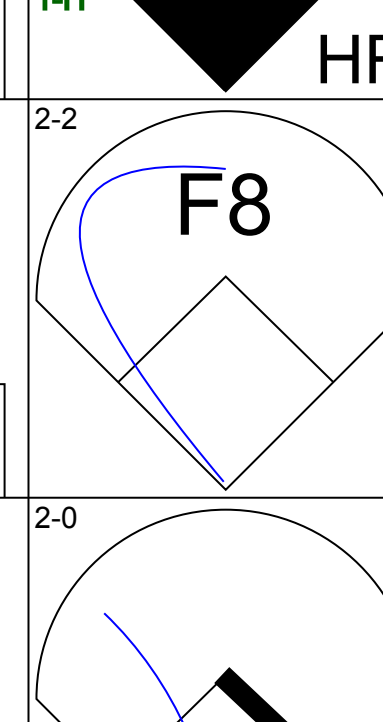
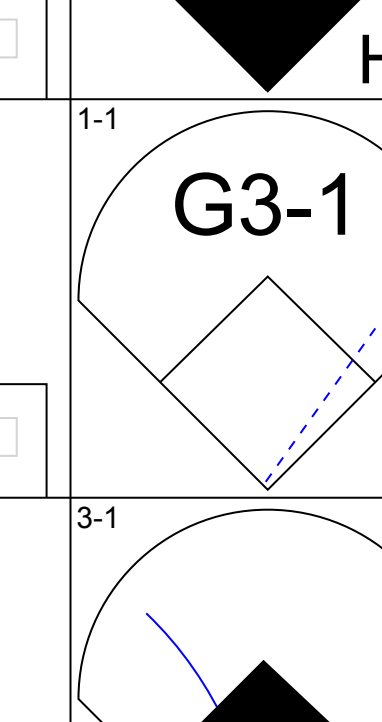
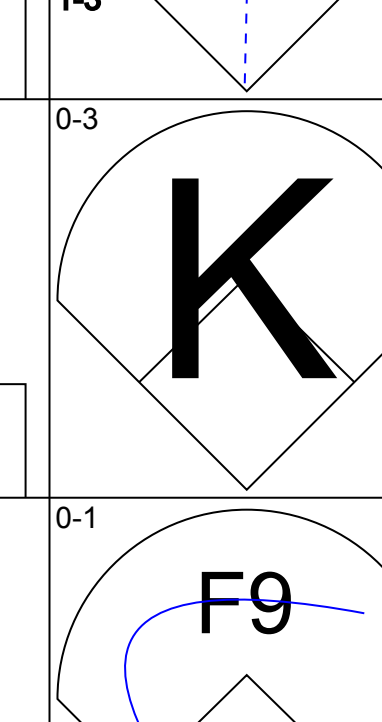
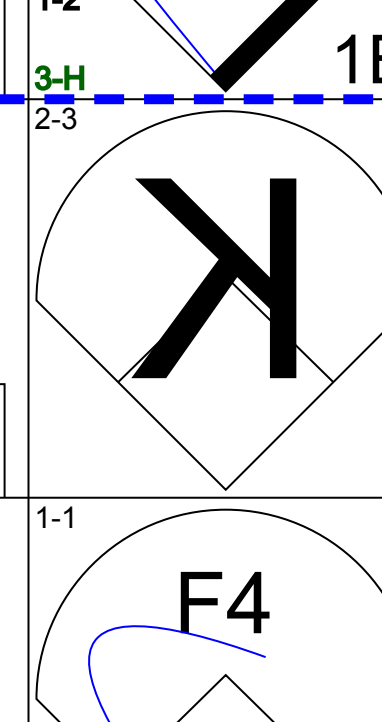
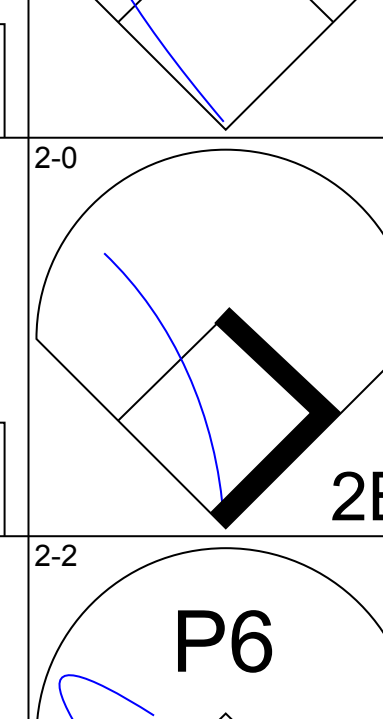
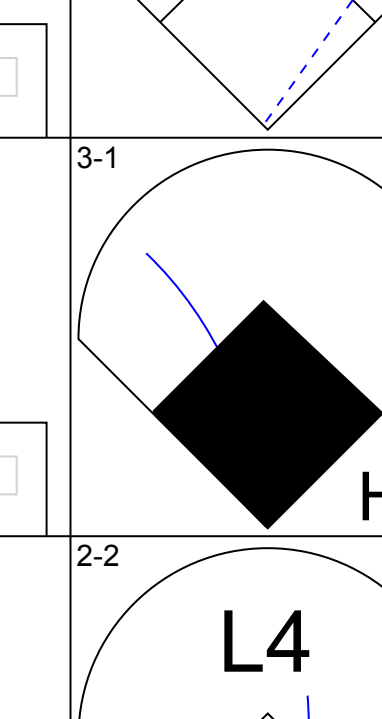
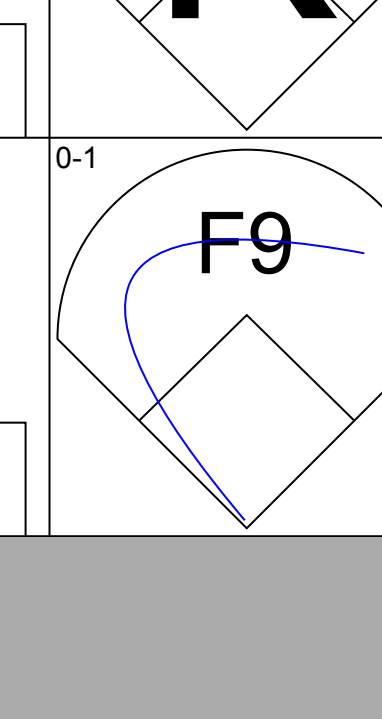
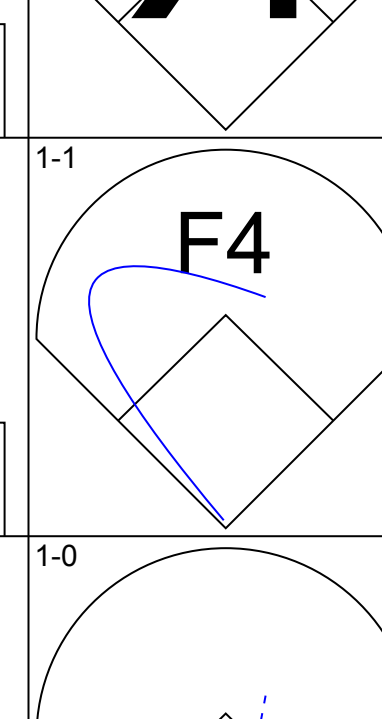
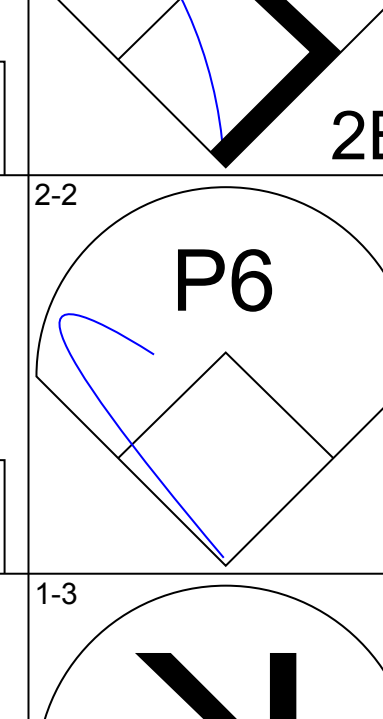
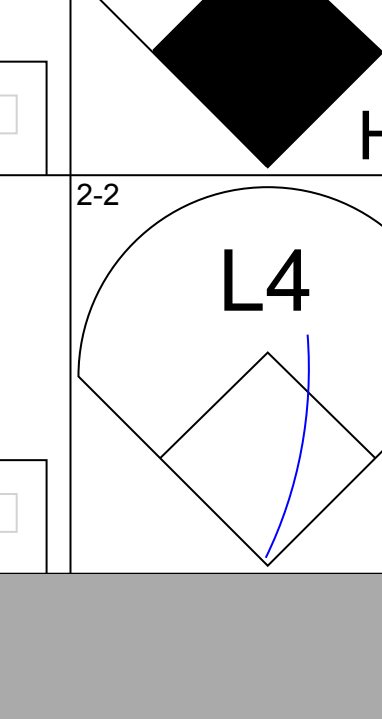
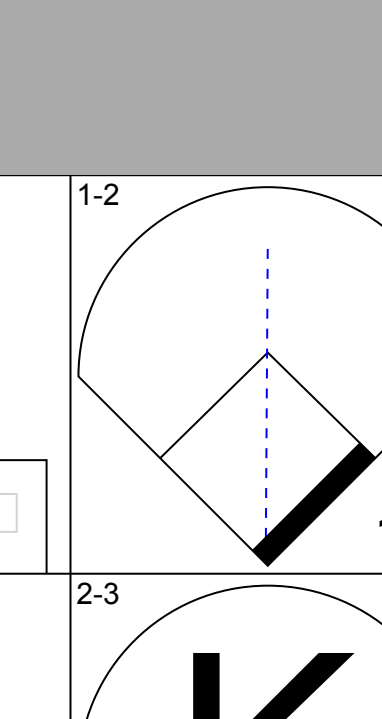
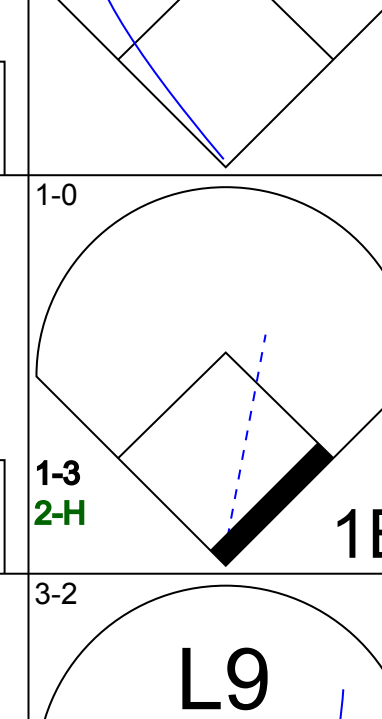
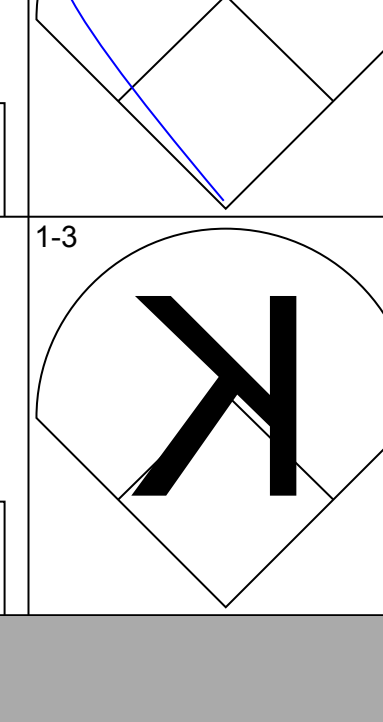
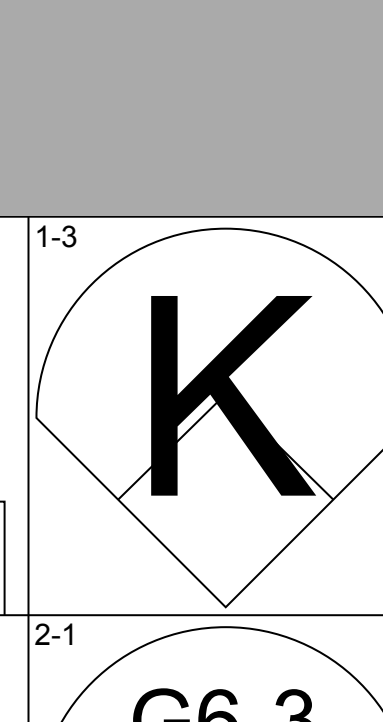
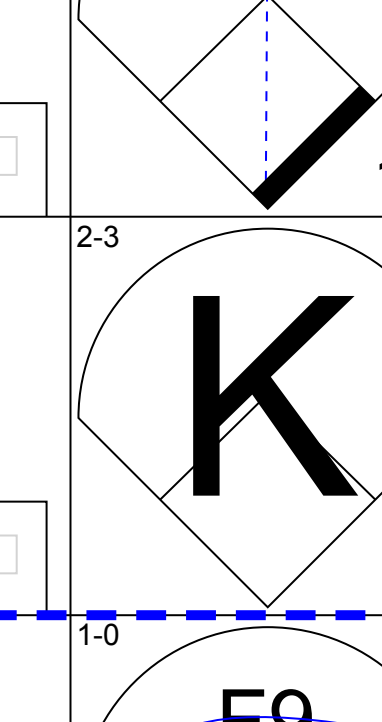
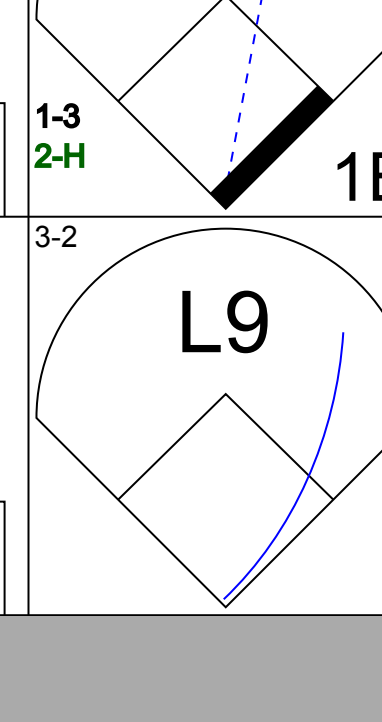
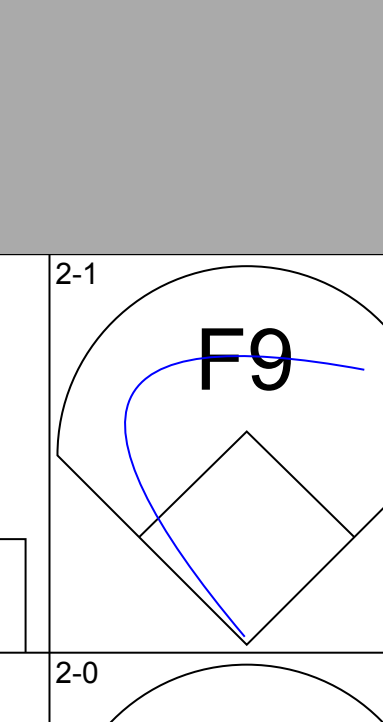
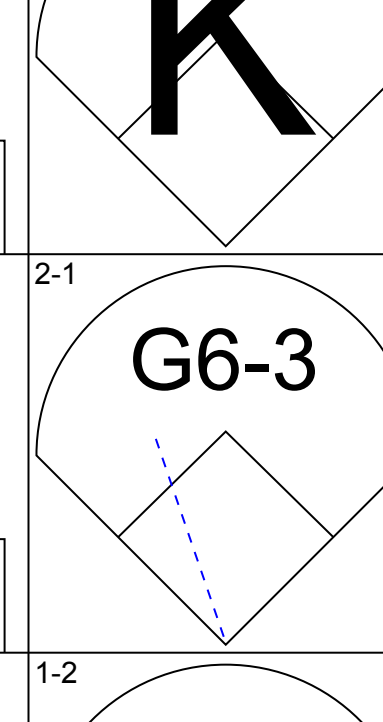
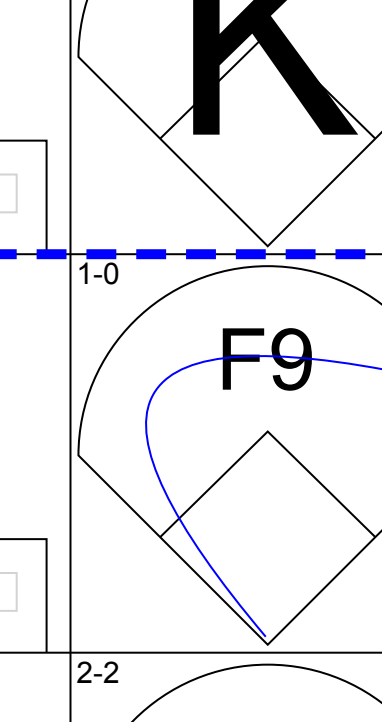
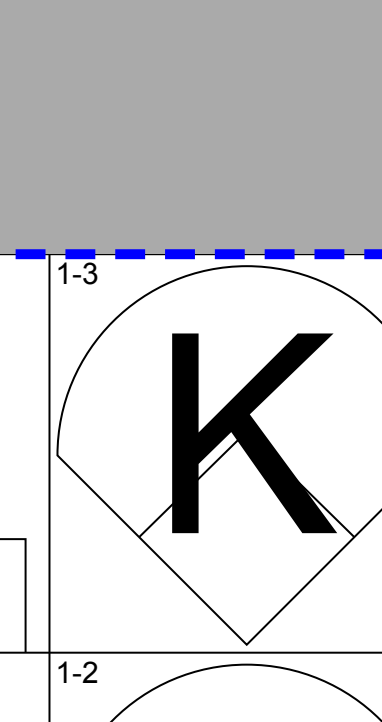
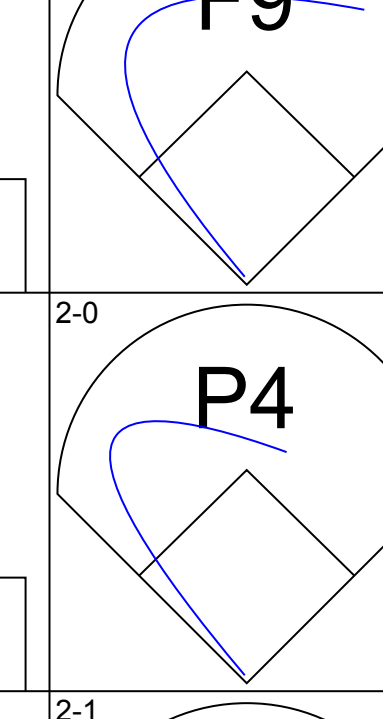
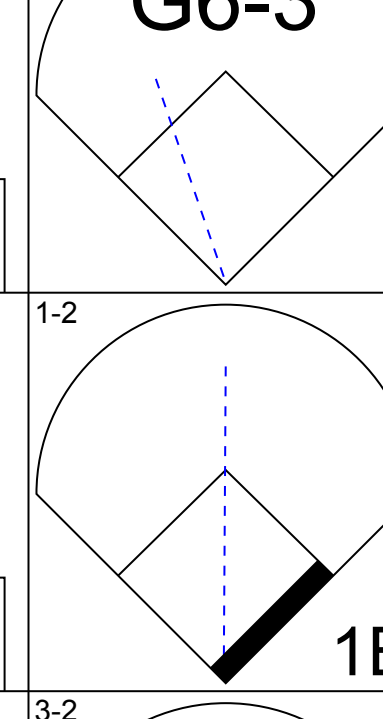
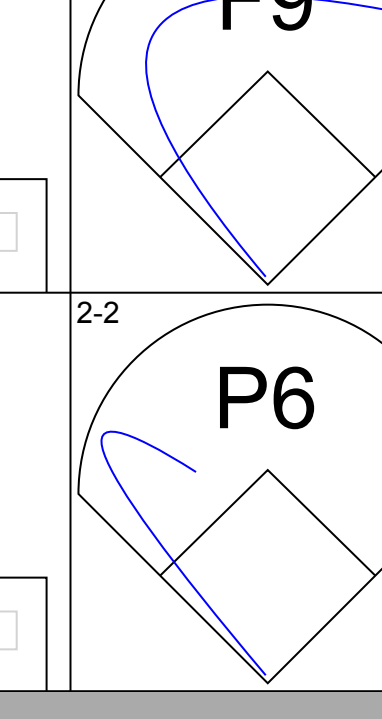
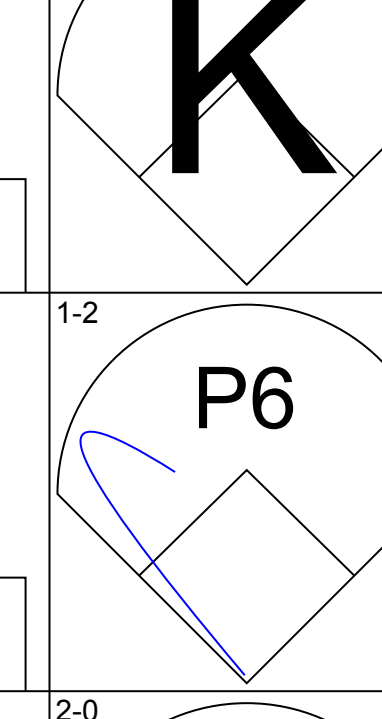
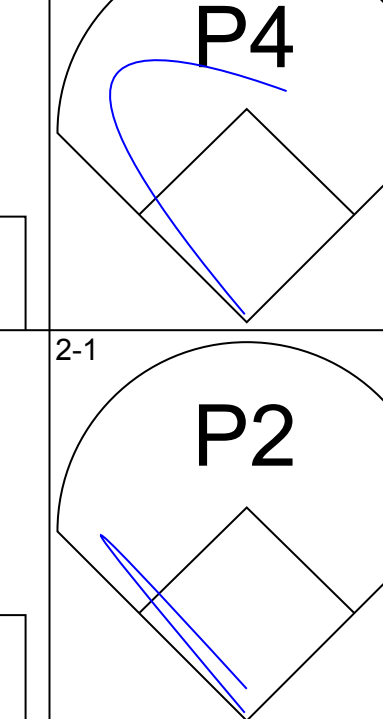
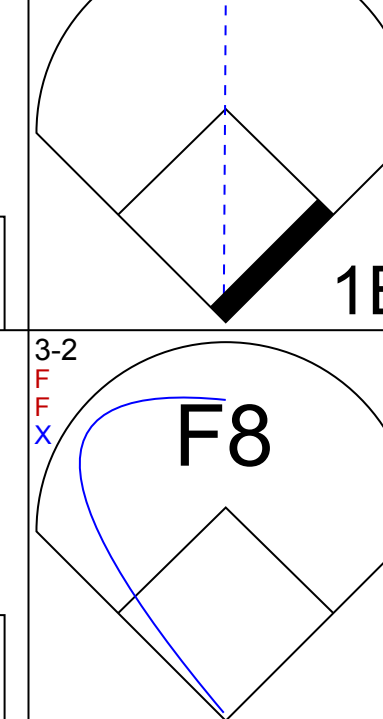
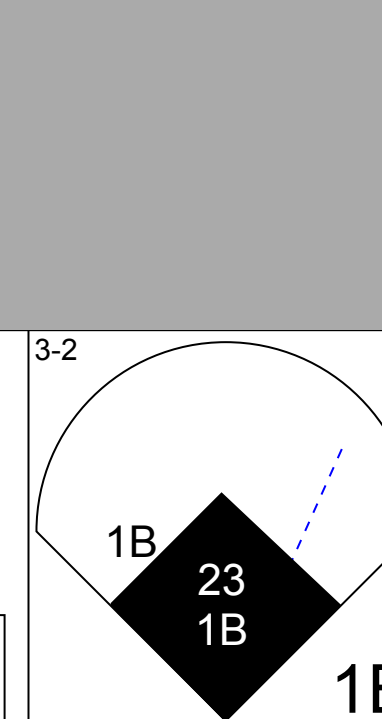
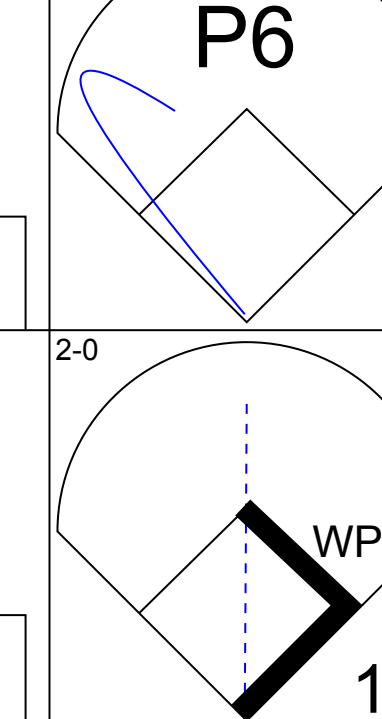


Batter	1	2	3	4	5	6	7	8	9	AB	R	H	RBI	BB	SO	LOB	TOP						
Alex Sanchez, L (1, 8) OBP: 0.359, SLG: 0.429										5	0	1	0	0	2	3							
9 Carlos Guillen, S (1, 6) OBP: 0.393, SLG: 0.479										5	0	2	0	0	1	2							
Ivan Rodriguez, R (1, 2) OBP: 0.385, SLG: 0.533										5	0	1	0	0	1	2							
Rondell White, R (1, 7) OBP: 0.386, SLG: 0.551										3	1	0	0	2	1	2							
Craig Monroe, R (1, 9) OBP: 0.294, SLG: 0.345										3	0	1	1	1	0	1							
Greg Norton, S (1, 3) OBP: 0.287, SLG: 0.269										3	1	1	0	1	0	2							
15 Brandon Inge, R (1, 5) OBP: 0.373, SLG: 0.489										4	0	2	0	0	1	3	AB 35						
30 Chris Shelton, R (1, 10) OBP: 0.278, SLG: 0.294										2	0	0	0	0	2	2	R 2						
Eric Munson, L (6, PH) OBP: 0.240, SLG: 0.344										2	0	0	0	0	1	1	H 9						
20 Omar Infante, R (1, 4) OBP: 0.397, SLG: 0.542										3	0	1	1	1	0	1	RBI 2						
Inning Stats	R: 0 E: 0 K: 1 S: 10	H: 1 LOB: 1 BB: 0 P: 15	R: 1 E: 0 K: 1 S: 18	H: 3 LOB: 2 BB: 0 P: 27	R: 1 E: 0 K: 0 S: 4	H: 2 LOB: 1 BB: 1 P: 14	R: 0 E: 0 K: 2 S: 11	H: 1 LOB: 2 BB: 1 P: 22	R: 0 E: 0 K: 1 S: 6	H: 0 LOB: 1 BB: 1 P: 12	R: 0 E: 0 K: 1 S: 9	H: 1 LOB: 1 BB: 0 P: 11	R: 0 E: 0 K: 0 S: 12	H: 1 LOB: 3 BB: 2 P: 22	R: 0 E: 0 K: 1 S: 7	H: 0 LOB: 0 BB: 0 P: 11	R: 0 E: 0 K: 3 S: 9	H: 0 LOB: 0 BB: 0 P: 11	1B: 8 2B: 1 3B: 0 HR: 0	SF: 0 SAC: 0 DP: 1 HBP: 0	WP: 0 PB: 0 SB: 1 CS: 0	PA: 40	
PITCHER	IP WLS BF H R ER SO BB IBB HBP BLK WP HR S P ERA WHIP	5.0 W 24 7 2 2 4 3 0 0 0 0 0 49 90 3.60 2.000	2.0 H 10 2 0 0 1 2 0 0 0 0 0 21 33 0.00 2.000	1.0 3 0 0 0 1 0 0 0 0 0 0 7 11 0.00 0.000	1.0 3 0 0 0 3 0 0 0 0 0 0 9 11 0.00 0.000																		

Detroit Tigers @ Oakland Athletics
Network Associates Coliseum, Oakland, CA
Wed May 19 2004, 10:05 PM EDT
Att: 20,477 - Sunny - 61 F

AB 35
R 2
H 9
RBI 2
BB 5
SO 9
LOB 19



Batter	1	2	3	4	5	6	7	8	9	AB	R	H	RBI	BB	SO	LOB	BOTTOM						
Eric Byrnes, R (1, 8) OBP: 0.376, SLG: 0.481										5	2	3	0	0	1	1							
23 Bobby Kielty, S (1, 7) OBP: 0.330, SLG: 0.479										4	2	3	4	0	0	1							
3 Eric Chavez, L (1, 5) OBP: 0.356, SLG: 0.446										4	0	0	0	0	2	3							
Jermaine Dye, R (1, 9) OBP: 0.339, SLG: 0.523										4	1	2	1	0	0	3							
Scott Hatteberg, L (1, 3) OBP: 0.395, SLG: 0.473										4	0	2	1	0	0	1							
Erubiel Durazo, L (1, 10) OBP: 0.362, SLG: 0.488										4	0	0	0	0	3	4							
Damian Miller, R (1, 2) OBP: 0.350, SLG: 0.396										4	0	0	0	0	1	1	AB 37						
7 Bobby Crosby, R (1, 6) OBP: 0.264, SLG: 0.387										4	0	1	0	0	0	1	R 6						
Marcio Scutaro, R (1, 4) OBP: 0.313, SLG: 0.361										4	1	2	0	0	0	1	H 13						
Inning Stats	R: 2 E: 0 K: 1 S: 14	H: 3 LOB: 1 BB: 0 P: 23	R: 0 E: 0 K: 0 S: 5	H: 0 LOB: 0 BB: 0 P: 11	R: 2 E: 0 K: 1 S: 13	H: 2 LOB: 0 BB: 0 P: 22	R: 0 E: 0 K: 1 S: 14	H: 1 LOB: 1 BB: 0 P: 21	R: 0 E: 0 K: 1 S: 9	H: 1 LOB: 1 BB: 0 P: 10	R: 0 E: 0 K: 1 S: 11	H: 1 LOB: 0 BB: 0 P: 17	R: 2 E: 0 K: 1 S: 20	H: 4 LOB: 2 BB: 0 P: 32	R: 0 E: 0 K: 1 S: 11	H: 1 LOB: 1 BB: 0 P: 16	R: 0 E: 0 K: 3 S: 9	H: 0 LOB: 0 BB: 0 P: 11	1B: 9 2B: 1 3B: 0 HR: 3	SF: 0 SAC: 0 DP: 0 HBP: 0	WP: 1 PB: 0 SB: 1 CS: 0	PA: 37	
PITCHER	IP WLS BF H R ER SO BB IBB HBP BLK WP HR S P ERA WHIP	5.1 L 24 8 4 4 5 0 0 0 0 0 0 13 21 27.00 4.500	0.2 5 3 2 2 0 0 0 0 0 0 0 0 11 18 0.00 1.000	1.0 4 1 0 0 1 0 0 0 0 0 0 1 11 0.00 1.000	1.0 4 1 0 0 1 0 0 0 0 1 0 11 16 0.00 1.000																		

Detroit Tigers @ Oakland Athletics
Network Associates Coliseum, Oakland, CA
Wed May 19 2004, 10:05 PM EDT
Att: 20,477 - Sunny - 61 F

AB 37
R 6
H 13
RBI 6
BB 0
SO 7
LOB 16



Batter	1	2	3	4	5	6	7	8	9	AB	R	H	RBI	BB	SO	LOB	TOP	
Alex Sanchez, L (1, 8) OBP: 0.363, SLG: 0.431	1-2 P6		0-2 CS 1B		1-0 SH4-3		1-0 2B 1B		1-2 G6-3	4	0	2	0	0	0	0		
Bobby Higginson, L (1, 9) OBP: 0.392, SLG: 0.400	0-0 F8		3-2 F7		0-0 G4-3		1-1 2B			4	0	1	1	0	0	2		
9 Carlos Guillen, S (1, 6) OBP: 0.395, SLG: 0.490	2-2 1B 3B		2-2 G3		1-0 G5-3		4-0 IBB			3	1	1	0	1	0	1		
Rondell White, R (1, 10) OBP: 0.388, SLG: 0.550	0-2 2B 1B			0-1 FC5-4 1B		0-3 K			0-1 G6-3	4	0	2	1	0	1	2		
Carlos Pena, L (1, 3) OBP: 0.298, SLG: 0.386	0-1 3-H 1B		1-2 F9		1-2 F8			3-2 G3		4	0	1	0	0	0	1		
Craig Monroe, R (1, 7) OBP: 0.292, SLG: 0.342	2-3 K		1-1 FC5-4 HBP		0-0 1B			0-1 G6-3		4	0	1	0	0	1	3		
Eric Munson, L (1, 5)		1-1 20 L1-6 15 SH1-3 1B		1-1 15 FC6-4 HBP		1-0 F7		1-0 P5		3	0	1	0	0	0	1		
15 Brandon Inge, R (1, 2) OBP: 0.362, SLG: 0.474	0-0 SH1-3		0-0 FC6-4				1-1 L8		1-2 G6-3	3	0	0	0	0	0	2		
20 Omar Infante, R (1, 4) OBP: 0.387, SLG: 0.519	2-2 L1-6		2-2		0-1 G4-3 SH4-3 1B		2-2 E5 1B 2B		2-3 K	4	1	1	0	0	1	1		
Inning Stats	R: 1 H: 3 E: 0 LOB: 2 K: 1 BB: 0 S: 18 P: 23	R: 0 H: 1 E: 0 LOB: 0 K: 0 BB: 0 S: 6 P: 9	R: 0 H: 1 E: 0 LOB: 0 K: 0 BB: 0 S: 13 P: 18	R: 0 H: 1 E: 0 LOB: 2 K: 0 BB: 0 S: 9 P: 12	R: 0 H: 1 E: 0 LOB: 1 K: 0 BB: 0 S: 5 P: 7	R: 0 H: 1 E: 0 LOB: 1 K: 1 BB: 0 S: 9 P: 11	R: 1 H: 2 E: 1 LOB: 2 K: 0 BB: 1 S: 10 P: 19	R: 0 H: 0 E: 0 LOB: 0 K: 0 BB: 0 S: 6 P: 10	R: 0 H: 0 E: 0 LOB: 0 K: 1 BB: 0 S: 10 P: 14	1B: 7 SF: 0 2B: 3 SAC: 2 3B: 1 DP: 1 HR: 0 HBP: 1	WP: 0 PA: 37 PB: 0 SB: 0 CS: 1							
PITCHER	IP WLS BF H R ER SO BB IBB HBP BLK WP HR S P ERA WHIP																	
Tim Hudson, R (1, 1) ERA: 2.9	8.0 W 34 10 2 1 2 0 0 1 1 0 0 0 76 109 1.12 1.250																	
Arthur Rhodes, L (9, 1) ERA: 3.71	1.0 S 3 0 0 0 1 0 0 0 0 0 0 0 10 14 0.00 0.000																	

Detroit Tigers @ Oakland Athletics
Network Associates Coliseum, Oakland, CA

Thu May 20 2004, 3:35 PM EDT
Att: 20,808 - Overcast - 60 F

AB 33
R 2
H 10
RBI 2
BB 1
SO 3
LOB 13



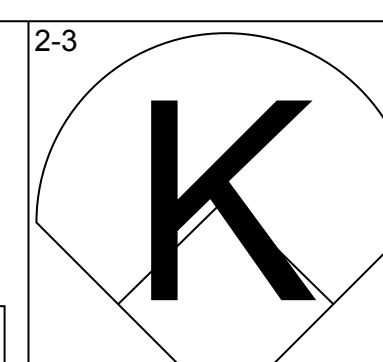
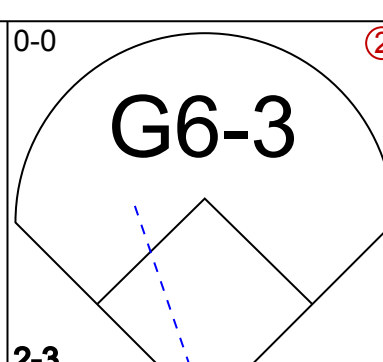
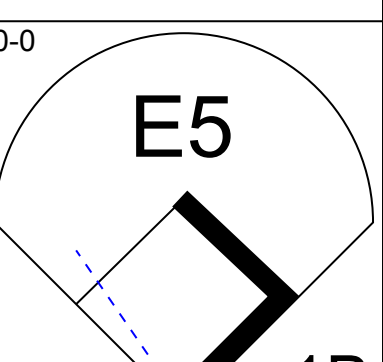
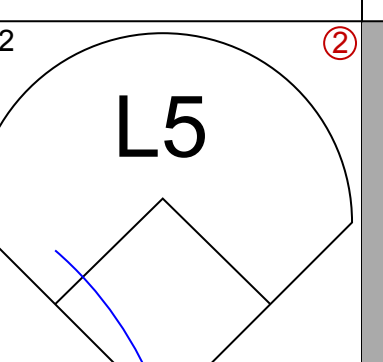
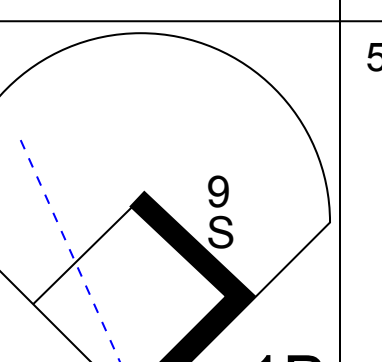
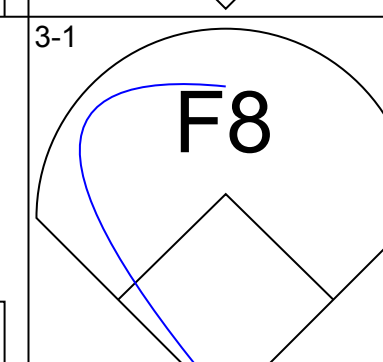
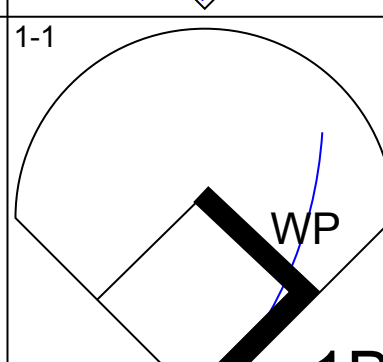
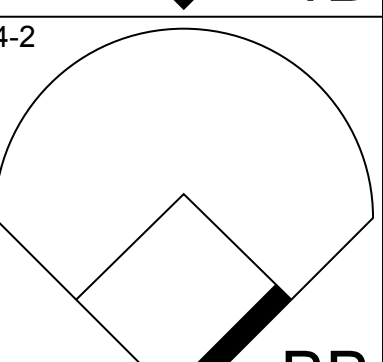
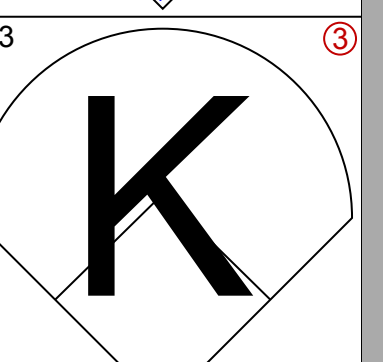
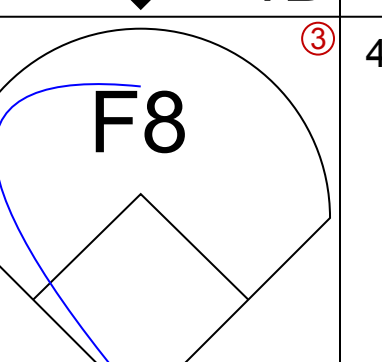
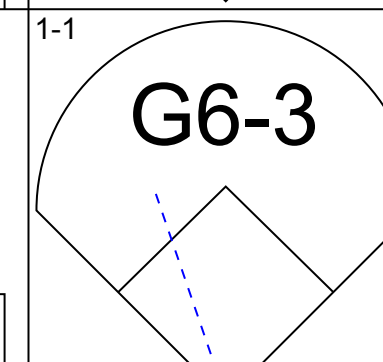
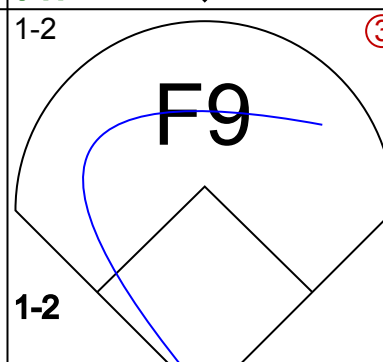
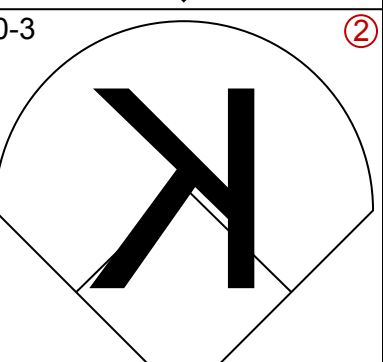

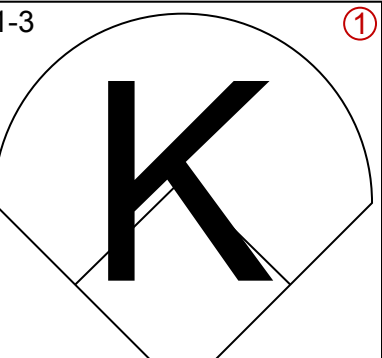
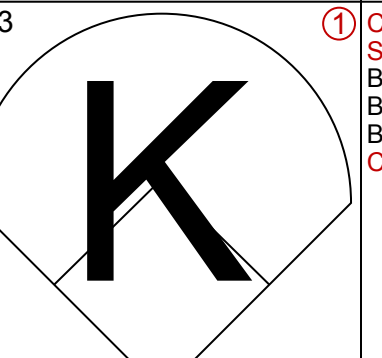

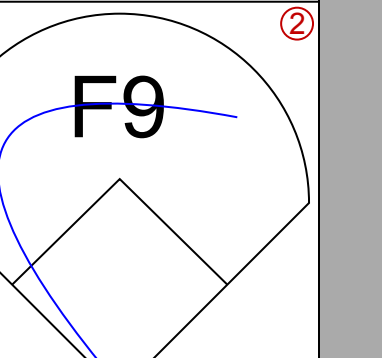

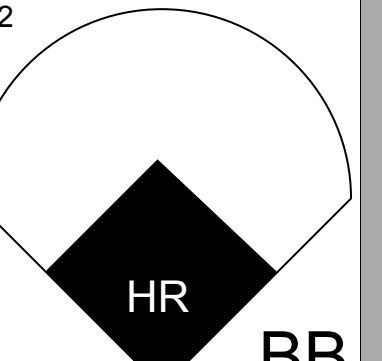
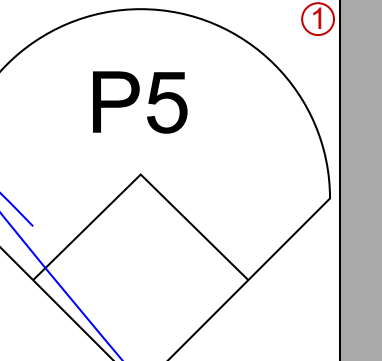
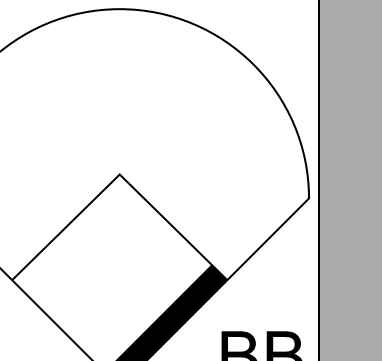

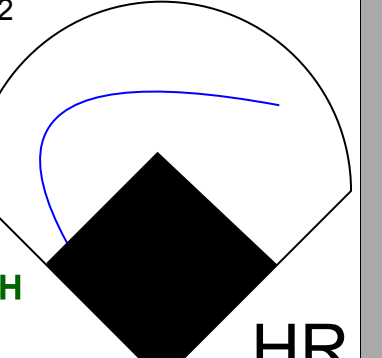
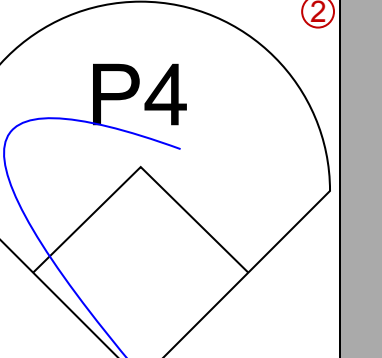
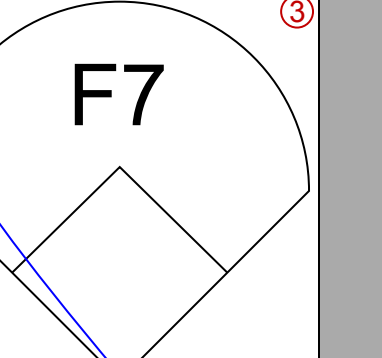
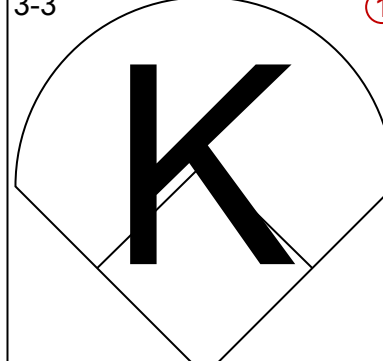
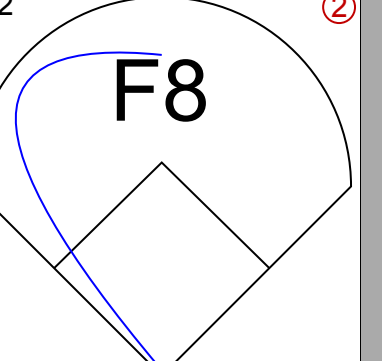
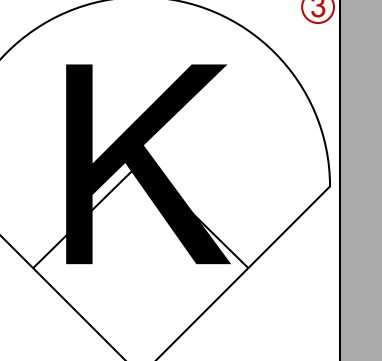
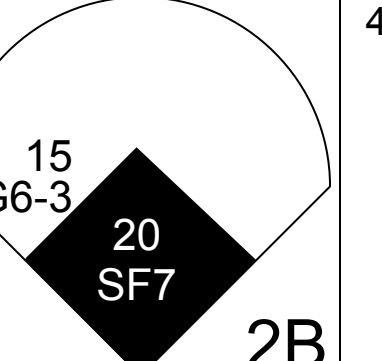
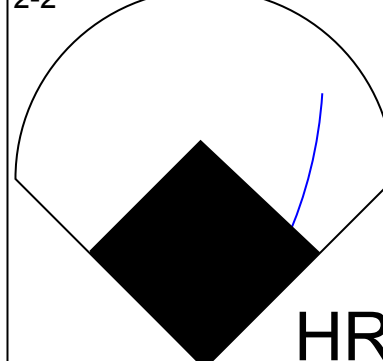

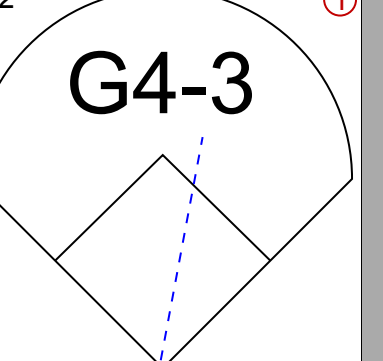
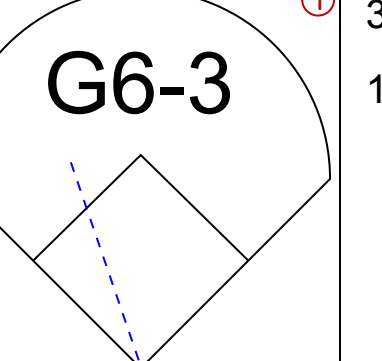
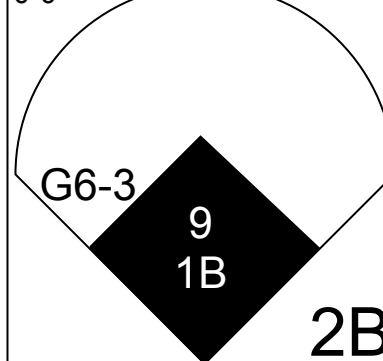
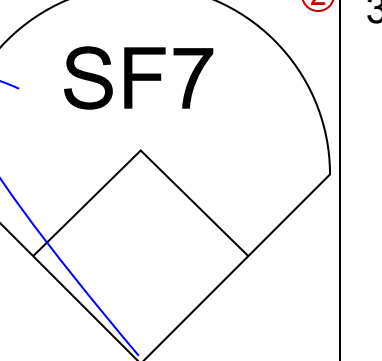
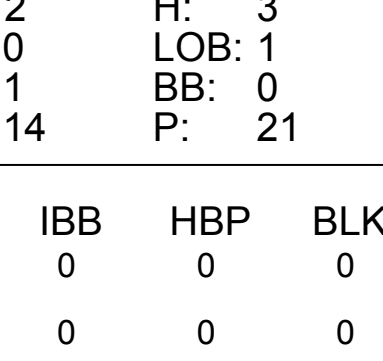
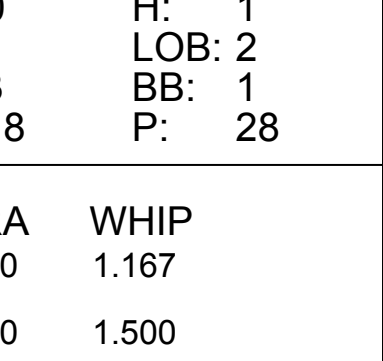
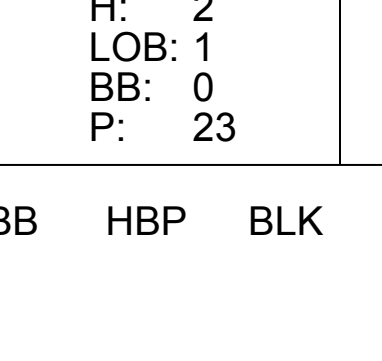
Batter	1	2	3	4	5	6	7	8	9	AB	R	H	RBI	BB	SO	LOB	BOTTOM	
Eric Byrnes, R (1, 7) OBP: 0.369, SLG: 0.463	1-1 G6-3		4-0 3 BB 2B BB		1-1 P3		1-0 F9		1-2 L8	4	1	0	0	1	0	3		
21 Mark Kotsay, L (1, 8) OBP: 0.293, SLG: 0.272	0-3 K		3-2 F8		0-0 F7		2-1 P3			4	0	0	0	0	1	1		
3 Eric Chavez, L (1, 5) OBP: 0.370, SLG: 0.453	0-2 2B 1B		4-2 2B BB		4-2 1B WP BB		0-1 1B			2	1	2	0	2	0	0		
Jermaine Dye, R (1, 9) OBP: 0.343, SLG: 0.525	2-0 1B		0-3 K		4-0 1B		0-0 F9			3	0	1	0	1	1	3		
Scott Hatteberg, L (1, 3) OBP: 0.398, SLG: 0.483	1-3 2B		1-1 K		2-1 IBB		2-1 P6			4	0	2	2	0	1	3		
Erubiel Durazo, L (1, 10) OBP: 0.352, SLG: 0.473		2-2 G3-1		2-1 F7		1-3 K		0-2 E3 G4-3 SH1-4 E		4	1	0	0	0	1	3		
Damian Miller, R (1, 2) OBP: 0.350, SLG: 0.394		0-0 L8		3-2 7 2B 1B		1-3 K		1-0 SH1-4		3	0	1	0	0	1	3		
Mark McLemore, S (1, 4) OBP: 0.263, SLG: 0.278		0-1 1B		2-0 F7		2-2 L8		3-2 G4-3		4	0	1	0	0	0	2		
7 Bobby Crosby, R (1, 6) OBP: 0.266, SLG: 0.395		1-3 K		3-1 2B		0-3 K		1-1 E5		3	0	1	0	0	2	1		
Billy McMillon, L (8, PH) ERA: 6.46										1	0	0	0	0	0	0		
Marco Scutaro, R (9, 6) OBP: 0.313, SLG: 0.361										0	0	0	0	0	0	0		
Inning Stats	R: 0 H: 2 E: 0 LOB: 2 K: 2 BB: 0 S: 14 P: 19	R: 0 H: 1 E: 0 LOB: 1 K: 1 BB: 0 S: 10 P: 13	R: 2 H: 1 E: 0 LOB: 1 K: 1 BB: 2 S: 12 P: 24	R: 0 H: 2 E: 0 LOB: 0 K: 0 BB: 0 S: 10 P: 21	R: 0 H: 1 E: 0 LOB: 3 K: 2 BB: 2 S: 13 P: 25	R: 0 H: 0 E: 0 LOB: 0 K: 1 BB: 0 S: 7 P: 10	R: 0 H: 1 E: 0 LOB: 1 K: 0 BB: 0 S: 7 P: 11	R: 1 H: 0 E: 2 LOB: 1 K: 0 BB: 0 S: 12 P: 18	1B: 5 SF: 0 2B: 3 SAC: 1 3B: 0 DP: 0 HR: 0 HBP: 0	WP: 1 PA: 37 PB: 0 SB: 0 CS: 0								
PITCHER	IP WLS BF H R ER SO BB IBB HBP BLK WP HR S P ERA WHIP																	
Gary Knotts, R (1, 1) ERA: 5.11	4.0 5 1 0 0 1 1 1 0 0 0 1 0 10 21 0.00 3.000																	
Steve Colyer, L (5, 1) ERA: 6.46	0.2 5 1 0 0 1 1 1 0 0 0 1 0 10 21 0.00 3.000																	
Craig Dingman, R (5, 1) ERA:	1.1 4 0 0 0 2 0 0 0 0 0 0 0 10 14 0.00 0.000																	
Jamie Walker, L (7, 1) ERA: 1.93	1.0 L 5 1 1 0 0 0 0 0 0 0 0 0 10 14 0.00 1.000																	
Esteban Yan, R (8, 1) ERA: 3.51	1.0 4 0 0 0 0 0 0 0 0 0 0 0 9 15 0.00 0.000																	

Detroit Tigers @ Oakland Athletics
Network Associates Coliseum, Oakland, CA

Thu May 20 2004, 3:35 PM EDT
Att: 20,808 - Overcast - 60 F


AB 32
R 3
H 8
RBI 2
BB 4
SO 7
LOB 19

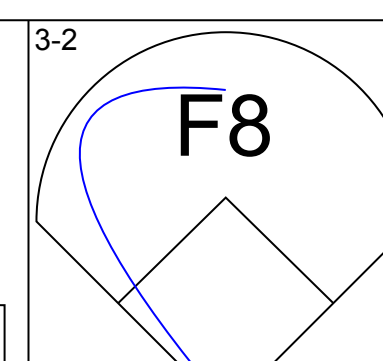
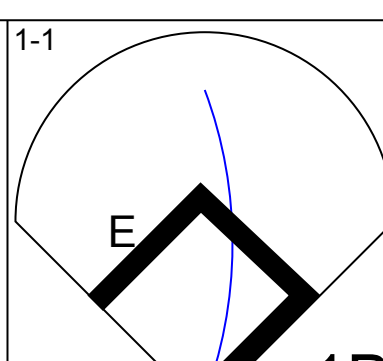
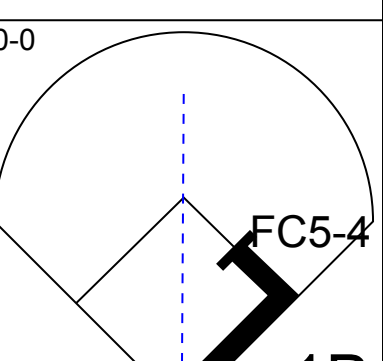
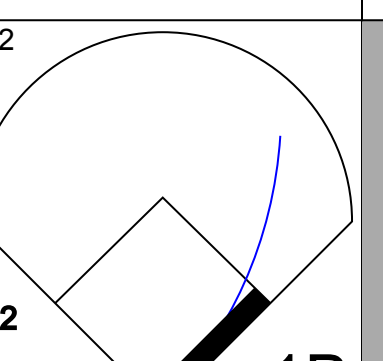
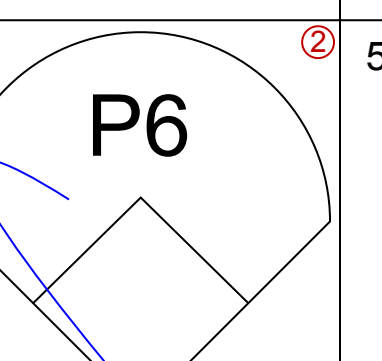
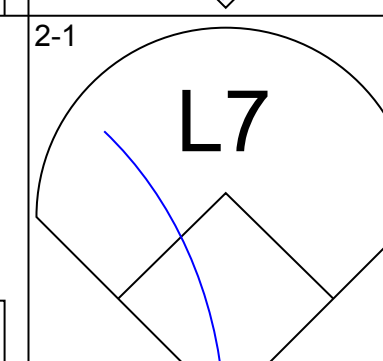
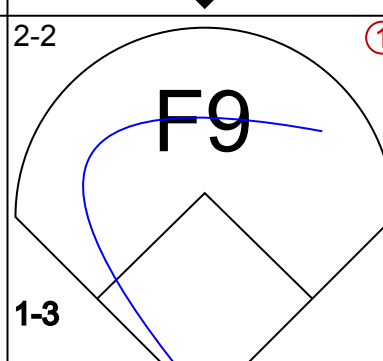
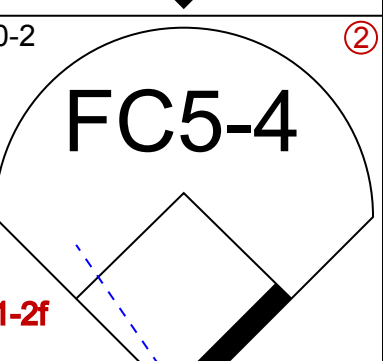
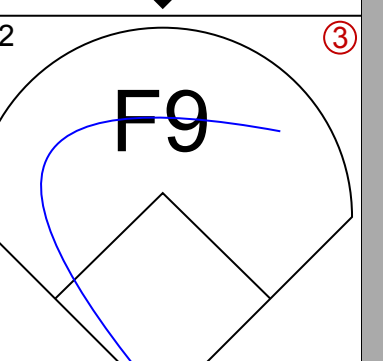
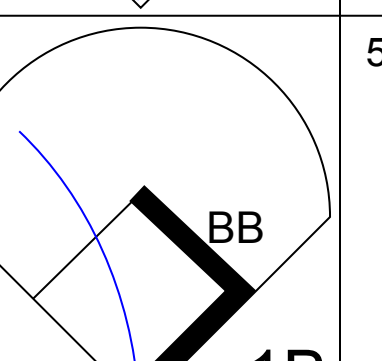
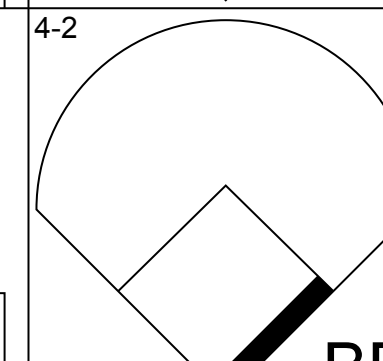
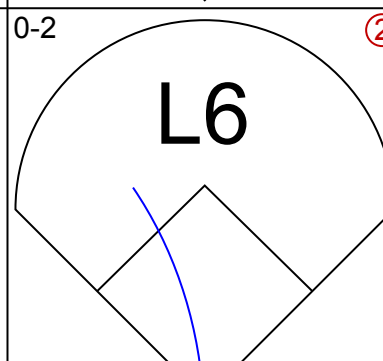
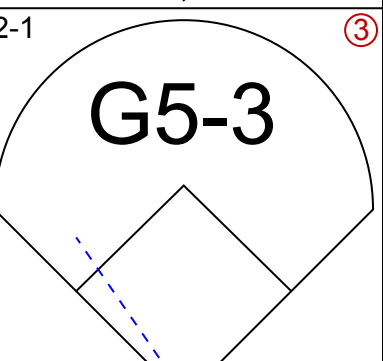
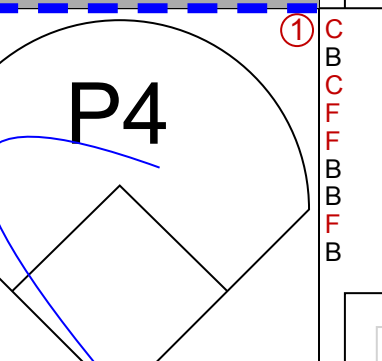
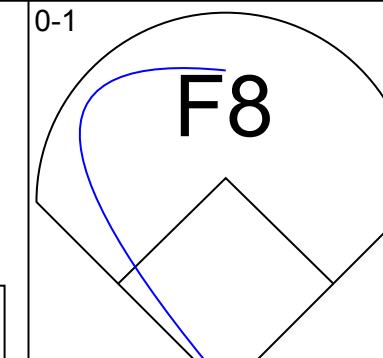
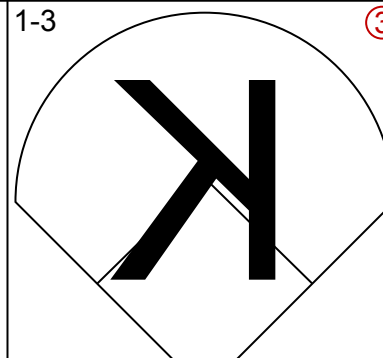
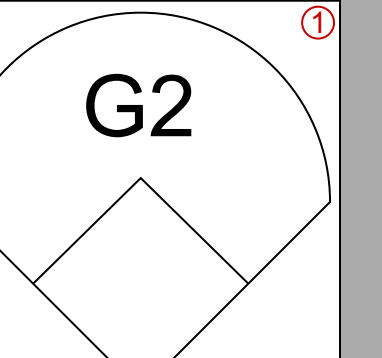
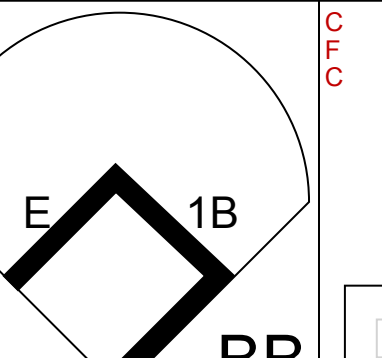
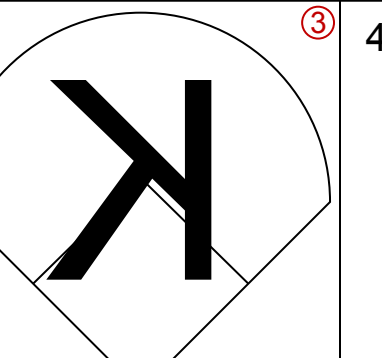
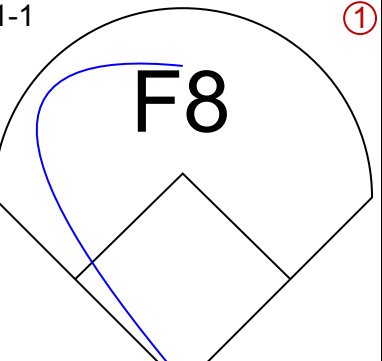
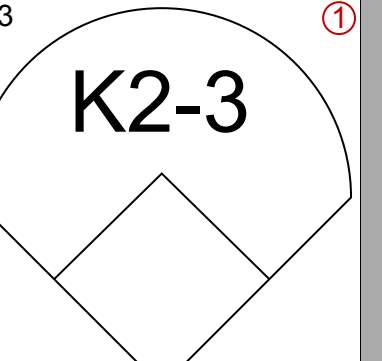
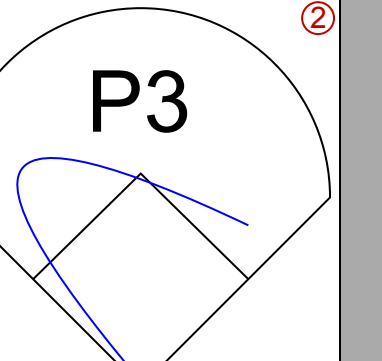
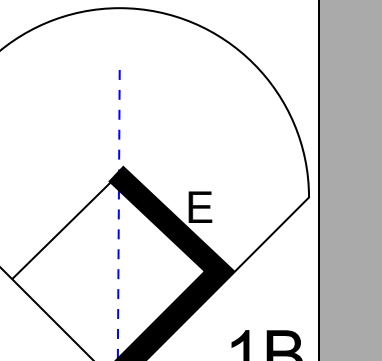

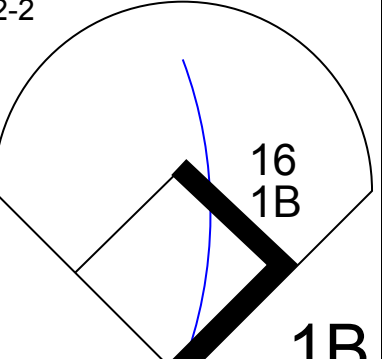
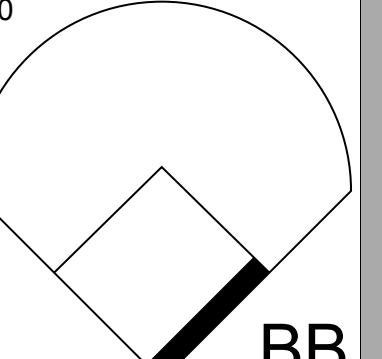
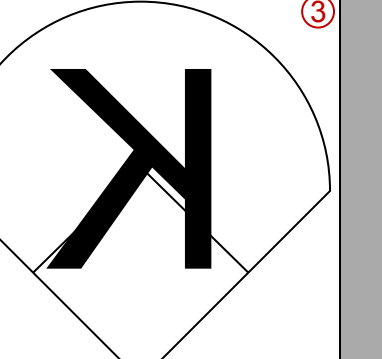
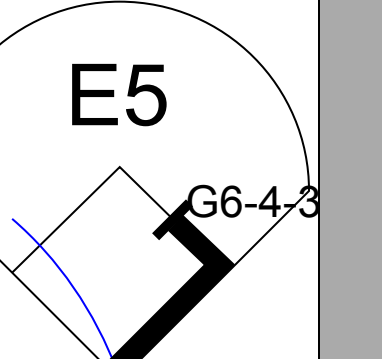

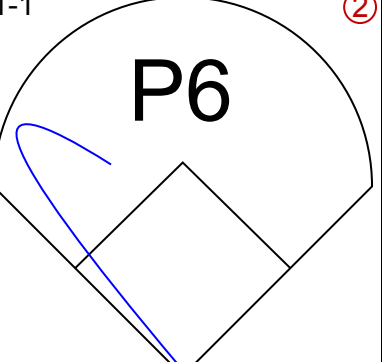
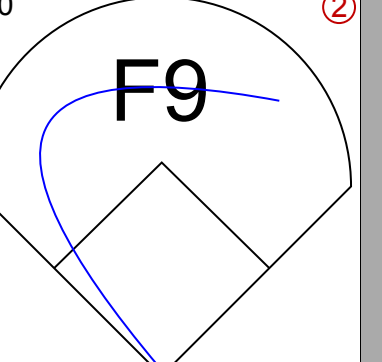
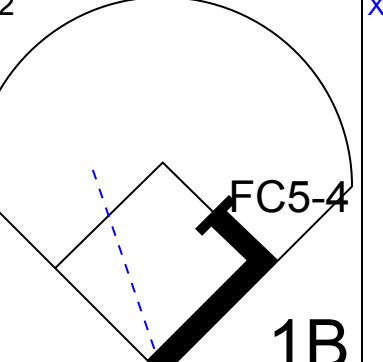
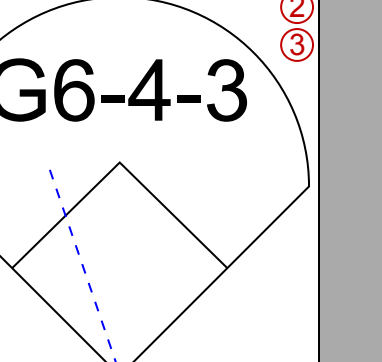
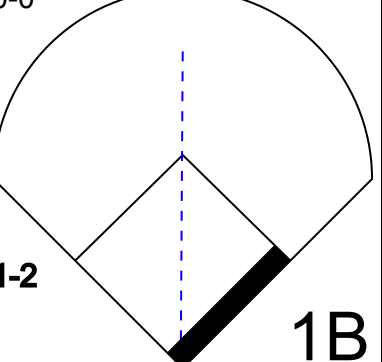
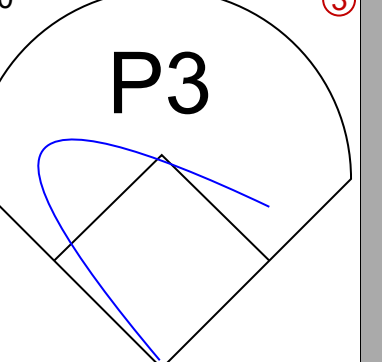
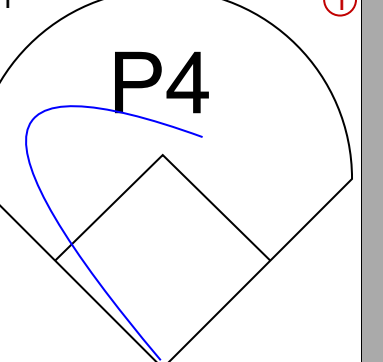
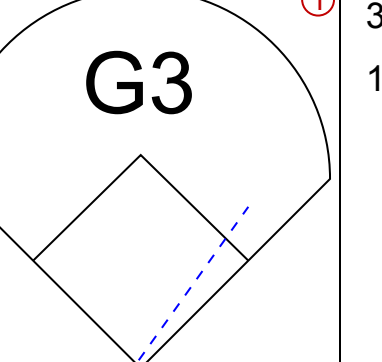
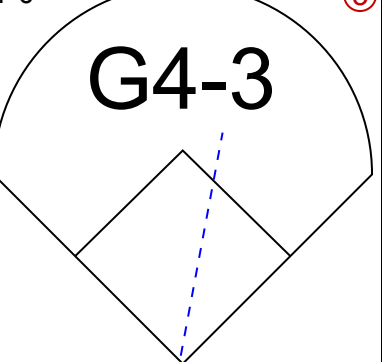
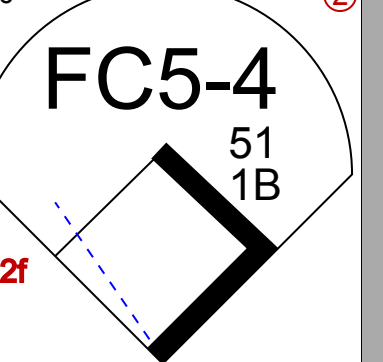
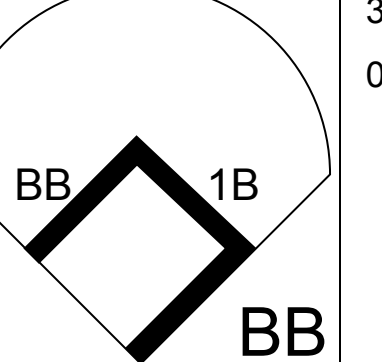
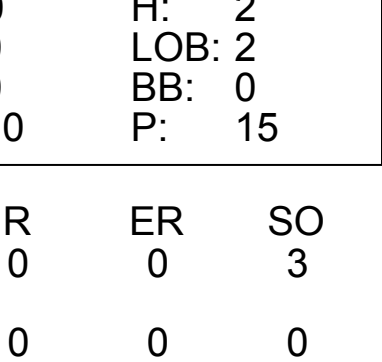
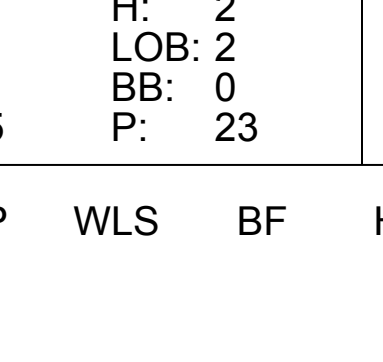
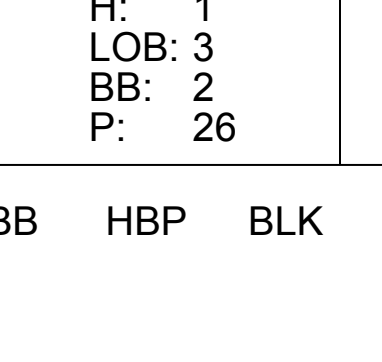
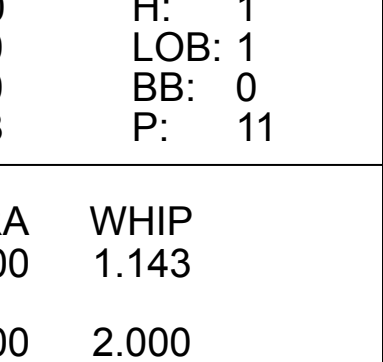
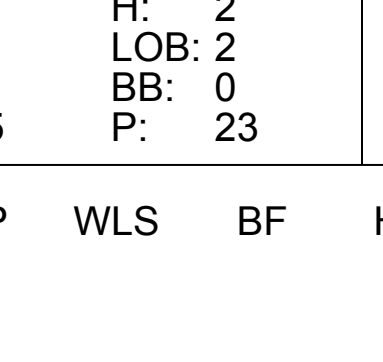
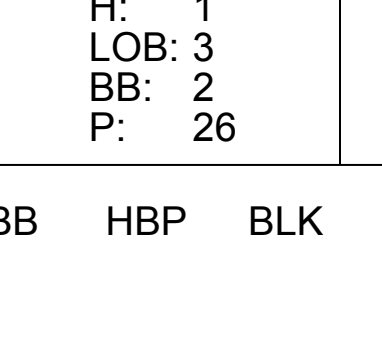


Batter	1	2	3	4	5	6	7	8	9	AB	R	H	RBI	BB	SO	LOB	TOP					
Alex Sanchez, L (1.8) OBP: 0.364, SLG: 0.430										5	0	2	0	0	1	2						
9 Carlos Guillen, S (1.6) OBP: 0.365, SLG: 0.483										4	0	1	1	1	1	2						
Ivan Rodriguez, R (1.2) OBP: 0.376, SLG: 0.519										4	0	0	0	0	1	3						
Rondell White, R (1.10) OBP: 0.379, SLG: 0.535										4	0	0	0	0	3	2						
Bobby Higginson, L (1.9) OBP: 0.366, SLG: 0.393										2	1	0	0	2	1	0						
Carlos Pena, L (1.3) OBP: 0.297, SLG: 0.404										4	1	1	2	0	1	1						
Craig Monroe, R (1.7) OBP: 0.291, SLG: 0.347										4	1	1	0	0	2	0						
Eric Munson, L (1.5) OBP: 0.252, SLG: 0.375										3	1	1	1	0	1	0						
15 Brandon Inge, R (9.5) OBP: 0.358, SLG: 0.469										1	0	0	0	0	0	1						
20 Omar Infante, R (1.4) OBP: 0.394, SLG: 0.545										3	1	2	1	0	1	0						
Inning Stats	R: 0 E: 0 K: 1 S: 8	H: 0 LOB: 0 BB: 0 P: 14	R: 0 E: 0 K: 3 S: 12	H: 0 LOB: 0 BB: 0 P: 16	R: 2 E: 1 K: 1 S: 14	H: 3 LOB: 1 BB: 0 P: 21	R: 2 E: 0 K: 2 S: 15	H: 1 LOB: 0 BB: 1 P: 24	R: 0 E: 1 K: 3 S: 18	H: 1 LOB: 2 BB: 1 P: 28	R: 0 E: 0 K: 1 S: 9	H: 0 LOB: 0 BB: 0 P: 15	R: 0 E: 0 K: 1 S: 14	H: 1 LOB: 1 BB: 0 P: 21	R: 0 E: 0 K: 0 S: 7	H: 0 LOB: 1 BB: 1 P: 13	R: 0 E: 0 K: 0 S: 15	H: 2 LOB: 1 BB: 0 P: 23	1B: 4 2B: 2 3B: 0 HR: 2	SF: 1 SAC: 0 DP: 0 HBP: 0	WP: 1 PB: 0 SB: 1 CS: 0	PA: 38
PITCHER	IP	WLS	BF	H	R	ER	SO	BB	IBB	HBP	BLK	WP	HR	S	P	ERA	WHIP					
Gil Meche, R (1.1) ERA: 5.68	6.0	L	25	5	4	4	11	2	0	0	0	1	2	76	118	6.00	1.167					
Shigetoshi Hasegawa, R (7.1) ERA: 6.2	2.0		9	2	1	1	1	1	0	0	0	0	0	23	38	4.50	1.500					
Mike Myers, L (9.1) ERA: 4.09	1.0		4	1	0	0	0	0	0	0	0	0	0	13	19	0.00	1.000					

Detroit Tigers @ Seattle Mariners
Safeco Field, Seattle, WA
Fri May 21 2004, 7:05 PM PDT
Att: 39,102 - Unknown - 58 F


AB 34
R 5
H 8
RBI 5
BB 3
SO 12
LOB 11



Batter	1	2	3	4	5	6	7	8	9	AB	R	H	RBI	BB	SO	LOB	BOTTOM					
51 Ichiro Suzuki, L (1.9) OBP: 0.379, SLG: 0.397										5	0	3	0	0	0	1						
Randy Winn, S (1.8) OBP: 0.301, SLG: 0.300										5	0	1	0	0	0	4						
Bret Boone, R (1.4) OBP: 0.310, SLG: 0.430										3	0	0	0	2	0	2						
Edgar Martinez, R (1.10) OBP: 0.343, SLG: 0.371										4	0	0	0	1	2	5						
Jolbert Cabrera, R (1.3) OBP: 0.324, SLG: 0.361										4	0	1	0	0	1	0						
Dan Wilson, R (1.2) OBP: 0.357, SLG: 0.430										3	0	1	0	1	1	2						
Rich Aurilia, R (1.6) OBP: 0.306, SLG: 0.301										4	0	1	0	0	0	5						
16 Willie Bloomquist, R (1.5) OBP: 0.300, SLG: 0.316										3	0	1	0	0	0	2						
Dave Hansen, L (9.5) OBP: 0.412, SLG: 0.429										1	0	0	0	0	0	0						
Quinton McCracken, S (1.7) OBP: 0.227, SLG: 0.150										3	0	0	0	0	0	3						
Raul Ibanez, L (9.5) OBP: 0.317, SLG: 0.460										0	0	0	0	1	0	0						
Inning Stats	R: 0 E: 0 K: 0 S: 9	H: 0 LOB: 1 BB: 1 P: 18	R: 0 E: 0 K: 0 S: 10	H: 2 LOB: 2 BB: 0 P: 15	R: 0 E: 1 K: 1 S: 11	H: 1 LOB: 1 BB: 0 P: 15	R: 0 E: 0 K: 1 S: 6	H: 0 LOB: 1 BB: 1 P: 13	R: 0 E: 0 K: 0 S: 8	H: 1 LOB: 1 BB: 0 P: 11	R: 0 E: 0 K: 1 S: 7	H: 0 LOB: 0 BB: 0 P: 8	R: 0 E: 0 K: 0 S: 15	H: 2 LOB: 2 BB: 0 P: 23	R: 0 E: 1 K: 0 S: 13	H: 1 LOB: 3 BB: 2 P: 19	R: 0 E: 0 K: 1 S: 16	H: 1 LOB: 2 BB: 2 P: 26	1B: 8 2B: 0 3B: 0 HR: 0	SF: 0 SAC: 0 DP: 1 HBP: 0	WP: 0 PB: 0 SB: 0 CS: 0	PA: 40
PITCHER	IP	WLS	BF	H	R	ER	SO	BB	IBB	HBP	BLK	WP	HR	S	P	ERA	WHIP					
29 Nate Robertson, L (1.1) ERA: 4.96	7.0	W	29	6	0	0	3	2	0	0	0	0	0	66	103	0.00	1.143					
Al Levine, R (8.1) ERA: 6.64	1.0		5	1	0	0	0	1	0	0	0	0	0	13	19	0.00	2.000					
Ugueth Urbina, R (9.1) ERA: 1.88	1.0		6	1	0	0	1	2	0	0	0	0	0	16	26	0.00	3.000					

Detroit Tigers @ Seattle Mariners
Safeco Field, Seattle, WA
Fri May 21 2004, 7:05 PM PDT
Att: 39,102 - Unknown - 58 F

AB 35
R 0
H 8
RBI 0
BB 5
SO 4
LOB 24



Batter	1	2	3	4	5	6	7	8	9	AB	R	H	RBI	BB	SO	LOB	TOP										
Alex Sanchez, L (1, 8) OBP: 0.372, SLG: 0.436	F7	1B						2B	E	5	2	3	0	0	1	0											
9 Carlos Guillen, S (1, 6) OBP: 0.403, SLG: 0.500	1B	CS	CS					SH5-4	E	3	2	2	0	1	1	0											
Ivan Rodriguez, R (1, 2) OBP: 0.376, SLG: 0.522	1B		G5-3					2B	P6	5	1	2	1	0	0	3											
Rondell White, R (1, 7) OBP: 0.380, SLG: 0.528	K		E6				G5-3	2B	E7	4	1	1	2	1	1	3											
Bobby Higginson, L (1, 10) OBP: 0.381, SLG: 0.400	1B		1B				K	2B	BB	3	1	2	1	2	1	0											
Carlos Pena, L (1, 3) OBP: 0.297, SLG: 0.399	1B		1B					2B	BB	2	0	0	0	1	1	2											
Greg Norton, S (8, PH) OBP: 0.273, SLG: 0.265	BB		K				P5	K	BB	1	0	0	0	1	1	3											
Craig Monroe, R (1, 9) OBP: 0.288, SLG: 0.349	P4							L4	2B	5	1	1	3	0	1	6											
Eric Munson, L (1, 5) OBP: 0.252, SLG: 0.380			K					G3-1	P4	4	0	1	1	0	1	0											
15 Brandon Inge, R (8, PR) OBP: 0.355, SLG: 0.464								2B		1	0	0	0	0	0	3											
20 Omar Infante, R (1, 4) OBP: 0.371, SLG: 0.508			K					F7	F8	4	0	0	0	0	1	1											
Inning Stats	R: 1 E: 0 K: 1 S: 18	H: 2 LOB: 3 BB: 2 P: 35	R: 0 E: 0 K: 2 S: 10	H: 1 LOB: 0 BB: 0 P: 15	R: 0 E: 1 K: 1 S: 10	H: 2 LOB: 2 BB: 0 P: 19	R: 0 E: 0 K: 0 S: 4	H: 0 LOB: 0 BB: 0 P: 8	R: 0 E: 0 K: 1 S: 11	H: 0 LOB: 0 BB: 0 P: 14	R: 0 E: 0 K: 0 S: 6	H: 0 LOB: 0 BB: 0 P: 11	R: 5 E: 0 K: 1 S: 15	H: 4 LOB: 1 BB: 2 P: 29	R: 2 E: 1 K: 1 S: 12	H: 3 LOB: 3 BB: 2 P: 24	1B: 7 2B: 5 3B: 0 HR: 0	SF: 0 SAC: 1 DP: 0 HBP: 0	WP: 0 PB: 0 SB: 0 CS: 2	PA: 45							
PITCHER	IP	WLS	BF	H	R	ER	SO	BB	IBB	HBP	BLK	WP	HR	S	P	ERA	WHIP										
Joel Pineiro, R (1, 1) ERA: 5.43	7.0		27	5	1	1	7	2	0	0	0	0	0	64	109	1.29	1.000										
20 J.J. Putz, R (8, 1) ERA: 2.03	0.1	L	4	2	3	3	0	1	0	0	0	0	0	6	13	81.00	9.000										
Mike Myers, L (8, 1) ERA: 4.76	0.1		2	0	0	0	1	1	0	0	0	0	0	4	8	0.00	3.000										
40 Julio Mateo, R (8, 1) ERA: 5.95	0.2		9	5	4	4	0	2	0	0	0	0	0	13	25	54.00	10.500										
Ron Villone, L (9, 1) ERA: 3.69	0.2		2	0	0	0	1	0	0	0	0	0	0	4	7	0.00	0.000										

Detroit Tigers @ Seattle Mariners
Safeco Field, Seattle, WA
Sat May 22 2004, 7:05 PM PDT
Att: 42,565 - Unknown - 55 F

AB 37
R 8
H 12
RBI 8
BB 6
SO 9
LOB 21



Batter	1	2	3	4	5	6	7	8	9	AB	R	H	RBI	BB	SO	LOB	BOTTOM										
51 Ichiro Suzuki, L (1, 9) OBP: 0.376, SLG: 0.390	G6-3		F7					F7		3	0	0	0	1	0	1											
Randy Winn, S (1, 8) OBP: 0.293, SLG: 0.292	P5		K					G6-3		4	0	0	0	0	1	2											
Bret Boone, R (1, 4) OBP: 0.302, SLG: 0.418	K							L6	K	4	0	0	0	0	2	0											
Raul Ibanez, L (1, 7) OBP: 0.327, SLG: 0.468		1B						G3	2B	4	1	3	0	0	0	0											
Edgar Martinez, R (1, 10) OBP: 0.341, SLG: 0.374		K						L8	E	4	2	1	1	0	1	2											
Scott Spiezio, S (1, 5) OBP: 0.314, SLG: 0.465	P5							F9	E8	4	1	2	2	0	0	1											
John Olerud, L (1, 3) OBP: 0.344, SLG: 0.310								K	B5-3	3	0	0	0	0	1	1											
Jolbert Cabrera, R (9, PH) OBP: 0.320, SLG: 0.356	F7							K	B5-3	1	0	0	0	0	0	1											
Rich Aurilia, R (1, 6) OBP: 0.298, SLG: 0.292			F9					K	K	4	0	0	0	0	2	1											
Pat Borders, R (1, 2) OBP: 0.111, SLG: 0.111								G5-3		2	0	1	0	0	0	0											
Dave Hansen, L (8, PH) OBP: 0.400, SLG: 0.414								G5-3		1	0	0	0	0	1	0											
Dan Wilson, R (9, 2) OBP: 0.357, SLG: 0.430								K		0	0	0	0	0	0	0											
Inning Stats	R: 0 E: 0 K: 1 S: 10	H: 0 LOB: 0 BB: 0 P: 14	R: 0 E: 0 K: 1 S: 9	H: 1 LOB: 1 BB: 0 P: 14	R: 0 E: 0 K: 1 S: 6	H: 1 LOB: 1 BB: 0 P: 9	R: 2 E: 0 K: 0 S: 8	H: 2 LOB: 0 BB: 0 P: 12	R: 0 E: 0 K: 0 S: 5	H: 0 LOB: 1 BB: 1 P: 10	R: 0 E: 0 K: 0 S: 6	H: 0 LOB: 0 BB: 0 P: 8	R: 0 E: 0 K: 2 S: 12	H: 0 LOB: 0 BB: 0 P: 16	R: 0 E: 0 K: 1 S: 8	H: 0 LOB: 0 BB: 0 P: 10	R: 2 E: 1 K: 2 S: 16	H: 3 LOB: 1 BB: 0 P: 20	1B: 5 2B: 1 3B: 0 HR: 1	SF: 0 SAC: 0 DP: 0 HBP: 0	WP: 0 PB: 0 SB: 0 CS: 0	PA: 35					
PITCHER	IP	WLS	BF	H	R	ER	SO	BB	IBB	HBP	BLK	WP	HR	S	P	ERA	WHIP										
Jason Johnson, R (1, 1) ERA: 5.57	8.1	W	33	7	4	3	7	1	0	0	0	0	0	74	105	3.24	0.960										
Jamie Walker, L (9, 1) ERA: 1.66	0.2		2	0	0	0	1	0	0	0	0	0	0	6	8	0.00	0.000										

Detroit Tigers @ Seattle Mariners
Safeco Field, Seattle, WA
Sat May 22 2004, 7:05 PM PDT
Att: 42,565 - Unknown - 55 F

AB 34
R 4
H 7
RBI 3
BB 1
SO 8
LOB 9



Batter	1	2	3	4	5	6	7	8	9	AB	R	H	RBI	BB	SO	LOB	TOP								
Alex Sanchez, L (1, 8) OBP: 0.360, SLG: 0.421	P5		G4-3		B2		G1-3		G4-3	5	0	0	0	0	0	1									
9 Carlos Guillen, S (1, 6) OBP: 0.411, SLG: 0.500	G1-4-3 BB		K			G3 WP 1B		BB 1B		2	0	1	0	2	1	0									
Ivan Rodriguez, R (1, 10) OBP: 0.374, SLG: 0.515	G1-4-3 1-2		K			F8		BB 1B		4	0	1	0	0	1	2									
Bobby Higginson, L (1, 9) OBP: 0.385, SLG: 0.407						G3		B3		3	1	1	0	1	0	3									
Craig Monroe, R (1, 7) OBP: 0.301, SLG: 0.356						G3 1-3		B3		3	0	2	1	1	1	2									
Carlos Pena, L (1, 3) OBP: 0.292, SLG: 0.390						G3 1-3		B3		3	0	0	0	0	0	5									
Rondell White, R (8, PH) OBP: 0.383, SLG: 0.528						G1-3				0	0	0	0	1	0	0									
30 Chris Shelton, R (8, 3) OBP: 0.276, SLG: 0.294						G1-3				0	0	0	0	0	0	0									
15 Brandon Inge, R (1, 2) OBP: 0.351, SLG: 0.450						FC6-4 1-2				3	0	0	0	1	2	6									
Eric Munson, L (1, 5) OBP: 0.245, SLG: 0.369						F9				3	0	0	0	0	2	3									
Greg Norton, S (9, PH) OBP: 0.209, SLG: 0.261						F9				1	0	0	0	0	1	0									
20 Omar Infante, R (1, 4) OBP: 0.351, SLG: 0.476						F7				4	0	0	0	0	3	1									
Inning Stats	R: 0 E: 0 K: 0 S: 8	H: 0 LOB: 0 BB: 1 P: 15	R: 0 E: 0 K: 2 S: 12	H: 1 LOB: 2 BB: 1 P: 24	R: 0 E: 0 K: 1 S: 6	H: 0 LOB: 0 BB: 0 P: 10	R: 1 E: 0 K: 1 S: 11	H: 2 LOB: 1 BB: 0 P: 20	R: 0 E: 0 K: 1 S: 6	H: 0 LOB: 0 BB: 0 P: 9	R: 0 E: 0 K: 0 S: 9	H: 1 LOB: 2 BB: 1 P: 18	R: 0 E: 0 K: 2 S: 10	H: 0 LOB: 1 BB: 1 P: 18	R: 0 E: 0 K: 2 S: 13	H: 1 LOB: 3 BB: 2 P: 23	R: 0 E: 0 K: 2 S: 9	H: 0 LOB: 0 BB: 0 P: 15	1B: 4 2B: 1 3B: 0 HR: 0	SF: 0 SAC: 0 DP: 1 HBP: 0	WP: 1 PB: 0 SB: 0 CS: 0	PA: 37			
PITCHER	IP	WLS	BF	H	R	ER	SO	BB	IBB	HBP	BLK	WP	HR	S	P	ERA	WHIP								
Freddy Garcia, R (1, 1) ERA: 2.71	7.0	W	28	4	1	1	7	4	0	0	0	1	0	62	114	1.29	1.143								
20 J.J. Putz, R (8, 1) ERA: 2.03	0.0		2	1	0	0	0	1	0	0	0	0	0	3	7	∞	∞								
Eddie Guardado, L (8, 1) ERA: 1.35	2.0	S	7	0	0	0	4	1	0	0	0	0	0	19	31	0.00	0.500								

Detroit Tigers @ Seattle Mariners
Safeco Field, Seattle, WA
Sun May 23 2004, 1:05 PM PDT
Att: 44,850 - Cloudy - 64 F

AB	31
R	1
H	5
RBI	1
BB	6
SO	11
LOB	23



Batter	1	2	3	4	5	6	7	8	9	AB	R	H	RBI	BB	SO	LOB	BOTTOM								
51 Ichiro Suzuki, L (1, 9) OBP: 0.374, SLG: 0.387	F7		1B 1B 1B		K		K2-3			4	1	1	0	0	2	0									
Scott Spiezio, S (1, 5) OBP: 0.319, SLG: 0.462	PB G6-3 1B		K		P4			BB		3	0	1	0	1	1	1									
Bret Boone, R (1, 4) OBP: 0.301, SLG: 0.413	G6-3 1-2		1B 1-3			F7		K		4	0	1	0	0	1	2									
Raul Ibanez, L (1, 7) OBP: 0.337, SLG: 0.478	G6-3 2-3 BB		1B 1-2 3-H 2-2			1B SF7 2B		K		3	1	2	1	1	1	0									
Jolbert Cabrera, R (1, 6) OBP: 0.316, SLG: 0.351	P6		G6-4-3 1-2			S 1B		G3		4	0	1	0	0	0	4									
Dave Hansen, L (1, 10) OBP: 0.385, SLG: 0.406			FC6-4 1B		G4-3		SF7		K	3	0	1	1	0	1	0									
Dan Wilson, R (1, 2) OBP: 0.356, SLG: 0.427			FC6-4 1-2		G3-6-3 1B		K			3	0	1	0	0	1	2									
John Olerud, L (1, 3) OBP: 0.351, SLG: 0.336			G3-6-1 BB		G3-6-3 1-2					2	1	1	1	1	0	1									
Randy Winn, S (1, 8) OBP: 0.288, SLG: 0.286	G3-6-1 1-2					P6		F7		3	0	0	0	0	0	2									
Inning Stats	R: 0 E: 0 K: 0 S: 10	H: 1 LOB: 2 BB: 1 P: 17	R: 0 E: 1 K: 0 S: 8	H: 1 LOB: 1 BB: 1 P: 17	R: 1 E: 0 K: 1 S: 12	H: 3 LOB: 1 BB: 0 P: 17	R: 0 E: 0 K: 0 S: 5	H: 1 LOB: 0 BB: 0 P: 9	R: 0 E: 0 K: 1 S: 9	H: 0 LOB: 0 BB: 0 P: 12	R: 1 E: 0 K: 0 S: 14	H: 2 LOB: 1 BB: 0 P: 22	R: 1 E: 0 K: 2 S: 12	H: 1 LOB: 1 BB: 1 P: 20	R: 0 E: 0 K: 2 S: 10	H: 0 LOB: 0 BB: 0 P: 14	1B: 7 2B: 1 3B: 0 HR: 1	SF: 1 SAC: 0 DP: 3 HBP: 0	WP: 0 PB: 1 SB: 1 CS: 0	PA: 33					
PITCHER	IP	WLS	BF	H	R	ER	SO	BB	IBB	HBP	BLK	WP	HR	S	P	ERA	WHIP								
38 Jeremy Bonderman, R (1, 1) ERA: 4.66	7.0	L	30	9	3	3	5	3	0	0	0	0	1	70	114	3.86	1.714								
Steve Colyer, L (8, 1) ERA: 6.32	0.1		1	0	0	0	1	0	0	0	0	0	0	3	4	0.00	0.000								
Esteban Yan, R (8, 1) ERA: 3.72	0.2		2	0	0	0	1	0	0	0	0	0	0	7	10	0.00	0.000								


Detroit Tigers @ Seattle Mariners
Safeco Field, Seattle, WA
Sun May 23 2004, 1:05 PM PDT
Att: 44,850 - Cloudy - 64 F


AB	29
R	3
H	9
RBI	3
BB	3
SO	7
LOB	12



Batter	1	2	3	4	5	6	7	8	9	AB	R	H	RBI	BB	SO	LOB	TOP				
Alex Sanchez, L (1, 8) OBP: 0.368, SLG: 0.433	F8		B1-3			1B			2B	5	0	3	1	0	0	1	Detroit Tigers @ Kansas City Royals Kauffman Stadium, Kansas City, MO Tue May 25 2004, 7:10 PM CDT Att: 14,297 - Sunny - 69 F				
9 Carlos Guillen, S (1, 6) OBP: 0.400, SLG: 0.484	P3		G5-3			K	G4-3		E4	5	0	0	1	0	1	5					
Ivan Rodriguez, R (1, 2) OBP: 0.383, SLG: 0.500	G6-3			F7		L6		G4-3	G6-4-3	5	0	0	0	0	0	3					
Rondell White, R (1, 10) OBP: 0.380, SLG: 0.521		1B		F7		P3		K		4	0	1	0	0	1	1					
Craig Monroe, R (1, 7) OBP: 0.306, SLG: 0.360		P4		F8				1B		4	1	2	0	0	0	1					
Bobby Higginson, L (1, 9) OBP: 0.388, SLG: 0.405		F9			P6			1B		3	1	1	0	1	0	1					
15 Brandon Inge, R (1, 5) OBP: 0.342, SLG: 0.437		L1			F9			1B		3	0	0	0	0	0	3					
30 Chris Shelton, R (1, 3) OBP: 0.318, SLG: 0.316			F9							2	1	1	1	1	0	0					
20 Omar Infante, R (1, 4) OBP: 0.359, SLG: 0.462			B1-3 BB		F7			1B BB		2	0	0	0	2	1	2					
Inning Stats	R: 0 E: 0 K: 0 S: 6	H: 0 LOB: 0 BB: 0 P: 6	R: 0 E: 0 K: 0 S: 11	H: 1 LOB: 1 BB: 0 P: 19	R: 0 E: 0 K: 0 S: 8	H: 0 LOB: 1 BB: 1 P: 12	R: 0 E: 0 K: 0 S: 9	H: 0 LOB: 0 BB: 0 P: 13	R: 0 E: 0 K: 1 S: 9	H: 1 LOB: 1 BB: 0 P: 10	R: 2 E: 0 K: 0 S: 9	H: 2 LOB: 2 BB: 2 P: 17	R: 0 E: 0 K: 1 S: 13	H: 2 LOB: 2 BB: 0 P: 22	R: 1 E: 1 K: 1 S: 9	H: 2 LOB: 1 BB: 0 P: 14	1B: 7 2B: 2 3B: 0 HR: 0	SF: 1 SAC: 1 DP: 1 HBP: 0	WP: 0 PB: 0 SB: 1 CS: 0	PA: 39	
PITCHER	IP WLS BF H R ER SO BB IBB HBP BLK WP HR S P ERA WHIP	IP WLS BF H R ER SO BB IBB HBP BLK WP HR S P ERA WHIP	IP WLS BF H R ER SO BB IBB HBP BLK WP HR S P ERA WHIP	IP WLS BF H R ER SO BB IBB HBP BLK WP HR S P ERA WHIP	IP WLS BF H R ER SO BB IBB HBP BLK WP HR S P ERA WHIP	IP WLS BF H R ER SO BB IBB HBP BLK WP HR S P ERA WHIP	IP WLS BF H R ER SO BB IBB HBP BLK WP HR S P ERA WHIP	IP WLS BF H R ER SO BB IBB HBP BLK WP HR S P ERA WHIP	IP WLS BF H R ER SO BB IBB HBP BLK WP HR S P ERA WHIP	IP WLS BF H R ER SO BB IBB HBP BLK WP HR S P ERA WHIP	IP WLS BF H R ER SO BB IBB HBP BLK WP HR S P ERA WHIP	IP WLS BF H R ER SO BB IBB HBP BLK WP HR S P ERA WHIP	IP WLS BF H R ER SO BB IBB HBP BLK WP HR S P ERA WHIP	IP WLS BF H R ER SO BB IBB HBP BLK WP HR S P ERA WHIP	IP WLS BF H R ER SO BB IBB HBP BLK WP HR S P ERA WHIP	IP WLS BF H R ER SO BB IBB HBP BLK WP HR S P ERA WHIP	IP WLS BF H R ER SO BB IBB HBP BLK WP HR S P ERA WHIP	IP WLS BF H R ER SO BB IBB HBP BLK WP HR S P ERA WHIP	IP WLS BF H R ER SO BB IBB HBP BLK WP HR S P ERA WHIP	IP WLS BF H R ER SO BB IBB HBP BLK WP HR S P ERA WHIP	IP WLS BF H R ER SO BB IBB HBP BLK WP HR S P ERA WHIP
41 Jimmy Gobble, L (1, 1) ERA: 4.28	6.2	26	3	2	2	1	3	0	0	0	0	0	0	0	0	0	2.70	0.900			
Jason Grimsley, R (7, 1) ERA: 2.25	0.1	3	1	0	0	0	1	0	0	0	0	0	0	0	0	5	9	0.00	6.000		
Curt Leskanic, R (8, 1) ERA: 9.0	0.2	4	2	0	0	1	0	0	0	0	0	0	0	0	10	17	0.00	3.000			
Jeremy Affeldt, L (8, 1) ERA: 5.07	1.1	6	2	1	1	1	0	0	0	0	0	0	0	0	12	19	6.75	1.500			

Batter	1	2	3	4	5	6	7	8	9	AB	R	H	RBI	BB	SO	LOB	BOTTOM				
4 Angel Berroa, R (1, 6) OBP: 0.264, SLG: 0.350	1B 29 SF9	FC5-4 BB			L9					3	1	2	1	1	0	0	Detroit Tigers @ Kansas City Royals Kauffman Stadium, Kansas City, MO Tue May 25 2004, 7:10 PM CDT Att: 14,297 - Sunny - 69 F				
Carlos Beltrán, S (1, 8) OBP: 0.352, SLG: 0.548	1B SF8	FC5-4			P4				G3-1	4	1	1	0	0	0	2					
29 Mike Sweeney, R (1, 10) OBP: 0.329, SLG: 0.450	SF9		F8		G6-3				K	3	0	0	1	0	1	0					
Ken Harvey, R (1, 3) OBP: 0.380, SLG: 0.478	1B		2B		L9				HR	4	1	3	1	0	0	0					
Joe Randa, R (1, 5) OBP: 0.343, SLG: 0.403	SF8		P3		F9				G4-3	3	0	0	1	0	0	1					
Benito Santiago, R (1, 2) OBP: 0.276, SLG: 0.382	1B		2B		L5				G6-3	4	0	2	0	0	0	0					
Matt Stairs, L (1, 9) OBP: 0.359, SLG: 0.441	FC6		G6-4-3 1B						1B	3	1	2	0	0	0	2					
Brandon Berger, R (1, 7) OBP: 0.214, SLG: 0.286		G5-3			G6-4-3				SH1-4	2	0	0	0	0	0	1					
Desi Relaford, S (1, 4) OBP: 0.299, SLG: 0.250		E6			G4-3				P3	3	0	0	0	0	0	1					
Inning Stats	R: 2 E: 0 K: 0 S: 13	H: 4 LOB: 2 BB: 0 P: 23	R: 0 E: 1 K: 0 S: 7	H: 0 LOB: 1 BB: 1 P: 15	R: 0 E: 0 K: 0 S: 8	H: 2 LOB: 2 BB: 0 P: 12	R: 0 E: 0 K: 0 S: 4	H: 1 LOB: 0 BB: 0 P: 5	R: 0 E: 0 K: 0 S: 4	H: 0 LOB: 0 BB: 0 P: 6	R: 0 E: 0 K: 0 S: 6	H: 0 LOB: 0 BB: 0 P: 10	R: 1 E: 0 K: 0 S: 12	H: 2 LOB: 1 BB: 0 P: 16	R: 1 E: 0 K: 1 S: 10	H: 1 LOB: 0 BB: 0 P: 13	1B: 7 2B: 1 3B: 1 HR: 1	SF: 2 SAC: 1 DP: 1 HBP: 0	WP: 0 PB: 0 SB: 0 CS: 1	PA: 33	
PITCHER	IP WLS BF H R ER SO BB IBB HBP BLK WP HR S P ERA WHIP	IP WLS BF H R ER SO BB IBB HBP BLK WP HR S P ERA WHIP	IP WLS BF H R ER SO BB IBB HBP BLK WP HR S P ERA WHIP	IP WLS BF H R ER SO BB IBB HBP BLK WP HR S P ERA WHIP	IP WLS BF H R ER SO BB IBB HBP BLK WP HR S P ERA WHIP	IP WLS BF H R ER SO BB IBB HBP BLK WP HR S P ERA WHIP	IP WLS BF H R ER SO BB IBB HBP BLK WP HR S P ERA WHIP	IP WLS BF H R ER SO BB IBB HBP BLK WP HR S P ERA WHIP	IP WLS BF H R ER SO BB IBB HBP BLK WP HR S P ERA WHIP	IP WLS BF H R ER SO BB IBB HBP BLK WP HR S P ERA WHIP	IP WLS BF H R ER SO BB IBB HBP BLK WP HR S P ERA WHIP	IP WLS BF H R ER SO BB IBB HBP BLK WP HR S P ERA WHIP	IP WLS BF H R ER SO BB IBB HBP BLK WP HR S P ERA WHIP	IP WLS BF H R ER SO BB IBB HBP BLK WP HR S P ERA WHIP	IP WLS BF H R ER SO BB IBB HBP BLK WP HR S P ERA WHIP	IP WLS BF H R ER SO BB IBB HBP BLK WP HR S P ERA WHIP	IP WLS BF H R ER SO BB IBB HBP BLK WP HR S P ERA WHIP	IP WLS BF H R ER SO BB IBB HBP BLK WP HR S P ERA WHIP	IP WLS BF H R ER SO BB IBB HBP BLK WP HR S P ERA WHIP	IP WLS BF H R ER SO BB IBB HBP BLK WP HR S P ERA WHIP	IP WLS BF H R ER SO BB IBB HBP BLK WP HR S P ERA WHIP
Mike Maroth, L (1, 1) ERA: 4.91	7.0	29	3	3	0	0	1	0	0	0	0	0	0	0	0	0	3.86	1.429			
Danny Patterson, R (8, 1) ERA: 5.49	1.0	4	1	1	1	1	0	0	0	0	0	1	10	13	9	9.00	1.000				

Batter	1	2	3	4	5	6	7	8	9	AB R H RBI BB SO LOB	TOP									
Jerry Hairston, R (1,4) OBP: 0.246, SLG: 0.286	1-2 L4-6 1B	0-2 S 10 1B 2B	1-2 G6-3		3-3 K			1-2 FC4-2 2H		5 1 2 2 0 1 3	<p>Baltimore Orioles @ Detroit Tigers Comerica Park, Detroit, MI Sat May 29 2004, 7:05 PM EDT Att: 30,440 - Unknown - 63 F</p> <p>livebaseballscores.com</p> <p>AB 36 R 8 H 13 RBI 8 BB 5 SO 8 LOB 20</p> 									
6 Melvin Mora, R (1,5) OBP: 0.471, SLG: 0.615	2-1 S 1B	2-3 K		0-1 G5-3		0-1 G5-3		3-2 G6-3		5 1 1 0 0 1 3										
10 Miguel Tejada, R (1,6) OBP: 0.374, SLG: 0.508	2-0 L4-6 2-2 1B	2-2 3-H 1B		4-1 F9 BB BB		2-0 G5-3		2-0 HR		4 1 2 2 1 0 2										
Rafael Palmeiro, L (1,3) OBP: 0.395, SLG: 0.450	1-2 1-H 1B	3-0 G4-3		4-1 BB BB		2-3 K		3-1 WP 1B		4 0 2 1 1 1 1										
Javy Lopez, R (1,2) OBP: 0.370, SLG: 0.457	3-3 K		0-0 SH5-4 1B 1B	1-1 F9		3-3 K		4-2 L8-6-3 BB		4 1 1 0 1 2 3										
B.J. Surhoff, L (1,9) OBP: 0.352, SLG: 0.410		2-1 BB 1B	0-0 SH5-4 1B	2-1 F8		1-1 F7		1-0 F7		5 2 2 0 0 0 4										
Luis Matos, R (1,8) OBP: 0.290, SLG: 0.368		4-0 SH1-4 2B BB	0-0 SH5-4	0-1 F8		2-3 K		2-1 L8-6-3 1-1		3 1 0 0 1 1 2										
Larry Bigbie, L (1,7) OBP: 0.322, SLG: 0.426		0-0 SH1-4 2B 1B	1-2 G4-1 1B	4-2 S BB		1-3 K				3 1 2 3 1 1 0										
Luis Lopez, S (1,10) OBP: 0.250, SLG: 0.267 1 Brian Roberts, S (8, PR) OBP: 0.324, SLG: 0.337		0-0 SH1-4	0-0 G4-1	1-3 K		1-2 FC4-2 2B				3 0 1 0 0 1 2 0 0 0 0 0 0 0										
Inning Stats	R: 1 E: 0 K: 1 S: 13	H: 3 LOB: 1 BB: 0 P: 22	R: 4 E: 0 K: 1 S: 15	H: 4 LOB: 1 BB: 1 P: 26	R: 2 E: 0 K: 0 S: 10	H: 3 LOB: 1 BB: 0 P: 13	R: 0 E: 0 K: 0 S: 8	H: 0 LOB: 2 BB: 2 P: 19	R: 0 E: 0 K: 2 S: 13	H: 0 LOB: 0 BB: 0 P: 10	R: 0 E: 0 K: 1 S: 6	H: 0 LOB: 0 BB: 0 P: 14	R: 0 E: 0 K: 1 S: 13	H: 1 LOB: 2 BB: 0 P: 19	R: 1 E: 0 K: 0 S: 9	H: 2 LOB: 1 BB: 1 P: 21	1B: 10 2B: 4 3B: 0 HR: 1	SF: 0 SAC: 2 DP: 2 HBP: 0	WP: 1 PB: 0 SB: 4 CS: 0	PA: 43
PITCHER	IP WLS BF H R ER SO BB IBB HBP BLK WP HR S P ERA WHIP																			
38 Jeremy Bonderman, R (1,1) ERA: 5.55	2.1 L 17 10 7 7 2 1 0 0 0 0 0 34 55 27.00 4.714																			
Al Levine, R (3,1) ERA: 6.66	2.2 11 0 0 0 2 3 0 0 0 0 0 25 46 0.00 1.125																			
Danny Patterson, R (6,1) ERA: 4.76	2.0 6 0 0 0 3 0 0 0 0 0 0 14 24 0.00 0.000																			
Steve Colyer, L (8,1) ERA: 5.89	1.1 8 3 1 1 1 1 0 0 0 1 1 20 36 6.75 3.000																			
Craig Dingman, R (9,1) ERA: 3.0	0.2 1 0 0 0 0 0 0 0 0 0 0 2 4 0.00 0.000																			

Batter	1	2	3	4	5	6	7	8	9	AB R H RBI BB SO LOB	BOTTOM											
Alex Sanchez, L (1,8) OBP: 0.369, SLG: 0.433	1-1 E5 2B 1B	0-0 F8		1-3 K		2-3 K			1-3 K	5 1 1 0 0 3 4	<p>Baltimore Orioles @ Detroit Tigers Comerica Park, Detroit, MI Sat May 29 2004, 7:05 PM EDT Att: 30,440 - Unknown - 63 F</p> <p>livebaseballscores.com</p> <p>AB 35 R 4 H 9 RBI 4 BB 4 SO 6 LOB 22</p> 											
9 Carlos Guillen, S (1,6) OBP: 0.405, SLG: 0.497	1-0 G6-3	1-3 K		1-2 G3		1-0 G6-3		3-2 FC6-4 1B		5 0 1 1 0 1 4												
Ivan Rodriguez, R (1,10) OBP: 0.359, SLG: 0.500	3-2 F8 2H 2B		0-0 F8 SF9 2B		2-2 BB BB 1B		1-1 G6-3	1-1 FC6-4 DI 1-2		5 1 3 1 0 0 1												
Bobby Higginson, L (1,9) OBP: 0.382, SLG: 0.388	4-1 BB		0-0 F8		0-0 F9		0-3 K	2-2 G3-1		4 0 0 0 1 1 3												
Carlos Pena, L (1,3) OBP: 0.311, SLG: 0.442	1-2 F8		1-1 SF9		4-0 BB BB		0-1 G4-3			2 0 0 1 1 0 2												
Craig Monroe, R (1,7) OBP: 0.303, SLG: 0.357	2-3 G4-3		3-0 G4-3		0-0 F7			2-2 G5-3		4 0 0 0 0 0 4												
Eric Munson, L (1,5) OBP: 0.267, SLG: 0.364		4-1 9 WP 1B BB		1-0 G3-1		4-2 BB BB		0-0 G3-1		2 0 0 0 2 0 0												
15 Brandon Inge, R (1,2) OBP: 0.356, SLG: 0.449		1-3 K		2-2 E6 1B		3-2 G4-3		2-2 G6-3		4 1 1 0 0 1 4												
Jason Smith, L (1,4) OBP: 0.667, SLG: 1.000	1-2 9 WP 1B		0-0 1B		1-2 F7			0-2 9 1B 3B		4 1 3 1 0 0 0												
Inning Stats	R: 1 E: 1 K: 0 S: 13	H: 2 LOB: 2 BB: 1 P: 25	R: 0 E: 0 K: 2 S: 14	H: 1 LOB: 2 BB: 1 P: 22	R: 1 E: 0 K: 0 S: 5	H: 1 LOB: 0 BB: 0 P: 7	R: 1 E: 1 K: 1 S: 11	H: 2 LOB: 1 BB: 0 P: 16	R: 0 E: 0 K: 0 S: 11	H: 1 LOB: 2 BB: 2 P: 24	R: 0 E: 0 K: 1 S: 9	H: 0 LOB: 0 BB: 0 P: 13	R: 0 E: 0 K: 1 S: 7	H: 0 LOB: 0 BB: 0 P: 8	R: 0 E: 0 K: 0 S: 7	H: 0 LOB: 0 BB: 0 P: 11	R: 1 E: 0 K: 1 S: 15	H: 2 LOB: 1 BB: 0 P: 22	1B: 6 2B: 2 3B: 1 HR: 0	SF: 1 SAC: 0 DP: 0 HBP: 0	WP: 1 PB: 0 SB: 0 CS: 0	PA: 40
PITCHER	IP WLS BF H R ER SO BB IBB HBP BLK WP HR S P ERA WHIP																					
40 Daniel Cabrera, R (1,1) ERA: 4.15	5.0 W 26 7 3 2 3 4 0 0 0 0 0 0 54 94 3.60 2.200																					
John Parrish, L (6,1) ERA: 4.45	4.0 S 14 2 1 1 3 0 0 0 0 0 0 38 54 2.25 0.500																					

Batter	1	2	3	4	5	6	7	8	9	AB	R	H	RBI	BB	SO	LOB	TOP					
1 Brian Roberts, S OBP: 0.330, SLG: 0.346	3-2 SH2-3 2B		2-1 L9			2-2 1B 1B		0-2 G1-3	4-1 6 G5-3 1B BB	4	2	2	1	1	0	0						
Jerry Hairston, R OBP: 0.292, SLG: 0.333	0-1 SH2-3 2-3			3-2 10 1B		1-3 6 S 6 E 1B		2-1 6 1B	1-0 6 G5-3 1B	4	1	4	2	0	0	0						
6 Melvin Mora, R OBP: 0.465, SLG: 0.603	2-3 K			0-0 F7		2-0 6 G6-3		1-1 10 FC6-4 1B	3-2 6 G5-3	5	0	1	0	0	1	5						
10 Miguel Tejada, R OBP: 0.374, SLG: 0.503	3-2 F8			0-1 G5-4-3 1B		1-3 3-H 0-2 G5-3		1-0 10 FC6-4 1B	4-0 1B IBB	4	0	1	0	1	0	4						
Javy Lopez, R OBP: 0.367, SLG: 0.453		0-1 P6		1-0 G5-4-3 1B						4	0	1	0	0	0	2						
Larry Bigbie, L OBP: 0.326, SLG: 0.429				1-2 1-2						1	1	1	2	0	0	0						
Luis Matos, R OBP: 0.293, SLG: 0.369	2-3 K				0-1 P2					5	1	2	0	0	1	2						
B.J. Surhoff, L OBP: 0.356, SLG: 0.407	1-1 P6				1-1 G4-3					3	1	1	1	1	0	0						
Jose Leon, R OBP: 0.250, SLG: 1.000			0-1 F7		1-1 L7					3	0	0	0	0	0	2						
Rafael Palmeiro, L OBP: 0.396, SLG: 0.450						1-2 1-2				0	1	0	0	1	0	0						
Robert Machado, R OBP: 0.326, SLG: 0.429			1-1 F8			2-2 G5-3				4	0	0	0	0	1	3						
Inning Stats	R: 0 E: 0 K: 1 S: 12	H: 1 LOB: 1 BB: 0 P: 20	R: 0 E: 0 K: 1 S: 7	H: 0 LOB: 0 BB: 0 P: 10	R: 0 E: 0 K: 0 S: 6	H: 0 LOB: 0 BB: 0 P: 9	R: 0 E: 0 K: 0 S: 9	H: 2 LOB: 1 BB: 0 P: 13	R: 0 E: 0 K: 0 S: 6	H: 0 LOB: 0 BB: 0 P: 8	R: 1 E: 1 K: 0 S: 13	H: 2 LOB: 1 BB: 0 P: 21	R: 0 E: 0 K: 0 S: 6	H: 1 LOB: 1 BB: 1 P: 11	R: 0 E: 0 K: 0 S: 15	H: 2 LOB: 2 BB: 0 P: 20	R: 6 E: 0 K: 1 S: 27	H: 5 LOB: 2 BB: 3 P: 47	1B: 12 2B: 1 3B: 0 HR: 0	SF: 0 SAC: 1 DP: 2 HBP: 0	WP: 1 PB: 0 SB: 1 CS: 0	PA: 42
PITCHER	IP WLS BF H R ER SO BB IBB HBP BLK WP HR S P ERA WHIP																					
Mike Maroth, L ERA: 4.41	(1, 1) 7.0 0 26 6 1 0 2 1 0 0 0 0 1 0 59 92 0.00 1.000																					
Esteban Yan, R ERA: 4.13	(8, 1) 1.0 H 5 2 0 0 0 0 0 0 0 0 0 0 15 20 0.00 2.000																					
Ugueth Urbina, R ERA: 5.17	(9, 1) 0.1 L 7 4 6 6 1 2 0 0 0 0 0 0 0 17 27 162.00 18.000																					
Jamie Walker, L ERA: 1.61	(9, 1) 0.2 4 1 0 0 0 0 0 1 0 0 0 0 0 10 20 0.00 1.500																					

Baltimore Orioles @ Detroit Tigers
Comerica Park, Detroit, MI
Sun May 30 2004, 1:05 PM EDT
Att: 25,337 - Sunny - 65 F

AB 37
R 7
H 13
RBI 6
BB 4
SO 3
LOB 18

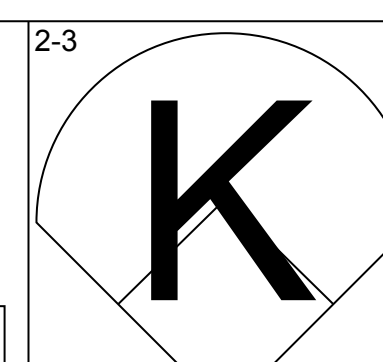
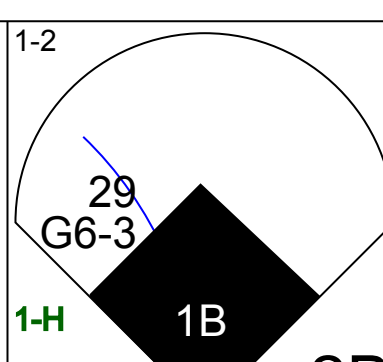
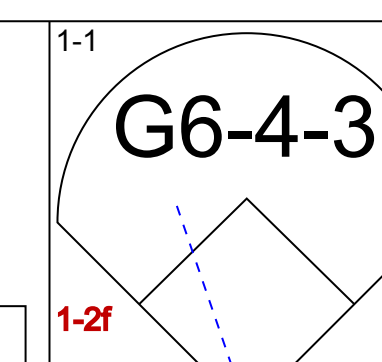
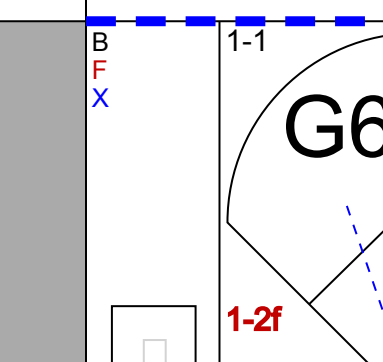
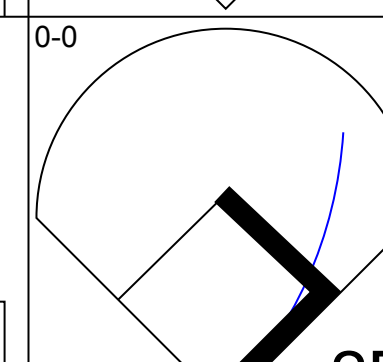
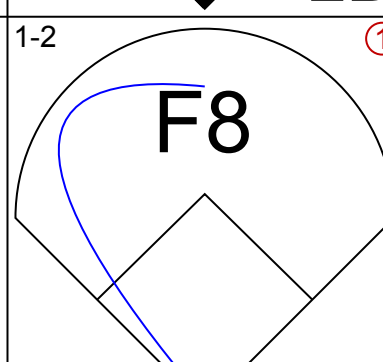
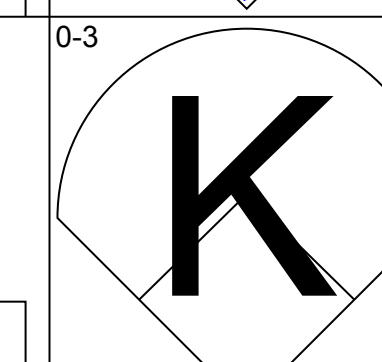
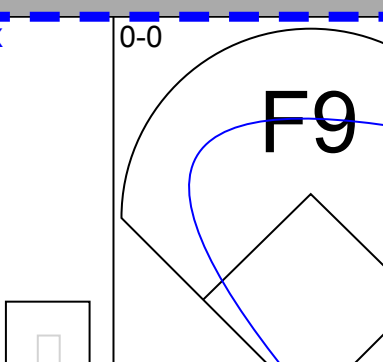
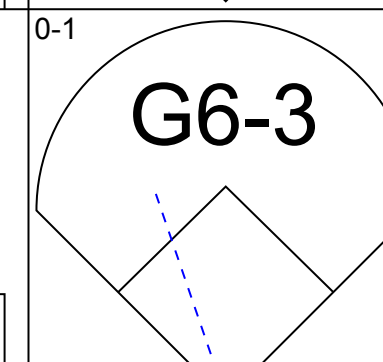
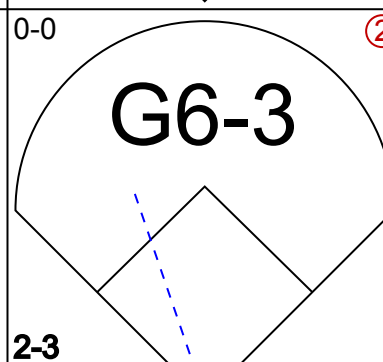
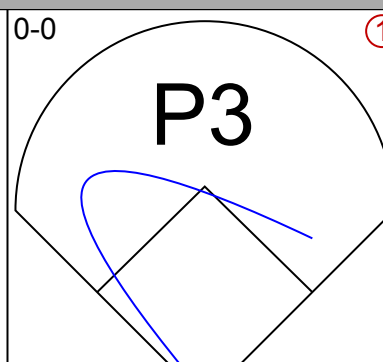
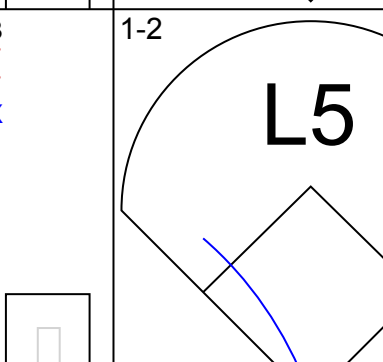
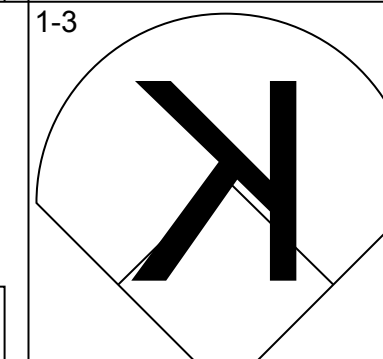
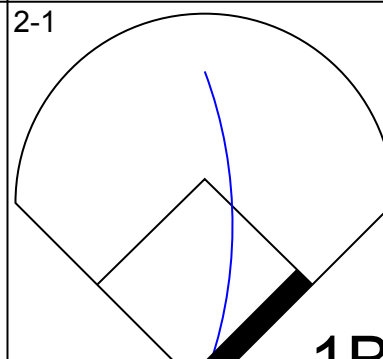
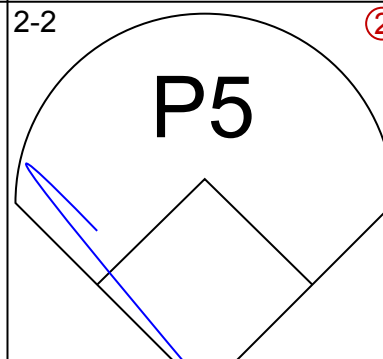
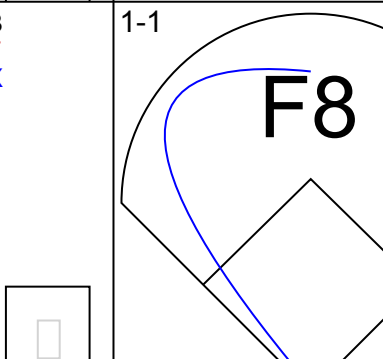
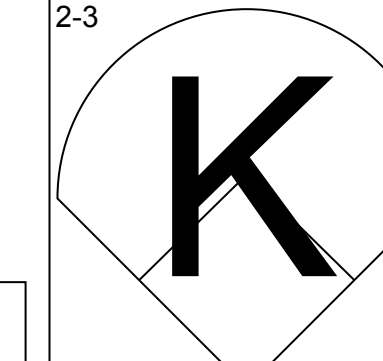
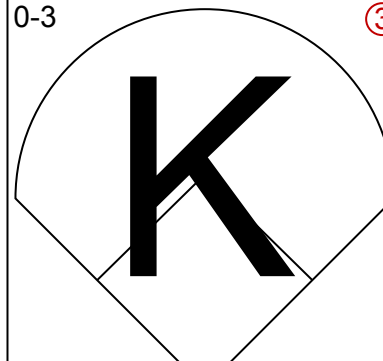
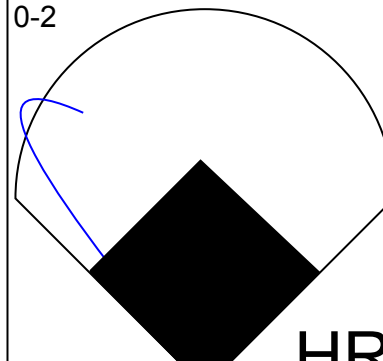
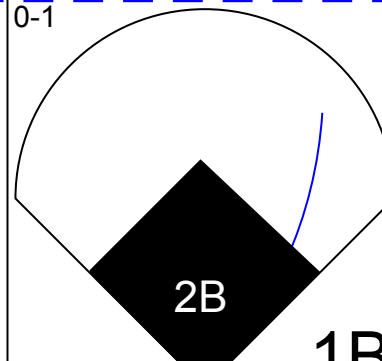
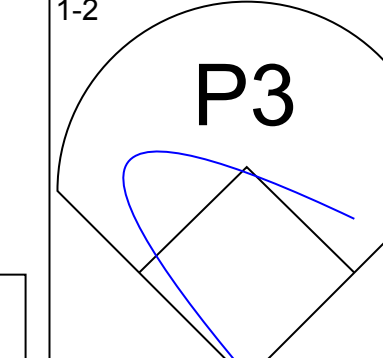
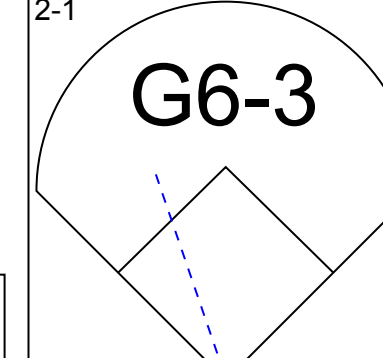
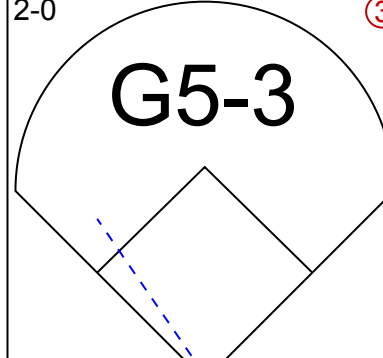
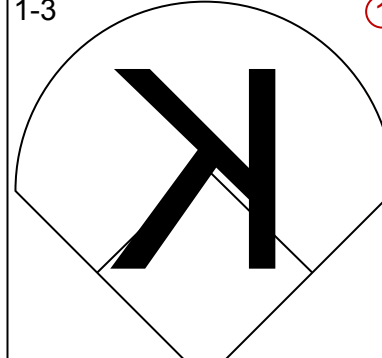
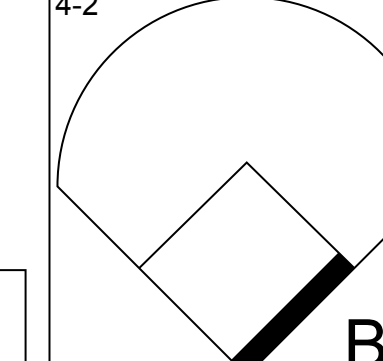
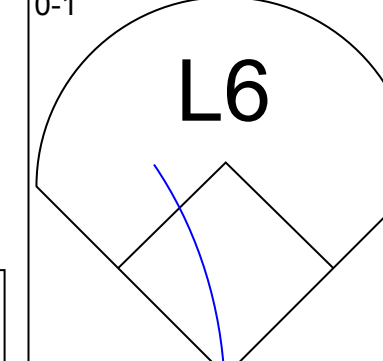
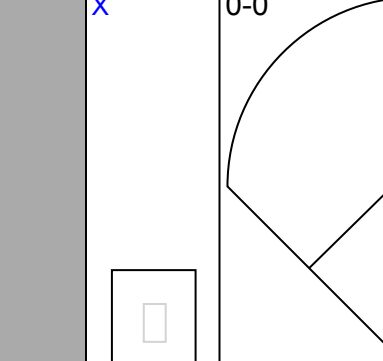
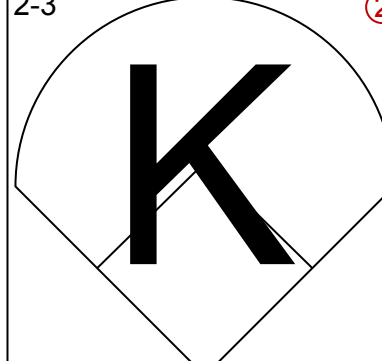
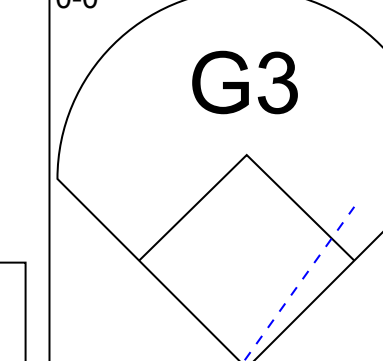
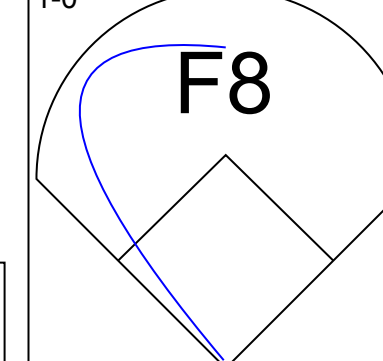
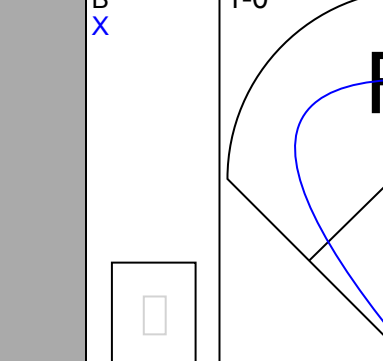
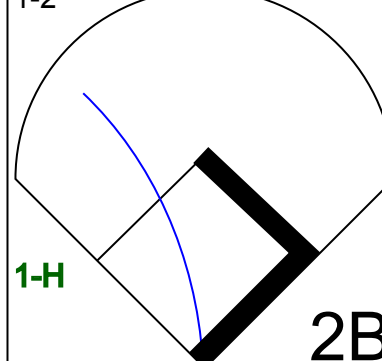
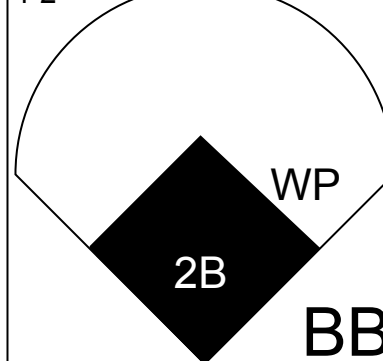
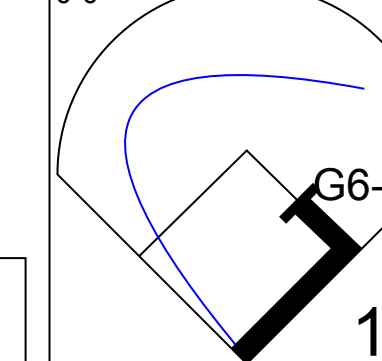
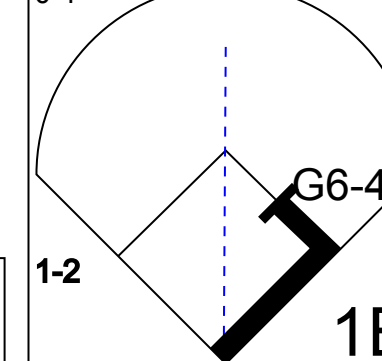


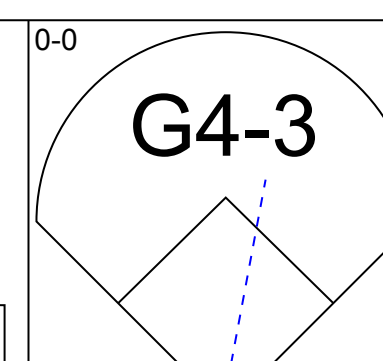
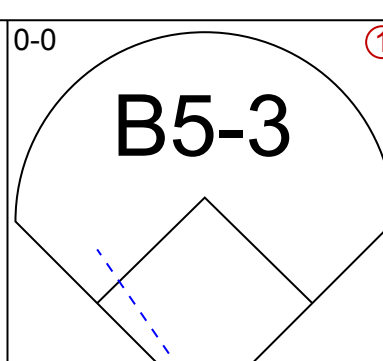
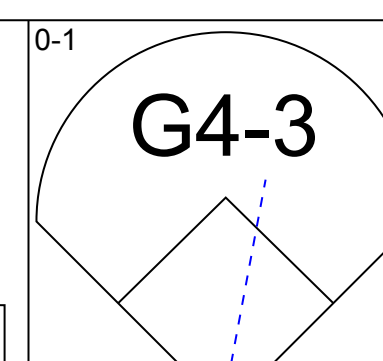
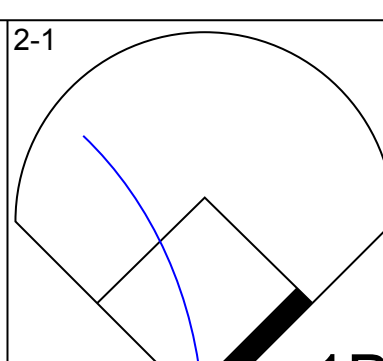
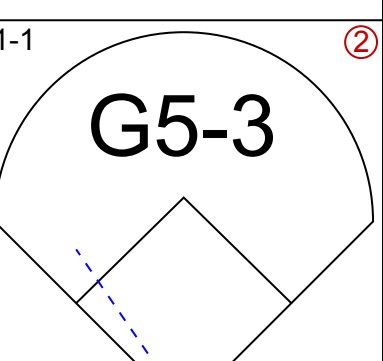
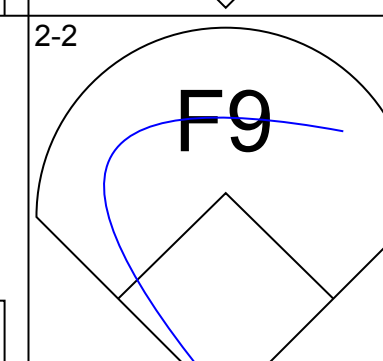
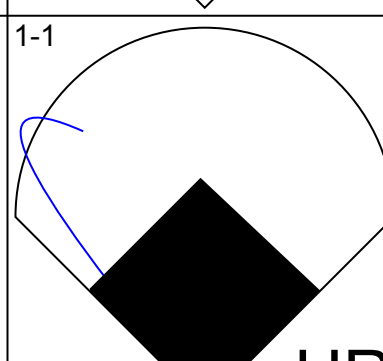
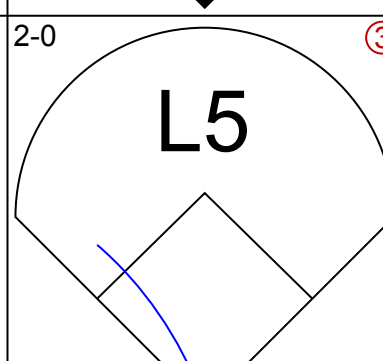
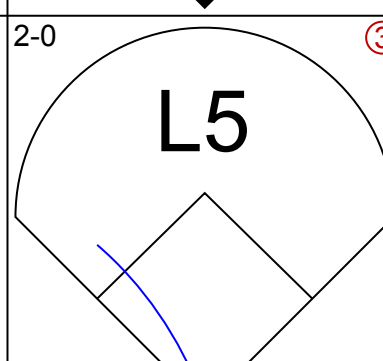
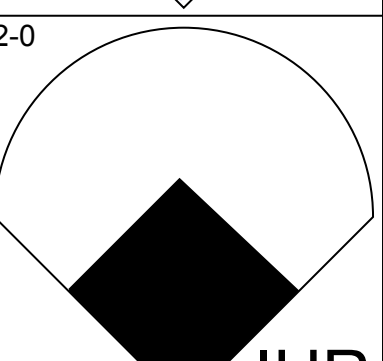
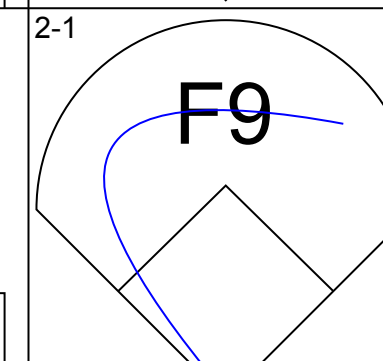
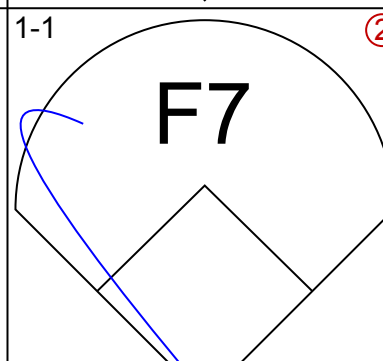


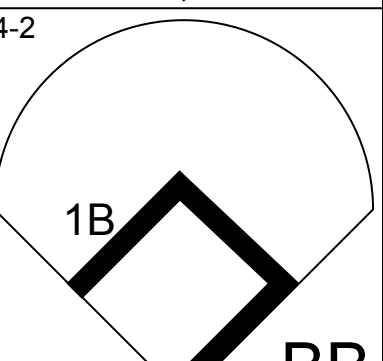

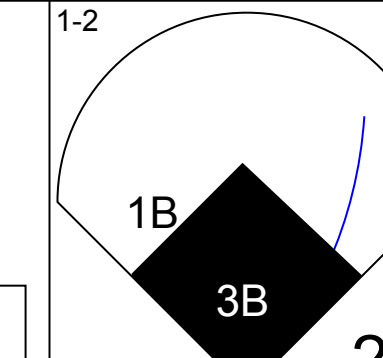
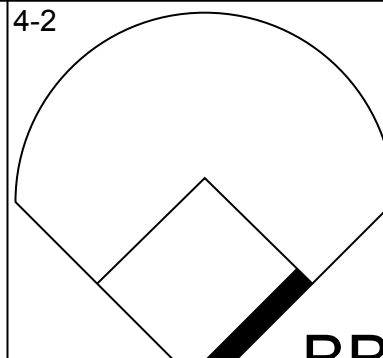

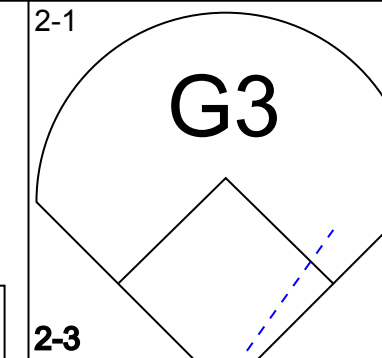
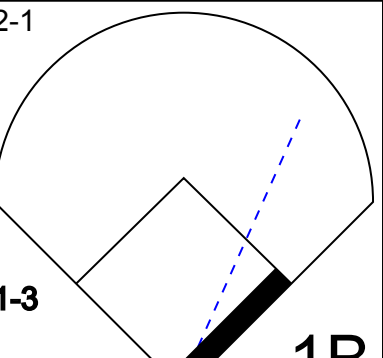
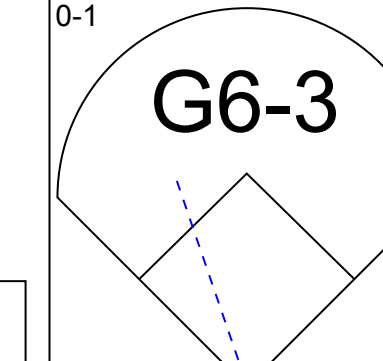
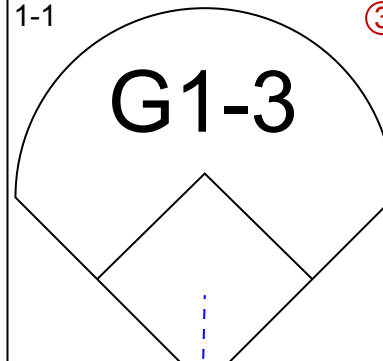
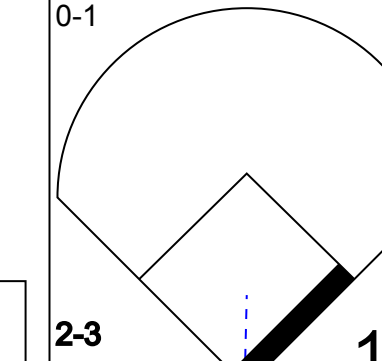

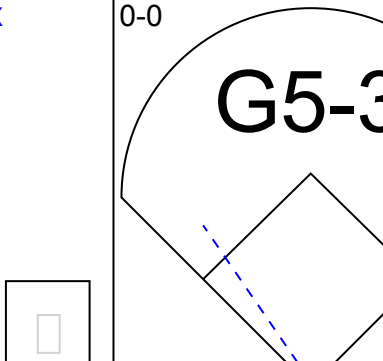
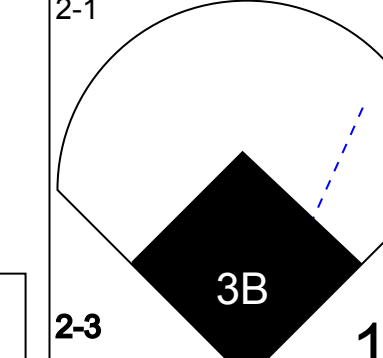
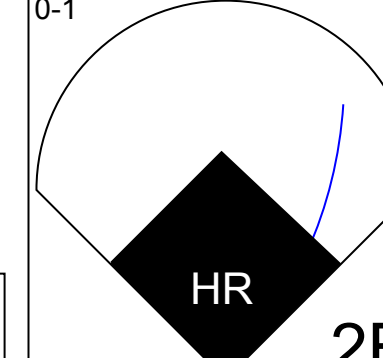
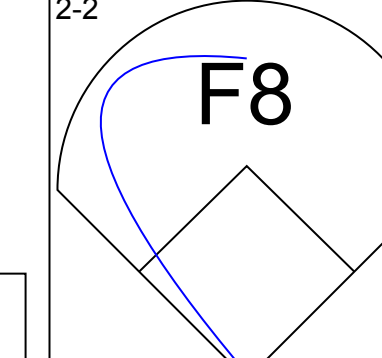


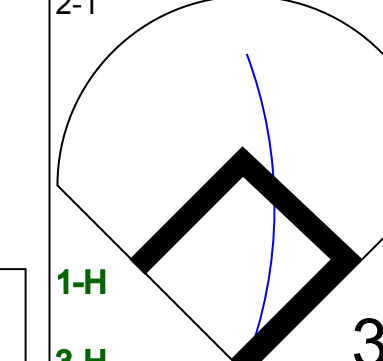
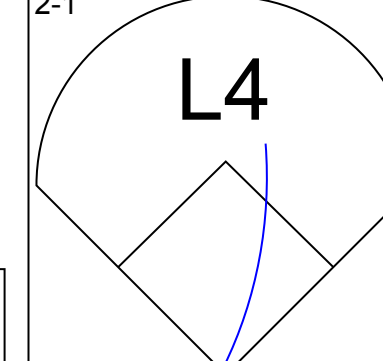
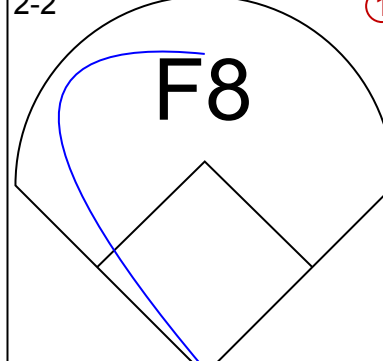
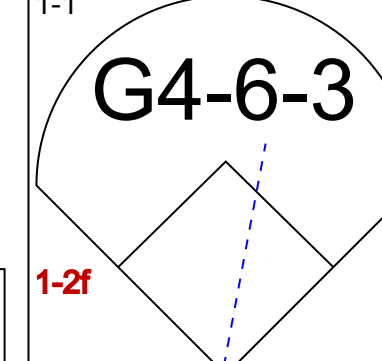

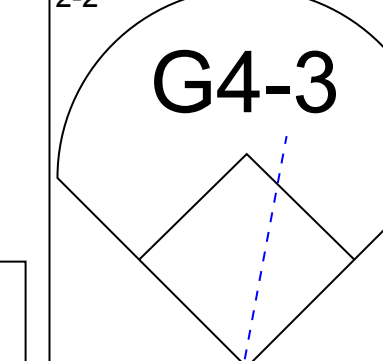
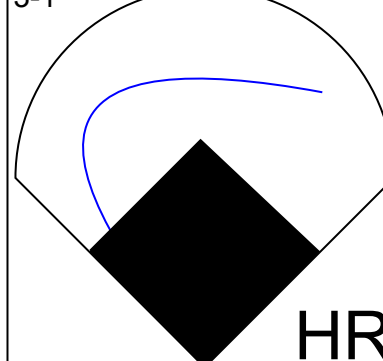
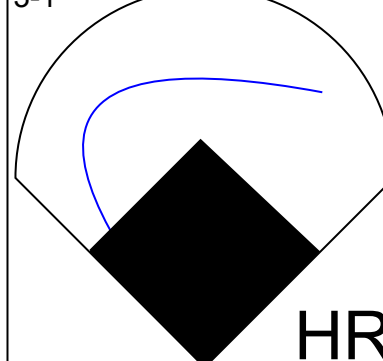
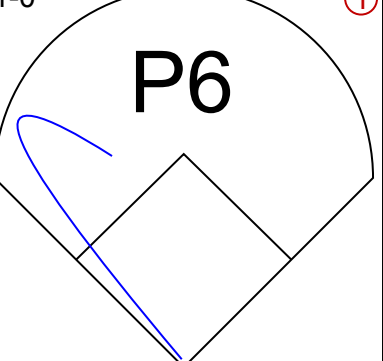
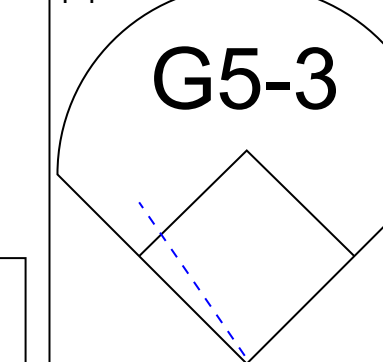
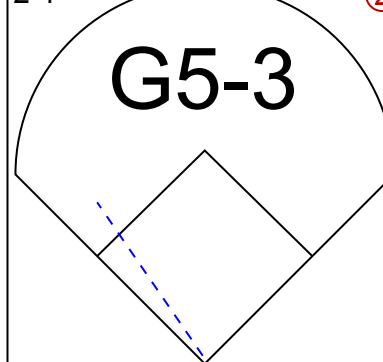
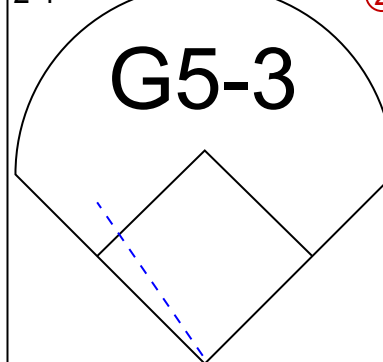
Batter	1	2	3	4	5	6	7	8	9	AB	R	H	RBI	BB	SO	LOB	BOTTOM					
20 Omar Infante, R OBP: 0.375, SLG: 0.494	2-2 F9		1-2 F7	1-0 F8		0-1 P4			4-2 6 G5-4-3 1B BB	4	1	0	0	1	0	5						
Bobby Higginson, L OBP: 0.395, SLG: 0.405	0-2 F7		2-2 HBP 1B HBP		0-0 1B 3B		4-1 CS BB		4-2 6 G5-4-3 1B BB	2	1	1	0	2	0	0						
Ivan Rodriguez, R OBP: 0.360, SLG: 0.497	2-3 K		1-1 1-2 2-H 1B		0-0 3-H 1B		1-0 L5		1-2 6 G5-4-3	5	0	2	2	0	1	3						
Rondell White, R OBP: 0.391, SLG: 0.531		0-0 L7	1-1 1-2 2-3 HBP		0-1 3-H G4-6-3 1B		4-2 1B BB		0-1 6 G5-4-3 1B	3	0	1	1	1	0	1						
Craig Monroe, R OBP: 0.306, SLG: 0.365	1-2 30 G4-3 2B		2-2 P6		3-3 K		2-1 1B BB		0-0 F8	5	0	2	0	0	1	4						
30 Chris Shelton, R OBP: 0.359, SLG: 0.375	1-1 G4-3			1-0 P3		1-2 G1-3		2-3 K2-3		4	0	0	0	0	1	3						
15 Brandon Inge, R OBP: 0.353, SLG: 0.443	2-3 K			0-0 G4-3		1-1 1B BB		2-1 F7		4	0	1	0	0	1	1						
Greg Norton, S OBP: 0.294, SLG: 0.274			3-1 1B 2B		4-2 1B BB		1-1 P2		1-1 P6	3	1	1	0	1	0	1						
Jason Smith, L OBP: 0.667, SLG: 0.875			2-2 1B 2B		1-2 1B BB		4-2 1B BB		1-3 K	2	0	1	0	1	0	1						
9 Carlos Guillen, S OBP: 0.403, SLG: 0.494			1-2 1B							1	0	0	0	0	1	0						
Inning Stats	R: 0 E: 0 K: 1 S: 11	H: 0 LOB: 0 BB: 0 P: 15	R: 0 E: 0 K: 1 S: 12	H: 1 LOB: 1 BB: 0 P: 16	R: 1 E: 0 K: 0 S: 17	H: 2 LOB: 3 BB: 0 P: 29	R: 0 E: 0 K: 0 S: 9	H: 1 LOB: 2 BB: 1 P: 16	R: 1 E: 0 K: 0 S: 10	H: 2 LOB: 0 BB: 0 P: 13	R: 0 E: 0 K: 0 S: 13	H: 1 LOB: 2 BB: 1 P: 20	R: 0 E: 0 K: 1 S: 9	H: 1 LOB: 2 BB: 2 P: 22	R: 0 E: 0 K: 1 S: 7	H: 0 LOB: 0 BB: 0 P: 11	R: 1 E: 0 K: 0 S: 10	H: 1 LOB: 1 BB: 2 P: 19	1B: 6 2B: 2 3B: 1 HR: 0	SF: 0 SAC: 0 DP: 2 HBP: 2	WP: 0 PB: 0 SB: 0 CS: 1	PA: 41
PITCHER	IP WLS BF H R ER SO BB IBB HBP BLK WP HR S P ERA WHIP																					
45 Erik Bedard, L ERA: 4.62	(1, 1) 6.0 0 28 7 2 2 3 2 0 0 0 0 0 0 13 29 0.00 1.800																					
Mike DeJean, R ERA: 8.69	(7, 1) 1.2 7 1 0 0 1 2 0 0 0 0 0 0 3 4 0.00 0.000																					
Buddy Groom, L ERA: 3.68	(8, 1) 0.1 W 1 0 0 0 1 0 0 0 0 0 0 0 3 4 0.00 0.000																					
Jorge Julio, R ERA: 2.86	(9, 1) 1.0 5 1 1 1 0 2 0 0 0 0 0 0 10 19 9.00 3.000																					

Baltimore Orioles @ Detroit Tigers
Comerica Park, Detroit, MI
Sun May 30 2004, 1:05 PM EDT
Att: 25,337 - Sunny - 65 F

AB 33
R 3
H 9
RBI 3
BB 6
SO 5
LOB 19



Batter	1	2	3	4	5	6	7	8	9	AB	R	H	RBI	BB	SO	LOB	TOP									
Tony Graffanino, R OBP: 0.354, SLG: 0.409										4	1	1	1	0	1	3	Kansas City Royals @ Detroit Tigers Comerica Park, Detroit, MI Mon May 31 2004, 1:05 PM EDT Att: 12,982 - Overcast - 68 F									
Carlos Beltrán, S OBP: 0.350, SLG: 0.529										4	0	1	0	0	1											
29 Mike Sweeney, R OBP: 0.344, SLG: 0.468										4	0	0	0	0	2											
Matt Stairs, L OBP: 0.353, SLG: 0.471										4	0	1	1	0	1											
Ken Harvey, R OBP: 0.400, SLG: 0.537										4	2	2	1	0	2	1										
Joe Randa, R OBP: 0.333, SLG: 0.372										4	0	0	0	0	1	1										
Benito Santiago, R OBP: 0.279, SLG: 0.387										3	0	1	0	1	1	1										
Desi Relaford, S OBP: 0.298, SLG: 0.256										4	0	1	1	0	0	2										
Byron Gettis, R OBP: 0.500, SLG: 0.364										3	1	2	0	1	0	1										
Inning Stats	R: 0 E: 0 K: 2 S: 9	H: 1 LOB: 1 BB: 0 P: 12	R: 0 E: 0 K: 1 S: 11	H: 0 LOB: 1 BB: 1 P: 18	R: 2 E: 0 K: 1 S: 17	H: 2 LOB: 1 BB: 1 P: 25	R: 0 E: 0 K: 0 S: 5	H: 0 LOB: 0 BB: 0 P: 8	R: 0 E: 0 K: 1 S: 6	H: 1 LOB: 0 BB: 0 P: 7	R: 1 E: 0 K: 0 S: 10	H: 1 LOB: 0 BB: 0 P: 14	R: 0 E: 0 K: 0 S: 6	H: 2 LOB: 1 BB: 0 P: 8	R: 0 E: 0 K: 0 S: 6	H: 0 LOB: 0 BB: 0 P: 8	R: 1 E: 0 K: 2 S: 12	H: 2 LOB: 1 BB: 0 P: 16	1B: 5 2B: 3 3B: 0 HR: 1	SF: 0 SAC: 0 DP: 2 HBP: 0	WP: 1 PB: 0 SB: 0 CS: 0	PA: 36				
PITCHER	IP	WLS	BF	H	R	ER	SO	BB	IBB	HBP	BLK	WP	HR	S	P	ERA	WHIP									
Gary Knotts, R ERA: 5.0	(1, 1)	6.1	W	27	7	3	3	5	2	0	0	0	1	1	62	89	4.26	1.421								
Al Levine, R ERA: 6.48	(7, 1)	0.2		1	0	0	0	0	0	0	0	0	0	2	3	0.00	0.000									
Jamie Walker, L ERA: 1.54	(8, 1)	1.0		3	0	0	0	0	0	0	0	0	0	6	8	0.00	0.000									
Ugueth Urbina, R ERA: 5.4	(9, 1)	1.0		5	2	1	1	2	0	0	0	0	0	12	16	9.00	2.000									

Batter	1	2	3	4	5	6	7	8	9	AB	R	H	RBI	BB	SO	LOB	BOTTOM								
Alex Sanchez, L OBP: 0.365, SLG: 0.426										5	0	1	0	0	0	0	Kansas City Royals @ Detroit Tigers Comerica Park, Detroit, MI Mon May 31 2004, 1:05 PM EDT Att: 12,982 - Overcast - 68 F								
9 Carlos Guillen, S OBP: 0.408, SLG: 0.530										5	2	3	2	0	0	1									
Ivan Rodriguez, R OBP: 0.386, SLG: 0.495										3	0	1	0	2	0	0									
Dmitri Young, S OBP: 0.600, SLG: 0.625										4	1	2	0	1	0	3									
Rondell White, R OBP: 0.391, SLG: 0.525										4	0	1	0	1	0	4									
Bobby Higginson, L OBP: 0.304, SLG: 0.418										3	2	2	0	1	0	2									
Carlos Pena, L OBP: 0.309, SLG: 0.449										4	0	1	2	0	0	4									
Eric Munson, L OBP: 0.274, SLG: 0.421										4	2	2	3	0	0	1									
20 Omar Infante, R OBP: 0.370, SLG: 0.518										4	1	1	1	0	0	1									
Inning Stats	R: 0 E: 0 K: 0 S: 6	H: 0 LOB: 0 BB: 0 P: 10	R: 2 E: 0 K: 0 S: 16	H: 3 LOB: 1 BB: 0 P: 24	R: 1 E: 0 K: 0 S: 9	H: 1 LOB: 1 BB: 1 P: 16	R: 2 E: 0 K: 0 S: 12	H: 2 LOB: 0 BB: 0 P: 17	R: 0 E: 0 K: 0 S: 11	H: 2 LOB: 2 BB: 1 P: 19	R: 1 E: 0 K: 0 S: 11	H: 2 LOB: 1 BB: 0 P: 22	R: 0 E: 1 K: 0 S: 8	H: 1 LOB: 2 BB: 2 P: 20	R: 2 E: 0 K: 0 S: 12	H: 3 LOB: 2 BB: 1 P: 24	1B: 6 2B: 3 3B: 1 HR: 5	SF: 0 SAC: 0 DP: 2 HBP: 0	WP: 0 PB: 0 SB: 0 CS: 0	PA: 41					
PITCHER	IP	WLS	BF	H	R	ER	SO	BB	IBB	HBP	BLK	WP	HR	S	P	ERA	WHIP								
Darrell May, L ERA: 5.74	(1, 1)	5.0	L	24	8	5	5	0	2	0	0	0	0	17	39	6.75	3.000								
Brian Anderson, L ERA: 7.71	(6, 1)	1.1		9	3	1	1	0	1	1	0	0	0	2	3	0.00	0.000								
Jaime Cerda, L ERA: 3.6	(7, 1)	0.2		1	0	0	0	0	0	0	0	0	0	2	3	0.00	0.000								
Curt Leskanic, R ERA: 9.45	(8, 1)	1.0		7	3	2	2	0	1	0	0	0	1	12	24	18.00	4.000								

AB 34
R 4
H 9
RBI 4
BB 2
SO 7
LOB 13



AB 36
R 8
H 14
RBI 8
BB 5
SO 0
LOB 16



Batter	1	2	3	4	5	6	7	8	9	AB	R	H	RBI	BB	SO	LOB	TOP										
Desi Relaford, S (1, 4) OBP: 0.303, SLG: 0.264	1-1 G4-3		2-2 FC5-4 1B		0-2 F9		2-2 F8			4	0	1	0	0	0	2	Kansas City Royals @ Detroit Tigers Comerica Park, Detroit, MI Wed Jun 02 2004, 7:05 PM EDT Att: 12,186 - Unknown - 61 F										
Carlos Beltrán, S (1, 8) OBP: 0.356, SLG: 0.533	3-1 G6-4-3 1B		0-1 F7		2-0 1B			0-1 F8		4	0	2	0	0	0	2											
29 Mike Sweeney, R (1, 10) OBP: 0.338, SLG: 0.456	0-1 G6-4-3 1-2		1-1 FC5-4 1-2		2-0 F7			2-2 F7		4	0	0	0	0	0	5											
Ken Harvey, R (1, 3) OBP: 0.408, SLG: 0.547		1-1 G6-3		1-0 G4-3 2B		1-1 G4-3		0-2 1B		4	0	2	0	0	0	0											
Matt Stairs, L (1, 9) OBP: 0.338, SLG: 0.446		3-0 1B		1-1 G4-3		1-2 G4-3		1-2 F8		4	0	1	0	0	0	2											
Joe Randa, R (1, 5) OBP: 0.323, SLG: 0.355		1-0 F8		1-0 G6-3		0-3 K			1-1 L8	4	0	0	0	0	1	2											
4 Angel Berroa, R (1, 6) OBP: 0.245, SLG: 0.322		1-0 F7		2-1 G5-3			0-0 F9		1-3 K	4	0	0	0	0	1	2											
Kelly Stinnett, R (1, 2) OBP: 0.390, SLG: 0.500			3-2 1B 1B		2-0 1B 1B		2-2 1B		2-3 K	4	0	3	0	0	1	0											
Byron Gettis, R (1, 7) OBP: 0.400, SLG: 0.250			2-1 F7		2-3 K		0-3 K			3	0	0	0	0	2	3											
Inning Stats	R: 0 E: 0 K: 0 S: 6	H: 1 LOB: 0 BB: 0 P: 10	R: 0 E: 0 K: 0 S: 5	H: 1 LOB: 1 BB: 0 P: 11	R: 0 E: 0 K: 0 S: 13	H: 2 LOB: 2 BB: 0 P: 21	R: 0 E: 0 K: 0 S: 6	H: 1 LOB: 1 BB: 0 P: 11	R: 0 E: 0 K: 1 S: 10	H: 2 LOB: 2 BB: 0 P: 18	R: 0 E: 0 K: 1 S: 8	H: 0 LOB: 0 BB: 0 P: 10	R: 0 E: 0 K: 1 S: 12	H: 1 LOB: 1 BB: 0 P: 16	R: 0 E: 0 K: 0 S: 12	H: 1 LOB: 1 BB: 0 P: 15	R: 0 E: 0 K: 2 S: 9	H: 0 LOB: 0 BB: 0 P: 13	1B: 8 2B: 1 3B: 0 HR: 0	SF: 0 SAC: 0 DP: 1 HBP: 0	WP: 0 PB: 0 SB: 0 CS: 0	PA: 35					
PITCHER	IP	WLS	BF	H	R	ER	SO	BB	IBB	HBP	BLK	WP	HR	S	P	ERA	WHIP										
Jason Johnson, R (1, 1) ERA: 5.35	7.2	W	31	9	0	0	3	0	0	0	0	0	0	69	108	0.00	1.174										
Danny Patterson, R (8, 1) ERA: 4.59	0.1	H	1	0	0	0	0	0	0	0	0	0	0	3	4	0.00	0.000										
Ugueth Urbina, R (9, 1) ERA: 5.09	1.0	S	3	0	0	0	2	0	0	0	0	0	0	9	13	0.00	0.000										

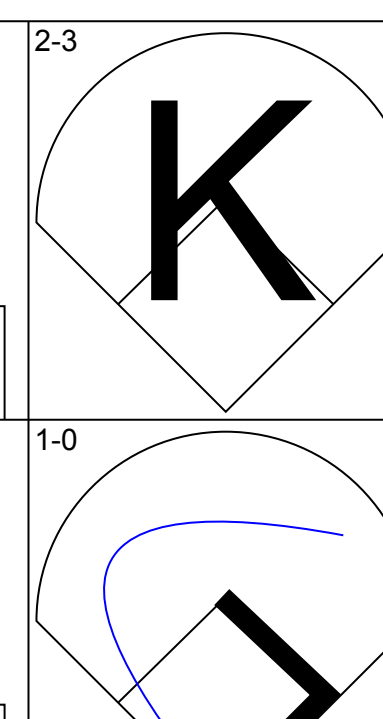
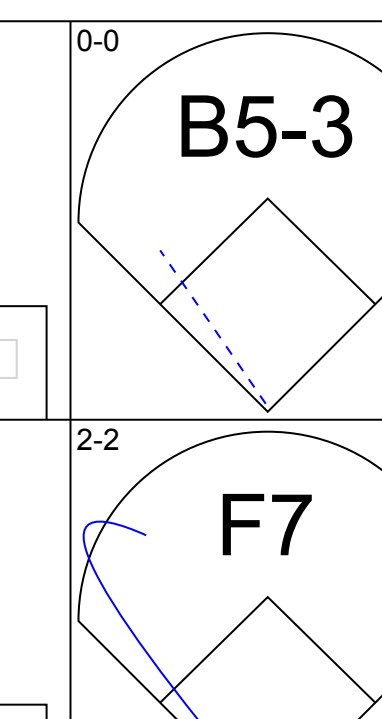
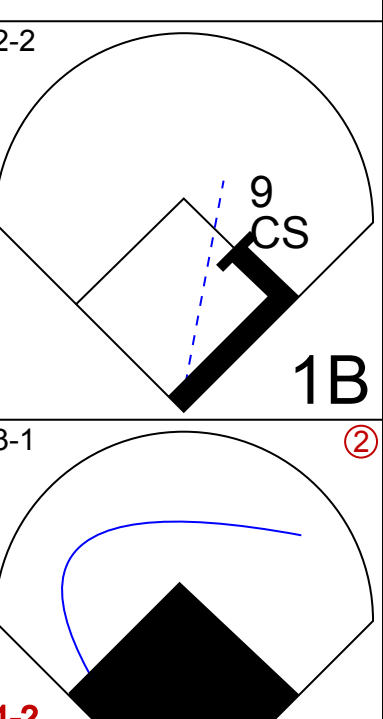
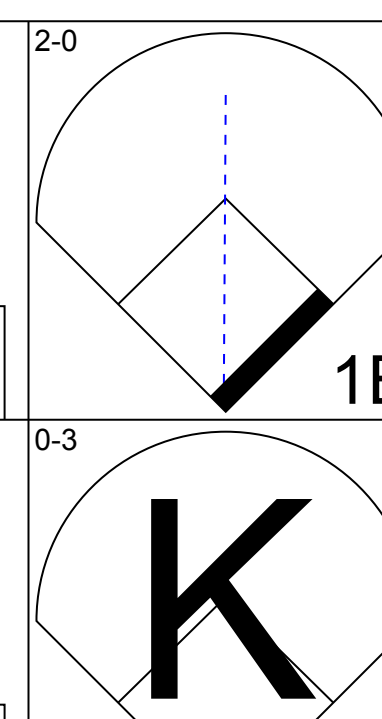
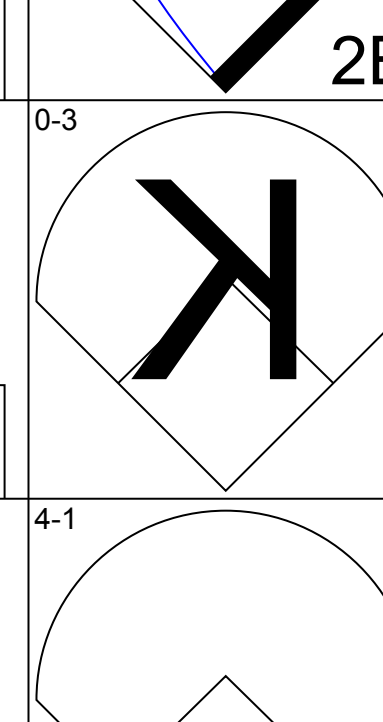

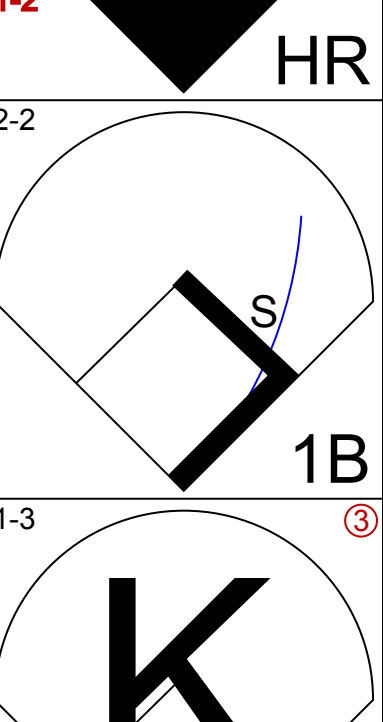
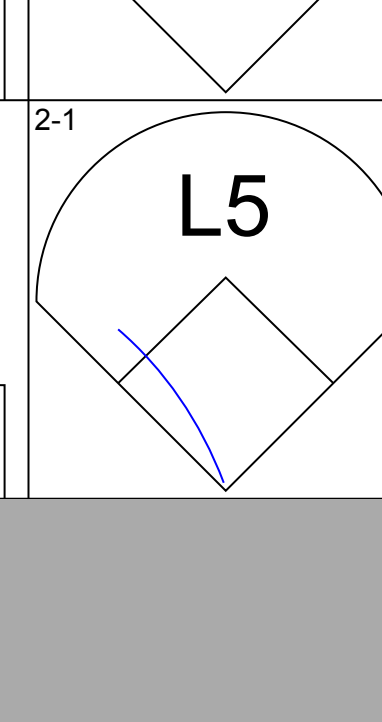
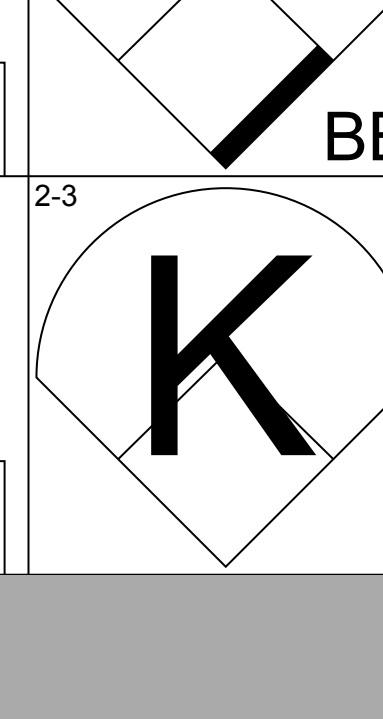
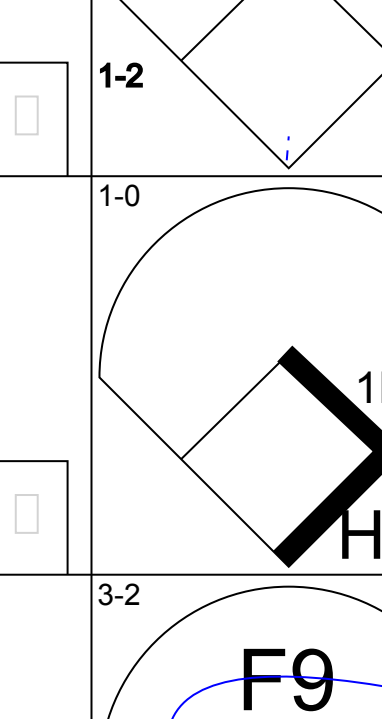



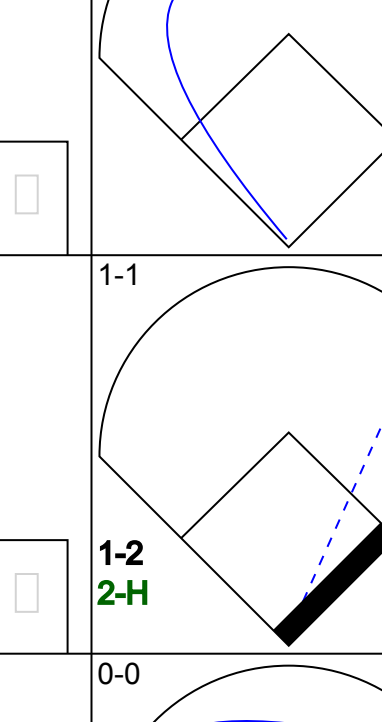

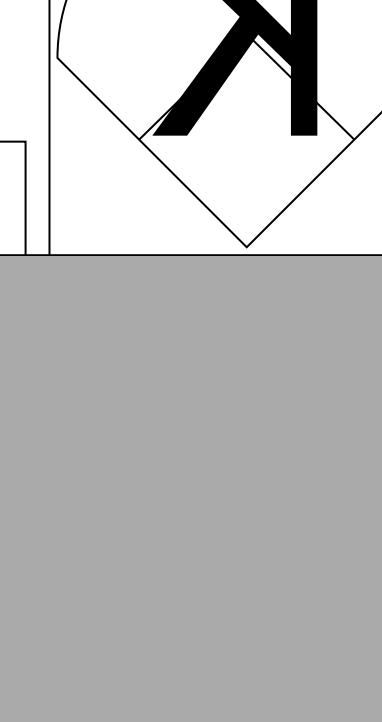

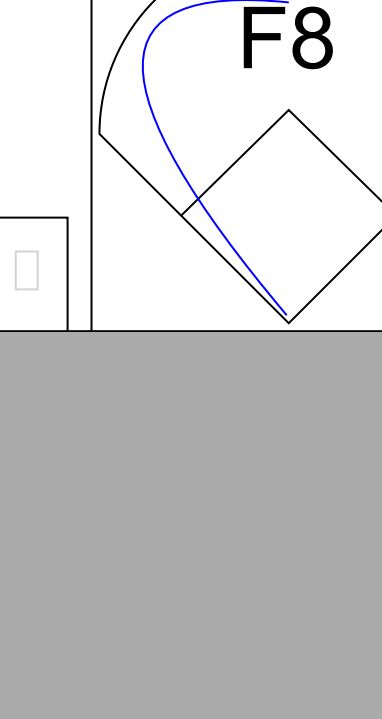
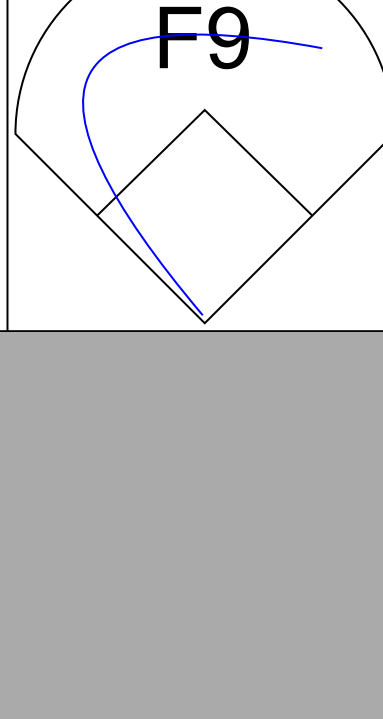

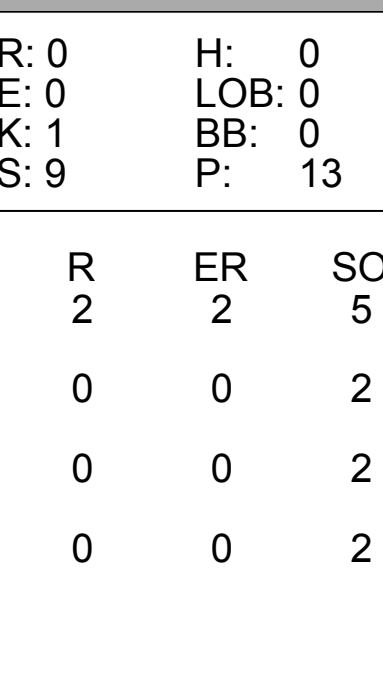
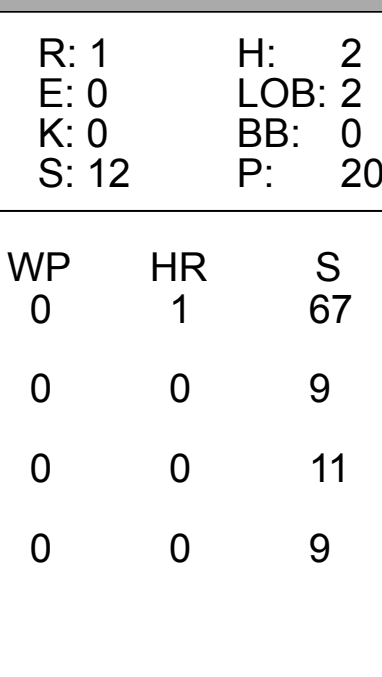
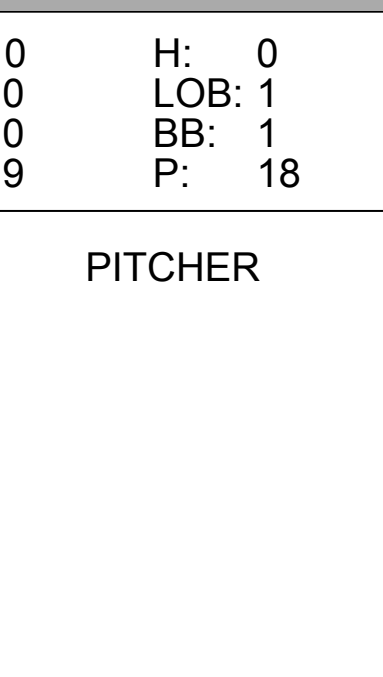
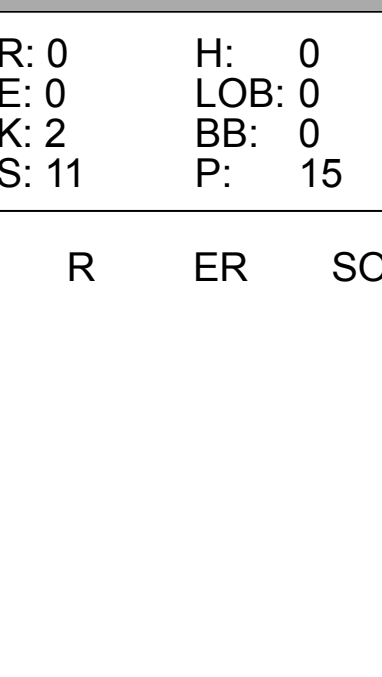





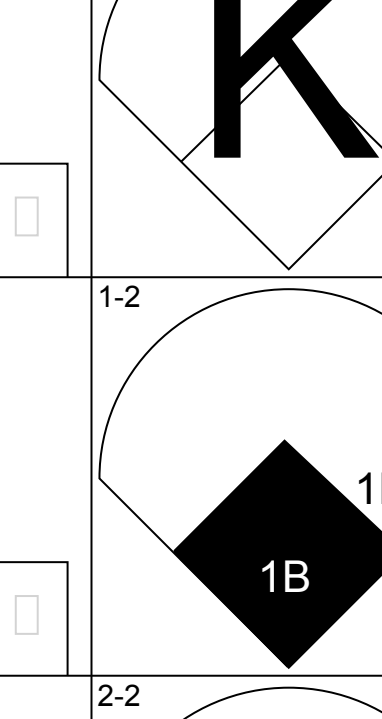
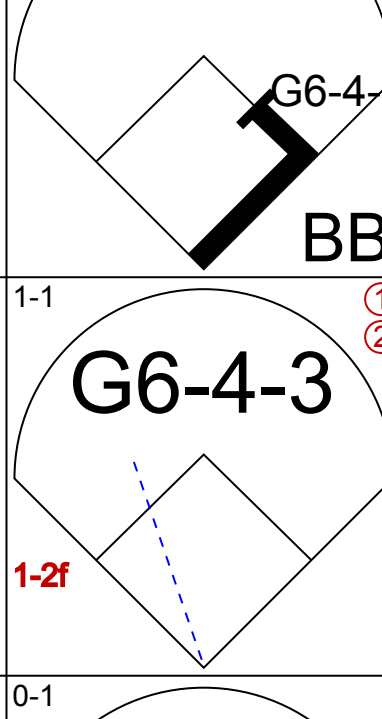




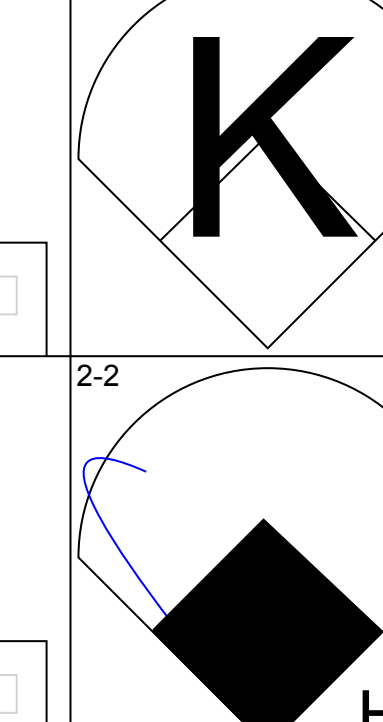

Batter	1	2	3	4	5	6	7	8	9	AB	R	H	RBI	BB	SO	LOB	BOTTOM										
Alex Sanchez, L (1, 8) OBP: 0.365, SLG: 0.424	0-0 L3		0-1 G6-3		0-0 F9		1 SAFE 0-0 SH1-4			3	0	0	0	0	0	0	Kansas City Royals @ Detroit Tigers Comerica Park, Detroit, MI Wed Jun 02 2004, 7:05 PM EDT Att: 12,186 - Unknown - 61 F										
9 Carlos Guillen, S (1, 6) OBP: 0.395, SLG: 0.521	1-3 K		0-0 3B		1-0 F7		0-1 F7			4	0	1	0	0	1	1											
Bobby Higginson, L (1, 9) OBP: 0.302, SLG: 0.430	2-2 2B		2-0 G4-3		3-2 F8		1-0 F9			4	0	1	0	0	0	2											
Dmitri Young, S (1, 10) OBP: 0.421, SLG: 0.375	0-1 F7		4-0 CI BB		2-3 K		2-3 K		2-3 K	3	0	0	0	1	2	1											
Carlos Pena, L (1, 3) OBP: 0.298, SLG: 0.433		0-2 G4-3	0-1 CI FC6-4		2-3 K		3-1 F8			3	0	0	0	0	1	0											
Craig Monroe, R (1, 7) OBP: 0.305, SLG: 0.368		1-2 F9	2-2 FC6-4 1-2		3-2 15 PB 2B		2-2 F8			4	0	1	0	0	0	3											
Eric Munson, L (1, 5) OBP: 0.290, SLG: 0.420		2-1 15 HR 1B		0-0 L4		4-0 15 PB IBB				2	1	1	0	1	0	0											
Greg Norton, S (8, 5) OBP: 0.294, SLG: 0.274										0	0	0	0	0	0	0											
15 Brandon Inge, R (1, 2) OBP: 0.353, SLG: 0.464		3-2 1B 1-H HR		2-0 F9		1-1 F7				3	1	1	2	0	0	2											
Jason Smith, L (1, 4) OBP: 0.583, SLG: 0.727		1-3 K2-3		2-2 P4			0-0 SH1-4 1B			3	0	1	0	0	1	0											
Inning Stats	R: 0 E: 0 K: 1 S: 9	H: 1 LOB: 1 BB: 0 P: 12	R: 2 E: 0 K: 1 S: 15	H: 2 LOB: 0 BB: 0 P: 22	R: 0 E: 1 K: 0 S: 9	H: 1 LOB: 3 BB: 1 P: 17	R: 0 E: 0 K: 0 S: 5	H: 0 LOB: 0 BB: 0 P: 9	R: 0 E: 0 K: 2 S: 12	H: 1 LOB: 2 BB: 1 P: 24	R: 0 E: 0 K: 0 S: 5	H: 1 LOB: 1 BB: 0 P: 6	R: 0 E: 0 K: 1 S: 10	H: 0 LOB: 0 BB: 0 P: 17	R: 0 E: 0 K: 1 S: 10	H: 0 LOB: 0 BB: 0 P: 13	1B: 2 2B: 2 3B: 1 HR: 1	SF: 0 SAC: 1 DP: 0 HBP: 0	WP: 0 PB: 1 SB: 0 CS: 0	PA: 33							
PITCHER	IP	WLS	BF	H	R	ER	SO	BB	IBB	HBP	BLK	WP	HR	S	P	ERA	WHIP										
23 Zack Greinke, R (1, 1) ERA: 2.37	7.0	L	30	6	2	2	4	1	1	0	0	0	0	60	99	2.57	1.000										
Jaime Cerda, L (8, 1) ERA: 3.39	1.0		3	0	0	0	1	0	0	0	0	0	0	10	17	0.00	0.000										

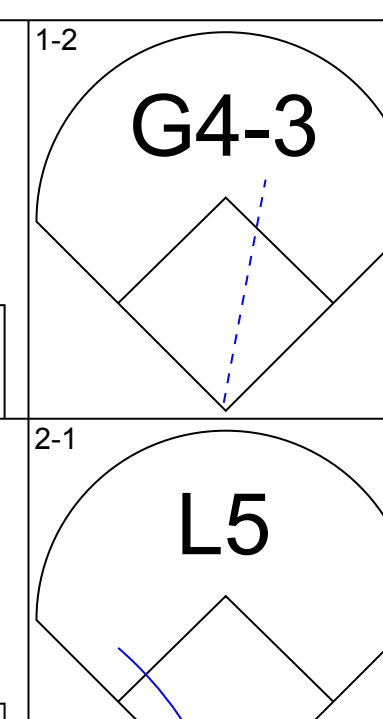
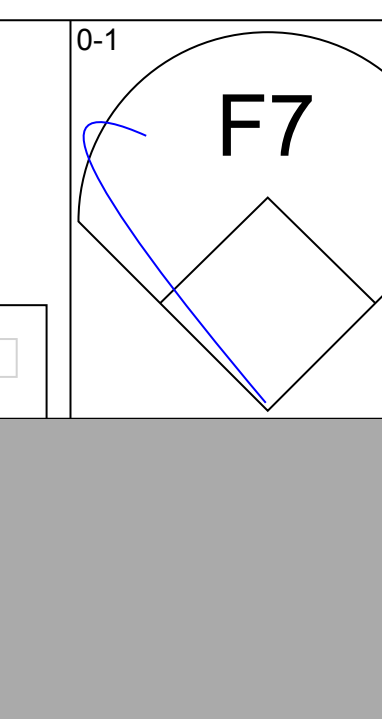
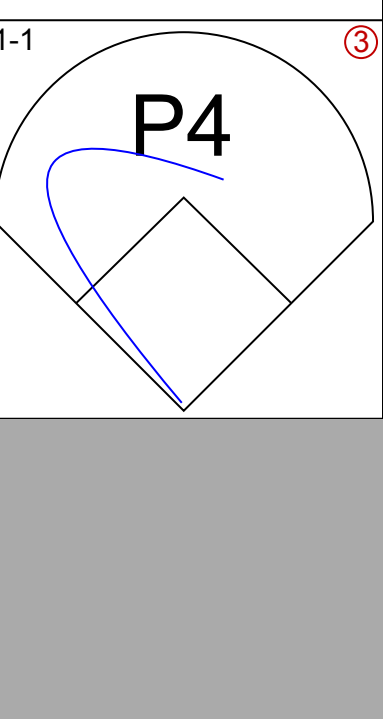
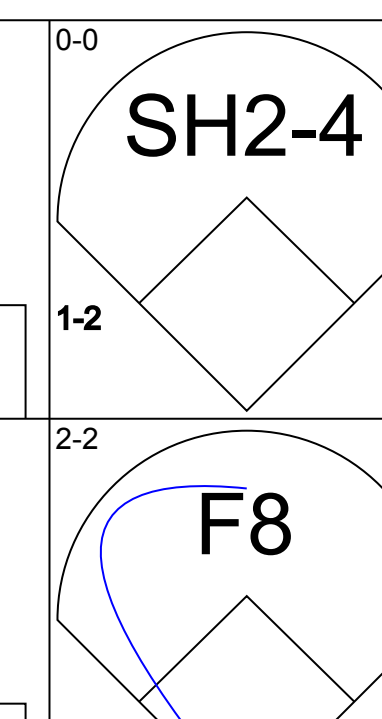
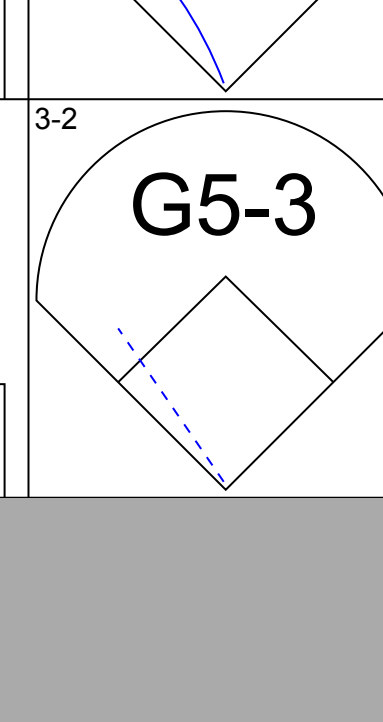
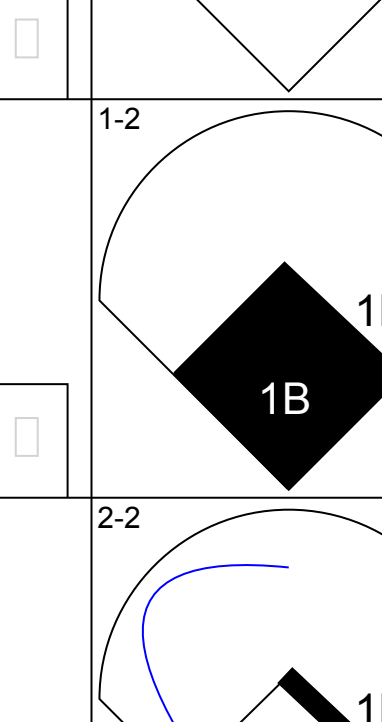
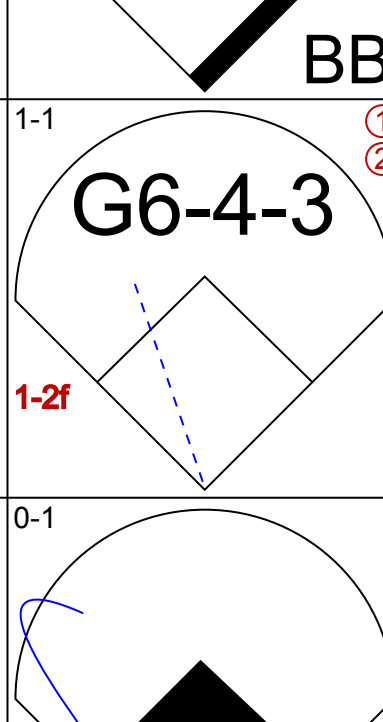
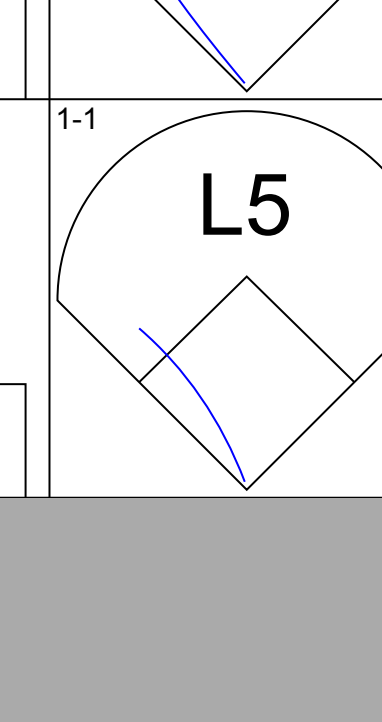

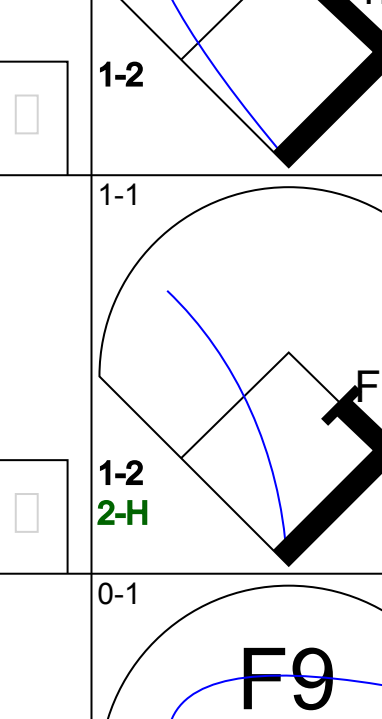

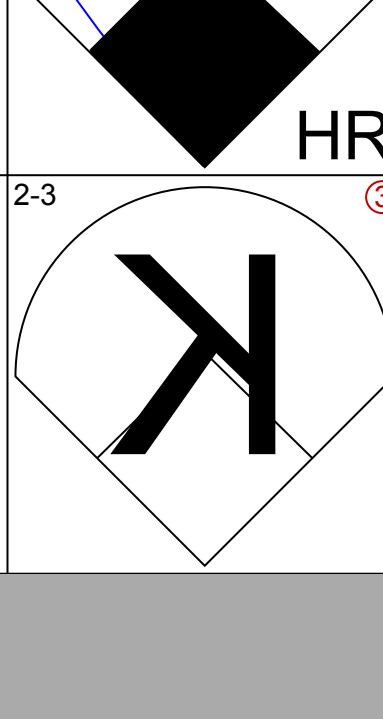

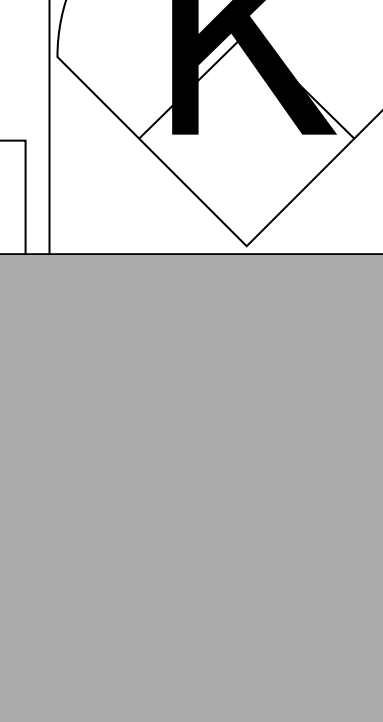
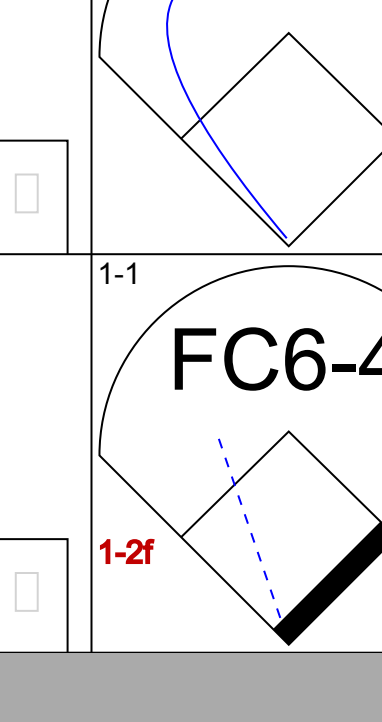





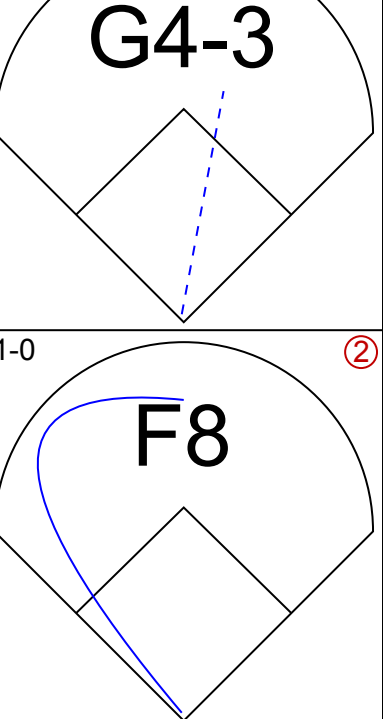


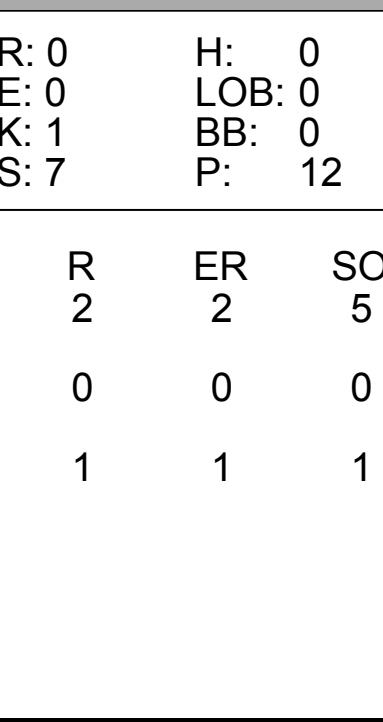
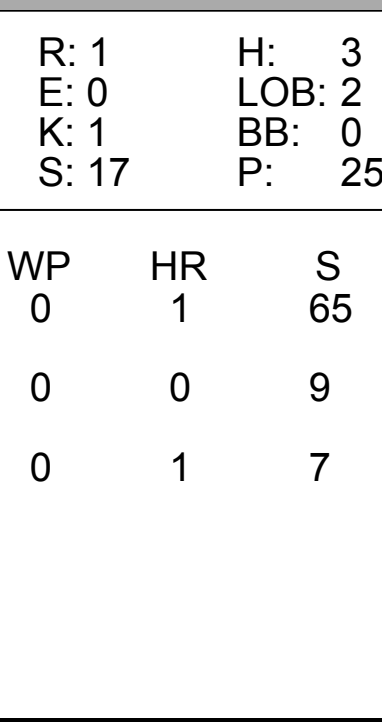
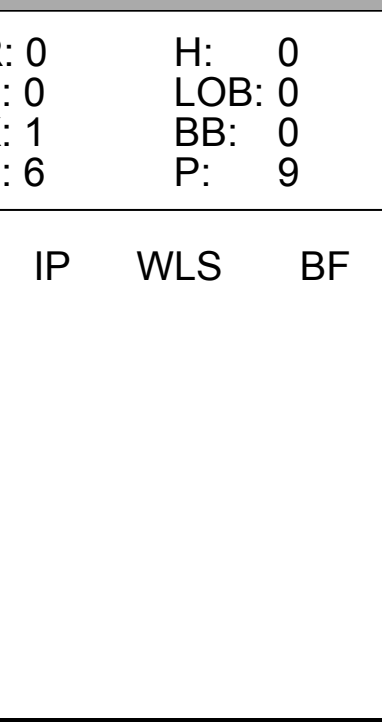

AB	35
R	0
H	9
RBI	0
BB	0
SO	5
LOB	18



AB	29
R	2
H	6
RBI	2
BB	2
SO	5
LOB	9



Batter	1	2	3	4	5	6	7	8	9	AB	R	H	RBI	BB	SO	LOB	TOP									
Alex Sanchez, L (1, 8) OBP: 0.369, SLG: 0.425										4	0	2	0	0	1	0	Detroit Tigers @ Minnesota Twins Hubert H. Humphrey Metrodome, Minneapolis, MN Fri Jun 04 2004, 8:10 PM EDT Att: 15,391 - Unknown - 70 F									
9 Carlos Guillen, S (1, 6) OBP: 0.397, SLG: 0.535										4	1	2	1	0	1	1										
Ivan Rodriguez, R (1, 2) OBP: 0.379, SLG: 0.503										4	1	2	0	0	1	2										
Dmitri Young, S (1, 10)										3	0	0	0	1	1	2										
Rondell White, R (1, 7) OBP: 0.389, SLG: 0.503										3	0	0	0	0	2	2										
Bobby Higginson, L (1, 9)										3	0	0	0	1	1	2										
Carlos Pena, L (1, 3) OBP: 0.291, SLG: 0.419										4	0	1	1	0	2	1										
Eric Munson, L (1, 5) OBP: 0.279, SLG: 0.403										4	0	0	0	0	1	3										
20 Omar Infante, R (1, 4) OBP: 0.357, SLG: 0.479										4	0	0	0	0	1	0										
Inning Stats	R: 0 E: 0 K: 3 S: 12	H: 1 LOB: 2 BB: 1 P: 21	R: 0 E: 0 K: 1 S: 9	H: 0 LOB: 0 BB: 0 P: 13	R: 0 E: 0 K: 0 S: 9	H: 0 LOB: 0 BB: 0 P: 14	R: 1 E: 0 K: 0 S: 12	H: 2 LOB: 2 BB: 0 P: 20	R: 1 E: 0 K: 1 S: 16	H: 3 LOB: 1 BB: 0 P: 26	R: 0 E: 0 K: 0 S: 9	H: 0 LOB: 1 BB: 0 P: 18	R: 0 E: 0 K: 2 S: 11	H: 1 LOB: 1 BB: 0 P: 14	R: 0 E: 0 K: 2 S: 11	H: 0 LOB: 0 BB: 0 P: 15		R: 0 E: 0 K: 2 S: 9	H: 0 LOB: 0 BB: 0 P: 15	1B: 5 2B: 1 3B: 0 HR: 1	SF: 0 SAC: 0 DP: 0 HBP: 1	WP: 0 PB: 0 SB: 1 CS: 1	PA: 36			
PITCHER	IP	WLS	BF	H	R	ER	SO	BB	IBB	HBP	BLK	WP	HR	S	P	ERA	WHIP									
Kyle Lohse, R (1, 1) ERA: 5.61	6.0		26	6	2	2	5	2	0	0	0	0	0	1	67	112	3.00	1.333								
J.C. Romero, L (7, 1) ERA: 4.95	1.0		4	1	0	0	2	0	0	0	0	0	0	9	14	0.00	1.000									
Juan Rincon, R (8, 1) ERA: 2.63	1.0		3	0	0	0	2	0	0	0	0	0	0	11	15	0.00	0.000									
36 Joe Nathan, R (9, 1) ERA: 1.09	1.0	W	3	0	0	0	2	0	0	0	0	0	0	9	15	0.00	0.000									

Batter	1	2	3	4	5	6	7	8	9	AB	R	H	RBI	BB	SO	LOB	BOTTOM									
20 Lew Ford, R (1, 7) OBP: 0.403, SLG: 0.497										3	0	0	0	0	0	1	Detroit Tigers @ Minnesota Twins Hubert H. Humphrey Metrodome, Minneapolis, MN Fri Jun 04 2004, 8:10 PM EDT Att: 15,391 - Unknown - 70 F									
Cristian Guzman, S (1, 6) OBP: 0.325, SLG: 0.370										2	0	0	0	1	1	0										
Michael Ryan, L (8, PH) OBP: 0.317, SLG: 0.339										1	0	0	0	0	0	1										
17 Alex Prieto, R (9, 6) OBP: 0.314, SLG: 0.375										0	0	0	0	0	0	0										
Matthew LeCroy, R (1, 3) OBP: 0.316, SLG: 0.431										4	1	1	0	0	0	2										
Doug Mientkiewicz, L (9, 3) OBP: 0.337, SLG: 0.377										0	0	0	0	0	0	0										
Corey Koskie, L (1, 5) OBP: 0.349, SLG: 0.558										4	1	2	1	0	1	0										
Tori Hunter, R (1, 8) OBP: 0.322, SLG: 0.511										4	1	2	2	0	1	0										
Jacque Jones, L (1, 9) OBP: 0.320, SLG: 0.458										3	0	0	0	0	2	2										
Jose Offerman, S (1, 10) OBP: 0.348, SLG: 0.385										3	0	0	0	0	1	2										
7 Joe Mauer, L (1, 2) OBP: 0.462, SLG: 0.300										3	0	0	0	0	0	0										
5 Michael Cuddyer, R (1, 4) OBP: 0.316, SLG: 0.429										3	0	2	0	0	0	0										
Inning Stats	R: 0 E: 0 K: 0 S: 8	H: 0 LOB: 0 BB: 0 P: 14	R: 0 E: 0 K: 1 S: 7	H: 0 LOB: 0 BB: 0 P: 12	R: 0 E: 0 K: 1 S: 11	H: 1 LOB: 1 BB: 0 P: 17	R: 1 E: 0 K: 0 S: 17	H: 3 LOB: 2 BB: 0 P: 25	R: 0 E: 0 K: 1 S: 11	H: 1 LOB: 0 BB: 1 P: 18	R: 0 E: 0 K: 1 S: 6	H: 0 LOB: 0 BB: 0 P: 9	R: 0 E: 0 K: 0 S: 9	H: 1 LOB: 1 BB: 0 P: 14	R: 0 E: 0 K: 1 S: 7	H: 1 LOB: 0 BB: 0 P: 12		R: 1 E: 0 K: 1 S: 7	H: 1 LOB: 0 BB: 0 P: 12	1B: 5 2B: 0 3B: 0 HR: 2	SF: 0 SAC: 1 DP: 1 HBP: 0	WP: 0 PB: 0 SB: 0 CS: 0	PA: 32			
PITCHER	IP	WLS	BF	H	R	ER	SO	BB	IBB	HBP	BLK	WP	HR	S	P	ERA	WHIP									
Mike Maroth, L (1, 1) ERA: 4.24	7.0		26	5	2	2	5	1	0	0	0	0	0	1	65	102	2.57	0.857								
Al Levine, R (8, 1) ERA: 6.09	1.0		4	1	0	0	0	0	0	0	0	0	0	9	14	0.00	1.000									
Jamie Walker, L (9, 1) ERA: 1.9	0.1	L	2	1	1	1	1	0	0	0	0	0	1	7	12	27.00	3.000									

Batter	1	2	3	4	5	6	7	8	9	AB	R	H	RBI	BB	SO	LOB	TOP			
Alex Sanchez, L (1, 8) OBP: 0.360, SLG: 0.414	1-2 K		1-3 K		0-3 K		3-2 G4-3	0-2 F7		5	0	0	0	0	3	4				
9 Carlos Guillen, S (1, 6) OBP: 0.397, SLG: 0.551	3-2 G4-3		1-0 HR			2-1 1B	0-2 L7		0-1 G4-3	5	1	2	1	0	0	0				
Ivan Rodriguez, R (1, 2) OBP: 0.388, SLG: 0.510	0-1 FC5-4 1B		0-0 WP 1B			1-1 1B		0-1 2B	1-2 F9	5	2	4	0	0	0	0				
Rondell White, R (1, 10) OBP: 0.389, SLG: 0.505	0-0 FC5-4		2-1 1B			3-1 FC5-2-5-2 1B		1-0 1B	3-1 F8	5	2	2	0	0	0	3				
Bobby Higginson, L (1, 9) OBP: 0.401, SLG: 0.411		2-1 F7		3-1 G3		4-0 1B		1-2 P4		3	0	0	0	1	0	2				
Craig Monroe, R (1, 7) OBP: 0.313, SLG: 0.380	1-1 G6-3		1-1 F7			3-2 1B		1-2 BB		4	0	2	4	0	0	0				
Carlos Pena, L (1, 3) OBP: 0.295, SLG: 0.434	3-1 HR		3-3 K			1-2 2-H 3-H 1-3 1B		4-2 BB		3	1	1	1	1	2	2				
Eric Munson, L (1, 5) OBP: 0.279, SLG: 0.394	2-2 F7				0-3 K		0-3 K		4-0 BB	3	0	0	0	1	2	2				
15 Brandon Inge, R (8, 5) OBP: 0.343, SLG: 0.450								1-2 2-3 BB		0	0	0	0	0	0	0				
20 Omar Infante, R (1, 4) OBP: 0.353, SLG: 0.469			2-1 G5-3		1-0 G4-3		1-1 CS 1B		0-3 K	4	0	1	0	0	1	3				
Inning Stats	R: 0 E: 0 K: 1 S: 10	H: 1 LOB: 1 BB: 0 P: 14	R: 1 E: 0 K: 0 S: 9	H: 1 LOB: 0 BB: 0 P: 17	R: 1 E: 0 K: 1 S: 9	H: 3 LOB: 2 BB: 0 P: 15	R: 0 E: 0 K: 1 S: 7	H: 0 LOB: 0 BB: 0 P: 14	R: 0 E: 0 K: 2 S: 16	H: 3 LOB: 2 BB: 1 P: 30	R: 0 E: 0 K: 0 S: 9	H: 1 LOB: 0 BB: 0 P: 13	R: 2 E: 0 K: 1 S: 19	H: 3 LOB: 3 BB: 2 P: 30	R: 0 E: 0 K: 0 S: 7	H: 0 LOB: 0 BB: 0 P: 11	1B: 8 2B: 2 3B: 0 HR: 2	SF: 0 SAC: 0 DP: 0 HBP: 0	WP: 1 PB: 0 SB: 0 CS: 1	PA: 40
PITCHER	IP WLS BF H R ER SO	IP WLS BF H R ER SO	IP WLS BF H R ER SO	IP WLS BF H R ER SO	IP WLS BF H R ER SO	IP WLS BF H R ER SO	IP WLS BF H R ER SO	IP WLS BF H R ER SO	IP WLS BF H R ER SO	IP WLS BF H R ER SO	IP WLS BF H R ER SO	IP WLS BF H R ER SO	IP WLS BF H R ER SO	IP WLS BF H R ER SO	IP WLS BF H R ER SO	IP WLS BF H R ER SO	ERA WHIP	ERA WHIP		
Seth Greisinger, R (1, 1) ERA: 5.76	5.1 L 24	8 4 4 5	0 1 0 0	0 0 0 0	0 0 0 0	1 2 53 92	6.75 1.500													
Terry Mulholland, L (6, 1) ERA: 5.18	1.2 5	1 0 0 2	0 0 0 0	0 0 0 0	0 0 0 0	0 0 15 20	0.00 0.600													
Joe Roa, R (8, 1) ERA: 2.76	0.1 6	3 2 2 0	2 0 0 0	2 0 0 0	0 0 11 22	54.00 15.000														
Grant Balfour, R (8, 1) ERA: 9.0	1.2 5	0 0 0 1	0 0 0 0	0 0 0 0	0 0 15 19	0.00 0.000														

Detroit Tigers @ Minnesota Twins
Hubert H. Humphrey Metrodome, Minneapolis, MN

AB 37
R 6
H 12
RBI 6
BB 3
SO 8
LOB 16



WP: 1 PA: 40
PB: 0
SB: 0
CS: 1

Sat Jun 05 2004, 1:20 PM EDT
Att: 17,573 - Unknown - 70 F

Batter	1	2	3	4	5	6	7	8	9	AB	R	H	RBI	BB	SO	LOB	BOTTOM					
20 Lew Ford, R (1, 7) OBP: 0.409, SLG: 0.503	3-1 G5-3		2-2 G4-3 2B		4-0 WP BB			4-1 BB BB		2	0	1	0	2	0	0						
Cristian Guzman, S (1, 6) OBP: 0.323, SLG: 0.363	2-1 F7		1-0 G4-3		2-2 G6-3		1-2 2-3	0-3 K		4	0	0	0	0	1	4						
Doug Mientkiewicz, L (1, 3) OBP: 0.335, SLG: 0.371	2-1 G4-3		2-0 P4			2-2 F7		4-1 BB		3	0	0	0	1	0	1						
Corey Koskie, L (1, 5) OBP: 0.340, SLG: 0.541		1-0 F9		0-2 F7		0-1 G4-3		0-2 P6		4	0	0	0	0	0	2						
Tori Hunter, R (1, 8) OBP: 0.321, SLG: 0.500		0-1 G6-3		3-1 G6-3		1-0 G3			4-1 G3 BB	3	0	0	0	1	0	0						
Jacque Jones, L (1, 9) OBP: 0.314, SLG: 0.449		2-2 E4 WP		1-1 G3-4-1			0-0 B1-3		0-0 G3	4	0	0	0	0	0	1						
Matthew LeCroy, R (1, 10) OBP: 0.338, SLG: 0.440		1 SAFE 4-1			1-0 WP G1-3 1B		1-2 G6-4-3 1B		2-2 K	3	0	2	0	1	1	1						
5 Michael Cuddyer, R (1, 4) OBP: 0.308, SLG: 0.417			3-3 K		1-2 P2		0-0 G6-4-3		1-2 K	4	0	0	0	0	2	5						
Henry Blanco, R (1, 2) OBP: 0.281, SLG: 0.368			2-2 F9		0-0 G1-3			1-2 G6-3		3	0	0	0	0	0	1						
Inning Stats	R: 0 E: 0 K: 0 S: 6	H: 0 LOB: 0 BB: 0 P: 13	R: 0 E: 1 K: 1 S: 12	H: 0 LOB: 2 BB: 1 P: 22	R: 0 E: 0 K: 0 S: 8	H: 1 LOB: 1 BB: 0 P: 15	R: 0 E: 0 K: 0 S: 7	H: 0 LOB: 0 BB: 0 P: 11	R: 0 E: 0 K: 0 S: 11	H: 1 LOB: 2 BB: 1 P: 19	R: 0 E: 0 K: 0 S: 6	H: 0 LOB: 0 BB: 0 P: 9	R: 0 E: 0 K: 0 S: 5	H: 1 LOB: 0 BB: 0 P: 6	R: 0 E: 0 K: 1 S: 11	H: 0 LOB: 2 BB: 2 P: 20	R: 0 E: 0 K: 2 S: 8	H: 0 LOB: 1 BB: 1 P: 15	1B: 2 2B: 1 3B: 0 HR: 0	SF: 0 SAC: 0 DP: 1 HBP: 0	WP: 2 PB: 0 SB: 0 CS: 0	PA: 35
PITCHER	IP WLS BF H R ER SO	IP WLS BF H R ER SO	IP WLS BF H R ER SO	IP WLS BF H R ER SO	IP WLS BF H R ER SO	IP WLS BF H R ER SO	IP WLS BF H R ER SO	IP WLS BF H R ER SO	IP WLS BF H R ER SO	IP WLS BF H R ER SO	IP WLS BF H R ER SO	IP WLS BF H R ER SO	IP WLS BF H R ER SO	IP WLS BF H R ER SO	IP WLS BF H R ER SO	IP WLS BF H R ER SO	ERA WHIP	ERA WHIP				
Gary Knotts, R (1, 1) ERA: 4.12	7.2 W 30	3 0 0 0	4 0 0 0	4 0 0 0	2 0 63 112	0.00 0.913																
Steve Colyer, L (8, 1) ERA: 6.3	0.1 1	0 0 0 0	0 0 0 0	0 0 0 0	0 0 3 3	0.00 0.000																
Ugueth Urbina, R (9, 1) ERA: 4.82	1.0 4	0 0 0 2	1 0 0 0	1 0 0 0	0 0 8 15	0.00 1.000																

Detroit Tigers @ Minnesota Twins
Hubert H. Humphrey Metrodome, Minneapolis, MN

AB 30
R 0
H 3
RBI 0
BB 5
SO 4
LOB 15



WP: 2 PA: 35
PB: 0
SB: 0
CS: 0

Sat Jun 05 2004, 1:20 PM EDT
Att: 17,573 - Unknown - 70 F

Batter	1	2	3	4	5	6	7	8	9	AB	R	H	RBI	BB	SO	LOB	TOP										
Alex Sanchez, L (1, 8) OBP: 0.361, SLG: 0.414	F8		G4-3 2B		E5 1B		B1-3		L7	5	1	2	0	0	0	0											
9 Carlos Guillen, S (1, 6) OBP: 0.402, SLG: 0.560	G4-3 2B		G4-3		F9		BB		1B 2B	4	1	2	0	1	0	2											
Ivan Rodriguez, R (1, 2) OBP: 0.388, SLG: 0.512	G4-3		G4-3 2B		G5-3		K		1B	5	0	2	2	0	1	3											
Rondell White, R (1, 10) OBP: 0.381, SLG: 0.493	G6-3		F9		G5-3				L6 F7	5	0	0	0	0	0	4											
Bobby Higginson, L (1, 9) OBP: 0.401, SLG: 0.417			G4-3		G6-3 2B		L8		K 15 1B	5	1	2	0	0	1	1											
Craig Monroe, R (1, 7) OBP: 0.312, SLG: 0.383			G6-3 2B		G6-3		G5-3		G6-3	4	0	1	0	0	0	2											
Carlos Pena, L (1, 3) OBP: 0.298, SLG: 0.438 15 Brandon Inge, R (8, PH) OBP: 0.347, SLG: 0.454			K		F9		2B		1B	3	0	1	0	0	1	2	AB 40 R 5 H 13 RBI 4 BB 1 SO 3 LOB 18										
Greg Norton, S (1, 5) OBP: 0.272, SLG: 0.250			F9		L9		L8		G6-3	4	0	0	0	0	0	4											
Jason Smith, L (1, 4) OBP: 0.563, SLG: 0.933			F7		E 2B		L5		HR	4	2	2	1	0	0	0											
Inning Stats	R: 0 E: 0 K: 0 S: 9	H: 1 LOB: 1 BB: 0 P: 14	R: 0 E: 0 K: 1 S: 11	H: 1 LOB: 1 BB: 0 P: 13	R: 1 E: 0 K: 0 S: 7	H: 2 LOB: 1 BB: 0 P: 14	R: 0 E: 0 K: 0 S: 6	H: 1 LOB: 1 BB: 0 P: 8	R: 1 E: 1 K: 0 S: 7	H: 2 LOB: 1 BB: 0 P: 8	R: 0 E: 0 K: 0 S: 5	H: 1 LOB: 1 BB: 0 P: 9	R: 0 E: 0 K: 1 S: 7	H: 0 LOB: 1 BB: 1 P: 12	R: 1 E: 0 K: 0 S: 12	H: 2 LOB: 1 BB: 0 P: 17	R: 2 E: 0 K: 1 S: 21	H: 3 LOB: 1 BB: 0 P: 33	1B: 5 2B: 7 3B: 0 HR: 1	SF: 0 SAC: 0 DP: 0 HBP: 0	WP: 0 PB: 0 SB: 0 CS: 0	PA: 41					
PITCHER	IP	WLS	BF	H	R	ER	SO	BB	IBB	HBP	BLK	WP	HR	S	P	ERA	WHIP										
Carlos Silva, R (1, 1) ERA: 4.26	7.2		33	9	3	3	2	1	0	0	0	0	0	59	89	3.52	1.304										
J.C. Romero, L (8, 1) ERA: 4.5	0.1	W	2	1	0	0	0	0	0	0	0	0	0	5	6	0.00	3.000										
36 Joe Nathan, R (9, 1) ERA: 1.75	1.0	S	6	3	2	2	1	0	0	0	0	0	1	21	33	18.00	3.000										

Detroit Tigers @ Minnesota Twins
Hubert H. Humphrey Metrodome, Minneapolis, MN
Sun Jun 06 2004, 2:10 PM EDT
Att: 20,378 - Unknown - 70 F

AB 40
R 5
H 13
RBI 4
BB 1
SO 3
LOB 18



Batter	1	2	3	4	5	6	7	8	9	AB	R	H	RBI	BB	SO	LOB	BOTTOM										
Doug Mientkiewicz, L (1, 3) OBP: 0.333, SLG: 0.368	L4		G4-3		K		1B			4	0	1	0	0	1	1											
Cristian Guzman, S (1, 6) OBP: 0.321, SLG: 0.361	F9		G6-3		G1-3		G1-3			4	1	1	0	0	0	2											
20 Lew Ford, R (1, 7) OBP: 0.406, SLG: 0.513	F8				F7		HR		G6-3	4	1	1	2	0	0	0											
Corey Koskie, L (1, 5) OBP: 0.331, SLG: 0.526			G6-3		K		G1-3		P5	4	0	0	0	0	1	0											
Tori Hunter, R (1, 8) OBP: 0.325, SLG: 0.507			G6-3		E 1B		K		7 HR 2B	4	1	2	0	0	1	0											
Matthew LeCroy, R (1, 10) OBP: 0.357, SLG: 0.500 17 Alex Prieto, R (8, FR) OBP: 0.314, SLG: 0.375			2B		E1		HR		7 HR HBP	3	1	2	1	0	0	1											
7 Joe Mauer, L (1, 2) OBP: 0.412, SLG: 0.500			F9		G4-3		K		HR	4	1	1	3	0	1	3											
5 Michael Cuddyer, R (1, 4) OBP: 0.313, SLG: 0.432			G4-3 2B		F8		F7		WP 2B	4	0	2	0	0	0	0											
Michael Ryan, L (1, 9) OBP: 0.299, SLG: 0.317 Jacque Jones, L (9, 9) OBP: 0.314, SLG: 0.449			K		P4		G4-3		F8	4	0	0	0	0	1	3											
Inning Stats	R: 0 E: 0 K: 0 S: 9	H: 0 LOB: 0 BB: 0 P: 11	R: 0 E: 0 K: 0 S: 9	H: 1 LOB: 1 BB: 0 P: 14	R: 0 E: 0 K: 1 S: 8	H: 1 LOB: 1 BB: 0 P: 9	R: 0 E: 1 K: 1 S: 11	H: 1 LOB: 2 BB: 0 P: 17	R: 0 E: 0 K: 1 S: 6	H: 0 LOB: 0 BB: 0 P: 10	R: 3 E: 0 K: 2 S: 15	H: 3 LOB: 0 BB: 0 P: 23	R: 0 E: 0 K: 0 S: 6	H: 1 LOB: 1 BB: 0 P: 8	R: 3 E: 0 K: 0 S: 16	H: 3 LOB: 2 BB: 0 P: 29	1B: 3 2B: 4 3B: 0 HR: 3	SF: 0 SAC: 0 DP: 0 HBP: 1	WP: 1 PB: 0 SB: 0 CS: 0	PA: 36							
PITCHER	IP	WLS	BF	H	R	ER	SO	BB	IBB	HBP	BLK	WP	HR	S	P	ERA	WHIP										
29 Nate Robertson, L (1, 1) ERA: 4.37	7.0		29	7	3	3	5	0	0	0	0	0	0	2	2	0.00	0.000										
Danny Patterson, R (8, 1) ERA: 4.5	0.1		1	0	0	0	0	0	0	0	0	0	0	2	2	0.00	0.000										
Steve Colyer, L (8, 1) ERA: 6.2	0.1		1	0	0	0	0	0	0	0	0	0	0	2	5	0.00	0.000										
Esteban Yan, R (8, 1) ERA: 5.05	0.1	L	5	3	3	3	0	0	0	1	0	1	1	12	22	81.00	9.000										

Detroit Tigers @ Minnesota Twins
Hubert H. Humphrey Metrodome, Minneapolis, MN
Sun Jun 06 2004, 2:10 PM EDT
Att: 20,378 - Unknown - 70 F

AB 35
R 6
H 10
RBI 6
BB 0
SO 5
LOB 10



Batter	1	2	3	4	5	6	7	8	9	AB	R	H	RBI	BB	SO	LOB	TOP									
Rafael Furcal, S OBP: 0.318, SLG: 0.350 (1, 6)	1-1 G4-3		1-3 K		4-2 BB		2-3 K			3	0	0	0	1	2	2	Atlanta Braves @ Detroit Tigers Comerica Park, Detroit, MI Wed Jun 09 2004, 7:05 PM EDT Att: 20,577 - Cloudy - 77 F									
Nick Green, R OBP: 0.371, SLG: 0.412 (1, 4)	2-2 G6-3		0-2 G4-6-3 1B		2-1 F8			1-0 1B		4	0	2	0	0	0	2										
J.D. Drew, L OBP: 0.417, SLG: 0.567 (1, 9)	2-3 K		0-0 G4-6-3 1-2		1-0 G6-3			1-2 F7		4	0	0	0	0	1	4										
10 Chipper Jones, S OBP: 0.364, SLG: 0.435 (1, 10)		0-0 G3-1		0-2 P6		3-1 HR		1-3 K		4	1	1	1	0	1	1										
Johnny Estrada, S OBP: 0.409, SLG: 0.526 (1, 2)		3-2 BB 1B		1-2 G3		1-1 G1-3		0-0 F9		4	0	1	0	0	0	1										
Julio Franco, R OBP: 0.356, SLG: 0.461 (1, 3)		4-2 G5-4-3 BB		1-0 G5-3		1-2 F8		1-0 L1-3		3	0	0	0	1	0	0										
Andruw Jones, R OBP: 0.347, SLG: 0.512 (1, 8)		2-1 G5-4-3 1-2		1-1 G6-3		0-3 K		1-2 1B		4	0	1	0	0	1	2										
Eli Marrero, R OBP: 0.227, SLG: 0.359 (1, 7)			1-1 1B 1B		3-2 G6-3		3-1 HR		2-3 K	4	1	2	1	0	1	1										
Mark DeRosa, R OBP: 0.277, SLG: 0.321 (1, 5)			0-0 1B		4-0 BB		3-3 K		0-0 F7	3	0	1	0	1	1	1										
Inning Stats	R: 0 E: 0 K: 1 S: 10	H: 0 LOB: 0 BB: 0 P: 15	R: 0 E: 0 K: 0 S: 9	H: 1 LOB: 1 BB: 1 P: 18	R: 0 E: 0 K: 1 S: 10	H: 3 LOB: 2 BB: 0 P: 12	R: 0 E: 0 K: 0 S: 10	H: 0 LOB: 0 BB: 0 P: 12	R: 0 E: 0 K: 0 S: 10	H: 0 LOB: 2 BB: 2 P: 24	R: 1 E: 0 K: 0 S: 8	H: 1 LOB: 0 BB: 0 P: 14	R: 1 E: 0 K: 3 S: 12	H: 1 LOB: 0 BB: 0 P: 20	R: 0 E: 0 K: 1 S: 9	H: 1 LOB: 1 BB: 0 P: 12	R: 0 E: 0 K: 1 S: 8	H: 1 LOB: 1 BB: 0 P: 12	1B: 6 2B: 0 3B: 0 HR: 2	SF: 0 SAC: 0 DP: 2 HBP: 0	WP: 0 PB: 0 SB: 0 CS: 0	PA: 36				
PITCHER	IP	WLS	BF	H	R	ER	SO	BB	IBB	HBP	BLK	WP	HR	S	P	ERA	WHIP									
38 Jeremy Bonderman, R ERA: 6.17 Craig Dingman, R ERA: 1.5 Steve Colyer, L ERA: 6.33 Al Levine, R ERA: 6.19 Jamie Walker, L ERA: 1.75	2.0 3.0 1.0 1.0 1.0	0 W H H H	7 13 4 5 3	1 3 1 2 0	0 0 1 1 0	0 0 1 1 0	0 1 3 0 1	1 2 0 0 0	0 0 0 0 0	0 0 0 0 0	0 0 0 0 0	0 0 0 0 0	0 0 1 1 0	0 30 8 13 8	19 48 14 22 10	33 48 14 22 10	0.00 0.00 9.00 9.00 0.00	1.000 1.667 1.000 2.000 0.000								
PITCHER	IP	WLS	BF	H	R	ER	SO	BB	IBB	HBP	BLK	WP	HR	S	P	ERA	WHIP									
Ugueth Urbina, R ERA: 4.35	1.0	S	4	1	0	0	1	0	0	0	0	0	0	8	12	0.00	1.000									

AB 33
R 2
H 8
RBI 2
BB 3
SO 7
LOB 14



Batter	1	2	3	4	5	6	7	8	9	AB	R	H	RBI	BB	SO	LOB	BOTTOM								
Alex Sanchez, L OBP: 0.355, SLG: 0.406 (1, 8)	2-2 L5	1-2 G3			0-0 G3		1-1 G5-3			4	0	0	0	0	0	2	Atlanta Braves @ Detroit Tigers Comerica Park, Detroit, MI Wed Jun 09 2004, 7:05 PM EDT Att: 20,577 - Cloudy - 77 F								
Bobby Higginson, L OBP: 0.398, SLG: 0.413 (1, 9)	2-0 1B 1B		2-2 F8		1-1 F7		3-3 K			4	1	1	0	0	1	0									
Ivan Rodriguez, R OBP: 0.391, SLG: 0.507 (1, 2)	0-0 1B		3-1 G4-3		1-0 1B		4-2 FC6-4 BB			3	0	2	0	1	0	0									
Dmitri Young, S OBP: 0.387, SLG: 0.370 (1, 10)	1-2 FC6-4 1B		2-3 K		0-0 G3		1-2 FC6-4 1-2			4	0	1	1	0	1	2									
Rondell White, R OBP: 0.381, SLG: 0.490 Craig Monroe, R OBP: 0.305, SLG: 0.374 (8, 7) (9, 7)	2-2 FC6-4 1-2		1-3 K		2-0 L5		1-1 G4-6-3 1B			4	0	1	0	0	1	1									
9 Carlos Guillen, S OBP: 0.399, SLG: 0.564 (1, 6)		2-0 S 1B		1-2 HR 1B		3-2 HR		3-2 G4-6-3 1-2		4	2	3	1	0	0	1									
Carlos Pena, L OBP: 0.299, SLG: 0.446 (1, 3)		2-3 K		1-1 F8		0-0 G3		1-0 2B		4	0	1	0	0	1	2									
Eric Munson, L OBP: 0.299, SLG: 0.434 15 Brandon Inge, R OBP: 0.351, SLG: 0.485 (8, PR) (9, 5)		4-1 BB		2-2 HR		0-0 WP 2B		4-1 BB		2	1	2	2	2	0	0									
Jason Smith, L OBP: 0.450, SLG: 0.737 (1, 4)		0-3 K		0-0 G4-3		0-2 G3-1		2-2 G4-3		4	0	0	0	0	1	5									
Inning Stats	R: 1 E: 0 K: 0 S: 12	H: 3 LOB: 1 BB: 0 P: 19	R: 0 E: 0 K: 2 S: 11	H: 1 LOB: 2 BB: 1 P: 20	R: 0 E: 0 K: 1 S: 8	H: 0 LOB: 0 BB: 0 P: 15	R: 2 E: 0 K: 1 S: 15	H: 2 LOB: 0 BB: 0 P: 20	R: 0 E: 0 K: 0 S: 5	H: 1 LOB: 1 BB: 0 P: 7	R: 1 E: 0 K: 0 S: 10	H: 2 LOB: 1 BB: 0 P: 15	R: 0 E: 0 K: 1 S: 11	H: 0 LOB: 1 BB: 1 P: 20	R: 0 E: 0 K: 0 S: 11	H: 2 LOB: 2 BB: 1 P: 22	1B: 7 2B: 2 3B: 0 HR: 2	SF: 0 SAC: 0 DP: 1 HBP: 0	WP: 1 PB: 0 SB: 1 CS: 0	PA: 36					
PITCHER	IP	WLS	BF	H	R	ER	SO	BB	IBB	HBP	BLK	WP	HR	S	P	ERA	WHIP								
John Thomson, R ERA: 3.86 Armando Almanza, L ERA: 3.72 Travis Smith, R ERA: 4.24 C.J. Nitkowski, L ERA: 4.0 Kevin Gryboski, R ERA: 2.25	1.0 1.0 4.0 1.0 1.0	L	6 4 17 4 5	4 0 5 0 2	0 0 3 0 0	1 0 3 0 0	0 2 3 1 0	0 1 0 1 0	0 0 0 0 0	0 0 0 0 0	0 1 2 0 0	0 0 38 11 11	0 10 57 20 22	0.00 0.00 6.75 0.00 0.00	9.00 1.000 1.250 1.000 3.000										
PITCHER	IP	WLS	BF	H	R	ER	SO	BB	IBB	HBP	BLK	WP	HR	S	P	ERA	WHIP								

AB 33
R 4
H 11
RBI 4
BB 3
SO 5
LOB 13



Batter	1	2	3	4	5	6	7	8	9	AB	R	H	RBI	BB	SO	LOB	TOP					
Rafael Furcal, S OBP: 0.327, SLG: 0.365	1-1 E 10 HR 1B	2-1 HBP 1B		0-1 2H 2B		2-0 F9		2-2 G3		5	1	3	1	0	0	3	Atlanta Braves @ Detroit Tigers Comerica Park, Detroit, MI Thu Jun 10 2004, 1:05 PM EDT Att: 21,166 - Unknown - 61 F					
Nick Green, R OBP: 0.373, SLG: 0.398	2-3 K	2-1 HBP		0-1 F9		2-1		1-2 HBP	1-2 F8	3	0	0	0	0	1	2						
J.D. Drew, L OBP: 0.417, SLG: 0.558	0-0 E4 10 HR 1-3	3-2 F8			4-2 G5-3 BB		1-0 G3		4-0 WP BB	3	1	0	0	2	0	6						
10 Chipper Jones, S OBP: 0.372, SLG: 0.459	1-1 HR 2H 3H		4-0 G6-4-3 BB		0-0 F8		4-1 G6-4-3 BB		2-2 F7	3	1	1	3	2	0	2						
Julio Franco, R OBP: 0.349, SLG: 0.447	2-1 FC6-4 1B		2-1 G6-4-3 1-2		0-1 G5-3		2-1 G6-4-3 1-2		3-3 K	5	0	1	0	0	1	4						
Andruw Jones, R OBP: 0.341, SLG: 0.502	0-0 F7		2-2 G6-3		3-2 G6-3		3-2 F8			4	0	0	0	0	0	2						
Eli Marrero, R OBP: 0.229, SLG: 0.349	0-0 FC6-4 1-2		2-1 SH2-4 2B 1B		0-0 F8		2-3 K			4	1	1	0	0	1	1						
Eddie Pérez, R OBP: 0.276, SLG: 0.278		0-0 G6-3		1-1 SH2-4 1B		3-1 HBP 1B		0-0 G6-3		3	0	1	0	0	0	0						
Mark DeRosa, R OBP: 0.281, SLG: 0.324		1-0 G5-3		0-0 G6-3		1-2 HBP 1B		0-0 1B		4	0	2	0	0	0	1						
Inning Stats	R: 3 E: 1 K: 1 S: 12	H: 3 LOB: 1 BB: 0 P: 18	R: 0 E: 0 K: 0 S: 9	H: 1 LOB: 2 BB: 0 P: 17	R: 0 E: 0 K: 0 S: 6	H: 0 LOB: 0 BB: 1 P: 14	R: 1 E: 0 K: 0 S: 9	H: 2 LOB: 1 BB: 0 P: 12	R: 0 E: 0 K: 0 S: 11	H: 0 LOB: 1 BB: 1 P: 18	R: 0 E: 0 K: 0 S: 10	H: 2 LOB: 3 BB: 0 P: 19	R: 0 E: 0 K: 0 S: 6	H: 0 LOB: 0 BB: 1 P: 15	R: 0 E: 0 K: 1 S: 9	H: 1 LOB: 1 BB: 0 P: 13		R: 0 E: 0 K: 1 S: 11	H: 0 LOB: 1 BB: 1 P: 21	1B: 7 2B: 1 3B: 0 HR: 1	SF: 0 SAC: 1 DP: 2 HBP: 2	WP: 1 PB: 0 SB: 0 CS: 0
PITCHER	IP WLS BF H R ER SO BB IBB HBP BLK WP HR S P ERA WHIP	IP WLS BF H R ER SO BB IBB HBP BLK WP HR S P ERA WHIP	IP WLS BF H R ER SO BB IBB HBP BLK WP HR S P ERA WHIP	IP WLS BF H R ER SO BB IBB HBP BLK WP HR S P ERA WHIP	IP WLS BF H R ER SO BB IBB HBP BLK WP HR S P ERA WHIP	IP WLS BF H R ER SO BB IBB HBP BLK WP HR S P ERA WHIP	IP WLS BF H R ER SO BB IBB HBP BLK WP HR S P ERA WHIP	IP WLS BF H R ER SO BB IBB HBP BLK WP HR S P ERA WHIP	IP WLS BF H R ER SO BB IBB HBP BLK WP HR S P ERA WHIP	IP WLS BF H R ER SO BB IBB HBP BLK WP HR S P ERA WHIP	IP WLS BF H R ER SO BB IBB HBP BLK WP HR S P ERA WHIP	IP WLS BF H R ER SO BB IBB HBP BLK WP HR S P ERA WHIP	IP WLS BF H R ER SO BB IBB HBP BLK WP HR S P ERA WHIP	IP WLS BF H R ER SO BB IBB HBP BLK WP HR S P ERA WHIP	IP WLS BF H R ER SO BB IBB HBP BLK WP HR S P ERA WHIP	IP WLS BF H R ER SO BB IBB HBP BLK WP HR S P ERA WHIP	IP WLS BF H R ER SO BB IBB HBP BLK WP HR S P ERA WHIP					
Mike Maroth, L ERA: 4.21	(1, 1)	7.0	W	33	8	4	3	1	3	0	0	2	0	0	0	0	0	1	63	113	3.86	1.571
Esteban Yan, R ERA: 4.91	(8, 1)	1.0	H	4	1	0	0	1	0	0	0	0	0	0	0	0	0	0	9	13	0.00	1.000
Ugueth Urbina, R ERA: 4.15	(9, 1)	1.0	S	4	0	0	0	1	1	0	0	0	0	1	0	11	21	0.00	1.000			



Batter	1	2	3	4	5	6	7	8	9	AB	R	H	RBI	BB	SO	LOB	BOTTOM			
Alex Sanchez, L OBP: 0.391, SLG: 0.401	3-2 G6-3		0-0 G4-3		2-2 G1-6-3 1-2		0-3 K	1-0 FC6-2 BB 1B		5	0	1	0	0	1	3	Atlanta Braves @ Detroit Tigers Comerica Park, Detroit, MI Thu Jun 10 2004, 1:05 PM EDT Att: 21,166 - Unknown - 61 F			
Bobby Higginson, L OBP: 0.303, SLG: 0.411	3-2 F9		0-2 G5-3		1-1 9 BB 2B	4-2 9 BB 1B	4-0 9 FC6-2 BB		3	2	1	0	2	0	0					
9 Carlos Guillen, S OBP: 0.399, SLG: 0.559	3-3 K		2-1 G4-3		4-2 2B	0-1 1B	0-1 FC6-2 G6-3		4	2	1	1	1	1	3					
Dmitri Young, S OBP: 0.389, SLG: 0.355		4-0 BB 15 SF9 BB		1-0 P5		2-1 F7	1-2 1B WP 1B	2-0 G6-3		4	2	1	1	1	0	5				
Carlos Pena, L OBP: 0.302, SLG: 0.450		4-1 15 SF9 BB		0-1 G4-3		0-0 1B	3-3 K		3	0	1	2	1	1	2					
Craig Monroe, R OBP: 0.314, SLG: 0.379		4-1 BB		1-3 K		2-2 1B	0-2 WP 1B		3	0	2	1	1	1	0					
Eric Munson, L OBP: 0.297, SLG: 0.424		1-3 K			1-0 G3-1	1-2 F9	4-1 BB		3	0	0	0	1	1	5					
Greg Norton, S OBP: 0.272, SLG: 0.250							1-2 BB		0	0	0	0	0	0	0					
15 Brandon Inge, R OBP: 0.349, SLG: 0.478		0-0 SF9			4-1 20 E BB	2-1 P4	0-0 L9		2	0	0	1	1	0	4					
20 Omar Infante, R OBP: 0.347, SLG: 0.457		3-3 K			1-1 E5 G1-6-3		4-1 BB FC6-2 1B		3	1	1	0	1	1	3					
Inning Stats	R: 0 E: 0 K: 1 S: 10	H: 0 LOB: 0 BB: 0 P: 19	R: 1 E: 0 K: 2 S: 10	H: 0 LOB: 3 BB: 3 P: 26	R: 0 E: 0 K: 0 S: 6	H: 0 LOB: 0 BB: 0 P: 8	R: 0 E: 0 K: 1 S: 7	H: 0 LOB: 0 BB: 0 P: 9	R: 0 E: 1 K: 0 S: 7	H: 0 LOB: 1 BB: 1 P: 15	R: 2 E: 0 K: 0 S: 15	H: 3 LOB: 2 BB: 1 P: 27	R: 4 E: 0 K: 2 S: 23	H: 4 LOB: 2 BB: 2 P: 36	R: 0 E: 0 K: 0 S: 5	H: 1 LOB: 2 BB: 2 P: 16	1B: 6 2B: 2 3B: 0 HR: 0	SF: 1 SAC: 0 DP: 2 HBP: 0	WP: 1 PB: 0 SB: 0 CS: 0	PA: 40
PITCHER	IP WLS BF H R ER SO BB IBB HBP BLK WP HR S P ERA WHIP	IP WLS BF H R ER SO BB IBB HBP BLK WP HR S P ERA WHIP	IP WLS BF H R ER SO BB IBB HBP BLK WP HR S P ERA WHIP	IP WLS BF H R ER SO BB IBB HBP BLK WP HR S P ERA WHIP	IP WLS BF H R ER SO BB IBB HBP BLK WP HR S P ERA WHIP	IP WLS BF H R ER SO BB IBB HBP BLK WP HR S P ERA WHIP	IP WLS BF H R ER SO BB IBB HBP BLK WP HR S P ERA WHIP	IP WLS BF H R ER SO BB IBB HBP BLK WP HR S P ERA WHIP	IP WLS BF H R ER SO BB IBB HBP BLK WP HR S P ERA WHIP	IP WLS BF H R ER SO BB IBB HBP BLK WP HR S P ERA WHIP	IP WLS BF H R ER SO BB IBB HBP BLK WP HR S P ERA WHIP	IP WLS BF H R ER SO BB IBB HBP BLK WP HR S P ERA WHIP	IP WLS BF H R ER SO BB IBB HBP BLK WP HR S P ERA WHIP	IP WLS BF H R ER SO BB IBB HBP BLK WP HR S P ERA WHIP	IP WLS BF H R ER SO BB IBB HBP BLK WP HR S P ERA WHIP	IP WLS BF H R ER SO BB IBB HBP BLK WP HR S P ERA WHIP				
Russ Ortiz, R ERA: 4.08	(1, 1)	6.0	0	26	3	3	4	4	5	0	0	0	0	0	0	55	104	4.50	1.333	
Antonio Alfonseca, R ERA: 3.9	(7, 1)	0.2	L	8	4	4	4	2	2	0	0	0	0	0	0	22	35	54.00	9.000	
Juan Cruz, R ERA: 3.24	(7, 1)	1.1		6	1	0	0	0	2	0	0	0	0	0	6	17	0.00	2.250		

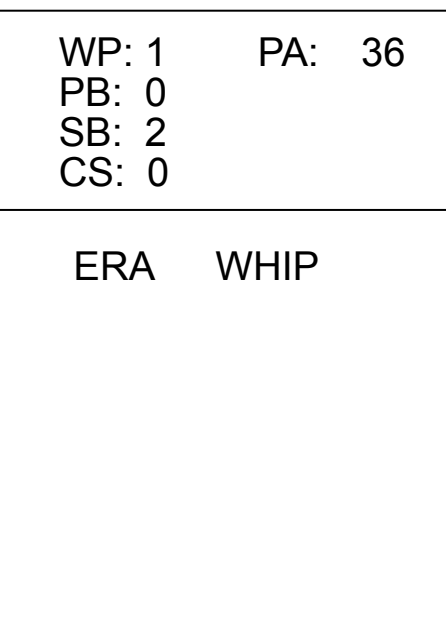


Batter	1	2	3	4	5	6	7	8	9	AB	R	H	RBI	BB	SO	LOB	TOP								
Luis Castillo, S OBP: 0.350, SLG: 0.359 (1, 4)	G1-3		FC5-4			G5-3			HR	4	1	1	1	0	0	1	Florida Marlins @ Detroit Tigers Comerica Park, Detroit, MI Sat Jun 12 2004, 7:05 PM EDT Att: 38,524 - Sunny - 71 F								
Juan Piers, L OBP: 0.361, SLG: 0.375 (1, 8)	G5-3			G4-6-3 1B		K			G5-3 HBP	3	1	1	0	0	1	0									
Mike Lowell, R OBP: 0.391, SLG: 0.578 (1, 5)	L7			G4-6-3 BB		F8			F7	3	0	0	0	1	0	1									
Miguel Cabrera, R OBP: 0.356, SLG: 0.553 (1, 10)		K		G4-6-3		K			1B S 1B	4	0	1	0	0	2	2									
Damon Easley, R OBP: 0.354, SLG: 0.514 (1, 3)	G5-3			P6		F8			G5-3	4	0	0	1	0	0	2									
Mike Redmond, R OBP: 0.344, SLG: 0.391 (1, 2)	G6-3				F9 BB HBP	G6-3			1B	3	0	1	0	0	0	0									
Jeff Conine, R OBP: 0.340, SLG: 0.414 (1, 7)			B1-6 1B		G5-4-3 BB				F8	3	0	2	0	1	0	2									
Alex Gonzalez, R OBP: 0.263, SLG: 0.405 (1, 6)			FC5-4 1B		F9				FC5-4 G5-4-3	3	0	1	0	0	0	3									
Abraham Nunez, S OBP: 0.302, SLG: 0.340 (1, 9)			B1-6		G5-4-3				G5-4-3	3	0	0	0	0	0	5									
Inning Stats	R: 0 E: 0 K: 0 S: 11	H: 0 LOB: 0 BB: 0 P: 15	R: 0 E: 0 K: 1 S: 6	H: 0 LOB: 0 BB: 0 P: 11	R: 0 E: 0 K: 0 S: 9	H: 2 LOB: 1 BB: 0 P: 13	R: 0 E: 0 K: 0 S: 8	H: 1 LOB: 1 BB: 1 P: 15	R: 0 E: 0 K: 0 S: 7	H: 0 LOB: 1 BB: 1 P: 14	R: 0 E: 0 K: 1 S: 8	H: 0 LOB: 0 BB: 0 P: 13	R: 0 E: 0 K: 0 S: 7	H: 0 LOB: 0 BB: 0 P: 13	R: 0 E: 0 K: 0 S: 8	H: 1 LOB: 0 BB: 0 P: 9	R: 2 E: 0 K: 0 S: 13	H: 3 LOB: 2 BB: 0 P: 21	1B: 6 2B: 1 3B: 0 HR: 1	SF: 0 SAC: 0 DP: 4 HBP: 2	WP: 0 PB: 0 SB: 2 CS: 0	PA: 34			
PITCHER	IP	WLS	BF	H	R	ER	SO	BB	IBB	HBP	BLK	WP	HR	S	P	ERA	WHIP								
29 Nate Robertson, L ERA: 3.91 (1, 1)	8.0	W	27	4	0	0	3	2	0	1	0	0	0	64	103	0.00	0.750								
Jamie Walker, L ERA: 2.42 (9, 1)	0.1		4	2	2	2	0	0	0	1	0	0	1	8	10	54.00	6.000								
Esteban Yan, R ERA: 4.86 (9, 1)	0.1	S	2	1	0	0	0	0	0	0	0	0	0	3	7	0.00	3.000								
Ugueth Urbina, R ERA: 4.09 (9, 1)	0.1	S	1	0	0	0	0	0	0	0	0	0	0	2	4	0.00	0.000								

Batter	1	2	3	4	5	6	7	8	9	AB	R	H	RBI	BB	SO	LOB	BOTTOM								
Alex Sanchez, L OBP: 0.351, SLG: 0.404 (1, 8)	1B 3B		G6-3 1B		L4-3		E1 S			4	1	2	0	0	0	3	Florida Marlins @ Detroit Tigers Comerica Park, Detroit, MI Sat Jun 12 2004, 7:05 PM EDT Att: 38,524 - Sunny - 71 F								
Bobby Higginson, L OBP: 0.392, SLG: 0.394 (1, 9)	K		P2			K	G1-5-3			4	0	0	0	0	2	4									
Ivan Rodriguez, R OBP: 0.394, SLG: 0.520 (1, 2)	F9 S 1B		G6-3			K			1B 2B 1B	4	1	2	1	0	1	1									
Dmitri Young, S OBP: 0.409, SLG: 0.432 (1, 10)	4-1 BB					P6			2B 15 SF8 1B	3	1	1	0	1	1	0									
Rondell White, R OBP: 0.377, SLG: 0.486 (1, 7)	F9					F7			15 SF8 2B	4	0	1	1	0	1	2									
9 Carlos Guillen, S OBP: 0.398, SLG: 0.565 (1, 6)	K					K			20 WP 1B	4	1	1	0	0	2	4									
Carlos Pena, L OBP: 0.305, SLG: 0.454 (1, 3)			P6						K 1B	3	0	1	0	1	1	1									
Eric Munson, L OBP: 0.316, SLG: 0.438 15 Brandon Inge, R OBP: 0.346, SLG: 0.478 (7, PR) (8, 5)			K			F8			20 1B E IBB	2	0	0	0	1	1	1									
20 Omar Infante, R OBP: 0.341, SLG: 0.464 (1, 4)			K			E6 L4-3			E 1B	4	1	1	1	0	1	3									
Inning Stats	R: 1 E: 0 K: 2 S: 16	H: 2 LOB: 2 BB: 1 P: 25	R: 0 E: 0 K: 2 S: 9	H: 0 LOB: 0 BB: 0 P: 12	R: 0 E: 0 K: 0 S: 4	H: 1 LOB: 0 BB: 0 P: 4	R: 0 E: 0 K: 2 S: 12	H: 0 LOB: 0 BB: 0 P: 16	R: 0 E: 0 K: 0 S: 7	H: 1 LOB: 1 BB: 0 P: 7	R: 0 E: 0 K: 2 S: 7	H: 0 LOB: 0 BB: 0 P: 12	R: 3 E: 1 K: 2 S: 13	H: 2 LOB: 2 BB: 1 P: 22	R: 2 E: 0 K: 0 S: 15	H: 3 LOB: 2 BB: 1 P: 25	R: 2 E: 0 K: 0 S: 15	H: 3 LOB: 2 BB: 1 P: 25	1B: 7 2B: 2 3B: 1 HR: 0	SF: 1 SAC: 0 DP: 2 HBP: 0	WP: 1 PB: 0 SB: 2 CS: 0	PA: 36			
PITCHER	IP	WLS	BF	H	R	ER	SO	BB	IBB	HBP	BLK	WP	HR	S	P	ERA	WHIP								
Brad Penny, R ERA: 2.62 (1, 1)	7.0	L	29	6	4	2	10	1	0	0	0	0	0	68	98	2.57	1.000								
Toby Borland, R ERA: 5.27 (8, 1)	1.0		7	3	2	2	0	0	1	0	0	0	0	15	25	18.00	3.000								

AB 30
R 2
H 7
RBI 2
BB 2
SO 3
LOB 16

AB 32
R 6
H 9
RBI 4
BB 3
SO 10
LOB 19



Batter	1	2	3	4	5	6	7	8	9	AB	R	H	RBI	BB	SO	LOB	TOP					
Juan Pierre, L (1, 8) OBP: 0.371, SLG: 0.395										5	4	4	1	1	0	0						
Luis Castillo, S (1, 4) OBP: 0.357, SLG: 0.364										5	2	3	2	1	0	3						
Miguel Cabrera, R (1, 9) OBP: 0.361, SLG: 0.552										4	0	2	1	1	2	5						
Mike Lowell, R (1, 10) OBP: 0.384, SLG: 0.568										4	0	0	1	0	1	9						
Hee-Seop Choi, L (1, 3) OBP: 0.386, SLG: 0.533										4	1	1	1	1	0	2						
Jeff Conine, R (1, 7) OBP: 0.341, SLG: 0.411										4	0	1	1	1	0	2						
Alex Gonzalez, R (1, 6) OBP: 0.401, SLG: 0.521										2	0	0	0	0	1	2	AB 41					
Damon Easley, R (3, 6) OBP: 0.354, SLG: 0.521										3	0	1	2	0	1	1	R 9					
Mike Mordecai, R (1, 5) OBP: 0.200, SLG: 0.205										5	0	0	0	0	0	3	H 15					
20 Matt Treanor, R (1, 2) OBP: 0.429, SLG: 0.462										5	2	3	0	0	0	0	RBI 9					
																	BB 5					
																	SO 5					
																	LOB 27					
Inning Stats	R: 1 E: 0 K: 0 S: 11	H: 3 LOB: 1 BB: 0 P: 13	R: 0 E: 0 K: 0 S: 7	H: 0 LOB: 0 BB: 0 P: 10	R: 3 E: 0 K: 1 S: 20	H: 4 LOB: 2 BB: 1 P: 30	R: 0 E: 1 K: 1 S: 12	H: 1 LOB: 3 BB: 1 P: 22	R: 0 E: 0 K: 0 S: 5	H: 0 LOB: 0 BB: 0 P: 8	R: 1 E: 0 K: 1 S: 14	H: 2 LOB: 2 BB: 1 P: 22	R: 0 E: 0 K: 1 S: 11	H: 1 LOB: 1 BB: 0 P: 12	R: 4 E: 0 K: 1 S: 14	H: 4 LOB: 2 BB: 2 P: 30	R: 0 E: 0 K: 0 S: 6	H: 0 LOB: 0 BB: 0 P: 10	1B: 11 2B: 3 3B: 0 HR: 1	SF: 1 SAC: 0 DP: 1 HBP: 0	WP: 0 PB: 0 SB: 1 CS: 0	PA: 47
PITCHER	IP WLS BF H R ER SO BB IBB HBP BLK WP HR S P ERA WHIP																					
Jason Johnson, R (1, 1) ERA: 5.4	3.0 L 19 8 4 4 1 2 0 0 0 0 0 0 44 68 12.00 3.333																					
Craig Dingman, R (4, 1) ERA: 1.5	3.0 12 2 1 1 2 1 0 0 0 0 0 0 25 37 3.00 1.000																					
Al Levine, R (7, 1) ERA: 6.53	1.2 9 4 3 3 2 0 0 0 0 0 0 0 21 29 16.20 2.400																					
Steve Colyer, L (8, 1) ERA: 6.75	0.0 2 0 0 0 0 2 0 0 0 0 0 0 8 ∞ ∞																					
Esteban Yan, R (8, 1) ERA: 4.7	1.1 5 1 1 1 0 0 0 0 0 0 0 0 10 15 6.75 0.750																					

Florida Marlins @ Detroit Tigers
Comerica Park, Detroit, MI
Sun Jun 13 2004, 1:05 PM EDT
Att: 27,334 - Unknown - 75 F

AB 41
R 9
H 15
RBI 9
BB 5
SO 5
LOB 27



Batter	1	2	3	4	5	6	7	8	9	AB	R	H	RBI	BB	SO	LOB	BOTTOM	
Alex Sanchez, L (1, 8) OBP: 0.353, SLG: 0.406										4	1	2	0	0	1	0		
9 Carlos Guillen, S (1, 6) OBP: 0.396, SLG: 0.550										4	0	1	1	0	0	1		
Ivan Rodriguez, R (1, 2) OBP: 0.396, SLG: 0.520										4	0	2	1	0	0	2		
Dmitri Young, S (1, 3) OBP: 0.375, SLG: 0.390										4	0	0	0	0	2	3		
Rondell White, R (1, 10) OBP: 0.372, SLG: 0.480										3	0	0	0	0	2	0		
Craig Monroe, R (1, 9) OBP: 0.310, SLG: 0.373										3	0	0	0	0	0	0		
15 Brandon Inge, R (1, 7) OBP: 0.346, SLG: 0.475										3	0	1	0	0	2	0	AB 31	
Greg Norton, S (1, 5) OBP: 0.263, SLG: 0.241										3	0	0	0	0	1	1	R 2	
20 Omar Infante, R (1, 4) OBP: 0.341, SLG: 0.461										3	1	1	0	0	0	0	H 7	
																	RBI 2	
																	BB 0	
																	SO 8	
																	LOB 7	
Inning Stats	R: 0 E: 0 K: 0 S: 7	H: 1 LOB: 0 BB: 0 P: 10	R: 0 E: 0 K: 1 S: 8	H: 0 LOB: 0 BB: 0 P: 13	R: 0 E: 0 K: 1 S: 12	H: 1 LOB: 0 BB: 0 P: 17	R: 0 E: 0 K: 1 S: 11	H: 1 LOB: 1 BB: 0 P: 16	R: 0 E: 0 K: 2 S: 9	H: 0 LOB: 0 BB: 0 P: 14	R: 0 E: 0 K: 1 S: 8	H: 0 LOB: 0 BB: 0 P: 10	R: 0 E: 0 K: 0 S: 5	H: 1 LOB: 0 BB: 0 P: 7	1B: 7 2B: 1 3B: 0 HR: 0	SF: 0 SAC: 0 DP: 2 HBP: 0	WP: 0 PB: 0 SB: 0 CS: 1	PA: 31
PITCHER	IP WLS BF H R ER SO BB IBB HBP BLK WP HR S P ERA WHIP																	
Dontrelle Willis, L (1, 1) ERA: 3.33	9.0 W 31 7 2 2 8 0 0 0 0 0 0 0 78 108 2.00 0.778																	

Florida Marlins @ Detroit Tigers
Comerica Park, Detroit, MI
Sun Jun 13 2004, 1:05 PM EDT
Att: 27,334 - Unknown - 75 F

AB 31
R 2
H 7
RBI 2
BB 0
SO 8
LOB 7



Batter	1	2	3	4	5	6	7	8	9	AB	R	H	RBI	BB	SO	LOB	TOP					
Alex Sanchez, L (1, 8) OBP: 0.354, SLG: 0.406										5	1	2	0	0	0	1						
Bobby Higginson, L (1, 9) OBP: 0.388, SLG: 0.385										4	1	0	0	1	2	3						
Jamie Walker, L (8, 1) OBP: 0.346, SLG: 0.475										0	0	0	0	0	0	0						
15 Brandon Inge, R (9, 5)										0	0	0	0	0	0	0						
Ivan Rodriguez, R (1, 2) OBP: 0.396, SLG: 0.532										4	2	2	2	0	0	1						
Dmitri Young, S (1, 3) OBP: 0.395, SLG: 0.386										3	1	1	0	2	2	0						
Rondell White, R (1, 7) OBP: 0.369, SLG: 0.487										5	1	1	1	0	1	5						
9 Carlos Guillen, S (1, 6) OBP: 0.396, SLG: 0.573										5	2	2	3	0	0	1						
Eric Munson, L (1, 5) OBP: 0.319, SLG: 0.447										4	1	1	0	0	0	1						
Ugueth Urbina, R (9, 1)										0	0	0	0	0	0	0						
20 Omar Infante, R (1, 4) OBP: 0.345, SLG: 0.483										3	1	1	3	1	2	0						
38 Jeremy Bolderman, R (1, 1) OBP: 0.271, SLG: 0.250										3	0	0	0	0	3	2						
Greg Norton, S (8, PH) OBP: 0.271, SLG: 0.250										1	0	1	0	0	0	0						
Danny Patterson, R (8, 1) OBP: 0.310, SLG: 0.373										0	0	0	0	0	0	0						
Craig Monroe, R (8, 9)										0	0	0	0	0	0	0						
Inning Stats	R: 1 E: 1 K: 0 S: 9	H: 2 LOB: 1 BB: 0 P: 13	R: 3 E: 0 K: 2 S: 22	H: 3 LOB: 1 BB: 0 P: 33	R: 0 E: 0 K: 1 S: 7	H: 0 LOB: 0 BB: 0 P: 9	R: 0 E: 0 K: 2 S: 7	H: 0 LOB: 0 BB: 1 P: 10	R: 0 E: 0 K: 1 S: 6	H: 0 LOB: 0 BB: 0 P: 10	R: 1 E: 0 K: 2 S: 13	H: 2 LOB: 2 BB: 1 P: 23	R: 4 E: 0 K: 0 S: 17	H: 2 LOB: 0 BB: 2 P: 31	R: 0 E: 0 K: 1 S: 13	H: 1 LOB: 1 BB: 0 P: 17	R: 1 E: 0 K: 1 S: 15	H: 1 LOB: 1 BB: 1 P: 20	1B: 5 2B: 0 3B: 3 HR: 3	SF: 1 SAC: 0 DP: 0 HBP: 1	WP: 0 PB: 0 SB: 2 CS: 0	PA: 43
PITCHER	IP WLS BF H R ER SO BB IBB HBP BLK WP HR S P ERA WHIP																					
Brian Powell, R (1, 1) ERA: 5.14	6.0 L 27 7 5 4 8 0 1 1 0 0 2 64 98 6.00 1.167																					
Rheal Cormier, L (7, 1) ERA: 5.04	0.1 4 1 3 3 0 2 0 0 0 0 0 6 15 81.00 9.000																					
Geoff Geary, R (7, 1) ERA: 4.22	0.2 3 1 1 1 0 0 0 0 0 0 0 11 16 13.50 1.500																					
Elizardo Ramirez, R (8, 1) ERA: 4.85	2.0 9 2 1 1 2 1 0 0 0 0 0 1 28 37 4.50 1.500																					

Detroit Tigers @ Philadelphia Phillies
Citizens Bank Park, Philadelphia, PA
Tue Jun 15 2004, 7:05 PM EDT
Att: 39,555 - Overcast - 86 F

AB 37
R 10
H 11
RBI 9
BB 4
SO 10
LOB 14



Batter	1	2	3	4	5	6	7	8	9	AB	R	H	RBI	BB	SO	LOB	BOTTOM					
11 Jimmy Rollins, S (1, 6) OBP: 0.324, SLG: 0.373										4	0	0	0	0	0	2						
Placido Polanco, R (1, 4) OBP: 0.325, SLG: 0.362										3	0	0	0	1	1	0						
Bobby Abreu, L (1, 9) OBP: 0.428, SLG: 0.583										3	1	1	1	1	1	2						
Jim Thome, L (1, 3) OBP: 0.412, SLG: 0.688										4	1	1	1	0	1	1						
Pat Burrell, R (1, 7) OBP: 0.398, SLG: 0.500										3	0	0	0	1	2	0						
David Bell, R (1, 5) OBP: 0.382, SLG: 0.443										3	0	0	0	0	1	1						
Elizardo Ramirez, S (8, 1) OBP: 0.427, SLG: 0.621										0	0	0	0	0	0	0						
Ricky Ledee, L (9, PH)										1	0	0	0	0	0	0						
Todd Pratt, R (1, 2) OBP: 0.327, SLG: 0.277										3	0	0	0	0	2	0						
Marlon Byrd, R (1, 8) OBP: 0.293, SLG: 0.304										3	1	0	0	0	0	1						
Brian Powell, R (1, 1) ERA: 5.63										2	0	0	0	0	2	0						
Rheal Cormier, L (7, 1) ERA: 4.44										0	0	0	0	0	0	0						
Jamie Walker, L (8, 1) ERA: 2.95										0	0	0	0	0	0	0						
Ugueth Urbina, R (9, 1) ERA: 4.3										0	0	0	0	0	0	0						
Inning Stats	R: 0 E: 0 K: 1 S: 9	H: 0 LOB: 1 BB: 1 P: 17	R: 0 E: 0 K: 2 S: 8	H: 0 LOB: 0 BB: 0 P: 10	R: 0 E: 0 K: 1 S: 9	H: 0 LOB: 0 BB: 0 P: 11	R: 1 E: 0 K: 1 S: 9	H: 1 LOB: 1 BB: 1 P: 14	R: 0 E: 0 K: 1 S: 7	H: 0 LOB: 0 BB: 0 P: 12	R: 0 E: 0 K: 1 S: 9	H: 0 LOB: 0 BB: 0 P: 13	R: 0 E: 0 K: 1 S: 5	H: 0 LOB: 0 BB: 0 P: 9	R: 1 E: 0 K: 0 S: 9	H: 0 LOB: 2 BB: 1 P: 24	R: 1 E: 0 K: 2 S: 10	H: 1 LOB: 0 BB: 0 P: 16	1B: 0 2B: 0 3B: 0 HR: 2	SF: 0 SAC: 0 DP: 0 HBP: 2	WP: 1 PB: 0 SB: 0 CS: 0	PA: 34
PITCHER	IP WLS BF H R ER SO BB IBB HBP BLK WP HR S P ERA WHIP																					
38 Jeremy Bolderman, R (1, 1) ERA: 4.44	7.0 W 24 1 1 1 8 2 0 0 0 0 1 0 7 21 13.50 1.500																					
Danny Patterson, R (8, 1) ERA: 4.44	0.2 5 0 1 1 0 1 0 2 0 0 1 0 7 21 13.50 1.500																					
Jamie Walker, L (8, 1) ERA: 2.95	0.1 1 0 0 0 0 0 0 0 0 0 0 0 2 3 0.00 0.000																					
Ugueth Urbina, R (9, 1) ERA: 4.3	1.0 4 1 1 1 2 0 0 0 0 0 0 1 10 16 9.00 1.000																					

Detroit Tigers @ Philadelphia Phillies
Citizens Bank Park, Philadelphia, PA
Tue Jun 15 2004, 7:05 PM EDT
Att: 39,555 - Overcast - 86 F

AB 29
R 3
H 2
RBI 2
BB 3
SO 10
LOB 7



Batter	1	2	3	4	5	6	7	8	9	AB	R	H	RBI	BB	SO	LOB	TOP		
Alex Sanchez, L (1, 8) OBP: 0.352, SLG: 0.408	G4-3		G4-3					B4-3		4	0	1	0	0	0	0	Detroit Tigers @ Philadelphia Phillies Citizens Bank Park, Philadelphia, PA Thu Jun 17 2004, 1:05 PM EDT Att: 44,551 - Cloudy - 82 F		
Bobby Higginson, L (1, 9) OBP: 0.394, SLG: 0.390	K			F 9 SF7 BB				2B		3	1	2	0	1	1	0			
Ivan Rodriguez, R (1, 2) OBP: 0.394, SLG: 0.532	F8			P4				1B		4	0	1	0	0	0	2			
Rondell White, R (1, 7) OBP: 0.367, SLG: 0.487				E5				2B		4	0	1	0	0	0	4			
9 Carlos Guillen, S (1, 6) OBP: 0.391, SLG: 0.566		L9		SF7						3	0	0	1	0	0	1			
Carlos Pena, L (1, 3) OBP: 0.301, SLG: 0.447				3-H 2-1						3	0	0	0	0	1	2			
15 Brandon Inge, R (9, PH) OBP: 0.350, SLG: 0.486	K			G4-3				G6-3		1	0	1	0	0	0	0			
Eric Munson, L (1, 5) OBP: 0.319, SLG: 0.465								2B		3	1	1	1	0	0	1			
20 Omar Infante, R (1, 4) OBP: 0.336, SLG: 0.467			F9					K		4	0	0	0	0	2	1			
Mike Maroth, L (7, 1) Craig Dingman, R (7, 1) Steve Colyer, L (7, 1) Al Levine, L (7, 1) Greg Norton, S (7, 9) OBP: 0.298, SLG: 0.247 Craig Monroe, R (9, PH) OBP: 0.308, SLG: 0.371			K					G4-3		2	0	0	0	0	0	2		AB 33 R 2 H 7 RBI 2 BB 1 SO 6 LOB 12	
Inning Stats	R: 0 E: 0 K: 1 S: 6	H: 0 LOB: 0 BB: 0 P: 7	R: 0 E: 0 K: 1 S: 7	H: 1 LOB: 1 BB: 0 P: 11	R: 0 E: 0 K: 1 S: 10	H: 0 LOB: 0 BB: 0 P: 12	R: 1 E: 1 K: 0 S: 15	H: 0 LOB: 1 BB: 1 P: 23	R: 0 E: 0 K: 0 S: 7	H: 2 LOB: 1 BB: 0 P: 8	R: 1 E: 0 K: 0 S: 11	H: 1 LOB: 0 BB: 0 P: 17	R: 0 E: 0 K: 0 S: 8	H: 2 LOB: 2 BB: 0 P: 11	R: 0 E: 0 K: 1 S: 16	H: 1 LOB: 1 BB: 0 P: 24	1B: 2 2B: 4 3B: 0 HR: 1	SF: 1 SAC: 0 DP: 0 HBP: 0	WP: 0 PA: 35 PB: 0 SB: 0 CS: 0
PITCHER	IP WLS BF H R ER SO BB IBB HBP BLK WP HR S P ERA WHIP																		
39 Brett Myers, R (1, 1) ERA: 4.14	7.0 W 26 4 2 1 5 1 0 0 0 0 0 1 67 95 1.29 0.714																		
Tim Worrell, R (8, 1) ERA: 3.15	1.0 5 2 0 0 0 0 0 0 0 0 0 0 8 11 0.00 2.000																		
Billy Wagner, L (9, 1) ERA: 2.84	1.0 4 1 0 0 0 1 0 0 0 0 0 0 16 24 0.00 1.000																		

Batter	1	2	3	4	5	6	7	8	9	AB	R	H	RBI	BB	SO	LOB	BOTTOM		
11 Jimmy Rollins, S (1, 6) OBP: 0.322, SLG: 0.367	G5-3		G6-3					F9		4	1	0	0	1	0	1	Detroit Tigers @ Philadelphia Phillies Citizens Bank Park, Philadelphia, PA Thu Jun 17 2004, 1:05 PM EDT Att: 44,551 - Cloudy - 82 F		
Placido Polanco, R (1, 4) OBP: 0.323, SLG: 0.355	G1-3		K							3	1	0	0	1	1	1			
Jim Thome, L (1, 3) OBP: 0.421, SLG: 0.694				G5-4-3 1B BB						1	2	1	0	3	0	0			
Pat Burrell, R (1, 7) OBP: 0.399, SLG: 0.498	G1-3			G5-4-3 1B						3	0	1	1	1	0	2			
David Bell, R (1, 5) OBP: 0.361, SLG: 0.438				G5-4-3 1-2 2-3						2	1	0	1	1	0	2			
Jason Michaels, R (1, 9) OBP: 0.383, SLG: 0.500				FC6-4 BB						3	1	3	4	1	0	0			
Mike Lieberthal, R (1, 2) OBP: 0.302, SLG: 0.418										4	0	1	0	0	0	4			
Doug Glanville, R (1, 8) OBP: 0.254, SLG: 0.254										4	0	1	0	0	0	1			
39 Brett Myers, R (1, 1) OBP: 0.250, SLG: 0.304										2	0	0	0	0	2	1			
Ricky Ledee, L (7, PH) OBP: 0.421, SLG: 0.612										1	0	0	0	0	0	0			
Tim Worrell, R (8, 1) ERA: 3.15										0	0	0	0	0	0	0			
Marlon Byrd, R (8, PH) OBP: 0.292, SLG: 0.302										1	0	0	0	0	0	0			
Billy Wagner, L (9, 1) ERA: 2.84										0	0	0	0	0	0	0			
Inning Stats	R: 0 E: 0 K: 0 S: 7	H: 1 LOB: 1 BB: 0 P: 9	R: 0 E: 0 K: 0 S: 6	H: 0 LOB: 1 BB: 1 P: 10	R: 0 E: 0 K: 2 S: 8	H: 0 LOB: 0 BB: 0 P: 11	R: 1 E: 0 K: 0 S: 9	H: 2 LOB: 1 BB: 1 P: 19	R: 0 E: 0 K: 1 S: 10	H: 0 LOB: 1 BB: 0 P: 12	R: 2 E: 0 K: 0 S: 12	H: 3 LOB: 2 BB: 2 P: 23	R: 3 E: 0 K: 0 S: 11	H: 1 LOB: 2 BB: 4 P: 29	R: 0 E: 0 K: 0 S: 6	H: 0 LOB: 0 BB: 0 P: 9	1B: 3 2B: 3 3B: 0 HR: 1	SF: 1 SAC: 0 DP: 2 HBP: 0	WP: 0 PA: 37 PB: 0 SB: 0 CS: 0
PITCHER	IP WLS BF H R ER SO BB IBB HBP BLK WP HR S P ERA WHIP																		
Mike Maroth, L (7, 1) ERA: 4.23	6.0 L 26 6 3 3 3 3 4 0 0 0 0 0 52 84 4.50 1.667																		
Craig Dingman, R (7, 1) ERA: 2.53	0.1 3 0 2 2 0 2 0 0 0 0 0 0 2 12 54.00 6.000																		
Steve Colyer, L (7, 1) ERA: 7.17	0.0 1 0 0 0 0 0 1 0 0 0 0 0 0 2 6 ∞ ∞																		
Al Levine, R (7, 1) ERA: 6.19	1.2 7 1 1 1 0 1 0 0 0 0 0 0 13 20 5.40 1.200																		

Batter	1	2	3	4	5	6	7	8	9	10	11	AB	R	H	RBI	BB	SO	LOB	TOP					
Jason Smith, L OBP: 0.480, SLG: 0.783 Ugueth Urbina, R (9, 1)	4-0 BB		2-2 2B		0-0 2B		1-0 F9		2-1 F7		2-1 1B	4	1	2	1	1	0	0						
Bobby Higginson, L OBP: 0.397, SLG: 0.399 (11, PH)	1-1 F8		0-2 1B		2-1 F7		0-0 B1-3			2-1 SH1-4	2-2 1B	6	1	3	1	0	0	2						
Carlos Guillen, S OBP: 0.389, SLG: 0.560 (11, PH)	1-1 F9		1-0 G3		2-3 K				0-0 F9	0-1 SH1-4	2-2 1B	6	0	2	1	0	1	3						
Dmitri Young, S OBP: 0.386, SLG: 0.375 Alex Sanchez, L OBP: 0.351, SLG: 0.406 (8, PR)	0-3 K		3-3 K		0-0 G4-3				0-1 S	1-2 SH1-4	0-3 K	4	0	1	0	0	2	3						
Carlos Pena, L OBP: 0.303, SLG: 0.443 (8, PR)		2-3 K	1-0 1B		1-0 F8				0-3 K	4-0 IBB		4	0	1	1	1	2	1						
Craig Monroe, R OBP: 0.310, SLG: 0.372 (8, 7)	0-2 1B		0-0 F8		1-1 1B				2-3 K	2-3 K		5	0	2	0	0	2	5						
Eric Munson, L OBP: 0.313, SLG: 0.456 20 Omar Infante, R OBP: 0.331, SLG: 0.460 (9, PH)	3-2 F9			2-3 K		2-2 F7			3-3 K	1-0 L6		3	0	0	0	0	1	2						
Brandon Inge, R OBP: 0.346, SLG: 0.497 (9, 5)	3-3 K			3-2 G4-3		3-2 G6-3			1-1 HR		2-3 K	5	1	1	1	0	2	2						
Gary Knotts, R OBP: 0.300, SLG: 0.500 Jamie Walker, L OBP: 0.308, SLG: 0.485 Esteban Yan, R OBP: 0.351, SLG: 0.485 Steve Colyer, L OBP: 0.351, SLG: 0.485 Craig Dingman, R OBP: 0.351, SLG: 0.485 Ivan Rodriguez, R OBP: 0.351, SLG: 0.485	2-2 E5			0-3 K			1-3 K		2-3 K	0-1 F8		2	1	1	0	0	1	0						
Inning Stats	R: 0 E: 0 K: 1 S: 7	H: 0 LOB: 1 BB: 1 P: 13	R: 0 E: 0 K: 2 S: 12	H: 1 LOB: 1 BB: 0 P: 20	R: 3 E: 1 K: 1 S: 15	H: 4 LOB: 1 BB: 0 P: 24	R: 0 E: 0 K: 2 S: 12	H: 0 LOB: 0 BB: 0 P: 17	R: 0 E: 0 K: 1 S: 10	H: 1 LOB: 1 BB: 0 P: 16	R: 0 E: 0 K: 2 S: 11	H: 1 LOB: 2 BB: 0 P: 13	R: 1 E: 0 K: 2 S: 12	H: 1 LOB: 0 BB: 0 P: 20	R: 0 E: 0 K: 1 S: 11	H: 2 LOB: 3 BB: 1 P: 21	R: 1 E: 0 K: 2 S: 17	H: 3 LOB: 2 BB: 0 P: 25	1B: 10 2B: 3 3B: 0 HR: 1	SF: 0 SAC: 1 DP: 0 HBP: 0	WP: 0 PB: 0 SB: 1 CS: 0	PA: 49		
PITCHER	IP 6.0	WLS 26	BF 26	H 7	R 3	ER 3	SO 7	BB 1	IBB 0	HBP 0	BLK 0	WP 0	HR 0	S 5	P 102	ERA 4.50	WHIP 1.333							
Kevin Millwood, R ERA: 4.91																								
Rheal Cormier, L ERA: 4.80																								
Tim Worrell, R ERA: 3.06																								
Billy Wagner, L ERA: 3.15																								
Roberto Hernandez, R ERA: 4.78																								

Detroit Tigers @ Philadelphia Phillies
Citizens Bank Park, Philadelphia, PA
Thu Jun 17 2004, 7:35 PM EDT
Att. 39,674 - Unknown - 77 F

livebaseballscores.com

AB 46
R 5
H 14
RBI 5
BB 2
SO 15
LOB 23




Batter	1	2	3	4	5	6	7	8	9	10	11	AB	R	H	RBI	BB	SO	LOB	BOTTOM					
11 Jimmy Rollins, S OBP: 0.326, SLG: 0.374 (11, PH)	0-2 L3		3-2 1B		0-0 P6				0-0 S		1-1 G4-3	6	0	3	2	0	0	1						
Tomas Perez, S OBP: 0.292, SLG: 0.467 (11, PH)	0-1 B1		0-1 G5-4-3		0-2 1B				3-2 F7		0-1 G3-4-1	6	0	1	0	0	0	3						
Bobby Abreu, L OBP: 0.422, SLG: 0.570 (11, PH)	0-1 L4			1-3 K		1-3 K			0-0 P5		2-1 G4-3	5	0	0	0	1	2	2						
Jim Thome, L OBP: 0.417, SLG: 0.681 (11, PH)		2-3 K		0-0 F8		3-3 K			1-3 K	4-2 BB		4	0	0	0	1	3	2						
Ricky Ledee, L OBP: 0.418, SLG: 0.643 Jason Michaels, R OBP: 0.388, SLG: 0.500 (9, 7)		2-2 G4-3		2-2 HR		2-3 K2-3			2-1 BB	2-3 1B		3	1	1	1	0	1	1						
David Bell, R OBP: 0.381, SLG: 0.432 (9, 7)		4-1 BB		1-1 G3-1					4-1 K	4-1 BB		3	0	0	0	2	2	1						
Marlon Byrd, R OBP: 0.299, SLG: 0.310 (9, 7)		0-1 F7			0-0 FC6-4				0-3 K	0-3 K		5	1	3	0	0	1	4						
Todd Pratt, R OBP: 0.350, SLG: 0.294 (9, 7)			1-0 1B		2-2 FC6-4				3-2 K	1-0 F7		4	2	2	1	1	0	4						
Kevin Millwood, R ERA: 4.25 Pat Burrell, L ERA: 4.25 Tim Worrell, R ERA: 3.06 Billy Wagner, L ERA: 3.15 Roberto Hernandez, R ERA: 4.78 Ivan Rodriguez, R ERA: 4.78			2-3 K		0-3 K				0-0 G1-3	0-3 K		2	0	0	0	0	2	2						
Inning Stats	R: 0 E: 0 K: 0 S: 7	H: 0 LOB: 0 BB: 0 P: 7	R: 0 E: 0 K: 1 S: 9	H: 0 LOB: 1 BB: 1 P: 17	R: 1 E: 0 K: 1 S: 9	H: 2 LOB: 0 BB: 0 P: 15	R: 1 E: 0 K: 1 S: 10	H: 1 LOB: 0 BB: 0 P: 14	R: 0 E: 0 K: 3 S: 13	H: 1 LOB: 1 BB: 0 P: 19	R: 2 E: 1 K: 1 S: 11	H: 3 LOB: 1 BB: 0 P: 17	R: 0 E: 0 K: 2 S: 13	H: 1 LOB: 3 BB: 2 P: 25	R: 0 E: 0 K: 3 S: 20	H: 1 LOB: 3 BB: 2 P: 32	R: 0 E: 0 K: 0 S: 6	H: 0 LOB: 0 BB: 0 P: 9	1B: 9 2B: 1 3B: 0 HR: 1	SF: 0 SAC: 0 DP: 1 HBP: 0	WP: 1 PB: 0 SB: 2 CS: 0	PA: 48		
PITCHER	IP 5.0	WLS 19	BF 19	H 4	R 2	ER 2	SO 3	BB 1	IBB 0	HBP 0	BLK 0	WP 1	HR 1	S 43	P 63	ERA 3.60	WHIP 1.000							
Gary Knotts, R ERA: 4.25																								
Jamie Walker, L ERA: 2.3																								
Esteban Yan, R ERA: 5.03																								
Steve Colyer, L ERA: 7.06																								
Craig Dingman, R ERA: 2.81																								


Detroit Tigers @ Philadelphia Phillies
Citizens Bank Park, Philadelphia, PA
Thu Jun 17 2004, 7:35 PM EDT
Att. 39,674 - Unknown - 77 F

livebaseballscores.com

AB 43
R 4
H 11
RBI 4
BB 5
SO 14
LOB 25




Batter	1	2	3	4	5	6	7	8	9	AB R H RBI BB SO LOB	TOP									
Alex Sanchez, L (1, 8) OBP: 0.345, SLG: 0.399	2-1 G5-3		2-1 G4-3		0-0 B2-3		2-2 G4-3		0-0 SH2	4 0 0 0 0 0 0	Detroit Tigers @ New York Mets Shea Stadium, Flushing, NY Fri Jun 18 2004, 7:10 PM EDT Att: 36,141 - Unknown - 82 F AB 32 R 2 H 8 RBI 2 BB 3 SO 5 LOB 19 									
15 Brandon Inge, R (1, 5) OBP: 0.348, SLG: 0.493 9 Carlos Guillen, S (9, PH) OBP: 0.388, SLG: 0.558	2-2 FC6-4 1B 2B		3-1 G5-3		2-0 F9		4-0 BB		1-0 F8	3 1 1 0 1 0 0 1 0 0 0 0 0 2										
Ivan Rodriguez, R (1, 2) OBP: 0.392, SLG: 0.527	1-1 FC6-4 1B		0-1 G6-3		0-0 20 BB 1B		1 SAFE 2-1 G5-3			4 0 2 0 0 0 1										
Dmitri Young, S (1, 3) OBP: 0.410, SLG: 0.451	0-1 FC6-4 2B			1-0 HR		1-0 20 BB 1B		1-2 G5-4-3 HBP		3 1 2 1 0 0 2										
Rondell White, R (1, 7) OBP: 0.364, SLG: 0.485	1-1 1-H 3-H 2B			3-1 G6-3		3-1 F7		1-3 K		4 0 1 1 0 1 3										
Craig Monroe, R (1, 9) OBP: 0.309, SLG: 0.369 Al Levine, L (8, 1) Jamie Walker, L (8, 1) Danny Patterson, R (9, 1)		1-0 G4-3 1B		0-0 G4-3		2-1 P3		0-1 G5-4-3		4 0 1 0 0 0 3 0										
20 Omar Infante, R (1, 4) OBP: 0.342, SLG: 0.460	1 SAFE 1 SAFE K	1-3 K		4-2 S BB		4-0 1-2 2-3 BB		1-1 E SH3-4 1B		2 0 1 0 2 1 1										
Jason Smith, L (1, 6) OBP: 0.429, SLG: 0.692	1-0 G4-3		1-0 G4-3		2-3 K		1-3 K		0-0 SH3-4	3 0 0 0 0 2 5										
29 Nate Robertson, R (1, 1) Bobby Higginson, L (8, 9) OBP: 0.396, SLG: 0.397	1-3 K			1-2 G1-3		0-2 G5-3		1-2 E4 SH2		3 0 0 0 0 1 1 1 0 0 0 0 0 1										
Inning Stats	R: 1 E: 0 K: 0 S: 11	H: 3 LOB: 2 BB: 0 P: 17	R: 0 E: 0 K: 2 S: 9	H: 1 LOB: 1 BB: 0 P: 13	R: 0 E: 0 K: 0 S: 6	H: 0 LOB: 0 BB: 0 P: 11	R: 1 E: 0 K: 1 S: 11	H: 1 LOB: 1 BB: 1 P: 21	R: 0 E: 0 K: 0 S: 3	H: 2 LOB: 3 BB: 1 P: 20		R: 0 E: 0 K: 0 S: 8	H: 0 LOB: 1 BB: 1 P: 16	R: 0 E: 0 K: 1 S: 9	H: 0 LOB: 0 BB: 0 P: 11	R: 0 E: 1 K: 0 S: 8	H: 1 LOB: 2 BB: 0 P: 11	1B: 6 2B: 1 3B: 0 HR: 1	SF: 0 SAC: 2 DP: 1 HBP: 1	WP: 0 PB: 0 SB: 1 CS: 0
PITCHER	IP WLS BF H R ER SO BB IBB HBP BLK WP HR S P ERA WHIP											IP WLS BF H R ER SO BB IBB HBP BLK WP HR S P ERA WHIP								
Tom Glavine, L (1, 1) ERA: 2.07	7.0 30 7 2 2 4 3 0 0 0 0 1 57 104 2.57 1.429																			
Ricky Bottalico, R (8, 1) ERA: 2.11	1.0 3 0 0 0 1 0 0 1 0 0 0 9 11 0.00 0.000																			
Braden Loooper, R (9, 1) ERA: 1.93	1.0 W 5 1 0 0 0 0 0 0 0 0 0 8 11 0.00 1.000																			


Batter	1	2	3	4	5	6	7	8	9	AB R H RBI BB SO LOB	BOTTOM											
Kazuo Matsui, S (1, 6) OBP: 0.339, SLG: 0.399	1-1 F9		0-1 G4-3		3-2 F9			1-2 G1-3		4 0 0 0 0 0 1	Detroit Tigers @ New York Mets Shea Stadium, Flushing, NY Fri Jun 18 2004, 7:10 PM EDT Att: 36,141 - Unknown - 82 F AB 33 R 3 H 7 RBI 3 BB 1 SO 7 LOB 9 											
Todd Zeile, R (1, 5) OBP: 0.322, SLG: 0.403	2-3 K			3-2 G6-3		4-2 BB		2-2 31 1B		3 0 1 0 1 1 0												
31 Mike Piazza, R (1, 2) OBP: 0.393, SLG: 0.536	1-1 1B			0-1 G6-3		1-0 F8		0-0 1B		4 0 2 0 0 0 1												
Shane Spencer, R (1, 7) OBP: 0.355, SLG: 0.401 Cliff Floyd, L (8, PH) OBP: 0.347, SLG: 0.485 Braden Loooper, R (9, 1)	3-1 F9			1-3 K		0-3 K		0-3 K		3 0 0 0 0 2 2 1 0 0 0 0 1 2 0 0 0 0 0 0 0												
Richard Hidalgo, R (1, 9) OBP: 0.304, SLG: 0.404		3-3 K			0-0 L5	3-2 F8		1-1 G4-3		4 0 0 0 0 1 1												
Ty Wigginton, R (1, 4) OBP: 0.308, SLG: 0.456		3-3 K			0-1 G5-3 1B 1B		1-2 G5-3		0-2 L5	4 1 1 0 0 1 0												
Mike Cameron, R (1, 8) OBP: 0.301, SLG: 0.388		1-0 F9			0-1 G5-3 1B 1B		1-2 G4-3		2-2 HR	4 2 2 1 0 0 0												
Jason Phillips, R (1, 3) OBP: 0.291, SLG: 0.346					1-1 F9		0-0 G5-3			3 0 0 0 0 0 2												
Tom Glavine, L (1, 1) OBP: 0.286, SLG: 0.231 Ricky Bottalico, L (8, 1) Gerald Williams, R (8, PH) OBP: 0.389, SLG: 0.625					0-2 G1			1-3 K		2 0 1 2 0 0 0 0 0 0 0 0 0 0 1 0 0 0 0 1 0												
Inning Stats	R: 0 E: 0 K: 1 S: 9	H: 1 LOB: 1 BB: 0 P: 16	R: 0 E: 0 K: 2 S: 7	H: 0 LOB: 0 BB: 0 P: 14	R: 0 E: 0 K: 0 S: 7	H: 0 LOB: 0 BB: 0 P: 8	R: 0 E: 0 K: 1 S: 9	H: 0 LOB: 0 BB: 0 P: 13	R: 2 E: 0 K: 0 S: 11	H: 3 LOB: 1 BB: 0 P: 15		R: 0 E: 0 K: 1 S: 13	H: 0 LOB: 1 BB: 1 P: 21	R: 0 E: 0 K: 0 S: 8	H: 0 LOB: 0 BB: 0 P: 10	R: 0 E: 0 K: 2 S: 13	H: 2 LOB: 2 BB: 0 P: 17	R: 1 E: 0 K: 0 S: 10	H: 1 LOB: 0 BB: 0 P: 13	1B: 6 2B: 0 3B: 0 HR: 1	SF: 0 SAC: 0 DP: 0 HBP: 0	WP: 0 PB: 0 SB: 0 CS: 0
PITCHER	IP WLS BF H R ER SO BB IBB HBP BLK WP HR S P ERA WHIP											IP WLS BF H R ER SO BB IBB HBP BLK WP HR S P ERA WHIP										
29 Nate Robertson, L (1, 1) ERA: 3.76	7.2 28 4 2 2 6 1 0 0 0 0 0 70 105 2.35 0.652																					
Al Levine, R (8, 1) ERA: 6.19	0.0 2 2 0 0 0 0 0 0 0 0 0 4 6 ∞ ∞																					
Jamie Walker, L (8, 1) ERA: 2.28	0.1 1 0 0 0 0 1 0 0 0 0 0 3 3 0.00 0.000																					
Danny Patterson, R (9, 1) ERA: 4.5	0.2 L 3 1 1 1 0 0 0 0 0 0 1 10 13 13.50 1.500																					

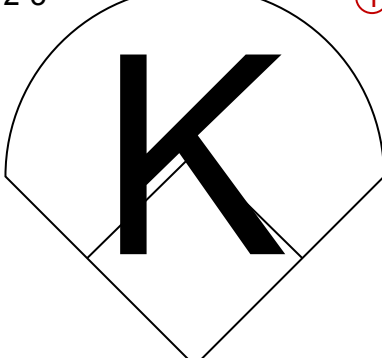
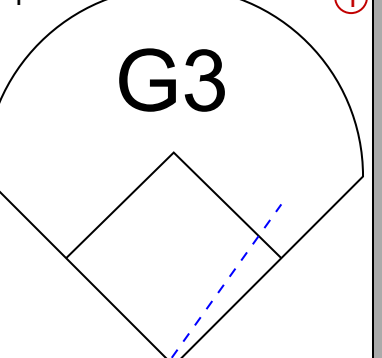
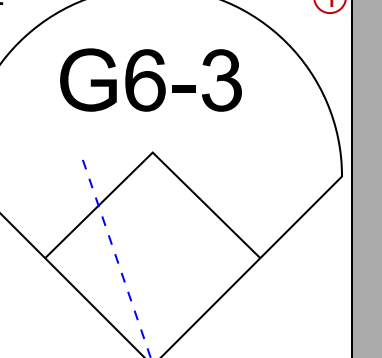
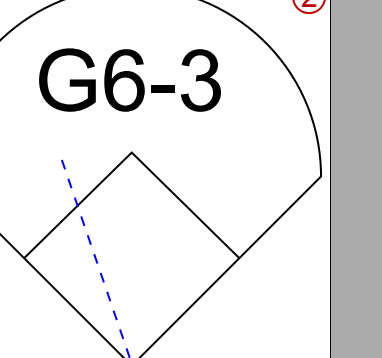
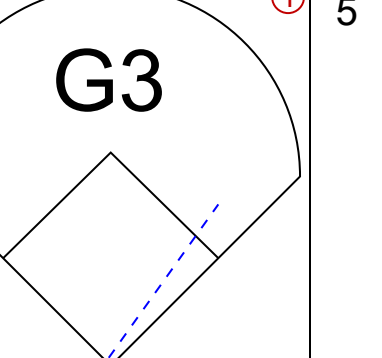
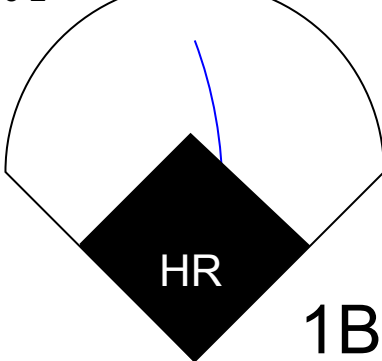
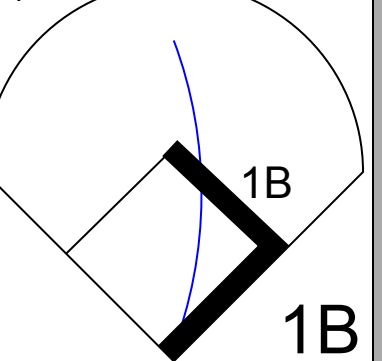
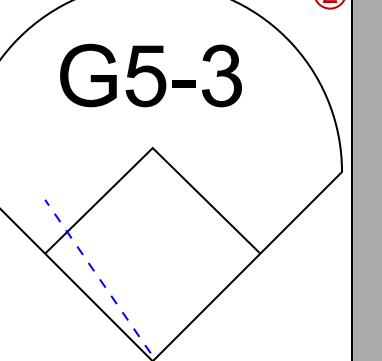
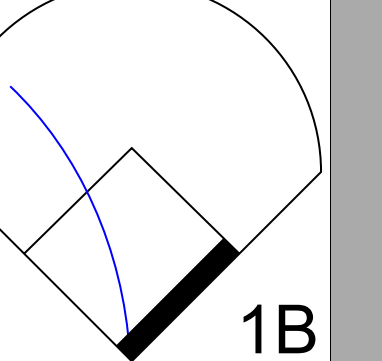
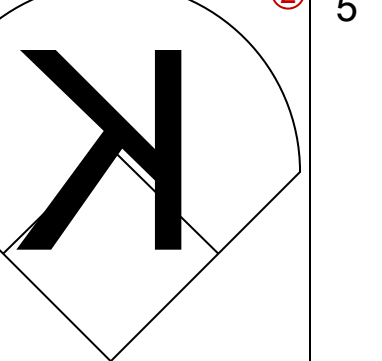
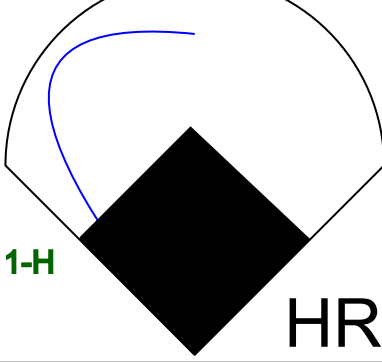
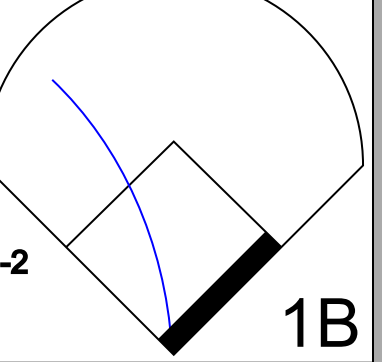
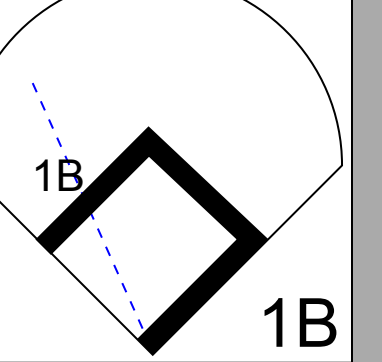
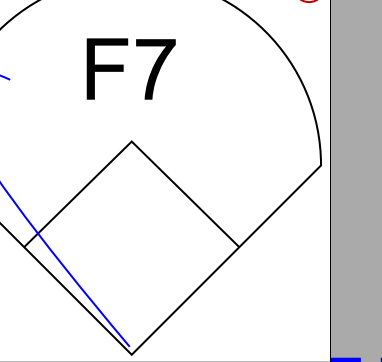
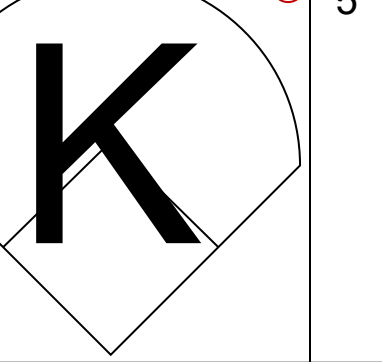
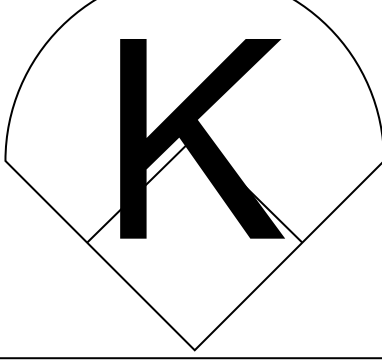
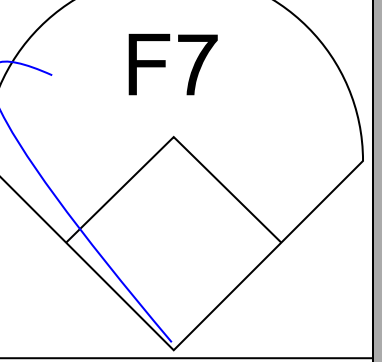
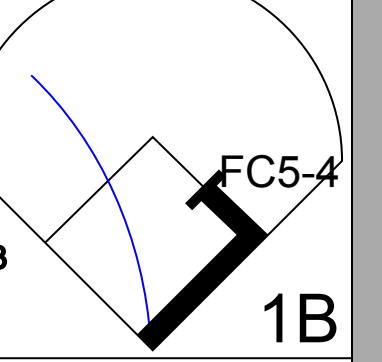


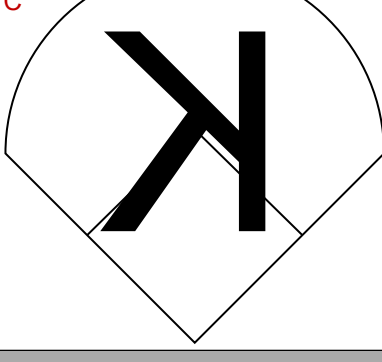
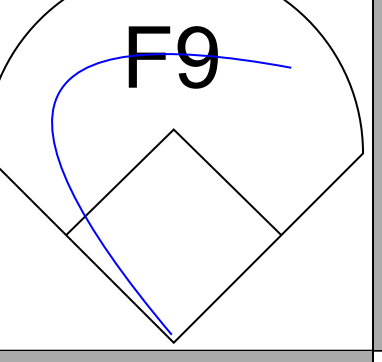
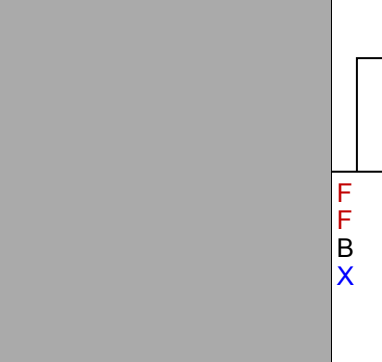


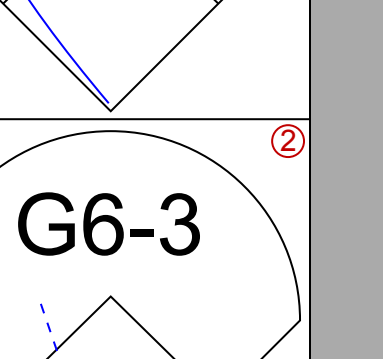
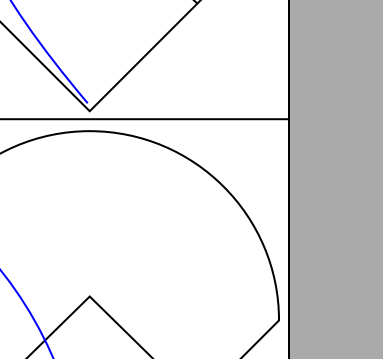
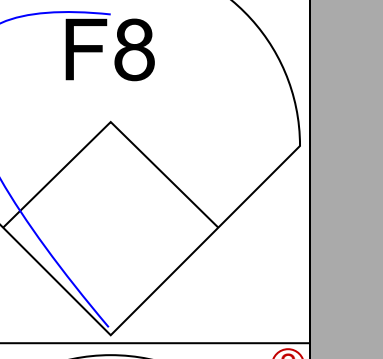
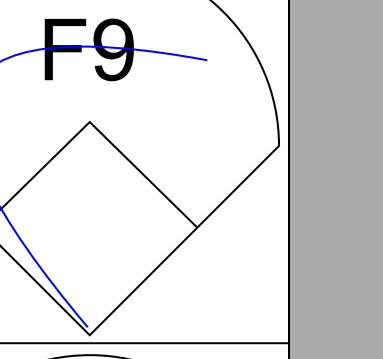
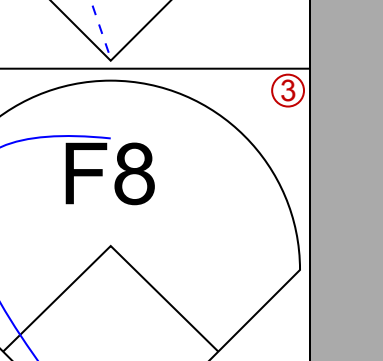
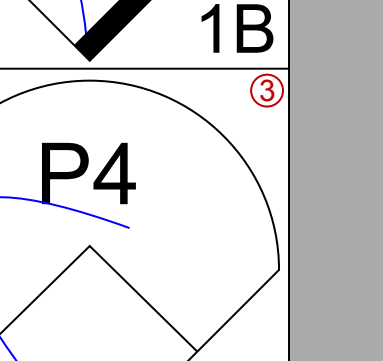
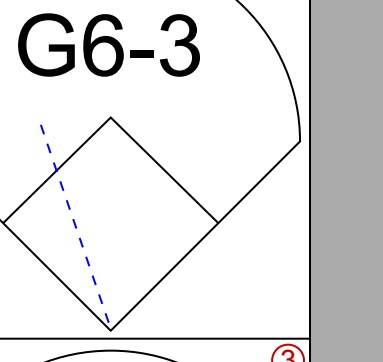
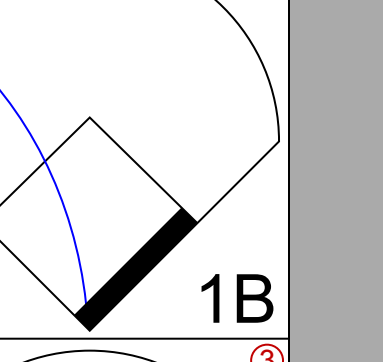
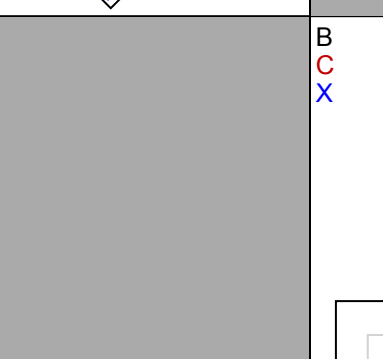
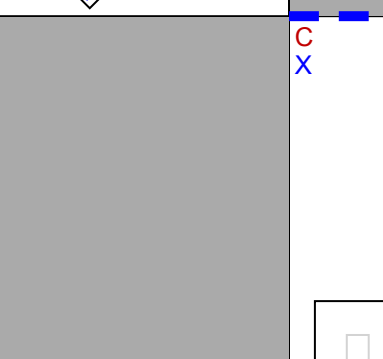
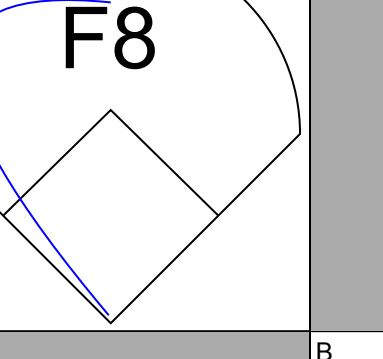
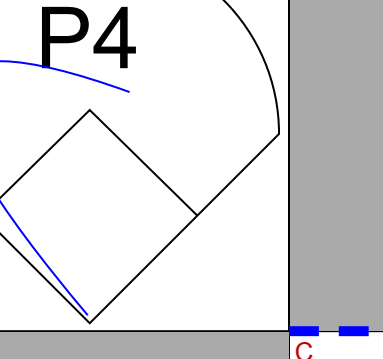
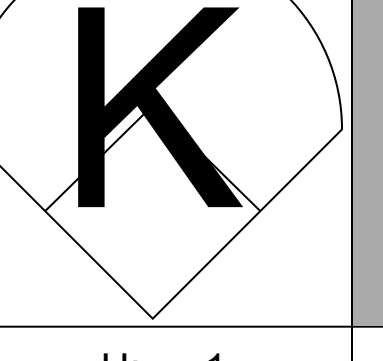
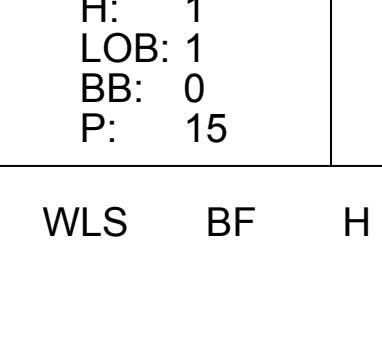
Batter	1	2	3	4	5	6	7	8	9	AB	R	H	RBI	BB	SO	LOB	TOP										
Alex Sanchez, L (1,8) OBP: 0.340, SLG: 0.391	G5-3		G3		F8		F8		F8	5	0	1	0	0	0	0	Detroit Tigers @ New York Mets Shea Stadium, Flushing, NY Sun Jun 20 2004, 1:10 PM EDT Att: 39,446 - Cloudy - 69 F										
Bobby Higginson, L (1,9) OBP: 0.383, SLG: 0.378	G3-1		F7		P6		K		F9	5	0	0	0	0	1	1											
Ivan Rodriguez, R (1,2) OBP: 0.401, SLG: 0.526	BB		BB		WP		K			2	1	1	0	2	1	1											
9 Carlos Guillen, S (1,6) OBP: 0.386, SLG: 0.558	K		BB		WP		P3			4	0	2	0	0	1	2											
Carlos Pena, L (1,3) OBP: 0.308, SLG: 0.435			BB		K				G4-3	2	0	0	0	2	1	1											
Craig Monroe, R (1,7) OBP: 0.308, SLG: 0.367			K				1B		E6	4	0	1	0	0	1	4											
Eric Munson, L (1,5) OBP: 0.306, SLG: 0.444			G3		F9		P6		L9	4	0	0	0	0	0	3											
20 Omar Infante, R (1,4) OBP: 0.342, SLG: 0.444			IBB		P3		K		F7	3	0	0	0	1	1	2											
38 Jeremy Bolderman, R (1,1) Dmitri Young, S (8, PH) Al Levine, L (6, PH) Franklyn German, R (8, PH) Jason Smith, L (9, PH) OBP: 0.414, SLG: 0.667			F9		F8		G4-3		G5-3	2	0	0	0	0	0	2											
Inning Stats	R: 0 E: 0 K: 1 S: 13	H: 0 LOB: 1 BB: 1 P: 19	R: 0 E: 0 K: 0 S: 10	H: 0 LOB: 2 BB: 2 P: 22	R: 0 E: 0 K: 1 S: 15	H: 1 LOB: 3 BB: 2 P: 29	R: 0 E: 0 K: 0 S: 10	H: 0 LOB: 0 BB: 0 P: 14	R: 1 E: 0 K: 1 S: 12	H: 2 LOB: 1 BB: 0 P: 21	R: 0 E: 0 K: 2 S: 8	H: 1 LOB: 1 BB: 0 P: 11	R: 0 E: 1 K: 0 S: 8	H: 0 LOB: 1 BB: 0 P: 13	R: 0 E: 0 K: 0 S: 9	H: 0 LOB: 0 BB: 0 P: 13		1B: 4 2B: 1 3B: 0 HR: 0	SF: 0 SAC: 0 DP: 0 HBP: 0	WP: 1 PB: 0 SB: 1 CS: 0	PA: 38						
PITCHER	IP	WLS	BF	H	R	ER	SO	BB	IBB	HBP	BLK	WP	HR	S	P	ERA	WHIP										
Steve Trachsel, R (1,1) ERA: 3.44	6.0	W	27	4	1	1	4	4	1	0	0	1	0	69	117	1.50	1.333										
Mike Stanton, L (7,1) ERA: 3.53	2.0		8	1	0	0	2	0	0	0	0	0	0	16	24	0.00	0.500										
Ricky Bottalico, R (9,1) ERA: 2.01	1.0		3	0	0	0	0	0	0	0	0	0	0	9	13	0.00	0.000										

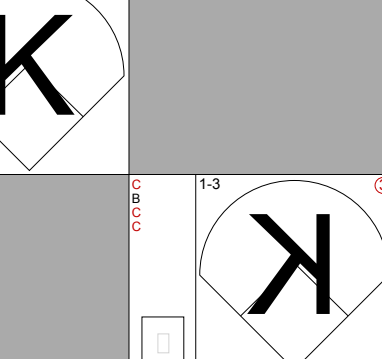
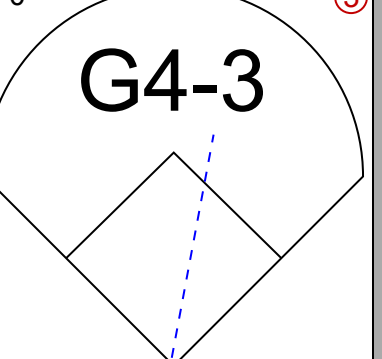
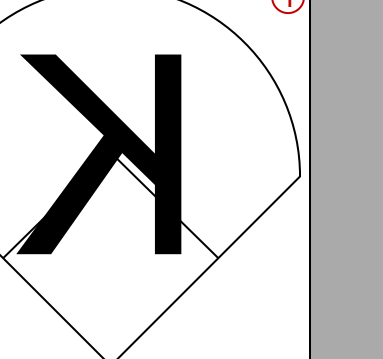
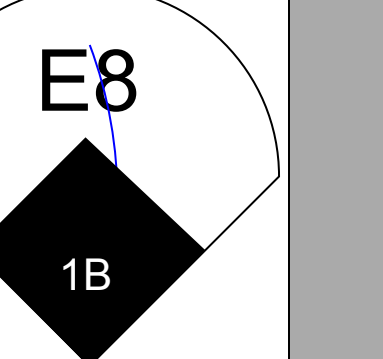
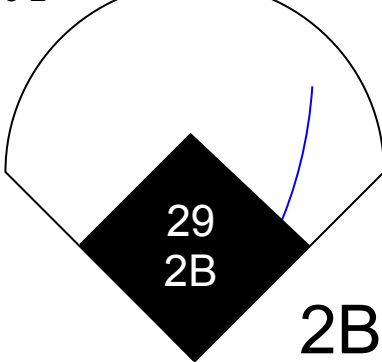

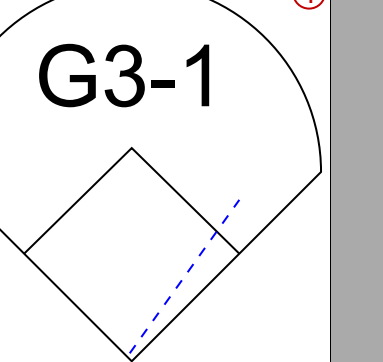

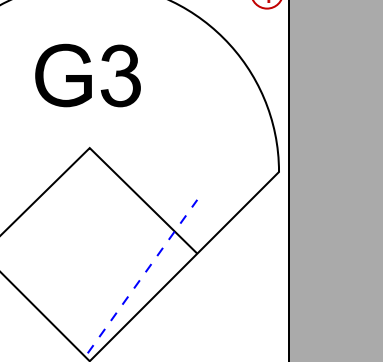
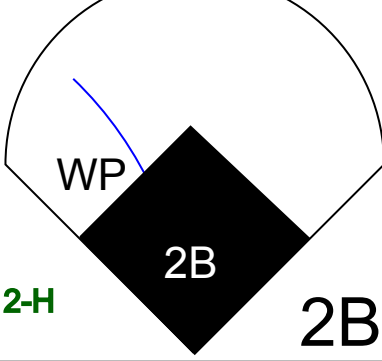

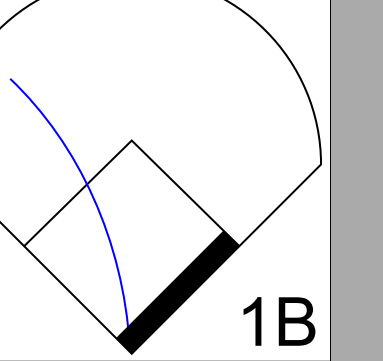
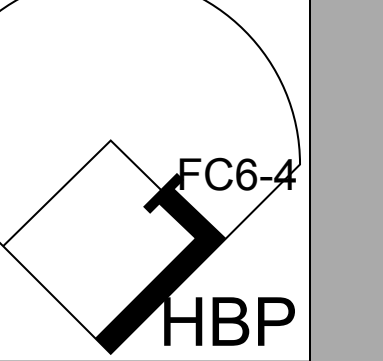



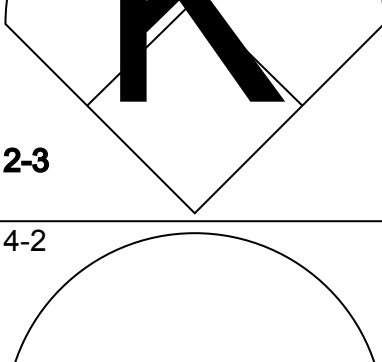


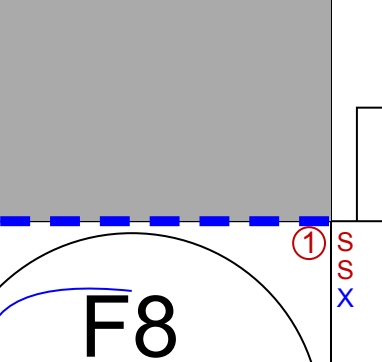
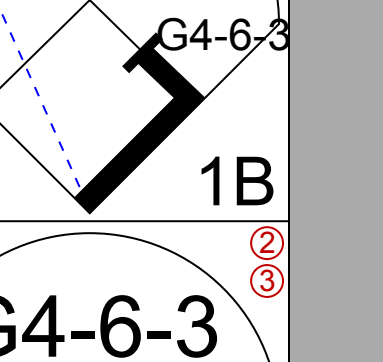
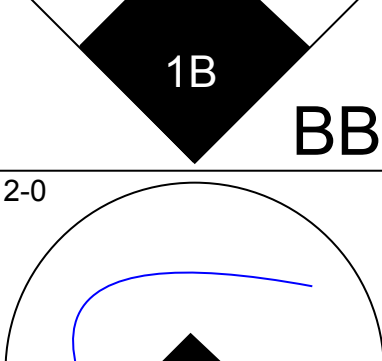
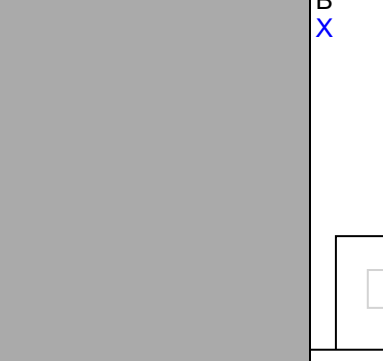
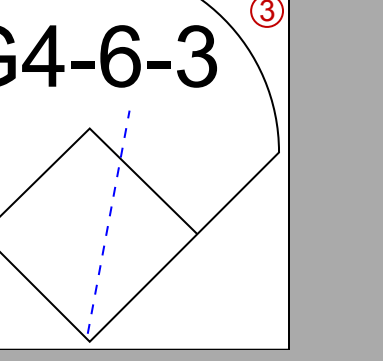
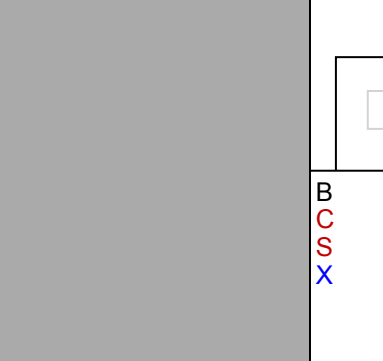
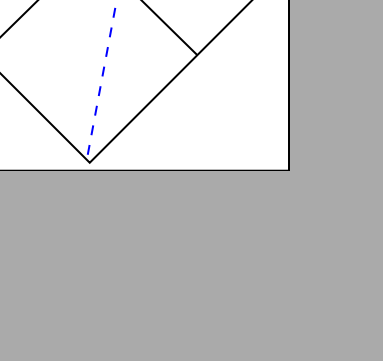
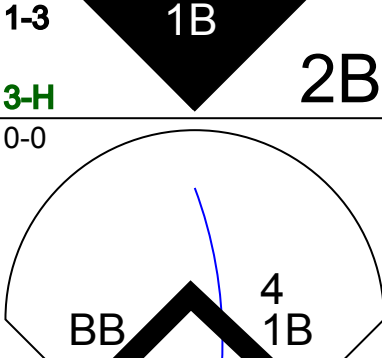
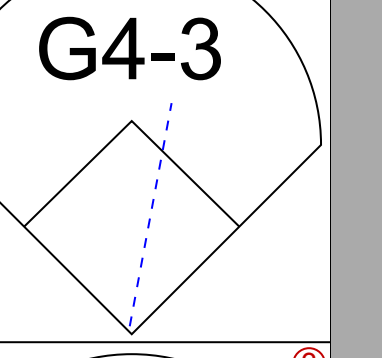

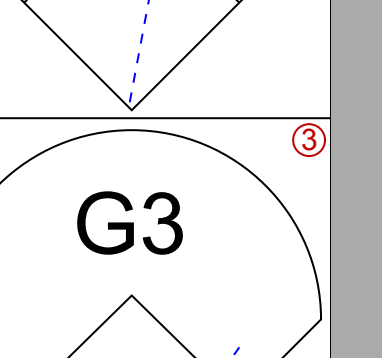
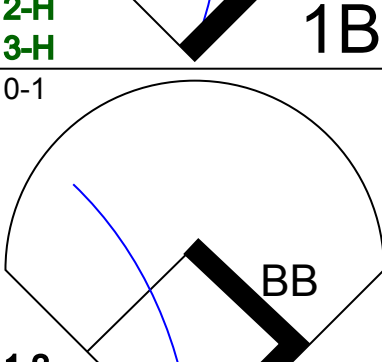
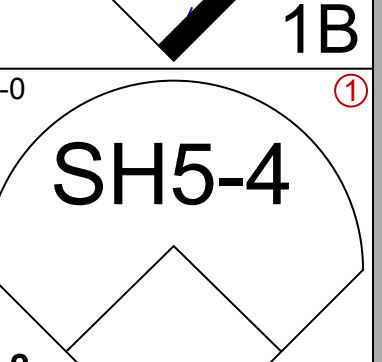
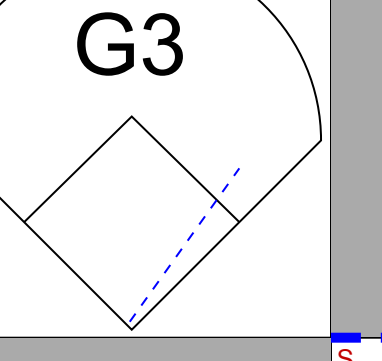
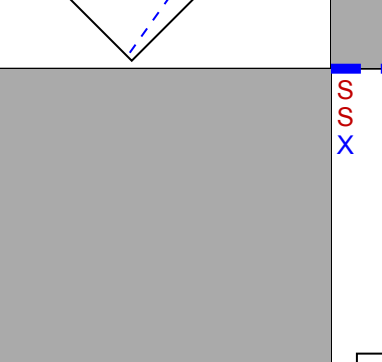
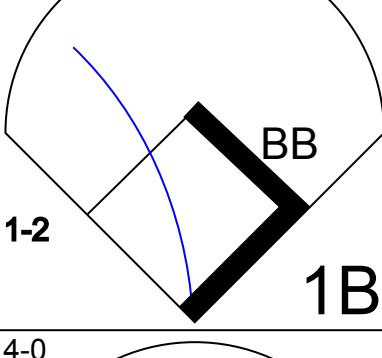
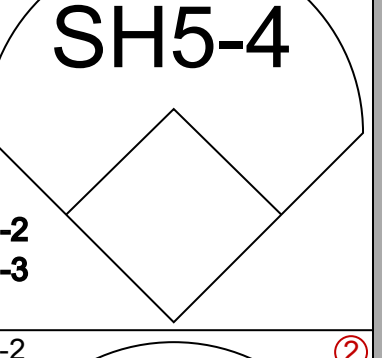
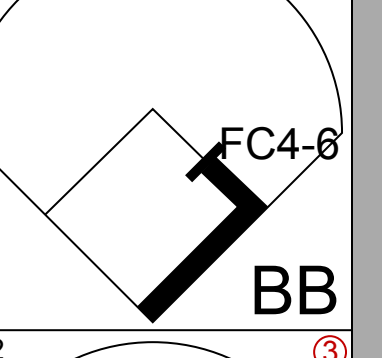

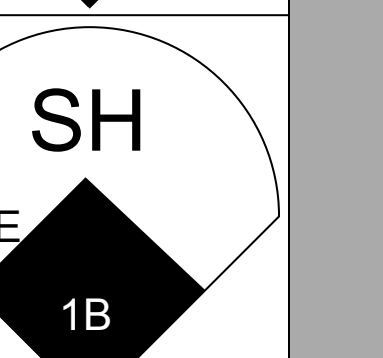

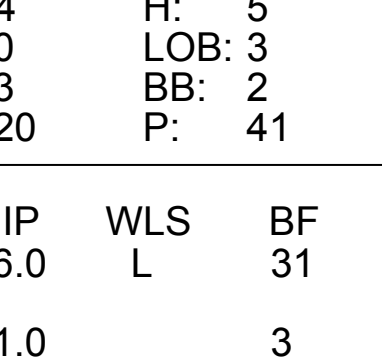
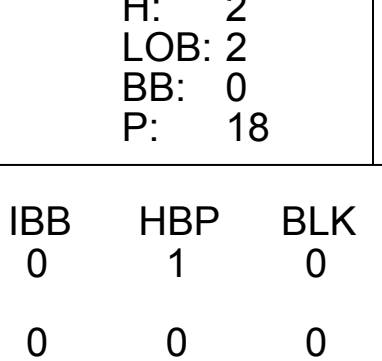

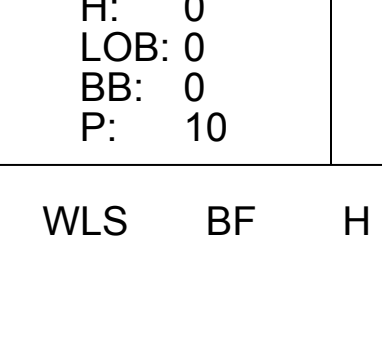
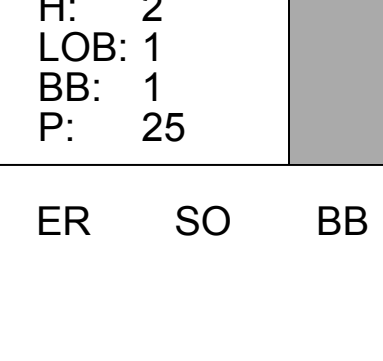
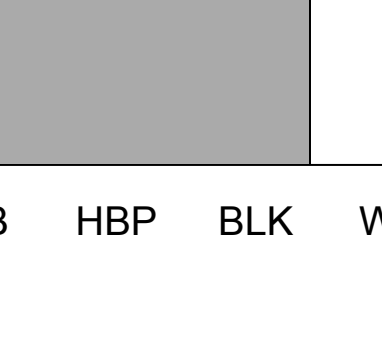
Batter	1	2	3	4	5	6	7	8	9	AB	R	H	RBI	BB	SO	LOB	BOTTOM											
Kazuo Matsui, S (1,6) OBP: 0.332, SLG: 0.387	F8		L8		K		F9			4	0	0	0	0	1	2	Detroit Tigers @ New York Mets Shea Stadium, Flushing, NY Sun Jun 20 2004, 1:10 PM EDT Att: 39,446 - Cloudy - 69 F											
7 José Reyes, S (1,4) OBP: 0.222, SLG: 0.375	F9				HR		P6		F8	3	1	0	0	1	0	1												
31 Mike Piazza, R (1,2) Jason Phillips, R (9,2) OBP: 0.295, SLG: 0.349	K				K		G6-3		HR	4	1	1	1	0	2	1												
Cliff Floyd, L (1,7) Gerald Williams, R (8, PR) OBP: 0.310, SLG: 0.479 OBP: 0.399, SLG: 0.625			G3		K		F9		WP	4	0	1	0	0	1	1												
Richard Hidalgo, R (1,9) OBP: 0.303, SLG: 0.414			K		HR		2B		F7	4	2	2	2	0	1	1												
Mike Cameron, R (1,8) OBP: 0.306, SLG: 0.385			K		1B		K		BB	2	1	0	0	2	2	1												
Ty Wigginton, R (1,5) Mike Stanton, L (7,1) Karim Garcia, L (8, PH) Ricky Bottalico, L (9,1) OBP: 0.310, SLG: 0.455 OBP: 1.000, SLG: 1.000 OBP: 0.276, SLG: 0.407			K		2B		1B		P5	3	1	2	1	0	1	0												
Eric Valent, L (1,3) OBP: 0.328, SLG: 0.393			G4-3		1B		G4-3		G3	4	0	1	2	0	0	2												
Steve Trachsel, R (1,1) Todd Zeile, R (7,5) OBP: 0.233, SLG: 0.241 OBP: 0.325, SLG: 0.403			BB		G6-3		BB			1	0	0	0	1	0	1												
Inning Stats	R: 0 E: 0 K: 1 S: 7	H: 0 LOB: 0 BB: 0 P: 9	R: 0 E: 0 K: 2 S: 11	H: 0 LOB: 0 BB: 0 P: 19	R: 0 E: 0 K: 1 S: 11	H: 0 LOB: 1 BB: 1 P: 18	R: 4 E: 0 K: 2 S: 20	H: 3 LOB: 1 BB: 2 P: 35	R: 0 E: 0 K: 1 S: 9	H: 0 LOB: 0 BB: 0 P: 14	R: 1 E: 0 K: 1 S: 9	H: 2 LOB: 1 BB: 0 P: 12	R: 0 E: 0 K: 0 S: 6	H: 0 LOB: 1 BB: 1 P: 13	R: 1 E: 0 K: 0 S: 9	H: 2 LOB: 2 BB: 1 P: 19		1B: 3 2B: 2 3B: 0 HR: 2	SF: 0 SAC: 0 DP: 0 HBP: 0	WP: 1 PB: 0 SB: 0 CS: 0	PA: 35							
PITCHER	IP	WLS	BF	H	R	ER	SO	BB	IBB	HBP	BLK	WP	HR	S	P	ERA	WHIP											
38 Jeremy Bolderman, R (1,1) ERA: 5.73	5.0	L	21	3	4	4	7	3	0	0	0	0	0	0	0	0	9.00	2.500										
Al Levine, R (6,1) ERA: 6.35	2.0		10	4	2	2	1	1	0	0	0	0	1	18	30	9.00	2.500											
Franklyn German, R (8,1) ERA:	1.0		4	0	0	0	0	1	0	0	0	1	0	6	14	0.00	1.000											



Batter	1	2	3	4	5	6	7	8	9	AB	R	H	RBI	BB	SO	LOB	TOP						
Alex Sanchez, L (1, 8) OBP: 0.338, SLG: 0.393	F9		K				F8			4	0	1	0	0	1	1	Detroit Tigers @ Kansas City Royals Kauffman Stadium, Kansas City, MO Tue Jun 22 2004, 7:10 PM CDT Att: 16,276 - Sunny - 76 F						
15 Brandon Inge, R (1, 5) OBP: 0.360, SLG: 0.487	BB		2B	1B			E6			2	1	1	0	2	0	1							
Ivan Rodriguez, R (1, 2) OBP: 0.399, SLG: 0.526	F7		1-H	2B			F9			4	0	1	1	0	0	5							
Dmitri Young, S (1, 3) OBP: 0.373, SLG: 0.404	K		G6-3				F9			4	0	0	0	0	1	2							
Rondell White, R (1, 7) OBP: 0.366, SLG: 0.481				K			E6			4	0	1	0	0	2	0							
9 Carlos Guillen, S (1, 6) OBP: 0.381, SLG: 0.550	F7			G6-3			F8			4	0	0	0	0	0	2							
Craig Monroe, R (1, 9) OBP: 0.302, SLG: 0.360	P4			G5-3			G5-3			4	0	0	0	0	0	2							
33 Marcus Thames, R (1, 10)	P4						P6			4	0	0	0	0	1	1							
20 Omar Infante, R (1, 4) OBP: 0.340, SLG: 0.434			F8				K			3	0	0	0	1	2	0	AB 33 R 1 H 4 RBI 1 BB 3 SO 7 LOB 14 						
Inning Stats	R: 0 E: 0 K: 1 S: 12	H: 0 LOB: 1 BB: 1 P: 19	R: 0 E: 0 K: 0 S: 8	H: 1 LOB: 1 BB: 0 P: 9	R: 1 E: 0 K: 1 S: 16	H: 2 LOB: 1 BB: 0 P: 22	R: 0 E: 0 K: 1 S: 5	H: 0 LOB: 0 BB: 1 P: 8	R: 0 E: 0 K: 1 S: 11	H: 1 LOB: 2 BB: 1 P: 15	R: 0 E: 1 K: 0 S: 9	H: 0 LOB: 1 BB: 0 P: 16	R: 0 E: 1 K: 0 S: 11	H: 0 LOB: 2 BB: 1 P: 17	R: 0 E: 0 K: 1 S: 7	H: 0 LOB: 0 BB: 0 P: 9		R: 0 E: 0 K: 2 S: 10	H: 0 LOB: 0 BB: 0 P: 15	1B: 2 2B: 2 3B: 0 HR: 0	SF: 0 SAC: 0 DP: 0 HBP: 0	WP: 0 PB: 0 SB: 0 CS: 1	PA: 36
PITCHER	IP	WLS	BF	H	R	ER	SO	BB	IBB	HBP	BLK	WP	HR	S	P	ERA		WHIP					
41 Jimmy Gobble, L (1, 1) ERA: 4.54	6.2	W	29	4	1	1	4	3	0	0	0	0	0	71	105	1.35		1.050					
Nate Field, R (7, 1) ERA: 3.14	2.1	S	7	0	0	0	3	0	0	0	0	0	0	18	25	0.00		0.000					

Batter	1	2	3	4	5	6	7	8	9	AB	R	H	RBI	BB	SO	LOB	BOTTOM					
Tony Graffanino, R (1, 4) OBP: 0.362, SLG: 0.359	HR	L4				G5-3		P5		5	1	2	0	0	0	4	Detroit Tigers @ Kansas City Royals Kauffman Stadium, Kansas City, MO Tue Jun 22 2004, 7:10 PM CDT Att: 16,276 - Sunny - 76 F					
Carlos Beltrán, S (1, 8) OBP: 0.371, SLG: 0.529	HR		K		F8		G5-3	29 HR		4	2	1	2	1	1	2						
29 Mike Sweeney, R (1, 3) OBP: 0.318, SLG: 0.444	G5-3		F8		L7		1B	HR		5	2	2	3	0	0	2						
Ken Harvey, R (1, 10) OBP: 0.390, SLG: 0.506	BB		G1-3		F8		2B	HR		4	1	1	1	1	0	2						
Joe Randa, R (1, 5) OBP: 0.351, SLG: 0.393	F9			F7		E9	G3-1			4	1	2	1	0	0	1						
4 Angel Berroa, R (1, 6) OBP: 0.276, SLG: 0.408	G5-3			2B		E7	G3-1			4	0	2	1	0	0	2						
Matt Stairs, L (1, 9) OBP: 0.325, SLG: 0.477			K		G5-3		L1	G6-3		4	0	0	0	0	1	3						
Desi Relaford, S (1, 7) OBP: 0.265, SLG: 0.265	P4			G6-3			HBP			3	0	0	0	0	1	1						
Alberto Castillo, R (1, 2) OBP: 0.750, SLG: 1.250	2B				1B		L9	29 HR		4	1	3	0	0	0	2	AB 37 R 8 H 13 RBI 8 BB 2 SO 3 LOB 19 					
Inning Stats	R: 2 E: 0 K: 0 S: 14	H: 2 LOB: 1 BB: 1 P: 27	R: 0 E: 0 K: 1 S: 10	H: 1 LOB: 0 BB: 0 P: 16	R: 0 E: 0 K: 1 S: 8	H: 0 LOB: 0 BB: 0 P: 13	R: 0 E: 0 K: 0 S: 8	H: 1 LOB: 1 BB: 0 P: 12	R: 0 E: 0 K: 0 S: 10	H: 2 LOB: 2 BB: 0 P: 16	R: 1 E: 2 K: 0 S: 11	H: 2 LOB: 2 BB: 0 P: 21	R: 2 E: 0 K: 0 S: 11	H: 3 LOB: 1 BB: 0 P: 14	R: 3 E: 0 K: 1 S: 12	H: 2 LOB: 1 BB: 1 P: 24		1B: 6 2B: 5 3B: 0 HR: 2	SF: 0 SAC: 0 DP: 0 HBP: 1	WP: 0 PB: 0 SB: 0 CS: 0	PA: 40	
PITCHER	IP	WLS	BF	H	R	ER	SO	BB	IBB	HBP	BLK	WP	HR	S	P	ERA		WHIP				
Mike Maroth, L (1, 1) ERA: 4.23	6.1	L	30	9	4	3	2	1	0	1	0	0	0	65	110	4.26		1.579				
Craig Dingman, R (7, 1) ERA: 3.79	0.1		3	2	1	1	0	0	0	0	0	0	0	6	8	27.00		6.000				
Jamie Walker, L (7, 1) ERA: 2.25	0.1		1	0	0	0	0	0	0	0	0	0	0	1	1	0.00		0.000				
Ugueth Urbina, R (8, 1) ERA: 4.85	1.0		6	2	3	3	1	0	1	0	0	0	1	12	24	27.00		2.000				

Batter	1	2	3	4	5	6	7	8	9	AB	R	H	RBI	BB	SO	LOB	TOP
Alex Sanchez, L (1, 8) OBP: 0.332, SLG: 0.385										5	0	0	1	0	1	0	Detroit Tigers @ Kansas City Royals Kauffman Stadium, Kansas City, MO Wed Jun 23 2004, 7:10 PM CDT Att: 18,493 - Sunny - 81 F
15 Brandon Inge, R (1, 5) OBP: 0.367, SLG: 0.491		1B								5	1	3	0	0	1	0	
Ivan Rodriguez, R (1, 2) OBP: 0.403, SLG: 0.539										5	1	3	2	0	1	1	
Dmitri Young, S (1, 3) OBP: 0.380, SLG: 0.400										3	0	1	0	0	1	2	
Rondell White, R (1, 7) OBP: 0.361, SLG: 0.474										4	0	0	0	0	2	5	
9 Carlos Guillen, S (1, 6) OBP: 0.376, SLG: 0.541										4	0	0	0	0	0	1	
Craig Monroe, R (1, 9) OBP: 0.311, SLG: 0.367										4	0	3	0	0	0	0	
33 Marcus Thames, R (1, 10)										4	0	0	0	0	0	4	
20 Omar Infante, R (1, 4) OBP: 0.337, SLG: 0.443									3B	4	1	1	0	0	1	2	
Inning Stats	R: 2 H: 2 E: 0 K: 3 S: 19	H: 2 R: 0 ER: 0 LOB: 0 BB: 0 P: 29	H: 1 R: 0 ER: 0 LOB: 1 BB: 0 P: 20	H: 2 R: 0 ER: 0 LOB: 2 BB: 0 P: 11	H: 1 R: 0 ER: 0 LOB: 1 BB: 0 P: 9	H: 2 R: 0 ER: 0 LOB: 2 BB: 0 P: 13	H: 0 R: 0 ER: 0 LOB: 0 BB: 0 P: 9	H: 1 R: 0 ER: 0 LOB: 1 BB: 0 P: 15	H: 1 R: 1 ER: 0 LOB: 0 BB: 0 P: 16	1B: 9 2B: 0 3B: 1 HR: 1	SF: 0 SAC: 0 DP: 0 HBP: 1	WP: 0 PB: 0 SB: 0 CS: 0	PA: 39				
PITCHER	IP WLS BF H R ER SO BB IBB HBP BLK WP HR S P ERA WHIP																
Darrel May, L (1, 1) ERA: 5.67	7.0 W 30 9 2 2 4 0 0 0 0 0 1 70 106 2.57 1.286																
Scott Sullivan, R (8, 1) ERA: 3.52	1.0 H 5 1 0 0 1 0 0 1 0 0 0 12 19 0.00 1.000																
Jeremy Affeldt, L (9, 1) ERA: 4.72	1.0 4 1 1 1 2 0 0 0 0 0 0 11 16 9.00 1.000																

Batter	1	2	3	4	5	6	7	8	9	AB	R	H	RBI	BB	SO	LOB	BOTTOM
Tony Graffanino, R (1, 4) OBP: 0.352, SLG: 0.348										5	1	0	0	0	3	6	Detroit Tigers @ Kansas City Royals Kauffman Stadium, Kansas City, MO Wed Jun 23 2004, 7:10 PM CDT Att: 18,493 - Sunny - 81 F
Carlos Beltrán, S (1, 8) OBP: 0.368, SLG: 0.527										5	1	1	0	0	2	2	
29 Mike Sweeney, R (1, 3) OBP: 0.327, SLG: 0.451										3	1	2	1	1	1	0	
Ken Harvey, R (1, 10) OBP: 0.391, SLG: 0.502										4	0	1	2	1	1	3	
Matt Stairs, L (1, 9) OBP: 0.322, SLG: 0.467										4	1	0	0	1	2	4	
Joe Randa, R (1, 5) OBP: 0.353, SLG: 0.399										4	1	2	1	0	0	0	
Dee Brown, L (1, 7) OBP: 0.333, SLG: 0.333										4	0	2	2	0	0	0	
4 Angel Berroa, R (1, 6) OBP: 0.287, SLG: 0.414										2	1	2	0	1	0	0	
Alberto Castillo, R (1, 2) OBP: 0.571, SLG: 0.833										2	1	0	0	1	0	3	
Inning Stats	R: 4 H: 5 E: 0 K: 3 S: 20	H: 0 R: 0 ER: 0 LOB: 1 BB: 1 P: 18	H: 2 R: 0 ER: 0 LOB: 2 BB: 0 P: 18	H: 1 R: 0 ER: 0 LOB: 1 BB: 0 P: 15	H: 0 R: 0 ER: 0 LOB: 1 BB: 1 P: 19	H: 0 R: 0 ER: 0 LOB: 0 BB: 0 P: 15	H: 0 R: 0 ER: 0 LOB: 0 BB: 0 P: 10	H: 2 R: 3 ER: 2 LOB: 1 BB: 1 P: 25	1B: 7 2B: 3 3B: 0 HR: 0	SF: 0 SAC: 2 DP: 1 HBP: 1	WP: 1 PB: 1 SB: 0 CS: 0	PA: 41					
PITCHER	IP WLS BF H R ER SO BB IBB HBP BLK WP HR S P ERA WHIP																
Gary Knotts, R (1, 1) ERA: 4.43	6.0 L 31 8 4 4 9 4 0 0 0 0 1 74 126 6.00 2.000																
Esteban Yan, R (7, 1) ERA: 4.75	1.0 3 0 0 0 0 0 0 0 0 0 0 6 10 0.00 0.000																
Franklyn German, R (8, 1) ERA:	1.0 7 2 3 0 0 0 1 0 0 0 0 16 25 0.00 2.000																

Batter	1	2	3	4	5	6	7	8	9	AB	R	H	RBI	BB	SO	LOB	TOP										
15 Brandon Inge, R OBP: 0.376, SLG: 0.494	1-2 P4	4-2 1B 2B BB		0-2 PB 1B 1B	2-2		2-3 K		3-2 1B	5	2	3	0	1	1	0	Detroit Tigers @ Kansas City Royals Kauffman Stadium, Kansas City, MO Thu Jun 24 2004, 1:10 PM CDT Att: 18,172 - Sunny - 86 F										
Bobby Higginson, L OBP: 0.386, SLG: 0.387	3-2 G4-3	1-2 1B 1-3 2H 2B 1B		0-0 PB 1B 1B	2-2 F9			0-2 2B 1B 2B	0-2 F9	6	3	3	2	0	0	3											
Ivan Rodriguez, R OBP: 0.410, SLG: 0.555 Eric Munson, L OBP: 0.304, SLG: 0.441	0-3 K	3-2 1B 1-H 2-H 3-H 2B		2-2 WP 1B 1B		2-2		0-0 1B 2B	1-3 K	5	1	4	4	0	1	0											
Dmitri Young, S OBP: 0.368, SLG: 0.385		1B G1-3		3-2 F7				1-2 G6-3		5	1	1	0	0	1	5											
9 Carlos Guillen, S OBP: 0.370, SLG: 0.531 Jason Smith, L OBP: 0.414, SLG: 0.667		2-0 E5 2B	0-0 G5-3	3-2 F9				0-0 G4-3		5	1	0	0	0	0	5											
Craig Monroe, R OBP: 0.313, SLG: 0.365		0-1 G1-3	3-2 P6	4-1 BB				1-0 F7		0	0	0	0	0	0	0											
Carlos Pena, L OBP: 0.310, SLG: 0.439		2-2 33 2B	0-1 FC6-4 1B	1-1 G3				3-3 K	2-3 K	5	1	2	2	0	2	3											
33 Marcus Thames, R OBP: 0.077, SLG: 0.154		3-1 1B 2B	1-2 FC6-4 1B		0-0 F8			1-0 F7	2-2 F8	5	1	1	1	0	0	1											
20 Omar Infante, R OBP: 0.345, SLG: 0.472		2-1 F7		0-1 15 1B 2B	3-2 F7			3-2 HR	4-2 F9 15 1B BB	4	2	2	1	1	0	1											
Inning Stats	R: 0 E: 0 K: 1 S: 9	H: 0 LOB: 0 BB: 0 P: 13	R: 6 E: 1 K: 0 S: 25	H: 5 LOB: 1 BB: 1 P: 42	R: 0 E: 0 K: 0 S: 14	H: 1 LOB: 1 BB: 0 P: 18	R: 3 E: 0 K: 0 S: 18	H: 4 LOB: 2 BB: 1 P: 31	R: 0 E: 0 K: 0 S: 12	H: 1 LOB: 1 BB: 0 P: 19	R: 0 E: 0 K: 0 S: 10	H: 1 LOB: 1 BB: 0 P: 14	R: 1 E: 0 K: 2 S: 11	H: 1 LOB: 0 BB: 0 P: 20	R: 2 E: 0 K: 2 S: 14	H: 3 LOB: 1 BB: 0 P: 18		R: 0 E: 0 K: 1 S: 14	H: 1 LOB: 2 BB: 1 P: 24	1B: 9 2B: 7 3B: 0 HR: 1	SF: 0 SAC: 0 DP: 0 HBP: 0	WP: 1 PB: 1 SB: 0 CS: 0	PA: 48				
PITCHER	IP	WLS	BF	H	R	ER	SO	BB	IBB	HBP	BLK	WP	HR	S	P	ERA	WHIP										
Chris George, L ERA: 5.2	3.0	L	21	10	9	5	1	1	0	0	0	0	0	57	84	15.00	3.667										
Brian Anderson, L ERA: 6.75	4.0		16	3	1	1	2	1	0	0	0	1	1	42	73	2.25	1.000										
Rudy Seanez, R ERA: 3.6	1.0		6	3	2	2	2	0	0	0	0	0	0	14	18	18.00	3.000										
Jaime Cerda, L ERA: 2.53	1.0		5	1	0	0	1	1	0	0	0	0	0	14	24	0.00	2.000										

Batter	1	2	3	4	5	6	7	8	9	AB	R	H	RBI	BB	SO	LOB	BOTTOM										
Tony Graffanino, R OBP: 0.350, SLG: 0.341	1-2 F7		2-0 G5-3		0-1 E5 29 1B		4-1 29 G4-6-3 BB			3	0	0	0	1	0	0	Detroit Tigers @ Kansas City Royals Kauffman Stadium, Kansas City, MO Thu Jun 24 2004, 1:10 PM CDT Att: 18,172 - Sunny - 86 F										
Carlos Beltrán, S OBP: 0.387, SLG: 0.534 Dee Brown, L OBP: 0.333, SLG: 0.333	1-1 HR		1-3 K		2-0 F8		0-0 L7			4	1	1	1	0	1	3											
29 Mike Sweeney, R OBP: 0.330, SLG: 0.464	1-0 F8			0-0 HR	2-2 1B		0-0 G4-6-3			4	1	2	1	0	0	2											
Ken Harvey, R OBP: 0.388, SLG: 0.496	1-0 G5-3			4-2 4 BLK 4 1B BB	0-2 F9			2-3 K		3	1	0	0	1	1	2											
Joe Randa, R OBP: 0.349, SLG: 0.394 Damian Jackson, R OBP: 0.227, SLG: 0.316		3-2 F9		2-2 G5-3		1-0 F7		1-1 F9		3	0	0	0	0	0	1											
4 Angel Berroa, R OBP: 0.286, SLG: 0.411		0-1 E5 G4-3		1-2 FC4-6 2H 1B		2-2 G6-3		1-3 K		4	0	1	1	0	1	0											
Desi Relaford, S OBP: 0.265, SLG: 0.259		1-2 G4-3		0-0 F8		4-0			1-0 G4-3	3	0	0	0	1	0	2											
Byron Gettis, R OBP: 0.283, SLG: 0.189		1-2 K		1-2 FC4-6		1-1 F8			2-0 F7	4	0	0	0	0	1	3											
3 Mike Tonis, R			0-0 G4-3		1-1 G5-3		4-1 BB BB		1-1 P5	3	0	0	0	1	0	0											
Inning Stats	R: 1 E: 0 K: 0 S: 8	H: 1 LOB: 0 BB: 0 P: 12	R: 0 E: 1 K: 1 S: 15	H: 0 LOB: 1 BB: 0 P: 22	R: 0 E: 0 K: 1 S: 5	H: 0 LOB: 0 BB: 0 P: 8	R: 2 E: 0 K: 0 S: 14	H: 2 LOB: 1 BB: 1 P: 22	R: 0 E: 0 K: 0 S: 13	H: 1 LOB: 2 BB: 0 P: 18	R: 0 E: 0 K: 0 S: 6	H: 0 LOB: 1 BB: 1 P: 14	R: 0 E: 0 K: 2 S: 4	H: 0 LOB: 0 BB: 2 P: 12	R: 0 E: 0 K: 2 S: 8	H: 0 LOB: 0 BB: 0 P: 12		R: 0 E: 0 K: 0 S: 4	H: 0 LOB: 0 BB: 0 P: 8	1B: 2 2B: 0 3B: 0 HR: 2	SF: 0 SAC: 0 DP: 1 HBP: 0	WP: 0 PB: 0 SB: 0 CS: 0	PA: 36				
PITCHER	IP	WLS	BF	H	R	ER	SO	BB	IBB	HBP	BLK	WP	HR	S	P	ERA	WHIP										
29 Nate Robertson, L ERA: 3.81	6.0	W	28	4	3	3	2	4	0	0	1	0	0	63	106	4.50	1.333										
Danny Patterson, R ERA: 4.15	2.0		5	0	0	0	2	0	0	0	0	0	0	10	14	0.00	0.000										
Al Levine, R ERA: 6.17	1.0		3	0	0	0	0	0	0	0	0	0	0	4	8	0.00	0.000										

AB 45
R 12
H 17
RBI 12
BB 3
SO 6
LOB 23



AB 32
R 3
H 4
RBI 3
BB 4
SO 4
LOB 13



Batter	1	2	3	4	5	6	7	8	9	AB	R	H	RBI	BB	SO	LOB	TOP				
Roberto Alomar, S (1,4) OBP: 0.283, SLG: 0.268	G5-3			G4-3		G4-3			K	4	0	0	0	0	1	0					
Steve Finley, L (1,8) OBP: 0.356, SLG: 0.534	K			F7			G4-3		F9	4	0	0	0	0	1	0					
Danny Bautista, R (1,9) OBP: 0.352, SLG: 0.436	K			G6-3			G4-3			3	0	0	0	0	1	0					
Luis Gonzalez, L (1,7) OBP: 0.384, SLG: 0.543		G3-1			G6-3					2	1	1	0	1	0	0					
Shea Hillenbrand, R (1,3) OBP: 0.338, SLG: 0.455		G4-3			G6-3					3	0	0	1	0	0	1					
Chad Tracy, L (1,5) OBP: 0.317, SLG: 0.390		G3			P6					3	0	0	0	0	0	0					
Greg Colbrunn, R (1,10) OBP: 0.130, SLG: 0.091				P4	F7					3	0	0	0	0	0	0					
Alex Cintron, S (1,6) OBP: 0.295, SLG: 0.346				F8						3	0	0	0	0	1	0					
Juan Brito, R (1,2) OBP: 0.294, SLG: 0.344				K						2	0	0	0	0	2	0					
Scott Hairston, R (9, PH) OBP: 0.333, SLG: 0.508				K						1	0	0	0	0	1	0					
Inning Stats	R: 0 H: 0 E: 0 K: 2 S: 8	H: 0 LOB: 0 BB: 0 P: 11	R: 0 H: 0 E: 0 K: 0 S: 7	H: 0 LOB: 0 BB: 0 P: 7	R: 0 H: 0 E: 0 K: 1 S: 9	H: 0 LOB: 0 BB: 0 P: 12	R: 0 H: 0 E: 0 K: 0 S: 5	H: 0 LOB: 0 BB: 0 P: 7	R: 1 H: 1 E: 0 K: 0 S: 8	H: 1 LOB: 0 BB: 0 P: 11	R: 0 H: 0 E: 0 K: 0 S: 9	H: 0 LOB: 1 BB: 1 P: 12	R: 0 H: 0 E: 0 K: 0 S: 6	H: 0 LOB: 0 BB: 1 P: 13	R: 0 H: 0 E: 0 K: 2 S: 9	H: 0 LOB: 0 BB: 0 P: 13	R: 0 H: 0 E: 0 K: 2 S: 8	H: 0 LOB: 0 BB: 0 P: 15	1B: 0 2B: 0 3B: 1 HR: 0	SF: 0 SAC: 0 DP: 0 HBP: 0	WP: 0 PA: 29 PB: 0 SB: 0 CS: 0
PITCHER	IP	WLS	BF	H	R	ER	SO	BB	IBB	HBP	BLK	WP	HR	S	P	ERA	WHIP				
Jason Johnson, R (1,1) ERA: 4.68	8.0	W	26	1	1	1	5	1	0	0	0	0	0	61	86	1.12	0.250				
Ugueth Urbina, R (9,1) ERA: 4.67	1.0	S	3	0	0	0	2	0	0	0	0	0	0	8	15	0.00	0.000				

Arizona Diamondbacks @ Detroit Tigers
Comerica Park, Detroit, MI
Fri Jun 25 2004, 7:05 PM EDT
Att: 32,573 - Cloudy - 66 F

AB	28
R	1
H	1
RBI	1
BB	1
SO	7
LOB	1



Batter	1	2	3	4	5	6	7	8	9	AB	R	H	RBI	BB	SO	LOB	BOTTOM				
Alex Sanchez, L (1,8) OBP: 0.331, SLG: 0.381	1B SF9 BB		G6-3			F8		G4-3		3	1	0	0	1	0	1					
Bobby Higginson, L (1,9) OBP: 0.381, SLG: 0.381	F9		K			G3				3	0	0	0	0	1	1					
Ivan Rodriguez, R (1,2) OBP: 0.409, SLG: 0.553				G5-3		G3-1				3	0	1	0	0	0	0					
Dmitri Young, S (1,3) OBP: 0.354, SLG: 0.373	SF9			L3						2	0	0	1	0	1	0					
Carlos Guillen, S (1,6) OBP: 0.369, SLG: 0.529	G1-3			G3						3	0	1	0	0	0	1					
Carlos Pena, L (1,10) OBP: 0.310, SLG: 0.438		F8			15 SH1-4 20 G6-3-5 BB	G3-6-1 1B				3	1	1	0	0	0	1					
Craig Monroe, R (1,7) OBP: 0.317, SLG: 0.366		K			20 G6-3-5 15 SH1-4 BB					2	0	1	0	1	1	0					
15 Brandon Inge, R (1,5) OBP: 0.374, SLG: 0.491		K				SH1-4				1	0	0	0	0	1	0					
20 Omar Infante, R (1,4) OBP: 0.339, SLG: 0.463				F7		G6-3-5				3	0	0	1	0	0	2					
Inning Stats	R: 1 H: 1 E: 0 K: 0 S: 8	H: 1 LOB: 1 BB: 1 P: 15	R: 0 H: 0 E: 0 K: 2 S: 7	H: 0 LOB: 0 BB: 0 P: 10	R: 0 H: 0 E: 0 K: 1 S: 6	H: 0 LOB: 0 BB: 0 P: 9	R: 0 H: 0 E: 0 K: 0 S: 11	H: 0 LOB: 0 BB: 0 P: 16	R: 1 H: 1 E: 0 K: 0 S: 8	H: 1 LOB: 0 BB: 1 P: 14	R: 0 H: 0 E: 0 K: 0 S: 9	H: 0 LOB: 0 BB: 0 P: 13	R: 0 H: 1 E: 0 K: 1 S: 5	H: 1 LOB: 0 BB: 0 P: 7	R: 0 H: 1 E: 0 K: 0 S: 12	H: 1 LOB: 1 BB: 0 P: 16	1B: 4 2B: 1 3B: 0 HR: 0	SF: 1 SAC: 2 DP: 2 HBP: 0	WP: 0 PA: 28 PB: 0 SB: 0 CS: 0		
PITCHER	IP	WLS	BF	H	R	ER	SO	BB	IBB	HBP	BLK	WP	HR	S	P	ERA	WHIP				
17 Brandon Webb, R (1,1) ERA: 3.88	8.0	L	28	4	2	2	4	2	0	0	0	0	0	66	100	2.25	0.750				

Arizona Diamondbacks @ Detroit Tigers
Comerica Park, Detroit, MI
Fri Jun 25 2004, 7:05 PM EDT
Att: 32,573 - Cloudy - 66 F

AB	23
R	2
H	4
RBI	2
BB	2
SO	4
LOB	6




Batter	1	2	3	4	5	6	7	8	9	AB	R	H	RBI	BB	SO	LOB	TOP								
Scott Hairston, R (1,4) OBP: 0.343, SLG: 0.520										5	2	3	0	0	1	1	Arizona Diamondbacks @ Detroit Tigers Comerica Park, Detroit, MI Sat Jun 26 2004, 7:05 PM EDT Att: 33,579 - Cloudy - 72 F								
Steve Finley, L (1,8) OBP: 0.383, SLG: 0.539										3	1	2	1	2	0	1									
Danny Bautista, R (1,9) OBP: 0.353, SLG: 0.439										5	1	2	1	0	1	4									
Luis Gonzalez, L (1,7) OBP: 0.384, SLG: 0.537										3	1	0	0	2	1	3									
Shea Hillenbrand, R (1,3) OBP: 0.332, SLG: 0.445										5	0	0	0	0	2	8									
Chad Tracy, L (1,5) OBP: 0.323, SLG: 0.402										4	1	2	2	1	1	2									
Roberto Alomar, S (1,10) OBP: 0.280, SLG: 0.289										4	0	1	2	0	1	2									
Alex Cintron, S (1,6) OBP: 0.291, SLG: 0.341									4	0	0	0	0	0	2										
Robby Hammock, R (1,2) OBP: 0.279, SLG: 0.385									3	0	0	0	1	2	1										
Inning Stats	R: 0 E: 1 K: 1 S: 7	H: 1 LOB: 1 BB: 0 P: 11	R: 0 E: 0 K: 1 S: 7	H: 0 LOB: 0 BB: 0 P: 11	R: 1 E: 0 K: 2 S: 11	H: 3 LOB: 3 BB: 1 P: 17	R: 0 E: 0 K: 1 S: 7	H: 1 LOB: 1 BB: 0 P: 11	R: 4 E: 1 K: 0 S: 22	H: 3 LOB: 1 BB: 2 P: 37	R: 1 E: 0 K: 1 S: 9	H: 1 LOB: 0 BB: 1 P: 16	R: 0 E: 0 K: 1 S: 9	H: 0 LOB: 1 BB: 1 P: 15	R: 0 E: 0 K: 2 S: 13	H: 0 LOB: 0 BB: 0 P: 18	R: 0 E: 0 K: 0 S: 14	H: 1 LOB: 2 BB: 1 P: 24	1B: 5 2B: 4 3B: 1 HR: 0	SF: 0 SAC: 0 DP: 0 HBP: 0	WP: 0 PB: 0 SB: 1 CS: 1	PA: 42			
PITCHER	IP	WLS	BF	H	R	ER	SO	BB	IBB	HBP	BLK	WP	HR	S	P	ERA	WHIP								
38 Jeremy Bonderman, R (1,1) ERA: 5.9	7.0		34	9	6	6	7	3	2	0	0	0	0	72	118	7.71	1.714								
Esteban Yan, R (8,1) ERA: 4.64	1.0		3	0	0	0	2	0	0	0	0	0	0	13	18	0.00	0.000								
Ugueth Urbina, R (9,1) ERA: 4.5	1.0	W	5	1	0	0	0	1	0	0	0	0	0	14	24	0.00	2.000								

Batter	1	2	3	4	5	6	7	8	9	AB	R	H	RBI	BB	SO	LOB	BOTTOM								
Alex Sanchez, L (1,8) OBP: 0.335, SLG: 0.384										3	1	2	0	0	0	0	Arizona Diamondbacks @ Detroit Tigers Comerica Park, Detroit, MI Sat Jun 26 2004, 7:05 PM EDT Att: 33,579 - Cloudy - 72 F								
Bobby Higginson, L (5, FR) OBP: 0.380, SLG: 0.379										4	2	2	4	0	0	0									
9 Carlos Guillen, S (1,6) OBP: 0.371, SLG: 0.543										3	0	1	0	0	0	2									
Ivan Rodriguez, R (1,2) OBP: 0.410, SLG: 0.550										4	0	1	1	0	0	2									
Dmitri Young, S (1,3) OBP: 0.349, SLG: 0.380										4	0	0	0	0	1	3									
Rondell White, R (1,7) OBP: 0.356, SLG: 0.466										4	0	0	0	0	1	3									
Craig Monroe, R (1,9) OBP: 0.312, SLG: 0.359										4	0	0	0	0	2	0									
33 Marcus Thames, R (1,10) ERA: 5.84										3	0	0	0	0	2	0									
Carlos Pena, L (6, PH) OBP: 0.309, SLG: 0.436										1	0	0	0	0	1	0									
Eric Munson, L (1,5) OBP: 0.303, SLG: 0.455										4	1	1	1	0	1	0									
20 Omar Infante, R (1,4) OBP: 0.339, SLG: 0.480										3	2	1	1	0	2	1									
Inning Stats	R: 1 E: 0 K: 0 S: 13	H: 2 LOB: 1 BB: 0 P: 21	R: 0 E: 1 K: 1 S: 14	H: 0 LOB: 0 BB: 0 P: 19	R: 1 E: 1 K: 0 S: 5	H: 1 LOB: 0 BB: 0 P: 5	R: 0 E: 0 K: 2 S: 14	H: 0 LOB: 0 BB: 0 P: 20	R: 3 E: 0 K: 3 S: 22	H: 3 LOB: 2 BB: 0 P: 33	R: 0 E: 0 K: 1 S: 11	H: 0 LOB: 0 BB: 0 P: 15	R: 1 E: 0 K: 0 S: 11	H: 1 LOB: 1 BB: 0 P: 18	R: 0 E: 0 K: 2 S: 7	H: 0 LOB: 0 BB: 0 P: 8	R: 1 E: 0 K: 0 S: 2	H: 1 LOB: 0 BB: 0 P: 3	1B: 3 2B: 2 3B: 0 HR: 3	SF: 0 SAC: 0 DP: 0 HBP: 1	WP: 0 PB: 1 SB: 1 CS: 0	PA: 35			
PITCHER	IP	WLS	BF	H	R	ER	SO	BB	IBB	HBP	BLK	WP	HR	S	P	ERA	WHIP								
Casey Fossum, L (1,1) ERA: 5.84	4.2		22	6	5	2	5	0	1	0	0	0	1	63	91	3.86	1.286								
Scott Service, R (5,1) ERA: 4.61	2.0		8	1	1	1	2	0	0	1	0	0	1	25	38	4.50	0.500								
Brandon Villafuerte, R (7,1) ERA: 2.7	1.1	L	5	1	1	1	2	0	0	0	0	0	1	11	13	6.75	0.750								

Batter	1	2	3	4	5	6	7	8	9	10	11	AB	R	H	RBI	BB	SO	LOB	TOP						
Matt Lawton, L OBP: 0.392, SLG: 0.471	(1, 7) P6		(0, 0) G3		(0, 0) G3		(3, 2) F7		(1, 2) F7			5	0	0	0	0	0	3							
Omar Vizquel, S OBP: 0.342, SLG: 0.369	(1, 6) P3			(1, 0) 48 1B 41 HR	(3, 2) 1B			(1, 1) G5-3		(0, 2) 48 F8 1B		5	1	3	1	0	0	0							
48 Travis Hafner, L OBP: 0.407, SLG: 0.531	(1, 10) P6			(0, 0) 1B	(1, 1) SAFE 2-3 1B			(1, 2) HR		(0, 0) F8		5	2	2	1	0	1	2							
41 Victor Martinez, S OBP: 0.373, SLG: 0.540		(1, 1) F9		(0, 2) HR		(1, 2) G4-3		(1, 0) F8		(2, 3) K		5	1	1	3	0	1	1							
Jody Gerut, L OBP: 0.347, SLG: 0.408	(1, 9) G4-3			(1, 0) F7		(1, 0) F9		(0, 1) G4-3		(4, 0) IBB		4	0	0	0	1	0	0							
Casey Blake, R OBP: 0.364, SLG: 0.483	(1, 5) F8			(1, 2) G3-6 1B		(2, 2) F8			(4, 1) HR		(3, 3) K	4	1	1	0	1	1	2							
Ben Broussard, L OBP: 0.358, SLG: 0.400	(1, 3) K		(0, 3) K	(1, 0) G3-6			(1, 0) P4		(3, 2) HR		(0, 3) K	5	1	1	2	0	2	1	AB 43						
Ronnie Belliard, R OBP: 0.385, SLG: 0.431	(1, 4) F9				(2, 1) FC4-6 1B		(0, 0) L5		(2, 2) G5-3		(3, 1) L9	5	0	1	0	0	0	0	R 7						
Coco Crisp, S OBP: 0.311, SLG: 0.398			(1, 2) 3B		(1, 2) FC4-6 G3 1B		(1, 1) WP 1B		(2, 3) K		(1, 2) F9	5	1	2	0	0	1	1	H 11						
Inning Stats	R: 0 E: 0 K: 1 S: 6	H: 0 LOB: 0 BB: 0 P: 8	R: 0 E: 0 K: 2 S: 4	H: 0 LOB: 0 BB: 0 P: 6	R: 0 E: 1 K: 1 S: 8	H: 1 LOB: 1 BB: 0 P: 9	R: 3 E: 0 K: 0 S: 12	H: 4 LOB: 0 BB: 0 P: 15	R: 1 E: 0 K: 1 S: 16	H: 2 LOB: 1 BB: 0 P: 24	R: 0 E: 0 K: 0 S: 7	H: 1 LOB: 1 BB: 0 P: 12	R: 1 E: 0 K: 0 S: 8	H: 1 LOB: 0 BB: 0 P: 11	R: 2 E: 0 K: 1 S: 14	H: 1 LOB: 0 BB: 1 P: 26	R: 0 E: 0 K: 2 S: 12	H: 1 LOB: 1 BB: 1 P: 21	R: 0 E: 0 K: 1 S: 8	H: 0 LOB: 0 BB: 0 P: 12	1B: 7 2B: 0 3B: 1 HR: 3	SF: 0 SAC: 0 DP: 1 HBP: 0	WP: 1 PB: 0 SB: 0 CS: 0	PA: 45	
PITCHER	IP 7.0	WLS 4	BF 28	H 8	R 4	ER 4	SO 2	BB 0	IBB 0	HBP 0	BLK 0	WP 1	HR 1	S 60	P 85	ERA 5.14	WHIP 1.143								
Gary Knotts, R ERA: 4.5																									
Jamie Walker, L ERA: 2.27	(8, 1)	1.0	H 4	1	1	1	0	0	0	0	0	0	1	8	11	9.00	1.000								
Franklyn Gorman, R ERA: 3.0	(9, 1)	0.0	B 2	1	2	2	0	1	0	0	0	0	1	4	11	∞	∞								
Esteban Yan, R ERA: 4.43	(9, 1)	2.0	8	1	0	0	3	0	1	0	0	0	0	22	36	0.00	0.500								
Craig Dillingham, R ERA: 3.57	(11, 1)	1.0	W 3	0	0	0	1	0	0	0	0	0	0	8	12	0.00	0.000								

Cleveland Indians @ Detroit Tigers
Comerica Park, Detroit, MI
Tue Jun 29 2004, 7:05 PM EDT
Att: 30,457 - Cloudy - 80 F

AB 43
R 7
H 11
RBI 7
BB 2
SO 6
LOB 10



Batter	1	2	3	4	5	6	7	8	9	10	11	AB	R	H	RBI	BB	SO	LOB	BOTTOM							
20 Omar Infante, R OBP: 0.346, SLG: 0.481	(1, 4) K			(1, 2) G1-3			(2, 1) FC4-6 1B	(4, 1) FC3-2 BB		(0, 0) F8		5	0	1	0	1	2	3								
Bobby Higginson, L OBP: 0.376, SLG: 0.393	(1, 9) HR			(2, 1) G1-3 1B			(1, 2) L6	(0, 1) FC3-2		(0, 0) P3		6	1	2	1	0	1	5								
Ivan Rodriguez, R OBP: 0.416, SLG: 0.562	(1, 2) 1B			(0, 0) G1-3		(0, 0) PB	(1, 1) FC4-6 1B	(2, 2) F9		(4, 1) HR		5	3	3	0	1	0	4								
Dmitri Young, S OBP: 0.362, SLG: 0.432	(1, 3) 1B			(0, 0) P5		(0, 3) K	(0, 0) FC4-6 FC6-4	(3, 1) F7		(0, 1) HR		6	1	2	3	0	1	3								
Rondell White, R OBP: 0.351, SLG: 0.465	(1, 7) G6-3			(0, 0) G6-3		(1, 1) K	(1, 1) FC6-4	(1, 0) F8				5	0	0	0	0	1	3								
9 Carlos Guillen, S OBP: 0.381, SLG: 0.556		(1, 2) F8			(4, 1) HR		(0, 0) CS	(1, 1) 2B		(2, 2) 1B		4	2	3	0	1	0	0								
Carlos Pena, L OBP: 0.313, SLG: 0.442		(1, 10) 1B		(1, 1) SAFE 2-3 K		(1, 0) CS	(0, 2) F7	(4, 1) 2B		(0, 0) L9		3	0	0	0	2	1	2	AB 42							
Craig Monroe, R OBP: 0.321, SLG: 0.366		(1, 8) 1B		(1, 1) SAFE 1-0 HR		(1, 1) G4-3	(1, 1) G4-3	(1, 3) K		(4, 1) SH1-3 BB		4	1	2	0	1	1	2	R 9							
Eric Munson, L OBP: 0.311, SLG: 0.482			(0, 3) K		(1, 2) HR		(3, 3) K	(0, 0) FC3-2 2B		(0, 0) SH1-3		4	1	2	4	0	2	2	H 15							
Inning Stats	R: 2 E: 0 K: 1 S: 10	H: 3 LOB: 0 BB: 0 P: 14	R: 0 E: 0 K: 2 S: 16	H: 1 LOB: 2 BB: 1 P: 25	R: 0 E: 0 K: 0 S: 5	H: 1 LOB: 1 BB: 0 P: 7	R: 3 E: 0 K: 2 S: 14	H: 2 LOB: 1 BB: 1 P: 26	R: 1 E: 0 K: 2 S: 10	H: 2 LOB: 0 BB: 0 P: 12	R: 0 E: 0 K: 1 S: 11	H: 0 LOB: 0 BB: 0 P: 15	R: 0 E: 0 K: 0 S: 10	H: 2 LOB: 2 BB: 0 P: 15	R: 1 E: 0 K: 1 S: 14	H: 2 LOB: 3 BB: 2 P: 26	R: 0 E: 0 K: 0 S: 9	H: 1 LOB: 1 BB: 0 P: 15	R: 0 E: 0 K: 0 S: 4	H: 0 LOB: 1 BB: 1 P: 8	R: 2 E: 0 K: 0 S: 3	H: 1 LOB: 0 BB: 1 P: 7	1B: 8 2B: 3 3B: 1 HR: 3	SF: 0 SAC: 1 DP: 0 HBP: 0	WP: 0 PB: 1 SB: 0 CS: 1	PA: 50
PITCHER	IP 6.0	WLS 3	BF 27	H 9	R 6	ER 6	SO 8	BB 2	IBB 0	HBP 0	BLK 0	WP 0	HR 2	S 66	P 99	ERA 9.00	WHIP 1.833									
37 Jake Westbrook, R ERA: 3.17																										
Bob Howry, R ERA: 3.15	(7, 1)	1.0	5	2	0	0	0	0	0	0	0	0	0	10	15	0.00	2.000									
Rick White, R ERA: 3.15	(8, 1)	0.2	6	2	1	1	1	2	0	0	0	0	0	10	20	13.50	6.000									
59 Matt Miller, R ERA: 2.41	(8, 1)	0.1	1	0	0	0	0	0	0	0	0	0	0	4	6	0.00	0.000									
David Riske, R ERA: 4.42	(9, 1)	2.0	8	1	0	0	0	1	0	0	0	0	0	13	23	0.00	1.000									
PITCHER	IP 0.0	WLS L	BF 2	H 1	R 2	ER 2	SO 0	BB 1	IBB 0	HBP 0	BLK 0	WP 0	HR 1	S 3	P 7	ERA ∞	WHIP ∞									
Jose Jimenez, R ERA: 6.42	(11, 1)																									

Cleveland Indians @ Detroit Tigers
Comerica Park, Detroit, MI
Tue Jun 29 2004, 7:05 PM EDT
Att: 30,457 - Cloudy - 80 F


AB 42
R 9
H 15
RBI 8
BB 6
SO 9
LOB 24



Batter	1	2	3	4	5	6	7	8	9	AB	R	H	RBI	BB	SO	LOB	TOP										
Ronnie Belliard, R (1, 4) OBP: 0.386, SLG: 0.431	G5-3		1B			K		F8		5	1	2	0	0	1	2											
Omar Vizquel, S (1, 6) John McDonald, R (9, PH) OBP: 0.344, SLG: 0.369 OBP: 0.286, SLG: 0.267	P4		BB				G4-6-3		L4	3	1	1	0	1	1	1											
Matt Lawton, L (1, 7) OBP: 0.392, SLG: 0.470	1B		BB				G4-6-3		K	5	1	2	1	0	2	2											
Casey Blake, R (1, 5) OBP: 0.364, SLG: 0.477	F8		FC5				G6-3			3	0	0	0	2	0	1											
Lou Merloni, R (1, 3) OBP: 0.341, SLG: 0.395	G5-3		BB						P6	5	1	2	2	0	1	1											
48 Travis Hafner, L (1, 10) OBP: 0.405, SLG: 0.527	BB		BB						L6	4	0	1	0	0	1	3											
Mark Little, R (1, 9) (6, 8)	K		K				P3		SF7	3	0	0	1	0	2	3											
Coco Crisp, S (1, 8) Jody Gerut, L (6, 9) OBP: 0.311, SLG: 0.393 OBP: 0.349, SLG: 0.410			FC5				G1-6-3		BB	2	0	0	0	1	0	2											
Tim Laker, R (1, 2) OBP: 0.274, SLG: 0.318	K								BB	3	0	1	1	1	1	2											
Inning Stats	R: 0 E: 0 K: 0 S: 6	H: 1 LOB: 1 BB: 0 P: 10	R: 0 E: 0 K: 2 S: 13	H: 1 LOB: 2 BB: 1 P: 22	R: 3 E: 0 K: 2 S: 17	H: 4 LOB: 2 BB: 1 P: 28	R: 0 E: 0 K: 2 S: 11	H: 1 LOB: 1 BB: 0 P: 13	R: 0 E: 0 K: 1 S: 5	H: 0 LOB: 0 BB: 0 P: 8	R: 0 E: 0 K: 1 S: 8	H: 0 LOB: 1 BB: 1 P: 17	R: 0 E: 0 K: 0 S: 4	H: 0 LOB: 0 BB: 1 P: 11	R: 2 E: 0 K: 0 S: 10	H: 3 LOB: 1 BB: 0 P: 18	R: 0 E: 0 K: 1 S: 10	H: 0 LOB: 1 BB: 1 P: 16	1B: 9 2B: 0 3B: 1 HR: 0	SF: 1 SAC: 0 DP: 1 HBP: 0	WP: 0 PA: 41 PB: 0 SB: 1 CS: 0						
PITCHER	IP	WLS	BF	H	R	ER	SO	BB	IBB	HBP	BLK	WP	HR	S	P	ERA	WHIP										
29 Nate Robertson, L (1, 1) ERA: 3.82	7.0	W	31	7	3	3	8	4	0	0	0	0	0	64	109	3.86	1.571										
Jamie Walker, L (8, 1)	1.0		6	3	2	2	0	0	0	0	0	0	0	10	18	18.00	3.000										
Ugueth Urbina, R (9, 1) ERA: 4.34	1.0		4	0	0	0	1	1	0	0	0	0	0	10	16	0.00	1.000										

Cleveland Indians @ Detroit Tigers
Comerica Park, Detroit, MI
Wed Jun 30 2004, 7:05 PM EDT
Att: 27,665 - Sunny - 83 F


AB 35
R 5
H 10
RBI 5
BB 5
SO 9
LOB 17



Batter	1	2	3	4	5	6	7	8	9	AB	R	H	RBI	BB	SO	LOB	BOTTOM										
20 Omar Infante, R (1, 4) OBP: 0.347, SLG: 0.479	G4-3		BB			FC2-5		G5-3		5	1	2	1	0	0	3											
Bobby Higginson, L (1, 9) OBP: 0.379, SLG: 0.394	F9		BB						HBP	4	1	2	1	1	0	2											
Ivan Rodriguez, R (1, 2) Mike DiFelice, R (9, 2) OBP: 0.250, SLG: 0.250	BB		BB						BB	4	2	3	2	1	0	2											
Dmitri Young, S (1, 10) OBP: 0.364, SLG: 0.459	F8		HR						BB	4	2	1	1	0	0	4											
Rondell White, R (1, 7) 33 Marcus Thames, R (8, 7) OBP: 0.346, SLG: 0.458 OBP: 0.059, SLG: 0.116	G5-3		K						BB	4	0	0	0	0	2	1											
9 Carlos Guillen, S (1, 6) Jason Smith, L (9, 6) OBP: 0.391, SLG: 0.561 OBP: 0.414, SLG: 0.667	G5-3								BB	3	2	3	3	2	0	0											
Carlos Pena, L (1, 3) OBP: 0.318, SLG: 0.457	G5-3								BB	4	2	2	3	1	0	2											
Craig Monroe, R (1, 8) OBP: 0.322, SLG: 0.367	F7								BB	5	0	2	0	0	0	4											
Eric Munson, L (1, 5) OBP: 0.314, SLG: 0.479	G4-3								BB	5	1	2	1	0	2	3											
Inning Stats	R: 0 E: 0 K: 0 S: 7	H: 1 LOB: 1 BB: 0 P: 9	R: 0 E: 0 K: 0 S: 6	H: 0 LOB: 1 BB: 1 P: 12	R: 3 E: 0 K: 1 S: 13	H: 4 LOB: 0 BB: 0 P: 19	R: 1 E: 0 K: 0 S: 11	H: 3 LOB: 2 BB: 0 P: 14	R: 1 E: 0 K: 0 S: 9	H: 1 LOB: 0 BB: 1 P: 17	R: 2 E: 0 K: 0 S: 18	H: 3 LOB: 2 BB: 1 P: 27	R: 2 E: 0 K: 2 S: 20	H: 2 LOB: 1 BB: 1 P: 30	R: 3 E: 0 K: 1 S: 18	H: 3 LOB: 2 BB: 1 P: 29	1B: 14 2B: 1 3B: 0 HR: 2	SF: 0 SAC: 0 DP: 0 HBP: 1	WP: 0 PA: 46 PB: 0 SB: 2 CS: 0								
PITCHER	IP	WLS	BF	H	R	ER	SO	BB	IBB	HBP	BLK	WP	HR	S	P	ERA	WHIP										
Jason Davis, R (1, 1) ERA: 5.98	5.1	L	29	12	7	7	1	3	0	0	0	0	0	58	90	11.81	2.812										
Bob Howry, R (6, 1)	0.2		2	0	0	0	0	0	0	0	0	0	0	6	8	0.00	0.000										
Jose Jimenez, R (7, 1) ERA: 9.46	1.1		11	4	5	5	2	2	0	1	0	0	1	31	49	33.75	4.500										
Rick White, R (8, 1) ERA: 3.13	0.2		3	1	0	0	1	0	0	0	0	0	0	7	10	0.00	1.500										

Cleveland Indians @ Detroit Tigers
Comerica Park, Detroit, MI
Wed Jun 30 2004, 7:05 PM EDT
Att: 27,665 - Sunny - 83 F

AB 39
R 12
H 17
RBI 12
BB 5
SO 4
LOB 24



Batter	1	2	3	4	5	6	7	8	9	10	AB	R	H	RBI	BB	SO	LOB	TOP									
Matt Lawton, L OBP: 0.389, SLG: 0.476 (1, 7)	F8		HR		F8		P4		G3-1		5	1	1	3	0	0	0	Cleveland Indians @ Detroit Tigers Comerica Park, Detroit, MI Thu Jul 01 2004, 1:05 PM EDT Att. 25,159 - Sunny - 81 F									
Omar Vizquel, S OBP: 0.342, SLG: 0.366 (1, 6)	P6		G4-3		P5		G4-3		G4-3 48 FC4-6 1B		5	0	1	0	0	0	0										
48 Travis Hafner, L OBP: 0.405, SLG: 0.526 (1, 10)			P6			2B	K		FC4-6 1-2		4	1	1	0	1	1	1										
41 Victor Martinez, S OBP: 0.367, SLG: 0.529 (1, 2)	K		G6-3			P6		G6-3		F8	5	0	0	0	0	1	2										
Jody Gerut, L OBP: 0.355, SLG: 0.433 (1, 9)		K				1B	SF8	2B		HR	5	2	4	2	0	1	0										
Casey Blake, R OBP: 0.365, SLG: 0.474 (1, 5)		G5-3			F8					K	4	1	1	0	1	1	1										
Ben Broussard, L OBP: 0.350, SLG: 0.392 (1, 3)		K2-3			F9		SF8		K2-3	F8	4	0	0	1	0	2	3										
Ronnie Belliard, R OBP: 0.387, SLG: 0.431 (1, 4)			1B	HR	L4			F7			4	1	2	1	0	0	3										
Coco Crisp, S OBP: 0.310, SLG: 0.390 (1, 8)			1B	HR		F7		F7		F9	4	1	1	0	0	0	1										
Inning Stats	R: 0 E: 0 K: 1 S: 13	H: 0 LOB: 1 BB: 1 P: 20	R: 0 E: 0 K: 2 S: 10	H: 0 LOB: 0 BB: 0 P: 13	R: 3 E: 0 K: 0 S: 12	H: 3 LOB: 0 BB: 0 P: 20	R: 0 E: 0 K: 0 S: 6	H: 1 LOB: 1 BB: 0 P: 10	R: 0 E: 0 K: 0 S: 8	H: 0 LOB: 0 BB: 0 P: 16	R: 3 E: 0 K: 0 S: 8	H: 4 LOB: 1 BB: 0 P: 15	R: 0 E: 0 K: 1 S: 8	H: 0 LOB: 0 BB: 0 P: 11	R: 0 E: 0 K: 1 S: 11	H: 1 LOB: 2 BB: 1 P: 23	R: 0 E: 0 K: 0 S: 7		H: 1 LOB: 0 BB: 0 P: 11	R: 1 E: 0 K: 1 S: 10	H: 1 LOB: 0 BB: 0 P: 17	1B: 6 2B: 3 3B: 0 HR: 2	SF: 1 SAC: 0 DP: 0 HBP: 0	WP: 0 PB: 0 SB: 3 CS: 0	PA: 43		
PITCHER	IP	WLS	BF	H	R	ER	SO	BB	IBB	HBP	BLK	WP	HR	S	P	ERA	WHIP										
Jason Johnson, R ERA: 4.88 (1, 1)	7.1		33	9	6	6	4	2	0	0	0	0	1	70	117	7.36	1.500										
Steve Colyer, L ERA: 6.95 (8, 1)	0.1	1	0	0	0	1	0	0	0	0	0	0	0	3	6	0.00	0.000										
Esteban Yan, R ERA: 4.3 (8, 1)	1.1	5	1	0	0	0	0	0	0	0	0	0	0	10	16	0.00	0.750										
Ugueth Urbina, R ERA: 4.5 (10, 1)	1.0	L	4	1	1	1	1	0	0	0	0	0	1	10	17	9.00	1.000										

AB	40
R	7
H	11
RBI	7
BB	2
SO	6
LOB	11



Batter	1	2	3	4	5	6	7	8	9	10	AB	R	H	RBI	BB	SO	LOB	BOTTOM									
20 Omar Infante, R OBP: 0.354, SLG: 0.482 (1, 4)	P4		2B		1B	HR	1B		G6-3		5	2	3	0	0	0	0	Cleveland Indians @ Detroit Tigers Comerica Park, Detroit, MI Thu Jul 01 2004, 1:05 PM EDT Att. 25,159 - Sunny - 81 F									
Bobby Higginson, L OBP: 0.387, SLG: 0.422 (1, 9)	G4-3		HBP		2B	HR	1B		HR		5	2	4	2	0	0	0										
Ivan Rodriguez, R OBP: 0.426, SLG: 0.577 (1, 2)	2B		HBP		IBB	HR	BB		L7		3	1	2	0	2	0	2										
Dmitri Young, S OBP: 0.375, SLG: 0.489 (1, 10)	L6		HBP		IBB	HR	BB		K		3	1	1	4	1	1	3										
9 Carlos Guillen, S OBP: 0.395, SLG: 0.551 (1, 6)		P4	K			K		G3-1		K	5	0	0	0	0	3	7										
Craig Monroe, R OBP: 0.316, SLG: 0.359 (1, 8)		K			F8		P5		K	P6	5	0	0	0	0	2	2										
Carlos Pena, L OBP: 0.320, SLG: 0.453 (1, 3)		K			G4-3			G4-3		G6-4-3 BB	4	0	1	0	1	1	0										
33 Marcus Thames, R OBP: 0.050, SLG: 0.100 Rondell White, R OBP: 0.343, SLG: 0.455 (8, PH) (9, 7)			K		P4			P3		K	3	0	0	0	0	1	0										
Eric Munson, L OBP: 0.306, SLG: 0.466 (1, 5)		F8			G3		G4-3		K		5	0	0	0	0	2	1										
Inning Stats	R: 0 E: 0 K: 0 S: 11	H: 1 LOB: 1 BB: 0 P: 17	R: 0 E: 0 K: 2 S: 8	H: 0 LOB: 0 BB: 0 P: 11	R: 1 E: 0 K: 2 S: 19	H: 2 LOB: 3 BB: 1 P: 31	R: 0 E: 0 K: 0 S: 6	H: 0 LOB: 0 BB: 0 P: 9	R: 4 E: 0 K: 1 S: 15	H: 3 LOB: 0 BB: 1 P: 26	R: 0 E: 0 K: 0 S: 7	H: 0 LOB: 0 BB: 0 P: 8	R: 0 E: 0 K: 1 S: 14	H: 2 LOB: 2 BB: 0 P: 18	R: 0 E: 0 K: 3 S: 14	H: 1 LOB: 1 BB: 0 P: 20	R: 1 E: 0 K: 1 S: 12		H: 2 LOB: 2 BB: 1 P: 21	R: 0 E: 0 K: 1 S: 8	H: 0 LOB: 0 BB: 0 P: 15	1B: 6 2B: 3 3B: 0 HR: 2	SF: 0 SAC: 0 DP: 1 HBP: 1	WP: 0 PB: 0 SB: 0 CS: 0	PA: 45		
PITCHER	IP	WLS	BF	H	R	ER	SO	BB	IBB	HBP	BLK	WP	HR	S	P	ERA	WHIP										
31 Cliff Lee, L ERA: 4.13 (1, 1)	5.0		24	6	5	5	5	1	1	1	0	0	0	13	15	9.00	1.400										
Jerome Robertson, L ERA: 5.4 (8, 1)	1.0	H	5	2	0	0	0	0	0	0	0	0	0	19	25	0.00	0.600										
59 Matt Miller, R ERA: 2.21 (7, 1)	1.2	H	6	1	0	0	3	0	0	0	0	0	0	15	27	6.75	1.500										
David Riske, R ERA: 4.5 (8, 1)	1.1	W	7	2	1	1	2	0	1	0	0	0	1	15	27	6.75	1.500										
Rick White, R ERA: 3.05 (10, 1)	1.0	S	3	0	0	0	1	1	0	0	0	0	0	8	15	0.00	1.000										


AB	40
R	6
H	11
RBI	6
BB	4
SO	11
LOB	17



Batter	1	2	3	4	5	6	7	8	9	AB	R	H	RBI	BB	SO	LOB	TOP		
Alex Sanchez, L (1, 8) OBP: 0.338, SLG: 0.390	G4-3	G5-3		20 BB 1B	20 CS 2B			B2-3		5	0	2	1	0	0	1			
20 Omar Infante, R (1, 4) OBP: 0.391, SLG: 0.492	F8		9 BB 1B	1B	CS	K		F8		4	1	1	0	1	1	0			
9 Carlos Guillen, S (1, 6) OBP: 0.394, SLG: 0.560	1B	1B	HBP 1B G4-6-3 BB	F8		K			1B	4	1	2	0	1	1	2			
Dmitri Young, S (1, 3) OBP: 0.409, SLG: 0.541	1B		G4-6-3 HBP 1B	F8					1B	5	0	4	1	0	0	2			
Rondell White, R (1, 7) OBP: 0.341, SLG: 0.457	F9		G4-6-3 HBP 1B			HR		G5-3	P4	4	1	1	1	0	0	5			
Bobby Higginson, L (1, 9) OBP: 0.382, SLG: 0.412		F8	G4-6-3	L9				F7	K	5	0	0	0	0	1	4			
Eric Munson, L (1, 5) OBP: 0.315, SLG: 0.497																			
Steve Colyer, L (8, 1)																	AB 36		
Esteban Yan, R (8, 1)																	R 6		
Carlos Pena, L (9, PH) OBP: 0.319, SLG: 0.451		G6-3 3B	IBB			HR		G4-3	F9	3	2	2	1	1	0	0	H 12		
Mike DiFelice, R (1, 2) OBP: 0.375, SLG: 0.167										2	1	0	0	2	0	2	RBI 5		
Mike Maroth, L (1, 1)																	BB 5		
Craig Dingman, R (6, 1)																	SO 5		
Al Levine, L (7, 1)																	LOB 19		
Jason Smith, L (8, PH) OBP: 0.400, SLG: 0.606 (8, 5)																			
Inning Stats	R: 0 E: 0 K: 0 S: 11	H: 2 LOB: 2 BB: 0 P: 18	R: 1 E: 0 K: 0 S: 9	H: 1 LOB: 1 BB: 1 P: 17	R: 2 E: 0 K: 0 S: 11	H: 2 LOB: 2 BB: 2 P: 24	R: 0 E: 0 K: 1 S: 8	H: 1 LOB: 1 BB: 1 P: 21	R: 3 E: 0 K: 0 S: 12	H: 3 LOB: 0 BB: 1 P: 24	R: 0 E: 0 K: 2 S: 10	H: 1 LOB: 0 BB: 0 P: 15	R: 0 E: 0 K: 1 S: 9	H: 0 LOB: 0 BB: 0 P: 13	R: 0 E: 0 K: 1 S: 15	H: 2 LOB: 2 BB: 0 P: 23	1B: 7 2B: 2 3B: 1 HR: 2	SF: 0 SAC: 1 DP: 1 HBP: 1	WP: 0 PA: 44 PB: 0 SB: 0 CS: 1
PITCHER	IP WLS BF H R ER SO BB IBB HBP BLK WP HR S P ERA WHIP																		
Jason Jennings, R (1, 1) ERA: 6.59	5.0 W 28 9 6 6 1 4 1 1 0 0 2 51 104 10.80 2.600																		
Scott Dohmann, R (6, 1) ERA: 3.99	2.0 H 7 1 0 0 2 0 0 0 0 0 0 14 21 0.00 0.500																		
Steve Reed, R (8, 1) ERA: 2.7	2.0 8 2 0 0 2 0 0 0 0 0 0 24 36 0.00 1.000																		

Detroit Tigers @ Colorado Rockies
Coors Field, Denver, CO
Sat Jul 03 2004, 6:05 PM MDT
Att: 48,131 - Unknown - 82 F


AB 36
R 6
H 12
RBI 5
BB 5
SO 5
LOB 19



Batter	1	2	3	4	5	6	7	8	9	AB	R	H	RBI	BB	SO	LOB	BOTTOM		
Aaron Miles, S (1, 4) OBP: 0.355, SLG: 0.423	2B 1B		SH3-4 3B BB	G1-6-3 1B		G5-3	L7			4	2	2	0	1	0	0			
Royce Clayton, R (1, 6) OBP: 0.347, SLG: 0.444	17 G4-3 SF9		SH3-4	G1-6-3		17 1B		17 2B		4	2	3	1	0	0	2			
17 Todd Helton, L (1, 3) OBP: 0.467, SLG: 0.617	G4-3		3B BB			K				4	1	2	1	1	1	1			
Vinny Castilla, R (1, 5) OBP: 0.351, SLG: 0.554	SF9		3B BB			2B 1B		2B		4	1	2	3	0	1	3			
Larry Walker, L (1, 9) OBP: 0.512, SLG: 0.781	F9		3B BB			HR 2B		P5		4	1	1	1	1	1	1			
Preston Wilson, R (1, 8) OBP: 0.225, SLG: 0.273		G3-1	P4			HR 2B		5 BB 2B		5	2	2	2	0	1	3			
5 Matt Holliday, R (1, 7) OBP: 0.349, SLG: 0.491		1B 1B	L7			K		2B BB		3	1	1	0	1	1	2			
Charles Johnson, R (1, 2) OBP: 0.376, SLG: 0.534						K				4	1	3	2	0	1	0			
Jason Jennings, L (1, 1) OBP: 0.171, SLG: 0.257										2	0	0	0	0	0	3			
Scott Dohmann, R (6, 1) ERA: 4.91										1	0	0	0	0	1	0			
Mark Sweeney, L (7, PH) OBP: 0.383, SLG: 0.452										1	0	0	0	0	0	1			
Steve Reed, R (8, 1) ERA: 4.27										0	0	0	0	0	0	0			
Inning Stats	R: 2 E: 0 K: 0 S: 9	H: 2 LOB: 0 BB: 0 P: 17	R: 0 E: 0 K: 0 S: 9	H: 2 LOB: 0 BB: 0 P: 12	R: 2 E: 0 K: 0 S: 9	H: 1 LOB: 2 BB: 3 P: 22	R: 0 E: 0 K: 0 S: 8	H: 2 LOB: 1 BB: 0 P: 12	R: 3 E: 0 K: 3 S: 20	H: 3 LOB: 0 BB: 0 P: 32	R: 0 E: 0 K: 1 S: 11	H: 2 LOB: 2 BB: 0 P: 16	R: 3 E: 0 K: 0 S: 14	H: 2 LOB: 0 BB: 1 P: 26	R: 1 E: 0 K: 3 S: 14	H: 2 LOB: 1 BB: 0 P: 19	1B: 8 2B: 6 3B: 1 HR: 1	SF: 1 SAC: 1 DP: 2 HBP: 0	WP: 1 PA: 42 PB: 0 SB: 0 CS: 0
PITCHER	IP WLS BF H R ER SO BB IBB HBP BLK WP HR S P ERA WHIP																		
Mike Maroth, L (1, 1) ERA: 4.82	5.2 L 30 12 7 7 4 3 0 0 0 0 0 9 64 10.80 2.647																		
Craig Dingman, R (6, 1) ERA: 4.91	0.2 5 2 3 3 0 1 0 0 0 0 0 9 18 40.50 4.500																		
Al Levine, R (7, 1) ERA: 5.84	0.2 2 0 0 0 0 0 0 0 0 0 1 0 7 11 0.00 0.000																		
Steve Colyer, L (8, 1) ERA: 7.15	0.2 4 2 1 1 2 0 0 0 0 0 0 0 11 15 13.50 3.000																		
Esteban Yan, R (8, 1) ERA: 4.27	0.1 1 0 0 0 1 0 0 0 0 0 0 0 3 4 0.00 0.000																		

Detroit Tigers @ Colorado Rockies
Coors Field, Denver, CO
Sat Jul 03 2004, 6:05 PM MDT
Att: 48,131 - Unknown - 82 F

AB 36
R 11
H 16
RBI 10
BB 4
SO 7
LOB 16



Batter	1	2	3	4	5	6	7	8	9	AB	R	H	RBI	BB	SO	LOB	TOP			
Alex Sanchez, L (1, 8) OBP: 0.339, SLG: 0.397	F8	20 2B		20 1B		F8		FC3-6 20 1B		5	2	2	2	0	0	1				
20 Omar Infante, R (1, 4) OBP: 0.366, SLG: 0.500	F9					G5-3				5	0	3	3	0	0	0				
Ivan Rodriguez, R (1, 2) OBP: 0.420, SLG: 0.565		G6-3								5	1	2	0	0	2	3				
Dmitri Young, S (1, 5) OBP: 0.400, SLG: 0.534						G4-3				5	0	1	1	0	0	2				
9 Carlos Guillen, S (1, 6) OBP: 0.391, SLG: 0.552	G6-3					G5-3				4	0	0	0	1	1	1				
Rondell White, R (1, 7) OBP: 0.342, SLG: 0.456										5	2	2	0	0	1	1				
Carlos Pena, L (1, 3) OBP: 0.318, SLG: 0.448										4	1	1	0	0	0	2	AB 38			
Franklyn German, R (7, 1) OBP: 0.342, SLG: 0.456										0	0	0	0	0	0	0	R 8			
Jamie Walker, L (8, 1)										0	0	0	0	0	0	0	H 12			
Craig Monroe, R (1, 9) OBP: 0.313, SLG: 0.362										4	1	1	2	0	0	1	RBI 8			
Gary Knotts, R (1, 1) OBP: 0.500, SLG: 0.333										1	1	0	0	1	0	1	BB 3			
Craig Dingman, R (6, 1)										0	0	0	0	0	0	0	SO 4			
Eric Munson, L (7, 5) OBP: 0.318, SLG: 0.497										0	0	0	0	1	0	0	LOB 12			
Inning Stats	R: 1 E: 0 K: 0 S: 8	H: 2 LOB: 1 BB: 0 P: 12	R: 4 E: 1 K: 0 S: 16	H: 4 LOB: 0 BB: 0 P: 25	R: 0 E: 1 K: 0 S: 6	H: 0 LOB: 1 BB: 1 P: 11	R: 2 E: 0 K: 1 S: 8	H: 2 LOB: 1 BB: 0 P: 17	R: 1 E: 0 K: 0 S: 7	H: 2 LOB: 1 BB: 0 P: 12	R: 0 E: 0 K: 1 S: 7	H: 1 LOB: 0 BB: 0 P: 12	R: 0 E: 0 K: 1 S: 14	H: 1 LOB: 2 BB: 1 P: 27	R: 0 E: 0 K: 1 S: 6	H: 0 LOB: 0 BB: 0 P: 10	1B: 7 2B: 4 3B: 1 HR: 0	SF: 0 SAC: 1 DP: 0 HBP: 0	WP: 0 PB: 0 SB: 0 CS: 0	PA: 42
PITCHER	IP WLS BF H R ER SO BB IBB HBP BLK WP HR S P ERA WHIP																			
Shawn Estes, L (1, 1) ERA: 5.92	5.0	27	10	8	7	1	2	0	0	0	0	0	0	0	0	44	77	12.60	2.400	
Adam Bernero, R (6, 1) ERA: 3.0	2.0	7	1	0	0	1	0	0	0	0	0	0	0	0	14	19	0.00	0.500		
Tim Harikkala, R (8, 1) ERA: 3.0	0.1	2	0	0	0	0	1	0	0	0	0	0	0	0	6	12	0.00	3.000		
Javier López, L (8, 1) ERA: 9.11	0.1	2	1	0	0	0	0	0	0	0	0	0	0	5	10	0.00	3.000			
Shawn Chacon, R (8, 1) ERA: 7.13	1.1	4	0	0	0	2	0	0	0	0	0	0	0	9	15	0.00	0.000			

Detroit Tigers @ Colorado Rockies
Coors Field, Denver, CO
Sun Jul 04 2004, 1:05 PM MDT
Att: 26,944 - Unknown - 79 F

AB 38
R 8
H 12
RBI 8
BB 3
SO 4
LOB 12



Batter	1	2	3	4	5	6	7	8	9	AB	R	H	RBI	BB	SO	LOB	BOTTOM			
Aaron Miles, S (1, 4) OBP: 0.356, SLG: 0.422	G6-3									5	2	2	1	0	0	3				
Royce Clayton, R (1, 6) OBP: 0.348, SLG: 0.450										5	2	2	4	0	2	0				
17 Todd Helton, L (1, 3) OBP: 0.469, SLG: 0.614										3	1	1	0	2	1	0				
Vinny Castilla, R (1, 5) OBP: 0.349, SLG: 0.551										5	0	1	4	0	1	2				
Jeromy Burnitz, L (1, 9) OBP: 0.345, SLG: 0.527										4	0	0	0	1	1	2				
Preston Wilson, R (1, 8) OBP: 0.240, SLG: 0.300										4	1	2	0	0	0	2				
5 Matt Holliday, R (1, 7) OBP: 0.356, SLG: 0.494										3	2	2	1	1	0	1				
Todd Greene, R (1, 2) OBP: 0.284, SLG: 0.420										4	0	0	0	0	1	4				
Shawn Estes, R (1, 1) ERA: 5.28	5.1	28	7	9	9	2	4	1	0	0	0	0	0	0	23	36	6.75	2.250		
Craig Dingman, R (6, 1) ERA: 5.03	1.1	8	2	1	1	2	1	1	0	0	0	0	0	5	7	0.00	0.000			
Franklyn German, R (7, 1) ERA: 6.23	0.2	2	0	0	0	1	0	0	0	0	0	0	0	5	7	0.00	0.000			
Jamie Walker, L (8, 1) ERA: 2.97	0.2	3	1	0	0	1	0	0	0	0	0	0	0	9	15	0.00	1.500			
Inning Stats	R: 0 E: 0 K: 2 S: 8	H: 0 LOB: 0 BB: 0 P: 13	R: 0 E: 0 K: 0 S: 6	H: 0 LOB: 0 BB: 0 P: 12	R: 0 E: 0 K: 0 S: 6	H: 1 LOB: 1 BB: 0 P: 9	R: 0 E: 0 K: 0 S: 4	H: 0 LOB: 0 BB: 0 P: 8	R: 6 E: 1 K: 0 S: 16	H: 5 LOB: 2 BB: 3 P: 32	R: 4 E: 0 K: 1 S: 18	H: 2 LOB: 1 BB: 2 P: 28	R: 0 E: 0 K: 1 S: 14	H: 1 LOB: 1 BB: 1 P: 21	R: 0 E: 0 K: 2 S: 12	H: 1 LOB: 1 BB: 0 P: 20	1B: 7 2B: 2 3B: 1 HR: 0	SF: 0 SAC: 2 DP: 0 HBP: 0	WP: 0 PB: 0 SB: 0 CS: 0	PA: 41
PITCHER	IP WLS BF H R ER SO BB IBB HBP BLK WP HR S P ERA WHIP																			
Gary Knotts, R (1, 1) ERA: 5.28	5.1	28	7	9	9	2	4	1	0	0	0	0	0	0	23	36	6.75	2.250		
Craig Dingman, R (6, 1) ERA: 5.03	1.1	8	2	1	1	2	1	1	0	0	0	0	0	5	7	0.00	0.000			
Franklyn German, R (7, 1) ERA: 6.23	0.2	2	0	0	0	1	0	0	0	0	0	0	0	5	7	0.00	0.000			
Jamie Walker, L (8, 1) ERA: 2.97	0.2	3	1	0	0	1	0	0	0	0	0	0	0	9	15	0.00	1.500			

Detroit Tigers @ Colorado Rockies
Coors Field, Denver, CO
Sun Jul 04 2004, 1:05 PM MDT
Att: 26,944 - Unknown - 79 F

AB 33
R 10
H 10
RBI 10
BB 6
SO 6
LOB 14



Batter	1	2	3	4	5	6	7	8	9	AB	R	H	RBI	BB	SO	LOB	TOP										
Alex Sanchez, L (1, 8) OBP: 0.341, SLG: 0.399	F9		FC5-4 1B			G3		G4-6-3 1B		4	0	2	0	0	0	0											
20 Omar Infante, R (1, 4) OBP: 0.359, SLG: 0.489	K		FC5-4			F8		L8		4	0	0	0	0	1	3											
Ivan Rodriguez, R (1, 2) Mike DiFelice, R (7, 2) OBP: 0.333, SLG: 0.143	G6-3			K			G1-3	G4-6-3		3	0	0	0	0	1	0											
Dmitri Young, S (1, 10) OBP: 0.403, SLG: 0.533		G3-6-3 1B		L7			WP 1B		G5-3	4	1	2	0	0	0	0											
Rondell White, R (1, 7) 33 Marcus Thames, R (7, 7) OBP: 0.342, SLG: 0.454 OBP: 0.208, SLG: 0.286	K			K			WP 2B			3	1	1	1	0	2	1											
Bobby Higginson, L (1, 9) OBP: 0.377, SLG: 0.405	G3-6-3				L9		F8	F9		4	0	0	0	0	0	3											
Carlos Pena, L (1, 3) OBP: 0.320, SLG: 0.450			FC3-6 BB		K		1-H 1B	G4-3		3	1	1	1	1	1	1											
Eric Munson, L (1, 5) OBP: 0.318, SLG: 0.494			FC3-6 1B		K		1-2 1B			3	0	1	1	0	1	1											
Jason Smith, L (1, 6) OBP: 0.368, SLG: 0.556			F7			G3		K		3	0	0	0	0	1	2											
Inning Stats	R: 0 E: 0 K: 1 S: 14	H: 0 LOB: 0 BB: 0 P: 17	R: 0 E: 0 K: 1 S: 10	H: 1 LOB: 0 BB: 0 P: 15	R: 0 E: 0 K: 0 S: 8	H: 1 LOB: 2 BB: 1 P: 16	R: 0 E: 0 K: 2 S: 14	H: 0 LOB: 0 BB: 0 P: 19	R: 0 E: 0 K: 0 S: 7	H: 0 LOB: 0 BB: 0 P: 9	R: 0 E: 0 K: 0 S: 5	H: 0 LOB: 0 BB: 0 P: 5	R: 3 E: 0 K: 1 S: 25	H: 4 LOB: 1 BB: 0 P: 37	R: 0 E: 0 K: 0 S: 4	H: 1 LOB: 0 BB: 1 P: 6	R: 0 E: 0 K: 0 S: 5	H: 0 LOB: 1 BB: 1 P: 10	1B: 6 2B: 1 3B: 0 HR: 0	SF: 0 SAC: 0 DP: 2 HBP: 0	WP: 2 PB: 0 SB: 0 CS: 0	PA: 34					
PITCHER	IP	WLS	BF	H	R	ER	SO	BB	IBB	HBP	BLK	WP	HR	S	P	ERA	WHIP										
Jon Lieber, R (1, 1) ERA: 4.97	6.2	W	26	6	3	3	6	1	0	0	0	2	0	77	109	4.05	1.050										
Felix Heredia, L (7, 1) ERA: 6.94	1.1		4	1	0	0	1	0	0	0	0	0	0	10	15	0.00	0.750										
Bret Prinz, R (9, 1) ERA: 4.34	1.0		4	0	0	0	0	1	0	0	0	0	0	5	10	0.00	1.000										

Detroit Tigers @ New York Yankees
 Yankee Stadium, Bronx, NY
 Mon Jul 05 2004, 7:05 PM EDT
 Att: 52,608 - Cloudy - 85 F

AB	32
R	3
H	7
RBI	3
BB	2
SO	7
LOB	12



Batter	1	2	3	4	5	6	7	8	9	AB	R	H	RBI	BB	SO	LOB	BOTTOM										
Bernie Williams, S (1, 8) OBP: 0.376, SLG: 0.450	13 1B	2 F8 13 HR	L8		HR		HBP 2 WP			3	3	2	3	2	0	0											
2 Derek Jeter, R (1, 6) OBP: 0.338, SLG: 0.448	F9	F8	F9		G6-3		HBP BB			4	0	0	0	1	0	2											
Gary Sheffield, R (1, 9) Bubba Crosby, L (7, 9) OBP: 0.402, SLG: 0.498 OBP: 0.263, SLG: 0.400	F7					G4-3	FC4-6 HBP			3	2	1	1	1	0	1											
13 Alex Rodriguez, R (1, 5) Enrique Wilson, S (6, PR) (7, 4) OBP: 0.372, SLG: 0.518 OBP: 0.252, SLG: 0.333	25 F	25 1B			K		25 BB	FC4-6		3	1	2	3	1	1	0											
25 Jason Giambi, L (1, 10) Ruben Sierra, S (8, PH) (8, PH) OBP: 0.383, SLG: 0.464 OBP: 0.314, SLG: 0.475	E9 20 BB	20 F8 55 1B			L4					3	1	2	1	1	0	0											
20 Jorge Posada, S (1, 2) OBP: 0.413, SLG: 0.502		F8				F7				2	0	0	0	3	0	3											
55 Hideki Matsui, L (1, 7) OBP: 0.381, SLG: 0.490	G4-3				F7		L9			5	0	1	1	0	0	7											
Tony Clark, S (1, 3) OBP: 0.333, SLG: 0.445						G4-3				5	1	1	0	0	2	1											
Miguel Cairo, R (1, 4) OBP: 0.365, SLG: 0.462			G6-3			F9				4	1	1	0	0	0	0											
Inning Stats	R: 1 E: 1 K: 0 S: 11	H: 2 LOB: 3 BB: 2 P: 23	R: 6 E: 0 K: 1 S: 20	H: 6 LOB: 1 BB: 1 P: 36	R: 0 E: 0 K: 0 S: 10	H: 0 LOB: 0 BB: 0 P: 15	R: 1 E: 0 K: 1 S: 8	H: 1 LOB: 1 BB: 1 P: 15	R: 1 E: 0 K: 0 S: 9	H: 1 LOB: 0 BB: 0 P: 14	R: 0 E: 0 K: 0 S: 16	H: 0 LOB: 2 BB: 2 P: 28	R: 0 E: 0 K: 0 S: 14	H: 0 LOB: 3 BB: 2 P: 30	R: 1 E: 0 K: 1 S: 8	H: 1 LOB: 0 BB: 1 P: 18	1B: 5 2B: 3 3B: 0 HR: 4	SF: 0 SAC: 0 DP: 1 HBP: 1	WP: 2 PB: 0 SB: 0 CS: 0	PA: 44							
PITCHER	IP	WLS	BF	H	R	ER	SO	BB	IBB	HBP	BLK	WP	HR	S	P	ERA	WHIP										
29 Nate Robertson, L (1, 1) ERA: 4.39	1.2	L	16	8	7	7	0	3	0	0	0	1	1	28	55	37.80	6.600										
Esteban Yan, R (2, 1) ERA: 4.34	1.1		5	1	1	1	1	0	0	0	0	0	1	15	22	6.75	0.750										
Al Levine, R (4, 1) ERA: 5.63	3.0		13	1	1	1	1	3	0	0	0	0	1	31	54	3.00	1.333										
Steve Colyer, L (7, 1) ERA: 6.93	2.0		10	1	1	1	1	3	0	1	0	1	1	22	48	4.50	2.000										

Detroit Tigers @ New York Yankees
 Yankee Stadium, Bronx, NY
 Mon Jul 05 2004, 7:05 PM EDT
 Att: 52,608 - Cloudy - 85 F

AB	34
R	10
H	11
RBI	10
BB	9
SO	3
LOB	17



Batter	1	2	3	4	5	6	7	8	9	AB	R	H	RBI	BB	SO	LOB	TOP					
Alex Sanchez, L (1, 8) OBP: 0.339, SLG: 0.395	K2-3		G1-3				F8		G5-3	5	1	1	0	0	1	0						
20 Omar Infante, R (1, 4) OBP: 0.360, SLG: 0.490	K						K		2B	4	1	1	0	1	2	1						
Ivan Rodriguez, R (1, 2) OBP: 0.415, SLG: 0.555 Mike DiFelice, R (9, PR) OBP: 0.333, SLG: 0.143	K2-3						G4-3		2B	4	1	1	0	0	1	1						
Dmitri Young, S (1, 10) OBP: 0.411, SLG: 0.563							P6		HBP	5	2	3	2	0	1	0						
9 Carlos Guillen, S (1, 6) OBP: 0.391, SLG: 0.550									2B	5	2	2	2	0	0	4						
Rondell White, R (1, 7) OBP: 0.347, SLG: 0.469 Craig Monroe, R (8, PR) OBP: 0.313, SLG: 0.362										4	1	3	3	0	1	1						
Bobby Higginson, L (1, 9) OBP: 0.379, SLG: 0.419										4	1	2	2	0	1	1						
Carlos Pena, L (1, 3) OBP: 0.319, SLG: 0.447										4	0	1	0	0	0	2						
Eric Munson, L (1, 5) OBP: 0.312, SLG: 0.484										4	0	0	0	0	2	1						
Inning Stats	R: 0 H: 0 E: 0 K: 3 S: 9	H: 0 LOB: 0 BB: 0 P: 13	R: 0 H: 1 E: 1 K: 2 S: 12	LOB: 1 BB: 0 P: 16	R: 0 H: 0 E: 0 K: 0 S: 13	H: 0 LOB: 0 BB: 0 P: 20	R: 0 H: 0 E: 0 K: 0 S: 5	H: 0 LOB: 0 BB: 1 P: 12	R: 2 H: 2 E: 0 K: 2 S: 16	H: 2 LOB: 0 BB: 0 P: 22	R: 5 H: 6 E: 0 K: 1 S: 16	H: 6 LOB: 1 BB: 0 P: 23	R: 0 H: 0 E: 0 K: 1 S: 8	H: 0 LOB: 0 BB: 0 P: 12	R: 1 H: 3 E: 0 K: 0 S: 15	H: 3 LOB: 2 BB: 0 P: 24	R: 1 H: 2 E: 0 K: 0 S: 9	H: 2 LOB: 3 BB: 0 P: 13	1B: 8 2B: 4 3B: 0 HR: 2	SF: 0 SAC: 0 DP: 2 HBP: 1	WP: 0 PB: 0 SB: 0 CS: 0	PA: 41
PITCHER	IP	WLS	BF	H	R	ER	SO	BB	IBB	HBP	BLK	WP	HR	S	P	ERA	WHIP					
35 Mike Mussina, R (1, 1) ERA: 5.2	6.0	L	27	9	7	7	8	1	0	0	0	0	2	71	106	10.50	1.667					
Tanyon Sturtze, R (7, 1) ERA: 5.23	3.0		14	5	2	2	1	0	0	1	0	0	0	32	49	6.00	1.667					

Detroit Tigers @ New York Yankees
Yankee Stadium, Bronx, NY
Tue Jul 06 2004, 7:05 PM EDT
Att: 41,772 - Sunny - 80 F

AB	39
R	9
H	14
RBI	9
BB	1
SO	9
LOB	11



Batter	1	2	3	4	5	6	7	8	9	AB	R	H	RBI	BB	SO	LOB	BOTTOM					
Bernie Williams, S (1, 8) OBP: 0.371, SLG: 0.443	F8									4	0	0	0	0	0	1						
2 Derek Jeter, R (1, 6) OBP: 0.337, SLG: 0.448	G6-3									4	0	1	0	0	0	1						
Gary Sheffield, R (1, 9) OBP: 0.400, SLG: 0.493	L4									3	0	0	0	1	0	1						
13 Alex Rodriguez, R (1, 5) OBP: 0.370, SLG: 0.514										4	1	1	0	0	1	2						
25 Jason Giambi, L (1, 10) OBP: 0.381, SLG: 0.459										4	0	1	0	0	0	1						
20 Jorge Posada, S (1, 2) OBP: 0.414, SLG: 0.502										4	0	2	1	0	1	1						
55 Hideki Matsui, L (1, 7) OBP: 0.378, SLG: 0.485										3	0	0	0	0	0	3						
Tony Clark, S (1, 3) OBP: 0.328, SLG: 0.436										3	0	0	0	0	2	3						
Miguel Cairo, R (1, 4) OBP: 0.364, SLG: 0.459										3	0	1	0	0	1	2						
Inning Stats	R: 0 H: 0 E: 0 K: 0 S: 4	H: 0 LOB: 0 BB: 0 P: 4	R: 0 H: 0 E: 0 K: 1 S: 7	H: 0 LOB: 0 BB: 0 P: 10	R: 0 H: 0 E: 0 K: 2 S: 9	H: 0 LOB: 0 BB: 0 P: 12	R: 0 H: 0 E: 0 K: 0 S: 7	H: 0 LOB: 0 BB: 0 P: 12	R: 1 H: 3 E: 0 K: 1 S: 13	H: 3 LOB: 2 BB: 0 P: 25	R: 0 H: 1 E: 0 K: 0 S: 15	H: 1 LOB: 1 BB: 0 P: 21	R: 0 H: 1 E: 0 K: 0 S: 7	H: 1 LOB: 0 BB: 0 P: 11	R: 0 H: 1 E: 0 K: 0 S: 4	H: 1 LOB: 0 BB: 0 P: 6	R: 0 H: 0 E: 0 K: 1 S: 7	H: 0 LOB: 1 BB: 1 P: 16	1B: 5 2B: 1 3B: 0 HR: 0	SF: 0 SAC: 0 DP: 1 HBP: 0	WP: 0 PB: 0 SB: 0 CS: 0	PA: 33
PITCHER	IP	WLS	BF	H	R	ER	SO	BB	IBB	HBP	BLK	WP	HR	S	P	ERA	WHIP					
Jason Johnson, R (1, 1) ERA: 4.6	8.0	W	29	6	1	1	4	0	0	0	0	0	0	66	101	0.00	1.000					
Ugueth Urbina, R (9, 1) ERA: 5.06	1.0		4	0	0	0	1	1	0	0	0	0	0	7	16	0.00	1.000					

Detroit Tigers @ New York Yankees
Yankee Stadium, Bronx, NY
Tue Jul 06 2004, 7:05 PM EDT
Att: 41,772 - Sunny - 80 F

AB	32
R	1
H	6
RBI	1
BB	1
SO	5
LOB	15



Batter	1	2	3	4	5	6	7	8	9	AB	R	H	RBI	BB	SO	LOB	TOP										
Alex Sanchez, L (1, 8) OBP: 0.338, SLG: 0.394 33 Marcus Thames, R (4, FH) OBP: 0.185, SLG: 0.250	G3	SH4-3		K		FC5-4 20 2B		F9		1	0	0	1	0	0	0	1										
20 Omar Infante, R OBP: 0.366, SLG: 0.497								G6-3		5	2	3	1	0	1	1	1										
Ivan Rodriguez, R OBP: 0.414, SLG: 0.553 Mike DiFelice, R OBP: 0.462, SLG: 0.500								F8		1	0	0	0	0	1	1	3										
Dmitri Young, S OBP: 0.396, SLG: 0.538								F7		5	1	0	0	0	2	5	5										
9 Carlos Guillen, S OBP: 0.394, SLG: 0.560								F8		5	2	3	3	0	0	1	5										
Rondell White, R OBP: 0.348, SLG: 0.471								F8		5	1	2	2	0	0	1	5										
Bobby Higginson, L OBP: 0.379, SLG: 0.414										3	0	0	0	2	1	3	3										
Craig Monroe, R OBP: 0.314, SLG: 0.375										5	2	2	1	0	0	3	5										
Eric Munson, L OBP: 0.316, SLG: 0.481										3	0	1	1	1	1	1	3										
Inning Stats	R: 0 E: 0 K: 1 S: 11	H: 1 LOB: 1 BB: 0 P: 16	R: 3 E: 1 K: 2 S: 13	H: 3 LOB: 1 BB: 0 P: 18	R: 1 E: 0 K: 0 S: 14	H: 2 LOB: 1 BB: 1 P: 21	R: 0 E: 0 K: 1 S: 8	H: 0 LOB: 0 BB: 0 P: 13	R: 3 E: 0 K: 1 S: 18	H: 3 LOB: 1 BB: 1 P: 24	R: 0 E: 0 K: 1 S: 9	H: 0 LOB: 1 BB: 1 P: 17	R: 0 E: 0 K: 0 S: 11	H: 1 LOB: 2 BB: 1 P: 14	R: 0 E: 0 K: 0 S: 8	H: 1 LOB: 2 BB: 1 P: 14	1B: 8 2B: 3 3B: 1 HR: 2	SF: 0 SAC: 1 DP: 1 HBP: 0	WP: 0 PB: 0 SB: 1 CS: 0	PA: 44							
PITCHER	IP	WLS	BF	H	R	ER	SO	BB	IBB	HBP	BLK	WP	HR	S	P	ERA	WHIP										
Brad Halsey, L (1, 1) ERA: 7.23	4.1	L	23	9	7	5	5	1	0	0	0	0	1	59	86	10.38	2.308										
Bret Prinz, R (5, 1) ERA: 5.49	1.0		6	2	3	3	0	1	0	0	0	0	1	12	19	27.00	3.000										
Felix Heredia, L (6, 1) ERA: 6.48	1.2		7	1	0	0	2	1	0	0	0	0	0	19	32	0.00	1.200										
Paul Quantrill, R (8, 1) ERA: 3.17	2.0		8	1	0	0	0	0	1	0	0	0	0	19	28	0.00	0.500										

Detroit Tigers @ New York Yankees
Yankee Stadium, Bronx, NY
Wed Jul 07 2004, 1:05 PM EDT
Att: 50,338 - Sunny - 83 F

AB 39
R 10
H 13
RBI 10
BB 4
SO 7
LOB 17



Batter	1	2	3	4	5	6	7	8	9	AB	R	H	RBI	BB	SO	LOB	BOTTOM										
Kenny Lofton, L (1, 8) OBP: 0.355, SLG: 0.427								L8		5	1	2	0	0	1	2	5										
2 Derek Jeter, R OBP: 0.336, SLG: 0.446										4	1	1	1	0	1	1	4										
Gary Sheffield, R OBP: 0.397, SLG: 0.488										3	1	0	1	1	0	1	3										
13 Alex Rodriguez, R OBP: 0.371, SLG: 0.522										5	1	2	3	0	0	1	5										
25 Jason Giambi, L OBP: 0.381, SLG: 0.452										3	0	0	0	2	1	1	3										
Bernie Williams, S (1, 10) OBP: 0.370, SLG: 0.439										3	1	0	0	1	1	2	3										
55 Hideki Matsui, L (1, 7) OBP: 0.382, SLG: 0.498										4	2	3	2	0	0	0	4										
John Flaherty, R (1, 2) OBP: 0.200, SLG: 0.288 20 Jorge Posada, S (8, FH) OBP: 0.416, SLG: 0.594										3	0	0	0	0	1	2	3										
Enrique Wilson, S (1, 4) OBP: 0.253, SLG: 0.340 Ruben Sierra, S (8, FH) OBP: 0.313, SLG: 0.472 Miguel Cairo, R (9, 4) OBP: 0.364, SLG: 0.459										1	0	0	0	0	0	0	1										
										0	0	0	0	0	0	0	0										
Inning Stats	R: 0 E: 0 K: 0 S: 11	H: 1 LOB: 1 BB: 0 P: 14	R: 2 E: 0 K: 1 S: 13	H: 1 LOB: 0 BB: 1 P: 23	R: 1 E: 0 K: 1 S: 7	H: 1 LOB: 0 BB: 0 P: 9	R: 0 E: 0 K: 1 S: 8	H: 1 LOB: 1 BB: 0 P: 11	R: 0 E: 0 K: 0 S: 5	H: 0 LOB: 0 BB: 0 P: 7	R: 0 E: 0 K: 0 S: 8	H: 0 LOB: 1 BB: 1 P: 13	R: 5 E: 0 K: 2 S: 21	H: 4 LOB: 1 BB: 2 P: 37	R: 0 E: 0 K: 1 S: 9	H: 1 LOB: 1 BB: 0 P: 16	R: 0 E: 0 K: 0 S: 9	H: 1 LOB: 1 BB: 0 P: 13	1B: 6 2B: 1 3B: 1 HR: 2	SF: 1 SAC: 1 DP: 0 HBP: 0	WP: 1 PB: 0 SB: 0 CS: 0	PA: 41					
PITCHER	IP	WLS	BF	H	R	ER	SO	BB	IBB	HBP	BLK	WP	HR	S	P	ERA	WHIP										
38 Jeremy Bonderman, R (1, 1) ERA: 6.03	6.2	W	29	7	6	6	5	2	0	0	0	0	1	66	96	8.10	1.350										
Franklyn German, R (7, 1) ERA: 10.38	0.0		3	1	2	2	0	2	0	0	0	0	1	5	14	"	"										
Esteban Yan, R (7, 1) ERA: 4.22	1.1	H	5	1	0	0	1	0	0	0	0	0	0	11	20	0.00	0.750										
Ugueth Urbina, R (9, 1) ERA: 4.91	1.0	S	4	1	0	0	0	0	0	0	0	0	0	9	13	0.00	1.000										

Detroit Tigers @ New York Yankees
Yankee Stadium, Bronx, NY
Wed Jul 07 2004, 1:05 PM EDT
Att: 50,338 - Sunny - 83 F

AB 35
R 8
H 10
RBI 8
BB 4
SO 6
LOB 11



Batter	1	2	3	4	5	6	7	8	9	AB	R	H	RBI	BB	SO	LOB	TOP					
20 Omar Infante, R OBP: 0.368, SLG: 0.498 (1, 4)	1-0 FC5-4 1B		1-3 K		2-0 FC6-4 S		2-2 1B			4	0	2	0	0	1	2	<p>Detroit Tigers @ Minnesota Twins Hubert H. Humphrey Metrodome, Minneapolis, MN Thu Jul 08 2004, 8:10 PM EDT Att: 14,087 - Unknown - 70 F</p>					
Bobby Higginson, L OBP: 0.374, SLG: 0.407 (1, 9)	1-0 F8		0-0 F9		1-3 K		2-0 F8			4	0	0	0	0	1	4						
Ivan Rodriguez, R OBP: 0.415, SLG: 0.563 (1, 2)	0-2 FC5-4 1-2		1-1 1B		1-2 HR		1-3 K			4	1	2	1	0	1	2						
Dmitri Young, S OBP: 0.384, SLG: 0.521 (1, 10)	2-3 K		0-0 L8		0-0 G5-3			2-3 K		4	0	0	0	0	2	3						
9 Carlos Guillen, S OBP: 0.393, SLG: 0.556 (1, 6)		1-3 K		0-1 F9		0-2 FC5-4 1B		1-2 L8		4	0	1	0	0	1	0						
Craig Monroe, R OBP: 0.311, SLG: 0.371 Jason Smith, L OBP: 0.359, SLG: 0.541 (6, PR) (6, 4)		0-2 G4-3		1-3 K		2-0 FC5-4 1B		3-2 F7		3	0	0	0	0	1	1						
Carlos Pena, L OBP: 0.322, SLG: 0.446 (1, 3)		4-2 BB		0-3 K		1-2 1B			0-1 F8	3	0	1	0	1	1	0						
33 Marcus Thames, R OBP: 0.194, SLG: 0.250 (1, 7)		1-1 F8			1-0 FC6-4 1B		2-3 K		1-3 K	4	0	1	0	0	2	3						
Eric Munson, L OBP: 0.315, SLG: 0.476 (1, 5)			0-1 1B		1-3 K		2-3 K		1-3 K	4	0	1	0	0	3	1						
Inning Stats	R: 0 E: 0 K: 1 S: 10	H: 1 LOB: 1 BB: 0 P: 14	R: 0 E: 0 K: 1 S: 11	H: 0 LOB: 1 BB: 1 P: 17	R: 0 E: 0 K: 1 S: 10	H: 2 LOB: 2 BB: 0 P: 12	R: 0 E: 0 K: 2 S: 8	H: 0 LOB: 0 BB: 0 P: 9	R: 0 E: 0 K: 1 S: 8	H: 1 LOB: 1 BB: 0 P: 13	R: 1 E: 0 K: 1 S: 15	H: 3 LOB: 2 BB: 0 P: 21	R: 0 E: 0 K: 1 S: 11	H: 1 LOB: 0 BB: 0 P: 18	R: 0 E: 0 K: 1 S: 12	H: 0 LOB: 0 BB: 0 P: 18	R: 0 E: 0 K: 2 S: 9	H: 0 LOB: 0 BB: 0 P: 11	1B: 7 2B: 0 3B: 0 HR: 1	SF: 0 SAC: 0 DP: 0 HBP: 0	WP: 0 PB: 0 SB: 1 CS: 0	PA: 36
PITCHER	IP WLS BF H R ER SO BB IBB HBP BLK WP HR S P ERA WHIP	5.2 25 7 1 1 1 7 1 0 0 0 0 1 59 81 1.59 1.412	1.1 W 5 1 0 0 3 0 0 0 0 0 0 14 23 0.00 0.750	1.0 3 0 0 0 1 0 0 0 0 0 0 12 18 0.00 0.000	1.0 3 0 0 0 2 0 0 0 0 0 0 9 11 0.00 0.000											IP WLS BF H R ER SO BB IBB HBP BLK WP HR S P ERA WHIP						


Batter	1	2	3	4	5	6	7	8	9	AB	R	H	RBI	BB	SO	LOB	BOTTOM	
Cristian Guzman, S OBP: 0.311, SLG: 0.390 (1, 6)	0-0 F7			2-2 G6-3		1-1 2B	3-2 HR			4	1	2	4	0	0	0	<p>Detroit Tigers @ Minnesota Twins Hubert H. Humphrey Metrodome, Minneapolis, MN Thu Jul 08 2004, 8:10 PM EDT Att: 14,087 - Unknown - 70 F</p>	
20 Lew Ford, R OBP: 0.378, SLG: 0.480 (1, 7)	1-1 G5-3			0-0 G1		2-2 F7	2-2 G6-3			4	0	0	0	0	0	2		
7 Joe Mauer, L OBP: 0.387, SLG: 0.612 (1, 2)	1-0 G4-3			1-1 G3		2-1 G4-3		2-1 F8		4	0	0	0	0	0	1		
Corey Koskie, L OBP: 0.335, SLG: 0.476 (1, 5)		2-2 K			2-3 K		4-2 1B BB	0-0 2B 1B		3	2	1	0	1	2	0		
Tori Hunter, R OBP: 0.329, SLG: 0.482 (1, 8)		0-1 G6-3			0-0 G6-3		2-2 F9	0-0 G3 2B		4	0	1	1	0	0	1		
Jacque Jones, L OBP: 0.316, SLG: 0.446 (1, 9)		2-3 K			2-2 1B		3-2 1B 1B	0-0 G3		4	1	2	1	0	1	1		
Matthew LeCroy, R OBP: 0.327, SLG: 0.433 5 Michael Cuddyer, R OBP: 0.309, SLG: 0.405 (7, PR) (8, 3)			0-1 G5-3		0-1 F8		1-1 FC6-4 HR 1B	2-1 G4-3		3	0	1	0	0	0	1		
Jose Offerman, S OBP: 0.346, SLG: 0.368 (1, 10)			2-1 G4-3			1-1 F8	1-2 FC6-4 1B			3	0	1	1	0	0	0		
Luis Rivas, R OBP: 0.296, SLG: 0.427 (1, 4)			3-2 P6			1-1 2B 1B	1-2 FC6-4 HR			3	2	1	0	0	0	2		
Inning Stats	R: 0 E: 0 K: 0 S: 4	H: 0 LOB: 0 BB: 0 P: 6	R: 0 E: 0 K: 2 S: 9	H: 0 LOB: 0 BB: 0 P: 13	R: 0 E: 0 K: 0 S: 6	H: 0 LOB: 0 BB: 0 P: 9	R: 0 E: 0 K: 1 S: 10	H: 1 LOB: 1 BB: 0 P: 14	R: 1 E: 0 K: 0 S: 11	H: 2 LOB: 1 BB: 0 P: 17	R: 5 E: 0 K: 0 S: 24	H: 4 LOB: 1 BB: 1 P: 42	R: 1 E: 0 K: 0 S: 7	H: 2 LOB: 1 BB: 0 P: 11	1B: 6 2B: 2 3B: 0 HR: 1	SF: 0 SAC: 0 DP: 0 HBP: 0	WP: 0 PB: 1 SB: 1 CS: 0	PA: 34
PITCHER	IP WLS BF H R ER SO BB IBB HBP BLK WP HR S P ERA WHIP	6.2 L 28 7 6 6 3 1 0 0 0 0 0 4 6 0.00 0.000	0.1 1 0 0 0 0 0 0 0 0 0 0 0 4 6 0.00 0.000	1.0 5 2 1 1 0 0 0 0 0 0 0 0 7 11 9.00 2.000											IP WLS BF H R ER SO BB IBB HBP BLK WP HR S P ERA WHIP			



Batter	1	2	3	4	5	6	7	8	9	AB	R	H	RBI	BB	SO	LOB	TOP		
20 Omar Infante, R OBP: 0.360, SLG: 0.485	1-1 G5-3	0-0 G4-3		2-2 G6-3			0-3 K		2-3 K	5	0	0	0	0	2	1			
Bobby Higginson, L OBP: 0.372, SLG: 0.405	0-3 K	0-0 1B		1-2 F8			3-2 G4-3			4	0	1	0	0	1	0			
Ivan Rodriguez, R OBP: 0.413, SLG: 0.558	1-2 1B 9 HR	0-1 P4			1-2 G5-3		1-0 G5-3			4	1	1	0	0	0	1			
Rondell White, R OBP: 0.347, SLG: 0.468	0-0 9 HR	2-2 P4			0-0 P5			1-2 G6-3		4	1	1	0	0	0	1			
9 Carlos Guillen, S OBP: 0.391, SLG: 0.562	2-1 HR		0-1 F7		1-1 G4-1			1-2 G4-3		4	1	1	3	0	0	0			
Carlos Pena, L OBP: 0.321, SLG: 0.443	1-2 1B		0-2 G1-3			1-0 F8		2-2 G6-3		4	0	1	0	0	0	0			
Eric Munson, L OBP: 0.313, SLG: 0.472	0-0 1B		1-1 L6			1-0 G6-3			2-1 F9	4	0	1	0	0	0	0			
33 Marcus Thames, R OBP: 0.229, SLG: 0.313	0-3 K			3-3 K		0-0 2B		1-1 1B		4	0	2	0	0	2	2			
Jason Smith, L OBP: 0.372, SLG: 0.683		0-2 HR		0-0 HR		0-2 G6-3		0-3 K		4	2	2	2	0	1	2			
Inning Stats	R: 3 E: 0 K: 2 S: 18	H: 5 LOB: 2 BB: 0 P: 23	R: 1 E: 0 K: 0 S: 12	H: 2 LOB: 1 BB: 0 P: 14	R: 0 E: 0 K: 0 S: 7	H: 0 LOB: 0 BB: 0 P: 8	R: 1 E: 0 K: 1 S: 15	H: 1 LOB: 0 BB: 0 P: 21	R: 0 E: 0 K: 0 S: 6	H: 1 LOB: 1 BB: 0 P: 8	R: 0 E: 0 K: 1 S: 8	H: 0 LOB: 0 BB: 0 P: 12	R: 0 E: 0 K: 0 S: 10	H: 0 LOB: 0 BB: 0 P: 14	R: 0 E: 0 K: 2 S: 10	H: 1 LOB: 1 BB: 0 P: 15	1B: 6 2B: 1 3B: 0 HR: 3	SF: 0 SAC: 0 DP: 0 HBP: 0	WP: 0 PA: 37 PB: 0 SB: 0 CS: 0
PITCHER	IP	WLS	BF	H	R	ER	SO	BB	IBB	HBP	BLK	WP	HR	S	P	ERA	WHIP		
Carlos Silva, R ERA: 4.51	(1, 1)	5.2	L	26	9	5	5	3	0	0	0	0	3	61	79	7.94	1.588		
J.C. Romero, L ERA: 4.71	(6, 1)	2.1		7	0	0	0	1	0	0	0	0	0	22	30	0.00	0.000		
Aaron Fultz, L ERA: 4.54	(9, 1)	1.0		4	1	0	0	2	0	0	0	0	0	10	15	0.00	1.000		

Detroit Tigers @ Minnesota Twins
Hubert H. Humphrey Metrodome, Minneapolis, MN
Fri Jul 09 2004, 8:10 PM EDT
Att: 22,678 - Unknown - 70 F


AB 37
R 5
H 10
RBI 5
BB 0
SO 6
LOB 7



Batter	1	2	3	4	5	6	7	8	9	AB	R	H	RBI	BB	SO	LOB	BOTTOM				
Cristian Guzman, S OBP: 0.315, SLG: 0.391	2-1 F7		1-0 G3		2-2 7 SF9 20 WP 1B		2-2 20 E 20 S 1B		4-1 BB	4	0	2	0	1	0	0					
20 Lew Ford, R OBP: 0.378, SLG: 0.475	3-2 G5-3		3-2 F8		4-2 1B		4-2 1B		1-0 F8	3	0	0	0	2	0	1					
7 Joe Mauer, L OBP: 0.379, SLG: 0.598	3-1 G6-3			2-2 1B	1-2 2-3 3-H BB		1-3 BB		1-2 F7	4	0	1	1	0	0	3					
Corey Koskie, L OBP: 0.333, SLG: 0.472		0-2 G4-3		3-2 F7	2-3 3-H K			0-0 2B FC6-4-4 1B		4	1	1	0	0	1	2					
Tori Hunter, R OBP: 0.335, SLG: 0.494		2-1 FC6-4 1B		0-2 2B		1-1 F9		0-0 FC6-5-4 2B		4	0	3	0	0	0	0					
Jacque Jones, L OBP: 0.314, SLG: 0.440		0-1 FC6-4 1B		2-0 G6-3		1-0 G4-3		3-3 K		4	0	0	0	0	1	4					
Michael Restovich, R OBP: 0.235, SLG: 0.250		1-2 1B								0	0	0	0	0	0	0					
Matthew LeCroy, R OBP: 0.331, SLG: 0.434		1-0 1B			2-1 1B 20 WP BB 1B		0-0 G5-3		0-2 FC6-5-4-6	4	1	2	1	0	0	1					
Jose Offerman, S OBP: 0.343, SLG: 0.359		1-1 F7			4-2 20 WP 7 SF9 1B BB			2-1 F7	2-3 3-H F8	3	1	0	0	1	0	3					
Luis Rivas, R OBP: 0.291, SLG: 0.418			2-1 F9		0-0 L8		2-0 F7		2-2 G5-3	4	0	0	0	0	0	2					
Inning Stats	R: 0 E: 0 K: 0 S: 8	H: 0 LOB: 0 BB: 0 P: 16	R: 0 E: 0 K: 0 S: 10	H: 2 LOB: 2 BB: 0 P: 14	R: 0 E: 0 K: 0 S: 8	H: 0 LOB: 0 BB: 0 P: 14	R: 0 E: 0 K: 0 S: 11	H: 2 LOB: 1 BB: 0 P: 18	R: 2 E: 0 K: 1 S: 19	H: 2 LOB: 2 BB: 2 P: 35	R: 0 E: 0 K: 0 S: 4	H: 0 LOB: 0 BB: 0 P: 6	R: 0 E: 0 K: 0 S: 11	H: 1 LOB: 2 BB: 1 P: 23	R: 1 E: 0 K: 1 S: 10	H: 2 LOB: 1 BB: 0 P: 13	R: 0 E: 0 K: 0 S: 9	H: 0 LOB: 1 BB: 1 P: 17	1B: 7 2B: 2 3B: 0 HR: 0	SF: 1 SAC: 0 DP: 0 HBP: 0	WP: 1 PA: 39 PB: 0 SB: 1 CS: 0
PITCHER	IP	WLS	BF	H	R	ER	SO	BB	IBB	HBP	BLK	WP	HR	S	P	ERA	WHIP				
Gary Knotts, R ERA: 5.06	(1, 1)	6.2		29	7	2	2	1	0	0	0	0	1	68	121	2.70	1.500				
Jamie Walker, L ERA: 3.18	(7, 1)	0.2	H	4	2	1	1	1	0	0	0	0	0	8	13	13.50	3.000				
Esteban Yan, R ERA: 4.14	(8, 1)	0.2	H	2	0	0	0	0	0	0	0	0	0	5	5	0.00	0.000				
Ugueth Urbina, R ERA: 4.76	(9, 1)	1.0	S	4	0	0	0	0	1	0	0	0	0	9	17	0.00	1.000				

Detroit Tigers @ Minnesota Twins
Hubert H. Humphrey Metrodome, Minneapolis, MN
Fri Jul 09 2004, 8:10 PM EDT
Att: 22,678 - Unknown - 70 F


AB 34
R 3
H 9
RBI 2
BB 4
SO 2
LOB 16



Batter	1	2	3	4	5	6	7	8	9	AB	R	H	RBI	BB	SO	LOB	TOP					
20 Omar Infante, R OBP: 0.352, SLG: 0.486	L8		E1 G4-3					L6		4	0	0	0	0	1	0						
Bobby Higginson, L OBP: 0.392, SLG: 0.392	F8		K						P4	4	0	0	0	0	2	1						
9 Carlos Guillen, S OBP: 0.391, SLG: 0.558			G4-3						F7	3	0	0	0	1	0	1						
Dmitri Young, S OBP: 0.370, SLG: 0.519	K		K						K	4	0	0	0	0	3	2						
Rondell White, R OBP: 0.346, SLG: 0.465										2	0	0	0	1	1	0						
33 Marcus Thames, R OBP: 0.282, SLG: 0.462										3	0	1	0	0	1	0						
Mike DiFelice, R OBP: 0.375, SLG: 0.385										3	1	0	0	0	2	1						
Eric Munson, L OBP: 0.308, SLG: 0.475										3	1	1	2	0	1	0						
Jason Smith, L OBP: 0.347, SLG: 0.617										3	0	0	0	0	1	0						
Inning Stats	R: 0 H: 0 E: 0 K: 1 S: 13	H: 0 LOB: 1 BB: 1 P: 21	R: 2 H: 2 E: 0 K: 1 S: 9	H: 2 LOB: 0 BB: 1 P: 17	R: 0 H: 0 E: 1 K: 2 S: 9	H: 0 LOB: 1 BB: 0 P: 13	R: 0 H: 0 E: 0 K: 1 S: 9	H: 0 LOB: 0 BB: 0 P: 14	R: 0 H: 0 E: 0 K: 3 S: 9	H: 0 LOB: 0 BB: 0 P: 9	R: 0 H: 0 E: 0 K: 3 S: 6	H: 0 LOB: 0 BB: 0 P: 11	R: 0 H: 0 E: 0 K: 3 S: 11	H: 0 LOB: 0 BB: 0 P: 12	R: 0 H: 0 E: 0 K: 0 S: 5	H: 0 LOB: 0 BB: 0 P: 6	R: 0 H: 0 E: 0 K: 1 S: 5	H: 0 LOB: 0 BB: 0 P: 7	1B: 0 2B: 1 3B: 0 HR: 1	SF: 0 SAC: 0 DP: 0 HBP: 0	WP: 0 PB: 0 SB: 1 CS: 0	PA: 31
PITCHER	IP	WLS	BF	H	R	ER	SO	BB	IBB	HBP	BLK	WP	HR	S	P	ERA	WHIP					
Johan Santana, L ERA: 3.78	(1, 1)	8.0	L	28	2	2	2	11	2	0	0	0	0	71	103	2.25	0.500					
36 Joe Nathan, R ERA: 1.13	(9, 1)	1.0	3	0	0	0	1	0	0	0	0	0	0	5	7	0.00	0.000					

Detroit Tigers @ Minnesota Twins
Hubert H. Humphrey Metrodome, Minneapolis, MN

AB 29
R 2
H 2
RBI 2
BB 2
SO 12
LOB 5




Sun Jul 11 2004, 2:10 PM EDT
Att: 21,618 - Unknown - 70 F

livebaseballscorecards.com

Batter	1	2	3	4	5	6	7	8	9	AB	R	H	RBI	BB	SO	LOB	BOTTOM					
Cristian Guzman, S OBP: 0.313, SLG: 0.390	K		K							4	0	1	0	0	2	0						
20 Lew Ford, R OBP: 0.374, SLG: 0.466	L9									4	0	0	0	0	2	2						
7 Joe Mauer, L OBP: 0.372, SLG: 0.575	G4-3									4	0	0	0	0	0	0						
Corey Koskie, L OBP: 0.331, SLG: 0.468										4	0	1	0	0	1	0						
Tori Hunter, R OBP: 0.329, SLG: 0.483										4	0	1	0	0	2	0						
Jacque Jones, L OBP: 0.313, SLG: 0.441										3	0	1	0	0	1	2						
Matthew LeCroy, R OBP: 0.327, SLG: 0.425										3	0	0	0	0	2	2						
Jose Offerman, S OBP: 0.343, SLG: 0.358										3	0	1	0	0	0	0						
8 Nick Punto, S OBP: 0.353, SLG: 0.305										2	0	0	0	1	1	2						
Inning Stats	R: 0 H: 0 E: 0 K: 1 S: 7	H: 2 LOB: 1 BB: 0 P: 8	R: 0 H: 2 E: 0 K: 1 S: 9	H: 2 LOB: 0 BB: 0 P: 15	R: 0 H: 0 E: 0 K: 1 S: 6	H: 0 LOB: 0 BB: 0 P: 9	R: 0 H: 0 E: 0 K: 2 S: 9	H: 0 LOB: 0 BB: 0 P: 11	R: 0 H: 1 E: 0 K: 3 S: 15	H: 1 LOB: 2 BB: 0 P: 21	R: 0 H: 0 E: 0 K: 1 S: 8	H: 0 LOB: 0 BB: 0 P: 12	R: 0 H: 1 E: 0 K: 1 S: 8	H: 1 LOB: 1 BB: 0 P: 9	R: 0 H: 1 E: 0 K: 1 S: 12	H: 1 LOB: 2 BB: 1 P: 19	R: 0 H: 0 E: 0 K: 1 S: 10	H: 0 LOB: 0 BB: 0 P: 14	1B: 3 2B: 2 3B: 0 HR: 0	SF: 0 SAC: 0 DP: 1 HBP: 0	WP: 1 PB: 0 SB: 0 CS: 0	PA: 32
PITCHER	IP	WLS	BF	H	R	ER	SO	BB	IBB	HBP	BLK	WP	HR	S	P	ERA	WHIP					
Jason Johnson, R ERA: 4.24	(1, 1)	9.0	W	32	5	0	0	11	1	0	0	0	0	84	118	0.00	0.667					

Detroit Tigers @ Minnesota Twins
Hubert H. Humphrey Metrodome, Minneapolis, MN

AB 31
R 0
H 5
RBI 0
BB 1
SO 11
LOB 8



Sun Jul 11 2004, 2:10 PM EDT
Att: 21,618 - Unknown - 70 F

livebaseballscorecards.com

Batter	1	2	3	4	5	6	7	8	9	AB	R	H	RBI	BB	SO	LOB	TOP										
Bernie Williams, S (1, 10) OBP: 0.363, SLG: 0.416	1-3 K		1-3 K		1-0 G4-3			4-1 BB		3	0	0	0	1	2	0	New York Yankees @ Detroit Tigers Comerica Park, Detroit, MI Thu Jul 15 2004, 7:05 PM EDT Att: 38,902 - Cloudy - 82 F										
2 Derek Jeter, R (1, 6) OBP: 0.335, SLG: 0.458	1-0 G5-3		0-0 HR		0-0 G4-3			2-2 L9		4	1	1	1	0	0	1											
Gary Sheffield, R (1, 9) OBP: 0.406, SLG: 0.502	0-3 K		3-3 K		3-2 F7			3-1 G6-3		4	0	0	0	0	2	1											
13 Alex Rodriguez, R (1, 5) OBP: 0.363, SLG: 0.528		0-2 P6		1-2 HR		3-2 G6-3			1-0 HR	4	2	2	2	0	0	0											
25 Jason Giambi, L (1, 3) OBP: 0.375, SLG: 0.433 Tony Clark, S (9, 3) OBP: 0.335, SLG: 0.481		4-2 BB		3-1 G4-3		1-2 G3-1			3-2 G3	3	0	0	0	1	0	0											
20 Jorge Posada, S (1, 2) OBP: 0.413, SLG: 0.500		2-3 K		2-0 G4-3			1-1 G3		1-3 K	4	0	0	0	0	2	1											
55 Hideki Matsui, L (1, 7) OBP: 0.388, SLG: 0.522		2-0 F8		2-1 HR			0-2 G4-3		0-1 G3	4	1	1	1	0	0	1											
Miguel Cairo, R (1, 4) OBP: 0.350, SLG: 0.446			3-3 K	1-0 G1-3			0-1 G6-3			3	0	0	0	0	1	0											
Kenny Lofton, L (1, 8) OBP: 0.377, SLG: 0.471			3-1 HR		1-1 L9			3-2 G4-3		3	1	1	1	0	0	0											
Inning Stats	R: 0 E: 0 K: 2 S: 9	H: 0 LOB: 0 BB: 0 P: 11	R: 0 E: 0 K: 1 S: 10	H: 0 LOB: 1 BB: 1 P: 18	R: 2 E: 0 K: 3 S: 12	H: 2 LOB: 0 BB: 0 P: 22	R: 2 E: 0 K: 0 S: 10	H: 2 LOB: 0 BB: 0 P: 19	R: 0 E: 0 K: 0 S: 4	H: 0 LOB: 0 BB: 0 P: 6	R: 0 E: 0 K: 0 S: 12	H: 0 LOB: 0 BB: 0 P: 19	R: 0 E: 0 K: 0 S: 7	H: 0 LOB: 0 BB: 0 P: 8	R: 0 E: 0 K: 0 S: 9	H: 0 LOB: 1 BB: 1 P: 21		R: 1 E: 0 K: 1 S: 11	H: 1 LOB: 0 BB: 0 P: 16	1B: 0 2B: 0 3B: 0 HR: 5	SF: 0 SAC: 0 DP: 0 HBP: 0	WP: 0 PB: 0 SB: 0 CS: 0	PA: 34				
PITCHER	IP	WLS	BF	H	R	ER	SO	BB	IBB	HBP	BLK	WP	HR	S	P	ERA	WHIP										
38 Jeremy Bonderman, R (1, 1) ERA: 5.97	7.0	L	26	4	4	4	6	1	0	0	0	0	4	64	103	5.14	0.714										
Al Levine, R (8, 1) ERA: 5.36	1.0		4	0	0	0	0	1	0	0	0	0	0	9	21	0.00	1.000										
Wilfredo Ledezma, L (9, 1) ERA: 9.0	1.0		4	1	1	1	1	0	0	0	0	0	1	11	16	9.00	1.000										

Batter	1	2	3	4	5	6	7	8	9	AB	R	H	RBI	BB	SO	LOB	BOTTOM										
20 Omar Infante, R (1, 4) OBP: 0.351, SLG: 0.479	4-1 G1-5-3 BB		1-1 F7		2-1 G5-3			0-0 G1-3		3	0	0	0	1	0	0	New York Yankees @ Detroit Tigers Comerica Park, Detroit, MI Thu Jul 15 2004, 7:05 PM EDT Att: 38,902 - Cloudy - 82 F										
Bobby Higginson, L (1, 9) OBP: 0.361, SLG: 0.390	2-1 F9		1-3 K		1-0 G3			3-2 9 DI 1B		4	0	1	0	0	1	1											
Ivan Rodriguez, R (1, 2) OBP: 0.406, SLG: 0.557	0-0 G1-5-3		0-0 G6-3		0-2 F7			1-3 K		4	0	0	0	0	1	2											
Dmitri Young, S (1, 7) OBP: 0.367, SLG: 0.526	0-1 F7			1-1 3B		0-2 F9			0-3 K	4	0	1	0	0	1	2											
9 Carlos Guillen, S (1, 6) OBP: 0.389, SLG: 0.554		1-1 PB 2B WP 1B		1-0 F8		2-1 P6		1-1 G3-1		4	1	1	0	0	0	2											
Rondell White, R (1, 10) OBP: 0.343, SLG: 0.460		3-3 SAFE K		3-3 K		1-2 F9				3	0	0	0	0	2	2											
Carlos Pena, L (1, 3) OBP: 0.316, SLG: 0.438		2-1 2H 2B		3-3 K		0-1 G4-3				3	0	1	1	0	1	1											
15 Brandon Inge, R (1, 8) OBP: 0.368, SLG: 0.482		3-2 G6-3			2-2 F9			1-0 G6-3		3	0	0	0	0	0	1											
Eric Munson, L (1, 5) OBP: 0.304, SLG: 0.468		2-3 K			1-3 K			2-3 K		3	0	0	0	0	3	1											
Inning Stats	R: 0 E: 0 K: 0 S: 6	H: 0 LOB: 1 BB: 1 P: 12	R: 1 E: 0 K: 2 S: 15	H: 2 LOB: 1 BB: 0 P: 26	R: 0 E: 0 K: 1 S: 6	H: 0 LOB: 0 BB: 0 P: 8	R: 0 E: 0 K: 2 S: 9	H: 1 LOB: 1 BB: 0 P: 17	R: 0 E: 0 K: 1 S: 8	H: 0 LOB: 0 BB: 0 P: 13	R: 0 E: 0 K: 0 S: 8	H: 0 LOB: 0 BB: 0 P: 9	R: 0 E: 0 K: 0 S: 8	H: 0 LOB: 0 BB: 0 P: 11	R: 0 E: 0 K: 1 S: 5	H: 0 LOB: 0 BB: 0 P: 8		R: 0 E: 0 K: 2 S: 12	H: 1 LOB: 1 BB: 0 P: 17	1B: 2 2B: 1 3B: 1 HR: 0	SF: 0 SAC: 0 DP: 0 HBP: 0	WP: 1 PB: 1 SB: 0 CS: 0	PA: 32				
PITCHER	IP	WLS	BF	H	R	ER	SO	BB	IBB	HBP	BLK	WP	HR	S	P	ERA	WHIP										
Jose Contreras, R (1, 1) ERA: 5.17	8.0	W	29	4	1	1	7	1	0	0	0	0	0	68	110	1.12	0.625										
42 Mariano Rivera, R (9, 1) ERA: 0.97	1.0		3	0	0	0	2	0	0	0	0	0	0	9	11	0.00	0.000										

AB	32
R	5
H	5
RBI	5
BB	2
SO	7
LOB	4



AB	31
R	1
H	4
RBI	1
BB	1
SO	9
LOB	12



WP	1
PB	1
SB	0
CS	0

Batter	1	2	3	4	5	6	7	8	9	AB	R	H	RBI	BB	SO	LOB	TOP			
Bernie Williams, S (1, 8) OBP: 0.359, SLG: 0.410	F9			G4-3		G5-4-3			K	4	0	0	0	0	1	1				
Derek Jeter, R (1, 6) OBP: 0.332, SLG: 0.453	G6-3			P4		F8			G5-3	4	0	0	0	0	0	0				
Gary Sheffield, R (1, 9) OBP: 0.404, SLG: 0.502	P4							L8	K	4	0	1	0	0	1	0				
13 Alex Rodriguez, R (1, 5) OBP: 0.363, SLG: 0.525									K	2	0	0	0	1	1	0				
25 Jason Giambi, L (1, 3) OBP: 0.371, SLG: 0.427									K	3	0	0	0	0	1	2				
20 Jorge Posada, S (1, 2) OBP: 0.409, SLG: 0.494									K	3	0	0	0	0	1	0				
55 Hideki Matsui, L (1, 7) OBP: 0.385, SLG: 0.517										3	0	0	0	0	0	0				
Ruben Sierra, S (1, 10) OBP: 0.307, SLG: 0.463										3	0	0	0	0	1	0				
Miguel Cairo, R (1, 4) OBP: 0.350, SLG: 0.440										2	0	0	0	1	1	1				
Inning Stats	R: 0 H: 0 E: 0 K: 0 S: 6	H: 0 LOB: 0 BB: 0 P: 10	R: 0 H: 0 E: 0 K: 1 S: 14	H: 0 LOB: 0 BB: 0 P: 20	R: 0 H: 0 E: 0 K: 1 S: 8	H: 1 LOB: 2 BB: 1 P: 20	R: 0 H: 0 E: 0 K: 1 S: 10	H: 0 LOB: 0 BB: 1 P: 16	R: 0 H: 0 E: 0 K: 2 S: 2	H: 0 LOB: 0 BB: 0 P: 7	R: 0 H: 0 E: 0 K: 2 S: 9	H: 0 LOB: 0 BB: 0 P: 12	R: 0 H: 0 E: 1 K: 0 S: 10	H: 0 LOB: 1 BB: 0 P: 14	R: 0 H: 0 E: 0 K: 0 S: 11	H: 0 LOB: 0 BB: 0 P: 17	1B: 0 2B: 1 3B: 0 HR: 0	SF: 0 SAC: 0 DP: 1 HBP: 0	WP: 0 PB: 0 SB: 0 CS: 0	PA: 30
PITCHER Mike Maroth, L (1, 1) ERA: 4.65	IP: 9.0 WLS: W BF: 30 H: 1 R: 0 ER: 0 SO: 7 BB: 2 IBB: 0 HBP: 0 BLK: 0 WP: 0 HR: 0 S: 80 P: 127 ERA: 0.00 WHIP: 0.333															PITCHER				

New York Yankees @ Detroit Tigers
Comerica Park, Detroit, MI
Fri Jul 16, 2004, 7:05 PM EDT
Att: 40,918 - Unknown - 79 F

AB 28
R 0
H 1
RBI 0
BB 2
SO 7
LOB 4



Batter	1	2	3	4	5	6	7	8	9	AB	R	H	RBI	BB	SO	LOB	BOTTOM	
20 Omar Infante, R (1, 4) OBP: 0.349, SLG: 0.475	L6									4	1	1	0	0	0	1		
Bobby Higginson, L (1, 9) OBP: 0.362, SLG: 0.392	F7									4	1	2	1	0	0	0		
Ivan Rodriguez, R (1, 2) OBP: 0.405, SLG: 0.556	L4									4	1	1	2	0	0	1		
Dmitri Young, S (1, 10) OBP: 0.373, SLG: 0.544										3	2	2	1	0	1	0		
Craig Monroe, R (8, PH) OBP: 0.313, SLG: 0.373										1	0	1	0	0	0	0		
9 Carlos Guillen, S (1, 6) OBP: 0.391, SLG: 0.559										4	1	2	2	0	1	1		
Carlos Pena, L (1, 3) OBP: 0.312, SLG: 0.432										4	0	0	0	0	3	3		
Eric Munson, L (1, 5) OBP: 0.303, SLG: 0.478										4	1	1	2	0	1	1		
33 Marcus Thames, R (1, 7) OBP: 0.244, SLG: 0.429										3	0	0	0	0	2	0		
15 Brandon Inge, R (1, 8) OBP: 0.373, SLG: 0.491										3	1	2	0	0	0	0		
Inning Stats	R: 0 H: 0 E: 0 K: 0 S: 7	H: 4 LOB: 1 BB: 0 P: 11	R: 3 H: 4 E: 0 K: 1 S: 17	H: 0 LOB: 0 BB: 0 P: 9	R: 0 H: 0 E: 0 K: 2 S: 9	H: 0 LOB: 0 BB: 0 P: 13	R: 5 H: 6 E: 0 K: 1 S: 24	H: 6 LOB: 0 BB: 0 P: 29	R: 0 H: 0 E: 0 K: 1 S: 7	H: 0 LOB: 0 BB: 0 P: 11	R: 0 H: 1 E: 0 K: 0 S: 5	H: 1 LOB: 0 BB: 0 P: 9	R: 0 H: 1 E: 0 K: 2 S: 12	H: 1 LOB: 1 BB: 0 P: 17	1B: 7 2B: 2 3B: 2 HR: 1	SF: 0 SAC: 0 DP: 2 HBP: 0	WP: 0 PB: 0 SB: 0 CS: 0	PA: 34
PITCHER Javier Vazquez, R (1, 1) ERA: 4.02 Juan Padilla, R (5, 1) ERA: Felix Heredia, L (8, 1) ERA: 5.97	IP: 4.1 WLS: L BF: 22 H: 9 R: 8 ER: 8 SO: 5 BB: 0 IBB: 0 HBP: 0 BLK: 0 WP: 0 HR: 1 S: 54 P: 78 ERA: 16.61 WHIP: 2.077															PITCHER		

New York Yankees @ Detroit Tigers
Comerica Park, Detroit, MI
Fri Jul 16, 2004, 7:05 PM EDT
Att: 40,918 - Unknown - 79 F

AB 34
R 8
H 12
RBI 8
BB 0
SO 8
LOB 7



Batter	1	2	3	4	5	6	7	8	9	AB	R	H	RBI	BB	SO	LOB	TOP											
Kenny Lofton, L OBP: 0.378, SLG: 0.476										5	1	2	0	0	2	2	New York Yankees @ Detroit Tigers Comerica Park, Detroit, MI Sat Jul 17 2004, 7:05 PM EDT Att: 41,857 - Unknown - 74 F											
2 Derek Jeter, R OBP: 0.332, SLG: 0.452										5	2	2	0	0	1	2												
Gary Sheffield, R OBP: 0.407, SLG: 0.513										5	1	3	3	0	0	1												
13 Alex Rodriguez, R OBP: 0.368, SLG: 0.527										4	0	3	1	1	0	2												
25 Jason Giambi, L OBP: 0.364, SLG: 0.417 Tony Clark, S OBP: 0.335, SLG: 0.481										5	0	0	0	0	0	5												
20 Jorge Posada, S OBP: 0.407, SLG: 0.490										4	0	1	0	0	0	2												
55 Hideki Matsui, L OBP: 0.381, SLG: 0.511										4	0	0	0	0	2	3												
Ruben Sierra, S OBP: 0.306, SLG: 0.476										4	1	1	1	0	1	1												
Enrique Wilson, S OBP: 0.253, SLG: 0.344										4	0	1	0	0	0	0												
Inning Stats	R: 1 E: 0 K: 0 S: 13	H: 2 LOB: 1 BB: 0 P: 18	R: 0 E: 0 K: 1 S: 7	H: 0 LOB: 0 BB: 0 P: 11	R: 0 E: 0 K: 0 S: 8	H: 2 LOB: 2 BB: 0 P: 10	R: 0 E: 0 K: 0 S: 5	H: 0 LOB: 0 BB: 0 P: 7	R: 3 E: 0 K: 3 S: 11	H: 4 LOB: 1 BB: 0 P: 19	R: 0 E: 0 K: 3 S: 14	H: 2 LOB: 2 BB: 0 P: 20	R: 1 E: 0 K: 0 S: 15	H: 3 LOB: 1 BB: 0 P: 20	R: 0 E: 0 K: 1 S: 7	H: 0 LOB: 0 BB: 0 P: 8	R: 0 E: 0 K: 1 S: 8	H: 0 LOB: 1 BB: 1 P: 15	1B: 9 2B: 2 3B: 0 HR: 2	SF: 0 SAC: 0 DP: 0 HBP: 0	WP: 1 PB: 0 SB: 0 CS: 0	PA: 41						
PITCHER	IP	WLS	BF	H	R	ER	SO	BB	IBB	HBP	BLK	WP	HR	S	P	ERA	WHIP											
Gary Knotts, R ERA: 5.15	(1, 1)	5.2	L	27	10	4	4	3	0	0	0	0	2	54	80	6.35	1.765											
Esteban Yan, R ERA: 4.29	(6, 1)	0.1		4	3	1	1	1	0	0	0	0	1	0	12	16	27.00	9.000										
Jamie Walker, L ERA: 2.97	(7, 1)	2.0		6	0	0	0	1	0	0	0	0	0	14	17	0.00	0.000											
Ugueth Urbina, R ERA: 4.5	(9, 1)	1.0		4	0	0	0	1	1	0	0	0	0	8	15	0.00	1.000											

Batter	1	2	3	4	5	6	7	8	9	AB	R	H	RBI	BB	SO	LOB	BOTTOM										
20 Omar Infante, R OBP: 0.342, SLG: 0.465										5	0	0	0	0	1	2	New York Yankees @ Detroit Tigers Comerica Park, Detroit, MI Sat Jul 17 2004, 7:05 PM EDT Att: 41,857 - Unknown - 74 F										
Bobby Higginson, L OBP: 0.363, SLG: 0.396										5	1	2	0	0	2	0											
Ivan Rodriguez, R OBP: 0.409, SLG: 0.559										4	0	3	0	0	0	1											
Dmitri Young, S OBP: 0.376, SLG: 0.540										3	0	1	1	1	2	2											
9 Carlos Guillen, S OBP: 0.398, SLG: 0.553										4	0	0	0	0	1	5											
Rondell White, R OBP: 0.345, SLG: 0.459										3	1	1	0	1	0	0											
Carlos Pena, L OBP: 0.315, SLG: 0.431										3	0	1	0	1	2	1											
Eric Munson, L OBP: 0.302, SLG: 0.488										4	1	1	2	0	1	3											
15 Brandon Inge, R OBP: 0.365, SLG: 0.480										4	0	0	0	0	3	2											
Inning Stats	R: 0 E: 0 K: 0 S: 11	H: 1 LOB: 2 BB: 1 P: 22	R: 2 E: 0 K: 2 S: 13	H: 1 LOB: 0 BB: 1 P: 24	R: 0 E: 0 K: 2 S: 9	H: 0 LOB: 1 BB: 1 P: 15	R: 0 E: 0 K: 1 S: 11	H: 2 LOB: 2 BB: 0 P: 14	R: 0 E: 0 K: 2 S: 15	H: 1 LOB: 1 BB: 0 P: 21	R: 0 E: 0 K: 2 S: 9	H: 0 LOB: 0 BB: 0 P: 12	R: 0 E: 0 K: 1 S: 10	H: 0 LOB: 0 BB: 0 P: 15	1B: 7 2B: 1 3B: 0 HR: 1	SF: 0 SAC: 0 DP: 0 HBP: 0	WP: 0 PB: 0 SB: 0 CS: 1	PA: 39									
PITCHER	IP	WLS	BF	H	R	ER	SO	BB	IBB	HBP	BLK	WP	HR	S	P	ERA	WHIP										
Oriando Hernandez, R ERA: 4.5	(1, 1)	5.0	W	23	6	3	3	6	3	0	0	0	1	57	99	5.40	1.800										
Paul Quantrill, R ERA: 2.98	(6, 1)	1.1	H	7	3	0	0	1	0	0	0	0	0	20	26	0.00	2.250										
Tom Gordon, R ERA: 1.72	(7, 1)	1.2	H	5	0	0	0	4	0	0	0	0	0	15	21	0.00	0.000										
42 Mariano Rivera, R ERA: 0.95	(9, 1)	1.0	S	3	0	0	0	1	0	0	0	0	0	10	15	0.00	0.000										

AB 40
R 5
H 13
RBI 5
BB 1
SO 6
LOB 18



AB 35
R 3
H 9
RBI 3
BB 3
SO 12
LOB 16



WP: 0
PB: 0
SB: 0
CS: 1

Batter	1	2	3	4	5	6	7	8	9	AB	R	H	RBI	BB	SO	LOB	TOP					
Miguel Cairo, R OBP: 0.342, SLG: 0.430	F8		F8		L7			G4-6-3		4	0	0	0	0	0	3						
2 Derek Jeter, R OBP: 0.332, SLG: 0.452	L8			L1		F9			2B	4	0	1	0	0	0	0						
Gary Sheffield, R OBP: 0.403, SLG: 0.506	G6-3			K		K			K	4	0	0	0	0	3	1						
13 Alex Rodriguez, R OBP: 0.369, SLG: 0.529		G6-4-3 BB		HR	2B				F8	3	1	1	0	1	1	1						
Ruben Sierra, S OBP: 0.305, SLG: 0.488	G6-4-3			HR					K	4	1	1	2	0	1	2						
Bernie Williams, S OBP: 0.358, SLG: 0.410	F8			G5-3						3	0	1	0	0	0	0						
55 Hideki Matsui, L OBP: 0.378, SLG: 0.506			G4-3		G3			G4-6-3		3	0	0	0	0	0	1						
Tony Clark, S OBP: 0.335, SLG: 0.484					G6-3				G1-3	3	0	1	0	0	0	0						
John Flaherty, R OBP: 0.213, SLG: 0.296			L5							3	0	2	0	0	0	1						
Inning Stats	R: 0 E: 0 K: 0 S: 7	H: 0 LOB: 0 BB: 0 P: 8	R: 0 E: 0 K: 0 S: 5	H: 0 LOB: 0 BB: 1 P: 12	R: 0 E: 0 K: 0 S: 9	H: 1 LOB: 1 BB: 0 P: 11	R: 2 E: 0 K: 1 S: 11	H: 2 LOB: 0 BB: 0 P: 15	R: 0 E: 0 K: 0 S: 9	H: 1 LOB: 1 BB: 0 P: 15	R: 0 E: 0 K: 2 S: 10	H: 0 LOB: 0 BB: 0 P: 15	R: 0 E: 0 K: 0 S: 4	H: 1 LOB: 0 BB: 0 P: 6	R: 0 E: 0 K: 0 S: 4	H: 1 LOB: 0 BB: 0 P: 4	R: 0 E: 0 K: 2 S: 11	H: 1 LOB: 1 BB: 0 P: 19	1B: 3 2B: 3 3B: 0 HR: 1	SF: 0 SAC: 0 DP: 3 HBP: 0	WP: 0 PB: 0 SB: 0 CS: 0	PA: 32
PITCHER	IP	WLS	BF	H	R	ER	SO	BB	IBB	HBP	BLK	WP	HR	S	P	ERA	WHIP					
29 Nate Robertson, L ERA: 3.98	8.0	W	28	6	2	2	3	1	0	0	0	0	1	59	86	2.25	0.875					
Ugueth Urbina, R ERA: 4.35	1.0	S	4	1	0	0	2	0	0	0	0	0	0	11	19	0.00	1.000					

New York Yankees @ Detroit Tigers
Comerica Park, Detroit, MI
Sun Jul 18 2004, 1:05 PM EDT
Att: 40,132 - Unknown - 72 F

AB 31
R 2
H 7
RBI 2
BB 1
SO 5
LOB 9



Batter	1	2	3	4	5	6	7	8	9	AB	R	H	RBI	BB	SO	LOB	BOTTOM				
20 Omar Infante, R OBP: 0.341, SLG: 0.461	F7	P3			K					4	0	1	0	0	1	1					
9 Carlos Guillen, S OBP: 0.388, SLG: 0.558	SF9				G3-1		G4-3			4	1	2	0	0	0	1					
Ivan Rodriguez, R OBP: 0.404, SLG: 0.554	SF9		F9		L3			G5-3		3	0	0	1	0	0	1					
Dmitri Young, S OBP: 0.373, SLG: 0.531	P4					F7		L3		4	0	1	0	0	0	0					
Eric Munson, L OBP: 0.297, SLG: 0.479		P2	P3			K		G4-3		4	0	0	0	0	1	1					
Craig Monroe, R OBP: 0.314, SLG: 0.373		1B			K		K			3	1	1	0	0	2	0					
Carlos Pena, L OBP: 0.321, SLG: 0.448		1B						HR		3	2	3	1	0	0	0					
33 Marcus Thames, R OBP: 0.271, SLG: 0.467		1B			K			15 G6-3		3	0	2	1	0	1	1					
15 Brandon Inge, R OBP: 0.360, SLG: 0.475	SF8				G5-3			G6-3		2	0	0	1	0	0	2					
Inning Stats	R: 1 E: 0 K: 0 S: 12	H: 1 LOB: 0 BB: 0 P: 16	R: 2 E: 0 K: 0 S: 13	H: 3 LOB: 1 BB: 0 P: 16	R: 0 E: 0 K: 0 S: 13	H: 2 LOB: 1 BB: 0 P: 18	R: 0 E: 0 K: 2 S: 14	H: 1 LOB: 1 BB: 0 P: 19	R: 0 E: 0 K: 1 S: 7	H: 0 LOB: 0 BB: 0 P: 9	R: 0 E: 0 K: 2 S: 11	H: 0 LOB: 0 BB: 0 P: 15	R: 1 E: 0 K: 0 S: 10	H: 3 LOB: 1 BB: 0 P: 16	R: 0 E: 0 K: 0 S: 9	H: 0 LOB: 0 BB: 0 P: 14	1B: 7 2B: 1 3B: 1 HR: 1	SF: 2 SAC: 0 DP: 1 HBP: 0	WP: 0 PB: 0 SB: 0 CS: 0	PA: 32	
PITCHER	IP	WLS	BF	H	R	ER	SO	BB	IBB	HBP	BLK	WP	HR	S	P	ERA	WHIP				
Jon Lieber, R ERA: 4.82	6.2	L	28	10	4	4	5	0	0	0	0	0	0	77	103	5.40	1.500				
Paul Quantrill, R ERA: 2.91	1.1		4	0	0	0	0	0	0	0	0	0	0	12	20	0.00	0.000				

New York Yankees @ Detroit Tigers
Comerica Park, Detroit, MI
Sun Jul 18 2004, 1:05 PM EDT
Att: 40,132 - Unknown - 72 F

AB 30
R 4
H 10
RBI 4
BB 0
SO 5
LOB 7



Batter	1	2	3	4	5	6	7	8	9	AB	R	H	RBI	BB	SO	LOB	TOP								
Shannon Stewart, R (1, 10) OBP: 0.385, SLG: 0.412	G5-3		F9			F9	FC6-4			4	0	1	0	0	0	2									
Cristian Guzman, S (1, 6) OBP: 0.310, SLG: 0.382	G6-3		F9			L4		G6-3		4	0	0	0	0	0	1									
20 Lew Ford, R (1, 7) OBP: 0.374, SLG: 0.480				G5-3				F9		4	1	2	0	0	0	0									
33 Justin Morneau, L (1, 3) OBP: 0.295, SLG: 0.512	G4-3			G3-1				G4-3		4	1	1	1	0	0	1									
Tori Hunter, R (1, 8) OBP: 0.325, SLG: 0.465		K		F9						3	1	1	0	1	1	0									
Jacque Jones, L (1, 9) OBP: 0.311, SLG: 0.428		G4-3								2	0	0	0	1	1	0									
Corey Koskie, L (1, 5) OBP: 0.332, SLG: 0.457			K							3	0	0	0	1	3	2									
Matthew LeCroy, R (1, 2) OBP: 0.333, SLG: 0.433										4	0	1	0	0	3	5									
Henry Blanco, R (9, 2) OBP: 0.253, SLG: 0.317										0	0	0	0	0	0	0									
5 Michael Cuddyer, R (1, 4) OBP: 0.302, SLG: 0.394										2	0	0	0	0	0	1									
Jose Offerman, S (7, PH) OBP: 0.349, SLG: 0.382										1	0	1	2	0	0	0									
Luis Rivas, R (7, PR) OBP: 0.285, SLG: 0.406										1	0	0	0	0	0	2									
Inning Stats	R: 0 E: 0 K: 0 S: 11	H: 1 LOB: 1 BB: 0 P: 14	R: 0 E: 0 K: 2 S: 7	H: 0 LOB: 0 BB: 0 P: 11	R: 0 E: 0 K: 0 S: 10	H: 2 LOB: 1 BB: 0 P: 14	R: 0 E: 0 K: 0 S: 5	H: 0 LOB: 0 BB: 0 P: 8	R: 0 E: 0 K: 3 S: 10	H: 0 LOB: 0 BB: 0 P: 14	R: 0 E: 0 K: 0 S: 6	H: 0 LOB: 0 BB: 0 P: 8	R: 3 E: 0 K: 1 S: 12	H: 3 LOB: 2 BB: 2 P: 24	R: 0 E: 0 K: 0 S: 4	H: 0 LOB: 0 BB: 0 P: 5	R: 0 E: 0 K: 2 S: 12	H: 1 LOB: 2 BB: 1 P: 19	1B: 5 2B: 2 3B: 0 HR: 0	SF: 0 SAC: 1 DP: 1 HBP: 0	WP: 0 PB: 0 SB: 3 CS: 0	PA: 36			
PITCHER	IP	WLS	BF	H	R	ER	SO	BB	IBB	HBP	BLK	WP	HR	S	P	ERA	WHIP								
Jason Johnson, R (1, 1) ERA: 4.19	8.0	L	32	7	3	3	6	1	1	0	0	0	0	67	100	3.38	1.000								
Jamie Walker, L (9, 1) ERA: 2.95	0.1		2	0	0	0	1	1	0	0	0	0	0	6	11	0.00	3.000								
Al Levine, R (9, 1) ERA: 5.27	0.2		2	0	0	0	1	0	0	0	0	0	0	4	6	0.00	0.000								

Minnesota Twins @ Detroit Tigers
Comerica Park, Detroit, MI
Mon Jul 19 2004, 7:05 PM EDT
Att: 21,369 - Sunny - 81 F

AB 32
R 3
H 7
RBI 3
BB 3
SO 8
LOB 14



Batter	1	2	3	4	5	6	7	8	9	AB	R	H	RBI	BB	SO	LOB	BOTTOM								
20 Omar Infante, R (1, 4) OBP: 0.340, SLG: 0.457	K			G4-6-3		G5-3		F8		4	0	1	0	0	1	0									
Bobby Higginson, L (1, 9) OBP: 0.358, SLG: 0.390	F7			P4		K				4	0	0	0	0	2	1									
Ivan Rodriguez, R (1, 10) OBP: 0.402, SLG: 0.548	G5-3			G4-6-3		G4-3				3	0	0	0	1	0	1									
Dmitri Young, S (1, 3) OBP: 0.370, SLG: 0.524		G4-3								4	1	1	0	0	0	1									
9 Carlos Guillen, S (1, 6) OBP: 0.389, SLG: 0.559		L7								3	0	1	0	0	0	0									
Rondell White, R (1, 7) OBP: 0.347, SLG: 0.460			F8							4	0	2	0	0	0	2									
Eric Munson, L (1, 5) OBP: 0.298, SLG: 0.475										2	0	0	1	1	0	3									
Mike DiFelice, R (1, 2) OBP: 0.333, SLG: 0.333										2	0	0	0	0	0	3									
33 Marcus Thames, R (8, PH) OBP: 0.271, SLG: 0.467										0	0	0	0	0	0	0									
Carlos Pena, L (8, PH) OBP: 0.320, SLG: 0.446										1	0	0	0	0	1	0									
Craig Monroe, R (9, 8) OBP: 0.314, SLG: 0.373										0	0	0	0	0	0	0									
15 Brandon Inge, R (1, 8) OBP: 0.355, SLG: 0.467										3	0	0	0	0	0	2									
Inning Stats	R: 0 E: 0 K: 1 S: 6	H: 0 LOB: 0 BB: 0 P: 10	R: 0 E: 0 K: 0 S: 8	H: 0 LOB: 0 BB: 0 P: 10	R: 0 E: 0 K: 0 S: 7	H: 1 LOB: 0 BB: 0 P: 10	R: 1 E: 0 K: 0 S: 12	H: 2 LOB: 2 BB: 0 P: 20	R: 0 E: 0 K: 1 S: 9	H: 0 LOB: 0 BB: 0 P: 13	R: 0 E: 0 K: 0 S: 8	H: 1 LOB: 1 BB: 0 P: 12	R: 0 E: 0 K: 1 S: 10	H: 0 LOB: 0 BB: 0 P: 14	R: 0 E: 0 K: 1 S: 11	H: 1 LOB: 2 BB: 1 P: 18	1B: 4 2B: 1 3B: 0 HR: 0	SF: 0 SAC: 0 DP: 2 HBP: 1	WP: 1 PB: 0 SB: 0 CS: 0	PA: 33					
PITCHER	IP	WLS	BF	H	R	ER	SO	BB	IBB	HBP	BLK	WP	HR	S	P	ERA	WHIP								
Terry Mulholland, L (1, 1) ERA: 4.56	6.2	W	24	4	1	1	2	1	0	1	0	0	0	52	80	1.35	0.750								
J.C. Romero, L (7, 1) ERA: 4.54	0.1	H	1	0	0	0	0	0	0	0	0	1	0	5	7	0.00	0.000								
Juan Rincon, R (8, 1) ERA: 1.88	1.0	H	3	0	0	0	1	0	0	0	0	0	0	10	14	0.00	0.000								
36 Joe Nathan, R (9, 1) ERA: 1.08	1.0	S	5	1	0	0	1	1	0	0	0	0	0	11	18	0.00	2.000								

Minnesota Twins @ Detroit Tigers
Comerica Park, Detroit, MI
Mon Jul 19 2004, 7:05 PM EDT
Att: 21,369 - Sunny - 81 F

AB 30
R 1
H 5
RBI 1
BB 2
SO 4
LOB 13



Batter	1	2	3	4	5	6	7	8	9	10	AB	R	H	RBI	BB	SO	LOB	TOP					
Shannon Stewart, R OBP: 0.374, SLG: 0.399	G5-3		F9		G4-3		FC5-4 8 BB		K		5	0	0	0	0	1	2						
8 Nick Punto, S OBP: 0.346, SLG: 0.284	BB		20 BB 33 HR		F9		BB		P5		3	1	1	0	2	0	0						
20 Lew Ford, R OBP: 0.377, SLG: 0.484	1B		33 HR		G6-3		K		BB		4	2	2	0	1	1	2						
33 Justin Morneau, L OBP: 0.306, SLG: 0.556	F9		HR		L9		G5-3		BB		4	1	1	3	1	0	2						
Torri Hunter, R OBP: 0.326, SLG: 0.465	K		G5-3		L9		K		BB		4	0	1	0	1	2	2						
Jacque Jones, L OBP: 0.312, SLG: 0.436			L4		G4-6-3 BB		K		SF7		3	1	1	2	1	1	0						
Corey Koskie, L OBP: 0.327, SLG: 0.448	P6				G4-6-3		K		K		5	0	0	0	0	3	4						
Matthew LeCroy, R OBP: 0.333, SLG: 0.428	K				K		FC5-4 HBP		F9		2	0	0	0	0	2	0						
Henry Blanco, R OBP: 0.251, SLG: 0.315	K				K		K				1	0	0	0	0	0	0						
5 Michael Cuddyer, R OBP: 0.301, SLG: 0.388	G5-3				K		K		S		3	0	0	0	1	2	1						
Luis Rivas, R OBP: 0.285, SLG: 0.406					K		K		BB		0	0	0	0	0	0	0						
Inning Stats	R: 0 E: 0 K: 1 S: 10	H: 1 LOB: 2 BB: 1 P: 19	R: 1 E: 0 K: 1 S: 8	H: 1 LOB: 0 BB: 0 P: 14	R: 3 E: 0 K: 0 S: 14	H: 2 LOB: 0 BB: 1 P: 21	R: 0 E: 0 K: 3 S: 11	H: 0 LOB: 0 BB: 0 P: 16	R: 0 E: 0 K: 0 S: 7	H: 0 LOB: 0 BB: 0 P: 11	R: 0 E: 0 K: 2 S: 11	H: 0 LOB: 2 BB: 1 P: 18	R: 0 E: 0 K: 2 S: 12	H: 0 LOB: 0 BB: 0 P: 16	R: 0 E: 0 K: 2 S: 10	H: 0 LOB: 2 BB: 2 P: 17	R: 1 E: 0 K: 1 S: 15	H: 1 LOB: 2 BB: 2 P: 26	1B: 2 2B: 2 3B: 0 HR: 2	SF: 1 SAC: 0 DP: 1 HBP: 1	WP: 0 PA: 43		
PITCHER	IP WLS BF H R ER SO	IP WLS BF H R ER SO	IP WLS BF H R ER SO	IP WLS BF H R ER SO	IP WLS BF H R ER SO	IP WLS BF H R ER SO	IP WLS BF H R ER SO	IP WLS BF H R ER SO	IP WLS BF H R ER SO	IP WLS BF H R ER SO	IP WLS BF H R ER SO	IP WLS BF H R ER SO	IP WLS BF H R ER SO	IP WLS BF H R ER SO	IP WLS BF H R ER SO	IP WLS BF H R ER SO	IP WLS BF H R ER SO	IP WLS BF H R ER SO	IP WLS BF H R ER SO	IP WLS BF H R ER SO	ERA WHIP	ERA WHIP	
38 Jeremy Bonderman, R ERA: 5.97	6.0	2.0	2.0	4.2	4.2	4.2	4.2	4.2	4.2	4.2	6.00	1.333											
Esteban Yan, R ERA: 4.13	7.1	2.0	2.0	2.0	2.0	2.0	2.0	2.0	2.0	2.0	0.00	0.500											
Ugueth Urbina, R ERA: 4.38	9.1	2.0	2.0	2.0	2.0	2.0	2.0	2.0	2.0	2.0	4.50	2.000											

Minnesota Twins @ Detroit Tigers
Comerica Park, Detroit, MI
Tue Jul 20 2004, 7:05 PM EDT
Att: 23,227 - Cloudy - 82 F

AB	34
R	5
H	6
RBI	5
BB	7
SO	12
LOB	13



Batter	1	2	3	4	5	6	7	8	9	10	AB	R	H	RBI	BB	SO	LOB	BOTTOM					
Jason Smith, L OBP: 0.352, SLG: 0.615	K	K				BB			K		5	0	2	0	0	3	0						
Bobby Higginson, L OBP: 0.362, SLG: 0.389	K		1B		P5	1B		BB	1B		3	0	1	0	2	1	1						
Ivan Rodriguez, R OBP: 0.399, SLG: 0.543	BB		F8		F9	L9		F9	F9		5	1	1	0	0	0	4						
Dmitri Young, S OBP: 0.376, SLG: 0.523	BB		L9		L9	1B		G4-3	1B		4	1	2	0	1	0	1						
9 Carlos Guillen, S OBP: 0.389, SLG: 0.554	BB		K		BB	BB		K	F8		3	0	0	0	2	2	3						
Rondell White, R OBP: 0.345, SLG: 0.455	BB		K		G5-3	F7		G3-1	F8		5	0	1	2	0	1	2						
Carlos Pena, L OBP: 0.318, SLG: 0.442	F9		F9		G3-1	HR		G4-3	P6		5	1	1	0	0	0	4						
Craig Monroe, R OBP: 0.316, SLG: 0.386	F8		F8		HR	1B		G4-3	G4-3		4	1	2	2	0	1	0						
15 Brandon Inge, R OBP: 0.353, SLG: 0.464			HR		HR	1B		K2-3	G4-3		1	0	0	0	0	0	0						
Eric Munson, L OBP: 0.283, SLG: 0.466	F7		G4-3		G4-3	G4-3		G4-3	K		4	0	0	0	0	1	1						
Inning Stats	R: 2 E: 0 K: 2 S: 16	H: 2 LOB: 2 BB: 2 P: 30	R: 0 E: 0 K: 1 S: 7	H: 0 LOB: 0 BB: 0 P: 10	R: 0 E: 0 K: 1 S: 9	H: 1 LOB: 1 BB: 0 P: 12	R: 2 E: 0 K: 0 S: 19	H: 3 LOB: 1 BB: 0 P: 29	R: 0 E: 0 K: 0 S: 9	H: 1 LOB: 2 BB: 1 P: 14	R: 0 E: 0 K: 1 S: 15	H: 1 LOB: 1 BB: 1 P: 25	R: 0 E: 0 K: 1 S: 12	H: 0 LOB: 0 BB: 0 P: 17	R: 0 E: 0 K: 1 S: 6	H: 1 LOB: 1 BB: 0 P: 12	R: 0 E: 0 K: 1 S: 11	H: 1 LOB: 2 BB: 1 P: 17	R: 0 E: 0 K: 1 S: 8	H: 0 LOB: 0 BB: 0 P: 10	1B: 8 2B: 2 3B: 0 HR: 1	SF: 0 SAC: 0 DP: 1 HBP: 0	WP: 0 PA: 44
PITCHER	IP WLS BF H R ER SO	IP WLS BF H R ER SO	IP WLS BF H R ER SO	IP WLS BF H R ER SO	IP WLS BF H R ER SO	IP WLS BF H R ER SO	IP WLS BF H R ER SO	IP WLS BF H R ER SO	IP WLS BF H R ER SO	IP WLS BF H R ER SO	IP WLS BF H R ER SO	IP WLS BF H R ER SO	IP WLS BF H R ER SO	IP WLS BF H R ER SO	IP WLS BF H R ER SO	IP WLS BF H R ER SO	IP WLS BF H R ER SO	IP WLS BF H R ER SO	IP WLS BF H R ER SO	IP WLS BF H R ER SO	ERA WHIP	ERA WHIP	
Kyle Lohse, R ERA: 4.85	5.0	1.0	3.0	4.2	4.2	4.2	4.2	4.2	4.2	4.2	7.20	2.000											
J.C. Romero, L ERA: 4.42	6.1	1.0	1.0	1.0	1.0	1.0	1.0	1.0	1.0	1.0	0.00	2.000											
Grant Balfour, R ERA: 3.65	7.1	3.0	3.0	3.0	3.0	3.0	3.0	3.0	3.0	3.0	0.00	1.000											
36 Joe Nathan, R ERA: 1.05	10.1	1.0	1.0	1.0	1.0	1.0	1.0	1.0	1.0	1.0	0.00	0.000											

Minnesota Twins @ Detroit Tigers
Comerica Park, Detroit, MI
Tue Jul 20 2004, 7:05 PM EDT
Att: 23,227 - Cloudy - 82 F

AB	39
R	4
H	10
RBI	4
BB	5
SO	9
LOB	16




Batter	1	2	3	4	5	6	7	8	9	AB	R	H	RBI	BB	SO	LOB	TOP	
9 David DeJesus, L (1, 8) OBP: 0.299, SLG: 0.274	0-2 CS 1B			0-0 FC6-4 BLK 1B		0-0 29 F9 1B 2B		2-3 K		4	1	3	0	0	1	0		
Tony Graffanino, R (1, 4) OBP: 0.337, SLG: 0.325	1-2 SAFE SAFE P5			4-1 FC6-4 BB		1-1 F8		1-1 G6-3		3	0	0	0	1	0	2		
29 Mike Sweeney, R (1, 10) OBP: 0.339, SLG: 0.477	2-1 G6-3			1-0 F7		2-0 F9		2-0 F7		4	0	0	0	0	0	3		
Ken Harvey, R (1, 3) OBP: 0.355, SLG: 0.451		2-0 G6-3		0-1 FC6-4 1-2 2-3		4-1 1B BB		1-1 FC6-4 1B		3	0	1	0	1	0	2		
Ruben Mateo, R (1, 9) OBP: 0.319, SLG: 0.415 Damian Jackson, R (9, PR) OBP: 0.206, SLG: 0.267		1-2 F7		0-0 F9		2-1 1B BB		0-2 FC6-4 1B		4	0	1	1	0	0	3		
4 Angel Berroa, R (1, 6) OBP: 0.294, SLG: 0.376		1-1 G6-3			0-2 G1-3		0-0 L6		2-0 FC6-4 1B	4	0	1	0	0	0	2		
Desi Relaford, S (1, 5) Matt Stairs, L (9, PH) José Bautista, R (9, PR) OBP: 0.261, SLG: 0.171			1-0 F7		3-1 HR		1-0 F7		3-1 FC6-4 1B	3	1	1	1	0	0	0		
Dee Brown, L (1, 7) OBP: 0.296, SLG: 0.323			1-1 P4		1-1 14 G6-4-3 1B		2-1 F7		0-3 K	4	0	1	0	0	1	3		
14 John Buck, R (1, 2) OBP: 0.203, SLG: 0.232			3-3 K		1-2 G6-4-3 1-2		2-3 K			3	0	0	0	0	2	1		
Inning Stats	R: 0 E: 0 K: 0 S: 10	H: 1 LOB: 0 BB: 0 P: 13	R: 0 E: 0 K: 0 S: 6	H: 0 LOB: 0 BB: 0 P: 10	R: 0 E: 0 K: 1 S: 6	H: 0 LOB: 0 BB: 0 P: 11	R: 0 E: 0 K: 0 S: 6	H: 1 LOB: 2 BB: 1 P: 11	R: 1 E: 0 K: 0 S: 8	H: 2 LOB: 2 BB: 1 P: 17	R: 0 E: 0 K: 1 S: 6	H: 0 LOB: 0 BB: 0 P: 11	R: 0 E: 0 K: 1 S: 11	H: 2 LOB: 3 BB: 0 P: 17	1B: 6 2B: 1 3B: 0 HR: 1	SF: 0 SAC: 0 DP: 1 HBP: 0	WP: 0 PA: 35 PB: 0 SB: 0 CS: 1	
PITCHER	IP WLS BF H R ER SO BB IBB HBP BLK WP HR S P ERA WHIP	IP WLS BF H R ER SO BB IBB HBP BLK WP HR S P ERA WHIP	IP WLS BF H R ER SO BB IBB HBP BLK WP HR S P ERA WHIP	IP WLS BF H R ER SO BB IBB HBP BLK WP HR S P ERA WHIP	IP WLS BF H R ER SO BB IBB HBP BLK WP HR S P ERA WHIP	IP WLS BF H R ER SO BB IBB HBP BLK WP HR S P ERA WHIP	IP WLS BF H R ER SO BB IBB HBP BLK WP HR S P ERA WHIP	IP WLS BF H R ER SO BB IBB HBP BLK WP HR S P ERA WHIP	IP WLS BF H R ER SO BB IBB HBP BLK WP HR S P ERA WHIP	IP WLS BF H R ER SO BB IBB HBP BLK WP HR S P ERA WHIP	IP WLS BF H R ER SO BB IBB HBP BLK WP HR S P ERA WHIP	IP WLS BF H R ER SO BB IBB HBP BLK WP HR S P ERA WHIP	IP WLS BF H R ER SO BB IBB HBP BLK WP HR S P ERA WHIP	IP WLS BF H R ER SO BB IBB HBP BLK WP HR S P ERA WHIP	IP WLS BF H R ER SO BB IBB HBP BLK WP HR S P ERA WHIP	IP WLS BF H R ER SO BB IBB HBP BLK WP HR S P ERA WHIP	IP WLS BF H R ER SO BB IBB HBP BLK WP HR S P ERA WHIP	
Mike Maroth, L (1, 1) ERA: 4.57	6.0 W 24 6 2 2 1 2 0 0 0 0 0 1 46 77 3.00 1.333	2.0 H 6 0 0 0 2 0 0 0 0 0 0 0 12 22 0.00 0.000	0.1 H 3 2 0 0 0 0 0 0 0 0 0 0 5 9 0.00 6.000	0.2 S 2 0 0 0 1 0 0 0 0 0 0 0 5 8 0.00 0.000														

Kansas City Royals @ Detroit Tigers
Comerica Park, Detroit, MI
Wed Jul 21 2004, 7:05 PM EDT
Att: 17,607 - Unknown - 87 F

livebaseballscorecards.com

AB 33
R 2
H 8
RBI 2
BB 2
SO 4
LOB 18




Batter	1	2	3	4	5	6	7	8	9	AB	R	H	RBI	BB	SO	LOB	BOTTOM		
20 Omar Infante, R (1, 4) OBP: 0.338, SLG: 0.454	3-2 FC1-6 BB 1B			1-1 F8			1-1 F8			4	0	1	0	0	0	1			
Bobby Higginson, L (1, 9) OBP: 0.364, SLG: 0.388	4-2 FC1-6 BB		2-0 F8 FC3-6 1B		2-1 G3-1		2-2 G5-3			3	1	1	0	1	0	0			
Ivan Rodriguez, R (1, 2) OBP: 0.403, SLG: 0.553	1-3 K		2-0 FC3-6 1B		0-1 HR		4-2 BB			3	1	2	1	1	1	2			
Dmitri Young, S (1, 3) OBP: 0.374, SLG: 0.513	1-0 FC1-6 1-2 2-3		0-1 F8		4-2 9 G5-4-3 BB		0-0 F8			3	0	0	0	1	0	5			
9 Carlos Guillen, S (1, 6) OBP: 0.395, SLG: 0.548	0-0 F8		2-2 FC3-6 1-2 3-H		1-1 G5-4-3			2-2 G4-3		4	0	0	1	0	0	4			
Rondell White, R (1, 10) OBP: 0.344, SLG: 0.462		0-0 HR		0-0 F8		3-2 G5-3		3-2 E6 15 FC6-4		4	1	1	1	0	0	1			
33 Marcus Thames, R (1, 7) OBP: 0.269, SLG: 0.510		0-1 F7		0-0 HR		2-2 P4		1-1 F7		4	1	1	1	0	0	1			
15 Brandon Inge, R (1, 5) OBP: 0.351, SLG: 0.470		2-2 G4-3		0-0 F9		0-1 3B		0-0 FC6-4		4	0	1	0	0	0	1			
Nook Logan, S (1, 8) OBP: 0.333, SLG: 0.333				0-1 F9		0-0 F8				3	0	1	0	0	0	1			
Inning Stats	R: 0 E: 0 K: 1 S: 12	H: 1 LOB: 2 BB: 1 P: 21	R: 1 E: 0 K: 0 S: 9	H: 2 LOB: 1 BB: 0 P: 12	R: 1 E: 0 K: 0 S: 9	H: 2 LOB: 1 BB: 0 P: 15	R: 1 E: 0 K: 0 S: 6	H: 1 LOB: 0 BB: 0 P: 7	R: 1 E: 0 K: 0 S: 8	H: 1 LOB: 1 BB: 1 P: 15	R: 0 E: 0 K: 0 S: 10	H: 0 LOB: 1 BB: 0 P: 15	R: 0 E: 0 K: 0 S: 9	H: 0 LOB: 1 BB: 1 P: 16	R: 0 E: 1 K: 0 S: 11	H: 0 LOB: 1 BB: 0 P: 17	1B: 4 2B: 0 3B: 1 HR: 3	SF: 0 SAC: 0 DP: 1 HBP: 0	WP: 0 PA: 35 PB: 0 SB: 0 CS: 0
PITCHER	IP WLS BF H R ER SO BB IBB HBP BLK WP HR S P ERA WHIP	IP WLS BF H R ER SO BB IBB HBP BLK WP HR S P ERA WHIP	IP WLS BF H R ER SO BB IBB HBP BLK WP HR S P ERA WHIP	IP WLS BF H R ER SO BB IBB HBP BLK WP HR S P ERA WHIP	IP WLS BF H R ER SO BB IBB HBP BLK WP HR S P ERA WHIP	IP WLS BF H R ER SO BB IBB HBP BLK WP HR S P ERA WHIP	IP WLS BF H R ER SO BB IBB HBP BLK WP HR S P ERA WHIP	IP WLS BF H R ER SO BB IBB HBP BLK WP HR S P ERA WHIP	IP WLS BF H R ER SO BB IBB HBP BLK WP HR S P ERA WHIP	IP WLS BF H R ER SO BB IBB HBP BLK WP HR S P ERA WHIP	IP WLS BF H R ER SO BB IBB HBP BLK WP HR S P ERA WHIP	IP WLS BF H R ER SO BB IBB HBP BLK WP HR S P ERA WHIP	IP WLS BF H R ER SO BB IBB HBP BLK WP HR S P ERA WHIP	IP WLS BF H R ER SO BB IBB HBP BLK WP HR S P ERA WHIP	IP WLS BF H R ER SO BB IBB HBP BLK WP HR S P ERA WHIP	IP WLS BF H R ER SO BB IBB HBP BLK WP HR S P ERA WHIP	IP WLS BF H R ER SO BB IBB HBP BLK WP HR S P ERA WHIP		
Darrell May, L (1, 1) ERA: 5.11	8.0 L 35 8 4 4 1 3 0 0 0 0 0 3 74 118 4.50 1.375																		

Kansas City Royals @ Detroit Tigers
Comerica Park, Detroit, MI
Wed Jul 21 2004, 7:05 PM EDT
Att: 17,607 - Unknown - 87 F

livebaseballscorecards.com

AB 32
R 4
H 8
RBI 4
BB 3
SO 1
LOB 16



Batter	1	2	3	4	5	6	7	8	9	AB	R	H	RBI	BB	SO	LOB	TOP										
20 Omar Infante, R OBP: 0.338, SLG: 0.486	1-2 P3	0-0 L5-3		3-1 HR			2-2 G5-3			4	1	1	1	0	0	1											
Bobby Higginson, L OBP: 0.357, SLG: 0.378	4-0 1B FC4-6 BB		1-0 G3	0-0 G4-3			3-3 K			3	1	0	0	1	1	0											
Ivan Rodriguez, R OBP: 0.405, SLG: 0.551	3-2 FC4-6 1B		0-2 CS 1B		1-1 G1-4-3			0-0 F9		4	0	2	0	0	0	0											
Dmitri Young, S OBP: 0.368, SLG: 0.497	2-1 FC4-6 1B		4-0 9 2B BB		1-0 L9			0-0 L9		3	1	0	1	1	0	1											
9 Carlos Guillen, S OBP: 0.394, SLG: 0.547	0-1 1B		3-1 1B		3-2 G4-3			1-1 F9		4	0	2	0	0	0	0											
Rondell White, R OBP: 0.343, SLG: 0.457	1-2 1B		1-3 2B			0-1 P3			1-3 K	4	0	1	1	0	2	2											
Carlos Pena, L OBP: 0.318, SLG: 0.450	2-3 K			0-0 HR		0-0 F8			1-0 F9	4	1	1	1	0	1	2											
Eric Munson, L OBP: 0.288, SLG: 0.458		1-3 K		2-3 K		0-1 F7			1-1 F8	4	0	0	0	0	2	0											
Nook Logan, S OBP: 0.500, SLG: 0.556		4-2 20 L5-3 BB		3-2 F7			0-1 G4-3			2	0	0	0	1	0	0											
Inning Stats	R: 2 E: 0 K: 1 S: 17	H: 3 LOB: 2 BB: 1 P: 30	R: 0 E: 0 K: 1 S: 8	H: 0 LOB: 0 BB: 1 P: 13	R: 0 E: 0 K: 1 S: 9	H: 2 LOB: 2 BB: 1 P: 18	R: 2 E: 0 K: 1 S: 10	H: 2 LOB: 0 BB: 0 P: 18	R: 0 E: 0 K: 0 S: 10	H: 0 LOB: 0 BB: 0 P: 15	R: 0 E: 0 K: 0 S: 5	H: 0 LOB: 0 BB: 0 P: 5	R: 0 E: 0 K: 1 S: 4	H: 0 LOB: 0 BB: 0 P: 5	R: 0 E: 0 K: 1 S: 6	H: 0 LOB: 0 BB: 0 P: 9	1B: 4 2B: 2 3B: 0 HR: 2	SF: 0 SAC: 0 DP: 1 HBP: 0	WP: 0 PB: 0 SB: 0 CS: 1	PA: 35							
PITCHER	IP	WLS	BF	H	R	ER	SO	BB	IBB	HBP	BLK	WP	HR	S	P	ERA	WHIP										
Esteban Loaiza, R ERA: 4.85	6.0	W	26	7	4	4	4	3	0	0	0	0	2	59	99	6.00	1.667										
Cliff Politte, R ERA: 3.82	1.1	H	4	0	0	0	1	0	0	0	0	0	0	9	14	0.00	0.000										
Damaso Marte, L ERA: 2.66	0.2	H	2	0	0	0	0	0	0	0	0	0	0	3	4	0.00	0.000										
Shingo Takatsu, R ERA: 1.19	1.0	S	3	0	0	0	1	0	0	0	0	0	0	6	9	0.00	0.000										

Detroit Tigers @ Chicago White Sox
U.S. Cellular Field, Chicago, IL
Fri Jul 23, 2004, 8:05 PM EDT
Att: 32,930 - Sunny - 69 F

AB	32
R	4
H	7
RBI	4
BB	3
SO	6
LOB	6



Batter	1	2	3	4	5	6	7	8	9	AB	R	H	RBI	BB	SO	LOB	BOTTOM										
Aaron Rowand, R OBP: 0.352, SLG: 0.548	4-1 HR BB	1-0 1-H 2-3 2B			0-0 SH SF9 2B	2-2 G5-3				3	2	2	1	1	0	1											
Jose Valentin, S OBP: 0.316, SLG: 0.541	0-1 P2	3-3 K			0-0 SH 14 1B		0-0 L7			3	0	0	0	0	1	2											
Carlos Lee, R OBP: 0.368, SLG: 0.517	2-1 1-H HR		2-2 G6-3		1-1 SF9		2-1 G6-3			3	1	1	3	0	0	0											
14 Paul Konerko, R OBP: 0.370, SLG: 0.550	0-0 G6-3		2-2 F9		3-2 3-H SAFE SAFE 1B		1-2 F7			4	0	1	0	0	0	0											
Carl Everett, S OBP: 0.348, SLG: 0.400	1-3 K		2-2 P4		1-2 P4		1-2 1B			4	0	1	0	0	1	2											
24 Joe Crede, R OBP: 0.292, SLG: 0.413		0-2 SH1-4 5 1B 2B		0-0 G6-3	2-1 P6		1-2 F8			4	1	1	0	0	0	3											
Timo Perez, L OBP: 0.304, SLG: 0.349		0-1 SH1-4		0-1 G4-3		0-1 G3		0-0 F9		3	0	0	0	0	0	1											
5 Juan Uribe, R OBP: 0.328, SLG: 0.475		1-0 CS 1B		2-2 HR	1-2 G6-3		0-3 K			4	1	2	2	0	1	1											
Jamie Burke, R OBP: 0.346, SLG: 0.420		3-H SAFE 2B 1B		1-2 G5-3	1-2 E5					3	1	1	0	0	0	0											
Inning Stats	R: 2 E: 0 K: 1 S: 10	H: 1 LOB: 0 BB: 1 P: 17	R: 2 E: 0 K: 1 S: 11	H: 4 LOB: 1 BB: 0 P: 16	R: 0 E: 0 K: 0 S: 9	H: 0 LOB: 0 BB: 0 P: 15	R: 1 E: 0 K: 0 S: 11	H: 1 LOB: 0 BB: 0 P: 14	R: 1 E: 1 K: 0 S: 12	H: 2 LOB: 1 BB: 0 P: 19	R: 0 E: 1 K: 0 S: 13	H: 0 LOB: 1 BB: 0 P: 17	R: 0 E: 0 K: 0 S: 6	H: 0 LOB: 0 BB: 0 P: 9	R: 0 E: 0 K: 1 S: 11	H: 1 LOB: 1 BB: 0 P: 13	1B: 4 2B: 3 3B: 0 HR: 2	SF: 1 SAC: 2 DP: 0 HBP: 0	WP: 0 PB: 0 SB: 0 CS: 1	PA: 35							
PITCHER	IP	WLS	BF	H	R	ER	SO	BB	IBB	HBP	BLK	WP	HR	S	P	ERA	WHIP										
29 Nate Robertson, L ERA: 4.24	6.0	L	28	8	6	6	2	1	0	0	0	0	2	66	98	9.00	1.500										
Al Levine, R ERA: 4.53	1.0		3	0	0	0	0	0	0	0	0	0	0	6	9	0.00	0.000										
Esteban Yan, R ERA: 4.02	1.0		4	1	0	0	1	0	0	0	0	0	0	11	13	0.00	1.000										

Detroit Tigers @ Chicago White Sox
U.S. Cellular Field, Chicago, IL
Fri Jul 23, 2004, 8:05 PM EDT
Att: 32,930 - Sunny - 69 F

AB	31
R	6
H	9
RBI	6
BB	1
SO	3
LOB	10



Batter	1	2	3	4	5	6	7	8	9	AB	R	H	RBI	BB	SO	LOB	TOP								
20 Omar Infante, R OBP: 0.337, SLG: 0.478 (1, 4)	1-2 P6		1 SAFE 0-1 1-H 2B		3-1 F8		2-1 G4-3	4-1 WP BB		4	0	1	1	1	0	0	Detroit Tigers @ Chicago White Sox U.S. Cellular Field, Chicago, IL Sun Jul 25 2004, 3:05 PM EDT Att: 26,716 - Sunny - 73 F								
Bobby Higginson, L OBP: 0.338, SLG: 0.376 (1, 9)	1-0 F8		3-2 F7		2-1 9 1B SF8		4-2 BB 9 1B HBP	0-3 K		4	2	1	0	1	1	2									
9 Carlos Guillen, S OBP: 0.390, SLG: 0.569 (6, PH)	0-1 F7			0-1 BB 33 2B 1B	0-1 1-3 1B		0-0 HBP 33 HR BB 1B	3-3 K		4	2	3	0	0	0	0									
Jason Smith, L OBP: 0.345, SLG: 0.625 (8, 6)										1	0	0	0	0	1	1									
Dmitri Young, S OBP: 0.374, SLG: 0.494 (8, PH)		1-0 L4		4-1 33 2B 15 SF8 BB	1-2 SF8		4-1 33 HR HBP BB	1-0 F9		1	2	0	1	2	0	0									
Mike DiFelice, R OBP: 0.300, SLG: 0.294 (8, PH)										1	0	0	0	0	0	1									
Carlos Pena, L OBP: 0.316, SLG: 0.444 (1, 3)		2-2 F9		2-3 K	3-H F9		2-1 33 HR HBP	1-2 F8		4	1	0	1	0	1	3									
33 Marcus Thames, R OBP: 0.323, SLG: 0.623 (1, 7)		3-3 K		2-0 15 SF8 2-H 2B			1-2 2-3 3-H HR			5	1	2	5	0	2	0									
Eric Munson, L OBP: 0.298, SLG: 0.461 (1, 5)			1-3 K	4-2 BB			4-1 CS BB	3-2 15 E 1B		3	0	2	0	2	1	0									
15 Brandon Inge, R OBP: 0.344, SLG: 0.487 (1, 2)			2-0 P4	2-2 SF8			0-2 SAFE P4	3-2 E4	2-2 FC6-4	4	0	0	1	0	0	3									
Nook Logan, S OBP: 0.353, SLG: 0.375 (1, 8)			1-0 20 S 2B 1B	1-1 G3			2-2 CS	F8 K		4	1	1	0	0	1	4									
Inning Stats	R: 0 E: 0 K: 0 S: 7	H: 0 LOB: 0 BB: 0 P: 9	R: 0 E: 0 K: 1 S: 7	H: 0 LOB: 0 BB: 0 P: 13	R: 1 E: 0 K: 1 S: 12	H: 2 LOB: 1 BB: 0 P: 19	R: 2 E: 0 K: 1 S: 19	H: 2 LOB: 2 BB: 2 P: 34	R: 1 E: 0 K: 0 S: 13	H: 2 LOB: 1 BB: 0 P: 22	R: 5 E: 1 K: 1 S: 24	H: 3 LOB: 2 BB: 2 P: 47	R: 0 E: 0 K: 2 S: 10	H: 0 LOB: 1 BB: 1 P: 18	R: 0 E: 0 K: 1 S: 12	H: 1 LOB: 1 BB: 0 P: 19	1B: 7 2B: 2 3B: 0 HR: 1	SF: 2 SAC: 0 DP: 0 HBP: 1	WP: 1 PB: 0 SB: 1 CS: 1	PA: 45					
PITCHER	IP	WLS	BF	H	R	ER	SO	BB	IBB	HBP	BLK	WP	HR	S	P	ERA	WHIP								
Jon Garland, R ERA: 4.52 (1, 1)	6.0	L	26	6	4	4	3	3	0	0	0	0	0	67	113	6.00	1.500								
Neal Cotts, L ERA: 6.61 (7, 1)	0.2		6	1	4	4	0	2	0	1	0	0	0	10	23	54.00	4.500								
Michael Jackson, R ERA: 5.18 (7, 1)	0.2		6	2	1	1	2	1	0	0	0	0	1	18	32	13.50	4.500								
Jon Adkins, R ERA: 3.88 (8, 1)	1.2		6	1	0	0	2	0	0	0	0	1	0	18	29	0.00	0.600								


Batter	1	2	3	4	5	6	7	8	9	AB	R	H	RBI	BB	SO	LOB	BOTTOM								
Willie Harris, L OBP: 0.351, SLG: 0.310 (1, 4)	2-1 P6		2-3 K		2-2 G5-3			2-2 G4-6-3		4	0	0	0	0	1	2	Detroit Tigers @ Chicago White Sox U.S. Cellular Field, Chicago, IL Sun Jul 25 2004, 3:05 PM EDT Att: 26,716 - Sunny - 73 F								
Jose Valentin, S OBP: 0.312, SLG: 0.540 (1, 6)	2-3 K		0-1 F8			0-0 G4-3		1-2 P6		4	0	0	0	0	1	0									
Carlos Lee, R OBP: 0.369, SLG: 0.514 (1, 7)	1-3 K			3-1 FC6-4 1B		2-2 1B		1-2 BB 14 1B 1B		3	0	2	0	0	1	0									
Timo Perez, L OBP: 0.306, SLG: 0.351 (9, PH)										1	0	1	0	0	0	0									
Carl Everett, S OBP: 0.337, SLG: 0.386 (1, 10)		1-3 K2-3		0-1 FC6-4 14 G5-4-3		2-1 14 G6-4-3 1B		1-2 K		4	0	1	0	0	2	2									
14 Paul Konerko, R OBP: 0.373, SLG: 0.569 (1, 3)		3-1 HR		1-2 G5-4-3		2-2 G6-4-3		0-2 BB 1B		4	1	2	1	0	0	3									
Ross Gload, L OBP: 0.320, SLG: 0.364 (1, 9)		0-1 F9			0-0 1B		2-3 K		0-0 F8	4	0	1	0	0	1	2									
Aaron Rowand, R OBP: 0.359, SLG: 0.547 (1, 8)		3-0 HBP			1 SAFE 3-2 E: 0 LOB: 1 K: 0 BB: 1 S: 15		0-0 F8		4-1 1B	1	1	1	0	0	0	0									
Joe Borchard, S OBP: 0.261, SLG: 0.150 (7, PH)										1	0	0	0	1	0	0									
24 Joe Crede, R OBP: 0.296, SLG: 0.425 (1, 5)		1 SAFE 2-2 F9			0-1 L6		3-2 P2		0-0 G4-3	2	0	0	0	0	0	2									
5 Juan Uribe, R OBP: 0.326, SLG: 0.472 (7, PH)										2	0	0	0	0	0	3									
Jamie Burke, R OBP: 0.352, SLG: 0.423 (1, 2)					1-2 G3-1					2	0	1	1	0	0	0									
Ben Davis, S OBP: 0.164, SLG: 0.118 (8, 2)										1	0	1	0	0	0	0									
Inning Stats	R: 0 E: 0 K: 2 S: 8	H: 0 LOB: 0 BB: 0 P: 13	R: 1 E: 0 K: 1 S: 11	H: 1 LOB: 0 BB: 0 P: 20	R: 0 E: 0 K: 1 S: 7	H: 0 LOB: 0 BB: 0 P: 10	R: 0 E: 0 K: 0 S: 7	H: 1 LOB: 0 BB: 0 P: 11	R: 1 E: 0 K: 0 S: 15	H: 3 LOB: 1 BB: 0 P: 21	R: 0 E: 0 K: 0 S: 9	H: 2 LOB: 1 BB: 0 P: 15	R: 0 E: 0 K: 1 S: 8	H: 0 LOB: 0 BB: 0 P: 13	R: 0 E: 0 K: 0 S: 7	H: 1 LOB: 0 BB: 0 P: 11	R: 0 E: 0 K: 1 S: 14	H: 2 LOB: 3 BB: 1 P: 20	1B: 9 2B: 0 3B: 0 HR: 1	SF: 0 SAC: 0 DP: 3 HBP: 1	WP: 0 PB: 0 SB: 1 CS: 0	PA: 35			
PITCHER	IP	WLS	BF	H	R	ER	SO	BB	IBB	HBP	BLK	WP	HR	S	P	ERA	WHIP								
38 Jeremy Bonderman, R ERA: 3.52 (1, 1)	1.2		7	1	1	1	3	0	0	1	0	0	0	16	28	5.40	0.600								
Wilfredo Ledezma, L ERA: 3.52 (2, 1)	3.2	W	13	4	1	1	1	0	0	0	0	0	0	33	48	2.46	1.091								
Al Levine, R ERA: 4.75 (6, 1)	1.2	H	6	2	0	0	1	0	0	0	0	0	0	16	27	0.00	1.200								
Danny Patterson, R ERA: 4.33 (8, 1)	2.0		9	3	0	0	1	1	0	0	0	0	0	21	31	0.00	2.000								

Batter	1	2	3	4	5	6	7	8	9	AB	R	H	RBI	BB	SO	LOB	TOP										
20 Omar Infante, R OBP: 0.337, SLG: 0.483										6	1	2	1	0	2	5	Detroit Tigers @ Cleveland Indians Jacobs Field, Cleveland, OH Mon Jul 26 2004, 7:05 PM EDT Att: 18,359 - Overcast - 69 F										
9 Carlos Guillen, S OBP: 0.391, SLG: 0.579 Jason Smith, L OBP: 0.339, SLG: 0.614										4	2	2	4	0	0	2											
Ivan Rodriguez, R OBP: 0.399, SLG: 0.540 Mike DiFelice, R OBP: 0.286, SLG: 0.278										4	0	0	0	0	1	1											
Dmitri Young, S OBP: 0.381, SLG: 0.497 30 Chris Shelton, R OBP: 0.356, SLG: 0.351										3	2	2	0	1	0	0											
Rondell White, R OBP: 0.341, SLG: 0.453 Eric Munson, L OBP: 0.301, SLG: 0.461										4	2	1	2	0	0	2											
33 Marcus Thames, R OBP: 0.343, SLG: 0.682										5	2	3	2	0	0	2											
Bobby Higginson, L OBP: 0.356, SLG: 0.374										4	1	1	1	1	1	1											
15 Brandon Inge, R OBP: 0.354, SLG: 0.500										5	2	4	2	0	0	1											
Nook Logan, S OBP: 0.409, SLG: 0.400										4	1	2	0	1	1	1											
Inning Stats	R: 6 E: 0 K: 2 S: 31	H: 7 LOB: 2 BB: 1 P: 48	R: 0 E: 0 K: 0 S: 10	H: 0 LOB: 0 BB: 0 P: 14	R: 0 E: 0 K: 0 S: 9	H: 2 LOB: 1 BB: 0 P: 16	R: 0 E: 0 K: 0 S: 9	H: 0 LOB: 0 BB: 0 P: 13	R: 6 E: 0 K: 1 S: 17	H: 4 LOB: 0 BB: 2 P: 33	R: 1 E: 0 K: 0 S: 14	H: 2 LOB: 1 BB: 0 P: 20	R: 0 E: 0 K: 3 S: 11	H: 0 LOB: 0 BB: 0 P: 15	R: 0 E: 0 K: 0 S: 8	H: 0 LOB: 1 BB: 0 P: 14		R: 0 E: 0 K: 0 S: 10	H: 2 LOB: 1 BB: 0 P: 14	1B: 10 2B: 4 3B: 1 HR: 2	SF: 0 SAC: 0 DP: 2 HBP: 1	WP: 1 PB: 0 SB: 0 CS: 0	PA: 46				
PITCHER	IP	WLS	BF	H	R	ER	SO	BB	IBB	HBP	BLK	WP	HR	S	P	ERA	WHIP	PITCHER									
31 Cliff Lee, L ERA: 4.65	0.2	L	9	6	6	6	2	1	0	0	0	0	1	25	40	81.00	10.500										
Rick White, R ERA: 3.75	3.2		16	5	3	3	0	0	1	0	0	0	0	41	68	7.36	1.364										
59 Matt Miller, R ERA: 5.1	1.2		10	4	4	4	1	1	0	0	0	1	1	24	36	21.60	3.000										
Bob Howry, R ERA: 1.65	2.0		7	0	0	0	3	0	0	1	0	0	0	19	29	0.00	0.000										
David Riske, R ERA: 4.56	1.0		4	2	0	0	0	0	0	0	0	0	0	10	14	0.00	2.000										
Batter	1	2	3	4	5	6	7	8	9	AB	R	H	RBI	BB	SO	LOB	BOTTOM										
Ronnie Belliard, R OBP: 0.369, SLG: 0.414										4	2	1	0	0	0	0	Detroit Tigers @ Cleveland Indians Jacobs Field, Cleveland, OH Mon Jul 26 2004, 7:05 PM EDT Att: 18,359 - Overcast - 69 F										
Omar Vizquel, S OBP: 0.384, SLG: 0.388 John McDonald, R OBP: 0.258, SLG: 0.323										3	0	1	0	0	0	0											
Matt Lawton, L OBP: 0.372, SLG: 0.463 24 Grady Sizemore, L OBP: 0.389, SLG: 0.625										3	0	0	0	0	0	2											
41 Victor Martinez, S OBP: 0.377, SLG: 0.545										5	0	2	1	0	0	3											
Casey Blake, R OBP: 0.346, SLG: 0.447										4	0	0	0	0	2	6											
48 Travis Hafner, L OBP: 0.419, SLG: 0.589										4	0	1	0	0	0	4											
Lou Merloni, R OBP: 0.359, SLG: 0.451										3	1	1	1	1	0	0											
Jody Gerut, L OBP: 0.329, SLG: 0.406										4	0	0	0	0	2	3											
Coco Crisp, S OBP: 0.299, SLG: 0.399										4	0	0	0	0	0	3											
Inning Stats	R: 0 E: 0 K: 0 S: 7	H: 0 LOB: 0 BB: 0 P: 14	R: 0 E: 0 K: 1 S: 12	H: 2 LOB: 3 BB: 1 P: 19	R: 1 E: 1 K: 0 S: 9	H: 1 LOB: 2 BB: 0 P: 15	R: 1 E: 0 K: 0 S: 10	H: 1 LOB: 0 BB: 0 P: 14	R: 0 E: 0 K: 1 S: 7	H: 0 LOB: 0 BB: 0 P: 12	R: 2 E: 1 K: 1 S: 21	H: 3 LOB: 2 BB: 0 P: 30	R: 0 E: 0 K: 1 S: 5	H: 0 LOB: 0 BB: 0 P: 8	R: 0 E: 0 K: 0 S: 9	H: 0 LOB: 1 BB: 1 P: 15		1B: 6 2B: 0 3B: 1 HR: 1	SF: 0 SAC: 0 DP: 0 HBP: 1	WP: 1 PB: 0 SB: 0 CS: 0	PA: 40						
PITCHER	IP	WLS	BF	H	R	ER	SO	BB	IBB	HBP	BLK	WP	HR	S	P	ERA	WHIP	PITCHER									
Mike Maroth, L ERA: 4.6	7.0	W	33	8	4	4	3	1	0	0	0	1	1	74	117	5.14	1.286										
Esteban Yan, R ERA: 3.97	2.0		7	0	0	0	1	1	0	0	0	0	0	14	23	0.00	0.500										

Batter	1	2	3	4	5	6	7	8	9	AB	R	H	RBI	BB	SO	LOB	TOP					
Jason Smith, L (1,4) OBP: 0.349, SLG: 0.656	G4-3			HR		HR	K			4	2	2	1	0	1	1						
9 Carlos Guillen, S (1,6) OBP: 0.390, SLG: 0.680	K			1B		HR		G4-3		4	2	2	2	0	1	0						
Ivan Rodriguez, R (1,2) OBP: 0.396, SLG: 0.533	L8			1B		F9		L9		4	0	1	0	0	0	0						
Dmitri Young, S (1,10) OBP: 0.381, SLG: 0.486			G4-3	SF8		G4-3		G1-5-3		3	0	0	1	0	0	0						
Rondell White, R (1,7) OBP: 0.342, SLG: 0.460	K			L4		1B		G6-3		4	0	1	0	0	1	1						
Carlos Pena, L (1,3) OBP: 0.312, SLG: 0.438	G3			F8		K		G3		4	0	0	0	0	1	2						
33 Marcus Thames, R (1,9) OBP: 0.321, SLG: 0.635			L7			F8		G4-3		4	0	0	0	0	0	0						
Eric Munson, L (1,5) OBP: 0.301, SLG: 0.457			L9			G4-3		BB		2	0	0	0	1	0	0						
Nook Logan, S (1,8) OBP: 0.379, SLG: 0.407			K			G4-3		F9		3	0	0	0	0	1	1						
Inning Stats	R: 0 E: 0 K: 1 S: 9	H: 0 LOB: 0 BB: 0 P: 13	R: 0 E: 0 K: 1 S: 8	H: 0 LOB: 0 BB: 0 P: 9	R: 0 E: 0 K: 1 S: 9	H: 0 LOB: 0 BB: 0 P: 14	R: 2 E: 0 K: 0 S: 15	H: 3 LOB: 1 BB: 0 P: 22	R: 0 E: 0 K: 0 S: 10	H: 0 LOB: 0 BB: 0 P: 15	R: 2 E: 0 K: 1 S: 14	H: 3 LOB: 1 BB: 0 P: 22	R: 0 E: 0 K: 1 S: 10	H: 0 LOB: 1 BB: 1 P: 16	R: 0 E: 0 K: 0 S: 9	H: 0 LOB: 0 BB: 0 P: 13	R: 0 E: 0 K: 0 S: 5	H: 0 LOB: 0 BB: 0 P: 8	1B: 4 2B: 0 3B: 0 HR: 2	SF: 1 SAC: 0 DP: 0 HBP: 0	WP: 0 PB: 0 SB: 0 CS: 0	PA: 34
PITCHER	IP	WLS	BF	H	R	ER	SO	BB	IBB	HBP	BLK	WP	HR	S	P	ERA	WHIP					
Scott Elarton, R (1,1) ERA: 7.65	7.0	W	28	6	4	4	5	1	0	0	0	0	2	75	111	5.14	1.000					
63 Rafael Betancourt, R (8,1) ERA: 3.8	1.0	H	3	0	0	0	0	0	0	0	0	0	0	9	13	0.00	0.000					
Bob Wickman, R (9,1) ERA: 9.38	1.0	S	3	0	0	0	0	0	0	0	0	0	0	5	8	0.00	0.000					

Detroit Tigers @ Cleveland Indians
Jacobs Field, Cleveland, OH
Wed Jul 28 2004, 7:05 PM EDT
Att: 23,213 - Sunny - 73 F


AB 32
R 4
H 6
RBI 4
BB 1
SO 5
LOB 5



Batter	1	2	3	4	5	6	7	8	9	AB	R	H	RBI	BB	SO	LOB	BOTTOM					
Ronnie Belliard, R (1,4) OBP: 0.368, SLG: 0.409	G4-3	K		K				F9		4	0	0	1	1	2	3						
Omar Vizquel, S (1,6) OBP: 0.385, SLG: 0.392	1B		E6		F7	G5-3				4	2	1	0	1	0	3						
Matt Lawton, L (1,7) OBP: 0.370, SLG: 0.458	1B		G4-3					BB		5	0	2	1	0	0	3						
41 Victor Martinez, S (1,2) OBP: 0.376, SLG: 0.538	1B		K					BB		4	1	2	0	0	1	2						
Casey Blake, R (1,5) OBP: 0.353, SLG: 0.466	1B		1B					HR		4	1	3	3	0	0	0						
Lou Merloni, R (1,3) OBP: 0.351, SLG: 0.440	G5-3		F8							4	0	0	0	0	1	4						
Ben Broussard, L (8,3) OBP: 0.365, SLG: 0.430	G5-3							P6		0	0	0	0	0	0	0						
Jody Gerut, L (1,9) OBP: 0.333, SLG: 0.406			G4-3		G4-3			K		4	1	1	0	0	1	0						
Coco Crisp, S (1,10) OBP: 0.307, SLG: 0.413	G5-3							B2-3		3	0	1	0	1	0	0						
24 Grady Sizemore, L (1,8) OBP: 0.500, SLG: 0.579					FC5-4			BB		2	0	1	0	2	0	1						
Inning Stats	R: 1 E: 0 K: 0 S: 11	H: 4 LOB: 2 BB: 0 P: 16	R: 0 E: 0 K: 1 S: 10	H: 1 LOB: 1 BB: 0 P: 15	R: 1 E: 1 K: 1 S: 14	H: 1 LOB: 1 BB: 0 P: 17	R: 0 E: 0 K: 1 S: 8	H: 0 LOB: 1 BB: 1 P: 15	R: 0 E: 0 K: 0 S: 5	H: 1 LOB: 0 BB: 0 P: 7	R: 1 E: 0 K: 1 S: 13	H: 2 LOB: 3 BB: 2 P: 26	R: 2 E: 0 K: 1 S: 17	H: 2 LOB: 0 BB: 0 P: 28	R: 0 E: 0 K: 0 S: 8	H: 0 LOB: 2 BB: 2 P: 16	1B: 9 2B: 1 3B: 0 HR: 1	SF: 0 SAC: 0 DP: 2 HBP: 0	WP: 0 PB: 0 SB: 1 CS: 0	PA: 39		
PITCHER	IP	WLS	BF	H	R	ER	SO	BB	IBB	HBP	BLK	WP	HR	S	P	ERA	WHIP					
29 Nate Robertson, L (1,1) ERA: 4.18	6.0		29	9	3	2	4	3	0	0	0	0	0	61	96	3.00	2.000					
Jamie Walker, L (7,1) ERA: 3.4	1.0	L	5	2	2	2	1	0	0	0	0	0	1	17	28	18.00	2.000					
Esteban Yan, R (8,1) ERA: 3.9	1.0		5	0	0	0	0	2	0	0	0	0	0	8	16	0.00	2.000					

Detroit Tigers @ Cleveland Indians
Jacobs Field, Cleveland, OH
Wed Jul 28 2004, 7:05 PM EDT
Att: 23,213 - Sunny - 73 F

AB 34
R 5
H 11
RBI 5
BB 5
SO 5
LOB 16



Batter	1	2	3	4	5	6	7	8	9	AB	R	H	RBI	BB	SO	LOB	TOP										
Willie Harris, L (1,4) OBP: 0.355, SLG: 0.312	G4-3		S 1B BB		G3			G6-3 2B		3	1	1	0	1	0	0	Chicago White Sox @ Detroit Tigers Comerica Park, Detroit, MI Thu Jul 29 2004, 7:05 PM EDT Att: 26,110 - Unknown - 76 F										
Timo Perez, L (1,9) OBP: 0.507, SLG: 0.353	F9		F7			F9 SF7 2B		G6-3		4	1	1	0	0	0	2											
Carlos Lee, R (1,7) OBP: 0.366, SLG: 0.519	F8		1-H 1B			F9 2-3		F8		4	0	1	1	0	0	2											
Carl Everett, S (1,10) OBP: 0.328, SLG: 0.387		G4-3	G1-3			SF7		G3		3	0	0	1	0	0	1											
14 Paul Konerko, R (1,3) OBP: 0.365, SLG: 0.559		E 1B		G4-3		G5-3		K		4	0	1	0	0	1	0											
Jose Valentin, S (1,6) OBP: 0.300, SLG: 0.513		P6		F9			G4-3	G6-3		4	0	0	0	0	0	1											
Aaron Rowand, R (1,8) OBP: 0.352, SLG: 0.529		E4 1-2		K2-3			G1-6-3			3	0	0	0	0	1	1											
24 Joe Crede, R (1,5) OBP: 0.292, SLG: 0.416		G5-3		G4-3		G5-3				3	0	0	0	0	0	2											
Sandy Alomar Jr., R (1,2) OBP: 0.311, SLG: 0.311			G6-3		G6-3			CS 1B		2	0	0	0	0	0	0											
Ross Gload, L (8, PH) OBP: 0.330, SLG: 0.370										1	0	1	0	0	0	0											
Jamie Burke, R (8,2) OBP: 0.351, SLG: 0.418										0	0	0	0	0	0	0											
Inning Stats	R: 0 E: 0 K: 0 S: 6	H: 0 LOB: 0 BB: 0 P: 7	R: 0 E: 1 K: 0 S: 11	H: 1 LOB: 2 BB: 0 P: 15	R: 1 E: 0 K: 0 S: 17	H: 1 LOB: 1 BB: 1 P: 28	R: 0 E: 0 K: 1 S: 12	H: 0 LOB: 0 BB: 0 P: 16	R: 0 E: 0 K: 0 S: 11	H: 0 LOB: 0 BB: 0 P: 15	R: 1 E: 0 K: 0 S: 6	H: 1 LOB: 0 BB: 0 P: 9	R: 0 E: 0 K: 0 S: 5	H: 0 LOB: 0 BB: 0 P: 7	R: 0 E: 0 K: 0 S: 9	H: 2 LOB: 1 BB: 0 P: 12	R: 0 E: 0 K: 1 S: 6	H: 0 LOB: 0 BB: 0 P: 8	1B: 3 2B: 2 3B: 0 HR: 0	SF: 1 SAC: 0 DP: 0 HBP: 0	WP: 0 PB: 0 SB: 1 CS: 1	PA: 33					
PITCHER	IP	WLS	BF	H	R	ER	SO	BB	IBB	HBP	BLK	WP	HR	S	P	ERA	WHIP										
Jason Johnson, R (1,1) ERA: 4.26	6.0	W	23	3	2	2	1	1	0	0	0	0	0	63	90	3.00	0.667										
Al Levine, R (7,1) ERA: 4.66	1.0	H	3	0	0	0	0	0	0	0	0	0	0	5	7	0.00	0.000										
Roberto Novoa, R (8,1) ERA: 4.66	0.1	H	2	2	0	0	0	0	0	0	0	0	0	5	7	0.00	6.000										
Esteban Yan, R (8,1) ERA: 3.86	0.2	H	2	0	0	0	0	0	0	0	0	0	0	4	5	0.00	0.000										
Ugueth Urbina, R (9,1) ERA: 4.35	1.0	S	3	0	0	0	1	0	0	0	0	0	0	6	8	0.00	0.000										

Batter	1	2	3	4	5	6	7	8	9	AB	R	H	RBI	BB	SO	LOB	BOTTOM										
Alex Sanchez, L (1,8) OBP: 0.337, SLG: 0.392	G3-1		B4-3			20 BB 1B		G6-3		4	0	1	0	0	0	0	Chicago White Sox @ Detroit Tigers Comerica Park, Detroit, MI Thu Jul 29 2004, 7:05 PM EDT Att: 26,110 - Unknown - 76 F										
20 Omar Infante, R (1,4) OBP: 0.333, SLG: 0.470	K		CS BB		FC6-4 BB		L9			2	0	0	0	2	1	0											
Ivan Rodriguez, R (1,2) OBP: 0.395, SLG: 0.532	G5-3		K		FC6-4		F8			1	0	0	0	0	0	0											
Mike DiFelice, R (3,2) OBP: 0.250, SLG: 0.238			K		1-2					3	0	0	0	0	1	4											
Dmitri Young, S (1,3) OBP: 0.379, SLG: 0.480		K		G5-3		33 PB E G3 1B		K		4	1	1	0	0	2	0											
9 Carlos Guillen, S (1,6) OBP: 0.391, SLG: 0.578		2B BB		G1-6-3 1B		K		K		3	1	1	0	1	2	1											
Rondell White, R (1,10) OBP: 0.341, SLG: 0.461		33 2B		G1-6-3		E6 33 PB G3		G5-3		4	1	1	1	0	0	2											
33 Marcus Thames, R (1,7) OBP: 0.333, SLG: 0.645		G4-3 2H		G5-3		G3 BB				2	0	1	1	1	0	0											
Bobby Higginson, L (1,9) OBP: 0.357, SLG: 0.373		G4-3		F7		G3				3	0	0	1	0	0	3											
15 Brandon Inge, R (1,5) OBP: 0.348, SLG: 0.486		K		1B BB		P4				2	0	0	0	1	1	3											
Inning Stats	R: 0 E: 0 K: 1 S: 9	H: 0 LOB: 0 BB: 0 P: 12	R: 2 E: 0 K: 2 S: 13	H: 2 LOB: 1 BB: 1 P: 22	R: 0 E: 0 K: 1 S: 8	H: 0 LOB: 0 BB: 1 P: 13	R: 0 E: 0 K: 0 S: 6	H: 1 LOB: 0 BB: 0 P: 11	R: 0 E: 0 K: 0 S: 20	H: 1 LOB: 3 BB: 2 P: 34	R: 1 E: 1 K: 1 S: 12	H: 1 LOB: 2 BB: 1 P: 24	R: 0 E: 0 K: 0 S: 4	H: 0 LOB: 0 BB: 0 P: 6	R: 0 E: 0 K: 2 S: 8	H: 0 LOB: 0 BB: 0 P: 14	R: 0 E: 0 K: 2 S: 6	H: 0 LOB: 0 BB: 0 P: 8	1B: 3 2B: 2 3B: 0 HR: 0	SF: 0 SAC: 0 DP: 1 HBP: 0	WP: 0 PB: 1 SB: 0 CS: 1	PA: 33					
PITCHER	IP	WLS	BF	H	R	ER	SO	BB	IBB	HBP	BLK	WP	HR	S	P	ERA	WHIP										
Scott Schoeneweis, L (1,1) ERA: 4.85	5.1	L	24	5	3	2	5	4	0	0	0	0	0	63	104	3.38	1.688										
Jon Adkins, R (6,1) ERA: 3.41	1.2		6	0	0	0	0	1	0	0	0	0	0	9	18	0.00	0.600										
Neal Cotts, L (8,1) ERA: 6.36	1.0		3	0	0	0	2	0	0	0	0	0	0	8	14	0.00	0.000										

AB	31
R	2
H	5
RBI	2
BB	1
SO	2
LOB	9



AB	28
R	3
H	5
RBI	3
BB	5
SO	7
LOB	13



Batter	1	2	3	4	5	6	7	8	9	AB	R	H	RBI	BB	SO	LOB	TOP				
Aaron Rowand, R (1, 8) OBP: 0.356, SLG: 0.529	4-1 BB 14 S		3-3 K			0-0 E5 SF8 1B 1-H		0-1 1B 1B	1-3 K	4	2	2	0	1	2	0					
Willie Harris, L (1, 4) OBP: 0.350, SLG: 0.307	1-3 K			0-1 P6		0-0 F7		0-3 K		4	0	0	0	0	2	4					
Carlos Lee, R (1, 7) OBP: 0.364, SLG: 0.517	2-2 P5			1-1 G5-3		3-2 SF8		0-0 1B 1B 1-2 2-H		3	0	1	2	0	0	1					
14 Paul Konerko, R (1, 3) OBP: 0.364, SLG: 0.555	3-1 L7			3-2 G1-3		3-H F8		0-2 1B 1B 1-2 2-H		4	0	1	1	0	0	1					
Carl Everett, S (1, 10) OBP: 0.332, SLG: 0.390		0-1 F8			2-2 24 FC5-4 1B		1-1 G5-3	1-0 24 FC6-4 1B		4	0	2	0	0	0	0					
Timo Perez, L (8, PR) OBP: 0.307, SLG: 0.353										0	0	0	0	0	0	0					
Joe Borchard, S (1, 9) OBP: 0.285, SLG: 0.267		0-3 K			0-1 P2		0-0 1B	1-3 K		4	0	1	0	0	2	4					
24 Joe Crede, R (1, 5) OBP: 0.289, SLG: 0.411						0-0 FC5-4 1-2	1-2 F8	1-2 FC6-4		4	0	0	0	0	1	5					
5 Juan Uribe, R (1, 6) OBP: 0.320, SLG: 0.462			0-0 P6		1-1 F9		0-1 P6	3-2 P4		2	0	0	0	0	0	1					
Jose Valentin, S (7, PH) OBP: 0.298, SLG: 0.510										2	0	0	0	0	0	1					
Jamie Burke, R (1, 2) OBP: 0.356, SLG: 0.421			2-1 F7			0-0 1B E		0-0 F9		2	1	1	0	0	0	0					
Ross Gload, L (8, PH) OBP: 0.331, SLG: 0.375										1	1	1	0	0	0	0					
Ben Davis, S (8, 2) OBP: 0.180, SLG: 0.193										1	0	0	0	0	0	0					
Inning Stats	R: 0 E: 0 K: 1 S: 10	H: 0 LOB: 1 BB: 1 P: 20	R: 0 E: 0 K: 2 S: 8	H: 0 LOB: 0 BB: 0 P: 8	R: 0 E: 0 K: 1 S: 6	H: 0 LOB: 0 BB: 0 P: 11	R: 0 E: 0 K: 0 S: 7	H: 0 LOB: 0 BB: 0 P: 11	R: 0 E: 0 K: 0 S: 9	H: 1 LOB: 1 BB: 0 P: 11	R: 2 E: 1 K: 0 S: 9	H: 2 LOB: 1 BB: 0 P: 13	R: 0 E: 0 K: 0 S: 9	H: 1 LOB: 1 BB: 0 P: 11	R: 2 E: 0 K: 2 S: 21	H: 5 LOB: 3 BB: 0 P: 24	R: 0 E: 0 K: 1 S: 11	H: 0 LOB: 0 BB: 0 P: 15	1B: 9 2B: 0 3B: 0 HR: 0	SF: 1 SAC: 0 DP: 0 HBP: 0	WP: 0 PA: 37 PB: 0 SB: 1 CS: 0
PITCHER	IP	WLS	BF	H	R	ER	SO	BB	IBB	HBP	BLK	WP	HR	S	P	ERA	WHIP				
Wilfredo Ledezma, L (1, 1) ERA: 2.53	3.0	3	10	0	0	0	4	1	0	0	0	0	0	24	39	0.00	0.333				
Roberto Novoa, R (4, 1) ERA: 4.52	3.0	12	3	2	2	1	0	0	0	0	0	0	0	24	35	0.00	1.000				
Danny Patterson, R (7, 1) ERA: 4.52	1.1	B	5	2	2	1	0	0	0	0	0	0	0	21	23	13.50	3.750				
Esteban Yan, R (8, 1) ERA: 3.81	0.2	W	3	1	0	0	1	0	0	0	0	0	0	9	12	0.00	1.500				
Ugueth Urbina, R (9, 1) ERA: 4.25	1.0	S	3	0	0	0	1	0	0	0	0	0	0	11	15	0.00	0.000				

Chicago White Sox @ Detroit Tigers
Comerica Park, Detroit, MI
Fri Jul 30, 2004, 7:05 PM EDT
Att: 34,732 - Unknown - 76 F

livebaseballscores.com

AB 35
R 4
H 9
RBI 3
BB 1
SO 7
LOB 17



Batter	1	2	3	4	5	6	7	8	9	AB	R	H	RBI	BB	SO	LOB	BOTTOM				
Alex Sanchez, L (1, 8) OBP: 0.336, SLG: 0.390	0-1 P6		0-3 K		0-0 G6-4-3 1-2			0-2 BB 9 1B BB		4	1	1	0	0	1	1					
20 Omar Infante, R (1, 4) OBP: 0.336, SLG: 0.478	2-2 HR 1B		0-1 F8			1-1 9 2B 3B		1-0 B5		4	2	2	0	0	0	1					
9 Carlos Guillen, S (1, 6) OBP: 0.394, SLG: 0.581	1-0 L4		4-0 BB			1-1 G6-3 SF8 2B 3-H		0-1 BB 1B 1-2		3	1	2	1	1	0	1					
Dmitri Young, S (1, 3) OBP: 0.376, SLG: 0.492	0-0 HR		0-0 G1-3			0-0 G6-3		0-3 K		4	1	1	2	0	1	4					
Rondell White, R (1, 7) OBP: 0.340, SLG: 0.458	0-0 G6-3			1-2 G5-3		0-0 SF8		4-2 33 FC5 BB 1-2 2-3 3-H		2	0	0	1	1	0	0					
Bobby Higginson, L (1, 9) OBP: 0.356, SLG: 0.370		1-3 K		2-2 F8		2-3 K		4-2 BB 1-2 2-3 3-H		3	0	0	1	1	2	0					
Carlos Pena, L (1, 10) OBP: 0.309, SLG: 0.433		0-3 K		3-1 F8			1-3 K	2-1 FC5		3	0	0	0	0	2	0					
33 Marcus Thames, R (8, PH) OBP: 0.329, SLG: 0.636								2-3		1	0	0	0	0	3						
Eric Munson, L (1, 5) OBP: 0.305, SLG: 0.457		1-0 15 FC5-4 HBP			1-2 G6-4-3 1B			1-2 2-3 3-H		2	0	1	0	0	1	0					
15 Brandon Inge, R (1, 2) OBP: 0.343, SLG: 0.479		1-1 FC5-4			0-1 B2		2-1 F9			3	0	0	0	0	0	2					
Inning Stats	R: 2 E: 0 K: 0 S: 8	H: 2 LOB: 0 BB: 0 P: 11	R: 0 E: 0 K: 2 S: 8	H: 0 LOB: 1 BB: 0 P: 11	R: 0 E: 0 K: 1 S: 6	H: 0 LOB: 1 BB: 1 P: 10	R: 0 E: 0 K: 0 S: 10	H: 0 LOB: 0 BB: 0 P: 16	R: 0 E: 0 K: 1 S: 7	H: 1 LOB: 0 BB: 0 P: 8	R: 2 E: 0 K: 1 S: 10	H: 2 LOB: 0 BB: 0 P: 14	R: 0 E: 0 K: 2 S: 8	H: 0 LOB: 0 BB: 0 P: 12	R: 1 E: 0 K: 1 S: 16	H: 2 LOB: 2 BB: 2 P: 27	1B: 4 2B: 1 3B: 1 HR: 1	SF: 1 SAC: 0 DP: 1 HBP: 1	WP: 0 PA: 34 PB: 0 SB: 0 CS: 0		
PITCHER	IP	WLS	BF	H	R	ER	SO	BB	IBB	HBP	BLK	WP	HR	S	P	ERA	WHIP				
Jon Garland, R (1, 1) ERA: 4.59	6.0	24	5	4	4	4	4	1	0	1	0	0	0	49	70	6.00	1.000				
Neal Cotts, L (7, 1) ERA: 6.17	1.0	3	0	0	0	2	0	0	0	0	0	0	0	8	12	0.00	0.000				
Damaso Marte, L (8, 1) ERA: 3.21	1.0	L	7	2	1	1	1	2	0	0	0	0	0	16	27	9.00	4.000				

Chicago White Sox @ Detroit Tigers
Comerica Park, Detroit, MI
Fri Jul 30, 2004, 7:05 PM EDT
Att: 34,732 - Unknown - 76 F

livebaseballscores.com

AB 29
R 5
H 7
RBI 5
BB 3
SO 7
LOB 12



Batter	1	2	3	4	5	6	7	8	9	AB	R	H	RBI	BB	SO	LOB	TOP				
Aaron Rowand, R OBP: 0.365, SLG: 0.549	L5	CS	14 1B	1-2 2H 1B		CS	K		HR	5	1	3	2	0	1	0					
Timo Perez, L OBP: 0.300, SLG: 0.344	K		F8	G3			P3		G4-6-3 1B	5	0	1	0	0	1	3					
Carlos Lee, R OBP: 0.364, SLG: 0.518	F8		F7		1-1 1B		14 1B		G4-6-3 1B	5	1	2	0	0	0	2					
14 Paul Konerko, R OBP: 0.367, SLG: 0.557		G4-3 HR	1-3 1B		2-2 G6-3					4	1	3	0	0	0	1					
Ross Gload, L OBP: 0.326, SLG: 0.368		G4-3	K		3-1 5 CS		F7			4	0	1	1	0	1	5					
Jose Valentin, S OBP: 0.297, SLG: 0.502		5 B2-3 HR			0-1 F7		F8		F8	4	1	1	0	0	0	1					
5 Juan Uribe, R OBP: 0.318, SLG: 0.457		B2-3			1-0 F8		CS		F9	4	0	1	0	0	0	2					
Ben Davis, S OBP: 0.200, SLG: 0.262		2-2 HR			3-1 BB		L9		F9	4	2	2	3	0	0	1					
Willie Harris, L OBP: 0.351, SLG: 0.304		4-1 CS			4-0 1B		F8		K	2	0	0	0	2	1	1					
24 Joe Crede, R OBP: 0.286, SLG: 0.407					1-2 BB					0	0	0	0	0	0	0					
Inning Stats	R: 0 E: 0 K: 1 S: 5	H: 0 LOB: 0 BB: 0 P: 7	R: 3 E: 0 K: 0 S: 9	H: 3 LOB: 0 BB: 1 P: 18	R: 0 E: 0 K: 1 S: 13	H: 2 LOB: 2 BB: 0 P: 18	R: 1 E: 0 K: 0 S: 10	H: 2 LOB: 0 BB: 0 P: 18	R: 0 E: 0 K: 0 S: 7	H: 1 LOB: 0 BB: 0 P: 13	R: 0 E: 0 K: 1 S: 16	H: 2 LOB: 2 BB: 0 P: 20	R: 0 E: 0 K: 0 S: 6	H: 0 LOB: 0 BB: 0 P: 7	R: 1 E: 0 K: 1 S: 11	H: 2 LOB: 0 BB: 0 P: 15	1B: 10 2B: 2 HR: 2	SF: 0 SAC: 0 DP: 1 HBP: 0	WP: 0 PB: 0 CS: 3	PA: 42	
PITCHER	IP	WLS	BF	H	R	ER	SO	BB	IBB	HBP	BLK	WP	HR	S	P	ERA	WHIP				
38 Jeremy Bonderman, R ERA: 6.08	1.1	L	6	2	2	2	1	0	0	0	0	0	0	9	13	13.50	1.500				
Danny Patterson, R ERA: 4.75	2.2		14	5	2	2	1	2	0	0	0	0	1	27	48	6.75	2.625				
Al Levine, R ERA: 4.65	2.0		7	3	1	1	0	0	0	0	0	0	0	17	31	4.50	1.500				
Jamie Walker, L ERA: 3.21	2.1		9	2	0	0	2	0	0	0	0	0	0	25	31	0.00	0.857				
Esteban Yan, R ERA: 3.92	0.2		3	2	1	1	0	0	0	0	0	0	1	8	11	13.50	3.000				

Chicago White Sox @ Detroit Tigers
Comerica Park, Detroit, MI
Sun Aug 01 2004, 1:05 PM EDT
Att: 34,279 - Sunny - 76 F

livebaseballscorecards.com

AB 37
R 6
H 14
RBI 6
BB 2
SO 4
LOB 16



Batter	1	2	3	4	5	6	7	8	9	AB	R	H	RBI	BB	SO	LOB	BOTTOM					
Alex Sanchez, L OBP: 0.339, SLG: 0.392	G6-3		L6			B2-3		9 SF8 BB		4	1	1	1	0	0	0						
Bobby Higginson, L OBP: 0.357, SLG: 0.367	F9				G3		1B	9 SF8 BB		3	0	1	0	1	0	0						
9 Carlos Guillen, S OBP: 0.391, SLG: 0.573	G4-3				K		F9	SF8		3	0	0	1	0	1	1						
Dmitri Young, S OBP: 0.365, SLG: 0.474		K			F7		G4-3	G6-3		4	0	0	0	0	1	1						
Rondell White, R OBP: 0.341, SLG: 0.462	G4-3				K		HR		BB	3	1	1	1	1	1	0						
Carlos Pena, L OBP: 0.308, SLG: 0.429	K				FC4-6 BB		G1		K	3	0	0	0	1	2	1						
Eric Munson, L OBP: 0.301, SLG: 0.450			P4		K		K		F7	4	0	0	0	0	2	2						
Jason Smith, L OBP: 0.343, SLG: 0.646		G3			FC4-6			1B	F7	4	1	1	0	0	0	2						
15 Brandon Inge, R OBP: 0.342, SLG: 0.484					HR		K		K	3	1	1	1	0	2	1						
Inning Stats	R: 0 E: 0 K: 0 S: 8	H: 0 LOB: 0 BB: 0 P: 12	R: 0 E: 0 K: 2 S: 9	H: 0 LOB: 0 BB: 0 P: 13	R: 1 E: 0 K: 0 S: 8	H: 1 LOB: 0 BB: 0 P: 13	R: 0 E: 0 K: 1 S: 7	H: 0 LOB: 0 BB: 0 P: 12	R: 0 E: 0 K: 2 S: 11	H: 0 LOB: 1 BB: 1 P: 21	R: 0 E: 0 K: 1 S: 10	H: 1 LOB: 0 BB: 0 P: 14	R: 1 E: 0 K: 1 S: 12	H: 1 LOB: 0 BB: 0 P: 20	R: 2 E: 0 K: 1 S: 15	H: 2 LOB: 1 BB: 1 P: 24	R: 0 E: 0 K: 1 S: 11	H: 0 LOB: 1 BB: 1 P: 18	1B: 2 2B: 1 3B: 0 HR: 2	SF: 1 SAC: 0 DP: 0 HBP: 0	WP: 0 PB: 0 CS: 0	PA: 35
PITCHER	IP	WLS	BF	H	R	ER	SO	BB	IBB	HBP	BLK	WP	HR	S	P	ERA	WHIP					
Freddy Garcia, R ERA: 3.35	7.1	W	28	5	4	4	8	1	0	0	0	0	0	8	113	4.91	0.818					
Damaso Marte, L ERA: 3.17	0.2	H	3	0	0	0	0	1	0	0	0	0	0	8	16	0.00	1.500					
Shingo Takatsu, R ERA: 1.11	1.0	S	4	0	0	0	1	1	0	0	0	0	0	11	18	0.00	1.000					

Chicago White Sox @ Detroit Tigers
Comerica Park, Detroit, MI
Sun Aug 01 2004, 1:05 PM EDT
Att: 34,279 - Sunny - 76 F

livebaseballscorecards.com

AB 31
R 4
H 5
RBI 4
BB 3
SO 9
LOB 8



Batter	1	2	3	4	5	6	7	8	9	AB	R	H	RBI	BB	SO	LOB	TOP					
Eric Young Sr. R OBP: 0.422, SLG: 0.410	L5		9 1B 23 HR	K			9 E		1-0	5	1	3	1	0	1	1						
9 Hank Blalock L OBP: 0.354, SLG: 0.525	K		1-0				3-H		1-3	5	1	1	0	0	3	2						
Alfonso Soriano R OBP: 0.318, SLG: 0.459	K		1-1				1-2		1-2	5	0	0	0	0	1	4						
23 Mark Teixeira S OBP: 0.355, SLG: 0.572		K	1-H 3-H						0-0	4	1	1	3	0	1	0						
Herbert Perry R OBP: 0.308, SLG: 0.376		FC4-6	G5-3				1-1		4-2	2	0	0	0	2	0	0						
Brian Jordan R OBP: 0.235, SLG: 0.250		FC4-6					1-2		3-1	4	0	1	0	0	0	1						
Kevin Mench R OBP: 0.311, SLG: 0.510							1-1		3-3	2	1	1	1	1	0	0						
Laynce Nix L OBP: 0.314, SLG: 0.513									1-2	1	0	0	0	0	1	2						
Gary Matthews S OBP: 0.353, SLG: 0.495		FC5					0-0		1-1	4	1	1	0	0	0	4						
Rod Barajas R OBP: 0.279, SLG: 0.509			F8				SH1-4		2-2	3	0	1	0	0	1	0						
Inning Stats	R: 0 E: 0 K: 2 S: 13	H: 0 LOB: 0 BB: 0 P: 17	R: 0 E: 0 K: 1 S: 14	H: 0 LOB: 2 BB: 2 P: 28	R: 3 E: 0 K: 0 S: 11	H: 3 LOB: 0 BB: 0 P: 19	R: 1 E: 0 K: 1 S: 11	H: 2 LOB: 1 BB: 0 P: 14	R: 0 E: 0 K: 0 S: 9	H: 0 LOB: 0 BB: 0 P: 17	R: 0 E: 0 K: 0 S: 7	H: 0 LOB: 0 BB: 0 P: 10	R: 1 E: 1 K: 1 S: 12	H: 2 LOB: 1 BB: 0 P: 15	R: 0 E: 0 K: 1 S: 10	H: 1 LOB: 2 BB: 1 P: 21	R: 0 E: 0 K: 2 S: 10	H: 1 LOB: 1 BB: 0 P: 15	1B: 6 2B: 1 3B: 0 HR: 2	SF: 0 SAC: 1 DP: 0 HBP: 0	WP: 0 PB: 0 SB: 0 CS: 0	PA: 39
PITCHER	IP	WLS	BF	H	R	ER	SO	BB	IBB	HBP	BLK	WP	HR	S	P	ERA	WHIP					
29 Nate Robertson L ERA: 4.31	(1, 1)	6.2	L	29	7	5	5	5	2	0	0	0	0	2	73	114	6.75	1.350				
Al Levine R ERA: 4.59	(7, 1)	0.2		4	1	0	0	0	1	0	0	0	0	0	9	18	0.00	3.000				
Esteban Yan R ERA: 3.86	(8, 1)	1.0		4	1	0	0	2	0	0	0	0	0	9	16	0.00	1.000					
Jamie Walker L ERA: 3.16	(9, 1)	0.2		2	0	0	0	1	0	0	0	0	0	6	8	0.00	0.000					

Texas Rangers @ Detroit Tigers
Comerica Park, Detroit, MI
Tue Aug 03 2004, 7:05 PM EDT
Att: 19,894 - Cloudy - 80 F

AB	35
R	5
H	9
RBI	5
BB	3
SO	8
LOB	14



Batter	1	2	3	4	5	6	7	8	9	AB	R	H	RBI	BB	SO	LOB	BOTTOM					
Alex Sanchez L OBP: 0.342, SLG: 0.394	G4-6-3		SH1-3				K			3	0	2	0	0	1	0						
20 Omar Infante R OBP: 0.332, SLG: 0.470	F9		2-1				G1-3		3-3	4	0	1	1	0	1	1						
Ivan Rodriguez R OBP: 0.394, SLG: 0.523	G4-6-3		2-1				G4-3		0-1	3	1	0	0	1	0	2						
Dmitri Young S OBP: 0.363, SLG: 0.474		G5-3	P2				9 1B 33 1B		0-1	4	1	1	0	0	0	1						
9 Carlos Guillen S OBP: 0.390, SLG: 0.570		F8					2B		2-2	4	1	1	1	0	0	0						
Rondell White R OBP: 0.343, SLG: 0.466							33 1B		4-0	3	0	1	0	1	1	0						
33 Marcus Thames R OBP: 0.333, SLG: 0.607							33 1B		1-2	3	0	1	2	1	0	0						
Bobby Higginson L OBP: 0.353, SLG: 0.362		G1-3					F8		0-1	4	0	0	0	0	1	4						
15 Brandon Inge R OBP: 0.341, SLG: 0.482							K		2-3	3	1	1	0	0	1	2						
Eric Munson L OBP: 0.300, SLG: 0.448							F8		2-3	1	0	0	0	0	1	0						
Inning Stats	R: 0 E: 0 K: 0 S: 7	H: 1 LOB: 0 BB: 0 P: 7	R: 0 E: 0 K: 0 S: 7	H: 1 LOB: 2 BB: 1 P: 17	R: 1 E: 0 K: 0 S: 12	H: 2 LOB: 0 BB: 0 P: 20	R: 0 E: 0 K: 1 S: 8	H: 0 LOB: 0 BB: 0 P: 12	R: 0 E: 0 K: 1 S: 8	H: 1 LOB: 1 BB: 0 P: 13	R: 3 E: 0 K: 1 S: 16	H: 3 LOB: 2 BB: 2 P: 33	R: 0 E: 0 K: 2 S: 11	H: 0 LOB: 0 BB: 0 P: 17	R: 0 E: 0 K: 0 S: 10	H: 0 LOB: 0 BB: 0 P: 13	R: 0 E: 0 K: 1 S: 8	H: 0 LOB: 0 BB: 0 P: 12	1B: 6 2B: 1 3B: 1 HR: 0	SF: 0 SAC: 1 DP: 1 HBP: 0	WP: 0 PB: 0 SB: 0 CS: 0	PA: 36
PITCHER	IP	WLS	BF	H	R	ER	SO	BB	IBB	HBP	BLK	WP	HR	S	P	ERA	WHIP					
Kenny Rogers L ERA: 4.26	(1, 1)	5.2		26	8	4	4	2	3	0	0	0	0	53	94	6.35	1.941					
50 Frank Francisco R ERA: 3.66	(6, 1)	1.1	W	4	0	0	0	3	0	0	0	0	0	16	25	0.00	0.000					
Carlos Almanzar R ERA: 0.44	(8, 1)	1.0	H	3	0	0	0	0	0	0	0	0	0	10	13	0.00	0.000					
Francisco Cordero R ERA: 1.99	(9, 1)	1.0	S	3	0	0	0	1	0	0	0	0	0	8	12	0.00	0.000					

Texas Rangers @ Detroit Tigers
Comerica Park, Detroit, MI
Tue Aug 03 2004, 7:05 PM EDT
Att: 19,894 - Cloudy - 80 F

AB	32
R	4
H	8
RBI	4
BB	3
SO	6
LOB	10



Batter	1	2	3	4	5	6	7	8	9	AB	R	H	RBI	BB	SO	LOB	TOP					
Eric Young Sr. R OBP: 0.422, SLG: 0.410	G5-3		G4-3			G6-3				5	0	2	2	0	0	1	Texas Rangers @ Detroit Tigers Comerica Park, Detroit, MI Wed Aug 04 2004, 7:05 PM EDT Att: 18,857 - Cloudy - 70 F					
9 Hank Blalock L OBP: 0.350, SLG: 0.520	K		G3		F8		F8	SF7		4	0	0	1	0	1	1						
Alfonso Soriano R OBP: 0.319, SLG: 0.460	G6-3				FC5		G6-3	G6-3		5	0	2	0	0	0	1						
23 Mark Teixeira S OBP: 0.355, SLG: 0.568		G6-3	F9						G6-3	4	0	1	0	1	0	1						
Gary Matthews S OBP: 0.249, SLG: 0.492		2B			G3	FC5			G6-3	5	1	1	0	0	0	4						
David Dellucci L OBP: 0.347, SLG: 0.444		HR			G4-6-3			F7	G3-1	5	2	3	1	0	0	0						
Kevin Mench R OBP: 0.314, SLG: 0.510	K		G4-6-3							4	1	2	0	0	1	2						
Laynce Nix L OBP: 0.327, SLG: 0.536		HR								3	3	3	2	1	0	0						
15 Gerald Laird R OBP: 0.336, SLG: 0.318	K									4	1	1	1	0	1	3						
Inning Stats	R: 0 E: 0 K: 1 S: 11	H: 0 LOB: 0 BB: 0 P: 14	R: 3 E: 0 K: 2 S: 16	H: 3 LOB: 0 BB: 0 P: 22	R: 0 E: 0 K: 0 S: 9	H: 1 LOB: 1 BB: 0 P: 10	R: 0 E: 0 K: 0 S: 8	H: 1 LOB: 2 BB: 0 P: 10	R: 1 E: 0 K: 0 S: 13	H: 2 LOB: 3 BB: 2 P: 27	R: 0 E: 0 K: 0 S: 9	H: 3 LOB: 1 BB: 0 P: 11	R: 0 E: 0 K: 0 S: 7	H: 1 LOB: 1 BB: 0 P: 10	R: 3 E: 0 K: 0 S: 19	H: 4 LOB: 1 BB: 0 P: 29		R: 0 E: 0 K: 0 S: 8	H: 0 LOB: 0 BB: 0 P: 10	1B: 11 2B: 3 3B: 0 HR: 1	SF: 1 SAC: 0 DP: 2 HBP: 0	WP: 0 PB: 0 SB: 0 CS: 0
PITCHER	IP	WLS	BF	H	R	ER	SO	BB	IBB	HBP	BLK	WP	HR	S	P	ERA	WHIP					
Jason Johnson R ERA: 4.4	(1, 1)	6.0	L	28	10	5	5	3	1	1	0	0	0	1	66	94	7.50	1.833				
John Emris R ERA: 20.25	(7, 1)	1.1		8	4	3	3	0	0	0	0	0	0	0	18	26	20.25	3.000				
Roberto Novoa R ERA:	(8, 1)	1.2		6	1	0	0	0	0	0	0	0	0	0	16	23	0.00	0.600				

Batter	1	2	3	4	5	6	7	8	9	AB	R	H	RBI	BB	SO	LOB	BOTTOM					
Alex Sanchez L OBP: 0.344, SLG: 0.399	B1-3			F8		E9			K	4	0	2	0	0	1	0	Texas Rangers @ Detroit Tigers Comerica Park, Detroit, MI Wed Aug 04 2004, 7:05 PM EDT Att: 18,857 - Cloudy - 70 F					
20 Omar Infante R OBP: 0.334, SLG: 0.468	F9			E6						3	0	1	0	1	0	1						
Ivan Rodriguez R OBP: 0.391, SLG: 0.519									BB	3	0	0	0	0	2	3						
Mike DiFelice R OBP: 0.240, SLG: 0.227	G5-3			K		K			F7	1	0	0	0	0	0	1						
Dmitri Young S OBP: 0.357, SLG: 0.465		G6-3			F8		L7		P5	4	0	0	0	0	0	3						
9 Carlos Guillen S OBP: 0.397, SLG: 0.566										3	0	0	0	0	1	2						
Jason Smith L OBP: 0.343, SLG: 0.646		K			F8		P4			0	0	0	0	0	0	0						
Rondell White R OBP: 0.343, SLG: 0.465		G5-3					F7			3	0	1	0	0	0	0						
33 Marcus Thames R OBP: 0.323, SLG: 0.586			K			G5-4-3			G5-3	3	0	0	0	0	1	1						
30 Chris Shelton R OBP: 0.333, SLG: 0.325			G5-3			F8			K	3	0	0	0	0	1	0						
15 Brandon Inge R OBP: 0.337, SLG: 0.475			G5-3				F7		F8	3	0	0	0	0	0	0						
Inning Stats	R: 0 E: 0 K: 0 S: 5	H: 0 LOB: 0 BB: 0 P: 6	R: 0 E: 0 K: 1 S: 8	H: 0 LOB: 0 BB: 0 P: 12	R: 0 E: 0 K: 1 S: 11	H: 0 LOB: 0 BB: 0 P: 16	R: 0 E: 1 K: 1 S: 13	H: 1 LOB: 2 BB: 0 P: 16	R: 0 E: 0 K: 0 S: 9	H: 1 LOB: 0 BB: 0 P: 13	R: 0 E: 1 K: 1 S: 9	H: 2 LOB: 1 BB: 0 P: 12	R: 0 E: 0 K: 0 S: 6	H: 0 LOB: 0 BB: 0 P: 11	R: 0 E: 0 K: 1 S: 8	H: 0 LOB: 1 BB: 0 P: 11	R: 0 E: 0 K: 1 S: 12	H: 0 LOB: 1 BB: 1 P: 18	1B: 3 2B: 1 3B: 0 HR: 0	SF: 0 SAC: 0 DP: 1 HBP: 0	WP: 0 PB: 0 SB: 0 CS: 0	PA: 31
PITCHER	IP	WLS	BF	H	R	ER	SO	BB	IBB	HBP	BLK	WP	HR	S	P	ERA	WHIP					
Mike Bacsik L ERA:	(1, 1)	7.0	W	24	4	0	0	4	0	0	0	0	0	0	61	86	0.00	0.571				
Carlos Almanzar R ERA: 3.39	(8, 1)	1.0		3	0	0	0	1	0	0	0	0	0	8	11	0.00	0.000					
53 Joaquin Benoit R ERA: 6.22	(9, 1)	1.0		4	0	0	0	1	1	0	0	0	0	12	18	0.00	1.000					

Batter	1	2	3	4	5	6	7	8	9	AB	R	H	RBI	BB	SO	LOB	TOP																
Eric Young Sr. R (1, 10) OBP: 0.419, SLG: 0.404										3	0	0	0	1	0	0	Texas Rangers @ Detroit Tigers Comerica Park, Detroit, MI Thu Aug 05 2004, 1:05 PM EDT Att: 25,710 - Cloudy - 71 F																
10 Michael Young R (1, 6) OBP: 0.369, SLG: 0.490										4	0	0	0	0	1	1																	
Alfonso Soriano R (1, 4) OBP: 0.323, SLG: 0.474										4	1	3	1	0	1	0																	
23 Mark Teixeira S (1, 3) OBP: 0.354, SLG: 0.563										3	1	0	0	1	1	2																	
Brian Jordan R (1, 9) OBP: 0.235, SLG: 0.263										4	0	1	0	0	0	3																	
9 Hank Blalock L (1, 5) OBP: 0.347, SLG: 0.516										3	0	0	1	0	0	0																	
Gary Matthews S (1, 8) OBP: 0.347, SLG: 0.492										4	0	1	0	0	1	1																	
Kevin Mench R (1, 7) OBP: 0.310, SLG: 0.504										3	0	0	0	0	0	1																	
Laynce Nix L (9, 8) OBP: 0.327, SLG: 0.536										0	0	0	0	0	0	0																	
Rod Barajas R (1, 2) OBP: 0.276, SLG: 0.502										3	0	0	0	0	1	1																	
Inning Stats	R: 0 E: 0 K: 0 S: 11	H: 1 LOB: 2 BB: 2 P: 22	R: 0 E: 0 K: 0 S: 9	H: 0 LOB: 0 BB: 0 P: 15	R: 0 E: 0 K: 1 S: 12	H: 0 LOB: 0 BB: 0 P: 13	R: 1 E: 0 K: 2 S: 11	H: 1 LOB: 1 BB: 0 P: 19	R: 0 E: 0 K: 0 S: 7	H: 0 LOB: 0 BB: 0 P: 11	R: 1 E: 0 K: 1 S: 8	H: 1 LOB: 0 BB: 0 P: 11	R: 0 E: 0 K: 1 S: 10	H: 1 LOB: 1 BB: 0 P: 13	R: 0 E: 0 K: 0 S: 14	H: 1 LOB: 1 BB: 0 P: 20	R: 0 E: 0 K: 0 S: 7	H: 0 LOB: 0 BB: 0 P: 10	1B: 1 2B: 2 3B: 1 HR: 1	SF: 1 SAC: 0 DP: 1 HBP: 0	WP: 1 PB: 0 SB: 0 CS: 0	PA: 34											
PITCHER	IP WLS BF H R ER SO BB IBB HBP BLK WP HR S P ERA WHIP																																
Wilfredo Ledezma L (1, 1) ERA: 3.53	5.0	19	2	1	1	3	2	0	0	0	0	1	0	50	80	1.80	0.800																
Esteban Yan R (6, 1) ERA: 3.82	3.0	L	12	3	1	1	2	0	0	0	0	0	1	32	44	3.00	1.000																
Ugueth Urbina R (9, 1) ERA: 4.06	1.0		3	0	0	0	0	0	0	0	0	0	0	7	10	0.00	0.000																

AB	31
R	2
H	5
RBI	2
BB	2
SO	5
LOB	9



Batter	1	2	3	4	5	6	7	8	9	AB	R	H	RBI	BB	SO	LOB	BOTTOM																
Alex Sanchez L (1, 8) OBP: 0.345, SLG: 0.397										4	1	1	0	1	0	5	Texas Rangers @ Detroit Tigers Comerica Park, Detroit, MI Thu Aug 05 2004, 1:05 PM EDT Att: 25,710 - Cloudy - 71 F																
20 Omar Infante R (1, 4) OBP: 0.336, SLG: 0.469										4	0	2	0	0	1	1																	
Ivan Rodriguez R (1, 2) OBP: 0.392, SLG: 0.519										4	0	2	1	0	0	2																	
Dmitri Young S (1, 10) OBP: 0.351, SLG: 0.455										4	0	0	0	0	1	3																	
9 Carlos Guillen S (1, 6) OBP: 0.396, SLG: 0.562										3	0	0	0	1	2	0																	
Carlos Pena L (1, 3) OBP: 0.311, SLG: 0.426										2	0	0	0	2	0	2																	
Bobby Higginson L (1, 9) OBP: 0.352, SLG: 0.361										4	0	1	0	0	2	4																	
33 Marcus Thames R (1, 7) OBP: 0.309, SLG: 0.560										4	0	0	0	0	1	3																	
Eric Munson L (1, 5) OBP: 0.307, SLG: 0.452										2	0	2	0	1	0	0																	
15 Brandon Inge R (7, PR) OBP: 0.337, SLG: 0.475										0	0	0	0	0	0	0																	
Jason Smith L (9, PH) OBP: 0.338, SLG: 0.636										1	0	0	0	0	0	0																	
Inning Stats	R: 1 E: 0 K: 0 S: 8	H: 2 LOB: 0 BB: 0 P: 11	R: 0 E: 0 K: 1 S: 10	H: 1 LOB: 3 BB: 2 P: 21	R: 0 E: 0 K: 2 S: 9	H: 0 LOB: 1 BB: 1 P: 16	R: 0 E: 0 K: 0 S: 9	H: 2 LOB: 1 BB: 0 P: 15	R: 0 E: 0 K: 1 S: 5	H: 0 LOB: 0 BB: 0 P: 7	R: 0 E: 0 K: 1 S: 9	H: 1 LOB: 1 BB: 0 P: 11	R: 0 E: 1 K: 1 S: 13	H: 1 LOB: 3 BB: 1 P: 21	R: 0 E: 0 K: 1 S: 8	H: 0 LOB: 1 BB: 1 P: 16	1B: 8 2B: 1 3B: 0 HR: 0	SF: 0 SAC: 1 DP: 2 HBP: 0	WP: 0 PB: 0 SB: 0 CS: 1	PA: 38													
PITCHER	IP WLS BF H R ER SO BB IBB HBP BLK WP HR S P ERA WHIP																																
Ryan Drese R (1, 1) ERA: 2.38	6.0	W	24	6	1	1	4	3	0	0	0	0	0	45	75	1.50	1.500																
32 Ron Mahay L (7, PR) ERA: 2.38	1.0	H	4	1	0	0	1	0	0	0	0	0	0	9	11	0.00	1.000																
Carlos Almanzar R (8, 1) ERA: 0.31	1.0	H	6	1	0	0	1	0	1	0	0	0	0	13	21	0.00	1.000																
Francisco Cordero R (9, 1) ERA: 1.94	1.0	S	4	0	0	0	1	1	0	0	0	0	0	8	16	0.00	1.000																

AB	32
R	1
H	8
RBI	1
BB	5
SO	7
LOB	20



Batter	1	2	3	4	5	6	7	8	9	AB	R	H	RBI	BB	SO	LOB	TOP									
20 Omar Infante, R OBP: 0.341, SLG: 0.475										4	0	1	0	0	1	1	Detroit Tigers @ Oakland Athletics Network Associates Coliseum, Oakland, CA Tue Aug 10 2004, 10:05 PM EDT Att: 20,315 - Sunny - 65 F									
9 Carlos Guillen, S OBP: 0.396, SLG: 0.556										4	1	1	1	0	0	2										
Ivan Rodriguez, R OBP: 0.388, SLG: 0.526										4	0	1	0	0	2	2										
Dmitri Young, S OBP: 0.360, SLG: 0.477										3	1	1	0	1	0	0										
Rondell White, R OBP: 0.337, SLG: 0.455										2	0	0	1	0	0	1										
Craig Monroe, R OBP: 0.311, SLG: 0.391										3	0	0	1	0	1	3										
Carlos Pena, L OBP: 0.317, SLG: 0.447										3	1	1	1	1	1	1										
15 Brandon Inge, R OBP: 0.336, SLG: 0.467										3	0	0	0	0	0	1										
Eric Munson, L OBP: 0.309, SLG: 0.480										1	0	0	0	0	1	0										
Nook Logan, S OBP: 0.406, SLG: 0.467										3	1	2	0	0	0	0										
Bobby Higginson, L OBP: 0.344, SLG: 0.351										1	0	0	0	0	0	0										
Inning Stats	R: 0 E: 0 K: 2 S: 8	H: 0 LOB: 0 BB: 0 P: 12	R: 0 E: 0 K: 1 S: 10	H: 0 LOB: 1 BB: 0 P: 17	R: 0 E: 0 K: 0 S: 13	H: 2 LOB: 2 BB: 0 P: 20	R: 1 E: 0 K: 0 S: 12	H: 1 LOB: 1 BB: 1 P: 21	R: 1 E: 0 K: 1 S: 9	H: 1 LOB: 0 BB: 0 P: 12	R: 0 E: 0 K: 1 S: 7	H: 0 LOB: 0 BB: 0 P: 8	R: 1 E: 0 K: 0 S: 8	H: 1 LOB: 0 BB: 0 P: 16	R: 1 E: 0 K: 0 S: 11	H: 2 LOB: 1 BB: 0 P: 21	R: 0 E: 0 K: 1 S: 11	H: 0 LOB: 0 BB: 0 P: 18	1B: 4 2B: 2 3B: 0 HR: 1	SF: 2 SAC: 0 DP: 1 HBP: 1	WP: 0 PB: 0 SB: 1 CS: 0	PA: 36				
PITCHER	IP	WLS	BF	H	R	ER	SO	BB	IBB	HBP	BLK	WP	HR	S	P	ERA	WHIP									
Barry Zito, L ERA: 4.79	(1, 1)	7.0	W	28	5	3	3	5	1	0	1	0	0	1	67	106	3.86	0.857								
Justin Lehr, R ERA: 4.54	(8, 1)	1.0	H	5	2	1	1	0	1	0	0	0	0	0	11	21	9.00	3.000								
Octavio Dotel, R ERA: 4.09	(9, 1)	1.0	S	3	0	0	0	1	0	0	0	0	0	0	11	18	0.00	0.000								

Batter	1	2	3	4	5	6	7	8	9	AB	R	H	RBI	BB	SO	LOB	BOTTOM									
21 Mark Kotsay, L OBP: 0.365, SLG: 0.439										4	1	1	0	0	1	2	Detroit Tigers @ Oakland Athletics Network Associates Coliseum, Oakland, CA Tue Aug 10 2004, 10:05 PM EDT Att: 20,315 - Sunny - 65 F									
Mark McLemore, S OBP: 0.386, SLG: 0.319										2	1	0	0	1	0	1										
3 Eric Chavez, L OBP: 0.404, SLG: 0.534										4	1	1	3	0	1	2										
Jermaine Dye, R OBP: 0.334, SLG: 0.464										4	0	0	0	0	0	2										
Scott Hatteberg, L OBP: 0.382, SLG: 0.460										1	2	0	0	3	0	0										
Erubiel Durazo, L OBP: 0.375, SLG: 0.499										4	0	3	0	0	0	1										
Eric Byrnes, R OBP: 0.344, SLG: 0.495										4	0	1	1	0	0	3										
17 Adam Melhuse, S OBP: 0.301, SLG: 0.424										4	0	0	0	0	2	3										
Marco Scutaro, R OBP: 0.306, SLG: 0.386										3	0	1	0	0	0	0										
Inning Stats	R: 0 E: 0 K: 1 S: 9	H: 0 LOB: 1 BB: 0 P: 15	R: 1 E: 0 K: 1 S: 8	H: 1 LOB: 0 BB: 1 P: 15	R: 3 E: 1 K: 0 S: 15	H: 2 LOB: 1 BB: 1 P: 24	R: 0 E: 0 K: 1 S: 7	H: 0 LOB: 0 BB: 0 P: 9	R: 0 E: 0 K: 0 S: 5	H: 0 LOB: 1 BB: 1 P: 10	R: 1 E: 0 K: 0 S: 10	H: 3 LOB: 2 BB: 1 P: 21	R: 0 E: 0 K: 1 S: 6	H: 0 LOB: 0 BB: 0 P: 13	R: 0 E: 0 K: 0 S: 10	H: 1 LOB: 1 BB: 0 P: 18		1B: 3 2B: 3 3B: 0 HR: 1	SF: 0 SAC: 0 DP: 1 HBP: 1	WP: 1 PB: 0 SB: 0 CS: 1	PA: 35					
PITCHER	IP	WLS	BF	H	R	ER	SO	BB	IBB	HBP	BLK	WP	HR	S	P	ERA	WHIP									
Jason Johnson, R ERA: 4.47	(1, 1)	5.2	L	27	6	5	4	3	4	0	1	0	0	1	52	91	6.35	1.765								
Jamie Walker, L ERA: 2.51	(6, 1)	1.1		4	0	0	0	1	0	0	0	0	0	8	16	0.00	0.000									
Ugueth Urbina, R ERA: 3.88	(8, 1)	1.0		4	1	0	0	0	0	0	0	0	0	10	18	0.00	1.000									

Batter	1	2	3	4	5	6	7	8	9	AB	R	H	RBI	BB	SO	LOB	TOP										
20 Omar Infante, R OBP: 0.342, SLG: 0.474	G5-3		FC6-4 9 BB 1-2 HR			F8				5	1	2	3	0	0	1	Detroit Tigers @ Oakland Athletics Network Associates Coliseum, Oakland, CA Wed Aug 11 2004, 3:35 PM EDT Att: 25,781 - Cloudy - 68 F										
9 Carlos Guillen, S OBP: 0.398, SLG: 0.557 Jason Smith, L OBP: 0.333, SLG: 0.609	G4-3			P5			F7			3	1	1	0	2	0	2											
Ivan Rodriguez, R OBP: 0.339, SLG: 0.519 30 Chris Shelton, R OBP: 0.333, SLG: 0.325	G4-3		L9	F7				G5-3		5	0	0	0	0	1	5											
Dmitri Young, S OBP: 0.363, SLG: 0.495 Eric Munson, L OBP: 0.307, SLG: 0.478	F7								P5	4	2	2	3	0	0	2											
Rondell White, R OBP: 0.339, SLG: 0.464 Craig Monroe, R OBP: 0.310, SLG: 0.390				P6					G1-3	4	2	2	1	0	1	0											
33 Marcus Thames, R OBP: 0.321, SLG: 0.545										4	2	2	1	0	1	0											
Carlos Pena, L OBP: 0.321, SLG: 0.449										3	2	1	1	2	0	2											
15 Brandon Inge, R OBP: 0.333, SLG: 0.462										5	0	1	1	0	1	4											
Nook Logan, S OBP: 0.417, SLG: 0.471										4	1	2	1	0	0	4											
Inning Stats	R: 0 E: 0 K: 0 S: 11	H: 1 LOB: 1 BB: 0 P: 17	R: 0 E: 0 K: 2 S: 9	H: 0 LOB: 1 BB: 1 P: 17	R: 3 E: 0 K: 0 S: 12	H: 2 LOB: 0 BB: 1 P: 20	R: 3 E: 0 K: 0 S: 17	H: 4 LOB: 1 BB: 0 P: 26	R: 2 E: 0 K: 1 S: 11	H: 4 LOB: 1 BB: 0 P: 15	R: 0 E: 0 K: 1 S: 6	H: 0 LOB: 1 BB: 1 P: 13	R: 3 E: 0 K: 1 S: 17	H: 2 LOB: 1 BB: 1 P: 31	R: 0 E: 0 K: 0 S: 7	H: 0 LOB: 0 BB: 0 P: 11		R: 0 E: 0 K: 0 S: 7	H: 0 LOB: 0 BB: 0 P: 9	1B: 8 2B: 3 3B: 0 HR: 2	SF: 0 SAC: 0 DP: 1 HBP: 1	WP: 0 PB: 0 SB: 2 CS: 0	PA: 44				
PITCHER	IP	WLS	BF	H	R	ER	SO	BB	IBB	HBP	BLK	WP	HR	S	P	ERA	WHIP										
Mark Redman, L ERA: 4.98	4.0	L	21	7	6	6	2	2	0	0	0	0	1	49	80	13.50	2.250										
Justin Lehr, R ERA: 5.4	1.0		6	4	2	2	0	0	0	0	0	0	0	11	15	18.00	4.000										
46 Santiago Casilla, R ERA: 7.36	1.2		10	2	3	3	2	2	0	1	0	0	1	21	40	16.20	2.400										
Chris Hammond, L ERA: 3.53	1.1		4	0	0	0	0	0	0	0	0	0	0	9	15	0.00	0.000										
Ricardo Rincon, L ERA: 3.77	1.0		3	0	0	0	0	0	0	0	0	0	0	7	9	0.00	0.000										

Batter	1	2	3	4	5	6	7	8	9	AB	R	H	RBI	BB	SO	LOB	BOTTOM										
Eric Byrnes, R OBP: 0.344, SLG: 0.492	K									4	0	1	0	1	1	1	Detroit Tigers @ Oakland Athletics Network Associates Coliseum, Oakland, CA Wed Aug 11 2004, 3:35 PM EDT Att: 25,781 - Cloudy - 68 F										
23 Bobby Kielty, S OBP: 0.314, SLG: 0.359										5	1	2	1	0	0	2											
3 Eric Chavez, L OBP: 0.404, SLG: 0.532 17 Adam Melhuse, S OBP: 0.297, SLG: 0.418										3	0	1	1	0	1	1											
Jermaine Dye, R OBP: 0.335, SLG: 0.467										4	0	2	0	0	0	1											
Scott Hatteberg, L OBP: 0.382, SLG: 0.458 Billy McMillon, L OBP: 0.286, SLG: 0.346										2	0	0	1	0	0	1											
Damian Miller, R OBP: 0.349, SLG: 0.441										4	0	0	0	0	0	4											
Erbiel Durazo, L OBP: 0.376, SLG: 0.497										3	1	1	0	1	1	0											
7 Bobby Crosby, R OBP: 0.334, SLG: 0.451										4	0	0	0	0	2	2											
Marco Scutaro, R OBP: 0.305, SLG: 0.385										4	1	1	0	0	1	2											
Inning Stats	R: 0 E: 0 K: 1 S: 11	H: 1 LOB: 1 BB: 0 P: 13	R: 0 E: 0 K: 1 S: 8	H: 0 LOB: 0 BB: 0 P: 16	R: 2 E: 1 K: 0 S: 16	H: 3 LOB: 3 BB: 1 P: 29	R: 0 E: 0 K: 1 S: 8	H: 0 LOB: 1 BB: 1 P: 16	R: 0 E: 0 K: 1 S: 9	H: 1 LOB: 1 BB: 0 P: 14	R: 0 E: 0 K: 1 S: 10	H: 0 LOB: 0 BB: 0 P: 14	R: 0 E: 0 K: 0 S: 5	H: 0 LOB: 0 BB: 0 P: 8	R: 0 E: 0 K: 0 S: 6	H: 0 LOB: 1 BB: 1 P: 14		R: 1 E: 0 K: 1 S: 17	H: 3 LOB: 2 BB: 0 P: 25	1B: 7 2B: 1 3B: 0 HR: 0	SF: 0 SAC: 0 DP: 0 HBP: 1	WP: 0 PB: 1 SB: 0 CS: 0	PA: 39				
PITCHER	IP	WLS	BF	H	R	ER	SO	BB	IBB	HBP	BLK	WP	HR	S	P	ERA	WHIP										
Wilfredo Ledezma, L ERA: 2.53	5.2	W	25	5	2	2	4	2	0	1	0	0	0	59	99	3.18	1.235										
Al Levine, R ERA: 4.83	1.1		4	0	0	0	1	0	0	0	0	0	0	8	11	0.00	0.000										
Roberto Novoa, R ERA: 1.93	1.0		4	0	0	0	0	1	0	0	0	0	0	6	14	0.00	1.000										
Esteban Yan, R ERA: 3.7	1.0		6	3	1	0	1	0	0	0	0	0	0	17	25	0.00	3.000										



Batter	1	2	3	4	5	6	7	8	9	AB	R	H	RBI	BB	SO	LOB	TOP								
20 Omar Infante, R OBP: 0.340, SLG: 0.470	G6-3		G3		K		G4-3		F8	5	0	1	1	0	1	2	Detroit Tigers @ Oakland Athletics Network Associates Coliseum, Oakland, CA Thu Aug 12 2004, 3:35 PM EDT Att: 17,963 - Cloudy - 67 F								
Bobby Higginson, L OBP: 0.342, SLG: 0.348	F9		G3				P5		G3-6	5	0	1	0	0	0	2									
9 Carlos Guillen, S OBP: 0.385, SLG: 0.552	P3		K				G5-3		F8	4	0	0	0	0	1	2									
Dmitri Young, S OBP: 0.361, SLG: 0.491		G5-3		G4-3			P6		BB 1B	4	1	1	0	0	0	0									
Rondell White, R OBP: 0.343, SLG: 0.473 Nook Logan, S OBP: 0.417, SLG: 0.471				2B 1B			HR		F8	3	2	2	1	1	0	1									
Carlos Pena, L OBP: 0.320, SLG: 0.444		BB		2B 1B			F9		1B BB	3	0	0	0	1	2	2									
Craig Monroe, R OBP: 0.316, SLG: 0.410				2B			HR		1B	4	1	3	3	0	1	1									
Eric Munson, L OBP: 0.307, SLG: 0.479			15 F9 20 1B 2B		K		P6		F8	4	1	1	0	0	1	3									
15 Brandon Inge, R OBP: 0.336, SLG: 0.462			F9				1B		G3-6 1B	4	0	2	0	0	0	1									
Inning Stats	R: 0 E: 0 K: 0 S: 9	H: 0 LOB: 0 BB: 0 P: 11	R: 0 E: 0 K: 2 S: 9	H: 0 LOB: 1 BB: 1 P: 18	R: 1 E: 0 K: 1 S: 14	H: 2 LOB: 1 BB: 0 P: 19	R: 1 E: 0 K: 2 S: 16	H: 2 LOB: 1 BB: 0 P: 27	R: 0 E: 0 K: 1 S: 12	H: 2 LOB: 0 BB: 0 P: 15	R: 2 E: 0 K: 0 S: 10	H: 2 LOB: 0 BB: 0 P: 15	R: 0 E: 0 K: 0 S: 7	H: 0 LOB: 0 BB: 0 P: 9	R: 1 E: 0 K: 0 S: 8	H: 2 LOB: 2 BB: 1 P: 18	R: 0 E: 0 K: 0 S: 5	H: 1 LOB: 0 BB: 0 P: 10	1B: 7 2B: 2 3B: 0 HR: 2	SF: 0 SAC: 0 DP: 1 HBP: 0	WP: 0 PB: 0 SB: 0 CS: 0	PA: 38			
PITCHER	IP	WLS	BF	H	R	ER	SO	BB	IBB	HBP	BLK	WP	HR	S	P	ERA	WHIP								
Tim Hudson, R ERA: 3.17	5.0		21	6	2	2	6	1	0	0	0	0	0	60	90	3.60	1.400								
58 Justin Duchschere, R ERA: 3.13	2.2	L	12	3	3	3	0	1	0	0	0	0	2	21	34	10.12	1.500								
Jim Meier, R ERA: 4.04	0.1		2	1	0	0	0	0	0	0	0	0	0	4	8	0.00	3.000								
Ricardo Rincon, L ERA: 3.66	1.0		3	1	0	0	0	0	0	0	0	0	0	5	10	0.00	1.000								


Batter	1	2	3	4	5	6	7	8	9	AB	R	H	RBI	BB	SO	LOB	BOTTOM								
21 Mark Kotsay, L OBP: 0.368, SLG: 0.449	HR		CS 1B		1B			G4-3		4	1	3	1	0	0	0	Detroit Tigers @ Oakland Athletics Network Associates Coliseum, Oakland, CA Thu Aug 12 2004, 3:35 PM EDT Att: 17,963 - Cloudy - 67 F								
Eric Byrnes, R OBP: 0.343, SLG: 0.490	F7		CS		F7			F7		4	1	1	0	0	0	1									
3 Eric Chavez, L OBP: 0.408, SLG: 0.533	G4-6-3 1B				G1-3 1B				BB	3	0	2	0	1	0	0									
Jermaine Dye, R OBP: 0.335, SLG: 0.465	G4-6-3				G1-3 1B			P4		4	0	1	1	0	0	2									
Scott Hatteberg, L OBP: 0.381, SLG: 0.456			K		K			G6-3		4	0	1	0	0	2	2									
Damian Miller, R OBP: 0.348, SLG: 0.449			P3		G1-3			G1-3		4	1	1	1	0	0	3									
23 Bobby Kielty, S OBP: 0.310, SLG: 0.354 Billy McMillon, L OBP: 0.281, SLG: 0.340			F9		K			G6-3		3	0	0	0	0	1	2									
7 Bobby Crosby, R OBP: 0.333, SLG: 0.447			L5		P3			P2		3	0	0	0	1	0	0									
Marco Scutaro, R OBP: 0.303, SLG: 0.382 Erubiel Durazo, L OBP: 0.375, SLG: 0.496			G6-3		F8			P4		3	0	0	0	0	0	0									
Inning Stats	R: 1 E: 0 K: 0 S: 8	H: 2 LOB: 0 BB: 0 P: 10	R: 0 E: 0 K: 1 S: 7	H: 0 LOB: 0 BB: 0 P: 11	R: 0 E: 0 K: 0 S: 6	H: 1 LOB: 0 BB: 0 P: 9	R: 1 E: 0 K: 2 S: 13	H: 3 LOB: 2 BB: 0 P: 23	R: 0 E: 0 K: 0 S: 7	H: 1 LOB: 1 BB: 0 P: 10	R: 0 E: 0 K: 0 S: 12	H: 1 LOB: 1 BB: 0 P: 21	R: 0 E: 0 K: 0 S: 6	H: 0 LOB: 0 BB: 0 P: 12	R: 0 E: 0 K: 0 S: 6	H: 0 LOB: 1 BB: 1 P: 15	R: 1 E: 0 K: 2 S: 14	H: 1 LOB: 1 BB: 1 P: 21	1B: 7 2B: 0 3B: 0 HR: 2	SF: 0 SAC: 0 DP: 1 HBP: 0	WP: 1 PB: 0 SB: 0 CS: 1	PA: 37			
PITCHER	IP	WLS	BF	H	R	ER	SO	BB	IBB	HBP	BLK	WP	HR	S	P	ERA	WHIP								
Mike Maroth, L ERA: 4.37	7.0		27	8	2	2	3	0	0	0	0	0	0	6	15	0.00	1.000								
Jamie Walker, L ERA: 2.76	1.0	H	4	0	0	0	0	1	0	0	0	0	0	6	15	0.00	1.000								
Ugueth Urbina, R ERA: 3.99	1.0	S	5	1	1	1	2	1	0	0	0	1	1	14	21	9.00	2.000								



Batter	1	2	3	4	5	6	7	8	9	AB	R	H	RBI	BB	SO	LOB	TOP					
20 Omar Infante, R OBP: 0.336, SLG: 0.464	K		K	FC5		G4-3		SH1-4		4	0	0	0	0	2	5						
9 Carlos Guillen, S OBP: 0.365, SLG: 0.549	K		F7					K		4	0	1	0	1	2	2						
Ivan Rodriguez, R OBP: 0.384, SLG: 0.519	G6-3									4	0	1	0	1	0	4						
Dmitri Young, S OBP: 0.358, SLG: 0.485			G3					K		5	0	1	0	0	2	4						
Rondell White, R OBP: 0.346, SLG: 0.478										5	1	3	0	0	0	1						
Jason Smith, L OBP: 0.333, SLG: 0.609										0	1	0	0	0	0	0						
Bobby Higginson, L OBP: 0.342, SLG: 0.348										0	0	0	0	0	0	0						
Carlos Pena, L OBP: 0.318, SLG: 0.439										4	1	0	0	1	2	2						
Craig Monroe, R OBP: 0.321, SLG: 0.415										4	2	2	1	1	1	3						
15 Brandon Inge, R OBP: 0.348, SLG: 0.475										4	0	4	3	1	0	0						
Nook Logan, S OBP: 0.439, SLG: 0.486										3	0	2	1	1	1	1						
Inning Stats	R: 0 E: 0 K: 2 S: 8	H: 0 LOB: 0 BB: 0 P: 10	R: 2 E: 0 K: 3 S: 17	H: 2 LOB: 1 BB: 1 P: 28	R: 0 E: 0 K: 1 S: 10	H: 1 LOB: 1 BB: 0 P: 13	R: 0 E: 0 K: 0 S: 17	H: 0 LOB: 3 BB: 3 P: 32	R: 0 E: 0 K: 0 S: 8	H: 2 LOB: 1 BB: 0 P: 13	R: 1 E: 0 K: 1 S: 12	H: 3 LOB: 3 BB: 1 P: 22	R: 0 E: 0 K: 1 S: 11	H: 1 LOB: 0 BB: 0 P: 17	R: 0 E: 0 K: 2 S: 17	H: 2 LOB: 3 BB: 1 P: 28	R: 2 E: 0 K: 0 S: 9	H: 3 LOB: 1 BB: 0 P: 11	1B: 10 2B: 6 3B: 0 HR: 0	SF: 1 SAC: 1 DP: 2 HBP: 0	WP: 1 PB: 1 SB: 0 CS: 0	PA: 45
PITCHER	IP	WLS	BF	H	R	ER	SO	BB	IBB	HBP	BLK	WP	HR	S	P	ERA	WHIP					
41 John Lackey, R ERA: 4.88	5.1		26	7	3	3	7	4	0	0	0	1	0	67	107	5.06	2.062					
62 Scot Shields, R ERA: 3.01	2.1		13	4	0	0	2	2	0	0	0	0	0	29	50	0.00	2.571					
Brendan Donnelly, R ERA: 2.88	0.1		1	0	0	0	1	0	0	0	0	0	0	4	6	0.00	0.000					
Troy Percival, R ERA: 3.93	1.0	L	5	3	2	2	0	0	0	0	0	0	0	9	11	18.00	3.000					

Detroit Tigers @ Anaheim Angels
Angel Stadium of Anaheim, Anaheim, CA
Fri Aug 13 2004, 7:05 PM PDT
Att: 43,580 - Sunny - 76 F


AB 37
R 5
H 14
RBI 5
BB 6
SO 10
LOB 22



Batter	1	2	3	4	5	6	7	8	9	AB	R	H	RBI	BB	SO	LOB	BOTTOM					
David Eckstein, R OBP: 0.343, SLG: 0.336	G6-3									5	0	0	0	0	0	5						
9 Chone Figgins, S OBP: 0.363, SLG: 0.419										4	1	0	0	1	1	1						
27 Vladimir Guerrero, R OBP: 0.377, SLG: 0.565										5	0	2	2	0	0	1						
16 Garret Anderson, L OBP: 0.355, SLG: 0.431										5	0	1	0	0	0	2						
Jose Guillen, R OBP: 0.367, SLG: 0.523										4	0	0	0	0	1	3						
Darin Erstad, L OBP: 0.359, SLG: 0.410										4	0	2	0	0	0	0						
39 Robb Quinlan, R OBP: 0.388, SLG: 0.503										4	1	2	0	0	1	1						
Jeff DaVanon, S OBP: 0.376, SLG: 0.405										4	0	1	0	0	1	3						
Josh Paul, R OBP: 0.327, SLG: 0.367										2	0	0	0	0	2	4						
Curtis Pride, L OBP: 0.273, SLG: 0.273										1	1	1	0	0	0	0						
José Molina, R OBP: 0.279, SLG: 0.351										0	0	0	0	1	0	0						
Inning Stats	R: 0 E: 0 K: 1 S: 9	H: 1 LOB: 2 BB: 1 P: 16	R: 0 E: 1 K: 2 S: 13	H: 1 LOB: 2 BB: 0 P: 18	R: 0 E: 0 K: 0 S: 10	H: 0 LOB: 0 BB: 0 P: 14	R: 0 E: 0 K: 1 S: 13	H: 2 LOB: 2 BB: 0 P: 21	R: 1 E: 1 K: 0 S: 10	H: 1 LOB: 1 BB: 0 P: 15	R: 0 E: 0 K: 1 S: 8	H: 0 LOB: 0 BB: 0 P: 13	R: 1 E: 0 K: 0 S: 15	H: 2 LOB: 1 BB: 0 P: 21	R: 1 E: 1 K: 0 S: 11	H: 2 LOB: 2 BB: 1 P: 20	R: 0 E: 0 K: 1 S: 6	H: 0 LOB: 0 BB: 0 P: 8	1B: 7 2B: 1 3B: 1 HR: 0	SF: 0 SAC: 0 DP: 0 HBP: 0	WP: 1 PB: 0 SB: 1 CS: 0	PA: 40
PITCHER	IP	WLS	BF	H	R	ER	SO	BB	IBB	HBP	BLK	WP	HR	S	P	ERA	WHIP					
38 Jeremy Bonderman, R ERA: 5.81	6.0		27	6	2	1	5	1	0	0	0	0	0	66	102	1.50	1.167					
Esteban Yan, R ERA: 3.59	2.0	W	10	3	1	0	0	1	0	0	0	1	0	23	36	0.00	2.000					
Ugueth Urbina, R ERA: 3.91	1.0	S	3	0	0	0	1	0	0	0	0	0	0	6	8	0.00	0.000					

Detroit Tigers @ Anaheim Angels
Angel Stadium of Anaheim, Anaheim, CA
Fri Aug 13 2004, 7:05 PM PDT
Att: 43,580 - Sunny - 76 F

AB 38
R 3
H 9
RBI 2
BB 2
SO 6
LOB 20



Batter	1	2	3	4	5	6	7	8	9	AB	R	H	RBI	BB	SO	LOB	TOP		
20 Omar Infante, R OBP: 0.335, SLG: 0.461	2-2 P3		2-1 P4		1-0 1B		0-0 SH1-3		1-2 F9	4	0	1	0	0	0	2			
9 Carlos Guillen, S OBP: 0.363, SLG: 0.543	3-3 K		4-2 FC5-4 BB		4-2 1-2 BB		1-2 G5-3		3-2 F8	3	0	0	1	2	1	2			
Ivan Rodriguez, R OBP: 0.383, SLG: 0.522	2-1 1B		0-0 FC5-4 1-2		2-2 F9		0-3 K			4	0	1	0	0	1	3			
Dmitri Young, S OBP: 0.352, SLG: 0.476	0-0 F9		2-0 G4-3		3-2 G4-3				2-2 G4-3	4	0	0	0	0	4				
Rondell White, R OBP: 0.341, SLG: 0.477		1-0 E6 2B		2-1 G6-3		2-2 F9		1-0 G4-3		4	1	0	0	0	0	0			
Carlos Pena, L OBP: 0.327, SLG: 0.463		0-2 1-H 2B		3-3 K		0-0 FC6-4 1B		3-3 K		4	0	2	1	0	2	0			
Craig Monroe, R OBP: 0.321, SLG: 0.417		0-0 G5-3		0-1 15 1B 2B		0-2 FC6-4 1-2			1-0 G4-3	4	0	1	0	0	2				
15 Brandon Inge, R OBP: 0.356, SLG: 0.476		2-2 F7		0-0 2-H 1B		1-1 SAFE L6			4-1 HBP BB	3	0	1	0	1	0	2			
Nook Logan, S OBP: 0.447, SLG: 0.463		2-0 F7			2-2 G3-1		2-2 E8 SH1-3 9 G6-3 1B		2-2 HBP	3	1	1	0	0	0	1			
Eric Munson, L OBP: 0.309, SLG: 0.479										0	0	0	0	0	0	0			
Bobby Higginson, L OBP: 0.342, SLG: 0.348										0	0	0	0	0	0	0			
Inning Stats	R: 0 E: 0 K: 1 S: 9	H: 1 LOB: 1 BB: 0 P: 16	R: 1 E: 1 K: 0 S: 9	H: 1 LOB: 1 BB: 0 P: 14	R: 0 E: 0 K: 1 S: 6	H: 0 LOB: 1 BB: 1 P: 14	R: 0 E: 0 K: 1 S: 8	H: 2 LOB: 2 BB: 0 P: 13	R: 0 E: 0 K: 0 S: 12	H: 1 LOB: 2 BB: 1 P: 24	R: 1 E: 1 K: 1 S: 10	H: 1 LOB: 0 BB: 0 P: 13	R: 0 E: 0 K: 1 S: 7	H: 0 LOB: 0 BB: 0 P: 13	R: 0 E: 0 K: 0 S: 12	H: 0 LOB: 2 BB: 1 P: 23	1B: 5 2B: 2 3B: 0 HR: 0	SF: 0 SAC: 1 DP: 0 HBP: 1	WP: 0 PA: 38 PB: 0 SB: 1 CS: 0
PITCHER	IP WLS BF H R ER SO BB IBB HBP BLK WP HR S P ERA WHIP	IP WLS BF H R ER SO BB IBB HBP BLK WP HR S P ERA WHIP	IP WLS BF H R ER SO BB IBB HBP BLK WP HR S P ERA WHIP	IP WLS BF H R ER SO BB IBB HBP BLK WP HR S P ERA WHIP	IP WLS BF H R ER SO BB IBB HBP BLK WP HR S P ERA WHIP	IP WLS BF H R ER SO BB IBB HBP BLK WP HR S P ERA WHIP	IP WLS BF H R ER SO BB IBB HBP BLK WP HR S P ERA WHIP	IP WLS BF H R ER SO BB IBB HBP BLK WP HR S P ERA WHIP	IP WLS BF H R ER SO BB IBB HBP BLK WP HR S P ERA WHIP	IP WLS BF H R ER SO BB IBB HBP BLK WP HR S P ERA WHIP	IP WLS BF H R ER SO BB IBB HBP BLK WP HR S P ERA WHIP	IP WLS BF H R ER SO BB IBB HBP BLK WP HR S P ERA WHIP	IP WLS BF H R ER SO BB IBB HBP BLK WP HR S P ERA WHIP	IP WLS BF H R ER SO BB IBB HBP BLK WP HR S P ERA WHIP	IP WLS BF H R ER SO BB IBB HBP BLK WP HR S P ERA WHIP	IP WLS BF H R ER SO BB IBB HBP BLK WP HR S P ERA WHIP	IP WLS BF H R ER SO BB IBB HBP BLK WP HR S P ERA WHIP		
Aaron Sele, R ERA: 4.47	6.0	W	26	6	1	0	2	2	0	0	0	0	0	0	0	0	0.00	1.333	
62 Scott Shields, R ERA: 2.94	2.0	W	7	1	1	0	2	0	0	0	0	0	0	0	0	0	0.00	0.500	
Troy Percival, R ERA: 3.82	1.0	S	5	0	0	0	0	1	0	1	0	0	0	0	0	0	0.00	1.000	

Detroit Tigers @ Anaheim Angels
Angel Stadium of Anaheim, Anaheim, CA
Sun Aug 15 2004, 1:05 PM PDT
Att: 42,850 - Sunny - 78 F

AB 33
R 2
H 7
RBI 2
BB 3
SO 4
LOB 16



Batter	1	2	3	4	5	6	7	8	9	AB	R	H	RBI	BB	SO	LOB	BOTTOM		
David Eckstein, R OBP: 0.345, SLG: 0.342	4-0 1B E BB		1-1 B2		0-0 G5-3			4-1 S 2B BB		2	2	0	0	2	0	2			
Darin Erstad, L OBP: 0.359, SLG: 0.414	2-2 F8		3-2 G6-3		1-2 G4-3		1-2 G4-3	1-2 1-H 2B		4	0	1	1	0	0	2			
Jeff DaVanon, S OBP: 0.374, SLG: 0.402	0-2 E1 16 1B		0-0 P5		2-3 K		2-3 K	2-1 G3		4	1	1	0	0	1	2			
16 Garret Anderson, L OBP: 0.352, SLG: 0.428	2-2 G4-3 1B		0-0 G4-3		1-1 F9					3	0	1	1	0	0	0			
Jose Guillen, R OBP: 0.367, SLG: 0.528	0-1 G4-3		1-2 G5-3		1-2 G5-3		0-0 39 G6-4-3 1B			3	0	1	0	0	0	1			
39 Robb Quinlan, R OBP: 0.401, SLG: 0.525		4-2 G6-3 BB		2-3 K		2-1 G6-4-3				2	0	0	0	1	1	1			
Alfredo Amezaga, S OBP: 0.198, SLG: 0.158						1-2 K				0	0	0	0	0	0	0			
Adam Kennedy, L OBP: 0.322, SLG: 0.360		3-1 G6-3			0-3 K		0-2 F9			3	0	0	0	0	1	1			
Josh Paul, R OBP: 0.316, SLG: 0.353		1-1 G5-3			0-2 F8			0-2 F7		2	0	0	0	0	0	0			
Curtis Priddy, L OBP: 0.250, SLG: 0.250										1	0	0	0	0	0	0			
José Molina, R OBP: 0.280, SLG: 0.351										0	0	0	0	0	0	0			
9 Chone Figgins, S OBP: 0.357, SLG: 0.431			0-2 G6-3 1B		2-2 G4-3 2B				0-2 G4-3	3	0	2	0	0	0	0			
Inning Stats	R: 2 E: 1 K: 0 S: 11	H: 2 LOB: 0 BB: 1 P: 19	R: 0 E: 0 K: 0 S: 6	H: 0 LOB: 0 BB: 1 P: 14	R: 0 E: 0 K: 0 S: 14	H: 1 LOB: 1 BB: 0 P: 17	R: 0 E: 0 K: 1 S: 7	H: 0 LOB: 0 BB: 0 P: 10	R: 0 E: 0 K: 1 S: 10	H: 1 LOB: 1 BB: 0 P: 12	R: 0 E: 0 K: 1 S: 8	H: 0 LOB: 0 BB: 0 P: 12	R: 0 E: 0 K: 0 S: 6	H: 1 LOB: 0 BB: 0 P: 8	R: 1 E: 0 K: 0 S: 12	H: 1 LOB: 1 BB: 1 P: 19	1B: 4 2B: 2 3B: 0 HR: 0	SF: 0 SAC: 0 DP: 3 HBP: 0	WP: 0 PA: 30 PB: 0 SB: 1 CS: 0
PITCHER	IP WLS BF H R ER SO BB IBB HBP BLK WP HR S P ERA WHIP	IP WLS BF H R ER SO BB IBB HBP BLK WP HR S P ERA WHIP	IP WLS BF H R ER SO BB IBB HBP BLK WP HR S P ERA WHIP	IP WLS BF H R ER SO BB IBB HBP BLK WP HR S P ERA WHIP	IP WLS BF H R ER SO BB IBB HBP BLK WP HR S P ERA WHIP	IP WLS BF H R ER SO BB IBB HBP BLK WP HR S P ERA WHIP	IP WLS BF H R ER SO BB IBB HBP BLK WP HR S P ERA WHIP	IP WLS BF H R ER SO BB IBB HBP BLK WP HR S P ERA WHIP	IP WLS BF H R ER SO BB IBB HBP BLK WP HR S P ERA WHIP	IP WLS BF H R ER SO BB IBB HBP BLK WP HR S P ERA WHIP	IP WLS BF H R ER SO BB IBB HBP BLK WP HR S P ERA WHIP	IP WLS BF H R ER SO BB IBB HBP BLK WP HR S P ERA WHIP	IP WLS BF H R ER SO BB IBB HBP BLK WP HR S P ERA WHIP	IP WLS BF H R ER SO BB IBB HBP BLK WP HR S P ERA WHIP	IP WLS BF H R ER SO BB IBB HBP BLK WP HR S P ERA WHIP	IP WLS BF H R ER SO BB IBB HBP BLK WP HR S P ERA WHIP	IP WLS BF H R ER SO BB IBB HBP BLK WP HR S P ERA WHIP		
Jason Johnson, R ERA: 4.36	8.0	L	30	6	3	2	3	3	0	0	0	0	0	0	0	0	2.25	1.125	

Detroit Tigers @ Anaheim Angels
Angel Stadium of Anaheim, Anaheim, CA
Sun Aug 15 2004, 1:05 PM PDT
Att: 42,850 - Sunny - 78 F

AB 27
R 3
H 6
RBI 2
BB 3
SO 3
LOB 9



Batter	1	2	3	4	5	6	7	8	9	AB	R	H	RBI	BB	SO	LOB	TOP										
20 Omar Infante, R OBP: 0.340, SLG: 0.473										5	1	2	0	0	1	1											
Bobby Higginson, L OBP: 0.332, SLG: 0.374										4	0	2	1	0	1	1											
9 Carlos Guillen, S OBP: 0.380, SLG: 0.546										4	0	1	1	0	0	1											
Dmitri Young, S OBP: 0.348, SLG: 0.479										4	0	0	0	0	0	3											
Rondell White, R OBP: 0.343, SLG: 0.474										2	0	0	0	2	0	0											
Carlos Pena, L OBP: 0.332, SLG: 0.461										3	0	1	0	1	1	0											
Eric Munson, L OBP: 0.308, SLG: 0.479										4	0	1	0	0	3	4											
15 Brandon Inge, R OBP: 0.350, SLG: 0.465										3	0	0	0	0	1	3											
30 Chris Shelton, R OBP: 0.327, SLG: 0.317										1	0	0	0	0	0	0											
Nook Logan, S OBP: 0.429, SLG: 0.417										2	1	0	0	2	0	0											
Inning Stats	R: 0 E: 0 K: 2 S: 10	H: 0 LOB: 0 BB: 0 P: 17	R: 0 E: 0 K: 2 S: 9	H: 1 LOB: 2 BB: 1 P: 17	R: 0 E: 0 K: 0 S: 7	H: 1 LOB: 0 BB: 0 P: 9	R: 0 E: 0 K: 1 S: 15	H: 0 LOB: 2 BB: 2 P: 29	R: 2 E: 0 K: 0 S: 12	H: 2 LOB: 1 BB: 1 P: 18	R: 0 E: 0 K: 1 S: 11	H: 1 LOB: 0 BB: 0 P: 13	R: 0 E: 0 K: 0 S: 10	H: 2 LOB: 2 BB: 0 P: 16	R: 0 E: 0 K: 1 S: 9	H: 0 LOB: 0 BB: 1 P: 10	R: 0 E: 0 K: 0 S: 9	H: 0 LOB: 0 BB: 1 P: 17	1B: 4 2B: 3 3B: 0 HR: 0	SF: 0 SAC: 0 DP: 2 HBP: 0	WP: 0 PB: 0 CS: 0	PA: 37					
PITCHER	IP	WLS	BF	H	R	ER	SO	BB	IBB	HBP	BLK	WP	HR	S	P	ERA	WHIP										
52 Jose Contreras, R ERA: 5.08	(1, 1)	6.2	W	29	6	2	2	6	4	0	0	0	0	70	112	2.70	1.500										
Neal Cotts, L ERA: 5.15	(7, 1)	1.1		5	1	0	0	1	0	0	0	0	0	13	17	0.00	0.750										
Michael Jackson, R ERA: 4.54	(9, 1)	1.0		3	0	0	0	0	1	0	0	0	0	9	17	0.00	1.000										

Detroit Tigers @ Chicago White Sox
U.S. Cellular Field, Chicago, IL
Wed Aug 18 2004, 8:05 PM EDT
Att: 21,381 - Cloudy - 73 F

AB 32
R 2
H 7
RBI 2
BB 5
SO 7
LOB 13



Batter	1	2	3	4	5	6	7	8	9	AB	R	H	RBI	BB	SO	LOB	BOTTOM											
Timo Perez, L OBP: 0.296, SLG: 0.341										4	1	1	1	1	0	2												
Roberto Alomar, S OBP: 0.340, SLG: 0.430										4	0	1	1	0	0	2												
Willie Harris, L OBP: 0.358, SLG: 0.325										1	0	0	0	0	0	0												
Carlos Lee, R OBP: 0.357, SLG: 0.519										4	1	1	0	0	0	3												
14 Paul Konerko, R OBP: 0.364, SLG: 0.534										2	0	0	0	0	1	1												
Ross Gload, L OBP: 0.324, SLG: 0.386										1	0	0	0	0	0	2												
Carl Everett, S OBP: 0.318, SLG: 0.386										3	1	0	0	0	1	1												
Jose Valentin, S OBP: 0.297, SLG: 0.511										3	1	0	0	1	1	1												
Aaron Rowand, R OBP: 0.358, SLG: 0.565										3	3	2	5	0	0	1												
Ben Davis, S OBP: 0.290, SLG: 0.396										4	2	3	0	0	0	0												
24 Joe Crede, R OBP: 0.290, SLG: 0.406										4	0	1	1	0	2	2												
Inning Stats	R: 5 E: 0 K: 1 S: 25	H: 3 LOB: 1 BB: 2 P: 44	R: 0 E: 0 K: 0 S: 5	H: 0 LOB: 0 BB: 0 P: 8	R: 0 E: 0 K: 0 S: 10	H: 0 LOB: 1 BB: 0 P: 17	R: 1 E: 0 K: 1 S: 10	H: 2 LOB: 1 BB: 0 P: 16	R: 0 E: 0 K: 1 S: 7	H: 0 LOB: 0 BB: 0 P: 9	R: 2 E: 0 K: 0 S: 12	H: 3 LOB: 2 BB: 0 P: 18	R: 1 E: 0 K: 1 S: 11	H: 1 LOB: 0 BB: 0 P: 14	R: 0 E: 0 K: 1 S: 9	H: 0 LOB: 0 BB: 0 P: 13	1B: 6 2B: 1 3B: 0 HR: 2	SF: 0 SAC: 0 DP: 0 HBP: 3	WP: 1 PB: 0 CS: 0	PA: 38								
PITCHER	IP	WLS	BF	H	R	ER	SO	BB	IBB	HBP	BLK	WP	HR	S	P	ERA	WHIP											
38 Jeremy Bonderman, R ERA: 6.07	(1, 1)	3.2	L	20	5	6	6	2	2	0	0	0	0	10	16	13.50	1.500											
Roberto Novoa, R ERA: 7.15	(4, 1)	1.1		7	2	2	2	1	0	0	1	0	0	1	21	27	4.50	1.000										
Jamie Walker, L ERA: 2.95	(6, 1)	2.0		8	2	1	1	1	0	0	0	0	0	9	13	0.00	0.000											
Al Levine, R ERA: 4.72	(8, 1)	1.0		3	0	0	0	1	0	0	0	0	0	9	13	0.00	0.000											

Detroit Tigers @ Chicago White Sox
U.S. Cellular Field, Chicago, IL
Wed Aug 18 2004, 8:05 PM EDT
Att: 21,381 - Cloudy - 73 F

AB 33
R 9
H 9
RBI 8
BB 2
SO 5
LOB 15



Batter	1	2	3	4	5	6	7	8	9	AB	R	H	RBI	BB	SO	LOB	TOP					
20 Omar Infante, R OBP: 0.338, SLG: 0.469	P2		F8 FC6-4 1B	K		F8		F8		5	1	1	0	0	1	0						
9 Carlos Guillen, S OBP: 0.361, SLG: 0.544	G6-3		FC6-4 E 1-2 2B 1B			G3		G4-3		5	1	2	0	0	0	0						
Ivan Rodriguez, R OBP: 0.381, SLG: 0.518	F9		E3 FC6-4 1-2 2-3	K		F8		K		5	0	0	0	0	2	3						
Dmitri Young, S OBP: 0.349, SLG: 0.476		G4-3	FC6-4 2B		HBP 33 SF7 1B			G1-3		4	1	1	1	1	0	2						
Carlos Pena, L OBP: 0.334, SLG: 0.464	G4-3		HR 1-1 3-H 2B		HBP 1-2 1B		F8			4	1	2	1	0	0	1						
Craig Monroe, R OBP: 0.324, SLG: 0.427		HR	HR BB		L5		L7			3	2	1	1	1	0	3						
Bobby Higginson, L OBP: 0.356, SLG: 0.394		HR	HR				P5			3	2	2	4	0	0	1						
33 Marcus Thames, R OBP: 0.313, SLG: 0.528			G6-3		SF7			K		2	0	0	1	1	1	0						
Eric Munson, L OBP: 0.304, SLG: 0.472	K				F8		K			4	0	0	0	0	3	3						
Inning Stats	R: 0 E: 0 K: 0 S: 9	H: 0 LOB: 0 BB: 0 P: 17	R: 2 E: 0 K: 1 S: 15	H: 2 LOB: 1 BB: 1 P: 27	R: 5 E: 1 K: 0 S: 17	H: 4 LOB: 0 BB: 1 P: 29	R: 0 E: 0 K: 2 S: 8	H: 1 LOB: 1 BB: 0 P: 11	R: 1 E: 0 K: 1 S: 12	H: 2 LOB: 2 BB: 0 P: 19	R: 0 E: 0 K: 0 S: 4	H: 0 LOB: 0 BB: 0 P: 7	R: 0 E: 0 K: 0 S: 14	H: 0 LOB: 1 BB: 1 P: 24	R: 0 E: 0 K: 2 S: 7	H: 0 LOB: 0 BB: 0 P: 13	R: 0 E: 0 K: 1 S: 6	H: 0 LOB: 0 BB: 0 P: 11	1B: 5 2B: 1 3B: 0 HR: 3	SF: 1 SAC: 0 DP: 0 HBP: 1	WP: 0 PB: 0 SB: 0 CS: 0	PA: 40
PITCHER	IP	WLS	BF	H	R	ER	SO	BB	IBB	HBP	BLK	WP	HR	S	P	ERA	WHIP					
Jon Garland, R ERA: 4.78	2.2	L	16	6	7	3	1	2	0	0	0	0	3	39	69	10.12	3.000					
Jon Adkins, R ERA: 3.27	1.1		5	1	0	0	2	0	0	0	0	0	0	10	15	0.00	0.750					
Felix Diaz, R ERA: 9.0	4.0		16	2	1	1	3	1	0	1	0	0	0	37	63	2.25	0.750					
Shingo Takatsu, R ERA: 2.27	1.0		3	0	0	0	1	0	0	0	0	0	0	6	11	0.00	0.000					

Detroit Tigers @ Chicago White Sox
 U.S. Cellular Field, Chicago, IL
 Thu Aug 19 2004, 8:05 PM EDT
 Att: 24,554 - Sunny - 71 F

AB	35
R	8
H	9
RBI	8
BB	3
SO	7
LOB	13



Batter	1	2	3	4	5	6	7	8	9	AB	R	H	RBI	BB	SO	LOB	BOTTOM				
Aaron Rowand, R OBP: 0.362, SLG: 0.563	CS BB		F8		F9					3	0	1	0	2	0	2					
Roberto Alomar, S OBP: 0.335, SLG: 0.422	G5-3		L7		L7		F7		G6-3	5	0	1	0	0	0	4					
Carlos Lee, R OBP: 0.358, SLG: 0.519			P6			G6-3 14 2B	K			4	1	2	0	0	1	3					
14 Paul Konerko, R OBP: 0.363, SLG: 0.533	P4			P3		G4-3 5 HR 2B		K		4	1	1	0	0	1	1					
Carl Everett, S OBP: 0.317, SLG: 0.384	G4-3					G6-3		G6-3		4	0	1	1	0	0	1					
Joe Borchard, S OBP: 0.257, SLG: 0.269	G6-3			K		G4-3		G5-3		4	0	0	0	0	1	2					
5 Juan Uribe, R OBP: 0.310, SLG: 0.467	K			G4-3			HR		K	4	1	1	2	0	2	1					
Ben Davis, S OBP: 0.288, SLG: 0.419			K		K		F9		HR	4	1	1	1	0	2	0					
24 Joe Crede, R OBP: 0.292, SLG: 0.407										2	0	1	0	1	0	0					
Ross Gload, L OBP: 0.322, SLG: 0.383							L7		F7	1	0	0	0	0	0	0					
Inning Stats	R: 0 E: 0 K: 0 S: 13	H: 1 LOB: 1 BB: 1 P: 20	R: 0 E: 0 K: 1 S: 10	H: 0 LOB: 0 BB: 0 P: 13	R: 0 E: 0 K: 1 S: 13	H: 1 LOB: 2 BB: 1 P: 20	R: 0 E: 0 K: 1 S: 10	H: 1 LOB: 1 BB: 0 P: 15	R: 0 E: 0 K: 0 S: 12	H: 3 LOB: 0 BB: 0 P: 17	R: 0 E: 0 K: 1 S: 9	H: 1 LOB: 1 BB: 0 P: 12	R: 0 E: 0 K: 1 S: 6	H: 0 LOB: 0 BB: 0 P: 9	R: 0 E: 0 K: 1 S: 13	H: 1 LOB: 1 BB: 1 P: 25	1B: 6 2B: 1 3B: 0 HR: 2	SF: 0 SAC: 0 DP: 0 HBP: 0	WP: 0 PB: 0 SB: 0 CS: 1	PA: 38	
PITCHER	IP	WLS	BF	H	R	ER	SO	BB	IBB	HBP	BLK	WP	HR	S	P	ERA	WHIP				
Wilfredo Ledezma, L ERA: 2.86	6.0	W	26	7	3	3	4	2	0	0	0	0	1	68	99	4.50	1.500				
Gary Knotts, R ERA: 5.91	3.0	S	12	2	1	1	3	1	0	0	0	0	1	28	46	3.00	1.000				

Detroit Tigers @ Chicago White Sox
 U.S. Cellular Field, Chicago, IL
 Thu Aug 19 2004, 8:05 PM EDT
 Att: 24,554 - Sunny - 71 F

AB	35
R	4
H	9
RBI	4
BB	3
SO	7
LOB	14



Batter	1	2	3	4	5	6	7	8	9	10	11	AB	R	H	RBI	BB	SO	LOB								
51 Ichiro Suzuki, L OBP: 0.413, SLG: 0.465												7	2	4	2	0	0	1								
Randy Winn, S OBP: 0.366, SLG: 0.445												6	1	5	4	1	0	2								
Bret Boone, R OBP: 0.309, SLG: 0.408												7	0	1	1	0	3	9								
Raul Ibanez, L OBP: 0.332, SLG: 0.465												4	2	1	1	2	0	3								
Bucky Jacobsen, R OBP: 0.379, SLG: 0.552												5	0	1	1	1	2	5								
Jolbert Cabrera, R OBP: 0.316, SLG: 0.406												0	0	0	0	0	0	0								
Scott Spiezio, S OBP: 0.280, SLG: 0.342												6	1	1	0	0	1	2								
Dan Wilson, R OBP: 0.300, SLG: 0.312												5	1	2	1	0	1	1								
16 Willie Bloomquist, R OBP: 0.272, SLG: 0.301												6	2	3	0	0	0	0								
Ramon Santiago, S OBP: 0.279, SLG: 0.392												3	0	1	0	0	1	2								
Edgar Martinez, R OBP: 0.356, SLG: 0.392												1	0	1	0	0	0	0								
4 Jose Lopez, R OBP: 0.253, SLG: 0.301												2	1	1	0	0	1	0								
Inning Stats	R: 1 E: 0 K: 0 S: 8	H: 2 LOB: 1 BB: 0 P: 18	R: 2 E: 0 K: 0 S: 14	H: 4 LOB: 2 BB: 0 P: 20	R: 1 E: 0 K: 2 S: 11	H: 3 LOB: 2 BB: 0 P: 18	R: 2 E: 0 K: 1 S: 14	H: 2 LOB: 1 BB: 1 P: 24	R: 0 E: 0 K: 0 S: 5	H: 0 LOB: 0 BB: 0 P: 6	R: 1 E: 0 K: 0 S: 8	H: 3 LOB: 1 BB: 0 P: 11	R: 3 E: 0 K: 3 S: 17	H: 5 LOB: 3 BB: 1 P: 29	R: 0 E: 0 K: 0 S: 6	H: 0 LOB: 0 BB: 0 P: 13	R: 0 E: 0 K: 1 S: 9	H: 0 LOB: 1 BB: 1 P: 18	R: 0 E: 0 K: 1 S: 13	H: 0 LOB: 1 BB: 1 P: 19	R: 0 E: 0 K: 1 S: 12	H: 2 LOB: 2 BB: 0 P: 18	1B: 14 2B: 4 3B: 2 HR: 2	SF: 1 SAC: 0 DP: 1 HBP: 0	WP: 0 PB: 0 SB: 3 CS: 0	PA: 57
PITCHER	IP: 1.1 WLS: 1 BF: 10 H: 6 R: 3 ER: 3 SO: 0 BB: 0 IBB: 0 HBP: 0 BLK: 1 WP: 0 HR: 0 S: 18 P: 32 ERA: 20.25 WHIP: 4.500	IP: 2.2 WLS: 14 BF: 5 H: 3 R: 3 ER: 3 SO: 3 BB: 1 IBB: 0 HBP: 0 BLK: 0 WP: 0 HR: 2 S: 29 P: 48 ERA: 10.12 WHIP: 2.250	IP: 5.1 WLS: 8 BF: 3 H: 1 R: 1 ER: 0 SO: 0 BB: 0 IBB: 0 HBP: 0 BLK: 0 WP: 0 HR: 13 S: 17 P: 45 ERA: 4.50 WHIP: 1.500	IP: 7.1 WLS: 4 BF: 3 H: 1 R: 0 ER: 0 SO: 0 BB: 0 IBB: 0 HBP: 0 BLK: 0 WP: 0 HR: 8 S: 12 P: 81 ERA: 81.00 WHIP: 9.000	IP: 7.1 WLS: 8 BF: 2 H: 0 R: 0 ER: 0 SO: 2 BB: 0 IBB: 0 HBP: 0 BLK: 0 WP: 0 HR: 15 S: 30 P: 0 ERA: 0.00 WHIP: 1.200	IP: 9.1 WLS: 2 BF: 18 H: 0 R: 0 ER: 0 SO: 2 BB: 0 IBB: 0 HBP: 0 BLK: 0 WP: 0 HR: 0 S: 22 P: 37 ERA: 0.00 WHIP: 1.000	IP: 11.1 WLS: 5 BF: 2 H: 0 R: 0 ER: 0 SO: 1 BB: 0 IBB: 0 HBP: 0 BLK: 0 WP: 0 HR: 12 S: 18 P: 0 ERA: 0.00 WHIP: 2.000																			

Seattle Mariners @ Detroit Tigers
Comerica Park, Detroit, MI
Sat Aug 21 2004, 7:05 PM EDT
Att: 36,817 - Sunny - 69 F

livebaseballscorecards.com

AB 52
R 10
H 21
RBI 10
BB 4
SO 9
LOB 25

Batter	1	2	3	4	5	6	7	8	9	10	11	AB	R	H	RBI	BB	SO	LOB								
20 Omar Infante, R OBP: 0.334, SLG: 0.459												5	1	1	0	1	0	2								
Bobby Higginson, L OBP: 0.361, SLG: 0.397												4	0	1	0	2	1	3								
Nook Logan, S OBP: 0.421, SLG: 0.408												0	0	0	0	0	0	0								
Ivan Rodriguez, R OBP: 0.389, SLG: 0.524												5	2	4	1	1	0	1								
Dmitri Young, S OBP: 0.343, SLG: 0.461												6	2	1	0	0	2	8								
Rondell White, R OBP: 0.347, SLG: 0.472												5	2	2	0	1	0	3								
9 Carlos Guillen, S OBP: 0.380, SLG: 0.546												6	2	2	6	0	0	2								
Craig Monroe, R OBP: 0.328, SLG: 0.438												6	1	1	1	0	0	2								
Carlos Pena, L OBP: 0.337, SLG: 0.472												5	1	3	3	0	1	0								
15 Brandon Inge, R OBP: 0.353, SLG: 0.468												4	0	0	0	1	3	2								
Inning Stats	R: 0 E: 0 K: 0 S: 8	H: 0 LOB: 2 BB: 2 P: 19	R: 3 E: 1 K: 2 S: 17	H: 3 LOB: 2 BB: 1 P: 28	R: 0 E: 0 K: 0 S: 7	H: 0 LOB: 0 BB: 0 P: 10	R: 0 E: 0 K: 1 S: 11	H: 1 LOB: 1 BB: 0 P: 16	R: 4 E: 0 K: 0 S: 20	H: 5 LOB: 0 BB: 0 P: 29	R: 3 E: 0 K: 0 S: 9	H: 2 LOB: 1 BB: 1 P: 21	R: 0 E: 0 K: 1 S: 8	H: 0 LOB: 1 BB: 1 P: 16	R: 0 E: 0 K: 1 S: 7	H: 1 LOB: 1 BB: 0 P: 11	R: 0 E: 0 K: 2 S: 12	H: 0 LOB: 0 BB: 0 P: 18	R: 0 E: 0 K: 0 S: 8	H: 1 LOB: 1 BB: 1 P: 14	R: 1 E: 0 K: 0 S: 11	H: 2 LOB: 1 BB: 0 P: 12	1B: 12 2B: 2 3B: 0 HR: 1	SF: 0 SAC: 0 DP: 1 HBP: 0	WP: 1 PB: 0 SB: 3 CS: 0	PA: 52
PITCHER	IP: 4.1 WLS: 1 BF: 26 H: 9 R: 2 ER: 3 SO: 3 BB: 2 IBB: 0 HBP: 0 BLK: 0 WP: 0 HR: 1 S: 61 P: 99 ERA: 10.38 WHIP: 2.769	IP: 5.1 WLS: 8 BF: 2 H: 3 R: 3 ER: 3 SO: 2 BB: 0 IBB: 0 HBP: 0 BLK: 0 WP: 0 HR: 11 S: 24 P: 16 ERA: 16.20 WHIP: 2.400	IP: 7.1 WLS: 8 BF: 1 H: 0 R: 0 ER: 0 SO: 2 BB: 1 IBB: 0 HBP: 0 BLK: 1 WP: 0 HR: 15 S: 27 P: 0 ERA: 0.00 WHIP: 1.000	IP: 9.1 WLS: 10 BF: 3 H: 1 R: 1 ER: 1 SO: 2 BB: 0 IBB: 0 HBP: 0 BLK: 0 WP: 0 HR: 31 S: 44 P: 0 ERA: 3.86 WHIP: 1.286	IP: 11.1 WLS: 2 BF: 18 H: 0 R: 0 ER: 0 SO: 2 BB: 0 IBB: 0 HBP: 0 BLK: 0 WP: 0 HR: 0 S: 22 P: 37 ERA: 0.00 WHIP: 1.000	IP: 13.1 WLS: 5 BF: 2 H: 0 R: 0 ER: 0 SO: 1 BB: 0 IBB: 0 HBP: 0 BLK: 0 WP: 0 HR: 12 S: 18 P: 0 ERA: 0.00 WHIP: 2.000																				

Seattle Mariners @ Detroit Tigers
Comerica Park, Detroit, MI
Sat Aug 21 2004, 7:05 PM EDT
Att: 36,817 - Sunny - 69 F

livebaseballscorecards.com

AB 46
R 11
H 15
RBI 11
BB 6
SO 7
LOB 23

Batter	1	2	3	4	5	6	7	8	9	AB	R	H	RBI	BB	SO	LOB	TOP					
51 Ichiro Suzuki, L (1, 9) OBP: 0.412, SLG: 0.462	1-1 F7		3-2 1B		0-1 F7		0-1 G4-3		1-0 FC3-6	5	0	1	0	0	0	1						
Randy Winn, S (1, 8) OBP: 0.352, SLG: 0.440	2-3 K		2-1 L5		3-3 K		0-1 F8		0-0 FC6-4	5	0	0	0	0	2	2						
Edgar Martinez, R (1, 10) OBP: 0.356, SLG: 0.389	3-2 G6-3			4-2 1B BB	4-2 1B BB		2-0 F8		2-1 F9	3	1	0	0	2	0	1						
Raul Ibanez, L (1, 7) OBP: 0.334, SLG: 0.468		0-1 F9 1B 2B		2-2 F7	0-0 1B 1B		3-2 F7			4	1	2	0	0	0	1						
Bucky Jacobsen, R (1, 3) OBP: 0.379, SLG: 0.550	0-0 F9			0-1 F7	1-0 1B		1-1 F8			4	0	2	1	0	0	1						
Scott Spiezio, S (8, 3) OBP: 0.280, SLG: 0.342	2-3			1-2 G4-6-3 1B	1-3 2-H 1B					0	0	0	0	0	0	0						
Jolbert Cabrera, R (1, 4) OBP: 0.319, SLG: 0.405	2-2 CS 1B			2-1 G4-6-3 1B	1-1 G1-3		3-2 S HBP			3	0	1	1	0	0	4						
Miguel Olivo, R (1, 2) OBP: 0.311, SLG: 0.483	3-H 1B			1-2 G4-3	1-0 4 1B HR		4-1 BB			3	1	1	0	1	0	1						
4 Jose Lopez, R (1, 6) OBP: 0.263, SLG: 0.299				0-2 G4-3	2-2 16 HR 1B		1-1 G6-3			4	1	1	0	0	0	2						
16 Willie Bloomquist, R (1, 5) OBP: 0.285, SLG: 0.340				2-2 51 CS 2B	1-0 1-H 2-H HR		0-0 G5-3			4	1	3	3	0	0	0						
Inning Stats	R: 0 E: 0 K: 1 S: 8	H: 0 LOB: 0 BB: 0 P: 14	R: 1 E: 0 K: 0 S: 7	H: 2 LOB: 0 BB: 0 P: 11	R: 0 E: 0 K: 0 S: 13	H: 2 LOB: 1 BB: 0 P: 19	R: 0 E: 0 K: 0 S: 10	H: 1 LOB: 1 BB: 1 P: 18	R: 4 E: 0 K: 1 S: 18	H: 5 LOB: 2 BB: 1 P: 31	R: 0 E: 0 K: 0 S: 5	H: 0 LOB: 0 BB: 0 P: 9	R: 0 E: 0 K: 0 S: 5	H: 0 LOB: 0 BB: 0 P: 7	R: 0 E: 0 K: 0 S: 11	H: 0 LOB: 2 BB: 0 P: 23	R: 0 E: 0 K: 0 S: 6	H: 1 LOB: 1 BB: 0 P: 9	1B: 8 2B: 2 3B: 0 HR: 1	SF: 0 SAC: 0 DP: 1 HBP: 1	WP: 0 PB: 0 SB: 1 CS: 2	PA: 39
PITCHER	IP	WLS	BF	H	R	ER	SO	BB	IBB	HBP	BLK	WP	HR	S	P	ERA	WHIP					
Mike Maroth, L (1, 1) ERA: 4.47	7.0	L	30	10	5	5	2	2	0	0	0	0	1	66	109	6.43	1.714					
Craig Dingman, R (8, 1) ERA: 4.57	2.0		9	1	0	0	0	1	0	1	0	0	0	17	32	0.00	1.000					

Seattle Mariners @ Detroit Tigers
Comerica Park, Detroit, MI
Sun Aug 22 2004, 1:05 PM EDT
Att: 33,652 - Sunny - 72 F

AB 35
R 5
H 11
RBI 5
BB 3
SO 2
LOB 13

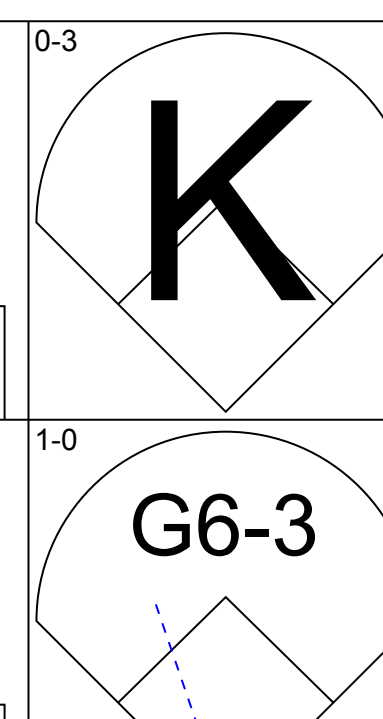
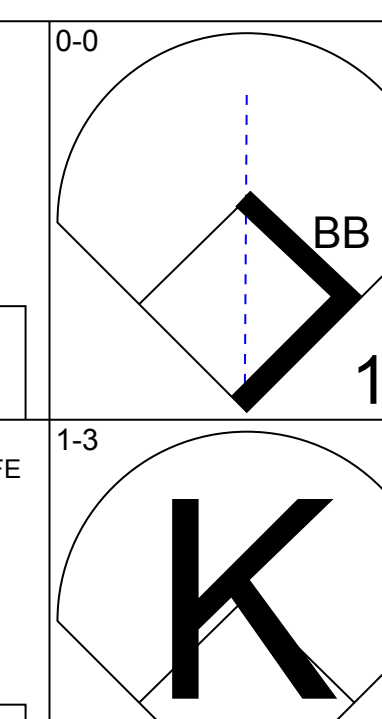
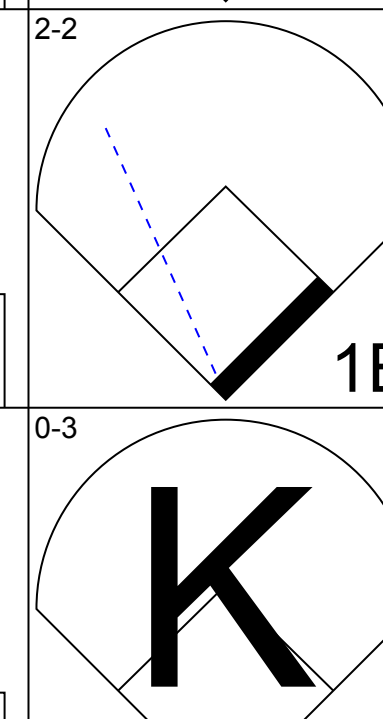
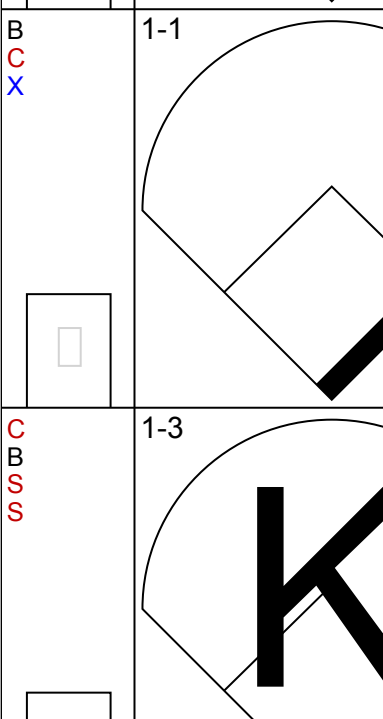
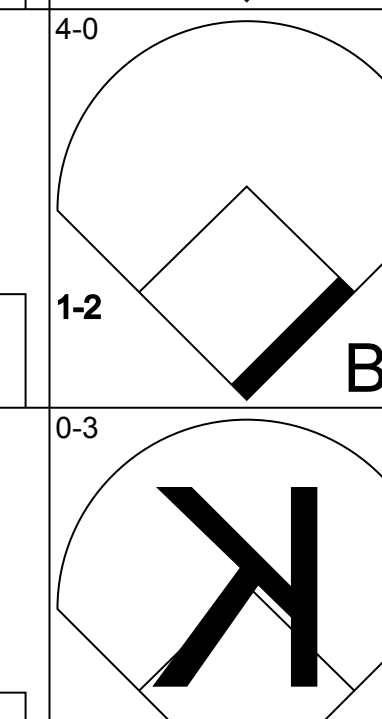





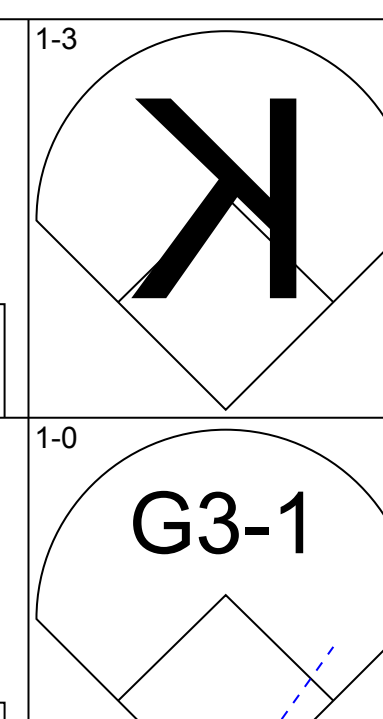
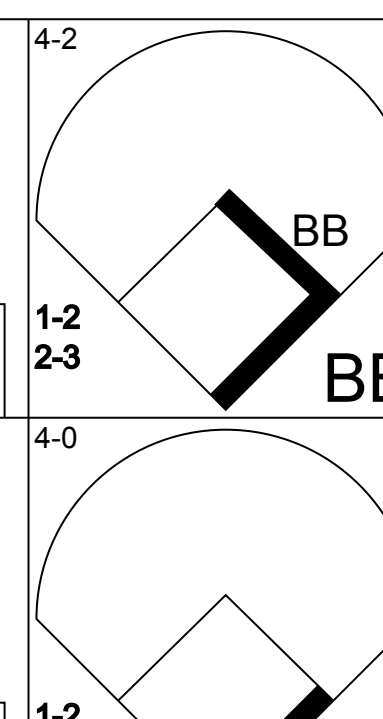
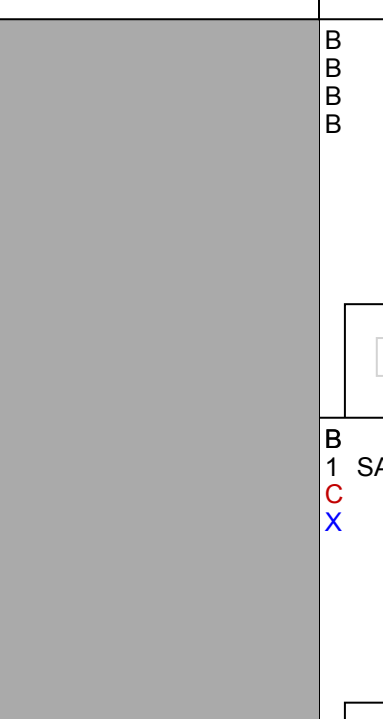
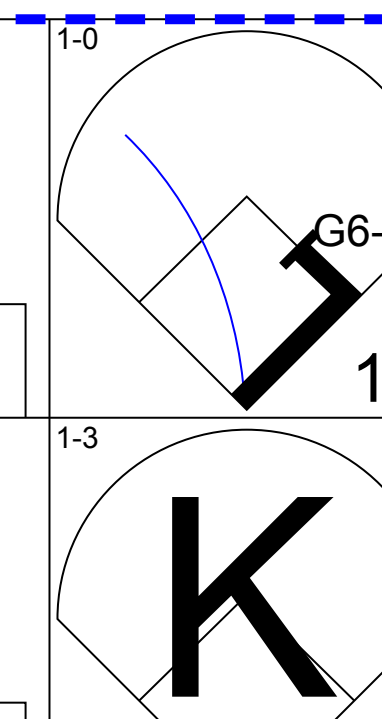
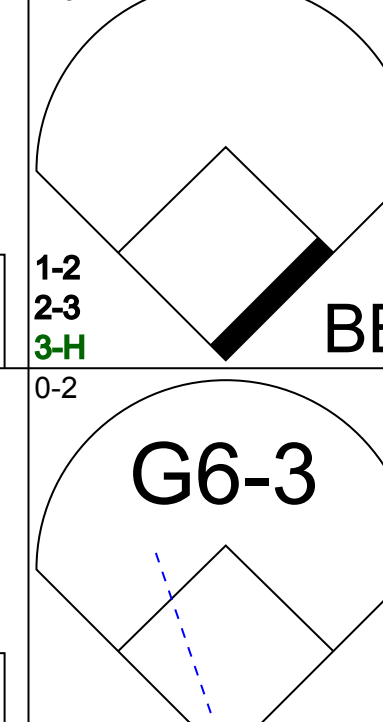
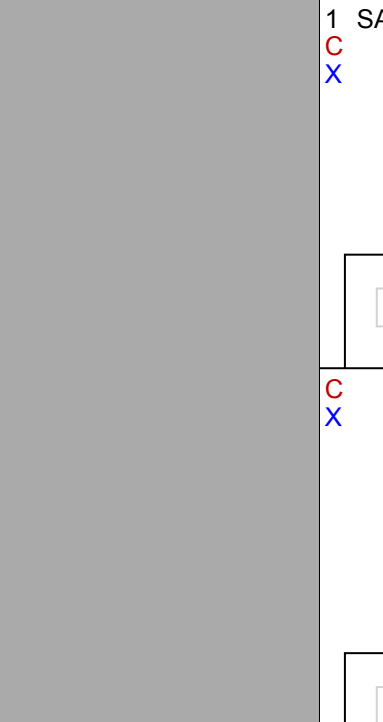
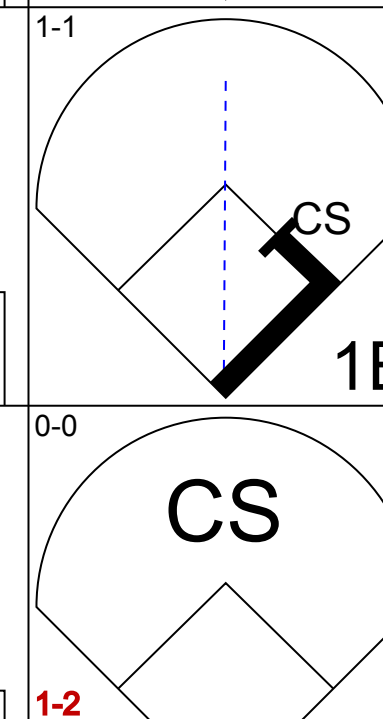
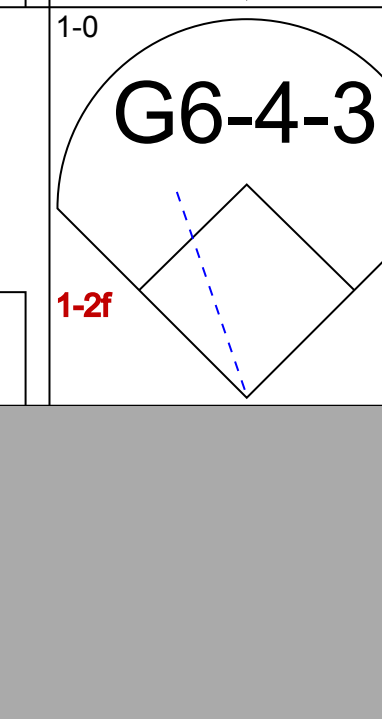
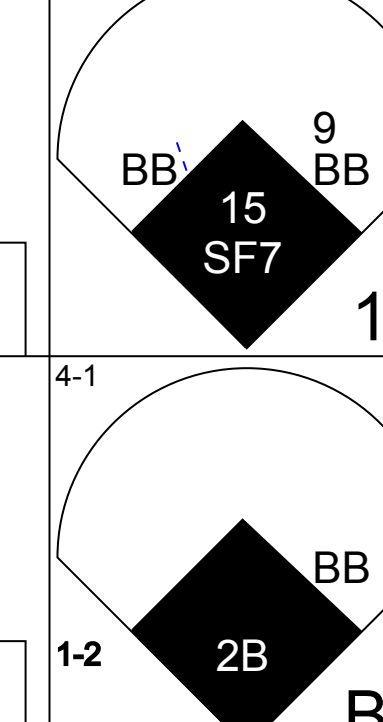
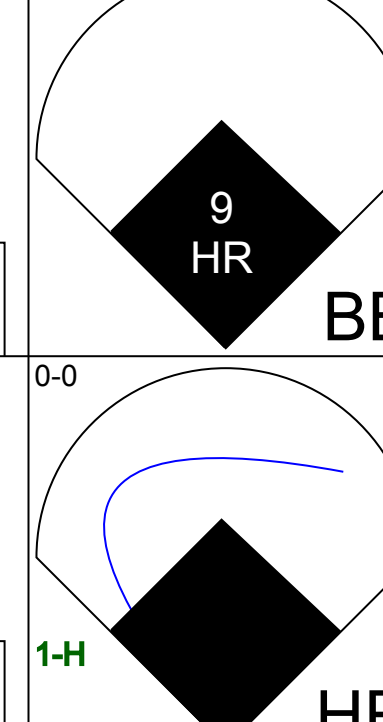
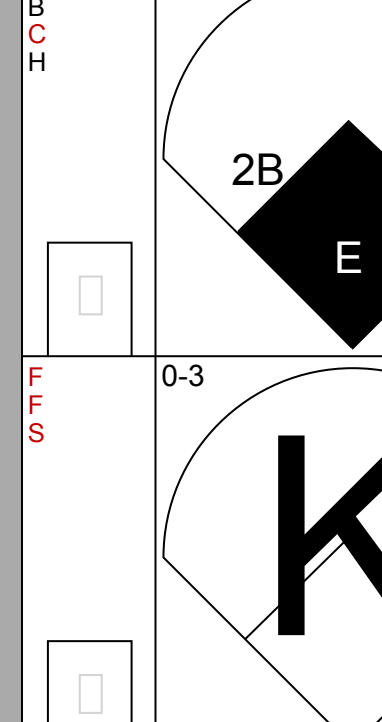
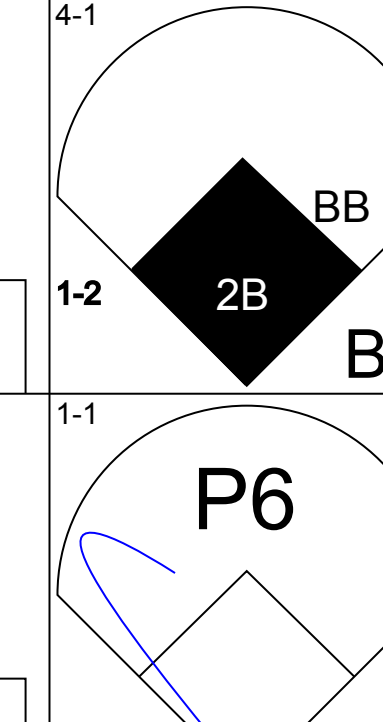
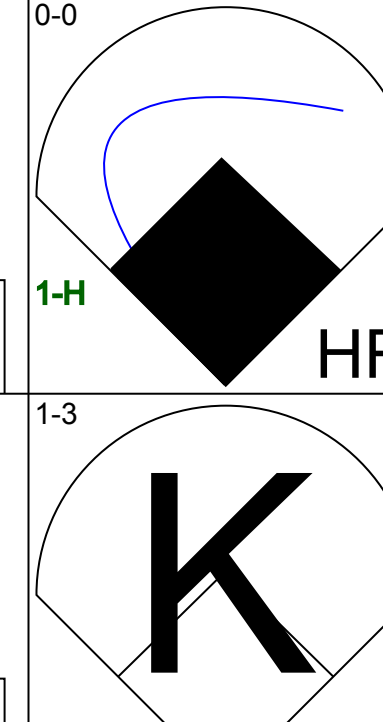
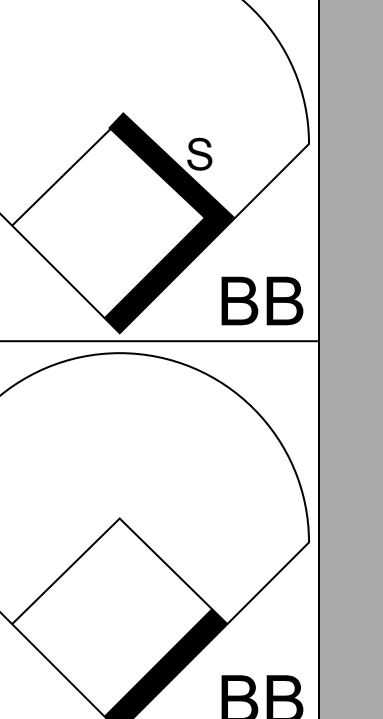
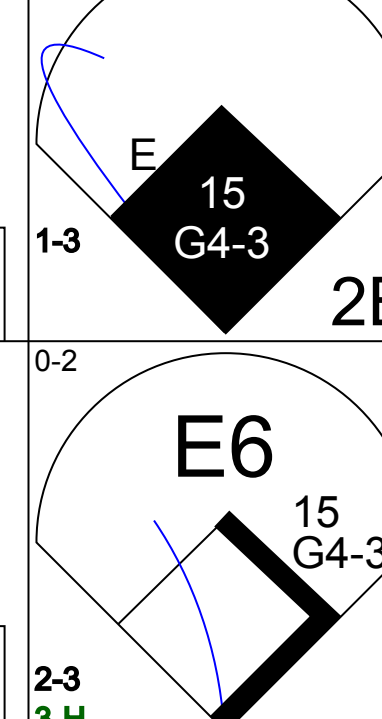
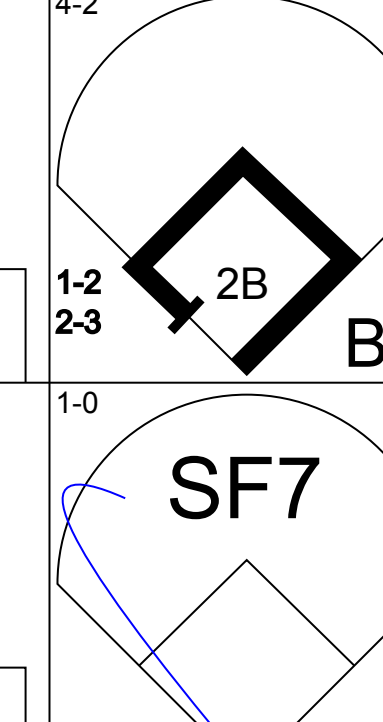
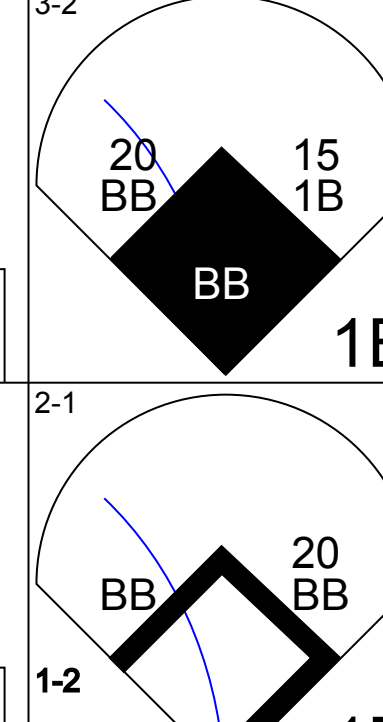
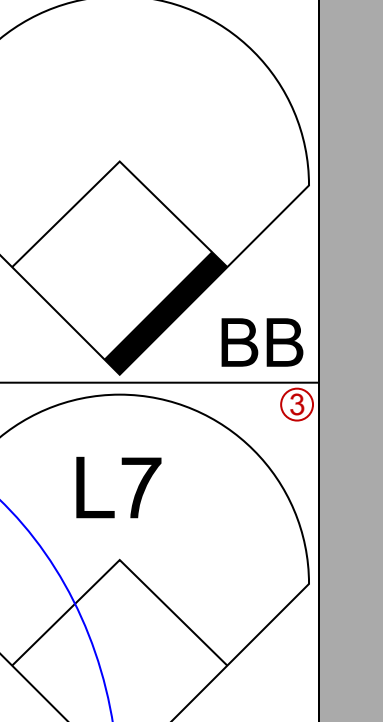
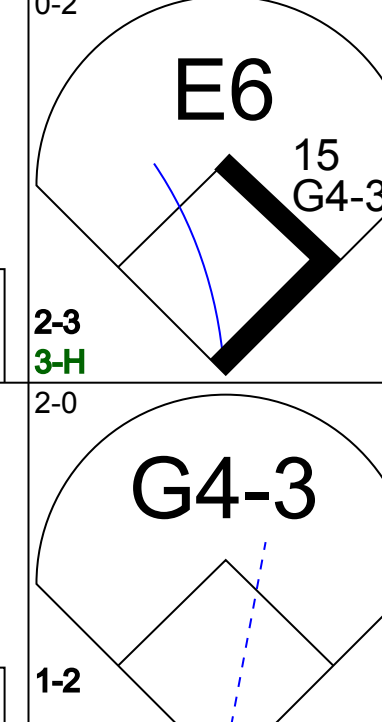

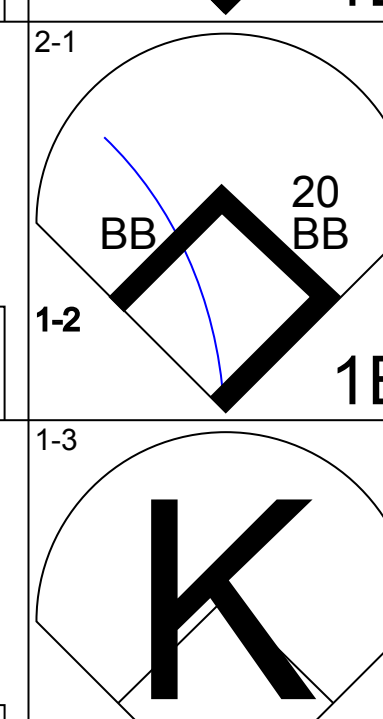

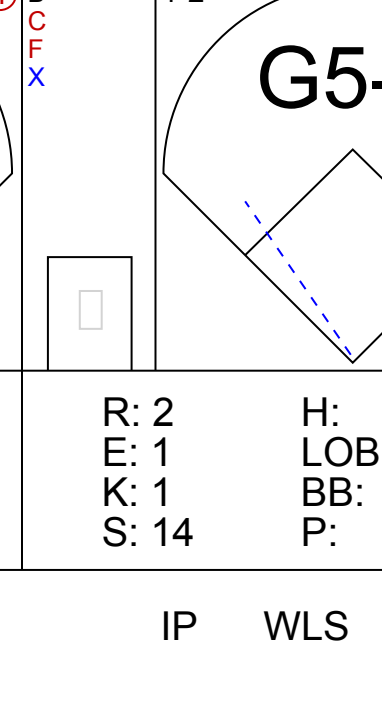
Batter	1	2	3	4	5	6	7	8	9	AB	R	H	RBI	BB	SO	LOB	BOTTOM					
Nook Logan, S (1, 8) OBP: 0.426, SLG: 0.415	2-3 K				1-1 CS 1B		3-2 G4-3 1B		0-0 1B	4	0	2	0	0	1	1						
Rondell White, R (9, FH) OBP: 0.348, SLG: 0.473					2-3 1B		1-2 1B		1-2 1B	1	0	1	0	0	0	0						
Jason Smith, L (1, 4) OBP: 0.318, SLG: 0.543	2-3 K				1-1 F7		1-1 G4-3		3-2 L9	4	0	0	0	0	2	4						
Ivan Rodriguez, R (9, FH) OBP: 0.388, SLG: 0.522					1-2 1B		1-2 2-3			1	0	0	0	0	0	2						
9 Carlos Guillen, S (1, 6) OBP: 0.379, SLG: 0.543	0-0 L7				1-3 K		2-1 P5			4	0	1	0	0	1	2						
Dmitri Young, S (1, 10) OBP: 0.341, SLG: 0.458		0-1 1B 1B G3 1B			0-0 G3		1-1 F7		1-2 G4-3	4	1	1	0	0	0	1						
Carlos Pena, L (1, 3) OBP: 0.336, SLG: 0.470		0-0 G3 15 2B 1B			1-1 G6-3		1-0 F8		0-3 K	4	1	1	0	0	1	1						
Craig Monroe, R (1, 9) OBP: 0.330, SLG: 0.437		1-0 15 2B G3 1B			0-2 G6-3		1-0 HBP		0-1 G6-3	3	1	1	0	0	0	0						
Eric Munson, L (1, 5) OBP: 0.301, SLG: 0.466		2-2 G3			2-2 F8		3-2 G3		3-3 K	3	0	0	1	0	0	4						
20 Omar Infante, R (9, FH) OBP: 0.333, SLG: 0.458		1-2 2-3 3-H 1B			1-2 F8		0-0 L5		3-2 K	1	0	0	0	0	1	0						
33 Marcus Thames, R (1, 7) OBP: 0.303, SLG: 0.509		3-2 P6					0-0 L5		3-2 G1-3	4	0	0	0	0	0	2						
15 Brandon Inge, R (1, 2) OBP: 0.358, SLG: 0.479		3-2 2-H 3-H 2B					1-0 1B 2B		0-2 E6 1B	4	0	3	2	0	0	0						
Inning Stats	R: 0 E: 0 K: 2 S: 8	H: 0 LOB: 0 BB: 0 P: 12	R: 3 E: 0 K: 0 S: 17	H: 4 LOB: 1 BB: 0 P: 26	R: 0 E: 0 K: 2 S: 9	H: 0 LOB: 0 BB: 0 P: 13	R: 0 E: 0 K: 0 S: 8	H: 0 LOB: 0 BB: 0 P: 11	R: 0 E: 0 K: 0 S: 6	H: 2 LOB: 1 BB: 0 P: 9	R: 0 E: 0 K: 0 S: 12	H: 1 LOB: 2 BB: 0 P: 20	R: 0 E: 0 K: 0 S: 13	H: 2 LOB: 2 BB: 0 P: 22	R: 0 E: 0 K: 1 S: 8	H: 0 LOB: 0 BB: 0 P: 9	R: 0 E: 1 K: 1 S: 15	H: 1 LOB: 2 BB: 0 P: 24	1B: 8 2B: 2 3B: 0 HR: 0	SF: 0 SAC: 0 DP: 0 HBP: 1	WP: 0 PB: 0 SB: 0 CS: 1	PA: 38
PITCHER	IP	WLS	BF	H	R	ER	SO	BB	IBB	HBP	BLK	WP	HR	S	P	ERA	WHIP					
Gil Meche, R (1, 1) ERA: 5.49	6.2	W	29	9	3	3	4	0	0	0	0	0	0	9	11	0.00	0.000					
George Sherrill, L (7, 1) ERA: 2.79	1.1	H	4	0	0	0	1	0	0	0	0	0	0	9	11	0.00	0.000					
20 J.J. Putz, R (9, 1) ERA: 5.3	1.0	S	5	1	0	0	1	0	0	0	0	0	0	15	24	0.00	1.000					

Seattle Mariners @ Detroit Tigers
Comerica Park, Detroit, MI
Sun Aug 22 2004, 1:05 PM EDT
Att: 33,652 - Sunny - 72 F

AB 37
R 3
H 10
RBI 3
BB 0
SO 6
LOB 17



Batter	1	2	3	4	5	6	7	8	9	AB	R	H	RBI	BB	SO	LOB	TOP			
Willie Harris, L (1, 4) OBP: 0.355, SLG: 0.324			SH5-3 1-2		G4-1			 1B		3	0	1	0	0	1	1	Chicago White Sox @ Detroit Tigers Comerica Park, Detroit, MI Mon Aug 23 2004, 7:05 PM EDT Att: 25,220 - Overcast - 69 F			
Roberto Alomar, S (1, 10) OBP: 0.323, SLG: 0.405 Ross Gload, L (8, PH) OBP: 0.325, SLG: 0.386	G6-3		G1-3		G6-3			K		3	0	0	0	0	1	1				
Carlos Lee, R (1, 7) OBP: 0.362, SLG: 0.524	 1B		K		 1B			 1-2		3	0	2	0	1	1	1				
14 Paul Konerko, R (1, 3) OBP: 0.361, SLG: 0.537	K				L7			K		4	0	0	0	0	3	4				
Jose Valentin, S (1, 6) OBP: 0.291, SLG: 0.499		K			K			K		4	0	0	0	0	3	1				
Aaron Rowand, R (1, 8) OBP: 0.368, SLG: 0.567	 2B		K					 5B		4	0	1	0	0	2	0				
Ben Davis, S (1, 2) OBP: 0.281, SLG: 0.404 Jamie Burke, R (8, 2) OBP: 0.358, SLG: 0.431	G6-3				G4-3			K		3	0	0	0	0	1	1				
5 Juan Uribe, R (1, 5) OBP: 0.315, SLG: 0.469	G1-4-3				 1B			G5-3		4	0	2	0	0	0	1				
Joe Borcherd, S (1, 9) OBP: 0.241, SLG: 0.241			G1-3 SH5-3 1B		FC6-4 1-2			G4-3		4	0	1	0	0	1	3				
Inning Stats	R: 0 E: 0 K: 2 S: 10	H: 1 LOB: 1 BB: 0 P: 13	R: 0 E: 0 K: 1 S: 9	H: 1 LOB: 1 BB: 0 P: 12	R: 0 E: 0 K: 1 S: 10	H: 1 LOB: 1 BB: 0 P: 13	R: 0 E: 0 K: 2 S: 7	H: 0 LOB: 0 BB: 0 P: 10	R: 0 E: 0 K: 0 S: 8	H: 1 LOB: 1 BB: 0 P: 10	R: 0 E: 0 K: 2 S: 9	H: 0 LOB: 0 BB: 0 P: 15	R: 0 E: 0 K: 2 S: 9	H: 1 LOB: 2 BB: 1 P: 14	R: 0 E: 1 K: 2 S: 11	H: 1 LOB: 2 BB: 0 P: 13		1B: 6 2B: 1 3B: 0 HR: 0	SF: 0 SAC: 1 DP: 0 HBP: 0	WP: 0 PB: 0 CS: 0
PITCHER 38 Jeremy Bonderman, R (1, 1) ERA: 5.67	IP: 9.0 WLS: W BF: 36 H: 7 R: 0 ER: 0 SO: 14 BB: 1 IBB: 0 HBP: 0 BLK: 0 WP: 0 HR: 0 S: 82 P: 114 ERA: 0.00 WHIP: 0.889																			

Batter	1	2	3	4	5	6	7	8	9	AB	R	H	RBI	BB	SO	LOB	BOTTOM	
20 Omar Infante, R (1, 4) OBP: 0.337, SLG: 0.457	 1B		P5	 BB	 BB			 BB		3	0	1	0	2	1	0	Chicago White Sox @ Detroit Tigers Comerica Park, Detroit, MI Mon Aug 23 2004, 7:05 PM EDT Att: 25,220 - Overcast - 69 F	
Bobby Higginson, L (1, 9) OBP: 0.359, SLG: 0.392	G3-1		P3	 BB	 BB		F7	K		4	0	0	1	1	1	2		
Ivan Rodriguez, R (1, 2) OBP: 0.386, SLG: 0.519	 1B		K	G6-3			F9	 1-2		5	0	1	0	0	1	5		
Rondell White, R (1, 10) OBP: 0.352, SLG: 0.473	CS	 1B		 BB	G5-3		 HBP			2	3	1	0	1	0	0		
9 Carlos Guillen, S (1, 6) OBP: 0.380, SLG: 0.548		 BB		 HR	G6-3		K			3	2	1	2	1	1	1		
Carlos Pena, L (1, 3) OBP: 0.337, SLG: 0.472		P6		K	 BB		 2B			3	1	1	0	1	1	2		
Craig Monroe, R (1, 7) OBP: 0.335, SLG: 0.437		 BB		 1B	 1B		 2B	 1B		2	1	1	1	2	0	1		
15 Brandon Inge, R (1, 5) OBP: 0.356, SLG: 0.478		SF7		 1B	L7		G4-3			3	0	1	2	0	0	3		
Nook Logan, S (1, 8) OBP: 0.415, SLG: 0.421	 2B			K			 1-2	G5-3		4	0	1	1	0	1	3		
Inning Stats	R: 0 E: 0 K: 1 S: 6	H: 1 LOB: 0 BB: 0 P: 9	R: 2 E: 0 K: 0 S: 11	H: 2 LOB: 2 BB: 2 P: 23	R: 0 E: 0 K: 1 S: 10	H: 0 LOB: 0 BB: 0 P: 16	R: 3 E: 0 K: 2 S: 23	H: 3 LOB: 3 BB: 3 P: 42	R: 0 E: 0 K: 0 S: 10	H: 0 LOB: 1 BB: 1 P: 12	R: 2 E: 1 K: 1 S: 14	H: 1 LOB: 1 BB: 0 P: 19	R: 0 E: 0 K: 1 S: 8	H: 1 LOB: 0 BB: 0 P: 11	1B: 5 2B: 2 3B: 0 HR: 1	SF: 1 SAC: 0 DP: 1 HBP: 1		WP: 0 PB: 0 CS: 1
PITCHER 52 Jose Contreras, R (1, 1) ERA: 5.23 Michael Jackson, R (6, 1) ERA: 4.43 Josh Stewart, L (8, 1) ERA: 14.54	IP: 5.0 WLS: L BF: 26 H: 7 R: 5 ER: 5 SO: 4 BB: 7 IBB: 0 HBP: 0 BLK: 0 WP: 0 HR: 1 S: 60 P: 110 ERA: 9.00 WHIP: 2.600																	

Batter	1	2	3	4	5	6	7	8	9	AB	R	H	RBI	BB	SO	LOB	TOP							
Aaron Rowand, R OBP: 0.370, SLG: 0.572 (1, 8)	L6		L5		SF8			SH1-4 2B	5 SF7 3B	4	2	2	1	0	0	0								
5 Juan Uribe, R OBP: 0.317, SLG: 0.478 (1, 6)	HR		L3		WP 1B			SH1-4	SF7	3	2	2	3	0	0	0								
Carlos Lee, R OBP: 0.362, SLG: 0.525 (1, 7)	P3			K				1B	F9	5	1	2	2	0	1	0								
14 Paul Konerko, R OBP: 0.364, SLG: 0.538 Ross Gload, L OBP: 0.325, SLG: 0.386 (8, 3)	1B			G1-6-3				1B	E HBP	3	0	2	0	0	0	0								
Carl Everett, S OBP: 0.311, SLG: 0.378 (1, 10)	G5-3			K				G5-4-3	E7	4	0	1	1	0	1	2								
Ben Davis, S OBP: 0.280, SLG: 0.393 (1, 2)		P4						F9	K	3	0	0	0	1	1	0								
24 Joe Crede, R OBP: 0.295, SLG: 0.408 (1, 5)								1B	BB	2	1	0	0	2	0	2								
Joe Borchard, S OBP: 0.242, SLG: 0.241 (1, 9)	G4-6-3							2B	SF8	4	1	1	0	0	0	3								
Willie Harris, L OBP: 0.354, SLG: 0.326 (1, 4)			G4-3					SF8 5 1B	B5	4	1	1	1	0	1	0								
Inning Stats	R: 1 E: 0 K: 0 S: 13	H: 2 LOB: 1 BB: 0 P: 18	R: 0 E: 0 K: 0 S: 5	H: 0 LOB: 0 BB: 1 P: 10	R: 0 E: 0 K: 0 S: 8	H: 0 LOB: 0 BB: 0 P: 9	R: 0 E: 0 K: 2 S: 9	H: 0 LOB: 0 BB: 0 P: 12	R: 4 E: 0 K: 0 S: 11	H: 4 LOB: 1 BB: 1 P: 21	R: 0 E: 0 K: 1 S: 6	H: 1 LOB: 0 BB: 0 P: 8	R: 0 E: 0 K: 0 S: 5	H: 0 LOB: 0 BB: 0 P: 10	R: 3 E: 1 K: 0 S: 18	H: 3 LOB: 2 BB: 1 P: 28	R: 1 E: 0 K: 0 S: 14	H: 1 LOB: 0 BB: 0 P: 19	1B: 7 2B: 2 3B: 1 HR: 1	SF: 2 SAC: 1 DP: 2 HBP: 1	WP: 1 PB: 0 SB: 0 CS: 0	PA: 39		
PITCHER	IP	WLS	BF	H	R	ER	SO	BB	IBB	HBP	BLK	WP	HR	S	P	ERA	WHIP							
Wilfredo Ledezma, L ERA: 3.78 Gary Knotts, R ERA: 6.1 Esteban Yan, R ERA: 3.64 Al Levine, R ERA: 4.66 Craig Dingman, R ERA: 4.76	6.0	L	24	7	5	5	3	2	0	0	0	1	1	52	78	7.50	1.500							

Chicago White Sox @ Detroit Tigers
Comerica Park, Detroit, MI
Tue Aug 24 2004, 7:05 PM EDT
Att: 24,584 - Sunny - 79 F

AB 32
R 9
H 11
RBI 8
BB 3
SO 4
LOB 7



Batter	1	2	3	4	5	6	7	8	9	AB	R	H	RBI	BB	SO	LOB	BOTTOM							
20 Omar Infante, R OBP: 0.335, SLG: 0.453 (1, 4)	FC5-4 1B		F8	FC5-2-6			G6-3		P3	5	0	1	0	0	0	2								
Bobby Higginson, L OBP: 0.380, SLG: 0.392 (1, 9)	K		1B	G1-3			G4-3		FC6-4 1B	5	1	2	1	0	1	2								
Ivan Rodriguez, R OBP: 0.384, SLG: 0.514 (1, 2)	FC5-4 1B		K		G5-3				FC6-4 1B	4	0	0	0	1	1	3								
Rondell White, R OBP: 0.353, SLG: 0.473 (1, 10)	1B		HR		L9		P4			4	1	2	0	0	0	1								
9 Carlos Guillen, S OBP: 0.379, SLG: 0.546 (1, 6)	G6-3		HR		P6			K		4	1	1	0	0	1	2								
Carlos Pena, L OBP: 0.337, SLG: 0.478 (1, 3)		K		HR			P4	G4-3		4	1	1	4	0	1	0								
Craig Monroe, R OBP: 0.337, SLG: 0.439 (1, 7)		G6-3		G6-3			G4-3	G6-3		3	0	1	0	1	0	0								
15 Brandon Inge, R OBP: 0.358, SLG: 0.485 (1, 5)	G6-3						G4-3		1B	4	1	2	0	0	0	2								
Nook Logan, S OBP: 0.397, SLG: 0.400 Eric Munson, L OBP: 0.300, SLG: 0.465 (9, PH)	P6			G1-3			F8		F7	3	0	0	0	0	0	3								
Inning Stats	R: 0 E: 0 K: 1 S: 11	H: 2 LOB: 2 BB: 0 P: 17	R: 0 E: 0 K: 1 S: 12	H: 1 LOB: 0 BB: 0 P: 18	R: 4 E: 0 K: 1 S: 14	H: 4 LOB: 0 BB: 0 P: 21	R: 0 E: 0 K: 0 S: 5	H: 1 LOB: 1 BB: 0 P: 8	R: 0 E: 0 K: 0 S: 7	H: 0 LOB: 0 BB: 0 P: 14	R: 0 E: 0 K: 0 S: 10	H: 0 LOB: 1 BB: 1 P: 17	R: 0 E: 0 K: 0 S: 9	H: 0 LOB: 1 BB: 1 P: 17	R: 0 E: 0 K: 1 S: 8	H: 0 LOB: 0 BB: 0 P: 11	R: 1 E: 0 K: 0 S: 14	H: 2 LOB: 1 BB: 0 P: 21	1B: 7 2B: 1 3B: 1 HR: 1	SF: 0 SAC: 0 DP: 0 HBP: 0	WP: 0 PB: 0 SB: 0 CS: 0	PA: 39		
PITCHER	IP	WLS	BF	H	R	ER	SO	BB	IBB	HBP	BLK	WP	HR	S	P	ERA	WHIP							
Jon Garland, R ERA: 4.79 Damaso Marte, L ERA: 3.24 Jon Adkins, R ERA: 3.59	7.0		31	4	4	4	3	2	0	0	0	0	0	68	112	5.14	1.429							

Chicago White Sox @ Detroit Tigers
Comerica Park, Detroit, MI
Tue Aug 24 2004, 7:05 PM EDT
Att: 24,584 - Sunny - 79 F

AB 37
R 5
H 10
RBI 5
BB 2
SO 4
LOB 16




Batter	1	2	3	4	5	6	7	8	9	AB	R	H	RBI	BB	SO	LOB	TOP											
Aaron Rowand, R OBP: 0.367, SLG: 0.575	1-1 P6		0-0 G5-3	0-1 F9			0-2 F9		0-0 HR	5	1	1	3	0	0	2	Chicago White Sox @ Detroit Tigers Comerica Park, Detroit, MI Wed Aug 25 2004, 7:05 PM EDT Att: 23,254 - Cloudy - 85 F											
5 Juan Uribe, R OBP: 0.315, SLG: 0.474	0-0 1B		2-3 K		0-0 G6-3		1-0 F8		1-3 K	5	0	1	0	0	2	0												
Carlos Lee, R OBP: 0.363, SLG: 0.525	2-3 K		3-2 2B		2-3 K			4-2 BB		3	0	1	0	1	2	1												
14 Paul Konerko, R OBP: 0.361, SLG: 0.533	3-2 G5-3		3-3 K		0-0 G5-3			1-0 G5-4-3		4	0	0	0	0	1	3												
Carl Everett, S OBP: 0.317, SLG: 0.384		0-2 1B		1-0 SH2-3 1B			0-0 1B		0-3 K	4	1	3	0	0	1	0												
Jamie Burke, R OBP: 0.382, SLG: 0.433	0-0 1B		0-0 SH2-3		0-0 F8			0-2 BB		2	0	1	0	0	0	1												
Timo Perez, L OBP: 0.295, SLG: 0.336	1-2 1B		1-2 1B		1-2 1B			0-1 HR		1	1	1	0	0	0	0												
24 Joe Crede, R OBP: 0.292, SLG: 0.404	0-0 FC2-5		0-0 F9		0-0 F9			0-1 P4		4	0	0	0	0	0	5												
Joe Borchard, S OBP: 0.253, SLG: 0.244	1-3 K		1-0 1B		1-1 G3			4-2 HR		3	1	1	1	1	1	3												
Willie Harris, L OBP: 0.353, SLG: 0.325	0-0 G6-3		2-1 1B		1-3 1B		1-2 G4-3		0-0 L9	4	0	1	0	0	0	4												
Inning Stats	R: 0 E: 0 K: 1 S: 11	H: 1 LOB: 1 BB: 0 P: 17	R: 0 E: 0 K: 1 S: 9	H: 2 LOB: 2 BB: 0 P: 10	R: 0 E: 0 K: 2 S: 10	H: 1 LOB: 1 BB: 0 P: 18	R: 1 E: 0 K: 0 S: 9	H: 3 LOB: 2 BB: 0 P: 16	R: 0 E: 0 K: 1 S: 5	H: 1 LOB: 1 BB: 0 P: 6	R: 0 E: 0 K: 0 S: 8	H: 0 LOB: 0 BB: 0 P: 10	R: 0 E: 0 K: 1 S: 6	H: 0 LOB: 0 BB: 1 P: 11	R: 3 E: 0 K: 1 S: 15	H: 2 LOB: 0 BB: 1 P: 20	1B: 8 2B: 1 3B: 0 HR: 1	SF: 0 SAC: 1 DP: 1 HBP: 0	WP: 0 PB: 0 SB: 1 CS: 0	PA: 38								
PITCHER	IP	WLS	BF	H	R	ER	SO	BB	IBB	HBP	BLK	WP	HR	S	P	ERA	WHIP											
29 Nate Robertson, L ERA: 4.6	(1, 1)	8.0	W	32	8	1	1	6	1	0	0	0	0	0	63	95	1.12	1.125										
Ugueth Urbina, R ERA: 4.13	(9, 1)	1.0		6	2	3	3	1	1	0	0	0	0	1	15	20	27.00	3.000										

Batter	1	2	3	4	5	6	7	8	9	AB	R	H	RBI	BB	SO	LOB	BOTTOM											
20 Omar Infante, R OBP: 0.332, SLG: 0.448	3-2 P2		1-3 K	3-2 F7			2-1 F9			4	0	0	0	0	1	2	Chicago White Sox @ Detroit Tigers Comerica Park, Detroit, MI Wed Aug 25 2004, 7:05 PM EDT Att: 23,254 - Cloudy - 85 F											
9 Carlos Guillen, S OBP: 0.382, SLG: 0.558	0-1 1B		2-1 FC6-4 1B		1-1 SF7 3B		1-2 HR			4	2	3	1	0	0	1												
Ivan Rodriguez, R OBP: 0.385, SLG: 0.513	0-1 FC5-4		1-0 1B		0-1 SF7		1-3 K			3	0	1	1	0	1	1												
Dmitri Young, S OBP: 0.340, SLG: 0.455	1-1 P6		0-0 G4-3		0-0 F7			1-2 1B		4	1	1	0	0	0	3												
Rondell White, R OBP: 0.352, SLG: 0.471		2-1 G1-3		2-2 2B 33 1B		0-1 P3		0-2 F9		4	1	1	0	0	0	1												
Nook Logan, S OBP: 0.397, SLG: 0.400										0	0	0	0	0	0	0												
Craig Monroe, R OBP: 0.338, SLG: 0.442	1-2 F8		1-2 2B 33 1B		4-2 BB		0-2 F8			3	1	1	0	1	0	1												
Carlos Pena, L OBP: 0.338, SLG: 0.478		2-2 1B		1-3 K		3-2 G5-4-3		0-0 33 1B		4	0	2	0	0	1	3												
33 Marcus Thames, R OBP: 0.309, SLG: 0.509		1-3 K		1-0 1B		1-3 K		3-2 1B		4	0	2	3	0	2	1												
15 Brandon Inge, R OBP: 0.357, SLG: 0.482			1-0 L4				2-3 K		2-2 F8	4	0	1	0	0	1	3												
Inning Stats	R: 0 E: 0 K: 0 S: 9	H: 1 LOB: 1 BB: 0 P: 13	R: 0 E: 0 K: 1 S: 14	H: 1 LOB: 1 BB: 0 P: 20	R: 0 E: 0 K: 1 S: 9	H: 2 LOB: 2 BB: 0 P: 14	R: 2 E: 0 K: 1 S: 17	H: 3 LOB: 1 BB: 0 P: 28	R: 1 E: 0 K: 0 S: 7	H: 1 LOB: 0 BB: 0 P: 8	R: 0 E: 0 K: 1 S: 8	H: 0 LOB: 0 BB: 1 P: 16	R: 1 E: 0 K: 2 S: 12	H: 1 LOB: 0 BB: 0 P: 18	R: 1 E: 0 K: 0 S: 16	H: 3 LOB: 2 BB: 0 P: 22	1B: 9 2B: 1 3B: 1 HR: 1	SF: 1 SAC: 0 DP: 1 HBP: 0	WP: 0 PB: 0 SB: 0 CS: 0	PA: 36								
PITCHER	IP	WLS	BF	H	R	ER	SO	BB	IBB	HBP	BLK	WP	HR	S	P	ERA	WHIP											
56 Mark Buehrle, L ERA: 4.02	(1, 1)	6.0	L	26	8	3	3	4	1	0	0	0	0	0	64	99	4.50	1.500										
Cliff Poquette, R ERA: 4.47	(7, 1)	1.0		4	1	1	1	2	0	0	0	0	0	1	12	18	9.00	1.000										
Michael Jackson, R ERA: 4.53	(8, 1)	1.0		6	3	1	1	0	0	0	0	0	0	0	16	22	9.00	3.000										

Batter	1	2	3	4	5	6	7	8	9	AB	R	H	RBI	BB	SO	LOB	TOP										
20 Omar Infante, R OBP: 0.330, SLG: 0.449	0-2 1B 2B	2-3 K			3-3 K			0-1 G5-3		4	1	1	0	0	2	2											
Bobby Higginson, L OBP: 0.357, SLG: 0.390	2-2 F8		1-1 G6-3			1-2 G3-1		2-2 F8		4	0	0	0	0	0	1											
9 Carlos Guillen, S OBP: 0.300, SLG: 0.558 Jason Smith, L OBP: 0.314, SLG: 0.537	2-0 P5		1-1 G6-4-3 1B			0-1 F7		2-2 F8		3	0	1	0	0	0	1											
Dmitri Young, S OBP: 0.344, SLG: 0.461	1-2 2H 1B		0-0 G6-4-3			1-0 G4-3			0-1 1B 2B	4	0	2	1	0	0	1											
Carlos Pena, L OBP: 0.336, SLG: 0.473	0-0 F8			2-3 K			1-2 HR 1B		1-1 1B	4	1	2	0	0	1	1											
Craig Monroe, R OBP: 0.335, SLG: 0.444		0-3 K		0-1 G5-3			1-0 HR		0-3 K	4	1	1	2	0	2	2											
Eric Munson, L OBP: 0.406, SLG: 0.467 33 Marcus Thames, R (PH) OBP: 0.304, SLG: 0.500	1-0 15 1B 2B			0-3 K			3-3 K		2-3 K	3	0	1	0	0	2	0											
15 Brandon Inge, R OBP: 0.352, SLG: 0.474	1-2 1B				0-1 G4-3			0-0 G5-3		4	0	1	0	0	0	2											
Nook Logan, S OBP: 0.380, SLG: 0.381	2-3 1B				0-0 B1			0-2 G3		3	0	0	0	0	1	2											
Inning Stats	R: 1 E: 0 K: 0 S: 13	H: 2 LOB: 1 BB: 0 P: 18	R: 0 E: 0 K: 3 S: 15	H: 2 LOB: 2 BB: 0 P: 22	R: 0 E: 0 K: 0 S: 5	H: 1 LOB: 0 BB: 0 P: 7	R: 0 E: 0 K: 2 S: 8	H: 0 LOB: 0 BB: 0 P: 10	R: 0 E: 0 K: 1 S: 6	H: 0 LOB: 0 BB: 0 P: 9	R: 0 E: 0 K: 0 S: 6	H: 0 LOB: 0 BB: 0 P: 8	R: 2 E: 0 K: 1 S: 13	H: 2 LOB: 0 BB: 0 P: 18	R: 0 E: 0 K: 2 S: 8	H: 0 LOB: 2 BB: 0 P: 12	R: 0 E: 0 K: 2 S: 11	H: 2 LOB: 2 BB: 0 P: 15	1B: 5 2B: 3 3B: 0 HR: 1	SF: 0 SAC: 0 DP: 1 HBP: 0	WP: 0 PB: 0 SB: 1 CS: 0	PA: 35					
PITCHER	IP	WLS	BF	H	R	ER	SO	BB	IBB	HBP	BLK	WP	HR	S	P	ERA	WHIP										
Derek Lowe, R ERA: 5.22	8.0	W	30	7	3	3	7	0	0	0	0	0	1	74	104	3.38	0.875										
50 Mike Timlin, R ERA: 4.29	0.1	H	3	2	0	0	1	0	0	0	0	0	0	7	8	0.00	6.000										
Alan Embree, L ERA: 4.54	0.1	H	1	0	0	0	1	0	0	0	0	0	0	3	5	0.00	0.000										
Curt Leskanic, R ERA: 6.54	0.1	S	1	0	0	0	0	0	0	0	0	0	0	1	2	0.00	0.000										

Detroit Tigers @ Boston Red Sox
Fenway Park, Boston, MA
Fri Aug 27 2004, 7:05 PM EDT
Att: 35,018 - Sunny - 80 F


AB 35
R 3
H 9
RBI 3
BB 0
SO 9
LOB 14



Batter	1	2	3	4	5	6	7	8	9	AB	R	H	RBI	BB	SO	LOB	BOTTOM										
18 Johnny Damon, L OBP: 0.384, SLG: 0.464	0-1 2B	1-3 K		2-3 K	0-0 F4			1-2 G4-3		5	1	1	0	0	2	5											
Mark Bellhorn, S OBP: 0.375, SLG: 0.440	1-0 1B FC9-6 2B	2-1 G5-3		2-2 1B	2-3 K			2-3 K		5	1	2	1	0	2	4											
Manny Ramirez, R OBP: 0.406, SLG: 0.619 Dave Roberts, L OBP: 0.341, SLG: 0.358	3-2 FC9-6 1B		0-0 E5 2B E	1-2 F7			1-3 K	2-3 K		3	1	1	0	0	0	2											
34 David Ortiz, L OBP: 0.375, SLG: 0.609	1-3 K		3-3 K	2-2 G3-4-1			0-1 F8			4	0	0	0	0	2	5											
Jason Varitek, S OBP: 0.396, SLG: 0.505	1-1 FC9-6		2-0 G6-3 2B		4-2 1B 1B BB		0-0 G5-3			3	1	1	1	1	0	1											
Kevin Millar, R OBP: 0.375, SLG: 0.459	1-2 F7		2-0 FC6 G6-3		0-3 K			0-0 SH1-3 2B		4	0	1	0	0	1	3											
Orlando Cabrera, R OBP: 0.299, SLG: 0.361		1-1 L5	1-2 G6-3		1-0 1B 1B			3-1 SH1-3		3	1	1	0	0	0	2											
Gabe Kapler, R OBP: 0.304, SLG: 0.402		2-1 E6 18 S 1B	1-1 F9		2-2 1B 1B			1-1 G6-3		4	0	1	0	0	0	3											
Ricky Gutierrez, R OBP: 0.297, SLG: 0.269		1-1 18 S 1B		1-1 1B	1-0 1B			2-2 G6-3		4	0	3	2	0	0	1											
Inning Stats	R: 2 E: 0 K: 1 S: 15	H: 3 LOB: 1 BB: 0 P: 22	R: 0 E: 1 K: 1 S: 12	H: 1 LOB: 2 BB: 0 P: 19	R: 1 E: 2 K: 1 S: 12	H: 1 LOB: 2 BB: 0 P: 21	R: 0 E: 0 K: 1 S: 17	H: 2 LOB: 2 BB: 0 P: 25	R: 2 E: 0 K: 2 S: 16	H: 3 LOB: 2 BB: 1 P: 26	R: 0 E: 0 K: 1 S: 6	H: 0 LOB: 0 BB: 0 P: 7	R: 0 E: 0 K: 0 S: 8	H: 1 LOB: 1 BB: 0 P: 14	R: 0 E: 0 K: 2 S: 10	H: 0 LOB: 0 BB: 0 P: 15	1B: 7 2B: 4 3B: 0 HR: 0	SF: 0 SAC: 1 DP: 0 HBP: 0	WP: 0 PB: 0 SB: 2 CS: 0	PA: 39							
PITCHER	IP	WLS	BF	H	R	ER	SO	BB	IBB	HBP	BLK	WP	HR	S	P	ERA	WHIP										
Mike Maroth, L ERA: 4.55	5.0	L	29	10	5	4	6	1	0	0	0	0	0	6	7	0.00	2.200										
Jamie Walker, L ERA: 2.5	1.0		3	0	0	0	1	0	0	0	0	0	0	6	7	0.00	0.000										
Craig Dingman, R ERA: 4.56	1.0		4	1	0	0	0	0	0	0	0	0	0	8	14	0.00	1.000										
Esteban Yan, R ERA: 3.59	1.0		3	0	0	0	2	0	0	0	0	0	0	10	15	0.00	0.000										

Detroit Tigers @ Boston Red Sox
Fenway Park, Boston, MA
Fri Aug 27 2004, 7:05 PM EDT
Att: 35,018 - Sunny - 80 F

AB 37
R 5
H 11
RBI 4
BB 1
SO 9
LOB 26



Batter	1	2	3	4	5	6	7	8	9	AB	R	H	RBI	BB	SO	LOB	TOP								
20 Omar Infante, R OBP: 0.328, SLG: 0.447	0-0 1B		0-3 K		0-1 G4-3		0-0 F9			4	0	1	0	0	1	2									
Bobby Higginson, L OBP: 0.356, SLG: 0.387	2-3 K		0-1 G6-3		4-0 BB			3-2 G4-3		3	0	0	0	1	1	1									
Carlos Pena, L OBP: 0.333, SLG: 0.468	3-2 K			2-2 L3	3-3 K			1-2 F9		4	0	0	0	0	2	2									
Dmitri Young, S OBP: 0.343, SLG: 0.458		1-3 K		0-0 2B		0-1 F7		3-2 G4-3		4	1	1	0	0	1	0									
Craig Monroe, R OBP: 0.337, SLG: 0.447		1-0 G6-3		3-2 1-H		1-2 K			2-2 FC4-6 HBP	3	0	1	1	0	1	0									
Eric Munson, L OBP: 0.303, SLG: 0.465		2-1 HBP		0-0 F9		0-0 1B			3-2 FC4-6 33 FC6-4 1-2f	3	0	1	0	0	0	2									
33 Marcus Thames, R OBP: 0.302, SLG: 0.487		1-2 F8		4-2 15 PO BB		2-3 K			1-1 FC6-4 15 FC5-4 1-2f	3	0	0	0	1	1	3									
15 Brandon Inge, R OBP: 0.351, SLG: 0.469			1-1 E5 SH1-4	1-0 SAFE PO	1-1 SH3-4 HBP		2-2 F9		2-2 FC5-4 1-2f	3	0	0	0	0	0	1									
Jason Smith, L OBP: 0.310, SLG: 0.530			0-1 SH1-4		0-0 SH3-4		3-3 K			1	0	0	0	0	1	0									
Inning Stats	R: 0 E: 0 K: 2 S: 10	H: 1 LOB: 0 BB: 0 P: 15	R: 0 E: 0 K: 1 S: 8	H: 0 LOB: 1 BB: 0 P: 13	R: 0 E: 1 K: 1 S: 9	H: 0 LOB: 1 BB: 0 P: 10	R: 1 E: 0 K: 0 S: 12	H: 2 LOB: 1 BB: 1 P: 22	R: 0 E: 0 K: 1 S: 8	H: 0 LOB: 2 BB: 1 P: 16	R: 0 E: 0 K: 1 S: 11	H: 1 LOB: 1 BB: 0 P: 14	R: 0 E: 0 K: 1 S: 8	H: 0 LOB: 0 BB: 0 P: 13	R: 0 E: 0 K: 0 S: 10	H: 0 LOB: 0 BB: 0 P: 17	R: 0 E: 0 K: 0 S: 10	H: 0 LOB: 1 BB: 0 P: 18	1B: 3 2B: 1 3B: 0 HR: 0	SF: 0 SAC: 2 DP: 0 HBP: 3	WP: 0 PB: 0 SB: 0 CS: 0	PA: 36			
PITCHER	IP	WLS	BF	H	R	ER	SO	BB	IBB	HBP	BLK	WP	HR	S	P	ERA	WHIP								
Pedro Martinez, R ERA: 3.69	7.0	W	28	4	1	1	8	2	0	2	0	0	0	66	103	1.29	0.857								
Alan Embree, L ERA: 4.43	1.0		3	0	0	0	0	0	0	0	0	0	0	10	17	0.00	0.000								
Ramiro Mendoza, R ERA: 1.86	1.0		4	0	0	0	0	0	0	1	0	0	0	10	18	0.00	0.000								

Detroit Tigers @ Boston Red Sox
Fenway Park, Boston, MA
Sat Aug 28 2004, 7:05 PM EDT
Att: 35,032 - Cloudy - 86 F

AB	28
R	1
H	4
RBI	1
BB	2
SO	8
LOB	11



Batter	1	2	3	4	5	6	7	8	9	AB	R	H	RBI	BB	SO	LOB	BOTTOM								
Dave Roberts, L OBP: 0.339, SLG: 0.358	1-1 G3		1-2 G3		3-2 G4-3 1-3 2-H 2B		0-0 P3	0-3 K		5	0	1	1	0	1	3									
Mark Bellhorn, S OBP: 0.376, SLG: 0.442	1-1 F9		4-0 BB		0-0 G4-3		1-1 18 2B			3	1	1	2	1	0	1									
18 Johnny Damon, L OBP: 0.383, SLG: 0.465	1-1 G6-3		0-3 K		2-3 3-H 1-2 F8		1-2 34 1B 2B			4	1	1	1	0	1	3									
34 David Ortiz, L OBP: 0.375, SLG: 0.606		0-1 F7		3-3 K		0-1 F8	0-0 1B			4	0	1	1	0	1	0									
Jason Varitek, S OBP: 0.400, SLG: 0.509		1-0 2B		3-0 F8		4-2 BB	2-1 1B			3	0	2	0	1	0	0									
Kevin Millar, R OBP: 0.376, SLG: 0.454		2-3 K		1-3 K		0-2 P2	1-3 K			4	0	0	0	0	3	4									
Doug Mientkiewicz, L OBP: 0.331, SLG: 0.362										0	0	0	0	0	0	0									
Orlando Cabrera, R OBP: 0.297, SLG: 0.358		0-2 G6-3			0-0 F8	1-0 F9		2-1 E9 1B		4	0	0	0	0	0	2									
Bill Mueller, S OBP: 0.369, SLG: 0.453			0-0 G3 G1-3 1B		4-1 S 2B BB		3-1 SH5-3 2B 1B	0-0 FC6-4 2-H 1B		3	2	3	0	1	0	0									
Gabe Kapler, R OBP: 0.304, SLG: 0.398			2-2 G1-3		4-1 2B G4-3 BB		0-1 SH5-3	2-1 FC6-4		2	1	0	0	1	0	2									
Inning Stats	R: 0 E: 0 K: 0 S: 6	H: 0 LOB: 0 BB: 0 P: 9	R: 0 E: 0 K: 1 S: 10	H: 1 LOB: 1 BB: 0 P: 13	R: 0 E: 0 K: 1 S: 10	H: 1 LOB: 2 BB: 1 P: 17	R: 0 E: 0 K: 2 S: 7	H: 0 LOB: 0 BB: 0 P: 14	R: 2 E: 0 K: 0 S: 11	H: 1 LOB: 2 BB: 2 P: 23	R: 0 E: 0 K: 0 S: 9	H: 0 LOB: 1 BB: 1 P: 14	R: 3 E: 0 K: 1 S: 17	H: 5 LOB: 2 BB: 0 P: 25	R: 0 E: 1 K: 1 S: 9	H: 1 LOB: 1 BB: 0 P: 13	1B: 5 2B: 4 3B: 0 HR: 0	SF: 0 SAC: 1 DP: 0 HBP: 0	WP: 0 PB: 0 SB: 1 CS: 0	PA: 37					
PITCHER	IP	WLS	BF	H	R	ER	SO	BB	IBB	HBP	BLK	WP	HR	S	P	ERA	WHIP								
38 Jeremy Bonderman, R ERA: 5.6	1.1	L	27	4	3	3	4	4	0	0	0	0	0	9	13	54.00	12.000								
Jamie Walker, L ERA: 3.11	0.1		5	4	2	2	0	0	0	0	0	0	0	4	5	0.00	0.000								
Esteban Yan, R ERA: 0.98	0.1		1	0	0	0	1	0	0	0	0	0	0	9	13	0.00	1.000								
Al Levine, R ERA: 4.55	1.0		4	1	0	0	1	0	0	0	0	0	0	9	13	0.00	1.000								

Detroit Tigers @ Boston Red Sox
Fenway Park, Boston, MA
Sat Aug 28 2004, 7:05 PM EDT
Att: 35,032 - Cloudy - 86 F

AB	32
R	5
H	9
RBI	5
BB	4
SO	6
LOB	15



Batter	1	2	3	4	5	6	7	8	9	AB	R	H	RBI	BB	SO	LOB	TOP										
Jason Smith, L OBP: 0.297, SLG: 0.506 (1, 4)										4	0	0	0	0	2	2											
15 Brandon Inge, R OBP: 0.347, SLG: 0.462 (1, 2)										4	0	0	0	0	1	1											
9 Carlos Guillen, S OBP: 0.380, SLG: 0.554 (1, 6)										4	0	0	0	0	2	1											
Dmitri Young, S OBP: 0.339, SLG: 0.452 (1, 10)										4	0	0	0	0	1	0											
Carlos Pena, L OBP: 0.333, SLG: 0.465 (1, 3)										2	0	0	0	1	0	0											
Craig Monroe, R OBP: 0.337, SLG: 0.455 (1, 9)										3	1	1	1	0	0	1											
Eric Munson, L OBP: 0.300, SLG: 0.460 (1, 5)										3	0	0	0	0	0	0											
33 Marcus Thames, R OBP: 0.295, SLG: 0.475 (1, 7)										3	0	0	0	0	3	0											
Nook Logan, S OBP: 0.392, SLG: 0.409 (1, 8)										3	0	2	0	0	0	0											
Inning Stats	R: 0 E: 0 K: 2 S: 8	H: 0 LOB: 0 BB: 0 P: 9	R: 0 E: 0 K: 0 S: 6	H: 0 LOB: 0 BB: 0 P: 8	R: 0 E: 0 K: 1 S: 11	H: 1 LOB: 1 BB: 0 P: 13	R: 0 E: 0 K: 0 S: 8	H: 0 LOB: 0 BB: 0 P: 10	R: 1 E: 0 K: 1 S: 11	H: 1 LOB: 0 BB: 0 P: 16	R: 0 E: 0 K: 1 S: 9	H: 0 LOB: 0 BB: 0 P: 15	R: 0 E: 0 K: 1 S: 11	H: 0 LOB: 1 BB: 1 P: 15	R: 0 E: 0 K: 1 S: 8	H: 1 LOB: 1 BB: 0 P: 13	R: 0 E: 0 K: 2 S: 10	H: 0 LOB: 0 BB: 0 P: 15	1B: 1 2B: 1 3B: 0 HR: 1	SF: 0 SAC: 0 DP: 0 HBP: 0	WP: 1 PB: 0 SB: 0 CS: 0	PA: 31					
PITCHER	IP	WLS	BF	H	R	ER	SO	BB	IBB	HBP	BLK	WP	HR	S	P	ERA	WHIP										
49 Tim Wakefield, R ERA: 4.38 (1, 1)	8.0	W	28	3	1	1	7	1	0	0	0	1	1	72	99	1.12	0.500										
Curt Leskanic, R ERA: 6.34 (9, 1)	1.0		3	0	0	0	2	0	0	0	0	0	0	10	15	0.00	0.000										

Detroit Tigers @ Boston Red Sox
Fenway Park, Boston, MA
Sun Aug 29 2004, 2:05 PM EDT
Att: 34,268 - Cloudy - 85 F

AB	30
R	1
H	3
RBI	1
BB	1
SO	9
LOB	5



Batter	1	2	3	4	5	6	7	8	9	AB	R	H	RBI	BB	SO	LOB	BOTTOM										
18 Johnny Damon, L OBP: 0.383, SLG: 0.463 (1, 8)										4	2	1	0	1	0	1											
Mark Bellhorn, S OBP: 0.377, SLG: 0.450 (1, 4)										4	2	2	2	0	1	2											
Manny Ramirez, R OBP: 0.407, SLG: 0.618 Doug Mientkiewicz, L OBP: 0.331, SLG: 0.362 (1, 7), (8, 3)										3	1	1	2	1	0	2											
34 David Ortiz, L OBP: 0.375, SLG: 0.605 (1, 10)										3	0	1	1	1	0	1											
Kevin Millar, R OBP: 0.379, SLG: 0.456 Dave Roberts, L OBP: 0.339, SLG: 0.358 (7, PR), (8, 7)										3	0	2	1	1	0	0											
Orlando Cabrera, R OBP: 0.296, SLG: 0.357 (1, 6)										4	0	1	0	0	1	3											
Doug Mirabeli, R OBP: 0.348, SLG: 0.528 (1, 2)										4	0	0	0	0	1	2											
Bill Mueller, S OBP: 0.365, SLG: 0.448 (1, 5)										4	0	0	0	0	0	0											
Gabe Kapler, R OBP: 0.307, SLG: 0.400 (1, 9)										4	1	2	0	0	1	0											
Inning Stats	R: 0 E: 0 K: 1 S: 9	H: 0 LOB: 1 BB: 1 P: 17	R: 0 E: 0 K: 0 S: 6	H: 0 LOB: 0 BB: 0 P: 7	R: 0 E: 0 K: 0 S: 9	H: 1 LOB: 2 BB: 0 P: 14	R: 0 E: 0 K: 0 S: 6	H: 1 LOB: 0 BB: 0 P: 9	R: 4 E: 0 K: 0 S: 23	H: 6 LOB: 2 BB: 1 P: 34	R: 0 E: 0 K: 2 S: 14	H: 0 LOB: 0 BB: 0 P: 20	R: 2 E: 0 K: 1 S: 16	H: 2 LOB: 2 BB: 2 P: 27	R: 0 E: 0 K: 0 S: 8	H: 0 LOB: 0 BB: 0 P: 10	1B: 9 2B: 0 3B: 0 HR: 1	SF: 0 SAC: 0 DP: 1 HBP: 0	WP: 0 PB: 0 SB: 0 CS: 0	PA: 37							
PITCHER	IP	WLS	BF	H	R	ER	SO	BB	IBB	HBP	BLK	WP	HR	S	P	ERA	WHIP										
Wilfredo Ledezma, L ERA: 4.26 (1, 1)	4.2	L	22	6	4	4	1	2	0	0	0	0	0	47	73	7.71	1.714										
Gary Knotts, R ERA: 5.9 (5, 1)	1.1		5	2	0	0	2	0	0	0	0	0	0	20	28	0.00	1.500										
Craig Dingman, R ERA: 5.26 (7, 1)	0.1		5	2	2	2	0	2	0	0	0	0	1	11	22	54.00	12.000										
Al Levine, R ERA: 4.5 (7, 1)	0.2		2	0	0	0	1	0	0	0	0	0	0	5	5	0.00	0.000										
Ugueth Urbina, R ERA: 4.05 (8, 1)	1.0		3	0	0	0	0	0	0	0	0	0	0	8	10	0.00	0.000										

Detroit Tigers @ Boston Red Sox
Fenway Park, Boston, MA
Sun Aug 29 2004, 2:05 PM EDT
Att: 34,268 - Cloudy - 85 F

AB	33
R	6
H	10
RBI	6
BB	4
SO	4
LOB	11



Batter	1	2	3	4	5	6	7	8	9	AB	R	H	RBI	BB	SO	LOB	TOP											
20 Omar Infante, R OBP: 0.325, SLG: 0.441	0-0 G5-3	3-2 L6		3-2 G5-3		2-3 K		0-3 K		5	0	0	0	0	2	4												
Bobby Higginson, L OBP: 0.355, SLG: 0.387	0-1 F8		2-0 HR	0-0 F8		3-2 F7			3-3 K	5	1	1	0	0	1	1												
Ivan Rodriguez, R OBP: 0.380, SLG: 0.514	0-1 F9		2-2 HR		0-1 G5-3			0-3 K	1-0 1B	5	2	2	2	0	1	0												
Dmitri Young, S OBP: 0.340, SLG: 0.454		2-0 G3	1-0 F8		2-1 F9		1-0 G4-3		0-0 1B	5	1	2	0	0	0	0												
9 Carlos Guillen, S OBP: 0.380, SLG: 0.553		2-2 G1-4-3	3-1 P6		4-2 BB		0-0 G4-3		3-1 1B	4	1	1	2	1	0	1												
Carlos Pena, L OBP: 0.336, SLG: 0.467		2-1 HR	4-1 BB		4-1 HR		2-3 K		1-1 L7	3	2	1	0	2	1	2												
Craig Monroe, R OBP: 0.338, SLG: 0.472		1-1 HR	1-0 P6		0-0 HR		0-1 P4		2-2 L9	5	2	2	5	0	0	2												
15 Brandon Inge, R OBP: 0.348, SLG: 0.461		1-2 1B		2-2 E6	0-0 G5-3					3	0	1	0	1	0	0												
Nook Logan, S OBP: 0.390, SLG: 0.406		1-0 1B		3-1 SH1-3		3-3 K		0-0 F9		3	0	1	0	0	1	1												
Inning Stats	R: 0 E: 0 K: 0 S: 5	H: 0 LOB: 0 BB: 0 P: 5	R: 2 E: 0 K: 0 S: 15	H: 4 LOB: 2 BB: 0 P: 27	R: 2 E: 0 K: 0 S: 9	H: 2 LOB: 1 BB: 1 P: 22	R: 0 E: 1 K: 0 S: 9	H: 0 LOB: 1 BB: 0 P: 17	R: 3 E: 0 K: 0 S: 9	H: 1 LOB: 0 BB: 2 P: 19	R: 0 E: 0 K: 2 S: 12	H: 0 LOB: 0 BB: 0 P: 20	R: 0 E: 0 K: 1 S: 15	H: 1 LOB: 1 BB: 0 P: 18	R: 0 E: 0 K: 1 S: 9	H: 0 LOB: 1 BB: 1 P: 13	R: 2 E: 0 K: 1 S: 11	H: 3 LOB: 1 BB: 0 P: 21	1B: 4 2B: 4 3B: 0 HR: 3	SF: 0 SAC: 1 DP: 0 HBP: 0	WP: 1 PB: 0 SB: 0 CS: 0	PA: 43						
PITCHER	IP	WLS	BF	H	R	ER	SO	BB	IBB	HBP	BLK	WP	HR	S	P	ERA	WHIP											
Mike Wood, R ERA: 6.07	(1, 1)	5.0	L	26	7	7	7	0	3	0	0	0	1	3	47	90	12.60	2.000										
Matt Kinney, R ERA: 6.4	(6, 1)	3.1		15	4	2	6	1	0	0	0	0	0	0	43	65	5.40	1.500										
D.J. Carrasco, R ERA: 4.18	(9, 1)	0.2		2	0	0	0	0	0	0	0	0	0	0	4	7	0.00	0.000										

Detroit Tigers @ Kansas City Royals
 Kauffman Stadium, Kansas City, MO
 Mon Aug 30 2004, 7:10 PM CDT
 Att: 19,429 - Cloudy - 81 F

AB	38
R	9
H	11
RBI	9
BB	4
SO	6
LOB	11



Batter	1	2	3	4	5	6	7	8	9	AB	R	H	RBI	BB	SO	LOB	BOTTOM										
9 David DeJesus, L OBP: 0.361, SLG: 0.382	2-2 G4-3		0-2 G5-3			0-0 F8		0-1 FC4-6		1	0	0	0	0	0	0											
Wilton Guerrero, S OBP: 0.231, SLG: 0.308						1-2 F9			0-1 1B	3	0	0	0	0	2												
Desi Relaford, S OBP: 0.308, SLG: 0.330	3-2 G5-3			0-1 G5-3		1-2 F9			G1-6-3	4	0	1	0	0	0	1											
Joe Randa, R OBP: 0.342, SLG: 0.396	1-1 F7			1-3 K		1-0 FC5-4			0-1 G1-6-3	4	0	0	0	0	1	2											
Abraham Nunez, S OBP: 0.306, SLG: 0.365		0-0 G5-3		2-3 K			1-0 1B		0-3 K	4	0	1	0	0	2	0											
Calvin Pickering, L OBP: 0.273, SLG: 0.677		0-0 G4-3			0-2 HR		1-3 K			3	1	1	1	0	1	1											
4 Angel Berroa, R OBP: 0.288, SLG: 0.362		1-1 1B			0-2 G4-3		0-1 G6-3			3	0	1	0	0	0	1											
14 John Buck, R OBP: 0.262, SLG: 0.366		1-0 G4-3			1-0 G6-3			2-3 K		3	0	0	0	0	1	1											
Aaron Guiel, L OBP: 0.273, SLG: 0.308			1-2 G4-3			0-3 K		1-1 FC4-6		3	0	1	0	0	1	0											
Ruben Gotay, S OBP: 0.295, SLG: 0.290						0-2 FC5-4		1-2 L6		3	0	1	0	0	1	1											
Inning Stats	R: 0 E: 0 K: 0 S: 8	H: 0 LOB: 0 BB: 0 P: 14	R: 0 E: 0 K: 0 S: 5	H: 1 LOB: 1 BB: 0 P: 7	R: 0 E: 0 K: 1 S: 10	H: 0 LOB: 0 BB: 0 P: 14	R: 0 E: 0 K: 2 S: 10	H: 0 LOB: 0 BB: 0 P: 13	R: 1 E: 0 K: 1 S: 13	H: 1 LOB: 0 BB: 0 P: 14	R: 0 E: 0 K: 0 S: 8	H: 1 LOB: 1 BB: 0 P: 10	R: 0 E: 0 K: 1 S: 6	H: 1 LOB: 0 BB: 0 P: 8	R: 0 E: 0 K: 1 S: 10	H: 1 LOB: 1 BB: 0 P: 14	R: 0 E: 0 K: 1 S: 7	H: 1 LOB: 0 BB: 0 P: 7	1B: 5 2B: 0 3B: 0 HR: 1	SF: 0 SAC: 0 DP: 2 HBP: 0	WP: 0 PB: 0 SB: 0 CS: 0	PA: 31					
PITCHER	IP	WLS	BF	H	R	ER	SO	BB	IBB	HBP	BLK	WP	HR	S	P	ERA	WHIP										
29 Nate Robertson, L ERA: 4.4	(1, 1)	9.0	W	31	6	1	1	7	0	0	0	0	1	77	101	1.00	0.667										

Detroit Tigers @ Kansas City Royals
 Kauffman Stadium, Kansas City, MO
 Mon Aug 30 2004, 7:10 PM CDT
 Att: 19,429 - Cloudy - 81 F

AB	31
R	1
H	6
RBI	1
BB	0
SO	7
LOB	9



Batter	1	2	3	4	5	6	7	8	9	AB	R	H	RBI	BB	SO	LOB	TOP								
20 Omar Infante, R OBP: 0.326, SLG: 0.441	F8	9 1B 2B		P6		K		1-1 G4-6-3 1B		5	1	2	0	0	1	0									
9 Carlos Guillen, S OBP: 0.376, SLG: 0.550	F9	2B 1-2 3-H 1B		F7		G1-4-3		1-0 G4-6-3 1-2		5	0	1	1	0	0	1									
Ivan Rodriguez, R OBP: 0.387, SLG: 0.520	E7 1B	FC5 1-3 2-H 2B		4-1 2-1 HR BB		3-2 1B		1-0 G5-4-3 2B 1B		4	3	4	1	1	0	0									
Dmitri Young, S OBP: 0.341, SLG: 0.464	2-2 1B	G5-3		0-2 1-H HR		1-0 G4-3		0-0 G5-4-3		5	2	2	3	0	0	4									
Craig Monroe, R OBP: 0.336, SLG: 0.468	2-2 2-H 1B	FC5		1-1 G5-3				1-1 G6-3		5	0	1	1	0	0	3									
Carlos Pena, L OBP: 0.337, SLG: 0.469	F8					G6-3		1-1 G6-3 2B		5	0	2	1	0	1	1									
33 Marcus Thames, R OBP: 0.299, SLG: 0.476		1-2 1B 2B		1-1 F9		4-2 BB		2-3 K 1-2		4	1	1	0	1	1	2									
15 Brandon Inge, R OBP: 0.347, SLG: 0.458		3-3 K		1-1 1B		0-1 F7		0-0 G6-3		4	0	1	0	0	1	3									
Nook Logan, S OBP: 0.383, SLG: 0.397		1-2 20 1B 9 1B 2-H 1B		0-3 K		0-1 F7		1-2 G4-3		4	1	1	1	0	1	2									
Inning Stats	R: 2 E: 1 K: 0 S: 15	H: 3 LOB: 1 BB: 0 P: 22	R: 3 E: 0 K: 1 S: 22	H: 5 LOB: 2 BB: 0 P: 33	R: 0 E: 0 K: 2 S: 11	H: 1 LOB: 1 BB: 0 P: 16	R: 2 E: 0 K: 0 S: 11	H: 1 LOB: 0 BB: 1 P: 19	R: 0 E: 0 K: 1 S: 9	H: 0 LOB: 1 BB: 0 P: 14	R: 0 E: 0 K: 1 S: 9	H: 1 LOB: 1 BB: 0 P: 18	R: 0 E: 0 K: 1 S: 8	H: 1 LOB: 0 BB: 0 P: 12	R: 0 E: 0 K: 0 S: 6	H: 1 LOB: 0 BB: 0 P: 9	R: 1 E: 0 K: 0 S: 10	H: 2 LOB: 1 BB: 0 P: 16	1B: 11 2B: 3 3B: 0 HR: 1	SF: 0 SAC: 0 DP: 1 HBP: 0	WP: 1 PB: 0 SB: 0 CS: 0	PA: 43			
PITCHER	IP	WLS	BF	H	R	ER	SO	BB	IBB	HBP	BLK	WP	HR	S	P	ERA	WHIP								
Brian Anderson, L ERA: 6.1	(1, 1)	5.0	27	10	7	6	3	2	0	0	0	0	1	68	104	10.80	2.400								
Shawn Camp, R ERA: 3.29	(6, 1)	3.0	11	3	0	0	2	0	0	0	0	1	0	23	39	0.00	1.000								
Jeremy Affeldt, L ERA: 4.82	(9, 1)	1.0	W	5	2	1	0	0	0	0	0	0	0	10	16	9.00	2.000								

Detroit Tigers @ Kansas City Royals
Kauffman Stadium, Kansas City, MO
Tue Aug 31 2004, 7:10 PM CDT
Att: 19,471 - Cloudy - 82 F

AB 41
R 8
H 15
RBI 8
BB 2
SO 5
LOB 16



Batter	1	2	3	4	5	6	7	8	9	AB	R	H	RBI	BB	SO	LOB	BOTTOM								
Aaron Guiel, L OBP: 0.263, SLG: 0.296	G6-3			K		P6		K	SF8	5	0	0	1	0	3	5									
Desti Relaford, S OBP: 0.312, SLG: 0.334	G6-4-3 1B	1-3 2-H 3-H 1B				P4		1B 1B 1B	E6 BB	5	1	3	2	0	0	0									
Joe Randa, R OBP: 0.343, SLG: 0.395	G6-4-3 1-2					F9		1B 1B 1B		4	0	1	0	1	1	3									
Matt Stairs, L OBP: 0.341, SLG: 0.459		3-2 BB 14 1B 1B				F8		1-2 2-3 1B	G3-1	5	1	2	0	0	0	2									
Abraham Nunez, S OBP: 0.319, SLG: 0.378		2-2 14 BB 1B				G3		3-2 E 14 G6-4-3 1B		5	3	4	1	0	0	0									
Calvin Pickering, L OBP: 0.316, SLG: 0.647		4-2 1B 14 1B BB						1-0 E4 14 G6-4-3 1B	K	3	1	1	0	2	1	4									
Wilton Guerrero, S OBP: 0.231, SLG: 0.308		1-2 2-3 1B BB						1-3 1B G6-4-3		0	1	0	0	0	0	0									
14 John Buck, R OBP: 0.266, SLG: 0.367		0-0 1B 1B				G5-3		1-2 2-H 3-H 1B		5	2	2	2	0	0	5									
Ruben Gotay, S OBP: 0.313, SLG: 0.311		0-0 1B 1B				G1-3		0-2 1B 1B		5	0	3	1	0	1	3									
Alexis Gomez, L OBP: 0.111, SLG: 0.111	F7					F8		1-2 1B		5	0	1	1	0	0	5									
Inning Stats	R: 0 E: 0 K: 0 S: 9	H: 1 LOB: 0 BB: 0 P: 12	R: 4 E: 0 K: 2 S: 25	H: 5 LOB: 2 BB: 1 P: 38	R: 0 E: 0 K: 1 S: 12	H: 1 LOB: 1 BB: 0 P: 19	R: 0 E: 0 K: 1 S: 9	H: 0 LOB: 0 BB: 0 P: 13	R: 0 E: 0 K: 0 S: 15	H: 0 LOB: 0 BB: 0 P: 11	R: 1 E: 1 K: 2 S: 19	H: 3 LOB: 2 BB: 0 P: 20	R: 1 E: 0 K: 2 S: 19	H: 4 LOB: 3 BB: 0 P: 27	R: 0 E: 1 K: 1 S: 8	H: 0 LOB: 2 BB: 1 P: 17	R: 3 E: 0 K: 0 S: 12	H: 3 LOB: 1 BB: 1 P: 17	1B: 17 2B: 0 3B: 0 HR: 0	SF: 1 SAC: 0 DP: 2 HBP: 0	WP: 0 PB: 0 SB: 0 CS: 0	PA: 46			
PITCHER	IP	WLS	BF	H	R	ER	SO	BB	IBB	HBP	BLK	WP	HR	S	P	ERA	WHIP								
Jason Johnson, R ERA: 4.58	(1, 1)	5.2	26	9	4	5	3	1	0	0	0	0	0	76	110	7.94	1.765								
Jamie Walker, L ERA: 3.25	(6, 1)	0.1	H	5	4	1	0	0	0	0	0	0	0	11	14	27.00	12.000								
Esteban Yan, R ERA: 3.48	(7, 1)	2.0	H	9	1	0	0	3	1	0	0	0	0	19	33	0.00	1.000								
Ugueth Urbina, R ERA: 4.5	(9, 1)	0.2	L	6	3	3	0	1	0	0	0	0	0	12	17	40.50	6.000								

Detroit Tigers @ Kansas City Royals
Kauffman Stadium, Kansas City, MO
Tue Aug 31 2004, 7:10 PM CDT
Att: 19,471 - Cloudy - 82 F


AB 42
R 9
H 17
RBI 8
BB 3
SO 6
LOB 27




Batter	1	2	3	4	5	6	7	8	9	AB	R	H	RBI	BB	SO	LOB	TOP		
20 Omar Infante, R OBP: 0.323, SLG: 0.436 (1, 4)	F8			K		F8		L7		4	0	0	0	0	1	3	Detroit Tigers @ Kansas City Royals Kauffman Stadium, Kansas City, MO Wed Sep 01 2004, 7:10 PM CDT Att: 19,039 - Sunny - 81 F		
Bobby Higginson, L OBP: 0.351, SLG: 0.383 (1, 9)	G3-1			F8			K		G3	4	0	0	0	0	1	0			
Ivan Rodriguez, R OBP: 0.385, SLG: 0.518 (1, 2)	F9			K			1B		K	4	0	1	0	0	2	0			
Dmitri Young, S OBP: 0.339, SLG: 0.461 (1, 10)			G4-3		F8				K	4	0	1	0	0	1	0			
9 Carlos Guillen, S OBP: 0.376, SLG: 0.546 (1, 6)			F7		F7					3	0	0	0	0	2				
Carlos Pena, L OBP: 0.337, SLG: 0.466 (1, 3)			K		L3					2	0	0	0	1	1	0			
Craig Monroe, R OBP: 0.339, SLG: 0.470 (8, 8)			F9							3	0	2	0	0	0	0			
15 Brandon Inge, R OBP: 0.344, SLG: 0.454 (1, 5)			G1-3		F8					3	0	0	0	0	3				
Nook Logan, S OBP: 0.373, SLG: 0.387 (1, 8)			K							2	0	0	0	0	1	1			
Rondell White, R OBP: 0.351, SLG: 0.469 (8, PH)					F7					1	0	0	0	0	2				
33 Marcus Thames, R OBP: 0.299, SLG: 0.476 (8, 7)										0	0	0	0	0	0	0			
Inning Stats	R: 0 H: 0 E: 0 K: 0 S: 11	H: 0 LOB: 0 BB: 0 P: 15	R: 0 H: 0 E: 0 K: 1 S: 9	H: 0 LOB: 0 BB: 0 P: 13	R: 0 H: 0 E: 0 K: 1 S: 10	H: 0 LOB: 0 BB: 0 P: 17	R: 0 H: 0 E: 0 K: 2 S: 9	H: 0 LOB: 0 BB: 0 P: 13	R: 0 H: 1 E: 0 K: 0 S: 7	H: 1 LOB: 1 BB: 0 P: 11	R: 0 H: 2 E: 0 K: 1 S: 10	H: 2 LOB: 1 BB: 0 P: 15	R: 0 H: 1 E: 0 K: 0 S: 10	H: 1 LOB: 2 BB: 1 P: 21	R: 0 H: 0 E: 0 K: 2 S: 8	H: 0 LOB: 0 BB: 0 P: 11	1B: 4 2B: 0 3B: 0 HR: 0	SF: 0 SAC: 0 DP: 1 HBP: 0	WP: 0 PA: 31 PB: 0 SB: 0 CS: 0
PITCHER	IP	WLS	BF	H	R	ER	SO	BB	IBB	HBP	BLK	WP	HR	S	P	ERA	WHIP		
23 Zack Greinke, R ERA: 4.21 (1, 1)	7.0	W	23	3	0	0	5	0	0	0	0	0	0	65	96	0.00	0.429		
Jaime Cerda, L ERA: 2.39 (8, 1)	0.1	H	3	1	0	0	0	1	0	0	0	0	0	4	11	0.00	6.000		
D.J. Carrasco, R ERA: 4.07 (8, 1)	0.2	H	2	0	0	0	0	0	0	0	0	0	0	6	10	0.00	0.000		
Jeremy Affeldt, L ERA: 4.75 (9, 1)	1.0	S	3	0	0	0	2	0	0	0	0	0	0	8	11	0.00	0.000		

Batter	1	2	3	4	5	6	7	8	9	AB	R	H	RBI	BB	SO	LOB	BOTTOM		
9 David DeJesus, L OBP: 0.363, SLG: 0.382 (1, 8)	G4-3		G3							3	0	1	0	1	0	1	Detroit Tigers @ Kansas City Royals Kauffman Stadium, Kansas City, MO Wed Sep 01 2004, 7:10 PM CDT Att: 19,039 - Sunny - 81 F		
Desi Relaford, S OBP: 0.309, SLG: 0.330 (1, 6)	P2									4	0	0	0	0	1	2			
Joe Randa, R OBP: 0.343, SLG: 0.394 (1, 5)	F7									3	1	1	0	0	1	0			
Matt Stairs, L OBP: 0.341, SLG: 0.458 (1, 3)										3	0	1	0	0	1	0			
Abraham Nunez, S OBP: 0.320, SLG: 0.377 (1, 9)										3	0	1	1	0	0	0			
Calvin Pickering, L OBP: 0.293, SLG: 0.595 (1, 10)										3	0	0	0	0	3	2			
Alberto Castillo, R OBP: 0.354, SLG: 0.414 (1, 2)										3	0	0	0	0	1	2			
Ruben Gotay, S OBP: 0.314, SLG: 0.312 (1, 4)										3	0	1	0	0	0	0			
Alexis Gomez, L OBP: 0.167, SLG: 0.167 (1, 7)										3	0	1	0	0	1	1			
Inning Stats	R: 0 H: 0 E: 0 K: 0 S: 8	H: 0 LOB: 0 BB: 0 P: 12	R: 0 H: 0 E: 0 K: 1 S: 8	H: 0 LOB: 0 BB: 0 P: 11	R: 0 H: 1 E: 0 K: 0 S: 12	H: 1 LOB: 1 BB: 0 P: 21	R: 1 H: 3 E: 0 K: 2 S: 15	H: 3 LOB: 2 BB: 0 P: 25	R: 0 H: 0 E: 0 K: 2 S: 9	H: 0 LOB: 0 BB: 0 P: 15	R: 0 H: 0 E: 0 K: 2 S: 8	H: 0 LOB: 0 BB: 0 P: 14	R: 0 H: 1 E: 0 K: 1 S: 7	H: 1 LOB: 0 BB: 0 P: 11	1B: 6 2B: 0 3B: 0 HR: 0	SF: 0 SAC: 0 DP: 2 HBP: 0		WP: 0 PA: 29 PB: 0 SB: 0 CS: 0	
PITCHER	IP	WLS	BF	H	R	ER	SO	BB	IBB	HBP	BLK	WP	HR	S	P	ERA	WHIP		
Mike Maroth, L ERA: 4.4 (1, 1)	8.0	L	29	6	1	1	8	1	0	0	0	0	0	72	118	1.12	0.875		

AB 30
R 0
H 4
RBI 0
BB 1
SO 7
LOB 11



AB 28
R 1
H 6
RBI 1
BB 1
SO 8
LOB 8



Batter	1	2	3	4	5	6	7	8	9	AB	R	H	RBI	BB	SO	LOB	TOP			
20 Omar Infante, R OBP: 0.322, SLG: 0.432	4-1 BB	0-0 G4-3		1-3 K		0-3 K			3-1 L6	4	0	0	0	1	2	3				
9 Carlos Guillen, S OBP: 0.375, SLG: 0.543	0-3 K		1-1 F9	1-3 K		0-0 G4-3			1-0 G3 HBP 1B	5	0	1	0	0	2	3				
Ivan Rodriguez, R OBP: 0.386, SLG: 0.514	1-3 K		4-1 HR	0-0 L5					1-0 G3 1-2 HBP	3	1	0	0	1	2	2				
Dmitri Young, S OBP: 0.337, SLG: 0.466	0-3 K		0-0 HR			1-2 G3			0-0 G3	5	1	1	2	0	2	3				
Craig Monroe, R OBP: 0.340, SLG: 0.470		3-2 33 F6 15 PB 2B	4-1 BB			0-0 P6			0-1 G6-3	4	1	1	0	1	0	2				
Carlos Pena, L OBP: 0.343, SLG: 0.468		4-1 15 PB 33 F6 15 3B BB	4-0 BB			4-2 33 F6 33 S BB			1-0 15 FC5-4 1B	1	1	1	0	3	0	0				
33 Marcus Thames, R OBP: 0.291, SLG: 0.462		2-2 F6	1-3 BB			1-3 K			2-2 L7	4	0	0	0	0	2	6				
15 Brandon Inge, R OBP: 0.343, SLG: 0.458		2-0 2-H 3-H 3B	1-1 G3			2-2 F9			1-1 FC5-4 1-2	4	0	1	1	0	0	3				
Nook Logan, S OBP: 0.379, SLG: 0.392		1-0 FC6-2-5-1 3-H				1-1 20 S 1B			3-3 K	4	0	2	0	0	1	2				
Inning Stats	R: 0 E: 0 K: 3 S: 11	H: 0 LOB: 1 BB: 1 P: 16	R: 2 E: 0 K: 0 S: 13	H: 2 LOB: 1 BB: 1 P: 25	R: 2 E: 0 K: 1 S: 11	H: 1 LOB: 3 BB: 3 P: 26	R: 0 E: 0 K: 2 S: 9	H: 1 LOB: 1 BB: 0 P: 13	R: 0 E: 0 K: 1 S: 10	H: 0 LOB: 1 BB: 1 P: 15	R: 0 E: 0 K: 2 S: 7	H: 0 LOB: 0 BB: 0 P: 8	R: 0 E: 0 K: 1 S: 12	H: 1 LOB: 1 BB: 0 P: 19	R: 0 E: 0 K: 0 S: 6	H: 1 LOB: 2 BB: 0 P: 11	1B: 4 2B: 1 3B: 1 HR: 1	SF: 0 SAC: 0 DP: 0 HBP: 1	WP: 0 PB: 1 CS: 3	PA: 41
PITCHER	IP WLS BF H R ER SO BB IBB HBP BLK WP HR S P ERA WHIP	5.0 L 25 4 4 4 7 6 0 0 0 0 1 53 95 7.20 2.000	3.0 11 2 0 0 4 0 0 0 0 0 0 29 40 0.00 0.667	1.0 5 1 0 0 0 0 0 1 0 0 0 6 11 0.00 1.000																

Detroit Tigers @ Tampa Bay Devil Rays
 Tropicana Field, St. Petersburg, FL
 Fri Sep 03 2004, 7:15 PM EDT
 Att: 11,631 - Dome - 72 F

AB	34
R	4
H	7
RBI	3
BB	6
SO	11
LOB	24



Batter	1	2	3	4	5	6	7	8	9	AB	R	H	RBI	BB	SO	LOB	BOTTOM					
5 Rocco Baldelli, R OBP: 0.330, SLG: 0.413	0-3 K		4-0 BB			0-1 G4-3			3-1 P2	3	0	0	0	1	1	1						
José Cruz Jr., S OBP: 0.335, SLG: 0.441	2-3 K2-3		2-0 G4-3			2-1 1B			0-1 F9	4	0	1	1	0	1	1						
Aubrey Huff, L OBP: 0.355, SLG: 0.490	0-1 G4-3					2-0 G6-3			1-2 F8	4	0	0	0	0	0	1						
Tino Martinez, L OBP: 0.356, SLG: 0.452			0-3 K			2-3 K			1-0 G4-3	4	0	0	0	0	2	0						
Randall Simon, L OBP: 0.271, SLG: 0.274			1-1 P6			1-0 1B			4-2 3 FC6-4 BB	2	0	1	0	1	0	0						
B.J. Upton, R OBP: 0.326, SLG: 0.420									1-2 G6-3	1	0	0	0	0	0	0						
Julio Lugo, R OBP: 0.341, SLG: 0.393			2-0 1B			2-3 K			3-2 G6-3	4	0	1	0	0	2	2						
3 Jorge Cantu, R OBP: 0.333, SLG: 0.426			0-1 F9			4-1 1B G4-3 BB			0-0 FC6-4	3	1	0	0	1	0	2						
Toby Hall, R OBP: 0.316, SLG: 0.387			0-1 F9			0-1 G4-3 5 1B 1B			0-0 G6-3	3	1	1	0	0	0	0						
Geoff Blum, S OBP: 0.279, SLG: 0.353			0-3 K			0-1 G4-3			0-3 K	3	0	0	1	0	2	1						
Inning Stats	R: 0 E: 0 K: 2 S: 9	H: 0 LOB: 0 BB: 0 P: 11	R: 0 E: 0 K: 1 S: 9	H: 1 LOB: 0 BB: 0 P: 12	R: 0 E: 0 K: 1 S: 9	H: 0 LOB: 1 BB: 1 P: 15	R: 0 E: 0 K: 2 S: 8	H: 1 LOB: 1 BB: 0 P: 15	R: 2 E: 0 K: 0 S: 10	H: 2 LOB: 1 BB: 1 P: 17	R: 0 E: 0 K: 1 S: 7	H: 0 LOB: 0 BB: 1 P: 13	R: 0 E: 0 K: 1 S: 6	H: 0 LOB: 0 BB: 0 P: 9	R: 0 E: 0 K: 0 S: 7	H: 0 LOB: 0 BB: 0 P: 8	R: 0 E: 0 K: 0 S: 10	H: 0 LOB: 0 BB: 0 P: 16	1B: 4 2B: 0 3B: 0 HR: 0	SF: 0 SAC: 0 DP: 0 HBP: 0	WP: 0 PB: 0 CS: 0	PA: 34
PITCHER	IP WLS BF H R ER SO BB IBB HBP BLK WP HR S P ERA WHIP	7.0 W 28 4 2 2 8 3 0 0 0 0 0 7 8 0.00 0.000	1.0 H 3 0 0 0 0 0 0 0 0 0 7 8 0.00 0.000	1.0 S 3 0 0 0 0 0 0 0 0 0 10 16 0.00 0.000																		

Detroit Tigers @ Tampa Bay Devil Rays
 Tropicana Field, St. Petersburg, FL
 Fri Sep 03 2004, 7:15 PM EDT
 Att: 11,631 - Dome - 72 F

AB	31
R	2
H	4
RBI	2
BB	3
SO	8
LOB	8



Batter	1	2	3	4	5	6	7	8	9	AB	R	H	RBI	BB	SO	LOB	TOP	
9 David DeJesus, L (1.8) OBP: 0.358, SLG: 0.379	2-2 G3		2-2 F8		1-2 G4-3		4-2 BB		0-2 P4	4	0	0	0	1	0	3	Kansas City Royals @ Detroit Tigers Comerica Park, Detroit, MI Mon Sep 06 2004, 1:05 PM EDT Att: 21,516 - Sunny - 78 F	
Dest Relaford, S (1.7) OBP: 0.311, SLG: 0.327	4-1 CS BB		4-2 1-2 BB		2-1 G3		0-1 F8			2	0	0	0	2	0	1		
Abraham Nunez, S (1.9) OBP: 0.308, SLG: 0.359	1-3 SAFE K		3-2 G5-3		1-0 WP 1B			0-0 F8		4	0	1	0	0	1	4		
Ken Harvey, R (1.3) OBP: 0.343, SLG: 0.437	1-2 SAFE CS	2-2 G3-6-3 1B		2-2 E6 E	1-0 G6-3			1-1 F8		4	1	1	0	0	0	1		
Joe Randa, R (1.5) OBP: 0.344, SLG: 0.402		1-0 F8		1-0 E9 2B 1B		0-1 F9		2-2 P4		4	1	1	1	0	0	1		
Matt Stairs, L (1.10) OBP: 0.339, SLG: 0.456		1-2 G3-6-3 1-2		1-0 2H 2B		3-1 G5-4-3 1B		0-1 F8		4	0	2	1	0	0	1		
4 Angel Berroa, R (1.6) OBP: 0.293, SLG: 0.375			0-1 F8 1B	0-1 G6-3		1-1 G5-4-3 1-2		1-2 HR		4	1	2	1	0	0	2		
14 John Buck, R (1.2) OBP: 0.265, SLG: 0.351			1-0 L7	1-0 F9		1-0 G3-6-3 1B		3-2 P5		4	0	1	0	0	0	2		
Ruben Gotay, S (1.4) OBP: 0.309, SLG: 0.291			1-2 BB 1B	0-2 G4-3		0-1 G3-6-3 1-2		4-2 BB		3	0	1	0	1	0	2		
Inning Stats	R: 0 E: 0 K: 1 S: 10	H: 0 LOB: 0 BB: 1 P: 18	R: 0 E: 0 K: 0 S: 7	H: 1 LOB: 0 BB: 0 P: 11	R: 0 E: 0 K: 0 S: 16	H: 2 LOB: 3 BB: 1 P: 29	R: 2 E: 2 K: 0 S: 11	H: 2 LOB: 1 BB: 0 P: 16	R: 0 E: 0 K: 0 S: 8	H: 1 LOB: 1 BB: 0 P: 13	R: 0 E: 0 K: 0 S: 6	H: 0 LOB: 0 BB: 1 P: 9	R: 1 E: 0 K: 0 S: 14	H: 1 LOB: 1 BB: 1 P: 22	1B: 7 2B: 1 3B: 0 HR: 1	SF: 0 SAC: 0 DP: 3 HBP: 0	WP: 1 PB: 0 SB: 0 CS: 1	PA: 38
PITCHER	IP WLS BF H R ER SO BB IBB HBP BLK WP HR S P ERA WHIP	IP WLS BF H R ER SO BB IBB HBP BLK WP HR S P ERA WHIP	IP WLS BF H R ER SO BB IBB HBP BLK WP HR S P ERA WHIP	IP WLS BF H R ER SO BB IBB HBP BLK WP HR S P ERA WHIP	IP WLS BF H R ER SO BB IBB HBP BLK WP HR S P ERA WHIP	IP WLS BF H R ER SO BB IBB HBP BLK WP HR S P ERA WHIP	IP WLS BF H R ER SO BB IBB HBP BLK WP HR S P ERA WHIP	IP WLS BF H R ER SO BB IBB HBP BLK WP HR S P ERA WHIP	IP WLS BF H R ER SO BB IBB HBP BLK WP HR S P ERA WHIP	IP WLS BF H R ER SO BB IBB HBP BLK WP HR S P ERA WHIP	IP WLS BF H R ER SO BB IBB HBP BLK WP HR S P ERA WHIP	IP WLS BF H R ER SO BB IBB HBP BLK WP HR S P ERA WHIP	IP WLS BF H R ER SO BB IBB HBP BLK WP HR S P ERA WHIP	IP WLS BF H R ER SO BB IBB HBP BLK WP HR S P ERA WHIP	IP WLS BF H R ER SO BB IBB HBP BLK WP HR S P ERA WHIP	IP WLS BF H R ER SO BB IBB HBP BLK WP HR S P ERA WHIP	IP WLS BF H R ER SO BB IBB HBP BLK WP HR S P ERA WHIP	IP WLS BF H R ER SO BB IBB HBP BLK WP HR S P ERA WHIP
Wilfredo Ledezma, L (1.1) ERA: 3.89	6.0	W	25	7	2	1	1	2	0	0	0	0	1	0	58	97	1.50	1.500
Gary Knotts, R (7.1) ERA: 5.82	3.0	S	12	2	1	1	0	2	0	0	0	0	0	1	28	44	3.00	1.333

AB 33
R 3
H 9
RBI 3
BB 4
SO 1
LOB 17



Batter	1	2	3	4	5	6	7	8	9	AB	R	H	RBI	BB	SO	LOB	BOTTOM			
20 Omar Infante, R (1.4) OBP: 0.323, SLG: 0.436	2-2 L9	1-0 9 1B 2B		3-1 F8		1-2 G4-3		3-2 1H 2H 3H 2B		5	0	2	3	0	0	1	Kansas City Royals @ Detroit Tigers Comerica Park, Detroit, MI Mon Sep 06 2004, 1:05 PM EDT Att: 21,516 - Sunny - 78 F			
Bobby Higginson, L (1.9) OBP: 0.350, SLG: 0.379	3-2 G4-3	0-0 F8		1-0 G3			2-3 K	4-2 BB		4	0	0	0	1	1	1				
9 Carlos Guillen, S (1.6) OBP: 0.375, SLG: 0.542	1-0 BB 1B	1-1 2-3 1B		2-1 P6		1-3 K	2-2 G3			5	1	2	0	0	1	2				
Dmitri Young, S (1.10) OBP: 0.336, SLG: 0.462	4-0 2B 1B BB	3-2 P3		1-1 F9		3-3 K				3	1	0	0	1	1	2				
Carlos Pena, L (1.3) OBP: 0.347, SLG: 0.473	0-0 1B 2B		2-1 1B		2-2 G3		2-0 G5-4-3 1B			4	1	3	1	0	0	0				
Craig Monroe, R (1.7) OBP: 0.341, SLG: 0.480	2-2 1B		0-0 F7		2-2 HR		0-1 G5-4-3			4	1	2	2	0	0	2				
Jason Smith, L (1.5) OBP: 0.295, SLG: 0.495	2-3 3H 1B		1-0 F7		0-3 K		2-0 E3 15 BB 20 1B			4	1	1	1	0	1	1				
15 Brandon Inge, R (1.2) OBP: 0.342, SLG: 0.455	1-2 F9		1-2 K		0-0 F9		1-0 BB 20 2B			4	1	1	0	0	1	3				
Nook Logan, S (1.8) OBP: 0.385, SLG: 0.383		0-1 G4-3		0-0 B2		4-2 20 BLK BB		4-2 20 BB		2	1	0	0	2	0	0				
Inning Stats	R: 3 E: 0 K: 0 S: 14	H: 4 LOB: 2 BB: 1 P: 28	R: 0 E: 0 K: 0 S: 10	H: 2 LOB: 0 BB: 0 P: 15	R: 0 E: 0 K: 1 S: 8	H: 1 LOB: 0 BB: 0 P: 13	R: 0 E: 0 K: 0 S: 4	H: 0 LOB: 0 BB: 0 P: 8	R: 0 E: 0 K: 0 S: 7	H: 0 LOB: 0 BB: 0 P: 12	R: 1 E: 0 K: 1 S: 13	H: 1 LOB: 1 BB: 1 P: 20	R: 0 E: 0 K: 3 S: 10	H: 0 LOB: 0 BB: 0 P: 16	R: 3 E: 1 K: 0 S: 15	H: 3 LOB: 2 BB: 2 P: 33	1B: 7 2B: 3 3B: 0 HR: 1	SF: 0 SAC: 0 DP: 1 HBP: 0	WP: 0 PB: 0 SB: 0 CS: 0	PA: 39
PITCHER	IP WLS BF H R ER SO BB IBB HBP BLK WP HR S P ERA WHIP	IP WLS BF H R ER SO BB IBB HBP BLK WP HR S P ERA WHIP	IP WLS BF H R ER SO BB IBB HBP BLK WP HR S P ERA WHIP	IP WLS BF H R ER SO BB IBB HBP BLK WP HR S P ERA WHIP	IP WLS BF H R ER SO BB IBB HBP BLK WP HR S P ERA WHIP	IP WLS BF H R ER SO BB IBB HBP BLK WP HR S P ERA WHIP	IP WLS BF H R ER SO BB IBB HBP BLK WP HR S P ERA WHIP	IP WLS BF H R ER SO BB IBB HBP BLK WP HR S P ERA WHIP	IP WLS BF H R ER SO BB IBB HBP BLK WP HR S P ERA WHIP	IP WLS BF H R ER SO BB IBB HBP BLK WP HR S P ERA WHIP	IP WLS BF H R ER SO BB IBB HBP BLK WP HR S P ERA WHIP	IP WLS BF H R ER SO BB IBB HBP BLK WP HR S P ERA WHIP	IP WLS BF H R ER SO BB IBB HBP BLK WP HR S P ERA WHIP	IP WLS BF H R ER SO BB IBB HBP BLK WP HR S P ERA WHIP	IP WLS BF H R ER SO BB IBB HBP BLK WP HR S P ERA WHIP	IP WLS BF H R ER SO BB IBB HBP BLK WP HR S P ERA WHIP	IP WLS BF H R ER SO BB IBB HBP BLK WP HR S P ERA WHIP	IP WLS BF H R ER SO BB IBB HBP BLK WP HR S P ERA WHIP		
Denny Bautista, R (1.1) ERA: 13.5	6.0	L	28	8	4	4	2	2	0	0	0	0	0	0	1	1	6.00	1.667		
Jaime Cerda, L (7.1) ERA: 2.32	1.0		3	0	0	0	3	0	0	0	0	0	0	0	10	16	0.00	0.000		
D.J. Carrasco, R (8.1) ERA: 3.96	0.2		7	3	3	0	0	2	0	0	0	0	0	0	12	28	0.00	7.500		
Shawn Camp, R (8.1) ERA: 3.16	0.1		1	0	0	0	0	0	0	0	0	0	0	0	3	5	0.00	0.000		

AB 35
R 7
H 11
RBI 7
BB 4
SO 5
LOB 12



Batter	1	2	3	4	5	6	7	8	9	AB	R	H	RBI	BB	SO	LOB	TOP										
9 David DeJesus, L (1, 8) OBP: 0.355, SLG: 0.383	G5-3		G4-3		G1-3		L3		3B	5	0	1	0	0	0	3	Kansas City Royals @ Detroit Tigers Comerica Park, Detroit, MI Tue Sep 07 2004, 7:05 PM EDT Att: 17,462 - Sunny - 76 F										
4 Angel Berroa, R (1, 6) OBP: 0.294, SLG: 0.374	F8			G6-4-3		F7	FC5-2		G5-3	4	0	1	0	1	0	3											
Abraham Nunez, S (1, 9) OBP: 0.302, SLG: 0.352	F8			G6-4-3		K	G6-3			4	0	0	0	0	1	4											
Ken Harvey, R (1, 3) OBP: 0.340, SLG: 0.433	K			K		K			G6-3	4	0	0	0	0	3	1											
Joe Randa, R (1, 5) OBP: 0.348, SLG: 0.410		G4-6-3				1B	FC4-6		G4-3	4	2	3	0	0	0	0											
Calvin Pickering, L (1, 10) OBP: 0.298, SLG: 0.510	F7					FC4-6			K	4	1	2	1	0	1	1											
Dee Brown, L (1, 7) OBP: 0.278, SLG: 0.375		G4-6-3				FC4-6			HR	4	3	2	4	0	0	2											
14 John Buck, R (1, 2) OBP: 0.270, SLG: 0.360			K			1B	FC5-2		G6-3	4	0	2	0	0	1	0											
Ruben Gotay, S (1, 4) OBP: 0.317, SLG: 0.300			K			1B	FC5-2		G4-3	4	0	2	1	0	1	0											
Inning Stats	R: 0 E: 0 K: 1 S: 12	H: 1 LOB: 1 BB: 0 P: 19	R: 0 E: 0 K: 0 S: 13	H: 1 LOB: 0 BB: 0 P: 17	R: 0 E: 0 K: 2 S: 10	H: 0 LOB: 0 BB: 0 P: 14	R: 0 E: 0 K: 1 S: 6	H: 0 LOB: 0 BB: 1 P: 11	R: 2 E: 0 K: 0 S: 10	H: 4 LOB: 1 BB: 0 P: 18	R: 0 E: 0 K: 2 S: 8	H: 0 LOB: 0 BB: 0 P: 10	R: 3 E: 1 K: 0 S: 16	H: 5 LOB: 2 BB: 0 P: 29	R: 0 E: 0 K: 1 S: 6	H: 0 LOB: 0 BB: 0 P: 14	R: 1 E: 0 K: 0 S: 11	H: 2 LOB: 1 BB: 0 P: 21	1B: 7 2B: 3 3B: 1 HR: 2	SF: 0 SAC: 0 DP: 2 HBP: 0	WP: 0 PB: 0 SB: 0 CS: 0	PA: 38					
PITCHER	IP	WLS	BF	H	R	ER	SO	BB	IBB	HBP	BLK	WP	HR	S	P	ERA	WHIP										
29 Nate Robertson, L (1, 1) ERA: 4.51	6.0	L	25	9	5	5	6	1	0	0	0	0	1	66	102	7.50	1.667										
Al Levine, R (7, 1) ERA: 4.43	1.0		5	2	0	0	0	0	0	0	0	0	0	9	16	0.00	2.000										
John Ennis, R (8, 1) ERA: 9.64	1.0		3	0	0	0	1	0	0	0	0	0	0	6	14	0.00	0.000										
Franklyn German, R (9, 1) ERA: 10.13	1.0		5	2	1	1	0	0	0	0	0	0	1	11	21	9.00	2.000										

AB	37
R	6
H	13
RBI	6
BB	1
SO	7
LOB	14



Batter	1	2	3	4	5	6	7	8	9	AB	R	H	RBI	BB	SO	LOB	BOTTOM										
20 Omar Infante, R (1, 4) OBP: 0.321, SLG: 0.433	K		G6-4-3		F7		F8		G1-6-3	5	0	1	0	0	1	2	Kansas City Royals @ Detroit Tigers Comerica Park, Detroit, MI Tue Sep 07 2004, 7:05 PM EDT Att: 17,462 - Sunny - 76 F										
9 Carlos Guillen, S (1, 6) OBP: 0.373, SLG: 0.538	G5-3		F9		BB		K		K	5	0	1	0	0	2	2											
Ivan Rodriguez, R (1, 2) OBP: 0.388, SLG: 0.515	1B		G6-4-3		1B		FC6-4		1B	3	0	2	0	1	0	1											
Rondell White, R (1, 10) OBP: 0.348, SLG: 0.465	F9				F8		FC6-4			4	0	0	0	0	1	4											
Craig Monroe, R (1, 9) OBP: 0.343, SLG: 0.487		P3			HR		BB		G6-3	3	1	1	1	1	0	0											
Carlos Pena, L (1, 3) OBP: 0.348, SLG: 0.480		HR			K		BB		G3-1	3	1	1	1	1	1	0											
33 Marcus Thames, R (1, 7) OBP: 0.290, SLG: 0.451					15		K		F7	3	0	0	0	1	2	2											
15 Brandon Inge, R (1, 5) OBP: 0.344, SLG: 0.455		1B			FC5-4		K		G1-6-3	4	0	2	0	0	1	3											
Nook Logan, S (1, 8) OBP: 0.379, SLG: 0.376		F9			G5-3		P5		G1-6-3	4	0	1	0	0	0	3											
Inning Stats	R: 0 E: 0 K: 1 S: 9	H: 1 LOB: 1 BB: 0 P: 14	R: 1 E: 0 K: 1 S: 13	H: 2 LOB: 1 BB: 0 P: 17	R: 0 E: 0 K: 0 S: 9	H: 1 LOB: 0 BB: 0 P: 11	R: 1 E: 0 K: 1 S: 10	H: 1 LOB: 1 BB: 1 P: 19	R: 0 E: 0 K: 2 S: 8	H: 0 LOB: 2 BB: 2 P: 21	R: 0 E: 0 K: 1 S: 9	H: 1 LOB: 1 BB: 0 P: 15	R: 0 E: 0 K: 0 S: 8	H: 0 LOB: 0 BB: 0 P: 13	R: 0 E: 0 K: 1 S: 11	H: 2 LOB: 1 BB: 0 P: 19	1B: 7 2B: 0 3B: 0 HR: 2	SF: 0 SAC: 0 DP: 2 HBP: 0	WP: 0 PB: 0 SB: 0 CS: 0	PA: 38							
PITCHER	IP	WLS	BF	H	R	ER	SO	BB	IBB	HBP	BLK	WP	HR	S	P	ERA	WHIP										
Brian Anderson, L (1, 1) ERA: 6.01	5.0		22	6	2	2	4	2	0	0	0	0	2	50	80	3.60	1.600										
Jimmy Serrano, R (6, 1) ERA: 4.71	3.0	W	12	1	0	0	3	2	0	0	0	0	0	25	49	0.00	1.000										
Jeremy Affeldt, L (9, 1) ERA: 4.68	1.0		4	2	0	0	1	0	0	0	0	0	0	11	19	0.00	2.000										

AB	34
R	2
H	9
RBI	2
BB	4
SO	8
LOB	17



Batter	1	2	3	4	5	6	7	8	9	AB	R	H	RBI	BB	SO	LOB	TOP					
9 David DeJesus, L (1, 8) OBP: 0.359, SLG: 0.383	4-2 BB		0-0 G6-3		3-3 K			3-2 P5		3	0	0	0	1	1		Kansas City Royals @ Detroit Tigers Comerica Park, Detroit, MI Thu Sep 09 2004, 12:10 PM EDT Att: 20,442 - Sunny - 74 F					
4 Angel Berroa, R (1, 6) OBP: 0.303, SLG: 0.392	2-3 K		1-1 1B			1-1 G5-3		0-1 1B		4	0	2	0	0	1							
Abraham Nunez, S (1, 9) OBP: 0.304, SLG: 0.348	2-1 P2		3-2 G4-3			0-0 P6		2-1 1B		4	0	1	0	0	0	2						
Calvin Pickering, L (1, 10) OBP: 0.309, SLG: 0.500	3-0 F8			0-3 K		0-1 L6		0-0 G4-3		4	0	0	0	0	1	3						
Ken Harvey, R (1, 3)		0-2 G5-3		2-2 G6-3			1-3 K		0-3 K	4	0	0	0	0	2	0						
Desi Relaford, S (1, 5) OBP: 0.313, SLG: 0.327		0-0 F8		0-1 G3			2-2 1B		4-1 1B	3	0	1	0	1	0	0						
Dee Brown, L (1, 7) OBP: 0.302, SLG: 0.389		1-1 14 FC6-4 1B			1-3 K		1-1 F9		3-2 1-2 FC4-6 1B	4	0	2	0	0	1	1						
14 John Buck, R (1, 2) OBP: 0.265, SLG: 0.352		1-1 FC6-4			0-3 K		2-3 K		1-3 K	4	0	0	0	0	3	4						
Wilton Guerrero, S (1, 4) OBP: 0.226, SLG: 0.290			0-3 K		0-1 1B			2-3 K	1-0 FC4-6	4	0	1	0	0	2	2						
Inning Stats	R: 0 E: 0 K: 1 S: 9	H: 0 LOB: 1 BB: 1 P: 20	R: 0 E: 0 K: 0 S: 9	H: 1 LOB: 1 BB: 0 P: 11	R: 0 E: 0 K: 1 S: 12	H: 1 LOB: 1 BB: 0 P: 16	R: 0 E: 0 K: 1 S: 8	H: 0 LOB: 0 BB: 0 P: 10	R: 0 E: 0 K: 3 S: 12	H: 1 LOB: 1 BB: 0 P: 16	R: 0 E: 0 K: 2 S: 13	H: 1 LOB: 1 BB: 0 P: 19	R: 0 E: 0 K: 1 S: 14	H: 2 LOB: 2 BB: 1 P: 21	R: 0 E: 0 K: 2 S: 11	H: 1 LOB: 2 BB: 1 P: 20	1B: 7 2B: 0 3B: 0 HR: 0	SF: 0 SAC: 0 DP: 0 HBP: 0	WP: 0 PB: 0 SB: 0 CS: 0	PA: 36		
PITCHER	IP WLS BF H R ER SO BB IBB HBP BLK WP HR S P ERA WHIP	IP WLS BF H R ER SO BB IBB HBP BLK WP HR S P ERA WHIP	IP WLS BF H R ER SO BB IBB HBP BLK WP HR S P ERA WHIP	IP WLS BF H R ER SO BB IBB HBP BLK WP HR S P ERA WHIP	IP WLS BF H R ER SO BB IBB HBP BLK WP HR S P ERA WHIP	IP WLS BF H R ER SO BB IBB HBP BLK WP HR S P ERA WHIP	IP WLS BF H R ER SO BB IBB HBP BLK WP HR S P ERA WHIP	IP WLS BF H R ER SO BB IBB HBP BLK WP HR S P ERA WHIP	IP WLS BF H R ER SO BB IBB HBP BLK WP HR S P ERA WHIP	IP WLS BF H R ER SO BB IBB HBP BLK WP HR S P ERA WHIP	IP WLS BF H R ER SO BB IBB HBP BLK WP HR S P ERA WHIP	IP WLS BF H R ER SO BB IBB HBP BLK WP HR S P ERA WHIP	IP WLS BF H R ER SO BB IBB HBP BLK WP HR S P ERA WHIP	IP WLS BF H R ER SO BB IBB HBP BLK WP HR S P ERA WHIP	IP WLS BF H R ER SO BB IBB HBP BLK WP HR S P ERA WHIP	IP WLS BF H R ER SO BB IBB HBP BLK WP HR S P ERA WHIP	IP WLS BF H R ER SO BB IBB HBP BLK WP HR S P ERA WHIP	IP WLS BF H R ER SO BB IBB HBP BLK WP HR S P ERA WHIP	IP WLS BF H R ER SO BB IBB HBP BLK WP HR S P ERA WHIP	IP WLS BF H R ER SO BB IBB HBP BLK WP HR S P ERA WHIP	IP WLS BF H R ER SO BB IBB HBP BLK WP HR S P ERA WHIP	IP WLS BF H R ER SO BB IBB HBP BLK WP HR S P ERA WHIP

AB	34
R	0
H	7
RBI	0
BB	2
SO	11
LOB	14



Batter	1	2	3	4	5	6	7	8	9	AB	R	H	RBI	BB	SO	LOB	BOTTOM					
Bobby Higginson, L (1, 9) OBP: 0.352, SLG: 0.383	0-1 9 1B 2B			3-0 9 FC6-4 1B			1-3 K	1-0 F9		5	1	2	0	0	2	1	Kansas City Royals @ Detroit Tigers Comerica Park, Detroit, MI Thu Sep 09 2004, 12:10 PM EDT Att: 20,442 - Sunny - 74 F					
9 Carlos Guillen, S (1, 6) OBP: 0.375, SLG: 0.539	1-1 2B 1B		1-1 E HR 1B	0-0 FC6-4			0-1 G6-3			4	2	2	0	0	0	1						
Ivan Rodriguez, R (1, 2) OBP: 0.391, SLG: 0.517	0-1 FC1 1H 2H 2B		1-3 K		2-2 G6-4-3 1B		4-0 BB			3	1	2	2	1	1	1						
Dmitri Young, S (1, 10) OBP: 0.332, SLG: 0.456	1-2 FC1		1-0 P4		0-0 L9		0-1 F9			4	0	0	0	0	0	4						
Rondell White, R (1, 7) OBP: 0.345, SLG: 0.466	0-0 F8		2-1 E5 HR		0-0 G6-4-3			1-1 P3		4	1	0	0	0	0	4						
33 Marcus Thames, R (9, 7) OBP: 0.288, SLG: 0.448			1-2 HR							0	0	0	0	0	0	0						
Craig Monroe, R (1, 8) OBP: 0.346, SLG: 0.506	0-2 SF9		0-0 HR			2-2 P6		0-0 E 1B		3	2	2	4	0	0	0						
Carlos Pena, L (1, 3) OBP: 0.344, SLG: 0.471			1-3 K			1-3 K		0-1 E7 15 1B		4	1	0	0	0	3	1						
15 Brandon Inge, R (1, 5) OBP: 0.347, SLG: 0.457		0-0 F9		3-2 L5		1-1 20 FC6-4 1B		3-2 1B		4	0	2	1	0	0	0						
20 Omar Infante, R (1, 4) OBP: 0.318, SLG: 0.428		2-2 P3			0-2 P6		1-0 FC6-4	3-3 1-3 K		4	0	0	0	0	1	2						
Inning Stats	R: 3 E: 0 K: 1 S: 19	H: 3 LOB: 1 BB: 0 P: 24	R: 0 E: 0 K: 1 S: 7	H: 0 LOB: 0 BB: 0 P: 11	R: 3 E: 1 K: 2 S: 12	H: 2 LOB: 0 BB: 0 P: 18	R: 0 E: 0 K: 0 S: 11	H: 1 LOB: 1 BB: 0 P: 17	R: 0 E: 0 K: 0 S: 5	H: 1 LOB: 0 BB: 0 P: 7	R: 0 E: 0 K: 1 S: 9	H: 1 LOB: 1 BB: 0 P: 14	R: 0 E: 0 K: 1 S: 7	H: 0 LOB: 1 BB: 1 P: 12	R: 2 E: 1 K: 1 S: 16	H: 2 LOB: 1 BB: 0 P: 22	1B: 8 2B: 1 3B: 0 HR: 1	SF: 1 SAC: 0 DP: 1 HBP: 0	WP: 0 PB: 0 SB: 0 CS: 0	PA: 37		
PITCHER	IP WLS BF H R ER SO BB IBB HBP BLK WP HR S P ERA WHIP	IP WLS BF H R ER SO BB IBB HBP BLK WP HR S P ERA WHIP	IP WLS BF H R ER SO BB IBB HBP BLK WP HR S P ERA WHIP	IP WLS BF H R ER SO BB IBB HBP BLK WP HR S P ERA WHIP	IP WLS BF H R ER SO BB IBB HBP BLK WP HR S P ERA WHIP	IP WLS BF H R ER SO BB IBB HBP BLK WP HR S P ERA WHIP	IP WLS BF H R ER SO BB IBB HBP BLK WP HR S P ERA WHIP	IP WLS BF H R ER SO BB IBB HBP BLK WP HR S P ERA WHIP	IP WLS BF H R ER SO BB IBB HBP BLK WP HR S P ERA WHIP	IP WLS BF H R ER SO BB IBB HBP BLK WP HR S P ERA WHIP	IP WLS BF H R ER SO BB IBB HBP BLK WP HR S P ERA WHIP	IP WLS BF H R ER SO BB IBB HBP BLK WP HR S P ERA WHIP	IP WLS BF H R ER SO BB IBB HBP BLK WP HR S P ERA WHIP	IP WLS BF H R ER SO BB IBB HBP BLK WP HR S P ERA WHIP	IP WLS BF H R ER SO BB IBB HBP BLK WP HR S P ERA WHIP	IP WLS BF H R ER SO BB IBB HBP BLK WP HR S P ERA WHIP	IP WLS BF H R ER SO BB IBB HBP BLK WP HR S P ERA WHIP	IP WLS BF H R ER SO BB IBB HBP BLK WP HR S P ERA WHIP	IP WLS BF H R ER SO BB IBB HBP BLK WP HR S P ERA WHIP	IP WLS BF H R ER SO BB IBB HBP BLK WP HR S P ERA WHIP	IP WLS BF H R ER SO BB IBB HBP BLK WP HR S P ERA WHIP	IP WLS BF H R ER SO BB IBB HBP BLK WP HR S P ERA WHIP



Batter	1	2	3	4	5	6	7	8	9	AB	R	H	RBI	BB	SO	LOB	TOP					
Shannon Stewart, R OBP: 0.386, SLG: 0.464										4	0	1	0	1	0	1						
Jacque Jones, L OBP: 0.322, SLG: 0.444										4	0	2	2	0	0	3						
Tori Hunter, R OBP: 0.327, SLG: 0.471										2	0	1	0	2	0	1						
33 Justin Morneau, L OBP: 0.335, SLG: 0.553										4	0	1	0	0	2	5						
20 Lew Ford, R OBP: 0.386, SLG: 0.460										4	0	0	0	0	1	3						
Cristian Guzman, S OBP: 0.314, SLG: 0.380										4	1	2	0	0	1	0						
5 Michael Cuddyer, R OBP: 0.329, SLG: 0.417										2	0	1	0	0	0	1						
Augie Ojeda, S OBP: 0.296, SLG: 0.375										2	1	0	0	0	0	0						
Terry Tiffee, S OBP: 0.355, SLG: 0.464										3	2	1	1	1	0	1						
Henry Blanco, R OBP: 0.240, SLG: 0.336										3	0	0	0	0	1	2						
Inning Stats	R: 0 E: 0 K: 1 S: 12	H: 2 LOB: 2 BB: 0 P: 14	R: 0 E: 0 K: 0 S: 3	H: 1 LOB: 0 BB: 0 P: 3	R: 0 E: 0 K: 0 S: 8	H: 1 LOB: 0 BB: 0 P: 14	R: 0 E: 0 K: 1 S: 9	H: 0 LOB: 0 BB: 1 P: 17	R: 3 E: 0 K: 0 S: 15	H: 3 LOB: 2 BB: 2 P: 35	R: 0 E: 0 K: 1 S: 8	H: 0 LOB: 0 BB: 0 P: 14	R: 1 E: 0 K: 1 S: 12	H: 2 LOB: 2 BB: 1 P: 21	R: 0 E: 0 K: 0 S: 7	H: 0 LOB: 0 BB: 0 P: 11	R: 0 E: 0 K: 1 S: 11	H: 0 LOB: 0 BB: 0 P: 16	1B: 7 2B: 2 3B: 0 HR: 0	SF: 0 SAC: 1 DP: 1 HBP: 0	WP: 1 PB: 0 SB: 0 CS: 2	PA: 39
PITCHER	IP WLS BF H R ER SO BB IBB HBP BLK WP HR S P ERA WHIP																					
Mike Maroth, L ERA: 4.44	(1, 1) 6.2 L 29 8 4 4 3 3 3 1 0 0 1 0 62 112 5.40 1.650																					
Al Levine, R ERA: 4.33	(7, 1) 1.1 5 1 0 0 1 0 0 0 0 0 0 12 17 0.00 0.750																					
Jamie Walker, L ERA: 3.14	(9, 1) 1.0 3 0 0 0 1 0 0 0 0 0 0 0 11 16 0.00 0.000																					

Minnesota Twins @ Detroit Tigers
Comerica Park, Detroit, MI
Fri Sep 10 2004, 7:05 PM EDT
Att: 27,391 - Cloudy - 73 F

AB 32
R 4
H 9
RBI 3
BB 4
SO 5
LOB 17



Batter	1	2	3	4	5	6	7	8	9	AB	R	H	RBI	BB	SO	LOB	BOTTOM					
Bobby Higginson, L OBP: 0.349, SLG: 0.379										4	0	0	0	0	1	2						
9 Carlos Guillen, S OBP: 0.376, SLG: 0.540										4	0	2	0	0	0	0						
Ivan Rodriguez, R OBP: 0.389, SLG: 0.515										4	0	1	0	0	2	1						
Dmitri Young, S OBP: 0.331, SLG: 0.453										4	0	1	0	0	2	3						
Rondell White, R OBP: 0.344, SLG: 0.464										2	0	0	0	0	1	2						
33 Marcus Thames, R OBP: 0.291, SLG: 0.449										2	0	1	0	0	0	1						
Carlos Pena, L OBP: 0.343, SLG: 0.471										4	1	1	0	0	2	1						
Craig Monroe, R OBP: 0.348, SLG: 0.506										4	0	2	0	0	1	0						
15 Brandon Inge, R OBP: 0.349, SLG: 0.457										4	0	2	1	0	1	0						
20 Omar Infante, R OBP: 0.316, SLG: 0.424										4	0	0	0	0	2	4						
Inning Stats	R: 0 E: 0 K: 0 S: 8	H: 1 LOB: 1 BB: 0 P: 13	R: 0 E: 0 K: 2 S: 11	H: 2 LOB: 2 BB: 0 P: 19	R: 0 E: 0 K: 1 S: 14	H: 2 LOB: 2 BB: 0 P: 24	R: 1 E: 0 K: 1 S: 9	H: 3 LOB: 1 BB: 0 P: 13	R: 0 E: 0 K: 1 S: 6	H: 1 LOB: 1 BB: 0 P: 9	R: 0 E: 0 K: 1 S: 10	H: 0 LOB: 0 BB: 0 P: 14	R: 0 E: 0 K: 2 S: 9	H: 0 LOB: 0 BB: 0 P: 13	R: 0 E: 0 K: 3 S: 13	H: 1 LOB: 1 BB: 0 P: 16	R: 0 E: 0 K: 1 S: 9	H: 0 LOB: 0 BB: 0 P: 14	1B: 8 2B: 2 3B: 0 HR: 0	SF: 0 SAC: 0 DP: 1 HBP: 0	WP: 0 PB: 0 SB: 0 CS: 0	PA: 36
PITCHER	IP WLS BF H R ER SO BB IBB HBP BLK WP HR S P ERA WHIP																					
Carlos Silva, R ERA: 4.46	(1, 1) 6.0 W 26 9 1 1 1 6 0 0 0 0 0 0 9 92 1.50 1.500																					
J.C. Romero, L ERA: 2.5	(7, 1) 1.0 H 3 0 0 0 2 0 0 0 0 0 0 9 13 0.00 0.000																					
Juan Rincon, R ERA: 2.82	(8, 1) 1.0 H 4 1 0 0 3 0 0 0 0 0 0 13 16 0.00 1.000																					
36 Joe Nathan, R ERA: 1.56	(9, 1) 1.0 S 3 0 0 0 1 0 0 0 0 0 0 9 14 0.00 0.000																					

Minnesota Twins @ Detroit Tigers
Comerica Park, Detroit, MI
Fri Sep 10 2004, 7:05 PM EDT
Att: 27,391 - Cloudy - 73 F

AB 36
R 1
H 10
RBI 1
BB 0
SO 12
LOB 14



Batter	1	2	3	4	5	6	7	8	9	AB	R	H	RBI	BB	SO	LOB	TOP										
Shannon Stewart, R (1, 7) OBP: 0.386, SLG: 0.472	G6-3		HR		FC6-4 33 FC5 1B 1-2		1B		K	5	1	2	1	0	1	1											
Jacque Jones, L (1, 9) OBP: 0.322, SLG: 0.443	G3-1		F8		F8		1B			4	0	1	1	0	0	1											
Tori Hunter, R (1, 8) OBP: 0.329, SLG: 0.471	1B		G4-3		1B		K			4	0	2	0	0	1	2											
33 Justin Morneau, L (1, 3) OBP: 0.329, SLG: 0.543	G4-3		F7		FC5		K			4	0	0	0	0	1	5											
Jason Kubel, L (1, 10) OBP: 0.385, SLG: 0.364 20 Lew Ford, R (8, PH) OBP: 0.385, SLG: 0.459	K		1B		5 G6-3 1B		K		G6-3	3	0	1	0	0	2	0											
Cristian Guzman, S (1, 6) OBP: 0.315, SLG: 0.387	HR		F7		5 G5-4-3 1B		F9		F9	4	1	2	1	0	0	1											
5 Michael Cuddyer, R (1, 4) Augie Ojeda, S (8, 4) OBP: 0.296, SLG: 0.375	G6-3		G6-3		G6-3		G5-4-3 1-2		F9	4	0	0	0	0	0	2											
Terry Tiffee, S (1, 5) OBP: 0.343, SLG: 0.419	BB		G6-3		G6-3		K2-3		G4-3	3	0	0	0	1	1	1											
Pat Borders, R (1, 2) OBP: 0.212, SLG: 0.292	G6-3		G6-3		E6 FC6-4		1B 1B		K2-3	4	1	1	0	0	1	1											
Inning Stats	R: 0 E: 0 K: 0 S: 9	H: 1 LOB: 1 BB: 0 P: 14	R: 1 E: 0 K: 1 S: 7	H: 1 LOB: 1 BB: 1 P: 14	R: 1 E: 0 K: 0 S: 8	H: 1 LOB: 0 BB: 0 P: 14	R: 0 E: 0 K: 0 S: 12	H: 1 LOB: 1 BB: 0 P: 19	R: 0 E: 0 K: 1 S: 6	H: 1 LOB: 2 BB: 0 P: 14	R: 1 E: 0 K: 3 S: 17	H: 3 LOB: 2 BB: 0 P: 28	R: 0 E: 0 K: 0 S: 7	H: 0 LOB: 0 BB: 0 P: 11	R: 0 E: 0 K: 2 S: 9	H: 0 LOB: 0 BB: 0 P: 14	1B: 7 2B: 0 3B: 0 HR: 2	SF: 0 SAC: 0 DP: 1 HBP: 0	WP: 0 PB: 0 SB: 0 CS: 0	PA: 37							
PITCHER	IP	WLS	BF	H	R	ER	SO	BB	IBB	HBP	BLK	WP	HR	S	P	ERA	WHIP										
Gary Knotts, R (1, 1) ERA: 5.74	4.2		21	5	2	2	1	1	0	0	0	0	2	42	73	3.86	1.286										
Wilfredo Ledezma, L (5, 1) ERA: 3.77	1.1		4	1	0	0	1	0	0	0	0	0	0	7	10	0.00	0.750										
Al Levine, R (7, 1) ERA: 4.43	0.2	L	5	3	1	1	2	0	0	0	0	0	0	12	20	13.50	4.500										
Jamie Walker, L (7, 1) ERA: 3.07	1.1		4	0	0	0	1	0	0	0	0	0	0	12	19	0.00	0.000										
Esteban Yan, R (9, 1) ERA: 3.38	1.0		3	0	0	0	2	0	0	0	0	0	0	9	14	0.00	0.000										

Minnesota Twins @ Detroit Tigers
Comerica Park, Detroit, MI
Sat Sep 11 2004, 7:05 PM EDT
Att: 28,931 - Sunny - 74 F

AB 36
R 3
H 9
RBI 3
BB 1
SO 7
LOB 14



Batter	1	2	3	4	5	6	7	8	9	AB	R	H	RBI	BB	SO	LOB	BOTTOM										
Bobby Higginson, L (1, 9) OBP: 0.345, SLG: 0.374	K		F9		G4-3		K		G3	5	0	0	0	0	2	2											
9 Carlos Guillen, S (1, 6) OBP: 0.379, SLG: 0.542 20 Omar Infante, R (6, 4) OBP: 0.315, SLG: 0.423	1B		G5-3 BB		1B		G4-3			2	0	2	0	1	0	0											
Ivan Rodriguez, R (1, 2) OBP: 0.389, SLG: 0.514 Eric Munson, L (7, 5) OBP: 0.298, SLG: 0.457	F9		G5-3		1B		L9			3	0	1	0	0	0	3											
Dmitri Young, S (1, 10) OBP: 0.333, SLG: 0.452	BB		F7		1B		G6-3			3	0	1	0	1	0	2											
Craig Monroe, R (1, 7) OBP: 0.344, SLG: 0.500	F8		K		G6-3		K			4	0	0	0	0	2	4											
Carlos Pena, L (1, 3) OBP: 0.345, SLG: 0.473	K		FC3-6 15 1B BB		SH1-3 15 G6-3 2B		F7			3	2	1	0	1	1	0											
15 Brandon Inge, R (1, 5) OBP: 0.348, SLG: 0.455	F7		FC3-6 1B		G6-3		F7			4	0	1	0	0	0	1											
Jason Smith, L (1, 4) OBP: 0.284, SLG: 0.490	K		FC3-6		SH1-3		G4-3			3	0	0	2	0	1	1											
Nook Logan, S (1, 8) OBP: 0.359, SLG: 0.348 33 Marcus Thames, R (8, PH) OBP: 0.295, SLG: 0.453	F9		K		B1-3		1B			2	0	0	0	1	1	1											
Inning Stats	R: 0 E: 0 K: 1 S: 10	H: 1 LOB: 2 BB: 1 P: 21	R: 0 E: 0 K: 2 S: 9	H: 0 LOB: 0 BB: 0 P: 14	R: 0 E: 0 K: 0 S: 11	H: 0 LOB: 2 BB: 2 P: 25	R: 1 E: 0 K: 2 S: 15	H: 1 LOB: 1 BB: 1 P: 22	R: 0 E: 0 K: 0 S: 10	H: 3 LOB: 2 BB: 0 P: 13	R: 1 E: 0 K: 0 S: 7	H: 1 LOB: 0 BB: 0 P: 12	R: 0 E: 0 K: 1 S: 8	H: 0 LOB: 0 BB: 0 P: 15	R: 0 E: 0 K: 1 S: 7	H: 0 LOB: 0 BB: 0 P: 11	R: 0 E: 0 K: 0 S: 9	H: 1 LOB: 1 BB: 0 P: 13	1B: 6 2B: 1 3B: 0 HR: 0	SF: 0 SAC: 1 DP: 0 HBP: 0	WP: 0 PB: 0 SB: 2 CS: 0	PA: 37					
PITCHER	IP	WLS	BF	H	R	ER	SO	BB	IBB	HBP	BLK	WP	HR	S	P	ERA	WHIP										
Kyle Lohse, R (1, 1) ERA: 5.45	5.1		25	6	2	2	2	4	0	0	0	0	0	59	102	3.38	1.875										
Aaron Fultz, L (6, 1) ERA: 4.79	0.1	B	1	0	0	0	0	0	0	0	0	0	0	2	4	0.00	0.000										
2B Jesse Crain, R (6, 1) ERA: 1.59	1.0	W	3	0	0	0	1	0	0	0	0	0	0	7	12	0.00	0.000										
J.C. Romero, L (7, 1) ERA: 2.59	0.1	H	1	0	0	0	0	0	0	0	0	0	0	2	4	0.00	0.000										
Juan Rincon, R (8, 1) ERA: 2.78	1.0	H	3	0	0	0	1	0	0	0	0	0	0	7	11	0.00	0.000										

Minnesota Twins @ Detroit Tigers
Comerica Park, Detroit, MI
Sat Sep 11 2004, 7:05 PM EDT
Att: 28,931 - Sunny - 74 F

AB 32
R 2
H 7
RBI 2
BB 4
SO 7
LOB 14



Batter	1	2	3	4	5	6	7	8	9	AB	R	H	RBI	BB	SO	LOB	TOP					
Shannon Stewart, R OBP: 0.386, SLG: 0.468 (1, 7)	F8		FC4-6 BB	FC5-4			L9		S BB	3	0	0	0	2	0	1						
Jacque Jones, L OBP: 0.321, SLG: 0.439 (1, 9)	FC5-4 1B		FC4-6 G4-6-3		1B		F7		BB	4	0	2	0	1	0	1						
Tori Hunter, R OBP: 0.326, SLG: 0.472 (1, 8)	FC5-4 3B 1B		G4-6-3		1B		F8		G6-3	5	1	1	0	0	0	4						
33 Justin Morneau, L OBP: 0.332, SLG: 0.540 (1, 3)	1B			G6-3					K	3	0	1	0	1	1	0						
20 Lew Ford, R OBP: 0.390, SLG: 0.464 (1, 10)	1B			HR					G4-3	4	1	2	2	0	0	2						
Cristian Guzman, S OBP: 0.315, SLG: 0.395 (1, 6)	K			1B			G5-3		G3	4	1	1	0	0	1	2						
5 Michael Cuddyer, R OBP: 0.326, SLG: 0.411 (4, 5)				3B						3	1	1	0	1	0	0						
Terry Tiffee, S OBP: 0.357, SLG: 0.526 Augie Ojeda, S OBP: 0.397, SLG: 0.556 (1, 5) (4, 4)	G1-3		E5 FC6-2 1B	1B			1B		HR	2	0	1	1	0	0	0						
Pat Borders, R OBP: 0.230, SLG: 0.301 (1, 2)	G6-3		FC6-2	FC5-4			K		G1-3	4	0	0	0	0	1	2						
Inning Stats	R: 1 E: 0 K: 1 S: 14	H: 3 LOB: 2 BB: 0 P: 20	R: 0 E: 0 K: 0 S: 7	H: 0 LOB: 0 BB: 0 P: 10	R: 0 E: 0 K: 0 S: 5	H: 0 LOB: 0 BB: 1 P: 10	R: 3 E: 1 K: 0 S: 11	H: 3 LOB: 1 BB: 1 P: 22	R: 0 E: 0 K: 0 S: 8	H: 2 LOB: 1 BB: 1 P: 14	R: 0 E: 0 K: 1 S: 11	H: 2 LOB: 1 BB: 0 P: 12	R: 0 E: 0 K: 0 S: 5	H: 0 LOB: 0 BB: 0 P: 5	R: 0 E: 0 K: 1 S: 5	H: 0 LOB: 0 BB: 0 P: 5	R: 1 E: 0 K: 0 S: 14	H: 1 LOB: 2 BB: 2 P: 28	1B: 8 2B: 0 3B: 1 HR: 2	SF: 0 SAC: 0 DP: 2 HBP: 0	WP: 0 PB: 0 SB: 1 CS: 1	PA: 39
PITCHER	IP	WLS	BF	H	R	ER	SO	BB	IBB	HBP	BLK	WP	HR	S	P	ERA	WHIP					
Jason Johnson, R ERA: 4.95 (1, 1)	7.0	L	30	10	4	3	2	3	0	0	0	0	1	61	93	3.86	1.857					
Steve Colyer, L ERA: 6.07 (8, 1)	0.1		1	0	0	0	1	0	0	0	0	0	0	3	3	0.00	0.000					
Al Levine, R ERA: 4.45 (8, 1)	1.2		8	1	1	1	0	2	0	0	0	0	1	16	30	5.40	1.800					
Batter	1	2	3	4	5	6	7	8	9	AB	R	H	RBI	BB	SO	LOB	BOTTOM					
20 Omar Infante, R OBP: 0.320, SLG: 0.434 (1, 6)	2B		15 FC5	2B		L6		F8		4	0	2	0	0	0	0						
15 Brandon Inge, R OBP: 0.345, SLG: 0.448 (1, 7)	F9		FC5			1B		K		4	1	1	0	0	1	2						
Ivan Rodriguez, R OBP: 0.391, SLG: 0.515 (1, 2)	G5-3			G6-4-3 1B		1B		F9		4	0	2	0	0	0	1						
Dmitri Young, S OBP: 0.334, SLG: 0.450 (1, 10)	G1-3			G6-4-3		1B		K		4	0	1	1	0	1	2						
Carlos Pena, L OBP: 0.343, SLG: 0.467 (1, 3)	F8			F9		G4-3		2B BB		3	1	0	0	1	0	2						
Craig Monroe, R OBP: 0.343, SLG: 0.495 (1, 9)	G5-3				G6-3		G3	K		4	0	1	0	0	1	1						
Eric Munson, L OBP: 0.297, SLG: 0.449 (1, 5)	G3-1				F7		G3	2B BB		3	1	0	0	1	0	1						
Jason Smith, L OBP: 0.284, SLG: 0.486 (1, 4)			L9		F7		K		2B	4	0	1	2	0	1	1						
28 Curtis Granderson, L (1, 8)			G3			F7		G4-3		4	0	0	0	0	1	2						
Inning Stats	R: 0 E: 0 K: 0 S: 7	H: 1 LOB: 1 BB: 0 P: 8	R: 0 E: 0 K: 0 S: 5	H: 0 LOB: 0 BB: 0 P: 7	R: 0 E: 0 K: 0 S: 12	H: 1 LOB: 1 BB: 0 P: 20	R: 0 E: 0 K: 0 S: 7	H: 1 LOB: 0 BB: 0 P: 11	R: 0 E: 0 K: 0 S: 8	H: 0 LOB: 0 BB: 0 P: 10	R: 1 E: 0 K: 2 S: 11	H: 3 LOB: 2 BB: 0 P: 13	R: 0 E: 0 K: 2 S: 17	H: 1 LOB: 1 BB: 0 P: 23	R: 0 E: 0 K: 1 S: 8	H: 0 LOB: 0 BB: 0 P: 12	R: 2 E: 0 K: 2 S: 11	H: 1 LOB: 1 BB: 2 P: 25	1B: 5 2B: 3 3B: 0 HR: 0	SF: 0 SAC: 0 DP: 1 HBP: 0	WP: 0 PB: 0 SB: 0 CS: 0	PA: 36
PITCHER	IP	WLS	BF	H	R	ER	SO	BB	IBB	HBP	BLK	WP	HR	S	P	ERA	WHIP					
Brad Radke, R ERA: 3.43 (1, 1)	7.0	W	27	7	1	1	2	0	0	0	0	0	0	8	12	0.00	0.000					
Juan Rincon, R ERA: 2.74 (8, 1)	1.0	H	3	0	0	0	1	0	0	0	0	0	0	9	22	27.00	4.500					
Joe Roa, R ERA: 4.03 (9, 1)	0.2	S	1	0	0	0	0	0	0	0	0	0	0	2	3	0.00	0.000					
36 Joe Nathan, R ERA: 1.52 (9, 1)	0.1	S	1	0	0	0	0	0	0	0	0	0	0	2	3	0.00	0.000					

Minnesota Twins @ Detroit Tigers
Comerica Park, Detroit, MI
Mon Sep 13 2004, 7:05 PM EDT
Att: 9,962 - Sunny - 79 F

AB 34
R 5
H 11
RBI 4
BB 5
SO 3
LOB 12



Minnesota Twins @ Detroit Tigers
Comerica Park, Detroit, MI
Mon Sep 13 2004, 7:05 PM EDT
Att: 9,962 - Sunny - 79 F

AB 34
R 3
H 8
RBI 3
BB 2
SO 5
LOB 12



Batter	1	2	3	4	5	6	7	8	9	AB	R	H	RBI	BB	SO	LOB	TOP										
Bobby Higginson, L (1, 9) OBP: 0.343, SLG: 0.375 33 Marcus Thames, R (9, PH) OBP: 0.292, SLG: 0.465	G1-3	P5		HR	F8		G4-3		K	5	1	1	0	0	0	2											
20 Omar Infante, R (1, 6) OBP: 0.323, SLG: 0.442	1B	F7		F9		HR		1B	P2	6	2	3	1	0	0	2											
Ivan Rodriguez, R (1, 2) OBP: 0.393, SLG: 0.517	2B			1B	HR			K		4	2	2	0	1	2	1											
Dmitri Young, S (1, 10) OBP: 0.341, SLG: 0.468	2B			3B	HR		G1-3			5	2	4	5	0	0	0											
Craig Monroe, R (1, 7) OBP: 0.341, SLG: 0.496	K			1B	HR		F8		K	5	1	1	1	0	2	4											
Carlos Pena, L (1, 3) OBP: 0.344, SLG: 0.465				G4-3	K			K		4	1	1	0	1	2	3											
15 Brandon Inge, R (1, 5) OBP: 0.346, SLG: 0.456	F8			G4-3				1B		3	1	1	2	1	0	3											
Jason Smith, L (1, 4) OBP: 0.301, SLG: 0.528 Ryan Raburn, R (9, PH)		HR		2B			G5-3		K	3	1	2	1	1	0	2											
Nook Logan, S (1, 8) OBP: 0.348, SLG: 0.337	F9			F7			G5-3		1B	5	0	1	1	0	0	3											
Inning Stats	R: 1 E: 0 K: 1 S: 18	H: 3 LOB: 3 BB: 1 P: 25	R: 1 E: 0 K: 0 S: 10	H: 1 LOB: 0 BB: 0 P: 15	R: 3 E: 0 K: 0 S: 15	H: 4 LOB: 1 BB: 0 P: 23	R: 3 E: 0 K: 1 S: 8	H: 2 LOB: 0 BB: 1 P: 16	R: 0 E: 0 K: 0 S: 6	H: 0 LOB: 1 BB: 0 P: 14	R: 1 E: 0 K: 1 S: 9	H: 1 LOB: 0 BB: 0 P: 14	R: 1 E: 0 K: 0 S: 9	H: 1 LOB: 1 BB: 1 P: 15	R: 0 E: 0 K: 3 S: 16	H: 2 LOB: 2 BB: 0 P: 22	R: 1 E: 0 K: 2 S: 11	H: 2 LOB: 1 BB: 0 P: 16	1B: 7 2B: 4 3B: 1 HR: 4	SF: 1 SAC: 0 DP: 0 HBP: 0	WP: 0 PB: 0 SB: 0 CS: 0	PA: 47					
PITCHER	IP	WLS	BF	H	R	ER	SO	BB	IBB	HBP	BLK	WP	HR	S	P	ERA	WHIP										
Kyle Denney, R (1, 1) ERA: 21.6	3.1	L	22	10	8	8	1	2	0	0	0	0	2	46	73	21.60	3.600										
Rick White, R (4, 1) ERA: 5.25	0.2		2	0	0	0	1	0	0	0	0	0	0	5	6	0.00	0.000										
Jeremy Guthrie, R (5, 1) ERA: 5.68	3.0		13	2	2	2	1	2	0	0	0	0	1	24	43	6.00	1.333										
Jason Davis, R (8, 1) ERA: 5.73	1.0		5	2	0	0	3	0	0	0	0	0	0	16	22	0.00	2.000										
Cliff Bartosh, L (9, 1) ERA: 5.65	1.0		5	2	1	1	2	0	0	0	0	0	1	11	16	9.00	2.000										

Detroit Tigers @ Cleveland Indians
Jacobs Field, Cleveland, OH
Tue Sep 14 2004, 7:05 PM EDT
Att: 16,489 - Unknown - 78 F

AB 42
R 11
H 16
RBI 11
BB 4
SO 8
LOB 21



Batter	1	2	3	4	5	6	7	8	9	AB	R	H	RBI	BB	SO	LOB	BOTTOM										
Coco Crisp, S (1, 8) OBP: 0.330, SLG: 0.444	K		G6-3		FC4-6		P6		F8	5	0	0	0	0	1	1											
Omar Vizquel, S (1, 6) OBP: 0.380, SLG: 0.404	K		G6-3		G6-3		41 1B		F7	4	0	0	0	1	1	1											
Matt Lawton, L (1, 7) OBP: 0.365, SLG: 0.431	1B						41 1B		G6-3	3	1	2	0	2	0	0											
41 Victor Martinez, S (1, 2) OBP: 0.365, SLG: 0.513	K		F9				HR		1B	4	1	2	2	0	1	2											
48 Travis Hafner, L (1, 10) OBP: 0.410, SLG: 0.584		2B			K		BB		K	4	1	2	0	0	2	3											
Casey Blake, R (1, 5) OBP: 0.350, SLG: 0.491		G5-3			FC6-4		K		K	4	0	2	0	0	2	4											
Ben Broussard, L (1, 3) OBP: 0.362, SLG: 0.446	K				K		F7		K	4	0	0	0	0	3	4											
Ronnie Belliard, R (1, 4) OBP: 0.358, SLG: 0.425	G5-3				FC6-4				G6-3	3	0	0	1	1	0	2											
Jody Gerut, L (1, 9) OBP: 0.331, SLG: 0.405	G3						P6		G4-3	3	0	0	0	1	0	3											
Inning Stats	R: 0 E: 0 K: 3 S: 13	H: 1 LOB: 1 BB: 0 P: 17	R: 1 E: 0 K: 1 S: 12	H: 2 LOB: 0 BB: 0 P: 18	R: 0 E: 0 K: 0 S: 9	H: 0 LOB: 1 BB: 1 P: 15	R: 0 E: 0 K: 2 S: 14	H: 1 LOB: 0 BB: 0 P: 20	R: 0 E: 0 K: 0 S: 6	H: 0 LOB: 0 BB: 1 P: 15	R: 2 E: 0 K: 1 S: 10	H: 2 LOB: 2 BB: 2 P: 22	R: 0 E: 0 K: 2 S: 13	H: 2 LOB: 3 BB: 1 P: 27	R: 0 E: 0 K: 1 S: 7	H: 0 LOB: 0 BB: 0 P: 13	R: 0 E: 0 K: 0 S: 5	H: 0 LOB: 0 BB: 0 P: 7	1B: 6 2B: 1 3B: 0 HR: 1	SF: 0 SAC: 0 DP: 1 HBP: 0	WP: 0 PB: 0 SB: 0 CS: 0	PA: 39					
PITCHER	IP	WLS	BF	H	R	ER	SO	BB	IBB	HBP	BLK	WP	HR	S	P	ERA	WHIP										
38 Jeremy Bonderman, R (1, 1) ERA: 5.17	5.2	W	26	6	3	3	7	4	0	0	0	0	1	61	103	4.76	1.765										
Wilfredo Ledezma, L (6, 1) ERA: 3.69	1.0		6	2	0	0	1	1	0	0	0	0	0	13	26	0.00	3.000										
John Ennis, R (7, 1) ERA: 7.84	1.1		4	0	0	0	2	0	0	0	0	0	0	10	18	0.00	0.000										
Franklyn German, R (9, 1) ERA: 8.0	1.0		3	0	0	0	0	0	0	0	0	0	0	5	7	0.00	0.000										

Detroit Tigers @ Cleveland Indians
Jacobs Field, Cleveland, OH
Tue Sep 14 2004, 7:05 PM EDT
Att: 16,489 - Unknown - 78 F

AB 34
R 3
H 8
RBI 3
BB 5
SO 10
LOB 20



Batter	1	2	3	4	5	6	7	8	9	AB	R	H	RBI	BB	SO	LOB	TOP											
Bobby Higginson, L (1, 9) OBP: 0.344, SLG: 0.372	1-3 K		4-2 20 FC6-4 BB		2-2 G3		2-3 K		4-2 BB	3	0	0	0	2	2	0												
20 Omar Infante, R (1, 6) OBP: 0.323, SLG: 0.443	3-2 F9 2B		0-2 FC6-4		4-1 BB		1-3 K		0-3 K	4	0	1	0	1	2	3												
Ivan Rodriguez, R (1, 2) OBP: 0.391, SLG: 0.520	0-1 F9		3-2 G6-3		0-1 F8			2-1 HR	1-1 F7	5	1	1	1	0	0	5												
Dmitri Young, S (1, 10) OBP: 0.340, SLG: 0.463	0-0 F9			4-1 G4-6-3 15 1B BB		1-0 F8		1-1 G1-3		3	1	0	0	1	0	1												
Craig Monroe, R (1, 7) OBP: 0.340, SLG: 0.493		1-2 G5-3		2-1 G4-6-3 1B		1-1 F9		2-1 G5-3		4	0	1	0	0	0	0												
Carlos Pena, L (1, 3) OBP: 0.345, SLG: 0.471		0-1 E4		1-2 G4-6-3		1-1 HR		4-2 BB		3	1	1	1	1	0	2												
15 Brandon Inge, R (1, 5) OBP: 0.347, SLG: 0.455		2-2 P5		2-2 FC6-4 1B		4-2 WP BB		1-3 K		3	0	1	1	1	1	2												
Jason Smith, L (1, 4) OBP: 0.299, SLG: 0.518		0-1 F8		2-2 FC6-4		2-3 K			0-1 BB 1B	4	0	1	0	0	1	3												
Nook Logan, S (1, 8) OBP: 0.339, SLG: 0.327			2-1 G6-3		2-2 G5-3		1-3 K		2-3 K	3	0	0	0	0	1	0												
33 Marcus Thames, R (8, PH) OBP: 0.290, SLG: 0.462										1	0	0	0	0	1	1												
Inning Stats	R: 0 E: 0 K: 1 S: 9	H: 1 LOB: 1 BB: 0 P: 13	R: 0 E: 1 K: 0 S: 11	H: 0 LOB: 1 BB: 0 P: 14	R: 0 E: 0 K: 0 S: 13	H: 0 LOB: 1 BB: 1 P: 22	R: 1 E: 0 K: 0 S: 21	H: 2 LOB: 1 BB: 1 P: 32	R: 0 E: 0 K: 0 S: 13	H: 0 LOB: 1 BB: 1 P: 21	R: 1 E: 0 K: 1 S: 12	H: 1 LOB: 0 BB: 0 P: 13	R: 1 E: 0 K: 1 S: 12	H: 1 LOB: 1 BB: 1 P: 22	R: 0 E: 0 K: 2 S: 12	H: 1 LOB: 2 BB: 1 P: 19	1B: 3 2B: 1 3B: 0 HR: 2	SF: 0 SAC: 0 DP: 1 HBP: 0	WP: 1 PB: 0 SB: 0 CS: 0	PA: 39								
PITCHER	IP	WLS	BF	H	R	ER	SO	BB	IBB	HBP	BLK	WP	HR	S	P	ERA	WHIP											
Scott Elarton, R (1, 1) ERA: 6.3	5.0	21	3	1	1	1	1	3	0	0	0	0	0	67	102	1.80	1.200											
David Riske, R (6, 1) ERA: 3.97	1.0	5	1	1	1	1	1	1	0	0	0	0	1	1	12	21	9.00	2.000										
63 Rafael Betancourt, R (7, 1) ERA: 4.15	1.0	3	0	0	0	0	3	0	0	0	0	0	0	9	13	0.00	0.000											
Bob Howry, R (8, 1) ERA: 2.21	1.0	W	5	1	1	1	1	1	0	0	0	0	1	12	22	9.00	2.000											
Bob Wickman, R (9, 1) ERA: 3.97	1.0	S	5	1	0	0	2	1	0	0	0	0	0	12	19	0.00	2.000											

Detroit Tigers @ Cleveland Indians
Jacobs Field, Cleveland, OH
Wed Sep 15 2004, 7:05 PM EDT
Att: 15,411 - Sunny - 79 F

AB 33
R 3
H 6
RBI 3
BB 6
SO 8
LOB 17



Batter	1	2	3	4	5	6	7	8	9	AB	R	H	RBI	BB	SO	LOB	BOTTOM										
Ronnie Belliard, R (1, 4) OBP: 0.359, SLG: 0.433	0-1 E5 1B		0-1 G4-3			3-1 HR	1-1 2B			4	1	2	1	0	0	0											
Coco Crisp, S (1, 8) OBP: 0.331, SLG: 0.444	1-1 F8			1-2 41 BB 1B		0-0 HR	3-2 F7			4	1	2	0	0	0	2											
Matt Lawton, L (1, 7) OBP: 0.366, SLG: 0.430	1-0 41 G1-4-3 1B			2-3 K		2-0 F7		4-1 G6-4-3 41 1B 2B BB		3	1	1	0	1	1	2											
41 Victor Martinez, S (1, 2) OBP: 0.368, SLG: 0.516		0-0 G1-4-3		4-1 BB		1-0 F7		0-2 BB		3	0	2	1	1	0	2											
Omar Vizquel, S (8, PR) OBP: 0.390, SLG: 0.404			1-2 BB		1-2 BB	1-H 1B 2B		1-2 1B		0	0	0	0	0	0	0											
Casey Blake, R (1, 5) OBP: 0.351, SLG: 0.491		2-1 F8-3 1B		3-2 F8		3-2 F8		0-2 G6-4-3		4	0	2	0	0	0	4											
Josh Phelps, R (1, 10) OBP: 0.305, SLG: 0.433			3-3 K		2-2 F8		1-0 E5		4-0 2B BB	3	0	0	0	0	1	4											
48 Travis Hafner, L (8, PH) OBP: 0.411, SLG: 0.584						1-2 K		1-2 2B BB		0	1	0	0	1	0	0											
Lou Merloni, R (1, 3) OBP: 0.343, SLG: 0.426		0-0 F8-3			2-3 K		2-3 K		0-0 2B BB	3	0	0	0	0	2	3											
Ben Broussard, L (7, 3) OBP: 0.363, SLG: 0.450								1-H 2B		1	1	1	2	0	0	0											
Ryan Ludwick, R (1, 9) OBP: 0.400, SLG: 0.643			2-0 F7		1-1 F8		2-3 K		0-1 2B	4	0	1	1	0	1	0											
John McDonald, R (1, 6) OBP: 0.253, SLG: 0.368			1-1 G4-3		0-0 F9		3-2 F9		3-H 2B	3	0	0	0	0	0	0											
Tim Laker, R (8, PH) OBP: 0.262, SLG: 0.308										1	0	0	0	0	0	2											
Inning Stats	R: 0 E: 1 K: 0 S: 6	H: 1 LOB: 1 BB: 0 P: 8	R: 0 E: 0 K: 1 S: 7	H: 1 LOB: 0 BB: 0 P: 12	R: 0 E: 0 K: 0 S: 5	H: 0 LOB: 0 BB: 0 P: 8	R: 0 E: 0 K: 1 S: 13	H: 1 LOB: 2 BB: 1 P: 25	R: 0 E: 0 K: 1 S: 14	H: 4 LOB: 2 BB: 0 P: 26	R: 0 E: 0 K: 1 S: 11	H: 1 LOB: 1 BB: 0 P: 20	R: 3 E: 0 K: 0 S: 12	H: 3 LOB: 2 BB: 2 P: 20	1B: 6 2B: 5 3B: 0 HR: 1	SF: 0 SAC: 0 DP: 3 HBP: 0	WP: 0 PB: 0 SB: 0 CS: 0	PA: 36									
PITCHER	IP	WLS	BF	H	R	ER	SO	BB	IBB	HBP	BLK	WP	HR	S	P	ERA	WHIP										
Mike Maroth, L (1, 1) ERA: 4.37	7.0	29	8	2	2	5	5	1	0	0	0	0	0	62	108	2.57	1.286										
Esteban Yan, R (8, 1) ERA: 3.65	1.0	L	7	3	3	3	0	2	0	0	0	0	0	12	20	27.00	5.000										

Detroit Tigers @ Cleveland Indians
Jacobs Field, Cleveland, OH
Wed Sep 15 2004, 7:05 PM EDT
Att: 15,411 - Sunny - 79 F

AB 33
R 5
H 11
RBI 5
BB 3
SO 5
LOB 19



Batter	1	2	3	4	5	6	7	8	9	AB	R	H	RBI	BB	SO	LOB	TOP									
20 Omar Infante, R OBP: 0.322, SLG: 0.447	F8		P6				G5-3		K	5	1	1	2	0	1	1	Detroit Tigers @ Cleveland Indians Jacobs Field, Cleveland, OH Thu Sep 16 2004, 7:05 PM EDT Att: 15,943 - Overcast - 74 F									
15 Brandon Inge, R OBP: 0.349, SLG: 0.458	F9		G6-3					G6-3		4	0	2	0	0	0	0										
Craig Monroe, R OBP: 0.337, SLG: 0.488	K				F7			G6-3		4	0	0	0	0	2	2										
Dmitri Young, S OBP: 0.339, SLG: 0.464		L5			F7			K		4	0	1	0	0	1	2										
Carlos Pena, L OBP: 0.342, SLG: 0.467	F9							K		4	0	0	0	0	2	2										
33 Marcus Thames, R OBP: 0.296, SLG: 0.455										2	2	0	0	2	1	1										
Eric Munson, L OBP: 0.299, SLG: 0.464										4	2	2	2	0	1	1										
Ryan Raburn, R OBP: 0.200, SLG: 0.400										3	1	1	1	0	1	0										
Jason Smith, L OBP: 0.297, SLG: 0.513	K									1	0	0	0	0	0	1										
Nook Logan, S OBP: 0.339, SLG: 0.346										3	0	1	1	0	0	0										
Inning Stats	R: 0 E: 0 K: 1 S: 8	H: 0 LOB: 0 BB: 0 P: 15	R: 2 E: 0 K: 1 S: 14	H: 1 LOB: 0 BB: 1 P: 24	R: 0 E: 0 K: 0 S: 11	H: 0 LOB: 0 BB: 0 P: 15	R: 0 E: 0 K: 2 S: 12	H: 1 LOB: 1 BB: 0 P: 17	R: 3 E: 0 K: 1 S: 16	H: 4 LOB: 1 BB: 0 P: 24	R: 0 E: 0 K: 0 S: 7	H: 0 LOB: 0 BB: 0 P: 12	R: 0 E: 0 K: 0 S: 5	H: 0 LOB: 0 BB: 0 P: 6	R: 0 E: 0 K: 2 S: 11	H: 1 LOB: 1 BB: 0 P: 14	R: 1 E: 0 K: 2 S: 10	H: 1 LOB: 1 BB: 1 P: 17	1B: 1 2B: 4 3B: 1 HR: 2	SF: 0 SAC: 1 DP: 0 HBP: 0	WP: 0 PB: 0 SB: 0 CS: 0	PA: 37				
PITCHER	IP	WLS	BF	H	R	ER	SO	BB	IBB	HBP	BLK	WP	HR	S	P	ERA	WHIP									
CC Sabathia, L ERA: 4.12	(1, 1)	5.0	L	22	6	5	5	5	1	0	0	0	0	2	61	95	9.00	1.400								
Jason Davis, R ERA: 5.69	(6, 1)	1.0		3	0	0	0	0	0	0	0	0	0	7	12	0.00	0.000									
59 Matt Miller, R ERA: 3.33	(7, 1)	1.1		5	1	0	0	0	0	0	0	0	0	9	13	0.00	0.750									
David Riske, R ERA: 3.95	(8, 1)	0.1		1	0	0	0	1	0	0	0	0	0	4	4	0.00	0.000									
Cliff Bartosh, L ERA: 5.87	(8, 1)	1.0		4	0	1	1	2	1	0	0	0	0	9	15	9.00	1.000									
PITCHER	IP	WLS	BF	H	R	ER	SO	BB	IBB	HBP	BLK	WP	HR	S	P	ERA	WHIP									
63 Rafael Betancourt, R ERA: 4.13	(9, 1)	0.1		2	1	0	0	1	0	0	0	0	0	4	5	0.00	3.000									

Batter	1	2	3	4	5	6	7	8	9	AB	R	H	RBI	BB	SO	LOB	BOTTOM								
Coco Crisp, S OBP: 0.332, SLG: 0.444	P6		E6						K	5	0	2	1	0	1	0	Detroit Tigers @ Cleveland Indians Jacobs Field, Cleveland, OH Thu Sep 16 2004, 7:05 PM EDT Att: 15,943 - Overcast - 74 F								
Omar Vizquel, S OBP: 0.357, SLG: 0.400	G4-3		F8					G6-3		5	0	0	0	0	0	4									
Matt Lawton, L OBP: 0.368, SLG: 0.430										3	1	1	0	2	1	0									
41 Victor Martinez, S OBP: 0.367, SLG: 0.516	F8									4	0	1	1	0	0	2									
48 Travis Hafner, L OBP: 0.410, SLG: 0.588										4	1	1	1	0	1	2									
Casey Blake, R OBP: 0.352, SLG: 0.492										3	1	1	0	1	0	1									
Ben Broussard, L OBP: 0.366, SLG: 0.454										4	1	2	1	0	0	1									
Ryan Ludwick, R OBP: 0.421, SLG: 0.563										2	0	0	0	1	0	1									
Ronnie Belliard, R OBP: 0.356, SLG: 0.430										4	0	0	0	0	1	4									
Inning Stats	R: 0 E: 0 K: 0 S: 8	H: 0 LOB: 1 BB: 1 P: 13	R: 0 E: 0 K: 0 S: 8	H: 1 LOB: 0 BB: 0 P: 13	R: 0 E: 1 K: 1 S: 11	H: 0 LOB: 0 BB: 0 P: 14	R: 2 E: 0 K: 1 S: 20	H: 3 LOB: 2 BB: 1 P: 31	R: 1 E: 0 K: 0 S: 12	H: 2 LOB: 1 BB: 1 P: 24	R: 1 E: 0 K: 0 S: 13	H: 1 LOB: 2 BB: 1 P: 24	R: 0 E: 1 K: 1 S: 11	H: 1 LOB: 1 BB: 0 P: 18	R: 0 E: 0 K: 0 S: 5	H: 0 LOB: 0 BB: 0 P: 6		R: 0 E: 0 K: 2 S: 8	H: 0 LOB: 0 BB: 0 P: 11	1B: 4 2B: 3 3B: 0 HR: 1	SF: 0 SAC: 0 DP: 1 HBP: 1	WP: 0 PB: 0 SB: 0 CS: 1	PA: 39		
PITCHER	IP	WLS	BF	H	R	ER	SO	BB	IBB	HBP	BLK	WP	HR	S	P	ERA	WHIP								
Gary Knotts, R ERA: 5.74	(1, 1)	4.2		22	6	3	3	1	0	0	0	0	0	4	6	0.00	0.000								
Steve Colyer, L ERA: 6.59	(5, 1)	0.1		1	0	0	0	0	0	0	0	0	0	4	6	0.00	0.000								
Roberto Novoa, R ERA: 7.47	(6, 1)	0.2	H	4	0	1	1	0	1	0	1	0	0	4	11	13.50	1.500								
Jamie Walker, L ERA: 2.97	(6, 1)	2.0	W	8	2	0	0	1	0	0	0	0	0	23	35	0.00	1.000								
Al Levine, R ERA: 4.43	(8, 1)	0.1	H	1	0	0	0	0	0	0	0	0	0	2	2	0.00	0.000								
PITCHER	IP	WLS	BF	H	R	ER	SO	BB	IBB	HBP	BLK	WP	HR	S	P	ERA	WHIP								
Esteban Yan, R ERA: 3.6	(9, 1)	1.0	S	3	0	0	0	2	0	0	0	0	0	8	11	0.00	0.000								



Batter	1	2	3	4	5	6	7	8	9	10	11	12	AB	R	H	RBI	BB	SO	LOB	TOP									
20 Omar Infante, R OBP: 0.323, SLG: 0.457	L4		F7		K		K			HR	SH1-4		5	1	1	0	0	2	2										
Bobby Higginson, L OBP: 0.351, SLG: 0.383	E S BB		BB		G6-4-3 BB		PB S 1B			K	G3-1		3	0	1	0	3	1	2										
Ivan Rodriguez, R OBP: 0.389, SLG: 0.513	F8		G6-4-3 1B		G6-4-3		K			K			5	0	1	2	1	2	4										
Dmitri Young, S OBP: 0.345, SLG: 0.490	K		G6-4-3				HR		K	HR	P6		6	2	2	3	0	2	5										
Craig Monroe, R OBP: 0.333, SLG: 0.487		F8			G5-3		G5-3		K	HR			6	1	1	0	0	1	0										
Carlos Pena, L OBP: 0.343, SLG: 0.484		F7			HR		K		K				6	2	2	3	0	2	0										
15 Brandon Inge, R OBP: 0.352, SLG: 0.454		F8			BB					G6-3			3	0	0	0	3	0	0										
Jason Smith, L OBP: 0.293, SLG: 0.500			BB 1B		P2		K			K			3	1	1	0	0	1	2										
Ryan Raburn, R OBP: 0.100, SLG: 0.200			BB 1B							K			2	0	0	0	0	2	1										
Nook Logan, S OBP: 0.341, SLG: 0.342			BB 1B		G4-3		G4-3			G6-3			4	1	1	0	1	0	1										
			BB 1B								G3-1 SH1-4 BB																		
Inning Stats	R: 0 E: 0 K: 1 S: 8	H: 0 LOB: 1 BB: 1 P: 17	R: 0 E: 0 K: 0 S: 8	H: 0 LOB: 0 BB: 0 P: 12	R: 2 E: 0 K: 0 S: 13	H: 3 LOB: 1 BB: 1 P: 21	R: 1 E: 0 K: 0 S: 10	H: 1 LOB: 1 BB: 1 P: 21	R: 0 E: 0 K: 1 S: 6	H: 0 LOB: 0 BB: 1 P: 10	R: 1 E: 0 K: 2 S: 10	H: 1 LOB: 1 BB: 0 P: 19	R: 0 E: 0 K: 3 S: 13	H: 0 LOB: 0 BB: 0 P: 18	R: 0 E: 0 K: 1 S: 5	H: 0 LOB: 0 BB: 0 P: 10	R: 4 E: 0 K: 3 S: 16	H: 4 LOB: 1 BB: 1 P: 25	R: 0 E: 0 K: 0 S: 7	H: 0 LOB: 0 BB: 2 P: 17	R: 0 E: 0 K: 0 S: 9	H: 0 LOB: 0 BB: 0 P: 13	1B: 6 2B: 0 3B: 0 HR: 4	SF: 0 SAC: 1 DP: 2 HBP: 0	WP: 0 PB: 1 SB: 0 CS: 0	PA: 52			
PITCHER	IP WLS BF H R ER SO BB IBB HBP BLK WP HR S P ERA WHIP	52 Jose Contreras, R ERA: 5.24	2.2 4 4 4 6 0 0 0 0 0 0 2 31 45 13.50 1.500	0.1 2 0 0 0 1 1 0 0 0 0 0 3 8 0.00 3.000	0.1 2 0 0 0 0 1 0 0 0 0 0 2 7 0.00 3.000	1.2 W 6 0 0 0 0 0 1 0 0 0 0 14 23 0.00 0.000																							

Detroit Tigers @ Chicago White Sox
U.S. Cellular Field, Chicago, IL

AB 43
R 8
H 10
RBI 8
BB 8
SO 13
LOB 17



Sat Sep 18 2004, 7:05 PM EDT
Att. 23,533 - Sunny - 73 F

Batter	1	2	3	4	5	6	7	8	9	10	11	12	AB	R	H	RBI	BB	SO	LOB	BOTTOM									
Wille Harris, L OBP: 0.339, SLG: 0.326	K				B1-3		G3						4	0	0	0	0	1	1										
Aaron Rowand, R OBP: 0.368, SLG: 0.551		FC4-6						K		HR			3	1	2	3	0	1	1										
5 Juan Uribe, R OBP: 0.321, SLG: 0.487	1B WP				BB 1B		F7			K	K		6	2	3	0	0	2	0										
Carlos Lee, R OBP: 0.367, SLG: 0.515	WP				P4		F8			F9	G4-3		5	1	1	0	1	0	1										
14 Paul Konerko, R OBP: 0.362, SLG: 0.545	F7				L9								5	1	2	1	1	0	3										
Ross Gload, L OBP: 0.356, SLG: 0.423													4	0	1	1	2	0	2										
Jose Valentin, S OBP: 0.280, SLG: 0.455													4	0	0	0	0	1	6										
Wilson Valdez, R OBP: 0.250, SLG: 0.250	K				F8								2	1	1	0	0	1	0										
Ben Davis, S OBP: 0.276, SLG: 0.381													4	0	0	0	0	2	0										
Joe Borchard, S OBP: 0.245, SLG: 0.295													4	2	1	3	1	1	1										
24 Joe Crede, R OBP: 0.291, SLG: 0.394													3	0	0	0	1	0	4										
Timo Perez, L OBP: 0.292, SLG: 0.348													1	1	1	0	0	0	0										
Jamie Burke, R OBP: 0.383, SLG: 0.424													1	0	0	0	0	0	1										
													1	0	0	0	0	0	1										
Inning Stats	R: 1 E: 0 K: 2 S: 21	H: 2 LOB: 2 BB: 1 P: 31	R: 0 E: 0 K: 0 S: 5	H: 0 LOB: 1 BB: 1 P: 12	R: 0 E: 0 K: 0 S: 11	H: 1 LOB: 2 BB: 1 P: 20	R: 0 E: 0 K: 0 S: 5	H: 0 LOB: 0 BB: 0 P: 6	R: 3 E: 0 K: 0 S: 17	H: 3 LOB: 3 BB: 2 P: 36	R: 0 E: 0 K: 0 S: 6	H: 0 LOB: 0 BB: 0 P: 8	R: 0 E: 0 K: 0 S: 5	H: 0 LOB: 0 BB: 0 P: 9	R: 0 E: 0 K: 1 S: 13	H: 0 LOB: 1 BB: 1 P: 21	R: 0 E: 0 K: 1 S: 10	H: 0 LOB: 1 BB: 1 P: 17	R: 4 E: 0 K: 1 S: 15	H: 4 LOB: 0 BB: 0 P: 18	R: 0 E: 0 K: 0 S: 7	H: 1 LOB: 0 BB: 0 P: 8	R: 1 E: 0 K: 0 S: 6	H: 1 LOB: 1 BB: 1 P: 13	1B: 8 2B: 2 3B: 0 HR: 2	SF: 0 SAC: 0 DP: 1 HBP: 1	WP: 3 PB: 0 SB: 0 CS: 0	PA: 55	
PITCHER	IP WLS BF H R ER SO BB IBB HBP BLK WP HR S P ERA WHIP	Jason Johnson, R ERA: 9.25	4.2 6 0 0 0 0 0 0 0 0 0 1 0 11 18 0.00 0.000	1.1 5 0 0 0 0 0 0 0 0 0 0 0 13 20 0.00 0.750	1.0 4 0 0 0 2 1 0 0 0 0 1 0 12 21 0.00 1.000	0.2 4 2 2 2 0 0 0 0 0 0 1 6 7 27.00 3.000																							

Detroit Tigers @ Chicago White Sox
U.S. Cellular Field, Chicago, IL

AB 46
R 9
H 12
RBI 8
BB 8
SO 7
LOB 21



Sat Sep 18 2004, 7:05 PM EDT
Att. 23,533 - Sunny - 73 F

Batter	1	2	3	4	5	6	7	8	9	AB	R	H	RBI	BB	SO	LOB	TOP								
20 Omar Infante, R OBP: 0.323, SLG: 0.456 Ryan Raburn, R OBP: 0.083, SLG: 0.167	1-3 K		0-2 K			1-3 K		0-3 K	1-3 K	3	0	1	0	0	2	0									
Bobby Higginson, L OBP: 0.350, SLG: 0.385 33 Marcus Thames, R OBP: 0.307, SLG: 0.452	2-2 G3		1-3 K			0-1 K		4-1 BB		3	0	1	0	0	1	3									
Craig Monroe, R OBP: 0.332, SLG: 0.484	2-0 F7		2-3 K			3-3 K		4-2 BB		3	0	0	0	1	2	4									
Dmitri Young, S OBP: 0.341, SLG: 0.485		3-1 G4-3		1-1 G4-3		0-0 G3		2-1 SF8		3	0	0	1	0	0	1									
Carlos Pena, L OBP: 0.342, SLG: 0.482		2-3 K		3-2 K			2-2 G3-1		3-1 P5	4	0	1	0	0	1	2									
15 Brandon Inge, R OBP: 0.352, SLG: 0.453 30 Chris Shelton, R OBP: 0.340, SLG: 0.302		1-0 G5-3		2-2 L1-3			3-1 WP		4-2 BB	3	0	1	0	0	0	1									
Eric Munson, L OBP: 0.299, SLG: 0.459			4-1 K		2-2 L3		2-1 F7		1-3 K	3	0	0	0	1	1	2									
Jason Smith, L OBP: 0.299, SLG: 0.496			0-0 K		1-1 F7		2-1 G3		4-2 BB	3	0	1	0	1	0	1									
Nook Logan, S OBP: 0.336, SLG: 0.336 28 Curtis Granderson, L OBP: 0.155, SLG: 0.155			2-3 K		0-1 G1-3			0-0 BB	2-3 K	2	0	0	0	0	1	2									
Inning Stats	R: 0 E: 0 K: 1 S: 7	H: 0 LOB: 0 BB: 0 P: 12	R: 0 E: 0 K: 1 S: 6	H: 0 LOB: 0 BB: 0 P: 12	R: 0 E: 0 K: 3 S: 15	H: 2 LOB: 3 BB: 1 P: 24	R: 0 E: 0 K: 0 S: 9	H: 1 LOB: 0 BB: 0 P: 15	R: 0 E: 0 K: 0 S: 8	H: 0 LOB: 0 BB: 0 P: 11	R: 0 E: 0 K: 2 S: 9	H: 1 LOB: 1 BB: 0 P: 13	R: 0 E: 0 K: 0 S: 9	H: 1 LOB: 0 BB: 0 P: 18	R: 1 E: 0 K: 1 S: 12	H: 1 LOB: 2 BB: 2 P: 25	R: 0 E: 0 K: 3 S: 17	H: 0 LOB: 2 BB: 2 P: 29	1B: 5 2B: 2 3B: 0 HR: 0	SF: 1 SAC: 0 DP: 1 HBP: 0	WP: 1 PB: 0 SB: 0 CS: 0	PA: 37			
PITCHER	IP	WLS	BF	H	R	ER	SO	BB	IBB	HBP	BLK	WP	HR	S	P	ERA	WHIP								
Freddy Garcia, R ERA: 3.86	7.1	W	30	6	1	1	8	3	0	0	0	1	0	71	121	1.23	1.227								
Arnie Muñoz, L ERA: 10.8	1.1		6	0	0	0	2	2	0	0	0	0	0	18	34	0.00	1.500								
Felix Diaz, R ERA: 6.75	0.1		1	0	0	0	1	0	0	0	0	0	0	3	4	0.00	0.000								

Detroit Tigers @ Chicago White Sox
U.S. Cellular Field, Chicago, IL
Sun Sep 19 2004, 3:05 PM EDT
Att: 19,269 - Sunny - 73 F

AB 31
R 1
H 6
RBI 1
BB 5
SO 11
LOB 21



Batter	1	2	3	4	5	6	7	8	9	AB	R	H	RBI	BB	SO	LOB	BOTTOM								
Willie Harris, L OBP: 0.340, SLG: 0.324	4-1 G4-3 WP BB		0-3 K		4-1 F8 14 SF7 1B BB	1-1 L4				2	3	0	0	2	1	1									
Aaron Rowand, R OBP: 0.371, SLG: 0.554	3-1 G4-3		2-2 K		1-2 1B		4-2 HR			3	1	2	1	1	0	1									
Carlos Lee, R OBP: 0.366, SLG: 0.518	2-2 F7		0-1 F7		0-0 F8		1-2 HR			4	1	1	2	0	0	3									
14 Paul Konerko, R OBP: 0.361, SLG: 0.550	3-H K				0-0 HR		3-3 K			3	1	1	2	0	2	0									
Ross Gload, L OBP: 0.359, SLG: 0.425		0-2 G4-3		1-2 HBP	1-1 FC4 1B		1-2 G3-1			4	0	2	0	0	0	0									
5 Juan Uribe, R OBP: 0.316, SLG: 0.483		1-2 P4		1-3 K	2-0 FC4		0-2 G5-3			4	0	0	0	0	1	3									
Jamie Burke, R OBP: 0.378, SLG: 0.412		1-0 G6-3		1-1 FC5-4 HBP		3-2 F8		1-0 G4-3		3	0	0	0	0	0	0									
Joe Borchard, S OBP: 0.246, SLG: 0.293			0-0 F9		0-3 K		2-0 PB SH1-3 1B		0-2 G5-3	4	0	1	0	0	1	2									
Wilson Valdez, R OBP: 0.200, SLG: 0.200			1-1 L9		1-0 FC5-4		0-0 SH1-3		0-3 K	3	0	0	0	0	1	2									
Inning Stats	R: 1 E: 0 K: 1 S: 11	H: 0 LOB: 1 BB: 1 P: 22	R: 0 E: 0 K: 0 S: 7	H: 0 LOB: 0 BB: 0 P: 9	R: 1 E: 0 K: 1 S: 11	H: 1 LOB: 1 BB: 0 P: 14	R: 1 E: 0 K: 2 S: 16	H: 2 LOB: 2 BB: 0 P: 20	R: 1 E: 0 K: 0 S: 10	H: 2 LOB: 2 BB: 1 P: 18	R: 0 E: 0 K: 0 S: 7	H: 1 LOB: 1 BB: 0 P: 13	R: 2 E: 0 K: 1 S: 15	H: 1 LOB: 0 BB: 1 P: 24	R: 0 E: 0 K: 1 S: 7	H: 0 LOB: 0 BB: 0 P: 8	1B: 4 2B: 1 3B: 0 HR: 2	SF: 1 SAC: 1 DP: 0 HBP: 1	WP: 2 PB: 1 SB: 1 CS: 0	PA: 36					
PITCHER	IP	WLS	BF	H	R	ER	SO	BB	IBB	HBP	BLK	WP	HR	S	P	ERA	WHIP								
38 Jeremy Bonderman, R ERA: 5.2	6.0	L	28	6	4	4	4	2	0	1	0	0	1	62	96	6.00	1.333								
Franklyn German, R ERA: 10.45	1.0		5	1	2	2	1	1	0	0	0	0	1	15	24	18.00	2.000								
Steve Colyer, L ERA: 6.35	1.0		3	0	0	0	1	0	0	0	0	0	0	7	8	0.00	0.000								

Detroit Tigers @ Chicago White Sox
U.S. Cellular Field, Chicago, IL
Sun Sep 19 2004, 3:05 PM EDT
Att: 19,269 - Sunny - 73 F

AB 30
R 6
H 7
RBI 5
BB 3
SO 6
LOB 12



Batter	1	2	3	4	5	6	7	8	9	AB	R	H	RBI	BB	SO	LOB	TOP										
Ronnie Belliard, R OBP: 0.391, SLG: 0.421	G6-3		F9		FC4-6		F8		L9	5	0	0	0	0	0	5	Cleveland Indians @ Detroit Tigers Comerica Park, Detroit, MI Mon Sep 20 2004, 7:05 PM EDT Att: 13,820 - Sunny - 73 F										
Coco Crisp, S OBP: 0.334, SLG: 0.438	K			G6-3		41 FC6-4 WP 1B		41 E 48 1B 1B	4	1	2	0	1	1	0												
Casey Blake, R OBP: 0.352, SLG: 0.490	1B			G6-3		41 FC6-4 BB		F7	4	0	1	0	1	0	2												
41 Victor Martinez, S OBP: 0.366, SLG: 0.511		G1-3			HBP	2-0 FC6-4 BB		E5 BB 48 1B	3	0	0	0	0	0	3												
Josh Phelps, R OBP: 0.305, SLG: 0.430		G5-3			F9	2-0 G6-4-3 BB		1-0 BB	3	0	0	0	0	0	3												
48 Travis Hafner, L OBP: 0.415, SLG: 0.594						1-2 G6-4-3 BB		1-2 2-H BB 1B	1	0	1	1	0	0	0												
Lou Marloni, R OBP: 0.343, SLG: 0.426						1-2			0	0	0	0	0	0	0												
Ryan Ludwick, R OBP: 0.310, SLG: 0.423		G5-3				3-2 2B		G5-3	4	0	1	0	0	1	2												
Ben Broussard, L OBP: 0.368, SLG: 0.473						2-2 F8		1-2 2B	3	0	2	0	1	0	1												
2 Jhonny Peralta, R OBP: 0.333, SLG: 0.333						1-2 FC4-6 1B		1-2 2-3 BB	3	0	1	0	0	1	2												
Omar Vizquel, S OBP: 0.354, SLG: 0.395						2-3		G5-3	1	0	0	0	0	0	3												
24 Grady Sizemore, L OBP: 0.297, SLG: 0.313						0-2 K		4-1 BB	3	0	0	0	1	1	3												
Inning Stats	R: 0 E: 0 K: 1 S: 13	H: 1 LOB: 1 BB: 0 P: 19	R: 0 E: 0 K: 0 S: 7	H: 0 LOB: 0 BB: 0 P: 10	R: 0 E: 0 K: 1 S: 7	H: 1 LOB: 1 BB: 0 P: 10	R: 0 E: 0 K: 0 S: 8	H: 0 LOB: 1 BB: 0 P: 13	R: 0 E: 0 K: 1 S: 20	H: 2 LOB: 2 BB: 0 P: 26	R: 0 E: 0 K: 0 S: 10	H: 1 LOB: 2 BB: 1 P: 19	R: 0 E: 0 K: 0 S: 14	H: 1 LOB: 2 BB: 1 P: 24	R: 1 E: 1 K: 1 S: 15	H: 2 LOB: 3 BB: 1 P: 30	R: 0 E: 0 K: 0 S: 9	H: 0 LOB: 1 BB: 1 P: 14	1B: 5 2B: 2 3B: 1 HR: 0	SF: 0 SAC: 0 DP: 1 HBP: 1	WP: 1 PB: 0 SB: 0 CS: 0	PA: 39					
PITCHER	IP	WLS	BF	H	R	ER	SO	BB	IBB	HBP	BLK	WP	HR	S	P	ERA	WHIP										
Mike Maroth, L ERA: 4.23	6.2	W	27	6	0	0	3	2	0	1	0	1	0	74	114	0.00	1.200										
Al Levine, R ERA: 4.51	0.2	H	4	1	1	1	0	0	0	0	0	0	0	13	21	13.50	1.500										
Jamie Walker, L ERA: 3.21	0.1	H	3	1	0	0	1	1	0	0	0	0	0	5	12	0.00	6.000										
Esteban Yan, R ERA: 3.88	1.1	S	5	0	0	0	0	1	0	0	0	0	0	11	18	0.00	0.750										

Batter	1	2	3	4	5	6	7	8	9	AB	R	H	RBI	BB	SO	LOB	BOTTOM										
20 Omar Infante, R OBP: 0.324, SLG: 0.454	HR 1B			P2		F9		G6-3		4	1	1	0	0	1	Cleveland Indians @ Detroit Tigers Comerica Park, Detroit, MI Mon Sep 20 2004, 7:05 PM EDT Att: 13,820 - Sunny - 73 F											
Bobby Higginson, L OBP: 0.350, SLG: 0.382	F9					K			3	0	0	0	1	2	3												
Ivan Rodriguez, R OBP: 0.386, SLG: 0.509	F9			G5-3		L7		K	4	0	0	0	0	1	3												
Dmitri Young, S OBP: 0.345, SLG: 0.496	HR			P4		BB 1B		CS 1B HBP	3	1	2	2	0	0	0												
Craig Monroe, R OBP: 0.336, SLG: 0.486	1B					F8		CS 1B	4	0	3	0	0	0	1												
Carlos Pena, L OBP: 0.343, SLG: 0.480	K			F8		BB		15 FC6-4 BB	2	0	0	0	2	1	2												
15 Brandon Inge, R OBP: 0.351, SLG: 0.459		G6-3				HR K		FC6-4	4	1	1	1	0	1	4												
Jason Smith, L OBP: 0.298, SLG: 0.504				E4 SH1-3 3B		F7		K	4	0	1	0	0	1	2												
Nook Logan, S OBP: 0.328, SLG: 0.328				SH1-3		G4-3		K	3	0	0	0	0	2	1												
Inning Stats	R: 2 E: 0 K: 1 S: 15	H: 3 LOB: 1 BB: 0 P: 22	R: 0 E: 0 K: 2 S: 17	H: 1 LOB: 2 BB: 0 P: 28	R: 0 E: 0 K: 0 S: 16	H: 1 LOB: 1 BB: 0 P: 21	R: 1 E: 1 K: 0 S: 16	H: 1 LOB: 2 BB: 1 P: 23	R: 0 E: 0 K: 1 S: 12	H: 1 LOB: 2 BB: 1 P: 20	R: 0 E: 0 K: 1 S: 9	H: 0 LOB: 0 BB: 0 P: 16	R: 0 E: 0 K: 1 S: 7	H: 1 LOB: 2 BB: 1 P: 13	R: 0 E: 0 K: 2 S: 7		H: 0 LOB: 0 BB: 0 P: 8	1B: 5 2B: 0 3B: 1 HR: 2	SF: 0 SAC: 1 DP: 0 HBP: 2	WP: 0 PB: 0 SB: 0 CS: 2	PA: 37						
PITCHER	IP	WLS	BF	H	R	ER	SO	BB	IBB	HBP	BLK	WP	HR	S	P	ERA	WHIP										
Scott Elarton, R ERA: 6.27	5.0	L	26	7	3	3	4	2	0	1	0	0	0	9	16	0.00	0.000										
Fernando Cabrera, R ERA: 4.5	1.0		3	0	0	0	1	0	0	0	0	0	0	5	6	0.00	3.000										
59 Matt Miller, R ERA: 3.42	0.1		3	1	0	0	1	0	0	1	0	0	0	1	5	0.00	3.000										
Cliff Bartosh, L ERA: 5.51	0.1		1	0	0	0	0	1	0	0	0	0	0	1	5	0.00	3.000										
Jake Robbins, R ERA:	0.1		1	0	0	0	0	0	0	0	0	0	0	1	2	0.00	0.000										

AB 34
R 1
H 8
RBI 1
BB 4
SO 4
LOB 24



AB 31
R 3
H 8
RBI 3
BB 3
SO 8
LOB 17



Batter	1	2	3	4	5	6	7	8	9	AB	R	H	RBI	BB	SO	LOB	TOP					
24 Grady Sizemore, L OBP: 0.293, SLG: 0.307	F9		F8 BB		F9		G1-3	K		5	0	1	1	0	1	1	Cleveland Indians @ Detroit Tigers Comerica Park, Detroit, MI Tue Sep 21 2004, 7:05 PM EDT Att: 11,351 - Sunny - 78 F					
Coco Crisp, S OBP: 0.337, SLG: 0.439	1B		SF9		F9		1B		SH3-4 BB	3	1	2	1	1	0	0						
48 Travis Hafner, L OBP: 0.416, SLG: 0.593 Ernie Young, R OBP: 1.000, SLG: 1.000 (6, FH) John McDonald, R OBP: 0.245, SLG: 0.356 (9, FH)	L8		FC4-6		G5-4-3		1B		SH3-4	1	0	0	0	1	0	1						
41 Victor Martinez, S OBP: 0.363, SLG: 0.506	F8		F8		G5-4-3		K		F8	5	0	0	0	0	1	7						
Matt Lawton, L OBP: 0.370, SLG: 0.432			FC4-6		HR				2B	4	2	2	0	1	1	2						
Casey Blake, R OBP: 0.354, SLG: 0.490	F9				G6-3		HR		FC6 2B	4	2	2	1	1	0	1						
Ben Broussard, L OBP: 0.369, SLG: 0.483	G3				G6-3		HR		1B	5	1	2	5	0	1	3						
2 Jhonny Peralta, R OBP: 0.286, SLG: 0.286			BB		L9		F9		K	4	1	1	0	0	1	1						
Brandon Phillips, R OBP: 0.250, SLG: 0.286			BB		G2-3		P3		K	3	1	0	0	1	1	1						
Inning Stats	R: 0 E: 0 K: 0 S: 9	H: 1 LOB: 1 BB: 0 P: 14	R: 0 E: 0 K: 1 S: 10	H: 0 LOB: 0 BB: 0 P: 15	R: 2 E: 0 K: 0 S: 26	H: 2 LOB: 2 BB: 2 P: 42	R: 0 E: 0 K: 0 S: 4	H: 1 LOB: 0 BB: 0 P: 8	R: 0 E: 0 K: 0 S: 5	H: 0 LOB: 0 BB: 0 P: 8	R: 3 E: 0 K: 0 S: 13	H: 3 LOB: 0 BB: 1 P: 29	R: 0 E: 0 K: 1 S: 16	H: 2 LOB: 2 BB: 0 P: 24	R: 2 E: 1 K: 3 S: 15	H: 2 LOB: 1 BB: 0 P: 25		R: 1 E: 0 K: 1 S: 12	H: 1 LOB: 2 BB: 2 P: 25	1B: 8 2B: 3 3B: 0 HR: 1	SF: 1 SAC: 1 DP: 2 HBP: 0	WP: 0 PB: 0 SB: 0 CS: 0
PITCHER	IP	WLS	BF	H	R	ER	SO	BB	IBB	HBP	BLK	WP	HR	S	P	ERA	WHIP					
Gary Knotts, R ERA: 5.65	(1, 1)	5.0	20	4	2	2	1	2	0	0	0	0	0	54	87	3.60	1.200					
Steve Colyer, L ERA: 7.14	(6, 1)	0.2	5	3	3	3	0	1	0	0	0	0	1	10	23	40.50	6.000					
Roberto Novoa, R ERA: 6.5	(6, 1)	1.1	H	6	2	0	1	0	0	0	0	0	0	19	30	0.00	1.500					
Jamie Walker, L ERA: 3.21	(8, 1)	0.0	B	3	2	0	0	0	0	0	0	0	0	5	8	∞	∞					
Esteban Yan, R ERA: 3.6	(8, 1)	2.0	L	9	1	1	1	4	1	1	0	0	0	22	42	4.50	1.000					

Batter	1	2	3	4	5	6	7	8	9	AB	R	H	RBI	BB	SO	LOB	BOTTOM					
20 Omar Infante, R OBP: 0.327, SLG: 0.456	S		PB		G4-3			K		5	1	3	1	0	1	0	Cleveland Indians @ Detroit Tigers Comerica Park, Detroit, MI Tue Sep 21 2004, 7:05 PM EDT Att: 11,351 - Sunny - 78 F					
15 Brandon Inge, R OBP: 0.351, SLG: 0.457	F8		PB		K2-3		G5-4-3		K	4	1	1	0	0	1	1						
Ivan Rodriguez, R OBP: 0.386, SLG: 0.514 Nook Logan, S OBP: 0.328, SLG: 0.328 (9, PR)	K		F8		G5-4-3		G5-4-3		E6 FC6-4	5	1	2	2	0	1	4						
Dmitri Young, S OBP: 0.343, SLG: 0.491 Eric Munson, L OBP: 0.300, SLG: 0.458 (7, FH)	K		L9		K		G5-4-3		FC6-4	3	0	0	0	0	2	3						
Craig Monroe, R OBP: 0.333, SLG: 0.481			F8		G4-3		G5-4-3		G3	4	0	0	0	0	0	3						
Carlos Pena, L OBP: 0.344, SLG: 0.477	G3		G4-3				G5-4-3			2	1	0	0	2	0	1						
33 Marcus Thames, R OBP: 0.317, SLG: 0.483					HR		S			4	1	2	3	1	0	1						
Jason Smith, L OBP: 0.289, SLG: 0.488	K		E4		K		F7			4	1	0	0	0	2	2						
28 Curtis Granderson, L OBP: 0.167, SLG: 0.250			PB		G3		K		F7	4	1	1	0	0	2	1						
Inning Stats	R: 0 E: 0 K: 2 S: 9	H: 1 LOB: 1 BB: 0 P: 13	R: 0 E: 0 K: 1 S: 8	H: 0 LOB: 1 BB: 1 P: 14	R: 3 E: 0 K: 0 S: 8	H: 3 LOB: 1 BB: 0 P: 15	R: 2 E: 1 K: 1 S: 12	H: 1 LOB: 0 BB: 0 P: 19	R: 2 E: 0 K: 2 S: 16	H: 2 LOB: 1 BB: 1 P: 28	R: 0 E: 0 K: 1 S: 8	H: 2 LOB: 1 BB: 0 P: 12	R: 0 E: 0 K: 0 S: 6	H: 0 LOB: 1 BB: 2 P: 14	R: 0 E: 0 K: 1 S: 9	H: 0 LOB: 0 BB: 0 P: 15		R: 0 E: 1 K: 1 S: 8	H: 0 LOB: 1 BB: 0 P: 16	1B: 4 2B: 3 3B: 1 HR: 1	SF: 0 SAC: 0 DP: 2 HBP: 1	WP: 0 PB: 1 SB: 2 CS: 0
PITCHER	IP	WLS	BF	H	R	ER	SO	BB	IBB	HBP	BLK	WP	HR	S	P	ERA	WHIP					
Francisco Cruzeta, R ERA: 9.0	(1, 1)	4.0	20	5	5	4	4	1	0	1	0	0	0	16	61	9.00	1.500					
Rick White, R ERA: 5.33	(5, 1)	1.0	6	2	2	2	2	1	0	0	0	0	0	16	28	18.00	3.000					
59 Matt Miller, R ERA: 3.25	(6, 1)	2.0	8	2	0	0	1	2	0	0	0	0	0	14	26	0.00	2.000					
Bob Howry, R ERA: 2.09	(8, 1)	1.0	W	3	0	0	0	1	0	0	0	0	0	9	15	0.00	0.000					
Bob Wickman, R ERA: 4.01	(9, 1)	1.0	S	4	0	0	0	1	0	0	0	0	0	8	16	0.00	0.000					

AB 36
R 8
H 12
RBI 8
BB 5
SO 6
LOB 17



AB 36
R 7
H 9
RBI 6
BB 4
SO 9
LOB 17



Cleveland Indians @ Detroit Tigers
Comerica Park, Detroit, MI
Tue Sep 21 2004, 7:05 PM EDT
Att: 11,351 - Sunny - 78 F

Cleveland Indians @ Detroit Tigers
Comerica Park, Detroit, MI
Tue Sep 21 2004, 7:05 PM EDT
Att: 11,351 - Sunny - 78 F

livebaseballscores.com

livebaseballscores.com

Batter	1	2	3	4	5	6	7	8	9	AB	R	H	RBI	BB	SO	LOB	TOP										
20 Omar Infante, R OBP: 0.323, SLG: 0.451										4	1	1	1	0	2	0	Detroit Tigers @ Baltimore Orioles Oriole Park at Camden Yards, Baltimore, MD Fri Sep 24 2004, 7:35 PM EDT Att: 25,846 - Sunny - 81 F										
15 Brandon Inge, R OBP: 0.348, SLG: 0.453										4	0	0	1	0	1	1											
Ivan Rodriguez, R OBP: 0.387, SLG: 0.514										4	0	2	1	0	0	0											
Dmitri Young, S OBP: 0.343, SLG: 0.490										4	0	0	0	0	1	2											
Rondell White, R OBP: 0.343, SLG: 0.462 Nook Logan, S OBP: 0.328, SLG: 0.328										4	0	1	0	0	1	0											
Craig Monroe, R OBP: 0.335, SLG: 0.488										4	1	1	0	0	2	1											
Carlos Pena, L OBP: 0.346, SLG: 0.488										3	1	1	1	1	2	1											
33 Marcus Thames, R OBP: 0.316, SLG: 0.477										4	1	1	1	0	0	1											
Ryan Raburn, R OBP: 0.071, SLG: 0.143 Jason Smith, L OBP: 0.286, SLG: 0.474										2	1	0	0	0	0	2											
Inning Stats	R: 0 E: 0 K: 2 S: 11	H: 1 LOB: 1 BB: 0 P: 18	R: 0 E: 0 K: 1 S: 13	H: 1 LOB: 1 BB: 0 P: 20	R: 0 E: 0 K: 1 S: 8	H: 0 LOB: 0 BB: 0 P: 10	R: 0 E: 0 K: 0 S: 6	H: 0 LOB: 0 BB: 0 P: 7	R: 4 E: 0 K: 0 S: 20	H: 4 LOB: 1 BB: 1 P: 34	R: 1 E: 0 K: 2 S: 11	H: 1 LOB: 0 BB: 0 P: 18	R: 0 E: 0 K: 1 S: 7	H: 0 LOB: 0 BB: 0 P: 10	R: 0 E: 0 K: 2 S: 9	H: 0 LOB: 0 BB: 0 P: 11		R: 0 E: 0 K: 2 S: 9	H: 0 LOB: 0 BB: 0 P: 13	1B: 4 2B: 1 3B: 1 HR: 1	SF: 0 SAC: 0 DP: 0 HBP: 0	WP: 0 PB: 0 SB: 0 CS: 1	PA: 35				
PITCHER	IP	WLS	BF	H	R	ER	SO	BB	IBB	HBP	BLK	WP	HR	S	P	ERA	WHIP										
Bruce Chen, L ERA: 3.26	(1, 1)	5.2	25	7	5	5	6	1	0	0	0	0	1	67	103	7.94	1.412										
Todd Williams, R ERA: 3.21	(6, 1)	2.1	7	0	0	0	2	0	0	0	0	0	0	18	25	0.00	0.000										
John Parrish, L ERA: 3.43	(9, 1)	1.0	W	3	0	0	0	2	0	0	0	0	0	9	13	0.00	0.000										

Batter	1	2	3	4	5	6	7	8	9	AB	R	H	RBI	BB	SO	LOB	BOTTOM										
1 Brian Roberts, S OBP: 0.391, SLG: 0.386										5	1	1	0	0	2	1	Detroit Tigers @ Baltimore Orioles Oriole Park at Camden Yards, Baltimore, MD Fri Sep 24 2004, 7:35 PM EDT Att: 25,846 - Sunny - 81 F										
David Newhan, L OBP: 0.365, SLG: 0.456										5	1	2	0	0	2	0											
6 Melvin Mora, R OBP: 0.422, SLG: 0.572										3	2	2	0	2	0	2											
10 Miguel Tejada, R OBP: 0.361, SLG: 0.530										5	2	4	4	0	0	1											
Rafael Palmeiro, L OBP: 0.367, SLG: 0.434										4	0	0	0	0	3	6											
Javy Lopez, R OBP: 0.373, SLG: 0.498										4	1	3	3	0	0	2											
Larry Bigbie, L OBP: 0.343, SLG: 0.430										4	0	0	0	0	1	2											
Jose Leon, R OBP: 0.209, SLG: 0.313 B.J. Surhoff, L OBP: 0.333, SLG: 0.414										3	0	0	0	0	1	1											
31 Jay Gibbons, L OBP: 0.291, SLG: 0.351 Geronimo Gil, R OBP: 0.333, SLG: 0.313 16 Tim Raines, S OBP: 0.274, SLG: 0.288										3	0	0	0	0	0	2											
Inning Stats	R: 3 E: 0 K: 2 S: 15	H: 4 LOB: 1 BB: 0 P: 23	R: 0 E: 0 K: 1 S: 8	H: 0 LOB: 0 BB: 0 P: 10	R: 0 E: 0 K: 2 S: 12	H: 1 LOB: 2 BB: 1 P: 19	R: 0 E: 0 K: 1 S: 7	H: 0 LOB: 0 BB: 0 P: 12	R: 0 E: 0 K: 1 S: 12	H: 1 LOB: 1 BB: 0 P: 20	R: 0 E: 1 K: 1 S: 11	H: 1 LOB: 2 BB: 0 P: 16	R: 0 E: 0 K: 0 S: 13	H: 2 LOB: 2 BB: 0 P: 18	R: 1 E: 0 K: 2 S: 15	H: 2 LOB: 1 BB: 0 P: 26		R: 3 E: 0 K: 0 S: 5	H: 2 LOB: 0 BB: 1 P: 11	1B: 9 2B: 2 3B: 0 HR: 2	SF: 0 SAC: 0 DP: 0 HBP: 0	WP: 1 PB: 0 SB: 0 CS: 0	PA: 40				
PITCHER	IP	WLS	BF	H	R	ER	SO	BB	IBB	HBP	BLK	WP	HR	S	P	ERA	WHIP										
Jason Johnson, R ERA: 4.98	(1, 1)	6.2	31	9	3	3	8	1	0	0	0	0	1	74	112	4.05	1.500										
Jamie Walker, L ERA: 3.32	(7, 1)	0.2	H	3	1	1	1	0	0	0	0	0	1	10	17	13.50	1.500										
Al Levine, R ERA: 4.61	(8, 1)	0.0		1	1	0	0	0	0	0	0	0	0	2	4	∞	∞										
Steve Colyer, L ERA: 7.06	(8, 1)	0.1	H	1	0	0	0	1	0	0	0	0	0	3	6	0.00	0.000										
Esteban Yan, R ERA: 3.5	(8, 1)	0.1	L	4	2	3	3	1	1	0	0	0	1	9	16	81.00	9.000										

AB	34
R	5
H	7
RBI	5
BB	1
SO	10
LOB	8



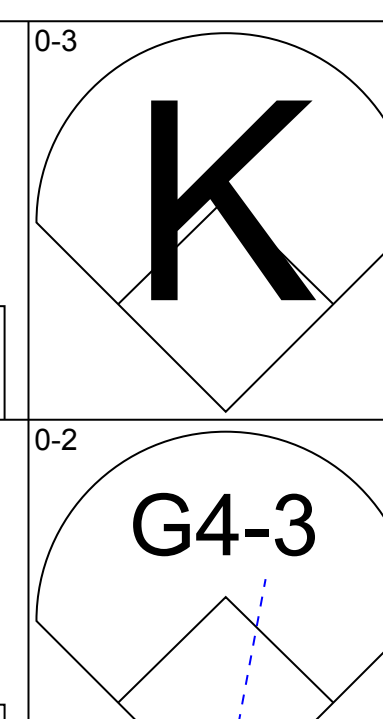
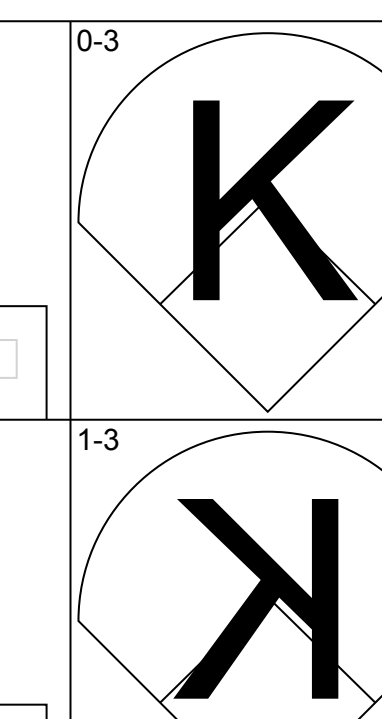
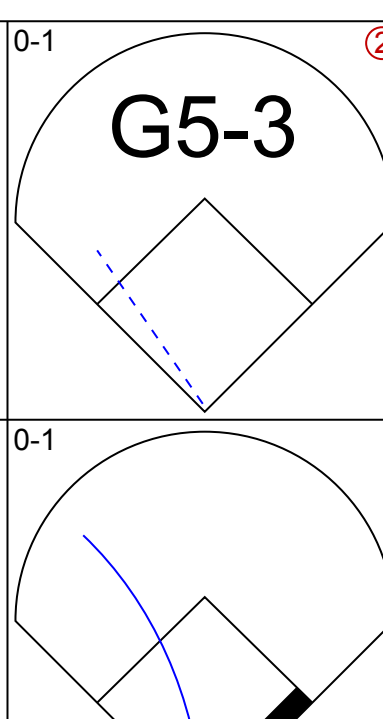
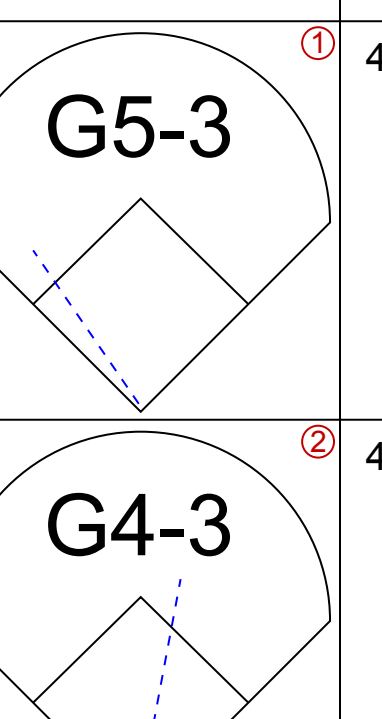
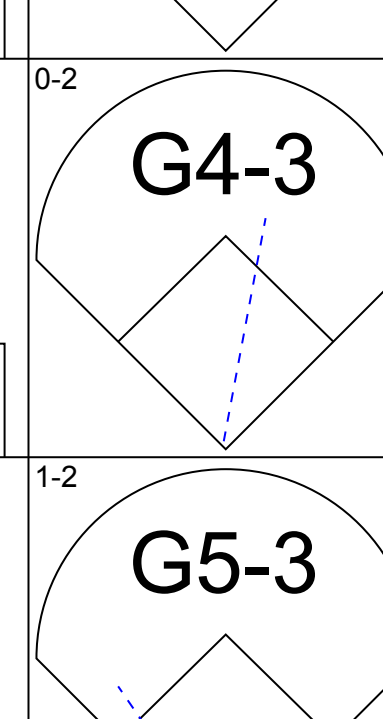
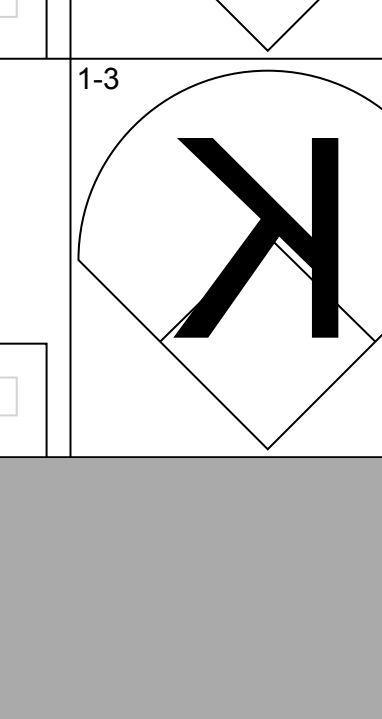
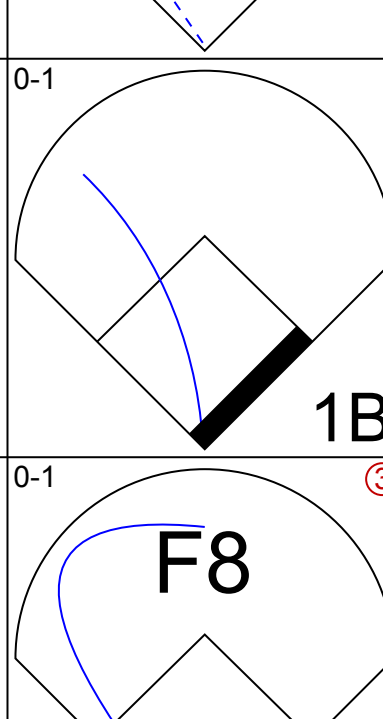
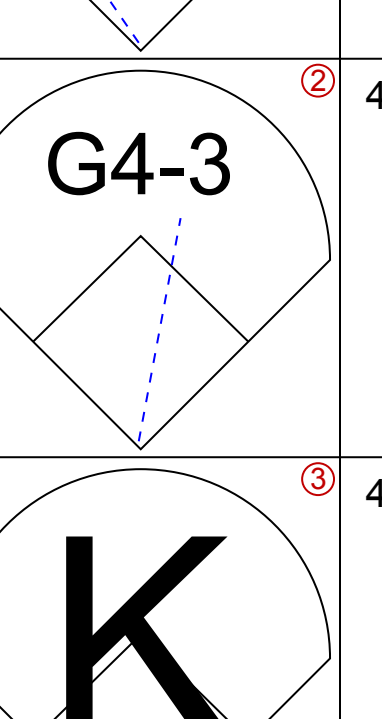
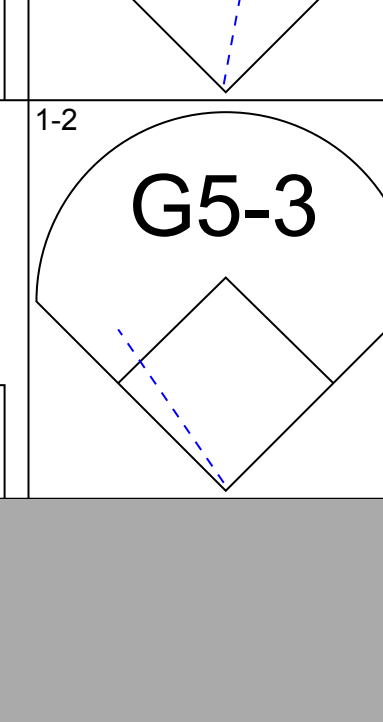
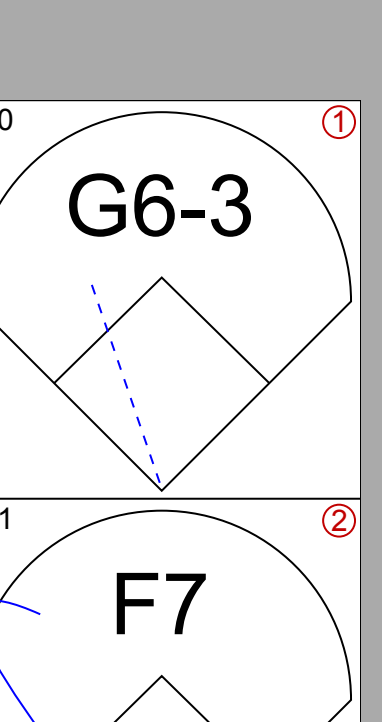
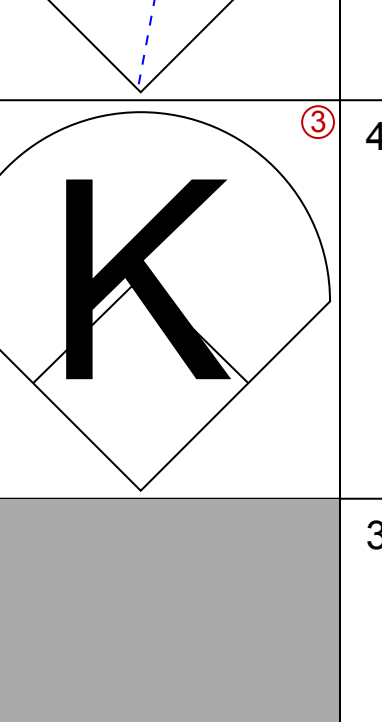
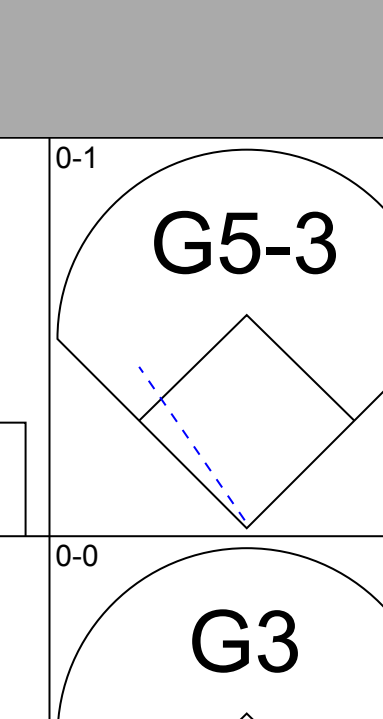
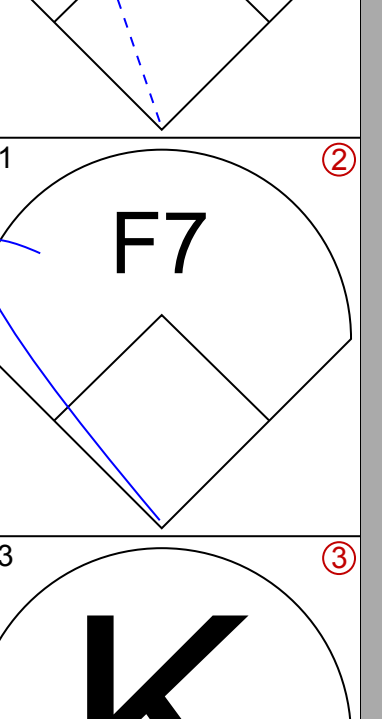
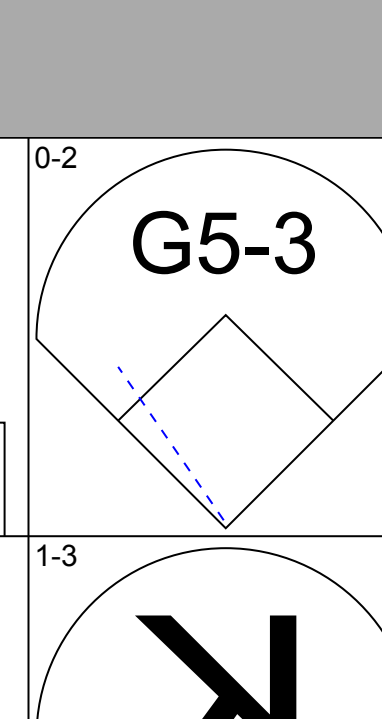
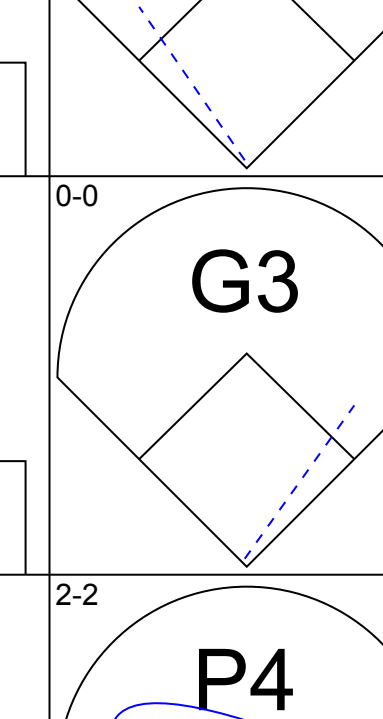
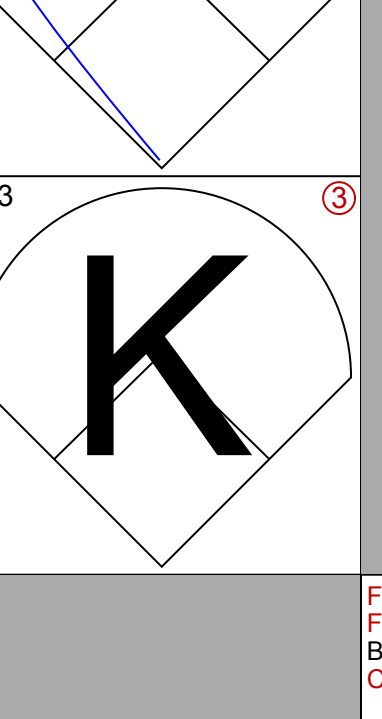
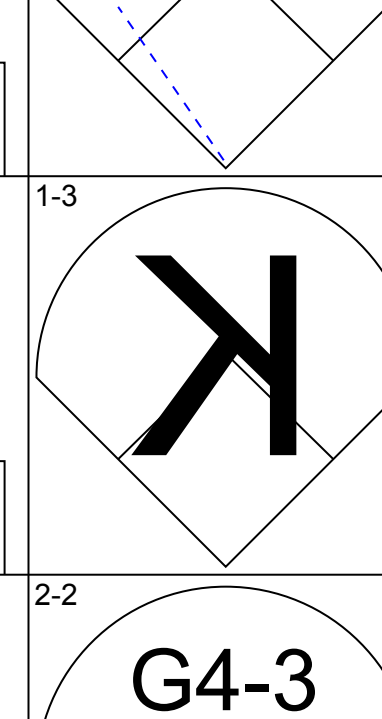
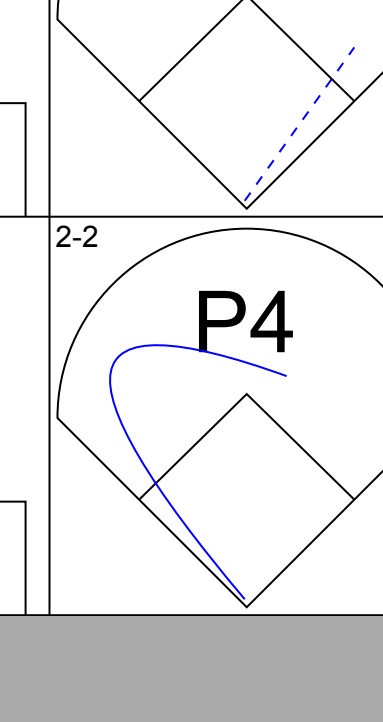
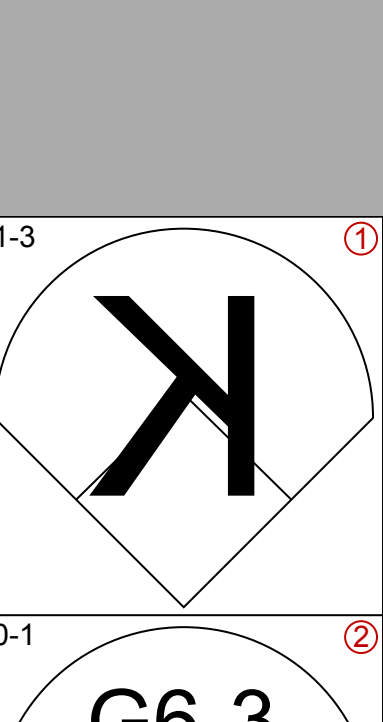
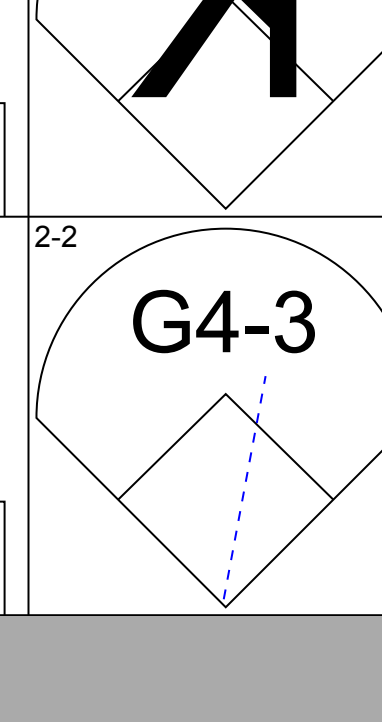
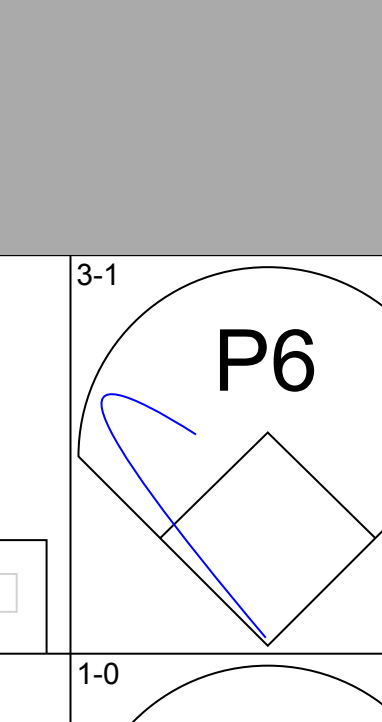
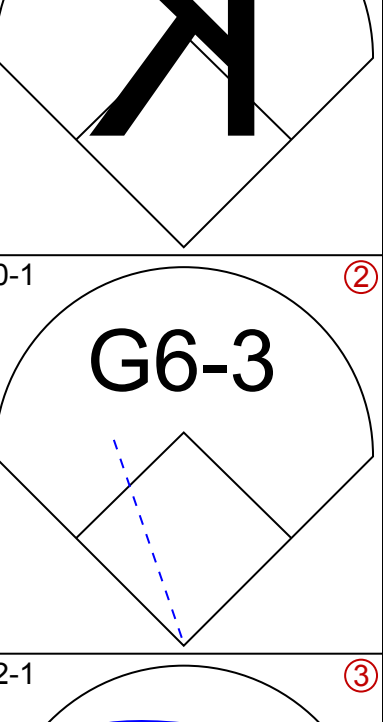
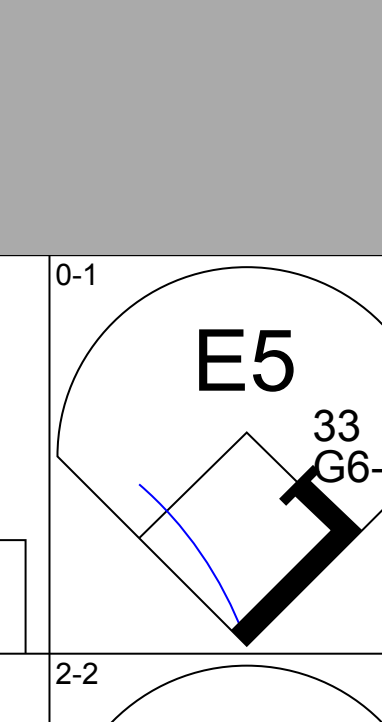
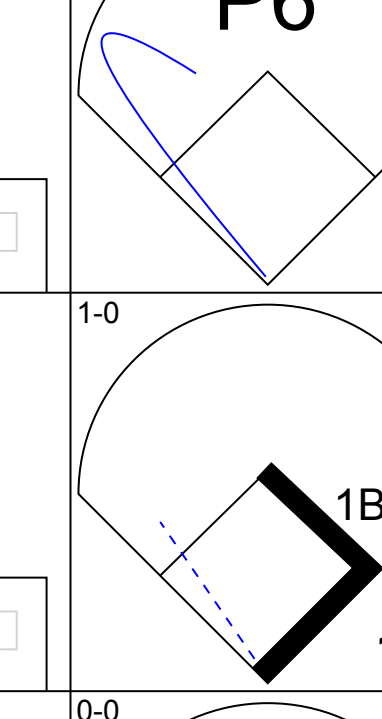
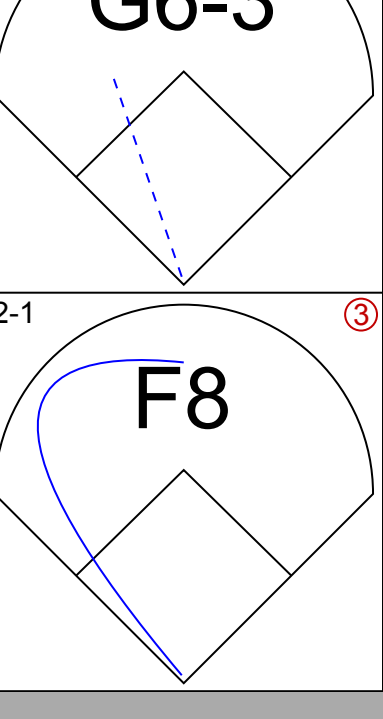
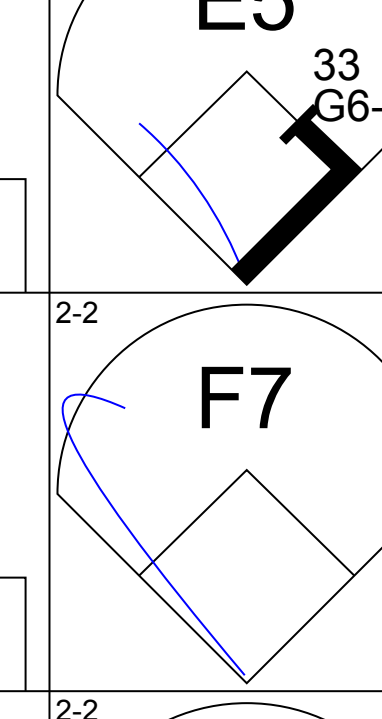
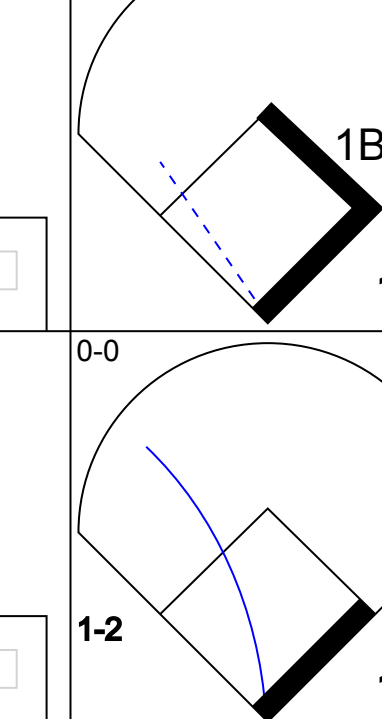
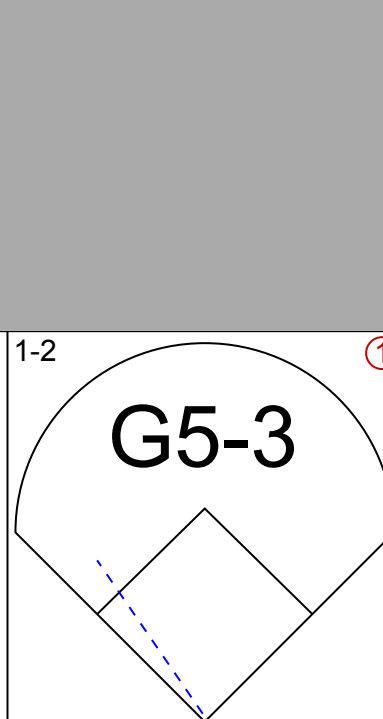
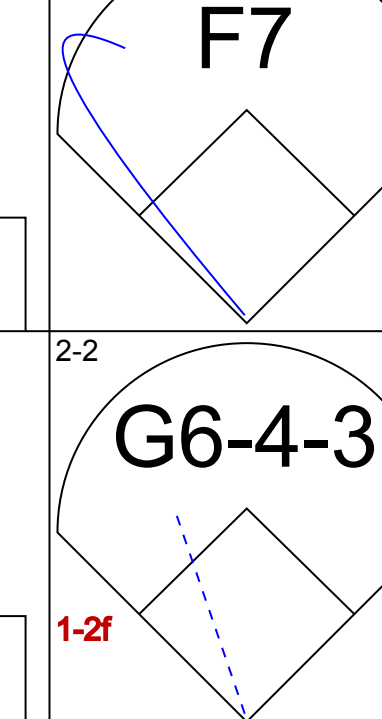
AB	38
R	7
H	13
RBI	7
BB	2
SO	10
LOB	18

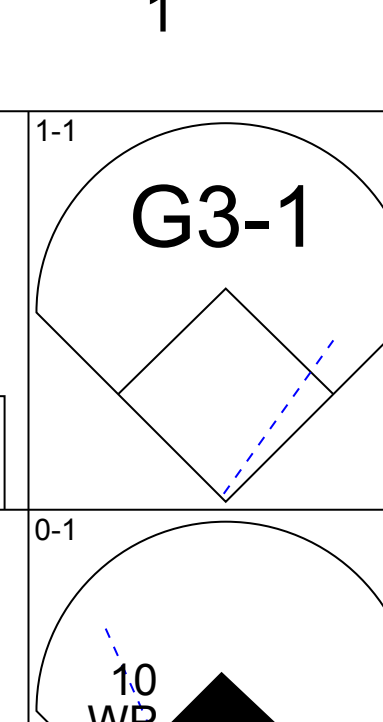
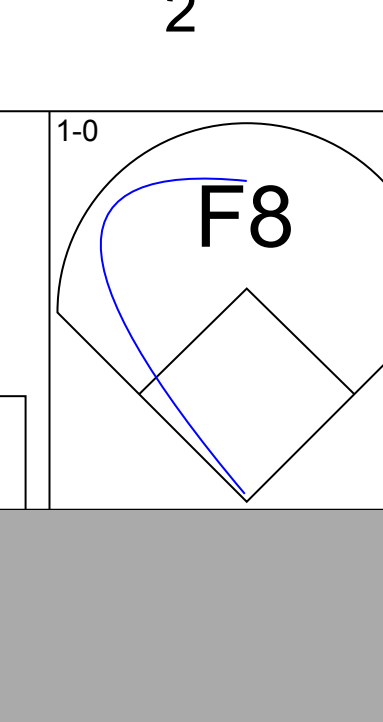
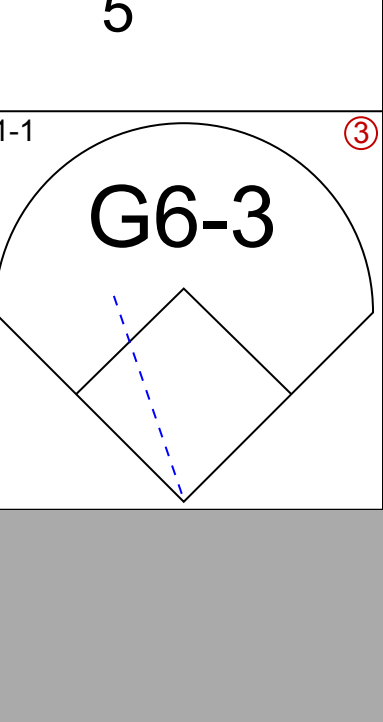
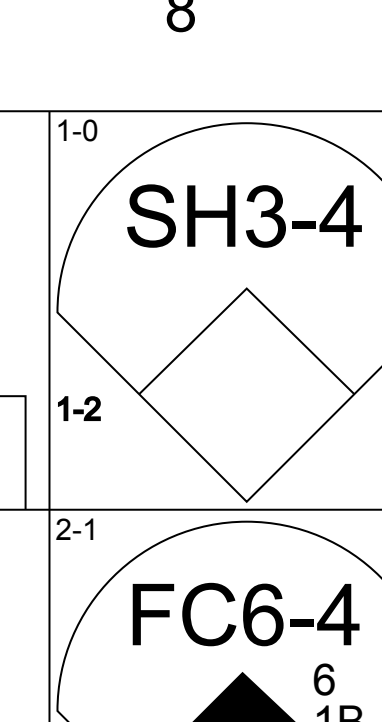
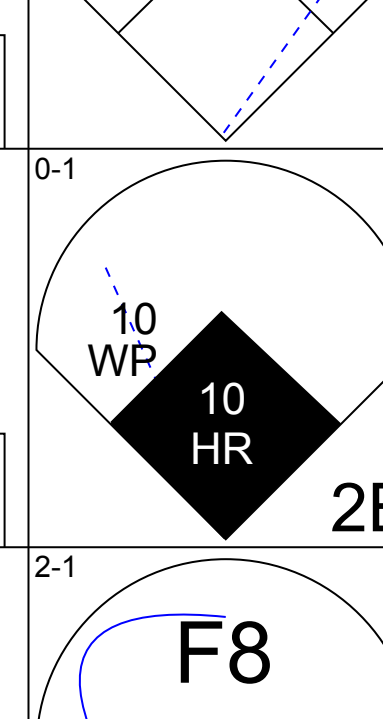
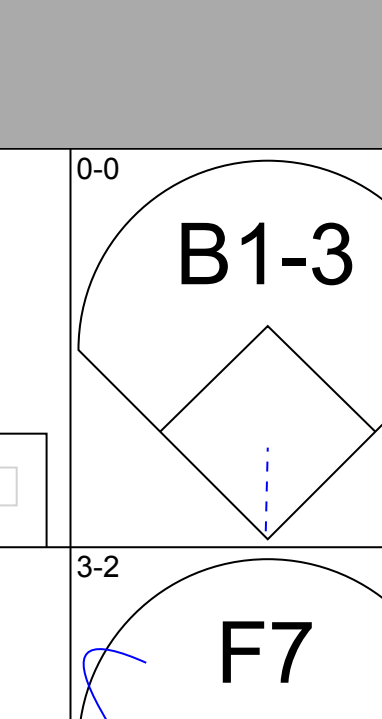
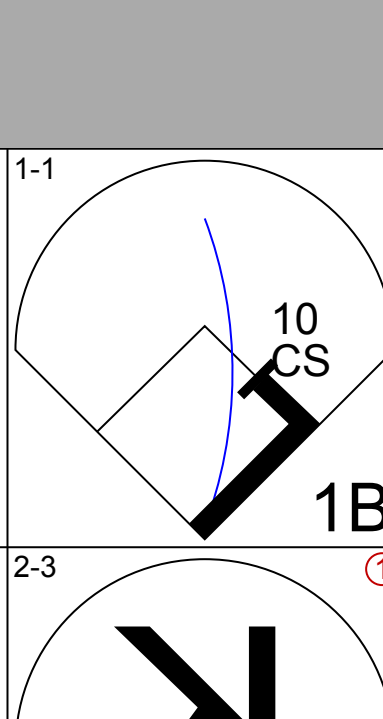
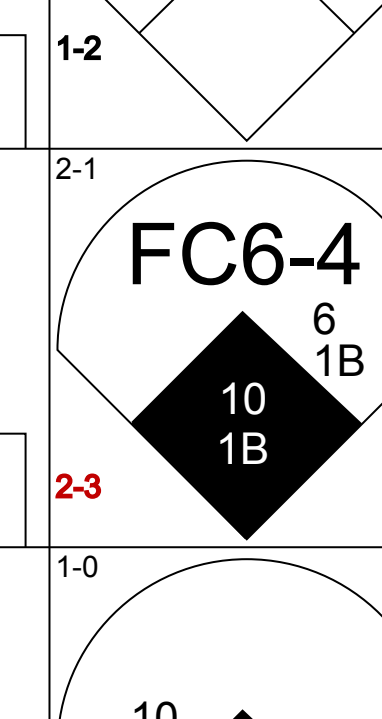
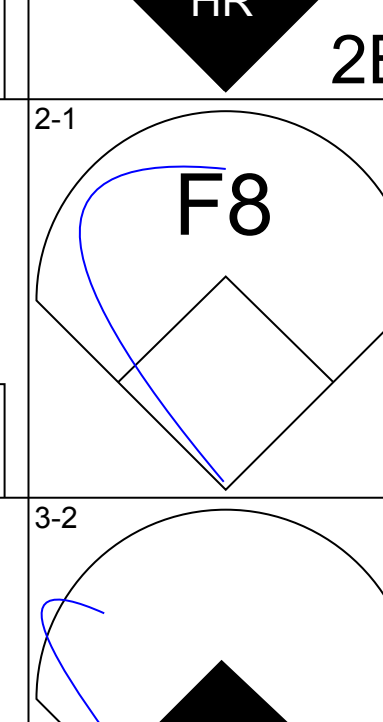
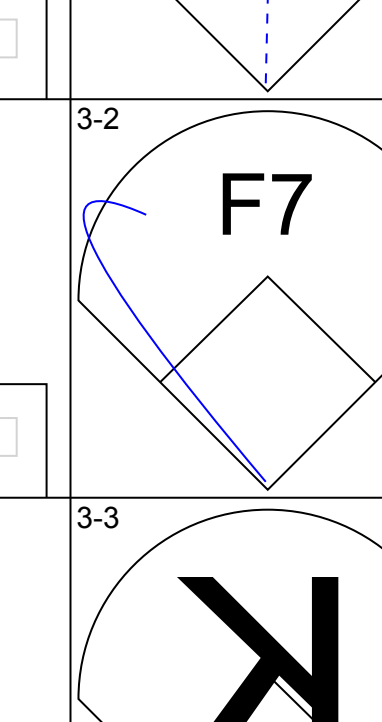
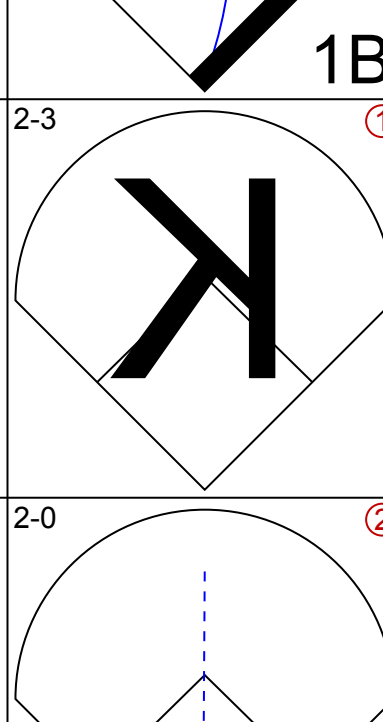
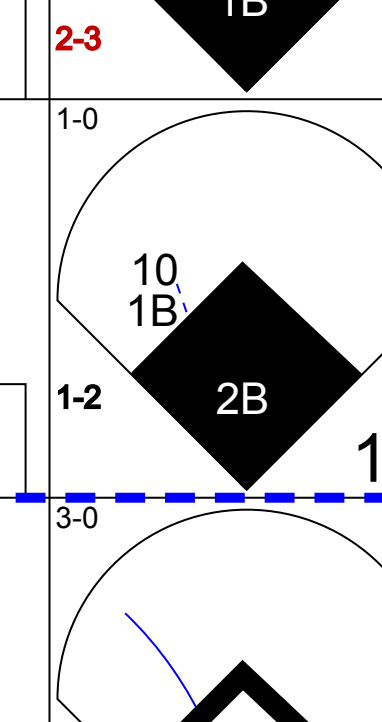
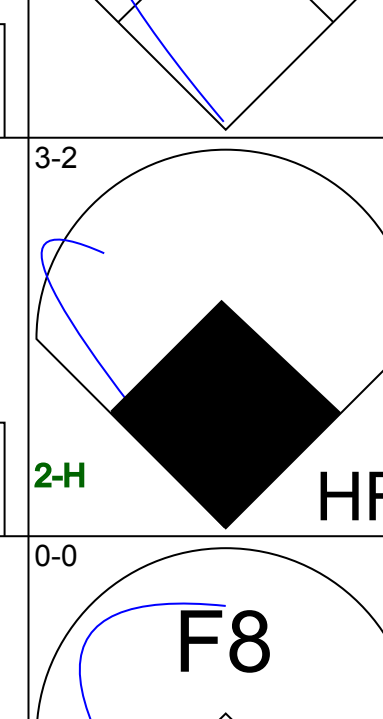
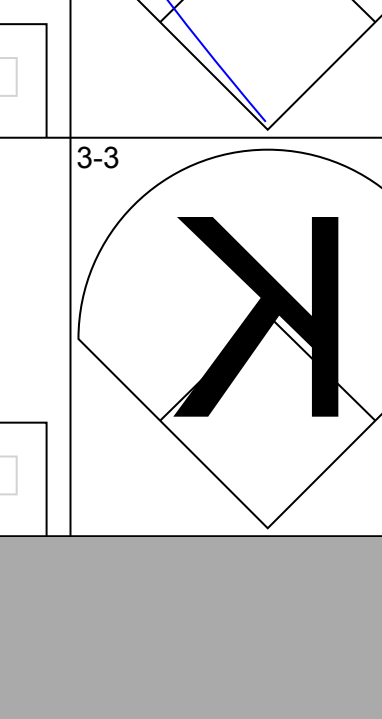
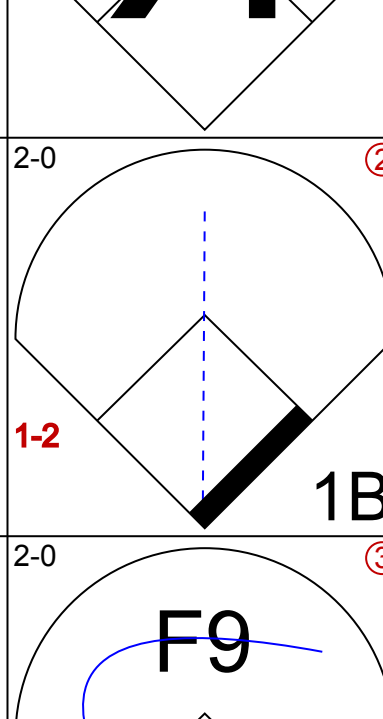
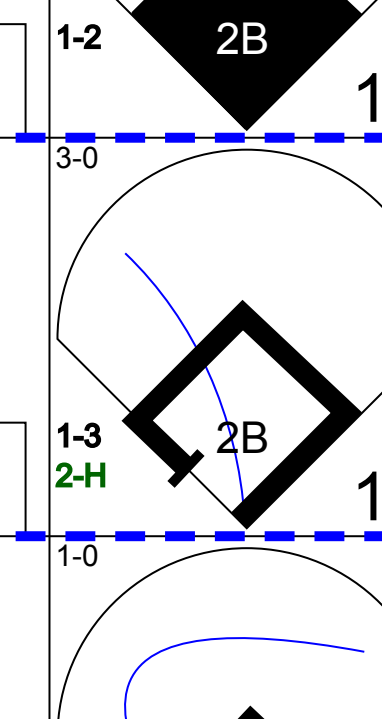
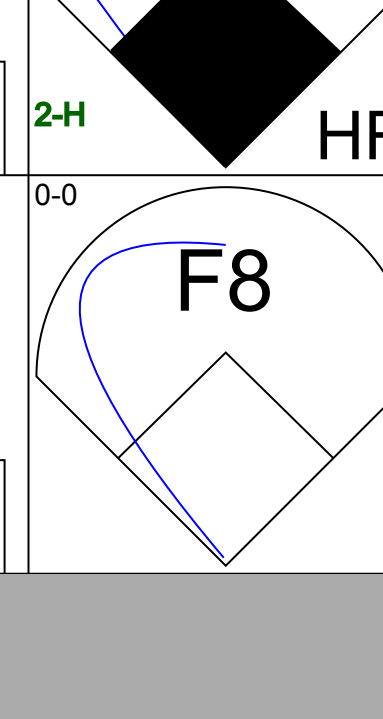
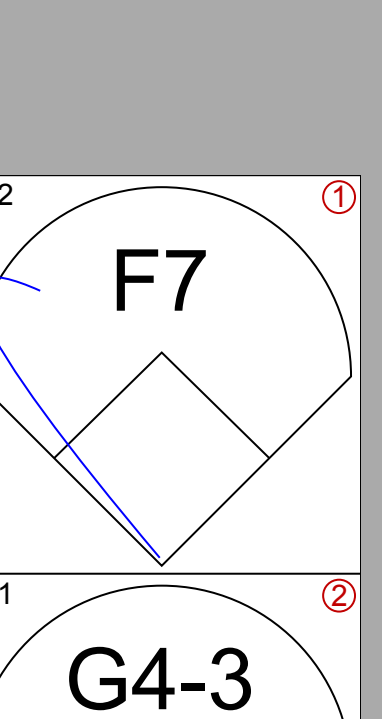
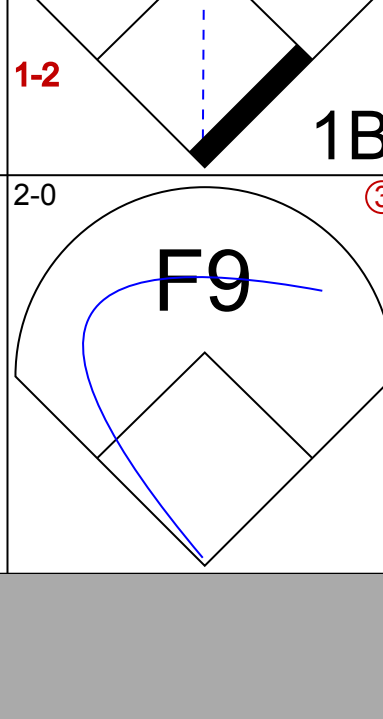
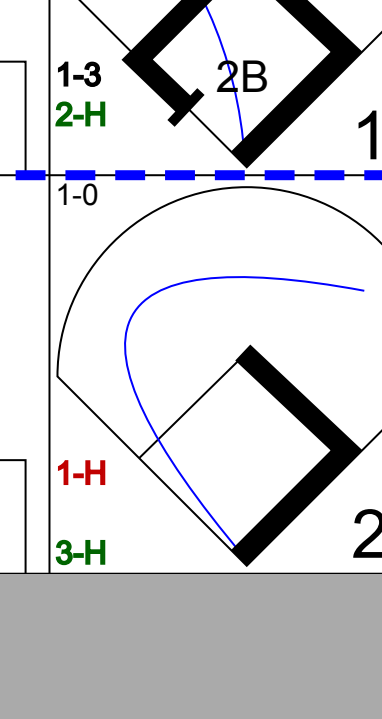
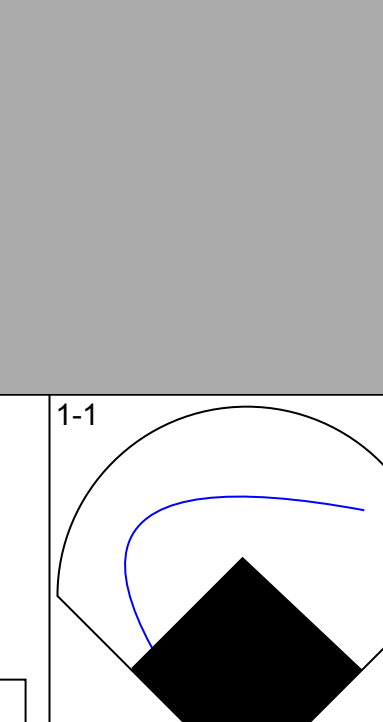
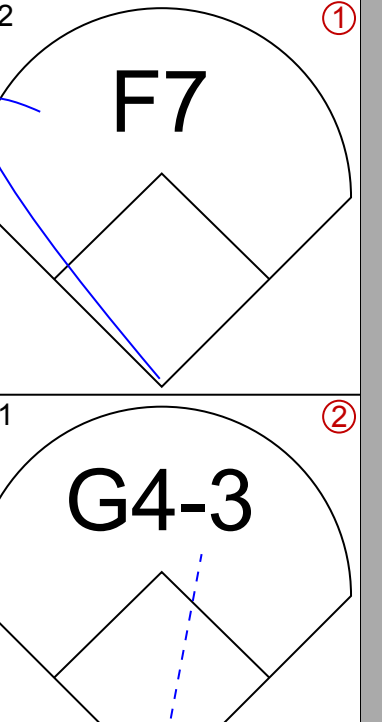
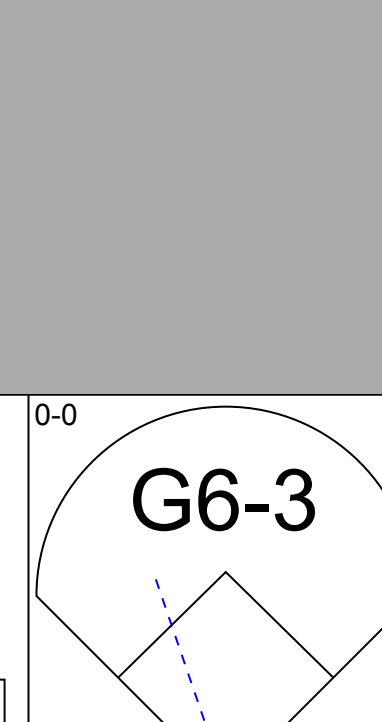
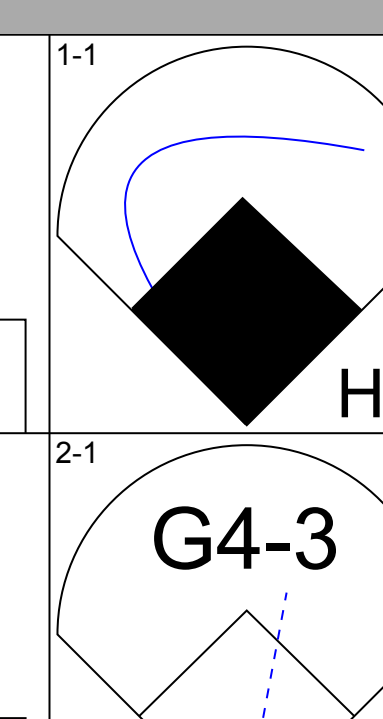
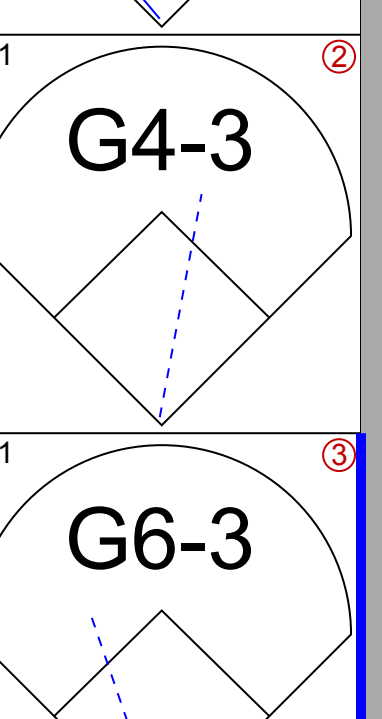
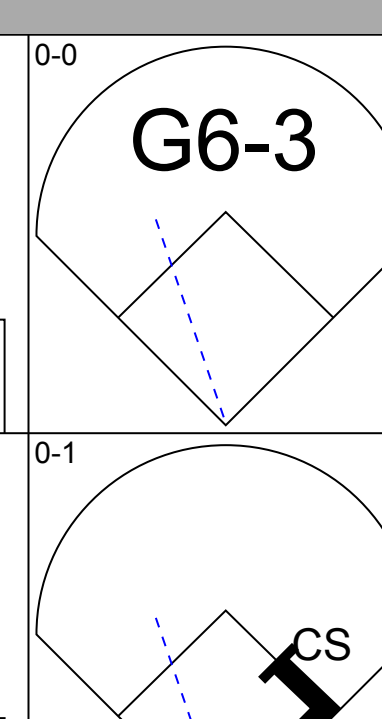
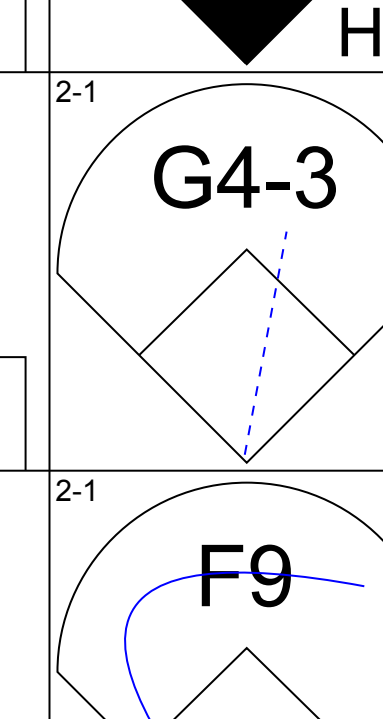
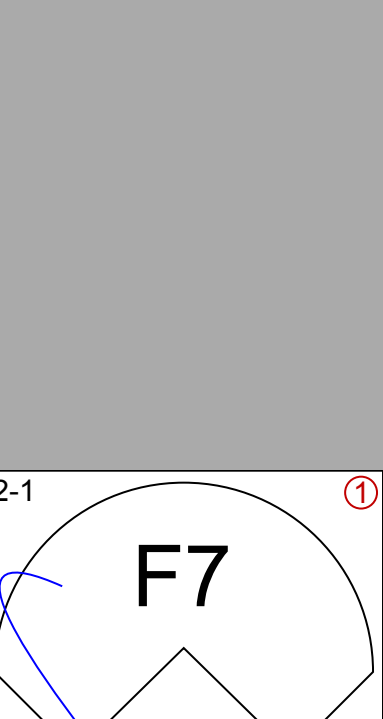
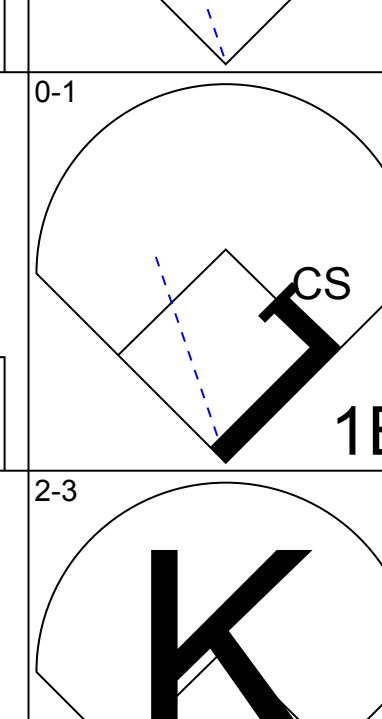
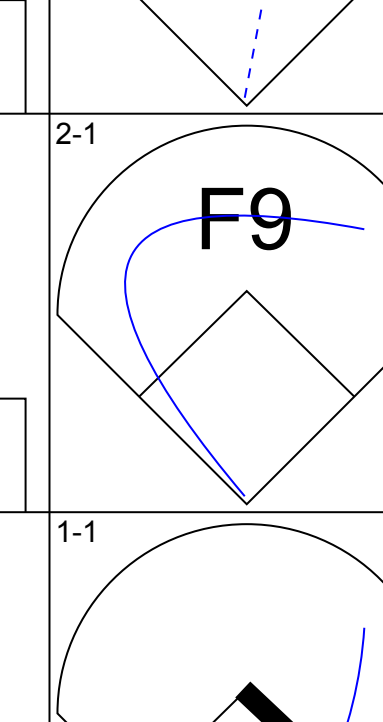
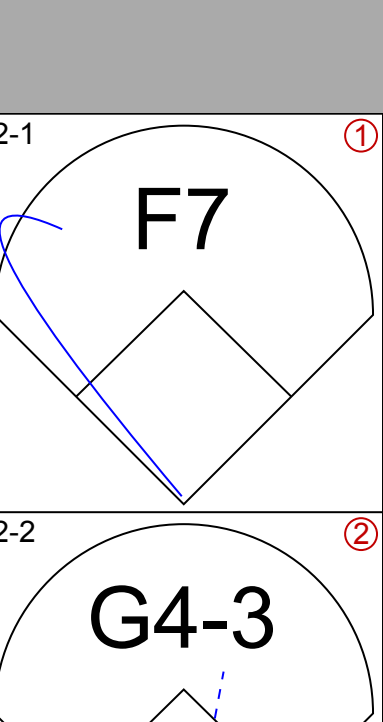
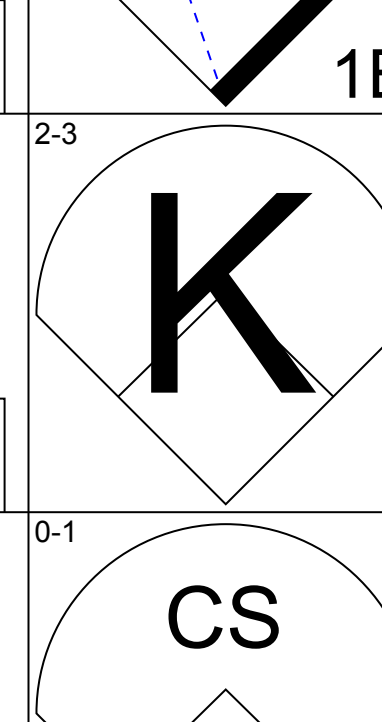
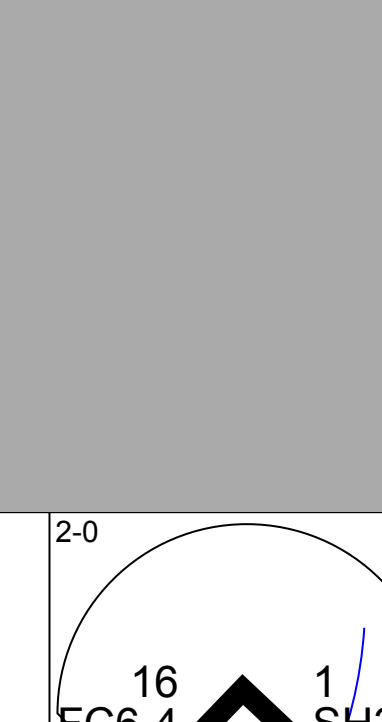


Batter	1	2	3	4	5	6	7	8	9	AB	R	H	RBI	BB	SO	LOB	TOP									
20 Omar Infante, R OBP: 0.320, SLG: 0.448	G5-3		K		K			G6-3		4	0	0	0	0	2	4	Detroit Tigers @ Baltimore Orioles Oriole Park at Camden Yards, Baltimore, MD Sat Sep 25 2004, 4:35 PM EDT Att: 29,598 - Cloudy - 83 F									
15 Brandon Inge, R OBP: 0.344, SLG: 0.449	G6-3			F7		P3		K		4	0	0	0	0	1	0										
Ivan Rodriguez, R OBP: 0.384, SLG: 0.510	F7			F8		G4-3		L7		4	0	0	0	0	0											
Dmitri Young, S OBP: 0.344, SLG: 0.490		K		P4				HBP 1B		4	0	2	0	0	1	0										
Rondell White, R OBP: 0.340, SLG: 0.458	G6-3				G6-3		K			4	0	0	0	0	2	2										
Craig Monroe, R OBP: 0.334, SLG: 0.486	L9				G6-3		G6-3			4	0	1	0	0	0	0										
Carlos Pena, L OBP: 0.347, SLG: 0.487			F9		BB 33 BB 1B		P5			3	0	1	0	0	0	0										
33 Marcus Thames, R OBP: 0.320, SLG: 0.474			G5-3		BB					3	0	1	0	1	1	3										
Ryan Raburn, R OBP: 0.176, SLG: 0.133										1	0	0	0	2	1	1										
30 Chris Shelton, R OBP: 0.333, SLG: 0.295			20 BB							1	0	0	0	0	1	3										
Inning Stats	R: 0 E: 0 K: 0 S: 10	H: 0 LOB: 0 BB: 0 P: 14	R: 0 E: 0 K: 1 S: 7	H: 0 LOB: 0 BB: 0 P: 11	R: 0 E: 1 K: 1 S: 6	H: 0 LOB: 1 BB: 1 P: 15	R: 0 E: 0 K: 0 S: 4	H: 0 LOB: 0 BB: 0 P: 5	R: 0 E: 0 K: 1 S: 12	H: 1 LOB: 3 BB: 2 P: 25	R: 0 E: 0 K: 1 S: 9	H: 1 LOB: 1 BB: 0 P: 15	R: 0 E: 0 K: 1 S: 8	H: 1 LOB: 1 BB: 0 P: 12	R: 0 E: 0 K: 1 S: 8	H: 0 LOB: 0 BB: 0 P: 11	R: 0 E: 0 K: 3 S: 14	H: 2 LOB: 3 BB: 0 P: 18	1B: 5 2B: 0 3B: 0 HR: 0	SF: 0 SAC: 0 DP: 0 HBP: 1	WP: 0 PB: 0 SB: 0 CS: 0	PA: 36				
PITCHER	IP	WLS	BF	H	R	ER	SO	BB	IBB	HBP	BLK	WP	HR	S	P	ERA	WHIP									
Matt Riley, L ERA: 5.64	(1, 1)	6.0	W	23	2	0	0	4	3	0	0	0	0	0	8	85	0.00	0.833								
Buddy Groom, L ERA: 5.14	(7, 1)	1.0	H	4	1	0	0	1	0	0	0	0	0	0	8	12	0.00	1.000								
Jason Grimsley, R ERA: 3.51	(8, 1)	1.0	H	3	0	0	0	1	0	0	0	0	0	0	8	11	0.00	0.000								
B.J. Ryan, L ERA: 2.37	(9, 1)	1.0	S	6	2	0	0	3	0	0	1	0	0	0	14	18	0.00	2.000								


Batter	1	2	3	4	5	6	7	8	9	AB	R	H	RBI	BB	SO	LOB	BOTTOM									
1 Brian Roberts, S OBP: 0.391, SLG: 0.385	K	G4-3			F9			G4-6-3 1B		4	0	1	1	0	1	1	Detroit Tigers @ Baltimore Orioles Oriole Park at Camden Yards, Baltimore, MD Sat Sep 25 2004, 4:35 PM EDT Att: 29,598 - Cloudy - 83 F									
David Newhan, L OBP: 0.366, SLG: 0.453	6 BB		P2					G4-6-3 1B		2	1	0	0	2	0	2										
6 Melvin Mora, R OBP: 0.421, SLG: 0.569	10 BB		G5-3							4	1	1	0	0	1	1										
10 Miguel Tejada, R OBP: 0.362, SLG: 0.531	G6-3									3	0	1	1	0	0	1										
Rafael Palmeiro, L OBP: 0.366, SLG: 0.433										4	0	1	1	0	1	2										
Javy Lopez, R OBP: 0.371, SLG: 0.495	K				G6-3					4	0	0	0	0	2	2										
B.J. Surhoff, L OBP: 0.362, SLG: 0.411		F7			G6-3					2	0	0	0	1	0	0										
Larry Bigbie, L OBP: 0.341, SLG: 0.427		K			G5-3					3	1	0	0	0	1	1										
31 Jay Gibbons, L OBP: 0.294, SLG: 0.357										3	0	2	0	0	0	0										
Inning Stats	R: 2 E: 0 K: 2 S: 14	H: 2 LOB: 1 BB: 1 P: 24	R: 0 E: 0 K: 1 S: 11	H: 1 LOB: 0 BB: 0 P: 15	R: 0 E: 0 K: 0 S: 6	H: 0 LOB: 1 BB: 0 P: 10	R: 0 E: 0 K: 0 S: 6	H: 0 LOB: 0 BB: 0 P: 8	R: 0 E: 0 K: 1 S: 15	H: 0 LOB: 1 BB: 1 P: 21	R: 0 E: 0 K: 1 S: 9	H: 0 LOB: 0 BB: 0 P: 13	R: 1 E: 0 K: 0 S: 9	H: 2 LOB: 1 BB: 1 P: 18	R: 0 E: 0 K: 1 S: 9	H: 1 LOB: 1 BB: 0 P: 14	1B: 4 2B: 2 3B: 0 HR: 0	SF: 0 SAC: 0 DP: 1 HBP: 1	WP: 0 PB: 0 SB: 0 CS: 0	PA: 33						
PITCHER	IP	WLS	BF	H	R	ER	SO	BB	IBB	HBP	BLK	WP	HR	S	P	ERA	WHIP									
38 Jeremy Bonderman, R ERA: 5.14	(1, 1)	7.0	L	29	5	3	3	5	3	0	1	0	0	0	70	109	3.86	1.143								
Craig Dingman, R ERA: 5.83	(8, 1)	1.0		4	1	0	0	1	0	0	0	0	0	9	14	0.00	1.000									




Batter	1	2	3	4	5	6	7	8	9	AB	R	H	RBI	BB	SO	LOB	TOP					
20 Omar Infante, R OBP: 0.318, SLG: 0.444 (1, 6)										4	0	0	0	0	2	2	Detroit Tigers @ Baltimore Orioles Oriole Park at Camden Yards, Baltimore, MD Sun Sep 26 2004, 1:35 PM EDT Att: 41,178 - Overcast - 78 F					
Bobby Higginson, L OBP: 0.349, SLG: 0.386 (1, 9)										4	0	1	0	0	1	2						
Craig Monroe, R OBP: 0.331, SLG: 0.481 (1, 7) (8, 8)										4	0	0	0	0	1	1						
Dmitri Young, S OBP: 0.342, SLG: 0.486 (1, 10)										3	0	0	0	0	0	0						
Carlos Pena, L OBP: 0.345, SLG: 0.484 (1, 3)										3	0	0	0	0	2	0						
Eric Munson, L OBP: 0.296, SLG: 0.452 (1, 5)										3	0	0	0	0	1	0						
15 Brandon Inge, R OBP: 0.342, SLG: 0.445 (1, 2)										3	0	0	0	0	0	0						
Jason Smith, L OBP: 0.287, SLG: 0.471 (1, 4)										3	0	1	0	0	0	1						
Nook Logan, S OBP: 0.331, SLG: 0.331 33 Marcus Thames, R (& PH) OBP: 0.318, SLG: 0.471 (8, 7) (6, 7)										2 1	0 1	1 0	0 0	0 0	0 0	0 1						
Inning Stats	R: 0 H: 0 E: 0 K: 1 S: 11	H: 0 LOB: 0 BB: 0 P: 12	R: 0 H: 0 E: 0 K: 0 S: 6	H: 0 LOB: 0 BB: 0 P: 8	R: 0 H: 2 E: 0 K: 2 S: 11	LOB: 2 BB: 0 P: 16	R: 0 H: 0 E: 0 K: 1 S: 6	H: 0 LOB: 0 BB: 0 P: 9	R: 0 H: 0 E: 0 K: 1 S: 7	H: 0 LOB: 0 BB: 0 P: 10	R: 0 H: 1 E: 0 K: 0 S: 9	H: 1 LOB: 1 BB: 0 P: 10	R: 0 H: 0 E: 0 K: 1 S: 13	H: 0 LOB: 0 BB: 0 P: 16	R: 0 H: 0 E: 1 K: 0 S: 9	H: 0 LOB: 0 BB: 0 P: 13	R: 0 H: 0 E: 0 K: 1 S: 8	H: 0 LOB: 0 BB: 0 P: 10	1B: 3 2B: 0 3B: 0 HR: 0	SF: 0 SAC: 0 DP: 1 HBP: 0	WP: 0 PB: 0 SB: 0 CS: 0	PA: 30
PITCHER Rodrigo Lopez, R ERA: 3.56 (1, 1)	IP: 9.0 WLS: W BF: 30 H: 3 R: 0 ER: 0 SO: 7 BB: 0 IBB: 0 HBP: 0 BLK: 0 WP: 0 HR: 0 S: 80 P: 104 ERA: 0.00 WHIP: 0.333															PITCHER IP: WLS: BF: H: R: ER: SO: BB: IBB: HBP: BLK: WP: HR: S: P: ERA: WHIP:						

Batter	1	2	3	4	5	6	7	8	9	AB	R	H	RBI	BB	SO	LOB	BOTTOM					
1 Brian Roberts, S OBP: 0.349, SLG: 0.383 (1, 4)										3	0	0	0	0	0	1	Detroit Tigers @ Baltimore Orioles Oriole Park at Camden Yards, Baltimore, MD Sun Sep 26 2004, 1:35 PM EDT Att: 41,178 - Overcast - 78 F					
16 Tim Raines, S OBP: 0.284, SLG: 0.310 (1, 8)										4	2	2	0	0	0	1						
6 Melvin Mora, R OBP: 0.420, SLG: 0.567 (1, 5)										4	1	1	0	0	1	2						
10 Miguel Tejada, R OBP: 0.364, SLG: 0.537 (1, 6)										4	1	3	3	0	1	0						
Rafael Palmeiro, L OBP: 0.365, SLG: 0.434 (1, 10)										4	0	1	1	0	0	1						
B.J. Surhoff, L OBP: 0.362, SLG: 0.420 (1, 9) (5, 3)										3	1	1	1	0	0	0						
Jose Leon, R OBP: 0.203, SLG: 0.303 David Newhan, L OBP: 0.368, SLG: 0.455 (5, 9)										2	0	0	0	0	0	0						
Larry Bigbie, L OBP: 0.339, SLG: 0.424 (1, 7)										3	0	0	0	0	1	1						
Gerónimo Gil, R OBP: 0.381, SLG: 0.421 (1, 2)										3	0	2	0	0	0	0						
Inning Stats	R: 2 H: 2 E: 0 K: 0 S: 10	H: 2 LOB: 0 BB: 0 P: 16	R: 1 H: 2 E: 0 K: 0 S: 9	H: 2 LOB: 1 BB: 0 P: 16	R: 0 H: 0 E: 0 K: 1 S: 9	H: 0 LOB: 0 BB: 0 P: 15	R: 0 H: 0 E: 0 K: 0 S: 7	H: 0 LOB: 0 BB: 0 P: 11	R: 0 H: 2 E: 0 K: 1 S: 7	H: 2 LOB: 1 BB: 0 P: 14	R: 0 H: 1 E: 0 K: 1 S: 8	H: 1 LOB: 0 BB: 0 P: 10	R: 2 H: 4 E: 0 K: 0 S: 7	H: 4 LOB: 2 BB: 0 P: 17	R: 0 H: 0 E: 0 K: 1 S: 8	H: 0 LOB: 0 BB: 0 P: 10	R: 0 H: 0 E: 0 K: 1 S: 7	H: 0 LOB: 2 BB: 0 P: 17	1B: 6 2B: 3 3B: 0 HR: 2	SF: 0 SAC: 1 DP: 0 HBP: 0	WP: 1 PB: 0 SB: 0 CS: 2	PA: 33
PITCHER Mike Maroth, L ERA: 4.29 Roberto Novoa, R ERA: 6.5 Steve Colyer, L ERA: 6.98 (8, 1) (8, 1)	IP: 0.0 WLS: L BF: 1 H: 1 R: 0 ER: 0 SO: 0 BB: 0 IBB: 0 HBP: 0 BLK: 0 WP: 0 HR: 0 S: 1 P: 4 ERA: ∞ WHIP: ∞															PITCHER IP: WLS: BF: H: R: ER: SO: BB: IBB: HBP: BLK: WP: HR: S: P: ERA: WHIP:						

AB 30
R 0
H 3
RBI 0
BB 0
SO 7
LOB 7



AB 31
R 5
H 11
RBI 5
BB 0
SO 3
LOB 6



Batter	1	2	3	4	5	6	7	8	9	AB	R	H	RBI	BB	SO	LOB	TOP					
Willie Harris, L OBP: 0.339, SLG: 0.316 (1,4)			L6		G4-3					4	0	1	0	0	1	1	Chicago White Sox @ Detroit Tigers Comerica Park, Detroit, MI Mon Sep 27 2004, 7:05 PM EDT Att: 12,495 - Sunny - 72 F					
Aaron Rowand, R OBP: 0.368, SLG: 0.546 (1,8)	G4-3		L7		G6-3			F9		4	0	0	0	0	3							
Carlos Lee, R OBP: 0.365, SLG: 0.520 (1,7)	P3						G1-3		L8	4	1	1	0	0	0							
14 Paul Konerko, R OBP: 0.362, SLG: 0.540 (1,10)					G1				F8	3	0	1	0	1	0							
Ross Gload, L OBP: 0.380, SLG: 0.467 (1,3)		F8					F7			4	0	2	1	0	2							
Ben Davis, S OBP: 0.285, SLG: 0.350 (1,2)		L9			G4-3		G1-3		K	4	0	0	0	0	1							
Jose Valentin, S OBP: 0.285, SLG: 0.474 (1,6)		F9			K		F7		F9	4	0	0	0	0	1							
Joe Borchard, S OBP: 0.244, SLG: 0.302 (1,9)			E7				K		G4-3	4	0	0	0	0	1							
24 Joe Crede, R OBP: 0.300, SLG: 0.419 (1,5)			P5						G4-3	2	1	1	1	1	0	1	AB 34 R 2 H 6 RBI 2 BB 2 SO 4 LOB 14					
Timo Perez, L OBP: 0.286, SLG: 0.339 (9, PH)										1	0	0	0	0	0							
Inning Stats	R: 0 E: 0 K: 1 S: 8	H: 0 LOB: 0 BB: 0 P: 9	R: 0 E: 0 K: 0 S: 7	H: 0 LOB: 1 BB: 1 P: 15	R: 0 E: 1 K: 0 S: 10	H: 0 LOB: 1 BB: 0 P: 15	R: 1 E: 0 K: 1 S: 11	H: 2 LOB: 1 BB: 0 P: 15	R: 1 E: 0 K: 0 S: 8	H: 1 LOB: 0 BB: 0 P: 10	R: 0 E: 0 K: 0 S: 11	H: 1 LOB: 1 BB: 1 P: 14	R: 0 E: 0 K: 1 S: 14	H: 1 LOB: 2 BB: 1 P: 25	R: 0 E: 0 K: 1 S: 8	H: 1 LOB: 1 BB: 0 P: 10	R: 0 E: 0 K: 0 S: 7	H: 0 LOB: 0 BB: 0 P: 7	1B: 3 2B: 2 3B: 0 HR: 1	SF: 0 SAC: 0 DP: 0 HBP: 0	WP: 4 PB: 0 SB: 1 CS: 0	PA: 36
PITCHER	IP WLS BF H R ER SO BB IBB HBP BLK WP HR S P ERA WHIP																					
Gary Knotts, R ERA: 5.5 (1,1)	6.2 W 28 5 2 2 3 2 0 0 0 0 3 1 66 99 2.70 1.050																					
Al Levine, R ERA: 4.54 (7,1)	1.0 H 3 0 0 0 0 0 0 0 0 0 1 0 7 9 0.00 0.000																					
Jamie Walker, L ERA: 3.29 (8,1)	0.2 H 3 1 0 0 1 0 0 0 0 0 0 0 6 7 0.00 1.500																					
Esteban Yan, R ERA: 3.87 (9,1)	0.2 S 2 0 0 0 0 0 0 0 0 0 0 0 5 5 0.00 0.000																					

Batter	1	2	3	4	5	6	7	8	9	AB	R	H	RBI	BB	SO	LOB	BOTTOM	
20 Omar Infante, R OBP: 0.315, SLG: 0.440 (1,6)			F9			K		G6-3		4	0	0	0	0	2	0	Chicago White Sox @ Detroit Tigers Comerica Park, Detroit, MI Mon Sep 27 2004, 7:05 PM EDT Att: 12,495 - Sunny - 72 F	
Bobby Higginson, L OBP: 0.348, SLG: 0.384 (1,9)			G3			P6		L3		3	0	0	0	1	0			
Ivan Rodriguez, R OBP: 0.384, SLG: 0.509 (1,2)	P3		F9							3	1	1	0	0	0			
Dmitri Young, S OBP: 0.341, SLG: 0.493 (1,10)	G1-3				G1-3					3	1	1	2	0	0			
Carlos Pena, L OBP: 0.345, SLG: 0.481 (1,3)					P6		K			2	1	0	0	1	1			
Craig Monroe, R OBP: 0.331, SLG: 0.485 (1,7)					F9			G6-3		3	1	1	1	0	0			
Eric Munson, L OBP: 0.293, SLG: 0.448 (1,5)						L5		F9		3	0	0	0	0	1			
15 Brandon Inge, R OBP: 0.342, SLG: 0.445 (8,5)					K					0	0	0	0	0	0			
Jason Smith, L OBP: 0.283, SLG: 0.464 (1,4)					SH4-3		P4		K	2	0	0	1	0	1			
Nook Logan, S OBP: 0.323, SLG: 0.322 (1,8)					G3				F7	3	0	0	0	0	1			
Inning Stats	R: 0 E: 0 K: 1 S: 11	H: 0 LOB: 1 BB: 1 P: 19	R: 2 E: 0 K: 1 S: 10	H: 1 LOB: 0 BB: 1 P: 19	R: 0 E: 0 K: 0 S: 5	H: 0 LOB: 0 BB: 0 P: 11	R: 0 E: 0 K: 0 S: 7	H: 0 LOB: 0 BB: 0 P: 9	R: 0 E: 0 K: 2 S: 14	H: 2 LOB: 0 BB: 0 P: 21	R: 0 E: 0 K: 1 S: 7	H: 0 LOB: 0 BB: 0 P: 8	R: 0 E: 0 K: 0 S: 5	H: 0 LOB: 0 BB: 0 P: 9	1B: 1 2B: 0 3B: 1 HR: 1	SF: 0 SAC: 1 DP: 0 HBP: 0	WP: 0 PB: 0 SB: 0 CS: 0	PA: 29
PITCHER	IP WLS BF H R ER SO BB IBB HBP BLK WP HR S P ERA WHIP																	
Jason Grilli, R ERA: 6.75 (1,1)	8.0 L 29 3 4 4 6 2 0 0 0 0 0 1 64 103 4.50 0.625																	

Batter	1	2	3	4	5	6	7	8	9	AB	R	H	RBI	BB	SO	LOB	TOP										
Aaron Rowand, R OBP: 0.365, SLG: 0.541 (1, 8) X	G6-3		F8		G5-3		K			4	0	0	0	0	1	2	Chicago White Sox @ Detroit Tigers Comerica Park, Detroit, MI Tue Sep 28 2004, 7:05 PM EDT Att: 13,860 - Unknown - 59 F										
5 Juan Uribe, R OBP: 0.320, SLG: 0.494 (1, 4) C B F X	F9		G5-4-3 1B			E6 14 CS BB		P2		4	0	1	1	0	0	0											
Carlos Lee, R OBP: 0.365, SLG: 0.519 (1, 7) B X	1B		G5-4-3 1-2			14 HR BB		P4		3	1	1	0	1	0	1											
14 Paul Konerko, R OBP: 0.362, SLG: 0.544 (1, 10) 1 SAFE SAFE	K		G5-3			HR		P3		4	1	1	2	0	1	1											
Ross Gload, L OBP: 0.382, SLG: 0.477 (1, 3) B X	G1-3		F8			2B				4	0	2	0	0	0	0											
24 Joe Crede, R OBP: 0.301, SLG: 0.425 Willie Harris, L OBP: 0.338, SLG: 0.316 (9, PH)	HR		F8			G6-3		G3		3	1	1	1	0	0	1											
Joe Borchard, S OBP: 0.239, SLG: 0.295 (1, 9) B X	K				K2-3	G5-3		L3		4	0	0	0	0	2	2											
Sandy Alomar Jr., R OBP: 0.298, SLG: 0.308 Jose Valentin, S OBP: 0.285, SLG: 0.472 (9, PH)	K					G6-3 1B		P2		3	0	1	0	0	1	0											
Wilson Valdez, R OBP: 0.294, SLG: 0.375 (1, 6) B X			E5 F8 S 1B		G6-3			B5-3		3	1	0	0	0	0	1											
Inning Stats	R: 0 E: 0 K: 1 S: 8	H: 1 LOB: 1 BB: 0 P: 13	R: 1 E: 0 K: 2 S: 16	H: 1 LOB: 0 BB: 0 P: 24	R: 1 E: 1 K: 0 S: 11	H: 1 LOB: 0 BB: 0 P: 14	R: 0 E: 0 K: 0 S: 4	H: 0 LOB: 0 BB: 0 P: 7	R: 0 E: 0 K: 1 S: 8	H: 1 LOB: 1 BB: 0 P: 11	R: 2 E: 1 K: 0 S: 14	H: 2 LOB: 1 BB: 1 P: 26	R: 0 E: 0 K: 1 S: 7	H: 0 LOB: 0 BB: 0 P: 9	R: 0 E: 0 K: 0 S: 7	H: 1 LOB: 1 BB: 0 P: 14		R: 0 E: 0 K: 0 S: 7	H: 1 LOB: 1 BB: 0 P: 12	1B: 3 2B: 2 3B: 0 HR: 2	SF: 0 SAC: 0 DP: 1 HBP: 0	WP: 0 PB: 0 SB: 1 CS: 1	PA: 35				
PITCHER	IP	WLS	BF	H	R	ER	SO	BB	IBB	HBP	BLK	WP	HR	S	P	ERA	WHIP										
29 Nate Robertson, L ERA: 4.79 Franklyn German, R ERA: 7.5 Esteban Yan, R ERA: 3.83	6.0		25	6	4	3	4	1	0	0	0	0	2	61	95	4.50	1.167										

Batter	1	2	3	4	5	6	7	8	9	AB	R	H	RBI	BB	SO	LOB	BOTTOM										
20 Omar Infante, R OBP: 0.318, SLG: 0.449 (1, 6) F X	HR		1B 2B	K				G6-3		4	1	2	1	1	1	2	Chicago White Sox @ Detroit Tigers Comerica Park, Detroit, MI Tue Sep 28 2004, 7:05 PM EDT Att: 13,860 - Unknown - 59 F										
Bobby Higginson, L OBP: 0.355, SLG: 0.396 (1, 9) B C X	HR		1B BB		15 1B PB 2B			S BB		2	2	2	1	3	0	0											
Ivan Rodriguez, R OBP: 0.384, SLG: 0.599 15 Brandon Inge, R OBP: 0.342, SLG: 0.444 (4, 2) F SAFE	K		FC6 1B		PB 1B			F9		2	0	1	0	0	1	0											
Dmitri Young, S OBP: 0.337, SLG: 0.487 (1, 10) B X	K		P3		K			K		5	0	0	0	0	3	6											
Carlos Pena, L OBP: 0.346, SLG: 0.480 (1, 3) B C X	F8		FC6		BB			1B HR 1B		3	1	1	0	1	0	3											
Craig Monroe, R OBP: 0.330, SLG: 0.482 (1, 7) C C X	P6				G5-3			HR 1B		4	1	1	0	0	1	2											
Eric Munson, L OBP: 0.293, SLG: 0.455 (1, 5) B B X	K				G4-3			HR		4	1	1	3	0	1	2											
Jason Smith, L OBP: 0.282, SLG: 0.454 (1, 4) C B X	K				1B WP BB			G4-3		3	0	0	0	1	1	0											
Nook Logan, S OBP: 0.321, SLG: 0.320 (1, 8) B B X	F7		F7		20 S 1B			F7		4	0	1	0	0	0	0											
Inning Stats	R: 2 E: 0 K: 2 S: 13	H: 2 LOB: 0 BB: 0 P: 17	R: 0 E: 0 K: 2 S: 10	H: 0 LOB: 0 BB: 0 P: 13	R: 0 E: 0 K: 0 S: 8	H: 2 LOB: 3 BB: 1 P: 17	R: 0 E: 0 K: 1 S: 8	H: 1 LOB: 2 BB: 1 P: 15	R: 1 E: 0 K: 2 S: 13	H: 2 LOB: 2 BB: 1 P: 22	R: 0 E: 0 K: 1 S: 11	H: 0 LOB: 2 BB: 2 P: 24	R: 3 E: 0 K: 0 S: 8	H: 3 LOB: 0 BB: 0 P: 13	R: 0 E: 0 K: 1 S: 9	H: 0 LOB: 1 BB: 1 P: 16		1B: 5 2B: 2 3B: 0 HR: 3	SF: 0 SAC: 0 DP: 0 HBP: 0	WP: 1 PB: 1 SB: 2 CS: 0	PA: 40						
PITCHER	IP	WLS	BF	H	R	ER	SO	BB	IBB	HBP	BLK	WP	HR	S	P	ERA	WHIP										
52 Jose Contreras, R ERA: 5.77 Neal Cotts, L ERA: 5.65 Jon Adkins, R ERA: 4.72 Arnie Munoz, L ERA: 9.0	5.2		28	7	3	2	7	4	0	0	0	0	1	12	23	27.00	4.000										

Batter	1	2	3	4	5	6	7	8	9	AB	R	H	RBI	BB	SO	LOB	TOP
Willie Harris, L OBP: 0.336, SLG: 0.314 (1, 8)	G4-3		F7		K		G1-3		HR	5	1	1	0	0	1	0	
5 Juan Uribe, R OBP: 0.323, SLG: 0.501 (1, 4)	E9 HR		HR		P5		HR		E5 HR	5	4	3	1	0	0	2	
Carlos Lee, R OBP: 0.369, SLG: 0.532 (1, 10)	P6		HR		FC3-6 1B		1B		HR	5	2	4	6	0	0	1	
Ross Gload, L OBP: 0.378, SLG: 0.484 (1, 3)	HR		G6-3		FC3-6 24 HBP 1B		G3		K	5	2	1	2	0	1	2	
Jose Valentin, S OBP: 0.282, SLG: 0.468 (1, 6)	K				F9		F9		G4-3	4	0	0	0	0	2	1	
Wilson Valdez, R OBP: 0.286, SLG: 0.364 (8, 6)										1	0	0	0	0	0	0	
24 Joe Crede, R OBP: 0.300, SLG: 0.422 (1, 5)		G4-3			G5-3		F8			3	0	0	0	0	0	0	
Timo Perez, L OBP: 0.285, SLG: 0.338 (1, 7)		E3 CS			F8		1B		G4-3	4	0	1	1	0	0	0	
Joe Borchard, S OBP: 0.239, SLG: 0.310 (1, 9)		K			HR		K		K	4	1	1	1	0	3	3	
Ben Davis, S OBP: 0.255, SLG: 0.348 (1, 2)		CS			P5		P6		HR	4	1	1	0	0	1	0	
Inning Stats	R: 2 H: 2 E: 1 K: 1 S: 14	H: 2 R: 0 ER: 0 SO: 10 BB: 0 LOB: 20	H: 0 R: 0 ER: 0 SO: 10 BB: 0 LOB: 14	H: 2 R: 2 ER: 0 SO: 11 BB: 0 LOB: 15	H: 0 R: 0 ER: 0 SO: 8 BB: 0 LOB: 11	H: 1 R: 1 ER: 0 SO: 10 BB: 0 LOB: 13	H: 2 R: 1 ER: 0 SO: 14 BB: 0 LOB: 22	H: 2 R: 1 ER: 0 SO: 12 BB: 0 LOB: 16	H: 0 R: 0 ER: 0 SO: 7 BB: 0 LOB: 8	H: 3 R: 4 ER: 1 SO: 15 BB: 0 LOB: 19	1B: 7 2B: 0 3B: 0 HR: 5	SF: 0 SAC: 0 DP: 0 HBP: 1	WP: 0 PB: 0 SB: 0 CS: 1	PA: 42			
PITCHER	IP	WLS	BF	H	R	ER	SO	BB	IBB	HBP	BLK	WP	HR	S	P	ERA	WHIP
Jason Johnson, R ERA: 5.13 (1, 1)	7.0	L	31	9	7	7	6	0	0	1	0	0	4	79	111	9.00	1.286
Steve Colyer, L ERA: 6.75 (8, 1)	1.0		3	0	0	0	0	0	0	0	0	0	0	7	8	0.00	0.000
John Ennis, R ERA: 9.0 (9, 1)	1.0		7	3	4	3	2	0	0	0	0	0	1	15	19	27.00	3.000

Chicago White Sox @ Detroit Tigers
Comerica Park, Detroit, MI
Wed Sep 29 2004, 1:05 PM EDT
Att: 8,944 - Cloudy - 66 F

AB	40
R	11
H	12
RBI	11
BB	0
SO	8
LOB	9

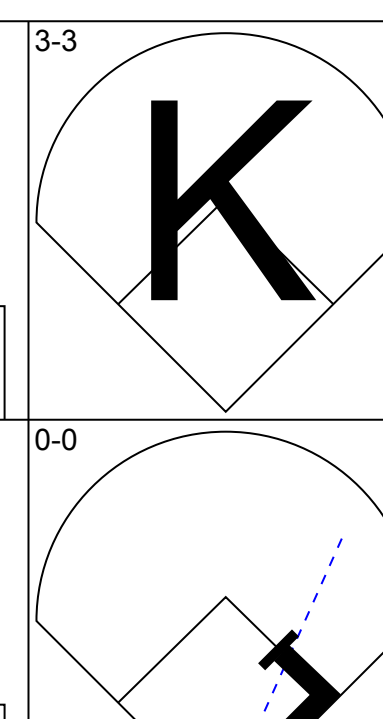
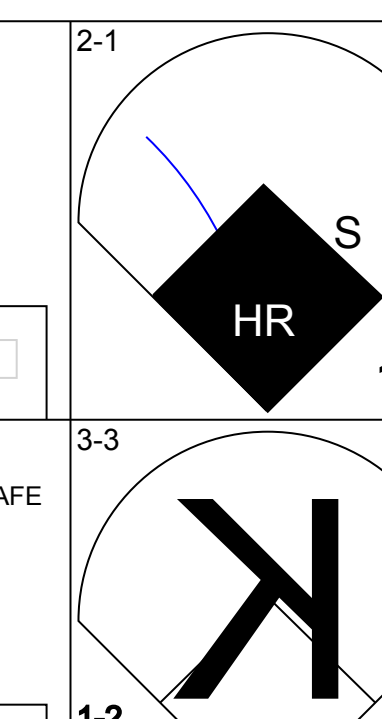
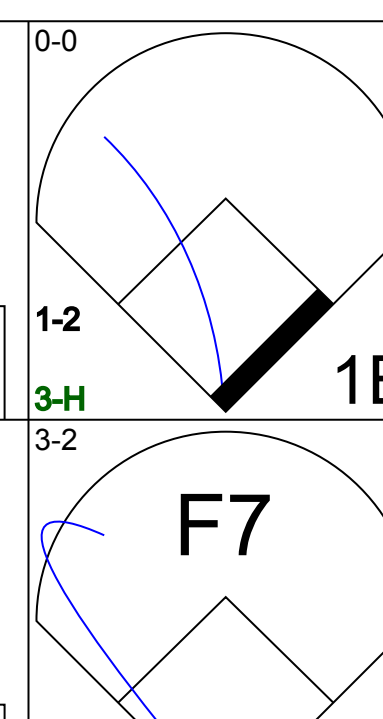
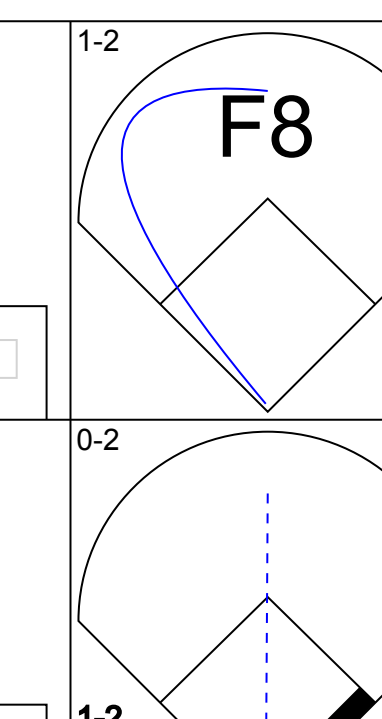
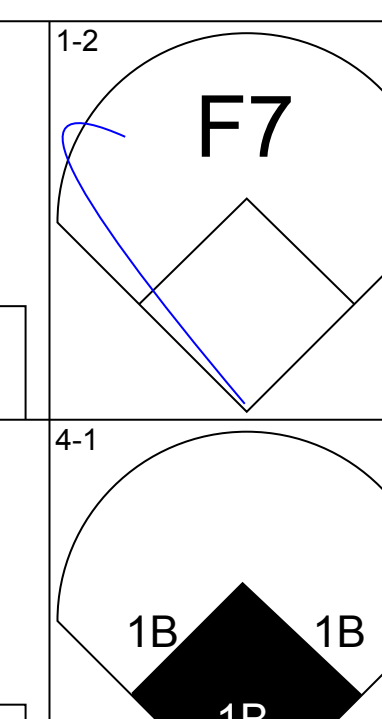
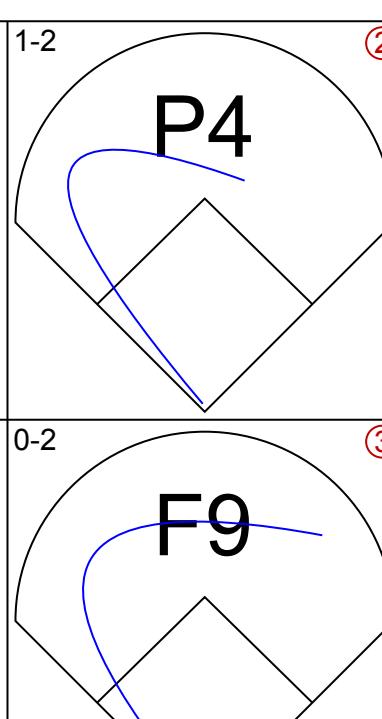
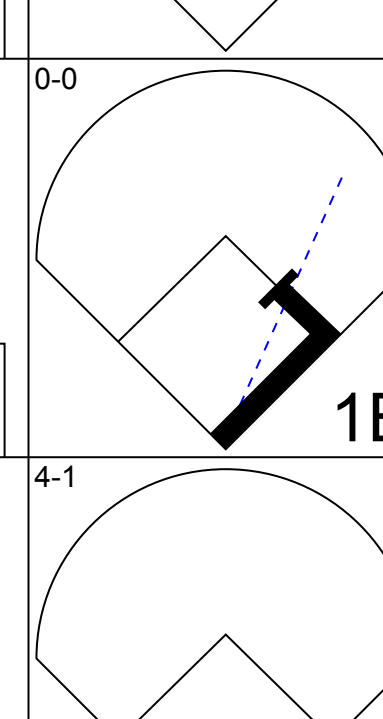
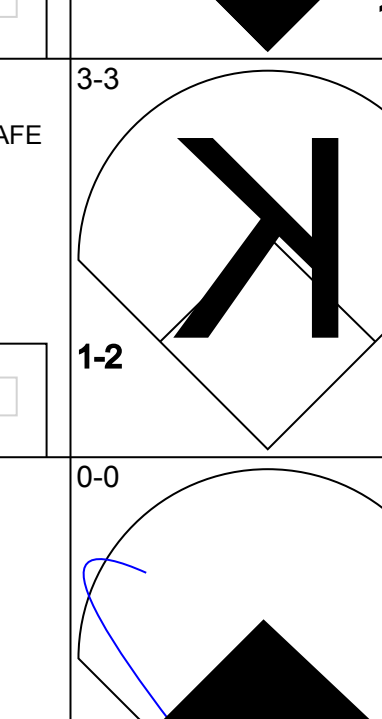
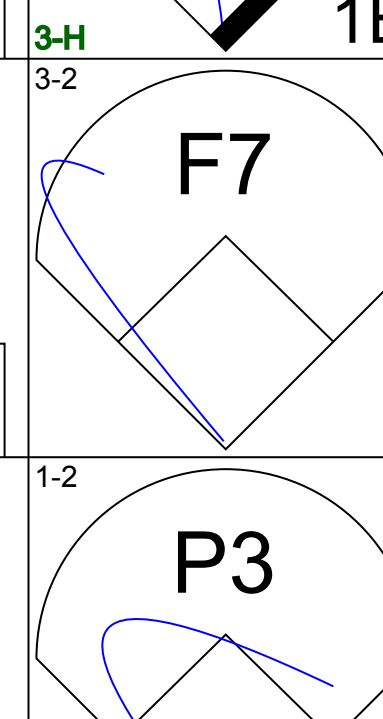
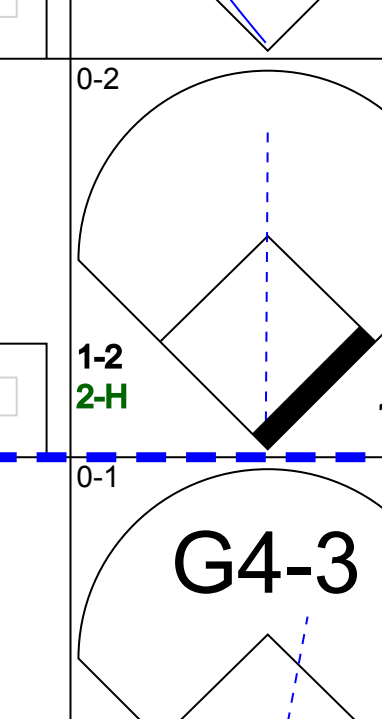
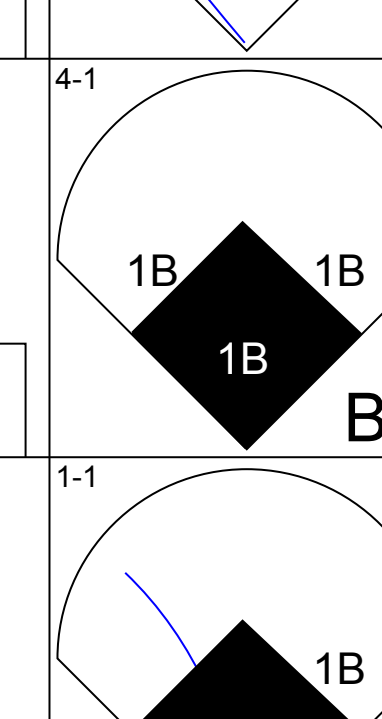
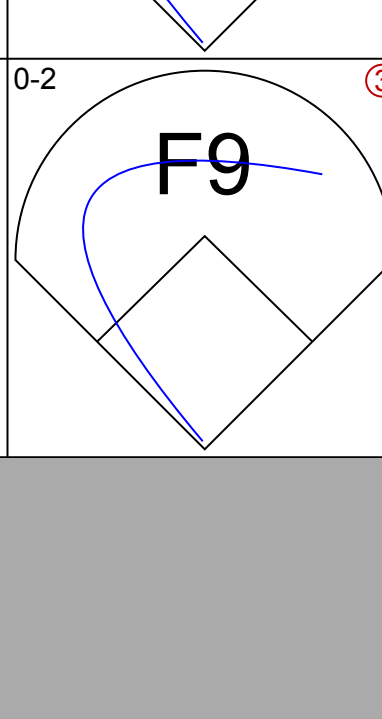
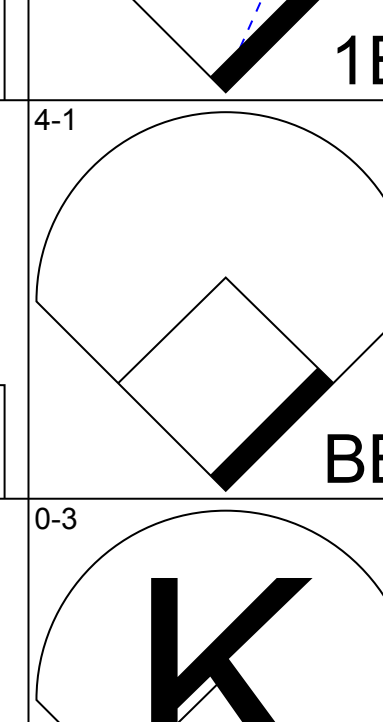
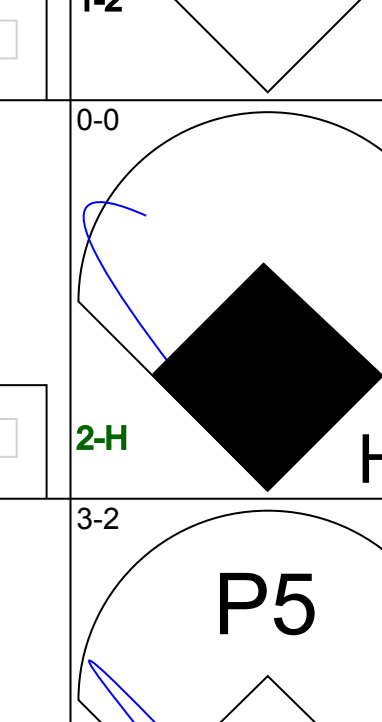
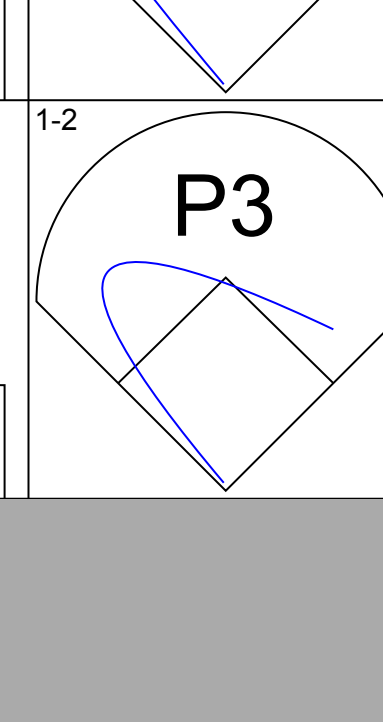
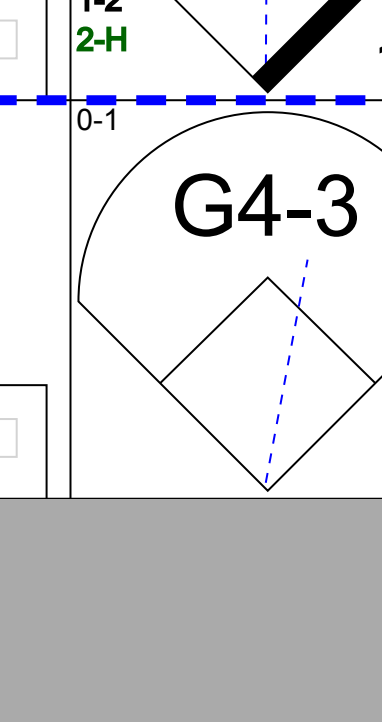
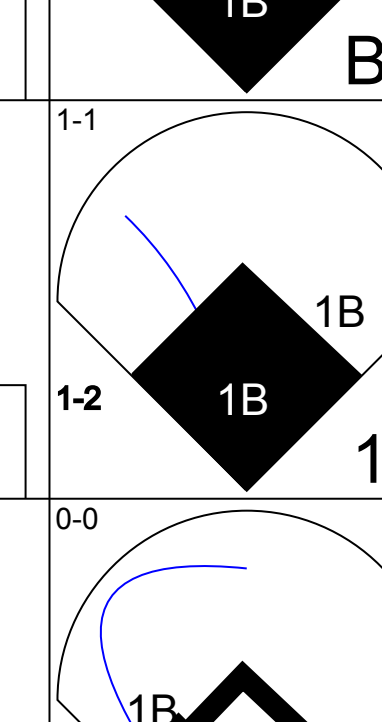

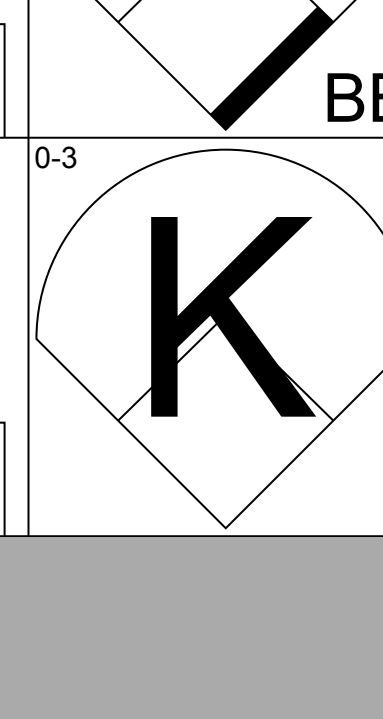
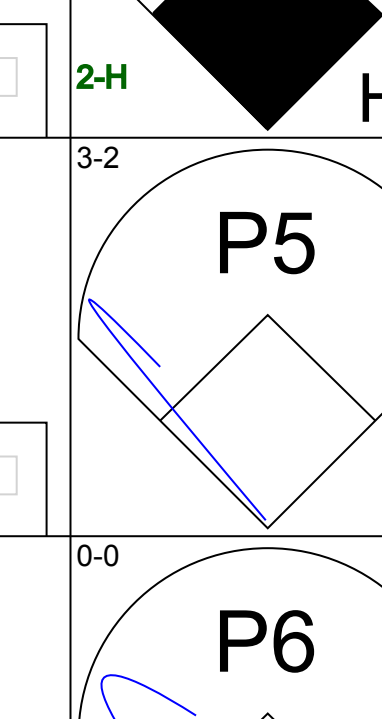
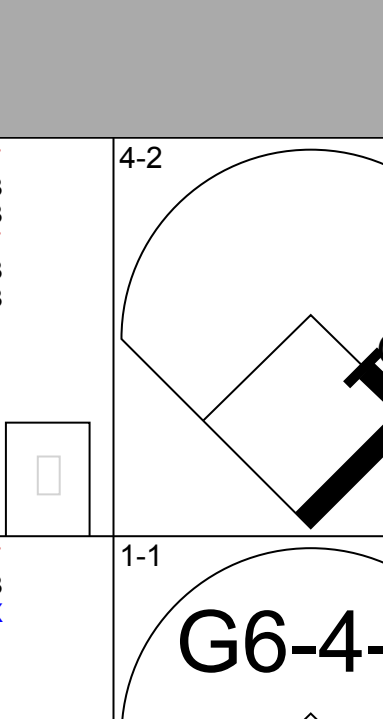
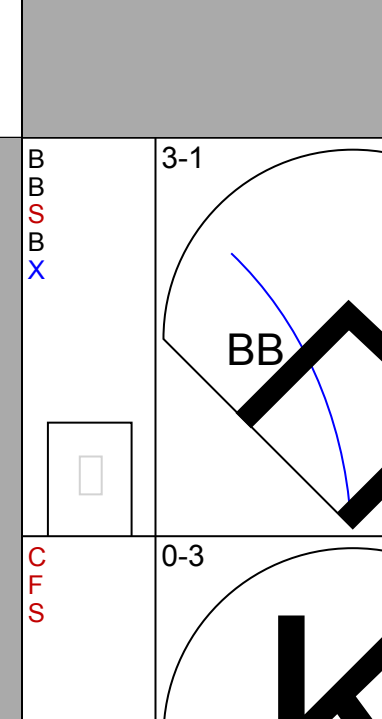
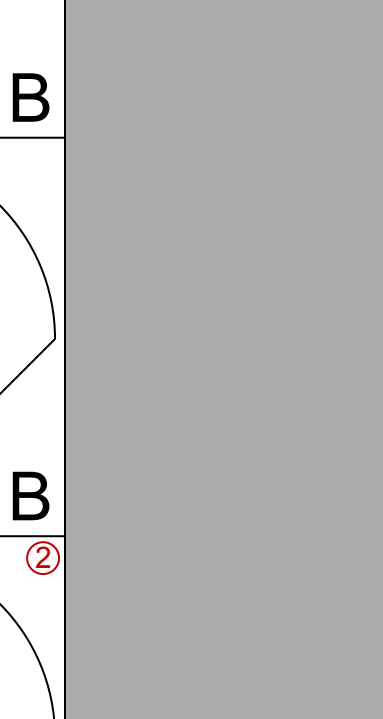

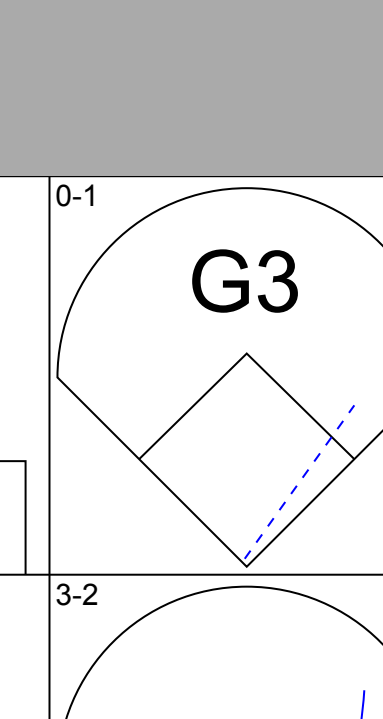
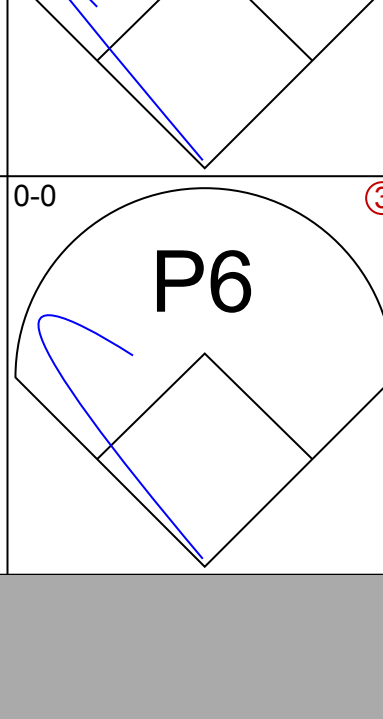
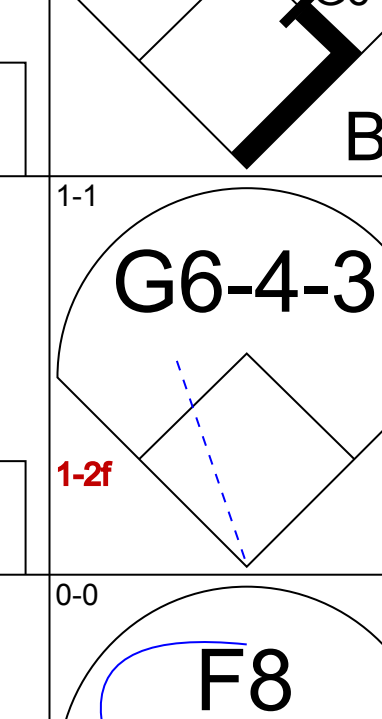
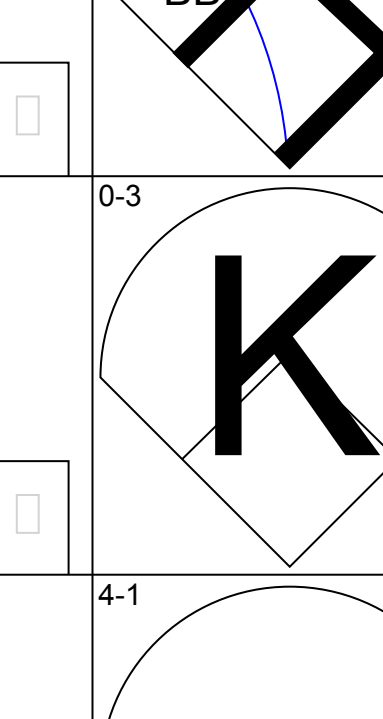



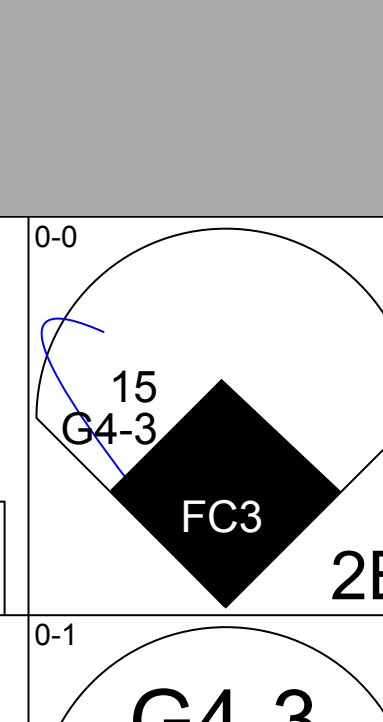

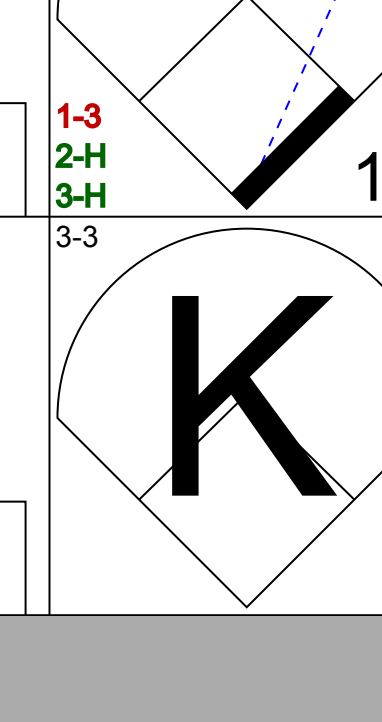



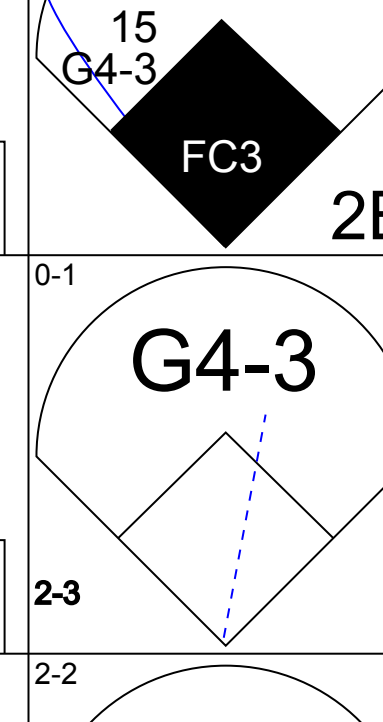
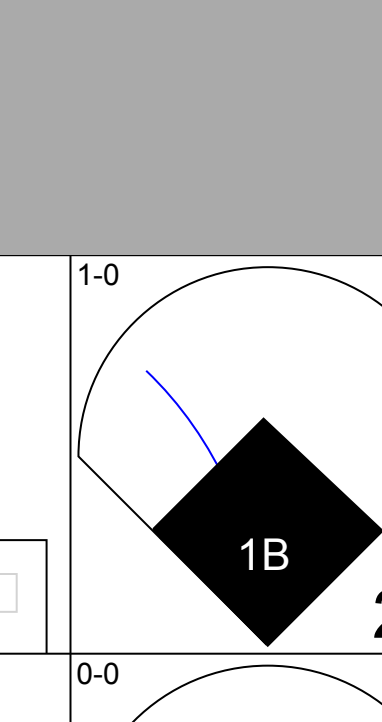
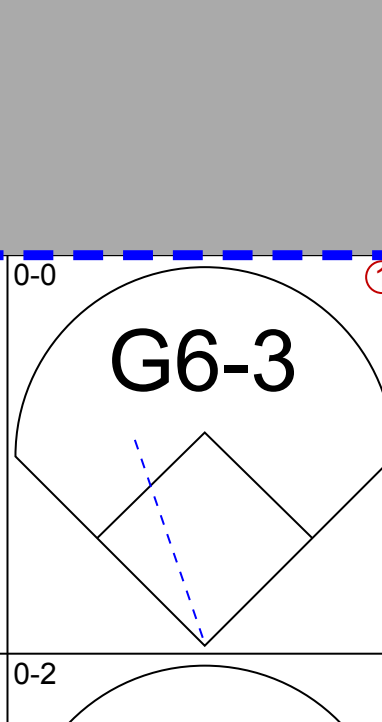


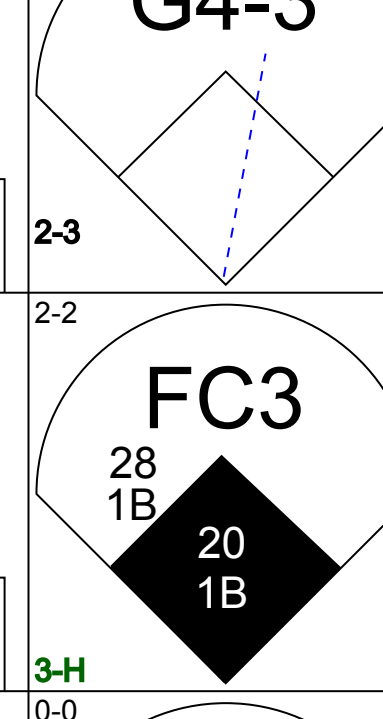
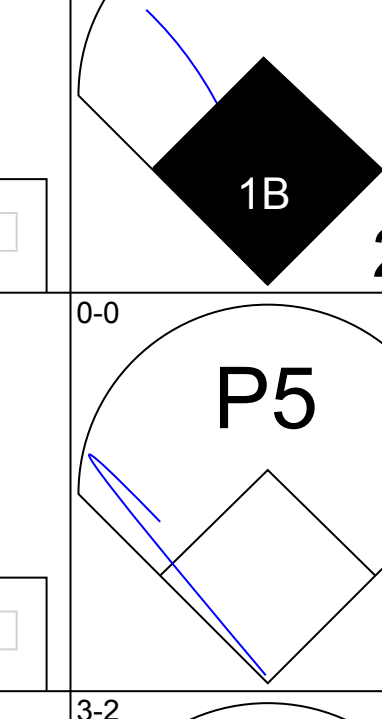

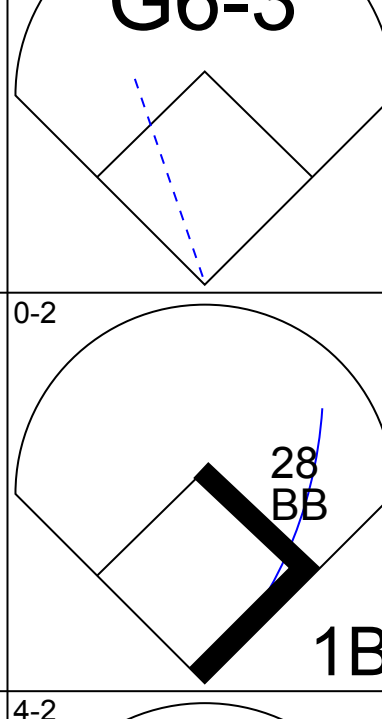


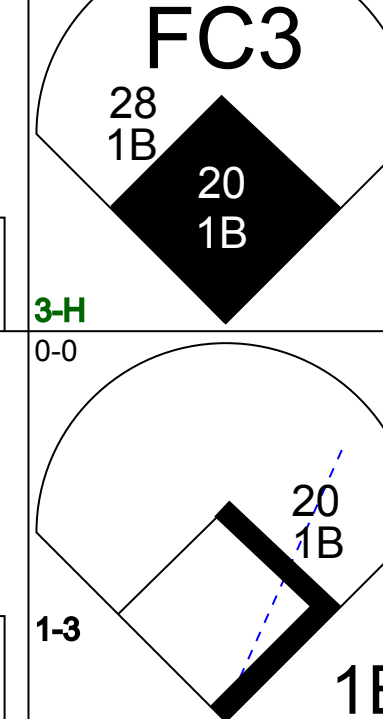
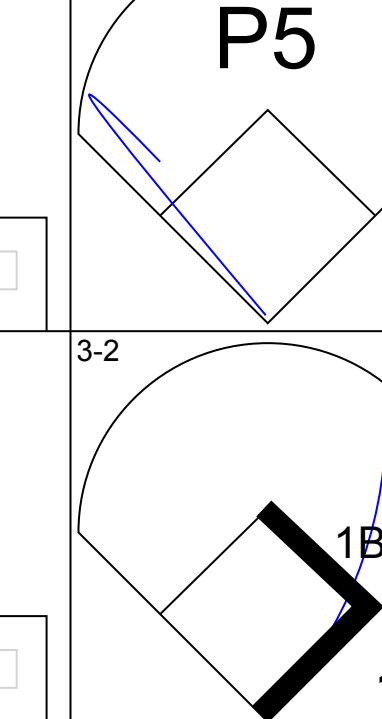

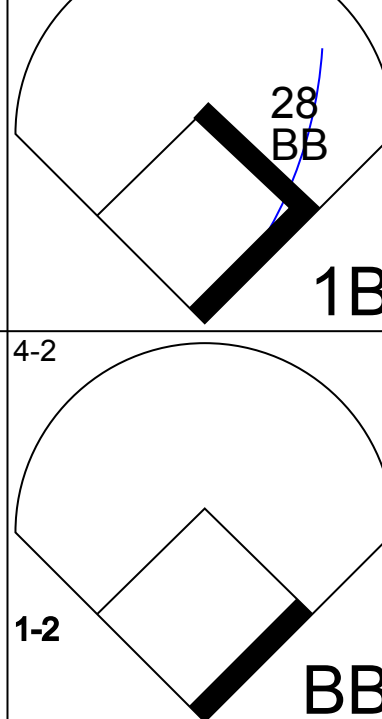


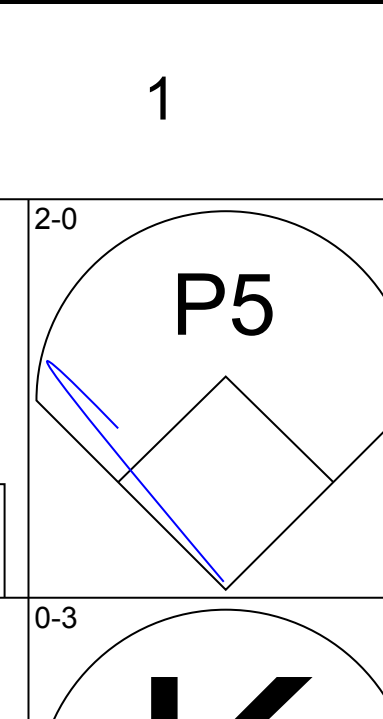
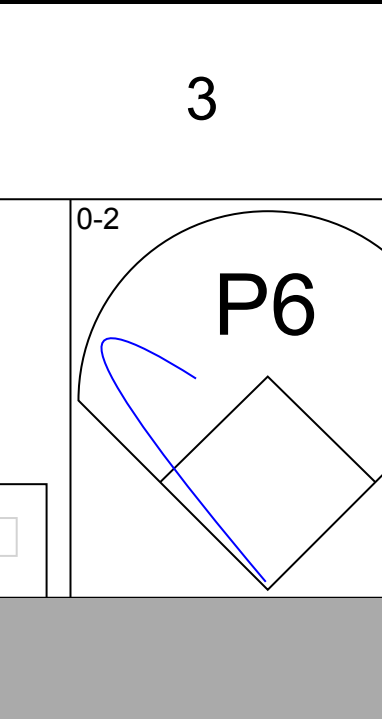
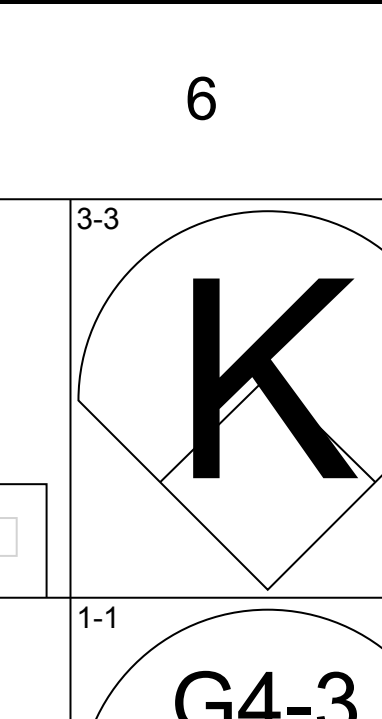
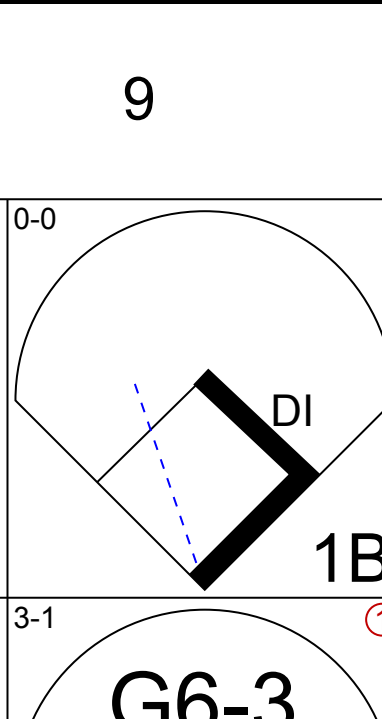
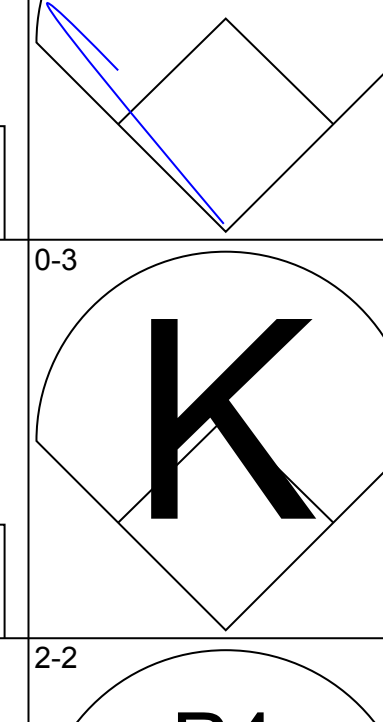
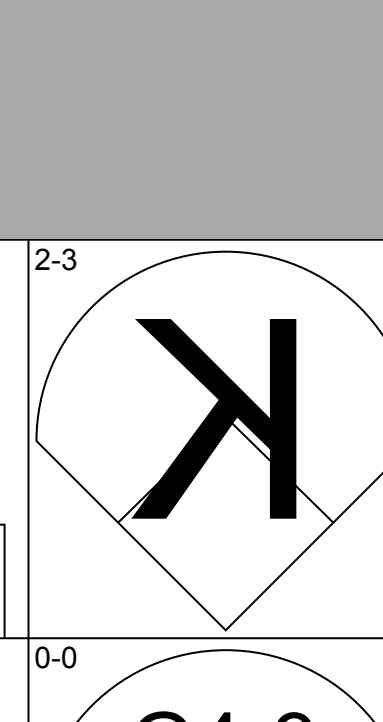
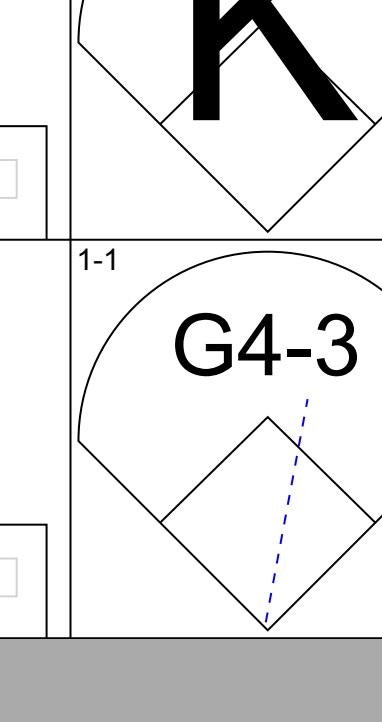
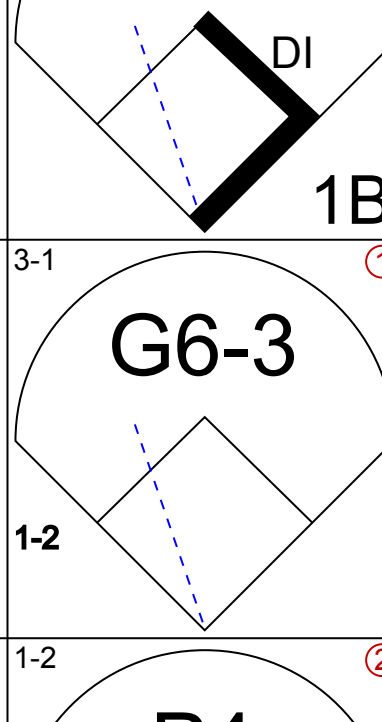
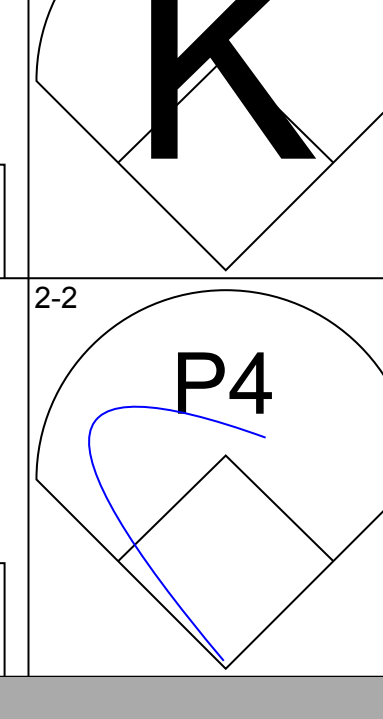
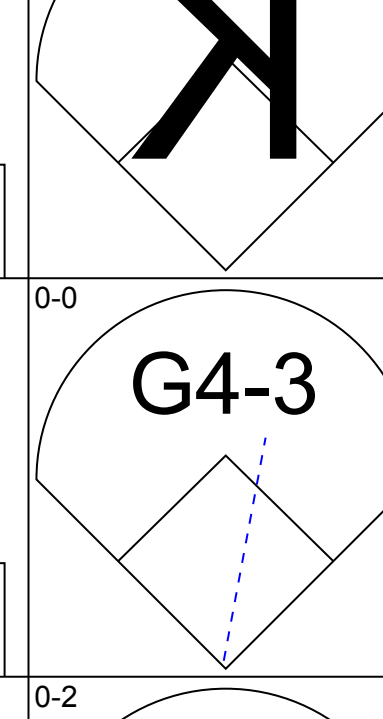
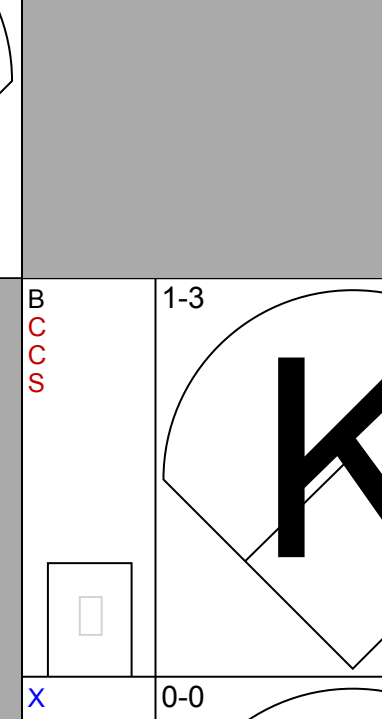
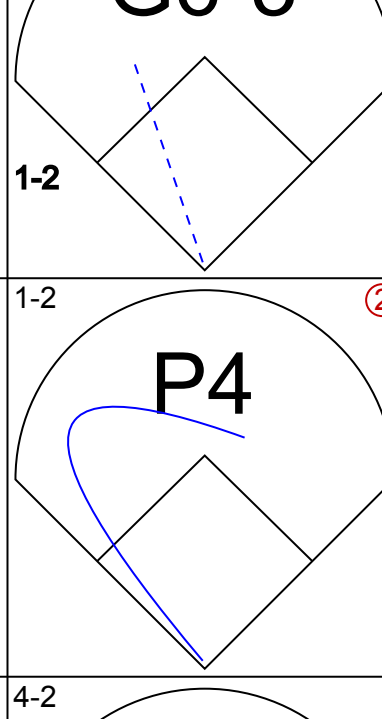
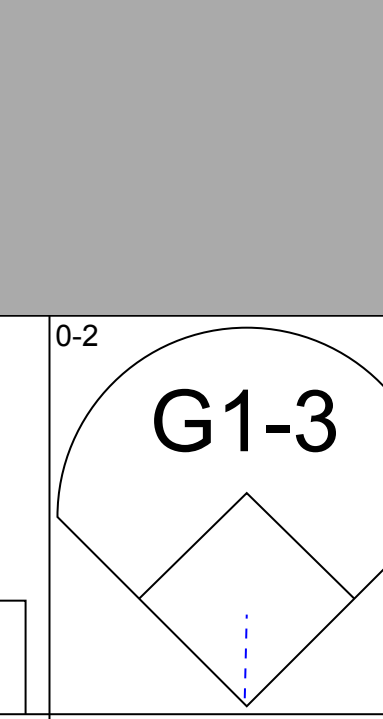
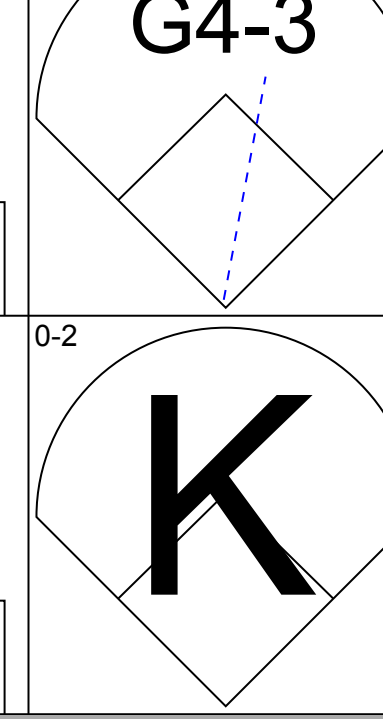
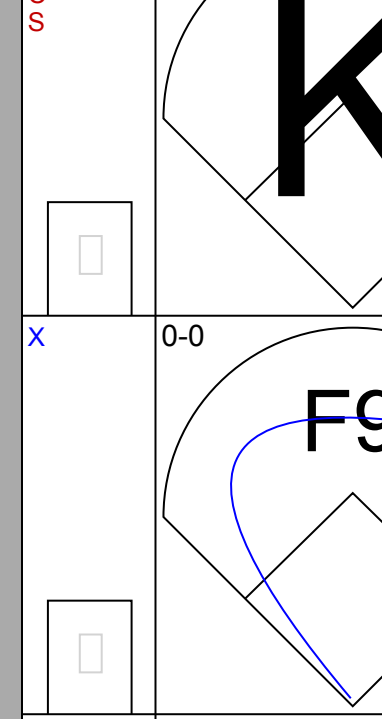
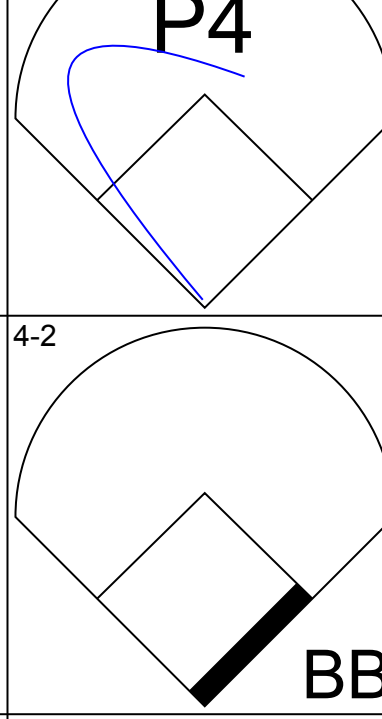

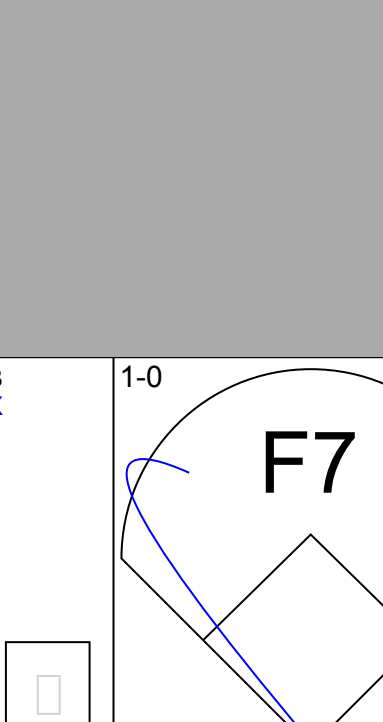
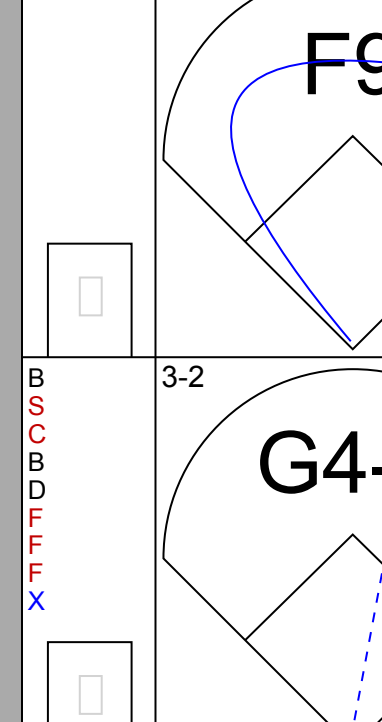
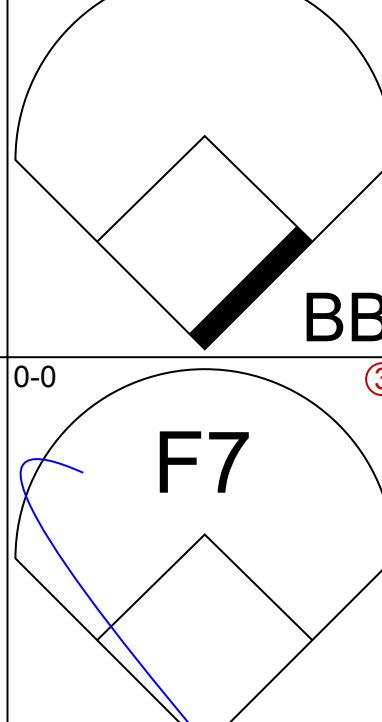


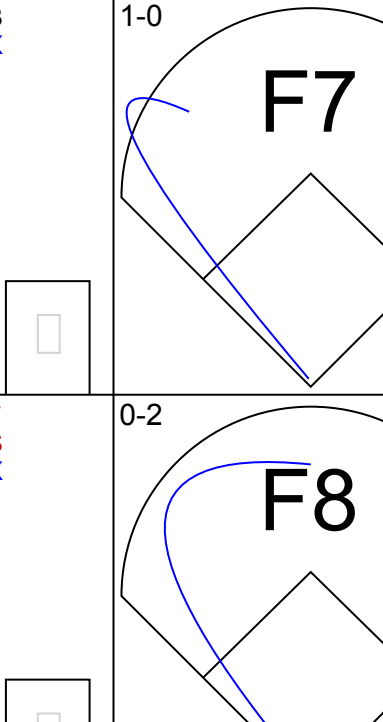
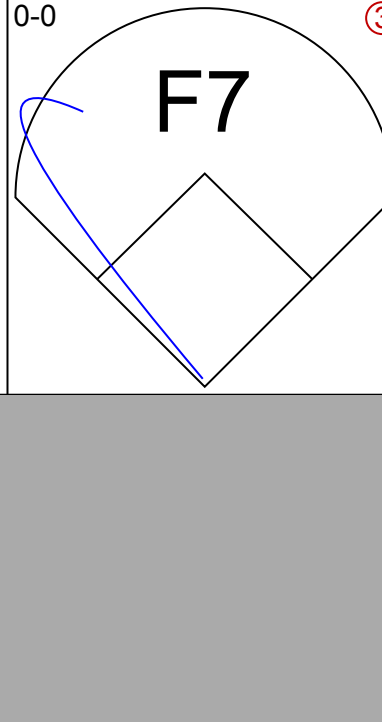
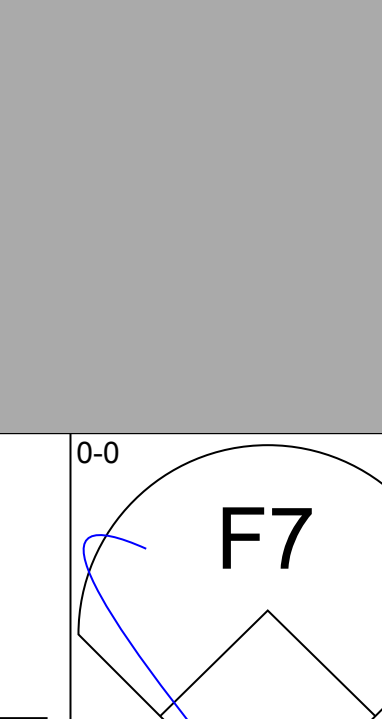
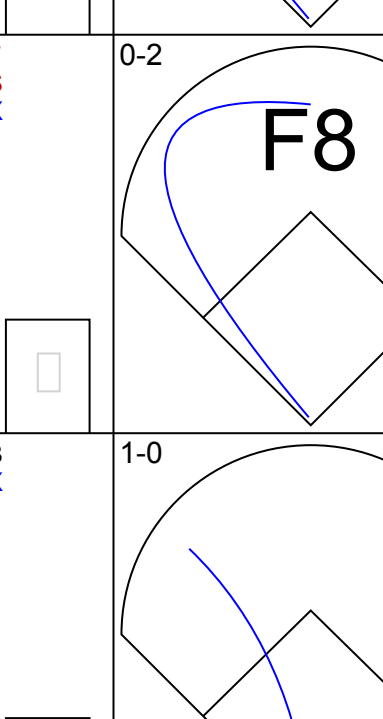
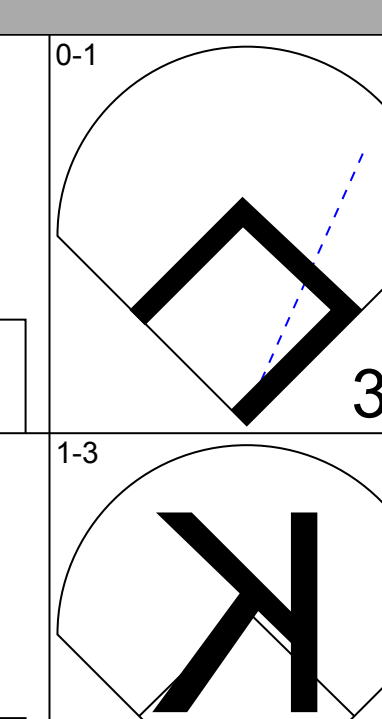

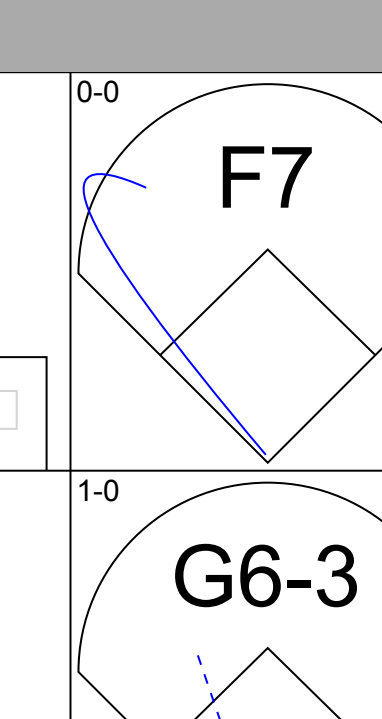
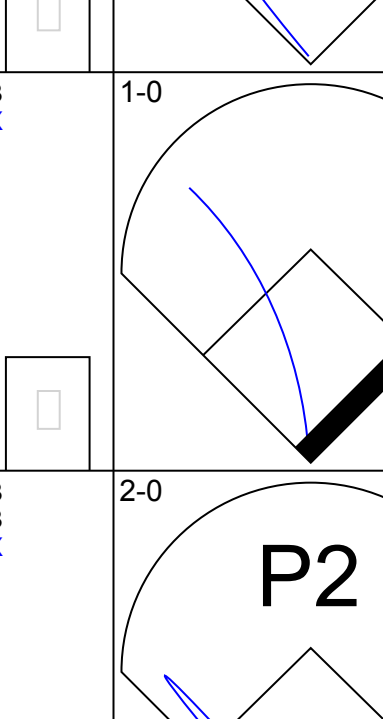
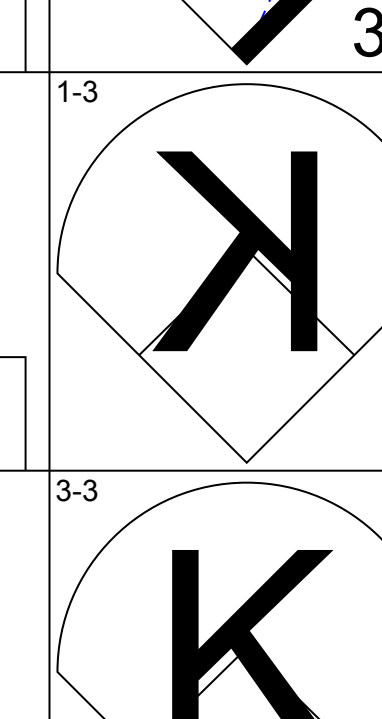

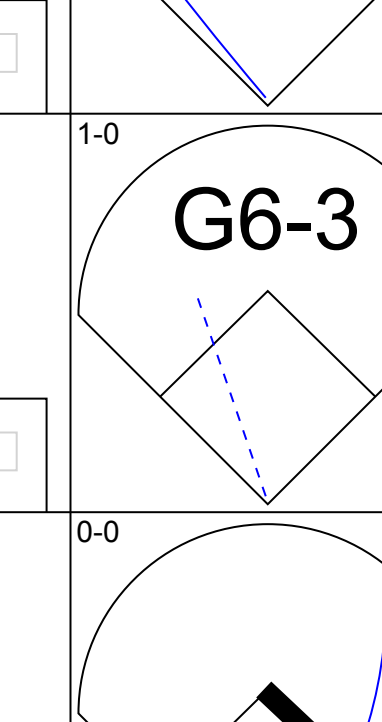
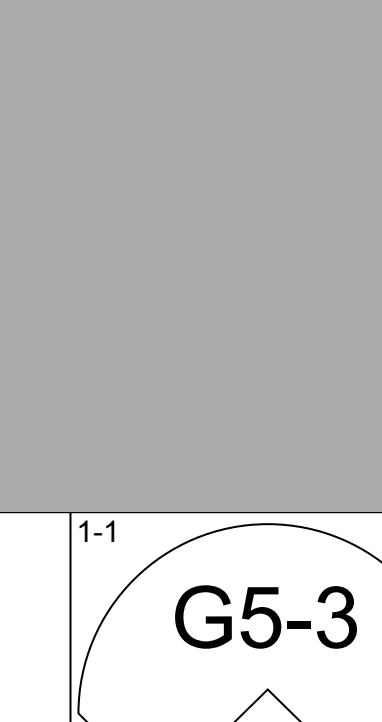
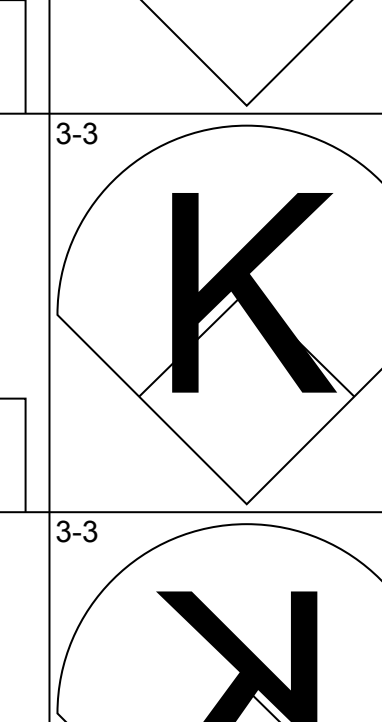

Batter	1	2	3	4	5	6	7	8	9	AB	R	H	RBI	BB	SO	LOB	BOTTOM
Jason Smith, L OBP: 0.279, SLG: 0.445 (1, 6)	G5-3	P2			S		F8		F8	5	0	1	0	0	0	4	
Bobby Higginson, L OBP: 0.357, SLG: 0.395 (1, 9)					1B					1	0	0	0	2	1	1	
33 Marcus Thames, R (8, PH) OBP: 0.322, SLG: 0.475 (9, 9)	FC6-4 BB		FC4-6 BB		K			2B SF7 1B		1	1	1	0	0	0	0	
Craig Monroe, R OBP: 0.330, SLG: 0.483 (1, 7)	FC6-4 1-2		FC4-6 G1-6-3 1-2		K			15 1B 2B		4	1	1	0	0	1	3	
Dmitri Young, S OBP: 0.335, SLG: 0.483 (1, 10)	L7		G1-6-3 1-2		G1-3			K		3	0	0	0	0	0	2	
30 Chris Shelton, R (8, PH) OBP: 0.327, SLG: 0.289 (8, 9)										1	0	0	0	0	1	2	
Carlos Pena, L OBP: 0.346, SLG: 0.479 (1, 3)		28 BB 15 1B			F9		K	SF7		3	0	1	1	0	1	0	
15 Brandon Inge, R OBP: 0.343, SLG: 0.445 (1, 2)		28 BB 1B			F9		P6			4	0	2	1	0	0	0	
Eric Munson, L OBP: 0.292, SLG: 0.452 (1, 5)		K			1B			G3		4	0	1	0	0	1	3	
Ryan Raburn, R OBP: 0.143, SLG: 0.105 (1, 4)		K			K					4	0	0	0	0	4	3	
28 Curtis Granderson, L OBP: 0.250, SLG: 0.222 (1, 8)					K				G3	3	0	1	0	1	1	0	
Inning Stats	R: 0 H: 0 E: 0 K: 0 S: 7	H: 2 R: 0 ER: 0 SO: 13 BB: 1 LOB: 28	H: 0 R: 0 ER: 0 SO: 3 BB: 1 LOB: 9	H: 0 R: 0 ER: 0 SO: 3 BB: 1 LOB: 9	H: 1 R: 0 ER: 0 SO: 13 BB: 0 LOB: 17	H: 1 R: 0 ER: 0 SO: 14 BB: 0 LOB: 19	H: 0 R: 0 ER: 0 SO: 6 BB: 0 LOB: 8	H: 1 R: 0 ER: 0 SO: 11 BB: 0 LOB: 15	H: 3 R: 2 ER: 0 SO: 15 BB: 0 LOB: 20	H: 0 R: 0 ER: 0 SO: 7 BB: 0 LOB: 9	1B: 7 2B: 1 3B: 0 HR: 0	SF: 1 SAC: 0 DP: 1 HBP: 0	WP: 0 PB: 0 SB: 1 CS: 0	PA: 37			
PITCHER	IP	WLS	BF	H	R	ER	SO	BB	IBB	HBP	BLK	WP	HR	S	P	ERA	WHIP
Freddy Garcia, R ERA: 3.81 (1, 1)	7.0	W	28	5	0	0	8	3	0	0	0	0	0	15	20	18.00	3.000
Damaso Marte, L ERA: 3.47 (8, 1)	1.0		6	3	2	2	1	0	0	0	0	0	0	7	9	0.00	0.000
Shingo Takatsu, R ERA: 2.39 (9, 1)	1.0		3	0	0	0	1	0	0	0	0	0	0	7	9	0.00	0.000

Chicago White Sox @ Detroit Tigers
Comerica Park, Detroit, MI
Wed Sep 29 2004, 1:05 PM EDT
Att: 8,944 - Cloudy - 66 F

AB	33
R	2
H	8
RBI	2
BB	3
SO	10
LOB	18



Batter	1	2	3	4	5	6	7	8	9	AB R H RBI BB SO LOB	TOP											
20 Omar Infante, R OBP: 0.318, SLG: 0.447 (1, 6)										6 1 2 1 0 1 4	Detroit Tigers @ Tampa Bay Devil Rays Tropicana Field, St. Petersburg, FL Thu Sep 30 2004, 1:15 PM EDT Dome - 72 F livebaseballscorecards.com											
Bobby Higginson, L OBP: 0.338, SLG: 0.395 (1, 9)										5 1 2 1 1 1 5												
Ivan Rodriguez, R OBP: 0.386, SLG: 0.514 (1, 2)										4 2 2 2 1 0 4												
Dmitri Young, S OBP: 0.338, SLG: 0.486 (1, 10)										4 0 2 0 1 1 1												
Carlos Pena, L OBP: 0.344, SLG: 0.476 (1, 3)										5 0 1 2 0 1 2												
Craig Monroe, R OBP: 0.333, SLG: 0.485 (1, 7)										4 2 2 0 1 1 1												
15 Brandon Inge, R OBP: 0.344, SLG: 0.449 (1, 5)										5 1 2 1 0 1 3												
Jason Smith, L OBP: 0.283, SLG: 0.440 (1, 4)										4 1 1 1 1 0 2												
28 Curtis Granderson, L OBP: 0.320, SLG: 0.273 (1, 8)										4 0 2 0 1 2 4												
Inning Stats	R: 0 E: 0 K: 2 S: 8	H: 1 LOB: 1 BB: 1 P: 15	R: 1 E: 0 K: 1 S: 13	H: 2 LOB: 1 BB: 0 P: 21	R: 2 E: 0 K: 1 S: 13	H: 2 LOB: 0 BB: 0 P: 21	R: 2 E: 0 K: 0 S: 15	H: 3 LOB: 2 BB: 0 P: 21	R: 0 E: 0 K: 0 S: 5	H: 0 LOB: 0 BB: 1 P: 10	R: 1 E: 0 K: 0 S: 14	H: 3 LOB: 2 BB: 0 P: 19	R: 0 E: 0 K: 3 S: 17	H: 1 LOB: 3 BB: 2 P: 31	R: 2 E: 0 K: 1 S: 13	H: 3 LOB: 1 BB: 1 P: 22	R: 0 E: 0 K: 0 S: 12	H: 1 LOB: 2 BB: 1 P: 17	1B: 11 2B: 4 3B: 0 HR: 1	SF: 0 SAC: 0 DP: 1 HBP: 0	WP: 0 PB: 0 SB: 1 CS: 0	PA: 47
PITCHER	IP WLS BF H R ER SO BB IBB HBP BLK WP HR S P ERA WHIP											PITCHER	IP WLS BF H R ER SO BB IBB HBP BLK WP HR S P ERA WHIP									
Dewon Brazelton, R ERA: 4.77 (1, 1)	5.2 L 29 11 6 6 4 2 0 0 0 0 1 66 105 9.53 2.294																					
John Webb, R ERA: 7.0 (6, 1)	2.1 13 4 2 2 4 3 0 0 0 0 0 32 55 7.71 3.000																					
Todd Ritchie, R ERA: 9.0 (9, 1)	1.0 5 1 0 0 0 1 0 0 0 0 0 12 17 0.00 2.000																					

Batter	1	2	3	4	5	6	7	8	9	AB R H RBI BB SO LOB	BOTTOM									
13 Carl Crawford, L OBP: 0.333, SLG: 0.451 (1, 8)										4 0 1 0 0 1 1	Detroit Tigers @ Tampa Bay Devil Rays Tropicana Field, St. Petersburg, FL Thu Sep 30 2004, 1:15 PM EDT Dome - 72 F livebaseballscorecards.com									
Julio Lugo, R OBP: 0.341, SLG: 0.400 (1, 6)										4 0 0 0 0 2 1										
Aubrey Huff, L OBP: 0.363, SLG: 0.502 (1, 3)										4 0 0 0 0 1 1										
Tino Martinez, L OBP: 0.365, SLG: 0.465 (1, 10)										3 0 0 0 1 1 0										
Midre Cummings, L OBP: 0.357, SLG: 0.460 (1, 7)										4 0 0 0 0 1 2										
José Cruz Jr., S OBP: 0.331, SLG: 0.431 (1, 9)										3 0 1 0 0 0 0										
3 Jorge Cantu, R OBP: 0.329, SLG: 0.437 (1, 4)										3 0 1 0 0 1 1										
Brook Fordyce, R OBP: 0.258, SLG: 0.284 (1, 2)										3 0 0 0 0 1 2										
B.J. Upton, R OBP: 0.331, SLG: 0.428 (1, 5)										3 0 1 0 0 1 1										
Inning Stats	R: 0 E: 0 K: 1 S: 8	H: 0 LOB: 0 BB: 0 P: 12	R: 0 E: 0 K: 1 S: 8	H: 0 LOB: 0 BB: 0 P: 10	R: 0 E: 0 K: 0 S: 7	H: 1 LOB: 1 BB: 0 P: 8	R: 0 E: 0 K: 2 S: 7	H: 0 LOB: 0 BB: 0 P: 9	R: 0 E: 0 K: 0 S: 6	H: 1 LOB: 1 BB: 0 P: 10	R: 0 E: 0 K: 1 S: 9	H: 0 LOB: 0 BB: 0 P: 14	R: 0 E: 0 K: 3 S: 14	H: 1 LOB: 2 BB: 0 P: 21	R: 0 E: 0 K: 0 S: 9	H: 1 LOB: 2 BB: 1 P: 17	1B: 2 2B: 1 3B: 1 HR: 0	SF: 0 SAC: 0 DP: 0 HBP: 0	WP: 0 PB: 0 SB: 0 CS: 0	PA: 32
PITCHER	IP WLS BF H R ER SO BB IBB HBP BLK WP HR S P ERA WHIP											PITCHER	IP WLS BF H R ER SO BB IBB HBP BLK WP HR S P ERA WHIP							
38 Jeremy Bonderman, R ERA: 4.89 (1, 1)	9.0 W 32 4 0 0 9 1 0 0 0 0 0 78 115 0.00 0.556																			

Batter	1	2	3	4	5	6	7	8	9	AB	R	H	RBI	BB	SO	LOB	TOP					
13 Carl Crawford, L (1,7) OBP: 0.331, SLG: 0.451	G3-1		SH3-4		F8				G5-3	4	0	1	1	0	0	0	Tampa Bay Devil Rays @ Detroit Tigers Comerica Park, Detroit, MI Fri Oct 01 2004, 7:05 PM EDT Att: 20,612 - Cloudy - 69 F					
Julio Lugo, R (1,6) OBP: 0.336, SLG: 0.395	G5-3		F8		K		F7		G6-3	5	0	0	0	0	1	2						
5 Rocco Baldelli, R (1,8) OBP: 0.327, SLG: 0.437	G3		L9			B5-3			HR	4	1	1	1	0	0	1						
Aubrey Huff, L (1,3)		K		G4-3		F9			SH1-3 2B 1B	4	1	1	0	0	1	0						
José Cruz Jr., S (1,9) OBP: 0.332, SLG: 0.433		K		K		L9			SH1-3	3	0	0	0	0	2	0						
3 Jorge Cantu, R (1,4) OBP: 0.348, SLG: 0.470		E4		WP 1B			G1-3 2B 1B		K	4	1	2	0	0	1	1						
Matt Diaz, R (1,10) Midre Cummings, L (8,PH) OBP: 0.368, SLG: 0.490				WP 1B			G1-3		2B	2	0	1	0	0	0	1						
Toby Hall, R (1,2) OBP: 0.300, SLG: 0.368		HBP		WP 1B			G5-3		G5-3	4	0	0	0	0	0	6						
B.J. Upton, R (1,5) OBP: 0.327, SLG: 0.421			13 SH3-4 13 S BB			G6-3			G1-3	3	1	1	1	1	0	0						
Inning Stats	R: 0 E: 0 K: 0 S: 8	H: 0 LOB: 0 BB: 0 P: 12	R: 0 E: 1 K: 2 S: 11	H: 0 LOB: 2 BB: 0 P: 17	R: 0 E: 0 K: 0 S: 6	H: 0 LOB: 1 BB: 1 P: 10	R: 0 E: 0 K: 1 S: 13	H: 2 LOB: 2 BB: 0 P: 19	R: 0 E: 0 K: 1 S: 6	H: 0 LOB: 0 BB: 0 P: 12	R: 0 E: 0 K: 0 S: 5	H: 0 LOB: 0 BB: 0 P: 7	R: 2 E: 0 K: 0 S: 17	H: 3 LOB: 1 BB: 0 P: 31	R: 2 E: 0 K: 1 S: 12	H: 3 LOB: 1 BB: 0 P: 20	R: 0 E: 0 K: 0 S: 6	H: 0 LOB: 0 BB: 0 P: 8	1B: 4 2B: 2 3B: 1 HR: 1	SF: 0 SAC: 2 DP: 0 HBP: 1	WP: 1 PB: 0 SB: 1 CS: 0	PA: 38
PITCHER	IP	WLS	BF	H	R	ER	SO	BB	IBB	HBP	BLK	WP	HR	S	P	ERA	WHIP					
Mike Maroth, L (1,1) ERA: 4.31	7.0	L	31	7	4	4	4	1	0	1	0	1	1	72	120	5.14	1.143					
Roberto Novoa, R (8,1) ERA: 5.85	2.0		7	1	0	0	1	0	0	0	0	0	0	12	16	0.00	0.500					

Batter	1	2	3	4	5	6	7	8	9	AB	R	H	RBI	BB	SO	LOB	BOTTOM				
20 Omar Infante, R (1,6) OBP: 0.317, SLG: 0.445	G1-3		P4			P6			E5 G3 2B	4	1	0	0	0	0	1	Tampa Bay Devil Rays @ Detroit Tigers Comerica Park, Detroit, MI Fri Oct 01 2004, 7:05 PM EDT Att: 20,612 - Cloudy - 69 F				
Bobby Higginson, L (1,9) OBP: 0.397, SLG: 0.393	F7			L3 1B			L4		G3	4	0	1	0	0	0	1					
Ivan Rodriguez, R (1,2) OBP: 0.385, SLG: 0.514	F7			L3			G6-3		2B	4	0	1	1	0	0	1					
Dmitri Young, S (1,10) OBP: 0.336, SLG: 0.481		F8		G1-3			G3		G6-3	4	0	0	0	0	0	1					
Craig Monroe, R (1,7) OBP: 0.336, SLG: 0.484		F7			P3			G5-3		3	0	0	0	0	0	0					
Carlos Pena, L (1,3) OBP: 0.342, SLG: 0.478		G4-3			G4-3			G4-3		3	0	0	0	0	0	0					
15 Brandon Inge, R (1,5) OBP: 0.342, SLG: 0.450			G6-3		G6-3				3B	3	0	1	0	0	0	0					
Jason Smith, L (1,4) OBP: 0.276, SLG: 0.429			G1-3			L9			F8	3	0	0	0	0	0	1					
28 Curtis Granderson, L (1,8) OBP: 0.321, SLG: 0.360						K			G4-3	3	0	1	0	0	1	0					
Inning Stats	R: 0 E: 0 K: 0 S: 11	H: 0 LOB: 0 BB: 0 P: 15	R: 0 E: 0 K: 0 S: 7	H: 0 LOB: 0 BB: 0 P: 14	R: 0 E: 0 K: 0 S: 8	H: 1 LOB: 1 BB: 0 P: 12	R: 0 E: 0 K: 0 S: 11	H: 1 LOB: 0 BB: 0 P: 14	R: 0 E: 0 K: 1 S: 8	H: 0 LOB: 0 BB: 0 P: 12	R: 0 E: 0 K: 0 S: 7	H: 0 LOB: 0 BB: 0 P: 8	R: 0 E: 0 K: 0 S: 11	H: 1 LOB: 1 BB: 0 P: 16	R: 1 E: 1 K: 0 S: 14	H: 1 LOB: 1 BB: 0 P: 20	1B: 1 2B: 2 3B: 2 HR: 0	SF: 0 SAC: 0 DP: 1 HBP: 0	WP: 0 PB: 0 SB: 0 CS: 0	PA: 31	
PITCHER	IP	WLS	BF	H	R	ER	SO	BB	IBB	HBP	BLK	WP	HR	S	P	ERA	WHIP				
Rob Bell, R (1,1) ERA: 4.46	9.0	W	31	4	1	0	1	0	0	0	0	0	0	83	121	0.00	0.444				

Batter	1	2	3	4	5	6	7	8	9	AB	R	H	RBI	BB	SO	LOB	TOP										
13 Carl Crawford, L OBP: 0.331, SLG: 0.450 B.J. Upton, R OBP: 0.327, SLG: 0.416	G4-3		L3		G6-3			B5-3 BB		1	0	0	0	0	0	0	<p>Tampa Bay Devil Rays @ Detroit Tigers</p> <p>Comerica Park, Detroit, MI</p> <p>Sat Oct 02 2004, 7:05 PM EDT</p> <p>Att: 20,029 - Sunny - 61 F</p>										
Julio Lugo, R OBP: 0.337, SLG: 0.394	1B		K			G5-3		B5-3		4	0	1	0	0	1	1											
Aubrey Huff, L OBP: 0.359, SLG: 0.494	F9			L3		F9		K		4	0	0	0	0	1	2											
Tino Martinez, L OBP: 0.362, SLG: 0.461	P5			G5-3		G3-1			K	4	0	0	0	0	1	1											
5 Rocco Baldelli, R OBP: 0.325, SLG: 0.434		G6-3		G5-3			K		F8	4	0	0	0	0	1	0											
Midre Cummings, L OBP: 0.381, SLG: 0.463		K			G3-1		BB		P2	3	0	0	0	1	1	0											
José Cruz Jr., S OBP: 0.332, SLG: 0.433					K		F7			3	0	1	0	0	1	1											
Brook Fordyce, R OBP: 0.259, SLG: 0.285		L7					G4-3			3	1	1	0	0	0	2											
3 Jorge Cantu, R OBP: 0.348, SLG: 0.473			F8					F7		3	0	1	1	0	0	0											
Inning Stats	R: 0 E: 0 K: 0 S: 8	H: 1 LOB: 1 BB: 0 P: 15	R: 0 E: 0 K: 1 S: 9	H: 1 LOB: 1 BB: 0 P: 14	R: 0 E: 0 K: 1 S: 7	H: 0 LOB: 0 BB: 0 P: 11	R: 0 E: 0 K: 0 S: 8	H: 0 LOB: 0 BB: 0 P: 8	R: 1 E: 0 K: 1 S: 11	H: 2 LOB: 1 BB: 0 P: 15	R: 0 E: 0 K: 0 S: 6	H: 0 LOB: 0 BB: 0 P: 13	R: 0 E: 0 K: 1 S: 10	H: 0 LOB: 1 BB: 1 P: 19	R: 0 E: 0 K: 1 S: 8	H: 0 LOB: 1 BB: 1 P: 17	R: 0 E: 0 K: 1 S: 9	H: 0 LOB: 0 BB: 0 P: 17	1B: 3 2B: 1 3B: 0 HR: 0	SF: 0 SAC: 0 DP: 0 HBP: 0	WP: 0 PB: 0 SB: 0 CS: 0	PA: 33					
PITCHER	IP	WLS	BF	H	R	ER	SO	BB	IBB	HBP	BLK	WP	HR	S	P	ERA	WHIP										
Gary Knotts, R ERA: 5.25	(1, 1)	7.2	W	29	4	1	1	4	2	0	0	0	0	64	107	1.17	0.783										
Steve Colyer, L ERA: 6.47	(8, 1)	0.2		2	0	0	0	2	0	0	0	0	0	6	11	0.00	0.000										
Franklyn German, R ERA: 7.36	(9, 1)	0.2		2	0	0	0	0	0	0	0	0	0	6	11	0.00	0.000										

Batter	1	2	3	4	5	6	7	8	9	AB	R	H	RBI	BB	SO	LOB	BOTTOM										
20 Omar Infante, R OBP: 0.316, SLG: 0.446	G4-3				P6		F8			4	0	1	0	0	0	2	<p>Tampa Bay Devil Rays @ Detroit Tigers</p> <p>Comerica Park, Detroit, MI</p> <p>Sat Oct 02 2004, 7:05 PM EDT</p> <p>Att: 20,029 - Sunny - 61 F</p>										
15 Brandon Inge, R OBP: 0.339, SLG: 0.446	K		F7		P3		F7			4	0	0	0	0	1	3											
Ivan Rodriguez, R OBP: 0.383, SLG: 0.510	K		CS		F9		P6		G5-3	4	0	0	0	0	1	1											
Dmitri Young, S OBP: 0.336, SLG: 0.481		P4			HR		F8		G3	4	1	1	0	0	0	0											
Craig Monroe, R OBP: 0.338, SLG: 0.490		33 1B BB			2H HR		G6-3		K	3	2	1	2	1	1	0											
Carlos Pena, L OBP: 0.340, SLG: 0.475		K			K		K			3	0	0	0	0	3	1											
33 Marcus Thames, R OBP: 0.328, SLG: 0.512					HR				HR	3	2	3	3	0	0	0											
Ryan Raburn, R OBP: 0.148, SLG: 0.120		P3			G2-3		F9			3	0	0	0	0	0	1											
Nook Logan, S OBP: 0.329, SLG: 0.318			K						20 S BB	2	0	0	0	1	1	0											
Inning Stats	R: 0 E: 0 K: 2 S: 7	H: 0 LOB: 0 BB: 0 P: 11	R: 1 E: 0 K: 1 S: 13	H: 1 LOB: 1 BB: 1 P: 24	R: 0 E: 0 K: 1 S: 7	H: 1 LOB: 0 BB: 0 P: 11	R: 3 E: 0 K: 1 S: 18	H: 3 LOB: 0 BB: 0 P: 27	R: 0 E: 0 K: 0 S: 9	H: 0 LOB: 1 BB: 0 P: 13	R: 0 E: 0 K: 1 S: 8	H: 0 LOB: 0 BB: 0 P: 11	R: 1 E: 0 K: 0 S: 15	H: 1 LOB: 1 BB: 1 P: 27	R: 0 E: 0 K: 1 S: 9	H: 0 LOB: 0 BB: 0 P: 10	R: 0 E: 0 K: 1 S: 9	H: 0 LOB: 0 BB: 0 P: 10	1B: 1 2B: 2 3B: 0 HR: 3	SF: 0 SAC: 0 DP: 0 HBP: 0	WP: 1 PB: 0 SB: 3 CS: 1	PA: 33					
PITCHER	IP	WLS	BF	H	R	ER	SO	BB	IBB	HBP	BLK	WP	HR	S	P	ERA	WHIP										
19 Scott Kazmir, L ERA: 5.67	(1, 1)	6.0	L	24	5	4	4	6	1	0	0	0	0	62	97	6.00	1.000										
Chad Gaudin, R ERA: 4.85	(7, 1)	2.0		8	1	1	1	1	0	0	0	0	1	24	37	4.50	1.000										

AB	31
R	1
H	4
RBI	1
BB	2
SO	6
LOB	8



WP	0	PA	33
PB	0		
SB	0		
CS	0		

AB	30
R	5
H	6
RBI	5
BB	2
SO	7
LOB	8



WP	1	PA	33
PB	0		
SB	3		
CS	1		

Batter	1	2	3	4	5	6	7	8	9	AB	R	H	RBI	BB	SO	LOB	TOP								
Julio Lugo, R OBP: 0.338, SLG: 0.396 (1, 6)										5	2	2	0	0	1	2	Tampa Bay Devil Rays @ Detroit Tigers Comerica Park, Detroit, MI Sun Oct 03 2004, 1:05 PM EDT Att: 22,471 - Sunny - 53 F								
B.J. Upton, R OBP: 0.324, SLG: 0.409 (1, 10)										5	1	1	0	0	2	2									
5 Rocco Baldelli, R OBP: 0.326, SLG: 0.436 (1, 8)										4	1	2	2	0	1	0									
Aubrey Huff, L OBP: 0.360, SLG: 0.493 (1, 3)										3	1	1	1	1	1	1									
José Cruz Jr., S OBP: 0.333, SLG: 0.433 (1, 9)										4	1	2	1	0	0	2									
3 Jorge Cantu, R OBP: 0.341, SLG: 0.462 (1, 4)										4	0	0	0	0	2	5									
Matt Diaz, R OBP: 0.292, SLG: 0.476 Damian Rolls, R OBP: 0.231, SLG: 0.205 (6, 7)									3	1	1	2	0	1	0	0									
Toby Hall, R OBP: 0.300, SLG: 0.366 (1, 2)									4	0	1	0	0	1	1										
Geoff Blum, S OBP: 0.266, SLG: 0.348 (1, 5)									4	0	1	1	0	0	1										
Inning Stats	R: 1 E: 0 K: 1 S: 13	H: 2 LOB: 1 BB: 0 P: 18	R: 1 E: 1 K: 1 S: 12	H: 2 LOB: 1 BB: 0 P: 18	R: 4 E: 0 K: 1 S: 18	H: 5 LOB: 1 BB: 0 P: 27	R: 0 E: 0 K: 2 S: 8	H: 0 LOB: 0 BB: 0 P: 14	R: 0 E: 0 K: 1 S: 6	H: 1 LOB: 0 BB: 0 P: 11	R: 0 E: 0 K: 1 S: 6	H: 0 LOB: 0 BB: 0 P: 7	R: 1 E: 1 K: 1 S: 15	H: 1 LOB: 2 BB: 1 P: 28	R: 0 E: 0 K: 1 S: 10	H: 0 LOB: 0 BB: 0 P: 12		R: 0 E: 0 K: 1 S: 7	H: 0 LOB: 0 BB: 0 P: 8	1B: 8 2B: 2 3B: 1 HR: 0	SF: 1 SAC: 0 DP: 2 HBP: 0	WP: 0 PB: 1 SB: 1 CS: 0	PA: 39		
PITCHER	IP	WLS	BF	H	R	ER	SO	BB	IBB	HBP	BLK	WP	HR	S	P	ERA	WHIP								
29 Nate Robertson, L ERA: 4.9 (1, 1)	5.0	L	24	10	6	5	6	0	0	0	0	0	0	57	88	9.00	2.000								
John Ennis, R ERA: 8.44 (6, 1)	2.0		9	1	1	1	2	1	0	0	0	0	0	21	35	4.50	1.000								
Roberto Novoa, R ERA: 5.57 (8, 1)	1.0		3	0	0	0	1	0	0	0	0	0	0	10	12	0.00	0.000								
Jamie Walker, L ERA: 3.2 (9, 1)	1.0		3	0	0	0	1	0	0	0	0	0	0	7	8	0.00	0.000								

Batter	1	2	3	4	5	6	7	8	9	AB	R	H	RBI	BB	SO	LOB	BOTTOM								
20 Omar Infante, R OBP: 0.317, SLG: 0.449 (1, 6)										5	0	2	1	0	0	2	Tampa Bay Devil Rays @ Detroit Tigers Comerica Park, Detroit, MI Sun Oct 03 2004, 1:05 PM EDT Att: 22,471 - Sunny - 53 F								
Bobby Higginson, L OBP: 0.353, SLG: 0.388 (1, 9)										5	0	0	0	0	1	5									
Craig Monroe, R OBP: 0.337, SLG: 0.488 (1, 7)										4	0	1	0	0	0	1									
Rondell White, R OBP: 0.337, SLG: 0.453 33 Marcus Thames, R OBP: 0.326, SLG: 0.599 (8, PH)									3	0	1	0	0	0	0	0									
Carlos Pena, L OBP: 0.338, SLG: 0.472 30 Chris Shelton, R OBP: 0.321, SLG: 0.283 (7, 3)									3	0	0	0	0	1	2										
15 Brandon Inge, R OBP: 0.340, SLG: 0.453 (1, 2)										4	1	2	1	0	0	0									
Eric Munson, L OBP: 0.289, SLG: 0.445 Jason Smith, L OBP: 0.280, SLG: 0.432 (9, 5)										3	0	0	0	0	1	1									
Ryan Raburn, R OBP: 0.194, SLG: 0.172 (1, 4)										4	1	2	0	0	0	2									
Nook Logan, S OBP: 0.340, SLG: 0.346 (1, 8)										4	1	3	1	0	0	1									
Inning Stats	R: 0 E: 0 K: 0 S: 15	H: 2 LOB: 2 BB: 0 P: 24	R: 0 E: 0 K: 0 S: 13	H: 1 LOB: 0 BB: 0 P: 18	R: 0 E: 0 K: 1 S: 8	H: 0 LOB: 0 BB: 0 P: 9	R: 1 E: 0 K: 1 S: 11	H: 1 LOB: 0 BB: 0 P: 13	R: 1 E: 0 K: 0 S: 14	H: 3 LOB: 1 BB: 0 P: 17	R: 0 E: 0 K: 0 S: 8	H: 0 LOB: 0 BB: 0 P: 14	R: 0 E: 0 K: 1 S: 10	H: 2 LOB: 2 BB: 0 P: 13	R: 0 E: 0 K: 1 S: 5	H: 0 LOB: 0 BB: 0 P: 8		R: 2 E: 0 K: 0 S: 15	H: 3 LOB: 1 BB: 0 P: 24	1B: 9 2B: 0 3B: 2 HR: 1	SF: 0 SAC: 0 DP: 1 HBP: 0	WP: 0 PB: 0 SB: 0 CS: 0	PA: 38		
PITCHER	IP	WLS	BF	H	R	ER	SO	BB	IBB	HBP	BLK	WP	HR	S	P	ERA	WHIP								
John Halama, L ERA: 4.7 (1, 1)	5.0	W	21	7	2	2	2	0	0	0	0	0	0	61	81	3.60	1.400								
Travis Harper, R ERA: 3.89 (6, 1)	3.0		11	2	0	0	2	0	0	0	0	0	0	23	35	0.00	0.667								
Lance Carter, R ERA: 3.47 (9, 1)	1.0		6	3	2	2	0	0	0	0	0	0	0	15	24	18.00	3.000								