

**Detroit Tigers - 2005**

Batter	1	2	3	4	5	6	7	8	9	AB R H RBI BB SO LOB	TOP		
9 David DeJesus, L (1, 8) OBP: 0.500, SLG: 0.500	3-2 F7		0-1 F7		0-0 FC6-4 1B		1-2 E 1B			4 0 2 1 0 0 0			
Ruben Gotay, S (1, 4)	0-3 K		0-3 K		0-1 FC6-4		3-2 G5-3			4 0 0 0 0 2 2			
29 Mike Sweeney, R (1, 3)	1-3 K			1-2 F8	0-0 F7			0-0 F9		4 0 0 0 0 1 1			
Calvin Pickering, L (1, 10)		2-3 K		2-3 K		1-1 G3		0-1 HR		4 1 1 1 0 2 0			
Matt Stairs, L (1, 9)		0-0 4 BB 1B		0-0 4 BB 1B		4-2 G5-3 BB		3-2 G4-3		3 0 2 0 1 0 0			
4 Angel Berroa, R (1, 6)		4-2 SAFE 1 SAFE 1-2 BB		0-0 1-2 1B		0-1 G5-3		1-3 K		3 0 1 0 1 1 1			
Terrence Long, L (1, 7)		0-3 K		0-1 G4-3		2-1 F7			0-2 F7	4 0 0 0 0 1 5	AB 34 R 2 H 7 RBI 2 BB 2 SO 9 LOB 12		
14 John Buck, R (1, 2)		0-3 K			0-0 24 9 G1-3 1B		2-1 F9		0-3 K	4 1 1 0 0 2 2			
24 Mark Teahen, L (1, 5)			0-2 F8		3-2 G1-3		0-1 F8		0-1 G3	4 0 0 0 0 0 1			
Inning Stats	R: 0 E: 0 K: 2 S: 11 H: 0 LOB: 0 BB: 0 P: 15	R: 0 E: 0 K: 3 S: 12 H: 1 LOB: 2 BB: 1 P: 18	R: 0 E: 0 K: 1 S: 9 H: 0 LOB: 0 BB: 0 P: 9	R: 0 E: 0 K: 1 S: 10 H: 2 LOB: 2 BB: 0 P: 13	R: 1 E: 0 K: 0 S: 8 H: 2 LOB: 1 BB: 0 P: 11	R: 0 E: 0 K: 0 S: 12 H: 0 LOB: 1 BB: 1 P: 19	R: 0 E: 1 K: 0 S: 11 H: 1 LOB: 1 BB: 0 P: 17	R: 1 E: 0 K: 1 S: 9 H: 1 LOB: 0 BB: 0 P: 13	R: 0 E: 0 K: 1 S: 9 H: 0 LOB: 0 BB: 0 P: 9	1B: 6 2B: 0 3B: 0 HR: 1 SF: 0 SAC: 0 DP: 0 HBP: 0	WP: 0 PB: 0 SB: 0 CS: 0 PA: 36		
PITCHER	IP WLS BF H R ER SO BB IBB HBP BLK WP HR S P ERA WHIP											PITCHER	IP WLS BF H R ER SO BB IBB HBP BLK WP HR S P ERA WHIP
38 Jeremy Bolderman, R (1, 1) ERA: 1.29	7.0 W 29 6 1 1 7 2 0 0 0 0 0 73 102 1.29 1.143												
Ugueth Urbina, R (8, 1) ERA: 9.0	1.0 4 1 1 1 1 0 0 0 0 0 1 9 13 9.00 1.000												
Troy Percival, R (9, 1) ERA:	1.0 3 0 0 0 1 0 0 0 0 0 0 9 9 0.00 0.000												

Kansas City Royals @ Detroit Tigers  
Comerica Park, Detroit, MI  
Mon Apr 04 2005, 1:05 PM EDT  
Att. 44,105 - Sunny - 68 F

livebaseballscorecards.com



Batter	1	2	3	4	5	6	7	8	9
20 Omar Infante, R OBP: 0.200, SLG: 0.200 (1, 4)	1-3 K	0-0 F8		1-0 P3		2-1 9 1B	2-3 K		
9 Carlos Guillen, S OBP: 0.400, SLG: 0.250 Jason Smith, L (9, 6)	0-2 P6		0-0 G4-3		0-1 F9	0-1 1B		4-1 HR BB	
Ivan Rodriguez, R OBP: 0.400, SLG: 0.600 13 Vance Wilson, R (9, 2)	2-2 1B		1-2 HR 2B		1-1 G4-3	2-3 K		0-0 F8	
30 Magglio Ordonez, R (1, 9)	2-3 K		3-2 F7		4-1 1B HBP BB	0-0 G1-3		0-2 P4	
Dmitri Young, S OBP: 1.000, SLG: 3.250 (1, 10)		3-1 HR	2-1 HR		2-0 BB 1B HBP		0-0 FC5-6-4 1B	3-2 HR	
Rondell White, R OBP: 0.250, SLG: 0.250 Nook Logan, S (7, PR) (8, 8)		2-2 G5-3	3-2 G5-3		1-1 BB 1B		1-1 FC5-6-4 15 FC6-4	2-0 G4-3	
Carlos Pena, L OBP: 0.750, SLG: 0.667 (1, 3)		0-1 15 HR 1B		0-1 F7	4-2 1B BB		2-2 15 FC6-4 1B		
Craig Monroe, R OBP: 0.500, SLG: 0.333 (1, 8) (8, 7)		0-1 F9		4-0 BB	0-1 1B		1-2 E5 15 FC6-4		
15 Brandon Inge, R OBP: 0.250, SLG: 1.000 (1, 5)		1-1 HR		2-3 K		1-2 F9	0-0 FC6-4		

Inning Stats	R: 0	H: 1	E: 0	K: 2	S: 13	L: 15	BB: 0	P: 18
	R: 3	H: 3	E: 0	K: 0	S: 13	ER: 5	LOB: 0	P: 19
	R: 2	H: 2	E: 0	K: 0	S: 16	ER: 0	LOB: 0	P: 25
	R: 0	H: 0	E: 0	K: 1	S: 6	ER: 0	LOB: 1	P: 13
	R: 3	H: 2	E: 0	K: 0	S: 12	ER: 0	LOB: 1	P: 24
	R: 0	H: 2	E: 0	K: 1	S: 12	ER: 0	LOB: 2	P: 17
	R: 1	H: 2	E: 1	K: 1	S: 13	ER: 1	LOB: 2	P: 19
	R: 2	H: 1	E: 0	K: 0	S: 10	ER: 0	LOB: 0	P: 19

PITCHER	IP	WLS	BF	H	R	ER	SO	BB	IBB	HBP	BLK	WP	HR	S	P	ERA	WHIP
Jose Lima, R ERA: 15.0 (1, 1)	3.0	L	15	6	5	5	2	0	0	0	0	0	3	42	62	15.00	2.000
Andrew Sisco, L ERA: 10.8 (4, 1)	1.2		8	0	2	2	1	2	0	1	0	0	0	11	25	10.80	1.200
Nate Field, R ERA: 6.75 (5, 1)	1.1		8	4	1	1	1	1	0	0	0	0	0	19	29	6.75	3.750
Shawn Camp, R ERA: (7, 1)	1.0		6	2	1	0	1	0	0	0	0	0	0	13	19	0.00	2.000
Mike MacDougal, R ERA: 18.0 (8, 1)	1.0		5	1	2	2	0	1	0	0	0	0	1	10	19	18.00	2.000

**BOTTOM**

**Kansas City Royals @ Detroit Tigers**  
Comerica Park, Detroit, MI

Mon Apr 04 2005, 1:05 PM EDT  
Att: 44,105 - Sunny - 68 F

AB	R	H	RBI	BB	SO	LOB
5	0	1	0	0	2	3
4	1	1	0	1	0	0
0	0	0	0	0	0	0
5	1	2	0	0	1	3
0	0	0	0	0	0	0
4	1	0	0	1	1	5
4	4	4	5	0	0	0
4	1	1	0	0	0	1
1	1	0	0	0	0	0
3	1	2	1	1	0	0
3	0	1	2	1	0	3
4	1	1	3	0	1	3

AB	37
R	11
H	13
RBI	11
BB	4
SO	5
LOB	18

WP: 0 PA: 42  
PB: 0  
SB: 0  
CS: 0



PITCHER	IP	WLS	BF	H	R	ER	SO	BB	IBB	HBP	BLK	WP	HR	S	P	ERA	WHIP
Jose Lima, R ERA: 15.0 (1, 1)	3.0	L	15	6	5	5	2	0	0	0	0	0	3	42	62	15.00	2.000
Andrew Sisco, L ERA: 10.8 (4, 1)	1.2		8	0	2	2	1	2	0	1	0	0	0	11	25	10.80	1.200
Nate Field, R ERA: 6.75 (5, 1)	1.1		8	4	1	1	1	1	0	0	0	0	0	19	29	6.75	3.750
Shawn Camp, R ERA: (7, 1)	1.0		6	2	1	0	1	0	0	0	0	0	0	13	19	0.00	2.000
Mike MacDougal, R ERA: 18.0 (8, 1)	1.0		5	1	2	2	0	1	0	0	0	0	1	10	19	18.00	2.000

Batter	1	2	3	4	5	6	7	8	9	AB R H RBI BB SO LOB	TOP	
9 David DeJesus, L (1, 8) OBP: 0.556, SLG: 0.500	3-2 1B 29 WP 1B	3-2 F9		1-0 1B 29 1B 1B		4-1 CS BB		1-3 K		4 2 2 1 1 1 1		
Tony Graffanino, R (1, 4) OBP: 1.000, SLG: 1.250	2-1 1B 29 WP 29 1B 1B		2-2	0-0 1B 29 1B 1B	1 SAFE 0-0	1 SAFE 2-1 CS 1-2	1-0 29 F8 SF7 2B		4-1 BB	4 2 4 0 1 0 0		
29 Mike Sweeney, R (1, 10) OBP: 0.222, SLG: 0.222	3-2 1B 1B		3-0 F8	1-1 1B	1-2 2-H		2-2 F8 2-3		1-2 K	5 0 2 2 0 1 3		
Eli Marrero, R (1, 3)	1-0 P2		0-1 F9	2-1 G6-3	1 SAFE 1 SAFE	0-0 SF7	0-0 SF7		0-3 K	4 0 0 1 0 1 5		
Emil Brown, R (1, 7) OBP: 0.400, SLG: 0.400	1-1 1B		3-3 K		2-0 4 G4-6-3 1B		0-0 G4-3		2-3 K	5 0 2 0 0 2 2		
4 Angel Berroa, R (1, 6) OBP: 0.375, SLG: 0.714	2-2 P3			1-2 F7	0-1 G4-6-3		1-1 HR			4 1 1 1 0 0 3		
Matt Stairs, L (1, 9) OBP: 0.500, SLG: 0.571	3-2 K		3-1 24 3B 2B		2-3 K		1-3 K			4 1 1 0 0 3 2		
14 John Buck, R (1, 2) OBP: 0.500, SLG: 0.429		1-1 24 CS 1B		0-1 G5-3		1-1 24 G6-3 1B		4-1 BB		3 0 2 0 1 0 1		
24 Mark Teahen, L (1, 5) OBP: 0.125, SLG: 0.375		2-2 G1-4-3		1-0 9 1B 3B		0-2 G6-3		1-3 K		4 1 1 1 0 1 3		
<b>Inning Stats</b>	R: 2 H: 4 E: 0 LOB: 2 K: 1 BB: 0 S: 21 P: 36	R: 0 H: 1 E: 0 LOB: 0 K: 0 BB: 0 S: 8 P: 14	R: 0 H: 1 E: 0 LOB: 1 K: 1 BB: 0 S: 9 P: 17	R: 3 H: 5 E: 0 LOB: 2 K: 0 BB: 0 S: 14 P: 23	R: 0 H: 1 E: 0 LOB: 0 K: 1 BB: 0 S: 6 P: 10	R: 0 H: 1 E: 0 LOB: 0 K: 0 BB: 1 S: 7 P: 14	R: 1 H: 1 E: 0 LOB: 0 K: 0 BB: 0 S: 6 P: 9	R: 1 H: 1 E: 0 LOB: 1 K: 3 BB: 1 S: 14 P: 22	R: 0 H: 0 E: 0 LOB: 1 K: 3 BB: 1 S: 12 P: 19	1B: 11 SF: 1 2B: 2 SAC: 0 3B: 1 DP: 2 HR: 1 HBP: 0	WP: 2 PA: 42 PB: 0 SB: 0 CS: 2	
<b>PITCHER</b>	IP WLS BF H R ER SO BB IBB HBP BLK WP HR S P ERA WHIP											
Mike Maroth, L (1, 1) ERA: 12.27	3.2 L 21 11 5 5 2 0 0 0 0 0 1 0 50 86 12.27 3.000											
Matt Ginter, R (4, 1) ERA:	2.1 7 2 0 0 1 1 0 0 0 0 0 0 15 28 0.00 1.286											
Franklyn German, R (7, 1) ERA: 9.0	1.0 4 1 1 1 0 0 0 0 0 0 0 0 6 9 9.00 1.000											
Jamie Walker, L (8, 1) ERA: 9.0	1.0 5 1 1 1 3 1 0 0 0 0 0 1 14 22 9.00 2.000											
Kyle Farnsworth, R (9, 1) ERA:	1.0 4 0 0 0 3 1 0 0 0 0 0 0 12 19 0.00 1.000											

**Kansas City Royals @ Detroit Tigers**  
Comerica Park, Detroit, MI  
Wed Apr 06 2005, 1:05 PM EDT  
Att. 14,168 - Sunny - 73 F

livebaseballscorecards.com

AB	37
R	7
H	15
RBI	6
BB	3
SO	9
LOB	20



Batter	1	2	3	4	5	6	7	8	9	AB	R	H	RBI	BB	SO	LOB
20 Omar Infante, R OBP: 0.111, SLG: 0.125 (1, 4)	1-1 F7		0-0 SF7		1-1 F8			3-2 P5		3	0	0	1	0	0	0
9 Carlos Guillen, S OBP: 0.556, SLG: 0.500 (1, 6)	0-2 1B		3-2 1B			0-1 FC5-4 1B		0-1 G6-3		4	0	3	0	0	0	0
Ivan Rodriguez, R OBP: 0.222, SLG: 0.333 (1, 2)	1-2 L3		1-1 P4			1-1 FC5-4			1-1 L4	4	0	0	0	0	0	4
30 Magglio Ordonez, R (1, 9) Bobby Higginson, L (5, 9)		1-0 G6-3	1-1 F8			1-0 F9			4-2 3B BB	2	0	0	0	0	0	3
Dmitri Young, S OBP: 0.667, SLG: 2.000 (1, 10)		3-2 F7		3-3 K		2-3 K			0-0 3B	4	0	1	1	0	2	1
Rondell White, R OBP: 0.250, SLG: 0.250 (1, 7)		1-1 G6-3		1-2 1B			1-2 F8		1-1 P3	4	0	1	0	0	0	1
Carlos Pena, L OBP: 0.625, SLG: 0.400 (1, 3)			4-1 15 WP 20 SF7 1B BB		0-1 G3-6-1 1B		4-2 G6-4-3 BB		1-3 K	2	1	0	0	2	1	2
Craig Monroe, R OBP: 0.429, SLG: 0.333 (1, 8)			0-1 9 1B 15 WP 1B		3-3 K		1-1 G6-4-3			3	0	1	0	0	1	1
15 Brandon Inge, R OBP: 0.286, SLG: 0.667 (1, 5)			4-2 9 1B BB		1-0 P4			3-3 K		2	0	0	0	1	1	0

Inning Stats	R: 0	H: 1	E: 0	LOB: 0	K: 0	BB: 0	S: 9	P: 11	R: 0	H: 0	E: 0	LOB: 0	K: 0	BB: 0	S: 6	P: 11	R: 1	H: 2	E: 0	LOB: 3	K: 0	BB: 2	S: 14	P: 27	R: 0	H: 1	E: 0	LOB: 0	K: 1	BB: 0	S: 8	P: 12	R: 0	H: 0	E: 0	LOB: 0	K: 1	BB: 0	S: 7	P: 12	R: 0	H: 1	E: 0	LOB: 1	K: 1	BB: 0	S: 10	P: 14	R: 0	H: 0	E: 0	LOB: 0	K: 0	BB: 1	S: 7	P: 13	R: 0	H: 0	E: 0	LOB: 0	K: 1	BB: 0	S: 11	P: 17	R: 1	H: 1	E: 0	LOB: 1	K: 1	BB: 1	S: 10	P: 17	1B: 5	SF: 1	2B: 0	SAC: 0	3B: 1	DP: 2	HR: 0	HBP: 0	WP: 1	PA: 34
--------------	------	------	------	--------	------	-------	------	-------	------	------	------	--------	------	-------	------	-------	------	------	------	--------	------	-------	-------	-------	------	------	------	--------	------	-------	------	-------	------	------	------	--------	------	-------	------	-------	------	------	------	--------	------	-------	-------	-------	------	------	------	--------	------	-------	------	-------	------	------	------	--------	------	-------	-------	-------	------	------	------	--------	------	-------	-------	-------	-------	-------	-------	--------	-------	-------	-------	--------	-------	--------

PITCHER	IP	WLS	BF	H	R	ER	SO	BB	IBB	HBP	BLK	WP	HR	S	P	ERA	WHIP
Runelvys Hernandez, R ERA: 1.29 (1, 1)	7.0	W	26	5	1	1	3	3	0	0	0	1	0	61	100	1.29	1.143
Mike Wood, R ERA (8, 1)	1.0		3	0	0	0	1	0	0	0	0	0	0	11	17	0.00	0.000
Jeremy Affeldt, L ERA: 9.0 (9, 1)	1.0		5	1	1	1	1	1	0	0	0	0	0	10	17	9.00	2.000

BOTTOM

Kansas City Royals @ Detroit Tigers  
Comerica Park, Detroit, MI  
Wed Apr 06 2005, 1:05 PM EDT  
Att. 14,168 - Sunny - 73 F

livebaseballscorecards.com

AB	29
R	2
H	6
RBI	2
BB	4
SO	5
LOB	13



Batter	1	2	3	4	5	6	7	8	9	AB R H RBI BB SO LOB	TOP											
9 David DeJesus, L (1, 8) OBP: 0.429, SLG: 0.385	0-3 K		1-0 F7			2-1 G5-3		0-2 E6 29 G6-3 1B	1-0 F8	5 0 1 0 0 1 1												
Tony Graffanino, R (1, 4) OBP: 0.667, SLG: 0.750	2-1 G5-3			3-3 K		0-1 29 1B 1B		1-2 P3		4 0 1 0 0 1 2												
29 Mike Sweeney, R (1, 10) OBP: 0.231, SLG: 0.231	1-1 F8			2-2 G4-3		0-0 1B		1-2 G6-3		4 0 1 1 0 0 1												
Eli Marrero, R (1, 3)		0-1 G1-3		0-1 G5-3		0-0 F9		0-3 K		4 0 0 0 0 1 3												
Terrence Long, L (1, 7) OBP: 0.375, SLG: 0.625		1-0 2B			0-0 CS 1B		2-1 P6		0-1 HR 2B	4 1 3 0 0 0 0												
Emil Brown, R (1, 9) OBP: 0.444, SLG: 0.750		2-3 K		1 SAFE 1 SAFE 1 BB 1 BB 1 BB	4-2 4 E BB		1-0 P3		3-2 2-H HR	3 1 1 2 1 1 1												
4 Angel Berroa, R (1, 6) OBP: 0.333, SLG: 0.545		1-3 K		0-2 FC5 14 G4-6-3 1B		0-2 14 FC6-4 1B		0-1 G4-3		4 0 1 0 0 1 2												
14 John Buck, R (1, 2) OBP: 0.333, SLG: 0.273			0-0 F8		0-1 G4-6-3		0-0 FC6-4		3-3 K	4 0 0 0 0 1 3												
24 Mark Teahen, L (1, 5) OBP: 0.250, SLG: 0.364			1-1 G4-3			0-0 G6-3		1-2 9 E 29 G6-3 1B	2-1 HBP	3 1 1 0 0 0 0												
<b>Inning Stats</b>	R: 0 E: 0 K: 1 S: 7	H: 0 LOB: 0 BB: 0 P: 10	R: 0 E: 0 K: 2 S: 11	H: 1 LOB: 1 BB: 0 P: 15	R: 0 E: 0 K: 0 S: 4	H: 0 LOB: 0 BB: 0 P: 6	R: 0 E: 0 K: 1 S: 10	H: 0 LOB: 0 BB: 0 P: 15	R: 0 E: 1 K: 0 S: 8	H: 1 LOB: 1 BB: 1 P: 12	R: 0 E: 0 K: 0 S: 7	H: 2 LOB: 2 BB: 0 P: 9	R: 0 E: 0 K: 0 S: 7	H: 1 LOB: 1 BB: 0 P: 10	R: 1 E: 1 K: 1 S: 17	H: 2 LOB: 1 BB: 0 P: 20	R: 2 E: 0 K: 1 S: 13	H: 2 LOB: 1 BB: 0 P: 22	1B: 6 2B: 2 3B: 0 HR: 1	SF: 0 SAC: 0 DP: 1 HBP: 1	WP: 0 PB: 0 SB: 0 CS: 1	PA: 37
<b>PITCHER</b>	IP WLS BF H R ER SO BB IBB HBP BLK WP HR S P ERA WHIP																					
Jason Johnson, R (1, 1) ERA:	6.2 W 25 5 0 0 4 1 0 0 0 0 0 0 53 76 0.00 0.900																					
Kyle Farnsworth, R (7, 1) ERA:	0.1 H 1 0 0 0 0 0 0 0 0 0 0 0 1 1 0.00 0.000																					
Ugueth Urbina, R (8, 1) ERA: 4.5	1.0 5 2 1 0 1 0 0 0 0 0 0 0 17 20 0.00 2.000																					
Troy Percival, R (9, 1) ERA: 9.0	1.0 6 2 2 2 1 0 0 0 1 0 0 0 1 13 22 18.00 2.000																					

**Kansas City Royals @ Detroit Tigers**  
 Comerica Park, Detroit, MI  
 Thu Apr 07 2005, 1:05 PM EDT  
 Att. 10,463 - Cloudy - 55 F

[livebaseballscorecards.com](http://livebaseballscorecards.com)

AB	35
R	3
H	9
RBI	3
BB	1
SO	6
LOB	13



BOTTOM

Kansas City Royals @ Detroit Tigers  
Comerica Park, Detroit, MI

Thu Apr 07 2005, 1:05 PM EDT  
Att: 10,463 - Cloudy - 55 F

livebaseballscorecards.com

AB	37
R	7
H	14
RBI	6
BB	3
SO	3
LOB	20



WP	0	PA	40
PB	0		
SB	0		
CS	1		

1B	12	SF	0
2B	1	SAC	0
3B	0	DP	0
HR	1	HBP	0

IP	1.0	WLS		BF	5	H	1	R	0	ER	0	SO	0	BB	1	IBB	0	HBP	0	BLK	0	WP	0	HR	0	S	7	P	13	ERA	0.00	WHIP	2.000
----	-----	-----	--	----	---	---	---	---	---	----	---	----	---	----	---	-----	---	-----	---	-----	---	----	---	----	---	---	---	---	----	-----	------	------	-------


IP	2.1	WLS		BF	11	H	4	R	0	ER	0	SO	1	BB	0	IBB	0	HBP	0	BLK	0	WP	0	HR	0	S	27	P	38	ERA	0.00	WHIP	1.714
IP	1.2			BF	6	H	1	R	0	ER	0	SO	0	BB	1	IBB	0	HBP	0	BLK	0	WP	0	HR	0	S	17	P	28	ERA	3.0	WHIP	1.200
IP	2.1	L		BF	11	H	4	R	3	ER	3	SO	2	BB	0	IBB	0	HBP	0	BLK	0	WP	0	HR	1	S	24	P	37	ERA	8.1	WHIP	11.57
IP	0.0			BF	1	H	1	R	0	ER	0	SO	0	BB	0	IBB	0	HBP	0	BLK	0	WP	0	HR	0	S	1	P	3	ERA		WHIP	
IP	0.2			BF	7	H	3	R	4	ER	2	SO	0	BB	0	IBB	1	HBP	0	BLK	0	WP	0	HR	0	S	11	P	21	ERA	5.4	WHIP	4.500

AB	R	H	RBI	BB	SO	LOB
4	1	2	0	1	0	0
5	1	2	1	0	0	2
5	1	4	1	0	1	1
4	1	0	0	1	1	5
4	1	2	2	0	0	3
0	1	0	0	0	0	0
3	0	1	1	1	0	1
4	0	0	0	0	0	4
4	0	2	1	0	0	0
4	1	1	0	0	1	4

Batter	1	2	3	4	5	6	7	8	9
20 Omar Infante, R OBP: 0.286, SLG: 0.250 (1, 4)	0-1 F7		1-1 P2		0-0 1B		3-2 1B	4-0 G1-3 1B	
9 Carlos Guillen, S OBP: 0.500, SLG: 0.462 (1, 6)	1-2 G6-3		2-2 1B		0-0 L7		2-0 FC4 1B	0-1 F7	
Ivan Rodriguez, R OBP: 0.429, SLG: 0.571 (1, 2)	0-1 1B		3-0 1B		1-3 K		0-0 FC4 2B	0-0 G1-3 1B	
Dmitri Young, S OBP: 0.500, SLG: 1.333 (1, 10)	2-3 K		0-2 F4		0-0 L9		4-0 1B	0-1 G1-3	
Rondell White, R OBP: 0.333, SLG: 0.583 (1, 7)		0-0 1B	1-2 P3		3-2 HR		0-0 FC4 1B	2-2 2	
Nook Logan, S (7, PR) (8, 8)		1-2 F9		4-2 CS BB		2-2 G4-1	1-2 1B		
Carlos Pena, L OBP: 0.583, SLG: 0.375 (1, 3)		0-0 F8		2-1 F8		0-1 P3	2-1 F8		
Craig Monroe, R OBP: 0.273, SLG: 0.200 (1, 8) (8, 7)		2-1 1B		2-2 L8			G2-3		
Bobby Higginson, L OBP: 0.500, SLG: 0.400 (1, 9)		1-2 1B					1B		
15 Brandon Inge, R OBP: 0.273, SLG: 0.500 (1, 5)		2-2 F7			3-3 K		0-1 1B		

R: 0	H: 1	R: 0	H: 2	R: 0	H: 2	R: 0	H: 0	R: 0	H: 1	R: 1	H: 1	R: 6	H: 6	R: 0	H: 1
E: 0	LOB: 1	E: 0	LOB: 2	E: 0	LOB: 2	E: 0	LOB: 0	E: 0	LOB: 1	E: 0	LOB: 0	E: 1	LOB: 2	E: 0	LOB: 2
K: 1	BB: 0	K: 0	BB: 0	K: 0	BB: 0	K: 0	BB: 1	K: 0	BB: 0	K: 0	BB: 0	K: 0	BB: 1	K: 0	BB: 1
S: 11	P: 14	S: 10	P: 15	S: 14	P: 21	S: 9	P: 16	S: 8	P: 12	S: 9	P: 14	S: 19	P: 35	S: 7	P: 13

IP	WLS	BF	H	R	ER	SO	BB	IBB	HBP	BLK	WP	HR	S	P	ERA	WHIP
2.1		11	4	0	0	1	0	0	0	0	0	0	27	38	0.00	1.714
1.2		6	1	0	0	0	1	0	0	0	0	0	17	28	0.00	1.200
2.1	L	11	4	3	3	2	0	0	0	0	0	1	24	37	11.57	1.714
0.0		1	1	0	0	0	0	0	0	0	0	0	1	3		
0.2		7	3	4	2	0	0	1	0	0	0	0	11	21	27.00	4.500

Batter	1	2	3	4	5	6	7	8	9	AB R H RBI BB SO LOB	TOP																
<b>Coco Crisp, S</b> OBP: 0.286, SLG: 0.429 (1, 8) (7, 7)	0-1 G5-3		0-1 G5-3		2-0 1B		0-0 G1-3		0-0 L7	5 0 1 0 0 0 2																	
<b>Ronnie Belliard, R</b> OBP: 0.429, SLG: 0.833 (1, 4)	1-0 G6-3			4-2 L8 48 BLK 1B BB	0-1 1B			1-2 F9		3 1 1 0 1 0 0																	
<b>48 Travis Hafner, L</b> OBP: 0.444, SLG: 0.357 (1, 10)	3-3 K			1-0 G1-3	1-1 G4-3			3-2 HR 1B		4 1 1 0 0 1 3																	
<b>Aaron Boone, R</b> OBP: 0.118, SLG: 0.353 (1, 5)		1-3 K		3-2 L8		1-2 P6		1-1 HR		4 1 1 2 0 1 1																	
<b>José Hernández, R</b> OBP: 0.286, SLG: 0.167 <b>Ben Broussard, L</b> OBP: 0.267, SLG: 0.167 (8, PH) (8, 3)		2-2 F9		1-1 1B		0-0 G6-3		2-1 F8		3 0 1 1 0 0 0 1 0 0 0 0 0 0																	
<b>Casey Blake, R</b> OBP: 0.235, SLG: 0.333 (1, 9)		0-2 G5-3		0-3 K		0-1 F8		2-2 24 S HBP		3 0 0 0 0 1 1																	
<b>Ryan Ludwick, R</b> <b>24 Grady Sizemore, L</b> OBP: 0.250, SLG: 0.250 (1, 7) (7, 8)			1-3 K		4-2 E 2 SF8 FC1 BB		0-0 F8	1 SAFE 3-2 F7		2 1 0 0 1 1 0 1 0 0 0 0 0 1	<b>AB 33</b> <b>R 4</b> <b>H 7</b> <b>RBI 4</b> <b>BB 2</b> <b>SO 5</b> <b>LOB 9</b>																
<b>Josh Bard, S</b> (1, 2)			2-0 G5-3		1-1 FC1 1B		1-0 G1-3		2-3 K	4 0 0 0 0 1 1																	
<b>2 Jhonny Peralta, R</b> OBP: 0.333, SLG: 0.571 (1, 6)			2-0 2B		2-1 SF8		3-1 2B		1-0 G6-3	3 0 2 1 0 0 0																	
<b>Inning Stats</b>	R: 0 E: 0 K: 1 S: 6	H: 0 LOB: 0 BB: 0 P: 10	R: 0 E: 0 K: 1 S: 9	H: 0 LOB: 0 BB: 0 P: 12	R: 0 E: 0 K: 1 S: 7	H: 1 LOB: 1 BB: 0 P: 12	R: 1 E: 0 K: 1 S: 11	H: 1 LOB: 1 BB: 1 P: 20	R: 1 E: 1 K: 0 S: 11	H: 2 LOB: 2 BB: 1 P: 21	R: 0 E: 0 K: 0 S: 6	H: 0 LOB: 0 BB: 0 P: 7	R: 0 E: 0 K: 0 S: 5	H: 1 LOB: 1 BB: 0 P: 9	R: 2 E: 0 K: 0 S: 22	H: 2 LOB: 1 BB: 0 P: 34	R: 0 E: 0 K: 1 S: 5	H: 0 LOB: 0 BB: 0 P: 8	1B: 4 2B: 2 3B: 0 HR: 1	SF: 1 SAC: 0 DP: 0 HBP: 1	WP: 0 PB: 0 SB: 1 CS: 0	PA: 37					
<b>PITCHER</b>	IP	WLS	BF	H	R	ER	SO	BB	IBB	HBP	BLK	WP	HR	S	P	ERA	WHIP										
<b>29 Nate Robertson, L</b> ERA: 1.29 (1, 1)	7.0		28	5	2	1	4	2	0	0	1	0	0	55	91	1.29	1.000										
<b>Ugueth Urbina, R</b> ERA: 9.0 (8, 1)	1.0	L	6	2	2	2	0	0	0	1	0	0	1	22	34	18.00	2.000										
<b>Kyle Farnsworth, R</b> ERA: (9, 1)	1.0		3	0	0	0	1	0	0	0	0	0	0	5	8	0.00	0.000										

**Cleveland Indians @ Detroit Tigers**  
Comerica Park, Detroit, MI  
Fri Apr 08 2005, 7:05 PM EDT  
Att. 23,294 - Clear - 58 F

livebaseballscorecards.com



Batter	1	2	3	4	5	6	7	8	9	AB	R	H	RBI	BB	SO	LOB
20 Omar Infante, R OBP: 0.316, SLG: 0.313 (1, 4)	1-0 P6		1-0 2B		1-1 G5-3		3-3 K	4-2 BB		4	0	1	2	1	1	1
Bobby Higginson, L OBP: 0.273, SLG: 0.200 (1, 9)	3-2 L7		1-2 K		0-2 G6-3		2-2 G3	3-1 F7		5	0	0	0	0	1	5
Ivan Rodriguez, R OBP: 0.368, SLG: 0.474 (1, 2)	2-2 G4-3				1-1 G4-3		2-2 G6-3	0-2 1B		5	0	1	0	0	0	0
Dmitri Young, S OBP: 0.421, SLG: 1.059 (1, 10)			1-1 G3		1-0 P5		3-2 WP SF8 2B	2-2 G4-3		5	1	1	0	0	1	1
Rondell White, R OBP: 0.353, SLG: 0.500 (1, 7)			0-0 G6-3		2-2 BB 1B		4-1 15 BB WP BB	2-1 E5 15 1B 20 BB E		4	1	1	0	1	0	0
Carlos Pena, L OBP: 0.563, SLG: 0.300 (1, 3)			1-3 K		4-2 BB		4-0 15 BB IBB	2-2 F7		2	0	0	0	2	1	1
Craig Monroe, R OBP: 0.200, SLG: 0.154 (1, 8)			0-0 G5-3		1-3 K		0-0 SF8	2-0 FC6 20 BB 15 1B		3	0	0	1	0	1	3
15 Brandon Inge, R OBP: 0.467, SLG: 0.583 (1, 5)			4-2 20 2B BB G3-1		1-1 SH5-3 1B		4-1 3-H	1-1 K SAFE		2	1	2	0	2	0	0
Ramon Martinez, R (1, 6)			2-1 G3-1		0-0 SH5-3 1B		4-1 1-2 2-3 BB	1-1 20 BB 1B		1	0	0	0	0	0	1
Jason Smith, L (5, 6)							1-2 2-3 BB	2-3 K		1	0	0	0	0	0	3
9 Carlos Guillen, S (8, PH) (9, 6)			1-2		1-2					1	0	0	0	0	1	3

Inning Stats	R: 0	H: 0	E: 0	K: 0	S: 8	R: 0	H: 0	E: 0	K: 1	S: 6	R: 1	H: 1	E: 0	K: 1	S: 12	R: 0	H: 1	E: 0	K: 0	S: 17	R: 0	H: 1	E: 0	K: 0	S: 9	R: 1	H: 1	E: 0	K: 0	S: 17	R: 0	H: 1	E: 0	K: 1	S: 12	R: 1	H: 1	E: 2	K: 1	S: 16	R: 0	H: 0	E: 0	K: 1	S: 8	1B: 4	2B: 2	3B: 0	HR: 0	SF: 1	SAC: 1	DP: 0	HBP: 0	WP: 1	PB: 0	SB: 0	CS: 0	PA: 41
PITCHER	IP	WLS	BF	H	R	ER	SO	BB	IBB	HBP	BLK	WP	HR	S	P	ERA	WHIP																																									
Scott Elarton, R (1, 1) ERA: 3.38	5.1		23	4	2	2	3	3	0	0	0	0	0	64	100	3.38	1.312																																									
Scott Sauerbeck, L (6, 1) ERA:	0.0		1	0	0	0	0	0	1	0	0	1	0	0	4	∞	∞																																									
59 Matt Miller, R (6, 1) ERA:	1.1	B	6	1	0	0	1	1	0	0	0	0	0	14	24	0.00	1.500																																									
David Riske, R (7, 1) ERA:	1.1	W	8	1	1	0	1	1	0	0	0	0	0	19	37	0.00	1.500																																									
Bob Wickman, R (9, 1) ERA: 27.0	1.0	S	3	0	0	0	1	0	0	0	0	0	0	8	9	0.00	0.000																																									

BOTTOM

Cleveland Indians @ Detroit Tigers  
Comerica Park, Detroit, MI  
Fri Apr 08 2005, 7:05 PM EDT  
Att. 23,294 - Clear - 58 F

livebaseballscorecards.com

AB	33
R	3
H	6
RBI	3
BB	6
SO	6
LOB	18



Batter	1	2	3	4	5	6	7	8	9	AB R H RBI BB SO LOB	TOP
<b>Coco Crisp, S</b> (1, 8) OBP: 0.280, SLG: 0.400	0-0 F7		1-1 P3		2-1 1B			0-1 L9		4 0 1 0 0 0 1	
<b>Ronnie Belliard, R</b> (1, 4) OBP: 0.389, SLG: 0.688	0-3 K		3-2 G5-3		3-2 F8			0-0 1B		4 0 1 0 0 1 2	
<b>Aaron Boone, R</b> (1, 10) OBP: 0.143, SLG: 0.476	3-1 G6-3			2-2 HR	3-2 F9			1-0 F7		4 1 1 1 0 0 2	
<b>41 Victor Martinez, S</b> (1, 2) OBP: 0.389, SLG: 0.267		3-1 1B 1B		2-2 L7		3-2 G5-3		1-1 G4-3		4 0 1 0 0 0 1	
<b>José Hernández, R</b> (1, 5) OBP: 0.300, SLG: 0.222		0-2 F8		1-0 1B		2-2 F8		1-2 G6-3	3 0 1 0 0 0 1	1 0 0 0 0 0 0	
<b>Alex Cora, L</b> (9, PH) OBP: 0.200, SLG: 0.300											
<b>Casey Blake, R</b> (1, 9) OBP: 0.250, SLG: 0.333		1-3 K		0-2 1B		3-2 G6-3		2-0 F9	3 0 1 0 0 1 1	1 0 0 0 0 0 0	
<b>24 Grady Sizemore, L</b> (9, PH) OBP: 0.231, SLG: 0.231				1-2 1B							
<b>Ben Broussard, L</b> (1, 3) OBP: 0.316, SLG: 0.200		0-0 1B		3-1 F9		1-0 F8		4-2 HBP	3 0 1 0 0 0 2		
<b>Ryan Ludwick, R</b> (1, 7)		2-3 K		2-0 F9		0-2 G6-3		2-1 P4	4 0 0 0 0 1 5		
<b>2 Jhonny Peralta, R</b> (1, 6) OBP: 0.333, SLG: 0.500			1-0 CS 1B		1-0 F9		1-2 G1-3		3 0 1 0 0 0 0		
<b>Inning Stats</b>	R: 0 E: 0 K: 1 S: 6 H: 0 LOB: 0 BB: 0 P: 9	R: 0 E: 0 K: 2 S: 12 H: 2 LOB: 2 BB: 0 P: 18	R: 0 E: 0 K: 0 S: 7 H: 1 LOB: 0 BB: 0 P: 12	R: 1 E: 0 K: 0 S: 13 H: 3 LOB: 2 BB: 0 P: 23	R: 0 E: 0 K: 0 S: 10 H: 1 LOB: 1 BB: 0 P: 19	R: 0 E: 0 K: 0 S: 12 H: 0 LOB: 0 BB: 0 P: 20	R: 0 E: 0 K: 0 S: 7 H: 0 LOB: 0 BB: 0 P: 9	R: 0 E: 0 K: 0 S: 6 H: 1 LOB: 1 BB: 0 P: 8	R: 0 E: 0 K: 0 S: 9 H: 0 LOB: 1 BB: 0 P: 18	1B: 7 2B: 0 3B: 0 HR: 1 SF: 0 SAC: 0 DP: 0 HBP: 1	WP: 0 PB: 0 SB: 0 CS: 1 PA: 35
<b>PITCHER</b>	IP WLS BF H R ER SO BB IBB HBP BLK WP HR S P ERA WHIP										
<b>Wilfredo Ledezma, L</b> (1, 1) ERA: 1.5	6.0 W 24 7 1 1 3 0 0 0 0 0 0 1 60 101 1.50 1.167										
<b>Jamie Walker, L</b> (7, 1) ERA: 3.0	2.0 7 1 0 0 0 0 0 0 0 0 0 0 13 17 0.00 0.500										
<b>Franklyn German, R</b> (9, 1) ERA: 4.5	1.0 4 0 0 0 0 0 0 0 0 1 0 0 9 18 0.00 0.000										

**Cleveland Indians @ Detroit Tigers**  
Comerica Park, Detroit, MI  
Sat Apr 09 2005, 1:05 PM EDT  
Att. 26,037 - Sunny - 54 F

livebaseballscorecards.com

<b>AB</b>	34
<b>R</b>	1
<b>H</b>	8
<b>RBI</b>	1
<b>BB</b>	0
<b>SO</b>	3
<b>LOB</b>	15



Batter	1	2	3	4	5	6	7	8	9	AB R H RBI BB SO LOB	BOTTOM
20 Omar Infante, R OBP: 0.250, SLG: 0.238 (1, 4)	1-1 SAFE G4-3	0-0 SAFE G6-4-3	1-2 F8		1-2 F9			2-2 F8		5 0 0 0 0 0 2	<b>Cleveland Indians @ Detroit Tigers</b> Comerica Park, Detroit, MI Sat Apr 09 2005, 1:05 PM EDT Att: 26,037 - Sunny - 54 F
9 Carlos Guillen, S OBP: 0.500, SLG: 0.500 (1, 6)	2-2 HR HBP		1-0 BB E 2B	0-0 1B 1B	1-3 K			0-0 P6		4 3 2 0 0 1 0	
Carlos Pena, L OBP: 0.524, SLG: 0.500 (1, 3)	3-2 SAFE 1-H HR		4-0 E 33 HR BB	1-3 K	3-3 K			0-2 G6-3		4 2 1 2 1 2 1	
Dmitri Young, S OBP: 0.478, SLG: 1.000 (1, 10)	0-0 33 FC5-4 1B		4-1 E 33 HR BB	1-1 15 1B 1B				0-1 L5		3 2 2 0 1 0 0	
Craig Monroe, R OBP: 0.211, SLG: 0.176 (1, 9)	1-3 K		1-0 E4 33 HR BB	1-2 15 1B 13 E 1B				1-1 P4		4 2 1 2 0 1 3	
33 Marcus Thames, R OBP: 0.250, SLG: 1.000 (1, 7)	1-1 FC5-4		0-0 HR	1-3 K				0-2 F7		4 1 1 4 0 1 3	
15 Brandon Inge, R OBP: 0.526, SLG: 0.813 (1, 5)		1-1 1B 3B	1-1 G5-3 2B	2-2 13 E 1B				0-0 F8		4 1 3 1 0 0 0	
13 Vance Wilson, R (1, 2)		1-2 G3	1-2 E6 G5-3 2B	0-0 E6 FC6-4				1-1 F9		4 0 0 0 0 0 3	
Nook Logan, S OBP: 0.200, SLG: 0.200 (1, 8)		0-0 20 G6-4-3 1B	1-0 G5-3	0-1 FC6-4				1-3 K		4 0 1 1 0 1 4	
<b>Inning Stats</b>	R: 2 H: 2 E: 0 LOB: 1 K: 1 BB: 0 S: 16 P: 24	R: 1 H: 2 E: 0 LOB: 0 K: 0 BB: 0 S: 7 P: 9	R: 5 H: 3 E: 2 LOB: 1 K: 0 BB: 2 S: 13 P: 27	R: 3 H: 4 E: 1 LOB: 2 K: 2 BB: 0 S: 18 P: 24	R: 0 H: 0 E: 0 LOB: 0 K: 2 BB: 0 S: 9 P: 14	R: 0 H: 0 E: 0 LOB: 0 K: 0 BB: 0 S: 7 P: 8	R: 0 H: 0 E: 0 LOB: 0 K: 1 BB: 0 S: 6 P: 8	R: 0 H: 0 E: 0 LOB: 0 K: 0 BB: 0 S: 8 P: 10		1B: 6 SF: 0 2B: 2 SAC: 0 3B: 1 DP: 2 HR: 2 HBP: 1	
<b>PITCHER</b>	IP WLS BF H R ER SO BB IBB HBP BLK WP HR S P ERA WHIP	IP WLS BF H R ER SO BB IBB HBP BLK WP HR S P ERA WHIP	IP WLS BF H R ER SO BB IBB HBP BLK WP HR S P ERA WHIP	IP WLS BF H R ER SO BB IBB HBP BLK WP HR S P ERA WHIP	IP WLS BF H R ER SO BB IBB HBP BLK WP HR S P ERA WHIP	IP WLS BF H R ER SO BB IBB HBP BLK WP HR S P ERA WHIP	IP WLS BF H R ER SO BB IBB HBP BLK WP HR S P ERA WHIP	IP WLS BF H R ER SO BB IBB HBP BLK WP HR S P ERA WHIP	IP WLS BF H R ER SO BB IBB HBP BLK WP HR S P ERA WHIP	IP WLS BF H R ER SO BB IBB HBP BLK WP HR S P ERA WHIP	IP WLS BF H R ER SO BB IBB HBP BLK WP HR S P ERA WHIP
37 Jake Westbrook, R ERA: 7.2 (1, 1)	2.0 L										
Scott Sauerbeck, L ERA: 6.0 (3, 1)	3.0										
63 Rafael Betancourt, R ERA: (6, 1)	3.0										

livebaseballscorecards.com



Batter	1	2	3	4	5	6	7	8	9	AB R H RBI BB SO LOB	TOP											
<b>Coco Crisp, S</b> OBP: 0.267, SLG: 0.345 (1, 7)										4 1 0 0 1 0 1												
<b>Alex Cora, L</b> OBP: 0.333, SLG: 0.357 (1, 6)										4 1 2 0 1 0 0												
<b>48 Travis Hafner, L</b> OBP: 0.435, SLG: 0.294 (1, 10)										3 1 0 0 2 0 2												
<b>41 Victor Martinez, S</b> OBP: 0.348, SLG: 0.211 (1, 2)										4 0 0 0 1 2 5												
<b>Aaron Boone, R</b> OBP: 0.154, SLG: 0.423 (1, 5)										5 1 1 2 0 1 3												
<b>Ben Broussard, L</b> OBP: 0.348, SLG: 0.421 (1, 3)										4 2 2 2 0 1 0												
<b>Casey Blake, R</b> OBP: 0.292, SLG: 0.333 (1, 9)										3 1 1 2 0 1 0												
<b>24 Grady Sizemore, L</b> OBP: 0.294, SLG: 0.353 (1, 8)										4 0 2 0 0 1 1												
<b>Ronnie Belliard, R</b> OBP: 0.364, SLG: 0.600 (1, 4)										4 0 1 1 0 0 2												
<b>Inning Stats</b>	R: 6 E: 0 K: 2 S: 27	H: 5 LOB: 1 BB: 2 P: 45	R: 0 E: 0 K: 0 S: 6	H: 0 LOB: 0 BB: 0 P: 9	R: 1 E: 0 K: 0 S: 10	H: 2 LOB: 1 BB: 0 P: 14	R: 0 E: 0 K: 0 S: 8	H: 0 LOB: 1 BB: 1 P: 16	R: 0 E: 0 K: 2 S: 9	H: 0 LOB: 0 BB: 0 P: 11	R: 0 E: 0 K: 0 S: 6	H: 0 LOB: 0 BB: 0 P: 9	R: 0 E: 0 K: 1 S: 13	H: 0 LOB: 1 BB: 1 P: 21	R: 0 E: 0 K: 1 S: 13	H: 1 LOB: 1 BB: 0 P: 22	R: 0 E: 0 K: 0 S: 10	H: 1 LOB: 2 BB: 1 P: 18	1B: 6 2B: 2 3B: 1 HR: 0	SF: 0 SAC: 0 DP: 0 HBP: 1	WP: 0 PB: 0 SB: 1 CS: 1	PA: 41
<b>PITCHER</b>	IP WLS BF H R ER SO BB IBB HBP BLK WP HR S P ERA WHIP																					
<b>38 Jeremy Bolderman, R</b> ERA: 5.54 (1, 1)	6.0 L 28 7 7 7 4 3 0 0 0 0 0 0 66 104 10.50 1.667																					
<b>Kyle Farnsworth, R</b> ERA: (7, 1)	2.0 8 1 0 0 2 1 0 1 0 0 0 0 26 43 0.00 1.000																					
<b>Troy Percival, R</b> ERA: 6.0 (9, 1)	1.0 5 1 0 0 0 0 0 1 0 0 0 0 10 18 0.00 1.000																					

Cleveland Indians @ Detroit Tigers

Comerica Park, Detroit, MI

Sun Apr 10 2005, 1:05 PM EDT  
Att. 25,758 - Sunny - 63 F

livebaseballscorecards.com

AB	35
R	7
H	9
RBI	7
BB	5
SO	6
LOB	14



Batter	1	2	3	4	5	6	7	8	9	AB R H RBI BB SO LOB
15 Brandon Inge, R OBP: 0.458, SLG: 0.667 (1, 5)	2-1 G6-3 ①		1-3 K ①		1-3 K ①	1-0 G4-3 ③			2-1 9 DI 9 1B 1B	5 1 1 0 0 2 1
9 Carlos Guillen, S OBP: 0.520, SLG: 0.500 (1, 6)	2-3 K ②		4-1 1B 1B BB		1-0 S 3B 1B		3-3 K ①	1-2 1-H 1B	4 2 2 1 1 2 0	
Ivan Rodriguez, R OBP: 0.333, SLG: 0.417 (1, 2)	0-2 G6-3 ③		1-2 1B 1B		2-3 K ②		1-2 K ②	0-0 G5-3 ③	5 0 1 0 0 2 2	
Dmitri Young, S OBP: 0.444, SLG: 0.958 (1, 10)		0-3 K ①	1-3 K ②		0-0 E 3B		3-2 F9 ③		4 1 1 1 0 2 2	
Rondell White, R OBP: 0.381, SLG: 0.500 (1, 7)		1-0 1B 1B	1-0 1B 1B		0-0 E3			0-1 G6-3 ①	4 1 2 1 0 0 0	
Carlos Pena, L OBP: 0.480, SLG: 0.444 (1, 3)		0-0 1B 33 SF8 1B	0-2 G3 ③		1-0 F9 ③			0-0 L9 ②	4 1 1 0 0 0 3	
Craig Monroe, R OBP: 0.261, SLG: 0.238 (1, 8)		0-0 33 SF8 1B		2-0 G5-3 ①		1-1 1B		0-0 F7 ③	4 0 2 1 0 0 0	
33 Marcus Thames, R OBP: 0.125, SLG: 0.571 (1, 9)		0-0 SF8 ②		1-1 L5 ②		1-3 K ①		1-1 P6 ①	3 0 0 1 0 1 1	
Jason Smith, L Bobby Higginson, L (9, PH) OBP: 0.250, SLG: 0.182 (1, 4)		3-2 G6-3 ③		0-2 G3 ③		1-1 F7 ②		3-3 K ②	3 0 0 0 0 0 2 1 0 0 0 0 1 0	

Inning Stats	R: 0	H: 0	E: 0	K: 1	S: 8	LOB: 0	BB: 0	P: 12	R: 2	H: 3	E: 0	K: 1	S: 10	LOB: 1	BB: 0	P: 14	R: 1	H: 2	E: 0	K: 2	S: 16	LOB: 2	BB: 1	P: 24	R: 0	H: 0	E: 0	K: 0	S: 6	LOB: 0	BB: 0	P: 9	R: 2	H: 2	E: 1	K: 2	S: 10	LOB: 1	BB: 0	P: 15	R: 0	H: 1	E: 0	K: 1	S: 10	LOB: 1	BB: 0	P: 14	R: 0	H: 0	E: 0	K: 2	S: 11	LOB: 0	BB: 0	P: 18	R: 0	H: 0	E: 0	K: 0	S: 4	LOB: 0	BB: 0	P: 4	R: 1	H: 2	E: 0	K: 1	S: 11	LOB: 1	BB: 0	P: 18	1B: 9	SF: 1	2B: 0	SAC: 0	3B: 1	DP: 0	HR: 0	HBP: 0	WP: 0	PA: 39
--------------	------	------	------	------	------	--------	-------	-------	------	------	------	------	-------	--------	-------	-------	------	------	------	------	-------	--------	-------	-------	------	------	------	------	------	--------	-------	------	------	------	------	------	-------	--------	-------	-------	------	------	------	------	-------	--------	-------	-------	------	------	------	------	-------	--------	-------	-------	------	------	------	------	------	--------	-------	------	------	------	------	------	-------	--------	-------	-------	-------	-------	-------	--------	-------	-------	-------	--------	-------	--------

PITCHER	IP	WLS	BF	H	R	ER	SO	BB	IBB	HBP	BLK	WP	HR	S	P	ERA	WHIP
Jason Davis, R ERA: 6.0 (1, 1)	6.0	W	28	8	5	4	7	1	0	0	0	0	0	60	88	6.00	1.500
Bob Howry, R ERA: (7, 1)	1.1	H	4	0	0	0	2	0	0	0	0	0	0	13	20	0.00	0.000
Arthur Rhodes, L ERA: (8, 1)	0.2	H	2	0	0	0	0	0	0	0	0	0	0	2	2	0.00	0.000
Bob Wickman, R ERA: 19.29 (9, 1)	1.0	S	5	2	1	1	1	0	0	0	0	0	0	11	18	9.00	2.000

BOTTOM

Cleveland Indians @ Detroit Tigers  
Comerica Park, Detroit, MI  
Sun Apr 10 2005, 1:05 PM EDT  
Att: 25,758 - Sunny - 63 F

livebaseballscorecards.com

AB	37
R	6
H	10
RBI	5
BB	1
SO	10
LOB	11



Batter	1	2	3	4	5	6	7	8	9	AB R H RBI BB SO LOB	TOP																								
20 Omar Infante, R (1, 4) OBP: 0.286, SLG: 0.280	2-2 G5-3		0-1 G6-4-3 1B		0-1 SH1-3		0-2 G6-4-3 1B		1-2 P2	4 0 2 1 0 0 0																									
9 Carlos Guillen, S (1, 6) OBP: 0.483, SLG: 0.440	4-2 1B BB		0-0 G6-4-3		1-0 G6-3		0-1 E6			3 1 0 0 1 0 3																									
Ivan Rodriguez, R (1, 2) OBP: 0.321, SLG: 0.393	0-1 1B 1-2 1B		0-3 K		3-1 G6-3		1-3 K			4 0 1 0 0 2 3																									
30 Magglio Ordonez, R (1, 9) Nook Logan, S (8, 8) OBP: 0.200, SLG: 0.200	2-3 K			3-3 K		0-0 F8		1-2 G5-3		4 0 0 0 0 2 2 0 0 0 0 0 0 0																									
Dmitri Young, S (1, 10) OBP: 0.419, SLG: 0.857	0-0 1-3 2-H 1B			1-2 F8		0-2 G4-3		1-3 K		4 0 1 1 0 1 0																									
Rondell White, R (1, 7) OBP: 0.360, SLG: 0.458	1-1 F7			1-0 G6-3		0-1 L7		1-0 1B		4 0 1 0 0 0 2																									
Carlos Pena, L (1, 3) OBP: 0.483, SLG: 0.400		4-2 G6-4-3 BB			4-2 HR BB		0-1 L3	2-3 K		2 1 0 0 2 1 1	AB 32 R 4 H 7 RBI 4 BB 4 SO 8 LOB 13																								
Craig Monroe, R (1, 8) (8, 9) OBP: 0.296, SLG: 0.400		1-2 G6-4-3			0-2 HR		2-1 15 S 20 1B 1B		1-2 G6-3	4 2 2 2 0 0 1																									
15 Brandon Inge, R (1, 5) OBP: 0.429, SLG: 0.583		0-1 F9			4-2 9 G6-3 20 SH1-3 BB		1-2 K		1-3 K	3 0 0 0 1 2 1																									
Inning Stats	R: 1 E: 0 K: 1 S: 14	H: 2 LOB: 2 BB: 1 P: 23	R: 0 E: 0 K: 0 S: 9	H: 0 LOB: 0 BB: 1 P: 14	R: 0 E: 0 K: 1 S: 6	H: 1 LOB: 0 BB: 0 P: 6	R: 0 E: 0 K: 1 S: 9	H: 0 LOB: 0 BB: 0 P: 14	R: 2 E: 0 K: 0 S: 15	H: 1 LOB: 1 BB: 2 P: 27	R: 0 E: 0 K: 0 S: 8	H: 0 LOB: 0 BB: 0 P: 8	R: 1 E: 1 K: 2 S: 15	H: 2 LOB: 2 BB: 0 P: 21	R: 0 E: 0 K: 2 S: 11	H: 1 LOB: 1 BB: 0 P: 16	R: 0 E: 0 K: 1 S: 9	H: 0 LOB: 0 BB: 0 P: 12	1B: 6 2B: 0 3B: 0 HR: 1	SF: 0 SAC: 1 DP: 2 HBP: 0	WP: 0 PB: 0 SB: 1 CS: 0	PA: 37													
PITCHER	IP WLS BF H R ER SO BB IBB HBP BLK WP HR S P ERA WHIP																																		
Joe Mays, R (1, 1) ERA: 5.14	5.0	21	4	3	3	3	4	0	0	0	0	1	53	84	5.40	1.600																			
Terry Mulholland, L (6, 1) ERA: 4.15	1.1	5	1	1	1	0	0	0	0	0	0	0	12	14	6.75	0.750																			
28 Jesse Crain, R (7, 1) ERA:	0.1	2	1	0	0	1	0	0	0	0	0	0	6	9	0.00	3.000																			
J.C. Romero, L (7, 1) ERA:	1.1	6	1	0	0	3	0	0	0	0	0	0	16	22	0.00	0.750																			
Juan Rincon, R (9, 1) ERA:	1.0	W 3	0	0	0	1	0	0	0	0	0	0	9	12	0.00	0.000																			

**Detroit Tigers @ Minnesota Twins**  
 Hubert H. Humphrey Metrodome, Minneapolis, MN  
 Tue Apr 12 2005, 8:10 PM EDT  
 Att: 15,071 - Dome - 70 F

[livebaseballscorecards.com](http://livebaseballscorecards.com)



Batter	1	2	3	4	5	6	7	8	9	AB R H RBI BB SO LOB
Shannon Stewart, R OBP: 0.281, SLG: 0.387 (1, 7)	2-2 G6-3 ①		0-3 K ②		2-2 FC4-6 1B ③		3-3 K ③		0-0 2B ①	5 0 2 1 0 2 0
Jason Bartlett, R OBP: 0.409, SLG: 0.600 (1, 6)	3-2 F8 ②		1-1 HR ③		1-1 FC4-6 1-2f ③			4-2 F8 7 BB 1B BB ①		3 2 1 1 1 0 1
7 Joe Mauer, L OBP: 0.346, SLG: 0.348 (1, 2)	1-2 G6-3 ③		1-1 G4-3 ③			0-0 E5 1B G4-3 1B ①		4-1 E 20 2-1 1B BB ①		3 1 1 0 1 0 0
Matthew LeCroy, R OBP: 0.333, SLG: 0.474 (1, 3)		1-2 F9 ①		0-1 G6-3 ①		0-1 G5-3 ①		0-0 F8 ①		4 0 0 0 0 0 3
Torii Hunter, R OBP: 0.276, SLG: 0.481 (1, 8)		3-2 BB HBP ②		1-3 K ②		3-1 G4-3 S 1B 2-3 ②		3-2 E 1B 1-2 3-H ②		3 0 2 1 0 1 0
Jacque Jones, L OBP: 0.417, SLG: 0.600 (1, 9)		4-2 SAFE 1B SAFE 1B SAFE 1B SAFE 1B SAFE 1B SAFE ②		0-0 20 CS 1B ③		1-2 G4-3 ②		L9 ②		3 0 1 1 1 0 3
20 Lew Ford, R OBP: 0.208, SLG: 0.208 (1, 10)		3-2 F9 ②		2-0 CS 1-2 ③	0-1 L5 ①	0-1 F8 ③		2-1 2-1 ③	0-0 5 SH1-4 2B 1B ①	4 1 1 0 0 0 3
5 Michael Cuddyer, R OBP: 0.192, SLG: 0.346 (1, 5)		1-3 K ③		2-1 HR ②		3-1 F7 ①		0-0 SH1-4 ①		3 1 1 1 0 1 2
Luis Rivas, R OBP: 0.313, SLG: 0.313 8 Nick Punto, S OBP: 0.400, SLG: 0.375 (9, PH)			0-0 G5-3 ①		2-1 G4-3 ②		0-1 G4-1 ②		4-2 2B BB ①	3 0 0 0 0 0 0 0 0 0 0 1 0 0

Inning Stats	R: 0	H: 0	E: 0	K: 11	S: 11	LOB: 0	BB: 0	P: 17	R: 0	H: 0	E: 0	K: 1	S: 15	LOB: 2	BB: 1	P: 27	R: 1	H: 1	E: 0	K: 1	S: 8	LOB: 0	BB: 0	P: 10	R: 0	H: 1	E: 0	K: 1	S: 6	LOB: 0	BB: 0	P: 9	R: 1	H: 2	E: 1	K: 0	S: 11	LOB: 1	BB: 0	P: 18	R: 0	H: 0	E: 0	K: 1	S: 8	LOB: 0	BB: 0	P: 14	R: 1	H: 1	E: 1	K: 0	S: 9	LOB: 2	BB: 2	P: 24	R: 1	H: 2	E: 0	K: 0	S: 5	LOB: 2	BB: 1	P: 9	1B: 6	SF: 0	2B: 1	SAC: 1	3B: 0	DP: 0	HR: 2	HBP: 1	WP: 0	PA: 38
--------------	------	------	------	-------	-------	--------	-------	-------	------	------	------	------	-------	--------	-------	-------	------	------	------	------	------	--------	-------	-------	------	------	------	------	------	--------	-------	------	------	------	------	------	-------	--------	-------	-------	------	------	------	------	------	--------	-------	-------	------	------	------	------	------	--------	-------	-------	------	------	------	------	------	--------	-------	------	-------	-------	-------	--------	-------	-------	-------	--------	-------	--------

PITCHER	IP	WLS	BF	H	R	ER	SO	BB	IBB	HBP	BLK	WP	HR	S	P	ERA	WHIP
Mike Maroth, L ERA: 7.27 (1, 1)	5.0		21	5	3	2	3	1	0	0	0	0	2	52	82	3.60	1.200
Franklyn German, R ERA: 3.86 (6, 1)	0.1	H	2	1	0	0	0	0	0	0	0	0	4	7	0.00	3.000	
Jamie Walker, L ERA: 2.7 (6, 1)	0.1	B	1	0	0	0	0	0	0	0	0	0	4	5	0.00	0.000	
Kyle Farnsworth, R ERA: (6, 1)	1.1		4	0	0	0	1	0	0	0	0	0	10	17	0.00	0.000	
Ugueth Urbina, R ERA: 9.0 (8, 1)	1.0	B	6	1	1	1	0	2	0	0	0	0	9	24	9.00	3.000	

BOTTOM

Detroit Tigers @ Minnesota Twins  
 Hubert H. Humphrey Metrodome, Minneapolis, MN  
 Tue Apr 12 2005, 8:10 PM EDT  
 Att: 15,071 - Dome - 70 F

livebaseballscores.com

AB	31
R	5
H	9
RBI	5
BB	4
SO	4
LOB	12



Batter	1	2	3	4	5	6	7	8	9	AB R H RBI BB SO LOB	TOP											
20 Omar Infante, R (1, 4) OBP: 0.242, SLG: 0.233	3-2 P4		0-0 P6			1-3 K	1-3 K		1-2 P6	5 0 0 0 0 2 3												
15 Brandon Inge, R (1, 5) OBP: 0.438, SLG: 0.679	1-1 HR		0-2 F7			2-1 1B				4 2 2 1 0 1 0												
Ivan Rodriguez, R (1, 2) OBP: 0.344, SLG: 0.387	1-0 G5-3			1-2 1B		4-2 1B				3 1 1 0 0 1 1 0												
Dmitri Young, S (1, 10) OBP: 0.429, SLG: 0.813	0-3 K			0-0 G4-6-3		0-1 1B				4 0 2 1 0 1 1												
Rondell White, R (1, 7) OBP: 0.345, SLG: 0.481		2-1 1B		1-0 G6-3		0-1 SF9				3 1 1 1 0 1 1												
Carlos Pena, L (1, 3) OBP: 0.485, SLG: 0.458		0-1 1B			2-3 K	2-2 G3				4 0 2 1 0 1 1												
Craig Monroe, R (1, 8) OBP: 0.258, SLG: 0.345		0-1 G6-4-3			1-3 K					4 0 0 0 0 0 1 2												
33 Marcus Thames, R (1, 9) OBP: 0.250, SLG: 0.545		1-3 K			0-0 1B					4 0 2 0 0 2 1												
Jason Smith, L (1, 6) OBP: 0.125, SLG: 0.125			2-1 G6-3		1-3 K					4 0 1 0 0 2 2												
<b>Inning Stats</b>	R: 1 E: 0 K: 1 S: 9	H: 1 LOB: 0 BB: 0 P: 14	R: 1 E: 0 K: 1 S: 10	H: 2 LOB: 0 BB: 0 P: 13	R: 0 E: 0 K: 0 S: 6	H: 0 LOB: 0 BB: 0 P: 8	R: 0 E: 0 K: 0 S: 6	H: 1 LOB: 0 BB: 0 P: 8	R: 0 E: 0 K: 3 S: 10	H: 1 LOB: 1 BB: 0 P: 14	R: 2 E: 0 K: 1 S: 18	H: 2 LOB: 1 BB: 1 P: 27	R: 0 E: 0 K: 2 S: 12	H: 1 LOB: 1 BB: 0 P: 17	R: 0 E: 0 K: 3 S: 11	H: 1 LOB: 1 BB: 0 P: 16	R: 0 E: 0 K: 1 S: 13	H: 2 LOB: 2 BB: 0 P: 19	1B: 8 2B: 2 3B: 0 HR: 1	SF: 1 SAC: 0 DP: 2 HBP: 0	WP: 0 PB: 0 SB: 1 CS: 0	PA: 37
<b>PITCHER</b>	IP WLS BF H R ER SO BB IBB HBP BLK WP HR S P ERA WHIP																					
Kyle Lohse, R (1, 1) ERA: 6.17	6.1 W 26 8 4 4 6 1 0 0 0 0 1 65 93 5.68 1.421																					
J.C. Romero, L (7, 1) ERA:	0.2 H 2 0 0 0 2 0 0 0 0 0 0 6 8 0.00 0.000																					
Juan Rincon, R (8, 1) ERA:	1.0 H 4 1 0 0 3 0 0 0 0 0 0 0 11 16 0.00 1.000																					
36 Joe Nathan, R (9, 1) ERA:	1.0 5 2 0 0 1 0 0 0 0 0 0 0 13 19 0.00 2.000																					

**Detroit Tigers @ Minnesota Twins**  
 Hubert H. Humphrey Metrodome, Minneapolis, MN  
 Wed Apr 13 2005, 8:10 PM EDT  
 Att: 16,067 - Dome - 70 F

[livebaseballscorecards.com](http://livebaseballscorecards.com)

<b>AB</b>	35
<b>R</b>	4
<b>H</b>	11
<b>RBI</b>	4
<b>BB</b>	1
<b>SO</b>	12
<b>LOB</b>	11





Batter	1	2	3	4	5	6	7	8	9	AB	R	H	RBI	BB	SO	LOB
Shannon Stewart, R (1, 7) OBP: 0.270, SLG: 0.389										5	1	1	0	0	0	4
Jason Bartlett, R (1, 6) OBP: 0.407, SLG: 0.560										5	1	2	0	0	0	2
7 Joe Mauer, L (1, 2) OBP: 0.419, SLG: 0.444										4	1	3	1	1	0	1
Terry Tiffie, S (1, 3) OBP: 0.600, SLG: 1.500										4	2	2	3	1	0	2
Torii Hunter, R (1, 8) OBP: 0.273, SLG: 0.452										4	1	1	2	0	0	4
Jacque Jones, L (1, 9) OBP: 0.429, SLG: 0.696										3	1	1	2	1	0	3
20 Lew Ford, R (1, 10) OBP: 0.250, SLG: 0.259										3	0	1	0	0	0	0
5 Michael Cuddyer, R (1, 5) OBP: 0.200, SLG: 0.333										4	0	1	0	0	0	3
8 Nick Punto, S (1, 4) OBP: 0.429, SLG: 0.300										2	1	0	0	2	2	0

Inning Stats	R	H	E	K	S	LOB	BB	P	WP	HR	S	P	ERA	WHIP
1	5	7	0	24	36	2	1	18	0	1	22	34	135.00	24.000
2	0	1	0	9	18	2	2	14	0	0	14	57	3.86	1.071
3	0	0	0	8	14	0	0	14	0	0	19	32	0.00	1.000
4	2	2	0	6	9	0	0	9	0	0	12	21	9.00	2.000
5	0	0	0	9	14	0	0	14	0	0	19	32	0.00	1.000
6	0	0	0	7	10	0	0	10	0	0	12	21	9.00	2.000
7	0	1	0	12	22	3	1	22	0	0	19	32	0.00	1.000
8	1	1	0	12	21	1	1	21	0	0	12	21	9.00	2.000
9	0	0	0	0	0	0	0	0	0	0	0	0	0.00	1.000

PITCHER	IP	WLS	BF	H	R	ER	SO	BB	IBB	HBP	BLK	WP	HR	S	P	ERA	WHIP
Jason Johnson, R (1, 1) ERA: 6.43	0.1	L	9	7	5	5	0	1	0	0	0	0	1	22	34	135.00	24.000
Matt Ginter, R (1, 1) ERA: 2.57	4.2		17	3	2	2	1	2	0	0	0	0	1	34	57	3.86	1.071
Franklyn German, R (6, 1) ERA: 2.08	2.0		9	1	0	0	1	1	0	1	0	0	0	19	32	0.00	1.000
Jamie Walker, L (8, 1) ERA: 4.15	1.0		5	1	1	1	0	1	0	0	0	0	0	12	21	9.00	2.000

**DETROIT TIGERS @ MINNESOTA TWINS**  
Hubert H. Humphrey Metrodome, Minneapolis, MN


Wed Apr 13 2005, 8:10 PM EDT  
Att: 16,067 - Dome - 70 F

AB	34
R	8
H	12
RBI	8
BB	5
SO	2
LOB	19

WP	HR	S	P	ERA	WHIP
0	1	21	21	9.00	2.000

Batter	1	2	3	4	5	6	7	8	9	AB R H RBI BB SO LOB	TOP
15 Brandon Inge, R OBP: 0.405, SLG: 0.606 (1, 5)	1-3 K		0-1 G5-3		0-1 G1-4-6-3		0-0 1B		3-3 K	5 0 1 0 0 2 3	
9 Carlos Guillen, S OBP: 0.455, SLG: 0.393 (1, 6)	4-2 1B 1B BB		1-1 G6-3			0-3 K	2-1 F7			3 1 0 0 1 1 1	
Ivan Rodriguez, R OBP: 0.361, SLG: 0.400 (1, 2)	2-2 1B 1-2 SF8 1B		1-2 G4-3			1-1 1B 1B		0-1 P4		4 2 2 0 0 0 0	
Dmitri Young, S OBP: 0.436, SLG: 0.778 (1, 10)	3-2 1B 1-3 2-H 1B			0-0 G6-3		1-2 1B 1-3 1B		1-0 G4-3		4 0 2 1 0 0 0	
Rondell White, R OBP: 0.333, SLG: 0.567 (1, 7)	1-2 SF8			0-1 G5-3		0-3 K		0-0 HR		3 1 1 2 0 1 2	
Carlos Pena, L OBP: 0.459, SLG: 0.429 (1, 3)	3-H 2-2 F7			0-0 F8		1-1 1-2 3-H 1B		0-0 G3-1		4 0 1 1 0 0 1	
Craig Monroe, R OBP: 0.257, SLG: 0.333 (1, 8)			2-2 G5-3		0-1 33 HBP 1B	0-0 G1-3		1-1 F9		4 0 1 0 0 0 2	
33 Marcus Thames, R OBP: 0.250, SLG: 0.429 (1, 9)			2-1 P6		H 1-0 15 G1-4-6-3 HBP		2-1 P3		1-2 G6-3	3 0 0 0 0 0 0	
20 Omar Infante, R OBP: 0.243, SLG: 0.265 (1, 4)			0-0 F7		B C X 1-1 P4		1-1 F7		0-1 2B	4 0 1 0 0 0 2	
<b>Inning Stats</b>	R: 2 H: 2 E: 0 LOB: 1 K: 1 BB: 1 S: 22 P: 35	R: 0 H: 0 E: 0 LOB: 0 K: 0 BB: 0 S: 6 P: 10	R: 0 H: 0 E: 0 LOB: 0 K: 0 BB: 0 S: 9 P: 11	R: 0 H: 0 E: 0 LOB: 0 K: 0 BB: 0 S: 4 P: 4	R: 0 H: 1 E: 0 LOB: 1 K: 0 BB: 0 S: 6 P: 8	R: 1 H: 3 E: 0 LOB: 2 K: 2 BB: 0 S: 15 P: 18	R: 0 H: 1 E: 0 LOB: 1 K: 0 BB: 0 S: 7 P: 12	R: 1 H: 1 E: 0 LOB: 0 K: 0 BB: 0 S: 5 P: 6	R: 0 H: 1 E: 0 LOB: 1 K: 1 BB: 0 S: 12 P: 17	1B: 7 SF: 1 2B: 1 SAC: 0 3B: 0 DP: 1 HR: 1 HBP: 1	WP: 0 PA: 37 PB: 0 SB: 0 CS: 0
<b>PITCHER</b> Brad Radke, R ERA: 5.59 (1, 1)	IP WLS BF H R ER SO BB IBB HBP BLK WP HR S P ERA WHIP										
28 Jesse Crain, R ERA: (7, 1)	1.0 4 1 0 0 0 0 0 0 0 0 0 0 7 12 0.00 1.000										
54 Matt Guerrier, R ERA: 3.0 (8, 1)	2.0 8 2 1 1 1 0 0 0 0 0 0 1 17 23 4.50 1.000										

**Detroit Tigers @ Minnesota Twins**  
 Hubert H. Humphrey Metrodome, Minneapolis, MN  
 Thu Apr 14 2005, 8:10 PM EDT  
 Att: 14,344 - Dome - 70 F

<b>AB</b>	34
<b>R</b>	4
<b>H</b>	9
<b>RBI</b>	4
<b>BB</b>	1
<b>SO</b>	4
<b>LOB</b>	11
	

WP: 0	PA: 37
PB: 0	
SB: 0	
CS: 0	

ERA	WHIP
4.50	1.167
0.00	1.000
4.50	1.000

Batter	1	2	3	4	5	6	7	8	9	AB	R	H	RBI	BB	SO	LOB
Shannon Stewart, R (1, 7) OBP: 0.310, SLG: 0.368	0-2 G5-3	2-2 HBP		2-1 F8		4-1 20 HR 1B BB	4-2 BB			2	1	0	0	2	0	0
Juan Castro, R (1, 6) OBP: 0.364, SLG: 0.300	0-0 G1-3	0-0 G5-3		0-1 G6-3		1-2 F3	0-0 F8			5	0	0	0	0	0	6
Torii Hunter, R (1, 10) OBP: 0.270, SLG: 0.457 Corky Miller, R (8, PH) (9, 10)	0-2 G4-3		1-1 FC4 2B	0-2 F8		3-3 K	0-1 F8			4	1	1	0	0	1	2
Matthew LeCroy, R (1, 3) OBP: 0.385, SLG: 0.478		4-2 5 BB 55 1B 1B BB	2-1 G4-3		3-2 F8	2-0 20 HR 1B	3-2 20 2B 1B			4	2	2	1	1	0	1
20 Lew Ford, R (1, 8) OBP: 0.333, SLG: 0.433		1-0 F7	2-0 E 55 1B FC4 HBP		4-2 3B BB	2-0 1-H 2-H HR	1-0 2B			3	3	2	3	1	0	1
Jacque Jones, L (1, 9) OBP: 0.485, SLG: 0.778		1-2 55 1B 5 BB SF7 1B	2-1 FC4 55 1B 55 E		1-1 SAFE SAFE SAFE 3B	1-1 1B	4-0 IBB			4	2	3	2	1	0	1
5 Michael Cuddyer, R (1, 5) OBP: 0.257, SLG: 0.313		4-1 HBP 55 1B 1B BB	4-1 CS 55 E BB		4-0 55 G6-3 BB	2-3 K	0-3 K			2	0	0	0	3	2	4
55 Mike Redmond, R (1, 2) OBP: 0.556, SLG: 0.571		0-0 HBP 1B	0-0 E9 FC6-4 1B		2-2 G6-3		4-0 G5-4-3 BB			4	0	2	2	1	0	5
Luis Rivas, R (1, 4) OBP: 0.300, SLG: 0.316		2-1 SF7	3-1 FC6-4		0-2 1B 1B	1-1 G5-4-3				3	1	1	1	0	0	3

Inning Stats	R: 0	H: 0	E: 0	K: 0	S: 7	R: 2	H: 2	E: 0	K: 0	S: 14	R: 3	H: 2	E: 2	K: 0	S: 10	R: 0	H: 0	E: 0	K: 0	S: 8	R: 1	H: 1	E: 0	K: 0	S: 13	R: 4	H: 4	E: 0	K: 2	S: 20	R: 0	H: 0	E: 0	K: 0	S: 7	R: 0	H: 2	E: 0	K: 1	S: 16
	LOB: 0	BB: 0	P: 7			LOB: 3	BB: 2	P: 28			LOB: 1	BB: 1	P: 24			LOB: 1	BB: 2	P: 27			LOB: 1	BB: 2	P: 27			LOB: 1	BB: 1	P: 35			LOB: 1	BB: 2	P: 16			LOB: 3	BB: 1	P: 26		

PITCHER	IP	WLS	BF	H	R	ER	SO	BB	IBB	HBP	BLK	WP	HR	S	P	ERA	WHIP
29 Nate Robertson, L (1, 1) ERA: 3.75	5.0	L	26	5	6	4	0	5	0	0	0	0	0	52	96	7.20	2.000
Kyle Farnsworth, R (6, 1) ERA: 5.4	1.0		8	4	4	4	2	1	0	0	0	0	1	20	35	36.00	5.000
Franklyn German, R (7, 1) ERA: 1.69	1.0		4	0	0	0	0	2	0	0	0	0	0	7	16	0.00	2.000
Ugueth Urbina, R (8, 1) ERA: 7.2	1.0		6	2	0	0	1	0	1	0	0	0	0	16	26	0.00	2.000


**BOTTOM**

**Detroit Tigers @ Minnesota Twins**  
 Hubert H. Humphrey Metrodome, Minneapolis, MN

Thu Apr 14 2005, 8:10 PM EDT  
 Att. 14,344 - Dome - 70 F

livebaseballscorecards.com

AB	32
R	10
H	11
RBI	9
BB	9
SO	3
LOB	23



WP	PA	1B	SF	PB	SAC	SB	DP	CS	HR	HBP
0	44	7	1	0	0	0	2	1	1	2

Batter	1	2	3	4	5	6	7	8	9	AB R H RBI BB SO LOB	TOP																
15 Brandon Inge, R OBP: 0.429, SLG: 0.595 (1, 5)	1-1 9 3B 1B	1-0 G4-3		1-2 1B			X 0-0 F9		4-2 BB	4 1 2 0 1 0 1																	
9 Carlos Guillen, S OBP: 0.421, SLG: 0.424 (1, 6)	3-1 G6-3 3B	0-1 P6		1-2 F7			0-1 L4		2-1 G4-3	5 1 1 1 0 0 3																	
Ivan Rodriguez, R OBP: 0.350, SLG: 0.385 (1, 2)	1-2 G6-3	2-1 E5			0-2 F9		1-2 1B			4 0 1 1 0 0 1																	
Dmitri Young, S OBP: 0.419, SLG: 0.725 (1, 10)	0-0 BB HR 1B	3-2 F9			0-0 F8		3-3 K			4 1 1 0 0 1 3																	
Carlos Pena, L OBP: 0.463, SLG: 0.400 (1, 3)	4-1 HR BB		1-2 G4-3		4-2 BB		1-2 F7			2 1 0 0 2 0 0																	
Craig Monroe, R OBP: 0.256, SLG: 0.405 (1, 7)	0-1 HR		1-1 F7		2-2 K		2-0 F9			4 1 1 3 0 1 1																	
Bobby Higginson, L OBP: 0.188, SLG: 0.133 (1, 9)	0-0 F8		1-1 F7			3-1 P6		3-3 K		4 0 0 0 0 1 0																	
Jason Smith, L OBP: 0.091, SLG: 0.091 (1, 4)	0-0 F7			1-3 K		2-2 P4			3-3 K	3 0 0 0 0 1 0 1 0 0 0 0 1 0																	
20 Omar Infante, R OBP: 0.237, SLG: 0.257 (9, PH)				3-2 G4-3		0-0 B1-3			3-2 G5-3	3 0 1 0 0 0 0 1 0 0 0 0 0 0																	
Nook Logan, S OBP: 0.250, SLG: 0.250 (1, 8)																											
Rondell White, R OBP: 0.324, SLG: 0.548 (9, PH)																											
<b>Inning Stats</b>	R: 5 E: 0 K: 0 S: 13	H: 4 LOB: 0 BB: 1 P: 22	R: 0 E: 1 K: 0 S: 10	H: 1 LOB: 2 BB: 0 P: 18	R: 0 E: 0 K: 0 S: 7	H: 0 LOB: 0 BB: 0 P: 10	R: 0 E: 0 K: 1 S: 12	H: 1 LOB: 1 BB: 0 P: 18	R: 0 E: 0 K: 1 S: 12	H: 0 LOB: 1 BB: 1 P: 18	R: 0 E: 0 K: 0 S: 6	H: 0 LOB: 0 BB: 0 P: 11	R: 0 E: 0 K: 1 S: 9	H: 1 LOB: 1 BB: 0 P: 13	R: 0 E: 0 K: 1 S: 8	H: 0 LOB: 0 BB: 0 P: 14	R: 0 E: 0 K: 1 S: 10	H: 0 LOB: 1 BB: 1 P: 22	1B: 5 2B: 0 3B: 1 HR: 1	SF: 0 SAC: 0 DP: 0 HBP: 0	WP: 0 PB: 0 SB: 0 CS: 0	PA: 38					
<b>PITCHER</b>	IP WLS BF H R ER SO BB IBB HBP BLK WP HR S P ERA WHIP																										
Jose Lima, R ERA: 8.56 (1, 1)	7.0		31	7	5	5	3	2	0	0	0	0	1	69	110	6.43	1.286										
Jaime Cerda, L ERA: 11.57 (8, 1)	1.0	W	3	0	0	0	1	0	0	0	0	0	0	8	14	0.00	0.000										
Jeremy Affeldt, L ERA: 3.86 (9, 1)	0.2	H	3	0	0	0	1	1	0	0	0	0	0	8	18	0.00	1.500										
Mike MacDougal, R ERA: 3.38 (9, 1)	0.1	S	1	0	0	0	0	0	0	0	0	0	0	2	4	0.00	0.000										

Detroit Tigers @ Kansas City Royals  
Kauffman Stadium, Kansas City, MO

Fri Apr 15 2005, 7:10 PM CDT  
Att. 29,720 - Clear - 71 F

livebaseballscorecards.com

AB	35
R	5
H	7
RBI	5
BB	3
SO	5
LOB	9



Batter	1	2	3	4	5	6	7	8	9	AB R H RBI BB SO LOB
9 David DeJesus, L (1, 8) OBP: 0.435, SLG: 0.462	4-2 G4-3 BB		1-0 1-H HR		2-1 1B		3-3 K			3 1 2 2 1 1 0
Tony Graffanino, R (1, 5) OBP: 0.364, SLG: 0.345	1-2 G4-3 1-2f		0-0 G5-3		1-0 SAFE 1B		1-0 G6-3			4 0 1 0 0 0 1
29 Mike Sweeney, R (1, 10) OBP: 0.386, SLG: 0.476	2-1 2B		4-0 G4-3 BB		2-3 K		2-3 K			3 0 1 0 1 2 2
Emil Brown, R (1, 9) OBP: 0.333, SLG: 0.462	0-1 G3		0-1 G4-3		1-0 G4-3 1-2f		2-3 K			4 0 0 0 0 1 4
Eli Marrero, R (1, 3) OBP: 0.174, SLG: 0.150		1-2 G5-3	1-0 G5-3		1-1 SH3 G4-3 2B		4-2 4 HR BB			3 2 1 0 1 0 1
4 Angel Berroa, R (1, 6) OBP: 0.375, SLG: 0.514		3-1 G1-3 1B		2-2 G4-3 SF8 2B		0-0 SH3		0-1 1-H HR		3 2 3 2 0 0 0
Terrence Long, L (1, 7) OBP: 0.345, SLG: 0.500		0-0 G1-3		0-2 G4-3		1-0 G4-3		0-2 2B		4 0 1 1 0 0 2
Alberto Castillo, R (1, 2) OBP: 0.125, SLG: 0.286		3-3 K		1-0 SF8		3-H 0-3 K		3-2 P4		3 0 0 1 0 2 2
Ruben Gotay, S (1, 4) OBP: 0.333, SLG: 0.480			1-1 9 HR 1B		0-0 G6-3		0-0 P4			3 1 1 0 0 0 0

Inning Stats	R: 0 E: 0 K: 0 S: 9	H: 1 LOB: 1 BB: 1 P: 16	R: 0 E: 0 K: 1 S: 10	H: 1 LOB: 1 BB: 0 P: 17	R: 2 E: 0 K: 0 S: 7	H: 2 LOB: 1 BB: 1 P: 14	R: 1 E: 0 K: 0 S: 9	H: 1 LOB: 0 BB: 0 P: 12	R: 0 E: 0 K: 1 S: 13	H: 2 LOB: 1 BB: 0 P: 19	R: 1 E: 0 K: 1 S: 7	H: 1 LOB: 0 BB: 0 P: 9	R: 0 E: 0 K: 1 S: 6	H: 0 LOB: 0 BB: 0 P: 10	R: 2 E: 0 K: 2 S: 19	H: 2 LOB: 1 BB: 1 P: 30	1B: 4 2B: 4 3B: 0 HR: 2	SF: 1 SAC: 1 DP: 2 HBP: 0	WP: 0 PB: 0 SB: 0 CS: 0	PA: 35
--------------	------------------------------	----------------------------------	-------------------------------	----------------------------------	------------------------------	----------------------------------	------------------------------	----------------------------------	-------------------------------	----------------------------------	------------------------------	---------------------------------	------------------------------	----------------------------------	-------------------------------	----------------------------------	----------------------------------	------------------------------------	----------------------------------	--------

PITCHER	IP	WLS	BF	H	R	ER	SO	BB	IBB	HBP	BLK	WP	HR	S	P	ERA	WHIP
Wilfredo Ledezma, L (1, 1) ERA: 3.75	6.0		26	8	4	4	3	2	0	0	0	0	1	55	87	6.00	1.667
Jamie Walker, L (7, 1) ERA: 3.38	1.0	H	3	0	0	0	1	0	0	0	0	0	0	6	10	0.00	0.000
Ugueth Urbina, R (8, 1) ERA: 9.0	1.0	L	6	2	2	2	2	1	0	0	0	0	1	19	30	18.00	3.000

BOTTOM

Detroit Tigers @ Kansas City Royals  
Kauffman Stadium, Kansas City, MO

Fri Apr 15 2005, 7:10 PM CDT  
Att. 29,720 - Clear - 71 F

livebaseballscores.com

AB	30
R	6
H	10
RBI	6
BB	3
SO	6
LOB	12



Batter	1	2	3	4	5	6	7	8	9	AB R H RBI BB SO LOB	TOP	
15 Brandon Inge, R OBP: 0.404, SLG: 0.595 (1, 5)	1-1 G6-3		3-3 K		1-3 K			1-1 F9	2-2 9 1B	5 1 1 2 0 2 0		
9 Carlos Guillen, S OBP: 0.442, SLG: 0.500 (1, 6) Jason Smith, L OBP: 0.091, SLG: 0.091 (9, 6)	0-2 E5 G4-3 PB			0-1 1B 2B		1-2 F9 2B		1-0 G4-3	0-2 2B 1B	5 1 3 1 0 0 0 0 0 0 0 0 0 0		
Ivan Rodriguez, R OBP: 0.378, SLG: 0.455 (1, 10)	1-0 G4-3			0-0 1B SF9 1B		0-1 F9		1-1 FC5 2B	2-2 2B	5 1 3 0 0 0 2		
Dmitri Young, S OBP: 0.426, SLG: 0.698 (1, 3) Carlos Pena, L OBP: 0.452, SLG: 0.387 (8, PR) (8, 3)	0-0 G5-3			0-0 SF9 1B		1-0 G1-3		4-0 IBB	0-0 G3-1	3 0 1 1 1 0 2 1 0 0 0 0 0 2		
Rondell White, R OBP: 0.282, SLG: 0.486 (1, 7) Nook Logan, S OBP: 0.250, SLG: 0.250 (9, 8)		0-2 G6-3		0-0 SF9		1-1 G6-3		2-2 FC5	2-2 G5-3	4 0 0 1 0 0 5 0 0 0 0 0 0 0		
Craig Monroe, R OBP: 0.279, SLG: 0.425 (1, 8) (9, 7)		3-2 G5-3		1-0 P4			1-1 20 1B 2B		4-1 33 1B 13 1B BB	3 2 1 0 1 0 1		
33 Marcus Thames, R OBP: 0.250, SLG: 0.389 (1, 9)		0-1 F8		1-0 L7			1-2 G6-3		3-2 13 1B 15 3B 1B	4 1 1 0 0 0 2		
13 Vance Wilson, R OBP: 0.125, SLG: 0.125 (1, 2)			1-2 F9		2-3 K		0-0 F8		0-0 15 3B 1B	4 1 1 1 0 1 1		
20 Omar Infante, R OBP: 0.238, SLG: 0.256 (1, 4)			3-2 F7		0-0 F8		2-0 2-H 1B		0-3 K	4 0 1 1 0 1 2		
<b>Inning Stats</b>	R: 0 H: 0 E: 1 LOB: 1 K: 0 BB: 0 S: 7 P: 9	R: 0 H: 0 E: 0 LOB: 0 K: 0 BB: 0 S: 8 P: 11	R: 0 H: 0 E: 0 LOB: 0 K: 1 BB: 0 S: 10 P: 17	R: 2 H: 3 E: 0 LOB: 1 K: 0 BB: 0 S: 7 P: 9	R: 0 H: 0 E: 0 LOB: 0 K: 2 BB: 0 S: 8 P: 11	R: 0 H: 1 E: 0 LOB: 1 K: 0 BB: 0 S: 9 P: 12	R: 1 H: 2 E: 0 LOB: 1 K: 0 BB: 0 S: 7 P: 11	R: 0 H: 1 E: 0 LOB: 2 K: 0 BB: 1 S: 9 P: 18	R: 4 H: 5 E: 0 LOB: 2 K: 1 BB: 1 S: 26 P: 39	1B: 6 SF: 1 2B: 5 SAC: 0 3B: 1 DP: 0 HR: 0 HBP: 0	WP: 0 PA: 41 PB: 1 SB: 0 CS: 0	
<b>PITCHER</b> Brian Anderson, L ERA: 3.95 (1, 1) Shawn Camp, R ERA: 12.27 (8, 1) Nate Field, R ERA: 10.8 (9, 1)	IP WLS BF H R ER SO BB IBB HBP BLK WP HR S P ERA WHIP											<b>PITCHER</b> IP WLS BF H R ER SO BB IBB HBP BLK WP HR S P ERA WHIP
	7.2 L 31 7 3 3 3 0 1 0 0 0 0 0 61 92 3.52 0.913											

Detroit Tigers @ Kansas City Royals  
Kauffman Stadium, Kansas City, MO  
Sat Apr 16 2005, 1:10 PM CDT  
Att: 22,881 - Partly Cloudy - 76 F

livebaseballscores.com

AB	38
R	7
H	12
RBI	7
BB	2
SO	4
LOB	17



Batter	1	2	3	4	5	6	7	8	9	AB R H RBI BB SO LOB
9 David DeJesus, L (1, 8) OBP: 0.420, SLG: 0.442	1-2 G4-3		2-3 K		1-0 1B			1-2 K		4 0 1 0 0 2 0
Ruben Gotay, S (1, 4) OBP: 0.323, SLG: 0.448	1-0 1B		2-0 G4-3		2-1 F7			2-1 G3-1		4 0 1 0 0 0 2
29 Mike Sweeney, R (1, 3) OBP: 0.375, SLG: 0.522	0-1 F9			1-2 L4		0-0 HR		0-1 G1		4 1 1 1 0 0 1
Matt Stairs, L (1, 10) OBP: 0.370, SLG: 0.625	1-2 K			0-0 G6-3 2B		1-2 G3		0-0 F7		4 0 1 0 0 1 1
Emil Brown, R (1, 9) OBP: 0.324, SLG: 0.414		0-2 F8		0-2 G6-3		0-1 P3		4-2 BB		3 0 0 0 1 0 1
Terrence Long, L (1, 7) OBP: 0.333, SLG: 0.469		1-2 FC6-4 1B		0-0 P5		3-1 F7		0-0 F8		4 0 1 0 0 0 2
4 Angel Berroa, R (1, 6) OBP: 0.341, SLG: 0.463		1-2 FC6-4		2-2 F8			1-3 K2-3	1-2 G6-3		4 0 0 0 0 1 2
14 John Buck, R (1, 2) OBP: 0.152, SLG: 0.125		1-1 G4-3		0-0 G6-3			3-3 K			3 0 0 0 0 1 1
Joe McEwing, R (1, 5) OBP: 0.429, SLG: 0.429			0-2 G2-3		1-0 1B		3-1 G6-3			3 0 1 0 0 0 0

Inning Stats	R: 0	H: 1	E: 1	K: 1	S: 10	LOB: 1	BB: 0	P: 12	R: 0	H: 1	E: 0	K: 0	S: 14	LOB: 1	BB: 0	P: 16	R: 0	H: 0	E: 0	K: 1	S: 7	LOB: 0	BB: 0	P: 11	R: 0	H: 1	E: 0	K: 0	S: 8	LOB: 1	BB: 0	P: 9	R: 0	H: 2	E: 0	K: 0	S: 9	LOB: 2	BB: 0	P: 15	R: 1	H: 1	E: 0	K: 0	S: 8	LOB: 0	BB: 0	P: 12	R: 0	H: 0	E: 0	K: 2	S: 9	LOB: 0	BB: 0	P: 16	R: 0	H: 0	E: 0	K: 1	S: 9	LOB: 0	BB: 0	P: 12	R: 0	H: 0	E: 0	K: 0	S: 8	LOB: 1	BB: 1	P: 13	1B: 4	SF: 0	2B: 1	SAC: 0	3B: 0	DP: 0	HR: 1	HBP: 0	WP: 0	PA: 34
--------------	------	------	------	------	-------	--------	-------	-------	------	------	------	------	-------	--------	-------	-------	------	------	------	------	------	--------	-------	-------	------	------	------	------	------	--------	-------	------	------	------	------	------	------	--------	-------	-------	------	------	------	------	------	--------	-------	-------	------	------	------	------	------	--------	-------	-------	------	------	------	------	------	--------	-------	-------	------	------	------	------	------	--------	-------	-------	-------	-------	-------	--------	-------	-------	-------	--------	-------	--------

PITCHER	IP	WLS	BF	H	R	ER	SO	BB	IBB	HBP	BLK	WP	HR	S	P	ERA	WHIP
38 Jeremy Bonderman, R (1, 1) ERA: 3.86	8.0	W	30	6	1	1	5	0	0	0	0	0	1	74	103	1.12	0.750
Troy Percival, R (9, 1) ERA: 6.23	1.0		4	0	0	0	0	1	0	0	0	0	0	8	13	0.00	1.000

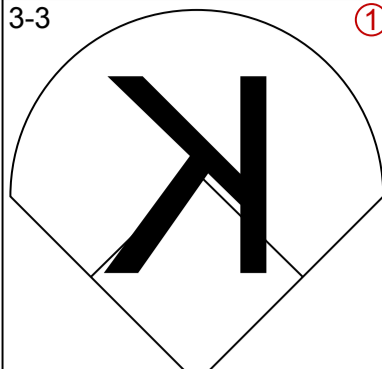
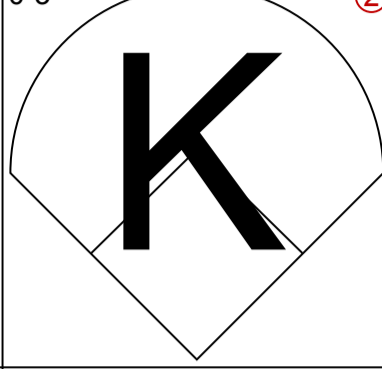
BOTTOM

Detroit Tigers @ Kansas City Royals  
Kauffman Stadium, Kansas City, MO  
Sat. Apr 16 2005, 1:10 PM CDT  
Att. 22,881 - Partly Cloudy - 76 F

livebaseballscores.com

AB	33
R	1
H	6
RBI	1
BB	1
SO	5
LOB	10



Batter	1	2	3	4	5	6	7	8	9	AB R H RBI BB SO LOB	TOP
15 Brandon Inge, R OBP: 0.385, SLG: 0.553 (1, 5)	3-3 		1-0 E4 9 F7 2B 1B	1-1 G5-3		3-1 P3			2-2 P6	5 1 1 0 0 1 1	
9 Carlos Guillen, S OBP: 0.417, SLG: 0.465 (1, 6)	0-3 		0-0 F7 1-2	2-2 G3 2-H		0-1 1B			0-0 G4-3	5 0 1 0 0 1 2	
Ivan Rodriguez, R OBP: 0.400, SLG: 0.551 (1, 2)	0-2 1B 1B		2-1 1B 2B 2-H 3-H	0-1 G6-3		0-0 L7			0-1 HR	5 2 3 3 0 0 1	
Dmitri Young, S OBP: 0.423, SLG: 0.660 (1, 10)	2-2 SAFE 1-2 1B		0-0 L8		0-0 P4				4-2 BB	4 0 1 0 1 0 1	
Rondell White, R OBP: 0.295, SLG: 0.475 (1, 7)	0-0 L4		1-2 BB 20 1B 1B 2-H		2-0 1B 1B				1-2 P2	5 1 2 1 0 0 3	
Carlos Pena, L OBP: 0.435, SLG: 0.353 (1, 3)		3-2 F8	4-0 BB 20 1B BB 1-2		1-1 F9				1-1 G6-3	3 0 0 0 1 0 1	
Craig Monroe, R OBP: 0.298, SLG: 0.419 (1, 9)		1-3 K	4-0 20 1B BB 1-2 2-3		3-0 1B				2-0 G6-3	3 0 1 0 1 1 0	
20 Omar Infante, R OBP: 0.239, SLG: 0.256 (1, 4)		0-0 F8	2-1 1-2 2-H 3-H 1B		0-2 F8				1-0 F7	4 0 1 1 0 0 2	
Nook Logan, S OBP: 0.333, SLG: 0.333 (1, 8)			0-0 15 E 2B 15 1B		2-2 15 S 1B				1-0 G4-3	4 2 2 0 0 0 0	
<b>Inning Stats</b>	R: 0 E: 0 K: 2 S: 16 H: 2 LOB: 2 BB: 0 P: 21	R: 0 E: 0 K: 1 S: 7 H: 0 LOB: 0 BB: 0 P: 11	R: 4 E: 1 K: 0 S: 11 H: 5 LOB: 2 BB: 2 P: 25	R: 1 E: 1 K: 0 S: 12 H: 1 LOB: 0 BB: 0 P: 17	R: 0 E: 0 K: 0 S: 8 H: 2 LOB: 2 BB: 0 P: 14	R: 0 E: 0 K: 0 S: 7 H: 1 LOB: 1 BB: 0 P: 11	R: 0 E: 0 K: 0 S: 5 H: 0 LOB: 0 BB: 0 P: 9	R: 0 E: 0 K: 0 S: 3 H: 0 LOB: 0 BB: 0 P: 7	R: 1 E: 0 K: 0 S: 16 H: 1 LOB: 1 BB: 1 P: 23	1B: 10 2B: 1 3B: 0 HR: 1 SF: 0 SAC: 0 DP: 0 HBP: 0	WP: 1 PB: 0 SB: 1 CS: 0 PA: 41
<b>PITCHER</b> Runelvys Hernandez, R (1, 1) ERA: 4.19 Andrew Sisco, L (6, 1) ERA: 1.86 Shawn Camp, R (8, 1) ERA: 9.64 Nate Field, R (9, 1) ERA: 10.5	IP WLS BF H R ER SO BB IBB HBP BLK WP HR S P ERA WHIP	IP WLS BF H R ER SO BB IBB HBP BLK WP HR S P ERA WHIP	IP WLS BF H R ER SO BB IBB HBP BLK WP HR S P ERA WHIP	IP WLS BF H R ER SO BB IBB HBP BLK WP HR S P ERA WHIP	IP WLS BF H R ER SO BB IBB HBP BLK WP HR S P ERA WHIP	IP WLS BF H R ER SO BB IBB HBP BLK WP HR S P ERA WHIP	IP WLS BF H R ER SO BB IBB HBP BLK WP HR S P ERA WHIP	IP WLS BF H R ER SO BB IBB HBP BLK WP HR S P ERA WHIP	IP WLS BF H R ER SO BB IBB HBP BLK WP HR S P ERA WHIP	IP WLS BF H R ER SO BB IBB HBP BLK WP HR S P ERA WHIP	IP WLS BF H R ER SO BB IBB HBP BLK WP HR S P ERA WHIP

**Detroit Tigers @ Kansas City Royals**  
**Kauffman Stadium, Kansas City, MO**  
 Sun Apr 17 2005, 1:10 PM CDT  
 Att. 14,904 - Partly Cloudy - 77 F

livebaseballscorecards.com

<b>AB</b>	<b>38</b>
<b>R</b>	<b>6</b>
<b>H</b>	<b>12</b>
<b>RBI</b>	<b>5</b>
<b>BB</b>	<b>3</b>
<b>SO</b>	<b>3</b>
<b>LOB</b>	<b>11</b>





Batter	1	2	3	4	5	6	7	8	9	AB R H RBI BB SO LOB
9 David DeJesus, L (1, 8) OBP: 0.389, SLG: 0.404	1-1 G4-3		1-0 F9			2-3 K		1-1 G4-3		4 0 0 0 0 1 0
Tony Graffano, R (1, 5) OBP: 0.378, SLG: 0.344	2-2 F7			0-1 P4		4-0 BB		2-1 1B		3 0 1 0 1 0 0
29 Mike Sweeney, R (1, 3) OBP: 0.346, SLG: 0.480	2-0 F8			1-1 F8		1-1 F9		1-3 K		4 0 0 0 0 1 2
Emil Brown, R (1, 9) OBP: 0.289, SLG: 0.364		0-0 G5-3		0-1 G5-3		1-1 F8			3-2 K	4 0 0 0 0 1 1
Eli Marrero, R (1, 7) OBP: 0.222, SLG: 0.333		2-2 P6			0-1 FC5 14 1B		1-0 HR		1-3 K	4 1 2 1 0 1 0
4 Angel Berroa, R (1, 6) OBP: 0.333, SLG: 0.444		2-0 1B			2-2 P3		1-2 G1-3		3-3 K	4 0 1 0 0 1 1
Matt Stairs, L (1, 10) OBP: 0.333, SLG: 0.556		0-0 F8			1-3 K		3-1 G3			3 0 0 0 0 1 2
14 John Buck, R (1, 2) OBP: 0.167, SLG: 0.143			1-2 G6-3		0-0 1B		1-3 K			3 0 1 0 0 1 0
Ruben Gotay, S (1, 4) OBP: 0.294, SLG: 0.406			2-2 G5-3		2-2 FC5 2-3f			2-1 G5-3		3 0 0 0 0 0 2

Inning Stats	R: 0 E: 0 K: 0 S: 6	H: 0 LOB: 0 BB: 0 P: 11	R: 0 E: 0 K: 0 S: 7	H: 1 LOB: 1 BB: 0 P: 11	R: 0 E: 0 K: 0 S: 7	H: 0 LOB: 0 BB: 0 P: 11	R: 0 E: 0 K: 0 S: 6	H: 0 LOB: 0 BB: 0 P: 7	R: 0 E: 0 K: 1 S: 14	H: 2 LOB: 2 BB: 0 P: 19	R: 0 E: 0 K: 1 S: 9	H: 0 LOB: 1 BB: 1 P: 17	R: 1 E: 0 K: 1 S: 10	H: 1 LOB: 0 BB: 0 P: 16	R: 0 E: 0 K: 1 S: 9	H: 1 LOB: 1 BB: 0 P: 15	R: 0 E: 0 K: 3 S: 13	H: 0 LOB: 0 BB: 0 P: 20	1B: 4 2B: 0 3B: 0 HR: 1	SF: 0 SAC: 0 DP: 0 HBP: 0	WP: 0 PB: 0 SB: 0 CS: 0	PA: 33
PITCHER	IP	WLS	BF	H	R	ER	SO	BB	IBB	HBP	BLK	WP	HR	S	P	ERA	WHIP					
Mike Maroth, L (1, 1) ERA: 4.41	7.2	W	29	5	1	1	3	1	0	0	0	0	0	65	103	1.17	0.783					
Ugueth Urbina, R (8, 1) ERA: 7.36	1.1		4	0	0	0	4	0	0	0	0	0	0	16	24	0.00	0.000					


**BOTTOM**

**Detroit Tigers @ Kansas City Royals**  
Kauffman Stadium, Kansas City, MO

Sun Apr 17 2005, 1:10 PM CDT  
Att. 14,904 - Partly Cloudy - 77 F

livebaseballscorecards.com

<b>AB</b>	<b>32</b>
<b>R</b>	<b>1</b>
<b>H</b>	<b>5</b>
<b>RBI</b>	<b>1</b>
<b>BB</b>	<b>1</b>
<b>SO</b>	<b>7</b>
<b>LOB</b>	<b>8</b>



Batter	1	2	3	4	5	6	7	8	9	AB R H RBI BB SO LOB	TOP		
15 Brandon Inge, R OBP: 0.439, SLG: 0.600 (1, 5)	1-2 G4-3 SF7 2B		1-3 G6-4-3 1B		4-2 2B BB	0-2 G4-6-3 HR 1B		4-1 BB BB		3 3 3 2 2 0 0			
9 Carlos Guillen, S OBP: 0.404, SLG: 0.447 (1, 6) Jason Smith, L OBP: 0.083, SLG: 0.083 (8, PH) (8, 6)	1-2 G4-3		2-2 G6-4-3		0-0 F7	3-2 G4-6-3 1B		1-2 F8		4 0 1 0 0 0 3 1 0 0 0 0 0 2			
Ivan Rodriguez, R OBP: 0.389, SLG: 0.558 (1, 2) 13 Vance Wilson, R OBP: 0.222, SLG: 0.222 (6, 2)	0-1 SF7		2-3 K		1-0 2B	3-2 G4-6-3		1-1 1B		3 1 1 2 0 1 2 1 0 1 1 0 0 0			
Dmitri Young, S OBP: 0.439, SLG: 0.731 (1, 10)	2-1 G4-3			0-0 1B G3 1B	0-2 2B	1-0 HR		0-3 K		5 3 3 3 0 1 2			
Rondell White, R OBP: 0.292, SLG: 0.455 (1, 7) 33 Marcus Thames, R OBP: 0.238, SLG: 0.368 (7, 7)			0-0 G1-3		2-2 F9	3-2 G5-3		2-3 K		4 1 1 0 0 0 1 1 0 0 0 0 1 2			
Craig Monroe, R OBP: 0.308, SLG: 0.404 (1, 9)		2-2 G6-3		1-3 K	1-0 1B		0-3 K		4-2 G5-4-3 BB	4 0 1 1 1 2 2			
Carlos Pena, L OBP: 0.392, SLG: 0.308 (1, 3)		1-3 K		1-2 G3	3-2 L8		3-3 K		2-2 F8	5 0 0 1 0 2 3			
20 Omar Infante, R OBP: 0.275, SLG: 0.340 (1, 4)			1-2 HR	0-2 1B		4-2 2B 15 1B BB		2-2 G6-3		4 2 2 2 1 0 1			
Nook Logan, S OBP: 0.438, SLG: 0.563 (1, 8)			0-0 15 1B 9 G6-4-3 1B	0-0 G4-3		0-1 15 1B 2B		0-1 F8 13 1B 2B		4 3 3 0 0 0 1			
<b>Inning Stats</b>	R: 1 H: 1 E: 0 LOB: 0 K: 0 BB: 0 S: 12 P: 16	R: 0 H: 0 E: 0 LOB: 0 K: 1 BB: 0 S: 7 P: 10	R: 2 H: 3 E: 0 LOB: 0 K: 1 BB: 0 S: 21 P: 28	R: 2 H: 3 E: 0 LOB: 1 K: 1 BB: 0 S: 14 P: 16	R: 3 H: 3 E: 0 LOB: 1 K: 0 BB: 1 S: 17 P: 28	R: 4 H: 4 E: 0 LOB: 0 K: 2 BB: 1 S: 19 P: 33	R: 0 H: 0 E: 0 LOB: 0 K: 2 BB: 0 S: 11 P: 16	R: 1 H: 2 E: 0 LOB: 2 K: 2 BB: 1 S: 15 P: 23	R: 0 H: 0 E: 0 LOB: 0 K: 0 BB: 1 S: 8 P: 14	1B: 9 SF: 1 2B: 5 SAC: 0 3B: 0 DP: 3 HR: 2 HBP: 0	WP: 0 PA: 44 PB: 0 SB: 1 CS: 0		
<b>PITCHER</b>	IP WLS BF H R ER SO BB IBB HBP BLK WP HR S P ERA WHIP											<b>PITCHER</b>	IP WLS BF H R ER SO BB IBB HBP BLK WP HR S P ERA WHIP
45 Erik Bedard, L ERA: 5.4 (1, 1)	4.2 L 23 9 8 8 3 1 0 0 0 0 1 66 89 15.43 2.143												
Rick Bauer, R ERA: 13.5 (5, 1)	1.1 9 5 4 4 0 1 0 0 0 0 0 24 42 27.00 4.500												
John Parrish, L ERA: 1.59 (7, 1)	2.0 9 2 1 1 4 1 0 0 0 0 0 26 39 4.50 1.500												
Jorge Julio, R ERA: 1.35 (9, 1)	1.0 3 0 0 0 0 1 0 0 0 0 0 8 14 0.00 1.000												

Detroit Tigers @ Baltimore Orioles  
 Oriole Park at Camden Yards, Baltimore, MD

Mon Apr 18 2005, 7:05 PM EDT  
 Att. 16,301 - Clear - 76 F

livebaseballscorecards.com

AB 39  
 R 13  
 H 16  
 RBI 12  
 BB 4  
 SO 7  
 LOB 19




Batter	1	2	3	4	5	6	7	8	9	AB R H RBI BB SO LOB
1 Brian Roberts, S OBP: 0.516, SLG: 0.849 (1, 4)	1-1 10 1B 6 WP 1B		1-1 F8		0-0 G1-3			2-2 F8		4 0 1 0 0 0 2
6 Melvin Mora, R OBP: 0.333, SLG: 0.442 David Newhan, L OBP: 0.167, SLG: 0.167 (1, 5) (8, 5)	3-2 F9 1-2		2-2 G6-3			0-2 G6-3		1-2 FC3-6 1B		3 0 0 0 0 0 1 1 1 0 0 0 0 1
10 Miguel Tejada, R OBP: 0.431, SLG: 0.667 Chris Gomez, R OBP: 0.500, SLG: 0.333 (1, 6) (8, 6)	1-1 G6-4-3 2-3 1B		1-2 G6-3			1-0 G5-3		4-1 1B 1-2 BB		3 0 1 0 0 0 0 0 0 0 0 1 0 0
Sammy Sosa, R OBP: 0.351, SLG: 0.528 Geronimo Gil, R OBP: 0.429, SLG: 0.429 (1, 9) (8, 2)	3-1 G6-4-3 1-2f			2-2 G4-6-3 1B		0-0 G4-3		0-1 1B 1-2 2-H		3 0 1 0 0 0 2 1 0 1 1 0 0 0
Rafael Palmeiro, L OBP: 0.280, SLG: 0.227 (1, 10)		1-2 G3		2-0 G4-6-3 1-2f			1-1 G5-3	1-3 K		4 0 0 0 0 1 3
Javy Lopez, R OBP: 0.314, SLG: 0.391 (1, 2) (8, 3)		1-2 31 HR 1B		0-0 F9			1-1 1B		2-3 K	4 1 2 0 0 1 0
31 Jay Gibbons, L OBP: 0.295, SLG: 0.342 (1, 3) (8, 9)		0-1 HR			0-1 G6-3		0-0 F8 1B		2-3 K	4 1 1 2 0 1 1
Luis Matos, R OBP: 0.381, SLG: 0.472 (1, 8)		0-1 G6-3			0-2 G6-3		0-2 F8		1-2 F8	4 0 0 0 0 0 1
Larry Bigbie, L OBP: 0.294, SLG: 0.344 (1, 7)		0-0 G4-3			2-1 2B			4-0 FC3-6 BB		2 0 1 0 1 0 0

Inning Stats	R: 0 E: 0 K: 0 S: 9	H: 2 LOB: 1 BB: 0 P: 17	R: 2 E: 0 K: 0 S: 11	H: 2 LOB: 0 BB: 0 P: 13	R: 0 E: 0 K: 0 S: 8	H: 0 LOB: 0 BB: 0 P: 12	R: 0 E: 0 K: 0 S: 6	H: 1 LOB: 0 BB: 0 P: 10	R: 0 E: 0 K: 0 S: 8	H: 1 LOB: 1 BB: 0 P: 10	R: 0 E: 0 K: 0 S: 6	H: 0 LOB: 0 BB: 0 P: 7	R: 0 E: 0 K: 0 S: 8	H: 1 LOB: 1 BB: 0 P: 10	R: 1 E: 0 K: 1 S: 12	H: 1 LOB: 2 BB: 2 P: 24	R: 0 E: 0 K: 2 S: 10	H: 0 LOB: 0 BB: 0 P: 15	1B: 6 2B: 1 3B: 0 HR: 1	SF: 0 SAC: 0 DP: 2 HBP: 0
--------------	------------------------------	----------------------------------	-------------------------------	----------------------------------	------------------------------	----------------------------------	------------------------------	----------------------------------	------------------------------	----------------------------------	------------------------------	---------------------------------	------------------------------	----------------------------------	-------------------------------	----------------------------------	-------------------------------	----------------------------------	----------------------------------	------------------------------------

PITCHER	IP	WLS	BF	H	R	ER	SO	BB	IBB	HBP	BLK	WP	HR	S	P	ERA	WHIP
Jason Johnson, R ERA: 4.5 (1, 1)	7.0	W	26	7	2	2	0	0	0	0	0	1	1	56	79	2.57	1.000
Franklyn German, R ERA: 2.84 (8, 1)	1.0		6	1	1	1	1	2	0	0	0	0	0	12	24	9.00	3.000
Andrew Good, R ERA: (9, 1)	1.0		3	0	0	0	2	0	0	0	0	0	0	10	15	0.00	0.000

**DETROIT TIGERS @ BALTIMORE ORIOLES**  
**ORIOLE PARK AT CAMDEN YARDS, BALTIMORE, MD**  
 Mon Apr 18 2005, 7:05 PM EDT  
 Att. 16,301 - Clear - 76 F

AB	33
R	3
H	8
RBI	3
BB	2
SO	3
LOB	11



Batter	1	2	3	4	5	6	7	8	9	AB R H RBI BB SO LOB
15 Brandon Inge, R OBP: 0.443, SLG: 0.585 (1, 5)	1-1 1B 9 1B		4-2 BB 20 G5-4-3		3-2 G5-4-3 1-2f 2-3		2-3 K			3 0 1 0 1 1 2
20 Omar Infante, R OBP: 0.273, SLG: 0.333 (1, 4)	0-1 F8		2-2 G5-4-3 1-2f		0-1 1B 3-H		2-3 K			4 0 1 1 0 1 2
9 Carlos Guillen, S OBP: 0.411, SLG: 0.451 (1, 6)	1-2 1B 1-2		0-1 1B		3-2 G4-3 1-2		0-0 G3			4 0 2 0 0 0 1
Dmitri Young, S OBP: 0.426, SLG: 0.696 (1, 10)	2-3 K		1-1 F7			2-2 2B 1B		0-0 G5-3		4 1 1 0 0 1 3
Rondell White, R OBP: 0.308, SLG: 0.479 (1, 7)	1-0 1-2 2-3 1B			1-1 G5-3		0-1 2B 1-H		3-2 L7		4 1 2 1 0 0 0
Carlos Pena, L OBP: 0.382, SLG: 0.326 (1, 3)	1-0 G1-3			2-3 K		0-0 F9 13 G6-3 2B		3-3 K		4 1 1 1 0 2 3
Craig Monroe, R OBP: 0.286, SLG: 0.373 (1, 9)				0-1 G5-3		1-0 F9		2-3 K		4 0 0 0 0 2 1
13 Vance Wilson, R OBP: 0.231, SLG: 0.167 (1, 2)					4-2 G5-4-3 15 20 1B BB		0-0 G6-3		1-3 K	3 1 0 1 1 1 0
Nook Logan, S OBP: 0.400, SLG: 0.500 (1, 8)					0-0 G5-4-3 15 1B		0-3 K		0-1 G1-3	4 0 1 0 0 1 0

Inning Stats	R: 0 E: 0 K: 1 S: 12	H: 3 LOB: 3 BB: 0 P: 18	R: 0 E: 0 K: 1 S: 9	H: 0 LOB: 0 BB: 0 P: 15	R: 0 E: 0 K: 0 S: 9	H: 1 LOB: 1 BB: 1 P: 16	R: 0 E: 0 K: 1 S: 7	H: 0 LOB: 0 BB: 0 P: 10	R: 1 E: 0 K: 0 S: 13	H: 2 LOB: 1 BB: 1 P: 23	R: 3 E: 0 K: 1 S: 11	H: 3 LOB: 0 BB: 0 P: 14	R: 0 E: 0 K: 2 S: 9	H: 0 LOB: 0 BB: 0 P: 13	R: 0 E: 0 K: 1 S: 8	H: 0 LOB: 0 BB: 0 P: 14	R: 0 E: 0 K: 2 S: 11	H: 0 LOB: 0 BB: 0 P: 14	1B: 7 2B: 2 3B: 0 HR: 0	SF: 0 SAC: 0 DP: 2 HBP: 0	WP: 0 PB: 0 SB: 1 CS: 0	PA: 36
--------------	-------------------------------	----------------------------------	------------------------------	----------------------------------	------------------------------	----------------------------------	------------------------------	----------------------------------	-------------------------------	----------------------------------	-------------------------------	----------------------------------	------------------------------	----------------------------------	------------------------------	----------------------------------	-------------------------------	----------------------------------	----------------------------------	------------------------------------	----------------------------------	--------

PITCHER	IP	WLS	BF	H	R	ER	SO	BB	IBB	HBP	BLK	WP	HR	S	P	ERA	WHIP
Sidney Ponson, R ERA: 10.43 (1, 1)	6.0	W	27	9	4	4	4	2	0	0	0	0	0	61	96	6.00	1.833
Todd Williams, R ERA: (7, 1)	2.0		6	0	0	0	3	0	0	0	0	0	0	17	27	0.00	0.000
Jorge Julio, R ERA: (9, 1)	1.0		3	0	0	0	2	0	0	0	0	0	0	11	14	0.00	0.000


**TOP**

## Detroit Tigers @ Baltimore Orioles

Oriole Park at Camden Yards, Baltimore, MD

Tue Apr 19 2005, 7:05 PM EDT  
Att. 18,009 - Cloudy - 82 F

AB	34
R	4
H	9
RBI	4
BB	2
SO	9
LOB	12



[livebaseballscorecards.com](http://livebaseballscorecards.com)

Batter	1	2	3	4	5	6	7	8	9
<b>1 Brian Roberts, S</b> OBP: 0.507, SLG: 0.860 (1, 4)	1-3 K	0-1 HR		4-0 BB	0-0 G1-3			1-3 K	
<b>6 Melvin Mora, R</b> OBP: 0.323, SLG: 0.421 (1, 5)	1-0 E1	3-2 F8		3-1 1B				2-3 K	
<b>10 Miguel Tejada, R</b> OBP: 0.413, SLG: 0.679 (1, 6)	1-2 F7		0-0 HR	1-0 F6				1-2 G6-3	
<b>Sammy Sosa, R</b> OBP: 0.328, SLG: 0.491 (1, 9)	2-3 K		1-1 P5	1-0 FC6-4				3-2 G1-3	
<b>Rafael Palmeiro, L</b> OBP: 0.278, SLG: 0.292 (1, 10)		3-2 L8	0-1 G3		1-0 HR			0-0 G3	
<b>Javy Lopez, R</b> OBP: 0.345, SLG: 0.460 (1, 2)		1-2 1B	1-0 2B		2-3 K			1-1 2B	
<b>31 Jay Gibbons, L</b> OBP: 0.313, SLG: 0.357 (1, 3)		1-2 1B	0-0 G3-1		2-0 1B			2-1 G5-3	
<b>Luis Matos, R</b> OBP: 0.413, SLG: 0.487 (1, 8)		1-2 1B		0-0 1B	0-2 G6-3			4-1 BB	
<b>Larry Bigbie, L</b> OBP: 0.289, SLG: 0.361 (1, 7)	1-3 K			2-3 K	3-2 2B			2-1 F8	

Inning Stats	R: 0	H: 0	E: 1	K: 2	S: 11	P: 16
	R: 4	H: 4	E: 0	K: 1	S: 24	P: 34
	R: 1	H: 2	E: 0	K: 0	S: 7	P: 9
	R: 1	H: 2	E: 0	K: 1	S: 9	P: 20
	R: 2	H: 3	E: 0	K: 1	S: 12	P: 20
	R: 0	H: 0	E: 1	K: 0	S: 7	P: 16
	R: 0	H: 1	E: 0	K: 0	S: 8	P: 17
	R: 0	H: 0	E: 0	K: 2	S: 14	P: 18

PITCHER	IP	WLS	BF	H	R	ER	SO	BB	IBB	HBP	BLK	WP	HR	S	P	ERA	WHIP
<b>29 Nate Robertson, L</b> ERA: 6.46 (1, 1)	3.1	L	19	7	6	6	4	1	0	0	0	0	2	47	70	16.20	2.400
<b>Matt Ginter, R</b> ERA: 3.72 (4, 1)	2.2		12	4	2	2	1	0	0	0	0	0	1	23	45	6.75	1.500
<b>Jamie Walker, L</b> ERA: 2.84 (7, 1)	1.0		5	1	0	0	0	1	0	0	0	0	0	8	17	0.00	2.000
<b>Kyle Farnsworth, R</b> ERA: 4.7 (8, 1)	1.0		3	0	0	0	2	0	0	0	0	0	0	14	18	0.00	0.000

AB R H RBI BB SO LOB

4	1	1	3	1	2	1
5	0	1	1	0	1	0
5	1	1	1	0	0	4
4	0	0	0	0	1	3
4	1	1	1	0	0	0
4	1	3	0	0	1	0
4	2	2	0	0	0	2
3	2	2	1	1	0	1
4	0	1	1	0	2	5

AB	R	H	RBI	BB	SO	LOB
37	8	12	8	2	7	16

WP	PA
0	39

**Detroit Tigers @ Baltimore Orioles**  
 Oriole Park at Camden Yards, Baltimore, MD  
 Tue Apr 19 2005, 7:05 PM EDT  
 Att: 18,009 - Cloudy - 82 F

livebaseballscorecards.com

WP: 0	PA: 39
PB: 0	CS: 0
SB: 1	



Batter	1	2	3	4	5	6	7	8	9	AB R H RBI BB SO LOB	TOP											
22 Scott Podsednik, L (1, 7) OBP: 0.325, SLG: 0.324	2-2 14 S 14 WP G6-3 1B	0-3 K	0-3 K		0-2 1B S SF8 1B	2-3 K			0-0 1-2 1B	5 2 3 0 0 2 0												
Tadahito Iguchi, R (1, 4) OBP: 0.315, SLG: 0.373	0-3 K	1-0 G6-3			1-1 14 2B 23 1B 1B	1-1 G5-3			1-2 F7	5 1 1 0 0 1 3												
Carl Everett, S (1, 10) OBP: 0.281, SLG: 0.577 Willie Harris, L (9, PH) OBP: 0.417, SLG: 0.364	0-0 G6-3				1-0 SF8				2-3 K	3 0 0 1 0 1 1 1 0 0 0 0 1 2												
14 Paul Konerko, R (1, 3) OBP: 0.328, SLG: 0.698 Ross Gload, L (7, 3) OBP: 0.167, SLG: 0.167	4-2 23 HR BB				1-2 P3				0-1 L9	3 2 1 0 1 0 1 1 0 0 0 0 0 2												
23 Jermaine Dye, R (1, 9) OBP: 0.235, SLG: 0.388	1-2 HR				0-0 FC5-4 CS				1-2 F8	4 1 2 4 0 0 1												
Aaron Rowand, R (1, 8) OBP: 0.263, SLG: 0.382	1-0 5 1B 1B				0-1 CS				0-3 K	4 0 1 0 0 3 0												
5 Juan Uribe, R (1, 6) OBP: 0.285, SLG: 0.381 38 Pablo Ozuna, R (8, PH) OBP: 0.143, SLG: 0.143	0-1 FC4 1B				4-0 24 CS BB				2-0 G6-3	2 1 2 0 1 0 0 1 0 0 0 0 0 0												
Chris Widger, R (1, 2) OBP: 0.364, SLG: 0.300	2-2 FC4				2-0 F8				0-0 L6	4 1 1 0 0 0 3												
24 Joe Crede, R (1, 5) OBP: 0.308, SLG: 0.480		0-0 P4			1-1 CS				4-1 22 1B BB	3 1 1 3 1 0 0												
<b>Inning Stats</b>	R: 3 E: 0 K: 1 S: 23	H: 4 LOB: 2 BB: 1 P: 33	R: 0 E: 0 K: 1 S: 5	H: 0 LOB: 0 BB: 0 P: 6	R: 0 E: 1 K: 0 S: 8	H: 0 LOB: 0 BB: 1 P: 11	R: 0 E: 0 K: 1 S: 5	H: 0 LOB: 0 BB: 1 P: 15	R: 3 E: 0 K: 0 S: 12	H: 4 LOB: 1 BB: 0 P: 15	R: 3 E: 0 K: 2 S: 19	H: 3 LOB: 0 BB: 0 P: 23	R: 0 E: 0 K: 1 S: 9	H: 0 LOB: 0 BB: 0 P: 16	R: 0 E: 0 K: 1 S: 6	H: 0 LOB: 0 BB: 0 P: 8	R: 0 E: 0 K: 1 S: 10	H: 1 LOB: 2 BB: 1 P: 17	1B: 9 2B: 1 3B: 0 HR: 2	SF: 1 SAC: 0 DP: 0 HBP: 0	WP: 1 PB: 0 SB: 2 CS: 2	PA: 42
<b>PITCHER</b>	IP WLS BF H R ER SO BB IBB HBP BLK WP HR S P ERA WHIP																					
Wilfredo Ledezma, L (1, 1) ERA: 5.82	5.0 L 23 8 6 6 3 2 0 0 0 1 1 53 80 10.80 2.000																					
Andrew Good, R (6, 1) ERA: 5.4	4.0 17 4 3 3 5 1 0 0 0 0 1 44 64 6.75 1.250																					

Chicago White Sox @ Detroit Tigers  
Comerica Park, Detroit, MI  
Wed Apr 20 2005, 7:05 PM EDT  
Att: 16,887 - Clear - 53 F

livebaseballscorecards.com

AB	36
R	9
H	12
RBI	8
BB	3
SO	8
LOB	13



Batter	1	2	3	4	5	6	7	8	9	AB	R	H	RBI	BB	SO	LOB
15 Brandon Inge, R OBP: 0.446, SLG: 0.596 <small>(1, 5)</small>	2-2 L9		1-2 G4-3 3-H 2B		1 SAFE 2-1 1-3 1B			2-1 F8		4	0	2	1	0	0	0
9 Carlos Guillen, S OBP: 0.390, SLG: 0.426 Jason Smith, L OBP: 0.077, SLG: 0.077 <small>(1, 6)</small> <small>(7, 6)</small>	2-0 G4-3		1-0 G4-3 2-3		0-2 G6-3			1-3 K		3	0	0	0	0	0	3
Ivan Rodriguez, R OBP: 0.362, SLG: 0.518 <small>(1, 2)</small>	1-1 G5-3		1-2 G1-3					0-0 F9		4	0	0	0	0	0	1
Dmitri Young, S OBP: 0.415, SLG: 0.661 <small>(1, 10)</small>		0-1 G4-3		4-2 G3-6-3 BB				2-1 G4-3		3	0	0	0	1	0	0
Carlos Pena, L OBP: 0.356, SLG: 0.298 <small>(1, 3)</small>		1-3 K		2-2 F7				1-3 K		4	0	0	0	0	3	1
Craig Monroe, R OBP: 0.283, SLG: 0.352 <small>(1, 9)</small>		4-0 BB		1-1 G3-6-3 1-2f				0-1 E6 20 1B		3	0	0	0	1	0	1
Bobby Higginson, L OBP: 0.158, SLG: 0.111 <small>(1, 7)</small>		1 SAFE 0-3 K		0-1 G4-3				1-0 F7		3	0	0	0	0	1	2
20 Omar Infante, R OBP: 0.293, SLG: 0.370 <small>(1, 4)</small>			0-1 SH1-3 15 2B 2B		1-2 G5-3			0-1 G4-6-3 1-2 1B		3	1	2	0	0	0	0
Nook Logan, S OBP: 0.409, SLG: 0.500 <small>(1, 8)</small>			1-0 SH1-3 2-3		0-0 15 1B 1B			1-0 G4-6-3 1-2f		2	0	1	0	0	0	2

Inning Stats	R: 0	H: 0	E: 0	LOB: 0	K: 0	S: 6	P: 11	R: 0	H: 0	E: 0	LOB: 1	K: 2	S: 9	P: 14	R: 1	H: 2	E: 0	LOB: 1	K: 0	S: 10	P: 14	R: 0	H: 0	E: 0	LOB: 0	K: 0	S: 8	P: 15	R: 0	H: 2	E: 0	LOB: 2	K: 0	S: 12	P: 15	R: 0	H: 0	E: 0	LOB: 0	K: 1	S: 7	P: 10	R: 0	H: 1	E: 1	LOB: 1	K: 0	S: 6	P: 8	R: 0	H: 0	E: 0	LOB: 0	K: 1	S: 6	P: 9	R: 0	H: 0	E: 0	LOB: 0	K: 1	S: 8	P: 10
PITCHER	IP	WLS	BF	H	R	ER	SO	BB	IBB	HBP	BLK	WP	HR	S	P	ERA	WHIP																																														
Jon Garland, R ERA: 2.57 Neal Cotts, L ERA: 5.79	(1, 1) (9, 1)	8.0	30	5	1	1	4	2	0	0	0	0	0	64	96	1.12	0.875																																														
		1.0	3	0	0	0	1	0	0	0	0	0	0	8	10	0.00	0.000																																														

BOTTOM

# Chicago White Sox @ Detroit Tigers

Comerica Park, Detroit, MI

Wed Apr 20 2005, 7:05 PM EDT

Att. 16,887 - Clear - 53 F

livebaseballscorecards.com

AB	30
R	1
H	5
RBI	1
BB	2
SO	5
LOB	10



WP: 0	PA: 33
PB: 0	
SB: 0	
CS: 0	

Batter	1	2	3	4	5	6	7	8	9	AB R H RBI BB SO LOB	TOP											
22 Scott Podsednik, L (1, 7) OBP: 0.311, SLG: 0.310	1-0 P6	0-2 FC1-6-5			0-0 B1-3		2-0 B2-3 1B		1-1 F8	5 0 1 2 0 0 1												
Willie Harris, L (1, 4) OBP: 0.353, SLG: 0.313	1-0 14 BB 23 BB 1B	3-2 G4-3			2-3 K		1-0 B2-3		0-0 P5	5 1 1 0 0 1 2												
Carl Everett, S (1, 10) OBP: 0.295, SLG: 0.589	0-2 23 BB 14 BB 1B				1-2 G3		1-1 14 1B 2B			4 1 2 0 0 1 1												
14 Paul Konerko, R (1, 3) OBP: 0.339, SLG: 0.679	4-2 23 BB 1B				3-2 P4		3-2 23 G5-4-3 1B		2-3 K	3 0 1 1 1 1 0												
23 Jermaine Dye, R (1, 9) OBP: 0.236, SLG: 0.365	4-2 1B				3-3 K		1-1 G5-4-3		1-3 K	3 0 0 1 1 2 1												
Aaron Rowand, R (1, 8) OBP: 0.262, SLG: 0.362	1-3 K				1-2 G5-3		1-0 P3		4-1 12 1B BB	3 0 0 0 1 1 3												
12 A.J. Pierzynski, L (1, 2) OBP: 0.280, SLG: 0.367	0-2 F9				0-0 F9		2-0 5 SH1-4 22 1B 1B		1-0 1B	4 1 2 0 0 0 3												
24 Joe Crede, R (1, 5) OBP: 0.321, SLG: 0.500					1-2 G6-3		0-0 5 SH1-4 22 1B 1B		1-0 F9	4 1 2 0 0 0 2												
5 Juan Uribe, R (1, 6) OBP: 0.250, SLG: 0.356					1-1 F7		0-0 SH1-4		3-2 G4-3	3 0 0 0 0 1 1												
<b>Inning Stats</b>	R: 1 E: 0 K: 1 S: 19	H: 2 LOB: 3 BB: 2 P: 30	R: 0 E: 0 K: 1 S: 12	H: 1 LOB: 1 BB: 0 P: 16	R: 0 E: 0 K: 1 S: 9	H: 0 LOB: 0 BB: 0 P: 16	R: 0 E: 0 K: 0 S: 7	H: 0 LOB: 0 BB: 0 P: 9	R: 0 E: 0 K: 1 S: 7	H: 0 LOB: 0 BB: 0 P: 10	R: 1 E: 0 K: 0 S: 9	H: 2 LOB: 0 BB: 0 P: 15	R: 2 E: 0 K: 1 S: 8	H: 3 LOB: 1 BB: 0 P: 14	R: 0 E: 0 K: 2 S: 10	H: 1 LOB: 2 BB: 1 P: 19	R: 0 E: 0 K: 0 S: 6	H: 0 LOB: 0 BB: 0 P: 10	1B: 7 2B: 2 3B: 0 HR: 0	SF: 0 SAC: 1 DP: 1 HBP: 0	WP: 0 PB: 0 SB: 0 CS: 0	PA: 38
<b>PITCHER</b>	IP WLS BF H R ER SO BB IBB HBP BLK WP HR S P ERA WHIP																					
38 Jeremy Bolderman, R (1, 1) ERA: 4.28	6.1 L 27 7 4 4 4 2 0 0 0 0 0 0 66 101 5.68 1.421																					
Jamie Walker, L (7, 1) ERA: 2.57	0.2 B 3 1 0 0 1 0 0 0 0 0 0 0 5 9 0.00 1.500																					
Kyle Farnsworth, R (8, 1) ERA: 4.15	1.0 5 1 0 0 2 1 0 0 0 0 0 0 10 19 0.00 2.000																					
Troy Percival, R (9, 1) ERA: 5.06	1.0 3 0 0 0 0 0 0 0 0 0 0 0 6 10 0.00 0.000																					

Chicago White Sox @ Detroit Tigers  
Comerica Park, Detroit, MI  
Thu Apr 21 2005, 1:05 PM EDT  
Att: 19,334 - Partly Cloudy - 54 F


livebaseballscorecards.com

AB	34
R	4
H	9
RBI	4
BB	3
SO	7
LOB	14





Batter	1	2	3	4	5	6	7	8	9	AB R H RBI BB SO LOB
15 Brandon Inge, R OBP: 0.449, SLG: 0.583 (1, 5)	1-2 G6-3		1-1 1B		1-3 K			4-2 BB		3 1 1 0 1 1 1
9 Carlos Guillen, S OBP: 0.429, SLG: 0.491 (1, 6)	4-2 BB		2-0 1B		2-1 3B			1-2 G4-6-3 1B		3 0 3 1 1 0 0
Ivan Rodriguez, R OBP: 0.355, SLG: 0.500 (1, 2)	1-1 P4		1-1 G1-6-3 1B		1-1 G3			2-1 F8		4 0 1 1 0 0 4
Dmitri Young, S OBP: 0.391, SLG: 0.619 (1, 3)	1-1 F8		1-0 G1-6-3		1-3 K			1-0 G4-6-3		4 0 0 0 0 1 5
Rondell White, R OBP: 0.304, SLG: 0.519 (1, 10)		1-0 HR		1-0 G5-3		0-2 G4-3		1-2 F8		4 1 1 1 0 0 0
Craig Monroe, R OBP: 0.266, SLG: 0.328 (1, 9)		0-0 F9		1-1 G6-3		2-2 G5-3		0-1 G5-3		4 0 0 0 0 0 0
33 Marcus Thames, R OBP: 0.208, SLG: 0.318 Bobby Higginson, L (9, PH) OBP: 0.150, SLG: 0.105 (1, 7)		0-0 G5-3		1-3 K		2-3 K		0-1 F8		3 0 0 0 0 2 0 1 0 0 0 0 0 0
20 Omar Infante, R OBP: 0.279, SLG: 0.351 (1, 4)		1-1 F7		3-2 P4		1-2 G4-3				3 0 0 0 0 0 0
Nook Logan, S OBP: 0.400, SLG: 0.520 (1, 8)			1-1 B1-3		1-1 3B		0-0 G6-3			3 1 1 0 0 0 0

BOTTOM	
Chicago White Sox @ Detroit Tigers Comerica Park, Detroit, MI Thu Apr 21 2005, 1:05 PM EDT Att. 19,334 - Partly Cloudy - 54 F	
AB 32 R 3 H 7 RBI 3 BB 2 SO 4 LOB 10	
	

Inning Stats		R: 0	H: 0	E: 0	K: 0	S: 9	R: 1	H: 1	E: 0	K: 0	S: 5	R: 1	H: 3	E: 0	K: 0	S: 8	R: 0	H: 0	E: 0	K: 1	S: 6	R: 1	H: 2	E: 0	K: 1	S: 12	R: 0	H: 0	E: 0	K: 1	S: 10	R: 0	H: 0	E: 0	K: 1	S: 14	R: 0	H: 1	E: 0	K: 0	S: 8	R: 0	H: 0	E: 0	K: 0	S: 7	1B: 4	SF: 0	2B: 1	SAC: 0	3B: 1	DP: 2	HR: 1	HBP: 0	WP: 0	PA: 34					
PITCHER		IP	WLS	BF	H	R	ER	SO	BB	IBB	HBP	BLK	WP	HR	S	P	ERA	WHIP	PITCHER		IP	WLS	BF	H	R	ER	SO	BB	IBB	HBP	BLK	WP	HR	S	P	ERA	WHIP																								
56 Mark Buehrle, L ERA: 2.61 (1, 1)	7.0	W	27	6	3	3	4	4	1	0	0	0	0	1	64	96	3.86	1.000	56 Mark Buehrle, L ERA: 2.61 (1, 1)		7.0	W	27	6	3	3	4	1	0	0	0	0	0	1	64	96	3.86	1.000	56 Mark Buehrle, L ERA: 2.61 (1, 1)		7.0	W	27	6	3	3	4	1	0	0	0	0	0	0	0	0	1	64	96	3.86	1.000
Dustin Hermanson, R ERA: (8, 1)	1.0	H	4	1	0	0	0	0	1	0	0	0	0	0	8	16	0.00	2.000	Dustin Hermanson, R ERA: (8, 1)		1.0	H	4	1	0	0	0	0	1	0	0	0	0	0	8	16	0.00	2.000	Dustin Hermanson, R ERA: (8, 1)		1.0	H	4	1	0	0	0	0	1	0	0	0	0	0	0	8	16	0.00	2.000		
Shingo Takatsu, R ERA: 9.64 (9, 1)	1.0	S	3	0	0	0	0	0	0	0	0	0	0	0	7	8	0.00	0.000	Shingo Takatsu, R ERA: 9.64 (9, 1)		1.0	S	3	0	0	0	0	0	0	0	0	0	0	0	7	8	0.00	0.000	Shingo Takatsu, R ERA: 9.64 (9, 1)		1.0	S	3	0	0	0	0	0	0	0	0	0	0	7	8	0.00	0.000				

Batter	1	2	3	4	5	6	7	8	9	10	AB R H RBI BB SO LOB	TOP												
Shannon Stewart, R OBP: 0.309, SLG: 0.342 (1, 7) B X	1-0 G6-3		1-2 G5-3		1-1 G5-3			0-0 F7		1-0 F8	5 0 0 0 0 0 0													
Jason Bartlett, R OBP: 0.291, SLG: 0.365 (1, 6) B F C X	1-2 7 1B 1B		2-2 G6-3			1-2 F8		2-1 F8			4 0 1 0 0 0 0													
7 Joe Mauer, L OBP: 0.417, SLG: 0.500 (1, 2) 1 SAFE X	0-0 1B			0-2 33 2B SF9 1B		2-3 K		0-3 K			4 1 2 0 0 2 0													
33 Justin Morneau, L OBP: 0.412, SLG: 0.625 (1, 3) X	0-0 L5			2-0 SF9 1B 2B		1-1 G3-1			1-1 HR		4 2 2 1 0 0 2													
Torii Hunter, R OBP: 0.333, SLG: 0.516 (1, 8) C X	0-1 P3			2-0 SF9			4-1 1B 20 1B S BB		1-2 P3		2 1 0 1 1 0 2													
Jacque Jones, L OBP: 0.500, SLG: 0.700 (1, 10)		2-3 K		2-2 20 FC6-4 1B		1-1 20 1B 1B		3-2 L8			4 0 2 1 0 1 0													
20 Lew Ford, R OBP: 0.365, SLG: 0.439 (1, 9)		4-0 5 G6-4-3 BB		2-0 FC6-4 5 CS 1-2f		2-2 G5-4-3 1B		0-0 L7			3 0 1 1 1 0 1													
5 Michael Cuddyer, R OBP: 0.283, SLG: 0.291 (1, 5)	0-1 G6-4-3			1-0 CS	1-2 G5-3		1-0 B3			3-2 P5	4 0 0 0 0 0 3													
Luis Rivas, R OBP: 0.270, SLG: 0.235 Matthew LeCroy, R OBP: 0.431, SLG: 0.488 8 Nick Punto, S OBP: 0.304, SLG: 0.167 (1, 4) (7, PH) (7, 4)			1-3 K		0-0 G6-3		2-2 G5-4-3			1-0 G4-3	2 0 0 0 0 1 0 1 0 0 0 0 0 2 1 0 0 0 0 0 0													
<b>Inning Stats</b>	R: 0 E: 0 K: 0 S: 8	H: 2 LOB: 2 BB: 0 P: 10	R: 0 E: 0 K: 1 S: 5	H: 0 LOB: 0 BB: 1 P: 11	R: 0 E: 0 K: 1 S: 10	H: 3 LOB: 0 BB: 0 P: 19	R: 0 E: 0 K: 0 S: 6	H: 0 LOB: 0 BB: 0 P: 8	R: 1 E: 0 K: 0 S: 11	H: 2 LOB: 1 BB: 1 P: 21	R: 0 E: 0 K: 1 S: 6	H: 0 LOB: 0 BB: 0 P: 8	R: 1 E: 0 K: 0 S: 10	H: 1 LOB: 0 BB: 0 P: 15	R: 0 E: 0 K: 0 S: 6	H: 0 LOB: 0 BB: 0 P: 11	1B: 6 2B: 1 3B: 0 HR: 1	SF: 1 SAC: 0 DP: 2 HBP: 0	WP: 0 PB: 0 SB: 1 CS: 1	PA: 38				
<b>PITCHER</b>	IP WLS BF H R ER SO BB IBB HBP BLK WP HR S P ERA WHIP																							
Mike Maroth, L ERA: 4.03 (1, 1)	6.0																							
Kyle Farnsworth, R ERA: 4.66 (7, 1)	1.0	B	5	2	1	1	0	1	0	0	0	0	0	0	0	0	0	0	0	0	0	0	0	
Ugueth Urbina, R ERA: 6.48 (8, 1)	1.0		3	0	0	0	1	0	0	0	0	0	0	0	0	0	0	0	0	0	0	0	0	0
Troy Percival, R ERA: 4.91 (9, 1)	2.0	W	7	1	1	1	0	0	0	0	0	0	0	0	1	16	26	4.50	0.500					

Minnesota Twins @ Detroit Tigers  
Comerica Park, Detroit, MI  
Fri Apr 22 2005, 7:05 PM EDT  
Att. 18,873 - Rain - 46 F

livebaseballscorecards.com

AB 34  
R 4  
H 8  
RBI 4  
BB 2  
SO 4  
LOB 10




Batter	1	2	3	4	5	6	7	8	9	10	AB R H RBI BB SO LOB
15 Brandon Inge, R OBP: 0.446, SLG: 0.569 (1, 5)	E8 G6-3		G6-4-3 1B		K			SH1-3 1B	F8-3		5 2 2 1 0 1 1
Ivan Rodriguez, R OBP: 0.348, SLG: 0.531 (1, 2)	G6-3		G6-4-3		F8			SH1-3		HR	4 1 1 2 0 0 1
9 Carlos Guillen, S OBP: 0.448, SLG: 0.508 (1, 6)	P6		1B			G6-4-3 1B		G5-3 1B			4 0 3 1 0 0 0
Rondell White, R OBP: 0.300, SLG: 0.491 (1, 7) Craig Monroe, R OBP: 0.266, SLG: 0.328 (8, PR) (9, 7)	L3		G2-3			G6-4-3		G5-3 BB			3 0 0 0 1 0 2 0 0 0 0 0 0 0
Dmitri Young, S OBP: 0.384, SLG: 0.597 (1, 10)					G5-4-3 1B			G5-3			4 0 1 0 0 2 2
33 Marcus Thames, R OBP: 0.214, SLG: 0.280 (1, 9)					G5-4-3		G5-3				3 0 0 0 1 1 1
Carlos Pena, L OBP: 0.349, SLG: 0.280 (1, 3)					HBP		P5	K			3 0 0 0 0 2 3
20 Omar Infante, R OBP: 0.292, SLG: 0.361 (1, 4)			2B 15 1B		G4-3		FC6-4 1B		F9		4 1 2 0 0 0 1
Nook Logan, S OBP: 0.414, SLG: 0.552 (1, 8)			15 1B G6-4-3 2B			B2	FC6-4		15 F8-3 1B		4 1 2 0 0 0 1

Inning Stats	R: 1 E: 1 K: 0 S: 8	H: 0 LOB: 0 BB: 0 P: 10	R: 0 E: 0 K: 3 S: 10	H: 0 LOB: 0 BB: 0 P: 14	R: 2 E: 0 K: 0 S: 18	H: 4 LOB: 1 BB: 0 P: 21	R: 0 E: 0 K: 0 S: 9	H: 1 LOB: 1 BB: 0 P: 12	R: 0 E: 0 K: 1 S: 7	H: 0 LOB: 0 BB: 0 P: 9	R: 0 E: 0 K: 1 S: 5	H: 1 LOB: 0 BB: 0 P: 6	R: 0 E: 0 K: 0 S: 8	H: 1 LOB: 1 BB: 0 P: 11	R: 1 E: 0 K: 1 S: 12	H: 2 LOB: 3 BB: 2 P: 26	R: 0 E: 0 K: 0 S: 9	H: 1 LOB: 0 BB: 0 P: 11	R: 1 E: 0 K: 0 S: 2	H: 1 LOB: 0 BB: 0 P: 4	1B: 9 2B: 2 3B: 0 HR: 1	SF: 0 SAC: 1 DP: 4 HBP: 1	WP: 0 PB: 0 SB: 0 CS: 0	PA: 38
PITCHER	IP	WLS	BF	H	R	ER	SO	BB	IBB	HBP	BLK	WP	HR	S	P	ERA	WHIP							
Carlos Silva, R ERA: 1.93 (1, 1)	7.0		27	7	3	2	5	0	0	1	0	0	0	65	83	2.57	1.000							
Terry Mulholland, L ERA: 6.0 (8, 1)	2.0	L	11	4	2	2	1	1	1	0	0	0	1	23	41	9.00	2.500							

**MINNESOTA TWINS @ DETROIT TIGERS**  
 Comerica Park, Detroit, MI  
 Fri Apr 22 2005, 7:05 PM EDT  
 Att. 18,873 - Rain - 46 F

livebaseballscorecards.com

AB	34
R	5
H	11
RBI	4
BB	2
SO	6
LOB	12



<b>Shannon Stewart, R</b> OBP: 0.302, SLG: 0.333 (1, 7) <span style="color:red">C</span> <span style="color:blue">X</span>	0-1 <b>P3</b>		0-1 <b>G6-3</b> 7 8 33 SF9 1B		1-0 <b>F9</b>		1-1 <b>P3</b>		3-2 <b>P3</b>	5 1 1 0 0 0 0	Minnesota Twins @ Detroit Tigers Comerica Park, Detroit, MI Mon Apr 25 2005, 1:05 PM EDT Att. 14,976 - Partly Cloudy - 51 F
<b>8 Nick Punto, S</b> OBP: 0.357, SLG: 0.227 (1, 6) <span style="color:red">C</span> <span style="color:blue">B</span> <span style="color:red">B</span> <span style="color:blue">B</span> <span style="color:red">B</span> <span style="color:blue">B</span>	4-1 <b>BB</b>		0-1 <b>G6-3</b> 33 SF9 7 G6-3 1B		1-1 <b>G4-3</b>		2-1 <b>G6-3</b> 7 WP 33 2B 1B		2-3 <b>K</b>	4 1 2 1 1 1 0	
<b>7 Joe Mauer, L</b> OBP: 0.422, SLG: 0.491 (1, 2) <span style="color:red">1</span> <span style="color:blue">SAFE</span> <span style="color:red">SAFE</span> <span style="color:blue">SAFE</span> <span style="color:red">SAFE</span> <span style="color:blue">SAFE</span>	2-2 <b>K</b>		3-2 <b>G6-3</b>		3-2 <b>BB</b> 20 FC3-2 1B		4-2 <b>BB</b> 33 2B BB		4-2 <b>BB</b>	3 1 1 0 0 1 1 3	
<b>33 Justin Moreau, L</b> OBP: 0.381, SLG: 0.632 (1, 3) <span style="color:red">B</span> <span style="color:blue">S</span> <span style="color:red">B</span> <span style="color:blue">B</span> <span style="color:red">F</span> <span style="color:blue">X</span>	3-2 <b>G4-3</b>		0-0 <b>SF9</b>		0-1 <b>F9</b>		2-1 <b>2B</b>		1-2 <b>BB</b>	3 0 1 3 0 0 2	
<b>Torii Hunter, R</b> OBP: 0.329, SLG: 0.493 (1, 8) <span style="color:red">S</span> <span style="color:blue">T</span> <span style="color:red">B</span> <span style="color:blue">T</span> <span style="color:red">B</span> <span style="color:blue">T</span> <span style="color:red">B</span> <span style="color:blue">T</span> <span style="color:red">B</span> <span style="color:blue">T</span>		2-3 <b>K</b>	0-0 <b>G6-3</b>		4-2 <b>BB</b> 20 FC3-2 BB		0-3 <b>K</b>		0-3 <b>K</b>	3 0 0 0 1 2 2	
<b>Jacque Jones, L</b> OBP: 0.500, SLG: 0.698 (1, 9) <span style="color:red">C</span> <span style="color:blue">X</span>	0-1 <b>2B</b>			2-1 <b>F8</b>		4-2 <b>BB</b> 20 FC3-2		2-3 <b>K</b>		3 0 1 0 0 1 1 0	
<b>20 Lew Ford, R</b> OBP: 0.343, SLG: 0.410 (1, 10) <span style="color:red">B</span> <span style="color:blue">X</span>	1-0 <b>P3</b>			1-3 <b>K</b>		0-0 <b>FC3-2</b>		1-2 <b>F7</b>		4 0 0 0 0 0 1 4	
<b>5 Michael Cuddyer, R</b> OBP: 0.266, SLG: 0.271 (1, 5) <span style="color:red">B</span> <span style="color:blue">B</span> <span style="color:red">B</span> <span style="color:blue">B</span> <span style="color:red">B</span> <span style="color:blue">B</span> <span style="color:red">B</span> <span style="color:blue">B</span> <span style="color:red">B</span> <span style="color:blue">B</span> <span style="color:red">X</span>	3-1 <b>G3</b>			3-2 <b>G4-3</b>		1-0 <b>P3</b>		3-3 <b>K</b>		4 0 0 0 0 0 1 4	
<b>Luis Rivas, R</b> OBP: 0.268, SLG: 0.216 (1, 4) <span style="color:red">B</span> <span style="color:blue">B</span> <span style="color:red">B</span> <span style="color:blue">B</span> <span style="color:red">B</span> <span style="color:blue">B</span> <span style="color:red">B</span> <span style="color:blue">B</span> <span style="color:red">B</span> <span style="color:blue">B</span> <span style="color:red">B</span> <span style="color:blue">B</span> <span style="color:red">X</span>			4-0 <b>BB</b> 1B 8 1B BB		2-2 <b>G6-3</b>		1-0 <b>L6</b>		1-3 <b>K</b>	3 1 0 0 0 1 1 0	

Inning Stats	R: 0 E: 0 K: 1 S: 9	H: 0 LOB: 1 BB: 1 P: 18	R: 0 E: 0 K: 1 S: 9	H: 1 LOB: 1 BB: 0 P: 15	R: 2 E: 0 K: 0 S: 9	H: 2 LOB: 1 BB: 1 P: 16	R: 0 E: 0 K: 1 S: 9	H: 0 LOB: 0 BB: 0 P: 15	R: 0 E: 0 K: 0 S: 7	H: 0 LOB: 0 BB: 0 P: 11	R: 0 E: 0 K: 0 S: 13	H: 1 LOB: 3 BB: 2 P: 25	R: 2 E: 0 K: 1 S: 13	H: 2 LOB: 1 BB: 1 P: 23	R: 0 E: 0 K: 2 S: 11	H: 0 LOB: 0 BB: 0 P: 17	R: 0 E: 0 K: 2 S: 9	H: 0 LOB: 0 BB: 0 P: 15	1B: 4 2B: 2 3B: 0 HR: 0	SF: 1 SAC: 0 DP: 0 HBP: 0	WP: 1 PB: 0 SB: 0 CS: 0	PA: 38
--------------	------------------------------	----------------------------------	------------------------------	----------------------------------	------------------------------	----------------------------------	------------------------------	----------------------------------	------------------------------	----------------------------------	-------------------------------	----------------------------------	-------------------------------	----------------------------------	-------------------------------	----------------------------------	------------------------------	----------------------------------	----------------------------------	------------------------------------	----------------------------------	--------

PITCHER	IP	WLS	BF	H	R	ER	SO	BB	IBB	HBP	BLK	WP	HR	S	P	ERA	WHIP
<b>Jason Johnson, R</b> ERA: 4.35 (1, 1)	6.2		29	5	3	3	3	4	0	0	0	0	0	61	109	4.05	1.350
<b>Kyle Farnsworth, R</b> ERA: 5.4 (7, 1)	0.1	W	3	1	1	1	1	1	0	0	0	1	0	8	14	27.00	6.000
<b>Ugueth Urbina, R</b> ERA: 5.79 (8, 1)	1.0	H	3	0	0	0	2	0	0	0	0	0	0	11	17	0.00	0.000
<b>Troy Percival, R</b> ERA: 4.32 (9, 1)	1.0	S	3	0	0	0	2	0	0	0	0	0	0	9	15	0.00	0.000

livebaseballscorecards.com

AB	32
R	4
H	6
RBI	4
BB	5
SO	8
LOB	15



Batter	1	2	3	4	5	6	7	8	9
15 Brandon Inge, R OBP: 0.436, SLG: 0.551	1-3 K	1-1 1B		0-3 K		2-1 L7		1-0 SH3-4	
Ivan Rodriguez, R OBP: 0.366, SLG: 0.529	1-0 9 HR	0-0 9 FC6-4			0-1 G4-3		0-0 G6-3	4-0 9 IBB	
9 Carlos Guillen, S OBP: 0.458, SLG: 0.554	3-2 1-H	2-2 FC6-4			0-0 F7		1-2 E 1B	4-0 G6-4-3	
Rondell White, R OBP: 0.323, SLG: 0.517	0-0 F7		2-1 FC1		3-2 1B		1-1 1B	0-2 G6-4-3	
Dmitri Young, S OBP: 0.403, SLG: 0.643	3-1 HR		1-1 FC1		0-0 1B		4-2 FC4-6		
Craig Monroe, R OBP: 0.294, SLG: 0.387	0-0 3B		0-1 G5-3		1-2 1B		1-2 FC4-6		
Carlos Pena, L OBP: 0.328, SLG: 0.259	1-0 G3		1-0 G4-3		1-3 K		1-1 FC4-6		
20 Omar Infante, R OBP: 0.275, SLG: 0.338		1-2 G6-3		2-2 G6-3		0-2 G5-3	1-0 FC6-4		
Nook Logan, S OBP: 0.394, SLG: 0.515		1-0 B3		0-0 L9		0-0 B1-3	3-1 9 SH3-4		

Inning Stats	R: 3	H: 4	E: 0	K: 1	S: 17	LOB: 1	BB: 0	P: 26	R: 0	H: 2	E: 0	K: 0	S: 11	LOB: 2	BB: 0	P: 16	R: 0	H: 1	E: 0	K: 0	S: 7	LOB: 1	BB: 0	P: 11	R: 0	H: 0	E: 0	K: 1	S: 7	LOB: 0	BB: 0	P: 9	R: 0	H: 3	E: 0	K: 1	S: 14	LOB: 3	BB: 0	P: 19	R: 0	H: 0	E: 0	K: 0	S: 6	LOB: 0	BB: 0	P: 8	R: 2	H: 3	E: 1	K: 0	S: 18	LOB: 2	BB: 1	P: 27	R: 1	H: 1	E: 0	K: 0	S: 6	LOB: 1	BB: 2	P: 18
--------------	------	------	------	------	-------	--------	-------	-------	------	------	------	------	-------	--------	-------	-------	------	------	------	------	------	--------	-------	-------	------	------	------	------	------	--------	-------	------	------	------	------	------	-------	--------	-------	-------	------	------	------	------	------	--------	-------	------	------	------	------	------	-------	--------	-------	-------	------	------	------	------	------	--------	-------	-------

PITCHER	IP	WLS	BF	H	R	ER	SO	BB	IBB	HBP	BLK	WP	HR	S	P	ERA	WHIP
Brad Radke, R ERA: 5.08	(1, 1)	6.1	30	11	4	4	3	0	0	0	0	0	2	67	95	5.68	1.737
Juan Rincon, R ERA: 2.0	(7, 1)	0.2	5	2	1	1	0	1	0	0	0	0	0	13	21	13.50	4.500
J.C. Romero, L ERA: 1.23	(8, 1)	0.1	3	1	1	0	0	0	1	0	0	0	0	3	11	0.00	3.000
28 Jesse Crain, R ERA:	(8, 1)	0.2	2	0	0	0	0	0	1	0	0	0	0	3	7	0.00	0.000

AB R H RBI BB SO LOB

4	0	1	0	0	2	0
4	1	2	0	1	0	0
4	2	2	2	1	0	2
5	1	3	0	0	0	2
3	1	2	1	1	0	1
4	0	3	1	0	0	1
4	0	0	1	0	1	7
4	0	0	0	0	0	2
4	1	1	0	0	0	0

1B: 10	SF: 0	WP: 0	PA: 40
2B: 1	SAC: 1	PB: 0	
3B: 1	DP: 1	SB: 1	
HR: 2	HBP: 0	CS: 0	

ERA WHIP

**Minnesota Twins @ Detroit Tigers**  
Comerica Park, Detroit, MI  
Mon Apr 25 2005, 1:05 PM EDT  
Att. 14,976 - Partly Cloudy - 51 F

livebaseballscorecards.com

AB	36
R	6
H	14
RBI	5
BB	3
SO	3
LOB	15



Batter	1	2	3	4	5	6	7	8	9	AB R H RBI BB SO LOB	TOP		
15 Brandon Inge, R OBP: 0.434, SLG: 0.534 (1, 5)	4-1 BB G5-4-3	2-0 G4-3	2-1 G4-6-3 1B 1-2 2-H 3-H		2-2 F8			2-2 G6-3		4 0 1 2 1 0 2			
Ivan Rodriguez, R OBP: 0.355, SLG: 0.507 (1, 2)	0-0 F8		G6-3 1B		0-3 SAFE K			0-0 G5-3		5 1 1 0 0 1 4 0 0 0 0 0 0 0			
13 Vance Wilson, R OBP: 0.231, SLG: 0.167 (8, 2)			G4-6-3										
9 Carlos Guillen, S OBP: 0.468, SLG: 0.565 (1, 6)	1-1 G5-4-3 1-2f		0-0 G6-3 1B 2B	4-2 2B SF9 BB	0-0 G4-3			2-2 1B		4 2 2 0 1 0 2			
Rondell White, R OBP: 0.319, SLG: 0.516 (1, 7)		1-1 G5-3	3-2 G6-3	0-0 2B		1-3 K		2-3 K		4 0 1 1 0 1 1 1 0 0 0 0 1 1			
33 Marcus Thames, R (8, PH) OBP: 0.207, SLG: 0.269 (8, 7)			2-3 3-H	1-3 2B									
Dmitri Young, S OBP: 0.407, SLG: 0.630 (1, 10)		1-1 2B 20 WP HBP	0-0 HR 1B	1-0 G6-3		1-1 G6-3		1-2 F7		3 2 1 1 0 0 2 1 0 0 0 0 0 0			
Bobby Higginson, L (9, PH) OBP: 0.143, SLG: 0.100 (9, 10)			3-H	1-0 G6-3									
Craig Monroe, R OBP: 0.301, SLG: 0.439 (1, 9)		1-0 P3	3-1 HR	1-0 SF9		3-2 F9		1-2 1B		4 1 2 3 0 0 1			
Carlos Pena, L OBP: 0.347, SLG: 0.310 (1, 3)		1 SAFE 2-1 20 WP 2B 1-3	0-2 BB 15 1B 2B	4-2 BB		2-2 G3		1-3 K		4 2 2 0 1 1 1			
20 Omar Infante, R OBP: 0.284, SLG: 0.348 (1, 4)		3-1 2B 2B	4-2 BB 15 1B BB	1-3 K		3-2 F9		0-0 G5-3		4 2 1 1 1 1 3			
Nook Logan, S OBP: 0.432, SLG: 0.543 (1, 8)		0-2 2-H 2B	4-2 15 1B BB		4-2 BB		1-2 F7			2 0 1 1 2 0 0			
<b>Inning Stats</b>	R: 0 H: 0 E: 0 LOB: 0 K: 0 BB: 1 S: 4 P: 9	R: 3 H: 3 E: 0 LOB: 1 K: 0 BB: 0 S: 12 P: 22	R: 6 H: 6 E: 0 LOB: 1 K: 0 BB: 2 S: 26 P: 46	R: 1 H: 1 E: 0 LOB: 2 K: 1 BB: 2 S: 13 P: 24	R: 0 H: 0 E: 0 LOB: 1 K: 1 BB: 1 S: 10 P: 16	R: 0 H: 0 E: 0 LOB: 0 K: 1 BB: 0 S: 8 P: 13	R: 0 H: 0 E: 0 LOB: 0 K: 0 BB: 0 S: 10 P: 16	R: 0 H: 1 E: 0 LOB: 1 K: 1 BB: 0 S: 11 P: 17	R: 0 H: 1 E: 0 LOB: 1 K: 1 BB: 0 S: 12 P: 15	1B: 5 SF: 1 2B: 6 SAC: 0 3B: 0 DP: 2 HR: 1 HBP: 1	WP: 1 PA: 44 PB: 0 SB: 0 CS: 0		
<b>PITCHER</b>	IP WLS BF H R ER SO BB IBB HBP BLK WP HR S P ERA WHIP											<b>PITCHER</b>	IP WLS BF H R ER SO BB IBB HBP BLK WP HR S P ERA WHIP
37 Jake Westbrook, R (1, 1) ERA: 6.35	2.1 L 17 8 9 9 0 2 0 1 0 0 1 1 33 61 34.71 4.286												
Jason Davis, R (3, 1) ERA: 5.27	4.2 19 2 1 1 3 4 0 0 0 0 0 0 50 85 1.93 1.286												
David Riske, R (8, 1) ERA:	1.0 4 1 0 0 1 0 0 0 0 0 0 0 11 17 0.00 1.000												
Scott Sauerbeck, L (9, 1) ERA: 4.26	1.0 4 1 0 0 1 0 0 0 0 0 0 0 12 15 0.00 1.000												

**Detroit Tigers @ Cleveland Indians**  
Jacobs Field, Cleveland, OH

Wed Apr 27 2005, 7:05 PM EDT  
Att. 12,162 - Overcast - 50 F

AB	36
R	10
H	12
RBI	9
BB	6
SO	5
LOB	17



livebaseballscorecards.com

Batter	1	2	3	4	5	6	7	8	9	AB	R	H	RBI	BB	SO	LOB
--------	---	---	---	---	---	---	---	---	---	----	---	---	-----	----	----	-----

<b>Coco Crisp, S</b> OBP: 0.333, SLG: 0.384 (1, 7) C X 0-1 F9 1			B B X 2-0 F7 3			X 0-0 FC3-6 1-2f 1		F B F X 1-2 G3-1 3		4	0	0	0	0	0	1
<b>Alex Cora, L</b> OBP: 0.326, SLG: 0.390 (1, 6) C B X 1-1 G6-3 2				C B X 1-2 F9 1		B F C S 1-3 K 2		B B X 2-2 HR 1		4	1	1	1	0	1	1
<b>41 Victor Martinez, S</b> OBP: 0.293, SLG: 0.347 (1, 2) B B S X 3-1 G4-3 3				C B X 1-1 F7 2		B B X 2-0 F7 3		X 0-0 F7 1		4	0	0	0	0	0	1
<b>48 Travis Hafner, L</b> OBP: 0.364, SLG: 0.348 (1, 10) B C T B T B 2-3 K 1				X 0-0 G3-1 3		B C B X 1-1 F7 1		S F T B X 0-2 F9 2		4	0	0	0	0	1	0
<b>Casey Blake, R</b> OBP: 0.292, SLG: 0.328 (1, 9) S C C S 1-2 K 2				S C C 0-3 K 1		B B T B C C 4-2 FC6-4 BB 2		B B C B C X 2-2 G5-3 3		3	0	0	0	1	2	0
<b>Ben Broussard, L</b> OBP: 0.288, SLG: 0.373 (1, 3) S T C T B 1-3 K 3				X 0-0 G3-1 2		C X 0-1 FC6-4 1-2f 2				3	0	0	0	0	1	1
<b>Aaron Boone, R</b> OBP: 0.219, SLG: 0.338 (1, 5) F X 0-1 HR 1				S B S 2-3 K 3		B X 0-2 L7 3				3	1	1	1	0	1	1
<b>24 Grady Sizemore, L</b> OBP: 0.262, SLG: 0.365 (1, 8) C T C S 0-3 K 1				X 0-0 HR 1		B X 1-0 G3 1				3	1	1	1	0	1	0
<b>Ronnie Belliard, R</b> OBP: 0.338, SLG: 0.571 (1, 4) C B B F X 2-2 F8 2				B C X 1-1 FC3-6 1B 2		B C X 1-1 G6-3 2				3	0	1	0	0	0	0

Inning Stats	R: 0	H: 0	E: 0	K: 0	S: 6	R: 0	H: 0	E: 0	K: 3	S: 10	R: 1	H: 1	E: 0	K: 1	S: 9	R: 0	H: 0	E: 0	K: 0	S: 7	R: 0	H: 0	E: 0	K: 2	S: 7	R: 1	H: 2	E: 0	K: 1	S: 8	R: 0	H: 0	E: 0	K: 0	S: 9	R: 0	H: 0	E: 0	K: 0	S: 6	R: 1	H: 1	E: 0	K: 0	S: 13	1B: 1	2B: 0	3B: 0	HR: 3	SF: 0	SAC: 0	DP: 0	HBP: 0	WP: 0	PB: 0	SB: 0	CS: 0	PA: 32
--------------	------	------	------	------	------	------	------	------	------	-------	------	------	------	------	------	------	------	------	------	------	------	------	------	------	------	------	------	------	------	------	------	------	------	------	------	------	------	------	------	------	------	------	------	------	-------	-------	-------	-------	-------	-------	--------	-------	--------	-------	-------	-------	-------	--------

PITCHER	IP	WLS	BF	H	R	ER	SO	BB	IBB	HBP	BLK	WP	HR	S	P	ERA	WHIP
<b>38 Jeremy Bolderman, R</b> ERA: 3.82 (1, 1)	8.0	W	28	3	2	2	7	1	0	0	0	0	2	62	90	2.25	0.500
<b>Franklyn German, R</b> ERA: 3.68 (9, 1)	1.0		4	1	1	1	0	0	0	0	0	0	1	13	17	9.00	1.000

**BOTTOM**

**Detroit Tigers @ Cleveland Indians**  
Jacobs Field, Cleveland, OH  
Wed Apr 27 2005, 7:05 PM EDT  
Att. 12,162 - Overcast - 50 F

livebaseballscorecards.com

<b>AB</b>	<b>31</b>
<b>R</b>	<b>3</b>
<b>H</b>	<b>4</b>
<b>RBI</b>	<b>3</b>
<b>BB</b>	<b>1</b>
<b>SO</b>	<b>7</b>
<b>LOB</b>	<b>5</b>



Batter	1	2	3	4	5	6	7	8	9	AB R H RBI BB SO LOB	TOP									
15 Brandon Inge, R OBP: 0.437, SLG: 0.553 (1, 5)	2-1 1B 3B	4-1 1B BB		2-3 K			1-1 F9			3 1 1 0 1 1 0										
Ivan Rodriguez, R OBP: 0.383, SLG: 0.506 (1, 2)	0-1 1B G3	0-0 1B			1-0 F9			2-1 G3		4 1 2 1 0 0 0										
9 Carlos Guillen, S OBP: 0.469, SLG: 0.556 (1, 6)	4-2 G3 1B SF8	2-3 K			0-0 F7			1-2 1B		3 1 1 0 1 1 2										
Rondell White, R OBP: 0.329, SLG: 0.515 (1, 7)	1-1 G3 1B		0-0 2B 1B		2-0 F8			2-3 K		4 0 2 0 0 1 1										
Dmitri Young, S OBP: 0.400, SLG: 0.623 (1, 10)	0-0 G3		2-2 L6-4 2B		3-3 K			1-3 K		4 0 1 1 0 2 3										
Craig Monroe, R OBP: 0.286, SLG: 0.420 (1, 9)	2-2 SF8		0-3 K		0-0 G4-3			1-1 G5-3		3 0 0 1 0 1 2										
Carlos Pena, L OBP: 0.329, SLG: 0.290 (1, 3)	2-3 K		0-0 L6-4		2-3 K			0-3 K		4 0 0 0 0 3 3										
20 Omar Infante, R OBP: 0.269, SLG: 0.329 (1, 4)		2-1 G5-3		2-2 G1-3			0-2 G6-3		2-3 K	4 0 0 0 0 1 0										
Nook Logan, S OBP: 0.400, SLG: 0.500 (1, 8)		0-0 B3-4		0-0 L8			0-3 K			3 0 0 0 0 1 0										
<b>Inning Stats</b>	R: 3 E: 0 K: 1 S: 15	H: 3 LOB: 1 BB: 1 P: 26	R: 0 E: 0 K: 1 S: 8	H: 1 LOB: 2 BB: 1 P: 16	R: 0 E: 0 K: 1 S: 10	H: 2 LOB: 1 BB: 0 P: 12	R: 0 E: 0 K: 1 S: 7	H: 0 LOB: 0 BB: 0 P: 11	R: 0 E: 0 K: 2 S: 9	H: 0 LOB: 0 BB: 0 P: 14	R: 0 E: 0 K: 1 S: 8	H: 0 LOB: 0 BB: 0 P: 9	R: 0 E: 0 K: 2 S: 12	H: 1 LOB: 1 BB: 0 P: 18	R: 0 E: 0 K: 2 S: 8	H: 0 LOB: 0 BB: 0 P: 11	1B: 5 2B: 2 3B: 1 HR: 0	SF: 1 SAC: 0 DP: 1 HBP: 0	WP: 0 PB: 0 SB: 1 CS: 0	PA: 35
<b>PITCHER</b>	IP WLS BF H R ER SO BB IBB HBP BLK WP HR S P ERA WHIP																			
Kevin Millwood, R ERA: 3.9 (1, 1)	7.0 L 28 6 3 3 7 2 0 0 0 0 0 0 60 94 3.86 1.143																			
Bob Howry, R ERA: 2.25 (8, 1)	0.2 3 1 0 0 1 0 0 0 0 0 0 0 8 13 0.00 1.500																			
Arthur Rhodes, L ERA: 1.5 (8, 1)	1.1 4 0 0 0 3 0 0 0 0 0 0 0 12 16 0.00 0.000																			

Detroit Tigers @ Cleveland Indians  
 Jacobs Field, Cleveland, OH  
 Thu Apr 28 2005, 7:05 PM EDT  
 Att. 13,809 - Cloudy - 51 F

livebaseballscorecards.com

AB	32
R	3
H	7
RBI	3
BB	2
SO	11
LOB	11






Batter	1	2	3	4	5	6	7	8	9	AB R H RBI BB SO LOB
Ronnie Belliard, R OBP: 0.329, SLG: 0.544 (1, 4)	1-2 F7 1B		1-3 K		0-1 G6-3		1-0 F8		2-2 P4	5 0 1 0 0 1 2
Coco Crisp, S OBP: 0.320, SLG: 0.367 (1, 8) (8, 7)	0-1 F7 1-2			3-3 K	2-3 K			0-2 P4		4 0 0 0 0 2 1
41 Victor Martinez, S OBP: 0.291, SLG: 0.333 (1, 2)	3-2 G6-3			0-0 G5-3		2-0 G5-3 HBP		0-2 F7		3 0 0 0 0 0 1
48 Travis Hafner, L OBP: 0.370, SLG: 0.362 (1, 10)	1-0 F9			4-2 1B BB		2-3 K		0-1 2B		3 0 1 0 1 1 2
José Hernández, R OBP: 0.289, SLG: 0.361 Ben Broussard, L OBP: 0.289, SLG: 0.373 (1, 3) (8, PH) (9, 3)		2-2 L5		2-1 1-2 1B		0-0 G5-3		4-0 IBB		3 0 1 0 0 0 1 0 0 0 0 1 0 0
Aaron Boone, R OBP: 0.208, SLG: 0.319 (1, 5)		0-3 K		0-3 K		2-1 G6-3		2-2 K		4 0 0 0 0 3 5
Casey Blake, R OBP: 0.290, SLG: 0.371 (1, 9)		1-1 F8			3-2 HR		3-1 F8		2-2 G5-3	4 1 1 1 0 0 0
Ryan Ludwick, R OBP: 0.267, SLG: 0.385 24 Grady Sizemore, L OBP: 0.269, SLG: 0.369 (1, 7) (7, PH) (8, 8)			3-3 K		2-2 G3		1-1 1B		3-2 F7	2 0 0 0 0 1 0 2 0 1 0 0 0 0
2 Jhonny Peralta, R OBP: 0.292, SLG: 0.429 Alex Cora, L OBP: 0.333, SLG: 0.395 (1, 6) (7, PH) (8, 6)			1-3 K		1-0 HR		3-2 F7		3-1 1B	2 1 1 1 0 1 0 2 0 1 0 0 0 1

Inning Stats	R: 0 E: 0 K: 12 S: 12	H: 1 LOB: 1 BB: 0 P: 17	R: 0 E: 0 K: 8 S: 8	H: 0 LOB: 0 BB: 0 P: 11	R: 0 E: 0 K: 3 S: 10	H: 0 LOB: 0 BB: 0 P: 15	R: 0 E: 0 K: 2 S: 11	H: 1 LOB: 2 BB: 1 P: 20	R: 2 E: 0 K: 1 S: 15	H: 2 LOB: 0 BB: 0 P: 23	R: 0 E: 0 K: 1 S: 6	H: 0 LOB: 1 BB: 0 P: 12	R: 0 E: 0 K: 0 S: 8	H: 1 LOB: 1 BB: 0 P: 16	R: 0 E: 0 K: 1 S: 11	H: 1 LOB: 2 BB: 1 P: 17	R: 0 E: 0 K: 0 S: 15	H: 1 LOB: 1 BB: 0 P: 25	1B: 4 2B: 1 3B: 0 HR: 2	SF: 0 SAC: 0 DP: 0 HBP: 1
--------------	--------------------------------	----------------------------------	------------------------------	----------------------------------	-------------------------------	----------------------------------	-------------------------------	----------------------------------	-------------------------------	----------------------------------	------------------------------	----------------------------------	------------------------------	----------------------------------	-------------------------------	----------------------------------	-------------------------------	----------------------------------	----------------------------------	------------------------------------

**BOTTOM**

**Detroit Tigers @ Cleveland Indians**  
**Jacobs Field, Cleveland, OH**  
 Thu Apr 28 2005, 7:05 PM EDT  
 Att: 13,809 - Cloudy - 51 F

<b>AB</b>	<b>34</b>
<b>R</b>	<b>2</b>
<b>H</b>	<b>7</b>
<b>RBI</b>	<b>2</b>
<b>BB</b>	<b>2</b>
<b>SO</b>	<b>9</b>
<b>LOB</b>	<b>13</b>



PITCHER	IP	WLS	BF	H	R	ER	SO	BB	IBB	HBP	BLK	WP	HR	S	P	ERA	WHIP
Mike Maroth, L ERA: 3.81 (1, 1)	6.0	W	24	4	2	2	8	1	0	1	0	0	2	62	98	3.00	0.833
Kyle Farnsworth, R ERA: 4.91 (7, 1)	1.0	H	4	1	0	0	0	0	0	0	0	0	0	8	16	0.00	1.000
Ugueth Urbina, R ERA: 5.23 (8, 1)	1.0	H	5	1	0	0	1	0	1	0	0	0	0	11	17	0.00	1.000
Troy Percival, R ERA: 3.86 (9, 1)	1.0	S	4	1	0	0	0	0	0	0	0	0	0	15	25	0.00	1.000

Batter	1	2	3	4	5	6	7	8	9	10	11	AB R H RBI BB SO LOB	TOP
15 Brandon Inge, R OBP: 0.419, SLG: 0.519	(1, 5) 2-3 K		4-2 BB		2-1 G3		2-1 G6-3		0-1 F7-3		2-2 K	5 0 0 0 1 2 4	
Ivan Rodriguez, R OBP: 0.349, SLG: 0.494	(1, 2) 1-3 K		2-0 L9		0-0 G5-3		1-2 2B		0-1 G6-3		0-3 K	6 0 1 1 0 2 3	
9 Carlos Guillen, S OBP: 0.465, SLG: 0.539	(1, 6) 2-2 G1-3		2-1 G3		0-0 F9		4-0 IBB				0-0 1B	4 0 1 0 1 0 1	
Rondell White, R OBP: 0.321, SLG: 0.534	(1, 7)	2-2 P3	3-0 G6-3		2-1 HR		2-2 G4-3				2-0 F9	5 1 1 1 0 0 4	
Dmitri Young, S OBP: 0.385, SLG: 0.593	(1, 10)	1-3 K		3-3 K		2-2 G1-3		4-2 BB			1-3 K	4 0 0 0 1 3 1	
Craig Monroe, R OBP: 0.293, SLG: 0.411	(1, 9)	0-0 1B		3-3 K		3-1 HBP		1-3 K			2-1 G1-3	4 0 1 0 0 2 2	
Carlos Pena, L OBP: 0.333, SLG: 0.277	(1, 3)	4-2 BB		3-3 K		0-1 L7		2-3 K			4-1 3B	3 1 0 0 2 2 2	AB 38
20 Omar Infante, R OBP: 0.280, SLG: 0.342	(1, 4)	4-1 BB		3-2 SH1-4		2-3 K		2-2 G5-3			2-0 SH3-4	3 0 1 0 1 1 1	R 3
Nook Logan, S OBP: 0.432, SLG: 0.571	(1, 8)	1-2 L4		1-0 SH1-4		0-0 1B		1-2 1B			1-0 3B	4 1 3 1 0 0 3	H 8
<b>Inning Stats</b>	R: 0 H: 0 E: 0 LOB: 0 K: 2 BB: 0 S: 12 P: 17	R: 0 H: 1 E: 0 LOB: 3 K: 1 BB: 2 S: 14 P: 26	R: 0 H: 0 E: 0 LOB: 1 K: 0 BB: 1 S: 7 P: 18	R: 0 H: 0 E: 0 LOB: 0 K: 3 BB: 0 S: 11 P: 20	R: 0 H: 1 E: 0 LOB: 1 K: 0 BB: 0 S: 9 P: 15	R: 1 H: 1 E: 0 LOB: 1 K: 0 BB: 1 S: 10 P: 17	R: 1 H: 2 E: 0 LOB: 2 K: 1 BB: 1 S: 13 P: 24	R: 0 H: 0 E: 0 LOB: 1 K: 2 BB: 1 S: 11 P: 20	R: 0 H: 1 E: 0 LOB: 0 K: 0 BB: 0 S: 7 P: 8	R: 0 H: 1 E: 0 LOB: 1 K: 1 BB: 0 S: 9 P: 14	R: 1 H: 1 E: 0 LOB: 1 K: 2 BB: 1 S: 10 P: 19	1B: 4 SF: 0 2B: 3 SAC: 2 3B: 1 DP: 1 HR: 1 HBP: 1	WP: 0 PA: 47 PB: 0 SB: 2 CS: 0
<b>PITCHER</b>	IP WLS BF H R ER SO BB IBB HBP BLK WP HR S P ERA WHIP												
52 Jose Contreras, R ERA: 3.04	(1, 1) 6.0 25 3 1 1 6 3 0 1 0 0 0 1 63 113 1.50 1.000												
Luis Vizcaino, R ERA: 7.43	(7, 1) 1.0 6 2 1 1 1 0 1 0 0 0 0 0 13 24 9.00 2.000												
Damaso Marte, L ERA: 2.53	(8, 1) 0.2 3 0 0 0 2 1 0 0 0 0 0 0 8 15 0.00 1.500												
Dustin Hermanson, R ERA:	(8, 1) 2.1 8 2 0 0 1 0 0 0 0 0 0 0 19 27 0.00 0.857												
Shingo Takatsu, R ERA: 6.1	(11, 1) 1.0 L 5 1 1 1 2 1 0 0 0 0 0 0 10 19 9.00 2.000												

Detroit Tigers @ Chicago White Sox  
 U.S. Cellular Field, Chicago, IL  
 Fri Apr 29 2005, 8:05 PM EDT  
 Att: 18,313 - Cloudy - 46 F

livebaseballscorecards.com



Batter	1	2	3	4	5	6	7	8	9	10	11	AB	R	H	RBI	BB	SO	LOB						
22 Scott Podsednik, L (1, 7) OBP: 0.347, SLG: 0.277	4-1 BB G4-3		4-0 BB 1-2		2-2 BB E4	1-1 G3		2-2 F7		0-1 F8		4	0	0	0	2	0	5						
Tadahito Iguchi, R (1, 4) OBP: 0.350, SLG: 0.365	1-1 F9		0-0 G6-3		4-0 BB FC5		2-2 E S 1B		3-2 BB SF8 1B	1-2 1B		5	1	3	0	1	0	3						
Carl Everett, S (1, 10) OBP: 0.322, SLG: 0.494 38 Pablo Ozuna, R (9, PR) OBP: 0.348, SLG: 0.300 Chris Widger, R (10, PH) OBP: 0.310, SLG: 0.346	0-0 G4-3			2-0 BB FC4-6 1B	4-2 BB		3-3 K		4-0 SF8 14 HBP BB	2-1 F8		3	0	1	1	2	1	2						
14 Paul Konerko, R (1, 3) OBP: 0.333, SLG: 0.518		4-0 BB G5-4-3		1-1 FC4-6 1B	1-1 FC5		0-3 K		2-2 12 IBB HBP		2-1 P4	4	0	0	0	1	1	5						
Aaron Rowand, R (1, 8) OBP: 0.297, SLG: 0.337	1-2 G5-4-3			1-2 F9		0-2 G6-3		4-2 BB	1-0 SF8		3-2 G3-1	4	0	0	1	1	0	2						
23 Jermaine Dye, R (1, 9) OBP: 0.205, SLG: 0.313 Timo Perez, L (9, PH) OBP: 0.219, SLG: 0.267	3-2 F7			0-1 F8		1-2 BB 2B		3-2 G1-3	3-2 K		1-1 F8	4	0	1	0	0	0	3						
12 A.J. Pierzynski, L (1, 2) OBP: 0.333, SLG: 0.365			1-2 BB 1B		0-1 BB E BB 1B		2-3 K		4-0 BB 1-2 IBB			3	1	2	0	2	1	1						
24 Joe Crede, R (1, 5) OBP: 0.357, SLG: 0.455			0-0 F7		0-1 P6		4-0 BB IBB		0-2 F7	0-2 P3		4	0	0	0	1	0	6						
Willie Harris, L (1, 6) OBP: 0.387, SLG: 0.321			0-0 F7		1-2 F8		4-1 BB		2-1 F9		3-2 P5	4	0	0	0	1	0	3						
Inning Stats	R: 0 E: 0 K: 0 S: 4	H: 0 LOB: 0 BB: 1 P: 9	R: 0 E: 0 K: 0 S: 7	H: 0 LOB: 0 BB: 1 P: 15	R: 0 E: 0 K: 0 S: 6	H: 1 LOB: 2 BB: 1 P: 11	R: 0 E: 0 K: 0 S: 8	H: 1 LOB: 1 BB: 0 P: 12	R: 1 E: 1 K: 0 S: 15	H: 1 LOB: 3 BB: 2 P: 27	R: 0 E: 0 K: 1 S: 13	H: 1 LOB: 2 BB: 1 P: 27	R: 0 E: 0 K: 0 S: 16	H: 0 LOB: 1 BB: 1 P: 24	R: 1 E: 0 K: 1 S: 14	H: 1 LOB: 3 BB: 2 P: 30	R: 0 E: 0 K: 0 S: 10	H: 1 LOB: 1 BB: 0 P: 16	R: 0 E: 0 K: 0 S: 7	H: 0 LOB: 0 BB: 0 P: 13	1B: 6 2B: 1 3B: 0 HR: 0	SF: 1 SAC: 0 DP: 2 HBP: 1	WP: 0 PB: 0 SB: 1 CS: 0	PA: 51

**Detroit Tigers @ Chicago White Sox**  
U.S. Cellular Field, Chicago, IL

Fri Apr 29 2005, 8:05 PM EDT  
Att: 18,313 - Cloudy - 46 F

AB	38
R	2
H	7
RBI	2
BB	11
SO	4
LOB	33



PITCHER	IP	WLS	BF	H	R	ER	SO	BB	IBB	HBP	BLK	WP	HR	S	P	ERA	WHIP
29 Nate Robertson, L (1, 1) ERA: 4.64	6.0		28	4	1	0	1	6	1	0	0	0	0	53	99	0.00	1.667
Kyle Farnsworth, R (7, 1) ERA: 4.5	1.0	H	5	1	0	0	2	1	0	0	0	0	0	15	27	0.00	2.000
Ugueth Urbina, R (8, 1) ERA: 4.76	1.0	H	4	0	0	0	0	1	0	0	0	0	0	16	24	0.00	1.000
Troy Percival, R (9, 1) ERA: 4.35	1.0	B	7	1	1	1	1	1	1	1	0	0	0	14	30	9.00	2.000
Jamie Walker, L (10, 1) ERA: 2.25	1.0	W	4	1	0	0	0	0	0	0	0	0	0	10	16	0.00	1.000
PITCHER	IP	WLS	BF	H	R	ER	SO	BB	IBB	HBP	BLK	WP	HR	S	P	ERA	WHIP
Franklyn German, R (11, 1) ERA: 3.24	1.0	S	3	0	0	0	0	0	0	0	0	0	0	7	13	0.00	0.000

Batter	1	2	3	4	5	6	7	8	9	AB R H RBI BB SO LOB	TOP											
<b>Nook Logan, S</b> (1, 8) OBP: 0.447, SLG: 0.578	2-2 SH1-3 WP 1B	2-0 1B			0-1 B1		0-0 SH3-4			3 1 2 1 0 0 0												
<b>20 Omar Infante, R</b> (1, 4) OBP: 0.282, SLG: 0.342	1-1 SH1-3 1-3	1-3 K			0-0 1B		0-3 K			3 1 1 0 0 2 2												
<b>9 Carlos Guillen, S</b> (1, 6) OBP: 0.467, SLG: 0.526 <b>15 Brandon Inge, R</b> (8, 5) OBP: 0.419, SLG: 0.519	4-2 1B WP BB		1-3 K		4-2 1B 1-2 BB		1-3 K			2 0 0 0 2 2 1 0 0 0 0 0 0 0												
<b>Rondell White, R</b> (1, 7) OBP: 0.329, SLG: 0.532	2-1 1-3 3-H 1B		0-1 F7		2-2 1-2 2-H 1B		1-2 G1-3			4 0 2 1 0 0 0												
<b>Dmitri Young, S</b> (1, 10) OBP: 0.372, SLG: 0.565	3-3 K 1-2		1-2 G4-3		1-0 G6-3		3-3 K			4 0 0 0 0 2 4												
<b>Craig Monroe, R</b> (1, 9) OBP: 0.302, SLG: 0.408	2-1 F8			2-2 1B		1-3 K		4-1 CS BB		3 0 1 0 1 1 2												
<b>Carlos Pena, L</b> (1, 3) OBP: 0.321, SLG: 0.265 <b>Ramon Martinez, R</b> (8, PH) OBP: 0.500, SLG: 0.500		3-2 G6-3		0-1 P4		1-2 L4		2-1 CS	0-1 G6-4-3 1B	3 0 0 0 0 0 0 1 0 1 0 0 0 0	<b>AB 31</b> <b>R 3</b> <b>H 9</b> <b>RBI 2</b> <b>BB 3</b> <b>SO 7</b> <b>LOB 11</b>											
<b>13 Vance Wilson, R</b> (1, 2) OBP: 0.250, SLG: 0.200 <b>Ivan Rodriguez, R</b> (9, PH) OBP: 0.345, SLG: 0.488		3-2 G1-3 1B		0-2 G6-3		1-1 P4		0-2 G6-4-3	0-1 G6-4-3 1B	3 1 1 0 0 0 0 1 0 0 0 0 0 1												
<b>Jason Smith, L</b> (1, 5) OBP: 0.118, SLG: 0.176		0-0 G1-3 1-2		2-2 G4-3		2-2 SH3-4 2B		0-1 G3		4 0 1 0 0 0 1												
<b>Inning Stats</b>	R: 1 E: 0 K: 1 S: 15	H: 2 LOB: 2 BB: 1 P: 29	R: 1 E: 0 K: 1 S: 13	H: 2 LOB: 1 BB: 0 P: 22	R: 0 E: 0 K: 1 S: 8	H: 0 LOB: 0 BB: 0 P: 10	R: 0 E: 0 K: 0 S: 8	H: 1 LOB: 0 BB: 0 P: 10	R: 1 E: 0 K: 0 S: 14	H: 2 LOB: 2 BB: 1 P: 22	R: 0 E: 0 K: 1 S: 9	H: 0 LOB: 0 BB: 0 P: 12	R: 0 E: 0 K: 2 S: 10	H: 1 LOB: 1 BB: 0 P: 13	R: 0 E: 0 K: 1 S: 8	H: 0 LOB: 0 BB: 1 P: 18	R: 0 E: 0 K: 0 S: 8	H: 1 LOB: 0 BB: 0 P: 8	1B: 8 2B: 1 3B: 0 HR: 0	SF: 0 SAC: 2 DP: 1 HBP: 0	WP: 1 PB: 0 SB: 2 CS: 1	PA: 37
<b>PITCHER</b>	IP WLS BF H R ER SO BB IBB HBP BLK WP HR S P ERA WHIP																					
<b>Oriando Hernandez, R</b> (1, 1) ERA: 2.7	7.0 W 30 8 3 3 6 2 0 0 0 1 0 77 118 3.86 1.429																					
<b>Cliff Politte, R</b> (8, 1) ERA: 1.74	0.2 H 3 0 0 0 1 1 0 0 0 0 0 7 15 0.00 1.500																					
<b>Damaso Marte, L</b> (8, 1) ERA: 2.45	0.1 H 0 0 0 0 0 0 0 0 0 0 0 1 3 0.00 0.000																					
<b>Dustin Hermanson, R</b> (9, 1) ERA:	1.0 S 3 1 0 0 0 0 0 0 0 0 0 8 8 0.00 1.000																					

**Detroit Tigers @ Chicago White Sox**  
U.S. Cellular Field, Chicago, IL

Sat Apr 30 2005, 7:05 PM EDT  
Att: 30,189 - Clear - 50 F

livebaseballscorecards.com



BOTTOM

Detroit Tigers @ Chicago White Sox  
U.S. Cellular Field, Chicago, IL

livebaseballscorecards.com

AB 27  
R 4  
H 6  
RBI 4  
BB 4  
SO 1  
LOB 16



WP: 0 PA: 34  
PB: 0  
SB: 3  
CS: 0

Sat Apr 30 2005, 7:05 PM EDT  
Att. 30,189 - Clear - 50 F

AB	R	H	RBI	BB	SO	LOB	
2	0	0	1	2	0	2	
4	0	2	2	0	0	1	
3	0	1	0	1	0	1	
4	0	0	0	0	0	6	
4	0	1	0	0	1	2	
3	1	0	0	0	0	1	
4	1	1	0	0	0	1	
2	1	1	1	0	0	1	
1	1	0	0	1	0	1	
1B: 6	SF: 0	2B: 1	SAC: 1	3B: 0	DP: 2	HR: 0	HBP: 2

Batter	1	2	3	4	5	6	7	8	9				
22 Scott Podsednik, L (1, 7) OBP: 0.354, SLG: 0.269	4-2 G3 S BB		1 SAFE 2-2 L5 G4-3			4-1 1B L5 BB	1-0 G4-3						
Tadahito Iguchi, R (1, 4) OBP: 0.357, SLG: 0.372	2-1 G3 1-3		1-0 G4-3			0-1 1B 1-2	1-1 14 FC5 S 1B						
Carl Everett, S (1, 10) OBP: 0.330, SLG: 0.488	2-2 P5		3-H 0-1 G4-3			0-1 1B 1-2 2-3	3-H 4-1 BB						
14 Paul Konerko, R (1, 3) OBP: 0.320, SLG: 0.494	3-2 G6-3		0-2 F9			0-0 L5	2-2 FC5						
Timo Perez, L (1, 9) OBP: 0.222, SLG: 0.265		1-0 12 G1-6-3 1B	2-0 P5			2-3 K	0-1 G4-3						
Aaron Rowand, R (1, 8) OBP: 0.295, SLG: 0.326		0-0 B2	1-0 G1-3				4-2 12 1B 24 1B HBP	0-0 F9					
12 A.J. Pierzynski, L (1, 2) OBP: 0.329, SLG: 0.358		1 SAFE 3-2 SAFE SAFE G1-6-3	3-2 G4-3			3-2 G4-3	1-1 SH2-4 24 1B 22 G4-3 1B	2-2 F9					
24 Joe Crede, R (1, 5) OBP: 0.368, SLG: 0.456		0-2 G1-3	2-2 G1-6-3 HBP			0-0 22 G4-3 SH2-4 1B	0-0 1B						
Willie Harris, L (1, 6) OBP: 0.394, SLG: 0.310			4-2 22 G4-3 22 S G4-3 BB			0-0 G1-6-3	0-0 SH2-4						
Inning Stats	R: 0 H: 0 E: 0 LOB: 1 K: 0 BB: 1 S: 14 P: 25	R: 0 H: 1 E: 0 LOB: 1 K: 0 BB: 0 S: 8 P: 12	R: 1 H: 0 E: 0 LOB: 0 K: 0 BB: 1 S: 9 P: 16	R: 0 H: 0 E: 0 LOB: 0 K: 0 BB: 0 S: 5 P: 8	R: 0 H: 0 E: 0 LOB: 0 K: 0 BB: 0 S: 6 P: 11	R: 0 H: 2 E: 0 LOB: 2 K: 1 BB: 1 S: 9 P: 15	R: 3 H: 3 E: 0 LOB: 2 K: 0 BB: 1 S: 13 P: 26	R: 0 H: 0 E: 0 LOB: 0 K: 0 BB: 0 S: 6 P: 8					
PITCHER	IP WLS BF H R ER SO BB IBB HBP BLK WP HR S P ERA WHIP											PITCHER	IP WLS BF H R ER SO BB IBB HBP BLK WP HR S P ERA WHIP
Jason Johnson, R (1, 1) ERA: 4.61	6.2 L 29 6 4 4 1 3 0 2 0 0 0 60 103 5.40 1.350												
Franklyn German, R (7, 1) ERA: 3.12	0.1 2 0 0 0 0 1 0 0 0 0 0 4 10 0.00 3.000												
Jamie Walker, L (8, 1) ERA: 2.0	1.0 3 0 0 0 0 0 0 0 0 0 0 6 8 0.00 0.000												

Batter	1	2	3	4	5	6	7	8	9	AB R H RBI BB SO LOB	TOP	
<b>Nook Logan, S</b> (1, 8) OBP: 0.420, SLG: 0.542 <b>33 Marcus Thames, R</b> (8, 7) OBP: 0.200, SLG: 0.259	1-0 B1-3		0-3 K			1-1 G4-3			1-0 F8	3 0 0 0 0 1 1 1 0 0 0 0 0 0		
<b>15 Brandon Inge, R</b> (1, 5) OBP: 0.402, SLG: 0.494	0-1 G4-3		2-1 CS	1-3 K		3-2 G3			3-2 P3	4 0 0 0 0 1 0		
<b>Ivan Rodriguez, R</b> (1, 2) OBP: 0.333, SLG: 0.471 <b>13 Vance Wilson, R</b> (8, 2) OBP: 0.294, SLG: 0.200	1-2 G5-3			3-3 K		2-1 G6-3			4-2 BB	3 0 0 0 0 1 0 0 0 0 0 1 0 0		
<b>Rondell White, R</b> (1, 10) OBP: 0.314, SLG: 0.506		2-2 G6-3		1-1 F8			1-1 G5-3		2-3 K	4 0 0 0 0 1 1		
<b>Craig Monroe, R</b> (1, 7) OBP: 0.303, SLG: 0.405 (8, 8)		1-0 G5-3			0-1 F8 1B		0-0 F8			3 0 1 0 0 0 0		
<b>Carlos Pena, L</b> (1, 3) OBP: 0.333, SLG: 0.282		2-0 1B			1-1 1B		0-0 F7			3 0 2 0 0 0 0		
<b>Bobby Higginson, L</b> (1, 9) OBP: 0.125, SLG: 0.087		0-3 K			1-0 F8			0-0 G4-3		3 0 0 0 0 1 3		
<b>Ramon Martinez, R</b> (1, 6) OBP: 0.200, SLG: 0.200			1-1 G5-3		2-1 L4			3-2 F9		3 0 0 0 0 0 2		
<b>Jason Smith, L</b> (1, 4) OBP: 0.150, SLG: 0.200			0-0 15 CS 1B		1-3 K			0-1 P3		3 0 1 0 0 1 2		
<b>Inning Stats</b>	R: 0 E: 0 K: 0 S: 7 H: 0 LOB: 0 BB: 0 P: 9	R: 0 E: 0 K: 1 S: 8 H: 1 LOB: 1 BB: 0 P: 13	R: 0 E: 0 K: 1 S: 7 H: 1 LOB: 0 BB: 0 P: 10	R: 0 E: 0 K: 2 S: 8 H: 0 LOB: 0 BB: 0 P: 13	R: 0 E: 0 K: 1 S: 10 H: 2 LOB: 2 BB: 0 P: 15	R: 0 E: 0 K: 0 S: 7 H: 0 LOB: 0 BB: 0 P: 13	R: 0 E: 0 K: 0 S: 4 H: 0 LOB: 0 BB: 0 P: 5	R: 0 E: 0 K: 0 S: 7 H: 0 LOB: 0 BB: 0 P: 10	R: 0 E: 0 K: 1 S: 9 H: 0 LOB: 1 BB: 1 P: 19	1B: 4 2B: 0 3B: 0 HR: 0 SF: 0 SAC: 0 DP: 0 HBP: 0	WP: 0 PB: 0 SB: 0 CS: 1 PA: 32	
<b>PITCHER</b> <b>Jon Garland, R</b> (1, 1) ERA: 1.38	IP WLS BF H R ER SO BB IBB HBP BLK WP HR S P ERA WHIP	9.0 W 31 4 0 0 6 1 0 0 0 0 0 0 67 107 0.00 0.556										
<b>PITCHER</b>											IP WLS BF H R ER SO BB IBB HBP BLK WP HR S P ERA WHIP	

**Detroit Tigers @ Chicago White Sox**  
**U.S. Cellular Field, Chicago, IL**  
 Sun May 01 2005, 3:05 PM EDT  
 Att. 20,862 - Overcast - 47 F

[livebaseballscorecards.com](http://livebaseballscorecards.com)

<b>AB</b>	<b>30</b>
<b>R</b>	<b>0</b>
<b>H</b>	<b>4</b>
<b>RBI</b>	<b>0</b>
<b>BB</b>	<b>1</b>
<b>SO</b>	<b>6</b>
<b>LOB</b>	<b>9</b>



Batter	1	2	3	4	5	6	7	8	9	AB	R	H	RBI	BB	SO	LOB				
22 Scott Podsednik, L (1, 7) OBP: 0.357, SLG: 0.268	1-2 G6-3		2-2 P1	4-2 BLK BB 1B BB		1-0 G3		0-2 14 FC6-4 1B		4	1	1	0	1	0	1				
Tadahito Iguchi, R (1, 4) OBP: 0.371, SLG: 0.370	1-2 G1-3		4-0 BB G6-3 1B BB	4-0 BLK 1B BB		1-0 E4		2-2 14 FC6-4 1B		3	2	1	0	2	0	1				
Carl Everett, S (1, 10) OBP: 0.323, SLG: 0.477	1-2 E6		1-2 G6-3	1-2 1-H 2-H 1B		1-2 SF7		1-2 F7		4	0	1	3	0	0	3				
14 Paul Konerko, R (1, 3) OBP: 0.314, SLG: 0.473	0-1 L8		1-1 1B BB HBP	3-1 F8		2-1 P2		3-2 FC6-4		4	0	0	0	0	0	5				
Aaron Rowand, R (1, 8) OBP: 0.310, SLG: 0.326		0-0 SH1-3 24 SF9 1B	4-1 1B 1-2 2-3 BB		1-0 P3		4-0 HR BB	3-1 P4		3	2	1	0	2	0	2				
Timo Perez, L (1, 9) OBP: 0.256, SLG: 0.378		1 SAFE 0-0 SH1-3	1-1 1-2 2-3 3-H 1B		2-1 G3		0-1 1-H HR			3	1	2	3	0	0	0				
24 Joe Crede, R (1, 5) OBP: 0.352, SLG: 0.439		3-2 SF9	1-1 P3		1-2 G6-3		0-1 G5-3			3	0	0	1	0	0	3				
Chris Widger, R (1, 2) OBP: 0.333, SLG: 0.400		1-2 1B		1-3 K		3-1 WP 1B 2B		1-2 F9		4	1	2	0	0	1	0				
Pedro Lopez, R (1, 6) OBP: 0.250, SLG: 0.250		1-2 F8		0-0 F8		2-2 E 22 G3 SF7 1B		2-0 G5-3		4	1	1	1	0	0	1				
<b>Inning Stats</b>	R: 0 E: 1 K: 0 S: 12	H: 0 LOB: 1 BB: 0 P: 15	R: 1 E: 0 K: 0 S: 11	H: 2 LOB: 1 BB: 0 P: 16	R: 1 E: 0 K: 0 S: 12	H: 1 LOB: 3 BB: 2 P: 26	R: 2 E: 0 K: 1 S: 12	H: 1 LOB: 1 BB: 2 P: 25	R: 0 E: 0 K: 0 S: 7	H: 0 LOB: 0 BB: 0 P: 11	R: 2 E: 1 K: 0 S: 12	H: 2 LOB: 1 BB: 0 P: 22	R: 2 E: 0 K: 0 S: 10	H: 1 LOB: 0 BB: 1 P: 17	R: 0 E: 0 K: 0 S: 15	H: 2 LOB: 2 BB: 0 P: 24	1B: 7 2B: 1 3B: 0 HR: 1	SF: 2 SAC: 1 DP: 0 HBP: 1	WP: 1 PB: 0 SB: 0 CS: 0	PA: 41
<b>PITCHER</b>	IP WLS BF H R ER SO BB IBB HBP BLK WP HR S P ERA WHIP	IP WLS BF H R ER SO BB IBB HBP BLK WP HR S P ERA WHIP	IP WLS BF H R ER SO BB IBB HBP BLK WP HR S P ERA WHIP	IP WLS BF H R ER SO BB IBB HBP BLK WP HR S P ERA WHIP	IP WLS BF H R ER SO BB IBB HBP BLK WP HR S P ERA WHIP	IP WLS BF H R ER SO BB IBB HBP BLK WP HR S P ERA WHIP	IP WLS BF H R ER SO BB IBB HBP BLK WP HR S P ERA WHIP	IP WLS BF H R ER SO BB IBB HBP BLK WP HR S P ERA WHIP	IP WLS BF H R ER SO BB IBB HBP BLK WP HR S P ERA WHIP	IP WLS BF H R ER SO BB IBB HBP BLK WP HR S P ERA WHIP	IP WLS BF H R ER SO BB IBB HBP BLK WP HR S P ERA WHIP	IP WLS BF H R ER SO BB IBB HBP BLK WP HR S P ERA WHIP	IP WLS BF H R ER SO BB IBB HBP BLK WP HR S P ERA WHIP	IP WLS BF H R ER SO BB IBB HBP BLK WP HR S P ERA WHIP	IP WLS BF H R ER SO BB IBB HBP BLK WP HR S P ERA WHIP	IP WLS BF H R ER SO BB IBB HBP BLK WP HR S P ERA WHIP	IP WLS BF H R ER SO BB IBB HBP BLK WP HR S P ERA WHIP	IP WLS BF H R ER SO BB IBB HBP BLK WP HR S P ERA WHIP	IP WLS BF H R ER SO BB IBB HBP BLK WP HR S P ERA WHIP	IP WLS BF H R ER SO BB IBB HBP BLK WP HR S P ERA WHIP
Wilfredo Ledezma, L (1, 1) ERA: 6.55	5.0	L	27	6	6	5	1	4	0	1	0	59	103	9.00	2.000					
Matt Ginter, R (6, 1) ERA: 4.26	3.0		14	3	2	2	0	1	0	0	0	32	53	6.00	1.333					

**BOTTOM**

**Detroit Tigers @ Chicago White Sox**  
U.S. Cellular Field, Chicago, IL

Sun May 01 2005, 3:05 PM EDT  
Att. 20,862 - Overcast - 47 F

[livebaseballscorecards.com](http://livebaseballscorecards.com)

<b>AB</b>	<b>32</b>
<b>R</b>	<b>8</b>
<b>H</b>	<b>9</b>
<b>RBI</b>	<b>8</b>
<b>BB</b>	<b>5</b>
<b>SO</b>	<b>1</b>
<b>LOB</b>	<b>16</b>



Batter	1	2	3	4	5	6	7	8	9	AB R H RBI BB SO LOB	TOP											
18 Johnny Damon, L (1, 8) OBP: 0.404, SLG: 0.491	0-3 K		0-0 2B 3B	1-2 1B		0-2 G4-3		3-2 1B		5 1 3 1 0 1 0	<b>Boston Red Sox @ Detroit Tigers</b> Comerica Park, Detroit, MI Mon May 02 2005, 7:05 PM EDT Att. 17,497 - Cloudy - 48 F											
Trot Nixon, L (1, 9) OBP: 0.425, SLG: 0.485	1-2 P6		4-0 2B 3B 1B BB	1-1 F7		1-0 E8 2B		2-2 F8		4 1 1 0 1 0 4												
Manny Ramirez, R (1, 7) OBP: 0.396, SLG: 0.593	0-0 G5-3		1-2 3B 1B 2B	0-3 K		4-2 BB		3-3 K		4 0 1 1 1 2 4												
34 David Ortiz, L (1, 10) OBP: 0.315, SLG: 0.550		1-1 F8	3-2 FC5-4 1B	1-2 G4-3		0-1 F8		3-3 K		5 0 1 1 0 1 5												
Kevin Millar, R (1, 3) OBP: 0.385, SLG: 0.318		0-1 E8 G4-3 1B	1-1 P3		3-3 K		0-3 K		1-2 F8 2B	5 0 2 0 0 2 2												
Jason Varitek, S (1, 2) OBP: 0.356, SLG: 0.610		2-1 G4-3	3-3 K		2-3 K		0-0 FC5 2B		3-2 F8	5 0 1 0 0 2 4												
Edgar Renteria, R (1, 6) OBP: 0.284, SLG: 0.347		4-0 BB	1-2 FC5-4		0-0 1B		2-2 FC5		1-0 P3	4 0 1 0 1 0 4												
Bill Mueller, S (1, 4) OBP: 0.390, SLG: 0.333	0-0 L6			3-1 18 1B 2B	1 SAFE G4-3		1-3 K			4 0 1 0 0 1 4												
20 Kevin Youkilis, R (1, 5) OBP: 0.588, SLG: 0.500			4-1 18 3B BB	4-1 18 1B BB		1-3 K		0-1 G6-3		2 1 0 0 2 1 0												
<b>Inning Stats</b>	R: 0 E: 0 K: 1 S: 7	H: 0 LOB: 0 BB: 0 P: 8	R: 0 E: 1 K: 0 S: 7	H: 1 LOB: 2 BB: 1 P: 14	R: 3 E: 0 K: 1 S: 16	H: 3 LOB: 2 BB: 2 P: 33	R: 0 E: 0 K: 1 S: 14	H: 2 LOB: 3 BB: 1 P: 24	R: 0 E: 0 K: 2 S: 10	H: 1 LOB: 1 BB: 0 P: 15	R: 0 E: 1 K: 1 S: 12	H: 1 LOB: 2 BB: 1 P: 18	R: 0 E: 0 K: 2 S: 10	H: 1 LOB: 1 BB: 0 P: 13	R: 0 E: 0 K: 1 S: 16	H: 1 LOB: 1 BB: 0 P: 24	R: 0 E: 0 K: 1 S: 12	H: 1 LOB: 1 BB: 0 P: 20	1B: 5 2B: 5 3B: 1 HR: 0	SF: 0 SAC: 0 DP: 0 HBP: 0	WP: 0 PB: 0 SB: 1 CS: 0	PA: 43
<b>PITCHER</b>	IP WLS BF H R ER SO BB IBB HBP BLK WP HR S P ERA WHIP																					
38 Jeremy Bolderman, R (1, 1) ERA: 3.92	6.0 W 31 8 3 3 6 5 0 0 0 0 0 0 66 112 4.50 2.167																					
Kyle Farnsworth, R (7, 1) ERA: 4.15	1.0 H 4 1 0 0 2 0 0 0 0 0 0 0 10 13 0.00 1.000																					
Ugueth Urbina, R (8, 1) ERA: 4.05	2.0 S 8 2 0 0 2 0 0 0 0 0 0 0 28 44 0.00 1.000																					

livebaseballscorecards.com

**AB 38**  
**R 3**  
**H 11**  
**RBI 3**  
**BB 5**  
**SO 10**  
**LOB 27**





Batter	1	2	3	4	5	6	7	8	9
15 Brandon Inge, R OBP: 0.412, SLG: 0.517	4-1 9 1B 2B BB		3-2 9 1B 3B		3-3 K	2-3 K		1-0 2-H 1B	
Ivan Rodriguez, R OBP: 0.316, SLG: 0.446	2-3 K		1-3 K		G4-3		0-3 K	1-3 K	
9 Carlos Guillen, S OBP: 0.479, SLG: 0.561	0-0 2B 1B		1-0 1B		2-1 3B		1-3 K		
Rondell White, R OBP: 0.300, SLG: 0.482	2-1 P3		3-2 F9		1-1 G6-3		0-2 G6-3		
Craig Monroe, R OBP: 0.312, SLG: 0.415	3-2 2B		0-1 P4		4-0 HR BB		2-2 G6-3		
Carlos Pena, L OBP: 0.341, SLG: 0.373	2-3 K		3-2 P5		3-2 HR		0-1 HR		
33 Marcus Thames, R OBP: 0.206, SLG: 0.258		1-3 K	0-3 K		2-2 15 WP 20 SH1-4 1B		0-0 P3		
20 Omar Infante, R OBP: 0.295, SLG: 0.390		0-1 L4	3-1 3B		1-1 SH1-4		1-2 2B 2B		
Nook Logan, S OBP: 0.407, SLG: 0.538		1-3 K	0-2 G6-3		3-1 P5		1-0 15 1B 2B		

Inning Stats	R: 2 E: 0 K: 2 S: 16	H: 2 LOB: 1 BB: 1 P: 29	R: 0 E: 0 K: 2 S: 8	H: 0 LOB: 0 BB: 0 P: 10	R: 1 E: 0 K: 1 S: 13	H: 2 LOB: 1 BB: 0 P: 21	R: 0 E: 0 K: 1 S: 15	H: 1 LOB: 1 BB: 0 P: 21	R: 0 E: 0 K: 1 S: 10	H: 1 LOB: 1 BB: 0 P: 18	R: 2 E: 0 K: 1 S: 14	H: 2 LOB: 1 BB: 1 P: 29	R: 0 E: 0 K: 2 S: 10	H: 0 LOB: 0 BB: 0 P: 11	R: 3 E: 0 K: 1 S: 17	H: 4 LOB: 1 BB: 0 P: 23
--------------	-------------------------------	----------------------------------	------------------------------	----------------------------------	-------------------------------	----------------------------------	-------------------------------	----------------------------------	-------------------------------	----------------------------------	-------------------------------	----------------------------------	-------------------------------	----------------------------------	-------------------------------	----------------------------------

PITCHER	IP	WLS	BF	H	R	ER	SO	BB	IBB	HBP	BLK	WP	HR	S	P	ERA	WHIP
Geremi Gonzalez, R ERA: 5.4	(1, 1)	5.0		6	3	3	7	1	0	0	0	0	0	62	99	5.40	1.400
Blaine Neal, R ERA: 9.0	(6, 1)	0.1	L	4	2	2	0	1	0	0	0	0	1	9	19	54.00	9.000
Matt Mantei, R ERA: 3.72	(6, 1)	1.2		5	0	0	3	0	0	0	0	1	0	15	21	0.00	0.000
Alan Embree, L ERA: 5.84	(8, 1)	0.2		6	4	3	0	0	0	0	0	0	1	14	19	40.50	6.000
Lenny DiNardo, L ERA:	(8, 1)	0.1		1	0	0	1	0	0	0	0	0	0	3	4	0.00	0.000

**BOTTOM**

**Boston Red Sox @ Detroit Tigers**  
Comerica Park, Detroit, MI

Mon May 02 2005, 7:05 PM EDT  
Att: 17,497 - Cloudy - 48 F

AB	R	H	RBI	BB	SO	LOB
4	2	2	1	1	2	1
5	0	0	0	0	4	3
4	1	3	1	0	1	0
4	0	0	0	0	0	4
3	1	1	2	1	0	1
4	2	2	3	0	1	1
4	0	1	0	0	2	0
3	1	2	0	0	0	0
4	1	1	1	0	1	2

AB	35
R	8
H	12
RBI	8
BB	2
SO	11
LOB	12

WP: 1 PA: 38  
PB: 0  
SB: 0  
CS: 0



PITCHER	IP	WLS	BF	H	R	ER	SO	BB	IBB	HBP	BLK	WP	HR	S	P	ERA	WHIP
---------	----	-----	----	---	---	----	----	----	-----	-----	-----	----	----	---	---	-----	------

Batter	1	2	3	4	5	6	7	8	9	AB R H RBI BB SO LOB	TOP											
18 Johnny Damon, L (1, 8) OBP: 0.395, SLG: 0.486	1-0 1B 2B	1-3 SAFE SAFE		1-0 F9		2-2 P5			2-3 K	5 1 1 0 0 2 2												
Edgar Renteria, R (1, 6) OBP: 0.298, SLG: 0.352	0-1 1B 2-3 1B		4-2 BB BB		1-1 FC5 BB 1B	1-3 K			1-1 G6-3	4 0 2 0 1 1 0												
Manny Ramirez, R (1, 7) OBP: 0.391, SLG: 0.574	0-0 P6		1-3 SAFE		4-2 BB FC3-2 BB				0-3 K	3 0 0 0 1 2 3												
Jason Varitek, S (1, 2) OBP: 0.363, SLG: 0.600	0-1 FC6-4 1-3 3-H 1B		4-0 SAFE BB BB BB		1-2 FC5 FC3-2 BB HR				3-2 F7	3 1 1 1 1 0 2												
Kevin Millar, R (1, 3) OBP: 0.380, SLG: 0.307	0-1 P3		1-1 SAFE F B X		4-0 FC3-2 HR BB				1-2 F9	3 1 0 0 1 0 4												
Jay Payton, R (1, 9) OBP: 0.290, SLG: 0.395	3-1 FC6-4 1-2f		1-1 SAFE F B X		0-1 FC3-2 HR				3-1 G4-6-3 1B	4 1 1 0 0 0 7												
Doug Mirabelli, R (1, 10) OBP: 0.318, SLG: 0.526		2-2 P3		1-3 SAFE C C B B X	2-1 HR				2-1 P2	3 1 1 4 0 1 0												
34 David Ortiz, L (8, PH) OBP: 0.312, SLG: 0.545		2-3 K		0-0 SAFE C B X	1-H 2-H 3-H				1-0 G4-6-3 1-2f	1 0 0 0 0 0 1												
Bill Mueller, S (1, 5) OBP: 0.370, SLG: 0.313		4-1 BB		0-3 SAFE C B X	0-3 K					4 0 0 0 0 2 1												
Mark Bellhorn, S (1, 4) OBP: 0.333, SLG: 0.347			4-1 BB		3-2 G5-3				2-3 K	2 0 0 0 2 1 0												
<b>Inning Stats</b>	R: 1 E: 0 K: 0 S: 10	H: 3 LOB: 2 BB: 0 P: 14	R: 0 E: 0 K: 2 S: 12	H: 0 LOB: 1 BB: 1 P: 21	R: 0 E: 0 K: 1 S: 9	H: 0 LOB: 2 BB: 2 P: 20	R: 0 E: 0 K: 1 S: 6	H: 0 LOB: 1 BB: 1 P: 12	R: 4 E: 0 K: 1 S: 14	H: 2 LOB: 0 BB: 2 P: 26	R: 0 E: 0 K: 1 S: 10	H: 0 LOB: 0 BB: 0 P: 16	R: 0 E: 0 K: 1 S: 11	H: 0 LOB: 0 BB: 0 P: 15	R: 0 E: 0 K: 0 S: 5	H: 1 LOB: 0 BB: 0 P: 11	R: 0 E: 0 K: 2 S: 8	H: 0 LOB: 0 BB: 0 P: 13	1B: 4 2B: 1 3B: 0 HR: 1	SF: 0 SAC: 0 DP: 1 HBP: 0	WP: 0 PB: 0 SB: 0 CS: 0	PA: 38
<b>PITCHER</b>	IP WLS BF H R ER SO BB IBB HBP BLK WP HR S P ERA WHIP																			<b>PITCHER</b>	IP WLS BF H R ER SO BB IBB HBP BLK WP HR S P ERA WHIP	
Mike Maroth, L (1, 1) ERA: 4.46	6.0 L 29 5 5 5 6 6 0 0 0 0 1 61 109 7.50 1.833																					
Franklyn German, R (7, 1) ERA: 2.53	2.0 6 1 0 0 1 0 0 0 0 0 0 0 16 26 0.00 0.500																					
Jamie Walker, L (9, 1) ERA: 1.8	1.0 3 0 0 0 0 2 0 0 0 0 0 0 8 13 0.00 0.000																					

**Boston Red Sox @ Detroit Tigers**  
Comerica Park, Detroit, MI  
Tue May 03 2005, 7:05 PM EDT  
Att: 19,121 - Partly Cloudy - 47 F

AB	32
R	5
H	6
RBI	5
BB	6
SO	9
LOB	20



WP: 0	PA: 38
PB: 0	
SB: 0	
CS: 0	

Batter	1	2	3	4	5	6	7	8	9	AB R H RBI BB SO LOB
15 Brandon Inge, R OBP: 0.402, SLG: 0.495 (1, 5)	1-3 		3-1 L9		1-2 F9		4-1 1B BB		2-0 P3	4 0 0 0 1 1 0
Ivan Rodriguez, R OBP: 0.323, SLG: 0.479 (1, 2)	1-2 		3-2 G5-3		3-2 E6 FC5-4		1-1 1B G6-4-3			4 1 2 1 0 0 0
9 Carlos Guillen, S OBP: 0.469, SLG: 0.570 (1, 6)	2-1 E6 G6-3			0-0 33 2B 3B	2-1 FC5-4		1-2 G6-4-3			4 1 1 0 0 0 3
Rondell White, R OBP: 0.287, SLG: 0.461 (1, 10)	SAFE 2-1 G6-3			3-2 K		2-1 F8		1-1 G4-3		4 0 0 0 0 1 2
Craig Monroe, R OBP: 0.309, SLG: 0.400 (1, 9)		2-1 P4		2-2 F8		4-1 BB BB		0-0 G5-3		3 0 0 0 1 0 1
Carlos Pena, L OBP: 0.347, SLG: 0.364 (1, 3)		2-0 F7		1-2 33 2B HBP		4-2 BB		2-3 K		2 0 0 0 1 1 0
33 Marcus Thames, R OBP: 0.263, SLG: 0.429 (1, 7)		0-1 20 FC4 1B		1-1 1-3 3-H 2B		1-3 K		0-2 HR		4 1 3 2 0 1 2
20 Omar Infante, R OBP: 0.283, SLG: 0.372 (1, 4)		0-1 FC4		2-1 G6-3		0-0 F9		1-0 P2		4 0 0 0 0 0 5
Nook Logan, S OBP: 0.379, SLG: 0.500 (1, 8)			2-1 G6-3		2-2 L6		0-1 G4-3		1-1 F7	4 0 0 0 0 0 0

Inning Stats	R: 1 E: 1 K: 1 S: 10	H: 1 LOB: 0 BB: 0 P: 16	R: 0 E: 0 K: 0 S: 7	H: 1 LOB: 1 BB: 0 P: 11	R: 0 E: 0 K: 0 S: 8	H: 0 LOB: 0 BB: 0 P: 16	R: 1 E: 0 K: 1 S: 15	H: 2 LOB: 2 BB: 0 P: 24	R: 0 E: 1 K: 0 S: 12	H: 0 LOB: 1 BB: 0 P: 20	R: 0 E: 0 K: 1 S: 10	H: 0 LOB: 2 BB: 2 P: 21	R: 0 E: 0 K: 0 S: 8	H: 1 LOB: 1 BB: 1 P: 14	R: 0 E: 0 K: 1 S: 7	H: 0 LOB: 0 BB: 0 P: 10	R: 1 E: 0 K: 0 S: 7	H: 1 LOB: 0 BB: 0 P: 11	1B: 2 2B: 1 3B: 1 HR: 2	SF: 0 SAC: 0 DP: 1 HBP: 1	WP: 0 PB: 0 SB: 0 CS: 0	PA: 37
--------------	-------------------------------	----------------------------------	------------------------------	----------------------------------	------------------------------	----------------------------------	-------------------------------	----------------------------------	-------------------------------	----------------------------------	-------------------------------	----------------------------------	------------------------------	----------------------------------	------------------------------	----------------------------------	------------------------------	----------------------------------	----------------------------------	------------------------------------	----------------------------------	--------

PITCHER	IP	WLS	BF	H	R	ER	SO	BB	IBB	HBP	BLK	WP	HR	S	P	ERA	WHIP
John Halama, L ERA: 4.61 (1, 1)	5.0	W	21	4	2	2	2	0	0	1	0	0	1	52	87	3.60	0.800
Matt Mantei, R ERA: 3.38 (6, 1)	1.0	H	5	0	0	0	1	2	0	0	0	0	0	10	21	0.00	2.000
50 Mike Timlin, R ERA: 1.32 (7, 1)	2.0	H	7	1	0	0	1	1	0	0	0	0	0	15	24	0.00	1.000
Keith Foulke, R ERA: 7.62 (9, 1)	1.0	S	4	1	1	1	0	0	0	0	0	0	1	7	11	9.00	1.000

**BOTTOM**

**Boston Red Sox @ Detroit Tigers**  
Comerica Park, Detroit, MI

Tue May 03 2005, 7:05 PM EDT  
Att. 19,121 - Partly Cloudy - 47 F

livebaseballscorecards.com

AB	33
R	3
H	6
RBI	3
BB	3
SO	4
LOB	13



Batter	1	2	3	4	5	6	7	8	9	AB R H RBI BB SO LOB	TOP
18 Johnny Damon, L (1, 8) OBP: 0.403, SLG: 0.491	0-1 G6-4-3 1B		0-1 34 G6-3 1B	0-1 BB 1B		1-1 FC4-6 1-2f		1-2 F8 2-3		5 1 3 0 0 0 3	
Edgar Renteria, R (1, 6) OBP: 0.303, SLG: 0.349	2-1 G6-4-3 1-2f		2-1 34 G6-3 1B	4-0 FC5-4 BB			1-1 G5-3	1-3 K		4 0 1 1 1 1 3	
Manny Ramirez, R (1, 7) OBP: 0.383, SLG: 0.561	1-3 K		0-0 SF7	2-1 FC5-4 1-2f			3-2 1B		3-3 K	4 0 1 1 0 2 3	
34 David Ortiz, L (1, 10) OBP: 0.307, SLG: 0.524		0-3 K	0-1 G6-3		4-2 G5-4-3 BB		0-0 F9		2-3 K	4 0 0 0 1 2 3	
Kevin Millar, R (1, 3) OBP: 0.372, SLG: 0.301		0-0 E5 1B	2-0 E5		0-2 G5-4-3 1-2f		0-1 F7		0-3 K	5 0 1 0 0 1 3	
Jay Payton, R (1, 9) OBP: 0.250, SLG: 0.366		1-2 F9	0-1 F8		0-0 F9					3 1 0 0 1 0 3	
Doug Mirabelli, R (1, 2) OBP: 0.269, SLG: 0.435		0-1 F8		3-2 F8		1-2 G4-3		0-1 P6		4 0 0 0 0 0 2	
Mark Bellhorn, S (1, 4) OBP: 0.352, SLG: 0.360			1-2 18 1B 20 BB 1B	0-0 18 1B		2-0 G5-3		4-2 18 F8 20 1B BB		3 1 2 0 1 0 0	
20 Kevin Youkilis, R (1, 5) OBP: 0.619, SLG: 0.533			4-0 1B 18 1B SF7 BB	0-3 K		2-1 18 FC4-6 1B		2-2 1-2 2-H 1B		3 1 2 1 1 1 1	
<b>Inning Stats</b>	R: 0 E: 0 K: 1 S: 7 H: 1 LOB: 0 BB: 0 P: 10	R: 0 E: 1 K: 1 S: 9 H: 1 LOB: 1 BB: 0 P: 10	R: 3 E: 1 K: 0 S: 13 H: 3 LOB: 2 BB: 1 P: 22	R: 0 E: 0 K: 1 S: 11 H: 2 LOB: 3 BB: 1 P: 20	R: 0 E: 0 K: 0 S: 6 H: 0 LOB: 0 BB: 1 P: 10	R: 0 E: 0 K: 0 S: 8 H: 1 LOB: 1 BB: 0 P: 14	R: 0 E: 0 K: 0 S: 8 H: 1 LOB: 1 BB: 0 P: 12	R: 1 E: 0 K: 1 S: 14 H: 1 LOB: 2 BB: 2 P: 26	R: 0 E: 0 K: 3 S: 10 H: 0 LOB: 0 BB: 0 P: 15	1B: 10 2B: 0 3B: 0 HR: 0 SF: 1 SAC: 0 DP: 2 HBP: 0	WP: 0 PB: 0 SB: 0 CS: 0 PA: 41
<b>PITCHER</b>	IP WLS BF H R ER SO BB IBB HBP BLK WP HR S P ERA WHIP										
29 Nate Robertson, L (1, 1) ERA: 4.18	6.2										
Kyle Farnsworth, R (7, 1) ERA: 4.4	1.1	L									
Troy Percival, R (9, 1) ERA: 3.97	1.0										

**Boston Red Sox @ Detroit Tigers**  
Comerica Park, Detroit, MI  
Wed May 04 2005, 7:05 PM EDT  
Att. 23,295 - Clear - 56 F

[livebaseballscorecards.com](http://livebaseballscorecards.com)

**AB 35**  
**R 4**  
**H 10**  
**RBI 3**  
**BB 5**  
**SO 7**  
**LOB 21**



Batter	1	2	3	4	5	6	7	8	9	AB R H RBI BB SO LOB
15 Brandon Inge, R OBP: 0.396, SLG: 0.485 (1, 5)	2-2 F8	3-0 G5-3			0-2 G1-4-3		1-2 1B			4 0 1 0 0 0 3
Ivan Rodriguez, R OBP: 0.320, SLG: 0.470 (1, 2)	2-2 G1-3		3-3 K		0-0 9 1B 2B		0-3 K			4 1 1 0 0 2 1
9 Carlos Guillen, S OBP: 0.471, SLG: 0.567 (1, 10)	1-1 1B		1-3 K		0-0 1-2 2B		1-0 F8			4 0 2 0 0 1 0
Rondell White, R OBP: 0.286, SLG: 0.462 (1, 7)	1-1 F8		1-2 G5-3		1-0 1-H 2-H 2B		3-2 G6-3			4 0 1 1 0 0 1
Craig Monroe, R OBP: 0.320, SLG: 0.432 Nook Logan, S OBP: 0.373, SLG: 0.491 (1, 8) (7, 8)		1-1 L8 20 SF9 2B		1-2 33 CS 2B		0-0 G5-3		1-1 G4-3		3 1 2 0 0 0 0 1 0 0 0 0 0 0
Carlos Pena, L OBP: 0.333, SLG: 0.346 (1, 3)		1-2 L8		0-1 P4		2-1 G3-1		3-3 K		4 0 0 0 0 1 2
33 Marcus Thames, R OBP: 0.262, SLG: 0.395 (1, 9)		4-2 1B BB		0-3 K		1-1 F8		3-2 F8		3 0 0 0 1 1 1
20 Omar Infante, R OBP: 0.284, SLG: 0.386 Dmitri Young, S OBP: 0.379, SLG: 0.570 Jason Smith, L OBP: 0.150, SLG: 0.200 (1, 4) (9, PH) (9, PR)		0-1 SF9		2-1 1B 15 G1-4-3 2B		3-3 K		0-1 1B		2 1 1 1 0 1 0 1 0 1 0 0 0 0 0 0 0 0 0 0 0
Ramon Martinez, R OBP: 0.333, SLG: 0.333 (1, 6)		0-1 1-2 1B		0-0 15 G1-4-3 1B		2-2 G5-3		2-2 F9		4 0 2 0 0 0 1

Inning Stats	R: 0 E: 0 K: 0 S: 11	H: 1 LOB: 1 BB: 0 P: 17	R: 1 E: 0 K: 0 S: 15	H: 2 LOB: 2 BB: 1 P: 24	R: 0 E: 0 K: 2 S: 12	H: 0 LOB: 0 BB: 0 P: 17	R: 0 E: 0 K: 1 S: 10	H: 1 LOB: 0 BB: 0 P: 11	R: 2 E: 0 K: 0 S: 9	H: 5 LOB: 2 BB: 0 P: 12	R: 0 E: 0 K: 0 S: 5	H: 0 LOB: 0 BB: 0 P: 8	R: 0 E: 0 K: 2 S: 15	H: 1 LOB: 1 BB: 0 P: 21	R: 0 E: 0 K: 0 S: 7	H: 0 LOB: 0 BB: 0 P: 12	R: 0 E: 0 K: 1 S: 13	H: 1 LOB: 1 BB: 0 P: 21	1B: 7 2B: 4 3B: 0 HR: 0	SF: 1 SAC: 0 DP: 1 HBP: 0
--------------	-------------------------------	----------------------------------	-------------------------------	----------------------------------	-------------------------------	----------------------------------	-------------------------------	----------------------------------	------------------------------	----------------------------------	------------------------------	---------------------------------	-------------------------------	----------------------------------	------------------------------	----------------------------------	-------------------------------	----------------------------------	----------------------------------	------------------------------------

PITCHER	IP	WLS	BF	H	R	ER	SO	BB	IBB	HBP	BLK	WP	HR	S	P	ERA	WHIP
49 Tim Wakefield, R ERA: 2.97 (1, 1)	7.0	W	29	10	3	3	5	1	0	0	0	0	0	77	110	3.86	1.571
50 Mike Timlin, R ERA: 1.23 (8, 1)	1.0	H	3	0	0	0	0	0	0	0	0	0	0	7	12	0.00	0.000
Keith Foulke, R ERA: 7.07 (9, 1)	1.0	S	4	1	0	0	1	0	0	0	0	0	0	13	21	0.00	1.000

**BOTTOM**

**Boston Red Sox @ Detroit Tigers**  
Comerica Park, Detroit, MI

Wed May 04 2005, 7:05 PM EDT  
Att. 23,295 - Clear - 56 F

livebaseballscorecards.com

AB	34
R	3
H	11
RBI	2
BB	1
SO	6
LOB	9



WP: 0 PA: 36  
PB: 0  
SB: 0  
CS: 1

Batter	1	2	3	4	5	6	7	8	9	AB R H RBI BB SO LOB	TOP
--------	---	---	---	---	---	---	---	---	---	----------------------	-----

<b>18 Johnny Damon, L</b> (1, 8) <small>OBP: 0.395, SLG: 0.479</small>										5 0 1 0 0 0 2	
<b>Trot Nixon, L</b> (1, 9) <small>OBP: 0.446, SLG: 0.507</small>										5 1 4 0 0 0 0	
<b>34 David Ortiz, L</b> (1, 10) <small>OBP: 0.311, SLG: 0.523</small>										4 0 1 1 1 1 3	
<b>Kevin Millar, R</b> (1, 3) <small>OBP: 0.364, SLG: 0.296</small>										5 0 1 0 0 1 4	
<b>Jason Varitek, S</b> (1, 2) <small>OBP: 0.379, SLG: 0.618</small>										4 1 3 0 0 1 0	
<b>Edgar Renteria, R</b> (1, 6) <b>Ramón Vázquez, L</b> (2, PH) <small>OBP: 0.303, SLG: 0.349</small> <small>OBP: 0.265, SLG: 0.303</small>										0 0 0 0 0 0 0 4 0 2 1 0 0 3	
<b>Bill Mueller, S</b> (1, 5) <small>OBP: 0.353, SLG: 0.296</small>										4 0 0 0 0 0 5	
<b>Jay Payton, R</b> (1, 7) <small>OBP: 0.229, SLG: 0.333</small>										4 0 0 0 0 1 4	
<b>Mark Bellhorn, S</b> (1, 4) <small>OBP: 0.348, SLG: 0.346</small>										3 0 0 0 1 1 0	

**Boston Red Sox @ Detroit Tigers**  
 Comerica Park, Detroit, MI  
 Thu May 05 2005, 1:05 PM EDT  
 Att. 24,870 - Sunny - 58 F

livebaseballscorecards.com

<b>AB</b>	<b>38</b>
<b>R</b>	<b>2</b>
<b>H</b>	<b>12</b>
<b>RBI</b>	<b>2</b>
<b>BB</b>	<b>2</b>
<b>SO</b>	<b>5</b>
<b>LOB</b>	<b>21</b>



Inning Stats	R: 0	H: 1	E: 0	K: 0	S: 12	P: 19	R: 1	H: 2	E: 0	K: 0	S: 12	P: 19	R: 0	H: 0	E: 0	K: 2	S: 10	P: 15	R: 0	H: 1	E: 0	K: 0	S: 10	P: 12	R: 0	H: 1	E: 0	K: 1	S: 8	P: 12	R: 0	H: 2	E: 0	K: 0	S: 7	P: 13	R: 0	H: 2	E: 0	K: 1	S: 11	P: 20	R: 1	H: 2	E: 0	K: 0	S: 14	P: 19	1B: 10	SF: 0	2B: 2	SAC: 0	3B: 0	DP: 1	HR: 0	HBP: 0	WP: 1	PA: 40
--------------	------	------	------	------	-------	-------	------	------	------	------	-------	-------	------	------	------	------	-------	-------	------	------	------	------	-------	-------	------	------	------	------	------	-------	------	------	------	------	------	-------	------	------	------	------	-------	-------	------	------	------	------	-------	-------	--------	-------	-------	--------	-------	-------	-------	--------	-------	--------

PITCHER	IP	WLS	BF	H	R	ER	SO	BB	IBB	HBP	BLK	WP	HR	S	P	ERA	WHIP
<b>Jason Johnson, R</b> (1, 1) <small>ERA: 3.93</small>	7.0		30	8	1	1	4	2	0	0	0	0	0	68	107	1.29	1.429
<b>Ugueth Urbina, R</b> (8, 1) <small>ERA: 4.11</small>	2.0	L	10	4	1	1	1	0	0	0	0	1	0	25	39	4.50	2.000

PITCHER	IP	WLS	BF	H	R	ER	SO	BB	IBB	HBP	BLK	WP	HR	S	P	ERA	WHIP
---------	----	-----	----	---	---	----	----	----	-----	-----	-----	----	----	---	---	-----	------

Batter	1	2	3	4	5	6	7	8	9	AB	R	H	RBI	BB	SO	LOB
<b>Nook Logan, S</b> OBP: 0.365, SLG: 0.475 (1, 8)	1-3 K		2-3 K			0-1 P6		0-0 1B		4	0	1	0	0	2	0
<b>15 Brandon Inge, R</b> OBP: 0.383, SLG: 0.465 (1, 5)	2-2 G1-3			2-2 P2			2-1 G4-3	2-3 K		4	0	0	0	0	1	2
<b>9 Carlos Guillen, S</b> OBP: 0.462, SLG: 0.585 (1, 6)	2-3 K			2-3 K			0-1 HR		3-2 F8	4	1	1	1	0	2	0
<b>Dmitri Young, S</b> OBP: 0.374, SLG: 0.556 (1, 10)				1-1 F9			3-2 1B		2-1 F9	4	0	1	0	0	0	0
<b>Carlos Pena, L</b> OBP: 0.320, SLG: 0.329 (1, 3)					1-2 G3		1-3 K		2-2 P6	4	0	0	0	0	1	1
<b>33 Marcus Thames, R</b> OBP: 0.267, SLG: 0.375 (1, 7)				4-2 BB		1-1 L7		2-1 F8		2	0	0	0	1	0	1
<b>Bobby Higginson, L</b> OBP: 0.111, SLG: 0.077 (1, 9)				0-0 F9		0-1 P6			0-2 G3-1	3	0	0	0	0	0	1
<b>20 Omar Infante, R</b> OBP: 0.276, SLG: 0.374 (1, 4)									1-0 F9	3	0	0	0	0	1	0
<b>13 Vance Wilson, R</b> OBP: 0.300, SLG: 0.176 (1, 2)				2-3 K					4-2 1B BB	2	0	0	0	1	1	0

Inning Stats		R: 0	H: 0	E: 0	K: 2	S: 9	R: 0	H: 0	E: 0	K: 0	S: 6	R: 0	H: 0	E: 0	K: 2	S: 8	R: 0	H: 0	E: 0	K: 1	S: 9	R: 0	H: 0	E: 0	K: 0	S: 8	R: 0	H: 0	E: 0	K: 1	S: 7	R: 1	H: 2	E: 0	K: 1	S: 16	R: 0	H: 1	E: 0	K: 1	S: 14	R: 0	H: 0	E: 0	K: 0	S: 8	1B: 2	SF: 0	2B: 0	SAC: 0	3B: 0	DP: 0	HR: 1	HBP: 0	WP: 0	PA: 32
<b>PITCHER</b>		IP	WLS	BF	H	R	ER	SO	BB	IBB	HBP	BLK	WP	HR	S	P	ERA	WHIP																																						
<b>Bronson Arroyo, R</b> ERA: 3.18 (1, 1)		8.0	W	29	3	1	1	8	2	0	0	0	0	0	77	113	1.12	0.625																																						
<b>Keith Foulke, R</b> ERA: 6.6 (9, 1)		1.0	S	3	0	0	0	0	0	0	0	0	0	0	8	15	0.00	0.000																																						

**BOTTOM**

**Boston Red Sox @ Detroit Tigers**  
Comerica Park, Detroit, MI

Thu May 05 2005, 1:05 PM EDT  
Att. 24,870 - Sunny - 58 F

<b>AB</b>	<b>30</b>
<b>R</b>	<b>1</b>
<b>H</b>	<b>3</b>
<b>RBI</b>	<b>1</b>
<b>BB</b>	<b>2</b>
<b>SO</b>	<b>8</b>
<b>LOB</b>	<b>5</b>



<b>WP: 0</b>	<b>PA: 32</b>
<b>PB: 0</b>	<b>SB: 0</b>
<b>CS: 0</b>	

Batter	1	2	3	4	5	6	7	8	9	AB R H RBI BB SO LOB	TOP											
15 Brandon Inge, R OBP: 0.383, SLG: 0.452 (1, 5)	4-2 FC9-6 BB		0-1 E1 9 1B		2-3 K			1-2 F9	4-2 BB	3 0 0 0 2 1 0												
Ivan Rodriguez, R OBP: 0.324, SLG: 0.471 (1, 2)	0-0 FC9-6 1-2f		1-0 F9			4-2 G4-1 1B BB		0-0 2B	0-0 G5-3	4 1 1 0 1 0 3												
9 Carlos Guillen, S OBP: 0.464, SLG: 0.592 (1, 10)	1-1 F8		2-1 G6-4-3 1B			1-0 F9		3-1 2B		4 1 2 1 0 0 2												
Rondell White, R OBP: 0.294, SLG: 0.458 (1, 7)	1-2 G5-3		0-1 G6-4-3 1-2f			2-1 G4-1 1B		4-2 2B BB		3 0 1 0 1 0 3												
Dmitri Young, S OBP: 0.369, SLG: 0.553 (1, 3)		1-3 K		2-1 G6-3		0-0 G4-1		2-1 2B		4 0 1 1 0 1 2												
33 Marcus Thames, R OBP: 0.265, SLG: 0.432 (1, 9)		0-0 HR		3-3 K		1-3 K		3-3 K		4 1 1 1 0 3 4												
Ramon Martinez, R OBP: 0.308, SLG: 0.308 (1, 6)		0-2 1B		3-1 F7			1-0 G4-3	2-1 G1-4-3		4 0 1 0 0 0 2												
20 Omar Infante, R OBP: 0.267, SLG: 0.362 (1, 4)		2-0 P3		0-1 F8			0-1 F7		3-2 G3	3 0 0 0 0 0 1												
Carlos Pena, L OBP: 0.317, SLG: 0.326 (9, PH)		1-1 G6-3		1-1 G3			1-3 K		3-3 K	1 0 0 0 0 0 0												
Nook Logan, S OBP: 0.343, SLG: 0.446 (1, 8)										4 0 0 0 0 2 1												
<b>Inning Stats</b>	R: 0 E: 0 K: 0 S: 10	H: 0 LOB: 1 BB: 1 P: 16	R: 1 E: 0 K: 1 S: 10	H: 2 LOB: 1 BB: 0 P: 14	R: 0 E: 1 K: 0 S: 7	H: 1 LOB: 1 BB: 0 P: 10	R: 0 E: 0 K: 1 S: 8	H: 0 LOB: 0 BB: 0 P: 16	R: 0 E: 0 K: 1 S: 8	H: 0 LOB: 0 BB: 0 P: 11	R: 0 E: 0 K: 1 S: 9	H: 1 LOB: 2 BB: 1 P: 17	R: 0 E: 0 K: 1 S: 6	H: 0 LOB: 0 BB: 0 P: 8	R: 2 E: 0 K: 1 S: 18	H: 3 LOB: 2 BB: 1 P: 33	R: 0 E: 0 K: 1 S: 14	H: 0 LOB: 1 BB: 1 P: 24	1B: 3 2B: 3 3B: 0 HR: 1	SF: 0 SAC: 0 DP: 1 HBP: 0	WP: 0 PB: 0 SB: 0 CS: 0	PA: 38
<b>PITCHER</b>	IP WLS BF H R ER SO BB IBB HBP BLK WP HR S P ERA WHIP																					
45 Kelvim Escobar, R ERA: 3.1 (1, 1)	7.1 W 30 6 3 3 5 2 0 0 0 0 1 65 103 3.68 1.091																					
62 Scot Shields, R ERA: 1.53 (8, 1)	0.2 H 4 1 0 0 1 1 0 0 0 0 0 0 11 22 0.00 3.000																					
Francisco Rodriguez, R ERA: 1.93 (9, 1)	1.0 S 4 0 0 0 1 1 0 0 0 0 0 0 14 24 0.00 1.000																					

Detroit Tigers @ Los Angeles Angels  
Angel Stadium of Anaheim, Anaheim, CA

Fri May 06 2005, 7:05 PM PDT  
Att: 44,022 - Partly Cloudy - 66 F

livebaseballscorecards.com

AB 34  
R 3  
H 7  
RBI 3  
BB 4  
SO 7  
LOB 18





Batter	1	2	3	4	5	6	7	8	9	AB R H RBI BB SO LOB
Darin Erstad, L OBP: 0.306, SLG: 0.389 (1, 3)	1-2 27 CS 9 BB 1B		3-2 F7		1-2 9 FC1-4 1B		4-2 9 FC1-6-4 BB			3 0 2 0 1 0 0
9 Chone Figgins, S OBP: 0.350, SLG: 0.448 (1, 5)	4-1 27 CS 16 BB 1B		3-3 K		0-0 27 BB FC1-4		2-2 27 FC5-4 FC1-6-4			3 1 0 0 1 1 2
27 Vladimir Guerrero, R OBP: 0.380, SLG: 0.604 (1, 9)	2-2 F8			0-0 L4		4-2 BB	0-0 FC5-4			3 0 0 0 1 0 3
16 Garret Anderson, L OBP: 0.331, SLG: 0.448 (1, 7)	2-2 1B			0-1 20 BB 3B 1B		0-0 G3		1-1 G5-3		4 1 2 1 0 0 2
20 Juan Rivera, R OBP: 0.295, SLG: 0.293 (1, 10)	1-2 F7			1-1 3B 1B		4-2 2B BB		1-0 G6-3		3 2 1 0 1 0 1
Orlando Cabrera, R OBP: 0.322, SLG: 0.421 (1, 6)		1-3 K		0-2 F7		3-2 P3		3-2 F7		4 0 0 0 0 1 3
Steve Finley, L OBP: 0.265, SLG: 0.436 (1, 8)		2-2 G4-3		1-1 3B		0-1 CS 2B				3 0 2 3 0 0 0
José Molina, R OBP: 0.255, SLG: 0.222 (1, 2)		3-3 K		2-2 L6		3-2 P3				3 0 0 0 0 1 2
Adam Kennedy, L OBP: 0.133, SLG: 0.133 (1, 4)			1-0 F8		2-2 G6-3		1-3 K			3 0 0 0 0 1 0

Inning Stats	R: 1 E: 0 K: 0 S: 14	H: 2 LOB: 1 BB: 1 P: 24	R: 0 E: 0 K: 2 S: 14	H: 0 LOB: 0 BB: 0 P: 20	R: 0 E: 0 K: 1 S: 9	H: 0 LOB: 0 BB: 0 P: 16	R: 2 E: 0 K: 0 S: 19	H: 3 LOB: 1 BB: 0 P: 23	R: 0 E: 0 K: 0 S: 10	H: 1 LOB: 2 BB: 1 P: 17	R: 1 E: 0 K: 0 S: 11	H: 1 LOB: 0 BB: 1 P: 21	R: 0 E: 0 K: 1 S: 12	H: 0 LOB: 1 BB: 1 P: 19	R: 0 E: 0 K: 0 S: 7	H: 0 LOB: 0 BB: 0 P: 12	1B: 5 2B: 1 3B: 1 HR: 0	SF: 0 SAC: 0 DP: 0 HBP: 0	WP: 0 PB: 0 SB: 0 CS: 3	PA: 33
--------------	-------------------------------	----------------------------------	-------------------------------	----------------------------------	------------------------------	----------------------------------	-------------------------------	----------------------------------	-------------------------------	----------------------------------	-------------------------------	----------------------------------	-------------------------------	----------------------------------	------------------------------	----------------------------------	----------------------------------	------------------------------------	----------------------------------	--------

PITCHER	IP	WLS	BF	H	R	ER	SO	BB	IBB	HBP	BLK	WP	HR	S	P	ERA	WHIP
Wilfredo Ledezma, L ERA: 6.59 (1, 1)	5.1	L	25	7	4	4	3	3	0	0	0	0	0	74	115	6.75	1.875
Jamie Walker, L ERA: 1.59 (6, 1)	1.1		4	0	0	0	1	1	0	0	0	0	0	14	24	0.00	0.750
Franklyn German, R ERA: 2.25 (7, 1)	1.1		4	0	0	0	0	0	0	0	0	0	0	8	13	0.00	0.000

BOTTOM

Detroit Tigers @ Los Angeles Angels  
Angel Stadium of Anaheim, Anaheim, CA

Fri May 06 2005, 7:05 PM PDT  
Att. 44,022 - Partly Cloudy - 66 F

livebaseballscores.com

AB	29
R	4
H	7
RBI	4
BB	4
SO	4
LOB	13



Batter	1	2	3	4	5	6	7	8	9	AB R H RBI BB SO LOB	TOP	
15 Brandon Inge, R OBP: 0.387, SLG: 0.454 (1, 5)	1-3 K ①		1-2 K ②		1-1 PO ③	2-2 G6-4-3 1B		2-0 E 1B		4 0 2 0 0 2 1		
Ivan Rodriguez, R OBP: 0.313, SLG: 0.458 (1, 2)	1-3 K ②		3-2 G4-3 ③			0-1 G6-4-3 ① ②		0-1 SF8 ②		3 0 0 1 0 1 2		
9 Carlos Guillen, S OBP: 0.456, SLG: 0.578 (1, 6)	0-1 FC6 1B			1-0 G6-3 ①		0-0 G3-1 ③		1-0 F7 ③		4 0 1 0 0 0 1		
Rondell White, R OBP: 0.283, SLG: 0.440 (1, 7)	1-2 FC6 1-2f ③			1-2 G4-3 ②			0-0 G4-3 ①		2-2 G4-3 ①	4 0 0 0 0 0 1		
Dmitri Young, S OBP: 0.355, SLG: 0.531 (1, 10)				2-2 F8 ③			0-2 F8 ②		3-3 K ②	4 0 0 0 0 1 0		
Craig Monroe, R OBP: 0.314, SLG: 0.422 33 Marcus Thames, R OBP: 0.255, SLG: 0.413 (1, 9) (5, 9)				1-1 G6-3 ②		0-2 G6-3 ①		1-0 G5-3 ③		2 0 0 0 0 0 0 2 0 0 0 0 1 0		
Carlos Pena, L OBP: 0.327, SLG: 0.337 (1, 3)				2-3 K ③		2-2 FC1-6 1B 1B		0-0 SH2-3 BLK 1B 1B		3 1 2 0 0 1 0	AB 31 R 2 H 8 RBI 2 BB 0 SO 6 LOB 7	
Jason Smith, L OBP: 0.182, SLG: 0.227 (1, 4)				1-0 F7 ①		0-0 FC1-6 1B 1-2		1-0 SH2-3 ①		2 0 1 0 0 0 0		
Nook Logan, S OBP: 0.357, SLG: 0.456 (1, 8)				0-0 E5 1B		0-0 FC1-6 15 PO 1-2f 2-3 ②		0-0 SF8 15 1B 3-H 1B		3 1 2 1 0 0 2		
Inning Stats	R: 0 H: 1 E: 0 LOB: 1 K: 2 BB: 0 S: 11 P: 14	R: 0 H: 0 E: 0 LOB: 0 K: 1 BB: 0 S: 7 P: 10	R: 0 H: 1 E: 1 LOB: 1 K: 1 BB: 0 S: 8 P: 13	R: 0 H: 0 E: 0 LOB: 0 K: 0 BB: 0 S: 7 P: 11	R: 0 H: 2 E: 0 LOB: 1 K: 0 BB: 0 S: 9 P: 12	R: 0 H: 1 E: 0 LOB: 0 K: 0 BB: 0 S: 7 P: 9	R: 0 H: 0 E: 0 LOB: 0 K: 0 BB: 0 S: 5 P: 6	R: 2 H: 3 E: 1 LOB: 1 K: 2 BB: 0 S: 8 P: 11	R: 0 H: 0 E: 0 LOB: 0 K: 2 BB: 0 S: 12 P: 20	1B: 8 SF: 1 2B: 0 SAC: 1 3B: 0 DP: 1 HR: 0 HBP: 0	WP: 0 PA: 34 PB: 0 SB: 0 CS: 0	
PITCHER 40 Bartolo Colon, R ERA: 2.83 (1, 1)	IP WLS BF H R ER SO BB IBB HBP BLK WP HR S P ERA WHIP	9.0 L 33 8 2 2 6 0 0 0 0 1 0 0 74 106 2.00 0.889										

Detroit Tigers @ Los Angeles Angels  
Angel Stadium of Anaheim, Anaheim, CA

Sat May 07 2005, 7:05 PM PDT  
Att: 43,876 - Partly Cloudy - 63 F

livebaseballscorecards.com



Batter	1	2	3	4	5	6	7	8	9	AB	R	H	RBI	BB	SO	LOB
Darin Erstad, L (1, 3) OBP: 0.304, SLG: 0.385	2-3 S K		0-2 F7			2-2 G4-6-3 1B		3-3 K		4	0	1	0	0	2	2
9 Chone Figgins, S (1, 10) OBP: 0.339, SLG: 0.431	2-3 K		2-0 F9			1-2 G4-6-3 1-2f			1-2 F9	4	0	0	0	0	1	2
27 Vladimir Guerrero, R (1, 9) OBP: 0.384, SLG: 0.596	0-3 K2-3				0-1 G6-3		2-1 HBP		1-1 1B	3	0	1	0	0	1	0
16 Garret Anderson, L (1, 7) OBP: 0.320, SLG: 0.433		1-2 F8		2-2 G4-3		1-1 P5			0-0 F7	4	0	0	0	0	0	2
Steve Finley, L (1, 8) OBP: 0.265, SLG: 0.429		0-1 G4-6-3 1B		2-3 K		2-3 K			1-1 P6	4	0	1	0	0	2	2
Orlando Cabrera, R (1, 6) OBP: 0.314, SLG: 0.409		0-0 G4-6-3 1-2f			0-1 G5-3		1-1 F7			3	0	0	0	0	0	2
8 Dallas McPherson, L (1, 5) OBP: 0.259, SLG: 0.352			0-0 HR		2-0 F8			0-0 G3		3	1	1	1	0	0	0
José Molina, R (1, 2) OBP: 0.245, SLG: 0.213			1-2 E6		0-3 K			2-1 F8		2	0	0	0	0	1	0
Jeff DaVanon, S (8, PH) OBP: 0.286, SLG: 0.261										1	0	0	0	0	0	0
Josh Paul, R (9, 2) OBP: 0.211, SLG: 0.118										0	0	0	0	0	0	0
Adam Kennedy, L (1, 4) OBP: 0.167, SLG: 0.167			2-1 P6			1-3 K		3-2 1B		3	0	1	0	0	1	1

Inning Stats	R: 0	H: 0	E: 0	K: 3	S: 16	R: 0	H: 1	E: 0	K: 0	S: 6	R: 1	H: 1	E: 1	K: 0	S: 13	R: 0	H: 0	E: 0	K: 1	S: 9	R: 0	H: 0	E: 0	K: 1	S: 6	R: 0	H: 1	E: 0	K: 1	S: 9	R: 0	H: 0	E: 0	K: 1	S: 7	R: 0	H: 1	E: 0	K: 1	S: 11	R: 0	H: 1	E: 0	K: 0	S: 9	1B: 4	2B: 0	3B: 0	HR: 1	SF: 0	SAC: 0	DP: 2	HBP: 1	WP: 0	PB: 0	SB: 0	CS: 0	PA: 32
<b>PITCHER</b>	IP	WLS	BF	H	R	ER	SO	BB	IBB	HBP	BLK	WP	HR	S	P	ERA	WHIP																																									
38 Jeremy Bonderman, R (1, 1) ERA: 3.47	8.0	W	28	4	1	1	8	0	0	1	0	0	1	77	110	1.12	0.500																																									
Troy Percival, R (9, 1) ERA: 3.65	1.0	S	4	1	0	0	0	0	0	0	0	0	0	9	12	0.00	1.000																																									

**BOTTOM**

**Detroit Tigers @ Los Angeles Angels**  
**Angel Stadium of Anaheim, Anaheim, CA**

Sat May 07 2005, 7:05 PM PDT  
 Att. 43,876 - Partly Cloudy - 63 F

livebaseballscores.com

<b>AB</b>	<b>31</b>
<b>R</b>	<b>1</b>
<b>H</b>	<b>5</b>
<b>RBI</b>	<b>1</b>
<b>BB</b>	<b>0</b>
<b>SO</b>	<b>8</b>
<b>LOB</b>	<b>11</b>



Batter	1	2	3	4	5	6	7	8	9	AB R H RBI BB SO LOB	TOP											
15 Brandon Inge, R OBP: 0.395, SLG: 0.482 (1, 5)	0-1 HR		3B 1B			3-2 F8		1-0 G6-3		4 2 2 2 1 0 0												
Ivan Rodriguez, R OBP: 0.310, SLG: 0.468 (1, 2)	3-1 G6-3		1B 3B			1-3 K		2-3 K		4 1 1 3 0 2 3												
13 Vance Wilson, R OBP: 0.286, SLG: 0.167 (8, 2)										1 0 0 0 0 1 0												
9 Carlos Guillen, S OBP: 0.449, SLG: 0.566 (1, 10)	2-2 CS 1B		3-2 G6-3	0-3 K			3-3 K		1-0 L4-6 1B	4 0 1 0 0 2 1												
Jason Smith, L OBP: 0.217, SLG: 0.261 (9, 10)									0-0 1B	1 0 1 0 0 0 0												
Rondell White, R OBP: 0.291, SLG: 0.442 (1, 7)	3-2 G5-3		3-1 2B E 1B	3-2 G5-3			2-1 1B E 1B		0-0 P4	4 2 2 1 0 0 1												
33 Marcus Thames, R OBP: 0.250, SLG: 0.404 (8, 7)									1-2 1B	1 0 0 0 0 0 1												
Dmitri Young, S OBP: 0.366, SLG: 0.544 (1, 3)		0-1 F8	1-2 E7 G1-3 BB 2B	0-2 P6			0-2 FC5-4 1B		0-0 1B	5 1 3 0 0 0 0												
Craig Monroe, R OBP: 0.308, SLG: 0.404 (1, 9)		0-0 G5-3	4-2 BB 15 BB G1-3 BB		0-0 G2-3		0-1 FC5-4 2B		2-1 L4-6	4 2 0 0 1 0 3												
Ramon Martinez, R OBP: 0.294, SLG: 0.353 (1, 6)		0-1 G4-3	0-2 G1-3		0-1 G3		3-2 2B			4 0 1 1 0 0 2												
20 Omar Infante, R OBP: 0.276, SLG: 0.361 (1, 4)			1-2 2-3		1-1 G4-3		2-2 F8			3 1 1 0 1 0 1												
Nook Logan, S OBP: 0.365, SLG: 0.451 (1, 8)						0-0 G3-1		1-0 P6		3 1 1 1 1 0 0												
<b>Inning Stats</b>	R: 1 E: 0 K: 0 S: 13	H: 2 LOB: 0 BB: 0 P: 21	R: 0 E: 0 K: 0 S: 5	H: 0 LOB: 0 BB: 0 P: 5	R: 7 E: 1 K: 1 S: 27	H: 6 LOB: 3 BB: 4 P: 55	R: 0 E: 0 K: 1 S: 9	H: 0 LOB: 0 BB: 0 P: 12	R: 0 E: 0 K: 0 S: 5	H: 0 LOB: 0 BB: 0 P: 6	R: 0 E: 0 K: 1 S: 7	H: 0 LOB: 0 BB: 0 P: 11	R: 2 E: 1 K: 1 S: 21	H: 3 LOB: 1 BB: 0 P: 31	R: 0 E: 0 K: 1 S: 6	H: 0 LOB: 0 BB: 0 P: 10	R: 0 E: 0 K: 0 S: 5	H: 2 LOB: 1 BB: 0 P: 8	1B: 9 2B: 3 3B: 1 HR: 1	SF: 0 SAC: 0 DP: 1 HBP: 0	WP: 0 PB: 0 SB: 0 CS: 1	PA: 42
<b>PITCHER</b>	IP WLS BF H R ER SO BB IBB HBP BLK WP HR S P ERA WHIP																					
Jarrod Washburn, L ERA: 4.07 (1, 1)	2.1 L 14 8 7 7 0 0 0 0 0 0 0 1 33 53 27.00 3.429																					
Kevin Gregg, R ERA: 6.27 (3, 1)	4.1 20 3 3 2 4 4 0 0 0 0 0 0 51 83 4.15 1.615																					
Esteban Yan, R ERA: 3.07 (7, 1)	1.1 4 0 0 0 1 0 0 0 0 0 0 0 9 15 0.00 0.000																					
Jake Woods, L ERA: 1.74 (9, 1)	1.0 4 2 0 0 0 0 0 0 0 0 0 0 5 8 0.00 2.000																					

Detroit Tigers @ Los Angeles Angels  
Angel Stadium of Anaheim, Anaheim, CA

Sun May 08 2005, 1:05 PM PDT  
Att. 43,587 - Partly Cloudy - 70 F

livebaseballscorecards.com

AB	38
R	10
H	13
RBI	8
BB	4
SO	5
LOB	12



Batter	1	2	3	4	5	6	7	8	9	AB R H RBI BB SO LOB
--------	---	---	---	---	---	---	---	---	---	----------------------

<p><b>Darin Erstad, L</b> (1, 3) OBP: 0.298, SLG: 0.376</p> <p><b>8 Dallas McPherson, L</b> (8, 5) OBP: 0.254, SLG: 0.345</p>	<p>2-2</p>		<p>2-1</p>			<p>1-2</p>		<p>0-1</p>		<p>3 0 0 0 0 0 0</p> <p>1 0 0 0 0 0 1</p>
<p><b>9 Chone Figgins, S</b> (1, 4) OBP: 0.336, SLG: 0.420</p>	<p>3-2</p>			<p>4-1</p>		<p>1-0</p>			<p>2-1</p>	<p>3 0 0 0 1 0 0</p>
<p><b>27 Vladimir Guerrero, R</b> (1, 10) OBP: 0.380, SLG: 0.585</p>	<p>1-0</p>			<p>2-2</p>			<p>0-0</p>		<p>0-0</p>	<p>4 0 1 0 0 0 1</p>
<p><b>16 Garret Anderson, L</b> (1, 7) OBP: 0.320, SLG: 0.426</p> <p><b>David Matranga, R</b> (8, 4)</p>	<p>3-0</p>			<p>2-3</p>			<p>4-2</p>		<p>3-1</p>	<p>2 0 0 0 1 1 1</p> <p>1 0 0 0 0 0 0</p>
<p><b>20 Juan Rivera, R</b> (1, 9) OBP: 0.277, SLG: 0.273</p>		<p>0-1</p>			<p>1-0</p>			<p>2-2</p>		<p>3 0 0 0 0 0 1</p>
<p><b>Orlando Cabrera, R</b> (1, 6) OBP: 0.306, SLG: 0.398</p> <p><b>Josh Paul, R</b> (8, 7) OBP: 0.211, SLG: 0.118</p>		<p>1-0</p>			<p>2-1</p>		<p>2-2</p>			<p>3 0 0 0 0 0 1</p> <p>0 0 0 0 0 0 0</p>
<p><b>Steve Finley, L</b> (1, 8) OBP: 0.261, SLG: 0.421</p> <p><b>Jeff DaVanon, S</b> (8, 8) OBP: 0.282, SLG: 0.257</p>		<p>0-2</p>			<p>3-3</p>			<p>1-1</p>		<p>2 0 0 0 0 1 0</p> <p>1 0 0 0 0 0 0</p>
<p><b>39 Robb Quinlan, R</b> (1, 5) OBP: 0.182, SLG: 0.344</p>			<p>1-2</p>			<p>0-0</p>		<p>1-1</p>		<p>3 1 1 1 0 0 0</p>
<p><b>José Molina, R</b> (1, 2) OBP: 0.250, SLG: 0.220</p>			<p>0-0</p>			<p>0-0</p>		<p>0-0</p>		<p>3 0 1 0 0 0 0</p>

Inning Stats	R: 0	H: 1	E: 0	LOB: 1	K: 0	BB: 0	S: 8	P: 17	R: 0	H: 0	E: 0	LOB: 0	K: 0	BB: 0	S: 6	P: 7	R: 0	H: 0	E: 0	LOB: 0	K: 1	BB: 1	S: 7	P: 15	R: 0	H: 0	E: 0	LOB: 0	K: 1	BB: 0	S: 6	P: 12	R: 1	H: 1	E: 0	LOB: 0	K: 0	BB: 0	S: 7	P: 9	R: 0	H: 0	E: 0	LOB: 1	K: 0	BB: 1	S: 12	P: 20	R: 0	H: 1	E: 0	LOB: 1	K: 0	BB: 0	S: 7	P: 9	R: 0	H: 0	E: 0	LOB: 0	K: 0	BB: 0	S: 5	P: 10	1B: 2	SF: 0	2B: 0	SAC: 0	3B: 0	DP: 1	HR: 1	HBP: 0	WP: 0	PA: 31
--------------	------	------	------	--------	------	-------	------	-------	------	------	------	--------	------	-------	------	------	------	------	------	--------	------	-------	------	-------	------	------	------	--------	------	-------	------	-------	------	------	------	--------	------	-------	------	------	------	------	------	--------	------	-------	-------	-------	------	------	------	--------	------	-------	------	------	------	------	------	--------	------	-------	------	-------	-------	-------	-------	--------	-------	-------	-------	--------	-------	--------

PITCHER	IP	WLS	BF	H	R	ER	SO	BB	IBB	HBP	BLK	WP	HR	S	P	ERA	WHIP
<b>Mike Maroth, L</b> (1, 1) ERA: 3.83	8.0	W	28	3	1	1	2	2	0	0	0	0	1	59	98	1.12	0.625
<b>Matt Ginter, R</b> (9, 1) ERA: 3.95	1.0		3	0	0	0	0	0	0	0	0	0	0	5	10	0.00	0.000

**BOTTOM**

**Detroit Tigers @ Los Angeles Angels**  
Angel Stadium of Anaheim, Anaheim, CA

Sun May 08 2005, 1:05 PM PDT  
Att. 43,587 - Partly Cloudy - 70 F

livebaseballscorecards.com

<b>AB</b>	<b>29</b>
<b>R</b>	<b>1</b>
<b>H</b>	<b>3</b>
<b>RBI</b>	<b>1</b>
<b>BB</b>	<b>2</b>
<b>SO</b>	<b>2</b>
<b>LOB</b>	<b>5</b>



Batter	1	2	3	4	5	6	7	8	9	AB R H RBI BB SO LOB	TOP															
<b>Nook Logan, S</b> (1, 8) OBP: 0.385, SLG: 0.493	2-2 3B		1-0 F7			2-2 15 CS 1B		2-2 1B		4 0 3 0 0 0 0																
<b>15 Brandon Inge, R</b> (1, 5) OBP: 0.398, SLG: 0.491	1-1 F9			1-1 L9 2B		1-2 CS 1B		0-0 F8		4 0 2 0 0 0 2																
<b>Ivan Rodriguez, R</b> (1, 2) OBP: 0.300, SLG: 0.452	0-3 K			1-2 L9		1-3 K			2-1 G5-3	4 0 0 0 0 2 3																
<b>Rondell White, R</b> (1, 7) OBP: 0.298, SLG: 0.439	1-2 G4-3			4-0 FC4 BB		0-0 G5-3 1B			2-3 K	3 0 1 0 1 1 1																
<b>Dmitri Young, S</b> (1, 10) OBP: 0.362, SLG: 0.528				0-2 L9		1-2 G5-3			4-1 3B BB	3 1 0 0 1 1 3																
<b>Craig Monroe, R</b> (1, 9) OBP: 0.306, SLG: 0.418				1-1 FC4		0-0 G5-3			3-2 1B 3B	4 1 1 1 0 0 3																
<b>Carlos Pena, L</b> (1, 3) OBP: 0.324, SLG: 0.333				1-2 F7		2-0 P5			1-0 1B	4 0 1 1 0 0 1																
<b>Ramon Martinez, R</b> (1, 6) OBP: 0.238, SLG: 0.286				0-1 F8		1-2 L8			1-0 G6-3 SAFE	4 0 0 0 0 0 1																
<b>Jason Smith, L</b> (1, 4) OBP: 0.192, SLG: 0.231				1-3 K2-3		0-0 F7			0-3 K	3 0 0 0 0 2 0																
<b>Inning Stats</b>	R: 0 E: 0 K: 1 S: 11	H: 1 LOB: 1 BB: 0 P: 15	R: 0 E: 0 K: 1 S: 7	H: 0 LOB: 0 BB: 0 P: 11	R: 0 E: 0 K: 1 S: 7	H: 0 LOB: 0 BB: 0 P: 9	R: 0 E: 0 K: 0 S: 10	H: 1 LOB: 2 BB: 1 P: 17	R: 0 E: 0 K: 0 S: 7	H: 0 LOB: 0 BB: 0 P: 9	R: 0 E: 0 K: 1 S: 9	H: 2 LOB: 1 BB: 0 P: 13	R: 0 E: 0 K: 0 S: 6	H: 1 LOB: 1 BB: 0 P: 9	R: 0 E: 0 K: 1 S: 10	H: 1 LOB: 1 BB: 0 P: 13	R: 2 E: 0 K: 1 S: 14	H: 2 LOB: 1 BB: 1 P: 26	1B: 5 2B: 2 3B: 2 HR: 0	SF: 0 SAC: 0 DP: 1 HBP: 0	WP: 0 PB: 0 SB: 0 CS: 2	PA: 35				
<b>PITCHER</b>	IP WLS BF H R ER SO BB IBB HBP BLK WP HR S P ERA WHIP																									
<b>Chris Young, R</b> (1, 1) ERA: 3.12	8.0	29	6	0	0	5	1	0	0	0	0	0	67	96	0.00	0.875										
<b>Francisco Cordero, R</b> (9, 1) ERA: 5.27	1.0	L	6	2	2	2	1	1	0	0	0	0	14	26	18.00	3.000										

**Detroit Tigers @ Texas Rangers**  
 Ameriquet Field, Arlington, TX  
 Mon May 09 2005, 8:05 PM EDT  
 Att. 24,122 - Clear - 77 F

[livebaseballscorecards.com](http://livebaseballscorecards.com)

<b>AB</b>	<b>33</b>
<b>R</b>	<b>2</b>
<b>H</b>	<b>8</b>
<b>RBI</b>	<b>2</b>
<b>BB</b>	<b>2</b>
<b>SO</b>	<b>6</b>
<b>LOB</b>	<b>14</b>



Batter	1	2	3	4	5	6	7	8	9	AB R H RBI BB SO LOB
<b>Gary Matthews, S</b> OBP: 0.276, SLG: 0.317 (1, 8)	1-1 FC3-6 1B		2-3 K		0-1 FC5-4 1-2f			1-0 FC2-5 10 FC1-8 2-3		4 0 1 0 0 1 4
<b>10 Michael Young, R</b> OBP: 0.305, SLG: 0.393 (1, 6)	2-2 FC3-6 1-2f		2-1 FC6-4 1-2f			1-1 G1-3		1-2 FC1-6 1-2f		4 0 0 0 0 0 4
<b>23 Mark Teixeira, S</b> OBP: 0.327, SLG: 0.489 (1, 3)	3-1 F8			0-0 G1-3		4-1 G3-6-3 BB		0-0 P2		3 0 0 0 1 0 3
<b>9 Hank Blalock, L</b> OBP: 0.351, SLG: 0.455 (1, 5)	0-3 K			2-2 L5-3 1B		1-0 G3-6-3 1-2		0-2 BB 1B		4 0 2 0 0 1 2
<b>Alfonso Soriano, R</b> OBP: 0.317, SLG: 0.591 (1, 4)		1-2 L5		0-1 L5-3 1-1		2-2 G4-3		1-3 K		4 0 0 0 0 1 3
<b>Kevin Mench, R</b> OBP: 0.371, SLG: 0.494 (1, 7)		3-1 G4-3		1-1 1B 1B		0-1 F9		4-2 1-2 BB		3 0 1 0 1 0 0
<b>Richard Hidalgo, R</b> OBP: 0.234, SLG: 0.306 (1, 9)		3-1 G3-1		1-0 F7		2-3 K		1-2 F8		4 0 0 0 0 1 3
<b>Chad Allen, R</b> OBP: 0.324, SLG: 0.286 <b>David Dellucci, L</b> OBP: 0.491, SLG: 0.581 (9, PH)			1-2 F9		0-0 FC5-4 1-2 1B		1-1 F7		2-3 K	3 0 1 0 0 0 0 1 0 0 0 0 1 2
<b>Rod Barajas, R</b> OBP: 0.268, SLG: 0.378 <b>Layne Nix, L</b> OBP: 0.339, SLG: 0.433 <b>Sandy Alomar Jr., R</b> OBP: 0.414, SLG: 0.346 (8, PR) (9, 2)			0-2 FC6-4 10 1B		1-1 F9			1-2 FC2-5 2B		3 0 2 0 0 0 2 0 0 0 0 0 0 0 0 0 0 0 0 0 0

Inning Stats	R: 0	H: 1	E: 0	K: 1	S: 11	LOB: 1	BB: 0	P: 17	R: 0	H: 0	E: 0	K: 0	S: 7	LOB: 0	BB: 0	P: 14	R: 0	H: 1	E: 0	K: 1	S: 13	LOB: 1	BB: 0	P: 18	R: 0	H: 2	E: 0	K: 0	S: 8	LOB: 2	BB: 0	P: 11	R: 0	H: 0	E: 0	K: 1	S: 7	LOB: 1	BB: 1	P: 15	R: 0	H: 0	E: 0	K: 1	S: 7	LOB: 0	BB: 0	P: 10	R: 0	H: 1	E: 0	K: 2	S: 16	LOB: 2	BB: 1	P: 24	1B: 6	SF: 0	2B: 2	SAC: 0	3B: 0	DP: 1	HR: 0	HBP: 0	WP: 0	PA: 35
<b>29 Nate Robertson, L</b> ERA: 3.25 (1, 1)	IP	WLS	BF	H	R	ER	SO	BB	IBB	HBP	BLK	WP	HR	S	P	ERA	WHIP																																																	
<b>Jamie Walker, L</b> ERA: 1.59 (9, 1)	0.0		1	1	0	0	0	0	0	0	0	0	0	3	3	∞	∞																																																	
<b>Ugueth Urbina, R</b> ERA: 3.86 (9, 1)	1.0	S	4	0	0	0	2	1	0	0	0	0	0	13	21	0.00	1.000																																																	

**DETROIT TIGERS @ TEXAS RANGERS**  
**Ameriquet Field, Arlington, TX**  
 Mon May 09 2005, 8:05 PM EDT  
 Att. 24,122 - Clear - 77 F

AB	33
R	0
H	7
RBI	0
BB	2
SO	5
LOB	23



Batter	1	2	3	4	5	6	7	8	9	AB R H RBI BB SO LOB	TOP																	
15 Brandon Inge, R OBP: 0.399, SLG: 0.488 (1, 5)	3-2 F9		2-2 F8		0-2 1B	0-2 1B		1-3 K		5 0 2 1 0 1 3																		
Ivan Rodriguez, R OBP: 0.288, SLG: 0.433 (1, 2)	1-1 F9		2-0 FC5-4		3-3 K	1-3 K		2-2 F8		5 0 0 0 0 2 7																		
9 Carlos Guillen, S OBP: 0.447, SLG: 0.559 (1, 10)	3-2 1B			0-3 K		0-2 FC1-6 1B	2-2 L5		3-1 G1-3	5 1 2 0 0 1 0																		
Rondell White, R OBP: 0.303, SLG: 0.455 (1, 7)	2-3 K			0-2 FC5-2 3B		1-2 FC1-6 1B	2-1 G4-3		2-3 K	5 0 2 0 0 2 1																		
Dmitri Young, S OBP: 0.355, SLG: 0.514 (1, 3)		3-1 F8		0-0 FC5-2		3-2 FC1-6 1B	0-2 FC6-4 1B		1-0 G6-3	5 1 1 0 0 0 3																		
Craig Monroe, R OBP: 0.304, SLG: 0.412 (1, 9)		2-3 K		1-1 G6-3		0-2 20 2B	1-1 FC6-4			4 1 1 1 0 1 2																		
Ramon Martinez, R OBP: 0.240, SLG: 0.250 (1, 6)		1-0 G1-3			4-1 15 1B	2-1 F8		1-0 F8		3 0 0 0 1 0 2																		
20 Omar Infante, R OBP: 0.284, SLG: 0.376 (1, 4)			1-1 G5-3		3-2 F8	1-0 1B	2-2 1B			4 1 2 1 0 0 1																		
Nook Logan, S OBP: 0.402, SLG: 0.506 (1, 8)			1-1 FC5-4 1B		1-3 K	2-2 15 1B		0-1 1B		4 0 3 1 0 1 1																		
<b>Inning Stats</b>	R: 0 E: 0 K: 1 S: 12	H: 1 LOB: 1 BB: 0 P: 21	R: 0 E: 0 K: 1 S: 6	H: 0 LOB: 0 BB: 0 P: 12	R: 0 E: 0 K: 0 S: 8	H: 1 LOB: 1 BB: 0 P: 14	R: 0 E: 0 K: 1 S: 9	H: 1 LOB: 1 BB: 0 P: 10	R: 0 E: 0 K: 2 S: 14	H: 1 LOB: 2 BB: 1 P: 25	R: 4 E: 0 K: 1 S: 27	H: 6 LOB: 2 BB: 0 P: 37	R: 0 E: 0 K: 0 S: 12	H: 1 LOB: 1 BB: 0 P: 17	R: 0 E: 0 K: 1 S: 13	H: 2 LOB: 2 BB: 0 P: 19	R: 0 E: 0 K: 1 S: 6	H: 0 LOB: 0 BB: 0 P: 12	1B: 11 2B: 1 3B: 1 HR: 0	SF: 0 SAC: 0 DP: 0 HBP: 0	WP: 0 PA: 41 PB: 0 SB: 0 CS: 0							
<b>PITCHER</b>	IP WLS BF H R ER SO BB IBB HBP BLK WP HR S P ERA WHIP																											
Chan Ho Park, R ERA: 4.99 (1, 1)	5.2		26	8	4	4	5	1	0	0	0	0	0	0	67	107	6.35	1.588										
Doug Brocail, R ERA: 4.91 (6, 1)	1.1	W	7	3	0	0	1	0	0	0	0	0	0	0	21	29	0.00	2.250										
Nick Regilio, R ERA: 4.63 (8, 1)	1.0	H	5	2	0	0	1	0	0	0	0	0	0	13	19	0.00	2.000											
Francisco Cordero, R ERA: 4.91 (9, 1)	1.0	S	3	0	0	0	1	0	0	0	0	0	0	6	12	0.00	0.000											

Detroit Tigers @ Texas Rangers  
 Ameriquest Field, Arlington, TX  
 Tue May 10 2005, 8:05 PM EDT  
 Att. 24,766 - Clear - 83 F

livebaseballscorecards.com

AB	40
R	4
H	13
RBI	4
BB	1
SO	8
LOB	20





Batter	1	2	3	4	5	6	7	8	9	AB R H RBI BB SO LOB
--------	---	---	---	---	---	---	---	---	---	----------------------

David Dellucci, L OBP: 0.473, SLG: 0.551 (1, 10)	0-0 F7 1B	1-1 G3 1B			1-1 G3-1 1B		2-3 K 1B			4 0 0 0 0 1 1
10 Michael Young, R OBP: 0.303, SLG: 0.389 (1, 6)	1-2 23 1B 9 2B 1B	0-0 F8 1B			3-3 K 1B		0-0 G4-3 1B			4 1 1 0 0 1 1
23 Mark Teixeira, S OBP: 0.331, SLG: 0.489 (1, 3)	1-1 9 2B 1B		1-0 G3-1 1B		0-0 1B		3-2 F9 1B			4 1 2 0 0 0 0
9 Hank Blalock, L OBP: 0.355, SLG: 0.485 (1, 5)	2-0 2B 1-H 2-H 2B		0-0 HR		0-3 K 1B		1-3 K 1B			4 2 2 3 0 2 1
Alfonso Soriano, R OBP: 0.315, SLG: 0.589 (1, 4)	0-0 FC2-5 2-H 2B		0-0 F8 1B		1-0 F7 1B		1-0 F9 1B			4 0 1 1 0 0 0
Laynce Nix, L OBP: 0.323, SLG: 0.413 (1, 8)	1-0 FC2-5 2-3 2B		0-0 E5 1B		1-3 K 1B		1-3 K 1B			3 0 0 0 0 1 1
Kevin Mench, R OBP: 0.360, SLG: 0.478 (1, 7)	1-2 F8 1B		1-0 G1-3 1B		1-3 K 1B					3 0 0 0 0 1 1
Gary Matthews, S OBP: 0.287, SLG: 0.365 (1, 9)		1-1 SH1-3 2B		1-1 G1-3 1B		0-0 HR				3 1 2 1 0 0 0
Rod Barajas, R OBP: 0.263, SLG: 0.370 (1, 2)		0-1 SH1-3 2-3 2B		2-2 F9 1B		0-0 F7 1B				2 0 0 0 0 0 0

Inning Stats	R: 3 E: 0 K: 0 S: 13	H: 4 LOB: 1 BB: 0 P: 19	R: 0 E: 0 K: 0 S: 7	H: 1 LOB: 1 BB: 0 P: 9	R: 1 E: 1 K: 0 S: 4	H: 1 LOB: 1 BB: 0 P: 5	R: 0 E: 0 K: 0 S: 6	H: 0 LOB: 0 BB: 0 P: 10	R: 0 E: 0 K: 2 S: 10	H: 1 LOB: 1 BB: 0 P: 14	R: 0 E: 0 K: 2 S: 7	H: 0 LOB: 0 BB: 0 P: 10	R: 1 E: 0 K: 1 S: 6	H: 1 LOB: 0 BB: 0 P: 8	R: 0 E: 0 K: 1 S: 10	H: 0 LOB: 0 BB: 0 P: 15
--------------	-------------------------------	----------------------------------	------------------------------	---------------------------------	------------------------------	---------------------------------	------------------------------	----------------------------------	-------------------------------	----------------------------------	------------------------------	----------------------------------	------------------------------	---------------------------------	-------------------------------	----------------------------------

PITCHER	IP	WLS	BF	H	R	ER	SO	BB	IBB	HBP	BLK	WP	HR	S	P	ERA	WHIP
Jason Johnson, R ERA: 4.25 (1, 1)	8.0	L	32	8	5	5	6	0	0	0	0	0	2	63	90	5.62	1.000

**BOTTOM**

**Detroit Tigers @ Texas Rangers**  
 Ameriquet Field, Arlington, TX  
 Tue May 10 2005, 8:05 PM EDT  
 Att. 24,766 - Clear - 83 F

AB	31
R	5
H	8
RBI	5
BB	0
SO	6
LOB	5



WP	PA	3B	SF	SAC	DP	HBP	CS
0	32	0	0	1	0	0	0

livebaseballscorecards.com

Batter	1	2	3	4	5	6	7	8	9	AB R H RBI BB SO LOB	TOP																	
15 Brandon Inge, R OBP: 0.399, SLG: 0.484 (1, 5)	0-2 L8		0-1 S 1B		1-1 F8		4-1 G5-4-3 BB 1-H 2-H		2-2 SF9 1-H	3 0 1 1 1 0 0																		
Ivan Rodriguez, R OBP: 0.277, SLG: 0.416 (1, 2)	2-1 F9		2-2 F8 1-2		0-0 G3		0-0 G5-4-3 1-2f		2-3 K	5 0 0 0 0 1 2																		
9 Carlos Guillen, S OBP: 0.438, SLG: 0.543 (1, 6)	1-3 K		0-1 P5			0-0 G4-3		3-1 BB 1B	2-2 G4-3	5 1 1 0 0 1 1																		
Dmitri Young, S OBP: 0.352, SLG: 0.513 (1, 10)		3-3 K		3-2 F8 33 HR 2B		3-2 P5		2-3 K		4 1 1 0 0 2 1																		
Craig Monroe, R OBP: 0.319, SLG: 0.419 (1, 9)		1-2 1B 1B		1-1 F8 2-3		1-1 1B		4-1 1B 1-2 BB		3 0 2 0 1 0 1																		
Carlos Pena, L OBP: 0.330, SLG: 0.340 (1, 3)		0-1 1-2 1B		1-2 G4-3		0-0 F9		1-1 1-3 2-H 1B		4 0 2 1 0 0 2																		
33 Marcus Thames, R OBP: 0.250, SLG: 0.451 (1, 7)		2-0 L7		1-2 HR		3-2 F7		2-3 K		4 1 1 2 0 1 4																		
20 Omar Infante, R OBP: 0.283, SLG: 0.371 (1, 4)		3-3 K		0-1 P4		0-2 S 15 WP 1B		1-0 P4		4 1 1 0 0 1 4																		
Nook Logan, S OBP: 0.407, SLG: 0.506 (1, 8)			0-1 G4-3		1-3 K		1-1 1-2 15 E 1B		0-0 15 WP 15 S 15 SF9 1B	4 2 2 0 0 1 0																		
<b>Inning Stats</b>	R: 0 E: 0 K: 1 S: 8	H: 0 LOB: 0 BB: 0 P: 11	R: 0 E: 0 K: 2 S: 14	H: 2 LOB: 2 BB: 0 P: 23	R: 0 E: 0 K: 0 S: 11	H: 1 LOB: 1 BB: 0 P: 13	R: 2 E: 0 K: 0 S: 16	H: 2 LOB: 0 BB: 0 P: 22	R: 0 E: 0 K: 1 S: 6	H: 0 LOB: 0 BB: 0 P: 8	R: 0 E: 0 K: 1 S: 8	H: 1 LOB: 1 BB: 0 P: 12	R: 2 E: 0 K: 0 S: 13	H: 2 LOB: 0 BB: 1 P: 21	R: 1 E: 0 K: 2 S: 12	H: 2 LOB: 2 BB: 1 P: 25	R: 1 E: 0 K: 1 S: 11	H: 1 LOB: 0 BB: 0 P: 17	1B: 9 2B: 1 3B: 0 HR: 1	SF: 1 SAC: 0 DP: 1 HBP: 0	WP: 3 PB: 0 SB: 3 CS: 0	PA: 39						
<b>PITCHER</b>	IP WLS BF H R ER SO BB IBB HBP BLK WP HR S P ERA WHIP																											
Pedro Astacio, R ERA: 5.82 (1, 1)	6.0		24	6	2	2	4	0	0	0	0	0	0	1	63	89	3.00	1.000										
43 Kameron Loe, R ERA: 3.0 (7, 1)	1.0	B	5	2	2	1	0	1	0	0	0	1	0	13	21	9.00	3.000											
32 Ron Mahay, L ERA: 3.86 (8, 1)	0.1	L	4	2	1	1	1	1	0	0	0	0	0	8	18	27.00	9.000											
Doug Brocail, R ERA: 4.96 (8, 1)	1.2		6	1	1	1	2	0	0	0	0	1	0	15	24	5.40	0.600											

Detroit Tigers @ Texas Rangers  
 Ameriquest Field, Arlington, TX  
 Wed May 11 2005, 2:05 PM EDT  
 Att. 28,689 - Sunny - 83 F

livebaseballscorecards.com

AB 36  
 R 6  
 H 11  
 RBI 4  
 BB 2  
 SO 7  
 LOB 15



Batter	1	2	3	4	5	6	7	8	9	AB R H RBI BB SO LOB
<b>Gary Matthews, S</b> OBP: 0.274, SLG: 0.349 (1, 8)	3-2 P2		1-2 G4-3	1-1 L8		0-0 FC4-6			0-3 K	5 0 0 0 0 1 3
<b>10 Michael Young, R</b> OBP: 0.300, SLG: 0.378 (1, 10)	3-3 K		1-3 K		4-2 G6-3 23 F8 BB		0-0 F7		3-2 L7	4 0 0 0 1 2 0
<b>23 Mark Teixeira, S</b> OBP: 0.323, SLG: 0.476 (1, 3)	2-1 F9			0-0 E1 HBP BB BB	1-1 F8		1-1 F7			4 1 0 0 0 0 1
<b>9 Hank Blalock, L</b> OBP: 0.353, SLG: 0.479 (1, 5)		1-1 1B 1B		1-0 L9	3-2 G6-3		0-3 K			4 0 1 0 0 1 2
<b>Alfonso Soriano, R</b> OBP: 0.314, SLG: 0.576 (1, 4)		3-3 K		4-2 BB HBP 1B BB	3-2 F8		0-1 P3			3 1 0 0 1 1 2
<b>Kevin Mench, R</b> OBP: 0.365, SLG: 0.500 (1, 7)		1 SAFE 2-1 1B		2-1 F7		3-2 1B 3B		3-3 K		4 1 2 0 0 1 2
<b>Richard Hidalgo, R</b> OBP: 0.243, SLG: 0.307 (1, 9)		3-2 F7		1-1 BB 1-2 2-3 1B HBP		0-0 G6-4-3 1B		0-2 L8		3 1 1 1 0 0 2
<b>Mark DeRosa, R</b> OBP: 0.308, SLG: 0.400 <b>David Dellucci, L</b> OBP: 0.477, SLG: 0.595 (9, PH)		1-3 K		4-0 1B BB		2-1 G6-4-3		3-2 HR		2 0 0 1 1 1 3 1 1 1 1 0 0 0
<b>Sandy Alomar Jr., R</b> OBP: 0.424, SLG: 0.367 (1, 2)			0-1 P3	0-0 1B		1-1 FC4-6 1B		1-0 F7		4 0 2 2 0 0 0

Inning Stats	R: 0	H: 0	E: 0	K: 1	S: 9	H: 0	LOB: 0	BB: 0	P: 17	R: 0	H: 2	E: 0	K: 2	S: 16	R: 0	H: 0	E: 0	K: 1	S: 8	R: 3	H: 1	E: 1	K: 0	S: 11	R: 0	H: 0	E: 0	K: 0	S: 12	R: 1	H: 3	E: 0	K: 0	S: 9	R: 0	H: 0	E: 0	K: 1	S: 6	R: 0	H: 0	E: 0	K: 1	S: 10	R: 1	H: 1	E: 0	K: 1	S: 12	1B: 5	2B: 0	3B: 1	HR: 1	SF: 0	SAC: 0	DP: 1	HBP: 1	WP: 0	PB: 0	SB: 0	CS: 0	PA: 38
--------------	------	------	------	------	------	------	--------	-------	-------	------	------	------	------	-------	------	------	------	------	------	------	------	------	------	-------	------	------	------	------	-------	------	------	------	------	------	------	------	------	------	------	------	------	------	------	-------	------	------	------	------	-------	-------	-------	-------	-------	-------	--------	-------	--------	-------	-------	-------	-------	--------

PITCHER	IP	WLS	BF	H	R	ER	SO	BB	IBB	HBP	BLK	WP	HR	S	P	ERA	WHIP
<b>Wilfredo Ledezma, L</b> ERA: 5.57 (1, 1)	5.0		23	3	3	0	4	3	0	0	0	0	0	56	100	0.00	1.200
<b>Franklyn German, R</b> ERA: 2.7 (6, 1)	1.1		6	3	1	1	0	0	0	0	0	0	0	10	16	6.75	2.250
<b>Jamie Walker, L</b> ERA: 1.5 (7, 1)	0.2	W	2	0	0	0	1	0	0	0	0	0	0	5	6	0.00	0.000
<b>Kyle Farnsworth, R</b> ERA: 4.11 (8, 1)	1.0	H	3	0	0	0	1	0	0	0	0	0	0	10	13	0.00	0.000
<b>Ugueth Urbina, R</b> ERA: 4.15 (9, 1)	1.0	S	4	1	1	1	1	0	0	0	0	0	0	12	19	9.00	1.000

**DETROIT TIGERS @ TEXAS RANGERS**  
**Ameriquet Field, Arlington, TX**  
 Wed May 11 2005, 2:05 PM EDT  
 Att. 28,689 - Sunny - 83 F

<b>AB</b>	<b>34</b>
<b>R</b>	<b>5</b>
<b>H</b>	<b>7</b>
<b>RBI</b>	<b>5</b>
<b>BB</b>	<b>3</b>
<b>SO</b>	<b>7</b>
<b>LOB</b>	<b>15</b>



Batter	1	2	3	4	5	6	7	8	9	AB R H RBI BB SO LOB	TOP
<b>Jeff DaVanon, S</b> (1, 8) OBP: 0.294, SLG: 0.286	1-3 		1-0 G6-3 			0-2 2B 	0-0 E1 27 PB 		1-2 	5 1 3 1 0 1 1	
<b>Darin Erstad, L</b> (1, 3) OBP: 0.279, SLG: 0.356	1-3 			3-2 F8 		0-0 16 1B 	2-3 K 		2-3 	5 1 1 1 0 3 3	
<b>27 Vladimir Guerrero, R</b> (1, 9) OBP: 0.366, SLG: 0.549	2-3 			0-0 F8 		2-3 K 	2-1 F9 			4 0 0 0 0 2 2	
<b>16 Garret Anderson, L</b> (1, 7) OBP: 0.329, SLG: 0.441		1-1 G3-1 		1-3 K 		0-0 FC5 		1-0 		4 0 2 1 0 1 0	
<b>Steve Finley, L</b> (1, 10) OBP: 0.278, SLG: 0.420		0-1 P6 		1-1 FC5-4 		1-2 BB 		2-2 F8 		3 0 1 0 1 0 1	
<b>Orlando Cabrera, R</b> (1, 6) OBP: 0.302, SLG: 0.373		0-0 		1-3 K 		0-0 FC5 		1-1 P4 		4 0 1 0 0 1 4	
<b>8 Dallas McPherson, L</b> (1, 5) OBP: 0.257, SLG: 0.333		3-0 F7 		0-3 			2-2 1B 		3-2 F9 	4 1 1 0 0 1 3	
<b>Bengie Molina, R</b> (1, 2) OBP: 0.350, SLG: 0.514		1-2 G3-1 		0-1 FC5-4 			1-1 G1-3 		2-3 	4 0 0 0 0 1 2	
<b>Adam Kennedy, L</b> (1, 4) OBP: 0.226, SLG: 0.226		0-0 	1-2 G6-3 		2-2 G4-3 		1-1 E 		2-1 F8 	4 1 2 0 0 0 0	
<b>Inning Stats</b>	R: 0 H: 0 E: 0 LOB: 0 K: 3 BB: 0 S: 9 P: 13	R: 0 H: 1 E: 0 LOB: 1 K: 0 BB: 0 S: 6 P: 10	R: 0 H: 1 E: 0 LOB: 0 K: 0 BB: 0 S: 6 P: 8	R: 0 H: 0 E: 0 LOB: 0 K: 1 BB: 0 S: 7 P: 11	R: 0 H: 1 E: 0 LOB: 1 K: 2 BB: 0 S: 11 P: 13	R: 2 H: 3 E: 0 LOB: 2 K: 1 BB: 1 S: 14 P: 22	R: 2 H: 3 E: 1 LOB: 1 K: 1 BB: 0 S: 13 P: 21	R: 0 H: 1 E: 0 LOB: 1 K: 0 BB: 0 S: 10 P: 17	R: 0 H: 1 E: 0 LOB: 1 K: 2 BB: 0 S: 12 P: 19	1B: 9 SF: 0 2B: 2 SAC: 0 3B: 0 DP: 1 HR: 0 HBP: 0	WP: 0 PA: 38 PB: 1 SB: 0 CS: 0
<b>PITCHER</b> <b>38 Jeremy Bolderman, R</b> (1, 1) ERA: 3.42 <b>Jamie Walker, L</b> (7, 1) ERA: 2.13 <b>Franklyn German, R</b> (7, 1) ERA: 2.63 <b>Doug Creek, L</b> (8, 1) ERA:	IP WLS BF H R ER SO BB IBB HBP BLK WP HR S P ERA WHIP 6.0 0 24 6 2 2 7 1 0 0 0 0 0 53 77 3.00 1.167 0.2 L 5 3 2 1 1 0 0 0 0 0 0 0 11 17 13.50 4.500 0.1 1 0 0 0 0 0 0 0 0 0 0 0 2 4 0.00 0.000 2.0 8 2 0 0 0 2 0 0 0 0 0 0 22 36 0.00 1.000	<b>PITCHER</b> IP WLS BF H R ER SO BB IBB HBP BLK WP HR S P ERA WHIP									

**Los Angeles Angels @ Detroit Tigers**  
 Comerica Park, Detroit, MI  
 Sat May 14 2005, 1:05 PM EDT  
 Overcast - 66 F

[livebaseballscorecards.com](http://livebaseballscorecards.com)

<b>AB</b>	<b>37</b>
<b>R</b>	<b>4</b>
<b>H</b>	<b>11</b>
<b>RBI</b>	<b>3</b>
<b>BB</b>	<b>1</b>
<b>SO</b>	<b>10</b>
<b>LOB</b>	<b>16</b>



Batter	1	2	3	4	5	6	7	8	9	AB R H RBI BB SO LOB
15 Brandon Inge, R OBP: 0.399, SLG: 0.477	1-1 F8		2-1 1B G5-3 1B	1-0 G4-3		3-2 F8			4-1 1B DI BB	4 1 1 0 1 0 2
Ivan Rodriguez, R OBP: 0.281, SLG: 0.423	1-0 G4-3		0-0 G5-3	1-2 2B			0-1 G4-3		2-2 9 FC6 1B	5 0 2 1 0 0 1
9 Carlos Guillen, S OBP: 0.429, SLG: 0.529	3-2 1B		1-3 K	0-1 G4-3			1-0 F8		1-1 FC6	5 0 1 0 0 1 4
Rondell White, R OBP: 0.301, SLG: 0.448	1-1 G4-3		1-2 1B BB 1B		1-0 L8		3-2 K			4 0 1 0 0 1 1
Dmitri Young, S OBP: 0.364, SLG: 0.513		4-2 20 FC1-6 1B BB	4-1 1B BB		0-1 G4-6-3 1B			1-1 G6-3		2 0 1 0 2 0 0
Craig Monroe, R OBP: 0.325, SLG: 0.422		0-0 20 FC1-6 1B	0-1 1B		1-2 G4-6-3			0-1 G1-3		4 0 2 1 0 0 1
Carlos Pena, L OBP: 0.328, SLG: 0.330		3-3 K	0-3 K			4-2 20 FC4-6 BB		1-3 K		3 0 0 0 1 3 5
20 Omar Infante, R OBP: 0.282, SLG: 0.367		0-1 FC1-6		0-1 15 G4-3 SH1-3 2B 1B		1-2 FC4-6		1-3 K		4 1 1 0 0 1 3
Nook Logan, S OBP: 0.393, SLG: 0.488		3-1 F7		0-1 SH1-3		2-1 G4-6-3		3-3 K		3 0 0 0 0 1 3

Inning Stats	R: 0	H: 1	E: 0	LOB: 1	K: 0	BB: 0	S: 8	P: 14
	R: 0	H: 1	E: 0	LOB: 2	K: 1	BB: 1	S: 10	P: 20
	R: 1	H: 3	E: 0	LOB: 3	K: 2	BB: 1	S: 15	P: 23
	R: 1	H: 2	E: 0	LOB: 1	K: 0	BB: 0	S: 10	P: 12
	R: 0	H: 1	E: 0	LOB: 0	K: 0	BB: 0	S: 6	P: 8
	R: 0	H: 0	E: 0	LOB: 1	K: 0	BB: 1	S: 17	P: 27
	R: 0	H: 0	E: 0	LOB: 0	K: 1	BB: 0	S: 6	P: 10
	R: 0	H: 0	E: 0	LOB: 0	K: 1	BB: 0	S: 7	P: 9
	R: 0	H: 1	E: 0	LOB: 2	K: 2	BB: 1	S: 13	P: 24

PITCHER	IP	WLS	BF	H	R	ER	SO	BB	IBB	HBP	BLK	WP	HR	S	P	ERA	WHIP
40 Bartolo Colon, R ERA: 2.91	5.0		25	8	2	2	3	3	0	0	0	0	0	52	84	3.60	2.200
Brendan Donnelly, R ERA: 2.6	2.0	W	6	0	0	0	1	0	0	0	0	0	0	20	30	0.00	0.000
62 Scot Shields, R ERA: 1.31	1.0	H	3	0	0	0	1	0	0	0	0	0	0	7	9	0.00	0.000
Francisco Rodriguez, R ERA: 2.25	1.0	S	5	1	0	0	2	1	0	0	0	0	0	13	24	0.00	2.000

**Los Angeles Angels @ Detroit Tigers**  
Comerica Park, Detroit, MI  
Sat May 14 2005, 1:05 PM EDT  
Overcast - 66 F

AB	34
R	2
H	9
RBI	2
BB	4
SO	7
LOB	20



WP	HR	S	P	ERA	WHIP
0	0	0	39		

Batter	1	2	3	4	5	6	7	8	9	AB R H RBI BB SO LOB	TOP											
<b>9 Chone Figgins, S</b> (1, 4) OBP: 0.312, SLG: 0.378	1-1 P4		0-0 F9		1-1 F8		1-2 F7			4 0 0 0 0 0 3												
<b>Darin Erstad, L</b> (1, 3) OBP: 0.278, SLG: 0.367	0-1 G4-3		2-2 G1-3			2-2 G6-3 3B		0-2 G5-3		4 1 1 0 0 0 2												
<b>Orlando Cabrera, R</b> (1, 6) OBP: 0.301, SLG: 0.369	2-1 G6-3			1-1 20 1B		1-1 G6-3		0-2 P4		4 0 1 1 0 0 0												
<b>16 Garret Anderson, L</b> (1, 10) OBP: 0.273, SLG: 0.436		2-1 P2		1-3 K		2-2 20 FC6-4 1B		0-0 G5-3		4 0 1 0 0 1 1												
<b>20 Juan Rivera, R</b> (1, 9) OBP: 0.273, SLG: 0.341 <b>Adam Kennedy, L</b> (9, PH) OBP: 0.219, SLG: 0.219		0-1 P3		0-0 1B		2-2 FC6-4 39 CS		1-2 F9		3 0 1 0 0 0 1 1 0 0 0 0 0 0												
<b>39 Robb Quintan, R</b> (1, 7) OBP: 0.190, SLG: 0.341 <b>Steve Finley, L</b> (9, PH) OBP: 0.276, SLG: 0.417		2-3 K		1-3 K		1-0 CS	3-2 1B 2B	0-3 K		3 1 1 0 0 2 2 1 0 0 0 0 1 0												
<b>8 Dallas McPherson, L</b> (1, 5) OBP: 0.257, SLG: 0.329			0-0 SH1-4 1B		3-3 K		0-3 K	2-3 K		4 0 1 0 0 3 3												
<b>José Molina, R</b> (1, 2) OBP: 0.273, SLG: 0.305 <b>Jeff DaVanon, S</b> (7, PR) OBP: 0.294, SLG: 0.286			1-0 SH1-4 HBP		1-3 K		1-1 2-H 1B			2 0 1 1 0 1 0 0 0 0 0 0 0 0												
<b>Chris Prieto, L</b> (1, 8) <b>27 Vladimir Guerrero, R</b> (7, PH) OBP: 0.363, SLG: 0.545 <b>Josh Paul, R</b> (7, 2) OBP: 0.238, SLG: 0.316			1-0 SH1-4		1-2 F8		1 SAFE 0-1 F9			1 0 0 0 0 0 0 1 0 0 0 0 0 1 0 0 0 0 0 0 0												
<b>Inning Stats</b>	R: 0 E: 0 K: 0 S: 6	H: 0 LOB: 0 BB: 0 P: 9	R: 0 E: 0 K: 1 S: 7	H: 0 LOB: 0 BB: 0 P: 11	R: 0 E: 0 K: 0 S: 7	H: 1 LOB: 2 BB: 0 P: 11	R: 0 E: 0 K: 3 S: 12	H: 2 LOB: 2 BB: 0 P: 18	R: 0 E: 0 K: 1 S: 9	H: 0 LOB: 0 BB: 0 P: 12	R: 1 E: 0 K: 0 S: 15	H: 2 LOB: 0 BB: 0 P: 23	R: 1 E: 0 K: 1 S: 15	H: 2 LOB: 1 BB: 0 P: 20	R: 0 E: 0 K: 0 S: 8	H: 0 LOB: 0 BB: 0 P: 8	R: 0 E: 0 K: 2 S: 9	H: 0 LOB: 0 BB: 0 P: 12	1B: 5 2B: 1 3B: 1 HR: 0	SF: 0 SAC: 1 DP: 0 HBP: 1	WP: 0 PB: 0 SB: 0 CS: 1	PA: 35
<b>PITCHER</b>	IP WLS BF H R ER SO BB IBB HBP BLK WP HR S P ERA WHIP																					
<b>Mike Maroth, L</b> (1, 1) ERA: 3.7	6.1 W 26 7 2 2 6 0 0 1 0 0 0 65 97 2.84 1.105																					
<b>Franklyn German, R</b> (7, 1) ERA: 2.51	0.2 H 2 0 0 0 0 0 0 0 0 0 0 6 7 0.00 0.000																					
<b>Jamie Walker, L</b> (8, 1) ERA: 2.08	0.1 H 1 0 0 0 0 0 0 0 0 0 0 3 3 0.00 0.000																					
<b>Kyle Farnsworth, R</b> (8, 1) ERA: 3.94	0.2 H 2 0 0 0 0 0 0 0 0 0 0 5 5 0.00 0.000																					
<b>Ugueth Urbina, R</b> (9, 1) ERA: 3.93	1.0 S 3 0 0 0 2 0 0 0 0 0 0 9 12 0.00 0.000																					

**Los Angeles Angels @ Detroit Tigers**  
 Comerica Park, Detroit, MI  
 Sat May 14 2005, 1:10 PM EDT  
 Att. 33,380 - Cloudy - 62 F

AB	32
R	2
H	7
RBI	2
BB	0
SO	8
LOB	13



WP: 0	PA: 35
PB: 0	
SB: 0	
CS: 1	

Batter	1	2	3	4	5	6	7	8	9
<b>Nook Logan, S</b> (1, 8) OBP: 0.387, SLG: 0.478	1-0 15 CS 1B		0-1 G4-3		1-1 F8		2-2 F8		
<b>15 Brandon Inge, R</b> (1, 5) OBP: 0.408, SLG: 0.504	4-2 9 G3-6 1-2 BB		1-2 K		2-1 1-H HR		2-2 9 1B		
<b>9 Carlos Guillen, S</b> (1, 10) OBP: 0.438, SLG: 0.536	0-1 G3-6 1-2f			1-2 1B	1-2 1B		1-0 1-2 1B		
<b>Dmitri Young, S</b> (1, 3) OBP: 0.353, SLG: 0.496		1-1 G3		0-0 B1	0-1 L5		1-3 K		
<b>Carlos Pena, L</b> (9, 3) OBP: 0.328, SLG: 0.330									
<b>Craig Monroe, R</b> (1, 9) OBP: 0.346, SLG: 0.459		2-0 HR		4-1 BB		1-2 1B		4-1 33 WP BB	
<b>33 Marcus Thames, R</b> (1, 7) OBP: 0.233, SLG: 0.418		3-2 P6		2-2 P6		0-0 F8		2-3 1-2 K	
<b>Ramon Martinez, R</b> (1, 6) OBP: 0.241, SLG: 0.250		1-0 1B		1-1 F8		0-3 K		3-1 P4	
<b>13 Vance Wilson, R</b> (1, 2) OBP: 0.280, SLG: 0.143		1-0 P4			4-2 15 HR BB	0-0 F7		1-1 G5-3	
<b>20 Omar Infante, R</b> (1, 4) OBP: 0.275, SLG: 0.357			0-1 F9		0-1 P3		0-0 F9		

Inning Stats	R: 0	H: 1	E: 0	K: 0	S: 9	R: 1	H: 2	E: 0	K: 0	S: 11	R: 0	H: 0	E: 0	K: 1	S: 7	R: 0	H: 1	E: 0	K: 0	S: 11	R: 2	H: 2	E: 0	K: 0	S: 15	R: 0	H: 1	E: 0	K: 1	S: 9	R: 0	H: 2	E: 0	K: 1	S: 13	R: 0	H: 0	E: 0	K: 1	S: 8
	LOB: 0	BB: 1	LOB: 1	BB: 0	P: 14	LOB: 1	BB: 0	LOB: 0	BB: 0	P: 19	LOB: 2	BB: 1	LOB: 1	BB: 1	P: 8	LOB: 1	BB: 1	LOB: 1	BB: 0	P: 10	LOB: 2	BB: 0	LOB: 2	BB: 0	P: 19	LOB: 1	BB: 1	LOB: 1	BB: 1	P: 18	LOB: 0	BB: 0	LOB: 1	BB: 1	P: 18	LOB: 0	SF: 0	SAC: 0	DP: 1	HBP: 0

PITCHER	IP	WLS	BF	H	R	ER	SO	BB	IBB	HBP	BLK	WP	HR	S	P	ERA	WHIP
<b>Jarrod Washburn, L</b> (1, 1) ERA: 4.04	7.0	L	31	9	3	3	3	3	0	0	0	0	2	75	112	3.86	1.714
<b>Esteban Yan, R</b> (8, 1) ERA: 4.08	1.0		4	0	0	0	1	1	0	0	0	1	0	8	18	0.00	1.000

AB R H RBI BB SO LOB

4	0	1	0	0	0	1
3	1	2	2	1	1	0
4	0	3	0	0	0	1
4	0	0	0	0	1	4
0	0	0	0	0	0	0
2	1	2	1	2	0	0
4	0	0	0	0	1	4
4	0	1	0	0	1	4
3	1	0	0	1	0	3
3	0	0	0	0	0	1


WP	HR	S	P	ERA	WHIP
1	0	18	35		

**Los Angeles Angels @ Detroit Tigers**  
Comerica Park, Detroit, MI  
Sat May 14 2005, 1:10 PM EDT  
Att. 33,380 - Cloudy - 62 F

livebaseballscorecards.com

AB	31
R	3
H	9
RBI	3
BB	4
SO	4
LOB	18



Batter	1	2	3	4	5	6	7	8	9	AB R H RBI BB SO LOB	TOP												
9 Chone Figgins, S OBP: 0.301, SLG: 0.364 (1, 8)	2-2 G5-3		2-0 E1 FC4-6	0-0 L4	3-3 K			2-2 L5		5 0 0 0 0 1 2													
Darin Erstad, L OBP: 0.278, SLG: 0.359 8 Dallas McPherson, L OBP: 0.267, SLG: 0.329 (1, 3) (7, 5)	4-2 FC6-4 BB		1-2 FC4-6 27 1B FC3 1-2f 2-3	2-3 K		1-1 G4-3		4-2 FC6-4 BB		3 1 0 0 1 1 2 0 0 0 0 1 0 0													
27 Vladimir Guerrero, R OBP: 0.364, SLG: 0.540 Jeff DaVanon, S OBP: 0.294, SLG: 0.286 (1, 9) (8, 9)	1-1 FC6-4		1-0 FC3 16 1B 1-3 3-H	0-0 1B 20 HR		0-2 G4-3		0-1 FC6-4		5 2 2 1 0 0 2 0 0 0 0 0 0 0													
16 Garret Anderson, L OBP: 0.322, SLG: 0.428 (1, 7)	1-3 K		1 SAFE 3-2 FC3 1B 1-3 3-H	0-0 20 HR 1B		1-0 G5-3		0-1 F7		5 2 1 1 0 1 2													
20 Juan Rivera, R OBP: 0.283, SLG: 0.333 (1, 10)			1 SAFE 2-3 G5-3 1B 1-3 3-H	2-1 HR		2-3 K		0-0 G6-4-3 1B		5 1 2 3 0 2 2													
Orlando Cabrera, R OBP: 0.304, SLG: 0.370 (1, 6)			2-2 E8 39 F8 1B 1-3 3-H	3-2 G4-3		1-0 G6-3		1-2 G6-4-3		5 1 2 1 0 0 1													
39 Robb Quinlan, R OBP: 0.217, SLG: 0.341 (1, 5) (7, 3)			3-1 F8 2-3	4-0 2B BB		2-2 G6-3		1-0 FC5-4 1B		3 1 1 0 1 0 1													
Bengie Molina, R OBP: 0.341, SLG: 0.513 (1, 2)			0-0 F8	0-2 2B		0-0 P3		0-0 FC5-4		4 0 1 3 0 0 2													
Adam Kennedy, L OBP: 0.250, SLG: 0.250 (1, 4)			0-1 FC4-6 27 16 1B 1-2 G4-3	1-2 1B		1-1 F9				4 1 2 0 0 0 1													
<b>Inning Stats</b>	R: 0 E: 0 K: 1 S: 11	H: 0 LOB: 1 BB: 1 P: 19	R: 0 E: 1 K: 0 S: 7	H: 1 LOB: 1 BB: 0 P: 12	R: 6 E: 1 K: 1 S: 24	H: 4 LOB: 1 BB: 1 P: 41	R: 3 E: 0 K: 1 S: 10	H: 3 LOB: 0 BB: 0 P: 14	R: 0 E: 0 K: 1 S: 10	H: 1 LOB: 1 BB: 0 P: 16	R: 0 E: 0 K: 0 S: 6	H: 0 LOB: 0 BB: 0 P: 8	R: 0 E: 0 K: 1 S: 7	H: 1 LOB: 1 BB: 0 P: 11	R: 0 E: 0 K: 0 S: 12	H: 0 LOB: 1 BB: 1 P: 19	R: 0 E: 0 K: 0 S: 6	H: 1 LOB: 0 BB: 0 P: 7	1B: 9 2B: 1 3B: 0 HR: 1	SF: 0 SAC: 0 DP: 1 HBP: 0	WP: 0 PB: 0 SB: 1 CS: 0	PA: 42	
<b>PITCHER</b> 29 Nate Robertson, L ERA: 3.23 Matt Ginter, R ERA: 4.34 Chris Spurling, R ERA:	IP 3.0 5.0 1.0	WLS L	BF 18 21 3	H 5 5 1	R 6 3 0	ER 1 3 0	SO 2 3 0	BB 2 1 0	IBB 0 0 0	HBP 0 0 0	BLK 0 0 0	WP 0 0 0	HR 0 1 0	S 42 45 6	P 72 68 7	ERA 3.00 5.40 0.00	WHIP 2.333 1.200 1.000						

**Los Angeles Angels @ Detroit Tigers**  
Comerica Park, Detroit, MI

Sun May 15 2005, 1:05 PM EDT  
Att. 23,107 - Cloudy - 54 F

livebaseballscorecards.com

AB	39
R	9
H	11
RBI	9
BB	3
SO	5
LOB	15



Batter	1	2	3	4	5	6	7	8	9	AB R H RBI BB SO LOB	BOTTOM
--------	---	---	---	---	---	---	---	---	---	----------------------	--------

<b>15 Brandon Inge, R</b> <small>OBP: 0.414, SLG: 0.511</small> <small>(1, 5)</small>	0-2 <b>G6-3</b> <small>①</small>		4-1 		1-2 <b>P3</b> <small>③</small>			1-0 	3-2 	4 1 2 0 1 0 1	
---	--	--	---------	--	--------------------------------------	--	--	---------	---------	---------------	--

<b>Ivan Rodriguez, R</b> <small>OBP: 0.279, SLG: 0.420</small> <small>(1, 2)</small> <b>13 Vance Wilson, R</b> <small>OBP: 0.241, SLG: 0.120</small> <small>(3, 2)</small>	3-2 <b>L9</b> <small>②</small>		0-2 <b>G6-4-3</b> <small>② ③</small> <small>1-2f</small>		2-1 <b>F8</b> <small>①</small>		0-0 <b>G4-3</b> <small>① ②</small> <small>2-3</small>	0-1 <b>L8</b> <small>②</small>	1 0 0 0 0 0 0 4 0 0 0 0 0 4		
---	--------------------------------------	--	---	--	--------------------------------------	--	--	--------------------------------------	--------------------------------	--	--

<b>9 Carlos Guillen, S</b> <small>OBP: 0.436, SLG: 0.539</small> <small>(1, 6)</small> <b>Jason Smith, L</b> <small>OBP: 0.214, SLG: 0.250</small> <small>(7, 6)</small>	2-2 <b>G4-3</b> <small>③</small>			1-3 <b>K</b> <small>①</small>	0-1 		0-1 	1-1 <b>G4-3</b> <small>③</small>	3 0 1 0 0 1 0 2 0 1 1 0 0 2		
---	--	--	--	-------------------------------------	---------	--	---------	--	--------------------------------	--	--

<b>Rondell White, R</b> <small>OBP: 0.299, SLG: 0.442</small> <small>(1, 7)</small>		1-1 <b>G5-3</b> <small>①</small>		1-1 	1-3 		0-0 <b>F8</b> <small>②</small>		4 0 1 0 0 1 1		
---	--	--	--	---------	---------	--	--------------------------------------	--	---------------	--	--

<b>Dmitri Young, S</b> <small>OBP: 0.353, SLG: 0.492</small> <small>(1, 10)</small> <b>33 Marcus Thames, R</b> <small>OBP: 0.246, SLG: 0.418</small> <small>(7, PR)</small> <small>(8, 10)</small>		1-1 <b>G4-3</b> <small>②</small>		1-0 <b>G6-4-3</b> <small>② ③</small> <small>1-2f</small>		0-0 	4-2 		3 0 1 0 0 0 1 0 1 0 0 1 0 0		
--	--	--	--	---	--	---------	---------	--	--------------------------------	--	--

<b>Craig Monroe, R</b> <small>OBP: 0.366, SLG: 0.473</small> <small>(1, 9)</small>		4-2 		4-0 	3-2 		4-1 		1 1 1 1 3 0 0		
--	--	---------	--	---------	---------	--	---------	--	---------------	--	--

<b>Carlos Pena, L</b> <small>OBP: 0.333, SLG: 0.330</small> <small>(1, 3)</small>		4-0 		1-0 	0-0 <b>G4-3</b> <small>① ②</small> <small>2-3</small>	1-3 <b>K</b> <small>③</small>			3 0 1 0 1 1 5		
---	--	---------	--	---------	--	-------------------------------------	--	--	---------------	--	--

<b>20 Omar Infante, R</b> <small>OBP: 0.274, SLG: 0.362</small> <small>(1, 4)</small>		0-3 <b>K</b> <small>③</small>		1-2 	2-3 		1-2 <b>G6-3</b> <small>①</small>		4 0 1 1 0 2 4		
---	--	-------------------------------------	--	---------	---------	--	--	--	---------------	--	--

<b>Nook Logan, S</b> <small>OBP: 0.381, SLG: 0.468</small> <small>(1, 8)</small>			0-3 <b>K</b> <small>①</small>		0-0 <b>G3</b> <small>① ②</small> <small>2-3f</small>		2-1 		4 0 1 0 0 1 4		
--	--	--	-------------------------------------	--	---	--	---------	--	---------------	--	--

<b>Inning Stats</b>	R: 0 H: 0 E: 0 LOB: 0 K: 0 BB: 0 S: 9 P: 14	R: 0 H: 0 E: 0 LOB: 2 K: 1 BB: 2 S: 9 P: 19	R: 0 H: 0 E: 0 LOB: 0 K: 1 BB: 1 S: 7 P: 11	R: 0 H: 1 E: 0 LOB: 0 K: 1 BB: 0 S: 6 P: 9	R: 1 H: 2 E: 0 LOB: 1 K: 0 BB: 1 S: 8 P: 15	R: 0 H: 1 E: 0 LOB: 0 K: 1 BB: 0 S: 7 P: 10	R: 1 H: 2 E: 0 LOB: 2 K: 1 BB: 0 S: 13 P: 21	R: 1 H: 2 E: 0 LOB: 3 K: 1 BB: 2 S: 13 P: 23	R: 0 H: 2 E: 0 LOB: 2 K: 0 BB: 0 S: 13 P: 20	1B: 6 SF: 0 2B: 5 SAC: 0 3B: 0 DP: 3 HR: 0 HBP: 0	WP: 1 PA: 39 PB: 0 SB: 0 CS: 0
---------------------	--	--	--	---	--	--	---	---	---	--	---

<b>41 John Lackey, R</b> <small>ERA: 4.4</small> <small>(1, 1)</small> <b>Kevin Gregg, R</b> <small>ERA: 5.85</small> <small>(8, 1)</small>	IP: 7.2 WLS: 1 BF: 32 H: 8 R: 3 ER: 3 SO: 5 BB: 5 IBB: 0 HBP: 0 BLK: 0 WP: 0 HR: 0 S: 68 P: 113 ERA: 3.52 WHIP: 1.696	IP: 1.1 WLS: 0 BF: 7 H: 2 R: 0 ER: 0 SO: 1 BB: 1 IBB: 0 HBP: 0 BLK: 0 WP: 1 HR: 0 S: 17 P: 29 ERA: 0.00 WHIP: 2.250	<b>PITCHER</b> IP WLS BF H R ER SO BB IBB HBP BLK WP HR S P ERA WHIP
--	---	---	---

**Los Angeles Angels @ Detroit Tigers**  
 Comerica Park, Detroit, MI  
 Sun May 15 2005, 1:05 PM EDT  
 Att: 23,107 - Cloudy - 54 F

<b>AB</b>	<b>33</b>
<b>R</b>	<b>3</b>
<b>H</b>	<b>10</b>
<b>RBI</b>	<b>3</b>
<b>BB</b>	<b>6</b>
<b>SO</b>	<b>6</b>
<b>LOB</b>	<b>22</b>



Batter	1	2	3	4	5	6	7	8	9	10	11	AB R H RBI BB SO LOB	TOP														
<b>13 Carl Crawford, L</b> OBP: 0.302, SLG: 0.394 (1, 7)	0-3 K		0-0 G6-3		2-0 S 1B			0-0 G4-3		4-2 BB		4 0 1 0 1 1 0	<b>Tampa Bay Devil Rays @ Detroit Tigers</b> Comerica Park, Detroit, MI Tue May 17 2005, 7:05 PM EDT Att. 15,955 - Clear - 59 F														
<b>Julio Lugo, R</b> OBP: 0.304, SLG: 0.331 (1, 6)	0-0 G6-3		1-2 G6-3		2-1 G6-3			2-1 F7		1-3 K		5 0 0 0 0 1 2															
<b>Aubrey Huff, L</b> OBP: 0.339, SLG: 0.350 (1, 3)	1-2 F7				0-1 F9			0-0 G4-3			0-0 G4-3	4 0 0 0 1 0 0															
<b>Josh Phelps, R</b> OBP: 0.322, SLG: 0.387 (1, 10)		2-1 HR			2-3 K			2-2 G4-3			0-3 K	5 1 1 1 0 2 1															
<b>Chris Singleton, L</b> OBP: 0.359, SLG: 0.368 (1, 8)		0-0 F8			1-2 3 2B 1B			1-1 G4-3			3-3 K	5 1 1 0 0 1 0															
<b>3 Jorge Cantu, R</b> OBP: 0.297, SLG: 0.436 (1, 4)		0-1 G5-3			0-1 PO 1-H 2B			1-1 G6-3			1-3 K	4 0 1 1 0 1 0															
<b>Alex Sanchez, L</b> OBP: 0.381, SLG: 0.484 (1, 9)		1-1 1B			4-2 BB			0-0 E 1B 1B			0-0 CS 1B	3 1 3 0 1 0 0															
<b>Toby Hall, R</b> OBP: 0.336, SLG: 0.404 (1, 2)		1-2 F8			3-0 PO 2-3			1-0 G3			1-1 CS 1-2	4 0 1 1 0 1 1															
<b>Alex Gonzalez, R</b> OBP: 0.306, SLG: 0.389 (1, 5)			2-3 K		0-1 F8			0-2 G1-6-3 1-2			2-3 K	4 0 0 0 0 2 1															
<b>Inning Stats</b>	R: 0 E: 0 K: 1 S: 7	H: 0 LOB: 0 BB: 0 P: 8	R: 1 E: 0 K: 0 S: 11	H: 2 LOB: 1 BB: 0 P: 15	R: 0 E: 0 K: 1 S: 7	H: 0 LOB: 0 BB: 0 P: 10	R: 1 E: 0 K: 1 S: 13	H: 2 LOB: 1 BB: 1 P: 23	R: 0 E: 0 K: 0 S: 6	H: 0 LOB: 0 BB: 0 P: 9	R: 1 E: 1 K: 0 S: 7	H: 2 LOB: 0 BB: 0 P: 9		R: 0 E: 0 K: 0 S: 6	H: 0 LOB: 1 BB: 1 P: 13	R: 0 E: 0 K: 1 S: 8	H: 1 LOB: 0 BB: 0 P: 11	R: 0 E: 0 K: 3 S: 15	H: 0 LOB: 1 BB: 1 P: 23	R: 0 E: 0 K: 2 S: 7	H: 0 LOB: 0 BB: 0 P: 10	1B: 6 2B: 1 3B: 0 HR: 1	SF: 0 SAC: 0 DP: 1 HBP: 0	WP: 0 PB: 0 SB: 1 CS: 1	PA: 43		
<b>PITCHER</b>	IP	WLS	BF	H	R	ER	SO	BB	IBB	HBP	BLK	WP		HR	S	P	ERA	WHIP									
<b>Jason Johnson, R</b> ERA: 3.93 (1, 1)	8.0		31	7	3	2	3	2	0	0	0	0	1	63	98	2.25	1.125										
<b>Kyle Farnsworth, R</b> ERA: 3.71 (9, 1)	1.0		3	1	0	0	1	0	0	0	0	0	0	8	11	0.00	1.000										
<b>Ugueth Urbina, R</b> ERA: 3.72 (10, 1)	1.0		4	0	0	0	3	1	0	0	0	0	0	15	23	0.00	1.000										
<b>Jamie Walker, L</b> ERA: 2.03 (11, 1)	0.1		1	0	0	0	0	0	0	0	0	0	0	1	1	0.00	0.000										
<b>Franklyn German, R</b> ERA: 2.4 (11, 1)	0.2	W	2	0	0	0	2	0	0	0	0	0	0	6	9	0.00	0.000										

livebaseballscorecards.com

<b>AB</b>	<b>38</b>
<b>R</b>	<b>3</b>
<b>H</b>	<b>8</b>
<b>RBI</b>	<b>3</b>
<b>BB</b>	<b>3</b>
<b>SO</b>	<b>9</b>
<b>LOB</b>	<b>5</b>



Batter	1	2	3	4	5	6	7	8	9	10	11	AB R H RBI BB SO LOB	BOTTOM										
<b>Nook Logan, S</b> (1, 8) OBP: 0.359, SLG: 0.440	1-3 K		1-3 K		0-0 F8		0-2 F7		0-3 K	0-0 F9		6 0 0 0 0 3 4	<b>Tampa Bay Devil Rays @ Detroit Tigers</b> Comerica Park, Detroit, MI Tue May 17 2005, 7:05 PM EDT Att. 15,955 - Clear - 59 F <a href="http://livebaseballscorecards.com">livebaseballscorecards.com</a>										
<b>15 Brandon Inge, R</b> (1, 5) OBP: 0.429, SLG: 0.522	3-1 G5-3		4-1 1B BB		4-2 BB		2-0 2B		4-2 1B BB		1-0 SH5-4 1B	3 1 2 0 3 0 0											
<b>Ivan Rodriguez, R</b> (1, 2) OBP: 0.289, SLG: 0.419	3-0 P3		1-0 1B		1-1 G5-3		1-3 K		2-2 1B		4-0 1B SH5-4 IBB	5 0 2 1 1 1 2											
<b>9 Carlos Guillen, S</b> (1, 6) OBP: 0.428, SLG: 0.523 <b>Ramon Martinez, R</b> (10, 6) OBP: 0.241, SLG: 0.250		1-3 K	1-2 P3		4-0 1B BB		1-3 K		0-0 G5-3		1-1 SH5-4	4 0 0 0 1 2 5 0 0 0 0 0 0 0											
<b>Rondell White, R</b> (1, 7) OBP: 0.308, SLG: 0.460		3-1 L7		0-1 WP 1B		2-3 K		2-2 G6-3		0-1 3B	0-0 2B 3-H 1B	6 0 3 1 0 1 1											
<b>Dmitri Young, S</b> (1, 3) OBP: 0.355, SLG: 0.484		1-3 K		0-0 F9		2-2 1B BB		0-0 F7		4-0 FC6-4 IBB		4 0 1 0 1 1 1											
<b>Craig Monroe, R</b> (1, 9) OBP: 0.360, SLG: 0.457			3-3 K	1-3 K		4-2 1B BB		1-1 G6-3		3-2 FC6-4 IBB		4 0 0 0 1 2 3											
<b>33 Marcus Thames, R</b> (1, 10) OBP: 0.254, SLG: 0.474 <b>Carlos Pena, L</b> (6, PH) (7, 10) OBP: 0.341, SLG: 0.327			2-2 HR	1-3 K		1-3 K		SAFE K		4-0 20 SH1-4 1B BB		2 1 1 1 0 1 1 1 1 0 0 2 1 3											
<b>20 Omar Infante, R</b> (1, 4) OBP: 0.273, SLG: 0.383			0-1 HR		1-0 F8		1-3 K		0-0 SH1-4		2-2 P3	4 1 1 1 0 1 6											
<b>Inning Stats</b>	R: 0 E: 0 K: 1 S: 6	H: 0 LOB: 0 BB: 0 P: 13	R: 0 E: 0 K: 2 S: 9	H: 0 LOB: 0 BB: 0 P: 14	R: 2 E: 0 K: 2 S: 21	H: 3 LOB: 2 BB: 1 P: 33	R: 0 E: 0 K: 2 S: 9	H: 1 LOB: 1 BB: 0 P: 11	R: 0 E: 0 K: 3 S: 15	H: 1 LOB: 3 BB: 2 P: 29	R: 0 E: 0 K: 0 S: 6	H: 0 LOB: 0 BB: 0 P: 9		R: 1 E: 0 K: 1 S: 11	H: 1 LOB: 2 BB: 2 P: 21	R: 0 E: 0 K: 0 S: 12	H: 1 LOB: 3 BB: 2 P: 25	R: 1 E: 1 K: 0 S: 4	H: 2 LOB: 2 BB: 1 P: 10	1B: 6 2B: 1 3B: 1 HR: 2	SF: 0 SAC: 2 DP: 0 HBP: 0	WP: 1 PB: 0 SB: 0 CS: 0	PA: 50
<b>PITCHER</b>	IP WLS BF H R ER SO BB IBB HBP BLK WP HR S P ERA WHIP																						
<b>Casey Fossum, L</b> (1, 1) ERA: 3.86	5.0		21	4	2	2	7	2	0	0	0	1	2	51	83	3.60	1.200						
<b>37 Seth McClung, R</b> (6, 1) ERA: 9.45	2.0		10	2	0	0	5	2	0	0	0	0	0	27	45	0.00	2.000						
<b>Lance Carter, R</b> (8, 1) ERA: 5.06	0.2	H	2	0	0	0	0	0	0	0	0	0	0	4	6	0.00	0.000						
<b>Danys Baez, R</b> (8, 1) ERA: 2.95	1.1	B	7	1	1	1	1	2	0	0	0	0	0	13	24	6.75	2.250						
<b>Travis Harper, R</b> (10, 1) ERA: 6.65	1.1	L	10	3	1	1	0	0	3	0	0	0	0	16	35	6.75	2.250						

AB	39
R	4
H	10
RBI	4
BB	9
SO	13
LOB	26



Batter	1	2	3	4	5	6	7	8	9	AB R H RBI BB SO LOB	TOP											
13 Carl Crawford, L (1, 7) OBP: 0.301, SLG: 0.387	1-3 K		1-3 K		4-0 FC6-4 BB		1-1 F8			3 0 0 0 1 2 0												
Julio Lugo, R (1, 6) OBP: 0.302, SLG: 0.348	1-1 HR		1-2 F9		0-2 F9		1-1 G3			4 1 1 1 0 0 1												
Eduardo Perez, R (1, 3) OBP: 0.314, SLG: 0.500 Alex Sanchez, L (8, PH) OBP: 0.388, SLG: 0.489	3-1 1B		2-1 F8		1-0 FC6-4 1-2f		1-0 1B			3 0 1 0 0 0 1 1 0 1 0 0 0 0												
Josh Phelps, R (1, 10) OBP: 0.320, SLG: 0.382	2-2 K			1-1 BB HR 1B	0-0 P4		0-3 K			4 1 1 0 0 2 3												
Aubrey Huff, L (1, 9) OBP: 0.337, SLG: 0.342	2-3 K			2-2 K	4-0 G5-4-3 BB		1-1 G6-3			3 0 0 0 1 2 3												
3 Jorge Cantu, R (1, 4) OBP: 0.289, SLG: 0.423			2-3 K		1-2 F9		2-1 G5-4-3 1-2f			4 0 0 0 0 1 2												
Alex Gonzalez, R (1, 5) OBP: 0.304, SLG: 0.376			0-0 F7		4-2 HR BB		0-3 K			3 1 0 0 1 2 0												
Toby Hall, R (1, 2) OBP: 0.342, SLG: 0.435			2-2 1B		3-2 HR		2-2 F9			4 1 2 3 0 0 0												
Damon Hollins, R (1, 8) OBP: 0.352, SLG: 0.429			2-3 K		1-2 F7		1-2 G6-3			3 0 0 0 0 1 1												
<b>Inning Stats</b>	R: 1 E: 0 K: 3 S: 15	H: 2 LOB: 1 BB: 0 P: 24	R: 0 E: 0 K: 2 S: 11	H: 1 LOB: 1 BB: 0 P: 17	R: 0 E: 0 K: 1 S: 9	H: 0 LOB: 0 BB: 0 P: 13	R: 3 E: 0 K: 1 S: 24	H: 2 LOB: 0 BB: 1 P: 36	R: 0 E: 0 K: 0 S: 5	H: 0 LOB: 1 BB: 1 P: 10	R: 0 E: 0 K: 1 S: 5	H: 0 LOB: 0 BB: 1 P: 11	R: 0 E: 0 K: 0 S: 9	H: 0 LOB: 0 BB: 0 P: 13	R: 0 E: 0 K: 1 S: 8	H: 1 LOB: 1 BB: 0 P: 11	R: 0 E: 0 K: 1 S: 13	H: 0 LOB: 0 BB: 0 P: 20	1B: 4 2B: 0 3B: 0 HR: 2	SF: 0 SAC: 0 DP: 1 HBP: 0	WP: 0 PB: 0 SB: 0 CS: 0	PA: 35
<b>PITCHER</b>	IP WLS BF H R ER SO BB IBB HBP BLK WP HR S P ERA WHIP																					
Wilfredo Ledezma, L (1, 1) ERA: 5.79	5.0 W 22 5 4 4 7 2 0 0 0 0 2 64 100 7.20 1.400																					
Chris Spurling, R (6, 1) ERA:	2.0 H 6 0 0 0 1 1 0 0 0 0 0 14 24 0.00 0.500																					
Kyle Farnsworth, R (8, 1) ERA: 3.5	1.0 H 4 1 0 0 1 0 0 0 0 0 0 8 11 0.00 1.000																					
Ugueth Urbina, R (9, 1) ERA: 3.54	1.0 S 3 0 0 0 1 0 0 0 0 0 0 13 20 0.00 0.000																					

Tampa Bay Devil Rays @ Detroit Tigers  
Comerica Park, Detroit, MI  
Wed May 18 2005, 7:05 PM EDT  
Att. 17,414 - Cloudy - 67 F

livebaseballscorecards.com

AB	32
R	4
H	6
RBI	4
BB	3
SO	10
LOB	11



Batter	1	2	3	4	5	6	7	8	9
<b>Nook Logan, S</b> OBP: 0.361, SLG: 0.433 (1, 8)	0-1 15 E G6-3 1B	0-2 F7		1-0 F7		4-2 S BB		2-2 F8	
<b>15 Brandon Inge, R</b> OBP: 0.423, SLG: 0.510 (1, 5)	1-2 G6-3 1-H		1-2 G5-3	2-2 FC6-4 1B		2-3 K		1-2 K	
<b>Ivan Rodriguez, R</b> OBP: 0.279, SLG: 0.404 (1, 2)	1-1 P3		0-1 E1 2B	2-2 FC6-4 1-2f		1-1 P4		1-1 L5	
<b>Rondell White, R</b> OBP: 0.314, SLG: 0.465 (1, 7)	0-3 K		0-2 E 1B 2B	1-2 L8		2-2 HBP			
<b>Dmitri Young, S</b> OBP: 0.352, SLG: 0.500 (1, 10)		2-0 HR	2-2 E4 20 1B 1B		2-1 G6-3	3-2 F7			
<b>Craig Monroe, R</b> OBP: 0.371, SLG: 0.467 (1, 9)		0-0 G4-3 20 2B 1B	0-0 20 1B 1B		3-3 K		3-2 1B		
<b>Carlos Pena, L</b> OBP: 0.338, SLG: 0.324 (1, 3)		0-1 G4-3	2-3 K		2-0 20 BB 1B		0-0 F7		
<b>20 Omar Infante, R</b> OBP: 0.288, SLG: 0.398 (1, 4)		0-1 1B 2B	0-0 1-2 2-H 1B		4-0 1-2 BB		1-3 K		
<b>Jason Smith, L</b> OBP: 0.219, SLG: 0.250 (1, 6)		2-2 1B	0-3 K		2-0 F7		0-0 F7		

Inning Stats	R: 1	H: 1	E: 1	K: 1	S: 12	LOB: 0	BB: 0	P: 14	R: 2	H: 4	E: 0	K: 0	S: 13	LOB: 1	BB: 0	P: 17	R: 3	H: 3	E: 2	K: 2	S: 21	LOB: 2	BB: 0	P: 26	R: 0	H: 1	E: 0	K: 0	S: 14	LOB: 1	BB: 0	P: 20	R: 0	H: 1	E: 0	K: 1	S: 8	LOB: 2	BB: 1	P: 21	R: 0	H: 0	E: 0	K: 1	S: 15	LOB: 2	BB: 1	P: 27	R: 0	H: 1	E: 0	K: 1	S: 10	LOB: 1	BB: 0	P: 14	R: 0	H: 0	E: 0	K: 1	S: 8	LOB: 0	BB: 0	P: 12
--------------	------	------	------	------	-------	--------	-------	-------	------	------	------	------	-------	--------	-------	-------	------	------	------	------	-------	--------	-------	-------	------	------	------	------	-------	--------	-------	-------	------	------	------	------	------	--------	-------	-------	------	------	------	------	-------	--------	-------	-------	------	------	------	------	-------	--------	-------	-------	------	------	------	------	------	--------	-------	-------

AB	R	H	RBI	BB	SO	LOB
4	1	1	0	1	0	1
5	0	1	1	0	2	1
5	1	0	0	0	0	2
3	1	1	1	0	1	1
4	2	1	1	0	0	3
4	1	3	1	0	1	0
4	0	1	0	0	1	4
3	0	2	2	1	1	1
4	0	1	0	0	1	5

PITCHER	IP	WLS	BF	H	R	ER	SO	BB	IBB	HBP	BLK	WP	HR	S	P	ERA	WHIP
<b>Doug Waechter, R</b> ERA: 5.8 (1, 1)	2.1	L	15	7	6	2	1	0	0	0	0	0	1	38	47	7.71	3.000
<b>52 Jon Switzer, L</b> ERA: (3, 1)	3.0		14	3	0	0	4	2	0	0	0	0	0	37	64	0.00	1.667
<b>Jesus Colome, R</b> ERA: 5.79 (6, 1)	2.2		10	1	0	0	2	0	0	1	0	0	0	26	40	0.00	0.375

**BOTTOM**

**Tampa Bay Devil Rays @ Detroit Tigers**  
Comerica Park, Detroit, MI  
Wed May 18 2005, 7:05 PM EDT  
Att. 17,414 - Cloudy - 67 F

livebaseballscorecards.com

<b>AB</b>	<b>36</b>
<b>R</b>	<b>6</b>
<b>H</b>	<b>11</b>
<b>RBI</b>	<b>6</b>
<b>BB</b>	<b>2</b>
<b>SO</b>	<b>7</b>
<b>LOB</b>	<b>18</b>



WP	PA
0	39

Batter	1	2	3	4	5	6	7	8	9	AB R H RBI BB SO LOB	TOP	
13 Carl Crawford, L (1, 7) OBP: 0.304, SLG: 0.384	0-3 K	4-0 BB		0-2 F7		3-3 K			2-2 CS 1B	4 0 1 1 1 2 1		
Julio Lugo, R (1, 6) OBP: 0.305, SLG: 0.350	2-2 F8	2-2 FC5			0-0 1B SF9	0-0 FC5-4			3-2 1B FC6-4	5 1 2 0 0 0 4		
Eduardo Perez, R (1, 3) Chris Singleton, L (7, PH) OBP: 0.315, SLG: 0.490 OBP: 0.348, SLG: 0.356	1-1 G5-3		1-1 G6-3		1-1 1B SF9		1-3 K		1-0 F8	3 0 1 0 0 0 0 2 0 0 0 0 1 1		
Josh Phelps, R (1, 10) OBP: 0.323, SLG: 0.383		2-0 1B BB 1B	0-2 G2-3		1-2 1B F7		2-2 G3-6-3 1B		0-0 FC6-4	5 1 2 0 0 0 3		
Aubrey Huff, L (1, 9) OBP: 0.335, SLG: 0.342		0-0 BB 13 BB 1B	2-0 L8		1-2 1B SF9		1-1 G3-6-3			3 1 1 1 0 0 1		
3 Jorge Cantu, R (1, 5) OBP: 0.288, SLG: 0.418		0-3 K		0-1 SH5-3 HR 1B	0-1 G6-3			0-0 G5-3		4 1 1 0 0 1 3		
Nick Green, R (1, 4) OBP: 0.427, SLG: 0.439		0-0 13 BB 1B		1-1 SH5-3		3-2 HR		1-3 K		3 1 2 1 0 1 0		
Charles Johnson, R (1, 2) OBP: 0.410, SLG: 0.406		4-2 FC5 13 BB BB		2-2 G5-3		1-1 FC5-4 1B		0-0 1B		3 0 2 1 1 0 1		
Damon Hollins, R (1, 8) OBP: 0.345, SLG: 0.472		1-1 F9		1-1 HR		1-0 F7		0-1 P3		4 1 1 2 0 0 5		
<b>Inning Stats</b>	R: 0 E: 0 K: 1 S: 8 H: 0 LOB: 0 BB: 0 P: 11	R: 2 E: 0 K: 1 S: 13 H: 3 LOB: 3 BB: 2 P: 26	R: 0 E: 0 K: 0 S: 6 H: 0 LOB: 0 BB: 0 P: 9	R: 2 E: 0 K: 0 S: 16 H: 2 LOB: 0 BB: 0 P: 20	R: 1 E: 0 K: 0 S: 11 H: 2 LOB: 1 BB: 0 P: 15	R: 1 E: 0 K: 1 S: 12 H: 2 LOB: 1 BB: 0 P: 20	R: 0 E: 0 K: 1 S: 8 H: 1 LOB: 0 BB: 0 P: 12	R: 0 E: 0 K: 1 S: 9 H: 1 LOB: 1 BB: 0 P: 10	R: 0 E: 0 K: 0 S: 8 H: 2 LOB: 1 BB: 0 P: 14	1B: 11 2B: 0 3B: 0 HR: 2 SF: 1 SAC: 1 DP: 1 HBP: 0	WP: 0 PA: 40 PB: 0 SB: 0 CS: 1	
<b>PITCHER</b>	IP WLS BF H R ER SO BB IBB HBP BLK WP HR S P ERA WHIP											
Mike Maroth, L (1, 1) ERA: 4.28	6.0 L 29 9 6 6 3 2 0 0 0 0 0 2 66 101 9.00 1.833											
Matt Ginter, R (7, 1) ERA: 3.92	2.0 7 2 0 0 2 0 0 0 0 0 0 0 17 22 0.00 1.000											
Doug Creek, L (9, 1) ERA:	1.0 4 2 0 0 0 0 0 0 0 0 0 0 8 14 0.00 2.000											

Tampa Bay Devil Rays @ Detroit Tigers  
Comerica Park, Detroit, MI  
Thu May 19 2005, 1:05 PM EDT  
Att. 20,355 - Cloudy - 58 F

livebaseballscorecards.com

AB	36
R	6
H	13
RBI	6
BB	2
SO	5
LOB	19



Batter	1	2	3	4	5	6	7	8	9	AB R H RBI BB SO LOB
<b>Nook Logan, S</b> OBP: 0.372, SLG: 0.435 (1, 8)	2-1 G6-3		4-0 BB			1-1 FC4-6 15 BB 1B		2-2 BB FC1-2 1B	0-2 G3-1	4 1 2 0 1 0 2
<b>15 Brandon Inge, R</b> OBP: 0.416, SLG: 0.497 (1, 5)	3-1 P6		1-3 K			4-1 SAFE FC4-6 1B BB		3-2 SAFE F8 1B	1-3 K	4 0 0 0 1 2 5
<b>Ivan Rodriguez, R</b> OBP: 0.278, SLG: 0.400 (1, 2)	2-2 G5-3				3-2 F9	1-1 FC4-6 1B G1-5-3		2-1 FC1-2 BB 1B		4 1 1 0 0 0 2
<b>Rondell White, R</b> OBP: 0.319, SLG: 0.462 (1, 10)		3-1 P4		1-1 G1-3		3-2 G1-5-3 1B		4-0 FC1-2 BB		3 0 1 1 1 0 0
<b>Dmitri Young, S</b> OBP: 0.348, SLG: 0.500 (1, 3)		3-2 G6-3		1-1 2B		0-0 G1-5-3		0-0 FC1-2		4 0 1 1 0 0 4
<b>Craig Monroe, R</b> OBP: 0.361, SLG: 0.452 (1, 9)		1-3 K		1-2 F8		3-H G6-3		1-2 2-3 3-H K		4 0 0 0 0 2 5
<b>33 Marcus Thames, R</b> OBP: 0.254, SLG: 0.450 (1, 7)			0-0 F8		4-1 L5-3 BB		2-3 K		0-0 P6	3 0 0 0 1 1 0
<b>20 Omar Infante, R</b> OBP: 0.287, SLG: 0.389 (1, 4)			1-2 F8		0-1 P4		2-2 P2		4-2 G3-1 1B BB	3 0 0 0 1 0 1
<b>Ramon Martinez, R</b> OBP: 0.273, SLG: 0.258 (1, 6)			4-2 BB BB		2-0 L5-3		1-2 F7		2-2 G3-1 1B	3 0 1 0 1 0 1

Inning Stats	R: 0 E: 0 K: 0 S: 8	H: 0 LOB: 0 BB: 0 P: 15	R: 0 E: 0 K: 1 S: 9	H: 0 LOB: 0 BB: 0 P: 16	R: 0 E: 0 K: 1 S: 12	H: 0 LOB: 2 BB: 2 P: 22	R: 0 E: 0 K: 0 S: 12	H: 1 LOB: 1 BB: 0 P: 18	R: 0 E: 0 K: 0 S: 4	H: 0 LOB: 0 BB: 1 P: 10	R: 2 E: 0 K: 0 S: 13	H: 2 LOB: 1 BB: 1 P: 24	R: 0 E: 0 K: 1 S: 12	H: 0 LOB: 0 BB: 0 P: 17	R: 0 E: 0 K: 1 S: 13	H: 2 LOB: 3 BB: 1 P: 26	R: 0 E: 0 K: 1 S: 14	H: 1 LOB: 2 BB: 1 P: 21	1B: 5 2B: 2 3B: 0 HR: 0	SF: 0 SAC: 0 DP: 1 HBP: 0
--------------	------------------------------	----------------------------------	------------------------------	----------------------------------	-------------------------------	----------------------------------	-------------------------------	----------------------------------	------------------------------	----------------------------------	-------------------------------	----------------------------------	-------------------------------	----------------------------------	-------------------------------	----------------------------------	-------------------------------	----------------------------------	----------------------------------	------------------------------------

**BOTTOM**

**Tampa Bay Devil Rays @ Detroit Tigers**  
Comerica Park, Detroit, MI

Thu May 19 2005, 1:05 PM EDT  
Att. 20,355 - Cloudy - 58 F

AB	32
R	2
H	6
RBI	2
BB	6
SO	5
LOB	20



PITCHER	IP	WLS	BF	H	R	ER	SO	BB	IBB	HBP	BLK	WP	HR	S	P	ERA	WHIP
<b>19 Scott Kazmir, L</b> ERA: 4.44 (1, 1)	5.2	W	23	3	2	2	2	4	0	0	0	0	0	55	100	3.18	1.235
<b>37 Seth McClung, R</b> ERA: 9.22 (6, 1)	0.1		1	0	0	0	0	0	0	0	0	0	0	3	5	0.00	0.000
<b>Lance Carter, R</b> ERA: 4.76 (7, 1)	1.1		7	2	0	0	1	1	0	0	0	0	0	20	36	0.00	2.250
<b>Danys Baez, R</b> ERA: 2.7 (8, 1)	1.2	S	7	1	0	0	2	1	0	0	0	0	0	19	28	0.00	1.200

Batter	1	2	3	4	5	6	7	8	9	AB R H RBI BB SO LOB	TOP																	
Craig Counsell, L (1, 4) OBP: 0.431, SLG: 0.441	0-1 F9	2-1 2B		2-2 2B		3-1 2B		0-2 1B	1-0 SF9	5 0 4 2 0 0 0																		
José Cruz Jr., S (1, 8) OBP: 0.450, SLG: 0.596 Luis Terrero, R (9, 8) OBP: 0.280, SLG: 0.370	1-0 2B G6-3 1B	4-1 BB		4-2 BB		2-3 K		3-3 K	3-3 K	4 1 1 0 2 3 8 0 0 0 0 0 0 0																		
Luis Gonzalez, L (1, 7) OBP: 0.404, SLG: 0.484	2-2 G6-3 2B	0-3 K		0-2 P6			2-3 K	0-1 SF8		4 1 1 1 0 2 6																		
Troy Glaus, R (1, 5) OBP: 0.376, SLG: 0.618	2-1 G6-3		1-1 F7		1-2 G6-3		4-2 FC6-4 BB	2-0 L4		4 0 0 1 1 0 3																		
Shawn Green, L (1, 9) OBP: 0.305, SLG: 0.388	0-0 2B		2-3 K		0-0 G6-3		1 SAFE P6		1-2 G3	5 0 1 1 0 1 1																		
Tony Clark, S (1, 10) OBP: 0.373, SLG: 0.567 Matt Kata, S (9, PR) OBP: 0.333, SLG: 0.320	1-0 F9		2-1 G4-3		0-2 F8		0-0 FC6-4		2-2 1B 2B	5 0 1 0 0 0 2 0 1 0 0 0 0 0																		
Chad Tracy, L (1, 3) OBP: 0.293, SLG: 0.482		0-1 19 FC6-5 2B		0-3 K		1-0 F9		0-2 19 SH 1B 1B	3-2 19 E 1B SF9 1B	5 2 3 0 0 1 0	AB 39 R 6 H 13 RBI 6 BB 5 SO 7 LOB 24																	
Royce Clayton, R (1, 6) OBP: 0.267, SLG: 0.300		0-1 G6-3		2-2 L7		0-1 L7		2-2 1B 19 SH SF8 1B	1-2 SF9 19 E 1B 2-H	5 1 2 1 0 0 1																		
19 Chris Snyder, R (1, 2) OBP: 0.333, SLG: 0.296		0-0 FC6-5 2B		4-1 2B BB		4-2 2B BB		1-2 SH SF8 1B	0-2 FC5	2 0 0 0 2 0 3																		
Inning Stats	R: 2 H: 3 E: 0 LOB: 1 K: 0 BB: 0 S: 10 P: 16	R: 0 H: 2 E: 0 LOB: 3 K: 1 BB: 1 S: 11 P: 17	R: 0 H: 0 E: 0 LOB: 0 K: 1 BB: 0 S: 8 P: 13	R: 0 H: 1 E: 0 LOB: 3 K: 1 BB: 2 S: 18 P: 30	R: 0 H: 0 E: 0 LOB: 0 K: 0 BB: 0 S: 8 P: 9	R: 0 H: 1 E: 0 LOB: 2 K: 1 BB: 1 S: 11 P: 21	R: 0 H: 0 E: 0 LOB: 1 K: 1 BB: 1 S: 10 P: 17	R: 2 H: 3 E: 1 LOB: 2 K: 1 BB: 0 S: 23 P: 31	R: 2 H: 3 E: 1 LOB: 3 K: 1 BB: 0 S: 22 P: 33	1B: 6 SF: 2 2B: 7 SAC: 1 3B: 0 DP: 0 HR: 0 HBP: 0	WP: 0 PA: 47 PB: 0 SB: 0 CS: 0																	
PITCHER	IP WLS BF H R ER SO BB IBB HBP BLK WP HR S P ERA WHIP											PITCHER	IP WLS BF H R ER SO BB IBB HBP BLK WP HR S P ERA WHIP															
38 Jeremy Bolderman, R (1, 1) ERA: 3.38	6.0		29	7	2	2	4	4	0	0	0	0	0	66	106	3.00	1.833											
Jamie Walker, L (7, 1) ERA: 2.51	1.0	L	5	1	1	1	1	1	0	0	0	0	0	13	20	9.00	2.000											
Franklyn German, R (8, 1) ERA: 2.4	0.0		2	1	0	0	0	0	0	0	0	0	0	6	9	∞	∞											
Doug Creek, L (8, 1) ERA:	0.0		1	1	0	0	0	0	0	0	0	0	0	3	3	∞	∞											
Chris Spurling, R (8, 1) ERA: 1.8	2.0		10	3	3	1	2	0	0	0	0	0	0	33	49	4.50	1.500											

**Arizona Diamondbacks @ Detroit Tigers**  
Comerica Park, Detroit, MI  
Fri May 20 2005, 7:05 PM EDT  
Att. 30,119 - Partly Cloudy - 70 F

[livebaseballscorecards.com](http://livebaseballscorecards.com)





Batter	1	2	3	4	5	6	7	8	9	AB R H RBI BB SO LOB	BOTTOM									
Nook Logan, S (1, 8) OBP: 0.359, SLG: 0.420	0-1 B3-4		2-3 K			3-3 K		1-2 G3		4 0 0 0 0 2 2	<b>Arizona Diamondbacks @ Detroit Tigers</b> Comerica Park, Detroit, MI Fri May 20 2005, 7:05 PM EDT Att. 30,119 - Partly Cloudy - 70 F									
15 Brandon Inge, R (1, 5) OBP: 0.407, SLG: 0.483	0-1 G5-3			1-2 F9			1-1 G5-3	1-3 K		4 0 0 0 0 1 1										
Ivan Rodriguez, R (1, 2) OBP: 0.284, SLG: 0.403	1-1 G6-3			0-0 L8			0-2 9 1B 2B 1B		0-1 9 1B 1B	4 1 2 0 0 0 0										
9 Carlos Guillen, S (1, 6) OBP: 0.430, SLG: 0.522		0-1 F9		3-2 G3-1			1 SAFE 1 SAFE 1 SAFE 1 SAFE 1-3 2B 1B		3-1 1-2 1B	4 1 2 0 0 0 0										
Rondell White, R (1, 7) OBP: 0.317, SLG: 0.463		2-3 K			1-3 K		1-1 G4-3 1-H 2B		1-3 K	4 0 1 2 0 3 2										
Dmitri Young, S (1, 10) OBP: 0.340, SLG: 0.486		2-3 K			0-0 G3		0-0 G4-3 2-3		2-3 K	4 0 0 0 0 2 3										
Craig Monroe, R (1, 9) OBP: 0.351, SLG: 0.438			1-0 G6-3		1-0 G5-3		1-0 L4		2-3 K	4 0 0 0 0 1 3										
Carlos Pena, L (1, 3) OBP: 0.331, SLG: 0.315			1-3 K			2-2 K		0-1 G4-3		3 0 0 0 0 2 0										
20 Omar Infante, R (1, 4) OBP: 0.295, SLG: 0.398			4-2 S BB			2-2 G6-3		2-1 G3 2B		2 0 1 0 1 0 0										
<b>Inning Stats</b>	R: 0 E: 0 K: 0 S: 6	H: 0 LOB: 0 BB: 0 P: 7	R: 0 E: 0 K: 2 S: 8	H: 0 LOB: 0 BB: 0 P: 12	R: 0 E: 0 K: 2 S: 13	H: 0 LOB: 1 BB: 1 P: 21	R: 0 E: 0 K: 0 S: 7	H: 0 LOB: 0 BB: 0 P: 11	R: 0 E: 0 K: 1 S: 5	H: 0 LOB: 0 BB: 0 P: 7	R: 2 E: 0 K: 0 S: 12	H: 3 LOB: 1 BB: 0 P: 18	R: 0 E: 0 K: 1 S: 10	H: 1 LOB: 1 BB: 0 P: 14	R: 0 E: 0 K: 3 S: 13	H: 2 LOB: 2 BB: 0 P: 21	1B: 4 2B: 2 3B: 0 HR: 0	SF: 0 SAC: 0 DP: 0 HBP: 0	WP: 0 PB: 0 SB: 1 CS: 0	PA: 34
<b>PITCHER</b>	IP WLS BF H R ER SO BB IBB HBP BLK WP HR S P ERA WHIP																			
17 Brandon Webb, R ERA: 3.32	(1, 1) 8.0 W 31 6 2 2 8 1 0 0 0 0 0 0 74 113 2.25 0.875																			
36 Brian Bruney, R ERA: 3.68	(9, 1) 1.0 S 3 0 0 0 3 0 0 0 0 0 0 0 9 14 0.00 0.000																			

livebaseballscorecards.com

AB 33  
R 2  
H 6  
RBI 2  
BB 1  
SO 11  
LOB 11



Batter	1	2	3	4	5	6	7	8	9	10	11	AB R H RBI BB SO LOB	TOP														
<b>Craig Counsell, L</b> (1, 4) OBP: 0.422, SLG: 0.426	2-2 G1-4-3		4-2 BB			1-2 G1	1-0 P6		1-2 P6		0-3 K	5 0 0 0 1 1 8															
<b>Alex Cintron, S</b> (1, 5) OBP: 0.323, SLG: 0.372	0-3 K		2-0 G1-3			4-2 G5-4-3 BB		3-2 K		1-1 F8		4 0 0 0 1 2 1															
<b>José Cruz Jr., S</b> (1, 7) (9, 8) OBP: 0.415, SLG: 0.538	1-3 K				1-1 G6-3	2-2 G5-4-3 1-2f		0-0 F8		0-0 G4-3		5 0 0 0 0 1 1															
<b>Troy Glaus, R</b> (1, 10) OBP: 0.366, SLG: 0.599		0-1 G6-3			1-2 F8		2-3 K	3-3 K		3-3 K		5 0 0 0 0 3 0															
<b>Tony Clark, S</b> (1, 3) <b>Matt Kata, S</b> (7, PR) <b>Chad Tracy, L</b> (7, 3) OBP: 0.371, SLG: 0.556 OBP: 0.333, SLG: 0.320 OBP: 0.295, SLG: 0.496		2-1 G6-3			0-1 G5-3		1-0 1B SF9 1B		2-3 K		3-1 1B 3B	3 0 1 0 0 0 0 0 1 0 0 0 0 0 2 1 1 0 0 1 0															
<b>Shawn Green, L</b> (1, 9) OBP: 0.313, SLG: 0.390		4-2 FC6-4 BB			1-3 K		0-0 BB 1B	1-2 1B	0-0 FC1-6 1B		1-1 L3	4 0 2 0 1 1 1															
<b>Royce Clayton, R</b> (1, 6) OBP: 0.271, SLG: 0.310		1-0 FC6-4 1-2f			1-0 2B		1-1 BB 1B	1-2 2-3 1B	1-2 FC1-6 BB BB 1-2f		2-2 K	5 0 2 0 0 1 3															
<b>Luis Terrero, R</b> (1, 8) <b>Luis Gonzalez, L</b> (9, PH) OBP: 0.264, SLG: 0.354 OBP: 0.411, SLG: 0.484			2-1 F8		0-0 G5-3		1-0 SF9		4-2 BB BB 1-2		4-0 1B IBB	2 0 0 1 0 0 1 0 0 0 0 2 0 0															
<b>Koyie Hill, S</b> (1, 2) OBP: 0.316, SLG: 0.229			3-3 K		0-0 G1-3		4-1 BB 1-2 2-3		4-2 BB BB 1-2 2-3		1-2 3-H 1B	3 0 1 1 2 1 1															
<b>Inning Stats</b>	R: 0 E: 0 S: 10	H: 0 LOB: 0 P: 13	R: 0 E: 0 S: 7	H: 0 LOB: 1 P: 14	R: 0 E: 0 S: 12	H: 0 LOB: 1 P: 23	R: 0 E: 0 S: 6	H: 1 LOB: 1 P: 8	R: 0 E: 0 S: 8	H: 0 LOB: 0 P: 15	R: 1 E: 0 S: 10	H: 3 LOB: 3 P: 20	R: 0 E: 0 S: 7	H: 0 LOB: 0 P: 13	R: 0 E: 0 S: 12	H: 1 LOB: 3 P: 23	R: 0 E: 0 S: 7	H: 0 LOB: 0 P: 11	R: 1 E: 0 S: 16	H: 2 LOB: 2 P: 27	1B: 5 2B: 1 3B: 1 HR: 0	SF: 1 SAC: 0 DP: 1 HBP: 0	WP: 0 PB: 0 SB: 0 CS: 0	PA: 46			
<b>PITCHER</b>	IP	WLS	BF	H	R	ER	SO	BB	IBB	HBP	BLK	WP	HR	S	P	ERA	WHIP										
<b>29 Nate Robertson, L</b> (1, 1) ERA: 2.96	6.2		27	4	1	1	5	4	0	0	0	0	0	59	100	1.35	1.200										
<b>Doug Creek, L</b> (7, 1) ERA:	0.1		1	0	0	0	0	0	0	0	0	0	0	1	2	0.00	0.000										
<b>Kyle Farnsworth, R</b> (8, 1) ERA: 3.32	1.0		3	0	0	0	2	0	0	0	0	0	0	7	13	0.00	0.000										
<b>Ugueth Urbina, R</b> (9, 1) ERA: 3.38	1.0		6	1	0	0	1	2	0	0	0	0	0	12	23	0.00	3.000										
<b>Franklyn German, R</b> (10, 1) ERA: 2.65	2.0	W	9	2	1	1	3	0	1	0	0	0	0	23	38	4.50	1.000										

**Arizona Diamondbacks @ Detroit Tigers**  
Comerica Park, Detroit, MI  
Sat. May 21 2005, 7:05 PM EDT  
Att. 30,134 - Clear - 78 F

AB	38
R	2
H	7
RBI	2
BB	7
SO	11
LOB	16



Batter	1	2	3	4	5	6	7	8	9	10	11	AB R H RBI BB SO LOB	BOTTOM																
<b>Nook Logan, S</b> OBP: 0.352, SLG: 0.410 (1, 8)	G6-3		K			1B		G4-3		G3		5 0 1 0 0 1 1	<b>Arizona Diamondbacks @ Detroit Tigers</b> Comerica Park, Detroit, MI Sat May 21 2005, 7:05 PM EDT Att. 30,134 - Clear - 78 F																
<b>15 Brandon Inge, R</b> OBP: 0.401, SLG: 0.481 (1, 5)	K			G6-3		G6-3		G1-4-3		F7		5 0 1 0 0 1 1																	
<b>Ivan Rodriguez, R</b> OBP: 0.294, SLG: 0.429 (1, 2)	CS			G6-3			9 1B	G1-4-3				5 2 3 0 0 0 1																	
<b>9 Carlos Guillen, S</b> OBP: 0.435, SLG: 0.521 (1, 6)	CS	G4-6-3		G5-3			BB 1B	FC4		G4-3		4 0 2 1 1 0 1																	
<b>Rondell White, R</b> OBP: 0.313, SLG: 0.461 (1, 10)		G4-6-3			F9		L8	FC4				5 1 1 1 0 0 4																	
<b>Dmitri Young, S</b> OBP: 0.342, SLG: 0.479 (1, 3)		F8		G6-3			BB			G1-3		4 0 1 0 1 0 0																	
<b>Craig Monroe, R</b> OBP: 0.353, SLG: 0.427 (1, 9)			P3		K							3 0 0 0 2 2 0																	
<b>33 Marcus Thames, R</b> OBP: 0.264, SLG: 0.446 (1, 7)			G4-3			P6		K		G5-3		5 0 2 1 0 1 3																	
<b>20 Omar Infante, R</b> OBP: 0.287, SLG: 0.386 (1, 4)			G4-3			F8		K		P3		4 0 0 0 0 1 4																	
<b>Inning Stats</b>	R: 0 H: 1 E: 0 K: 1 S: 10	H: 1 LOB: 0 BB: 0 P: 13	R: 0 H: 1 E: 0 K: 0 S: 7	H: 1 LOB: 1 BB: 0 P: 11	R: 0 H: 1 E: 0 K: 1 S: 7	H: 1 LOB: 1 BB: 0 P: 10	R: 0 H: 0 E: 0 K: 0 S: 6	H: 0 LOB: 0 BB: 0 P: 10	R: 0 H: 0 E: 0 K: 1 S: 7	H: 0 LOB: 0 BB: 0 P: 12	R: 0 H: 1 E: 0 K: 0 S: 12	H: 1 LOB: 1 BB: 0 P: 20		R: 1 H: 3 E: 0 K: 2 S: 12	H: 3 LOB: 3 BB: 1 P: 19	R: 0 H: 1 E: 0 K: 1 S: 6	H: 1 LOB: 2 BB: 1 P: 13	R: 0 H: 0 E: 0 K: 1 S: 6	H: 0 LOB: 0 BB: 0 P: 11	R: 0 H: 0 E: 0 K: 0 S: 7	H: 0 LOB: 0 BB: 0 P: 11	R: 2 H: 3 E: 0 K: 0 S: 13	H: 3 LOB: 3 BB: 2 P: 24	1B: 7 SF: 0 2B: 3 SAC: 0 3B: 1 DP: 1 HR: 0 HBP: 0	WP: 0 PA: 45 PB: 0 SB: 0 CS: 1				
<b>PITCHER</b>	IP WLS BF H R ER SO BB IBB HBP BLK WP HR S P ERA WHIP														IP WLS BF H R ER SO BB IBB HBP BLK WP HR S P ERA WHIP														
<b>Shawn Estes, L</b> ERA: 3.56 (1, 1)	6.1	25	7	1	1	3	1	0	0	0	0	0	55	88	1.42	1.263													
<b>Lance Cormier, R</b> ERA: 0.81 (7, 1)	2.2	10	1	0	0	3	0	1	0	0	0	0	18	31	0.00	0.375													
<b>Jose Valverde, R</b> ERA: 4.7 (10, 1)	1.0	3	0	0	0	0	0	0	0	0	0	0	7	11	0.00	0.000													
<b>36 Brian Bruney, R</b> ERA: 4.43 (11, 1)	0.1	L 6	3	2	2	0	1	1	0	0	0	0	13	24	54.00	12.000													

AB	40
R	3
H	11
RBI	3
BB	4
SO	6
LOB	15



livebaseballscores.com

Batter	1	2	3	4	5	6	7	8	9	AB R H RBI BB SO LOB	TOP											
<b>Craig Counsell, L</b> (1, 4) OBP: 0.424, SLG: 0.428	1-0 F8 S 1B		0-1 G4-3		1-0 G3			1-2 2-H CS 1B		4 0 2 1 0 0 1												
<b>José Cruz Jr., S</b> (1, 8) OBP: 0.420, SLG: 0.519 <b>Luis Terrero, R</b> (8, PR) OBP: 0.264, SLG: 0.354 (8, 8)	4-1 1-2 BB		2-1 F8		1-3 K			4-2 1 SAFE F B F 1 SAFE 1 SAFE 1 SAFE D S F		2 0 0 0 2 1 0 0 0 0 0 0 0 0												
<b>Luis Gonzalez, L</b> (1, 7) OBP: 0.407, SLG: 0.475	1-2 F8 2-3		1-1 F7		1-2 G3-1			4-2 1 SAFE 1 B D 1 B B		3 0 0 0 1 0 2												
<b>Troy Glaus, R</b> (1, 5) OBP: 0.358, SLG: 0.584	1-3 K		1-0 G6-3		1-0 G6-3			0-0 FC6-4 1-2f		4 0 0 0 0 1 4												
<b>Shawn Green, L</b> (1, 9) OBP: 0.312, SLG: 0.387	2-3 K		2-2 1B		0-0 L7			2-1 F7		4 0 1 0 0 1 2												
<b>Tony Clark, S</b> (1, 10) OBP: 0.351, SLG: 0.522		0-3 K	1-1 F7		0-3 K			3-2 G3		4 0 0 0 0 2 1												
<b>Chad Tracy, L</b> (1, 3) OBP: 0.294, SLG: 0.486		2-2 F7		1-0 P6		1-0 F8		2-2 HBP		3 0 0 0 0 0 0												
<b>Royce Clayton, R</b> (1, 6) OBP: 0.270, SLG: 0.309		0-2 F9		1-3 K				1-0 WP 19 SH1-4 1B 1B		4 1 1 0 0 1 1												
<b>19 Chris Snyder, R</b> (1, 2) OBP: 0.336, SLG: 0.300			0-0 L5		3-1 1B			1-0 1 SAFE B X		2 0 1 0 0 0 0												
<b>Inning Stats</b>	R: 0 E: 0 K: 2 S: 12	H: 1 LOB: 2 BB: 1 P: 21	R: 0 E: 0 K: 1 S: 11	H: 0 LOB: 0 BB: 0 P: 13	R: 0 E: 0 K: 0 S: 5	H: 0 LOB: 0 BB: 0 P: 7	R: 0 E: 0 K: 1 S: 8	H: 1 LOB: 1 BB: 0 P: 13	R: 0 E: 0 K: 1 S: 7	H: 1 LOB: 1 BB: 0 P: 13	R: 0 E: 0 K: 1 S: 8	H: 0 LOB: 0 BB: 0 P: 11	R: 0 E: 0 K: 1 S: 5	H: 0 LOB: 0 BB: 0 P: 6	R: 1 E: 0 K: 0 S: 13	H: 2 LOB: 2 BB: 2 P: 24	R: 0 E: 0 K: 0 S: 13	H: 0 LOB: 1 BB: 0 P: 20	1B: 5 2B: 0 3B: 0 HR: 0	SF: 0 SAC: 1 DP: 0 HBP: 1	WP: 1 PB: 0 SB: 2 CS: 1	PA: 35
<b>PITCHER</b>	IP WLS BF H R ER SO BB IBB HBP BLK WP HR S P ERA WHIP																					
<b>Jason Johnson, R</b> (1, 1) ERA: 3.55	8.0 L 31 5 1 1 6 3 0 0 0 1 0 69 108 1.12 1.000																					
<b>Jamie Walker, L</b> (9, 1) ERA: 2.4	0.2 3 0 0 0 0 0 0 0 1 0 0 0 11 18 0.00 0.000																					
<b>Kyle Farnsworth, R</b> (9, 1) ERA: 3.26	0.1 1 0 0 0 0 0 0 0 0 0 0 0 2 2 0.00 0.000																					

Arizona Diamondbacks @ Detroit Tigers  
Comerica Park, Detroit, MI

Sun May 22 2005, 1:05 PM EDT  
Att. 23,124 - Drizzle - 59 F

livebaseballscorecards.com

AB	30
R	1
H	5
RBI	1
BB	3
SO	6
LOB	11



Batter	1	2	3	4	5	6	7	8	9	AB	R	H	RBI	BB	SO	LOB	BOTTOM								
<b>Nook Logan, S</b> OBP: 0.341, SLG: 0.397 (1, 8) BB C X	3-1 G4-3 ①		X 0-0 B5 ③			C 0-2 TX L9 ②		X 0-0 G4-3 ③		4	0	0	0	0	0	1									
<b>15 Brandon Inge, R</b> OBP: 0.398, SLG: 0.488 (1, 5) C X	0-1 F9 ②			2-3 K ①		C 0-2 CX 3B ③			B 2-0 X G5-3 ①	4	0	1	0	0	1	0									
<b>9 Carlos Guillen, S</b> OBP: 0.430, SLG: 0.521 (1, 6) F B X	1-2 G1-3 ③			X 0-0 F7 ②		F 3-1 BB X F7 ③			X 0-0 2B ③	4	0	1	0	0	0	1									
<b>Rondell White, R</b> OBP: 0.318, SLG: 0.469 (1, 7)		X 0-0 G6-3 1B ①		S 0-2 CX 2B ②		B 1-1 TX G6-3 ①			G 0-3 TC K ②	4	0	2	0	0	1	1									
<b>Dmitri Young, S</b> OBP: 0.333, SLG: 0.466 (1, 10) B SAFE C X		B 2-1 SAFE L9 ①		F 1-3 G K ③		F 0-2 TX F8 ②			B 2-1 CX G4-3 ③	4	0	0	0	0	1	3									
<b>Craig Monroe, R</b> OBP: 0.346, SLG: 0.418 (1, 9)		X 0-0 G6-3 1-2 ②			C 2-2 SBT K ①				C 3-2 BB X P4 ③	3	0	0	0	0	1	1									
<b>Carlos Pena, L</b> OBP: 0.324, SLG: 0.307 (1, 3) X T B F		X 3-2 G5-3 ③			X 0-0 P4 ②			B 2-2 CX P3 ①		3	0	0	0	0	0	1									
<b>20 Omar Infante, R</b> OBP: 0.281, SLG: 0.378 (1, 4) F X			F 0-1 G5-3 ①		S 2-3 BB K ③			B 2-3 FB K ②		3	0	0	0	0	2	0									
<b>13 Vance Wilson, R</b> OBP: 0.226, SLG: 0.111 (8, PH) Ivan Rodriguez, R OBP: 0.298, SLG: 0.432 (9, 2)			B 3-3 FB K ②			B 2-0 X G4-3 ①		X 0-0 1B ③		2	0	0	0	0	1	0									
<b>Inning Stats</b>	R: 0 E: 0 K: 0 S: 7	H: 0 LOB: 0 BB: 0 P: 11	R: 0 E: 0 K: 0 S: 8	H: 1 LOB: 1 BB: 0 P: 13	R: 0 E: 0 K: 1 S: 7	H: 0 LOB: 0 BB: 0 P: 10	R: 0 E: 0 K: 2 S: 10	H: 1 LOB: 1 BB: 0 P: 13	R: 0 E: 0 K: 2 S: 7	H: 0 LOB: 0 BB: 0 P: 11	R: 0 E: 0 K: 0 S: 9	H: 1 LOB: 1 BB: 0 P: 14	R: 0 E: 0 K: 0 S: 10	H: 0 LOB: 0 BB: 0 P: 14	R: 0 E: 0 K: 1 S: 11	H: 1 LOB: 1 BB: 0 P: 15	R: 0 E: 0 K: 1 S: 8	H: 1 LOB: 1 BB: 0 P: 12	1B: 2 2B: 2 3B: 1 HR: 0	SF: 0 SAC: 0 DP: 0 HBP: 0	WP: 0 PB: 0 SB: 0 CS: 0	PA: 32			
<b>PITCHER</b> <b>Javier Vazquez, R</b> ERA: 3.49 (1, 1)	IP 9.0	WLS W	BF 32	H 5	R 0	ER 0	SO 7	BB 0	IBB 0	HBP 0	BLK 0	WP 0	HR 0	S 77	P 113	ERA 0.00	WHIP 0.556								

Arizona Diamondbacks @ Detroit Tigers

Comerica Park, Detroit, MI

Sun May 22 2005, 1:05 PM EDT  
Att. 23,124 - Drizzle - 59 F

[livebaseballscores.com](http://livebaseballscores.com)

AB 32  
R 0  
H 5  
RBI 0  
BB 0  
SO 7  
LOB 8



Batter	1	2	3	4	5	6	7	8	9	AB R H RBI BB SO LOB	TOP	
15 Brandon Inge, R OBP: 0.393, SLG: 0.479 (1, 5) C X	0-1 G4-3		0-1 G6-3			2-2 G5-3		1-2 G6-4-3 13 HR 1B	1-2 F8	5 1 1 0 0 0 0		
Ramon Martinez, R OBP: 0.324, SLG: 0.314 (1, 4) C X	0-1 FC4 1B		2-2 F8			0-1 1B		1-1 1B 13 G6-4-3		4 0 3 0 0 0 0		
Ivan Rodriguez, R OBP: 0.294, SLG: 0.427 (1, 2) 13 Vance Wilson, R OBP: 0.212, SLG: 0.103 (6, PH) SAFE (6, 2)	2-3 K				0-1 G1-3	3-3 K		1-2 G6-4-3 1-2f 2-3		2 0 0 0 0 1 1 2 0 0 0 0 1 3		
9 Carlos Guillen, S OBP: 0.425, SLG: 0.514 (1, 6) Jason Smith, L OBP: 0.235, SLG: 0.242 (6, PH) (6, 6)	0-1 FC4 1-2f				1-3 K	1-0 F7		2-0 33 DI 33 HR HBP		2 0 0 0 0 1 1 1 1 0 0 0 0 1		
Rondell White, R OBP: 0.327, SLG: 0.476 (1, 7) 33 Marcus Thames, R OBP: 0.284, SLG: 0.507 (6, 7)		0-0 1B			0-0 1B		0-2 1B 1B	3-2 HR 1-H 3-H		2 0 2 0 0 0 0 2 1 2 3 0 0 0		
Dmitri Young, S OBP: 0.331, SLG: 0.467 (1, 10)		2-2 F7			1-1 G4-3		0-1 F7	2-1 2B		4 0 1 0 0 0 3		
Craig Monroe, R OBP: 0.344, SLG: 0.413 (1, 9)		1-3 K			2-2 G6-3		1-0 1B	3-3 K		4 0 1 0 0 2 2		
Carlos Pena, L OBP: 0.314, SLG: 0.297 (1, 3)		0-3 K			3-2 G3		3-2 F7		2-0 G4-3	4 0 0 0 0 1 3		
Nook Logan, S OBP: 0.331, SLG: 0.384 (1, 8)			2-3 K		0-1 P6		0-0 G4-3		3-2 F8	4 0 0 0 0 1 2		
<b>Inning Stats</b>	R: 0 H: 1 E: 0 LOB: 1 K: 1 BB: 0 S: 9 P: 11	R: 0 H: 1 E: 0 LOB: 1 K: 2 BB: 0 S: 12 P: 15	R: 0 H: 0 E: 0 LOB: 0 K: 1 BB: 0 S: 9 P: 13	R: 0 H: 1 E: 0 LOB: 1 K: 1 BB: 0 S: 8 P: 10	R: 0 H: 0 E: 0 LOB: 0 K: 0 BB: 0 S: 10 P: 15	R: 0 H: 1 E: 0 LOB: 1 K: 1 BB: 0 S: 9 P: 15	R: 0 H: 2 E: 0 LOB: 2 K: 0 BB: 0 S: 10 P: 14	R: 3 H: 4 E: 0 LOB: 1 K: 1 BB: 0 S: 19 P: 32	R: 0 H: 0 E: 0 LOB: 0 K: 0 BB: 0 S: 10 P: 16	1B: 8 SF: 0 2B: 1 SAC: 0 3B: 0 DP: 1 HR: 1 HBP: 1	WP: 0 PA: 37 PB: 0 SB: 0 CS: 0	
<b>PITCHER</b>	IP WLS BF H R ER SO BB IBB HBP BLK WP HR S P ERA WHIP											
35 Mike Mussina, R ERA: 3.38 (1, 1)	7.0 W 27 6 0 0 6 0 0 0 0 0 0 0 67 93 0.00 0.857											
Paul Quantrill, R ERA: 4.5 (8, 1)	0.2 4 2 2 2 0 0 0 0 1 0 0 0 9 14 27.00 3.000											
Buddy Groom, L ERA: 5.73 (8, 1)	1.1 6 2 1 1 1 0 0 0 0 0 0 1 20 34 6.75 1.500											

Detroit Tigers @ New York Yankees  
Yankee Stadium, Bronx, NY

Tue May 24 2005, 7:05 PM EDT  
Att. 37,099 - Cloudy - 48 F

livebaseballscorecards.com

AB	36
R	3
H	10
RBI	3
BB	0
SO	7
LOB	16



Batter	1	2	3	4	5	6	7	8	9
<b>2 Derek Jeter, R</b> <small>OBP: 0.391, SLG: 0.412</small> <b>Rey Sanchez, R</b> <small>OBP: 0.400, SLG: 0.393</small>	1-2  G6-3		2-2  G1-3	2-1  F9	0-0  G4-3			1-1  1B	
<b>Tony Womack, L</b> <small>OBP: 0.322, SLG: 0.313</small>	0-1  G4-3		2-1  F9		2-1  E6 HR	1-2  G6-3		0-3  K	
<b>Gary Sheffield, R</b> <small>OBP: 0.403, SLG: 0.515</small>	1-1  L5			3-2  13 HR 1B	1-1  HR	1-3  K2-3		2-2  K	
<b>55 Hideki Matsui, L</b> <small>OBP: 0.325, SLG: 0.406</small>		3-2  F7		0-0  L8	2-2  20 HR 2B	3-2  F8		1-0  F8	
<b>13 Alex Rodriguez, R</b> <small>OBP: 0.413, SLG: 0.642</small> <b>Tino Martinez, L</b> <small>OBP: 0.359, SLG: 0.588</small>		2-1  HR		0-1  HR	4-1  20 HR BB		2-0  20 1B HBP		
<b>20 Jorge Posada, S</b> <small>OBP: 0.360, SLG: 0.482</small> <b>John Flaherty, R</b> <small>OBP: 0.294, SLG: 0.313</small>		1-3  K		0-0  HR	1-0  HR		0-2  1B		
<b>25 Jason Giambi, L</b> <small>OBP: 0.375, SLG: 0.355</small> <b>Russ Johnson, R</b> <small>OBP: 0.294, SLG: 0.313</small>		0-0  G3-1		0-1  2B 24 SF7 1B	3-2  1B 24 G4-3 1B		1-3  K		
<b>Bernie Williams, S</b> <small>OBP: 0.322, SLG: 0.339</small>			1-2  L8	0-0  2B	2-1  24 G4-3 1B		3-3  K		
<b>24 Robinson Cano, L</b> <small>OBP: 0.304, SLG: 0.431</small>			1-0  E4 2 G1-3	1-0  SF7	0-0  G4-3		0-0  HR		

AB	R	H	RBI	BB	SO	LOB
4	0	0	0	0	0	3
1	0	1	0	0	0	0
5	1	0	0	0	1	2
5	2	2	2	0	2	1
5	1	1	0	0	0	2
2	3	2	3	1	0	0
0	0	0	0	0	0	0
4	2	3	4	0	1	0
0	0	0	0	0	0	0
3	1	2	0	0	0	0
1	1	0	0	0	1	2
4	0	2	0	0	1	2
3	1	1	2	0	0	1
1B: 6	SF: 1	2B: 2	SAC: 0	3B: 0	DP: 1	HR: 6
HR: 6	HBP: 1					

**BOTTOM**

**Detroit Tigers @ New York Yankees**  
 Yankee Stadium, Bronx, NY  
 Tue May 24 2005, 7:05 PM EDT  
 Att: 37,099 - Cloudy - 48 F

livebaseballscorecards.com

<b>AB</b>	<b>37</b>
<b>R</b>	<b>12</b>
<b>H</b>	<b>14</b>
<b>RBI</b>	<b>11</b>
<b>BB</b>	<b>1</b>
<b>SO</b>	<b>6</b>
<b>LOB</b>	<b>13</b>



Inning	R	H	E	K	S	P	IP	WLS	BF	H	R	ER	SO	BB	IBB	HBP	BLK	WP	HR	S	P	ERA	WHIP
1	0	0	0	7	9	21	4.0	L	21	7	7	6	1	0	0	0	0	0	4	45	68	13.50	1.750
2	1	1	0	11	9	21	0.0		5	4	3	3	0	1	0	0	0	0	1	10	22	∞	∞
3	0	0	0	11	9	21	2.0		5	0	1	1	1	0	0	0	0	0	0	12	17	4.50	0.000
4	0	0	0	11	9	21	1.0		4	1	0	0	2	0	0	1	0	0	0	9	15	0.00	1.000
5	0	0	0	11	9	21	1.0		5	2	1	1	2	0	0	0	0	0	1	12	16	9.00	2.000

PITCHER	IP	WLS	BF	H	R	ER	SO	BB	IBB	HBP	BLK	WP	HR	S	P	ERA	WHIP	
<b>Wilfredo Ledezma, L</b> <small>ERA: 6.53</small>	(1, 1)	4.0	L	21	7	7	6	1	0	0	0	0	4	45	68	13.50	1.750	
<b>Matt Ginter, R</b> <small>ERA: 5.66</small>	(5, 1)	0.0		5	4	3	3	0	1	0	0	0	1	10	22	∞	∞	
<b>Chris Spurling, R</b> <small>ERA: 1.29</small>	(5, 1)	2.0		5	0	1	1	1	0	0	0	0	0	12	17	4.50	0.000	
<b>Franklyn German, R</b> <small>ERA: 2.5</small>	(7, 1)	1.0		4	1	0	0	2	0	0	1	0	0	9	15	0.00	1.000	
<b>Doug Creek, L</b> <small>ERA: 2.08</small>	(8, 1)	1.0		5	2	1	1	2	0	0	0	0	0	1	12	16	9.00	2.000

WP	PA	ERA	WHIP
0	40		
0			
1			

Batter	1	2	3	4	5	6	7	8	9	AB R H RBI BB SO LOB	TOP											
15 Brandon Inge, R OBP: 0.395, SLG: 0.479 (1, 5)	2-2 L9			3-2 SF9 1B		0-2 SF9 1B		2-3 K		4 1 2 0 0 1 0												
9 Carlos Guillen, S OBP: 0.421, SLG: 0.507 (1, 6)	0-0 B2-3			3-1 1B		1-0 E4 G6-3		0-3 K		4 0 1 0 0 1 1												
Ivan Rodriguez, R OBP: 0.287, SLG: 0.419 (1, 2)	1-1 G6-3			0-2 SF9		0-0 G6-3 1-2f		0-1 G4-3		3 0 0 1 0 0 2												
Rondell White, R OBP: 0.331, SLG: 0.473 (1, 7)		1-3 K		1-2 G4-6-3 1B		1-1 1B G1-3 HBP		2-2 G3-1		3 1 1 0 0 1 0												
Dmitri Young, S OBP: 0.324, SLG: 0.455 (1, 10)		3-1 G4-3		1-0 G4-6-3 1-2f		0-0 G1-3		1-2 G1-3		4 0 0 0 0 0 3												
Craig Monroe, R OBP: 0.348, SLG: 0.411 (1, 8)		2-1 G1-3			0-0 G6-3		2-2 20 WP 1B		4-2 BB	3 0 1 0 1 0 0												
Carlos Pena, L OBP: 0.310, SLG: 0.292 (1, 3)			1-2 G3		0-3 K		0-0 20 WP 1B		1-1 F9	2 0 0 0 0 1 0												
Ramon Martinez, R OBP: 0.333, SLG: 0.324 (7, PH) (7, 3)							1-2 3-H			2 0 1 1 0 0 1												
33 Marcus Thames, R OBP: 0.273, SLG: 0.486 (1, 9)			1-1 P2		1-1 G6-3		1-0 P6			3 0 0 0 0 0 2												
20 Omar Infante, R OBP: 0.275, SLG: 0.370 (1, 4)			0-0 F8			3-1 F8		1-3 K		3 0 0 0 0 1 2												
<b>Inning Stats</b>	R: 0 E: 0 K: 0 S: 6	H: 0 LOB: 0 BB: 0 P: 9	R: 0 E: 0 K: 1 S: 7	H: 0 LOB: 0 BB: 0 P: 13	R: 0 E: 0 K: 0 S: 6	H: 0 LOB: 0 BB: 0 P: 8	R: 1 E: 0 K: 0 S: 13	H: 3 LOB: 1 BB: 0 P: 21	R: 0 E: 0 K: 1 S: 6	H: 0 LOB: 0 BB: 0 P: 7	R: 0 E: 1 K: 0 S: 7	H: 1 LOB: 1 BB: 0 P: 11	R: 1 E: 0 K: 1 S: 11	H: 2 LOB: 2 BB: 0 P: 16	R: 0 E: 0 K: 2 S: 8	H: 0 LOB: 0 BB: 0 P: 10	R: 0 E: 0 K: 0 S: 15	H: 0 LOB: 1 BB: 1 P: 23	1B: 6 2B: 0 3B: 0 HR: 0	SF: 1 SAC: 0 DP: 2 HBP: 1	WP: 1 PB: 0 SB: 1 CS: 0	PA: 34
<b>PITCHER</b>	IP WLS BF H R ER SO BB IBB HBP BLK WP HR S P ERA WHIP																					
40 Chien-Ming Wang, R (1, 1) ERA: 4.09	6.1 W 24 5 2 2 2 0 0 0 1 0 0 0 50 77 2.84 0.789																					
Mike Stanton, L (7, 1) ERA: 5.23	0.0 1 1 0 0 0 0 0 0 0 0 0 0 1 1 ∞ ∞																					
Tanyon Sturtze, R (7, 1) ERA: 3.48	0.2 H 2 0 0 0 1 0 0 0 0 0 1 0 5 7 0.00 0.000																					
Tom Gordon, R (8, 1) ERA: 3.57	1.0 H 3 0 0 0 2 0 0 0 0 0 0 0 8 10 0.00 0.000																					
42 Mariano Rivera, R (9, 1) ERA: 1.62	1.0 S 4 0 0 0 0 1 0 0 0 0 0 0 15 23 0.00 1.000																					

**Detroit Tigers @ New York Yankees**  
 Yankee Stadium, Bronx, NY  
 Wed May 25 2005, 7:05 PM EDT  
 Att. 51,833 - Overcast - 51 F

[livebaseballscorecards.com](http://livebaseballscorecards.com)

AB	31
R	2
H	6
RBI	2
BB	1
SO	5
LOB	11





Batter	1	2	3	4	5	6	7	8	9
2 Derek Jeter, R OBP: 0.393, SLG: 0.420 (1, 6)	3-2 SH1-4 1B		0-1 FC3-2 2B		0-0 G5-3		1-1 G5-3		
24 Robinson Canó, L OBP: 0.292, SLG: 0.412 (1, 4)	0-1 SH1-4 1-2		0-0 P6		0-1 G4-3		1-3 K		
Gary Sheffield, R OBP: 0.410, SLG: 0.515 (1, 9)	1-1 55 G4-6-3 1B		4-0 55 FC3-2 IBB		4-0 55 13 2B BB		1-2 K		
55 Hideki Matsui, L OBP: 0.329, SLG: 0.404 (1, 7)	3-2 G4-6-3 1-2f		2-2 FC3-2 1-2 2-3 3-Hr		2-1 13 2B 20 1B 1B		4-2 BB 13 S BB		
13 Alex Rodriguez, R OBP: 0.415, SLG: 0.642 (1, 5)		4-1 20 FC5-4 BB	3-3 K		0-0 20 1B 2B		3-3 K		
20 Jorge Posada, S OBP: 0.370, SLG: 0.486 (1, 2)		1-1 FC5-4 25 E 1-2f		1-1 G4-3 1B		1-1 G6-4-3 1B		4-0 BB IBB	
25 Jason Giambi, L OBP: 0.367, SLG: 0.345 (1, 10)		1-1 L4		3-2 K		0-0 P3		4-2 FC5-4 BB	
Ruben Sierra, S OBP: 0.290, SLG: 0.621 (8, PH)		1-2						1-2 2-3	
Bernie Williams, S OBP: 0.313, SLG: 0.328 (1, 8)		0-1 F8		1-0 G4-3		1-1 G6-4-3		0-0 FC5-4	
Tino Martinez, L OBP: 0.359, SLG: 0.582 (1, 3)			0-1 2 2B 55 FC3-2 1B		1-1 G4-3		0-1 G4-3		

Inning Stats	R: 1	H: 2	E: 0	K: 0	S: 11	LOB: 0	BB: 0	P: 18	R: 0	H: 0	E: 1	K: 0	S: 7	LOB: 1	BB: 1	P: 13	R: 0	H: 2	E: 0	K: 1	S: 11	LOB: 3	BB: 1	P: 20	R: 0	H: 1	E: 0	K: 1	S: 7	LOB: 0	BB: 0	P: 12	R: 0	H: 0	E: 0	K: 0	S: 5	LOB: 0	BB: 0	P: 6	R: 3	H: 3	E: 0	K: 0	S: 8	LOB: 0	BB: 1	P: 16	R: 0	H: 0	E: 0	K: 1	S: 7	LOB: 0	BB: 0	P: 9	R: 0	H: 0	E: 0	K: 2	S: 15	LOB: 3	BB: 3	P: 31
--------------	------	------	------	------	-------	--------	-------	-------	------	------	------	------	------	--------	-------	-------	------	------	------	------	-------	--------	-------	-------	------	------	------	------	------	--------	-------	-------	------	------	------	------	------	--------	-------	------	------	------	------	------	------	--------	-------	-------	------	------	------	------	------	--------	-------	------	------	------	------	------	-------	--------	-------	-------

PITCHER	IP	WLS	BF	H	R	ER	SO	BB	IBB	HBP	BLK	WP	HR	S	P	ERA	WHIP
Mike Maroth, L ERA: 4.53 (1, 1)	5.0	L	24	8	4	4	2	2	1	0	0	0	0	46	81	7.20	2.000
Jamie Walker, L ERA: 2.12 (6, 1)	2.0		5	0	0	0	1	0	0	0	0	0	0	10	13	0.00	0.000
Franklyn German, R ERA: 2.41 (8, 1)	0.2		4	0	0	0	2	1	1	0	0	0	0	11	23	0.00	1.500
Doug Creek, L ERA: 1.93 (8, 1)	0.1		2	0	0	0	0	1	0	0	0	0	0	4	8	0.00	3.000

**AB R H RBI BB SO LOB**


**BOTTOM**

**Detroit Tigers @ New York Yankees**  
Yankee Stadium, Bronx, NY

Wed May 25 2005, 7:05 PM EDT  
Att. 51,833 - Overcast - 51 F

livebaseballscorecards.com

**AB 28**  
**R 4**  
**H 8**  
**RBI 4**  
**BB 6**  
**SO 5**  
**LOB 20**



**WP: 0 PA: 35**  
**PB: 0**  
**SB: 1**  
**CS: 0**

**1B: 6 SF: 0**  
**2B: 2 SAC: 1**  
**3B: 0 DP: 2**  
**HR: 0 HBP: 0**

**ERA WHIP**

Batter	1	2	3	4	5	6	7	8	9	AB R H RBI BB SO LOB	TOP		
15 Brandon Inge, R (1, 5) OBP: 0.395, SLG: 0.483	1-2 G3 SH2-3 1B		2-2 1B 2B	3-3 1-2 K			1-2 G6-3		1-3 K	5 1 2 0 0 2 2			
Ramon Martinez, R (1, 4) OBP: 0.333, SLG: 0.325	0-0 SH2-3 1-2		0-2 E 1B			1-0 G1-3	1-1 G6-3			3 1 1 1 0 0 0			
Dmitri Young, S (1, 10) OBP: 0.322, SLG: 0.456	1-0 G3 2-3		0-0 E6 1-H 2B			1-2 G1-3		3-3 K		4 0 1 1 0 1 1			
Rondell White, R (1, 7) OBP: 0.335, SLG: 0.474	1-0 P3		0-0 G6-4-3 1B			2-1 E9 1B		0-3 K		4 0 2 0 0 1 1			
Ivan Rodriguez, R (1, 2) OBP: 0.292, SLG: 0.427		3-2 1B	0-0 G6-4-3 1-2f			1-1 G6-3		1-0 2B		4 0 2 0 0 0 3			
Craig Monroe, R (1, 9) OBP: 0.345, SLG: 0.407		2-2 F9		1-1 CS 1B		0-0 L7		0-1 G6-3		4 0 1 0 0 0 2			
Carlos Pena, L (1, 3) OBP: 0.301, SLG: 0.282		0-2 K		3-3 1 SAFE 1 SAFE 1-2 K		1-1 G4-3		3-3 K		4 0 0 0 0 3 2			
Jason Smith, L (1, 6) OBP: 0.263, SLG: 0.324		1-0 L4		0-0 1B 3B		3-2 L6		2-2 33 1B		4 1 2 0 0 0 1			
Nook Logan, S (1, 8) OBP: 0.331, SLG: 0.383 33 Marcus Thames, R (9, PH) OBP: 0.269, SLG: 0.479			0-2 P4	0-1 15 3-H 1B			0-3 K		3-3 1 SAFE K	3 0 1 1 0 1 0 1 0 0 0 0 1 1			
<b>Inning Stats</b>	R: 0 H: 1 E: 0 LOB: 1 K: 0 BB: 0 S: 7 P: 10	R: 0 H: 1 E: 0 LOB: 1 K: 1 BB: 0 S: 12 P: 18	R: 2 H: 4 E: 1 LOB: 1 K: 0 BB: 0 S: 12 P: 14	R: 1 H: 3 E: 0 LOB: 1 K: 2 BB: 0 S: 13 P: 19	R: 0 H: 1 E: 1 LOB: 1 K: 0 BB: 0 S: 9 P: 14	R: 0 H: 0 E: 0 LOB: 0 K: 0 BB: 0 S: 6 P: 10	R: 0 H: 0 E: 0 LOB: 0 K: 1 BB: 0 S: 9 P: 11	R: 0 H: 1 E: 0 LOB: 1 K: 2 BB: 0 S: 12 P: 16	R: 0 H: 1 E: 0 LOB: 1 K: 3 BB: 0 S: 14 P: 23	1B: 8 SF: 0 2B: 4 SAC: 1 3B: 1 DP: 2 HR: 0 HBP: 0	WP: 0 PA: 37 PB: 0 SB: 2 CS: 1		
<b>PITCHER</b>	IP WLS BF H R ER SO BB IBB HBP BLK WP HR S P ERA WHIP											<b>PITCHER</b>	IP WLS BF H R ER SO BB IBB HBP BLK WP HR S P ERA WHIP
Kevin Brown, R (1, 1) ERA: 5.14	7.0 W 29 10 3 3 4 0 0 0 0 0 0 68 96 3.86 1.429												
Tom Gordon, R (8, 1) ERA: 3.42	1.0 H 4 1 0 0 2 0 0 0 0 0 0 0 12 16 0.00 1.000												
42 Mariano Rivera, R (9, 1) ERA: 1.53	1.0 S 4 1 0 0 3 0 0 0 0 0 0 0 14 23 0.00 1.000												

**Detroit Tigers @ New York Yankees**  
 Yankee Stadium, Bronx, NY  
 Thu May 26 2005, 7:05 PM EDT  
 Att. 42,835 - Cloudy - 59 F

livebaseballscorecards.com

<b>AB</b>	36
<b>R</b>	3
<b>H</b>	12
<b>RBI</b>	3
<b>BB</b>	0
<b>SO</b>	9
<b>LOB</b>	13



Batter	1	2	3	4	5	6	7	8	9	AB	R	H	RBI	BB	SO	LOB
<b>2 Derek Jeter, R</b> OBP: 0.394, SLG: 0.416 (1, 6)	1-0 G1-4-3		3-3 K	2-2 FC6-4		4-1 FC5-4 BB		2-1 1B		4	0	1	1	1	1	2
<b>Tony Womack, L</b> OBP: 0.318, SLG: 0.310 (1, 7)	1-1 F7		0-2 CS 1B	0-0 FC6-4		0-1 F7		0-2 G4-3		5	0	1	0	0	0	5
<b>Gary Sheffield, R</b> OBP: 0.407, SLG: 0.509 (1, 9)	2-1 F9		3-1 55 1B		0-2 G4-3	1-1 FC5-4				4	0	1	0	0	0	2
<b>55 Hideki Matsui, L</b> OBP: 0.332, SLG: 0.406 (1, 8)		1-1 G3	0-0 1B		0-1 13 HR 1B		2-3 K			4	1	2	0	0	1	0
<b>13 Alex Rodriguez, R</b> OBP: 0.421, SLG: 0.659 (1, 5)		4-2 2B 20 E BB	2-3 K		0-1 1-H HR		2-0 20 S 1B			3	2	2	2	1	1	2
<b>Tino Martinez, L</b> OBP: 0.362, SLG: 0.587 (1, 3)		1-0 20 E 2B		1-1 24 E 20 1B FC6-4 1B	0-3 K		3-2 P6			4	1	2	0	0	1	1
<b>20 Jorge Posada, S</b> OBP: 0.367, SLG: 0.480 (1, 2)		0-0 E3 25 HBP 2B		2-1 2 FC6-4 24 E 1B	2-2 F8		1-1 F7			4	0	1	1	0	0	2
<b>25 Jason Giambi, L</b> OBP: 0.373, SLG: 0.348 (1, 10)		1-2 24 G4-6-3 HBP		0-3 K		1-2 2 BB 1B		0-2 G5-3		2	0	1	0	0	1	2
<b>Bernie Williams, S</b> OBP: 0.311, SLG: 0.326 (6, PR) (7, 10)		1-2 HBP								1	0	0	0	0	0	0
<b>24 Robinson Cano, L</b> OBP: 0.276, SLG: 0.389 (1, 4)		1-2 G4-6-3		2-1 FC6 2 FC6-4 1B	1-2 F7		1-3 K			4	0	0	0	0	1	6


Inning Stats	R: 0	H: 0	E: 0	K: 0	S: 5	R: 1	H: 1	E: 1	K: 0	S: 15	R: 0	H: 3	E: 0	K: 2	S: 13	R: 1	H: 2	E: 1	K: 1	S: 14	R: 2	H: 2	E: 0	K: 1	S: 15	R: 0	H: 1	E: 0	K: 1	S: 14	R: 0	H: 1	E: 0	K: 1	S: 11	R: 0	H: 1	E: 0	K: 1	S: 12	1B: 9	SF: 0	2B: 1	SAC: 0	3B: 0	DP: 1	HR: 1	HBP: 1	WP: 0	PA: 38
--------------	------	------	------	------	------	------	------	------	------	-------	------	------	------	------	-------	------	------	------	------	-------	------	------	------	------	-------	------	------	------	------	-------	------	------	------	------	-------	------	------	------	------	-------	-------	-------	-------	--------	-------	-------	-------	--------	-------	--------


PITCHER	IP	WLS	BF	H	R	ER	SO	BB	IBB	HBP	BLK	WP	HR	S	P	ERA	WHIP
<b>38 Jeremy Bolderman, R</b> ERA: 3.48 (1, 1)	6.0	L	30	9	4	3	4	2	0	0	0	0	1	76	112	4.50	1.833
<b>Jamie Walker, L</b> ERA: 2.04 (7, 1)	0.2		3	1	0	0	1	0	0	0	0	0	0	9	16	0.00	1.500
<b>Kyle Farnsworth, R</b> ERA: 3.05 (7, 1)	1.1		5	1	0	0	1	0	0	0	0	0	0	14	18	0.00	0.750

**DETROIT TIGERS @ NEW YORK YANKEES**  
**Yankee Stadium, Bronx, NY**  
 Thu May 26 2005, 7:05 PM EDT  
 Att: 42,835 - Cloudy - 59 F

livebaseballscorecards.com

**AB 35**  
**R 4**  
**H 11**  
**RBI 4**  
**BB 2**  
**SO 6**  
**LOB 22**



Batter	1	2	3	4	5	6	7	8	9	AB R H RBI BB SO LOB	TOP
15 Brandon Inge, R OBP: 0.397, SLG: 0.489 (1, 5)	3-2 1B 2B		3-1 G5-3		0-2 20 L6-3 1B		1-2 G6-3			4 1 2 0 0 0 0	
20 Omar Infante, R OBP: 0.275, SLG: 0.373 (1, 4)	1-2 G5-3		2-0 F8		0-0 1-1 L6-3		0-1 2B			4 0 1 0 0 0 2	
Dmitri Young, S OBP: 0.326, SLG: 0.476 (1, 10)	1-3 K			1-1 HR		1-1 G4-3 G1-3 HR 1B		1-3 K		4 2 2 1 0 2 2	
Rondell White, R OBP: 0.333, SLG: 0.468 (1, 7)	0-2 FC6-4 2-H 1B			2-2 F7		2-2 G1-3		0-0 G5-3		4 0 1 1 0 0 1	
Ivan Rodriguez, R OBP: 0.291, SLG: 0.429 (1, 2)	1-2 FC6-4 1-2f			0-0 2B		2-2 G4-3		0-1 F8		4 0 1 0 0 0 2	
Craig Monroe, R OBP: 0.349, SLG: 0.430 (1, 9)		2-1 G6-4-3 1B		1-2 G5-3		0-1 HR		0-1 F9		4 1 2 2 0 0 1	
Carlos Pena, L OBP: 0.307, SLG: 0.283 (1, 3)		2-0 G6-4-3 1-2f		4-2 BB		0-0 1B			1-3 K	3 0 1 0 1 1 1	AB 35 R 4 H 10 RBI 4 BB 1 SO 5 LOB 12
Jason Smith, L OBP: 0.238, SLG: 0.293 (1, 6)		0-0 G4-3		3-3 K		0-0 L7			2-3 K	4 0 0 0 0 2 3	
Nook Logan, S OBP: 0.321, SLG: 0.371 (1, 8)			0-1 B1-3		3-2 G4-3		0-0 G6-3		2-2 P4	4 0 0 0 0 0 0	
Inning Stats	R: 1 E: 0 K: 1 S: 16 H: 2 LOB: 1 BB: 0 P: 22	R: 0 E: 0 K: 0 S: 4 H: 1 LOB: 0 BB: 0 P: 8	R: 0 E: 0 K: 0 S: 5 H: 0 LOB: 0 BB: 0 P: 10	R: 1 E: 0 K: 1 S: 18 H: 2 LOB: 2 BB: 1 P: 29	R: 0 E: 0 K: 0 S: 9 H: 1 LOB: 0 BB: 0 P: 12	R: 2 E: 0 K: 0 S: 14 H: 3 LOB: 1 BB: 0 P: 19	R: 0 E: 0 K: 1 S: 10 H: 1 LOB: 1 BB: 0 P: 12	R: 0 E: 0 K: 0 S: 5 H: 0 LOB: 0 BB: 0 P: 5	R: 0 E: 0 K: 2 S: 11 H: 0 LOB: 0 BB: 0 P: 16	1B: 5 2B: 4 3B: 0 HR: 2 SF: 0 SAC: 0 DP: 2 HBP: 0	WP: 0 PB: 0 SB: 0 CS: 0 PA: 36
PITCHER Sidney Ponson, R ERA: 5.66 (1, 1)	IP 8.0 WLS L BF 33 H 10 R 4 ER 4 SO 3 BB 1 IBB 0 HBP 0 BLK 0 WP 0 HR 2 S 81 P 117 ERA 4.50 WHIP 1.375										
Steve Kline, L ERA: 5.29 (9, 1)	IP 1.0 WLS BF 3 H 0 R 0 ER 0 SO 2 BB 0 IBB 0 HBP 0 BLK 0 WP 0 HR 0 S 11 P 16 ERA 0.00 WHIP 0.000										

Detroit Tigers @ Baltimore Orioles  
 Oriole Park at Camden Yards, Baltimore, MD

Fri May 27 2005, 7:35 PM EDT  
 Att: 34,175 - Partly Cloudy - 81 F

livebaseballscorecards.com

Batter	1	2	3	4	5	6	7	8	9	AB R H RBI BB SO LOB
1 Brian Roberts, S OBP: 0.458, SLG: 0.663 (1, 4)	0-0 G6-3		1-2 G5-3			1-2 39 G4-3 3B		0-0 L8	4-2 BB	4 1 1 0 1 0 2
39 Jeff Fiorentino, L OBP: 0.273, SLG: 0.366 (1, 8)	2-2 G1-3			2-2 G6-3		0-0 G4-3		2-2 FC3-6 6 1B 10 1B 1-2f 2-3	2-3 K	5 1 0 1 0 1 5
6 Melvin Mora, R OBP: 0.353, SLG: 0.524 (1, 5)	1-2 P4			1-1 F8		2-1 G5-3		3-2 10 1B 1-3 3-H		4 0 1 1 0 0 0
10 Miguel Tejada, R OBP: 0.359, SLG: 0.585 (1, 6)		2-1 F9		0-1 E5 1B		0-2 G4-3		0-0 FC6-4 1B 1-2 3-H		4 0 1 1 0 0 0
Sammy Sosa, R OBP: 0.311, SLG: 0.425 (1, 9)		0-0 1B		0-2 FC4-6 1B 1-3		1-0 G5-3		0-1 FC6-4 1-2f		4 0 2 0 0 0 2
Rafael Palmeiro, L OBP: 0.364, SLG: 0.444 (1, 3)		0-0 G6-4-3 1B		2-1 FC4-6 1-2f		0-1 G5-4-3 1B			2-2 31 G4-3 2B	4 0 3 0 0 0 2 0 0 0 0 0 0 0
David Newhan, L (9, PR) OBP: 0.217, SLG: 0.321		1-2								
Chris Gomez, R OBP: 0.500, SLG: 0.486 (1, 10)		0-1 G6-4-3 1-2f				0-2 F9		2-2 G5-4-3 1-2f		3 0 0 0 0 0 3 1 0 0 0 0 0 1
31 Jay Gibbons, L OBP: 0.316, SLG: 0.544 (9, PH)									1-2 G4-3 2-3	
B.J. Surhoff, L OBP: 0.271, SLG: 0.381 (1, 7)			0-1 P5		1-1 L5			1-2 39 FC3-6 6 1B BB 1B	0-0 G4-3	4 1 1 0 0 0 2
Geronimo Gil, R OBP: 0.222, SLG: 0.269 (1, 2)			1-1 G5-3		2-3 K			4-0 39 FC3-6 BB 1-2	4-2 1 BB BB	2 0 0 0 2 1 0 0 0 0 0 0 0 0
John Parrish, L (9, PR)										

**BOTTOM**

**Detroit Tigers @ Baltimore Orioles**  
 Oriole Park at Camden Yards, Baltimore, MD

Fri May 27 2005, 7:35 PM EDT  
 Att. 34,175 - Partly Cloudy - 81 F

livebaseballscorecards.com

AB	35
R	3
H	9
RBI	3
BB	3
SO	2
LOB	17



Inning Stats	R: 0	H: 0	E: 0	K: 0	S: 7	H: 2	LOB: 1	BB: 0	P: 8	R: 0	H: 0	E: 0	K: 0	S: 7	R: 0	H: 1	E: 1	K: 0	S: 13	R: 0	H: 0	E: 0	K: 1	S: 9	R: 1	H: 1	E: 0	K: 0	S: 10	R: 0	H: 1	E: 0	K: 0	S: 6	R: 2	H: 3	E: 0	K: 0	S: 13	R: 0	H: 1	E: 0	K: 1	S: 19	1B: 7	2B: 1	3B: 1	HR: 0	SF: 0	SAC: 0	DP: 2	HBP: 0	WP: 0	PA: 38
--------------	------	------	------	------	------	------	--------	-------	------	------	------	------	------	------	------	------	------	------	-------	------	------	------	------	------	------	------	------	------	-------	------	------	------	------	------	------	------	------	------	-------	------	------	------	------	-------	-------	-------	-------	-------	-------	--------	-------	--------	-------	--------

PITCHER	IP	WLS	BF	H	R	ER	SO	BB	IBB	HBP	BLK	WP	HR	S	P	ERA	WHIP
29 Nate Robertson, L (1, 1) ERA: 3.04	7.2	W	29	6	3	3	1	1	0	0	0	0	0	65	93	3.52	0.913
Kyle Farnsworth, R (8, 1) ERA: 3.0	0.1	H	3	2	0	0	0	0	0	0	0	0	0	6	9	0.00	6.000
Ugueth Urbina, R (9, 1) ERA: 3.22	1.0	S	6	1	0	0	1	2	0	0	0	0	0	19	32	0.00	3.000



Batter	1	2	3	4	5	6	7	8	9	AB R H RBI BB SO LOB
1 Brian Roberts, S OBP: 0.459, SLG: 0.660 (1, 4)	1-0 CS 1B		0-0 G4-3			1-0 1B		1-1 P6		4 0 2 0 0 0 0
B.J. Surhoff, L OBP: 0.292, SLG: 0.414 (1, 7)	4-2 6 G4-6-3 1-2 BB			0-0 6 1B 3B		2-2 10 G6-4-3 1-3 1B		1-2 G3-1	3 1 2 0 1 0 0	
6 Melvin Mora, R OBP: 0.351, SLG: 0.518 (1, 5)	3-2 G4-6-3 1-2f			0-1 G5-4-3 3-H 1B		0-3 K		1-1 G5-3	4 0 1 1 0 1 3	
10 Miguel Tejada, R OBP: 0.357, SLG: 0.594 (1, 6)		2-1 HR		3-2 F7		2-1 G6-4-3 1-2f		0-2 G6-3	4 1 1 1 0 0 3	
Sammy Sosa, R OBP: 0.304, SLG: 0.415 (1, 9)		3-2 G4-3		1 SAFE X 3-2 G5-4-3 1-2f			1-1 F8		3 0 0 0 0 0 1	
Rafael Palmeiro, L OBP: 0.364, SLG: 0.461 (1, 3)		2-3 K			2-2 HR		2-2 G4-3		3 1 1 1 0 1 0	
31 Jay Gibbons, L OBP: 0.311, SLG: 0.533 (1, 10)		0-1 F8			1-1 F8		1-2 F8		3 0 0 0 0 0 0	
Sal Fasano, R OBP: 0.313, SLG: 0.667 (1, 2)			1-0 G5-3		0-3 K2-3			0-1 G1-3	3 0 0 0 0 1 0	
David Newhan, L OBP: 0.206, SLG: 0.305 (1, 8)			2-0 F7		2-2 G1-3			0-1 G4-3	3 0 0 0 0 0 0	

Inning Stats		R: 0 E: 0 K: 0 S: 7	H: 1 LOB: 0 BB: 1 P: 15	R: 1 E: 0 K: 1 S: 10	H: 1 LOB: 0 BB: 0 P: 17	R: 0 E: 0 K: 0 S: 3	H: 0 LOB: 0 BB: 0 P: 6	R: 1 E: 0 K: 0 S: 7	H: 2 LOB: 0 BB: 0 P: 10	R: 1 E: 0 K: 1 S: 14	H: 1 LOB: 0 BB: 0 P: 19	R: 0 E: 0 K: 1 S: 9	H: 2 LOB: 1 BB: 0 P: 14	R: 0 E: 0 K: 0 S: 8	H: 0 LOB: 0 BB: 0 P: 12	R: 0 E: 0 K: 0 S: 6	H: 0 LOB: 0 BB: 0 P: 7	R: 0 E: 0 K: 0 S: 8	H: 0 LOB: 0 BB: 0 P: 10	1B: 4 2B: 0 3B: 1 HR: 2	SF: 0 SAC: 0 DP: 3 HBP: 0	WP: 0 PB: 0 SB: 0 CS: 1	PA: 31 ERA WHIP	
PITCHER		IP WLS BF H R ER SO BB IBB HBP BLK WP HR S P ERA WHIP	Jason Johnson, R (1, 1) ERA: 3.53		Ugueth Urbina, R (9, 1) ERA: 3.09																			

**DETROIT TIGERS @ BALTIMORE ORIOLES**  
**ORIOLE PARK AT CAMDEN YARDS, BALTIMORE, MD**  
 Sat May 28 2005, 4:35 PM EDT  
 Att. 35,955 - Partly Cloudy - 71 F

AB	30
R	3
H	7
RBI	3
BB	1
SO	3
LOB	7

livebaseballscores.com



Batter	1	2	3	4	5	6	7	8	9	AB R H RBI BB SO LOB	TOP																	
15 Brandon Inge, R OBP: 0.393, SLG: 0.473 (1, 5)	1-3 K			3-2 F7	4-0 BB		2-1 HR	0-1 FC6-5		4 1 1 0 1 1 1																		
Ramon Martinez, R OBP: 0.298, SLG: 0.289 (1, 6) Jason Smith, L OBP: 0.217, SLG: 0.267 (9, 6)	0-3 K			2-2 G3	0-0 P4		0-2 F7	0-1 G5-4-3		5 0 0 0 0 1 7 0 0 0 0 0 0 0																		
Dmitri Young, S OBP: 0.340, SLG: 0.506 (1, 3)	3-2 L6			0-1 E		0-0 HR	1-1 HR		1-0 1B	4 3 3 3 0 0 0																		
Craig Monroe, R OBP: 0.348, SLG: 0.459 (1, 9)		1-2 P3		1-0 E9		2-2 G6-3	2-2 HR		2-3 K	5 1 1 3 0 1 1																		
Ivan Rodriguez, R OBP: 0.299, SLG: 0.441 (1, 10)		1-2 F8		1-0 G6-3		2-2 P2	1-2 20 1B		2-0 1B	5 1 2 0 0 0 1																		
33 Marcus Thames, R OBP: 0.277, SLG: 0.467 (1, 7)		1-3 K			1-0 P3	0-2 1B	4-0 20 1B		0-3 K	4 0 1 0 1 2 2																		
20 Omar Infante, R OBP: 0.278, SLG: 0.387 (1, 4)			3-3 K		2-3 K	0-3 K	1-1 13 1B		0-0 F9	5 0 1 1 0 3 3																		
13 Vance Wilson, R OBP: 0.243, SLG: 0.125 (1, 2)			3-2 G6-3		3-2 15 1B					3 1 1 0 1 0 2																		
Nook Logan, S OBP: 0.331, SLG: 0.386 (1, 8)			0-3 K		0-2 15 1B		1-2 15 1B	1-2 15 2B		4 1 3 0 0 1 0																		
<b>Inning Stats</b>	R: 0 E: 0 K: 2 S: 10	H: 0 LOB: 0 BB: 0 P: 14	R: 0 E: 0 K: 1 S: 10	H: 0 LOB: 0 BB: 0 P: 13	R: 0 E: 0 K: 2 S: 10	H: 0 LOB: 0 BB: 0 P: 16	R: 1 E: 1 K: 0 S: 10	H: 1 LOB: 1 BB: 0 P: 17	R: 0 E: 0 K: 1 S: 12	H: 2 LOB: 3 BB: 1 P: 22	R: 1 E: 0 K: 1 S: 14	H: 2 LOB: 1 BB: 0 P: 18	R: 6 E: 0 K: 0 S: 23	H: 6 LOB: 1 BB: 2 P: 40	R: 0 E: 0 K: 0 S: 7	H: 1 LOB: 0 BB: 0 P: 8	R: 0 E: 0 K: 2 S: 9	H: 1 LOB: 2 BB: 0 P: 14	1B: 7 2B: 4 3B: 0 HR: 2	SF: 0 SAC: 0 DP: 2 HBP: 1	WP: 0 PB: 0 SB: 0 CS: 0	PA: 43						
<b>PITCHER</b>	IP WLS BF H R ER SO BB IBB HBP BLK WP HR S P ERA WHIP																											
Bruce Chen, L ERA: 3.46 (1, 1)	6.0		26	5	3	2	7	2	0	0	0	0	0	1	68	106	3.00	1.167										
Steve Reed, R ERA: 7.11 (7, 1)	0.1	L	5	4	4	4	0	0	0	0	0	0	1	14	20	108.00	12.000											
Steve Kline, L ERA: 5.6 (7, 1)	0.2		4	2	1	1	0	1	0	0	0	0	0	7	14	13.50	4.500											
Jorge Julio, R ERA: 2.45 (8, 1)	1.0		3	1	0	0	0	0	0	0	0	0	0	7	8	0.00	1.000											
James Baldwin, R ERA: (9, 1)	1.0		5	1	0	0	2	0	0	1	0	0	0	9	14	0.00	1.000											

**Detroit Tigers @ Baltimore Orioles**  
**Oriole Park at Camden Yards, Baltimore, MD**

Sun May 29 2005, 1:35 PM EDT  
 Att. 37,061 - Sunny - 80 F

livebaseballscorecards.com

AB	39
R	8
H	13
RBI	7
BB	3
SO	9
LOB	17






Batter	1	2	3	4	5	6	7	8	9	AB	R	H	RBI	BB	SO	LOB	
1 Brian Roberts, S OBP: 0.458, SLG: 0.656 (1, 4)											4	1	1	0	1	0	1
B.J. Surhoff, L OBP: 0.298, SLG: 0.435 (1, 7)											5	1	2	2	0	0	2
6 Melvin Mora, R OBP: 0.347, SLG: 0.510 (1, 5)											5	0	1	0	0	0	3
10 Miguel Tejada, R OBP: 0.358, SLG: 0.585 (1, 6)											3	2	0	0	2	1	3
Sammy Sosa, R OBP: 0.314, SLG: 0.413 (1, 9)											3	1	1	1	2	0	2
Chris Gomez, R OBP: 0.533, SLG: 0.541 (1, 3)											2	0	2	1	1	0	0
Rafael Palmeiro, L OBP: 0.362, SLG: 0.458 (9, PH)											1	0	0	0	0	0	0
31 Jay Gibbons, L OBP: 0.309, SLG: 0.523 (1, 10)											3	0	0	1	1	1	4
Geronimo Gil, R OBP: 0.207, SLG: 0.255 (1, 2)											3	0	0	1	0	2	4
39 Jeff Fiorentino, L OBP: 0.277, SLG: 0.364 (1, 8)											3	1	1	0	0	2	4
Napoleon Calzado, R OBP: 1.000, SLG: 1.000 (8, PH) (9, 8)											1	0	1	0	0	0	0

Inning Stats	R: 0	H: 1	E: 0	LOB: 1	K: 0	BB: 0	S: 7	R: 0	H: 0	E: 0	LOB: 2	K: 2	BB: 2	S: 11	R: 0	H: 0	E: 0	LOB: 0	K: 0	BB: 0	S: 8	R: 1	H: 0	E: 1	LOB: 1	K: 1	BB: 2	S: 12	R: 5	H: 4	E: 0	LOB: 2	K: 1	BB: 3	S: 22	R: 0	H: 2	E: 0	LOB: 2	K: 1	BB: 0	S: 11	R: 0	H: 1	E: 0	LOB: 0	K: 1	BB: 0	S: 7	R: 0	H: 1	E: 0	LOB: 1	K: 0	BB: 0	S: 11	R: 0	H: 0	E: 0	LOB: 0	K: 0	BB: 0	S: 9	R: 0	H: 0	E: 0	LOB: 0	K: 0	BB: 0	S: 9	1B: 6	SF: 1	2B: 2	SAC: 1	3B: 1	DP: 1	HR: 0	HBP: 0	WP: 1	PA: 42
--------------	------	------	------	--------	------	-------	------	------	------	------	--------	------	-------	-------	------	------	------	--------	------	-------	------	------	------	------	--------	------	-------	-------	------	------	------	--------	------	-------	-------	------	------	------	--------	------	-------	-------	------	------	------	--------	------	-------	------	------	------	------	--------	------	-------	-------	------	------	------	--------	------	-------	------	------	------	------	--------	------	-------	------	-------	-------	-------	--------	-------	-------	-------	--------	-------	--------

PITCHER	IP	WLS	BF	H	R	ER	SO	BB	IBB	HBP	BLK	WP	HR	S	P	ERA	WHIP
Wilfredo Ledezma, L ERA: 6.75 (1, 1)	4.0		20	3	4	4	3	5	0	0	0	0	0	49	89	9.00	2.000
Chris Spurling, R ERA: 3.0 (5, 1)	2.0	W	12	4	2	2	2	0	2	0	0	1	0	22	42	9.00	2.000
Kyle Farnsworth, R ERA: 2.86 (7, 1)	1.0	H	3	1	0	0	1	0	0	0	0	0	0	7	9	0.00	1.000
Jamie Walker, L ERA: 1.96 (8, 1)	0.2	H	3	1	0	0	0	0	0	0	0	0	0	8	12	0.00	1.500
Franklyn German, R ERA: 2.37 (8, 1)	0.1	H	1	0	0	0	0	0	0	0	0	0	0	3	4	0.00	0.000

**DETROIT TIGERS @ BALTIMORE ORIOLES**  
**ORIOLE PARK AT CAMDEN YARDS, BALTIMORE, MD**  
 Sun May 29 2005, 1:35 PM EDT  
 Att. 37,061 - Sunny - 80 F

<b>AB</b>	<b>33</b>
<b>R</b>	<b>6</b>
<b>H</b>	<b>9</b>
<b>RBI</b>	<b>6</b>
<b>BB</b>	<b>7</b>
<b>SO</b>	<b>6</b>
<b>LOB</b>	<b>23</b>



Batter	1	2	3	4	5	6	7	8	9	AB R H RBI BB SO LOB	TOP										
<b>Andres Torres, S</b> (1, 8) OBP: 0.154, SLG: 0.154	0-2 G6-3		3-3 K	0-1 P3		1-0 10 S 1B		0-0 G4-3		5 1 1 0 0 1 1											
<b>10 Michael Young, R</b> (1, 6) OBP: 0.344, SLG: 0.441	1-2 G3-1		1-1 23 FC5-4 1B	2-1 FC6-4 1-2f		2-1 23 2B 1B		4-1 BB		4 1 2 1 1 0 1											
<b>23 Mark Teixeira, S</b> (1, 3) OBP: 0.350, SLG: 0.548	3-2 9 2B 3B		0-1 FC5-4 1-2f		3-1 HR 1B	0-1 9 1B 2B		0-1 L8		5 2 3 1 0 0 2											
<b>9 Hank Blalock, L</b> (1, 5) OBP: 0.350, SLG: 0.483	2-2 3-H 2B		3-3 K		0-3 K	0-0 HBP 1B		1-2 F7		5 0 2 1 0 2 3											
<b>Alfonso Soriano, R</b> (1, 4) OBP: 0.312, SLG: 0.560	1-0 F8			2-1 BB 3B 1B	1-3 K	2-2 HBP		1-0 L8		4 1 1 0 0 1 2											
<b>Kevin Mench, R</b> (1, 7) OBP: 0.372, SLG: 0.595		1-1 F7		1 SAFE 4-2 3B BB	1-1 HR	3-2 P5		2-2 1B 1B		4 2 2 2 1 0 3											
<b>Richard Hidalgo, R</b> (1, 9) OBP: 0.320, SLG: 0.467		1-3 K		0-1 F9	2-1 P6		1-3 K		3-1 G6-4-3 1B	5 0 1 0 0 2 2											
<b>Chad Allen, R</b> (1, 10) OBP: 0.327, SLG: 0.360		1-2 1B		1-2 1-H 2-H 3B		2-3 K		2-2 G6-3		5 1 2 2 0 1 2											
<b>Rod Barajas, R</b> (1, 2) OBP: 0.270, SLG: 0.354		0-1 F8		1-2 10 FC6-4 3-H 1B		0-1 P3		0-1 G4-3		4 0 1 1 0 0 1											
<b>Inning Stats</b>	R: 1 E: 0 K: 0 S: 14	H: 2 LOB: 1 BB: 0 P: 21	R: 0 E: 0 K: 1 S: 11	H: 1 LOB: 1 BB: 0 P: 14	R: 0 E: 0 K: 2 S: 12	H: 1 LOB: 1 BB: 0 P: 19	R: 3 E: 0 K: 0 S: 22	H: 3 LOB: 1 BB: 1 P: 32	R: 2 E: 0 K: 2 S: 13	H: 2 LOB: 0 BB: 0 P: 20	R: 2 E: 0 K: 1 S: 17	H: 4 LOB: 3 BB: 0 P: 27	R: 0 E: 0 K: 1 S: 10	H: 0 LOB: 0 BB: 0 P: 13	R: 0 E: 0 K: 0 S: 7	H: 0 LOB: 1 BB: 1 P: 12	R: 0 E: 0 K: 0 S: 10	H: 2 LOB: 1 BB: 0 P: 16	1B: 10 2B: 2 3B: 2 HR: 1	SF: 0 SAC: 0 DP: 1 HBP: 1	WP: 0 PA: 44 PB: 0 SB: 1 CS: 0
<b>PITCHER</b>	IP WLS BF H R ER SO BB IBB HBP BLK WP HR S P ERA WHIP																				
<b>Mike Maroth, L</b> (1, 1) ERA: 5.04	4.2 L 24 9 6 6 5 1 0 0 0 0 0 1 70 102 11.57 2.143																				
<b>Matt Ginter, R</b> (5, 1) ERA: 6.23	1.0 8 4 2 2 1 0 0 1 0 0 0 0 16 25 18.00 4.000																				
<b>Doug Creek, L</b> (6, 1) ERA: 1.5	1.1 4 0 0 0 1 0 0 0 0 0 0 0 13 19 0.00 0.000																				
<b>Chris Spurling, R</b> (8, 1) ERA: 2.7	1.0 4 0 0 0 0 1 0 0 0 0 0 0 7 12 0.00 1.000																				
<b>Franklyn German, R</b> (9, 1) ERA: 2.25	1.0 4 2 0 0 0 0 0 0 0 0 0 0 10 16 0.00 2.000																				

Texas Rangers @ Detroit Tigers  
Comerica Park, Detroit, MI

Tue May 31 2005, 7:05 PM EDT  
Att. 16,931 - Clear - 70 F

livebaseballscorecards.com

AB	41
R	8
H	15
RBI	8
BB	2
SO	7
LOB	17




Batter	1	2	3	4	5	6	7	8	9	AB R H RBI BB SO LOB
15 Brandon Inge, R OBP: 0.394, SLG: 0.489 (1, 5)	2-1 HR		1 SAFE 2-2 F8			2-3 K		0-1 1B		4 1 2 2 0 1 1
Ramon Martinez, R OBP: 0.275, SLG: 0.265 (1, 6)	0-1 F9		2-1 FC5-4			1-0 F9		2-1 F8		4 0 0 0 0 0 2
Dmitri Young, S OBP: 0.333, SLG: 0.494 (1, 3)	1-3 K			0-0 P4		1-0 F8			1-2 G5-3	4 0 0 0 0 1 0
Craig Monroe, R OBP: 0.346, SLG: 0.453 (1, 9)	2-1 F8			1-2 33 FC5-4 1B		1-0 F8			0-0 G4-3	4 0 1 0 0 0 0
Ivan Rodriguez, R OBP: 0.294, SLG: 0.433 13 Vance Wilson, R OBP: 0.237, SLG: 0.121 (1, 2) (9, PH)		2-1 L9		2-3 K		2-3 K			1-2 G6-3	3 0 0 0 0 2 1 1 0 0 0 0 0 0
33 Marcus Thames, R OBP: 0.279, SLG: 0.455 (1, 7)		4-2 31 L1-3 BB		1-0 FC5-4		1-3 K				2 0 0 0 1 1 1
31 Chris Shelton, R OBP: 0.333, SLG: 0.667 (1, 10)		1-2 L1-3			2-2 G4-3			3-2 G4-3 15 1B 2B		3 1 1 0 0 0 1
20 Omar Infante, R OBP: 0.279, SLG: 0.386 (1, 4)			1-1 FC5-4 1B		0-1 P4			0-1 F8		3 0 1 0 0 0 1
Nook Logan, S OBP: 0.324, SLG: 0.378 (1, 8)			1 SAFE 3-2 P4		0-3 K			0-0 G4-3		3 0 0 0 0 1 2

Inning Stats	R: 1 E: 0 K: 1 S: 9	H: 1 LOB: 0 BB: 0 P: 14	R: 0 E: 0 K: 0 S: 7	H: 0 LOB: 0 BB: 1 P: 14	R: 0 E: 0 K: 0 S: 11	H: 1 LOB: 1 BB: 0 P: 19	R: 0 E: 0 K: 1 S: 8	H: 1 LOB: 1 BB: 0 P: 12	R: 0 E: 0 K: 1 S: 10	H: 0 LOB: 0 BB: 0 P: 12	R: 0 E: 0 K: 1 S: 5	H: 0 LOB: 0 BB: 0 P: 9	R: 0 E: 0 K: 2 S: 7	H: 0 LOB: 0 BB: 0 P: 11	R: 1 E: 0 K: 0 S: 11	H: 2 LOB: 1 BB: 0 P: 16	R: 0 E: 0 K: 0 S: 8	H: 0 LOB: 0 BB: 0 P: 10	1B: 3 2B: 2 3B: 0 HR: 1	SF: 0 SAC: 0 DP: 1 HBP: 0
--------------	------------------------------	----------------------------------	------------------------------	----------------------------------	-------------------------------	----------------------------------	------------------------------	----------------------------------	-------------------------------	----------------------------------	------------------------------	---------------------------------	------------------------------	----------------------------------	-------------------------------	----------------------------------	------------------------------	----------------------------------	----------------------------------	------------------------------------

PITCHER	IP	WLS	BF	H	R	ER	SO	BB	IBB	HBP	BLK	WP	HR	S	P	ERA	WHIP
Kenny Rogers, L ERA: 1.65 (1, 1)	7.0		24	3	1	1	6	1	0	0	0	0	1	57	91	1.29	0.571
Nick Regilio, R ERA: 4.32 (8, 1)	1.0		5	2	1	1	0	0	0	0	0	0	0	11	16	9.00	2.000
43 Kameron Loe, R ERA: 2.16 (9, 1)	1.0		3	0	0	0	0	0	0	0	0	0	0	8	10	0.00	0.000

**TEXAS RANGERS @ DETROIT TIGERS**  
Comerica Park, Detroit, MI  
Tue May 31 2005, 7:05 PM EDT  
Att. 16,931 - Clear - 70 F

<b>AB</b>	<b>31</b>
<b>R</b>	<b>2</b>
<b>H</b>	<b>5</b>
<b>RBI</b>	<b>2</b>
<b>BB</b>	<b>1</b>
<b>SO</b>	<b>6</b>
<b>LOB</b>	<b>9</b>



WP	HR	S	P	ERA	WHIP
0	0	0	32		

Batter	1	2	3	4	5	6	7	8	9	AB R H RBI BB SO LOB	TOP											
David Dellucci, L (1, 10) OBP: 0.462, SLG: 0.556	0-1 1B		2-2 F8		1-0 23 FC4-6 1B		0-1 10 1B 1B		1-3 K	5 0 3 0 0 1 0												
10 Michael Young, R (1, 6) OBP: 0.347, SLG: 0.442	1-3 K			0-0 9 2B 1B	1-3 K		0-0 1B			4 1 2 0 0 2 2												
23 Mark Teixeira, S (1, 3) OBP: 0.343, SLG: 0.538	0-3 K			1-1 P5	1-0 FC4-6		2-0 G3-1			4 0 0 0 0 1 5												
9 Hank Blalock, L (1, 5) OBP: 0.352, SLG: 0.488	1-0 F7			3-2 1-H HR 2B		3-1 F8 G5-3 1B		2-2 G3		4 1 2 1 0 0 1												
Alfonso Soriano, R (1, 4) OBP: 0.311, SLG: 0.555		1-0 F7		0-0 F9		0-2 G5-3		1-0 1B		4 0 1 0 0 0 2												
Kevin Mench, R (1, 7) OBP: 0.369, SLG: 0.605		3-2 P5		0-1 2-H HR		1-2 F8		2-3 K		4 1 1 2 0 1 2												
Laynce Nix, L (1, 8) OBP: 0.286, SLG: 0.443		1-3 K		0-3 K		1-2 P6		1-3 K		4 0 0 0 0 3 2												
Richard Hidalgo, R (1, 9) OBP: 0.318, SLG: 0.481			0-1 G5-3		1-2 HR		1-3 K		3-3 K	4 1 1 1 0 2 0												
Rod Barajas, R (1, 2) OBP: 0.264, SLG: 0.346			0-0 L5		1-1 G5-3		1-0 P3		1-3 K	3 0 0 0 0 0 0												
Andres Torres, S (9, PH) OBP: 0.143, SLG: 0.143										1 0 0 0 0 1 0												
<b>Inning Stats</b>	R: 0 E: 0 K: 2 S: 10	H: 1 LOB: 1 BB: 0 P: 12	R: 0 E: 0 K: 1 S: 7	H: 0 LOB: 0 BB: 0 P: 12	R: 0 E: 0 K: 0 S: 6	H: 0 LOB: 0 BB: 0 P: 8	R: 3 E: 0 K: 1 S: 12	H: 3 LOB: 0 BB: 0 P: 16	R: 1 E: 0 K: 1 S: 11	H: 2 LOB: 1 BB: 0 P: 16	R: 0 E: 0 K: 0 S: 13	H: 1 LOB: 1 BB: 0 P: 18	R: 0 E: 0 K: 1 S: 8	H: 2 LOB: 2 BB: 0 P: 12	R: 0 E: 0 K: 2 S: 10	H: 1 LOB: 1 BB: 0 P: 16	R: 0 E: 0 K: 3 S: 11	H: 0 LOB: 0 BB: 0 P: 16	1B: 7 2B: 1 3B: 0 HR: 2	SF: 0 SAC: 0 DP: 0 HBP: 0	WP: 0 PB: 0 SB: 0 CS: 0	PA: 37
<b>PITCHER</b>	IP WLS BF H R ER SO BB IBB HBP BLK WP HR S P ERA WHIP																					
38 Jeremy Bonderman, R (1, 1) ERA: 3.62	7.1 W 32 10 4 4 6 0 0 0 0 0 2 71 101 4.91 1.364																					
Kyle Farnsworth, R (8, 1) ERA: 2.78	0.2 H 2 0 0 0 2 0 0 0 0 0 0 6 9 0.00 0.000																					
Ugueth Urbina, R (9, 1) ERA: 2.84	1.0 S 3 0 0 0 3 0 0 0 0 0 0 11 16 0.00 0.000																					

Texas Rangers @ Detroit Tigers  
Comerica Park, Detroit, MI  
Wed Jun 01 2005, 7:05 PM EDT  
Att. 15,428 - Clear - 76 F

livebaseballscorecards.com

AB	37
R	4
H	10
RBI	4
BB	0
SO	11
LOB	14



Batter	1	2	3	4	5	6	7	8	9
15 Brandon Inge, R OBP: 0.396, SLG: 0.490	2-2 K		1-0 G6-4-3			1-0 G6-3	3-2 1B		
20 Omar Infante, R OBP: 0.272, SLG: 0.376	0-2 P3			2-1 F8		1-1 P2	0-0 F8		
Dmitri Young, S OBP: 0.332, SLG: 0.506	2-2 F7			3-1 HR		0-0 G6-3	0-1 L9		
Rondell White, R OBP: 0.335, SLG: 0.464		1-0 G5-3		1-0 1B			0-1 1B	1-1 F9	
Ivan Rodriguez, R OBP: 0.293, SLG: 0.429		1-0 F9		2-3 K			0-0 1B	0-0 G3	
Craig Monroe, R OBP: 0.344, SLG: 0.455		1-1 G4-3		3-1 G5-3			0-2 1B	1-0 L6	
31 Chris Shelton, R OBP: 0.333, SLG: 0.500			1-2 1B		2-2 G6-3		1-1 G6-3		
39 Tony Giarratano, S OBP: 0.667, SLG: 0.667			2-2 F8		0-1 G4-3		1-0 1B		
Nook Logan, S OBP: 0.325, SLG: 0.377			0-1 1B		0-0 G4-3		0-0 E1		

Inning Stats	R: 0	H: 0	E: 0	K: 1	S: 10	R: 0	H: 0	E: 0	K: 0	S: 4	R: 0	H: 2	E: 0	K: 1	S: 9	R: 1	H: 2	E: 0	K: 1	S: 10	R: 0	H: 1	E: 0	K: 0	S: 6	R: 0	H: 1	E: 0	K: 0	S: 4	R: 5	H: 5	E: 1	K: 0	S: 18	R: 0	H: 0	E: 0	K: 0	S: 4
	LOB: 0	BB: 0	P: 14	LOB: 0	BB: 0	P: 7	LOB: 1	BB: 0	P: 13	LOB: 0	BB: 0	P: 8	LOB: 1	BB: 0	P: 7	LOB: 0	BB: 0	P: 8	LOB: 0	BB: 0	P: 8	LOB: 0	BB: 0	P: 6	LOB: 1	BB: 0	P: 23	LOB: 0	BB: 0	P: 6	LOB: 0	BB: 0	P: 6	LOB: 0	BB: 0	P: 6	LOB: 0	BB: 0	P: 6	

PITCHER											PITCHER																													
IP	WLS	BF	H	R	ER	SO	BB	IBB	HBP	BLK	WP	HR	S	P	ERA	WHIP	IP	WLS	BF	H	R	ER	SO	BB	IBB	HBP	BLK	WP	HR	S	P	ERA	WHIP							
Ryan Drese, R ERA: 6.04	(1, 1)	6.1	L	27	10	6	5	2	0	0	0	0	1	53	81	7.11	1.579																							
Doug Brocail, R ERA: 4.09	(7, 1)	1.2		6	1	0	0	0	0	0	0	0	0	12	17	0.00	0.600																							

AB R H RBI BB SO LOB

4	0	2	2	0	1	2
4	0	0	0	0	0	2
4	1	1	1	0	0	2
4	1	2	0	0	0	0
4	1	1	0	0	1	1
4	1	1	1	0	0	1
3	0	1	1	0	0	1
3	1	2	1	0	0	1
3	1	1	0	0	0	2

1B: 9	SF: 0	WP: 0	PA: 33
2B: 1	SAC: 0	PB: 0	
3B: 0	DP: 3	SB: 0	
HR: 1	HBP: 0	CS: 0	

**Texas Rangers @ Detroit Tigers**  
Comerica Park, Detroit, MI  
Wed Jun 01 2005, 7:05 PM EDT  
Att. 15,428 - Clear - 76 F

livebaseballscorecards.com

AB	33
R	6
H	11
RBI	6
BB	0
SO	2
LOB	12





BOTTOM

Texas Rangers @ Detroit Tigers  
Comerica Park, Detroit, MI  
Thu Jun 02 2005, 1:05 PM EDT  
Att. 21,166 - Sunny - 76 F

livebaseballscorecards.com

AB 35  
R 6  
H 10  
RBI 6  
BB 3  
SO 10  
LOB 16



WP: 0 PA: 42  
PB: 0  
SB: 1  
CS: 0

AB R H RBI BB SO LOB

4	1	1	0	1	2	2
3	0	1	1	0	0	0
4	0	0	0	0	2	6
5	1	2	3	0	0	3
5	1	1	0	0	3	3
5	1	2	1	0	0	0
4	1	2	0	0	2	0
2	0	0	0	2	0	1
3	1	1	0	0	1	1
0	0	0	1	0	0	0
0	0	0	0	0	0	0

Batter	1	2	3	4	5	6	7	8	9	10
15 Brandon Inge, R OBP: 0.396, SLG: 0.485 (1, 5) (10, 8)	K		1B SH1-4 BB		P6			F7 20 HBP 1B	K	
20 Omar Infante, R OBP: 0.277, SLG: 0.375 (1, 4)	F9		SH1-4		P3			HBP	DI 1B	
Dmitri Young, S OBP: 0.325, SLG: 0.495 (1, 10)	K		K				G4-6-3 HBP	F7	F7	
Rondell White, R OBP: 0.337, SLG: 0.480 (1, 7)		HR	1B				G4-6-3	P4		G5-3
Ivan Rodriguez, R OBP: 0.291, SLG: 0.429 (1, 2)	K		K				P3	K		1B 2B
Craig Monroe, R OBP: 0.345, SLG: 0.453 (1, 9)	F8				F8			F9	39 BB 9 SF9 31 1B 1B	2B 1B
31 Chris Shelton, R OBP: 0.400, SLG: 0.500 (1, 3)	1B				K			K	39 BB 20 1B 1B	
39 Tony Giarratano, S OBP: 0.571, SLG: 0.400 (1, 6)	P6				F7			BB	20 1B BB	
Nook Logan, S OBP: 0.325, SLG: 0.376 9 Carlos Guillen, S OBP: 0.412, SLG: 0.497 Ramon Martinez, R OBP: 0.275, SLG: 0.265 (1, 8) (9, PH) (10, 5)	1B		1B SH1-4 15 S		K			G4-3	SF9	

Inning Stats	R: 0	H: 0	E: 0	K: 2	S: 8	R: 1	H: 2	E: 0	K: 1	S: 9	R: 2	H: 2	E: 0	K: 2	S: 16	R: 0	H: 0	E: 0	K: 1	S: 9	R: 0	H: 0	E: 0	K: 0	S: 4	R: 0	H: 0	E: 0	K: 1	S: 9	R: 0	H: 1	E: 0	K: 1	S: 9	R: 2	H: 3	E: 0	K: 1	S: 18	R: 1	H: 2	E: 0	K: 0	S: 11
	0	0	0	0	14	1	2	0	1	16	2	2	0	2	24	0	0	0	1	11	0	0	0	0	6	0	1	0	0	19	0	1	0	1	14	2	3	0	1	27	1	2	0	17	

PITCHER	IP	WLS	BF	H	R	ER	SO	BB	IBB	HBP	BLK	WP	HR	S	P	ERA	WHIP
Chris Young, R ERA: 3.03 (1, 1)	7.0		27	4	3	3	8	2	0	1	0	0	1	63	100	3.86	0.857
43 Kameron Loe, R ERA: 2.08 (8, 1)	0.1	H	3	1	0	0	0	0	0	1	0	0	0	4	7	0.00	3.000
Francisco Cordero, R ERA: 3.97 (8, 1)	1.2	B	9	3	2	2	2	1	0	0	0	0	0	23	34	10.80	2.400
Nick Regilio, R ERA: 4.76 (10, 1)	0.1	L	3	2	1	1	0	0	0	0	0	0	0	11	17	27.00	6.000

Batter	1	2	3	4	5	6	7	8	9	AB R H RBI BB SO LOB	TOP	
David Newhan, L (1, 8) OBP: 0.250, SLG: 0.346	0-3 K		2-2 6 E 6 1B		1-3 K			0-0 F7		4 1 1 0 0 2 0		
6 Melvin Mora, R (1, 5) OBP: 0.350, SLG: 0.491	1-3 K		0-0 1-H 1B			1-2 P3			4-2 E 10 1B SF7 BB	3 1 1 1 1 1 0		
10 Miguel Tejada, R (1, 6) OBP: 0.370, SLG: 0.611	0-1 G5-3		1-3 K			1-1 G6-3			3-1 FC1-6 31 1B 1B	4 1 1 0 0 1 1		
Sammy Sosa, R (1, 9) OBP: 0.313, SLG: 0.396		0-0 G5-3		3-2 G5-3		3-2 F9			3-1 E6 FC1-6	4 0 0 0 0 0 2		
Rafael Palmeiro, L (1, 10) OBP: 0.345, SLG: 0.425		0-0 G3-1		0-1 G3			3-1 F8		1-0 SF7	3 0 0 1 0 0 0		
B.J. Surhoff, L (1, 7) OBP: 0.328, SLG: 0.464		2-1 2B		0-0 1B			2-1 G6-3		3-H 1-0 FC1-6 31 1B	4 0 2 0 0 0 2		
31 Jay Gibbons, L (1, 3) OBP: 0.308, SLG: 0.535 Ramon Nivar, R (9, PR)		0-0 P4		0-2 L9			1-3 K2-3		0-1 1B	4 0 1 1 0 1 2 0 0 0 0 0 0 0		
Chris Gomez, R (1, 4) OBP: 0.491, SLG: 0.500			0-0 G5-4-3 1B		0-0 P2			1-1 G6-3	1-3 K	4 0 1 0 0 1 2		
Geronimo Gil, R (1, 2) OBP: 0.215, SLG: 0.306			1-0 G5-4-3		1-1 G6-3			1-3 K		3 0 0 0 0 1 1		
<b>Inning Stats</b>	R: 0 H: 0 E: 0 LOB: 0 K: 2 BB: 0 S: 8 P: 9	R: 0 H: 1 E: 0 LOB: 1 K: 0 BB: 0 S: 5 P: 7	R: 1 H: 3 E: 1 LOB: 1 K: 1 BB: 0 S: 13 P: 17	R: 0 H: 1 E: 0 LOB: 1 K: 0 BB: 0 S: 12 P: 15	R: 0 H: 0 E: 0 LOB: 0 K: 1 BB: 0 S: 6 P: 8	R: 0 H: 0 E: 0 LOB: 0 K: 0 BB: 0 S: 8 P: 13	R: 0 H: 0 E: 0 LOB: 0 K: 1 BB: 0 S: 7 P: 13	R: 0 H: 0 E: 0 LOB: 0 K: 1 BB: 0 S: 6 P: 8	R: 2 H: 2 E: 1 LOB: 2 K: 1 BB: 1 S: 13 P: 26	1B: 6 SF: 1 2B: 1 SAC: 0 3B: 0 DP: 1 HR: 0 HBP: 0	WP: 0 PA: 35 PB: 0 SB: 0 CS: 0	
<b>PITCHER</b> Jason Johnson, R (1, 1) ERA: 3.27 Kyle Farnsworth, R (9, 1) ERA: 2.66	IP WLS BF H R ER SO BB IBB HBP BLK WP HR S P ERA WHIP	8.0 W 30 6 3 1 6 1 0 0 0 0 0 0 69 101 1.12 0.875	1.0 S 5 1 0 0 1 0 0 0 0 0 0 0 9 15 0.00 1.000	<b>PITCHER</b> IP WLS BF H R ER SO BB IBB HBP BLK WP HR S P ERA WHIP								

**Baltimore Orioles @ Detroit Tigers**  
Comerica Park, Detroit, MI  
Fri Jun 03 2005, 7:05 PM EDT  
Att. 30,784 - Partly Cloudy - 70 F

livebaseballscorecards.com

AB	33
R	3
H	7
RBI	3
BB	1
SO	7
LOB	10





Batter	1	2	3	4	5	6	7	8	9	AB	R	H	RBI	BB	SO	LOB
15 Brandon Inge, R OBP: 0.394, SLG: 0.480 (1, 5)	2-2 F8		1-0 F8			1-3 K	0-2 1B			4	0	1	1	0	1	1
20 Omar Infante, R OBP: 0.271, SLG: 0.366 (1, 4)	0-2 G5-3		0-1 CS	2-2 P4		1-0 F8	0-2 F9			4	0	0	0	0	0	2
Dmitri Young, S OBP: 0.322, SLG: 0.484 (1, 3)	0-0 G5-3			2-3 K			2-2 G6-3	3-1 F8		4	0	0	0	0	1	0
Rondell White, R OBP: 0.335, SLG: 0.474 (1, 7)		0-1 G6-3		0-0 G5-3			3-1 2B 1B	0-1 G4-3		4	1	1	0	0	0	0
Ivan Rodriguez, R OBP: 0.295, SLG: 0.451 (1, 2)		1-0 F9			3-1 HR		0-1 31 1B 2B	0-1 G6-3		4	2	2	2	0	0	0
Craig Monroe, R OBP: 0.345, SLG: 0.462 (1, 9)		0-1 3B			0-0 G5-3		2-2 G5-3			3	0	1	0	0	0	1
31 Chris Shelton, R OBP: 0.385, SLG: 0.462 (1, 10)		2-3 K			0-1 G6-3		2-1 39 1B			3	1	1	1	0	1	1
39 Tony Giarratano, S OBP: 0.500, SLG: 0.375 (1, 6)			2-2 P3			1-3 K	1-0 15 1B			3	1	1	1	0	1	0
Nook Logan, S OBP: 0.331, SLG: 0.377 (1, 8)			0-0 20 CS 1B			3-2 G4-3	4-0 15 1B BB			2	0	1	0	1	0	0

Inning Stats	R: 0	H: 0	E: 0	K: 0	S: 8	R: 0	H: 1	E: 0	K: 1	S: 8	R: 0	H: 1	E: 0	K: 0	S: 7	R: 0	H: 0	E: 0	K: 1	S: 7	R: 1	H: 1	E: 0	K: 1	S: 8	R: 0	H: 0	E: 0	K: 0	S: 8	R: 4	H: 5	E: 0	K: 0	S: 21	R: 0	H: 0	E: 0	K: 0	S: 6
	LOB: 0	BB: 0	P: 10	LOB: 1	BB: 0	P: 11	LOB: 0	BB: 0	P: 10	LOB: 0	BB: 0	P: 12	LOB: 0	BB: 0	P: 13	LOB: 2	BB: 1	P: 35	LOB: 0	BB: 0	P: 9	LOB: 0	BB: 0	P: 9	1B: 5	SF: 0	2B: 1	SAC: 0	3B: 1	DP: 0	HR: 1	HBP: 0	WP: 0	PA: 33	PB: 0	SB: 0	CS: 1			


PITCHER	IP	WLS	BF	H	R	ER	SO	BB	IBB	HBP	BLK	WP	HR	S	P	ERA	WHIP
Bruce Chen, L ERA: 3.53 (1, 1)	6.1	L	23	5	3	3	4	0	0	0	0	0	1	54	80	4.26	0.789
Todd Williams, R ERA: 3.97 (7, 1)	0.1		5	3	2	2	0	1	0	0	0	0	0	10	19	54.00	12.000
James Baldwin, R ERA: (7, 1)	1.1		4	0	0	0	0	0	0	0	0	0	0	9	12	0.00	0.000


**BOTTOM**

**Baltimore Orioles @ Detroit Tigers**  
Comerica Park, Detroit, MI  
Fri Jun 03 2005, 7:05 PM EDT  
Att. 30,784 - Partly Cloudy - 70 F

livebaseballscorecards.com

AB	31
R	5
H	8
RBI	5
BB	1
SO	4
LOB	5



Batter	1	2	3	4	5	6	7	8	9	AB R H RBI BB SO LOB	TOP				
Ramon Nivar, R (1, 8) OBP: 0.333, SLG: 0.333 David Newhan, L (8, PH) OBP: 0.256, SLG: 0.363 (8, 8)	0-1 G5-4-3 1B	0-2 G6-3			2-2 G4-3	0-0 SH1-3		2-2 G5-3 10 E 2B	0-3 K	3 0 1 0 0 0 1 2 1 1 0 0 1 3					
6 Melvin Mora, R (1, 5) OBP: 0.354, SLG: 0.500	1-2 G5-4-3 1-2f		1-2 P4		4-2 BB 10 1B HR	4-2 BB 10 FC5-4		2-2 G5-3	3-2 HR	4 2 1 4 2 0 2					
10 Miguel Tejada, R (1, 6) OBP: 0.369, SLG: 0.617	0-1 G5-3		1-3 K		0-0 BB 1-2 HR	1-2 FC5-4		0-0 FC6	0-0 HR	6 2 2 1 0 1 2					
Sammy Sosa, R (1, 9) OBP: 0.320, SLG: 0.403		2-2 G3 1B 2B	2-2 1B		4-0 BB 1-2 HR	3-2 G5-3		3-3 K	1-1 G5-3	5 2 2 0 1 1 3					
Rafael Palmeiro, L (1, 3) OBP: 0.341, SLG: 0.436		0-1 G3	1-0 F7		2-1 HR		2-1 G4-3	0-2 G1		5 1 1 4 0 0 3					
B.J. Surhoff, L (1, 7) OBP: 0.331, SLG: 0.462		2-1 G1-3 BB E 1B		0-1 F8	2-1 G5-3		2-3 K		2-2 1B 6 HR 1B	5 2 2 1 0 1 0					
Chris Gomez, R (1, 4) OBP: 0.516, SLG: 0.519		4-0 G1-3 E BB		1-1 G5-3	2-2 1B		0-1 31 2B 1B	3-1 1B 6 HR 1B	4 3 3 0 1 0 0		AB 43 R 14 H 16 RBI 11 BB 4 SO 5 LOB 21				
31 Jay Gibbons, L (1, 10) OBP: 0.311, SLG: 0.537		1-2 G1-3		0-2 1B	0-1 F7		1-0 1-H 2B	0-2 F8	5 0 2 1 0 0 5						
Geronimo Gil, R (1, 2) OBP: 0.209, SLG: 0.297 Sal Fasano, R (6, PH) OBP: 0.300, SLG: 0.481 (6, 2)		3-2 E6		2-3 K		1-1 10 FC5-4 SH1-3 HBP	1-2 G6-3	0-1 6 HR 1B	2 0 0 0 0 1 1 2 1 1 0 0 0 1						
<b>Inning Stats</b>	R: 0 H: 1 E: 0 LOB: 0 K: 0 BB: 0 S: 9 P: 10	R: 3 H: 2 E: 1 LOB: 1 K: 0 BB: 1 S: 19 P: 31	R: 0 H: 1 E: 0 LOB: 1 K: 1 BB: 0 S: 13 P: 18	R: 0 H: 1 E: 0 LOB: 1 K: 1 BB: 0 S: 10 P: 13	R: 4 H: 3 E: 0 LOB: 1 K: 0 BB: 2 S: 21 P: 37	R: 0 H: 0 E: 0 LOB: 2 K: 0 BB: 1 S: 10 P: 19	R: 1 H: 2 E: 0 LOB: 1 K: 1 BB: 0 S: 12 P: 18	R: 1 H: 1 E: 1 LOB: 1 K: 1 BB: 0 S: 15 P: 22	R: 5 H: 5 E: 0 LOB: 0 K: 1 BB: 0 S: 21 P: 30	1B: 10 SF: 0 2B: 3 SAC: 1 3B: 0 DP: 1 HR: 3 HBP: 1	WP: 0 PA: 49 PB: 0 SB: 1 CS: 0				
<b>PITCHER</b>	IP WLS BF H R ER SO BB IBB HBP BLK WP HR S P ERA WHIP											<b>PITCHER</b>	IP WLS BF H R ER SO BB IBB HBP BLK WP HR S P ERA WHIP		
Wilfredo Ledezma, L (1, 1) ERA: 7.07	4.1		7 7 5 2 3 0 0 0 0 0 0 1 63 96 10.38 2.308												
Chris Spurling, R (5, 1) ERA: 1.98	1.2		8 1 0 0 0 1 0 1 0 0 0 0 19 32 0.00 1.200												
Jamie Walker, L (7, 1) ERA: 2.37	0.2	L	4 2 1 1 1 0 0 0 0 0 0 0 9 14 13.50 3.000												
Franklyn German, R (7, 1) ERA: 2.49	1.0		5 1 1 0 1 0 0 0 0 0 0 0 15 23 0.00 1.000												
Doug Creek, L (8, 1) ERA: 7.36	1.1		9 5 5 5 1 0 0 0 0 0 0 2 24 33 33.75 3.750												

**Baltimore Orioles @ Detroit Tigers**  
Comerica Park, Detroit, MI  
Sat Jun 04 2005, 7:05 PM EDT  
Att. 33,451 - Partly Cloudy - 83 F

livebaseballscorecards.com



Batter	1	2	3	4	5	6	7	8	9	AB R H RBI BB SO LOB	BOTTOM
15 Brandon Inge, R OBP: 0.398, SLG: 0.485	2-2 F8	4-1 9 2B 1B BB		2-1 P4		3-2 9 1B 1B		3-1 1B 2B		4 1 2 0 1 0 0	<p><b>Baltimore Orioles @ Detroit Tigers</b> Comerica Park, Detroit, MI</p> <p>Sat Jun 04 2005, 7:05 PM EDT Att. 33,451 - Partly Cloudy - 83 F</p>
Ramon Martinez, R OBP: 0.286, SLG: 0.278	0-3 K 9 BB HR	1-1 9 2B 1B		0-3 K		3-1 L7		2-2 2-3 1B		5 2 2 1 0 2 1	
9 Carlos Guillen, S OBP: 0.423, SLG: 0.509	4-0 HR BB	2-2 1-H 2-H 2B		0-0 1B		0-1 1-2 1B		2-2 P4		4 1 3 2 1 0 2	
Rondell White, R OBP: 0.332, SLG: 0.483	1-0 1-H 2-H HR	0-0 G4-3		1-3 K		1-1 G2-3		2-1 G6-3		5 1 1 3 0 1 4	
Ivan Rodriguez, R OBP: 0.293, SLG: 0.444	0-0 G5-3		0-1 2B SF7 1B		0-3 K		0-0 G6-3		2-3 K	5 1 1 0 0 2 0	
Dmitri Young, S OBP: 0.319, SLG: 0.482	0-1 L9		0-0 1-3 2B		1-0 G6-3		1-3 K		2-2 G6-3	5 0 1 0 0 1 0	
Craig Monroe, R OBP: 0.343, SLG: 0.460		1-2 L9	0-0 3-H SF7 1B		3-2 39 S 1B		2-2 L4			3 0 1 1 0 0 0	
39 Tony Giarratano, S OBP: 0.357, SLG: 0.250		1-0 G1-3	0-0 P5		1 SAFE 1 SAFE 1 SAFE 1 SAFE 1 F 1 B 1 D 1 T S	3-3 K		0-1 L6		4 0 0 0 0 1 2	
Nook Logan, S OBP: 0.329, SLG: 0.374		2-2 15 S 1B 1B	0-2 P5		0-3 K		0-1 G4-3			4 1 1 0 0 1 1	

Inning Stats	R: 3	H: 1	E: 0	K: 1	S: 12	L: 0	LOB: 0	BB: 1	P: 19	R: 3	H: 3	E: 0	K: 0	S: 15	L: 1	LOB: 1	BB: 1	P: 26	R: 1	H: 2	E: 0	K: 0	S: 8	L: 0	LOB: 1	BB: 0	P: 8	R: 0	H: 1	E: 0	K: 2	S: 9	L: 0	LOB: 1	BB: 0	P: 12	R: 0	H: 1	E: 0	K: 1	S: 13	L: 0	LOB: 2	BB: 0	P: 20	R: 0	H: 2	E: 0	K: 1	S: 12	L: 0	LOB: 2	BB: 0	P: 19	R: 0	H: 0	E: 0	K: 1	S: 8	L: 0	LOB: 0	BB: 0	P: 11	R: 0	H: 2	E: 0	K: 0	S: 12	L: 0	LOB: 2	BB: 0	P: 19	R: 0	H: 0	E: 0	K: 1	S: 10	L: 0	LOB: 0	BB: 0	P: 16	1B: 8	2B: 3	3B: 0	HR: 1	SF: 1	SAC: 0	DP: 0	HBP: 0	WP: 1	PB: 0	SB: 2	CS: 0	PA: 42
--------------	------	------	------	------	-------	------	--------	-------	-------	------	------	------	------	-------	------	--------	-------	-------	------	------	------	------	------	------	--------	-------	------	------	------	------	------	------	------	--------	-------	-------	------	------	------	------	-------	------	--------	-------	-------	------	------	------	------	-------	------	--------	-------	-------	------	------	------	------	------	------	--------	-------	-------	------	------	------	------	-------	------	--------	-------	-------	------	------	------	------	-------	------	--------	-------	-------	-------	-------	-------	-------	-------	--------	-------	--------	-------	-------	-------	-------	--------

PITCHER	IP	WLS	BF	H	R	ER	SO	BB	IBB	HBP	BLK	WP	HR	S	P	ERA	WHIP
Rodrigo Lopez, R ERA: 4.6	(1, 1)	3.0		18	6	7	1	2	0	0	0	1	1	35	53	21.00	2.667
John Parrish, L ERA: 1.13	(4, 1)	2.2	12	4	0	0	5	0	0	0	0	0	0	32	48	0.00	1.500
Steve Reed, R ERA: 6.43	(6, 1)	0.1	W	1	0	0	0	0	0	0	0	0	0	2	3	0.00	0.000
Jorge Julio, R ERA: 2.12	(7, 1)	2.0	H	8	2	0	1	0	0	0	0	0	0	20	30	0.00	1.000
B.J. Ryan, L ERA: 2.2	(9, 1)	1.0		3	0	0	1	0	0	0	0	0	0	10	16	0.00	0.000

<b>AB</b>	39
<b>R</b>	7
<b>H</b>	12
<b>RBI</b>	7
<b>BB</b>	2
<b>SO</b>	8
<b>LOB</b>	10



Batter	1	2	3	4	5	6	7	8	9	AB R H RBI BB SO LOB	TOP		
<b>Ramon Nivar, R</b> (1, 8) OBP: 0.429, SLG: 0.429	1-2 CS 1B			0-1 G6-3	0-1 G6-3		0-0 6E 6 SF8 1B			4 1 2 1 0 0 1			
<b>6 Melvin Mora, R</b> (1, 5) OBP: 0.356, SLG: 0.502	1-1 F9			2-1 1B	3-2 1B		2-1 SF8			3 0 2 2 0 0 1			
<b>10 Miguel Tejada, R</b> (1, 6) OBP: 0.363, SLG: 0.606	1-1 P6			1-1 F8	1-3 K		1-0 P4			4 0 0 0 0 1 3			
<b>Sammy Sosa, R</b> (1, 10) OBP: 0.318, SLG: 0.399	0-0 CS	2-1 P3		0-2 F8		0-0 G5-3		2-1 G6-4-3 1B		4 0 1 0 0 0 1			
<b>Rafael Palmeiro, L</b> (1, 3) OBP: 0.344, SLG: 0.434			4-2 G4-6-3 BB		1-1 31 2B 1B	1-1 P6		1-1 F8		3 1 1 0 1 0 1			
<b>Chris Gomez, R</b> (1, 4) OBP: 0.515, SLG: 0.518		0-0 G4-6-3			0-0 31 2B E 1B	0-2 E6		2-0 G6-4-3		4 1 2 0 0 0 2			
<b>31 Jay Gibbons, L</b> (1, 9) OBP: 0.309, SLG: 0.536				0-2 F7	1-0 E G6-3 2B	0-2 G4-3			0-0 F7	4 1 1 1 0 0 1			
<b>Napoleon Calzado, R</b> (1, 7) OBP: 0.250, SLG: 0.250				1-2 P5					1-3 K	3 0 0 0 0 0 2			
<b>David Newhan, L</b> (9, PH) OBP: 0.253, SLG: 0.358										1 0 0 0 0 1 0			
<b>Sal Fasano, R</b> (1, 2) OBP: 0.294, SLG: 0.484				0-0 F8	0-1 FC5 G6-3 6 1B		3-2 1B 6 WP 2B		0-2 P4	4 2 1 0 0 0 1			
<b>Inning Stats</b>	R: 0 E: 0 K: 0 S: 7 H: 1 LOB: 0 BB: 0 P: 10	R: 0 E: 0 K: 0 S: 5 H: 0 LOB: 0 BB: 1 P: 11	R: 0 E: 0 K: 0 S: 8 H: 0 LOB: 0 BB: 0 P: 9	R: 0 E: 0 K: 0 S: 9 H: 1 LOB: 1 BB: 0 P: 12	R: 4 E: 1 K: 1 S: 19 H: 4 LOB: 1 BB: 0 P: 25	R: 0 E: 1 K: 0 S: 9 H: 1 LOB: 1 BB: 0 P: 10	R: 2 E: 0 K: 0 S: 9 H: 2 LOB: 0 BB: 0 P: 15	R: 0 E: 0 K: 1 S: 7 H: 1 LOB: 0 BB: 0 P: 10	R: 0 E: 0 K: 1 S: 7 H: 0 LOB: 0 BB: 0 P: 8	1B: 8 2B: 2 3B: 0 HR: 0 SF: 1 SAC: 0 DP: 2 HBP: 0	WP: 1 PB: 0 SB: 0 CS: 1 PA: 37		
<b>PITCHER</b>	IP WLS BF H R ER SO BB IBB HBP BLK WP HR S P ERA WHIP											<b>PITCHER</b>	IP WLS BF H R ER SO BB IBB HBP BLK WP HR S P ERA WHIP
<b>Mike Maroth, L</b> (1, 1) ERA: 4.73	8.0 L 33 10 6 2 1 1 0 0 0 0 1 0 71 102 2.25 1.375												
<b>Troy Percival, R</b> (9, 1) ERA: 3.38	1.0 3 0 0 0 1 0 0 0 0 0 0 0 7 8 0.00 0.000												

**Baltimore Orioles @ Detroit Tigers**  
Comerica Park, Detroit, MI  
Sun Jun 05 2005, 1:05 PM EDT  
Att. 28,252 - Partly Cloudy - 85 F

livebaseballscorecards.com

AB	34
R	6
H	10
RBI	4
BB	1
SO	2
LOB	13



Batter	1	2	3	4	5	6	7	8	9	AB R H RBI BB SO LOB
15 Brandon Inge, R OBP: 0.392, SLG: 0.476 (1, 5) B C F X	1-2 L9 ①		2-3 K ②			2-2 F7 ①		0-1 L8 ③		4 0 0 0 0 1 1
20 Omar Infante, R OBP: 0.265, SLG: 0.357 (1, 4) B B C X	2-1 G6-3 ②		0-0 F8 ③			1-3 K ②		0-1 P2 ①		4 0 0 0 0 1 1
9 Carlos Guillen, S OBP: 0.419, SLG: 0.503 (1, 6) B B X	2-0 HR 1B			2-3 K ①		2-2 G4-3 ③		1-1 G3 ②		4 1 1 0 0 1 1
Dmitri Young, S OBP: 0.327, SLG: 0.508 (1, 10) B X	1-0 HR			1-2 G6-4-3 1B		1-1 31 F8 2B		0-1 L1-3 ③		4 1 3 2 0 0 0
Craig Monroe, R OBP: 0.338, SLG: 0.453 (1, 9) X	0-0 F8 ③			0-0 G6-4-3 ② ③ 1-2f		3-1 F7 ①				3 0 0 0 0 0 2
31 Chris Shelton, R OBP: 0.313, SLG: 0.375 (1, 3)		2-2 P3 ①			1-1 G6-3 ①		1-1 F8 ②			3 0 0 0 0 0 1
33 Marcus Thames, R OBP: 0.270, SLG: 0.438 (1, 7)		2-1 F8 ②			2-1 G6-3 ②		2-3 K ③			3 0 0 0 0 1 1
13 Vance Wilson, R OBP: 0.220, SLG: 0.111 (1, 2)		3-2 G6-3 ③			3-1 L8 ③			2-2 G6-3 ①		3 0 0 0 0 0 0
Nook Logan, S OBP: 0.329, SLG: 0.373 (1, 8)			2-2 P4 ①			0-0 20 S 1B		1-2 L9 ②		3 0 1 0 0 0 0

Inning Stats	R: 2 E: 0 K: 0 S: 8	H: 2 LOB: 0 BB: 0 P: 14	R: 0 E: 0 K: 0 S: 10	H: 0 LOB: 0 BB: 0 P: 17	R: 0 E: 0 K: 1 S: 8	H: 0 LOB: 0 BB: 0 P: 12	R: 0 E: 0 K: 1 S: 8	H: 1 LOB: 0 BB: 0 P: 11	R: 0 E: 0 K: 0 S: 6	H: 0 LOB: 0 BB: 0 P: 12	R: 0 E: 0 K: 1 S: 11	H: 1 LOB: 1 BB: 0 P: 16	R: 0 E: 0 K: 1 S: 11	H: 1 LOB: 1 BB: 0 P: 18	R: 0 E: 0 K: 0 S: 10	H: 0 LOB: 0 BB: 0 P: 13	R: 0 E: 0 K: 0 S: 6	H: 0 LOB: 0 BB: 0 P: 7	1B: 3 2B: 1 3B: 0 HR: 1	SF: 0 SAC: 0 DP: 1 HBP: 0
--------------	------------------------------	----------------------------------	-------------------------------	----------------------------------	------------------------------	----------------------------------	------------------------------	----------------------------------	------------------------------	----------------------------------	-------------------------------	----------------------------------	-------------------------------	----------------------------------	-------------------------------	----------------------------------	------------------------------	---------------------------------	----------------------------------	------------------------------------

**BOTTOM**

**Baltimore Orioles @ Detroit Tigers**  
Comerica Park, Detroit, MI  
Sun Jun 05 2005, 1:05 PM EDT  
Att. 28,252 - Partly Cloudy - 85 F

AB	31
R	2
H	5
RBI	2
BB	0
SO	4
LOB	7



PITCHER	IP	WLS	BF	H	R	ER	SO	BB	IBB	HBP	BLK	WP	HR	S	P	ERA	WHIP
40 Daniel Cabrera, R ERA: 5.1 (1, 1)	7.0		25	5	2	2	4	0	0	0	0	0	1	62	100	2.57	0.714
Todd Williams, R ERA: 3.8 (8, 1)	1.0		3	0	0	0	0	0	0	0	0	0	0	10	13	0.00	0.000
Steve Kline, L ERA: 5.03 (9, 1)	1.0		3	0	0	0	0	0	0	0	0	0	0	6	7	0.00	0.000

Batter	1	2	3	4	5	6	7	8	9	AB R H RBI BB SO LOB	TOP
15 Brandon Inge, R (1, 5) OBP: 0.389, SLG: 0.472	1-1 F9		0-0 FC5-4 G5-3 1B		0-1 F9			1-2 G6-3		4 1 1 0 0 0 0	<p>Detroit Tigers @ Los Angeles Dodgers</p> <p>Dodger Stadium, Los Angeles, CA</p> <p>Mon Jun 06 2005, 7:10 PM PDT</p> <p>Att. 33,518 - Clear - 64 F</p>
9 Carlos Guillen, S (1, 6) OBP: 0.410, SLG: 0.491	1-0 G4-3		2-1 FC5 FC5-4 1-2		2-0 G4-3			1-1 G4-3		4 0 0 0 0 0 1	
Dmitri Young, S (1, 3) OBP: 0.326, SLG: 0.500	0-3 K		0-0 FC5-4 G5-3 1-2f 2-3		0-0 G6-3			4-2 BB		3 0 0 0 1 1 2	
Rondell White, R (1, 7) OBP: 0.325, SLG: 0.473		2-2 G5-3	2-1 G5-3			2-3 K		1-0 G5-3		4 0 0 1 0 1 2	
Ivan Rodriguez, R (1, 2) OBP: 0.292, SLG: 0.446		0-2 2B	1-0 G5-3			0-3 K		0-1 G1-3		4 1 1 0 0 1 1	
Craig Monroe, R (1, 9) OBP: 0.337, SLG: 0.454		0-1 E		1-1 G1-3		0-1 F8		1-2 F8		4 1 1 1 0 0 0	
20 Omar Infante, R (1, 4) OBP: 0.259, SLG: 0.349		1-1 P5		1-0 G1-3			2-3 K	2-3 K		4 0 0 0 0 2 1	
Nook Logan, S (1, 8) OBP: 0.335, SLG: 0.385		0-0 E4		1-2 2B			0-2 G1-3			3 0 2 0 0 0 0	
38 Jeremy Bonderman, R (1, 1) 39 Tony Giarratano, S (7, PH) Chris Spurling, R (7, 1) Jamie Walker, L (8, 1) Franklyn German, R (8, 1)		0-3 K		0-0 G5-6-3			0-1 G4-3			2 0 0 0 0 1 2	
Inning Stats	R: 0 H: 0 E: 0 LOB: 0 K: 1 BB: 0 S: 6 P: 8	R: 2 H: 3 E: 1 LOB: 1 K: 1 BB: 0 S: 14 P: 17	R: 1 H: 1 E: 1 LOB: 1 K: 0 BB: 0 S: 7 P: 12	R: 0 H: 1 E: 0 LOB: 1 K: 0 BB: 0 S: 7 P: 10	R: 0 H: 0 E: 0 LOB: 0 K: 2 BB: 0 S: 8 P: 10	R: 0 H: 0 E: 0 LOB: 0 K: 1 BB: 0 S: 8 P: 10	R: 0 H: 0 E: 0 LOB: 1 K: 1 BB: 1 S: 10 P: 17	R: 0 H: 0 E: 0 LOB: 0 K: 1 BB: 0 S: 9 P: 12	1B: 2 SF: 0 2B: 3 SAC: 0 3B: 0 DP: 0 HR: 0 HBP: 0	WP: 0 PA: 34 PB: 0 SB: 0 CS: 0	
PITCHER	IP WLS BF H R ER SO BB IBB HBP BLK WP HR S P ERA WHIP										
Derek Lowe, R (1, 1) ERA: 3.35	8.0 W 31 5 3 1 5 1 0 0 0 0 0 0 64 90 1.12 0.750										
Eric Gagne, R (9, 1) ERA: 3.48	1.0 S 3 0 0 0 1 0 0 0 0 0 0 0 9 12 0.00 0.000										

livebaseballscorecards.com

AB	33
R	3
H	5
RBI	2
BB	1
SO	6
LOB	9



Batter	1	2	3	4	5	6	7	8	9	AB	R	H	RBI	BB	SO	LOB	BOTTOM
<b>Cesar Izturis, S</b> (1, 6) OBP: 0.366, SLG: 0.396 <i>C B B B B B B X</i>	3-2 L7 		0-3 K 		1-1 G5-3 		0-0 FC3-6 			4	0	0	0	0	1	3	<b>Detroit Tigers @ Los Angeles Dodgers</b> <b>Dodger Stadium, Los Angeles, CA</b> Mon Jun 06 2005, 7:10 PM PDT Att. 33,518 - Clear - 64 F
<b>17 Jason Repko, R</b> (1, 9) OBP: 0.300, SLG: 0.440 <i>C X</i>	0-1 F7 			3-1 HR 		4-2 BB 12 HR BB 	1 SAFE 2-1 F7 			3	2	1	1	1	0	1	
<b>J.D. Drew, L</b> (1, 8) OBP: 0.403, SLG: 0.500 <i>B C C C C C C X</i>	2-3 K 			0-0 12 1B 3B 		4-0 12 HR BB 	1-2 G3 			3	2	1	0	1	1	0	
<b>12 Jeff Kent, R</b> (1, 4) OBP: 0.371, SLG: 0.534 <i>B C C C C C C X</i>		2-3 K 		0-1 G5-4-3 1B 		1-1 HR 1-H 2-H 	3-3 K 			4	1	2	4	0	2	0	
<b>Jayson Werth, R</b> (1, 7) OBP: 0.357, SLG: 0.396 <i>B C C C C C C X</i>		1-3 K 		3-1 G5-4-3 1-2 		3-1 F8 	2-1 1B S 			4	0	1	0	0	1	1	
<b>Antonio Perez, R</b> (1, 5) OBP: 0.472, SLG: 0.516 <i>X</i>		0-0 G1-3 		3-1 P4 		1-3 K 	1-1 G5-3 			4	0	0	0	0	1	1	
<b>Hee-Seop Choi, L</b> (1, 3) OBP: 0.327, SLG: 0.417 <i>B B B S X</i>		2-1 G4-3 			2-1 P5 	0-2 G5-3 				3	0	0	0	0	0	0	
<b>Jason Phillips, R</b> (1, 2) OBP: 0.316, SLG: 0.408 <i>C X</i>		0-1 P1 			0-0 SH3-4 1B 		1-2 CS 2B 			3	0	2	0	0	0	0	
<b>Derek Lowe, R</b> (1, 1) OBP: 0.185, SLG: 0.222 <b>Eric Gagne, R</b> (9, 1) <i>X</i>		0-0 E1 			0-0 SH3-4 1-2 		1-1 FC3-6 1B 			2	0	1	0	0	0	0	
<b>Inning Stats</b>	R: 0 H: 0 E: 0 LOB: 0 K: 1 BB: 0 S: 9 P: 14	R: 0 H: 0 E: 0 LOB: 0 K: 2 BB: 0 S: 9 P: 12	R: 0 H: 0 E: 1 LOB: 1 K: 1 BB: 0 S: 8 P: 10	R: 2 H: 3 E: 0 LOB: 0 K: 0 BB: 0 S: 9 P: 18	R: 0 H: 1 E: 0 LOB: 1 K: 0 BB: 0 S: 6 P: 9	R: 3 H: 1 E: 0 LOB: 0 K: 1 BB: 2 S: 12 P: 25	R: 0 H: 2 E: 0 LOB: 1 K: 0 BB: 0 S: 9 P: 13	R: 0 H: 1 E: 0 LOB: 1 K: 1 BB: 0 S: 10 P: 17	1B: 4 SF: 0 2B: 1 SAC: 1 3B: 1 DP: 1 HR: 2 HBP: 0	WP: 0 PA: 33 PB: 0 SB: 1 CS: 1							

	PITCHER														IP	WLS	BF	H	R	ER	SO	BB	IBB	HBP	BLK	WP	HR	S	P	ERA	WHIP
	PITCHER																														
<b>38 Jeremy Bondeman, R</b> (1, 1) ERA: 3.9	6.0	L	25	5	5	5	5	2	0	0	0	0	0	0	0	0	2	53	88	7.50	1.167										
<b>Chris Spurling, R</b> (7, 1) ERA: 1.84	1.0		4	2	0	0	0	0	0	0	0	0	0	0	0	0	0	9	13	0.00	2.000										
<b>Jamie Walker, L</b> (8, 1) ERA: 2.33	0.1		1	0	0	0	0	0	0	0	0	0	0	0	0	0	0	3	4	0.00	0.000										
<b>Franklyn German, R</b> (8, 1) ERA: 2.42	0.2		3	1	0	0	1	0	0	0	0	0	0	0	0	0	0	7	13	0.00	1.500										



Batter	1	2	3	4	5	6	7	8	9	AB R H RBI BB SO LOB	TOP													
15 Brandon Inge, R OBP: 0.386, SLG: 0.463 (1, 5) B C B X	3-1 F9		4-2 9 G5-3 BB		1-3 K	0-1 G6-3		1-3 K		4 0 0 0 1 2 1														
9 Carlos Guillen, S OBP: 0.409, SLG: 0.485 (1, 6) 39 Tony Giarratano, S OBP: 0.353, SLG: 0.467 (5, 6) B X	1-0 G4-3		1-1 G5-3		4-2 PB 1B BB		0-1 HR	0-2 G6-3		2 0 0 1 1 0 2 2 1 1 1 0 0 0														
Dmitri Young, S OBP: 0.327, SLG: 0.512 (1, 3) X	0-0 F9		1-0 G5-3		1-2 FC5-4 1B 1-H		2-0 HR	3-2 G6-3		5 1 2 1 0 0 2														
Rondell White, R OBP: 0.327, SLG: 0.476 (1, 7) C X		0-1 G4-3		1-0 FC6-4 1B SF9 1B	0-1 FC5-4 1-2f		1-1 1B G6-3 2B		0-2 F9	5 2 2 0 0 0 1														
Ivan Rodriguez, R OBP: 0.304, SLG: 0.469 (1, 2) C X		0-2 CS 1B		2-2 FC6-4 1B 1-2		0-1 HR	0-2 G6-3 1B 1B		3-2 P3	5 2 4 1 0 0 0														
Craig Monroe, R OBP: 0.333, SLG: 0.447 (1, 9) F B 1 SAFE SAFE SAFE F D		3-3 K 1-2		1-2 FC6-4 S 1-2f 2-3		2-2 SH5-4 31 G6-3 1B	1-0 G6-3		3-2 F7	5 1 1 1 0 1 4														
Ramon Martinez, R OBP: 0.300, SLG: 0.286 (1, 4) C F X			1-2 29 SH2-4 9 G5-3 1B	3-0 SF9		4-2 31 G6-3 SH5-4 1-2 BB	1-0 G5-3			2 1 1 1 1 0 1														
Nook Logan, S OBP: 0.347, SLG: 0.393 (1, 8) F SAFE B X			1-1 9 G5-3 29 SH2-4 1B	4-0 IBB		0-0 SH5-4 1-2 2-3	0-2 1B			2 0 2 1 1 0 0														
29 Nate Robertson, R (1, 1) 31 Chris Shelton, R (6, PH) Chris Spurling, R (6, 1) 33 Marcus Thames, R (7, PH) Kyle Farnsworth, R (7, 1) Ugueth Urbina, R (8, 1) Troy Percival, R (9, 1) B C L X			1-2 SH2-4	1-2 G1-3		1-0 G6-3 2-3 3-H	1-3 K			1 0 0 0 0 0 2 1 0 0 1 0 0 1 0 0 0 0 0 0 0 1 0 0 0 0 0 1 1 0														
<b>Inning Stats</b>	R: 0 E: 0 K: 0 S: 4	H: 0 LOB: 0 BB: 0 P: 8	R: 0 E: 0 K: 1 S: 10	H: 1 LOB: 1 BB: 0 P: 13	R: 1 E: 0 K: 0 S: 13	H: 2 LOB: 2 BB: 1 P: 22	R: 1 E: 0 K: 0 S: 15	H: 2 LOB: 2 BB: 1 P: 27	R: 0 E: 0 K: 1 S: 10	H: 1 LOB: 1 BB: 1 P: 16	R: 2 E: 0 K: 0 S: 13	H: 2 LOB: 1 BB: 1 P: 20	R: 4 E: 0 K: 1 S: 16	H: 5 LOB: 1 BB: 0 P: 22	R: 0 E: 0 K: 1 S: 10	H: 0 LOB: 0 BB: 0 P: 14	R: 0 E: 0 K: 0 S: 9	H: 0 LOB: 0 BB: 0 P: 15	1B: 9 2B: 2 3B: 0 HR: 3	SF: 1 SAC: 2 DP: 1 HBP: 0	WP: 0 PB: 1 SB: 1 CS: 1	PA: 42		
<b>PITCHER</b>	IP Derek Thompson, L (1, 1) ERA: 4.2	WLS Scott Erickson, R (6, 1) ERA: 7.17	BF Franquelis Osoria, R (6, 1) ERA:	H Duaner Sanchez, R (7, 1) ERA: 4.32	R Giovanni Carrara, R (8, 1) ERA: 4.5	ER SO BB IBB HBP BLK WP HR S P ERA WHIP	ER SO BB IBB HBP BLK WP HR S P ERA WHIP	ER SO BB IBB HBP BLK WP HR S P ERA WHIP	ER SO BB IBB HBP BLK WP HR S P ERA WHIP	ER SO BB IBB HBP BLK WP HR S P ERA WHIP	ER SO BB IBB HBP BLK WP HR S P ERA WHIP	ER SO BB IBB HBP BLK WP HR S P ERA WHIP	ER SO BB IBB HBP BLK WP HR S P ERA WHIP	ER SO BB IBB HBP BLK WP HR S P ERA WHIP	ER SO BB IBB HBP BLK WP HR S P ERA WHIP	ER SO BB IBB HBP BLK WP HR S P ERA WHIP	ER SO BB IBB HBP BLK WP HR S P ERA WHIP	ER SO BB IBB HBP BLK WP HR S P ERA WHIP	ER SO BB IBB HBP BLK WP HR S P ERA WHIP	ER SO BB IBB HBP BLK WP HR S P ERA WHIP	ER SO BB IBB HBP BLK WP HR S P ERA WHIP	ER SO BB IBB HBP BLK WP HR S P ERA WHIP	ER SO BB IBB HBP BLK WP HR S P ERA WHIP	ER SO BB IBB HBP BLK WP HR S P ERA WHIP

Detroit Tigers @ Los Angeles Dodgers  
Dodger Stadium, Los Angeles, CA  
Tue Jun 07 2005, 7:10 PM PDT  
Att. 32,314 - Clear - 65 F

livebaseballscorecards.com

AB	35
R	8
H	13
RBI	8
BB	4
SO	4
LOB	15





Batter	1	2	3	4	5	6	7	8	9	AB R H RBI BB SO LOB
Cesar Izturis, S OBP: 0.363, SLG: 0.389 (1, 6)	4-1 FC6-4 BB	2-1 F9			1-1 G5-3		2-3 K		0-0 F7	4 0 0 0 1 1 1
17 Jason Repko, R OBP: 0.298, SLG: 0.426 (1, 8)	1-0 FC6-4 WP 1B			0-2 F8	4-1 BB 2B		2-1 F9			3 2 0 0 1 0 1
Antonio Perez, R OBP: 0.474, SLG: 0.500 (1, 5)	4-2 1B BB		0-0 G5-3		4-2 2B BB		1-3 K			2 1 0 0 2 1 0
12 Jeff Kent, R OBP: 0.369, SLG: 0.528 (1, 4)	0-1 1B		0-1 L6		0-0 F8			1-2 F7		4 0 1 1 0 0 2
Olmedo Saenz, R OBP: 0.391, SLG: 0.630 (1, 3)	1-3 K			1-2 P3	0-0 2B			0-0 P3		4 0 1 2 0 1 2
Jayson Werth, R OBP: 0.350, SLG: 0.373 (1, 9)	3-1 G5-3			3-1 G6-3	1-2 F9			4-2 FC5-4 BB		3 0 0 0 1 0 3
Jason Phillips, R OBP: 0.316, SLG: 0.422 (1, 2)		0-0 G6-3		0-1 HR		1-0 G6-3		0-1 FC5-4		4 1 1 1 0 0 1
Mike Edwards, R OBP: 0.375, SLG: 0.442 (1, 7)		0-1 1B		1-1 3B		0-0 G4-3			2-3 K	4 0 2 0 0 1 0
Derek Thompson, L OBP: 0.154, SLG: 0.154 (6, 1)		0-3 K		1-3 K		2-0 G4-3			0-1 P5	2 0 0 0 0 0 2 2
Scott Erickson, R OBP: 0.154, SLG: 0.154 (6, 1)										0 0 0 0 0 0 0 0
Franqueis Osoria, R OBP: 0.325, SLG: 0.414 (6, PH)										0 0 0 0 0 0 0 0
Hee-Seop Choi, L OBP: 0.325, SLG: 0.414 (7, 1)										1 0 0 0 0 0 0 0
Duaner Sanchez, R OBP: 0.250, SLG: 0.235 (8, 1)										0 0 0 0 0 0 0 0
Giovanni Carrara, R OBP: 0.250, SLG: 0.235 (9, PH)										0 0 0 0 0 0 0 0
Jason Grabowski, L OBP: 0.250, SLG: 0.235 (9, PH)										1 0 0 0 0 0 0 0

Inning Stats	R: 1	H: 1	E: 0	LOB: 2	K: 1	P: 27	R: 0	H: 1	E: 0	LOB: 1	K: 1	P: 10	R: 0	H: 0	E: 0	LOB: 0	K: 0	P: 6	R: 1	H: 2	E: 0	LOB: 1	K: 1	P: 18	R: 2	H: 1	E: 0	LOB: 1	K: 0	P: 20	R: 0	H: 0	E: 0	LOB: 0	K: 0	P: 6	R: 0	H: 0	E: 0	LOB: 0	K: 2	P: 15	R: 0	H: 0	E: 0	LOB: 1	K: 0	P: 13	R: 0	H: 0	E: 0	LOB: 0	K: 1	P: 12	1B: 2	SF: 0	2B: 1	SAC: 0	3B: 1	DP: 0	HR: 1	HBP: 0
--------------	------	------	------	--------	------	-------	------	------	------	--------	------	-------	------	------	------	--------	------	------	------	------	------	--------	------	-------	------	------	------	--------	------	-------	------	------	------	--------	------	------	------	------	------	--------	------	-------	------	------	------	--------	------	-------	------	------	------	--------	------	-------	-------	-------	-------	--------	-------	-------	-------	--------

PITCHER	IP	WLS	BF	H	R	ER	SO	BB	IBB	HBP	BLK	WP	HR	S	P	ERA	WHIP
29 Nate Robertson, L ERA: 3.48 (1, 1)	5.0		24	5	4	4	3	4	0	0	0	1	1	50	81	7.20	1.800
Chris Spurling, R ERA: 1.72 (6, 1)	1.0	W	3	0	0	0	0	0	0	0	0	0	0	3	6	0.00	0.000
Kyle Farnsworth, R ERA: 2.55 (7, 1)	1.0		3	0	0	0	2	0	0	0	0	0	0	10	15	0.00	0.000
Ugueth Urbina, R ERA: 2.63 (8, 1)	1.0		4	0	0	0	0	1	0	0	0	0	0	8	13	0.00	1.000
Troy Percival, R ERA: 3.14 (9, 1)	1.0		3	0	0	0	1	0	0	0	0	0	0	10	12	0.00	0.000


**BOTTOM**

**Detroit Tigers @ Los Angeles Dodgers**  
**Dodger Stadium, Los Angeles, CA**

Tue Jun 07 2005, 7:10 PM PDT  
Att. 32,314 - Clear - 65 F

AB	32
R	4
H	5
RBI	4
BB	5
SO	6
LOB	12

WP: 1 PA: 37  
PB: 0  
SB: 0  
CS: 0



PITCHER	IP	WLS	BF	H	R	ER	SO	BB	IBB	HBP	BLK	WP	HR	S	P	ERA	WHIP
---------	----	-----	----	---	---	----	----	----	-----	-----	-----	----	----	---	---	-----	------

Batter	1	2	3	4	5	6	7	8	9	AB R H RBI BB SO LOB	TOP											
Nook Logan, S (1, 8) OBP: 0.339, SLG: 0.383	0-2 G3		2-2 G4-3			2-2 L6		0-3 K		4 0 0 0 0 1 1												
39 Tony Giarratano, S (1, 6) OBP: 0.286, SLG: 0.368	3-3 K		0-1 G6-3			0-3 K		1-3 K		4 0 0 0 0 3 0												
15 Brandon Inge, R (1, 5) OBP: 0.383, SLG: 0.464	0-1 2B			1-2 G5-3			0-0 G5-3		2-2 G5-3	4 0 1 0 0 0 0												
Rondell White, R (1, 7) OBP: 0.320, SLG: 0.466	1-1 F7			0-3 K			1-1 F8		0-2 G6-3	4 0 0 0 0 1 1												
Dmitri Young, S (1, 3) OBP: 0.327, SLG: 0.507		1-1 G3		2-3 K			1-2 HBP			2 0 0 0 0 1 0												
Craig Monroe, R (1, 9) OBP: 0.329, SLG: 0.440		2-2 G5-3			3-3 K		3-3 SAFE			3 0 0 0 0 2 1												
20 Omar Infante, R (1, 4) OBP: 0.255, SLG: 0.343		1-1 G6-3			0-1 F8			2-1 P5		3 0 0 0 0 0 0												
13 Vance Wilson, R (1, 2) OBP: 0.227, SLG: 0.105			0-2 G5-3		2-3 K			4-2 HBP		2 0 0 0 0 1 0												
Jason Johnson, R (1, 1) OBP: 0.500, SLG: 2.000			0-0 HR			1-2 G5-3		1-3 K		2 1 1 1 0 0 0												
Jamie Walker, L (7, 1)										0 0 0 0 0 0 0												
Chris Spurling, R (7, 1)										0 0 0 0 0 0 0												
31 Chris Shelton, R (8, PH) OBP: 0.278, SLG: 0.333										1 0 0 0 0 1 1												
Kyle Farnsworth, R (8, 1)										0 0 0 0 0 0 0												
<b>Inning Stats</b>	R: 0 E: 0 K: 1 S: 13	H: 1 LOB: 1 BB: 0 P: 17	R: 0 E: 0 K: 0 S: 7	H: 0 LOB: 0 BB: 0 P: 11	R: 1 E: 0 K: 0 S: 9	H: 1 LOB: 0 BB: 0 P: 11	R: 0 E: 0 K: 2 S: 11	H: 0 LOB: 0 BB: 0 P: 14	R: 0 E: 0 K: 2 S: 10	H: 0 LOB: 0 BB: 0 P: 15	R: 0 E: 0 K: 1 S: 11	H: 0 LOB: 0 BB: 0 P: 14	R: 0 E: 0 K: 1 S: 10	H: 0 LOB: 1 BB: 0 P: 15	R: 0 E: 0 K: 2 S: 15	H: 0 LOB: 1 BB: 0 P: 22	R: 0 E: 0 K: 1 S: 10	H: 0 LOB: 0 BB: 0 P: 13	1B: 0 2B: 1 3B: 0 HR: 1	SF: 0 SAC: 0 DP: 0 HBP: 2	WP: 0 PB: 0 SB: 0 CS: 0	PA: 31
<b>PITCHER</b>	IP WLS BF H R ER SO BB IBB HBP BLK WP HR S P ERA WHIP																					
Jeff Weaver, R (1, 1) ERA: 5.27	7.0 W 24 2 1 1 7 0 0 1 0 0 1 71 97 1.29 0.286																					
43 Yhency Brazoban, R (8, 1) ERA: 3.76	1.0 H 4 0 0 0 2 0 0 1 0 0 0 15 22 0.00 0.000																					
Eric Gagne, R (9, 1) ERA: 3.18	1.0 S 3 0 0 0 1 0 0 0 0 0 0 10 13 0.00 0.000																					

Detroit Tigers @ Los Angeles Dodgers  
Dodger Stadium, Los Angeles, CA

Wed Jun 08 2005, 7:10 PM PDT  
Att. 34,690 - Clear - 67 F

livebaseballscorecards.com

AB 29  
R 1  
H 2  
RBI 1  
BB 0  
SO 10  
LOB 4



Batter	1	2	3	4	5	6	7	8	9	AB	R	H	RBI	BB	SO	LOB
Cesar Izturis, S OBP: 0.357, SLG: 0.383 (1, 6)	0-2 G6-3		1-0 G6-3		2-1 F8		1-0 FC4			4	0	0	0	0	0	2
Hee-Seop Choi, L OBP: 0.323, SLG: 0.410 (1, 3)	0-0 F8		1-1 G3		1-2 F9		0-0 1B			4	0	1	1	0	0	0
J.D. Drew, L OBP: 0.405, SLG: 0.500 (1, 8)	1-0 1B		1-1 G3		1-1 P6		0-0 1B			4	0	2	0	0	0	0
12 Jeff Kent, R OBP: 0.363, SLG: 0.519 (1, 4)	0-2 G5-3			1-0 F8		1-0 G5-3	1-1 F8			4	0	0	0	0	0	4
Jason Werth, R OBP: 0.359, SLG: 0.400 (1, 9) (8, 7)		1-2 HR		1-1 1B		2-2 G6-3		3-3 K		4	1	2	0	0	1	0
Antonio Perez, R OBP: 0.463, SLG: 0.485 (1, 5)		1-1 F8		2-2 S		2-3 K		1-3 K		4	0	1	0	0	2	1
Jason Grabowski, L OBP: 0.256, SLG: 0.324 (1, 7) 17 Jason Repko, R OBP: 0.295, SLG: 0.421 (8, 9)		0-1 HR		2-3 K			0-0 L7	2-2 F8		3	1	1	2	0	1	2
Jason Phillips, R OBP: 0.322, SLG: 0.423 (1, 2)		0-1 G5-3		4-0 IBB			1-0 FC4			2	1	1	0	1	0	0
Jeff Weaver, R OBP: 0.241, SLG: 0.310 (1, 1) Mike Edwards, R OBP: 0.386, SLG: 0.453 (7, PH) 43 Yhency Brazoban, R (8, 1) Eric Gagne, R (9, 1)		0-3 K		2-2 G6-3			0-1 FC4			2	0	0	0	0	1	3
							1-2 1B			1	0	1	0	0	0	0
										0	0	0	0	0	0	0
										0	0	0	0	0	0	0

Inning Stats	R: 0	H: 1	E: 0	K: 9	S: 9	H: 1	LOB: 1	BB: 0	P: 10	R: 2	H: 2	E: 0	K: 1	S: 15	R: 0	H: 0	E: 0	K: 5	S: 5	R: 0	H: 2	E: 0	K: 1	S: 15	R: 0	H: 0	E: 0	K: 7	S: 7	R: 0	H: 0	E: 0	K: 1	S: 7	R: 1	H: 4	E: 0	K: 0	S: 9	R: 0	H: 0	E: 0	K: 2	S: 14	R: 0	H: 0	E: 0	K: 14	S: 20
--------------	------	------	------	------	------	------	--------	-------	-------	------	------	------	------	-------	------	------	------	------	------	------	------	------	------	-------	------	------	------	------	------	------	------	------	------	------	------	------	------	------	------	------	------	------	------	-------	------	------	------	-------	-------

PITCHER	IP	WLS	BF	H	R	ER	SO	BB	IBB	HBP	BLK	WP	HR	S	P	ERA	WHIP
Jason Johnson, R ERA: 3.33 (1, 1)	6.2	L	29	8	3	3	3	0	1	0	0	0	1	64	93	4.05	1.200
Jamie Walker, L ERA: 2.33 (7, 1)	0.0		1	1	0	0	0	0	0	0	0	0	0	1	1	∞	∞
Chris Spurling, R ERA: 1.69 (7, 1)	0.1		1	0	0	0	0	0	0	0	0	0	0	2	3	0.00	0.000
Kyle Farnsworth, R ERA: 2.45 (8, 1)	1.0		3	0	0	0	2	0	0	0	0	0	0	14	20	0.00	0.000

**BOTTOM**

**Detroit Tigers @ Los Angeles Dodgers**  
**Dodger Stadium, Los Angeles, CA**  
 Wed Jun 08 2005, 7:10 PM PDT  
 Att. 34,690 - Clear - 67 F

AB	33
R	3
H	9
RBI	3
BB	1
SO	5
LOB	12



WP	PA	ERA	WHIP
0	34		
0			
1			
0			

Batter	1	2	3	4	5	6	7	8	9	AB R H RBI BB SO LOB	TOP	
15 Brandon Inge, R OBP: 0.381, SLG: 0.460 (1, 5)	3-1 14 G6-3 1B		1-0 F8			0-1 F9		1-0 FC6-4		4 0 1 0 0 0 5		
14 Placido Polanco, R OBP: 0.373, SLG: 0.414 (1, 4)	0-1 G6-3		1-0 G5-4-3			3-1 G4-3 1B		2-3 K		4 0 1 0 0 1 5		
Dmitri Young, S OBP: 0.326, SLG: 0.502 (1, 3)	0-3 K				1-0 F9		0-2 G4-3		2-2 FC5-4 1B	4 0 1 0 0 1 3		
Rondell White, R OBP: 0.314, SLG: 0.457 (1, 7)	1-2 P6				3-2 G6-3		2-2 G5-3		1-1 FC5-4 WP	4 0 0 0 0 0 2		
Ivan Rodriguez, R OBP: 0.298, SLG: 0.460 (1, 2)		0-2 G1-3			1-0 L8		2-3 K		0-3 K	4 0 0 0 0 2 1		
Craig Monroe, R OBP: 0.323, SLG: 0.431 (1, 9)		0-1 F9			0-1 G5-3		1-1 G3		1-3 K	4 0 0 0 0 1 1		
39 Tony Giarratano, S OBP: 0.250, SLG: 0.318 (1, 6)		1-3 K			2-2 G5-3		1-1 G5-3			3 0 0 0 0 1 0		
Nook Logan, S OBP: 0.345, SLG: 0.394 (1, 8)			2-2 15 F8 2B		1-1 G6-3		0-1 15 FC6-4 31 1B			3 0 2 0 0 0 0		
Mike Maroth, L OBP: 1.000, SLG: 1.000 (1, 1)			4-2 14 G5-4-3 BB			0-0 14 1B		0-2 SAFE 15 FC6-4 1B		1 0 1 0 1 0 0		
31 Chris Shelton, R OBP: 0.316, SLG: 0.368 (8, PH)										1 0 1 0 0 0 0		
Jamie Walker, L (8, 1)										0 0 0 0 0 0 0		
Franklyn German, R (8, 1)										0 0 0 0 0 0 0		
Kyle Farnsworth, R (8, 1)										0 0 0 0 0 0 0		
<b>Inning Stats</b>	R: 0 H: 1 E: 0 LOB: 1 K: 1 BB: 0 S: 14 P: 18	R: 0 H: 0 E: 0 LOB: 0 K: 1 BB: 0 S: 8 P: 9	R: 0 H: 1 E: 0 LOB: 1 K: 0 BB: 1 S: 7 P: 15	R: 0 H: 0 E: 0 LOB: 0 K: 0 BB: 0 S: 6 P: 11	R: 0 H: 0 E: 0 LOB: 0 K: 0 BB: 0 S: 7 P: 10	R: 0 H: 2 E: 0 LOB: 1 K: 0 BB: 0 S: 8 P: 11	R: 0 H: 0 E: 0 LOB: 0 K: 1 BB: 0 S: 10 P: 15	R: 0 H: 2 E: 0 LOB: 2 K: 1 BB: 0 S: 12 P: 16	R: 0 H: 1 E: 0 LOB: 1 K: 2 BB: 0 S: 11 P: 15	1B: 6 SF: 0 2B: 1 SAC: 0 3B: 0 DP: 2 HR: 0 HBP: 0	WP: 1 PA: 33 PB: 0 SB: 0 CS: 0	
<b>PITCHER</b>	IP WLS BF H R ER SO BB IBB HBP BLK WP HR S P ERA WHIP											
Jamey Wright, R (1, 1) ERA: 5.68	7.1 W 27 6 0 0 3 1 0 0 0 0 0 0 67 97 0.00 0.955											
Jay Witasick, R (8, 1) ERA: 3.0	0.2 H 2 0 0 0 1 0 0 0 0 0 0 0 5 8 0.00 0.000											
40 Brian Fuentes, L (9, 1) ERA: 2.48	1.0 S 4 1 0 0 2 0 0 0 0 0 1 0 11 15 0.00 1.000											

Detroit Tigers @ Colorado Rockies  
Coors Field, Denver, CO  
Fri Jun 10 2005, 3:05 PM MDT  
Att. 20,275 - Drizzle - 45 F

livebaseballscorecards.com

AB	32
R	0
H	7
RBI	0
BB	1
SO	6
LOB	17



Batter	1	2	3	4	5	6	7	8	9
Eddy Garabito, S OBP: 0.389, SLG: 0.353 Jay Witasick, R 40 Brian Fuentes, L	2-2 G4-3		1-2 G6-3		1-3 K		1-1 FC6-2		
Luis Gonzalez, R OBP: 0.328, SLG: 0.407	0-2 K		0-2 G6-3		0-1 G6-3		2-2 P3		
17 Todd Helton, L OBP: 0.391, SLG: 0.407	0-1 2B		2-2 F8			1-1 G4-3		2-2 P3	
Preston Wilson, R OBP: 0.323, SLG: 0.488	2-3 K			0-0 G1-3		4-2 CS BB		4-0 G5-3 BB	
Dustan Mohr, R OBP: 0.291, SLG: 0.500		0-0 27 1B 27 WP 1B		4-2 FC5-4 27 1B BB		0-1 27 HR 1B		2-1 G5-3	
27 Garrett Atkins, R OBP: 0.362, SLG: 0.467		2-1 1B		0-0 FC5-4 1B		1-0 HR		1-0 L8	
Desi Relaford, S OBP: 0.379, SLG: 0.419		0-1 P3		3-2 FC5-4 1-2f 2-3 1B		1-1 P4			
Danny Ardoin, R OBP: 0.300, SLG: 0.333		1-2 P4		0-2 G3			1-1 WP FC6-2 2B		
Jamey Wright, R OBP: 0.160, SLG: 0.160 18 Cory Sullivan, L OBP: 0.360, SLG: 0.426		0-1 G3			1-1 G5-3		0-2 B2		

Inning Stats	R: 0 E: 0 K: 2 S: 12	H: 1 LOB: 1 BB: 0 P: 16	R: 0 E: 0 K: 0 S: 12	H: 2 LOB: 2 BB: 0 P: 15	R: 0 E: 0 K: 0 S: 9	H: 0 LOB: 0 BB: 0 P: 12	R: 0 E: 0 K: 0 S: 10	H: 1 LOB: 2 BB: 1 P: 17	R: 0 E: 0 K: 1 S: 7	H: 0 LOB: 0 BB: 0 P: 9	R: 2 E: 0 K: 0 S: 9	H: 2 LOB: 0 BB: 1 P: 16	R: 0 E: 0 K: 0 S: 10	H: 1 LOB: 1 BB: 0 P: 14	R: 0 E: 0 K: 0 S: 6	H: 0 LOB: 1 BB: 1 P: 15
--------------	-------------------------------	----------------------------------	-------------------------------	----------------------------------	------------------------------	----------------------------------	-------------------------------	----------------------------------	------------------------------	---------------------------------	------------------------------	----------------------------------	-------------------------------	----------------------------------	------------------------------	----------------------------------

PITCHER	IP	WLS	BF	H	R	ER	SO	BB	IBB	HBP	BLK	WP	HR	S	P	ERA	WHIP
Mike Maroth, L ERA: 4.54	(1, 1)	7.0	L	29	7	2	2	3	2	0	0	2	1	69	99	2.57	1.286
Jamie Walker, L ERA: 2.29	(8, 1)	0.1		1	0	0	0	0	0	0	0	0	0	3	5	0.00	0.000
Franklyn German, R ERA: 2.38	(8, 1)	0.1		2	0	0	0	1	0	0	0	0	0	2	8	0.00	3.000
Kyle Farnsworth, R ERA: 2.42	(8, 1)	0.1		1	0	0	0	0	0	0	0	0	0	1	2	0.00	0.000

**BOTTOM**


AB	R	H	RBI	BB	SO	LOB
4	0	0	0	0	1	1
0	0	0	0	0	0	0
0	0	0	0	0	0	0
4	0	0	0	0	1	1
4	0	1	0	0	0	0
2	0	0	0	2	1	1
3	1	2	0	1	0	1
4	1	3	2	0	0	1
3	0	0	0	0	0	4
3	0	1	0	0	0	4
3	0	0	0	0	0	3
0	0	0	0	0	0	0

**AB 30**  
**R 2**  
**H 7**  
**RBI 2**  
**BB 3**  
**SO 3**  
**LOB 16**

**WP: 2** **PA: 33**  
**PB: 0**  
**SB: 0**  
**CS: 1**

**1B: 4** **SF: 0**  
**2B: 2** **SAC: 0**  
**3B: 0** **DP: 0**  
**HR: 1** **HBP: 0**

**DETROIT TIGERS @ COLORADO ROCKIES**  
**Coors Field, Denver, CO**  
Fri Jun 10 2005, 3:05 PM MDT  
Att. 20,275 - Drizzle - 45 F



[livebaseballscorecards.com](http://livebaseballscorecards.com)

Batter	1	2	3	4	5	6	7	8	9	AB R H RBI BB SO LOB	TOP											
15 Brandon Inge, R OBP: 0.389, SLG: 0.463 (1, 5)	0-1 FC4-6 1B	4-1 FC4-6 BB		1-3 K		0-0 1B		4-0 IBB		3 1 2 1 2 1 0												
14 Placido Polanco, R OBP: 0.368, SLG: 0.416 (1, 4)	1-1 F8	1-0 FC4-6			0-0 G3-1 2B	2-2 F9		1-0 SF7		4 1 1 1 0 0 3												
Dmitri Young, S OBP: 0.328, SLG: 0.505 (1, 3)	2-0 FC4-6 1B		1-1 E		0-2 G3-1 2B		1-1 G1-3	1-1 G1-3		5 1 2 0 0 0 3												
Rondell White, R OBP: 0.321, SLG: 0.465 (1, 7)	1-2 FC4-6 1B		0-0 E6 1B		1-0 2B		1-2 G4-3		3-2 WP 1B	5 1 3 2 0 0 1												
Ivan Rodriguez, R OBP: 0.300, SLG: 0.456 (1, 2)	1-0 1B		1-0 L4		2-1 G5-3		4-2 BB		1-0 P6	4 0 1 0 1 0 3												
Craig Monroe, R OBP: 0.320, SLG: 0.425 (1, 9)	1-0 1B		2-1 G5-3		0-3 K		0-1 G6-3		3-3 K	5 0 1 1 0 2 4												
39 Tony Giarratano, S OBP: 0.276, SLG: 0.308 (1, 6)	2-0 F9		1-2 G4-3			4-0 FC3-6 BB		2-1 G6-3 1B	3-3 K	4 1 1 0 1 1 4												
Nook Logan, S OBP: 0.343, SLG: 0.391 (1, 8)		2-1 G3-1		0-1 P3		0-0 FC3-6 1B		0-0 G6-3 1B		4 1 1 0 0 0 1												
38 Jeremy Bonderman, R (1, 1) Jamie Walker, L (7, 1) 31 Chris Shelton, R (8, PH) Kyle Farnsworth, R (8, 1) Troy Percival, R (9, 1)		0-2 L9		0-0 B1-3		1-3 K		1-1 G6-3		3 0 0 0 0 1 1 0 0 0 0 0 0 0 1 0 0 0 0 0 2 0 0 0 0 0 0 0 0 0 0 0 0 0 0												
<b>Inning Stats</b>	R: 2 E: 0 K: 0 S: 12	H: 4 LOB: 2 BB: 0 P: 20	R: 0 E: 0 K: 0 S: 8	H: 0 LOB: 1 BB: 1 P: 15	R: 1 E: 1 K: 0 S: 9	H: 2 LOB: 1 BB: 0 P: 14	R: 0 E: 0 K: 1 S: 6	H: 0 LOB: 0 BB: 0 P: 7	R: 1 E: 0 K: 1 S: 11	H: 2 LOB: 1 BB: 0 P: 14	R: 1 E: 0 K: 1 S: 10	H: 1 LOB: 1 BB: 1 P: 16	R: 0 E: 0 K: 0 S: 10	H: 0 LOB: 1 BB: 1 P: 16	R: 1 E: 0 K: 0 S: 8	H: 2 LOB: 2 BB: 1 P: 17	R: 0 E: 0 K: 2 S: 11	H: 1 LOB: 1 BB: 0 P: 21	1B: 9 2B: 3 3B: 0 HR: 0	SF: 1 SAC: 0 DP: 0 HBP: 0	WP: 1 PB: 0 SB: 1 CS: 0	PA: 43
<b>PITCHER</b>	IP WLS BF H R ER SO BB IBB HBP BLK WP HR S P ERA WHIP																					
Jason Jennings, R (1, 1) Blaine Neal, R (7, 1) David Cortes, R (9, 1)	6.0 L 29 9 5 4 3 2 0 0 0 0 0 0 56 86 6.00 1.833																					
	2.0 10 2 1 1 0 1 1 0 0 0 0 0 18 33 4.50 1.500																					
	1.0 4 1 0 0 0 2 0 0 0 0 1 0 11 21 0.00 1.000																					

**Detroit Tigers @ Colorado Rockies**  
 Coors Field, Denver, CO  
 Sat Jun 11 2005, 6:05 PM MDT  
 Att: 30,192 - Partly Cloudy - 70 F

livebaseballscorecards.com

AB	38
R	6
H	12
RBI	5
BB	4
SO	5
LOB	22



BOTTOM

Detroit Tigers @ Colorado Rockies  
Coors Field, Denver, CO  
Sat Jun 11 2005, 6:05 PM MDT  
Att. 30,192 - Partly Cloudy - 70 F

livebaseballscorecards.com

AB 35  
R 4  
H 9  
RBI 4  
BB 3  
SO 6  
LOB 14



WP: 1 PA: 38  
PB: 0  
SB: 1  
CS: 0

AB R H RBI BB SO LOB

5 1 1 1 0 1 1

5 0 0 0 0 0 4

4 1 1 0 0 1 0

4 1 3 1 0 1 0

3 0 0 0 1 1 2

4 0 2 2 0 0 2

3 0 0 0 0 0 2

1 0 0 0 0 1 1

2 1 1 0 2 0 0

2 0 1 0 0 0 0

1 0 0 0 0 0 1

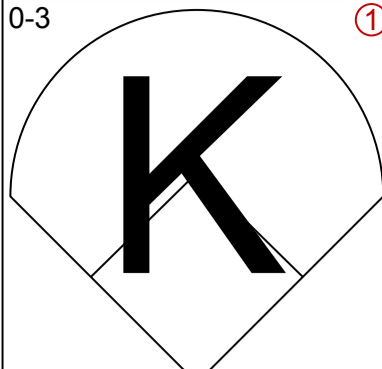
0 0 0 0 0 0 0

0 0 0 0 0 0 0

1 0 0 0 0 1 1

1B: 9 SF: 0  
2B: 1 SAC: 0  
3B: 0 DP: 1  
HR: 0 HBP: 0

Batter	1	2	3	4	5	6	7	8	9														
18 Cory Sullivan, L OBP: 0.352, SLG: 0.414 (1, 7)	K 17 1B 1B	G4-3		1-2 3-H 1B			F9		L7														
Desi Relaford, S OBP: 0.365, SLG: 0.402 (1, 6)	B1		G4-3	F8			G1-3		P4														
17 Todd Helton, L OBP: 0.369, SLG: 0.404 (1, 3)	11 BB 27 FC6-4 1B		K				F7																
Preston Wilson, R OBP: 0.332, SLG: 0.494 (1, 8)	27 FC6-4 11 BB 1B			1B			11 S 27 1B 1B	K															
11 Brad Hawpe, L OBP: 0.331, SLG: 0.441 (1, 9)	27 FC6-4 BB		G6-3				P6	K2-3															
27 Garrett Atkins, R OBP: 0.366, SLG: 0.468 (1, 5)	FC6-4			G5-3			1B	1B															
Luis Gonzalez, R OBP: 0.320, SLG: 0.397 Eddy Garabito, S OBP: 0.368, SLG: 0.333 (8, PH) (9, 4)	G5-3			G5-3			P3	K															
JD Closser, S OBP: 0.315, SLG: 0.299 (1, 2)				1B 18 1B BB			L3 1B	BB															
Jason Jennings, L OBP: 0.200, SLG: 0.167 Jorge Piedra, L OBP: 0.500, SLG: 0.500 Blaine Neal, L David Cortes, R Dustan Mohr, R OBP: 0.287, SLG: 0.494 (1, 1) (6, PH) (7, 1) (9, 1) (9, PH)				18 1B 1B			L3	K															
Inning Stats	R: 2 H: 2 E: 0 LOB: 2 K: 1 BB: 1 S: 15 P: 25	R: 0 H: 0 E: 0 LOB: 0 K: 0 BB: 0 S: 9 P: 12	R: 0 H: 1 E: 0 LOB: 1 K: 1 BB: 0 S: 9 P: 15	R: 1 H: 2 E: 0 LOB: 2 K: 0 BB: 1 S: 9 P: 18	R: 1 H: 2 E: 0 LOB: 1 K: 0 BB: 0 S: 10 P: 15	R: 0 H: 1 E: 0 LOB: 0 K: 0 BB: 0 S: 7 P: 7	R: 0 H: 0 E: 0 LOB: 0 K: 0 BB: 0 S: 9 P: 15	R: 0 H: 1 E: 0 LOB: 1 K: 3 BB: 0 S: 12 P: 17	R: 0 H: 0 E: 0 LOB: 1 K: 1 BB: 1 S: 10 P: 17														
PITCHER	IP WLS BF H R ER SO BB IBB HBP BLK WP HR S P ERA WHIP																						
38 Jeremy Bolderman, R ERA: 4.05 Jamie Walker, L ERA: 2.18 Kyle Farnsworth, R ERA: 2.33 Troy Percival, R ERA: 2.93	(1, 1) (7, 1) (8, 1) (9, 1)	6.0 W 27 8 4 4 2 2 0 0 0 0 1 0 59 92 6.00 1.667	1.0 H 3 0 0 0 0 0 0 0 0 0 0 0 9 15 0.00 0.000	1.0 H 4 1 0 0 3 0 0 0 0 0 0 0 12 17 0.00 1.000	1.0 S 4 0 0 0 1 1 0 0 0 0 0 0 10 17 0.00 1.000																		

Batter	1	2	3	4	5	6	7	8	9	AB R H RBI BB SO LOB	TOP											
<b>Nook Logan, S</b> (1, 8) OBP: 0.344, SLG: 0.408	0-3 		1-2 14 E SF7 1B		1-1 P6		1-1 P6		3-2 X HR	5 2 2 1 0 1 1												
<b>14 Placido Polanco, R</b> (1, 4) OBP: 0.374, SLG: 0.418	1-2 L9		1-0 E7 1B		1-1 15 S 1B		2-1 15 FC5-4 HBP		1-2 G1-3	4 0 2 0 0 0 0												
<b>15 Brandon Inge, R</b> (1, 5) OBP: 0.383, SLG: 0.455	0-2 F9		0-3 K		3-2 P4 1-2		0-1 FC5-4 1-2f 2-3			4 0 0 0 0 1 5												
<b>Dmitri Young, S</b> (1, 3) OBP: 0.331, SLG: 0.500		1-0 39 1B 1B HBP	4-0 IBB		3-3 K		0-3 K			2 1 0 0 1 2 3												
<b>Craig Monroe, R</b> (1, 9) OBP: 0.323, SLG: 0.426		1-2 39 1B 1B	1-1 SF7		4-2 39 FC4-6 BB		2-3 K			2 0 1 1 1 1 0												
<b>33 Marcus Thames, R</b> (1, 7) OBP: 0.255, SLG: 0.412		1-3 K	2-3 K		0-3 K		1-2 K			4 0 0 0 0 4 5												
<b>39 Tony Giarratano, S</b> (1, 6) OBP: 0.273, SLG: 0.300		0-0 1-3 2-H 1B		0-2 G1-3		0-0 FC4-6 1-2f 13 S		0-1 F7		4 0 1 1 0 0 1												
<b>13 Vance Wilson, R</b> (1, 2) OBP: 0.208, SLG: 0.095		0-3 K		0-0 F7		1-2 SAFE F8 1-2		0-1 F9		4 0 0 0 0 1 3												
<b>29 Nate Robertson, R</b> (1, 1) <b>Chris Spurling, R</b> (6, 1) <b>31 Chris Shelton, R</b> (7, PH) <b>Doug Creek, L</b> (7, 1) <b>56 Fernando Rodney, R</b> (7, 1) <b>Franklyn German, R</b> (8, 1) <b>20 Omar Infante, R</b> (9, PH) OBP: 0.254, SLG: 0.341		2-2 F9		0-3 K		4-0 15 FC5-4 14 HBP BB		1-3 K		2 0 0 0 0 0 1 2 0 0 0 0 0 0 0 0 0 0 0 0 0 1 0 1 0 0 0 0 0 1 0												
<b>Inning Stats</b>	R: 0 E: 0 K: 1 S: 10	H: 0 LOB: 0 BB: 0 P: 11	R: 1 E: 0 K: 2 S: 14	H: 2 LOB: 2 BB: 0 P: 19	R: 1 E: 1 K: 2 S: 13	H: 2 LOB: 2 BB: 1 P: 22	R: 0 E: 0 K: 1 S: 7	H: 0 LOB: 0 BB: 0 P: 7	R: 0 E: 0 K: 1 S: 12	H: 1 LOB: 1 BB: 0 P: 20	R: 0 E: 0 K: 1 S: 11	H: 0 LOB: 1 BB: 1 P: 16	R: 0 E: 0 K: 1 S: 8	H: 0 LOB: 2 BB: 1 P: 15	R: 0 E: 0 K: 2 S: 8	H: 0 LOB: 0 BB: 0 P: 11	R: 1 E: 0 K: 1 S: 15	H: 1 LOB: 0 BB: 0 P: 20	1B: 5 2B: 0 3B: 0 HR: 1	SF: 1 SAC: 0 DP: 0 HBP: 2	WP: 0 PB: 0 SB: 2 CS: 0	PA: 38
<b>PITCHER</b>	IP WLS BF H R ER SO BB IBB HBP BLK WP HR S P ERA WHIP																					
<b>49 Byung-Hyun Kim, R</b> (1, 1) ERA: 5.91	6.0 W 26 5 2 2 8 1 1 1 0 0 0 67 95 3.00 1.000																					
<b>Jay Witasick, R</b> (7, 1) ERA: 2.74	2.0 8 0 0 0 3 1 0 1 0 0 0 16 26 0.00 0.500																					
<b>40 Brian Fuentes, L</b> (9, 1) ERA: 2.7	1.0 4 1 1 1 1 0 0 0 0 0 1 15 20 9.00 1.000																					

**Detroit Tigers @ Colorado Rockies**  
 Coors Field, Denver, CO  
 Sun Jun 12 2005, 1:05 PM MDT  
 Att. 22,078 - Overcast - 52 F

[livebaseballscorecards.com](http://livebaseballscorecards.com)

AB	32
R	3
H	6
RBI	3
BB	3
SO	12
LOB	20






BOTTOM

Detroit Tigers @ Colorado Rockies  
Coors Field, Denver, CO  
Sun Jun 12 2005, 1:05 PM MDT  
Att. 22,078 - Overcast - 52 F

livebaseballscores.com

AB	32
R	7
H	11
RBI	7
BB	1
SO	9
LOB	7



WP	0	PA	35
PB	0		
SB	1		
CS	1		

AB	R	H	RBI	BB	SO	LOB
4	1	2	1	0	0	1
0	0	0	0	0	0	0
0	0	0	0	0	0	0
4	0	1	1	0	0	2
4	0	0	1	0	1	1
3	2	2	2	1	1	0
4	0	0	0	0	2	1
4	1	2	0	0	1	0
4	1	1	0	0	3	1
3	1	2	1	0	1	0
1	0	0	0	0	0	1
1	1	1	1	0	0	0
0	0	0	0	0	0	0

1B	7	SF	0
2B	2	SAC	1
3B	0	DP	0
HR	2	HBP	1

Batter	1	2	3	4	5	6	7	8	9
Eddy Garabito, S OBP: 0.391, SLG: 0.409 Jay Witasick, R (7, 1) 40 Brian Fuentes, L (9, 1)	1-1 27 G3 17 G4-3 2B		2-1 F8		0-2 F9	3-2 27 S 1B			
27 Garrett Atkins, R OBP: 0.363, SLG: 0.462	0-0 G3 2-3		0-1 L6		2-0 1B	1-0 G3-1 1-2			
17 Todd Helton, L OBP: 0.363, SLG: 0.396	2-1 G4-3 3-H		3-3 K		2-2 G6-3		1-1 P6		
Preston Wilson, R OBP: 0.340, SLG: 0.531	4-1 BB			1-0 HR		1-0 HR	1-3 K		
Dustan Mohr, R OBP: 0.275, SLG: 0.470	2-3 K			1-0 G6-3		1-0 G5-3	0-3 K		
Luis Gonzalez, R OBP: 0.326, SLG: 0.400		0-3 K		2-2 18 CS 1B		0-0 18 1B 1B	0-1 F8		
18 Cory Sullivan, L OBP: 0.349, SLG: 0.408		1-3 K		2-3 K2-3 1-2		0-0 1B 1-2 2B 1B	1-3 K		
Danny Ardoin, R OBP: 0.429, SLG: 0.417		3-2 HBP			3-1 49 SH2-4 27 1B 1B	1-2 1B	3-3 K		
49 Byung-Hyun Kim, R (1, 1) Jorge Piedra, L OBP: 0.667, SLG: 1.000 Desi Relaford, S OBP: 0.365, SLG: 0.402 (7, 6)		0-0 F9			0-0 SH2-4	1-0 1B 2B			

Inning	1	2	3	4	5	6	7	8	9
R	1	0	0	1	1	4	0	0	0
E	0	0	0	0	0	0	0	0	0
K	1	2	1	1	0	2	2	2	2
S	9	10	8	8	14	12	10	12	12
H	1	0	0	2	2	6	0	0	0
LOB	1	1	0	0	1	1	0	0	0
BB	1	0	0	0	0	0	0	0	0
P	18	14	12	14	21	20	10	12	12

PITCHER	IP	WLS	BF	H	R	ER	SO	BB	IBB	HBP	BLK	WP	HR	S	P	ERA	WHIP
29 Nate Robertson, L ERA: 3.99	5.1	L	25	8	6	6	5	1	0	1	0	0	0	8	14	10.12	1.688
Chris Spurling, R ERA: 2.16	0.2		4	3	1	1	0	0	0	0	0	0	0	8	14	13.50	4.500
Doug Creek, L ERA: 7.04	0.1		1	0	0	0	0	0	0	0	0	0	0	2	3	0.00	0.000
56 Fernando Rodney, R ERA:	0.2		2	0	0	0	2	0	0	0	0	0	0	6	7	0.00	0.000
Franklyn German, R ERA: 2.28	1.0		3	0	0	0	2	0	0	0	0	0	0	8	12	0.00	0.000

PITCHER	IP	WLS	BF	H	R	ER	SO	BB	IBB	HBP	BLK	WP	HR	S	P	ERA	WHIP
29 Nate Robertson, L ERA: 3.99	5.1	L	25	8	6	6	5	1	0	1	0	0	0	8	14	10.12	1.688
Chris Spurling, R ERA: 2.16	0.2		4	3	1	1	0	0	0	0	0	0	0	8	14	13.50	4.500
Doug Creek, L ERA: 7.04	0.1		1	0	0	0	0	0	0	0	0	0	0	2	3	0.00	0.000
56 Fernando Rodney, R ERA:	0.2		2	0	0	0	2	0	0	0	0	0	0	6	7	0.00	0.000
Franklyn German, R ERA: 2.28	1.0		3	0	0	0	2	0	0	0	0	0	0	8	12	0.00	0.000

Batter	1	2	3	4	5	6	7	8	9	AB R H RBI BB SO LOB	TOP																									
Dave Roberts, L (1, 8) OBP: 0.359, SLG: 0.431	0-1 B1-3		0-0 SH3-1		2-0 F7		0-1 G3		2-2 F7	4 0 0 0 0 0 2																										
Geoff Blum, S (1, 4) OBP: 0.325, SLG: 0.396	3-2 P5		1-1 G3		1-2 P2		2-2 P6			4 0 0 0 0 0 2																										
Ryan Klesko, L (1, 7) OBP: 0.377, SLG: 0.483	4-2 BB		0-0 E3			1-1 E1 24 F8 1B		1-0 G1-3		3 1 0 0 1 0 0																										
24 Brian Giles, L (1, 9) OBP: 0.399, SLG: 0.500	0-1 F7		3-H G4-3			0-2 F8		2-1 F9		4 0 0 0 0 0 3																										
Phil Nevin, R (1, 3) OBP: 0.307, SLG: 0.435		1-2 F8		2-2 1B		0-2 2B 1B		2-3 K		4 1 2 1 0 1 0																										
Ramon Hernandez, R (1, 2) OBP: 0.321, SLG: 0.444		2-1 1B		0-0 F9		1-0 F8		0-2 G6-3		4 0 1 0 0 0 2																										
Mark Sweeney, L (1, 10) OBP: 0.410, SLG: 0.470		0-3 K		1-3 K		0-2 2B		0-0 HR		4 1 2 2 0 2 2																										
Sean Burroughs, L (1, 5) OBP: 0.343, SLG: 0.313		1-1 L6		2-2 P4		3-2 F8		0-1 G3-1		4 0 0 0 0 0 3																										
3 Khalil Greene, R (1, 6) OBP: 0.315, SLG: 0.421			1-0 G3 SH3-1 E 1B		1-1 P2 1B		0-0 L4		0-2 1B	4 1 3 0 0 0 0																										
<b>Inning Stats</b>	R: 0 E: 0 K: 0 S: 9	H: 0 LOB: 1 BB: 1 P: 16	R: 0 E: 0 K: 1 S: 10	H: 1 LOB: 1 BB: 0 P: 14	R: 1 E: 1 K: 0 S: 6	H: 1 LOB: 1 BB: 0 P: 8	R: 0 E: 0 K: 1 S: 11	H: 1 LOB: 1 BB: 0 P: 16	R: 0 E: 0 K: 0 S: 6	H: 1 LOB: 0 BB: 0 P: 10	R: 2 E: 1 K: 0 S: 20	H: 2 LOB: 1 BB: 0 P: 25	R: 0 E: 0 K: 0 S: 6	H: 0 LOB: 0 BB: 0 P: 8	R: 0 E: 0 K: 1 S: 6	H: 0 LOB: 0 BB: 0 P: 11	R: 1 E: 0 K: 0 S: 12	H: 2 LOB: 1 BB: 0 P: 14	1B: 6 2B: 1 3B: 0 HR: 1	SF: 0 SAC: 1 DP: 0 HBP: 0	WP: 0 PB: 0 SB: 0 CS: 0	PA: 37														
<b>PITCHER</b>	IP WLS BF H R ER SO BB IBB HBP BLK WP HR S P ERA WHIP																																			
Jason Johnson, R (1, 1) ERA: 3.25	2.0		8	1	0	0	1	1	0	0	0	0	0	19	30	0.00	1.000																			
Matt Ginter, R (3, 1) ERA: 5.47	3.0		12	3	1	0	1	0	0	0	0	0	0	23	34	0.00	1.000																			
Doug Creek, L (6, 1) ERA: 6.75	0.1	H	2	0	1	1	0	0	0	0	0	0	0	5	6	27.00	0.000																			
56 Fernando Rodney, R (6, 1) ERA: 5.4	1.0	W	5	2	1	0	0	0	0	0	0	0	0	16	20	0.00	2.000																			
Jamie Walker, L (7, 1) ERA: 2.05	1.1	H	4	0	0	0	0	0	0	0	0	0	0	8	13	0.00	0.000																			
<b>PITCHER</b>	IP WLS BF H R ER SO BB IBB HBP BLK WP HR S P ERA WHIP																																			
Kyle Farnsworth, R (8, 1) ERA: 2.3	0.1	H	1	0	0	0	1	0	0	0	0	0	0	1	5	0.00	0.000																			
Troy Percival, R (9, 1) ERA: 3.31	1.0		5	2	1	1	0	0	0	0	0	0	1	12	14	9.00	2.000																			

San Diego Padres @ Detroit Tigers  
Comerica Park, Detroit, MI  
Tue Jun 14 2005, 7:05 PM EDT  
Att: 19,585 - Partly Cloudy - 87 F

livebaseballscorecards.com

AB	35
R	4
H	8
RBI	3
BB	1
SO	3
LOB	14





Batter	1	2	3	4	5	6	7	8	9	AB R H RBI BB SO LOB	TOP											
Dave Roberts, L (1, 8) OBP: 0.362, SLG: 0.433	0-1 3 2B 1B		1-0 1B			0-0 B1-3		3-2 F8		4 1 2 0 0 0 1												
3 Khalil Greene, R (1, 6) OBP: 0.314, SLG: 0.423	0-0 1-H 2B		1-1 L9			1-2 G6-3		0-0 G6-4-3		4 0 1 1 0 0 2												
Ryan Klesko, L (1, 10) OBP: 0.379, SLG: 0.480	2-3 K		1-2 G4-3			0-0 1B			4-2 WP 1B BB	3 1 1 0 0 1 1 2												
Phil Nevin, R (1, 3) OBP: 0.303, SLG: 0.427	2-3 K			1-3 K		2-1 G4-3			0-3 K	4 0 0 0 0 3 3												
24 Brian Giles, L (1, 9) OBP: 0.394, SLG: 0.493	0-0 F9			1-0 G4-3			2-2 G3		1-0 G5-4-3 1B	3 0 0 0 0 0 1												
Robert Fick, L (8, 9) OBP: 0.455, SLG: 0.667										1 0 1 1 0 0 0												
Ramon Hernandez, R (1, 2) OBP: 0.317, SLG: 0.439		1-1 G5-3		2-0 G5-3			3-2 G5-3		1-1 G5-4-3	3 0 0 0 0 0 0												
Miguel Ojeda, R (8, 2) OBP: 0.219, SLG: 0.237										1 0 0 0 0 0 1												
Xavier Nady, R (1, 7) OBP: 0.338, SLG: 0.451		2-0 F8			1-1 G5-3		1-0 1B			3 0 1 0 0 0 0												
Geoff Blum, S (1, 5) OBP: 0.319, SLG: 0.388		2-0 P6			1-3 K		3-2 P4			3 0 0 0 0 1 1												
Damian Jackson, R (1, 4) OBP: 0.327, SLG: 0.284			1-2 G6-3		3-3 K			0-1 G6-4-3 1B		3 0 1 0 0 1 0												
<b>Inning Stats</b>	R: 1 E: 0 K: 2 S: 10	H: 2 LOB: 1 BB: 0 P: 14	R: 0 E: 0 K: 0 S: 4	H: 0 LOB: 0 BB: 0 P: 9	R: 0 E: 0 K: 0 S: 10	H: 1 LOB: 1 BB: 0 P: 14	R: 0 E: 0 K: 1 S: 5	H: 0 LOB: 0 BB: 0 P: 9	R: 0 E: 0 K: 2 S: 9	H: 0 LOB: 0 BB: 0 P: 14	R: 0 E: 0 K: 0 S: 7	H: 1 LOB: 1 BB: 0 P: 10	R: 0 E: 0 K: 0 S: 12	H: 1 LOB: 1 BB: 0 P: 21	R: 0 E: 0 K: 0 S: 7	H: 1 LOB: 0 BB: 0 P: 10	R: 1 E: 0 K: 1 S: 8	H: 1 LOB: 0 BB: 1 P: 14	1B: 6 2B: 1 3B: 0 HR: 0	SF: 0 SAC: 0 DP: 2 HBP: 0	WP: 1 PB: 0 SB: 0 CS: 0	PA: 33
<b>PITCHER</b>	IP WLS BF H R ER SO BB IBB HBP BLK WP HR S P ERA WHIP																					
Mike Maroth, L (1, 1) ERA: 4.23	8.0 W 29 6 1 1 5 0 0 0 0 0 0 0 64 101 1.12 0.750																					
Franklyn German, R (9, 1) ERA: 2.55	1.0 4 1 1 1 1 1 0 0 0 1 0 8 14 9.00 2.000																					

San Diego Padres @ Detroit Tigers  
Comerica Park, Detroit, MI

Wed Jun 15 2005, 7:05 PM EDT  
Att. 21,895 - Overcast - 71 F

AB	32
R	2
H	7
RBI	2
BB	1
SO	6
LOB	11



WP: 1	PA: 33
PB: 0	
SB: 0	
CS: 0	

livebaseballscorecards.com

Batter	1	2	3	4	5	6	7	8	9	AB	R	H	RBI	BB	SO	LOB	BOTTOM
--------	---	---	---	---	---	---	---	---	---	----	---	---	-----	----	----	-----	--------

<b>15 Brandon Inge, R</b> (1, 5) OBP: 0.385, SLG: 0.465	2-2 	0-1 	4-2 			1-1 		3-2 		4	1	2	1	1	1	0	<b>San Diego Padres @ Detroit Tigers</b> Comerica Park, Detroit, MI Wed Jun 15 2005, 7:05 PM EDT Att. 21,895 - Overcast - 71 F
<b>14 Placido Polanco, R</b> (1, 4) OBP: 0.390, SLG: 0.438 <b>20 Omar Infante, R</b> (8, PH) OBP: 0.253, SLG: 0.339 (9, 4)	1-0 	2-2 	1-2 			0-0 		3-3 		4	1	3	3	0	0	1	
<b>Dmitri Young, S</b> (1, 3) OBP: 0.332, SLG: 0.491	3-2 	4-1 	0-1 			2-2 				2	0	0	0	1	0	4	
<b>Rondell White, R</b> (1, 7) OBP: 0.332, SLG: 0.481	1-0 	3-2 				0-2 		0-0 		3	1	2	1	0	1	0	
<b>Ivan Rodriguez, R</b> (1, 2) OBP: 0.294, SLG: 0.444 <b>13 Vance Wilson, R</b> (9, 2) OBP: 0.208, SLG: 0.095	1-2 	1-0 				1-0 		1-0 		4	0	0	0	0	1	5	
<b>Craig Monroe, R</b> (1, 9) OBP: 0.329, SLG: 0.448			0-0 	0-1 		0-2 		2-2 		4	3	3	2	0	0	0	
<b>31 Chris Shelton, R</b> (1, 10) OBP: 0.310, SLG: 0.357		0-2 	2-2 			2-2 		1-3 		4	1	1	1	0	1	1	
<b>39 Tony Giarratano, S</b> (1, 6) OBP: 0.244, SLG: 0.243		1-0 	2-0 			4-2 		1-2 		3	0	0	0	1	0	3	
<b>Nook Logan, S</b> (1, 8) OBP: 0.344, SLG: 0.399 <b>Alexis Gomez, L</b> (8, PH) (9, 8)		0-0 	4-1 			1-1 		3-2 		2	1	0	0	1	0	3	

<b>Inning Stats</b> R: 1 H: 2 E: 0 K: 2 S: 14 H: 2 LOB: 1 BB: 0 P: 22	R: 3 H: 3 E: 1 K: 0 S: 17 H: 3 LOB: 3 BB: 1 P: 28	R: 2 H: 3 E: 0 K: 0 S: 15 H: 3 LOB: 2 BB: 2 P: 28	R: 0 H: 0 E: 1 K: 1 S: 8 H: 0 LOB: 0 BB: 0 P: 9	R: 0 H: 0 E: 0 K: 0 S: 8 H: 0 LOB: 0 BB: 1 P: 15	R: 0 H: 1 E: 0 K: 0 S: 6 H: 1 LOB: 0 BB: 0 P: 9	R: 2 H: 2 E: 0 K: 1 S: 11 H: 2 LOB: 0 BB: 0 P: 16	R: 0 H: 0 E: 0 K: 1 S: 12 H: 0 LOB: 0 BB: 0 P: 21	1B: 7 SF: 0 2B: 3 SAC: 0 3B: 0 DP: 3 HR: 1 HBP: 2	WP: 0 PA: 38 PB: 0 SB: 1 CS: 0
---	--	--	--	---	--	--	--	--	-----------------------------------

PITCHER	IP	WLS	BF	H	R	ER	SO	BB	IBB	HBP	BLK	WP	HR	S	P	ERA	WHIP
<b>Adam Eaton, R</b> ERA: 3.42 (1, 1)	2.1	L	18	7	6	3	2	2	0	0	0	0	0	39	66	11.57	3.857
<b>Darrell May, L</b> ERA: 5.2 (3, 1)	5.2		20	4	2	2	3	2	0	0	0	0	1	52	82	3.18	1.059

AB	32
R	8
H	11
RBI	8
BB	4
SO	5
LOB	17



livebaseballscorecards.com

Batter	1	2	3	4	5	6	7	8	9	AB R H RBI BB SO LOB	TOP											
<b>Dave Roberts, L</b> (1, 8) OBP: 0.359, SLG: 0.446	3-2 HR	3-2 G1-3			3-1 SAFE G4-6-3 1-2f			0-0 F7		4 1 1 1 0 0 2												
<b>Robert Fick, L</b> (1, 7) OBP: 0.432, SLG: 0.606	0-0 F9		2-2 G3			0-1 P6		4-2 BB		3 0 0 0 1 0 0												
<b>Ryan Klesko, L</b> (1, 10) OBP: 0.377, SLG: 0.473	3-2 P5		1-1 G4-3			4-1 24 G3-6-3 BB		0-0 F7		3 0 0 0 1 0 1												
<b>24 Brian Giles, L</b> (1, 9) OBP: 0.392, SLG: 0.487	3-0 BB HBP		3-2 F7			1-0 G3-6-3 1-2f			2-2 G6-3	3 0 0 0 0 0 1												
<b>Mark Sweeney, L</b> (1, 3) OBP: 0.414, SLG: 0.464	4-2 1-2 BB			2-3 K			2-1 E9 G3-1 1B		1-0 F8	3 0 1 0 1 1 0												
<b>Ramon Hernandez, R</b> (1, 2) OBP: 0.311, SLG: 0.431	0-3 K			0-3 K			1-0 G3-1		1-2 F9	4 0 0 0 0 2 3												
<b>Geoff Blum, S</b> (1, 4) OBP: 0.320, SLG: 0.383				0-1 F9			4-1 3 G6-4-3 BB			2 0 0 0 1 0 0												
<b>3 Khalil Greene, R</b> (1, 6) OBP: 0.308, SLG: 0.415					2-1 P4		1-2 G6-4-3			3 0 0 0 0 1 2												
<b>Sean Burroughs, L</b> (1, 5) OBP: 0.348, SLG: 0.319					0-1 G4-6-3 1B			0-1 G3		3 0 2 0 0 0 0												
<b>Inning Stats</b>	R: 1 E: 0 K: 1 S: 13	H: 1 LOB: 2 BB: 1 P: 26	R: 0 E: 0 K: 1 S: 10	H: 1 LOB: 1 BB: 0 P: 16	R: 0 E: 0 K: 0 S: 10	H: 0 LOB: 0 BB: 0 P: 16	R: 0 E: 0 K: 2 S: 8	H: 0 LOB: 0 BB: 0 P: 10	R: 0 E: 0 K: 0 S: 6	H: 1 LOB: 0 BB: 0 P: 11	R: 0 E: 0 K: 0 S: 4	H: 0 LOB: 0 BB: 1 P: 9	R: 0 E: 1 K: 0 S: 7	H: 1 LOB: 1 BB: 1 P: 15	R: 0 E: 0 K: 0 S: 8	H: 0 LOB: 1 BB: 1 P: 12	R: 0 E: 0 K: 0 S: 8	H: 0 LOB: 0 BB: 0 P: 12	1B: 3 2B: 0 3B: 0 HR: 1	SF: 0 SAC: 0 DP: 3 HBP: 1	WP: 0 PB: 0 SB: 0 CS: 0	PA: 33
<b>PITCHER</b>	IP WLS BF H R ER SO BB IBB HBP BLK WP HR S P ERA WHIP																					
<b>38 Jeremy Bonderman, R</b> (1, 1) ERA: 3.84	7.0 W 26 4 1 1 4 3 0 1 0 0 1 58 103 1.29 1.000																					
<b>Jamie Walker, L</b> (8, 1) ERA: 1.96	1.0 H 4 0 0 0 0 1 0 0 0 0 0 8 12 0.00 1.000																					
<b>Troy Percival, R</b> (9, 1) ERA: 3.12	1.0 S 3 0 0 0 0 0 0 0 0 0 0 8 12 0.00 0.000																					

**San Diego Padres @ Detroit Tigers**  
Comerica Park, Detroit, MI  
Thu Jun 16 2005, 1:05 PM EDT  
Att: 21,429 - Partly Cloudy - 68 F

livebaseballscorecards.com

**AB 28**  
**R 1**  
**H 4**  
**RBI 1**  
**BB 4**  
**SO 4**  
**LOB 9**





Batter	1	2	3	4	5	6	7	8	9	AB R H RBI BB SO LOB	TOP											
13 Omar Vizquel, S OBP: 0.363, SLG: 0.409	2-2 SH3 2B	3-2 G5-3			0-0 SH1-4		1-0 G6-3			3 0 1 0 0 0 2												
Michael Tucker, L OBP: 0.342, SLG: 0.397	0-0 SH3		1-1 G5-4-3 1B		3-1 SF9		0-1 G3-1			2 0 1 1 0 0 1												
Pedro Feliz, R OBP: 0.307, SLG: 0.428	1-0 G3		1-0 P3		0-0 1B			1-3 K		4 0 1 0 0 1 2												
Moises Alou, R OBP: 0.422, SLG: 0.542	1-3 K		0-0 G5-4-3 1-2f		1-0 F9			1-1 L4-3 HBP		3 0 0 0 0 1 3												
Ray Durham, S OBP: 0.350, SLG: 0.397		0-0 BB 1B		0-3 K		0-3 K		1-0 L4-3 1-1		4 1 1 0 0 2 1												
Todd Linden, S OBP: 0.143, SLG: 0.214		1-3 K		1-0 WP G4-3 2B		1-2 G6-3			2-2 F7	4 1 1 0 0 1 1												
J.T. Snow, L OBP: 0.346, SLG: 0.338		2-3 K		1-1 G4-3 2-H		2-2 L8			0-0 F8	4 0 0 1 0 1 1												
Jason Ellison, R OBP: 0.374, SLG: 0.486		4-1 1B 1B BB		0-0 F7			2-1 G6-3		2-0 FC4-6 1B	3 1 1 0 1 0 0												
Mike Matheny, R OBP: 0.304, SLG: 0.425		0-1 1B			2-1 13 SH1-4 SF9 2B		0-2 2B		1-0 FC4-6 1-2f	4 1 3 2 0 0 1												
<b>Inning Stats</b>	R: 0 E: 0 K: 1 S: 8	H: 1 LOB: 1 BB: 0 P: 12	R: 2 E: 0 K: 2 S: 17	H: 2 LOB: 1 BB: 1 P: 27	R: 0 E: 0 K: 0 S: 4	H: 1 LOB: 0 BB: 0 P: 6	R: 1 E: 0 K: 1 S: 7	H: 1 LOB: 0 BB: 0 P: 9	R: 1 E: 0 K: 0 S: 7	H: 2 LOB: 1 BB: 0 P: 13	R: 0 E: 0 K: 1 S: 9	H: 0 LOB: 0 BB: 0 P: 12	R: 0 E: 0 K: 0 S: 8	H: 1 LOB: 1 BB: 0 P: 11	R: 0 E: 0 K: 1 S: 5	H: 0 LOB: 0 BB: 0 P: 8	R: 0 E: 0 K: 0 S: 6	H: 1 LOB: 1 BB: 0 P: 11	1B: 5 2B: 5 3B: 0 HR: 0	SF: 1 SAC: 2 DP: 2 HBP: 1	WP: 1 PB: 0 SB: 0 CS: 0	PA: 36
<b>PITCHER</b>	IP WLS BF H R ER SO BB IBB HBP BLK WP HR S P ERA WHIP																					
29 Nate Robertson, L ERA: 4.09	(1, 1) 7.0 L 29 8 4 4 5 1 0 0 0 1 0 60 90 5.14 1.286																					
Chris Spurling, R ERA: 1.93	(8, 1) 2.0 7 1 0 0 1 0 0 1 0 0 0 11 19 0.00 0.500																					

**San Francisco Giants @ Detroit Tigers**  
Comerica Park, Detroit, MI

Fri Jun 17 2005, 7:05 PM EDT  
Att. 34,397 - Cloudy - 67 F

[livebaseballscorecards.com](http://livebaseballscorecards.com)

**AB 31**  
**R 4**  
**H 9**  
**RBI 4**  
**BB 1**  
**SO 6**  
**LOB 12**





Batter	1	2	3	4	5	6	7	8	9	AB	R	H	RBI	BB	SO	LOB
15 Brandon Inge, R OBP: 0.382, SLG: 0.464 (1, 5)	2-2 F9		4-0 FC6-4 BB			3-2 P5		0-3 K		3	0	0	0	1	1	0
14 Placido Polanco, R OBP: 0.384, SLG: 0.430 (1, 4)	2-1 1B		2-2 FC6-4			1-2 P3			0-1 1B	4	0	2	0	0	0	1
Dmitri Young, S OBP: 0.329, SLG: 0.485 (1, 10)	1-2 L4					0-1 1B			2-2 1B	4	0	2	0	0	0	1
Rondell White, R OBP: 0.325, SLG: 0.468 (1, 7)	2-0 G1-3					3-2 G6-3			1-2 1B	4	0	1	0	0	0	2
Ivan Rodriguez, R OBP: 0.298, SLG: 0.448 (1, 2)						0-0 F8			1-3 K	4	0	1	0	0	1	3
Craig Monroe, R OBP: 0.328, SLG: 0.442 (1, 9)						2-2 F8			2-3 K	4	0	1	0	0	2	3
31 Chris Shelton, R OBP: 0.306, SLG: 0.429 (1, 3)						0-1 F9			1-3 K	4	0	0	0	0	1	3
39 Tony Giarratano, S OBP: 0.217, SLG: 0.214 Jason Smith, L OBP: 0.213, SLG: 0.261 (8, PH) (9, 6)						0-0 G4-3			0-3 K	2	0	0	0	0	0	0
Nook Logan, S OBP: 0.335, SLG: 0.388 Alexis Gomez, L (8, PH) (9, 8)						0-3 K			1-1 G4-3	2	0	0	0	0	2	0

Inning Stats	R: 0	H: 1	E: 0	K: 0	S: 10	R: 0	H: 0	E: 0	K: 1	S: 6	R: 0	H: 0	E: 0	K: 1	S: 8	R: 0	H: 2	E: 0	K: 0	S: 6	R: 0	H: 0	E: 0	K: 1	S: 7	R: 0	H: 1	E: 0	K: 0	S: 12	R: 0	H: 0	E: 0	K: 0	S: 11	R: 0	H: 0	E: 0	K: 2	S: 8	R: 0	H: 3	E: 0	K: 3	S: 19			
	LOB: 1	BB: 0	P: 17	LOB: 0	BB: 0	P: 8	LOB: 1	BB: 1	P: 16	LOB: 2	BB: 0	P: 13	LOB: 0	BB: 0	P: 7	LOB: 1	BB: 0	P: 19	LOB: 0	BB: 0	P: 15	LOB: 0	BB: 0	P: 9	LOB: 3	BB: 0	P: 26	LOB: 0	BB: 0	P: 0	LOB: 0	BB: 0	P: 0	LOB: 0	BB: 0	P: 0	LOB: 0	BB: 0	P: 0	LOB: 0	BB: 0	P: 0	LOB: 0	BB: 0	P: 0	LOB: 0	BB: 0	P: 0

PITCHER	IP	WLS	BF	H	R	ER	SO	BB	IBB	HBP	BLK	WP	HR	S	P	ERA	WHIP
Jason Schmidt, R ERA: 5.4 (1, 1)	8.0	W	31	7	0	0	5	1	0	0	0	0	0	78	117	0.00	1.000
Tyler Walker, R ERA: 4.5 (9, 1)	1.0	S	3	0	0	0	3	0	0	0	0	0	0	9	13	0.00	0.000

**BOTTOM**

**San Francisco Giants @ Detroit Tigers**  
Comerica Park, Detroit, MI

Fri Jun 17 2005, 7:05 PM EDT  
Att: 34,397 - Cloudy - 67 F

<b>AB</b>	<b>33</b>
<b>R</b>	<b>0</b>
<b>H</b>	<b>7</b>
<b>RBI</b>	<b>0</b>
<b>BB</b>	<b>1</b>
<b>SO</b>	<b>8</b>
<b>LOB</b>	<b>13</b>

[livebaseballscorecards.com](http://livebaseballscorecards.com)

**WP: 0 PA: 34**  
**PB: 0 SB: 0 CS: 0**

Batter	1	2	3	4	5	6	7	8	9	AB R H RBI BB SO LOB	TOP												
13 Omar Vizquel, S (1, 6) OBP: 0.361, SLG: 0.406	0-1 G5-3	0-0 SH5-4		0-3 K2-3		1-1 P6			0-1 1B FC1-2 2-3 1B	4 0 1 0 0 1 2													
Jason Ellison, R (1, 8) OBP: 0.374, SLG: 0.483	1-0 1B FC1 1B	1-2 P6			0-0 CS 1B		2-3 K		0-1 FC1-2 1B	5 1 2 0 0 1 4													
J.T. Snow, L (1, 3) OBP: 0.354, SLG: 0.354	1-0 E FC1 1B	0-2 P6			2-0 WP 2B		1-0 P5		0-2 1B	5 1 3 0 0 0 2													
Moises Alou, R (1, 7) OBP: 0.414, SLG: 0.530 Adam Shabala, L (7, 7)	0-0 FC1 1B		0-2 F8		1-0 G5-3		0-0 G5-3		1-3 K	4 0 0 1 0 0 2 1 0 0 0 0 1 3													
Ray Durham, S (1, 4) OBP: 0.351, SLG: 0.394	1-3 K		1-0 P4		4-1 BB			3-2 G6-4-3 BB 1B	0-1 L4	4 0 1 0 1 1 5													
Michael Tucker, L (1, 10) OBP: 0.347, SLG: 0.395	0-2 1B		2-2 G1-3		3-2 G1-4-3			4-1 G6-4-3 BB		3 0 1 1 1 0 2													
Pedro Feliz, R (1, 5) OBP: 0.310, SLG: 0.429	1-2 G5-3			0-0 G5-3 1B		0-0 G1-3 1B		0-0 G6-4-3 1-2 2-3		4 0 2 0 0 0 4													
Todd Linden, S (1, 9) OBP: 0.167, SLG: 0.222		3-1 13 SH5-4 BB 1B		2-1 G5-3		0-0 P3		1-3 K		4 0 1 0 0 1 3													
Mike Matheny, R (1, 2) OBP: 0.308, SLG: 0.429		4-2 13 SH5-4 BB		0-1 F7		0-1 G1-3			1-0 13 1B FC1-2 2B	3 0 1 0 1 0 2													
<b>Inning Stats</b>	R: 2 E: 1 K: 1 S: 14	H: 3 LOB: 2 BB: 0 P: 18	R: 0 E: 0 K: 0 S: 11	H: 1 LOB: 2 BB: 1 P: 19	R: 0 E: 0 K: 0 S: 7	H: 0 LOB: 0 BB: 0 P: 10	R: 0 E: 0 K: 1 S: 8	H: 1 LOB: 1 BB: 0 P: 10	R: 0 E: 0 K: 0 S: 9	H: 2 LOB: 2 BB: 1 P: 19	R: 0 E: 0 K: 0 S: 6	H: 1 LOB: 1 BB: 0 P: 7	R: 0 E: 0 K: 1 S: 5	H: 0 LOB: 0 BB: 0 P: 8	R: 0 E: 0 K: 1 S: 8	H: 1 LOB: 1 BB: 1 P: 16	R: 0 E: 0 K: 1 S: 14	H: 3 LOB: 3 BB: 0 P: 16	1B: 10 2B: 2 3B: 0 HR: 0	SF: 0 SAC: 1 DP: 1 HBP: 0	WP: 1 PB: 0 SB: 0 CS: 1	PA: 41	
<b>PITCHER</b> Jason Johnson, R (1, 1) ERA: 3.07 56 Fernando Rodney, R (9, 1) ERA: 3.38	IP 8.0 1.0	WLS W 6	BF 35 6	H 9 3	R 2 0	ER 1 0	SO 4 1	BB 3 0	IBB 0 0	HBP 0 0	BLK 0 0	WP 1 0	HR 0 0	S 68 14	P 107 16	ERA 1.12 0.00	WHIP 1.500 3.000						<b>PITCHER</b> IP WLS BF H R ER SO BB IBB HBP BLK WP HR S P ERA WHIP

**San Francisco Giants @ Detroit Tigers**  
Comerica Park, Detroit, MI  
Sat Jun 18 2005, 7:05 PM EDT  
Att. 38,461 - Cloudy - 67 F

AB	37
R	2
H	12
RBI	2
BB	3
SO	5
LOB	29



Batter	1	2	3	4	5	6	7	8	9
15 Brandon Inge, R OBP: 0.389, SLG: 0.484 (1, 5)	1-0 HR	4-1 14 1B BB		2-1 14 FC5-4 1B	2-2 2B			2-2 G6-3	
14 Placido Polanco, R OBP: 0.380, SLG: 0.424 (1, 4)	1-1 G6-3	0-1 1B		1-1 FC5-4	2-1 G5-3			3-2 G1-3	
Dmitri Young, S OBP: 0.323, SLG: 0.475 (1, 3)	2-2 P3	2-2 F7		0-0 F8	1-3 K			0-1 F9	
Rondell White, R OBP: 0.323, SLG: 0.477 (1, 7)	1-1 HR		2-2 F8	0-0 P3			2-2 P6		
Ivan Rodriguez, R OBP: 0.306, SLG: 0.462 (1, 2)	2-2 2B		3-1 31 1B 2B		2-2 2B 1B		1-2 G5-3		
13 Vance Wilson, R OBP: 0.208, SLG: 0.095 (9, 2)									
Craig Monroe, R OBP: 0.327, SLG: 0.443 (1, 9)	0-2 G5-3		0-2 G4-3		3-2 31 1B 2B		0-0 F7		
31 Chris Shelton, R OBP: 0.325, SLG: 0.436 (1, 10)		3-2 F9	2-1 20 1B 1B		1-1 20 2B 15 2B 1B		1-2 F8		
20 Omar Infante, R OBP: 0.263, SLG: 0.359 (1, 6)		1-1 14 1B 2B	1-1 1B		2-1 15 2B 2B		3-2 F8		
Nook Logan, S OBP: 0.328, SLG: 0.380 (1, 8)		3-1 G6-3	1-2 F9		1-1 P2		0-0 G1-3		

Inning Stats	R: 2	H: 3	E: 0	LOB: 1	K: 0	S: 15	R: 1	H: 2	E: 0	LOB: 2	K: 0	S: 15	R: 1	H: 3	E: 0	LOB: 2	K: 0	S: 15	R: 0	H: 1	E: 0	LOB: 1	K: 0	S: 6	R: 4	H: 5	E: 0	LOB: 1	K: 1	S: 23	R: 0	H: 0	E: 0	LOB: 0	K: 0	S: 8	R: 0	H: 0	E: 0	LOB: 0	K: 0	S: 7	R: 0	H: 0	E: 0	LOB: 0	K: 0	S: 8		

PITCHER	IP	WLS	BF	H	R	ER	SO	BB	IBB	HBP	BLK	WP	HR	S	P	ERA	WHIP
Kirk Rueter, L ERA: 5.31 (1, 1)	4.0	L	24	11	6	6	0	1	0	0	0	0	2	59	96	13.50	3.000
Brandon Puffer, R ERA: 4.5 (5, 1)	4.0		15	3	2	2	1	0	0	0	0	0	0	38	59	4.50	0.750

**BOTTOM**

**San Francisco Giants @ Detroit Tigers**  
Comerica Park, Detroit, MI


Sat Jun 18 2005, 7:05 PM EDT  
Att: 38,461 - Cloudy - 67 F

AB	R	H	RBI	BB	SO	LOB
4	1	3	3	1	0	0
5	0	1	1	0	0	2
5	0	0	0	0	1	4
4	1	1	1	0	0	1
4	2	3	0	0	0	0
0	0	0	0	0	0	0
4	1	1	1	0	0	2
4	1	2	2	0	0	0
4	2	3	0	0	0	0
4	0	0	0	0	0	5

1B:	6	SF:	0
2B:	6	SAC:	0
3B:	0	DP:	0
HR:	2	HBP:	0

WP:	0	PA:	39
PB:	0	SB:	0
CS:	0		

livebaseballscorecards.com



Batter	1	2	3	4	5	6	7	8	9	10	AB	R	H	RBI	BB	SO	LOB	TOP														
Jason Ellison, R OBP: 0.373, SLG: 0.475 (1, 8) C X	0-1 P5	4-2 BB			0-0 F7	1-0 1B		0-0 L8		1-3 K	5	0	1	0	1	1	1															
Deivi Cruz, R OBP: 0.325, SLG: 0.435 13 Omar Vizquel, S OBP: 0.360, SLG: 0.404 (1, 6) X (8, 6)	0-0 G6-4-3 1B	2-2 P6			1-2 HR 1B	1-2 F9		2-2 1B		1-2 F7	5	1	3	1	0	0	5															
Lance Niekro, R OBP: 0.331, SLG: 0.577 (1, 3) C X	0-1 G6-4-3		0-0 E 1B		0-0 HR		1-2 L5	0-2 F9		1-1 G5-3	6	1	2	2	0	0	2															
Moises Alou, R OBP: 0.409, SLG: 0.522 Michael Tucker, L OBP: 0.347, SLG: 0.395 (1, 10) (9, PR) (9, 10)		0-0 P6	1-3 K		0-0 L5		3-3 K		1-2 HR 1B		5	0	1	0	0	2	1															
Ray Durham, S OBP: 0.356, SLG: 0.393 (1, 4)		2-2 G1-3	1-1 FC5		3-2 FC5-4 1B		2-1 BB HBP		4-1 HR BB		3	1	1	0	1	0	1															
Pedro Feliz, R OBP: 0.312, SLG: 0.424 (1, 5)		4-1 BB 1B BB	1-3 K		1-0 FC5-4 1B		4-1 BB		2-3 K		3	1	0	0	2	2	4															
Yorvit Torrealba, R OBP: 0.314, SLG: 0.391 (1, 2)		1-0 BB 1B		0-1 B2		1-0 G5-3		3-3 K		0-3 K	5	1	1	0	0	2	4															
Todd Linden, S OBP: 0.261, SLG: 0.381 (1, 9)		4-2 BB 1B BB	1-1 P6		0-0 G4-3		4-1 SH2-4 1B BB		0-1 HR		3	2	1	3	2	0	0															
Adam Shabala, L OBP: 0.273, SLG: 0.222 (1, 7)		1-2 BB 1B	2-2 P5		2-1 1B		0-0 SH2-4		1-3 K		4	0	2	2	0	1	1															
<b>Inning Stats</b>	R: 0 E: 0 K: 0 S: 5	H: 1 LOB: 0 BB: 0 P: 5	R: 2 E: 0 K: 0 S: 18	H: 2 LOB: 3 BB: 3 P: 36	R: 0 E: 1 K: 2 S: 9	H: 1 LOB: 1 BB: 0 P: 12	R: 0 E: 0 K: 0 S: 8	H: 0 LOB: 0 BB: 0 P: 11	R: 2 E: 0 K: 0 S: 10	H: 3 LOB: 1 BB: 0 P: 15	R: 0 E: 0 K: 0 S: 8	H: 2 LOB: 2 BB: 0 P: 13	R: 0 E: 0 K: 2 S: 12	H: 0 LOB: 2 BB: 1 P: 25	R: 1 E: 0 K: 0 S: 9	H: 1 LOB: 1 BB: 1 P: 15	R: 3 E: 0 K: 3 S: 25	H: 2 LOB: 1 BB: 1 P: 32	R: 0 E: 0 K: 1 S: 9	H: 0 LOB: 0 BB: 0 P: 12	1B: 10 2B: 0 3B: 0 HR: 2	SF: 0 SAC: 1 DP: 1 HBP: 1	WP: 0 PB: 0 SB: 0 CS: 0	PA: 48								
<b>PITCHER</b>	IP WLS BF H R ER SO BB IBB HBP BLK WP HR S P ERA WHIP	IP WLS BF H R ER SO BB IBB HBP BLK WP HR S P ERA WHIP	IP WLS BF H R ER SO BB IBB HBP BLK WP HR S P ERA WHIP	IP WLS BF H R ER SO BB IBB HBP BLK WP HR S P ERA WHIP	IP WLS BF H R ER SO BB IBB HBP BLK WP HR S P ERA WHIP	IP WLS BF H R ER SO BB IBB HBP BLK WP HR S P ERA WHIP	IP WLS BF H R ER SO BB IBB HBP BLK WP HR S P ERA WHIP	IP WLS BF H R ER SO BB IBB HBP BLK WP HR S P ERA WHIP	IP WLS BF H R ER SO BB IBB HBP BLK WP HR S P ERA WHIP	IP WLS BF H R ER SO BB IBB HBP BLK WP HR S P ERA WHIP	IP WLS BF H R ER SO BB IBB HBP BLK WP HR S P ERA WHIP	IP WLS BF H R ER SO BB IBB HBP BLK WP HR S P ERA WHIP	IP WLS BF H R ER SO BB IBB HBP BLK WP HR S P ERA WHIP	IP WLS BF H R ER SO BB IBB HBP BLK WP HR S P ERA WHIP	IP WLS BF H R ER SO BB IBB HBP BLK WP HR S P ERA WHIP	IP WLS BF H R ER SO BB IBB HBP BLK WP HR S P ERA WHIP	IP WLS BF H R ER SO BB IBB HBP BLK WP HR S P ERA WHIP	IP WLS BF H R ER SO BB IBB HBP BLK WP HR S P ERA WHIP	IP WLS BF H R ER SO BB IBB HBP BLK WP HR S P ERA WHIP	IP WLS BF H R ER SO BB IBB HBP BLK WP HR S P ERA WHIP	IP WLS BF H R ER SO BB IBB HBP BLK WP HR S P ERA WHIP	IP WLS BF H R ER SO BB IBB HBP BLK WP HR S P ERA WHIP	IP WLS BF H R ER SO BB IBB HBP BLK WP HR S P ERA WHIP	IP WLS BF H R ER SO BB IBB HBP BLK WP HR S P ERA WHIP	IP WLS BF H R ER SO BB IBB HBP BLK WP HR S P ERA WHIP	IP WLS BF H R ER SO BB IBB HBP BLK WP HR S P ERA WHIP	IP WLS BF H R ER SO BB IBB HBP BLK WP HR S P ERA WHIP	IP WLS BF H R ER SO BB IBB HBP BLK WP HR S P ERA WHIP	IP WLS BF H R ER SO BB IBB HBP BLK WP HR S P ERA WHIP			
Mike Maroth, L ERA: 4.39 Franklyn German, R ERA: 2.39 Chris Spurling, R ERA: 1.89 Kyle Farnsworth, R ERA: 2.54 Troy Percival, R ERA: 4.42	(1, 1) (6, 1) (7, 1) (8, 1) (9, 1)	(1, 1) (6, 1) (7, 1) (8, 1) (9, 1)	(1, 1) (6, 1) (7, 1) (8, 1) (9, 1)	(1, 1) (6, 1) (7, 1) (8, 1) (9, 1)	(1, 1) (6, 1) (7, 1) (8, 1) (9, 1)	(1, 1) (6, 1) (7, 1) (8, 1) (9, 1)	(1, 1) (6, 1) (7, 1) (8, 1) (9, 1)	(1, 1) (6, 1) (7, 1) (8, 1) (9, 1)	(1, 1) (6, 1) (7, 1) (8, 1) (9, 1)	(1, 1) (6, 1) (7, 1) (8, 1) (9, 1)	(1, 1) (6, 1) (7, 1) (8, 1) (9, 1)	(1, 1) (6, 1) (7, 1) (8, 1) (9, 1)	(1, 1) (6, 1) (7, 1) (8, 1) (9, 1)	(1, 1) (6, 1) (7, 1) (8, 1) (9, 1)	(1, 1) (6, 1) (7, 1) (8, 1) (9, 1)	(1, 1) (6, 1) (7, 1) (8, 1) (9, 1)	(1, 1) (6, 1) (7, 1) (8, 1) (9, 1)	(1, 1) (6, 1) (7, 1) (8, 1) (9, 1)	(1, 1) (6, 1) (7, 1) (8, 1) (9, 1)	(1, 1) (6, 1) (7, 1) (8, 1) (9, 1)	(1, 1) (6, 1) (7, 1) (8, 1) (9, 1)	(1, 1) (6, 1) (7, 1) (8, 1) (9, 1)	(1, 1) (6, 1) (7, 1) (8, 1) (9, 1)	(1, 1) (6, 1) (7, 1) (8, 1) (9, 1)	(1, 1) (6, 1) (7, 1) (8, 1) (9, 1)	(1, 1) (6, 1) (7, 1) (8, 1) (9, 1)	(1, 1) (6, 1) (7, 1) (8, 1) (9, 1)	(1, 1) (6, 1) (7, 1) (8, 1) (9, 1)	(1, 1) (6, 1) (7, 1) (8, 1) (9, 1)	(1, 1) (6, 1) (7, 1) (8, 1) (9, 1)	(1, 1) (6, 1) (7, 1) (8, 1) (9, 1)	(1, 1) (6, 1) (7, 1) (8, 1) (9, 1)

**San Francisco Giants @ Detroit Tigers**  
Comerica Park, Detroit, MI  
Sun Jun 19 2005, 1:05 PM EDT  
Att. 35,191 - Partly Cloudy - 70 F

AB	40
R	8
H	12
RBI	8
BB	6
SO	8
LOB	19



WP	0	PA	48
PB	0		
SB	0		
CS	0		

# San Francisco Giants @ Detroit Tigers

Comerica Park, Detroit, MI

Sun Jun 19 2005, 1:05 PM EDT

Att. 35,191 - Partly Cloudy - 70 F

[livebaseballscorecards.com](http://livebaseballscorecards.com)

**AB** 36  
**R** 10  
**H** 11  
**RBI** 9  
**BB** 8  
**SO** 7  
**LOB** 22



**WP:** 1   **PA:** 47  
**PB:** 0  
**SB:** 2  
**CS:** 0

**BOTTOM**

Batter	1	2	3	4	5	6	7	8	9	10	AB	R	H	RBI	BB	SO	LOB
15 Brandon Inge, R OBP: 0.388, SLG: 0.481 (1, 5)	0-1 G6-4-3 1B	1-0 F8		3-3 K		0-3 K2-3		0-1 G6-3		2-2 14 HR 1B	6	1	2	0	0	2	6
14 Placido Polanco, R OBP: 0.383, SLG: 0.436 (1, 4)	3-2 L8		4-0 1B SF9 BB	4-1 2B WP BB		0-1 F9		2-2 L7		1-0 HR	4	3	1	2	2	0	3
Dmitri Young, S OBP: 0.321, SLG: 0.473 (1, 10)	0-1 G6-4-3 1-2f		3-1 G4-3	3-2 WP 2B		1-3 K			0-2 G4-3		5	0	1	1	0	1	3
Rondell White, R OBP: 0.329, SLG: 0.491 (1, 7)		1-2 HR	1-2 SF9 HBP 1B	2-2 G5-3			0-1 G4-3		4-1 1B SF9 BB		4	2	2	1	1	0	1
Ivan Rodriguez, R OBP: 0.312, SLG: 0.462 (1, 2)	0-2 31 FC1-5 BB 1B	1 SAFE 31 S HBP	2-2 K	0-3 K			1-1 G4-3		0-0 31 DI HR 1B		4	1	2	0	0	1	1
Craig Monroe, R OBP: 0.324, SLG: 0.439 (1, 9)		4-1 BB 31 FC1-5 BB	2-0 SF9		1-1 F9		1-0 G5-3		1-1 SF9		2	0	0	2	1	0	0
31 Chris Shelton, R OBP: 0.333, SLG: 0.488 (1, 3)	0-1 FC1-5 BB	4-0 BB	4-0 BB	0-1 F8			1-2 G6-3		3-1 HR		4	1	1	2	1	0	2
Alexis Gomez, L Nook Logan, S OBP: 0.328, SLG: 0.380 (1, 8) (10, 8)	4-0 BB		2-3 K	1-1 G6-3			4-2 20 3B BB		1-3 K		3	1	0	0	2	2	3
20 Omar Infante, R OBP: 0.271, SLG: 0.378 (1, 6)	1-2 2-3 BB			4-1 14 BLK 15 S 2B BB		2-1 14 F9 2B		0-0 3B		3-2 F7	4	1	2	1	1	1	3

Inning Stats	R: 0	H: 1	E: 0	LOB: 0	K: 0	S: 7	P: 10	R: 1	H: 2	E: 0	LOB: 3	K: 1	BB: 2	S: 13	P: 24	R: 1	H: 1	E: 0	LOB: 1	K: 2	BB: 2	S: 16	P: 32	R: 0	H: 0	E: 0	LOB: 0	K: 0	BB: 0	S: 6	P: 8	R: 0	H: 1	E: 0	LOB: 1	K: 2	BB: 0	S: 11	P: 14	R: 0	H: 0	E: 0	LOB: 0	K: 0	BB: 0	S: 5	P: 7	R: 1	H: 1	E: 0	LOB: 1	K: 0	BB: 1	S: 12	P: 19	R: 3	H: 2	E: 0	LOB: 0	K: 1	BB: 1	S: 13	P: 22	R: 2	H: 2	E: 0	LOB: 0	K: 0	BB: 0	S: 7	P: 13	1B: 5	SF: 2	2B: 2	SAC: 0	3B: 1	DP: 1	HR: 3	HBP: 1	WP: 1	PA: 47
--------------	------	------	------	--------	------	------	-------	------	------	------	--------	------	-------	-------	-------	------	------	------	--------	------	-------	-------	-------	------	------	------	--------	------	-------	------	------	------	------	------	--------	------	-------	-------	-------	------	------	------	--------	------	-------	------	------	------	------	------	--------	------	-------	-------	-------	------	------	------	--------	------	-------	-------	-------	------	------	------	--------	------	-------	------	-------	-------	-------	-------	--------	-------	-------	-------	--------	-------	--------

PITCHER	IP	WLS	BF	H	R	ER	SO	BB	IBB	HBP	BLK	WP	HR	S	P	ERA	WHIP
Jesse Foppert, R ERA: 6.0 (1, 1)	3.1		20	4	4	4	3	6	0	1	1	0	1	40	83	10.80	3.000
Jeff Fassero, L ERA: 3.78 (4, 1)	2.2		10	2	0	0	3	0	0	0	0	1	0	28	38	0.00	0.750
54 Scott Munter, R ERA: 2.04 (7, 1)	2.0		8	1	1	1	0	1	0	0	0	0	0	17	26	4.50	1.000
Tyler Walker, R ERA: 5.28 (9, 1)	1.0	B	6	2	3	3	1	1	0	0	0	0	1	13	22	27.00	3.000
Scott Eyre, L ERA: 3.38 (10, 1)	0.1	L	3	2	2	2	0	0	0	0	0	0	1	7	13	54.00	6.000

Batter	1	2	3	4	5	6	7	8	9	AB R H RBI BB SO LOB	TOP		
15 Brandon Inge, R OBP: 0.391, SLG: 0.479 (1, 5)	2-2 14 1B 14 S HBP		1-2 F8		4-2 HR BB	0-3 K		2-2 14 FC6 1B		3 1 1 0 1 1 0			
14 Placido Polanco, R OBP: 0.388, SLG: 0.440 (1, 4)	3-2 1-3 G6-4-3 1B			1-2 G4-3 1B	1-2 F9		1-0 1B FC5 1B	1-1 FC6		5 2 3 0 0 0 2			
Dmitri Young, S OBP: 0.322, SLG: 0.484 (1, 10)	1-3 K			2-1 G4-3	1-1 HR		1-0 FC5 1B		2-1 G6-3	5 1 2 2 0 1 3			
Rondell White, R OBP: 0.331, SLG: 0.487 (1, 7)	2-1 G6-4-3 1-2f			4-0 1B 31 1B BB	0-1 G5-3		1-0 FC5 1B		3-2 L9	4 1 1 0 1 0 2			
Ivan Rodriguez, R OBP: 0.313, SLG: 0.461 (1, 2)		1-2 G6-3		1-2 31 1B 1B	2-2 2B 1B		1-2 FC5		0-2 F9	5 2 2 2 0 0 2			
Craig Monroe, R OBP: 0.327, SLG: 0.445 (1, 9)		1-2 G5-3		1-2 31 1B 1B	0-2 31 WP 2B		1-2 P3			4 0 2 1 0 0 2			
31 Chris Shelton, R OBP: 0.327, SLG: 0.468 (1, 3)			3-3 K	1-2 FC6-4 1B	2-2 F8		2-1 FC5			4 0 1 2 0 1 3			
20 Omar Infante, R OBP: 0.266, SLG: 0.370 (1, 6)			1-3 K	2-1 F9		0-1 P3		2-1 G3-1		4 0 0 0 0 1 2			
Nook Logan, S OBP: 0.322, SLG: 0.372 (1, 8)			0-0 B1-3	1-1 FC6-4 1-2f		1-1 L9		1-0 G6-3		4 0 0 0 0 0 2			
<b>Inning Stats</b>	R: 0 E: 0 K: 1 S: 18 H: 1 LOB: 1 P: 25	R: 0 E: 0 K: 1 S: 12 H: 0 LOB: 0 P: 17	R: 0 E: 0 K: 1 S: 8 H: 0 LOB: 0 P: 10	R: 3 E: 1 K: 0 S: 18 H: 4 LOB: 2 P: 31	R: 3 E: 0 K: 0 S: 20 H: 3 LOB: 1 P: 30	R: 0 E: 0 K: 1 S: 7 H: 0 LOB: 0 P: 8	R: 1 E: 0 K: 0 S: 11 H: 3 LOB: 2 P: 18	R: 0 E: 0 K: 0 S: 8 H: 1 LOB: 1 P: 14	R: 0 E: 0 K: 0 S: 9 H: 0 LOB: 0 P: 14	1B: 10 2B: 1 3B: 0 HR: 1 SF: 0 SAC: 0 DP: 1 HBP: 1	WP: 1 PB: 0 SB: 1 CS: 0 PA: 41		
<b>PITCHER</b>	IP WLS BF H R ER SO BB IBB HBP BLK WP HR S P ERA WHIP											<b>PITCHER</b>	IP WLS BF H R ER SO BB IBB HBP BLK WP HR S P ERA WHIP
Kyle Lohse, R ERA: 4.95 (1, 1)	4.2 L 23 7 6 6 3 2 0 1 0 0 1 70 105 11.57 1.929												
54 Matt Guerrier, R ERA: 3.2 (5, 1)	2.1 11 4 1 1 1 0 0 0 0 1 0 24 34 3.86 1.714												
Terry Mulholland, L ERA: 4.76 (8, 1)	2.0 7 1 0 0 0 0 0 0 0 0 0 17 28 0.00 0.500												

**Detroit Tigers @ Minnesota Twins**  
 Hubert H. Humphrey Metrodome, Minneapolis, MN  
 Tue Jun 21 2005, 8:10 PM EDT  
 Att. 20,839 - Dome - 70 F

livebaseballscorecards.com

**AB 38**  
**R 7**  
**H 12**  
**RBI 7**  
**BB 2**  
**SO 4**  
**LOB 18**



**Detroit Tigers @ Minnesota Twins**  
 Hubert H. Humphrey Metrodome, Minneapolis, MN

Tue Jun 21 2005, 8:10 PM EDT  
 Att. 20,839 - Dome - 70 F

[livebaseballscorecards.com](http://livebaseballscorecards.com)

<b>AB</b>	<b>29</b>
<b>R</b>	<b>2</b>
<b>H</b>	<b>5</b>
<b>RBI</b>	<b>2</b>
<b>BB</b>	<b>2</b>
<b>SO</b>	<b>9</b>
<b>LOB</b>	<b>10</b>



WP: 0	PA: 33
PB: 0	
SB: 1	
CS: 1	

AB	R	H	RBI	BB	SO	LOB
----	---	---	-----	----	----	-----

4	1	1	0	0	2	1
---	---	---	---	---	---	---

3	0	1	0	1	2	1
---	---	---	---	---	---	---

4	0	1	1	0	1	3
---	---	---	---	---	---	---

4	0	0	0	0	1	3
---	---	---	---	---	---	---

2	1	0	0	1	0	0
---	---	---	---	---	---	---

3	0	1	1	0	1	1
---	---	---	---	---	---	---

3	0	0	0	0	1	0
---	---	---	---	---	---	---

3	0	1	0	0	1	0
---	---	---	---	---	---	---

1B: 3	SF: 0
2B: 3	SAC: 0
3B: 0	DP: 2
HR: 0	HBP: 0

Batter	1	2	3	4	5	6	7	8	9
Shannon Stewart, R OBP: 0.342, SLG: 0.429 (1, 7) C S C	0-3 K ①			0-2 F S X 20 1B 2B		0-3 F F S SAFE K ①		0-1 C X G6-3 ③	
7 Joe Mauer, L OBP: 0.369, SLG: 0.431 (1, 2) C X	0-1 33 PO 2B			1-3 C C C C B B B K ①		4-0 B B B B 1-2 BB		0-3 C C C C K ①	
20 Lew Ford, R OBP: 0.358, SLG: 0.419 (1, 10) C X	0-1 G5-3 ②			1-0 B X 2-H CS 1B		1-3 C B F S K ②		0-2 F C X F7 ②	
33 Justin Morneau, L OBP: 0.324, SLG: 0.492 (1, 3) B F C SAFE 2 PO 2-3	1-2 PO ③	1-3 K ①		0-1 F X F9 ②		2-0 B D X G4-3 ③		0-2 C C C X P6 ③	
Torii Hunter, R OBP: 0.342, SLG: 0.480 (1, 8) B T B X		2-1 G5-3 ②		1-2 F SAFE 1-2 CS ③	4-2 C B B B B S 1B BB		1-2 S B X E5 L5-3		
Jacque Jones, L OBP: 0.355, SLG: 0.454 (1, 9) C T B X		1-3 K ③		1-2 C SAFE B F X 1-H 5 G6-4-3 1B		0-0 X L5-3 ① ②		0-0 X 1-1 L5-3 ① ②	
5 Michael Cuddyer, R OBP: 0.328, SLG: 0.393 (1, 5) C X			0-1 G4-3 ①		0-0 X G6-4-3 ① ②		1-2 B B F X G6-3 ③		
Juan Castro, R OBP: 0.255, SLG: 0.359 (1, 6) C X			0-1 G6-3 ②		0-3 F C S K ③			0-0 X F7 ①	
Luis Rivas, R OBP: 0.253, SLG: 0.210 (1, 4) C T B X			1-2 F9 ③			3-2 B B F X 7 BB 1B		0-3 C F S K ②	

<b>Inning Stats</b>	R: 0 E: 0 K: 1 S: 9	H: 1 LOB: 0 BB: 0 P: 10	R: 0 E: 0 K: 2 S: 9	H: 0 LOB: 0 BB: 0 P: 13	R: 0 E: 0 K: 0 S: 9	H: 0 LOB: 0 BB: 0 P: 10	R: 1 E: 0 K: 1 S: 11	H: 2 LOB: 0 BB: 0 P: 14	R: 1 E: 0 K: 1 S: 9	H: 1 LOB: 0 BB: 1 P: 14	R: 0 E: 0 K: 2 S: 11	H: 1 LOB: 2 BB: 1 P: 21	R: 0 E: 1 K: 0 S: 7	H: 0 LOB: 0 BB: 0 P: 9	R: 0 E: 0 K: 1 S: 6	H: 0 LOB: 0 BB: 0 P: 6	R: 0 E: 0 K: 1 S: 10	H: 0 LOB: 0 BB: 0 P: 10	1B: 3 2B: 3 3B: 0 HR: 0	SF: 0 SAC: 0 DP: 2 HBP: 0	WP: 0 PB: 0 SB: 1 CS: 1	PA: 33
---------------------	------------------------------	----------------------------------	------------------------------	----------------------------------	------------------------------	----------------------------------	-------------------------------	----------------------------------	------------------------------	----------------------------------	-------------------------------	----------------------------------	------------------------------	---------------------------------	------------------------------	---------------------------------	-------------------------------	----------------------------------	----------------------------------	------------------------------------	----------------------------------	--------

<b>PITCHER</b> 38 Jeremy Bonderman, R ERA: 3.68 (1, 1)	IP: 9.0	WLS: W	BF: 31	H: 5	R: 2	ER: 2	SO: 9	BB: 2	IBB: 0	HBP: 0	BLK: 0	WP: 0	HR: 0	S: 81	P: 107	ERA: 2.00	WHIP: 0.778	<b>PITCHER</b>	IP: 9.0	WLS: W	BF: 31	H: 5	R: 2	ER: 2	SO: 9	BB: 2	IBB: 0	HBP: 0	BLK: 0	WP: 0	HR: 0	S: 81	P: 107	ERA: 2.00	WHIP: 0.778
--	---------	--------	--------	------	------	-------	-------	-------	--------	--------	--------	-------	-------	-------	--------	-----------	-------------	----------------	---------	--------	--------	------	------	-------	-------	-------	--------	--------	--------	-------	-------	-------	--------	-----------	-------------

Batter	1	2	3	4	5	6	7	8	9	AB R H RBI BB SO LOB	TOP		
15 Brandon Inge, R OBP: 0.397, SLG: 0.481 (1, 5)	F9	G4-3		SH5-3 14 1-H E 2B	BB		FC3-2 14 1B BB		BB 4-1 14 BB BB	3 1 1 1 3 0 3			
14 Placido Polanco, R OBP: 0.393, SLG: 0.446 (1, 4)	F9		WP 1B 2B	SH5-3	FC5		FC3-2 1B		BB 4-0 BB	4 1 2 1 1 0 2			
Dmitri Young, S OBP: 0.321, SLG: 0.482 (1, 3) Jason Smith, L OBP: 0.192, SLG: 0.235 (2, 3)	G4-3		K	G6-3		G1-3	FC3-2 FC5-4		K	1 0 0 0 0 0 0 5 0 0 0 0 2 7			
Rondell White, R OBP: 0.328, SLG: 0.478 (1, 7)		G6-3	1B BB	E5		G6-3	FC5-4			4 1 0 0 1 0 3			
Ivan Rodriguez, R OBP: 0.315, SLG: 0.460 (1, 2)	G6-3		31 L6-4 1B 1B	F9		1B		G5-3		5 0 2 1 0 0 1			
Craig Monroe, R OBP: 0.332, SLG: 0.450 (1, 9)		20 1B 2B	1-2 2-H 1B		31 G4-3 20 G5-3 BB	F9		K		4 2 2 1 1 1 1			
31 Chris Shelton, R OBP: 0.333, SLG: 0.440 (1, 10)		BB 20 1B BB	L6-4		G4-3		15 BB 14 1B BB	K		3 1 0 0 2 1 3			
20 Omar Infante, R OBP: 0.269, SLG: 0.387 (1, 6)		BB 1B	1-2 2-H 1B	HR	G5-3		F9		K	5 1 2 3 0 1 1			
Nook Logan, S OBP: 0.329, SLG: 0.380 (1, 8)			1-2 2-3 BB	15 2B 1B	FC5 14 FC5 2B		FC5 14 1B 15 BB FC3-2		G6-3	4 1 2 0 1 0 1			
<b>Inning Stats</b>	R: 0 E: 0 K: 0 S: 9 H: 0 LOB: 0 BB: 0 P: 11	R: 1 E: 0 K: 0 S: 16 H: 2 LOB: 3 BB: 2 P: 28	R: 2 E: 0 K: 1 S: 14 H: 3 LOB: 1 BB: 1 P: 23	R: 3 E: 1 K: 0 S: 12 H: 3 LOB: 1 BB: 0 P: 18	R: 1 E: 0 K: 0 S: 12 H: 1 LOB: 2 BB: 2 P: 24	R: 0 E: 0 K: 0 S: 8 H: 1 LOB: 1 BB: 0 P: 13	R: 1 E: 1 K: 0 S: 17 H: 1 LOB: 3 BB: 2 P: 31	R: 0 E: 0 K: 2 S: 10 H: 0 LOB: 0 BB: 0 P: 13	R: 0 E: 0 K: 2 S: 11 H: 0 LOB: 2 BB: 2 P: 23	1B: 6 2B: 5 3B: 0 HR: 1 SF: 0 SAC: 1 DP: 1 HBP: 0	WP: 2 PB: 0 SB: 0 CS: 0 PA: 48		
<b>PITCHER</b>	IP WLS BF H R ER SO BB IBB HBP BLK WP HR S P ERA WHIP											<b>PITCHER</b>	IP WLS BF H R ER SO BB IBB HBP BLK WP HR S P ERA WHIP
Joe Mays, R ERA: 4.22 (1, 1)	4.0 L 23 8 6 5 1 3 0 0 0 1 1 51 80 11.25 2.750											36 Joe Nathan, R ERA: 3.68 (9, 1)	1.0 5 0 0 0 2 2 0 0 0 0 0 10 13 0.00 0.000
Terry Mulholland, L ERA: 4.91 (5, 1)	1.0 6 1 1 1 0 2 0 0 0 1 0 12 24 9.00 3.000												
28 Jesse Crain, R ERA: 0.85 (6, 1)	1.0 4 1 0 0 0 0 0 0 0 0 0 8 13 0.00 1.000												
J.C. Romero, L ERA: 2.22 (7, 1)	1.0 7 1 1 0 0 2 0 0 0 0 0 17 31 0.00 3.000												
Juan Rincon, R ERA: 2.87 (8, 1)	1.0 3 0 0 0 0 2 0 0 0 0 0 10 13 0.00 0.000												

**Detroit Tigers @ Minnesota Twins**  
Hubert H. Humphrey Metrodome, Minneapolis, MN

Wed Jun 22 2005, 8:10 PM EDT  
Att: 24,114 - Dome - 70 F

AB	38
R	8
H	11
RBI	7
BB	9
SO	5
LOB	22



livebaseballscorecards.com



Batter	1	2	3	4	5	6	7	8	9	AB	R	H	RBI	BB	SO	LOB
Shannon Stewart, R OBP: 0.338, SLG: 0.423 (1, 7)	0-2 G5-3		2-3 K		1-1 L6			0-0 F7		4	0	0	0	0	1	1
Luis Rivas, R OBP: 0.264, SLG: 0.224 (1, 4)	0-0 E3 20 1B		0-0 1B			1-2 G6-3		1-0 G5-3		4	1	2	0	0	0	0
20 Lew Ford, R OBP: 0.356, SLG: 0.416 (1, 10)	0-2 G6-4-3 2-H 1B		2-0 F8			0-0 P6			2-1 L4	4	0	1	1	0	0	1
Torii Hunter, R OBP: 0.337, SLG: 0.472 (1, 8)	0-0 G6-4-3 1-2f			0-3 K		3-3 K			0-1 G5-3	4	0	0	0	0	2	1
Jacque Jones, L OBP: 0.350, SLG: 0.446 (1, 9)		0-0 G4-3		2-2 G4-3			0-2 G4-3		1-1 G5-3	4	0	0	0	0	0	0
Matthew LeCroy, R OBP: 0.357, SLG: 0.450 (1, 3)		4-0 FC4-6 5 BB		3-3 K			1-2 1B			2	0	1	0	1	1	0
5 Michael Cuddyer, R OBP: 0.328, SLG: 0.392 (1, 5)		2-2 FC4-6 1-2f			0-0 FC3-6 1B		0-3 K			3	0	1	0	0	1	2
55 Mike Redmond, R OBP: 0.269, SLG: 0.239 (1, 2)		1-0 F8			1-3 K		0-0 G4-3			3	0	0	0	0	1	3
Juan Castro, R OBP: 0.250, SLG: 0.351 (1, 6)			1-1 L3		1-0 FC3-6 1-2f			0-1 G6-3		3	0	0	0	0	0	1


Inning Stats	R: 1	H: 2	E: 1	K: 0	S: 8	H: 0	LOB: 0	BB: 0	P: 8	R: 0	H: 0	E: 0	K: 0	S: 5	H: 0	LOB: 1	BB: 1	P: 12	R: 0	H: 1	E: 0	K: 1	S: 8	H: 0	LOB: 0	BB: 0	P: 13	R: 0	H: 1	E: 1	K: 1	S: 8	H: 0	LOB: 0	BB: 0	P: 11	R: 0	H: 0	E: 0	K: 1	S: 9	H: 1	LOB: 1	BB: 0	P: 13	R: 0	H: 1	E: 0	K: 1	S: 12	H: 0	LOB: 0	BB: 0	P: 13	R: 0	H: 0	E: 0	K: 0	S: 4	H: 0	LOB: 0	BB: 0	P: 5	R: 0	H: 0	E: 0	K: 0	S: 6	H: 0	LOB: 0	BB: 0	P: 9	1B: 5	SF: 0	2B: 0	SAC: 0	3B: 0	DP: 1	HR: 0	HBP: 0	WP: 0	PA: 32
--------------	------	------	------	------	------	------	--------	-------	------	------	------	------	------	------	------	--------	-------	-------	------	------	------	------	------	------	--------	-------	-------	------	------	------	------	------	------	--------	-------	-------	------	------	------	------	------	------	--------	-------	-------	------	------	------	------	-------	------	--------	-------	-------	------	------	------	------	------	------	--------	-------	------	------	------	------	------	------	------	--------	-------	------	-------	-------	-------	--------	-------	-------	-------	--------	-------	--------

PITCHER	IP	WLS	BF	H	R	ER	SO	BB	IBB	HBP	BLK	WP	HR	S	P	ERA	WHIP
29 Nate Robertson, L ERA: 3.66 (1, 1)	9.0	W	32	5	1	0	6	1	0	0	0	0	0	72	101	0.00	0.667

**DETROIT TIGERS @ MINNESOTA TWINS**  
Hubert H. Humphrey Metrodome, Minneapolis, MN

Wed Jun 22 2005, 8:10 PM EDT  
Att. 24,114 - Dome - 70 F

<b>AB</b>	<b>31</b>
<b>R</b>	<b>1</b>
<b>H</b>	<b>5</b>
<b>RBI</b>	<b>1</b>
<b>BB</b>	<b>1</b>
<b>SO</b>	<b>6</b>
<b>LOB</b>	<b>9</b>



Batter	1	2	3	4	5	6	7	8	9	AB R H RBI BB SO LOB	TOP	
15 Brandon Inge, R OBP: 0.395, SLG: 0.478 (1, 5)	0-3  ①		0-1  14 FC6-4 1B ①		1-1  P3 1-2 ③			1-0  F9 ②		4 0 1 0 0 1 2		
14 Placido Polanco, R OBP: 0.386, SLG: 0.438 (1, 4)	1-1  G1-3 ②		2-1  FC6-4 1-2f ③			0-1  G1-3 ①		0-0  P3 ③		4 0 0 0 0 0 1		
31 Chris Shelton, R OBP: 0.362, SLG: 0.519 (1, 3)	0-2  1B ①			1-1  F9 ①		1-1  HR ②			2-2  1B 1B ①	4 2 3 1 0 0 0		
Rondell White, R OBP: 0.327, SLG: 0.475 (1, 10)	2-2  P4 ③			0-1  G5-4-3 1B ①		0-0  G5-3 ②			0-1  F7 ①	4 0 1 0 0 0 2		
Craig Monroe, R OBP: 0.331, SLG: 0.447 (1, 9)			1-2  G1-3 ②		1-0  G5-4-3 1-2f ③		2-2  G5-3 ③		0-0  1B 1B ①	4 0 1 0 0 0 1		
Alexis Gomez, L OBP: 0.273, SLG: 0.111 (1, 7)			1-2  F7 ②		2-2  G4-3 ①		0-0  G4-3 ①		0-2  20 G6-4-3 1B 1-2 2-H ①	4 0 1 1 0 0 0		
20 Omar Infante, R OBP: 0.269, SLG: 0.384 (1, 6)			0-1  P4 ③		0-0  FC6-4 13 1B 1B ①		0-1  P4 ②		0-0  G6-4-3 1-2f ③	4 0 1 0 0 0 2		
13 Vance Wilson, R OBP: 0.216, SLG: 0.111 (1, 2)			1-2  G6-3 ①		0-0  FC6-4 1-2 1B ①		0-1  G6-3 ③			3 0 1 0 0 0 0		
Nook Logan, S OBP: 0.324, SLG: 0.374 (1, 8)			0-1  B1 ②		1-1  FC6-4 15 S 1-2f 2-3 ②			0-3  K ①		3 0 0 0 0 1 2		
<b>Inning Stats</b>	R: 0 H: 1 E: 0 LOB: 1 K: 1 BB: 0 S: 11 P: 14	R: 0 H: 0 E: 0 LOB: 0 K: 0 BB: 0 S: 8 P: 10	R: 0 H: 1 E: 0 LOB: 1 K: 0 BB: 0 S: 10 P: 13	R: 0 H: 1 E: 0 LOB: 0 K: 0 BB: 0 S: 5 P: 7	R: 0 H: 2 E: 0 LOB: 2 K: 0 BB: 0 S: 9 P: 13	R: 1 H: 1 E: 0 LOB: 0 K: 0 BB: 0 S: 8 P: 11	R: 0 H: 0 E: 0 LOB: 0 K: 0 BB: 0 S: 5 P: 5	R: 0 H: 0 E: 0 LOB: 0 K: 1 BB: 0 S: 5 P: 6	R: 1 H: 3 E: 0 LOB: 1 K: 0 BB: 0 S: 10 P: 12	1B: 8 SF: 0 2B: 0 SAC: 0 3B: 0 DP: 2 HR: 1 HBP: 0	WP: 0 PA: 34 PB: 0 SB: 1 CS: 0	
<b>PITCHER</b> Carlos Silva, R (1, 1) ERA: 3.18	IP WLS BF H R ER SO BB IBB HBP BLK WP HR S P ERA WHIP	9.0 W 34 9 2 2 2 0 0 0 0 0 0 1 71 91 2.00 1.000										

**Detroit Tigers @ Minnesota Twins**  
 Hubert H. Humphrey Metrodome, Minneapolis, MN  
 Thu Jun 23 2005, 1:10 PM EDT  
 Att. 20,517 - Dome - 70 F

AB	34
R	2
H	9
RBI	2
BB	0
SO	2
LOB	10



Batter	1	2	3	4	5	6	7	8	9	AB R H RBI BB SO LOB
Michael Ryan, L (1, 7) OBP: 0.238, SLG: 0.211	1-2 G4-3	0-1 F7			0-0 F8	2-2 E6		0-3 K		5 0 0 0 0 1 2
38 Luis Antonio Rodriguez, B (4) OBP: 0.327, SLG: 0.360	2-1 G4-3	1-0 G4-6-3			1-3 K	0-1 G3				4 0 0 0 0 1 3
7 Joe Mauer, L (1, 2) OBP: 0.372, SLG: 0.438	0-0 WP 20 BB 33 BB 1B				2-1 2B			1-0 F8		4 1 2 0 0 0 0
33 Justin Morneau, L (1, 3) OBP: 0.332, SLG: 0.500	4-0 WP 20 BB 1B				0-1 G1-3			2-0 1B		3 1 2 0 1 0 1
20 Lew Ford, R (1, 8) OBP: 0.354, SLG: 0.411	4-1 E 1B 1-2 2-3 BB				1-2 G5-3			2-2 F8		3 1 0 0 1 0 2
Jacque Jones, L (1, 9) OBP: 0.348, SLG: 0.443	1-3 K 1B 1-3 2-H 3-H 1B				1-0 G5-3			2-2 1B		4 1 1 0 0 1 2
Matthew LeCroy, R (1, 10) OBP: 0.362, SLG: 0.478	1 SAFE 1 SAFE 1B				2-3 K			1-0 HR		4 1 2 3 0 2 2
Glenn Williams, S (1, 5) OBP: 0.455, SLG: 0.455	1-1 F8				0-0 CS 1B			2-2 2B E 1B		4 1 2 0 0 0 1
Juan Castro, R (1, 6) OBP: 0.257, SLG: 0.362		1-0 38 G4-6-3 1B			0-2 G4-3			0-2 G4-3		4 0 2 0 0 0 1

Inning Stats	R: 4	H: 2	E: 1	K: 1	S: 16	L: 1	LOB: 1	BB: 2	P: 31	R: 0	H: 1	E: 0	K: 0	S: 4	L: 0	LOB: 0	BB: 0	P: 6	R: 0	H: 1	E: 0	K: 0	S: 6	L: 1	LOB: 1	BB: 0	P: 10	R: 0	H: 1	E: 0	K: 1	S: 7	L: 1	LOB: 0	BB: 0	P: 9	R: 0	H: 1	E: 0	K: 1	S: 8	L: 3	LOB: 2	BB: 0	P: 25	R: 0	H: 2	E: 0	K: 1	S: 12	L: 2	LOB: 2	BB: 0	P: 21	R: 0	H: 0	E: 0	K: 1	S: 9	L: 0	LOB: 0	BB: 0	P: 11	R: 0	H: 0	E: 0	K: 1	S: 9	L: 0	LOB: 0	BB: 0	P: 11
--------------	------	------	------	------	-------	------	--------	-------	-------	------	------	------	------	------	------	--------	-------	------	------	------	------	------	------	------	--------	-------	-------	------	------	------	------	------	------	--------	-------	------	------	------	------	------	------	------	--------	-------	-------	------	------	------	------	-------	------	--------	-------	-------	------	------	------	------	------	------	--------	-------	-------	------	------	------	------	------	------	--------	-------	-------

PITCHER	IP	WLS	BF	H	R	ER	SO	BB	IBB	HBP	BLK	WP	HR	S	P	ERA	WHIP
Jason Johnson, R (1, 1) ERA: 3.35	5.2	L	28	9	6	5	3	2	0	0	0	1	1	56	90	7.94	1.941
Jamie Walker, L (6, 1) ERA: 1.8	1.0		5	2	0	0	0	0	0	0	0	0	0	11	18	0.00	2.000
56 Fernando Rodney, R (7, 1) ERA: 3.0	0.1		1	0	0	0	1	0	0	0	0	0	0	3	5	0.00	0.000
Troy Percival, R (8, 1) ERA: 4.19	1.0		3	0	0	0	1	0	0	0	0	0	0	9	11	0.00	0.000


**BOTTOM**

**Detroit Tigers @ Minnesota Twins**  
 Hubert H. Humphrey Metrodome, Minneapolis, MN

Thu Jun 23 2005, 1:10 PM EDT  
 Att: 20,517 - Dome - 70 F

livebaseballscorecards.com

AB	35
R	6
H	11
RBI	3
BB	2
SO	5
LOB	14



1B:	7	SF:	0	WP:	1	PA:	37
2B:	3	SAC:	0	PB:	0		
3B:	0	DP:	1	SB:	0		
HR:	1	HBP:	0	CS:	1		

Batter	1	2	3	4	5	6	7	8	9	AB R H RBI BB SO LOB	TOP		
15 Brandon Inge, R OBP: 0.395, SLG: 0.476 (1, 5)	0-1 14 G6-4-3 1B		2-3 K		2-2 1-2 1B		1-3 K		1-2 G4-3	5 0 2 0 0 2 2			
14 Placido Polanco, R OBP: 0.384, SLG: 0.434 (1, 4)	2-2 G6-4-3 1-2f			1-2 G1-3	0-2 L9			1-1 F8 1B		4 0 1 0 0 0 3			
31 Chris Shelton, R OBP: 0.339, SLG: 0.483 (1, 3)	1-1 F9			2-2 G5-3		2-2 G4-3		2-3 K		4 0 0 0 0 1 1			
Rondell White, R OBP: 0.333, SLG: 0.477 (1, 7)		0-0 G5-3		4-2 BB		0-0 1B		1-2 1B		3 0 2 0 1 0 0			
Ivan Rodriguez, R OBP: 0.310, SLG: 0.452 (1, 2)		2-0 F9		2-3 K		3-2 F8		1-1 F8		4 0 0 0 0 1 4			
Craig Monroe, R OBP: 0.333, SLG: 0.448 (1, 9)		0-1 E5			0-0 G6-3 1B	1-1 1B		2-2 F9		4 1 2 0 0 0 2			
20 Omar Infante, R OBP: 0.264, SLG: 0.376 (1, 6)		1-2 P4			2-1 F9	1-2 F8			2-3 K	4 0 0 0 0 1 4			
Nook Logan, S OBP: 0.323, SLG: 0.369 (1, 8)			0-0 G1-3		0-0 G6-3		4-1 15 CS SH1-4 BB		1-3 K	3 0 0 0 1 1 1			
Mike Maroth, L OBP: 0.750, SLG: 0.667 (1, 1) Chris Spurling, R (7, 1) Jamie Walker, L (8, 1) Kyle Farnsworth, R (8, 1) Dmitri Young, S (9, PH) Jason Smith, L (9, PR) OBP: 0.324, SLG: 0.482 OBP: 0.192, SLG: 0.235			1-3 K		3-2 15 1B		0-0 SH1-4		4-2 BB	2 0 1 1 0 1 0 1 0 0 0 0 0 0 0 0 0			
<b>Inning Stats</b>	R: 0 H: 1 E: 0 LOB: 0 K: 0 BB: 0 S: 8 P: 11	R: 0 H: 0 E: 1 LOB: 1 K: 0 BB: 0 S: 7 P: 10	R: 0 H: 0 E: 0 LOB: 0 K: 2 BB: 0 S: 11 P: 14	R: 0 H: 0 E: 0 LOB: 1 K: 1 BB: 1 S: 12 P: 21	R: 1 H: 3 E: 0 LOB: 2 K: 0 BB: 0 S: 15 P: 22	R: 0 H: 2 E: 0 LOB: 2 K: 0 BB: 0 S: 12 P: 19	R: 0 H: 0 E: 0 LOB: 0 K: 1 BB: 1 S: 5 P: 10	R: 0 H: 2 E: 0 LOB: 2 K: 1 BB: 0 S: 13 P: 20	R: 0 H: 0 E: 0 LOB: 1 K: 2 BB: 1 S: 13 P: 21	1B: 8 SF: 0 2B: 0 SAC: 1 3B: 0 DP: 1 HR: 0 HBP: 0	WP: 0 PA: 37 PB: 0 SB: 0 CS: 1		
<b>PITCHER</b>	IP WLS BF H R ER SO BB IBB HBP BLK WP HR S P ERA WHIP											<b>PITCHER</b>	IP WLS BF H R ER SO BB IBB HBP BLK WP HR S P ERA WHIP
Shawn Estes, L (1, 1) ERA: 3.75	6.1 W 27 6 1 1 3 2 0 0 0 0 0 0 67 103 1.42 1.263												
Greg Aquino, R (7, 1) ERA: 15.43	0.2 H 1 0 0 0 1 0 0 0 0 0 0 0 3 4 0.00 0.000												
Jose Valverde, R (8, 1) ERA: 4.91	1.0 H 5 2 0 0 1 0 0 0 0 0 0 0 13 20 0.00 2.000												
36 Brian Bruney, R (9, 1) ERA: 5.34	1.0 S 4 0 0 0 2 1 0 0 0 0 0 0 13 21 0.00 1.000												

**Detroit Tigers @ Arizona Diamondbacks**  
 Bank One Ballpark, Phoenix, AZ  
 Fri Jun 24 2005, 9:40 PM EDT  
 Att. 24,808 - Roof Closed - 84 F

livebaseballscorecards.com

AB	33
R	1
H	8
RBI	1
BB	3
SO	7
LOB	17



Batter	1	2	3	4	5	6	7	8	9
<b>Craig Counsell, L</b> (1, 4) OBP: 0.385, SLG: 0.423	0-2 G4-3		3-2 F8			3-2 P4	1-2 1B		
<b>Royce Clayton, R</b> (1, 6) OBP: 0.301, SLG: 0.345	1-1 G4-3 1B		2-1 F8			2-1 BB 1B	1 SAFE 3-3 K		
<b>Luis Gonzalez, L</b> (1, 7) OBP: 0.401, SLG: 0.482	1-1 G4-3			0-1 2B 1B		1 SAFE 1 SAFE FC4 1B SF8		2-2 P4	
<b>Troy Glaus, R</b> (1, 5) OBP: 0.354, SLG: 0.532	1-1 F9			1-1 WP 1-H 2B		4-1 SF8 1B BB		1-1 1B WP 1B	
<b>Alex Cintron, S</b> (8, PR) (9, 5) OBP: 0.318, SLG: 0.403						1-2 2-3 BB			
<b>Tony Clark, S</b> (1, 3) OBP: 0.373, SLG: 0.642		3-3 K		2-1 G5-3		1-1 1B		2-3 K	
<b>Shawn Green, L</b> (1, 9) OBP: 0.337, SLG: 0.456		0-1 G4-3		1-3 K		2-0 SF8		1-0 1B	
<b>Quinton McCracken, S</b> (1, 8) OBP: 0.302, SLG: 0.274		1-2 G6-3		2-3		2-3 3-H 2-0		1-3 1B	
<b>19 Chris Snyder, R</b> (1, 2) OBP: 0.318, SLG: 0.316			2-0 FC2-6 1B		1-1 G6-3	1-1 G3		1-2 F7	
<b>Shawn Estes, R</b> (1, 1)			0-0 FC2-6		0-1 G4-3		0-0 F8		
<b>Greg Aquino, R</b> (7, 1)					0-1 F8		1-0 G3-1		
<b>Scott Hairston, R</b> (7, PH) OBP: 0.105, SLG: 0.158									
<b>Jose Valverde, R</b> (8, 1)									
<b>36 Brian Bruney, R</b> (9, 1)									

Inning Stats	R: 0 E: 0 K: 9 S: 9	H: 1 LOB: 1 BB: 0 P: 12	R: 0 E: 0 K: 10 S: 10	H: 0 LOB: 0 BB: 0 P: 14	R: 0 E: 0 K: 8 S: 8	H: 1 LOB: 1 BB: 0 P: 15	R: 0 E: 0 K: 10 S: 10	H: 2 LOB: 1 BB: 0 P: 14	R: 0 E: 0 K: 6 S: 6	H: 0 LOB: 0 BB: 0 P: 7	R: 2 E: 1 K: 17 S: 17	H: 2 LOB: 2 BB: 1 P: 31	R: 0 E: 0 K: 8 S: 8	H: 1 LOB: 1 BB: 0 P: 13	R: 0 E: 0 K: 13 S: 13	H: 2 LOB: 2 BB: 0 P: 20
--------------	------------------------------	----------------------------------	--------------------------------	----------------------------------	------------------------------	----------------------------------	--------------------------------	----------------------------------	------------------------------	---------------------------------	--------------------------------	----------------------------------	------------------------------	----------------------------------	--------------------------------	----------------------------------

PITCHER	IP	WLS	BF	H	R	ER	SO	BB	IBB	HBP	BLK	WP	HR	S	P	ERA	WHIP
<b>Mike Maroth, L</b> (1, 1) ERA: 4.09	6.2	L	28	7	2	0	2	1	0	0	0	1	0	65	100	0.00	1.200
<b>Chris Spurling, R</b> (7, 1) ERA: 1.86	0.1		1	0	0	0	1	0	0	0	0	0	0	3	6	0.00	0.000
<b>Jamie Walker, L</b> (8, 1) ERA: 1.78	0.1		1	0	0	0	0	0	0	0	0	0	0	3	5	0.00	0.000
<b>Kyle Farnsworth, R</b> (8, 1) ERA: 2.48	0.2		4	2	0	0	1	0	0	0	0	1	0	10	15	0.00	3.000

**AB R H RBI BB SO LOB**

**4 0 1 0 0 0 1**

**4 1 2 0 0 1 2**

**4 1 1 0 0 0 2**

**3 0 2 0 1 0 1**

**0 0 0 0 0 0 0**

**4 0 1 1 0 2 2**

**3 0 1 1 0 1 1**

**4 0 0 0 0 0 4**

**3 0 1 0 0 0 0**

**2 0 0 0 0 0 1**

**0 0 0 0 0 0 0**

**1 0 0 0 0 0 0**

**0 0 0 0 0 0 0**

**0 0 0 0 0 0 0**

**1B: 8 SF: 1**

**2B: 1 SAC: 0**

**3B: 0 DP: 0**

**HR: 0 HBP: 0**

**WP: 2 PA: 34**

**PB: 0**

**SB: 0**

**CS: 0**

**AB 32**

**R 2**

**H 9**


**RBI 2**

**BB 1**

**SO 4**

**LOB 14**

**livebaseballscorecards.com**



**Detroit Tigers @ Arizona Diamondbacks**

**Bank One Ballpark, Phoenix, AZ**

Fri Jun 24 2005, 9:40 PM EDT

Att. 24,808 - Roof Closed - 84 F

Batter	1	2	3	4	5	6	7	8	9	AB R H RBI BB SO LOB	TOP		
15 Brandon Inge, R OBP: 0.395, SLG: 0.480 (1, 5) X	0-0 P3		4-2 G5-3 BB		1-1 G5-3		1-1 SAFE 1-1		1-2 SAFE P2	4 1 1 1 1 0 1			
14 Placido Polanco, R OBP: 0.388, SLG: 0.438 (1, 4) C X	0-1 1B		0-1 G5-3			2-2 G6-4-3 1B	1-2 1B		1-1 G4-6-3	5 2 3 1 0 0 2			
Dmitri Young, S OBP: 0.322, SLG: 0.478 (1, 3) B F F S	1-3 K		0-2 G4-3			0-1 G6-4-3 1B	1-2 K			4 0 1 0 0 2 3			
Rondell White, R OBP: 0.332, SLG: 0.473 Alexis Gomez, L OBP: 0.273, SLG: 0.111 (1, 7) F C F B B X (8, 7)	2-2 F8			0-2 L7		0-1 G6-4-3	0-1 1B			4 0 1 1 0 0 3 0 0 0 0 0 0 0			
Ivan Rodriguez, R OBP: 0.309, SLG: 0.449 (1, 2) F L T		0-3 K		1-3 K		2-1 1B	1-1 G4-3			4 0 1 1 0 2 1			
Craig Monroe, R OBP: 0.336, SLG: 0.449 (1, 9) B B X		2-0 1B		0-2 1B		2-3 K		0-0 G6-3		4 0 2 0 0 1 1			
20 Omar Infante, R OBP: 0.264, SLG: 0.379 (1, 6) 1 SAFE X		0-0 FC1-4-6		2-3 K			0-0 SH1-4 31 1B 2B	0-1 G4-3		4 1 1 0 0 1 2			
Nook Logan, S OBP: 0.318, SLG: 0.364 (1, 8) B C X	1-1 L6				1-2 G3-1		0-1 SH1-4	1-1 F8		3 0 0 0 0 0 1			
Sean Douglass, R (1, 1) 31 Chris Shelton, R (7, PH) Franklyn German, R (7, 1) Kyle Farnsworth, R (8, 1) 39 Tony Giaratano, S (9, PH) Troy Percival, R (9, 1)			1-1 G5-3		0-0 G4-3			4-1 BB		2 0 0 0 0 0 0 1 1 1 1 0 1 0 0 0 0 0 0 0 0			
<b>Inning Stats</b>	R: 0 H: 1 E: 0 LOB: 1 K: 1 BB: 0 S: 10 P: 13	R: 0 H: 1 E: 0 LOB: 1 K: 1 BB: 0 S: 7 P: 10	R: 0 H: 0 E: 0 LOB: 1 K: 0 BB: 1 S: 10 P: 15	R: 0 H: 1 E: 0 LOB: 1 K: 2 BB: 0 S: 13 P: 16	R: 0 H: 0 E: 0 LOB: 0 K: 0 BB: 0 S: 7 P: 9	R: 1 H: 3 E: 0 LOB: 1 K: 1 BB: 0 S: 13 P: 19	R: 4 H: 5 E: 0 LOB: 1 K: 1 BB: 0 S: 20 P: 27	R: 0 H: 0 E: 0 LOB: 0 K: 0 BB: 0 S: 5 P: 6	R: 0 H: 0 E: 0 LOB: 0 K: 0 BB: 1 S: 7 P: 12	1B: 9 SF: 0 2B: 1 SAC: 1 3B: 1 DP: 2 HR: 0 HBP: 0	WP: 0 PA: 38 PB: 1 SB: 1 CS: 0		
<b>PITCHER</b>	IP WLS BF H R ER SO BB IBB HBP BLK WP HR S P ERA WHIP											<b>PITCHER</b>	IP WLS BF H R ER SO BB IBB HBP BLK WP HR S P ERA WHIP
Javier Vazquez, R (1, 1) ERA: 4.53	6.1 L 29 10 5 4 5 1 0 0 0 0 0 0 73 100 5.68 1.737												
Javier López, L (7, 1) ERA: 9.92	0.1 1 0 0 0 1 0 0 0 0 0 0 0 3 4 0.00 0.000												
28 Brandon Medders, R (7, 1) ERA:	0.1 2 1 0 0 0 0 0 0 0 0 0 0 4 5 0.00 3.000												
Mike Koplove, R (8, 1) ERA: 4.76	2.0 6 0 0 0 0 1 0 0 0 0 0 0 12 18 0.00 0.500												

**Detroit Tigers @ Arizona Diamondbacks**  
Bank One Ballpark, Phoenix, AZ

AB	35
R	5
H	11
RBI	5
BB	2
SO	6
LOB	14



Sat Jun 25 2005, 9:40 PM EDT  
Att. 27,344 - Roof Closed - 79 F

livebaseballscorecards.com

Batter	1	2	3	4	5	6	7	8	9	AB	R	H	RBI	BB	SO	LOB
<b>Craig Counsell, L</b> (1, 4) OBP: 0.383, SLG: 0.424	3-2 G6-3		3-2 P5		1-2 2B			0-1 L8		4	0	1	0	0	0	0
<b>Royce Clayton, R</b> (1, 6) OBP: 0.300, SLG: 0.343	0-1 1B		3-2 G6-3		2-0 G6-3			2-2 F9		4	0	1	0	0	0	1
<b>Shawn Green, L</b> (1, 9) OBP: 0.335, SLG: 0.451	1-1 F8		2-3 K				3-2 F7	4-0 BB		3	0	0	0	1	1	1
<b>Troy Glas, R</b> (1, 5) OBP: 0.356, SLG: 0.528	4-2 1-2 BB			4-0 G4-6-3 1B BB			1-2 F8	0-3 K		2	0	0	0	2	1	1
<b>Chad Tracy, L</b> (1, 3) OBP: 0.335, SLG: 0.491	1-2 F9			1-1 G4-6-3 1B			2-0 F7		4-2 BB	3	0	1	0	1	0	2
<b>José Cruz Jr., S</b> (1, 8) OBP: 0.327, SLG: 0.458		2-1 HR		1-0 G4-6-3 1-2f 2-3			1-1 G4-6-3 1B		0-3 K	4	1	2	1	0	1	3
<b>Quinton McCracken, S</b> (1, 7) OBP: 0.294, SLG: 0.266		1-1 G6-3		1-2 G6-3			0-1 G4-6-3 1-2f		1-1 F8	4	0	0	0	0	0	3
<b>19 Chris Snyder, R</b> (1, 2) OBP: 0.319, SLG: 0.317 <b>Matt Kata, S</b> (9, PH) OBP: 0.314, SLG: 0.333		2-1 G5-3			1-2 G5-3		3-1 1B		0-0 P6	3	0	1	0	0	0	0
<b>Javier Vazquez, R</b> (1, 1) OBP: 0.333, SLG: 0.370 <b>Javier López, L</b> (7, 1) <b>28 Brandon Medders, R</b> (7, 1) <b>Alex Cintron, S</b> (7, PH) OBP: 0.316, SLG: 0.400 <b>Mike Koplove, R</b> (8, 1)		1-2 G5-3			1-2 F8		1-0 P5			2	0	0	0	0	0	0

Inning Stats	R: 0	H: 1	E: 0	LOB: 2	K: 0	BB: 1	S: 13	R: 1	H: 1	E: 0	LOB: 0	K: 0	BB: 0	S: 9	R: 0	H: 0	E: 0	LOB: 0	K: 1	BB: 0	S: 10	R: 0	H: 1	E: 0	LOB: 1	K: 0	BB: 1	S: 6	R: 0	H: 1	E: 0	LOB: 1	K: 0	BB: 0	S: 11	R: 0	H: 0	E: 0	LOB: 0	K: 0	BB: 0	S: 11	R: 0	H: 2	E: 0	LOB: 1	K: 0	BB: 0	S: 7	R: 0	H: 0	E: 0	LOB: 1	K: 1	BB: 1	S: 8	R: 0	H: 0	E: 0	LOB: 1	K: 1	BB: 1	S: 13	R: 0	H: 0	E: 0	LOB: 1	K: 1	BB: 1	S: 18	1B: 4	SF: 0	2B: 1	SAC: 0	3B: 0	DP: 2	HR: 1	HBP: 0	WP: 0	PA: 35
--------------	------	------	------	--------	------	-------	-------	------	------	------	--------	------	-------	------	------	------	------	--------	------	-------	-------	------	------	------	--------	------	-------	------	------	------	------	--------	------	-------	-------	------	------	------	--------	------	-------	-------	------	------	------	--------	------	-------	------	------	------	------	--------	------	-------	------	------	------	------	--------	------	-------	-------	------	------	------	--------	------	-------	-------	-------	-------	-------	--------	-------	-------	-------	--------	-------	--------

PITCHER	IP	WLS	BF	H	R	ER	SO	BB	IBB	HBP	BLK	WP	HR	S	P	ERA	WHIP
<b>Sean Douglass, R</b> (1, 1) ERA: 1.5	6.0		23	4	1	1	1	2	0	0	0	0	1	60	101	1.50	1.000
<b>Franklyn German, R</b> (7, 1) ERA: 2.3	1.0		4	2	0	0	0	0	0	0	0	0	0	7	12	0.00	2.000
<b>Kyle Farnsworth, R</b> (8, 1) ERA: 2.4	1.0		4	0	0	0	1	1	0	0	0	0	0	8	14	0.00	1.000
<b>Troy Percival, R</b> (9, 1) ERA: 3.98	1.0		4	0	0	0	1	1	0	0	0	0	0	13	18	0.00	1.000

**DETROIT TIGERS**

**Bank One Ballpark, Phoenix, AZ**

Sat Jun 25 2005, 9:40 PM EDT  
Att. 27,344 - Roof Closed - 79 F

**AB 31**  
**R 1**  
**H 6**  
**RBI 1**  
**BB 4**  
**SO 3**  
**LOB 13**



Batter	1	2	3	4	5	6	7	8	9	AB R H RBI BB SO LOB	TOP		
15 Brandon Inge, R (1, 5) OBP: 0.391, SLG: 0.475 Chris Spurling, R (5, 1) 31 Chris Shelton, R (7, PH) OBP: 0.369, SLG: 0.500 (7, 7)	2-3 K		1-3 K		2-1 F7		3-2 20 HR HBP		2-2 13 HBP 20 E 1B	3 0 0 0 0 2 0 0 0 0 0 0 0 0 1 2 1 0 0 0 0	<p><b>Detroit Tigers @ Arizona Diamondbacks</b> Bank One Ballpark, Phoenix, AZ</p> <p>Sun Jun 26 2005, 4:40 PM EDT Att. 25,720 - Roof Closed - 79 F</p> <p>livebaseballscorecards.com</p>		
14 Placido Polanco, R (1, 4) OBP: 0.392, SLG: 0.436 20 Omar Infante, R (6, 4) OBP: 0.266, SLG: 0.394	2-1 HBP		4-1 BB			1-1 F9	1-0 HR		0-1 E5 1B 13 HBP	1 0 0 0 1 0 0 2 1 1 3 0 0 1			
9 Carlos Guillen, S (1, 6) OBP: 0.403, SLG: 0.483	2-2 K		2-2 L7			1-2 G4-3	0-1 2B		1-3 K	5 0 1 0 0 2 4			
Rondell White, R (1, 7) OBP: 0.328, SLG: 0.467 Alexis Gomez, L (6, 7) OBP: 0.250, SLG: 0.100 56 Fernando Rodney, R (7, 1) Mike Maroth, L (9, PH) OBP: 0.600, SLG: 0.500	1-2 F7		3-2 G6-3			1-3 K	2-0 G4-3		1-3 K	3 0 0 0 0 1 2 1 0 0 0 0 0 1 0 0 0 0 0 0 0 1 0 0 0 0 1 2			
Ivan Rodriguez, R (1, 2) OBP: 0.307, SLG: 0.446 13 Vance Wilson, R (6, 2) OBP: 0.222, SLG: 0.106		1-2 G5-3		2-3 K			2-3 K	2-3 K	1-1 1B HBP	2 0 0 0 0 1 0 2 0 0 0 0 2 0			
Dmitri Young, S (1, 3) OBP: 0.324, SLG: 0.480		2-3 K		1-3 K			2-2 G6-3 2B	0-0 G3-1	1-1 FC6-4 1B	5 1 2 1 0 2 0			
Craig Monroe, R (1, 9) OBP: 0.337, SLG: 0.452		0-1 2B		2-2 L4			2-1 G6-3	1-2 FC6-4 1B	2-2 FC6-4	5 0 2 0 0 0 4			
Nook Logan, S (1, 8) OBP: 0.321, SLG: 0.368		4-0 IBB					3-1 G4-3 3B	0-1 FC6-4		3 1 1 1 1 0 1			
38 Jeremy Bonderman, R (1, 1) Doug Creek, L (3, 1) Jason Smith, L (5, PH) OBP: 0.218, SLG: 0.296 (5, 5)		1-2 F9					0-0 F7		1-0 31 20 E 1B	1 0 0 0 0 0 2 0 0 0 0 0 0 0 3 2 2 1 0 0 0			
<b>Inning Stats</b>	R: 0 H: 0 E: 0 LOB: 1 K: 2 BB: 0 S: 15 P: 22	R: 0 H: 1 E: 0 LOB: 2 K: 1 BB: 1 S: 11 P: 19	R: 0 H: 0 E: 0 LOB: 1 K: 1 BB: 1 S: 10 P: 20	R: 0 H: 0 E: 0 LOB: 0 K: 2 BB: 0 S: 11 P: 16	R: 0 H: 0 E: 0 LOB: 0 K: 0 BB: 0 S: 6 P: 8	R: 0 H: 0 E: 0 LOB: 0 K: 1 BB: 0 S: 8 P: 11	R: 5 H: 5 E: 0 LOB: 1 K: 1 BB: 0 S: 19 P: 34	R: 0 H: 1 E: 0 LOB: 1 K: 1 BB: 0 S: 10 P: 13	R: 2 H: 3 E: 1 LOB: 3 K: 2 BB: 0 S: 18 P: 27	1B: 4 SF: 0 2B: 4 SAC: 0 3B: 1 DP: 0 HR: 1 HBP: 3		WP: 0 PA: 43 PB: 0 SB: 0 CS: 0	
<b>PITCHER</b>	IP WLS BF H R ER SO BB IBB HBP BLK WP HR S P ERA WHIP											<b>PITCHER</b>	IP WLS BF H R ER SO BB IBB HBP BLK WP HR S P ERA WHIP
Claudio Vargas, R (1, 1) ERA: 8.44	6.2 W 27 4 3 3 8 1 1 1 0 0 0 73 117 4.05 0.750												
Mike Koplove, R (7, 1) ERA: 5.24	0.1 4 2 2 2 0 0 0 0 1 0 0 1 7 13 54.00 6.000												
Jose Valverde, R (8, 1) ERA: 4.7	1.0 4 1 0 0 1 0 0 0 0 0 0 10 13 0.00 1.000												
Greg Aquino, R (9, 1) ERA: 12.71	1.0 8 3 2 0 2 0 0 0 1 0 0 0 18 27 0.00 3.000												

AB	38
R	7
H	10
RBI	6
BB	2
SO	11
LOB	17





Batter	1	2	3	4	5	6	7	8	9
<b>Craig Counsell, L</b> OBP: 0.383, SLG: 0.427 (1, 4)	0-1 PB 1B	0-2 K	1-1 2-H 2B		2-1 F7		2-2 P4		
<b>Alex Cintron, S</b> OBP: 0.331, SLG: 0.416 (1, 5)	3-1 G3-6-1 1-H HR 1B	1-1 1B 2B	2-3 K			0-1 HR 1B		4-2 E BB	
<b>Chad Tracy, L</b> OBP: 0.340, SLG: 0.493 <b>Greg Aquino, R</b> (9, 1)	0-1 G3-6-1 1-2 1B	1-2 2-H 1B		1-1 E8 HR 1B		1-0 F7		2-2 F8	
<b>Tony Clark, S</b> OBP: 0.367, SLG: 0.647 (1, 3)	1-0 G3-6-1 1-2f 2-3	1-0 L9		1-2 G5-3		1-2 1-H HR		1-2 E3 G5-4-3	
<b>Shawn Green, L</b> OBP: 0.343, SLG: 0.480 (1, 9)	2-1 3-H HR		1-1 HR 2B	0-1 HR		4-2 BB		0-2 G5-4-3 1-2f	
<b>José Cruz Jr., S</b> OBP: 0.326, SLG: 0.473 (1, 8)	2-2 G4-3		3-1 2-H HR	0-1 F7		2-3 K			
<b>Royce Clayton, R</b> OBP: 0.299, SLG: 0.339 (1, 6)		4-1 SH5-4 2B BB	0-3 K	3-3 K		0-3 K			
<b>Kelly Stinnett, R</b> OBP: 0.345, SLG: 0.500 (1, 2)		2-2 SAFE SH5-4 2B 1B	4-2 SH1-4 2B BB		2-3 K		1-3 K		
<b>Claudio Vargas, R</b> OBP: 0.200, SLG: 0.200 <b>Mike Koplove, R</b> (7, 1)		0-1 SH5-4	0-0 SH1-4		0-0 G5-3		2-3 K		
<b>Scott Hairston, R</b> OBP: 0.100, SLG: 0.150 <b>Jose Valverde, R</b> (8, 1)		1-2 2-3	1-2						
<b>Quinton McCracken, S</b> OBP: 0.294, SLG: 0.266 (9, 7)									

AB	R	H	RBI	BB	SO	LOB
5	1	2	1	0	1	2
4	3	3	3	1	1	1
5	1	3	1	0	0	2
0	0	0	0	0	0	0
5	1	1	2	0	0	5
4	3	3	4	1	0	2
4	1	1	2	0	1	1
3	1	0	0	1	3	1
3	2	1	0	1	2	0
1	0	0	0	0	0	0
0	0	0	0	0	0	0
1	0	0	0	0	1	0
0	0	0	0	0	0	0
0	0	0	0	0	0	0

WP	HR	S	P	ERA	WHIP
0	0	0	0	0.00	0.500
0	0	0	0	13.50	2.000
0	0	0	0	9.00	1.500
0	0	0	0	0.00	0.500

Inning	1	2	3	4	5	6	7	8	9
<b>R</b>	3	3	3	2	0	2	0	0	0
<b>H</b>	4	3	3	2	0	2	0	0	0
<b>E</b>	0	0	0	1	0	0	0	0	0
<b>K</b>	0	1	2	1	2	2	2	2	2
<b>S</b>	13	15	16	13	7	16	9	12	19
<b>LOB</b>	4	1	1	0	0	1	0	1	1
<b>BB</b>	0	1	1	0	0	1	0	0	1
<b>P</b>	21	24	27	18	11	24	14	19	

**DETROIT TIGERS @ ARIZONA DIAMONDBACKS**  
 Bank One Ballpark, Phoenix, AZ  
 Sun Jun 26 2005, 4:40 PM EDT  
 Att. 25,720 - Roof Closed - 79 F

AB	35
R	13
H	14
RBI	13
BB	4
SO	9
LOB	14



Batter	1	2	3	4	5	6	7	8	9	AB R H RBI BB SO LOB	TOP											
22 Scott Podsednik, L (1, 7) OBP: 0.363, SLG: 0.336	0-3 K		0-1 G3		1-2 SF7		0-1 G4-3			3 0 0 1 0 1 0												
Tadahito Iguchi, R (1, 4) OBP: 0.349, SLG: 0.432	0-1 1B		2-0 F9		0-1 BB 1B		2-3 K			4 0 2 0 0 1 0												
Frank Thomas, R (1, 10) OBP: 0.351, SLG: 0.717	1-3 K			1-3 K	4-1 BB 1B			2-2 L5		3 0 0 0 1 2 1												
14 Paul Konerko, R (1, 3) OBP: 0.358, SLG: 0.489	3-2 P4			4-2 BB 1B	1-3 K			1-1 G6-3		3 0 0 0 1 1 3												
Aaron Rowand, R (1, 8) OBP: 0.337, SLG: 0.403		0-1 24 F8 24 S 1B		3-1 1B		1-3 K		1-0 G5-3		4 0 2 0 0 1 0												
23 Jermaine Dye, R (1, 9) OBP: 0.320, SLG: 0.512		1-2 F8		1-3 K		2-2 HR		0-0 P2		4 1 1 1 0 1 3												
24 Joe Crede, R (1, 5) OBP: 0.296, SLG: 0.410		3-2 F8		2-1 P2		3-1 F8		0-2 G6-3		4 0 0 0 0 0 3												
Chris Widger, R (1, 2) OBP: 0.333, SLG: 0.448		2-0 G5-3			1-3 K	0-3 K		1-0 P5		4 0 0 0 0 2 1												
5 Juan Uribe, R (1, 6) OBP: 0.276, SLG: 0.381			1-0 G5-3		2-2 22 SF7 3B		2-2 P4			3 1 1 0 0 0 0												
<b>Inning Stats</b>	R: 0 E: 0 K: 2 S: 11	H: 1 LOB: 1 BB: 0 P: 15	R: 0 E: 0 K: 0 S: 10	H: 1 LOB: 1 BB: 0 P: 16	R: 0 E: 0 K: 0 S: 4	H: 0 LOB: 0 BB: 0 P: 7	R: 0 E: 0 K: 2 S: 12	H: 1 LOB: 2 BB: 1 P: 23	R: 1 E: 0 K: 2 S: 16	H: 2 LOB: 2 BB: 1 P: 25	R: 1 E: 0 K: 2 S: 13	H: 1 LOB: 0 BB: 0 P: 19	R: 0 E: 0 K: 1 S: 8	H: 0 LOB: 0 BB: 0 P: 12	R: 0 E: 0 K: 0 S: 6	H: 0 LOB: 0 BB: 0 P: 10	R: 0 E: 0 K: 0 S: 5	H: 0 LOB: 0 BB: 0 P: 6	1B: 4 2B: 0 3B: 1 HR: 1	SF: 1 SAC: 0 DP: 0 HBP: 0	WP: 0 PB: 0 SB: 1 CS: 0	PA: 35
<b>PITCHER</b>	IP WLS BF H R ER SO BB IBB HBP BLK WP HR S P ERA WHIP																					
29 Nate Robertson, L (1, 1) ERA: 3.58	7.0 L 29 6 2 2 9 2 0 0 0 0 0 1 74 117 2.57 1.143																					
Chris Spurling, R (8, 1) ERA: 2.42	1.0 3 0 0 0 0 0 0 0 0 0 0 0 6 10 0.00 0.000																					
Kyle Farnsworth, R (9, 1) ERA: 2.32	1.0 3 0 0 0 0 0 0 0 0 0 0 0 5 6 0.00 0.000																					

Chicago White Sox @ Detroit Tigers  
Comerica Park, Detroit, MI  
Tue Jun 28 2005, 7:05 PM EDT  
Att. 23,602 - Cloudy - 79 F

livebaseballscorecards.com

AB	32
R	2
H	6
RBI	2
BB	2
SO	9
LOB	11



Batter	1	2	3	4	5	6	7	8	9	AB R H RBI BB SO LOB
15 Brandon Inge, R OBP: 0.387, SLG: 0.468 (1, 5)	1-2 F9 ①	0-1 P6 ③			1-1 F8 ②		1-2 P3 ②			4 0 0 0 0 0 2
14 Placido Polanco, R OBP: 0.393, SLG: 0.441 (1, 4)	3-2 9 1B 1B		1-2 L7 ①		2-1 2B			1-1 G6-3 ①		4 0 2 0 0 0 0
9 Carlos Guillen, S OBP: 0.400, SLG: 0.478 (1, 6)	3-2 1B		0-3 K ②		1-0 P5 ③			1-2 P4 ②		4 0 1 0 0 1 1
Rondell White, R OBP: 0.331, SLG: 0.468 (1, 7)	1-2 P6 ②		1-1 FC5-4 1B		1-2 1B			3-1 P2 ③		4 0 2 0 0 0 2
Ivan Rodriguez, R OBP: 0.306, SLG: 0.450 (1, 2)	1-0 F7 ③		1-2 FC5-4 1-2f		3-3 K ①			2-2 3B		4 0 1 0 0 1 4
Dmitri Young, S OBP: 0.319, SLG: 0.473 (1, 10)		0-3 K ①		0-0 F8 ①		2-2 F7 ②		2-2 P3 ①		4 0 0 0 0 1 2
Craig Monroe, R OBP: 0.336, SLG: 0.448 (1, 9)		2-2 31 E 31 S 31 1B		2-3 K ②		1 SAFE 2-2 F9 ③		1-0 G5-3 ②		4 1 1 0 0 1 2
31 Chris Shelton, R OBP: 0.362, SLG: 0.484 (1, 3)		2-1 1-H 1B		1-2 F9 ③			2-2 G6-3 ①	0-1 G4-3 ③		4 0 1 1 0 0 1
Nook Logan, S OBP: 0.322, SLG: 0.367 (1, 8)		1-3 K ②			1-3 K ①		0-0 15 P3 1B			3 0 1 0 0 2 1

Inning Stats	R: 0	H: 2	E: 0	LOB: 2	K: 0	S: 16	R: 1	H: 2	E: 0	LOB: 1	K: 2	S: 13	R: 0	H: 1	E: 0	LOB: 1	K: 1	S: 11	R: 0	H: 0	E: 0	LOB: 0	K: 1	S: 8	R: 0	H: 1	E: 0	LOB: 1	K: 1	S: 8	R: 0	H: 1	E: 0	LOB: 1	K: 1	S: 14	R: 0	H: 1	E: 0	LOB: 0	K: 0	S: 9	R: 0	H: 0	E: 0	LOB: 0	K: 0	S: 7	R: 0	H: 1	E: 0	LOB: 1	K: 0	S: 10	1B: 7	SF: 0	2B: 1	SAC: 0	3B: 1	DP: 0	HR: 0	HBP: 0	WP: 0	PA: 35
--------------	------	------	------	--------	------	-------	------	------	------	--------	------	-------	------	------	------	--------	------	-------	------	------	------	--------	------	------	------	------	------	--------	------	------	------	------	------	--------	------	-------	------	------	------	--------	------	------	------	------	------	--------	------	------	------	------	------	--------	------	-------	-------	-------	-------	--------	-------	-------	-------	--------	-------	--------

PITCHER	IP	WLS	BF	H	R	ER	SO	BB	IBB	HBP	BLK	WP	HR	S	P	ERA	WHIP
56 Mark Buehrle, L ERA: 2.42 (1, 1)	6.1	W	27	8	1	1	6	0	0	0	0	0	0	75	110	1.42	1.263
Cliff Politte, R ERA: 1.17 (7, 1)	1.2	H	4	0	0	0	0	0	0	0	0	0	0	11	17	0.00	0.000
Dustin Hermanson, R ERA: 1.48 (9, 1)	1.0	S	4	1	0	0	0	0	0	0	0	0	0	10	15	0.00	1.000

**BOTTOM**

**Chicago White Sox @ Detroit Tigers**  
Comerica Park, Detroit, MI  
Tue Jun 28 2005, 7:05 PM EDT  
Att: 23,602 - Cloudy - 79 F

[livebaseballscorecards.com](http://livebaseballscorecards.com)

<b>AB</b>	<b>35</b>
<b>R</b>	<b>1</b>
<b>H</b>	<b>9</b>
<b>RBI</b>	<b>1</b>
<b>BB</b>	<b>0</b>
<b>SO</b>	<b>6</b>
<b>LOB</b>	<b>15</b>



Batter	1	2	3	4	5	6	7	8	9	10	11	12	13	AB R H RBI BB SO LOB	TOP							
22 Scott Podsednik, L OBP: 0.363, SLG: 0.336 (1, 8)	1-2 G4-3 G1-3 1B	2-1 G6-3			0-0 WP 1B			1-1 L7		1-2 F8		1-1 P4		6 0 2 0 0 0 4								
Tadahito Iguchi, R OBP: 0.345, SLG: 0.425 (1, 4)	1-2 G1-3		0-0 G5-3		1-3 SAFE SAFE SAFE SAFE K			0-2 K		0-0 1-3 1B F8		0-0 F8		6 0 1 0 0 2 4								
Frank Thomas, R OBP: 0.333, SLG: 0.712 (1, 10)	3-2 G4-3		2-2 F7		1-0 P2			3-3 K		1-0 P3			2-0 HR	6 1 1 1 0 1 4								
14 Paul Konerko, R OBP: 0.354, SLG: 0.493 (1, 3)	0-2 P3		1-0 HR					1-2 F8		2-1 G6-3		2-2 F9		2-2 G5-3	6 1 1 1 0 0 1							
Carl Everett, S OBP: 0.310, SLG: 0.461 Aaron Rowand, R OBP: 0.337, SLG: 0.403 (1, 7) (13, 8)		2-1 12 1B 24 1B 1B	2-3 K		0-1 G4-3			1-2 G4-3		1-2 K		1-2 G5-3		2-3 K	6 1 1 0 0 3 0 0 0 0 0 0 0 0							
23 Jermaine Dye, R OBP: 0.317, SLG: 0.502 (1, 9)		1-1 P5		2-2 F7		0-0 G6-3			4-0 BB		1-2 G5-3		0-1 G5-3	5 0 0 0 1 0 1								
12 A.J. Pierzynski, L OBP: 0.310, SLG: 0.449 (1, 2)		0-1 24 1B 5 WP 1B		0-0 G4-3				2-0 24 G6-4-3 1B		0-0 G4-3		0-2 F9			5 1 2 0 0 0 1							
24 Joe Crede, R OBP: 0.298, SLG: 0.410 (1, 5)		1-2 5 WP 1B		0-0 G5-3				0-1 G6-4-3			1-0 F7		2-2 5 1B 1B	5 0 2 1 0 0 1								
5 Juan Uribe, R OBP: 0.279, SLG: 0.381 (1, 6)		1-2 3-H P4			1-1 P3			0-0 G6-3			1-1 1B 1B		0-2 1B 1B	5 0 2 0 0 0 1								
<b>Inning Stats</b>	R: 0 E: 0 K: 0 S: 12	H: 1 LOB: 1 BB: 0 P: 18	R: 2 E: 0 K: 0 S: 15	H: 3 LOB: 1 BB: 0 P: 22	R: 1 E: 0 K: 1 S: 13	H: 1 LOB: 0 BB: 0 P: 18	R: 0 E: 0 K: 0 S: 6	H: 0 LOB: 0 BB: 0 P: 8	R: 0 E: 0 K: 0 S: 7	H: 1 LOB: 0 BB: 0 P: 10	R: 0 E: 0 K: 1 S: 6	H: 0 LOB: 1 BB: 1 P: 13	R: 0 E: 0 K: 0 S: 11	H: 0 LOB: 0 BB: 0 P: 15	R: 0 E: 0 K: 0 S: 15	H: 2 LOB: 2 BB: 0 P: 18	R: 1 E: 0 K: 1 S: 11	H: 1 LOB: 0 BB: 0 P: 17	1B: 10 2B: 0 3B: 0 HR: 2	SF: 0 SAC: 0 DP: 1 HBP: 0	WP: 2 PB: 0 SB: 0 CS: 0	PA: 51
<b>PITCHER</b>	IP WLS BF H R ER SO BB IBB HBP BLK WP HR S P ERA WHIP														IP WLS BF H R ER SO BB IBB HBP BLK WP HR S P ERA WHIP							
Jason Johnson, R ERA: 3.39 (1, 1)	7.0	27	7	3	3	2	0	0	0	0	0	0	0	0	0	0	3.86	1.000				
Kyle Farnsworth, R ERA: 2.25 (8, 1)	1.0	3	0	0	0	2	0	0	0	0	0	0	0	0	0	0	0.00	0.000				
Troy Percival, R ERA: 3.8 (9, 1)	1.0	4	0	0	0	1	1	0	0	0	0	0	0	0	0	0	0.00	1.000				
Franklyn German, R ERA: 2.15 (10, 1)	2.0	8	2	0	0	0	0	0	0	0	0	0	0	0	0	0	0.00	1.000				
56 Fernando Rodney, R ERA: 2.57 (12, 1)	2.0	L 9	3	1	1	1	0	0	0	0	0	0	0	0	1	26	4.50	1.500				

Chicago White Sox @ Detroit Tigers  
Comerica Park, Detroit, MI  
Wed Jun 29 2005, 7:05 PM EDT  
Att. 19,931 - Overcast - 80 F

livebaseballscorecards.com

AB	50
R	4
H	12
RBI	3
BB	1
SO	6
LOB	17




Batter	1	2	3	4	5	6	7	8	9	10	11	12	13	AB R H RBI BB SO LOB
15 Brandon Inge, R OBP: 0.384, SLG: 0.464 (1, 5) (8, 7)	2-2 G5-3 1B		0-3 K		1-2 L6		3-2 G6-3		2-0 1B		0-2 FC6-4		2-3 K	7 0 2 0 0 2 6
14 Placido Polanco, R OBP: 0.386, SLG: 0.432 (1, 4)	1-0 G5-3		1-3 K		1-0 G6-3		2-2 1B		1-2 G6-3		0-1 G4-3		2-1 G4-3	7 0 1 0 0 1 8
9 Carlos Guillen, S OBP: 0.393, SLG: 0.467 (1, 6)	1-2 F7		1-0 P6				1-2 1B						2-1 F8	6 0 1 0 0 0 2
Dmitri Young, S OBP: 0.316, SLG: 0.464 (1, 10)	0-1 G4-3		2-3 K				0-0 G5-3		1-2 1B		1-2 G4-3		0-0 G4-3	5 0 0 0 1 1 2
Ivan Rodriguez, R OBP: 0.307, SLG: 0.451 (1, 2)		1-1 F9		1-0 2B			2-1 F7		0-3 K		1-0 1B		1-2 F8	6 0 2 0 0 1 3
Craig Monroe, R OBP: 0.336, SLG: 0.446 (1, 9)		0-1 1B		1-1 2B			0-1 F9		1-2 G6-3		0-1 P6		0-0 1B	6 1 2 0 0 0 5
31 Chris Shelton, R OBP: 0.387, SLG: 0.571 (1, 3)		2-0 HR		0-1 1B			1-0 SF8		1-2 F9		1-2 1B		2-2 1B	6 2 4 2 0 0 1
Alexis Gomez, L OBP: 0.286, SLG: 0.167 Rondell White, R OBP: 0.330, SLG: 0.468 Jason Smith, L OBP: 0.214, SLG: 0.291 (1, 7) (7, PH) (8, 5)		2-2 G3		0-0 1B			1-2 SF8		1-3 K		0-0 SH3-4		0-0 SH2-4	2 0 1 0 0 0 0 0 0 0 1 0 0 0 1 0 0 0 0 1 0
Nook Logan, S OBP: 0.330, SLG: 0.370 (1, 8)		3-3 K		2-3 K			3-1 1B		1-1 1B		4-1 1B		4-0 IBB	4 0 2 0 2 2 0

Inning Stats	R: 0	H: 1	E: 0	LOB: 1	K: 0	S: 12	R: 2	H: 2	E: 0	LOB: 0	K: 1	S: 11	R: 0	H: 0	E: 0	LOB: 1	K: 3	S: 12	R: 0	H: 2	E: 0	LOB: 1	K: 0	S: 6	R: 0	H: 0	E: 0	LOB: 0	K: 1	S: 7	R: 0	H: 0	E: 0	LOB: 0	K: 0	S: 6	R: 1	H: 2	E: 0	LOB: 1	K: 0	S: 11	R: 0	H: 2	E: 0	LOB: 2	K: 1	S: 14	R: 0	H: 2	E: 0	LOB: 2	K: 1	S: 14	R: 0	H: 2	E: 0	LOB: 2	K: 1	S: 12	R: 0	H: 1	E: 0	LOB: 1	K: 0	S: 9	R: 0	H: 1	E: 0	LOB: 1	K: 0	S: 9	R: 0	H: 1	E: 0	LOB: 2	K: 0	S: 11	R: 0	H: 0	E: 0	LOB: 0	K: 0	S: 6	R: 0	H: 2	E: 0	LOB: 3	K: 1	S: 10	R: 0	H: 2	E: 0	LOB: 3	K: 1	S: 10	1B: 12	SF: 1	2B: 1	SAC: 2	3B: 1	DP: 1	HR: 1	HBP: 0	WP: 1	PA: 56
--------------	------	------	------	--------	------	-------	------	------	------	--------	------	-------	------	------	------	--------	------	-------	------	------	------	--------	------	------	------	------	------	--------	------	------	------	------	------	--------	------	------	------	------	------	--------	------	-------	------	------	------	--------	------	-------	------	------	------	--------	------	-------	------	------	------	--------	------	-------	------	------	------	--------	------	------	------	------	------	--------	------	------	------	------	------	--------	------	-------	------	------	------	--------	------	------	------	------	------	--------	------	-------	------	------	------	--------	------	-------	--------	-------	-------	--------	-------	-------	-------	--------	-------	--------

PITCHER	IP	WLS	BF	H	R	ER	SO	BB	IBB	HBP	BLK	WP	HR	S	P	ERA	WHIP
Brandon McCarthy, R ERA: 7.17 (1, 1)	6.1		25	6	3	3	5	0	0	0	0	1	1	57	83	4.26	0.947
Neal Cotts, L ERA: 2.08 (7, 1)	0.2	B	3	1	0	0	0	0	0	0	0	0	0	8	15	0.00	1.500
Cliff Politte, R ERA: 1.14 (8, 1)	1.0		5	2	0	0	1	1	0	0	0	0	0	14	21	0.00	3.000
Luis Vizcaino, R ERA: 5.05 (9, 1)	2.1		12	4	0	0	1	1	0	0	0	0	0	27	41	0.00	2.143
Shingo Takatsu, R ERA: 4.56 (11, 1)	2.2	W	11	2	0	0	1	0	1	0	0	0	0	21	34	0.00	0.750

**Chicago White Sox @ Detroit Tigers**  
Comerica Park, Detroit, MI  
Wed Jun 29 2005, 7:05 PM EDT  
Att: 19,931 - Overcast - 80 F

AB	50
R	3
H	15
RBI	3
BB	3
SO	8
LOB	27



PITCHER	IP	WLS	BF	H	R	ER	SO	BB	IBB	HBP	BLK	WP	HR	S	P	ERA	WHIP
---------	----	-----	----	---	---	----	----	----	-----	-----	-----	----	----	---	---	-----	------

Batter	1	2	3	4	5	6	7	8	9	AB R H RBI BB SO LOB	TOP		
38 Pablo Ozuna, R OBP: 0.346, SLG: 0.306 (1, 6)	1-1 F9		1-1 G6-3		0-0 F9		2-2 G6-4-3 1B		0-0 F9	5 0 1 0 0 0 1			
Tadahito Iguchi, R OBP: 0.343, SLG: 0.418 (1, 4)	4-2 BB		0-1 F9		3-2 G5-3		2-0 G6-4-3 1-2f		0-3 K	4 0 0 0 1 1 2			
Frank Thomas, R OBP: 0.328, SLG: 0.673 (1, 10) Timo Perez, L OBP: 0.263, SLG: 0.286 (8, PR) (8, 10)	0-1 F9			3-2 G5-3		2-2 G5-3		4-0 23 2B 1B BB	1-2 F8	3 0 0 0 1 0 1 1 1 0 0 0 0 1			
14 Paul Konerko, R OBP: 0.353, SLG: 0.489 (1, 3)	2-2 G5-3			0-3 K		0-0 HR 1B		0-1 F7		4 1 1 0 0 1 2			
Carl Everett, S OBP: 0.313, SLG: 0.475 (1, 7)				2-2 F8		0-0 HR 1B		2-1 23 2B 1-2 G1-2-3 1B		4 1 2 2 0 0 0			
23 Jermaine Dye, R OBP: 0.323, SLG: 0.508 (1, 9)				3-2 G5-3		4-2 FC1-5 BB 1B		1-1 FC5-4 1B		3 0 2 1 1 0 0			
Aaron Rowand, R OBP: 0.339, SLG: 0.402 (1, 8)				2-2 E6		1-0 FC1-5 24 HR 1B		1-1 FC5-4 1-2f		3 1 1 0 1 0 1			
Chris Widger, R OBP: 0.316, SLG: 0.423 (1, 2)				2-2 F7		0-1 FC1-5 24 HR 1-2 2-3f		0-0 P5		4 1 0 0 0 0 7			
24 Joe Crede, R OBP: 0.301, SLG: 0.424 (1, 5)				0-1 G4-3		0-0 HR 1-H 2-H		0-1 P2		4 1 2 3 0 0 0			
Inning Stats	R: 0 E: 0 K: 0 S: 11 H: 0 LOB: 1 BB: 1 P: 18	R: 0 E: 1 K: 0 S: 13 H: 0 LOB: 1 BB: 0 P: 21	R: 0 E: 0 K: 0 S: 6 H: 0 LOB: 0 BB: 0 P: 7	R: 0 E: 0 K: 1 S: 9 H: 0 LOB: 0 BB: 0 P: 14	R: 3 E: 0 K: 0 S: 10 H: 2 LOB: 0 BB: 1 P: 18	R: 2 E: 0 K: 0 S: 9 H: 3 LOB: 1 BB: 0 P: 12	R: 0 E: 0 K: 0 S: 6 H: 1 LOB: 0 BB: 0 P: 10	R: 1 E: 0 K: 0 S: 8 H: 2 LOB: 2 BB: 2 P: 19	R: 0 E: 0 K: 1 S: 9 H: 1 LOB: 1 BB: 0 P: 10	1B: 6 2B: 1 3B: 0 HR: 2 SF: 0 SAC: 0 DP: 2 HBP: 0	WP: 0 PB: 0 SB: 0 CS: 0 PA: 39		
PITCHER	IP WLS BF H R ER SO BB IBB HBP BLK WP HR S P ERA WHIP											PITCHER	IP WLS BF H R ER SO BB IBB HBP BLK WP HR S P ERA WHIP
Mike Maroth, L ERA: 4.25 (1, 1)	7.0 L 29 6 5 5 1 2 0 0 0 0 0 2 64 100 6.43 1.143												
Chris Spurling, R ERA: 2.7 (8, 1)	1.0 6 2 1 1 0 1 1 0 0 0 0 0 8 19 9.00 3.000												
Jamie Walker, L ERA: 1.71 (9, 1)	1.0 4 1 0 0 0 1 0 0 0 0 0 0 9 10 0.00 1.000												

Chicago White Sox @ Detroit Tigers  
Comerica Park, Detroit, MI  
Thu Jun 30 2005, 1:05 PM EDT  
Att. 23,447 - Rain - 70 F

livebaseballscorecards.com

AB	35
R	6
H	9
RBI	6
BB	4
SO	2
LOB	15



Batter	1	2	3	4	5	6	7	8	9	AB R H RBI BB SO LOB	
15 Brandon Inge, R OBP: 0.380, SLG: 0.458 (1, 5) C F X	0-2 F9	3-3 K			0-3 K			2-2 G6-3		4 0 0 0 0 2 2	
14 Placido Polanco, R OBP: 0.384, SLG: 0.427 (1, 4) B B B	4-0 WP 31 1B BB	2-1 G5-3			0-0 G6-3			0-1 G5-3		3 0 0 0 1 0 2	
31 Chris Shelton, R OBP: 0.380, SLG: 0.554 (1, 3) B C X	1-1 WP 1-2 1B				1-0 G6-3		1-3 K	1-2 G1-3		4 0 1 0 0 1 0	
Rondell White, R OBP: 0.328, SLG: 0.469 (1, 10) S S S	0-3 K 1-2 2-3				2-0 G6-3		0-3 K	0-1 G3 2B		4 0 1 0 0 2 2	
Craig Monroe, R OBP: 0.334, SLG: 0.443 (1, 9) S F C	1-3 K				1-3 K		0-0 1B	0-1 G5-3		4 0 1 0 0 2 3	
Alexis Gomez, L OBP: 0.278, SLG: 0.188 (1, 7) X		0-0 20 E 13 1B			0-0 B1-3		0-0 F8	1-1 G3		4 1 1 0 0 0 2	
20 Omar Infante, R OBP: 0.261, SLG: 0.387 (1, 6) B X		1-0 E6 SH5-4 13 1B			2-0 G5-3		1-1 F8	0-2 F8		4 0 0 0 0 0 2	
13 Vance Wilson, R OBP: 0.228, SLG: 0.120 (1, 2) C X		0-1 SH5-4 1-2 3-H 1B			1-3 K		0-1 L8			3 0 1 1 0 1 0	
Nook Logan, S OBP: 0.328, SLG: 0.367 (1, 8) L B X		1-1 SH5-4 1-2 2-3			0-0 B3		1-1 G4-3			2 0 0 0 0 0 0	
<b>Inning Stats</b>	R: 0 H: 1 E: 0 LOB: 2 K: 2 BB: 1 S: 11 P: 17	R: 1 H: 2 E: 1 LOB: 2 K: 1 BB: 0 S: 11 P: 18	R: 0 H: 0 E: 0 LOB: 0 K: 1 BB: 0 S: 5 P: 9	R: 0 H: 0 E: 0 LOB: 0 K: 1 BB: 0 S: 5 P: 8	R: 0 H: 0 E: 0 LOB: 0 K: 1 BB: 0 S: 5 P: 5	R: 0 H: 1 E: 0 LOB: 1 K: 2 BB: 0 S: 8 P: 9	R: 0 H: 0 E: 0 LOB: 0 K: 0 BB: 0 S: 6 P: 8	R: 0 H: 0 E: 0 LOB: 0 K: 0 BB: 0 S: 8 P: 11	R: 0 H: 1 E: 0 LOB: 1 K: 0 BB: 0 S: 10 P: 11	1B: 4 SF: 0 2B: 1 SAC: 1 3B: 0 DP: 0 HR: 0 HBP: 0	
<b>PITCHER</b> Freddy Garcia, R ERA: 3.29 (1, 1)	IP WLS BF H R ER SO BB IBB HBP BLK WP HR S P ERA WHIP										

**BOTTOM**

**Chicago White Sox @ Detroit Tigers**  
Comerica Park, Detroit, MI  
Thu Jun 30 2005, 1:05 PM EDT  
Att. 23,447 - Rain - 70 F

[livebaseballscorecards.com](http://livebaseballscorecards.com)

<b>AB</b>	<b>32</b>
<b>R</b>	<b>1</b>
<b>H</b>	<b>5</b>
<b>RBI</b>	<b>1</b>
<b>BB</b>	<b>1</b>
<b>SO</b>	<b>8</b>
<b>LOB</b>	<b>13</b>



WP: 1	PA: 34
PB: 0	
SB: 0	
CS: 0	

Batter	1	2	3	4	5	6	7	8	9	AB R H RBI BB SO LOB	TOP	
2 Derek Jeter, R OBP: 0.392, SLG: 0.450 (1, 6) BLK G4-3 1B	1-0 BLK G4-3 1B		0-0 E5 1B		3-1 G6-4-3 1-2f			2-2 L4		4 1 1 0 0 0 1		
24 Robinson Canó, L OBP: 0.315, SLG: 0.465 (1, 4) G4-3 1-2 1B	1-0 G4-3 1-2 1B		2-2 L4		0-0 P5			1-0 G5-4-3 1B		4 0 2 0 0 0 1		
Gary Sheffield, R OBP: 0.395, SLG: 0.498 (1, 9) G4-3 1-3 2-H 1B	1-1 G4-3 1-3 2-H 1B		1-1 1-2 1B		3-1 G5-3			0-1 G5-4-3 1-2f		4 0 1 1 0 0 2		
13 Alex Rodriguez, R OBP: 0.419, SLG: 0.581 (1, 5) G6-3	0-2 G6-3		0-0 F8		0-0 G5-3			3-2 P3		4 0 0 0 0 0 3		
55 Hideki Matsui, L OBP: 0.371, SLG: 0.500 (1, 7) G4-3	2-2 G4-3		0-0 G3		2-1 HR			1-2 G1-3		4 1 1 1 0 0 3		
20 Jorge Posada, S OBP: 0.365, SLG: 0.443 (1, 2)		0-0 G3-1		1-3 K		1-3 K		1-0 25 WP 2B		4 0 1 0 0 2 0		
25 Jason Giambi, L OBP: 0.406, SLG: 0.368 (1, 10)		2-3 K		0-1 G6-3		2-2 G5-3		4-0 BB 2-3 BB		3 0 0 0 1 1 0		
Bernie Williams, S OBP: 0.341, SLG: 0.364 (1, 8)		1-0 WP 1B		0-3 K		2-0 G4-3		4-1 1-2 BB		3 0 1 0 1 1 0		
Tino Martinez, L OBP: 0.324, SLG: 0.475 (1, 3)		1-2 F9		0-2 G6-4-3 1B		2-3 K		1-1 G1-3		4 0 1 0 0 1 4		
<b>Inning Stats</b>	R: 1 H: 2 E: 0 LOB: 1 K: 0 BB: 0 S: 11 P: 16	R: 0 H: 1 E: 0 LOB: 1 K: 1 BB: 0 S: 8 P: 12	R: 0 H: 1 E: 1 LOB: 2 K: 0 BB: 0 S: 8 P: 11	R: 0 H: 0 E: 0 LOB: 0 K: 2 BB: 0 S: 8 P: 9	R: 0 H: 1 E: 0 LOB: 0 K: 0 BB: 0 S: 6 P: 9	R: 1 H: 1 E: 0 LOB: 0 K: 1 BB: 0 S: 8 P: 14	R: 0 H: 0 E: 0 LOB: 0 K: 1 BB: 0 S: 8 P: 14	R: 0 H: 1 E: 0 LOB: 0 K: 0 BB: 0 S: 6 P: 9	R: 0 H: 1 E: 0 LOB: 3 K: 0 BB: 2 S: 10 P: 24	1B: 6 SF: 0 2B: 1 SAC: 0 3B: 0 DP: 2 HR: 1 HBP: 0	WP: 2 PA: 36 PB: 0 SB: 0 CS: 0	
<b>PITCHER</b> 38 Jeremy Bonderman, R ERA: 4.12 (1, 1)	IP WLS BF H R ER SO BB IBB HBP BLK WP HR S P ERA WHIP	9.0 W 36 8 2 2 5 2 0 0 1 2 1 73 118 2.00 1.111										

**New York Yankees @ Detroit Tigers**  
Comerica Park, Detroit, MI  
Fri Jul 01 2005, 7:05 PM EDT  
Att. 40,776 - Partly Cloudy - 74 F

livebaseballscorecards.com

AB	34
R	2
H	8
RBI	2
BB	2
SO	5
LOB	14





Batter	1	2	3	4	5	6	7	8	9
15 Brandon Inge, R OBP: 0.383, SLG: 0.460	0-2 14 2B	4-2 14 SF7		1-1 G5-3		1 SAFE 4-2 14 HR		1-2 G5-3	
14 Placido Polanco, R OBP: 0.385, SLG: 0.445	0-0 30 G4-3	2-2 SF7			2-2 F7	1-2 HR		1-0 F9	
9 Carlos Guillen, S OBP: 0.395, SLG: 0.468	0-0 L7	3-2 G5-3			1-1 30 HR	3-2 1B			
30 Magglio Ordonez, R OBP: 0.133, SLG: 0.286	0-1 G4-3		0-0 L8		1-0 HR	1-2 P6			
Ivan Rodriguez, R OBP: 0.306, SLG: 0.456	2-3 K		1-0 F9		0-1 G4-3		0-0 3B		
13 Vance Wilson, R OBP: 0.228, SLG: 0.120									
Rondell White, R OBP: 0.327, SLG: 0.465		3-2 31 HR	1-3 K		2-1 P4		1-0 P5		
31 Chris Shelton, R OBP: 0.398, SLG: 0.597		2-1 HR		1-2 1B		0-1 P3	4-2 G6-4-3		
Craig Monroe, R OBP: 0.337, SLG: 0.444		0-0 15 WP 14 SF7		1-1 G4-3-6		2-0 F9	0-0 G6-4-3		
Nook Logan, S OBP: 0.328, SLG: 0.363		0-0 SH1-3		0-2 G4-3-6		1-1 15 S 14 HR	0-0 P4		

Inning Stats	R: 1	H: 2	E: 0	K: 1	S: 11	LOB: 1	BB: 0	P: 13
	R: 3	H: 3	E: 0	K: 0	S: 16	LOB: 1	BB: 1	P: 30
	R: 0	H: 0	E: 0	K: 1	S: 5	LOB: 0	BB: 0	P: 7
	R: 1	H: 2	E: 0	K: 0	S: 11	LOB: 0	BB: 0	P: 14
	R: 2	H: 2	E: 0	K: 0	S: 10	LOB: 0	BB: 0	P: 16
	R: 3	H: 2	E: 0	K: 0	S: 22	LOB: 1	BB: 1	P: 33
	R: 0	H: 1	E: 0	K: 0	S: 5	LOB: 1	BB: 1	P: 10
	R: 0	H: 0	E: 0	K: 0	S: 5	LOB: 0	BB: 0	P: 7

PITCHER	IP	WLS	BF	H	R	ER	SO	BB	IBB	HBP	BLK	WP	HR	S	P	ERA	WHIP
Randy Johnson, L ERA: 4.24	5.0	L	24	9	7	7	2	1	0	0	0	1	2	53	80	12.60	2.000
Scott Proctor, R ERA: 9.0	1.0		7	2	3	3	0	1	0	1	0	0	1	22	33	27.00	3.000
Jason Anderson, R ERA:	2.0		7	1	0	0	0	1	0	0	0	0	0	10	17	0.00	1.000

AB R H RBI BB SO LOB

3	2	1	0	2	0	0
4	1	2	5	0	0	0
4	1	2	0	0	0	2
4	1	1	2	0	0	2
4	0	1	0	0	1	1
0	0	0	0	0	0	0
4	1	1	0	0	1	1
3	2	2	2	1	0	0
4	1	2	0	0	0	2
2	1	0	0	0	0	1

1B: 6	SF: 1	WP: 1	PA: 38
2B: 2	SAC: 1	PB: 0	
3B: 1	DP: 2	SB: 1	
HR: 3	HBP: 1	CS: 0	

**New York Yankees @ Detroit Tigers**  
Comerica Park, Detroit, MI  
Fri Jul 01 2005, 7:05 PM EDT  
Att. 40,776 - Partly Cloudy - 74 F

AB	32
R	10
H	12
RBI	9
BB	3
SO	2
LOB	9



PITCHER	IP	WLS	BF	H	R	ER	SO	BB	IBB	HBP	BLK	WP	HR	S	P	ERA	WHIP
---------	----	-----	----	---	---	----	----	----	-----	-----	-----	----	----	---	---	-----	------

Batter	1	2	3	4	5	6	7	8	9	AB R H RBI BB SO LOB	TOP																
2 Derek Jeter, R OBP: 0.392, SLG: 0.447 (1, 6)	1-0 P4		0-3 K		0-3 K		3-2 2B 1B	4-1 24 FC6-4 BB		4 1 1 0 1 2 1																	
24 Robinson Canó, L OBP: 0.317, SLG: 0.474 (1, 4)	0-1 3B		1-0 1B		2-2 G3-1		0-0 P6	0-0 FC6-4		5 0 2 0 0 0 4																	
Gary Sheffield, R OBP: 0.392, SLG: 0.497 (1, 9)	1-1 F7		3-3 K		1-2 F8		1-0 2B		2-1 F7	5 0 1 1 0 1 3																	
13 Alex Rodriguez, R OBP: 0.419, SLG: 0.580 (1, 5)	1-0 F9			4-0 55 1B 20 FC6-4 BB		2-3 K 25 G3 55 BB 1B	3-3 K		0-2 1B 2B	4 3 1 0 1 2 2																	
55 Hideki Matsui, L OBP: 0.374, SLG: 0.500 (1, 7)		1-0 1B		0-0 20 FC6-4 1B		4-1 SAFE 25 G3 1B BB	1-2 G4-3		1-2 P6	4 1 2 0 1 0 2																	
20 Jorge Posada, S OBP: 0.362, SLG: 0.436 (1, 2)		1-0 F7		1-2 FC6-4 1B 1-2f 3-H		2-3 K		0-0 G4-3	4-0 1B HR IBB	4 1 0 1 1 1 4																	
25 Jason Giambi, L OBP: 0.403, SLG: 0.362 Tony Womack, L OBP: 0.277, SLG: 0.267 (8, PR) (8, 8)		2-0 P5		2-3 K		0-2 G3		4-2 FC3-6 1B BB	0-2 HR 1B	3 0 0 0 1 1 4 1 1 1 1 0 0 0																	
Bernie Williams, S OBP: 0.350, SLG: 0.387 (1, 10)		1-0 F7		2-0 1B		1-1 1B		1-2 FC3-6 1B	1-0 HR	5 1 4 5 0 0 1																	
Bubba Crosby, L OBP: 0.250, SLG: 0.200 Tino Martinez, L OBP: 0.321, SLG: 0.469 (8, PH) (8, 3)			0-0 CS 24 1B 1B		0-1 F9		0-0 F8		1-0 FC3-6 2 BB	1-0 P5	3 0 1 0 0 0 3 2 0 0 0 0 0 2																
<b>Inning Stats</b>	R: 0 E: 0 K: 0 S: 6	H: 1 LOB: 1 BB: 0 P: 9	R: 0 E: 0 K: 2 S: 4	H: 1 LOB: 1 BB: 0 P: 9	R: 0 E: 0 K: 2 S: 10	H: 2 LOB: 2 BB: 0 P: 14	R: 1 E: 0 K: 1 S: 10	H: 2 LOB: 2 BB: 1 P: 19	R: 0 E: 0 K: 1 S: 9	H: 0 LOB: 0 BB: 0 P: 12	R: 2 E: 0 K: 2 S: 14	H: 1 LOB: 1 BB: 1 P: 23	R: 1 E: 0 K: 1 S: 14	H: 2 LOB: 1 BB: 0 P: 22	R: 0 E: 0 K: 0 S: 9	H: 1 LOB: 3 BB: 2 P: 19	R: 4 E: 0 K: 0 S: 14	H: 3 LOB: 0 BB: 1 P: 23	1B: 9 2B: 3 3B: 1 HR: 1	SF: 0 SAC: 0 DP: 1 HBP: 0	WP: 0 PB: 1 SB: 0 CS: 1	PA: 45					
<b>PITCHER</b>	IP WLS BF H R ER SO BB IBB HBP BLK WP HR S P ERA WHIP																										
Sean Douglass, R ERA: 1.5 (1, 1)	6.0		27	7	3	1	6	2	0	0	0	0	0	53	86	1.50	1.500										
56 Fernando Rodney, R ERA: 3.52 (7, 1)	0.2	B	4	2	1	1	1	0	0	0	0	0	0	11	18	13.50	3.000										
Jamie Walker, L ERA: 1.69 (7, 1)	0.1		1	0	0	0	0	0	0	0	0	0	0	3	4	0.00	0.000										
Kyle Farnsworth, R ERA: 2.18 (8, 1)	1.0		6	1	0	0	0	2	0	0	0	0	0	9	19	0.00	3.000										
Troy Percival, R ERA: 5.24 (9, 1)	1.0	L	7	3	4	4	0	0	1	0	0	0	1	14	23	36.00	3.000										

**New York Yankees @ Detroit Tigers**  
Comerica Park, Detroit, MI  
Sat Jul 02 2005, 7:05 PM EDT  
Att: 41,207 - Clear - 74 F

[livebaseballscorecards.com](http://livebaseballscorecards.com)

<b>AB</b>	<b>40</b>
<b>R</b>	<b>8</b>
<b>H</b>	<b>13</b>
<b>RBI</b>	<b>8</b>
<b>BB</b>	<b>5</b>
<b>SO</b>	<b>7</b>
<b>LOB</b>	<b>26</b>





Batter	1	2	3	4	5	6	7	8	9	AB R H RBI BB SO LOB	TOP
2 Derek Jeter, R OBP: 0.390, SLG: 0.444 (1, 6) X	0-0 G5-3		1-2 G1-6-3		0-0 1B		3-2 F9			4 0 1 0 0 0 2	
24 Robinson Canó, L OBP: 0.316, SLG: 0.474 (1, 4) C X	0-1 G3-1			0-0 1B 2B	1-0 P3			1-2 G4-3		4 1 1 0 0 0 2	
Gary Sheffield, R OBP: 0.390, SLG: 0.493 (1, 9) C B X	1-1 G1-3			1-1 CS 1B	0-1 G4-3			0-0 P4		4 0 1 1 0 0 2	
13 Alex Rodriguez, R OBP: 0.414, SLG: 0.572 (1, 5) B B B X C X		3-1 G6-3		0-3 K		0-0 F8		1-3 K		4 0 0 0 0 2 1	
Bernie Williams, S OBP: 0.348, SLG: 0.385 (1, 8) X		0-0 F7		3-1 55 1B		1-0 G6-3		1-0 F7		4 0 1 0 0 0 0 0 0 0 0 0 0 0	
Bubba Crosby, L OBP: 0.250, SLG: 0.200 (9, 8) B B B X				1-2 1B							
55 Hideki Matsui, L OBP: 0.376, SLG: 0.500 (1, 7) C X		0-1 G3		1-2 FC5-4 1B		1-2 1B		1-2 G3-1		4 0 2 0 0 0 0	
Ruben Sierra, S OBP: 0.258, SLG: 0.398 (1, 10) C X			0-1 25 1B	2-1 FC5-4 1B		1-2 F8		2-1 1B		4 0 2 0 0 0 3	
25 Jason Giambi, L OBP: 0.407, SLG: 0.364 (1, 3) C X			0-1 G1-6-3 1B		4-1 FC2-6 BB		1-3 K		1-3 K	2 0 1 0 1 1 0 1 0 0 0 0 1 1	
Tino Martinez, L OBP: 0.319, SLG: 0.467 (7, 3) B C X											
John Flaherty, R OBP: 0.222, SLG: 0.217 (1, 2) X C S			0-2 P4		0-0 FC2-6 2 1B		3-2 G5-3			3 0 0 0 0 0 3	
Inning Stats	R: 0 E: 0 K: 0 S: 5 H: 0 LOB: 0 BB: 0 P: 6	R: 0 E: 0 K: 0 S: 5 H: 0 LOB: 0 BB: 0 P: 8	R: 0 E: 0 K: 0 S: 11 H: 2 LOB: 1 BB: 0 P: 12	R: 1 E: 0 K: 1 S: 13 H: 4 LOB: 2 BB: 0 P: 20	R: 0 E: 0 K: 0 S: 6 H: 1 LOB: 2 BB: 1 P: 11	R: 0 E: 0 K: 0 S: 8 H: 1 LOB: 1 BB: 0 P: 11	R: 0 E: 0 K: 1 S: 11 H: 0 LOB: 0 BB: 0 P: 18	R: 0 E: 0 K: 1 S: 8 H: 0 LOB: 0 BB: 0 P: 10	R: 0 E: 0 K: 1 S: 9 H: 1 LOB: 1 BB: 0 P: 14	1B: 8 2B: 1 3B: 0 HR: 0 SF: 0 SAC: 0 DP: 1 HBP: 0	WP: 0 PB: 0 SB: 0 CS: 1 PA: 35
PITCHER 29 Nate Robertson, L ERA: 3.35 (1, 1)	IP WLS BF H R ER SO BB IBB HBP BLK WP HR S P ERA WHIP	9.0 L 35 9 1 1 4 1 0 0 0 0 0 0 76 110 1.00 1.111									
PITCHER	IP WLS BF H R ER SO BB IBB HBP BLK WP HR S P ERA WHIP										

**New York Yankees @ Detroit Tigers**  
Comerica Park, Detroit, MI  
Sun Jul 03 2005, 1:05 PM EDT  
Att. 40,056 - Partly Cloudy - 76 F

livebaseballscorecards.com

AB	34
R	1
H	9
RBI	1
BB	1
SO	4
LOB	14



Batter	1	2	3	4	5	6	7	8	9	AB	R	H	RBI	BB	SO	LOB
15 Brandon Inge, R OBP: 0.380, SLG: 0.454 (1, 5)	1-1 14 HBP 1B	2-0 G3			1-0 G6-3		0-1 G4-3			4	0	1	0	0	0	2
14 Placido Polanco, R OBP: 0.388, SLG: 0.450 (1, 4)	1-1 1-2 HBP		1-1 30 G6-4-3 HBP		0-0 3B			3-2 G5-3		2	0	1	0	0	0	0
9 Carlos Guillen, S OBP: 0.385, SLG: 0.454 (1, 6)	1-1 F7		1 SAFE 2-2 L5		1-1 F7			2-2 F7		4	0	0	0	0	0	4
30 Magglio Ordonez, R OBP: 0.217, SLG: 0.300 (1, 9)	1-2 L7		0-1 G6-4-3 1-2f		4-2 B HBP BB			2-2 F9		3	0	0	0	1	0	3
Ivan Rodriguez, R OBP: 0.308, SLG: 0.455 (1, 2)	0-2 F9			2-2 F7		2-2 31 G1-4-3 HBP			1-0 2B	3	0	1	0	0	0	2
Dmitri Young, S OBP: 0.311, SLG: 0.465 (1, 10)		0-3 K		0-0 L5		2-3 K			0-0 G1-3	4	0	0	0	0	2	3
31 Chris Shelton, R OBP: 0.385, SLG: 0.565 (1, 3)		1-0 FC6-4 1B		0-1 FC6-4 1B		2-2 G1-4-3 1-2f			0-3 K	4	0	2	0	0	1	3
Craig Monroe, R OBP: 0.331, SLG: 0.434 (1, 7)		0-1 FC6-4 1B 1-2f		0-2 FC6-4 1-2f			1-1 G1-3		1-1 G5-3	4	0	0	0	0	0	3
Nook Logan, S OBP: 0.324, SLG: 0.358 (1, 8)		1 SAFE 2-2 SAFE 1-3 1B		2-1 L8			3-2 F8			3	0	1	0	0	0	0

Inning Stats	R: 0	H: 1	E: 0	K: 0	S: 11	R: 0	H: 2	E: 0	K: 1	S: 13	R: 0	H: 0	E: 0	K: 0	S: 6	R: 0	H: 1	E: 0	K: 0	S: 9	R: 0	H: 0	E: 0	K: 1	S: 14	R: 0	H: 0	E: 0	K: 0	S: 7	R: 0	H: 0	E: 0	K: 0	S: 10	R: 0	H: 1	E: 0	K: 1	S: 7	1B: 4	2B: 1	3B: 1	HR: 0	SF: 0	SAC: 0	DP: 2	HBP: 3	WP: 0	PB: 0	SB: 0	CS: 0	PA: 35
--------------	------	------	------	------	-------	------	------	------	------	-------	------	------	------	------	------	------	------	------	------	------	------	------	------	------	-------	------	------	------	------	------	------	------	------	------	-------	------	------	------	------	------	-------	-------	-------	-------	-------	--------	-------	--------	-------	-------	-------	-------	--------

PITCHER	IP	WLS	BF	H	R	ER	SO	BB	IBB	HBP	BLK	WP	HR	S	P	ERA	WHIP
40 Chien-Ming Wang, R ERA: 3.87 (1, 1)	7.0	W	28	5	0	0	2	1	0	3	0	0	0	66	98	0.00	0.857
Tom Gordon, R ERA: 2.83 (8, 1)	1.0	H	3	0	0	0	0	0	0	0	0	0	0	10	17	0.00	0.000
42 Mariano Rivera, R ERA: 0.85 (9, 1)	1.0	S	4	1	0	0	1	0	0	0	0	0	0	7	9	0.00	1.000

BOTTOM

New York Yankees @ Detroit Tigers  
Comerica Park, Detroit, MI  
Sun Jul 03 2005, 1:05 PM EDT  
Att. 40,056 - Partly Cloudy - 76 F

livebaseballscorecards.com

AB	31
R	0
H	6
RBI	0
BB	1
SO	3
LOB	20



Batter	1	2	3	4	5	6	7	8	9	AB R H RBI BB SO LOB	TOP																				
15 Brandon Inge, R OBP: 0.376, SLG: 0.448 (1, 5)	0-1 P6		0-1 G6-3			2-1 P5			3-2 G6-3	4 0 0 0 0 0 0																					
9 Carlos Guillen, S OBP: 0.387, SLG: 0.455 (1, 6)	2-2 FC6-4 1B			2-2 F8			1-2 31 1B 1B		0-3 K	4 1 2 0 0 1 0																					
31 Chris Shelton, R OBP: 0.389, SLG: 0.573 (1, 3)	0-2 F7			3-1 F9			0-1 G5-3 1B 1-3 1B		1-2 HR 2B	4 1 2 0 0 0 1																					
Rondell White, R OBP: 0.330, SLG: 0.477 (1, 7)	0-2 FC6-4 1-2f			0-3 K			0-0 G5-3 1B 1-2 3-H 1B		0-0 HR 2-H	4 1 2 3 0 1 1																					
Ivan Rodriguez, R OBP: 0.304, SLG: 0.449 (1, 2)			0-3 K			3-2 F9		2-0 G5-3	1-3 K	4 0 0 0 0 2 2																					
Dmitri Young, S OBP: 0.308, SLG: 0.460 (1, 10)			1-1 P5			1-0 P5		1-0 G4-3		3 0 0 0 0 0 1																					
Craig Monroe, R OBP: 0.328, SLG: 0.430 (1, 9)			0-2 G6-3			2-2 G6-3			0-1 P3	3 0 0 0 0 0 0																					
Jason Smith, L OBP: 0.203, SLG: 0.276 (1, 4)			1-1 F7			0-3 K		1-2 F8		3 0 0 0 0 1 0																					
Nook Logan, S OBP: 0.320, SLG: 0.353 (1, 8)			0-1 G3			1-3 K		2-1 F8		3 0 0 0 0 1 0																					
<b>Inning Stats</b>	R: 0 E: 0 K: 0 S: 13	H: 1 LOB: 1 BB: 0 P: 15	R: 0 E: 0 K: 1 S: 8	H: 0 LOB: 0 BB: 0 P: 9	R: 0 E: 0 K: 0 S: 6	H: 0 LOB: 0 BB: 0 P: 7	R: 0 E: 0 K: 1 S: 8	H: 0 LOB: 0 BB: 0 P: 13	R: 0 E: 0 K: 0 S: 10	H: 0 LOB: 0 BB: 0 P: 16	R: 0 E: 0 K: 2 S: 8	H: 0 LOB: 0 BB: 0 P: 11	R: 1 E: 0 K: 0 S: 8	H: 3 LOB: 1 BB: 0 P: 12	R: 0 E: 0 K: 0 S: 7	H: 0 LOB: 0 BB: 0 P: 10	R: 2 E: 0 K: 2 S: 17	H: 2 LOB: 0 BB: 0 P: 22	1B: 4 2B: 1 3B: 0 HR: 1	SF: 0 SAC: 0 DP: 1 HBP: 0	WP: 0 PB: 0 SB: 0 CS: 0	PA: 32									
<b>PITCHER</b> Scott Elarton, R ERA: 4.79 (1, 1)	IP 9.0	WLS W	BF 32	H 6	R 3	ER 3	SO 6	BB 0	IBB 0	HBP 0	BLK 0	WP 0	HR 1	S 85	P 115	ERA 3.00	WHIP 0.667														
											<b>PITCHER</b>	IP	WLS	BF	H	R	ER	SO	BB	IBB	HBP	BLK	WP	HR	S	P	ERA	WHIP			

Detroit Tigers @ Cleveland Indians  
 Jacobs Field, Cleveland, OH  
 Mon Jul 04 2005, 1:05 PM EDT  
 Att. 26,869 - Partly Cloudy - 90 F

livebaseballscorecards.com

AB	32
R	3
H	6
RBI	3
BB	0
SO	6
LOB	5



Batter	1	2	3	4	5	6	7	8	9	AB	R	H	RBI	BB	SO	LOB
24 Grady Sizemore, L (1, 8) OBP: 0.349, SLG: 0.474	3-2 L5		3-2 P5	1-1 48 HR 1-2 1B		2-1 F7	0-0 F7			5	1	1	0	0	0	2
Coco Crisp, S (1, 7) OBP: 0.347, SLG: 0.451	1-2 48 1B 2B		0-2 48 1B 1B	3-2 K		1-1 G5-3		0-0 F7		5	2	2	0	0	1	2
48 Travis Hafner, L (1, 10) OBP: 0.416, SLG: 0.575	3-2 1B WP 2-H 1B		2-0 1B SF8 1B	2-1 HR 1-H 2-H		2-2 HR		3-3 K		5	3	4	5	0	1	0
Ben Broussard, L (1, 3) OBP: 0.314, SLG: 0.457	1-3 K 1-2		0-0 1B 1-3 1B	0-0 F9		0-2 P2		1-0 G3-1		5	0	1	1	0	1	1
Ronnie Belliard, R (1, 4) OBP: 0.333, SLG: 0.431	1-1 1B 2-3		1-0 SF8 3-H	2-3 K			0-0 G5-3			3	0	1	1	0	1	0
Jody Gerut, L (1, 9) OBP: 0.359, SLG: 0.397	2-1 G3		2-2 1B 1-2		4-2 BB		2-2 F8			3	0	1	0	1	0	2
José Hernández, R (1, 5) OBP: 0.264, SLG: 0.350		1-3 K	0-0 G6-3		2-3 K		4-2 2 1B 2 E BB			3	1	0	0	1	2	3
Josh Bard, S (1, 2) OBP: 0.286, SLG: 0.295		1-3 K		0-0 2 1B 2B		1-3 K		0-0 2 E 1-2 1B		4	1	2	0	0	2	1
2 Jhonny Peralta, R (1, 6) OBP: 0.339, SLG: 0.495		1-2 G4-3		0-0 48 HR 24 1B 1B		3-2 G5-3		1-0 E6 1-3 2-H 1B		4	1	2	1	0	0	1

Inning Stats	R: 1 E: 0 K: 1 S: 20	H: 3 LOB: 2 BB: 0 P: 31	R: 0 E: 0 K: 2 S: 10	H: 0 LOB: 0 BB: 0 P: 13	R: 2 E: 0 K: 0 S: 13	H: 4 LOB: 2 BB: 0 P: 21	R: 4 E: 0 K: 2 S: 13	H: 4 LOB: 0 BB: 0 P: 21	R: 0 E: 0 K: 2 S: 12	H: 0 LOB: 1 BB: 1 P: 22	R: 1 E: 0 K: 0 S: 12	H: 1 LOB: 0 BB: 0 P: 17	R: 1 E: 1 K: 0 S: 10	H: 2 LOB: 2 BB: 1 P: 17	R: 0 E: 0 K: 1 S: 5	H: 0 LOB: 0 BB: 0 P: 9
--------------	-------------------------------	----------------------------------	-------------------------------	----------------------------------	-------------------------------	----------------------------------	-------------------------------	----------------------------------	-------------------------------	----------------------------------	-------------------------------	----------------------------------	-------------------------------	----------------------------------	------------------------------	---------------------------------

PITCHER	IP	WLS	BF	H	R	ER	SO	BB	IBB	HBP	BLK	WP	HR	S	P	ERA	WHIP
Jason Johnson, R (1, 1) ERA: 3.87	3.1	L	21	11	7	7	4	0	0	0	0	1	1	52	80	18.90	3.300
Doug Creek, L (4, 1) ERA: 7.11	2.2		10	1	1	1	3	1	0	0	0	0	1	28	45	3.38	0.750
Chris Spurling, R (7, 1) ERA: 2.59	1.0		6	2	1	0	0	1	0	0	0	0	0	10	17	0.00	3.000
Franklyn German, R (8, 1) ERA: 2.08	1.0		3	0	0	0	1	0	0	0	0	0	0	5	9	0.00	0.000

BOTTOM

5	1	1	0	0	0	2
5	2	2	0	0	1	2
5	3	4	5	0	1	0
5	0	1	1	0	1	1
3	0	1	1	0	1	0
3	0	1	0	1	0	2
3	1	0	0	1	2	3
4	1	2	0	0	2	1
4	1	2	1	0	0	1

AB	37
R	9
H	14
RBI	8
BB	2
SO	8
LOB	12



PITCHER	IP	WLS	BF	H	R	ER	SO	BB	IBB	HBP	BLK	WP	HR	S	P	ERA	WHIP
Jason Johnson, R (1, 1) ERA: 3.87	3.1	L	21	11	7	7	4	0	0	0	0	1	1	52	80	18.90	3.300
Doug Creek, L (4, 1) ERA: 7.11	2.2		10	1	1	1	3	1	0	0	0	0	1	28	45	3.38	0.750
Chris Spurling, R (7, 1) ERA: 2.59	1.0		6	2	1	0	0	1	0	0	0	0	0	10	17	0.00	3.000
Franklyn German, R (8, 1) ERA: 2.08	1.0		3	0	0	0	1	0	0	0	0	0	0	5	9	0.00	0.000

Detroit Tigers @ Cleveland Indians  
 Jacobs Field, Cleveland, OH  
 Mon Jul 04 2005, 1:05 PM EDT  
 Att. 26,869 - Partly Cloudy - 90 F

livebaseballscorecards.com

Batter	1	2	3	4	5	6	7	8	9	AB R H RBI BB SO LOB	TOP		
15 Brandon Inge, R OBP: 0.374, SLG: 0.446 (1, 5)	2-0 F9 1B		0-1 G4-6-3 1B		2-3 K		2-0 F8 1B			4 0 1 0 0 1 2	<b>Detroit Tigers @ Cleveland Indians</b> Jacobs Field, Cleveland, OH Mon Jul 04 2005, 7:05 PM EDT Att. 33,599 - Partly Cloudy - 90 F		
14 Placido Polanco, R OBP: 0.386, SLG: 0.447 (1, 4)	1-1 1B		1-1 G4-6-3 1-2f		1-0 G6-3		2-2 G6-3 1-2 2-3			4 0 1 0 0 0 3			
31 Chris Shelton, R OBP: 0.384, SLG: 0.570 (1, 3)	2-3 K		2-2 2B		3-1 G5-3		3-3 K			4 0 1 0 0 2 1			
30 Magglio Ordonez, R OBP: 0.185, SLG: 0.250 (1, 9)	0-1 F9		2-2 G6-3		0-0 P5		1-1 G5-3			4 0 0 0 0 0 2			
Dmitri Young, S OBP: 0.310, SLG: 0.457 (1, 10)		2-3 K		1-3 K		2-1 HBP		4-0 BB		2 0 0 0 1 2 0			
Craig Monroe, R OBP: 0.327, SLG: 0.431 (1, 7)		1-1 G6-3 2B		0-3 K		0-1 G4-3		0-3 K		4 0 1 0 0 2 2			
20 Omar Infante, R OBP: 0.265, SLG: 0.391 (1, 6)		1-0 G6-3		4-2 S BB		0-1 K FC3-2-5-1 2B		2-3 K		3 0 1 0 1 1 1			
13 Vance Wilson, R OBP: 0.246, SLG: 0.132 (1, 2)		4-1 BB		2-2 F9		0-1 K FC3-2-5-1 1B		0-3 K		3 0 1 0 1 1 1			
Nook Logan, S OBP: 0.315, SLG: 0.347 (1, 8)	2-2 F7			3-2 G4-3		1-2 K FC3-2-5-1 14 BLK 3-H		3-1 P6		4 0 0 0 0 0 4			
<b>Inning Stats</b>	R: 0 E: 0 K: 1 S: 8 H: 1 LOB: 1 BB: 0 P: 13	R: 0 E: 0 K: 1 S: 10 H: 1 LOB: 2 BB: 1 P: 20	R: 0 E: 0 K: 0 S: 12 H: 2 LOB: 1 BB: 0 P: 17	R: 0 E: 0 K: 2 S: 11 H: 0 LOB: 1 BB: 1 P: 18	R: 0 E: 0 K: 1 S: 9 H: 0 LOB: 0 BB: 0 P: 15	R: 0 E: 0 K: 0 S: 6 H: 0 LOB: 1 BB: 0 P: 11	R: 0 E: 0 K: 0 S: 11 H: 2 LOB: 2 BB: 0 P: 16	R: 0 E: 0 K: 2 S: 9 H: 0 LOB: 1 BB: 1 P: 17	R: 0 E: 0 K: 2 S: 8 H: 0 LOB: 0 BB: 0 P: 13	1B: 3 2B: 3 3B: 0 HR: 0 SF: 0 SAC: 0 DP: 1 HBP: 1	WP: 0 PB: 0 SB: 1 CS: 0 PA: 36		
<b>PITCHER</b>	IP WLS BF H R ER SO BB IBB HBP BLK WP HR S P ERA WHIP											<b>PITCHER</b>	IP WLS BF H R ER SO BB IBB HBP BLK WP HR S P ERA WHIP
Jason Davis, R ERA: 4.69 (1, 1)	6.0 W 24 4 0 0 5 2 0 1 0 0 0 56 94 0.00 1.000												
59 Matt Miller, R ERA: 1.29 (7, 1)	1.0 5 2 0 0 0 0 0 0 0 1 0 0 11 16 0.00 2.000												
Bob Howry, R ERA: 3.34 (8, 1)	1.0 4 0 0 0 0 2 1 0 0 0 0 0 9 17 0.00 1.000												
David Riske, R ERA: 3.12 (9, 1)	1.0 3 0 0 0 0 2 0 0 0 0 0 0 8 13 0.00 0.000												

livebaseballscorecards.com

AB	32
R	0
H	6
RBI	0
BB	3
SO	9
LOB	16





Batter	1	2	3	4	5	6	7	8	9
<b>24 Grady Sizemore, L</b> OBP: 0.349, SLG: 0.479 (1, 8) C F B X	1-2 P6 ① X	0-0 G4-3 2B		2-3 K ②		1-0 2B 1-3 2-H		1-2 G6-3 ②	
<b>Coco Crisp, S</b> OBP: 0.348, SLG: 0.460 (1, 7) X	0-0 48 S 41 2B 1B	1-0 G4-3 ①		1-3 K ③		0-1 F8 ③		2-0 IHR	
<b>48 Travis Hafner, L</b> OBP: 0.416, SLG: 0.583 (1, 10) C D 1 F 1 F 1 B 1 S SAFE SAFE	2-3 K 1-2	2-3 K ②			0-0 P5 ①		0-1 2B 1B	3-2 HR	
<b>41 Victor Martinez, S</b> OBP: 0.319, SLG: 0.398 (1, 2) X	0-0 2B 2B 2-H	3-1 F8 ③			2-2 F8 ②		0-0 F9 ①	2-3 K ③	
<b>Ben Broussard, L</b> OBP: 0.317, SLG: 0.465 (1, 3) B F F F B X	3-2 2 1B 2B 2-H		1-0 P6 ①		1-0 G3 ③		0-1 2B 1-3		
<b>2 Jhonny Peralta, R</b> OBP: 0.346, SLG: 0.498 (1, 6) C B X	1-1 WP 1B 2-H		1-1 G5-3 ②			0-0 24 2B 1B	4-0 IBB		
<b>Jody Gerut, L</b> OBP: 0.370, SLG: 0.398 (1, 9) B D B C B	4-1 BB 2-3 BB		1-0 E 1B			4-1 24 2B 1-2 BB	1-3 K ②		
<b>José Hernández, R</b> OBP: 0.264, SLG: 0.342 (1, 5) B B S B B	4-2 1-2 BB		1-1 L3 ③			3-2 F7 ①	3-3 K ③		
<b>Alex Cora, L</b> OBP: 0.252, SLG: 0.290 (1, 4) C X	0-1 G4-3 ③			3-2 G6-3 ①		0-2 P2 ②		2-2 G5-3 ①	

Inning Stats	R: 3	H: 4	E: 0	LOB: 3	K: 1	S: 19	R: 0	H: 1	E: 0	LOB: 1	K: 1	S: 8	R: 0	H: 1	E: 1	LOB: 1	K: 0	S: 6	R: 0	H: 0	E: 0	LOB: 0	K: 0	S: 5	R: 1	H: 2	E: 0	LOB: 2	K: 0	S: 11	R: 0	H: 2	E: 0	LOB: 3	K: 2	S: 11	R: 2	H: 2	E: 0	LOB: 0	K: 1	S: 13	1B: 5	SF: 0	2B: 5	SAC: 0	3B: 0	DP: 0	HR: 2	HBP: 0		
<b>PITCHER</b>	IP	WLS	BF	H	R	ER	SO	BB	IBB	HBP	BLK	WP	HR	S	P	ERA	WHIP													IP	WLS	BF	H	R	ER	SO	BB	IBB	HBP	BLK	WP	HR	S	P	ERA	WHIP						
<b>35 Justin Verlander, R</b> ERA: 6.75 (1, 1)	5.1	L	26	7	4	4	4	3	0	0	0	1	0	54	95	6.75	1.875																																			
<b>Jamie Walker, L</b> ERA: 1.61 (6, 1)	1.1		8	3	0	0	1	0	1	0	0	0	0	14	20	0.00	2.250																																			
<b>56 Fernando Rodney, R</b> ERA: 5.0 (7, 1)	1.1		6	2	2	2	2	0	0	0	0	0	0	16	29	13.50	1.500																																			

**BOTTOM**

**Detroit Tigers @ Cleveland Indians**  
Jacobs Field, Cleveland, OH  
Mon Jul 04 2005, 7:05 PM EDT  
Att. 33,599 - Partly Cloudy - 90 F

[livebaseballscores.com](http://livebaseballscores.com)

<b>AB</b>	<b>36</b>
<b>R</b>	<b>6</b>
<b>H</b>	<b>12</b>
<b>RBI</b>	<b>6</b>
<b>BB</b>	<b>4</b>
<b>SO</b>	<b>7</b>
<b>LOB</b>	<b>21</b>



WP: 1	PA: 40
PB: 0	
SB: 1	
CS: 0	

Batter	1	2	3	4	5	6	7	8	9	AB R H RBI BB SO LOB	TOP	
14 Placido Polanco, R (1, 4) OBP: 0.384, SLG: 0.444	1-2 F9		1-1 G6-3 9 2B 31		1-2 G5-3		1-3 K2-3 1-2			4 1 1 0 0 1 1		
9 Carlos Guillen, S (1, 6) OBP: 0.394, SLG: 0.466	2-2 1B 30		3-2 2B 30 HR		1-2 P5			0-0 1B 30 G6-4-3		4 1 3 0 0 0 0		
31 Chris Shelton, R (1, 3) OBP: 0.369, SLG: 0.546	0-2 F7		0-1 G6-3		3-2 G5-3			1-3 K		4 0 0 1 0 1 3		
30 Magglio Ordonez, R (1, 9) OBP: 0.226, SLG: 0.393	1-1 1B BB		1-0 HR 3-H 2-H		2-2 L8			1-2 G6-4-3 1-2f		4 1 2 2 0 0 1		
Rondell White, R (1, 7) Nook Logan, S (9, 8) OBP: 0.329, SLG: 0.472 OBP: 0.315, SLG: 0.347	4-2 BB 1-2		2-3 K		1-3 K			3-3 K		3 0 0 0 1 3 0 0 0 0 0 0 0 0		
Ivan Rodriguez, R (1, 2) OBP: 0.300, SLG: 0.443	0-3 K		3-2 K		2-3 K			0-0 F9		4 0 0 0 0 3 3		
Dmitri Young, S (1, 10) OBP: 0.306, SLG: 0.450		2-3 K		3-2 G3-1			1-1 G4-3		0-3 K	4 0 0 0 0 2 0		
Craig Monroe, R (1, 8) OBP: 0.327, SLG: 0.430		1-3 K		3-2 K			0-2 1B 14			3 0 1 0 0 2 0		
15 Brandon Inge, R (1, 5) OBP: 0.371, SLG: 0.442		2-0 G6-3		2-1 G6-3			1-0 F9			3 0 0 0 0 0 1		
<b>Inning Stats</b>	R: 0 H: 2 E: 0 LOB: 3 K: 1 BB: 1 S: 19 P: 27	R: 0 H: 0 E: 0 LOB: 0 K: 2 BB: 0 S: 8 P: 13	R: 3 H: 3 E: 0 LOB: 0 K: 2 BB: 0 S: 19 P: 29	R: 0 H: 0 E: 0 LOB: 0 K: 1 BB: 0 S: 11 P: 19	R: 0 H: 0 E: 0 LOB: 0 K: 0 BB: 0 S: 10 P: 15	R: 0 H: 0 E: 0 LOB: 0 K: 2 BB: 0 S: 9 P: 14	R: 0 H: 1 E: 0 LOB: 1 K: 1 BB: 0 S: 9 P: 12	R: 0 H: 1 E: 0 LOB: 0 K: 1 BB: 0 S: 7 P: 9	R: 0 H: 0 E: 0 LOB: 0 K: 2 BB: 0 S: 7 P: 10	1B: 5 SF: 0 2B: 1 SAC: 0 3B: 0 DP: 1 HR: 1 HBP: 0	WP: 0 PA: 34 PB: 0 SB: 1 CS: 0	
<b>PITCHER</b>	IP WLS BF H R ER SO BB IBB HBP BLK WP HR S P ERA WHIP											
37 Jake Westbrook, R (1, 1) ERA: 4.51	5.0 L 21 5 3 3 6 1 0 0 0 0 1 67 103 5.40 1.200											
Fernando Cabrera, R (6, 1) ERA:	3.0 10 2 0 0 4 0 0 0 0 0 0 25 35 0.00 0.667											
David Riske, R (9, 1) ERA: 3.05	1.0 3 0 0 0 2 0 0 0 0 0 0 7 10 0.00 0.000											

**Detroit Tigers @ Cleveland Indians**  
**Jacobs Field, Cleveland, OH**  
 Tue Jul 05 2005, 7:05 PM EDT  
 Att: 18,478 - Partly Cloudy - 80 F

AB	33
R	3
H	7
RBI	3
BB	1
SO	12
LOB	9



[livebaseballscorecards.com](http://livebaseballscorecards.com)

BOTTOM

Detroit Tigers @ Cleveland Indians  
Jacobs Field, Cleveland, OH  
Tue Jul 05 2005, 7:05 PM EDT  
Att. 18,478 - Partly Cloudy - 80 F

livebaseballscorecards.com

AB 33  
R 2  
H 6  
RBI 2  
BB 4  
SO 8  
LOB 12



WP: 0 PA: 37  
PB: 0  
SB: 0  
CS: 0

AB R H RBI BB SO LOB

5 0 0 0 0 3 3

4 0 1 0 0 1 0

3 0 1 0 1 0 0

4 0 0 0 0 1 3

3 0 0 0 1 1 3

4 1 1 1 0 2 1

4 0 0 0 0 0 1

3 0 2 0 0 0 0

1 0 0 0 0 0 0

2 1 1 1 1 0 1

0 0 0 0 1 0 0

1B: 4 SF: 0  
2B: 0 SAC: 0  
3B: 0 DP: 0  
HR: 2 HBP: 0

1B: 4 SF: 0  
2B: 0 SAC: 0  
3B: 0 DP: 0  
HR: 2 HBP: 0

1B: 4 SF: 0  
2B: 0 SAC: 0  
3B: 0 DP: 0  
HR: 2 HBP: 0

1B: 4 SF: 0  
2B: 0 SAC: 0  
3B: 0 DP: 0  
HR: 2 HBP: 0

1B: 4 SF: 0  
2B: 0 SAC: 0  
3B: 0 DP: 0  
HR: 2 HBP: 0

1B: 4 SF: 0  
2B: 0 SAC: 0  
3B: 0 DP: 0  
HR: 2 HBP: 0

1B: 4 SF: 0  
2B: 0 SAC: 0  
3B: 0 DP: 0  
HR: 2 HBP: 0

1B: 4 SF: 0  
2B: 0 SAC: 0  
3B: 0 DP: 0  
HR: 2 HBP: 0

1B: 4 SF: 0  
2B: 0 SAC: 0  
3B: 0 DP: 0  
HR: 2 HBP: 0

1B: 4 SF: 0  
2B: 0 SAC: 0  
3B: 0 DP: 0  
HR: 2 HBP: 0

1B: 4 SF: 0  
2B: 0 SAC: 0  
3B: 0 DP: 0  
HR: 2 HBP: 0

1B: 4 SF: 0  
2B: 0 SAC: 0  
3B: 0 DP: 0  
HR: 2 HBP: 0

Table with 10 columns (Batter, 1-9) and 10 rows of player data. Each cell contains a batter's name, stats, and a baseball diamond diagram with annotations like 'G4-3', 'K', 'FC5-4', 'BB', 'HR', etc.

Inning Stats table with columns for R, H, E, K, S, LOB, BB, P, and rows for each of the 9 innings.

Pitcher stats table with columns for PITCHER, IP, WLS, BF, H, R, ER, SO, BB, IBB, HBP, BLK, WP, HR, S, P, ERA, WHIP, and rows for Mike Maroth, Franklyn German, Kyle Farnsworth, and Troy Percival.

Batter	1	2	3	4	5	6	7	8	9	AB R H RBI BB SO LOB	TOP
--------	---	---	---	---	---	---	---	---	---	----------------------	-----

<b>14 Placido Polanco, R</b> (1, 4) <small>OBP: 0.388, SLG: 0.445</small>										4 1 2 0 1 0 0	
<b>9 Carlos Guillen, S</b> (1, 6) <small>OBP: 0.394, SLG: 0.464</small>										5 1 2 0 0 0 3	
<b>31 Chris Shelton, R</b> (1, 3) <small>OBP: 0.380, SLG: 0.549</small>										5 1 3 2 0 1 1	
<b>30 Magglio Ordonez, R</b> (1, 9) <small>OBP: 0.250, SLG: 0.455</small>										5 2 2 2 0 1 6	
<b>Rondell White, R</b> (1, 10) <small>OBP: 0.326, SLG: 0.467</small>										5 0 1 0 0 2 5	
<b>Ivan Rodriguez, R</b> (1, 2) <small>OBP: 0.303, SLG: 0.448</small>										3 1 2 1 0 0 0	
<b>13 Vance Wilson, R</b> (7, PH) <small>OBP: 0.254, SLG: 0.145</small> (7, 2)										2 0 1 1 0 0 0	
<b>Craig Monroe, R</b> (1, 7) <small>OBP: 0.328, SLG: 0.429</small>										5 0 2 0 0 0 2	
<b>15 Brandon Inge, R</b> (1, 5) <small>OBP: 0.367, SLG: 0.436</small>										4 0 0 1 0 1 2	
<b>Nook Logan, S</b> (1, 8) <small>OBP: 0.314, SLG: 0.343</small>										3 1 0 0 1 0 1	

**Detroit Tigers @ Cleveland Indians**  
 Jacobs Field, Cleveland, OH  
 Wed Jul 06 2005, 7:05 PM EDT  
 Att: 22,539 - Partly Cloudy - 77 F

AB	41
R	7
H	15
RBI	7
BB	2
SO	5
LOB	20



Inning Stats	R: 0	H: 2	R: 0	H: 0	R: 0	H: 2	R: 1	H: 2	R: 4	H: 5	R: 1	H: 1	R: 0	H: 0	R: 0	H: 0	R: 1	H: 3	1B: 12	SF: 0	WP: 0	PA: 43
	E: 0	LOB: 2	E: 0	LOB: 0	E: 0	LOB: 2	E: 1	LOB: 1	E: 0	LOB: 2	E: 0	LOB: 2	E: 0	LOB: 0	E: 0	LOB: 0	E: 0	LOB: 1	2B: 3	SAC: 0	PB: 0	
	K: 1	BB: 0	K: 0	BB: 0	K: 0	BB: 0	K: 0	BB: 0	K: 2	BB: 2	K: 0	BB: 0	K: 0	BB: 0	K: 1	BB: 0	K: 1	BB: 0	3B: 0	DP: 1	SB: 2	
	S: 19	P: 26	S: 8	P: 12	S: 14	P: 23	S: 13	P: 20	S: 29	P: 42	S: 10	P: 22	S: 7	P: 10	S: 9	P: 14	S: 9	P: 17	HR: 0	HBP: 0	CS: 0	

PITCHER	IP	WLS	BF	H	R	ER	SO	BB	IBB	HBP	BLK	WP	HR	S	P	ERA	WHIP														
<b>CC Sabathia, L</b> (1, 1) <small>ERA: 4.5</small>	4.1	L	24	10	5	4	2	0	0	0	0	0	0	75	111	8.31	2.308														
<b>59 Matt Miller, R</b> (5, 1) <small>ERA: 1.52</small>	1.2		8	2	1	1	2	2	0	0	0	0	0	18	34	5.40	2.400														
<b>David Riske, R</b> (7, 1) <small>ERA: 2.91</small>	2.0		6	0	0	0	0	0	0	0	0	0	0	16	24	0.00	0.000														
<b>Scott Sauerbeck, L</b> (9, 1) <small>ERA: 3.28</small>	1.0		5	3	1	1	1	0	0	0	0	0	0	9	17	9.00	3.000														

PITCHER	IP	WLS	BF	H	R	ER	SO	BB	IBB	HBP	BLK	WP	HR	S	P	ERA	WHIP
---------	----	-----	----	---	---	----	----	----	-----	-----	-----	----	----	---	---	-----	------

BOTTOM

Detroit Tigers @ Cleveland Indians  
Jacobs Field, Cleveland, OH  
Wed Jul 06 2005, 7:05 PM EDT  
Att. 22,539 - Partly Cloudy - 77 F

livebaseballscores.com

AB	33
R	3
H	8
RBI	3
BB	2
SO	6
LOB	13



WP:	0	PA:	35
PB:	0		
SB:	0		
CS:	0		

Batter	1	2	3	4	5	6	7	8	9	AB	R	H	RBI	BB	SO	LOB
24 Grady Sizemore, L (1, 8) OBP: 0.340, SLG: 0.465	2-1 B2		1-3 K			0-0 F7		1-1 G3-1		4	0	0	0	0	1	1
Coco Crisp, S (1, 7) OBP: 0.345, SLG: 0.458	2-0 F8-6 2B			2-2 G6-3		1-0 F9		1-2 G4-3		4	0	1	0	0	0	1
48 Travis Hafner, L (1, 10) OBP: 0.422, SLG: 0.596	4-0 BB			0-0 HR		0-0 F8			3-2 2B 1B	3	2	2	1	1	0	0
41 Victor Martinez, S (1, 2) OBP: 0.320, SLG: 0.396	3-2 F8-6 2-2			0-3 K		0-0 1B			0-1 F9	4	0	1	0	0	1	3
Ronnie Belliard, R (1, 4) OBP: 0.331, SLG: 0.423				0-3 K		0-3 K			1-2 2B 1B	4	0	1	0	0	2	1
Ben Broussard, L (1, 3) OBP: 0.311, SLG: 0.453					4-1 G5-4-3 BB				1-3 K	3	0	0	0	1	1	3
2 Jhonny Peralta, R (1, 6) OBP: 0.347, SLG: 0.512					0-1 G5-4-3 1-2f				2-2 1B 2B	4	1	2	1	0	0	1
Jody Gerut, L (1, 9) OBP: 0.357, SLG: 0.381					2-0 G3-1				0-1 P5	4	0	1	1	0	0	2
Aaron Boone, R (1, 5) OBP: 0.252, SLG: 0.349					1-1 K					3	0	0	0	0	1	1

Inning Stats	R: 0 E: 0 K: 6 S: 6	H: 1 LOB: 1 BB: 1 P: 17	R: 0 E: 0 K: 5 S: 5	H: 0 LOB: 0 BB: 0 P: 8	R: 0 E: 0 K: 2 S: 8	H: 0 LOB: 0 BB: 0 P: 11	R: 1 E: 0 K: 2 S: 13	H: 1 LOB: 0 BB: 0 P: 15	R: 0 E: 0 K: 4 S: 4	H: 0 LOB: 0 BB: 1 P: 10	R: 0 E: 0 K: 4 S: 4	H: 0 LOB: 0 BB: 0 P: 6	R: 0 E: 0 K: 1 S: 13	H: 1 LOB: 1 BB: 0 P: 16	R: 1 E: 0 K: 15 S: 15	H: 2 LOB: 1 BB: 0 P: 21	R: 1 E: 0 K: 1 S: 19	H: 3 LOB: 2 BB: 0 P: 26	1B: 5 2B: 3 3B: 0 HR: 1	SF: 0 SAC: 0 DP: 2 HBP: 0	WP: 0 PB: 0 SB: 0 CS: 0	PA: 35
--------------	------------------------------	----------------------------------	------------------------------	---------------------------------	------------------------------	----------------------------------	-------------------------------	----------------------------------	------------------------------	----------------------------------	------------------------------	---------------------------------	-------------------------------	----------------------------------	--------------------------------	----------------------------------	-------------------------------	----------------------------------	----------------------------------	------------------------------------	----------------------------------	--------

PITCHER	IP	WLS	BF	H	R	ER	SO	BB	IBB	HBP	BLK	WP	HR	S	P	ERA	WHIP
	38 Jeremy Bolderman, R (1, 1) ERA: 3.99	8.0	W	29	5	2	2	5	2	0	0	0	0	1	68	104	2.25
Jamie Walker, L (9, 1) ERA: 1.88	0.2		4	2	1	1	1	0	0	0	0	0	0	14	19	13.50	3.000
Chris Spurling, R (9, 1) ERA: 2.59	0.0		1	1	0	0	0	0	0	0	0	0	0	3	5	∞	∞
Troy Percival, R (9, 1) ERA: 5.32	0.1	S	1	0	0	0	0	0	0	0	0	0	0	2	2	0.00	0.000
PITCHER	IP	WLS	BF	H	R	ER	SO	BB	IBB	HBP	BLK	WP	HR	S	P	ERA	WHIP

Batter	1	2	3	4	5	6	7	8	9	AB R H RBI BB SO LOB
--------	---	---	---	---	---	---	---	---	---	----------------------

TOP

<b>14 Placido Polanco, R</b> (1, 4) OBP: 0.392, SLG: 0.441	4-0 9 2B BB	4-0 BB		4-1 BB			2-0 F9		1-0 F9	2 1 0 0 3 0 1
<b>9 Carlos Guillen, S</b> (1, 6) OBP: 0.390, SLG: 0.463	1-1 31 HR 2B 1-H	3-1 F9		2-2 F7			3-1 F7		1-2 F7	5 1 1 1 0 0 4
<b>31 Chris Shelton, R</b> (1, 3) OBP: 0.372, SLG: 0.561	1-0 HR 2-H	0-3 K					1-3 K		3-2 G6-3	5 1 1 2 0 2 3
<b>30 Magglio Ordonez, R</b> (1, 9) OBP: 0.250, SLG: 0.514	1-2 P6			3-1 HR			2-0 F8		0-1 G6-3	4 1 1 1 0 0 0
<b>Rondell White, R</b> (1, 7) OBP: 0.329, SLG: 0.467 <b>Nook Logan, S</b> (9, 8) OBP: 0.314, SLG: 0.343	1-2 1B			0-0 G1-6-3 1B			0-0 G6-3		2-1 G4-3	4 0 2 0 0 0 0 0 0 0 0 0 0 0
<b>Dmitri Young, S</b> (1, 10) OBP: 0.306, SLG: 0.451	3-2 F8			3-3 K			1-1 G3		3-2 2B	4 1 1 0 0 1 2
<b>Craig Monroe, R</b> (1, 8) OBP: 0.327, SLG: 0.430	3-3 K			0-0 G1-6-3 1-2f			0-1 G6-3		1-2 2B 15 2B 2-H	4 1 1 1 0 1 2
<b>15 Brandon Inge, R</b> (1, 5) OBP: 0.369, SLG: 0.438				4-1 13 CS BB			2-3 K		0-1 2B 2-H	3 0 1 1 1 1 0
<b>13 Vance Wilson, R</b> (1, 2) OBP: 0.269, SLG: 0.172				3-3 K 1-2			2-2 2B		3-2 F9	3 0 1 0 1 1 2

Inning Stats	R: 3 H: 3 E: 0 LOB: 1 K: 1 BB: 1 S: 17 P: 31	R: 0 H: 0 E: 0 LOB: 2 K: 1 BB: 2 S: 8 P: 21	R: 1 H: 2 E: 0 LOB: 0 K: 1 BB: 0 S: 7 P: 13	R: 0 H: 0 E: 0 LOB: 1 K: 1 BB: 2 S: 9 P: 22	R: 0 H: 0 E: 0 LOB: 0 K: 0 BB: 0 S: 5 P: 8	R: 0 H: 0 E: 0 LOB: 0 K: 1 BB: 0 S: 7 P: 10	R: 0 H: 1 E: 0 LOB: 1 K: 1 BB: 0 S: 10 P: 18	R: 2 H: 3 E: 0 LOB: 1 K: 0 BB: 0 S: 15 P: 24	R: 0 H: 0 E: 0 LOB: 0 K: 0 BB: 0 S: 9 P: 14	1B: 2 SF: 0 2B: 5 SAC: 0 3B: 0 DP: 1 HR: 2 HBP: 0	WP: 0 PA: 39 PB: 0 SB: 0 CS: 1
--------------	--	---	---	---	--	---	--	--	---	---	--------------------------------

PITCHER	IP	WLS	BF	H	R	ER	SO	BB	IBB	HBP	BLK	WP	HR	S	P	ERA	WHIP
<b>37 Seth McClung, R</b> (1, 1) ERA: 7.45	7.0	L	30	6	4	4	6	5	0	0	0	0	2	63	123	5.14	1.571
<b>54 Chad Orvella, R</b> (8, 1) ERA: 5.17	1.0		6	3	2	2	0	0	0	0	0	0	0	15	24	18.00	3.000
<b>Lance Carter, R</b> (9, 1) ERA: 5.26	1.0		3	0	0	0	0	0	0	0	0	0	0	9	14	0.00	0.000

**Detroit Tigers @ Tampa Bay Devil Rays**  
Tropicana Field, St. Petersburg, FL

<b>AB</b>	34
<b>R</b>	6
<b>H</b>	9
<b>RBI</b>	6
<b>BB</b>	5
<b>SO</b>	6
<b>LOB</b>	14



Thu Jul 07 2005, 7:15 PM EDT  
Att. 9,171 - Dome - 72 F

Batter	1	2	3	4	5	6	7	8	9	AB R H RBI BB SO LOB
--------	---	---	---	---	---	---	---	---	---	----------------------

<b>13 Carl Crawford, L</b> <small>OBP: 0.318, SLG: 0.445</small> 	0-1 		2-1 <b>G4-3</b> 		0-3 <b>K</b> 		1-0 <b>G4-3</b> 			4 1 1 0 0 1 3
<b>Julio Lugo, R</b> <small>OBP: 0.339, SLG: 0.356</small> 	0-2 		0-1 		2-1 		3-1 			4 2 4 2 0 0 0
<b>Aubrey Huff, L</b> <small>OBP: 0.324, SLG: 0.394</small> 	0-3 <b>K</b> 		1-1 <b>G6-4-3</b> 		2-2 <b>F7</b> 		0-3 <b>K</b> 			4 0 0 0 0 2 5
<b>3 Jorge Cantu, R</b> <small>OBP: 0.316, SLG: 0.505</small> 	3-2 <b>SF8</b> 			0-2 <b>L4</b> 		1-1 <b>P3</b> 		2-2 <b>G5-3</b> 		3 0 0 2 0 0 0
<b>Travis Lee, L</b> <small>OBP: 0.316, SLG: 0.328</small> 	3-2 			2-2 <b>F8</b> 		2-0 <b>G4-3</b> 		2-0 <b>P6</b> 		4 0 1 0 0 0 0
<b>Damon Hollins, R</b> <small>OBP: 0.321, SLG: 0.443</small> 	0-2 <b>P4</b> 			0-0 <b>G3-1</b> 		0-1 <b>P4</b> 			2-3 <b>K</b> 	4 0 0 0 0 1 1
<b>Fernando Cortez, L</b> <small>OBP: 0.316, SLG: 0.371</small> 		1-3 <b>K</b> 			1-2 <b>F8</b> 		1-1 <b>L4</b> 		2-3 <b>K</b> 	4 0 0 0 0 2 0
<b>Kevin Cash, R</b> <small>OBP: 0.222, SLG: 0.440</small> <b>Eduardo Perez, R</b> <small>OBP: 0.373, SLG: 0.506</small> 		0-3 <b>K</b> 			2-2 		2-2 		0-2 <b>G3-1</b> 	2 1 1 0 0 1 0 1 0 0 0 0 0 0
<b>Joey Gathright, L</b> <small>OBP: 0.316, SLG: 0.371</small> 		2-2 <b>G5-3</b> 			4-1 		0-1 <b>FC6-5</b> 			2 0 0 0 1 0 1

Inning Stats	R: 2 H: 3 E: 0 K: 20 S: 20	H: 3 LOB: 1 BB: 0 P: 26	R: 0 H: 0 E: 0 K: 9 S: 9	LOB: 0 BB: 0 P: 12	R: 0 H: 1 E: 0 K: 6 S: 6	H: 1 LOB: 0 BB: 0 P: 9	R: 0 H: 0 E: 0 K: 8 S: 8	LOB: 0 BB: 0 P: 10	R: 1 H: 1 E: 0 K: 16 S: 16	H: 1 LOB: 2 BB: 1 P: 27	R: 0 H: 0 E: 0 K: 5 S: 5	LOB: 0 BB: 0 P: 8	R: 0 H: 1 E: 0 K: 10 S: 10	H: 1 LOB: 1 BB: 0 P: 14	R: 1 H: 1 E: 0 K: 9 S: 9	H: 1 LOB: 0 BB: 0 P: 16	R: 0 H: 0 E: 0 K: 9 S: 9	H: 0 LOB: 0 BB: 0 P: 13	1B: 4 2B: 1 3B: 2 HR: 0	SF: 1 SAC: 0 DP: 1 HBP: 1
--------------	----------------------------	-------------------------	--------------------------	--------------------	--------------------------	------------------------	--------------------------	--------------------	----------------------------	-------------------------	--------------------------	-------------------	----------------------------	-------------------------	--------------------------	-------------------------	--------------------------	-------------------------	-------------------------	---------------------------

**BOTTOM**

**Detroit Tigers @ Tampa Bay Devil Rays**  
 Tropicana Field, St. Petersburg, FL  
 Thu Jul 07 2005, 7:15 PM EDT  
 Att. 9,171 - Dome - 72 F

livebaseballscorecards.com

<b>AB</b>	<b>32</b>
<b>R</b>	<b>4</b>
<b>H</b>	<b>7</b>
<b>RBI</b>	<b>4</b>
<b>BB</b>	<b>1</b>
<b>SO</b>	<b>7</b>
<b>LOB</b>	<b>10</b>



PITCHER	IP	WLS	BF	H	R	ER	SO	BB	IBB	HBP	BLK	WP	HR	S	P	ERA	WHIP
<b>Sean Douglass, R</b> <small>ERA: 2.65</small>	(1, 1)	5.0	W	21	5	3	3	4	1	0	0	0	0	59	84	5.40	1.200
<b>Chris Spurling, R</b> <small>ERA: 2.42</small>	(6, 1)	1.2	H	6	1	0	0	0	0	0	0	0	0	14	20	0.00	0.600
<b>Jamie Walker, L</b> <small>ERA: 1.86</small>	(7, 1)	0.1	H	1	0	0	0	0	0	0	0	0	0	1	2	0.00	0.000
<b>Kyle Farnsworth, R</b> <small>ERA: 2.06</small>	(8, 1)	1.0	H	4	1	1	0	1	0	0	0	0	0	9	16	0.00	1.000
<b>Troy Percival, R</b> <small>ERA: 5.11</small>	(9, 1)	1.0	S	3	0	0	2	0	0	0	0	0	0	9	13	0.00	0.000

Batter	1	2	3	4	5	6	7	8	9	AB R H RBI BB SO LOB	TOP											
14 Placido Polanco, R (1, 4) OBP: 0.390, SLG: 0.435	1-0 HBP 15 2B	2-1 F8	1-1 F7			4-2 30 WP BB	0-0 FC4		0-1 G6-3	4 1 0 0 1 0 4												
15 Brandon Inge, R (1, 5) OBP: 0.369, SLG: 0.439	0-2 WP 31 1B 2B	4-0 31 S BB			1-1 F8	2-3 K		1-0 F8		4 1 1 1 1 1 1												
31 Chris Shelton, R (1, 3) OBP: 0.390, SLG: 0.564	1-2 WP 30 BB 1B	4-2 B BB			4-2 BB	2-1 F9		2-2 F9 30 1B		3 1 2 0 2 0 1												
30 Magglio Ordonez, R (1, 9) OBP: 0.267, SLG: 0.488	4-1 WP 1B BB	3-1 G5-3			2-1 F9	3-3 K		0-0 FC4-8 1B		4 1 1 0 1 1 4												
Rondell White, R (1, 7) Nook Logan, S (8, 8) OBP: 0.327, SLG: 0.466 OBP: 0.314, SLG: 0.343	2-3 K 1-2 2-3 3-H		1-1 G6-3 SF9 2B		1-3 K		2-1 G1-3	1-0 F9		5 1 1 0 0 2 5 0 0 0 0 0 0 0												
Dmitri Young, S (1, 10) OBP: 0.304, SLG: 0.450	1-3 K		1-1 G6-3		1-3 K		0-0 HR 2B	0-2 FC4-6		5 1 1 0 0 2 5												
Craig Monroe, R (1, 8) OBP: 0.331, SLG: 0.443	0-1 1B 2-H 3-H		1-0 SF9		2-3 K		0-1 HR		4-1 BB	3 1 2 5 1 1 0	AB 36 R 7 H 10 RBI 6 BB 8 SO 7 LOB 24											
20 Omar Infante, R (1, 6) OBP: 0.268, SLG: 0.388	0-1 P3		0-1 13 BB 1B		4-1 BB		0-0 P2		1-2 L7	4 0 1 0 1 0 2												
13 Vance Wilson, R (1, 2) OBP: 0.278, SLG: 0.177		2-2 P3	4-2 BB		1-0 G5-3		0-0 14 FC4 1B		2-2 F8	4 0 1 0 1 0 2												
<b>Inning Stats</b>	R: 4 E: 0 K: 2 S: 18	H: 3 LOB: 1 BB: 1 P: 27	R: 0 E: 0 K: 0 S: 13	H: 0 LOB: 2 BB: 2 P: 28	R: 1 E: 0 K: 0 S: 11	H: 2 LOB: 2 BB: 1 P: 19	R: 0 E: 0 K: 1 S: 9	H: 0 LOB: 1 BB: 1 P: 17	R: 0 E: 0 K: 2 S: 10	H: 0 LOB: 1 BB: 1 P: 18	R: 0 E: 0 K: 2 S: 10	H: 0 LOB: 1 BB: 1 P: 21	R: 2 E: 0 K: 0 S: 8	H: 3 LOB: 1 BB: 0 P: 10	R: 0 E: 0 K: 0 S: 9	H: 2 LOB: 2 BB: 0 P: 13	R: 0 E: 0 K: 0 S: 12	H: 0 LOB: 1 BB: 1 P: 19	1B: 6 2B: 3 3B: 0 HR: 1	SF: 1 SAC: 0 DP: 0 HBP: 1	WP: 2 PB: 0 SB: 1 CS: 0	PA: 46
<b>PITCHER</b>	IP WLS BF H R ER SO BB IBB HBP BLK WP HR S P ERA WHIP																			<b>PITCHER</b>	IP WLS BF H R ER SO BB IBB HBP BLK WP HR S P ERA WHIP	
19 Scott Kazmir, L (1, 1) ERA: 4.59	3.0 L 19 5 5 5 2 4 0 1 0 1 0 42 74 15.00 3.000																					
Dewon Brazelton, R (4, 1) ERA: 6.54	5.0 23 5 2 2 5 3 0 0 0 1 1 46 79 3.60 1.600																					
Trevor Miller, L (9, 1) ERA: 5.49	1.0 4 0 0 0 0 0 1 0 0 0 0 0 12 19 0.00 1.000																					

**Detroit Tigers @ Tampa Bay Devil Rays**  
 Tropicana Field, St. Petersburg, FL  
 Fri Jul 08 2005, 7:15 PM EDT  
 Att: 10,582 - Dome - 72 F

[livebaseballscorecards.com](http://livebaseballscorecards.com)





Batter	1	2	3	4	5	6	7	8	9	AB	R	H	RBI	BB	SO	LOB
13 Carl Crawford, L OBP: 0.316, SLG: 0.442 (1, 7)	F8		F8			S 1B		K	F7	5	0	1	0	0	1	3
Julio Lugo, R OBP: 0.340, SLG: 0.356 (1, 6)	G4-3		K			G6-4-3 BB		FC3-6 1B		3	0	1	0	1	1	2
3 Jorge Cantu, R OBP: 0.312, SLG: 0.498 (1, 5)	F9				G6-3	G6-4-3 1-2f		FC3-6 1-2f		4	0	0	0	0	0	3
Aubrey Huff, L OBP: 0.324, SLG: 0.390 (1, 9)		F8			K		1B SF9 BB	F9		3	1	0	0	1	1	1
Eduardo Perez, R OBP: 0.377, SLG: 0.500 (1, 3)			G5-4-3 BB		K2-3		1B 1B	F9		3	0	1	0	1	1	0
Damon Hollins, R OBP: 0.320, SLG: 0.438 (1, 8)		G5-4-3 1-2f			G4-3		K	HR 1B		4	1	1	0	0	1	3
Nick Green, R OBP: 0.353, SLG: 0.406 (1, 4)			F8		K		1-2 2-3 1B	HR 1B		4	1	2	2	0	1	0
Toby Hall, R OBP: 0.310, SLG: 0.371 (1, 2)					K		SF9	F8		2	0	0	1	1	1	0
31 Jonny Gomes, R OBP: 0.358, SLG: 0.527 (1, 10)						L7	K	1B		4	0	2	0	0	1	2

Inning Stats	R: 0	H: 0	E: 0	K: 0	S: 7	R: 0	H: 0	E: 0	K: 0	S: 6	R: 0	H: 1	E: 0	K: 1	S: 7	R: 0	H: 0	E: 0	K: 2	S: 9	R: 0	H: 0	E: 0	K: 2	S: 11	R: 0	H: 1	E: 0	K: 0	S: 6	R: 1	H: 2	E: 0	K: 2	S: 17	R: 0	H: 1	E: 0	K: 1	S: 9	R: 2	H: 3	E: 0	K: 0	S: 19	1B: 7	2B: 0	3B: 0	HR: 1	SF: 1	SAC: 0	DP: 2	HBP: 0	WP: 0	PB: 0	SB: 1	CS: 0	PA: 37
--------------	------	------	------	------	------	------	------	------	------	------	------	------	------	------	------	------	------	------	------	------	------	------	------	------	-------	------	------	------	------	------	------	------	------	------	-------	------	------	------	------	------	------	------	------	------	-------	-------	-------	-------	-------	-------	--------	-------	--------	-------	-------	-------	-------	--------

PITCHER	IP	WLS	BF	H	R	ER	SO	BB	IBB	HBP	BLK	WP	HR	S	P	ERA	WHIP
29 Nate Robertson, L ERA: 3.35 (1, 1)	0.0		0	0	0	0	0	0	0	0	0	0	0	0	0	∞	∞
Franklyn German, R ERA: 1.87 (1, 1)	3.0	W	11	1	0	0	1	2	0	0	0	0	0	20	37	0.00	1.000
56 Fernando Rodney, R ERA: 3.75 (4, 1)	3.0		10	1	0	0	4	1	0	0	0	0	0	26	46	0.00	0.667
Doug Creek, L ERA: 7.63 (7, 1)	2.2		15	6	3	3	3	1	0	0	0	0	1	42	69	10.12	2.625
Jamie Walker, L ERA: 1.84 (9, 1)	0.1		1	0	0	0	0	0	0	0	0	0	0	3	6	0.00	0.000

BOTTOM

**Detroit Tigers @ Tampa Bay Devil Rays**  
Tropicana Field, St. Petersburg, FL

livebaseballscores.com

AB	32
R	3
H	8
RBI	3
BB	4
SO	8
LOB	14



Fri Jul 08 2005, 7:15 PM EDT  
Att: 10,582 - Dome - 72 F

Batter	1	2	3	4	5	6	7	8	9	AB R H RBI BB SO LOB	TOP																
15 Brandon Inge, R OBP: 0.372, SLG: 0.440 (1, 5)	3-1 G5-3		0-1 G6-3	4-1 BB		2-0 2-3 1B		1-0 E5 1-3 1B		4 0 2 0 1 0 0																	
9 Carlos Guillen, S OBP: 0.386, SLG: 0.457 (1, 6)	0-1 1B 1B		2-2 F9	1-0 P6		1-3 K		0-0 P5		5 0 1 0 0 1 6																	
31 Chris Shelton, R OBP: 0.382, SLG: 0.574 (1, 3)	0-3 K		1-2 HR	1-3 K		0-3 K			0-1 G1-3	5 1 1 1 0 3 5																	
Rondell White, R OBP: 0.332, SLG: 0.477 (1, 7) Kevin Hooper, R (7, 7)	0-0 1-2 1B		0-0 2B		0-0 G4-3 SF9 2B		0-0 F8		2-2 G5-3	4 1 3 0 0 0 0 1 0 0 0 0 0 0																	
Craig Monroe, R OBP: 0.329, SLG: 0.439 (1, 9)	3-3 K		0-0 G5-3		0-0 G4-3		2-0 G4-6-3 1B		1-0 L7	5 0 1 0 0 1 4																	
Ivan Rodriguez, R OBP: 0.303, SLG: 0.457 (1, 2)			0-3 K	0-1 HR	0-0 SF9		0-0 G4-6-3			3 1 1 2 0 1 1																	
Dmitri Young, S OBP: 0.307, SLG: 0.461 (1, 10)			1-2 FC4-6 1B	1-0 HR	2-2 F9			2-1 G4-3		4 1 2 1 0 0 0																	
20 Omar Infante, R OBP: 0.276, SLG: 0.396 (1, 4)			0-0 FC4-6	3-1 SH1-4 2B		2-1 15 1B SH1-3 1B		4-0 15 E 15 1B BB		3 0 2 0 1 0 1																	
Nook Logan, S OBP: 0.311, SLG: 0.340 (1, 8)			0-0 B1-3	0-1 SH1-4		0-0 SH1-3		2-0 F7		2 0 0 0 0 0 2																	
<b>Inning Stats</b>	R: 0 E: 0 K: 2 S: 14	H: 2 LOB: 2 BB: 0 P: 20	R: 0 E: 0 K: 1 S: 8	H: 1 LOB: 1 BB: 0 P: 9	R: 1 E: 0 K: 0 S: 13	H: 2 LOB: 1 BB: 0 P: 16	R: 2 E: 0 K: 1 S: 13	H: 3 LOB: 2 BB: 1 P: 22	R: 1 E: 0 K: 0 S: 6	H: 1 LOB: 0 BB: 0 P: 8	R: 0 E: 0 K: 2 S: 11	H: 2 LOB: 2 BB: 0 P: 16	R: 0 E: 0 K: 0 S: 3	H: 1 LOB: 0 BB: 0 P: 5	R: 0 E: 1 K: 0 S: 6	H: 1 LOB: 2 BB: 1 P: 14	R: 0 E: 0 K: 0 S: 6	H: 0 LOB: 0 BB: 0 P: 9	1B: 7 2B: 3 3B: 0 HR: 3	SF: 1 SAC: 2 DP: 1 HBP: 0	WP: 0 PB: 0 SB: 0 CS: 0	PA: 41					
<b>PITCHER</b>	IP WLS BF H R ER SO BB IBB HBP BLK WP HR S P ERA WHIP																										
Hideo Nomo, R (1, 1) ERA: 6.8	5.1		28	11	4	4	4	1	0	0	0	0	3	58	83	6.75	2.250										
Travis Harper, R (6, 1) ERA: 7.69	2.2		10	2	0	0	2	1	0	0	0	0	0	16	27	0.00	1.125										
Danys Baez, R (9, 1) ERA: 2.68	1.0	W	3	0	0	0	0	0	0	0	0	0	0	6	9	0.00	0.000										

**Detroit Tigers @ Tampa Bay Devil Rays**  
 Tropicana Field, St. Petersburg, FL  
 Sat Jul 09 2005, 6:15 PM EDT  
 Att. 9,320 - Dome - 72 F

[livebaseballscorecards.com](http://livebaseballscorecards.com)

AB	36
R	4
H	13
RBI	4
BB	2
SO	6
LOB	19





Batter	1	2	3	4	5	6	7	8	9	AB R H RBI BB SO LOB	TOP																																																																																														
<b>14 Placido Polanco, R</b> (1, 4) OBP: 0.386, SLG: 0.430 <b>20 Omar Infante, R</b> (4, 4) OBP: 0.274, SLG: 0.393	1-0 F8 	0-2 G4-3 		0-0 G6-3 			0-3 K 	0-1 P2 		3 0 0 0 0 0 1 2 0 0 0 0 1 0	<b>Detroit Tigers @ Tampa Bay Devil Rays</b> Tropicana Field, St. Petersburg, FL Sun Jul 10 2005, 2:15 PM EDT Att: 15,223 - Dome - 72 F <a href="http://livebaseballscorecards.com">livebaseballscorecards.com</a>																																																																																														
<b>9 Carlos Guillen, S</b> (1, 6) OBP: 0.394, SLG: 0.469	1-2 31 1B 30 G6-3 2B 		0-0 31 2B 1B 	1-0 G5-3 			0-0 31 S 30 E 1B 	2-2 31 FC6-4 1B 		5 3 4 0 0 0 0																																																																																															
<b>31 Chris Shelton, R</b> (1, 3) OBP: 0.391, SLG: 0.580	3-2 30 G6-3 2-3 1B 		0-2 30 F8 1B 2B 			0-3 K 	4-2 30 E BB 	1-1 FC6-4 1-2f 		4 2 2 1 1 1 1																																																																																															
<b>30 Magglio Ordonez, R</b> (1, 9) OBP: 0.260, SLG: 0.478	0-0 G6-3 1-2 3-H 		1-2 F8 2-3 			0-0 F9 	0-1 E9 1B 2B 1-H 2-H 	0-0 P4 		5 1 1 3 0 0 2																																																																																															
<b>Rondell White, R</b> (1, 7) OBP: 0.334, SLG: 0.477 <b>Nook Logan, S</b> (7, PR) OBP: 0.314, SLG: 0.351	3-3 K 		0-0 HR 1B 3-H 			1-2 F9 	3-2 1B E 1B 3-H 	1-0 FC1-5-2 3B 		4 1 2 2 0 1 1 1 0 1 0 0 0 0																																																																																															
<b>Ivan Rodriguez, R</b> (1, 2) OBP: 0.304, SLG: 0.456		1-1 2B SF9 1B 	1-0 L6 			1-2 K 	1-0 E 1B 	2-0 FC1-5-2 		5 1 2 0 0 1 2																																																																																															
<b>Dmitri Young, S</b> (1, 10) OBP: 0.308, SLG: 0.473		1-1 SF9 1-3 2B 	1-0 HR 1-H 			0-3 K 	0-0 F5 	2-0 F9 		5 1 2 2 0 1 3																																																																																															
<b>Craig Monroe, R</b> (1, 8) OBP: 0.328, SLG: 0.441		0-0 SF9 2-3 3-H 	0-0 F9 			0-2 	1-0 FC6-2 1-2 2-H 			3 0 1 1 0 0 2																																																																																															
<b>15 Brandon Inge, R</b> (1, 5) OBP: 0.368, SLG: 0.435		0-0 G5-3 		2-2 G6-3 		0-3 K 	1-1 G6-3 			4 0 0 0 0 1 2																																																																																															
<b>Inning Stats</b>	R: 1 E: 0 K: 1 S: 14 H: 2 LOB: 1 BB: 0 P: 22	R: 1 E: 0 K: 0 S: 11 H: 2 LOB: 1 BB: 0 P: 13	R: 4 E: 0 K: 0 S: 13 H: 4 LOB: 0 BB: 0 P: 16	R: 0 E: 0 K: 0 S: 5 H: 0 LOB: 0 BB: 0 P: 8	R: 0 E: 0 K: 1 S: 9 H: 0 LOB: 0 BB: 0 P: 10	R: 0 E: 0 K: 3 S: 16 H: 1 LOB: 1 BB: 0 P: 17	R: 3 E: 2 K: 1 S: 18 H: 4 LOB: 2 BB: 1 P: 27	R: 0 E: 0 K: 0 S: 11 H: 1 LOB: 1 BB: 0 P: 15	R: 0 E: 0 K: 0 S: 4 H: 1 LOB: 1 BB: 0 P: 9	1B: 8 2B: 5 3B: 1 HR: 1 SF: 1 SAC: 0 DP: 0 HBP: 0		WP: 0 PB: 0 SB: 1 CS: 0 PA: 43																																																																																													
<b>PITCHER</b>	<table border="1"> <thead> <tr> <th>PITCHER</th> <th>IP</th> <th>WLS</th> <th>BF</th> <th>H</th> <th>R</th> <th>ER</th> <th>SO</th> <th>BB</th> <th>IBB</th> <th>HBP</th> <th>BLK</th> <th>WP</th> <th>HR</th> <th>S</th> <th>P</th> <th>ERA</th> <th>WHIP</th> </tr> </thead> <tbody> <tr> <td> <b>Mark Hendrickson, L</b> (1, 1)            ERA: 6.33         </td> <td>2.2</td> <td>L</td> <td>16</td> <td>8</td> <td>6</td> <td>6</td> <td>1</td> <td>0</td> <td>0</td> <td>0</td> <td>0</td> <td>0</td> <td>1</td> <td>37</td> <td>50</td> <td>20.25</td> <td>3.000</td> </tr> <tr> <td> <b>54 Chad Orvella, R</b> (3, 1)            ERA: 5.59         </td> <td>3.2</td> <td></td> <td>16</td> <td>4</td> <td>3</td> <td>3</td> <td>5</td> <td>1</td> <td>0</td> <td>0</td> <td>0</td> <td>0</td> <td>0</td> <td>46</td> <td>58</td> <td>7.36</td> <td>1.364</td> </tr> <tr> <td> <b>Lance Carter, R</b> (7, 1)            ERA: 5.05         </td> <td>1.2</td> <td></td> <td>7</td> <td>2</td> <td>0</td> <td>0</td> <td>0</td> <td>0</td> <td>0</td> <td>0</td> <td>0</td> <td>0</td> <td>0</td> <td>14</td> <td>20</td> <td>0.00</td> <td>1.200</td> </tr> <tr> <td> <b>Joe Beimel, L</b> (9, 1)            ERA:         </td> <td>1.0</td> <td></td> <td>4</td> <td>1</td> <td>0</td> <td>0</td> <td>0</td> <td>0</td> <td>0</td> <td>0</td> <td>0</td> <td>0</td> <td>0</td> <td>4</td> <td>9</td> <td>0.00</td> <td>1.000</td> </tr> </tbody> </table>															PITCHER	IP	WLS	BF	H	R	ER	SO	BB	IBB	HBP	BLK	WP	HR	S	P	ERA	WHIP	<b>Mark Hendrickson, L</b> (1, 1) ERA: 6.33	2.2	L	16	8	6	6	1	0	0	0	0	0	1	37	50	20.25	3.000	<b>54 Chad Orvella, R</b> (3, 1) ERA: 5.59	3.2		16	4	3	3	5	1	0	0	0	0	0	46	58	7.36	1.364	<b>Lance Carter, R</b> (7, 1) ERA: 5.05	1.2		7	2	0	0	0	0	0	0	0	0	0	14	20	0.00	1.200	<b>Joe Beimel, L</b> (9, 1) ERA:	1.0		4	1	0	0	0	0	0	0	0	0	0	4	9	0.00	1.000
PITCHER	IP	WLS	BF	H	R	ER	SO	BB	IBB	HBP	BLK	WP	HR	S	P	ERA	WHIP																																																																																								
<b>Mark Hendrickson, L</b> (1, 1) ERA: 6.33	2.2	L	16	8	6	6	1	0	0	0	0	0	1	37	50	20.25	3.000																																																																																								
<b>54 Chad Orvella, R</b> (3, 1) ERA: 5.59	3.2		16	4	3	3	5	1	0	0	0	0	0	46	58	7.36	1.364																																																																																								
<b>Lance Carter, R</b> (7, 1) ERA: 5.05	1.2		7	2	0	0	0	0	0	0	0	0	0	14	20	0.00	1.200																																																																																								
<b>Joe Beimel, L</b> (9, 1) ERA:	1.0		4	1	0	0	0	0	0	0	0	0	0	4	9	0.00	1.000																																																																																								

**Detroit Tigers @ Tampa Bay Devil Rays**  
 Tropicana Field, St. Petersburg, FL  
 Sun Jul 10 2005, 2:15 PM EDT  
 Att: 15,223 - Dome - 72 F

**AB 41**  
**R 9**  
**H 15**  
**RBI 9**  
**BB 1**  
**SO 6**  
**LOB 14**



Batter	1	2	3	4	5	6	7	8	9	AB	R	H	RBI	BB	SO	LOB	
<b>13 Carl Crawford, L</b> OBP: 0.315, SLG: 0.440 (1, 7) SAFE	1-1 2B 1B	0-2 G6-3			3-3 K		1-0 F8			4	1	1	0	0	1	2	
<b>Julio Lugo, R</b> OBP: 0.346, SLG: 0.365 (1, 6) <b>Fernando Cortez, L</b> (8, 6) SAFE	1-1 3 HR 2B		0-1 1B 1B		1-1 1B 1-3		0-1 G5-3			4	1	3	1	0	0	0	
<b>3 Jorge Cantu, R</b> OBP: 0.308, SLG: 0.498 (1, 5) SAFE	0-2 2-H HR		0-1 L8		3-3 K		0-1 F7			4	1	1	2	0	1	3	
<b>Aubrey Huff, L</b> OBP: 0.319, SLG: 0.383 (1, 10) SAFE	1-2 G3		1-0 G4-6-3 1B		1-1 G4-3		2-1 P6			4	0	1	0	0	0	2	
<b>Eduardo Perez, R</b> OBP: 0.364, SLG: 0.479 (1, 3) SAFE	2-3 K		0-0 G4-6-3 1-2f		2-0 G4-3		0-0 G1-3			4	0	0	0	0	1	2	
<b>31 Jonny Gomes, R</b> OBP: 0.360, SLG: 0.556 (1, 9) SAFE	2-2 CS 1B		2-1 G5-3		2-2 1B 2B		1-3 K			4	1	2	0	0	1	0	
<b>Nick Green, R</b> OBP: 0.351, SLG: 0.402 (1, 4) SAFE	1-2 CS 1-2	2-2 G6-3		1-3 K		2-0 2-H 1B G6-3		1-0 G5-3		4	0	1	1	0	1	0	
<b>Kevin Cash, R</b> OBP: 0.233, SLG: 0.429 (1, 2) <b>Joey Gathright, L</b> OBP: 0.357, SLG: 0.395 (9, PH) SAFE		0-0 FC6-4 1B		1-3 K		2-1 G6-3 1-2f		4-2 BB		3	0	1	0	0	1	1	
<b>Damon Hollins, R</b> OBP: 0.318, SLG: 0.431 (1, 8) SAFE		0-0 FC6-4 1-2f			4-1 1B BB		1-2 G4-3		1-0 P6		3	0	0	0	1	0	2

**BOTTOM**

**Detroit Tigers @ Tampa Bay Devil Rays**  
Tropicana Field, St. Petersburg, FL  
Sun Jul 10 2005, 2:15 PM EDT  
Att. 15,223 - Dome - 72 F

[livebaseballscorecards.com](http://livebaseballscorecards.com)

**AB 34**  
**R 4**  
**H 10**  
**RBI 4**  
**BB 2**  
**SO 6**  
**LOB 12**



Inning Stats	R: 3	H: 4	E: 0	K: 1	S: 20	H: 4	LOB: 0	BB: 0	P: 28	R: 0	H: 1	E: 0	K: 0	S: 8	H: 2	LOB: 1	BB: 0	P: 10	R: 0	H: 0	E: 0	K: 2	S: 8	H: 0	LOB: 0	BB: 0	P: 12	R: 0	H: 1	E: 0	K: 2	S: 11	H: 2	LOB: 0	BB: 0	P: 15	R: 0	H: 0	E: 0	K: 0	S: 6	H: 0	LOB: 0	BB: 0	P: 7	R: 0	H: 0	E: 0	K: 1	S: 7	H: 0	LOB: 1	BB: 1	P: 14	1B: 7	2B: 2	3B: 0	HR: 1	SF: 0	SAC: 0	DP: 2	HBP: 0	WP: 0	PB: 0	SB: 0	CS: 1	PA: 37
--------------	------	------	------	------	-------	------	--------	-------	-------	------	------	------	------	------	------	--------	-------	-------	------	------	------	------	------	------	--------	-------	-------	------	------	------	------	-------	------	--------	-------	-------	------	------	------	------	------	------	--------	-------	------	------	------	------	------	------	------	--------	-------	-------	-------	-------	-------	-------	-------	--------	-------	--------	-------	-------	-------	-------	--------

PITCHER	IP	WLS	BF	H	R	ER	SO	BB	IBB	HBP	BLK	WP	HR	S	P	ERA	WHIP
<b>Mike Maroth, L</b> ERA: 4.19 (1, 1)	5.1	W	25	10	4	4	5	1	0	0	0	0	1	58	91	6.75	2.062
<b>Chris Spurling, R</b> ERA: 2.2 (6, 1)	2.2	H	7	0	0	0	0	0	0	0	0	0	0	13	19	0.00	0.000
<b>Kyle Farnsworth, R</b> ERA: 1.95 (9, 1)	1.0		4	0	0	0	1	1	0	0	0	0	0	7	14	0.00	1.000

Batter	1	2	3	4	5	6	7	8	9	AB R H RBI BB SO LOB	TOP											
9 David DeJesus, L (1, 8) OBP: 0.362, SLG: 0.426	1-3 K		0-0 P3		2-1 2B		2-0 2B SF9 1B	1-1 HR 1B	4-2 BB	5 2 3 2 1 1 0												
Terrence Long, L (1, 7) OBP: 0.302, SLG: 0.372	1-0 HR 1B		0-3 K		1-1 F7		0-0 SF9 2B	0-1 E3 29 BB HR 1B	0-0 F7	6 2 2 1 0 1 5												
29 Mike Sweeney, R (1, 10) OBP: 0.352, SLG: 0.538	1-3 K		0-0 P3		0-2 L8		1-1 F9	4-2 HR BB		4 1 0 1 1 1 4												
Matt Stairs, L (1, 3) OBP: 0.373, SLG: 0.450	3-2 HR			0-2 G4-3		2-2 G2-3	4-0 24 FC4-6 IBB	3-2 HR		4 2 2 6 1 0 0												
Emil Brown, R (1, 9) OBP: 0.352, SLG: 0.442	0-3 K			1-3 K		0-3 K	0-1 SF9	1-1 24 G4-6-3 1B		4 0 1 1 0 3 0												
24 Mark Teahan, L (1, 5) OBP: 0.305, SLG: 0.357		0-0 G4-3		4-1 4 S BB		1-0 4 3B 2B	0-1 FC4-6	2-2 G4-6-3		4 1 1 0 1 0 3												
4 Angel Berroa, R (1, 6) OBP: 0.310, SLG: 0.376		4-1 HBP		0-3 K		0-2 3B		0-0 SH1-3 1B	0-1 14 E 1B	4 1 3 1 0 1 1												
Ruben Gotay, S (1, 4) OBP: 0.305, SLG: 0.374		0-3 K			0-0 14 G5-3 9 2B 1B	2-2 P5		0-0 SH1-3	1-3 K	4 1 1 0 0 2 3												
14 John Buck, R (1, 2) OBP: 0.274, SLG: 0.353		2-3 K			1-0 G5-3		4-1 9 1B 2B BB	4-1 9 1B 29 BB BB	0-3 K	3 2 0 0 2 2 3												
<b>Inning Stats</b>	R: 2 E: 0 K: 3 S: 13	H: 2 LOB: 0 BB: 0 P: 19	R: 0 E: 0 K: 2 S: 8	H: 0 LOB: 1 BB: 0 P: 14	R: 0 E: 0 K: 1 S: 5	H: 0 LOB: 0 BB: 0 P: 5	R: 0 E: 0 K: 2 S: 10	H: 0 LOB: 1 BB: 1 P: 15	R: 1 E: 0 K: 1 S: 9	H: 2 LOB: 1 BB: 0 P: 13	R: 1 E: 0 K: 1 S: 13	H: 2 LOB: 1 BB: 0 P: 18	R: 2 E: 0 K: 0 S: 9	H: 2 LOB: 2 BB: 2 P: 20	R: 6 E: 1 K: 0 S: 21	H: 4 LOB: 0 BB: 2 P: 36	R: 0 E: 1 K: 2 S: 11	H: 1 LOB: 2 BB: 1 P: 16	1B: 7 2B: 3 3B: 1 HR: 2	SF: 1 SAC: 1 DP: 1 HBP: 1	WP: 0 PB: 0 SB: 1 CS: 0	PA: 47
<b>PITCHER</b>	IP WLS BF H R ER SO BB IBB HBP BLK WP HR S P ERA WHIP																					
38 Jeremy Bolderman, R (1, 1) ERA: 4.23	6.0 L 29 8 6 6 9 2 0 1 0 0 0 1 61 93 9.00 1.667																					
Chris Spurling, R (7, 1) ERA: 2.15	0.2 3 0 0 0 0 0 1 0 0 0 0 4 9 0.00 0.000																					
Jamie Walker, L (7, 1) ERA: 2.7	0.2 6 2 4 4 0 1 0 0 0 0 0 9 14 54.00 4.500																					
Franklyn German, R (8, 1) ERA: 2.41	0.0 3 2 2 1 0 1 0 0 0 0 1 11 19 ∞ ∞																					
Craig Dingman, R (8, 1) ERA:	1.2 6 1 0 0 0 2 1 0 0 0 0 0 14 21 0.00 1.200																					

**Kansas City Royals @ Detroit Tigers**  
 Comerica Park, Detroit, MI  
 Thu Jul 14 2005, 7:05 PM EDT  
 Att. 18,922 - Clear - 83 F

livebaseballscorecards.com

AB	38
R	12
H	13
RBI	12
BB	6
SO	11
LOB	19



Batter	1	2	3	4	5	6	7	8	9	AB R H RBI BB SO LOB	BOTTOM	
15 Brandon Inge, R OBP: 0.368, SLG: 0.431 (1, 5)	2-2 P4		1-3 K		3-2 P6		4-1 9 1B 31 SF9 BB	0-0 9 1B 31 1B	2-2 G1-3	5 2 1 1 1 1 2	<b>Kansas City Royals @ Detroit Tigers</b> Comerica Park, Detroit, MI Thu Jul 14 2005, 7:05 PM EDT Att. 18,922 - Clear - 83 F	
9 Carlos Guillen, S OBP: 0.394, SLG: 0.467 (1, 6)	0-1 G4-3		2-3 K		1-0 G3-1		2-2 31 SF9 30 1B 1B	0-1 31 1B 30 1B 1B		5 2 2 0 0 1 0		
31 Chris Shelton, R OBP: 0.398, SLG: 0.610 (1, 3)	2-2 1B		0-2 G5-3			2-1 HR	1-2 SF9	2-1 30 1B 1B		4 1 3 3 0 0 0		
30 Magglio Ordonez, R OBP: 0.291, SLG: 0.490 (1, 9)	3-3 K			1-1 1B FC1-2 1B		1-0 G5-3	1-0 FC5-4 1B	1-0 1B		5 0 3 2 0 1 1		
Rondell White, R OBP: 0.339, SLG: 0.476 Kevin Hooper, R (9, 7)		4-1 FC5-4 BB		2-1 FC1-2 1B SF8 1B		4-2 BB	0-0 FC5-4	0-1 G1-3		3 1 1 0 2 0 3 0 0 0 0 0 0 0		
Ivan Rodriguez, R OBP: 0.306, SLG: 0.459 (1, 2)		1-1 FC5-4 BB		3-1 SF8 FC1-2 20 2-1 1B		3-2 F9		0-0 E 2B	2-1 G6-3	5 1 2 0 0 0 2		
Dmitri Young, S OBP: 0.309, SLG: 0.470 (1, 10)		4-2 BB		2-1 FC1-2		0-2 K		0-2 E5 G5-3 15 1B	0-0 20 1B 1B	4 1 1 0 1 1 4		
Craig Monroe, R OBP: 0.327, SLG: 0.448 (1, 8)		0-1 F4		0-1 SF8			1-1 HR	1-2 G5-3	1-0 L8	4 1 1 2 0 0 4		
20 Omar Infante, R OBP: 0.272, SLG: 0.389 (1, 4)		1-2 F8		1-0 2-1	1-0 F9		2-2 G6-3	0-1 L5	0-0 1B	5 0 1 0 0 0 3		
<b>Inning Stats</b>	R: 0 H: 1 E: 0 K: 1 S: 12 LOB: 1 BB: 0 P: 19	R: 0 H: 0 E: 0 K: 0 S: 11 LOB: 2 BB: 2 P: 21	R: 0 H: 0 E: 0 K: 2 S: 10 LOB: 0 BB: 0 P: 13	R: 1 H: 3 E: 0 K: 0 S: 10 LOB: 2 BB: 0 P: 19	R: 0 H: 0 E: 0 K: 0 S: 5 LOB: 0 BB: 0 P: 10	R: 1 H: 1 E: 0 K: 1 S: 13 LOB: 1 BB: 1 P: 23	R: 3 H: 3 E: 0 K: 0 S: 14 LOB: 1 BB: 1 P: 25	R: 4 H: 5 E: 1 K: 0 S: 17 LOB: 2 BB: 0 P: 21	R: 0 H: 2 E: 0 K: 0 S: 9 LOB: 2 BB: 0 P: 14	1B: 12 SF: 2 2B: 1 SAC: 0 3B: 0 DP: 0 HR: 2 HBP: 0	WP: 0 PA: 46 PB: 0 SB: 0 CS: 0	
<b>PITCHER</b>	IP WLS BF H R ER SO BB IBB HBP BLK WP HR S P ERA WHIP											IP WLS BF H R ER SO BB IBB HBP BLK WP HR S P ERA WHIP
23 Zack Greinke, R ERA: 6.05 (1, 1)	5.1 W 24 5 2 2 3 3 0 0 0 0 1 55 96 3.38 1.500											
Ambiorix Burgos, R ERA: 4.97 (6, 1)	1.0 H 5 1 2 1 1 0 0 0 0 0 1 12 22 18.00 2.000											
Mike Wood, R ERA: 3.83 (7, 1)	1.1 H 10 5 5 2 0 0 0 0 0 0 0 20 25 13.50 3.750											
Jeremy Affeldt, L ERA: 3.14 (8, 1)	0.1 3 2 0 0 0 0 0 0 0 0 0 5 8 0.00 6.000											
Mike MacDougal, R ERA: 3.67 (9, 1)	1.0 S 5 2 0 0 0 0 0 0 0 0 0 9 14 0.00 2.000											

**Kansas City Royals @ Detroit Tigers**

Comerica Park, Detroit, MI

Thu Jul 14 2005, 7:05 PM EDT

Att. 18,922 - Clear - 83 F

livebaseballscores.com

**AB 40**  
**R 9**  
**H 15**  
**RBI 8**  
**BB 4**  
**SO 4**  
**LOB 19**



Batter	1	2	3	4	5	6	7	8	9	AB R H RBI BB SO LOB	TOP
9 David DeJesus, L (1, 8) OBP: 0.368, SLG: 0.429	4-2 BB		0-2 F8		4-2 1B BB		0-0 2B		4-1 BB	2 0 1 0 3 0 0	
Ruben Gotay, S (1, 4) OBP: 0.306, SLG: 0.374	1-1 F9		1-2 1B		3-2 1B		2-3 K		1-1 L9	5 0 2 0 0 1 3	
29 Mike Sweeney, R (1, 10) OBP: 0.347, SLG: 0.530	2-2 L9		2-2 L7		2-3 K		3-3 K			4 0 0 0 0 2 5	
Emil Brown, R (1, 9) OBP: 0.351, SLG: 0.440	0-1 G4-3		1-1 L7		3-2 F7			1-2 1B		4 0 1 0 0 0 4	
Tony Graffanino, R (1, 3) OBP: 0.382, SLG: 0.402		1-3 K		0-0 F8		2-3 K		0-3 K		3 0 0 0 0 2 0	
Matt Stairs, L (8, PH) (8, 3) OBP: 0.372, SLG: 0.447										1 0 0 0 0 1 1	
4 Angel Berroa, R (1, 6) OBP: 0.309, SLG: 0.375		1-2 G1-3		1-3 K		1-0 1B		2-2 P5		4 0 1 0 0 1 1	
14 John Buck, R (1, 2) OBP: 0.277, SLG: 0.356		3-2 1B		2-1 1B		0-3 K		3-3 K		4 0 2 0 0 2 2	
32 Shane Costa, L (1, 7) OBP: 0.305, SLG: 0.355		0-1 G4-3		0-0 P2		0-3 K			1-3 K	4 0 0 0 0 2 3	
Joe McEwing, R (1, 5) OBP: 0.291, SLG: 0.333			2-2 HR		1-1 G6-3		1-1 L9		3-3 K	2 1 1 1 0 0 0	
24 Mark Teahen, L (7, PH) (7, 5) OBP: 0.303, SLG: 0.354										2 0 0 0 0 1 0	
Inning Stats	R: 0 H: 0 E: 0 LOB: 1 K: 0 BB: 1 S: 10 P: 17	R: 0 H: 1 E: 0 LOB: 1 K: 1 BB: 0 S: 15 P: 20	R: 1 H: 2 E: 0 LOB: 1 K: 0 BB: 0 S: 17 P: 23	R: 0 H: 1 E: 0 LOB: 1 K: 1 BB: 0 S: 8 P: 11	R: 0 H: 1 E: 0 LOB: 2 K: 1 BB: 1 S: 15 P: 28	R: 0 H: 1 E: 0 LOB: 1 K: 3 BB: 0 S: 11 P: 14	R: 0 H: 1 E: 0 LOB: 1 K: 2 BB: 0 S: 9 P: 15	R: 0 H: 1 E: 0 LOB: 1 K: 2 BB: 0 S: 14 P: 20	R: 0 H: 0 E: 0 LOB: 1 K: 2 BB: 1 S: 9 P: 18	1B: 6 SF: 0 2B: 1 SAC: 0 3B: 0 DP: 0 HR: 1 HBP: 0	WP: 0 PA: 38 PB: 0 SB: 0 CS: 0
PITCHER	IP WLS BF H R ER SO BB IBB HBP BLK WP HR S P ERA WHIP										
29 Nate Robertson, L (1, 1) ERA: 3.28	5.0 W 22 5 1 1 3 2 0 0 0 0 0 1 65 99 1.80 1.400										
56 Fernando Rodney, R (6, 1) ERA: 3.0	3.0 H 12 3 0 0 7 0 0 0 0 0 0 0 34 49 0.00 1.000										
Kyle Farnsworth, R (9, 1) ERA: 1.89	1.0 S 4 0 0 0 2 1 0 0 0 0 0 0 9 18 0.00 1.000										

Kansas City Royals @ Detroit Tigers  
Comerica Park, Detroit, MI

Fri Jul 15 2005, 7:05 PM EDT  
Att: 30,807 - Clear - 87 F

livebaseballscorecards.com

AB	35
R	1
H	8
RBI	1
BB	3
SO	12
LOB	19





Batter	1	2	3	4	5	6	7	8	9	AB R H RBI BB SO LOB	BOTTOM
--------	---	---	---	---	---	---	---	---	---	----------------------	--------

<p>15 Brandon Inge, R (1, 5) OBP: 0.366, SLG: 0.432</p>	<p>9 Carlos Guillen, S (1, 6) OBP: 0.392, SLG: 0.464</p>	<p>31 Chris Shelton, R (1, 3) OBP: 0.394, SLG: 0.598</p>	<p>30 Magglio Ordonez, R (1, 9) OBP: 0.288, SLG: 0.473</p>	<p>Rondell White, R (1, 10) OBP: 0.341, SLG: 0.476</p>	<p>Ivan Rodriguez, R (1, 2) OBP: 0.308, SLG: 0.469</p>	<p>Dmitri Young, S (1, 7) Kevin Hooper, R (9, 7)</p>	<p>Craig Monroe, R (1, 8) OBP: 0.329, SLG: 0.449</p>	<p>20 Omar Infante, R (1, 4) OBP: 0.269, SLG: 0.384</p>	<p>4 0 1 0 0 1 1</p> <p>4 0 1 0 0 0 3</p> <p>4 0 1 0 0 2 2</p> <p>4 0 1 0 0 0 1</p> <p>4 1 2 0 0 0 2</p> <p>4 2 2 2 0 1 1</p> <p>4 1 1 1 0 1 2 0 0 0 0 0 0 0</p> <p>4 0 2 0 0 1 1</p> <p>3 0 0 0 0 1 3</p>	<p>AB 35</p> <p>R 4</p> <p>H 11</p> <p>RBI 3</p> <p>BB 0</p> <p>SO 7</p> <p>LOB 16</p>
---	--	--	--	--	--	--	--	---	--	--

Inning Stats	R: 0	H: 1	E: 0	LOB: 0	K: 0	P: 7	R: 2	H: 3	E: 0	LOB: 1	K: 1	P: 14	R: 0	H: 2	E: 0	LOB: 2	K: 0	P: 17	R: 1	H: 2	E: 1	LOB: 2	K: 1	P: 19	R: 0	H: 0	E: 0	LOB: 0	K: 1	P: 12	R: 1	H: 1	E: 0	LOB: 0	K: 0	P: 8	R: 0	H: 1	E: 0	LOB: 1	K: 2	P: 19	R: 0	H: 1	E: 0	LOB: 1	K: 2	P: 17	1B: 8	SF: 0	2B: 1	SAC: 0	3B: 0	DP: 0	HR: 2	HBP: 0	WP: 0	PA: 36	PB: 0	SB: 0	CS: 1
--------------	------	------	------	--------	------	------	------	------	------	--------	------	-------	------	------	------	--------	------	-------	------	------	------	--------	------	-------	------	------	------	--------	------	-------	------	------	------	--------	------	------	------	------	------	--------	------	-------	------	------	------	--------	------	-------	-------	-------	-------	--------	-------	-------	-------	--------	-------	--------	-------	-------	-------

PITCHER	IP	WLS	BF	H	R	ER	SO	BB	IBB	HBP	BLK	WP	HR	S	P	ERA	WHIP
Jose Lima, R (1, 1) ERA: 7.16	6.0	L	27	9	4	3	3	0	0	0	0	0	2	71	102	4.50	1.500
46 Juan Carlos Oviedo, R (7, 1) ERA: 6.75	1.0		4	1	0	0	2	0	0	0	0	0	0	13	19	0.00	1.000
Andrew Sisco, L (8, 1) ERA: 2.66	1.0		4	1	0	0	2	0	0	0	0	0	0	10	17	0.00	1.000

Kansas City Royals @ Detroit Tigers  
Comerica Park, Detroit, MI

Fri Jul 15 2005, 7:05 PM EDT  
Att. 30,807 - Clear - 87 F

livebaseballscorecards.com

Batter	1	2	3	4	5	6	7	8	9	AB R H RBI BB SO LOB	TOP											
9 David DeJesus, L (1, 8) OBP: 0.367, SLG: 0.436	1-1 HR	1-1 P4			2-2 G3		1-2 G3			4 1 1 1 0 0 1	<b>Kansas City Royals @ Detroit Tigers</b> Comerica Park, Detroit, MI Sat Jul 16 2005, 7:05 PM EDT Att. 29,482 - Overcast - 80 F											
Ruben Gotay, S (1, 4) OBP: 0.302, SLG: 0.368	1-2 G3	1-2 P5			1-0 G3			0-2 P3		4 0 0 0 0 0 1												
29 Mike Sweeney, R (1, 10) OBP: 0.349, SLG: 0.541	1-2 G5-3			0-0 4 WP 1B	1-0 HR			2-1 P4		4 1 2 1 0 0 0												
Matt Stairs, L (1, 3) OBP: 0.374, SLG: 0.453	2-0 4 FC5 1B			2-3 K	0-0 P6			2-2 2B		4 0 2 0 0 1 1												
Terrence Long, L (1, 9) OBP: 0.302, SLG: 0.367	4-1 1-2 BB			2-3 K		0-0 G4-3		0-1 G6-3		3 0 0 0 1 1 2												
4 Angel Berroa, R (1, 6) OBP: 0.306, SLG: 0.371	0-1 FC5 2-3f			2-3 K		1-1 G6-3			2-3 K	4 0 0 0 0 2 3												
24 Mark Teahen, L (1, 5) OBP: 0.302, SLG: 0.356		1-1 32 F8 1B 2B			2-0 P5		0-1 P3		1-3 K	4 1 1 0 0 1 0												
32 Shane Costa, L (1, 7) OBP: 0.291, SLG: 0.338		0-2 F8			2-2 L7		0-0 B5-3		0-3 K	4 0 0 0 0 1 1												
Alberto Castillo, R (1, 2) OBP: 0.269, SLG: 0.329		3-1 3-H 1B			0-3 K		1-2 G1-3			3 0 1 1 0 1 0												
<b>Inning Stats</b>	R: 1 E: 0 K: 0 S: 13	H: 2 LOB: 2 BB: 1 P: 22	R: 1 E: 0 K: 0 S: 14	H: 2 LOB: 1 BB: 0 P: 20	R: 0 E: 0 K: 3 S: 12	H: 1 LOB: 1 BB: 0 P: 18	R: 0 E: 0 K: 1 S: 7	H: 0 LOB: 0 BB: 0 P: 11	R: 1 E: 0 K: 0 S: 6	H: 1 LOB: 0 BB: 0 P: 10	R: 0 E: 0 K: 0 S: 5	H: 0 LOB: 0 BB: 0 P: 6	R: 0 E: 0 K: 0 S: 7	H: 0 LOB: 0 BB: 0 P: 9	R: 0 E: 0 K: 0 S: 11	H: 1 LOB: 1 BB: 0 P: 15	R: 0 E: 0 K: 3 S: 11	H: 0 LOB: 0 BB: 0 P: 14	1B: 3 2B: 2 3B: 0 HR: 2	SF: 0 SAC: 0 DP: 0 HBP: 0	WP: 1 PB: 0 SB: 0 CS: 0	PA: 35
<b>PITCHER</b>	IP WLS BF H R ER SO BB IBB HBP BLK WP HR S P ERA WHIP																					
Jason Johnson, R (1, 1) ERA: 3.84	8.0 W 32 7 3 3 4 1 0 0 0 1 2 75 111 3.38 1.000																					
Kyle Farnsworth, R (9, 1) ERA: 1.85	1.0 S 3 0 0 0 3 0 0 0 0 0 0 0 11 14 0.00 0.000																					

livebaseballscorecards.com

<b>AB</b>	34
<b>R</b>	3
<b>H</b>	7
<b>RBI</b>	3
<b>BB</b>	1
<b>SO</b>	7
<b>LOB</b>	9



Batter	1	2	3	4	5	6	7	8	9	AB	R	H	RBI	BB	SO	LOB	BOTTOM			
15 Brandon Inge, R OBP: 0.367, SLG: 0.436 (1, 5)	G4-3	SF9		2B		E9 30 BB 31 1B FC6-4 1B	G5-3			4	1	2	3	0	0	2	<b>Kansas City Royals @ Detroit Tigers</b> Comerica Park, Detroit, MI Sat Jul 16 2005, 7:05 PM EDT Att. 29,482 - Overcast - 80 F  <a href="http://livebaseballscorecards.com">livebaseballscorecards.com</a>			
9 Carlos Guillen, S OBP: 0.384, SLG: 0.454 (1, 6)	K	G5-3		G5-3		F9		G5-3		5	0	0	0	0	1	3				
31 Chris Shelton, R OBP: 0.394, SLG: 0.591 (1, 3)	BB 30 1B 1B			F8		F8		K		5	0	2	0	0	1	0				
30 Magglio Ordonez, R OBP: 0.313, SLG: 0.475 (1, 9)	BB 1B			F8		2B 1B		G4-3		4	0	2	0	1	0	0				
Rondell White, R OBP: 0.343, SLG: 0.478 (1, 10)	FC6-4 BB			G6-3		2B		FC6-4		3	0	1	1	1	0	2				
Ivan Rodriguez, R OBP: 0.307, SLG: 0.466 (1, 2)	FC5-6-4			SH1-4 15 2B 1B		K		F9		4	1	1	0	0	1	7				
Craig Monroe, R OBP: 0.333, SLG: 0.449 (1, 7)		E5 SH3-4 15 SF9 E		SH1-4 15 2B BB		IBB		15 G5-3 SH1-3 1B		2	2	1	0	2	0	0				
Kevin Hooper, R (1, 4)	FC4 15 SF9 SH3-4			SH1-4		K		SH1-3		2	0	0	0	0	1	4				
Nook Logan, S (1, 8)	SH3-4			K		15 1B E 1B		E1		3	1	1	0	0	1	3				
<b>Inning Stats</b>	R: 0 E: 0 K: 1 S: 20	H: 2 LOB: 3 BB: 1 P: 29	R: 1 E: 2 K: 0 S: 10	H: 0 LOB: 1 BB: 0 P: 15	R: 0 E: 0 K: 0 S: 6	H: 0 LOB: 0 BB: 0 P: 12	R: 2 E: 0 K: 1 S: 14	H: 2 LOB: 1 BB: 1 P: 22	R: 0 E: 0 K: 2 S: 12	H: 2 LOB: 3 BB: 1 P: 20	R: 2 E: 1 K: 0 S: 13	H: 3 LOB: 2 BB: 1 P: 26	R: 0 E: 1 K: 0 S: 10	H: 1 LOB: 1 BB: 0 P: 16	R: 0 E: 0 K: 1 S: 12	H: 0 LOB: 0 BB: 0 P: 19	1B: 8 2B: 2 3B: 0 HR: 0	SF: 1 SAC: 3 DP: 1 HBP: 0	WP: 0 PB: 0 SB: 0 CS: 0	PA: 40
<b>PITCHER</b>	IP WLS BF H R ER SO	IP WLS BF H R ER SO	IP WLS BF H R ER SO	IP WLS BF H R ER SO	IP WLS BF H R ER SO	IP WLS BF H R ER SO	IP WLS BF H R ER SO	IP WLS BF H R ER SO	IP WLS BF H R ER SO	IP WLS BF H R ER SO	IP WLS BF H R ER SO	IP WLS BF H R ER SO	IP WLS BF H R ER SO	IP WLS BF H R ER SO	IP WLS BF H R ER SO	IP WLS BF H R ER SO	ERA WHIP	ERA WHIP		
J.P. Howell, L ERA: 8.01 (1, 1)	4.1																4.15	1.846		
Mike Wood, R ERA: 4.04 (5, 1)	1.2	L	10	3	2	2	2	1	1	0	0	0	0	0	0	0	10.80	2.400		
41 Jimmy Gobble, L ERA: 4.5 (7, 1)	2.0		7	1	0	0	1	0	0	0	0	0	0	0	0	0	0.00	0.500		

Batter	1	2	3	4	5	6	7	8	9	AB R H RBI BB SO LOB	TOP																
9 David DeJesus, L (1, 8) OBP: 0.370, SLG: 0.441	1-2 29 HR 1B	4-2 HBP			1-3 K		3-2 F9 2B		1 SAFE 0-0 SF9	3 1 2 1 0 1 0																	
Tony Graffanino, R (1, 3) OBP: 0.373, SLG: 0.392	1-1 F7	2-2 G6-3			1-2 F7		0-2 F9		1 SAFE 0-0 FC6-4	5 0 0 0 0 0 4																	
29 Mike Sweeney, R (1, 10) OBP: 0.348, SLG: 0.548	1-0 HR				0-0 G5-3		2-0 G6-3			4 1 1 2 0 0 1																	
Emil Brown, R (1, 9) OBP: 0.357, SLG: 0.446 32 Shane Costa, L (6, 7) OBP: 0.287, SLG: 0.333	1-0 E8 1B				0-0 G5-4-3 1B					3 1 3 0 0 0 0 1 0 0 0 0 1 0																	
Terrence Long, L (1, 7) OBP: 0.305, SLG: 0.369	1-1 G6-4-3 1B				1-1 G5-4-3 1B					4 0 2 1 0 1 1																	
4 Angel Berroa, R (1, 6) OBP: 0.303, SLG: 0.367	0-0 G6-4-3				0-0 G5-4-3					4 0 0 0 0 0 4																	
14 John Buck, R (1, 2) OBP: 0.277, SLG: 0.351					1-3 K		4-2 BB		0-1 P3	3 0 0 0 1 1 0	AB 34 R 5 H 10 RBI 5 BB 2 SO 5 LOB 12																
24 Mark Teahen, L (1, 5) OBP: 0.305, SLG: 0.370					1-2 G1-3		1-3 K		4-2 1B 9 SF9 BB	3 2 1 1 1 1 2																	
Joe McEwing, R (1, 4) OBP: 0.289, SLG: 0.330					2-1 L8		1-1 F8		3-2 FC6-4 1B	4 0 1 0 0 0 0																	
Inning Stats	R: 3 E: 1 K: 0 S: 10	H: 4 LOB: 0 BB: 0 P: 15	R: 1 E: 1 K: 0 S: 12	H: 1 LOB: 1 BB: 0 P: 19	R: 0 E: 0 K: 1 S: 11	H: 1 LOB: 1 BB: 0 P: 17	R: 0 E: 0 K: 1 S: 8	H: 0 LOB: 0 BB: 0 P: 12	R: 0 E: 0 K: 1 S: 9	H: 0 LOB: 0 BB: 0 P: 11	R: 0 E: 0 K: 1 S: 10	H: 2 LOB: 2 BB: 1 P: 16	R: 0 E: 0 K: 0 S: 10	H: 1 LOB: 1 BB: 0 P: 16	R: 0 E: 0 K: 1 S: 9	H: 0 LOB: 0 BB: 0 P: 11	R: 1 E: 0 K: 0 S: 10	H: 1 LOB: 1 BB: 1 P: 17	1B: 7 2B: 1 3B: 0 HR: 2	SF: 1 SAC: 0 DP: 2 HBP: 1	WP: 0 PB: 0 SB: 1 CS: 1	PA: 38					
PITCHER	IP	WLS	BF	H	R	ER	SO	BB	IBB	HBP	BLK	WP	HR	S	P	ERA	WHIP										
Mike Maroth, L (1, 1) ERA: 4.2	6.1	L	28	9	4	3	4	1	0	1	0	0	2	66	100	4.26	1.579										
Chris Spurling, R (7, 1) ERA: 2.1	0.2		2	0	0	0	0	0	0	0	0	0	0	4	6	0.00	0.000										
Jamie Walker, L (8, 1) ERA: 2.61	1.0		3	0	0	0	1	0	0	0	0	0	0	9	11	0.00	0.000										
Franklyn German, R (9, 1) ERA: 2.6	1.0		5	1	1	1	0	1	0	0	0	0	0	10	17	9.00	2.000										

**Kansas City Royals @ Detroit Tigers**  
Comerica Park, Detroit, MI  
Sun Jul 17 2005, 1:05 PM EDT  
Att. 24,166 - Sunny - 83 F

[livebaseballscorecards.com](http://livebaseballscorecards.com)



Batter	1	2	3	4	5	6	7	8	9	AB	R	H	RBI	BB	SO	LOB
--------	---	---	---	---	---	---	---	---	---	----	---	---	-----	----	----	-----

**BOTTOM**

<p><b>15 Brandon Inge, R</b>  <small>OBP: 0.368, SLG: 0.433</small>          (1, 5)</p>	<p>2-2</p> <p>9 G1-6-3 HBP</p>		<p>X</p> <p>0-0</p> <p>9 FC1 FC3-6 1-2</p>		<p>C</p> <p>2-3</p> <p>3</p>			<p>F</p> <p>4-2</p> <p>1-3 L6-3 BB</p>		2	0	0	0	1	1	1
<p><b>9 Carlos Guillen, S</b>  <small>OBP: 0.384, SLG: 0.450</small>          (1, 6)  <b>Kevin Hooper, R</b>          (6, PR)          (7, 6)</p>	<p>1-1</p> <p>1-2f G1-6-3</p>		<p>B</p> <p>2-0</p> <p>31 G5-4-3 FC3-6</p>		<p>B</p> <p>2-0</p> <p>31 G6-4-3 HBP</p>			<p>C</p> <p>0-1</p> <p>1-1 L6-3</p>		2	0	0	0	0	0	3
<p><b>31 Chris Shelton, R</b>  <small>OBP: 0.397, SLG: 0.585</small>          (1, 3)</p>	<p>2-1</p> <p>HBP</p>		<p>C</p> <p>3-2</p> <p>1-2f G5-4-3</p>		<p>C</p> <p>1-1</p> <p>1-2f G6-4-3</p>			<p>B</p> <p>2-1</p> <p>1B FC5 1B</p>		3	0	1	0	0	0	3
<p><b>30 Magglio Ordonez, R</b>  <small>OBP: 0.309, SLG: 0.460</small>          (1, 9)</p>	<p>0-3</p> <p>3</p>		<p>B</p> <p>2-0</p> <p>1B</p>		<p>C</p> <p>1-1</p> <p>3 G6-3</p>			<p>C</p> <p>0-3</p> <p>1 K</p>		4	0	1	0	0	2	3
<p><b>Rondell White, R</b>  <small>OBP: 0.342, SLG: 0.475</small>          (1, 10)</p>		<p>B</p> <p>1-1</p> <p>1 G5-3</p>		<p>B</p> <p>1-1</p> <p>1 F7</p>		<p>C</p> <p>1-1</p> <p>1 G5-3</p>		<p>C</p> <p>0-1</p> <p>1B FC5 1B</p>		4	0	1	0	0	0	1
<p><b>Craig Monroe, R</b>  <small>OBP: 0.330, SLG: 0.443</small>          (1, 7)</p>		<p>B</p> <p>1-2</p> <p>2 L4</p>		<p>F</p> <p>0-1</p> <p>2 P2</p>		<p>X</p> <p>0-0</p> <p>2 P2</p>		<p>F</p> <p>0-1</p> <p>2 FC5 20 1B</p>		4	0	0	0	0	0	3
<p><b>20 Omar Infante, R</b>  <small>OBP: 0.273, SLG: 0.386</small>          (1, 4)</p>		<p>B</p> <p>2-0</p> <p>1B</p>		<p>C</p> <p>0-1</p> <p>3 F8</p>		<p>C</p> <p>2-3</p> <p>3 K</p>		<p>B</p> <p>1-2</p> <p>1B 1-2 2-3f</p>		4	0	2	0	0	1	1
<p><b>13 Vance Wilson, R</b>  <small>OBP: 0.267, SLG: 0.169</small>          (1, 2)  <b>Ivan Rodriguez, R</b>          (9, PH)  <small>OBP: 0.307, SLG: 0.465</small></p>		<p>B</p> <p>1-1</p> <p>3 F8</p>		<p>B</p> <p>1-0</p> <p>1 F7</p>		<p>B</p> <p>2-2</p> <p>1 G4-3</p>		<p>C</p> <p>0-1</p> <p>3 G6-3</p>		3	0	0	0	0	0	1
<p><b>Nook Logan, S</b>  <small>OBP: 0.318, SLG: 0.352</small>          (1, 8)</p>			<p>C</p> <p>4-1</p> <p>9 FC3-6 15 FC1 BB</p>		<p>B</p> <p>2-1</p> <p>2 G3</p>			<p>C</p> <p>1-2</p> <p>15 WP 1B</p>		2	0	1	0	1	0	0

Inning Stats	R: 0 E: 0 K: 1 S: 8	H: 0 LOB: 1 BB: 0 P: 13	R: 0 E: 0 K: 0 S: 8	H: 1 LOB: 1 BB: 0 P: 13	R: 0 E: 0 K: 0 S: 6	H: 0 LOB: 1 BB: 1 P: 15	R: 0 E: 0 K: 0 S: 7	H: 1 LOB: 1 BB: 0 P: 10	R: 0 E: 0 K: 1 S: 7	H: 0 LOB: 0 BB: 0 P: 12	R: 0 E: 0 K: 0 S: 4	H: 0 LOB: 1 BB: 0 P: 8	R: 0 E: 0 K: 1 S: 7	H: 0 LOB: 0 BB: 0 P: 10	R: 0 E: 0 K: 0 S: 13	H: 1 LOB: 1 BB: 1 P: 20	R: 0 E: 0 K: 1 S: 14	H: 3 LOB: 3 BB: 0 P: 17	1B: 6 2B: 1 3B: 0 HR: 0	SF: 0 SAC: 0 DP: 4 HBP: 3	WP: 2 PB: 0 SB: 0 CS: 0	PA: 35
--------------	------------------------------	----------------------------------	------------------------------	----------------------------------	------------------------------	----------------------------------	------------------------------	----------------------------------	------------------------------	----------------------------------	------------------------------	---------------------------------	------------------------------	----------------------------------	-------------------------------	----------------------------------	-------------------------------	----------------------------------	----------------------------------	------------------------------------	----------------------------------	--------

PITCHER	IP	WLS	BF	H	R	ER	SO	BB	IBB	HBP	BLK	WP	HR	S	P	ERA	WHIP
<b>Runelvys Hernandez, R</b> <small>ERA: 4.33</small> (1, 1)	5.0	W	20	2	0	0	2	1	0	0	0	0	0	36	65	0.00	0.600
<b>46 Juan Carlos Oviedo, R</b> <small>ERA: 6.34</small> (6, 1)	2.0		5	0	0	0	1	0	0	0	0	0	0	11	16	0.00	0.000
<b>Jeremy Affeldt, L</b> <small>ERA: 2.93</small> (8, 1)	1.0		4	1	0	0	0	1	0	0	0	1	0	13	20	0.00	2.000
<b>Mike MacDougal, R</b> <small>ERA: 3.59</small> (9, 1)	1.0		6	3	0	0	1	0	0	0	0	0	0	14	17	0.00	3.000

**Kansas City Royals @ Detroit Tigers**

Comerica Park, Detroit, MI

Sun Jul 17 2005, 1:05 PM EDT  
Att. 24,166 - Sunny - 83 F

<b>AB</b>	<b>30</b>
<b>R</b>	<b>0</b>
<b>H</b>	<b>6</b>
<b>RBI</b>	<b>0</b>
<b>BB</b>	<b>2</b>
<b>SO</b>	<b>4</b>
<b>LOB</b>	<b>21</b>

Batter	1	2	3	4	5	6	7	8	9	AB R H RBI BB SO LOB	TOP										
15 Brandon Inge, R OBP: 0.367, SLG: 0.441 (1, 5) X	0-0 HR		0-1 P3		3-1 SF9		2-1 F8			3 1 1 2 0 0 0											
9 Carlos Guillen, S OBP: 0.382, SLG: 0.444 (1, 6) C B B B X	2-2 F7		3-2 P6		4-0 31 2B BB			0-1 L6		3 0 0 0 1 0 0											
31 Chris Shelton, R OBP: 0.393, SLG: 0.583 (1, 3) B B B F F S	3-3 K			2-3 K	1-0 1-H 2B			2-2 G5-3		4 0 1 1 0 2 0											
30 Magglio Ordonez, R OBP: 0.333, SLG: 0.470 (1, 9) C B C C B B X	3-2 FC6-4 1B			0-0 G5-4-3 1B	4-2 FC4-6 BB			3-2 G5-3		3 0 2 0 1 0 0											
Rondell White, R OBP: 0.337, SLG: 0.469 (1, 10) B B X	2-0 FC6-4 1-2f			0-1 G5-4-3 1-2f	0-0 FC4-6 FC5-4 1-2f			0-3 K		4 0 0 0 0 1 3											
Ivan Rodriguez, R OBP: 0.306, SLG: 0.472 (1, 2) F X		0-1 L5			0-2 G6-3	3-2 SAFE F8		0-0 HR		4 1 1 1 0 0 1											
Craig Monroe, R OBP: 0.329, SLG: 0.439 (1, 7) B B X		1-1 G5-3			4-1 20 1B BB	1-0 FC5-4 1-2f		0-1 G6-3		3 1 0 0 1 0 1											
20 Omar Infante, R OBP: 0.272, SLG: 0.383 (1, 4) C B C C X		1-3 K			0-1 SAFE 15 S 15 SF9 1B		2-1 B1-3		1-1 F8	4 1 1 0 0 1 0											
Nook Logan, S OBP: 0.318, SLG: 0.352 (1, 8) B B L X			2-1 G4-3		1-0 15 SF9 31 2B 15 S 1B					3 1 1 1 0 1 0											
<b>Inning Stats</b>	R: 1 E: 0 K: 1 S: 12	H: 2 LOB: 1 BB: 0 P: 22	R: 0 E: 0 K: 1 S: 7	H: 0 LOB: 0 BB: 0 P: 9	R: 0 E: 0 K: 0 S: 10	H: 1 LOB: 0 BB: 0 P: 9	R: 3 E: 0 K: 1 S: 10	H: 3 LOB: 2 BB: 2 P: 23	R: 0 E: 0 K: 0 S: 10	H: 0 LOB: 1 BB: 1 P: 18	R: 0 E: 0 K: 1 S: 7	H: 0 LOB: 0 BB: 0 P: 13	R: 0 E: 0 K: 0 S: 8	H: 0 LOB: 0 BB: 0 P: 13	R: 1 E: 0 K: 1 S: 8	H: 1 LOB: 0 BB: 0 P: 9	1B: 4 2B: 1 3B: 0 HR: 2	SF: 1 SAC: 0 DP: 1 HBP: 0	WP: 0 PB: 0 SB: 2 CS: 0	PA: 35	
<b>PITCHER</b>	IP WLS BF H R ER SO BB IBB HBP BLK WP HR S P ERA WHIP																				
Orlando Hernandez, R ERA: 4.98 (1, 1)	6.0	25	6	4	4	3	3	0	0	0	0	1	56	96	6.00	1.500					
Luis Vizcaino, R ERA: 4.17 (7, 1)	2.0	W	6	0	0	0	1	0	0	0	0	0	15	26	0.00	0.000					
Cliff Politte, R ERA: 1.17 (9, 1)	1.0	S	4	1	1	1	1	0	0	0	0	1	8	9	9.00	1.000					

Detroit Tigers @ Chicago White Sox  
U.S. Cellular Field, Chicago, IL

Mon Jul 18 2005, 8:05 PM EDT  
Att. 37,556 - Clear - 86 F

livebaseballscorecards.com

AB 31  
R 5  
H 7  
RBI 5  
BB 3  
SO 5  
LOB 5



Batter	1	2	3	4	5	6	7	8	9
22 Scott Podsednik, L (1, 7) OBP: 0.368, SLG: 0.352	3-2 G4-3 2B		2-0 SF7			1-1 L6	3-3 K		
Tadahito Iguchi, R (1, 4) OBP: 0.334, SLG: 0.406	1-0 G4-3 2-3		2-3 K			2-2 L4	4-2 CS BB		
Frank Thomas, R (1, 10) OBP: 0.328, SLG: 0.629	1-3 K				0-1 G3-1	1-3 K	2-2 CS	1-2 HR	
14 Paul Konerko, R (1, 3) OBP: 0.355, SLG: 0.488	2-2 G5-3				3-3 K		0-0 HR	4-2 1B BB	
Aaron Rowand, R (1, 8) OBP: 0.344, SLG: 0.394		3-2 F9			2-2 23 CS 1B		0-2 G6-3	1-1 1B	
23 Jermaine Dye, R (1, 9) OBP: 0.328, SLG: 0.510		2-3 K			2-2 CS	4-2 12 WP BB	1-2 12 1B 24 HR 2B	1-1 F8	
12 A.J. Pierzynski, L (1, 2) OBP: 0.297, SLG: 0.422		1-0 G3				4-2 5 G1-4-3 BB	1-1 24 HR 1B	0-0 G4-3	
24 Joe Crede, R (1, 5) OBP: 0.296, SLG: 0.434			2-1 5 G4-3 22 SF7 2B			2-3 K	2-2 HR		
5 Juan Uribe, R (1, 6) OBP: 0.263, SLG: 0.370			0-1 G4-3			2-1 G1-4-3	3-1 HR		

Inning Stats	R: 0 E: 0 K: 1 S: 11	H: 1 LOB: 1 BB: 0 P: 18	R: 0 E: 0 K: 1 S: 7	H: 0 LOB: 0 BB: 0 P: 13	R: 1 E: 0 K: 1 S: 9	H: 1 LOB: 0 BB: 0 P: 15	R: 0 E: 0 K: 1 S: 12	H: 1 LOB: 0 BB: 0 P: 19	R: 0 E: 0 K: 1 S: 13	H: 0 LOB: 1 BB: 2 P: 25	R: 0 E: 0 K: 1 S: 9	H: 0 LOB: 0 BB: 0 P: 13	R: 5 E: 0 K: 1 S: 24	H: 5 LOB: 0 BB: 1 P: 40	R: 1 E: 0 K: 0 S: 12	H: 2 LOB: 1 BB: 1 P: 19
--------------	-------------------------------	----------------------------------	------------------------------	----------------------------------	------------------------------	----------------------------------	-------------------------------	----------------------------------	-------------------------------	----------------------------------	------------------------------	----------------------------------	-------------------------------	----------------------------------	-------------------------------	----------------------------------

PITCHER															PITCHER																			
IP	WLS	BF	H	R	ER	SO	BB	IBB	HBP	BLK	WP	HR	S	P	ERA	WHIP	IP	WLS	BF	H	R	ER	SO	BB	IBB	HBP	BLK	WP	HR	S	P	ERA	WHIP	
Sean Douglass, R (1, 1) ERA: 2.35	6.0		21	3	1	1	6	2	0	0	0	0	61	103	1.50	0.833																		
Chris Spurling, R (7, 1) ERA: 3.56	0.1	L	6	5	5	0	0	0	0	0	0	3	16	23	135.00	15.000																		
56 Fernando Rodney, R (7, 1) ERA: 2.87	0.2		2	0	0	1	1	0	0	0	0	0	8	17	0.00	1.500																		
Franklyn German, R (8, 1) ERA: 2.78	1.0		5	2	1	1	0	1	0	0	0	0	12	19	9.00	3.000																		

**AB R H RBI BB SO LOB**

3 0 1 1 0 1 0

3 0 0 0 1 1 1

4 1 1 1 0 2 1

3 1 1 1 1 1 1

4 0 2 0 0 0 0

3 1 1 0 1 1 1

3 1 1 0 1 0 1

3 2 2 3 0 1 2

3 1 1 1 0 0 3


**AB 29**  
**R 7**  
**H 10**  
**RBI 7**  
**BB 4**  
**SO 7**  
**LOB 10**

**WP: 1** **PA: 36**  
**PB: 0**  
**SB: 0**  
**CS: 2**

**1B: 3** **SF: 1**  
**2B: 3** **SAC: 0**  
**3B: 0** **DP: 1**  
**HR: 4** **HBP: 0**

**DETROIT TIGERS @ CHICAGO WHITE SOX**  
U.S. Cellular Field, Chicago, IL

Mon Jul 18 2005, 8:05 PM EDT  
Att. 37,556 - Clear - 86 F



livebaseballscores.com

Batter	1	2	3	4	5	6	7	8	9	AB R H RBI BB SO LOB	TOP											
15 Brandon Inge, R (1, 5) OBP: 0.363, SLG: 0.435	1-3 K2-3		3-2 G6-3			1-0 F9	1-3 K		0-3 K	5 0 0 0 0 3 1												
9 Carlos Guillen, S (1, 6) OBP: 0.375, SLG: 0.435	0-3 K		0-0 G4-3			1-2 G6-3	2-3 K		0-0 P4	5 0 0 0 0 2 1												
31 Chris Shelton, R (1, 3) OBP: 0.387, SLG: 0.576	1-3 K		1-1 G4-3			1-1 30 2B	1-3 K		1-2 K	5 1 1 0 0 3 1												
30 Magglio Ordonez, R (1, 9) OBP: 0.355, SLG: 0.500		1-1 20 HR		1-2 G6-3		1-0 1B		2-0 1B		4 2 3 1 0 0 0												
Rondell White, R (1, 10) OBP: 0.339, SLG: 0.469		0-3 K		1-2 F7		1-1 2B		0-2 1B		4 1 2 1 0 1 1												
Ivan Rodriguez, R (1, 2) OBP: 0.308, SLG: 0.475		2-2 F9		0-0 G6-3		2-1 2B		0-0 1B		4 1 2 1 0 0 1												
Craig Monroe, R (1, 7) OBP: 0.331, SLG: 0.443		1-0 20 HR			2-1 L8	1-2 2B		2-3 K		4 1 2 1 0 1 3												
20 Omar Infante, R (1, 4) OBP: 0.272, SLG: 0.393		1-2 HR			3-2 P4	2-3 K		1-0 F8		4 1 1 3 0 1 4												
Nook Logan, S (1, 8) OBP: 0.317, SLG: 0.350		1-2 L6			0-0 G4-3		0-0 1B	1-1 L6		4 0 1 0 0 0 3												
<b>Inning Stats</b>	R: 0 E: 0 K: 3 S: 11	H: 0 LOB: 0 BB: 0 P: 13	R: 3 E: 0 K: 1 S: 16	H: 3 LOB: 0 BB: 0 P: 22	R: 0 E: 0 K: 0 S: 8	H: 0 LOB: 0 BB: 0 P: 12	R: 0 E: 0 K: 0 S: 7	H: 0 LOB: 0 BB: 0 P: 9	R: 0 E: 0 K: 1 S: 9	H: 0 LOB: 0 BB: 0 P: 14	R: 4 E: 0 K: 1 S: 20	H: 5 LOB: 1 BB: 0 P: 30	R: 0 E: 0 K: 3 S: 11	H: 1 LOB: 1 BB: 0 P: 15	R: 0 E: 0 K: 1 S: 11	H: 3 LOB: 3 BB: 0 P: 17	R: 0 E: 0 K: 2 S: 7	H: 0 LOB: 0 BB: 0 P: 8	1B: 7 2B: 4 3B: 0 HR: 1	SF: 0 SAC: 0 DP: 0 HBP: 0	WP: 0 PB: 0 SB: 0 CS: 0	PA: 39
<b>PITCHER</b>	IP WLS BF H R ER SO BB IBB HBP BLK WP HR S P ERA WHIP																					
52 Jose Contreras, R (1, 1) ERA: 4.34	5.2 L 25 8 7 7 4 0 0 0 0 0 0 1 67 94 11.12 1.412																					
45 Bobby Jenks, R (6, 1) ERA: 7.36	2.1 11 4 0 0 5 0 0 0 0 0 0 0 26 38 0.00 1.714																					
Neal Cotts, L (9, 1) ERA: 2.54	1.0 3 0 0 0 2 0 0 0 0 0 0 0 7 8 0.00 0.000																					

Detroit Tigers @ Chicago White Sox  
U.S. Cellular Field, Chicago, IL

Tue Jul 19 2005, 8:05 PM EDT  
Att: 31,008 - Clear - 79 F

livebaseballscorecards.com

AB 39  
R 7  
H 12  
RBI 7  
BB 0  
SO 11  
LOB 15





Batter	1	2	3	4	5	6	7	8	9	AB R H RBI BB SO LOB
22 Scott Podsednik, L (1, 7) OBP: 0.364, SLG: 0.348	1-1 G4-3		3-2 P6		0-0 B3			2-2 K		4 0 0 0 0 1 3
Tadahito Iguchi, R (1, 4) OBP: 0.334, SLG: 0.403 Willie Harris, L (8, PH) OBP: 0.292, SLG: 0.213	4-2 ES BB		2-0 F9			1-1 G4-3		3-2 G4-3		2 0 0 0 1 0 2 1 0 0 0 0 0 1
Frank Thomas, R (1, 10) OBP: 0.317, SLG: 0.604	3-1 L5		1-1 F8			2-2 F8			0-3 K	4 0 0 0 0 1 3
14 Paul Konerko, R (1, 3) OBP: 0.352, SLG: 0.483 Timo Perez, L (8, 3) OBP: 0.295, SLG: 0.354	0-2 G5-3			0-2 F9		0-1 G5-3			0-3 K	3 0 0 0 0 0 1 1 0 0 0 0 0 1 0
Carl Everett, S (1, 9) OBP: 0.310, SLG: 0.471		0-2 K		2-0 F9			2-2 F8		1-0 F9	4 0 0 0 0 1 0
Aaron Rowand, R (1, 8) OBP: 0.341, SLG: 0.391		2-3 K		3-3 K			0-1 G5-3			3 0 0 0 0 0 2 0
12 A.J. Pierzynski, L (1, 2) OBP: 0.297, SLG: 0.425		3-3 K			3-2 24 G2-3 5 G6-3 2B		2-1 F8			3 1 1 0 0 1 0
24 Joe Crede, R (1, 5) OBP: 0.299, SLG: 0.437			2-2 5 BB 1B		1-0 G2-3			1-0 5 FC5-4 1B		3 0 2 0 0 0 1
5 Juan Uribe, R (1, 6) OBP: 0.263, SLG: 0.367			4-1 BB		0-0 G6-3 3-H			1-0 FC5-4 1-2f		2 0 0 1 1 0 1

Inning Stats	R: 0	H: 0	E: 0	K: 0	S: 9	R: 0	H: 0	E: 0	K: 3	S: 9	R: 0	H: 1	E: 0	K: 0	S: 11	R: 0	H: 0	E: 0	K: 1	S: 8	R: 1	H: 1	E: 0	K: 0	S: 6	R: 0	H: 0	E: 0	K: 0	S: 7	R: 0	H: 0	E: 0	K: 0	S: 7	R: 0	H: 1	E: 0	K: 1	S: 8	R: 0	H: 0	E: 0	K: 2	S: 7	R: 0	H: 0	E: 0	K: 0	S: 8	1B: 2	2B: 1	3B: 0	HR: 0	SF: 0	SAC: 0	DP: 0	HBP: 0	WP: 0	PB: 0	SB: 1	CS: 0	PA: 32
--------------	------	------	------	------	------	------	------	------	------	------	------	------	------	------	-------	------	------	------	------	------	------	------	------	------	------	------	------	------	------	------	------	------	------	------	------	------	------	------	------	------	------	------	------	------	------	------	------	------	------	------	-------	-------	-------	-------	-------	--------	-------	--------	-------	-------	-------	-------	--------

PITCHER	IP	WLS	BF	H	R	ER	SO	BB	IBB	HBP	BLK	WP	HR	S	P	ERA	WHIP
38 Jeremy Bolderman, R (1, 1) ERA: 4.05	8.0	W	29	3	1	1	5	2	0	0	0	0	0	65	113	1.12	0.625
Craig Dingman, R (9, 1) ERA:	1.0		3	0	0	0	2	0	0	0	0	0	0	7	8	0.00	0.000


**BOTTOM**

**Detroit Tigers @ Chicago White Sox**  
U.S. Cellular Field, Chicago, IL

Tue Jul 19 2005, 8:05 PM EDT  
Att. 31,008 - Clear - 79 F

livebaseballscorecards.com

<b>AB</b>	<b>30</b>
<b>R</b>	<b>1</b>
<b>H</b>	<b>3</b>
<b>RBI</b>	<b>1</b>
<b>BB</b>	<b>2</b>
<b>SO</b>	<b>7</b>
<b>LOB</b>	<b>12</b>



Batter	1	2	3	4	5	6	7	8	9	AB R H RBI BB SO LOB	TOP		
15 Brandon Inge, R OBP: 0.368, SLG: 0.436 (1, 5)	1-0 31 HR 1B		4-1 30 1B BB		4-2 9 1B E BB		1-2 9 G6-3 1B		1-3 K 1B	3 2 2 0 2 1 1			
9 Carlos Guillen, S OBP: 0.375, SLG: 0.435 (1, 6)	3-1 F7 1B		1-0 F8 1B		0-0 31 F9 1B		1-2 G6-3 1B		1-0 31 1B 1B	5 1 2 0 0 0 3			
31 Chris Shelton, R OBP: 0.394, SLG: 0.597 (1, 3)	2-1 HR 1B		2-3 K 1B		2-2 F9 1B		0-0 1B 1B		2-0 30 BB 1B	5 2 3 3 0 1 2			
30 Magglio Ordonez, R OBP: 0.383, SLG: 0.507 (1, 9)	2-0 1B 1B		0-1 1B 1B		4-0 BB BB		1-3 K 1B		4-1 1B BB	3 0 2 0 2 1 1			
Dmitri Young, S OBP: 0.307, SLG: 0.473 (1, 10)	0-3 K 1-2		0-2 G1-3 1B		0-0 F8 1B				1-0 G4-3 1B	5 0 1 2 0 1 5			
Ivan Rodriguez, R OBP: 0.310, SLG: 0.477 (1, 2)		0-0 FC5-4 1B		0-1 G4-3 1B		1-0 G4-3 WP 2B		2-1 G6-3 1B	0-1 F9 1B	5 1 2 0 0 0 2			
Craig Monroe, R OBP: 0.326, SLG: 0.436 (1, 7)		0-0 FC5-4 20 1B F7-4 1-2f		2-3 K 1B		1-1 G4-3 2-3		1-1 G6-3 1B	1-3 K 1B	5 0 0 0 0 2 4			
20 Omar Infante, R OBP: 0.275, SLG: 0.407 (1, 4)		1-2 1B 1B		0-0 F9 1B		1-0 G5-3 1B			0-1 HR 1B	4 1 2 1 0 0 1			
Nook Logan, S OBP: 0.316, SLG: 0.349 (1, 8)		0-0 F7-4 2-2		1-3 K 1B		2-2 G4-3 3-H			0-2 9 1B 31 1B 1B	4 1 1 0 0 1 2			
<b>Inning Stats</b>	R: 2 H: 3 E: 0 LOB: 1 K: 1 BB: 0 S: 9 P: 17	R: 0 H: 2 E: 0 LOB: 1 K: 0 BB: 0 S: 6 P: 7	R: 0 H: 1 E: 0 LOB: 2 K: 1 BB: 1 S: 12 P: 19	R: 0 H: 0 E: 0 LOB: 0 K: 1 BB: 0 S: 6 P: 8	R: 1 H: 1 E: 1 LOB: 2 K: 1 BB: 2 S: 10 P: 21	R: 1 H: 1 E: 0 LOB: 0 K: 0 BB: 0 S: 7 P: 12	R: 0 H: 2 E: 0 LOB: 1 K: 1 BB: 0 S: 11 P: 14	R: 0 H: 0 E: 0 LOB: 0 K: 0 BB: 0 S: 5 P: 9	R: 4 H: 5 E: 0 LOB: 2 K: 2 BB: 1 S: 21 P: 31	1B: 12 SF: 0 2B: 2 SAC: 0 3B: 0 DP: 2 HR: 2 HBP: 0	WP: 1 PA: 43 PB: 0 SB: 0 CS: 0		
<b>PITCHER</b>	IP WLS BF H R ER SO BB IBB HBP BLK WP HR S P ERA WHIP											<b>PITCHER</b>	IP WLS BF H R ER SO BB IBB HBP BLK WP HR S P ERA WHIP
Freddy Garcia, R ERA: 3.6 (1, 1)	8.0 L 36 12 6 6 5 3 0 0 0 0 1 2 71 112 6.75 1.875												
Cliff Politte, R ERA: 1.63 (9, 1)	0.1 4 2 0 0 1 1 0 0 0 0 0 0 8 15 0.00 9.000												
Neal Cotts, L ERA: 2.5 (9, 1)	0.2 3 1 2 2 1 0 0 0 0 0 0 0 8 11 27.00 1.500												

**Detroit Tigers @ Chicago White Sox**  
 U.S. Cellular Field, Chicago, IL  
 Wed Jul 20 2005, 2:05 PM EDT  
 Att. 39,146 - Cloudy - 89 F

livebaseballscorecards.com

AB	39
R	8
H	15
RBI	6
BB	4
SO	7
LOB	21



Batter	1	2	3	4	5	6	7	8	9	AB R H RBI BB SO LOB
<b>38 Pablo Ozuna, R</b> (1, 5) OBP: 0.343, SLG: 0.323 <b>22 Scott Podsednik, L</b> (8, PH) OBP: 0.363, SLG: 0.347 <b>24 Joe Crede, R</b> (9, 5) OBP: 0.302, SLG: 0.439 <b>Willie Harris, L</b> (9, PR) OBP: 0.292, SLG: 0.213	2-2 		1-3 		0-0 			3-3 	2-2 	3 0 0 0 0 1 2 1 0 0 0 0 1 0 1 0 1 0 0 0 0 0 0 0 0 0 0 0
<b>Tadahito Iguchi, R</b> (1, 4) OBP: 0.332, SLG: 0.410	0-1 			1-3 	0-1 			1-0 	1-1 	5 1 1 1 0 1 4
<b>Frank Thomas, R</b> (1, 10) OBP: 0.315, SLG: 0.590	3-2 			0-0 		2-3 		2-3 		4 0 1 0 0 2 0
<b>14 Paul Konerko, R</b> (1, 3) OBP: 0.351, SLG: 0.479	0-0 			1-2 		1-2 			4-2 	3 1 0 0 1 0 1
<b>Carl Everett, S</b> (1, 7) OBP: 0.309, SLG: 0.465		0-0 		3-2 		2-1 			4-2 	3 1 0 0 1 0 1
<b>23 Jermaine Dye, R</b> (1, 9) OBP: 0.327, SLG: 0.505		0-1 			4-1 		2-3 	2-2 	1-2 	3 0 0 0 1 1 2
<b>Aaron Rowand, R</b> (1, 8) OBP: 0.340, SLG: 0.387		1-3 			4-2 		0-1 	0-0 	2-3 	3 1 0 1 1 1 1
<b>Chris Widger, R</b> (1, 2) OBP: 0.337, SLG: 0.459			0-2 		0-0 		1-0 	4-0 	0-2 	3 2 1 1 1 0 2
<b>5 Juan Uribe, R</b> (1, 6) OBP: 0.267, SLG: 0.369			2-1 		1-0 		1-3 	0-2 	1-1 	4 0 2 3 0 1 0

Inning Stats	R: 1	H: 1	R: 0	H: 0	R: 0	H: 0	R: 0	H: 1	R: 1	H: 1	R: 0	H: 0	R: 0	H: 0	R: 3	H: 2	1B: 4	SF: 0
	E: 0	LOB: 0	E: 0	LOB: 0	E: 0	LOB: 0	E: 0	LOB: 1	E: 0	LOB: 2	E: 0	LOB: 0	E: 0	LOB: 0	E: 0	LOB: 2	2B: 0	SAC: 0
	K: 0	BB: 0	K: 1	BB: 0	K: 1	BB: 0	K: 1	BB: 0	K: 0	BB: 2	K: 1	BB: 0	K: 2	BB: 0	K: 0	BB: 3	3B: 0	DP: 0
	S: 12	P: 17	S: 7	P: 8	S: 8	P: 11	S: 10	P: 15	S: 9	P: 18	S: 8	P: 13	S: 9	P: 15	S: 22	P: 39	HR: 2	HBP: 0

PITCHER	IP	WLS	BF	H	R	ER	SO	BB	IBB	HBP	BLK	WP	HR	S	P	ERA	WHIP
<b>29 Nate Robertson, L</b> (1, 1) ERA: 3.32	7.0	W	27	4	3	3	6	2	0	0	0	1	2	63	95	3.86	0.857
<b>56 Fernando Rodney, R</b> (8, 1) ERA: 2.7	1.0	H	3	0	0	0	2	0	0	0	0	0	0	9	15	0.00	0.000
<b>Kyle Farnsworth, R</b> (9, 1) ERA: 2.5	0.2		7	2	3	3	0	3	0	0	0	0	0	20	36	40.50	7.500
<b>Craig Dingman, R</b> (9, 1) ERA:	0.1	S	1	0	0	0	0	0	0	0	0	0	0	2	3	0.00	0.000

**DETROIT TIGERS @ CHICAGO WHITE SOX**  
 U.S. Cellular Field, Chicago, IL

Wed Jul 20 2005, 2:05 PM EDT  
 Att: 39,146 - Cloudy - 89 F

<b>AB</b>	<b>33</b>
<b>R</b>	<b>6</b>
<b>H</b>	<b>6</b>
<b>RBI</b>	<b>6</b>
<b>BB</b>	<b>5</b>
<b>SO</b>	<b>8</b>
<b>LOB</b>	<b>13</b>

**WP: 1** **PA: 38**  
**PB: 0**  
**SB: 0**  
**CS: 0**

PITCHER	IP	WLS	BF	H	R	ER	SO	BB	IBB	HBP	BLK	WP	HR	S	P	ERA	WHIP
<b>29 Nate Robertson, L</b> (1, 1) ERA: 3.32	7.0	W	27	4	3	3	6	2	0	0	0	1	2	63	95	3.86	0.857
<b>56 Fernando Rodney, R</b> (8, 1) ERA: 2.7	1.0	H	3	0	0	0	2	0	0	0	0	0	0	9	15	0.00	0.000
<b>Kyle Farnsworth, R</b> (9, 1) ERA: 2.5	0.2		7	2	3	3	0	3	0	0	0	0	0	20	36	40.50	7.500
<b>Craig Dingman, R</b> (9, 1) ERA:	0.1	S	1	0	0	0	0	0	0	0	0	0	0	2	3	0.00	0.000

Batter	1	2	3	4	5	6	7	8	9	AB R H RBI BB SO LOB	TOP		
20 Lew Ford, R OBP: 0.344, SLG: 0.376 (1, 10)	G6-3	G1-3		G6-3		K	G5-3		BB	5 0 0 0 1 1 3			
8 Nick Punto, S OBP: 0.325, SLG: 0.385 (1, 6)	G4-3	E5		F8		WP 1B		P4	P4	6 0 2 1 0 0 1			
Shannon Stewart, R OBP: 0.337, SLG: 0.414 (1, 7)	L4	G6-3		P2		G5-3		E6 BLK 7 BB		5 0 0 0 0 0 2			
7 Joe Mauer, L OBP: 0.385, SLG: 0.432 (1, 2)		FC6-4 1B 1B		F8 1B 2B		E WP 1B BB	G3-4-1	BLK BB		3 3 2 0 2 0 1			
Torii Hunter, R OBP: 0.337, SLG: 0.461 (1, 8)		FC6-4 1B		K		E9 1B WP G6-4-3 1B		2B 5 WP 1B	FC6-4 BB	4 2 3 0 1 1 1			
Jacque Jones, L OBP: 0.357, SLG: 0.442 (1, 9)		FC6-4 1B 33 E		F8		G6-4-3 1B		5 WP 5 SF9 2B	P6	5 2 2 0 0 0 6			
Bret Boone, R OBP: 0.292, SLG: 0.366 (1, 4)		33 E 5 1B 1B		FC5 33 1B		G6-4-3		G5-3	FC6-4	5 1 2 2 0 0 6			
33 Justin Morneau, L OBP: 0.319, SLG: 0.443 (1, 3)		20 G1-3 8 1B BB				FC5-4 BB		5 SF9 5 WP IBB	L9	2 1 1 0 3 0 0			
5 Michael Cuddyer, R OBP: 0.335, SLG: 0.383 (1, 5)		20 G1-3 8 E 1B		FC5		FC5-4		SF9	K	4 1 1 2 0 1 3			
<b>Inning Stats</b>	R: 0 E: 0 K: 0 S: 7 H: 0 LOB: 0 BB: 0 P: 9	R: 5 E: 2 K: 0 S: 20 H: 5 LOB: 1 BB: 1 P: 32	R: 1 E: 0 K: 1 S: 15 H: 3 LOB: 2 BB: 0 P: 23	R: 0 E: 0 K: 0 S: 6 H: 0 LOB: 0 BB: 0 P: 7	R: 2 E: 1 K: 0 S: 12 H: 2 LOB: 1 BB: 2 P: 24	R: 0 E: 0 K: 1 S: 10 H: 1 LOB: 1 BB: 0 P: 16	R: 2 E: 0 K: 0 S: 10 H: 2 LOB: 1 BB: 1 P: 19	R: 0 E: 1 K: 0 S: 11 H: 0 LOB: 3 BB: 2 P: 26	R: 0 E: 0 K: 1 S: 11 H: 0 LOB: 1 BB: 1 P: 20	1B: 11 2B: 2 3B: 0 HR: 0 SF: 1 SAC: 0 DP: 1 HBP: 0	WP: 3 PB: 0 SB: 0 CS: 0 PA: 47		
<b>PITCHER</b>	IP WLS BF H R ER SO BB IBB HBP BLK WP HR S P ERA WHIP											<b>PITCHER</b>	IP WLS BF H R ER SO BB IBB HBP BLK WP HR S P ERA WHIP
Jason Johnson, R ERA: 4.14 (1, 1)	4.0 L 24 10 8 6 1 2 0 0 0 1 0 55 84 13.50 3.000												
Chris Spurling, R ERA: 3.78 (5, 1)	3.0 13 3 2 2 1 1 1 0 0 2 0 25 46 6.00 1.333												
Franklyn German, R ERA: 2.7 (8, 1)	1.0 6 0 0 0 0 2 0 0 1 0 0 11 26 0.00 2.000												
Doug Creek, L ERA: 7.16 (9, 1)	1.0 4 0 0 0 0 1 1 0 0 0 0 11 20 0.00 1.000												

**Minnesota Twins @ Detroit Tigers**  
Comerica Park, Detroit, MI  
Thu Jul 21 2005, 7:05 PM EDT  
Att. 23,769 - Partly Cloudy - 88 F

livebaseballscorecards.com

AB	39
R	10
H	13
RBI	5
BB	7
SO	3
LOB	23



Batter	1	2	3	4	5	6	7	8	9	AB R H RBI BB SO LOB
15 Brandon Inge, R OBP: 0.368, SLG: 0.439 (1, 5)	2-2 FC5-4 1B	0-2 G4-3		1-3 K			0-0 G2-3		1-1 1B 31 PB 2B	5 1 2 1 0 1 2
9 Carlos Guillen, S OBP: 0.370, SLG: 0.428 Kevin Hooper, R OBP: 0.200, SLG: 0.200 (1, 6) (8, 6)	1-2 FC5-4 31 1B 1-2f		1-1 G6-3	1-2 FC6-4 1-2f			0-2 G4-3		0-1 2-3 31 PB 1B	4 0 0 0 0 0 2 1 0 1 0 0 0 0
31 Chris Shelton, R OBP: 0.394, SLG: 0.591 (1, 3)	3-2 1B 1-3 1B		3-1 1B 1B		2-2 L4		2-2 F9		1-2 L9 1-2 3-H	5 0 2 0 0 0 1
30 Magglio Ordonez, R OBP: 0.376, SLG: 0.506 (1, 9)	2-0 P3		1-3 K		1-2 WP G4-3 2B			1-2 L4		4 1 1 0 0 1 3
Rondell White, R OBP: 0.338, SLG: 0.466 (1, 10)	0-0 G5-3		1-1 1B 1-2 1B		1-2 G4-3 2-H			0-1 G5-3		4 0 1 1 0 0 2
Ivan Rodriguez, R OBP: 0.310, SLG: 0.476 13 Vance Wilson, R OBP: 0.263, SLG: 0.167 (1, 2) (8, 2)		0-0 1B 20 FC6-4 1B	0-2 G1-3		1-3 K			0-0 G6-3		3 1 1 0 0 1 2 1 0 0 0 0 0 0
Craig Monroe, R OBP: 0.328, SLG: 0.446 (1, 7)		2-2 1B 20 FC6-4 1B 1-3		0-0 HR		2-0 P4			1-2 G5-3	4 1 2 1 0 0 0
20 Omar Infante, R OBP: 0.271, SLG: 0.401 (1, 4)		0-0 FC6-4 FC5-4 1-2f 3-H	3-2 G5-3		0-1 F8			2-2 L5		4 0 0 1 0 0 1
Nook Logan, S OBP: 0.319, SLG: 0.359 (1, 8)		2-2 FC5-4 1-2f	1-1 1B 9 FC6-4		2-1 B1			1-1 15 2B 3B		4 1 2 0 0 0 1

Inning Stats	R: 0	H: 2	E: 0	K: 0	S: 11	R: 1	H: 2	E: 0	K: 0	S: 11	R: 0	H: 2	E: 0	K: 1	S: 12	R: 1	H: 2	E: 0	K: 1	S: 14	R: 1	H: 1	E: 0	K: 1	S: 16	R: 0	H: 0	E: 0	K: 0	S: 5	R: 0	H: 0	E: 0	K: 0	S: 8	R: 0	H: 0	E: 0	K: 0	S: 6	R: 2	H: 3	E: 0	K: 0	S: 15	1B: 8	2B: 2	3B: 1	SF: 0	SAC: 0	DP: 0	HBP: 0	WP: 2	PB: 1	SB: 0	CS: 0	PA: 39
--------------	------	------	------	------	-------	------	------	------	------	-------	------	------	------	------	-------	------	------	------	------	-------	------	------	------	------	-------	------	------	------	------	------	------	------	------	------	------	------	------	------	------	------	------	------	------	------	-------	-------	-------	-------	-------	--------	-------	--------	-------	-------	-------	-------	--------

PITCHER	IP	WLS	BF	H	R	ER	SO	BB	IBB	HBP	BLK	WP	HR	S	P	ERA	WHIP
Johan Santana, L ERA: 3.89 (1, 1)	5.0	W	24	9	3	3	3	0	0	0	0	2	1	64	93	5.40	1.800
54 Matt Guerrier, R ERA: 3.53 (6, 1)	3.0		9	0	0	0	0	0	0	0	0	0	0	19	26	0.00	0.000
Terry Mulholland, L ERA: 4.78 (9, 1)	1.0		6	3	2	1	0	0	0	0	0	0	0	15	21	9.00	3.000

**BOTTOM**

**Minnesota Twins @ Detroit Tigers**

Comerica Park, Detroit, MI

Thu Jul 21 2005, 7:05 PM EDT  
Att. 23,769 - Partly Cloudy - 88 F

livebaseballscorecards.com

<b>AB</b>	<b>39</b>
<b>R</b>	<b>5</b>
<b>H</b>	<b>12</b>
<b>RBI</b>	<b>4</b>
<b>BB</b>	<b>0</b>
<b>SO</b>	<b>3</b>
<b>LOB</b>	<b>14</b>



Batter	1	2	3	4	5	6	7	8	9	AB R H RBI BB SO LOB	TOP											
8 Nick Punto, S (1, 5) OBP: 0.322, SLG: 0.378	1-1 G6-3	0-0 G6-3			2-2 G4-3	0-0 F7			4-2 G4-6-3 BB	4 0 0 0 1 0 1												
7 Joe Mauer, L (1, 2) OBP: 0.378, SLG: 0.424	2-3 K		0-1 G1-3		3-3 K		1-3 K		2-1 G4-6-3 1-2f	5 0 0 0 0 3 1												
Shannon Stewart, R (1, 7) Michael Ryan, L (7, 7) OBP: 0.336, SLG: 0.412 OBP: 0.311, SLG: 0.390	1-1 1B 2B 1B		1-3 K		1-0 F8		1-2 F8			4 1 1 0 0 1 0 0 0 0 0 0 0 0												
Matthew LeCroy, R (1, 10) OBP: 0.394, SLG: 0.500	0-0 2B 1-3 1B		3-1 1B		0-3 K		1-3 K			4 0 2 0 0 2 0												
Torii Hunter, R (1, 8) 20 Lew Ford, R (7, 8) OBP: 0.339, SLG: 0.464 OBP: 0.343, SLG: 0.375	1-0 2B		1-1 P3		4-2 33 BB 2B BB		1-1 G5-3			2 1 1 1 1 0 1 1 0 0 0 0 0 0												
Jacque Jones, L (1, 9) 5 Michael Cuddyer, R (8, PH) OBP: 0.337, SLG: 0.450 OBP: 0.337, SLG: 0.390	1-3 K		1-0 HR		1-2 P5		0-1 G3 2B			3 1 1 1 0 1 3 1 0 1 0 0 0 0												
Bret Boone, R (1, 4) OBP: 0.292, SLG: 0.365		2-3 K		1-1 G4-3		1-2 33 BB 2B 1B		0-0 G3		4 1 1 0 0 1 1												
33 Justin Morneau, L (1, 3) OBP: 0.318, SLG: 0.438		0-3 K		1-1 F8		4-1 2B BB		0-0 G3		3 1 0 0 1 1 1												
Juan Castro, R (1, 6) OBP: 0.267, SLG: 0.387		3-2 HR		3-1 G4-3		1-1 2B		2-1 G5-3		4 1 2 4 0 0 0												
<b>Inning Stats</b>	R: 1 E: 0 K: 2 S: 14	H: 3 LOB: 2 BB: 0 P: 20	R: 1 E: 0 K: 2 S: 10	H: 1 LOB: 0 BB: 0 P: 15	R: 0 E: 0 K: 1 S: 9	H: 1 LOB: 1 BB: 0 P: 14	R: 1 E: 0 K: 0 S: 7	H: 1 LOB: 0 BB: 0 P: 13	R: 0 E: 0 K: 1 S: 7	H: 0 LOB: 0 BB: 0 P: 13	R: 3 E: 0 K: 1 S: 17	H: 2 LOB: 1 BB: 2 P: 29	R: 0 E: 0 K: 2 S: 9	H: 0 LOB: 0 BB: 0 P: 12	R: 0 E: 0 K: 0 S: 6	H: 1 LOB: 1 BB: 0 P: 7	R: 0 E: 0 K: 0 S: 8	H: 0 LOB: 0 BB: 1 P: 16	1B: 4 2B: 3 3B: 0 HR: 2	SF: 0 SAC: 0 DP: 1 HBP: 0	WP: 0 PB: 0 SB: 0 CS: 0	PA: 38
<b>PITCHER</b>	IP WLS BF H R ER SO BB IBB HBP BLK WP HR S P ERA WHIP																					
Mike Maroth, L (1, 1) ERA: 4.42	6.0 W 28 8 6 6 7 2 0 0 0 0 0 2 64 104 9.00 1.667																					
Craig Dingman, R (7, 1) ERA:	1.0 3 0 0 0 2 0 0 0 0 0 0 0 9 12 0.00 0.000																					
Jamie Walker, L (8, 1) ERA: 2.53	1.0 4 1 0 0 0 0 0 0 0 0 0 0 6 7 0.00 1.000																					
56 Fernando Rodney, R (9, 1) ERA: 2.55	1.0 3 0 0 0 0 1 0 0 0 0 0 0 8 16 0.00 1.000																					

Minnesota Twins @ Detroit Tigers  
Comerica Park, Detroit, MI  
Fri Jul 22 2005, 7:05 PM EDT  
Att. 34,526 - Clear - 83 F

livebaseballscorecards.com

AB	35
R	6
H	9
RBI	6
BB	3
SO	9
LOB	8



Batter	1	2	3	4	5	6	7	8	9	AB	R	H	RBI	BB	SO	LOB	BOTTOM						
15 Brandon Inge, R OBP: 0.368, SLG: 0.435 (1, 5)	3-2 L8	1-1 SF9		0-3 K	1-1 P3	4-1 BB		4-1 BB		3	0	0	1	2	1	1	<b>Minnesota Twins @ Detroit Tigers</b> Comerica Park, Detroit, MI Fri Jul 22 2005, 7:05 PM EDT Att. 34,526 - Clear - 83 F						
9 Carlos Guillen, S OBP: 0.370, SLG: 0.425 John McDonald, R OBP: 0.337, SLG: 0.319 (8, PH) (9, 6)	1-2 31 1B 30 SF7 1B	2-2 F7		0-0 F8	0-1 G6-3	4-1 BB		2-1 G6-3		4	1	1	0	1	0	2							
31 Chris Shelton, R OBP: 0.400, SLG: 0.589 (1, 3)	0-2 1B 1-3 1B			1-3 K	4-2 30 1B 1B BB			1-2 L9		4	2	2	0	1	1	3							
30 Magglio Ordonez, R OBP: 0.378, SLG: 0.506 Nook Logan, S OBP: 0.319, SLG: 0.359 (1, 9) (8, 8)	3-2 SF7			0-0 F8	0-0 E 1B 2B 1B	1-1 SF8 1B 2B 1B		0-0 G6-3		4	2	2	1	0	0	0							
Dmitri Young, S OBP: 0.314, SLG: 0.476 (1, 10)	2-2 1B 1-3 1B			4-0 1B 1B BB	1-0 2B E 1B	0-0 2B 1B		0-3 K		4	3	3	1	1	1	0							
Ivan Rodriguez, R OBP: 0.308, SLG: 0.473 (1, 2)	3-2 G5-3			0-0 1B 1-2 1B	2-0 FC4 2B	0-0 SF8 2B		0-0 F9		4	1	1	1	0	0	4							
Craig Monroe, R OBP: 0.337, SLG: 0.463 (1, 7) (8, 9)				0-0 20 FC6-4 1B 1-2 2H 2H 1B	0-0 20 BLK 20 1B 2B 1-H 2-H 3-H	1-0 2B 1H 2B		1-0 28 G6-3 2B		5	1	5	6	0	0	0							
20 Omar Infante, R OBP: 0.274, SLG: 0.405 (1, 4)				0-1 FC6-4 28 1B 15 SF9 1-2F	0-1 G4-3	1-1 28 SH1-3 1B 2-H 1B		1-0 28 3B 2B		5	2	2	1	0	1	4							
28 Curtis Granderson, L OBP: 0.500, SLG: 1.000 (1, 8) (8, 7)				2-0 1B 1-3 1B		0-0 G6-3		0-1 SH1-3 1-2 3B		4	0	2	1	0	0	1							
Inning Stats	R: 1 E: 0 K: 0 S: 22	H: 3 LOB: 2 BB: 0 P: 34	R: 1 E: 0 K: 0 S: 13	H: 2 LOB: 1 BB: 0 P: 17	R: 1 E: 0 K: 1 S: 9	H: 2 LOB: 2 BB: 1 P: 16	R: 0 E: 0 K: 1 S: 6	H: 0 LOB: 0 BB: 0 P: 6	R: 5 E: 1 K: 0 S: 13	H: 4 LOB: 1 BB: 1 P: 22	R: 4 E: 0 K: 1 S: 18	H: 6 LOB: 3 BB: 2 P: 31	R: 0 E: 0 K: 1 S: 5	H: 0 LOB: 0 BB: 0 P: 5	R: 0 E: 0 K: 1 S: 9	H: 1 LOB: 2 BB: 1 P: 19	1B: 13 2B: 4 3B: 1 HR: 0	SF: 3 SAC: 1 DP: 0 HBP: 0	WP: 0 PB: 0 SB: 0 CS: 0	PA: 47			
PITCHER	IP WLS BF H R ER SO	IP WLS BF H R ER SO	IP WLS BF H R ER SO	IP WLS BF H R ER SO	IP WLS BF H R ER SO	IP WLS BF H R ER SO	IP WLS BF H R ER SO	IP WLS BF H R ER SO	IP WLS BF H R ER SO	IP WLS BF H R ER SO	IP WLS BF H R ER SO	IP WLS BF H R ER SO	IP WLS BF H R ER SO	IP WLS BF H R ER SO	IP WLS BF H R ER SO	IP WLS BF H R ER SO	WP HR S P ERA WHIP	WP HR S P ERA WHIP	WP HR S P ERA WHIP	WP HR S P ERA WHIP			
Joe Mays, R ERA: 4.46 (1, 1)	4.0 L	1.2	1.1	1.0	0.0	0.0	0.0	0.0	0.0	0.0	0.0	0.0	0.0	0.0	0.0	0.0	0.0	15.75	3.000	0.0	0.0	0.0	0.0
Terry Mulholland, L ERA: 5.49 (5, 1)	1.2	1.1	1.0	0.0	0.0	0.0	0.0	0.0	0.0	0.0	0.0	0.0	0.0	0.0	0.0	0.0	0.0	21.60	4.200	0.0	0.0	0.0	0.0
28 Jesse Crain, R ERA: 2.18 (6, 1)	1.1	1.0	1.0	0.0	0.0	0.0	0.0	0.0	0.0	0.0	0.0	0.0	0.0	0.0	0.0	0.0	0.0	0.00	1.500	0.0	0.0	0.0	0.0
J.C. Romero, L ERA: 2.15 (8, 1)	1.0	1.0	1.0	0.0	0.0	0.0	0.0	0.0	0.0	0.0	0.0	0.0	0.0	0.0	0.0	0.0	0.0	0.00	2.000	0.0	0.0	0.0	0.0

**Minnesota Twins @ Detroit Tigers**  
 Comerica Park, Detroit, MI  
 Fri Jul 22 2005, 7:05 PM EDT  
 Att. 34,526 - Clear - 83 F

**AB 38**  
**R 12**  
**H 18**  
**RBI 12**  
**BB 5**  
**SO 4**  
**LOB 17**



WP: 0 PA: 47  
 PB: 0  
 SB: 0  
 CS: 0

ERA: 4.46  
 21.60  
 0.00  
 0.00

WHIP: 3.000  
 4.200  
 1.500  
 2.000

ERA: 2.18  
 0.00  
 0.00

Batter	1	2	3	4	5	6	7	8	9	AB R H RBI BB SO LOB	TOP
20 Lew Ford, R OBP: 0.339, SLG: 0.370 (1, 8) C B X	1-1 G1-3		0-2 FC6-4 1-2f			0-0 F7		3-2 G6-3		4 0 0 0 0 0 1	
8 Nick Punto, S OBP: 0.326, SLG: 0.377 (1, 5) F X	0-1 CS 1B			4-1 G3-1 7 BB BB		0-1 G4-3		1-0 P5		3 0 1 0 1 0 0	
Shannon Stewart, R OBP: 0.335, SLG: 0.410 (1, 7) 1 SAFE 1 SAFE 1 SAFE 1 SAFE C B F X	2-2 G5-3 1-2			1-0 F8		2-3 K		1-2 1B		4 0 1 0 0 1 2	
7 Joe Mauer, L OBP: 0.383, SLG: 0.430 (1, 2) B X C F S		1-2 F7-4 1B		4-1 G3-1 1-2 BB			2-2 G4-3 1B 2B	0-0 F8		3 1 2 0 1 0 1	
Torii Hunter, R OBP: 0.336, SLG: 0.459 (1, 10) F 1 SAFE X		0-1 F7-4 1-2		2-0 G3-1 1-2 2-3			2-2 G4-3 2-3	0-2 L6		4 0 0 0 0 0 4	
Jacque Jones, L OBP: 0.356, SLG: 0.448 (1, 9) B C B B S X T B B S		3-2 G3		1-1 G4-3			0-2 G4-3 1B	2-3 K		4 0 1 1 0 1 2	
Bret Boone, R OBP: 0.291, SLG: 0.361 (1, 4) C B B B S X			2-2 F8		4-1 FC1-4-5-6 33 G5-3 BB		1 SAFE X 0-0 G4-3	2-3 K		3 0 0 0 1 1 1	
33 Justin Morneau, L OBP: 0.318, SLG: 0.435 (1, 3) B B X			2-0 F8		0-2 G5-3 1-2		4-0 IBB			2 0 0 0 1 0 1	
Juan Castro, R OBP: 0.268, SLG: 0.386 (1, 6) F X			0-1 FC6-4 20 1B		0-0 FC1-4-5-6 2-3		0-1 F9			3 0 1 0 0 0 3	
<b>Inning Stats</b>	R: 0 E: 0 K: 0 S: 7 H: 1 LOB: 0 BB: 0 P: 10	R: 0 E: 0 K: 0 S: 9 H: 1 LOB: 0 BB: 0 P: 13	R: 0 E: 0 K: 0 S: 10 H: 1 LOB: 1 BB: 0 P: 14	R: 0 E: 0 K: 0 S: 6 H: 0 LOB: 2 BB: 2 P: 18	R: 0 E: 0 K: 0 S: 5 H: 0 LOB: 0 BB: 1 P: 9	R: 0 E: 0 K: 1 S: 6 H: 0 LOB: 0 BB: 0 P: 8	R: 1 E: 0 K: 0 S: 14 H: 2 LOB: 2 BB: 1 P: 22	R: 0 E: 0 K: 2 S: 9 H: 1 LOB: 1 BB: 0 P: 16	R: 0 E: 0 K: 2 S: 9 H: 0 LOB: 0 BB: 0 P: 13	1B: 5 2B: 3 3B: 0 HR: 0 SF: 0 SAC: 0 DP: 2 HBP: 0	WP: 0 PB: 0 SB: 0 CS: 1 PA: 34
<b>PITCHER</b> Sean Douglass, R ERA: 2.1 (1, 1)	IP: 7.0 WLS: W BF: 27 H: 5 R: 1 ER: 1 SO: 1 BB: 3 IBB: 1 HBP: 0 BLK: 0 WP: 0 HR: 0 S: 57 P: 94 ERA: 1.29 WHIP: 1.143										
56 Fernando Rodney, R ERA: 2.41 (8, 1)	IP: 1.0 WLS: H BF: 4 H: 1 R: 0 ER: 0 SO: 0 BB: 0 IBB: 0 HBP: 0 BLK: 0 WP: 0 HR: 0 S: 11 P: 16 ERA: 0.00 WHIP: 1.000										
Kyle Farnsworth, R ERA: 2.43 (9, 1)	IP: 1.0 WLS: S BF: 3 H: 0 R: 0 ER: 0 SO: 2 BB: 0 IBB: 0 HBP: 0 BLK: 0 WP: 0 HR: 0 S: 9 P: 13 ERA: 0.00 WHIP: 0.000										

**Minnesota Twins @ Detroit Tigers**  
Comerica Park, Detroit, MI  
Sat Jul 23 2005, 1:05 PM EDT  
Att. 20,206 - Sunny - 79 F

[livebaseballscorecards.com](http://livebaseballscorecards.com)

AB	30
R	1
H	6
RBI	1
BB	4
SO	3
LOB	15





Batter	1	2	3	4	5	6	7	8	9
15 Brandon Inge, R OBP: 0.367, SLG: 0.433 (1, 5)	1-3 K ①		1-2 F9 ①		1-0 G4-6-3 1B		3-3 K ③		
9 Carlos Guillen, S OBP: 0.368, SLG: 0.423 (1, 6)	3-1 F8 ②		1-0 G6-4-3 1B		2-1 G4-6-3 ② ③			0-1 G3-1 ①	
31 Chris Shelton, R OBP: 0.402, SLG: 0.593 (1, 3)	1-0 G6-3 ③		1-0 G6-4-3 ② ③			3-2 G6-3 2B		3-2 BB 1B	
30 Magglio Ordonez, R OBP: 0.372, SLG: 0.494 Nook Logan, S OBP: 0.319, SLG: 0.359 (1, 9) (9, 8)		0-0 20 1B 1B ①		1-3 K ①		0-0 G5-3 ①		3-2 F8 ②	
Dmitri Young, S OBP: 0.316, SLG: 0.478 (1, 10)		0-0 L6 ①		1-2 G4-3 2B		1-1 G6-3 ②		4-2 FC5-4 BB	
Ivan Rodriguez, R OBP: 0.305, SLG: 0.467 (1, 2)		0-2 F7 ②		0-1 G4-3 ②		0-0 F7 ③		0-0 FC5-4 ③	
Craig Monroe, R OBP: 0.339, SLG: 0.463 (1, 7) (9, 9)		1-1 20 1B 1-2 1B		4-0 IBB			2-0 G6-3 ①		
20 Omar Infante, R OBP: 0.274, SLG: 0.404 (1, 4)		0-1 1-2 2-H 1B ③		2-3 K ③			1-2 L6 ②		
28 Curtis Granderson, L OBP: 0.429, SLG: 1.143 (1, 8) (9, 7)		1-2 F7 ③			0-1 F8 ①		0-0 HR		

Inning Stats	R: 0 E: 0 K: 1 S: 8	H: 0 LOB: 0 BB: 0 P: 13	R: 1 E: 0 K: 0 S: 13	H: 3 LOB: 2 BB: 0 P: 15	R: 0 E: 0 K: 0 S: 6	H: 1 LOB: 0 BB: 0 P: 9	R: 0 E: 0 K: 2 S: 12	H: 1 LOB: 2 BB: 1 P: 20	R: 0 E: 0 K: 0 S: 5	H: 1 LOB: 0 BB: 0 P: 8	R: 0 E: 0 K: 0 S: 7	H: 1 LOB: 1 BB: 0 P: 11	R: 1 E: 0 K: 1 S: 11	H: 1 LOB: 0 BB: 0 P: 17	R: 0 E: 0 K: 0 S: 14	H: 1 LOB: 2 BB: 1 P: 24
--------------	------------------------------	----------------------------------	-------------------------------	----------------------------------	------------------------------	---------------------------------	-------------------------------	----------------------------------	------------------------------	---------------------------------	------------------------------	----------------------------------	-------------------------------	----------------------------------	-------------------------------	----------------------------------

PITCHER	IP	WLS	BF	H	R	ER	SO	BB	IBB	HBP	BLK	WP	HR	S	P	ERA	WHIP
Carlos Silva, R ERA: 3.38 (1, 1)	7.0	L	28	8	2	2	4	0	1	0	0	0	1	62	93	2.57	1.143
Juan Rincon, R ERA: 2.4 (8, 1)	1.0		5	1	0	0	0	1	0	0	0	0	0	14	24	0.00	2.000

**BOTTOM**

4 0 1 0 0 2 0

4 0 1 0 0 0 1

4 0 2 0 0 0 1

4 1 1 0 0 1 2  
0 0 0 0 0 0 0

3 0 1 0 1 0 2


4 0 0 0 0 0 5

2 0 1 0 1 0 0

3 0 1 1 0 1 2

3 1 1 1 0 0 2

**AB 31**  
**R 2**  
**H 9**  
**RBI 2**  
**BB 2**  
**SO 4**  
**LOB 15**



WP: 0 PA: 33  
PB: 0  
SB: 0  
CS: 0

**Minnesota Twins @ Detroit Tigers**  
Comerica Park, Detroit, MI  
Sat Jul 23 2005, 1:05 PM EDT  
Att. 20,206 - Sunny - 79 F

livebaseballscorecards.com

Batter	1	2	3	4	5	6	7	8	9	AB R H RBI BB SO LOB	TOP											
Shannon Stewart, R (1, 7) OBP: 0.336, SLG: 0.410	1-1 G6-3		1-1 1B	0-1 G1-3		2-3 K			2-2 8 G4-6-3 1B	5 0 2 0 0 1 2												
8 Nick Punto, S (1, 6) OBP: 0.327, SLG: 0.374	4-2 7 2B BB		1-2 P5		1-0 F9		2-1 L3-6 7 1B 1B		2-2 G4-6-3 1-2f	4 1 1 0 1 0 2												
7 Joe Mauer, L (1, 10) OBP: 0.387, SLG: 0.435	0-2 1-H 2B		1-2 G1-3		4-2 G4-3 BB		1-1 1-2 1B		0-0 G4-3	4 0 2 1 1 0 1												
Torii Hunter, R (1, 8) OBP: 0.335, SLG: 0.457	0-0 F8			0-1 1B 33 2B 1B	1-2 G4-3		1-2 F8			4 1 1 0 0 0 4												
Jacque Jones, L (1, 9) OBP: 0.355, SLG: 0.445	0-2 G4-3			0-0 33 2B 55 1B 1-3	1-0 G3-1		1-2 L3-6 2-2			4 1 1 0 0 0 4												
33 Justin Morneau, L (1, 3) OBP: 0.324, SLG: 0.452		1-0 G4-3		0-0 55 1B 2B 1-3 3-H		0-0 HR		4-2 38 FC5-4 BB		3 2 2 2 1 0 0												
5 Michael Cuddyer, R (1, 4) OBP: 0.332, SLG: 0.384		1-3 K		0-1 G3		1-2 G5-3		0-0 F9		4 0 0 0 0 1 3												
Juan Castro, R (8, 6) OBP: 0.268, SLG: 0.386										0 0 0 0 0 0 0												
55 Mike Redmond, R (1, 2) OBP: 0.318, SLG: 0.333		1-2 G3-1		0-0 2-H 3-H 1B		0-3 K		0-0 F8		4 0 1 2 0 1 1												
38 Luis Antonio Rodriguez, R (8, 5) OBP: 0.352, SLG: 0.427			0-1 P6	2-2 HBP		3-2 1B		2-0 FC5-4 1-2f		3 0 1 0 0 0 1												
<b>Inning Stats</b>	R: 1 E: 0 K: 0 S: 11	H: 1 LOB: 1 BB: 1 P: 16	R: 0 E: 0 K: 1 S: 7	H: 0 LOB: 0 BB: 0 P: 10	R: 0 E: 0 K: 0 S: 10	H: 1 LOB: 1 BB: 0 P: 13	R: 3 E: 0 K: 0 S: 11	H: 4 LOB: 1 BB: 0 P: 13	R: 0 E: 0 K: 0 S: 8	H: 0 LOB: 1 BB: 1 P: 15	R: 1 E: 0 K: 2 S: 14	H: 2 LOB: 1 BB: 0 P: 20	R: 0 E: 0 K: 0 S: 12	H: 2 LOB: 1 BB: 0 P: 17	R: 0 E: 0 K: 0 S: 6	H: 0 LOB: 1 BB: 1 P: 12	R: 0 E: 0 K: 0 S: 8	H: 1 LOB: 0 BB: 0 P: 11	1B: 8 2B: 3 3B: 0 HR: 1	SF: 0 SAC: 0 DP: 2 HBP: 1	WP: 0 PB: 0 SB: 0 CS: 0	PA: 39
<b>PITCHER</b>	IP WLS BF H R ER SO BB IBB HBP BLK WP HR S P ERA WHIP																					
35 Justin Verlander, R (1, 1) ERA: 7.15	6.0 L 28 8 5 5 3 2 0 1 0 0 0 1 61 87 7.50 1.667																					
Jamie Walker, L (7, 1) ERA: 2.38	2.0 8 2 0 0 0 1 0 0 0 0 0 0 18 29 0.00 1.500																					
Craig Dingman, R (9, 1) ERA:	1.0 3 1 0 0 0 0 0 0 0 0 0 0 8 11 0.00 1.000																					

Minnesota Twins @ Detroit Tigers  
Comerica Park, Detroit, MI  
Sat Jul 23 2005, 7:05 PM EDT  
Att. 34,388 - Clear - 82 F

livebaseballscorecards.com

AB 35  
R 5  
H 11  
RBI 5  
BB 3  
SO 3  
LOB 18



Batter	1	2	3	4	5	6	7	8	9	AB R H RBI BB SO LOB
15 Brandon Inge, R OBP: 0.363, SLG: 0.429 (1, 5)	2-2 F9		1-3 K			1-0 F7		0-2 G1-6-3		4 0 0 0 0 1 1
28 Curtis Granderson, L OBP: 0.364, SLG: 0.818 (1, 8)	1-1 30 2B 1B		1-0 F8			2-3 K		1-2 G4-3		4 1 1 0 0 1 0
31 Chris Shelton, R OBP: 0.393, SLG: 0.578 (1, 3)	2-2 F9				0-2 G4-3	1-3 K			1-1 F8	4 0 0 0 0 1 1
30 Magglio Ordonez, R OBP: 0.367, SLG: 0.494 (1, 9)	2-2 1-H 2B				1-0 L4		0-0 F8		0-2 G1-3	4 0 1 1 0 0 0
Rondell White, R OBP: 0.340, SLG: 0.468 (1, 10)	0-1 F7				0-0 2B		4-0 1B 20 1B BB		1-1 F9	3 1 1 0 1 0 1
Craig Monroe, R OBP: 0.339, SLG: 0.462 (1, 7)		0-0 F8			3-2 G6-3		1-0 20 1B 1B			3 0 1 0 0 0 1
20 Omar Infante, R OBP: 0.275, SLG: 0.403 (1, 4)		2-3 K				0-0 F9		1-0 13 1B G6-4-3 1B		3 0 1 1 0 1 0
13 Vance Wilson, R OBP: 0.253, SLG: 0.159 (1, 2)		0-1 G4-3				2-2 F9		0-0 G6-4-3 1-2f		3 0 0 0 0 0 2
John McDonald, R OBP: 0.336, SLG: 0.320 (1, 6)			0-0 F9			1-3 K		2-2 15 1B G1-6-3		3 0 1 0 0 1 0

Inning Stats	R: 1	H: 2	E: 0	K: 0	S: 15	LOB: 1	BB: 0	P: 22	R: 0	H: 0	E: 0	K: 1	S: 9	LOB: 0	BB: 0	P: 11	R: 0	H: 0	E: 0	K: 1	S: 5	LOB: 0	BB: 0	P: 7	R: 0	H: 1	E: 0	K: 0	S: 9	LOB: 1	BB: 0	P: 13	R: 0	H: 0	E: 0	K: 1	S: 7	LOB: 0	BB: 0	P: 10	R: 0	H: 0	E: 0	K: 2	S: 7	LOB: 0	BB: 0	P: 11	R: 1	H: 2	E: 0	K: 0	S: 4	LOB: 1	BB: 1	P: 10	R: 0	H: 1	E: 0	K: 0	S: 16	LOB: 0	BB: 0	P: 19	R: 0	H: 0	E: 0	K: 0	S: 8	LOB: 0	BB: 0	P: 10	1B: 4	SF: 0	2B: 2	SAC: 0	3B: 0	DP: 2	HR: 0	HBP: 0	WP: 0	PA: 32
PITCHER	IP	WLS	BF	H	R	ER	SO	BB	IBB	HBP	BLK	WP	HR	S	P	ERA	WHIP																																																																	
30 Scott Baker, R ERA: 2.77 (1, 1)	7.0	W	26	5	2	2	5	1	0	0	0	0	0	56	84	2.57	0.857																																																																	
28 Jesse Crain, R ERA: 2.14 (8, 1)	1.0	H	3	1	0	0	0	0	0	0	0	0	0	16	19	0.00	1.000																																																																	
36 Joe Nathan, R ERA: 3.19 (9, 1)	1.0	S	3	0	0	0	0	0	0	0	0	0	0	8	10	0.00	0.000																																																																	

BOTTOM

Minnesota Twins @ Detroit Tigers  
Comerica Park, Detroit, MI  
Sat Jul 23 2005, 7:05 PM EDT  
Att. 34,388 - Clear - 82 F

livebaseballscores.com

AB	31
R	2
H	6
RBI	2
BB	1
SO	5
LOB	6



Batter	1	2	3	4	5	6	7	8	9	AB R H RBI BB SO LOB	TOP											
Shannon Stewart, R (1, 7) OBP: 0.337, SLG: 0.411	1-0 G5-4-3 1B		0-0 1B			1-0 F7		2-3 K		4 0 2 1 0 1 2												
Bret Boone, R (1, 4) OBP: 0.291, SLG: 0.360	0-1 G5-4-3 1-2f		2-0 1B			3-2 F8		0-3 K		4 0 1 0 0 1 3												
7 Joe Mauer, L (1, 2) OBP: 0.385, SLG: 0.443	0-0 F7		0-1 F7			0-1 G6-3			0-2 HR	4 1 1 1 0 0 2												
Torii Hunter, R (1, 8) OBP: 0.334, SLG: 0.454		1-1 G4-3		3-2 F8		0-1 G5-3			0-1 G6-4-3 1B	4 0 1 0 0 0 0												
Jacque Jones, L (1, 9) OBP: 0.354, SLG: 0.441		0-0 P6		2-3 K		0-3 K			4-0 G6-4-3 BB	3 0 0 0 1 2 0												
Matthew LeCroy, R (1, 10) OBP: 0.385, SLG: 0.486		2-2 G3		0-2 G6-3		0-0 G6-3			0-0 G6-4-3 1-2f 2-3	4 0 0 0 0 0 2												
33 Justin Morneau, L (1, 3) OBP: 0.323, SLG: 0.447			2-3 K		4-2 G4-3 BB			0-0 G6-3	1-1 G3-1	3 0 0 0 1 1 1												
5 Michael Cuddyer, R (1, 5) OBP: 0.336, SLG: 0.393			1-2 1B 3B		1-0 F8			4-0 20 1B BB		2 1 1 0 1 0 1												
Juan Castro, R (1, 6) OBP: 0.266, SLG: 0.382			1-3 K		0-0 G4-3			0-2 1B		2 0 0 0 0 1 2												
20 Lew Ford, R (8, PH) OBP: 0.341, SLG: 0.372					1-2f					1 0 1 0 0 0 0												
38 Luis Antonio Rodriguez, R (8, 6) OBP: 0.352, SLG: 0.427										0 0 0 0 0 0 0												
<b>Inning Stats</b>	R: 0 E: 0 K: 0 S: 4	H: 1 LOB: 0 BB: 0 P: 5	R: 0 E: 0 K: 0 S: 6	H: 0 LOB: 0 BB: 0 P: 9	R: 1 E: 0 K: 2 S: 14	H: 3 LOB: 2 BB: 0 P: 20	R: 0 E: 0 K: 1 S: 9	H: 0 LOB: 0 BB: 0 P: 14	R: 0 E: 0 K: 0 S: 5	H: 0 LOB: 0 BB: 1 P: 10	R: 0 E: 0 K: 0 S: 6	H: 0 LOB: 0 BB: 0 P: 10	R: 0 E: 0 K: 1 S: 6	H: 0 LOB: 0 BB: 0 P: 6	R: 0 E: 0 K: 2 S: 12	H: 1 LOB: 2 BB: 1 P: 18	R: 1 E: 0 K: 0 S: 8	H: 2 LOB: 1 BB: 1 P: 13	1B: 5 2B: 0 3B: 1 HR: 1	SF: 0 SAC: 0 DP: 3 HBP: 0	WP: 0 PB: 0 SB: 0 CS: 0	PA: 34
<b>PITCHER</b>	IP WLS BF H R ER SO BB IBB HBP BLK WP HR S P ERA WHIP																					
38 Jeremy Bonderman, R (1, 1) ERA: 3.95	8.0 W 31 7 2 2 6 2 0 0 0 0 1 67 97 2.25 1.125																					
Jamie Walker, L (9, 1) ERA: 2.38	0.0 1 0 0 0 0 1 0 0 0 0 0 0 0 4 ∞ ∞																					
Kyle Farnsworth, R (9, 1) ERA: 2.38	1.0 S 2 0 0 0 0 0 0 0 0 0 0 0 3 4 0.00 0.000																					

Minnesota Twins @ Detroit Tigers  
Comerica Park, Detroit, MI  
Sun Jul 24 2005, 1:05 PM EDT  
Att. 27,966 - Cloudy - 73 F

livebaseballscorecards.com

AB	31
R	2
H	7
RBI	2
BB	3
SO	6
LOB	13



Batter	1	2	3	4	5	6	7	8	9	AB	R	H	RBI	BB	SO	LOB
15 Brandon Inge, R OBP: 0.361, SLG: 0.424 (1, 5)	2-2 F9		4-2 G6-4-3 BB	2-3 K		0-0 G6-3	2-2 F8			4	0	0	0	1	1	3
9 Carlos Guillen, S OBP: 0.369, SLG: 0.433 (1, 6)	1-0 F7		2-1 G6-4-3 1-2f		1-2 HR	0-0 30 2B 1B		0-2 G3-1		5	1	2	1	0	0	1
31 Chris Shelton, R OBP: 0.399, SLG: 0.591 (1, 3)	1-1 30 2B 30 E 1B		3-2 2B		2-0 30 1B 2B	1-1 P3		1-2 F8		5	2	3	0	0	0	1
30 Magglio Ordonez, R OBP: 0.388, SLG: 0.527 Nook Logan, S OBP: 0.319, SLG: 0.359 (1, 9) (9, 8)	3-1 E7 1-H 2B		4-1 BB		0-0 FC5-4 1B	1-0 2B		2-1 G6-3		4	0	3	1	1	0	0
Dmitri Young, S OBP: 0.313, SLG: 0.472 (1, 10)	3-3 K		0-0 L8		0-0 FC5-4 1-2f 1B	3-2 G1-3				4	0	0	0	0	1	6
Ivan Rodriguez, R OBP: 0.307, SLG: 0.468 (1, 2)		0-1 P6		0-1 28 3B 1B	1-2 FC5-4 1-2f BB 1B		0-0 20 2B 28 BB 1B			4	1	2	0	0	0	1
Craig Monroe, R OBP: 0.341, SLG: 0.460 (1, 7) (9, 9)		2-1 20 G5-3 HBP		0-0 P3	4-0 BB		0-1 F9			2	0	0	0	1	0	2
20 Omar Infante, R OBP: 0.275, SLG: 0.404 (1, 4)		2-1 G5-3 1-2 SAFE		0-1 L7	0-1 F9		0-1 28 BB 1-3 2B			4	0	1	0	0	0	4
28 Curtis Granderson, L OBP: 0.467, SLG: 1.143 (1, 8) (9, 7)		2-2 G3-1		1-1 1-H 3B		2-1 HR	4-0 2-3 3-H BB			3	1	2	2	1	0	1


Inning Stats	R: 1	H: 2	E: 1	K: 1	S: 12	LOB: 1	BB: 0	P: 22	R: 0	H: 0	E: 0	K: 0	S: 8	LOB: 1	BB: 0	P: 14	R: 0	H: 1	E: 0	K: 0	S: 9	LOB: 2	BB: 2	P: 22	R: 1	H: 2	E: 0	K: 1	S: 11	LOB: 1	BB: 0	P: 14	R: 2	H: 3	E: 0	K: 0	S: 11	LOB: 2	BB: 1	P: 19	R: 1	H: 3	E: 0	K: 0	S: 12	LOB: 2	BB: 0	P: 19	R: 0	H: 2	E: 0	K: 0	S: 8	LOB: 2	BB: 1	P: 14	R: 0	H: 0	E: 0	K: 0	S: 9	LOB: 0	BB: 0	P: 12
--------------	------	------	------	------	-------	--------	-------	-------	------	------	------	------	------	--------	-------	-------	------	------	------	------	------	--------	-------	-------	------	------	------	------	-------	--------	-------	-------	------	------	------	------	-------	--------	-------	-------	------	------	------	------	-------	--------	-------	-------	------	------	------	------	------	--------	-------	-------	------	------	------	------	------	--------	-------	-------

PITCHER	IP	WLS	BF	H	R	ER	SO	BB	IBB	HBP	BLK	WP	HR	S	P	ERA	WHIP
Kyle Lohse, R ERA: 4.45 (1, 1)	5.2	L	31	11	5	4	2	3	0	1	0	0	2	58	102	6.35	2.471
54 Matt Guerrier, R ERA: 3.32 (6, 1)	2.1		9	2	0	0	0	1	0	0	0	0	0	22	34	0.00	1.286

**MINNESOTA TWINS @ DETROIT TIGERS**  
**Comerica Park, Detroit, MI**  
 Sun Jul 24 2005, 1:05 PM EDT  
 Att: 27,966 - Cloudy - 73 F

AB	R	H	RBI	BB	SO	LOB
35	5	13	4	4	2	19

WP: 0 PA: 40  
 PB: 0  
 SB: 0  
 CS: 0



WP	HR	S	P	ERA	WHIP
0	0	0	0	0.00	1.286

Batter	1	2	3	4	5	6	7	8	9	AB R H RBI BB SO LOB	TOP																
15 Brandon Inge, R (1, 5) OBP: 0.360, SLG: 0.421	1-3 K		0-3 K		3-3 K		0-1 31 BB 9 BB 1B		3-1 F9	5 1 1 0 0 3 0																	
9 Carlos Guillen, S (1, 6) OBP: 0.369, SLG: 0.429	2-1 L7		0-1 P6		4-2 31 FC6-4 BB		4-1 30 BB 31 BB BB		1-2 P5	3 0 0 0 2 0 0																	
31 Chris Shelton, R (1, 3) OBP: 0.410, SLG: 0.592	0-2 30 BB 1B			0-0 1B 30 BB SF8		2-2 FC6-4		4-1 30 BB BB	4-2 BB	3 1 2 0 2 0 1																	
30 Magglio Ordonez, R (1, 9) OBP: 0.407, SLG: 0.537	4-2 BB			4-2 SF8 1B 1-2 G6-3 BB		1-2 G6-3 2B		4-2 BB BB BB BB BB	1-2 BB 2-3 BB	2 1 1 1 3 0 1																	
Rondell White, R (1, 10) OBP: 0.339, SLG: 0.466	0-0 P4			2-2 SF8 1B 1-2 2-3		0-1 G5-3		1-0 G1-3		4 0 1 0 0 0 6																	
Ivan Rodriguez, R (1, 2) OBP: 0.303, SLG: 0.464		0-0 F9		1-1 SF8 1-2 2-3 3-H		2-1 G6-3		1-0 F9		3 0 0 1 0 0 1																	
Craig Monroe, R (1, 7) OBP: 0.338, SLG: 0.454		0-1 P4		0-2 G6-3 3-H		1-2 G5-3		2-2 G6-3		4 0 0 1 0 0 2																	
20 Omar Infante, R (1, 4) OBP: 0.274, SLG: 0.402		2-1 P5		2-3 K			3-1 G5-3		2-1 1B	4 0 1 0 0 1 1																	
28 Curtis Granderson, L (1, 8) OBP: 0.389, SLG: 0.941			1-3 K		0-1 F7		1-2 G3		0-1 F9	3 0 0 0 0 1 0																	
Dmitri Young, S (8, PH) OBP: 0.312, SLG: 0.471										1 0 0 0 0 0 1																	
<b>Inning Stats</b>	R: 0 E: 0 K: 1 S: 12	H: 1 LOB: 2 BB: 1 P: 19	R: 0 E: 0 K: 0 S: 5	H: 0 LOB: 0 BB: 0 P: 7	R: 0 E: 0 K: 2 S: 8	H: 0 LOB: 0 BB: 0 P: 9	R: 2 E: 0 K: 1 S: 15	H: 2 LOB: 1 BB: 1 P: 24	R: 0 E: 0 K: 1 S: 15	H: 0 LOB: 1 BB: 1 P: 24	R: 0 E: 0 K: 0 S: 11	H: 1 LOB: 1 BB: 0 P: 15	R: 1 E: 0 K: 0 S: 12	H: 1 LOB: 3 BB: 3 P: 29	R: 0 E: 0 K: 0 S: 8	H: 1 LOB: 1 BB: 0 P: 13	R: 0 E: 0 K: 0 S: 11	H: 0 LOB: 1 BB: 1 P: 22	1B: 5 2B: 1 3B: 0 HR: 0	SF: 1 SAC: 0 DP: 0 HBP: 0	WP: 0 PB: 0 SB: 0 CS: 0	PA: 40					
<b>PITCHER</b>	IP WLS BF H R ER SO BB IBB HBP BLK WP HR S P ERA WHIP																										
Ryan Franklin, R (1, 1) ERA: 4.71	6.2		29	5	3	3	5	4	0	0	0	0	0	74	114	4.05	1.350										
Jeff Nelson, R (7, 1) ERA: 3.07	0.0	B	2	0	0	0	0	2	0	0	0	0	0	3	11	∞	∞										
20 J.J. Putz, R (7, 1) ERA: 3.02	1.0	W	4	1	0	0	0	0	0	0	0	0	0	7	13	0.00	1.000										
Ron Villone, L (8, 1) ERA: 2.33	0.1	H	1	0	0	0	0	0	0	0	0	0	0	2	2	0.00	0.000										
Eddie Guardado, L (9, 1) ERA: 1.59	1.0	S	4	0	0	0	0	1	0	0	0	0	0	11	22	0.00	1.000										

Detroit Tigers @ Seattle Mariners

Safeco Field, Seattle, WA

Mon Jul 25 2005, 7:05 PM PDT

Att. 27,102 - Clear - 77 F

livebaseballscorecards.com

AB	32
R	3
H	6
RBI	3
BB	7
SO	5
LOB	13




Batter	1	2	3	4	5	6	7	8	9	AB	R	H	RBI	BB	SO	LOB
51 Ichiro Suzuki, L (1, 9) OBP: 0.349, SLG: 0.425	1-1 G4-3		0-2 G4-3 1B	2-0 P4			1-2 G1-3	0-3 K		5	0	1	0	0	1	2
Randy Winn, S (1, 7) OBP: 0.337, SLG: 0.384	4-1 S BB BB		1 SAFE 1 SAFE 3-1 G4-3 1-2f		1-3 K		0-0 1B HBP 29 1B 1B			3	1	1	0	1	1	1
Raul Ibanez, L (1, 10) OBP: 0.358, SLG: 0.458	4-1 S 1-2 BB			2-0 HR 1B	0-1 L8		1-0 29 1B 7 1B FC5 HBP			2	2	1	0	1	0	0
Richie Sexson, R (1, 3) OBP: 0.364, SLG: 0.547	3-3 K 1-2 2-3			1-0 HR	2-1 2B		1-2 7 FC5 29 1B 1B			4	1	3	2	0	1	2
29 Adrián Beltré, R (1, 5) OBP: 0.300, SLG: 0.413	0-0 F9			1-0 HR	1-3 K		0-1 7 FC5 1B			4	1	2	2	0	1	3
7 Jeremy Reed, L (1, 8) OBP: 0.321, SLG: 0.347		1-0 G6-3		0-0 16 FC3-6 1B		1-2 F7	2-2 FC5			4	0	1	1	0	0	2
16 Willie Bloomquist, R (1, 6) OBP: 0.313, SLG: 0.347		2-2 G6-3		1 SAFE 0-0 FC3-6 4 1B 1-2f		0-0 1B	1-1 G4-3			4	0	1	0	0	0	3
4 Jose Lopez, R (1, 4) OBP: 0.213, SLG: 0.292		1-0 G5-3		0-1 1 SAFE 1 SAFE 1-3 1B		1-3 K		0-0 F7		4	0	1	0	0	1	1
Pat Borders, R (1, 2) OBP: 0.235, SLG: 0.274			0-3 K	0-0 P2		0-3 K		0-0 P6		4	0	0	0	0	2	3

Inning Stats	R: 0	H: 0	E: 0	K: 1	S: 8	R: 0	H: 0	E: 0	K: 0	S: 5	R: 0	H: 1	E: 0	K: 1	S: 9	R: 3	H: 5	E: 0	K: 0	S: 9	R: 0	H: 1	E: 0	K: 2	S: 10	R: 0	H: 1	E: 0	K: 2	S: 10	R: 2	H: 3	E: 0	K: 0	S: 17	R: 0	H: 0	E: 0	K: 1	S: 5
	LOB: 2	BB: 2				LOB: 0	BB: 0				LOB: 2	BB: 0				LOB: 1	BB: 0				LOB: 2	BB: 0				LOB: 2	BB: 0				LOB: 0	BB: 0				LOB: 0	BB: 0			

PITCHER	IP	WLS	BF	H	R	ER	SO	BB	IBB	HBP	BLK	WP	HR	S	P	ERA	WHIP
29 Nate Robertson, L (1, 1) ERA: 3.52	6.1	L	30	9	5	5	6	2	0	1	0	0	2	55	88	7.11	1.737
56 Fernando Rodney, R (7, 1) ERA: 2.33	0.2		4	2	0	0	0	0	0	0	0	0	0	13	17	0.00	3.000
Craig Dingman, R (8, 1) ERA:	1.0		3	0	0	0	1	0	0	0	0	0	0	5	5	0.00	0.000

**DETROIT TIGERS @ SEATTLE MARINERS**  
**Safeco Field, Seattle, WA**  
 Mon Jul 25 2005, 7:05 PM PDT  
 Att. 27,102 - Clear - 77 F

<b>AB</b>	<b>34</b>
<b>R</b>	<b>5</b>
<b>H</b>	<b>11</b>
<b>RBI</b>	<b>5</b>
<b>BB</b>	<b>2</b>
<b>SO</b>	<b>7</b>
<b>LOB</b>	<b>17</b>



1B: 8	SF: 0	WP: 0	PA: 37
2B: 1	SAC: 0	PB: 0	
3B: 0	DP: 1	SB: 2	
HR: 2	HBP: 1	CS: 0	

PITCHER	IP	WLS	BF	H	R	ER	SO	BB	IBB	HBP	BLK	WP	HR	S	P	ERA	WHIP
29 Nate Robertson, L (1, 1) ERA: 3.52	6.1	L	30	9	5	5	6	2	0	1	0	0	2	55	88	7.11	1.737
56 Fernando Rodney, R (7, 1) ERA: 2.33	0.2		4	2	0	0	0	0	0	0	0	0	0	13	17	0.00	3.000
Craig Dingman, R (8, 1) ERA:	1.0		3	0	0	0	1	0	0	0	0	0	0	5	5	0.00	0.000

Batter	1	2	3	4	5	6	7	8	9	AB R H RBI BB SO LOB	TOP																																	
28 Curtis Granderson, L (1, 8) OBP: 0.348, SLG: 0.773	1-3 K		0-0 F8		0-3 K		1-3 K		1-2 31 PB 9 1B 30 SF8 1B	5 1 1 0 0 3 2																																		
9 Carlos Guillen, S (1, 6) OBP: 0.373, SLG: 0.432	0-1 1B		1-2 31 CS 1B		0-1 G3		3-2 L9		2-0 L8 31 PB 1B	5 0 3 1 0 0 1																																		
31 Chris Shelton, R (1, 3) OBP: 0.409, SLG: 0.584	1-3 K		1-0 CS	2-2 G6-3	1-2 30 1B 1B		2-2 F9		4-1 1B 2-3 BB	4 0 1 1 1 1 1																																		
30 Magglio Ordonez, R (1, 9) OBP: 0.398, SLG: 0.525	3-1 P6			2-1 P4	0-2 1B			0-1 G6-3	0-1 SF8	4 0 1 1 0 0 1																																		
Rondell White, R (1, 10) OBP: 0.344, SLG: 0.467 Nook Logan, S (8, PR) OBP: 0.318, SLG: 0.357		3-2 G4-6-3 1B		3-2 BB 2B 1B	3-2 P4			1-2 1B HR HBP	2-1 L8	3 1 2 0 0 0 2 1 1 0 0 0 0 2																																		
Ivan Rodriguez, R (1, 2) OBP: 0.307, SLG: 0.464		0-1 G4-6-3		4-1 2B BB		0-0 20 SH3-4 1B CS 1B		0-1 1B HR	0-1 L8	4 2 2 0 1 0 3																																		
Dmitri Young, S (1, 7) OBP: 0.317, SLG: 0.486 Craig Monroe, R (8, 7) OBP: 0.338, SLG: 0.454			1-1 F8		0-0 1B 2B		1-2 20 SH3-4 1B		2-2 HR	4 1 3 5 0 0 0 0 0 0 0 0 0 0																																		
20 Omar Infante, R (1, 4) OBP: 0.271, SLG: 0.398			1-0 F8	2-1 F9		0-0 SH3-4		0-1 G5-3		3 0 0 0 0 0 2																																		
John McDonald, R (1, 5) OBP: 0.342, SLG: 0.330			3-2 28 F8 9 1B 2B		4-2 9 G3 31 1B BB	0-3 K		0-1 G1-3		3 2 1 0 1 1 3																																		
<b>Inning Stats</b>	R: 0 E: 0 K: 2 S: 11	H: 1 LOB: 1 BB: 0 P: 16	R: 0 E: 0 K: 0 S: 7	H: 1 LOB: 0 BB: 0 P: 11	R: 1 E: 0 K: 0 S: 9	H: 2 LOB: 0 BB: 0 P: 15	R: 2 E: 0 K: 0 S: 12	H: 2 LOB: 1 BB: 1 P: 25	R: 1 E: 0 K: 1 S: 18	H: 2 LOB: 2 BB: 1 P: 26	R: 0 E: 0 K: 1 S: 9	H: 2 LOB: 1 BB: 0 P: 10	R: 0 E: 0 K: 1 S: 9	H: 0 LOB: 0 BB: 0 P: 15	R: 3 E: 0 K: 0 S: 15	H: 2 LOB: 1 BB: 0 P: 18	R: 1 E: 0 K: 0 S: 11	H: 2 LOB: 2 BB: 1 P: 20	1B: 11 2B: 2 3B: 0 HR: 1	SF: 1 SAC: 1 DP: 1 HBP: 1	WP: 0 PB: 1 SB: 0 CS: 2	PA: 43																						
<b>PITCHER</b>	IP	WLS	BF	H	R	ER	SO	BB	IBB	HBP	BLK	WP	HR	S	P	ERA	WHIP									PITCHER	IP	WLS	BF	H	R	ER	SO	BB	IBB	HBP	BLK	WP	HR	S	P	ERA	WHIP	
Joel Pineiro, R (1, 1) ERA: 5.77	5.1		26	10	4	4	3	2	0	0	0	0	0	63	100	6.75	2.250																											
40 Julio Mateo, R (6, 1) ERA: 3.2	2.0	L	7	1	2	2	2	0	0	1	0	0	0	18	25	9.00	0.500																											
Ron Villone, L (8, 1) ERA: 2.52	0.2	B	3	1	1	1	0	0	0	0	0	0	1	9	11	13.50	1.500																											
Matt Thornton, L (9, 1) ERA: 5.5	0.0		3	2	1	1	0	1	0	0	0	0	0	5	12	∞	∞																											
Shigetoshi Hasegawa, R (9, 1) ERA: 4.43	1.0		3	0	0	0	0	0	0	0	0	0	0	6	8	0.00	0.000																											

Detroit Tigers @ Seattle Mariners

Safeco Field, Seattle, WA

Tue Jul 26 2005, 7:05 PM PDT

Att. 30,644 - Clear - 81 F

livebaseballscorecards.com

AB	36
R	8
H	14
RBI	8
BB	3
SO	5
LOB	17





Batter	1	2	3	4	5	6	7	8	9	AB R H RBI BB SO LOB	BOTTOM											
51 Ichiro Suzuki, L OBP: 0.350, SLG: 0.429 (1, 9)	0-1 L7		1-1 E BB 29 1B	3-1 L4-3		0-0 3B			2-2 G4-3	5 1 2 2 0 0 1	<b>Detroit Tigers @ Seattle Mariners</b> <b>Safeco Field, Seattle, WA</b> Tue Jul 26 2005, 7:05 PM PDT Att. 30,644 - Clear - 81 F											
Randy Winn, S OBP: 0.341, SLG: 0.383 (1, 7)	2-2 FC6-4 1B		0-3 K		4-1 G4-6-3 BB	1-3 K			4-1 DI BB	3 0 1 0 2 2 2												
Raul Ibanez, L OBP: 0.356, SLG: 0.453 (1, 10)	0-1 F7		4-1 29 1B 7 E SF8 BB		0-0 G4-6-3			0-1 L4	0-2 K	4 1 0 0 1 1 3												
Richie Sexson, R OBP: 0.360, SLG: 0.541 (1, 3)	0-0 FC6-4		0-0 FC3 29 1B		1-0 F8			0-0 G6-3		4 0 0 0 0 0 3												
29 Adrián Beltré, R OBP: 0.299, SLG: 0.411 (1, 5)		2-1 G6-3	0-0 1-2 2-3 3-H 1B			2-3 K		0-1 G4-3		4 0 1 1 0 1 0												
7 Jeremy Reed, L OBP: 0.320, SLG: 0.347 (1, 8)		1-0 F9	3-1 SF8			1-1 16 1B 4 1B 1B		2-0 F7		3 1 1 1 0 0 0												
16 Willie Bloomquist, R OBP: 0.319, SLG: 0.352 (1, 6)		1-0 E 4 1B	1-2 G4-3			1-0 FC2-5 4 1B 1B		0-0 G6-3		4 0 2 0 0 0 2												
4 Jose Lopez, R OBP: 0.241, SLG: 0.307 (1, 4)		4-2 SAFE SAFE 1-2 BB		1-1 51 L4-3 1B		0-2 51 3B FC2-5 1B		1-2 F7		3 1 2 1 1 0 0												
Miguel Olivo, R OBP: 0.166, SLG: 0.253 Dave Hansen, L OBP: 0.263, SLG: 0.281 (9, PH)		1-0 P5	0-3 SAFE SAFE SAFE K			0-1 FC2-5 51 3B		0-3 K		3 1 0 0 0 1 5 1 0 0 0 0 1 0												
<b>Inning Stats</b>	R: 0 E: 0 K: 0 S: 9	H: 1 LOB: 1 BB: 0 P: 11	R: 0 E: 1 K: 0 S: 8	H: 1 LOB: 2 BB: 1 P: 17	R: 2 E: 1 K: 1 S: 15	H: 2 LOB: 2 BB: 1 P: 24	R: 0 E: 0 K: 1 S: 7	H: 1 LOB: 0 BB: 0 P: 11	R: 0 E: 0 K: 0 S: 3	H: 0 LOB: 0 BB: 1 P: 8		R: 3 E: 0 K: 2 S: 16	H: 4 LOB: 1 BB: 0 P: 21	R: 0 E: 0 K: 0 S: 5	H: 0 LOB: 0 BB: 0 P: 5	R: 0 E: 0 K: 0 S: 5	H: 0 LOB: 0 BB: 0 P: 8	R: 0 E: 0 K: 2 S: 10	H: 0 LOB: 1 BB: 1 P: 16	1B: 8 2B: 1 3B: 1 HR: 0	SF: 1 SAC: 0 DP: 2 HBP: 0	WP: 0 PB: 0 SB: 0 CS: 0
<b>PITCHER</b>	IP WLS BF H R ER SO BB IBB HBP BLK WP HR S P ERA WHIP											<b>PITCHER</b>	IP WLS BF H R ER SO BB IBB HBP BLK WP HR S P ERA WHIP									
Jason Johnson, R ERA: 4.16 Kyle Farnsworth, R ERA: 2.32	(1, 1) 8.0 W 35 9 5 4 4 3 0 0 0 0 0 0 68 105 4.50 1.500											(9, 1) 1.0 S 4 0 0 0 2 1 0 0 0 0 0 0 10 16 0.00 1.000										

livebaseballscorecards.com

**AB 34**  
**R 5**  
**H 9**  
**RBI 5**  
**BB 4**  
**SO 6**  
**LOB 16**



Batter	1	2	3	4	5	6	7	8	9	AB R H RBI BB SO LOB	TOP									
14 Placido Polanco, R (1, 4) OBP: 0.390, SLG: 0.437	0-1 L6		1-1 1B		1-0 G6-3			3-1 1B 2B	1-0 FC4-6 1B	5 1 3 1 0 0 0										
9 Carlos Guillen, S (1, 6) John McDonald, R (7, 6) OBP: 0.370, SLG: 0.427 OBP: 0.336, SLG: 0.324	2-1 F7		1-1 F8		1-2 G6-3			1-3 K	0-0 FC4-6 1B	3 0 0 0 0 0 2 2 0 0 0 0 1 2										
31 Chris Shelton, R (1, 3) OBP: 0.406, SLG: 0.575	0-3 K		3-2 F8			1-1 P4		4-2 1B BB		3 1 0 0 1 1 2										
30 Magglio Ordonez, R (1, 9) Nook Logan, S (8, PH) OBP: 0.397, SLG: 0.520 OBP: 0.320, SLG: 0.360		0-0 G5-3		1-1 FC5-4 1B		1-0 F9		1-0 1B 1B		3 0 1 0 0 0 0 1 0 1 1 0 0 0										
Rondell White, R (1, 10) OBP: 0.346, SLG: 0.468		1-3 K		0-0 FC5-4 1B		1-3 K		1-1 13 G6-4-3 1B		4 0 2 1 0 2 0										
Ivan Rodriguez, R (1, 2) Vance Wilson, R (7, 2) OBP: 0.308, SLG: 0.463 OBP: 0.250, SLG: 0.157		0-0 1B		1-1 FC5-4 1B		1-0 F9		2-2 G6-4-3		3 0 1 0 0 0 2 1 0 0 0 0 0 2										
Dmitri Young, S (1, 7) OBP: 0.316, SLG: 0.486		1-2 L7		0-0 P6		1-3 K			0-2 15 L9 14 1B 2B	4 1 1 0 0 1 3										
Craig Monroe, R (1, 8) OBP: 0.339, SLG: 0.453			1-0 15 FC6-4 1B		0-0 P4		4-2 BB		2-2 L4	3 0 1 0 1 0 3										
15 Brandon Inge, R (1, 5) OBP: 0.356, SLG: 0.417			0-1 FC6-4 9 F8 14 1B		0-2 G1-3		0-0 F9		2-1 L9	4 0 0 0 0 0 3										
<b>Inning Stats</b>	R: 0 E: 0 K: 1 S: 7	H: 0 LOB: 0 BB: 0 P: 9	R: 0 E: 0 K: 1 S: 8	H: 1 LOB: 1 BB: 0 P: 10	R: 0 E: 0 K: 0 S: 13	H: 2 LOB: 2 BB: 0 P: 19	R: 0 E: 0 K: 0 S: 7	H: 2 LOB: 2 BB: 0 P: 9	R: 0 E: 0 K: 1 S: 6	H: 0 LOB: 0 BB: 0 P: 9	R: 0 E: 0 K: 1 S: 7	H: 0 LOB: 1 BB: 1 P: 13	R: 2 E: 0 K: 1 S: 16	H: 3 LOB: 1 BB: 1 P: 28	R: 1 E: 0 K: 0 S: 10	H: 2 LOB: 1 BB: 0 P: 15	1B: 8 2B: 2 3B: 0 HR: 0	SF: 0 SAC: 0 DP: 1 HBP: 0	WP: 0 PB: 0 SB: 1 CS: 0	PA: 38
<b>PITCHER</b>	IP WLS BF H R ER SO BB IBB HBP BLK WP HR S P ERA WHIP																			IP WLS BF H R ER SO BB IBB HBP BLK WP HR S P ERA WHIP
Jamie Moyer, L (1, 1) ERA: 4.33	8.0 W 33 8 2 2 5 2 0 0 0 0 0 71 106 2.25 1.250																			
Shigetoshi Hasegawa, R (9, 1) ERA: 4.54	1.0 5 2 1 1 0 0 0 0 0 0 0 0 10 15 9.00 2.000																			

**Detroit Tigers @ Seattle Mariners**  
 Safeco Field, Seattle, WA  
 Wed Jul 27 2005, 7:05 PM PDT  
 Att. 29,323 - Clear - 79 F

livebaseballscorecards.com

**AB 36**  
**R 3**  
**H 10**  
**RBI 3**  
**BB 2**  
**SO 5**  
**LOB 19**



BOTTOM

Detroit Tigers @ Seattle Mariners  
Safeco Field, Seattle, WA  
Wed Jul 27 2005, 7:05 PM PDT  
Att. 29,323 - Clear - 79 F

livebaseballscores.com

AB	35
R	9
H	13
RBI	6
BB	6
SO	5
LOB	16



WP:	0	PA:	43
PB:	0		
SB:	0		
CS:	0		

AB R H RBI BB SO LOB

4 2 2 0 0 0 0  
4 1 1 0 0 0 1  
1 0 0 0 0 1 2

4 2 2 0 1 0 2

2 4 2 3 3 0 0

3 0 1 1 0 0 0  
1 0 0 0 0 1 0

4 0 2 1 1 2 2

4 0 2 1 1 1 1

4 0 1 0 0 0 6

4 0 0 0 0 0 2

1B:	10	SF:	0
2B:	1	SAC:	0
3B:	0	DP:	2
HR:	2	HBP:	2

Batter	1	2	3	4	5	6	7	8	9
<b>51 Ichiro Suzuki, L</b> OBP: 0.353, SLG: 0.430 (1, 9)	2-2 BB 29 HBP 1B 1B	1-2 BB 29 1B 1B	0-0 G4-3		3-2 L9		4-2 HBP		
<b>Randy Winn, S</b> OBP: 0.340, SLG: 0.382 <b>7 Jeremy Reed, L</b> OBP: 0.319, SLG: 0.346 (7, PH) (8, 8)	1-0 L7	0-0 BB 29 E 1B	2-0 G6-3			1-0 G4-3	1-3 K		
<b>Raul Ibanez, L</b> OBP: 0.359, SLG: 0.456 (1, 10)	2-2 29 HBP 16 BB 1B	0-1 P5		4-1 HR BB		0-1 29 1B 2B	1-0 G1-3		
<b>Richie Sexson, R</b> OBP: 0.368, SLG: 0.561 (1, 3)	4-1 16 1B 29 HBP 12 BB BB	4-2 29 E BB		1-1 HR		4-0 29 1B BB	1-2 HR		
<b>29 Adrián Beltré, R</b> OBP: 0.301, SLG: 0.411 <b>Scott Spiezio, S</b> OBP: 0.167, SLG: 0.222 (8, 5)	1-2 12 BB 16 1B HBP	1-1 12 1B E8		0-2 G4-3		2-2 1B	2-3 K		
<b>16 Willie Bloomquist, R</b> OBP: 0.329, SLG: 0.357 (8, 7)	1-2 12 BB 1B	4-1 12 1B BB		0-3 K		3-3 K	0-2 1B		
<b>12 Michael Morse, R</b> OBP: 0.406, SLG: 0.421 (1, 6)	4-2 4 G6-4-3 BB	2-1 1B		2-3 K		2-0 4 1B G4-6-3 1B	0-0 G4-3		
<b>4 Jose Lopez, R</b> OBP: 0.241, SLG: 0.304 (1, 4)	1-0 G6-4-3	1-2 G1-3			0-2 P5		2-2 1B G4-6-3		
<b>Pat Borders, R</b> OBP: 0.228, SLG: 0.265 (1, 2)		0-0 F9	0-1 G5-3		1-1 F9		1-1 G4-6-3		

Inning Stats	R	H	E	K	S	LOB	BB	P	WP	HR	S	P	ERA	WHIP
1	3	3	0	0	17	2	3	33						
2	3	3	1	0	17	3	2	30						
3	0	0	0	0	4	0	0	6						
4	2	1	0	2	15	0	1	22						
5	0	0	0	0	10	0	0	14						
6	0	2	0	1	9	2	1	19						
7	0	2	0	1	15	2	0	25						
8	1	2	0	1	15	1	0	19						
9	0	0	0	0	0	0	0	2						

PITCHER	IP	WLS	BF	H	R	ER	SO	BB	IBB	HBP	BLK	WP	HR	S	P	ERA	WHIP
<b>Mike Maroth, L</b> ERA: 4.57	1.2	L	15	5	6	3	0	4	0	1	0	0	0	29	55	16.20	5.400
<b>Chris Spurling, R</b> ERA: 3.93	3.1		13	2	2	2	2	1	0	0	0	0	1	34	50	5.40	0.900
<b>Franklyn German, R</b> ERA: 2.58	1.2		9	4	0	0	1	1	0	1	0	0	0	21	40	0.00	3.000
<b>Vic Darenbourg, L</b> ERA: 6.75	1.1		6	2	1	1	2	0	0	0	0	0	1	18	23	6.75	1.500

Batter	1	2	3	4	5	6	7	8	9	AB R H RBI BB SO LOB	TOP											
14 Placido Polanco, R (1, 4) OBP: 0.397, SLG: 0.451	0-1 1B		2-1 9 G4-3 31 1B 2B		1-1 9 G3 1B	0-0 2B		1-3 K		5 1 4 2 0 1 0												
9 Carlos Guillen, S (1, 6) OBP: 0.364, SLG: 0.420	0-1 F8		0-0 G4-3		0-0 G3	2-3 2B		2-3 K		5 0 0 0 0 2 5												
31 Chris Shelton, R (1, 3) OBP: 0.406, SLG: 0.568	1-3 K		0-0 30 G1-4-3 1B		0-1 G5-3	4-2 BB			1-2 G3-1	4 0 1 1 1 1 3												
30 Magglio Ordonez, R (1, 9) OBP: 0.388, SLG: 0.500	3-3 K		3-2 G1-4-3 1-2f		4-1 FC6-4 BB	2-3 K			2-1 G4-3	4 0 0 0 1 2 4												
Rondell White, R (1, 10) OBP: 0.349, SLG: 0.473		0-0 FC6-4 1B		2-3 K	0-2 FC6-4 1-2f		3-2 1B		1-0 1B 2B	5 0 3 0 0 1 3												
Ivan Rodriguez, R (1, 2) OBP: 0.309, SLG: 0.462		1-2 F8		1-2 1B		1-0 P3	0-1 F8		1-2 DI 1B	5 0 2 0 0 0 2												
Dmitri Young, S (1, 7) OBP: 0.320, SLG: 0.487		1-1 FC6-4 1B		0-2 1B	1-3 1B	4-2 15 2B BB	2-3 K		1-0 L6	4 1 2 0 1 1 3												
Craig Monroe, R (1, 8) OBP: 0.338, SLG: 0.451		2-1 FC6-4 1-2f 2-3		1-0 G1-4-6-3 1-2f		0-1 15 2B 14 2B 1B	1-2 F8			4 1 1 0 0 0 5												
15 Brandon Inge, R (1, 5) OBP: 0.358, SLG: 0.420		0-2 K			1-2 9 G3 14 1B 1B	1-2 14 2B 2B		2-2 G5-3		4 1 2 1 0 1 2												
<b>Inning Stats</b>	R: 0 E: 0 K: 2 S: 11	H: 1 LOB: 1 BB: 0 P: 15	R: 0 E: 0 K: 1 S: 11	H: 2 LOB: 2 BB: 0 P: 15	R: 1 E: 0 K: 0 S: 7	H: 2 LOB: 0 BB: 0 P: 12	R: 0 E: 0 K: 1 S: 12	H: 2 LOB: 1 BB: 0 P: 16	R: 0 E: 0 K: 0 S: 14	H: 2 LOB: 3 BB: 1 P: 20	R: 3 E: 0 K: 2 S: 22	H: 3 LOB: 2 BB: 2 P: 36	R: 0 E: 0 K: 1 S: 19	H: 1 LOB: 1 BB: 0 P: 25	R: 0 E: 0 K: 2 S: 9	H: 0 LOB: 0 BB: 0 P: 14	R: 0 E: 0 K: 0 S: 10	H: 2 LOB: 2 BB: 0 P: 16	1B: 11 2B: 4 3B: 0 HR: 0	SF: 0 SAC: 0 DP: 2 HBP: 0	WP: 0 PB: 0 SB: 0 CS: 0	PA: 43
<b>PITCHER</b>	IP WLS BF H R ER SO BB IBB HBP BLK WP HR S P ERA WHIP																					
40 Rich Harden, R (1, 1) ERA: 2.53	5.1 W 28 12 4 4 4 2 0 0 0 0 0 0 65 94 6.75 2.625																					
58 Justin Duchscherer, R (6, 1) ERA: 1.79	1.2 H 7 1 0 0 3 1 0 0 0 0 0 0 31 45 0.00 1.200																					
50 Kiko Calero, R (8, 1) ERA: 4.06	2.0 8 2 0 0 2 0 0 0 0 0 0 0 19 30 0.00 1.000																					

**Detroit Tigers @ Oakland Athletics**  
 McAfee Coliseum, Oakland, CA  
 Fri Jul 29 2005, 10:05 PM EDT  
 Att. 20,563 - Clear - 63 F

AB	40
R	4
H	15
RBI	4
BB	3
SO	9
LOB	27



Batter	1	2	3	4	5	6	7	8	9	AB	R	H	RBI	BB	SO	LOB
Jason Kendall, R OBP: 0.353, SLG: 0.326 (1, 2)	G6-3	G6-3		K		SF8				3	0	0	1	0	1	0
Nick Swisher, S OBP: 0.318, SLG: 0.467 (1, 9)	F7		FC1 3 SF9 2B	K		F7				4	1	1	0	0	1	1
7 Bobby Crosby, R OBP: 0.363, SLG: 0.475 (1, 6)	G6-3		FC1 3 SF9 1B		F8			G5-3		4	1	0	0	0	0	1
3 Eric Chavez, L OBP: 0.332, SLG: 0.458 (1, 5)		1B 23 FC4-6 2B	SF9	F7		L9				3	1	1	1	0	0	0
Scott Hatteberg, L OBP: 0.360, SLG: 0.366 (1, 10)		23 FC4-6 1B	G1-3 1B		BB	K				3	1	2	1	1	1	0
23 Bobby Kielty, S OBP: 0.378, SLG: 0.422 (1, 7)		FC4-6 WP 29 BB SF8	G1-3					F8		1	1	0	1	0	0	1
Keith Ginter, R OBP: 0.241, SLG: 0.273 (3, PH) (4, 7)										3	0	0	0	0	1	2
29 Dan Johnson, L OBP: 0.404, SLG: 0.500 (1, 3)	SAFE	14 WP HR BB				1B SF8 1B				2	2	2	1	2	0	0
Jay Payton, R OBP: 0.306, SLG: 0.444 (1, 8)		SF8	P3					K		3	0	1	1	0	1	2
14 Mark Ellis, R OBP: 0.352, SLG: 0.409 (1, 4)		HR		K		P3		L5		4	1	1	2	0	1	3

Inning Stats	R: 0	H: 0	E: 0	K: 0	S: 8	H: 0	LOB: 0	BB: 0	P: 16	R: 4	H: 3	E: 0	K: 0	S: 19	H: 3	LOB: 1	BB: 1	P: 34	R: 3	H: 0	E: 0	K: 3	S: 10	H: 0	LOB: 0	BB: 0	P: 12	R: 0	H: 0	E: 0	K: 1	S: 8	H: 0	LOB: 1	BB: 1	P: 15	R: 1	H: 2	E: 0	K: 0	S: 12	H: 0	LOB: 0	BB: 0	P: 13	R: 0	H: 0	E: 0	K: 1	S: 9	H: 0	LOB: 1	BB: 1	P: 19
--------------	------	------	------	------	------	------	--------	-------	-------	------	------	------	------	-------	------	--------	-------	-------	------	------	------	------	-------	------	--------	-------	-------	------	------	------	------	------	------	--------	-------	-------	------	------	------	------	-------	------	--------	-------	-------	------	------	------	------	------	------	--------	-------	-------

PITCHER	IP	WLS	BF	H	R	ER	SO	BB	IBB	HBP	BLK	WP	HR	S	P	ERA	WHIP
Sean Douglass, R ERA: 3.86 (1, 1)	2.2	L	16	6	7	7	0	1	0	0	0	1	1	42	73	23.62	2.625
Craig Dingman, R ERA: (3, 1)	2.1		8	0	0	0	4	1	0	0	0	0	0	20	31	0.00	0.429
Vic Darenbourg, L ERA: 7.71 (6, 1)	1.0		5	2	1	1	0	0	0	0	0	0	0	12	15	9.00	2.000
Jamie Walker, L ERA: 2.31 (7, 1)	1.0		3	0	0	0	1	0	0	0	0	0	0	9	13	0.00	0.000
56 Fernando Rodney, R ERA: 2.21 (8, 1)	1.0		4	0	0	0	1	1	0	0	0	0	0	9	19	0.00	1.000


**BOTTOM**

**Detroit Tigers @ Oakland Athletics**  
 McAfee Coliseum, Oakland, CA

Fri Jul 29 2005, 10:05 PM EDT  
 Att. 20,563 - Clear - 63 F

livebaseballscores.com

AB	30
R	8
H	8
RBI	8
BB	3
SO	6
LOB	10



1B:	5	SF:	3	WP:	1	PA:	36
2B:	2	SAC:	0	PB:	0		
3B:	0	DP:	0	SB:	0		
HR:	1	HBP:	0	CS:	0		

Batter	1	2	3	4	5	6	7	8	9	AB R H RBI BB SO LOB	TOP
14 Placido Polanco, R (1, 4) OBP: 0.400, SLG: 0.451	1-0 9 HR 1B	0-2 G6-3			1-2 31 FC5-4 1B	4-2 BB		1-2 SAFE G5-3		4 1 2 0 1 0 2	
9 Carlos Guillen, S (1, 6) OBP: 0.361, SLG: 0.426	1-1 1-H HR		2-1 G5-3		1-0 P4	0-1 G6-3			3-2 G4-3	5 1 1 2 0 0 4	
31 Chris Shelton, R (1, 3) OBP: 0.401, SLG: 0.563	0-2 G4-3		0-1 2B		0-2 30 FC5-4 1B 1-2f 2-3				1-3 K	5 0 1 0 0 1 2	
30 Magglio Ordonez, R (1, 9) OBP: 0.381, SLG: 0.486	0-1 F9		0-1 F7		2-2 FC6-4 1B 1-2 3-H				0-1 G6-3	5 0 1 1 0 0 1	
Rondell White, R (1, 10) OBP: 0.348, SLG: 0.469	0-2 P4		1-3 K		1-0 FC6-4 1-2f					3 0 0 0 1 1 3	
Ivan Rodriguez, R (1, 2) OBP: 0.310, SLG: 0.462		1-0 S 1B			3-2 F7					2 1 1 0 0 0 0	
13 Vance Wilson, R (4, 2) OBP: 0.256, SLG: 0.208						2-1 HR			1-2 G4-3	2 1 1 1 0 0 1	
Dmitri Young, S (1, 7) OBP: 0.319, SLG: 0.484		1-0 15 SH1-3 1B			2-2 F9				3-2 F7	4 0 1 1 0 0 0	
15 Brandon Inge, R (1, 5) OBP: 0.355, SLG: 0.417		1-1 SH1-3			2-1 G6-3				0-2 K	3 0 0 0 0 1 0	
Nook Logan, S (1, 8) OBP: 0.326, SLG: 0.367		1-3 K			2-2 31 FC5-4 14 1B 30 1B 1B				4-1 BB	3 1 2 0 1 1 1	
<b>Inning Stats</b>	R: 2 H: 2 E: 0 LOB: 0 K: 0 BB: 0 S: 11 P: 13	R: 1 H: 2 E: 0 LOB: 1 K: 1 BB: 0 S: 11 P: 15	R: 0 H: 1 E: 0 LOB: 1 K: 1 BB: 0 S: 9 P: 12	R: 0 H: 0 E: 0 LOB: 0 K: 0 BB: 0 S: 8 P: 15	R: 1 H: 3 E: 0 LOB: 2 K: 0 BB: 0 S: 16 P: 23	R: 1 H: 2 E: 0 LOB: 2 K: 0 BB: 1 S: 14 P: 21	R: 0 H: 0 E: 0 LOB: 1 K: 0 BB: 1 S: 11 P: 20	R: 0 H: 0 E: 0 LOB: 1 K: 1 BB: 1 S: 11 P: 19	R: 0 H: 0 E: 0 LOB: 0 K: 1 BB: 0 S: 8 P: 12	1B: 6 SF: 0 2B: 2 SAC: 1 3B: 0 DP: 0 HR: 2 HBP: 0	WP: 0 PA: 40 PB: 0 SB: 1 CS: 0
<b>PITCHER</b> Barry Zito, L (1, 1) ERA: 3.72	IP WLS BF H R ER SO BB IBB HBP BLK WP HR S P ERA WHIP	7.0 W 33 10 5 5 2 2 0 0 0 0 0 2 80 119 6.43 1.714									
Jay Witasick, R (8, 1) ERA: 2.55	IP WLS BF H R ER SO BB IBB HBP BLK WP HR S P ERA WHIP	2.0 S 7 0 0 0 2 1 0 0 0 0 0 0 19 31 0.00 0.500									

Detroit Tigers @ Oakland Athletics  
McAfee Coliseum, Oakland, CA  
Sat Jul 30 2005, 4:05 PM EDT  
Att. 25,265 - Sunny - 74 F

AB	36
R	5
H	10
RBI	5
BB	3
SO	4
LOB	14



Batter	1	2	3	4	5	6	7	8	9	AB	R	H	RBI	BB	SO	LOB	BOTTOM			
Jason Kendall, R OBP: 0.353, SLG: 0.325 (1, 2)	K					F9		14 BB 1B		4	0	1	0	1	1	1	<b>Detroit Tigers @ Oakland Athletics</b> McAfee Coliseum, Oakland, CA Sat Jul 30 2005, 4:05 PM EDT Att. 25,265 - Sunny - 74 F			
14 Mark Ellis, R OBP: 0.353, SLG: 0.406 (1, 4)	F8			FC6-4 1B HR	1B		G6-3	BB		4	2	1	0	1	0	1				
7 Bobby Crosby, R OBP: 0.364, SLG: 0.474 (1, 6)	L4			HR	1B	FC5 1B	G6-3	K		5	1	2	0	0	1	3				
3 Eric Chavez, L OBP: 0.331, SLG: 0.455 (1, 5)		G1-3		HR	1B	F7				4	1	1	0	0	1	2				
Jay Payton, R OBP: 0.315, SLG: 0.473 (1, 8)		P2		HR	1B	1B		1B 2B		4	2	3	5	0	0	0				
29 Dan Johnson, L OBP: 0.401, SLG: 0.500 (1, 3)		G4-3		HR	2B	F9		F8		4	1	1	0	0	0	3				
Nick Swisher, S OBP: 0.317, SLG: 0.464 (1, 9)			G6-3	F8	FC5			1B SF8 1B		4	1	1	1	0	0	3				
Scott Hatteberg, L OBP: 0.362, SLG: 0.378 (1, 10)			L3	HR		K		14 BB 1B 1B		4	1	2	2	0	1	0				
Marco Scutaro, R OBP: 0.329, SLG: 0.383 (1, 7)			F7	2B	G4-3			SF8		3	0	1	1	0	0	0				
<b>Inning Stats</b>	R: 0 E: 0 K: 1 S: 8	H: 0 LOB: 0 BB: 0 P: 11	R: 0 E: 0 K: 0 S: 7	H: 0 LOB: 0 BB: 0 P: 9	R: 0 E: 0 K: 0 S: 4	H: 0 LOB: 0 BB: 0 P: 8	R: 6 E: 0 K: 0 S: 19	H: 6 LOB: 1 BB: 1 P: 36	R: 1 E: 0 K: 0 S: 10	H: 3 LOB: 2 BB: 0 P: 14	R: 0 E: 0 K: 1 S: 7	H: 0 LOB: 0 BB: 0 P: 11	R: 0 E: 0 K: 1 S: 9	H: 0 LOB: 0 BB: 0 P: 14	R: 2 E: 0 K: 1 S: 15	H: 4 LOB: 3 BB: 1 P: 29	1B: 8 2B: 3 3B: 0 HR: 2	SF: 1 SAC: 0 DP: 0 HBP: 0	WP: 0 PB: 0 SB: 0 CS: 0	PA: 39
<b>PITCHER</b>	IP WLS BF H R ER SO BB IBB HBP BLK WP HR S P ERA WHIP																ERA WHIP			
29 Nate Robertson, L (1, 1) ERA: 3.85	6.0	L	28	9	7	7	2	1	0	0	0	0	0	0	0	0	10.50	1.667		
Chris Spurling, R (7, 1) ERA: 4.06	1.0		4	1	1	1	1	0	0	0	0	0	0	0	0	0	9.00	1.000		
Jamie Walker, L (8, 1) ERA: 2.55	0.1		3	2	0	0	0	0	0	0	0	0	0	0	0	0	0.00	6.000		
Franklyn German, R (8, 1) ERA: 2.54	0.2		4	1	1	1	1	1	0	0	0	0	0	0	0	0	13.50	3.000		

livebaseballscores.com

AB	36
R	9
H	13
RBI	9
BB	2
SO	4
LOB	13



Batter	1	2	3	4	5	6	7	8	9	AB R H RBI BB SO LOB	TOP											
14 Placido Polanco, R (1, 4) OBP: 0.398, SLG: 0.448	0-1 F9		2-1 F9			1-1 L3 1B			0-2 G1-6-3	4 0 1 0 0 0 1	Detroit Tigers @ Oakland Athletics McAfee Coliseum, Oakland, CA Sun Jul 31 2005, 4:05 PM EDT Att. 30,057 - Sunny - 75 F  livebaseballscorecards.com											
9 Carlos Guillen, S (1, 6) OBP: 0.363, SLG: 0.431	1-0 G3 1B		2-2 CS	1-0 P1		0-0 L3		2-0 30 HR 2B	4 1 2 0 0 0 2													
31 Chris Shelton, R (1, 3) OBP: 0.393, SLG: 0.552	3-2 G3		3-2 G5-3	3-2 G6-3		1-0 G6-3		3-2 G1-3	4 0 0 0 0 0 3													
30 Magglio Ordonez, R (1, 9) OBP: 0.377, SLG: 0.504	1-0 G6-3		0-3 K	0-0 L7		0-0 L7		3-2 2-H HR	4 1 1 2 0 1 1													
Dmitri Young, S (1, 10) OBP: 0.318, SLG: 0.481		0-1 G4-3		2-1 G9-6-3 1B		0-1 G6-3		2-1 F8	4 0 1 0 0 0 0													
Ivan Rodriguez, R (1, 2) OBP: 0.307, SLG: 0.458		1-0 F9		1-0 G9-6-3 1-2f		0-1 G1-3			3 0 0 0 0 0 1													
Craig Monroe, R (1, 7) OBP: 0.338, SLG: 0.450		1-0 G6-3		1-0 1B			1-1 G5-3		3 0 1 0 0 0 0													
15 Brandon Inge, R (1, 5) OBP: 0.355, SLG: 0.415		4-1 9 CS BB		0-3 K			2-1 G6-3		2 0 0 0 1 1 1													
Nook Logan, S (1, 8) OBP: 0.326, SLG: 0.367		1-1 F8		1-0 14 1B			2-1 G1-3		3 0 1 0 0 0 1													
<b>Inning Stats</b>	R: 0 E: 0 K: 0 S: 7	H: 1 LOB: 1 BB: 0 P: 12	R: 0 E: 0 K: 0 S: 4	H: 0 LOB: 0 BB: 0 P: 6	R: 0 E: 0 K: 0 S: 7	H: 0 LOB: 0 BB: 1 P: 16	R: 0 E: 0 K: 1 S: 7	H: 0 LOB: 0 BB: 0 P: 11	R: 0 E: 0 K: 1 S: 7	H: 2 LOB: 1 BB: 0 P: 11	R: 0 E: 0 K: 0 S: 5	H: 2 LOB: 1 BB: 0 P: 8	R: 0 E: 0 K: 0 S: 5	H: 0 LOB: 0 BB: 0 P: 5	R: 0 E: 0 K: 0 S: 6	H: 0 LOB: 0 BB: 0 P: 11	R: 2 E: 0 K: 0 S: 12	H: 2 LOB: 0 BB: 0 P: 22	1B: 5 2B: 2 3B: 0 HR: 1	SF: 0 SAC: 0 DP: 2 HBP: 0	WP: 0 PB: 0 SB: 0 CS: 1	PA: 33
<b>PITCHER</b> Kirk Saarloos, R (1, 1) ERA: 4.06	IP: 9.0 WLS: W BF: 32 H: 7 R: 2 ER: 2 SO: 2 BB: 1 IBB: 0 HBP: 0 BLK: 0 WP: 0 HR: 1 S: 60 P: 102 ERA: 2.00 WHIP: 0.889											<b>PITCHER</b>	IP: 9.0 WLS: W BF: 32 H: 7 R: 2 ER: 2 SO: 2 BB: 1 IBB: 0 HBP: 0 BLK: 0 WP: 0 HR: 1 S: 60 P: 102 ERA: 2.00 WHIP: 0.889									

<b>AB</b>	31
<b>R</b>	2
<b>H</b>	7
<b>RBI</b>	2
<b>BB</b>	1
<b>SO</b>	2
<b>LOB</b>	10







Batter	1	2	3	4	5	6	7	8	9	AB R H RBI BB SO LOB	TOP											
51 Ichiro Suzuki, L (1, 9) OBP: 0.354, SLG: 0.443	1-1 G6-3		0-0 G4-3			3-0 FC6-4		4-0 1B IBB		3 0 0 0 1 0 1												
16 Willie Bloomquist, R (1, 4) OBP: 0.310, SLG: 0.333	3-1 G4-6-3 1B			3-2 G6-3		3-1 G6-3		1-0 F4		4 0 1 0 0 0 4												
Raul Ibanez, L (1, 7) OBP: 0.362, SLG: 0.463	1-2 G4-6-3 1-2f			1-0 F8			0-0 F8	0-2 FC6-4 1B		4 0 1 2 0 0 1												
Richie Sexson, R (1, 3) OBP: 0.370, SLG: 0.550		2-3 K		3-2 G5-3			1-1 F8	2-1 FC6-4 1-2f		4 0 0 0 0 1 2												
29 Adrián Beltré, R (1, 5) OBP: 0.296, SLG: 0.413			1-0 HR		0-0 G4-3		0-1 G5-3		1-2 G6-3	4 1 1 1 0 0 0												
7 Jeremy Reed, L (1, 8) OBP: 0.322, SLG: 0.345		1-2 G4-3		4-2 CS BB				1-2 SH5-3 7 2B 1B	0-3 K	3 1 1 0 1 1 0												
Dave Hansen, L (1, 10) OBP: 0.234, SLG: 0.244		0-0 F7		1-2 F9 1-2				3-2 SH5-3	3-2 G1-3	3 0 0 0 0 0 1												
Wiki Gonzalez, R (1, 2) OBP: 0.357, SLG: 0.462			1-1 F7		0-0 L7			4-1 7 2B 1B BB		2 1 0 0 1 0 0												
7 Yuniesky Betancourt, R (1, 6) OBP: 0.368, SLG: 0.500			1-0 G4-3		0-1 51 FC6-4 1B			0-0 1B 2B		3 1 2 1 0 0 0												
<b>Inning Stats</b>	R: 0 E: 0 K: 0 S: 9	H: 1 LOB: 0 BB: 0 P: 14	R: 1 E: 0 K: 1 S: 9	H: 1 LOB: 0 BB: 0 P: 13	R: 0 E: 0 K: 0 S: 4	H: 0 LOB: 0 BB: 0 P: 6	R: 0 E: 0 K: 0 S: 7	H: 0 LOB: 0 BB: 0 P: 14	R: 0 E: 0 K: 0 S: 8	H: 0 LOB: 0 BB: 1 P: 13	R: 0 E: 0 K: 0 S: 7	H: 1 LOB: 1 BB: 0 P: 12	R: 0 E: 0 K: 0 S: 5	H: 0 LOB: 0 BB: 0 P: 6	R: 3 E: 0 K: 0 S: 14	H: 3 LOB: 2 BB: 2 P: 29	R: 0 E: 0 K: 1 S: 11	H: 0 LOB: 0 BB: 0 P: 15	1B: 4 2B: 1 3B: 0 HR: 1	SF: 0 SAC: 1 DP: 1 HBP: 0	WP: 0 PB: 0 SB: 0 CS: 1	PA: 34
<b>PITCHER</b>	IP WLS BF H R ER SO BB IBB HBP BLK WP HR S P ERA WHIP																					
Jason Johnson, R (1, 1) ERA: 4.19	7.2 L 29 5 4 4 1 2 2 1 0 0 0 1 58 100 4.70 0.913																					
Jamie Walker, L (8, 1) ERA: 2.55	0.0 1 1 0 0 0 0 0 0 0 0 0 0 3 3 ∞ ∞																					
Craig Dingman, R (8, 1) ERA: 1.0	0.1 1 0 0 0 0 0 0 0 0 0 0 0 2 4 0.00 0.000																					
43 Roman Colon, R (9, 1) ERA: 5.16	1.0 3 0 0 0 0 1 0 0 0 0 0 0 0 11 15 0.00 0.000																					

# Seattle Mariners @ Detroit Tigers

Comerica Park, Detroit, MI

Tue Aug 02 2005, 7:05 PM EDT  
Att. 30,306 - Partly Cloudy - 83 F

livebaseballscorecards.com

AB	30
R	4
H	6
RBI	4
BB	3
SO	2
LOB	9



Batter	1	2	3	4	5	6	7	8	9	AB	R	H	RBI	BB	SO	LOB
14 Placido Polanco, R OBP: 0.399, SLG: 0.453 (1, 4)	3-1 2B		0-1 1 SAFE 1-2 1B			1-0 F8		0-2 G4-3		4	0	2	0	0	0	1
15 Brandon Inge, R OBP: 0.352, SLG: 0.411 (1, 5)	3-2 P5		3-3 1B			2-2 G6-3		2-2 F9		4	0	0	0	0	1	4
31 Chris Shelton, R OBP: 0.386, SLG: 0.540 (1, 3)	1-0 F7		2-1 G4-3			3-2 L5			2-2 F9	4	0	0	0	0	0	3
30 Magglio Ordonez, R OBP: 0.373, SLG: 0.496 (1, 9)	1-1 P6			1-1 G4-6-3 1B			2-2 G6-3		1-1 F8	4	0	1	0	0	0	1
Rondell White, R OBP: 0.344, SLG: 0.463 (1, 10)		3-2 G6-3		0-0 P3			2-2 F7		0-2 G6-3	4	0	0	0	0	0	1
Ivan Rodriguez, R OBP: 0.308, SLG: 0.466 (1, 2)		2-0 F7		0-1 G4-6-3 1-2f			0-0 HR			3	1	1	1	0	0	1
Dmitri Young, S OBP: 0.316, SLG: 0.477 (1, 7)		1-2 F9			2-1 F7			3-2 F8		3	0	0	0	0	0	0
Craig Monroe, R OBP: 0.338, SLG: 0.449 (1, 8)			0-2 FC2-6 1B			2-2 F7			0-0 G5-6-3	3	0	1	0	0	0	0
20 Omar Infante, R OBP: 0.272, SLG: 0.401 (1, 6)			1-0 FC2-6 14 1B			1-1 F8			0-1 G4-3 14 2B	3	0	1	0	0	0	1

Inning Stats	R: 0	H: 1	E: 0	K: 0	S: 9	H: 1	LOB: 1	BB: 0	P: 17	R: 0	H: 0	E: 0	K: 0	S: 7	H: 0	LOB: 0	BB: 0	P: 13	R: 0	H: 2	E: 0	K: 1	S: 12	H: 1	LOB: 2	BB: 0	P: 18	R: 0	H: 1	E: 0	K: 0	S: 5	H: 0	LOB: 0	BB: 0	P: 6	R: 0	H: 0	E: 0	K: 0	S: 8	H: 0	LOB: 0	BB: 0	P: 13	R: 1	H: 1	E: 0	K: 0	S: 12	H: 1	LOB: 0	BB: 0	P: 19	R: 0	H: 1	E: 0	K: 0	S: 10	H: 1	LOB: 1	BB: 0	P: 12	R: 0	H: 0	E: 0	K: 0	S: 8	H: 0	LOB: 0	BB: 0	P: 11	1B: 3	SF: 0	2B: 2	SAC: 0	3B: 0	DP: 1	HR: 1	HBP: 0	WP: 0	PA: 32
--------------	------	------	------	------	------	------	--------	-------	-------	------	------	------	------	------	------	--------	-------	-------	------	------	------	------	-------	------	--------	-------	-------	------	------	------	------	------	------	--------	-------	------	------	------	------	------	------	------	--------	-------	-------	------	------	------	------	-------	------	--------	-------	-------	------	------	------	------	-------	------	--------	-------	-------	------	------	------	------	------	------	--------	-------	-------	-------	-------	-------	--------	-------	-------	-------	--------	-------	--------


PITCHER	IP	WLS	BF	H	R	ER	SO	BB	IBB	HBP	BLK	WP	HR	S	P	ERA	WHIP
Jorge Campillo, R ERA: 1.46	(1, 1)	1.0	4	1	0	0	0	0	0	0	0	0	0	9	17	0.00	1.000
Jeff Harris, R ERA: 3.16	(2, 1)	5.0	17	3	0	0	1	0	0	0	0	0	0	41	65	0.00	0.600
40 Julio Mateo, R ERA: 3.07	(7, 1)	1.0	4	1	1	1	0	0	0	0	0	0	1	12	19	9.00	1.000
20 J.J. Putz, R ERA: 1.46	(8, 1)	1.0	4	1	0	0	0	0	0	0	0	0	0	10	12	0.00	1.000
Eddie Guardado, L ERA: 1.46	(9, 1)	1.0	3	0	0	0	0	0	0	0	0	0	0	8	11	0.00	0.000

**BOTTOM**

**Seattle Mariners @ Detroit Tigers**  
Comerica Park, Detroit, MI

Tue Aug 02 2005, 7:05 PM EDT  
Att. 30,306 - Partly Cloudy - 83 F

<b>AB</b>	<b>32</b>
<b>R</b>	<b>1</b>
<b>H</b>	<b>6</b>
<b>RBI</b>	<b>1</b>
<b>BB</b>	<b>0</b>
<b>SO</b>	<b>1</b>
<b>LOB</b>	<b>12</b>



PITCHER	IP	WLS	BF	H	R	ER	SO	BB	IBB	HBP	BLK	WP	HR	S	P	ERA	WHIP
---------	----	-----	----	---	---	----	----	----	-----	-----	-----	----	----	---	---	-----	------

Batter	1	2	3	4	5	6	7	8	9	AB R H RBI BB SO LOB	TOP											
51 Ichiro Suzuki, L (1, 9) OBP: 0.350, SLG: 0.438	1-2 F7		1-0 G3-1		2-1 G3		0-3 K		0-1 G4-3	5 0 0 0 0 1 3												
16 Willie Bloomquist, R (1, 4) OBP: 0.319, SLG: 0.342	3-3 K			1-0 29 HR 1B		1-2 1B SF7 1B		0-1 1B 29 1B 1B	1-1 F8	5 3 3 0 0 1 2												
Raul Ibanez, L (1, 7) OBP: 0.365, SLG: 0.464	0-3 K			3-2 1 SAFE G5-3		2-2 1 SAFE 12 1B SF7 1B		2-2 1 SAFE 29 1B 12 BB FC6-4 1B	4-1 BB	4 2 2 0 1 1 1												
Richie Sexson, R (1, 3) OBP: 0.370, SLG: 0.547		1-1 L5		4-2 29 HR BB		1-1 SF7		4-2 12 FC6-4 29 1B BB	1-2 P4	2 1 0 1 2 0 2												
29 Adrian Beltré, R (1, 5) OBP: 0.298, SLG: 0.421		2-2 G6-3		0-0 1-H 2-H HR		0-0 F9		0-2 12 FC6-4 1B		4 1 2 4 0 0 1												
12 Michael Morse, R (1, 10) OBP: 0.383, SLG: 0.419		2-1 G5-3		0-2 G6-3		0-0 7 PO 1B		1-1 FC6-4		4 0 1 2 0 0 2												
Jamal Strong, R (8, PR)								1-2 2-3 3-H 1B		0 0 0 0 0 0 0												
7 Jeremy Reed, L (1, 8) OBP: 0.321, SLG: 0.343			1-0 F7		1-1 F8		1-1 PO		1-3 K	4 0 1 0 0 1 2												
7 Yuniesky Betancourt, R (1, 6) OBP: 0.348, SLG: 0.500			1-0 2B		3-2 G5-3		0-0 P4		1-0 F9	4 0 1 0 0 0 3												
Wiki Gonzalez, R (1, 2) OBP: 0.323, SLG: 0.414			0-3 K		1-1 G6-3		0-1 P3		3-0 16 F8 51 G4-3 BB	3 0 0 0 0 1 2												
Dave Hansen, L (9, PH) OBP: 0.250, SLG: 0.244										0 0 0 0 1 0 0												
Yorvit Torrealba, R (9, PR) OBP: 0.301, SLG: 0.344										0 0 0 0 0 0 0												
<b>Inning Stats</b>	R: 0 E: 0 K: 2 S: 11	H: 0 LOB: 0 BB: 0 P: 15	R: 0 E: 0 K: 0 S: 8	H: 0 LOB: 0 BB: 0 P: 13	R: 0 E: 0 K: 1 S: 6	H: 1 LOB: 1 BB: 0 P: 9	R: 3 E: 0 K: 0 S: 16	H: 2 LOB: 0 BB: 1 P: 25	R: 0 E: 0 K: 0 S: 7	H: 0 LOB: 0 BB: 0 P: 13	R: 2 E: 0 K: 0 S: 11	H: 3 LOB: 0 BB: 0 P: 16	R: 0 E: 0 K: 1 S: 11	H: 1 LOB: 1 BB: 0 P: 13	R: 2 E: 0 K: 1 S: 18	H: 3 LOB: 2 BB: 1 P: 27	R: 0 E: 0 K: 0 S: 8	H: 0 LOB: 2 BB: 2 P: 17	1B: 8 2B: 1 3B: 0 HR: 1	SF: 1 SAC: 0 DP: 0 HBP: 0	WP: 0 PB: 0 SB: 1 CS: 0	PA: 41
<b>PITCHER</b>	IP WLS BF H R ER SO BB IBB HBP BLK WP HR S P ERA WHIP																					
Mike Maroth, L (1, 1) ERA: 4.7	6.0 W 25 7 5 5 3 1 0 0 0 0 0 1 64 98 7.50 1.333																					
Franklyn German, R (7, 1) ERA: 2.93	1.0 6 2 2 2 1 1 0 0 0 0 0 0 14 20 18.00 3.000																					
Chris Spurling, R (8, 1) ERA: 4.03	0.1 H 2 1 0 0 0 0 0 0 0 0 0 0 6 7 0.00 3.000																					
56 Fernando Rodney, R (8, 1) ERA: 2.05	1.2 S 7 0 0 0 1 2 0 0 0 0 0 0 12 23 0.00 1.200																					

# Seattle Mariners @ Detroit Tigers

Comerica Park, Detroit, MI

Wed Aug 03 2005, 7:05 PM EDT

Att: 26,760 - Clear - 91 F

[livebaseballscorecards.com](http://livebaseballscorecards.com)

AB	35
R	7
H	10
RBI	7
BB	4
SO	5
LOB	18



**BOTTOM**

**Seattle Mariners @ Detroit Tigers**  
 Comerica Park, Detroit, MI  
 Wed Aug 03 2005, 7:05 PM EDT  
 Att. 26,760 - Clear - 91 F

[livebaseballscorecards.com](http://livebaseballscorecards.com)

<b>AB</b>	<b>36</b>
<b>R</b>	<b>10</b>
<b>H</b>	<b>13</b>
<b>RBI</b>	<b>10</b>
<b>BB</b>	<b>3</b>
<b>SO</b>	<b>3</b>
<b>LOB</b>	<b>16</b>



WP: 0	PA: 41
PB: 0	
SB: 0	
CS: 1	

AB	R	H	RBI	BB	SO	LOB
4	1	2	2	1	0	1
5	1	2	1	0	0	1
4	2	2	3	1	1	2
5	2	2	1	0	0	1
5	0	1	0	0	0	2
4	1	1	1	0	2	3
4	1	3	1	0	0	1
0	0	0	0	0	0	0
2	1	0	1	1	0	2
3	1	0	0	0	0	3
1B: 8	SF: 1					
2B: 4	SAC: 0					
3B: 0	DP: 0					
HR: 1	HBP: 1					

Batter	1	2	3	4	5	6	7	8	9
<b>14 Placido Polanco, R</b> OBP: 0.402, SLG: 0.453 (1, 5)	3-2 2B 31 2B 1B	3-1 F8		4-1 CS BB	3-1 1B		1 SAFE 0-0 F8		
<b>9 Carlos Guillen, S</b> OBP: 0.363, SLG: 0.433 (1, 6)	3-1 31 2B 2B	0-1 F7		2-2 G4-3	0-1 1B		1-2 2-H 3-H	1-2 F9	
<b>31 Chris Shelton, R</b> OBP: 0.391, SLG: 0.559 (1, 3)	0-0 30 1B 2B	4-0			K			2-2 HR	
<b>30 Magglio Ordonez, R</b> OBP: 0.374, SLG: 0.492 (1, 9)	0-1 1B SF8 1B	0-0 P3			G6-3			0-2 G5-3	
<b>Rondell White, R</b> OBP: 0.342, SLG: 0.462 (1, 10)	0-0 FC6 SF8 1B		2-2 G3-1 2B		2-1 2B 1B		2-2 G5-3	0-0 G5-3	
<b>Ivan Rodriguez, R</b> OBP: 0.307, SLG: 0.466 (1, 2)	0-3 K		3-3 K		3-2 P3		1-1 P3		
<b>Dmitri Young, S</b> OBP: 0.320, SLG: 0.480 (7, PR)	1-2 1B		1-1 G3-1		0-0 1B 2B		0-0 L7		
<b>Nook Logan, S</b> OBP: 0.326, SLG: 0.367 (8, 8)	1-2 2-3 1B		2-3 G3-1		2-2 20 HBP 14 1B 1B		1-1 FC5-4 1B		
<b>Craig Monroe, R</b> OBP: 0.337, SLG: 0.447 (1, 8)	0-2 SF8		3-1 F9		4-2 20 HBP 14 1B BB		1 SAFE 0-0 FC5-4		
<b>20 Omar Infante, R</b> OBP: 0.272, SLG: 0.396 (1, 4)	2-2 F7				1-1 P3		1-2 P4		

Inning	R	H	E	K	S	WLS	BF	H	R	ER	SO	BB	IBB	HBP	BLK	WP	HR	S	P	ERA	WHIP
1	4	5	1	21	30			9	8	7	3	3	0	0	0	0	0	59	104	13.50	2.571
2	0	0	0	5	12			0	0	0	0	0	0	1	0	0	0	14	22	6.75	1.500
3	0	0	0	7	14			0	0	0	0	0	0	0	0	0	1	18	23	4.50	1.000
4	0	0	0	7	9			0	0	0	0	0	0	0	0	0	0	9			
5	5	5	0	1	40			0	0	0	2	1	0	0	0	0	0	22			
6	0	0	0	6	9			0	0	0	0	0	0	0	0	0	0	9			
7	0	1	0	7	9			0	1	0	0	0	0	0	0	0	0	9			
8	1	1	0	11	14			0	0	0	0	0	0	0	0	0	0	9			
9	0	0	0	7	14			0	0	0	0	0	0	0	0	0	0	9			

PITCHER	IP	WLS	BF	H	R	ER	SO	BB	IBB	HBP	BLK	WP	HR	S	P	ERA	WHIP
<b>Gil Meche, R</b> ERA: 5.04 (1, 1)	4.2	L	26	9	8	7	3	3	0	0	0	0	0	59	104	13.50	2.571
<b>Clint Nageotte, R</b> ERA: 6.75 (5, 1)	1.1		7	2	1	1	0	0	0	1	0	0	0	14	22	6.75	1.500
<b>Masao Kida, R</b> ERA: 4.5 (7, 1)	2.0		8	2	1	1	0	0	0	0	0	0	1	18	23	4.50	1.000

Batter	1	2	3	4	5	6	7	8	9	AB R H RBI BB SO LOB	TOP												
51 Ichiro Suzuki, L (1, 9) OBP: 0.347, SLG: 0.434	1-0 P5		0-3 K			1-0 F7		1-2 G4-3		4 0 0 0 0 1 2													
16 Willie Bloomquist, R (1, 4) OBP: 0.311, SLG: 0.333	1-1 L1-3		2-0 G6-3			1-2 F8		2-1 G6-3		4 0 0 0 0 0 1													
Raul Ibanez, L (1, 7) OBP: 0.366, SLG: 0.470	2-3 K			4-1 G6-4-3 BB			3-2 HR		3-2 F9	3 1 1 1 1 1 0													
Richie Sexson, R (1, 3) OBP: 0.367, SLG: 0.541		2-2 F8		0-1 G6-4-3 1-2f		0-0 G5-3		0-1 L1		4 0 0 0 0 0 1													
29 Adrian Beltré, R (1, 5) OBP: 0.296, SLG: 0.418		0-2 G6-3		2-2 G3-1		1-1 G4-3				3 0 0 0 0 0 0													
7 Jeremy Reed, L (1, 8) OBP: 0.322, SLG: 0.346		1-1 2B			0-0 F7		1-2 F8			3 0 1 0 0 0 0													
12 Michael Morse, R (1, 6) OBP: 0.383, SLG: 0.414		1-3 K			1-0 G4-3			4-2 G4-3 BB		2 0 0 0 1 1 1													
Scott Spiezio, S (1, 10) OBP: 0.135, SLG: 0.176			2-3 K		2-2 G6-3			1-2 F9		3 0 0 0 0 1 1													
Wiki Gonzalez, R (1, 2) OBP: 0.324, SLG: 0.438			1-0 2B			0-0 F8		1-1 G4-3		3 0 1 0 0 0 1													
<b>Inning Stats</b>	R: 0 E: 0 K: 1 S: 6	H: 0 LOB: 0 BB: 0 P: 10	R: 0 E: 0 K: 1 S: 12	H: 1 LOB: 1 BB: 0 P: 16	R: 0 E: 0 K: 2 S: 8	H: 1 LOB: 1 BB: 0 P: 13	R: 0 E: 0 K: 0 S: 6	H: 0 LOB: 0 BB: 1 P: 12	R: 0 E: 0 K: 0 S: 7	H: 0 LOB: 0 BB: 0 P: 10	R: 0 E: 0 K: 0 S: 5	H: 0 LOB: 0 BB: 0 P: 7	R: 1 E: 0 K: 0 S: 10	H: 1 LOB: 0 BB: 0 P: 15	R: 0 E: 0 K: 0 S: 10	H: 0 LOB: 1 BB: 1 P: 17	R: 0 E: 0 K: 0 S: 9	H: 0 LOB: 0 BB: 0 P: 14	1B: 0 2B: 2 3B: 0 HR: 1	SF: 0 SAC: 0 DP: 1 HBP: 0	WP: 0 PB: 0 SB: 0 CS: 0	PA: 31	
<b>PITCHER</b> Sean Douglass, R (1, 1) ERA: 3.32	IP: 8.0 WLS: W BF: 28 H: 3 R: 1 ER: 1 SO: 4 BB: 2 IBB: 0 HBP: 0 BLK: 0 WP: 0 HR: 1 S: 64 P: 100 ERA: 1.12 WHIP: 0.625																						
56 Fernando Rodney, R (9, 1) ERA: 1.96	IP: 1.0 WLS: S BF: 3 H: 0 R: 0 ER: 0 SO: 0 BB: 0 IBB: 0 HBP: 0 BLK: 0 WP: 0 HR: 0 S: 9 P: 14 ERA: 0.00 WHIP: 0.000																						

Seattle Mariners @ Detroit Tigers  
Comerica Park, Detroit, MI  
Thu Aug 04 2005, 1:05 PM EDT  
Att. 28,148 - Cloudy - 84 F

livebaseballscorecards.com

AB 29  
R 1  
H 3  
RBI 1  
BB 2  
SO 4  
LOB 7



Batter	1	2	3	4	5	6	7	8	9
14 Placido Polanco, R (1, 4) OBP: 0.404, SLG: 0.452	1-1 31 BB 9 BB 30 1B 1B		2-2 31 G3-1 9 S 30 PB HBP		2-2 G6-3		1 SAFE 1-0 P X F9		
9 Carlos Guillen, S (1, 6) OBP: 0.365, SLG: 0.432	4-2 30 1B 31 BB 1-2 G3-2-3 BB		2-1 G6-3		2-3 K		2-2 E6 30 1B 1B		
31 Chris Shelton, R (1, 3) OBP: 0.393, SLG: 0.554	4-2 G3-2-3 30 1B 1-2 2-3 BB		1-2 G3-1		4-2 BB		1-3 K		
30 Magglio Ordonez, R (1, 9) OBP: 0.378, SLG: 0.492	1-2 G3-2-3 1B		3-3 K		2-3 K		2-2 1B		
Dmitri Young, S (1, 10) OBP: 0.322, SLG: 0.480	1-0 G3-2-3		1-1 FC5-4 1B		2-1 F8		0-2 G4-6-3 1B		
Ivan Rodriguez, R (1, 2) OBP: 0.304, SLG: 0.461	0-3 K		1-2 FC5-4 G4-3		0-3 K		2-2 G4-6-3		
Craig Monroe, R (1, 7) OBP: 0.335, SLG: 0.443		2-0 G5-3	2-1 G4-3				0-0 P3		
15 Brandon Inge, R (1, 5) OBP: 0.352, SLG: 0.410		3-2 G5-3	0-1 G6-3				0-2 FC4-6 1B		
Nook Logan, S (1, 8) OBP: 0.323, SLG: 0.363		0-3 K			0-0 B3		1 SAFE 0-0 X FC4-6 14 S		

Inning Stats	R: 1	H: 2	E: 0	K: 1	S: 14	LOB: 2	BB: 2	P: 25	R: 0	H: 0	E: 0	K: 1	S: 7	LOB: 0	BB: 0	P: 12	R: 1	H: 0	E: 0	K: 1	S: 12	LOB: 0	BB: 0	P: 20	R: 0	H: 1	E: 0	K: 0	S: 9	LOB: 1	BB: 0	P: 13	R: 0	H: 0	E: 0	K: 1	S: 7	LOB: 0	BB: 0	P: 11	R: 0	H: 0	E: 0	K: 2	S: 11	LOB: 1	BB: 1	P: 19	R: 0	H: 1	E: 0	K: 0	S: 7	LOB: 1	BB: 0	P: 7	R: 1	H: 3	E: 1	K: 1	S: 20	LOB: 1	BB: 0	P: 27
1B: 7	SF: 0	2B: 0	SAC: 0	3B: 0	DP: 2	HR: 0	HBP: 1	WP: 0	PA: 33																																																							

PITCHER	IP	WLS	BF	H	R	ER	SO	BB	IBB	HBP	BLK	WP	HR	S	P	ERA	WHIP
34 Félix Hernández, R (1, 1) ERA: 1.8	5.0	L	20	3	2	1	4	2	0	1	0	0	0	49	81	1.80	1.000
40 Julio Mateo, R (6, 1) ERA: 3.06	2.0		8	1	0	0	2	1	0	0	0	0	0	18	26	0.00	1.000
20 J.J. Putz, R (8, 1) ERA: 3.0	1.0		5	3	1	0	1	0	0	0	0	0	0	20	27	0.00	3.000


**BOTTOM**

**Seattle Mariners @ Detroit Tigers**  
Comerica Park, Detroit, MI

Thu Aug 04 2005, 1:05 PM EDT  
Att: 28,148 - Cloudy - 84 F

livebaseballscorecards.com

AB	29
R	3
H	7
RBI	2
BB	3
SO	7
LOB	18



# Cleveland Indians @ Detroit Tigers

Comerica Park, Detroit, MI

Fri Aug 05 2005, 7:05 PM EDT

Att: 38,928 - Partly Cloudy - 86 F

[livebaseballscorecards.com](http://livebaseballscorecards.com)



<b>AB</b>	40
<b>R</b>	9
<b>H</b>	16
<b>RBI</b>	9
<b>BB</b>	2
<b>SO</b>	7
<b>LOB</b>	21

Batter	1	2	3	4	5	6	7	8	9	AB	R	H	RBI	BB	SO	LOB
24 Grady Sizemore, L (1, 8) OBP: 0.343, SLG: 0.458	1-1 CS 1B		2-2 G4-6-3 1-2f					1-0 G4-6-3 1-2f		4	1	2	0	1	0	2
Coco Crisp, S (1, 7) OBP: 0.341, SLG: 0.443	2-3 K 1-2			1-1 F9				4-1 BB		4	1	2	3	1	1	1
2 Jhonny Peralta, R (1, 6) OBP: 0.357, SLG: 0.529	3-2 2B			1-0 48 HBP 1B				2-3 K		5	1	3	1	0	1	3
48 Travis Hafner, L (1, 10) OBP: 0.417, SLG: 0.576	2-3 K			4-2 41 35-4-3 HBP				0-0 G4-3		4	1	1	0	0	2	4
41 Victor Martinez, S (1, 2)		1-2 P5		0-1 G5-4-3 1-2f				3-1 F8 2B		5	1	2	1	0	0	5
José Hernández, R (1, 3) OBP: 0.292, SLG: 0.376		1-3 K			1-3 K			1-1 F8		5	1	1	0	0	2	1
Ronnie Belliard, R (1, 4) OBP: 0.326, SLG: 0.418		0-0 F7				0-0 G6-3		0-2 P3		5	0	0	0	0	1	4
Aaron Boone, R (1, 5) OBP: 0.291, SLG: 0.367			0-0 FC6-4 1B			3-2 G5-3		3-1 F9		4	1	2	1	0	0	0
Casey Blake, R (1, 9) OBP: 0.309, SLG: 0.413			1-0 FC6-4 24 G4-6-3 1-2f					2-1 24 G4-6-3 1B		4	2	3	3	0	0	1

Inning	R	H	E	K	S	IP	WLS	BF	H	R	ER	SO	BB	IBB	HBP	BLK	WP	HR	S	P	ERA	WHIP
1	0	2	0	2	12	5.0	L	23	10	6	6	4	0	0	1	0	0	2	50	77	10.80	2.000
2	0	0	0	1	7	0.0		0	0	0	0	0	1	0	0	0	0	0	12	23	54.00	15.000
3	0	0	0	1	7	2.2		10	1	1	1	2	1	0	0	0	0	0	23	36	3.38	0.750
4	0	0	0	0	7	0.2		3	1	0	0	0	0	0	0	0	0	5	9	0.00	1.500	
5	0	0	0	0	7	0.1		1	0	0	0	0	0	0	0	0	0	2	2	0.00	0.000	
6	9	10	1	2	33	9.0		40	16	9	7	16	2	3	1	0	0	49	99	4.50	1.640	
7	0	0	0	0	6	0.0		0	0	0	0	0	0	0	0	0	0	0	0	0	0.00	0.000
8	0	1	0	1	7	0.0		0	1	1	0	1	0	0	0	0	0	0	0	0	0.00	0.333
9	0	1	0	0	7	0.0		0	1	0	0	1	0	0	0	0	0	0	0	0	0.00	0.333

PITCHER	IP	WLS	BF	H	R	ER	SO	BB	IBB	HBP	BLK	WP	HR	S	P	ERA	WHIP
29 Nate Robertson, L (1, 1) ERA: 4.11	5.0	L	23	10	6	6	4	0	0	1	0	0	2	50	77	10.80	2.000
43 Roman Colon, R (6, 1) ERA: 5.72	0.1		6	4	2	2	1	1	0	0	0	0	0	12	23	54.00	15.000
Chris Spurling, R (6, 1) ERA: 3.76	2.2		10	1	1	1	2	1	0	0	0	0	0	23	36	3.38	0.750
Vic Darenburg, L (9, 1) ERA: 3.86	0.2		3	1	0	0	0	0	0	0	0	0	0	5	9	0.00	1.500
Craig Dingman, R (9, 1) ERA: 0.96	0.1		1	0	0	0	0	0	0	0	0	0	0	2	2	0.00	0.000



Batter	1	2	3	4	5	6	7	8	9	AB	R	H	RBI	BB	SO	LOB
14 Placido Polanco, R (1, 4) OBP: 0.398, SLG: 0.444	2-1 G6-3		0-3 K		3-3 K		0-1 G4-3		1-1 F7	5	0	0	0	0	2	0
9 Carlos Guillen, S (1, 6) OBP: 0.364, SLG: 0.430	3-2 G6-3			2-2 SF9 30 F9 31 BB 1B		2-2 G5-3	1-0 G4-3			4	1	1	0	0	0	0
31 Chris Shelton, R (1, 3) OBP: 0.395, SLG: 0.549	4-2 BB			4-1 SF9 BB 1-2 BB		1-2 F7	1-3 K			2	0	0	0	2	1	0
30 Magglio Ordonez, R (1, 9) OBP: 0.374, SLG: 0.481	1-3 K			2-2 F9		0-0 F9		4-2 BB		3	0	0	0	1	1	3
Rondell White, R (1, 10) OBP: 0.344, SLG: 0.470		1-1 G6-3		4-2 BB		0-1 HR		0-1 F9		3	1	1	1	1	0	1
Ivan Rodriguez, R (1, 2) OBP: 0.303, SLG: 0.460		2-1 F8		0-1 SF9		1-0 2B 1B		1-3 K		3	1	1	1	0	1	1
Dmitri Young, S (1, 7) OBP: 0.321, SLG: 0.478		1-2 G4-3		2-3 3-H 2-3 K		1-0 2B 15 HR 1B		1-3 K		4	1	1	0	0	2	3
Craig Monroe, R (1, 8) OBP: 0.334, SLG: 0.444			1-0 F8		2-3 K		0-0 15 HR 2B		2-1 G4-3	4	1	1	1	0	1	0
15 Brandon Inge, R (1, 5) OBP: 0.351, SLG: 0.416			1-0 G5-3		0-2 F8		1-1 HR		1-1 F9	4	1	1	3	0	0	0

Inning Stats	R: 0	H: 0	E: 0	K: 1	S: 11	LOB: 1	BB: 1	P: 21	R: 0	H: 0	E: 0	K: 0	S: 7	LOB: 0	BB: 0	P: 11	R: 0	H: 0	E: 0	K: 1	S: 5	LOB: 0	BB: 0	P: 7	R: 1	H: 1	E: 0	K: 1	S: 17	LOB: 2	BB: 2	P: 31	R: 0	H: 0	E: 0	K: 2	S: 9	LOB: 0	BB: 0	P: 14	R: 0	H: 0	E: 0	K: 0	S: 7	LOB: 0	BB: 0	P: 10	R: 5	H: 5	E: 0	K: 1	S: 13	LOB: 0	BB: 0	P: 18	R: 0	H: 0	E: 0	K: 2	S: 14	LOB: 1	BB: 1	P: 20	R: 0	H: 0	E: 0	K: 0	S: 6	LOB: 0	BB: 0	P: 10	1B: 3	SF: 1	2B: 1	SAC: 0	3B: 0	DP: 0	HR: 2	HBP: 0	WP: 0	PA: 37
--------------	------	------	------	------	-------	--------	-------	-------	------	------	------	------	------	--------	-------	-------	------	------	------	------	------	--------	-------	------	------	------	------	------	-------	--------	-------	-------	------	------	------	------	------	--------	-------	-------	------	------	------	------	------	--------	-------	-------	------	------	------	------	-------	--------	-------	-------	------	------	------	------	-------	--------	-------	-------	------	------	------	------	------	--------	-------	-------	-------	-------	-------	--------	-------	-------	-------	--------	-------	--------

PITCHER	IP	WLS	BF	H	R	ER	SO	BB	IBB	HBP	BLK	WP	HR	S	P	ERA	WHIP
CC Sabathia, L (1, 1) ERA: 5.27	6.0	W	26	5	5	5	5	3	0	0	0	0	1	61	101	7.50	1.333
David Riske, R (7, 1) ERA: 3.04	1.0		4	1	1	1	1	0	0	0	0	0	1	8	11	9.00	1.000
63 Rafael Betancourt, R (8, 1) ERA: 2.91	1.0	H	4	0	0	0	2	1	0	0	0	0	0	14	20	0.00	1.000
Bob Howry, R (9, 1) ERA: 3.43	1.0	S	3	0	0	0	0	0	0	0	0	0	0	6	10	0.00	0.000

**BOTTOM**

**Cleveland Indians @ Detroit Tigers**  
Comerica Park, Detroit, MI  
Fri Aug 05 2005, 7:05 PM EDT  
Att. 38,928 - Partly Cloudy - 86 F

livebaseballscorecards.com

AB	32
R	6
H	6
RBI	6
BB	4
SO	8
LOB	8



Batter	1	2	3	4	5	6	7	8	9	AB R H RBI BB SO LOB	TOP											
24 Grady Sizemore, L OBP: 0.343, SLG: 0.464 (1, 8)	2-3 K	2-1 2B		0-1 3B		1-3 K		2-3 K		5 0 2 1 0 3 2												
Coco Crisp, S OBP: 0.340, SLG: 0.440 (1, 7)	0-2 48 1B 2 G6-3	1-0 G3		0-0 L9			0-1 F8		3-1 F7	5 1 1 0 0 0 2												
2 Jhonny Peralta, R OBP: 0.360, SLG: 0.538 (1, 6)	0-1 G6-3		0-0 1B		4-2 41 48 G4-6-3 BB		3-2 HR		0-1 F7	4 1 2 1 1 0 1												
48 Travis Hafner, L OBP: 0.420, SLG: 0.579 (1, 10)	1-0 41 1B 1B		1 SAFE 3-3 K		4-0 41 G4-6-3 BB		0-0 F9		0-1 2B	4 1 2 1 1 1 1												
41 Victor Martinez, S OBP: 0.352, SLG: 0.445 (1, 2)	0-0 WP 1B 1B		1-0 F7		3-2 G4-6-3 1-2f 2-3		2-0 1B 2 1B		0-1 G3	5 0 2 0 0 0 4												
Ben Broussard, L OBP: 0.313, SLG: 0.438 (1, 3)	2-1 WP 1B		1 SAFE 3-3 K		1-0 G3		1-2 1B		1-3 1B	4 0 2 1 0 1 2												
Aaron Boone, R OBP: 0.288, SLG: 0.363 (1, 5)	2-2 G6-3			0-0 G6-3		0-2 P5		3-1 2	0-1 F7	4 0 0 0 0 0 2												
Ramón Vázquez, L OBP: 0.235, SLG: 0.246 (1, 4)		0-1 F7		2-2 G4-3		1-0 2B		3-3 K		4 0 1 0 0 1 0												
Casey Blake, R OBP: 0.311, SLG: 0.417 (1, 9)		3-3 K		2-2 24 3B 1B		2-3 K		3-2 2B		4 1 2 0 0 2 1												
<b>Inning Stats</b>	R: 2 E: 0 K: 1 S: 17	H: 4 LOB: 2 BB: 0 P: 24	R: 0 E: 0 K: 1 S: 9	H: 1 LOB: 1 BB: 0 P: 15	R: 0 E: 0 K: 2 S: 8	H: 1 LOB: 1 BB: 0 P: 15	R: 1 E: 0 K: 0 S: 10	H: 2 LOB: 1 BB: 0 P: 14	R: 0 E: 0 K: 0 S: 8	H: 0 LOB: 1 BB: 2 P: 20	R: 0 E: 0 K: 2 S: 11	H: 1 LOB: 1 BB: 0 P: 15	R: 1 E: 0 K: 0 S: 12	H: 3 LOB: 2 BB: 0 P: 21	R: 0 E: 0 K: 2 S: 12	H: 1 LOB: 1 BB: 0 P: 20	R: 0 E: 0 K: 0 S: 8	H: 1 LOB: 1 BB: 0 P: 11	1B: 8 2B: 4 3B: 1 HR: 1	SF: 0 SAC: 0 DP: 1 HBP: 0	WP: 1 PB: 0 SB: 0 CS: 0	PA: 41
<b>PITCHER</b>	IP WLS BF H R ER SO BB IBB HBP BLK WP HR S P ERA WHIP																					
38 Jeremy Bolderman, R ERA: 4.05 (1, 1)	6.0 L 28 9 3 3 6 2 0 0 0 1 0 63 103 4.50 1.833																					
Jamie Walker, L ERA: 2.75 (7, 1)	0.2 5 3 1 1 0 0 0 0 0 0 1 11 17 13.50 4.500																					
Craig Dingman, R ERA: 0.84 (7, 1)	1.1 5 1 0 0 2 0 0 0 0 0 0 13 24 0.00 0.750																					
Franklyn German, R ERA: 2.85 (9, 1)	1.0 4 1 0 0 0 0 0 0 0 0 0 8 11 0.00 1.000																					

**Cleveland Indians @ Detroit Tigers**  
Comerica Park, Detroit, MI  
Sat Aug 06 2005, 7:05 PM EDT  
Att: 39,817 - Partly Cloudy - 84 F

livebaseballscorecards.com

AB	39
R	4
H	14
RBI	4
BB	2
SO	8
LOB	15



Batter	1	2	3	4	5	6	7	8	9	AB R H RBI BB SO LOB
14 Placido Polanco, R (1, 4) OBP: 0.396, SLG: 0.442	1-1 G5-3		1 SAFE 0-0 FC1-2 1B		1-0 F8		3-2 G5-3			4 0 1 0 0 0 0
9 Carlos Guillen, S (1, 6) OBP: 0.359, SLG: 0.424	1-3 K		3-2 FC1-2 1-2 3-H		1-2 G4-3			1-1 F7		4 0 0 0 0 1 2
31 Chris Shelton, R (1, 3) OBP: 0.392, SLG: 0.541	1-3 K		2-3 K		4-2 30 HR BB			3-2 F9		3 1 0 0 1 2 2
30 Magglio Ordonez, R (1, 9) OBP: 0.377, SLG: 0.504		1-3 K		2-0 FC5-4 1B		0-1 1-H HR		3-1 L6		4 1 2 2 0 1 0
Rondell White, R (1, 10) OBP: 0.340, SLG: 0.464		1-3 K		0-0 FC5-4 FC6-4 1-2f		0-1 G6-3		0-2 P3		4 0 0 0 0 1 1
Ivan Rodriguez, R (1, 2) OBP: 0.305, SLG: 0.463		0-0 2B		1-2 FC6-4 CI 1-2f		0-2 G4-3		0-0 G6-4-3 1B		4 0 2 0 0 0 1
Dmitri Young, S (1, 7) OBP: 0.319, SLG: 0.474		1-3 K		1 SAFE 0-2 CI FC6-4 1-2		1-3 K		0-0 G6-4-3 1-2f		3 0 0 0 0 2 2
Craig Monroe, R (1, 8) OBP: 0.334, SLG: 0.441			3-1 15 FC5-4 HBP		1-1 FC6-4 1-2f		0-0 G6-3			2 0 0 0 0 0 2
15 Brandon Inge, R (1, 5) OBP: 0.349, SLG: 0.413			1 SAFE 0-1 14 1B 9 FC1-2 1-2f		3-2 G3		3-3 K			3 0 0 0 0 1 1

Inning Stats	R: 0 E: 0 K: 2 S: 9	H: 0 LOB: 0 BB: 0 P: 12	R: 0 E: 0 K: 3 S: 12	H: 1 LOB: 1 BB: 0 P: 15	R: 0 E: 0 K: 1 S: 11	H: 1 LOB: 2 BB: 0 P: 19	R: 0 E: 1 K: 0 S: 11	H: 1 LOB: 2 BB: 0 P: 15	R: 0 E: 0 K: 0 S: 7	H: 0 LOB: 0 BB: 0 P: 12	R: 2 E: 0 K: 1 S: 13	H: 1 LOB: 0 BB: 1 P: 18	R: 0 E: 0 K: 1 S: 7	H: 0 LOB: 0 BB: 0 P: 13	R: 0 E: 0 K: 0 S: 10	H: 0 LOB: 0 BB: 0 P: 17	R: 0 E: 0 K: 0 S: 5	H: 1 LOB: 0 BB: 0 P: 5	1B: 3 2B: 1 3B: 0 HR: 1	SF: 0 SAC: 0 DP: 1 HBP: 1
--------------	------------------------------	----------------------------------	-------------------------------	----------------------------------	-------------------------------	----------------------------------	-------------------------------	----------------------------------	------------------------------	----------------------------------	-------------------------------	----------------------------------	------------------------------	----------------------------------	-------------------------------	----------------------------------	------------------------------	---------------------------------	----------------------------------	------------------------------------

PITCHER	IP	WLS	BF	H	R	ER	SO	BB	IBB	HBP	BLK	WP	HR	S	P	ERA	WHIP
37 Jake Westbrook, R (1, 1) ERA: 4.46	7.0	W	28	4	2	2	8	1	0	1	0	0	1	70	104	2.57	0.714
Bob Howry, R (8, 1) ERA: 3.35	1.0	H	3	0	0	0	0	0	0	0	0	0	0	10	17	0.00	0.000
Bob Wickman, R (9, 1) ERA: 3.09	1.0	S	3	1	0	0	0	0	0	0	0	0	0	5	5	0.00	1.000

**BOTTOM**

**Cleveland Indians @ Detroit Tigers**  
Comerica Park, Detroit, MI

Sat Aug 06 2005, 7:05 PM EDT  
Att. 39,817 - Partly Cloudy - 84 F

livebaseballscorecards.com

AB	31
R	2
H	5
RBI	2
BB	1
SO	8
LOB	11



WP	PA	ERA	WHIP
0	34		

Batter	1	2	3	4	5	6	7	8	9	AB R H RBI BB SO LOB	TOP																
24 Grady Sizemore, L (1, 8) OBP: 0.342, SLG: 0.468	2-3 K		2-3 K		2-0 HR		1-0 G6-3		1-1 L4	5 1 1 2 0 2 1																	
Coco Crisp, S (1, 7) OBP: 0.338, SLG: 0.437	1-1 F8			1-1 G4-3	1-0 1B			1-3 K	1-2 G3-1	5 0 1 0 0 1 1																	
2 Jhonny Peralta, R (1, 6) OBP: 0.365, SLG: 0.543	2-2 1B			0-0 2B	0-1 FC5-4			4-1 HR BB		3 1 2 0 1 0 1																	
48 Travis Hafner, L (1, 10) OBP: 0.421, SLG: 0.576	2-1 G3			3-2 F8		1-2 1B		4-2 HR BB		3 1 1 0 1 0 2																	
Ronnie Belliard, R (1, 4) OBP: 0.325, SLG: 0.425		0-0 P6		0-0 G3		1-2 F8		0-1 HR		4 1 1 3 0 0 2																	
Jeff Liefer, L (1, 3) OBP: 0.243, SLG: 0.278		3-3 K			1-3 K	1-2 L9		1-3 K		4 0 0 0 0 3 1																	
Ben Broussard, L (8, 3) OBP: 0.313, SLG: 0.438										0 0 0 0 0 0 0																	
Aaron Boone, R (1, 5) OBP: 0.285, SLG: 0.358		0-3 K			0-0 G3-1	0-0 G1-3		1-0 G4-3		4 0 0 0 0 1 1																	
Casey Blake, R (1, 9) OBP: 0.313, SLG: 0.427			3-2 G6-3		1-2 HR		0-1 F7		1-1 WP SH2-4 1B	4 1 2 1 0 0 0																	
Josh Bard, S (1, 2) OBP: 0.250, SLG: 0.257		0-0 F9			1-1 E5 24 HR		0-0 F7		0-1 SH2-4	3 1 0 0 0 0 0																	
<b>Inning Stats</b>	R: 0 E: 0 K: 1 S: 10	H: 1 LOB: 1 BB: 0 P: 17	R: 0 E: 0 K: 2 S: 9	H: 0 LOB: 0 BB: 0 P: 12	R: 0 E: 0 K: 1 S: 8	H: 0 LOB: 0 BB: 0 P: 13	R: 0 E: 0 K: 0 S: 9	H: 1 LOB: 1 BB: 0 P: 13	R: 3 E: 1 K: 1 S: 13	H: 3 LOB: 1 BB: 0 P: 19	R: 0 E: 0 K: 0 S: 11	H: 1 LOB: 1 BB: 0 P: 14	R: 0 E: 0 K: 0 S: 4	H: 0 LOB: 0 BB: 0 P: 5	R: 3 E: 0 K: 2 S: 12	H: 1 LOB: 0 BB: 2 P: 23	R: 0 E: 0 K: 0 S: 9	H: 1 LOB: 1 BB: 0 P: 12	1B: 4 2B: 1 3B: 0 HR: 3	SF: 0 SAC: 1 DP: 0 HBP: 0	WP: 1 PB: 0 SB: 0 CS: 0	PA: 38					
<b>PITCHER</b>	IP WLS BF H R ER SO BB IBB HBP BLK WP HR S P ERA WHIP																										
Jason Johnson, R (1, 1) ERA: 4.06	7.0		28	6	3	1	5	0	0	0	0	0	2	64	93	1.29	0.857										
Craig Dingman, R (8, 1) ERA: 1.64	0.1	H	2	0	1	1	1	1	0	0	0	0	0	4	9	27.00	3.000										
Vic Darensbourg, L (8, 1) ERA: 5.79	0.0		1	0	0	0	0	1	0	0	0	0	0	2	6	∞	∞										
56 Fernando Rodney, R (8, 1) ERA: 2.19	1.2	L	7	2	2	2	1	0	0	0	0	1	1	15	20	10.80	1.200										

Cleveland Indians @ Detroit Tigers  
Comerica Park, Detroit, MI  
Sun Aug 07 2005, 1:05 PM EDT  
Att. 34,553 - Sunny - 83 F

livebaseballscorecards.com

AB	35
R	6
H	8
RBI	6
BB	2
SO	7
LOB	9



Batter	1	2	3	4	5	6	7	8	9	AB R H RBI BB SO LOB
14 Placido Polanco, R OBP: 0.393, SLG: 0.438	1-0 1B	2-0 P3		2-3 K		1-2 G6-3		1-2 G6-3		5 0 1 0 0 1 0
15 Brandon Inge, R OBP: 0.351, SLG: 0.421	1-3 SAFE	0-0 HR		2-2 1B		4-2 30 BB 31 S BB		0-0 L9		4 1 2 1 1 1 1
31 Chris Shelton, R OBP: 0.392, SLG: 0.533	2-2 SAFE	4-1 BB		3-2 F7		4-2 30 BB BB		3-3		3 0 0 0 2 2 2
30 Magglio Ordonez, R OBP: 0.372, SLG: 0.489	2-1 P3	0-0 F7			3-1 L6	4-1 BB		2-2 G6-3		4 0 0 0 1 0 2
Rondell White, R OBP: 0.341, SLG: 0.463		0-0 E FC5 SF9 1B	1-0 F7		0-0 E 1B	0-1 F8		2-3 K		5 1 2 0 0 1 3
Ivan Rodriguez, R OBP: 0.302, SLG: 0.458		1-1 FC5 E 1B	0-2 P3		0-0 FC5	1-2 K		1-2 K		4 1 0 0 0 1 2
Craig Monroe, R OBP: 0.336, SLG: 0.443		0-1 SF9	3-2 FC5-4 1B		2-3 K	0-0 G4-3 1B		0-0 G4-3 1B		3 0 2 1 0 1 2
John McDonald, R OBP: 0.333, SLG: 0.321		2-0 E 1B	0-2 FC5-4		0-0 F8	0-0 G4-3		0-0 SAFE		4 1 1 0 0 0 4
Nook Logan, S OBP: 0.322, SLG: 0.361		0-1 E2 1B		2-2 L7		1-2 F7		2-2 G4-3		4 1 1 1 0 0 0

Inning Stats	R: 0 E: 0 K: 2 S: 10	H: 1 LOB: 1 BB: 0 P: 16	R: 5 E: 2 K: 0 S: 12	H: 4 LOB: 1 BB: 1 P: 21	R: 0 E: 0 K: 0 S: 12	H: 1 LOB: 1 BB: 0 P: 16	R: 0 E: 2 K: 1 S: 16	H: 1 LOB: 1 BB: 0 P: 25	R: 0 E: 1 K: 1 S: 8	H: 1 LOB: 2 BB: 0 P: 13	R: 0 E: 0 K: 0 S: 13	H: 0 LOB: 3 BB: 3 P: 27	R: 0 E: 0 K: 1 S: 5	H: 1 LOB: 0 BB: 0 P: 6	R: 0 E: 0 K: 0 S: 8	H: 0 LOB: 0 BB: 0 P: 11	R: 0 E: 0 K: 2 S: 9	H: 0 LOB: 0 BB: 0 P: 16	1B: 8 2B: 0 3B: 0 HR: 1	SF: 1 SAC: 0 DP: 1 HBP: 0	WP: 0 PB: 0 SB: 1 CS: 0	PA: 41
--------------	-------------------------------	----------------------------------	-------------------------------	----------------------------------	-------------------------------	----------------------------------	-------------------------------	----------------------------------	------------------------------	----------------------------------	-------------------------------	----------------------------------	------------------------------	---------------------------------	------------------------------	----------------------------------	------------------------------	----------------------------------	----------------------------------	------------------------------------	----------------------------------	--------

PITCHER	IP	WLS	BF	H	R	ER	SO	BB	IBB	HBP	BLK	WP	HR	S	P	ERA	WHIP
Scott Elarton, R ERA: 4.41	(1, 1)	5.2	31	8	5	1	4	4	0	0	0	0	1	69	116	1.59	2.118
David Riske, R ERA: 2.96	(6, 1)	1.1	4	1	0	0	1	0	0	0	0	0	0	7	8	0.00	0.750
Bob Howry, R ERA: 3.28	(8, 1)	1.0	3	0	0	0	0	0	0	0	0	0	0	8	11	0.00	0.000
Bob Wickman, R ERA: 3.02	(9, 1)	1.0	3	0	0	0	2	0	0	0	0	0	0	9	16	0.00	0.000

BOTTOM

Cleveland Indians @ Detroit Tigers

Comerica Park, Detroit, MI

Sun Aug 07 2005, 1:05 PM EDT  
Att. 34,553 - Sunny - 83 F

livebaseballscorecards.com

AB	36
R	5
H	9
RBI	3
BB	4
SO	7
LOB	16



Batter	1	2	3	4	5	6	7	8	9	10	11	12	AB R H RBI BB SO LOB	TOP																		
14 Placido Polanco, R OBP: 0.392, SLG: 0.439	0-1 9 1B 1B	1-0 P4		0-0 1-H 2-H 2B		0-2 FC1-6-5 WP			0-1 G6-3		0-1 G1-3		6 1 2 1 0 0 1	Detroit Tigers @ Toronto Blue Jays Rogers Centre, Toronto, ON Mon Aug 08 2005, 7:07 PM EDT Att: 20,887 - Clear - 84 F																		
9 Carlos Guillen, S OBP: 0.364, SLG: 0.436 20 Omar Infante, R OBP: 0.273, SLG: 0.397	2-2 E 30 G6-3 1B 1-2		3-2 HR		1-3 K	4-2 WP BB			0-1 1B 30 SF8 1B		0-1 P4		3 2 2 1 1 1 0 2 1 1 0 0 0 0																			
Dmitri Young, S OBP: 0.322, SLG: 0.474	0-1 E7 2B 1B 1-3 2-H		2-2 G4-3		1-2 F9	2-3 K			1 SAFE 0-2 1-3 1B		0-0 2B 13 1B 1B		6 2 3 1 0 1 2																			
30 Magglio Ordonez, R OBP: 0.364, SLG: 0.479	0-1 G6-3		0-2 K		0-0 2B 1B				0-0 SF8		0-3 K		5 1 1 2 0 3 2																			
Rondell White, R OBP: 0.344, SLG: 0.472	1-2 1B 2B 2-H		0-0 P4		1-0 1-H 2B				3-H 1-0 P3		0-0 13 1B 2B		6 1 3 2 0 0 1																			
Craig Monroe, R OBP: 0.338, SLG: 0.442	1-2 15 G6-4-3 1B 2-H		1-0 G1-3		0-2 1B				1-3 K		2-2 G4-3		5 0 2 1 1 1 0																			
15 Brandon Inge, R OBP: 0.349, SLG: 0.416	0-1 G6-4-3 1-2		1-2 BB 14 2B HBP		2-2 F9				0-3 K		0-1 F8		5 1 0 0 0 2 6																			
13 Vance Wilson, R OBP: 0.261, SLG: 0.208		1-1 G6-3		1-0 F9		3-2 14 FC1-6-5 SH1-3 HBP			1-0 F9		1-0 F9		5 0 1 1 0 0 1																			
Nook Logan, S OBP: 0.320, SLG: 0.356		2-2 G3-1		4-2 14 2B BB		0-0 SH1-3			0-0 B2		0-3 K		4 0 0 0 1 1 3																			
<b>Inning Stats</b>	R: 4 E: 1 K: 0 S: 22	H: 5 LOB: 0 BB: 0 P: 26	R: 0 E: 0 K: 0 S: 7	H: 0 LOB: 0 BB: 0 P: 11	R: 1 E: 0 K: 1 S: 12	H: 1 LOB: 2 BB: 1 P: 15	R: 1 E: 0 K: 1 S: 14	H: 3 LOB: 2 BB: 0 P: 19	R: 0 E: 0 K: 1 S: 13	H: 0 LOB: 0 BB: 0 P: 18	R: 0 E: 0 K: 1 S: 6	H: 0 LOB: 0 BB: 0 P: 7	R: 1 E: 0 K: 0 S: 9	H: 2 LOB: 1 BB: 0 P: 10	R: 0 E: 0 K: 0 S: 8	H: 0 LOB: 0 BB: 0 P: 11	R: 0 E: 0 K: 1 S: 8	H: 0 LOB: 0 BB: 0 P: 8	R: 1 E: 0 K: 2 S: 11	H: 3 LOB: 3 BB: 1 P: 16	1B: 10 2B: 4 3B: 0 HR: 1	SF: 1 SAC: 1 DP: 1 HBP: 2	WP: 1 PA: 54									
<b>PITCHER</b>	IP WLS BF H R ER SO BB IBB HBP BLK WP HR S P ERA WHIP															IP WLS BF H R ER SO BB IBB HBP BLK WP HR S P ERA WHIP																
Dave Bush, R ERA: 4.94	(1, 1) 4.2																															
Vinnie Chulk, R ERA: 3.21	(5, 1) 1.1																															
Justin Speier, R ERA: 2.25	(7, 1) 2.0																															
Miguel Batista, R ERA: 2.95	(9, 1) 2.0	B	8	2	1	1	0	0	0	0	0	0	0	0	17	21	4.50	1.000														
Scott Schoeneweis, L ERA: 4.31	(11, 1) 2.0	L	10	3	1	1	3	0	1	0	0	0	0	0	19	24	4.50	1.500														

AB	47
R	9
H	15
RBI	9
BB	3
SO	9
LOB	16



Batter	1	2	3	4	5	6	7	8	9	10	11	12	AB R H RBI BB SO LOB
3 Reed Johnson, R OBP: 0.349, SLG: 0.460 Frank Catalanotto, L OBP: 0.361, SLG: 0.429 (1, 7) (8, PH) (9, 7)	0-1 F8 10 SF9 2B		1-1 G6-4-3 HBP		0-1 F8	0-0 1-2 3-H 1B		2-1 HR 1B	1-1 P4			1-2 G3	3 1 2 1 0 0 1 3 1 1 0 0 0 3
Orlando Hudson, S OBP: 0.313, SLG: 0.410 (1, 4)	0-1 F8 2-3		1-0 G6-4-3 1-2f		0-0 F8	0-2 F7		0-0 HR		1-3 K		1-1 G6-4-3 1B	7 1 2 2 0 1 5
10 Vernon Wells, R OBP: 0.333, SLG: 0.509 (1, 8)	0-0 SF9			2-2 2B 1B	1-2 1B		0-0 SH5-4 1B	0-0 G6-3		4-1 FC5-4 BB		0-1 G6-4-3 1-2f	5 1 3 1 1 0 1
Shea Hillenbrand, R OBP: 0.359, SLG: 0.460 (1, 10)	3-H 2-2 F9		2-2 47 G3 15 1B 2B	0-1 1B	2-3 K		0-2 2 SH5-4 1B	0-0 F8		0-0 FC5-4		1-2f	6 1 2 1 0 1 3
2 Aaron Hill, R OBP: 0.352, SLG: 0.415 (1, 6) (10, 5)		0-1 G5-3		0-1 F8		0-0 F7	0-1 SH5-4		0-0 P4	1-0 F8			5 0 0 0 0 0 2
47 Corey Koskie, L OBP: 0.307, SLG: 0.401 8 Russ Adams, L OBP: 0.352, SLG: 0.451 (1, 5) (9, PR) (10, 6)		0-1 G1-3		1-1 G3		1-2 HR	0-1 F9		1-1 15 1B 1B		2-2 G6-3 15 1B 1B		5 1 2 1 0 0 3 1 0 1 0 0 0 0
15 Alex Rios, R OBP: 0.332, SLG: 0.419 (1, 9)		0-2 HR		1-1 1B		0-0 1B 3 1B	4-0 IBB		0-1 IBB 1B		1-0 G6-3 1B		5 2 5 2 1 0 0
Eric Hinske, L OBP: 0.332, SLG: 0.419 (1, 3)		1-2 F9		3-2 G5-3		1-2 F8	2-1 F8		4-0 IBB		1-0 G6-3		5 0 0 0 1 0 7
Ken Huckaby, R OBP: 0.225, SLG: 0.200 9 Gregg Zaun, S OBP: 0.368, SLG: 0.389 (1, 2) (8, PH) (9, 2)			1-1 F9		1-0 10 1B 1B	0-0 3 1B 1B		0-3 K	3-3 K		1-2 P5		3 0 2 0 0 0 0 3 0 0 0 0 2 4


Inning Stats	R: 1 E: 0 K: 0 S: 8	H: 1 LOB: 0 BB: 0 P: 10	R: 1 E: 0 K: 0 S: 11	H: 1 LOB: 0 BB: 0 P: 12	R: 0 E: 0 K: 0 S: 4	H: 0 LOB: 0 BB: 0 P: 7	R: 2 E: 0 K: 0 S: 16	H: 3 LOB: 1 BB: 0 P: 23	R: 0 E: 0 K: 1 S: 11	H: 2 LOB: 2 BB: 0 P: 15	R: 2 E: 0 K: 0 S: 14	H: 4 LOB: 2 BB: 0 P: 16	R: 0 E: 0 K: 1 S: 10	H: 2 LOB: 3 BB: 1 P: 16	R: 2 E: 0 K: 1 S: 9	H: 2 LOB: 0 BB: 0 P: 11	R: 0 E: 0 K: 1 S: 10	H: 2 LOB: 3 BB: 1 P: 19	R: 0 E: 0 K: 1 S: 6	H: 0 LOB: 1 BB: 0 P: 12	R: 0 E: 0 K: 0 S: 10	H: 2 LOB: 1 BB: 0 P: 15	R: 0 E: 0 K: 0 S: 7	H: 1 LOB: 0 BB: 0 P: 9	1B: 15 2B: 2 3B: 0 HR: 3	SF: 1 SAC: 1 DP: 3 HBP: 1	WP: 0 PB: 0 SB: 0 CS: 0	PA: 57
--------------	------------------------------	----------------------------------	-------------------------------	----------------------------------	------------------------------	---------------------------------	-------------------------------	----------------------------------	-------------------------------	----------------------------------	-------------------------------	----------------------------------	-------------------------------	----------------------------------	------------------------------	----------------------------------	-------------------------------	----------------------------------	------------------------------	----------------------------------	-------------------------------	----------------------------------	------------------------------	---------------------------------	-----------------------------------	------------------------------------	----------------------------------	--------

PITCHER	IP	WLS	BF	H	R	ER	SO	BB	IBB	HBP	BLK	WP	HR	S	P	ERA	WHIP
Mike Maroth, L ERA: 4.89	(1, 1)	5.2	27	10	6	6	1	0	0	1	0	0	2	60	79	9.53	1.765
Chris Spurling, R ERA: 3.7	(6, 1)	0.2	H	5	3	0	0	0	0	0	0	0	0	10	10	0.00	4.500
Jamie Walker, L ERA: 2.7	(7, 1)	0.2	H	3	0	0	0	0	1	0	0	0	0	4	10	0.00	0.000
43 Roman Colon, R ERA: 5.98	(8, 1)	1.0	B	5	2	2	1	0	0	0	0	0	1	9	11	18.00	2.000
Franklyn German, R ERA: 2.72	(9, 1)	2.0		10	2	0	2	1	1	0	0	0	0	16	31	0.00	1.500

**DETROIT TIGERS @ TORONTO BLUE JAYS**  
**Rogers Centre, Toronto, ON**  
 Mon Aug 08 2005, 7:07 PM EDT  
 Att: 20,887 - Clear - 84 F

livebaseballscorecards.com

AB	51
R	8
H	20
RBI	8
BB	3
SO	4
LOB	29



Batter	1	2	3	4	5	6	7	8	9	AB R H RBI BB SO LOB	TOP											
14 Placido Polanco, R (1, 4) OBP: 0.395, SLG: 0.442	0-1 F7		2-1 F9		2-1 CS		0-1 9 BB 1B		1-1 9 BB 1B	5 0 3 2 0 0 0												
9 Carlos Guillen, S (1, 6) OBP: 0.367, SLG: 0.438	1-1 P5		2-1 G4-3		3-1 CS	2-1 2B	4-2 BB		4-2 FC4-6 BB	3 0 1 0 2 0 0												
31 Chris Shelton, R (1, 3) OBP: 0.388, SLG: 0.530	3-2 2B		1-2 F7			1-3 K	2-3 K		1-3 K	5 0 1 0 0 3 4												
Dmitri Young, S (1, 7) OBP: 0.320, SLG: 0.469	4-0 BB			0-0 F8		2-1 G3		0-2 G4-3	0-0 FC4-6	4 0 0 0 1 0 2												
Rondell White, R (1, 10) OBP: 0.345, SLG: 0.475	0-0 F9			2-3 K			1-0 15 1B 13 SF8 1B	1-2 E 2B		4 1 2 0 0 1 2												
Craig Monroe, R (1, 9) (7, 8)				1-3 K			1-0 13 SF8 30 SF9 1B	1-1 E5		4 1 2 0 0 1 1												
15 Brandon Inge, R (1, 5) OBP: 0.350, SLG: 0.417					3-2 G3 13 14 1B G4-3 1B		0-0 30 SF9 14 1B 30 WP 1B	2-3 K		4 2 2 0 0 2 3												
13 Vance Wilson, R (1, 2) OBP: 0.250, SLG: 0.200					0-0 G4-3		1-0 SF8	1-0 G1-3		3 0 0 1 0 0 4												
Nook Logan, S (1, 8) 30 Magglio Ordonez, R (7, PH) OBP: 0.360, SLG: 0.476					2-0 G3		3-0 SF9		0-0 F8	2 0 0 0 0 0 2 1 0 0 1 0 0 0												
<b>Inning Stats</b>	R: 0 E: 0 K: 0 S: 8	H: 1 LOB: 2 K: 1 P: 16	R: 0 E: 0 K: 1 S: 11	H: 1 LOB: 1 BB: 0 P: 15	R: 0 E: 0 K: 2 S: 7	H: 0 LOB: 0 BB: 0 P: 12	R: 0 E: 0 K: 2 S: 7	H: 0 LOB: 0 BB: 0 P: 10	R: 1 E: 0 K: 1 S: 8	H: 2 LOB: 0 BB: 0 P: 18	R: 0 E: 0 K: 1 S: 7	H: 1 LOB: 0 BB: 0 P: 12	R: 3 E: 0 K: 1 S: 14	H: 4 LOB: 2 BB: 1 P: 26	R: 0 E: 1 K: 1 S: 14	H: 1 LOB: 2 BB: 0 P: 18	R: 0 E: 0 K: 1 S: 9	H: 1 LOB: 2 BB: 1 P: 15	1B: 8 2B: 3 3B: 0 HR: 0	SF: 2 SAC: 0 DP: 0 HBP: 0	WP: 1 PB: 0 SB: 0 CS: 1	PA: 41
<b>PITCHER</b>	IP WLS BF H R ER SO BB IBB HBP BLK WP HR S P ERA WHIP																					
40 Dustin McGowan, R (1, 1) ERA: 4.96	6.1 W 26 8 4 4 4 1 0 0 0 0 0 52 90 5.68 1.421																					
Pete Walker, R (7, 1) ERA: 2.69	1.0 H 7 2 0 0 1 1 0 0 0 1 0 18 29 0.00 3.000																					
54 Jason Frasier, R (8, 1) ERA: 4.26	0.2 H 2 0 0 0 1 0 0 0 0 0 0 6 8 0.00 0.000																					
Miguel Batista, R (9, 1) ERA: 2.91	1.0 S 5 1 0 0 1 1 0 0 0 0 0 9 15 0.00 2.000																					

**Detroit Tigers @ Toronto Blue Jays**  
 Rogers Centre, Toronto, ON  
 Tue Aug 09 2005, 7:07 PM EDT  
 Att: 21,145 - Clear - 88 F

livebaseballscorecards.com

**AB 35**  
**R 4**  
**H 11**  
**RBI 4**  
**BB 3**  
**SO 7**  
**LOB 18**






Batter	1	2	3	4	5	6	7	8	9	AB	R	H	RBI	BB	SO	LOB
8 Russ Adams, L OBP: 0.348, SLG: 0.444 (1, 6)	1-1 G4-3		2-1 G4-3			3-2 G4-3	1-3 K			4	0	0	0	0	1	0
Frank Catalanotto, L OBP: 0.358, SLG: 0.425 3 Reed Johnson, R OBP: 0.348, SLG: 0.458 (1, 7) (8, 7)	2-1 G6-3			1-0 P6		0-0 F8		0-2 P4		3	0	0	0	0	0	0
10 Vernon Wells, R OBP: 0.332, SLG: 0.507 (1, 8)	2-1 F9			1-0 F8		0-0 47 1B 9 1B		1-2 G1-3		4	1	1	0	0	0	0
47 Corey Koskie, L OBP: 0.311, SLG: 0.403 (1, 5)		3-2 1B		1-2 F8		2-2 9 1B 15 HR		0-2 F7		4	1	2	0	0	0	0
9 Gregg Zaun, S OBP: 0.371, SLG: 0.392 (1, 2)		1-2 P4			3-2 15 FC5-4 1B	2-1 15 HR				3	1	2	1	0	0	1
15 Alex Rios, R OBP: 0.332, SLG: 0.427 (1, 9)		2-1 F9			0-0 FC5-4 2 HR	0-1 HR				3	2	1	3	0	0	2
Eric Hinske, L OBP: 0.330, SLG: 0.415 (1, 3)		1-3 K			1-0 G3-1	3-2 F8				3	0	0	0	0	1	2
2 Aaron Hill, R OBP: 0.351, SLG: 0.426 (1, 10)			2-3 K		3-1 HR		3-2 F7			3	1	1	2	0	1	0
Orlando Hudson, S OBP: 0.311, SLG: 0.407 (1, 4)			3-2 G3		2-0 G4-3		2-2 F8			3	0	0	0	0	0	0

Inning Stats	R: 0	H: 0	E: 0	K: 6	S: 6	P: 11	R: 0	H: 1	E: 0	K: 1	S: 12	P: 19	R: 0	H: 0	E: 0	K: 1	S: 9	R: 0	H: 0	E: 0	K: 0	S: 5	R: 2	H: 2	E: 0	K: 0	S: 10	R: 4	H: 4	E: 0	K: 0	S: 19	R: 0	H: 0	E: 0	K: 1	S: 12	R: 0	H: 0	E: 0	K: 0	S: 10	P: 11
PITCHER	IP	WLS	BF	H	R	ER	SO	BB	IBB	HBP	BLK	WP	HR	S	P	ERA	WHIP																										
Sean Douglass, R ERA: 4.08 (1, 1)	5.2	L	24	7	6	6	2	0	0	0	0	0	0	2	93	9.53	1.235																										
Jamie Walker, L ERA: 2.61 (6, 1)	1.1		4	0	0	0	1	0	0	0	0	0	0	17	26	0.00	0.000																										
Chris Spurling, R ERA: 3.61 (8, 1)	1.0		3	0	0	0	0	0	0	0	0	0	0	10	11	0.00	0.000																										

**DETROIT TIGERS @ TORONTO BLUE JAYS**  
Rogers Centre, Toronto, ON  
Tue Aug 09 2005, 7:07 PM EDT  
Att. 21,145 - Clear - 88 F

AB	31
R	6
H	7
RBI	6
BB	0
SO	3
LOB	5



WP	HR	S	P	ERA	WHIP
0	0	0	0	0.00	0.000
0	0	0	0	0.00	0.000
0	0	0	0	0.00	0.000

Batter	1	2	3	4	5	6	7	8	9	AB R H RBI BB SO LOB	TOP																	
14 Placido Polanco, R (1, 4) OBP: 0.395, SLG: 0.438	3-1 F8		2-1 G5-3		4-0 G5-4-3 BB		4-2 BB		2-1 G4-3	3 0 0 0 2 0 1																		
9 Carlos Guillen, S (1, 6) OBP: 0.366, SLG: 0.436	3-3 K		0-0 G5-3		2-0 G1-3		2-0 1-2 1B		2-3	4 0 1 0 0 1 1																		
31 Chris Shelton, R (1, 3) OBP: 0.386, SLG: 0.523	4-0 BB		2-3 K		1-2 G5-4-3		2-2 G1-3			3 0 0 0 1 1 3																		
30 Magglio Ordonez, R (1, 9) OBP: 0.363, SLG: 0.493	4-1 BB			0-0 G6-3		1-0 HR		1-0 G6-3		3 1 1 1 1 0 0																		
Rondell White, R (1, 10) OBP: 0.344, SLG: 0.473	1-0 FC5-4			1-2 HR		0-0 G5-3		3-3 K		4 1 1 0 0 1 2																		
Dmitri Young, S (1, 7) OBP: 0.322, SLG: 0.477		1-1 1B		0-1 HR		0-1 F7		1-0 P4		4 1 2 2 0 0 0																		
Craig Monroe, R (1, 8) OBP: 0.339, SLG: 0.440		1-2 L6		2-2 F8		0-3 K			4-2 BB	3 0 0 0 1 1 1																		
15 Brandon Inge, R (1, 5) OBP: 0.348, SLG: 0.414		0-2 F7		3-2 E5			0-0 F9		0-1 SH1-3	3 0 0 0 0 0 1																		
13 Vance Wilson, R (1, 2) OBP: 0.240, SLG: 0.190		1-1 F8		0-0 G6-3			1-1 F8		3-2 F9	4 0 0 0 0 0 3																		
<b>Inning Stats</b>	R: 0 E: 0 K: 1 S: 8	H: 0 LOB: 2 BB: 2 P: 23	R: 0 E: 0 K: 0 S: 11	H: 1 LOB: 1 BB: 0 P: 14	R: 0 E: 0 K: 1 S: 6	H: 0 LOB: 0 BB: 0 P: 10	R: 2 E: 1 K: 0 S: 14	H: 2 LOB: 1 BB: 0 P: 20	R: 0 E: 0 K: 0 S: 4	H: 0 LOB: 0 BB: 1 P: 11	R: 1 E: 0 K: 1 S: 8	H: 1 LOB: 0 BB: 0 P: 9	R: 0 E: 0 K: 0 S: 11	H: 1 LOB: 2 BB: 1 P: 20	R: 0 E: 0 K: 1 S: 5	H: 0 LOB: 0 BB: 0 P: 10	R: 0 E: 0 K: 0 S: 14	H: 0 LOB: 1 BB: 1 P: 23	1B: 3 2B: 0 3B: 0 HR: 2	SF: 0 SAC: 1 DP: 1 HBP: 0	WP: 0 PB: 0 SB: 0 CS: 0	PA: 37						
<b>PITCHER</b>	IP WLS BF H R ER SO BB IBB HBP BLK WP HR S P ERA WHIP																											
39 Gustavo Chacin, L (1, 1) ERA: 3.39	6.2		29	5	3	3	3	4	0	0	0	0	0	2	58	101	4.05	1.350										
Vinnie Chulk, R (7, 1) ERA: 3.13	1.1		4	0	0	0	1	0	0	0	0	0	0	0	9	16	0.00	0.000										
Justin Speier, R (9, 1) ERA: 2.2	1.0	W	4	0	0	0	0	1	0	0	1	0	0	0	14	23	0.00	1.000										

**Detroit Tigers @ Toronto Blue Jays**  
 Rogers Centre, Toronto, ON  
 Wed Aug 10 2005, 7:07 PM EDT  
 Att. 24,624 - Roof Closed - 68 F

livebaseballscorecards.com

AB	31
R	3
H	5
RBI	3
BB	5
SO	4
LOB	12



Batter	1	2	3	4	5	6	7	8	9	AB	R	H	RBI	BB	SO	LOB
8 Russ Adams, L (1, 6) OBP: 0.347, SLG: 0.440	2-2 G5-3		0-2 L3		4-1 BB		2-3 K			3	0	0	0	1	1	0
3 Reed Johnson, R (1, 7) OBP: 0.343, SLG: 0.452	2-2 G5-3		0-1 G6-3		1-0 P6		2-1 G6-3			4	0	0	0	0	0	1
10 Vernon Wells, R (1, 8) OBP: 0.331, SLG: 0.507	3-3 K		2-1 2B		2-0 G2		2-2 G6-3			4	0	1	0	0	1	1
Shea Hillenbrand, R (1, 3) OBP: 0.360, SLG: 0.467		0-1 2 1B 47 1B 1B	0-0 F8		2-1 HR		1-2 G1-3			4	2	2	1	0	0	1
2 Aaron Hill, R (1, 10) OBP: 0.355, SLG: 0.433 Eric Hinske, L (8, PH) OBP: 0.329, SLG: 0.414		3-2 FC2-4 47 1B 1B		2-0 G5-3		1-1 15 1B 2B		2-2 G3-1		3	1	2	0	0	0	0
47 Corey Koskie, L (1, 5) OBP: 0.314, SLG: 0.402		1-0 FC2-4 1B		3-2 G3		2-0 F9 15 1B HBP		2-1 G3		3	0	1	1	0	0	0
15 Alex Rios, R (1, 9) OBP: 0.333, SLG: 0.427		1-3 K		0-0 1B		1-0 S 1B		2-0 G5-3		4	0	2	1	0	1	2
Orlando Hudson, S (1, 4) OBP: 0.311, SLG: 0.413		2-1 FC2-4 FC6-4		0-0 F8		2-1 F9		1-2 HR		4	1	1	1	0	0	5
Ken Huckaby, R (1, 2) OBP: 0.217, SLG: 0.192		0-0 FC6-4		0-1 G6-3		2-3 K				3	0	0	0	0	1	3

**BOTTOM**

**Detroit Tigers @ Toronto Blue Jays**  
Rogers Centre, Toronto, ON  
Wed Aug 10 2005, 7:07 PM EDT  
Att: 24,624 - Roof Closed - 68 F

livebaseballscores.com

<b>AB</b>	<b>33</b>
<b>R</b>	<b>4</b>
<b>H</b>	<b>9</b>
<b>RBI</b>	<b>4</b>
<b>BB</b>	<b>1</b>
<b>SO</b>	<b>4</b>
<b>LOB</b>	<b>13</b>



Inning Stats	R: 0	H: 0	E: 0	K: 1	S: 11	H: 0	LOB: 0	BB: 0	P: 18	R: 1	H: 3	E: 0	K: 1	S: 12	H: 1	LOB: 2	BB: 0	P: 19	R: 0	H: 1	E: 0	K: 0	S: 9	H: 1	LOB: 1	BB: 0	P: 11	R: 0	H: 1	E: 0	K: 0	S: 6	H: 0	LOB: 1	BB: 1	P: 12	R: 2	H: 3	E: 0	K: 1	S: 10	H: 0	LOB: 0	BB: 0	P: 14	R: 0	H: 0	E: 0	K: 0	S: 14	H: 1	LOB: 0	BB: 0	P: 8	R: 1	H: 1	E: 0	K: 0	S: 5	H: 1	LOB: 0	BB: 0	P: 8	1B: 5	SF: 0	2B: 2	SAC: 0	3B: 0	DP: 0	HR: 2	HBP: 1	WP: 0	PA: 35
--------------	------	------	------	------	-------	------	--------	-------	-------	------	------	------	------	-------	------	--------	-------	-------	------	------	------	------	------	------	--------	-------	-------	------	------	------	------	------	------	--------	-------	-------	------	------	------	------	-------	------	--------	-------	-------	------	------	------	------	-------	------	--------	-------	------	------	------	------	------	------	------	--------	-------	------	-------	-------	-------	--------	-------	-------	-------	--------	-------	--------

PITCHER	IP	WLS	BF	H	R	ER	SO	BB	IBB	HBP	BLK	WP	HR	S	P	ERA	WHIP
29 Nate Robertson, L (1, 1) ERA: 4.1	7.0		30	8	3	3	4	1	0	1	0	0	1	61	105	3.86	1.286
Franklyn German, R (8, 1) ERA: 2.66	1.0		3	0	0	0	0	0	0	0	0	0	0	14	19	0.00	0.000
Craig Dingman, R (9, 1) ERA: 2.25	0.1	L	2	1	1	1	0	0	0	0	0	0	1	5	8	27.00	3.000

Batter	1	2	3	4	5	6	7	8	9	AB R H RBI BB SO LOB	TOP											
14 Placido Polanco, R (1, 4) OBP: 0.391, SLG: 0.432	2-3 K		2-0 G5-4-3			1-1 L5		1-0 P4		4 0 0 0 0 1 3												
20 Omar Infante, R (1, 6) OBP: 0.270, SLG: 0.392	1-3 K			0-0 F8			3-2 P4		1-3 K	4 0 0 0 0 2 0												
Dmitri Young, S (1, 3) (8, 9)	3-2 G6-3			1-3 K			0-0 G4-3		2-1 L5	4 0 0 0 0 1 0												
30 Magglio Ordonez, R (1, 10) OBP: 0.355, SLG: 0.480		1-0 G5-3		1-0 G4-3			3-2 F8		0-0 F8	4 0 0 0 0 0 0												
Rondell White, R (1, 7) OBP: 0.347, SLG: 0.481		4-2 HBP			2-3 K			3-2 HR		2 1 1 1 0 1 0												
Craig Monroe, R (1, 9) (8, 8)		2-1 F8			1-2 G6-3			0-0 F9		3 0 0 0 0 0 1												
15 Brandon Inge, R (1, 5) OBP: 0.346, SLG: 0.411		3-2 G5-3			1-0 G5-3			0-2 F7		3 0 0 0 0 0 1												
13 Vance Wilson, R (1, 2) OBP: 0.253, SLG: 0.198			1-0 FC6-4 1B			0-2 G6-3		2-2 31 BB HBP		2 0 1 0 0 0 0												
Nook Logan, S (1, 8) OBP: 0.316, SLG: 0.351			0-0 FC6-4 14 G5-4-3			2-2 F9		4-2 BB		2 0 0 0 0 0 1												
31 Chris Shelton, R (8, PH) (8, 3)										0 0 0 0 1 0 0												
<b>Inning Stats</b>	R: 0 E: 0 K: 2 S: 11	H: 0 LOB: 0 BB: 0 P: 17	R: 0 E: 0 K: 0 S: 8	H: 0 LOB: 1 BB: 0 P: 18	R: 0 E: 0 K: 0 S: 3	H: 1 LOB: 0 BB: 0 P: 6	R: 0 E: 0 K: 1 S: 5	H: 0 LOB: 0 BB: 0 P: 7	R: 0 E: 0 K: 1 S: 7	H: 0 LOB: 0 BB: 0 P: 11	R: 0 E: 0 K: 0 S: 8	H: 0 LOB: 0 BB: 0 P: 11	R: 0 E: 0 K: 0 S: 7	H: 0 LOB: 0 BB: 0 P: 13	R: 1 E: 0 K: 0 S: 16	H: 1 LOB: 2 BB: 1 P: 26	R: 0 E: 0 K: 1 S: 6	H: 0 LOB: 0 BB: 0 P: 9	1B: 1 2B: 0 3B: 0 HR: 1	SF: 0 SAC: 0 DP: 1 HBP: 2	WP: 0 PB: 0 SB: 0 CS: 0	PA: 31
<b>PITCHER</b>	IP WLS BF H R ER SO BB IBB HBP BLK WP HR S P ERA WHIP																					
37 Scott Downs, L (1, 1) ERA: 5.02	7.0 W 23 2 1 1 4 0 0 1 0 0 1 52 89 1.29 0.286																					
54 Jason Frasor, R (8, 1) ERA: 4.21	0.2 H 4 0 0 0 0 1 0 1 0 0 0 12 18 0.00 1.500																					
Miguel Batista, R (8, 1) ERA: 2.84	1.1 S 4 0 0 0 1 0 0 0 0 0 0 7 11 0.00 0.000																					

Detroit Tigers @ Toronto Blue Jays  
Rogers Centre, Toronto, ON  
Thu Aug 11 2005, 12:37 PM EDT  
Att. 30,578 - Sunny - 77 F

livebaseballscorecards.com

AB	28
R	1
H	2
RBI	1
BB	1
SO	5
LOB	6



Batter	1	2	3	4	5	6	7	8	9	AB R H RBI BB SO LOB
8 Russ Adams, L (1, 6) OBP: 0.349, SLG: 0.442	4-1 HR BB		2-2 P2		1-1 G5-3			1-1 2B		3 1 1 0 1 0 0
Frank Catalanotto, L (1, 7) OBP: 0.359, SLG: 0.434 10 Vernon Wells, R (8, 8) OBP: 0.331, SLG: 0.506	2-2 HR		2-2 F8			3-3 K		1-2 G5-3		3 1 1 2 0 1 0 1 0 0 0 0 0 1
Shea Hillenbrand, R (1, 5)	0-0 G6-3		0-1 E5 1B			1-0 F8		1-2 L4		4 0 1 0 0 0 1
47 Corey Koskie, L (1, 10) OBP: 0.310, SLG: 0.396	1-3 K		0-1 L6			2-3 K				3 0 0 0 0 2 1
9 Gregg Zaun, S (1, 2) OBP: 0.370, SLG: 0.389	4-1 FC5-4 BB		2-1 G6-3			2-2 P5				2 0 0 0 1 0 0
15 Alex Rios, R (1, 9) OBP: 0.333, SLG: 0.429	0-1 FC5-4		0-3 K			0-1 2B				3 0 1 0 0 1 1
Eric Hinske, L (1, 3)		2-3 K	4-1 3 CS BB			0-2 G4-3				2 0 0 0 1 1 1
3 Reed Johnson, R (1, 8) OBP: 0.340, SLG: 0.447 (8, 7)		0-3 K	2-1 CS		1-1 G5-3		0-3 K			3 0 0 0 0 2 1
Orlando Hudson, S (1, 4) OBP: 0.308, SLG: 0.410		1-3 K			0-0 G4-3			0-0 G3		3 0 0 0 0 1 0

Inning Stats	R: 2 E: 0 K: 1 S: 14	H: 1 LOB: 1 BB: 2 P: 25	R: 0 E: 0 K: 3 S: 9	H: 0 LOB: 0 BB: 0 P: 12	R: 0 E: 1 K: 0 S: 10	H: 1 LOB: 1 BB: 0 P: 14	R: 0 E: 0 K: 1 S: 7	H: 0 LOB: 0 BB: 1 P: 15	R: 0 E: 0 K: 0 S: 5	H: 0 LOB: 0 BB: 0 P: 7	R: 0 E: 0 K: 2 S: 8	H: 0 LOB: 0 BB: 0 P: 14	R: 0 E: 0 K: 1 S: 15	H: 1 LOB: 1 BB: 0 P: 17	R: 0 E: 0 K: 0 S: 10	H: 1 LOB: 1 BB: 0 P: 13
--------------	-------------------------------	----------------------------------	------------------------------	----------------------------------	-------------------------------	----------------------------------	------------------------------	----------------------------------	------------------------------	---------------------------------	------------------------------	----------------------------------	-------------------------------	----------------------------------	-------------------------------	----------------------------------

PITCHER	IP	WLS	BF	H	R	ER	SO	BB	IBB	HBP	BLK	WP	HR	S	P	ERA	WHIP
38 Jeremy Bolderman, R (1, 1) ERA: 3.96	8.0	L	30	4	2	2	8	3	0	0	0	0	1	78	117	2.25	0.875


**BOTTOM**

**Detroit Tigers @ Toronto Blue Jays**  
Rogers Centre, Toronto, ON

Thu Aug 11 2005, 12:37 PM EDT  
Att: 30,578 - Sunny - 77 F

livebaseballscorecards.com

AB	27
R	2
H	4
RBI	2
BB	3
SO	8
LOB	6



WP: 0	PA: 31
PB: 0	SB: 0
CS: 1	

Batter	1	2	3	4	5	6	7	8	9	AB R H RBI BB SO LOB	TOP															
14 Placido Polanco, R (1, 4) OBP: 0.392, SLG: 0.433	1-1 F9 30 1B 1B	1-2 G6-4-3 31 1B			3-2 F7		2-1 G4-3			4 1 2 0 0 0 0																
31 Chris Shelton, R (1, 3) OBP: 0.386, SLG: 0.518	0-1 HR 30 1B 1B	1-0 G6-4-3			2-0 G6-3		1-2 F9			4 1 1 0 0 0 2																
Dmitri Young, S (1, 10) OBP: 0.316, SLG: 0.468	0-1 F9 2-3	2-3 K			0-0 G4-3			3-2 P3		4 0 0 0 0 1 3																
30 Magglio Ordonez, R (1, 9) OBP: 0.358, SLG: 0.481	1-0 HR 3-H 1B				3-2 FC2-6 1B			0-1 F9		4 1 2 1 0 0 0																
Rondell White, R (1, 7) Nook Logan, S (3, 8) OBP: 0.348, SLG: 0.489 OBP: 0.314, SLG: 0.348	1-0 HR 1-H 2-H				0-0 FC2-6 CS 1-2f			2-2 G5-3		2 1 1 3 0 0 0 2 0 0 0 0 0 1																
Craig Monroe, R (1, 8) OBP: 0.336, SLG: 0.442	1-0 G5-3				1 SAFE 1 SAFE 1 SAFE 1 SAFE 1 SAFE 1 SAFE 1-2 HR			1-0 L6		4 1 1 1 0 0 0																
15 Brandon Inge, R (1, 5) OBP: 0.343, SLG: 0.407	3-2 G6-3				0-0 F8			2-2 L6		4 0 0 0 0 0 0																
13 Vance Wilson, R (1, 2) OBP: 0.272, SLG: 0.256		2-2 WP 14 1B 31 G6-4-3 1B			1-1 G6-3		1-2 HR	0-2 L6		4 3 3 1 0 0 0																
John McDonald, R (1, 6) 20 Omar Infante, R (9, PH) OBP: 0.333, SLG: 0.315 OBP: 0.272, SLG: 0.397		4-2 BB 31 G6-4-3 14 1B 1-2			1-2 P6		0-2 G4-3	2-2 2B 1-H		2 0 0 0 1 0 0 1 0 1 1 0 0 0																
Inning Stats	R: 4 E: 0 K: 0 S: 13	H: 4 LOB: 0 BB: 0 P: 20	R: 1 E: 0 K: 1 S: 14	H: 2 LOB: 1 BB: 1 P: 24	R: 0 E: 0 K: 0 S: 5	H: 0 LOB: 0 BB: 0 P: 6	R: 0 E: 0 K: 0 S: 7	H: 0 LOB: 0 BB: 0 P: 9	R: 0 E: 0 K: 0 S: 7	H: 0 LOB: 0 BB: 0 P: 12	R: 1 E: 0 K: 0 S: 9	H: 2 LOB: 0 BB: 0 P: 13	R: 1 E: 0 K: 0 S: 15	H: 1 LOB: 0 BB: 0 P: 19	R: 0 E: 0 K: 0 S: 8	H: 0 LOB: 0 BB: 0 P: 13	R: 1 E: 0 K: 0 S: 12	H: 2 LOB: 1 BB: 0 P: 17	1B: 7 2B: 1 3B: 0 HR: 3	SF: 0 SAC: 0 DP: 1 HBP: 0	WP: 1 PB: 0 SB: 0 CS: 1	PA: 36				
PITCHER	IP WLS BF H R ER SO BB IBB HBP BLK WP HR S P ERA WHIP																									
Mike Wood, R (1, 1) ERA: 4.25	6.0	25	8	6	6	1	1	0	0	0	1	2	55	84	9.00	1.500										
Jeremy Affeldt, L (7, 1) ERA: 4.39	1.0	4	1	1	1	0	0	0	0	0	0	1	15	19	9.00	1.000										
Ambiorix Burgos, R (8, 1) ERA: 4.05	2.0	L 7	2	1	1	0	0	0	0	0	0	0	20	30	4.50	1.000										

Detroit Tigers @ Kansas City Royals  
Kauffman Stadium, Kansas City, MO  
Sun Aug 14 2005, 1:10 PM CDT  
Cloudy - 72 F

livebaseballscorecards.com

AB	35
R	8
H	11
RBI	7
BB	1
SO	1
LOB	6



Batter	1	2	3	4	5	6	7	8	9	AB	R	H	RBI	BB	SO	LOB	BOTTOM
--------	---	---	---	---	---	---	---	---	---	----	---	---	-----	----	----	-----	--------

<b>9 David DeJesus, L</b> <small>(1, 8)</small> <small>OBP: 0.354, SLG: 0.442</small>										4	2	3	1	0	1	0	
<b>Denny Hocking, S</b> <small>(1, 4)</small> <small>OBP: 0.143, SLG: 0.143</small>										4	1	0	0	0	0	2	
<b>29 Mike Sweeney, R</b> <small>(1, 10)</small> <small>OBP: 0.344, SLG: 0.539</small>										5	1	1	0	0	0	2	
<b>Matt Stairs, L</b> <small>(1, 3)</small> <small>OBP: 0.373, SLG: 0.458</small>										3	0	2	2	1	0	0	
<b>Joe McEwing, R</b> <small>(7, PR)</small> <small>OBP: 0.276, SLG: 0.317</small>										0	0	0	0	0	0	0	
<b>Chip Ambres, R</b> <small>(9, PH)</small> <small>OBP: 0.412, SLG: 0.543</small>										1	0	1	0	0	0	0	
<b>Emil Brown, R</b> <small>(1, 9)</small> <small>OBP: 0.341, SLG: 0.440</small>										3	1	0	1	1	0	4	
<b>Terrence Long, L</b> <small>(1, 7)</small> <small>OBP: 0.314, SLG: 0.392</small>										3	1	1	0	1	0	0	
<b>24 Mark Teahen, L</b> <small>(1, 5)</small> <small>OBP: 0.304, SLG: 0.363</small>										4	1	1	2	0	2	2	
<b>4 Angel Berroa, R</b> <small>(1, 6)</small> <small>OBP: 0.305, SLG: 0.375</small>										4	0	3	1	0	0	0	
<b>Paul Phillips, R</b> <small>(1, 2)</small> <small>OBP: 0.167, SLG: 0.167</small>										4	0	0	0	0	0	2	

Inning Stats	R: 1	H: 2	E: 0	K: 0	S: 12	H: 0	LOB: 1	BB: 0	P: 18	R: 0	H: 0	E: 0	K: 1	S: 6	H: 0	LOB: 0	BB: 0	P: 12	R: 1	H: 1	E: 0	K: 0	S: 6	R: 3	H: 3	E: 0	K: 0	S: 12	R: 0	H: 0	E: 0	K: 0	S: 9	R: 0	H: 1	E: 1	K: 0	S: 8	R: 2	H: 3	E: 0	K: 1	S: 20	R: 0	H: 1	E: 0	K: 1	S: 9	R: 0	H: 1	E: 0	K: 0	S: 6	R: 0	H: 1	E: 0	K: 0	S: 6	1B: 8	2B: 2	3B: 1	HR: 1	SF: 1	SAC: 1	DP: 1	HBP: 1	WP: 1	PB: 0	SB: 1	CS: 0	PA: 41	ERA	WHIP
--------------	------	------	------	------	-------	------	--------	-------	-------	------	------	------	------	------	------	--------	-------	-------	------	------	------	------	------	------	------	------	------	-------	------	------	------	------	------	------	------	------	------	------	------	------	------	------	-------	------	------	------	------	------	------	------	------	------	------	------	------	------	------	------	-------	-------	-------	-------	-------	--------	-------	--------	-------	-------	-------	-------	--------	-----	------

PITCHER	IP	WLS	BF	H	R	ER	SO	BB	IBB	HBP	BLK	WP	HR	S	P	ERA	WHIP
<b>Jason Johnson, R</b> <small>(1, 1)</small> <small>ERA: 4.24</small>	6.1		29	8	6	6	1	1	1	1	0	1	0	56	97	8.53	1.421
<b>Franklyn German, R</b> <small>(7, 1)</small> <small>ERA: 2.84</small>	0.1	B	3	2	1	1	0	0	0	0	0	0	0	10	13	27.00	6.000
<b>Vic Darenbourg, L</b> <small>(7, 1)</small> <small>ERA: 4.26</small>	0.1		2	0	0	0	1	1	0	0	0	0	0	7	12	0.00	3.000
<b>Craig Dingman, R</b> <small>(8, 1)</small> <small>ERA: 2.08</small>	1.0	W	3	1	0	0	1	0	0	0	0	0	0	9	12	0.00	1.000
<b>56 Fernando Rodney, R</b> <small>(9, 1)</small> <small>ERA: 2.1</small>	1.0	S	4	1	0	0	0	0	0	0	0	0	0	6	8	0.00	1.000

**Detroit Tigers @ Kansas City Royals**

Kauffman Stadium, Kansas City, MO

Sun Aug 14 2005, 1:10 PM CDT  
Cloudy - 72 F

livebaseballscorecards.com

<b>AB</b>	<b>35</b>
<b>R</b>	<b>7</b>
<b>H</b>	<b>12</b>
<b>RBI</b>	<b>7</b>
<b>BB</b>	<b>3</b>
<b>SO</b>	<b>3</b>
<b>LOB</b>	<b>12</b>



Batter	1	2	3	4	5	6	7	8	9	AB R H RBI BB SO LOB	TOP											
14 Placido Polanco, R (1, 4) OBP: 0.388, SLG: 0.428	1-0 G6-3			0-1 G5-3		1-1 L6		1-1 F9		4 0 0 0 0 0 0												
31 Chris Shelton, R (1, 3) OBP: 0.388, SLG: 0.518	3-3 K			2-2 1B		0-1 1B			1-3 K	4 0 2 0 0 2 0												
Ivan Rodriguez, R (1, 2) OBP: 0.299, SLG: 0.453	0-2 G5-3			0-0 F9		2-1 F9			1-1 G1-3	4 0 0 0 0 0 2												
30 Magglio Ordonez, R (1, 9) OBP: 0.356, SLG: 0.475		2-2 G4-3		1-0 F8			0-0 G1-6-3 HBP 1B		1-0 G5-3	4 0 1 0 0 0 1												
Dmitri Young, S (1, 10) OBP: 0.318, SLG: 0.470		2-2 G3-1			2-2 WP 15 SF9 2B		1-1 G1-6-3 HBP			2 1 1 0 0 0 0												
Craig Monroe, R (1, 7) OBP: 0.333, SLG: 0.439		0-0 F9			1-3 K		0-0 G1-6-3			3 0 0 0 0 1 3												
15 Brandon Inge, R (1, 5) OBP: 0.343, SLG: 0.410			2-2 20 L4-6 2B		0-1 SF9		1-2 G5-3			2 0 1 1 0 0 1												
20 Omar Infante, R (1, 6) OBP: 0.269, SLG: 0.393			0-1 L4-6		3-H 2-2 F8			0-2 G5-3		3 0 0 0 0 0 1												
Nook Logan, S (1, 8) OBP: 0.311, SLG: 0.345			0-2 G6-3			1-1 G3		2-2 F8		3 0 0 0 0 0 0												
<b>Inning Stats</b>	R: 0 E: 0 K: 1 S: 10	H: 0 LOB: 0 BB: 0 P: 14	R: 0 E: 0 K: 0 S: 8	H: 0 LOB: 0 BB: 0 P: 12	R: 0 E: 0 K: 0 S: 11	H: 1 LOB: 0 BB: 0 P: 13	R: 0 E: 0 K: 0 S: 7	H: 1 LOB: 1 BB: 0 P: 10	R: 1 E: 0 K: 1 S: 11	H: 1 LOB: 0 BB: 0 P: 16	R: 0 E: 0 K: 0 S: 8	H: 1 LOB: 1 BB: 0 P: 12	R: 0 E: 0 K: 0 S: 6	H: 1 LOB: 1 BB: 0 P: 8	R: 0 E: 0 K: 0 S: 8	H: 0 LOB: 0 BB: 0 P: 11	R: 0 E: 0 K: 1 S: 6	H: 0 LOB: 0 BB: 0 P: 9	1B: 3 2B: 3 3B: 0 HR: 0	SF: 1 SAC: 0 DP: 2 HBP: 1	WP: 1 PB: 0 SB: 0 CS: 0	PA: 31
<b>PITCHER</b> Jose Lima, R (1, 1) ERA: 6.44	IP: 9.0 WLS: L BF: 31 H: 5 R: 1 ER: 1 SO: 3 BB: 0 IBB: 0 HBP: 1 BLK: 0 WP: 1 HR: 0 S: 75 P: 105 ERA: 1.00 WHIP: 0.556											<b>PITCHER</b>	IP: WLS: BF: H: R: ER: SO: BB: IBB: HBP: BLK: WP: HR: S: P: ERA: WHIP:									

**Detroit Tigers @ Kansas City Royals**  
**Kauffman Stadium, Kansas City, MO**  
 Sun Aug 14 2005, 1:15 PM CDT  
 Att. 17,568 - Cloudy - 75 F

[livebaseballscorecards.com](http://livebaseballscorecards.com)

AB	29
R	1
H	5
RBI	1
BB	0
SO	3
LOB	8





Batter	1	2	3	4	5	6	7	8	9	AB R H RBI BB SO LOB	BOTTOM
<b>9 David DeJesus, L</b> OBP: 0.355, SLG: 0.442 (1, 8) C X	0-1 G6-3 1B			3-2 G4-3 ①		2-2 G5-4-3 ①② 1-2f			3-2 1B	4 0 2 0 0 0 1	<b>DETROIT TIGERS @ KANSAS CITY ROYALS</b> Kauffman Stadium, Kansas City, MO Sun Aug 14 2005, 1:15 PM CDT Att: 17,568 - Cloudy - 75 F
<b>Chip Ambres, R</b> OBP: 0.400, SLG: 0.510 (1, 7) 1 SAFE D X	1-0 G6-3 1-2f			4-2 L5-4 29 BB BB		2-2 P4			2-1 F8	3 0 0 0 1 0 2	
<b>29 Mike Sweeney, R</b> OBP: 0.343, SLG: 0.535 (1, 3) C B B F X	3-2 F8			4-0 1-2 BB					1-0 P3	3 0 0 0 1 0 1	
<b>Emil Brown, R</b> OBP: 0.338, SLG: 0.437 (1, 10)		2-2 G5-3		2-1 L5-4					2-2 L5	3 0 0 0 0 0 2	
<b>Terrence Long, L</b> OBP: 0.311, SLG: 0.388 (1, 9)		0-0 G4-3			1-2 F7				1-0 G3	3 0 0 0 0 0 0	
<b>4 Angel Berroa, R</b> OBP: 0.307, SLG: 0.375 (1, 6)		0-1 F9			2-2 HBP				0-0 14 FC2-8 1B	2 0 1 0 0 0 0	
<b>14 John Buck, R</b> OBP: 0.280, SLG: 0.363 (1, 2)			2-2 CS 1B		0-0 F9				0-1 FC2-6 G6-4-3	3 0 1 0 0 0 2	
<b>Donnie Murphy, R</b> OBP: 0.286, SLG: 0.327 (1, 4) D 1 SAFE F C B B X			3-2 F9		1-0 F8				1-0 G6-4-3	3 0 0 0 0 0 3	
<b>Joe McEwing, R</b> OBP: 0.278, SLG: 0.317 (1, 5) C B F S			1-3 K2-3			0-0 9 G5-4-3 1B			0-1 F9	3 0 1 0 0 1 0	

Inning Stats	R: 0	H: 1	E: 0	K: 0	S: 6	LOB: 0	BB: 0	P: 10	R: 0	H: 0	E: 0	K: 0	S: 7	LOB: 0	BB: 0	P: 9	R: 0	H: 1	E: 0	K: 1	S: 9	LOB: 1	BB: 0	P: 15	R: 0	H: 0	E: 0	K: 0	S: 8	LOB: 1	BB: 2	P: 21	R: 0	H: 0	E: 0	K: 0	S: 9	LOB: 1	BB: 0	P: 13	R: 0	H: 1	E: 0	K: 0	S: 7	LOB: 0	BB: 0	P: 11	R: 0	H: 0	E: 0	K: 0	S: 6	LOB: 0	BB: 0	P: 11	R: 0	H: 1	E: 0	K: 0	S: 4	LOB: 0	BB: 0	P: 5	R: 0	H: 1	E: 0	K: 0	S: 8	LOB: 1	BB: 0	P: 14	1B: 5	SF: 0	2B: 1	SAC: 0	3B: 0	DP: 4	HR: 0	HBP: 1	WP: 0	PA: 30
<b>Mike Maroth, L</b> ERA: 4.61 (1, 1)	8.2	WLS	W	BF	29	H	5	R	0	ER	0	SO	1	BB	2	IBB	0	HBP	1	BLK	0	WP	0	HR	0	S	63	P	107	ERA	0.00	WHIP	0.808																																																	
<b>56 Fernando Rodney, R</b> ERA: 2.08 (9, 1)	0.1	S	1	0	0	0	0	0	0	0	0	0	0	0	0	0	0	0	0	0	0	0	0	0	0	0	1	2	0.00	0.000																																																				



Batter	1	2	3	4	5	6	7	8	9	AB R H RBI BB SO LOB	TOP
18 Johnny Damon, L (1, 8) OBP: 0.382, SLG: 0.474	2-2 G5-3		1-1 F8		4-1 34 2B BB	1-1 F7			1-1 G3	4 1 0 0 1 0 1	
Edgar Renteria, R (1, 6) OBP: 0.344, SLG: 0.385	0-1 F7		1-0 L9		1-0 34 2B FC5-2 1B		2-2 F9		3-1 P4	5 0 1 0 0 0 0	
34 David Ortiz, L (1, 10) OBP: 0.400, SLG: 0.584	1-1 G3-1		3-1 G4-3		0-0 1B G3-2-3 2B		3-2 HR		0-3 K	5 1 2 2 0 1 0	
Manny Ramirez, R (1, 7) OBP: 0.385, SLG: 0.595		0-0 G6-3 SF8 2B		4-1 1B 13 BB FC4-6 BB	3-2 FC5-2 1B		1-2 F9			3 2 1 0 1 0 2	
Jason Varitek, S (1, 2) OBP: 0.382, SLG: 0.543		1-1 G6-3		4-2 13 FC4-6 1B 1-2 BB	0-2 1-2 2-3 1B		1-2 G3			3 0 1 0 1 0 1	
Roberto Petagine, L (1, 3) OBP: 0.375, SLG: 0.476		4-2 13 HR BB		0-0 L7	0-0 G3-2-3			3-2 F8		3 1 0 0 1 0 5	
Bill Mueller, S (1, 5) OBP: 0.380, SLG: 0.427		3-2 SF8		0-1 13 FC4-6 1-2 2-3 1B		1-0 G3		2-2 2B		3 0 2 1 0 0 0	
13 Alex Cora, L (1, 4) OBP: 0.257, SLG: 0.310		1-1 1-H HR		1-2 FC4-6		1-0 G4-3		0-3 K		4 1 1 3 0 1 3	
Gabe Kapler, R (1, 9) OBP: 0.372, SLG: 0.436		1-3 K		1-2 SAFE P6		2-0 E6		1-1 F7		4 0 0 0 0 1 3	
<b>Inning Stats</b>	R: 0 E: 0 K: 0 S: 9 H: 0 LOB: 0 BB: 0 P: 12	R: 3 E: 0 K: 1 S: 15 H: 2 LOB: 0 BB: 1 P: 25	R: 0 E: 0 K: 0 S: 5 H: 0 LOB: 0 BB: 0 P: 10	R: 1 E: 0 K: 0 S: 14 H: 1 LOB: 2 BB: 2 P: 24	R: 1 E: 0 K: 0 S: 12 H: 3 LOB: 2 BB: 1 P: 20	R: 0 E: 1 K: 0 S: 5 H: 0 LOB: 1 BB: 0 P: 10	R: 1 E: 0 K: 0 S: 12 H: 1 LOB: 0 BB: 0 P: 19	R: 0 E: 0 K: 1 S: 11 H: 1 LOB: 1 BB: 0 P: 17	R: 0 E: 0 K: 1 S: 7 H: 0 LOB: 0 BB: 0 P: 11	1B: 3 2B: 3 3B: 0 HR: 2 SF: 1 SAC: 0 DP: 1 HBP: 0	WP: 0 PB: 0 SB: 0 CS: 0 PA: 39
<b>PITCHER</b> Sean Douglass, R (1, 1) ERA: 4.65 43 Roman Colon, R (5, 1) ERA: 5.68 Jamie Walker, L (9, 1) ERA: 2.54	IP WLS BF H R ER SO BB IBB HBP BLK WP HR S P ERA WHIP	IP WLS BF H R ER SO BB IBB HBP BLK WP HR S P ERA WHIP	IP WLS BF H R ER SO BB IBB HBP BLK WP HR S P ERA WHIP	IP WLS BF H R ER SO BB IBB HBP BLK WP HR S P ERA WHIP	IP WLS BF H R ER SO BB IBB HBP BLK WP HR S P ERA WHIP	IP WLS BF H R ER SO BB IBB HBP BLK WP HR S P ERA WHIP	IP WLS BF H R ER SO BB IBB HBP BLK WP HR S P ERA WHIP	IP WLS BF H R ER SO BB IBB HBP BLK WP HR S P ERA WHIP	IP WLS BF H R ER SO BB IBB HBP BLK WP HR S P ERA WHIP	ERA WHIP	ERA WHIP

**Boston Red Sox @ Detroit Tigers**  
Comerica Park, Detroit, MI  
Mon Aug 15 2005, 7:05 PM EDT  
Att. 30,426 - Partly Cloudy - 78 F

[livebaseballscorecards.com](http://livebaseballscorecards.com)

**AB 34**  
**R 6**  
**H 8**  
**RBI 6**  
**BB 4**  
**SO 3**  
**LOB 15**



Batter	1	2	3	4	5	6	7	8	9	AB R H RBI BB SO LOB
14 Placido Polanco, R (1, 4) OBP: 0.388, SLG: 0.427	3-2 L7	3-2 F8			2-2 30 1B 1B	1-2 G5-3			0-1 3B 1B	5 1 2 0 0 0 2
31 Chris Shelton, R (1, 3) OBP: 0.388, SLG: 0.528	1-2 3B		0-1 G3 30 SF9 2B		1-1 F9		2-3 K	2-0 P3	5 1 2 0 0 1 2	
Dmitri Young, S (1, 10) Nook Logan, S (9, PR) OBP: 0.319, SLG: 0.474 OBP: 0.311, SLG: 0.345	3-3 K		0-0 G3		1-2 30 1B 1B		2-2 G1-3	1-1 30 1B 3B	5 0 2 1 0 1 2 0 1 0 0 0 0 0	
30 Magglio Ordonez, R (1, 9) OBP: 0.357, SLG: 0.476	0-0 F9		0-1 SF9		3-1 1B		0-1 F9	1-0 BB 1B	4 1 2 2 0 0 1	
Craig Monroe, R (1, 7) OBP: 0.334, SLG: 0.437		2-2 15 1B 20 2B 1B	0-1 G4-3		1-1 P2		1-3 K	4-0 1B BB	4 1 1 0 1 1 3	
15 Brandon Inge, R (1, 5) OBP: 0.344, SLG: 0.410		2-2 20 2B 1B		2-2 G6-3	0-0 F7		1-2 20 13 1B G5-3 1B	1-3 K	5 2 2 0 0 1 6	
20 Omar Infante, R (1, 6) John McDonald, R (9, 6) OBP: 0.269, SLG: 0.395 OBP: 0.339, SLG: 0.321		1-2 13 SH1-3 1H 2H 2B		0-1 F8		2-3 K	1-2 G5-3	0-2 1B	4 0 1 2 0 1 1 1 0 1 1 0 0 0	
13 Vance Wilson, R (1, 2) OBP: 0.283, SLG: 0.269		0-0 SH1-3		1-1 1B		1-2 G3-1	2-2 1B		3 0 2 1 0 0 0	
28 Curtis Granderson, L (1, 8) OBP: 0.333, SLG: 0.692		2-2 P6		0-1 G6-3		2-2 1B	1-2 K		4 0 1 0 0 1 3	

Inning Stats	R: 0	H: 1	E: 0	LOB: 1	K: 1	S: 13	R: 2	H: 3	E: 0	LOB: 1	K: 0	S: 18	R: 1	H: 1	E: 0	LOB: 0	K: 0	S: 7	R: 0	H: 3	E: 0	LOB: 3	K: 0	S: 13	R: 0	H: 1	E: 0	LOB: 1	K: 1	S: 13	R: 0	H: 0	E: 0	LOB: 0	K: 1	S: 12	R: 1	H: 2	E: 0	LOB: 1	K: 2	S: 16	R: 3	H: 4	E: 0	LOB: 3	K: 1	S: 13	1B: 12	2B: 2	3B: 2	HR: 0	SF: 1	SAC: 1	DP: 0	HBP: 0
--------------	------	------	------	--------	------	-------	------	------	------	--------	------	-------	------	------	------	--------	------	------	------	------	------	--------	------	-------	------	------	------	--------	------	-------	------	------	------	--------	------	-------	------	------	------	--------	------	-------	------	------	------	--------	------	-------	--------	-------	-------	-------	-------	--------	-------	--------

PITCHER	IP	WLS	BF	H	R	ER	SO	BB	IBB	HBP	BLK	WP	HR	S	P	ERA	WHIP
Bronson Arroyo, R (1, 1) ERA: 4.28	6.0		28	10	3	3	2	0	0	0	0	0	0	73	107	4.50	1.667
50 Mike Timlin, R (7, 1) ERA: 1.39	1.0	H	3	0	0	0	1	0	0	0	0	0	0	12	16	0.00	0.000
Chad Bradford, R (8, 1) ERA: 3.09	0.2	H	4	2	1	1	1	0	0	0	0	0	0	13	18	13.50	3.000
38 Curt Schilling, R (8, 1) ERA: 6.69	1.0	L	8	4	3	3	2	1	0	0	0	0	0	16	26	27.00	5.000

**BOTTOM**

**Boston Red Sox @ Detroit Tigers**  
Comerica Park, Detroit, MI

Mon Aug 15 2005, 7:05 PM EDT  
Att. 30,426 - Partly Cloudy - 78 F

livebaseballscorecards.com

AB	40
R	7
H	16
RBI	7
BB	1
SO	6
LOB	20



WP	PA	ERA	WHIP
0	43		

Batter	1	2	3	4	5	6	7	8	9	10	AB R H RBI BB SO LOB	TOP													
18 Johnny Damon, L OBP: 0.380, SLG: 0.471 (1, 8) C B X	1-1 F8		1-0 G2-3			1-3 K		1-0 F9		0-1 1B 34 HR 1B	5 1 1 1 0 1 0														
Edgar Renteria, R OBP: 0.344, SLG: 0.385 (1, 6) F B C X	2-2 G5-3		1-1 L6			1-1 34 CS 1B			2-2 F7	1-0 34 HR 1B	5 1 2 0 0 0 0														
34 David Ortiz, L OBP: 0.400, SLG: 0.596 (1, 10) X	0-0 G6-3				0-0 G1-3			3-3 K 1-2	3-1 HR	0-0 HR	5 2 2 4 0 1 1														
Manny Ramirez, R OBP: 0.385, SLG: 0.594 (1, 7) B B B B		4-1 HR BB			0-0 F8			1-0 L5	3-2 L3	1-1 HR 2B	4 2 1 0 1 0 0														
Jason Varitek, S OBP: 0.383, SLG: 0.558 (1, 2) B B C X		2-1 HR			3-2 L8			0-0 E3 BB	3-1 P5	0-1 HR	5 2 2 4 0 0 0														
Kevin Millar, R OBP: 0.355, SLG: 0.365 (1, 3) B C X		1-3 K			0-1 G5-3			4-2 G1-4-3 BB		L4 P2	4 0 0 0 1 1 0														
Tony Graffanino, R OBP: 0.379, SLG: 0.416 (1, 4) B C X		1-1 P4			1-3 K			0-0 G1-4-3 1-2f		0-0 20 1B G4-3 1B	4 1 1 0 0 1 2														
20 Kevin Youkilis, R OBP: 0.390, SLG: 0.424 (1, 5) C C X		0-2 L5			4-2 BB			0-1 G6-3		1-1 18 1B G4-3 1B	3 1 1 0 1 0 0														
Gabe Kapler, R OBP: 0.348, SLG: 0.405 Bill Mueller, S OBP: 0.379, SLG: 0.426 Adam Stern, L OBP: 0.188, SLG: 0.333 (1, 9) (10, PH) (10, 9) B X		1-0 F8			0-3 K			0-1 F8		2-2 G4-3	3 0 0 0 0 1 1 1 0 0 1 0 0 1 0 0 0 0 0 0 0														
<b>Inning Stats</b>	R: 0 E: 0 K: 0 S: 6	H: 0 LOB: 0 BB: 0 P: 9	R: 2 E: 0 K: 1 S: 11	H: 1 LOB: 0 BB: 1 P: 19	R: 0 E: 0 K: 0 S: 4	H: 0 LOB: 0 BB: 0 P: 7	R: 0 E: 0 K: 0 S: 6	H: 0 LOB: 0 BB: 0 P: 9	R: 0 E: 0 K: 2 S: 8	H: 1 LOB: 1 BB: 0 P: 13	R: 0 E: 1 K: 0 S: 6	H: 0 LOB: 1 BB: 1 P: 11	R: 0 E: 0 K: 0 S: 5	H: 0 LOB: 0 BB: 0 P: 6	R: 1 E: 0 K: 0 S: 11	H: 1 LOB: 0 BB: 0 P: 22	R: 7 E: 0 K: 0 S: 21	H: 7 LOB: 0 BB: 0 P: 29	1B: 5 2B: 2 3B: 0 HR: 4	SF: 0 SAC: 0 DP: 2 HBP: 0	WP: 0 PB: 0 SB: 1 CS: 1	PA: 42			
<b>PITCHER</b>	IP WLS BF H R ER SO BB IBB HBP BLK WP HR S P ERA WHIP																								
29 Nate Robertson, L ERA: 4.0 (1, 1)	8.0																								
56 Fernando Rodney, R ERA: 2.33 (9, 1)	1.0	B	4	1	1	1	0	0	0	0	0	0	0	1	11	22	9.00	1.000							
Craig Dingman, R ERA: 3.29 (10, 1)	0.2	L	4	2	2	2	0	0	0	0	0	0	0	0	10	15	27.00	3.000							
Jamie Walker, L ERA: 3.46 (10, 1)	0.0		4	4	3	3	0	0	0	0	0	0	0	1	6	8	∞	∞							
Franklyn German, R ERA: 3.02 (10, 1)	0.1		2	1	2	2	0	0	0	0	0	0	0	1	5	6	54.00	3.000							

**Boston Red Sox @ Detroit Tigers**  
Comerica Park, Detroit, MI  
Tue Aug 16 2005, 7:05 PM EDT  
Att: 32,129 - Cloudy - 72 F

[livebaseballscorecards.com](http://livebaseballscorecards.com)

<b>AB</b>	<b>39</b>
<b>R</b>	<b>10</b>
<b>H</b>	<b>10</b>
<b>RBI</b>	<b>10</b>
<b>BB</b>	<b>3</b>
<b>SO</b>	<b>5</b>
<b>LOB</b>	<b>5</b>



BOTTOM

Boston Red Sox @ Detroit Tigers  
Comerica Park, Detroit, MI  
Tue Aug 16 2005, 7:05 PM EDT  
Att. 32,129 - Cloudy - 72 F

livebaseballscorecards.com

AB 35  
R 7  
H 9  
RBI 7  
BB 4  
SO 8  
LOB 13



WP: 2 PA: 42  
PB: 0  
SB: 0  
CS: 0

AB R H RBI BB SO LOB


5	0	2	2	0	0	0
4	2	3	0	1	1	1
4	1	1	0	1	2	3
2	1	0	1	2	0	3
5	1	2	4	0	1	2
5	0	0	0	0	2	3
4	1	1	0	0	0	1
3	1	0	0	0	1	0
3	0	0	0	0	1	0

Batter	1	2	3	4	5	6	7	8	9	10
14 Placido Polanco, R OBP: 0.388, SLG: 0.427	1-0 1B		1-2 F9		2-0 1B 2-H 3-H		1-0 G6-3			1-1 F8
31 Chris Shelton, R OBP: 0.396, SLG: 0.536	1-2 K			2-2 1B WP 30 BB	0-0 1B E7			2-1 2B G4-3 30 SF8		4-1 1B BB HR 30 WP
Dmitri Young, S OBP: 0.320, SLG: 0.472	2-3 SAFE K			0-3 K	4-2 BB			0-0 G4-3		1-1 1B HR 30 WP
30 Magglio Ordonez, R OBP: 0.358, SLG: 0.470	1-2 F8			4-2 1B WP BB	1-2 P6			2-2 SF8		4-2 1B BB HR
Craig Monroe, R OBP: 0.335, SLG: 0.444				1-3 K		1-2 P3		1-2 G5-3		1-1 HR 1-H 2-H 3-H
15 Brandon Inge, R OBP: 0.341, SLG: 0.405				0-3 K		3-2 F9			1-2 G4-3	2-2 F9
20 Omar Infante, R OBP: 0.269, SLG: 0.393				0-0 G6-4-3		0-2 1B SH5-4 14 13 HBP		3-2 F8		
13 Vance Wilson, R OBP: 0.282, SLG: 0.260				2-1 F8		2-1 1B HBP 28 SH5-4 14		2-2 F9		
28 Curtis Granderson, L OBP: 0.300, SLG: 0.621				3-2 F8		0-0 SH5-4		1-1 G4-3		0-3 K2-3

Inning Stats	R: 0	H: 1	R: 0	H: 1	R: 0	H: 0	R: 0	H: 1	R: 2	H: 3	R: 0	H: 0	R: 1	H: 1	R: 0	H: 0	R: 0	H: 2	R: 4	H: 2
	E: 0	LOB: 1	E: 0	LOB: 0	E: 0	LOB: 0	E: 0	LOB: 2	E: 1	LOB: 2	E: 0	LOB: 0	E: 0	LOB: 0	E: 0	LOB: 0	E: 0	LOB: 0	E: 0	LOB: 0
	K: 2	BB: 0	K: 1	BB: 0	K: 3	BB: 1	K: 0	BB: 1	K: 0	BB: 1	K: 0	BB: 0	K: 0	BB: 0	K: 1	BB: 2	K: 10	BB: 0	K: 1	BB: 2
	S: 11	P: 16	S: 5	P: 6	S: 10	P: 16	S: 16	P: 23	S: 14	P: 23	S: 11	P: 18	S: 6	P: 10	S: 9	P: 14	S: 10	P: 16	S: 15	P: 28

PITCHER	IP	WLS	BF	H	R	ER	SO	BB	IBB	HBP	BLK	WP	HR	S	P	ERA	WHIP
58 Jonathan Papelbon, R ERA: 3.48	5.0		22	6	2	2	6	2	0	1	0	1	0	56	84	3.60	1.600
Geremi Gonzalez, R ERA: 5.85	2.0		6	0	0	0	0	0	0	0	0	0	0	17	28	0.00	0.000
50 Mike Timlin, R ERA: 1.52	1.0		4	1	1	1	0	0	0	0	0	0	0	9	14	9.00	1.000
Chad Bradford, R ERA: 2.84	1.0	W	3	0	0	0	1	0	0	0	0	0	0	10	16	0.00	0.000
Mike Remlinger, L ERA: 6.35	1.0		7	2	4	4	1	2	0	0	0	1	1	15	28	36.00	4.000

PITCHER	IP	WLS	BF	H	R	ER	SO	BB	IBB	HBP	BLK	WP	HR	S	P	ERA	WHIP
58 Jonathan Papelbon, R ERA: 3.48	5.0		22	6	2	2	6	2	0	1	0	1	0	56	84	3.60	1.600
Geremi Gonzalez, R ERA: 5.85	2.0		6	0	0	0	0	0	0	0	0	0	0	17	28	0.00	0.000
50 Mike Timlin, R ERA: 1.52	1.0		4	1	1	1	0	0	0	0	0	0	0	9	14	9.00	1.000
Chad Bradford, R ERA: 2.84	1.0	W	3	0	0	0	1	0	0	0	0	0	0	10	16	0.00	0.000
Mike Remlinger, L ERA: 6.35	1.0		7	2	4	4	1	2	0	0	0	1	1	15	28	36.00	4.000

Batter	1	2	3	4	5	6	7	8	9	AB R H RBI BB SO LOB	TOP														
18 Johnny Damon, L (1, 8) OBP: 0.381, SLG: 0.471	1-2 G1-3		0-1 G4-3		0-0 G6-3 2B		4-1 2B 34 1B BB		1-1 G4-3	4 1 1 0 1 0 1	<p><b>Boston Red Sox @ Detroit Tigers</b> Comerica Park, Detroit, MI</p> <p>Wed Aug 17 2005, 1:05 PM EDT Att: 30,634 - Partly Cloudy - 77 F</p> <p>livebaseballscorecards.com</p> <table border="1"> <tr><td>AB</td><td>35</td></tr> <tr><td>R</td><td>5</td></tr> <tr><td>H</td><td>13</td></tr> <tr><td>RBI</td><td>5</td></tr> <tr><td>BB</td><td>4</td></tr> <tr><td>SO</td><td>5</td></tr> <tr><td>LOB</td><td>19</td></tr> </table> 	AB	35	R	5	H	13	RBI	5	BB	4	SO	5	LOB	19
AB	35																								
R	5																								
H	13																								
RBI	5																								
BB	4																								
SO	5																								
LOB	19																								
Edgar Renteria, R (1, 6) OBP: 0.347, SLG: 0.392	2-2 L1		1-2 1B 2B		0-0 G6-3		1-1 34 1B 2B	1-1 34 G4-5-3 1B	5 2 3 1 0 0 1																
34 David Ortiz, L (1, 10) OBP: 0.400, SLG: 0.593	3-2 P5		0-3 K		4-2 G4-6-3 BB		1-1 1B	1-1 G4-5-3	4 0 1 2 1 1 2																
John Olerud, L (1, 3) OBP: 0.333, SLG: 0.451		1-2 G5-4-3 2B 1B	0-0 2-H 1B		2-0 G4-6-3 1-2f		0-1 F7		4 1 2 1 0 0 3																
Jason Varitek, S (1, 2) OBP: 0.384, SLG: 0.555		4-0 G5-4-3 BB	1-3 K		4-2 1B BB		2-2 G4-3		2 0 0 0 2 1 2																
Kevin Millar, R (1, 7) OBP: 0.354, SLG: 0.364		0-1 G5-4-3 1-2f 2-3		1-2 F8		0-3 K	1-2 G5-4-3 1B		4 0 1 0 0 1 3																
Bill Mueller, S (1, 5) OBP: 0.380, SLG: 0.429		0-1 1B 2B 3-H	1-3 K		0-1 G6-4-3 1B		2-2 P6		4 0 2 1 0 1 1																
Tony Graffanino, R (1, 4) OBP: 0.381, SLG: 0.417		1-1 2-3 1B	0-0 1B		2-2 G6-4-3 1-2f		0-0 G5-4-3 1-2f		4 0 2 0 0 0 3																
Gabe Kapler, R (1, 9) OBP: 0.340, SLG: 0.413		1-3 K	1-2 F8		0-1 G6-3		1-2 18 G4-3 1B 2B		4 1 1 0 0 1 3																
<b>Inning Stats</b>	R: 0 E: 0 K: 0 S: 12	H: 0 LOB: 0 BB: 0 P: 18	R: 1 E: 0 K: 1 S: 13	H: 3 LOB: 2 BB: 1 P: 20	R: 1 E: 0 K: 2 S: 12	H: 2 LOB: 1 BB: 0 P: 14	R: 0 E: 0 K: 1 S: 11	H: 1 LOB: 1 BB: 0 P: 14	R: 0 E: 0 K: 0 S: 7	H: 1 LOB: 1 BB: 1 P: 13	R: 2 E: 0 K: 0 S: 18	H: 2 LOB: 1 BB: 1 P: 26	R: 0 E: 0 K: 0 S: 9	H: 1 LOB: 0 BB: 0 P: 12	R: 1 E: 0 K: 0 S: 9	H: 2 LOB: 0 BB: 0 P: 13	1B: 8 2B: 5 3B: 0 HR: 0	SF: 0 SAC: 0 DP: 5 HBP: 0	WP: 0 PB: 0 SB: 0 CS: 0	PA: 39					
<b>PITCHER</b>	IP WLS BF H R ER SO BB IBB HBP BLK WP HR S P ERA WHIP																			<b>PITCHER</b>	IP WLS BF H R ER SO BB IBB HBP BLK WP HR S P ERA WHIP				
38 Jeremy Bolderman, R (1, 1) ERA: 4.02	6.1 W 29 9 4 4 5 4 0 0 0 0 0 71 106 5.68 2.053																								
Vic Darenbourg, L (7, 1) ERA: 4.05	0.1 H 2 1 0 0 0 0 0 0 0 0 0 4 5 0.00 3.000																								
Craig Dingman, R (7, 1) ERA: 3.0	1.1 H 4 1 0 0 0 0 0 0 0 0 0 18 23 0.00 0.750																								
56 Fernando Rodney, R (9, 1) ERA: 2.57	1.0 S 4 2 1 1 0 0 0 0 0 0 0 9 13 9.00 2.000																								

Batter	1	2	3	4	5	6	7	8	9	AB R H RBI BB SO LOB	BOTTOM
--------	---	---	---	---	---	---	---	---	---	----------------------	--------

<b>14 Placido Polanco, R</b> (1, 4) <small>OBP: 0.389, SLG: 0.428</small> 										4 1 2 0 0 0 2	
--	--	--	--	--	--	--	--	--	--	---------------	--

<b>31 Chris Shelton, R</b> (1, 3) <small>OBP: 0.398, SLG: 0.548</small> 										4 2 2 1 0 1 1	
--	--	--	--	--	--	--	--	--	--	---------------	--

<b>Dmitri Young, S</b> (1, 10) <small>OBP: 0.322, SLG: 0.473</small> 										4 1 2 1 0 1 0	
---	--	--	--	--	--	--	--	--	--	---------------	--

<b>30 Magglio Ordonez, R</b> (1, 9) <small>OBP: 0.361, SLG: 0.471</small> 										4 1 2 0 0 0 0	
--	--	--	--	--	--	--	--	--	--	---------------	--

<b>Craig Monroe, R</b> (1, 7) <small>OBP: 0.334, SLG: 0.444</small> 										4 1 1 2 0 0 2	
--	--	--	--	--	--	--	--	--	--	---------------	--

<b>15 Brandon Inge, R</b> (1, 5) <small>OBP: 0.342, SLG: 0.406</small> 										4 0 2 1 0 0 2	
---	--	--	--	--	--	--	--	--	--	---------------	--

<b>13 Vance Wilson, R</b> (1, 2) <small>OBP: 0.272, SLG: 0.250</small> 										4 0 0 0 0 2 3	
---	--	--	--	--	--	--	--	--	--	---------------	--

<b>John McDonald, R</b> (1, 6) <small>OBP: 0.352, SLG: 0.336</small> 										4 0 3 1 0 0 1	
---	--	--	--	--	--	--	--	--	--	---------------	--

<b>Nook Logan, S</b> (1, 8) <small>OBP: 0.308, SLG: 0.341</small> 										3 0 0 0 0 0 4	
--	--	--	--	--	--	--	--	--	--	---------------	--

Inning Stats	R: 5 E: 1 K: 1 S: 22	H: 7 LOB: 1 BB: 0 P: 34	R: 0 E: 0 K: 1 S: 6	H: 1 LOB: 0 BB: 0 P: 10	R: 0 E: 0 K: 0 S: 9	H: 0 LOB: 0 BB: 0 P: 13	R: 0 E: 0 K: 1 S: 14	H: 1 LOB: 1 BB: 0 P: 20	R: 1 E: 0 K: 0 S: 16	H: 3 LOB: 1 BB: 0 P: 25	R: 0 E: 0 K: 1 S: 7	H: 1 LOB: 1 BB: 0 P: 11	R: 0 E: 0 K: 1 S: 9	H: 0 LOB: 0 BB: 0 P: 11	R: 0 E: 0 K: 0 S: 9	H: 1 LOB: 1 BB: 0 P: 12	1B: 12 2B: 2 3B: 0 HR: 1	SF: 0 SAC: 0 DP: 3 HBP: 0	WP: 0 PB: 0 SB: 1 CS: 0	PA: 35
--------------	-------------------------------	----------------------------------	------------------------------	----------------------------------	------------------------------	----------------------------------	-------------------------------	----------------------------------	-------------------------------	----------------------------------	------------------------------	----------------------------------	------------------------------	----------------------------------	------------------------------	----------------------------------	-----------------------------------	------------------------------------	----------------------------------	--------

PITCHER	IP	WLS	BF	H	R	ER	SO	BB	IBB	HBP	BLK	WP	HR	S	P	ERA	WHIP
<b>David Wells, L</b> (1, 1) ERA: 4.7	4.0	L	22	12	6	6	3	0	0	0	0	0	1	61	91	13.50	3.000
<b>Geremi Gonzalez, R</b> (5, 1) ERA: 5.57	2.0		6	1	0	0	0	0	0	0	0	0	0	13	22	0.00	0.500
<b>Mike Reminger, L</b> (7, 1) ERA: 6.06	1.2		6	1	0	0	1	0	0	0	0	0	0	16	21	0.00	0.600
<b>Chad Bradford, R</b> (8, 1) ERA: 2.77	0.1		1	0	0	0	0	0	0	0	0	0	0	2	2	0.00	0.000

**Boston Red Sox @ Detroit Tigers**  
 Comerica Park, Detroit, MI  
 Wed Aug 17 2005, 1:05 PM EDT  
 Att. 30,634 - Partly Cloudy - 77 F

AB	35
R	6
H	14
RBI	6
BB	0
SO	4
LOB	15



PITCHER	IP	WLS	BF	H	R	ER	SO	BB	IBB	HBP	BLK	WP	HR	S	P	ERA	WHIP
---------	----	-----	----	---	---	----	----	----	-----	-----	-----	----	----	---	---	-----	------





Batter	1	2	3	4	5	6	7	8	9
14 Placido Polanco, R (1, 4) OBP: 0.392, SLG: 0.430	1-1 G5-3		1-0 E2 31 BB 1B	1-1 31 HR 1B	1 SAFE 3-2 1 B 1 SAFE 1 SAFE 1-2 3-H 1B			0-0 1B	
31 Chris Shelton, R (1, 3) OBP: 0.398, SLG: 0.555	3-3 K		4-1 1B 1B BB	2-2 1-H HR	1-1 F9			1-1 F8	
Ivan Rodriguez, R (1, 2) OBP: 0.298, SLG: 0.458	0-0 G4-3		0-3 K	0-0 HR				1-2 F8	
Dmitri Young, S (1, 7) Nook Logan, S (7, 8) OBP: 0.323, SLG: 0.480 OBP: 0.308, SLG: 0.341		1-0 HR	2-2 1B 1B	3-2 F7			0-3 K		
Craig Monroe, R (1, 9) OBP: 0.331, SLG: 0.440		0-0 G5-3	0-1 F9		2-2 G6-3		1-1 P4		
Carlos Pena, L (1, 10) OBP: 0.318, SLG: 0.344		0-0 HR	1-0 1-3 2-H 1B		1-0 HR		0-0 G1-3		
15 Brandon Inge, R (1, 5) OBP: 0.339, SLG: 0.403		2-3 K	3-0 L6		0-2 G6-3		2-1 G5-3		
John McDonald, R (1, 6) OBP: 0.357, SLG: 0.353		1-0 3B		1-2 G1-3	4-0 28 1B 14 1B BB		1-2 G4-3		
28 Curtis Granderson, L (1, 8) (7, 7) OBP: 0.294, SLG: 0.576		0-1 G3		3-2 G4-3	0-0 14 1B 1B		2-3 K		

Inning Stats	R: 0	H: 0	E: 0	K: 1	S: 6	LOB: 0	BB: 0	P: 10
	R: 2	H: 3	E: 0	K: 1	S: 11	LOB: 1	BB: 0	P: 15
	R: 2	H: 2	E: 1	K: 1	S: 12	LOB: 2	BB: 1	P: 23
	R: 3	H: 3	E: 0	K: 0	S: 15	LOB: 0	BB: 0	P: 25
	R: 2	H: 3	E: 0	K: 0	S: 16	LOB: 2	BB: 1	P: 27
	R: 0	H: 0	E: 0	K: 1	S: 8	LOB: 0	BB: 0	P: 10
	R: 0	H: 0	E: 0	K: 0	S: 7	LOB: 0	BB: 0	P: 10
	R: 0	H: 1	E: 0	K: 1	S: 9	LOB: 1	BB: 0	P: 13

PITCHER	IP	WLS	BF	H	R	ER	SO	BB	IBB	HBP	BLK	WP	HR	S	P	ERA	WHIP
Dave Bush, R (1, 1) ERA: 4.65	2.2	L	15	5	4	2	3	1	0	0	0	0	2	28	44	6.75	2.250
22 Brandon League, R (3, 1) ERA: 7.97	2.0		12	5	5	5	0	1	0	0	0	0	3	24	44	22.50	3.000
Pete Walker, R (5, 1) ERA: 2.66	2.1		8	1	0	0	1	0	0	0	0	0	0	23	32	0.00	0.429
Scott Schoeneweis, L (8, 1) ERA: 4.04	1.0		4	1	0	0	1	0	0	0	0	0	0	9	13	0.00	1.000

**BOTTOM**


**Toronto Blue Jays @ Detroit Tigers**  
Comerica Park, Detroit, MI

Fri Aug 19 2005, 7:05 PM EDT  
Att. 32,769 - Partly Cloudy - 84 F

AB	R	H	RBI	BB	SO	LOB
5	2	3	1	0	0	0
4	2	1	2	1	1	3
5	1	1	1	0	1	3
4	1	2	2	0	1	0
0	0	0	0	0	0	0
4	0	0	0	0	0	2
4	2	3	3	0	0	0
4	0	0	0	0	1	2
3	1	1	0	1	0	0
4	0	1	0	0	1	1

AB	37
R	9
H	12
RBI	9
BB	2
SO	5
LOB	11

WP: 0 PA: 39  
PB: 0  
SB: 0  
CS: 0



livebaseballscorecards.com

Batter	1	2	3	4	5	6	7	8	9	10	11	12	13	AB R H RBI BB SO LOB	TOP												
8 Russ Adams, L OBP: 0.349, SLG: 0.433 (1, 6)	0-1 1B 10 G6-3 1B		1-1 L9		4-1 1-2 BB			3-2 F7			3-2 2B		1-0 G6-3 1-2f	5 1 2 0 1 0 1													
Frank Catalanotto, L OBP: 0.354, SLG: 0.423 3 Reed Johnson, R OBP: 0.337, SLG: 0.443 (1, 7) (8, 7)	3-1 1B		4-1 10 G5-4-3 BB		0-1 SF8-2-5-6-7-4 2-3 3-H			0-0 F8			2-0 B5			2 0 1 1 1 0 0 1 0 0 0 0 0 1													
10 Vernon Wells, R OBP: 0.326, SLG: 0.494 (1, 8)	1-0 G6-3		2-2 G5-4-3					0-1 G6-3			0-2 P4			5 0 0 1 0 0 3													
Shea Hillenbrand, R OBP: 0.355, SLG: 0.470 (1, 3)	2-2 L4			1-2 F9				1-1 G5-3			0-3 K			5 0 0 0 0 1 2													
47 Corey Koskie, L OBP: 0.311, SLG: 0.388 (1, 5)	3-2 G5-3			0-2 G4-3				0-0 G4-3			2-3 K			5 0 0 0 0 1 1													
9 Gregg Zaun, S OBP: 0.365, SLG: 0.387 (1, 2)			0-1 15 G5-3 1B		3-1 L7			0-0 P5			2-1 G3			5 0 1 0 0 0 0													
15 Alex Rios, R OBP: 0.325, SLG: 0.418 (1, 9)			0-1 G5-3					3-2 G5-3						5 0 0 0 0 1 1													
Eric Hinske, L OBP: 0.333, SLG: 0.416 (1, 10)			1-3 K					3-2 E SF8-2-5-6-7-4 1B			0-2 F9			4 1 1 0 1 1 1													
Frank Menechino, R OBP: 0.373, SLG: 0.342 Orlando Hudson, S OBP: 0.322, SLG: 0.423 (1, 4) (10, PH) (10, 4)			1-1 G4-3					0-0 E6 8 BB			2-2 G3-1			3 0 0 0 0 1 3 1 0 0 0 1 0 0													
<b>Inning Stats</b>	R: 1 E: 0 K: 0 S: 11	H: 2 LOB: 1 BB: 0 P: 20	R: 0 E: 0 K: 1 S: 9	H: 1 LOB: 1 BB: 0 P: 11	R: 0 E: 0 K: 0 S: 6	H: 0 LOB: 0 BB: 1 P: 13	R: 0 E: 0 K: 0 S: 9	H: 0 LOB: 0 BB: 0 P: 13	R: 1 E: 1 K: 0 S: 10	H: 1 LOB: 1 BB: 1 P: 18	R: 0 E: 0 K: 1 S: 6	H: 0 LOB: 1 BB: 1 P: 10	R: 0 E: 0 K: 2 S: 10	H: 0 LOB: 0 BB: 0 P: 14	R: 0 E: 0 K: 0 S: 10	H: 1 LOB: 1 BB: 0 P: 15	R: 0 E: 0 K: 1 S: 8	H: 0 LOB: 0 BB: 0 P: 11	R: 0 E: 0 K: 0 S: 2	H: 0 LOB: 0 BB: 1 P: 7	1B: 4 2B: 2 3B: 0 HR: 0	SF: 1 SAC: 0 DP: 3 HBP: 0	WP: 0 PB: 0 SB: 0 CS: 0	PA: 46			
<b>PITCHER</b>	IP WLS BF H R ER SO BB IBB HBP BLK WP HR S P ERA WHIP																										
Jason Johnson, R ERA: 4.09 (1, 1)	8.0																										
56 Fernando Rodney, R ERA: 2.48 (9, 1)	1.0	3	0	0	0	2	0	0	0	0	0	0	0	10	14	0.00	0.875										
Craig Dingman, R ERA: 2.6 (10, 1)	2.0	7	1	0	0	0	0	0	0	0	0	0	0	19	29	0.00	0.500										
Vic Darensbourg, L ERA: 3.68 (12, 1)	0.2	2	0	0	0	0	0	0	0	0	0	0	0	5	7	0.00	0.000										
Franklyn German, R ERA: 2.93 (12, 1)	1.1	W 4	0	0	0	1	1	0	0	0	0	0	0	5	11	0.00	0.750										

Toronto Blue Jays @ Detroit Tigers  
Comerica Park, Detroit, MI  
Sat Aug 20 2005, 7:05 PM EDT  
Att: 38,073 - Partly Cloudy - 81 F

livebaseballscorecards.com

AB	41
R	2
H	5
RBI	2
BB	4
SO	5
LOB	13




Batter	1	2	3	4	5	6	7	8	9	10	11	12	13	AB R H RBI BB SO LOB
14 Placido Polanco, R OBP: 0.391, SLG: 0.429	1-0 F8		3-2 F8			1-0 G4-6-3 1B		0-2 G6-4-3 1-2f		0-0 G5-3			3-2 31 BB 30 2B 1B	6 1 2 0 0 0 3
31 Chris Shelton, R OBP: 0.393, SLG: 0.544	0-2 K			0-0 F8		2-2 G4-6-3 1-2f			2-0 F7		2-3 K		4-2 30 2B 1-2 BB	5 0 0 0 1 2 1
Ivan Rodriguez, R OBP: 0.299, SLG: 0.463	0-1 HR			1-1 1B		3-3 K			0-0 L9		2-3 K		0-2 L4	6 1 2 1 0 2 2
30 Magglio Ordonez, R OBP: 0.365, SLG: 0.474	1-0 G5-3			1-1 F9			1-2 F8		1-1 1B		4-2 BB		1-0 2B	5 0 2 1 1 0 1
Dmitri Young, S OBP: 0.320, SLG: 0.474		0-0 F8		1-1 F8			1-1 P4		2-2 F9		3-3 K			5 0 0 0 0 1 3
Craig Monroe, R OBP: 0.332, SLG: 0.445		1-2 F8			1-1 HR		4-0 BB			0-2 K		3-1 F9		4 1 1 1 1 1 0
15 Brandon Inge, R OBP: 0.340, SLG: 0.405		2-2 F8			2-2 HR		2-2 G4-3 1B			3-1 G6-3 2B		3-3 K		5 0 2 0 0 1 1
John McDonald, R OBP: 0.351, SLG: 0.347			0-1 B1-3		2-2 G5-4-3 1-2f		1-0 F7			0-1 G6-3		3-2 1B		2 0 0 0 0 0 1
Carlos Pena, L OBP: 0.316, SLG: 0.341										2-3 BB				1 0 0 0 0 0 0
20 Omar Infante, R OBP: 0.270, SLG: 0.393														2 0 1 0 0 0 1
Nook Logan, S OBP: 0.306, SLG: 0.339			0-2 F9								4-2 BB			2 0 0 0 0 0 0
28 Curtis Granderson, L OBP: 0.324, SLG: 0.571					0-0 B1			3-2 G6-4-3 1B				0-3 K		2 0 1 0 1 1 1

Inning Stats	R: 1	H: 1	R: 0	H: 0	R: 0	H: 0	R: 0	H: 2	R: 0	H: 1	R: 0	H: 1	R: 0	H: 0	R: 0	H: 1	R: 0	H: 1	R: 0	H: 0	R: 0	H: 1	R: 0	H: 2	1B: 7	SF: 0	WP: 0	PA: 49
E: 0	LOB: 0	E: 0	LOB: 0	E: 0	LOB: 0	E: 0	LOB: 1	E: 0	LOB: 0	E: 0	LOB: 1	E: 0	LOB: 1	E: 0	LOB: 1	E: 0	LOB: 1	E: 0	LOB: 1	E: 0	LOB: 1	E: 0	LOB: 1	E: 0	LOB: 2	2B: 2	SAC: 0	PB: 0
K: 1	BB: 0	K: 0	BB: 0	K: 0	BB: 0	K: 1	BB: 0	K: 0	BB: 0	K: 1	BB: 0	K: 0	BB: 0	K: 2	BB: 1	K: 0	BB: 1	K: 1	BB: 1	K: 0	BB: 1	K: 0	BB: 1	K: 0	BB: 1	3B: 0	DP: 3	SB: 0
S: 7	P: 9	S: 9	P: 12	S: 9	P: 12	S: 7	P: 10	S: 9	P: 14	S: 9	P: 15	S: 10	P: 18	S: 8	P: 12	S: 7	P: 12	S: 10	P: 17	S: 18	P: 29	S: 13	P: 22	S: 13	P: 21	HR: 2	HBP: 0	CS: 0

PITCHER	IP	WLS	BF	H	R	ER	SO	BB	IBB	HBP	BLK	WP	HR	S	P	ERA	WHIP
39 Gustavo Chacin, L ERA: 3.4	(1, 1)	7.0	25	5	2	2	2	1	0	0	0	0	2	60	90	2.57	0.857
Vinnie Chulk, R ERA: 3.12	(8, 1)	1.2	6	2	0	0	0	0	0	0	0	0	0	12	19	0.00	1.200
Justin Speier, R ERA: 2.05	(9, 1)	1.1	6	1	0	0	1	1	0	0	0	0	0	13	22	0.00	1.500
54 Jason Frasor, R ERA: 3.86	(11, 1)	1.2	7	1	0	0	4	1	0	0	0	0	0	28	48	0.00	1.200
Miguel Batista, R ERA: 3.12	(12, 1)	0.2	L 5	2	1	1	1	1	0	0	0	0	0	16	24	13.50	4.500

**Toronto Blue Jays @ Detroit Tigers**  
Comerica Park, Detroit, MI  
Sat Aug 20 2005, 7:05 PM EDT  
Att. 38,073 - Partly Cloudy - 81 F

AB	45
R	3
H	11
RBI	3
BB	4
SO	8
LOB	14



livebaseballscorecards.com

Batter	1	2	3	4	5	6	7	8	9	AB R H RBI BB SO LOB	TOP
8 Russ Adams, L (1, 6) OBP: 0.347, SLG: 0.433	3-2 F8 ①		0-0 F8 ③			1-1 F7 ②	2-1 1-3 2-H 2B		1-0 F8 ②	5 0 1 1 0 0 1	
Frank Catalanotto, L (1, 7) OBP: 0.355, SLG: 0.422	3-1 G6-3 ②			4-1 10 FC5-4 BB		1-1 1B	0-0 SF7 ②		3-2 F7 ③	3 0 1 1 1 0 0	
10 Vernon Wells, R (1, 8) OBP: 0.325, SLG: 0.491 3 Reed Johnson, R (6, PH) OBP: 0.338, SLG: 0.442 (6, 8)	1-3 K ③			1-2 FC5-4 G4-3 1-2f		2-3 K	4-0 BB			2 0 0 0 0 1 1 1 0 0 0 1 1 1	
Shea Hillenbrand, R (1, 10) OBP: 0.354, SLG: 0.468 Frank Menechino, R (7, PH) OBP: 0.368, SLG: 0.336 (7, 10)		0-2 L6 ①		3-1 G4-3 1-2f			K			2 0 0 0 0 0 1 2 0 0 0 0 0 1 2	
47 Corey Koskie, L (1, 5) OBP: 0.310, SLG: 0.398		1-1 G3-1 ②			3-2 P6 ①		1-0 HR		1-2 G3-1 ①	4 1 1 1 0 0 0	
2 Aaron Hill, R (1, 4) OBP: 0.350, SLG: 0.415		3-2 F8 ③			1-0 G5-3		0-0 HR 1B		1-1 P6 ②	4 1 1 0 0 0 0	
Eric Hinske, L (1, 3) OBP: 0.337, SLG: 0.428			3-2 15 L3 1B		1-0 1B		1-1 HR 1B		0-1 F8 ③	4 1 3 2 0 0 0	
15 Alex Rios, R (1, 9) OBP: 0.324, SLG: 0.417			1-1 L3 ① ②		0-3 K		1-0 8 1B 2B 1B		1-0 L6 ①	4 1 1 0 0 1 2	
Ken Huckaby, R (1, 2) OBP: 0.247, SLG: 0.238			2-2 1B			2-2 G1-3 ①	0-1 8 2B SF7 1B		0-1 E9 ①	4 2 3 0 0 0 0	
<b>Inning Stats</b>	R: 0 H: 0 E: 0 K: 1 S: 11 LOB: 0 BB: 0 P: 18	R: 0 H: 0 E: 0 K: 0 S: 11 LOB: 0 BB: 0 P: 15	R: 0 H: 2 E: 0 K: 0 S: 12 LOB: 1 BB: 0 P: 18	R: 0 H: 0 E: 0 K: 0 S: 6 LOB: 0 BB: 1 P: 14	R: 0 H: 1 E: 0 K: 1 S: 8 LOB: 1 BB: 0 P: 13	R: 0 H: 1 E: 0 K: 1 S: 11 LOB: 1 BB: 0 P: 17	R: 5 H: 6 E: 0 K: 1 S: 16 LOB: 2 BB: 1 P: 27	R: 0 H: 0 E: 0 K: 0 S: 7 LOB: 0 BB: 0 P: 9	R: 1 H: 1 E: 1 K: 0 S: 8 LOB: 0 BB: 0 P: 13	1B: 7 SF: 1 2B: 3 SAC: 0 3B: 0 DP: 2 HR: 2 HBP: 0	WP: 0 PA: 38 PB: 0 SB: 0 CS: 0
<b>PITCHER</b>	IP WLS BF H R ER SO BB IBB HBP BLK WP HR S P ERA WHIP										
Sean Douglass, R (1, 1) ERA: 4.76	6.1 W 26 8 4 4 4 1 0 0 0 0 2 67 106 5.68 1.421										
43 Roman Colon, R (7, 1) ERA: 5.75	0.2 5 2 1 1 0 1 0 0 0 0 0 8 16 13.50 4.500										
Chris Spurling, R (8, 1) ERA: 3.55	2.0 7 1 1 0 0 0 0 0 0 0 0 15 22 0.00 0.500										

Toronto Blue Jays @ Detroit Tigers  
Comerica Park, Detroit, MI  
Sun Aug 21 2005, 1:05 PM EDT  
Att. 36,818 - Partly Cloudy - 82 F

livebaseballscorecards.com

AB	35
R	6
H	11
RBI	5
BB	2
SO	4
LOB	8



Batter	1	2	3	4	5	6	7	8	9
14 Placido Polanco, R John McDonald, R OBP: 0.394, SLG: 0.432 (6, PH) (7, 4)	L7 BB		HBP		15 1B 31 SF9 2B	F7		G5-3	
15 Brandon Inge, R OBP: 0.343, SLG: 0.407 (1, 5)	BB 1B		F9		30 1B 1B	BB		F7	
Dmitri Young, S 31 Chris Shelton, R OBP: 0.320, SLG: 0.472 (5, PH) (6, 10)	BB HR F7		G4-3		SF9	G4-3		G1-4-3	
30 Magglio Ordonez, R Nook Logan, S OBP: 0.368, SLG: 0.475 (7, 8)	HR 1B	K		F8	1B		20 2B BB		
Carlos Pena, L OBP: 0.319, SLG: 0.360 (1, 3)	HR	HR HBP		F9	G3		K		
Craig Monroe, R OBP: 0.335, SLG: 0.456 (7, 9)	13 SF9 2B	HR		F9		13 WP 20 G3-1 28 HR 1B	P2		
20 Omar Infante, R OBP: 0.272, SLG: 0.397 (1, 6)	14 BB 15 1B 28 E 1B	G6-3		F7	G3-1		13 2B 2B		
13 Vance Wilson, R OBP: 0.286, SLG: 0.265 (1, 2)	SF9	G4-3		28 1B 14 2B HBP	28 HR BB		2B		
28 Curtis Granderson, L OBP: 0.333, SLG: 0.625 (7, 7)	E3 14 BB 15 1B		K		14 2B 15 1B 1B	HR	K		

Inning Stats	R: 7 E: 1 K: 0 S: 17	H: 6 LOB: 2 BB: 2 P: 36	R: 2 E: 0 K: 1 S: 10	H: 1 LOB: 0 BB: 0 P: 17	R: 0 E: 0 K: 1 S: 11	H: 0 LOB: 1 BB: 0 P: 18	R: 0 E: 0 K: 0 S: 7	H: 0 LOB: 0 BB: 0 P: 11	R: 3 E: 0 K: 0 S: 15	H: 4 LOB: 2 BB: 0 P: 23	R: 3 E: 0 K: 2 S: 11	H: 2 LOB: 1 BB: 2 P: 24	R: 2 E: 0 K: 2 S: 13	H: 2 LOB: 1 BB: 1 P: 22	R: 0 E: 0 K: 0 S: 12	H: 0 LOB: 0 BB: 0 P: 14
--------------	-------------------------------	----------------------------------	-------------------------------	----------------------------------	-------------------------------	----------------------------------	------------------------------	----------------------------------	-------------------------------	----------------------------------	-------------------------------	----------------------------------	-------------------------------	----------------------------------	-------------------------------	----------------------------------

PITCHER	IP	WLS	BF	H	R	ER	SO	BB	IBB	HBP	BLK	WP	HR	S	P	ERA	WHIP
40 Dustin McGowan, R ERA: 8.63 (1, 1)	4.1	L	28	9	12	10	2	2	0	0	0	0	2	53	95	20.77	2.538
22 Brandon League, R ERA: 8.72 (5, 1)	1.1		10	4	3	3	0	2	0	0	0	1	1	16	32	20.25	4.500
Dave Bush, R ERA: 4.73 (6, 1)	2.1		10	2	2	2	2	1	0	0	0	0	0	27	38	7.71	1.286

**BOTTOM**

AB	R	H	RBI	BB	SO	LOB
2	1	1	1	1	0	0
2	0	0	0	0	0	0
5	1	3	3	1	0	1
2	1	0	0	1	0	3
2	0	0	1	0	0	1
4	1	2	1	0	1	0
0	1	0	0	1	0	0
4	2	1	3	0	1	3
5	3	3	2	0	0	1
5	2	2	1	0	0	1
2	2	1	2	1	0	0
5	3	2	3	0	2	2

**AB 38**  
**R 17**  
**H 15**  
**RBI 17**  
**BB 5**  
**SO 4**  
**LOB 12**

**WP: 1 PA: 48**  
**PB: 0**  
**SB: 0**  
**CS: 0**

**Toronto Blue Jays @ Detroit Tigers**  
**Comerica Park, Detroit, MI**  
Sun Aug 21 2005, 1:05 PM EDT  
Att. 36,818 - Partly Cloudy - 82 F



livebaseballscorecards.com

Batter	1	2	3	4	5	6	7	8	9	AB R H RBI BB SO LOB	TOP	
Jason Kendall, R (1, 2) OBP: 0.341, SLG: 0.308	1-2 G6-3		1-1 G6-3			1-2 G5-3			1-1 G1-3	4 0 0 0 0 0 1		
21 Mark Kotsay, L (1, 8) OBP: 0.318, SLG: 0.400	0-2 P2			2-2 F8		0-3 K			2-3 K	4 0 0 0 0 2 0		
7 Bobby Crosby, R (1, 6) OBP: 0.352, SLG: 0.450	1-1 G6-3			3-3 K			3-2 F9 29 SF8 2B		2-3 K	4 1 1 0 0 2 0		
Jay Payton, R (1, 7) OBP: 0.302, SLG: 0.487		1-0 23 FC6-5-4 29 G4-3 1B		0-3 K		0-1 F9			2-3 F9	3 0 1 0 0 1 1		
29 Dan Johnson, L (1, 3) OBP: 0.389, SLG: 0.500		1 SAFE SAFE G4-3		2-2 E5 14 G5-4-3 23 WP		0-2 SF8			0-2 SF8	2 0 0 1 0 0 1		
23 Bobby Kielty, S (1, 10) OBP: 0.357, SLG: 0.384		2-1 FC6-5-4		4-1 14 G5-4-3 BB		3-H G6-3			2-2 G6-3	2 0 0 0 1 0 1		
14 Mark Ellis, R (1, 4) OBP: 0.367, SLG: 0.410		3-3 K		0-0 G5-4-3		1-2 1-2f 2-3			1-3 K	3 0 0 0 0 2 3		
Nick Swisher, S (1, 9) OBP: 0.324, SLG: 0.466			2-3 K		0-0 F8				2-1 G5-3	3 0 0 0 0 1 1		
Marco Scutaro, R (1, 5) OBP: 0.318, SLG: 0.366			4-2 G6-3 BB		1-1 G4-3				3-2 G5-3	2 0 0 0 1 0 0		
<b>Inning Stats</b>	R: 0 E: 0 K: 0 S: 8 H: 0 LOB: 0 BB: 0 P: 10	R: 0 E: 0 K: 1 S: 12 H: 1 LOB: 1 BB: 0 P: 20	R: 0 E: 0 K: 1 S: 7 H: 0 LOB: 0 BB: 1 P: 14	R: 0 E: 0 K: 2 S: 11 H: 0 LOB: 0 BB: 0 P: 16	R: 0 E: 1 K: 0 S: 6 H: 0 LOB: 1 BB: 1 P: 12	R: 0 E: 0 K: 1 S: 9 H: 0 LOB: 0 BB: 0 P: 11	R: 1 E: 0 K: 0 S: 11 H: 1 LOB: 0 BB: 0 P: 16	R: 0 E: 0 K: 1 S: 11 H: 0 LOB: 0 BB: 0 P: 17	R: 0 E: 0 K: 2 S: 9 H: 0 LOB: 0 BB: 0 P: 14	1B: 1 2B: 1 3B: 0 HR: 0 SF: 1 SAC: 0 DP: 2 HBP: 0	WP: 1 PB: 0 SB: 0 CS: 0 PA: 30	
<b>PITCHER</b> 29 Nate Robertson, L (1, 1) ERA: 3.85 56 Fernando Rodney, R (9, 1) ERA: 2.4	IP 8.0 WLS W BF 27 H 2 R 1 ER 1 SO 6 BB 2 IBB 0 HBP 0 BLK 0 WP 1 HR 0 S 75 P 116 ERA 1.12 WHIP 0.500	IP 1.0 WLS S BF 3 H 0 R 0 ER 0 SO 2 BB 0 IBB 0 HBP 0 BLK 0 WP 0 HR 0 S 9 P 14 ERA 0.00 WHIP 0.000	<b>PITCHER</b> IP WLS BF H R ER SO BB IBB HBP BLK WP HR S P ERA WHIP									

Oakland Athletics @ Detroit Tigers  
Comerica Park, Detroit, MI  
Tue Aug 23 2005, 7:05 PM EDT  
Att. 24,467 - Partly Cloudy - 71 F

livebaseballscorecards.com

AB 27  
R 1  
H 2  
RBI 1  
BB 2  
SO 8  
LOB 8



Batter	1	2	3	4	5	6	7	8	9	AB R H RBI BB SO LOB
14 Placido Polanco, R (1, 4) OBP: 0.396, SLG: 0.435	1-2 31 G3-1 2B		0-1 G6-3		3-2 G5-3		1-2 31 FC5-4 1B			4 0 2 0 0 0 0
31 Chris Shelton, R (1, 3) OBP: 0.383, SLG: 0.531	1-0 G3-1 2-3		2-3			2-3 SAFE K	0-1 FC5-4 G5-4-3 1-2f			4 0 0 0 0 2 2
Ivan Rodriguez, R (1, 2) OBP: 0.298, SLG: 0.461	0-0 P5			0-3 K		1-1 30 1B HR	0-0 G5-4-3 1-2f			4 1 1 0 0 1 2
30 Magglio Ordonez, R (1, 9) OBP: 0.365, SLG: 0.470	1-1 G4-3			0-0 G4-3		0-2 1-2 HR 1B		1-2 L5		4 1 1 0 0 0 1
Carlos Pena, L (1, 10) OBP: 0.329, SLG: 0.421		1-2 15 G5-3 2B		0-0 HR		2-2 1-H 2-H HR		3-3 K		4 2 3 4 0 1 0
Craig Monroe, R (1, 7) OBP: 0.334, SLG: 0.457		0-0 P3		0-0 2B		1-3 K		1-2 P6		4 0 1 0 0 1 1
15 Brandon Inge, R (1, 5) OBP: 0.343, SLG: 0.406		0-1 G5-3 2-3		1-2 K		0-0 20 1B 1B				3 0 1 0 0 1 2
20 Omar Infante, R (1, 6) OBP: 0.273, SLG: 0.396		1-1 P4			1-2 L4	1-2 SAFE 1B	1-2 1B			3 0 1 0 0 0 1
28 Curtis Granderson, L (1, 8) OBP: 0.311, SLG: 0.581			1-3 K		3-2 G4-3	1-2 SAFE SAFE SAFE K	1-2 F7			3 0 0 0 0 1 2

Inning Stats	R: 0 E: 0 K: 0 S: 9	H: 1 LOB: 1 BB: 0 P: 12	R: 0 E: 0 K: 0 S: 9	H: 1 LOB: 1 BB: 0 P: 11	R: 0 E: 0 K: 2 S: 8	H: 0 LOB: 0 BB: 0 P: 11	R: 1 E: 0 K: 2 S: 9	H: 2 LOB: 1 BB: 0 P: 10	R: 0 E: 0 K: 0 S: 11	H: 0 LOB: 0 BB: 0 P: 18	R: 3 E: 0 K: 2 S: 24	H: 5 LOB: 2 BB: 0 P: 32	R: 0 E: 0 K: 0 S: 10	H: 1 LOB: 0 BB: 0 P: 11	R: 0 E: 0 K: 1 S: 12	H: 0 LOB: 0 BB: 0 P: 17	1B: 5 2B: 3 3B: 0 HR: 2	SF: 0 SAC: 0 DP: 1 HBP: 0	WP: 0 PB: 0 SB: 0 CS: 0	PA: 33
PITCHER	IP	WLS	BF	H	R	ER	SO	BB	IBB	HBP	BLK	WP	HR	S	P	ERA	WHIP			
Dan Haren, R (1, 1) ERA: 4.04	7.1	L	31	10	4	4	6	0	0	0	0	0	2	85	111	4.91	1.364			
Ricardo Rincon, L (8, 1) ERA: 5.08	0.1		1	0	0	0	1	0	0	0	0	0	0	4	7	0.00	0.000			
50 Kiko Calero, R (8, 1) ERA: 3.63	0.1		1	0	0	0	0	0	0	0	0	0	0	3	4	0.00	0.000			

**BOTTOM**

**Oakland Athletics @ Detroit Tigers**  
Comerica Park, Detroit, MI

Tue Aug 23 2005, 7:05 PM EDT  
Att. 24,467 - Partly Cloudy - 71 F

livebaseballscores.com

AB	33
R	4
H	10
RBI	4
BB	0
SO	7
LOB	11



Batter	1	2	3	4	5	6	7	8	9	AB R H RBI BB SO LOB	TOP											
14 Mark Ellis, R OBP: 0.364, SLG: 0.417 (1, 4)	2-1 HR	3-2 F8		3-3 K		2-0 L9		1-0 G4-3		5 1 1 1 0 1 3												
21 Mark Kotsay, L OBP: 0.319, SLG: 0.407 (1, 8)	2-2 P4		0-0 1B	1-0 HR		2-2 G4-3		0-1 L5		5 2 2 3 0 0 0												
7 Bobby Crosby, R OBP: 0.353, SLG: 0.458 (1, 6)	1-0 F9		4-2 1B	2-1 G5-3		3-1 HR		2-0 G6-3		4 2 1 1 1 0 0												
3 Eric Chavez, L OBP: 0.341, SLG: 0.478 Keith Ginter, R OBP: 0.243, SLG: 0.275 (1, 10) (9, PH) (9, 10)	3-2 1B		1-2 1B	1-1 HR		0-1 P5		2-2 F9		4 1 3 1 0 0 0 1 0 0 0 0 0 0												
29 Dan Johnson, L OBP: 0.383, SLG: 0.492 Scott Hatteberg, L OBP: 0.343, SLG: 0.354 (1, 3) (9, PH) (9, 3)	2-2 F9		2-2 1B	1-2 G6-3		2-2 P6		1-3 K		4 0 0 1 0 0 3 1 0 0 0 0 1 0												
Jay Payton, R OBP: 0.311, SLG: 0.491 (1, 7)		0-0 1B	0-2 1B		2-3 K		1-0 1B		4-2 1B	4 1 3 1 1 1 0												
Nick Swisher, S OBP: 0.322, SLG: 0.462 (1, 9)		3-3 K	2-1 G3-6-1		1-2 G3-1		1-0 F7		0-1 1B	5 0 1 0 0 1 4												
17 Adam Melhuse, S OBP: 0.302, SLG: 0.420 (1, 2)		1-1 2B		3-1 1B	1-0 1B		4-2 1B		1-2 K	4 1 3 1 1 1 2												
Marco Scutaro, R OBP: 0.317, SLG: 0.364 (1, 5)		2-3 K		2-1 1B	0-0 G2-3		2-2 FC5-4			4 1 1 0 0 1 4												
<b>Inning Stats</b>	R: 1 E: 0 K: 0 S: 12	H: 2 LOB: 1 BB: 0 P: 22	R: 1 E: 1 K: 2 S: 15	H: 2 LOB: 1 BB: 0 P: 24	R: 2 E: 0 K: 0 S: 16	H: 3 LOB: 1 BB: 1 P: 25	R: 4 E: 0 K: 1 S: 16	H: 4 LOB: 0 BB: 0 P: 29	R: 0 E: 0 K: 1 S: 8	H: 1 LOB: 1 BB: 0 P: 12	R: 1 E: 0 K: 0 S: 8	H: 1 LOB: 0 BB: 0 P: 15	R: 0 E: 0 K: 0 S: 11	H: 1 LOB: 2 BB: 1 P: 21	R: 0 E: 0 K: 2 S: 4	H: 0 LOB: 0 BB: 0 P: 7	R: 0 E: 0 K: 2 S: 17	H: 1 LOB: 2 BB: 1 P: 25	1B: 10 2B: 1 3B: 0 HR: 4	SF: 0 SAC: 0 DP: 1 HBP: 0	WP: 0 PB: 0 SB: 0 CS: 0	PA: 44
<b>PITCHER</b>	IP WLS BF H R ER SO BB IBB HBP BLK WP HR S P ERA WHIP																					
38 Jeremy Bolderman, R ERA: 4.27 (1, 1)	3.0 L 18 9 6 6 2 1 0 0 0 0 0 1 47 80 18.00 3.333																					
43 Roman Colon, R ERA: 5.96 (4, 1)	2.2 12 4 3 3 2 0 0 0 0 0 3 26 45 10.12 1.500																					
Vic Darensbourg, L ERA: 3.24 (6, 1)	1.0 5 1 0 0 0 1 0 0 0 0 0 10 18 0.00 2.000																					
Chris Spurling, R ERA: 3.45 (7, 1)	1.1 4 0 0 0 0 0 0 0 0 0 0 7 12 0.00 0.000																					
Jamie Walker, L ERA: 3.35 (9, 1)	1.0 5 1 0 0 2 1 0 0 0 0 0 17 25 0.00 2.000																					

Oakland Athletics @ Detroit Tigers  
Comerica Park, Detroit, MI  
Wed Aug 24 2005, 7:05 PM EDT  
Att: 29,210 - Clear - 78 F

livebaseballscorecards.com

AB	41
R	9
H	15
RBI	9
BB	3
SO	6
LOB	16





Batter	1	2	3	4	5	6	7	8	9	AB	R	H	RBI	BB	SO	LOB
14 Placido Polanco, R (1, 4) John McDonald, R (8, 4) OBP: 0.392, SLG: 0.431 OBP: 0.343, SLG: 0.339	0-0 L1		1-1 G4-3		0-1 G6-4-3		1-0 FC6-4		0-3 K	4	0	0	0	0	0	2
15 Brandon Inge, R (1, 5) OBP: 0.346, SLG: 0.410	0-2 G6-3		1-1 FC4-6 1B		3-2 G6-4-3 2B			4-1 G6-4-3 BB		3	0	2	0	1	0	0
Ivan Rodriguez, R (1, 2) OBP: 0.295, SLG: 0.457	1-0 G4-3		0-0 FC4-6		0-3 K			0-0 G6-4-3		4	0	0	0	0	1	3
30 Magglio Ordonez, R (1, 9) Nook Logan, S (7, 9) OBP: 0.360, SLG: 0.462 OBP: 0.310, SLG: 0.341		0-0 F9		3-2 G1-3		0-0 G5-3		3-2 HR 1B		3	0	0	0	0	0	0
Carlos Pena, L (1, 3) OBP: 0.339, SLG: 0.448		4-2 1B BB		3-3 K		0-0 G3-6-3 1B		0-0 1-H HR		3	1	2	2	1	1	0
Dmitri Young, S (1, 10) OBP: 0.324, SLG: 0.475		1-2 1B		1-0 FC5 20 1B		0-0 G3-6-3		0-1 1B		4	0	3	0	0	0	1
Craig Monroe, R (1, 7) OBP: 0.333, SLG: 0.455		0-3 K		2-2 1B			3-2 G5-3	1-0 P2		4	0	1	0	0	1	3
20 Omar Infante, R (1, 6) OBP: 0.270, SLG: 0.391		2-2 L7		0-1 FC5			0-0 L5		2-2 K	4	0	0	0	0	1	4
28 Curtis Granderson, L (1, 8) OBP: 0.327, SLG: 0.565			2-1 G4-3		1-1 G6-4-3 14 1B		4-1 FC6-4 14 BB		3-2 F7	3	0	1	0	1	0	0

Inning Stats	R: 0	H: 0	E: 0	K: 0	S: 6	R: 0	H: 1	E: 0	K: 1	S: 12	R: 0	H: 1	E: 0	K: 0	S: 7	R: 0	H: 2	E: 0	K: 1	S: 15	R: 0	H: 2	E: 0	K: 1	S: 10	R: 0	H: 1	E: 0	K: 0	S: 3	R: 0	H: 0	E: 0	K: 0	S: 7	R: 2	H: 3	E: 0	K: 0	S: 10	R: 0	H: 0	E: 0	K: 2	S: 9	1B: 8	SF: 0	2B: 1	SAC: 0	3B: 0	DP: 3	HR: 1	HBP: 0	WP: 0	PA: 37
PITCHER	IP	WLS	BF	H	R	ER	SO	BB	IBB	HBP	BLK	WP	HR	S	P	ERA	WHIP																																						
Kirk Saarloos, R (1, 1) ERA: 3.92	7.0	W	28	7	0	0	3	2	0	0	0	0	0	60	93	0.00	1.286																																						
Keiichi Yabu, R (8, 1) ERA: 4.18	1.0		6	3	2	2	0	1	0	0	0	0	1	10	18	18.00	4.000																																						
Joe Kennedy, L (9, 1) ERA: 6.38	1.0		3	0	0	0	2	0	0	0	0	0	0	9	14	0.00	0.000																																						

BOTTOM

Oakland Athletics @ Detroit Tigers  
Comerica Park, Detroit, MI  
Wed Aug 24 2005, 7:05 PM EDT  
Att. 29,210 - Clear - 78 F

livebaseballscores.com

AB	34
R	2
H	10
RBI	2
BB	3
SO	5
LOB	13



Batter	1	2	3	4	5	6	7	8	9	AB	R	H	RBI	BB	SO	LOB	TOP								
Jason Kendall, R (1, 2) OBP: 0.344, SLG: 0.313	1-1 21 S 3 1B	2-2 F8		0-1 21 1B 7 FC4-6 2B	2-0 G4-3		2-2 1-2 2-H 1B			5	2	3	1	0	0	1									
21 Mark Kotsay, L (1, 8) OBP: 0.320, SLG: 0.409	1-3 1-2		0-0 7 1B 23 G5-3 2B	0-2 7 FC4-6 1B		3-2 G4-3		0-1 G4-3		5	1	2	1	0	1	1									
7 Bobby Crosby, R (1, 6) OBP: 0.350, SLG: 0.453	3-2 F7		3-2 23 G5-3 1B	0-1 FC4-6		3-3 K		1-2 F8		5	1	1	1	0	1	2									
3 Eric Chavez, L (1, 5) OBP: 0.342, SLG: 0.477 Keith Ginter, R (8, PH) OBP: 0.242, SLG: 0.273 (8, 5)	3-1 23 1B 1B		1-0 P2	2-2 F7		4-2 BB		1-2 G5-3		3	1	1	1	1	0	3									
23 Bobby Kielty, S (1, 10) OBP: 0.358, SLG: 0.385 Scott Hatteberg, L (4, PH) OBP: 0.343, SLG: 0.353 (4, 10)	3-2 2-H 1B		0-0 G5-3	0-0 G4-3		2-3 K		2-2 HR 1B		2	0	1	2	0	0	1									
29 Dan Johnson, L (1, 3) OBP: 0.384, SLG: 0.502	0-1 P5		2-1 2-H 1B		3-1 HR		1-3 K		3-3 K	5	1	2	2	0	2	2									
Jay Payton, R (1, 7) OBP: 0.309, SLG: 0.496		0-1 L5	1-2 G1-3		0-0 G1-3		0-0 F7		0-0 HR	5	1	1	2	0	0	1									
Nick Swisher, S (1, 9) OBP: 0.323, SLG: 0.458		0-1 P3		3-2 14 1B 2B HBP	1-2 P6		4-0 14 E 1B BB		3-3 K	3	1	0	0	1	1	0									
14 Mark Ellis, R (1, 4) OBP: 0.368, SLG: 0.430		3-2 HR		0-2 2B 21 1B 1B	1-1 1B		1-2 E5 1B		0-3 K	5	2	3	1	0	1	1									
<b>Inning Stats</b>	R: 2 E: 0 K: 1 S: 15	H: 3 LOB: 1 BB: 0 P: 26	R: 1 E: 0 K: 0 S: 11	H: 1 LOB: 0 BB: 0 P: 16	R: 2 E: 0 K: 0 S: 12	H: 3 LOB: 1 BB: 0 P: 19	R: 3 E: 0 K: 0 S: 19	H: 3 LOB: 1 BB: 0 P: 24	R: 1 E: 0 K: 0 S: 10	H: 2 LOB: 1 BB: 0 P: 17	R: 0 E: 0 K: 2 S: 15	H: 0 LOB: 1 BB: 1 P: 27	R: 0 E: 1 K: 1 S: 10	H: 1 LOB: 2 BB: 1 P: 18	R: 0 E: 0 K: 0 S: 8	H: 0 LOB: 0 BB: 0 P: 10	R: 2 E: 0 K: 3 S: 14	H: 2 LOB: 0 BB: 0 P: 22	1B: 10 2B: 2 3B: 0 HR: 3	SF: 0 SAC: 0 DP: 0 HBP: 1	WP: 0 PB: 0 SB: 1 CS: 0	PA: 45			
<b>PITCHER</b>	IP	WLS	BF	H	R	ER	SO	BB	IBB	HBP	BLK	WP	HR	S	P	ERA	WHIP								
Mike Maroth, L (1, 1) ERA: 4.98	3.2	L	22	10	8	8	1	0	0	1	0	0	1	56	84	19.64	2.727								
Franklyn German, R (4, 1) ERA: 2.98	2.1		10	2	1	1	2	1	0	0	0	0	1	26	45	3.86	1.286								
Vic Darenbourg, L (7, 1) ERA: 2.89	1.0		5	1	0	0	1	1	0	0	0	0	0	10	18	0.00	2.000								
Chris Spurling, R (8, 1) ERA: 3.38	1.0		3	0	0	0	0	0	0	0	0	0	0	8	10	0.00	0.000								
Craig Dingman, R (9, 1) ERA: 3.44	1.0		5	2	2	2	3	0	0	0	0	0	1	14	22	18.00	2.000								

Oakland Athletics @ Detroit Tigers  
Comerica Park, Detroit, MI  
Thu Aug 25 2005, 1:05 PM EDT  
Att. 24,440 - Cloudy - 81 F

livebaseballscorecards.com

AB	42
R	11
H	15
RBI	11
BB	2
SO	7
LOB	14



**BOTTOM**

**Oakland Athletics @ Detroit Tigers**  
 Comerica Park, Detroit, MI  
 Thu Aug 25 2005, 1:05 PM EDT  
 Att. 24,440 - Cloudy - 81 F

livebaseballscores.com

<b>AB</b>	<b>32</b>
<b>R</b>	<b>1</b>
<b>H</b>	<b>7</b>
<b>RBI</b>	<b>1</b>
<b>BB</b>	<b>3</b>
<b>SO</b>	<b>8</b>
<b>LOB</b>	<b>17</b>



WP: 1	PA: 35
PB: 0	SB: 0
CS: 0	

AB R H RBI BB SO LOB

3	0	3	0	0	0	0
1	1	1	0	0	0	0

4	0	0	0	0	1	4
---	---	---	---	---	---	---

4	0	2	1	0	1	2
---	---	---	---	---	---	---

1	0	0	0	2	0	0
1	0	0	0	0	0	1

3	0	0	0	0	0	5
1	0	0	0	0	0	1

3	0	1	0	1	1	0
---	---	---	---	---	---	---

4	0	0	0	0	2	2
---	---	---	---	---	---	---

4	0	0	0	0	1	1
---	---	---	---	---	---	---

3	0	0	0	0	2	1
---	---	---	---	---	---	---

1B: 6	SF: 0
2B: 2	SAC: 0
3B: 0	DP: 2
HR: 0	HBP: 0

Batter	1	2	3	4	5	6	7	8	9
14 Placido Polanco, R (1, 4) John McDonald, R (8, 4) OBP: 0.396, SLG: 0.435 OBP: 0.348, SLG: 0.344	3-1 30 BB 31 1B 1B		1-2 31 FC6-4 1B			2-2 30 BB 1B		0-1 15 E 31 2B 1B	
15 Brandon Inge, R (1, 5) OBP: 0.344, SLG: 0.407	2-2 L1		0-3 K			0-2 P4		0-0 L5	
31 Chris Shelton, R (1, 3) OBP: 0.385, SLG: 0.535	3-2 30 BB 1-2 1B		2-1 FC6-4 1-2f			1-3 K		0-2 WP 3-H 2B	
30 Magglio Ordonez, R (1, 9) 28 Curtis Granderson, L (8, 7) OBP: 0.364, SLG: 0.460 OBP: 0.320, SLG: 0.553	4-2 G6-4-3 1-2 2-3 BB			1-2 G1-3		4-1 BB		1-0 F7	
Dmitri Young, S (1, 7) Nook Logan, S (8, 8) OBP: 0.322, SLG: 0.471 OBP: 0.309, SLG: 0.340	3-2 G6-4-3 1-2f			0-1 G4-3		2-1 F7		2-1 F7	
Craig Monroe, R (1, 8) (8, 9) OBP: 0.335, SLG: 0.454		4-1 L3 BB		0-3 K		2-2 1B		3-1 F8	
Carlos Pena, L (1, 10) OBP: 0.331, SLG: 0.435		0-1 L3 1-1			1-3 K	1-0 P5		1-3 K	
20 Omar Infante, R (1, 6) OBP: 0.266, SLG: 0.386		2-3 K			0-1 G6-3	2-2 P4		2-1 G5-3	
13 Vance Wilson, R (1, 2) OBP: 0.279, SLG: 0.257			1-0 F8		3-3 K	3-3 K			

Inning Stats	R: 0	H: 2	E: 0	LOB: 2	K: 0	S: 15	R: 0	H: 0	E: 0	LOB: 0	K: 1	S: 6	R: 0	H: 1	E: 0	LOB: 1	K: 1	S: 9	R: 0	H: 0	E: 0	LOB: 0	K: 1	S: 10	R: 0	H: 0	E: 0	LOB: 0	K: 2	S: 8	R: 0	H: 1	E: 0	LOB: 2	K: 1	S: 13	R: 0	H: 1	E: 0	LOB: 1	K: 1	S: 11	R: 1	H: 2	E: 1	LOB: 1	K: 0	S: 9	R: 0	H: 0	E: 0	LOB: 0	K: 1	S: 7	1B: 6	SF: 0	2B: 2	SAC: 0	3B: 0	DP: 2	HR: 0	HBP: 0	WP: 1	PA: 35
--------------	------	------	------	--------	------	-------	------	------	------	--------	------	------	------	------	------	--------	------	------	------	------	------	--------	------	-------	------	------	------	--------	------	------	------	------	------	--------	------	-------	------	------	------	--------	------	-------	------	------	------	--------	------	------	------	------	------	--------	------	------	-------	-------	-------	--------	-------	-------	-------	--------	-------	--------

PITCHER	IP	WLS	BF	H	R	ER	SO	BB	IBB	HBP	BLK	WP	HR	S	P	ERA	WHIP
Barry Zito, L (1, 1) ERA: 3.49	6.0	W	23	4	0	0	6	3	0	0	0	0	0	61	100	0.00	1.167
58 Justin Duchschere, R (7, 1) ERA: 1.85	1.0		4	1	0	0	1	0	0	0	0	0	0	11	19	0.00	1.000
Jay Witasick, R (8, 1) ERA: 2.74	2.0		8	2	1	1	1	0	0	0	0	1	0	16	25	4.50	1.000

PITCHER	IP	WLS	BF	H	R	ER	SO	BB	IBB	HBP	BLK	WP	HR	S	P	ERA	WHIP
---------	----	-----	----	---	---	----	----	----	-----	-----	-----	----	----	---	---	-----	------

Batter	1	2	3	4	5	6	7	8	9	AB R H RBI BB SO LOB	TOP		
14 Placido Polanco, R (1, 4) OBP: 0.394, SLG: 0.432	1-1 E3 31 F9 31 PB 1B	4-1 BB		1-2 P4		3-2 F9		0-1 SF8		3 1 0 1 1 0 0			
31 Chris Shelton, R (1, 3) OBP: 0.378, SLG: 0.525	2-2 F9	1-1 P4		1-0 P2			1-1 G6-3	1-1 G4-3		5 0 0 0 0 0 4			
Ivan Rodriguez, R (1, 2) OBP: 0.296, SLG: 0.463	1-0 1B		0-1 P3	0-0 P4			1-2 HR	1-2 G5-3		5 1 2 2 0 0 1			
30 Magglio Ordonez, R (1, 9) OBP: 0.365, SLG: 0.474	3-2 F7		1-2 G3		0-1 WP 1B		2-2 HR	2-1 F8		5 1 2 1 0 0 1			
Dmitri Young, S (1, 10) OBP: 0.325, SLG: 0.473	0-2 1B		0-0 P3		0-2 P4		2-2 1B	0-2 1B		5 0 3 0 0 0 1			
Craig Monroe, R (1, 7) OBP: 0.333, SLG: 0.450	1-1 F9			4-1 15 HR BB	1-2 P2		0-3 K	1-2 F9		4 1 0 0 1 1 5			
15 Brandon Inge, R (1, 5) OBP: 0.342, SLG: 0.411				0-1 HR	1-3 K		2-2 G5-3	0-3 K		5 1 1 2 0 2 3			
John McDonald, R (1, 6) OBP: 0.348, SLG: 0.352				3-2 HR		0-1 P4		3-2 14 S 28 1B 14 SF8 1B		3 1 1 0 0 0 0			
Nook Logan, S (8, PH) OBP: 0.311, SLG: 0.342										1 1 1 0 0 0 0			
20 Omar Infante, R (8, 6) OBP: 0.266, SLG: 0.386										0 0 0 0 0 0 0			
28 Curtis Granderson, L (1, 8) OBP: 0.352, SLG: 0.627		1-1 14 BB 1B		2-2 HR		0-1 F8		2-2 31 G4-3 14 S 1B		4 1 3 2 0 0 0			
<b>Inning Stats</b>	R: 1 H: 2 E: 1 LOB: 2 K: 0 BB: 0 S: 16 P: 24	R: 0 H: 1 E: 0 LOB: 2 K: 0 BB: 1 S: 8 P: 17	R: 0 H: 0 E: 0 LOB: 0 K: 0 BB: 0 S: 7 P: 8	R: 4 H: 3 E: 0 LOB: 0 K: 0 BB: 1 S: 16 P: 27	R: 0 H: 1 E: 0 LOB: 1 K: 1 BB: 0 S: 11 P: 13	R: 0 H: 0 E: 0 LOB: 0 K: 0 BB: 0 S: 9 P: 12	R: 2 H: 3 E: 0 LOB: 1 K: 1 BB: 0 S: 20 P: 28	R: 1 H: 2 E: 0 LOB: 1 K: 0 BB: 0 S: 18 P: 25	R: 0 H: 1 E: 0 LOB: 1 K: 1 BB: 0 S: 12 P: 15	1B: 8 SF: 1 2B: 1 SAC: 0 3B: 0 DP: 0 HR: 4 HBP: 0	WP: 1 PA: 43 PB: 1 SB: 2 CS: 0		
<b>PITCHER</b>	IP WLS BF H R ER SO BB IBB HBP BLK WP HR S P ERA WHIP											<b>PITCHER</b>	IP WLS BF H R ER SO BB IBB HBP BLK WP HR S P ERA WHIP
49 Tim Wakefield, R (1, 1) ERA: 4.35	6.0 W 28 7 5 4 1 2 0 0 0 0 1 2 67 101 6.00 1.500												
Geremi Gonzalez, R (7, 1) ERA: 5.44	0.1 4 3 2 2 0 0 0 0 0 0 0 2 11 17 54.00 9.000												
Chad Bradford, R (7, 1) ERA: 2.87	1.2 H 7 2 1 1 1 0 0 0 0 0 0 0 27 36 5.40 1.200												
50 Mike Timlin, R (9, 1) ERA: 1.93	1.0 S 4 1 0 0 1 0 0 0 0 0 0 0 12 15 0.00 1.000												

**Detroit Tigers @ Boston Red Sox**  
 Fenway Park, Boston, MA  
 Fri Aug 26 2005, 8:05 PM EDT  
 Att: 35,056 - Partly Cloudy - 75 F

livebaseballscorecards.com

AB	40
R	8
H	13
RBI	8
BB	2
SO	3
LOB	15



Batter	1	2	3	4	5	6	7	8	9
18 Johnny Damon, L OBP: 0.374, SLG: 0.457 (1, 8)	F8		SF9		L3	K		P6	
Tony Graffanino, R OBP: 0.373, SLG: 0.403 (1, 4)	G3		SF8		L3	K		G1-3	
34 David Ortiz, L OBP: 0.389, SLG: 0.571 (1, 10)	G3		SF8		L3	K		K	
Manny Ramirez, R OBP: 0.387, SLG: 0.590 (1, 7)	F9		SF8		L3	K		K	
Trot Nixon, L OBP: 0.383, SLG: 0.469 (1, 9)		P5	SF8		L3	K		K	
Kevin Millar, R OBP: 0.356, SLG: 0.369 John Olerud, L OBP: 0.333, SLG: 0.435 (1, 3) (8, 3)		K	K		L7			G4-3	
Bill Mueller, S OBP: 0.378, SLG: 0.438 (1, 5)		G4-3			F7			F9	
Doug Mirabelli, R OBP: 0.311, SLG: 0.371 (1, 2)		G4-3			F8			F8	
13 Alex Cora, L OBP: 0.259, SLG: 0.314 Edgar Renteria, R OBP: 0.350, SLG: 0.401 (8, PH) (9, 6)		G4-3			G6-3			G1-3	

Inning Stats	R: 0	H: 1	E: 0	K: 0	S: 8	R: 0	H: 0	E: 0	K: 1	S: 7	R: 3	H: 3	E: 0	K: 1	S: 16	R: 0	H: 0	E: 0	K: 0	S: 4	R: 2	H: 2	E: 0	K: 0	S: 9	R: 4	H: 3	E: 1	K: 1	S: 14	R: 0	H: 0	E: 0	K: 0	S: 9	R: 0	H: 1	E: 0	K: 1	S: 9		
	0	1	0	0	8	0	0	0	1	7	3	3	0	1	16	0	0	0	0	4	2	0	0	0	9	4	3	1	14	0	0	0	0	9	0	1	0	9	0	1	0	15

PITCHER	IP	WLS	BF	H	R	ER	SO	BB	IBB	HBP	BLK	WP	HR	S	P	ERA	WHIP
Jason Johnson, R ERA: 4.43 (1, 1)	5.2	L	31	9	9	9	3	4	0	0	0	2	0	57	98	14.29	2.294
Chris Spurling, R ERA: 3.28 (6, 1)	1.1		4	0	0	0	0	0	0	0	0	0	0	10	12	0.00	0.000
Jamie Walker, L ERA: 3.27 (8, 1)	1.0		4	1	0	0	1	0	0	0	0	0	0	9	15	0.00	1.000

AB	R	H	RBI	BB	SO	LOB
4	1	0	1	0	1	2
4	3	3	1	1	0	1
4	1	1	1	1	1	4
3	0	2	3	1	0	1
3	0	0	2	0	0	2
4	0	0	0	0	2	3
0	0	0	0	0	0	0
4	1	1	0	0	0	0
3	2	1	0	1	0	0
2	1	1	0	0	0	0
1	0	1	0	0	0	0

WP	PA
2	39

**Detroit Tigers @ Boston Red Sox**  
 Fenway Park, Boston, MA  
 Fri Aug 26 2005, 8:05 PM EDT  
 Att. 35,056 - Partly Cloudy - 75 F

livebaseballscorecards.com

AB	32
R	9
H	10
RBI	8
BB	4
SO	4
LOB	13



Batter	1	2	3	4	5	6	7	8	9	AB R H RBI BB SO LOB	TOP																									
14 Placido Polanco, R (1, 4) OBP: 0.395, SLG: 0.431	2-2 P3			1-2 HR 1B	1-0 L7	0-3 K		2-1 HBP 2B	1-0 1B	5 2 2 0 0 1 1																										
31 Chris Shelton, R (1, 3) OBP: 0.377, SLG: 0.524	2-1 F9			2-2 L4	1-2 F8		2-2 BB 1B	2-2 HBP 3B 2B	0-3 K	6 2 2 1 0 1 2																										
Ivan Rodriguez, R (1, 2) OBP: 0.298, SLG: 0.467	0-0 P6			0-0 HR 1B	2-2 L9		0-1 L8	1-2 HR 1B 3B		5 2 2 1 0 0 1																										
30 Magglio Ordonez, R (1, 9) OBP: 0.375, SLG: 0.490		0-0 G6-3		4-1 HR BB		0-0 2B	0-1 BB 2B	3-2 HR 1B		4 2 3 1 1 0 0																										
Dmitri Young, S (1, 7) OBP: 0.328, SLG: 0.480		2-3 K		0-0 HR		1-0 F9	4-0 BB IBB	2-1 HR 1B		4 1 2 4 1 1 1																										
Nook Logan, S (8, PR) OBP: 0.311, SLG: 0.342				1-2 HR				1-2 HR 1B		0 0 0 0 0 0 0																										
Carlos Pena, L (1, 10) OBP: 0.333, SLG: 0.437		1-1 F9		2-2 P2		3-2 15 E 2B	4-1 BB	0-3 K		4 1 1 2 1 1 2																										
15 Brandon Inge, R (1, 5) OBP: 0.345, SLG: 0.417			0-1 20 CS 1B	1-2 20 2B		0-0 E8 20 2B 2B	1-3 K	0-1 G5-3		5 2 3 1 0 1 5																										
20 Omar Infante, R (1, 6) OBP: 0.268, SLG: 0.393		0-1 L3		1-2 2B		0-1 2B	1-2 L4		0-1 F8	5 0 2 2 0 0 4																										
28 Curtis Granderson, L (1, 8) OBP: 0.322, SLG: 0.571		2-1 F7		2-1 G3-1		3-3 K		1-1 G3-1	1-3 K	5 0 0 0 0 2 2																										
<b>Inning Stats</b>	R: 0 H: 0 E: 0 K: 0 S: 7	H: 0 LOB: 0 BB: 0 P: 11	R: 0 H: 0 E: 0 K: 1 S: 7	H: 1 LOB: 0 BB: 0 P: 10	R: 0 H: 1 E: 0 K: 0 S: 6	H: 1 LOB: 1 BB: 1 P: 8	R: 5 H: 5 E: 0 K: 0 S: 26	H: 5 LOB: 1 BB: 1 P: 39	R: 0 H: 0 E: 0 K: 0 S: 7	H: 0 LOB: 0 BB: 0 P: 11	R: 3 H: 4 E: 1 K: 2 S: 16	H: 4 LOB: 1 BB: 0 P: 23	R: 1 H: 2 E: 0 K: 1 S: 15	H: 2 LOB: 3 BB: 2 P: 27	R: 3 H: 4 E: 0 K: 1 S: 25	H: 4 LOB: 2 BB: 0 P: 36	R: 0 H: 1 E: 0 K: 2 S: 11	H: 1 LOB: 1 BB: 0 P: 13	1B: 7 2B: 8 3B: 1 HR: 1	SF: 0 SAC: 0 DP: 0 HBP: 1	WP: 0 PA: 47															
<b>PITCHER</b>	IP WLS BF H R ER SO BB IBB HBP BLK WP HR S P ERA WHIP																																			
Bronson Arroyo, R (1, 1) ERA: 4.44	5.1		24	8	7	7	1	1	0	0	0	0	1	60	90	11.81	1.688																			
58 Jonathan Papelbon, R (6, 1) ERA: 3.32	1.0	L	9	4	2	2	2	1	1	0	0	0	0	17	30	18.00	5.000																			
Geremi Gonzalez, R (7, 1) ERA: 5.89	1.0		6	2	3	3	1	0	0	1	0	0	0	20	28	27.00	2.000																			
Mike Remlinger, L (8, 1) ERA: 6.58	0.2		4	2	0	0	1	0	0	0	0	0	0	12	17	0.00	3.000																			
Mike Myers, L (9, 1) ERA: 3.3	1.0		4	1	0	0	2	0	0	0	0	0	0	11	13	0.00	1.000																			

**Detroit Tigers @ Boston Red Sox**  
 Fenway Park, Boston, MA  
 Sat Aug 27 2005, 7:05 PM EDT  
 Att. 35,228 - Clear - 76 F

livebaseballscorecards.com

**AB 43**  
**R 12**  
**H 17**  
**RBI 12**  
**BB 3**  
**SO 7**  
**LOB 18**



Batter	1	2	3	4	5	6	7	8	9	AB R H RBI BB SO LOB
18 Johnny Damon, L (1, 8) OBP: 0.372, SLG: 0.454	1-1 F9		1-1 34 HR 1B	3-2 G4-3		2-1 G4-3		0-2 G5-3		5 1 1 0 0 0 1
Edgar Renteria, R (1, 6) OBP: 0.351, SLG: 0.401	1-1 BB 1B		1-0 34 HR 1B	2-3 K		1-2 G6-3		1-1 G3		5 1 2 1 0 1 0
34 David Ortiz, L (1, 10) OBP: 0.388, SLG: 0.574	2-2 F8		0-0 1-H 2-H HR	1-3 K			2-3 K	2-3 K		5 1 1 3 0 3 1
Manny Ramirez, R (1, 7) OBP: 0.387, SLG: 0.586	4-2 1-2 BB		2-3 K		1-3 K		1-2 1B SF8 1B	3-3 K		4 1 1 0 1 3 0
Trot Nixon, L (1, 9) OBP: 0.365, SLG: 0.479	1-2 L3		2-1 HR		0-1 P5		1-0 1-3 1B			4 1 2 1 0 0 2
Jason Varitek, S (1, 2) OBP: 0.377, SLG: 0.545		0-3 K	0-1 1B 2B		0-0 2B 1B		0-1 SF8			3 1 2 1 0 1 0
Roberto Petagine, L (1, 3) Kevin Millar, R (7, PH) (8, 3) OBP: 0.414, SLG: 0.520 OBP: 0.355, SLG: 0.368		1-1 G4-6-3 1B	2-3 K		1-2 1-3 2B		1-0 P3			3 0 2 0 0 1 1 1 0 0 0 0 0 1
Bill Mueller, S (1, 5) OBP: 0.377, SLG: 0.436		1-2 G4-6-3	1-1 2-H 1B		3-2 F8			3-3 K		4 0 1 1 0 1 3
Tony Graffanino, R (1, 4) OBP: 0.375, SLG: 0.403			2-2 18 1B 1B	4-1 18 G4-3 WP BB		1-3 K		1-2 G6-3		3 2 1 0 1 1 0

Inning Stats	R: 0	H: 1	E: 0	LOB: 2	K: 0	BB: 1	S: 13	R: 0	H: 1	E: 0	LOB: 0	K: 1	BB: 0	S: 8	R: 6	H: 7	E: 0	LOB: 1	K: 2	BB: 0	S: 21	R: 1	H: 0	E: 0	LOB: 0	K: 2	BB: 1	S: 11	R: 0	H: 2	E: 0	LOB: 2	K: 1	BB: 0	S: 15	R: 1	H: 2	E: 0	LOB: 1	K: 1	BB: 0	S: 10	R: 0	H: 0	E: 0	LOB: 0	K: 1	BB: 0	S: 9	R: 1	H: 2	E: 0	LOB: 1	K: 1	BB: 0	S: 15	R: 0	H: 0	E: 0	LOB: 0	K: 1	BB: 0	S: 11	R: 0	H: 0	E: 0	LOB: 0	K: 2	BB: 0	S: 12	R: 0	H: 0	E: 0	LOB: 0	K: 1	BB: 0	S: 18	1B: 9	SF: 1	2B: 2	SAC: 0	3B: 0	DP: 1	HR: 2	HBP: 0
--------------	------	------	------	--------	------	-------	-------	------	------	------	--------	------	-------	------	------	------	------	--------	------	-------	-------	------	------	------	--------	------	-------	-------	------	------	------	--------	------	-------	-------	------	------	------	--------	------	-------	-------	------	------	------	--------	------	-------	------	------	------	------	--------	------	-------	-------	------	------	------	--------	------	-------	-------	------	------	------	--------	------	-------	-------	------	------	------	--------	------	-------	-------	-------	-------	-------	--------	-------	-------	-------	--------

PITCHER	IP	WLS	BF	H	R	ER	SO	BB	IBB	HBP	BLK	WP	HR	S	P	ERA	WHIP
Sean Douglass, R (1, 1) ERA: 5.58	3.0		18	9	7	7	3	2	0	0	0	0	2	43	69	21.00	3.667
43 Roman Colon, R (4, 1) ERA: 5.77	3.1	W	13	3	1	1	5	0	0	0	0	1	0	40	58	2.70	0.900
Jamie Walker, L (7, 1) ERA: 3.24	0.1	H	2	1	0	0	0	0	0	0	0	0	0	3	4	0.00	3.000
Craig Dingman, R (7, 1) ERA: 3.2	1.1	H	4	0	0	0	1	0	0	0	0	0	0	12	17	0.00	0.000
56 Fernando Rodney, R (9, 1) ERA: 2.32	1.0		3	0	0	0	2	0	0	0	0	0	0	12	18	0.00	0.000

BOTTOM

Detroit Tigers @ Boston Red Sox  
Fenway Park, Boston, MA  
Sat Aug 27 2005, 7:05 PM EDT  
Att. 35,228 - Clear - 76 F

livebaseballscorecards.com

AB	37
R	8
H	13
RBI	7
BB	2
SO	11
LOB	9



WP: 2	PA: 40
PB: 0	
SB: 0	
CS: 0	

Batter	1	2	3	4	5	6	7	8	9	AB R H RBI BB SO LOB	TOP		
14 Placido Polanco, R (1, 4) OBP: 0.393, SLG: 0.428	2-2 31 G6-3 31 WP 30 2B 1B		2-2 E5 15 2B 31 SF8		1-1 G5-3		1-1 F8		3-2 F9	5 2 1 0 0 0 0			
15 Brandon Inge, R (1, 5) OBP: 0.347, SLG: 0.423	1-1 F9		1-2 31 SF8 1-3 2B		2-2 31 2B 1B		0-1 2B		1-1 P3	5 1 3 0 0 0 1			
31 Chris Shelton, R (1, 3) OBP: 0.376, SLG: 0.526	3-2 G6-3 1-3		2-2 SF8 2-3 3-H		1-1 30 E3 1-H 2B		3-3 K			3 0 1 2 0 1 2			
30 Magglio Ordonez, R (1, 9) OBP: 0.373, SLG: 0.490	0-1 2B 3-H		0-0 G6-3		2-2 E3 1B 2-H		0-0 G4-3			4 0 1 1 0 0 3			
Dmitri Young, S (1, 10) OBP: 0.327, SLG: 0.478	1-3 K		0-3 K		1-0 1B 1-2			2-2 P3		4 0 1 0 0 2 2			
Craig Monroe, R (1, 7) OBP: 0.333, SLG: 0.448		0-0 1B S		0-0 G5-3		0-3 K		2-2 G5-3		4 0 1 0 0 1 2			
John McDonald, R (1, 6) OBP: 0.345, SLG: 0.349		1-3 K		0-1 G4-3		0-2 G3		1-2 1B		4 0 1 0 0 1 1			
13 Vance Wilson, R (1, 2) OBP: 0.278, SLG: 0.257		1-3 K		1-2 1B		1-2 G5-3		1-0 F8		4 0 1 0 0 1 2			
Nook Logan, S (1, 8) OBP: 0.307, SLG: 0.338		1-3 SAFE K		0-0 P4		1-0 G5-3			1-1 F9	4 0 0 0 0 1 2			
<b>Inning Stats</b>	R: 1 H: 2 E: 0 LOB: 1 K: 1 BB: 0 S: 15 P: 22	R: 0 H: 1 E: 0 LOB: 1 K: 3 BB: 0 S: 16 P: 19	R: 1 H: 1 E: 1 LOB: 1 K: 1 BB: 0 S: 13 P: 18	R: 0 H: 1 E: 0 LOB: 1 K: 0 BB: 0 S: 7 P: 8	R: 1 H: 3 E: 1 LOB: 2 K: 1 BB: 0 S: 14 P: 21	R: 0 H: 0 E: 0 LOB: 0 K: 0 BB: 0 S: 8 P: 10	R: 0 H: 1 E: 0 LOB: 1 K: 1 BB: 0 S: 8 P: 12	R: 0 H: 1 E: 0 LOB: 1 K: 0 BB: 0 S: 11 P: 17	R: 0 H: 0 E: 0 LOB: 0 K: 0 BB: 0 S: 7 P: 12	1B: 6 SF: 1 2B: 4 SAC: 0 3B: 0 DP: 0 HR: 0 HBP: 0	WP: 1 PA: 38 PB: 0 SB: 1 CS: 0		
<b>PITCHER</b>	IP WLS BF H R ER SO BB IBB HBP BLK WP HR S P ERA WHIP											<b>PITCHER</b>	IP WLS BF H R ER SO BB IBB HBP BLK WP HR S P ERA WHIP
David Wells, L (1, 1) ERA: 4.44	7.0 W 31 9 3 2 7 0 0 0 0 0 1 0 81 110 2.57 1.286												
Chad Bradford, R (8, 1) ERA: 2.7	1.0 4 1 0 0 0 0 0 0 0 0 0 0 11 17 0.00 1.000												
Abe Alvarez, L (9, 1) ERA:	1.0 3 0 0 0 0 0 0 0 0 0 0 0 7 12 0.00 0.000												

**Detroit Tigers @ Boston Red Sox**  
 Fenway Park, Boston, MA  
 Sun Aug 28 2005, 2:05 PM EDT  
 Att: 34,658 - Partly Cloudy - 83 F

[livebaseballscorecards.com](http://livebaseballscorecards.com)

**AB** 37  
**R** 3  
**H** 10  
**RBI** 3  
**BB** 0  
**SO** 7  
**LOB** 15





Batter	1	2	3	4	5	6	7	8	9
18 Johnny Damon, L OBP: 0.374, SLG: 0.455 (1, 8)	4-2 G5-3 34 1B BB	0-2 2-H 1B			1-3 K2-3	1-0 WP 1B		2-2 G6-3	
Edgar Renteria, R OBP: 0.349, SLG: 0.399 13 Alex Cora, L OBP: 0.259, SLG: 0.314 (8, PR) (9, 6)	3-2 G5-3 1-2		1-3 K		0-0 F8	2-3 K		1-1 34 HR 1B	
34 David Ortiz, L OBP: 0.389, SLG: 0.580 (1, 10)	0-1 2-H 1B		1-1 G6-3		2-3 K		0-1 2B 1B	2-1 1-H HR	
Manny Ramirez, R OBP: 0.387, SLG: 0.587 (1, 7)	1-2 F9		1-0 F9			3-2 2B 1B	1-0 1B 2B	2-1 E4 G4-6-3	
Jason Varitek, S OBP: 0.377, SLG: 0.545 (1, 2)	0-3 K			0-0 G5-3		0-2 2B 2B	4-1 1B BB	0-0 G4-6-3 1-2f	
Kevin Millar, R OBP: 0.357, SLG: 0.367 John Olerud, L OBP: 0.333, SLG: 0.435 (8, 3)		3-1 2B SF8 1B		2-2 F8		4-1 2B 18 1B BB	0-1 F3		
Bill Mueller, S OBP: 0.380, SLG: 0.449 (1, 5)		0-0 18 1B 2B		1-1 HR		0-1 L4	2-0 1-2 2-3 3-H 1B		
Tony Graffanino, R OBP: 0.376, SLG: 0.405 (1, 4)		2-1 G5-3		4-0 FC6-4 BB		0-0 18 1B 2B	0-0 F8		
Gabe Kapler, R OBP: 0.275, SLG: 0.328 (1, 9)		0-2 SF8 3-H		1-1 FC6-4 1-2f		0-3 K	0-0 G6-3		

Inning Stats	R: 1	H: 1	E: 0	K: 1	S: 14	L: 22
	R: 2	H: 3	E: 0	K: 0	S: 11	P: 16
	R: 0	H: 0	E: 0	K: 1	S: 6	P: 9
	R: 1	H: 1	E: 0	K: 0	S: 8	P: 16
	R: 0	H: 0	E: 0	K: 2	S: 7	P: 10
	R: 4	H: 4	E: 0	K: 2	S: 20	P: 30
	R: 1	H: 3	E: 0	K: 0	S: 9	P: 16
	R: 2	H: 2	E: 1	K: 0	S: 10	P: 17

AB	R	H	RBI	BB	SO	LOB
4	1	2	3	1	1	0
5	0	1	0	0	2	2
0	1	0	0	0	0	0
5	2	3	3	0	1	0
5	1	2	0	0	0	2
4	1	1	1	1	1	2
3	2	1	0	1	0	3
0	0	0	0	0	0	0
4	2	3	2	0	0	2
3	1	1	1	1	0	5
3	0	0	1	0	1	6

WP	HR	S	P	ERA	WHIP
1	1	62	97	12.71	2.118
1	0	11	20	13.50	6.000
0	1	12	19	10.80	1.200

**BOTTOM**

**Detroit Tigers @ Boston Red Sox**  
Fenway Park, Boston, MA  
Sun Aug 28 2005, 2:05 PM EDT  
Att. 34,658 - Partly Cloudy - 83 F

livebaseballscorecards.com

AB	36
R	11
H	14
RBI	11
BB	4
SO	6
LOB	22



Batter	1	2	3	4	5	6	7	8	9	AB R H RBI BB SO LOB	TOP																
14 Placido Polanco, R (1, 4) OBP: 0.391, SLG: 0.424	4-2 30 BB 1B HR BB	0-0 G6-3		2-0 P3		1-2 G6-3		2-1 G6-3		4 1 0 0 1 0 0																	
15 Brandon Inge, R (1, 5) OBP: 0.346, SLG: 0.421	1-1 F9	0-2 F8		0-0 F8		1-0 2B 1B		2-0 L8		5 0 1 0 0 0 1																	
Ivan Rodriguez, R (1, 2) OBP: 0.301, SLG: 0.474	1-2 30 BB 1B HR		0-2 P4		1-1 BLK 2B	0-0 2B			2-2 K	5 2 3 0 0 1 0																	
30 Magglio Ordonez, R (1, 9) OBP: 0.378, SLG: 0.495	4-0 1B HR BB		2-0 1B 2B		1-3 K	0-3 K			1-1 BB 1B	4 2 2 0 1 2 3																	
Dmitri Young, S (1, 10) OBP: 0.328, SLG: 0.486	2-2 HR		2-2 G5-3		3-1 2B				1-3 K	5 1 2 5 0 1 2																	
Carlos Pena, L (1, 3) Nook Logan, S (9, PR) OBP: 0.352, SLG: 0.468 OBP: 0.307, SLG: 0.338	0-0 HR		0-1 1B		4-2 BB				4-0 FC5-4 BB	3 2 3 1 2 0 0 0 0 0 0 0 0 0																	
Craig Monroe, R (1, 7) OBP: 0.331, SLG: 0.445	2-0 G6-3		3-2 1B		0-3 K				0-1 FC5-4	5 0 1 2 0 1 5																	
20 Omar Infante, R (1, 6) OBP: 0.265, SLG: 0.388	2-2 F9		1-2 P2		1-2 G6-3				0-2 FC6-4	4 0 0 0 0 0 4																	
28 Curtis Granderson, L (1, 8) OBP: 0.302, SLG: 0.533			3-3 K		1-0 F8				2-1 F7	4 0 0 0 0 2 0																	
<b>Inning Stats</b>	R: 5 E: 0 K: 0 S: 19	H: 3 LOB: 0 BB: 2 P: 35	R: 0 E: 0 K: 1 S: 8	H: 0 LOB: 0 BB: 0 P: 11	R: 2 E: 0 K: 0 S: 19	H: 3 LOB: 1 BB: 0 P: 27	R: 0 E: 0 K: 0 S: 3	H: 0 LOB: 0 BB: 0 P: 6	R: 1 E: 0 K: 2 S: 15	H: 2 LOB: 2 BB: 1 P: 25	R: 0 E: 0 K: 1 S: 10	H: 2 LOB: 2 BB: 0 P: 14	R: 0 E: 0 K: 0 S: 9	H: 1 LOB: 1 BB: 0 P: 12	R: 0 E: 0 K: 1 S: 7	H: 0 LOB: 0 BB: 0 P: 12	R: 0 E: 0 K: 2 S: 11	H: 1 LOB: 2 BB: 1 P: 19	1B: 6 2B: 4 3B: 0 HR: 2	SF: 0 SAC: 0 DP: 0 HBP: 0	WP: 0 PB: 0 SB: 0 CS: 0	PA: 43					
<b>PITCHER</b>	IP WLS BF H R ER SO BB IBB HBP BLK WP HR S P ERA WHIP																										
Scott Elarton, R (1, 1) ERA: 5.08	3.0		17	6	7	7	1	2	0	0	0	0	2	46	73	21.00	2.667										
Fernando Cabrera, R (4, 1) ERA: 1.4	2.2	W	13	4	1	1	2	1	0	0	1	0	0	25	42	3.38	1.875										
63 Rafael Betancourt, R (6, 1) ERA: 2.94	1.1	H	5	1	0	0	1	0	0	0	0	0	0	12	15	0.00	0.750										
Bob Howry, R (8, 1) ERA: 2.75	1.0	H	3	0	0	0	1	0	0	0	0	0	0	7	12	0.00	0.000										
Bob Wickman, R (9, 1) ERA: 2.84	1.0	S	5	1	0	0	2	1	0	0	0	0	0	11	19	0.00	2.000										

Detroit Tigers @ Cleveland Indians  
Jacobs Field, Cleveland, OH

Mon Aug 29 2005, 7:05 PM EDT  
Att. 22,713 - Overcast - 77 F

AB	39
R	8
H	12
RBI	8
BB	4
SO	7
LOB	15



livebaseballscorecards.com


Batter	1	2	3	4	5	6	7	8	9
24 Grady Sizemore, L (1, 8) OBP: 0.344, SLG: 0.471	3-2 2B 1B	3-1 F7		4-2 2B 48 SF8 1B BB		0-2 G3-1	3-3 SAFE SAFE K		
Coco Crisp, S (1, 7) OBP: 0.343, SLG: 0.446	2-1 2B 1-H	4-2 BB		1-1 SF7		0-2 41 BB 2B		1-1 F8	
2 Jhonny Peralta, R (1, 6) OBP: 0.358, SLG: 0.541	1-1 48 G3 41 SF9 2B 2-H	2-3 SAFE SAFE K		0-2 48 SF8 1B 1-3 2-H		1-0 G5-3		2-1 G4-3	
48 Travis Hafner, L (1, 10) OBP: 0.411, SLG: 0.579	1-0 G3 2-3	0-0 G6-3		1-0 SF8 2-3 3-H		4-0 41 BB IBB		2-1 L9	
41 Victor Martinez, S (1, 2) OBP: 0.364, SLG: 0.468	1-2 SF9 3-H		0-0 G3	0-0 G6-3		4-2 1-2 2-3 BB			
Ronnie Belliard, R (1, 4) OBP: 0.322, SLG: 0.429	1-2 E6 3B		0-0 G6-3		1-0 G4-3	1-1 F9			
Ben Broussard, L (1, 3) OBP: 0.312, SLG: 0.447	3-2 1B 1-H 3B		0-1 F8		1-1 HR		0-1 F7		
Aaron Boone, R (1, 5) OBP: 0.303, SLG: 0.380	2-2 2B 1B			0-2 1B SF7 1B		0-2 L1	0-3 K		
Casey Blake, R (1, 9) OBP: 0.312, SLG: 0.433	1-1 2B 1-H			1-2 24 BB 2 1B 1B		1-3 K	0-0 1B		

Inning Stats	R: 6	H: 6	LOB: 1	K: 0	S: 24	P: 39	R: 0	H: 0	LOB: 1	K: 1	S: 8	R: 0	H: 0	LOB: 0	K: 0	S: 4	R: 3	H: 3	LOB: 1	K: 0	S: 16	R: 1	H: 1	LOB: 0	K: 1	S: 15	R: 0	H: 1	LOB: 3	K: 2	S: 11	R: 0	H: 1	LOB: 1	K: 2	S: 14	R: 0	H: 0	LOB: 0	K: 0	S: 6	R: 0	H: 0	LOB: 0	K: 0	S: 11		
1B: 6	SF: 3	3B: 1	SAC: 0	DP: 0	HBP: 0	WP: 0	PA: 40																																									

PITCHER	IP	WLS	BF	H	R	ER	SO	BB	IBB	HBP	BLK	WP	HR	S	P	ERA	WHIP
38 Jeremy Bondeman, R (1, 1) ERA: 4.44	3.1	L	21	9	9	5	1	2	0	0	0	0	0	50	80	13.50	3.300
Vic Darensbourg, L (4, 1) ERA: 3.18	2.0		8	2	1	1	1	0	0	0	0	0	1	23	27	4.50	1.000
Franklyn German, R (6, 1) ERA: 3.02	1.2		8	1	0	0	2	1	1	0	0	0	0	16	29	0.00	1.200
Craig Dingman, R (8, 1) ERA: 3.05	1.0		3	0	0	0	0	0	0	0	0	0	0	6	11	0.00	0.000

**DETROIT TIGERS @ CLEVELAND INDIANS**  
**JACOBS FIELD, CLEVELAND, OH**  
 Mon Aug 29 2005, 7:05 PM EDT  
 Att. 22,713 - Overcast - 77 F

<b>AB</b>	<b>33</b>
<b>R</b>	<b>10</b>
<b>H</b>	<b>12</b>
<b>RBI</b>	<b>10</b>
<b>BB</b>	<b>4</b>
<b>SO</b>	<b>4</b>
<b>LOB</b>	<b>9</b>



Batter	1	2	3	4	5	6	7	8	9	AB R H RBI BB SO LOB	TOP																								
14 Placido Polanco, R OBP: 0.391, SLG: 0.426	1-0 30 1B 2B	0-3 K		1-3 K			1-2 1B		2-1 G3	5 1 2 0 0 2 3																									
31 Chris Shelton, R OBP: 0.370, SLG: 0.516	2-2 G6-3	3-2 G6-3			3-2 F9		2-3 K		0-2 F9	5 0 0 0 0 1 5																									
Ivan Rodriguez, R OBP: 0.300, SLG: 0.478	2-2 G6-3		2-0 G6-3		1-3 K			0-0 HR	0-0 F8	5 1 1 1 0 1 2																									
30 Magglio Ordonez, R OBP: 0.376, SLG: 0.490	0-2 2B 1B		2-1 P3		1-0 F8			2-2 F9		4 1 1 1 0 0 0																									
Dmitri Young, S OBP: 0.331, SLG: 0.491 Nook Logan, S OBP: 0.307, SLG: 0.338	2-2 2B 1B		0-2 2B 1B		2-3 K			1-1 2B 1B		4 0 3 1 0 1 0 0 1 0 0 0 0 0																									
Craig Monroe, R OBP: 0.331, SLG: 0.446	2-2 G4-3		1-1 2B		1-2 G5-3			1-3 K		4 0 1 0 0 1 2																									
Carlos Pena, L OBP: 0.349, SLG: 0.468			2-0 G3		2-3 K			1-1 2B		4 0 1 1 0 1 2																									
15 Brandon Inge, R OBP: 0.345, SLG: 0.418			4-2 20 WP BB		1-1 G5-3			2-1 F9		3 0 0 0 1 0 2																									
20 Omar Infante, R OBP: 0.268, SLG: 0.387			4-2 BB		0-1 F8			2-1 31 F9 14 G3 1B		3 0 1 0 1 0 0																									
<b>Inning Stats</b>	R: 2 E: 0 K: 0 S: 21	H: 3 LOB: 1 BB: 0 P: 30	R: 0 E: 0 K: 1 S: 13	H: 0 LOB: 2 BB: 2 P: 26	R: 0 E: 0 K: 0 S: 9	H: 2 LOB: 2 BB: 0 P: 14	R: 0 E: 0 K: 1 S: 7	H: 0 LOB: 0 BB: 0 P: 9	R: 0 E: 0 K: 1 S: 9	H: 0 LOB: 0 BB: 0 P: 14	R: 0 E: 0 K: 1 S: 13	H: 1 LOB: 1 BB: 0 P: 17	R: 2 E: 0 K: 1 S: 13	H: 3 LOB: 2 BB: 0 P: 20	R: 0 E: 0 K: 0 S: 9	H: 1 LOB: 1 BB: 0 P: 11	1B: 5 2B: 4 3B: 0 HR: 1	SF: 0 SAC: 0 DP: 0 HBP: 0	WP: 1 PB: 0 SB: 0 CS: 0	PA: 39															
<b>PITCHER</b>	IP WLS BF H R ER SO BB IBB HBP BLK WP HR S P ERA WHIP																																		
31 Cliff Lee, L ERA: 3.9	(1, 1) 6.0	25	5	2	2	5	2	0	0	0	1	0	68	107	3.00	1.167																			
63 Rafael Betancourt, R ERA: 3.19	(7, 1) 1.2	L	8	3	2	2	0	0	0	0	0	1	22	30	10.80	1.800																			
Scott Sauerbeck, L ERA: 2.73	(8, 1) 0.0		1	1	0	0	0	0	0	0	0	0	2	3	∞	∞																			
David Riske, R ERA: 2.81	(8, 1) 1.1		5	1	0	0	0	0	0	0	0	0	11	15	0.00	0.750																			

Detroit Tigers @ Cleveland Indians  
 Jacobs Field, Cleveland, OH  
 Wed Aug 31 2005, 7:05 PM EDT  
 Att: 22,091 - Partly Cloudy - 74 F

livebaseballscorecards.com

AB	37
R	4
H	10
RBI	4
BB	2
SO	7
LOB	16



Batter	1	2	3	4	5	6	7	8	9	AB R H RBI BB SO LOB
24 Grady Sizemore, L (1, 8) OBP: 0.343, SLG: 0.471	1-1 48 G3 41 1B 2B	3-3 K			3-3 K			3-2 F7-6-4 2-2		4 1 1 0 0 2 2
Coco Crisp, S (1, 7) OBP: 0.340, SLG: 0.442	1-0 G6-3		0-0 G6-3			2-0 F8		0-1 P6		4 0 0 0 0 0 1
2 Jhonny Peralta, R (1, 6) OBP: 0.357, SLG: 0.537	4-0 48 G3 41 1B BB		0-1 P4			1-3 K			2-3 K	3 1 0 0 1 2 0
48 Travis Hafner, L (1, 10) OBP: 0.410, SLG: 0.578	2-1 G3 1-2 2-3		0-3 K			1-3 K			0-2 41 2B 2B	4 1 1 0 0 2 2
41 Victor Martinez, S (1, 2) OBP: 0.365, SLG: 0.471 38 Franklin Gutierrez, R (9, PR)	2-2 FC6-4 1B 2-H 3-H		3-1 L5			2-3 K			0-1 F9 2B 2-H	4 0 2 3 0 1 0 0 0 0 0 0 0 0
Ronnie Belliard, R (1, 4) OBP: 0.321, SLG: 0.426	0-0 FC6-4 1-2f		1-1 G5-3			4-2 FC6-4 BB			2-1 F9 2-3	3 0 0 0 1 0 2
José Hernández, R (1, 3) OBP: 0.278, SLG: 0.350 Ben Broussard, L (9, PH)		0-0 G4-3		0-2 G6-3		2-2 FC6-4 1-2f			0-2 G4-3	3 0 0 0 0 0 1 1 0 0 0 0 0 2
Aaron Boone, R (1, 5) OBP: 0.303, SLG: 0.382		2-1 2B		1-0 P3		2-2 F7				3 0 1 0 0 0 1
Casey Blake, R (1, 9) OBP: 0.312, SLG: 0.435		3-1 L8		3-1 L7				3-2 24 F7-6-4 2B		3 0 1 0 0 0 1


Inning Stats	R: 2 E: 0 K: 0 S: 9	H: 2 LOB: 1 BB: 1 P: 19	R: 0 E: 0 K: 1 S: 9	H: 1 LOB: 1 BB: 0 P: 17	R: 0 E: 0 K: 1 S: 6	H: 0 LOB: 0 BB: 0 P: 6	R: 0 E: 0 K: 0 S: 7	H: 0 LOB: 0 BB: 0 P: 11	R: 0 E: 0 K: 1 S: 7	H: 0 LOB: 0 BB: 0 P: 14	R: 0 E: 0 K: 2 S: 8	H: 0 LOB: 0 BB: 0 P: 12	R: 0 E: 0 K: 1 S: 13	H: 0 LOB: 1 BB: 1 P: 23	R: 0 E: 0 K: 0 S: 9	H: 1 LOB: 0 BB: 0 P: 15	R: 1 E: 0 K: 1 S: 14	H: 2 LOB: 2 BB: 0 P: 18	1B: 1 2B: 6 3B: 0 HR: 0	SF: 0 SAC: 0 DP: 1 HBP: 0
--------------	------------------------------	----------------------------------	------------------------------	----------------------------------	------------------------------	---------------------------------	------------------------------	----------------------------------	------------------------------	----------------------------------	------------------------------	----------------------------------	-------------------------------	----------------------------------	------------------------------	----------------------------------	-------------------------------	----------------------------------	----------------------------------	------------------------------------

PITCHER	IP	WLS	BF	H	R	ER	SO	BB	IBB	HBP	BLK	WP	HR	S	P	ERA	WHIP
Mike Maroth, L (1, 1) ERA: 4.88	7.0	W	26	3	2	2	6	2	0	0	0	0	0	59	102	2.57	0.714
Craig Dingman, R (8, 1) ERA: 2.91	1.0	H	3	1	0	0	0	0	0	0	0	0	0	9	15	0.00	1.000
56 Fernando Rodney, R (9, 1) ERA: 2.53	1.0	S	5	2	1	1	1	0	0	0	0	0	0	14	18	9.00	2.000

**BOTTOM**

**Detroit Tigers @ Cleveland Indians**  
**Jacobs Field, Cleveland, OH**  
 Wed Aug 31 2005, 7:05 PM EDT  
 Att. 22,091 - Partly Cloudy - 74 F

AB	32
R	3
H	6
RBI	3
BB	2
SO	7
LOB	12



WP	PA	ERA	WHIP
0	34		

Batter	1	2	3	4	5	6	7	8	9	AB R H RBI BB SO LOB	TOP									
14 Placido Polanco, R (1, 4) OBP: 0.390, SLG: 0.424	0-1 G5-3			0-1 F8			0-0 15 HR	1-0 F9		4 1 1 0 0 0 0										
15 Brandon Inge, R (1, 5) OBP: 0.344, SLG: 0.423	1-0 F8			3-2 P6			1-0 HR		1-3 K	4 1 1 2 0 1 0										
Ivan Rodriguez, R (1, 2) OBP: 0.300, SLG: 0.476	0-1 G4-3			1-3 K			2-2 G6-3		1-1 G4-3	4 0 1 0 0 1 0										
30 Magglio Ordonez, R (1, 9) OBP: 0.378, SLG: 0.488		1-0 G6-3			2-1 G4-6-3		0-2 P3		3-2 HBP	3 0 1 0 0 0 1										
Dmitri Young, S (1, 10) OBP: 0.328, SLG: 0.486		0-1 G4-3			0-1 G4-6-3		1 SAFE G6-3		0-1 F7	4 0 0 0 0 0 3										
Carlos Pena, L (1, 3) OBP: 0.344, SLG: 0.460		2-3 K			2-3 K		1-3 K2-3			3 0 0 0 0 3 1										
Craig Monroe, R (1, 7) OBP: 0.331, SLG: 0.452			0-3 K			3-2 G6-3		2-2 HR		3 1 1 1 0 1 0										
20 Omar Infante, R (1, 6) OBP: 0.266, SLG: 0.384			1-0 F9			0-1 F9		2-3 K		3 0 0 0 0 1 0										
28 Curtis Granderson, L (1, 8) OBP: 0.288, SLG: 0.508			0-1 F7			0-0 G4-3		1-1 L7		3 0 0 0 0 0 0										
<b>Inning Stats</b>	R: 0 E: 0 K: 0 S: 5	H: 0 LOB: 0 BB: 0 P: 6	R: 0 E: 0 K: 1 S: 6	H: 0 LOB: 0 BB: 0 P: 9	R: 0 E: 0 K: 1 S: 6	H: 0 LOB: 0 BB: 0 P: 7	R: 0 E: 0 K: 1 S: 10	H: 1 LOB: 0 BB: 0 P: 14	R: 0 E: 0 K: 1 S: 8	H: 0 LOB: 0 BB: 0 P: 12	R: 2 E: 0 K: 1 S: 14	H: 3 LOB: 1 BB: 0 P: 20	R: 1 E: 0 K: 1 S: 9	H: 1 LOB: 0 BB: 0 P: 15	R: 0 E: 0 K: 1 S: 9	H: 0 LOB: 1 BB: 0 P: 14	1B: 3 2B: 0 3B: 0 HR: 2	SF: 0 SAC: 0 DP: 1 HBP: 1	WP: 0 PB: 0 SB: 1 CS: 0	PA: 32
<b>PITCHER</b>	IP WLS BF H R ER SO BB IBB HBP BLK WP HR S P ERA WHIP																			
52 Jose Contreras, R (1, 1) ERA: 4.06	7.0 W 25 5 3 3 5 0 0 0 0 0 2 62 86 3.86 0.714																			
Cliff Politte, R (8, 1) ERA: 2.09	1.0 H 3 0 0 0 1 0 0 0 0 0 0 6 10 0.00 0.000																			
Dustin Hermanson, R (9, 1) ERA: 1.64	1.0 4 0 0 0 1 0 0 0 1 0 0 9 14 0.00 0.000																			

**Detroit Tigers @ Chicago White Sox**  
 U.S. Cellular Field, Chicago, IL  
 Thu Sep 01 2005, 8:05 PM EDT  
 Att: 20,743 - Partly Cloudy - 80 F

livebaseballscorecards.com

AB	31
R	3
H	5
RBI	3
BB	0
SO	7
LOB	5



Batter	1	2	3	4	5	6	7	8	9	AB	R	H	RBI	BB	SO	LOB	BOTTOM
--------	---	---	---	---	---	---	---	---	---	----	---	---	-----	----	----	-----	--------

<b>22 Scott Podsednik, L</b> (1, 7) <small>OBP: 0.346, SLG: 0.342</small> 	0-3 		1-0 <small>1 SAFE</small> 	2-0 		0-3 		0-1 <small>1 SAFE</small> 		5	1	2	1	0	2	3						
<b>38 Pablo Ozuna, R</b> (1, 5) <small>OBP: 0.329, SLG: 0.342</small> 	1-0 		1-0 		0-0 	1-1 		0-2 		5	1	1	1	0	0	4						
<b>Carl Everett, S</b> (1, 10) <small>OBP: 0.316, SLG: 0.466</small> 	2-3 		1-2 		2-2 		1-1 	0-0 		4	1	1	2	0	1	1						
<b>14 Paul Konerko, R</b> (1, 3) <small>OBP: 0.363, SLG: 0.514</small> <b>Ross Gload, L</b> (8, PR) <small>OBP: 0.167, SLG: 0.174</small> (9, 3) 		2-2 		1-1 	0-2 		2-3 	1-1 		5	1	2	0	0	1	1	0	0	0	0	0	
<b>Aaron Rowand, R</b> (1, 8) <small>OBP: 0.328, SLG: 0.409</small> 		1-1 		0-0 		1-0 		1-2 		5	1	1	0	0	1	2						
<b>23 Jermaine Dye, R</b> (1, 9) <small>OBP: 0.328, SLG: 0.513</small> 		0-1 		0-1 <small>1 SAFE</small> 		0-0 		2-1 		4	2	2	1	0	0	1						
<b>12 A.J. Pierzynski, L</b> (1, 2) <small>OBP: 0.320, SLG: 0.458</small> <b>Raul Casanova, S</b> (9, 2) 		1-1 		2-0 		1-1 		4-0 		3	3	3	3	1	0	0	0	0	0	0	0	
<b>5 Juan Uribe, R</b> (1, 6) <small>OBP: 0.289, SLG: 0.370</small> 		3-2 		1-0 		1-1 		0-1 		4	1	3	2	0	0	1						
<b>Willie Harris, L</b> (1, 4) <small>OBP: 0.303, SLG: 0.250</small> <b>Tadahito Iguchi, R</b> (8, PH) <small>OBP: 0.348, SLG: 0.445</small> (9, 4) 			1-0 	2-0 		2-2 		1-0 		3	0	2	0	0	0	1	1	1	2	0	0	0

Inning Stats	R: 0 H: 0 E: 0 K: 8 S: 8	H: 0 LOB: 0 BB: 0 P: 11	R: 1 E: 0 K: 0 S: 13	H: 2 LOB: 1 BB: 0 P: 20	R: 0 H: 2 E: 0 K: 0 S: 6	H: 2 LOB: 1 BB: 0 P: 10	R: 3 H: 4 E: 0 K: 0 S: 9	H: 4 LOB: 1 BB: 0 P: 17	R: 0 H: 0 E: 0 K: 0 S: 6	H: 0 LOB: 0 BB: 0 P: 8	R: 2 H: 4 E: 0 K: 1 S: 14	H: 4 LOB: 2 BB: 0 P: 20	R: 0 H: 0 E: 0 K: 2 S: 8	H: 0 LOB: 0 BB: 0 P: 12	R: 6 H: 6 E: 0 K: 0 S: 16	H: 6 LOB: 1 BB: 1 P: 25	1B: 9 2B: 6 3B: 0 HR: 3	SF: 0 SAC: 0 DP: 3 HBP: 1	WP: 0 PB: 0 SB: 0 CS: 0	PA: 41
--------------	--------------------------	-------------------------	----------------------	-------------------------	--------------------------	-------------------------	--------------------------	-------------------------	--------------------------	------------------------	---------------------------	-------------------------	--------------------------	-------------------------	---------------------------	-------------------------	-------------------------	---------------------------	-------------------------	--------

PITCHER	IP	WLS	BF	H	R	ER	SO	BB	IBB	HBP	BLK	WP	HR	S	P	ERA	WHIP
<b>Jason Johnson, R</b> (1, 1) <small>ERA: 4.6</small>	5.1	L	26	11	6	6	2	0	0	1	0	0	0	48	75	10.12	2.062
<b>43 Roman Colon, R</b> (6, 1) <small>ERA: 5.88</small>	2.0		9	2	2	2	3	1	0	0	0	0	0	20	33	9.00	1.500
<b>Jamie Walker, L</b> (8, 1) <small>ERA: 3.67</small>	0.0		2	2	1	1	0	0	0	0	0	0	0	3	4	∞	∞
<b>Franklyn German, R</b> (8, 1) <small>ERA: 3.33</small>	0.2		4	3	3	3	0	0	0	0	0	0	1	9	11	40.50	4.500

**Detroit Tigers @ Chicago White Sox**  
 U.S. Cellular Field, Chicago, IL  
 Thu Sep 01 2005, 8:05 PM EDT  
 Att. 20,743 - Partly Cloudy - 80 F

<b>AB</b>	<b>39</b>
<b>R</b>	<b>12</b>
<b>H</b>	<b>18</b>
<b>RBI</b>	<b>12</b>
<b>BB</b>	<b>1</b>
<b>SO</b>	<b>5</b>
<b>LOB</b>	<b>14</b>



PITCHER	IP	WLS	BF	H	R	ER	SO	BB	IBB	HBP	BLK	WP	HR	S	P	ERA	WHIP
---------	----	-----	----	---	---	----	----	----	-----	-----	-----	----	----	---	---	-----	------

Batter	1	2	3	4	5	6	7	8	9	AB R H RBI BB SO LOB	TOP
14 Placido Polanco, R (1, 4) OBP: 0.387, SLG: 0.421 John McDonald, R (7, 4) OBP: 0.343, SLG: 0.346	1-0 G5-3			2-1 G5-3		1-0 G4-3		0-1 G6-3		3 0 0 0 0 0 0 1 0 0 0 0 0 1	
31 Chris Shelton, R (1, 3) OBP: 0.371, SLG: 0.518	4-1 G4-6-3 BB			2-1 F8 WP 2B		1-3 K		1-2 L4	3 1 1 0 1 1 0		
Ivan Rodriguez, R (1, 2) OBP: 0.300, SLG: 0.475 13 Vance Wilson, R (7, 2) OBP: 0.276, SLG: 0.255	0-0 G4-6-3 1-2f			2-1 F8		0-0 FC6-4 1B		1-1 G1-6-3	3 0 1 0 0 0 2 1 0 0 0 0 0 0		
Carlos Pena, L (1, 10) OBP: 0.337, SLG: 0.448		2-3 K		1-3 K 3-H		2-0 P5		1-3 K	4 0 0 0 0 3 1		
Craig Monroe, R (1, 9) OBP: 0.329, SLG: 0.449		1-0 G5-3		0-2 G3		1-2 FC6-4 1-2f			3 0 0 0 0 0 2		
15 Brandon Inge, R (1, 5) OBP: 0.343, SLG: 0.420		1-3 K			1-1 L9		0-1 L4		3 0 0 0 0 1 1		
20 Omar Infante, R (1, 6) OBP: 0.263, SLG: 0.380			2-3 K		2-2 G6-3		2-2 P6		3 0 0 0 0 1 0		
28 Curtis Granderson, L (1, 7) OBP: 0.290, SLG: 0.515			2-3 K		2-3 K		3-2 2B		3 0 1 0 0 2 0		
Nook Logan, S (1, 8) OBP: 0.305, SLG: 0.334			1-0 B1-3		1-0 F8		1-2 F8		3 0 0 0 0 0 1		
<b>Inning Stats</b>	R: 0 H: 0 E: 0 LOB: 0 K: 0 BB: 1 S: 3 P: 8	R: 0 H: 0 E: 0 LOB: 0 K: 2 BB: 0 S: 7 P: 11	R: 0 H: 0 E: 0 LOB: 0 K: 2 BB: 0 S: 8 P: 13	R: 1 H: 1 E: 0 LOB: 1 K: 1 BB: 0 S: 13 P: 20	R: 0 H: 0 E: 0 LOB: 0 K: 1 BB: 0 S: 9 P: 14	R: 0 H: 0 E: 0 LOB: 0 K: 1 BB: 0 S: 5 P: 8	R: 0 H: 1 E: 0 LOB: 1 K: 0 BB: 0 S: 7 P: 10	R: 0 H: 1 E: 0 LOB: 1 K: 0 BB: 0 S: 15 P: 21	R: 0 H: 0 E: 0 LOB: 0 K: 1 BB: 0 S: 8 P: 11	1B: 1 SF: 0 2B: 2 SAC: 0 3B: 0 DP: 1 HR: 0 HBP: 0	WP: 1 PA: 31 PB: 0 SB: 0 CS: 0
<b>PITCHER</b> Freddy Garcia, R (1, 1) ERA: 3.75 David Sanders, L (8, 1) ERA: 45 Bobby Jenks, R (9, 1) ERA: 2.42	IP WLS BF H R ER SO BB IBB HBP BLK WP HR S P ERA WHIP	7.0 W 24 2 1 1 7 1 0 0 0 1 0 52 84 1.29 0.429	1.0 4 1 0 0 0 0 0 0 0 0 0 15 21 0.00 1.000	1.0 3 0 0 0 0 1 0 0 0 0 0 8 11 0.00 0.000	<b>PITCHER</b> IP WLS BF H R ER SO BB IBB HBP BLK WP HR S P ERA WHIP						

Detroit Tigers @ Chicago White Sox  
U.S. Cellular Field, Chicago, IL

Fri Sep 02 2005, 8:05 PM EDT  
Att. 25,502 - Clear - 79 F

livebaseballscorecards.com

AB 30  
R 1  
H 3  
RBI 0  
BB 1  
SO 8  
LOB 8





BOTTOM

Detroit Tigers @ Chicago White Sox  
U.S. Cellular Field, Chicago, IL

Fri Sep 02 2005, 8:05 PM EDT  
Att. 25,502 - Clear - 79 F

livebaseballscorecards.com

AB	32
R	9
H	9
RBI	9
BB	4
SO	8
LOB	7



WP:	0	PA:	36
PB:	0		
SB:	0		
CS:	1		

AB R H RBI BB SO LOB

4	1	1	0	0	2	1
4	1	1	1	0	0	0
4	1	1	3	0	1	0
3	1	1	0	1	0	0
0	0	0	0	0	0	0
3	0	1	0	1	1	0
3	1	0	0	0	1	4
1	0	0	0	0	1	0
3	1	1	1	0	2	0
1	0	0	0	0	0	0
2	2	1	3	2	0	0
4	1	2	1	0	0	2

1B: 6 SF: 0  
2B: 0 SAC: 0  
3B: 0 DP: 0  
HR: 3 HBP: 0

Batter	1	2	3	4	5	6	7	8	9
22 Scott Podsednik, L (1, 7) OBP: 0.345, SLG: 0.342	0-3 K	2-3 K		0-2 HR 1B		1-1 F7			
38 Pablo Ozuna, R (1, 5) OBP: 0.327, SLG: 0.340	0-0 B5-3		1-1 F9	0-1 HR 1B		1-2 G5-3			
Carl Everett, S (1, 10) OBP: 0.316, SLG: 0.472	2-1 L4		3-3 K	1-2 HR		1-2 F8			
14 Paul Konerko, R (1, 3) OBP: 0.364, SLG: 0.513 Ross Gload, L (8, 3) OBP: 0.167, SLG: 0.174		2-1 FC6-4 1B	4-2 BB	0-1 F8		3-1 L7			
Aaron Rowand, R (1, 8) OBP: 0.330, SLG: 0.408		0-0 FC6-4 1B	4-1 FC5-4 BB		2-2 F8		1-3 K		
23 Jermaine Dye, R (1, 9) OBP: 0.326, SLG: 0.509 Timo Perez, L (8, 9) OBP: 0.272, SLG: 0.304		3-2 FC6-4 1B	2-2 FC5-4		1-3 K		0-3 K		
12 A.J. Pierzynski, L (1, 2) OBP: 0.320, SLG: 0.457 Raul Casanova, S (8, 2)		0-2 HR 1B		0-3 K		2-3 K		1-2 F8	
5 Juan Uribe, R (1, 6) OBP: 0.293, SLG: 0.379		0-1 HR		4-1 HR 1B		2-2 F8		4-1 BB	
Willie Harris, L (1, 4) OBP: 0.310, SLG: 0.288		1-1 CS 1B		3-1 F8		3-2 HR		2-0 G3	

R: 0 H: 0	R: 4 H: 5	R: 0 H: 0	R: 4 H: 3	R: 0 H: 0	R: 1 H: 1	R: 0 H: 0	R: 0 H: 0	R: 0 H: 0
E: 0 LOB: 0	E: 0 LOB: 0	E: 0 LOB: 2	E: 0 LOB: 0	E: 0 LOB: 0	E: 0 LOB: 0	E: 0 LOB: 0	E: 0 LOB: 0	E: 0 LOB: 1
K: 1 BB: 0	K: 1 BB: 0	K: 1 BB: 2	K: 1 BB: 1	K: 2 BB: 0	K: 0 BB: 0	K: 1 BB: 0	K: 1 BB: 0	K: 1 BB: 1
S: 6 P: 8	S: 19 P: 27	S: 11 P: 25	S: 17 P: 24	S: 11 P: 16	S: 13 P: 20	S: 8 P: 13	S: 8 P: 15	S: 8 P: 15

PITCHER	IP	WLS	BF	H	R	ER	SO	BB	IBB	HBP	BLK	WP	HR	S	P	ERA	WHIP
Sean Douglass, R (1, 1) ERA: 6.39	3.2	L	21	8	8	8	4	3	0	0	0	0	2	51	82	19.64	3.000
Chris Spurling, R (4, 1) ERA: 3.54	2.1		8	1	1	1	2	0	0	0	0	0	1	26	38	3.86	0.429
Vic Darenbourg, L (7, 1) ERA: 2.7	2.0		7	0	0	0	2	1	0	0	0	0	0	16	28	0.00	0.500

Batter	1	2	3	4	5	6	7	8	9	AB R H RBI BB SO LOB	TOP											
14 Placido Polanco, R OBP: 0.388, SLG: 0.429	0-0 31 CS 1B		2-2 X L1-6 1-2		2-1 P3			1-0 HR		4 1 2 1 0 0 1												
31 Chris Shelton, R OBP: 0.367, SLG: 0.510	3-3 K 1-2		2-3 K			1-0 F9		3-2 F9		4 0 0 0 0 2 1												
Ivan Rodriguez, R OBP: 0.299, SLG: 0.472	1-2 1B			0-1 G5-3		2-2 P3		1-3 K		4 0 1 0 0 1 0												
30 Magglio Ordonez, R OBP: 0.384, SLG: 0.493	1-2 F9			3-2 1B 1B		1-0 1B		1-0 1B		4 0 3 0 0 0 1												
Dmitri Young, S OBP: 0.326, SLG: 0.482		1-1 G1-3		0-3 K		1-3 K		2-2 F9		4 0 0 0 0 2 3												
Craig Monroe, R OBP: 0.332, SLG: 0.458		2-1 HR		2-0 1B 1-2 1B			0-1 G4-6-3 15 1B		2-3 K	4 1 3 1 0 1 0												
15 Brandon Inge, R OBP: 0.342, SLG: 0.419		0-3 K		0-3 K			1-2 G4-6-3 1B		2-2 G5-3	4 0 1 0 0 2 2												
John McDonald, R OBP: 0.336, SLG: 0.338 28 Curtis Granderson, L OBP: 0.286, SLG: 0.507		1-3 K			0-0 G1-3		0-1 G4-6-3		2-3 K	3 0 0 0 0 1 2 1 0 0 0 0 1 0												
Nook Logan, S OBP: 0.305, SLG: 0.334			3-2 14 L1-6 14 S 1B		2-3 K		0-2 G6-3			3 0 1 0 0 1 1												
<b>Inning Stats</b>	R: 0 E: 0 K: 1 S: 12	H: 2 LOB: 1 BB: 0 P: 17	R: 1 E: 0 K: 2 S: 10	H: 1 LOB: 0 BB: 0 P: 14	R: 0 E: 0 K: 1 S: 13	H: 1 LOB: 0 BB: 0 P: 20	R: 0 E: 0 K: 2 S: 12	H: 2 LOB: 2 BB: 0 P: 17	R: 0 E: 0 K: 1 S: 6	H: 0 LOB: 0 BB: 0 P: 10	R: 0 E: 0 K: 1 S: 8	H: 1 LOB: 1 BB: 0 P: 13	R: 0 E: 0 K: 0 S: 11	H: 2 LOB: 1 BB: 0 P: 12	R: 1 E: 0 K: 1 S: 14	H: 2 LOB: 1 BB: 0 P: 22	R: 0 E: 0 K: 2 S: 9	H: 0 LOB: 0 BB: 0 P: 15	1B: 9 2B: 2 3B: 0 HR: 2	SF: 0 SAC: 0 DP: 3 HBP: 0	WP: 0 PB: 0 SB: 1 CS: 1	PA: 35
<b>PITCHER</b>	IP WLS BF H R ER SO BB IBB HBP BLK WP HR S P ERA WHIP																					
56 Mark Buehrle, L ERA: 3.0	(1, 1) 7.0 W 27 9 1 1 8 0 0 0 0 0 0 1 72 103 1.29 1.286																					
Cliff Politte, R ERA: 2.22	(8, 1) 0.2 4 2 1 1 1 0 0 0 0 0 0 1 11 17 13.50 3.000																					
Damaso Marte, L ERA: 3.05	(8, 1) 0.1 1 0 0 0 0 0 0 0 0 0 0 0 3 5 0.00 0.000																					
45 Bobby Jenks, R ERA: 2.31	(9, 1) 1.0 3 0 0 0 0 2 0 0 0 0 0 0 9 15 0.00 0.000																					

Detroit Tigers @ Chicago White Sox  
U.S. Cellular Field, Chicago, IL

Sat Sep 03 2005, 7:05 PM EDT  
Att: 30,509 - Clear - 72 F

livebaseballscorecards.com

AB	35
R	2
H	11
RBI	2
BB	0
SO	11
LOB	11



Batter	1	2	3	4	5	6	7	8	9	AB R H RBI BB SO LOB
<b>38 Pablo Ozuna, R</b> OBP: 0.318, SLG: 0.329 (1, 5)	2-2 L4		0-0 G6-3	0-0 G5-4-3		2-1 G6-3		0-1 G6-3		5 0 0 0 0 0 3
<b>Tadahito Iguchi, R</b> OBP: 0.352, SLG: 0.455 (1, 4)	1-0 14 1B 2B		2-1 14 1B 3B 1B		4-2 1B BB	0-0 2-H 3B		1-3 K		4 2 3 1 1 1 0
<b>Carl Everett, S</b> OBP: 0.315, SLG: 0.470 <b>Timo Perez, L</b> OBP: 0.272, SLG: 0.304 (1, 7) (8, 7)	0-1 G5-3		2-3 K		0-0 PB 1B	0-2 G5-3				4 0 1 0 0 1 3 0 0 0 0 0 0 0
<b>14 Paul Konerko, R</b> OBP: 0.365, SLG: 0.513 (1, 10)	2-1 2-H 1B		1-1 1B 3B 1B		1-2 F9		0-3 K			4 1 2 1 0 1 2
<b>Aaron Rowand, R</b> OBP: 0.331, SLG: 0.419 (1, 8)	0-1 F9		0-1 1-H 2-H 3B		2-1 P3		0-0 HR			4 1 2 3 0 0 3
<b>23 Jermaine Dye, R</b> OBP: 0.328, SLG: 0.515 (1, 9)		2-3 K	0-3 K		4-0 IBB		2-2 HR			3 1 1 1 1 2 1
<b>12 A.J. Pierzynski, L</b> OBP: 0.319, SLG: 0.455 (1, 2)		0-2 1B		0-3 K	1-1 G3-1		1-1 F7			4 0 1 0 0 1 3
<b>5 Juan Uribe, R</b> OBP: 0.295, SLG: 0.380 (1, 6)		0-1 P4		3-2 E 1B		0-0 FC5-4 1B	1-1 G6-3			4 0 2 0 0 0 1
<b>Geoff Blum, S</b> OBP: 0.303, SLG: 0.351 (1, 3)		1-3 K		2-0 FC6 38 G5-4-3		0-0 FC5-4 38 G6-3 3B		2-3 K		4 1 0 0 0 2 3

Inning Stats	R: 1 E: 0 K: 0 S: 10	H: 2 LOB: 1 BB: 0 P: 15	R: 0 E: 0 K: 2 S: 14	H: 1 LOB: 1 BB: 0 P: 17	R: 2 E: 0 K: 2 S: 13	H: 3 LOB: 1 BB: 0 P: 18	R: 0 E: 1 K: 1 S: 9	H: 1 LOB: 1 BB: 0 P: 14	R: 0 E: 0 K: 0 S: 10	H: 1 LOB: 3 BB: 2 P: 22	R: 1 E: 0 K: 0 S: 8	H: 2 LOB: 1 BB: 0 P: 10	R: 2 E: 0 K: 1 S: 12	H: 2 LOB: 0 BB: 0 P: 16	R: 0 E: 0 K: 2 S: 9	H: 0 LOB: 0 BB: 0 P: 12	1B: 7 2B: 1 3B: 2 HR: 2	SF: 0 SAC: 0 DP: 1 HBP: 0	WP: 0 PB: 1 SB: 0 CS: 0	PA: 38
--------------	-------------------------------	----------------------------------	-------------------------------	----------------------------------	-------------------------------	----------------------------------	------------------------------	----------------------------------	-------------------------------	----------------------------------	------------------------------	----------------------------------	-------------------------------	----------------------------------	------------------------------	----------------------------------	----------------------------------	------------------------------------	----------------------------------	--------

PITCHER	IP	WLS	BF	H	R	ER	SO	BB	IBB	HBP	BLK	WP	HR	S	P	ERA	WHIP
<b>29 Nate Robertson, L</b> ERA: 4.33 (1, 1)	6.1	L	33	12	6	6	6	1	1	0	0	0	2	72	106	8.53	2.053
<b>Craig Dingman, R</b> ERA: 2.82 (7, 1)	0.2		2	0	0	0	0	0	0	0	0	0	0	4	6	0.00	0.000
<b>Franklyn German, R</b> ERA: 3.27 (8, 1)	1.0		3	0	0	0	2	0	0	0	0	0	0	9	12	0.00	0.000

**BOTTOM**

**Detroit Tigers @ Chicago White Sox**  
U.S. Cellular Field, Chicago, IL

livebaseballscorecards.com

**AB 36**  
**R 6**  
**H 12**  
**RBI 6**  
**BB 2**  
**SO 8**  
**LOB 19**



WP: 0 PA: 38  
PB: 1  
SB: 0  
CS: 0

Sat Sep 03 2005, 7:05 PM EDT  
Att. 30,509 - Clear - 72 F

Batter	1	2	3	4	5	6	7	8	9	AB R H RBI BB SO LOB	TOP	
14 Placido Polanco, R (1, 4) OBP: 0.384, SLG: 0.425	2-2 G4-3		1-2 G3-1		1-0 F7			2-0 F9		4 0 0 0 0 0 2		
31 Chris Shelton, R (1, 3) OBP: 0.365, SLG: 0.505	2-1 FC6-4 HBP			2-0 F8		0-1 G4-3		0-3 K		3 0 0 0 0 1 1		
Dmitri Young, S (1, 7) OBP: 0.323, SLG: 0.478	1-3 K			0-0 F7		0-1 P5			1-1 G4-3	4 0 0 0 0 1 1		
30 Magglio Ordonez, R (1, 9) OBP: 0.382, SLG: 0.489	0-2 FC6-4			1-0 1B		3-2 F9			3-2 F7	4 0 1 0 0 0 1		
Carlos Pena, L (1, 10) OBP: 0.340, SLG: 0.446		0-3 K		3-2 1B		1-1 P6			4-2 FC6-4 BB	3 0 1 0 1 1 0		
Craig Monroe, R (1, 8) OBP: 0.329, SLG: 0.454		1-3 K		3-2 G5-3		1-3 K			2-0 FC6-4	4 0 0 0 0 2 3		
15 Brandon Inge, R (1, 5) OBP: 0.340, SLG: 0.416		1-2 P4			1-2 F8		1-3 K			3 0 0 0 0 1 0		
20 Omar Infante, R (1, 6) OBP: 0.267, SLG: 0.386			1-3 K		1-1 1B			0-0 14 F9		3 0 2 0 0 1 0		
13 Vance Wilson, R (1, 2) OBP: 0.271, SLG: 0.250 Ivan Rodriguez, R (8, PH) OBP: 0.299, SLG: 0.471			0-2 G6-3		0-2 F8			1-0 F8		2 0 0 0 0 0 1 1 0 0 0 0 0 1		
<b>Inning Stats</b>	R: 0 H: 0 E: 0 LOB: 1 K: 1 BB: 0 S: 11 P: 16	R: 0 H: 0 E: 0 LOB: 0 K: 2 BB: 0 S: 9 P: 11	R: 0 H: 0 E: 0 LOB: 0 K: 1 BB: 0 S: 10 P: 12	R: 0 H: 2 E: 0 LOB: 2 K: 0 BB: 0 S: 10 P: 19	R: 0 H: 1 E: 0 LOB: 1 K: 0 BB: 0 S: 9 P: 12	R: 0 H: 0 E: 0 LOB: 0 K: 0 BB: 0 S: 9 P: 12	R: 0 H: 0 E: 0 LOB: 0 K: 2 BB: 0 S: 8 P: 11	R: 0 H: 1 E: 0 LOB: 1 K: 1 BB: 0 S: 6 P: 9	R: 0 H: 0 E: 0 LOB: 1 K: 0 BB: 1 S: 9 P: 19	1B: 3 SF: 0 2B: 1 SAC: 0 3B: 0 DP: 0 HR: 0 HBP: 1	WP: 0 PA: 33 PB: 0 SB: 0 CS: 0	
<b>PITCHER</b> Jon Garland, R (1, 1) ERA: 3.28	IP WLS BF H R ER SO BB IBB HBP BLK WP HR S P ERA WHIP	9.0 W 33 4 0 0 7 1 0 1 0 0 0 0 81 121 0.00 0.556										

**Detroit Tigers @ Chicago White Sox**  
 U.S. Cellular Field, Chicago, IL  
 Sun Sep 04 2005, 3:05 PM EDT  
 Att. 30,931 - Cloudy - 76 F

livebaseballscorecards.com

**AB 31**  
**R 0**  
**H 4**  
**RBI 0**  
**BB 1**  
**SO 7**  
**LOB 10**



Batter	1	2	3	4	5	6	7	8	9
22 Scott Podsednik, L (1, 7) OBP: 0.346, SLG: 0.343	1-1 WP 1B		2-3 K		0-2 G3-4-1			1-2 CS E 1B	
Tadahito Iguchi, R (1, 4) OBP: 0.352, SLG: 0.453	1 SAFE 1 SAFE 1 SAFE 1B	2-2 1B	1-0 G1-3			0-1 G6-3		2-1 F8	
Carl Everett, S (1, 10) OBP: 0.313, SLG: 0.466	0-3 K			1-1 F9		3-3 K		1-0 CS	
14 Paul Konerko, R (1, 3) OBP: 0.367, SLG: 0.519	2-2 F8			0-0 HR		4-2 BB			
Aaron Rowand, R (1, 8) OBP: 0.331, SLG: 0.419	1-1 L6			1-2 23 G6-4-3 1B		2-2 G4-3			
23 Jermaine Dye, R (1, 9) OBP: 0.326, SLG: 0.511		0-1 F9		1 SAFE 1 SAFE 2-2 G6-4-3		3-3 K			
12 A.J. Pierzynski, L (1, 2) OBP: 0.317, SLG: 0.451		0-0 F9		1-2 K		0-3 K			
Geoff Blum, S (1, 6) OBP: 0.301, SLG: 0.347		0-1 F8				0-1 F8		1-0 G4-3	
38 Pablo Ozuna, R (1, 5) OBP: 0.312, SLG: 0.323			0-2 L8			0-0 G6-3		0-1 G6-3	

Inning Stats	R: 1	H: 2	E: 0	K: 1	S: 13	R: 0	H: 0	E: 0	K: 0	S: 5	R: 0	H: 0	E: 0	K: 1	S: 8	R: 1	H: 2	E: 0	K: 1	S: 14	R: 0	H: 0	E: 0	K: 0	S: 6	R: 0	H: 0	E: 0	K: 1	S: 14	R: 0	H: 0	E: 1	K: 0	S: 8	R: 0	H: 1	E: 0	K: 0	S: 8
	LOB: 1	BB: 0	P: 19	LOB: 0	BB: 0	P: 5	LOB: 0	BB: 0	P: 11	LOB: 1	BB: 0	P: 20	LOB: 0	BB: 0	P: 6	LOB: 1	BB: 1	P: 23	LOB: 0	BB: 0	P: 15	LOB: 0	BB: 0	P: 12	LOB: 0	BB: 0	P: 12	LOB: 0	BB: 0	P: 12	LOB: 0	BB: 0	P: 12	LOB: 0	BB: 0	P: 12	LOB: 0	BB: 0	P: 12	

PITCHER	IP	WLS	BF	H	R	ER	SO	BB	IBB	HBP	BLK	WP	HR	S	P	ERA	WHIP
38 Jeremy Bolderman, R (1, 1) ERA: 4.35	8.0	L	29	5	2	2	6	1	0	0	0	1	1	79	111	2.25	0.750

**BOTTOM**


**Detroit Tigers @ Chicago White Sox**  
U.S. Cellular Field, Chicago, IL

Sun Sep 04 2005, 3:05 PM EDT  
Att. 30,931 - Cloudy - 76 F

AB	R	H	RBI	BB	SO	LOB
4	1	2	0	0	1	0
4	0	1	1	0	0	1
3	0	0	0	0	2	1
2	1	1	1	1	0	1
3	0	1	0	0	0	2
3	0	0	0	0	1	1
3	0	0	0	0	2	1
3	0	0	0	0	0	0
3	0	0	0	0	0	0

WP: 1	PA: 30
PB: 0	SB: 0
CS: 1	

livebaseballscorecards.com



Batter	1	2	3	4	5	6	7	8	9	AB R H RBI BB SO LOB	TOP											
24 Grady Sizemore, L (1, 8) OBP: 0.342, SLG: 0.470	0-1 1B 2 1B		2-2 G4-3		1-0 P5			4-0 SH5-4 1-2 BB		3 1 1 0 1 0 0												
Coco Crisp, S (1, 7) OBP: 0.340, SLG: 0.441	2-2 1B 2 1B		2-1 G1-3			3-2 48 BB 1B		0-0 SH5-4		3 0 2 0 0 0 0												
2 Jhonny Peralta, R (1, 6) OBP: 0.349, SLG: 0.519	3-2 1B 1-3 2-H		1-2 F8			2-2 F8		0-0 L4		4 0 1 1 0 0 3												
48 Travis Hafner, L (1, 10) OBP: 0.407, SLG: 0.580	1-3 K			0-3 K		4-2 41 G4-6-3 BB		4-0 IBB		2 0 0 0 2 2 1												
41 Victor Martinez, S (1, 2) OBP: 0.362, SLG: 0.463	3-2 G5-3			1-1 F9		1-2 G4-6-3		0-1 G3		4 0 0 0 0 0 6												
Ronnie Belliard, R (1, 4) OBP: 0.320, SLG: 0.423		2-3 K		3-2 G6-3			0-2 G6-3		0-0 F7	4 0 0 0 0 1 0												
José Hernández, R (1, 3) OBP: 0.275, SLG: 0.360		0-0 G6-3			2-2 HR		0-1 G6-3		2-2 G3-1	3 1 1 1 0 0 0 1 0 0 0 0 0 0												
Ben Broussard, L (9, PH) OBP: 0.312, SLG: 0.459											AB 29 R 2 H 5 RBI 2 BB 4 SO 7 LOB 11											
Aaron Boone, R (1, 5) OBP: 0.300, SLG: 0.374		4-2 HBP			2-3 K		3-2 F8		1-3 K	3 0 0 0 0 2 0												
Casey Blake, R (1, 9) OBP: 0.309, SLG: 0.428		2-3 K			1-3 K			4-2 SH5-4 24 WP BB		2 0 0 0 1 2 1												
Inning Stats	R: 1 E: 0 K: 1 S: 16	H: 3 LOB: 1 BB: 0 P: 25	R: 0 E: 0 K: 2 S: 12	H: 0 LOB: 1 BB: 0 P: 20	R: 0 E: 0 K: 0 S: 8	H: 0 LOB: 0 BB: 0 P: 13	R: 0 E: 0 K: 1 S: 8	H: 0 LOB: 0 BB: 0 P: 12	R: 1 E: 0 K: 2 S: 11	H: 1 LOB: 0 BB: 0 P: 17	R: 0 E: 0 K: 0 S: 13	H: 1 LOB: 1 BB: 1 P: 23	R: 0 E: 0 K: 0 S: 9	H: 0 LOB: 0 BB: 0 P: 12	R: 0 E: 0 K: 0 S: 13	H: 0 LOB: 3 BB: 3 P: 25	R: 0 E: 0 K: 1 S: 7	H: 0 LOB: 0 BB: 0 P: 10	1B: 4 2B: 0 3B: 0 HR: 1	SF: 0 SAC: 1 DP: 1 HBP: 1	WP: 1 PB: 0 SB: 0 CS: 0	PA: 35
PITCHER	IP WLS BF H R ER SO BB IBB HBP BLK WP HR S P ERA WHIP																					
Mike Maroth, L (1, 1) ERA: 4.82	6.0 L 23 5 2 2 6 1 0 1 0 0 1 68 110 3.00 1.000																					
Chris Spurling, R (7, 1) ERA: 3.46	1.1 6 0 0 0 0 2 0 0 0 1 0 19 30 0.00 1.500																					
56 Fernando Rodney, R (8, 1) ERA: 2.41	1.2 6 0 0 0 1 0 1 0 0 0 0 10 17 0.00 0.000																					

Cleveland Indians @ Detroit Tigers  
Comerica Park, Detroit, MI  
Mon Sep 05 2005, 1:05 PM EDT  
Att: 26,150 - Partly Cloudy - 74 F

livebaseballscorecards.com



BOTTOM

Cleveland Indians @ Detroit Tigers  
Comerica Park, Detroit, MI  
Mon Sep 05 2005, 1:05 PM EDT  
Att. 26,150 - Partly Cloudy - 74 F

livebaseballscorecards.com

AB 33  
R 0  
H 8  
RBI 0  
BB 4  
SO 7  
LOB 12



WP: 0 PA: 37  
PB: 0  
SB: 0  
CS: 0

AB R H RBI BB SO LOB  
4 0 0 0 0 1 2  
1 0 0 0 0 0 2

4 0 0 0 0 0 0

4 0 3 0 0 1 0

3 0 0 0 1 1 2

3 0 0 0 1 1 2  
0 0 0 0 0 0 0

4 0 1 0 0 1 0

3 0 2 0 1 1 0

2 0 0 0 0 1 2  
2 0 1 0 0 0 1

3 0 1 0 1 0 1

1B: 6 SF: 0  
2B: 2 SAC: 0  
3B: 0 DP: 1  
HR: 0 HBP: 0

Table with 9 columns (Batter 1-9) and 10 rows (Batters 20-28). Each cell contains a batter's name, stats, and a baseball diamond diagram with pitch types and counts.

Table with 10 rows (Batters 20-28) and 1 column (Batter). Each row contains the batter's name and statistics.

Inning Stats

Table with 10 rows (Pitchers 1-10) and 20 columns (IP, WLS, BF, H, R, ER, SO, BB, IBB, HBP, BLK, WP, HR, S, P, ERA, WHIP).

Table with 10 rows (Pitchers 11-20) and 20 columns (IP, WLS, BF, H, R, ER, SO, BB, IBB, HBP, BLK, WP, HR, S, P, ERA, WHIP).

Batter	1	2	3	4	5	6	7	8	9	AB R H RBI BB SO LOB	TOP									
24 Grady Sizemore, L (1, 8) OBP: 0.344, SLG: 0.476	2-1 CS 1B		4-2 HR BB		0-1 L4		1-2 FC4-6 48 BB 1B	0-0 HR		4 2 2 3 1 0 1										
Coco Crisp, S (1, 7) OBP: 0.344, SLG: 0.449	3-2 F8		1-1 HR		2-1 1B		1-1 48 BB 1B	4-2 BB		4 1 3 2 1 0 1										
2 Jhonny Peralta, R (1, 6) OBP: 0.348, SLG: 0.514	1-2 F8		0-0 E5		4-2 BB		2-3 K	0-3 K		4 0 0 0 1 2 3										
48 Travis Hafner, L (1, 10) OBP: 0.407, SLG: 0.576		2-2 G3	2-3 K		1-1 F9		4-2 BB	1-0 HBP		3 0 0 0 1 1 3										
41 Victor Martinez, S (1, 2) OBP: 0.361, SLG: 0.460		1-0 G3		0-1 SH1-3 1B		1-1 G1-3	2-0 F8	1-3 K		5 0 1 0 0 1 4										
Ronnie Belliard, R (1, 4) OBP: 0.321, SLG: 0.430		2-2 3B		0-0 SH1-3		3-2 F7		1-2 24 HR 2B	1-2 P2	4 1 2 0 0 0 1										
Ben Broussard, L (1, 3) OBP: 0.308, SLG: 0.453		2-2 L3		2-1 G5-3		0-3 K		0-0 P5	2-2 F8	5 0 0 0 0 1 4										
Aaron Boone, R (1, 5) OBP: 0.299, SLG: 0.380			2-2 G1-3	0-0 G6-3			2-0 HR	0-1 L8		4 1 1 1 0 0 2										
Casey Blake, R (1, 9) OBP: 0.311, SLG: 0.426			2-2 G6-3		3-2 F9		4-0 24 FC4-6 BB	1-1 24 HR HBP		2 1 0 0 1 0 0										
<b>Inning Stats</b>	R: 0 E: 0 K: 0 S: 11	H: 1 LOB: 0 BB: 0 P: 17	R: 0 E: 0 K: 0 S: 10	H: 1 LOB: 1 BB: 0 P: 17	R: 2 E: 1 K: 1 S: 14	H: 1 LOB: 1 BB: 1 P: 25	R: 0 E: 0 K: 0 S: 6	H: 1 LOB: 1 BB: 0 P: 8	R: 0 E: 0 K: 1 S: 11	H: 0 LOB: 0 BB: 0 P: 15	R: 1 E: 0 K: 1 S: 12	H: 2 LOB: 3 BB: 2 P: 28	R: 3 E: 0 K: 1 S: 13	H: 2 LOB: 1 BB: 1 P: 19	R: 0 E: 0 K: 1 S: 15	H: 0 LOB: 1 BB: 0 P: 20	1B: 4 2B: 1 3B: 1 HR: 3	SF: 0 SAC: 1 DP: 0 HBP: 2	WP: 0 PB: 0 SB: 1 CS: 1	PA: 43
<b>PITCHER</b>	IP WLS BF H R ER SO BB IBB HBP BLK WP HR S P ERA WHIP																			
Jason Johnson, R (1, 1) ERA: 4.55	6.0 L 25 5 2 2 2 2 2 0 0 0 0 1 63 103 3.00 1.167																			
Franklyn German, R (7, 1) ERA: 3.42	0.1 4 2 1 1 0 1 0 0 0 0 0 1 6 14 27.00 9.000																			
Sean Douglass, R (7, 1) ERA: 6.33	0.2 3 0 0 0 1 1 0 0 0 0 0 0 6 14 0.00 1.500																			
Craig Dingman, R (8, 1) ERA: 3.86	1.0 7 2 3 3 1 1 0 1 0 0 1 13 19 27.00 3.000																			
Jamie Walker, L (9, 1) ERA: 3.59	1.0 4 0 0 0 1 0 0 1 0 0 0 0 15 20 0.00 0.000																			

Cleveland Indians @ Detroit Tigers  
Comerica Park, Detroit, MI  
Tue Sep 06 2005, 7:05 PM EDT  
Att. 15,308 - Clear - 78 F

livebaseballscorecards.com

AB	35
R	6
H	9
RBI	6
BB	5
SO	5
LOB	19





Batter	1	2	3	4	5	6	7	8	9	AB R H RBI BB SO LOB
14 Placido Polanco, R (1, 4) OBP: 0.384, SLG: 0.426	3-2 G6-3		2-1 G6-3		2-2 G5-3			3-1 1B		4 0 1 0 0 0 0
31 Chris Shelton, R (1, 3) OBP: 0.360, SLG: 0.497	1-1 F8		0-1 G5-3			1-1 F9		3-3 K		4 0 0 0 0 1 1
Ivan Rodriguez, R (1, 2) OBP: 0.302, SLG: 0.473	4-2 30 1B BB		0-1 G1-3			0-0 E5 1B		1-2 P3		3 0 0 0 1 0 1
30 Magglio Ordonez, R (1, 9) OBP: 0.381, SLG: 0.487	1-1 1-2 1B			2-1 2B		2-2 P4		2-1 F9		4 0 2 0 0 0 2
Dmitri Young, S (1, 10) OBP: 0.324, SLG: 0.474	2-2 P3			0-3 K		0-0 1-2 1B			4-1 15 3B BB	3 1 1 0 1 1 3
Craig Monroe, R (1, 7)		0-0 G6-3		1-1 P6		1-3 K		1-1 F8		4 0 0 0 0 1 4
15 Brandon Inge, R (1, 5) OBP: 0.339, SLG: 0.417		4-1 BB		2-2 F7			0-1 F9		2-1 1-H 3B	3 0 1 1 1 0 1
20 Omar Infante, R (1, 6) OBP: 0.262, SLG: 0.378		1-1 P3			1-2 F7		1-0 P4		2-3 K	3 0 0 0 0 0 1
Carlos Pena, L (9, PH) OBP: 0.347, SLG: 0.448									3-3 K	1 0 0 0 0 1 1
Nook Logan, S (1, 8) OBP: 0.302, SLG: 0.331		1-0 F9			3-3 K		0-0 B5-3			3 0 0 0 0 1 1
28 Curtis Granderson, L (9, PH) OBP: 0.293, SLG: 0.493										1 0 0 0 0 1 1

Inning Stats	R: 0 E: 0 K: 0 S: 12	H: 1 LOB: 2 BB: 1 P: 23	R: 0 E: 0 K: 0 S: 5	H: 0 LOB: 1 BB: 1 P: 11	R: 0 E: 0 K: 0 S: 6	H: 0 LOB: 0 BB: 0 P: 8	R: 0 E: 0 K: 1 S: 10	H: 1 LOB: 1 BB: 0 P: 15	R: 0 E: 0 K: 1 S: 10	H: 0 LOB: 0 BB: 0 P: 16	R: 0 E: 1 K: 1 S: 10	H: 1 LOB: 2 BB: 0 P: 14	R: 0 E: 0 K: 0 S: 4	H: 0 LOB: 0 BB: 0 P: 5	R: 0 E: 0 K: 1 S: 10	H: 1 LOB: 1 BB: 0 P: 19	R: 1 E: 0 K: 2 S: 11	H: 1 LOB: 1 BB: 1 P: 23	1B: 3 2B: 1 3B: 1 HR: 0	SF: 0 SAC: 0 DP: 0 HBP: 0
--------------	-------------------------------	----------------------------------	------------------------------	----------------------------------	------------------------------	---------------------------------	-------------------------------	----------------------------------	-------------------------------	----------------------------------	-------------------------------	----------------------------------	------------------------------	---------------------------------	-------------------------------	----------------------------------	-------------------------------	----------------------------------	----------------------------------	------------------------------------

PITCHER	IP	WLS	BF	H	R	ER	SO	BB	IBB	HBP	BLK	WP	HR	S	P	ERA	WHIP
31 Cliff Lee, L (1, 1) ERA: 3.72	8.0	W	31	4	0	0	4	2	0	0	0	0	0	67	111	0.00	0.750
David Riske, R (9, 1) ERA: 2.91	1.0		5	1	1	1	2	1	0	0	0	0	0	11	23	9.00	2.000

**BOTTOM**

**Cleveland Indians @ Detroit Tigers**  
Comerica Park, Detroit, MI  
Tue Sep 06 2005, 7:05 PM EDT  
Att. 15,308 - Clear - 78 F

AB	33
R	1
H	5
RBI	1
BB	3
SO	6
LOB	16



WP: 0	PA: 36
PB: 1	
SB: 0	
CS: 0	

Batter	1	2	3	4	5	6	7	8	9	AB R H RBI BB SO LOB	TOP		
24 Grady Sizemore, L (1, 8) OBP: 0.342, SLG: 0.472	1-2 G3-1		1-2 G3		3-2 P6		0-0 G4-3			4 0 0 0 0 0 0	<b>Cleveland Indians @ Detroit Tigers</b> Comerica Park, Detroit, MI Wed Sep 07 2005, 7:05 PM EDT Att. 13,193 - Clear - 83 F		
Coco Crisp, S (1, 7) OBP: 0.345, SLG: 0.452	1-2 G4-3		3-2 48 HR 2B		0-0 48 S 1B		0-2 G6-3			4 1 2 0 0 0 0			
48 Travis Hafner, L (1, 10) OBP: 0.406, SLG: 0.580	0-0 G4-3		2-0 2-H HR		2-2 SAFE 1-2 K		1-3 K			4 1 1 2 0 2 1			
41 Victor Martinez, S (1, 2) OBP: 0.364, SLG: 0.460		4-0 G3 G4-3 BB	3-2 FC6-4 1B		4-0 IBB		1-2 F9			2 0 1 0 2 0 0			
Ronnie Belliard, R (1, 4) OBP: 0.319, SLG: 0.426		0-2 G4-3	2-2 FC6-4 1-2f		0-0 L6		3-2 G6-3			4 0 0 0 0 0 4			
Ben Broussard, L (1, 3) OBP: 0.306, SLG: 0.449		0-2 G3		1-2 G3		2-2 G4-3		0-3 K		4 0 0 0 0 1 1			
Aaron Boone, R (1, 5) OBP: 0.297, SLG: 0.376		3-2 G6-3		0-0 G4-3		1-1 G6-3				4 0 0 0 0 0 1			
Ramón Vázquez, L (1, 6) OBP: 0.259, SLG: 0.286			3-2 G4-3	2-1 2B		1-1 G3-1				4 0 1 0 0 0 0			
Casey Blake, R (1, 9) OBP: 0.312, SLG: 0.440			0-2 HR	2-2 G6-3		2-2 HR		1-1 F9		4 2 2 2 0 0 1			
<b>Inning Stats</b>	R: 0 E: 0 K: 0 S: 7 H: 0 LOB: 0 BB: 0 P: 9	R: 0 E: 0 K: 0 S: 12 H: 0 LOB: 1 BB: 1 P: 19	R: 3 E: 0 K: 0 S: 21 H: 4 LOB: 1 BB: 0 P: 35	R: 0 E: 0 K: 0 S: 9 H: 1 LOB: 1 BB: 0 P: 14	R: 0 E: 0 K: 1 S: 10 H: 1 LOB: 2 BB: 1 P: 19	R: 0 E: 0 K: 1 S: 9 H: 0 LOB: 0 BB: 0 P: 13	R: 1 E: 0 K: 1 S: 11 H: 1 LOB: 0 BB: 0 P: 14	R: 0 E: 0 K: 1 S: 11 H: 0 LOB: 0 BB: 0 P: 15	R: 0 E: 0 K: 0 S: 8 H: 0 LOB: 0 BB: 0 P: 13	1B: 2 2B: 2 3B: 0 HR: 3 SF: 0 SAC: 0 DP: 0 HBP: 0	WP: 0 PB: 0 SB: 1 CS: 0 PA: 36		
<b>PITCHER</b>	IP WLS BF H R ER SO BB IBB HBP BLK WP HR S P ERA WHIP											<b>PITCHER</b>	IP WLS BF H R ER SO BB IBB HBP BLK WP HR S P ERA WHIP
43 Roman Colon, R (1, 1) ERA: 5.94	4.0 L 18 5 3 3 0 1 0 0 0 0 0 2 49 77 6.75 1.500												
Matt Ginter, R (5, 1) ERA: 5.4	2.0 9 2 1 1 1 0 1 0 0 0 1 22 37 4.50 1.000												
Vic Darensbourg, L (7, 1) ERA: 2.35	2.0 6 0 0 0 2 0 0 0 0 0 0 0 19 24 0.00 0.000												
Chris Spurling, R (9, 1) ERA: 3.4	1.0 3 0 0 0 0 0 0 0 0 0 0 0 8 13 0.00 0.000												

livebaseballscorecards.com

**AB 34**  
**R 4**  
**H 7**  
**RBI 4**  
**BB 2**  
**SO 3**  
**LOB 8**



Batter	1	2	3	4	5	6	7	8	9	AB R H RBI BB SO LOB
14 Placido Polanco, R OBP: 0.383, SLG: 0.424	0-1 1B 30 1B 31 1B		0-2 G5-3			2-1 G6-3			0-2 L6	4 0 1 0 0 0 0
31 Chris Shelton, R OBP: 0.358, SLG: 0.493	1-0 1B 30 1B		2-1 L4			0-3 K			1-0 L4	4 0 1 0 0 1 0
Ivan Rodriguez, R OBP: 0.300, SLG: 0.469	1-3 K		0-0 L4			1-0 G5-3			2-1 L7	4 0 0 0 0 1 2
30 Magglio Ordonez, R OBP: 0.381, SLG: 0.485	0-0 1B G4-3			1-1 G4-3			0-0 G5-3			3 0 1 0 0 0 0
Dmitri Young, S OBP: 0.322, SLG: 0.471	0-0 G4-3			0-0 G4-3			0-2 F7			3 0 0 0 0 0 3
Craig Monroe, R OBP: 0.325, SLG: 0.446		2-1 G5-3		2-3 K			3-3 K			3 0 0 0 0 2 0
15 Brandon Inge, R OBP: 0.337, SLG: 0.414		0-3 K			2-0 G6-3			2-3 K		3 0 0 0 0 2 0
John McDonald, R OBP: 0.325, SLG: 0.326		0-3 K			1-3 K			2-2 G5-3		3 0 0 0 0 2 0
13 Vance Wilson, R OBP: 0.273, SLG: 0.278			2-0 HR		1-3 K			1-3 K		3 1 1 1 0 2 0

Inning Stats	R: 0	H: 3	E: 0	K: 1	S: 8	R: 0	H: 0	E: 0	K: 2	S: 8	R: 1	H: 1	E: 0	K: 0	S: 7	R: 0	H: 0	E: 0	K: 1	S: 6	R: 0	H: 0	E: 0	K: 2	S: 11	R: 0	H: 0	E: 0	K: 1	S: 8	R: 0	H: 0	E: 0	K: 2	S: 9	R: 0	H: 0	E: 0	K: 2	S: 9	R: 0	H: 0	E: 0	K: 0	S: 6	1B: 3	2B: 0	3B: 0	HR: 1	SF: 0	SAC: 0	DP: 1	HBP: 0	WP: 0	PB: 0	SB: 0	CS: 0	PA: 30
--------------	------	------	------	------	------	------	------	------	------	------	------	------	------	------	------	------	------	------	------	------	------	------	------	------	-------	------	------	------	------	------	------	------	------	------	------	------	------	------	------	------	------	------	------	------	------	-------	-------	-------	-------	-------	--------	-------	--------	-------	-------	-------	-------	--------


PITCHER	IP	WLS	BF	H	R	ER	SO	BB	IBB	HBP	BLK	WP	HR	S	P	ERA	WHIP
CC Sabathia, L ERA: 4.35	(1, 1)	9.0	30	4	1	1	10	0	0	0	0	0	1	74	103	1.00	0.444

**BOTTOM**

**Cleveland Indians @ Detroit Tigers**  
Comerica Park, Detroit, MI

Wed Sep 07 2005, 7:05 PM EDT  
Att. 13,193 - Clear - 83 F

AB	30
R	1
H	4
RBI	1
BB	0
SO	10
LOB	5



Batter	1	2	3	4	5	6	7	8	9	AB R H RBI BB SO LOB	TOP																
14 Placido Polanco, R OBP: 0.383, SLG: 0.425 (1, 4) C X	0-1 31 1B 2B	4-0 2-3 BB		X 0-0 F8		X 1-1 F9		C X 0-1 G6-3		4 1 1 0 1 0 0																	
31 Chris Shelton, R OBP: 0.362, SLG: 0.498 (1, 3) B B C C X	3-1 30 1B PB 2-H 1B	2-3 SAFE K		C X 0-2 2B		C X 0-2 FC5-4 30 1B 1B		C C C X 0-2 G1-3		5 1 3 1 0 1 2																	
Ivan Rodriguez, R OBP: 0.296, SLG: 0.464 (1, 2) B X	1-0 E4 PB 30 1B 1-2 1B	1-1 F8		F F S 0-3 K		F F S 2-2 K		F F S 1-3 K		5 0 0 0 0 3 5																	
30 Magglio Ordonez, R OBP: 0.385, SLG: 0.485 (1, 9) C B B C C X	3-2 G3-4 PB 1-2 2-3 1B		B B F B B 4-1 BB 15 1B G5-2-3 BB		C B B F 1-3 K		X 0-0 FC5-4 1-2 1B		B X 1-0 G5-3		4 0 2 0 1 1 0																
Dmitri Young, S OBP: 0.321, SLG: 0.469 (1, 7) B B B C F C X	3-2 G3-4 1-3f 2-3 3-H		X 0-0 15 G5-2-3 BB 1-2 1B		S B B B B 3-2 P4		B C X 1-1 FC5-4 BB 1-2f 2-3				4 0 1 0 0 0 4																
Carlos Pena, L OBP: 0.356, SLG: 0.451 (1, 10) C F C C B B Craig Monroe, R OBP: 0.326, SLG: 0.446 (7, PH) (7, 10) B B B B	4-2 BB		S B B B B 4-1 15 G5-2-3 BB 1-2 2-3 BB		B 2-2 1B		B B B B B 4-0 1-2 BB				1 0 1 0 2 0 0 0 0 0 0 1 0 0																
15 Brandon Inge, R OBP: 0.335, SLG: 0.411 (1, 5) B X	1-0 F9		B X 1-0 G5-2-3		C B B B B 3-2 G6-3		F F S 0-3 K				4 0 0 0 0 1 9																
20 Omar Infante, R OBP: 0.262, SLG: 0.379 (1, 6) C B B B B B		3-2 14 S 2B	S B B B B 2-3 K		B F C B X 2-2 F9		C F C B X 1-2 G4-3				4 0 1 0 0 1 2																
28 Curtis Granderson, L OBP: 0.278, SLG: 0.467 (1, 8) S T F C C		0-3 K	T F C C 1-2 K		B C B X 2-1 G3		T T F S 0-3 K				4 0 0 0 0 3 1																
<b>Inning Stats</b>	R: 2 H: 3 E: 1 LOB: 2 K: 0 BB: 1 S: 15 P: 30	R: 0 H: 1 E: 0 LOB: 2 K: 2 BB: 1 S: 17 P: 27	R: 0 H: 1 E: 0 LOB: 2 K: 1 BB: 2 S: 8 P: 19	R: 0 H: 1 E: 0 LOB: 1 K: 2 BB: 0 S: 11 P: 12	R: 0 H: 1 E: 0 LOB: 1 K: 1 BB: 0 S: 13 P: 22	R: 0 H: 0 E: 0 LOB: 0 K: 0 BB: 0 S: 7 P: 12	R: 0 H: 2 E: 0 LOB: 3 K: 2 BB: 1 S: 15 P: 22	R: 0 H: 0 E: 0 LOB: 0 K: 1 BB: 0 S: 9 P: 10	R: 0 H: 0 E: 0 LOB: 0 K: 1 BB: 0 S: 7 P: 9	1B: 6 SF: 0 2B: 4 SAC: 0 3B: 0 DP: 2 HR: 0 HBP: 0	WP: 0 PA: 40 PB: 1 SB: 1 CS: 0																
<b>PITCHER</b>	IP WLS BF H R ER SO BB IBB HBP BLK WP HR S P ERA WHIP											<b>PITCHER</b>	IP WLS BF H R ER SO BB IBB HBP BLK WP HR S P ERA WHIP														
Kevin Millwood, R ERA: 3.11 (1, 1)	5.0		25	7	2	1	6	4	0	0	0	0	0	64	110	1.80	2.200										
63 Rafael Betancourt, R ERA: 3.16 (6, 1)	1.2	W	7	2	0	0	1	0	0	0	0	0	0	18	26	0.00	1.200										
Scott Sauerbeck, L ERA: 3.41 (7, 1)	0.0		1	0	0	0	0	1	0	0	0	0	0	4													
Bob Howry, R ERA: 2.58 (7, 1)	1.1	H	4	0	0	0	2	0	0	0	0	0	0	13	14	0.00	0.000										
Bob Wickman, R ERA: 2.73 (9, 1)	1.0	S	3	0	0	0	1	0	0	0	0	0	0	7	9	0.00	0.000										

Detroit Tigers @ Cleveland Indians  
Jacobs Field, Cleveland, OH  
Thu Sep 08 2005, 4:05 PM EDT  
Att. 20,363 - Cloudy - 79 F

livebaseballscorecards.com

AB 35  
R 2  
H 9  
RBI 1  
BB 5  
SO 10  
LOB 23



Batter	1	2	3	4	5	6	7	8	9
24 Grady Sizemore, L (1, 8) OBP: 0.339, SLG: 0.469	2-1 G3			0-3 K		1-0 G3		1-1 G6-3	
Coco Crisp, S (1, 7) OBP: 0.344, SLG: 0.456	0-0 G6-3			2-1 G5-3		2-2 HR		2-1 F7	
2 Jhonny Peralta, R (1, 6) OBP: 0.345, SLG: 0.510	0-3 K			0-1 G6-3		3-2 G5-3		2-2 F8	
48 Travis Hafner, L (1, 10) OBP: 0.407, SLG: 0.579									
Ronnie Belliard, R (1, 4) OBP: 0.321, SLG: 0.432									
José Hernández, R (1, 3) OBP: 0.271, SLG: 0.354									
Ben Broussard, L (9, 3) OBP: 0.306, SLG: 0.449									
Aaron Boone, R (1, 5) OBP: 0.297, SLG: 0.383									
Josh Bard, S (1, 2) OBP: 0.261, SLG: 0.272									
Casey Blake, R (1, 9) OBP: 0.312, SLG: 0.446									

Inning Stats	R: 0	H: 0	E: 0	K: 1	S: 6	R: 0	H: 0	E: 0	K: 0	S: 12	R: 0	H: 0	E: 0	K: 0	S: 7	R: 0	H: 0	E: 0	K: 1	S: 7	R: 2	H: 2	E: 0	K: 1	S: 12	R: 2	H: 3	E: 0	K: 0	S: 17	R: 0	H: 0	E: 0	K: 1	S: 8	R: 0	H: 0	E: 0	K: 0	S: 7
	0	0	0	1	6	0	0	0	0	12	0	0	0	0	7	0	0	0	1	7	2	2	0	1	12	2	3	0	0	17	0	0	0	1	8	0	0	0	0	7

PITCHER	IP	WLS	BF	H	R	ER	SO	BB	IBB	HBP	BLK	WP	HR	S	P	ERA	WHIP
29 Nate Robertson, L (1, 1) ERA: 4.36	7.0	L	27	5	4	4	4	2	0	0	0	0	3	69	103	5.14	1.000
Doug Creek, L (8, 1) ERA: 6.88	0.2		2	0	0	0	0	0	0	0	0	0	4	7	0.00	0.000	
Chris Spurling, R (8, 1) ERA: 3.38	0.1		1	0	0	0	0	0	0	0	0	0	3	5	0.00	0.000	

AB R H RBI BB SO LOB

4	0	0	0	0	1	0
4	1	1	1	0	0	0
4	0	0	0	0	1	0
1	0	0	0	2	1	0
3	1	2	0	0	0	1
3	0	0	0	0	0	3
0	0	0	0	0	0	0
3	1	1	2	0	0	0
3	0	0	0	0	1	0
3	1	1	1	0	0	0

AB	28
R	4
H	5
RBI	4
BB	2
SO	4
LOB	4

WP	0	PA	30
PB	0		
SB	0		
CS	0		

PITCHER	IP	WLS	BF	H	R	ER	SO	BB	IBB	HBP	BLK	WP	HR	S	P	ERA	WHIP
29 Nate Robertson, L (1, 1) ERA: 4.36	7.0	L	27	5	4	4	4	2	0	0	0	0	3	69	103	5.14	1.000
Doug Creek, L (8, 1) ERA: 6.88	0.2		2	0	0	0	0	0	0	0	0	0	4	7	0.00	0.000	
Chris Spurling, R (8, 1) ERA: 3.38	0.1		1	0	0	0	0	0	0	0	0	0	3	5	0.00	0.000	

Detroit Tigers @ Cleveland Indians  
 Jacobs Field, Cleveland, OH  
 Thu Sep 08 2005, 4:05 PM EDT  
 Att. 20,363 - Cloudy - 79 F

livebaseballscorecards.com



Batter	1	2	3	4	5	6	7	8	9	AB R H RBI BB SO LOB	TOP																								
Aaron Guiel, L (1, 8) OBP: 0.362, SLG: 0.472	4-2 2B BB	0-1 2-H HR		1-1 G4-3	2-3 K		2-2 2B 2B		2-2 WP 1B	5 3 3 2 1 1 3																									
Terrence Long, L (1, 7) OBP: 0.317, SLG: 0.385 Chip Ambres, R (5, PH) OBP: 0.358, SLG: 0.385	2-0 F9	1-3 K		1-0 1B 3B	2-0 2B HBP		2-0 2B 2B		2-2 L6	3 1 1 1 0 1 1 2 1 1 1 0 0 1																									
Emil Brown, R (1, 9) OBP: 0.346, SLG: 0.459	1-3 K		3-2 4 BB 1B	4-1 4 1B 1B BB	1-0 1-H 2-H 3-H 2B		0-0 F8		0-0 F8	5 1 2 3 1 1 3																									
Matt Stairs, L (1, 10) OBP: 0.375, SLG: 0.457 Matt Diaz, R (7, PH) OBP: 0.316, SLG: 0.394	3-2 1-H 2B		2-2 L8	1-1 4 1B 1B	1-0 F9		0-1 F8		4-2 1-2 BB	4 0 2 2 0 0 2 1 0 0 0 1 0 1																									
4 Angel Berroa, R (1, 6) OBP: 0.298, SLG: 0.364 Donnie Murphy, R (8, 4) OBP: 0.267, SLG: 0.299	2-3 K		4-1 1-2 BB	1-0 1-2 2-H 1B		0-2 14 1B 1B	0-1 F8		1-3 K	4 0 2 1 1 1 2 1 0 0 0 0 1 2																									
24 Mark Teahan, L (1, 5) OBP: 0.308, SLG: 0.351		0-1 26 2B 1B		2-3 K		0-1 F8		1-0 G3-1		5 1 1 0 0 1 5																									
14 John Buck, R (1, 2) OBP: 0.272, SLG: 0.358		1 SAFE 1-3 K		0-3 K		2-2 G6-3	0-1 13 FC6-4 1B		1-1 HR	5 1 2 1 0 2 3																									
26 Justin Huber, R (1, 3) OBP: 0.282, SLG: 0.316		1-0 1-H HR 2B		2-0 G4-3 13 SH2-3 3B 1B	1-1 HBP 13 1B 2B 1B		1-0 P4		1-3 K	5 3 3 1 0 1 2																									
13 Andrés Blanco, S (1, 4) OBP: 0.091, SLG: 0.091		1-1 F7		0-0 SH2-3 1-2	0-0 HBP 2B 1B		0-0 FC6-4 1-2		0-2 G6-3	4 1 1 0 0 0 3																									
<b>Inning Stats</b>	R: 1 E: 0 K: 2 S: 16	H: 1 LOB: 1 BB: 1 P: 28	R: 3 E: 0 K: 2 S: 14	H: 3 LOB: 0 BB: 0 P: 18	R: 0 E: 0 K: 2 S: 16	H: 1 LOB: 2 BB: 1 P: 27	R: 3 E: 0 K: 0 S: 12	H: 4 LOB: 2 BB: 1 P: 22	R: 3 E: 0 K: 1 S: 12	H: 3 LOB: 1 BB: 0 P: 21	R: 0 E: 0 K: 0 S: 9	H: 2 LOB: 2 BB: 0 P: 10	R: 1 E: 0 K: 0 S: 9	H: 2 LOB: 1 BB: 0 P: 13	R: 1 E: 0 K: 1 S: 10	H: 1 LOB: 0 BB: 0 P: 13	R: 0 E: 0 K: 1 S: 16	H: 1 LOB: 2 BB: 1 P: 25	1B: 10 2B: 5 3B: 1 HR: 2	SF: 0 SAC: 1 DP: 0 HBP: 1	WP: 1 PB: 0 SB: 0 CS: 0	PA: 50													
<b>PITCHER</b> Sean Douglass, R (1, 1) ERA: 6.68 Franklyn German, R (3, 1) ERA: 3.5 Doug Creek, L (4, 1) ERA: 7.79 Matt Ginter, R (4, 1) ERA: 6.18 Vic Darenbourg, L (5, 1) ERA: 2.7	IP 2.0 1.1 0.1 1.0 1.1	WLS L	BF 11 7 4 8 8	H 4 2 2 4 4	R 4 1 1 4 1	ER 4 1 1 4 1	SO 4 2 0 1 0	BB 1 1 1 0 0	IBB 0 0 0 0 0	HBP 0 0 0 1 0	BLK 0 0 0 0 0	WP 0 0 0 0 0	HR 1 0 0 0 0	S 30 18 6 15 14	P 46 31 13 24 20	ERA 18.00 6.75 27.00 36.00 6.75	WHIP 2.500 2.250 9.000 4.000 3.000	<b>PITCHER</b> Jamie Walker, L (7, 1) ERA: 3.63 56 Fernando Rodney, R (9, 1) ERA: 2.34	IP 2.0 1.0	WLS	BF 7 5	H 1 1	R 1 0	ER 1 0	SO 1 1	BB 0 1	IBB 0 0	HBP 0 0	BLK 0 0	WP 0 1	HR 1 0	S 15 16	P 18 25	ERA 4.50 0.00	WHIP 0.500 2.000

**Kansas City Royals @ Detroit Tigers**  
Comerica Park, Detroit, MI  
Fri Sep 09 2005, 7:05 PM EDT  
Att. 23,950 - Clear - 78 F

[livebaseballscorecards.com](http://livebaseballscorecards.com)

AB	44
R	12
H	18
RBI	12
BB	4
SO	9
LOB	28



BOTTOM

Kansas City Royals @ Detroit Tigers  
Comerica Park, Detroit, MI

AB	35
R	2
H	10
RBI	2
BB	0
SO	6
LOB	13



WP:	1	PA:	35
PB:	0	CS:	0

ERA	1.59	WHIP	0.882
ERA	0.00	WHIP	1.714
ERA	9.00	WHIP	1.000

AB	3	R	0	H	1	RBI	0	BB	0	SO	0	LOB	1
	1	0	0	0	0	0	0	0	0				

AB	4	R	1	H	2	RBI	0	BB	0	SO	0	LOB	1
----	---	---	---	---	---	-----	---	----	---	----	---	-----	---

AB	3	R	0	H	2	RBI	0	BB	0	SO	0	LOB	1
	1	0	1	0	0	0	0	0	0				

AB	3	R	0	H	0	RBI	1	BB	0	SO	0	LOB	2
	1	0	0	0	0	0	1	2					

AB	4	R	1	H	2	RBI	1	BB	0	SO	1	LOB	1
----	---	---	---	---	---	-----	---	----	---	----	---	-----	---

AB	4	R	0	H	0	RBI	0	BB	0	SO	1	LOB	1
----	---	---	---	---	---	-----	---	----	---	----	---	-----	---

AB	4	R	0	H	1	RBI	0	BB	0	SO	2	LOB	1
----	---	---	---	---	---	-----	---	----	---	----	---	-----	---

AB	4	R	0	H	0	RBI	0	BB	0	SO	0	LOB	2
----	---	---	---	---	---	-----	---	----	---	----	---	-----	---

AB	3	R	0	H	1	RBI	0	BB	0	SO	0	LOB	1
----	---	---	---	---	---	-----	---	----	---	----	---	-----	---

1B:	9	SF:	0
2B:	0	SAC:	0
3B:	0	DP:	2
HR:	1	HBP:	0

Batter	1	2	3	4	5	6	7	8	9
14 Placido Polanco, R OBP: 0.382, SLG: 0.425 John McDonald, R OBP: 0.322, SLG: 0.324	0-1 G6-4-3 1B		0-0 F8			0-1 F7		2-2 F8	
31 Chris Shelton, R OBP: 0.364, SLG: 0.498	0-1 F8			0-1 1B 30 FC6 1B		0-1 F9		0-2 13 1B 1B	
Ivan Rodriguez, R OBP: 0.299, SLG: 0.465 13 Vance Wilson, R OBP: 0.278, SLG: 0.284	1-2 G6-4-3 1-2f			0-0 30 E 1-3 1B		1-0 1B		1-0 1B	
30 Magglio Ordonez, R OBP: 0.381, SLG: 0.479 Nook Logan, S OBP: 0.301, SLG: 0.330			0-1 G4-3	0-1 FC6 G4-6-3 1-3		3-2 F8		1-3 K	
Carlos Pena, L OBP: 0.359, SLG: 0.469		2-3 K		2-2 G4-6-3 1-2f		0-1 FC5-4 1B		0-1 HR	
Craig Monroe, R OBP: 0.323, SLG: 0.442		2-2 L6			1-3 K		3-2 FC5-4 15 WP 1-2f	1-1 G6-3	
15 Brandon Inge, R OBP: 0.334, SLG: 0.410			0-1 G6-3		2-2 1B		2-3 K	2-3 K	
20 Omar Infante, R OBP: 0.259, SLG: 0.375			1-1 B1-3		2-3 K		1-1 P4	1-2 G5-3	
28 Curtis Granderson, L OBP: 0.280, SLG: 0.462			3-2 1B		0-0 P4			0-0 F8	

Inning Stats	R: 0 E: 0 K: 10 S: 10	H: 1 LOB: 0 BB: 0 P: 11	R: 0 E: 0 K: 1 S: 9	H: 0 LOB: 0 BB: 0 P: 13	R: 0 E: 0 K: 0 S: 9	H: 1 LOB: 1 BB: 0 P: 13	R: 1 E: 1 K: 0 S: 9	H: 2 LOB: 0 BB: 0 P: 11	R: 0 E: 0 K: 10 S: 10	H: 1 LOB: 1 BB: 0 P: 15	R: 0 E: 0 K: 0 S: 8	H: 1 LOB: 1 BB: 0 P: 12	R: 0 E: 0 K: 1 S: 14	H: 1 LOB: 1 BB: 0 P: 20	R: 0 E: 0 K: 1 S: 13	H: 2 LOB: 2 BB: 0 P: 17	R: 1 E: 0 K: 1 S: 13	H: 1 LOB: 0 BB: 0 P: 17
--------------	--------------------------------	----------------------------------	------------------------------	----------------------------------	------------------------------	----------------------------------	------------------------------	----------------------------------	--------------------------------	----------------------------------	------------------------------	----------------------------------	-------------------------------	----------------------------------	-------------------------------	----------------------------------	-------------------------------	----------------------------------

PITCHER	IP	WLS	BF	H	R	ER	SO	BB	IBB	HBP	BLK	WP	HR	S	P	ERA	WHIP
23 Zack Greinke, R ERA: 6.06	(1, 1)	5.2	20	5	1	1	3	0	0	0	0	0	0	51	67	1.59	0.882
Kyle Snyder, R ERA: 8.46	(6, 1)	2.1	11	4	0	0	2	0	0	0	0	1	0	31	45	0.00	1.714
Chris Demaria, R ERA: 9.0	(9, 1)	1.0	4	1	1	1	1	0	0	0	0	0	1	13	17	9.00	1.000

Fri Sep 09 2005, 7:05 PM EDT  
Att. 23,950 - Clear - 78 F

livebaseballscorecards.com

Batter	1	2	3	4	5	6	7	8	9	AB R H RBI BB SO LOB	TOP
<b>Chip Ambres, R</b> (1, 8) OBP: 0.349, SLG: 0.372 <b>Aaron Guiel, L</b> (7, PH) OBP: 0.356, SLG: 0.463 (7, 8)	1-2 		1-2 		1-2 		1-0 			3 0 0 0 0 0 0 1 0 0 0 0 0 2	
<b>Joe McEwing, R</b> (1, 5) OBP: 0.271, SLG: 0.299 <b>24 Mark Teahen, L</b> (8, PH) OBP: 0.308, SLG: 0.350 (8, 5)	2-2 			2-1 		4-2 		1-0 		2 1 1 0 1 0 0 1 0 0 0 0 0 0	
<b>29 Mike Sweeney, R</b> (1, 10) OBP: 0.342, SLG: 0.515	2-1 			1-0 		0-2 		2-1 		4 1 1 1 0 0 1	
<b>Emil Brown, R</b> (1, 9) OBP: 0.346, SLG: 0.457		1-0 		0-0 		2-3 		2-3 		4 1 1 1 0 2 1	
<b>4 Angel Berroa, R</b> (1, 6) OBP: 0.300, SLG: 0.365		0-0 		0-0 		2-2 		1-3 		4 0 2 1 0 1 0	
<b>14 John Buck, R</b> (1, 2) OBP: 0.277, SLG: 0.366 <b>Paul Phillips, R</b> (9, PR) OBP: 0.205, SLG: 0.359		0-0 		1-0 		2-0 	2-2 	2-2 		4 0 3 0 0 0 1 0 0 0 0 0 0 0	
<b>26 Justin Huber, R</b> (1, 3) OBP: 0.286, SLG: 0.317 <b>Matt Stairs, L</b> (9, PH) OBP: 0.374, SLG: 0.456		2-3 		2-0 		2-0 	1-2 	2-3 		3 0 1 0 0 1 2 1 0 0 0 0 1 1	
<b>Matt Diaz, R</b> (1, 7) OBP: 0.308, SLG: 0.384 <b>Terrence Long, L</b> (7, PH) OBP: 0.315, SLG: 0.383 (7, 7)			2-3 		1-2 		0-0 	2-0 		2 0 0 0 0 1 0 2 0 0 0 0 0 3	
<b>13 Andrés Blanco, S</b> (1, 4) OBP: 0.071, SLG: 0.071			1-0 		0-0 		1-0 			3 0 0 0 0 0 2	
<b>Inning Stats</b>	R: 0 H: 0 E: 0 LOB: 0 K: 0 BB: 0 S: 9 P: 14	R: 0 H: 1 E: 0 LOB: 1 K: 1 BB: 0 S: 9 P: 12	R: 0 H: 0 E: 0 LOB: 0 K: 1 BB: 0 S: 7 P: 11	R: 3 H: 4 E: 0 LOB: 0 K: 0 BB: 0 S: 7 P: 13	R: 0 H: 0 E: 0 LOB: 0 K: 0 BB: 0 S: 8 P: 10	R: 0 H: 1 E: 0 LOB: 1 K: 1 BB: 1 S: 11 P: 21	R: 0 H: 2 E: 0 LOB: 2 K: 0 BB: 0 S: 7 P: 13	R: 0 H: 0 E: 0 LOB: 0 K: 1 BB: 0 S: 6 P: 11	R: 0 H: 1 E: 0 LOB: 1 K: 2 BB: 0 S: 11 P: 18	1B: 7 SF: 0 2B: 3 SAC: 0 3B: 0 DP: 1 HR: 0 HBP: 0	WP: 0 PA: 36 PB: 0 SB: 0 CS: 0
<b>PITCHER</b> <b>Mike Maroth, L</b> (1, 1) ERA: 4.81 <b>Chris Spurling, R</b> (7, 1) ERA: 3.26 <b>56 Fernando Rodney, R</b> (9, 1) ERA: 2.27	IP WLS BF H R ER SO BB IBB HBP BLK WP HR S P ERA WHIP 6.0 0 24 7 3 3 3 1 0 0 0 0 0 0 54 86 4.50 1.333 2.0 W 7 1 0 0 1 0 0 0 0 0 0 0 0 10 19 0.00 0.500 1.0 S 4 1 0 0 0 2 0 0 0 0 0 0 0 11 18 0.00 1.000	<b>PITCHER</b> IP WLS BF H R ER SO BB IBB HBP BLK WP HR S P ERA WHIP									

**Kansas City Royals @ Detroit Tigers**  
 Comerica Park, Detroit, MI  
 Sat Sep 10 2005, 7:05 PM EDT  
 Att. 25,242 - Clear - 81 F

AB	34
R	3
H	9
RBI	3
BB	1
SO	6
LOB	13





**BOTTOM**

**Kansas City Royals @ Detroit Tigers**  
Comerica Park, Detroit, MI

Sat Sep 10 2005, 7:05 PM EDT  
Att. 25,242 - Clear - 81 F

AB	36
R	4
H	14
RBI	4
BB	3
SO	4
LOB	22



WP:	0	PA:	39
PB:	0		
SB:	1		
CS:	1		

AB	R	H	RBI	BB	SO	LOB
5	1	4	1	0	0	1
3	0	2	1	2	0	2
5	0	1	0	0	2	4
4	0	1	0	0	1	3
0	0	0	0	0	0	0
4	1	1	0	0	0	4
4	0	1	0	0	0	4
4	2	3	2	0	1	0
4	0	0	0	0	0	3
3	0	1	0	1	0	1
1B:	11	SF:	0			
2B:	2	SAC:	0			
3B:	0	DP:	1			
HR:	1	HBP:	0			

Batter	1	2	3	4	5	6	7	8	9
<b>14 Placido Polanco, R</b> (1, 4) OBP: 0.387, SLG: 0.431	0-1 1B 2B	0-0 2-H 15 2B 1B		3-2 15 FC5-4 1B		1 SAFE 1-1 F8 1-3		2-2 15 1B 1B	
<b>15 Brandon Inge, R</b> (1, 5) OBP: 0.338, SLG: 0.413	4-2 1B BB	0-0 2-H 2B		1-2 FC5-4 1-2f		1 SAFE 4-1 BB		2-2 1-3 1B	
<b>Ivan Rodriguez, R</b> (1, 2) OBP: 0.298, SLG: 0.462	0-1 1-2 2-3 1B	2-1 F8			0-3 K	1 SAFE 2-1 P4		0-2 K	
<b>30 Magglio Ordonez, R</b> (1, 9) OBP: 0.379, SLG: 0.475	1-3 K		2-1 G5-4-3 1B		0-0 G6-3		1-0 G6-3		
<b>28 Curtis Granderson, L</b> (9, 7) OBP: 0.280, SLG: 0.462									
<b>31 Chris Shelton, R</b> (1, 3) OBP: 0.362, SLG: 0.495	1-1 L4		2-1 F9		1-2 1B 1B		0-1 P2		
<b>Craig Monroe, R</b> (1, 7) OBP: 0.323, SLG: 0.440	1-0 L8		2-0 G5-4-3 1-2f		1-2 1B 1B		0-1 G5-3		
<b>Carlos Pena, L</b> (1, 10) OBP: 0.366, SLG: 0.492		0-0 20 G3 14 1B 1B		0-2 K	0-0 1-2 2-H 1B 1B		2-2 HR		
<b>20 Omar Infante, R</b> (1, 6) OBP: 0.256, SLG: 0.371		0-0 G3		3-2 P6	0-1 F8		1-1 G6-3		
<b>Nook Logan, S</b> (1, 8) OBP: 0.304, SLG: 0.330		1-0 P3		4-0 14 1B BB		2-2 14 CS 14 S 1B		0-0 F8	

Inning Stats	R: 0	H: 2	E: 0	K: 1	S: 12	H: 3	LOB: 3	BB: 1	P: 19	R: 2	H: 3	E: 0	K: 0	S: 7	H: 1	LOB: 0	BB: 0	P: 11	R: 0	H: 1	E: 0	K: 1	S: 18	H: 3	LOB: 2	BB: 0	P: 16	R: 1	H: 3	E: 0	K: 1	S: 14	R: 0	H: 1	E: 0	K: 0	S: 9	H: 1	LOB: 1	BB: 1	P: 17	R: 0	H: 0	E: 0	K: 0	S: 5	H: 3	LOB: 2	BB: 0	P: 22	R: 1	H: 3	E: 0	K: 1	S: 15
--------------	------	------	------	------	-------	------	--------	-------	-------	------	------	------	------	------	------	--------	-------	-------	------	------	------	------	-------	------	--------	-------	-------	------	------	------	------	-------	------	------	------	------	------	------	--------	-------	-------	------	------	------	------	------	------	--------	-------	-------	------	------	------	------	-------

PITCHER	IP	WLS	BF	H	R	ER	SO	BB	IBB	HBP	BLK	WP	HR	S	P	ERA	WHIP
<b>41 Jimmy Gobble, L</b> (1, 1) ERA: 5.83	3.2		19	7	2	2	2	2	2	0	0	0	0	37	63	4.91	2.455
<b>Shawn Camp, R</b> (4, 1) ERA: 7.49	2.0		10	4	1	1	1	1	0	0	0	0	0	26	35	4.50	2.500
<b>Ambiorix Burgos, R</b> (6, 1) ERA: 3.5	1.1		4	0	0	0	0	0	0	0	0	0	0	7	10	0.00	0.000
<b>Andrew Sisco, L</b> (8, 1) ERA: 2.6	1.0	L	6	3	1	1	1	0	0	0	0	0	1	15	22	9.00	3.000

WP: 0 PA: 39

WP	HR	S	P	ERA	WHIP
0	0	0	0	0	0
1	0	0	0	0	0
1	0	0	0	0	0

Batter	1	2	3	4	5	6	7	8	9	AB R H RBI BB SO LOB	TOP	
Chip Ambres, R (1, 8) OBP: 0.345, SLG: 0.367	1-2 P4		0-0 SH1-3		0-0 B1		3-1 1B		1-2 P3	4 0 1 0 0 0 4		
Terrence Long, L (1, 7) OBP: 0.315, SLG: 0.382 Matt Diaz, R (8, 7) OBP: 0.304, SLG: 0.378	0-2 G6-3		0-0 29 G6-4-3 1B		1-1 P6		1-0 G3		0-1 F9	4 0 1 1 0 0 3 1 0 0 0 0 0 2		
29 Mike Sweeney, R (1, 10) OBP: 0.342, SLG: 0.513 Joe McEwing, R (8, PH) OBP: 0.273, SLG: 0.301	0-3 K		2-0 G6-4-3 1B		1-0 1B			3-2 E9 G6-3 24 1B 1B	1-3 K	3 0 1 1 0 1 2 2 1 1 0 0 1 2		
Matt Stairs, L (1, 3) OBP: 0.374, SLG: 0.455 26 Justin Huber, R (8, PH) OBP: 0.279, SLG: 0.310		2-1 FC6-4 1B		1-3 K	0-0 L9			1-1 F9		3 0 1 0 0 1 2 1 0 0 0 0 0 1		
Emil Brown, R (1, 9) OBP: 0.343, SLG: 0.453	0-2 FC6-4 24 E 1-2f		3-2 G6-3		2-2 G5-3			0-2 G6-3		4 0 0 0 0 0 2		
24 Mark Teahan, L (1, 5) OBP: 0.309, SLG: 0.350	2-3 SAFE K		1-0 P3		4-0 G6-3 BB			0-1 1B		3 0 1 1 1 1 1		
4 Angel Berroa, R (1, 6) OBP: 0.300, SLG: 0.365 Donnie Murphy, R (8, PH) OBP: 0.263, SLG: 0.294	0-3 K2-3				2-2 1B 13 1B 1B		0-1 G6-3		3-3 K	3 1 1 0 0 1 2 1 0 0 0 0 1 1		
Paul Phillips, R (1, 2) OBP: 0.256, SLG: 0.395			0-0 SH1-3 13 1B 1B		0-1 13 1B 1B		2-1 G5-3		0-0 13 1B 1B	4 2 3 0 0 0 0		
13 Andrés Blanco, S (1, 4) OBP: 0.222, SLG: 0.222			1-2 1B SH1-3 1B		1-1 29 1B 1B		2-2 G3		2-2 1B	4 0 3 1 0 0 0		
<b>Inning Stats</b>	R: 0 E: 0 K: 1 S: 9 H: 0 LOB: 0 BB: 0 P: 10	R: 0 E: 0 K: 2 S: 11 H: 1 LOB: 1 BB: 0 P: 15	R: 1 E: 0 K: 0 S: 7 H: 3 LOB: 1 BB: 0 P: 10	R: 0 E: 0 K: 1 S: 10 H: 0 LOB: 0 BB: 0 P: 15	R: 2 E: 0 K: 0 S: 13 H: 4 LOB: 2 BB: 0 P: 18	R: 0 E: 0 K: 0 S: 5 H: 0 LOB: 0 BB: 1 P: 11	R: 0 E: 0 K: 0 S: 8 H: 1 LOB: 1 BB: 0 P: 16	R: 1 E: 1 K: 1 S: 14 H: 2 LOB: 1 BB: 0 P: 21	R: 0 E: 0 K: 1 S: 12 H: 2 LOB: 2 BB: 0 P: 16	1B: 13 2B: 0 3B: 0 HR: 0 SF: 0 SAC: 1 DP: 2 HBP: 0	WP: 0 PB: 0 SB: 1 CS: 0 PA: 39	
<b>PITCHER</b>	IP WLS BF H R ER SO BB IBB HBP BLK WP HR S P ERA WHIP	IP WLS BF H R ER SO BB IBB HBP BLK WP HR S P ERA WHIP	IP WLS BF H R ER SO BB IBB HBP BLK WP HR S P ERA WHIP	IP WLS BF H R ER SO BB IBB HBP BLK WP HR S P ERA WHIP	IP WLS BF H R ER SO BB IBB HBP BLK WP HR S P ERA WHIP	IP WLS BF H R ER SO BB IBB HBP BLK WP HR S P ERA WHIP	IP WLS BF H R ER SO BB IBB HBP BLK WP HR S P ERA WHIP	IP WLS BF H R ER SO BB IBB HBP BLK WP HR S P ERA WHIP	IP WLS BF H R ER SO BB IBB HBP BLK WP HR S P ERA WHIP	IP WLS BF H R ER SO BB IBB HBP BLK WP HR S P ERA WHIP	IP WLS BF H R ER SO BB IBB HBP BLK WP HR S P ERA WHIP	
Jason Johnson, R (1, 1) ERA: 4.57	5.0 W	2.0 7	2.0 10	2.0 4	2.0 13	2.0 26	2.0 27	2.0 27	2.0 27	2.0 27	2.0 27	2.0 27
Franklyn German, R (6, 1) ERA: 3.38	2.0 7	2.0 10	2.0 4	2.0 13	2.0 26	2.0 27	2.0 27	2.0 27	2.0 27	2.0 27	2.0 27	2.0 27
Craig Dingman, R (8, 1) ERA: 3.55	2.0 10	2.0 4	2.0 13	2.0 26	2.0 27	2.0 27	2.0 27	2.0 27	2.0 27	2.0 27	2.0 27	2.0 27

**Kansas City Royals @ Detroit Tigers**  
Comerica Park, Detroit, MI  
Sun Sep 11 2005, 12:05 PM EDT  
Att. 20,559 - Sunny - 77 F

[livebaseballscorecards.com](http://livebaseballscorecards.com)

AB	37
R	4
H	13
RBI	4
BB	1
SO	6
LOB	22



Batter	1	2	3	4	5	6	7	8	9
14 Placido Polanco, R (1, 4) OBP: 0.391, SLG: 0.445 20 Omar Infante, R (8, 4) OBP: 0.256, SLG: 0.371	0-0 E6 31 HR	2-1 2-H 1B			0-0 15 HR 1B	1-0 HR	3-2 E 2B		
15 Brandon Inge, R (1, 5) OBP: 0.337, SLG: 0.417	2-0 F8		1-0 F9		0-1 HR 1B	3-1 G5-3	0-1 SF9		
31 Chris Shelton, R (1, 10) OBP: 0.369, SLG: 0.510	1-1 HR		4-1 30 G5-4-3 BB		0-3 K	3-2 2B	4-2 E BB		
30 Magglio Ordonez, R (1, 9) OBP: 0.377, SLG: 0.471 Nook Logan, S (7, PH) OBP: 0.306, SLG: 0.339 (8, 8)	0-1 L8		0-1 G5-4-3		0-2 1B 13 1B 1B	0-0 G6-3	2-1 E2 3B		
Carlos Pena, L (1, 3) OBP: 0.358, SLG: 0.478	2-1 G3				0-1 G4-3	0-0 G4-3	3-3 K		
Craig Monroe, R (1, 7) OBP: 0.327, SLG: 0.447 (8, 9)		3-2 28 2B 2B			3-2 BB 1B	4-0 1B 1B IBB	1-0 F9	0-0 13 1B 2B	
John McDonald, R (1, 6) OBP: 0.331, SLG: 0.329		0-2 L8			4-2 SAFE BB 1-2	2-1 13 1B 1B	1-2 E4 28 1B 1B	1-2 G5-3	
13 Vance Wilson, R (1, 2) OBP: 0.290, SLG: 0.292		1-0 P4			0-0 F7	0-0 1B	4-2 28 1B BB	2-2 28 G6-4-3 1B	
28 Curtis Granderson, L (1, 8) OBP: 0.287, SLG: 0.470 (8, 7)		3-1 14 1B 2B			2-3 K	0-0 F7	2-2 14 2B 15 SF9 1B	0-2 G6-4-3	

Inning Stats	R: 2	H: 1	E: 1	K: 0	S: 8	L: 0	LOB: 0	BB: 0	P: 13	R: 1	H: 3	E: 0	K: 0	S: 13	L: 3	LOB: 2	BB: 0	P: 22	R: 0	H: 0	E: 0	K: 0	S: 4	R: 0	H: 1	E: 0	K: 1	S: 12	R: 4	H: 5	E: 0	K: 1	S: 15	R: 1	H: 2	E: 0	K: 1	S: 16	R: 6	H: 4	E: 2	K: 1	S: 25	R: 0	H: 2	E: 0	K: 0	S: 10	L: 1	LOB: 1	BB: 0	P: 13
--------------	------	------	------	------	------	------	--------	-------	-------	------	------	------	------	-------	------	--------	-------	-------	------	------	------	------	------	------	------	------	------	-------	------	------	------	------	-------	------	------	------	------	-------	------	------	------	------	-------	------	------	------	------	-------	------	--------	-------	-------

AB	R	H	RBI	BB	SO	LOB	
5	4	4	2	0	0	0	
0	0	0	0	0	0	0	
4	1	1	3	0	0	1	
3	2	2	2	2	1	0	
4	1	1	0	0	0	2	
1	1	1	2	0	0	0	
5	0	0	0	0	2	2	
4	2	3	0	1	0	0	
4	1	2	0	1	0	2	
4	1	2	2	1	0	3	
5	1	2	2	0	1	6	
1B: 9	2B: 5	3B: 1	HR: 3	SF: 1	SAC: 0	DP: 2	HBP: 0


**BOTTOM**

**Kansas City Royals @ Detroit Tigers**  
Comerica Park, Detroit, MI

Sun Sep 11 2005, 12:05 PM EDT  
Att: 20,559 - Sunny - 77 F

livebaseballscorecards.com

AB	39
R	14
H	18
RBI	13
BB	5
SO	4
LOB	16



WP: 0	PA: 45
PB: 0	
SB: 0	
CS: 0	

PITCHER	IP	WLS	BF	H	R	ER	SO	BB	IBB	HBP	BLK	WP	HR	S	P	ERA	WHIP
Jose Lima, R (1, 1) ERA: 6.66	4.0	L	20	7	5	4	1	2	0	0	0	0	2	40	68	9.00	2.250
46 Juan Carlos Oviedo, R (5, 1) ERA: 8.46	2.0		12	5	3	3	2	0	1	0	0	0	1	28	44	13.50	2.500
Jeremy Afeldt, L (7, 1) ERA: 6.93	0.2		7	3	5	5	0	2	0	0	0	0	0	20	35	67.50	7.500
Chris Demaria, R (7, 1) ERA: 6.75	0.1		2	1	1	0	1	0	0	0	0	0	0	5	10	0.00	3.000
Mike MacDougal, R (8, 1) ERA: 3.57	1.0		4	2	0	0	0	0	0	0	0	0	0	10	13	0.00	2.000

**Minnesota Twins @ Detroit Tigers**  
**Comerica Park, Detroit, MI**  
 Mon Sep 12 2005, 7:05 PM EDT  
 Att. 12,748 - Cloudy - 89 F

livebaseballscorecards.com

<b>AB</b>	<b>38</b>
<b>R</b>	<b>2</b>
<b>H</b>	<b>13</b>
<b>RBI</b>	<b>2</b>
<b>BB</b>	<b>3</b>
<b>SO</b>	<b>5</b>
<b>LOB</b>	<b>25</b>



Batter	1	2	3	4	5	6	7	8	9	AB	R	H	RBI	BB	SO	LOB	TOP					
<b>Shannon Stewart, R</b> (1, 7) OBP: 0.328, SLG: 0.393	F8		G1-3	FC6-4				K		5	1	2	0	0	1	3						
<b>8 Nick Punto, S</b> (1, 4) OBP: 0.306, SLG: 0.331	F7		G1-3		G4-6-3		G1		G6-3	4	0	1	0	1	0	2						
<b>7 Joe Mauer, L</b> (1, 10) OBP: 0.377, SLG: 0.432	FC4-6		P5		G4-6-3		G1		20 E	5	0	4	1	0	0	2						
<b>Jacque Jones, L</b> (1, 9) OBP: 0.325, SLG: 0.437	FC4-6		K		G4-6-3		G1		F9	5	0	0	0	0	1	8						
<b>20 Lew Ford, R</b> (1, 8) OBP: 0.342, SLG: 0.385				G5-3					E4	4	0	2	0	1	1	1						
<b>33 Justin Morneau, L</b> (1, 3) OBP: 0.307, SLG: 0.433				G4-1			F7		K	5	0	1	0	0	1	5						
<b>5 Michael Cuddyer, R</b> (1, 5) OBP: 0.321, SLG: 0.399			F8				G6-3			4	1	1	0	0	1	2						
<b>Juan Castro, R</b> (9, 5) OBP: 0.291, SLG: 0.408				41						0	0	0	0	0	0	0						
<b>41 Chris Heintz, R</b> (1, 2) OBP: 0.250, SLG: 0.375			G6-4-3				G6-3		G6-3	4	0	1	1	0	0	2						
<b>Jason Bartlett, R</b> (1, 6) OBP: 0.328, SLG: 0.363										2	0	1	0	1	0	0						
<b>Inning Stats</b>	R: 0 E: 0 K: 0 S: 9	H: 1 LOB: 1 BB: 0 P: 14	R: 0 E: 0 K: 0 S: 6	H: 2 LOB: 1 BB: 0 P: 11	R: 0 E: 0 K: 1 S: 9	H: 2 LOB: 2 BB: 0 P: 15	R: 1 E: 0 K: 0 S: 13	H: 2 LOB: 2 BB: 1 P: 23	R: 0 E: 0 K: 1 S: 17	H: 2 LOB: 1 BB: 0 P: 25	R: 0 E: 0 K: 0 S: 6	H: 0 LOB: 0 BB: 0 P: 9	R: 1 E: 0 K: 0 S: 12	H: 2 LOB: 3 BB: 2 P: 23	R: 0 E: 0 K: 2 S: 10	H: 0 LOB: 1 BB: 0 P: 18	R: 0 E: 1 K: 1 S: 10	H: 2 LOB: 2 BB: 0 P: 15	1B: 10 2B: 2 3B: 1 HR: 0	SF: 0 SAC: 0 DP: 2 HBP: 1	WP: 0 PB: 0 SB: 0 CS: 0	PA: 42
<b>PITCHER</b>	IP	WLS	BF	H	R	ER	SO	BB	IBB	HBP	BLK	WP	HR	S	P	ERA	WHIP					
<b>43 Roman Colon, R</b> (1, 1) ERA: 5.64	5.0		23	9	1	1	2	1	0	0	0	0	0	54	88	1.80	2.000					
<b>Chris Spurling, R</b> (6, 1) ERA: 3.34	1.1	L	6	1	1	1	0	1	0	0	0	0	0	11	20	6.75	1.500					
<b>Vic Darenbourg, L</b> (7, 1) ERA: 2.6	0.2		4	1	0	0	0	0	1	0	0	0	0	7	12	0.00	1.500					
<b>Franklyn German, R</b> (8, 1) ERA: 3.32	1.0		4	0	0	0	2	0	0	1	0	0	0	10	18	0.00	0.000					
<b>Jamie Walker, L</b> (9, 1) ERA: 3.57	0.2		3	1	0	0	0	0	0	0	0	0	0	5	6	0.00	1.500					
<b>PITCHER</b>	IP	WLS	BF	H	R	ER	SO	BB	IBB	HBP	BLK	WP	HR	S	P	ERA	WHIP					
<b>56 Fernando Rodney, R</b> (9, 1) ERA: 2.25	0.1		2	1	0	0	1	0	0	0	0	0	0	5	9	0.00	3.000					

Batter	1	2	3	4	5	6	7	8	9	AB R H RBI BB SO LOB
14 Placido Polanco, R (1, 4) OBP: 0.390, SLG: 0.443	1-1 G4-3		1-1 1B		0-1 G4-6-3		1-1 F7			4 0 1 1 0 0 3
15 Brandon Inge, R (1, 5) OBP: 0.337, SLG: 0.418	3-2 G6-3		1-0 P6			1-1 2B		0-3 K		4 0 1 0 0 1 2
Ivan Rodriguez, R (1, 2) OBP: 0.295, SLG: 0.458	0-0 G5-3		2-2 G3-1			0-1 G5-3		1-2 G3		4 0 0 0 0 0 3
30 Magglio Ordonez, R (1, 9) OBP: 0.379, SLG: 0.470 Nook Logan, S (8, PR) OBP: 0.306, SLG: 0.339 (9, 8)		0-1 F9		0-1 F9		4-0 IBB		0-0 31 PO 1B		3 0 1 0 1 0 0 0 0 0 0 0 0 0
31 Chris Shelton, R (1, 3) OBP: 0.364, SLG: 0.503		0-1 G4-3		1-0 G1-3		3-1 F4		1-0 PO	1-0 F9	4 0 0 0 0 0 2
Carlos Pena, L (1, 10) OBP: 0.351, SLG: 0.468		2-3 K		3-2 K		3-3 K			1-3 K	4 0 0 0 0 4 2
Craig Monroe, R (1, 7) OBP: 0.327, SLG: 0.445 (9, 9)			1-1 G6-3		1-0 28 BB 1B		2-2 G6-3		2-3 K	4 0 1 0 0 1 0
John McDonald, R (1, 6) OBP: 0.331, SLG: 0.329			0-1 28 BB 14 1B 1B		0-1 B2		1-2 P3			3 1 1 0 0 0 1
28 Curtis Granderson, L (1, 8) OBP: 0.311, SLG: 0.494 (9, 7)			0-0 14 1B 1B		4-2 14 G4-6-3 BB		3-2 2B			2 0 2 0 1 0 0

Inning Stats	R: 0 E: 0 K: 0 S: 7	H: 0 LOB: 0 BB: 0 P: 11	R: 0 E: 0 K: 1 S: 7	H: 0 LOB: 0 BB: 0 P: 9	R: 1 E: 0 K: 0 S: 11	H: 3 LOB: 2 BB: 0 P: 16	R: 0 E: 0 K: 1 S: 6	H: 0 LOB: 0 BB: 0 P: 10	R: 0 E: 0 K: 0 S: 7	H: 1 LOB: 1 BB: 1 P: 12	R: 0 E: 0 K: 1 S: 10	H: 1 LOB: 2 BB: 1 P: 21	R: 0 E: 0 K: 0 S: 12	H: 1 LOB: 1 BB: 0 P: 19	R: 0 E: 0 K: 1 S: 8	H: 1 LOB: 1 BB: 0 P: 10	R: 0 E: 0 K: 2 S: 9	H: 0 LOB: 0 BB: 0 P: 13	1B: 5 2B: 2 3B: 0 HR: 0	SF: 0 SAC: 0 DP: 1 HBP: 0
--------------	------------------------------	----------------------------------	------------------------------	---------------------------------	-------------------------------	----------------------------------	------------------------------	----------------------------------	------------------------------	----------------------------------	-------------------------------	----------------------------------	-------------------------------	----------------------------------	------------------------------	----------------------------------	------------------------------	----------------------------------	----------------------------------	------------------------------------

PITCHER	IP	WLS	BF	H	R	ER	SO	BB	IBB	HBP	BLK	WP	HR	S	P	ERA	WHIP
Kyle Lohse, R (1, 1) ERA: 4.23	7.0	W	28	6	1	1	3	1	1	0	0	0	0	60	98	1.29	1.000
Juan Rincon, R (8, 1) ERA: 2.49	1.0	H	3	1	0	0	1	0	0	0	0	0	0	8	10	0.00	1.000
36 Joe Nathan, R (9, 1) ERA: 2.98	1.0	S	3	0	0	0	2	0	0	0	0	0	0	9	13	0.00	0.000

**BOTTOM**

**Minnesota Twins @ Detroit Tigers**  
Comerica Park, Detroit, MI  
Mon Sep 12 2005, 7:05 PM EDT  
Att: 12,748 - Cloudy - 89 F

livebaseballscorecards.com

<b>AB</b>	<b>32</b>
<b>R</b>	<b>1</b>
<b>H</b>	<b>7</b>
<b>RBI</b>	<b>1</b>
<b>BB</b>	<b>2</b>
<b>SO</b>	<b>6</b>
<b>LOB</b>	<b>13</b>



WP: 0	PA: 35
PB: 0	
SB: 0	
CS: 0	

Batter	1	2	3	4	5	6	7	8	9	AB	R	H	RBI	BB	SO	LOB	TOP										
Shannon Stewart, R (1, 7) OBP: 0.328, SLG: 0.396 Jason Tyner, L (8, 7) OBP: 0.308, SLG: 0.250	4-0 SAFE BB G4-6-3	0-2 SAFE K		2-0 BB G6-3		1-1 K G6-3		1-2 3B		4	0	1	0	1	1	2											
Juan Castro, R (1, 5) OBP: 0.297, SLG: 0.410	0-2 SAFE G4-6-3 1-2f	1-0 SAFE 1B		0-2 P4		0-1 7 CS 1B		BB		4	0	2	1	1	0	1											
7 Joe Mauer, L (1, 10) OBP: 0.376, SLG: 0.430	1-1 G4-3	1-2 G1-3		0-1 BB 1B		3-3 1-2 K		F8		5	0	1	0	0	1	5											
Matthew LeCroy, R (1, 3) OBP: 0.356, SLG: 0.449		0-1 HR	1-0 G5-3	4-2 1-2 BB		0-0 G4-3		F9		4	1	1	1	1	0	2											
20 Lew Ford, R (1, 8) OBP: 0.340, SLG: 0.386		0-0 G6-3 55 1B 2B	2-1 G5-3	1-3 K		0-1 G5-3		G6-3		5	1	1	0	0	1	2											
5 Michael Cuddyer, R (1, 9) OBP: 0.322, SLG: 0.404		3-2 G6-3	2-2 55 1B HR 1B		0-1 3B		2-1 G3-1		L7		5	1	2	0	0	1											
55 Mike Redmond, R (1, 2) OBP: 0.350, SLG: 0.392 41 Chris Heintz, R (3, PR) OBP: 0.273, SLG: 0.455		1-0 E E 1B 3-H	1-2 HR 1B		1-1 G6-3		1-2 G4-3		1-1 2B		2	1	2	1	0	0	0										
Luis Rivas, R (1, 4) OBP: 0.298, SLG: 0.322	1 SAFE FC1 E 1B 1-2	1-0 1-H HR		0-0 G1-3		2-1 HR 2B		L6		5	3	2	3	0	0	3											
Jason Bartlett, R (1, 6) OBP: 0.327, SLG: 0.377	0-1 E5 1B 1-2 2-H	0-1 G5-3		2-1 G3-1		1-1 HR				4	1	1	2	0	0	3											
<b>Inning Stats</b>	R: 0 E: 0 K: 0 S: 6	H: 0 LOB: 0 BB: 1 P: 11	R: 4 E: 2 K: 1 S: 19	H: 4 LOB: 2 BB: 0 P: 26	R: 3 E: 0 K: 0 S: 19	H: 3 LOB: 1 BB: 0 P: 26	R: 0 E: 0 K: 1 S: 12	H: 1 LOB: 2 BB: 1 P: 19	R: 0 E: 0 K: 0 S: 7	H: 1 LOB: 1 BB: 0 P: 10	R: 0 E: 0 K: 1 S: 8	H: 1 LOB: 1 BB: 0 P: 12	R: 0 E: 0 K: 0 S: 5	H: 0 LOB: 0 BB: 0 P: 7	R: 2 E: 0 K: 0 S: 17	H: 3 LOB: 2 BB: 1 P: 27	R: 0 E: 0 K: 0 S: 9	H: 1 LOB: 1 BB: 0 P: 11	1B: 6 2B: 4 3B: 2 HR: 3	SF: 0 SAC: 0 DP: 2 HBP: 0	WP: 0 PB: 0 SB: 0 CS: 1	PA: 44					
<b>PITCHER</b>	IP	WLS	BF	H	R	ER	SO	BB	IBB	HBP	BLK	WP	HR	S	P	ERA	WHIP										
29 Nate Robertson, L (1, 1) ERA: 4.54	3.0	L	18	7	7	5	1	1	0	0	0	0	2	44	63	15.00	2.667										
Matt Ginter, R (4, 1) ERA: 5.58	3.0		12	3	0	0	2	1	0	0	0	0	0	27	41	0.00	1.333										
Doug Creek, L (7, 1) ERA: 8.2	1.1		8	3	2	2	0	1	0	0	0	0	1	18	29	13.50	3.000										
Vic Darenbourg, L (8, 1) ERA: 2.37	1.2		6	1	0	0	0	0	0	0	0	0	0	13	16	0.00	0.600										

Minnesota Twins @ Detroit Tigers  
Comerica Park, Detroit, MI  
Tue Sep 13 2005, 7:05 PM EDT  
Att. 16,986 - Clear - 87 F

livebaseballscorecards.com

AB	41
R	9
H	14
RBI	8
BB	3
SO	3
LOB	20




Batter	1	2	3	4	5	6	7	8	9	AB R H RBI BB SO LOB
14 Placido Polanco, R (1, 4) OBP: 0.389, SLG: 0.441	2-1 15 3B 1B		1-1 G5-3		0-1 L1			3-2 G6-3		4 1 1 0 0 0 0
15 Brandon Inge, R (1, 5) OBP: 0.336, SLG: 0.420	0-0 1-H 3B		1-1 G6-3		0-1 G6-3			0-2 F8		4 0 1 1 0 0 0
31 Chris Shelton, R (1, 3) OBP: 0.363, SLG: 0.500	1-1 F9		2-2 G6-3			1-2 30 G6-3 1B		1-2 K		4 0 1 0 0 1 1
30 Magglio Ordonez, R (1, 9) OBP: 0.377, SLG: 0.466	0-1 G4-3			0-0 HR 1B		0-0 G6-3		0-0 G4-3		4 1 1 0 0 0 2
Carlos Pena, L (1, 10) OBP: 0.345, SLG: 0.459	2-1 G3			0-0 F9		0-3 K		2-3 K		4 0 0 0 0 2 2
Ivan Rodriguez, R (1, 2)		0-2 G5-3		2-0 1-H HR			0-1 F9			3 1 1 2 0 0 0
Craig Monroe, R (1, 7)		3-2 20 G6-3 1B		1-1 G4-3			0-0 G1-3			3 0 1 0 0 0 0
20 Omar Infante, R (1, 6) OBP: 0.254, SLG: 0.368		1-0 G6-3		1-1 P4			0-1 G6-3			3 0 0 0 0 0 1
28 Curtis Granderson, L (1, 8) OBP: 0.301, SLG: 0.477		2-1 F8			1-3 K			2-0 G3		3 0 0 0 0 1 1

Inning Stats	R: 1	H: 2	E: 0	K: 0	S: 9	H: 2	LOB: 1	BB: 0	P: 14	R: 0	H: 1	E: 0	K: 0	S: 10	R: 0	H: 0	E: 0	K: 0	S: 7	R: 2	H: 2	E: 0	K: 0	S: 7	R: 0	H: 0	E: 0	K: 1	S: 7	R: 0	H: 1	E: 0	K: 1	S: 7	R: 0	H: 0	E: 0	K: 0	S: 5	R: 0	H: 0	E: 0	K: 0	S: 9	R: 0	H: 0	E: 0	K: 2	S: 7	1B: 4	2B: 0	3B: 1	SF: 0	SAC: 0	DP: 1	HBP: 0	WP: 0	PB: 0	SB: 0	CS: 0	PA: 32
--------------	------	------	------	------	------	------	--------	-------	-------	------	------	------	------	-------	------	------	------	------	------	------	------	------	------	------	------	------	------	------	------	------	------	------	------	------	------	------	------	------	------	------	------	------	------	------	------	------	------	------	------	-------	-------	-------	-------	--------	-------	--------	-------	-------	-------	-------	--------

PITCHER	IP	WLS	BF	H	R	ER	SO	BB	IBB	HBP	BLK	WP	HR	S	P	ERA	WHIP
Brad Radke, R (1, 1) ERA: 3.91	7.0	W	26	6	3	3	2	0	0	0	0	0	1	52	73	3.86	0.857
28 Jesse Crain, R (8, 1) ERA: 2.29	1.0		3	0	0	0	0	0	0	0	0	0	0	9	14	0.00	0.000
Travis Bowyer, R (9, 1) ERA: 2.7	1.0		3	0	0	0	2	0	0	0	0	0	0	7	10	0.00	0.000

**MINNESOTA TWINS @ DETROIT TIGERS**  
Comerica Park, Detroit, MI  
Tue Sep 13 2005, 7:05 PM EDT  
Att. 16,986 - Clear - 87 F

AB	32
R	3
H	6
RBI	3
BB	0
SO	4
LOB	7



Batter	1	2	3	4	5	6	7	8	9	AB	R	H	RBI	BB	SO	LOB	TOP										
Jason Tyner, L (1, 7) OBP: 0.313, SLG: 0.267 20 Lew Ford, R (8, PH) OBP: 0.339, SLG: 0.384 (8, 7)	1-1 G6-4-3 1B		3-2 L8		1-1 SAFE F8			1-1 F7	1-2 G5-3	3	0	1	0	0	0	2											
Juan Castro, R (1, 5) OBP: 0.293, SLG: 0.403	1-2 SAFE G6-4-3 1-2f		0-2 F8			2-2 F8		0-1 F8		4	0	0	0	0	0	2											
7 Joe Mauer, L (1, 2) OBP: 0.379, SLG: 0.430	2-2 HBP			2-2 G6-3		4-1 BB		1-2 1B 5 1B		2	1	1	0	1	0	0											
Jacque Jones, L (1, 8) OBP: 0.324, SLG: 0.435	0-2 G4-3			1-3 K		1-2 P6		2-0 1B 5 1B	1-3 1B	4	0	1	0	0	1	2											
5 Michael Cuddyer, R (1, 9) OBP: 0.321, SLG: 0.403		1-1 G5-3		0-0 F8		0-1 P4		2-2 1B	1-2 1B	4	0	1	1	0	0	1											
33 Justin Morneau, L (1, 3) OBP: 0.306, SLG: 0.433		2-3 K			0-1 38 1B 2B		0-0 G4-3	1-2 F8		4	1	1	0	0	1	2											
Michael Ryan, L (1, 10) OBP: 0.294, SLG: 0.339 Matthew LeCroy, R (7, PH) OBP: 0.357, SLG: 0.448 8 Nick Punto, S (9, PR) OBP: 0.306, SLG: 0.331		2-3 K			0-0 F7		1-2 G6-3		4-0 38 SH5-3 BB	2	0	0	0	0	1	1	AB 33										
Luis Rivas, R (1, 4) OBP: 0.304, SLG: 0.328 38 Luis Antonio Rodriguez, R (4) OBP: 0.325, SLG: 0.367			2-1 F8 1B		3-2 FC3-6 2-H 1B		0-0 1B		0-0 SH5-3	1	0	1	0	0	0	0	R 2										
Jason Bartlett, R (1, 6) OBP: 0.320, SLG: 0.369			0-1 SAFE F8		0-2 SAFE FC3-6		0-0 L6		0-0 F8	2	0	0	0	0	0	5	H 8										
Inning Stats	R: 0 E: 0 K: 0 S: 12	H: 1 LOB: 1 BB: 0 P: 16	R: 0 E: 0 K: 2 S: 8	H: 0 LOB: 0 BB: 0 P: 13	R: 0 E: 0 K: 0 S: 10	H: 1 LOB: 1 BB: 0 P: 15	R: 0 E: 0 K: 1 S: 9	H: 0 LOB: 0 BB: 0 P: 12	R: 1 E: 0 K: 0 S: 11	H: 2 LOB: 1 BB: 0 P: 15	R: 0 E: 0 K: 0 S: 11	H: 0 LOB: 1 BB: 1 P: 18	R: 0 E: 0 K: 0 S: 6	H: 1 LOB: 1 BB: 0 P: 7	R: 1 E: 0 K: 0 S: 15	H: 3 LOB: 2 BB: 0 P: 22	R: 0 E: 0 K: 0 S: 5	H: 0 LOB: 2 BB: 1 P: 10	1B: 7 2B: 1 3B: 0 HR: 0	SF: 0 SAC: 1 DP: 1 HBP: 1	WP: 0 PB: 0 SB: 0 CS: 0	PA: 37					
PITCHER	IP	WLS	BF	H	R	ER	SO	BB	IBB	HBP	BLK	WP	HR	S	P	ERA	WHIP										
Sean Douglass, R (1, 1) ERA: 6.25	6.0		23	4	1	1	3	1	0	1	0	0	0	61	89	1.50	0.833										
Jamie Walker, L (7, 1) ERA: 3.5	1.0	H	4	1	0	0	0	0	0	0	0	0	0	6	7	0.00	1.000										
Chris Spurling, R (8, 1) ERA: 3.3	0.2	H	2	0	0	0	0	0	0	0	0	0	0	4	5	0.00	0.000										
Vic Darenbourg, L (8, 1) ERA: 2.84	0.0		2	2	0	0	0	0	0	0	0	0	0	4	7	∞	∞										
Craig Dingman, R (8, 1) ERA: 3.38	1.1	W	6	1	1	1	0	1	0	0	0	0	0	12	20	6.75	1.500										

Minnesota Twins @ Detroit Tigers  
Comerica Park, Detroit, MI  
Wed Sep 14 2005, 1:05 PM EDT  
Att. 19,438 - Cloudy - 80 F

livebaseballscorecards.com






Batter	1	2	3	4	5	6	7	8	9	AB R H RBI BB SO LOB	BOTTOM						
14 Placido Polanco, R (1, 4) OBP: 0.390, SLG: 0.442	2-1 L8		1-2 F8			1-1 F8 31 G6-4-3 2-3 1B		0-2 SH3 1-2 1B		4 1 2 0 0 0 0	<b>Minnesota Twins @ Detroit Tigers</b> Comerica Park, Detroit, MI Wed Sep 14 2005, 1:05 PM EDT Att: 19,438 - Cloudy - 80 F						
15 Brandon Inge, R (1, 5) OBP: 0.334, SLG: 0.418	2-1 F8		2-3 K			0-1 F9		0-0 SH3 1-2 2-3		3 0 0 0 0 1 2							
31 Chris Shelton, R (1, 3) OBP: 0.362, SLG: 0.497	1-3 K				2-1 G3-6-1 1B	2-2 G6-4-3 1-2f		1-3 K		4 0 1 0 0 2 4							
30 Magglio Ordonez, R (1, 9) OBP: 0.375, SLG: 0.461 Nook Logan, S (8, PR) OBP: 0.306, SLG: 0.339 (9, 8)		2-3 K			0-3 K		1-0 F7	4-2 1B BB		3 0 0 0 1 2 1 0 0 0 0 0 0 0							
Craig Monroe, R (1, 7) OBP: 0.326, SLG: 0.443 (9, 9)		3-3 K			0-1 G3-6-1 1-2f		3-1 L3	3-2 1B 1-2 2-H 3-H		4 0 1 2 0 1 1							
Carlos Pena, L (1, 10) OBP: 0.343, SLG: 0.455		1-3 K			2-1 G3-1		0-1 20 1B 1B	1-3 K		4 0 1 0 0 2 2							
20 Omar Infante, R (1, 6) OBP: 0.255, SLG: 0.367			1-2 P5		1-2 F7		0-0 1B 1-2 1B			3 0 1 0 0 0 0							
13 Vance Wilson, R (1, 2) OBP: 0.291, SLG: 0.287			4-0 28 HR BB		1-1 P6		0-0 P4			2 1 0 0 1 0 2							
28 Curtis Granderson, L (1, 8) OBP: 0.323, SLG: 0.538 (9, 7)			0-1 1-H HR			2-1 14 1B 2B		2-2 15 SH3 14 1B 1B		3 2 3 2 0 0 0							
<b>Inning Stats</b>	R: 0 H: 0 E: 0 LOB: 0 K: 1 BB: 0 S: 7 P: 12	R: 0 H: 0 E: 0 LOB: 0 K: 3 BB: 0 S: 10 P: 16	R: 2 H: 1 E: 0 LOB: 0 K: 1 BB: 1 S: 12 P: 20	R: 0 H: 1 E: 0 LOB: 0 K: 1 BB: 0 S: 7 P: 9	R: 0 H: 0 E: 0 LOB: 0 K: 0 BB: 0 S: 8 P: 12	R: 0 H: 2 E: 0 LOB: 1 K: 0 BB: 0 S: 9 P: 14	R: 0 H: 2 E: 0 LOB: 2 K: 0 BB: 0 S: 7 P: 11	R: 2 H: 3 E: 0 LOB: 2 K: 2 BB: 1 S: 21 P: 32		1B: 7 SF: 0 2B: 1 SAC: 1 3B: 0 DP: 2 HR: 1 HBP: 0	WP: 0 PA: 33 PB: 0 SB: 0 CS: 0						
<b>PITCHER</b>	IP WLS BF H R ER SO BB IBB HBP BLK WP HR S P ERA WHIP																
47 Francisco Liriano, L (1, 1) ERA: 3.86	5.0	17	2	2	2	6	1	0	0	0	0	0	1	44	69	3.60	0.600
Joe Mays, R (6, 1) ERA: 5.26	2.0	9	4	0	0	0	0	0	0	0	0	0	0	16	25	0.00	2.000
Juan Rincon, R (8, 1) ERA: 2.71	1.0	L 7	3	2	2	2	1	0	0	0	0	0	0	21	32	18.00	4.000

livebaseballscorecards.com

<b>AB</b>	<b>30</b>
<b>R</b>	<b>4</b>
<b>H</b>	<b>9</b>
<b>RBI</b>	<b>4</b>
<b>BB</b>	<b>2</b>
<b>SO</b>	<b>8</b>
<b>LOB</b>	<b>12</b>



Batter	1	2	3	4	5	6	7	8	9	AB R H RBI BB SO LOB	TOP	
14 Placido Polanco, R (1, 4) OBP: 0.386, SLG: 0.437	0-1 G1-3		0-2 F7	1-1 G5-3		1-0 F8		2-1 F8		5 0 0 0 0 0 2		
15 Brandon Inge, R (1, 5) OBP: 0.335, SLG: 0.418	1-1 31 S 1B		1-0 31 E 1B		0-0 F8	1-1 G6-4-3			3-3 K	5 1 2 0 0 1 1		
31 Chris Shelton, R (1, 10) OBP: 0.360, SLG: 0.491	3-3 K		1-1 E8		2-3 K				4-2 30 1B BB	4 0 0 0 1 3 1		
30 Magglio Ordonez, R (1, 9) Nook Logan, S (9, PR) OBP: 0.379, SLG: 0.473 OBP: 0.306, SLG: 0.339	0-2 F8		2-2 G6-3		1-0 HR				0-1 13 FC6-4 BB	4 1 2 1 1 0 2 0 0 0 0 0 0 0		
Carlos Pena, L (1, 3) OBP: 0.345, SLG: 0.453					0-0 28 IHR 1B	1-1 13 2B 1B			1-2 K	5 2 2 0 0 2 3		
Ivan Rodriguez, R (1, 2) 13 Vance Wilson, R (5, PH) OBP: 0.296, SLG: 0.463 OBP: 0.292, SLG: 0.296					4-0 28 IHR BB	1-1 HR 2B			0-3 K	1 1 0 0 1 1 0 3 1 1 1 0 1 3		
Craig Monroe, R (1, 7) OBP: 0.329, SLG: 0.451					1-3 K	1-1 HR			3-2 28 G4-3 20 SH3 1B	4 1 3 2 0 1 2	AB 38 R 8 H 12 RBI 7 BB 3 SO 10 LOB 18	
20 Omar Infante, R (1, 6) OBP: 0.253, SLG: 0.364					0-0 F7	0-1 G6-3			1-0 SH3	3 0 0 0 0 0 3		
28 Curtis Granderson, L (1, 8) OBP: 0.330, SLG: 0.568					0-0 15 IHR				1-0 G4-3	4 1 2 3 0 1 1		
<b>Inning Stats</b>	R: 0 H: 1 E: 0 LOB: 1 K: 1 BB: 0 S: 11 P: 15	R: 0 H: 1 E: 0 LOB: 1 K: 1 BB: 0 S: 10 P: 13	R: 1 H: 1 E: 1 LOB: 1 K: 1 BB: 0 S: 12 P: 16	R: 3 H: 2 E: 0 LOB: 0 K: 1 BB: 1 S: 9 P: 15	R: 4 H: 4 E: 0 LOB: 0 K: 1 BB: 0 S: 13 P: 19	R: 0 H: 1 E: 0 LOB: 0 K: 0 BB: 0 S: 5 P: 6	R: 0 H: 0 E: 0 LOB: 1 K: 2 BB: 1 S: 9 P: 17	R: 0 H: 1 E: 0 LOB: 1 K: 0 BB: 0 S: 8 P: 15	R: 0 H: 1 E: 0 LOB: 2 K: 3 BB: 1 S: 14 P: 22	1B: 8 SF: 0 2B: 1 SAC: 1 3B: 0 DP: 1 HR: 3 HBP: 0	WP: 0 PA: 42 PB: 0 SB: 1 CS: 0	
<b>PITCHER</b>	IP WLS BF H R ER SO BB IBB HBP BLK WP HR S P ERA WHIP											
40 Bartolo Colon, R (1, 1) ERA: 3.46	5.0 L 26 9 8 7 5 1 0 0 0 0 0 2 55 78 12.60 2.000											
Kevin Gregg, R (6, 1) ERA: 5.66	1.1 5 1 0 0 1 1 0 0 0 0 0 0 10 18 0.00 1.500											
Jason Christiansen, L (7, 1) ERA: 5.32	0.1 1 0 0 0 1 0 0 0 0 0 0 0 3 3 0.00 0.000											
Brendan Donnelly, R (7, 1) ERA: 3.58	1.1 5 1 0 0 0 0 0 0 0 0 0 0 9 17 0.00 0.750											
37 Greg Jones, R (9, 1) ERA: 8.31	1.0 5 1 0 0 3 1 0 0 0 0 0 0 14 22 0.00 2.000											

Detroit Tigers @ Los Angeles Angels  
Angel Stadium of Anaheim, Anaheim, CA

Thu Sep 15 2005, 7:05 PM PDT  
Att: 41,962 - Clear - 67 F

livebaseballscorecards.com

BOTTOM

Detroit Tigers @ Los Angeles Angels  
Angel Stadium of Anaheim, Anaheim, CA

Thu Sep 15 2005, 7:05 PM PDT  
Att. 41,962 - Clear - 67 F

livebaseballscorecards.com

AB	34
R	6
H	8
RBI	6
BB	3
SO	4
LOB	7



WP:	0	PA:	38
PB:	0		
SB:	0		
CS:	0		

AB R H RBI BB SO LOB

5 0 0 0 0 0 1

3 1 0 0 1 2 0

2 2 2 3 0 0 0  
2 1 1 0 0 0 0

4 1 1 0 0 0 0

3 0 1 1 1 1 0

2 0 0 1 0 0 0  
1 0 0 0 0 1 1  
0 0 0 0 0 0 0

3 1 3 1 1 0 0

4 0 0 0 0 0 4

1B: 5 SF: 1  
2B: 0 SAC: 0  
3B: 0 DP: 0  
HR: 3 HBP: 0

Batter	1	2	3	4	5	6	7	8	9
<b>9 Chone Figgins, S</b> OBP: 0.344, SLG: 0.397 (1, 8) C X	0-1 G5-3 ①		3-2 G5-3 ①		1-1 G6-3 ②		1-2 F7 ①		0-1 F9 ②
<b>Orlando Cabrera, R</b> OBP: 0.308, SLG: 0.360 (1, 6) B C X	1-1 G6-3 ②		3-2 G5-3 ②		0-1 G4-3 ③		2-2 G6-3 ②		1-1 FC6-4 ③ 1-2f
<b>16 Garret Anderson, L</b> OBP: 0.315, SLG: 0.433 (1, 7) B B C B	4-1 27 HR BB		1-3 K ③			1-1 L4 ①			
<b>27 Vladimir Guerrero, R</b> OBP: 0.390, SLG: 0.577 Jeff DaVanon, S OBP: 0.348, SLG: 0.315 (1, 9) (6, 9) X	0-0 HR 1-H			1-0 HR		0-0 1B 1B		2-2 F8 ①	
<b>Bengie Molina, R</b> OBP: 0.332, SLG: 0.437 (1, 2) C X	0-1 G4-3 ③			2-0 F8 ①		2-1 1B 39 SF7 1B		1-0 F8 ②	
<b>Darin Erstad, L</b> OBP: 0.334, SLG: 0.374 (1, 3) B C X		1-1 F9 ①		0-3 K2-3 ②		1-2 FC5 20 BB 1B		4-1 BB	
<b>39 Robb Quinlan, R</b> OBP: 0.258, SLG: 0.393 Casey Kotchman, L OBP: 0.336, SLG: 0.505 6 Maicer Izturis, S OBP: 0.301, SLG: 0.360 (1, 5) (8, PH) (9, 5) B C X		2-1 P4 ②		0-1 G5-3 ③		1-2 SF7 ②		1-3 K ③	
<b>20 Juan Rivera, R</b> OBP: 0.312, SLG: 0.443 (1, 10) C B B B X		2-2 1B			1-1 HR	1 SAFE 1B SAFE 4-1 BB			0-1 FC6-4 1B
<b>Adam Kennedy, L</b> OBP: 0.359, SLG: 0.368 (1, 4) B B 1 SAFE S SAFE X		2-2 G2 ③			1-2 G4-3 ①	2-2 FC5 ③ 2-3f			0-0 F8 ①

Inning Stats	R: 2	H: 1	E: 0	LOB: 0	K: 0	P: 13	R: 0	H: 1	E: 0	LOB: 1	K: 0	P: 17	R: 0	H: 0	E: 0	LOB: 0	K: 1	P: 18	R: 1	H: 1	E: 0	LOB: 0	K: 1	P: 10	R: 1	H: 1	E: 0	LOB: 0	K: 0	P: 12	R: 2	H: 3	E: 0	LOB: 2	K: 0	P: 26	R: 0	H: 0	E: 0	LOB: 0	K: 1	P: 14	R: 0	H: 0	E: 0	LOB: 1	K: 1	P: 17	R: 0	H: 1	E: 0	LOB: 1	K: 0	P: 8	1B: 5	SF: 1	2B: 0	SAC: 0	3B: 0	DP: 0	HR: 3	HBP: 0	WP: 0	PA: 38
--------------	------	------	------	--------	------	-------	------	------	------	--------	------	-------	------	------	------	--------	------	-------	------	------	------	--------	------	-------	------	------	------	--------	------	-------	------	------	------	--------	------	-------	------	------	------	--------	------	-------	------	------	------	--------	------	-------	------	------	------	--------	------	------	-------	-------	-------	--------	-------	-------	-------	--------	-------	--------

PITCHER	IP	WLS	BF	H	R	ER	SO	BB	IBB	HBP	BLK	WP	HR	S	P	ERA	WHIP
<b>Mike Maroth, L</b> ERA: 4.94 (1, 1)	6.0	W	27	7	6	6	2	2	0	0	0	0	3	60	96	9.00	1.500
<b>Chris Spurling, R</b> ERA: 3.21 (7, 1)	1.2	H	6	0	0	0	1	1	0	0	0	0	0	17	27	0.00	0.600
<b>Jamie Walker, L</b> ERA: 3.47 (8, 1)	0.1	H	1	0	0	0	1	0	0	0	0	0	0	3	4	0.00	0.000
<b>Craig Dingman, R</b> ERA: 3.25 (9, 1)	1.0	S	4	1	0	0	0	0	0	0	0	0	0	7	8	0.00	1.000

Batter	1	2	3	4	5	6	7	8	9	10	11	12	AB R H RBI BB SO LOB
14 Placido Polanco, R OBP: 0.386, SLG: 0.442	1-1 G6-3		0-1 L7			2-1 HR	1 SAFE 0-0 F9		4-1 BB		0-0 SH3	4 1 1 1 1 0 1	
15 Brandon Inge, R OBP: 0.333, SLG: 0.417	0-2 31 HR 2B		1-1 F8			1-2 G1-5-3		1-0 F8	0-3 K		0-1 F8	6 1 1 0 0 1 4	
31 Chris Shelton, R OBP: 0.359, SLG: 0.497	2-2 2H HR			2-2 G4-3		1-0 30 1B HR		1-0 P4		2-3 K	1-0 F9	6 2 2 2 0 1 1	
30 Magglio Ordonez, R OBP: 0.379, SLG: 0.469	1-1 F9			1-2 G5-3		2-1 HR 1B		4-1 BB		0-3 K		4 1 1 0 1 1 0	
Carlos Pena, L OBP: 0.342, SLG: 0.462	0-1 L3			1-0 G6-3		1-0 HR		1-0 F9		1-3 K		5 1 1 3 0 1 1	
Ivan Rodriguez, R OBP: 0.293, SLG: 0.458		0-1 G3			1-2 K	0-1 G3			0-0 G6-3		0-2 G4-3	5 0 0 0 0 1 0	
Craig Monroe, R OBP: 0.326, SLG: 0.447		2-2 P2			1-3 K		0-0 G5-3		3-3 K		0-1 G5-3	5 0 0 0 0 2 0	
20 Omar Infante, R OBP: 0.253, SLG: 0.364		2-3 K			3-3 K		0-1 28 FC3-6 1B		1-2 14 BB 28 BB 1B		0-1 F9	3 0 1 0 0 2 0	
Dmitri Young, S OBP: 0.323, SLG: 0.470 (9, PH)												1 0 1 0 0 0 0	
John McDonald, R OBP: 0.329, SLG: 0.327 (9, PR)												1 0 0 0 0 0 0	
28 Curtis Granderson, L OBP: 0.333, SLG: 0.556			1-1 G1-3			3-2 G4-3	0-0 FC3-6		4-0 14 BB BB		1-2 14 SH3 1B	4 0 1 0 1 0 1	

Inning Stats	R: 2 E: 0 K: 0 S: 13	H: 2 LOB: 0 BB: 0 P: 17	R: 0 E: 0 K: 1 S: 8	H: 0 LOB: 0 BB: 0 P: 12	R: 0 E: 0 K: 0 S: 6	H: 0 LOB: 0 BB: 0 P: 8	R: 0 E: 0 K: 0 S: 7	H: 0 LOB: 0 BB: 0 P: 11	R: 0 E: 0 K: 3 S: 10	H: 0 LOB: 0 BB: 0 P: 15	R: 4 E: 0 K: 0 S: 16	H: 4 LOB: 0 BB: 0 P: 26	R: 0 E: 0 K: 0 S: 5	H: 1 LOB: 1 BB: 0 P: 5	R: 0 E: 0 K: 0 S: 4	H: 0 LOB: 1 BB: 1 P: 11	R: 0 E: 0 K: 2 S: 11	H: 1 LOB: 3 BB: 2 P: 23	R: 0 E: 0 K: 3 S: 10	H: 0 LOB: 0 BB: 0 P: 13	R: 0 E: 0 K: 0 S: 7	H: 0 LOB: 0 BB: 0 P: 7	R: 0 E: 0 K: 0 S: 7	H: 1 LOB: 1 BB: 0 P: 9	1B: 5 2B: 1 3B: 0 HR: 3	SF: 0 SAC: 1 DP: 0 HBP: 0	WP: 0 PB: 0 SB: 0 CS: 0	PA: 48
--------------	-------------------------------	----------------------------------	------------------------------	----------------------------------	------------------------------	---------------------------------	------------------------------	----------------------------------	-------------------------------	----------------------------------	-------------------------------	----------------------------------	------------------------------	---------------------------------	------------------------------	----------------------------------	-------------------------------	----------------------------------	-------------------------------	----------------------------------	------------------------------	---------------------------------	------------------------------	---------------------------------	----------------------------------	------------------------------------	----------------------------------	--------


PITCHER	IP	WLS	BF	H	R	ER	SO	BB	IBB	HBP	BLK	WP	HR	S	P	ERA	WHIP
41 John Lackey, R ERA: 3.46	(1, 1)	7.0	28	7	6	6	4	0	0	0	0	0	3	65	94	7.71	1.000
62 Scot Shields, R ERA: 2.8	(8, 1)	1.0	4	0	0	0	0	1	0	0	0	0	4	11	0.00	1.000	
Francisco Rodriguez, R ERA: 2.76	(9, 1)	1.0	6	1	0	0	2	2	0	0	0	0	11	23	0.00	3.000	
45 Kelvin Escobar, R ERA: 3.22	(10, 1)	3.0	W 10	1	0	0	3	0	0	0	0	0	0	24	29	0.00	0.333

**TOP**

**Detroit Tigers @ Los Angeles Angels**  
Angel Stadium of Anaheim, Anaheim, CA

Fri Sep 16 2005, 7:05 PM PDT  
Att: 43,144 - Clear - 68 F


AB	R	H	RBI	BB	SO	LOB
44	6	9	6	3	9	8



Batter	1	2	3	4	5	6	7	8	9	10	11	12	AB R H RBI BB SO LOB
<b>9 Chone Figgins, S</b> OBP: 0.346, SLG: 0.397 (1, 5) C B B X (11, 8)	2-1 G4-3		1-0 S 1B		1-0 WP 16 1B		4-2 1B 16 G3-1 BB	2-2 F8			2-2 G5-3		5 2 2 1 1 0 1
<b>Orlando Cabrera, R</b> OBP: 0.308, SLG: 0.359 (1, 6) X	0-0 16 G4-6-3 1B		2-0 SAFE G6-3		1-2 G6-3		2-2 16 G3-1 27 S 1B	0-2 L6			3-2 P4		6 1 2 1 0 0 3
<b>16 Garret Anderson, L</b> OBP: 0.315, SLG: 0.434 (1, 7) SAFE SAFE B X	1-1 G4-6-3			0-1 1B 2B	1-1 2-H 1B		1-2 G3-1		2-2 F8		1-1 P3		6 0 2 2 0 0 2
<b>27 Vladimir Guerrero, R</b> OBP: 0.391, SLG: 0.576 (1, 10)		1-0 G4-3		1-1 G6-3	1-1 G5-3		1-1 S 1B		1-2 1B			0-1 SH5-4 39 1B 1B	6 1 3 1 0 0 2
<b>Darin Erstad, L</b> OBP: 0.333, SLG: 0.373 (1, 3) C B B B C		1-3 K		1-2 L8		1-2 FC4-6 1B	1-2 F8		SAFE SAFE B X	3-2 F9		0-0 SH 39 1B SH5-4	5 0 1 0 0 1 3
<b>Bengie Molina, R</b> OBP: 0.333, SLG: 0.435 (1, 2) C C C X		0-2 F8		0-1 2-H 1B		0-0 F8	4-2 F8		B X	1-0 L6		1-0 SH5-4	4 0 1 0 1 0 2
<b>Steve Finley, L</b> OBP: 0.285, SLG: 0.358 <b>Casey Kotchman, L</b> (10, PH) OBP: 0.333, SLG: 0.500 <b>6 Maicer Izturis, S</b> OBP: 0.305, SLG: 0.360 (11, 5)			1-2 F9		2-2 F9	0-0 FC4-6 20 2B	0-3 K			2-3 K		4-0 39 1B IBB	4 0 0 0 0 1 3 1 0 0 0 0 1 0 0 0 0 0 1 0 0
<b>20 Juan Rivera, R</b> OBP: 0.316, SLG: 0.447 <b>Jeff DaVanon, S</b> (10, PR) OBP: 0.348, SLG: 0.315 S: (11, 9)			3-3 K		4-2 9 1B 1B WP BB	3-1 1B		0-1 L7		0-0 G3-6-3 1B		0-0 1B	4 1 2 0 1 1 0 0 0 0 0 0 0 0 1 0 1 1 0 0 0
<b>39 Robb Quinlan, R</b> (12, PH) OBP: 0.264, SLG: 0.398 <b>Adam Kennedy, L</b> OBP: 0.361, SLG: 0.374 (1, 4)			3-2 9 1B 2B		0-1 WP 9 1B G6-3 1B	0-0 F9		1-1 9 S 1B		2-2 G3-6-3		1-2 2-3 3-H 1B	5 2 3 0 0 0 3

Inning Stats	R: 0	H: 1	E: 0	K: 5	LOB: 0	P: 8	R: 0	H: 0	E: 0	K: 7	LOB: 0	P: 9	R: 1	H: 2	E: 0	K: 13	LOB: 1	P: 23	R: 0	H: 2	E: 0	K: 11	LOB: 2	P: 13	R: 3	H: 3	E: 0	K: 15	LOB: 1	P: 25	R: 0	H: 2	E: 0	K: 9	LOB: 2	P: 13	R: 2	H: 2	E: 0	K: 19	LOB: 2	P: 32	R: 0	H: 1	E: 0	K: 11	LOB: 1	P: 14	R: 0	H: 1	E: 0	K: 11	LOB: 1	P: 18	R: 0	H: 1	E: 0	K: 8	LOB: 1	P: 12	R: 0	H: 0	E: 1	K: 5	LOB: 3	P: 10	1B: 14	2B: 3	3B: 0	HR: 0	SF: 0	SAC: 2	DP: 2	HBP: 0	WP: 1	PA: 53
--------------	------	------	------	------	--------	------	------	------	------	------	--------	------	------	------	------	-------	--------	-------	------	------	------	-------	--------	-------	------	------	------	-------	--------	-------	------	------	------	------	--------	-------	------	------	------	-------	--------	-------	------	------	------	-------	--------	-------	------	------	------	-------	--------	-------	------	------	------	------	--------	-------	------	------	------	------	--------	-------	--------	-------	-------	-------	-------	--------	-------	--------	-------	--------

PITCHER	IP	WLS	BF	H	R	ER	SO	BB	IBB	HBP	BLK	WP	HR	S	P	ERA	WHIP
<b>Jason Johnson, R</b> (1, 1) ERA: 4.62	6.0		27	10	4	4	2	1	0	0	0	1	0	60	91	6.00	1.833
<b>Franklyn German, R</b> (7, 1) ERA: 3.61	0.1	B	4	2	2	2	0	1	0	0	0	0	0	11	19	54.00	9.000
<b>Jamie Walker, L</b> (7, 1) ERA: 3.45	0.1		1	0	0	0	0	0	0	0	0	0	0	3	4	0.00	0.000
<b>Craig Dingman, R</b> (7, 1) ERA: 3.14	1.0		5	1	0	0	1	1	0	0	0	0	0	12	19	0.00	2.000
<b>56 Fernando Rodney, R</b> (8, 1) ERA: 2.17	1.1		5	1	0	0	0	0	0	0	0	0	0	15	22	0.00	0.750

BOTTOM	
<b>Detroit Tigers @ Los Angeles Angels</b> Angel Stadium of Anaheim, Anaheim, CA	
<b>AB</b> 47 <b>R</b> 7 <b>H</b> 17 <b>RBI</b> 6 <b>BB</b> 4 <b>SO</b> 4 <b>LOB</b> 19	
	

PITCHER	IP	WLS	BF	H	R	ER	SO	BB	IBB	HBP	BLK	WP	HR	S	P	ERA	WHIP
<b>Chris Spurling, R</b> (10, 1) ERA: 3.16	1.0		3	1	0	0	1	0	0	0	0	0	0	8	12	0.00	1.000
<b>Vic Darenbourg, L</b> (11, 1) ERA: 3.1	1.1	L	8	2	1	1	0	0	1	0	0	0	0	14	25	6.75	1.500

Fri Sep 16 2005, 7:05 PM PDT  
Att: 43,144 - Clear - 68 F

livebaseballscorecards.com

Batter	1	2	3	4	5	6	7	8	9	AB R H RBI BB SO LOB	TOP											
14 Placido Polanco, R (1, 4) OBP: 0.385, SLG: 0.439	1-0 F9		0-0 F7		2-2 G1			4-2 BB		3 0 0 0 1 0 2												
15 Brandon Inge, R (1, 5) OBP: 0.331, SLG: 0.414	3-3 K		0-1 P3			0-1 G5-3		1-3 K		4 0 0 0 0 2 2												
31 Chris Shelton, R (1, 3) OBP: 0.358, SLG: 0.493	2-3 K			1-1 F9		4-2 BB		2-3 K		3 0 0 0 1 2 1												
Carlos Pena, L (1, 10) OBP: 0.340, SLG: 0.455		0-1 F7		1-0 HBP		0-2 K		1-3 K		3 0 0 0 0 2 1												
Craig Monroe, R (1, 9) OBP: 0.327, SLG: 0.446		1-2 G6-4-3 1B		0-0 P6		1-2 G1-3		4-0 33 DI BB		3 0 1 0 1 0 2												
Ivan Rodriguez, R (1, 2) OBP: 0.291, SLG: 0.454		1-0 G6-4-3 1-2f		0-0 P4			1-3 K	1-1 L5		4 0 0 0 0 1 3												
33 Marcus Thames, R (1, 7) OBP: 0.265, SLG: 0.461			2-2 HR		0-2 2B		0-1 F9	1-2 F8		4 1 2 1 0 0 1												
John McDonald, R (1, 6) OBP: 0.335, SLG: 0.329			0-0 1B		0-3 K		4-1 28 CS BB			2 0 1 0 1 1 1												
28 Curtis Granderson, L (1, 8) OBP: 0.324, SLG: 0.539			2-0 L7		2-1 F7		1-2 CS	0-1 G4-3		3 0 0 0 0 0 2												
<b>Inning Stats</b>	R: 0 E: 0 K: 2 S: 8	H: 0 LOB: 0 BB: 0 P: 14	R: 0 E: 0 K: 0 S: 8	H: 1 LOB: 0 BB: 0 P: 10	R: 1 E: 0 K: 0 S: 10	H: 2 LOB: 1 BB: 0 P: 14	R: 0 E: 0 K: 0 S: 4	H: 0 LOB: 1 BB: 0 P: 6	R: 0 E: 0 K: 1 S: 12	H: 1 LOB: 1 BB: 0 P: 16	R: 0 E: 0 K: 1 S: 10	H: 0 LOB: 1 BB: 1 P: 15	R: 0 E: 0 K: 1 S: 8	H: 0 LOB: 0 BB: 1 P: 14	R: 0 E: 0 K: 2 S: 11	H: 0 LOB: 1 BB: 1 P: 18	R: 0 E: 0 K: 1 S: 9	H: 0 LOB: 1 BB: 1 P: 16	1B: 2 2B: 1 3B: 0 HR: 1	SF: 0 SAC: 0 DP: 1 HBP: 1	WP: 0 PB: 0 SB: 0 CS: 1	PA: 35
<b>PITCHER</b>	IP WLS BF H R ER SO BB IBB HBP BLK WP HR S P ERA WHIP																					
54 Ervin Santana, R (1, 1) ERA: 4.7	8.0 W 30 4 1 1 7 3 0 1 0 0 1 71 107 1.12 0.875																					
Francisco Rodriguez, R (9, 1) ERA: 2.72	1.0 S 4 0 0 0 1 1 0 0 0 0 0 9 16 0.00 1.000																					

Detroit Tigers @ Los Angeles Angels  
Angel Stadium of Anaheim, Anaheim, CA

Sat Sep 17 2005, 7:05 PM PDT  
Att: 43,831 - Clear - 67 F

livebaseballscorecards.com

AB	29
R	1
H	4
RBI	1
BB	4
SO	8
LOB	15



BOTTOM

Detroit Tigers @ Los Angeles Angels  
Angel Stadium of Anaheim, Anaheim, CA

Sat Sep 17 2005, 7:05 PM PDT  
Att. 43,831 - Clear - 67 F

livebaseballscorecards.com

AB	28
R	3
H	4
RBI	3
BB	4
SO	3
LOB	8



WP:	0	PA:	32
PB:	0		
SB:	2		
CS:	0		

AB	R	H	RBI	BB	SO	LOB
3	0	0	0	1	0	0
3	1	0	1	1	0	2
4	0	1	2	0	1	1
3	0	0	0	1	0	1
4	0	0	0	0	0	2
3	0	0	0	0	1	0
3	0	1	0	0	0	0
3	1	2	0	0	1	0
2	1	0	0	1	0	2
1B:	3	SF:	0			
2B:	1	SAC:	0			
3B:	0	DP:	0			
HR:	0	HBP:	0			

Batter	1	2	3	4	5	6	7	8	9
9 Chone Figgins, S OBP: 0.345, SLG: 0.395 (1, 8) C F B X	1-2 G4-3 ①		3-2 G3-1 ①			1-0 B3 ①		4-0 FC6-4 BB ①	
Orlando Cabrera, R OBP: 0.308, SLG: 0.357 (1, 6) B B B C B	4-1 BB ②		1-0 G5-3 ②			3-2 F8 ②		1-0 FC6-4 16 S 2B ②	
16 Garret Anderson, L OBP: 0.314, SLG: 0.434 (1, 10) F 1 SAFE B B 1 S S	2-3 K ②		2-2 G5-3 ③			2-1 P5 ③		2-1 2B ③	
27 Vladimir Guerrero, R OBP: 0.390, SLG: 0.572 (1, 9) D F X	1-1 G6-3 ③			0-1 G5-3 ①			1-0 G5-3 ①	4-0 IBB ③	
Darin Erstad, L OBP: 0.331, SLG: 0.370 (1, 3)		2-2 G1-3 ①		3-2 F8 ②			0-1 F8 ②	1-0 P6 ③	
Bengie Molina, R OBP: 0.330, SLG: 0.431 (1, 2)		1-1 G6-3 ②		0-1 F8 ③			2-3 K ③		
20 Juan Rivera, R OBP: 0.316, SLG: 0.446 (1, 7)		1-2 6 1B 1B ①			1-1 F9 ①			1-1 G4-3 ①	
6 Maicer Izturis, S OBP: 0.311, SLG: 0.366 (1, 5)		2-1 1B ②			2-3 K ②			0-1 9 BB S FC6-4 1B ②	
Adam Kennedy, L OBP: 0.361, SLG: 0.372 (1, 4)		3-2 P4 ③			1-1 G4-3 ③			4-2 FC6-4 9 BB 16 2B BB ③	

Inning Stats	R	H	E	K	S	H	LOB	BB	P
	0	0	0	1	17	2	2	0	24
	0	0	0	0	15	0	0	0	2
	0	0	0	0	10	0	0	0	11
	0	0	0	0	8	0	0	0	12
	0	0	0	1	9	0	0	0	15
	0	0	0	1	9	0	0	0	12
	3	2	0	10	27	2	2	3	27

PITCHER	IP	WLS	BF	H	R	ER	SO	BB	IBB	HBP	BLK	WP	HR	S	P	ERA	WHIP
43 Roman Colon, R ERA: 5.58 (1, 1)	0.2		3	0	0	0	1	1	0	0	0	0	0	7	14	0.00	1.500
50 Mark Woodyard, R ERA: (1, 1)	2.2		10	2	0	0	0	0	0	0	0	0	0	29	45	0.00	0.750
Doug Creek, L ERA: 7.17 (4, 1)	2.2		8	0	0	0	1	0	0	0	0	0	0	23	36	0.00	0.000
Chris Spurling, R ERA: 3.38 (7, 1)	1.1	L	6	1	2	2	1	1	0	0	0	0	0	15	23	13.50	1.500
56 Fernando Rodney, R ERA: 2.37 (8, 1)	0.2	B	5	1	1	1	0	1	1	0	0	0	0	4	16	13.50	3.000

PITCHER	IP	WLS	BF	H	R	ER	SO	BB	IBB	HBP	BLK	WP	HR	S	P	ERA	WHIP
43 Roman Colon, R ERA: 5.58 (1, 1)	0.2		3	0	0	0	1	1	0	0	0	0	0	7	14	0.00	1.500
50 Mark Woodyard, R ERA: (1, 1)	2.2		10	2	0	0	0	0	0	0	0	0	0	29	45	0.00	0.750
Doug Creek, L ERA: 7.17 (4, 1)	2.2		8	0	0	0	1	0	0	0	0	0	0	23	36	0.00	0.000
Chris Spurling, R ERA: 3.38 (7, 1)	1.1	L	6	1	2	2	1	1	0	0	0	0	0	15	23	13.50	1.500
56 Fernando Rodney, R ERA: 2.37 (8, 1)	0.2	B	5	1	1	1	0	1	1	0	0	0	0	4	16	13.50	3.000

Batter	1	2	3	4	5	6	7	8	9	AB R H RBI BB SO LOB	TOP		
28 Curtis Granderson, L (1, 8) OBP: 0.354, SLG: 0.570	2-2 2B		3-2 1B		1-2 G6-4-3 1B		3-2 1B		0-2 1B	5 0 5 0 0 0 0			
15 Brandon Inge, R (1, 5) OBP: 0.329, SLG: 0.411	2-2 L8		1-3 K		0-1 G6-4-3		1-3 K		1-3 K	5 0 0 0 0 3 8			
Craig Monroe, R (1, 7) OBP: 0.325, SLG: 0.442	1-3 K		0-0 F8		0-0 B1			2-3 K	3-0 P2	5 0 0 0 0 2 5			
30 Magglio Ordonez, R (1, 9) OBP: 0.374, SLG: 0.462	0-0 G6-3			2-3 K		1-2 F9		0-1 F9		4 0 0 0 0 1 1			
Carlos Pena, L (1, 3)		4-2 BB		0-0 1B		0-0 G3		0-3 K		3 0 1 0 1 1 0			
33 Marcus Thames, R (1, 10) OBP: 0.265, SLG: 0.446		3-2 F8		1-3 K		0-3 K			4-2 WP 20 1B BB	3 1 0 0 1 2 2			
20 Omar Infante, R (1, 4) OBP: 0.256, SLG: 0.366		1-3 K		1-1 F7			1-1 28 1B S 1B		0-1 WP 1B	4 1 2 0 0 1 2			
13 Vance Wilson, R (1, 2) OBP: 0.291, SLG: 0.295		1-0 F7			1-1 28 1B 15 G6-4-3 1B		0-1 P6		1-3 K	4 1 1 0 0 1 4			
John McDonald, R (1, 6) OBP: 0.335, SLG: 0.329 Dmitri Young, S (9, PH) OBP: 0.324, SLG: 0.471 14 Placido Polanco, R (9, PR) OBP: 0.385, SLG: 0.439			0-1 G5-3		2-1 15 G6-4-3 28 1B 1B		1 SAFE 2-2 F9		3-2 28 1B 1B	3 0 1 0 0 0 1 1 0 1 2 0 0 0 0 0 0 0 0 0 0			
<b>Inning Stats</b>	R: 0 H: 1 E: 0 LOB: 1 K: 1 BB: 0 S: 14 P: 19	R: 0 H: 0 E: 0 LOB: 1 K: 1 BB: 1 S: 15 P: 24	R: 0 H: 1 E: 0 LOB: 1 K: 1 BB: 0 S: 9 P: 13	R: 0 H: 1 E: 0 LOB: 1 K: 2 BB: 0 S: 9 P: 13	R: 1 H: 3 E: 0 LOB: 1 K: 0 BB: 0 S: 12 P: 16	R: 0 H: 0 E: 0 LOB: 0 K: 1 BB: 0 S: 7 P: 8	R: 0 H: 2 E: 0 LOB: 2 K: 1 BB: 0 S: 16 P: 23	R: 0 H: 0 E: 0 LOB: 0 K: 2 BB: 0 S: 9 P: 11	R: 2 H: 3 E: 0 LOB: 2 K: 2 BB: 1 S: 20 P: 32	1B: 10 SF: 0 2B: 1 SAC: 0 3B: 0 DP: 1 HR: 0 HBP: 0	WP: 1 PA: 39 PB: 0 SB: 1 CS: 0		
<b>PITCHER</b>	IP WLS BF H R ER SO BB IBB HBP BLK WP HR S P ERA WHIP											<b>PITCHER</b>	IP WLS BF H R ER SO BB IBB HBP BLK WP HR S P ERA WHIP
Paul Byrd, R (1, 1) ERA: 3.62	6.2 W 27 7 1 1 6 1 0 0 0 0 0 73 103 1.35 1.200												
45 Kelvim Escobar, R (7, 1) ERA: 3.14	1.1 5 1 0 0 3 0 0 0 0 0 0 0 18 24 0.00 0.750												
62 Scot Shields, R (9, 1) ERA: 3.0	0.1 4 2 2 2 1 1 0 0 0 0 1 0 12 20 54.00 9.000												
Francisco Rodríguez, R (9, 1) ERA: 2.69	0.2 S 3 1 0 0 1 0 0 0 0 0 0 0 8 12 0.00 1.500												

Detroit Tigers @ Los Angeles Angels  
 Angel Stadium of Anaheim, Anaheim, CA

Sun Sep 18 2005, 1:05 PM PDT  
 Att: 43,076 - Partly Cloudy - 75 F

livebaseballscorecards.com

AB 37  
 R 3  
 H 11  
 RBI 2  
 BB 2  
 SO 11  
 LOB 23





Batter	1	2	3	4	5	6	7	8	9
<b>9 Chone Figgins, S</b> OBP: 0.345, SLG: 0.394 (1, 8) C S X	0-2 F9 D 1B X	3-2 F9 S		0-1 CS 1B C X		2-2 G3 C B F X			
<b>Orlando Cabrera, R</b> OBP: 0.311, SLG: 0.362 (1, 6) B C B X	2-1 16 1B 27 2B 2B		0-0 27 1B 1B 1B	1-0 CS 1-2	0-1 20 1B 1B		2-3 K C B B C S		
<b>16 Garret Anderson, L</b> OBP: 0.314, SLG: 0.433 (1, 10) B B X	2-0 27 2B G4-3 1B		0-0 F8		1-2 L7		2-2 G4-3		
<b>27 Vladimir Guerrero, R</b> OBP: 0.393, SLG: 0.575 (1, 9) F X	0-1 G4-3 20 1B 2B		1-0 1B 1B		4-2 20 1B BB		1-3 K		
<b>Darin Erstad, L</b> OBP: 0.330, SLG: 0.369 (1, 3) B X	1-0 G4-3		1-0 1B		2-2 F7		1-3 K		
<b>20 Juan Rivera, R</b> OBP: 0.319, SLG: 0.446 (1, 7) C D X	3-H 3-H 1-1 6 CS 1B		1-1 F9		3-1 1B		1-1 G5-3		
<b>6 Maicer Izturis, S</b> OBP: 0.304, SLG: 0.358 (1, 5) SAFE C	1-1 CS 1-2	0-2 F8	2-0 F8		0-1 F7		1-3 K		
<b>José Molina, R</b> OBP: 0.283, SLG: 0.335 (1, 2) C B C B C S		3-3 K		0-0 F7		0-0 F8			
<b>Adam Kennedy, L</b> OBP: 0.361, SLG: 0.374 (1, 4) B F B X	1-1 2B		1-1 F8		2-2 G4-3				

AB	R	H	RBI	BB	SO	LOB
4	0	1	0	0	0	1
4	3	3	0	0	1	0
4	1	1	0	0	0	2
3	1	2	1	1	1	0
4	0	1	2	0	1	3
4	0	2	2	0	0	2
4	0	0	0	0	1	4
3	0	0	0	0	1	0
3	0	1	0	0	0	0

**Detroit Tigers @ Los Angeles Angels**  
Angel Stadium of Anaheim, Anaheim, CA

Sun Sep 18 2005, 1:05 PM PDT  
Att. 43,076 - Partly Cloudy - 75 F

AB	33
R	5
H	11
RBI	5
BB	1
SO	5
LOB	12



Inning Stats	R: 3	H: 4	E: 0	LOB: 0	K: 0	S: 12	R: 0	H: 1	E: 0	LOB: 1	K: 1	S: 12	R: 1	H: 3	E: 0	LOB: 2	K: 0	S: 7	R: 0	H: 1	E: 0	LOB: 0	K: 0	S: 5	R: 1	H: 2	E: 0	LOB: 2	K: 0	S: 14	R: 0	H: 0	E: 0	LOB: 0	K: 2	S: 9	R: 0	H: 0	E: 0	LOB: 0	K: 2	S: 9	R: 0	H: 0	E: 0	LOB: 0	K: 2	S: 9
1B: 8	SF: 0	2B: 3	SAC: 0	3B: 0	DP: 0	HR: 0	HBP: 0	WP: 0	PA: 36	PB: 0	SB: 0	CS: 2																																				

PITCHER	IP	WLS	BF	H	R	ER	SO	BB	IBB	HBP	BLK	WP	HR	S	P	ERA	WHIP
<b>Matt Ginter, R</b> ERA: 6.17 (1, 1)	4.1	L	22	10	5	5	1	1	0	0	0	0	0	43	68	10.38	2.538
<b>Sean Douglass, R</b> ERA: 5.95 (5, 1)	3.2		12	1	0	0	4	0	0	0	0	0	0	32	49	0.00	0.273

WP	HR	S	P	ERA	WHIP
0	0	0	0		

Batter	1	2	3	4	5	6	7	8	9	AB R H RBI BB SO LOB	TOP											
28 Curtis Granderson, L (1, 8) OBP: 0.342, SLG: 0.550	2-2 G6-3		1-3 K		3-1 F7		3-2 G4-3			4 0 0 0 0 1 0												
14 Placido Polanco, R (1, 4) OBP: 0.384, SLG: 0.437	2-2 G6-3			1-0 2B 1B		0-2 G5-3		2-1 G6-3		4 1 1 0 0 0 0												
31 Chris Shelton, R (1, 3) OBP: 0.362, SLG: 0.501	1-0 HR			4-2 2B 1-2 BB		4-2 HR HBP		2-1 L3		2 2 1 1 1 0 0												
30 Magglio Ordonez, R (1, 9) OBP: 0.369, SLG: 0.456	0-0 P3			2-3 K		3-1 F8		0-1 G6-3		4 0 0 0 0 1 3												
Carlos Pena, L (1, 10) OBP: 0.341, SLG: 0.463		1-0 P5		0-3 K		1-0 HR			3-3 K	4 1 1 2 0 2 2												
Ivan Rodriguez, R (1, 2) OBP: 0.293, SLG: 0.456		1-1 G6-3		1-2 2B		1-2 1B			1-2 G6-3	4 0 2 1 0 0 0												
Craig Monroe, R (1, 7) OBP: 0.322, SLG: 0.439		3-2 G5-3		2-0 F8		2-0 G5-3			1-3 K	4 0 0 0 0 1 3												
15 Brandon Inge, R (1, 5) OBP: 0.327, SLG: 0.408			3-2 G6-3		2-2 G6-3		2-2 F7			3 0 0 0 0 0 0												
20 Omar Infante, R (1, 6) OBP: 0.254, SLG: 0.363			3-2 P6		0-3 K		0-0 F8			3 0 0 0 0 1 0												
<b>Inning Stats</b>	R: 1 E: 0 K: 0 S: 8	H: 1 LOB: 0 BB: 0 P: 13	R: 0 E: 0 K: 0 S: 9	H: 0 LOB: 0 BB: 0 P: 14	R: 0 E: 0 K: 1 S: 12	H: 0 LOB: 0 BB: 0 P: 19	R: 1 E: 0 K: 2 S: 15	H: 2 LOB: 2 BB: 1 P: 25	R: 0 E: 0 K: 1 S: 8	H: 0 LOB: 0 BB: 0 P: 13	R: 2 E: 0 K: 0 S: 12	H: 2 LOB: 1 BB: 0 P: 23	R: 0 E: 0 K: 0 S: 9	H: 0 LOB: 0 BB: 0 P: 14	R: 0 E: 0 K: 2 S: 6	H: 0 LOB: 0 BB: 0 P: 10	R: 0 E: 0 K: 2 S: 9	H: 0 LOB: 0 BB: 0 P: 14	1B: 2 2B: 1 3B: 0 HR: 2	SF: 0 SAC: 0 DP: 0 HBP: 1	WP: 0 PB: 0 SB: 0 CS: 0	PA: 34
<b>PITCHER</b>	IP WLS BF H R ER SO BB IBB HBP BLK WP HR S P ERA WHIP																					
Mike Wood, R (1, 1) ERA: 3.94	5.2 W 24 5 4 4 4 1 0 1 0 0 2 63 104 6.35 1.059																					
Ambiorix Burgos, R (6, 1) ERA: 3.66	1.1 4 0 0 0 0 0 0 0 0 0 0 10 17 0.00 0.000																					
Jeremy Affeldt, L (8, 1) ERA: 6.21	2.0 6 0 0 0 2 0 0 0 0 0 0 15 24 0.00 0.000																					

**Detroit Tigers @ Kansas City Royals**  
 Kauffman Stadium, Kansas City, MO  
 Mon Sep 19 2005, 7:10 PM CDT  
 Att. 8,915 - Partly Cloudy - 81 F

livebaseballscorecards.com

AB	32
R	4
H	5
RBI	4
BB	1
SO	6
LOB	8



Batter	1	2	3	4	5	6	7	8	9	AB R H RBI BB SO LOB
Aaron Guiel, L OBP: 0.359, SLG: 0.443 (1, 8)	1-0 G3 SAFE	3-3 K 1-2		1-0 1B		3-2 G4-3 29 1B 2B		3-2 WP BB 1B HBP		4 2 2 0 0 1 1
Terrence Long, L OBP: 0.319, SLG: 0.379 (1, 7)	1-2 29 1B HR 1B		1-2 G4-3	0-0 F7		0-2 G4-3 2-3		4-2 1B WP BB		4 1 1 0 1 0 3
29 Mike Sweeney, R OBP: 0.341, SLG: 0.514 (1, 10)	0-1 HR 1B		2-2 F8		2-3 K	0-0 1B 1B		3-2 F5		5 1 2 1 0 1 2
Matt Stairs, L OBP: 0.376, SLG: 0.462 (1, 3)	0-0 HR		3-2 G4-3		1-0 F8 24 2B 2B	2-1 1B 1B		2-3 K		5 2 3 3 0 1 2
Emil Brown, R OBP: 0.350, SLG: 0.457 (1, 9)	1-3 K			0-0 4 2B 1B		0-0 F8		1-0 1B		5 1 3 1 0 1 1
24 Mark Teahen, L OBP: 0.307, SLG: 0.356 (1, 5)	2-2 4 FC6-4 1B			0-0 F9		0-0 4 2B 2B		3-2 G1-3		5 1 2 1 0 0 5
4 Angel Berroa, R OBP: 0.304, SLG: 0.375 (1, 6)	0-0 FC6-4 1-2f			0-0 14 1B 13 SF8 2B		0-1 14 1B 2B		2-0 G5-3		4 2 2 2 0 0 1
14 John Buck, R OBP: 0.282, SLG: 0.379 (1, 2)			0-0 13 FC6-4 1B		0-0 1B	0-1 1B		1-3 K		4 0 3 1 0 1 0
13 Andrés Blanco, S OBP: 0.231, SLG: 0.289 (1, 4)			2-2 FC6-4 CS 1-2f		1-1 SF8	1-1 G4-3		2-1 G4-3		3 0 0 1 0 0 2

Inning Stats	R: 3	H: 4	E: 0	K: 1	S: 16	R: 0	H: 1	E: 0	K: 1	S: 8	R: 0	H: 0	E: 0	K: 0	S: 12	R: 2	H: 4	E: 0	K: 0	S: 8	R: 3	H: 4	E: 0	K: 1	S: 12	R: 1	H: 4	E: 0	K: 0	S: 14	R: 0	H: 0	E: 0	K: 1	S: 6	R: 1	H: 1	E: 0	K: 1	S: 14
		LOB: 1		BB: 0	P: 21		LOB: 1		BB: 0	P: 13		LOB: 0		BB: 0	P: 18		LOB: 2		BB: 0	P: 10		LOB: 1		BB: 0	P: 16		LOB: 0		BB: 0	P: 11		LOB: 2		BB: 1	P: 29		LOB: 2		BB: 1	P: 29

PITCHER	IP	WLS	BF	H	R	ER	SO	BB	IBB	HBP	BLK	WP	HR	S	P	ERA	WHIP
38 Jeremy Bonderman, R ERA: 4.57	(1, 1)	4.2	L	24	11	7	3	0	0	0	0	0	0	50	71	13.50	2.357
Jason Karnuth, R ERA: 27.0	(5, 1)	0.1		3	2	1	0	0	0	0	0	0	0	6	7	27.00	6.000
Jason Grilli, R ERA: 4.5	(6, 1)	2.0		9	4	1	1	0	0	0	0	0	0	20	33	4.50	2.000
Franklyn German, R ERA: 3.72	(8, 1)	0.2		5	1	1	1	1	0	1	0	1	0	13	26	13.50	3.000
Doug Creek, L ERA: 7.06	(8, 1)	0.1		1	0	0	0	0	0	0	0	0	0	1	3	0.00	0.000


**BOTTOM**

**Detroit Tigers @ Kansas City Royals**  
Kauffman Stadium, Kansas City, MO

Mon Sep 19 2005, 7:10 PM CDT  
Att: 8,915 - Party Cloudy - 81 F

AB	39
R	10
H	18
RBI	10
BB	1
SO	5
LOB	17

livebaseballscorecards.com



PITCHER	IP	WLS	BF	H	R	ER	SO	BB	IBB	HBP	BLK	WP	HR	S	P	ERA	WHIP
38 Jeremy Bonderman, R ERA: 4.57	(1, 1)	4.2	L	24	11	7	3	0	0	0	0	0	0	50	71	13.50	2.357
Jason Karnuth, R ERA: 27.0	(5, 1)	0.1		3	2	1	0	0	0	0	0	0	0	6	7	27.00	6.000
Jason Grilli, R ERA: 4.5	(6, 1)	2.0		9	4	1	1	0	0	0	0	0	0	20	33	4.50	2.000
Franklyn German, R ERA: 3.72	(8, 1)	0.2		5	1	1	1	1	0	1	0	1	0	13	26	13.50	3.000
Doug Creek, L ERA: 7.06	(8, 1)	0.1		1	0	0	0	0	0	0	0	0	0	1	3	0.00	0.000



Batter	1	2	3	4	5	6	7	8	9	AB	R	H	RBI	BB	SO	LOB
Chip Ambres, R OBP: 0.333, SLG: 0.361 Aaron Guiel, L OBP: 0.367, SLG: 0.451	3-1 E3 1B 29 SF8	0-1 F8			1-3 K		1-0 G5-3		1-1 29 2B 1B	4	1	0	0	0	1	0
Terrence Long, L OBP: 0.322, SLG: 0.382	0-2 E 1B		0-2 F7		0-0 29 1B 1B		2-2 29 G6-4-3 1B		0-2 P6	5	1	3	0	0	0	1
29 Mike Sweeney, R OBP: 0.342, SLG: 0.516	3-2 SF8		1-0 F7		0-0 1-2 1B		2-1 G6-4-3		0-0 1-H 2B	4	0	2	2	0	0	1
Emil Brown, R OBP: 0.351, SLG: 0.458	1-0 E8 1B		3-3 K		0-1 F8			0-0 14 E G1-3 1B		4	1	2	0	0	1	2
Matt Stairs, L OBP: 0.377, SLG: 0.461	2-1 4 FC6-4 1B			4-1 4 2B 14 SF9 BB	0-1 G4-3			1-0 G1-3		3	1	1	2	1	0	3
4 Angel Berroa, R OBP: 0.304, SLG: 0.375	2-2 FC6-4			1-0 14 SF9 1-3 2B		2-1 G6-3		1-0 F8		4	0	1	0	0	0	2
14 John Buck, R OBP: 0.281, SLG: 0.379	1-0 F9			0-1 SF9		2-2 13 FC5-4 1B		2-0 E6		3	0	1	1	0	0	2
24 Mark Teahen, L OBP: 0.304, SLG: 0.352		0-2 G4-3		1-1 G4-3		2-3 K		0-1 G5-3		4	0	0	0	0	1	4
13 Andrés Blanco, S OBP: 0.209, SLG: 0.262		0-0 F7		2-2 G5-3		3-1 FC5-4			0-2 P3	4	0	0	0	0	0	2

Inning Stats	R: 3	H: 3	E: 2	K: 0	S: 17	R: 0	H: 0	E: 0	K: 0	S: 8	R: 0	H: 0	E: 0	K: 1	S: 7	R: 0	H: 2	E: 0	K: 1	S: 9	R: 0	H: 1	E: 0	K: 1	S: 11	R: 0	H: 1	E: 0	K: 0	S: 6	R: 0	H: 1	E: 1	K: 0	S: 6	R: 1	H: 2	E: 0	K: 0	S: 9	1B: 9	2B: 2	3B: 0	HR: 0	SF: 2	SAC: 0	DP: 1	HBP: 0	WP: 0	PB: 0	SB: 0	CS: 0	PA: 39
--------------	------	------	------	------	-------	------	------	------	------	------	------	------	------	------	------	------	------	------	------	------	------	------	------	------	-------	------	------	------	------	------	------	------	------	------	------	------	------	------	------	------	-------	-------	-------	-------	-------	--------	-------	--------	-------	-------	-------	-------	--------

PITCHER	IP	WLS	BF	H	R	ER	SO	BB	IBB	HBP	BLK	WP	HR	S	P	ERA	WHIP
Mike Maroth, L ERA: 4.85	(1, 1)	7.0	30	8	4	2	3	1	0	0	0	0	0	67	106	2.57	1.286
Chris Spurling, R ERA: 3.34	(8, 1)	0.2	4	1	0	0	0	0	0	0	0	0	0	4	8	0.00	1.500
Vic Darenbourg, L ERA: 3.0	(8, 1)	0.2	2	0	0	0	0	0	0	0	0	0	0	5	5	0.00	0.000
Craig Dingman, R ERA: 3.41	(9, 1)	0.1	L 3	2	1	1	0	0	0	0	0	0	0	6	7	27.00	6.000

BOTTOM

Detroit Tigers @ Kansas City Royals  
Kauffman Stadium, Kansas City, MO  
Tue Sep 20 2005, 4:10 PM CDT  
Sunny - 87 F

livebaseballscores.com

AB	36
R	5
H	11
RBI	5
BB	1
SO	3
LOB	17



Batter	1	2	3	4	5	6	7	8	9	AB R H RBI BB SO LOB	TOP									
28 Curtis Granderson, L (1, 8) OBP: 0.352, SLG: 0.538	1-3 K		2-2 G3-1		3-3 K			4-2 BB		3 0 0 0 1 2 1										
15 Brandon Inge, R (1, 5) OBP: 0.328, SLG: 0.410	1-3 K			1-1 30 G1-3 1B		1-0 F8		0-2 P4		4 0 1 0 0 1 1										
31 Chris Shelton, R (1, 10) OBP: 0.362, SLG: 0.497	2-2 1B			3-2 P3		1-1 F9		1-3 SAFE K		4 0 1 0 0 1 2										
30 Magglio Ordonez, R (1, 9) OBP: 0.363, SLG: 0.447	2-2 P3			0-0 G1-3		0-1 G5-3		0-3 SAFE K		4 0 0 0 0 1 3										
Carlos Pena, L (1, 3) OBP: 0.340, SLG: 0.459		2-2 F7		1-0 G3			1-2 2B 13 G4-3 1B		3-3 K	4 1 1 0 0 1 1										
Craig Monroe, R (1, 7) OBP: 0.323, SLG: 0.442		1-3 K			2-2 13 2B		3-2 13 G4-3 2B		1-0 P2	4 1 2 0 0 1 0										
20 Omar Infante, R (1, 6) OBP: 0.254, SLG: 0.361		0-0 F9		0-1 G5-3		0-2 F7		0-1 DI 1B		4 0 1 0 0 0 3										
13 Vance Wilson, R (1, 2) OBP: 0.291, SLG: 0.303 Ivan Rodriguez, R (9, PH) OBP: 0.292, SLG: 0.453			2-2 F9		1-0 2-H 2B		1-2 2-3 3-H 2B		2-3 K	3 0 1 2 0 0 1 1 0 0 0 0 1 1										
John McDonald, R (1, 4) OBP: 0.329, SLG: 0.323			0-0 P4		0-0 P4		2-0 G5-3			3 0 0 0 0 0 2										
<b>Inning Stats</b>	R: 0 E: 0 K: 2 S: 14	H: 1 LOB: 1 BB: 0 P: 20	R: 0 E: 0 K: 1 S: 8	H: 0 LOB: 0 BB: 0 P: 11	R: 0 E: 0 K: 0 S: 7	H: 1 LOB: 1 BB: 0 P: 12	R: 1 E: 0 K: 1 S: 13	H: 2 LOB: 1 BB: 0 P: 19	R: 0 E: 0 K: 0 S: 5	H: 0 LOB: 0 BB: 0 P: 7	R: 1 E: 0 K: 0 S: 13	H: 2 LOB: 1 BB: 0 P: 20	R: 0 E: 0 K: 2 S: 13	H: 0 LOB: 1 BB: 1 P: 18	R: 0 E: 0 K: 2 S: 9	H: 1 LOB: 1 BB: 0 P: 15	1B: 4 2B: 3 3B: 0 HR: 0	SF: 0 SAC: 0 DP: 0 HBP: 0	WP: 0 PB: 0 SB: 0 CS: 0	PA: 35
<b>PITCHER</b>	IP WLS BF H R ER SO BB IBB HBP BLK WP HR S P ERA WHIP																			
23 Zack Greinke, R (1, 1) ERA: 5.81	7.0 W 27 6 2 2 4 0 0 0 0 0 0 67 100 2.57 0.857																			
Jeremy Affeldt, L (8, 1) ERA: 6.07	1.0 H 4 0 0 0 2 1 0 0 0 0 0 0 13 18 0.00 1.000																			
Mike MacDougal, R (9, 1) ERA: 3.39	1.0 S 4 1 0 0 2 0 0 0 0 0 0 0 9 15 0.00 1.000																			

Detroit Tigers @ Kansas City Royals  
Kauffman Stadium, Kansas City, MO

Tue Sep 20 2005, 4:15 PM CDT  
Att. 9,418 - Partly Cloudy - 83 F

livebaseballscorecards.com

AB 34  
R 2  
H 7  
RBI 2  
BB 1  
SO 8  
LOB 15



Batter	1	2	3	4	5	6	7	8	9
<b>Chip Ambres, R</b> OBP: 0.331, SLG: 0.382 (1, 7)	0-1 E6 1B 29 SF7	1-1 P3			1-1 HR		1-2 G5-3		
<b>Aaron Guel, L</b> OBP: 0.361, SLG: 0.440 (1, 8)	1-1 F9 29 SF7 1B		1-1 G3-1		1-2 P4		0-2 F8		
<b>29 Mike Sweeney, R</b> OBP: 0.339, SLG: 0.512 (1, 10)	2-2 SF7		1-2 G4-3		0-0 G5-3		0-0 F8		
<b>Emil Brown, R</b> OBP: 0.350, SLG: 0.462 (1, 9)	0-0 F9		2-1 HR		1-0 G6-3		1-1 G6-3		
<b>4 Angel Berroa, R</b> OBP: 0.305, SLG: 0.376 (1, 6)	0-0 F9		0-1 F8		0-1 G4-3 26 BB 1B		1-2 26 S 1B		
<b>26 Justin Huber, R</b> OBP: 0.293, SLG: 0.278 (1, 3)		0-1 2B SF9 1B		3-2 G6-3		1 SAFE 4-1 G4-3 BB		2-3 K	
<b>24 Mark Teahen, L</b> OBP: 0.304, SLG: 0.352 (9, 5)		1-2 SF9 2B		0-0 G6-3		0-0 G4-3		1-2 2-3	
<b>Paul Phillips, R</b> OBP: 0.231, SLG: 0.365 (1, 2)		1-3 P4		1-1 P4		1-3 K			
<b>Joe McEwing, R</b> OBP: 0.263, SLG: 0.289 (1, 5) (9, 3)		0-2 P4							
<b>Donnie Murphy, R</b> OBP: 0.253, SLG: 0.286 (1, 4) <b>13 Andrés Blanco, S</b> OBP: 0.209, SLG: 0.262 (9, 4)		1-2 SF9		1-1 G6-3			1-3 K		

Inning Stats	R: 1	H: 1	E: 1	K: 0	S: 9	R: 1	H: 2	E: 0	K: 0	S: 13	R: 1	H: 1	E: 0	K: 0	S: 9	R: 0	H: 0	E: 0	K: 0	S: 7	R: 1	H: 1	E: 0	K: 0	S: 8	R: 0	H: 1	E: 0	K: 1	S: 8	R: 0	H: 0	E: 0	K: 1	S: 11	R: 0	H: 1	E: 0	K: 1	S: 10
	1	1	0	0	12	1	2	0	0	16	0	1	0	0	11	0	0	0	0	11	0	1	0	0	14	0	0	0	1	13	0	1	0	0	13	0	1	0	13	

**AB R H RBI BB SO LOB**

**4 2 1 1 0 0 1**

**4 0 1 0 0 0 0**

**3 0 0 1 0 0 0**

**4 1 1 1 0 0 1**

**4 0 2 0 0 0 1**

**3 1 1 0 1 1 1**

**0 0 0 0 0 0 0**

**3 0 1 0 0 0 2**

**3 0 0 0 0 1 4**


**2 0 0 1 0 1 0**

**0 0 0 0 0 0 0**

**1B: 4 SF: 2**  
**2B: 1 SAC: 0**  
**3B: 0 DP: 0**  
**HR: 2 HBP: 0**

**WP: 0 PA: 33**  
**PB: 0**  
**SB: 1**  
**CS: 0**

**AB 30**  
**R 4**  
**H 7**  
**RBI 4**  
**BB 1**  
**SO 3**  
**LOB 10**



**DETROIT TIGERS @ KANSAS CITY ROYALS**  
Kauffman Stadium, Kansas City, MO

Tue Sep 20 2005, 4:15 PM CDT  
Att: 9,418 - Partly Cloudy - 83 F

**PITCHER**

IP	WLS	BF	H	R	ER	SO	BB	IBB	HBP	BLK	WP	HR	S	P	ERA	WHIP
29 Nate Robertson, L (1, 1)	7.0	L	29	6	4	3	2	1	0	0	0	2	65	90	3.86	1.000
Craig Dingman, R (8, 1)	1.0		4	1	0	0	1	0	0	0	0	0	10	13	0.00	1.000

Batter	1	2	3	4	5	6	7	8	9	AB R H RBI BB SO LOB	TOP	
28 Curtis Granderson, L OBP: 0.354, SLG: 0.554 (1, 8) BB F C B B B (8, 7)	4-2 30 F9 14 1B BB		X 0-0 HR		B S C T 1-2 K		C B C X 1-1 G3		F B C X 1-1 F8	4 1 1 1 1 1 1		
14 Placido Polanco, R OBP: 0.386, SLG: 0.443 (1, 4) C X	0-1 1-2 1B		F S X 0-2 31 SF8 3B		C B C X 2-1 G6-3		C B C X 2-1 1B			4 1 3 0 0 0 0		
31 Chris Shelton, R OBP: 0.361, SLG: 0.504 (1, 3) B F X	1-1 F4		T F F X 0-2 SF8		B X 1-0 HR		C B C X 1-2 L5			3 1 1 2 0 0 3		
30 Magglio Ordonez, R OBP: 0.362, SLG: 0.444 Nook Logan, S OBP: 0.303, SLG: 0.335 (1, 9) (8, 8) B F X	1-1 F9		B C C X 1-1 G6-3		F X 0-1 2B 1B		B B C X 2-1 F7			4 0 1 0 0 0 2 0 0 0 0 0 0 0		
Carlos Pena, L OBP: 0.335, SLG: 0.451 (1, 10) X	0-0 G4-3		B F X 1-1 P6		D S F S 2-3 K		S S C 0-3 K			4 0 0 0 0 2 3		
Ivan Rodriguez, R OBP: 0.293, SLG: 0.454 (1, 2)		B B B B 4-0 BB		X 0-0 F9		X 0-0 2B		F F B S 1-3 K		3 0 1 0 1 1 0		
Craig Monroe, R OBP: 0.321, SLG: 0.438 (1, 7) (8, 9) B B X	1-2 F8		B B X 2-0 F8		X 0-0 G5-3		S B B F X 2-2 G6-3			4 0 0 0 0 0 3		
15 Brandon Inge, R OBP: 0.326, SLG: 0.407 (1, 5) B B X	1-2 F9		B C C X 0-3 K		B B B X 3-0 F7		S B B S 2-3 K			4 0 0 0 0 2 3		
20 Omar Infante, R OBP: 0.254, SLG: 0.360 (1, 6) B 1 SAFE SAFE X	1-0 L7		X 0-0 L7		B B B C X 3-3 K		S F F X 0-2 1B			4 0 1 0 0 1 1		
<b>Inning Stats</b>	R: 0 H: 1 E: 0 LOB: 2 K: 0 BB: 1 S: 9 P: 15	R: 0 H: 0 E: 0 LOB: 1 K: 0 BB: 1 S: 7 P: 14	R: 2 H: 2 E: 0 LOB: 0 K: 0 BB: 0 S: 12 P: 14	R: 0 H: 0 E: 0 LOB: 0 K: 1 BB: 0 S: 5 P: 7	R: 0 H: 0 E: 0 LOB: 0 K: 1 BB: 0 S: 6 P: 9	R: 1 H: 3 E: 0 LOB: 2 K: 1 BB: 0 S: 9 P: 15	R: 0 H: 1 E: 0 LOB: 1 K: 1 BB: 0 S: 11 P: 18	R: 0 H: 0 E: 0 LOB: 0 K: 2 BB: 0 S: 8 P: 11	R: 0 H: 1 E: 0 LOB: 1 K: 1 BB: 0 S: 12 P: 17	1B: 4 SF: 1 2B: 1 SAC: 0 3B: 1 DP: 0 HR: 2 HBP: 0	WP: 0 PA: 37 PB: 0 SB: 0 CS: 0	
<b>PITCHER</b> 41 Jimmy Gobble, L ERA: 5.82 Kyle Snyder, R ERA: 6.75 (1, 1) (6, 1)	IP WLS BF H R ER SO BB IBB HBP BLK WP HR S P ERA WHIP	5.1 23 5 3 3 3 2 0 0 0 0 0 2 45 68 5.06 1.312	3.2 14 3 0 0 4 0 0 0 0 0 0 0 34 52 0.00 0.818	<b>PITCHER</b> IP WLS BF H R ER SO BB IBB HBP BLK WP HR S P ERA WHIP								

**Detroit Tigers @ Kansas City Royals**  
 Kauffman Stadium, Kansas City, MO  
 Wed Sep 21 2005, 1:10 PM CDT  
 Att. 8,640 - Sunny - 86 F

[livebaseballscorecards.com](http://livebaseballscorecards.com)

<b>AB</b>	<b>34</b>
<b>R</b>	<b>3</b>
<b>H</b>	<b>8</b>
<b>RBI</b>	<b>3</b>
<b>BB</b>	<b>2</b>
<b>SO</b>	<b>7</b>
<b>LOB</b>	<b>16</b>





BOTTOM

Detroit Tigers @ Kansas City Royals  
Kauffman Stadium, Kansas City, MO

livebaseballscorecards.com

AB	33
R	4
H	8
RBI	4
BB	2
SO	2
LOB	9



WP:	1	PA:	36
PB:	0		
SB:	0		
CS:	0		

Wed Sep 21 2005, 1:10 PM CDT  
Att. 8,640 - Sunny - 86 F

AB R H RBI BB SO LOB

3	1	1	1	0	0	1
1	0	0	0	0	0	0
4	0	1	0	0	0	0
4	1	1	0	0	0	1
3	0	1	0	1	0	0
0	0	0	0	0	0	0
3	1	0	1	0	1	1
4	1	2	0	0	0	1
3	0	0	0	1	0	1
4	0	1	0	0	1	3
3	0	0	0	0	0	1
1	0	1	2	0	0	0

1B:	6	SF:	1
2B:	1	SAC:	0
3B:	0	DP:	0
HR:	1	HBP:	0

Batter	1	2	3	4	5	6	7	8	9
Aaron Guiel, L OBP: 0.360, SLG: 0.474 Chip Ambres, R OBP: 0.329, SLG: 0.379	2-2 P6		1-2 HR		3-2 F7			3-2 G6-3	
Terrence Long, L OBP: 0.322, SLG: 0.380	2-2 L8		0-1 1B			0-1 G4-3		1-1 P6	
29 Mike Sweeney, R OBP: 0.338, SLG: 0.510	0-1 L7		0-2 F7			2-2 WP BB SF8 1B		2-2 G5-3	
Matt Stairs, L OBP: 0.379, SLG: 0.460 9 David DeJesus, L OBP: 0.359, SLG: 0.445		3-2 L9		1-1 G4-3		4-2 SF8 WP BB 1B		2-2 FC6-4 1B	
Emil Brown, R OBP: 0.348, SLG: 0.459		2-3 K		0-0 G6-3		3-2 SF8		2-2 FC6-4 2B 1B	
24 Mark Teahen, L OBP: 0.306, SLG: 0.356		1-1 1B		3-2 P4		1-1 F8		1-2 1B 2B	
4 Angel Berroa, R OBP: 0.305, SLG: 0.374		1-0 G5-3		1-2 F9			1-0 G6-3	4-0 1B IBB	
14 John Buck, R OBP: 0.281, SLG: 0.378			0-0 G5-3		3-1 1B		2-2 F8	1-3 K	
13 Andrés Blanco, S OBP: 0.196, SLG: 0.244 Denny Hocking, S OBP: 0.397, SLG: 0.302			0-0 B1-3		0-0 F7		0-1 G4-3	2-2 1B	

Inning Stats	R: 0	H: 0	E: 0	K: 10	S: 10	R: 0	H: 1	E: 0	K: 11	S: 11	R: 1	H: 2	E: 0	K: 0	S: 13	R: 0	H: 0	E: 0	K: 8	S: 8	R: 0	H: 1	E: 0	K: 10	S: 10	R: 1	H: 1	E: 0	K: 13	R: 0	H: 0	E: 0	K: 6	S: 6	R: 0	H: 0	E: 0	K: 10	S: 10	R: 2	H: 3	E: 0	K: 17	S: 17	1B: 6	2B: 1	3B: 0	HR: 1	SF: 1	SAC: 0	DP: 0	HBP: 0	WP: 1	PA: 36
--------------	------	------	------	-------	-------	------	------	------	-------	-------	------	------	------	------	-------	------	------	------	------	------	------	------	------	-------	-------	------	------	------	-------	------	------	------	------	------	------	------	------	-------	-------	------	------	------	-------	-------	-------	-------	-------	-------	-------	--------	-------	--------	-------	--------

PITCHER	IP	WLS	BF	H	R	ER	SO	BB	IBB	HBP	BLK	WP	HR	S	P	ERA	WHIP
Jason Johnson, R ERA: 4.57	6.0		24	5	2	2	1	1	0	0	0	1	1	65	98	3.00	1.000
Chris Spurling, R ERA: 3.29	1.0	H	3	0	0	0	0	0	0	0	0	0	0	6	9	0.00	0.000
Jamie Walker, L ERA: 3.4	0.2	H	2	0	0	0	0	0	0	0	0	0	0	6	10	0.00	0.000
56 Fernando Rodney, R ERA: 2.77	1.0	L	7	3	2	2	1	0	1	0	0	0	0	21	35	18.00	3.000

Batter	1	2	3	4	5	6	7	8	9	AB R H RBI BB SO LOB	TOP																							
51 Ichiro Suzuki, L (1, 9) OBP: 0.344, SLG: 0.433	3-2 G5-3		0-0 L4		2-3 K			0-2 1 SAFE 1 SAFE 1 SAFE 1 SAFE 1-3 7 G1-6-3 1B		4 0 1 0 0 1 2																								
7 Jeremy Reed, L (1, 8) OBP: 0.323, SLG: 0.352	4-1 BB BB		2-2 G6-4-3 1-2f			0-0 G4-3		2-1 1 SAFE 1 SAFE 1-2f 3-H G1-6-3		3 0 0 0 1 0 2																								
Raul Ibanez, L (1, 7) OBP: 0.363, SLG: 0.443	4-2 1-2 BB			0-1 F9		4-0 BB		3-2 L6		2 0 0 0 2 0 1																								
29 Adrian Beltré, R (1, 5) OBP: 0.300, SLG: 0.418	1-2 L5			2-0 PO 7 BB 1B		2-3 K			1-1 F7	4 0 1 0 0 1 2																								
Greg Dobbs, L (1, 3) OBP: 0.290, SLG: 0.352		2-0 F8		2-0 F7		1-3 K			4-0 7 1B BB	3 0 0 0 1 1 2																								
7 Yuniesky Betancourt, R (1, 6) OBP: 0.295, SLG: 0.372		1-3 K		4-1 BB			1-0 F7		0-2 G6-4-3 1B	3 0 1 0 1 1 0																								
Dave Hansen, L (1, 10) OBP: 0.262, SLG: 0.260		2-2 F8		1-1 PO	2-1 P6		3-1 F8		0-0 G6-4-3 1-2f	4 0 0 0 0 0 2																								
4 José López, R (1, 4) OBP: 0.276, SLG: 0.381			3-1 30 1B 2B		2-3 K		0-1 F7			3 1 1 0 0 1 0																								
30 René Rivera, R (1, 2) OBP: 0.421, SLG: 0.568 Jaime Bubela, L (8, PR) Yorvit Torrealba, R (8, 2) OBP: 0.313, SLG: 0.358		1-0 2-H 7 G6-4-3 1B			0-2 1B			1-2 51 1B 7 G1-6-3 1B		3 0 3 1 0 0 0 0 1 0 0 0 0 0 0 0 0 0 0 0 0																								
<b>Inning Stats</b>	R: 0 E: 0 K: 0 S: 10	H: 0 LOB: 1 BB: 2 P: 22	R: 0 E: 0 K: 1 S: 8	H: 0 LOB: 0 BB: 0 P: 13	R: 1 E: 0 K: 0 S: 7	H: 2 LOB: 0 BB: 0 P: 13	R: 0 E: 0 K: 0 S: 6	H: 1 LOB: 1 BB: 1 P: 15	R: 0 E: 0 K: 2 S: 9	H: 0 LOB: 1 BB: 1 P: 16	R: 0 E: 0 K: 0 S: 5	H: 0 LOB: 0 BB: 0 P: 9	R: 1 E: 0 K: 0 S: 12	H: 2 LOB: 1 BB: 0 P: 18	R: 0 E: 0 K: 0 S: 6	H: 1 LOB: 1 BB: 1 P: 11	1B: 6 2B: 1 3B: 0 HR: 0	SF: 0 SAC: 0 DP: 3 HBP: 0	WP: 0 PB: 0 SB: 0 CS: 0	PA: 35														
<b>PITCHER</b>	IP WLS BF H R ER SO BB IBB HBP BLK WP HR S P ERA WHIP																	<b>PITCHER</b>	IP WLS BF H R ER SO BB IBB HBP BLK WP HR S P ERA WHIP															
Sean Douglass, R (1, 1) ERA: 5.62	6.0		23	4	1	1	5	4	0	0	0	0	0	0	54	99	1.50	1.333																
Chris Spurling, R (7, 1) ERA: 3.38	1.0	L	4	1	1	1	0	0	0	0	0	0	0	8	13	9.00	1.000																	
Vic Darensbourg, L (8, 1) ERA: 2.86	1.0		3	1	0	0	0	0	0	0	0	0	0	9	14	0.00	1.000																	
Craig Dingman, R (9, 1) ERA: 3.19	1.0		4	1	0	0	0	1	0	0	0	0	0	6	11	0.00	2.000																	

## Seattle Mariners @ Detroit Tigers

Comerica Park, Detroit, MI

Fri Sep 23 2005, 7:05 PM EDT

Att: 23,972 - Partly Cloudy - 67 F

livebaseballscorecards.com

AB	29
R	2
H	7
RBI	1
BB	5
SO	5
LOB	11




Batter	1	2	3	4	5	6	7	8	9
28 Curtis Granderson, L (1, 8) OBP: 0.343, SLG: 0.536 33 Marcus Thames, R (9, PH) OBP: 0.262, SLG: 0.427	0-3 K		2-3 K			0-2 G4-3		1-1 G1-5-3	0-3 K
14 Placido Polanco, R (1, 4) OBP: 0.385, SLG: 0.440	0-0 F7		2-2 P2			2-2 F9		4-0 30 1B 31 BB BB	
31 Chris Shelton, R (1, 3) OBP: 0.365, SLG: 0.511	1-0 30 FC6-4 1B			2-3 K		3-0 3B		4-2 30 1B 1-2 BB	
30 Magglio Ordonez, R (1, 9) OBP: 0.361, SLG: 0.442 Nook Logan, S (8, PR) OBP: 0.303, SLG: 0.335	0-0 FC6-4 1-2f			1-1 G5-3		0-0 G5-3		1-1 FC5-4 1-2 2-3 1B	
Carlos Pena, L (1, 10) OBP: 0.338, SLG: 0.459 9 Carlos Guillen, S (8, PH) OBP: 0.365, SLG: 0.435		3-3 K		1-0 1B		3-2 2B		0-3 K	
Ivan Rodriguez, R (1, 2) OBP: 0.291, SLG: 0.450		2-2 F8		0-0 G5-3		0-0 G6-3		1-1 FC5-4 1-2f	
Craig Monroe, R (1, 7) OBP: 0.320, SLG: 0.437		0-1 F8			1-0 G5-3		0-0 G5-3		2-2 15 SH1-4 1B
15 Brandon Inge, R (1, 5) OBP: 0.326, SLG: 0.405			0-0 G4-3		0-1 P4		4-2 20 FC4-6 BB		0-0 SH1-4
20 Omar Infante, R (1, 6) OBP: 0.254, SLG: 0.367			0-2 HR		1-3 K		0-0 FC4-6 1-2f		1-3 K

Inning Stats	R: 0 E: 0 K: 1 S: 6	H: 1 LOB: 1 BB: 0 P: 7	R: 0 E: 0 K: 1 S: 10	H: 0 LOB: 0 BB: 0 P: 15	R: 1 E: 0 K: 1 S: 11	H: 1 LOB: 1 BB: 0 P: 15	R: 0 E: 0 K: 1 S: 8	H: 1 LOB: 1 BB: 0 P: 12	R: 0 E: 0 K: 1 S: 6	H: 0 LOB: 0 BB: 0 P: 8	R: 0 E: 0 K: 0 S: 8	H: 1 LOB: 2 BB: 1 P: 15	R: 0 E: 0 K: 1 S: 11	H: 1 LOB: 3 BB: 2 P: 22	R: 0 E: 0 K: 2 S: 12	H: 1 LOB: 1 BB: 0 P: 15
--------------	------------------------------	---------------------------------	-------------------------------	----------------------------------	-------------------------------	----------------------------------	------------------------------	----------------------------------	------------------------------	---------------------------------	------------------------------	----------------------------------	-------------------------------	----------------------------------	-------------------------------	----------------------------------

BOTTOM											
AB	R	H	RBI	BB	SO	LOB					
4	0	0	0	0	2	0					
1	0	0	0	0	1	1					
3	0	0	0	1	0	0					
3	0	2	0	1	1	0					
4	0	1	0	0	0	2					
0	0	0	0	0	0	0					
3	0	2	0	0	1	0					
1	0	0	0	0	1	3					
4	0	0	0	0	0	5					
4	0	1	0	0	0	1					
2	0	0	0	1	0	0					
4	1	1	1	0	2	3					
WP: 0	PA: 37										
PB: 0	ERA	WHIP									
SB: 0											
CS: 0											

Seattle Mariners @ Detroit Tigers  
Comerica Park, Detroit, MI  
Fri Sep 23 2005, 7:05 PM EDT  
Att. 23,972 - Partly Cloudy - 67 F

AB	33
R	1
H	7
RBI	1
BB	3
SO	8
LOB	15
	

PITCHER	IP	WLS	BF	H	R	ER	SO	BB	IBB	HBP	BLK	WP	HR	S	P	ERA	WHIP
Ryan Franklin, R (1, 1) ERA: 5.15	7.0	W	27	5	1	1	5	1	0	0	0	0	1	57	85	1.29	0.857
20 J.J. Putz, R (8, 1) ERA: 3.6	0.1	H	4	1	0	0	0	2	0	0	0	0	0	6	16	0.00	9.000
George Sherrill, L (8, 1) ERA: 3.63	0.1	H	1	0	0	0	1	0	0	0	0	0	0	3	3	0.00	0.000
40 Julio Mateo, R (8, 1) ERA: 2.72	0.1	H	1	0	0	0	0	0	0	0	0	0	0	2	3	0.00	0.000
Eddie Guardado, L (9, 1) ERA: 2.82	1.0	S	4	1	0	0	2	0	0	0	0	0	0	12	15	0.00	1.000

Batter	1	2	3	4	5	6	7	8	9	AB R H RBI BB SO LOB	TOP											
51 Ichiro Suzuki, L (1, 9) OBP: 0.344, SLG: 0.432	2-2 F7		1-3 K		0-1 L1			1-1 1B		4 0 1 0 0 1 1												
7 Yuniesky Betancourt, R (1, 6) OBP: 0.294, SLG: 0.370	1-1 G6-3		2-2 F9			1-1 L5		0-0 1B		4 0 1 0 0 0 0												
Raul Ibanez, L (1, 7) OBP: 0.361, SLG: 0.440	0-1 G6-3		2-1 G3-1			1-1 F7		3-2 G6-3		4 0 0 0 0 0 2												
Richie Sexson, R (1, 3) OBP: 0.368, SLG: 0.543		3-3 K		4-2 BB		2-2 G6-3		4-1 BB		2 0 0 0 2 1 0												
29 Adrián Beltré, R (1, 5) OBP: 0.302, SLG: 0.416		4-1 BB		0-1 G5-4-3		4-0 BB		0-1 P4		2 1 0 0 2 0 2												
Greg Dobbs, L (1, 10) OBP: 0.296, SLG: 0.357		1-0 BB		0-0 F8		1-1 L6		3-1 1B		4 0 2 0 0 0 1												
4 Jose Lopez, R (1, 4) OBP: 0.282, SLG: 0.380		1-1 BB		1-2 BB		2-2 G5-4-3		2-3 K		3 0 1 1 1 1 3												
Shin-Soo Choo, L (1, 8) OBP: 0.214, SLG: 0.083		0-2 K		0-1 P6		0-1 G5-4-3		2-2 G6-3		4 0 0 0 0 1 5												
30 René Rivera, R (1, 2) OBP: 0.390, SLG: 0.525		0-3 K		0-1 G6-3		0-1 F9				3 0 0 0 0 1 3												
<b>Inning Stats</b>	R: 0 E: 0 K: 0 S: 13	H: 0 LOB: 0 BB: 0 P: 16	R: 1 E: 0 K: 3 S: 15	H: 2 LOB: 2 BB: 1 P: 24	R: 0 E: 0 K: 1 S: 8	H: 0 LOB: 0 BB: 0 P: 13	R: 0 E: 0 K: 0 S: 5	H: 0 LOB: 0 BB: 1 P: 9	R: 0 E: 0 K: 0 S: 7	H: 0 LOB: 1 BB: 1 P: 11	R: 0 E: 0 K: 0 S: 7	H: 0 LOB: 0 BB: 0 P: 11	R: 0 E: 0 K: 0 S: 6	H: 0 LOB: 0 BB: 1 P: 13	R: 0 E: 0 K: 0 S: 12	H: 2 LOB: 2 BB: 0 P: 18	R: 0 E: 0 K: 1 S: 12	H: 1 LOB: 2 BB: 1 P: 24	1B: 5 2B: 0 3B: 0 HR: 0	SF: 0 SAC: 0 DP: 2 HBP: 0	WP: 0 PB: 0 SB: 1 CS: 0	PA: 35
<b>PITCHER</b>	IP WLS BF H R ER SO BB IBB HBP BLK WP HR S P ERA WHIP																					
Jason Grilli, R (1, 1) ERA: 2.0	7.0 W 25 2 1 1 4 4 0 0 0 0 0 0 61 97 1.29 0.857																					
Chris Spurling, R (8, 1) ERA: 3.34	0.2 H 4 2 0 0 0 0 0 0 0 0 0 0 8 11 0.00 3.000																					
Jamie Walker, L (8, 1) ERA: 3.38	0.1 H 1 0 0 0 0 0 0 0 0 0 0 0 4 7 0.00 0.000																					
56 Fernando Rodney, R (9, 1) ERA: 2.7	1.0 5 1 0 0 1 1 0 0 0 0 0 0 12 24 0.00 2.000																					

Seattle Mariners @ Detroit Tigers  
Comerica Park, Detroit, MI  
Sat Sep 24 2005, 7:05 PM EDT  
Att. 25,328 - Cloudy - 70 F

livebaseballscorecards.com

AB 30  
R 1  
H 5  
RBI 1  
BB 5  
SO 5  
LOB 17



Batter	1	2	3	4	5	6	7	8	9
28 Curtis Granderson, L (1, 8) OBP: 0.333, SLG: 0.519	0-1 G1-3		3-2 G3-1			0-0 L1		2-2 F7	
14 Placido Polanco, R (1, 4) OBP: 0.385, SLG: 0.449	1-2 F8			3-2 G4-3		0-1 HR		0-2 31 2B	
31 Chris Shelton, R (1, 3) OBP: 0.369, SLG: 0.525	1-1 HR			1-1 L8		2-2 1B		1-0 1B 2B	
Craig Monroe, R (1, 9) OBP: 0.322, SLG: 0.443	3-2 G1-3			0-0 HR		1-1 L8		3-2 2-H HR 1B	
Carlos Pena, L (1, 10) OBP: 0.337, SLG: 0.468		1-0 G3-1		1-3 K			0-2 P2	0-0 2-H HR	
Ivan Rodriguez, R (1, 2) OBP: 0.293, SLG: 0.450		1-0 G5-3			0-0 F8		4-0 33 G6-3 BB	0-1 20 WP 15 BB 1B	
33 Marcus Thames, R (1, 7) OBP: 0.261, SLG: 0.420		3-3 K			0-1 15 G4-6-3 1B		0-0 G6-3	3-2 F7	
15 Brandon Inge, R (1, 5) OBP: 0.327, SLG: 0.404			2-0 F8		2-0 G4-6-3 1-2f		4-2 20 FC5-4 BB	4-1 20 WP BB	
20 Omar Infante, R (1, 6) OBP: 0.251, SLG: 0.363			1-0 P6			0-1 F7	3-1 FC5-4 1-2f	3-3 K 1-2 2-3	

Inning Stats	R: 1 E: 0 K: 10 S: 10	H: 1 LOB: 0 BB: 0 P: 15	R: 0 E: 0 K: 1 S: 5	H: 0 LOB: 0 BB: 0 P: 10	R: 0 E: 0 K: 5 S: 5	H: 0 LOB: 0 BB: 0 P: 11	R: 1 E: 0 K: 1 S: 11	H: 1 LOB: 0 BB: 0 P: 16	R: 0 E: 0 K: 4 S: 4	H: 1 LOB: 0 BB: 0 P: 6	R: 1 E: 0 K: 10 S: 10	H: 2 LOB: 1 BB: 0 P: 13	R: 0 E: 0 K: 10 S: 10	H: 0 LOB: 2 BB: 2 P: 21	R: 4 E: 0 K: 1 S: 21	H: 5 LOB: 2 BB: 1 P: 37
--------------	--------------------------------	----------------------------------	------------------------------	----------------------------------	------------------------------	----------------------------------	-------------------------------	----------------------------------	------------------------------	---------------------------------	--------------------------------	----------------------------------	--------------------------------	----------------------------------	-------------------------------	----------------------------------

PITCHER	IP	WLS	BF	H	R	ER	SO	BB	IBB	HBP	BLK	WP	HR	S	P	ERA	WHIP
Jamie Moyer, L (1, 1) ERA: 4.41	7.1	L	28	5	3	3	2	2	0	0	0	0	3	58	97	3.68	0.955
Scott Atchison, R (8, 1) ERA: 9.0	0.0		3	3	2	2	0	0	0	0	0	0	0	7	11	∞	∞
Matt Thornton, L (8, 1) ERA: 5.33	0.2		5	2	2	2	1	1	0	0	0	1	1	11	21	27.00	4.500

**BOTTOM**

AB R H RBI BB SO LOB

4	0	0	0	0	0	0
4	2	2	1	0	0	0
4	2	3	2	0	0	0
4	2	2	2	0	0	1
4	1	1	2	0	1	0
3	0	1	0	1	0	0
4	0	1	0	0	1	2
2	0	0	0	2	0	1
4	0	0	0	0	1	4

1B: 4 SF: 0  
2B: 2 SAC: 0  
3B: 0 DP: 1  
HR: 4 HBP: 0


WP: 1 PA: 36  
PB: 0  
SB: 0  
CS: 0

**Seattle Mariners @ Detroit Tigers**  
Comerica Park, Detroit, MI

Sat Sep 24 2005, 7:05 PM EDT  
Att: 25,328 - Cloudy - 70 F

livebaseballscores.com

**AB 33**  
**R 7**  
**H 10**  
**RBI 7**  
**BB 3**  
**SO 3**  
**LOB 8**



Batter	1	2	3	4	5	6	7	8	9	AB R H RBI BB SO LOB	TOP											
51 Ichiro Suzuki, L (1, 9) OBP: 0.345, SLG: 0.436	1-1 G4-3			1-0 FC1-6 2B		2-1 G3		1-0 WP 2B		4 0 2 0 0 0 0												
7 Yuniesky Betancourt, R (1, 6) OBP: 0.288, SLG: 0.362	1-0 G3			0-1 FC1-6 2B		1-0 F7		0-1 P2		4 1 0 0 0 0 2												
Raul Ibanez, L (1, 7) OBP: 0.360, SLG: 0.441	2-2 G6-3			3-0 F8 2B		0-1 L3		2-2 G5-3		4 0 1 1 0 0 1												
Richie Sexson, R (1, 3) OBP: 0.368, SLG: 0.541 Jaime Bubela, L (9, PH)			0-1 G5-3			1-1 F8		4-2 4 2B BB		2 0 0 0 1 0 1 1 0 0 0 0 0 0												
29 Adrian Beltré, R (1, 5) OBP: 0.304, SLG: 0.418 Greg Dobbs, L (9, PH)			2-2 12 2-5 2B			4-2 BB		0-0 F8		2 0 1 0 1 0 1 1 0 0 0 0 0 0												
4 Jose Lopez, R (1, 4) OBP: 0.281, SLG: 0.383			3-2 F9			0-1 F8		0-0 1-3 2B		4 0 1 0 0 0 3												
12 Michael Morse, R (1, 10) OBP: 0.352, SLG: 0.377			1-1 2-5		0-1 F8			1-0 F7		3 0 0 0 0 0 2												
Shin-Soo Choo, L (1, 8) OBP: 0.176, SLG: 0.067			0-1 G6-3			0-3 K		1-3 K		3 0 0 0 0 2 2												
Yorvit Torrealba, R (1, 2) OBP: 0.308, SLG: 0.352			2-1 G6-3			2-3 K		1-0 P5		3 0 0 0 0 1 0												
<b>Inning Stats</b>	R: 0 E: 0 K: 0 S: 6	H: 0 LOB: 0 BB: 0 P: 10	R: 0 E: 0 K: 0 S: 14	H: 1 LOB: 1 BB: 0 P: 20	R: 0 E: 0 K: 0 S: 6	H: 0 LOB: 0 BB: 0 P: 8	R: 1 E: 0 K: 0 S: 10	H: 2 LOB: 2 BB: 1 P: 19	R: 0 E: 0 K: 2 S: 10	H: 0 LOB: 0 BB: 0 P: 15	R: 0 E: 0 K: 0 S: 5	H: 0 LOB: 0 BB: 0 P: 8	R: 0 E: 0 K: 1 S: 8	H: 1 LOB: 2 BB: 1 P: 14	R: 0 E: 0 K: 0 S: 8	H: 1 LOB: 1 BB: 0 P: 12	R: 0 E: 0 K: 0 S: 9	H: 0 LOB: 0 BB: 0 P: 15	1B: 0 2B: 5 3B: 0 HR: 0	SF: 0 SAC: 0 DP: 0 HBP: 0	WP: 1 PB: 0 SB: 0 CS: 0	PA: 33
<b>PITCHER</b>	IP WLS BF H R ER SO BB IBB HBP BLK WP HR S P ERA WHIP																					
Mike Maroth, L (1, 1) ERA: 4.73	7.0 W 27 4 1 1 3 2 0 0 0 0 0 0 59 94 1.29 0.857																					
Franklyn German, R (8, 1) ERA: 3.66	1.0 4 1 0 0 0 0 0 0 0 0 1 0 8 12 0.00 1.000																					
Jason Karnuth, R (9, 1) ERA: 6.75	1.0 3 0 0 0 0 0 0 0 0 0 0 0 9 15 0.00 0.000																					

Seattle Mariners @ Detroit Tigers  
Comerica Park, Detroit, MI  
Sun Sep 25 2005, 1:05 PM EDT  
Att. 26,128 - Overcast - 79 F

livebaseballscorecards.com

AB 31  
R 1  
H 5  
RBI 1  
BB 2  
SO 3  
LOB 12



Batter	1	2	3	4	5	6	7	8	9
28 Curtis Granderson, L (1, 8) OBP: 0.338, SLG: 0.534	2-2 1B 31 G6-4-3		1-2 F7		2-1 3B 14 SF8		3-3 K		
14 Placido Polanco, R (1, 4) OBP: 0.384, SLG: 0.448	0-0 1B 31 G6-4-3			3-2 G6-3	0-0 SF8			2-3 K	
31 Chris Shelton, R (1, 10) OBP: 0.367, SLG: 0.522	2-2 G6-4-3		1-1 F8		2-0 F9			0-1 HR 1B	
9 Carlos Guillen, S (5, PH) OBP: 0.366, SLG: 0.435	1-2f 3-H K		3-3 K	1-2 P6		3-3 K		0-0 HR 1B	
Carlos Pena, L (1, 3) OBP: 0.336, SLG: 0.477								1-H HR	
Craig Monroe, R (1, 9) OBP: 0.323, SLG: 0.445		0-0 2B 33 F9 15 L5			0-0 1B 15 SH1-4 13 1B			0-1 P6	
33 Marcus Thames, R (1, 7) OBP: 0.263, SLG: 0.417		1-0 F9			1-0 1B 13 1B 15 SH1-4			2-3 K	
Nook Logan, S (8, 8) OBP: 0.302, SLG: 0.334		2-3 L5			1-2 1B 2B				
15 Brandon Inge, R (1, 5) OBP: 0.326, SLG: 0.403		1-2 L5			0-0 SH1-4			2-3 K	
13 Vance Wilson, R (1, 2) OBP: 0.299, SLG: 0.311					2-0 1B 2B 28 3B			1-2 1B	
John McDonald, R (1, 6) OBP: 0.330, SLG: 0.329					1-0 2B 28 3B			1-3 K	
					3-H 2B				

Inning Stats	R: 1 E: 0 K: 1 S: 12	H: 2 LOB: 0 BB: 0 P: 19	R: 0 E: 0 K: 0 S: 5	H: 1 LOB: 0 BB: 0 P: 7	R: 0 E: 0 K: 0 S: 8	H: 0 LOB: 0 BB: 0 P: 10	R: 0 E: 0 K: 0 S: 8	H: 0 LOB: 0 BB: 0 P: 13	R: 5 E: 0 K: 0 S: 9	H: 5 LOB: 0 BB: 0 P: 17	R: 0 E: 0 K: 1 S: 12	H: 0 LOB: 0 BB: 0 P: 18	R: 0 E: 0 K: 3 S: 19	H: 1 LOB: 1 BB: 0 P: 26	R: 2 E: 0 K: 2 S: 11	H: 2 LOB: 0 BB: 0 P: 15
--------------	-------------------------------	----------------------------------	------------------------------	---------------------------------	------------------------------	----------------------------------	------------------------------	----------------------------------	------------------------------	----------------------------------	-------------------------------	----------------------------------	-------------------------------	----------------------------------	-------------------------------	----------------------------------

PITCHER	IP	WLS	BF	H	R	ER	SO	BB	IBB	HBP	BLK	WP	HR	S	P	ERA	WHIP
Gil Meche, R (1, 1) ERA: 5.15	2.0		7	3	1	1	1	0	0	0	0	0	0	17	26	4.50	1.500
Shigetoshi Hasegawa, R (3, 1) ERA: 4.22	3.0	L	14	5	5	5	0	0	0	0	0	0	0	25	40	15.00	1.667
Rafael Soriano, R (6, 1) ERA: 3.18	2.0		7	1	0	0	4	0	0	0	0	0	0	31	44	0.00	0.500
Jeff Harris, R (8, 1) ERA: 4.47	1.0		5	2	2	2	2	0	0	0	0	0	1	11	15	18.00	2.000

**BOTTOM**

AB R H RBI BB SO LOB

4	2	2	2	0	1	1
3	0	1	1	0	1	0
2	0	0	0	0	0	1
2	1	1	0	0	0	0
4	1	1	2	0	2	0
4	1	2	0	0	0	0
3	1	1	0	0	0	1
1	0	0	0	0	1	0
2	0	0	0	0	1	1
3	1	2	1	0	0	0
3	1	1	1	0	1	1

WP: 0 PA: 33  
PB: 0  
SB: 0  
CS: 0

**Seattle Mariners @ Detroit Tigers**  
Comerica Park, Detroit, MI

Sun Sep 25 2005, 1:05 PM EDT  
Att. 26,128 - Overcast - 79 F

livebaseballscorecards.com

AB 31  
R 8  
H 11  
RBI 7  
BB 0  
SO 7  
LOB 5



Batter	1	2	3	4	5	6	7	8	9	AB R H RBI BB SO LOB	TOP																
22 Scott Podsednik, L (1, 7) OBP: 0.353, SLG: 0.351	0-3 K		0-0 1B		2-0 G4-3			0-1 SH3-4 1B		4 0 2 0 0 1 0																	
Tadahito Iguchi, R (1, 4) OBP: 0.345, SLG: 0.438	1-0 G6-3		1-0 12 G6-4-3 1B		2-1 G6-3			1-1 SH3-4		3 0 1 0 0 0 0																	
12 A.J. Pierzynski, L (1, 2) OBP: 0.308, SLG: 0.422	1-0 14 HR HBP		1-0 G6-4-3		2-2 G4-3			0-3 K		3 1 0 0 0 1 4																	
14 Paul Konerko, R (1, 3) OBP: 0.368, SLG: 0.528	3-2 1-H HR			1-0 FC5-4 1B		3-1 G6-3		4-0 IBB		3 1 2 2 1 0 0																	
23 Jermaine Dye, R (1, 9) OBP: 0.326, SLG: 0.507	1-1 L8			1-1 F8		1-2 G4-3		2-3 K		4 0 0 0 0 1 4																	
Carl Everett, S (1, 10) OBP: 0.306, SLG: 0.428		1-0 F8		1-1 FC5-4 FC6-4		2-2 G4-3 HBP		2-2 24 FC5-4 HBP		2 0 0 0 0 0 1																	
Willie Harris, L (9, PR) OBP: 0.328, SLG: 0.301				1-2f						0 0 0 0 0 0 0																	
Aaron Rowand, R (1, 8) OBP: 0.332, SLG: 0.410		0-2 24 L7-3 1B		0-1 FC6-4		3-2 G4-3		0-0 B3		4 0 1 0 0 0 3																	
24 Joe Crede, R (1, 5) OBP: 0.305, SLG: 0.460		1-1 L7-3		1-2f		0-0 G6-3		1-2 FC5-4		4 1 1 1 0 0 2																	
5 Juan Uribe, R (1, 6) OBP: 0.298, SLG: 0.409			3-1 F8		0-0 HR			4-1 SH3-4 22 1B BB		3 0 0 0 1 0 1																	
					3-2 P3			1-2 G5-3																			
<b>Inning Stats</b>	R: 2 E: 0 K: 1 S: 10	H: 1 LOB: 0 BB: 0 P: 16	R: 0 E: 0 K: 0 S: 6	H: 1 LOB: 0 BB: 0 P: 8	R: 0 E: 0 K: 0 S: 5	H: 2 LOB: 1 BB: 0 P: 10	R: 0 E: 0 K: 0 S: 7	H: 1 LOB: 1 BB: 0 P: 10	R: 1 E: 0 K: 0 S: 7	H: 1 LOB: 0 BB: 0 P: 14	R: 0 E: 0 K: 0 S: 8	H: 0 LOB: 0 BB: 0 P: 14	R: 0 E: 0 K: 0 S: 17	H: 0 LOB: 0 BB: 0 P: 22	R: 0 E: 0 K: 2 S: 13	H: 1 LOB: 3 BB: 2 P: 24	R: 0 E: 0 K: 0 S: 10	H: 0 LOB: 1 BB: 0 P: 14	1B: 5 2B: 1 3B: 0 HR: 2	SF: 0 SAC: 1 DP: 3 HBP: 3	WP: 0 PB: 0 SB: 0 CS: 0	PA: 36					
<b>PITCHER</b>	IP WLS BF H R ER SO BB IBB HBP BLK WP HR S P ERA WHIP																										
Jason Johnson, R (1, 1) ERA: 4.54	7.0		26	6	3	3	1	0	0	2	0	0	2	60	94	3.86	0.857										
Craig Dingman, R (8, 1) ERA: 3.16	0.1		3	1	0	0	0	1	0	0	0	0	0	5	10	0.00	6.000										
Jamie Walker, L (8, 1) ERA: 3.35	0.1		2	0	0	0	1	0	1	0	0	0	0	3	7	0.00	0.000										
Chris Spurling, R (8, 1) ERA: 3.33	0.1		1	0	0	0	1	0	0	0	0	0	0	5	7	0.00	0.000										
56 Fernando Rodney, R (9, 1) ERA: 2.63	1.0	W	4	0	0	0	0	0	0	1	0	0	0	10	14	0.00	0.000										

Chicago White Sox @ Detroit Tigers  
Comerica Park, Detroit, MI  
Mon Sep 26 2005, 7:05 PM EDT  
Att. 10,840 - Cloudy - 68 F

livebaseballscorecards.com

AB	30
R	3
H	7
RBI	3
BB	2
SO	3
LOB	15





Batter	1	2	3	4	5	6	7	8	9	AB R H RBI BB SO LOB
28 Curtis Granderson, L (1, 8) OBP: 0.340, SLG: 0.547	0-3 K		4-2 14 1B BB	2-3 SAFE		2-0 G3			0-1 HR	4 1 1 1 1 2 2
14 Placido Polanco, R (1, 4) OBP: 0.385, SLG: 0.448	0-1 F8		1-2 1B		0-3 K		0-0 1B			4 0 2 0 0 1 0
31 Chris Shelton, R (1, 3) OBP: 0.364, SLG: 0.516	1-1 G6-3		1-1 F9		0-0 G5-3		1-0 F9			4 0 0 0 0 0 3
30 Magglio Ordonez, R (1, 9) OBP: 0.362, SLG: 0.441		2-1 2B 1B	0-0 G4-3		4-1 BB		1-1 F7			3 0 1 0 1 0 3
Carlos Pena, L (1, 10) OBP: 0.335, SLG: 0.477		1-0 2B		0-1 G3-1		0-3 K		0-0 F8		4 0 1 0 0 1 2
Ivan Rodriguez, R (1, 2) OBP: 0.292, SLG: 0.448 Nook Logan, S (8, PR) OBP: 0.302, SLG: 0.334 13 Vance Wilson, R (9, 2) OBP: 0.299, SLG: 0.311		1-1 L6		2-3 K		2-3 K		2-2 SH3 1B		4 0 1 0 0 2 2 0 0 0 0 0 0 0 0 0 0 0 0 0 0
Craig Monroe, R (1, 7) OBP: 0.323, SLG: 0.444		1-2 K		0-0 15 HR 1B		0-0 G6-3		0-0 SH3		3 1 1 0 0 1 2
15 Brandon Inge, R (1, 5) OBP: 0.327, SLG: 0.413		2-1 L8		1 SAFE HR		0-1 HR		2-3 K		4 2 2 3 0 1 3
9 Carlos Guillen, S (1, 6) OBP: 0.368, SLG: 0.436 20 Omar Infante, R (6, PR) OBP: 0.251, SLG: 0.362			1-2 F7		4-2 BB		0-0 1B		1-1 F8	2 0 1 0 1 0 0 1 0 0 0 0 0 1

Inning Stats	R: 0	H: 0	E: 0	K: 1	S: 7	H: 0	LOB: 0	BB: 0	P: 8	R: 0	H: 2	E: 0	K: 1	S: 11	H: 2	LOB: 2	BB: 0	P: 18	R: 0	H: 1	E: 0	K: 0	S: 13	R: 2	H: 2	E: 0	K: 2	S: 14	H: 0	LOB: 1	BB: 1	P: 12	R: 0	H: 0	E: 0	K: 2	S: 8	R: 1	H: 2	E: 0	K: 1	S: 8	H: 2	LOB: 1	BB: 0	P: 12	R: 0	H: 1	E: 0	K: 0	S: 5	R: 0	H: 1	E: 0	K: 1	S: 12	H: 1	LOB: 1	BB: 0	P: 17	R: 1	H: 1	E: 0	K: 0	S: 2	1B: 6	SF: 0	2B: 1	SAC: 1	3B: 0	DP: 0	HR: 3	HBP: 0	WP: 0	PA: 37
--------------	------	------	------	------	------	------	--------	-------	------	------	------	------	------	-------	------	--------	-------	-------	------	------	------	------	-------	------	------	------	------	-------	------	--------	-------	-------	------	------	------	------	------	------	------	------	------	------	------	--------	-------	-------	------	------	------	------	------	------	------	------	------	-------	------	--------	-------	-------	------	------	------	------	------	-------	-------	-------	--------	-------	-------	-------	--------	-------	--------

PITCHER	IP	WLS	BF	H	R	ER	SO	BB	IBB	HBP	BLK	WP	HR	S	P	ERA	WHIP
Jon Garland, R (1, 1) ERA: 3.53	6.2		31	8	3	3	7	3	0	0	0	0	2	65	98	4.05	1.650
Neal Cotts, L (7, 1) ERA: 2.01	0.1		1	0	0	0	0	0	0	0	0	0	1	1	0.00	0.000	
Cliff Politte, R (8, 1) ERA: 2.07	1.0	L	5	2	1	1	1	0	0	0	0	0	1	14	19	9.00	2.000


**BOTTOM**

**Chicago White Sox @ Detroit Tigers**  
Comerica Park, Detroit, MI

Mon Sep 26 2005, 7:05 PM EDT  
Att: 10,840 - Cloudy - 68 F

livebaseballscorecards.com

AB	33
R	4
H	10
RBI	4
BB	3
SO	8
LOB	18



Batter	1	2	3	4	5	6	7	8	9	AB R H RBI BB SO LOB	TOP											
22 Scott Podsednik, L (1, 7) OBP: 0.352, SLG: 0.350	0-1 G4-3		1-1 G1-3		0-0 FC6-4 1B		1-3 K		3-2 F9	5 0 1 0 0 1 2												
Tadahito Iguchi, R (1, 4) OBP: 0.346, SLG: 0.435	1-1 F7			4-1 G6-4-3 BB	0-0 F9		1-2 F7		4-2 FC6-4 BB	3 0 0 0 2 0 3												
Aaron Rowand, R (1, 8) OBP: 0.329, SLG: 0.406	0-1 G5-3			1-1 G6-4-3 1-2f	0-1 FC6-4 1-2f		2-1 FC6-4 1-2f		2-2 FC6-4 14 1B 1-2f 2-3	5 0 0 0 0 0 6												
14 Paul Konerko, R (1, 3) OBP: 0.369, SLG: 0.528 Ross Gload, L (9, PR) OBP: 0.182, SLG: 0.188		1-0 FC6-4 1B		4-1 FC5 23 BB BB		2-3 K		0-0 F8	2-1 FC6-4 1B 1-2 3-H	4 0 2 1 1 1 0 0 0 0 0 0 0 0												
23 Jermaine Dye, R (1, 9) OBP: 0.328, SLG: 0.505		3-2 F9		4-1 FC6-4 1B 1-2 BB		4-0 FC6-4 1B BB		4-2 FC6-4 1B G1-2-3 BB	2-2 F8	2 0 0 0 3 0 3												
Carl Everett, S (1, 10) OBP: 0.308, SLG: 0.428 Willie Harris, L (8, PR) OBP: 0.328, SLG: 0.301		1-3 K		2-1 FC5 2-3f		0-0 FC6-4 38 1B		0-2 FC6-4 1B	1-2 FC6-4 1B	4 0 2 0 0 1 3 0 0 0 0 0 0 0												
38 Pablo Ozuna, R (1, 5) OBP: 0.308, SLG: 0.326 Joe Borchard, S (8, PH) OBP: 0.800, SLG: 1.000 12 A.J. Pierzynski, L (8, 2) OBP: 0.308, SLG: 0.422		0-2 FC6-4 1-2f			0-0 G5-3 5 1B 1B	1-1 FC6-4 1-2f 2-3		1-2 FC6-4 1B	1-2 FC6-4 1B	3 1 1 0 0 0 3 1 0 1 0 0 0 0 0 0 0 0 0 0 0												
Chris Widger, R (1, 2) OBP: 0.295, SLG: 0.384 Geoff Blum, S (8, PH) OBP: 0.295, SLG: 0.345			0-3 K		1 SAFE 1 SAFE G5-3 1-3	2-1 K		1-2 G1-2-3		3 0 0 0 0 2 3 1 0 0 0 0 0 3												
5 Juan Uribe, R (1, 6) OBP: 0.301, SLG: 0.410			2-0 F8		3-2 F9 22 1B 3-H		4-2 FC6-4 BB		4-0 FC6-4 14 1B BB	2 1 1 1 2 0 0												
<b>Inning Stats</b>	R: 0 E: 0 K: 0 S: 6	H: 0 LOB: 0 BB: 0 P: 7	R: 0 E: 0 K: 1 S: 11	H: 1 LOB: 1 BB: 0 P: 16	R: 0 E: 0 K: 1 S: 6	H: 0 LOB: 0 BB: 0 P: 9	R: 0 E: 0 K: 0 S: 7	H: 0 LOB: 2 BB: 3 P: 22	R: 1 E: 0 K: 0 S: 10	H: 3 LOB: 2 BB: 0 P: 15	R: 0 E: 0 K: 2 S: 9	H: 1 LOB: 2 BB: 1 P: 18	R: 0 E: 0 K: 1 S: 11	H: 0 LOB: 1 BB: 1 P: 19	R: 0 E: 0 K: 0 S: 13	H: 2 LOB: 2 BB: 1 P: 19	R: 1 E: 0 K: 0 S: 13	H: 1 LOB: 2 BB: 2 P: 30	1B: 8 2B: 0 3B: 0 HR: 0	SF: 0 SAC: 0 DP: 2 HBP: 0	WP: 0 PB: 0 SB: 1 CS: 0	PA: 41
<b>PITCHER</b>	IP WLS BF H R ER SO BB IBB HBP BLK WP HR S P ERA WHIP																					
29 Nate Robertson, L (1, 1) ERA: 4.41	6.1 W 28 5 1 1 5 5 0 0 0 0 0 0 55 98 1.42 1.579																					
Chris Spurling, R (7, 1) ERA: 3.25	1.2 H 7 2 0 0 0 1 0 0 0 0 0 0 18 27 0.00 1.800																					
56 Fernando Rodney, R (9, 1) ERA: 2.79	1.0 S 6 1 1 1 0 2 0 0 0 0 0 0 13 30 9.00 3.000																					

**Chicago White Sox @ Detroit Tigers**  
Comerica Park, Detroit, MI  
Tue Sep 27 2005, 7:05 PM EDT  
Att. 13,983 - Clear - 68 F

[livebaseballscorecards.com](http://livebaseballscorecards.com)

<b>AB</b>	33
<b>R</b>	2
<b>H</b>	8
<b>RBI</b>	2
<b>BB</b>	8
<b>SO</b>	5
<b>LOB</b>	26



Batter	1	2	3	4	5	6	7	8	9
28 Curtis Granderson, L (1, 8) OBP: 0.331, SLG: 0.532	2-2 G4-3		0-3 K			0-1 G3	0-0 G4-6-3		
9 Carlos Guillen, S (1, 6) OBP: 0.370, SLG: 0.436	0-3 K			0-0 F7		0-0 31 1B 30 1B		1-1 30 G6-4-3 1B	
31 Chris Shelton, R (1, 3) OBP: 0.363, SLG: 0.514	3-1 F8			1-0 F9		1-0 30 1B 1B		0-0 F8	
30 Magglio Ordonez, R (1, 9) OBP: 0.361, SLG: 0.438		1-0 F9		3-2 G6-3		0-0 1-2 3-H 1B		1-0 G6-4-3	
Carlos Pena, L (1, 10) OBP: 0.331, SLG: 0.471		0-2 G4-3			1-1 P6		1-1 K		
Craig Monroe, R (1, 7) OBP: 0.323, SLG: 0.449		1-1 L5			1-0 HR		1-2 G4-3		
15 Brandon Inge, R (1, 5) OBP: 0.327, SLG: 0.413			1-2 F9		2-2 F7		0-0 20 1B 13 SH1-4 1B		
13 Vance Wilson, R (1, 2) OBP: 0.301, SLG: 0.314			0-1 G5-3		0-2 1B		0-1 SH1-4		
20 Omar Infante, R (1, 4) OBP: 0.254, SLG: 0.372			0-0 HR		3-3 K		2-2 28 G4-6-3 1B		

Inning Stats	R: 0	H: 0	E: 0	LOB: 0	K: 1	BB: 0	S: 8	P: 13
	R: 0	H: 0	E: 0	LOB: 0	K: 0	BB: 0	S: 6	P: 8
	R: 1	H: 1	E: 0	LOB: 0	K: 1	BB: 0	S: 9	P: 10
	R: 0	H: 0	E: 0	LOB: 0	K: 0	BB: 0	S: 5	P: 9
	R: 1	H: 2	E: 0	LOB: 1	K: 1	BB: 0	S: 13	P: 20
	R: 1	H: 3	E: 0	LOB: 2	K: 1	BB: 0	S: 11	P: 15
	R: 0	H: 2	E: 0	LOB: 1	K: 0	BB: 0	S: 7	P: 9
	R: 0	H: 1	E: 0	LOB: 0	K: 0	BB: 0	S: 4	P: 6

PITCHER	IP	WLS	BF	H	R	ER	SO	BB	IBB	HBP	BLK	WP	HR	S	P	ERA	WHIP
Brandon McCarthy, R (1, 1) ERA: 4.21	6.1	L	27	8	3	3	4	0	0	0	0	0	2	58	83	4.26	1.263
Neal Cotts, L (7, 1) ERA: 1.98	0.2		1	0	0	0	0	0	0	0	0	0	0	1	1	0.00	0.000
Dustin Hermanson, R (8, 1) ERA: 2.11	1.0		3	1	0	0	0	0	0	0	0	0	0	4	6	0.00	1.000


**BOTTOM**

**Chicago White Sox @ Detroit Tigers**  
Comerica Park, Detroit, MI

Tue Sep 27 2005, 7:05 PM EDT  
Att. 13,983 - Clear - 68 F

AB	R	H	RBI	BB	SO	LOB
4	0	0	0	0	1	2
4	1	2	0	0	1	0
4	0	1	0	0	0	1
4	0	1	1	0	0	1
3	0	0	0	0	1	2
3	1	1	1	0	0	2
3	0	1	0	0	0	0
2	0	1	0	0	0	0
3	1	2	1	0	1	1

AB	30
R	3
H	9
RBI	3
BB	0
SO	4
LOB	9



WP	PA
0	31

1B	2B	3B	HR	SF	SAC	DP	HBP
7	0	0	2	0	1	2	0

WP	HR	S	P	ERA	WHIP
0	0	0	0	0.00	1.000

Batter	1	2	3	4	5	6	7	8	9	AB R H RBI BB SO LOB	TOP			
22 Scott Podsednik, L (1, 7) OBP: 0.355, SLG: 0.354	2-2 1B		1-1 23 1B 1B	0-2 F7		0-0 1-3 1B		1-2 1B	0-2 F7	6 1 4 0 0 0 4				
Tadahito Iguchi, R (1, 4) OBP: 0.343, SLG: 0.431	1-3 K		1-0 G6-3	0-0 F8		1-1 1-2 1B		2-3 K2-3		5 0 0 0 0 2 6				
12 A.J. Pierzynski, L (1, 2) OBP: 0.307, SLG: 0.420	2-2 F8		0-2 F9		0-1 G4-3		0-0 F9		0-0 1B HR 1B	5 1 1 0 0 0 2				
14 Paul Konerko, R (1, 3) OBP: 0.370, SLG: 0.526	0-1 G5-3		4-0 23 1B IBB		0-1 23 1B 3B 1B		3-2 G1-3		2-2 F7	4 1 1 0 1 0 2				
23 Jermaine Dye, R (1, 9)			4-1 SH2-4 E BB 1B		1-2 3B 1B		0-0 L8		3-2 F7	4 1 2 1 1 0 1				
Carl Everett, S (1, 10) OBP: 0.308, SLG: 0.432			0-1 SH2-4 1-2		1-2 1-H 2-H 3B		2-2 G6-3		0-0 1-2 HR 1B	5 1 2 2 0 0 3				
Aaron Rowand, R (1, 8) OBP: 0.329, SLG: 0.411			0-0 SH2-4		2-2 G6-3		1-1 G5-3		1-0 G5-3	4 1 1 3 0 0 1				
38 Pablo Ozuna, R (1, 5) OBP: 0.311, SLG: 0.328			0-0 L4		0-2 5 1B 1B		0-3 K2-3		0-2 G6-3	5 0 2 0 0 1 3				
5 Juan Uribe, R (1, 6) OBP: 0.304, SLG: 0.417			1-2 F7		0-1 1-3 1B		2-1 22 1B G6-4-3 HR		4-1 1-2 BB	4 2 2 1 1 0 2				
<b>Inning Stats</b>	R: 0 H: 1 E: 0 LOB: 1 K: 1 BB: 0 S: 13 P: 18	R: 0 H: 0 E: 1 LOB: 2 K: 0 BB: 1 S: 8 P: 13	R: 1 H: 2 E: 0 LOB: 2 K: 0 BB: 1 S: 10 P: 19	R: 0 H: 2 E: 0 LOB: 2 K: 0 BB: 0 S: 13 P: 15	R: 2 H: 3 E: 0 LOB: 1 K: 1 BB: 0 S: 17 P: 20	R: 1 H: 1 E: 1 LOB: 0 K: 0 BB: 0 S: 7 P: 9	R: 0 H: 0 E: 0 LOB: 0 K: 0 BB: 0 S: 7 P: 12	R: 1 H: 2 E: 0 LOB: 1 K: 1 BB: 0 S: 11 P: 16	R: 3 H: 4 E: 0 LOB: 2 K: 0 BB: 1 S: 17 P: 29	1B: 12 SF: 0 2B: 0 SAC: 1 3B: 1 DP: 1 HR: 2 HBP: 0	WP: 0 PA: 46 PB: 0 SB: 2 CS: 0			
<b>PITCHER</b>	<b>IP WLS BF H R ER SO BB IBB HBP BLK WP HR S P ERA WHIP</b>	<b>IP WLS BF H R ER SO BB IBB HBP BLK WP HR S P ERA WHIP</b>											<b>PITCHER</b>	<b>IP WLS BF H R ER SO BB IBB HBP BLK WP HR S P ERA WHIP</b>
<b>Sean Douglass, R</b> (1, 1) ERA: 5.56	5.2 L 29 9 4 3 2 1 1 0 0 0 0 0 67 93 4.76 1.765	0.1 1 0 0 0 0 0 0 0 0 0 0 0 1 1 0.00 0.000											<b>Jason Karnuth, R</b> (9, 1) ERA: 5.4	0.1 1 0 0 0 0 0 0 0 0 0 0 0 0 0 0.00 0.000
<b>Vic Darenbourg, L</b> (6, 1) ERA: 2.82	2.0 8 2 1 1 1 0 0 0 0 0 0 1 18 28 4.50 1.000	0.0 1 1 1 1 0 0 0 0 0 0 0 0 1 1 ∞ ∞												
<b>50 Mark Woodyard, R</b> (7, 1) ERA: 1.93	0.2 6 3 2 2 0 1 0 0 0 0 0 1 13 25 27.00 6.000													
<b>Jamie Walker, L</b> (9, 1) ERA: 3.54														
<b>Craig Dingman, R</b> (9, 1) ERA: 3.66														

Chicago White Sox @ Detroit Tigers  
Comerica Park, Detroit, MI  
Wed Sep 28 2005, 7:05 PM EDT  
Att. 17,221 - Cloudy - 71 F

<b>AB</b>	42
<b>R</b>	8
<b>H</b>	15
<b>RBI</b>	7
<b>BB</b>	3
<b>SO</b>	3
<b>LOB</b>	24



Batter	1	2	3	4	5	6	7	8	9	AB	R	H	RBI	BB	SO	LOB
28 Curtis Granderson, L (1, 8) OBP: 0.329, SLG: 0.524	1-1 F7		1-3 K			3-2 F7		1 SAFE 3-2 G6-4-3 1B		4	0	1	0	0	1	0
14 Placido Polanco, R (1, 4) OBP: 0.386, SLG: 0.453	0-1 G4-3			1-2 31 FC6-5 2B			2-1 31 1B 30 FC6-4 2B	0-2 G6-4-3 1-2f		4	1	2	0	0	0	2
31 Chris Shelton, R (1, 3) OBP: 0.361, SLG: 0.511	2-3 K			1-1 30 FC6-5 2B			0-0 30 FC6-4 1B	2-3 1B	2-2 F9	4	0	1	0	0	1	1
30 Magglio Ordonez, R (1, 9) OBP: 0.360, SLG: 0.435			0-3 K	1-0 30 G5-4-3 1-2f			0-0 FC6-4 1B 1-2f	1-2 15 1B 1B	1-2 15 1B 1B	4	0	1	1	0	1	2
Carlos Pena, L (1, 10) OBP: 0.330, SLG: 0.480			3-2 HR			1-3 K	1-3 K	1-3 K	1-3 K	4	1	1	1	0	3	2
Craig Monroe, R (1, 7) OBP: 0.324, SLG: 0.450			0-3 K			1-3 K	1-2 1B	1-2 15 1B 1B	0-0 15 1B 1B	4	0	2	0	0	2	0
15 Brandon Inge, R (1, 5) OBP: 0.326, SLG: 0.412			1-0 F9			0-2 P2	2-3 K	0-0 1B	1-2 1B	4	0	1	0	0	1	2
13 Vance Wilson, R (1, 2) OBP: 0.294, SLG: 0.305			0-1 F8			2-3 K		0-0 G6-3	1-3 K	4	0	0	0	0	2	3
John McDonald, R (1, 6) OBP: 0.326, SLG: 0.325			0-2 G5-3			0-1 G5-3		0-1 28 1B 28 WP 1B		2	0	0	0	0	0	0
9 Carlos Guillen, S (8, PH) OBP: 0.372, SLG: 0.438										1	0	1	0	0	0	0
20 Omar Infante, R (8, PR) OBP: 0.254, SLG: 0.372										0	0	0	0	0	0	0

Inning Stats	R: 0	H: 0	E: 0	K: 1	S: 8	R: 1	H: 1	E: 0	K: 2	S: 10	R: 0	H: 0	E: 0	K: 1	S: 8	R: 0	H: 1	E: 0	K: 0	S: 6	R: 0	H: 0	E: 0	K: 2	S: 10	R: 1	H: 3	E: 0	K: 2	S: 13	R: 0	H: 2	E: 0	K: 0	S: 10	R: 0	H: 3	E: 0	K: 2	S: 15	1B: 7	2B: 2	3B: 0	HR: 1	SF: 0	SAC: 0	DP: 2	HBP: 0	WP: 1	PA: 35
PITCHER	IP	WLS	BF	H	R	ER	SO	BB	IBB	HBP	BLK	WP	HR	S	P	ERA	WHIP																			ERA	WHIP													
52 Jose Contreras, R (1, 1) ERA: 3.61	8.0	W	29	7	2	2	9	0	0	0	0	1	1	74	101	2.25	0.875																																	
45 Bobby Jenks, R (9, 1) ERA: 2.75	1.0		6	3	0	0	2	0	0	0	0	0	0	15	20	0.00	3.000																																	

**Chicago White Sox @ Detroit Tigers**  
Comerica Park, Detroit, MI  
Wed Sep 28 2005, 7:05 PM EDT  
Att: 17,221 - Cloudy - 71 F

AB	35
R	2
H	10
RBI	2
BB	0
SO	11
LOB	12



WP: 1	PA: 35
PB: 0	
SB: 0	
CS: 0	

livebaseballscorecards.com

Batter	1	2	3	4	5	6	7	8	9	AB R H RBI BB SO LOB	TOP											
22 Scott Podsednik, L (1, 7) OBP: 0.354, SLG: 0.353	0-1 F8	1-0 SF7			0-1 F8		3-1 F8		0-1 24 FC1-4-6 1B	4 0 1 1 0 0 0												
38 Pablo Ozuna, R (1, 5) OBP: 0.314, SLG: 0.332 24 Joe Crede, R (8, 5) OBP: 0.304, SLG: 0.459	2-2 23 CS 1B	0-1 3-H G6-3			1-1 G6-3			2-1 23 G5-4-3 1B	0-0 FC1-4-6 1B	4 0 2 0 0 0 1 1 0 0 0 0 0 2												
23 Jermaine Dye, R (1, 9) OBP: 0.330, SLG: 0.505	0-2 1-2 3B 2B			0-0 P4		0-1 F9		0-1 G5-4-3 1-2f		4 1 1 0 0 0 1												
14 Paul Konerko, R (1, 3) OBP: 0.373, SLG: 0.533	4-2 3B BB			2-2 1B 1B		0-0 HR		4-2 1B BB		2 2 2 1 2 0 0												
Carl Everett, S (1, 10) OBP: 0.312, SLG: 0.439	0-0 1-H 2-H 3B			0-0 G4-6-3 1B		0-2 G3		0-2 1-3 1B		4 0 3 2 0 0 0												
Aaron Rowand, R (1, 8) OBP: 0.326, SLG: 0.408	1-1 F8			0-1 G4-6-3 1-2f		2-1 G5-3		1-0 P3		4 0 0 0 0 0 5												
12 A.J. Pierzynski, L (1, 2) OBP: 0.309, SLG: 0.422				1-0 G4-3		0-1 P2			2-2 5 SH3-4 22 1B HBP	3 1 1 0 0 0 0												
5 Juan Uribe, R (1, 6) OBP: 0.303, SLG: 0.415				1-0 F9		1-2 G6-3			0-0 SH3-4	2 0 0 0 0 0 0												
Willie Harris, L (1, 4) OBP: 0.333, SLG: 0.296				3-2 F8		0-0 G1-3			4-0 22 1B BB	2 0 0 0 2 0 0												
<b>Inning Stats</b>	R: 2 E: 0 K: 0 S: 13	H: 3 LOB: 1 BB: 1 P: 20	R: 1 E: 0 K: 0 S: 7	H: 1 LOB: 1 BB: 1 P: 13	R: 0 E: 0 K: 0 S: 7	H: 2 LOB: 1 BB: 0 P: 9	R: 0 E: 0 K: 0 S: 5	H: 0 LOB: 0 BB: 0 P: 10	R: 0 E: 0 K: 0 S: 6	H: 0 LOB: 0 BB: 0 P: 7	R: 1 E: 0 K: 0 S: 8	H: 1 LOB: 0 BB: 0 P: 10	R: 0 E: 0 K: 0 S: 6	H: 0 LOB: 0 BB: 0 P: 10	R: 0 E: 0 K: 0 S: 10	H: 2 LOB: 2 BB: 1 P: 17	R: 0 E: 0 K: 0 S: 7	H: 1 LOB: 2 BB: 1 P: 13	1B: 6 2B: 2 3B: 1 HR: 1	SF: 1 SAC: 2 DP: 2 HBP: 1	WP: 0 PB: 0 SB: 0 CS: 1	PA: 38
<b>PITCHER</b>	IP WLS BF H R ER SO BB IBB HBP BLK WP HR S P ERA WHIP																				<b>PITCHER</b>	IP WLS BF H R ER SO BB IBB HBP BLK WP HR S P ERA WHIP
Jason Grilli, R (1, 1) ERA: 3.38	7.0 L 29 8 4 4 0 2 0 0 0 0 1 54 83 5.14 1.429																					
Chris Spurling, R (8, 1) ERA: 3.2	1.0 4 1 0 0 0 1 0 0 0 0 0 0 8 13 0.00 2.000																					
56 Fernando Rodney, R (9, 1) ERA: 2.72	1.0 5 1 0 0 0 1 0 1 0 0 0 0 7 13 0.00 2.000																					

Chicago White Sox @ Detroit Tigers  
Comerica Park, Detroit, MI  
Thu Sep 29 2005, 1:05 PM EDT  
Att. 13,494 - Sunny - 61 F

livebaseballscorecards.com

AB	30
R	4
H	10
RBI	4
BB	4
SO	0
LOB	9



Batter	1	2	3	4	5	6	7	8	9	AB	R	H	RBI	BB	SO	LOB	BOTTOM
28 Curtis Granderson, L (1, 8) OBP: 0.319, SLG: 0.507	1-3 K		3-2 G3		2-2 F8		0-0 G4-3		0-3 K	5	0	0	0	0	2	3	
14 Placido Polanco, R (1, 4) OBP: 0.386, SLG: 0.452	1-1 F8		1-0 31 1B		0-1 F8			1-1 30 2B	1-0 L3	5	1	2	0	0	0	2	
31 Chris Shelton, R (1, 10) OBP: 0.360, SLG: 0.508	1-2 G1-3		0-1 1B			1-0 F9		2-2 P6		4	0	1	0	0	0	1	
30 Magglio Ordonez, R (1, 9) OBP: 0.358, SLG: 0.436		1-0 F7	2-2 G4-3			1-1 G6-3		1-1 WP 1-H 2B		4	0	1	1	0	0	2	
Carlos Pena, L (1, 3) OBP: 0.329, SLG: 0.476		0-1 15 1B		2-3 K		3-2 P6		2-3 K		4	0	1	0	0	2	1	
Craig Monroe, R (1, 7) OBP: 0.324, SLG: 0.448		0-2 K		2-3 K			0-0 13 FC4-6 20 WP 1B	1-2 G6-3		4	1	1	0	0	2	2	
15 Brandon Inge, R (1, 5) OBP: 0.330, SLG: 0.416		2-2 1B		0-0 1B			0-0 13 FC4-6 1B		1-0 13 E 1B	4	0	4	0	0	0	0	
13 Vance Wilson, R (1, 2) OBP: 0.287, SLG: 0.297		0-1 G5-3		0-0 F8			0-1 FC4-6 20 WP 1B		0-2 E5	4	0	0	0	0	0	6	
20 Omar Infante, R (1, 6) OBP: 0.252, SLG: 0.369 Dmitri Young, S (9, PH) OBP: 0.325, SLG: 0.471			0-1 F8		2-2 G6-3		1-3 K		0-3 K	3	0	0	0	0	1	1	
							1-2 3-H K			1	0	0	0	0	1	2	

Inning Stats	R: 0	H: 0	E: 0	K: 1	S: 9	H: 0	LOB: 0	BB: 0	P: 12	R: 0	H: 2	E: 0	K: 1	S: 11	H: 2	LOB: 2	BB: 0	P: 14	R: 0	H: 2	E: 0	K: 0	S: 11	H: 1	LOB: 1	BB: 0	P: 12	R: 0	H: 0	E: 0	K: 0	S: 8	R: 0	H: 0	E: 0	K: 0	S: 8	R: 1	H: 2	E: 0	K: 1	S: 8	R: 1	H: 2	E: 0	K: 1	S: 14	R: 0	H: 1	E: 1	K: 2	S: 11	1B: 9	2B: 1	3B: 0	HR: 0	SF: 0	SAC: 0	DP: 0	HBP: 0	WP: 2	PB: 0	SB: 0	CS: 0	PA: 38
--------------	------	------	------	------	------	------	--------	-------	-------	------	------	------	------	-------	------	--------	-------	-------	------	------	------	------	-------	------	--------	-------	-------	------	------	------	------	------	------	------	------	------	------	------	------	------	------	------	------	------	------	------	-------	------	------	------	------	-------	-------	-------	-------	-------	-------	--------	-------	--------	-------	-------	-------	-------	--------

PITCHER	IP	WLS	BF	H	R	ER	SO	BB	IBB	HBP	BLK	WP	HR	S	P	ERA	WHIP
Freddy Garcia, R (1, 1) ERA: 3.87	7.0	W	29	8	2	2	5	0	0	0	0	1	0	63	90	2.57	1.143
Cliff Politte, R (8, 1) ERA: 2.06	0.1	H	2	1	0	0	0	0	0	0	0	0	0	5	8	0.00	3.000
Neal Cotts, L (8, 1) ERA: 1.97	0.1	H	1	0	0	0	1	0	0	0	0	0	0	4	6	0.00	0.000
45 Bobby Jenks, R (8, 1) ERA: 2.65	1.1	S	6	1	0	0	2	0	0	0	0	1	0	14	17	0.00	0.750

Chicago White Sox @ Detroit Tigers  
Comerica Park, Detroit, MI  
Thu Sep 29 2005, 1:05 PM EDT  
Att. 13,494 - Sunny - 61 F

livebaseballscorecards.com

AB 38  
R 2  
H 10  
RBI 1  
BB 0  
SO 8  
LOB 20



Batter	1	2	3	4	5	6	7	8	9	AB R H RBI BB SO LOB	TOP			
28 Curtis Granderson, L (1, 8) OBP: 0.323, SLG: 0.513	0-3 K		1-3 K			0-0 31 G5-3 14 1B			0-1 31 1B 30 SF7 2B	4 1 2 0 0 2 0	<b>Detroit Tigers @ Minnesota Twins</b> Hubert H. Humphrey Metrodome, Minneapolis, MN Fri Sep 30 2005, 8:10 PM EDT Att. 18,725 - Dome - 69 F <a href="http://livebaseballscorecards.com">livebaseballscorecards.com</a>			
14 Placido Polanco, R (1, 4) OBP: 0.385, SLG: 0.451	1-0 L6			3-1 G6-3		0-0 1-2 2-H 1B		1-1 G5-3	4 0 1 1 0 0 1					
31 Chris Shelton, R (1, 3) OBP: 0.359, SLG: 0.505	0-1 F7			1-3 K		0-2 G5-3 2-3f		2-1 DI 1B	4 0 1 0 0 1 2					
30 Magglio Ordonez, R (1, 9) OBP: 0.357, SLG: 0.435		0-0 G4-3		0-0 1B		3-1 G6-3		3-2 SF7	3 0 1 1 0 0 0					
Craig Monroe, R (1, 7) OBP: 0.321, SLG: 0.445		1-0 G3			0-3 K		1-3 K	2-2 G6-3 1-2	4 0 0 0 0 2 1					
9 Carlos Guillen, S (1, 10) OBP: 0.368, SLG: 0.434		2-3 K			0-1 P4		0-2 P4		3 0 0 0 0 1 0					
15 Brandon Inge, R (1, 5) OBP: 0.330, SLG: 0.420			1-1 HR		0-1 G1-3			2-1 F8	3 1 1 1 0 0 0					
13 Vance Wilson, R (1, 2) OBP: 0.281, SLG: 0.291			0-0 G5-3			1-3 K		2-2 G6-3	3 0 0 0 0 1 0					
20 Omar Infante, R (1, 6) OBP: 0.253, SLG: 0.370 Carlos Pena, L (8, PH) OBP: 0.328, SLG: 0.474 John McDonald, R (8, 6) OBP: 0.326, SLG: 0.325			2-3 K			0-2 28 1B 14 1B 1B		2-3 K	2 1 1 0 0 1 0 1 0 0 0 0 1 0 0 0 0 0 0 0 0					
<b>Inning Stats</b>	R: 0 E: 0 K: 1 S: 6 H: 0 LOB: 0 BB: 0 P: 7	R: 0 E: 0 K: 1 S: 5 H: 0 LOB: 0 BB: 0 P: 8	R: 1 E: 0 K: 2 S: 9 H: 1 LOB: 0 BB: 0 P: 13	R: 0 E: 0 K: 1 S: 8 H: 1 LOB: 1 BB: 0 P: 12	R: 0 E: 0 K: 1 S: 7 H: 0 LOB: 0 BB: 0 P: 7	R: 1 E: 0 K: 1 S: 11 H: 3 LOB: 1 BB: 0 P: 12	R: 0 E: 0 K: 1 S: 9 H: 0 LOB: 0 BB: 0 P: 13	R: 0 E: 0 K: 1 S: 8 H: 0 LOB: 0 BB: 0 P: 14	R: 1 E: 0 K: 0 S: 12 H: 2 LOB: 1 BB: 0 P: 20	1B: 5 2B: 1 3B: 0 HR: 1 SF: 1 SAC: 0 DP: 1 HBP: 0	WP: 0 PB: 0 SB: 0 CS: 0 PA: 32			
<b>PITCHER</b>	IP WLS BF H R ER SO BB IBB HBP BLK WP HR S P ERA WHIP												<b>PITCHER</b>	IP WLS BF H R ER SO BB IBB HBP BLK WP HR S P ERA WHIP
47 Francisco Liriano, L (1, 1) ERA: 5.7	7.0 W 24 5 2 2 8 0 0 0 0 0 1 55 72 2.57 0.714													
Juan Rincon, R (8, 1) ERA: 2.47	1.0 H 3 0 0 0 1 0 0 0 0 0 0 8 14 0.00 0.000													
28 Jesse Crain, R (9, 1) ERA: 2.39	1.0 5 2 1 1 0 0 0 0 0 0 0 0 12 20 9.00 2.000													

**Detroit Tigers @ Minnesota Twins**  
 Hubert H. Humphrey Metrodome, Minneapolis, MN  
 Fri Sep 30 2005, 8:10 PM EDT  
 Att. 18,725 - Dome - 69 F

**AB 31**  
**R 3**  
**H 7**  
**RBI 3**  
**BB 0**  
**SO 9**  
**LOB 4**





Batter	1	2	3	4	5	6	7	8	9	AB	R	H	RBI	BB	SO	LOB
<b>8 Nick Punto, S</b> OBP: 0.304, SLG: 0.338 (1, 4)	0-0 F8		2-2 G4-3		2-1 F8		1-0 38 CS 1B			4	0	1	0	0	0	1
<b>38 Luis Antonio Rodriguez, B, S</b> OBP: 0.333, SLG: 0.383	1-1 G4-3		1-2 20 CS 1B			1-1 G5-3	1-0 CS	1-0 F8		4	0	1	1	0	0	0
<b>20 Lew Ford, R</b> OBP: 0.337, SLG: 0.375	3-2 1B		1 SAFE 3-3 1-2			2-1 E5 1B SF8 1B		4-2 1B 33 HR BB		3	2	2	0	1	1	1
<b>Matthew LeCroy, R</b> OBP: 0.350, SLG: 0.434 <b>Jason Tyner, L</b> OBP: 0.358, SLG: 0.367 (8, PR) (9, 10)	2-2 F8			3-1 HR		0-0 5 1B 1B		1-1 33 HR 1B		4	1	3	1	0	0	1
<b>Jacque Jones, L</b> OBP: 0.321, SLG: 0.441 (1, 8)		2-2 G4-3 5 S 1B		2-1 G1-3		0-0 SF8		4-0 33 HR IBB		2	1	1	1	1	0	0
<b>5 Michael Cuddyer, R</b> OBP: 0.331, SLG: 0.424 (1, 9)		1 SAFE 0-3 1-2		0-0 G5-3		1 SAFE 1-0 1-2 1B		1-1 F4		4	0	1	0	0	1	4
<b>Terry Tiffee, S</b> OBP: 0.245, SLG: 0.293 <b>33 Justin Morneau, L</b> OBP: 0.302, SLG: 0.435 (8, 3)		0-1 G4-3		2-0 G1-6-3		2-2 G4-3		0-0 1-H 2-H 3-H HR		3	0	0	0	0	0	3
<b>41 Chris Heintz, R</b> OBP: 0.261, SLG: 0.364 (1, 2)		3-3 K			0-0 F7		2-1 G5-3	1-3 K		4	0	0	0	0	2	2
<b>Jason Bartlett, R</b> OBP: 0.320, SLG: 0.339 (1, 6)			3-2 8 S G4-3 38 1B 1B		1-1 F7		1-1 G6-3			3	1	1	0	0	0	0

Inning Stats	R: 0	H: 1	E: 0	LOB: 1	K: 0	BB: 0	S: 10	R: 0	H: 1	E: 0	LOB: 1	K: 2	BB: 0	S: 11	R: 1	H: 2	E: 0	LOB: 0	K: 1	BB: 0	S: 16	R: 1	H: 1	E: 0	LOB: 0	K: 0	BB: 0	S: 6	R: 0	H: 0	E: 0	LOB: 0	K: 0	BB: 0	S: 5	R: 1	H: 3	E: 1	LOB: 2	K: 0	BB: 0	S: 10	R: 0	H: 1	E: 0	LOB: 0	K: 0	BB: 0	S: 5	R: 4	H: 2	E: 0	LOB: 1	K: 1	BB: 2	S: 11	P: 23	1B: 9	SF: 1	2B: 0	SAC: 0	3B: 0	DP: 0	HR: 2	HBP: 0
--------------	------	------	------	--------	------	-------	-------	------	------	------	--------	------	-------	-------	------	------	------	--------	------	-------	-------	------	------	------	--------	------	-------	------	------	------	------	--------	------	-------	------	------	------	------	--------	------	-------	-------	------	------	------	--------	------	-------	------	------	------	------	--------	------	-------	-------	-------	-------	-------	-------	--------	-------	-------	-------	--------

PITCHER	IP	WLS	BF	H	R	ER	SO	BB	IBB	HBP	BLK	WP	HR	S	P	ERA	WHIP
<b>Mike Maroth, L</b> ERA: 4.74 (1, 1)	7.1	L	30	9	4	4	3	1	0	0	0	0	1	66	112	4.91	1.364
<b>Chris Spurling, R</b> ERA: 3.44 (8, 1)	0.1		3	1	0	0	0	0	1	0	0	0	0	4	10	0.00	3.000
<b>Jamie Walker, L</b> ERA: 3.7 (8, 1)	0.1		2	1	3	3	1	0	0	0	0	0	1	4	5	81.00	3.000

**DETROIT TIGERS @ MINNESOTA TWINS**  
 Hubert H. Humphrey Metrodome, Minneapolis, MN

Fri Sep 30 2005, 8:10 PM EDT  
 Att: 18,725 - Dome - 69 F

<b>AB</b>	<b>32</b>
<b>R</b>	<b>7</b>
<b>H</b>	<b>11</b>
<b>RBI</b>	<b>7</b>
<b>BB</b>	<b>2</b>
<b>SO</b>	<b>4</b>
<b>LOB</b>	<b>12</b>



WP	HR	S	P	ERA	WHIP
0	1	23	11	4.91	1.364

Batter	1	2	3	4	5	6	7	8	9	AB R H RBI BB SO LOB	TOP											
28 Curtis Granderson, L (1, 8) OBP: 0.315, SLG: 0.500	3-2 G4-3	2-2 PO	1-2 F7		1-0 G4-3			2-0 G3-1		4 0 0 0 0 0 1												
14 Placido Polanco, R (1, 4) OBP: 0.383, SLG: 0.447	0-1 G3-1		1-0 G3-1			0-1 P3		2-3 K		4 0 0 0 0 1 0												
31 Chris Shelton, R (1, 3) OBP: 0.358, SLG: 0.503	2-1 30 1B		0-3 K			1-2 G4-3			1-0 F9	4 0 1 0 0 1 0												
30 Magglio Ordonez, R (1, 9) OBP: 0.359, SLG: 0.436	2-1 1B			1-2 G4-3		0-1 1B			0-0 P4	4 0 2 0 0 0 0												
Carlos Pena, L (1, 10) OBP: 0.326, SLG: 0.469	2-1 F8			0-1 P6		0-0 F9			4-1 BB	3 0 0 0 1 0 3												
Ivan Rodriguez, R (1, 2) OBP: 0.290, SLG: 0.444				0-1 L9			0-1 G1-3		1-3 K	4 0 0 0 0 2 1												
Craig Monroe, R (1, 7) OBP: 0.322, SLG: 0.446							1-0 P3			3 0 1 0 0 0 0												
15 Brandon Inge, R (1, 5) OBP: 0.332, SLG: 0.422							1-1 P4			3 0 2 0 0 0 0												
20 Omar Infante, R (1, 6) OBP: 0.254, SLG: 0.370									1-2 F7	3 0 1 0 0 1 2												
<b>Inning Stats</b>	R: 0 E: 0 K: 0 S: 13	H: 2 LOB: 2 BB: 0 P: 22	R: 0 E: 0 K: 2 S: 18	H: 2 LOB: 1 BB: 0 P: 27	R: 0 E: 0 K: 1 S: 7	H: 0 LOB: 0 BB: 0 P: 9	R: 0 E: 0 K: 0 S: 7	H: 0 LOB: 0 BB: 0 P: 8	R: 0 E: 0 K: 0 S: 9	H: 2 LOB: 1 BB: 0 P: 15	R: 0 E: 0 K: 0 S: 8	H: 1 LOB: 1 BB: 0 P: 9	R: 0 E: 0 K: 0 S: 5	H: 0 LOB: 0 BB: 0 P: 7	R: 0 E: 0 K: 1 S: 8	H: 0 LOB: 0 BB: 0 P: 13	R: 0 E: 0 K: 1 S: 7	H: 0 LOB: 1 BB: 1 P: 13	1B: 6 2B: 1 3B: 0 HR: 0	SF: 0 SAC: 0 DP: 0 HBP: 0	WP: 0 PB: 0 SB: 0 CS: 1	PA: 34
<b>PITCHER</b>	IP WLS BF H R ER SO BB IBB HBP BLK WP HR S P ERA WHIP																					
30 Scott Baker, R (1, 1) ERA: 3.35	6.0 W 23 7 0 0 3 0 0 0 0 0 0 0 62 90 0.00 1.167																					
54 Matt Guerrier, R (7, 1) ERA: 3.39	2.0 H 6 0 0 0 1 0 0 0 0 0 0 0 13 20 0.00 0.000																					
36 Joe Nathan, R (9, 1) ERA: 2.74	1.0 S 4 0 0 0 1 1 0 0 0 0 0 0 7 13 0.00 1.000																					

**Detroit Tigers @ Minnesota Twins**  
Hubert H. Humphrey Metrodome, Minneapolis, MN

Sat Oct 01 2005, 7:10 PM EDT  
Att. 28,292 - Dome - 68 F

AB	32
R	0
H	7
RBI	0
BB	1
SO	5
LOB	7



[livebaseballscorecards.com](http://livebaseballscorecards.com)

Batter	1	2	3	4	5	6	7	8	9
8 Nick Punto, S OBP: 0.301, SLG: 0.335 (1, 4)	1-3 K		1-0 L4			1 SAFE 2-3 K	1-3 K		
38 Luis Antonio Rodriguez, B OBP: 0.326, SLG: 0.374 (5)	2-0 G4-3			1-3 K		1-0 G1-3		1-1 F7	
7 Joe Mauer, L OBP: 0.375, SLG: 0.414 (1, 10)	1-2 G6-3			4-0 G4-3 BB		4-0 5 1B 33 1B WP IBB		2-2 F7	
Jacque Jones, L OBP: 0.319, SLG: 0.438 (1, 8)		3-1 G4-3		0-0 G4-3		2-3 K 33 1B 5 1B 1B		2-3 K	
5 Michael Cuddyer, R OBP: 0.333, SLG: 0.426 (1, 9)		0-1 1B		0-2 G6-3		1-2 33 1B 1B			
33 Justin Morneau, L OBP: 0.304, SLG: 0.436 (1, 3)		1-1 P5			2-0 G6-3 1B	1-0 1B			
Jason Tyner, L OBP: 0.357, SLG: 0.365 (1, 7)		2-1 G6-3			0-0 G6-3	1-0 1B			
41 Chris Heintz, R OBP: 0.231, SLG: 0.320 (1, 2)			3-3 K		0-0 F9		0-1 G6-3		
Jason Bartlett, R OBP: 0.320, SLG: 0.339 (1, 6)			1-2 G6-3			1-2 WP 5 1B 38 G1-3 1B		2-3 K	

Inning Stats	R: 0	H: 0	E: 0	K: 1	S: 7	R: 0	H: 1	E: 0	K: 0	S: 8	R: 0	H: 0	E: 0	K: 1	S: 10	R: 0	H: 0	E: 0	K: 1	S: 7	R: 0	H: 1	E: 0	K: 0	S: 3	R: 3	H: 4	E: 0	K: 2	S: 18	R: 0	H: 0	E: 0	K: 2	S: 8	R: 0	H: 0	E: 0	K: 1	S: 8	
	LOB: 0	BB: 0	P: 11	LOB: 1	BB: 0	P: 14	LOB: 0	BB: 0	P: 15	LOB: 1	BB: 1	P: 12	LOB: 0	BB: 0	P: 5	LOB: 2	BB: 1	P: 31	LOB: 0	BB: 0	P: 13	LOB: 0	BB: 0	P: 13	LOB: 0	SF: 0	SAC: 0	DP: 1	HBP: 0	1B: 6	2B: 0	3B: 0	HR: 0	SF: 0	SAC: 0	DP: 1	HBP: 0	1B: 6	2B: 0	3B: 0	HR: 0

PITCHER	IP	WLS	BF	H	R	ER	SO	BB	IBB	HBP	BLK	WP	HR	S	P	ERA	WHIP
Jason Johnson, R ERA: 4.54 (1, 1)	6.0	L	25	6	3	3	5	1	1	0	0	1	0	53	88	4.50	1.167
50 Mark Woodyard, R ERA: 1.5 (7, 1)	1.1		4	0	0	0	2	0	0	0	0	0	0	10	14	0.00	0.000
Doug Creek, L ERA: 6.85 (8, 1)	0.2		2	0	0	0	1	0	0	0	0	0	0	6	10	0.00	0.000

AB R H RBI BB SO LOB

4	0	0	0	0	3	1
4	0	0	0	0	1	1
2	1	0	0	2	0	0
4	1	0	0	0	2	3
3	0	2	1	0	0	1
3	0	2	1	0	0	1
3	0	1	1	0	0	2
3	0	0	0	0	1	0
3	1	1	0	0	1	0

AB	R	H	RBI	BB	SO	LOB
29	3	6	3	2	8	9



**Detroit Tigers @ Minnesota Twins**  
 Hubert H. Humphrey Metrodome, Minneapolis, MN  
 Sat Oct 01 2005, 7:10 PM EDT  
 Att. 28,292 - Dome - 68 F

livebaseballscorecards.com

WP: 1	PA: 31
PB: 0	SB: 0
CS: 0	

Batter	1	2	3	4	5	6	7	8	9	AB R H RBI BB SO LOB	TOP											
28 Curtis Granderson, L (1, 7) OBP: 0.314, SLG: 0.494	3-2 G1-3			3-3 K		2-0 F7		0-0 15 G6-4-3 1B		4 0 1 0 0 1 1												
15 Brandon Inge, R (1, 5) OBP: 0.330, SLG: 0.419	2-3 K			1-3 K		0-0 FC6-4		0-1 G6-4-3		4 0 0 0 0 2 3												
31 Chris Shelton, R (1, 10) OBP: 0.360, SLG: 0.510	1-0 P4			0-3 K			2-2 WP 33 1B	1-2 HR		4 1 2 2 0 1 0												
33 Marcus Thames, R (1, 9) OBP: 0.263, SLG: 0.411		0-2 K			1-0 G5-3		0-0 WP 1B	0-3 K		4 0 1 0 0 2 0												
Carlos Pena, L (1, 3) OBP: 0.325, SLG: 0.477		1-3 K			1-2 HR		3-3 K	1-3 K		4 1 1 1 0 3 2												
20 Omar Infante, R (1, 6) OBP: 0.254, SLG: 0.367		2-3 K			2-2 G5-3		4-0 13 G5-4-3 BB	1-3 K		3 0 0 0 1 2 0												
13 Vance Wilson, R (1, 2) OBP: 0.275, SLG: 0.283			1-2 G6-3		1-0 F9		1-1 G5-4-3	1-0 F8		4 0 0 0 0 0 3												
John McDonald, R (1, 4) OBP: 0.326, SLG: 0.325			2-0 L9		0-3 K			0-2 28 1B 15 G6-4-3 1B		3 1 1 0 0 1 0												
Nook Logan, S (1, 8) OBP: 0.305, SLG: 0.335			0-1 P3		4-1 15 FC6-4 BB			2-2 15 G6-4-3 28 1B 31 HR 1B		2 1 1 0 1 0 0												
<b>Inning Stats</b>	R: 0 E: 0 K: 1 S: 9	H: 0 LOB: 0 BB: 0 P: 15	R: 0 E: 0 K: 3 S: 11	H: 0 LOB: 0 BB: 0 P: 14	R: 0 E: 0 K: 0 S: 6	H: 0 LOB: 0 BB: 0 P: 9	R: 0 E: 0 K: 3 S: 13	H: 0 LOB: 0 BB: 0 P: 17	R: 1 E: 0 K: 0 S: 11	H: 1 LOB: 0 BB: 0 P: 16	R: 0 E: 0 K: 1 S: 6	H: 0 LOB: 1 BB: 1 P: 12	R: 0 E: 0 K: 1 S: 13	H: 2 LOB: 2 BB: 1 P: 23	R: 3 E: 0 K: 1 S: 15	H: 4 LOB: 0 BB: 0 P: 18	R: 0 E: 0 K: 2 S: 7	H: 0 LOB: 0 BB: 0 P: 10	1B: 5 2B: 0 3B: 0 HR: 2	SF: 0 SAC: 0 DP: 2 HBP: 0	WP: 1 PB: 0 SB: 0 CS: 0	PA: 34
<b>PITCHER</b>	IP WLS BF H R ER SO BB IBB HBP BLK WP HR S P ERA WHIP																					
Johan Santana, L (1, 1) ERA: 2.87	7.0 W 25 3 1 1 9 2 0 0 0 0 1 1 69 106 1.29 0.714																					
28 Jesse Crain, R (8, 1) ERA: 2.71	0.2 5 4 3 3 0 0 0 0 0 0 0 1 12 15 40.50 6.000																					
Juan Rincon, R (8, 1) ERA: 2.45	0.1 H 1 0 0 0 1 0 0 0 0 0 0 0 3 3 0.00 0.000																					
36 Joe Nathan, R (9, 1) ERA: 2.7	1.0 S 3 0 0 0 2 0 0 0 0 0 0 0 7 10 0.00 0.000																					

**Detroit Tigers @ Minnesota Twins**  
 Hubert H. Humphrey Metrodome, Minneapolis, MN  
 Sun Oct.02 2005, 2:10 PM EDT  
 Att. 20,160 - Dome - 69 F

livebaseballscorecards.com

AB	32
R	4
H	7
RBI	3
BB	2
SO	12
LOB	9




Batter	1	2	3	4	5	6	7	8	9	AB R H RBI BB SO LOB
Jason Tyner, L (1, 7) OBP: 0.367, SLG: 0.375	0-1 FC4-6 HR 1B		3-2 G1-3		2-2 HBP 38 1B		2-2 F8			4 1 2 1 0 0 0
38 Luis Antonio Rodriguez, B (5) OBP: 0.335, SLG: 0.383	0-1 FC4-6 1B		2-1 F9		1-0 HBP 1B		1-0 7 1-5-4-3 1B			4 0 3 1 0 0 0
7 Joe Mauer, L (1, 2) OBP: 0.372, SLG: 0.411	2-0 FC4-6 HR 1-2f 2-3		1-0 G3		2-0 F9		1-0 L1-5-4-3			4 1 0 0 0 0 5
Matthew LeCroy, R (1, 10) OBP: 0.354, SLG: 0.444	2-1 HR			1-3 K	2-1 HBP		4-2 5 G5-3 BB			2 1 1 3 1 1 0
8 Nick Punto, S (8, PR) OBP: 0.301, SLG: 0.335					1-2 2-3 HBP					0 1 0 0 0 0 0
5 Michael Cuddyer, R (1, 9) OBP: 0.330, SLG: 0.422	0-2 G5-3		0-2 K		3-1 F9		0-0 G5-3			4 0 0 0 0 1 4
33 Justin Morneau, L (1, 3) OBP: 0.304, SLG: 0.437	0-3 K2-3		0-0 L6		2-2 G5-3		3-2 2B			4 0 1 0 0 1 0
20 Lew Ford, R (1, 8) OBP: 0.338, SLG: 0.377		3-1 G5-4-3 1B			1-0 1B 2B		2-3 K			4 1 2 0 0 1 2
Luis Rivas, R (1, 4) OBP: 0.311, SLG: 0.316		1-2 F8			0-0 1B 38 1B		1-2 G6-3			4 1 2 0 0 0 3
Jason Bartlett, R (1, 6) OBP: 0.316, SLG: 0.335		0-0 G5-4-3			3-3 K		2-2 F8			3 0 0 0 0 1 4

Inning Stats	R: 3	H: 3	LOB: 3	E: 0	K: 1	S: 14	P: 18	R: 0	H: 1	LOB: 0	E: 0	K: 0	S: 6	P: 10	R: 0	H: 0	LOB: 0	E: 0	K: 0	S: 8	P: 14	R: 0	H: 0	LOB: 0	E: 0	K: 2	S: 7	P: 9	R: 2	H: 4	LOB: 3	E: 0	K: 1	S: 13	P: 27	R: 0	H: 1	LOB: 1	E: 0	K: 0	S: 11	P: 16	R: 0	H: 1	LOB: 0	E: 0	K: 0	S: 5	P: 9	R: 1	H: 1	LOB: 2	E: 1	K: 1	S: 18	P: 28
PITCHER	IP	WLS	BF	H	R	ER	SO	BB	IBB	HBP	BLK	WP	HR	S	P	ERA	WHIP																																							
29 Nate Robertson, L (1, 1) ERA: 4.48	7.0	L	30	10	5	5	4	0	0	1	0	0	0	64	103	6.43	1.429																																							
56 Fernando Rodney, R (8, 1) ERA: 2.86	1.0		5	1	1	1	1	1	0	0	0	0	0	18	28	9.00	2.000																																							

**DETROIT TIGERS @ MINNESOTA TWINS**  
 Hubert H. Humphrey Metrodome, Minneapolis, MN  
 Sun Oct 02 2005, 2:10 PM EDT  
 Att. 20,160 - Dome - 69 F

AB	33
R	6
H	11
RBI	5
BB	1
SO	5
LOB	18

[livebaseballscorecards.com](http://livebaseballscorecards.com)



WP	HR	S	P	ERA	WHIP
0	0	0	0	0	0