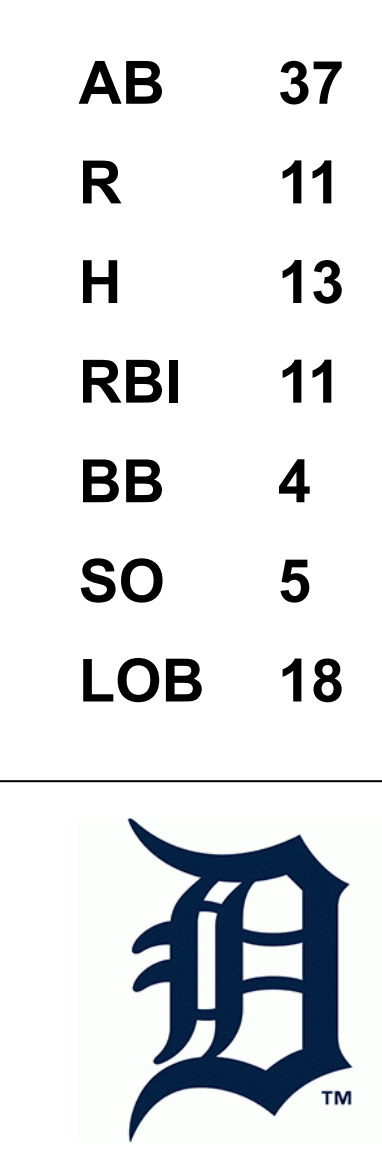


# Detroit Tigers - 2005

Batter	1	2	3	4	5	6	7	8	9	AB	R	H	RBI	BB	SO	LOB	TOP				
9 David DeJesus, L (1,8) OBP: 0.500, SLG: 0.500	F7		F7							4	0	2	1	0	0	0	<b>Kansas City Royals @ Detroit Tigers</b> Comerica Park, Detroit, MI Mon Apr 04 2005, 1:05 PM EDT Att: 44,105 - Sunny - 68 F				
Ruben Gotay, S (1,4)	K		K							4	0	0	0	0	2	2					
29 Mike Sweeney, R (1,3)	K									4	0	0	0	0	1	1					
Calvin Pickering, L (1,10) OBP: 0.250, SLG: 1.000		K								4	1	1	1	0	2	0					
Matt Stairs, L (1,9) OBP: 0.750, SLG: 0.667										3	0	2	0	1	0	0					
4 Angel Berroa, R (1,6) OBP: 0.500, SLG: 0.333										3	0	1	0	1	1	1					
Terrence Long, L (1,7)										4	0	0	0	0	1	5					
14 John Buck, R (1,2) OBP: 0.250, SLG: 0.250										4	1	1	0	0	2	2					
24 Mark Teahen, L (1,5)										4	0	0	0	0	0	1					
<b>Inning Stats</b>	R: 0 E: 0 K: 2 S: 11	H: 0 LOB: 0 BB: 0 P: 15	R: 0 E: 0 K: 3 S: 12	H: 1 LOB: 2 BB: 1 P: 18	R: 0 E: 0 K: 1 S: 9	H: 0 LOB: 0 BB: 0 P: 9	R: 0 E: 0 K: 1 S: 10	H: 2 LOB: 2 BB: 0 P: 13	R: 1 E: 0 K: 0 S: 8	H: 2 LOB: 1 BB: 0 P: 11	R: 0 E: 0 K: 0 S: 12	H: 0 LOB: 1 BB: 1 P: 19	R: 0 E: 1 K: 0 S: 11	H: 1 LOB: 1 BB: 0 P: 17	R: 1 E: 0 K: 1 S: 9	H: 1 LOB: 0 BB: 0 P: 13	1B: 6 2B: 0 3B: 0 HR: 1	SF: 0 SAC: 0 DP: 0 HBP: 0	WP: 0 PB: 0 SB: 0 CS: 0	PA: 36	
<b>PITCHER</b>	IP	WLS	BF	H	R	ER	SO	BB	IBB	HBP	BLK	WP	HR	S	P	ERA	WHIP				
38 Jeremy Bonderman, R (1, 1) ERA: 1.23	7.0	W	29	6	1	1	7	2	0	0	0	0	0	73	102	1.29	1.143				
Ugueth Urbina, R (8, 1) ERA: 9.0	1.0		4	1	1	1	1	0	0	0	0	0	1	9	13	9.00	1.000				
Troy Percival, R (9, 1) ERA:	1.0		3	0	0	0	1	0	0	0	0	0	0	9	9	0.00	0.000				

Batter	1	2	3	4	5	6	7	8	9	AB	R	H	RBI	BB	SO	LOB	BOTTOM				
20 Omar Infante, R (1,4) OBP: 0.200, SLG: 0.200	K									5	0	1	0	0	2	3	<b>Kansas City Royals @ Detroit Tigers</b> Comerica Park, Detroit, MI Mon Apr 04 2005, 1:05 PM EDT Att: 44,105 - Sunny - 68 F				
9 Carlos Guillen, S (1,6) OBP: 0.400, SLG: 0.250										4	1	1	0	1	0	0					
Jason Smith, L (9,6)										0	0	0	0	0	0	0					
Ivan Rodriguez, R (1,2) OBP: 0.400, SLG: 0.600										5	1	2	0	0	1	3					
13 Vance Wilson, R (9,2)										0	0	0	0	0	0	0					
30 Magglio Ordonez, R (1,9)										4	1	0	0	1	1	5					
Dmitri Young, S (1,10) OBP: 1.000, SLG: 3.250										4	4	4	5	0	0	0					
Rondell White, R (1,7) OBP: 0.250, SLG: 0.250										4	1	1	0	0	0	1					
Nook Logan, S (7, FR) ERA:										1	1	0	0	0	0	0					
Carlos Pena, L (1,3) OBP: 0.750, SLG: 0.667										3	1	2	1	1	0	0					
Craig Monroe, R (1,8) OBP: 0.500, SLG: 0.333										3	0	1	2	1	0	3					
15 Brandon Inge, R (1,5) OBP: 0.250, SLG: 1.000										4	1	1	3	0	1	3					
<b>Inning Stats</b>	R: 0 E: 0 K: 2 S: 13	H: 1 LOB: 1 BB: 0 P: 18	R: 3 E: 0 K: 0 S: 13	H: 3 LOB: 0 BB: 0 P: 19	R: 2 E: 0 K: 0 S: 16	H: 2 LOB: 0 BB: 0 P: 25	R: 0 E: 0 K: 1 S: 6	H: 0 LOB: 1 BB: 1 P: 13	R: 3 E: 0 K: 0 S: 12	H: 2 LOB: 1 BB: 2 P: 24	R: 0 E: 0 K: 1 S: 12	H: 2 LOB: 2 BB: 0 P: 17	R: 1 E: 1 K: 1 S: 13	H: 2 LOB: 2 BB: 0 P: 19	R: 2 E: 0 K: 0 S: 10	H: 1 LOB: 0 BB: 1 P: 19	1B: 8 2B: 1 3B: 0 HR: 4	SF: 0 SAC: 0 DP: 0 HBP: 1	WP: 0 PB: 0 SB: 0 CS: 0	PA: 42	
<b>PITCHER</b>	IP	WLS	BF	H	R	ER	SO	BB	IBB	HBP	BLK	WP	HR	S	P	ERA	WHIP				
Jose Lima, R (1, 1) ERA: 15.0	3.0	L	15	6	5	5	2	2	0	1	0	0	0	11	25	10.80	1.200				
Andrew Sisco, L (4, 1) ERA: 10.9	1.2		8	0	2	2	1	2	0	0	0	0	0	19	29	6.75	3.750				
Nate Field, R (5, 1) ERA: 6.75	1.1		8	4	1	1	1	1	0	0	0	0	0	13	19	0.00	2.000				
Shawn Camp, R (7, 1) ERA:	1.0		6	2	1	0	1	0	0	0	0	0	0	10	19	18.00	2.000				
Mike MacDougal, R (8, 1) ERA: 18.0	1.0		5	1	2	2	0	1	0	0	0	0	1	10	19	18.00	2.000				

AB 34  
R 2  
H 7  
RBI 2  
BB 2  
SO 9  
LOB 12






Batter	1	2	3	4	5	6	7	8	9	AB	R	H	RBI	BB	SO	LOB	TOP					
9 David DeJesus, L (1, 8) OBP: 0.556, SLG: 0.500										4	2	2	1	1	1	1						
Tony Graffanino, R (1, 4) OBP: 1.000, SLG: 1.250										4	2	4	0	1	0	0						
29 Mike Sweeney, R (1, 10) OBP: 0.222, SLG: 0.222										5	0	2	2	0	1	3						
Eli Marrero, R (1, 3)										4	0	0	1	0	1	5						
Emil Brown, R (1, 7) OBP: 0.400, SLG: 0.400										5	0	2	0	0	2	2						
4 Angel Berroa, R (1, 6) OBP: 0.375, SLG: 0.714										4	1	1	1	0	0	3						
Matt Stairs, L (1, 9) OBP: 0.500, SLG: 0.571										4	1	1	0	0	3	2						
14 John Buck, R (1, 2) OBP: 0.500, SLG: 0.429										3	0	2	0	1	0	1						
24 Mark Teahen, L (1, 5) OBP: 0.125, SLG: 0.375										4	1	1	1	0	1	3						
<b>Inning Stats</b>	R: 2 E: 0 K: 1 S: 21	H: 4 LOB: 2 BB: 0 P: 36	R: 0 E: 0 K: 0 S: 8	H: 1 LOB: 0 BB: 0 P: 14	R: 0 E: 0 K: 1 S: 9	H: 1 LOB: 1 BB: 0 P: 17	R: 3 E: 0 K: 0 S: 14	H: 5 LOB: 2 BB: 0 P: 23	R: 0 E: 0 K: 1 S: 6	H: 1 LOB: 0 BB: 0 P: 10	R: 0 E: 0 K: 0 S: 7	H: 1 LOB: 0 BB: 1 P: 14	R: 1 E: 0 K: 0 S: 6	H: 1 LOB: 0 BB: 0 P: 9	R: 1 E: 0 K: 3 S: 14	H: 1 LOB: 1 BB: 1 P: 22	R: 0 E: 0 K: 3 S: 12	H: 0 LOB: 1 BB: 1 P: 19	1B: 11 2B: 2 3B: 1 HR: 1	SF: 1 SAC: 0 DP: 2 HBP: 0	WP: 2 PB: 0 SB: 0 CS: 2	PA: 42
<b>PITCHER</b>	IP WLS BF H R ER SO BB IBB HBP BLK WP HR S P ERA WHIP																					
Mike Maroth, L (1, 1) ERA: 12.27	3.2 L 21 11 5 5 2 0 0 0 0 0 1 0 50 86 12.27 3.000																					
Matt Ginter, R (4, 1) ERA:	2.1 7 2 0 0 1 1 0 0 0 0 0 0 15 28 0.00 1.286																					
Franklyn German, R (7, 1) ERA: 9.0	1.0 4 1 1 1 0 0 0 0 0 0 0 0 6 9 9.00 1.000																					
Jamie Walker, L (8, 1) ERA: 9.0	1.0 5 1 1 1 3 1 0 0 0 0 0 1 14 22 9.00 2.000																					
Kyle Farnsworth, R (9, 1) ERA:	1.0 4 0 0 0 3 1 0 0 0 0 0 0 12 19 0.00 1.000																					
<b>Batter</b>	<b>1</b>	<b>2</b>	<b>3</b>	<b>4</b>	<b>5</b>	<b>6</b>	<b>7</b>	<b>8</b>	<b>9</b>	<b>AB</b>	<b>R</b>	<b>H</b>	<b>RBI</b>	<b>BB</b>	<b>SO</b>	<b>LOB</b>	<b>BOTTOM</b>					
20 Omar Infante, R (1, 4) OBP: 0.111, SLG: 0.125										3	0	0	1	0	0	0						
9 Carlos Guillen, S (1, 6) OBP: 0.556, SLG: 0.500										4	0	3	0	0	0	0						
Ivan Rodriguez, R (1, 2) OBP: 0.222, SLG: 0.333										4	0	0	0	0	0	4						
30 Magglio Ordonez, R (1, 9) Bobby Higginson, L (5, 9)										2	0	0	0	0	0	3						
Dmitri Young, S (1, 10) OBP: 0.667, SLG: 2.000										4	0	1	1	0	2	1						
Rondell White, R (1, 7) OBP: 0.250, SLG: 0.250										4	0	1	0	0	0	1						
Carlos Pena, L (1, 3) OBP: 0.625, SLG: 0.400										2	1	0	0	2	1	2						
Craig Monroe, R (1, 8) OBP: 0.429, SLG: 0.333										3	0	1	0	0	1	1						
15 Brandon Inge, R (1, 5) OBP: 0.286, SLG: 0.667										2	0	0	0	1	1	0						
<b>Inning Stats</b>	R: 0 E: 0 K: 0 S: 9	H: 1 LOB: 0 BB: 0 P: 11	R: 0 E: 0 K: 0 S: 6	H: 0 LOB: 0 BB: 0 P: 11	R: 0 E: 0 K: 0 S: 14	H: 2 LOB: 3 BB: 2 P: 27	R: 0 E: 0 K: 1 S: 8	H: 1 LOB: 0 BB: 0 P: 12	R: 0 E: 0 K: 1 S: 7	H: 0 LOB: 0 BB: 0 P: 12	R: 0 E: 0 K: 1 S: 10	H: 1 LOB: 1 BB: 0 P: 14	R: 0 E: 0 K: 0 S: 7	H: 0 LOB: 0 BB: 1 P: 13	R: 0 E: 0 K: 1 S: 11	H: 0 LOB: 0 BB: 0 P: 17	R: 1 E: 0 K: 1 S: 10	H: 1 LOB: 1 BB: 1 P: 17	1B: 5 2B: 0 3B: 1 HR: 0	SF: 1 SAC: 0 DP: 2 HBP: 0	WP: 1 PB: 0 SB: 0 CS: 0	PA: 34
<b>PITCHER</b>	IP WLS BF H R ER SO BB IBB HBP BLK WP HR S P ERA WHIP																					
Runelvys Hernandez, R (1, 1) ERA: 1.29	7.0 W 26 5 1 1 3 3 0 0 0 0 0 0 61 100 1.29 1.143																					
Mike Wood, R (8, 1) ERA:	1.0 3 0 0 0 1 0 0 0 0 0 0 0 11 17 0.00 0.000																					
Jeremy Affeldt, L (9, 1) ERA: 9.0	1.0 5 1 1 1 1 1 0 0 0 0 0 0 10 17 9.00 2.000																					

Kansas City Royals @ Detroit Tigers  
Comerica Park, Detroit, MI  
Wed Apr 06 2005, 1:05 PM EDT  
Att: 14,168 - Sunny - 73 F

livebaseballscores.com


AB	37
R	7
H	15
RBI	6
BB	3
SO	9
LOB	20



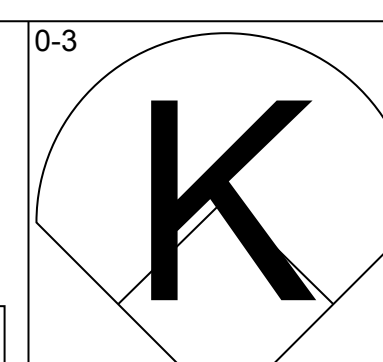
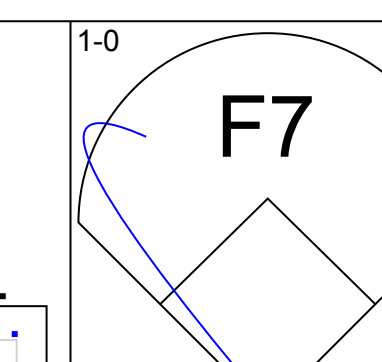
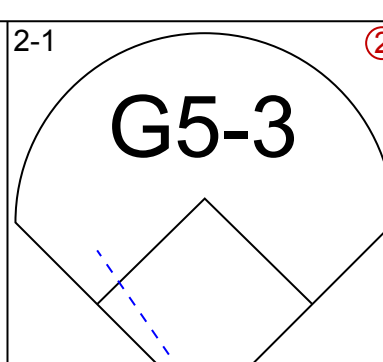
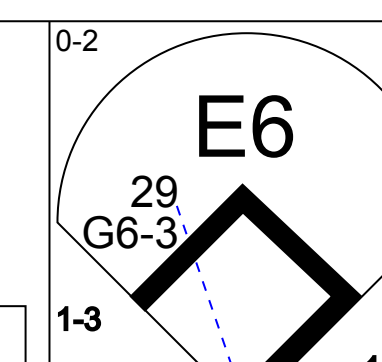
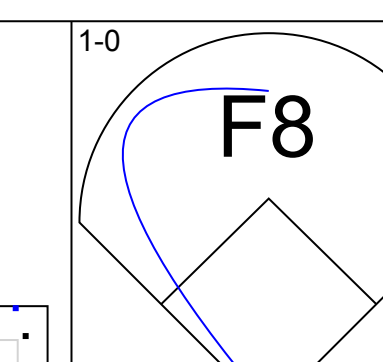
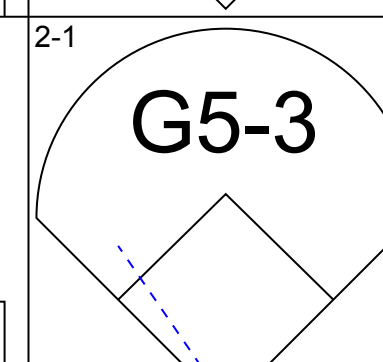
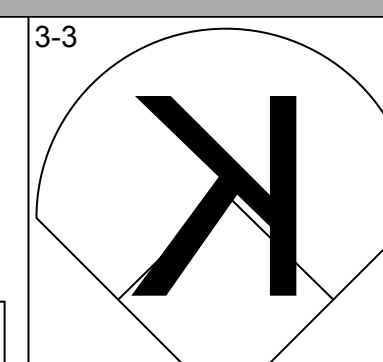
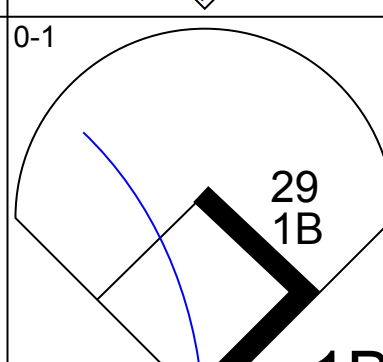
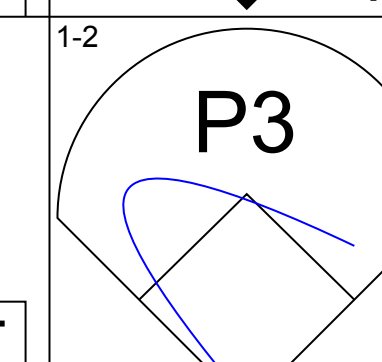
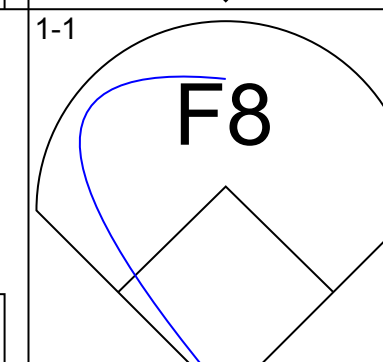
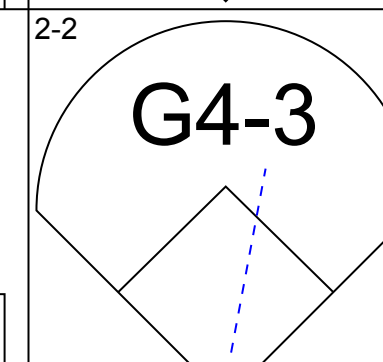
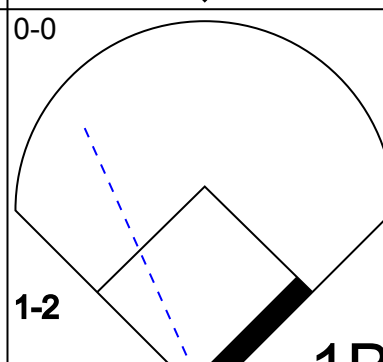
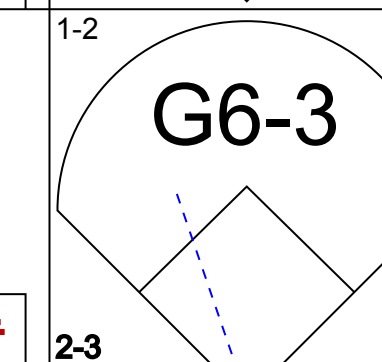
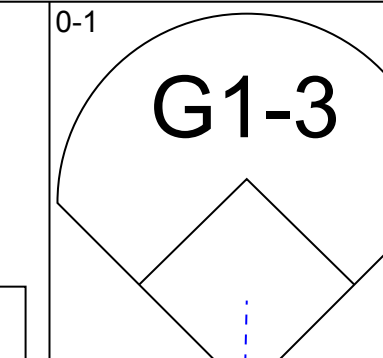
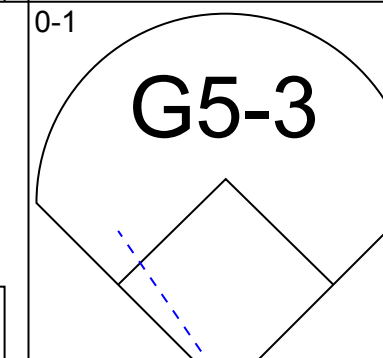
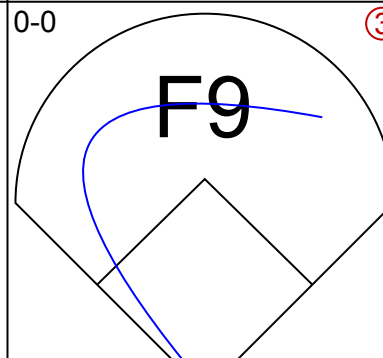
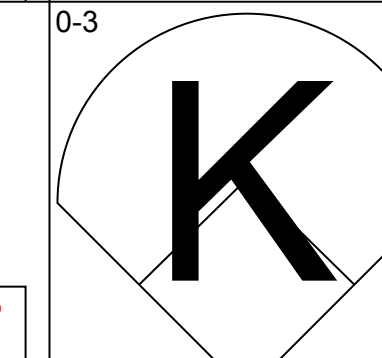
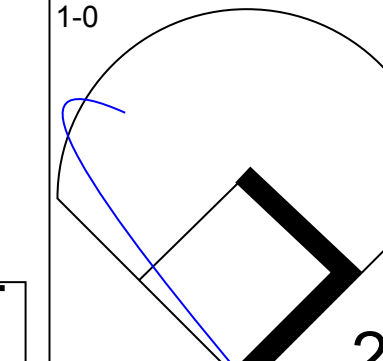
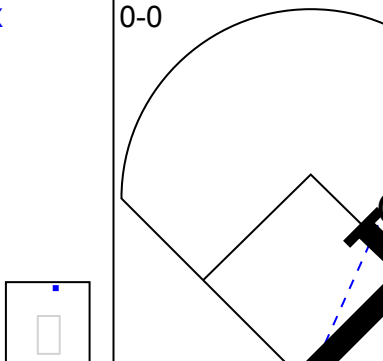
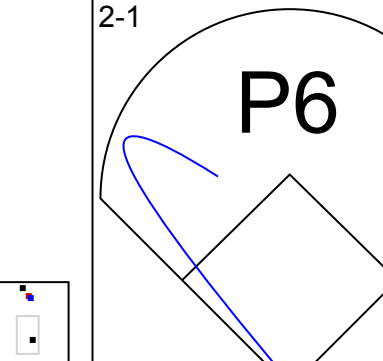
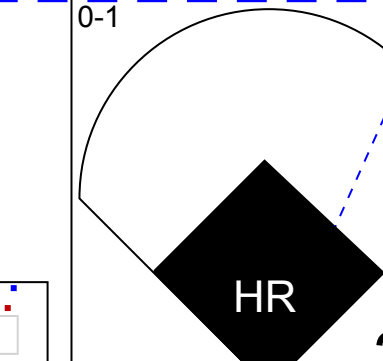

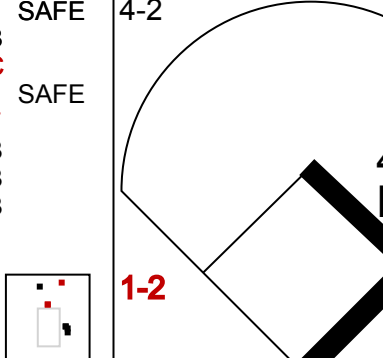
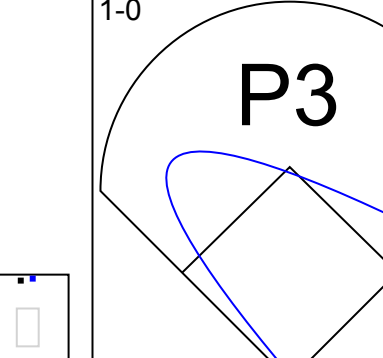
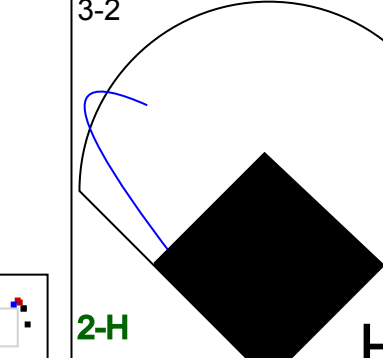

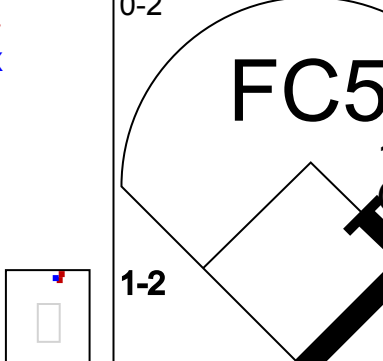
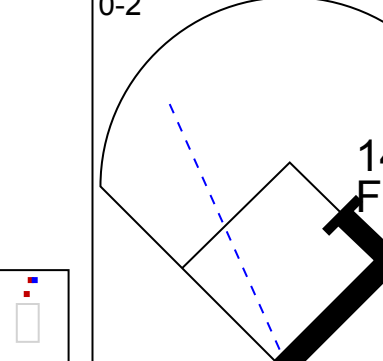
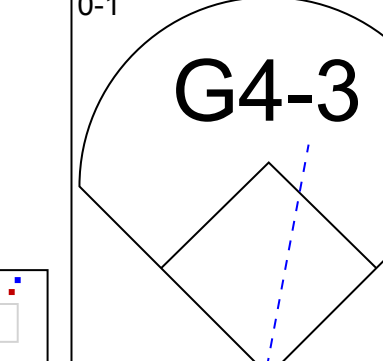
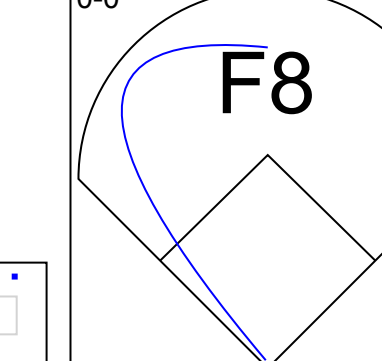
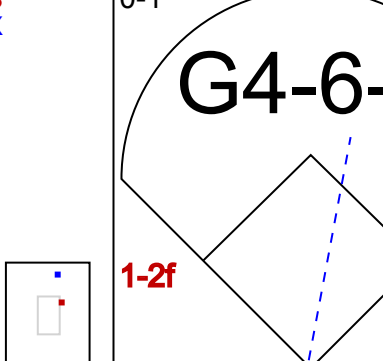
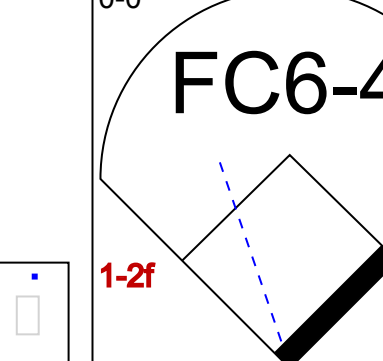
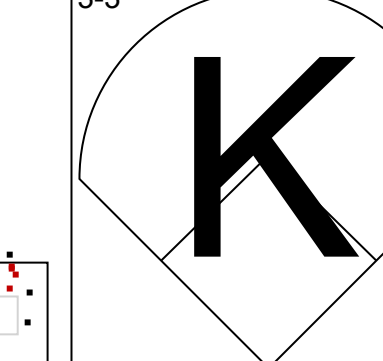
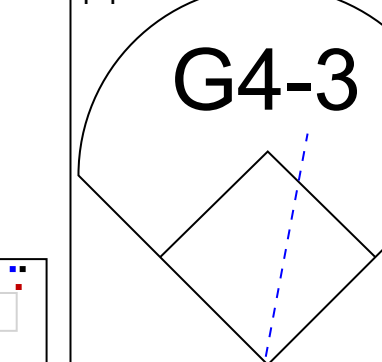
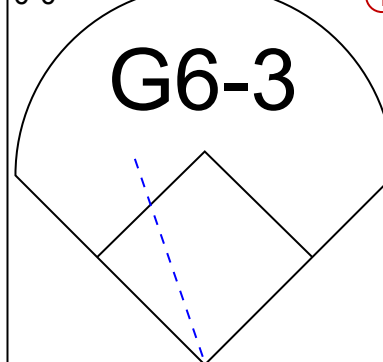
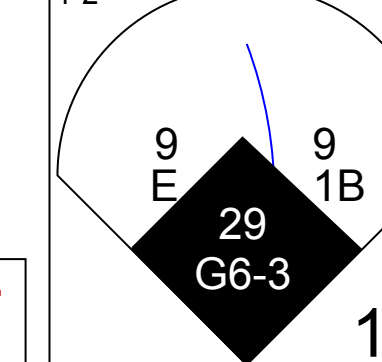
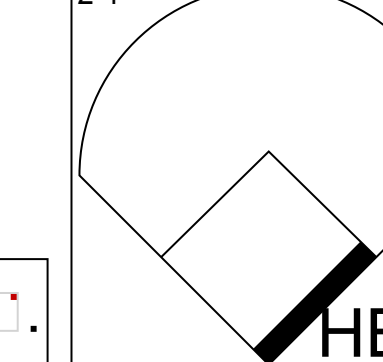
Kansas City Royals @ Detroit Tigers  
Comerica Park, Detroit, MI  
Wed Apr 06 2005, 1:05 PM EDT  
Att: 14,168 - Sunny - 73 F

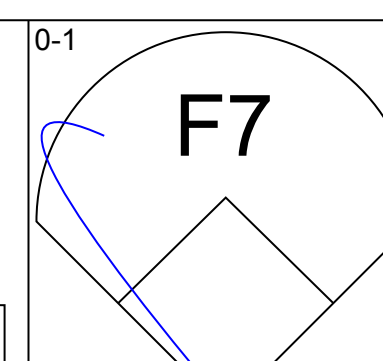
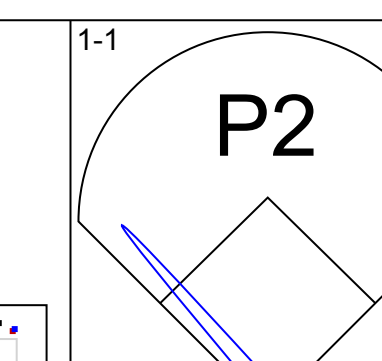
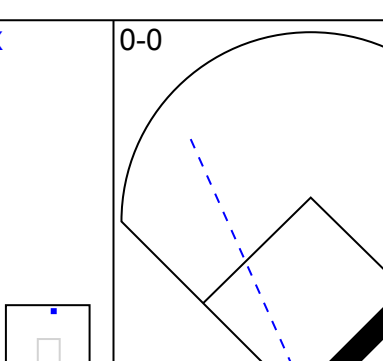
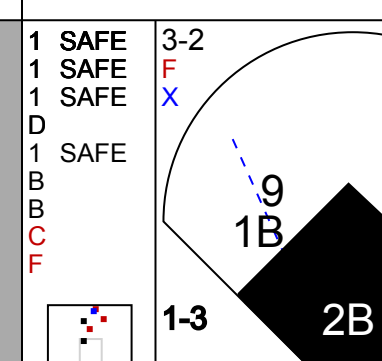
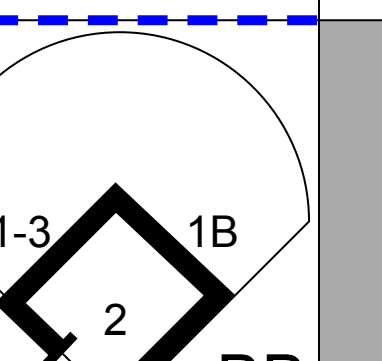
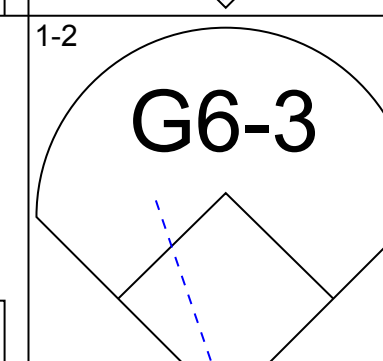
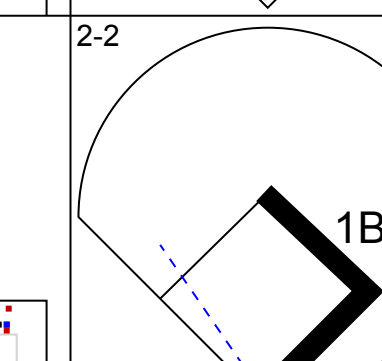
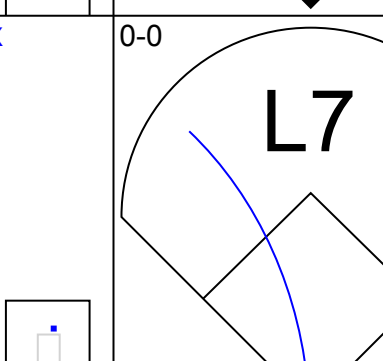
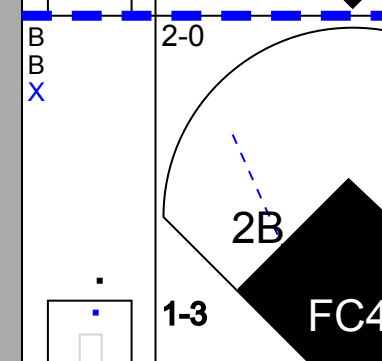
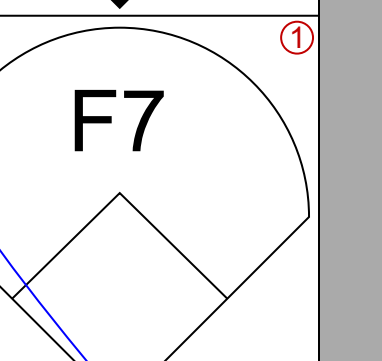
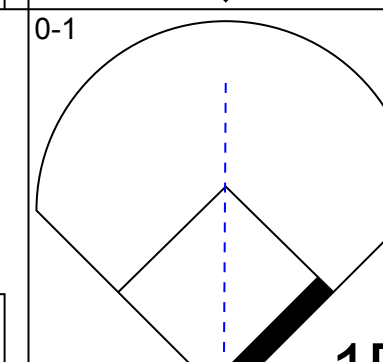
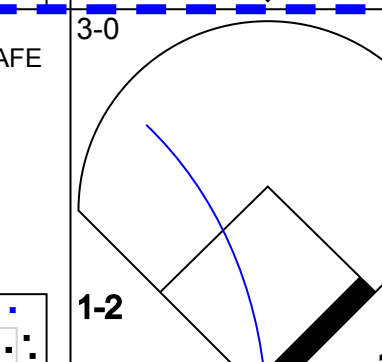
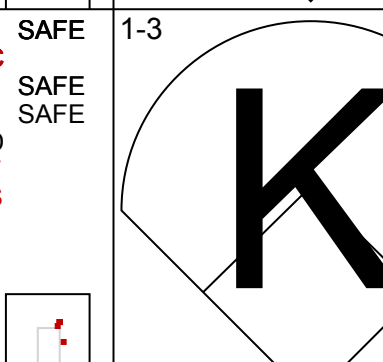
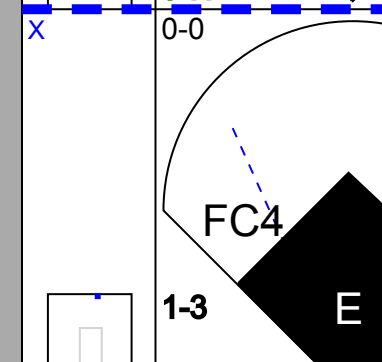
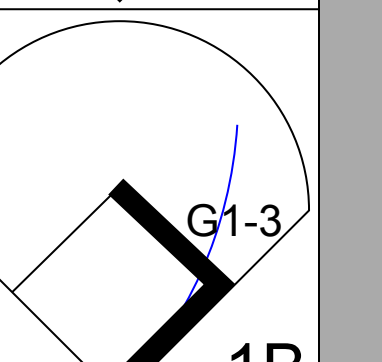
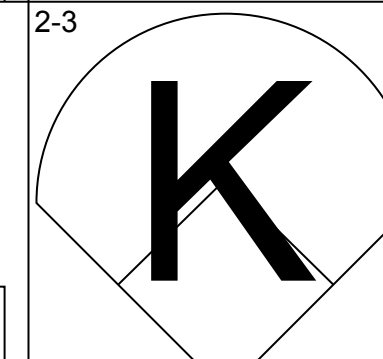
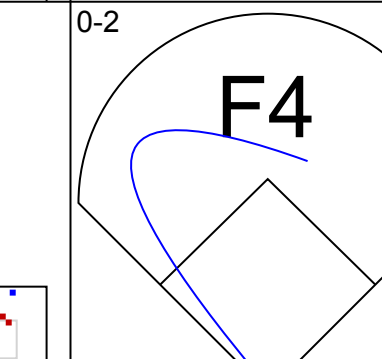

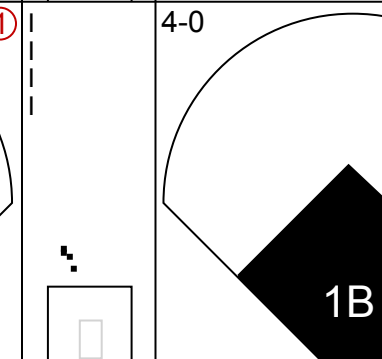
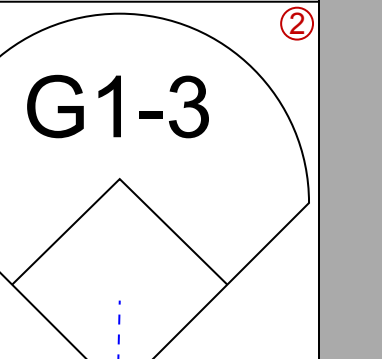
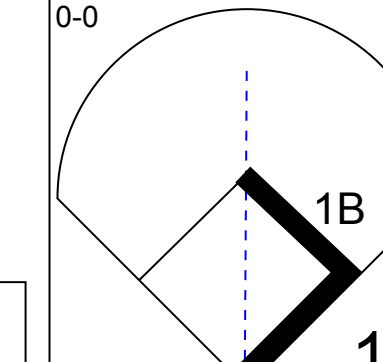
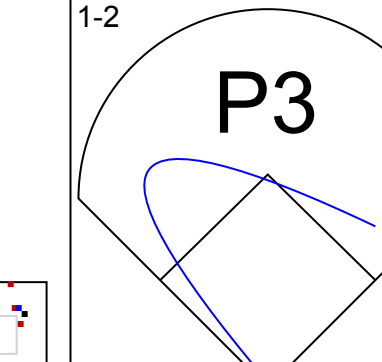

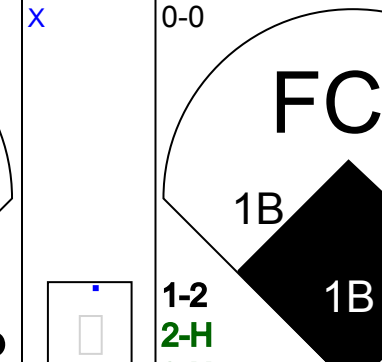
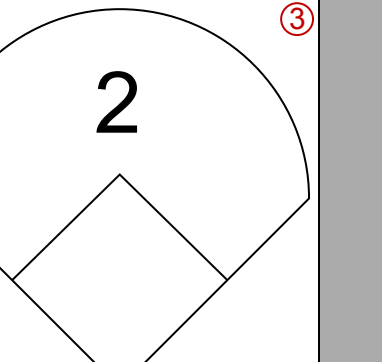
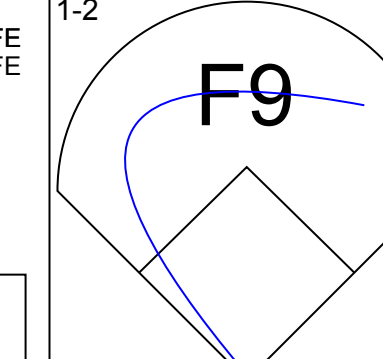
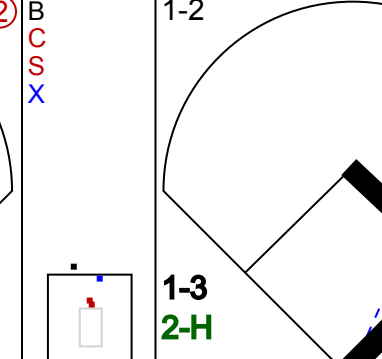
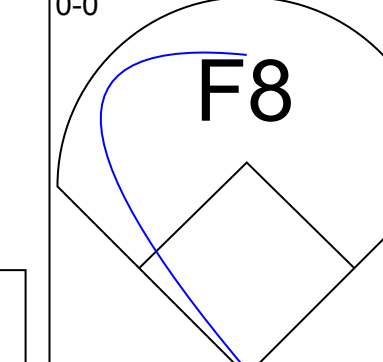
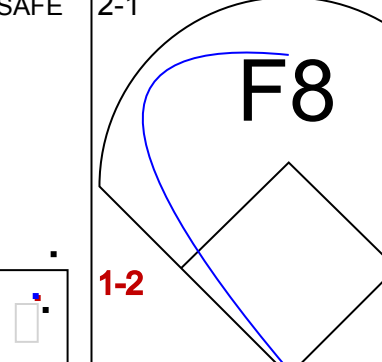
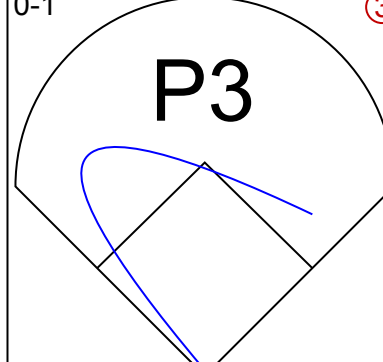
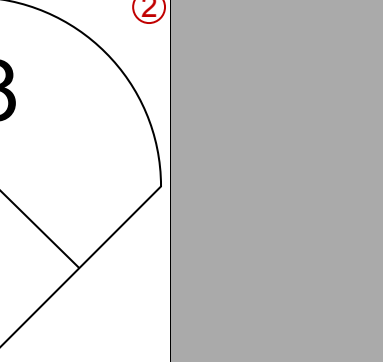
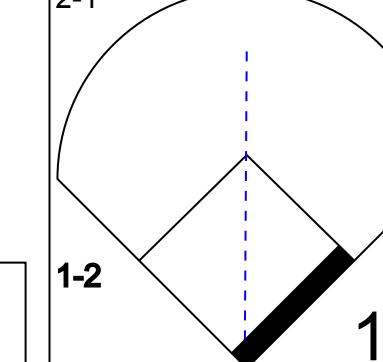
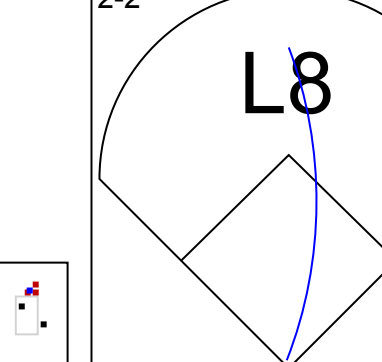

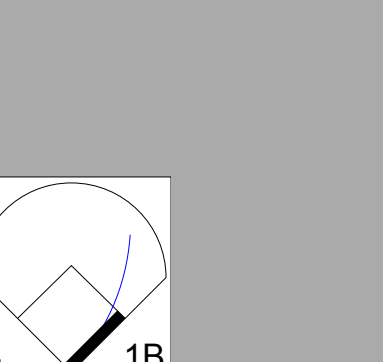
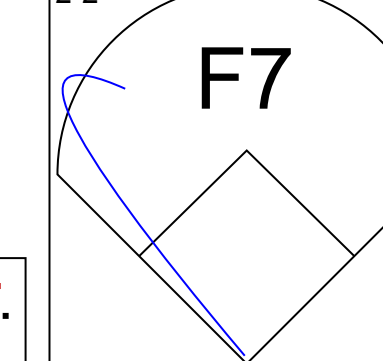

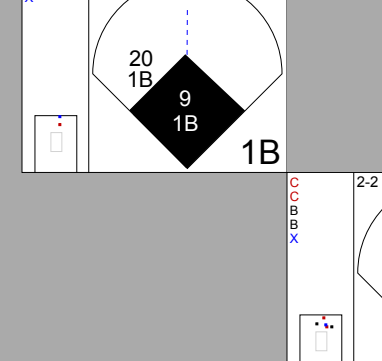

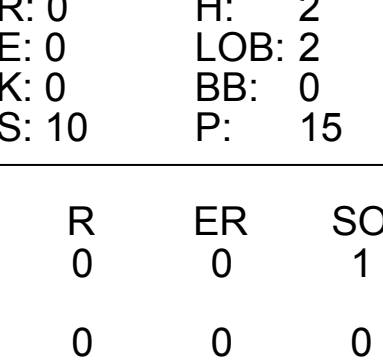
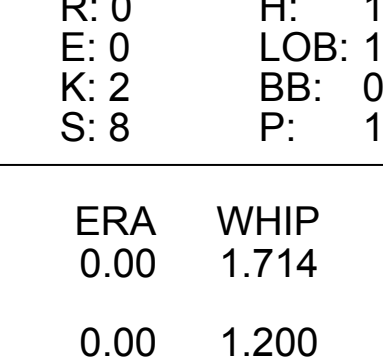
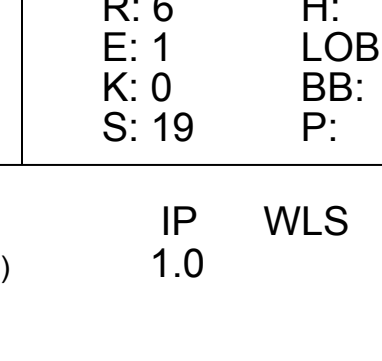
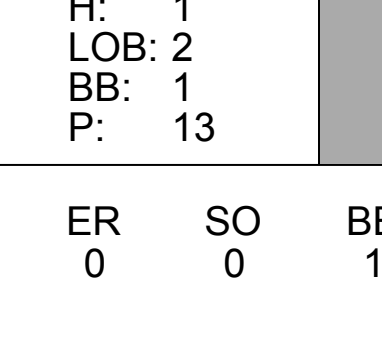
livebaseballscores.com

AB	29
R	2
H	6
RBI	2
BB	4
SO	5
LOB	13







Batter	1	2	3	4	5	6	7	8	9	AB	R	H	RBI	BB	SO	LOB	TOP								
9 David DeJesus, L (1, 8) OBP: 0.429, SLG: 0.385										5	0	1	0	0	1	1	<b>Kansas City Royals @ Detroit Tigers</b> Comerica Park, Detroit, MI Thu Apr 07 2005, 1:05 PM EDT Att: 10,463 - Cloudy - 55 F								
Tony Graffanino, R (1, 4) OBP: 0.697, SLG: 0.750										4	0	1	0	0	1	2									
29 Mike Sweeney, R (1, 10) OBP: 0.231, SLG: 0.231										4	0	1	1	0	0	1									
Eli Marrero, R (1, 3)										4	0	0	0	0	1	3									
Terrence Long, L (1, 7)										4	1	3	0	0	0	0									
Emil Brown, R (1, 9) OBP: 0.444, SLG: 0.750										3	1	1	2	1	1	1									
4 Angel Berroa, R (1, 6) OBP: 0.333, SLG: 0.545										4	0	1	0	0	1	2									
14 John Buck, R (1, 2) OBP: 0.333, SLG: 0.273										4	0	0	0	0	1	3									
24 Mark Teahen, L (1, 5) OBP: 0.250, SLG: 0.364										3	1	1	0	0	0	0									
<b>Inning Stats</b>	R: 0 E: 0 K: 1 S: 7	H: 0 LOB: 0 BB: 0 P: 10	R: 0 E: 0 K: 2 S: 11	H: 1 LOB: 1 BB: 0 P: 15	R: 0 E: 0 K: 0 S: 4	H: 0 LOB: 0 BB: 0 P: 6	R: 0 E: 0 K: 1 S: 10	H: 0 LOB: 0 BB: 0 P: 15	R: 0 E: 1 K: 0 S: 8	H: 1 LOB: 1 BB: 1 P: 12	R: 0 E: 0 K: 0 S: 7	H: 2 LOB: 2 BB: 0 P: 9	R: 0 E: 0 K: 0 S: 7	H: 1 LOB: 1 BB: 0 P: 10	R: 1 E: 1 K: 1 S: 17	H: 2 LOB: 1 BB: 0 P: 20	R: 2 E: 0 K: 1 S: 13	H: 2 LOB: 1 BB: 0 P: 22	1B: 6 2B: 2 3B: 0 HR: 1	SF: 0 SAC: 0 DP: 1 HBP: 1	WP: 0 PB: 0 SB: 0 CS: 1	PA: 37			
<b>PITCHER</b>	IP	WLS	BF	H	R	ER	SO	BB	IBB	HBP	BLK	WP	HR	S	P	ERA	WHIP								
Jason Johnson, R (1, 1) ERA: 9.0	6.2	W	25	5	0	0	4	1	0	0	0	0	0	53	76	0.00	0.900								
Kyle Farnsworth, R (7, 1) ERA: 4.5	0.1	H	1	0	0	0	0	0	0	0	0	0	0	1	1	0.00	0.000								
Ugueth Urbina, R (8, 1) ERA: 4.5	1.0		5	2	1	0	1	0	0	0	0	0	0	17	20	0.00	2.000								
Troy Percival, R (9, 1) ERA: 9.0	1.0		6	2	2	2	1	0	0	1	0	0	1	13	22	18.00	2.000								

Batter	1	2	3	4	5	6	7	8	9	AB	R	H	RBI	BB	SO	LOB	BOTTOM									
20 Omar Infante, R (1, 4) OBP: 0.286, SLG: 0.250										4	1	2	0	1	0	0	<b>Kansas City Royals @ Detroit Tigers</b> Comerica Park, Detroit, MI Thu Apr 07 2005, 1:05 PM EDT Att: 10,463 - Cloudy - 55 F									
9 Carlos Guillen, S (1, 6) OBP: 0.500, SLG: 0.462										5	1	2	1	0	0	2										
Ivan Rodriguez, R (1, 2) OBP: 0.429, SLG: 0.571										5	1	4	1	0	1	1										
Dmitri Young, S (1, 10) OBP: 0.500, SLG: 1.333										4	1	0	0	1	1	5										
Rondell White, R (1, 7) OBP: 0.333, SLG: 0.583										4	1	2	2	0	0	3										
Nook Logan, S (7, PR) (8, 8)										0	1	0	0	0	0	0										
Carlos Pena, L (1, 3) OBP: 0.583, SLG: 0.375										3	0	1	1	1	0	1										
Craig Monroe, R (1, 8) OBP: 0.273, SLG: 0.200										4	0	0	0	0	0	4										
Bobby Higginson, L (1, 9) OBP: 0.500, SLG: 0.400										4	0	2	1	0	0	0										
15 Brandon Inge, R (1, 5) OBP: 0.273, SLG: 0.500										4	1	1	0	0	1	4										
<b>Inning Stats</b>	R: 0 E: 0 K: 1 S: 11	H: 1 LOB: 1 BB: 0 P: 14	R: 0 E: 0 K: 0 S: 10	H: 2 LOB: 2 BB: 0 P: 15	R: 0 E: 0 K: 0 S: 14	H: 2 LOB: 0 BB: 0 P: 21	R: 0 E: 0 K: 0 S: 9	H: 0 LOB: 0 BB: 1 P: 16	R: 0 E: 0 K: 2 S: 8	H: 1 LOB: 1 BB: 0 P: 12	R: 1 E: 0 K: 0 S: 9	H: 1 LOB: 0 BB: 0 P: 14	R: 6 E: 1 K: 0 S: 19	H: 6 LOB: 2 BB: 1 P: 35	R: 0 E: 0 K: 0 S: 7	H: 1 LOB: 2 BB: 1 P: 13	1B: 12 2B: 1 3B: 0 HR: 1	SF: 0 SAC: 0 DP: 0 HBP: 0	WP: 0 PB: 0 SB: 0 CS: 1	PA: 40						
<b>PITCHER</b>	IP	WLS	BF	H	R	ER	SO	BB	IBB	HBP	BLK	WP	HR	S	P	ERA	WHIP									
23 Zack Greinke, R (1, 1) ERA: 3.0	2.1		11	4	0	0	1	0	0	0	0	0	0	17	28	0.00	1.200									
Nate Field, R (3, 1) ERA: 8.1	1.2	L	6	1	0	0	0	1	0	0	0	0	0	1	24	37	11.57	1.714								
Mike Wood, R (5, 1) ERA: 8.1	2.1		11	4	3	3	2	0	0	0	0	0	0	1	3	∞	∞									
Jaime Cerda, L (7, 1) ERA: 5.4	0.0		1	1	0	0	0	0	0	0	0	0	0	1	3	∞	∞									
Shawn Camp, R (7, 1) ERA: 5.4	0.2		7	3	4	2	0	0	1	0	0	0	0	11	21	27.00	4.500									
<b>PITCHER</b>	IP	WLS	BF	H	R	ER	SO	BB	IBB	HBP	BLK	WP	HR	S	P	ERA	WHIP									
Mike MacDougal, R (8, 1) ERA: 9.0	1.0		5	1	0	0	0	1	0	0	0	0	0	7	13	0.00	2.000									

AB 35  
R 3  
H 9  
RBI 3  
BB 1  
SO 6  
LOB 13



AB 37  
R 7  
H 14  
RBI 6  
BB 3  
SO 3  
LOB 20





Batter	1	2	3	4	5	6	7	8	9	AB	R	H	RBI	BB	SO	LOB	TOP								
<b>Coco Crisp, S</b> (1, 8) OBP: 0.286, SLG: 0.429	G5-3		G5-3				G1-3		L7	5	0	1	0	0	0	2									
<b>Ronnie Belliard, R</b> (1, 4) OBP: 0.429, SLG: 0.833	G6-3			48 BLK 1B				F9		3	1	1	0	1	0	0									
<b>48 Travis Hafner, L</b> (1, 10) OBP: 0.444, SLG: 0.357	K			G1-3	G4-3			HR	1B	4	1	1	0	0	1	3									
<b>Aaron Boone, R</b> (1, 5) OBP: 0.118, SLG: 0.353		K		L8			P6	HR		4	1	1	2	0	1	1									
<b>José Hernández, R</b> (1, 3) OBP: 0.286, SLG: 0.167		F9		1-1			G6-3	F8		3	0	1	1	0	0	0									
<b>Ben Broussard, L</b> (8, PH) OBP: 0.267, SLG: 0.167				1B						1	0	0	0	0	0	0									
<b>Casey Blake, R</b> (1, 9) OBP: 0.235, SLG: 0.333	G5-3			K			F8	24 S HBP		3	0	0	0	0	1	1									
<b>Ryan Ludwick, R</b> (1, 7) OBP: 0.250, SLG: 0.250			K				F8	F7		2	1	0	0	1	1	0									
<b>24 Grady Sizemore, L</b> (7, 8) OBP: 0.250, SLG: 0.250							E 2 SF8 BB			1	0	0	0	0	0	1									
<b>Josh Bard, S</b> (1, 2)			G5-3				FC1 1B			4	0	0	0	0	1	1									
<b>2 Jhonny Peralta, R</b> (1, 6) OBP: 0.333, SLG: 0.571							SF8			3	0	2	1	0	0	0									
<b>Inning Stats</b>	R: 0 E: 0 K: 1 S: 6	H: 0 LOB: 0 BB: 0 P: 10	R: 0 E: 0 K: 1 S: 9	H: 0 LOB: 0 BB: 0 P: 12	R: 0 E: 0 K: 1 S: 7	H: 1 LOB: 1 BB: 0 P: 12	R: 1 E: 0 K: 1 S: 11	H: 1 LOB: 1 BB: 1 P: 20	R: 1 E: 1 K: 0 S: 11	H: 2 LOB: 2 BB: 1 P: 21	R: 0 E: 0 K: 0 S: 6	H: 0 LOB: 0 BB: 0 P: 7	R: 0 E: 0 K: 0 S: 5	H: 1 LOB: 1 BB: 0 P: 9	R: 2 E: 0 K: 0 S: 22	H: 2 LOB: 1 BB: 0 P: 34	R: 0 E: 0 K: 1 S: 5	H: 0 LOB: 0 BB: 0 P: 8	1B: 4 2B: 2 HR: 1	SF: 1 SAC: 0 DP: 0 HBP: 1	WP: 0 PB: 0 SB: 1 CS: 0	PA: 37			
<b>PITCHER</b>	IP	WLS	BF	H	R	ER	SO	BB	IBB	HBP	BLK	WP	HR	S	P	ERA	WHIP								
<b>29 Nate Robertson, L</b> (1, 1) ERA: 1.29	7.0		28	5	2	1	4	2	0	0	1	0	0	55	91	1.29	1.000								
<b>Ugueth Urbina, R</b> (8, 1) ERA: 9.0	1.0	L	6	2	2	2	0	0	0	1	0	0	1	22	34	18.00	2.000								
<b>Kyle Farnsworth, R</b> (9, 1) ERA:	1.0		3	0	0	0	1	0	0	0	0	0	0	5	8	0.00	0.000								

Cleveland Indians @ Detroit Tigers  
Comerica Park, Detroit, MI  
Fri Apr 08 2005, 7:05 PM EDT  
Att: 23,294 - Clear - 58 F

AB 33  
R 4  
H 7  
RBI 4  
BB 2  
SO 5  
LOB 9



Batter	1	2	3	4	5	6	7	8	9	AB	R	H	RBI	BB	SO	LOB	BOTTOM								
<b>20 Omar Infante, R</b> (1, 4) OBP: 0.316, SLG: 0.313	P6				G5-3					4	0	1	2	1	1	1									
<b>Bobby Higginson, L</b> (1, 9) OBP: 0.273, SLG: 0.200	L7		2H 2B		G6-3			BB		5	0	0	0	0	1	5									
<b>Ivan Rodriguez, R</b> (1, 2) OBP: 0.368, SLG: 0.474	G4-3				G4-3					5	0	1	0	0	0	0									
<b>Dmitri Young, S</b> (1, 10) OBP: 0.421, SLG: 1.059		G3			P5					5	1	1	0	0	1	1									
<b>Rondell White, R</b> (1, 7) OBP: 0.353, SLG: 0.500		G6-3			BB 1B					4	1	1	0	1	0	0									
<b>Carlos Pena, L</b> (1, 3) OBP: 0.583, SLG: 0.300		K								2	0	0	0	2	1	1									
<b>Craig Monroe, R</b> (1, 8) OBP: 0.200, SLG: 0.154					G5-3					3	0	0	1	0	1	3									
<b>15 Brandon Inge, R</b> (1, 5) OBP: 0.467, SLG: 0.583					20 2B					2	1	2	0	2	0	0									
<b>Ramon Martinez, R</b> (1, 6) ERA:					G3-1 BB					1	0	0	0	0	0	1									
<b>Jason Smith, L</b> (5, 6) ERA:					G3-1					1	0	0	0	0	0	3									
<b>9 Carlos Guillen, S</b> (8, PH) OBP: 0.467, SLG: 0.429					1-2					1	0	0	0	0	1	3									
<b>Inning Stats</b>	R: 0 E: 0 K: 0 S: 8	H: 0 LOB: 0 BB: 0 P: 14	R: 0 E: 0 K: 1 S: 6	H: 0 LOB: 0 BB: 0 P: 8	R: 1 E: 0 K: 1 S: 12	H: 1 LOB: 1 BB: 1 P: 20	R: 0 E: 0 K: 1 S: 17	H: 1 LOB: 2 BB: 1 P: 26	R: 0 E: 0 K: 0 S: 9	H: 1 LOB: 1 BB: 0 P: 11	R: 1 E: 0 K: 0 S: 17	H: 1 LOB: 3 BB: 3 P: 35	R: 0 E: 0 K: 1 S: 12	H: 1 LOB: 1 BB: 0 P: 19	R: 1 E: 2 K: 1 S: 16	H: 1 LOB: 3 BB: 1 P: 32	R: 0 E: 0 K: 1 S: 8	H: 0 LOB: 0 BB: 0 P: 9	1B: 4 2B: 2 HR: 0	SF: 1 SAC: 1 DP: 0 HBP: 0	WP: 1 PB: 0 SB: 0 CS: 0	PA: 41			
<b>PITCHER</b>	IP	WLS	BF	H	R	ER	SO	BB	IBB	HBP	BLK	WP	HR	S	P	ERA	WHIP								
<b>Scott Elarton, R</b> (1, 1) ERA: 3.38	5.1		23	4	2	2	3	3	0	0	0	0	0	64	100	3.38	1.312								
<b>Scott Sauerbeck, L</b> (6, 1) ERA:	0.0		1	0	0	0	0	0	1	0	0	1	0	4											
<b>59 Matt Miller, R</b> (6, 1) ERA:	1.1	B	6	1	0	0	1	1	0	0	0	0	0	14	24	0.00	1.500								
<b>David Riske, R</b> (7, 1) ERA:	1.1	W	8	1	1	0	1	1	0	0	0	0	0	19	37	0.00	1.500								
<b>Bob Wickman, R</b> (9, 1) ERA: 27.0	1.0	S	3	0	0	0	1	0	0	0	0	0	0	8	9	0.00	0.000								

Cleveland Indians @ Detroit Tigers  
Comerica Park, Detroit, MI  
Fri Apr 08 2005, 7:05 PM EDT  
Att: 23,294 - Clear - 58 F

AB 33  
R 3  
H 6  
RBI 3  
BB 6  
SO 6  
LOB 18





Batter	1	2	3	4	5	6	7	8	9	AB	R	H	RBI	BB	SO	LOB	TOP											
<b>Coco Crisp, S</b> OBP: 0.280, SLG: 0.400	F7		P3					L9		4	0	1	0	0	0	1	<b>Cleveland Indians @ Detroit Tigers</b> Comerica Park, Detroit, MI Sat Apr 09 2005, 1:05 PM EDT Att: 26,037 - Sunny - 54 F											
<b>Ronnie Belliard, R</b> OBP: 0.389, SLG: 0.688	K		G5-3					1B		4	0	1	0	0	1	2												
<b>Aaron Boone, R</b> OBP: 0.143, SLG: 0.476	G6-3							1B		4	1	1	1	0	0	2												
<b>41 Victor Martinez, S</b> OBP: 0.389, SLG: 0.267										4	0	1	0	0	0	1												
<b>José Hernández, R</b> OBP: 0.300, SLG: 0.222										3	0	1	0	0	0	1												
<b>Alex Cora, L</b> OBP: 0.200, SLG: 0.300										1	0	0	0	0	0	0												
<b>Casey Blake, R</b> OBP: 0.290, SLG: 0.333										3	0	1	0	0	0	1												
<b>24 Grady Sizemore, L</b> OBP: 0.231, SLG: 0.231										1	0	0	0	0	0	0												
<b>Ben Broussard, L</b> OBP: 0.316, SLG: 0.200										3	0	1	0	0	0	2												
<b>Ryan Ludwick, R</b> OBP: 0.231, SLG: 0.231										4	0	0	0	0	1	5												
<b>2 Johnny Peralta, R</b> OBP: 0.333, SLG: 0.500										3	0	1	0	0	0	0												
<b>Inning Stats</b>	R: 0 E: 0 K: 1 S: 6	H: 0 LOB: 0 BB: 0 P: 9	R: 0 E: 0 K: 2 S: 12	H: 2 LOB: 2 BB: 0 P: 18	R: 0 E: 0 K: 0 S: 7	H: 1 LOB: 0 BB: 0 P: 12	R: 1 E: 0 K: 0 S: 13	H: 3 LOB: 2 BB: 0 P: 23	R: 0 E: 0 K: 0 S: 10	H: 1 LOB: 1 BB: 0 P: 19	R: 0 E: 0 K: 0 S: 12	H: 0 LOB: 0 BB: 0 P: 20	R: 0 E: 0 K: 0 S: 7	H: 0 LOB: 0 BB: 0 P: 9	R: 0 E: 0 K: 0 S: 6	H: 1 LOB: 1 BB: 0 P: 8	R: 0 E: 0 K: 0 S: 9	H: 0 LOB: 1 BB: 0 P: 18	1B: 7 2B: 0 3B: 0 HR: 1	SF: 0 SAC: 0 DP: 0 HBP: 1	WP: 0 PB: 0 SB: 0 CS: 1	PA: 35						
<b>PITCHER</b>	IP	WLS	BF	H	R	ER	SO	BB	IBB	HBP	BLK	WP	HR	S	P	ERA	WHIP											
<b>Wilfredo Ledezma, L</b> ERA: 1.5	(1, 1)	6.0	W	24	7	1	1	3	0	0	0	0	0	1	60	101	1.50	1.167										
<b>Jamie Walker, L</b> ERA: 3.0	(7, 1)	2.0		7	1	0	0	0	0	0	0	0	0	0	13	17	0.00	0.500										
<b>Franklyn German, R</b> ERA: 4.5	(9, 1)	1.0		4	0	0	0	0	0	0	1	0	0	0	9	18	0.00	0.000										

Batter	1	2	3	4	5	6	7	8	9	AB	R	H	RBI	BB	SO	LOB	BOTTOM											
<b>20 Omar Infante, R</b> OBP: 0.250, SLG: 0.238	G4-3	G6-4-3	F8					F8		5	0	0	0	0	0	2	<b>Cleveland Indians @ Detroit Tigers</b> Comerica Park, Detroit, MI Sat Apr 09 2005, 1:05 PM EDT Att: 26,037 - Sunny - 54 F											
<b>9 Carlos Guillen, S</b> OBP: 0.500, SLG: 0.500								P6		4	3	2	0	0	1	0												
<b>Carlos Pena, L</b> OBP: 0.524, SLG: 0.500								G6-3		4	2	1	2	1	2	1												
<b>Dmitri Young, S</b> OBP: 0.478, SLG: 1.000										3	2	2	0	1	0	0												
<b>Craig Monroe, R</b> OBP: 0.211, SLG: 0.176										4	2	1	2	0	1	3												
<b>33 Marcus Thames, R</b> OBP: 0.250, SLG: 1.000										4	1	1	4	0	1	3												
<b>15 Brandon Inge, R</b> OBP: 0.526, SLG: 0.813										4	1	3	1	0	0	0												
<b>13 Vance Wilson, R</b> OBP: 0.211, SLG: 0.176										4	0	0	0	0	0	3												
<b>Nook Logan, S</b> OBP: 0.200, SLG: 0.200										4	0	1	1	0	1	4												
<b>Inning Stats</b>	R: 2 E: 0 K: 1 S: 16	H: 2 LOB: 1 BB: 0 P: 24	R: 1 E: 0 K: 0 S: 7	H: 2 LOB: 0 BB: 0 P: 9	R: 5 E: 2 K: 0 S: 13	H: 3 LOB: 1 BB: 2 P: 27	R: 3 E: 1 K: 2 S: 18	H: 4 LOB: 2 BB: 0 P: 24	R: 0 E: 0 K: 0 S: 7	H: 0 LOB: 0 BB: 0 P: 8	R: 0 E: 0 K: 1 S: 6	H: 0 LOB: 0 BB: 0 P: 8	R: 0 E: 0 K: 0 S: 8	H: 0 LOB: 0 BB: 0 P: 10	R: 0 E: 0 K: 0 S: 8	H: 0 LOB: 0 BB: 0 P: 10		1B: 6 2B: 2 3B: 1 HR: 2	SF: 0 SAC: 0 DP: 2 HBP: 1	WP: 0 PB: 0 SB: 0 CS: 0	PA: 39							
<b>PITCHER</b>	IP	WLS	BF	H	R	ER	SO	BB	IBB	HBP	BLK	WP	HR	S	P	ERA	WHIP											
<b>37 Jake Westbrook, R</b> ERA: 7.2	(1, 1)	2.0	L	17	7	8	7	1	2	0	1	0	0	2	32	54	31.50	4.500										
<b>Scott Sauerbeck, L</b> ERA: 6.0	(3, 1)	3.0		13	4	3	2	4	0	0	0	0	0	31	44	6.00	1.333											
<b>63 Rafael Betancourt, R</b> ERA:	(6, 1)	3.0		9	0	0	0	1	0	0	0	0	0	21	26	0.00	0.000											



Batter	1	2	3	4	5	6	7	8	9	AB R H RBI BB SO LOB	TOP									
<b>Coco Crisp, S</b> (1, 7) OBP: 0.267, SLG: 0.345										4 1 0 0 1 0 1	<b>Cleveland Indians @ Detroit Tigers</b> Comerica Park, Detroit, MI Sun Apr 10 2005, 1:05 PM EDT Att: 25,758 - Sunny - 63 F									
<b>Alex Cora, L</b> (1, 6) OBP: 0.333, SLG: 0.357										4 1 2 0 1 0 0										
<b>48 Travis Hafner, L</b> (1, 10) OBP: 0.435, SLG: 0.294										3 1 0 0 2 0 2										
<b>41 Victor Martinez, S</b> (1, 2) OBP: 0.348, SLG: 0.211										4 0 0 0 1 2 5										
<b>Aaron Boone, R</b> (1, 5) OBP: 0.154, SLG: 0.423										5 1 1 2 0 1 3										
<b>Ben Broussard, L</b> (1, 3) OBP: 0.348, SLG: 0.421										4 2 2 2 0 1 0										
<b>Casey Blake, R</b> (1, 9) OBP: 0.292, SLG: 0.333										3 1 1 2 0 1 0										
<b>24 Grady Sizemore, L</b> (1, 8) OBP: 0.294, SLG: 0.353										4 0 2 0 0 1 1										
<b>Ronnie Belliard, R</b> (1, 4) OBP: 0.364, SLG: 0.600										4 0 1 1 0 0 2										
<b>Inning Stats</b>	R: 6 E: 0 K: 2 S: 27	H: 5 LOB: 1 BB: 2 P: 45	R: 0 E: 0 K: 0 S: 6	H: 0 LOB: 0 BB: 0 P: 9	R: 1 E: 0 K: 0 S: 10	H: 2 LOB: 1 BB: 0 P: 14	R: 0 E: 0 K: 0 S: 8	H: 0 LOB: 1 BB: 1 P: 16	R: 0 E: 0 K: 0 S: 9	H: 0 LOB: 0 BB: 0 P: 11	R: 0 E: 0 K: 1 S: 13	H: 0 LOB: 1 BB: 1 P: 21	R: 0 E: 0 K: 1 S: 13	H: 1 LOB: 1 BB: 0 P: 22	R: 0 E: 0 K: 0 S: 10	H: 1 LOB: 2 BB: 1 P: 18	1B: 6 2B: 2 3B: 1 HR: 0	SF: 0 SAC: 0 DP: 0 HBP: 1	WP: 0 PB: 0 SB: 1 CS: 1	PA: 41
<b>PITCHER</b>	IP WLS BF H R ER SO BB IBB HBP BLK WP HR S P ERA WHIP															IP WLS BF H R ER SO BB IBB HBP BLK WP HR S P ERA WHIP				
<b>38 Jeremy Bonderman, R</b> (1, 1) ERA: 5.54	6.0 L 28 7 7 7 4 3 0 0 0 0 0 0 66 104 10.50 1.667																			
<b>Kyle Farnsworth, R</b> (7, 1) ERA:	2.0 8 1 0 0 2 1 0 1 0 0 0 0 26 43 0.00 1.000																			
<b>Troy Percival, R</b> (9, 1) ERA: 6.0	1.0 5 1 0 0 0 0 0 1 0 0 0 0 0 10 18 0.00 1.000																			

AB	35
R	7
H	9
RBI	7
BB	5
SO	6
LOB	14





Batter	1	2	3	4	5	6	7	8	9	AB R H RBI BB SO LOB	BOTTOM											
<b>15 Brandon Inge, R</b> (1, 5) OBP: 0.458, SLG: 0.667										5 1 1 0 0 2 1	<b>Cleveland Indians @ Detroit Tigers</b> Comerica Park, Detroit, MI Sun Apr 10 2005, 1:05 PM EDT Att: 25,758 - Sunny - 63 F											
<b>9 Carlos Guillen, S</b> (1, 6) OBP: 0.520, SLG: 0.500										4 2 2 1 1 2 0												
<b>Ivan Rodriguez, R</b> (1, 2) OBP: 0.333, SLG: 0.417										5 0 1 0 0 2 2												
<b>Dmitri Young, S</b> (1, 10) OBP: 0.444, SLG: 0.958										4 1 1 1 0 2 2												
<b>Rondell White, R</b> (1, 7) OBP: 0.381, SLG: 0.500										4 1 2 1 0 0 0												
<b>Carlos Pena, L</b> (1, 3) OBP: 0.480, SLG: 0.444										4 1 1 0 0 0 3												
<b>Craig Monroe, R</b> (1, 8) OBP: 0.261, SLG: 0.238										4 0 2 1 0 0 0												
<b>33 Marcus Thames, R</b> (1, 9) OBP: 0.125, SLG: 0.571										3 0 0 1 0 1 1												
<b>Jason Smith, L</b> (1, 4) <b>Bobby Higginson, L</b> (9, PH) OBP: 0.290, SLG: 0.162										1 0 0 0 0 1 0												
<b>Inning Stats</b>	R: 0 E: 0 K: 1 S: 8	H: 0 LOB: 0 BB: 0 P: 12	R: 2 E: 0 K: 1 S: 10	H: 3 LOB: 1 BB: 0 P: 14	R: 1 E: 0 K: 2 S: 16	H: 2 LOB: 2 BB: 1 P: 24	R: 0 E: 0 K: 0 S: 6	H: 0 LOB: 0 BB: 0 P: 9	R: 2 E: 0 K: 2 S: 10	H: 2 LOB: 1 BB: 0 P: 15	R: 0 E: 0 K: 1 S: 10	H: 1 LOB: 1 BB: 0 P: 14	R: 0 E: 0 K: 0 S: 11	H: 0 LOB: 0 BB: 0 P: 18	R: 0 E: 0 K: 0 S: 4	H: 0 LOB: 0 BB: 0 P: 4	R: 1 E: 0 K: 1 S: 11	H: 2 LOB: 1 BB: 0 P: 18	1B: 9 2B: 0 3B: 1 HR: 0	SF: 1 SAC: 0 DP: 0 HBP: 0	WP: 0 PB: 0 SB: 1 CS: 0	PA: 39
<b>PITCHER</b>	IP WLS BF H R ER SO BB IBB HBP BLK WP HR S P ERA WHIP															IP WLS BF H R ER SO BB IBB HBP BLK WP HR S P ERA WHIP						
<b>Jason Davis, R</b> (1, 1) ERA: 6.0	6.0 W 28 5 4 0 0 0 0 0 0 0 0 0 13 20 0.00 0.000																					
<b>Bob Howry, R</b> (7, 1) ERA:	1.1 H 4 0 0 0 2 0 0 0 0 0 0 0 2 2 0.00 0.000																					
<b>Arthur Rhodes, L</b> (8, 1) ERA:	0.2 H 2 0 0 0 0 0 0 0 0 0 0 0 2 2 0.00 0.000																					
<b>Bob Wickman, R</b> (9, 1) ERA: 19.29	1.0 S 5 2 1 1 1 0 0 0 0 0 0 0 0 11 18 9.00 2.000																					

AB	37
R	6
H	10
RBI	5
BB	1
SO	10
LOB	11





Batter	1	2	3	4	5	6	7	8	9	AB	R	H	RBI	BB	SO	LOB	TOP											
20 Omar Infante, R OBP: 0.286, SLG: 0.280	G5-3		G6-4-3 1B		SH1-3		G6-4-3 1B		P2	4	0	2	1	0	0	0	<b>Detroit Tigers @ Minnesota Twins</b> Hubert H. Humphrey Metrodome, Minneapolis, MN Tue Apr 12 2005, 8:10 PM EDT Att: 15,071 - Dome - 70 F  <b>AB 32</b> <b>R 4</b> <b>H 7</b> <b>RBI 4</b> <b>BB 4</b> <b>SO 8</b> <b>LOB 13</b> 											
9 Carlos Guillen, S OBP: 0.463, SLG: 0.440	1B BB		G6-4-3 1-2		G6-3		E6			3	1	0	0	1	0	3												
Ivan Rodriguez, R OBP: 0.321, SLG: 0.393	1B 1B		K		G6-3		K			4	0	1	0	0	2	3												
30 Magglio Ordonez, R Nook Logan, S OBP: 0.200, SLG: 0.200	K				K		F8		G5-3	4	0	0	0	0	2	2												
Dmitri Young, S OBP: 0.419, SLG: 0.857	1-3 2-H 1B				F8		G4-3		K	4	0	1	1	0	1	0												
Rondell White, R OBP: 0.360, SLG: 0.458	F7				G6-3		L7		1B	4	0	1	0	0	0	2												
Carlos Pena, L OBP: 0.493, SLG: 0.400			G6-4-3 BB				L3		K	2	1	0	0	2	1	1												
Craig Monroe, R OBP: 0.296, SLG: 0.400			G6-4-3 1-2				15 20 1B 1B		G6-3	4	2	2	2	0	0	1												
15 Brandon Inge, R OBP: 0.429, SLG: 0.583			F9		G6-3 9 SH1-3 20		K		K	3	0	0	0	1	2	1												
<b>Inning Stats</b>	R: 1 E: 0 K: 1 S: 14	H: 2 LOB: 2 BB: 1 P: 23	R: 0 E: 0 K: 0 S: 9	H: 0 LOB: 0 BB: 1 P: 14	R: 0 E: 0 K: 1 S: 6	H: 1 LOB: 0 BB: 0 P: 6	R: 0 E: 0 K: 1 S: 9	H: 0 LOB: 0 BB: 0 P: 14	R: 2 E: 0 K: 0 S: 15	H: 1 LOB: 1 BB: 2 P: 27	R: 0 E: 0 K: 0 S: 8	H: 0 LOB: 0 BB: 0 P: 8	R: 1 E: 1 K: 2 S: 15	H: 2 LOB: 2 BB: 0 P: 21	R: 0 E: 0 K: 2 S: 11	H: 1 LOB: 1 BB: 0 P: 16	R: 0 E: 0 K: 1 S: 9	H: 0 LOB: 0 BB: 0 P: 12	1B: 6 2B: 0 3B: 0 HR: 1	SF: 0 SAC: 1 DP: 2 HBP: 0	WP: 0 PB: 0 SB: 1 CS: 0	PA: 37						
<b>PITCHER</b>	IP	WLS	BF	H	R	ER	SO	BB	IBB	HBP	BLK	WP	HR	S	P	ERA	WHIP											
Joe Mays, R ERA: 5.14	(1, 1)	5.0	21	4	3	3	3	4	0	0	0	0	0	1	53	84	5.40	1.600										
Terry Mulholland, L ERA: 4.15	(6, 1)	1.1	5	1	1	1	0	0	0	0	0	0	0	0	12	14	6.75	0.750										
28 Jesse Crain, R ERA:	(7, 1)	0.1	2	1	0	0	1	0	0	0	0	0	0	6	9	0.00	3.000											
J.C. Romero, L ERA:	(7, 1)	1.1	6	1	0	0	3	0	0	0	0	0	0	16	22	0.00	0.750											
Juan Rincon, R ERA:	(9, 1)	1.0	W	3	0	0	1	0	0	0	0	0	0	9	12	0.00	0.000											

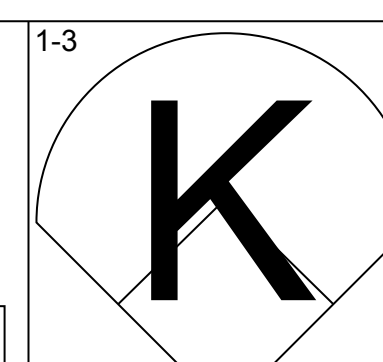

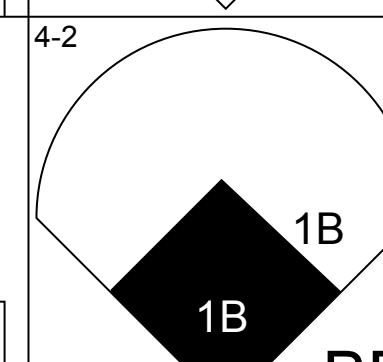
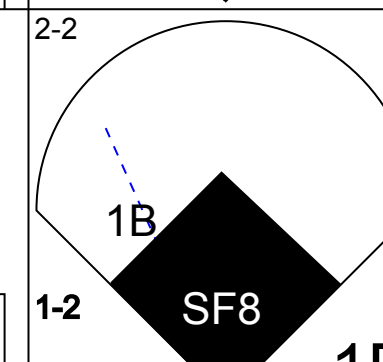
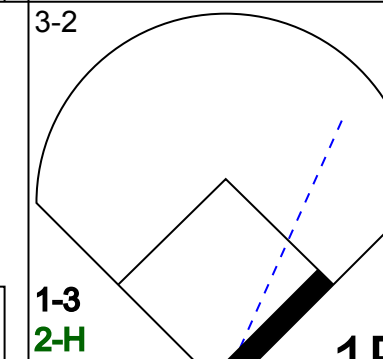
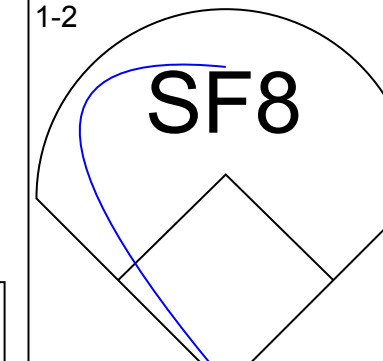
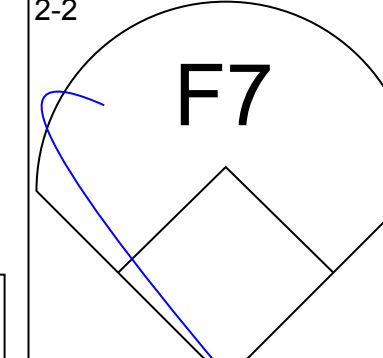

Batter	1	2	3	4	5	6	7	8	9	AB	R	H	RBI	BB	SO	LOB	BOTTOM										
Shannon Stewart, R OBP: 0.281, SLG: 0.387	G6-3		K				K			5	0	2	1	0	2	0	<b>Detroit Tigers @ Minnesota Twins</b> Hubert H. Humphrey Metrodome, Minneapolis, MN Tue Apr 12 2005, 8:10 PM EDT Att: 15,071 - Dome - 70 F  <b>AB 31</b> <b>R 5</b> <b>H 9</b> <b>RBI 5</b> <b>BB 4</b> <b>SO 4</b> <b>LOB 12</b> 										
Jason Bartlett, R OBP: 0.409, SLG: 0.600	F8		HR		FC4-6 1B				1-3 2-H 2B	3	2	1	1	1	0	1											
7 Joe Mauer, L OBP: 0.346, SLG: 0.348	G6-3		G4-3				E5 1B G4-3 1B		F8 7 BB BB	3	1	1	0	1	0	0											
Matthew LeCroy, R OBP: 0.333, SLG: 0.474			F9		G6-3		G5-3		F8 20 2-1 BB	4	0	0	0	0	0	3											
Tori Hunter, R OBP: 0.276, SLG: 0.481			BB HBP		K		G4-3 S 1B		E 1B	3	0	2	1	0	1	0											
Jacque Jones, L OBP: 0.417, SLG: 0.600			4-2 SAFE SAFE SAFE BB		20 CS 1B		G4-3		L9	3	0	1	1	1	0	3											
20 Lew Ford, R OBP: 0.208, SLG: 0.208	F9				CS		L5		F8	4	1	1	0	0	0	3											
5 Michael Cuddyer, R OBP: 0.192, SLG: 0.346			K						F7 3-H	3	1	1	1	0	1	2											
Luis Rivas, R OBP: 0.313, SLG: 0.313									SH1-4 5 2B 1B	3	0	0	0	0	0	0											
8 Nick Punto, S OBP: 0.400, SLG: 0.375	G5-3				G4-3		G4-1		2B BB	0	0	0	0	1	0	0											
<b>Inning Stats</b>	R: 0 E: 0 K: 0 S: 11	H: 0 LOB: 0 BB: 0 P: 17	R: 0 E: 0 K: 1 S: 15	H: 0 LOB: 1 BB: 1 P: 27	R: 1 E: 0 K: 1 S: 8	H: 1 LOB: 0 BB: 0 P: 10	R: 0 E: 0 K: 1 S: 6	H: 1 LOB: 0 BB: 0 P: 9	R: 1 E: 1 K: 0 S: 11	H: 2 LOB: 1 BB: 0 P: 18	R: 1 E: 0 K: 1 S: 11	H: 2 LOB: 0 BB: 0 P: 16	R: 0 E: 0 K: 1 S: 8	H: 0 LOB: 0 BB: 0 P: 14	R: 1 E: 1 K: 0 S: 9	H: 1 LOB: 2 BB: 2 P: 24	R: 1 E: 0 K: 0 S: 5	H: 2 LOB: 2 BB: 1 P: 9	1B: 6 2B: 1 3B: 0 HR: 2	SF: 0 SAC: 1 DP: 0 HBP: 1	WP: 0 PB: 0 SB: 1 CS: 1	PA: 38					
<b>PITCHER</b>	IP	WLS	BF	H	R	ER	SO	BB	IBB	HBP	BLK	WP	HR	S	P	ERA	WHIP										
Mike Maroth, L ERA: 7.27	(1, 1)	5.0	21	5	3	2	3	1	0	0	0	0	0	4	7	0.00	3.000										
Franklyn German, R ERA: 3.66	(6, 1)	0.1	H	2	1	0	0	0	0	0	0	0	0	4	5	0.00	0.000										
Jamie Walker, L ERA: 2.7	(6, 1)	0.1	B	1	0	0	0	0	0	0	0	0	0	4	5	0.00	0.000										
Kyle Farnsworth, R ERA:	(6, 1)	1.1	4	0	0	0	1	0	0	0	0	0	0	10	17	0.00	0.000										
Ugueth Urbina, R ERA: 9.0	(8, 1)	1.0	B	6	1	1	1	2	0	0	0	0	0	9	24	9.00	3.000										
<b>PITCHER</b>	IP	WLS	BF	H	R	ER	SO	BB	IBB	HBP	BLK	WP	HR	S	P	ERA	WHIP										
Troy Percival, R ERA: 8.1	(9, 1)	0.1	L	4	2	1	0	1	0	0	0	0	0	5	9	27.00	9.000										




Batter	1	2	3	4	5	6	7	8	9	AB	R	H	RBI	BB	SO	LOB	TOP									
<b>20 Omar Infante, R</b> OBP: 0.242, SLG: 0.233										5	0	0	0	0	2	3	<b>Detroit Tigers @ Minnesota Twins</b> Hubert H. Humphrey Metrodome, Minneapolis, MN Wed Apr 13 2005, 8:10 PM EDT Att: 16,067 - Dome - 70 F <a href="http://livebaseballscorecards.com">livebaseballscorecards.com</a>									
<b>15 Brandon Inge, R</b> OBP: 0.438, SLG: 0.679										4	2	2	1	0	1	0										
<b>Ivan Rodriguez, R</b> OBP: 0.344, SLG: 0.387										3	1	1	0	1	1	0										
<b>Dmitri Young, S</b> OBP: 0.429, SLG: 0.813										4	0	2	1	0	1	1										
<b>Rondell White, R</b> OBP: 0.345, SLG: 0.481										3	1	1	1	0	1	1										
<b>Carlos Pena, L</b> OBP: 0.485, SLG: 0.458										4	0	2	1	0	1	1										
<b>Craig Monroe, R</b> OBP: 0.298, SLG: 0.345										4	0	0	0	0	1	2										
<b>33 Marcus Thames, R</b> OBP: 0.250, SLG: 0.545										4	0	2	0	0	2	1										
<b>Jason Smith, L</b> OBP: 0.125, SLG: 0.125										4	0	1	0	0	2	2										
<b>Inning Stats</b>	R: 1 E: 0 K: 1 S: 9	H: 1 LOB: 0 BB: 0 P: 14	R: 1 E: 0 K: 1 S: 10	H: 2 LOB: 0 BB: 0 P: 13	R: 0 E: 0 K: 0 S: 6	H: 0 LOB: 0 BB: 0 P: 8	R: 0 E: 0 K: 0 S: 6	H: 1 LOB: 1 BB: 0 P: 8	R: 0 E: 0 K: 3 S: 10	H: 1 LOB: 1 BB: 0 P: 14	R: 2 E: 0 K: 1 S: 18	H: 2 LOB: 1 BB: 1 P: 27	R: 0 E: 0 K: 12 S: 12	H: 1 LOB: 1 BB: 0 P: 17	R: 0 E: 0 K: 3 S: 11	H: 1 LOB: 1 BB: 0 P: 16	R: 0 E: 0 K: 13 S: 13	H: 2 LOB: 2 BB: 0 P: 19	1B: 8 2B: 2 3B: 0 HR: 1	SF: 1 SAC: 0 DP: 2 HBP: 0	WP: 0 PB: 0 SB: 1 CS: 0	PA: 37				
<b>PITCHER</b>	IP	WLS	BF	H	R	ER	SO	BB	IBB	HBP	BLK	WP	HR	S	P	ERA	WHIP									
<b>Kyle Lohse, R</b> ERA: 6.17	(1, 1)	6.1	W	26	8	4	4	6	1	0	0	0	0	1	65	93	5.68	1.421								
<b>J.C. Romero, L</b> ERA:	(7, 1)	0.2	H	2	0	0	0	2	0	0	0	0	0	6	8	0.00	0.000									
<b>Juan Rincon, R</b> ERA:	(8, 1)	1.0	H	4	1	0	0	3	0	0	0	0	0	11	16	0.00	1.000									
<b>36 Joe Nathan, R</b> ERA:	(9, 1)	1.0		5	2	0	0	1	0	0	0	0	0	13	19	0.00	2.000									

Batter	1	2	3	4	5	6	7	8	9	AB	R	H	RBI	BB	SO	LOB	BOTTOM									
<b>Shannon Stewart, R</b> OBP: 0.270, SLG: 0.389										5	1	1	0	0	0	4	<b>Detroit Tigers @ Minnesota Twins</b> Hubert H. Humphrey Metrodome, Minneapolis, MN Wed Apr 13 2005, 8:10 PM EDT Att: 16,067 - Dome - 70 F <a href="http://livebaseballscorecards.com">livebaseballscorecards.com</a>									
<b>Jason Bartlett, R</b> OBP: 0.407, SLG: 0.560										5	1	2	0	0	0	2										
<b>7 Joe Mauer, L</b> OBP: 0.419, SLG: 0.444										4	1	3	1	1	0	1										
<b>Terry Liffie, S</b> OBP: 0.600, SLG: 1.500										4	2	2	3	1	0	2										
<b>Tori Hunter, R</b> OBP: 0.273, SLG: 0.452										4	1	1	2	0	0	4										
<b>Jacque Jones, L</b> OBP: 0.425, SLG: 0.696										3	1	1	2	1	0	3										
<b>20 Lew Ford, R</b> OBP: 0.250, SLG: 0.259										3	0	1	0	0	0	0										
<b>5 Michael Cuddyer, R</b> OBP: 0.200, SLG: 0.333										4	0	1	0	0	0	3										
<b>8 Nick Punto, S</b> OBP: 0.429, SLG: 0.300										2	1	0	0	2	2	0										
<b>Inning Stats</b>	R: 5 E: 0 K: 0 S: 24	H: 7 LOB: 2 BB: 1 P: 36	R: 0 E: 0 K: 0 S: 9	H: 1 LOB: 2 BB: 2 P: 18	R: 0 E: 0 K: 1 S: 8	H: 0 LOB: 0 BB: 0 P: 14	R: 2 E: 0 K: 0 S: 6	H: 2 LOB: 0 BB: 0 P: 9	R: 0 E: 0 K: 0 S: 9	H: 0 LOB: 0 BB: 0 P: 14	R: 0 E: 0 K: 1 S: 7	H: 0 LOB: 0 BB: 0 P: 10	R: 0 E: 0 K: 0 S: 12	H: 1 LOB: 3 BB: 1 P: 22	R: 1 E: 0 K: 0 S: 12	H: 1 LOB: 1 BB: 1 P: 21	1B: 6 2B: 5 3B: 0 HR: 2	SF: 0 SAC: 0 DP: 2 HBP: 1	WP: 0 PB: 0 SB: 1 CS: 0	PA: 40						
<b>PITCHER</b>	IP	WLS	BF	H	R	ER	SO	BB	IBB	HBP	BLK	WP	HR	S	P	ERA	WHIP									
<b>Jason Johnson, R</b> ERA: 6.43	(1, 1)	0.1	L	7	5	5	0	0	1	0	0	0	0	1	22	34	135.00	24.000								
<b>Matt Ginter, R</b> ERA: 2.57	(1, 1)	4.2		17	3	2	2	1	2	0	0	0	0	1	34	57	3.86	1.071								
<b>Franklyn Gorman, R</b> ERA: 2.08	(6, 1)	2.0		9	1	0	0	1	1	0	1	0	0	0	19	32	0.00	1.000								
<b>Jamie Walker, L</b> ERA: 4.15	(8, 1)	1.0		5	1	1	1	0	1	0	0	0	0	0	12	21	9.00	2.000								



Batter	1	2	3	4	5	6	7	8	9	AB	R	H	RBI	BB	SO	LOB	TOP								
15 Brandon Inge, R OBP: 0.405, SLG: 0.606			G5-3						K	5	0	1	0	0	2	3	<b>Detroit Tigers @ Minnesota Twins</b> Hubert H. Humphrey Metrodome, Minneapolis, MN Thu Apr 14 2005, 8:10 PM EDT Att: 14,344 - Dome - 70 F  <b>AB 34</b> <b>R 4</b> <b>H 9</b> <b>RBI 4</b> <b>BB 1</b> <b>SO 4</b> <b>LOB 11</b> 								
9 Carlos Guillen, S OBP: 0.455, SLG: 0.393			G6-3				K			3	1	0	0	1	1										
Ivan Rodriguez, R OBP: 0.361, SLG: 0.400			G4-3						P4	4	2	2	0	0	0										
Dmitri Young, S OBP: 0.436, SLG: 0.778				G6-3					G4-3	4	0	2	1	0	0										
Rondell White, R OBP: 0.333, SLG: 0.567				G5-3						3	1	1	2	0	1										
Carlos Pena, L OBP: 0.458, SLG: 0.429					F8					4	0	1	1	0	0										
Craig Monroe, R OBP: 0.257, SLG: 0.333		G5-3								4	0	1	0	0	2										
33 Marcus Thames, R OBP: 0.250, SLG: 0.429		P6								3	0	0	0	0	0										
20 Omar Infante, R OBP: 0.243, SLG: 0.265										4	0	1	0	0	2										
<b>Inning Stats</b>	R: 2 E: 0 K: 1 S: 22	H: 2 LOB: 1 BB: 1 P: 35	R: 0 E: 0 K: 0 S: 6	H: 0 LOB: 0 BB: 0 P: 10	R: 0 E: 0 K: 0 S: 9	H: 0 LOB: 0 BB: 0 P: 11	R: 0 E: 0 K: 0 S: 4	H: 0 LOB: 0 BB: 0 P: 4	R: 0 E: 0 K: 0 S: 6	H: 1 LOB: 1 BB: 0 P: 8	R: 1 E: 0 K: 2 S: 15	H: 3 LOB: 2 BB: 0 P: 18	R: 0 E: 0 K: 0 S: 7	H: 1 LOB: 1 BB: 0 P: 12	R: 1 E: 0 K: 0 S: 5	H: 1 LOB: 0 BB: 0 P: 6	R: 0 E: 0 K: 1 S: 12	H: 1 LOB: 1 BB: 0 P: 17	1B: 7 2B: 1 3B: 0 HR: 1	SF: 1 SAC: 0 DP: 1 HBP: 1	WP: 0 PB: 0 SB: 0 CS: 0	PA: 37			
<b>PITCHER</b>	IP	WLS	BF	H	R	ER	SO	BB	IBB	HBP	BLK	WP	HR	S	P	ERA	WHIP								
Brad Radke, R ERA: 5.99	6.0	W	25	6	3	3	3	1	0	1	0	0	0	62	86	4.50	1.167								
28 Jesse Crain, R ERA:	1.0		4	1	0	0	0	0	0	0	0	0	0	7	12	0.00	1.000								
54 Matt Guerrier, R ERA: 3.0	2.0		8	2	1	1	1	0	0	0	0	0	1	17	23	4.50	1.000								

Batter	1	2	3	4	5	6	7	8	9	AB	R	H	RBI	BB	SO	LOB	BOTTOM									
Shannon Stewart, R OBP: 0.310, SLG: 0.368	G5-3									2	1	0	0	2	0	0	<b>Detroit Tigers @ Minnesota Twins</b> Hubert H. Humphrey Metrodome, Minneapolis, MN Thu Apr 14 2005, 8:10 PM EDT Att: 14,344 - Dome - 70 F  <b>AB 32</b> <b>R 10</b> <b>H 11</b> <b>RBI 9</b> <b>BB 9</b> <b>SO 3</b> <b>LOB 23</b> 									
Juan Castro, R OBP: 0.364, SLG: 0.300	G1-3									5	0	0	0	0	6											
Tori Hunter, R OBP: 0.270, SLG: 0.457	G4-3									4	1	1	0	0	1											
Corky Miller, R										1	0	0	0	0	0											
Matthew LeCroy, R OBP: 0.385, SLG: 0.478										4	2	2	1	1	0											
20 Lew Ford, R OBP: 0.333, SLG: 0.433										3	3	2	3	1	0											
Jacque Jones, L OBP: 0.485, SLG: 0.778										4	2	3	2	1	0											
5 Michael Cuddyer, R OBP: 0.257, SLG: 0.313										2	0	0	0	3	2											
55 Mike Redmond, R OBP: 0.556, SLG: 0.571										4	0	2	2	1	0											
Luis Rivas, R OBP: 0.300, SLG: 0.316										3	1	1	1	0	0											
<b>Inning Stats</b>	R: 0 E: 0 K: 0 S: 7	H: 0 LOB: 0 BB: 0 P: 7	R: 2 E: 0 K: 0 S: 14	H: 2 LOB: 3 BB: 2 P: 28	R: 3 E: 2 K: 0 S: 10	H: 2 LOB: 1 BB: 1 P: 24	R: 0 E: 0 K: 0 S: 8	H: 0 LOB: 0 BB: 0 P: 10	R: 1 E: 0 K: 0 S: 13	H: 1 LOB: 1 BB: 2 P: 27	R: 4 E: 0 K: 2 S: 20	H: 4 LOB: 1 BB: 1 P: 35	R: 0 E: 0 K: 0 S: 7	H: 0 LOB: 1 BB: 2 P: 16	R: 0 E: 0 K: 1 S: 16	H: 2 LOB: 3 BB: 1 P: 26		1B: 7 2B: 2 3B: 1 HR: 1	SF: 1 SAC: 0 DP: 2 HBP: 2	WP: 0 PB: 0 SB: 0 CS: 1	PA: 44					
<b>PITCHER</b>	IP	WLS	BF	H	R	ER	SO	BB	IBB	HBP	BLK	WP	HR	S	P	ERA		WHIP								
29 Nate Robertson, L ERA: 3.75	5.0	L	26	5	6	4	0	5	0	2	0	0	0	52	96	7.20		2.000								
Kyle Farnsworth, R ERA: 5.4	1.0		8	4	4	4	2	1	0	0	0	0	1	20	35	36.00		5.000								
Franklyn German, R ERA: 1.69	1.0		4	0	0	0	0	2	0	0	0	0	0	7	16	0.00		2.000								
Ugueth Urbina, R ERA: 7.2	1.0		6	2	0	0	1	0	1	0	0	0	0	16	26	0.00	2.000									







Batter	1	2	3	4	5	6	7	8	9	AB	R	H	RBI	BB	SO	LOB	TOP								
15 Brandon Inge, R OBP: 0.404, SLG: 0.595	1-1 G6-3		3-3 K		1-3 K			1-1 F9	2-2 9 1B 3B	5	1	1	2	0	2	0									
9 Carlos Guillen, S OBP: 0.442, SLG: 0.500 Jason Smith, L OBP: 0.091, SLG: 0.091	0-2 G4-3 PB			0-1 1B 2B		1-2 F9 2B		1-0 G4-3	0-2 2B 1B	5	1	3	1	0	0	0									
Ivan Rodriguez, R OBP: 0.376, SLG: 0.455	1-0 G4-3			0-0 1B SF9 1B		0-1 F9 2B		1-1 FC5 2B	2-2 2B	5	1	3	0	0	0	2									
Dmitri Young, S OBP: 0.426, SLG: 0.698 Carlos Pena, L OBP: 0.452, SLG: 0.387	0-0 G5-3			0-0 SF9 1B		1-0 G1-3		4-0 IBB	0-0 G3-1	3	0	1	1	1	0	2									
Rondell White, R OBP: 0.282, SLG: 0.486 Nook Logan, S OBP: 0.279, SLG: 0.250		0-2 G6-3		0-0 SF9		0-0 G6-3		2-2 FC5	2-2 G5-3	4	0	0	1	0	0	5									
Craig Monroe, R OBP: 0.279, SLG: 0.425		3-2 G5-3		1-2 3-H P4			1-1 20 1B 2B		4-1 33 1B 13 1B BB	3	2	1	0	1	0	1									
33 Marcus Thames, R OBP: 0.250, SLG: 0.389		0-1 F8		1-0 L7			1-2 G6-3		1-3 13 1B 15 3B 1B	4	1	1	0	0	0	2									
13 Vance Wilson, R OBP: 0.125, SLG: 0.125			1-2 F9		2-3 K		0-0 F8		0-0 15 3B 1B	4	1	1	1	0	1	1									
20 Omar Infante, R OBP: 0.238, SLG: 0.256			3-2 F7		0-0 F8		2-0 2-H 1B		0-3 K	4	0	1	1	0	1	2									
<b>Inning Stats</b>	R: 0 E: 1 K: 0 S: 7	H: 0 LOB: 1 BB: 0 P: 9	R: 0 E: 0 K: 0 S: 8	H: 0 LOB: 0 BB: 0 P: 11	R: 0 E: 0 K: 1 S: 10	H: 0 LOB: 0 BB: 0 P: 17	R: 2 E: 0 K: 0 S: 7	H: 3 LOB: 1 BB: 0 P: 9	R: 0 E: 0 K: 0 S: 8	H: 0 LOB: 0 BB: 0 P: 11	R: 0 E: 0 K: 0 S: 9	H: 1 LOB: 1 BB: 0 P: 12	R: 1 E: 0 K: 0 S: 7	H: 2 LOB: 1 BB: 0 P: 11	R: 0 E: 0 K: 0 S: 9	H: 1 LOB: 2 BB: 0 P: 18	R: 4 E: 0 K: 1 S: 26	H: 5 LOB: 2 BB: 1 P: 39	1B: 6 2B: 5 3B: 1 HR: 0	SF: 1 SAC: 0 DP: 0 HBP: 0	WP: 0 PB: 1 SB: 0 CS: 0	PA: 41			
<b>PITCHER</b>	IP	WLS	BF	H	R	ER	SO	BB	IBB	HBP	BLK	WP	HR	S	P	ERA	WHIP								
Brian Anderson, L ERA: 3.95	7.2	L	31	7	3	3	3	0	1	0	0	0	0	61	92	3.52	0.913								
Shawn Camp, R ERA: 12.27	0.1		4	2	3	3	0	1	0	0	0	0	0	11	20	81.00	9.000								
Nate Field, R ERA: 10.8	1.0		6	3	1	1	1	0	0	0	0	0	0	19	25	9.00	3.000								

**Detroit Tigers @ Kansas City Royals**  
**Kauffman Stadium, Kansas City, MO**  
 Sat Apr 16 2005, 1:10 PM CDT  
 Att: 22,881 - Partly Cloudy - 76 F

AB	38
R	7
H	12
RBI	7
BB	2
SO	4
LOB	17



Batter	1	2	3	4	5	6	7	8	9	AB	R	H	RBI	BB	SO	LOB	BOTTOM								
9 David DeJesus, L OBP: 0.420, SLG: 0.442	1-2 G4-3		2-3 K		1-0 1B			1-2 K		4	0	1	0	0	2	0									
Ruben Gelay, S OBP: 0.323, SLG: 0.448	1-0 E 1B		2-0 G4-3		2-1 F7			2-1 G3-1		4	0	1	0	0	0	2									
29 Mike Sweeney, R OBP: 0.375, SLG: 0.522	0-1 F9			1-2 L4		0-0 HR		0-1 G1		4	1	1	1	0	0	1									
Matt Stairs, L OBP: 0.370, SLG: 0.625	1-2 K			0-0 G6-3 2B		1-2 G3			0-0 F7	4	0	1	0	0	1	1									
Emil Brown, R OBP: 0.324, SLG: 0.414		0-2 F8		0-2 G6-3		0-1 P3			4-2 BB	3	0	0	0	1	0	1									
Terrence Long, L OBP: 0.333, SLG: 0.469		1-2 FC6-4 1B		0-0 P5		3-1 F7			0-0 F8	4	0	1	0	0	0	2									
4 Angel Berroa, R OBP: 0.341, SLG: 0.463		1-2 FC6-4 1B			2-2 F8		1-3 K2-3		1-2 G6-3	4	0	0	0	0	1	2									
14 John Buck, R OBP: 0.152, SLG: 0.125		1-1 G4-3			0-0 G6-3		3-3 K			3	0	0	0	0	1	1									
Joe McEwing, R OBP: 0.429, SLG: 0.429			0-2 G2-3		1-0 9 1B 1B		3-1 G6-3			3	0	1	0	0	0	0									
<b>Inning Stats</b>	R: 0 E: 1 K: 1 S: 10	H: 1 LOB: 1 BB: 0 P: 12	R: 0 E: 0 K: 0 S: 14	H: 1 LOB: 1 BB: 0 P: 16	R: 0 E: 0 K: 1 S: 7	H: 0 LOB: 0 BB: 0 P: 11	R: 0 E: 0 K: 0 S: 8	H: 1 LOB: 1 BB: 0 P: 9	R: 0 E: 0 K: 0 S: 9	H: 2 LOB: 2 BB: 0 P: 15	R: 1 E: 0 K: 0 S: 8	H: 1 LOB: 0 BB: 0 P: 12	R: 0 E: 0 K: 2 S: 9	H: 0 LOB: 0 BB: 0 P: 16	R: 0 E: 0 K: 1 S: 9	H: 0 LOB: 0 BB: 0 P: 12	R: 0 E: 0 K: 0 S: 8	H: 0 LOB: 1 BB: 1 P: 13	1B: 4 2B: 1 3B: 0 HR: 1	SF: 0 SAC: 0 DP: 0 HBP: 0	WP: 0 PB: 0 SB: 0 CS: 0	PA: 34			
<b>PITCHER</b>	IP	WLS	BF	H	R	ER	SO	BB	IBB	HBP	BLK	WP	HR	S	P	ERA	WHIP								
38 Jeremy Bondeman, R ERA: 3.88	8.0	W	30	6	1	1	5	0	0	0	0	0	0	74	103	1.12	0.750								
Troy Percival, R ERA: 6.23	1.0		4	0	0	0	0	1	0	0	0	0	0	8	13	0.00	1.000								

**Detroit Tigers @ Kansas City Royals**  
**Kauffman Stadium, Kansas City, MO**  
 Sat Apr 16 2005, 1:10 PM CDT  
 Att: 22,881 - Partly Cloudy - 76 F

AB	33
R	1
H	6
RBI	1
BB	1
SO	5
LOB	10





Batter	1	2	3	4	5	6	7	8	9	AB	R	H	RBI	BB	SO	LOB	TOP								
15 Brandon Inge, R OBP: 0.385, SLG: 0.553										5	1	1	0	0	1	1									
9 Carlos Guillen, S OBP: 0.417, SLG: 0.465										5	0	1	0	0	1	2									
Ivan Rodriguez, R OBP: 0.400, SLG: 0.551										5	2	3	3	0	0	1									
Dmitri Young, S OBP: 0.423, SLG: 0.660										4	0	1	0	1	0	1									
Rondell White, R OBP: 0.295, SLG: 0.475										5	1	2	1	0	0	3									
Carlos Pena, L OBP: 0.435, SLG: 0.353										3	0	0	0	1	0	1									
Craig Monroe, R OBP: 0.298, SLG: 0.419										3	0	1	0	1	1	0									
20 Omar Infante, R OBP: 0.239, SLG: 0.256										4	0	1	1	0	0	2									
Nook Logan, S OBP: 0.333, SLG: 0.333										4	2	2	0	0	0	0									
<b>Inning Stats</b>	R: 0 E: 0 K: 2 S: 16	H: 2 LOB: 2 BB: 0 P: 21	R: 0 E: 0 K: 1 S: 7	H: 0 LOB: 0 BB: 0 P: 11	R: 4 E: 1 K: 0 S: 11	H: 5 LOB: 2 BB: 2 P: 25	R: 1 E: 1 K: 0 S: 12	H: 1 LOB: 0 BB: 0 P: 17	R: 0 E: 0 K: 0 S: 8	H: 2 LOB: 2 BB: 0 P: 14	R: 0 E: 0 K: 0 S: 7	H: 1 LOB: 1 BB: 0 P: 11	R: 0 E: 0 K: 0 S: 5	H: 0 LOB: 0 BB: 0 P: 9	R: 0 E: 0 K: 0 S: 3	H: 0 LOB: 0 BB: 0 P: 7	R: 1 E: 0 K: 0 S: 16	H: 1 LOB: 1 BB: 1 P: 23	1B: 10 2B: 1 3B: 0 HR: 1	SF: 0 SAC: 0 DP: 0 HBP: 0	WP: 1 PB: 0 SB: 1 CS: 0	PA: 41			
<b>PITCHER</b>	IP	WLS	BF	H	R	ER	SO	BB	IBB	HBP	BLK	WP	HR	S	P	ERA	WHIP								
Runelvy's Hernandez, R ERA: 4.19	5.0	L	26	10	5	4	3	2	0	0	0	1	0	54	88	7.20	2.400								
Andrew Sisco, L ERA: 1.86	2.0		7	1	0	0	0	0	0	0	0	0	0	12	20	0.00	0.500								
Shawn Camp, R ERA: 9.64	1.0		3	0	0	0	0	0	0	0	0	0	0	3	7	0.00	0.000								
Nate Field, R ERA: 10.5	1.0		5	1	1	1	0	1	0	0	0	0	1	16	23	9.00	2.000								

Detroit Tigers @ Kansas City Royals  
Kauffman Stadium, Kansas City, MO  
Sun Apr 17 2005, 1:10 PM CDT  
Att: 14,904 - Partly Cloudy - 77 F

AB	38
R	6
H	12
RBI	5
BB	3
SO	3
LOB	11



Batter	1	2	3	4	5	6	7	8	9	AB	R	H	RBI	BB	SO	LOB	BOTTOM								
9 David DeJesus, L OBP: 0.389, SLG: 0.404										4	0	0	0	0	1	0									
Tony Graffanino, R OBP: 0.376, SLG: 0.344										3	0	1	0	1	0	0									
29 Mike Sweeney, R OBP: 0.346, SLG: 0.480										4	0	0	0	0	1	2									
Emil Brown, R OBP: 0.289, SLG: 0.364										4	0	0	0	0	1	1									
Eli Marrero, R OBP: 0.222, SLG: 0.333										4	1	2	1	0	1	0									
4 Angel Berroa, R OBP: 0.333, SLG: 0.444										4	0	1	0	0	1	1									
Matt Stairs, L OBP: 0.333, SLG: 0.556										3	0	0	0	0	1	2									
14 John Buck, R OBP: 0.167, SLG: 0.143										3	0	1	0	0	1	0									
Ruben Gotay, S OBP: 0.294, SLG: 0.406										3	0	0	0	0	0	2									
<b>Inning Stats</b>	R: 0 E: 0 K: 0 S: 6	H: 0 LOB: 0 BB: 0 P: 11	R: 0 E: 0 K: 0 S: 7	H: 1 LOB: 1 BB: 0 P: 11	R: 0 E: 0 K: 0 S: 7	H: 0 LOB: 0 BB: 0 P: 11	R: 0 E: 0 K: 0 S: 6	H: 0 LOB: 0 BB: 0 P: 7	R: 0 E: 0 K: 1 S: 14	H: 2 LOB: 2 BB: 0 P: 19	R: 0 E: 0 K: 1 S: 9	H: 0 LOB: 1 BB: 1 P: 17	R: 1 E: 0 K: 1 S: 10	H: 1 LOB: 0 BB: 0 P: 16	R: 0 E: 0 K: 1 S: 9	H: 1 LOB: 0 BB: 0 P: 15	R: 0 E: 0 K: 3 S: 13	H: 0 LOB: 0 BB: 0 P: 20	1B: 4 2B: 0 3B: 0 HR: 1	SF: 0 SAC: 0 DP: 0 HBP: 0	WP: 0 PB: 0 SB: 0 CS: 0	PA: 33			
<b>PITCHER</b>	IP	WLS	BF	H	R	ER	SO	BB	IBB	HBP	BLK	WP	HR	S	P	ERA	WHIP								
Mike Maroth, L ERA: 4.41	7.2	W	29	5	1	1	3	1	0	0	0	0	0	65	103	1.17	0.783								
Ugueth Urbina, R ERA: 7.36	1.1		4	0	0	0	4	0	0	0	0	0	0	16	24	0.00	0.000								

Detroit Tigers @ Kansas City Royals  
Kauffman Stadium, Kansas City, MO  
Sun Apr 17 2005, 1:10 PM CDT  
Att: 14,904 - Partly Cloudy - 77 F

AB	32
R	1
H	5
RBI	1
BB	1
SO	7
LOB	8





Batter	1	2	3	4	5	6	7	8	9	AB	R	H	RBI	BB	SO	LOB	TOP							
15 Brandon Inge, R OBP: 0.439, SLG: 0.600	1-2 G4-3 SF7 2B		1 SAFE 2-1 1-3 G6-4-3 1B		4-2 2B BB	0-2 G4-6-3 9 1B HR		4-1 13 1B BB		3	3	3	2	2	0	0	<b>Detroit Tigers @ Baltimore Orioles</b> Oriole Park at Camden Yards, Baltimore, MD Mon Apr 18 2005, 7:05 PM EDT Att: 16,301 - Clear - 76 F							
9 Carlos Guillen, S OBP: 0.404, SLG: 0.447 Jason Smith, L OBP: 0.083, SLG: 0.083	1-2 G4-3		2-2 G6-4-3		0-0 F7	3-2 G4-6-3 1B		1-2 F8		4	0	1	0	0	0	3								
Ivan Rodriguez, R OBP: 0.389, SLG: 0.558 13 Vance Wilson, R OBP: 0.222, SLG: 0.222	0-1 SF7		3-H 2-3 K		1-0 2B	3-2 G4-6-3 1B		1-1 1B		3	1	1	2	0	1	2								
Dmitri Young, S OBP: 0.439, SLG: 0.731	2-1 G4-3			0-0 1B G3 1B	0-2 2H 1B 2B	1-0 HR		0-3 K		5	3	3	3	0	1	2								
Rondell White, R OBP: 0.292, SLG: 0.455 33 Marcus Thames, R OBP: 0.238, SLG: 0.368		0-0 G1-3		0-0 G3 20 1B 1B	2-2 F9	3-2 G5-3		2-3 K		4	1	1	0	0	0	1								
Craig Monroe, R OBP: 0.308, SLG: 0.404	2-2 G6-3			1-3 K	1-0 1B		0-3 K		4-2 20 G5-4-3 BB	4	0	1	1	1	2	2								
Carlos Pena, L OBP: 0.392, SLG: 0.308	1-3 K			1-2 G3	3-2 L8		3-3 K		2-2 F8	5	0	0	1	0	2	3								
20 Omar Infante, R OBP: 0.275, SLG: 0.340			1-2 HR	0-2 1B	4-2 2B 15 1B BB		2-2 G6-3		0-1 G5-4-3	4	2	2	2	1	0	1								
Nook Logan, S OBP: 0.438, SLG: 0.563			0-0 15 1B 9 G6-4-3 1B	0-0 G4-3		0-1 15 1B 2B		0-1 F8 13 1B 2B		4	3	3	0	0	0	1								
<b>Inning Stats</b>	R: 1 E: 0 K: 0 S: 12	H: 1 LOB: 0 BB: 0 P: 16	R: 0 E: 0 K: 1 S: 7	H: 0 LOB: 0 BB: 0 P: 10	R: 2 E: 0 K: 1 S: 21	H: 3 LOB: 0 BB: 0 P: 28	R: 2 E: 0 K: 1 S: 14	H: 3 LOB: 1 BB: 0 P: 16	R: 3 E: 0 K: 0 S: 17	H: 3 LOB: 1 BB: 1 P: 28	R: 4 E: 0 K: 0 S: 19	H: 4 LOB: 0 BB: 1 P: 33	R: 0 E: 0 K: 2 S: 11	H: 0 LOB: 0 BB: 0 P: 16	R: 1 E: 0 K: 2 S: 15	H: 2 LOB: 2 BB: 1 P: 23		R: 0 E: 0 K: 0 S: 8	H: 0 LOB: 0 BB: 1 P: 14	1B: 9 2B: 5 3B: 0 HR: 2	SF: 1 SAC: 0 DP: 3 HBP: 0	WP: 0 PB: 0 SB: 1 CS: 0	PA: 44	
<b>PITCHER</b>	IP WLS BF H R ER SO BB IBB HBP BLK WP HR S P ERA WHIP	4.2 L 23 9 8 4 3 1 0 0 0 0 1 66 89 15.43 2.143	5.1 9 5 4 4 0 0 0 0 0 0 1 24 42 27.00 4.500	7.1 9 2 1 1 4 1 0 0 0 0 0 26 39 4.50 1.500	9.1 3 0 0 0 0 1 0 0 0 0 0 8 14 0.00 1.000																			

Batter	1	2	3	4	5	6	7	8	9	AB	R	H	RBI	BB	SO	LOB	BOTTOM						
1 Brian Roberts, S OBP: 0.516, SLG: 0.849	1-1 10 1B 6 WP 1B		1-1 F8		0-0 G1-3			2-2 F8		4	0	1	0	0	0	2	<b>Detroit Tigers @ Baltimore Orioles</b> Oriole Park at Camden Yards, Baltimore, MD Mon Apr 18 2005, 7:05 PM EDT Att: 16,301 - Clear - 76 F						
6 Melvin Mora, R OBP: 0.333, SLG: 0.442 David Newhan, L OBP: 0.167, SLG: 0.167	3-2 F9		2-2 G6-3			0-2 G6-3		1-2 FC3-6 1B DI		3	0	0	0	0	0	1							
10 Miguel Tejada, R OBP: 0.431, SLG: 0.687 Chris Gomez, R OBP: 0.500, SLG: 0.333	1-1 G6-4-3 1B		1-2 G6-3			1-0 G5-3		4-1 1B BB		3	0	1	0	0	0	0							
Sammy Sosa, R OBP: 0.351, SLG: 0.528 Geronimo Gil, R OBP: 0.429, SLG: 0.429	3-1 G6-4-3			2-2 G4-6-3 1B		0-0 G4-3		0-1 1B		3	0	1	0	0	0	2							
Rafael Palmeiro, L OBP: 0.280, SLG: 0.227		1-2 G3		2-0 G4-6-3 1-2F			1-1 G5-3	1-3 K		4	0	0	0	0	1	3							
Javy Lopez, R OBP: 0.314, SLG: 0.391		1-2 31 HR 1B		0-0 F9			1-1 1B		2-3 K	4	1	2	0	0	1	0							
31 Jay Gibbons, L OBP: 0.295, SLG: 0.342		0-1 HR			0-1 G6-3			0-0 F8		4	1	1	2	0	1	1							
Luis Matos, R OBP: 0.381, SLG: 0.472		0-1 G6-3			0-2 G6-3			1-2 F8		4	0	0	0	0	0	1							
Larry Bigbie, L OBP: 0.294, SLG: 0.344					2-1 2B			4-0 FC3-6 BB		2	0	1	0	1	0	0							
<b>Inning Stats</b>	R: 0 E: 0 K: 0 S: 9	H: 2 LOB: 1 BB: 0 P: 17	R: 2 E: 0 K: 0 S: 11	H: 2 LOB: 0 BB: 0 P: 13	R: 0 E: 0 K: 0 S: 8	H: 0 LOB: 0 BB: 0 P: 12	R: 0 E: 0 K: 0 S: 6	H: 1 LOB: 0 BB: 0 P: 10	R: 0 E: 0 K: 0 S: 8	H: 1 LOB: 1 BB: 0 P: 10	R: 0 E: 0 K: 0 S: 6	H: 0 LOB: 0 BB: 0 P: 7	R: 0 E: 0 K: 0 S: 8	H: 1 LOB: 1 BB: 0 P: 10	R: 1 E: 0 K: 1 S: 12	H: 1 LOB: 2 BB: 2 P: 24		R: 0 E: 0 K: 2 S: 10	H: 0 LOB: 0 BB: 0 P: 15	1B: 6 2B: 1 3B: 0 HR: 1	SF: 0 SAC: 0 DP: 2 HBP: 0	WP: 1 PB: 0 SB: 0 CS: 0	PA: 35
<b>PITCHER</b>	IP WLS BF H R ER SO BB IBB HBP BLK WP HR S P ERA WHIP	7.0 W 26 7 2 2 0 0 0 0 0 0 1 56 79 2.57 1.000	8.1 6 1 1 1 1 2 0 0 0 0 0 0 12 24 9.00 3.000	9.1 3 0 0 0 2 0 0 0 0 0 0 0 10 15 0.00 0.000																			









Batter	1	2	3	4	5	6	7	8	9	AB	R	H	RBI	BB	SO	LOB	TOP			
22 Scott Podsednik, L (1, 7) OBP: 0.325, SLG: 0.324	2-2 14 S 14 WP G6-3 1B	0-3 K			0-2 1B SF8 1B	2-3 K			0-0 1-2 1B	5	2	3	0	0	2	0	<b>Chicago White Sox @ Detroit Tigers</b> Comerica Park, Detroit, MI Wed Apr 20 2005, 7:05 PM EDT Att: 16,887 - Clear - 53 F			
Tadahito Iguchi, R (1, 4) OBP: 0.315, SLG: 0.373	0-3 K	1-0 G6-3			1-1 14 2B 23 1B 1B	1-1 G5-3			1-2 F7	5	1	1	0	0	1	3				
Carl Everett, S (1, 10) OBP: 0.281, SLG: 0.577 Willie Harris, L (9, PH) OBP: 0.417, SLG: 0.364 (9, 10)	0-0 G6-3		1-2 E5 23 FC5-4		1-0 SF8		3-2 K		2-3 K	3	0	0	1	0	1	1				
14 Paul Konerko, R (1, 3) OBP: 0.328, SLG: 0.698 Ross Gload, L (7, 3) OBP: 0.167, SLG: 0.167	4-2 2H 23 HR BB		2-2 P3		1-2 3H 1-3 23 1B 2B		3-2 F7		0-1 L9	3	2	1	0	1	0	1				
23 Jermaine Dye, R (1, 9) OBP: 0.235, SLG: 0.388	1-2 1-H HR		1-2 FC5-4 CS		0-1 2H 3H 1B		1-2 F8			4	1	2	4	0	0	1				
Aaron Rowand, R (1, 8) OBP: 0.283, SLG: 0.382	1-0 5 1B 1B		0-1 CS	3-3 K		0-3 K2-3			0-3 K	4	0	1	0	0	3	0				
5 Juan Uribe, R (1, 6) OBP: 0.265, SLG: 0.381 38 Pablo Ozuna, R (8, PH) OBP: 0.143, SLG: 0.143 (8, 6)	0-1 FC4 1B		4-0 24 CS BB		0-2 1B 1B		2-0 G6-3			2	1	2	0	1	0	0				
Chris Widger, R (1, 2) OBP: 0.364, SLG: 0.300	2-2 FC4		2-0 F8		0-1 24 HR 1B		0-0 L6			4	1	1	0	0	0	3				
24 Joe Crede, R (1, 5) OBP: 0.308, SLG: 0.480		0-0 P4		1-1 CS	0-0 F8	1-2 1-H 2H HR			4-1 22 1B BB	3	1	1	3	1	0	0				
<b>Inning Stats</b>	R: 3 E: 0 K: 1 S: 23	H: 4 LOB: 2 BB: 1 P: 33	R: 0 E: 0 K: 1 S: 5	H: 0 LOB: 0 BB: 0 P: 6	R: 0 E: 1 K: 0 S: 8	H: 0 LOB: 0 BB: 0 P: 11	R: 0 E: 0 K: 1 S: 5	H: 0 LOB: 1 BB: 1 P: 15	R: 3 E: 0 K: 2 S: 12	H: 3 LOB: 0 BB: 0 P: 23	R: 0 E: 0 K: 1 S: 9	H: 0 LOB: 0 BB: 0 P: 16	R: 0 E: 0 K: 1 S: 6	H: 0 LOB: 0 BB: 1 P: 8	R: 0 E: 0 K: 1 S: 10	H: 1 LOB: 2 BB: 1 P: 17		1B: 9 2B: 1 3B: 0 HR: 2	SF: 1 SAC: 0 DP: 0 HBP: 0	WP: 1 PB: 0 SB: 2 CS: 2
<b>PITCHER</b>	IP WLS BF H R ER SO BB IBB HBP BLK WP HR S P ERA WHIP	IP WLS BF H R ER SO BB IBB HBP BLK WP HR S P ERA WHIP																		
Wilfredo Ledezma, L (1, 1) ERA: 5.82	5.0 L 23 8 6 6 3 2 0 0 0 1 1 53 80 10.80 2.000																			
Andrew Good, R (6, 1) ERA: 5.4	4.0 17 4 3 3 5 1 0 0 0 0 1 44 64 6.75 1.250																			

Batter	1	2	3	4	5	6	7	8	9	AB	R	H	RBI	BB	SO	LOB	BOTTOM					
15 Brandon Inge, R (1, 5) OBP: 0.446, SLG: 0.596	2-2 L9		1-2 9 G4-3 2B		1 SAFE 2-1 1-3 1B			2-1 F8		4	0	2	1	0	0	0	<b>Chicago White Sox @ Detroit Tigers</b> Comerica Park, Detroit, MI Wed Apr 20 2005, 7:05 PM EDT Att: 16,887 - Clear - 53 F					
9 Carlos Guillen, S (1, 6) OBP: 0.390, SLG: 0.426 Jason Smith, L (7, 6) OBP: 0.077, SLG: 0.077	2-0 G4-3		1-0 G4-3		0-2 G6-3			1-3 K		3	0	0	0	0	0	3						
Ivan Rodriguez, R (1, 2) OBP: 0.382, SLG: 0.518	1-1 G5-3		1-2 G1-3		0-1 G6-3			0-0 F9		4	0	0	0	0	0	1						
Dmitri Young, S (1, 10) OBP: 0.415, SLG: 0.661		0-1 G4-3		4-2 G3-6-3 BB		2-1 G4-3			1-2 G1-3	3	0	0	0	1	0	0						
Carlos Pena, L (1, 3) OBP: 0.356, SLG: 0.298		1-3 K		2-2 F7		1-3 K			1-3 K	4	0	0	0	0	3	1						
Craig Monroe, R (1, 9) OBP: 0.283, SLG: 0.352		4-0 BB		1-1 G3-6-3			0-1 E6 20 1B		0-1 F9	3	0	0	0	1	0	1						
Bobby Higginson, L (1, 7) OBP: 0.158, SLG: 0.111	1 SAFE 0-3 K				0-1 G4-3			1-0 F7		3	0	0	0	0	1	2						
20 Omar Infante, R (1, 4) OBP: 0.293, SLG: 0.370			0-1 SH1-3 15 2B 2B		1-2 G5-3			0-1 G4-6-3 1B		3	1	2	0	0	0	0						
Nook Logan, S (1, 8) OBP: 0.409, SLG: 0.500			1-0 SH1-3		0-0 15 1B 1B			1-0 G4-6-3		2	0	1	0	0	0	2						
<b>Inning Stats</b>	R: 0 E: 0 K: 0 S: 6	H: 0 LOB: 0 BB: 0 P: 11	R: 0 E: 0 K: 2 S: 9	H: 0 LOB: 1 BB: 1 P: 14	R: 1 E: 0 K: 0 S: 10	H: 2 LOB: 1 BB: 0 P: 14	R: 0 E: 0 K: 0 S: 8	H: 0 LOB: 0 BB: 1 P: 15	R: 0 E: 0 K: 1 S: 12	H: 2 LOB: 2 BB: 0 P: 15	R: 0 E: 0 K: 1 S: 7	H: 0 LOB: 0 BB: 0 P: 10	R: 0 E: 1 K: 0 S: 6	H: 1 LOB: 1 BB: 0 P: 8	R: 0 E: 0 K: 1 S: 6	H: 0 LOB: 0 BB: 0 P: 9		R: 0 E: 0 K: 1 S: 8	H: 0 LOB: 0 BB: 0 P: 10	1B: 3 2B: 2 3B: 0 HR: 0	SF: 0 SAC: 1 DP: 2 HBP: 0	WP: 0 PB: 0 SB: 0 CS: 0
<b>PITCHER</b>	IP WLS BF H R ER SO BB IBB HBP BLK WP HR S P ERA WHIP	IP WLS BF H R ER SO BB IBB HBP BLK WP HR S P ERA WHIP																				
Jon Garland, R (1, 1) ERA: 2.57	8.0 30 0 0 0 1 2 0 0 0 0 0 0 8 10 0.00 0.000																					
Neal Cotts, L (9, 1) ERA: 5.79	1.0 3 0 0 0 1 0 0 0 0 0 0 0 8 10 0.00 0.000																					



Batter	1	2	3	4	5	6	7	8	9	AB	R	H	RBI	BB	SO	LOB	TOP			
22 Scott Podsednik, L OBP: 0.311, SLG: 0.310	P6	FC1-6-5			B1-3		B2-3		F8	5	0	1	2	0	0	1				
Willie Harris, L OBP: 0.353, SLG: 0.313	14 BB 23 BB 1B	G4-3			K		B2-3		P5	5	1	1	0	0	1	2				
Carl Everett, S OBP: 0.295, SLG: 0.589	23 BB 14 BB 1B		G3			14 1B	K			4	1	2	0	0	1	1				
14 Paul Konerko, R OBP: 0.339, SLG: 0.679	23 BB 1B		P4			23 G5-4-3 1B			K	3	0	1	1	1	1	0				
23 Jermaine Dye, R OBP: 0.236, SLG: 0.365			K			G5-4-3			K	3	0	0	1	1	2	1				
Aaron Rowand, R OBP: 0.282, SLG: 0.362				G5-3		P3			12 1B BB	3	0	0	0	1	1	3				
12 A.J. Pierzynski, L OBP: 0.280, SLG: 0.367	F9			F9			5 SH1-4 22 1B			4	1	2	0	0	0	3				
24 Joe Crede, R OBP: 0.321, SLG: 0.500		22 FC1-6-5 2B		G6-3			5 SH1-4 22 1B		F9	4	1	2	0	0	0	2				
5 Juan Uribe, R OBP: 0.250, SLG: 0.356					F7				G4-3	3	0	0	0	0	1	1				
<b>Inning Stats</b>	R: 1 E: 0 K: 1 S: 19	H: 2 LOB: 3 BB: 2 P: 30	R: 0 E: 0 K: 1 S: 12	H: 1 LOB: 1 BB: 0 P: 16	R: 0 E: 0 K: 1 S: 9	H: 0 LOB: 0 BB: 0 P: 16	R: 0 E: 0 K: 0 S: 7	H: 0 LOB: 0 BB: 0 P: 9	R: 0 E: 0 K: 1 S: 7	H: 2 LOB: 0 BB: 0 P: 15	R: 2 E: 0 K: 1 S: 8	H: 3 LOB: 1 BB: 0 P: 14	R: 0 E: 0 K: 2 S: 10	H: 1 LOB: 2 BB: 1 P: 19	R: 0 E: 0 K: 0 S: 6	H: 0 LOB: 0 BB: 0 P: 10	1B: 7 2B: 2 3B: 0 HR: 0	SF: 0 SAC: 1 DP: 1 HBP: 0	WP: 0 PB: 0 SB: 0 CS: 0	PA: 38
<b>PITCHER</b>	IP WLS BF H R ER SO	IP WLS BF H R ER SO	IP WLS BF H R ER SO	IP WLS BF H R ER SO	IP WLS BF H R ER SO	IP WLS BF H R ER SO	IP WLS BF H R ER SO	IP WLS BF H R ER SO	IP WLS BF H R ER SO	IP WLS BF H R ER SO	IP WLS BF H R ER SO	IP WLS BF H R ER SO	IP WLS BF H R ER SO	IP WLS BF H R ER SO	IP WLS BF H R ER SO	IP WLS BF H R ER SO	ERA WHIP	ERA WHIP		
38 Jeremy Bonderman, R ERA: 4.28	6.1 L 27 7 4 4 4	0.2 B 3 1 0 0 1	1.0 5 1 0 0 2	1.0 3 0 0 0 0	0.0 L 2 0 0 0	0.0 L 0 0 0	0.0 L 0 0 0	0.0 L 0 0 0	0.0 L 0 0 0	0.0 L 0 0 0	0.0 L 0 0 0	0.0 L 0 0 0	0.0 L 0 0 0	0.0 L 0 0 0	0.0 L 0 0 0	0.0 L 0 0 0	5.68 1.421	0.00 1.500	0.00 2.000	0.00 0.000
Jamie Walker, L ERA: 2.57	0.2 B 3 1 0 0 1	1.0 5 1 0 0 2	1.0 3 0 0 0 0	0.0 L 2 0 0 0	0.0 L 0 0 0	0.0 L 0 0 0	0.0 L 0 0 0	0.0 L 0 0 0	0.0 L 0 0 0	0.0 L 0 0 0	0.0 L 0 0 0	0.0 L 0 0 0	0.0 L 0 0 0	0.0 L 0 0 0	0.0 L 0 0 0	0.0 L 0 0 0	0.00 1.500	0.00 2.000	0.00 0.000	
Kyle Farnsworth, R ERA: 4.15	1.0 5 1 0 0 2	1.0 3 0 0 0 0	0.0 L 2 0 0 0	0.0 L 0 0 0	0.0 L 0 0 0	0.0 L 0 0 0	0.0 L 0 0 0	0.0 L 0 0 0	0.0 L 0 0 0	0.0 L 0 0 0	0.0 L 0 0 0	0.0 L 0 0 0	0.0 L 0 0 0	0.0 L 0 0 0	0.0 L 0 0 0	0.0 L 0 0 0	0.00 1.500	0.00 2.000	0.00 0.000	
Troy Percival, R ERA: 5.06	1.0 3 0 0 0 0	0.0 L 2 0 0 0	0.0 L 0 0 0	0.0 L 0 0 0	0.0 L 0 0 0	0.0 L 0 0 0	0.0 L 0 0 0	0.0 L 0 0 0	0.0 L 0 0 0	0.0 L 0 0 0	0.0 L 0 0 0	0.0 L 0 0 0	0.0 L 0 0 0	0.0 L 0 0 0	0.0 L 0 0 0	0.0 L 0 0 0	0.00 1.500	0.00 2.000	0.00 0.000	

Chicago White Sox @ Detroit Tigers  
Comerica Park, Detroit, MI  
Thu Apr 21 2005, 1:05 PM EDT  
Att: 19,334 - Partly Cloudy - 54 F

AB	34
R	4
H	9
RBI	4
BB	3
SO	7
LOB	14



Batter	1	2	3	4	5	6	7	8	9	AB	R	H	RBI	BB	SO	LOB	BOTTOM					
15 Brandon Inge, R OBP: 0.449, SLG: 0.583	G6-3		9 1B					9 1B BB		3	1	1	0	1	1	1						
9 Carlos Guillen, S OBP: 0.425, SLG: 0.491			1B					G4-6-3 1B		3	0	3	1	1	0	0						
Ivan Rodriguez, R OBP: 0.355, SLG: 0.500	P4		G1-6-3 1B		G3			F8		4	0	1	1	0	0	4						
Dmitri Young, S OBP: 0.391, SLG: 0.619	F8		G1-6-3					G4-6-3		4	0	0	0	0	1	5						
Rondell White, R OBP: 0.304, SLG: 0.519		HR			G5-3			F8		4	1	1	1	0	0	0						
Craig Monroe, R OBP: 0.286, SLG: 0.328	F9				G6-3			G5-3		4	0	0	0	0	0	0						
33 Marcus Thames, R OBP: 0.208, SLG: 0.318										3	0	0	0	0	2	0						
Bobby Higginson, L OBP: 0.150, SLG: 0.105										1	0	0	0	0	0	0						
20 Omar Infante, R OBP: 0.279, SLG: 0.351	F7				P4			G4-3		3	0	0	0	0	0	0						
Nook Logan, S OBP: 0.400, SLG: 0.520			B1-3					G6-3		3	1	1	0	0	0	0						
<b>Inning Stats</b>	R: 0 E: 0 K: 0 S: 9	H: 0 LOB: 1 BB: 1 P: 16	R: 1 E: 0 K: 0 S: 5	H: 1 LOB: 0 BB: 0 P: 7	R: 1 E: 0 K: 0 S: 8	H: 3 LOB: 1 BB: 0 P: 14	R: 0 E: 0 K: 1 S: 6	H: 0 LOB: 0 BB: 0 P: 9	R: 1 E: 0 K: 1 S: 12	H: 2 LOB: 1 BB: 0 P: 20	R: 0 E: 0 K: 1 S: 10	H: 0 LOB: 0 BB: 0 P: 13	R: 0 E: 0 K: 1 S: 14	H: 0 LOB: 0 BB: 0 P: 17	R: 0 E: 0 K: 0 S: 8	H: 1 LOB: 1 BB: 1 P: 16	R: 0 E: 0 K: 0 S: 7	H: 0 LOB: 0 BB: 0 P: 8	1B: 4 2B: 1 3B: 1 HR: 1	SF: 0 SAC: 0 DP: 2 HBP: 0	WP: 0 PB: 0 SB: 0 CS: 0	PA: 34
<b>PITCHER</b>	IP WLS BF H R ER SO	IP WLS BF H R ER SO	IP WLS BF H R ER SO	IP WLS BF H R ER SO	IP WLS BF H R ER SO	IP WLS BF H R ER SO	IP WLS BF H R ER SO	IP WLS BF H R ER SO	IP WLS BF H R ER SO	IP WLS BF H R ER SO	IP WLS BF H R ER SO	IP WLS BF H R ER SO	IP WLS BF H R ER SO	IP WLS BF H R ER SO	IP WLS BF H R ER SO	IP WLS BF H R ER SO	ERA WHIP	ERA WHIP				
56 Mark Buehrle, L ERA: 2.61	7.0 W 27 6 3 3 4	1.0 H 4 1 0 0 0	1.0 S 3 0 0 0 0	0.0 L 0 0 0	0.0 L 0 0 0	0.0 L 0 0 0	0.0 L 0 0 0	0.0 L 0 0 0	0.0 L 0 0 0	0.0 L 0 0 0	0.0 L 0 0 0	0.0 L 0 0 0	0.0 L 0 0 0	0.0 L 0 0 0	0.0 L 0 0 0	0.0 L 0 0 0	3.86 1.000	0.00 2.000	0.00 0.000			
Dustin Hermanson, R ERA: 2.81	1.0 H 4 1 0 0 0	1.0 S 3 0 0 0 0	0.0 L 0 0 0	0.0 L 0 0 0	0.0 L 0 0 0	0.0 L 0 0 0	0.0 L 0 0 0	0.0 L 0 0 0	0.0 L 0 0 0	0.0 L 0 0 0	0.0 L 0 0 0	0.0 L 0 0 0	0.0 L 0 0 0	0.0 L 0 0 0	0.0 L 0 0 0	0.0 L 0 0 0	0.00 2.000	0.00 0.000	0.00 0.000			
Shingo Takatsu, R ERA: 9.64	1.0 S 3 0 0 0 0	0.0 L 0 0 0	0.0 L 0 0 0	0.0 L 0 0 0	0.0 L 0 0 0	0.0 L 0 0 0	0.0 L 0 0 0	0.0 L 0 0 0	0.0 L 0 0 0	0.0 L 0 0 0	0.0 L 0 0 0	0.0 L 0 0 0	0.0 L 0 0 0	0.0 L 0 0 0	0.0 L 0 0 0	0.0 L 0 0 0	0.00 0.000	0.00 0.000	0.00 0.000			

Chicago White Sox @ Detroit Tigers  
Comerica Park, Detroit, MI  
Thu Apr 21 2005, 1:05 PM EDT  
Att: 19,334 - Partly Cloudy - 54 F

AB	32
R	3
H	7
RBI	3
BB	2
SO	4
LOB	10









Batter	1	2	3	4	5	6	7	8	9	AB	R	H	RBI	BB	SO	LOB	TOP										
Shannon Stewart, R OBP: 0.302, SLG: 0.333	P3		G6-3 33 SF9 1B		F9		P3		P3	5	1	1	0	0	0	0	<b>Minnesota Twins @ Detroit Tigers</b> Comerica Park, Detroit, MI Mon Apr 25 2005, 1:05 PM EDT Att: 14,976 - Partly Cloudy - 51 F										
8 Nick Punto, S OBP: 0.357, SLG: 0.227	BB		33 SF9 7 G6-3 1B		G4-3		7 WP 33 2B 1B		K	4	1	2	1	1	1	0											
7 Joe Mauer, L OBP: 0.422, SLG: 0.491	K		G6-3				BB 20 FC3-2 1B		33 2B BB	3	1	1	0	1	1	3											
33 Justin Morneau, L OBP: 0.381, SLG: 0.632	G4-3		SF9				F9		2B	3	0	1	3	0	0	2											
Tori Hunter, R OBP: 0.329, SLG: 0.493	K		G6-3				20 FC3-2 BB		K	3	0	0	0	1	2	2											
Jacque Jones, L OBP: 0.500, SLG: 0.698	2B				F8		20 FC3-2 BB		K	3	0	1	0	1	1	0											
20 Lew Ford, R OBP: 0.343, SLG: 0.410	P3				K		FC3-2		F7	4	0	0	0	0	1	4											
5 Michael Cuddyer, R OBP: 0.266, SLG: 0.271	G3				G4-3		P3		K	4	0	0	0	0	1	4											
Luis Rivas, R OBP: 0.268, SLG: 0.216			1B 8 1B BB		G6-3		L6		K	3	1	0	0	1	1	0											
<b>Inning Stats</b>	R: 0 E: 0 K: 1 S: 9	H: 0 LOB: 1 BB: 1 P: 18	R: 0 E: 0 K: 1 S: 9	H: 1 LOB: 1 BB: 0 P: 15	R: 2 E: 0 K: 0 S: 9	H: 2 LOB: 1 BB: 1 P: 16	R: 0 E: 0 K: 1 S: 9	H: 0 LOB: 0 BB: 0 P: 15	R: 0 E: 0 K: 0 S: 7	H: 1 LOB: 3 BB: 2 P: 25	R: 2 E: 0 K: 1 S: 13	H: 2 LOB: 1 BB: 1 P: 23	R: 0 E: 0 K: 2 S: 11	H: 0 LOB: 0 BB: 0 P: 17	R: 0 E: 0 K: 2 S: 9	H: 0 LOB: 0 BB: 0 P: 15	1B: 4 2B: 2 3B: 0 HR: 0	SF: 1 SAC: 0 DP: 0 HBP: 0	WP: 1 PB: 0 SB: 0 CS: 0	PA: 38							
<b>PITCHER</b>	IP	WLS	BF	H	R	ER	SO	BB	IBB	HBP	BLK	WP	HR	S	P	ERA	WHIP										
Jason Johnson, R ERA: 4.35	6.2		29	5	3	3	3	4	0	0	0	0	0	61	109	4.05	1.350										
Kyle Farnsworth, R ERA: 5.4	0.1	W	3	1	1	1	1	1	0	0	0	1	0	8	14	27.00	6.000										
Ugueth Urbina, R ERA: 5.79	1.0	H	3	0	0	0	2	0	0	0	0	0	0	11	17	0.00	0.000										
Troy Percival, R ERA: 4.32	1.0	S	3	0	0	0	2	0	0	0	0	0	0	9	15	0.00	0.000										

Batter	1	2	3	4	5	6	7	8	9	AB	R	H	RBI	BB	SO	LOB	BOTTOM										
15 Brandon Inge, R OBP: 0.436, SLG: 0.551	K	1B		K		L7		SH3-4		4	0	1	0	0	2	0	<b>Minnesota Twins @ Detroit Tigers</b> Comerica Park, Detroit, MI Mon Apr 25 2005, 1:05 PM EDT Att: 14,976 - Partly Cloudy - 51 F										
Ivan Rodriguez, R OBP: 0.386, SLG: 0.529	9 HR 1B	9 FC6-4 1B			G4-3		G6-3	9 E IBB		4	1	2	0	1	0	0											
9 Carlos Guillen, S OBP: 0.458, SLG: 0.554	1B	FC6-4			F7		E 1B 1B	G6-4-3 IBB		4	2	2	2	1	0	2											
Rondell White, R OBP: 0.323, SLG: 0.517	F7		FC1 2B		1B		1B	E 1B FC4-6 1B	G6-4-3	5	1	3	0	0	0	2											
Dmitri Young, S OBP: 0.403, SLG: 0.643	HR		FC1 G5-3		1B		1B	FC4-6 1B		3	1	2	1	1	0	1											
Craig Monroe, R OBP: 0.294, SLG: 0.387	3B		G5-3		1B		1B	FC4-6 1B		4	0	3	1	0	0	1											
Carlos Pena, L OBP: 0.328, SLG: 0.259	G3		G4-3		K		K	FC4-6 20 FC6-4		4	0	0	1	0	1	7											
20 Omar Infante, R OBP: 0.275, SLG: 0.338	G6-3		G6-3		G6-3		G5-3	FC6-4		4	0	0	0	0	0	2											
Nook Logan, S OBP: 0.394, SLG: 0.515	B3		L9		L9		B1-3	9 S 15 SH3-4 1B		4	1	1	0	0	0	0											
<b>Inning Stats</b>	R: 3 E: 0 K: 1 S: 17	H: 4 LOB: 1 BB: 0 P: 26	R: 0 E: 0 K: 0 S: 11	H: 2 LOB: 2 BB: 0 P: 16	R: 0 E: 0 K: 0 S: 7	H: 1 LOB: 1 BB: 0 P: 11	R: 0 E: 0 K: 1 S: 7	H: 0 LOB: 0 BB: 0 P: 9	R: 0 E: 0 K: 0 S: 14	H: 3 LOB: 3 BB: 0 P: 19	R: 0 E: 0 K: 0 S: 6	H: 0 LOB: 0 BB: 0 P: 8	R: 2 E: 1 K: 0 S: 18	H: 3 LOB: 2 BB: 1 P: 27	R: 1 E: 0 K: 0 S: 6	H: 1 LOB: 1 BB: 2 P: 18	1B: 10 2B: 1 3B: 1 HR: 2	SF: 0 SAC: 1 DP: 1 HBP: 0	WP: 0 PB: 0 SB: 1 CS: 0	PA: 40							
<b>PITCHER</b>	IP	WLS	BF	H	R	ER	SO	BB	IBB	HBP	BLK	WP	HR	S	P	ERA	WHIP										
Brad Radke, R ERA: 5.08	6.1		30	11	4	4	3	0	0	0	0	0	0	13	21	13.50	4.500										
Juan Rincon, R ERA: 2.0	0.2	L	5	2	1	1	0	1	0	0	0	0	0	3	11	0.00	3.000										
J.C. Romero, L ERA: 1.23	0.1		3	1	1	0	0	0	1	0	0	0	0	3	7	0.00	0.000										
2B Jesse Crain, R ERA:	0.2		2	0	0	0	0	0	1	0	0	0	0	3	7	0.00	0.000										

AB	32
R	4
H	6
RBI	4
BB	5
SO	8
LOB	15



AB	36
R	6
H	14
RBI	5
BB	3
SO	3
LOB	15





Batter	1	2	3	4	5	6	7	8	9	AB	R	H	RBI	BB	SO	LOB	TOP				
15 Brandon Inge, R OBP: 0.434, SLG: 0.534	4-1 BB G5-4-3	2-0 G4-3	2-1 1-2 2-H 3-H 1B		2-2 F8			2-2 G6-3		4	0	1	2	1	0	2					
Ivan Rodriguez, R OBP: 0.395, SLG: 0.507	0-0 F8					0-3 SAFE		0-0 G5-3		5	1	1	0	0	1	4					
13 Vance Wilson, R OBP: 0.231, SLG: 0.167										0	0	0	0	0	0	0					
9 Carlos Guillen, S OBP: 0.468, SLG: 0.565	1-1 G5-4-3		0-0 G6-3 1B	4-2 2B SF9 BB				2-2 1B		4	2	2	0	1	0	2					
Rondell White, R OBP: 0.319, SLG: 0.516		1-1 G5-3	3-2 G6-3	0-0 2B		1-3 K		2-3 K		4	0	1	1	0	1	1					
33 Marcus Thames, R OBP: 0.207, SLG: 0.269			2-3 3-H 1B	1-3 2B						1	0	0	0	0	1	1					
Dmitri Young, S OBP: 0.407, SLG: 0.630	1-1 2B 20 WP HBP	0-0 HR	1-0 1B	1-0 G6-3		1-1 G6-3		1-2 F7		3	2	1	1	0	0	2					
Bobby Higginson, L OBP: 0.143, SLG: 0.100			3-1 HR	1-0 G6-3						1	0	0	0	0	0	0					
Craig Monroe, R OBP: 0.301, SLG: 0.439	1-0 P3	3-1 HR	1-0 HR	1-0 SF9		3-2 F9		1-2 1B		4	1	2	3	0	0	1					
Carlos Pena, L OBP: 0.347, SLG: 0.310	2-1 20 WP 2B	0-2 BB 15 1B 2B	3-1 2B	4-2 BB		2-2 G3		1-3 K		4	2	2	0	1	1	1					
20 Omar Infante, R OBP: 0.284, SLG: 0.348	3-1 2B	4-2 BB 15 1B BB	1-3 K			3-2 F9		0-0 G5-3		4	2	1	1	1	1	3					
Nook Logan, S OBP: 0.432, SLG: 0.543	0-2 2H 2B	4-2 15 1B BB			4-2 BB			1-2 F7		2	0	1	1	2	0	0					
<b>Inning Stats</b>	R: 0 E: 0 K: 0 S: 4	H: 0 LOB: 0 BB: 1 P: 9	R: 3 E: 0 K: 0 S: 12	H: 3 LOB: 1 BB: 0 P: 22	R: 6 E: 0 K: 0 S: 26	H: 6 LOB: 1 BB: 2 P: 46	R: 1 E: 0 K: 1 S: 13	H: 1 LOB: 2 BB: 2 P: 24	R: 0 E: 0 K: 1 S: 10	H: 0 LOB: 1 BB: 1 P: 16	R: 0 E: 0 K: 1 S: 10	H: 0 LOB: 0 BB: 0 P: 16	R: 0 E: 0 K: 1 S: 11	H: 1 LOB: 1 BB: 0 P: 17	R: 0 E: 0 K: 1 S: 12	H: 1 LOB: 1 BB: 0 P: 15	1B: 5 2B: 6 3B: 0 HR: 1	SF: 1 SAC: 0 DP: 2 HBP: 1	WP: 1 PB: 0 SB: 0 CS: 0	PA: 44	
<b>PITCHER</b>	IP	WLS	BF	H	R	ER	SO	BB	IBB	HBP	BLK	WP	HR	S	P	ERA	WHIP				
37 Jake Westbrook, R ERA: 6.35	2.1	L	17	8	9	9	0	2	0	1	0	1	1	33	61	34.71	4.286				
Jason Davis, R ERA: 5.27	4.2		19	2	1	1	3	4	0	0	0	0	0	50	85	1.93	1.286				
David Riske, R ERA:	1.0		4	1	0	0	1	0	0	0	0	0	0	11	17	0.00	1.000				
Scott Sauerbeck, L ERA: 4.26	1.0		4	1	0	0	1	0	0	0	0	0	0	12	15	0.00	1.000				

Detroit Tigers @ Cleveland Indians  
Jacobs Field, Cleveland, OH  
Wed Apr 27 2005, 7:05 PM EDT  
Att: 12,162 - Overcast - 50 F

AB 36  
R 10  
H 12  
RBI 9  
BB 6  
SO 5  
LOB 17



Batter	1	2	3	4	5	6	7	8	9	AB	R	H	RBI	BB	SO	LOB	BOTTOM					
Coco Crisp, S OBP: 0.333, SLG: 0.384	0-1 F9		2-0 F7			0-0 FC3-6		1-2 G3-1		4	0	0	0	0	0	1						
Alex Cora, L OBP: 0.326, SLG: 0.390	1-1 G6-3			1-2 F9		1-3 K		2-2 HR		4	1	1	1	0	1	1						
41 Victor Martinez, S OBP: 0.293, SLG: 0.347	3-1 G4-3			1-1 F7		2-0 F7		0-0 F7		4	0	0	0	0	0	1						
48 Travis Hafner, L OBP: 0.364, SLG: 0.348		2-3 K		0-0 G3-1			1-1 F7	0-2 F9		4	0	0	0	0	1	0						
Casey Blake, R OBP: 0.292, SLG: 0.328		1-2 K					0-3 K	4-2 FC6-4 BB		3	0	0	0	1	2	0						
Ben Broussard, L OBP: 0.288, SLG: 0.373		1-3 K				0-0 G3-1		0-1 FC6-4		3	0	0	0	0	1	1						
Aaron Boone, R OBP: 0.219, SLG: 0.338			0-1 HR			2-3 K		0-2 L7		3	1	1	1	0	1	1						
24 Grady Sizemore, L OBP: 0.262, SLG: 0.365			0-3 K					0-0 HR		3	1	1	1	0	1	0						
Ronnie Belliard, R OBP: 0.338, SLG: 0.571			2-2 F8				1-1 FC3-6 1B	1-1 G6-3		3	0	1	0	0	0	0						
<b>Inning Stats</b>	R: 0 E: 0 K: 0 S: 6	H: 0 LOB: 0 BB: 0 P: 10	R: 0 E: 0 K: 3 S: 10	H: 0 LOB: 0 BB: 0 P: 14	R: 1 E: 0 K: 1 S: 9	H: 1 LOB: 0 BB: 0 P: 13	R: 0 E: 0 K: 0 S: 7	H: 0 LOB: 0 BB: 0 P: 9	R: 0 E: 0 K: 2 S: 7	H: 0 LOB: 0 BB: 0 P: 9	R: 1 E: 0 K: 1 S: 8	H: 2 LOB: 1 BB: 0 P: 12	R: 0 E: 0 K: 0 S: 9	H: 0 LOB: 1 BB: 1 P: 14	R: 0 E: 0 K: 0 S: 6	H: 0 LOB: 0 BB: 0 P: 9	R: 1 E: 0 K: 0 S: 13	H: 1 LOB: 0 BB: 0 P: 17	1B: 1 2B: 0 3B: 0 HR: 3	SF: 0 SAC: 0 DP: 0 HBP: 0	WP: 0 PB: 0 SB: 0 CS: 0	PA: 32
<b>PITCHER</b>	IP	WLS	BF	H	R	ER	SO	BB	IBB	HBP	BLK	WP	HR	S	P	ERA	WHIP					
38 Jeremy Bonderman, R ERA: 3.62	8.0	W	28	3	2	2	7	1	0	0	0	0	1	13	17	9.00	1.000					
Franklyn German, R ERA: 3.68	1.0		4	1	1	1	0	0	0	0	0	0	0	1	13	17	9.00	1.000				

Detroit Tigers @ Cleveland Indians  
Jacobs Field, Cleveland, OH  
Wed Apr 27 2005, 7:05 PM EDT  
Att: 12,162 - Overcast - 50 F

AB 31  
R 3  
H 4  
RBI 3  
BB 1  
SO 7  
LOB 5






Batter	1	2	3	4	5	6	7	8	9	AB	R	H	RBI	BB	SO	LOB	TOP					
15 Brandon Inge, R OBP: 0.437, SLG: 0.553	2-1 1B	4-1 1B BB		2-3 K			1-1 F9			3	1	1	0	1	1	0						
Ivan Rodriguez, R OBP: 0.363, SLG: 0.506	0-1 1B G3 3B	0-0 1B			1-0 F9			2-1 G3		4	1	2	1	0	0	0						
9 Carlos Guillen, S OBP: 0.469, SLG: 0.556	4-2 G3 1B SF8 BB	2-3 K			0-0 F7			1-2 1B		3	1	1	0	1	1	2						
Rondell White, R OBP: 0.329, SLG: 0.515	1-1 G3 1B			0-0 2B 1B			2-0 F8			4	0	2	0	0	1	1						
Dmitri Young, S OBP: 0.400, SLG: 0.623	0-0 G3		2-2 L6-4 2B			3-3 K				4	0	1	1	0	2	3						
Craig Monroe, R OBP: 0.286, SLG: 0.420	2-2 SF8		0-3 K			0-0 G4-3				3	0	0	1	0	1	2						
Carlos Pena, L OBP: 0.329, SLG: 0.290	2-3 K		0-0 L6-4			2-3 K				4	0	0	0	0	3	3						
20 Omar Infante, R OBP: 0.269, SLG: 0.329		2-1 G5-3		2-2 G1-3			0-2 G6-3			4	0	0	0	0	1	0						
Nook Logan, S OBP: 0.400, SLG: 0.500	0-0 B3-4		0-0 L8			0-3 K				3	0	0	0	0	1	0						
<b>Inning Stats</b>	R: 3 E: 0 K: 1 S: 15	H: 3 LOB: 1 BB: 1 P: 26	R: 0 E: 0 K: 1 S: 8	H: 1 LOB: 2 BB: 1 P: 16	R: 0 E: 0 K: 1 S: 10	H: 2 LOB: 1 BB: 0 P: 12	R: 0 E: 0 K: 1 S: 7	H: 0 LOB: 0 BB: 0 P: 11	R: 0 E: 0 K: 0 S: 3	H: 0 LOB: 0 BB: 0 P: 6	R: 0 E: 0 K: 2 S: 9	H: 0 LOB: 0 BB: 0 P: 14	R: 0 E: 0 K: 1 S: 8	H: 0 LOB: 0 BB: 0 P: 9	R: 0 E: 0 K: 2 S: 12	H: 1 LOB: 1 BB: 0 P: 18	R: 0 E: 0 K: 2 S: 8	H: 0 LOB: 0 BB: 0 P: 11	1B: 5 2B: 2 3B: 1 HR: 0	SF: 1 SAC: 0 DP: 1 HBP: 0	WP: 0 PB: 0 SB: 1 CS: 0	PA: 35
<b>PITCHER</b>	IP WLS BF L	H R ER SO	BB IBB HBP BLK	WP HR S P	ERA WHIP	<b>PITCHER</b>	IP WLS BF L	H R ER SO	BB IBB HBP BLK	WP HR S P	ERA WHIP											
Kevin Millwood, R ERA: 3.9	(1, 1) 7.0 L 28	6 3 3 7	2 0 0 0	0 0 0 0	3.86 1.143	Bob Howry, R ERA: 2.25	(8, 1) 0.2 3 1 0	0 0 0 1	0 0 0 0	0 0 8 13	0.00 1.500											
Arthur Rhodes, L ERA: 1.5	(8, 1) 1.1 4 0 0	0 0 0 3	0 0 0 0	0 0 12 16	0.00 0.000																	

**Detroit Tigers @ Cleveland Indians**  
 Jacobs Field, Cleveland, OH  
 Thu Apr 28 2005, 7:05 PM EDT  
 Att: 13,809 - Cloudy - 51 F


AB 32  
 R 3  
 H 7  
 RBI 3  
 BB 2  
 SO 11  
 LOB 11



Batter	1	2	3	4	5	6	7	8	9	AB	R	H	RBI	BB	SO	LOB	BOTTOM					
Ronnie Belliard, R OBP: 0.329, SLG: 0.544	1-2 F7 1B		1-3 K		0-1 G6-3		1-0 F8		2-2 P4	5	0	1	0	0	1	2						
Coco Crisp, S OBP: 0.320, SLG: 0.367	0-1 F7		3-3 K		2-3 K			0-2 P4		4	0	0	0	0	2	1						
41 Victor Martinez, S OBP: 0.291, SLG: 0.333	3-2 G6-3		0-0 G5-3			2-0 G5-3 HBP		0-2 F7		3	0	0	0	0	0	1						
48 Travis Hafner, L OBP: 0.370, SLG: 0.362	1-0 F9		4-2 1B BB			2-3 K		0-1 2B		3	0	1	0	1	1	2						
José Hernández, R OBP: 0.289, SLG: 0.361		2-2 L5		2-1 1B		0-0 G5-3		4-0 IBB		3	0	1	0	0	0	1						
Ben Broussard, L OBP: 0.299, SLG: 0.373		0-3 K		1-2 1B		1-2 1B		2-2 IBB		0	0	0	0	1	0	0						
Aaron Boone, R OBP: 0.208, SLG: 0.319		0-3 K		0-3 K		2-1 G6-3		2-2 K		4	0	0	0	0	3	5						
Casey Blake, R OBP: 0.290, SLG: 0.371	1-1 F8				3-2 HR		3-1 F8		2-2 G5-3	4	1	1	1	0	0	0						
Ryan Ludwick, R OBP: 0.267, SLG: 0.385			3-3 K		2-2 G3		1-1 1B		3-2 F7	2	0	0	0	0	1	0						
24 Grady Sizemore, L OBP: 0.269, SLG: 0.369			1-3 K		1-0 HR		3-2 F7		3-1 1B	2	0	1	0	0	0	0						
2 Jhonny Peralta, R OBP: 0.292, SLG: 0.429			1-3 K						3-1 1B	2	1	1	1	0	1	0						
Alex Cora, L OBP: 0.333, SLG: 0.395										2	0	1	0	0	0	1						
<b>Inning Stats</b>	R: 0 E: 0 K: 0 S: 12	H: 1 LOB: 0 BB: 0 P: 17	R: 0 E: 0 K: 1 S: 8	H: 0 LOB: 0 BB: 0 P: 11	R: 0 E: 0 K: 3 S: 10	H: 0 LOB: 0 BB: 0 P: 15	R: 0 E: 0 K: 2 S: 11	H: 1 LOB: 2 BB: 1 P: 20	R: 2 E: 0 K: 1 S: 15	H: 2 LOB: 0 BB: 0 P: 23	R: 0 E: 0 K: 1 S: 6	H: 0 LOB: 1 BB: 0 P: 12	R: 0 E: 0 K: 0 S: 8	H: 1 LOB: 1 BB: 0 P: 16	R: 0 E: 0 K: 1 S: 11	H: 1 LOB: 2 BB: 1 P: 17	R: 0 E: 0 K: 0 S: 15	H: 1 LOB: 1 BB: 0 P: 25	1B: 4 2B: 1 3B: 0 HR: 2	SF: 0 SAC: 0 DP: 0 HBP: 1	WP: 0 PB: 0 SB: 0 CS: 0	PA: 37
<b>PITCHER</b>	IP WLS BF L	H R ER SO	BB IBB HBP BLK	WP HR S P	ERA WHIP	<b>PITCHER</b>	IP WLS BF L	H R ER SO	BB IBB HBP BLK	WP HR S P	ERA WHIP											
Mike Maroth, L ERA: 3.81	(1, 1) 6.0 H 24	4 2 2 8	1 0 1 0	0 0 0 0	3.00 0.833	Kyle Farnsworth, R ERA: 4.91	(7, 1) 1.0 H 4	1 0 0 0	0 0 0 0	0 0 8 16	0.00 1.000											
Ugueth Urbina, R ERA: 5.23	(8, 1) 1.0 H 5	1 0 0 1	0 1 0 0	0 0 11 17	0.00 1.000																	
Troy Percival, R ERA: 3.86	(9, 1) 1.0 S 4	1 0 0 0	0 0 0 0	0 0 15 25	0.00 1.000																	

**Detroit Tigers @ Cleveland Indians**  
 Jacobs Field, Cleveland, OH  
 Thu Apr 28 2005, 7:05 PM EDT  
 Att: 13,809 - Cloudy - 51 F

AB 34  
 R 2  
 H 7  
 RBI 2  
 BB 2  
 SO 9  
 LOB 13









Batter	1	2	3	4	5	6	7	8	9	AB	R	H	RBI	BB	SO	LOB	TOP										
<b>Nook Logan, S</b> OBP: 0.447, SLG: 0.578 (1, 8)	2-2 SH1-3 WP 1B	2-0 1B			0-1 B1		0-0 SH3-4			3	1	2	1	0	0	0	<b>Detroit Tigers @ Chicago White Sox</b> U.S. Cellular Field, Chicago, IL Sat Apr 30 2005, 7:05 PM EDT Att: 30,189 - Clear - 50 F  livebaseballscores.com										
<b>20 Omar Infante, R</b> OBP: 0.282, SLG: 0.342 (1, 4)	1-1 SH1-3	1-3 K			0-0 9 BB 1B		0-3 K			3	1	1	0	0	2	2											
<b>9 Carlos Guillen, S</b> OBP: 0.467, SLG: 0.526 <b>15 Brandon Inge, R</b> OBP: 0.419, SLG: 0.519 (8, 5)	4-2 1B WP BB		1-3 K		4-2 1B BB		1-3 K			2	0	0	0	2	2	1											
<b>Rondell White, R</b> OBP: 0.329, SLG: 0.532 (1, 7)	2-1 1B		0-1 F7		2-2 1B		1-2 G1-3			4	0	2	1	0	0	0											
<b>Dmitri Young, S</b> OBP: 0.372, SLG: 0.565 (1, 10)	1-3 3-H 1B		1-2 G4-3		1-0 G6-3		3-3 K			4	0	0	0	0	2	4											
<b>Craig Monroe, R</b> OBP: 0.302, SLG: 0.408 (1, 9)	2-1 F8			2-2 1B		1-3 K		4-1 CS BB		3	0	1	0	1	1	2											
<b>Carlos Pena, L</b> OBP: 0.321, SLG: 0.265 <b>Ramon Martinez, R</b> OBP: 0.500, SLG: 0.500 (8, PH) (8, 3)		3-2 G6-3		0-1 P4		1-2 L4		2-1 CS 1B	0-1 G6-4-3	3	0	0	0	0	0	0											
<b>13 Vance Wilson, R</b> OBP: 0.250, SLG: 0.200 <b>Ivan Rodriguez, R</b> OBP: 0.345, SLG: 0.488 (9, PH)		3-2 G1-3 1B		0-2 G6-3		1-1 P4		0-2 G6-4-3	0-2 G6-4-3	3	1	1	0	0	0	0											
<b>Jason Smith, L</b> OBP: 0.118, SLG: 0.176 (8, 6)	0-0 G1-3			2-2 G4-3			2-2 SH3-4 2B		0-1 G3	4	0	1	0	0	0	1											
<b>Inning Stats</b>	R: 1 E: 0 K: 1 S: 15	H: 2 LOB: 2 BB: 1 P: 29	R: 1 E: 0 K: 1 S: 13	H: 2 LOB: 1 BB: 0 P: 22	R: 0 E: 0 K: 1 S: 8	H: 0 LOB: 0 BB: 0 P: 10	R: 0 E: 0 K: 0 S: 8	H: 1 LOB: 0 BB: 0 P: 10	R: 1 E: 0 K: 0 S: 14	H: 2 LOB: 2 BB: 1 P: 22	R: 0 E: 0 K: 1 S: 9	H: 0 LOB: 2 BB: 0 P: 12	R: 0 E: 0 K: 1 S: 10	H: 1 LOB: 1 BB: 0 P: 13	R: 0 E: 0 K: 1 S: 8	H: 0 LOB: 0 BB: 1 P: 18		R: 0 E: 0 K: 0 S: 8	H: 1 LOB: 0 BB: 0 P: 8	1B: 8 2B: 1 3B: 0 HR: 0	SF: 0 SAC: 2 DP: 1 HBP: 0	WP: 1 PB: 0 SB: 2 CS: 1	PA: 37				
<b>PITCHER</b>	IP	WLS	BF	H	R	ER	SO	BB	IBB	HBP	BLK	WP	HR	S	P	ERA	WHIP										
<b>Orlando Hernandez, R</b> ERA: 2.7	7.0	W	30	8	3	3	6	2	0	0	0	1	0	77	118	3.86	1.429										
<b>Cliff Polette, R</b> ERA: 1.74	0.2	H	3	0	0	0	1	1	0	0	0	0	0	7	15	0.00	1.500										
<b>Damaso Marte, L</b> ERA: 2.45	0.1	H	0	0	0	0	0	0	0	0	0	0	0	1	3	0.00	0.000										
<b>Dustin Hermanson, R</b> ERA:	1.0	S	3	1	0	0	0	0	0	0	0	0	0	8	8	0.00	1.000										


Batter	1	2	3	4	5	6	7	8	9	AB	R	H	RBI	BB	SO	LOB	BOTTOM										
<b>22 Scott Podsednik, L</b> OBP: 0.354, SLG: 0.269 (1, 7)	4-2 G3 S BB		1 SAFE 2-2 G4-3			4-1 1B 14 L5 BB	1-0 G4-3			2	0	0	1	2	0	2	<b>Detroit Tigers @ Chicago White Sox</b> U.S. Cellular Field, Chicago, IL Sat Apr 30 2005, 7:05 PM EDT Att: 30,189 - Clear - 50 F  livebaseballscores.com										
<b>Tadahito Iguchi, R</b> OBP: 0.357, SLG: 0.372 (1, 4)	2-1 G3		1-0 G4-3			0-1 1B	1-1 14 FC5 S			4	0	2	2	0	0	1											
<b>Carl Everett, S</b> OBP: 0.330, SLG: 0.488 (1, 10)	2-2 P5		3-H 0-1 G4-3			0-1 1B	3-H 1-1 1B			3	0	1	0	1	0	1											
<b>14 Paul Konerko, R</b> OBP: 0.320, SLG: 0.494 (1, 3)	3-2 G6-3			0-2 F9		0-0 L5	2-2 FC5			4	0	0	0	0	0	6											
<b>Timo Perez, L</b> OBP: 0.222, SLG: 0.265 (1, 9)		1-0 12 G1-6-3 1B		2-0 P5		2-3 K		0-1 G4-3		4	0	1	0	0	1	2											
<b>Aaron Rowand, R</b> OBP: 0.295, SLG: 0.326 (1, 8)		0-0 B2		1-0 G1-3			4-2 12 1B 24 1B HBP	0-0 F9		3	1	0	0	0	0	1											
<b>12 A.J. Pierzynski, L</b> OBP: 0.329, SLG: 0.358 (1, 2)	1 SAFE 3-2 G1-6-3		3-2 G4-3		3-2 G4-3		1-1 SH2-4 22 G4-3 1B	2-2 F9		4	1	1	0	0	0	1											
<b>24 Joe Crede, R</b> OBP: 0.368, SLG: 0.456 (1, 5)	0-2 G1-3				2-2 G1-6-3 HBP		0-0 22 G4-3 SH2-4 1B			2	1	1	1	0	0	1											
<b>Willie Harris, L</b> OBP: 0.394, SLG: 0.310 (1, 6)			4-2 22 G4-3 22 S BB		0-0 G1-6-3		3-0 SH2-4 1B			1	1	0	0	1	0	1											
<b>Inning Stats</b>	R: 0 E: 0 K: 0 S: 14	H: 0 LOB: 1 BB: 1 P: 25	R: 0 E: 0 K: 0 S: 8	H: 1 LOB: 0 BB: 0 P: 12	R: 1 E: 0 K: 0 S: 9	H: 0 LOB: 0 BB: 1 P: 16	R: 0 E: 0 K: 0 S: 5	H: 0 LOB: 0 BB: 0 P: 8	R: 0 E: 0 K: 1 S: 9	H: 2 LOB: 2 BB: 1 P: 15	R: 3 E: 0 K: 0 S: 13	H: 3 LOB: 2 BB: 1 P: 26	R: 0 E: 0 K: 0 S: 6	H: 0 LOB: 0 BB: 0 P: 8	R: 0 E: 0 K: 0 S: 6	H: 0 LOB: 0 BB: 0 P: 8		1B: 6 2B: 1 3B: 0 HR: 0	SF: 0 SAC: 1 DP: 2 HBP: 2	WP: 0 PB: 0 SB: 3 CS: 0	PA: 34						
<b>PITCHER</b>	IP	WLS	BF	H	R	ER	SO	BB	IBB	HBP	BLK	WP	HR	S	P	ERA	WHIP										
<b>Jason Johnson, R</b> ERA: 4.61	6.2	L	29	6	4	4	1	3	0	2	0	0	0	60	103	5.40	1.350										
<b>Franklyn German, R</b> ERA: 3.12	0.1		2	0	0	0	0	1	0	0	0	0	0	4	10	0.00	3.000										
<b>Jamie Walker, L</b> ERA: 2.0	1.0		3	0	0	0	0	0	0	0	0	0	0	6	8	0.00	0.000										



Batter	1	2	3	4	5	6	7	8	9	AB	R	H	RBI	BB	SO	LOB	TOP			
Nook Logan, S (1, 8) OBP: 0.420, SLG: 0.542 33 Marcus Thames, R (8, 7) OBP: 0.200, SLG: 0.259	B1-3		K			G4-3			F8	3	0	0	0	0	1	1				
15 Brandon Inge, R (1, 5) OBP: 0.402, SLG: 0.494	G4-3		CS			G3			P3	4	0	0	0	0	1	0				
Ivan Rodriguez, R (1, 2) OBP: 0.333, SLG: 0.471 13 Vance Wilson, R (8, 2) OBP: 0.284, SLG: 0.200	G5-3					G6-3			BB	3	0	0	0	0	1	0				
Rondell White, R (1, 10) OBP: 0.314, SLG: 0.506		G6-3				F8			K	4	0	0	0	0	1	1				
Craig Monroe, R (1, 7) OBP: 0.303, SLG: 0.405 (8, 8)		G5-3				F8 1B			F8	3	0	1	0	0	0	0				
Carlos Pena, L (1, 3) OBP: 0.333, SLG: 0.282						1B			F7	3	0	2	0	0	0	0				
Bobby Higginson, L (1, 9) OBP: 0.125, SLG: 0.087						1B			F8	3	0	0	0	0	1	3				
Ramon Martinez, R (1, 6) OBP: 0.200, SLG: 0.200						G5-3			F9	3	0	0	0	0	0	2				
Jason Smith, L (1, 4) OBP: 0.150, SLG: 0.200						15 CS			P3	3	0	1	0	0	1	2				
<b>Inning Stats</b>	R: 0 E: 0 K: 0 S: 7	H: 0 LOB: 0 BB: 0 P: 9	R: 0 E: 0 K: 1 S: 8	H: 1 LOB: 1 BB: 0 P: 13	R: 0 E: 0 K: 1 S: 7	H: 1 LOB: 0 BB: 0 P: 10	R: 0 E: 0 K: 2 S: 8	H: 0 LOB: 0 BB: 0 P: 13	R: 0 E: 0 K: 1 S: 10	H: 2 LOB: 2 BB: 0 P: 15	R: 0 E: 0 K: 0 S: 4	H: 0 LOB: 0 BB: 0 P: 5	R: 0 E: 0 K: 0 S: 7	H: 0 LOB: 0 BB: 0 P: 10	R: 0 E: 0 K: 1 S: 9	H: 0 LOB: 1 BB: 1 P: 19	1B: 4 2B: 0 3B: 0 HR: 0	SF: 0 SAC: 0 DP: 0 HBP: 0	WP: 0 PB: 0 SB: 0 CS: 1	PA: 32
<b>PITCHER</b> Jon Garland, R (1, 1) ERA: 1.38	IP: 9.0 WLS: W BF: 31 H: 4 R: 0 ER: 0 SO: 6 BB: 1 IBB: 0 HBP: 0 BLK: 0 WP: 0 HR: 0 S: 67 P: 107 ERA: 0.00 WHIP: 0.556																			

**Detroit Tigers @ Chicago White Sox**  
U.S. Cellular Field, Chicago, IL  
Sun May 01 2005, 3:05 PM EDT  
Att: 20,862 - Overcast - 47 F


**AB 30**  
**R 0**  
**H 4**  
**RBI 0**  
**BB 1**  
**SO 6**  
**LOB 9**



Batter	1	2	3	4	5	6	7	8	9	AB	R	H	RBI	BB	SO	LOB	BOTTOM			
22 Scott Podsednik, L (1, 7) OBP: 0.357, SLG: 0.268	G6-3		P1	BLK 1B		G3			14 FC6-4 1B	4	1	1	0	1	0	1				
Tadahito Iguchi, R (1, 4) OBP: 0.371, SLG: 0.370	G1-3		BB 1B	BLK 1B		E4			14 FC6-4 1B	3	2	1	0	2	0	1				
Carl Everett, S (1, 10) OBP: 0.323, SLG: 0.477	E6		G6-3	1B		SF7			F7	4	0	1	3	0	0	3				
14 Paul Konerko, R (1, 3) OBP: 0.314, SLG: 0.473	L8		1B	HBP		P2			FC6-4	4	0	0	0	0	0	5				
Aaron Rowand, R (1, 8) OBP: 0.310, SLG: 0.326		SH1-3 24 SF9 1B	1B			P3			P4	3	2	1	0	2	0	2				
Timo Perez, L (1, 9) OBP: 0.256, SLG: 0.378		SH1-3				G3			HR	3	1	2	3	0	0	0				
24 Joe Crede, R (1, 5) OBP: 0.352, SLG: 0.439		SF9	P3			G6-3			G5-3	3	0	0	1	0	0	3				
Chris Widger, R (1, 2) OBP: 0.333, SLG: 0.400						K			F9	4	1	2	0	0	1	0				
Pedro Lopez, R (1, 6) OBP: 0.250, SLG: 0.250		F8				F8			G5-3	4	1	1	1	0	0	1				
<b>Inning Stats</b>	R: 0 E: 1 K: 0 S: 12	H: 0 LOB: 1 BB: 0 P: 15	R: 1 E: 0 K: 0 S: 11	H: 2 LOB: 1 BB: 0 P: 16	R: 1 E: 0 K: 0 S: 12	H: 1 LOB: 3 BB: 2 P: 26	R: 2 E: 0 K: 1 S: 12	H: 1 LOB: 1 BB: 2 P: 25	R: 0 E: 0 K: 0 S: 7	H: 0 LOB: 0 BB: 0 P: 11	R: 2 E: 1 K: 0 S: 12	H: 2 LOB: 1 BB: 0 P: 22	R: 2 E: 0 K: 0 S: 10	H: 1 LOB: 0 BB: 1 P: 17	R: 0 E: 0 K: 0 S: 15	H: 2 LOB: 2 BB: 0 P: 24	1B: 7 2B: 1 3B: 0 HR: 1	SF: 2 SAC: 1 DP: 0 HBP: 1	WP: 1 PB: 0 SB: 0 CS: 0	PA: 41
<b>PITCHER</b> Wilfredo Ledezma, L (1, 1) ERA: 6.65 Matt Ginter, R (6, 1) ERA: 4.26	IP: 5.0 WLS: L BF: 27 H: 6 R: 6 ER: 5 SO: 1 BB: 4 IBB: 0 HBP: 1 BLK: 2 WP: 1 HR: 0 S: 59 P: 103 ERA: 9.00 WHIP: 2.000																			

**Detroit Tigers @ Chicago White Sox**  
U.S. Cellular Field, Chicago, IL  
Sun May 01 2005, 3:05 PM EDT  
Att: 20,862 - Overcast - 47 F

**AB 32**  
**R 8**  
**H 9**  
**RBI 8**  
**BB 5**  
**SO 1**  
**LOB 16**









Batter	1	2	3	4	5	6	7	8	9	AB R H RBI BB SO LOB	TOP											
18 Johnny Damon, L (1, 8) OBP: 0.395, SLG: 0.486	1-0 1B 1B	1-3 K		1-0 F9		2-2 P5			2-3 K	5 1 1 0 0 2 2	<b>Boston Red Sox @ Detroit Tigers</b> Comerica Park, Detroit, MI Tue May 03 2005, 7:05 PM EDT Att: 19,121 - Partly Cloudy - 47 F											
Edgar Renteria, R (1, 6) OBP: 0.295, SLG: 0.352	0-1 1B		4-2 BB BB		1-1 FC5 BB	1-3 K			1-1 G6-3	4 0 2 0 1 1 0												
Manny Ramirez, R (1, 7) OBP: 0.391, SLG: 0.574	0-0 P6		1-3 K		4-2 BB FC3-2 BB		0-3 K			3 0 0 0 1 2 3												
Jason Varitek, S (1, 2) OBP: 0.363, SLG: 0.600	0-1 FC6-4 1B		4-0 BB		1-2 FC5 FC3-2 BB HR		3-2 F7			3 1 1 1 1 0 2												
Kevin Millar, R (1, 3) OBP: 0.380, SLG: 0.307	0-1 P3		1-1 F8		4-0 FC3-2 BB HR		1-2 F9			3 1 0 0 1 0 4												
Jay Payton, R (1, 9) OBP: 0.250, SLG: 0.395	3-1 FC6-4		1-1 G1-3		0-1 FC3-2 BB HR			3-1 G4-6-3 1B		4 1 1 0 0 0 7												
Doug Mirabeli, R (1, 10) 34 David Ortiz, L (8, PH) OBP: 0.312, SLG: 0.545		2-2 P3		1-3 K		2-1 HR		2-1 P2		3 1 1 4 0 1 0 1 0 0 0 0 0 1												
Bill Mueller, S (1, 5) OBP: 0.370, SLG: 0.313		2-3 K		0-0 F8		0-3 K		1-0 G4-6-3		4 0 0 0 0 2 1												
Mark Bellhorn, S (1, 4) OBP: 0.333, SLG: 0.347		4-1 BB		4-1 BB			3-2 G5-3		2-3 K	2 0 0 0 2 1 0												
<b>Inning Stats</b>	R: 1 E: 0 K: 0 S: 10	H: 3 LOB: 2 BB: 0 P: 14	R: 0 E: 0 K: 2 S: 12	H: 0 LOB: 1 BB: 1 P: 21	R: 0 E: 0 K: 1 S: 9	H: 0 LOB: 2 BB: 2 P: 20	R: 0 E: 0 K: 1 S: 6	H: 0 LOB: 1 BB: 1 P: 12	R: 4 E: 0 K: 1 S: 14	H: 2 LOB: 0 BB: 2 P: 26		R: 0 E: 0 K: 1 S: 10	H: 0 LOB: 0 BB: 0 P: 16	R: 0 E: 0 K: 1 S: 11	H: 0 LOB: 0 BB: 0 P: 15	R: 0 E: 0 K: 0 S: 5	H: 1 LOB: 0 BB: 0 P: 11	R: 0 E: 0 K: 2 S: 8	H: 0 LOB: 0 BB: 0 P: 13	1B: 4 2B: 1 3B: 0 HR: 1	SF: 0 SAC: 0 DP: 1 HBP: 0	WP: 0 PB: 0 SB: 0 CS: 0
<b>PITCHER</b>	IP WLS BF H R ER SO BB IBB HBP BLK WP HR S P ERA WHIP											IP WLS BF H R ER SO BB IBB HBP BLK WP HR S P ERA WHIP										
Mike Maroth, L (1, 1) ERA: 4.46	6.0 L 29 5 5 5 6 6 0 0 0 0 0 1 61 109 7.50 1.833																					
Franklyn German, R (7, 1) ERA: 2.53	2.0 6 1 0 0 1 0 0 0 0 0 0 0 16 26 0.00 0.500																					
Jamie Walker, L (9, 1) ERA: 1.8	1.0 3 0 0 0 2 0 0 0 0 0 0 0 8 13 0.00 0.000																					

Batter	1	2	3	4	5	6	7	8	9	AB R H RBI BB SO LOB	BOTTOM											
15 Brandon Inge, R (1, 5) OBP: 0.402, SLG: 0.495	1-3 K		3-1 L9		1-2 F9		4-1 1B BB		2-0 P3	4 0 0 0 1 1 0	<b>Boston Red Sox @ Detroit Tigers</b> Comerica Park, Detroit, MI Tue May 03 2005, 7:05 PM EDT Att: 19,121 - Partly Cloudy - 47 F											
Ivan Rodriguez, R (1, 2) OBP: 0.323, SLG: 0.479	1-2 HR		3-2 G5-3		3-2 E6 FC5-4		1-1 G6-4-3 1B			4 1 2 1 0 0 0												
9 Carlos Guillen, S (1, 6) OBP: 0.469, SLG: 0.570	2-1 E6 G6-3			0-0 33 2B 3B	2-1 FC5-4		1-2 G6-4-3			4 1 1 0 0 0 3												
Rondell White, R (1, 10) OBP: 0.287, SLG: 0.461	2-1 G6-3			3-2 K		2-1 F8		1-1 G4-3		4 0 0 0 0 1 2												
Craig Monroe, R (1, 9) OBP: 0.309, SLG: 0.400		2-1 P4		2-2 F8		4-1 BB BB		0-0 G5-3		3 0 0 0 1 0 1												
Carlos Pena, L (1, 3) OBP: 0.347, SLG: 0.364		2-0 F7		1-2 33 2B HBP		4-2 BB		2-3 K		2 0 0 0 1 1 0												
33 Marcus Thames, R (1, 7) OBP: 0.263, SLG: 0.429		0-1 20 C4 1B		1-1 HBP		1-3 K			0-2 HR	4 1 3 2 0 1 2												
20 Omar Infante, R (1, 4) OBP: 0.283, SLG: 0.372		0-1 FC4		1-3 3-H 2B		0-0 F9		1-0 P2		4 0 0 0 0 0 5												
Nook Logan, S (1, 8) OBP: 0.379, SLG: 0.500			2-1 G6-3		2-2 L6		0-1 G4-3		1-1 F7	4 0 0 0 0 0 0												
<b>Inning Stats</b>	R: 1 E: 1 K: 1 S: 10	H: 1 LOB: 0 BB: 0 P: 16	R: 0 E: 0 K: 0 S: 7	H: 1 LOB: 0 BB: 0 P: 11	R: 0 E: 0 K: 0 S: 8	H: 0 LOB: 0 BB: 0 P: 16	R: 1 E: 0 K: 1 S: 15	H: 2 LOB: 2 BB: 0 P: 24	R: 0 E: 0 K: 0 S: 12	H: 0 LOB: 1 BB: 0 P: 20		R: 0 E: 0 K: 1 S: 10	H: 0 LOB: 2 BB: 2 P: 21	R: 0 E: 0 K: 0 S: 8	H: 1 LOB: 1 BB: 1 P: 14	R: 0 E: 0 K: 1 S: 7	H: 0 LOB: 0 BB: 0 P: 10	R: 1 E: 0 K: 0 S: 7	H: 1 LOB: 0 BB: 0 P: 11	1B: 2 2B: 1 3B: 1 HR: 2	SF: 0 SAC: 0 DP: 1 HBP: 1	WP: 0 PB: 0 SB: 0 CS: 0
<b>PITCHER</b>	IP WLS BF H R ER SO BB IBB HBP BLK WP HR S P ERA WHIP											IP WLS BF H R ER SO BB IBB HBP BLK WP HR S P ERA WHIP										
John Halama, L (1, 1) ERA: 4.61	5.0 W 21 4 2 2 2 2 0 0 0 0 0 0 10 21 0.00 2.000																					
Matt Mantei, R (6, 1) ERA: 3.99	1.0 H 5 0 0 0 1 2 0 0 0 0 0 0 10 21 0.00 2.000																					
50 Mike Timlin, R (7, 1) ERA: 1.32	2.0 H 7 1 0 0 1 1 0 0 0 0 0 0 15 24 0.00 1.000																					
Keith Foulke, R (9, 1) ERA: 7.62	1.0 S 4 1 1 1 0 0 0 0 0 0 0 1 7 11 9.00 1.000																					



Batter	1	2	3	4	5	6	7	8	9	AB	R	H	RBI	BB	SO	LOB	TOP				
18 Johnny Damon, L (1, 8) OBP: 0.403, SLG: 0.491										5	1	3	0	0	0	3					
Edgar Renteria, R (1, 6) OBP: 0.305, SLG: 0.349										4	0	1	1	1	1	3					
Manny Ramirez, R (1, 7) OBP: 0.383, SLG: 0.561										4	0	1	1	0	2	3					
34 David Ortiz, L (1, 10) OBP: 0.307, SLG: 0.524										4	0	0	0	1	2	3					
Kevin Millar, R (1, 3) OBP: 0.372, SLG: 0.301										5	0	1	0	0	1	3					
Jay Payton, R (1, 9) OBP: 0.250, SLG: 0.366										3	1	0	0	1	0	3					
Doug Mirabeli, R (1, 2) OBP: 0.269, SLG: 0.435										4	0	0	0	0	0	2					
Mark Bellhorn, S (1, 4) OBP: 0.352, SLG: 0.360										3	1	2	0	1	0	0					
20 Kevin Youkilis, R (1, 5) OBP: 0.619, SLG: 0.533										3	1	2	1	1	1	1					
<b>Inning Stats</b>	R: 0 E: 0 K: 1 S: 7	H: 1 LOB: 0 BB: 0 P: 10	R: 0 E: 1 K: 1 S: 9	H: 1 LOB: 1 BB: 0 P: 10	R: 3 E: 1 K: 0 S: 13	H: 3 LOB: 2 BB: 1 P: 22	R: 0 E: 0 K: 1 S: 11	H: 2 LOB: 3 BB: 1 P: 20	R: 0 E: 0 K: 0 S: 6	H: 0 LOB: 0 BB: 1 P: 10	R: 0 E: 0 K: 0 S: 8	H: 1 LOB: 1 BB: 0 P: 14	R: 0 E: 0 K: 0 S: 8	H: 1 LOB: 1 BB: 0 P: 12	R: 1 E: 0 K: 1 S: 14	H: 1 LOB: 2 BB: 2 P: 26	R: 0 E: 0 K: 3 S: 10	H: 0 LOB: 0 BB: 0 P: 15	1B: 10 2B: 0 3B: 0 HR: 0	SF: 1 SAC: 0 DP: 2 HBP: 0	WP: 0 PA: 41 PB: 0 SB: 0 CS: 0
<b>PITCHER</b>	IP WLS BF H R ER SO BB IBB HBP BLK WP HR S P ERA WHIP	IP WLS BF H R ER SO BB IBB HBP BLK WP HR S P ERA WHIP	IP WLS BF H R ER SO BB IBB HBP BLK WP HR S P ERA WHIP	IP WLS BF H R ER SO BB IBB HBP BLK WP HR S P ERA WHIP	IP WLS BF H R ER SO BB IBB HBP BLK WP HR S P ERA WHIP	IP WLS BF H R ER SO BB IBB HBP BLK WP HR S P ERA WHIP	IP WLS BF H R ER SO BB IBB HBP BLK WP HR S P ERA WHIP	IP WLS BF H R ER SO BB IBB HBP BLK WP HR S P ERA WHIP	IP WLS BF H R ER SO BB IBB HBP BLK WP HR S P ERA WHIP	IP WLS BF H R ER SO BB IBB HBP BLK WP HR S P ERA WHIP	IP WLS BF H R ER SO BB IBB HBP BLK WP HR S P ERA WHIP	IP WLS BF H R ER SO BB IBB HBP BLK WP HR S P ERA WHIP	IP WLS BF H R ER SO BB IBB HBP BLK WP HR S P ERA WHIP	IP WLS BF H R ER SO BB IBB HBP BLK WP HR S P ERA WHIP	IP WLS BF H R ER SO BB IBB HBP BLK WP HR S P ERA WHIP	IP WLS BF H R ER SO BB IBB HBP BLK WP HR S P ERA WHIP	IP WLS BF H R ER SO BB IBB HBP BLK WP HR S P ERA WHIP	IP WLS BF H R ER SO BB IBB HBP BLK WP HR S P ERA WHIP	IP WLS BF H R ER SO BB IBB HBP BLK WP HR S P ERA WHIP	IP WLS BF H R ER SO BB IBB HBP BLK WP HR S P ERA WHIP	
29 Nate Robertson, L (1, 1) ERA: 4.18	6.2	31	9	3	2	3	3	0	0	0	0	0	0	60	96	2.70	1.800				
Kyle Farnsworth, R (7, 1) ERA: 4.4	1.1	L	7	1	1	1	2	0	0	0	0	0	0	16	28	6.75	2.250				
Troy Percival, R (9, 1) ERA: 3.97	1.0	S	3	0	0	0	0	0	0	0	0	0	0	10	15	0.00	0.000				

**Boston Red Sox @ Detroit Tigers**  
Comerica Park, Detroit, MI  
Wed May 04 2005, 7:05 PM EDT  
Att: 23,295 - Clear - 56 F

livebaseballscores.com

AB 35  
R 4  
H 10  
RBI 3  
BB 5  
SO 7  
LOB 21

Batter	1	2	3	4	5	6	7	8	9	AB	R	H	RBI	BB	SO	LOB	BOTTOM				
15 Brandon Inge, R (1, 5) OBP: 0.396, SLG: 0.485										4	0	1	0	0	0	3					
Ivan Rodriguez, R (1, 2) OBP: 0.320, SLG: 0.470										4	1	1	0	0	2	1					
9 Carlos Guillen, S (1, 10) OBP: 0.471, SLG: 0.567										4	0	2	0	0	1	0					
Rondell White, R (1, 7) OBP: 0.286, SLG: 0.462										4	0	1	1	0	0	1					
Craig Monroe, R (1, 8) OBP: 0.320, SLG: 0.432										3	1	2	0	0	0	0					
Nook Logan, S (7, 8) OBP: 0.373, SLG: 0.491										1	0	0	0	0	0	0					
Carlos Pena, L (1, 3) OBP: 0.333, SLG: 0.346										4	0	0	0	0	1	2					
33 Marcus Thames, R (1, 9) OBP: 0.262, SLG: 0.395										3	0	0	0	1	1	1					
20 Omar Infante, R (1, 4) OBP: 0.284, SLG: 0.386										2	1	1	1	0	1	0					
Dmitri Young, S (9, PH) OBP: 0.375, SLG: 0.570										1	0	1	0	0	0	0					
Jason Smith, L (9, FR) OBP: 0.150, SLG: 0.200										0	0	0	0	0	0	0					
Ramon Martinez, R (1, 6) OBP: 0.333, SLG: 0.333										4	0	2	0	0	0	1					
<b>Inning Stats</b>	R: 0 E: 0 K: 0 S: 11	H: 1 LOB: 1 BB: 0 P: 17	R: 1 E: 0 K: 0 S: 15	H: 2 LOB: 2 BB: 1 P: 24	R: 0 E: 0 K: 2 S: 12	H: 0 LOB: 0 BB: 0 P: 17	R: 0 E: 0 K: 1 S: 10	H: 1 LOB: 0 BB: 0 P: 11	R: 2 E: 0 K: 0 S: 9	H: 5 LOB: 2 BB: 0 P: 12	R: 0 E: 0 K: 0 S: 5	H: 0 LOB: 0 BB: 0 P: 8	R: 0 E: 0 K: 2 S: 15	H: 1 LOB: 1 BB: 0 P: 21	R: 0 E: 0 K: 0 S: 7	H: 0 LOB: 0 BB: 0 P: 12	R: 0 E: 0 K: 1 S: 13	H: 1 LOB: 1 BB: 0 P: 21	1B: 7 2B: 4 3B: 0 HR: 0	SF: 1 SAC: 0 DP: 1 HBP: 0	WP: 0 PA: 36 PB: 0 SB: 0 CS: 1
<b>PITCHER</b>	IP WLS BF H R ER SO BB IBB HBP BLK WP HR S P ERA WHIP	IP WLS BF H R ER SO BB IBB HBP BLK WP HR S P ERA WHIP	IP WLS BF H R ER SO BB IBB HBP BLK WP HR S P ERA WHIP	IP WLS BF H R ER SO BB IBB HBP BLK WP HR S P ERA WHIP	IP WLS BF H R ER SO BB IBB HBP BLK WP HR S P ERA WHIP	IP WLS BF H R ER SO BB IBB HBP BLK WP HR S P ERA WHIP	IP WLS BF H R ER SO BB IBB HBP BLK WP HR S P ERA WHIP	IP WLS BF H R ER SO BB IBB HBP BLK WP HR S P ERA WHIP	IP WLS BF H R ER SO BB IBB HBP BLK WP HR S P ERA WHIP	IP WLS BF H R ER SO BB IBB HBP BLK WP HR S P ERA WHIP	IP WLS BF H R ER SO BB IBB HBP BLK WP HR S P ERA WHIP	IP WLS BF H R ER SO BB IBB HBP BLK WP HR S P ERA WHIP	IP WLS BF H R ER SO BB IBB HBP BLK WP HR S P ERA WHIP	IP WLS BF H R ER SO BB IBB HBP BLK WP HR S P ERA WHIP	IP WLS BF H R ER SO BB IBB HBP BLK WP HR S P ERA WHIP	IP WLS BF H R ER SO BB IBB HBP BLK WP HR S P ERA WHIP	IP WLS BF H R ER SO BB IBB HBP BLK WP HR S P ERA WHIP	IP WLS BF H R ER SO BB IBB HBP BLK WP HR S P ERA WHIP	IP WLS BF H R ER SO BB IBB HBP BLK WP HR S P ERA WHIP	IP WLS BF H R ER SO BB IBB HBP BLK WP HR S P ERA WHIP	
49 Tim Wakefield, R (1, 1) ERA: 2.97	7.0	W	29	10	3	3	5	0	0	0	0	0	0	77	110	3.86	1.571				
50 Mike Timlin, R (8, 1) ERA: 1.23	1.0	H	3	0	0	0	0	0	0	0	0	0	0	7	12	0.00	0.000				
Keith Foulke, R (9, 1) ERA: 7.07	1.0	S	4	1	0	0	1	0	0	0	0	0	0	13	21	0.00	1.000				

**Boston Red Sox @ Detroit Tigers**  
Comerica Park, Detroit, MI  
Wed May 04 2005, 7:05 PM EDT  
Att: 23,295 - Clear - 56 F

livebaseballscores.com

AB 34  
R 3  
H 11  
RBI 2  
BB 1  
SO 6  
LOB 9



Batter	1	2	3	4	5	6	7	8	9	AB	R	H	RBI	BB	SO	LOB	TOP																
18 Johnny Damon, L (1, 8) OBP: 0.395, SLG: 0.479	1-2 F7	0-1 G1-3			1-1 G3		1-0 1B		0-1 F7	5	0	1	0	0	0	2	<b>Boston Red Sox @ Detroit Tigers</b> Comerica Park, Detroit, MI Thu May 05 2005, 1:05 PM EDT Att: 24,870 - Sunny - 58 F																
Trot Nixon, L (1, 9) OBP: 0.446, SLG: 0.507	0-0 1B		2-1 G3		0-0 34 BB		1-0 1B		1-0 34 2B	5	1	4	0	0	0	0																	
34 David Ortiz, L (1, 10) OBP: 0.311, SLG: 0.523	3-1 F7		1-3 K		4-0 BB		1-1 G3-1		2-2 1-H 2B	4	0	1	1	1	1	3																	
Kevin Millar, R (1, 3) OBP: 0.364, SLG: 0.296	3-2 G5-3		2-3 K		1-2 G6-3			2-1 WP 1B	1-2 F9	5	0	1	0	0	1	4																	
Jason Varitek, S (1, 2) OBP: 0.379, SLG: 0.618		3-1 1B		1-2 FC4-6		2-3 K		0-0 1B		4	1	3	0	0	1	0																	
Edgar Renteria, R (1, 6) OBP: 0.303, SLG: 0.349	0-1 FC6-4		0-0 F8		1-2 G4-6-3			3-2 P2		0	0	0	0	0	0	0																	
Ramón Vázquez, L (2, PH) OBP: 0.265, SLG: 0.303	2-H 1B									4	0	2	1	0	0	3																	
Bill Mueller, S (1, 5) OBP: 0.353, SLG: 0.296	1 SAFE FC6-4		0-1 FC4-6		1-2 G4-6-3			1-1 F7		4	0	0	0	0	0	5																	
Jay Payton, R (1, 7) OBP: 0.229, SLG: 0.333	0-1 FC5-4		1-2 F8				1-0 G4-3		3-3 K	4	0	0	0	0	1	4																	
Mark Bellhorn, S (1, 4) OBP: 0.348, SLG: 0.346	4-2 1-2 BB				2-3 K		2-1 F8		1-2 G4-3	3	0	0	0	1	1	0																	
<b>Inning Stats</b>	R: 0 E: 0 K: 0 S: 12	H: 1 LOB: 1 BB: 0 P: 19	R: 1 E: 0 K: 0 S: 12	H: 2 LOB: 2 BB: 1 P: 19	R: 0 E: 0 K: 2 S: 10	H: 0 LOB: 0 BB: 0 P: 15	R: 0 E: 0 K: 0 S: 10	H: 1 LOB: 1 BB: 0 P: 12	R: 0 E: 0 K: 1 S: 9	H: 1 LOB: 2 BB: 1 P: 17	R: 0 E: 0 K: 0 S: 8	H: 1 LOB: 0 BB: 0 P: 12	R: 0 E: 0 K: 0 S: 7	H: 2 LOB: 2 BB: 0 P: 13	R: 0 E: 0 K: 1 S: 11	H: 2 LOB: 2 BB: 0 P: 20	R: 1 E: 0 K: 0 S: 14	H: 2 LOB: 1 BB: 0 P: 19	1B: 10 2B: 2 3B: 0 HR: 0	SF: 0 SAC: 0 DP: 1 HBP: 0	WP: 1 PB: 0 SB: 0 CS: 0	PA: 40											
<b>PITCHER</b>	IP WLS BF H R ER SO BB IBB HBP BLK WP HR S P ERA WHIP																																
Jason Johnson, R (1, 1) ERA: 3.93	7.0	30	8	1	1	4	2	0	0	0	0	0	0	68	107	1.29	1.429																
Ugueth Urbina, R (8, 1) ERA: 4.11	2.0	L 10	4	1	1	1	0	0	0	0	1	0	25	39	4.50	2.000																	

AB 38  
R 2  
H 12  
RBI 2  
BB 2  
SO 5  
LOB 21



Batter	1	2	3	4	5	6	7	8	9	AB	R	H	RBI	BB	SO	LOB	BOTTOM																
Nook Logan, S (1, 8) OBP: 0.365, SLG: 0.475	1-3 K		2-3 K			0-1 P6		0-0 1B		4	0	1	0	0	2	0	<b>Boston Red Sox @ Detroit Tigers</b> Comerica Park, Detroit, MI Thu May 05 2005, 1:05 PM EDT Att: 24,870 - Sunny - 58 F																
15 Brandon Inge, R (1, 5) OBP: 0.383, SLG: 0.465	2-2 G1-3			2-2 P2			2-1 G4-3		2-3 K	4	0	0	0	0	1	2																	
9 Carlos Guillen, S (1, 6) OBP: 0.462, SLG: 0.585	2-3 K			2-3 K			0-1 HR		3-2 F8	4	1	1	1	0	2	0																	
Dmitri Young, S (1, 10) OBP: 0.374, SLG: 0.556		0-1 L8		1-1 F9			3-2 1B		2-1 F9	4	0	1	0	0	0	0																	
Carlos Pena, L (1, 3) OBP: 0.320, SLG: 0.329		0-0 F8			1-2 G3		1-3 K		2-2 P6	4	0	0	0	0	1	1																	
33 Marcus Thames, R (1, 7) OBP: 0.267, SLG: 0.375		4-2 BB			1-1 L7		2-1 F8			2	0	0	0	1	0	1																	
Bobby Higginson, L (1, 9) OBP: 0.111, SLG: 0.077		0-0 F9			0-1 P6			0-2 G3-1		3	0	0	0	0	0	1																	
20 Omar Infante, R (1, 4) OBP: 0.276, SLG: 0.374			0-0 P2			0-3 K		1-0 F9		3	0	0	0	0	1	0																	
13 Vance Wilson, R (1, 2) OBP: 0.300, SLG: 0.176			2-3 K			1-1 F9		4-2 1B		2	0	0	0	1	1	0																	
<b>Inning Stats</b>	R: 0 E: 0 K: 2 S: 9	H: 0 LOB: 0 BB: 0 P: 14	R: 0 E: 0 K: 0 S: 6	H: 0 LOB: 1 BB: 1 P: 10	R: 0 E: 0 K: 2 S: 8	H: 0 LOB: 0 BB: 0 P: 12	R: 0 E: 0 K: 1 S: 9	H: 0 LOB: 0 BB: 0 P: 14	R: 0 E: 0 K: 0 S: 8	H: 0 LOB: 0 BB: 0 P: 10	R: 0 E: 0 K: 1 S: 7	H: 0 LOB: 0 BB: 0 P: 8	R: 1 E: 0 K: 1 S: 16	H: 2 LOB: 1 BB: 0 P: 24	R: 0 E: 0 K: 1 S: 14	H: 1 LOB: 2 BB: 1 P: 21		R: 0 E: 0 K: 0 S: 8	H: 0 LOB: 0 BB: 0 P: 15	1B: 2 2B: 0 3B: 0 HR: 1	SF: 0 SAC: 0 DP: 0 HBP: 0	WP: 0 PB: 0 SB: 0 CS: 0	PA: 32										
<b>PITCHER</b>	IP WLS BF H R ER SO BB IBB HBP BLK WP HR S P ERA WHIP																																
Bronson Arroyo, R (1, 1) ERA: 3.18	8.0	W 29	3	1	1	8	2	0	0	0	0	0	0	77	113	1.12	0.625																
Keith Foulke, R (9, 1) ERA: 6.6	1.0	S 3	0	0	0	0	0	0	0	0	0	0	0	8	15	0.00	0.000																

AB 30  
R 1  
H 3  
RBI 1  
BB 2  
SO 8  
LOB 5





Batter	1	2	3	4	5	6	7	8	9	AB R H RBI BB SO LOB	TOP									
15 Brandon Inge, R OBP: 0.383, SLG: 0.452	4-2 FC9-6 BB		0-1 E1 9 1B		2-3 K			1-2 F9	4-2 BB	3 0 0 0 2 1 0	<b>Detroit Tigers @ Los Angeles Angels</b> Angel Stadium of Anaheim, Anaheim, CA Fri May 06 2005, 7:05 PM PDT Att: 44,022 - Partly Cloudy - 66 F									
Ivan Rodriguez, R OBP: 0.324, SLG: 0.471	0-0 FC9-6 1-2		1-0 F9			4-2 G4-1 1B BB		0-0 2B 9 2B	0-0 G5-3	4 1 1 0 1 0 3										
9 Carlos Guillen, S OBP: 0.464, SLG: 0.592	1-1 F8		2-1 G6-4-3 1B			1-0 F9		3-1 2B 2B		4 1 2 1 0 0 2										
Rondell White, R OBP: 0.294, SLG: 0.458	1-2 G5-3		0-1 G6-4-3 1-2			2-1 G4-1 1B		4-2 2B BB		3 0 1 0 1 0 3										
Dmitri Young, S OBP: 0.369, SLG: 0.553		1-3 K		2-1 G6-3		0-0 G4-1		2-1 2B 1-3 2-H		4 0 1 1 0 1 2										
33 Marcus Thames, R OBP: 0.265, SLG: 0.432		0-0 HR		3-3 K		1-3 K		3-3 K		4 1 1 1 0 3 4										
Ramon Martinez, R OBP: 0.308, SLG: 0.308		0-2 1B		3-1 F7			1-0 G4-3	2-1 G1-4-3		4 0 1 0 0 0 2										
20 Omar Infante, R OBP: 0.267, SLG: 0.362	2-0 P3				0-1 F8		0-1 F7		3-2 G3	3 0 0 0 0 0 1										
Carlos Pena, L OBP: 0.317, SLG: 0.326	1-1 G6-3				1-1 G3		1-3 K		3-3 K	1 0 0 0 0 0 0										
Nook Logan, S OBP: 0.343, SLG: 0.446										4 0 0 0 0 2 1										
<b>Inning Stats</b>	R: 0 E: 0 K: 0 S: 10	H: 0 LOB: 1 BB: 1 P: 16	R: 1 E: 0 K: 1 S: 10	H: 2 LOB: 1 BB: 0 P: 14	R: 0 E: 1 K: 0 S: 7	H: 1 LOB: 1 BB: 0 P: 10	R: 0 E: 0 K: 1 S: 8	H: 0 LOB: 0 BB: 0 P: 16	R: 0 E: 0 K: 1 S: 8	H: 1 LOB: 2 BB: 1 P: 17	R: 0 E: 0 K: 1 S: 6	H: 0 LOB: 0 BB: 0 P: 8	R: 2 E: 0 K: 1 S: 18	H: 3 LOB: 2 BB: 1 P: 33	R: 0 E: 0 K: 1 S: 14	H: 0 LOB: 1 BB: 1 P: 24	1B: 3 2B: 3 3B: 0 HR: 1	SF: 0 SAC: 0 DP: 1 HBP: 0	WP: 0 PB: 0 SB: 0 CS: 0	PA: 38
<b>PITCHER</b>	IP WLS BF H R ER SO BB IBB HBP BLK WP HR S P ERA WHIP											IP WLS BF H R ER SO BB IBB HBP BLK WP HR S P ERA WHIP								
45 Kelvin Escobar, R ERA: 3.1	(1, 1) 7.1 W 30 6 3 3 5 2 0 0 0 0 0 1 65 103 3.68 1.091																			
62 Scot Shields, R ERA: 1.53	(8, 1) 0.2 H 4 1 0 0 1 1 0 0 0 0 0 0 11 22 0.00 3.000																			
Francisco Rodriguez, R ERA: 1.95	(9, 1) 1.0 S 4 0 0 0 1 1 0 0 0 0 0 0 0 14 24 0.00 1.000																			

AB	34
R	3
H	7
RBI	3
BB	4
SO	7
LOB	18



Batter	1	2	3	4	5	6	7	8	9	AB R H RBI BB SO LOB	BOTTOM									
Darin Erstad, L OBP: 0.306, SLG: 0.389	1-2 27 CS 9 BB 1B		3-2 F7				1-2 9 FC1-4 1B		4-2 9 FC1-6-4 BB	3 0 2 0 1 0 0	<b>Detroit Tigers @ Los Angeles Angels</b> Angel Stadium of Anaheim, Anaheim, CA Fri May 06 2005, 7:05 PM PDT Att: 44,022 - Partly Cloudy - 66 F									
9 Chone Figgins, S OBP: 0.350, SLG: 0.448	4-1 16 1B BB		3-3 K			0-0 FC1-4 27 BB		2-2 FC1-6-4 27 FC5-4		3 1 0 0 1 1 2										
27 Vladimir Guerrero, R OBP: 0.380, SLG: 0.604	2-2 F8			0-0 L4		4-2 BB		0-0 FC5-4		3 0 0 0 1 0 3										
16 Garret Anderson, L OBP: 0.331, SLG: 0.448	2-2 2H 1B			0-1 20 1B 3B		0-0 G3		1-1 G5-3		4 1 2 1 0 0 2										
20 Juan Rivera, R OBP: 0.295, SLG: 0.293	1-2 F7			1-1 3B 1B				1-0 G6-3		3 2 1 0 1 0 1										
Orlando Cabrera, R OBP: 0.322, SLG: 0.421		1-3 K		0-2 F7			4-2 P3		3-2 F7	4 0 0 0 0 1 3										
Steve Finley, L OBP: 0.265, SLG: 0.436		2-2 G4-3		1-1 1H 2H 3B			0-1 CS 2B			3 0 2 3 0 0 0										
José Molina, R OBP: 0.255, SLG: 0.222		3-3 K		2-2 L6			3-2 P3			3 0 0 0 0 1 2										
Adam Kennedy, L OBP: 0.133, SLG: 0.133			1-0 F8			2-2 G6-3		1-3 K		3 0 0 0 0 1 0										
<b>Inning Stats</b>	R: 1 E: 0 K: 0 S: 14	H: 2 LOB: 1 BB: 1 P: 24	R: 0 E: 0 K: 2 S: 14	H: 0 LOB: 0 BB: 0 P: 20	R: 0 E: 0 K: 1 S: 9	H: 0 LOB: 0 BB: 0 P: 16	R: 2 E: 0 K: 0 S: 19	H: 3 LOB: 1 BB: 0 P: 23	R: 0 E: 0 K: 0 S: 10	H: 1 LOB: 2 BB: 1 P: 17	R: 1 E: 0 K: 0 S: 11	H: 1 LOB: 0 BB: 1 P: 21	R: 0 E: 0 K: 1 S: 12	H: 0 LOB: 1 BB: 1 P: 19	R: 0 E: 0 K: 0 S: 7	H: 0 LOB: 0 BB: 0 P: 12	1B: 5 2B: 1 3B: 1 HR: 0	SF: 0 SAC: 0 DP: 0 HBP: 0	WP: 0 PB: 0 SB: 0 CS: 3	PA: 33
<b>PITCHER</b>	IP WLS BF H R ER SO BB IBB HBP BLK WP HR S P ERA WHIP											IP WLS BF H R ER SO BB IBB HBP BLK WP HR S P ERA WHIP								
Wilfredo Ledezma, L ERA: 6.59	(1, 1) 5.1 L 25 7 4 4 3 3 0 0 0 0 0 0 74 115 6.75 1.875																			
Jamie Walker, L ERA: 1.59	(6, 1) 1.1 4 0 0 0 1 1 0 0 0 0 0 0 14 24 0.00 0.750																			
Franklyn German, R ERA: 2.25	(7, 1) 1.1 4 0 0 0 0 0 0 0 0 0 0 0 8 13 0.00 0.000																			

AB	29
R	4
H	7
RBI	4
BB	4
SO	4
LOB	13





Batter	1	2	3	4	5	6	7	8	9	AB	R	H	RBI	BB	SO	LOB	TOP							
15 Brandon Inge, R OBP: 0.387, SLG: 0.454										4	0	2	0	0	2	1	Detroit Tigers @ Los Angeles Angels Angel Stadium of Anaheim, Anaheim, CA Sat May 07 2005, 7:05 PM PDT Att: 43,876 - Partly Cloudy - 63 F							
Ivan Rodriguez, R OBP: 0.313, SLG: 0.458										3	0	0	1	0	1	2								
9 Carlos Guillen, S OBP: 0.456, SLG: 0.578											4	0	1	0	0	1								
Rondell White, R OBP: 0.283, SLG: 0.440											4	0	0	0	0	1								
Dmitri Young, S OBP: 0.355, SLG: 0.531											4	0	0	0	1	0								
Craig Monroe, R OBP: 0.314, SLG: 0.422										2	0	0	0	0	0	0								
33 Marcus Thames, R OBP: 0.255, SLG: 0.413											2	0	0	0	1	0								
Carlos Pena, L OBP: 0.327, SLG: 0.337										3	1	2	0	0	1	0								
Jason Smith, L OBP: 0.182, SLG: 0.227										2	0	1	0	0	0	0								
Nook Logan, S OBP: 0.357, SLG: 0.456										3	1	2	1	0	0	2								
<b>Inning Stats</b>	R: 0 E: 0 K: 2 S: 11	H: 1 LOB: 1 BB: 0 P: 14	R: 0 E: 0 K: 1 S: 7	H: 0 LOB: 0 BB: 0 P: 10	R: 0 E: 1 K: 1 S: 8	H: 1 LOB: 1 BB: 0 P: 13	R: 0 E: 0 K: 0 S: 7	H: 0 LOB: 0 BB: 0 P: 11	R: 0 E: 0 K: 0 S: 9	H: 2 LOB: 1 BB: 0 P: 12	R: 0 E: 0 K: 0 S: 7	H: 1 LOB: 0 BB: 0 P: 9	R: 0 E: 0 K: 0 S: 5	H: 0 LOB: 0 BB: 0 P: 6	R: 2 E: 1 K: 0 S: 8	H: 3 LOB: 1 BB: 0 P: 11	R: 0 E: 0 K: 2 S: 12	H: 0 LOB: 0 BB: 0 P: 20	1B: 8 2B: 0 3B: 0 HR: 0	SF: 1 SAC: 1 DP: 1 HBP: 0	WP: 0 PB: 0 SB: 0 CS: 0	PA: 34		
<b>PITCHER</b> 40 Bartolo Colon, R ERA: 2.83	IP: 9.0 WLS: L BF: 33	H: 8 R: 2 ER: 2 SO: 6	BB: 0 IBB: 0 HBP: 0 BLK: 1	WP: 0 HR: 0 S: 74 P: 106	ERA: 2.00 WHIP: 0.889	<b>PITCHER</b>														IP: 9.0 WLS: L BF: 33	H: 8 R: 2 ER: 2 SO: 6	BB: 0 IBB: 0 HBP: 0 BLK: 1	WP: 0 HR: 0 S: 74 P: 106	ERA: 2.00 WHIP: 0.889

Batter	1	2	3	4	5	6	7	8	9	AB	R	H	RBI	BB	SO	LOB	BOTTOM							
Darin Erstad, L OBP: 0.304, SLG: 0.385										4	0	1	0	0	2	2	Detroit Tigers @ Los Angeles Angels Angel Stadium of Anaheim, Anaheim, CA Sat May 07 2005, 7:05 PM PDT Att: 43,876 - Partly Cloudy - 63 F							
9 Chone Figgins, S OBP: 0.338, SLG: 0.431											4	0	0	0	1	2								
27 Vladimir Guerrero, R OBP: 0.394, SLG: 0.596											3	0	1	0	0	1								
16 Garret Anderson, L OBP: 0.320, SLG: 0.433											4	0	0	0	0	2								
Steve Finley, L OBP: 0.265, SLG: 0.429											4	0	1	0	0	2								
Orlando Cabrera, R OBP: 0.314, SLG: 0.409											3	0	0	0	0	2								
8 Dallas McPherson, L OBP: 0.259, SLG: 0.352										3	1	1	1	0	0	0								
José Molina, R OBP: 0.245, SLG: 0.213										2	0	0	0	0	1	0								
Jeff DaVanon, S OBP: 0.286, SLG: 0.261										1	0	0	0	0	0	0								
Josh Paul, R OBP: 0.211, SLG: 0.118										0	0	0	0	0	0	0								
Adam Kennedy, L OBP: 0.167, SLG: 0.167											3	0	1	0	0	1								
<b>Inning Stats</b>	R: 0 E: 0 K: 3 S: 16	H: 0 LOB: 0 BB: 0 P: 20	R: 0 E: 0 K: 0 S: 6	H: 1 LOB: 0 BB: 0 P: 7	R: 1 E: 1 K: 0 S: 13	H: 1 LOB: 1 BB: 0 P: 18	R: 0 E: 0 K: 1 S: 9	H: 0 LOB: 0 BB: 0 P: 13	R: 0 E: 0 K: 1 S: 6	H: 0 LOB: 0 BB: 0 P: 8	R: 0 E: 0 K: 1 S: 9	H: 1 LOB: 0 BB: 0 P: 13	R: 0 E: 0 K: 1 S: 7	H: 0 LOB: 1 BB: 0 P: 12	R: 0 E: 0 K: 1 S: 11	H: 1 LOB: 1 BB: 0 P: 19	R: 0 E: 0 K: 0 S: 9	H: 1 LOB: 1 BB: 0 P: 12	1B: 4 2B: 0 3B: 0 HR: 1	SF: 0 SAC: 0 DP: 2 HBP: 1	WP: 0 PB: 0 SB: 0 CS: 0	PA: 32		
<b>PITCHER</b> 38 Jeremy Bonderman, R ERA: 3.47	IP: 8.0 WLS: W BF: 28	H: 4 R: 1 ER: 1 SO: 8	BB: 0 IBB: 0 HBP: 0 BLK: 0	WP: 0 HR: 1 S: 77 P: 110	ERA: 1.12 WHIP: 0.500	<b>PITCHER</b>														IP: 1.0 WLS: S BF: 4	H: 1 R: 0 ER: 0 SO: 0	BB: 0 IBB: 0 HBP: 0 BLK: 0	WP: 0 HR: 0 S: 9 P: 12	ERA: 0.00 WHIP: 1.000



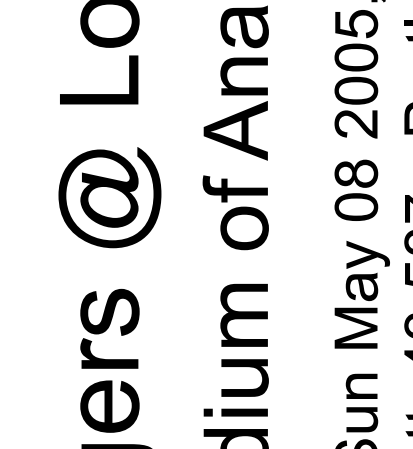
Batter	1	2	3	4	5	6	7	8	9	AB	R	H	RBI	BB	SO	LOB	TOP										
15 Brandon Inge, R OBP: 0.395, SLG: 0.482	0-1 HR		2-2 1B			3-2 F8		1-0 G6-3		4	2	2	2	1	0	0	<b>Detroit Tigers @ Los Angeles Angels</b> Angel Stadium of Anaheim, Anaheim, CA Sun May 08 2005, 1:05 PM PDT Att: 43,587 - Partly Cloudy - 70 F										
Ivan Rodriguez, R OBP: 0.310, SLG: 0.468	3-1 G6-3		2-2 3B			1-3 K		2-3 K		4	1	1	3	0	2	3											
13 Vance Wilson, R OBP: 0.286, SLG: 0.167			1-2 K							1	0	0	0	0	1	0											
9 Carlos Guillen, S OBP: 0.449, SLG: 0.566	2-2 CS		3-2 G6-3	0-3 K					1-0 L4-6	4	0	1	0	0	2	1											
Jason Smith, L OBP: 0.217, SLG: 0.261			1-2 1B						0-0 1B	1	0	1	0	0	0	0											
Rondell White, R OBP: 0.291, SLG: 0.442	3-2 G5-3		3-1 2B	3-2 G5-3					0-0 P4	4	2	2	1	0	0	1											
33 Marcus Thames, R OBP: 0.250, SLG: 0.494			1-2 E						1-2 1B	1	0	0	0	0	0	1											
Dmitri Young, S OBP: 0.366, SLG: 0.544		0-1 F8	1-2 E7	0-2 P6					0-0 1B	5	1	3	0	0	0	0											
Craig Monroe, R OBP: 0.308, SLG: 0.404		0-0 G5-3	4-2 BB						2-1 L4-6	4	2	0	0	1	0	3											
Ramon Martinez, R OBP: 0.294, SLG: 0.353	0-1 G4-3		0-2 G1-3						2-2 2B	4	0	1	1	0	0	2											
20 Omar Infante, R OBP: 0.276, SLG: 0.361			1-2 2-3							3	1	1	0	1	0	1											
Nook Logan, S OBP: 0.365, SLG: 0.451			1-2 BB						0-0 P6	3	1	1	1	1	0	0											
<b>Inning Stats</b>	R: 1 E: 0 K: 0 S: 13	H: 2 LOB: 0 BB: 0 P: 21	R: 0 E: 0 K: 0 S: 5	H: 0 LOB: 0 BB: 0 P: 5	R: 7 E: 1 K: 1 S: 27	H: 6 LOB: 3 BB: 4 P: 55	R: 0 E: 0 K: 1 S: 9	H: 0 LOB: 0 BB: 0 P: 12	R: 0 E: 0 K: 0 S: 5	H: 0 LOB: 0 BB: 0 P: 6	R: 0 E: 0 K: 1 S: 7	H: 0 LOB: 0 BB: 0 P: 11	R: 2 E: 1 K: 1 S: 21	H: 3 LOB: 1 BB: 0 P: 31	R: 0 E: 0 K: 1 S: 6	H: 0 LOB: 0 BB: 0 P: 10	R: 0 E: 0 K: 0 S: 5	H: 2 LOB: 1 BB: 0 P: 8	1B: 9 2B: 3 3B: 1 HR: 1	SF: 0 SAC: 0 DP: 1 HBP: 0	WP: 0 PB: 0 SB: 0 CS: 1	PA: 42					
<b>PITCHER</b>	IP	WLS	BF	H	R	ER	SO	BB	IBB	HBP	BLK	WP	HR	S	P	ERA	WHIP										
Jarrod Washburn, L ERA: 4.07	2.1	L	14	8	7	7	0	0	0	0	0	0	1	33	53	27.00	3.429										
Kevin Gregg, R ERA: 6.27	4.1		20	3	3	2	4	4	0	0	0	0	0	51	83	4.15	1.615										
Esteban Yan, R ERA: 3.07	1.1		4	0	0	0	1	0	0	0	0	0	0	9	15	0.00	0.000										
Jake Woods, L ERA: 1.74	1.0		4	2	0	0	0	0	0	0	0	0	0	5	8	0.00	2.000										

Batter	1	2	3	4	5	6	7	8	9	AB	R	H	RBI	BB	SO	LOB	BOTTOM										
Darin Erstad, L OBP: 0.298, SLG: 0.376	2-2 G4-3		2-1 G4-3			1-2 G3-1		0-1 L4		3	0	0	0	0	0	0	<b>Detroit Tigers @ Los Angeles Angels</b> Angel Stadium of Anaheim, Anaheim, CA Sun May 08 2005, 1:05 PM PDT Att: 43,587 - Partly Cloudy - 70 F										
8 Dallas McPherson, L OBP: 0.254, SLG: 0.345										1	0	0	0	0	0	1											
9 Chone Figgins, S OBP: 0.338, SLG: 0.420	3-2 F9			4-1 27 G5-4-3 BB		1-0 F8			2-1 F8	3	0	0	0	1	0	0											
27 Vladimir Guerrero, R OBP: 0.380, SLG: 0.595	1-0 1B		2-2 G5-4-3	2-3 K		0-0 P6			0-0 G4-3	4	0	1	0	0	0	1											
16 Garret Anderson, L OBP: 0.320, SLG: 0.426	3-0 G3					4-2 BB			3-1 G6-3	2	0	0	0	1	1	1											
David Matranga, R										1	0	0	0	0	0	0											
20 Juan Rivera, R OBP: 0.277, SLG: 0.273		0-1 F7				1-0 G5-3			2-2 F9	3	0	0	0	0	0	1											
Orlando Cabrera, R OBP: 0.306, SLG: 0.398		1-0 G6-3				2-1 G5-3			2-2 P4	3	0	0	0	0	0	1											
Josh Paul, R OBP: 0.211, SLG: 0.118										0	0	0	0	0	0	0											
Steve Finley, L OBP: 0.261, SLG: 0.421		0-2 G4-3				3-3 K			1-1 F8	2	0	0	0	0	1	0											
Jeff DaVanon, S OBP: 0.282, SLG: 0.257										1	0	0	0	0	0	0											
39 Robb Quinlan, R OBP: 0.182, SLG: 0.344			1-2 P4			0-0 HR			1-1 P3	3	1	1	1	0	0	0											
José Molina, R OBP: 0.250, SLG: 0.220			0-0 L4			0-0 G5-3			0-0 1B	3	0	1	0	0	0	0											
<b>Inning Stats</b>	R: 0 E: 0 K: 0 S: 8	H: 1 LOB: 1 BB: 0 P: 17	R: 0 E: 0 K: 0 S: 6	H: 0 LOB: 0 BB: 0 P: 7	R: 0 E: 0 K: 1 S: 7	H: 0 LOB: 0 BB: 1 P: 15	R: 0 E: 0 K: 1 S: 6	H: 0 LOB: 0 BB: 0 P: 12	R: 1 E: 0 K: 0 S: 7	H: 1 LOB: 0 BB: 0 P: 9	R: 0 E: 0 K: 0 S: 12	H: 0 LOB: 1 BB: 1 P: 20	R: 0 E: 0 K: 0 S: 7	H: 1 LOB: 1 BB: 0 P: 9	R: 0 E: 0 K: 0 S: 5	H: 0 LOB: 0 BB: 0 P: 10	R: 0 E: 0 K: 0 S: 5	H: 0 LOB: 0 BB: 0 P: 10	1B: 2 2B: 0 3B: 0 HR: 1	SF: 0 SAC: 0 DP: 1 HBP: 0	WP: 0 PB: 0 SB: 0 CS: 0	PA: 31					
<b>PITCHER</b>	IP	WLS	BF	H	R	ER	SO	BB	IBB	HBP	BLK	WP	HR	S	P	ERA	WHIP										
Mike Maroth, L ERA: 3.83	8.0	W	28	3	1	1	2	2	0	0	0	0	0	59	98	1.12	0.625										
Matt Ginter, R ERA: 3.95	1.0		3	0	0	0	0	0	0	0	0	0	0	5	10	0.00	0.000										

AB	38
R	10
H	13
RBI	8
BB	4
SO	5
LOB	12



AB	29
R	1
H	3
RBI	1
BB	2
SO	2
LOB	5






Batter	1	2	3	4	5	6	7	8	9	AB	R	H	RBI	BB	SO	LOB	TOP								
<b>Nook Logan, S</b> OBP: 0.385, SLG: 0.493 (1, 8)										4	0	3	0	0	0	0									
<b>15 Brandon Inge, R</b> OBP: 0.398, SLG: 0.491 (1, 5)										4	0	2	0	0	0	2									
<b>Ivan Rodriguez, R</b> OBP: 0.300, SLG: 0.452 (1, 2)										4	0	0	0	0	2	3									
<b>Rondell White, R</b> OBP: 0.298, SLG: 0.439 (1, 7)										3	0	1	0	1	1	1									
<b>Dmitri Young, S</b> OBP: 0.362, SLG: 0.528 (1, 10)										3	1	0	0	1	1	3									
<b>Craig Monroe, R</b> OBP: 0.306, SLG: 0.418 (1, 9)										4	1	1	1	0	0	3									
<b>Carlos Pena, L</b> OBP: 0.324, SLG: 0.333 (1, 3)										4	0	1	1	0	0	1									
<b>Ramon Martinez, R</b> OBP: 0.238, SLG: 0.286 (1, 6)										4	0	0	0	0	0	1									
<b>Jason Smith, L</b> OBP: 0.192, SLG: 0.231 (1, 4)										3	0	0	0	0	2	0									
<b>Inning Stats</b>	R: 0 E: 0 K: 1 S: 11	H: 1 LOB: 1 BB: 0 P: 15	R: 0 E: 0 K: 1 S: 7	H: 0 LOB: 0 BB: 0 P: 11	R: 0 E: 0 K: 1 S: 7	H: 0 LOB: 0 BB: 0 P: 9	R: 0 E: 0 K: 0 S: 10	H: 1 LOB: 2 BB: 1 P: 17	R: 0 E: 0 K: 0 S: 7	H: 0 LOB: 0 BB: 0 P: 9	R: 0 E: 0 K: 1 S: 9	H: 2 LOB: 1 BB: 0 P: 13	R: 0 E: 0 K: 0 S: 6	H: 1 LOB: 1 BB: 0 P: 9	R: 0 E: 0 K: 1 S: 10	H: 1 LOB: 1 BB: 0 P: 13	R: 2 E: 0 K: 1 S: 14	H: 2 LOB: 1 BB: 1 P: 26	1B: 5 2B: 2 3B: 2 HR: 0	SF: 0 SAC: 0 DP: 1 HBP: 0	WP: 0 PB: 0 SB: 0 CS: 2	PA: 35			
<b>PITCHER</b>	IP	WLS	BF	H	R	ER	SO	BB	IBB	HBP	BLK	WP	HR	S	P	ERA	WHIP								
<b>Chris Young, R</b> ERA: 3.12 (1, 1)	8.0		29	6	0	0	5	1	0	0	0	0	0	67	96	0.00	0.875								
<b>Francisco Cordero, R</b> ERA: 5.27 (9, 1)	1.0	L	6	2	2	2	1	1	0	0	0	0	0	14	26	18.00	3.000								

**Detroit Tigers @ Texas Rangers**  
Ameriquet Field, Arlington, TX  
Mon May 09 2005, 8:05 PM EDT  
Att: 24,122 - Clear - 77 F


AB 33  
R 2  
H 8  
RBI 2  
BB 2  
SO 6  
LOB 14



Batter	1	2	3	4	5	6	7	8	9	AB	R	H	RBI	BB	SO	LOB	BOTTOM								
<b>Gary Matthews, S</b> OBP: 0.276, SLG: 0.317 (1, 8)										4	0	1	0	0	1	4									
<b>10 Michael Young, R</b> OBP: 0.305, SLG: 0.393 (1, 6)										4	0	0	0	0	0	4									
<b>23 Mark Teixeira, S</b> OBP: 0.327, SLG: 0.489 (1, 3)										3	0	0	0	1	0	3									
<b>9 Hank Blalock, L</b> OBP: 0.351, SLG: 0.455 (1, 5)										4	0	2	0	0	1	2									
<b>Alfonso Soriano, R</b> OBP: 0.317, SLG: 0.591 (1, 4)										4	0	0	0	0	1	3									
<b>Kevin Mench, R</b> OBP: 0.371, SLG: 0.494 (1, 7)										3	0	1	0	1	0	0									
<b>Richard Hidalgo, R</b> OBP: 0.234, SLG: 0.306 (1, 9)										4	0	0	0	0	1	3									
<b>Chad Allen, R</b> OBP: 0.324, SLG: 0.286 (1, 10)										3	0	1	0	0	0	0									
<b>David DeLucci, L</b> OBP: 0.491, SLG: 0.581 (9, PH)										1	0	0	0	0	1	2									
<b>Rod Barajas, R</b> OBP: 0.268, SLG: 0.378 (1, 2)										3	0	2	0	0	0	2									
<b>Laynce Nix, L</b> OBP: 0.339, SLG: 0.433 (8, PR)										0	0	0	0	0	0	0									
<b>Sandy Alomar Jr., R</b> OBP: 0.414, SLG: 0.346 (9, 2)										0	0	0	0	0	0	0									
<b>Inning Stats</b>	R: 0 E: 0 K: 1 S: 11	H: 1 LOB: 1 BB: 0 P: 17	R: 0 E: 0 K: 0 S: 7	H: 0 LOB: 0 BB: 0 P: 14	R: 0 E: 0 K: 1 S: 13	H: 1 LOB: 1 BB: 0 P: 18	R: 0 E: 0 K: 0 S: 6	H: 1 LOB: 0 BB: 0 P: 8	R: 0 E: 0 K: 0 S: 8	H: 2 LOB: 2 BB: 0 P: 11	R: 0 E: 0 K: 0 S: 7	H: 0 LOB: 1 BB: 1 P: 15	R: 0 E: 0 K: 1 S: 7	H: 0 LOB: 0 BB: 0 P: 10	R: 0 E: 0 K: 0 S: 8	H: 1 LOB: 2 BB: 0 P: 11	R: 0 E: 0 K: 2 S: 16	H: 1 LOB: 2 BB: 1 P: 24	1B: 6 2B: 2 3B: 0 HR: 0	SF: 0 SAC: 0 DP: 1 HBP: 0	WP: 0 PB: 0 SB: 0 CS: 0	PA: 35			
<b>PITCHER</b>	IP	WLS	BF	H	R	ER	SO	BB	IBB	HBP	BLK	WP	HR	S	P	ERA	WHIP								
<b>29 Nate Robertson, L</b> ERA: 3.25 (1, 1)	8.0	W	30	6	0	0	3	1	0	0	0	0	0	67	104	0.00	0.875								
<b>Jamie Walker, L</b> ERA: 1.59 (9, 1)	0.0		1	1	0	0	0	0	0	0	0	0	0	3	3	∞	∞								
<b>Ugueth Urbina, R</b> ERA: 3.86 (9, 1)	1.0	S	4	0	0	0	2	1	0	0	0	0	0	13	21	0.00	1.000								

**Detroit Tigers @ Texas Rangers**  
Ameriquet Field, Arlington, TX  
Mon May 09 2005, 8:05 PM EDT  
Att: 24,122 - Clear - 77 F

AB 33  
R 0  
H 7  
RBI 0  
BB 2  
SO 5  
LOB 23









Batter	1	2	3	4	5	6	7	8	9	AB	R	H	RBI	BB	SO	LOB	TOP			
15 Brandon Inge, R OBP: 0.399, SLG: 0.484	L8		S		F8		G5-4-3		SF9	3	0	1	1	1	0	0				
Ivan Rodriguez, R OBP: 0.277, SLG: 0.416	F9		F8		G3		G5-4-3		K	5	0	0	0	0	1	2				
9 Carlos Guillen, S OBP: 0.438, SLG: 0.543	K		P5			G4-3		BB	G4-3	5	1	1	0	0	1	1				
Dmitri Young, S OBP: 0.352, SLG: 0.513		K		F8	33 HR	P5		K		4	1	1	0	0	2	1				
Craig Monroe, R OBP: 0.319, SLG: 0.419		1B		F8		1B		1B		3	0	2	0	1	0	1				
Carlos Pena, L OBP: 0.330, SLG: 0.340		1B		G4-3		F9		1B		4	0	2	1	0	0	2				
33 Marcus Thames, R OBP: 0.250, SLG: 0.451		L7		HR			F7		K	4	1	1	2	0	1	4				
20 Omar Infante, R OBP: 0.283, SLG: 0.371		K		P4			S		P4	4	1	1	0	0	1	4				
Nook Logan, S OBP: 0.407, SLG: 0.506			G4-3			K		15 E	15 SF9	4	2	2	0	0	1	0				
<b>Inning Stats</b>	R: 0 E: 0 K: 1 S: 8	H: 0 LOB: 0 BB: 0 P: 11	R: 0 E: 0 K: 2 S: 14	H: 2 LOB: 2 BB: 0 P: 23	R: 0 E: 0 K: 0 S: 11	H: 1 LOB: 1 BB: 0 P: 13	R: 2 E: 0 K: 0 S: 16	H: 2 LOB: 0 BB: 0 P: 22	R: 0 E: 0 K: 1 S: 6	H: 1 LOB: 1 BB: 0 P: 12	R: 2 E: 0 K: 0 S: 13	H: 2 LOB: 0 BB: 1 P: 21	R: 1 E: 0 K: 2 S: 12	H: 2 LOB: 2 BB: 1 P: 25	R: 1 E: 0 K: 1 S: 11	H: 1 LOB: 0 BB: 0 P: 17	1B: 9 2B: 1 3B: 0 HR: 1	SF: 1 SAC: 0 DP: 1 HBP: 0	WP: 3 PB: 0 SB: 3 CS: 0	PA: 39
<b>PITCHER</b>	IP	WLS	BF	H	R	ER	SO	BB	IBB	HBP	BLK	WP	HR	S	P	ERA	WHIP			
Pedro Astacio, R ERA: 5.82	6.0	B	24	6	2	2	4	0	0	0	0	0	1	63	89	3.00	1.000			
43 Kameron Loe, R ERA: 3.0	1.0	5	2	2	1	0	1	0	0	0	0	1	0	13	21	9.00	3.000			
32 Ron Mahay, L ERA: 3.86	0.1	L	4	2	1	1	0	1	0	0	0	0	0	8	18	27.00	9.000			
Doug Brocail, R ERA: 4.96	1.2	6	1	1	1	2	0	0	0	0	0	1	0	15	24	5.40	0.600			

Detroit Tigers @ Texas Rangers  
Ameriquet Field, Arlington, TX  
Wed May 11 2005, 2:05 PM EDT  
Att: 28,689 - Sunny - 83 F

AB 36  
R 6  
H 11  
RBI 4  
BB 2  
SO 7  
LOB 15



Batter	1	2	3	4	5	6	7	8	9	AB	R	H	RBI	BB	SO	LOB	BOTTOM			
Gary Matthews, S OBP: 0.274, SLG: 0.349	P2		G4-3	L8		FC4-6			K	5	0	0	0	0	1	3				
10 Michael Young, R OBP: 0.300, SLG: 0.378	K		K		G6-3		F7		L7	4	0	0	0	1	2	0				
23 Mark Teixeira, S OBP: 0.323, SLG: 0.476	F9			E1	F8		F7			4	1	0	0	0	0	1				
9 Hank Blalock, L OBP: 0.353, SLG: 0.479		1B		L9	G6-3		K			4	0	1	0	0	1	2				
Alfonso Soriano, R OBP: 0.314, SLG: 0.576		K		BB	F8		P3			3	1	0	0	1	1	2				
Kevin Mench, R OBP: 0.385, SLG: 0.500		1B		F7		1B		K		4	1	2	0	0	1	2				
Richard Hidalgo, R OBP: 0.243, SLG: 0.307		F7		BB	HBP		L8			3	1	1	1	0	0	2				
Mark DeRosa, R OBP: 0.308, SLG: 0.400		K			1B					2	0	0	1	1	1	3				
David Dellucci, L OBP: 0.477, SLG: 0.595					1B		G6-4-3		HR	1	1	1	1	0	0	0				
Sandy Alomar Jr., R OBP: 0.424, SLG: 0.387			P3			FC4-6		F7		4	0	2	2	0	0	0				
<b>Inning Stats</b>	R: 0 E: 0 K: 1 S: 9	H: 0 LOB: 0 BB: 0 P: 17	R: 0 E: 0 K: 2 S: 16	H: 2 LOB: 2 BB: 0 P: 26	R: 0 E: 0 K: 1 S: 8	H: 0 LOB: 0 BB: 0 P: 10	R: 3 E: 0 K: 0 S: 11	H: 1 LOB: 2 BB: 2 P: 24	R: 0 E: 0 K: 0 S: 12	H: 3 LOB: 1 BB: 1 P: 23	R: 1 E: 0 K: 1 S: 9	H: 3 LOB: 1 BB: 0 P: 15	R: 0 E: 0 K: 1 S: 10	H: 0 LOB: 0 BB: 0 P: 13	R: 1 E: 0 K: 1 S: 12	H: 1 LOB: 0 BB: 0 P: 19	1B: 5 2B: 0 3B: 1 HR: 1	SF: 0 SAC: 0 DP: 1 HBP: 1	WP: 0 PB: 0 SB: 0 CS: 0	PA: 38
<b>PITCHER</b>	IP	WLS	BF	H	R	ER	SO	BB	IBB	HBP	BLK	WP	HR	S	P	ERA	WHIP			
Wilfredo Ledezma, L ERA: 5.57	5.0	3	3	3	0	4	3	0	0	0	0	0	0	10	16	6.75	2.250			
Franklyn German, R ERA: 2.7	1.1	6	3	1	1	0	0	0	0	0	0	0	0	5	6	0.00	0.000			
Jamie Walker, L ERA: 1.5	0.2	W	2	0	0	0	1	0	0	0	0	0	0	10	13	0.00	0.000			
Kyle Farnsworth, R ERA: 4.11	1.0	H	3	0	0	0	1	0	0	0	0	0	0	10	13	0.00	0.000			
Ugueth Urbina, R ERA: 4.15	1.0	S	4	1	1	1	1	0	0	0	0	0	1	12	19	9.00	1.000			

Detroit Tigers @ Texas Rangers  
Ameriquet Field, Arlington, TX  
Wed May 11 2005, 2:05 PM EDT  
Att: 28,689 - Sunny - 83 F

AB 34  
R 5  
H 7  
RBI 5  
BB 3  
SO 7  
LOB 15









Batter	1	2	3	4	5	6	7	8	9	AB	R	H	RBI	BB	SO	LOB	TOP										
9 Chone Figgins, S OBP: 0.312, SLG: 0.378	1-1 P4		0-0 F9		1-1 F8		1-2 F7			4	0	0	0	0	0	3	<b>Los Angeles Angels @ Detroit Tigers</b> Comerica Park, Detroit, MI Sat May 14 2005, 1:10 PM EDT Att: 33,380 - Cloudy - 62 F										
Darin Erstad, L OBP: 0.278, SLG: 0.367	0-1 G4-3		2-2 G1-3			2-2 G6-3 3B		0-2 G5-3		4	1	1	0	0	2												
Orlando Cabrera, R OBP: 0.301, SLG: 0.369	2-1 G6-3			1-1 20 1B		1-1 G6-3		0-2 P4		4	0	1	1	0	0												
16 Garret Anderson, L (1, 10) OBP: 0.257, SLG: 0.436		2-1 P2		1-3 K		2-2 20 FC6-4 1B		0-0 G5-3		4	0	1	0	0	1												
20 Juan Rivera, R OBP: 0.273, SLG: 0.269 Adam Kennedy, L (9, PH) OBP: 0.219, SLG: 0.219	0-1 P3		0-0 1B		2-2 FC6-4 39 CS		1-2 F9		1-2 F9	3	0	1	0	0	0	1											
39 Robb Quinlan, R OBP: 0.190, SLG: 0.341 Steve Finley, L (9, PH) OBP: 0.276, SLG: 0.417	2-3 K		1-3 1B		1-0 CS		3-2 1B		0-3 K	3	1	1	0	0	2	2											
8 Dallas McPherson, L (1, 5)			0-0 SH1-4 HBP		3-3 K		0-3 K		2-3 K	4	0	1	0	0	3	3											
José Molina, R OBP: 0.273, SLG: 0.305 Jeff DaVanon, S (7, PR) OBP: 0.294, SLG: 0.286		1-0 SH1-4 HBP		1-3 K		1-1 K		1-1 K		2	0	1	1	0	1	0											
Chris Prieto, L (1, 8) 27 Vladimir Guerrero, R (7, PH) Josh Paul, R (7, 2) OBP: 0.238, SLG: 0.316	1-0 SH1-4		1-2 SH1-4 HBP		1-2 F8		1-2 F9		0-1 F9	1	0	0	0	0	0	0											
<b>Inning Stats</b>	R: 0 E: 0 K: 0 S: 6	H: 0 LOB: 0 BB: 0 P: 9	R: 0 E: 0 K: 1 S: 7	H: 0 LOB: 0 BB: 0 P: 11	R: 0 E: 0 K: 0 S: 7	H: 1 LOB: 2 BB: 0 P: 11	R: 0 E: 0 K: 3 S: 12	H: 2 LOB: 2 BB: 0 P: 18	R: 0 E: 0 K: 1 S: 9	H: 0 LOB: 0 BB: 0 P: 12	R: 1 E: 0 K: 0 S: 15	H: 2 LOB: 1 BB: 0 P: 23	R: 1 E: 0 K: 1 S: 15	H: 2 LOB: 1 BB: 0 P: 20	R: 0 E: 0 K: 0 S: 8	H: 0 LOB: 0 BB: 0 P: 8		R: 0 E: 0 K: 2 S: 9	H: 0 LOB: 0 BB: 0 P: 12	1B: 5 2B: 1 3B: 1 HR: 0	SF: 0 SAC: 1 DP: 0 HBP: 1	WP: 0 PB: 0 SB: 0 CS: 1	PA: 35				
<b>PITCHER</b>	IP	WLS	BF	H	R	ER	SO	BB	IBB	HBP	BLK	WP	HR	S	P	ERA	WHIP										
Mike Maroth, L (1, 1) ERA: 3.7	6.1	W	26	7	2	2	6	0	0	1	0	0	0	65	97	2.84	1.105										
Franklyn German, R (7, 1) ERA: 2.51	0.2	H	2	0	0	0	0	0	0	0	0	0	0	6	7	0.00	0.000										
Jamie Walker, L (8, 1) ERA: 2.08	0.1	H	1	0	0	0	0	0	0	0	0	0	0	3	3	0.00	0.000										
Kyle Farnsworth, R (8, 1) ERA: 3.94	0.2	H	2	0	0	0	0	0	0	0	0	0	0	5	5	0.00	0.000										
Ugueth Urbina, R (9, 1) ERA: 3.93	1.0	S	3	0	0	0	2	0	0	0	0	0	0	9	12	0.00	0.000										

Batter	1	2	3	4	5	6	7	8	9	AB	R	H	RBI	BB	SO	LOB	BOTTOM										
Nook Logan, S (1, 8) OBP: 0.387, SLG: 0.478	1-0 15 CS		0-1 G4-3		1-1 F8		2-2 F8			4	0	1	0	0	0	1	<b>Los Angeles Angels @ Detroit Tigers</b> Comerica Park, Detroit, MI Sat May 14 2005, 1:10 PM EDT Att: 33,380 - Cloudy - 62 F										
15 Brandon Inge, R (1, 5) OBP: 0.408, SLG: 0.504	4-2 9 G3-6 BB		1-2 K		2-1 HR		2-2 9 1B			3	1	2	2	1	1	0											
9 Carlos Guillen, S (1, 10) OBP: 0.438, SLG: 0.536	0-1 G3-6			1-2 1B		1-2 1B		1-0 1B		4	0	3	0	0	0	1											
Dmitri Young, S (1, 3) OBP: 0.353, SLG: 0.496 Carlos Pena, L (9, 3) OBP: 0.328, SLG: 0.330		1-1 G3		0-0 B1		0-1 L5		1-3 K		4	0	0	0	0	1	4											
Craig Monroe, R (1, 9) OBP: 0.346, SLG: 0.459		2-0 HR		4-1 BB		1-2 1B		4-1 33 WP BB		2	1	2	1	2	0	0											
33 Marcus Thames, R (1, 7) OBP: 0.233, SLG: 0.418		3-2 P6		2-2 P6		0-0 F8		2-3 K		4	0	0	0	0	1	4											
Ramon Martinez, R (1, 6) OBP: 0.241, SLG: 0.250		1-0 1B		1-1 F8		0-3 K		3-1 P4		4	0	1	0	0	1	4											
13 Vance Wilson, R (1, 2) OBP: 0.280, SLG: 0.143		1-0 P4			4-2 15 HR		0-0 F7		1-1 G5-3	3	1	0	0	1	0	3											
20 Omar Infante, R (1, 4) OBP: 0.275, SLG: 0.357			0-1 F9		0-1 P3		0-0 F9			3	0	0	0	0	0	1											
<b>Inning Stats</b>	R: 0 E: 0 K: 0 S: 9	H: 1 LOB: 0 BB: 1 P: 14	R: 1 E: 0 K: 0 S: 11	H: 2 LOB: 1 BB: 0 P: 19	R: 0 E: 0 K: 1 S: 7	H: 0 LOB: 0 BB: 0 P: 8	R: 0 E: 0 K: 0 S: 11	H: 1 LOB: 2 BB: 1 P: 19	R: 2 E: 0 K: 0 S: 15	H: 2 LOB: 1 BB: 1 P: 23	R: 0 E: 0 K: 1 S: 9	H: 1 LOB: 1 BB: 0 P: 10	R: 0 E: 0 K: 1 S: 13	H: 2 LOB: 2 BB: 0 P: 19	R: 0 E: 0 K: 1 S: 8	H: 0 LOB: 1 BB: 1 P: 18		1B: 7 2B: 0 3B: 0 HR: 2	SF: 0 SAC: 0 DP: 1 HBP: 0	WP: 1 PB: 0 SB: 0 CS: 1	PA: 35						
<b>PITCHER</b>	IP	WLS	BF	H	R	ER	SO	BB	IBB	HBP	BLK	WP	HR	S	P	ERA	WHIP										
Jarrod Washburn, L (1, 1) ERA: 4.04	7.0	L	31	9	3	3	3	3	0	0	0	1	0	75	112	3.86	1.714										
Esteban Yan, R (8, 1) ERA: 4.08	1.0		4	0	0	0	1	1	0	0	0	1	0	8	18	0.00	1.000										

AB 32  
R 2  
H 7  
RBI 2  
BB 0  
SO 8  
LOB 13



AB 31  
R 3  
H 9  
RBI 3  
BB 4  
SO 4  
LOB 18













Batter	1	2	3	4	5	6	7	8	9	AB	R	H	RBI	BB	SO	LOB	TOP									
13 Carl Crawford, L OBP: 0.301, SLG: 0.387	1-3 K		1-3 K		4-0 FC6-4 BB		1-1 F8			3	0	0	0	1	2	0	<p><b>Tampa Bay Devil Rays @ Detroit Tigers</b> Comerica Park, Detroit, MI Wed May 18 2005, 7:05 PM EDT Att: 17,414 - Cloudy - 67 F</p>									
Julio Lugo, R OBP: 0.302, SLG: 0.348	1-1 HR		1-2 F9		0-2 F9		1-1 G3			4	1	1	1	0	0	1										
Eduardo Perez, R OBP: 0.314, SLG: 0.500 Alex Sanchez, L OBP: 0.388, SLG: 0.489	3-1 1B		2-1 F8		1-0 FC6-4		1-0 1B			3	0	1	0	0	0	1										
Josh Phelps, R OBP: 0.320, SLG: 0.382	2-2 K			1-1 BB HR 1B	0-0 P4		0-3 K			4	1	1	0	0	2	3										
Aubrey Huff, L OBP: 0.337, SLG: 0.342	2-3 K			2-2 K	4-0 BB G5-4-3		1-1 G6-3			3	0	0	0	1	2	3										
3 Jorge Cantu, R OBP: 0.289, SLG: 0.423		2-3 K		1-2 F9	2-1 G5-4-3		3-2 F8			4	0	0	0	0	1	2										
Alex Gonzalez, R OBP: 0.304, SLG: 0.376		0-0 F7		4-2 HR BB	0-3 K		2-3 K			3	1	0	0	1	2	0										
Toby Hall, R OBP: 0.342, SLG: 0.435		2-2 1B		3-2 HR	2-2 F9		2-1 F9			4	1	2	3	0	0	0										
Damon Hollins, R OBP: 0.352, SLG: 0.429		2-3 K		1-2 F7	1-2 G6-3					3	0	0	0	0	1	1										
<b>Inning Stats</b>	R: 1 E: 0 K: 3 S: 15	H: 2 LOB: 1 BB: 0 P: 24	R: 0 E: 0 K: 2 S: 11	H: 1 LOB: 1 BB: 0 P: 17	R: 0 E: 0 K: 1 S: 9	H: 0 LOB: 0 BB: 0 P: 13	R: 3 E: 0 K: 1 S: 24	H: 2 LOB: 0 BB: 1 P: 36	R: 0 E: 0 K: 0 S: 5	H: 0 LOB: 1 BB: 1 P: 10	R: 0 E: 0 K: 1 S: 5	H: 0 LOB: 0 BB: 1 P: 11	R: 0 E: 0 K: 0 S: 9	H: 0 LOB: 0 BB: 0 P: 13	R: 0 E: 0 K: 1 S: 8	H: 1 LOB: 1 BB: 0 P: 11		R: 0 E: 0 K: 1 S: 13	H: 0 LOB: 0 BB: 0 P: 20	1B: 4 2B: 0 3B: 0 HR: 2	SF: 0 SAC: 0 DP: 1 HBP: 0	WP: 0 PB: 0 SB: 0 CS: 0	PA: 35			
<b>PITCHER</b>	IP	WLS	BF	H	R	ER	SO	BB	IBB	HBP	BLK	WP	HR	S	P	ERA	WHIP									
Wilfredo Ledezma, L ERA: 5.79	(1, 1)	5.0	W	22	5	4	4	7	2	0	0	0	0	2	64	100	7.20	1.400								
Chris Spurling, R ERA:	(6, 1)	2.0	H	6	0	0	0	1	0	0	0	0	0	14	24	0.00	0.500									
Kyle Farnsworth, R ERA: 3.5	(8, 1)	1.0	H	4	1	0	0	1	0	0	0	0	0	8	11	0.00	1.000									
Ugueth Urbina, R ERA: 3.54	(9, 1)	1.0	S	3	0	0	0	1	0	0	0	0	0	13	20	0.00	0.000									

Batter	1	2	3	4	5	6	7	8	9	AB	R	H	RBI	BB	SO	LOB	BOTTOM								
Nook Logan, S OBP: 0.361, SLG: 0.433	0-1 15 E 15 G6-3 1B		0-2 F7		1-0 F7		4-2 S BB		2-2 F8	4	1	1	0	1	0	1	<p><b>Tampa Bay Devil Rays @ Detroit Tigers</b> Comerica Park, Detroit, MI Wed May 18 2005, 7:05 PM EDT Att: 17,414 - Cloudy - 67 F</p>								
15 Brandon Inge, R OBP: 0.423, SLG: 0.510	1-2 G6-3		1-2 G5-3		2-2 FC6-4 1B		2-3 K		1-2 K	5	0	1	1	0	2	1									
Ivan Rodriguez, R OBP: 0.279, SLG: 0.404	1-1 P3		0-1 E1 2B		2-2 FC6-4		1-1 P4		1-1 L5	5	1	0	0	0	0	2									
Rondell White, R OBP: 0.314, SLG: 0.465	0-3 K		0-2 E 1B 2B		1-2 L8		2-2 HBP			3	1	1	1	0	1	1									
Dmitri Young, S OBP: 0.352, SLG: 0.500		2-0 HR	2-2 E4 20 1B		2-1 G6-3		3-2 F7			4	2	1	1	0	0	3									
Craig Monroe, R OBP: 0.371, SLG: 0.467		0-0 20 2B G4-3 1B	0-0 20 1B		3-3 K		3-2 1B			4	1	3	1	0	1	0									
Carlos Pena, L OBP: 0.338, SLG: 0.324		0-1 G4-3	1-2 K		2-0 20 BB 1B		0-0 F7			4	0	1	0	0	1	4									
20 Omar Infante, R OBP: 0.288, SLG: 0.398		0-1 1B	0-0 2H 2B		4-0 1B		1-3 K			3	0	2	2	1	1	1									
Jason Smith, L OBP: 0.219, SLG: 0.250		2-2 1B	0-3 K		2-0 F7		0-0 F7			4	0	1	0	0	1	5									
<b>Inning Stats</b>	R: 1 E: 1 K: 1 S: 12	H: 1 LOB: 0 BB: 0 P: 14	R: 2 E: 0 K: 0 S: 13	H: 4 LOB: 1 BB: 0 P: 17	R: 3 E: 2 K: 2 S: 21	H: 3 LOB: 2 BB: 0 P: 26	R: 0 E: 0 K: 0 S: 14	H: 1 LOB: 1 BB: 0 P: 20	R: 0 E: 0 K: 1 S: 8	H: 0 LOB: 2 BB: 1 P: 27	R: 0 E: 0 K: 1 S: 10	H: 1 LOB: 1 BB: 0 P: 14	R: 0 E: 0 K: 1 S: 8	H: 0 LOB: 0 BB: 0 P: 12	1B: 8 2B: 2 3B: 0 HR: 1	SF: 0 SAC: 0 DP: 0 HBP: 1		WP: 0 PB: 0 SB: 1 CS: 0	PA: 39						
<b>PITCHER</b>	IP	WLS	BF	H	R	ER	SO	BB	IBB	HBP	BLK	WP	HR	S	P	ERA	WHIP								
Doug Waechter, R ERA: 5.8	(1, 1)	2.1	L	15	7	6	2	1	0	0	0	0	0	37	64	0.00	1.667								
52 Jon Switzer, L ERA:	(3, 1)	3.0		14	3	0	0	4	2	0	0	0	0	26	40	0.00	0.375								
Jesus Colome, R ERA: 5.79	(6, 1)	2.2		10	1	0	0	2	0	0	1	0	0	26	40	0.00	0.375								

AB 32  
R 4  
H 6  
RBI 4  
BB 3  
SO 10  
LOB 11









Batter	1	2	3	4	5	6	7	8	9	AB	R	H	RBI	BB	SO	LOB	TOP										
<b>Craig Counsell, L</b> OBP: 0.431, SLG: 0.441 (1, 4)	F9	2B		2B		2B		SF9		5	0	4	2	0	0	0	<b>Arizona Diamondbacks @ Detroit Tigers</b> Comerica Park, Detroit, MI Fri May 20 2005, 7:05 PM EDT Att: 30,119 - Partly Cloudy - 70 F										
<b>José Cruz Jr., S</b> OBP: 0.450, SLG: 0.596 <b>Luis Terrero, R</b> OBP: 0.280, SLG: 0.370 (9, 8)	2B	BB		BB		K		K	K	4	1	1	0	2	3	8											
<b>Luis Gonzalez, L</b> OBP: 0.404, SLG: 0.484 (1, 7)	G6-3	K		P6				SF8		4	1	1	1	0	2	6											
<b>Troy Glaus, R</b> OBP: 0.376, SLG: 0.618 (1, 5)	G6-3			F7		G6-3		L4		4	0	0	1	1	0	3											
<b>Shawn Green, L</b> OBP: 0.305, SLG: 0.388 (1, 9)	2B			K		G6-3		P6		5	0	1	1	0	1	1											
<b>Tony Clark, S</b> OBP: 0.373, SLG: 0.567 <b>Matt Kata, S</b> OBP: 0.333, SLG: 0.320 (9, 10)	F9			G4-3		F8		FC6-4	1B	5	0	1	0	0	0	2											
<b>Chad Tracy, L</b> OBP: 0.293, SLG: 0.482 (1, 3)				K				F9		5	2	3	0	0	1	0											
<b>Royce Clayton, R</b> OBP: 0.267, SLG: 0.300 (1, 6)	G6-3			L7		L7		1B	1B	5	1	2	1	0	0	1											
<b>19 Chris Snyder, R</b> OBP: 0.333, SLG: 0.296 (1, 2)	FC6-5			2B		2B		SH	FC5	2	0	0	0	2	0	3											
<b>Inning Stats</b>	R: 2 E: 0 K: 0 S: 10	H: 3 LOB: 1 BB: 0 P: 16	R: 0 E: 0 K: 1 S: 11	H: 2 LOB: 3 BB: 1 P: 17	R: 0 E: 0 K: 1 S: 8	H: 0 LOB: 0 BB: 0 P: 13	R: 0 E: 0 K: 1 S: 18	H: 1 LOB: 3 BB: 2 P: 30	R: 0 E: 0 K: 1 S: 11	H: 1 LOB: 2 BB: 1 P: 21	R: 0 E: 0 K: 1 S: 10	H: 0 LOB: 1 BB: 1 P: 17	R: 2 E: 1 K: 1 S: 23	H: 3 LOB: 2 BB: 0 P: 31	R: 2 E: 1 K: 1 S: 22	H: 3 LOB: 3 BB: 0 P: 33	1B: 6 2B: 7 3B: 0 HR: 0	SF: 2 SH: 1 DP: 0 HBP: 0	WP: 0 PB: 0 SB: 0 CS: 0	PA: 47							
<b>PITCHER</b>	IP	WLS	BF	H	R	ER	SO	BB	IBB	HBP	BLK	WP	HR	S	P	ERA	WHIP										
<b>38 Jeremy Bonderman, R</b> ERA: 3.38	6.0		29	7	2	2	4	4	0	0	0	0	0	66	106	3.00	1.833										
<b>Jamie Walker, L</b> ERA: 2.51	1.0	L	5	1	1	1	1	1	0	0	0	0	0	13	20	9.00	2.000										
<b>Franklyn German, R</b> ERA: 2.4	0.0		2	1	0	0	0	0	0	0	0	0	0	6	9	*	*										
<b>Doug Creek, L</b> ERA:	0.0		1	1	0	0	0	0	0	0	0	0	0	3	3	*	*										
<b>Chris Spurling, R</b> ERA: 1.8	2.0		10	3	3	1	2	0	0	0	0	0	0	33	49	4.50	1.500										
<b>Batter</b>	<b>1</b>	<b>2</b>	<b>3</b>	<b>4</b>	<b>5</b>	<b>6</b>	<b>7</b>	<b>8</b>	<b>9</b>	<b>AB</b>	<b>R</b>	<b>H</b>	<b>RBI</b>	<b>BB</b>	<b>SO</b>	<b>LOB</b>	<b>BOTTOM</b>										
<b>Nook Logan, S</b> OBP: 0.359, SLG: 0.420 (1, 8)	B3-4		K			K		G3		4	0	0	0	0	2	2	<b>Arizona Diamondbacks @ Detroit Tigers</b> Comerica Park, Detroit, MI Fri May 20 2005, 7:05 PM EDT Att: 30,119 - Partly Cloudy - 70 F										
<b>15 Brandon Inge, R</b> OBP: 0.407, SLG: 0.483 (1, 5)	G5-3			F9				G5-3	K	4	0	0	0	0	1	1											
<b>Ivan Rodriguez, R</b> OBP: 0.284, SLG: 0.403 (1, 2)	G6-3			L8				1B	1B	4	1	2	0	0	0	0											
<b>9 Carlos Guillen, S</b> OBP: 0.430, SLG: 0.522 (1, 6)				F9		G3-1		1B	1B	4	1	2	0	0	0	0											
<b>Rondell White, R</b> OBP: 0.317, SLG: 0.463 (1, 7)			K			K		1B	1B	4	0	1	2	0	3	2											
<b>Dmitri Young, S</b> OBP: 0.340, SLG: 0.486 (1, 10)			K			G3		2B	K	4	0	0	0	0	2	3											
<b>Craig Monroe, R</b> OBP: 0.351, SLG: 0.438 (1, 9)				G6-3		G5-3		L4		4	0	0	0	0	1	3											
<b>Carlos Pena, L</b> OBP: 0.331, SLG: 0.315 (1, 3)				K		K		G4-3		3	0	0	0	0	2	0											
<b>20 Omar Infante, R</b> OBP: 0.295, SLG: 0.398 (1, 4)				S		G6-3		G3	2B	2	0	1	0	1	0	0											
<b>Inning Stats</b>	R: 0 E: 0 K: 0 S: 6	H: 0 LOB: 0 BB: 0 P: 7	R: 0 E: 0 K: 2 S: 8	H: 0 LOB: 0 BB: 0 P: 12	R: 0 E: 0 K: 2 S: 13	H: 0 LOB: 1 BB: 1 P: 21	R: 0 E: 0 K: 0 S: 7	H: 0 LOB: 0 BB: 0 P: 11	R: 0 E: 0 K: 2 S: 9	H: 0 LOB: 0 BB: 0 P: 16	R: 2 E: 0 K: 0 S: 12	H: 3 LOB: 1 BB: 0 P: 18	R: 0 E: 0 K: 1 S: 10	H: 1 LOB: 1 BB: 0 P: 14	R: 0 E: 0 K: 3 S: 13	H: 2 LOB: 2 BB: 0 P: 21	1B: 4 2B: 2 3B: 0 HR: 0	SF: 0 SH: 0 DP: 0 HBP: 0	WP: 0 PB: 0 SB: 1 CS: 0	PA: 34							
<b>PITCHER</b>	IP	WLS	BF	H	R	ER	SO	BB	IBB	HBP	BLK	WP	HR	S	P	ERA	WHIP										
<b>17 Brandon Webb, R</b> ERA: 3.32	8.0		31	6	2	2	8	1	0	0	0	0	0	74	113	2.25	0.875										
<b>36 Brian Bruney, R</b> ERA: 3.66	1.0	S	3	0	0	0	3	0	0	0	0	0	0	9	14	0.00	0.000										



Batter	1	2	3	4	5	6	7	8	9	10	11	AB	R	H	RBI	BB	SO	LOB	TOP									
<b>Craig Counsell, L</b> OBP: 0.422, SLG: 0.426 (1, 4)	G1-4-3		4-2 BB			G1	P6		P6		K	5	0	0	0	1	1	8										
<b>Alex Cintron, S</b> OBP: 0.323, SLG: 0.372 (1, 5)	K		2-0 G1-3			G5-4-3 BB		K		F8		4	0	0	0	1	2	1										
<b>José Cruz Jr., S</b> OBP: 0.415, SLG: 0.538 (1, 7) (9, 8)	K				G6-3	G5-4-3		F8		G4-3		5	0	0	0	0	1	1										
<b>Troy Glaus, R</b> OBP: 0.366, SLG: 0.599 (1, 10)		G6-3			F8		K			K		5	0	0	0	0	3	0										
<b>Tony Clark, S</b> OBP: 0.371, SLG: 0.556 <b>Matt Kata, S</b> OBP: 0.333, SLG: 0.320 <b>Chad Tracy, L</b> OBP: 0.295, SLG: 0.496 (7, PR) (7, 3)		G6-3			G5-3		1B SF9 1B		K			3	0	1	0	0	0	0										
<b>Shawn Green, L</b> OBP: 0.313, SLG: 0.390 (1, 9)		FC6-4 BB			K		BB 1B		FC1-6 1B		L3	4	0	2	0	1	1	1										
<b>Royce Clayton, R</b> OBP: 0.271, SLG: 0.310 (1, 6)		FC6-4			2B		BB 1B		FC1-6 BB BB		K	5	0	2	0	0	1	3										
<b>Luis Tterero, R</b> OBP: 0.264, SLG: 0.354 <b>Luis Gonzalez, L</b> OBP: 0.411, SLG: 0.484 (1, 8) (9, PH) (9, 7)			F8		G5-3		SF9		BB BB		1B IBB	2	0	0	1	0	0	1										
<b>Koyie Hill, S</b> OBP: 0.316, SLG: 0.229 (1, 2)					G1-3		BB		BB		1B	3	0	1	1	2	1	1										
<b>Inning Stats</b>	R: 0 E: 0 K: 2 S: 10	H: 0 LOB: 0 BB: 0 P: 13	R: 0 E: 0 K: 0 S: 7	H: 0 LOB: 1 BB: 1 P: 14	R: 0 E: 0 K: 1 S: 12	H: 0 LOB: 1 BB: 1 P: 23	R: 0 E: 0 K: 0 S: 7	H: 0 LOB: 0 BB: 0 P: 9	R: 0 E: 0 K: 1 S: 6	H: 1 LOB: 1 BB: 0 P: 8	R: 1 E: 0 K: 1 S: 10	H: 3 LOB: 3 BB: 1 P: 20	R: 0 E: 0 K: 2 S: 7	H: 0 LOB: 0 BB: 0 P: 13	R: 0 E: 0 K: 1 S: 12	H: 1 LOB: 3 BB: 2 P: 23	R: 0 E: 0 K: 1 S: 7	H: 0 LOB: 0 BB: 0 P: 11	R: 1 E: 0 K: 2 S: 16	H: 2 LOB: 2 BB: 1 P: 27	1B: 5 2B: 1 3B: 1 HR: 0	SF: 1 SAC: 0 DP: 1 HBP: 0	WP: 0 PB: 0 SB: 0 CS: 0	PA: 46				
<b>PITCHER</b>	IP WLS BF H R ER SO BB IBB HBP BLK WP HR S P ERA WHIP											IP WLS BF H R ER SO BB IBB HBP BLK WP HR S P ERA WHIP																
<b>29 Nate Robertson, L</b> ERA: 2.96	6.2	0.1	1	0	0	0	0	0	0	0	0	0	0	1	2	0.00	0.000											
<b>Doug Creek, L</b> ERA:	(7, 1)	0.1	1	0	0	0	0	0	0	0	0	0	0	1	2	0.00	0.000											
<b>Kyle Farnsworth, R</b> ERA: 3.32	(8, 1)	1.0	3	0	0	0	2	0	0	0	0	0	0	7	13	0.00	0.000											
<b>Ugueth Urbina, R</b> ERA: 3.38	(9, 1)	1.0	6	1	0	0	1	2	0	0	0	0	0	12	23	0.00	3.000											
<b>Franklyn German, R</b> ERA: 2.86	(10, 1)	2.0	W	9	2	1	1	3	0	1	0	0	0	0	23	38	4.50	1.000										

Arizona Diamondbacks @ Detroit Tigers  
Comerica Park, Detroit, MI  
Sat May 21 2005, 7:05 PM EDT  
Att. 30,134 - Clear - 78 F

livebaseballscorecards.com

AB 38  
R 2  
H 7  
RBI 2  
BB 7  
SO 11  
LOB 16



Batter	1	2	3	4	5	6	7	8	9	10	11	AB	R	H	RBI	BB	SO	LOB	BOTTOM									
<b>Nook Logan, S</b> OBP: 0.352, SLG: 0.410 (1, 8)	G6-3		K			1B		G4-3		G3		5	0	1	0	0	1	1										
<b>15 Brandon Inge, R</b> OBP: 0.401, SLG: 0.481 (1, 5)	K				G6-3	G6-3		G1-4-3 2B		F7		5	0	1	0	0	1	1										
<b>Ivan Rodriguez, R</b> OBP: 0.294, SLG: 0.429 (1, 2)	CS 1B				G6-3		9 1B 3B		G1-4-3		2B 2B	5	2	3	0	0	0	1										
<b>9 Carlos Guillen, S</b> OBP: 0.435, SLG: 0.521 (1, 6)	CS		G4-6-3 1B		G5-3		BB 1B		FC4 IBB		G4-3	4	0	2	1	1	0	1										
<b>Rondell White, R</b> OBP: 0.313, SLG: 0.461 (1, 10)		G4-6-3			F9		L8		FC4		BB 33 1B 2B	5	1	1	1	0	0	4										
<b>Dmitri Young, S</b> OBP: 0.342, SLG: 0.479 (1, 3)		F8			G6-3		BB 1B		G1-3		33 1B IBB	4	0	1	0	1	0	0										
<b>Craig Monroe, R</b> OBP: 0.383, SLG: 0.427 (1, 9)					P3		K		K		33 1B BB	3	0	0	0	2	2	0										
<b>33 Marcus Thames, R</b> OBP: 0.264, SLG: 0.446 (1, 7)					G4-3 1B		P6		K		G5-3	5	0	2	1	0	1	3										
<b>20 Omar Infante, R</b> OBP: 0.297, SLG: 0.386 (1, 4)					G4-3		F8		K		P3	4	0	0	0	0	1	4										
<b>Inning Stats</b>	R: 0 E: 0 K: 1 S: 10	H: 1 LOB: 0 BB: 0 P: 13	R: 0 E: 0 K: 0 S: 7	H: 1 LOB: 0 BB: 0 P: 11	R: 0 E: 0 K: 1 S: 7	H: 1 LOB: 1 BB: 0 P: 10	R: 0 E: 0 K: 0 S: 6	H: 0 LOB: 0 BB: 0 P: 10	R: 0 E: 0 K: 1 S: 7	H: 1 LOB: 1 BB: 0 P: 8	R: 1 E: 0 K: 2 S: 12	H: 3 LOB: 3 BB: 1 P: 19	R: 0 E: 0 K: 0 S: 6	H: 1 LOB: 2 BB: 1 P: 13	R: 0 E: 0 K: 1 S: 6	H: 0 LOB: 0 BB: 0 P: 11	R: 0 E: 0 K: 0 S: 7	H: 0 LOB: 0 BB: 0 P: 11	R: 2 E: 0 K: 0 S: 13	H: 3 LOB: 3 BB: 2 P: 24	1B: 7 2B: 3 3B: 1 HR: 0	SF: 0 SAC: 0 DP: 1 HBP: 0	WP: 0 PB: 0 SB: 0 CS: 1	PA: 45				
<b>PITCHER</b>	IP WLS BF H R ER SO BB IBB HBP BLK WP HR S P ERA WHIP											IP WLS BF H R ER SO BB IBB HBP BLK WP HR S P ERA WHIP																
<b>Shawn Estes, L</b> ERA: 3.56	(1, 1)	6.1	2.2	10	7	1	0	0	3	0	0	0	0	0	18	31	0.00	0.375										
<b>Lance Cormier, R</b> ERA: 0.81	(7, 1)	2.2	10	7	1	0	0	0	3	0	0	0	0	0	18	31	0.00	0.375										
<b>Jose Valverde, R</b> ERA: 4.7	(10, 1)	1.0	3	0	0	0	0	0	0	0	0	0	0	7	11	0.00	0.000											
<b>36 Brian Bruney, R</b> ERA: 4.43	(11, 1)	0.1	L	6	3	2	2	0	1	1	0	0	0	0	13	24	54.00	12.000										

Arizona Diamondbacks @ Detroit Tigers  
Comerica Park, Detroit, MI  
Sat May 21 2005, 7:05 PM EDT  
Att. 30,134 - Clear - 78 F

livebaseballscorecards.com

AB 40  
R 3  
H 11  
RBI 3  
BB 4  
SO 6  
LOB 15





Batter	1	2	3	4	5	6	7	8	9	AB	R	H	RBI	BB	SO	LOB	TOP		
<b>Craig Counsell, L</b> (1, 4) OBP: 0.424, SLG: 0.428										4	0	2	1	0	0	1	<b>Arizona Diamondbacks @ Detroit Tigers</b> Comerica Park, Detroit, MI Sun May 22 2005, 1:05 PM EDT Att: 23,124 - Drizzlie - 59 F		
<b>José Cruz Jr., S</b> (1, 8) OBP: 0.420, SLG: 0.519										2	0	0	0	2	1	0			
<b>Luis Terrero, R</b> (8, FR) OBP: 0.264, SLG: 0.354										0	0	0	0	0	0	0			
<b>Luis Gonzalez, L</b> (1, 7) OBP: 0.407, SLG: 0.475										3	0	0	0	1	0	2			
<b>Troy Glaus, R</b> (1, 5) OBP: 0.358, SLG: 0.584										4	0	0	0	0	1	4			
<b>Shawn Green, L</b> (1, 9) OBP: 0.312, SLG: 0.387										4	0	1	0	0	1	2			
<b>Tony Clark, S</b> (1, 10) OBP: 0.351, SLG: 0.522										4	0	0	0	0	2	1			
<b>Chad Tracy, L</b> (1, 3) OBP: 0.284, SLG: 0.486										3	0	0	0	0	0	0			
<b>Royce Clayton, R</b> (1, 6) OBP: 0.270, SLG: 0.309										4	1	1	0	0	1	1			
<b>19 Chris Snyder, R</b> (1, 2) OBP: 0.336, SLG: 0.300										2	0	1	0	0	0	0			
<b>Inning Stats</b>	R: 0 E: 0 K: 2 S: 12	H: 1 LOB: 2 BB: 1 P: 21	R: 0 E: 0 K: 1 S: 11	H: 0 LOB: 0 BB: 0 P: 13	R: 0 E: 0 K: 0 S: 5	H: 0 LOB: 0 BB: 0 P: 7	R: 0 E: 0 K: 0 S: 8	H: 1 LOB: 1 BB: 0 P: 13	R: 0 E: 0 K: 1 S: 7	H: 0 LOB: 0 BB: 0 P: 11	R: 0 E: 0 K: 1 S: 5	H: 0 LOB: 0 BB: 0 P: 6	R: 1 E: 0 K: 0 S: 13	H: 2 LOB: 2 BB: 2 P: 24	R: 0 E: 0 K: 0 S: 13	H: 0 LOB: 1 BB: 0 P: 20	1B: 5 2B: 0 3B: 0 HR: 0	SF: 0 SAC: 1 DP: 0 HBP: 1	WP: 1 PA: 35 PB: 0 SB: 2 CS: 1
<b>PITCHER</b>	IP	WLS	BF	H	R	ER	SO	BB	IBB	HBP	BLK	WP	HR	S	P	ERA	WHIP		
<b>Jason Johnson, R</b> (1, 1) ERA: 3.55	8.0	L	31	5	1	1	6	3	0	0	0	1	0	69	108	1.12	1.000		
<b>Jamie Walker, L</b> (9, 1) ERA: 2.4	0.2		3	0	0	0	0	0	0	1	0	0	0	11	18	0.00	0.000		
<b>Kyle Farnsworth, R</b> (9, 1) ERA: 3.26	0.1		1	0	0	0	0	0	0	0	0	0	0	2	2	0.00	0.000		

Batter	1	2	3	4	5	6	7	8	9	AB	R	H	RBI	BB	SO	LOB	BOTTOM				
<b>Nook Logan, S</b> (1, 8) OBP: 0.341, SLG: 0.397										4	0	0	0	0	0	1	<b>Arizona Diamondbacks @ Detroit Tigers</b> Comerica Park, Detroit, MI Sun May 22 2005, 1:05 PM EDT Att: 23,124 - Drizzlie - 59 F				
<b>15 Brandon Inge, R</b> (1, 5) OBP: 0.398, SLG: 0.488										4	0	1	0	0	1	0					
<b>9 Carlos Guillen, S</b> (1, 6) OBP: 0.430, SLG: 0.521										4	0	1	0	0	0	1					
<b>Rondell White, R</b> (1, 7) OBP: 0.318, SLG: 0.469										4	0	2	0	0	1	1					
<b>Dmitri Young, S</b> (1, 10) OBP: 0.333, SLG: 0.466										4	0	0	0	0	1	3					
<b>Craig Monroe, R</b> (1, 9) OBP: 0.346, SLG: 0.418										3	0	0	0	0	1	1					
<b>Carlos Pena, L</b> (1, 3) OBP: 0.324, SLG: 0.307										3	0	0	0	0	0	1					
<b>20 Omar Infante, R</b> (1, 4) OBP: 0.281, SLG: 0.378										3	0	0	0	0	2	0					
<b>13 Vance Wilson, R</b> (1, 2) OBP: 0.226, SLG: 0.111										2	0	0	0	0	1	0					
<b>Ivan Rodriguez, R</b> (8, PH) OBP: 0.298, SLG: 0.432										1	0	1	0	0	0	0					
<b>Inning Stats</b>	R: 0 E: 0 K: 0 S: 7	H: 0 LOB: 0 BB: 0 P: 11	R: 0 E: 0 K: 0 S: 8	H: 1 LOB: 1 BB: 0 P: 13	R: 0 E: 0 K: 1 S: 7	H: 0 LOB: 0 BB: 0 P: 10	R: 0 E: 0 K: 2 S: 10	H: 1 LOB: 1 BB: 0 P: 13	R: 0 E: 0 K: 2 S: 7	H: 0 LOB: 0 BB: 0 P: 11	R: 0 E: 0 K: 0 S: 9	H: 1 LOB: 1 BB: 0 P: 14	R: 0 E: 0 K: 0 S: 10	H: 0 LOB: 0 BB: 0 P: 14	R: 0 E: 0 K: 1 S: 11	H: 1 LOB: 1 BB: 0 P: 15	R: 0 E: 0 K: 1 S: 8	H: 1 LOB: 1 BB: 0 P: 12	1B: 2 2B: 2 3B: 1 HR: 0	SF: 0 SAC: 0 DP: 0 HBP: 0	WP: 0 PA: 32 PB: 0 SB: 0 CS: 0
<b>PITCHER</b>	IP	WLS	BF	H	R	ER	SO	BB	IBB	HBP	BLK	WP	HR	S	P	ERA	WHIP				
<b>Javier Vazquez, R</b> (1, 1) ERA: 3.49	9.0	W	32	5	0	0	7	0	0	0	0	0	0	77	113	0.00	0.556				



Batter	1	2	3	4	5	6	7	8	9	AB	R	H	RBI	BB	SO	LOB	TOP										
15 Brandon Inge, R OBP: 0.393, SLG: 0.479	G4-3		G6-3			G5-3		G6-4-3 13 HR	F8	5	1	1	0	0	0	0											
Ramon Martinez, R OBP: 0.324, SLG: 0.314	FC4 1B		F8			1B		1B		4	0	3	0	0	0	0											
Ivan Rodriguez, R OBP: 0.294, SLG: 0.427										2	0	0	0	0	1	1											
13 Vance Wilson, R OBP: 0.212, SLG: 0.103	K				G1-3	K		G6-4-3		2	0	0	0	0	1	3											
9 Carlos Guillen, S OBP: 0.425, SLG: 0.514	FC4									2	0	0	0	0	1	1											
Jason Smith, L OBP: 0.235, SLG: 0.242	1-2				K			33 HR HBP		1	1	0	0	0	0	1											
Rondell White, R OBP: 0.327, SLG: 0.476										2	0	2	0	0	0	0											
33 Marcus Thames, R OBP: 0.284, SLG: 0.507								1B HR		2	1	2	3	0	0	0											
Dmitri Young, S OBP: 0.331, SLG: 0.467	F7				G4-3			2B		4	0	1	0	0	0	3											
Craig Monroe, R OBP: 0.344, SLG: 0.413						G6-3		1B		4	0	1	0	0	2	2											
Carlos Pena, L OBP: 0.314, SLG: 0.297						G3				4	0	0	0	0	1	3											
Nook Logan, S OBP: 0.331, SLG: 0.384						P6				4	0	0	0	0	1	2											
<b>Inning Stats</b>	R: 0 E: 0 K: 1 S: 9	H: 1 LOB: 1 BB: 0 P: 11	R: 0 E: 0 K: 2 S: 12	H: 1 LOB: 1 BB: 0 P: 15	R: 0 E: 0 K: 1 S: 9	H: 0 LOB: 0 BB: 0 P: 13	R: 0 E: 0 K: 1 S: 8	H: 1 LOB: 1 BB: 0 P: 10	R: 0 E: 0 K: 0 S: 10	H: 0 LOB: 0 BB: 0 P: 15	R: 0 E: 0 K: 1 S: 9	H: 1 LOB: 1 BB: 0 P: 15	R: 0 E: 0 K: 0 S: 10	H: 2 LOB: 2 BB: 0 P: 14	R: 3 E: 0 K: 1 S: 19	H: 4 LOB: 1 BB: 0 P: 32	R: 0 E: 0 K: 0 S: 10	H: 0 LOB: 0 BB: 0 P: 16	1B: 8 2B: 1 3B: 0 HR: 1	SF: 0 SAC: 0 DP: 1 HBP: 1	WP: 0 PB: 0 SB: 0 CS: 0	PA: 37					
<b>PITCHER</b>	IP	WLS	BF	H	R	ER	SO	BB	IBB	HBP	BLK	WP	HR	S	P	ERA	WHIP										
35 Mike Mussina, R ERA: 3.38	7.0	W	27	6	0	0	6	0	0	0	0	0	0	67	93	0.00	0.857										
Paul Quantrill, R ERA: 4.5	0.2		4	2	2	2	0	0	0	1	0	0	0	9	14	27.00	3.000										
Buddy Groom, L ERA: 5.73	1.1		6	2	1	1	1	0	0	0	0	0	1	20	34	6.75	1.500										

Detroit Tigers @ New York Yankees  
Yankee Stadium, Bronx, NY  
Tue May 24 2005, 7:05 PM EDT  
Att: 37,099 - Cloudy - 48 F

AB 36  
R 3  
H 10  
RBI 3  
BB 0  
SO 7  
LOB 16



Batter	1	2	3	4	5	6	7	8	9	AB	R	H	RBI	BB	SO	LOB	BOTTOM										
2 Derek Jeter, R OBP: 0.391, SLG: 0.412	G6-3		G1-3	F9	G4-3			1B		4	0	0	0	0	0	3											
Rey Sanchez, R OBP: 0.400, SLG: 0.393										1	0	1	0	0	0	0											
Tony Womack, L OBP: 0.322, SLG: 0.313	G4-3		F9		E6 HR	G6-3		K		5	1	0	0	0	1	2											
Gary Sheffield, R OBP: 0.403, SLG: 0.515	L5			13 HR 1B	HR	K2-3		K		5	2	2	2	0	2	1											
55 Hideki Matsui, L OBP: 0.325, SLG: 0.406		F7		L8	20 HR 2B	F8		F8		5	1	1	0	0	0	2											
13 Alex Rodriguez, R OBP: 0.413, SLG: 0.642										2	3	2	3	1	0	0											
Tino Martinez, L OBP: 0.359, SLG: 0.588		HR		1H HR	20 HR BB			20 HR HBP		0	0	0	0	0	0	0											
20 Jorge Posada, S OBP: 0.380, SLG: 0.482										4	2	3	4	0	1	0											
John Flaherty, R OBP: 0.294, SLG: 0.313		K			HR			1B		0	0	0	0	0	0	0											
25 Jason Giambi, L OBP: 0.375, SLG: 0.555										3	1	2	0	0	0	0											
Russ Johnson, R					2B 24 SF7 1B			1B 24 G4-3 1B		1	1	0	0	0	1	2											
Bernie Williams, S OBP: 0.322, SLG: 0.339										4	0	2	0	0	1	2											
24 Robinson Cano, L OBP: 0.304, SLG: 0.431										3	1	1	2	0	0	1											
<b>Inning Stats</b>	R: 0 E: 0 K: 0 S: 7	H: 0 LOB: 0 BB: 0 P: 9	R: 1 E: 0 K: 1 S: 11	H: 1 LOB: 0 BB: 0 P: 17	R: 0 E: 1 K: 0 S: 10	H: 0 LOB: 1 BB: 0 P: 16	R: 4 E: 0 K: 0 S: 13	H: 5 LOB: 1 BB: 0 P: 19	R: 6 E: 0 K: 0 S: 16	H: 5 LOB: 1 BB: 1 P: 31	R: 0 E: 0 K: 1 S: 10	H: 0 LOB: 0 BB: 0 P: 15	R: 0 E: 0 K: 2 S: 9	H: 1 LOB: 2 BB: 0 P: 15	R: 1 E: 0 K: 2 S: 12	H: 2 LOB: 1 BB: 0 P: 16	1B: 6 2B: 2 3B: 0 HR: 6	SF: 1 SAC: 0 DP: 1 HBP: 1	WP: 0 PB: 0 SB: 1 CS: 0	PA: 40							
<b>PITCHER</b>	IP	WLS	BF	H	R	ER	SO	BB	IBB	HBP	BLK	WP	HR	S	P	ERA	WHIP										
Wilfredo Ledezma, L ERA: 6.53	4.0	L	21	7	7	6	1	0	0	0	0	0	1	10	22												
Matt Ginter, R ERA: 5.66	0.0		5	4	3	3	0	1	0	0	0	0	1	10	22												
Chris Spurling, R ERA: 1.26	2.0		5	0	1	1	1	0	0	0	0	0	0	12	17	4.50	0.000										
Franklyn German, R ERA: 2.5	1.0		4	1	0	0	2	0	0	1	0	0	0	9	15	0.00	1.000										
Doug Creek, L ERA: 2.08	1.0		5	2	1	1	2	0	0	0	0	0	1	12	16	9.00	2.000										

Detroit Tigers @ New York Yankees  
Yankee Stadium, Bronx, NY  
Tue May 24 2005, 7:05 PM EDT  
Att: 37,099 - Cloudy - 48 F

AB 37  
R 12  
H 14  
RBI 11  
BB 1  
SO 6  
LOB 13







Batter	1	2	3	4	5	6	7	8	9	AB	R	H	RBI	BB	SO	LOB	TOP										
15 Brandon Inge, R OBP: 0.395, SLG: 0.479	L9			SF9 1B		E9 1B		K		4	1	2	0	0	1	0	<b>Detroit Tigers @ New York Yankees</b> Yankee Stadium, Bronx, NY Wed May 25 2005, 7:05 PM EDT Att: 51,833 - Overcast - 51 F										
9 Carlos Guillen, S OBP: 0.421, SLG: 0.507	B2-3			1B		E4 G6-3		K		4	0	1	0	0	1	1											
Ivan Rodriguez, R OBP: 0.287, SLG: 0.419	G6-3			SF9		G6-3		G4-3		3	0	0	1	0	2												
Rondell White, R OBP: 0.331, SLG: 0.473		K		3-H 1-2 1B		1B G1-3 HBP		G3-1		3	1	1	0	0	1	0											
Dmitri Young, S OBP: 0.324, SLG: 0.455	G4-3			G4-6-3		G1-3		G1-3		4	0	0	0	0	3												
Craig Monroe, R OBP: 0.348, SLG: 0.411	G1-3			1-2		1-2				3	0	1	0	1	0	0											
Carlos Pena, L OBP: 0.310, SLG: 0.292				G3		20 WP 1B				2	0	0	0	0	1	0											
Ramon Martinez, R OBP: 0.333, SLG: 0.324				K		1-2 3-H 1B		F9		2	0	1	1	0	0	1											
33 Marcus Thames, R OBP: 0.273, SLG: 0.486				P2		P6				3	0	0	0	0	2												
20 Omar Infante, R OBP: 0.275, SLG: 0.370				F8		F8		K		3	0	0	0	0	1	2											
<b>Inning Stats</b>	R: 0 E: 0 K: 0 S: 6	H: 0 LOB: 0 BB: 0 P: 9	R: 0 E: 0 K: 1 S: 7	H: 0 LOB: 0 BB: 0 P: 13	R: 0 E: 0 K: 1 S: 6	H: 0 LOB: 0 BB: 0 P: 8	R: 1 E: 0 K: 0 S: 13	H: 3 LOB: 1 BB: 0 P: 21	R: 0 E: 0 K: 1 S: 6	H: 0 LOB: 0 BB: 0 P: 7	R: 0 E: 1 K: 0 S: 7	H: 1 LOB: 1 BB: 0 P: 11	R: 1 E: 0 K: 1 S: 11	H: 2 LOB: 2 BB: 0 P: 16	R: 0 E: 0 K: 2 S: 8	H: 0 LOB: 0 BB: 1 P: 10	R: 0 E: 0 K: 0 S: 15	H: 0 LOB: 1 BB: 1 P: 23	1B: 6 2B: 0 3B: 0 HR: 0	SF: 1 SAC: 0 DP: 2 HBP: 1	WP: 1 PB: 0 SB: 1 CS: 0	PA: 34					
<b>PITCHER</b>	IP	WLS	BF	H	R	ER	SO	BB	IBB	HBP	BLK	WP	HR	S	P	ERA	WHIP										
40 Chien-Ming Wang, R ERA: 4.09	6.1	W	24	5	2	2	2	0	0	1	0	0	0	50	77	2.84	0.789										
Mike Stanton, L ERA: 5.23	0.0		1	1	0	0	0	0	0	0	0	0	0	1	1	∞	∞										
Tanyon Sturtze, R ERA: 3.48	0.2	H	2	0	0	0	1	0	0	0	0	1	0	5	7	0.00	0.000										
Tom Gordon, R ERA: 3.57	1.0	H	3	0	0	0	2	0	0	0	0	0	0	8	10	0.00	0.000										
42 Mariano Rivera, R ERA: 1.62	1.0	S	4	0	0	0	0	1	0	0	0	0	0	15	23	0.00	1.000										

Batter	1	2	3	4	5	6	7	8	9	AB	R	H	RBI	BB	SO	LOB	BOTTOM										
2 Derek Jeter, R OBP: 0.393, SLG: 0.420	SH1-4 1B				G5-3		G5-3			4	1	2	0	0	0	0	<b>Detroit Tigers @ New York Yankees</b> Yankee Stadium, Bronx, NY Wed May 25 2005, 7:05 PM EDT Att: 51,833 - Overcast - 51 F										
24 Robinson Cano, L OBP: 0.292, SLG: 0.412	SH1-4			P6		G4-3		K		3	0	0	0	0	1	2											
Gary Sheffield, R OBP: 0.410, SLG: 0.515	2-H 1B			55 FC3-2 IBB		13 2B BB		K		2	1	1	1	2	1	0											
55 Hideki Matsui, L OBP: 0.329, SLG: 0.404	G4-6-3			FC3-2		13 2B 1B		BB 13 S		3	1	1	0	1	0	4											
13 Alex Rodriguez, R OBP: 0.415, SLG: 0.642				20 FC5-4 BB		20 1B 2B		K		3	1	1	1	1	2	4											
20 Jorge Posada, S OBP: 0.370, SLG: 0.486	FC5-4 25 E			G4-3		G6-4-3 1B		BB		3	0	2	2	1	0	1											
25 Jason Giambi, L OBP: 0.367, SLG: 0.345	L4			K		P3		BB		3	0	0	0	0	1	3											
Ruben Sierra, S OBP: 0.290, SLG: 0.621	1-2					2-H 3-H		FC5-4 BB		0	0	0	0	1	0	0											
Bernie Williams, S OBP: 0.313, SLG: 0.328	F8			G4-3		G6-4-3		FC5-4		4	0	0	0	0	0	6											
Tino Martinez, L OBP: 0.359, SLG: 0.582				2 55 FC3-2 1B		G4-3		G4-3		3	0	1	0	0	0	0											
<b>Inning Stats</b>	R: 1 E: 0 K: 0 S: 11	H: 2 LOB: 0 BB: 0 P: 18	R: 0 E: 1 K: 0 S: 7	H: 0 LOB: 1 BB: 1 P: 13	R: 0 E: 0 K: 1 S: 11	H: 2 LOB: 3 BB: 1 P: 20	R: 0 E: 0 K: 1 S: 7	H: 1 LOB: 0 BB: 0 P: 12	R: 0 E: 0 K: 0 S: 5	H: 0 LOB: 0 BB: 0 P: 6	R: 3 E: 0 K: 0 S: 8	H: 3 LOB: 0 BB: 1 P: 16	R: 0 E: 0 K: 1 S: 7	H: 0 LOB: 0 BB: 0 P: 9	R: 0 E: 0 K: 2 S: 15	H: 0 LOB: 3 BB: 3 P: 31	1B: 6 2B: 2 3B: 0 HR: 0	SF: 0 SAC: 1 DP: 2 HBP: 0	WP: 0 PB: 0 SB: 1 CS: 0	PA: 35							
<b>PITCHER</b>	IP	WLS	BF	H	R	ER	SO	BB	IBB	HBP	BLK	WP	HR	S	P	ERA	WHIP										
Mike Maroth, L ERA: 4.53	5.0	L	24	8	4	4	2	2	1	0	0	0	0	46	81	7.20	2.000										
Jamie Walker, L ERA: 2.12	2.0		5	0	0	0	1	0	0	0	0	0	0	10	13	0.00	0.000										
Franklyn German, R ERA: 2.41	0.2		4	0	0	0	2	1	1	0	0	0	0	11	23	0.00	1.500										
Doug Creek, L ERA: 1.93	0.1		2	0	0	0	0	1	0	0	0	0	0	4	8	0.00	3.000										





Batter	1	2	3	4	5	6	7	8	9	AB R H RBI BB SO LOB	TOP											
15 Brandon Inge, R (1, 5) OBP: 0.395, SLG: 0.483	1-2 G3 SH2-3 1B		2-2 1B 2B	3-3 SAFE SAFE K			1-2 G6-3		1-3 K	5 1 2 0 0 2 2	<p><b>Detroit Tigers @ New York Yankees</b> Yankee Stadium, Bronx, NY Thu May 26 2005, 7:05 PM EDT Att: 42,835 - Cloudy - 59 F</p> <p>livebaseballscorecards.com</p> <p>AB 36 R 3 H 12 RBI 3 BB 0 SO 9 LOB 13</p> 											
Ramon Martinez, R (1, 4) OBP: 0.333, SLG: 0.325	1 SAFE SH2-3		0-2 E 1B		1-0 G1-3		1-1 G6-3			3 1 1 1 0 0 0												
Dmitri Young, S (1, 10) OBP: 0.322, SLG: 0.456	1-0 G3		0-0 E6 2B		1-2 G1-3			3-3 K		4 0 1 1 0 1 1												
Rondell White, R (1, 7) OBP: 0.335, SLG: 0.474	1-0 P3		0-0 G6-4-3 1B		2-1 E9 1B			0-3 K		4 0 2 0 0 1 1												
Ivan Rodriguez, R (1, 2) OBP: 0.292, SLG: 0.427		3-2 1B	0-0 G6-4-3 1-2		1-1 G6-3			1-0 2B		4 0 2 0 0 0 3												
Craig Monroe, R (1, 9) OBP: 0.345, SLG: 0.407	2-2 F9			1-1 CS 1B		0-0 L7		0-1 G6-3		4 0 1 0 0 0 2												
Carlos Pena, L (1, 3) OBP: 0.301, SLG: 0.282	0-2 K			3-3 SAFE SAFE K		1-1 G4-3			3-3 K	4 0 0 0 0 3 2												
Jason Smith, L (1, 6) OBP: 0.263, SLG: 0.324	1-0 L4			0-0 1B 3B		3-2 L6			2-2 33 S 1B	4 1 2 0 0 0 1												
Nook Logan, S (1, 8) OBP: 0.331, SLG: 0.383 33 Marcus Thames, R (9, PH) OBP: 0.269, SLG: 0.479			0-2 P4	0-1 15 S 1B			0-3 K		3-3 SAFE K	3 0 1 1 0 1 0 1 0 0 0 0 1 1												
<b>Inning Stats</b>	R: 0 E: 0 K: 0 S: 7	H: 1 LOB: 1 BB: 0 P: 10	R: 0 E: 0 K: 1 S: 12	H: 1 LOB: 1 BB: 0 P: 18	R: 2 E: 1 K: 0 S: 12	H: 4 LOB: 1 BB: 0 P: 14	R: 1 E: 0 K: 2 S: 13	H: 3 LOB: 1 BB: 0 P: 19	R: 0 E: 1 K: 0 S: 9	H: 1 LOB: 1 BB: 0 P: 14	R: 0 E: 0 K: 0 S: 6	H: 0 LOB: 0 BB: 0 P: 10	R: 0 E: 0 K: 1 S: 9	H: 0 LOB: 0 BB: 0 P: 11	R: 0 E: 0 K: 2 S: 12	H: 1 LOB: 1 BB: 0 P: 16	R: 0 E: 0 K: 3 S: 14	H: 1 LOB: 1 BB: 0 P: 23	1B: 8 2B: 4 3B: 1 HR: 0	SF: 0 SAC: 1 DP: 2 HBP: 0	WP: 0 PB: 0 SB: 2 CS: 1	PA: 37
<b>PITCHER</b>	IP WLS BF H R ER SO BB IBB HBP BLK WP HR S P ERA WHIP											<b>PITCHER</b>	IP WLS BF H R ER SO BB IBB HBP BLK WP HR S P ERA WHIP									
Kevin Brown, R (1, 1) ERA: 5.14	7.0 W 29 10 3 3 4 0 0 0 0 0 0 68 96 3.86 1.429																					
Tom Gordon, R (8, 1) ERA: 3.42	1.0 H 4 1 0 0 2 0 0 0 0 0 0 12 16 0.00 1.000																					
42 Mariano Rivera, R (9, 1) ERA: 1.53	1.0 S 4 1 0 0 3 0 0 0 0 0 0 14 23 0.00 1.000																					

Batter	1	2	3	4	5	6	7	8	9	AB R H RBI BB SO LOB	BOTTOM									
2 Derek Jeter, R (1, 6) OBP: 0.394, SLG: 0.416	1-0 G1-4-3		3-3 K	2-2 FC6-4 FC6-4		4-1 SAFE FC5-4 BB		2-1 1B		4 0 1 1 1 1 2	<p><b>Detroit Tigers @ New York Yankees</b> Yankee Stadium, Bronx, NY Thu May 26 2005, 7:05 PM EDT Att: 42,835 - Cloudy - 59 F</p> <p>livebaseballscorecards.com</p> <p>AB 35 R 4 H 11 RBI 4 BB 2 SO 6 LOB 22</p> 									
Tony Womack, L (1, 7) OBP: 0.318, SLG: 0.310	1-1 F7		0-2 CS 1B	0-0 FC6-4 1-2		0-1 F7		0-2 G4-3		5 0 1 0 0 0 5										
Gary Sheffield, R (1, 9) OBP: 0.407, SLG: 0.509	2-1 F9		1 SAFE 1 SAFE SAFE 55 1B	3-1 SAFE SAFE SAFE 1-2 1B		0-2 G4-3		1-1 FC5-4		4 0 1 0 0 0 2										
55 Hideki Matsui, L (1, 8) OBP: 0.332, SLG: 0.406		1-1 G3	0-0 1B		0-1 13 HR 1B		2-3 K			4 1 2 0 0 1 0										
13 Alex Rodriguez, R (1, 5) OBP: 0.421, SLG: 0.659		4-2 2B 20 E BB	2-3 K		0-1 1-H HR		2-0 20 S 1B			3 2 2 2 1 1 2										
Tino Martinez, L (1, 3) OBP: 0.382, SLG: 0.587	1-0 20 E 2B			1-1 24 E 2 FC6-4 1B		0-3 K		3-2 SAFE SAFE SAFE P6		4 1 2 0 0 1 1										
20 Jorge Posada, S (1, 2) OBP: 0.367, SLG: 0.480	0-0 E3 25 HBP			2-1 2 FC6-4 24 E 1B		2-2 F8		1-1 F7		4 0 1 1 0 0 2										
25 Jason Giambi, L (1, 10) OBP: 0.373, SLG: 0.348 Bernie Williams, S (6, PR) OBP: 0.311, SLG: 0.326 (7, 10)	1-2 24 G4-6-3 HBP			0-3 K		1-2 2 BB 1B		0-2 G5-3		2 0 1 0 0 1 2 1 0 0 0 0 0 0										
24 Robinson Cano, L (1, 4) OBP: 0.276, SLG: 0.389	1-2 G4-6-3			2-1 FC6 2 FC6-4		1-2 F7		1-3 K		4 0 0 0 0 1 6										
<b>Inning Stats</b>	R: 0 E: 0 K: 0 S: 5	H: 0 LOB: 0 BB: 0 P: 9	R: 1 E: 1 K: 0 S: 15	H: 1 LOB: 2 BB: 1 P: 23	R: 0 E: 0 K: 2 S: 13	H: 3 LOB: 2 BB: 0 P: 21	R: 1 E: 1 K: 1 S: 14	H: 2 LOB: 2 BB: 0 P: 21	R: 2 E: 0 K: 1 S: 15	H: 2 LOB: 0 BB: 0 P: 17	R: 0 E: 0 K: 0 S: 14	H: 1 LOB: 2 BB: 1 P: 21	R: 0 E: 0 K: 1 S: 11	H: 1 LOB: 1 BB: 0 P: 19	R: 0 E: 0 K: 1 S: 12	H: 1 LOB: 1 BB: 0 P: 15	1B: 9 2B: 1 3B: 0 HR: 1	SF: 0 SAC: 0 DP: 1 HBP: 1	WP: 0 PB: 0 SB: 1 CS: 1	PA: 38
<b>PITCHER</b>	IP WLS BF H R ER SO BB IBB HBP BLK WP HR S P ERA WHIP											<b>PITCHER</b>	IP WLS BF H R ER SO BB IBB HBP BLK WP HR S P ERA WHIP							
38 Jeremy Bonderman, R (1, 1) ERA: 3.48	6.0 L 30 9 4 3 4 2 0 0 0 0 0 76 112 4.50 1.833																			
Jamie Walker, L (7, 1) ERA: 2.04	0.2 3 1 0 0 1 0 0 0 0 0 0 9 16 0.00 1.500																			
Kyle Farnsworth, R (7, 1) ERA: 3.08	1.1 5 1 0 0 1 0 0 0 0 0 0 14 18 0.00 0.750																			



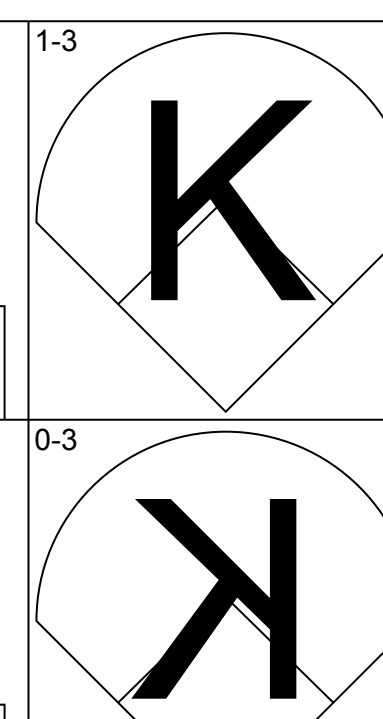
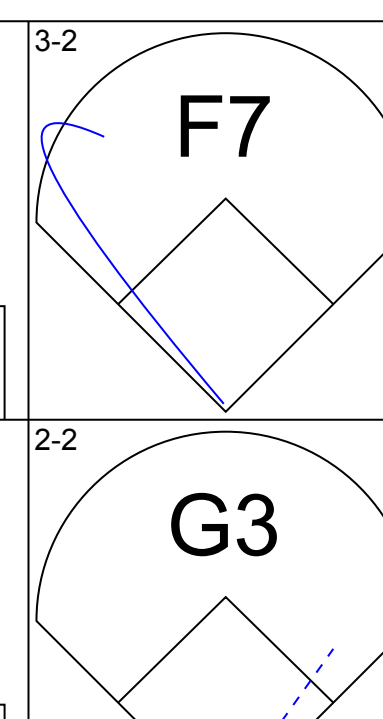
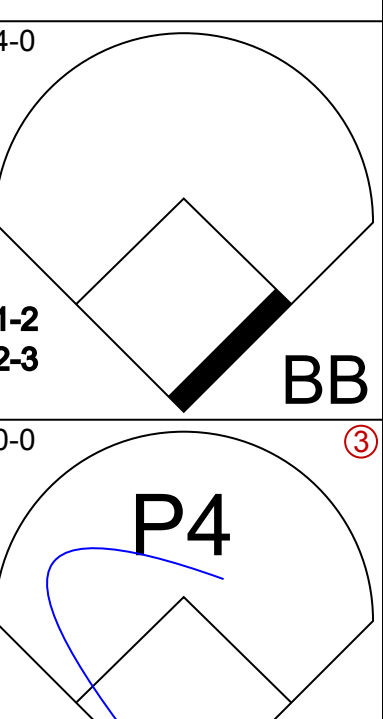
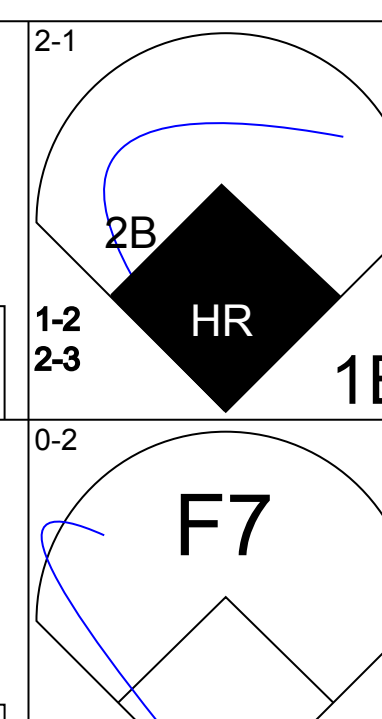
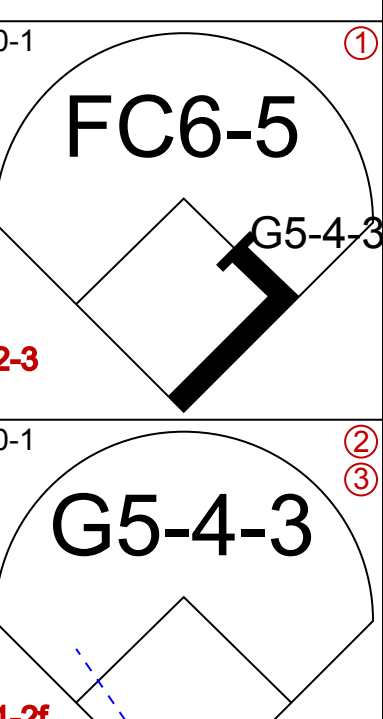
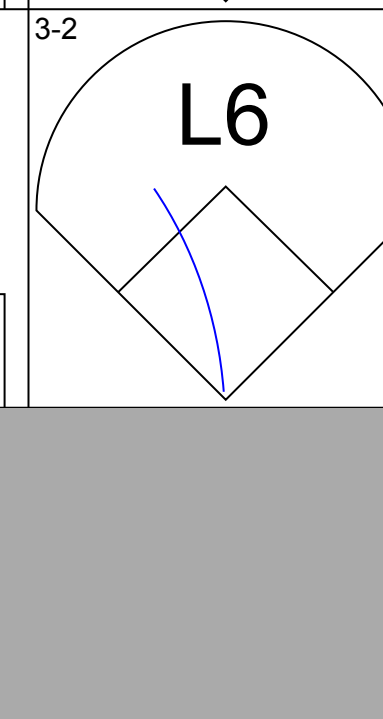
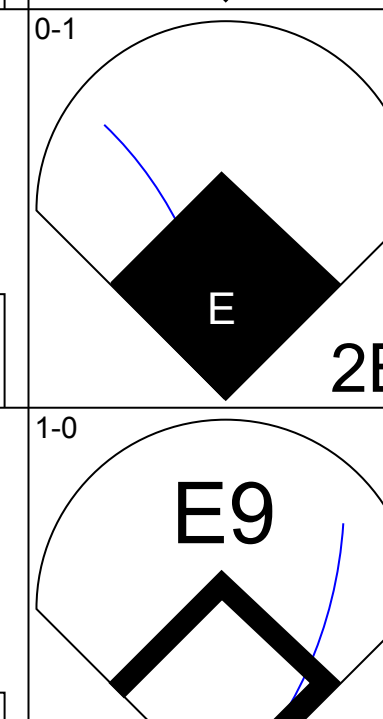

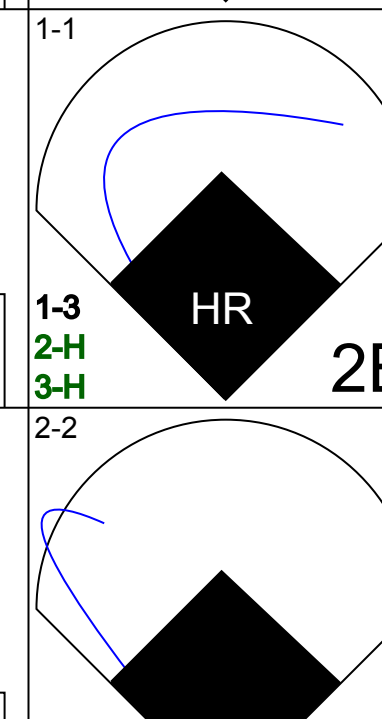


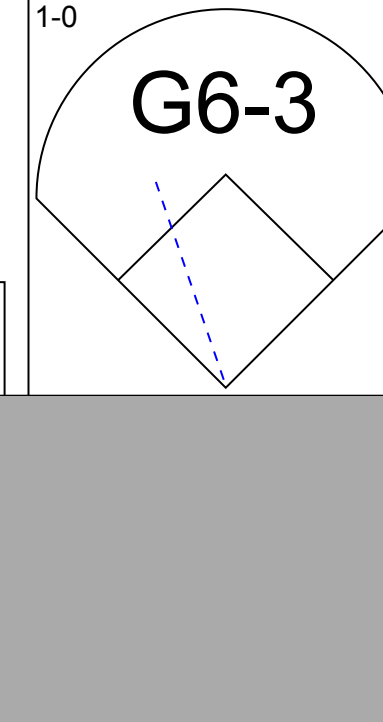
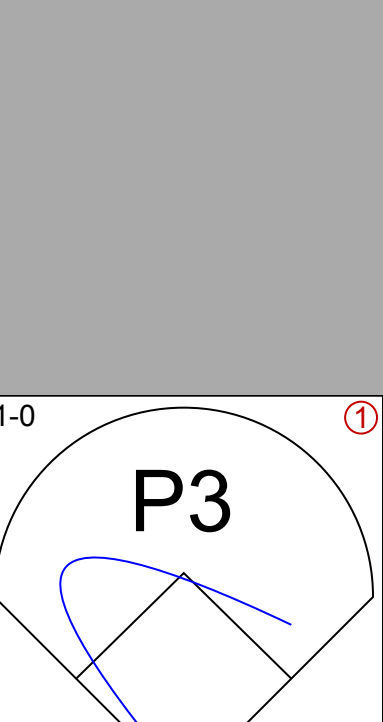
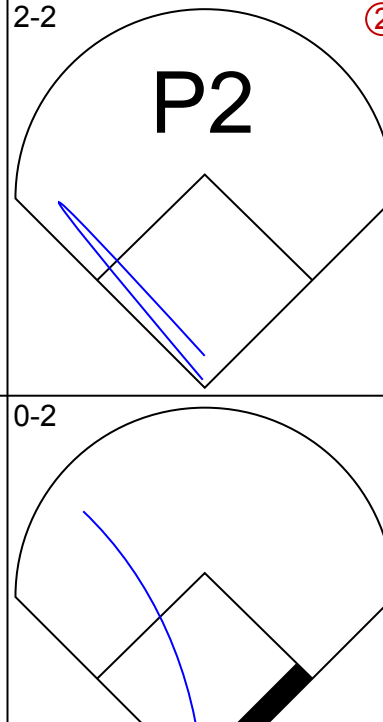
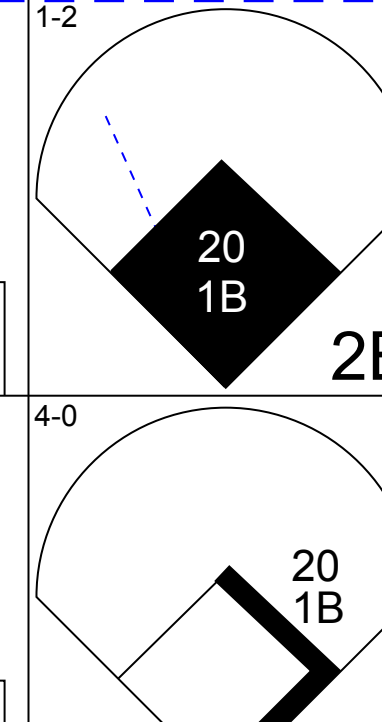

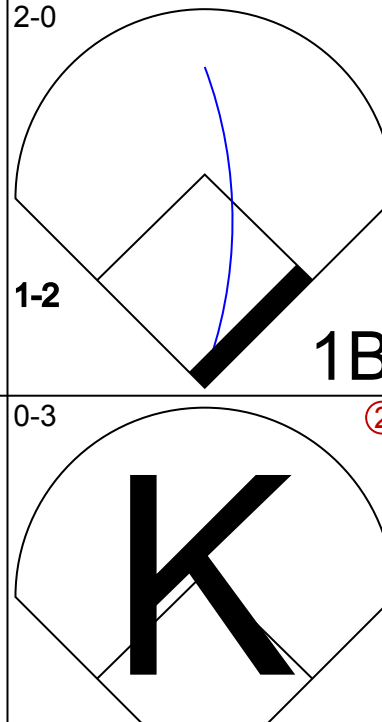
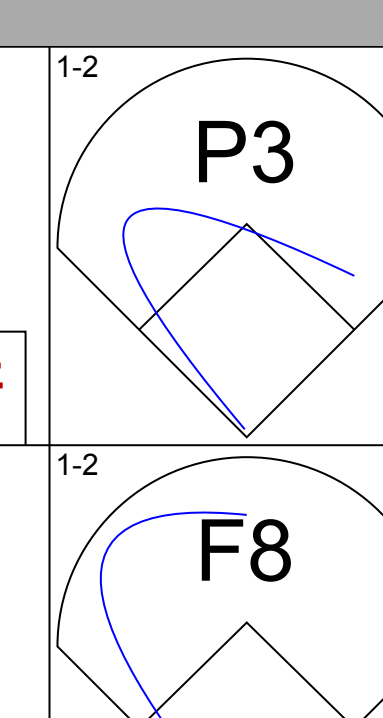
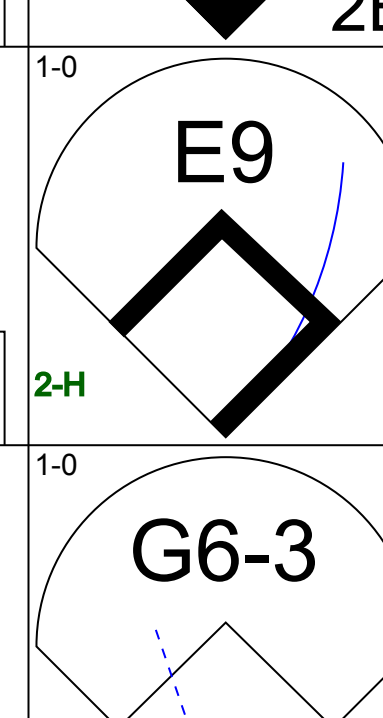

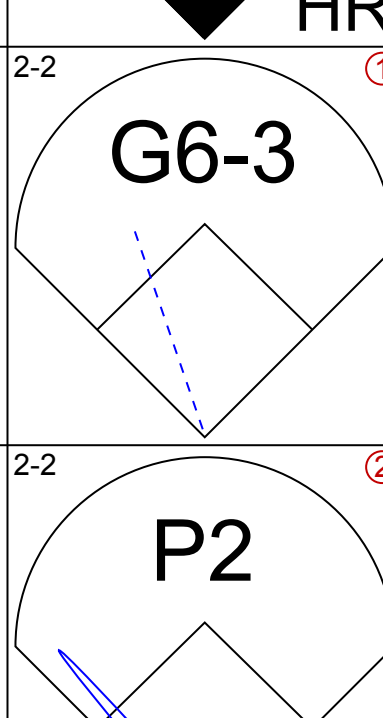
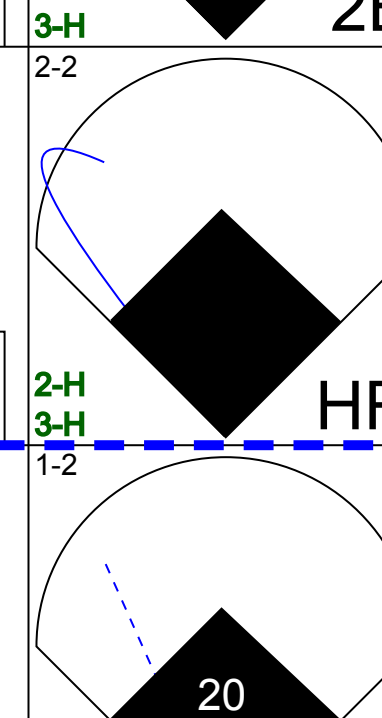

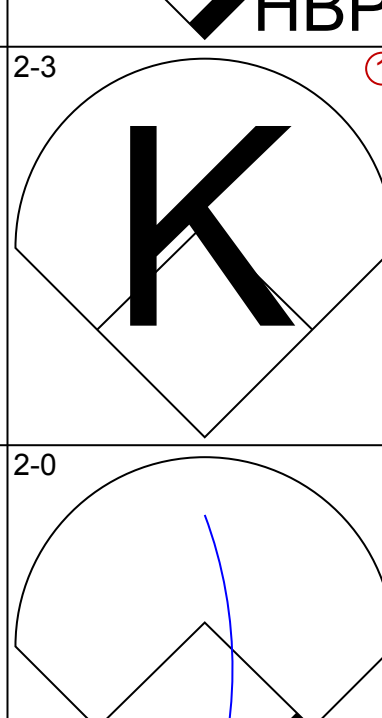
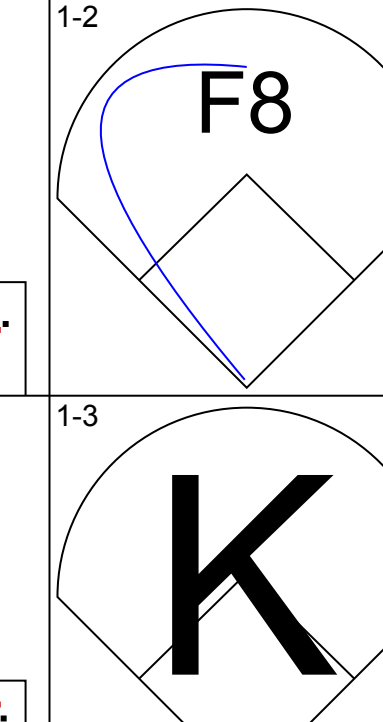
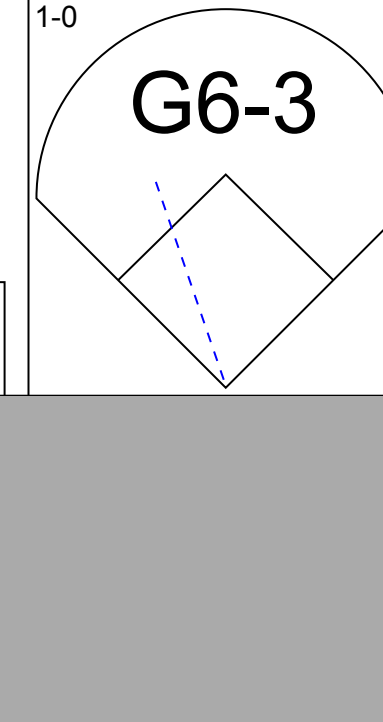
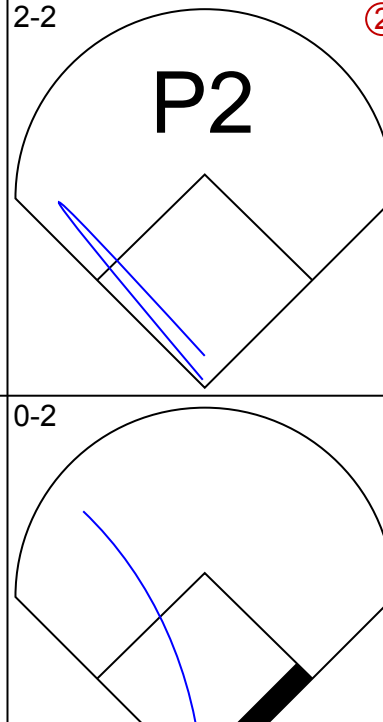
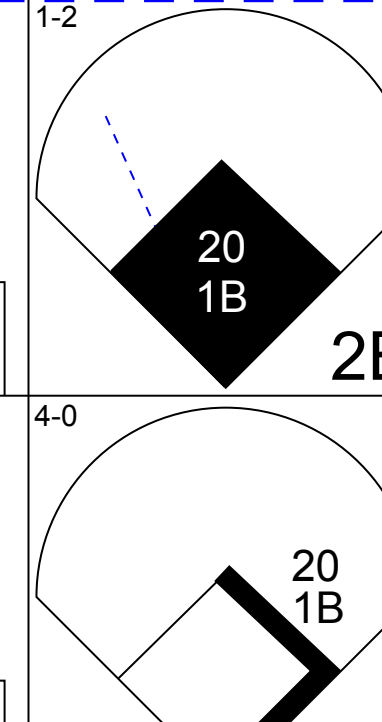

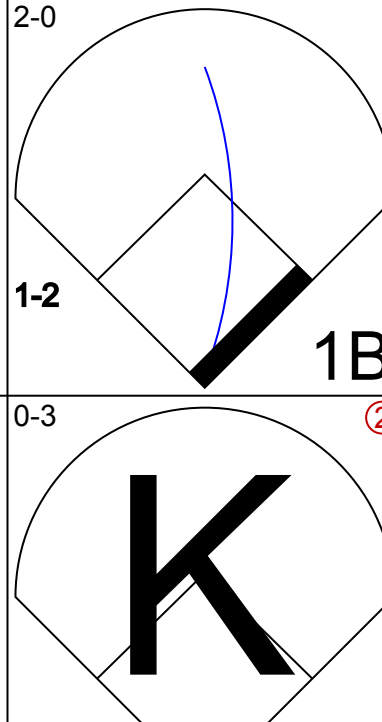
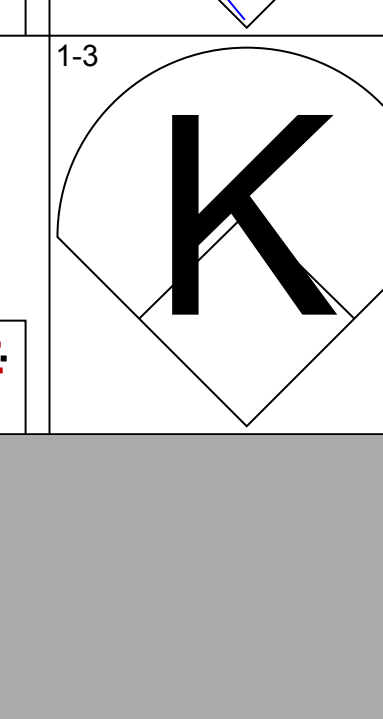
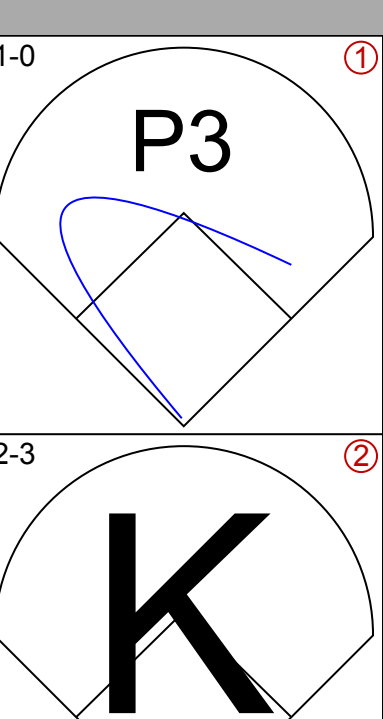
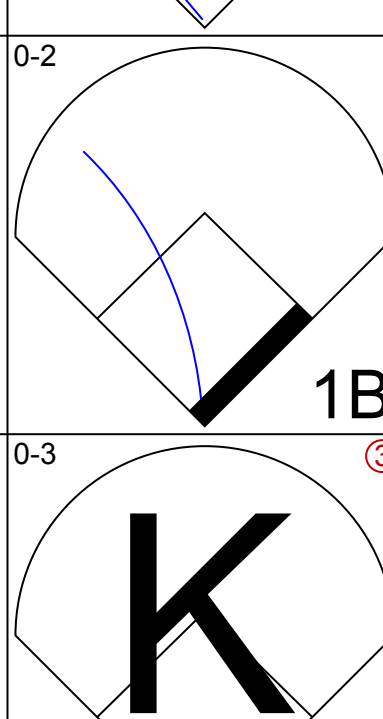
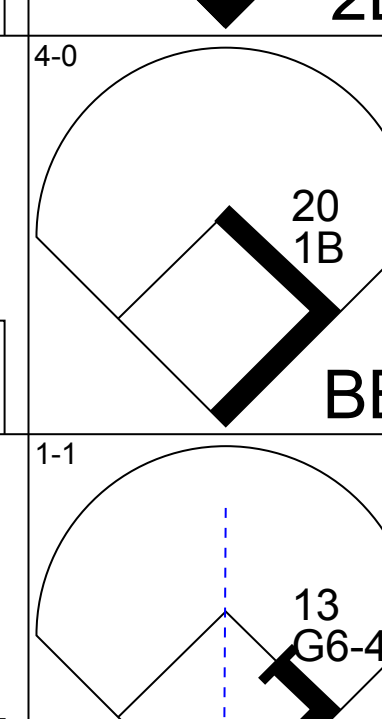

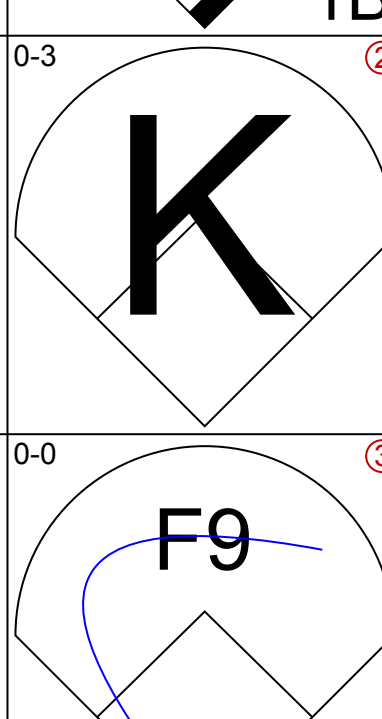
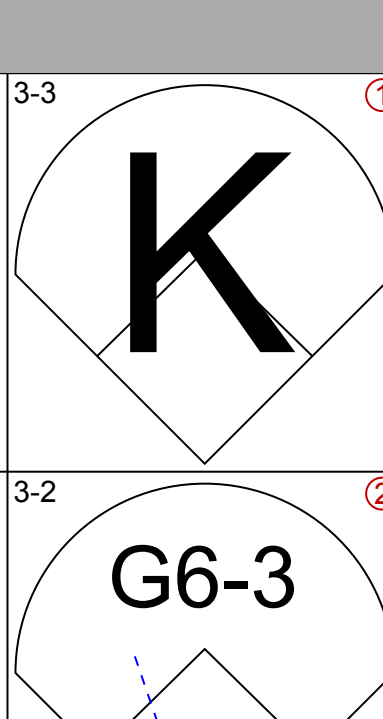
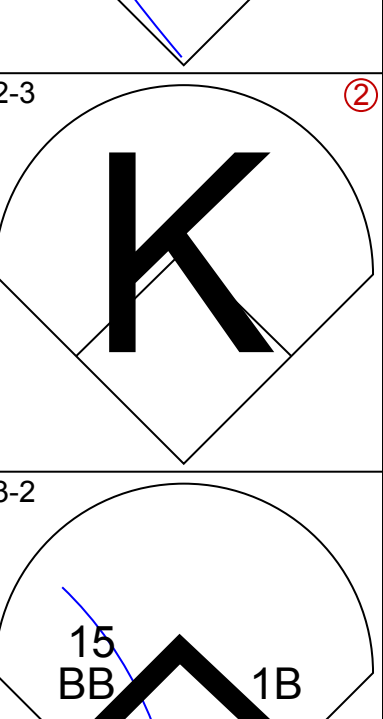
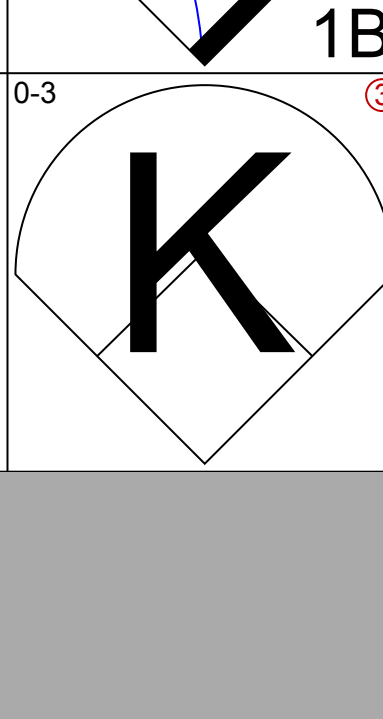
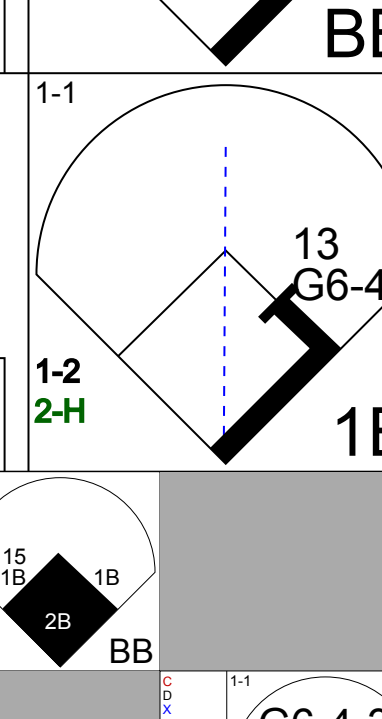

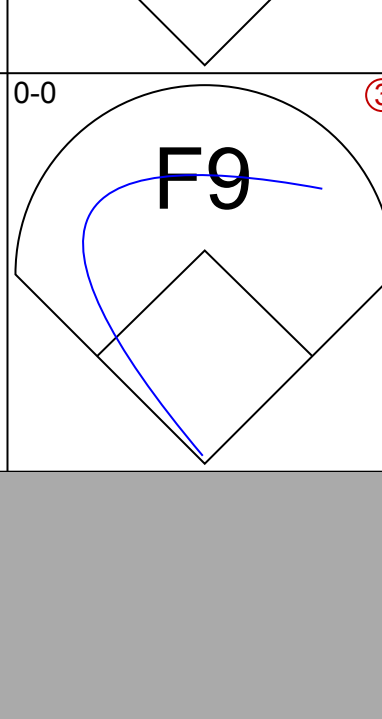
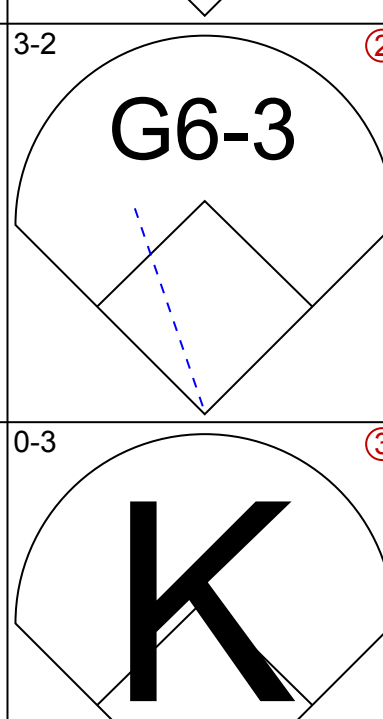
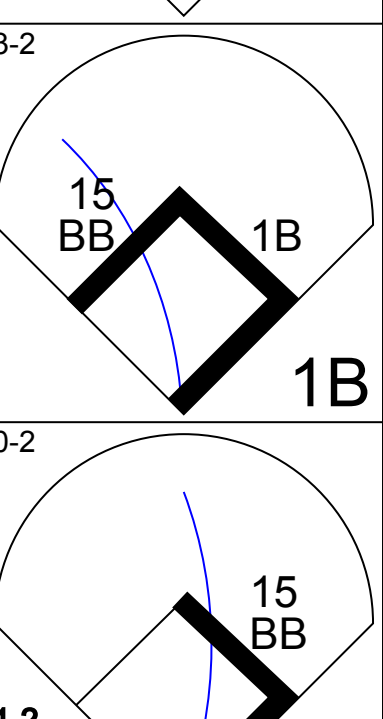

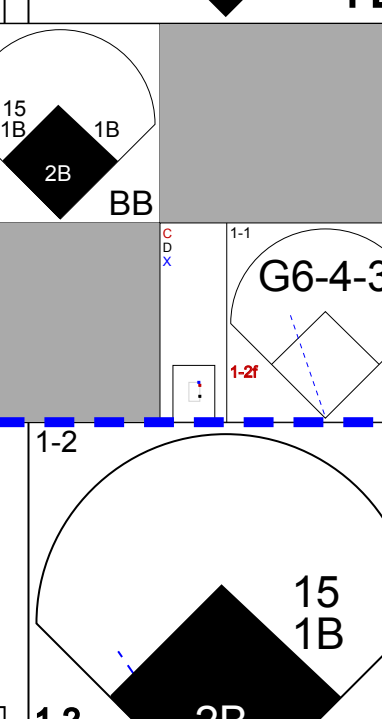
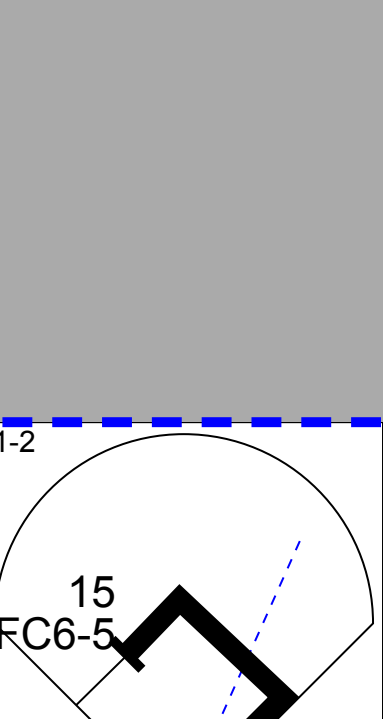
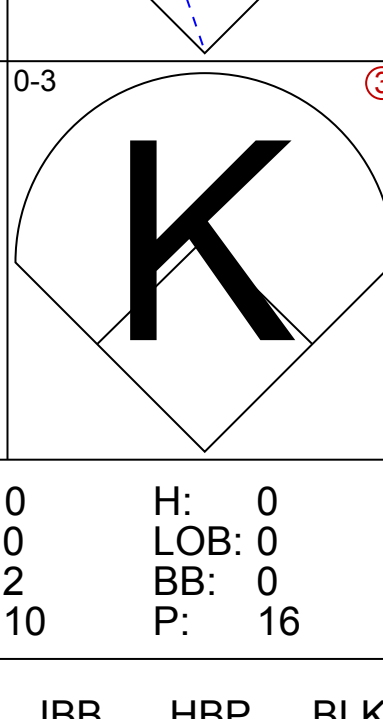
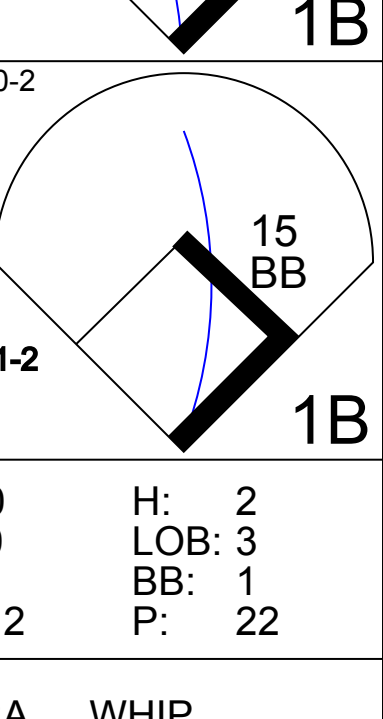
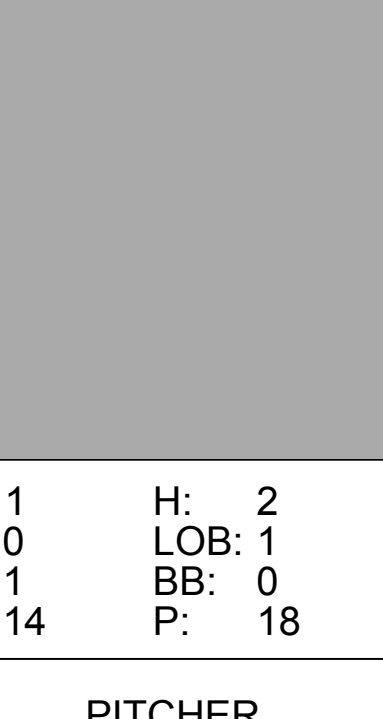
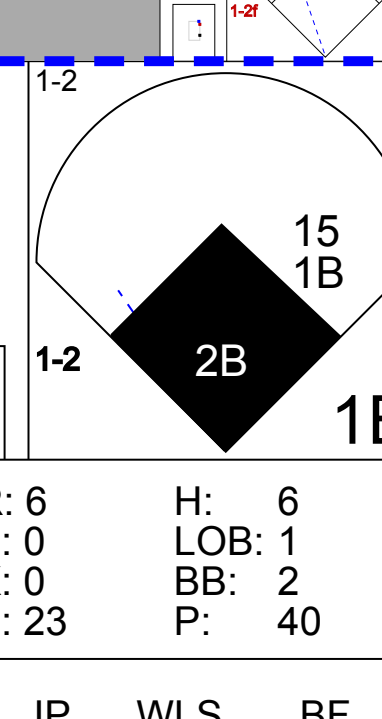
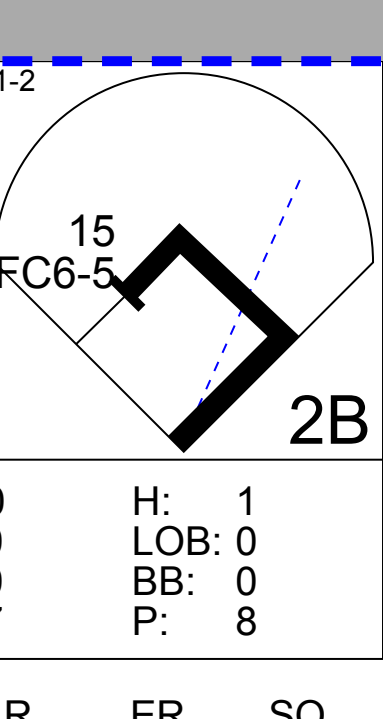



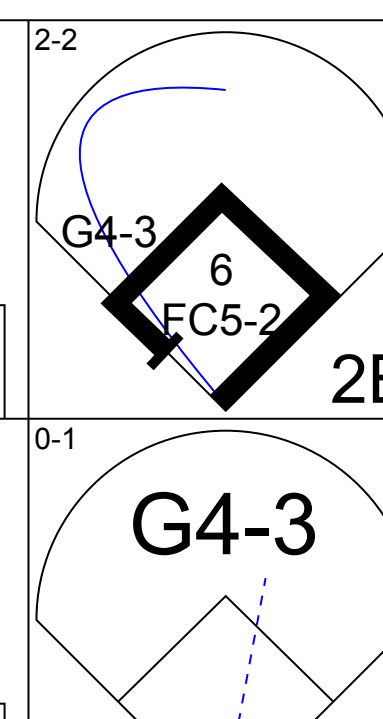
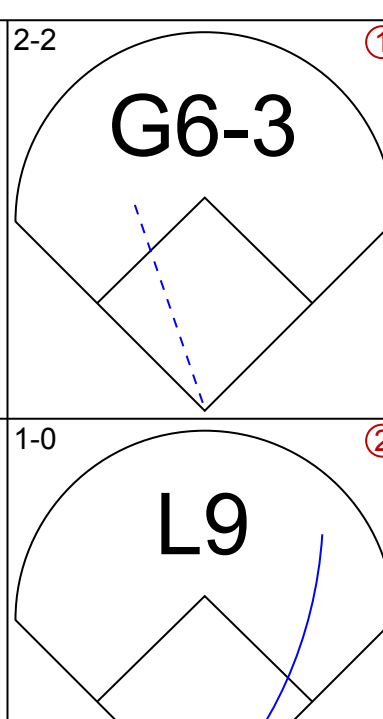
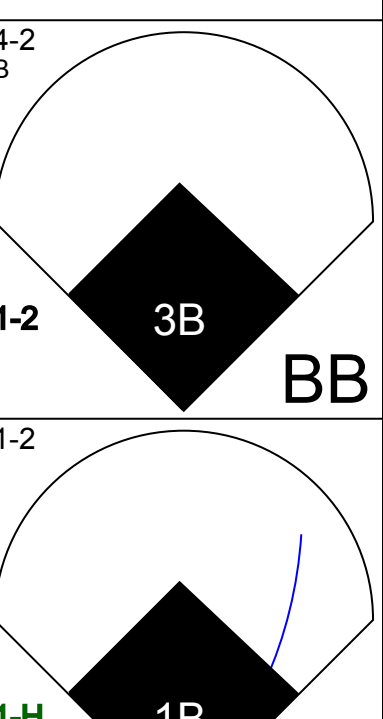
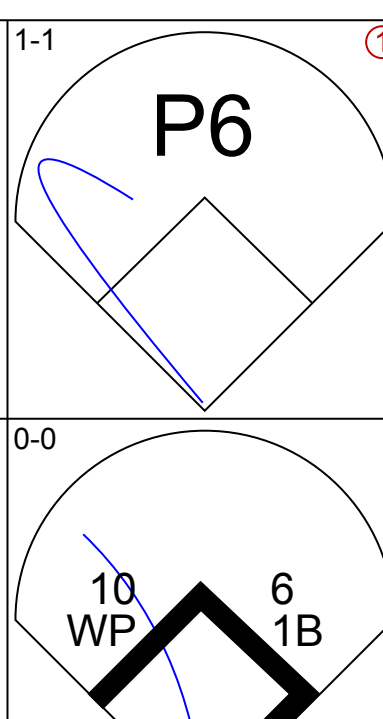

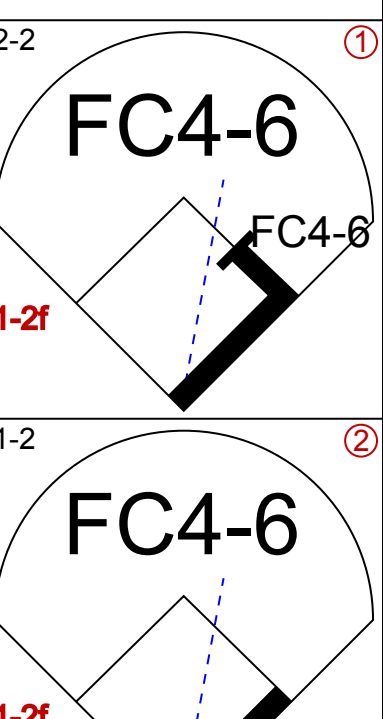
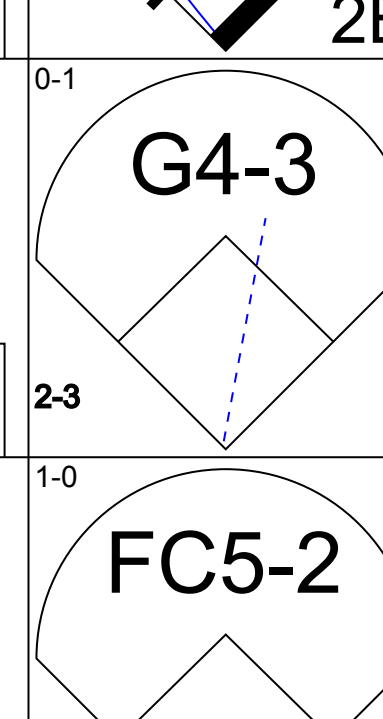
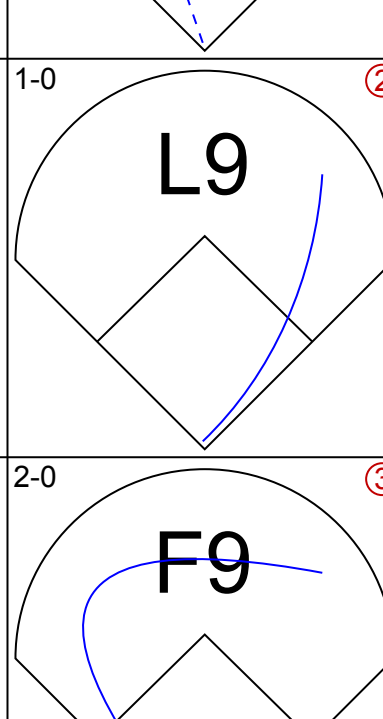
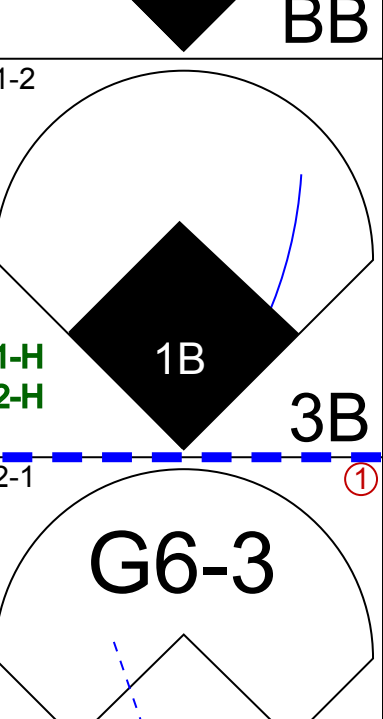
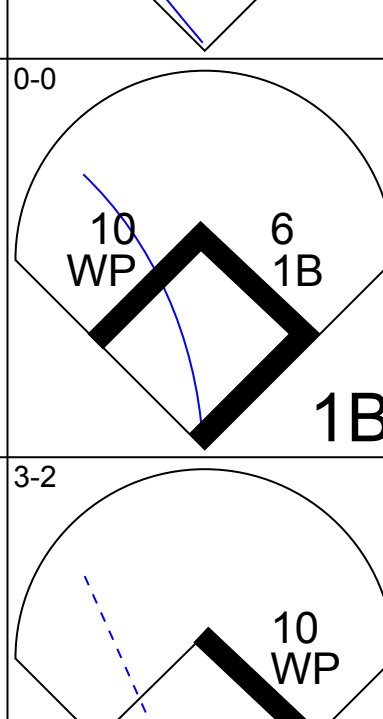

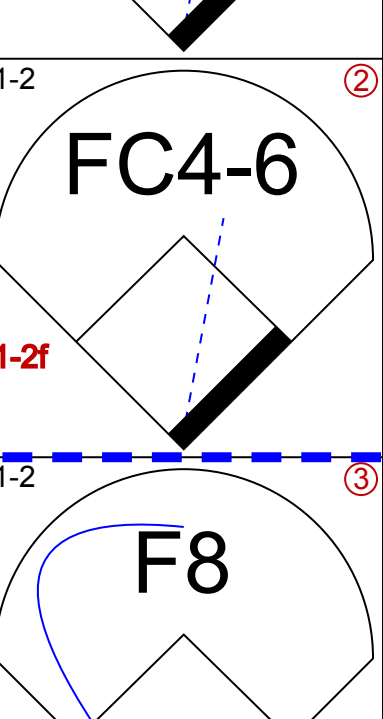

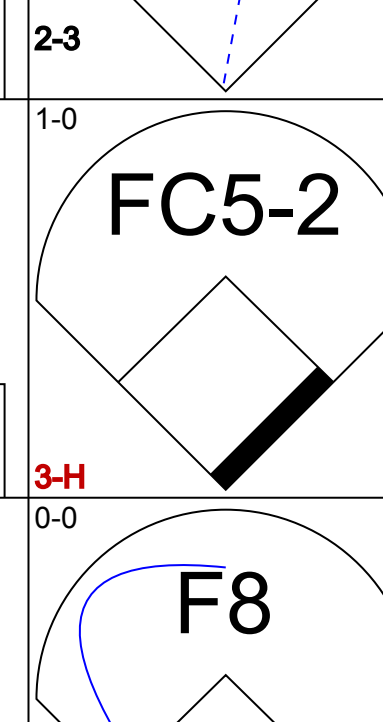
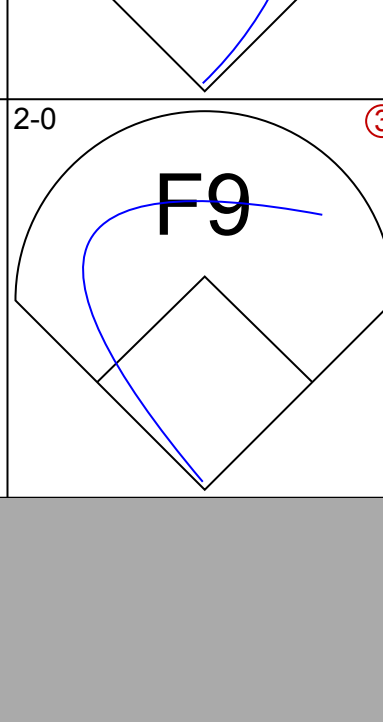
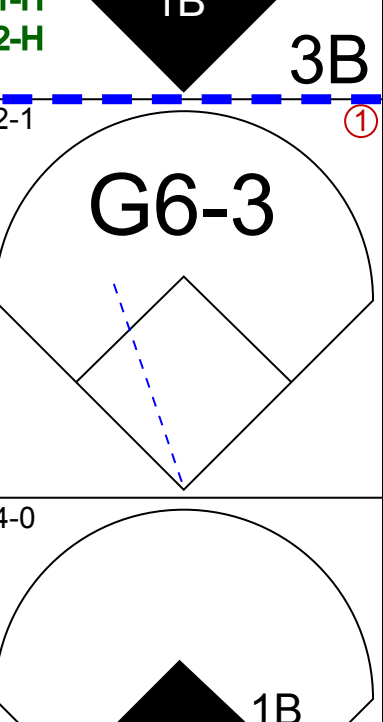
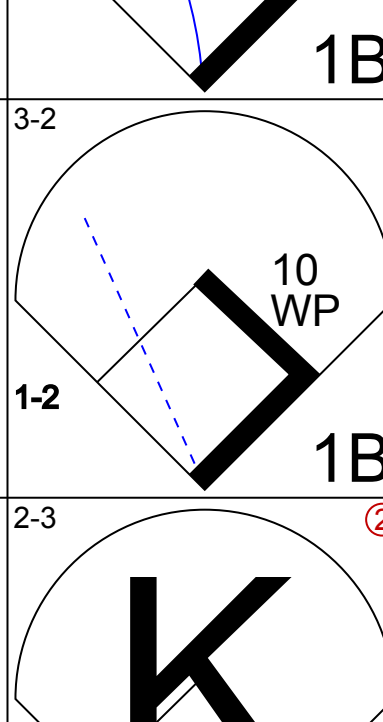

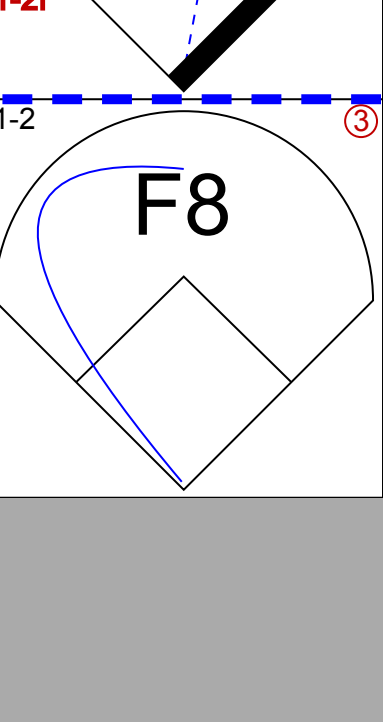
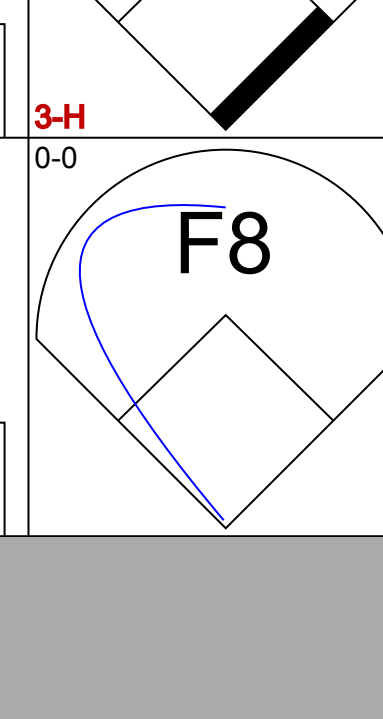
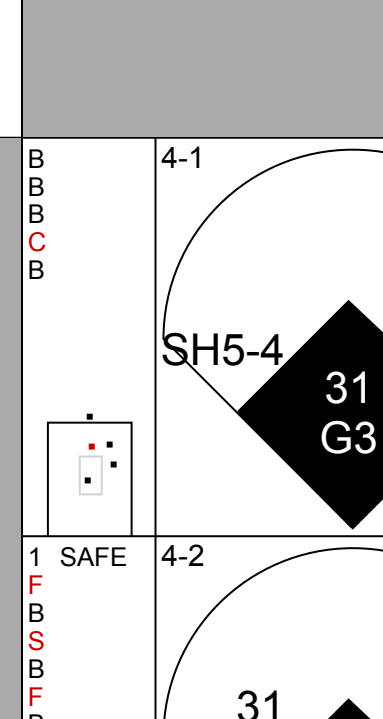
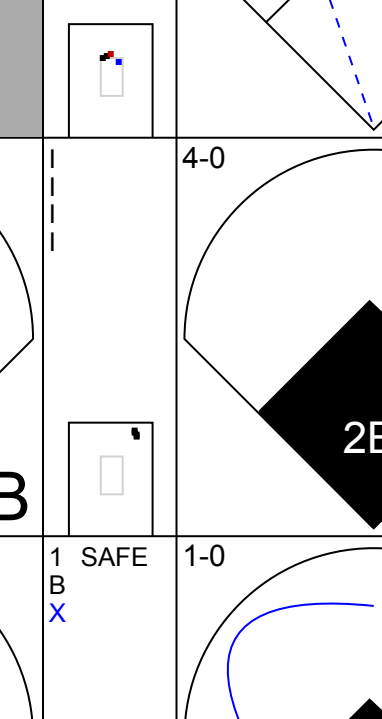
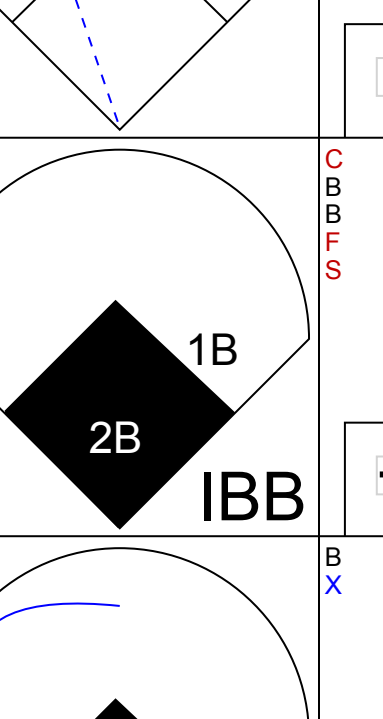
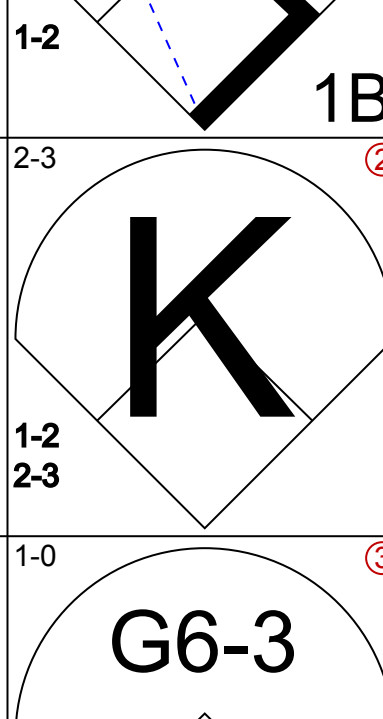


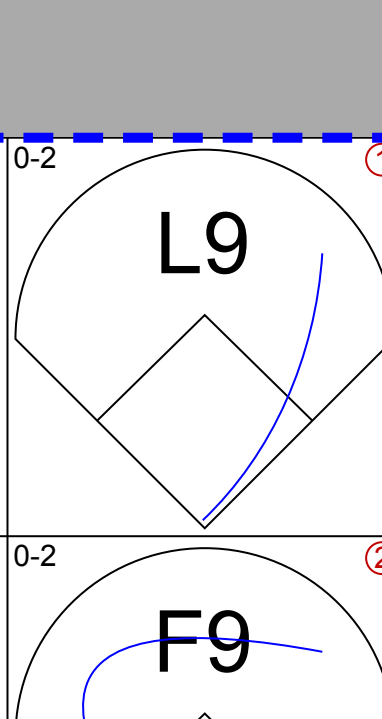
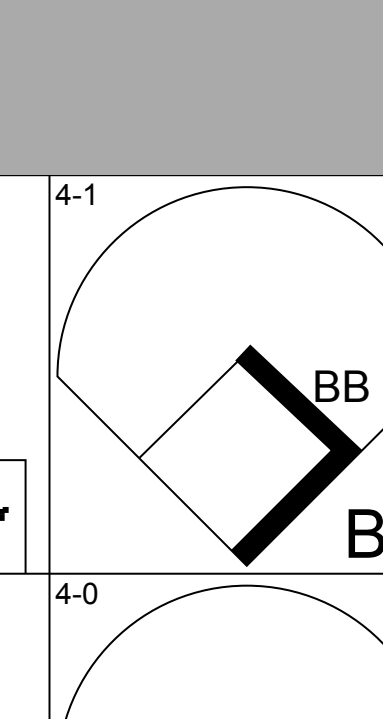
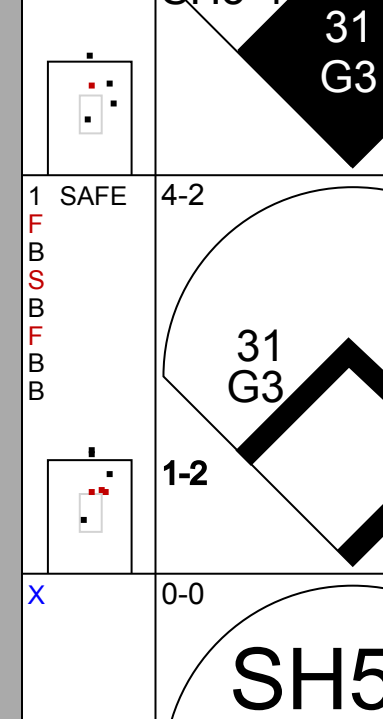
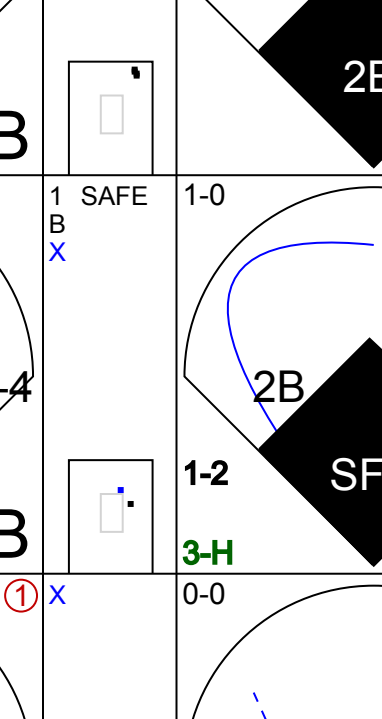
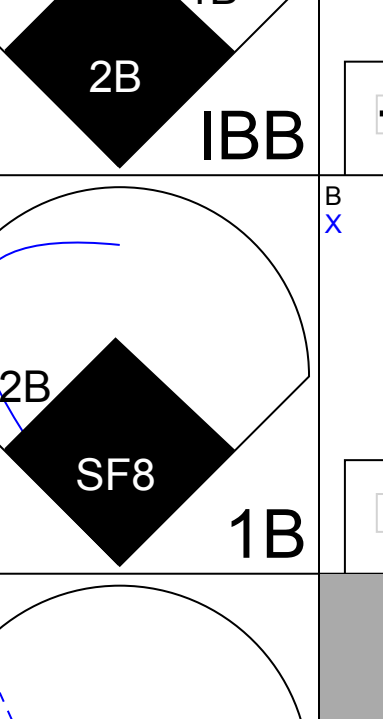
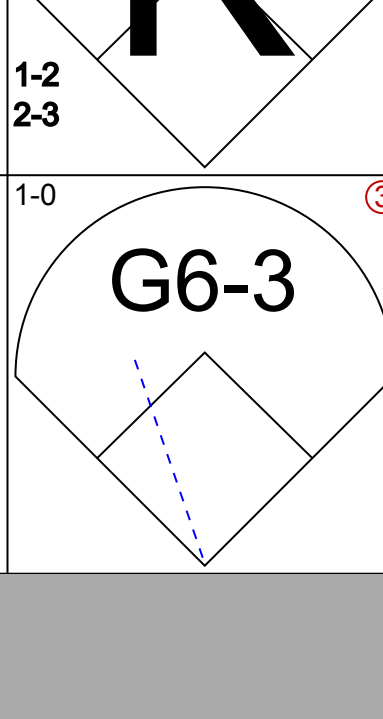


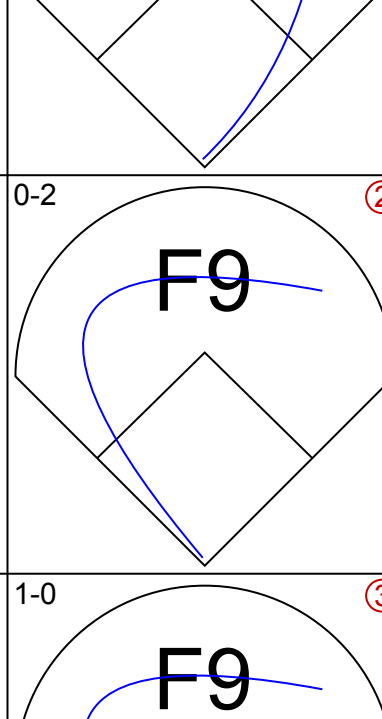
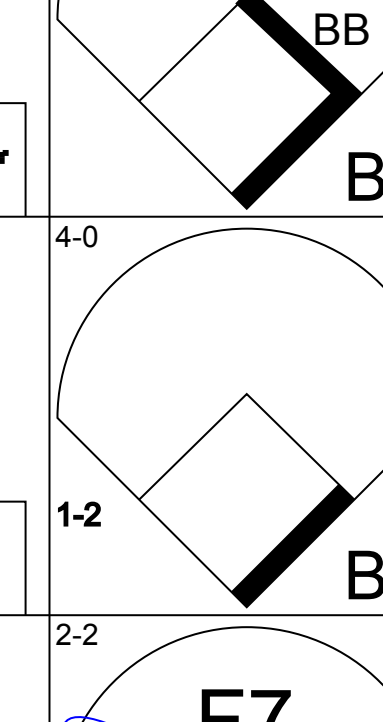
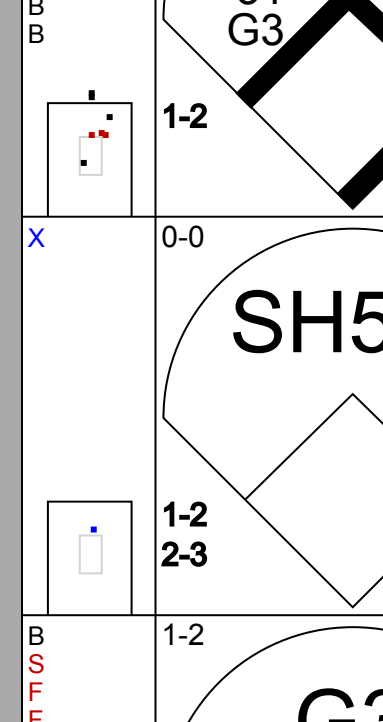
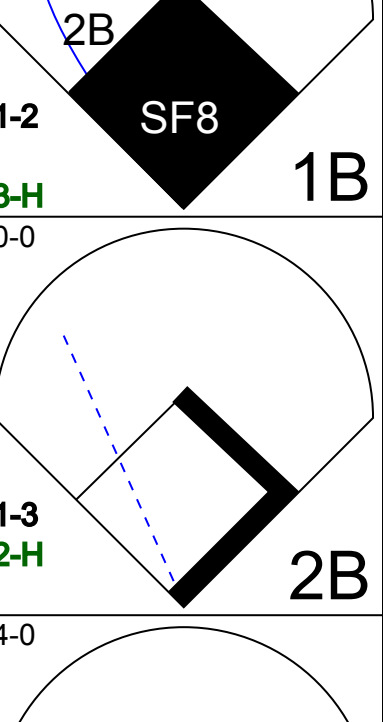
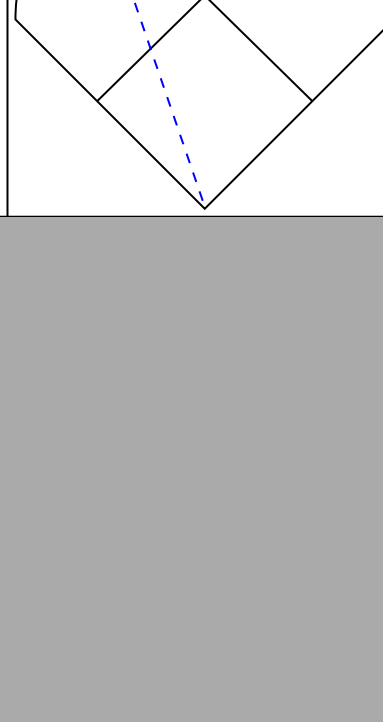
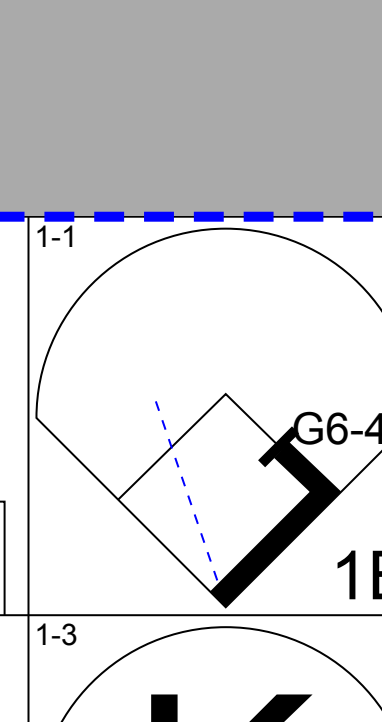

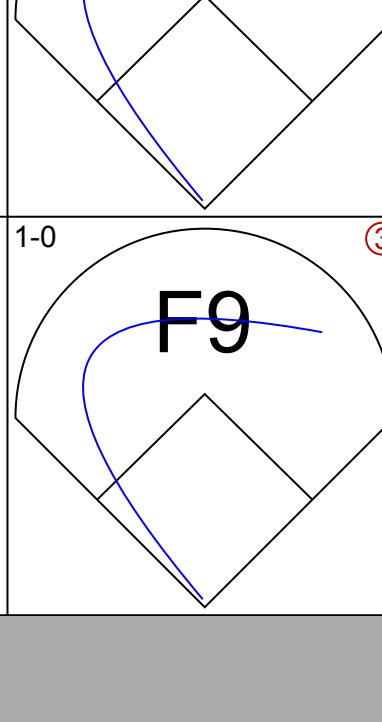
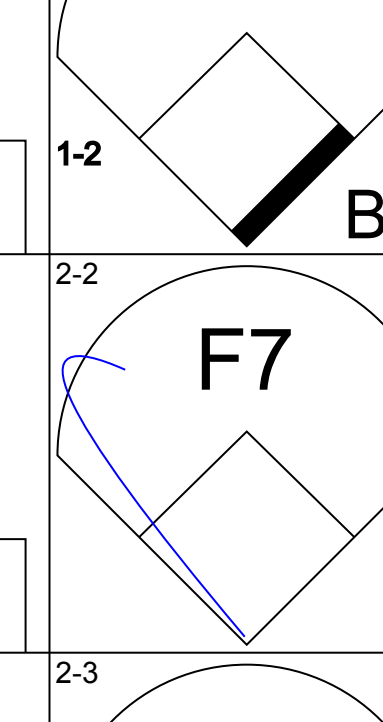
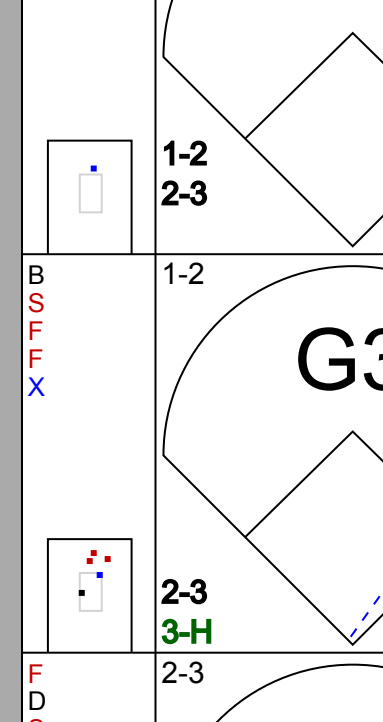
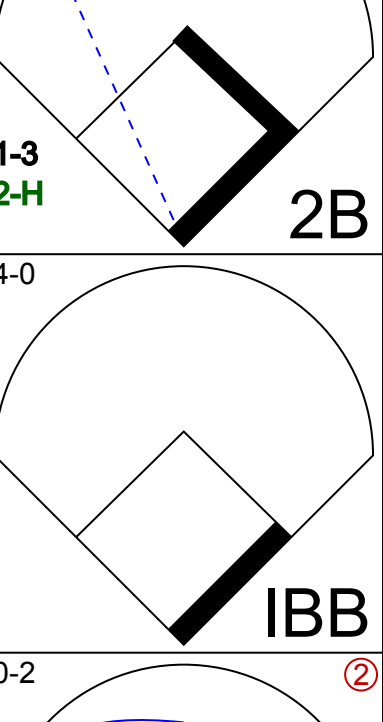

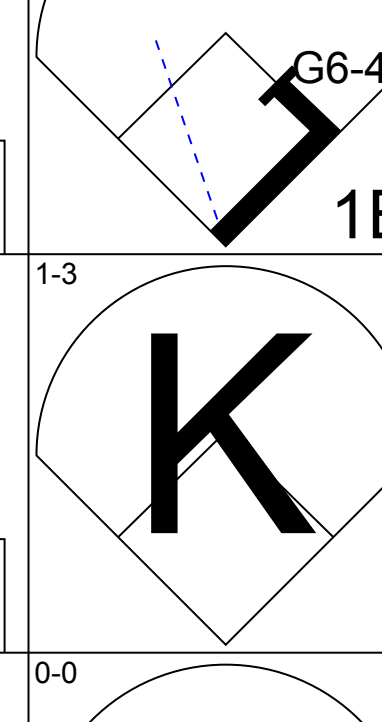

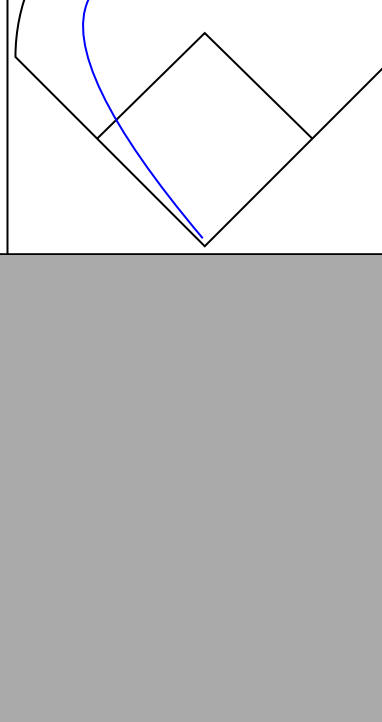
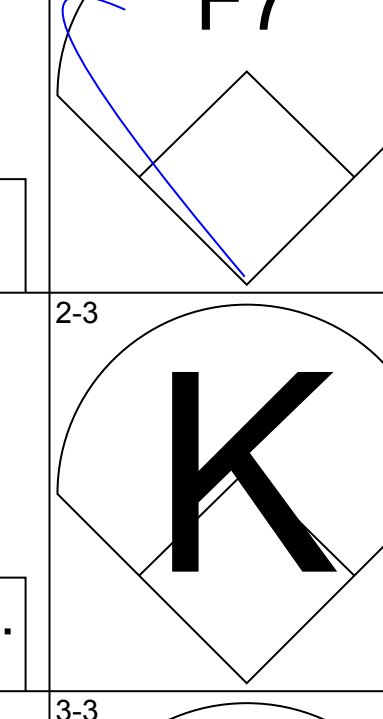
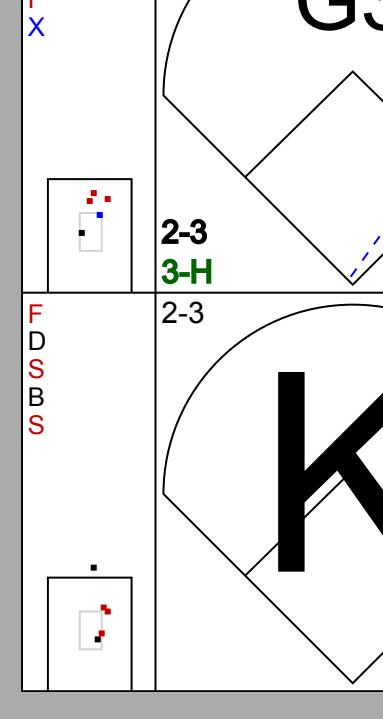
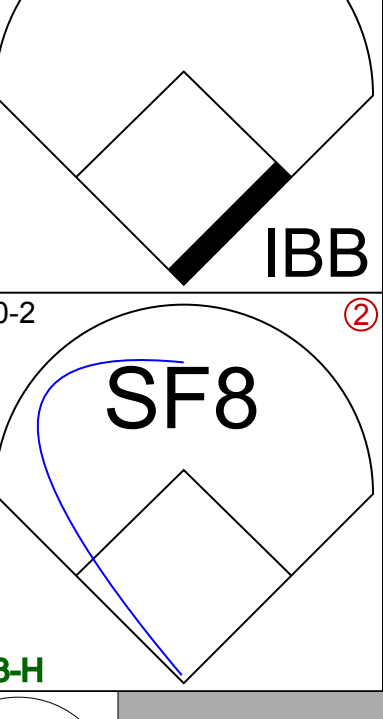

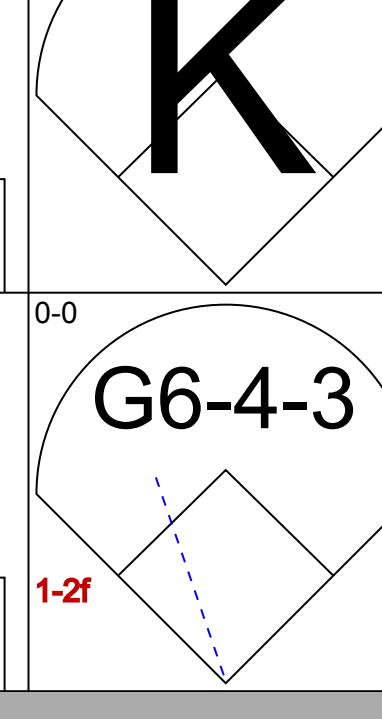

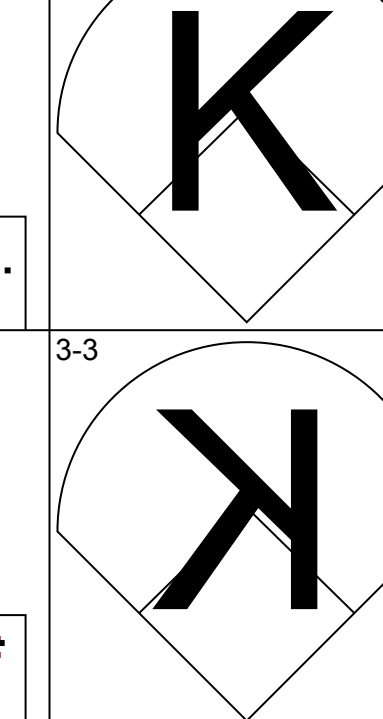
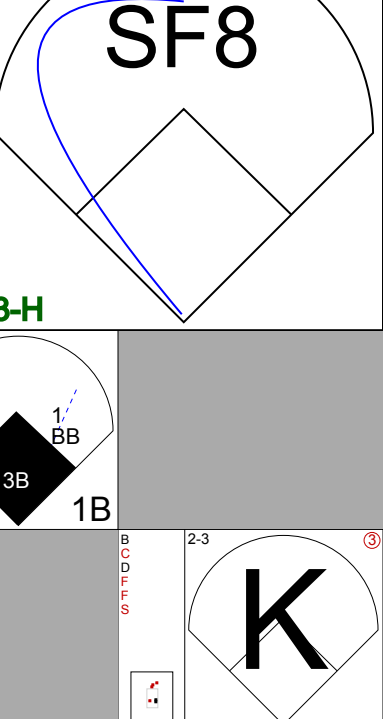

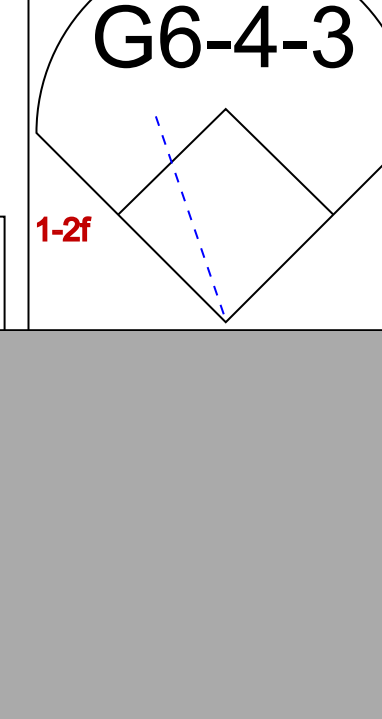
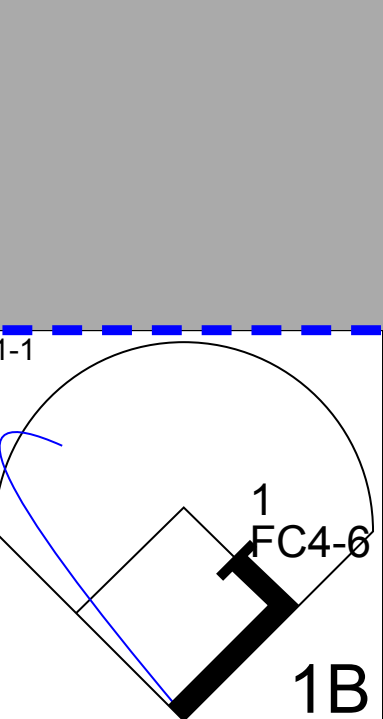


Batter	1	2	3	4	5	6	7	8	9	AB R H RBI BB SO LOB	TOP											
15 Brandon Inge, R OBP: 0.392, SLG: 0.478	1-2 F7		3-3 K		4-1 FC4-6 2B BB		0-1 L9		0-1 P5	4 1 0 0 1 1 0	<b>Detroit Tigers @ Baltimore Orioles</b> Oriole Park at Camden Yards, Baltimore, MD Sat May 28 2005, 4:35 PM EDT Att: 35,955 - Partly Cloudy - 71 F											
9 Carlos Guillen, S OBP: 0.414, SLG: 0.497	3-3 K		2-3 K		0-0 G3		1-0 G3-1	2-2 1B	5 0 1 0 0 2 2													
Dmitri Young, S OBP: 0.328, SLG: 0.470	3-1 1B			0-1 G5-3	4-0 FC4-6 IBB		1-2 G6-3	0-0 G6-3	4 0 1 0 1 0 1													
Rondell White, R OBP: 0.331, SLG: 0.463	0-2 G6-3			1-0 WP G5-3 1B	2-2 FC4-6 2B		1-1 F9		4 0 1 0 0 0 3													
Ivan Rodriguez, R OBP: 0.296, SLG: 0.436		2-3 K		2-2 G5-3	1-1 2B		1-2 F9 20 HR 1B		4 1 2 1 0 1 1													
Craig Monroe, R OBP: 0.352, SLG: 0.447		3-2 HR		4-0 20 BB BB	1-1 G6-3		2-2 F9		3 1 1 1 1 0 3													
20 Omar Infante, R OBP: 0.280, SLG: 0.393		3-2 P4		4-1 BB		1-1 F8	1-1 HR		3 1 1 2 1 0 0													
Jason Smith, L OBP: 0.217, SLG: 0.267		2-2 G4-3		0-2 G4-1		0-0 B1-3	0-3 K		4 0 0 0 0 1 3													
Nook Logan, S OBP: 0.319, SLG: 0.368			3-2 F8		1-1 FC4-6 1B	1-3 K		1-2 G1-3	4 1 1 0 0 1 0													
<b>Inning Stats</b>	R: 0 E: 0 K: 1 S: 11	H: 1 LOB: 1 BB: 0 P: 18	R: 1 E: 0 K: 1 S: 14	H: 1 LOB: 0 BB: 0 P: 24	R: 0 E: 0 K: 2 S: 9	H: 0 LOB: 0 BB: 0 P: 17	R: 0 E: 0 K: 0 S: 10	H: 1 LOB: 3 BB: 2 P: 21	R: 2 E: 1 K: 0 S: 12	H: 2 LOB: 2 BB: 2 P: 26	R: 0 E: 0 K: 1 S: 6	H: 0 LOB: 0 BB: 0 P: 8	R: 0 E: 0 K: 0 S: 8	H: 0 LOB: 0 BB: 0 P: 10	R: 2 E: 0 K: 1 S: 13	H: 2 LOB: 1 BB: 0 P: 18	R: 0 E: 0 K: 0 S: 9	H: 1 LOB: 1 BB: 0 P: 12	1B: 5 2B: 1 3B: 0 HR: 2	SF: 0 SAC: 0 DP: 0 HBP: 0	WP: 1 PB: 0 SB: 2 CS: 0	PA: 39
<b>PITCHER</b>	IP WLS BF H R ER SO BB IBB HBP BLK WP HR S P ERA WHIP											<b>PITCHER</b>	IP WLS BF H R ER SO BB IBB HBP BLK WP HR S P ERA WHIP									
49 Hayden Penn, R ERA: 1.93	(1, 1) 4.2 23 5 3 1 4 3 1 0 0 0 1 1 53 101 1.93 1.714																					
Todd Williams, R ERA: 3.32	(5, 1) 2.1 7 0 0 0 1 0 0 0 0 0 0 0 17 23 0.00 0.000																					
Jorge Julio, R ERA: 2.55	(8, 1) 1.0 L 5 2 2 2 1 0 0 0 0 0 0 0 1 13 18 0.00 2.000																					
Steve Reed, R ERA: 5.3	(9, 1) 1.0 4 1 0 0 0 0 0 0 0 0 0 0 0 9 12 0.00 1.000																					

Batter	1	2	3	4	5	6	7	8	9	AB R H RBI BB SO LOB	BOTTOM											
1 Brian Roberts, S OBP: 0.459, SLG: 0.660	1-0 CS 1B		0-0 G4-3			1-0 1B		1-1 P6		4 0 2 0 0 0 0	<b>Detroit Tigers @ Baltimore Orioles</b> Oriole Park at Camden Yards, Baltimore, MD Sat May 28 2005, 4:35 PM EDT Att: 35,955 - Partly Cloudy - 71 F											
B.J. Surhoff, L OBP: 0.292, SLG: 0.414	4-2 G4-6-3 BB			0-0 6 1B		2-2 10 G6-4-3 1B		1-2 G3-1	3 1 2 0 1 0 0													
6 Melvin Mora, R OBP: 0.351, SLG: 0.518	3-2 G4-6-3			0-1 G5-4-3 1B		0-3 K		1-1 G5-3	4 0 1 1 0 1 3													
10 Miguel Tejada, R OBP: 0.357, SLG: 0.594		2-1 HR		3-2 F7		2-1 G6-4-3		0-2 G6-3	4 1 1 1 0 0 3													
Sammy Sosa, R OBP: 0.304, SLG: 0.415		3-2 G4-3		0-0 G5-4-3		1-1 F8			3 0 0 0 0 0 1													
Rafael Palmeiro, L OBP: 0.384, SLG: 0.461		2-3 K			2-2 HR		2-2 G4-3		3 1 1 1 0 1 0													
31 Jay Gibbons, L OBP: 0.311, SLG: 0.533		0-1 F8			1-1 F8		1-2 F8		3 0 0 0 0 0 0													
Sal Fasano, R OBP: 0.313, SLG: 0.667			1-0 G5-3		0-3 K2-3		0-1 G1-3		3 0 0 0 0 1 0													
David Newhan, L OBP: 0.206, SLG: 0.305			2-0 F7		2-2 G1-3		0-1 G4-3		3 0 0 0 0 0 0													
<b>Inning Stats</b>	R: 0 E: 0 K: 0 S: 7	H: 1 LOB: 1 BB: 1 P: 15	R: 1 E: 0 K: 1 S: 10	H: 1 LOB: 0 BB: 0 P: 17	R: 0 E: 0 K: 0 S: 3	H: 0 LOB: 0 BB: 0 P: 6	R: 1 E: 0 K: 0 S: 7	H: 2 LOB: 0 BB: 0 P: 10	R: 1 E: 0 K: 1 S: 14	H: 1 LOB: 0 BB: 0 P: 19	R: 0 E: 0 K: 1 S: 9	H: 2 LOB: 1 BB: 0 P: 14	R: 0 E: 0 K: 0 S: 8	H: 0 LOB: 0 BB: 0 P: 12	R: 0 E: 0 K: 0 S: 6	H: 0 LOB: 0 BB: 0 P: 7	R: 0 E: 0 K: 0 S: 8	H: 0 LOB: 0 BB: 0 P: 10	1B: 4 2B: 0 3B: 1 HR: 2	SF: 0 SAC: 0 DP: 3 HBP: 0	WP: 0 PB: 0 SB: 0 CS: 1	PA: 31
<b>PITCHER</b>	IP WLS BF H R ER SO BB IBB HBP BLK WP HR S P ERA WHIP											<b>PITCHER</b>	IP WLS BF H R ER SO BB IBB HBP BLK WP HR S P ERA WHIP									
Jason Johnson, R ERA: 3.53	(1, 1) 8.0 W 28 7 3 3 3 1 0 0 0 0 0 0 2 64 3.38 1.000																					
Ugueth Urbina, R ERA: 3.09	(9, 1) 1.0 S 3 0 0 0 0 0 0 0 0 0 0 0 8 10 0.00 0.000																					



Batter	1	2	3	4	5	6	7	8	9	AB	R	H	RBI	BB	SO	LOB	TOP								
15 Brandon Inge, R OBP: 0.393, SLG: 0.473										4	1	1	0	1	1	1	<b>Detroit Tigers @ Baltimore Orioles</b> Oriole Park at Camden Yards, Baltimore, MD Sun May 29 2005, 1:35 PM EDT Att: 37,061 - Sunny - 80 F								
Ramon Martinez, R OBP: 0.298, SLG: 0.289 Jason Smith, L OBP: 0.217, SLG: 0.267										5	0	0	0	0	1	7									
Dmitri Young, S OBP: 0.340, SLG: 0.506										4	3	3	3	0	0	0									
Craig Monroe, R OBP: 0.348, SLG: 0.459										5	1	1	3	0	1	1									
Ivan Rodriguez, R OBP: 0.299, SLG: 0.441										5	1	2	0	0	0	1									
33 Marcus Thames, R OBP: 0.277, SLG: 0.467										4	0	1	0	1	2	2									
20 Omar Infante, R OBP: 0.278, SLG: 0.387										5	0	1	1	0	3	3									
13 Vance Wilson, R OBP: 0.243, SLG: 0.125										3	1	1	0	1	0	2									
Nook Logan, S OBP: 0.331, SLG: 0.386										4	1	3	0	0	1	0									
<b>Inning Stats</b>	R: 0 E: 0 K: 2 S: 10	H: 0 LOB: 0 BB: 0 P: 14	R: 0 E: 0 K: 1 S: 10	H: 0 LOB: 0 BB: 0 P: 13	R: 0 E: 0 K: 2 S: 10	H: 0 LOB: 0 BB: 0 P: 16	R: 1 E: 1 K: 0 S: 10	H: 1 LOB: 1 BB: 0 P: 17	R: 0 E: 0 K: 1 S: 12	H: 2 LOB: 3 BB: 1 P: 22	R: 1 E: 0 K: 1 S: 14	H: 2 LOB: 1 BB: 0 P: 18	R: 6 E: 0 K: 0 S: 23	H: 6 LOB: 1 BB: 2 P: 40	R: 0 E: 0 K: 0 S: 7	H: 1 LOB: 2 BB: 0 P: 8		R: 0 E: 0 K: 2 S: 9	H: 1 LOB: 2 BB: 0 P: 14	1B: 7 2B: 4 3B: 0 HR: 2	SF: 0 SAC: 0 DP: 2 HBP: 1	WP: 0 PB: 0 SB: 0 CS: 0	PA: 43		
<b>PITCHER</b>	IP	WLS	BF	H	R	ER	SO	BB	IBB	HBP	BLK	WP	HR	S	P	ERA	WHIP								
Bruce Chen, L ERA: 3.46	(1, 1)	6.0		5	3	2	7	2	0	0	0	0	1	68	106	3.00	1.167								
Steve Reed, R ERA: 7.11	(7, 1)	0.1	L	5	4	4	0	0	0	0	0	0	1	14	20	108.00	12.000								
Steve Kline, L ERA: 5.6	(7, 1)	0.2		4	2	1	1	0	0	0	0	0	0	7	14	13.50	4.500								
Jorge Julio, R ERA: 2.45	(8, 1)	1.0		3	1	0	0	0	0	0	0	0	0	7	8	0.00	1.000								
James Baldwin, R ERA:	(9, 1)	1.0		5	1	0	0	2	0	0	1	0	0	9	14	0.00	1.000								

Batter	1	2	3	4	5	6	7	8	9	AB	R	H	RBI	BB	SO	LOB	BOTTOM									
1 Brian Roberts, S OBP: 0.458, SLG: 0.656										4	1	1	0	1	0	1	<b>Detroit Tigers @ Baltimore Orioles</b> Oriole Park at Camden Yards, Baltimore, MD Sun May 29 2005, 1:35 PM EDT Att: 37,061 - Sunny - 80 F									
B.J. Surhoff, L OBP: 0.298, SLG: 0.435										5	1	2	2	0	0	2										
6 Melvin Mora, R OBP: 0.347, SLG: 0.510										5	0	1	0	0	0	3										
10 Miguel Tejada, R OBP: 0.358, SLG: 0.585											3	2	0	0	2	1		3								
Sammy Sosa, R OBP: 0.314, SLG: 0.413											3	1	1	1	2	0		2								
Chris Gomez, R OBP: 0.533, SLG: 0.541 Rafael Palmeiro, L OBP: 0.362, SLG: 0.458											2	0	2	1	1	0		0								
31 Jay Gibbons, L OBP: 0.309, SLG: 0.523											3	0	0	1	1	1		4								
Geronimo Gil, R OBP: 0.207, SLG: 0.255										3	0	0	1	0	2	4										
39 Jeff Fiorentino, L OBP: 0.277, SLG: 0.354 Napoleon Calzado, R OBP: 1.000, SLG: 1.000										3	1	1	0	0	2	4										
<b>Inning Stats</b>	R: 0 E: 0 K: 0 S: 7	H: 1 LOB: 1 BB: 0 P: 10	R: 0 E: 0 K: 2 S: 11	H: 0 LOB: 2 BB: 2 P: 26	R: 0 E: 0 K: 0 S: 8	H: 0 LOB: 0 BB: 0 P: 13	R: 1 E: 1 K: 1 S: 12	H: 0 LOB: 1 BB: 2 P: 23	R: 5 E: 0 K: 1 S: 22	H: 4 LOB: 2 BB: 3 P: 41	R: 0 E: 0 K: 1 S: 11	H: 2 LOB: 2 BB: 0 P: 18	R: 0 E: 0 K: 1 S: 7	H: 1 LOB: 0 BB: 0 P: 9	R: 0 E: 0 K: 0 S: 11	H: 1 LOB: 1 BB: 0 P: 16		R: 0 E: 0 K: 0 S: 9	H: 0 LOB: 0 BB: 0 P: 10	1B: 6 2B: 2 3B: 1 HR: 0	SF: 1 SAC: 1 DP: 1 HBP: 0	WP: 1 PB: 0 SB: 0 CS: 0	PA: 42			
<b>PITCHER</b>	IP	WLS	BF	H	R	ER	SO	BB	IBB	HBP	BLK	WP	HR	S	P	ERA	WHIP									
Wilfredo Ledezma, L ERA: 6.75	(1, 1)	4.0		20	3	4	4	3	5	0	0	0	0	0	0	9.00	2.000									
Chris Spurling, R ERA: 3.0	(5, 1)	2.0	W	12	4	2	2	2	0	2	0	0	1	0	22	42	9.00	2.000								
Kyle Farnsworth, R ERA: 2.98	(7, 1)	1.0	H	3	1	0	0	1	0	0	0	0	0	7	9	0.00	1.000									
Jamie Walker, L ERA: 1.96	(8, 1)	0.2	H	3	1	0	0	0	0	0	0	0	0	8	12	0.00	1.500									
Franklin German, R ERA: 2.37	(8, 1)	0.1	H	1	0	0	0	0	0	0	0	0	0	3	4	0.00	0.000									
<b>PITCHER</b>	IP	WLS	BF	H	R	ER	SO	BB	IBB	HBP	BLK	WP	HR	S	P	ERA	WHIP									
Ugueth Urbina, R ERA: 2.96	(9, 1)	1.0	S	3	0	0	0	0	0	0	0	0	0	9	10	0.00	0.000									



Batter	1	2	3	4	5	6	7	8	9	AB	R	H	RBI	BB	SO	LOB	TOP								
Andres Torres, S (1, 8) OBP: 0.154, SLG: 0.154	G6-3		K	P3		10 1B		G4-3		5	1	1	0	0	1	1	<b>Texas Rangers @ Detroit Tigers</b> Comerica Park, Detroit, MI Tue May 31 2005, 7:05 PM EDT Att: 16,931 - Clear - 70 F								
10 Michael Young, R (1, 6) OBP: 0.344, SLG: 0.441	G3-1		23 FC5-4 1B	FC6-4		23 2B		BB		4	1	2	1	1	0	1									
23 Mark Teixeira, S (1, 3) OBP: 0.350, SLG: 0.548	9 2B		FC5-4			9 1B		L8		5	2	3	1	0	0	2									
9 Hank Blalock, L (1, 5) OBP: 0.350, SLG: 0.483	3B		1-2			HR		2B		5	0	2	1	0	2	3									
Alfonso Soriano, R (1, 4) OBP: 0.312, SLG: 0.560	F8		3-3			K		F7		4	1	1	0	0	1	2									
Kevin Mench, R (1, 7) OBP: 0.372, SLG: 0.595		1-1				BB 3B		L8		4	2	2	2	1	0	3									
Richard Hidalgo, R (1, 9) OBP: 0.320, SLG: 0.467		1-3				HR		1B		5	0	1	0	0	2	2									
Chad Allen, R (1, 10) OBP: 0.327, SLG: 0.360		1-2				1B		G6-4-3		5	1	2	2	0	1	2									
Rod Barajas, R (1, 2) OBP: 0.270, SLG: 0.354	F8		1-2			10 FC6-4 1B		G6-3		4	0	1	1	0	0	1									
<b>Inning Stats</b>	R: 1 E: 0 K: 0 S: 14	H: 2 LOB: 1 BB: 0 P: 21	R: 0 E: 0 K: 1 S: 11	H: 1 LOB: 1 BB: 0 P: 14	R: 0 E: 0 K: 2 S: 12	H: 1 LOB: 1 BB: 0 P: 19	R: 3 E: 0 K: 0 S: 22	H: 3 LOB: 1 BB: 1 P: 32	R: 2 E: 0 K: 2 S: 13	H: 2 LOB: 0 BB: 0 P: 20	R: 2 E: 0 K: 1 S: 17	H: 4 LOB: 3 BB: 0 P: 27	R: 0 E: 0 K: 1 S: 10	H: 0 LOB: 0 BB: 0 P: 13	R: 0 E: 0 K: 0 S: 7	H: 0 LOB: 1 BB: 0 P: 12	R: 0 E: 0 K: 0 S: 10	H: 2 LOB: 1 BB: 0 P: 16	1B: 10 2B: 2 3B: 2 HR: 1	SF: 0 SAC: 0 DP: 1 HBP: 1	WP: 0 PB: 0 SB: 1 CS: 0	PA: 44			
<b>PITCHER</b>	IP	WLS	BF	H	R	ER	SO	BB	IBB	HBP	BLK	WP	HR	S	P	ERA	WHIP								
Mike Maroth, L (1, 1) ERA: 5.04	4.2	L	24	9	6	6	5	1	0	0	0	0	1	70	102	11.57	2.143								
Matt Ginter, R (5, 1) ERA: 5.23	1.0		8	4	2	2	1	0	0	1	0	0	0	16	25	18.00	4.000								
Doug Creek, L (6, 1) ERA: 1.5	1.1		4	0	0	0	1	0	0	0	0	0	0	13	19	0.00	0.000								
Chris Spurling, R (8, 1) ERA: 2.7	1.0		4	0	0	0	0	1	0	0	0	0	0	7	12	0.00	1.000								
Franklyn German, R (9, 1) ERA: 2.25	1.0		4	2	0	0	0	0	0	0	0	0	0	10	16	0.00	2.000								

Batter	1	2	3	4	5	6	7	8	9	AB	R	H	RBI	BB	SO	LOB	BOTTOM								
15 Brandon Inge, R (1, 5) OBP: 0.394, SLG: 0.489	HR		F8			K		1B		4	1	2	2	0	1	1	<b>Texas Rangers @ Detroit Tigers</b> Comerica Park, Detroit, MI Tue May 31 2005, 7:05 PM EDT Att: 16,931 - Clear - 70 F								
Ramon Martinez, R (1, 6) OBP: 0.275, SLG: 0.285	F9		FC5-4			F9		F8		4	0	0	0	0	0	2									
Dmitri Young, S (1, 3) OBP: 0.333, SLG: 0.494	K		P4			F8		G5-3		4	0	0	0	0	1	0									
Craig Monroe, R (1, 9) OBP: 0.346, SLG: 0.453	F8		33 FC5-4 1B			F8		G4-3		4	0	1	0	0	0	0									
Ivan Rodriguez, R (1, 2) OBP: 0.284, SLG: 0.433	L9		K			K		G6-3		3	0	0	0	0	2	1									
13 Vance Wilson, R (9, PH) OBP: 0.237, SLG: 0.121			K			K		G6-3		1	0	0	0	0	0	0									
33 Marcus Thames, R (1, 7) OBP: 0.279, SLG: 0.455	31 L1-3 BB		FC5-4			K				2	0	0	0	1	1	1									
31 Chris Shelton, R (1, 10) OBP: 0.333, SLG: 0.667	L1-3		G4-3			G4-3		15 1B		3	1	1	0	0	0	1									
20 Omar Infante, R (1, 4) OBP: 0.279, SLG: 0.386			FC5-4 1B			P4		F8		3	0	1	0	0	0	1									
Nook Logan, S (1, 8) OBP: 0.324, SLG: 0.378			P4			K		G4-3		3	0	0	0	0	1	2									
<b>Inning Stats</b>	R: 1 E: 0 K: 1 S: 9	H: 1 LOB: 0 BB: 0 P: 14	R: 0 E: 0 K: 0 S: 7	H: 0 LOB: 0 BB: 1 P: 14	R: 0 E: 0 K: 0 S: 11	H: 1 LOB: 1 BB: 0 P: 19	R: 0 E: 0 K: 1 S: 8	H: 1 LOB: 1 BB: 0 P: 12	R: 0 E: 0 K: 1 S: 10	H: 0 LOB: 0 BB: 0 P: 12	R: 0 E: 0 K: 1 S: 5	H: 0 LOB: 0 BB: 0 P: 9	R: 0 E: 0 K: 2 S: 7	H: 0 LOB: 0 BB: 0 P: 11	R: 1 E: 0 K: 0 S: 11	H: 2 LOB: 1 BB: 0 P: 16	R: 0 E: 0 K: 0 S: 8	H: 0 LOB: 0 BB: 0 P: 10	1B: 3 2B: 2 3B: 0 HR: 1	SF: 0 SAC: 0 DP: 1 HBP: 0	WP: 0 PB: 0 SB: 0 CS: 0	PA: 32			
<b>PITCHER</b>	IP	WLS	BF	H	R	ER	SO	BB	IBB	HBP	BLK	WP	HR	S	P	ERA	WHIP								
Kenny Rogers, L (1, 1) ERA: 1.65	7.0	W	24	3	1	1	6	1	0	0	0	0	0	11	57	9.00	0.571								
Nick Regilio, R (8, 1) ERA: 4.32	1.0		5	2	1	1	0	0	0	0	0	0	0	11	16	9.00	2.000								
43 Kameron Loe, R (9, 1) ERA: 2.16	1.0		3	0	0	0	0	0	0	0	0	0	0	8	10	0.00	0.000								

AB 41  
R 8  
H 15  
RBI 8  
BB 2  
SO 7  
LOB 17



AB 31  
R 2  
H 5  
RBI 2  
BB 1  
SO 6  
LOB 9





Batter	1	2	3	4	5	6	7	8	9	AB	R	H	RBI	BB	SO	LOB	TOP										
David Dellucci, L (1, 10) OBP: 0.462, SLG: 0.556										5	0	3	0	0	1	0											
10 Michael Young, R (1, 6) OBP: 0.347, SLG: 0.442										4	1	2	0	0	2	2											
23 Mark Teixeira, S (1, 3) OBP: 0.343, SLG: 0.538										4	0	0	0	0	1	5											
9 Hank Blalock, L (1, 5) OBP: 0.352, SLG: 0.488										4	1	2	1	0	0	1											
Alfonso Soriano, R (1, 4) OBP: 0.311, SLG: 0.555										4	0	1	0	0	0	2											
Kevin Mench, R (1, 7) OBP: 0.369, SLG: 0.605										4	1	1	2	0	1	2											
Layne Nix, L (1, 8) OBP: 0.286, SLG: 0.443										4	0	0	0	0	3	2											
Richard Hidalgo, R (1, 9) OBP: 0.318, SLG: 0.481										4	1	1	1	0	2	0											
Rod Barajas, R (1, 2) OBP: 0.264, SLG: 0.346 Andres Torres, S (9, PH) OBP: 0.143, SLG: 0.143										3	0	0	0	0	0	0											
<b>Inning Stats</b>	R: 0 E: 0 K: 2 S: 10	H: 1 LOB: 1 BB: 0 P: 12	R: 0 E: 0 K: 1 S: 7	H: 0 LOB: 0 BB: 0 P: 12	R: 0 E: 0 K: 0 S: 6	H: 0 LOB: 0 BB: 0 P: 8	R: 3 E: 0 K: 1 S: 12	H: 3 LOB: 1 BB: 0 P: 16	R: 1 E: 0 K: 1 S: 11	H: 2 LOB: 1 BB: 0 P: 16	R: 0 E: 0 K: 0 S: 13	H: 1 LOB: 1 BB: 0 P: 18	R: 0 E: 0 K: 1 S: 8	H: 2 LOB: 2 BB: 0 P: 12	R: 0 E: 0 K: 2 S: 10	H: 1 LOB: 1 BB: 0 P: 16	R: 0 E: 0 K: 3 S: 11	H: 0 LOB: 0 BB: 0 P: 16	1B: 7 2B: 1 3B: 0 HR: 2	SF: 0 SAC: 0 DP: 0 HBP: 0	WP: 0 PB: 0 SB: 0 CS: 0	PA: 37					
<b>PITCHER</b>	IP	WLS	BF	H	R	ER	SO	BB	IBB	HBP	BLK	WP	HR	S	P	ERA	WHIP										
38 Jeremy Bonderman, R (1, 1) ERA: 3.62	7.1	W	32	10	4	4	6	0	0	0	0	0	2	71	101	4.91	1.364										
Kyle Farnsworth, R (8, 1) ERA: 2.78	0.2	H	2	0	0	0	2	0	0	0	0	0	0	6	9	0.00	0.000										
Ugueth Urbina, R (9, 1) ERA: 2.84	1.0	S	3	0	0	0	3	0	0	0	0	0	0	11	16	0.00	0.000										

Texas Rangers @ Detroit Tigers  
Comerica Park, Detroit, MI  
Wed Jun 01 2005, 7:05 PM EDT  
Att: 15,428 - Clear - 76 F

AB	37
R	4
H	10
RBI	4
BB	0
SO	11
LOB	14



Batter	1	2	3	4	5	6	7	8	9	AB	R	H	RBI	BB	SO	LOB	BOTTOM										
15 Brandon Inge, R (1, 5) OBP: 0.396, SLG: 0.490										4	0	2	2	0	1	2											
20 Omar Infante, R (1, 4) OBP: 0.272, SLG: 0.376										4	0	0	0	0	0	2											
Dmitri Young, S (1, 3) OBP: 0.332, SLG: 0.506										4	1	1	1	0	0	2											
Rondell White, R (1, 7) OBP: 0.335, SLG: 0.464										4	1	2	0	0	0	0											
Ivan Rodriguez, R (1, 2) OBP: 0.293, SLG: 0.429										4	1	1	0	0	1	1											
Craig Monroe, R (1, 9) OBP: 0.344, SLG: 0.455										4	1	1	1	0	0	1											
31 Chris Shelton, R (1, 10) OBP: 0.333, SLG: 0.500										3	0	1	1	0	0	1											
39 Tony Giarratano, S (1, 6) OBP: 0.667, SLG: 0.667										3	1	2	1	0	0	1											
Nook Logan, S (1, 8) OBP: 0.325, SLG: 0.377										3	1	1	0	0	0	2											
<b>Inning Stats</b>	R: 0 E: 0 K: 1 S: 10	H: 0 LOB: 0 BB: 0 P: 14	R: 0 E: 0 K: 0 S: 4	H: 0 LOB: 0 BB: 0 P: 7	R: 0 E: 0 K: 0 S: 9	H: 2 LOB: 1 BB: 0 P: 13	R: 1 E: 0 K: 1 S: 10	H: 2 LOB: 1 BB: 0 P: 21	R: 0 E: 0 K: 0 S: 4	H: 1 LOB: 0 BB: 0 P: 6	R: 5 E: 1 K: 0 S: 18	H: 5 LOB: 1 BB: 0 P: 23	R: 0 E: 0 K: 0 S: 4	H: 0 LOB: 0 BB: 0 P: 6	R: 0 E: 0 K: 0 S: 4	H: 0 LOB: 0 BB: 0 P: 6	1B: 9 2B: 1 3B: 0 HR: 1	SF: 0 SAC: 0 DP: 3 HBP: 0	WP: 0 PB: 0 SB: 0 CS: 0	PA: 33							
<b>PITCHER</b>	IP	WLS	BF	H	R	ER	SO	BB	IBB	HBP	BLK	WP	HR	S	P	ERA	WHIP										
Ryan Drese, R (1, 1) ERA: 6.04	6.1	L	27	10	6	5	2	0	0	0	0	0	0	12	17	0.00	0.600										
Doug Brocail, R (7, 1) ERA: 4.09	1.2		6	1	0	0	0	0	0	0	0	0	0	0	0	0.00	0.600										

Texas Rangers @ Detroit Tigers  
Comerica Park, Detroit, MI  
Wed Jun 01 2005, 7:05 PM EDT  
Att: 15,428 - Clear - 76 F

AB	33
R	6
H	11
RBI	6
BB	0
SO	2
LOB	12





Batter	1	2	3	4	5	6	7	8	9	10	AB	R	H	RBI	BB	SO	LOB	TOP	
Andres Torres, S OBP: 0.211, SLG: 0.235 (1, 8) (10, 9)	1-1 10 1B 23 1B 2B		4-2 10 G6-3 10 WP BB		1-2 FC5-4 10 WP		2-2 SF8		3-3 K		3	1	1	1	1	1	1		
10 Michael Young, R OBP: 0.348, SLG: 0.441 (1, 6)	0-0 23 1B E		2-2 G6-3		2-2 G5-3		3-H 1-0 23 1B SF8		1-0 F8		5	2	2	0	0	0	2		
23 Mark Teixeira, S OBP: 0.349, SLG: 0.539 (1, 3)	2-1 FC6-4 1B		2-3 K		0-0 G6-3		0-1 1-3 2-H 1B		2-0 1B		5	0	3	2	0	1	1		
Kevin Mench, R OBP: 0.304, SLG: 0.603 (1, 7)	1-2 FC6-4		3-2 F7		0-2 2B		3-2 SF8		2-2 G3		4	0	1	1	0	0	3		
Alfonso Soriano, R OBP: 0.308, SLG: 0.551 (1, 4)	0-3 K				2-2 F9		1-1 L5		1-2 F7		5	0	1	0	0	1	3		
Richard Hidalgo, R OBP: 0.320, SLG: 0.475 Rod Barajas, R OBP: 0.264, SLG: 0.346 (1, 9) (10, 2)	0-1 F9		1-2 G5-3		4-1 FC6-4 BB		1-1 1B		2-2 K		4	0	1	0	1	1	2		
Chad Allen, R OBP: 0.309, SLG: 0.340 David Dellucci, L OBP: 0.462, SLG: 0.551 (8, PH) (8, 10)		2-3 K2-3		0-1 G6-3		1-2 FC6-4 1B		0-2 F9		4-2 BB	3	0	0	0	0	1	2		
Sandy Alomar Jr., R OBP: 0.327, SLG: 0.286 9 Hank Blalock, L OBP: 0.351, SLG: 0.458 (10, PH) (10, 5)		1-0 G4-3		1-2 G5-3		1-1 E3 1B SF8		1-2 F7		0-0 L6-4	4	1	1	0	0	0	1		
Mark DeRosa, R OBP: 0.261, SLG: 0.300 Laynce Nix, L OBP: 0.286, SLG: 0.443 (1, 5) (10, 8)		2-3 K		0-0 FC5-4 1B		1-1 23 1B 1B		3-2 G6-3			4	1	2	0	0	1	1		
<b>Inning Stats</b>	R: 2 E: 1 K: 13 S: 13	H: 3 LOB: 1 BB: 0 P: 17	R: 0 E: 0 K: 2 S: 7	H: 0 LOB: 0 BB: 0 P: 12	R: 0 E: 0 K: 1 S: 15	H: 0 LOB: 1 BB: 1 P: 26	R: 0 E: 0 K: 0 S: 8	H: 1 LOB: 1 BB: 0 P: 15	R: 0 E: 0 K: 0 S: 9	H: 1 LOB: 2 BB: 1 P: 14	R: 3 E: 1 K: 0 S: 16	H: 4 LOB: 1 BB: 0 P: 26	R: 0 E: 0 K: 1 S: 10	H: 1 LOB: 1 BB: 0 P: 18	R: 0 E: 0 K: 1 S: 14	H: 1 LOB: 1 BB: 1 P: 21	1B: 9 2B: 4 3B: 0 HR: 0	SF: 2 SAC: 0 DP: 1 HBP: 0	WP: 2 PA: 44 PB: 0 SB: 0 CS: 0
<b>PITCHER</b>	IP WLS BF H R ER SO BB IBB HBP BLK WP HR S P ERA WHIP																		
29 Nate Robertson, L ERA: 3.17	6.1	0.2	4	2	1	1	0	0	0	0	0	0	0	0	9	15	13.50	3.000	
Franklyn German, R ERA: 2.61	7.1	2.0	8	2	0	0	1	0	0	0	0	0	0	24	37	0.00	1.000		
Chris Spurling, R ERA: 2.25	8.1	1.0	W	4	1	0	0	1	0	0	0	0	0	14	21	0.00	2.000		
Ugueth Urbina, R ERA: 2.73	10.1																		

Texas Rangers @ Detroit Tigers  
Comerica Park, Detroit, MI  
Thu Jun 02 2005, 1:05 PM EDT  
Att: 21,166 - Sunny - 76 F

AB	39
R	5
H	12
RBI	4
BB	3
SO	6
LOB	19



Batter	1	2	3	4	5	6	7	8	9	10	AB	R	H	RBI	BB	SO	LOB	BOTTOM					
15 Brandon Inge, R OBP: 0.396, SLG: 0.485 (1, 5) (10, 8)	3-3 K		4-2 20 SH1-4 1B BB		2-1 P6		1-2 F7 20 HBP 1B		1-3 K		4	1	1	0	1	2	2						
20 Omar Infante, R OBP: 0.277, SLG: 0.375 (1, 4)	0-1 F9		0-0 SH1-4		0-2 P3		1-0 HBP		0-0 DI 1B		3	0	1	1	0	0	0						
Dmitri Young, S OBP: 0.328, SLG: 0.495 (1, 10)	3-3 K		0-3 K		1-1 G4-6-3 HBP		1-0 G4-6-3		1-0 F7		4	0	0	0	0	2	6						
Rondell White, R OBP: 0.337, SLG: 0.480 (1, 7)		2-0 HR	2-2 1B		1-0 G4-6-3		1-1 P4		1-2 G5-3		5	1	2	3	0	0	3						
Ivan Rodriguez, R OBP: 0.291, SLG: 0.429 (1, 2)		2-3 K	2-3 K		0-1 P3		1-2 K		2-2 1B		5	1	1	0	0	3	3						
Craig Monroe, R OBP: 0.345, SLG: 0.453 (1, 9)		1-0 F8		0-2 F8		3-2 F9		3-2 39 BB 9 SF9 31 1B 1B		3-2 1B	5	1	2	1	0	0	0						
31 Chris Shelton, R OBP: 0.400, SLG: 0.500 (1, 3)		1-1 1B		1-2 K		1-3 K		0-2 39 BB 20 1B 1B			4	1	2	0	0	2	0						
39 Tony Giarratano, S OBP: 0.571, SLG: 0.400 (1, 6)		1-1 P6		1-0 F7		4-2 BB		4-1 20 1B BB		1-2 2-H 1B	2	0	0	0	2	0	1						
Nook Logan, S OBP: 0.325, SLG: 0.376 9 Carlos Guillen, S OBP: 0.412, SLG: 0.497 Ramon Martinez, R OBP: 0.275, SLG: 0.265 (1, 8) (9, PH) (10, 5)			0-1 20 SH1-4 15 S 1B		0-3 K		2-0 G4-3		1-2 SF9		3	1	1	0	0	1	1						
<b>Inning Stats</b>	R: 0 E: 0 K: 2 S: 8	H: 0 LOB: 0 BB: 0 P: 14	R: 1 E: 0 K: 1 S: 9	H: 2 LOB: 1 BB: 0 P: 16	R: 2 E: 0 K: 2 S: 16	H: 2 LOB: 1 BB: 1 P: 24	R: 0 E: 0 K: 1 S: 9	H: 0 LOB: 0 BB: 0 P: 11	R: 0 E: 0 K: 1 S: 8	H: 0 LOB: 1 BB: 1 P: 10	R: 0 E: 0 K: 1 S: 4	H: 0 LOB: 1 BB: 0 P: 6	R: 0 E: 0 K: 1 S: 9	H: 1 LOB: 1 BB: 1 P: 19	R: 0 E: 0 K: 1 S: 9	H: 1 LOB: 2 BB: 0 P: 14	R: 2 E: 0 K: 1 S: 18	H: 3 LOB: 2 BB: 1 P: 27	R: 1 E: 0 K: 0 S: 11	H: 2 LOB: 1 BB: 0 P: 17	1B: 8 2B: 1 3B: 0 HR: 1	SF: 1 SAC: 1 DP: 1 HBP: 2	WP: 0 PA: 42 PB: 0 SB: 1 CS: 0
<b>PITCHER</b>	IP WLS BF H R ER SO BB IBB HBP BLK WP HR S P ERA WHIP																						
Chris Young, R ERA: 3.03	7.0	0.1	H	3	1	0	0	0	0	0	0	0	0	4	7	0.00	3.000						
43 Kameron Loe, R ERA: 2.08	8.1	1.2	B	9	3	2	2	2	1	0	0	0	0	23	34	10.80	2.400						
Francisco Cordero, R ERA: 3.97	8.1	0.1	L	3	2	1	1	0	0	0	0	0	0	11	17	27.00	6.000						

Texas Rangers @ Detroit Tigers  
Comerica Park, Detroit, MI  
Thu Jun 02 2005, 1:05 PM EDT  
Att: 21,166 - Sunny - 76 F

AB	35
R	6
H	10
RBI	6
BB	3
SO	10
LOB	16










Batter	1	2	3	4	5	6	7	8	9	AB	R	H	RBI	BB	SO	LOB	TOP										
Ramon Nivar, R OBP: 0.333, SLG: 0.333 David Newhan, L OBP: 0.256, SLG: 0.363	0-1 G5-4-3 1B	0-2 G6-3			2-2 G4-3	0-0 SH1-3		2-2 G5-3 10 E	0-3 K	3	0	1	0	0	0	1											
6 Melvin Mora, R OBP: 0.354, SLG: 0.500	1-2 G5-4-3 1-2		1-2 P4		4-2 BB 10 1B HR	4-2 BB 10 FC5-4		2-2 G5-3 2-3	3-2 HR	4	2	1	4	2	0	2											
10 Miguel Tejada, R OBP: 0.369, SLG: 0.617	0-1 G5-3		1-3 K		0-0 HR 1B	1-2 FC5-4 1-2 2-3		0-0 FC6 3-H	0-0 HR	6	2	2	1	0	1	2											
Sammy Sosa, R OBP: 0.320, SLG: 0.403		2-2 G3 1B 2B	2-2 1B		4-0 HR 1B	3-2 G5-3		3-3 K	1-1 G5-3	5	2	2	0	1	1	3											
Rafael Palmeiro, L OBP: 0.341, SLG: 0.436	0-1 G3	1-0 F7			2-1 HR		2-1 G4-3	0-2 G1		5	1	1	4	0	0	3											
B.J. Surhoff, L OBP: 0.331, SLG: 0.462	2-1 G1-3 31 BB E			0-1 F8	2-1 G5-3		2-3 K		2-2 1B 6 HR 1B	5	2	2	1	0	1	0											
Chris Gomez, R OBP: 0.516, SLG: 0.519	3-1 G1-3 31 BB E			1-1 G5-3	2-2 1B		0-1 31 2B 1B	3-1 1B 6 HR 1B	1-2 1B 6 HR 1B	4	3	3	0	1	0	0											
31 Jay Gibbons, L OBP: 0.311, SLG: 0.537	1-2 G1-3		0-2 F7		0-1 F7		1-0 2B	0-2 F8		5	0	2	1	0	0	5											
Gerónimo Gil, R OBP: 0.209, SLG: 0.297 Sal Fasano, R OBP: 0.300, SLG: 0.481	3-2 E6		2-3 K		1-1 10 FC5-4 SH1-3 HBP		1-2 G6-3	0-1 6 HR 1B		2	0	0	0	0	1	1											
<b>Inning Stats</b>	R: 0 E: 0 K: 0 S: 9	H: 1 LOB: 0 BB: 0 P: 10	R: 3 E: 1 K: 0 S: 19	H: 2 LOB: 1 BB: 1 P: 31	R: 0 E: 0 K: 1 S: 13	H: 1 LOB: 1 BB: 0 P: 18	R: 0 E: 0 K: 1 S: 10	H: 1 LOB: 1 BB: 0 P: 13	R: 4 E: 0 K: 0 S: 21	H: 3 LOB: 1 BB: 2 P: 37	R: 0 E: 0 K: 0 S: 10	H: 0 LOB: 2 BB: 1 P: 19	R: 1 E: 0 K: 1 S: 12	H: 2 LOB: 1 BB: 0 P: 18	R: 1 E: 1 K: 1 S: 15	H: 1 LOB: 1 BB: 2 P: 20	R: 5 E: 0 K: 1 S: 21	H: 5 LOB: 0 BB: 0 P: 30	1B: 10 2B: 3 3B: 0 HR: 3	SF: 0 SAC: 1 DP: 1 HBP: 1	WP: 0 PA: 49 PB: 0 SB: 1 CS: 0						
<b>PITCHER</b>	IP	WLS	BF	H	R	ER	SO	BB	IBB	HBP	BLK	WP	HR	S	P	ERA	WHIP										
Wilfredo Ledezma, L ERA: 7.07	4.1		23	7	7	5	2	3	0	0	0	0	1	63	96	10.38	2.308										
Chris Spurling, R ERA: 1.98	1.2	L	8	1	0	0	0	1	0	1	0	0	0	9	14	13.50	3.000										
Jamie Walker, L ERA: 2.37	0.2		4	2	1	1	1	0	0	0	0	0	0	9	14	13.50	3.000										
Franklyn German, R ERA: 2.49	1.0		5	1	1	0	1	0	0	0	0	0	0	15	23	0.00	1.000										
Doug Creek, L ERA: 7.36	1.1		9	5	5	5	1	0	0	0	0	0	2	24	33	33.75	3.750										

**Baltimore Orioles @ Detroit Tigers**  
Comerica Park, Detroit, MI  
Sat Jun 04 2005, 7:05 PM EDT  
Att: 33,451 - Partly Cloudy - 83 F

livebaseballscorecards.com

AB 43  
R 14  
H 16  
RBI 11  
BB 4  
SO 5  
LOB 21




Batter	1	2	3	4	5	6	7	8	9	AB	R	H	RBI	BB	SO	LOB	BOTTOM										
15 Brandon Inge, R OBP: 0.398, SLG: 0.485	2-2 F8	4-1 1B 2B BB		2-1 P4		3-2 9 1B 1B		3-1 1B 2B		4	1	2	0	1	0	0											
Ramon Martinez, R OBP: 0.286, SLG: 0.278	0-3 K 9 BB HR	1-1 9 2B 1B		0-3 K		3-1 L7		2-2 1B		5	2	2	1	0	2	1											
9 Carlos Guillen, S OBP: 0.423, SLG: 0.509	4-0 HR BB	2-2 1B 2B		0-0 1B		0-1 1B		2-2 P4		4	1	3	2	1	0	2											
Rondell White, R OBP: 0.332, SLG: 0.483	1-0 HR	0-0 G4-3		1-3 K		1-1 G2-3			2-1 G6-3	5	1	1	3	0	1	4											
Ivan Rodriguez, R OBP: 0.293, SLG: 0.444	0-0 G5-3		0-1 2B SF7 1B		0-3 K		0-0 G6-3		2-3 K	5	1	1	0	0	2	0											
Dmitri Young, S OBP: 0.319, SLG: 0.482	0-1 L9		0-0 2B		1-0 G6-3		1-3 K		2-2 G6-3	5	0	1	0	0	1	0											
Craig Monroe, R OBP: 0.343, SLG: 0.460		1-2 L9	0-0 SF7		3-2 39 S 1B		2-2 L4			3	0	1	1	0	0	0											
39 Tony Giarratano, S OBP: 0.327, SLG: 0.250		1-0 G1-3	0-0 P5		1-2 K			0-1 L6		4	0	0	0	0	1	2											
Nook Logan, S OBP: 0.329, SLG: 0.374		2-2 15 S 1B 1B	0-2 P5			0-3 K		0-1 G4-3		4	1	1	0	0	1	1											
<b>Inning Stats</b>	R: 3 E: 0 K: 1 S: 12	H: 1 LOB: 0 BB: 1 P: 19	R: 3 E: 0 K: 0 S: 15	H: 3 LOB: 1 BB: 1 P: 26	R: 1 E: 0 K: 0 S: 8	H: 2 LOB: 0 BB: 0 P: 8	R: 0 E: 0 K: 2 S: 9	H: 1 LOB: 1 BB: 0 P: 12	R: 0 E: 0 K: 2 S: 13	H: 1 LOB: 1 BB: 0 P: 20	R: 0 E: 0 K: 1 S: 12	H: 2 LOB: 2 BB: 0 P: 19	R: 0 E: 0 K: 1 S: 8	H: 0 LOB: 0 BB: 0 P: 11	R: 0 E: 0 K: 0 S: 12	H: 2 LOB: 2 BB: 0 P: 19	R: 0 E: 0 K: 1 S: 10	H: 0 LOB: 0 BB: 0 P: 16	1B: 8 2B: 3 3B: 0 HR: 1	SF: 1 SAC: 0 DP: 0 HBP: 0	WP: 1 PA: 42 PB: 0 SB: 2 CS: 0						
<b>PITCHER</b>	IP	WLS	BF	H	R	ER	SO	BB	IBB	HBP	BLK	WP	HR	S	P	ERA	WHIP										
Rodrigo Lopez, R ERA: 4.6	3.0		18	6	7	7	1	2	0	0	0	0	0	32	48	0.00	1.500										
John Parrish, L ERA: 1.13	2.2		12	4	0	0	5	0	0	0	0	0	0	2	3	0.00	0.000										
Steve Reed, R ERA: 6.43	0.1	W	1	0	0	0	0	0	0	0	0	0	0	2	3	0.00	0.000										
Jorge Julio, R ERA: 2.12	2.0	H	8	2	0	0	1	0	0	0	0	0	0	20	30	0.00	1.000										
B.J. Ryan, L ERA: 2.2	1.0		3	0	0	0	1	0	0	0	0	0	0	10	16	0.00	0.000										

**Baltimore Orioles @ Detroit Tigers**  
Comerica Park, Detroit, MI  
Sat Jun 04 2005, 7:05 PM EDT  
Att: 33,451 - Partly Cloudy - 83 F

livebaseballscorecards.com

AB 39  
R 7  
H 12  
RBI 7  
BB 2  
SO 8  
LOB 10









Batter	1	2	3	4	5	6	7	8	9	AB	R	H	RBI	BB	SO	LOB	TOP			
15 Brandon Inge, R OBP: 0.389, SLG: 0.472	1-1 F9		0-0 FC5-4 G5-3 1B		0-1 F9			1-2 G6-3		4	1	1	0	0	0	0	<b>Detroit Tigers @ Los Angeles Dodgers</b> Dodger Stadium, Los Angeles, CA Mon Jun 06 2005, 7:10 PM PDT Att: 33,518 - Clear - 64 F			
9 Carlos Guillen, S OBP: 0.410, SLG: 0.491	1-0 G4-3		2-1 FC5 FC5-4		2-0 G4-3			1-1 G4-3		4	0	0	0	0	0	1				
Dmitri Young, S OBP: 0.326, SLG: 0.500	0-3 K		0-0 FC5-4 G5-3 1-2 2-3		0-0 G6-3			4-2 BB		3	0	0	0	1	1	2				
Rondell White, R OBP: 0.325, SLG: 0.473		2-2 G5-3	2-1 G5-3			2-3 K		1-0 G5-3		4	0	0	1	0	1	2				
Ivan Rodriguez, R OBP: 0.292, SLG: 0.446		0-2 2B	1-0 G5-3		0-3 K			0-1 G1-3		4	1	1	0	0	1	1				
Craig Monroe, R OBP: 0.337, SLG: 0.454		0-1 2H E 2B		1-1 G1-3		0-1 F8		1-2 F8		4	1	1	1	0	0	0				
20 Omar Infante, R OBP: 0.299, SLG: 0.349		1-1 P5		1-0 G1-3			2-3 K	2-3 K		4	0	0	0	0	2	1				
Nook Logan, S OBP: 0.335, SLG: 0.385		0-0 E4 2H 1B		1-2 2B		0-2 G1-3				3	0	2	0	0	0	0				
38 Jeremy Bonderman, R (1, 1)		0-3 K		0-0 G5-6-3		0-1 G4-3				2	0	0	0	0	1	2				
39 Tony Garratano, S (7, Ph) Chris Spurling, R (7, 1) Jamie Walker, L (8, 1) Franklyn German, R (8, 1)										1	0	0	0	0	0	0				
<b>Inning Stats</b>	R: 0 E: 0 K: 1 S: 6	H: 0 LOB: 0 BB: 0 P: 8	R: 2 E: 1 K: 1 S: 14	H: 3 LOB: 1 BB: 0 P: 17	R: 1 E: 1 K: 0 S: 7	H: 1 LOB: 1 BB: 0 P: 12	R: 0 E: 0 K: 0 S: 7	H: 1 LOB: 0 BB: 0 P: 10	R: 0 E: 0 K: 2 S: 8	H: 0 LOB: 0 BB: 0 P: 6	R: 0 E: 0 K: 1 S: 8	H: 0 LOB: 1 BB: 1 P: 10	R: 0 E: 0 K: 1 S: 10	H: 0 LOB: 0 BB: 1 P: 17	R: 0 E: 0 K: 1 S: 9	H: 0 LOB: 0 BB: 0 P: 12	1B: 2 2B: 3 3B: 0 HR: 0	SF: 0 SAC: 0 DP: 0 HBP: 0	WP: 0 PB: 0 SB: 0 CS: 0	PA: 34
<b>PITCHER</b>	IP WLS BF H R ER SO BB IBB HBP BLK WP HR S P ERA WHIP	IP WLS BF H R ER SO BB IBB HBP BLK WP HR S P ERA WHIP	IP WLS BF H R ER SO BB IBB HBP BLK WP HR S P ERA WHIP	IP WLS BF H R ER SO BB IBB HBP BLK WP HR S P ERA WHIP	IP WLS BF H R ER SO BB IBB HBP BLK WP HR S P ERA WHIP	IP WLS BF H R ER SO BB IBB HBP BLK WP HR S P ERA WHIP	IP WLS BF H R ER SO BB IBB HBP BLK WP HR S P ERA WHIP	IP WLS BF H R ER SO BB IBB HBP BLK WP HR S P ERA WHIP	IP WLS BF H R ER SO BB IBB HBP BLK WP HR S P ERA WHIP	IP WLS BF H R ER SO BB IBB HBP BLK WP HR S P ERA WHIP	IP WLS BF H R ER SO BB IBB HBP BLK WP HR S P ERA WHIP	IP WLS BF H R ER SO BB IBB HBP BLK WP HR S P ERA WHIP	IP WLS BF H R ER SO BB IBB HBP BLK WP HR S P ERA WHIP	IP WLS BF H R ER SO BB IBB HBP BLK WP HR S P ERA WHIP	IP WLS BF H R ER SO BB IBB HBP BLK WP HR S P ERA WHIP	IP WLS BF H R ER SO BB IBB HBP BLK WP HR S P ERA WHIP	IP WLS BF H R ER SO BB IBB HBP BLK WP HR S P ERA WHIP			

AB	33
R	3
H	5
RBI	2
BB	1
SO	6
LOB	9



Batter	1	2	3	4	5	6	7	8	9	AB	R	H	RBI	BB	SO	LOB	BOTTOM			
Cesar Izturis, S (1, 6)	3-2 L7		0-3 K		1-1 G5-3		0-0 FC3-6			4	0	0	0	0	1	3	<b>Detroit Tigers @ Los Angeles Dodgers</b> Dodger Stadium, Los Angeles, CA Mon Jun 06 2005, 7:10 PM PDT Att: 33,518 - Clear - 64 F			
17 Jason Repko, R (1, 9)	0-1 F7			3-1 HR		4-2 BB 12 HR BB		2-1 F7		3	2	1	1	1	0	1				
J.D. Drew, L (1, 8)	2-3 K			0-0 12 1B 3B		4-0 12 HR BB		1-2 BB		3	2	1	0	1	1	0				
12 Jeff Kent, R (1, 4)		2-3 K		0-1 G5-4-3 1B		1-1 HR		3-3 K		4	1	2	4	0	2	0				
Jayson Werth, R (1, 7)		1-3 K		3-1 G5-4-3		3-1 F8		2-1 S 1B		4	0	1	0	0	1	1				
Antonio Perez, R (1, 5)		0-0 G1-3		3-1 P4		1-3 K		1-1 G5-3		4	0	0	0	0	1	1				
Hee-Seop Choi, L (1, 3)			2-1 G4-3		2-1 P5		0-2 G5-3			3	0	0	0	0	0	0				
Jason Phillips, R (1, 2)			0-1 P1		0-0 SH3-4 1B		1-2 CS 2B			3	0	2	0	0	0	0				
Derek Lowe, R (1, 1) Eric Gagne, R (9, 1)			0-0 E1		0-0 SH3-4		1-1 FC3-6 1B			2	0	1	0	0	0	0				
<b>Inning Stats</b>	R: 0 E: 0 K: 1 S: 9	H: 0 LOB: 0 BB: 0 P: 14	R: 0 E: 0 K: 2 S: 9	H: 0 LOB: 0 BB: 0 P: 12	R: 0 E: 1 K: 1 S: 8	H: 0 LOB: 1 BB: 0 P: 10	R: 2 E: 0 K: 0 S: 9	H: 3 LOB: 0 BB: 0 P: 18	R: 0 E: 0 K: 0 S: 6	H: 1 LOB: 1 BB: 0 P: 9	R: 3 E: 0 K: 1 S: 12	H: 1 LOB: 0 BB: 2 P: 25	R: 0 E: 0 K: 0 S: 9	H: 2 LOB: 1 BB: 0 P: 13	R: 0 E: 0 K: 1 S: 10	H: 1 LOB: 1 BB: 0 P: 17		1B: 4 2B: 1 3B: 1 HR: 2	SF: 0 SAC: 1 DP: 1 HBP: 0	WP: 0 PB: 0 SB: 1 CS: 1
<b>PITCHER</b>	IP WLS BF H R ER SO BB IBB HBP BLK WP HR S P ERA WHIP	IP WLS BF H R ER SO BB IBB HBP BLK WP HR S P ERA WHIP	IP WLS BF H R ER SO BB IBB HBP BLK WP HR S P ERA WHIP	IP WLS BF H R ER SO BB IBB HBP BLK WP HR S P ERA WHIP	IP WLS BF H R ER SO BB IBB HBP BLK WP HR S P ERA WHIP	IP WLS BF H R ER SO BB IBB HBP BLK WP HR S P ERA WHIP	IP WLS BF H R ER SO BB IBB HBP BLK WP HR S P ERA WHIP	IP WLS BF H R ER SO BB IBB HBP BLK WP HR S P ERA WHIP	IP WLS BF H R ER SO BB IBB HBP BLK WP HR S P ERA WHIP	IP WLS BF H R ER SO BB IBB HBP BLK WP HR S P ERA WHIP	IP WLS BF H R ER SO BB IBB HBP BLK WP HR S P ERA WHIP	IP WLS BF H R ER SO BB IBB HBP BLK WP HR S P ERA WHIP	IP WLS BF H R ER SO BB IBB HBP BLK WP HR S P ERA WHIP	IP WLS BF H R ER SO BB IBB HBP BLK WP HR S P ERA WHIP	IP WLS BF H R ER SO BB IBB HBP BLK WP HR S P ERA WHIP	IP WLS BF H R ER SO BB IBB HBP BLK WP HR S P ERA WHIP	IP WLS BF H R ER SO BB IBB HBP BLK WP HR S P ERA WHIP			

AB	30
R	5
H	8
RBI	5
BB	2
SO	6
LOB	6










Batter	1	2	3	4	5	6	7	8	9	AB	R	H	RBI	BB	SO	LOB	TOP										
Nook Logan, S (1, 8) OBP: 0.339, SLG: 0.383	G3		G4-3			L6		K		4	0	0	0	0	1	1											
39 Tony Giarratano, S (1, 6) OBP: 0.296, SLG: 0.366	K		G6-3			K		K		4	0	0	0	0	3	0											
15 Brandon Inge, R (1, 5) OBP: 0.383, SLG: 0.464	2B			G5-3		G5-3		G5-3		4	0	1	0	0	0	0											
Rondell White, R (1, 7) OBP: 0.320, SLG: 0.466	F7			K		F8		G6-3		4	0	0	0	0	1	1											
Dmitri Young, S (1, 3)		G3		K			HBP			2	0	0	0	0	1	0											
Craig Monroe, R (1, 9) OBP: 0.329, SLG: 0.440		G5-3			K		K			3	0	0	0	0	2	1											
20 Omar Infante, R (1, 4) OBP: 0.295, SLG: 0.343		G6-3			F8			P5		3	0	0	0	0	0	0											
13 Vance Wilson, R (1, 2) OBP: 0.227, SLG: 0.105			G5-3		K			HBP		2	0	0	0	0	1	0											
Jason Johnson, R (1, 1) OBP: 0.500, SLG: 2.000					G5-3			K		2	1	1	1	0	0	0											
Jamie Walker, L (7, 1)										0	0	0	0	0	0	0											
Chris Spurling, R (7, 1)										0	0	0	0	0	0	0											
31 Chris Shelton, R (8, PH) OBP: 0.278, SLG: 0.333										1	0	0	0	0	1	1											
Kyle Farnsworth, R (8, 1)										0	0	0	0	0	0	0											
<b>Inning Stats</b>	R: 0 E: 0 K: 1 S: 13	H: 1 LOB: 1 BB: 0 P: 17	R: 0 E: 0 K: 0 S: 7	H: 0 LOB: 0 BB: 0 P: 11	R: 1 E: 0 K: 0 S: 9	H: 1 LOB: 0 BB: 0 P: 11	R: 0 E: 0 K: 2 S: 11	H: 0 LOB: 0 BB: 0 P: 14	R: 0 E: 0 K: 1 S: 10	H: 0 LOB: 0 BB: 0 P: 15	R: 0 E: 0 K: 1 S: 10	H: 0 LOB: 1 BB: 0 P: 15	R: 0 E: 0 K: 2 S: 15	H: 0 LOB: 1 BB: 0 P: 22	R: 0 E: 0 K: 1 S: 10	H: 0 LOB: 0 BB: 0 P: 13	1B: 0 2B: 1 3B: 0 HR: 1	SF: 0 SAC: 0 DP: 0 HBP: 2	WP: 0 PB: 0 SB: 0 CS: 0	PA: 31							
<b>PITCHER</b>	IP	WLS	BF	H	R	ER	SO	BB	IBB	HBP	BLK	WP	HR	S	P	ERA	WHIP										
Jeff Weaver, R (1, 1) ERA: 5.27	7.0	W	24	2	1	1	7	0	0	1	0	0	1	71	97	1.29	0.286										
43 Yhency Brazoban, R (8, 1) ERA: 3.75	1.0	H	4	0	0	0	2	0	0	1	0	0	0	15	22	0.00	0.000										
Eric Gagne, R (9, 1) ERA: 3.18	1.0	S	3	0	0	0	1	0	0	0	0	0	0	10	13	0.00	0.000										

Detroit Tigers @ Los Angeles Dodgers  
Dodger Stadium, Los Angeles, CA  
Wed Jun 08 2005, 7:10 PM PDT  
Att: 34,690 - Clear - 67 F


AB	29
R	1
H	2
RBI	1
BB	0
SO	10
LOB	4



Batter	1	2	3	4	5	6	7	8	9	AB	R	H	RBI	BB	SO	LOB	BOTTOM										
Cesar Izturis, S (1, 6) OBP: 0.357, SLG: 0.383	G6-3		G6-3		F8		FC4			4	0	0	0	0	0	2											
Hee-Seop Choi, L (1, 3) OBP: 0.323, SLG: 0.410	F8		G3		F9		1B			4	0	1	1	0	0	0											
J.D. Drew, L (1, 8) OBP: 0.405, SLG: 0.500	1B		G3		P6		1B			4	0	2	0	0	0	0											
12 Jeff Kent, R (1, 4) OBP: 0.363, SLG: 0.519	G5-3			F8		G5-3		F8		4	0	0	0	0	0	4											
Jason Werth, R (1, 9) OBP: 0.359, SLG: 0.400		HR		1B		G6-3		K		4	1	2	0	0	1	0											
Antonio Perez, R (1, 5) OBP: 0.483, SLG: 0.485		F8		2B		K		K		4	0	1	0	0	2	1											
Jason Grabowski, L (1, 7) OBP: 0.296, SLG: 0.324				1B						3	1	1	2	0	1	2											
17 Jason Repko, R (8, 9) OBP: 0.295, SLG: 0.421							L7		F8	1	0	0	0	0	0	0											
Jason Phillips, R (1, 2) OBP: 0.322, SLG: 0.423		G5-3					FC4			2	1	1	0	1	0	0											
Jeff Weaver, R (1, 1) OBP: 0.241, SLG: 0.310							1B			2	0	0	0	0	1	3											
Mike Edwards, R (7, PH) OBP: 0.386, SLG: 0.453										1	0	1	0	0	0	0											
43 Yhency Brazoban, R (8, 1) OBP: 0.295, SLG: 0.421										0	0	0	0	0	0	0											
Eric Gagne, R (9, 1)										0	0	0	0	0	0	0											
<b>Inning Stats</b>	R: 0 E: 0 K: 0 S: 9	H: 1 LOB: 1 BB: 0 P: 10	R: 2 E: 0 K: 1 S: 15	H: 2 LOB: 0 BB: 0 P: 17	R: 0 E: 0 K: 0 S: 5	H: 0 LOB: 0 BB: 0 P: 8	R: 0 E: 0 K: 1 S: 15	H: 2 LOB: 3 BB: 1 P: 27	R: 0 E: 0 K: 0 S: 7	H: 0 LOB: 0 BB: 0 P: 11	R: 0 E: 0 K: 1 S: 7	H: 0 LOB: 0 BB: 0 P: 12	R: 1 E: 0 K: 0 S: 9	H: 4 LOB: 3 BB: 0 P: 12	R: 0 E: 0 K: 2 S: 14	H: 0 LOB: 0 BB: 0 P: 20	1B: 7 2B: 1 3B: 0 HR: 1	SF: 0 SAC: 0 DP: 0 HBP: 0	WP: 0 PB: 0 SB: 1 CS: 0	PA: 34							
<b>PITCHER</b>	IP	WLS	BF	H	R	ER	SO	BB	IBB	HBP	BLK	WP	HR	S	P	ERA	WHIP										
Jason Johnson, R (1, 1) ERA: 3.33	6.2	L	29	8	3	3	3	0	0	0	0	0	0	1	1	4.05	1.200										
Jamie Walker, L (7, 1) ERA: 2.33	0.0		1	1	0	0	0	0	0	0	0	0	0	1	1	∞	∞										
Chris Spurling, R (7, 1) ERA: 1.69	0.1		1	0	0	0	0	0	0	0	0	0	0	2	3	0.00	0.000										
Kyle Farnsworth, R (8, 1) ERA: 2.45	1.0		3	0	0	0	2	0	0	0	0	0	0	14	20	0.00	0.000										

Detroit Tigers @ Los Angeles Dodgers  
Dodger Stadium, Los Angeles, CA  
Wed Jun 08 2005, 7:10 PM PDT  
Att: 34,690 - Clear - 67 F

AB	33
R	3
H	9
RBI	3
BB	1
SO	5
LOB	12













Batter	1	2	3	4	5	6	7	8	9	AB	R	H	RBI	BB	SO	LOB	TOP										
<b>Nook Logan, S</b> OBP: 0.344, SLG: 0.408 (1, 8)										5	2	2	1	0	1	1	<b>Detroit Tigers @ Colorado Rockies</b> Coors Field, Denver, CO Sun Jun 12 2005, 1:05 PM MDT Att: 22,078 - Overcast - 52 F										
<b>14 Placido Polanco, R</b> OBP: 0.374, SLG: 0.418 (1, 4)										4	0	2	0	0	0	0											
<b>15 Brandon Inge, R</b> OBP: 0.383, SLG: 0.455 (1, 5)										4	0	0	0	0	1	5											
<b>Dmitri Young, S</b> OBP: 0.331, SLG: 0.500 (1, 3)										2	1	0	0	1	2	3											
<b>Craig Monroe, R</b> OBP: 0.323, SLG: 0.426 (1, 9)										2	0	1	1	1	1	0											
<b>33 Marcus Thames, R</b> OBP: 0.255, SLG: 0.412 (1, 7)										4	0	0	0	0	4	5											
<b>39 Tony Giarratano, S</b> OBP: 0.273, SLG: 0.300 (1, 6)										4	0	1	1	0	0	1											
<b>13 Vance Wilson, R</b> OBP: 0.208, SLG: 0.095 (1, 2)										4	0	0	0	0	1	3											
<b>29 Nate Robertson, R</b> Chris Spurling, R 31 Chris Shelton, R Doug Creek, L 56 Fernando Rodney, R Franklyn German, R 20 Omar Infante, R (1, 1) (6, 1) (7, PH) (7, 1) (7, 1) (8, 1) (9, PH)										2	0	0	0	0	0	1		2									
<b>Inning Stats</b>	R: 0 E: 0 K: 1 S: 10	H: 0 LOB: 0 BB: 0 P: 11	R: 1 E: 0 K: 2 S: 14	H: 2 LOB: 2 BB: 0 P: 19	R: 1 E: 1 K: 2 S: 13	H: 2 LOB: 2 BB: 1 P: 22	R: 0 E: 0 K: 1 S: 7	H: 0 LOB: 0 BB: 0 P: 7	R: 0 E: 0 K: 1 S: 12	H: 1 LOB: 1 BB: 0 P: 20	R: 0 E: 0 K: 1 S: 11	H: 0 LOB: 1 BB: 1 P: 16	R: 0 E: 0 K: 1 S: 8	H: 0 LOB: 2 BB: 1 P: 15	R: 0 E: 0 K: 2 S: 8	H: 0 LOB: 0 BB: 0 P: 11		R: 1 E: 0 K: 1 S: 15	H: 1 LOB: 0 BB: 0 P: 20	1B: 5 2B: 0 3B: 0 HR: 1	SF: 1 SAC: 0 DP: 0 HBP: 2	WP: 0 PB: 0 SB: 2 CS: 0	PA: 38				
<b>PITCHER</b>	IP	WLS	BF	H	R	ER	SO	BB	IBB	HBP	BLK	WP	HR	S	P	ERA	WHIP										
<b>49 Byung-Hyun Kim, R</b> ERA: 5.91 (1, 1)	6.0	W	26	5	2	2	8	1	1	1	0	0	0	67	95	3.00	1.000										
<b>Jay Witasick, R</b> ERA: 2.74 (7, 1)	2.0		8	0	0	0	3	1	0	1	0	0	0	16	26	0.00	0.500										
<b>40 Brian Fuentes, L</b> ERA: 2.7 (9, 1)	1.0		4	1	1	1	1	0	0	0	0	0	1	15	20	9.00	1.000										

Batter	1	2	3	4	5	6	7	8	9	AB	R	H	RBI	BB	SO	LOB	BOTTOM										
<b>Eddy Garabito, S</b> OBP: 0.391, SLG: 0.409 Jay Witasick, R 40 Brian Fuentes, L (1, 4) (7, 1) (9, 1)										4	1	2	1	0	0	1	<b>Detroit Tigers @ Colorado Rockies</b> Coors Field, Denver, CO Sun Jun 12 2005, 1:05 PM MDT Att: 22,078 - Overcast - 52 F										
<b>27 Garrett Atkins, R</b> OBP: 0.363, SLG: 0.462 (1, 5)										4	0	1	1	0	0	2											
<b>17 Todd Helton, L</b> OBP: 0.383, SLG: 0.396 (1, 3)										4	0	0	1	0	1	1											
<b>Preston Wilson, R</b> OBP: 0.340, SLG: 0.531 (1, 8)										3	2	2	2	1	1	0											
<b>Dustan Mohr, R</b> OBP: 0.275, SLG: 0.470 (1, 9)										4	0	0	0	0	2	1											
<b>Luis Gonzalez, R</b> OBP: 0.326, SLG: 0.400 (7, 4)										4	1	2	0	0	1	0											
<b>18 Cory Sullivan, L</b> OBP: 0.349, SLG: 0.408 (1, 7)										4	1	1	0	0	3	1											
<b>Danny Ardoin, R</b> OBP: 0.429, SLG: 0.417 (1, 2)										3	1	2	1	0	1	0											
<b>49 Byung-Hyun Kim, R</b> (1, 1)										1	0	0	0	0	0	1											
<b>Jorge Piedra, L</b> Desi Relaford, S (6, PH) (7, 6)										1	1	1	1	0	0	0											
<b>Inning Stats</b>	R: 1 E: 0 K: 1 S: 9	H: 1 LOB: 1 BB: 1 P: 18	R: 0 E: 0 K: 2 S: 10	H: 0 LOB: 0 BB: 0 P: 14	R: 0 E: 0 K: 1 S: 7	H: 0 LOB: 0 BB: 0 P: 12	R: 1 E: 0 K: 1 S: 8	H: 2 LOB: 0 BB: 0 P: 14	R: 1 E: 0 K: 0 S: 14	H: 2 LOB: 1 BB: 0 P: 21	R: 4 E: 0 K: 0 S: 12	H: 6 LOB: 1 BB: 0 P: 20	R: 0 E: 0 K: 2 S: 8	H: 0 LOB: 0 BB: 0 P: 10	R: 0 E: 0 K: 2 S: 8	H: 0 LOB: 0 BB: 0 P: 12	1B: 7 2B: 2 3B: 0 HR: 2	SF: 0 SAC: 1 DP: 0 HBP: 1	WP: 0 PB: 0 SB: 1 CS: 1	PA: 35							
<b>PITCHER</b>	IP	WLS	BF	H	R	ER	SO	BB	IBB	HBP	BLK	WP	HR	S	P	ERA	WHIP										
<b>29 Nate Robertson, L</b> ERA: 3.99 (1, 1)	5.1	L	25	8	6	6	5	1	0	1	0	0	0	8	14	13.50	4.500										
<b>Chris Spurling, R</b> ERA: 2.16 (6, 1)	0.2		4	3	1	1	0	0	0	0	0	0	0	2	3	0.00	0.000										
<b>Doug Creek, L</b> ERA: 7.04 (7, 1)	0.1		1	0	0	0	0	0	0	0	0	0	0	2	3	0.00	0.000										
<b>56 Fernando Rodney, R</b> ERA (7, 1)	0.2		2	0	0	0	2	0	0	0	0	0	0	6	7	0.00	0.000										
<b>Franklyn German, R</b> ERA: 2.28 (8, 1)	1.0		3	0	0	0	2	0	0	0	0	0	0	8	12	0.00	0.000										







Batter	1	2	3	4	5	6	7	8	9	AB	R	H	RBI	BB	SO	LOB	TOP											
Dave Roberts, L OBP: 0.362, SLG: 0.433	0-1 3 2B 1B		1-0 1B			0-0 B1-3		3-2 F8		4	1	2	0	0	0	1												
3 Khalil Greene, R OBP: 0.314, SLG: 0.423	0-0 1-H 2B		1-1 L9			1-2 G6-3		0-0 G6-4-3		4	0	1	1	0	0	2												
Ryan Klesko, L OBP: 0.379, SLG: 0.480	2-3 K		1-2 G4-3			0-0 1B			4-2 WP 1B BB	3	1	1	0	1	1	2												
Phil Nevin, R OBP: 0.303, SLG: 0.427	2-3 K			1-3 K		2-1 G4-3			0-3 K	4	0	0	0	0	3	3												
24 Brian Giles, L OBP: 0.394, SLG: 0.493 Robert Fick, L OBP: 0.455, SLG: 0.667	0-0 F9			1-0 G4-3			2-2 G3		1-0 G5-4-3 1B	3	0	0	0	0	0	1												
Ramon Hernandez, R OBP: 0.317, SLG: 0.439 Miguel Ojeda, R OBP: 0.219, SLG: 0.237		1-1 G5-3		2-0 G5-3			3-2 G5-3		1-1 G5-4-3	3	0	0	0	0	0	0												
Xavier Nady, R OBP: 0.336, SLG: 0.451		2-0 F8			1-1 G5-3		1-0 1B			3	0	1	0	0	0	0												
Geoff Blum, S OBP: 0.319, SLG: 0.388		2-0 P6			1-3 K		3-2 P4			3	0	0	0	0	1	1												
Damian Jackson, R OBP: 0.327, SLG: 0.284			1-2 G6-3			3-3 K		0-1 G6-4-3 1B		3	0	1	0	0	1	0												
<b>Inning Stats</b>	R: 1 E: 0 K: 2 S: 10	H: 2 LOB: 1 BB: 0 P: 14	R: 0 E: 0 K: 0 S: 4	H: 0 LOB: 0 BB: 0 P: 9	R: 0 E: 0 K: 1 S: 10	H: 1 LOB: 1 BB: 0 P: 14	R: 0 E: 0 K: 1 S: 5	H: 0 LOB: 0 BB: 0 P: 9	R: 0 E: 0 K: 0 S: 7	H: 1 LOB: 1 BB: 0 P: 10	R: 0 E: 0 K: 0 S: 12	H: 1 LOB: 1 BB: 0 P: 21	R: 0 E: 0 K: 0 S: 7	H: 1 LOB: 0 BB: 1 P: 10	R: 1 E: 0 K: 1 S: 8	H: 1 LOB: 0 BB: 1 P: 14	1B: 6 2B: 1 3B: 0 HR: 0	SF: 0 SAC: 0 DP: 2 HBP: 0	WP: 1 PB: 0 SB: 0 CS: 0	PA: 33								
<b>PITCHER</b>	IP	WLS	BF	H	R	ER	SO	BB	IBB	HBP	BLK	WP	HR	S	P	ERA	WHIP											
Mike Maroth, L ERA: 4.23	(1, 1)	8.0	W	29	6	1	1	5	0	0	0	0	0	64	101	1.12	0.750											
Franklyn German, R ERA: 2.55	(9, 1)	1.0		4	1	1	1	1	1	0	0	0	1	0	8	14	9.00	2.000										

San Diego Padres @ Detroit Tigers  
Comerica Park, Detroit, MI  
Wed Jun 15 2005, 7:05 PM EDT  
Att: 21,895 - Overcast - 71 F

AB 32  
R 2  
H 7  
RBI 2  
BB 1  
SO 6  
LOB 11



Batter	1	2	3	4	5	6	7	8	9	AB	R	H	RBI	BB	SO	LOB	BOTTOM										
15 Brandon Inge, R OBP: 0.385, SLG: 0.465	K	0-1 14 1B	4-2 14 1B			1-1 G5-4-3 1B		3-2 G5-3		4	1	2	1	1	1	0											
14 Placido Polanco, R OBP: 0.390, SLG: 0.438 20 Omar Infante, R OBP: 0.253, SLG: 0.339	1-0 HBP 1B	2-2 HBP BB 1B	1-2 G5-4-3 1B			0-0 F9		3-3 K		4	1	3	3	0	0	1											
Dmitri Young, S OBP: 0.332, SLG: 0.491	3-2 1B HBP	1-2 HBP BB	0-1 G5-4-3			2-2 G5-4-3				2	0	0	0	1	0	4											
Rondell White, R OBP: 0.332, SLG: 0.481	1-0 1B	3-2 HBP		0-2 K			0-0 HR 2B			3	1	2	1	0	1	0											
Ivan Rodriguez, R OBP: 0.294, SLG: 0.444 13 Vance Wilson, R OBP: 0.208, SLG: 0.095	1-2 K	1-0 F9		1-0 G6-3			1-0 G6-3			4	0	0	0	0	1	5											
Craig Monroe, R OBP: 0.329, SLG: 0.448		0-0 FC3-6 15 1B	0-1 31 2B			0-2 F7		2-2 HR		4	3	3	2	0	0	0											
31 Chris Shelton, R OBP: 0.310, SLG: 0.357		0-2 FC3	2-2 39 F8 14 1B			2-2 F9		1-3 K		4	1	1	1	0	1	1											
39 Tony Giarratano, S OBP: 0.244, SLG: 0.243		1-0 B1	2-0 F8			4-2 G5-4-3 BB		1-2 P4		3	0	0	0	1	0	3											
Nook Logan, S OBP: 0.344, SLG: 0.399 Alexis Gomez, L	0-0 FC3-6 15 1B	4-1 14 1B	15 S			1-1 G5-4-3		3-2 P4		2	1	0	0	1	0	3											
<b>Inning Stats</b>	R: 1 E: 0 K: 2 S: 14	H: 2 LOB: 1 BB: 0 P: 22	R: 3 E: 1 K: 0 S: 17	H: 3 LOB: 3 BB: 1 P: 28	R: 2 E: 0 K: 0 S: 15	H: 3 LOB: 2 BB: 2 P: 28	R: 0 E: 0 K: 1 S: 8	H: 0 LOB: 0 BB: 0 P: 9	R: 0 E: 0 K: 0 S: 6	H: 1 LOB: 0 BB: 0 P: 9	R: 2 E: 0 K: 1 S: 11	H: 2 LOB: 0 BB: 0 P: 16	R: 0 E: 0 K: 1 S: 12	H: 0 LOB: 0 BB: 0 P: 21	1B: 7 2B: 3 3B: 0 HR: 1	SF: 0 SAC: 0 DP: 3 HBP: 2	WP: 0 PB: 0 SB: 1 CS: 0	PA: 38									
<b>PITCHER</b>	IP	WLS	BF	H	R	ER	SO	BB	IBB	HBP	BLK	WP	HR	S	P	ERA	WHIP										
Adam Eaton, R ERA: 3.42	(1, 1)	2.1	L	18	7	3	2	3	2	0	0	0	0	39	66	11.57	3.857										
Darrell May, L ERA: 5.2	(3, 1)	5.2		20	4	2	2	3	2	0	0	0	1	52	82	3.18	1.059										

San Diego Padres @ Detroit Tigers  
Comerica Park, Detroit, MI  
Wed Jun 15 2005, 7:05 PM EDT  
Att: 21,895 - Overcast - 71 F

AB 32  
R 8  
H 11  
RBI 8  
BB 4  
SO 5  
LOB 17





Batter	1	2	3	4	5	6	7	8	9	AB	R	H	RBI	BB	SO	LOB	TOP										
<b>Dave Roberts, L</b> (1, 8) OBP: 0.359, SLG: 0.446										4	1	1	1	0	0	2	<b>San Diego Padres @ Detroit Tigers</b> Comerica Park, Detroit, MI Thu Jun 16 2005, 1:05 PM EDT Att: 21,429 - Partly Cloudy - 68 F										
<b>Robert Fick, L</b> (1, 7) OBP: 0.432, SLG: 0.606										3	0	0	0	1	0	0											
<b>Ryan Klesko, L</b> (1, 10) OBP: 0.377, SLG: 0.473										3	0	0	0	1	0	1											
<b>24 Brian Giles, L</b> (1, 9) OBP: 0.392, SLG: 0.487										3	0	0	0	0	0	1											
<b>Mark Sweeney, L</b> (1, 3) OBP: 0.414, SLG: 0.464										3	0	1	0	1	1	0											
<b>Ramon Hernandez, R</b> (1, 2) OBP: 0.311, SLG: 0.431										4	0	0	0	0	2	3											
<b>Geoff Blum, S</b> (1, 4) OBP: 0.320, SLG: 0.383										2	0	0	0	1	0	0											
<b>3 Khalil Greene, R</b> (1, 6) OBP: 0.308, SLG: 0.415										3	0	0	0	0	1	2											
<b>Sean Burroughs, L</b> (1, 5) OBP: 0.348, SLG: 0.319										3	0	2	0	0	0	0											
<b>Inning Stats</b>	R: 1 E: 0 K: 1 S: 13	H: 1 LOB: 2 BB: 1 P: 26	R: 0 E: 0 K: 1 S: 10	H: 1 LOB: 1 BB: 0 P: 16	R: 0 E: 0 K: 0 S: 10	H: 0 LOB: 0 BB: 0 P: 16	R: 0 E: 0 K: 2 S: 8	H: 0 LOB: 0 BB: 0 P: 10	R: 0 E: 0 K: 0 S: 4	H: 1 LOB: 1 BB: 1 P: 9	R: 0 E: 1 K: 0 S: 7	H: 1 LOB: 1 BB: 1 P: 15	R: 0 E: 0 K: 0 S: 8	H: 0 LOB: 1 BB: 1 P: 12	R: 0 E: 0 K: 0 S: 8	H: 0 LOB: 0 BB: 0 P: 12	1B: 3 2B: 0 3B: 0 HR: 1	SF: 0 SAC: 0 DP: 3 HBP: 1	WP: 0 PB: 0 SB: 0 CS: 0	PA: 33							
<b>PITCHER</b>	IP	WLS	BF	H	R	ER	SO	BB	IBB	HBP	BLK	WP	HR	S	P	ERA	WHIP										
<b>38 Jeremy Bonderman, R</b> (1, 1) ERA: 3.84	7.0	W	26	4	1	1	4	3	0	1	0	0	1	58	103	1.29	1.000										
<b>Jamie Walker, L</b> (8, 1) ERA: 1.96	1.0	H	4	0	0	0	0	1	0	0	0	0	0	8	12	0.00	1.000										
<b>Troy Percival, R</b> (9, 1) ERA: 3.12	1.0	S	3	0	0	0	0	0	0	0	0	0	0	8	12	0.00	0.000										

Batter	1	2	3	4	5	6	7	8	9	AB	R	H	RBI	BB	SO	LOB	BOTTOM										
<b>15 Brandon Inge, R</b> (1, 5) OBP: 0.384, SLG: 0.469										4	1	1	0	0	1	0	<b>San Diego Padres @ Detroit Tigers</b> Comerica Park, Detroit, MI Thu Jun 16 2005, 1:05 PM EDT Att: 21,429 - Partly Cloudy - 68 F										
<b>14 Placido Polanco, R</b> (1, 4) OBP: 0.382, SLG: 0.429										4	0	0	0	0	0	1											
<b>Dmitri Young, S</b> (1, 10) OBP: 0.327, SLG: 0.485										3	0	0	1	0	2	0											
<b>Rondell White, R</b> (1, 7) OBP: 0.326, SLG: 0.472										4	0	0	0	0	1	0											
<b>Ivan Rodriguez, R</b> (1, 2) OBP: 0.299, SLG: 0.451										3	1	2	0	0	0	1											
<b>Craig Monroe, R</b> (1, 9) OBP: 0.329, SLG: 0.446										3	0	1	0	0	0	1											
<b>31 Chris Shelton, R</b> (1, 3) OBP: 0.344, SLG: 0.484										3	1	2	2	0	0	0											
<b>39 Tony Giarratano, S</b> (1, 6) OBP: 0.227, SLG: 0.225										3	0	0	0	0	0	2											
<b>Nook Logan, S</b> (1, 8) OBP: 0.338, SLG: 0.392										3	0	0	0	0	0	2											
<b>Inning Stats</b>	R: 0 E: 0 K: 1 S: 7	H: 3 LOB: 2 BB: 0 P: 10	R: 1 E: 0 K: 0 S: 14	H: 3 LOB: 2 BB: 0 P: 19	R: 1 E: 1 K: 0 S: 7	H: 1 LOB: 1 BB: 0 P: 13	R: 0 E: 0 K: 0 S: 8	H: 0 LOB: 0 BB: 0 P: 14	R: 0 E: 0 K: 1 S: 8	H: 1 LOB: 1 BB: 0 P: 12	R: 0 E: 0 K: 0 S: 12	H: 1 LOB: 1 BB: 0 P: 18	R: 1 E: 0 K: 0 S: 9	H: 1 LOB: 0 BB: 0 P: 13	R: 0 E: 0 K: 1 S: 6	H: 0 LOB: 0 BB: 0 P: 8	1B: 3 2B: 1 3B: 1 HR: 1	SF: 1 SAC: 0 DP: 0 HBP: 0	WP: 0 PB: 0 SB: 0 CS: 0	PA: 31							
<b>PITCHER</b>	IP	WLS	BF	H	R	ER	SO	BB	IBB	HBP	BLK	WP	HR	S	P	ERA	WHIP										
<b>Woody Williams, R</b> (1, 1) ERA: 4.47	7.0	L	28	6	3	3	3	0	0	0	0	0	1	65	99	3.86	0.857										
<b>Akinori Otsuka, R</b> (8, 1) ERA: 3.07	1.0		3	0	0	0	1	0	0	0	0	0	0	6	8	0.00	0.000										



Batter	1	2	3	4	5	6	7	8	9	AB	R	H	RBI	BB	SO	LOB	TOP					
<b>13 Omar Vizquel, S</b> OBP: 0.363, SLG: 0.409 (1, 6)										3	0	1	0	0	0	2	<b>San Francisco Giants @ Detroit Tigers</b> Comerica Park, Detroit, MI Fri Jun 17 2005, 7:05 PM EDT Att: 34,397 - Cloudy - 67 F					
<b>Michael Tucker, L</b> OBP: 0.342, SLG: 0.397 (1, 10)										2	0	1	1	0	0	1						
<b>Pedro Feliz, R</b> OBP: 0.307, SLG: 0.428 (1, 5)										4	0	1	0	0	1	2						
<b>Moises Alou, R</b> OBP: 0.422, SLG: 0.542 (1, 7)										3	0	0	0	0	1	3						
<b>Ray Durham, S</b> OBP: 0.350, SLG: 0.397 (1, 4)										4	1	1	0	0	2	1						
<b>Todd Linden, S</b> OBP: 0.143, SLG: 0.214 (1, 9)										4	1	1	0	0	1	1						
<b>J.T. Snow, L</b> OBP: 0.346, SLG: 0.338 (1, 3)										4	0	0	1	0	1	1						
<b>Jason Ellison, R</b> OBP: 0.374, SLG: 0.486 (1, 8)										3	1	1	0	1	0	0						
<b>Mike Matheny, R</b> OBP: 0.304, SLG: 0.425 (1, 2)										4	1	3	2	0	0	1						
<b>Inning Stats</b>	R: 0 E: 0 K: 1 S: 8	H: 1 LOB: 1 BB: 0 P: 12	R: 2 E: 0 K: 2 S: 17	H: 2 LOB: 1 BB: 1 P: 27	R: 0 E: 0 K: 0 S: 4	H: 1 LOB: 0 BB: 0 P: 6	R: 1 E: 0 K: 1 S: 7	H: 1 LOB: 0 BB: 0 P: 9	R: 1 E: 0 K: 0 S: 7	H: 2 LOB: 1 BB: 0 P: 13	R: 0 E: 0 K: 1 S: 9	H: 0 LOB: 0 BB: 0 P: 12	R: 0 E: 0 K: 0 S: 8	H: 1 LOB: 1 BB: 0 P: 11	R: 0 E: 0 K: 1 S: 5	H: 0 LOB: 0 BB: 0 P: 8	R: 0 E: 0 K: 0 S: 6	H: 1 LOB: 1 BB: 0 P: 11	1B: 5 2B: 5 3B: 0 HR: 0	SF: 1 SAC: 2 DP: 2 HBP: 1	WP: 1 PB: 0 SB: 0 CS: 0	PA: 36
<b>PITCHER</b>	IP	WLS	BF	H	R	ER	SO	BB	IBB	HBP	BLK	WP	HR	S	P	ERA	WHIP					
<b>29 Nate Robertson, L</b> ERA: 4.09 <b>Chris Spurling, R</b> ERA: 1.93	(1, 1) (8, 1)	7.0 2.0	L 7	29 1	8 0	4 0	4 0	5 1	0 0	0 0	0 1	0 0	0 0	60 11	90 19	5.14 0.00	1.286 0.500					

Batter	1	2	3	4	5	6	7	8	9	AB	R	H	RBI	BB	SO	LOB	BOTTOM					
<b>15 Brandon Inge, R</b> OBP: 0.382, SLG: 0.464 (1, 5)										3	0	0	0	1	1	0	<b>San Francisco Giants @ Detroit Tigers</b> Comerica Park, Detroit, MI Fri Jun 17 2005, 7:05 PM EDT Att: 34,397 - Cloudy - 67 F					
<b>14 Placido Polanco, R</b> OBP: 0.384, SLG: 0.430 (1, 4)										4	0	2	0	0	0	1						
<b>Dmitri Young, S</b> OBP: 0.329, SLG: 0.485 (1, 10)										4	0	2	0	0	0	1						
<b>Rondell White, R</b> OBP: 0.325, SLG: 0.468 (1, 7)										4	0	1	0	0	0	2						
<b>Ivan Rodriguez, R</b> OBP: 0.298, SLG: 0.448 (1, 2)										4	0	1	0	0	1	3						
<b>Craig Monroe, R</b> OBP: 0.328, SLG: 0.442 (1, 9)										4	0	1	0	0	2	3						
<b>31 Chris Shelton, R</b> OBP: 0.306, SLG: 0.429 (1, 3)										4	0	0	0	0	1	3						
<b>39 Tony Giarratano, S</b> OBP: 0.217, SLG: 0.214 <b>Jason Smith, L</b> OBP: 0.213, SLG: 0.261 (8, PH) (9, 6)										2	0	0	0	0	0	0						
<b>Nook Logan, S</b> OBP: 0.335, SLG: 0.388 <b>Alexis Gomez, L</b> (8, PH) (9, 8)										1	0	0	0	0	0	0						
<b>Inning Stats</b>	R: 0 E: 0 K: 0 S: 10	H: 1 LOB: 1 BB: 0 P: 17	R: 0 E: 0 K: 1 S: 6	H: 0 LOB: 0 BB: 0 P: 8	R: 0 E: 0 K: 1 S: 8	H: 0 LOB: 1 BB: 1 P: 16	R: 0 E: 0 K: 0 S: 6	H: 2 LOB: 2 BB: 0 P: 13	R: 0 E: 0 K: 1 S: 7	H: 0 LOB: 0 BB: 0 P: 7	R: 0 E: 0 K: 0 S: 12	H: 1 LOB: 1 BB: 0 P: 19	R: 0 E: 0 K: 0 S: 11	H: 0 LOB: 0 BB: 0 P: 15	R: 0 E: 0 K: 2 S: 8	H: 0 LOB: 0 BB: 0 P: 9	R: 0 E: 0 K: 3 S: 19	H: 3 LOB: 3 BB: 0 P: 26	1B: 7 2B: 0 3B: 0 HR: 0	SF: 0 SAC: 0 DP: 0 HBP: 0	WP: 0 PB: 0 SB: 0 CS: 0	PA: 34
<b>PITCHER</b>	IP	WLS	BF	H	R	ER	SO	BB	IBB	HBP	BLK	WP	HR	S	P	ERA	WHIP					
<b>Jason Schmidt, R</b> ERA: 5.4 <b>Tyler Walker, R</b> ERA: 4.5	(1, 1) (9, 1)	8.0 1.0	W S	31 3	7 0	0 0	0 3	0 0	0 0	0 0	0 0	0 0	0 0	9 9	13 13	0.00 0.00	1.000 0.000					

AB 31  
R 4  
H 9  
RBI 4  
BB 1  
SO 6  
LOB 12



AB 33  
R 0  
H 7  
RBI 0  
BB 1  
SO 8  
LOB 13





Batter	1	2	3	4	5	6	7	8	9	AB	R	H	RBI	BB	SO	LOB	TOP										
13 Omar Vizquel, S OBP: 0.361, SLG: 0.406	G5-3	SH5-4		K2-3		P6			1B FC1-2	4	0	1	0	0	1	2	<b>San Francisco Giants @ Detroit Tigers</b> Comerica Park, Detroit, MI Sat Jun 18 2005, 7:05 PM EDT Att: 38,461 - Cloudy - 67°F										
Jason Ellison, R OBP: 0.374, SLG: 0.483	1B FC1	P6				CS 1B			FC1-2 1B	5	1	2	0	0	1	4											
J.T. Snow, L OBP: 0.354, SLG: 0.354	E FC1 1B	P6				WP 2B			1-2 2-3 1B	5	1	3	0	0	0	2											
Moises Alou, R Adam Shabala, L	FC1 1B			F8		G5-3			K	4	0	0	1	0	0	2											
Ray Durham, S	K			P4					L4	4	0	1	0	1	1	5											
Michael Tucker, L	1-3 3-H 1B			G1-3		G1-4-3			G6-4-3 BB	3	0	1	1	1	0	2											
Pedro Feliz, R	G5-3			G5-3 1B		G1-3 1B			G6-4-3 1-2 2-3	4	0	2	0	0	0	4											
Todd Linden, S			13 SH5-4 BB 1B	G5-3		P3			K	4	0	1	0	0	1	3											
Mike Matheny, R			13 SH5-4 BB	F7		G1-3			13 1B FC1-2 2B	3	0	1	0	1	0	2											
<b>Inning Stats</b>	R: 2 E: 1 K: 1 S: 14	H: 3 LOB: 2 BB: 0 P: 18	R: 0 E: 0 K: 0 S: 11	H: 1 LOB: 2 BB: 1 P: 19	R: 0 E: 0 K: 0 S: 7	H: 0 LOB: 0 BB: 0 P: 10	R: 0 E: 0 K: 1 S: 8	H: 1 LOB: 1 BB: 0 P: 10	R: 0 E: 0 K: 0 S: 9	H: 2 LOB: 2 BB: 1 P: 19	R: 0 E: 0 K: 0 S: 6	H: 1 LOB: 1 BB: 0 P: 7	R: 0 E: 0 K: 1 S: 5	H: 0 LOB: 0 BB: 0 P: 8	R: 0 E: 0 K: 1 S: 8	H: 1 LOB: 1 BB: 1 P: 16	R: 0 E: 0 K: 1 S: 14	H: 3 LOB: 3 BB: 0 P: 16	1B: 10 2B: 2 3B: 0 HR: 0	SF: 0 SAC: 1 DP: 1 HBP: 0	WP: 1 PB: 0 SB: 0 CS: 1	PA: 41					
<b>PITCHER</b>	IP	WLS	BF	H	R	ER	SO	BB	IBB	HBP	BLK	WP	HR	S	P	ERA	WHIP										
Jason Johnson, R ERA: 3.07	8.0	W	35	9	2	1	4	3	0	0	0	1	0	68	107	1.12	1.500										
56 Fernando Rodney, R ERA: 3.38	1.0		6	3	0	0	1	0	0	0	0	0	0	14	16	0.00	3.000										

Batter	1	2	3	4	5	6	7	8	9	AB	R	H	RBI	BB	SO	LOB	BOTTOM											
15 Brandon Inge, R OBP: 0.389, SLG: 0.484	HR	14 1B BB		14 FC5-4 1B	2-2 2H 3H 2B			G6-3		4	1	3	3	1	0	0	<b>San Francisco Giants @ Detroit Tigers</b> Comerica Park, Detroit, MI Sat Jun 18 2005, 7:05 PM EDT Att: 38,461 - Cloudy - 67°F											
14 Placido Polanco, R OBP: 0.380, SLG: 0.424	G6-3	1-3 2-H 1B		FC5-4 1-2	G5-3			G1-3		5	0	1	1	0	0	2												
Dmitri Young, S	P3	F7		F8	K			F9		5	0	0	0	0	1	4												
Rondell White, R OBP: 0.323, SLG: 0.477	HR			F8	P3			P6		4	1	1	1	0	0	1												
Ivan Rodriguez, R 13 Vance Wilson, R	2-2 2B			3-1 31 1B 2B	2-2 2B 1B			G5-3		4	2	3	0	0	0	0												
Craig Monroe, R OBP: 0.327, SLG: 0.443	G5-3			G4-3	3-2 1-H 31 1B 2B			F7		0	0	0	0	0	0	0												
31 Chris Shelton, R OBP: 0.325, SLG: 0.436				F9	2-1 20 1B 2H			F8		4	1	2	2	0	0	0												
20 Omar Infante, R OBP: 0.263, SLG: 0.359				1-1 14 1B 2B	2-1 15 2B 2B			F8		4	2	3	0	0	0	0												
Nook Logan, S				G6-3	3-1 F9			G1-3		4	0	0	0	0	0	5												
<b>Inning Stats</b>	R: 2 E: 0 K: 0 S: 15	H: 3 LOB: 1 BB: 0 P: 22	R: 1 E: 0 K: 0 S: 15	H: 2 LOB: 2 BB: 1 P: 28	R: 1 E: 0 K: 0 S: 15	H: 3 LOB: 2 BB: 0 P: 24	R: 0 E: 0 K: 0 S: 6	H: 1 LOB: 1 BB: 0 P: 9	R: 4 E: 0 K: 1 S: 23	H: 5 LOB: 1 BB: 0 P: 37	R: 0 E: 0 K: 0 S: 8	H: 0 LOB: 0 BB: 0 P: 11	R: 0 E: 0 K: 0 S: 7	H: 0 LOB: 0 BB: 0 P: 11	R: 0 E: 0 K: 0 S: 8	H: 0 LOB: 0 BB: 0 P: 13	R: 0 E: 0 K: 0 S: 15	H: 0 LOB: 0 BB: 0 P: 16	1B: 6 2B: 6 3B: 0 HR: 2	SF: 0 SAC: 0 DP: 0 HBP: 0	WP: 0 PB: 0 SB: 0 CS: 0	PA: 39						
<b>PITCHER</b>	IP	WLS	BF	H	R	ER	SO	BB	IBB	HBP	BLK	WP	HR	S	P	ERA	WHIP											
Kirk Rueter, L ERA: 5.31	4.0	L	24	11	6	6	0	1	0	0	0	0	0	2	59	96	13.50	3.000										
Brandon Puffer, R ERA: 4.5	4.0		15	3	2	2	1	0	0	0	0	0	0	38	59	4.50	0.750											






Batter	1	2	3	4	5	6	7	8	9	10	AB	R	H	RBI	BB	SO	LOB					
Jason Ellison, R (1, 8) OBP: 0.373, SLG: 0.475	P5					F7		L8		K	5	0	1	0	1	1	1					
Deivi Cruz, R (1, 6) OBP: 0.325, SLG: 0.435		P6								F7	5	1	3	1	0	0	5					
13 Omar Vizquel, S (8, 6) OBP: 0.360, SLG: 0.404	G6-4-3					HR					1	0	0	0	0	0	0					
Lance Niekro, R (1, 3) OBP: 0.331, SLG: 0.577	G6-4-3							F9		G5-3	6	1	2	2	0	0	2					
Moises Alou, R (1, 10) OBP: 0.409, SLG: 0.522		P6				L5					5	0	1	0	0	2	1					
Michael Tucker, L (9, PR) OBP: 0.347, SLG: 0.395										HR	0	1	0	0	0	0	0					
Ray Durham, S (1, 4) OBP: 0.356, SLG: 0.393		G1-3				FC5				HR	3	1	1	0	1	0	1					
Pedro Feliz, R (1, 5) OBP: 0.312, SLG: 0.424						FC5-4				BB	3	1	0	0	2	2	4					
Yorvit Torrealba, R (1, 2) OBP: 0.314, SLG: 0.391											5	1	1	0	0	2	4					
Todd Linden, S (1, 9) OBP: 0.261, SLG: 0.381											3	2	1	3	2	0	0					
Adam Shabala, L (1, 7) OBP: 0.273, SLG: 0.222											4	0	2	2	0	1	1					
<b>Inning Stats</b>	R: 0 E: 0 K: 0 S: 5	H: 1 LOB: 0 BB: 0 P: 5	R: 2 E: 0 K: 0 S: 18	H: 2 LOB: 3 BB: 3 P: 36	R: 0 E: 1 K: 2 S: 9	H: 1 LOB: 1 BB: 0 P: 12	R: 0 E: 0 K: 0 S: 8	H: 0 LOB: 0 BB: 0 P: 11	R: 2 E: 0 K: 0 S: 10	H: 3 LOB: 1 BB: 0 P: 15	R: 0 E: 0 K: 2 S: 12	H: 0 LOB: 2 BB: 1 P: 25	R: 1 E: 0 K: 0 S: 9	H: 1 LOB: 1 BB: 1 P: 15	R: 3 E: 0 K: 3 S: 25	H: 2 LOB: 1 BB: 0 P: 32	R: 0 E: 0 K: 1 S: 9	H: 0 LOB: 0 BB: 0 P: 12	1B: 10 2B: 0 3B: 0 HR: 2	SF: 0 SAC: 1 DP: 1 HBP: 1	WP: 0 PB: 0 SB: 0 CS: 0	PA: 48
<b>PITCHER</b>	IP	WLS	BF	H	R	ER	SO	BB	IBB	HBP	BLK	WP	HR	S	P	ERA	WHIP					
Mike Maroth, L ERA: 4.39	5.0		24	7	4	4	2	3	0	0	0	0	1	50	79	7.20	2.000					
Franklyn German, R ERA: 2.39	1.2		9	2	0	0	1	1	0	1	0	0	0	17	32	0.00	1.800					
Chris Spurling, R ERA: 1.89	0.1		1	0	0	0	1	0	0	0	0	0	0	3	6	0.00	0.000					
Kyle Farnsworth, R ERA: 2.54	1.0		5	1	1	1	0	1	0	0	0	0	0	9	15	9.00	2.000					
Troy Percival, R ERA: 4.42	1.0		6	2	3	3	3	1	0	0	0	0	1	25	32	27.00	3.000					
<b>PITCHER</b>	IP	WLS	BF	H	R	ER	SO	BB	IBB	HBP	BLK	WP	HR	S	P	ERA	WHIP					
Jamie Walker, L ERA: 1.88	10.1		40	10	3	0	1	0	0	0	0	0	0	9	12	0.00	0.000					

**TOP**

**San Francisco Giants @ Detroit Tigers**  
Comerica Park, Detroit, MI  
Sun Jun 19 2005, 1:05 PM EDT  
Att. 35,191 - Partly Cloudy - 70 F

AB	40
R	8
H	12
RBI	8
BB	6
SO	8
LOB	19




Batter	1	2	3	4	5	6	7	8	9	10	AB	R	H	RBI	BB	SO	LOB							
15 Brandon Inge, R (1, 5) OBP: 0.388, SLG: 0.481	G6-4-3					K2-3		G6-3			6	1	2	0	0	2	6							
14 Placido Polanco, R (1, 4) OBP: 0.363, SLG: 0.436	L8					F9		L7			4	3	1	2	2	0	3							
Dmitri Young, S (1, 10) OBP: 0.321, SLG: 0.473	G6-4-3										5	0	1	1	0	1	3							
Rondell White, R (1, 7) OBP: 0.329, SLG: 0.491											4	2	2	1	1	0	1							
Ivan Rodriguez, R (1, 2) OBP: 0.312, SLG: 0.462											4	1	2	0	0	1	1							
Craig Monroe, R (1, 9) OBP: 0.324, SLG: 0.439											2	0	0	2	1	0	0							
31 Chris Shelton, R (1, 3) OBP: 0.333, SLG: 0.488											4	1	1	2	1	0	2							
Alexis Gomez, L (1, 8) OBP: 0.328, SLG: 0.380											3	1	0	0	2	2	3							
Nook Logan, S (10, 8) OBP: 0.328, SLG: 0.380											0	0	0	0	0	0	0							
20 Omar Infante, R (1, 6) OBP: 0.271, SLG: 0.378											4	1	2	1	1	1	3							
<b>Inning Stats</b>	R: 0 E: 0 K: 0 S: 7	H: 1 LOB: 0 BB: 0 P: 10	R: 1 E: 0 K: 1 S: 13	H: 2 LOB: 3 BB: 2 P: 24	R: 1 E: 0 K: 1 S: 15	H: 1 LOB: 3 BB: 2 P: 33	R: 2 E: 0 K: 2 S: 16	H: 1 LOB: 1 BB: 2 P: 32	R: 0 E: 0 K: 0 S: 6	H: 0 LOB: 0 BB: 0 P: 8	R: 0 E: 0 K: 2 S: 11	H: 1 LOB: 1 BB: 0 P: 14	R: 0 E: 0 K: 0 S: 5	H: 0 LOB: 0 BB: 0 P: 7	R: 1 E: 0 K: 0 S: 12	H: 1 LOB: 1 BB: 1 P: 19	R: 3 E: 0 K: 1 S: 13	H: 2 LOB: 0 BB: 0 P: 22	R: 2 E: 0 K: 0 S: 7	H: 2 LOB: 0 BB: 0 P: 13	1B: 5 2B: 2 3B: 1 HR: 3	SF: 2 SAC: 0 DP: 1 HBP: 1	WP: 1 PB: 0 SB: 2 CS: 0	PA: 47
<b>PITCHER</b>	IP	WLS	BF	H	R	ER	SO	BB	IBB	HBP	BLK	WP	HR	S	P	ERA	WHIP							
Jesse Foppert, R ERA: 6.0	3.1		20	4	4	4	3	6	0	0	1	1	0	40	83	10.80	3.000							
Jeff Fassero, L ERA: 3.78	2.2		10	2	0	0	3	0	0	0	0	0	1	0	28	38	0.00	0.750						
54 Scott Munter, R ERA: 2.04	2.0		8	1	1	1	0	1	0	0	0	0	0	17	26	4.50	1.000							
Tyler Walker, R ERA: 5.28	1.0		6	2	3	3	1	1	0	0	0	0	1	13	22	27.00	3.000							
Scott Eyre, L ERA: 3.39	0.1		3	2	2	2	0	0	0	0	0	0	1	7	13	54.00	6.000							

**BOTTOM**

**San Francisco Giants @ Detroit Tigers**  
Comerica Park, Detroit, MI  
Sun Jun 19 2005, 1:05 PM EDT  
Att. 35,191 - Partly Cloudy - 70 F

AB	36
R	10
H	11
RBI	9
BB	8
SO	7
LOB	22













Batter	1	2	3	4	5	6	7	8	9	AB	R	H	RBI	BB	SO	LOB	TOP				
15 Brandon Inge, R OBP: 0.395, SLG: 0.478	0-3 K		0-1 FC6-4 1B		1-1 P3			1-0 F9		4	0	1	0	0	1	2					
14 Placido Polanco, R OBP: 0.386, SLG: 0.438	1-1 G1-3		2-1 FC6-4			0-1 G1-3		0-0 P3		4	0	0	0	0	0	1					
31 Chris Shelton, R OBP: 0.362, SLG: 0.519	0-2 1B			1-1 F9		1-1 HR			2-2 1B 1B	4	2	3	1	0	0	0					
Rondell White, R OBP: 0.327, SLG: 0.475	2-2 P4			0-1 G5-4-3 1B		0-0 G5-3			0-1 F7 1B 1B	4	0	1	0	0	0	2					
Craig Monroe, R OBP: 0.331, SLG: 0.447		1-2 G1-3		1-0 G5-4-3 1B		2-2 G5-3			0-0 1B 1B	4	0	1	0	0	0	1					
Alexis Gomez, L OBP: 0.273, SLG: 0.111	1-2 F7				2-2 G4-3				0-2 20 G6-4-3 1B	4	0	1	1	0	0	0					
20 Omar Infante, R OBP: 0.289, SLG: 0.384	0-1 P4				0-0 FC6-4 13 1B				0-0 G6-4-3 1B	4	0	1	0	0	0	2					
13 Vance Wilson, R OBP: 0.216, SLG: 0.111			1-2 G6-3		0-0 FC6-4 1B					3	0	1	0	0	0	0					
Nook Logan, S OBP: 0.324, SLG: 0.374			0-1 B1		1-1 FC6-4 15 S				0-3 K	3	0	0	0	0	1	2					
<b>Inning Stats</b>	R: 0 E: 0 K: 1 S: 11	H: 1 LOB: 1 BB: 0 P: 14	R: 0 E: 0 K: 0 S: 8	H: 0 LOB: 0 BB: 0 P: 10	R: 0 E: 0 K: 0 S: 10	H: 1 LOB: 1 BB: 0 P: 13	R: 0 E: 0 K: 0 S: 5	H: 1 LOB: 0 BB: 0 P: 7	R: 0 E: 0 K: 0 S: 9	H: 2 LOB: 2 BB: 0 P: 13	R: 1 E: 0 K: 0 S: 8	H: 1 LOB: 0 BB: 0 P: 11	R: 0 E: 0 K: 0 S: 5	H: 0 LOB: 0 BB: 0 P: 5	R: 0 E: 0 K: 1 S: 5	H: 0 LOB: 0 BB: 0 P: 6	R: 1 E: 0 K: 0 S: 10	H: 3 LOB: 1 BB: 0 P: 12	1B: 8 2B: 0 3B: 0 HR: 1	SF: 0 SAC: 0 DP: 2 HBP: 0	WP: 0 PA: 34 PB: 0 SB: 1 CS: 0
<b>PITCHER</b> Carlos Silva, R ERA: 3.18	IP: 9.0 WLS: W BF: 34 H: 9 R: 2 ER: 2 SO: 2 BB: 0 IBB: 0 HBP: 0 BLK: 0 WP: 0 HR: 1 S: 71 P: 91 ERA: 2.00 WHIP: 1.000											<b>PITCHER</b>	IP: 9.0 WLS: W BF: 34 H: 9 R: 2 ER: 2 SO: 2 BB: 0 IBB: 0 HBP: 0 BLK: 0 WP: 0 HR: 1 S: 71 P: 91 ERA: 2.00 WHIP: 1.000								

**Detroit Tigers @ Minnesota Twins**  
 Hubert H. Humphrey Metrodome, Minneapolis, MN  
 Thu Jun 23 2005, 1:10 PM EDT  
 Att: 20,517 - Dome - 70 F

**AB** 34  
**R** 2  
**H** 9  
**RBI** 2  
**BB** 0  
**SO** 2  
**LOB** 10



Batter	1	2	3	4	5	6	7	8	9	AB	R	H	RBI	BB	SO	LOB	BOTTOM		
Michael Ryan, L OBP: 0.238, SLG: 0.211	1-2 G4-3	0-1 F7			0-0 F8	2-2 E6		0-3 K		5	0	0	0	0	1	2			
38 Luis Antonio Rodriguez, S OBP: 0.327, SLG: 0.360	2-1 G4-3	1-0 G4-6-3			1-3 K	0-1 SAFE G3				4	0	0	0	0	1	3			
7 Joe Mauer, L OBP: 0.372, SLG: 0.438	0-0 20 BB 33 BB WP 1B		0-0 G3-1		2-1 2B		1-0 F8			4	1	2	0	0	0	0			
33 Justin Morneau, L OBP: 0.332, SLG: 0.500	4-0 20 BB WP BB		2-0 2B		0-1 G1-3		2-0 1B 1B			3	1	2	0	1	0	1			
20 Lew Ford, R OBP: 0.354, SLG: 0.411	4-1 E 1B BB	1-2 2-3 1B BB		1-2 G5-3		1-2 G6-3	2-2 F8			3	1	0	0	1	0	2			
Jacque Jones, L OBP: 0.346, SLG: 0.443	1-3 K 1B	1-3 2-H 3-H 1B 1B		1-0 G5-3		2-1 G3-1	2-2 1B			4	1	1	0	0	1	2			
Matthew LeCroy, R OBP: 0.362, SLG: 0.478	SAFE 1B	SAFE 1B		2-3 K		1-0 HR	2-3 K			4	1	2	3	0	2	2			
Glenn Williams, S OBP: 0.455, SLG: 0.455	1-1 F8		0-0 CS 1B		2-2 2B E 1B		2-2 G4-3			4	1	2	0	0	0	1			
Juan Castro, R OBP: 0.257, SLG: 0.362		1-0 38 G4-6-3 1B		SAFE G4-3		0-1 E 2B	0-2 G4-3			4	0	2	0	0	0	1			
<b>Inning Stats</b>	R: 4 E: 1 K: 1 S: 16	H: 2 LOB: 1 BB: 2 P: 31	R: 0 E: 0 K: 0 S: 4	H: 1 LOB: 0 BB: 0 P: 6	R: 0 E: 0 K: 0 S: 6	H: 1 LOB: 1 BB: 0 P: 10	R: 0 E: 0 K: 1 S: 7	H: 1 LOB: 0 BB: 0 P: 9	R: 0 E: 0 K: 1 S: 8	H: 1 LOB: 1 BB: 0 P: 11	R: 2 E: 1 K: 0 S: 17	H: 3 LOB: 2 BB: 0 P: 25	R: 0 E: 0 K: 1 S: 12	H: 2 LOB: 2 BB: 0 P: 21	R: 0 E: 0 K: 1 S: 9	H: 0 LOB: 0 BB: 0 P: 11	1B: 7 2B: 3 3B: 0 HR: 1	SF: 0 SAC: 0 DP: 1 HBP: 0	WP: 1 PA: 37 PB: 0 SB: 0 CS: 1
<b>PITCHER</b> Jason Johnson, R ERA: 3.35 Jamie Walker, L ERA: 1.8 56 Fernando Rodney, R ERA: 3.0 Troy Percival, R ERA: 4.19	IP: 5.2 WLS: L BF: 28 H: 9 R: 6 ER: 5 SO: 3 BB: 2 IBB: 0 HBP: 0 BLK: 0 WP: 1 HR: 1 S: 56 P: 90 ERA: 7.94 WHIP: 1.941											<b>PITCHER</b>	IP: 5.2 WLS: L BF: 28 H: 9 R: 6 ER: 5 SO: 3 BB: 2 IBB: 0 HBP: 0 BLK: 0 WP: 1 HR: 1 S: 56 P: 90 ERA: 7.94 WHIP: 1.941						

**Detroit Tigers @ Minnesota Twins**  
 Hubert H. Humphrey Metrodome, Minneapolis, MN  
 Thu Jun 23 2005, 1:10 PM EDT  
 Att: 20,517 - Dome - 70 F

**AB** 35  
**R** 6  
**H** 11  
**RBI** 3  
**BB** 2  
**SO** 5  
**LOB** 14

















Batter	1	2	3	4	5	6	7	8	9	AB	R	H	RBI	BB	SO	LOB	TOP								
22 Scott Podsednik, L (1, 7) OBP: 0.393, SLG: 0.336	0-3 K		0-1 G3		1-2 SF7		0-1 G4-3			3	0	0	1	0	1	0	<b>Chicago White Sox @ Detroit Tigers</b> Comerica Park, Detroit, MI Tue Jun 28 2005, 7:05 PM EDT Att: 23,602 - Cloudy - 79 F								
Tadahito Iguchi, R (1, 4) OBP: 0.349, SLG: 0.432	0-1 1B		2-0 F9		0-1 1B		2-3 K			4	0	2	0	0	1	0									
Frank Thomas, R (1, 10) OBP: 0.351, SLG: 0.717	1-3 K			1-3 K	4-1 BB			2-2 L5		3	0	0	0	1	2	1									
14 Paul Konerko, R (1, 3) OBP: 0.358, SLG: 0.489	3-2 P4			4-2 1B BB	1-3 K			1-1 G6-3		3	0	0	0	1	1	3									
Aaron Rowand, R (1, 8) OBP: 0.337, SLG: 0.403		0-1 1B		3-1 1B				1-0 G5-3		4	0	2	0	0	1	0									
23 Jermaine Dye, R (1, 9) OBP: 0.320, SLG: 0.512	1-2 F8			1-3 K			2-2 HR		0-0 P2	4	1	1	1	0	1	3									
24 Joe Crede, R (1, 5) OBP: 0.296, SLG: 0.410	3-2 F8			2-1 P2			3-1 F8		0-2 G6-3	4	0	0	0	0	0	3									
Chris Widger, R (1, 2) OBP: 0.333, SLG: 0.448	2-0 G5-3						0-3 K		1-0 P5	4	0	0	0	0	2	1									
5 Juan Uribe, R (1, 6) OBP: 0.276, SLG: 0.381			1-0 G5-3		2-2 22 SF7 3B				2-2 P4	3	1	1	0	0	0	0									
<b>Inning Stats</b>	R: 0 E: 0 K: 2 S: 11	H: 1 LOB: 1 BB: 0 P: 15	R: 0 E: 0 K: 0 S: 10	H: 1 LOB: 1 BB: 0 P: 16	R: 0 E: 0 K: 0 S: 4	H: 0 LOB: 0 BB: 0 P: 7	R: 0 E: 0 K: 2 S: 12	H: 1 LOB: 2 BB: 1 P: 23	R: 1 E: 0 K: 2 S: 16	H: 2 LOB: 2 BB: 1 P: 25	R: 1 E: 0 K: 1 S: 13	H: 1 LOB: 0 BB: 0 P: 19	R: 0 E: 0 K: 0 S: 8	H: 0 LOB: 0 BB: 0 P: 12	R: 0 E: 0 K: 0 S: 6	H: 0 LOB: 0 BB: 0 P: 10		R: 0 E: 0 K: 0 S: 5	H: 0 LOB: 0 BB: 0 P: 6	1B: 4 2B: 0 3B: 1 HR: 1	SF: 1 SAC: 0 DP: 0 HBP: 0	WP: 0 PB: 0 SB: 1 CS: 0	PA: 35		
<b>PITCHER</b>	IP	WLS	BF	H	R	ER	SO	BB	IBB	HBP	BLK	WP	HR	S	P	ERA	WHIP								
29 Nate Robertson, L (1, 1) ERA: 3.58	7.0	L	29	6	2	2	9	2	0	0	0	0	1	74	117	2.57	1.143								
Chris Spurling, R (8, 1) ERA: 2.42	1.0		3	0	0	0	0	0	0	0	0	0	0	6	10	0.00	0.000								
Kyle Farnsworth, R (9, 1) ERA: 2.32	1.0		3	0	0	0	0	0	0	0	0	0	0	5	6	0.00	0.000								

Batter	1	2	3	4	5	6	7	8	9	AB	R	H	RBI	BB	SO	LOB	BOTTOM								
15 Brandon Inge, R (1, 5) OBP: 0.387, SLG: 0.468	1-2 F9		0-1 P6		1-1 F8		1-2 P3			4	0	0	0	0	0	2	<b>Chicago White Sox @ Detroit Tigers</b> Comerica Park, Detroit, MI Tue Jun 28 2005, 7:05 PM EDT Att: 23,602 - Cloudy - 79 F								
14 Placido Polanco, R (1, 4) OBP: 0.393, SLG: 0.441	3-2 1B		1-2 L7		2-1 2B			1-1 G6-3		4	0	2	0	0	0	0									
9 Carlos Guillen, S (1, 6) OBP: 0.400, SLG: 0.478	3-2 1B		0-3 K		1-0 P5			1-2 P4		4	0	1	0	0	1	1									
Rondell White, R (1, 7) OBP: 0.331, SLG: 0.468	1-2 P6		1-1 FC5-4 1B				1-2 1B		3-1 P2	4	0	2	0	0	0	2									
Ivan Rodriguez, R (1, 2) OBP: 0.306, SLG: 0.450	1-0 F7		1-2 FC5-4				3-3 K		2-2 3B	4	0	1	0	0	1	4									
Dmitri Young, S (1, 10) OBP: 0.319, SLG: 0.473		0-3 K		0-0 F8			2-2 F7		2-2 P3	4	0	0	0	0	1	2									
Craig Monroe, R (1, 9) OBP: 0.336, SLG: 0.448		2-2 31 E 31 S 1B		2-3 K			1 SAFE 2-2 F9		1-0 G5-3	4	1	1	0	0	1	2									
31 Chris Shelton, R (1, 3) OBP: 0.362, SLG: 0.484		2-1 1B		1-2 F9			2-2 G6-3		0-1 G4-3	4	0	1	1	0	0	1									
Nook Logan, S (1, 8) OBP: 0.322, SLG: 0.367		1-3 K			1-3 K			0-0 15 P3 1B		3	0	1	0	0	2	1									
<b>Inning Stats</b>	R: 0 E: 0 K: 0 S: 16	H: 2 LOB: 2 BB: 0 P: 25	R: 1 E: 0 K: 2 S: 13	H: 2 LOB: 1 BB: 0 P: 18	R: 0 E: 0 K: 1 S: 11	H: 1 LOB: 1 BB: 0 P: 14	R: 0 E: 0 K: 1 S: 8	H: 0 LOB: 0 BB: 0 P: 11	R: 0 E: 0 K: 1 S: 14	H: 1 LOB: 1 BB: 0 P: 22	R: 0 E: 0 K: 0 S: 9	H: 1 LOB: 0 BB: 0 P: 12	R: 0 E: 0 K: 0 S: 7	H: 0 LOB: 0 BB: 0 P: 12	R: 0 E: 0 K: 0 S: 10	H: 1 LOB: 1 BB: 0 P: 15		1B: 7 2B: 1 3B: 1 HR: 0	SF: 0 SAC: 0 DP: 0 HBP: 0	WP: 0 PB: 0 SB: 1 CS: 0	PA: 35				
<b>PITCHER</b>	IP	WLS	BF	H	R	ER	SO	BB	IBB	HBP	BLK	WP	HR	S	P	ERA	WHIP								
56 Mark Buehrle, L (1, 1) ERA: 2.42	6.1	W	27	8	1	1	6	0	0	0	0	0	0	75	110	1.42	1.263								
Cliff Polette, R (7, 1) ERA: 1.17	1.2	H	4	0	0	0	0	0	0	0	0	0	0	11	17	0.00	0.000								
Dustin Hermanson, R (9, 1) ERA: 1.48	1.0	S	4	1	0	0	0	0	0	0	0	0	0	10	15	0.00	1.000								







Batter	1	2	3	4	5	6	7	8	9	AB	R	H	RBI	BB	SO	LOB	TOP									
38 Pablo Ozuna, R OBP: 0.346, SLG: 0.306	1-1 F9		1-1 G6-3		0-0 F9		2-2 G6-4-3 1B		0-0 F9	5	0	1	0	0	0	1	<b>Chicago White Sox @ Detroit Tigers</b> Comerica Park, Detroit, MI Thu Jun 30 2005, 1:05 PM EDT Att. 23,447 - Rain - 70 F									
Tadahito Iguchi, R OBP: 0.343, SLG: 0.418	4-2 BB		0-1 F9		3-2 G5-3		2-0 G6-4-3 1-2		0-3 K	4	0	0	0	1	1	2										
Frank Thomas, R OBP: 0.328, SLG: 0.673 Timo Perez, L OBP: 0.263, SLG: 0.286	0-1 F9			3-2 G5-3		2-2 G5-3		4-0 23 2B BB	1-2 F8	3	0	0	0	1	0	1										
14 Paul Konerko, R OBP: 0.353, SLG: 0.489	2-2 G5-3			0-3 K		0-0 HR 1B		0-1 F7		4	1	1	0	0	1	2										
Carl Everett, S OBP: 0.313, SLG: 0.475		1-2 F8		2-2 F8		0-0 HR 1B		2-1 23 2B G1-2-3 1B		4	1	2	2	0	0	0										
23 Jermaine Dye, R OBP: 0.323, SLG: 0.508		3-2 G5-3			4-2 FC1-5 BB 1B		0-0 FC5-4 1B		1-1 1-3 2-H 2B	3	0	2	1	1	0	0										
Aaron Rowand, R OBP: 0.339, SLG: 0.402		2-2 E6			1-0 FC1-5 24 HR 1B		1-1 FC5-4 1-2		4-0 IBB	3	1	1	0	1	0	1										
Chris Widger, R OBP: 0.316, SLG: 0.423		2-2 F7			0-1 FC1-5 24 HR		0-0 P5		0-1 G1-2-3	4	1	0	0	0	0	7										
24 Joe Crede, R OBP: 0.301, SLG: 0.424			0-1 G4-3			0-0 HR		0-1 P2		4	1	2	3	0	0	0										
<b>Inning Stats</b>	R: 0 E: 0 K: 0 S: 11	H: 0 LOB: 1 BB: 1 P: 18	R: 0 E: 1 K: 0 S: 13	H: 0 LOB: 1 BB: 0 P: 21	R: 0 E: 0 K: 0 S: 6	H: 0 LOB: 0 BB: 0 P: 7	R: 0 E: 0 K: 1 S: 9	H: 0 LOB: 0 BB: 0 P: 14	R: 3 E: 0 K: 0 S: 10	H: 2 LOB: 1 BB: 1 P: 18	R: 2 E: 0 K: 0 S: 9	H: 3 LOB: 1 BB: 0 P: 12	R: 0 E: 0 K: 0 S: 6	H: 1 LOB: 0 BB: 0 P: 10	R: 1 E: 0 K: 0 S: 8	H: 2 LOB: 2 BB: 2 P: 19	R: 0 E: 0 K: 1 S: 9	H: 1 LOB: 1 BB: 0 P: 10	1B: 6 2B: 1 3B: 0 HR: 2	SF: 0 SAC: 0 DP: 2 HBP: 0	WP: 0 PB: 0 CS: 0	PA: 39				
<b>PITCHER</b>	IP	WLS	BF	H	R	ER	SO	BB	IBB	HBP	BLK	WP	HR	S	P	ERA	WHIP									
Mike Maroth, L ERA: 4.25	(1, 1)	7.0	L	29	6	5	5	1	2	0	0	0	0	2	64	100	6.43	1.143								
Chris Spurling, R ERA: 2.7	(8, 1)	1.0		6	2	1	1	0	1	1	0	0	0	0	8	19	9.00	3.000								
Jamie Walker, L ERA: 1.71	(9, 1)	1.0		4	1	0	0	1	0	0	0	0	0	0	9	10	0.00	1.000								

AB	35
R	6
H	9
RBI	6
BB	4
SO	2
LOB	15



Batter	1	2	3	4	5	6	7	8	9	AB	R	H	RBI	BB	SO	LOB	BOTTOM								
15 Brandon Inge, R OBP: 0.380, SLG: 0.458	0-2 F9							2-2 G6-3		4	0	0	0	0	2	2	<b>Chicago White Sox @ Detroit Tigers</b> Comerica Park, Detroit, MI Thu Jun 30 2005, 1:05 PM EDT Att. 23,447 - Rain - 70 F								
14 Placido Polanco, R OBP: 0.384, SLG: 0.427	4-0 WP 31 1B BB							0-1 G5-3		3	0	0	0	1	0	2									
31 Chris Shelton, R OBP: 0.380, SLG: 0.554	1-1 WP 1B							1-2 G1-3		4	0	1	0	0	1	0									
Rondell White, R OBP: 0.328, SLG: 0.469	0-3 K							0-1 G3 2B		4	0	1	0	0	2	2									
Craig Monroe, R OBP: 0.334, SLG: 0.443	1-3 K							0-1 G5-3		4	0	1	0	0	2	3									
Alexis Gomez, L OBP: 0.276, SLG: 0.188		0-0 20 E 13 1B 1B						1-1 G3 2-3		4	1	1	0	0	0	2									
20 Omar Infante, R OBP: 0.281, SLG: 0.387		1-0 E6 SH5-4 13 1B 1-3						0-2 F8		4	0	0	0	0	0	2									
13 Vance Wilson, R OBP: 0.228, SLG: 0.120		0-1 SH5-4 1B						0-1 L8		3	0	1	1	0	1	0									
Nook Logan, S OBP: 0.328, SLG: 0.367		1-1 SH5-4 1-2 3-H						1-1 G4-3		2	0	0	0	0	0	0									
<b>Inning Stats</b>	R: 0 E: 0 K: 2 S: 11	H: 1 LOB: 2 BB: 1 P: 17	R: 1 E: 1 K: 1 S: 11	H: 2 LOB: 2 BB: 0 P: 18	R: 0 E: 0 K: 1 S: 5	H: 0 LOB: 0 BB: 0 P: 9	R: 0 E: 0 K: 1 S: 5	H: 0 LOB: 0 BB: 0 P: 8	R: 0 E: 0 K: 2 S: 8	H: 1 LOB: 1 BB: 0 P: 9	R: 0 E: 0 K: 0 S: 6	H: 0 LOB: 0 BB: 0 P: 8	R: 0 E: 0 K: 0 S: 8	H: 0 LOB: 0 BB: 0 P: 11	R: 0 E: 0 K: 0 S: 10	H: 1 LOB: 1 BB: 0 P: 11	1B: 4 2B: 1 3B: 0 HR: 0	SF: 0 SAC: 1 DP: 0 HBP: 0	WP: 1 PB: 0 CS: 0	PA: 34					
<b>PITCHER</b>	IP	WLS	BF	H	R	ER	SO	BB	IBB	HBP	BLK	WP	HR	S	P	ERA	WHIP								
Freddy Garcia, R ERA: 3.29	(1, 1)	9.0	W	34	5	1	0	8	1	0	0	1	0	69	96	0.00	0.667								

AB	32
R	1
H	5
RBI	1
BB	1
SO	8
LOB	13





Batter	1	2	3	4	5	6	7	8	9	AB	R	H	RBI	BB	SO	LOB	TOP			
<b>2 Derek Jeter, R</b> OBP: 0.392, SLG: 0.450										4	1	1	0	0	0	1	<b>New York Yankees @ Detroit Tigers</b> Comerica Park, Detroit, MI Fri Jul 01 2005, 7:05 PM EDT Att: 40,776 - Partly Cloudy - 74 F			
<b>24 Robinson Cano, L</b> OBP: 0.315, SLG: 0.465										4	0	2	0	0	0	1				
<b>Gary Sheffield, R</b> OBP: 0.395, SLG: 0.498										4	0	1	1	0	0	2				
<b>13 Alex Rodriguez, R</b> OBP: 0.419, SLG: 0.581										4	0	0	0	0	0	3				
<b>55 Hideki Matsui, L</b> OBP: 0.371, SLG: 0.500										4	1	1	1	0	0	3				
<b>20 Jorge Posada, S</b> OBP: 0.365, SLG: 0.443										4	0	1	0	0	2	0				
<b>25 Jason Giambi, L</b> OBP: 0.406, SLG: 0.368										3	0	0	0	1	1	0				
<b>Bernie Williams, S</b> OBP: 0.341, SLG: 0.364										3	0	1	0	1	1	0				
<b>Tino Martinez, L</b> OBP: 0.324, SLG: 0.475										4	0	1	0	0	1	4				
<b>Inning Stats</b>	R: 1 E: 0 K: 0 S: 11	H: 2 LOB: 1 BB: 0 P: 16	R: 0 E: 0 K: 1 S: 8	H: 1 LOB: 2 BB: 0 P: 12	R: 0 E: 1 K: 0 S: 8	H: 1 LOB: 2 BB: 0 P: 11	R: 0 E: 0 K: 2 S: 8	H: 0 LOB: 0 BB: 0 P: 9	R: 0 E: 0 K: 1 S: 6	H: 1 LOB: 0 BB: 0 P: 14	R: 0 E: 0 K: 1 S: 8	H: 0 LOB: 0 BB: 0 P: 14	R: 0 E: 0 K: 0 S: 6	H: 1 LOB: 0 BB: 0 P: 9	R: 0 E: 0 K: 0 S: 10	H: 1 LOB: 3 BB: 2 P: 24	1B: 6 2B: 1 3B: 0 HR: 1	SF: 0 SAC: 0 DP: 2 HBP: 0	WP: 2 PB: 2 SB: 0 CS: 0	PA: 36
<b>PITCHER</b> <b>38 Jeremy Bonderman, R</b> ERA: 4.12	IP: 9.0 WLS: W BF: 36	H: 8 R: 2 ER: 2 SO: 5	BB: 2 IBB: 0 HBP: 0 BLK: 1	WP: 2 HR: 1 S: 73 P: 118	ERA: 2.00 WHIP: 1.111											AB: 34 R: 2 H: 8 RBI: 2 BB: 2 SO: 5 LOB: 14				

Batter	1	2	3	4	5	6	7	8	9	AB	R	H	RBI	BB	SO	LOB	BOTTOM			
<b>15 Brandon Inge, R</b> OBP: 0.383, SLG: 0.460										3	2	1	0	2	0	0	<b>New York Yankees @ Detroit Tigers</b> Comerica Park, Detroit, MI Fri Jul 01 2005, 7:05 PM EDT Att: 40,776 - Partly Cloudy - 74 F			
<b>14 Placido Polanco, R</b> OBP: 0.385, SLG: 0.445										4	1	2	5	0	0	0				
<b>9 Carlos Guillen, S</b> OBP: 0.395, SLG: 0.468										4	1	2	0	0	0	2				
<b>30 Magglio Ordonez, R</b> OBP: 0.133, SLG: 0.286										4	1	1	2	0	0	2				
<b>Ivan Rodriguez, R</b> OBP: 0.306, SLG: 0.456										4	0	1	0	0	1	1				
<b>13 Vance Wilson, R</b> OBP: 0.228, SLG: 0.120										0	0	0	0	0	0	0				
<b>Rondell White, R</b> OBP: 0.327, SLG: 0.465										4	1	1	0	0	1	1				
<b>31 Chris Shelton, R</b> OBP: 0.398, SLG: 0.597										3	2	2	2	1	0	0				
<b>Craig Monroe, R</b> OBP: 0.337, SLG: 0.444										4	1	2	0	0	0	2				
<b>Nook Logan, S</b> OBP: 0.328, SLG: 0.363										2	1	0	0	0	0	1				
<b>Inning Stats</b>	R: 1 E: 0 K: 1 S: 11	H: 2 LOB: 1 BB: 0 P: 13	R: 3 E: 0 K: 0 S: 16	H: 3 LOB: 1 BB: 1 P: 30	R: 0 E: 0 K: 1 S: 5	H: 0 LOB: 0 BB: 0 P: 7	R: 1 E: 0 K: 0 S: 11	H: 2 LOB: 0 BB: 0 P: 14	R: 2 E: 0 K: 0 S: 10	H: 2 LOB: 1 BB: 1 P: 16	R: 3 E: 0 K: 0 S: 22	H: 2 LOB: 1 BB: 1 P: 33	R: 0 E: 0 K: 0 S: 5	H: 1 LOB: 1 BB: 1 P: 10	R: 0 E: 0 K: 0 S: 5	H: 0 LOB: 0 BB: 0 P: 7	1B: 6 2B: 2 3B: 1 HR: 3	SF: 1 SAC: 1 DP: 2 HBP: 1	WP: 1 PB: 0 SB: 1 CS: 0	PA: 38
<b>PITCHER</b> <b>Randy Johnson, L</b> ERA: 4.24	IP: 5.0 WLS: L BF: 24	H: 9 R: 7 ER: 7 SO: 2	BB: 1 IBB: 0 HBP: 0 BLK: 0	WP: 1 HR: 2 S: 53 P: 80	ERA: 12.60 WHIP: 2.000											AB: 32 R: 10 H: 12 RBI: 9 BB: 3 SO: 2 LOB: 9				
<b>Scott Proctor, R</b> ERA: 9.0	IP: 1.0 WLS: L BF: 7	H: 2 R: 3 ER: 3 SO: 0	BB: 1 IBB: 0 HBP: 1 BLK: 0	WP: 0 HR: 1 S: 22 P: 33	ERA: 27.00 WHIP: 3.000															
<b>Jason Anderson, R</b> ERA: 7.1	IP: 2.0 WLS: L BF: 7	H: 1 R: 0 ER: 0 SO: 0	BB: 1 IBB: 0 HBP: 0 BLK: 0	WP: 0 HR: 0 S: 10 P: 17	ERA: 0.00 WHIP: 1.000															



Batter	1	2	3	4	5	6	7	8	9	AB	R	H	RBI	BB	SO	LOB	TOP								
<b>2 Derek Jeter, R</b> OBP: 0.392, SLG: 0.447										4	1	1	0	1	2	1	<b>New York Yankees @ Detroit Tigers</b> Comerica Park, Detroit, MI Sat Jul 02 2005, 7:05 PM EDT Att: 41,207 - Clear - 74 F								
<b>24 Robinson Cano, L</b> OBP: 0.317, SLG: 0.474										5	0	2	0	0	0	4									
<b>Gary Sheffield, R</b> OBP: 0.392, SLG: 0.497										5	0	1	1	0	1	3									
<b>13 Alex Rodriguez, R</b> OBP: 0.419, SLG: 0.580										4	3	1	0	1	2	2									
<b>55 Hideki Matsui, L</b> OBP: 0.374, SLG: 0.500										4	1	2	0	1	0	2									
<b>20 Jorge Posada, S</b> OBP: 0.362, SLG: 0.436										4	1	0	1	1	1	4									
<b>25 Jason Giambi, L</b> OBP: 0.403, SLG: 0.362										3	0	0	0	1	1	4									
<b>Tony Womack, L</b> OBP: 0.277, SLG: 0.267										1	1	1	1	0	0	0									
<b>Bernie Williams, S</b> OBP: 0.350, SLG: 0.387										5	1	4	5	0	0	1									
<b>Bubba Crosby, L</b> OBP: 0.250, SLG: 0.200										3	0	1	0	0	0	3									
<b>Tino Martinez, L</b> OBP: 0.321, SLG: 0.469										2	0	0	0	0	0	2									
<b>Inning Stats</b>	R: 0 E: 0 K: 0 S: 6	H: 1 LOB: 1 BB: 0 P: 9	R: 0 E: 0 K: 0 S: 4	H: 1 LOB: 1 BB: 0 P: 9	R: 0 E: 0 K: 2 S: 10	H: 2 LOB: 2 BB: 0 P: 14	R: 1 E: 0 K: 1 S: 10	H: 2 LOB: 2 BB: 1 P: 19	R: 0 E: 0 K: 1 S: 9	H: 0 LOB: 0 BB: 0 P: 12	R: 2 E: 0 K: 2 S: 14	H: 1 LOB: 1 BB: 1 P: 23	R: 1 E: 0 K: 1 S: 14	H: 2 LOB: 1 BB: 0 P: 22	R: 0 E: 0 K: 0 S: 9	H: 1 LOB: 3 BB: 2 P: 19	R: 4 E: 0 K: 0 S: 14	H: 3 LOB: 0 BB: 1 P: 23	1B: 9 2B: 3 3B: 1 HR: 1	SF: 0 SAC: 0 DP: 1 HBP: 0	WP: 0 PB: 1 SB: 0 CS: 1	PA: 45			
<b>PITCHER</b>	IP	WLS	BF	H	R	ER	SO	BB	IBB	HBP	BLK	WP	HR	S	P	ERA	WHIP								
<b>Sean Douglass, R</b> ERA: 1.5	6.0		27	7	3	1	6	2	0	0	0	0	0	53	86	1.50	1.500								
<b>56 Fernando Rodney, R</b> ERA: 3.52	0.2	B	4	2	1	1	1	0	0	0	0	0	0	11	18	13.50	3.000								
<b>Jamie Walker, L</b> ERA: 1.69	0.1		1	0	0	0	0	0	0	0	0	0	0	3	4	0.00	0.000								
<b>Kyle Farnsworth, R</b> ERA: 2.18	1.0		6	1	0	0	0	2	0	0	0	0	0	9	19	0.00	3.000								
<b>Troy Parival, R</b> ERA: 5.24	1.0	L	7	3	4	4	0	0	1	0	0	0	1	14	23	36.00	3.000								

Batter	1	2	3	4	5	6	7	8	9	AB	R	H	RBI	BB	SO	LOB	BOTTOM								
<b>15 Brandon Inge, R</b> OBP: 0.382, SLG: 0.457										4	0	1	0	0	2	1	<b>New York Yankees @ Detroit Tigers</b> Comerica Park, Detroit, MI Sat Jul 02 2005, 7:05 PM EDT Att: 41,207 - Clear - 74 F								
<b>14 Placido Polanco, R</b> OBP: 0.383, SLG: 0.442										4	1	1	0	0	0	1									
<b>9 Carlos Guillen, S</b> OBP: 0.392, SLG: 0.464										4	1	1	0	0	1	0									
<b>30 Magglio Ordonez, R</b> OBP: 0.211, SLG: 0.353										3	1	1	1	1	1	0									
<b>Ivan Rodriguez, R</b> OBP: 0.305, SLG: 0.453										4	0	1	0	0	1	4									
<b>Dmitri Young, S</b> OBP: 0.315, SLG: 0.472										4	1	1	3	0	1	1									
<b>31 Chris Shelton, R</b> OBP: 0.379, SLG: 0.568										4	0	0	0	0	0	0									
<b>Craig Monroe, R</b> OBP: 0.336, SLG: 0.441										4	0	1	0	0	1	0									
<b>Nook Logan, S</b> OBP: 0.324, SLG: 0.358										3	0	0	0	0	1	1									
<b>Inning Stats</b>	R: 0 E: 0 K: 1 S: 8	H: 0 LOB: 0 BB: 0 P: 11	R: 0 E: 0 K: 2 S: 11	H: 0 LOB: 0 BB: 0 P: 14	R: 0 E: 0 K: 0 S: 11	H: 1 LOB: 1 BB: 0 P: 16	R: 4 E: 0 K: 1 S: 15	H: 4 LOB: 0 BB: 0 P: 24	R: 0 E: 0 K: 1 S: 7	H: 1 LOB: 0 BB: 0 P: 12	R: 0 E: 0 K: 1 S: 9	H: 1 LOB: 1 BB: 0 P: 13	R: 0 E: 0 K: 1 S: 10	H: 0 LOB: 0 BB: 0 P: 14	R: 0 E: 1 K: 2 S: 13	H: 0 LOB: 2 BB: 1 P: 21		R: 0 E: 0 K: 0 S: 7	H: 0 LOB: 0 BB: 0 P: 11	1B: 5 2B: 1 3B: 0 HR: 1	SF: 0 SAC: 0 DP: 0 HBP: 0	WP: 0 PB: 0 SB: 1 CS: 1	PA: 35		
<b>PITCHER</b>	IP	WLS	BF	H	R	ER	SO	BB	IBB	HBP	BLK	WP	HR	S	P	ERA	WHIP								
<b>35 Mike Mussina, R</b> ERA: 4.06	6.0		24	7	4	4	5	0	0	0	0	0	0	61	90	6.00	1.167								
<b>Tom Gordon, R</b> ERA: 2.9	2.0	W	8	0	0	0	3	1	0	0	0	0	0	23	35	0.00	0.500								
<b>42 Mariano Rivera, R</b> ERA: 0.88	1.0		3	0	0	0	0	0	0	0	0	0	0	7	11	0.00	0.000								



Batter	1	2	3	4	5	6	7	8	9	AB	R	H	RBI	BB	SO	LOB	TOP			
2 Derek Jeter, R OBP: 0.390, SLG: 0.444	G5-3		G1-6-3				F9			4	0	1	0	0	0	2	<b>New York Yankees @ Detroit Tigers</b> Comerica Park, Detroit, MI Sun Jul 03 2005, 1:05 PM EDT Att: 40,056 - Partly Cloudy - 76 F			
24 Robinson Cano, L OBP: 0.316, SLG: 0.474	G3-1			1B	P3			G4-3		4	1	1	0	0	0	2				
Gary Sheffield, R OBP: 0.390, SLG: 0.493	G1-3			2B	G4-3			P4		4	0	1	1	0	0	2				
13 Alex Rodriguez, R OBP: 0.414, SLG: 0.572		G6-3		K			F8	K		4	0	0	0	0	2	1				
Bernie Williams, S OBP: 0.348, SLG: 0.385 Bubba Crosby, L OBP: 0.250, SLG: 0.200	F7		55 1B		G6-3			F7		4	0	1	0	0	0	0				
55 Hideki Matsui, L OBP: 0.376, SLG: 0.500	G3			1B				G3-1		4	0	2	0	0	0	0				
Ruben Sierra, S OBP: 0.258, SLG: 0.398			25 1B		FC5-4		F8			4	0	2	0	0	0	3				
25 Jason Giambi, L OBP: 0.407, SLG: 0.364 Tino Martinez, L OBP: 0.319, SLG: 0.467										2	0	1	0	1	1	0				
John Flaherty, R OBP: 0.222, SLG: 0.217										1	0	0	0	0	1	1				
										3	0	0	0	0	0	3				
<b>Inning Stats</b>	R: 0 E: 0 K: 0 S: 5	H: 0 LOB: 0 BB: 0 P: 6	R: 0 E: 0 K: 0 S: 5	H: 0 LOB: 0 BB: 0 P: 8	R: 0 E: 0 K: 0 S: 11	H: 2 LOB: 1 BB: 0 P: 12	R: 1 E: 0 K: 1 S: 13	H: 4 LOB: 2 BB: 0 P: 20	R: 0 E: 0 K: 0 S: 6	H: 1 LOB: 1 BB: 0 P: 11	R: 0 E: 0 K: 1 S: 11	H: 0 LOB: 0 BB: 0 P: 18	R: 0 E: 0 K: 1 S: 9	H: 0 LOB: 1 BB: 0 P: 14	R: 0 E: 0 K: 1 S: 9	H: 1 LOB: 1 BB: 0 P: 14	1B: 8 2B: 1 3B: 0 HR: 0	SF: 0 SAC: 0 DP: 1 HBP: 0	WP: 0 PB: 0 SB: 0 CS: 1	PA: 35
<b>PITCHER</b> 29 Nate Robertson, L ERA: 3.35	IP: 9.0 WLS: 1 BF: 35	H: 9 R: 1 ER: 1 SO: 4	BB: 1 IBB: 0 HBP: 0 BLK: 0	WP: 0 HR: 0 S: 76 P: 110	ERA: 1.00 WHIP: 1.111															


Batter	1	2	3	4	5	6	7	8	9	AB	R	H	RBI	BB	SO	LOB	BOTTOM					
15 Brandon Inge, R OBP: 0.380, SLG: 0.454	14 HBP	G3			G6-3		G4-3			4	0	1	0	0	0	2	<b>New York Yankees @ Detroit Tigers</b> Comerica Park, Detroit, MI Sun Jul 03 2005, 1:05 PM EDT Att: 40,056 - Partly Cloudy - 76 F					
14 Placido Polanco, R OBP: 0.388, SLG: 0.450	HBP		30 G6-4-3		HBP			G5-3		2	0	1	0	0	0	0						
9 Carlos Guillen, S OBP: 0.385, SLG: 0.454	F7		L5		F7			F7		4	0	0	0	0	0	4						
30 Magglio Ordonez, R OBP: 0.217, SLG: 0.300	L7		G6-4-3					F9		3	0	0	0	1	0	3						
Ivan Rodriguez, R OBP: 0.308, SLG: 0.455	F9				F7					3	0	1	0	0	0	2						
Dmitri Young, S OBP: 0.317, SLG: 0.465		K			L5					4	0	0	0	0	2	3						
31 Chris Shelton, R OBP: 0.385, SLG: 0.565										4	0	2	0	0	1	3						
Craig Monroe, R OBP: 0.331, SLG: 0.434		FC6-4			FC6-4					4	0	0	0	0	0	3						
Nook Logan, S OBP: 0.324, SLG: 0.358										3	0	1	0	0	0	0						
										3	0	1	0	0	0	0						
<b>Inning Stats</b>	R: 0 E: 0 K: 0 S: 11	H: 1 LOB: 2 BB: 0 P: 15	R: 0 E: 0 K: 1 S: 13	H: 2 LOB: 2 BB: 0 P: 18	R: 0 E: 0 K: 0 S: 6	H: 0 LOB: 0 BB: 0 P: 9	R: 0 E: 0 K: 0 S: 9	H: 1 LOB: 1 BB: 0 P: 11	R: 0 E: 0 K: 0 S: 6	H: 1 LOB: 1 BB: 0 P: 10	R: 0 E: 0 K: 1 S: 14	H: 0 LOB: 0 BB: 1 P: 24	R: 0 E: 0 K: 0 S: 7	H: 0 LOB: 0 BB: 0 P: 11	R: 0 E: 0 K: 0 S: 10	H: 0 LOB: 0 BB: 0 P: 17	R: 0 E: 0 K: 1 S: 7	H: 1 LOB: 1 BB: 0 P: 9	1B: 4 2B: 1 3B: 1 HR: 0	SF: 0 SAC: 0 DP: 2 HBP: 3	WP: 0 PB: 0 SB: 0 CS: 0	PA: 35
<b>PITCHER</b> 40 Chien-Ming Wang, R ERA: 3.87 Tom Gordon, R ERA: 2.53 42 Mariano Rivera, R ERA: 0.85	IP: 7.0 WLS: 28 BF: 28	H: 5 R: 0 ER: 0 SO: 2	BB: 1 IBB: 0 HBP: 3 BLK: 0	WP: 0 HR: 0 S: 66 P: 98	ERA: 0.00 WHIP: 0.857																	






Batter	1	2	3	4	5	6	7	8	9	AB R H RBI BB SO LOB	TOP									
15 Brandon Inge, R OBP: 0.376, SLG: 0.448	P6		G6-3			P5			G6-3	4 0 0 0 0 0 0	<b>Detroit Tigers @ Cleveland Indians</b> Jacobs Field, Cleveland, OH Mon Jul 04 2005, 1:05 PM EDT Att: 26,869 - Partly Cloudy - 90 F									
9 Carlos Guillen, S OBP: 0.397, SLG: 0.455	FC6-4 1B			F8			31 1B 1B		K	4 1 2 0 0 1 0										
31 Chris Shelton, R OBP: 0.389, SLG: 0.573	F7			F9			G5-3 1B		HR	4 1 2 0 0 0 1										
Rondell White, R OBP: 0.330, SLG: 0.477	FC6-4 1-2			K			G5-3 1B		HR	4 1 2 3 0 1 1										
Ivan Rodriguez, R OBP: 0.304, SLG: 0.449		K			F9		G5-3		K	4 0 0 0 0 2 2										
Dmitri Young, S OBP: 0.305, SLG: 0.460	P5				P5		G4-3			3 0 0 0 0 0 1										
Craig Monroe, R OBP: 0.328, SLG: 0.430	G6-3				G6-3				P3	3 0 0 0 0 0 0										
Jason Smith, L OBP: 0.203, SLG: 0.276			F7			K			F8	3 0 0 0 0 1 0										
Nook Logan, S OBP: 0.320, SLG: 0.353			G3			K			F8	3 0 0 0 0 1 0										
<b>Inning Stats</b>	R: 0 E: 0 K: 13 S: 15	H: 1 LOB: 1 BB: 0 P: 15	R: 0 E: 0 K: 1 S: 8	H: 0 LOB: 0 BB: 0 P: 9	R: 0 E: 0 K: 1 S: 6	H: 0 LOB: 0 BB: 0 P: 7	R: 0 E: 0 K: 1 S: 8	H: 0 LOB: 0 BB: 0 P: 13	R: 0 E: 0 K: 2 S: 10	H: 0 LOB: 0 BB: 0 P: 16	R: 1 E: 0 K: 0 S: 8	H: 3 LOB: 1 BB: 0 P: 12	R: 0 E: 0 K: 2 S: 7	H: 0 LOB: 0 BB: 0 P: 10	R: 2 E: 0 K: 2 S: 17	H: 2 LOB: 0 BB: 0 P: 22	1B: 4 2B: 1 3B: 0 HR: 1	SF: 0 SAC: 0 DP: 1 HBP: 0	WP: 0 PB: 0 SB: 0 CS: 0	PA: 32
<b>PITCHER</b> Scott Elarton, R ERA: 4.79	IP: 9.0 WLS: W BF: 32	H: 6 R: 3 ER: 3 SO: 6	BB: 0 IBB: 0 HBP: 0 BLK: 0	WP: 0 HR: 1 S: 85 P: 115	ERA: 3.00 WHIP: 0.667	<b>PITCHER</b>					IP: WLS: BF: H: R: ER: SO: BB: IBB: HBP: BLK: WP: HR: S: P: ERA: WHIP									

AB	32
R	3
H	6
RBI	3
BB	0
SO	6
LOB	5



Batter	1	2	3	4	5	6	7	8	9	AB R H RBI BB SO LOB	BOTTOM									
24 Grady Sizemore, L OBP: 0.349, SLG: 0.474	L5		P5	48 HR 1B		F7	F7			5 1 1 0 0 0 2	<b>Detroit Tigers @ Cleveland Indians</b> Jacobs Field, Cleveland, OH Mon Jul 04 2005, 1:05 PM EDT Att: 26,869 - Partly Cloudy - 90 F									
Coco Crisp, S OBP: 0.347, SLG: 0.451	48 1B 2B		48 1B 1B	K		G5-3			F7	5 2 2 0 0 1 2										
48 Travis Hafner, L OBP: 0.416, SLG: 0.575	1B WP 2H 1B		1B SF8 1B	1H 2H HR		HR			K	5 3 4 5 0 1 0										
Ben Broussard, L OBP: 0.314, SLG: 0.457	K		1B	F9		P2			G3-1	5 0 1 1 0 1 1										
Ronnie Belliard, R OBP: 0.333, SLG: 0.431	1B		SF8	K		G5-3				3 0 1 1 0 1 0										
Jody Gerut, L OBP: 0.359, SLG: 0.397	G3		1B		BB	F8				3 0 1 0 1 0 2										
José Hernández, R OBP: 0.284, SLG: 0.350		K	G6-3		K	2 1B 2 1B BB				3 1 0 0 1 2 3										
Josh Bard, S OBP: 0.286, SLG: 0.295	K			2 1B 2B	K					4 1 2 0 0 2 1										
2 Johnny Peralta, R OBP: 0.339, SLG: 0.495	G4-3			24 1B 48 HR 1B	G5-3				E6	4 1 2 1 0 0 1										
<b>Inning Stats</b>	R: 1 E: 0 K: 1 S: 20	H: 3 LOB: 2 BB: 0 P: 31	R: 0 E: 0 K: 2 S: 10	H: 0 LOB: 0 BB: 0 P: 13	R: 2 E: 0 K: 0 S: 13	H: 4 LOB: 2 BB: 0 P: 21	R: 4 E: 0 K: 2 S: 13	H: 4 LOB: 0 BB: 0 P: 21	R: 0 E: 0 K: 2 S: 12	H: 0 LOB: 1 BB: 1 P: 22	R: 1 E: 0 K: 0 S: 12	H: 1 LOB: 0 BB: 0 P: 17	R: 1 E: 1 K: 0 S: 10	H: 2 LOB: 2 BB: 1 P: 17	R: 0 E: 0 K: 1 S: 5	H: 0 LOB: 0 BB: 0 P: 9	1B: 10 2B: 2 3B: 0 HR: 2	SF: 1 SAC: 0 DP: 0 HBP: 0	WP: 1 PB: 0 SB: 0 CS: 0	PA: 40
<b>PITCHER</b> Jason Johnson, R ERA: 3.87 Doug Creek, L ERA: 7.11 Chris Spurling, R ERA: 2.59 Franklyn German, R ERA: 2.08	IP: 3.1 WLS: L BF: 21	H: 11 R: 7 ER: 7 SO: 4	BB: 0 IBB: 0 HBP: 0 BLK: 0	WP: 0 HR: 1 S: 28 P: 45	ERA: 3.38 WHIP: 0.750	<b>PITCHER</b>					IP: WLS: BF: H: R: ER: SO: BB: IBB: HBP: BLK: WP: HR: S: P: ERA: WHIP									





Batter	1	2	3	4	5	6	7	8	9	AB	R	H	RBI	BB	SO	LOB	TOP											
15 Brandon Inge, R OBP: 0.374, SLG: 0.446	F9		G4-6-3 1B		K		F8			4	0	1	0	0	1	2	<b>Detroit Tigers @ Cleveland Indians</b> Jacobs Field, Cleveland, OH Mon Jul 04 2005, 7:05 PM EDT Att: 33,599 - Partly Cloudy - 90 F											
14 Placido Polanco, R OBP: 0.386, SLG: 0.447	1B		G4-6-3		G6-3		G6-3			4	0	1	0	0	0	3												
31 Chris Shelton, R OBP: 0.384, SLG: 0.570	K		2B		G5-3		K			4	0	1	0	0	2	1												
30 Magglio Ordonez, R OBP: 0.185, SLG: 0.250	F9		G6-3		P5		G5-3			4	0	0	0	0	0	2												
Dmitri Young, S OBP: 0.310, SLG: 0.457					K		HBP			2	0	0	0	1	2	0												
Craig Monroe, R OBP: 0.327, SLG: 0.431					K		G4-3			4	0	1	0	0	2	2												
20 Omar Infante, R OBP: 0.265, SLG: 0.391										3	0	1	0	1	1	1												
13 Vance Wilson, R OBP: 0.246, SLG: 0.132										3	0	1	0	1	1	1												
Nook Logan, S OBP: 0.315, SLG: 0.347	F7				G4-3		FC3-2-5-1 14 BLK			4	0	0	0	0	0	4												
<b>Inning Stats</b>	R: 0 E: 0 K: 1 S: 8	H: 1 LOB: 1 BB: 0 P: 13	R: 0 E: 0 K: 1 S: 10	H: 1 LOB: 2 BB: 1 P: 20	R: 0 E: 0 K: 0 S: 12	H: 2 LOB: 1 BB: 0 P: 17	R: 0 E: 0 K: 2 S: 11	H: 0 LOB: 0 BB: 0 P: 18	R: 0 E: 0 K: 1 S: 9	H: 0 LOB: 0 BB: 0 P: 15	R: 0 E: 0 K: 0 S: 6	H: 0 LOB: 1 BB: 0 P: 11	R: 0 E: 0 K: 0 S: 11	H: 2 LOB: 2 BB: 0 P: 16	R: 0 E: 0 K: 2 S: 9	H: 0 LOB: 1 BB: 1 P: 17	R: 0 E: 0 K: 2 S: 8	H: 0 LOB: 0 BB: 0 P: 13	1B: 3 2B: 3 HR: 0	SF: 0 SAC: 0 DP: 1 HBP: 1	WP: 0 PB: 0 SB: 1 CS: 0	PA: 36						
<b>PITCHER</b>	IP	WLS	BF	H	R	ER	SO	BB	IBB	HBP	BLK	WP	HR	S	P	ERA	WHIP											
Jason Davis, R ERA: 4.69	(1, 1)	6.0	W	24	4	0	0	5	2	0	0	0	0	56	94	0.00	1.000											
59 Matt Miller, R ERA: 1.29	(7, 1)	1.0	5	2	0	0	0	0	0	0	0	1	0	0	11	16	0.00	2.000										
Bob Howry, R ERA: 3.34	(8, 1)	1.0	4	0	0	0	2	1	0	0	0	0	0	9	17	0.00	1.000											
David Riske, R ERA: 3.12	(9, 1)	1.0	3	0	0	0	2	0	0	0	0	0	0	8	13	0.00	0.000											

Batter	1	2	3	4	5	6	7	8	9	AB	R	H	RBI	BB	SO	LOB	BOTTOM										
24 Grady Sizemore, L OBP: 0.349, SLG: 0.479	P6							G6-3		5	0	2	1	0	1	0	<b>Detroit Tigers @ Cleveland Indians</b> Jacobs Field, Cleveland, OH Mon Jul 04 2005, 7:05 PM EDT Att: 33,599 - Partly Cloudy - 90 F										
Coco Crisp, S OBP: 0.348, SLG: 0.460										5	2	2	1	0	1	3											
48 Travis Hafner, L OBP: 0.416, SLG: 0.583	1B									5	1	2	1	0	2	2											
41 Victor Martinez, S OBP: 0.319, SLG: 0.398	2B									5	1	1	1	0	1	2											
Ben Broussard, L OBP: 0.317, SLG: 0.465	2B									4	1	2	1	0	0	0											
2 Jhonny Peralta, R OBP: 0.346, SLG: 0.498	1B									3	1	2	1	1	0	0											
Jody Gerut, L OBP: 0.370, SLG: 0.398	BB									2	0	1	0	2	1	3											
José Hernández, R OBP: 0.264, SLG: 0.342	BB									3	0	0	0	1	1	6											
Alex Cora, L OBP: 0.252, SLG: 0.290	G4-3									4	0	0	0	0	0	5											
<b>Inning Stats</b>	R: 3 E: 0 K: 1 S: 19	H: 4 LOB: 3 BB: 2 P: 34	R: 0 E: 0 K: 1 S: 8	H: 1 LOB: 0 BB: 0 P: 14	R: 0 E: 1 K: 0 S: 6	H: 1 LOB: 1 BB: 0 P: 10	R: 0 E: 0 K: 2 S: 11	H: 0 LOB: 0 BB: 0 P: 17	R: 0 E: 0 K: 0 S: 5	H: 0 LOB: 0 BB: 0 P: 8	R: 1 E: 0 K: 0 S: 11	H: 2 LOB: 2 BB: 1 P: 19	R: 0 E: 0 K: 2 S: 11	H: 2 LOB: 3 BB: 1 P: 19	R: 2 E: 0 K: 1 S: 13	H: 2 LOB: 0 BB: 0 P: 23	1B: 5 2B: 5 3B: 0 HR: 2	SF: 0 SAC: 0 DP: 0 HBP: 0	WP: 1 PB: 0 SB: 1 CS: 0	PA: 40							
<b>PITCHER</b>	IP	WLS	BF	H	R	ER	SO	BB	IBB	HBP	BLK	WP	HR	S	P	ERA	WHIP										
35 Justin Verlander, R ERA: 6.75	(1, 1)	5.1	L	26	7	4	4	4	3	0	0	0	0	54	95	6.75	1.875										
Jamie Walker, L ERA: 1.61	(6, 1)	1.1	8	3	0	0	1	0	1	0	0	0	0	14	20	0.00	2.250										
56 Fernando Rodney, R ERA: 5.0	(7, 1)	1.1	6	2	2	2	2	0	0	0	0	0	1	16	29	13.50	1.500										



Batter	1	2	3	4	5	6	7	8	9	AB	R	H	RBI	BB	SO	LOB	TOP		
14 Placido Polanco, R OBP: 0.384, SLG: 0.444	F9		G6-3 1B		G5-3		K2-3			4	1	1	0	0	1	1	<b>Detroit Tigers @ Cleveland Indians</b> Jacobs Field, Cleveland, OH Tue Jul 05 2005, 7:05 PM EDT Att: 18,478 - Partly Cloudy - 80 F		
9 Carlos Guillen, S OBP: 0.394, SLG: 0.466	1B		2B		P5			1B		4	1	3	0	0	0	0			
31 Chris Shelton, R OBP: 0.369, SLG: 0.546	F7		G6-3		G5-3			K		4	0	0	1	0	1	3			
30 Magglio Ordonez, R OBP: 0.226, SLG: 0.393	1B		HR		L8			G6-4-3		4	1	2	2	0	0	1			
Rondell White, R OBP: 0.329, SLG: 0.472 Nook Logan, S OBP: 0.315, SLG: 0.347	BB		K		K			K		3	0	0	0	1	3	0			
Ivan Rodriguez, R OBP: 0.300, SLG: 0.443	BB		K		K			F9		4	0	0	0	0	3	3			
Dmitri Young, S OBP: 0.306, SLG: 0.450		K			G3-1			K		4	0	0	0	0	2	0			
Craig Monroe, R OBP: 0.327, SLG: 0.430		K			K			1B		3	0	1	0	0	2	0			
15 Brandon Inge, R OBP: 0.371, SLG: 0.442		G6-3			G6-3			F9		3	0	0	0	0	0	1			
<b>Inning Stats</b>	R: 0 H: 2 E: 0 K: 1 S: 19	H: 0 LOB: 3 BB: 1 P: 27	R: 0 H: 0 E: 0 K: 2 S: 8	H: 0 LOB: 0 BB: 0 P: 13	R: 3 H: 3 E: 0 K: 2 S: 19	H: 3 LOB: 0 BB: 0 P: 29	R: 0 H: 0 E: 0 K: 1 S: 11	H: 0 LOB: 0 BB: 0 P: 19	R: 0 H: 0 E: 0 K: 0 S: 10	H: 0 LOB: 0 BB: 0 P: 15	R: 0 H: 1 E: 0 K: 1 S: 9	H: 1 LOB: 1 BB: 0 P: 12	R: 0 H: 1 E: 0 K: 1 S: 7	H: 0 LOB: 0 BB: 0 P: 10	R: 0 H: 0 E: 0 K: 2 S: 7	H: 0 LOB: 0 BB: 0 P: 10		1B: 5 2B: 1 3B: 0 HR: 1	SF: 0 SAC: 0 DP: 1 HBP: 0
<b>PITCHER</b>	IP WLS BF H R ER SO BB IBB HBP BLK WP HR S P ERA WHIP	IP WLS BF H R ER SO BB IBB HBP BLK WP HR S P ERA WHIP	IP WLS BF H R ER SO BB IBB HBP BLK WP HR S P ERA WHIP	IP WLS BF H R ER SO BB IBB HBP BLK WP HR S P ERA WHIP	IP WLS BF H R ER SO BB IBB HBP BLK WP HR S P ERA WHIP	IP WLS BF H R ER SO BB IBB HBP BLK WP HR S P ERA WHIP	IP WLS BF H R ER SO BB IBB HBP BLK WP HR S P ERA WHIP	IP WLS BF H R ER SO BB IBB HBP BLK WP HR S P ERA WHIP	IP WLS BF H R ER SO BB IBB HBP BLK WP HR S P ERA WHIP	IP WLS BF H R ER SO BB IBB HBP BLK WP HR S P ERA WHIP	IP WLS BF H R ER SO BB IBB HBP BLK WP HR S P ERA WHIP	IP WLS BF H R ER SO BB IBB HBP BLK WP HR S P ERA WHIP	IP WLS BF H R ER SO BB IBB HBP BLK WP HR S P ERA WHIP	IP WLS BF H R ER SO BB IBB HBP BLK WP HR S P ERA WHIP	IP WLS BF H R ER SO BB IBB HBP BLK WP HR S P ERA WHIP	IP WLS BF H R ER SO BB IBB HBP BLK WP HR S P ERA WHIP			
37 Jake Westbrook, R ERA: 4.51 Fernando Cabrera, R ERA: 3.05 David Riske, R ERA: 3.05	5.0 L	3.0 10	1.0 3	3.0 6	0.0 0	0.0 0	0.0 0	0.0 0	0.0 0	0.0 0	0.0 0	0.0 0	0.0 0	0.0 0	0.0 0	0.0 0	5.40 1.200	0.667 0.000	

Batter	1	2	3	4	5	6	7	8	9	AB	R	H	RBI	BB	SO	LOB	BOTTOM		
24 Grady Sizemore, L OBP: 0.344, SLG: 0.471	G4-3		G4-1		K			K	K	5	0	0	0	0	3	3	<b>Detroit Tigers @ Cleveland Indians</b> Jacobs Field, Cleveland, OH Tue Jul 05 2005, 7:05 PM EDT Att: 18,478 - Partly Cloudy - 80 F		
Coco Crisp, S OBP: 0.346, SLG: 0.457	G6-3		G5-3				K	1B		4	0	1	0	0	1	0			
41 Victor Martinez, S OBP: 0.321, SLG: 0.398	G6-3				G6-3			1B		3	0	1	0	1	0	0			
Ben Broussard, L OBP: 0.312, SLG: 0.458		F8			G3			1B		4	0	0	0	0	1	3			
Ronnie Belliard, R OBP: 0.332, SLG: 0.426		BB			G6-3			1B		3	0	0	0	1	1	3			
2 Jhonny Peralta, R OBP: 0.345, SLG: 0.507		K			G5-3			K		4	1	1	1	0	2	1			
Jody Gerut, L OBP: 0.360, SLG: 0.385		F8			G4-3			G4-3		4	0	0	0	0	0	1			
José Hernández, R OBP: 0.273, SLG: 0.350 Alex Cora, L OBP: 0.250, SLG: 0.288					G5-3			1B		3	0	2	0	0	0	0			
Aaron Boone, R OBP: 0.255, SLG: 0.354 48 Travis Hafner, L OBP: 0.418, SLG: 0.583					HR			1B		2	1	1	1	1	0	1			
<b>Inning Stats</b>	R: 0 H: 0 E: 0 K: 0 S: 5	H: 0 LOB: 0 BB: 0 P: 10	R: 0 H: 0 E: 0 K: 1 S: 11	H: 0 LOB: 1 BB: 1 P: 19	R: 1 H: 1 E: 0 K: 0 S: 6	H: 1 LOB: 0 BB: 0 P: 6	R: 0 H: 0 E: 0 K: 0 S: 4	H: 0 LOB: 0 BB: 0 P: 7	R: 0 H: 1 E: 0 K: 1 S: 8	H: 1 LOB: 1 BB: 0 P: 16	R: 0 H: 1 E: 0 K: 1 S: 13	H: 1 LOB: 1 BB: 0 P: 19	R: 0 H: 1 E: 0 K: 3 S: 14	H: 1 LOB: 2 BB: 1 P: 23	R: 1 H: 1 E: 0 K: 1 S: 9	H: 1 LOB: 1 BB: 1 P: 19		1B: 4 2B: 0 3B: 0 HR: 2	SF: 0 SAC: 0 DP: 0 HBP: 0
<b>PITCHER</b>	IP WLS BF H R ER SO BB IBB HBP BLK WP HR S P ERA WHIP	IP WLS BF H R ER SO BB IBB HBP BLK WP HR S P ERA WHIP	IP WLS BF H R ER SO BB IBB HBP BLK WP HR S P ERA WHIP	IP WLS BF H R ER SO BB IBB HBP BLK WP HR S P ERA WHIP	IP WLS BF H R ER SO BB IBB HBP BLK WP HR S P ERA WHIP	IP WLS BF H R ER SO BB IBB HBP BLK WP HR S P ERA WHIP	IP WLS BF H R ER SO BB IBB HBP BLK WP HR S P ERA WHIP	IP WLS BF H R ER SO BB IBB HBP BLK WP HR S P ERA WHIP	IP WLS BF H R ER SO BB IBB HBP BLK WP HR S P ERA WHIP	IP WLS BF H R ER SO BB IBB HBP BLK WP HR S P ERA WHIP	IP WLS BF H R ER SO BB IBB HBP BLK WP HR S P ERA WHIP	IP WLS BF H R ER SO BB IBB HBP BLK WP HR S P ERA WHIP	IP WLS BF H R ER SO BB IBB HBP BLK WP HR S P ERA WHIP	IP WLS BF H R ER SO BB IBB HBP BLK WP HR S P ERA WHIP	IP WLS BF H R ER SO BB IBB HBP BLK WP HR S P ERA WHIP	IP WLS BF H R ER SO BB IBB HBP BLK WP HR S P ERA WHIP			
Mike Maroth, L ERA: 4.07 Franklyn Gorman, R ERA: 2.05 Kyle Farnsworth, R ERA: 2.12 Troy Percival, R ERA: 5.4	6.2 W	0.1 H	1.0 H	1.0 S	0.0 0	0.0 0	0.0 0	0.0 0	0.0 0	0.0 0	0.0 0	0.0 0	0.0 0	0.0 0	0.0 0	0.0 0	6.23 1.35	0.900 0.000	





Batter	1	2	3	4	5	6	7	8	9	AB	R	H	RBI	BB	SO	LOB	TOP										
14 Placido Polanco, R (1,4) OBP: 0.388, SLG: 0.445	2-2 1B		L6					G6-3		4	1	2	0	1	0	0	<b>Detroit Tigers @ Cleveland Indians</b> Jacobs Field, Cleveland, OH Wed Jul 06 2005, 7:05 PM EDT Att: 22,539 - Partly Cloudy - 77 F										
9 Carlos Guillen, S (1,6) OBP: 0.394, SLG: 0.464	1-1 F7		1B					F7		5	1	2	0	0	0	3											
31 Chris Shelton, R (1,3) OBP: 0.380, SLG: 0.549	0-2 1B		1B						K	5	1	3	2	0	1	1											
30 Magglio Ordonez, R (1,9) OBP: 0.250, SLG: 0.455	3-2 F8		G5-3						1B 13 2B	5	2	2	2	0	1	6											
Rondell White, R (1,10) OBP: 0.326, SLG: 0.467	1-3 K2-3								13 1B	5	0	1	0	0	2	5											
Ivan Rodriguez, R (1,2) OBP: 0.303, SLG: 0.448		1-2 P4							1B	3	1	2	1	0	0	0											
13 Vance Wilson, R (7,PH) OBP: 0.254, SLG: 0.145									G5-4-3 1B	2	0	1	1	0	0	0											
Craig Monroe, R (1,7) OBP: 0.328, SLG: 0.429		0-0 G4-3							G5-4-3 1B	5	0	2	0	0	0	2											
15 Brandon Inge, R (1,5) OBP: 0.367, SLG: 0.436		3-2 F9								4	0	0	1	0	1	2											
Nook Logan, S (1,8) OBP: 0.314, SLG: 0.343			G5-3						F8	3	1	0	0	1	0	1											
<b>Inning Stats</b>	R: 0 E: 0 K: 1 S: 19	H: 2 LOB: 2 BB: 0 P: 26	R: 0 E: 0 K: 0 S: 8	H: 0 LOB: 0 BB: 0 P: 12	R: 0 E: 0 K: 0 S: 14	H: 2 LOB: 2 BB: 0 P: 23	R: 1 E: 0 K: 0 S: 13	H: 2 LOB: 1 BB: 0 P: 20	R: 4 E: 1 K: 2 S: 29	H: 5 LOB: 1 BB: 2 P: 42	R: 0 E: 0 K: 0 S: 7	H: 0 LOB: 0 BB: 0 P: 10	R: 0 E: 0 K: 0 S: 9	H: 0 LOB: 0 BB: 0 P: 14	R: 1 E: 0 K: 1 S: 9	H: 3 LOB: 1 BB: 0 P: 17	1B: 12 2B: 3 3B: 0 HR: 0	SF: 0 SAC: 0 DP: 1 HBP: 0	WP: 0 PB: 0 SB: 2 CS: 0	PA: 43							
<b>PITCHER</b>	IP	WLS	BF	H	R	ER	SO	BB	IBB	HBP	BLK	WP	HR	S	P	ERA	WHIP										
CC Sabathia, L (1,1) ERA: 4.5	4.1	L	24	10	5	4	2	0	0	0	0	0	0	75	111	8.31	2.308										
59 Matt Miller, R (5,1) ERA: 1.52	1.2		8	2	1	1	2	2	0	0	0	0	0	18	34	5.40	2.400										
David Riske, R (7,1) ERA: 2.91	2.0		6	0	0	0	2	0	0	0	0	0	0	16	24	0.00	0.000										
Scott Sauerbeck, L (9,1) ERA: 3.28	1.0		5	3	1	1	1	0	0	0	0	0	0	9	17	9.00	3.000										

Batter	1	2	3	4	5	6	7	8	9	AB	R	H	RBI	BB	SO	LOB	BOTTOM										
24 Grady Sizemore, L (1,8) OBP: 0.340, SLG: 0.465	2-1 B2		K					F7		4	0	0	0	0	1	1	<b>Detroit Tigers @ Cleveland Indians</b> Jacobs Field, Cleveland, OH Wed Jul 06 2005, 7:05 PM EDT Att: 22,539 - Partly Cloudy - 77 F										
Coco Crisp, S (1,7) OBP: 0.345, SLG: 0.458	2-0 41 F8-6 2B							F9		4	0	1	0	0	0	1											
48 Travis Hafner, L (1,10) OBP: 0.422, SLG: 0.596	4-0 BB							F8		3	2	2	1	1	0	0											
41 Victor Martinez, S (1,2) OBP: 0.320, SLG: 0.396	3-2 F8-6 2-2								2 1B 1B	4	0	1	0	0	1	3											
Ronnie Belliard, R (1,4) OBP: 0.331, SLG: 0.423		0-0 G6-3							F9	4	0	1	0	0	2	1											
Ben Broussard, L (1,3) OBP: 0.311, SLG: 0.453		2-0 F7							2 1B 1B	4	0	1	0	0	2	1											
2 Jhonny Perally, R (1,6) OBP: 0.347, SLG: 0.512		1-2 G6-3							K	3	0	0	0	1	1	3											
Jody Gerut, L (1,9) OBP: 0.357, SLG: 0.381									1B	4	1	1	1	0	0	2											
Aaron Boone, R (1,5) OBP: 0.252, SLG: 0.349									P5	4	0	1	1	0	0	2											
<b>Inning Stats</b>	R: 0 E: 0 K: 0 S: 6	H: 1 LOB: 1 BB: 1 P: 17	R: 0 E: 0 K: 0 S: 5	H: 0 LOB: 0 BB: 0 P: 8	R: 0 E: 0 K: 2 S: 8	H: 0 LOB: 0 BB: 0 P: 11	R: 1 E: 0 K: 2 S: 13	H: 1 LOB: 0 BB: 0 P: 15	R: 0 E: 0 K: 0 S: 4	H: 0 LOB: 0 BB: 1 P: 10	R: 0 E: 0 K: 0 S: 4	H: 0 LOB: 0 BB: 0 P: 6	R: 0 E: 0 K: 1 S: 13	H: 1 LOB: 1 BB: 0 P: 16	R: 1 E: 0 K: 0 S: 15	H: 2 LOB: 1 BB: 0 P: 21		R: 1 E: 0 K: 1 S: 19	H: 3 LOB: 2 BB: 0 P: 26	1B: 5 2B: 3 3B: 0 HR: 1	SF: 0 SAC: 0 DP: 2 HBP: 0	WP: 0 PB: 0 SB: 0 CS: 0	PA: 35				
<b>PITCHER</b>	IP	WLS	BF	H	R	ER	SO	BB	IBB	HBP	BLK	WP	HR	S	P	ERA	WHIP										
38 Jeremy Bonderman, R (1,1) ERA: 3.99	8.0	W	29	5	2	2	5	2	0	0	0	0	0	68	104	2.25	0.875										
Jamie Walker, L (9,1) ERA: 1.88	0.2		4	2	1	1	1	0	0	0	0	0	0	14	19	13.50	3.000										
Chris Spurling, R (9,1) ERA: 2.59	0.0		1	1	0	0	0	0	0	0	0	0	0	3	5	∞	∞										
Troy Percival, R (9,1) ERA: 5.32	0.1	S	1	0	0	0	0	0	0	0	0	0	0	2	2	0.00	0.000										

AB	41
R	7
H	15
RBI	7
BB	2
SO	5
LOB	20



AB	33
R	3
H	8
RBI	3
BB	2
SO	6
LOB	13





Batter	1	2	3	4	5	6	7	8	9	AB R H RBI BB SO LOB	TOP									
14 Placido Polanco, R OBP: 0.392, SLG: 0.441	4-0 9 2B BB	4-0 1-2 BB		4-1 BB			2-0 F9		1-0 F9	2 1 0 0 3 0 1	<b>Detroit Tigers @ Tampa Bay Devil Rays</b> Tropicana Field, St. Petersburg, FL Thu Jul 07 2005, 7:15 PM EDT Att. 9,171 - Dome - 72 F									
9 Carlos Guillen, S OBP: 0.390, SLG: 0.463	1-1 31 HR 2B	3-1 F9		2-2 F7			3-1 F7		1-2 F7	5 1 1 1 0 0 4										
31 Chris Shelton, R OBP: 0.372, SLG: 0.561	1-0 2H HR	0-3 K			1-2 F8		1-3 K		3-2 G6-3	5 1 1 2 0 2 3										
30 Magglio Ordonez, R OBP: 0.250, SLG: 0.514	1-2 P6		3-1 HR		2-0 F8			0-1 G6-3		4 1 1 1 0 0 0										
Rondell White, R OBP: 0.329, SLG: 0.467 Nook Logan, S OBP: 0.314, SLG: 0.343	1-2 1B		0-0 G1-6-3 1B		0-0 G6-3			2-1 G4-3		4 0 2 0 0 0 0 0 0 0 0 0 0 0										
Dmitri Young, S OBP: 0.305, SLG: 0.451	3-2 F8		3-3 K			1-1 G3		3-2 2B		4 1 1 0 0 1 2										
Craig Monroe, R OBP: 0.327, SLG: 0.430	3-3 K		0-0 G1-6-3			0-1 G6-3		1-2 2B		4 1 1 1 0 1 2										
15 Brandon Inge, R OBP: 0.369, SLG: 0.438		2-1 G6-3		4-1 13 CS BB		2-3 K		0-1 2B		3 0 1 1 1 1 0										
13 Vance Wilson, R OBP: 0.269, SLG: 0.172		4-1 9 F9 14 BB BB		3-3 K			2-2 2B	3-2 F9		3 0 1 0 1 1 2										
<b>Inning Stats</b>	R: 3 E: 0 K: 1 S: 17	H: 3 LOB: 1 BB: 1 P: 31	R: 0 E: 0 K: 1 S: 8	H: 0 LOB: 2 BB: 2 P: 21	R: 1 E: 0 K: 1 S: 7	H: 2 LOB: 0 BB: 0 P: 13	R: 0 E: 0 K: 1 S: 9	H: 0 LOB: 1 BB: 2 P: 22	R: 0 E: 0 K: 1 S: 5	H: 0 LOB: 0 BB: 0 P: 8		R: 0 E: 0 K: 1 S: 10	H: 1 LOB: 1 BB: 0 P: 18	R: 2 E: 0 K: 0 S: 15	H: 3 LOB: 1 BB: 0 P: 24	R: 0 E: 0 K: 0 S: 9	H: 0 LOB: 0 BB: 0 P: 14	1B: 2 2B: 5 3B: 0 HR: 2	SF: 0 SAC: 0 DP: 1 HBP: 0	WP: 0 PB: 0 SB: 0 CS: 1
<b>PITCHER</b>	IP WLS BF H R ER SO BB IBB HBP BLK WP HR S P ERA WHIP											IP WLS BF H R ER SO BB IBB HBP BLK WP HR S P ERA WHIP								
37 Seth McClung, R ERA: 7.45	(1, 1) 7.0 L 30 6 4 4 6 5 0 0 0 0 0 2 63 123 5.14 1.571																			
54 Chad Orvella, R ERA: 5.17	(8, 1) 1.0 6 3 2 2 0 0 0 0 0 0 0 15 24 18.00 3.000																			
Lance Carter, R ERA: 5.26	(9, 1) 1.0 3 0 0 0 0 0 0 0 0 0 0 9 14 0.00 0.000																			

Batter	1	2	3	4	5	6	7	8	9	AB R H RBI BB SO LOB	BOTTOM											
13 Carl Crawford, L OBP: 0.318, SLG: 0.445	0-1 3B 3B		2-1 G4-3		0-3 K		1-0 G4-3			4 1 1 0 0 1 3	<b>Detroit Tigers @ Tampa Bay Devil Rays</b> Tropicana Field, St. Petersburg, FL Thu Jul 07 2005, 7:15 PM EDT Att. 9,171 - Dome - 72 F											
Julio Lugo, R OBP: 0.335, SLG: 0.356	0-2 3 SF8 3B		0-1 G6-4-3 1B		2-1 S 1B		3-1 3 SF8 3 SF8 1B			4 2 4 2 0 0 0												
Aubrey Huff, L OBP: 0.324, SLG: 0.394	0-3 K		1-1 G6-4-3		2-2 F7		0-3 K			4 0 0 0 0 2 5												
3 Jorge Cantu, R OBP: 0.316, SLG: 0.505	3-2 SF8			0-2 L4		1-1 P3		2-2 G5-3		3 0 0 2 0 0 0												
Travis Lee, L OBP: 0.316, SLG: 0.328	3-2 1B			2-2 F8		2-0 G4-3		2-0 P6		4 0 1 0 0 0 0												
Damon Hollins, R OBP: 0.321, SLG: 0.443	0-2 P4		1-1 G6-4-3		0-0 G3-1		0-1 P4		2-3 K	4 0 0 0 0 1 1												
Fernando Cortez, L		1-3 K			1-2 F8		1-1 L4		2-3 K	4 0 0 0 0 2 0												
Kevin Cash, R OBP: 0.222, SLG: 0.440 Eduardo Perez, R OBP: 0.373, SLG: 0.506		0-3 K			2-2 BB 1B HBP		2-2 FC6-5 2B		0-2 G3-1	2 1 1 0 0 1 0 1 0 0 0 0 0 0												
Joey Gathright, L OBP: 0.316, SLG: 0.371		2-2 G5-3			4-1 1B BB		0-1 FC6-5			2 0 0 0 1 0 1												
<b>Inning Stats</b>	R: 2 E: 0 K: 1 S: 20	H: 3 LOB: 1 BB: 0 P: 26	R: 0 E: 0 K: 2 S: 9	H: 0 LOB: 0 BB: 0 P: 12	R: 0 E: 0 K: 0 S: 6	H: 1 LOB: 0 BB: 0 P: 9	R: 0 E: 0 K: 0 S: 8	H: 0 LOB: 0 BB: 0 P: 10	R: 1 E: 0 K: 1 S: 16	H: 1 LOB: 2 BB: 1 P: 27		R: 0 E: 0 K: 0 S: 5	H: 0 LOB: 0 BB: 0 P: 8	R: 0 E: 0 K: 0 S: 10	H: 1 LOB: 1 BB: 0 P: 14	R: 1 E: 0 K: 1 S: 9	H: 1 LOB: 0 BB: 0 P: 16	R: 0 E: 0 K: 2 S: 9	H: 0 LOB: 0 BB: 0 P: 13	1B: 4 2B: 1 3B: 2 HR: 0	SF: 1 SAC: 0 DP: 1 HBP: 1	WP: 0 PB: 0 SB: 2 CS: 0
<b>PITCHER</b>	IP WLS BF H R ER SO BB IBB HBP BLK WP HR S P ERA WHIP											IP WLS BF H R ER SO BB IBB HBP BLK WP HR S P ERA WHIP										
Sean Douglass, R ERA: 2.65	(1, 1) 5.0 W 21 5 3 3 4 1 0 1 0 0 0 0 14 20 0.00 0.600																					
Chris Spurling, R ERA: 2.42	(6, 1) 1.2 H 6 1 0 0 0 0 0 0 0 0 0 0 1 2 0.00 0.000																					
Jamie Walker, L ERA: 1.86	(7, 1) 0.1 H 1 0 0 0 0 0 0 0 0 0 0 0 1 2 0.00 0.000																					
Kyle Farnsworth, R ERA: 2.06	(8, 1) 1.0 H 4 1 1 0 1 0 0 0 0 0 0 0 9 16 0.00 1.000																					
Troy Percival, R ERA: 5.11	(9, 1) 1.0 S 3 0 0 0 2 0 0 0 0 0 0 0 9 13 0.00 0.000																					







Batter	1	2	3	4	5	6	7	8	9	AB	R	H	RBI	BB	SO	LOB	TOP				
15 Brandon Inge, R OBP: 0.372, SLG: 0.440	G5-3		G6-3					E5		4	0	2	0	1	0	0	<b>Detroit Tigers @ Tampa Bay Devil Rays</b> Tropicana Field, St. Petersburg, FL Sat Jul 09 2005, 6:15 PM EDT Att. 9,320 - Dome - 72 F <a href="http://livebaseballscorecards.com">livebaseballscorecards.com</a>				
9 Carlos Guillen, S OBP: 0.396, SLG: 0.457	1B		F9	P6				P5		5	0	1	0	0	1	6					
31 Chris Shelton, R OBP: 0.382, SLG: 0.574	K		HR	K					G1-3	5	1	1	1	0	3	5					
Rondell White, R OBP: 0.332, SLG: 0.477 Kevin Hooper, R	1B								G5-3	4	1	3	0	0	0	0					
Craig Monroe, R OBP: 0.329, SLG: 0.439	K		G5-3						L7	5	0	1	0	0	1	4					
Ivan Rodriguez, R OBP: 0.303, SLG: 0.457		K		HR						3	1	1	2	0	1	1					
Dmitri Young, S OBP: 0.307, SLG: 0.461	FC4-6			HR						4	1	2	1	0	0	0					
20 Omar Infante, R OBP: 0.276, SLG: 0.396	FC4-6			HR						3	0	2	0	1	0	1					
Nook Logan, S OBP: 0.311, SLG: 0.340	B1-3									2	0	0	0	0	0	2					
<b>Inning Stats</b>	R: 0 E: 0 K: 2 S: 14	H: 2 LOB: 2 BB: 0 P: 20	R: 0 E: 0 K: 1 S: 8	H: 1 LOB: 1 BB: 0 P: 9	R: 1 E: 0 K: 0 S: 13	H: 2 LOB: 1 BB: 0 P: 16	R: 2 E: 0 K: 1 S: 13	H: 3 LOB: 2 BB: 1 P: 22	R: 1 E: 0 K: 0 S: 6	H: 1 LOB: 0 BB: 0 P: 8	R: 0 E: 0 K: 2 S: 11	H: 2 LOB: 2 BB: 0 P: 16	R: 0 E: 1 K: 0 S: 3	H: 1 LOB: 2 BB: 1 P: 14	R: 0 E: 0 K: 0 S: 6	H: 0 LOB: 0 BB: 0 P: 9		1B: 7 2B: 3 3B: 0 HR: 3	SF: 1 SAC: 2 DP: 1 HBP: 0	WP: 0 PB: 0 SB: 0 CS: 0	PA: 41
<b>PITCHER</b>	IP	WLS	BF	H	R	ER	SO	BB	IBB	HBP	BLK	WP	HR	S	P	ERA	WHIP				
Hideo Nomo, R ERA: 6.8	(1, 1)	5.1	28	11	4	4	4	1	0	0	0	0	3	58	83	6.75	2.250				
Travis Harper, R ERA: 7.59	(6, 1)	2.2	10	2	0	0	2	1	0	0	0	0	0	16	27	0.00	1.125				
Danys Baez, R ERA: 2.68	(9, 1)	1.0	W	3	0	0	0	0	0	0	0	0	0	6	9	0.00	0.000				

Batter	1	2	3	4	5	6	7	8	9	AB	R	H	RBI	BB	SO	LOB	BOTTOM					
13 Carl Crawford, L OBP: 0.316, SLG: 0.442	G4-3		K					G5-3		4	0	1	2	0	1	1	<b>Detroit Tigers @ Tampa Bay Devil Rays</b> Tropicana Field, St. Petersburg, FL Sat Jul 09 2005, 6:15 PM EDT Att. 9,320 - Dome - 72 F <a href="http://livebaseballscorecards.com">livebaseballscorecards.com</a>					
Julio Lugo, R OBP: 0.342, SLG: 0.358	3 CS							F9		4	1	2	0	0	0	1						
Aubrey Huff, L OBP: 0.320, SLG: 0.385	F8							F8		4	0	0	0	0	0	2						
3 Jorge Cantu, R OBP: 0.308, SLG: 0.492	CS	L4						G5-3		4	0	0	1	0	0	0						
Travis Lee, L OBP: 0.319, SLG: 0.337		P5								4	1	2	0	0	0	0						
31 Jonny Gomes, R OBP: 0.355, SLG: 0.547	F8									4	1	1	2	0	0	1						
Nick Green, R OBP: 0.353, SLG: 0.495										3	0	1	0	0	0	0						
Toby Hall, R OBP: 0.310, SLG: 0.370										3	1	1	0	0	0	1						
Joey Gathright, L OBP: 0.341, SLG: 0.395										3	1	2	0	0	1	0						
<b>Inning Stats</b>	R: 0 E: 0 K: 0 S: 8	H: 1 LOB: 0 BB: 0 P: 10	R: 0 E: 0 K: 0 S: 6	H: 0 LOB: 0 BB: 0 P: 9	R: 0 E: 0 K: 1 S: 8	H: 2 LOB: 1 BB: 0 P: 13	R: 1 E: 0 K: 0 S: 11	H: 1 LOB: 0 BB: 0 P: 17	R: 2 E: 0 K: 0 S: 12	H: 3 LOB: 1 BB: 0 P: 15	R: 0 E: 0 K: 0 S: 8	H: 1 LOB: 1 BB: 0 P: 10	R: 0 E: 0 K: 1 S: 7	H: 0 LOB: 0 BB: 0 P: 12	R: 0 E: 0 K: 0 S: 7	H: 0 LOB: 0 BB: 0 P: 12		R: 2 E: 0 K: 0 S: 7	H: 2 LOB: 0 BB: 0 P: 11	1B: 7 2B: 2 3B: 0 HR: 1	SF: 0 SAC: 0 DP: 1 HBP: 0	WP: 2 PB: 0 SB: 1 CS: 1
<b>PITCHER</b>	IP	WLS	BF	H	R	ER	SO	BB	IBB	HBP	BLK	WP	HR	S	P	ERA	WHIP					
Jason Johnson, R ERA: 3.87	(1, 1)	7.0	27	8	3	3	2	0	0	0	0	0	0	61	86	3.86	1.143					
Kyle Farnsworth, R ERA: 2.0	(8, 1)	1.0	H	3	0	0	0	0	0	0	0	0	0	7	12	0.00	0.000					
Troy Percival, R ERA: 5.76	(9, 1)	0.1	L	3	2	2	2	0	0	0	0	0	1	7	11	54.00	6.000					



Batter	1	2	3	4	5	6	7	8	9	AB	R	H	RBI	BB	SO	LOB	TOP								
14 Placido Polanco, R OBP: 0.386, SLG: 0.430 20 Omar Infante, R OBP: 0.274, SLG: 0.393	F8	G4-3		G6-3			K	P2		3	0	0	0	0	0	1	<b>Detroit Tigers @ Tampa Bay Devil Rays</b> Tropicana Field, St. Petersburg, FL Sun Jul 10 2005, 2:15 PM EDT Att: 15,223 - Dome - 72 F <a href="http://livebaseballscorecards.com">livebaseballscorecards.com</a>								
9 Carlos Guillen, S OBP: 0.394, SLG: 0.469	31 1B 30 G6-3 2B		31 2B 30 G6-3 1B	G5-3			31 S 30 E 1B	31 FC6-4 1B		5	3	4	0	0	0	0									
31 Chris Shelton, R OBP: 0.391, SLG: 0.580	30 G6-3 2-3 1B		30 F8 1B 2B				30 E BB	FC6-4 1-2 1B		4	2	2	1	1	1	1									
30 Magglio Ordonez, R OBP: 0.260, SLG: 0.478	G6-3		F8				E9 1B 2B			5	1	1	3	0	0	2									
Rondell White, R OBP: 0.334, SLG: 0.477 Nook Logan, S OBP: 0.314, SLG: 0.351	K		HR 1B				1B E 1B			4	1	2	2	0	1	1									
Ivan Rodriguez, R OBP: 0.304, SLG: 0.456		2B SF9 1B	L6				K E 1B			5	1	2	0	0	1	2									
Dmitri Young, S OBP: 0.308, SLG: 0.473	SF9 2B		HR				K F5			5	1	2	2	0	1	3									
Craig Monroe, R OBP: 0.328, SLG: 0.441	SF9		F9					FC6-2		3	0	1	1	0	0	2									
15 Brandon Inge, R OBP: 0.368, SLG: 0.435	G5-3		G6-3				K	G6-3		4	0	0	0	0	1	2									
<b>Inning Stats</b>	R: 1 E: 0 K: 1 S: 14	H: 2 LOB: 1 BB: 0 P: 22	R: 1 E: 0 K: 0 S: 11	H: 2 LOB: 1 BB: 0 P: 13	R: 4 E: 0 K: 0 S: 13	H: 4 LOB: 0 BB: 0 P: 16	R: 0 E: 0 K: 0 S: 5	H: 0 LOB: 0 BB: 0 P: 8	R: 0 E: 0 K: 1 S: 9	H: 0 LOB: 0 BB: 0 P: 10	R: 0 E: 0 K: 3 S: 16	H: 1 LOB: 1 BB: 0 P: 17	R: 3 E: 2 K: 1 S: 18	H: 4 LOB: 2 BB: 1 P: 27	R: 0 E: 0 K: 0 S: 11	H: 1 LOB: 1 BB: 0 P: 15		R: 0 E: 0 K: 0 S: 4	H: 1 LOB: 1 BB: 0 P: 9	1B: 8 2B: 5 3B: 1 HR: 1	SF: 1 SAC: 0 DP: 0 HBP: 0	WP: 0 PB: 0 SB: 1 CS: 1	PA: 43		
<b>PITCHER</b>	IP	WLS	BF	H	R	ER	SO	BB	IBB	HBP	BLK	WP	HR	S	P	ERA	WHIP								
Mark Hendrickson, L ERA: 6.32	(1, 1)	2.2	L	16	8	6	1	0	0	0	0	0	1	37	50	20.25	3.000								
54 Chad Ornela, R ERA: 5.59	(3, 1)	3.2		16	4	3	3	5	1	0	0	0	0	46	58	7.36	1.364								
Lance Carter, R ERA: 5.05	(7, 1)	1.2		7	2	0	0	0	0	0	0	0	0	14	20	0.00	1.200								
Joe Beimel, L ERA:	(9, 1)	1.0		4	1	0	0	0	0	0	0	0	0	4	9	0.00	1.000								

Batter	1	2	3	4	5	6	7	8	9	AB	R	H	RBI	BB	SO	LOB	BOTTOM								
13 Carl Crawford, L OBP: 0.315, SLG: 0.440	2B 1B	G6-3			K		F8			4	1	1	0	0	1	2	<b>Detroit Tigers @ Tampa Bay Devil Rays</b> Tropicana Field, St. Petersburg, FL Sun Jul 10 2005, 2:15 PM EDT Att: 15,223 - Dome - 72 F <a href="http://livebaseballscorecards.com">livebaseballscorecards.com</a>								
Julio Lugo, R OBP: 0.346, SLG: 0.365 Fernando Cortez, L ERA: 5.05	3 HR 2B		1B		1B		G5-3			4	1	3	1	0	0	0									
3 Jorge Cantu, R OBP: 0.308, SLG: 0.498	2H HR		L8		K		F7			4	1	1	2	0	1	3									
Aubrey Huff, L OBP: 0.319, SLG: 0.383	G3		G4-3 1B		G4-3		P6			4	0	1	0	0	0	2									
Eduardo Perez, R OBP: 0.364, SLG: 0.479	K		G4-6-3 1-2 1B		G4-3		G1-3			4	0	0	0	0	1	2									
31 Jonny Gomes, R OBP: 0.360, SLG: 0.556	CS 1B		G5-3		G5-3		K			4	1	2	0	0	1	0									
Nick Green, R OBP: 0.351, SLG: 0.402	CS 1-2 1B	G6-3		K			G5-3			4	0	1	1	0	1	0									
Kevin Cash, R OBP: 0.233, SLG: 0.429 Joey Gathright, L OBP: 0.357, SLG: 0.395			FC6-4 1B		K		G6-3			3	0	1	0	0	1	1									
Damon Hollins, R OBP: 0.318, SLG: 0.431	FC6-4				K		G6-3			0	0	0	0	1	0	0									
					1B BB		G4-3			3	0	0	0	1	0	2									
<b>Inning Stats</b>	R: 3 E: 0 K: 1 S: 20	H: 4 LOB: 0 BB: 0 P: 28	R: 0 E: 0 K: 0 S: 8	H: 1 LOB: 0 BB: 0 P: 10	R: 0 E: 0 K: 0 S: 6	H: 2 LOB: 1 BB: 0 P: 7	R: 0 E: 0 K: 2 S: 8	H: 0 LOB: 0 BB: 0 P: 12	R: 0 E: 0 K: 2 S: 11	H: 1 LOB: 2 BB: 1 P: 23	R: 1 E: 0 K: 0 S: 7	H: 2 LOB: 0 BB: 0 P: 15	R: 0 E: 0 K: 0 S: 6	H: 0 LOB: 0 BB: 0 P: 8	R: 0 E: 0 K: 0 S: 5	H: 0 LOB: 0 BB: 0 P: 7	R: 0 E: 0 K: 1 S: 7	H: 0 LOB: 1 BB: 1 P: 14	1B: 7 2B: 2 3B: 0 HR: 1	SF: 0 SAC: 0 DP: 2 HBP: 0	WP: 0 PB: 0 SB: 0 CS: 1	PA: 37			
<b>PITCHER</b>	IP	WLS	BF	H	R	ER	SO	BB	IBB	HBP	BLK	WP	HR	S	P	ERA	WHIP								
Mike Maroth, L ERA: 4.19	(1, 1)	5.1	W	25	10	4	4	0	0	0	0	0	0	58	91	6.75	2.062								
Chris Spurling, R ERA: 2.2	(6, 1)	2.2	H	7	0	0	0	0	0	0	0	0	0	13	19	0.00	0.000								
Kyle Farnsworth, R ERA: 1.95	(9, 1)	1.0		4	0	0	0	1	1	0	0	0	0	7	14	0.00	1.000								

AB 41  
R 9  
H 15  
RBI 9  
BB 1  
SO 6  
LOB 14



AB 34  
R 4  
H 10  
RBI 4  
BB 2  
SO 6  
LOB 12





Batter	1	2	3	4	5	6	7	8	9	AB	R	H	RBI	BB	SO	LOB	TOP									
9 David DeJesus, L OBP: 0.362, SLG: 0.426										5	2	3	2	1	1	0	<b>Kansas City Royals @ Detroit Tigers</b> Comerica Park, Detroit, MI Thu Jul 14 2005, 7:05 PM EDT Att: 18,922 - Clear - 83 F									
Terrence Long, L OBP: 0.302, SLG: 0.372										6	2	2	1	0	1	5										
29 Mike Sweeney, R OBP: 0.352, SLG: 0.538										4	1	0	1	1	1	4										
Matt Stairs, L OBP: 0.373, SLG: 0.450										4	2	2	6	1	0	0										
Emil Brown, R OBP: 0.352, SLG: 0.442										4	0	1	1	0	3	0										
24 Mark Teahen, L OBP: 0.305, SLG: 0.357										4	1	1	0	1	0	3										
4 Angel Berroa, R OBP: 0.310, SLG: 0.376										4	1	3	1	0	1	1										
Ruben Gotay, S OBP: 0.305, SLG: 0.374										4	1	1	0	0	2	3										
14 John Buck, R OBP: 0.274, SLG: 0.353										3	2	0	0	2	2	3										
<b>Inning Stats</b>	R: 2 E: 0 K: 3 S: 13	H: 2 LOB: 0 BB: 0 P: 19	R: 0 E: 0 K: 2 S: 8	H: 0 LOB: 1 BB: 0 P: 14	R: 0 E: 0 K: 1 S: 5	H: 0 LOB: 0 BB: 0 P: 5	R: 0 E: 0 K: 2 S: 10	H: 0 LOB: 1 BB: 1 P: 15	R: 1 E: 0 K: 0 S: 9	H: 2 LOB: 1 BB: 0 P: 13	R: 1 E: 0 K: 1 S: 13	H: 2 LOB: 1 BB: 0 P: 18	R: 2 E: 0 K: 0 S: 9	H: 2 LOB: 2 BB: 2 P: 20	R: 6 E: 1 K: 0 S: 21	H: 4 LOB: 2 BB: 2 P: 36	R: 0 E: 1 K: 2 S: 11	H: 1 LOB: 2 BB: 1 P: 16	1B: 7 2B: 3 3B: 1 HR: 2	SF: 1 SAC: 1 DP: 1 HBP: 1	WP: 0 PB: 0 SB: 1 CS: 0	PA: 47				
<b>PITCHER</b>	IP	WLS	BF	H	R	ER	SO	BB	IBB	HBP	BLK	WP	HR	S	P	ERA	WHIP									
38 Jeremy Bonderman, R ERA: 4.23	(1, 1)	6.0	L	29	8	6	6	9	2	0	1	0	0	1	61	9.00	1.667									
Chris Spurling, R ERA: 2.15	(7, 1)	0.2		0	0	0	0	0	0	1	0	0	0	0	4	9.00	0.000									
Jamie Walker, L ERA: 2.7	(7, 1)	0.2		6	2	4	4	0	1	0	0	0	0	9	14	54.00	4.500									
Franklyn German, R ERA: 2.41	(8, 1)	0.0		3	2	2	1	0	1	0	0	0	0	1	11	19	=									
Craig Dingman, R ERA:	(8, 1)	1.2		6	1	0	0	2	1	0	0	0	0	0	14	21	0.00	1.200								

Batter	1	2	3	4	5	6	7	8	9	AB	R	H	RBI	BB	SO	LOB	BOTTOM									
15 Brandon Inge, R OBP: 0.368, SLG: 0.431										5	2	1	1	1	1	2	<b>Kansas City Royals @ Detroit Tigers</b> Comerica Park, Detroit, MI Thu Jul 14 2005, 7:05 PM EDT Att: 18,922 - Clear - 83 F									
9 Carlos Guillen, S OBP: 0.394, SLG: 0.467										5	2	2	0	0	1	0										
31 Chris Shelton, R OBP: 0.398, SLG: 0.610										4	1	3	3	0	0	0										
30 Magglio Ordonez, R OBP: 0.291, SLG: 0.490										5	0	3	2	0	1	1										
Rondell White, R OBP: 0.339, SLG: 0.476										3	1	1	0	2	0	3										
Kevin Hooper, R										0	0	0	0	0	0	0										
Ivan Rodriguez, R OBP: 0.306, SLG: 0.459										5	1	2	0	0	0	2										
Dmitri Young, S OBP: 0.309, SLG: 0.470										4	1	1	0	1	1	4										
Craig Monroe, R OBP: 0.327, SLG: 0.448										4	1	1	2	0	0	4										
20 Omar Infante, R OBP: 0.272, SLG: 0.389										5	0	1	0	0	0	3										
<b>Inning Stats</b>	R: 0 E: 0 K: 1 S: 12	H: 1 LOB: 1 BB: 0 P: 19	R: 0 E: 0 K: 0 S: 11	H: 0 LOB: 2 BB: 2 P: 21	R: 0 E: 0 K: 2 S: 10	H: 0 LOB: 0 BB: 0 P: 13	R: 0 E: 0 K: 0 S: 10	H: 3 LOB: 2 BB: 0 P: 19	R: 0 E: 0 K: 0 S: 5	H: 0 LOB: 0 BB: 0 P: 10	R: 1 E: 0 K: 1 S: 13	H: 1 LOB: 1 BB: 1 P: 23	R: 3 E: 0 K: 0 S: 14	H: 3 LOB: 1 BB: 1 P: 25	R: 4 E: 0 K: 0 S: 17	H: 5 LOB: 2 BB: 0 P: 21	R: 0 E: 0 K: 0 S: 9	H: 2 LOB: 2 BB: 0 P: 14	1B: 12 2B: 1 3B: 0 HR: 2	SF: 2 SAC: 0 DP: 0 HBP: 0	WP: 0 PB: 0 SB: 0 CS: 0	PA: 46				
<b>PITCHER</b>	IP	WLS	BF	H	R	ER	SO	BB	IBB	HBP	BLK	WP	HR	S	P	ERA	WHIP									
23 Zack Greinke, R ERA: 6.05	(1, 1)	5.1	W	24	5	2	2	3	3	0	0	0	0	1	55	9.6	3.38									
Ambiorix Burgos, R ERA: 4.97	(6, 1)	1.0	H	5	1	2	2	1	1	0	0	0	0	1	12	22	18.00	2.000								
Mike Wood, R ERA: 3.83	(7, 1)	1.1	H	10	5	5	2	0	0	0	0	0	0	0	20	25	13.50	3.750								
Jeremy Affeldt, L ERA: 3.14	(8, 1)	0.1		3	2	0	0	0	0	0	0	0	0	5	8	0.00	6.000									
Mike MacDougal, R ERA: 3.67	(9, 1)	1.0	S	5	2	0	0	0	0	0	0	0	0	9	14	0.00	2.000									

AB 38  
R 12  
H 13  
RBI 12  
BB 6  
SO 11  
LOB 19



AB 40  
R 9  
H 15  
RBI 8  
SO 4  
LOB 19













Batter	1	2	3	4	5	6	7	8	9	AB	R	H	RBI	BB	SO	LOB	TOP								
9 David DeJesus, L (1, 8) OBP: 0.370, SLG: 0.441	1-2 29 HR 1B	4-2 HBP			1-3 K		3-2 F9 2B		1 SAFE 0-0 SF9	3	1	2	1	0	1	0	<b>Kansas City Royals @ Detroit Tigers</b> Comerica Park, Detroit, MI Sun Jul 17 2005, 1:05 PM EDT Att: 24,166 - Sunny - 83 F								
Tony Graffanino, R (1, 3) OBP: 0.373, SLG: 0.392	1 SAFE 1-1 F7	2-2 G6-3			1-2 F7		0-2 F9	1 SAFE 0-0 FC6-4	5	0	0	0	0	0	4										
29 Mike Sweeney, R (1, 10) OBP: 0.348, SLG: 0.548	1-0 HR		2-2 F8		0-0 G5-3		2-0 G6-3		4	1	1	2	0	0	1										
Emil Brown, R (1, 9) OBP: 0.357, SLG: 0.446	1-0 1B		1-2 1B		0-0 G5-4-3 1B			1-3 K	3	1	3	0	0	0	0										
32 Shane Costa, R (6, 7) OBP: 0.297, SLG: 0.333	1-1 1B		2-3 1B		1-2 1B			1-2 P6	4	0	2	1	0	1	1										
Terrence Long, L (1, 7) OBP: 0.305, SLG: 0.369	1-1 1B		2-3 K		0-0 G5-4-3 1B			0-1 P3	4	0	0	0	0	0	4										
4 Angel Berroa, R (1, 6) OBP: 0.303, SLG: 0.367	0-0 G6-4-3		1-0 P4		1-2 F9		4-2 BB	0-1 P3	3	0	0	0	1	1	0										
14 John Buck, R (1, 2) OBP: 0.277, SLG: 0.351		1-1 F9		1-3 K		4-2 BB		4-2 K	3	2	1	1	1	1	2										
24 Mark Teahen, L (1, 5) OBP: 0.305, SLG: 0.370		0-2 HR		1-2 G1-3		1-3 K		1B 9 SF9 BB	4	0	1	0	0	0	0										
Joe McEwing, R (1, 4) OBP: 0.289, SLG: 0.330		0-1 E6 9 CS		2-1 L8		1-1 F8		1-3 FC6-4 1B	4	0	1	0	0	0	0										
<b>Inning Stats</b>	R: 3 E: 1 K: 0 S: 10	H: 4 LOB: 0 BB: 0 P: 15	R: 1 E: 1 K: 0 S: 12	H: 1 LOB: 1 BB: 0 P: 19	R: 0 E: 0 K: 1 S: 11	H: 1 LOB: 0 BB: 0 P: 17	R: 0 E: 0 K: 1 S: 8	H: 0 LOB: 0 BB: 0 P: 12	R: 0 E: 0 K: 1 S: 9	H: 2 LOB: 2 BB: 1 P: 16	R: 0 E: 0 K: 1 S: 10	H: 1 LOB: 1 BB: 0 P: 16	R: 0 E: 0 K: 1 S: 9	H: 0 LOB: 0 BB: 1 P: 11	R: 1 E: 0 K: 0 S: 10	H: 1 LOB: 1 BB: 1 P: 17	1B: 7 2B: 1 3B: 0 HR: 2	SF: 1 SAC: 0 DP: 2 HBP: 1	WP: 0 PB: 0 SB: 1 CS: 1	PA: 38					
<b>PITCHER</b>	IP	WLS	BF	H	R	ER	SO	BB	IBB	HBP	BLK	WP	HR	S	P	ERA	WHIP								
Mike Maroth, L (1, 1) ERA: 4.2	6.1	L	28	9	4	3	4	1	0	1	0	0	2	66	100	4.26	1.579								
Chris Spurling, R (7, 1) ERA: 2.1	0.2		2	0	0	0	0	0	0	0	0	0	0	4	6	0.00	0.000								
Jamie Walker, L (8, 1) ERA: 2.61	1.0		3	0	0	0	1	0	0	0	0	0	0	9	11	0.00	0.000								
Franklyn German, R (9, 1) ERA: 2.6	1.0		5	1	1	1	0	1	0	0	0	0	0	10	17	9.00	2.000								

Batter	1	2	3	4	5	6	7	8	9	AB	R	H	RBI	BB	SO	LOB	BOTTOM								
15 Brandon Inge, R (1, 5) OBP: 0.368, SLG: 0.433	2-2 9 G1-6-3 HBP		0-0 FC1 9 FC3-6		2-3 K			4-2 L6-3 BB		2	0	0	0	1	1	1	<b>Kansas City Royals @ Detroit Tigers</b> Comerica Park, Detroit, MI Sun Jul 17 2005, 1:05 PM EDT Att: 24,166 - Sunny - 83 F								
9 Carlos Guillen, S (1, 6) OBP: 0.394, SLG: 0.450	1-1 G1-6-3		2-0 FC3-6 31 G5-4-3		2-0 31 G6-4-3 HBP		0-1 L6-3		2	0	0	0	0	0	3										
Kevin Hooper, R (6, 7) OBP: 0.300, SLG: 0.350	1-2 G1-6-3		3-2 G5-4-3		1-1 G6-4-3		1-1 L6-3		1	0	0	0	0	0	2										
31 Chris Shelton, R (1, 3) OBP: 0.397, SLG: 0.585	2-1 HBP		3-2 G5-4-3		1-1 G6-4-3		1-1 G6-4-3		3	0	1	0	0	0	3										
30 Magglio Ordonez, R (1, 9) OBP: 0.309, SLG: 0.460	0-3 K			2-0 1B		1-1 G6-3		0-3 K	4	0	1	0	0	2	3										
Rondell White, R (1, 10) OBP: 0.342, SLG: 0.475		1-1 G5-3		1-1 F7			1-1 G5-3		0-1 20 1B FC5 1B	4	0	1	0	0	1										
Craig Monroe, R (1, 7) OBP: 0.330, SLG: 0.443		1-2 L4		0-1 P2			0-0 P2		0-1 FC5 20 1B	4	0	0	0	0	3										
20 Omar Infante, R (1, 4) OBP: 0.273, SLG: 0.386		2-0 1B		0-1 F8			2-3 K		1-2 1B	4	0	2	0	0	1										
13 Vance Wilson, R (1, 2) OBP: 0.267, SLG: 0.169		1-1 F8			1-0 F7			2-2 G4-3	3	0	0	0	0	0	1										
Ivan Rodriguez, R (9, PH) OBP: 0.307, SLG: 0.465			4-1 9 FC3-6 15 FC1 BB		2-1 G3			1-2 15 WP 1B	1	0	0	0	0	0	3										
Nook Logan, S (1, 8) OBP: 0.318, SLG: 0.352										2	0	1	0	1	0										
<b>Inning Stats</b>	R: 0 E: 0 K: 1 S: 8	H: 0 LOB: 1 BB: 0 P: 13	R: 0 E: 0 K: 0 S: 8	H: 1 LOB: 1 BB: 0 P: 13	R: 0 E: 0 K: 0 S: 6	H: 0 LOB: 1 BB: 1 P: 15	R: 0 E: 0 K: 0 S: 7	H: 1 LOB: 1 BB: 0 P: 10	R: 0 E: 0 K: 0 S: 4	H: 0 LOB: 0 BB: 0 P: 8	R: 0 E: 0 K: 1 S: 7	H: 0 LOB: 0 BB: 0 P: 10	R: 0 E: 0 K: 0 S: 13	H: 1 LOB: 1 BB: 1 P: 20	R: 0 E: 0 K: 1 S: 14	H: 3 LOB: 3 BB: 0 P: 17	1B: 6 2B: 1 3B: 0 HR: 0	SF: 0 SAC: 0 DP: 4 HBP: 3	WP: 2 PB: 0 SB: 0 CS: 0	PA: 35					
<b>PITCHER</b>	IP	WLS	BF	H	R	ER	SO	BB	IBB	HBP	BLK	WP	HR	S	P	ERA	WHIP								
Runelvys Hernandez, R (1, 1) ERA: 4.33	5.0	W	20	2	0	0	2	1	0	3	0	0	0	36	65	0.00	0.600								
46 Juan Carlos Oviedo, R (6, 1) ERA: 6.34	2.0		5	0	0	0	1	0	0	0	0	0	0	11	16	0.00	0.000								
Jeremy Affeldt, L (8, 1) ERA: 2.93	1.0		4	1	0	0	0	1	0	0	0	1	0	13	20	0.00	2.000								
Mike MacDougal, R (9, 1) ERA: 3.59	1.0		6	3	0	0	1	0	0	0	0	0	0	14	17	0.00	3.000								

AB	34
R	5
H	10
RBI	5
BB	2
SO	5
LOB	12



AB	30
R	0
H	6
RBI	0
BB	2
SO	4
LOB	21





Batter	1	2	3	4	5	6	7	8	9	AB	R	H	RBI	BB	SO	LOB	TOP					
15 Brandon Inge, R OBP: 0.367, SLG: 0.441										3	1	1	2	0	0	0	<b>Detroit Tigers @ Chicago White Sox</b> U.S. Cellular Field, Chicago, IL Mon Jul 18 2005, 8:05 PM EDT Att: 37,556 - Clear - 86 F					
9 Carlos Guillen, S OBP: 0.392, SLG: 0.444										3	0	0	0	1	0	0						
31 Chris Shelton, R OBP: 0.393, SLG: 0.583										4	0	1	1	0	2	0						
30 Magglio Ordonez, R OBP: 0.333, SLG: 0.470										3	0	2	0	1	0	0						
Rondell White, R OBP: 0.337, SLG: 0.469											4	0	0	0	1	3						
Ivan Rodriguez, R OBP: 0.306, SLG: 0.472											4	1	1	1	0	0						
Craig Monroe, R OBP: 0.329, SLG: 0.439											3	1	0	0	1	0						
20 Omar Infante, R OBP: 0.272, SLG: 0.383											4	1	1	0	0	1						
Nook Logan, S OBP: 0.318, SLG: 0.352											3	1	1	1	0	1						
<b>Inning Stats</b>	R: 1 E: 0 K: 1 S: 12	H: 2 LOB: 1 BB: 0 P: 22	R: 0 E: 0 K: 1 S: 7	H: 0 LOB: 0 BB: 0 P: 9	R: 0 E: 0 K: 0 S: 10	H: 0 LOB: 0 BB: 0 P: 15	R: 0 E: 0 K: 1 S: 7	H: 1 LOB: 0 BB: 0 P: 9	R: 3 E: 0 K: 0 S: 10	H: 3 LOB: 2 BB: 2 P: 23	R: 0 E: 0 K: 0 S: 10	H: 0 LOB: 1 BB: 1 P: 18	R: 0 E: 0 K: 1 S: 7	H: 0 LOB: 0 BB: 0 P: 13	R: 0 E: 0 K: 0 S: 8	H: 0 LOB: 0 BB: 0 P: 13	R: 1 E: 0 K: 1 S: 8	H: 1 LOB: 0 BB: 0 P: 9	1B: 4 2B: 1 3B: 0 HR: 2	SF: 1 SAC: 0 DP: 1 HBP: 0	WP: 0 PB: 0 CS: 0	PA: 35
<b>PITCHER</b>	IP WLS BF H R ER SO BB IBB HBP BLK WP HR S P ERA WHIP																					
Orlando Hernandez, R ERA: 4.98	(1, 1) 6.0 25 6 4 4 3 3 0 0 0 0 0 1 56 96 6.00 1.500																					
Luis Vizcaino, R ERA: 4.17	(7, 1) 2.0 W 6 0 0 0 1 0 0 0 0 0 0 0 15 26 0.00 0.000																					
Cliff Politte, R ERA: 1.17	(9, 1) 1.0 S 4 1 1 1 1 0 0 0 0 0 0 0 1 8 9 9.00 1.000																					

Batter	1	2	3	4	5	6	7	8	9	AB	R	H	RBI	BB	SO	LOB	BOTTOM			
22 Scott Podsednik, L OBP: 0.368, SLG: 0.352										3	0	1	1	0	1	0	<b>Detroit Tigers @ Chicago White Sox</b> U.S. Cellular Field, Chicago, IL Mon Jul 18 2005, 8:05 PM EDT Att: 37,556 - Clear - 86 F			
Tadahito Iguchi, R OBP: 0.334, SLG: 0.406										3	0	0	0	1	1	1				
Frank Thomas, R OBP: 0.328, SLG: 0.629										4	1	1	1	0	2	1				
14 Paul Konerko, R OBP: 0.355, SLG: 0.488										3	1	1	1	1	1	1				
Aaron Rowand, R OBP: 0.344, SLG: 0.394										4	0	2	0	0	0	0				
23 Jermaine Dye, R OBP: 0.328, SLG: 0.510										3	1	1	0	1	1	1				
12 A.J. Pierzynski, L OBP: 0.297, SLG: 0.422										3	1	1	0	1	0	1				
24 Joe Crede, R OBP: 0.296, SLG: 0.434										3	2	2	3	0	1	2				
5 Juan Uribe, R OBP: 0.263, SLG: 0.370										3	1	1	1	0	0	3				
<b>Inning Stats</b>	R: 0 E: 0 K: 1 S: 11	H: 1 LOB: 1 BB: 0 P: 18	R: 0 E: 0 K: 1 S: 7	H: 0 LOB: 0 BB: 0 P: 13	R: 1 E: 0 K: 1 S: 9	H: 1 LOB: 0 BB: 0 P: 15	R: 0 E: 0 K: 1 S: 12	H: 1 LOB: 0 BB: 0 P: 19	R: 0 E: 0 K: 1 S: 13	H: 0 LOB: 2 BB: 2 P: 25	R: 0 E: 0 K: 1 S: 9	H: 0 LOB: 0 BB: 0 P: 13	R: 5 E: 0 K: 1 S: 24	H: 5 LOB: 1 BB: 1 P: 40	R: 1 E: 0 K: 0 S: 12	H: 2 LOB: 1 BB: 1 P: 19	1B: 3 2B: 3 3B: 0 HR: 4	SF: 1 SAC: 0 DP: 1 HBP: 0	WP: 1 PB: 0 SB: 0 CS: 2	PA: 36
<b>PITCHER</b>	IP WLS BF H R ER SO BB IBB HBP BLK WP HR S P ERA WHIP																			
Sean Douglass, R ERA: 2.35	(1, 1) 6.0 21 3 1 1 6 2 0 0 0 0 0 0 3 16 23 135.00 15.000																			
Chris Spurling, R ERA: 3.56	(7, 1) 0.1 L 6 5 5 5 0 0 0 0 0 0 0 0 3 16 23 135.00 15.000																			
56 Fernando Rodney, R ERA: 2.87	(7, 1) 0.2 2 0 0 0 1 1 0 0 0 0 0 0 8 17 0.00 1.500																			
Franklyn German, R ERA: 2.78	(8, 1) 1.0 5 2 1 1 0 1 0 0 0 0 0 1 12 19 9.00 3.000																			



Batter	1	2	3	4	5	6	7	8	9	AB R H RBI BB SO LOB	TOP											
15 Brandon Inge, R OBP: 0.363, SLG: 0.435	1-3 K2-3		3-2 G6-3			1-0 F9	1-3 K		0-3 K	5 0 0 0 0 3 1	Detroit Tigers @ Chicago White Sox U.S. Cellular Field, Chicago, IL Tue Jul 19 2005, 8:05 PM EDT Att: 31,008 - Clear - 79 F											
9 Carlos Guillen, S OBP: 0.375, SLG: 0.435	0-3 K		0-0 G4-3			1-2 G6-3	2-3 K		0-0 P4	5 0 0 0 0 2 1												
31 Chris Shelton, R OBP: 0.387, SLG: 0.576	1-3 K		1-1 G4-3			1-1 30 2B	1-3 K		1-2 K	5 1 1 0 0 3 1												
30 Magglio Ordonez, R (1, 9) OBP: 0.355, SLG: 0.500		1-1 20 1B		1-2 G6-3		1-0 1B		2-0 1B 1B		4 2 3 1 0 0 0												
Rondell White, R (1, 10) OBP: 0.339, SLG: 0.469		0-3 K		1-2 F7		2-H 1B		0-2 1B		4 1 2 1 0 1 1												
Ivan Rodriguez, R (1, 2) OBP: 0.306, SLG: 0.475		2-2 F9		0-0 G6-3		2-H 2B		0-0 1B		4 1 2 1 0 0 1												
Craig Monroe, R (1, 7) OBP: 0.331, SLG: 0.443		1-0 20 1B			2-1 L8	1-2 2B		2-3 K		4 1 2 1 0 1 3												
20 Omar Infante, R (1, 4) OBP: 0.272, SLG: 0.393		1-2 HR		3-2 P4		2-3 K		1-0 F8		4 1 1 3 0 1 4												
Nook Logan, S (1, 8) OBP: 0.317, SLG: 0.350		1-2 L6		0-0 G4-3			0-0 1B	1-1 L6		4 0 1 0 0 0 3												
<b>Inning Stats</b>	R: 0 E: 0 K: 3 S: 11	H: 0 LOB: 0 BB: 0 P: 13	R: 3 E: 0 K: 1 S: 16	H: 3 LOB: 0 BB: 0 P: 22	R: 0 E: 0 K: 0 S: 8	H: 0 LOB: 0 BB: 0 P: 12	R: 0 E: 0 K: 0 S: 7	H: 0 LOB: 0 BB: 0 P: 9	R: 0 E: 0 K: 1 S: 9	H: 0 LOB: 0 BB: 0 P: 14	R: 4 E: 0 K: 1 S: 20	H: 5 LOB: 1 BB: 0 P: 30	R: 0 E: 0 K: 3 S: 11	H: 1 LOB: 1 BB: 0 P: 15	R: 0 E: 0 K: 1 S: 11	H: 3 LOB: 3 BB: 0 P: 17	R: 0 E: 0 K: 2 S: 7	H: 0 LOB: 0 BB: 0 P: 8	1B: 7 2B: 4 3B: 0 HR: 1	SF: 0 SAC: 0 DP: 0 HBP: 0	WP: 0 PB: 0 SB: 0 CS: 0	PA: 39
<b>PITCHER</b>	IP WLS BF H R ER SO BB IBB HBP BLK WP HR S P ERA WHIP											IP WLS BF H R ER SO BB IBB HBP BLK WP HR S P ERA WHIP										
52 Jose Contreras, R (1, 1) ERA: 4.34	5.2 L 25 8 7 7 4 0 0 0 0 0 1 67 94 11.12 1.412																					
45 Bobby Jenks, R (6, 1) ERA: 7.36	2.1 11 4 0 0 5 0 0 0 0 0 0 26 38 0.00 1.714																					
Neal Cotts, L (9, 1) ERA: 2.54	1.0 3 0 0 0 2 0 0 0 0 0 0 7 8 0.00 0.000																					

Batter	1	2	3	4	5	6	7	8	9	AB R H RBI BB SO LOB	BOTTOM							
22 Scott Podsednik, L (1, 7) OBP: 0.364, SLG: 0.348	1-1 G4-3		3-2 P6		0-0 B3			2-2 K		4 0 0 0 0 1 3	Detroit Tigers @ Chicago White Sox U.S. Cellular Field, Chicago, IL Tue Jul 19 2005, 8:05 PM EDT Att: 31,008 - Clear - 79 F							
Tadahito Iguchi, R (1, 4) OBP: 0.334, SLG: 0.403	4-2 E S BB		2-0 F9			1-1 G4-3		3-2 G4-3		2 0 0 0 1 0 2								
Willie Harris, L (8, FH) OBP: 0.292, SLG: 0.213			F9			2-2 F8				1 0 0 0 0 0 1								
Frank Thomas, R (1, 10) OBP: 0.317, SLG: 0.604	3-1 L5		1-1 F8			2-2 F8		0-3 K		4 0 0 0 0 1 3								
14 Paul Konerko, R (1, 3) OBP: 0.352, SLG: 0.483	0-2 G5-3			0-2 F9		0-1 G5-3		0-3 K		3 0 0 0 0 0 1								
Timo Perez, L (8, 3) OBP: 0.295, SLG: 0.354										1 0 0 0 0 1 0								
Carl Everett, S (1, 9) OBP: 0.310, SLG: 0.471		0-2 K		2-0 F9		2-2 F8		1-0 F9		4 0 0 0 0 1 0								
Aaron Rowand, R (1, 8) OBP: 0.341, SLG: 0.391		2-3 K		3-3 K		0-1 G5-3				3 0 0 0 0 2 0								
12 A.J. Pierzynski, L (1, 2) OBP: 0.297, SLG: 0.425		3-3 K			3-2 24 G2-3	5 G6-3		2-1 F8		3 1 1 0 0 1 0								
24 Joe Crede, R (1, 5) OBP: 0.299, SLG: 0.437			2-2 5 BB		1-0 G2-3			1-0 5 FC5-4		3 0 2 0 0 0 1								
5 Juan Uribe, R (1, 6) OBP: 0.263, SLG: 0.367			4-1 1B		0-0 G6-3			1-0 FC5-4		2 0 0 1 1 0 1								
<b>Inning Stats</b>	R: 0 E: 0 K: 0 S: 9	H: 0 LOB: 1 BB: 1 P: 17	R: 0 E: 0 K: 3 S: 9	H: 0 LOB: 0 BB: 0 P: 14	R: 0 E: 0 K: 1 S: 8	H: 0 LOB: 0 BB: 0 P: 13	R: 0 E: 0 K: 0 S: 6	H: 0 LOB: 0 BB: 0 P: 10	R: 0 E: 0 K: 0 S: 7	H: 0 LOB: 0 BB: 0 P: 11	R: 0 E: 0 K: 1 S: 8	H: 1 LOB: 1 BB: 0 P: 15	R: 0 E: 0 K: 2 S: 7	H: 0 LOB: 0 BB: 0 P: 8	1B: 2 2B: 1 3B: 0 HR: 0	SF: 0 SAC: 0 DP: 0 HBP: 0	WP: 0 PB: 0 SB: 1 CS: 0	PA: 32
<b>PITCHER</b>	IP WLS BF H R ER SO BB IBB HBP BLK WP HR S P ERA WHIP											IP WLS BF H R ER SO BB IBB HBP BLK WP HR S P ERA WHIP						
38 Jeremy Bonderman, R (1, 1) ERA: 4.06	8.0 W 29 3 1 1 5 2 0 0 0 0 0 65 113 1.12 0.625																	
Craig Dingman, R (9, 1) ERA:	1.0 3 0 0 0 2 0 0 0 0 0 0 7 8 0.00 0.000																	

Batter	1	2	3	4	5	6	7	8	9	AB R H RBI BB SO LOB	BOTTOM							
22 Scott Podsednik, L (1, 7) OBP: 0.364, SLG: 0.348	1-1 G4-3		3-2 P6		0-0 B3			2-2 K		4 0 0 0 0 1 3	Detroit Tigers @ Chicago White Sox U.S. Cellular Field, Chicago, IL Tue Jul 19 2005, 8:05 PM EDT Att: 31,008 - Clear - 79 F							
Tadahito Iguchi, R (1, 4) OBP: 0.334, SLG: 0.403	4-2 E S BB		2-0 F9			1-1 G4-3		3-2 G4-3		2 0 0 0 1 0 2								
Willie Harris, L (8, FH) OBP: 0.292, SLG: 0.213			F9			2-2 F8				1 0 0 0 0 0 1								
Frank Thomas, R (1, 10) OBP: 0.317, SLG: 0.604	3-1 L5		1-1 F8			2-2 F8		0-3 K		4 0 0 0 0 1 3								
14 Paul Konerko, R (1, 3) OBP: 0.352, SLG: 0.483	0-2 G5-3			0-2 F9		0-1 G5-3		0-3 K		3 0 0 0 0 0 1								
Timo Perez, L (8, 3) OBP: 0.295, SLG: 0.354										1 0 0 0 0 1 0								
Carl Everett, S (1, 9) OBP: 0.310, SLG: 0.471		0-2 K		2-0 F9		2-2 F8		1-0 F9		4 0 0 0 0 1 0								
Aaron Rowand, R (1, 8) OBP: 0.341, SLG: 0.391		2-3 K		3-3 K		0-1 G5-3				3 0 0 0 0 2 0								
12 A.J. Pierzynski, L (1, 2) OBP: 0.297, SLG: 0.425		3-3 K			3-2 24 G2-3	5 G6-3		2-1 F8		3 1 1 0 0 1 0								
24 Joe Crede, R (1, 5) OBP: 0.299, SLG: 0.437			2-2 5 BB		1-0 G2-3			1-0 5 FC5-4		3 0 2 0 0 0 1								
5 Juan Uribe, R (1, 6) OBP: 0.263, SLG: 0.367			4-1 1B		0-0 G6-3			1-0 FC5-4		2 0 0 1 1 0 1								
<b>Inning Stats</b>	R: 0 E: 0 K: 0 S: 9	H: 0 LOB: 1 BB: 1 P: 17	R: 0 E: 0 K: 3 S: 9	H: 0 LOB: 0 BB: 0 P: 14	R: 0 E: 0 K: 1 S: 8	H: 0 LOB: 0 BB: 0 P: 13	R: 0 E: 0 K: 0 S: 6	H: 0 LOB: 0 BB: 0 P: 10	R: 0 E: 0 K: 0 S: 7	H: 0 LOB: 0 BB: 0 P: 11	R: 0 E: 0 K: 1 S: 8	H: 1 LOB: 1 BB: 0 P: 15	R: 0 E: 0 K: 2 S: 7	H: 0 LOB: 0 BB: 0 P: 8	1B: 2 2B: 1 3B: 0 HR: 0	SF: 0 SAC: 0 DP: 0 HBP: 0	WP: 0 PB: 0 SB: 1 CS: 0	PA: 32
<b>PITCHER</b>	IP WLS BF H R ER SO BB IBB HBP BLK WP HR S P ERA WHIP											IP WLS BF H R ER SO BB IBB HBP BLK WP HR S P ERA WHIP						
38 Jeremy Bonderman, R (1, 1) ERA: 4.06	8.0 W 29 3 1 1 5 2 0 0 0 0 0 65 113 1.12 0.625																	
Craig Dingman, R (9, 1) ERA:	1.0 3 0 0 0 2 0 0 0 0 0 0 7 8 0.00 0.000																	







Batter	1	2	3	4	5	6	7	8	9	AB	R	H	RBI	BB	SO	LOB	TOP					
20 Lew Ford, R OBP: 0.344, SLG: 0.376	G6-3	G1-3		G6-3		K	G5-3			5	0	0	0	1	1	3						
8 Nick Punto, S OBP: 0.325, SLG: 0.385	G4-3	E5		F8		WP	1B		P4	6	0	2	1	0	0	1						
Shannon Stewart, R OBP: 0.337, SLG: 0.414	L4	G6-3		P2		G5-3			E6	5	0	0	0	0	0	2						
7 Joe Mauer, L OBP: 0.385, SLG: 0.432										3	3	2	0	2	0	1						
Tori Hunter, R OBP: 0.377, SLG: 0.461										4	2	3	0	1	1	1						
Jacque Jones, L OBP: 0.357, SLG: 0.442										5	2	2	0	0	0	6						
Bret Boone, R OBP: 0.292, SLG: 0.366										5	1	2	2	0	0	6						
33 Justin Morneau, L OBP: 0.319, SLG: 0.443										2	1	1	0	3	0	0						
5 Michael Cuddyer, R OBP: 0.335, SLG: 0.383										4	1	1	2	0	1	3						
<b>Inning Stats</b>	R: 0 E: 0 K: 0 S: 7	H: 0 LOB: 0 BB: 0 P: 9	R: 5 E: 2 K: 0 S: 20	H: 5 LOB: 1 BB: 1 P: 32	R: 1 E: 0 K: 1 S: 15	H: 3 LOB: 2 BB: 0 P: 23	R: 0 E: 0 K: 0 S: 6	H: 0 LOB: 0 BB: 0 P: 7	R: 2 E: 1 K: 0 S: 12	H: 2 LOB: 1 BB: 2 P: 24	R: 0 E: 0 K: 1 S: 10	H: 1 LOB: 1 BB: 0 P: 16	R: 2 E: 0 K: 0 S: 10	H: 2 LOB: 1 BB: 1 P: 19	R: 0 E: 1 K: 0 S: 11	H: 0 LOB: 3 BB: 2 P: 26	R: 0 E: 0 K: 1 S: 11	H: 0 LOB: 1 BB: 1 P: 20	1B: 11 2B: 2 3B: 0 HR: 0	SF: 1 SAC: 0 DP: 1 HBP: 0	WP: 3 PB: 0 SB: 0 CS: 0	PA: 47
<b>PITCHER</b>	IP	WLS	BF	H	R	ER	SO	BB	IBB	HBP	BLK	WP	HR	S	P	ERA	WHIP					
Jason Johnson, R ERA: 4.14	4.0	L	24	10	8	6	1	2	0	0	0	1	0	55	84	13.50	3.000					
Chris Spurling, R ERA: 3.79	3.0		13	3	2	2	1	1	1	0	0	2	0	25	46	6.00	1.333					
Franklyn Gorman, R ERA: 2.7	1.0		6	0	0	0	0	2	0	0	1	0	0	11	26	0.00	2.000					
Doug Creek, L ERA: 7.16	1.0		4	0	0	0	1	1	0	0	0	0	0	11	20	0.00	1.000					

Minnesota Twins @ Detroit Tigers  
Comerica Park, Detroit, MI  
Thu Jul 21 2005, 7:05 PM EDT  
Att: 23,769 - Partly Cloudy - 88 F

AB 39  
R 10  
H 13  
RBI 5  
BB 7  
SO 3  
LOB 23



Batter	1	2	3	4	5	6	7	8	9	AB	R	H	RBI	BB	SO	LOB	BOTTOM					
15 Brandon Inge, R OBP: 0.368, SLG: 0.439	G4-3			K			G2-3			5	1	2	1	0	1	2						
9 Carlos Guillen, S OBP: 0.370, SLG: 0.428	FC5-4									4	0	0	0	0	0	2						
Kevin Hooper, R OBP: 0.200, SLG: 0.200	31 1B			G6-3		FC6-4				1	0	1	0	0	0	0						
31 Chris Shelton, R OBP: 0.394, SLG: 0.591										5	0	2	0	0	0	1						
30 Magglio Ordonez, R OBP: 0.376, SLG: 0.506	P3									4	1	1	0	0	1	3						
Rondell White, R OBP: 0.338, SLG: 0.466	G5-3									4	0	1	1	0	0	2						
Ivan Rodriguez, R OBP: 0.310, SLG: 0.476										3	1	1	0	0	1	2						
13 Vance Wilson, R OBP: 0.263, SLG: 0.167										1	0	0	0	0	0	0						
Craig Monroe, R OBP: 0.328, SLG: 0.446										4	1	2	1	0	0	0						
20 Omar Infante, R OBP: 0.271, SLG: 0.401										4	0	0	1	0	0	1						
Nook Logan, S OBP: 0.319, SLG: 0.359										4	1	2	0	0	0	1						
<b>Inning Stats</b>	R: 0 E: 0 K: 0 S: 11	H: 2 LOB: 2 BB: 0 P: 19	R: 1 E: 0 K: 0 S: 11	H: 2 LOB: 1 BB: 0 P: 15	R: 0 E: 0 K: 1 S: 12	H: 2 LOB: 2 BB: 0 P: 18	R: 1 E: 0 K: 1 S: 14	H: 2 LOB: 1 BB: 0 P: 20	R: 1 E: 0 K: 0 S: 16	H: 1 LOB: 0 BB: 0 P: 21	R: 0 E: 0 K: 0 S: 5	H: 0 LOB: 0 BB: 0 P: 9	R: 0 E: 0 K: 0 S: 8	H: 0 LOB: 0 BB: 0 P: 10	R: 0 E: 0 K: 0 S: 6	H: 0 LOB: 0 BB: 0 P: 7	R: 2 E: 0 K: 0 S: 15	H: 3 LOB: 1 BB: 0 P: 21	1B: 8 2B: 2 3B: 1 HR: 1	SF: 0 SAC: 0 DP: 0 HBP: 0	WP: 2 PB: 1 SB: 0 CS: 0	PA: 39
<b>PITCHER</b>	IP	WLS	BF	H	R	ER	SO	BB	IBB	HBP	BLK	WP	HR	S	P	ERA	WHIP					
Johan Santana, L ERA: 3.89	5.0	W	24	9	3	3	3	0	0	0	0	0	0	64	93	5.40	1.800					
54 Matt Guerrier, R ERA: 3.53	3.0		9	0	0	0	0	0	0	0	0	0	0	19	26	0.00	0.000					
Terry Mulholland, L ERA: 4.78	1.0		6	3	2	1	0	0	0	0	0	0	0	15	21	9.00	3.000					

Minnesota Twins @ Detroit Tigers  
Comerica Park, Detroit, MI  
Thu Jul 21 2005, 7:05 PM EDT  
Att: 23,769 - Partly Cloudy - 88 F

AB 39  
R 5  
H 12  
RBI 4  
BB 0  
SO 3  
LOB 14





Batter	1	2	3	4	5	6	7	8	9	AB	R	H	RBI	BB	SO	LOB	TOP										
8 Nick Punto, S OBP: 0.322, SLG: 0.378	G6-3	G6-3			G4-3	F7			G4-6-3 BB	4	0	0	0	1	0	1	<b>Minnesota Twins @ Detroit Tigers</b> Comerica Park, Detroit, MI Fri Jul 22 2005, 7:05 PM EDT Att: 34,526 - Clear - 83 F <a href="http://livebaseballscorecards.com">livebaseballscorecards.com</a>										
7 Joe Mauer, L OBP: 0.376, SLG: 0.424	K		G1-3		K		K		G4-6-3	5	0	0	0	0	3	1											
Shannon Stewart, R OBP: 0.336, SLG: 0.412 Michael Ryan, L OBP: 0.311, SLG: 0.390	1B 2B 1B		K		F8		F8			4	1	1	0	0	1	0											
Matthew LeCroy, R OBP: 0.394, SLG: 0.500	2B 1B				K		K			4	0	2	0	0	2	0											
Tori Hunter, R OBP: 0.339, SLG: 0.464 20 Lew Ford, R OBP: 0.343, SLG: 0.375	1B 2B		P3						G5-3	2	1	1	1	1	0	1											
Jacque Jones, L OBP: 0.357, SLG: 0.450 5 Michael Cuddyer, R OBP: 0.337, SLG: 0.390	K				HR				G3 2B	3	1	1	1	0	1	3											
Bret Boone, R OBP: 0.292, SLG: 0.365			K		G4-3				G3	4	1	1	0	0	1	1											
33 Justin Morneau, L OBP: 0.318, SLG: 0.438			K		F8				G3	3	1	0	0	1	1	1											
Juan Castro, R OBP: 0.267, SLG: 0.387					G4-3				G5-3	4	1	2	4	0	0	0											
<b>Inning Stats</b>	R: 1 H: 3 E: 0 K: 2 S: 14	H: 3 R: 6 ER: 0 LOB: 2 BB: 0 P: 20	R: 1 H: 1 E: 0 K: 2 S: 10	H: 1 R: 0 ER: 0 LOB: 1 BB: 0 P: 15	R: 0 H: 1 E: 0 K: 1 S: 9	H: 1 R: 0 ER: 0 LOB: 0 BB: 0 P: 14	R: 1 H: 1 E: 0 K: 0 S: 7	H: 1 R: 0 ER: 0 LOB: 0 BB: 0 P: 13	R: 0 H: 0 E: 0 K: 1 S: 7	H: 0 R: 0 ER: 0 LOB: 0 BB: 0 P: 13	R: 3 H: 2 E: 0 K: 1 S: 17	H: 2 R: 1 ER: 0 LOB: 1 BB: 1 P: 29	R: 0 H: 0 E: 0 K: 2 S: 9	H: 0 R: 0 ER: 0 LOB: 0 BB: 0 P: 12	R: 0 H: 1 E: 0 K: 0 S: 6	H: 1 R: 0 ER: 0 LOB: 1 BB: 1 P: 7		R: 0 H: 0 E: 0 K: 0 S: 8	H: 0 R: 0 ER: 0 LOB: 0 BB: 1 P: 16	1B: 4 2B: 3 3B: 0 HR: 2	SF: 0 SAC: 0 DP: 1 HBP: 0	WP: 0 PB: 0 SB: 0 CS: 0	PA: 38				
<b>PITCHER</b>	IP	WLS	BF	H	R	ER	SO	BB	IBB	HBP	BLK	WP	HR	S	P	ERA	WHIP										
Mike Maroth, L ERA: 4.42	6.0	W	28	8	6	6	7	2	0	0	0	0	2	64	104	9.00	1.667										
Craig Dingman, R ERA: 2.53	1.0		3	0	0	0	2	0	0	0	0	0	0	9	12	0.00	0.000										
Jamie Walker, L ERA: 2.53	1.0		4	1	0	0	2	0	0	0	0	0	0	6	7	0.00	1.000										
56 Fernando Rodney, R ERA: 2.55	1.0		3	0	0	0	0	1	0	0	0	0	0	8	16	0.00	1.000										

Batter	1	2	3	4	5	6	7	8	9	AB	R	H	RBI	BB	SO	LOB	BOTTOM										
15 Brandon Inge, R OBP: 0.368, SLG: 0.435	L8	SF9		K	P3					3	0	0	1	2	1	1	<b>Minnesota Twins @ Detroit Tigers</b> Comerica Park, Detroit, MI Fri Jul 22 2005, 7:05 PM EDT Att: 34,526 - Clear - 83 F <a href="http://livebaseballscorecards.com">livebaseballscorecards.com</a>										
9 Carlos Guillen, S OBP: 0.370, SLG: 0.425 John McDonald, R OBP: 0.337, SLG: 0.319	31 1B 30 SF7 1B	F7		F8	G6-3				G6-3	4	1	1	0	1	0	2											
31 Chris Shelton, R OBP: 0.400, SLG: 0.589	1B 1B		K							4	2	2	0	1	1	3											
30 Magglio Ordonez, R OBP: 0.378, SLG: 0.506 Nook Logan, S OBP: 0.319, SLG: 0.359	SF7		F8							4	2	2	1	0	0	0											
Dmitri Young, S OBP: 0.314, SLG: 0.476										0	0	0	0	0	0	0											
Ivan Rodriguez, R OBP: 0.306, SLG: 0.473	G5-3									4	3	3	1	1	1	0											
Craig Monroe, R OBP: 0.337, SLG: 0.463										5	1	5	6	0	0	0											
20 Omar Infante, R OBP: 0.274, SLG: 0.405										5	2	2	1	0	1	4											
28 Curtis Granderson, L OBP: 0.500, SLG: 1.000										4	0	2	1	0	0	1											
<b>Inning Stats</b>	R: 1 H: 3 E: 0 K: 0 S: 22	H: 2 R: 0 ER: 0 LOB: 2 BB: 0 P: 34	R: 1 H: 2 E: 0 K: 0 S: 13	H: 2 R: 0 ER: 0 LOB: 2 BB: 1 P: 17	R: 0 H: 0 E: 0 K: 1 S: 6	H: 0 R: 0 ER: 0 LOB: 0 BB: 0 P: 6	R: 5 H: 4 E: 1 K: 0 S: 13	H: 4 R: 1 ER: 1 LOB: 1 BB: 1 P: 22	R: 4 H: 6 E: 0 K: 0 S: 18	H: 3 R: 0 ER: 0 LOB: 3 BB: 2 P: 31	R: 0 H: 0 E: 0 K: 1 S: 5	H: 0 R: 0 ER: 0 LOB: 0 BB: 0 P: 5	R: 0 H: 1 E: 0 K: 1 S: 9	H: 1 R: 0 ER: 0 LOB: 2 BB: 1 P: 19	1B: 13 2B: 4 3B: 1 HR: 0	SF: 3 SAC: 1 DP: 0 HBP: 0		WP: 0 PB: 0 SB: 0 CS: 0	PA: 47								
<b>PITCHER</b>	IP	WLS	BF	H	R	ER	SO	BB	IBB	HBP	BLK	WP	HR	S	P	ERA	WHIP										
Joe Mays, R ERA: 4.48	4.0	L	25	10	8	7	2	2	0	0	0	0	0	56	86	15.75	3.000										
Terry Mulholland, L ERA: 5.49	1.2		11	7	4	4	0	0	0	0	1	0	0	20	26	21.60	4.200										
28 Jesse Crain, R ERA: 2.15	1.1		6	0	0	0	1	2	0	0	0	0	0	10	19	0.00	1.500										
J.C. Romero, L ERA: 2.15	1.0		5	1	0	0	1	1	0	0	0	0	0	9	19	0.00	2.000										



Batter	1	2	3	4	5	6	7	8	9	AB	R	H	RBI	BB	SO	LOB	TOP					
20 Lew Ford, R OBP: 0.339, SLG: 0.370	G1-3		FC6-4			F7		G6-3		4	0	0	0	0	0	1						
8 Nick Punto, S OBP: 0.326, SLG: 0.377	1B			G3-1		G4-3		P5		3	0	1	0	1	0	0						
Shannon Stewart, R OBP: 0.335, SLG: 0.410	G5-3			F8		K		1B		4	0	1	0	0	1	2						
7 Joe Mauer, L OBP: 0.383, SLG: 0.430		F7-4		G3-1			G4-3	F8		3	1	2	0	1	0	1						
Tori Hunter, R OBP: 0.336, SLG: 0.459	F7-4			G3-1		G4-3		L6		4	0	0	0	0	0	4						
Jacque Jones, L OBP: 0.356, SLG: 0.448	G3			G4-3		G4-3		K		4	0	1	1	0	1	2						
Bret Boone, R OBP: 0.291, SLG: 0.361			F8		G5-3	G4-3		K		3	0	0	0	1	1	1						
33 Justin Morneau, L OBP: 0.318, SLG: 0.435			F8		G5-3					2	0	0	0	1	0	1						
Juan Castro, R OBP: 0.268, SLG: 0.386			FC6-4		FC1-4-5-6		F9			3	0	1	0	0	0	3						
<b>Inning Stats</b>	R: 0 E: 0 K: 0 S: 7	H: 1 LOB: 0 BB: 0 P: 10	R: 0 E: 0 K: 0 S: 9	H: 1 LOB: 0 BB: 0 P: 13	R: 0 E: 0 K: 0 S: 10	H: 1 LOB: 1 BB: 0 P: 14	R: 0 E: 0 K: 0 S: 6	H: 0 LOB: 2 BB: 2 P: 18	R: 0 E: 0 K: 0 S: 5	H: 0 LOB: 0 BB: 1 P: 9	R: 0 E: 0 K: 0 S: 6	H: 0 LOB: 0 BB: 0 P: 8	R: 1 E: 0 K: 0 S: 14	H: 2 LOB: 2 BB: 1 P: 22	R: 0 E: 0 K: 0 S: 11	H: 1 LOB: 1 BB: 0 P: 16	R: 0 E: 0 K: 2 S: 9	H: 0 LOB: 0 BB: 0 P: 13	1B: 5 2B: 3 3B: 0 HR: 0	SF: 0 SAC: 0 DP: 2 HBP: 0	WP: 0 PB: 0 SB: 0 CS: 1	PA: 34
<b>PITCHER</b>	IP	WLS	BF	H	R	ER	SO	BB	IBB	HBP	BLK	WP	HR	S	P	ERA	WHIP					
Sean Douglass, R ERA: 2.1	7.0	W	27	5	1	1	1	3	1	0	0	0	0	57	94	1.29	1.143					
56 Fernando Rodney, R ERA: 2.41	1.0	H	4	1	0	0	0	0	0	0	0	0	0	11	16	0.00	1.000					
Kyle Farnsworth, R ERA: 2.43	1.0	S	3	0	0	0	2	0	0	0	0	0	0	9	13	0.00	0.000					

Minnesota Twins @ Detroit Tigers  
Comerica Park, Detroit, MI  
Sat Jul 23 2005, 1:05 PM EDT  
Att: 20,206 - Sunny - 79 F

AB 30  
R 1  
H 6  
RBI 1  
BB 4  
SO 3  
LOB 15



Batter	1	2	3	4	5	6	7	8	9	AB	R	H	RBI	BB	SO	LOB	BOTTOM				
15 Brandon Inge, R OBP: 0.367, SLG: 0.433	K		F9		G4-6-3		K			4	0	1	0	0	2	0					
9 Carlos Guillen, S OBP: 0.398, SLG: 0.423	F8		G6-4-3		G4-6-3			G3-1		4	0	1	0	0	0	1					
31 Chris Shelton, R OBP: 0.402, SLG: 0.593	G6-3		G6-4-3			G6-3		1B		4	0	2	0	0	0	1					
30 Magglio Ordonez, R OBP: 0.372, SLG: 0.494		1B		K		G5-3		F8		4	1	1	0	0	1	2					
Nook Logan, S OBP: 0.319, SLG: 0.359		1B								0	0	0	0	0	0	0					
Dmitri Young, S OBP: 0.316, SLG: 0.478	L6		G4-3		G6-3		G6-3	FC5-4		3	0	1	0	1	0	2					
Ivan Rodriguez, R OBP: 0.305, SLG: 0.467	F7		G4-3		G4-3		F7	FC5-4		4	0	0	0	0	0	5					
Craig Monroe, R OBP: 0.339, SLG: 0.463	1B						G6-3			2	0	1	0	1	0	0					
20 Omar Infante, R OBP: 0.274, SLG: 0.404	1B						L6			3	0	1	1	0	1	2					
28 Curtis Granderson, L OBP: 0.429, SLG: 1.143	F7				F8		HR			3	1	1	1	0	0	2					
<b>Inning Stats</b>	R: 0 E: 0 K: 1 S: 8	H: 3 LOB: 2 BB: 0 P: 15	R: 1 E: 0 K: 0 S: 13	H: 3 LOB: 0 BB: 0 P: 15	R: 0 E: 0 K: 2 S: 12	H: 1 LOB: 2 BB: 1 P: 20	R: 0 E: 0 K: 0 S: 5	H: 1 LOB: 0 BB: 0 P: 8	R: 0 E: 0 K: 0 S: 7	H: 1 LOB: 1 BB: 0 P: 11	R: 1 E: 0 K: 1 S: 11	H: 1 LOB: 0 BB: 0 P: 17	R: 0 E: 0 K: 0 S: 14	H: 1 LOB: 2 BB: 1 P: 24	1B: 6 2B: 3 3B: 0 HR: 1	SF: 0 SAC: 0 DP: 2 HBP: 0	WP: 0 PB: 0 SB: 0 CS: 0	PA: 33			
<b>PITCHER</b>	IP	WLS	BF	H	R	ER	SO	BB	IBB	HBP	BLK	WP	HR	S	P	ERA	WHIP				
Carlos Silva, R ERA: 3.38	7.0	L	28	8	2	2	4	0	1	0	0	0	0	62	93	2.57	1.143				
Juan Rincon, R ERA: 2.4	1.0		5	1	0	0	0	1	0	0	0	0	0	14	24	0.00	2.000				

Minnesota Twins @ Detroit Tigers  
Comerica Park, Detroit, MI  
Sat Jul 23 2005, 1:05 PM EDT  
Att: 20,206 - Sunny - 79 F

AB 31  
R 2  
H 9  
RBI 2  
BB 2  
SO 4  
LOB 15










Batter	1	2	3	4	5	6	7	8	9	AB	R	H	RBI	BB	SO	LOB	TOP										
Shannon Stewart, R (1, 7) OBP: 0.337, SLG: 0.411										4	0	2	1	0	1	2											
Bret Boone, R (1, 4) OBP: 0.291, SLG: 0.360										4	0	1	0	0	1	3											
7 Joe Mauer, L (1, 2) OBP: 0.385, SLG: 0.443										4	1	1	1	0	0	2											
Tori Hunter, R (1, 8) OBP: 0.334, SLG: 0.454										4	0	1	0	0	0	0											
Jacque Jones, L (1, 9) OBP: 0.354, SLG: 0.441										3	0	0	0	1	2	0											
Matthew LeCroy, R (1, 10) OBP: 0.385, SLG: 0.486										4	0	0	0	0	0	2											
33 Justin Morneau, L (1, 3) OBP: 0.323, SLG: 0.447										3	0	0	0	1	1												
5 Michael Cuddyer, R (1, 5) OBP: 0.336, SLG: 0.393										2	1	1	0	1	0	1											
Juan Castro, R (1, 6) OBP: 0.266, SLG: 0.382										2	0	0	0	0	1	2											
20 Lew Ford, R (8, PH) OBP: 0.341, SLG: 0.372										1	0	1	0	0	0	0											
38 Luis Antonio Rodriguez, (8, 6) OBP: 0.352, SLG: 0.427										0	0	0	0	0	0	0											
<b>Inning Stats</b>	R: 0 E: 0 K: 0 S: 4	H: 1 LOB: 0 BB: 0 P: 5	R: 0 E: 0 K: 0 S: 6	H: 0 LOB: 0 BB: 0 P: 9	R: 1 E: 0 K: 2 S: 14	H: 3 LOB: 2 BB: 0 P: 20	R: 0 E: 0 K: 1 S: 9	H: 0 LOB: 0 BB: 0 P: 14	R: 0 E: 0 K: 0 S: 5	H: 0 LOB: 0 BB: 1 P: 10	R: 0 E: 0 K: 1 S: 6	H: 0 LOB: 0 BB: 0 P: 6	R: 0 E: 0 K: 2 S: 12	H: 1 LOB: 2 BB: 1 P: 18	R: 1 E: 0 K: 0 S: 8	H: 2 LOB: 1 BB: 1 P: 13	1B: 5 2B: 0 3B: 1 HR: 1	SF: 0 SAC: 0 DP: 3 HBP: 0	WP: 0 PB: 0 SB: 0 CS: 0	PA: 34							
<b>PITCHER</b>	IP	WLS	BF	H	R	ER	SO	BB	IBB	HBP	BLK	WP	HR	S	P	ERA	WHIP										
38 Jeremy Bonderman, R (1, 1) ERA: 3.95	8.0	W	31	7	2	2	6	2	0	0	0	0	1	67	97	2.25	1.125										
Jamie Walker, L (9, 1) ERA: 2.38	0.0		1	0	0	0	0	1	0	0	0	0	0	0	4	∞	∞										
Kyle Farnsworth, R (9, 1) ERA: 2.38	1.0	S	2	0	0	0	0	0	0	0	0	0	0	3	4	0.00	0.000										

Minnesota Twins @ Detroit Tigers  
Comerica Park, Detroit, MI  
Sun Jul 24 2005, 1:05 PM EDT  
Att: 27,966 - Cloudy - 73 F


AB	31
R	2
H	7
RBI	2
BB	3
SO	6
LOB	13



Batter	1	2	3	4	5	6	7	8	9	AB	R	H	RBI	BB	SO	LOB	BOTTOM										
15 Brandon Inge, R (1, 5) OBP: 0.361, SLG: 0.424										4	0	0	0	1	1	3											
9 Carlos Guillen, S (1, 6) OBP: 0.369, SLG: 0.433										5	1	2	1	0	0	1											
31 Chris Shelton, R (1, 3) OBP: 0.399, SLG: 0.591										5	2	3	0	0	0	1											
30 Magglio Ordonez, R (1, 9) OBP: 0.388, SLG: 0.527										4	0	3	1	1	0	0											
Nook Logan, S (9, 8) OBP: 0.319, SLG: 0.359										0	0	0	0	0	0	0											
Dmitri Young, S (1, 10) OBP: 0.313, SLG: 0.472										4	0	0	0	0	1	6											
Ivan Rodriguez, R (1, 2) OBP: 0.307, SLG: 0.468										4	1	2	0	0	0	1											
Craig Monroe, R (1, 7) OBP: 0.341, SLG: 0.460										2	0	0	0	1	0	2											
20 Omar Infante, R (1, 4) OBP: 0.275, SLG: 0.404										4	0	1	0	0	0	4											
28 Curtis Granderson, L (1, 8) OBP: 0.467, SLG: 1.143										3	1	2	2	1	0	1											
<b>Inning Stats</b>	R: 1 E: 1 K: 1 S: 12	H: 2 LOB: 1 BB: 0 P: 22	R: 0 E: 0 K: 0 S: 8	H: 0 LOB: 1 BB: 0 P: 14	R: 0 E: 0 K: 0 S: 9	H: 1 LOB: 2 BB: 2 P: 22	R: 1 E: 0 K: 1 S: 11	H: 2 LOB: 1 BB: 0 P: 14	R: 2 E: 0 K: 0 S: 11	H: 3 LOB: 2 BB: 1 P: 19	R: 1 E: 0 K: 0 S: 12	H: 3 LOB: 2 BB: 1 P: 19	R: 0 E: 0 K: 0 S: 8	H: 2 LOB: 2 BB: 1 P: 14	R: 0 E: 0 K: 0 S: 9	H: 0 LOB: 0 BB: 0 P: 12	1B: 5 2B: 5 3B: 1 HR: 2	SF: 0 SAC: 0 DP: 1 HBP: 1	WP: 0 PB: 0 SB: 0 CS: 0	PA: 40							
<b>PITCHER</b>	IP	WLS	BF	H	R	ER	SO	BB	IBB	HBP	BLK	WP	HR	S	P	ERA	WHIP										
Kyle Lohse, R (1, 1) ERA: 4.45	5.2	L	31	11	5	4	2	3	0	1	0	0	0	58	102	6.35	2.471										
54 Matt Guerrier, R (6, 1) ERA: 3.32	2.1		9	2	0	0	0	1	0	0	0	0	0	22	34	0.00	1.286										

Minnesota Twins @ Detroit Tigers  
Comerica Park, Detroit, MI  
Sun Jul 24 2005, 1:05 PM EDT  
Att: 27,966 - Cloudy - 73 F

AB	35
R	5
H	13
RBI	4
BB	4
SO	2
LOB	19










Batter	1	2	3	4	5	6	7	8	9	AB	R	H	RBI	BB	SO	LOB	TOP								
28 Curtis Granderson, L (1, 8) OBP: 0.349, SLG: 0.773	1-3 K		0-0 F8		0-3 K		1-3 K		1-2 31 PB 30 SF8 9 1B	5	1	1	0	0	3	2									
9 Carlos Guillen, S (1, 6) OBP: 0.373, SLG: 0.432	0-1 1B		1-2 31 CS 1B		0-1 G3		3-2 L9		2-0 L8 31 PB 1B	5	0	3	1	0	0	1									
31 Chris Shelton, R (1, 3) OBP: 0.409, SLG: 0.584	1-3 K		1-0 CS		2-2 G6-3		2-2 F9		4-1 1B	4	0	1	1	1	1	1									
30 Magglio Ordonez, R (1, 9) OBP: 0.398, SLG: 0.525	3-1 P6				2-1 P4		0-2 1B		0-1 G6-3	4	0	1	1	0	0	1									
Rondell White, R (1, 10) Nook Logan, S (8, PR) OBP: 0.317, SLG: 0.467 OBP: 0.318, SLG: 0.357		3-2 G4-6-3 1B		3-2 BB 2B		3-2 P4		3-2 1B	3-H L8 2-1 1B HBP	3	1	2	0	0	0	2									
Ivan Rodriguez, R (1, 2) OBP: 0.307, SLG: 0.464		0-1 G4-6-3		4-1 2B BB		0-0 20 SH3-4 1B		0-1 HR 1B	0-1 L8	4	2	2	0	1	0	3									
Dmitri Young, S (1, 7) Craig Monroe, R (8, 7) OBP: 0.338, SLG: 0.454		1-1 F8		0-0 1-H 2-H 2B		1-2 20 SH3-4 1B		2-2 HR		4	1	3	5	0	0	0									
20 Omar Infante, R (1, 4) OBP: 0.271, SLG: 0.398			1-0 F8		2-1 F9		0-0 SH3-4		0-1 G5-3	3	0	0	0	0	0	2									
John McDonald, R (1, 5) OBP: 0.342, SLG: 0.330			3-2 28 F8 9 1B 2B		4-2 9 G3 31 1B BB		0-3 K		0-1 G1-3	3	2	1	0	1	1	3									
<b>Inning Stats</b>	R: 0 E: 0 K: 2 S: 11	H: 1 LOB: 1 BB: 0 P: 16	R: 0 E: 0 K: 0 S: 7	H: 1 LOB: 0 BB: 0 P: 11	R: 1 E: 0 K: 0 S: 9	H: 2 LOB: 0 BB: 0 P: 15	R: 2 E: 0 K: 0 S: 12	H: 2 LOB: 1 BB: 1 P: 25	R: 1 E: 0 K: 1 S: 18	H: 2 LOB: 2 BB: 1 P: 26	R: 0 E: 0 K: 1 S: 9	H: 2 LOB: 1 BB: 0 P: 10	R: 0 E: 0 K: 1 S: 9	H: 0 LOB: 0 BB: 0 P: 15	R: 3 E: 0 K: 0 S: 15	H: 2 LOB: 1 BB: 0 P: 18	R: 1 E: 0 K: 0 S: 11	H: 2 LOB: 2 BB: 1 P: 20	1B: 11 2B: 2 3B: 0 HR: 1	SF: 1 SAC: 1 DP: 1 HBP: 1	WP: 0 PB: 1 SB: 0 CS: 2	PA: 43			
<b>PITCHER</b>	IP	WLS	BF	H	R	ER	SO	BB	IBB	HBP	BLK	WP	HR	S	P	ERA	WHIP								
Joel Pineiro, R (1, 1) ERA: 5.77	5.1		26	10	4	4	3	2	0	0	0	0	0	63	100	6.75	2.250								
40 Julio Mateo, R (8, 1) ERA: 3.2	2.0	L	7	1	2	2	2	0	0	1	0	0	0	18	25	9.00	0.500								
Ron Villone, L (8, 1) ERA: 2.52	0.2	B	3	1	1	1	0	0	0	0	0	0	1	9	11	13.50	1.500								
Matt Thornton, L (9, 1) ERA: 5.5	0.0		3	2	1	1	0	1	0	0	0	0	0	5	12	=	=								
Shigetoshi Hasegawa, R (9, 1) ERA: 4.45	1.0		3	0	0	0	0	0	0	0	0	0	0	6	8	0.00	0.000								

**Detroit Tigers @ Seattle Mariners**  
Safeco Field, Seattle, WA  
Tue Jul 26 2005, 7:05 PM PDT  
Att: 30,644 - Clear - 81 F


**AB 36**  
**R 8**  
**H 14**  
**RBI 8**  
**BB 3**  
**SO 5**  
**LOB 17**



Batter	1	2	3	4	5	6	7	8	9	AB	R	H	RBI	BB	SO	LOB	BOTTOM								
51 Ichiro Suzuki, L (1, 9) OBP: 0.350, SLG: 0.429	0-1 L7		1-1 E 29 1B BB 1B		3-1 L4-3		0-0 1-H 2-H 3B		2-2 G4-3	5	1	2	2	0	0	1									
Randy Winn, S (1, 7) OBP: 0.341, SLG: 0.383	2-2 FC6-4 1B		0-3 K		4-1 G4-6-3 BB		1-3 K		4-1 DI BB	3	0	1	0	2	2	2									
Raul Ibanez, L (1, 10) OBP: 0.356, SLG: 0.453	0-1 F7		4-1 29 1B 7 SF8 BB		0-0 G4-6-3		0-1 L4		0-2 K	4	1	0	0	1	1	3									
Richie Sexson, R (1, 3) OBP: 0.360, SLG: 0.541	0-0 FC6-4		0-0 FC3 29 1B		1-0 F8		0-0 G6-3		0-0 G6-3	4	0	0	0	0	0	3									
29 Adrián Beltré, R (1, 5) OBP: 0.299, SLG: 0.411		2-1 G6-3		0-0 1-2 2-3 1B		2-3 K		0-1 G4-3		4	0	1	1	0	1	0									
7 Jeremy Reed, L (1, 8) OBP: 0.320, SLG: 0.347		1-0 F9		3-1 SF8		1-1 16 1B 4 1B 1B		2-0 F7		3	1	1	1	0	0	0									
16 Willie Bloomquist, R (1, 6) OBP: 0.319, SLG: 0.352		1-0 4 E 1B		3-H G4-3		1-0 FC2-5 4 1B 1B		0-0 G6-3		4	0	2	0	0	0	2									
4 Jose Lopez, R (1, 4) OBP: 0.241, SLG: 0.307		4-2 1B		1-1 51 L4-3 1B		0-2 51 FC2-5 3B 1B		1-2 F7		3	1	2	1	1	0	0									
Miguel Olivo, R (1, 2) OBP: 0.166, SLG: 0.253		1-0 P5		0-3 K		3-H 51 FC2-5 3B 1B		0-1 K		3	1	0	0	0	1	5									
Dave Hansen, L (9, PH) OBP: 0.263, SLG: 0.281						1-2 2-3 1B				1	0	0	0	0	1	0									
<b>Inning Stats</b>	R: 0 E: 0 K: 0 S: 9	H: 1 LOB: 1 BB: 0 P: 11	R: 0 E: 1 K: 0 S: 8	H: 1 LOB: 2 BB: 1 P: 17	R: 2 E: 1 K: 1 S: 15	H: 2 LOB: 2 BB: 1 P: 24	R: 0 E: 0 K: 1 S: 7	H: 1 LOB: 0 BB: 0 P: 11	R: 0 E: 0 K: 0 S: 3	H: 0 LOB: 0 BB: 1 P: 8	R: 3 E: 0 K: 2 S: 16	H: 4 LOB: 1 BB: 0 P: 21	R: 0 E: 0 K: 0 S: 5	H: 0 LOB: 0 BB: 0 P: 5	R: 0 E: 0 K: 0 S: 5	H: 0 LOB: 0 BB: 0 P: 8	R: 0 E: 0 K: 2 S: 10	H: 0 LOB: 1 BB: 1 P: 16	1B: 8 2B: 1 3B: 1 HR: 0	SF: 1 SAC: 0 DP: 2 HBP: 0	WP: 0 PB: 0 SB: 0 CS: 0	PA: 39			
<b>PITCHER</b>	IP	WLS	BF	H	R	ER	SO	BB	IBB	HBP	BLK	WP	HR	S	P	ERA	WHIP								
Jason Johnson, R (1, 1) ERA: 4.16	8.0		35	9	5	4	4	3	0	0	0	0	0	68	105	4.50	1.500								
Kyle Farnsworth, R (9, 1) ERA: 2.32	1.0	S	4	0	0	0	2	1	0	0	0	0	0	10	16	0.00	1.000								

**Detroit Tigers @ Seattle Mariners**  
Safeco Field, Seattle, WA  
Tue Jul 26 2005, 7:05 PM PDT  
Att: 30,644 - Clear - 81 F

**AB 34**  
**R 5**  
**H 9**  
**RBI 5**  
**BB 4**  
**SO 6**  
**LOB 16**





Batter	1	2	3	4	5	6	7	8	9	AB	R	H	RBI	BB	SO	LOB	TOP			
14 Placido Polanco, R OBP: 0.390, SLG: 0.437	L6		1-2 1B		G6-3			1B 2B	FC4-6 1B	5	1	3	1	0	0	0	<b>Detroit Tigers @ Seattle Mariners</b> Safeco Field, Seattle, WA Wed Jul 27 2005, 7:05 PM PDT Att: 29,323 - Clear - 79 F			
9 Carlos Guillen, S OBP: 0.370, SLG: 0.427 John McDonald, R OBP: 0.336, SLG: 0.324	F7		1-1 F8		G6-3			K	FC4-6 1B	3	0	0	0	0	0	2				
31 Chris Shelton, R OBP: 0.406, SLG: 0.575	K		3-2 F8					1B 1B		3	1	0	0	1	1	2				
30 Magglio Ordonez, R OBP: 0.397, SLG: 0.520 Nook Logan, S OBP: 0.320, SLG: 0.360		G5-3		FC5-4 1B				1B 1B		3	0	1	0	0	0	0				
Rondell White, R OBP: 0.346, SLG: 0.468	K			FC5-4 1B				1B 1B		4	0	2	1	0	2	0				
Ivan Rodriguez, R OBP: 0.308, SLG: 0.463 13 Vance Wilson, R OBP: 0.250, SLG: 0.157				FC5-4 1B				G6-4-3		3	0	1	0	0	0	2				
Dmitri Young, S OBP: 0.316, SLG: 0.486	L7			1-2 2-3				G6-4-3		1	0	0	0	0	0	2				
Craig Monroe, R OBP: 0.339, SLG: 0.453				P4				L4		3	0	1	0	1	0	3				
15 Brandon Inge, R OBP: 0.356, SLG: 0.417			FC6-4 1B		G1-3			L9		4	0	0	0	0	0	3				
<b>Inning Stats</b>	R: 0 E: 0 K: 1 S: 7	H: 0 LOB: 0 BB: 9	R: 0 E: 0 K: 1 S: 8	H: 1 LOB: 1 BB: 0	R: 0 E: 0 K: 0 S: 13	H: 2 LOB: 2 BB: 0	R: 0 E: 0 K: 0 S: 7	H: 2 LOB: 0 BB: 0	R: 0 E: 0 K: 1 S: 6	H: 0 LOB: 0 BB: 9	R: 0 E: 0 K: 1 S: 7	H: 0 LOB: 1 BB: 13	R: 2 E: 0 K: 1 S: 16	H: 3 LOB: 1 BB: 1	R: 1 E: 0 K: 0 S: 10	H: 2 LOB: 1 BB: 15		1B: 8 2B: 2 3B: 0 HR: 0	SF: 0 SAC: 0 DP: 1 HBP: 0	WP: 0 PB: 0 SB: 1 CS: 0
<b>PITCHER</b>	IP WLS BF H R ER SO BB IBB HBP BLK WP HR S P ERA WHIP																			
Jamie Moyer, L ERA: 4.33	(1, 1) 8.0 W 33 8 2 2 5 2 0 0 0 0 0 0 71 106 2.25 1.250																			
Shigetoshi Hasegawa, R ERA: 4.54	(9, 1) 1.0 5 2 1 1 0 0 0 0 0 0 0 0 10 15 9.00 2.000																			

Batter	1	2	3	4	5	6	7	8	9	AB	R	H	RBI	BB	SO	LOB	BOTTOM			
51 Ichiro Suzuki, L OBP: 0.353, SLG: 0.430	BB 29 HBP 1B	BB 29 E 1B	G4-3		L9			HBP		4	2	2	0	0	0	0	<b>Detroit Tigers @ Seattle Mariners</b> Safeco Field, Seattle, WA Wed Jul 27 2005, 7:05 PM PDT Att: 29,323 - Clear - 79 F			
Randy Winn, S OBP: 0.340, SLG: 0.382 7 Jeremy Reed, L OBP: 0.319, SLG: 0.346	L7	BB 29 E 1B	G6-3				G4-3	K		4	1	1	0	0	0	1				
Raul Ibanez, L OBP: 0.359, SLG: 0.456	BB 16 1B	P5		HR BB			BB 29 1B			4	2	2	0	1	0	2				
Richie Sexson, R OBP: 0.368, SLG: 0.561	BB 16 1B 29 HBP BB	BB 29 E BB		HR BB			BB 29 1B	HR		2	4	2	3	3	0	0				
29 Adrián Beltré, R OBP: 0.301, SLG: 0.411 Scott Spiezio, S OBP: 0.167, SLG: 0.222	BB 12 1B 16 BB	E8 12 1B	G4-3				BB 29 1B	K		3	0	1	1	0	0	0				
16 Willie Bloomquist, R OBP: 0.329, SLG: 0.357	BB 12 1B	BB 12 1B		K			K			4	0	2	1	1	2	2				
12 Michael Morse, R OBP: 0.406, SLG: 0.421	BB 4 G6-4-3 1B	BB 12 1B		K			G4-6-3 4 1B	G4-3		4	0	2	1	1	1	1				
4 Jose Lopez, R OBP: 0.241, SLG: 0.304	G6-4-3	G1-3			P5		G4-6-3 1B			4	0	1	0	0	0	6				
Pat Borders, R OBP: 0.228, SLG: 0.265		F9			F9		G4-6-3			4	0	0	0	0	0	2				
<b>Inning Stats</b>	R: 3 E: 0 K: 0 S: 17	H: 3 LOB: 2 BB: 2 P: 33	R: 3 E: 1 K: 0 S: 17	H: 3 LOB: 3 BB: 2 P: 30	R: 0 E: 0 K: 0 S: 4	H: 0 LOB: 0 BB: 0 P: 6	R: 2 E: 0 K: 2 S: 15	H: 1 LOB: 0 BB: 1 P: 22	R: 0 E: 0 K: 0 S: 10	H: 0 LOB: 0 BB: 0 P: 14	R: 0 E: 0 K: 1 S: 9	H: 2 LOB: 2 BB: 1 P: 19	R: 0 E: 0 K: 1 S: 15	H: 2 LOB: 1 BB: 0 P: 19	R: 1 E: 0 K: 0 S: 15	H: 2 LOB: 1 BB: 0 P: 19		1B: 10 2B: 1 3B: 0 HR: 2	SF: 0 SAC: 0 DP: 2 HBP: 2	WP: 0 PB: 0 SB: 0 CS: 0
<b>PITCHER</b>	IP WLS BF H R ER SO BB IBB HBP BLK WP HR S P ERA WHIP																			
Mike Maroth, L ERA: 4.57	(1, 1) 1.2 L 15 5 6 3 0 4 0 1 0 0 0 0 1 34 50 5.40 0.900																			
Chris Spurling, R ERA: 3.93	(2, 1) 3.1 13 2 2 2 2 1 0 0 0 0 0 0 21 40 0.00 3.000																			
Franklyn Gorman, R ERA: 2.58	(6, 1) 1.2 9 4 0 0 1 1 0 1 0 0 0 0 21 40 0.00 3.000																			
Vic Darenbourg, L ERA: 6.75	(7, 1) 1.1 6 2 1 1 2 0 0 0 0 0 0 1 18 23 6.75 1.500																			









Batter	1	2	3	4	5	6	7	8	9	AB	R	H	RBI	BB	SO	LOB	TOP							
14 Placido Polanco, R (1.4) OBP: 0.400, SLG: 0.451	1-0 9 HR 1B	0-2 G6-3			1-2 31 FC5-4 1B	4-2 BB		1-2 G5-3		4	1	2	0	1	0	2								
9 Carlos Guillen, S (1.6) OBP: 0.361, SLG: 0.426	1-1 1-H HR		2-1 G5-3		1-0 P4	0-1 G6-3			3-2 G4-3	5	1	1	2	0	0	4								
31 Chris Shelton, R (1.3) OBP: 0.401, SLG: 0.563	0-2 G4-3		0-1 2B		0-2 30 1B FC5-4		2-2 F9		1-3 K	5	0	1	0	0	1	2								
30 Magglio Ordonez, R (1.9) OBP: 0.381, SLG: 0.486	0-1 F9		0-1 F7		2-2 FC6-4 1B		2-1 L4		0-1 G6-3	5	0	1	1	0	0	1								
Rondell White, R (1.10) OBP: 0.348, SLG: 0.469	0-2 P4		1-3 K		1-0 FC6-4 1B		4-2 BB			3	0	0	0	1	1	3								
Ivan Rodriguez, R (1.2) OBP: 0.310, SLG: 0.462		1-0 S 1B			3-2 F7		2-1 HR		1-2 G4-3	2	1	1	0	0	0	0								
13 Vance Wilson, R (4.2) OBP: 0.256, SLG: 0.208										2	1	1	1	0	0	1								
Dmitri Young, S (1.7) OBP: 0.319, SLG: 0.484		1-0 15 SH1-3 1B			2-2 F9		0-1 G1-3		3-2 F7	4	0	1	1	0	0	0								
15 Brandon Inge, R (1.5) OBP: 0.355, SLG: 0.417		1-1 SH1-3			2-1 G6-3		1-2 F8		0-2 K	3	0	0	0	0	1	0								
Nook Logan, S (1.8) OBP: 0.326, SLG: 0.367		1-2 K							4-1 BB	3	1	2	0	1	1	1								
					2-2 31 FC5-4 30 1B 1B		0-1 2B																	
<b>Inning Stats</b>	R: 2 E: 0 K: 0 S: 11	H: 2 LOB: 0 BB: 0 P: 13	R: 1 E: 0 K: 1 S: 11	H: 2 LOB: 1 BB: 0 P: 15	R: 0 E: 0 K: 1 S: 9	H: 1 LOB: 1 BB: 0 P: 12	R: 0 E: 0 K: 0 S: 8	H: 0 LOB: 0 BB: 0 P: 15	R: 1 E: 0 K: 0 S: 16	H: 3 LOB: 2 BB: 0 P: 23	R: 1 E: 0 K: 0 S: 14	H: 2 LOB: 1 BB: 1 P: 21	R: 0 E: 0 K: 1 S: 11	H: 0 LOB: 0 BB: 1 P: 20	R: 0 E: 0 K: 1 S: 11	H: 0 LOB: 0 BB: 0 P: 19	R: 0 E: 0 K: 1 S: 8	H: 0 LOB: 0 BB: 0 P: 12	1B: 6 2B: 2 3B: 0 HR: 2	SF: 0 SAC: 1 DP: 0 HBP: 0	WP: 0 PB: 0 SB: 1 CS: 0	PA: 40		
<b>PITCHER</b>	IP WLS BF H R ER SO BB IBB HBP BLK WP HR S P ERA WHIP	7.0 W 33 10 5 5 2 2 0 0 0 0 2 80 119 6.43 1.714	2.0 S 7 0 0 0 2 1 0 0 0 0 0 19 31 0.00 0.500																					

Detroit Tigers @ Oakland Athletics  
 McAfee Coliseum, Oakland, CA  
 Sat Jul 30 2005, 4:05 PM EDT  
 Att: 25,265 - Sunny - 74 F

AB	36
R	5
H	10
RBI	5
BB	3
SO	4
LOB	14



Batter	1	2	3	4	5	6	7	8	9	AB	R	H	RBI	BB	SO	LOB	BOTTOM						
Jason Kendall, R (1.2) OBP: 0.353, SLG: 0.325	1-3 K			1-2 14 FC5-4 BB		2-1 F9		2-0 14 BB 1B		4	0	1	0	1	1	1							
14 Mark Ellis, R (1.4) OBP: 0.353, SLG: 0.406	0-2 F8			1-0 FC6-4 3 1B 7 1B HR	0-1 3 7 1B 1B		1-2 G6-3	4-1 1-2 2-3 BB		4	2	1	0	1	0	1							
7 Bobby Crosby, R (1.6) OBP: 0.364, SLG: 0.474	2-1 L4			1-1 3 1B HR	0-0 FC5-4 1B		1-1 G6-3	2-3 K		5	1	2	0	0	1	3							
3 Eric Chavez, L (1.5) OBP: 0.331, SLG: 0.455		0-1 G1-3		2-2 HR 1B	0-0 F7		3-3 K			4	1	1	0	0	1	2							
Jay Payton, R (1.8) OBP: 0.315, SLG: 0.473		2-2 P2		1-1 HR	1-0 1B			1-0 1B 2B		4	2	3	5	0	0	0							
29 Dan Johnson, L (1.3) OBP: 0.401, SLG: 0.500		0-1 G4-3		1-1 2-H 2-H 3-H HR	3-2 F9			2-1 F8		4	1	1	0	0	0	3							
Nick Swisher, S (1.9) OBP: 0.317, SLG: 0.464			2-1 G6-3	1-0 F8	1-1 FC5			0-2 1B SF8 1B		4	1	1	1	0	0	3							
Scott Hatteberg, L (1.10) OBP: 0.362, SLG: 0.378		1-0 L3		0-1 HR		0-3 K		1 SAFE 3-2 14 BB 1B 1B		4	1	2	2	0	1	0							
Marco Scutaro, R (1.7) OBP: 0.329, SLG: 0.383		1-0 F7		2-0 HR 2B		2-1 G4-3		0-0 3-H SF8		3	0	1	1	0	0	0							
					2-1 F7																		
<b>Inning Stats</b>	R: 0 E: 0 K: 1 S: 8	H: 0 LOB: 0 BB: 0 P: 11	R: 0 E: 0 K: 0 S: 7	H: 0 LOB: 0 BB: 0 P: 9	R: 0 E: 0 K: 0 S: 4	H: 0 LOB: 0 BB: 0 P: 8	R: 6 E: 0 K: 0 S: 19	H: 6 LOB: 1 BB: 1 P: 36	R: 1 E: 0 K: 1 S: 10	H: 3 LOB: 2 BB: 0 P: 14	R: 0 E: 0 K: 1 S: 7	H: 0 LOB: 0 BB: 0 P: 11	R: 0 E: 0 K: 1 S: 9	H: 0 LOB: 0 BB: 0 P: 14	R: 2 E: 0 K: 1 S: 15	H: 4 LOB: 3 BB: 1 P: 29	R: 0 E: 0 K: 1 S: 8	H: 0 LOB: 0 BB: 0 P: 12	1B: 8 2B: 3 3B: 0 HR: 2	SF: 1 SAC: 0 DP: 0 HBP: 0	WP: 0 PB: 0 SB: 0 CS: 0	PA: 39	
<b>PITCHER</b>	IP WLS BF H R ER SO BB IBB HBP BLK WP HR S P ERA WHIP	6.0 L 28 9 7 7 2 9 7 7 2 0 0 10 16 9.00 1.667	1.0 4 1 1 1 1 0 0 0 0 0 0 0 8 13 0.00 6.000	0.1 3 2 0 0 0 0 0 0 0 0 0 0 6 14 13.50 3.000																			

Detroit Tigers @ Oakland Athletics  
 McAfee Coliseum, Oakland, CA  
 Sat Jul 30 2005, 4:05 PM EDT  
 Att: 25,265 - Sunny - 74 F

AB	36
R	9
H	13
RBI	9
BB	2
SO	4
LOB	13






Batter	1	2	3	4	5	6	7	8	9	AB	R	H	RBI	BB	SO	LOB	TOP			
14 Placido Polanco, R OBP: 0.398, SLG: 0.448	F9		F9			1B			G1-6-3	4	0	1	0	0	0	1				
9 Carlos Guillen, S OBP: 0.363, SLG: 0.431	1B		CS	P1		L3			2B	4	1	2	0	0	0	2				
31 Chris Shelton, R OBP: 0.393, SLG: 0.552	G3			G5-3		G6-3			G1-3	4	0	0	0	0	0	3				
30 Magglio Ordonez, R OBP: 0.377, SLG: 0.504	G6-3			K					HR	4	1	1	2	0	1	1				
Dmitri Young, S OBP: 0.318, SLG: 0.481		G4-3				1B			F8	4	0	1	0	0	0	0				
Ivan Rodriguez, R OBP: 0.307, SLG: 0.458		F9		G9-6-3		G1-3				3	0	0	0	0	0	1				
Craig Monroe, R OBP: 0.338, SLG: 0.450		G6-3				1B				3	0	1	0	0	0	0				
15 Brandon Inge, R OBP: 0.355, SLG: 0.415				BB		K				2	0	0	0	1	1	1				
Nook Logan, S OBP: 0.326, SLG: 0.367				F8					G1-3	3	0	1	0	0	0	1				
<b>Inning Stats</b>	R: 0 E: 0 K: 0 S: 7	H: 1 LOB: 1 BB: 0 P: 12	R: 0 E: 0 K: 0 S: 4	H: 0 LOB: 0 BB: 0 P: 6	R: 0 E: 0 K: 0 S: 7	H: 0 LOB: 0 BB: 1 P: 16	R: 0 E: 0 K: 1 S: 7	H: 0 LOB: 0 BB: 0 P: 11	R: 0 E: 0 K: 0 S: 5	H: 2 LOB: 1 BB: 0 P: 8	R: 0 E: 0 K: 0 S: 5	H: 0 LOB: 0 BB: 0 P: 5	R: 0 E: 0 K: 0 S: 6	H: 0 LOB: 0 BB: 0 P: 11	R: 2 E: 0 K: 0 S: 12	H: 2 LOB: 0 BB: 0 P: 22	1B: 5 2B: 2 3B: 0 HR: 1	SF: 0 SAC: 0 DP: 2 HBP: 0	WP: 0 PB: 0 SB: 0 CS: 1	PA: 33
<b>PITCHER</b> Kirk Saarloos, R ERA: 4.06	IP: 9.0 WLS: W BF: 32	H: 7 R: 2 ER: 2 SO: 2	BB: 1 IBB: 0 HBP: 0 BLK: 0	WP: 0 HR: 1 S: 60 P: 102	ERA: 2.00 WHIP: 0.889															

Detroit Tigers @ Oakland Athletics  
McAfee Coliseum, Oakland, CA  
Sun Jul 31 2005, 4:05 PM EDT  
Att: 30,057 - Sunny - 75 F


AB 31  
R 2  
H 7  
RBI 2  
BB 1  
SO 2  
LOB 10



Batter	1	2	3	4	5	6	7	8	9	AB	R	H	RBI	BB	SO	LOB	BOTTOM			
Jason Kendall, R OBP: 0.354, SLG: 0.327	1B		L3			L9				4	0	2	0	0	0	0				
21 Mark Kotsay, L OBP: 0.319, SLG: 0.397	G6-4-3		G6-3			G3			F9	4	0	0	0	0	0	3				
7 Bobby Crosby, R OBP: 0.366, SLG: 0.469	BB			BB		P5			G5-4-3	2	2	0	0	2	0	2				
3 Eric Chavez, L OBP: 0.333, SLG: 0.458	2B			BB		L7			P5	4	0	2	1	0	0	0				
29 Dan Johnson, L OBP: 0.398, SLG: 0.500		F7		G3		1B			G3-4-1	4	1	1	0	0	0	2				
Jay Payton, R OBP: 0.323, SLG: 0.492		F8		BB		FC4-6			HR	3	1	2	1	1	0	0				
Scott Hatteberg, L OBP: 0.358, SLG: 0.373		F7		K		FC4-6			G6-3	4	0	0	1	0	1	4				
Nick Swisher, S OBP: 0.320, SLG: 0.475				HR		P5				2	1	1	2	1	0	1				
14 Mark Ellis, R OBP: 0.353, SLG: 0.405			G4-3			F9			1B	3	0	1	0	0	0	3				
<b>Inning Stats</b>	R: 1 E: 0 K: 0 S: 10	H: 2 LOB: 1 BB: 1 P: 16	R: 0 E: 0 K: 0 S: 6	H: 0 LOB: 0 BB: 0 P: 9	R: 1 E: 0 K: 0 S: 12	H: 1 LOB: 0 BB: 0 P: 17	R: 1 E: 0 K: 1 S: 19	H: 1 LOB: 3 BB: 3 P: 35	R: 0 E: 0 K: 0 S: 7	H: 0 LOB: 0 BB: 0 P: 8	R: 1 E: 0 K: 0 S: 8	H: 2 LOB: 1 BB: 0 P: 12	R: 0 E: 0 K: 0 S: 9	H: 2 LOB: 1 BB: 0 P: 10	R: 1 E: 0 K: 0 S: 11	H: 1 LOB: 0 BB: 0 P: 18	1B: 5 2B: 2 3B: 0 HR: 2	SF: 0 SAC: 0 DP: 2 HBP: 0	WP: 0 PB: 0 SB: 0 CS: 0	PA: 34
<b>PITCHER</b> 38 Jeremy Bonderman, R ERA: 4.03 Vic Darensbourg, L ERA: 4.5 Craig Dingman, R ERA: 1.34	IP: 6.0 WLS: L BF: 28	H: 4 R: 4 ER: 4 SO: 1	BB: 4 IBB: 4 HBP: 4 BLK: 1	WP: 0 HR: 1 S: 66 P: 101	ERA: 6.00 WHIP: 2.000															

Detroit Tigers @ Oakland Athletics  
McAfee Coliseum, Oakland, CA  
Sun Jul 31 2005, 4:05 PM EDT  
Att: 30,057 - Sunny - 75 F

AB 30  
R 5  
H 9  
RBI 5  
BB 4  
SO 1  
LOB 15





Batter	1	2	3	4	5	6	7	8	9	AB	R	H	RBI	BB	SO	LOB	TOP								
51 Ichiro Suzuki, L (1, 9) OBP: 0.394, SLG: 0.443	1-1 G6-3		0-0 G4-3			3-0 FC6-4		4-0 1B IBB		3	0	0	0	1	0	1									
16 Willie Bloomquist, R (1, 4) OBP: 0.310, SLG: 0.333	3-1 G4-6-3 1B			3-2 G6-3		3-1 G6-3		1-0 F4		4	0	1	0	0	0	4									
Raul Ibanez, L (1, 7) OBP: 0.362, SLG: 0.463	1-2 G4-6-3			1-0 F8			0-0 F8	0-2 FC6-4 1B		4	0	1	2	0	0	1									
Richie Sexson, R (1, 3)		2-3 K		3-2 G5-3			1-1 F8	2-1 FC6-4 1B		4	0	0	0	0	1	2									
29 Adrián Beltré, R (1, 5) OBP: 0.296, SLG: 0.413		1-0 HR			0-0 G4-3		0-1 G5-3		1-2 G6-3	4	1	1	1	0	0	0									
7 Jeremy Reed, L (1, 8) OBP: 0.322, SLG: 0.345	1-2 G4-3			4-2 CS BB				1-2 SH5-3 7 2B 1B	0-3 K	3	1	1	0	1	1	0									
Dave Hansen, L (1, 10)	0-0 F7			1-2 F9				3-2 SH5-3 1B	3-2 G1-3	3	0	0	0	0	0	1									
Wiki Gonzalez, R (1, 2) OBP: 0.357, SLG: 0.462			1-1 F7			0-0 L7		4-1 7 2B 1B BB		2	1	0	0	1	0	0									
7 Yuniesky Betancourt, R (1, 6) OBP: 0.368, SLG: 0.500			1-0 G4-3			0-1 51 FC6-4 1B		0-0 1B 2B		3	1	2	1	0	0	0									
<b>Inning Stats</b>	R: 0 E: 0 K: 0 S: 9	H: 1 LOB: 0 BB: 0 P: 14	R: 1 E: 0 K: 1 S: 9	H: 1 LOB: 0 BB: 0 P: 13	R: 0 E: 0 K: 0 S: 4	H: 0 LOB: 0 BB: 0 P: 6	R: 0 E: 0 K: 0 S: 7	H: 0 LOB: 0 BB: 0 P: 14	R: 0 E: 0 K: 0 S: 8	H: 0 LOB: 0 BB: 1 P: 13	R: 0 E: 0 K: 0 S: 7	H: 1 LOB: 1 BB: 0 P: 12	R: 0 E: 0 K: 0 S: 5	H: 0 LOB: 0 BB: 0 P: 6	R: 3 E: 0 K: 0 S: 14	H: 3 LOB: 2 BB: 2 P: 29	R: 0 E: 0 K: 1 S: 11	H: 0 LOB: 0 BB: 0 P: 15	1B: 4 2B: 1 3B: 0 HR: 1	SF: 0 SAC: 1 DP: 1 HBP: 0	WP: 0 PB: 0 SB: 0 CS: 1	PA: 34			
<b>PITCHER</b>	IP	WLS	BF	H	R	ER	SO	BB	IBB	HBP	BLK	WP	HR	S	P	ERA	WHIP								
Jason Johnson, R (1, 1) ERA: 4.19	7.2	L	29	5	4	4	1	2	1	0	0	0	1	58	100	4.70	0.913								
Jamie Walker, L (8, 1) ERA: 2.55	0.0	1	1	0	0	0	0	0	0	0	0	0	0	3	3	∞	∞								
Craig Dingman, R (8, 1) ERA: 1.0	0.1	1	0	0	0	0	0	0	0	0	0	0	0	2	4	0.00	0.000								
43 Roman Colon, R (9, 1) ERA: 5.16	1.0	3	0	0	0	1	0	0	0	0	0	0	0	11	15	0.00	0.000								

Seattle Mariners @ Detroit Tigers  
Comerica Park, Detroit, MI  
Tue Aug 02 2005, 7:05 PM EDT  
Att: 30,306 - Partly Cloudy - 83 F

AB	30
R	4
H	6
RBI	4
BB	3
SO	2
LOB	9



Batter	1	2	3	4	5	6	7	8	9	AB	R	H	RBI	BB	SO	LOB	BOTTOM								
14 Placido Polanco, R (1, 4) OBP: 0.399, SLG: 0.453	3-1 2B		0-1 1-2 1B			1-0 F8		0-2 G4-3		4	0	2	0	0	0	1									
15 Brandon Inge, R (1, 5) OBP: 0.352, SLG: 0.411	3-2 P5		3-3 K			2-2 G6-3		2-2 F9		4	0	0	0	0	1	4									
31 Chris Shelton, R (1, 3) OBP: 0.386, SLG: 0.540	1-0 F7		2-1 G4-3			3-2 L5			2-2 F9	4	0	0	0	0	0	3									
30 Magglio Ordonez, R (1, 9) OBP: 0.373, SLG: 0.496	1-1 P6			1-1 G4-6-3 1B			2-2 G6-3		1-1 F8	4	0	1	0	0	0	1									
Rondell White, R (1, 10) OBP: 0.344, SLG: 0.463		3-2 G6-3		0-0 P3			2-2 F7		0-2 G6-3	4	0	0	0	0	0	1									
Ivan Rodriguez, R (1, 2) OBP: 0.306, SLG: 0.466		2-0 F7		0-1 G4-6-3			0-0 HR			3	1	1	1	0	0	1									
Dmitri Young, S (1, 7) OBP: 0.316, SLG: 0.477		1-2 F9			2-1 F7		3-2 F8			3	0	0	0	0	0	0									
Craig Monroe, R (1, 8) OBP: 0.338, SLG: 0.449			0-2 FC2-6 20 1B		2-2 F7			0-0 G5-6-3		3	0	1	0	0	0	0									
20 Omar Infante, R (1, 6) OBP: 0.272, SLG: 0.401			1-0 FC2-6 14 1B		1-1 F8			0-1 14 G4-3 2B		3	0	1	0	0	0	1									
<b>Inning Stats</b>	R: 0 E: 0 K: 0 S: 9	H: 1 LOB: 1 BB: 0 P: 17	R: 0 E: 0 K: 0 S: 7	H: 0 LOB: 0 BB: 0 P: 13	R: 0 E: 0 K: 1 S: 12	H: 2 LOB: 2 BB: 0 P: 18	R: 0 E: 0 K: 0 S: 5	H: 1 LOB: 0 BB: 0 P: 6	R: 0 E: 0 K: 0 S: 8	H: 0 LOB: 0 BB: 0 P: 13	R: 0 E: 0 K: 0 S: 9	H: 0 LOB: 0 BB: 0 P: 15	R: 1 E: 0 K: 0 S: 12	H: 1 LOB: 0 BB: 0 P: 19	R: 0 E: 0 K: 0 S: 10	H: 1 LOB: 1 BB: 0 P: 12	R: 0 E: 0 K: 0 S: 8	H: 0 LOB: 0 BB: 0 P: 11	1B: 3 2B: 2 3B: 0 HR: 1	SF: 0 SAC: 0 DP: 1 HBP: 0	WP: 0 PB: 0 SB: 0 CS: 0	PA: 32			
<b>PITCHER</b>	IP	WLS	BF	H	R	ER	SO	BB	IBB	HBP	BLK	WP	HR	S	P	ERA	WHIP								
Jorge Campillo, R (1, 1) ERA:	1.0		4	1	0	0	0	0	0	0	0	0	0	41	65	0.00	0.600								
Jeff Harris, R (2, 1) ERA:	5.0		17	3	0	0	1	0	0	0	0	0	0	12	19	9.00	1.000								
40 Julio Mateo, R (7, 1) ERA: 3.16	1.0	W	4	1	1	1	0	0	0	0	0	0	1	12	19	9.00	1.000								
20 J.J. Putz, R (8, 1) ERA: 3.07	1.0	H	4	1	0	0	0	0	0	0	0	0	0	10	12	0.00	1.000								
Eddie Guardado, L (9, 1) ERA: 1.46	1.0	S	3	0	0	0	0	0	0	0	0	0	0	8	11	0.00	0.000								

Seattle Mariners @ Detroit Tigers  
Comerica Park, Detroit, MI  
Tue Aug 02 2005, 7:05 PM EDT  
Att: 30,306 - Partly Cloudy - 83 F

AB	32
R	1
H	6
RBI	1
BB	0
SO	1
LOB	12









Batter	1	2	3	4	5	6	7	8	9	AB	R	H	RBI	BB	SO	LOB	TOP					
51 Ichiro Suzuki, L (1, 9) OBP: 0.347, SLG: 0.434	P5		K			F7		G4-3		4	0	0	0	0	1	2						
16 Willie Bloomquist, R (1, 4) OBP: 0.311, SLG: 0.333	L1-3		G6-3			F8		G6-3		4	0	0	0	0	0	1						
Raul Ibanez, L (1, 7) OBP: 0.366, SLG: 0.470	K				G6-4-3 BB			F9		3	1	1	1	1	1	0						
Richie Sexson, R (1, 3)		F8			G6-4-3			G5-3		4	0	0	0	0	0	1						
29 Adrian Beltré, R (1, 5) OBP: 0.296, SLG: 0.418		G6-3			G3-1			G4-3		3	0	0	0	0	0	0						
7 Jeremy Reed, L (1, 8) OBP: 0.322, SLG: 0.346						F7		F8		3	0	1	0	0	0	0						
12 Michael Morse, R (1, 6) OBP: 0.383, SLG: 0.414						G4-3				2	0	0	0	1	1							
Scott Spiezio, S (1, 10) OBP: 0.135, SLG: 0.176						G6-3		F9		3	0	0	0	0	1							
Wiki Gonzalez, R (1, 2) OBP: 0.324, SLG: 0.438						F8		G4-3		3	0	1	0	0	0	1						
<b>Inning Stats</b>	R: 0 E: 0 K: 1 S: 6	H: 0 LOB: 0 BB: 0 P: 10	R: 0 E: 0 K: 1 S: 12	H: 1 LOB: 1 BB: 0 P: 16	R: 0 E: 0 K: 2 S: 8	H: 1 LOB: 1 BB: 0 P: 13	R: 0 E: 0 K: 0 S: 6	H: 0 LOB: 0 BB: 1 P: 12	R: 0 E: 0 K: 0 S: 7	H: 0 LOB: 0 BB: 0 P: 10	R: 0 E: 0 K: 0 S: 5	H: 0 LOB: 0 BB: 0 P: 7	R: 1 E: 0 K: 0 S: 10	H: 1 LOB: 0 BB: 0 P: 15	R: 0 E: 0 K: 0 S: 10	H: 0 LOB: 1 BB: 1 P: 17	R: 0 E: 0 K: 0 S: 9	H: 0 LOB: 0 BB: 0 P: 14	1B: 0 2B: 2 3B: 0 HR: 1	SF: 0 SAC: 0 DP: 1 HBP: 0	WP: 0 PB: 0 SB: 0 CS: 0	PA: 31
<b>PITCHER</b>	IP	WLS	BF	H	R	ER	SO	BB	IBB	HBP	BLK	WP	HR	S	P	ERA	WHIP					
Sean Douglass, R (1, 1) ERA: 3.32	8.0	W	28	3	1	1	4	2	0	0	0	0	1	64	100	1.12	0.625					
56 Fernando Rodney, R (9, 1) ERA: 1.96	1.0	S	3	0	0	0	0	0	0	0	0	0	0	9	14	0.00	0.000					

Seattle Mariners @ Detroit Tigers  
Comerica Park, Detroit, MI  
Thu Aug 04 2005, 1:05 PM EDT  
Att: 28,148 - Cloudy - 84 F

AB 29  
R 1  
H 3  
RBI 1  
BB 2  
SO 4  
LOB 7



Batter	1	2	3	4	5	6	7	8	9	AB	R	H	RBI	BB	SO	LOB	BOTTOM					
14 Placido Polanco, R (1, 4) OBP: 0.404, SLG: 0.452	31 BB 30 1B 9 BB		31 BB 30 PB 9 S			G6-3		F9		3	2	1	0	0	0	1						
9 Carlos Guillen, S (1, 6) OBP: 0.395, SLG: 0.432	30 1B 31 BB		G6-3			K				3	1	1	0	1	1	1						
31 Chris Shelton, R (1, 3) OBP: 0.393, SLG: 0.554	G3-2-3 30 1B 1-2 2-3		G3-1							2	0	0	0	2	1	2						
30 Magglio Ordonez, R (1, 9) OBP: 0.378, SLG: 0.492	G3-2-3 1-2 2-3 3-H		K							4	0	2	1	0	2	1						
Dmitri Young, S (1, 10) OBP: 0.322, SLG: 0.480	G3-2-3					F8				4	0	2	1	0	0	4						
Ivan Rodriguez, R (1, 2) OBP: 0.304, SLG: 0.461	K					K				4	0	0	0	0	2	6						
Craig Monroe, R (1, 7) OBP: 0.335, SLG: 0.443		G5-3								3	0	0	0	0	0	1						
15 Brandon Inge, R (1, 5) OBP: 0.352, SLG: 0.410		G5-3								3	0	1	0	0	0	1						
Nook Logan, S (1, 8) OBP: 0.323, SLG: 0.363										3	0	0	0	0	1	1						
<b>Inning Stats</b>	R: 1 E: 0 K: 1 S: 14	H: 2 LOB: 2 BB: 2 P: 25	R: 0 E: 0 K: 1 S: 7	H: 0 LOB: 0 BB: 0 P: 12	R: 1 E: 0 K: 1 S: 12	H: 0 LOB: 0 BB: 0 P: 20	R: 0 E: 0 K: 0 S: 9	H: 1 LOB: 1 BB: 0 P: 13	R: 0 E: 0 K: 1 S: 7	H: 0 LOB: 0 BB: 0 P: 11	R: 0 E: 0 K: 2 S: 11	H: 0 LOB: 1 BB: 1 P: 19	R: 0 E: 0 K: 0 S: 7	H: 1 LOB: 1 BB: 0 P: 7	R: 1 E: 1 K: 1 S: 20	H: 3 LOB: 1 BB: 0 P: 27	R: 0 E: 0 K: 0 S: 1	H: 0 LOB: 1 BB: 0 P: 7	1B: 7 2B: 0 3B: 0 HR: 0	SF: 0 SAC: 0 DP: 2 HBP: 1	WP: 0 PB: 1 SB: 2 CS: 0	PA: 33
<b>PITCHER</b>	IP	WLS	BF	H	R	ER	SO	BB	IBB	HBP	BLK	WP	HR	S	P	ERA	WHIP					
34 Félix Hernández, R (1, 1) ERA: 1.8	5.0	L	20	3	2	1	4	2	0	1	0	0	0	49	81	1.80	1.000					
40 Julio Mateo, R (6, 1) ERA: 3.09	2.0		8	1	0	0	2	1	0	0	0	0	0	18	26	0.00	1.000					
20 J.J. Putz, R (8, 1) ERA: 3.0	1.0		5	3	1	0	1	0	0	0	0	0	0	20	27	0.00	3.000					

Seattle Mariners @ Detroit Tigers  
Comerica Park, Detroit, MI  
Thu Aug 04 2005, 1:05 PM EDT  
Att: 28,148 - Cloudy - 84 F

AB 29  
R 3  
H 7  
RBI 2  
BB 3  
SO 7  
LOB 18





Batter	1	2	3	4	5	6	7	8	9	AB	R	H	RBI	BB	SO	LOB	TOP										
24 Grady Sizemore, L (1, 8) OBP: 0.343, SLG: 0.458	1-1 CS 1B		2-2 G4-6-3					1-0 G4-6-3		4	1	2	0	1	0	2	<b>Cleveland Indians @ Detroit Tigers</b> Comerica Park, Detroit, MI Fri Aug 05 2005, 7:05 PM EDT Att: 38,928 - Partly Cloudy - 86 F										
Coco Crisp, S (1, 7) OBP: 0.341, SLG: 0.443	2-3 K			1-1 F9				4-1 BB		4	1	2	3	1	1												
2 Johnny Perella, R (1, 6) OBP: 0.357, SLG: 0.529	3-2 2B			1-0 48 HBP 1B				2-3 K		5	1	3	1	0	1	3											
48 Travis Hafner, L (1, 10) OBP: 0.417, SLG: 0.576	2-3 K			4-2 41 HBP G5-4-3				0-0 G4-3		4	1	1	0	0	2	4											
41 Victor Martinez, S (1, 2) OBP: 0.351, SLG: 0.446	1-2 P5			0-1 G5-4-3				3-1 F8 2B		5	1	2	1	0	0	5											
José Hernández, R (1, 3) OBP: 0.292, SLG: 0.376	1-3 K			1-3 K			1-2 1B	0-0 F9		5	1	1	0	0	2	1											
Ronnie Belliard, R (1, 4) OBP: 0.326, SLG: 0.418	0-0 F7			0-0 G6-3			1-3 K	0-2 P3		5	0	0	0	0	1	4											
Aaron Boone, R (1, 5) OBP: 0.291, SLG: 0.367				0-0 FC6-4 1B			3-2 G5-3	2-0 24 BB 1B	3-1 F9		4	1	2	1	0	0											
Casey Blake, R (1, 9) OBP: 0.309, SLG: 0.413	1-0 FC6-4 24 G4-6-3 1B			1-2 2-3 3-H 1B			1-2 2-3 3-H 1B	2-1 24 G4-6-3 1B		4	2	3	3	0	0	1											
<b>Inning Stats</b>	R: 0 E: 0 K: 2 S: 12	H: 2 LOB: 1 BB: 0 P: 20	R: 0 E: 0 K: 1 S: 7	H: 0 LOB: 0 BB: 0 P: 9	R: 0 E: 0 K: 1 S: 5	H: 1 LOB: 0 BB: 0 P: 8	R: 0 E: 0 K: 0 S: 7	H: 1 LOB: 1 BB: 0 P: 13	R: 0 E: 0 K: 1 S: 8	H: 0 LOB: 0 BB: 0 P: 12	R: 9 E: 1 K: 2 S: 33	H: 10 LOB: 3 BB: 1 P: 49	R: 0 E: 0 K: 0 S: 6	H: 0 LOB: 0 BB: 0 P: 9	R: 0 E: 0 K: 1 S: 7	H: 1 LOB: 1 BB: 0 P: 16		R: 0 E: 0 K: 0 S: 7	H: 1 LOB: 1 BB: 0 P: 11	1B: 10 2B: 3 3B: 1 HR: 2	SF: 0 SAC: 0 DP: 3 HBP: 1	WP: 0 PB: 0 SB: 0 CS: 1	PA: 43				
<b>PITCHER</b>	IP	WLS	BF	H	R	ER	SO	BB	IBB	HBP	BLK	WP	HR	S	P	ERA	WHIP										
29 Nate Robertson, L (1, 1) ERA: 4.11	5.0	L	23	10	6	6	4	0	0	1	0	0	2	50	77	10.80	2.000										
43 Roman Colon, R (6, 1) ERA: 5.72	0.1		6	4	2	2	1	1	0	0	0	0	0	12	23	54.00	15.000										
Chris Spurling, R (6, 1) ERA: 3.76	2.2		10	1	1	1	2	1	0	0	0	0	0	23	36	3.38	0.750										
Vic Darensbourg, L (9, 1) ERA: 3.86	0.2		3	1	0	0	0	0	0	0	0	0	0	5	9	0.00	1.500										
Craig Dingman, R (9, 1) ERA: 0.96	0.1		1	0	0	0	0	0	0	0	0	0	0	2	2	0.00	0.000										

Batter	1	2	3	4	5	6	7	8	9	AB	R	H	RBI	BB	SO	LOB	BOTTOM										
14 Placido Polanco, R (1, 4) OBP: 0.398, SLG: 0.444	2-1 G6-3		0-3 K					0-1 G4-3		5	0	0	0	0	2	0	<b>Cleveland Indians @ Detroit Tigers</b> Comerica Park, Detroit, MI Fri Aug 05 2005, 7:05 PM EDT Att: 38,928 - Partly Cloudy - 86 F										
9 Carlos Guillen, S (1, 6) OBP: 0.394, SLG: 0.430	3-2 G6-3			2-2 30 F9 31 BB SF9 1B			2-2 G5-3	1-0 G4-3		4	1	1	0	0	0												
31 Chris Shelton, R (1, 3) OBP: 0.395, SLG: 0.549	4-2 BB			4-1 SF9 BB			1-2 F7	1-3 K		2	0	0	0	2	1	0											
30 Magglio Ordonez, R (1, 9) OBP: 0.374, SLG: 0.481	1-3 K			2-2 F9			0-0 F9	4-2 BB		3	0	0	0	1	1	3											
Rondell White, R (1, 10) OBP: 0.344, SLG: 0.470	1-1 G6-3			4-2 BB			0-1 HR	0-1 F9		3	1	1	1	1	0	1											
Ivan Rodriguez, R (1, 2) OBP: 0.303, SLG: 0.460	2-1 F8			0-1 SF9			1-0 2B	1-3 K		3	1	1	1	0	1	1											
Dmitri Young, S (1, 7) OBP: 0.321, SLG: 0.478	1-2 G4-3			2-3 3-H 2-3 K			1-0 2B	1-3 K		4	1	1	0	0	2	3											
Craig Monroe, R (1, 8) OBP: 0.334, SLG: 0.444	1-0 F8			1-0 K			0-0 15 HR	2-1 G4-3		4	1	1	1	0	1	0											
15 Brandon Inge, R (1, 5) OBP: 0.351, SLG: 0.416	1-0 G5-3			2-3 F8			1-3 2H 3-H HR	1-1 F9		4	1	1	3	0	0	0											
<b>Inning Stats</b>	R: 0 E: 0 K: 1 S: 11	H: 0 LOB: 1 BB: 1 P: 21	R: 0 E: 0 K: 0 S: 7	H: 0 LOB: 0 BB: 0 P: 11	R: 0 E: 0 K: 1 S: 5	H: 0 LOB: 0 BB: 0 P: 7	R: 1 E: 0 K: 1 S: 17	H: 1 LOB: 2 BB: 2 P: 31	R: 0 E: 0 K: 2 S: 9	H: 0 LOB: 0 BB: 0 P: 14	R: 0 E: 0 K: 0 S: 7	H: 0 LOB: 0 BB: 0 P: 10	R: 5 E: 0 K: 1 S: 13	H: 5 LOB: 0 BB: 0 P: 18	R: 0 E: 0 K: 2 S: 14	H: 0 LOB: 1 BB: 1 P: 20		R: 0 E: 0 K: 0 S: 6	H: 0 LOB: 0 BB: 0 P: 10	1B: 3 2B: 1 3B: 0 HR: 2	SF: 1 SAC: 0 DP: 0 HBP: 0	WP: 0 PB: 0 SB: 0 CS: 0	PA: 37				
<b>PITCHER</b>	IP	WLS	BF	H	R	ER	SO	BB	IBB	HBP	BLK	WP	HR	S	P	ERA	WHIP										
CC Sabathia, L (1, 1) ERA: 5.27	6.0	W	26	5	5	5	5	3	0	0	0	0	1	61	101	7.50	1.333										
David Riske, R (7, 1) ERA: 3.04	1.0		4	1	1	1	1	0	0	0	0	0	1	8	11	9.00	1.000										
63 Rafael Betancourt, R (8, 1) ERA: 2.91	1.0	H	4	0	0	0	2	1	0	0	0	0	0	14	20	0.00	1.000										
Bob Howry, R (9, 1) ERA: 3.43	1.0	S	3	0	0	0	0	0	0	0	0	0	0	6	10	0.00	0.000										

AB	40
R	9
H	16
RBI	9
BB	2
SO	7
LOB	21

AB	32
R	6
H	6
RBI	6
BB	4
SO	8
LOB	8







Batter	1	2	3	4	5	6	7	8	9	AB	R	H	RBI	BB	SO	LOB	TOP										
24 Grady Sizemore, L (1, 8) OBP: 0.342, SLG: 0.468										5	1	1	2	0	2	1	<b>Cleveland Indians @ Detroit Tigers</b> Comerica Park, Detroit, MI Sun Aug 07 2005, 1:05 PM EDT Att: 34,553 - Sunny - 83 F										
Coco Crisp, S (1, 7) OBP: 0.338, SLG: 0.437										5	0	1	0	0	1												
2 Jhonny Peralta, R (1, 6) OBP: 0.365, SLG: 0.543										3	1	2	0	1	0												
48 Travis Hafner, L (1, 10) OBP: 0.421, SLG: 0.576										3	1	1	0	1	0												
Ronnie Belliard, R (1, 4)										4	1	1	3	0	0												
Jeff Liefer, L (1, 3) OBP: 0.243, SLG: 0.278										4	0	0	0	0	3	1											
Ben Broussard, L (8, 3) OBP: 0.313, SLG: 0.438										0	0	0	0	0	0												
Aaron Boone, R (1, 5) OBP: 0.285, SLG: 0.358										4	0	0	0	0	1	1											
Casey Blake, R (1, 9) OBP: 0.313, SLG: 0.427										4	1	2	1	0	0												
Josh Bard, S (1, 2) OBP: 0.250, SLG: 0.257										3	1	0	0	0	0												
<b>Inning Stats</b>	R: 0 E: 0 K: 1 S: 10	H: 1 LOB: 1 BB: 0 P: 17	R: 0 E: 0 K: 2 S: 9	H: 0 LOB: 0 BB: 0 P: 12	R: 0 E: 0 K: 1 S: 8	H: 0 LOB: 0 BB: 0 P: 13	R: 0 E: 0 K: 0 S: 9	H: 1 LOB: 1 BB: 0 P: 10	R: 3 E: 1 K: 1 S: 13	H: 3 LOB: 1 BB: 0 P: 19	R: 0 E: 0 K: 0 S: 11	H: 1 LOB: 0 BB: 0 P: 14	R: 0 E: 0 K: 0 S: 4	H: 0 LOB: 0 BB: 0 P: 5	R: 3 E: 0 K: 2 S: 12	H: 1 LOB: 0 BB: 2 P: 23	R: 0 E: 0 K: 0 S: 9	H: 1 LOB: 1 BB: 0 P: 12	1B: 4 2B: 1 3B: 0 HR: 3	SF: 0 SAC: 1 DP: 0 HBP: 0	WP: 1 PB: 0 SB: 0 CS: 0	PA: 38					
<b>PITCHER</b>	IP	WLS	BF	H	R	ER	SO	BB	IBB	HBP	BLK	WP	HR	S	P	ERA	WHIP										
Jason Johnson, R (1, 1) ERA: 4.06	7.0		28	6	3	1	5	0	0	0	0	0	2	64	93	1.29	0.857										
Craig Dingman, R (8, 1) ERA: 1.54	0.1	H	2	0	1	1	1	1	0	0	0	0	0	4	9	27.00	3.000										
Vic Darenburg, L (8, 1) ERA: 5.79	0.0		1	0	0	0	0	1	0	0	0	0	0	2	6	∞	∞										
56 Fernando Rodney, R (8, 1) ERA: 2.19	1.2	L	7	2	2	2	1	0	0	0	0	1	1	15	20	10.80	1.200										

Batter	1	2	3	4	5	6	7	8	9	AB	R	H	RBI	BB	SO	LOB	BOTTOM										
14 Placido Polanco, R (1, 4) OBP: 0.393, SLG: 0.438										5	0	1	0	0	1	0	<b>Cleveland Indians @ Detroit Tigers</b> Comerica Park, Detroit, MI Sun Aug 07 2005, 1:05 PM EDT Att: 34,553 - Sunny - 83 F										
15 Brandon Inge, R (1, 5) OBP: 0.351, SLG: 0.421										4	1	2	1	1	1												
31 Chris Shelton, R (1, 3) OBP: 0.392, SLG: 0.533										3	0	0	0	2	2												
30 Magglio Ordonez, R (1, 9) OBP: 0.372, SLG: 0.489										4	0	0	0	1	0	2											
Rondell White, R (1, 10) OBP: 0.341, SLG: 0.463										5	1	2	0	0	1	3											
Ivan Rodriguez, R (1, 2) OBP: 0.302, SLG: 0.458										4	1	0	0	0	1	2											
Craig Monroe, R (1, 7) OBP: 0.336, SLG: 0.443										3	0	2	1	0	1	2											
John McDonald, R (1, 6) OBP: 0.333, SLG: 0.321										4	1	1	0	0	0	4											
Nook Logan, S (1, 8) OBP: 0.322, SLG: 0.361										4	1	1	1	0	0												
<b>Inning Stats</b>	R: 0 E: 0 K: 2 S: 10	H: 1 LOB: 1 BB: 0 P: 16	R: 5 E: 2 K: 0 S: 12	H: 4 LOB: 1 BB: 1 P: 21	R: 0 E: 0 K: 0 S: 12	H: 1 LOB: 1 BB: 0 P: 16	R: 0 E: 0 K: 1 S: 16	H: 1 LOB: 2 BB: 0 P: 25	R: 0 E: 0 K: 0 S: 8	H: 0 LOB: 3 BB: 3 P: 13	R: 0 E: 0 K: 1 S: 5	H: 1 LOB: 0 BB: 0 P: 6	R: 0 E: 0 K: 0 S: 8	H: 0 LOB: 0 BB: 0 P: 11	R: 0 E: 0 K: 2 S: 9	H: 0 LOB: 0 BB: 0 P: 16		1B: 8 2B: 0 3B: 0 HR: 1	SF: 1 SAC: 0 DP: 1 HBP: 0	WP: 0 PB: 0 SB: 1 CS: 0	PA: 41						
<b>PITCHER</b>	IP	WLS	BF	H	R	ER	SO	BB	IBB	HBP	BLK	WP	HR	S	P	ERA	WHIP										
Scott Elarton, R (1, 1) ERA: 4.41	5.2		31	8	5	1	4	4	0	0	0	0	0	7	8	0.00	0.750										
David Riske, R (6, 1) ERA: 2.99	1.1	W	4	1	0	0	1	0	0	0	0	0	0	7	8	0.00	0.750										
Bob Howry, R (8, 1) ERA: 3.28	1.0	H	3	0	0	0	0	0	0	0	0	0	0	8	11	0.00	0.000										
Bob Wickman, R (9, 1) ERA: 3.02	1.0	S	3	0	0	0	2	0	0	0	0	0	0	9	16	0.00	0.000										



Batter	1	2	3	4	5	6	7	8	9	10	11	12	AB	R	H	RBI	BB	SO	LOB	TOP							
14 Placido Polanco, R OBP: 0.362, SLG: 0.439													6	1	2	1	0	0	1								
9 Carlos Guillen, S OBP: 0.364, SLG: 0.436													3	2	2	1	1	1	0								
20 Omar Infante, R OBP: 0.273, SLG: 0.397													6	2	3	1	0	1	2								
Dmitri Young, S OBP: 0.322, SLG: 0.474													5	1	1	2	0	3	2								
30 Magglio Ordonez, R OBP: 0.364, SLG: 0.479													6	1	3	2	0	0	1								
Rondell White, R OBP: 0.344, SLG: 0.472													5	0	2	1	1	1	0								
Craig Monroe, R OBP: 0.338, SLG: 0.442													5	0	2	1	1	1	0								
15 Brandon Inge, R OBP: 0.349, SLG: 0.416													5	1	0	0	0	2	6								
13 Vance Wilson, R OBP: 0.261, SLG: 0.208													5	0	1	1	0	0	1								
Nook Logan, S OBP: 0.320, SLG: 0.356													4	0	0	0	1	1	3								
													4	0	0	0	1	1	3								
<b>Inning Stats</b>	R: 4 E: 1 K: 0 S: 22	H: 5 LOB: 0 BB: 0 P: 26	R: 0 E: 0 K: 0 S: 7	H: 0 LOB: 0 BB: 0 P: 11	R: 1 E: 0 K: 1 S: 12	H: 1 LOB: 0 BB: 0 P: 17	R: 1 E: 0 K: 0 S: 8	H: 1 LOB: 2 BB: 1 P: 15	R: 0 E: 0 K: 1 S: 13	H: 0 LOB: 2 BB: 1 P: 22	R: 0 E: 0 K: 2 S: 14	H: 0 LOB: 0 BB: 0 P: 18	R: 0 E: 0 K: 1 S: 9	H: 2 LOB: 1 BB: 0 P: 10	R: 0 E: 0 K: 0 S: 8	H: 0 LOB: 0 BB: 0 P: 11	R: 0 E: 0 K: 1 S: 8	H: 0 LOB: 0 BB: 0 P: 8	R: 1 E: 0 K: 2 S: 11	H: 3 LOB: 3 BB: 1 P: 16	1B: 10 2B: 4 3B: 0 HR: 1	SF: 1 SAC: 1 DP: 1 HBP: 2	WP: 1 PB: 0 SB: 0 CS: 0	PA: 54			
<b>PITCHER</b>	IP WLS BF H R ER SO BB IBB HBP BLK WP HR S P ERA WHIP	4.2 1.1 6 10 0 0 1 1 0 1 0 1 0 16 27 0.00 0.750	2.0 6 0 0 0 3 0 0 0 0 0 0 0 20 25 0.00 0.000	2.0 B 8 2 1 1 0 0 0 0 0 0 0 0 17 21 4.50 1.000	2.0 L 10 3 1 1 3 0 1 0 0 0 0 0 19 24 4.50 1.500																						

Detroit Tigers @ Toronto Blue Jays  
Rogers Centre, Toronto, ON  
Mon Aug 08 2005, 7:07 PM EDT  
Att. 20,887 - Clear - 84 F

AB	47
R	9
H	15
RBI	9
BB	3
SO	9
LOB	16



Batter	1	2	3	4	5	6	7	8	9	10	11	12	AB	R	H	RBI	BB	SO	LOB	BOTTOM								
3 Reed Johnson, R OBP: 0.365, SLG: 0.460													3	1	2	1	0	0	1									
Frank Catalanotto, L OBP: 0.361, SLG: 0.429													3	1	1	0	0	0	3									
Orlando Hudson, S OBP: 0.313, SLG: 0.410													7	1	2	2	0	1	5									
10 Vernon Wells, R OBP: 0.333, SLG: 0.509													5	1	3	1	1	0	1									
Shea Hillenbrand, R OBP: 0.359, SLG: 0.460													6	1	2	1	0	1	3									
2 Aaron Hill, R OBP: 0.352, SLG: 0.415													5	0	0	0	0	2										
47 Corey Koskie, L OBP: 0.307, SLG: 0.401													5	1	2	1	0	0	3									
8 Russ Adams, L OBP: 0.352, SLG: 0.451													1	0	1	0	0	0										
15 Alex Rios, R OBP: 0.332, SLG: 0.419													5	2	5	2	1	0	0									
Eric Hinske, L OBP: 0.332, SLG: 0.419													5	0	0	0	1	0	7									
Ken Huckaby, R ERA: 4.89													3	0	2	0	0	0	0									
9 Gregg Zaun, S OBP: 0.368, SLG: 0.389													3	0	0	0	0	2	4									
<b>Inning Stats</b>	R: 1 E: 0 K: 0 S: 8	H: 1 LOB: 0 BB: 0 P: 10	R: 1 E: 0 K: 0 S: 11	H: 1 LOB: 0 BB: 0 P: 12	R: 0 E: 0 K: 0 S: 4	H: 0 LOB: 0 BB: 0 P: 7	R: 2 E: 0 K: 0 S: 16	H: 3 LOB: 1 BB: 0 P: 23	R: 0 E: 0 K: 0 S: 11	H: 2 LOB: 2 BB: 0 P: 15	R: 2 E: 0 K: 0 S: 14	H: 4 LOB: 2 BB: 1 P: 16	R: 0 E: 0 K: 0 S: 10	H: 2 LOB: 0 BB: 0 P: 16	R: 2 E: 0 K: 1 S: 9	H: 2 LOB: 0 BB: 0 P: 11	R: 0 E: 0 K: 1 S: 10	H: 2 LOB: 3 BB: 1 P: 19	R: 0 E: 0 K: 0 S: 6	H: 0 LOB: 1 BB: 0 P: 12	R: 0 E: 0 K: 0 S: 10	H: 2 LOB: 1 BB: 0 P: 15	R: 0 E: 0 K: 0 S: 7	H: 1 LOB: 0 BB: 0 P: 9	1B: 15 2B: 2 3B: 0 HR: 3	SF: 1 SAC: 1 DP: 3 HBP: 1	WP: 0 PB: 0 SB: 0 CS: 0	PA: 57
<b>PITCHER</b>	IP WLS BF H R ER SO BB IBB HBP BLK WP HR S P ERA WHIP	5.2 0.2 27 10 6 6 1 0 0 0 0 0 0 10 10 0.00 1.765	2.0 H 3 3 0 0 0 0 0 0 0 0 0 0 4 10 0.00 0.000	0.2 H 3 0 0 0 0 0 0 1 0 0 0 0 4 10 0.00 0.000	1.0 B 5 2 2 2 1 0 0 0 0 0 0 0 1 9 11 18.00 2.000	2.0 10 2 0 0 2 1 1 0 0 0 0 0 16 31 0.00 1.500																						
Mike Maroth, L ERA: 4.89	1.1 W 6 3 0 0 0 0 0 0 0 0 0 0 0 15 22 0.00 2.250																											
Chris Spurling, R ERA: 3.7	0.2 S 1 0 0 0 0 0 0 0 0 0 0 0 0 2 2 0.00 0.000																											
Jamie Walker, L ERA: 5.98																												
43 Roman Colon, R ERA: 5.98																												
Franklyn German, R ERA: 2.72																												

Detroit Tigers @ Toronto Blue Jays  
Rogers Centre, Toronto, ON  
Mon Aug 08 2005, 7:07 PM EDT  
Att. 20,887 - Clear - 84 F

AB	51
R	8
H	20
RBI	8
BB	3
SO	4
LOB	29





Batter	1	2	3	4	5	6	7	8	9	AB	R	H	RBI	BB	SO	LOB	TOP					
14 Placido Polanco, R (1.4) OBP: 0.395, SLG: 0.442	F7		F9														5 0 3 2 0 0 0					
9 Carlos Guillen, S (1.6) OBP: 0.367, SLG: 0.438	P5		G4-3														3 0 1 0 2 0 0					
31 Chris Shelton, R (1.3) OBP: 0.388, SLG: 0.530			F7														5 0 1 0 0 3 4					
Dmitri Young, S (1.7) OBP: 0.320, SLG: 0.469					F8												4 0 0 0 1 0 2					
Rondell White, R (1.10) OBP: 0.345, SLG: 0.475																	4 1 2 0 0 1 2					
Craig Monroe, R (1.9) OBP: 0.339, SLG: 0.443																	4 1 2 0 0 1 1					
15 Brandon Inge, R (1.5) OBP: 0.350, SLG: 0.417																	4 2 2 0 0 2 3					
13 Vance Wilson, R (1.2) OBP: 0.250, SLG: 0.200																	3 0 0 1 0 0 4					
Nook Logan, S (1.8) OBP: 0.318, SLG: 0.353																	2 0 0 0 0 0 2					
30 Magglio Ordonez, R (7, PH) OBP: 0.360, SLG: 0.476																	1 0 0 1 0 0 0					
<b>Inning Stats</b>	R: 0 E: 0 K: 0 S: 8	H: 1 LOB: 2 BB: 1 P: 16	R: 0 E: 0 K: 1 S: 11	H: 1 LOB: 1 BB: 0 P: 15	R: 0 E: 0 K: 0 S: 7	H: 0 LOB: 0 BB: 0 P: 12	R: 0 E: 0 K: 2 S: 7	H: 0 LOB: 0 BB: 0 P: 10	R: 1 E: 0 K: 0 S: 8	H: 2 LOB: 0 BB: 0 P: 18	R: 0 E: 0 K: 1 S: 7	H: 1 LOB: 0 BB: 0 P: 12	R: 3 E: 0 K: 1 S: 14	H: 4 LOB: 2 BB: 1 P: 26	R: 0 E: 1 K: 1 S: 14	H: 1 LOB: 2 BB: 0 P: 18	R: 0 E: 0 K: 1 S: 9	H: 1 LOB: 2 BB: 1 P: 15	1B: 8 2B: 3 3B: 0 HR: 0	SF: 2 SAC: 0 DP: 0 HBP: 0	WP: 1 PB: 0 SB: 0 CS: 1	PA: 41
<b>PITCHER</b>	IP WLS BF H R ER SO BB IBB HBP BLK WP HR S P ERA WHIP																					
40 Dustin McGowan, R (1.1) ERA: 4.96	6.1 W 26 8 4 4 4 1 0 0 0 0 0 52 90 5.68 1.421																					
Pete Walker, R (7.1) ERA: 2.69	1.0 H 7 2 0 0 1 1 0 0 0 1 0 18 29 0.00 3.000																					
54 Jason Frasor, R (8.1) ERA: 4.26	0.2 H 2 0 0 0 1 0 0 0 0 0 0 6 8 0.00 0.000																					
Miguel Batista, R (9.1) ERA: 2.91	1.0 S 5 1 0 0 1 1 0 0 0 0 0 9 15 0.00 2.000																					

Detroit Tigers @ Toronto Blue Jays  
Rogers Centre, Toronto, ON  
Tue Aug 09 2005, 7:07 PM EDT  
Att: 21,145 - Clear - 88 F

AB 35  
R 4  
H 11  
RBI 4  
BB 3  
SO 7  
LOB 18



Batter	1	2	3	4	5	6	7	8	9	AB	R	H	RBI	BB	SO	LOB	BOTTOM			
8 Russ Adams, L (1.6) OBP: 0.348, SLG: 0.444	G4-3		G4-3														4 0 0 0 0 1 0			
Frank Catalanotto, L (1.7) OBP: 0.358, SLG: 0.425																	3 0 0 0 0 0 0			
3 Reed Johnson, R (8.7) OBP: 0.348, SLG: 0.458																	1 0 0 0 0 0 0			
10 Vernon Wells, R (1.8) OBP: 0.332, SLG: 0.507																	4 1 1 0 0 0 0			
47 Corey Koskie, L (1.5) OBP: 0.311, SLG: 0.403																	4 1 2 0 0 0 0			
9 Gregg Zaun, S (1.2) OBP: 0.371, SLG: 0.392																	3 1 2 1 0 0 1			
15 Alex Rios, R (1.9) OBP: 0.332, SLG: 0.427																	3 2 1 3 0 0 2			
Eric Hinske, L (1.3) OBP: 0.330, SLG: 0.415																	3 0 0 0 0 1 2			
2 Aaron Hill, R (1.10) OBP: 0.351, SLG: 0.426																	3 1 1 2 0 1 0			
Orlando Hudson, S (1.4) OBP: 0.311, SLG: 0.407																	3 0 0 0 0 0 0			
<b>Inning Stats</b>	R: 0 E: 0 K: 0 S: 6	H: 0 LOB: 0 BB: 0 P: 11	R: 0 E: 0 K: 1 S: 12	H: 1 LOB: 0 BB: 0 P: 19	R: 0 E: 0 K: 1 S: 9	H: 0 LOB: 0 BB: 0 P: 16	R: 0 E: 0 K: 0 S: 5	H: 0 LOB: 0 BB: 0 P: 8	R: 2 E: 0 K: 0 S: 10	H: 2 LOB: 0 BB: 0 P: 18	R: 4 E: 0 K: 0 S: 19	H: 4 LOB: 0 BB: 0 P: 29	R: 0 E: 0 K: 1 S: 12	H: 0 LOB: 0 BB: 0 P: 18	R: 0 E: 0 K: 0 S: 10	H: 0 LOB: 0 BB: 0 P: 11	1B: 5 2B: 0 3B: 0 HR: 2	SF: 0 SAC: 0 DP: 0 HBP: 0	WP: 0 PB: 0 SB: 0 CS: 0	PA: 31
<b>PITCHER</b>	IP WLS BF H R ER SO BB IBB HBP BLK WP HR S P ERA WHIP																			
Sean Douglass, R (1.1) ERA: 4.08	5.2 L 24 7 6 6 2 0 0 0 0 0 0 2 56 9.53 1.235																			
Jamie Walker, L (6.1) ERA: 2.61	1.1 4 0 0 0 1 0 0 0 0 0 0 17 26 0.00 0.000																			
Chris Spurling, R (8.1) ERA: 3.61	1.0 3 0 0 0 0 0 0 0 0 0 0 10 11 0.00 0.000																			

Detroit Tigers @ Toronto Blue Jays  
Rogers Centre, Toronto, ON  
Tue Aug 09 2005, 7:07 PM EDT  
Att: 21,145 - Clear - 88 F

AB 31  
R 6  
H 7  
RBI 6  
BB 0  
SO 3  
LOB 5



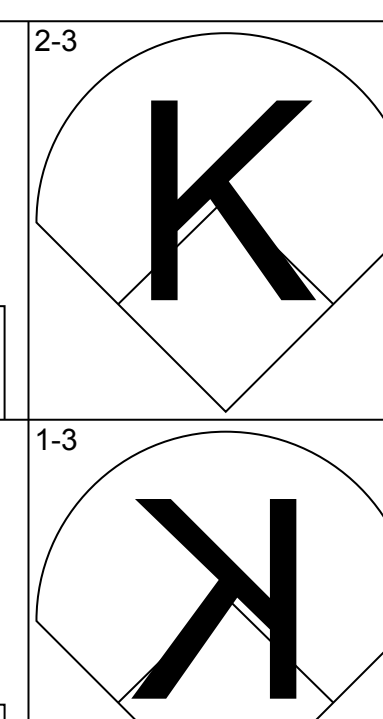
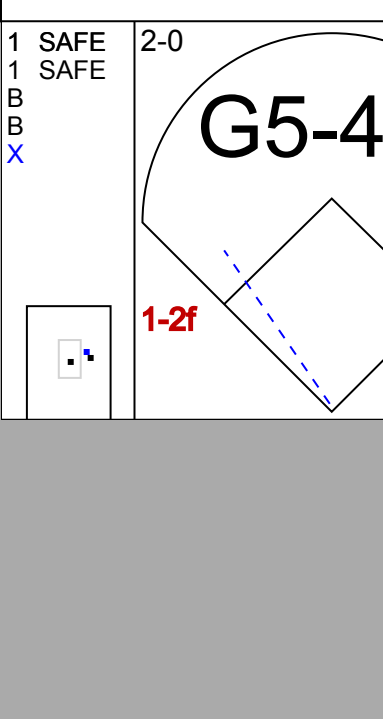
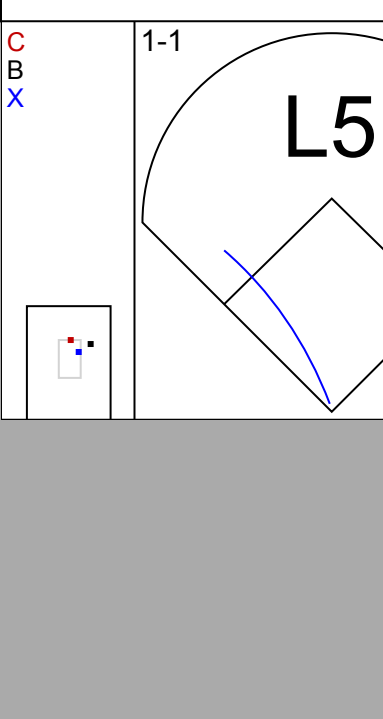
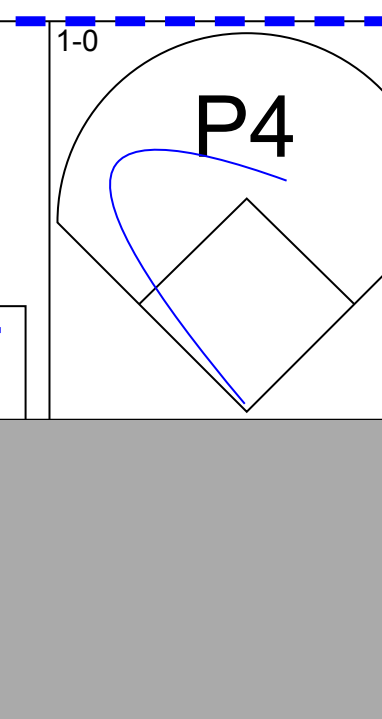
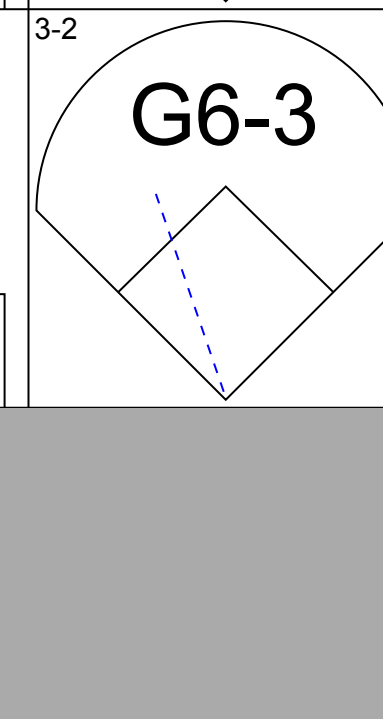
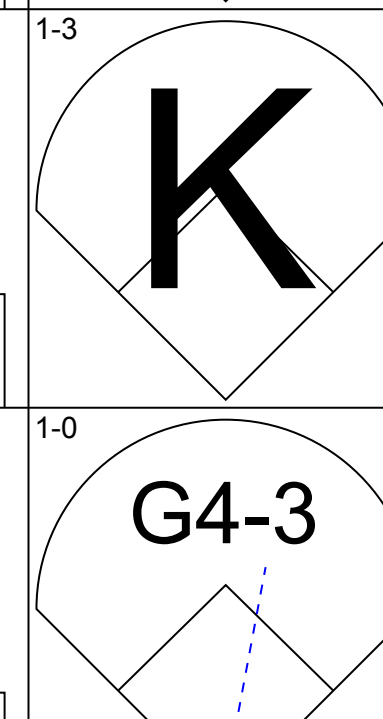
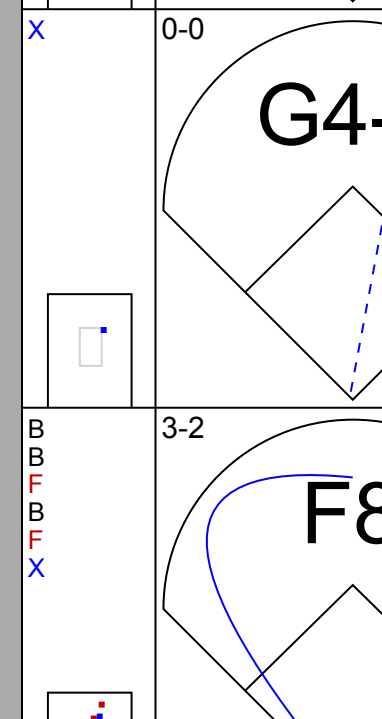
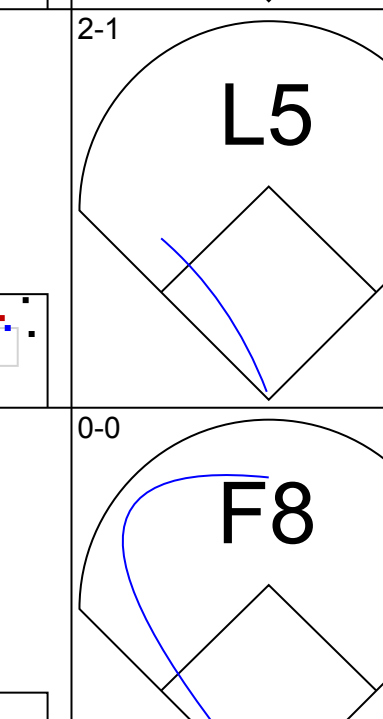




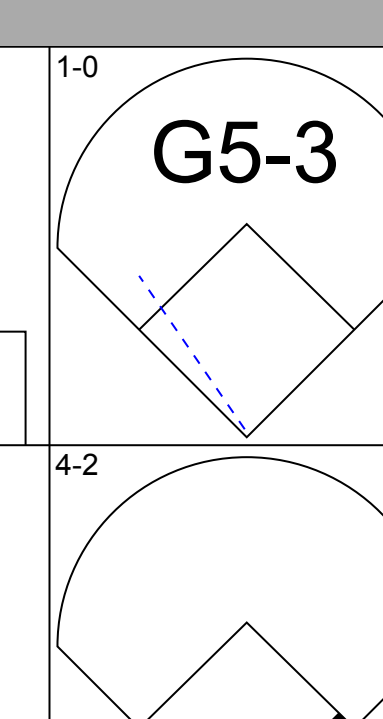
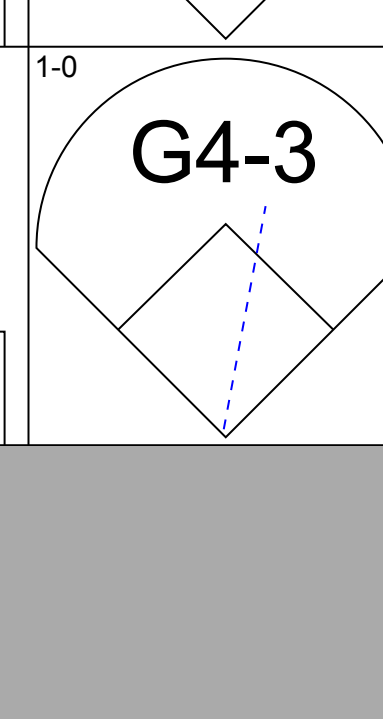
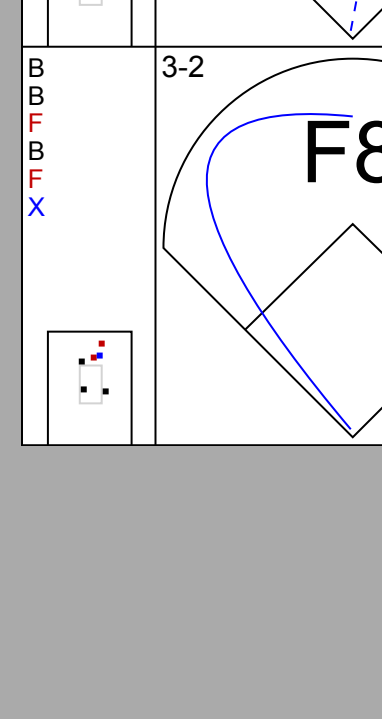
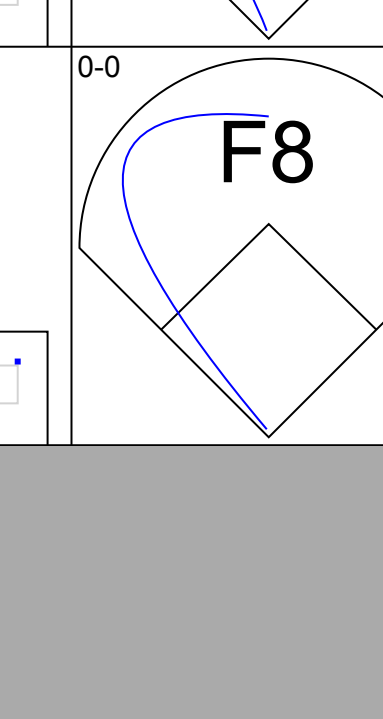
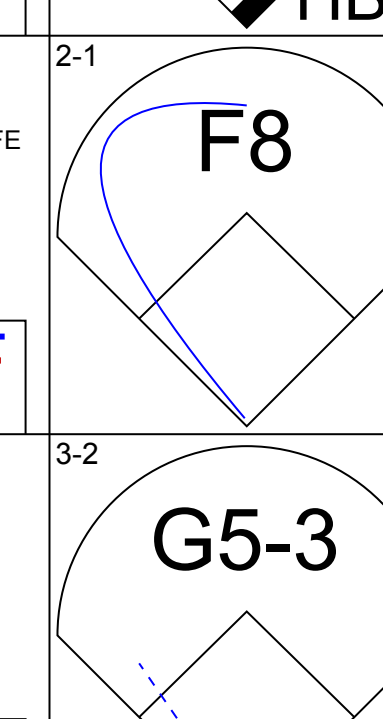
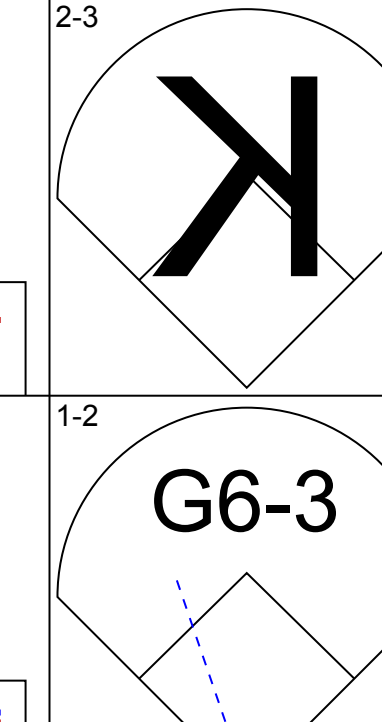
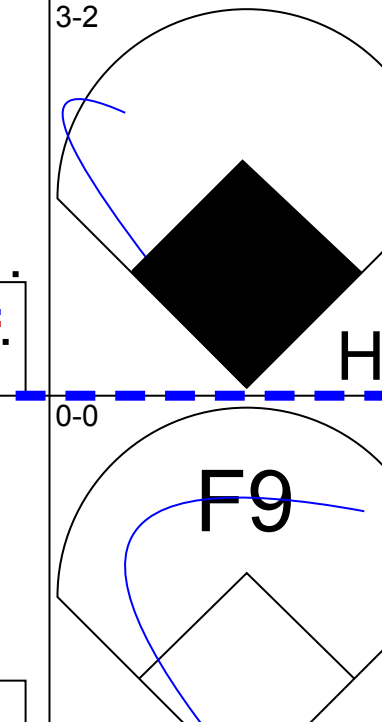
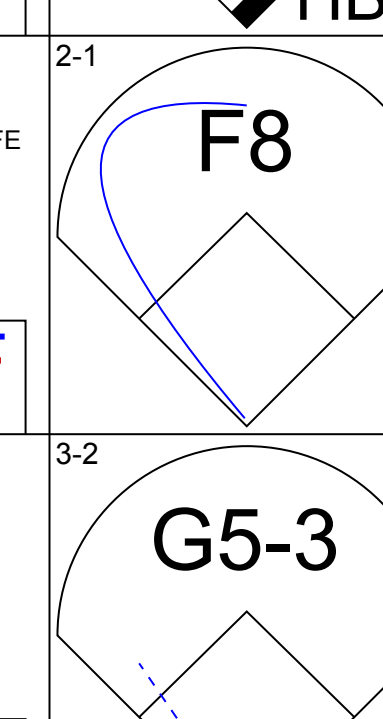
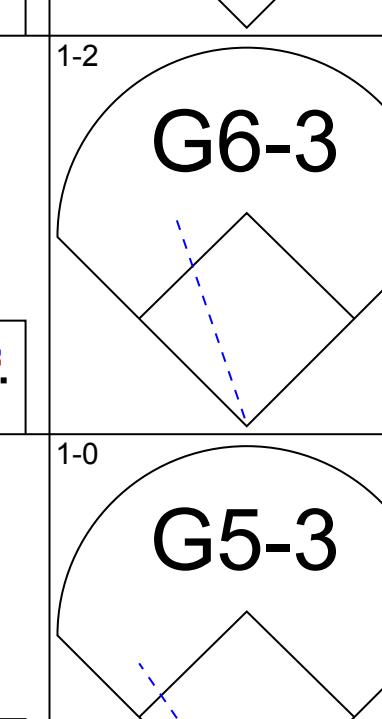
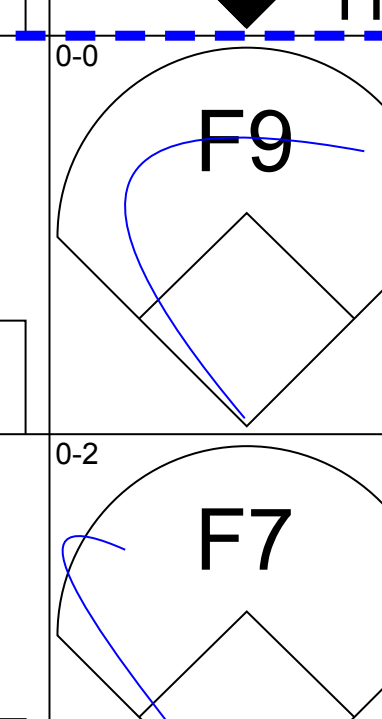
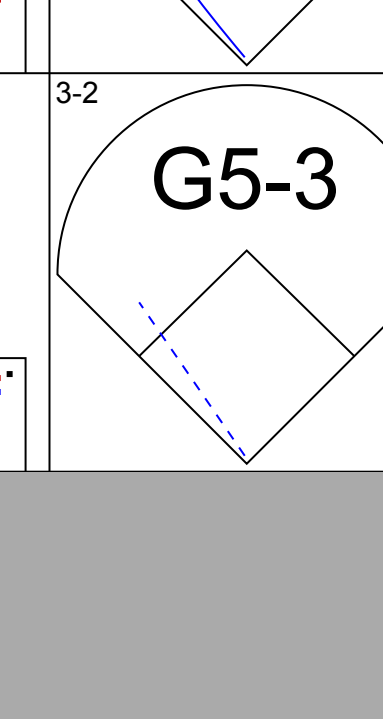
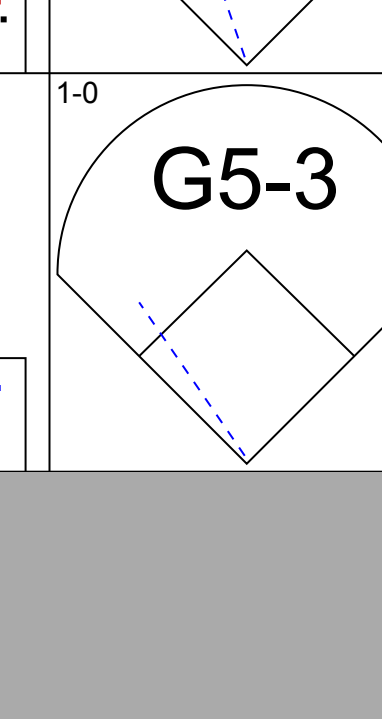
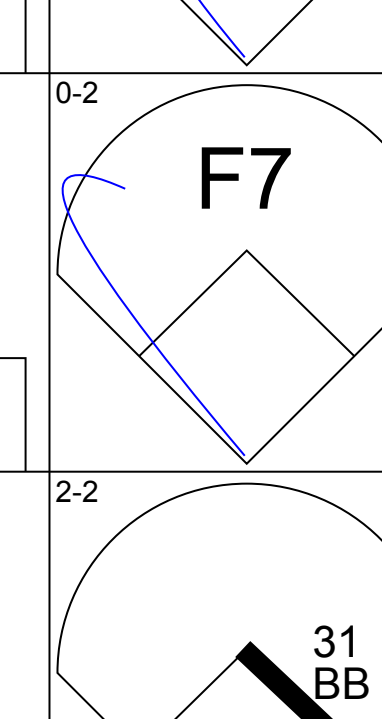
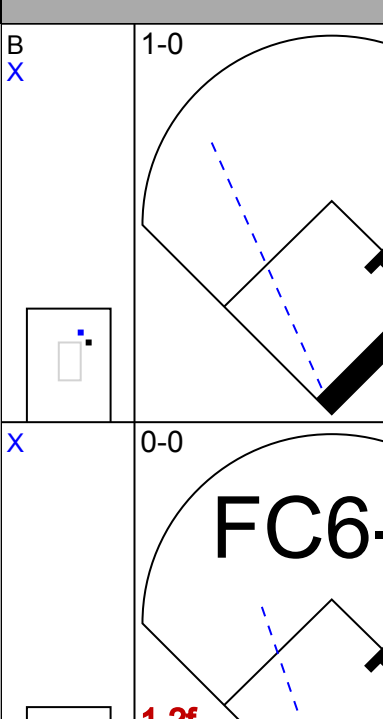
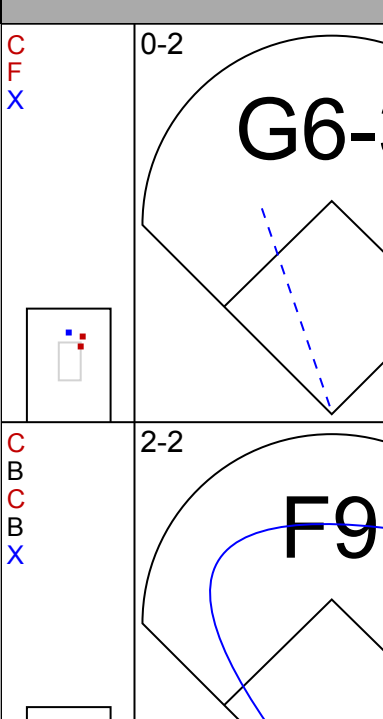
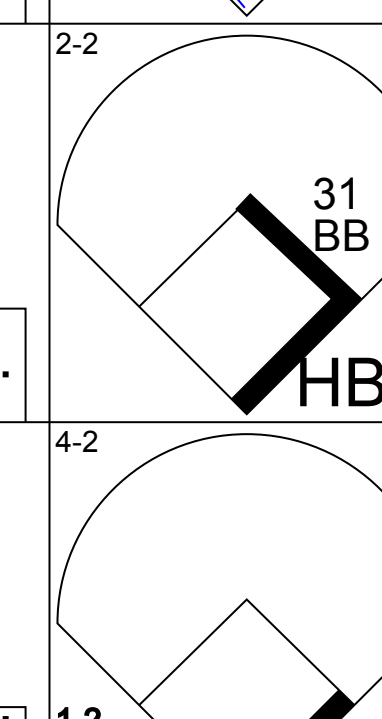
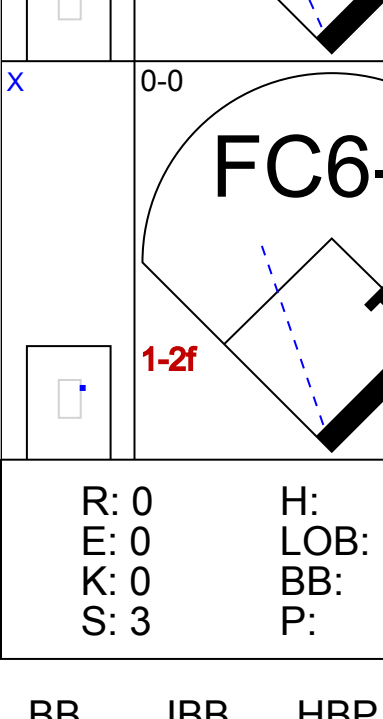
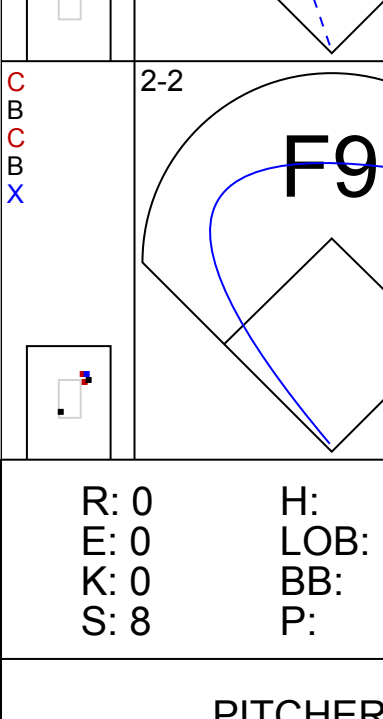
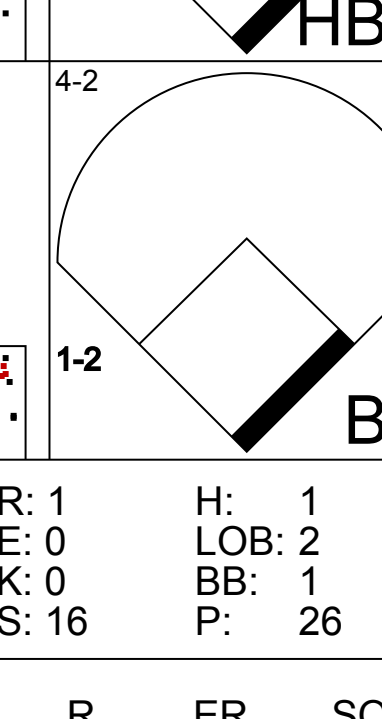


Batter	1	2	3	4	5	6	7	8	9	AB R H RBI BB SO LOB	TOP																
14 Placido Polanco, R (1,4) OBP: 0.395, SLG: 0.438	3-1 F8		2-1 G5-3		4-0 BB		4-2 BB		2-1 G4-3	3 0 0 0 2 0 1	<b>Detroit Tigers @ Toronto Blue Jays</b> Rogers Centre, Toronto, ON Wed Aug 10 2005, 7:07 PM EDT Att: 24,624 - Roof Closed - 68 F																
9 Carlos Guillen, S (1,6) OBP: 0.366, SLG: 0.436	3-3 K		0-0 G5-3		2-0 G1-3		2-0 1B		2-3	4 0 1 0 0 1 1																	
31 Chris Shelton, R (1,3) OBP: 0.386, SLG: 0.523	4-0 BB		2-3 K		1-2 G5-4-3		2-2 G1-3			3 0 0 0 1 1 3																	
30 Magglio Ordonez, R (1,9) OBP: 0.363, SLG: 0.493	4-1 BB			0-0 G6-3		1-0 HR		1-0 G6-3		3 1 1 1 1 0 0																	
Rondell White, R (1,10) OBP: 0.344, SLG: 0.473	1-0 FC5-4			1-2 HR		0-0 G5-3		3-3 K		4 1 1 0 0 1 2																	
Dmitri Young, S (1,7) OBP: 0.322, SLG: 0.477		1-1 1B		0-1 HR		0-1 F7		1-0 P4		4 1 2 2 0 0 0																	
Craig Monroe, R (1,8) OBP: 0.339, SLG: 0.440		1-2 L6		2-2 F8		0-3 K		4-2 BB		3 0 0 0 1 1 1																	
15 Brandon Inge, R (1,5) OBP: 0.348, SLG: 0.414		0-2 F7		3-2 E5			0-0 F9	1 SAFE 0-1 SH1-3		3 0 0 0 0 0 1																	
13 Vance Wilson, R (1,2) OBP: 0.240, SLG: 0.190		1-1 F8		0-0 G6-3			1-1 F8	3-2 F9		4 0 0 0 0 0 3																	
<b>Inning Stats</b>	R: 0 E: 0 K: 1 S: 8	H: 0 LOB: 2 BB: 2 P: 23	R: 0 E: 0 K: 0 S: 11	H: 1 LOB: 1 BB: 0 P: 14	R: 0 E: 0 K: 1 S: 6	H: 0 LOB: 0 BB: 0 P: 10	R: 2 E: 1 K: 0 S: 14	H: 2 LOB: 1 BB: 0 P: 20	R: 0 E: 0 K: 0 S: 4	H: 0 LOB: 0 BB: 1 P: 11	R: 1 E: 0 K: 1 S: 8	H: 1 LOB: 0 BB: 0 P: 9	R: 0 E: 0 K: 0 S: 11	H: 1 LOB: 2 BB: 1 P: 20	R: 0 E: 0 K: 1 S: 5	H: 0 LOB: 0 BB: 0 P: 10	R: 0 E: 0 K: 0 S: 14	H: 0 LOB: 1 BB: 1 P: 23	1B: 3 2B: 0 3B: 0 HR: 2	SF: 0 SAC: 1 DP: 1 HBP: 0	WP: 0 PB: 0 SB: 0 CS: 0	PA: 37					
<b>PITCHER</b>	IP WLS BF H R ER SO BB IBB HBP BLK WP HR S P ERA WHIP											<b>PITCHER</b>	IP WLS BF H R ER SO BB IBB HBP BLK WP HR S P ERA WHIP														
39 Gustavo Chacin, L (1,1) ERA: 3.39	6.2	29	5	3	3	3	4	0	0	0	0	0	2	58	101	4.05	1.350										
Vinnie Chulk, R (7,1) ERA: 3.13	1.1	4	0	0	0	1	0	0	0	0	0	0	0	9	16	0.00	0.000										
Justin Speier, R (9,1) ERA: 2.2	1.0	W	4	0	0	0	1	0	0	1	0	0	0	14	23	0.00	1.000										

Batter	1	2	3	4	5	6	7	8	9	AB R H RBI BB SO LOB	BOTTOM																
8 Russ Adams, L (1,6) OBP: 0.347, SLG: 0.440	2-2 G5-3		0-2 L3		4-1 BB		2-3 K			3 0 0 0 1 1 0	<b>Detroit Tigers @ Toronto Blue Jays</b> Rogers Centre, Toronto, ON Wed Aug 10 2005, 7:07 PM EDT Att: 24,624 - Roof Closed - 68 F																
3 Read Johnson, R (1,7) OBP: 0.343, SLG: 0.452	2-2 G5-3		0-1 G6-3		1 SAFE 1 SAFE P6		2-1 G6-3			4 0 0 0 0 0 1																	
10 Vernon Wells, R (1,8) OBP: 0.331, SLG: 0.507	3-3 K		2-1 2B		2-0 G2		2-2 G6-3			4 0 1 0 0 1 1																	
Shea Hillenbrand, R (1,3) OBP: 0.360, SLG: 0.467		0-1 1B	0-0 F8			2-1 HR		1-2 G1-3		4 2 2 1 0 0 1																	
2 Aaron Hill, R (1,10) OBP: 0.355, SLG: 0.433		3-2 1B		2-0 G5-3		1-1 2B		2-2 G3-1		3 1 2 0 0 0 0																	
Eric Hinske, L (8,PH) OBP: 0.329, SLG: 0.414		1-3 1B				15 1B				1 0 0 0 0 0 0																	
47 Corey Koskie, L (1,5) OBP: 0.314, SLG: 0.402		1-0 1B		3-2 G3		F9 15 1B		2-1 G3		3 0 1 1 1 0 0 0																	
15 Alex Rios, R (1,9) OBP: 0.333, SLG: 0.427		1-2 1B		0-0 1B		1-2 2-H 1B				4 0 2 1 0 1 2																	
Orlando Hudson, S (1,4) OBP: 0.311, SLG: 0.413		2-1 FC2-4		0-0 F8		2-1 F9		1-2 HR		4 1 1 1 1 0 0 5																	
Ken Huckaby, R (1,2) OBP: 0.217, SLG: 0.192		0-0 FC6-4			0-1 G6-3		2-3 K			3 0 0 0 0 1 3																	
<b>Inning Stats</b>	R: 0 E: 0 K: 1 S: 11	H: 0 LOB: 0 BB: 0 P: 18	R: 1 E: 0 K: 1 S: 12	H: 3 LOB: 2 BB: 0 P: 19	R: 0 E: 0 K: 0 S: 9	H: 1 LOB: 1 BB: 0 P: 11	R: 0 E: 0 K: 0 S: 6	H: 1 LOB: 0 BB: 0 P: 11	R: 0 E: 0 K: 0 S: 5	H: 0 LOB: 1 BB: 1 P: 12	R: 2 E: 0 K: 1 S: 10	H: 3 LOB: 1 BB: 0 P: 20	R: 0 E: 0 K: 1 S: 8	H: 0 LOB: 0 BB: 0 P: 14	R: 0 E: 0 K: 0 S: 14	H: 0 LOB: 0 BB: 0 P: 19	R: 1 E: 0 K: 0 S: 5	H: 1 LOB: 0 BB: 0 P: 8	1B: 5 2B: 2 3B: 0 HR: 2	SF: 0 SAC: 0 DP: 0 HBP: 1	WP: 0 PB: 0 SB: 1 CS: 0	PA: 35					
<b>PITCHER</b>	IP WLS BF H R ER SO BB IBB HBP BLK WP HR S P ERA WHIP											<b>PITCHER</b>	IP WLS BF H R ER SO BB IBB HBP BLK WP HR S P ERA WHIP														
29 Nate Robertson, L (1,1) ERA: 4.1	7.0	30	8	3	3	4	1	0	1	0	0	0	1	61	105	3.86	1.286										
Franklyn German, R (8,1) ERA: 2.66	1.0	3	0	0	0	0	0	0	0	0	0	0	0	14	19	0.00	0.000										
Craig Dingman, R (9,1) ERA: 2.25	0.1	L	2	1	1	1	0	0	0	0	0	0	1	5	8	27.00	3.000										




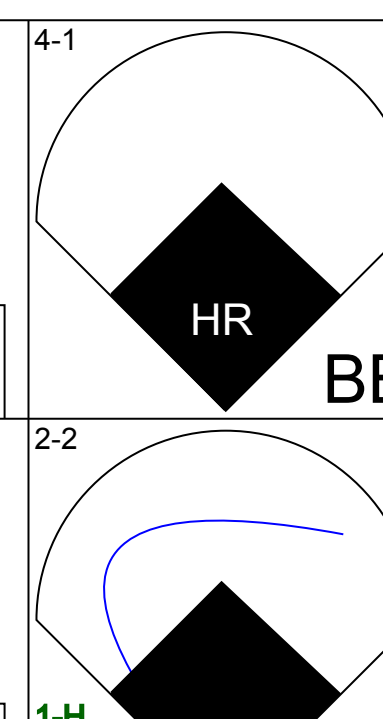
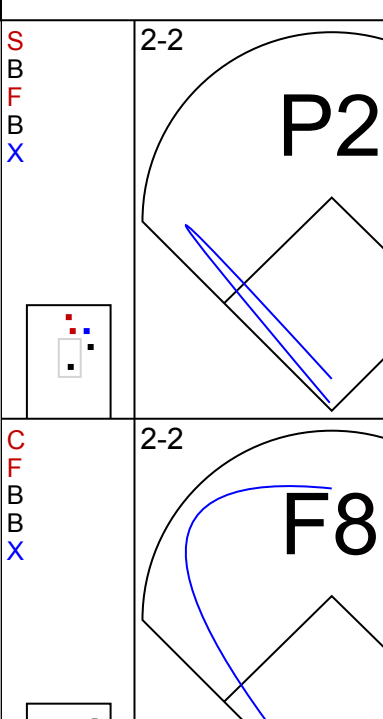
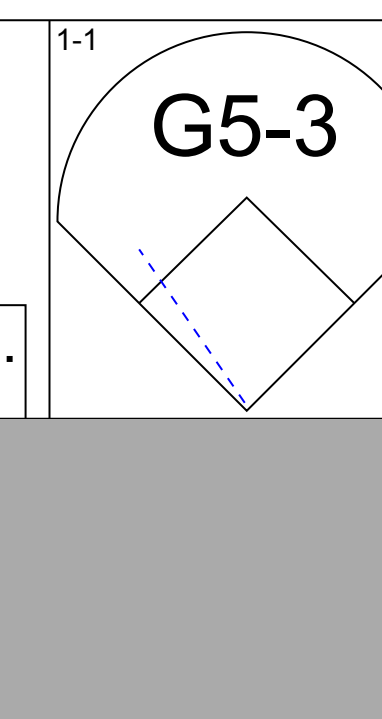
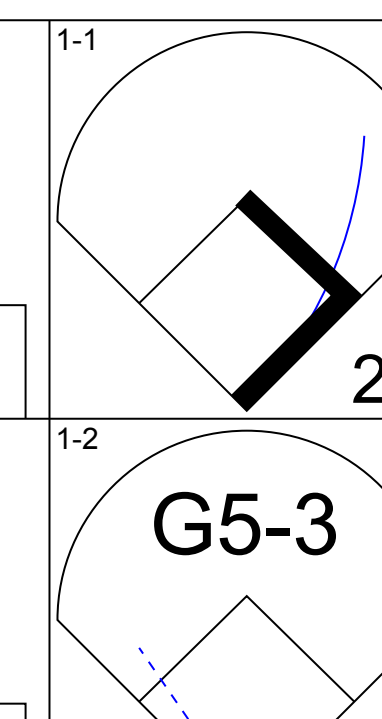
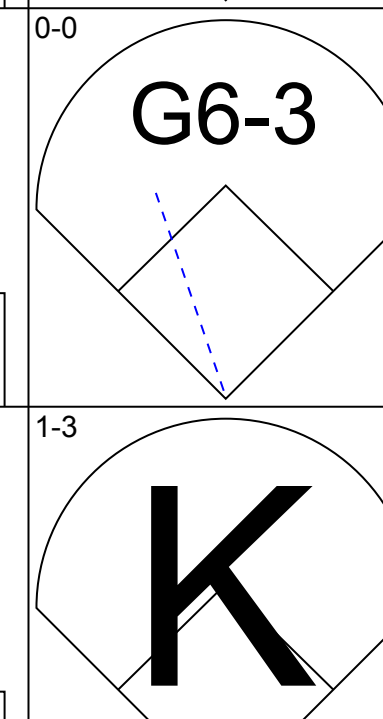
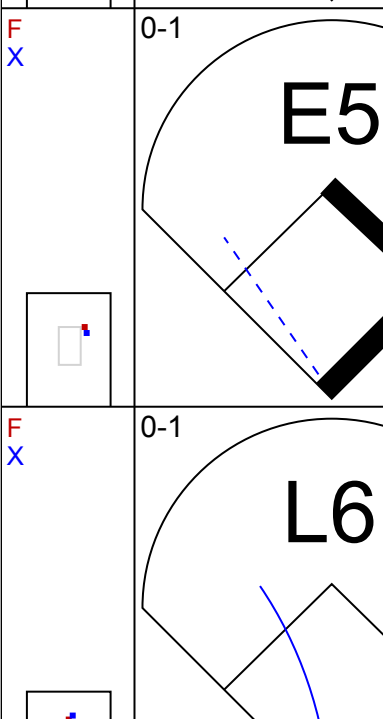
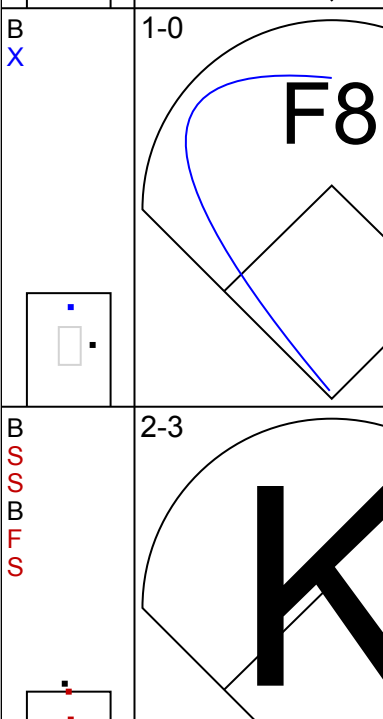
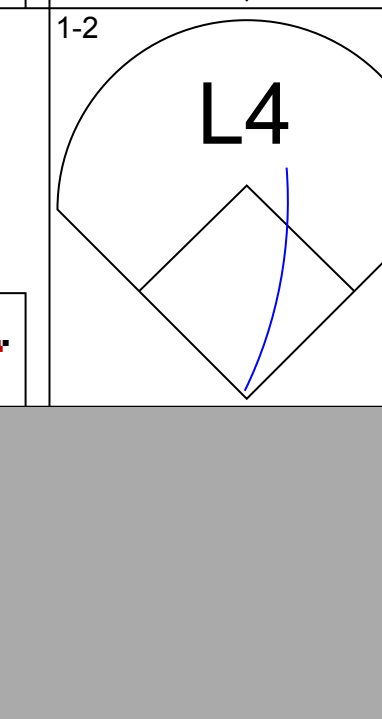
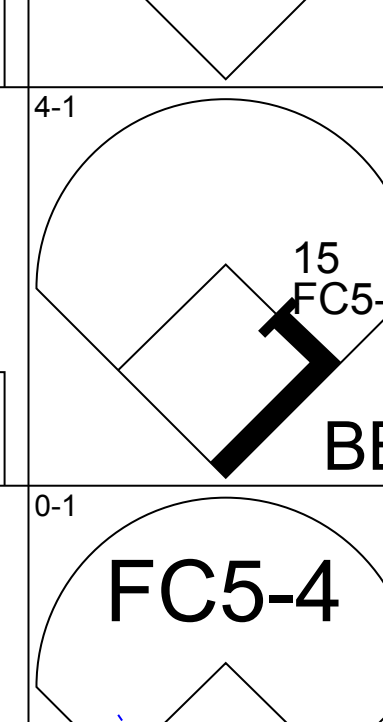









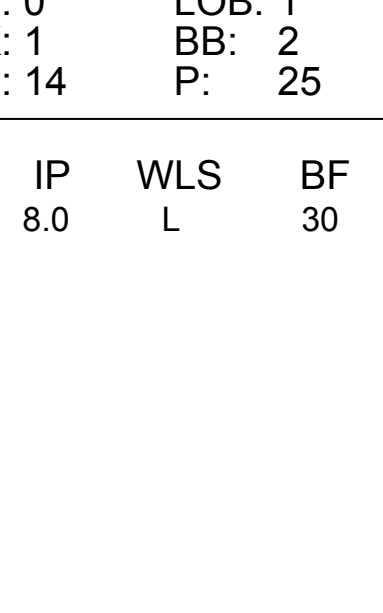
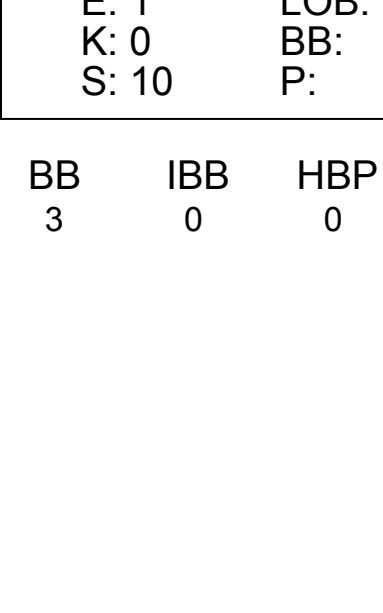
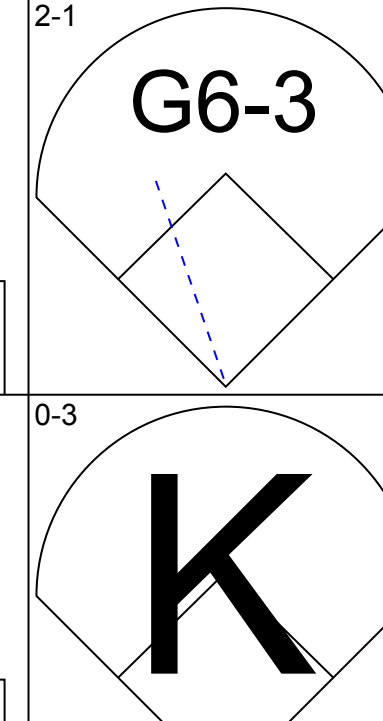
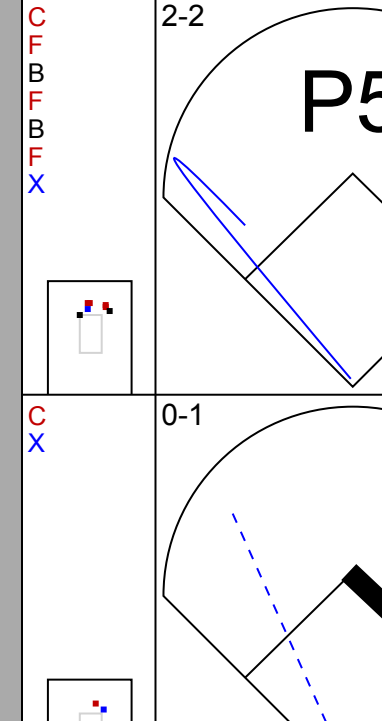
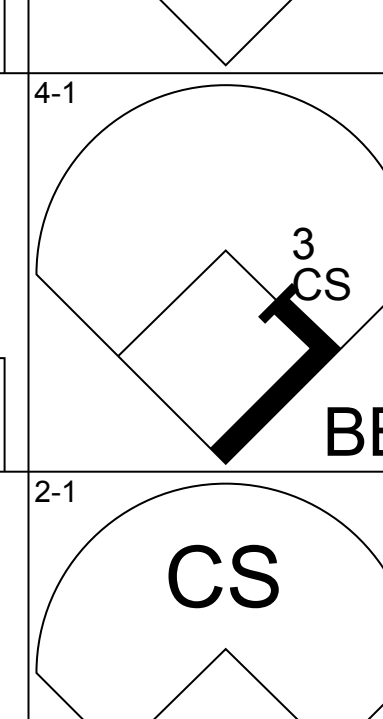
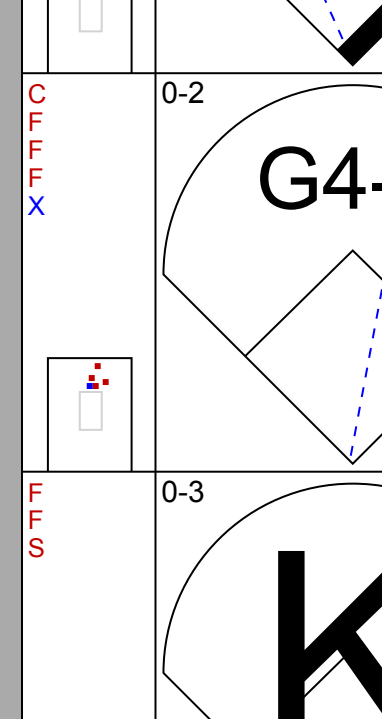
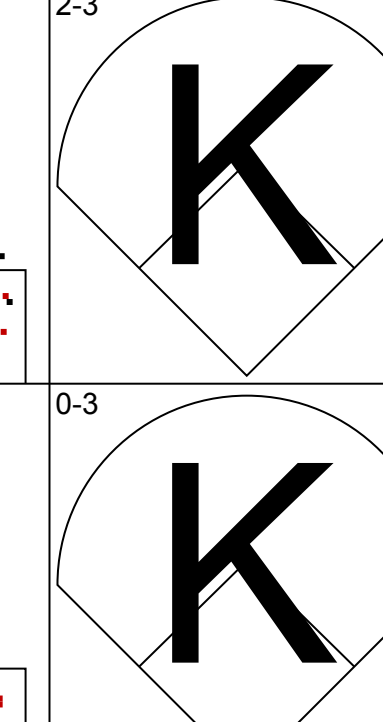


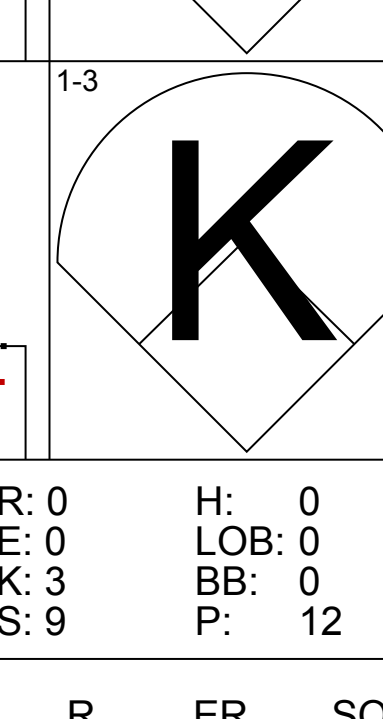
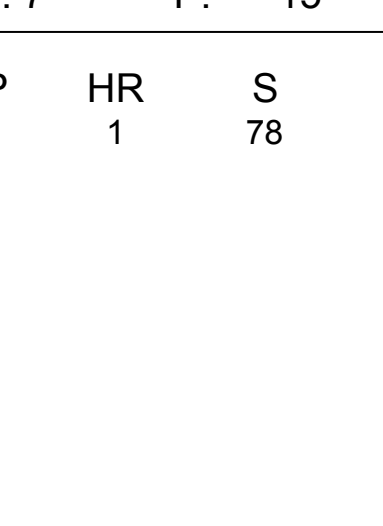
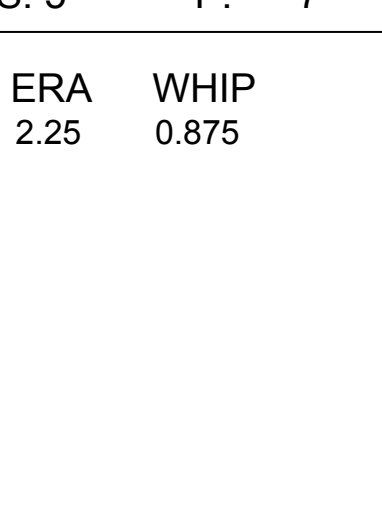




Batter	1	2	3	4	5	6	7	8	9	AB	R	H	RBI	BB	SO	LOB	TOP										
14 Placido Polanco, R OBP: 0.391, SLG: 0.432										4	0	0	0	0	1	3											
20 Omar Infante, R OBP: 0.270, SLG: 0.392										4	0	0	0	0	2	0											
Dmitri Young, S OBP: 0.319, SLG: 0.472										4	0	0	0	0	1	0											
30 Magglio Ordonez, R OBP: 0.355, SLG: 0.480										4	0	0	0	0	0	0											
Rondell White, R OBP: 0.347, SLG: 0.481										2	1	1	1	0	1	0											
Craig Monroe, R OBP: 0.336, SLG: 0.436										3	0	0	0	0	0	1											
15 Brandon Inge, R OBP: 0.346, SLG: 0.411										3	0	0	0	0	0	1											
13 Vance Wilson, R OBP: 0.253, SLG: 0.198										2	0	1	0	0	0	0											
Nook Logan, S OBP: 0.316, SLG: 0.351										2	0	0	0	0	0	1											
31 Chris Shelton, R OBP: 0.389, SLG: 0.523										0	0	0	0	1	0	0											
<b>Inning Stats</b>	R: 0 E: 0 K: 2 S: 11	H: 0 LOB: 0 BB: 0 P: 17	R: 0 E: 0 K: 0 S: 8	H: 0 LOB: 1 BB: 0 P: 18	R: 0 E: 0 K: 0 S: 3	H: 1 LOB: 0 BB: 0 P: 6	R: 0 E: 0 K: 1 S: 5	H: 0 LOB: 0 BB: 0 P: 7	R: 0 E: 0 K: 1 S: 7	H: 0 LOB: 0 BB: 0 P: 11	R: 0 E: 0 K: 0 S: 8	H: 0 LOB: 0 BB: 0 P: 13	R: 1 E: 0 K: 0 S: 16	H: 1 LOB: 2 BB: 1 P: 26	R: 0 E: 0 K: 1 S: 6	H: 0 LOB: 0 BB: 0 P: 9	1B: 1 2B: 0 3B: 0 HR: 1	SF: 0 SAC: 0 DP: 1 HBP: 2	WP: 0 PB: 0 SB: 0 CS: 0	PA: 31							
<b>PITCHER</b>	IP	WLS	BF	H	R	ER	SO	BB	IBB	HBP	BLK	WP	HR	S	P	ERA	WHIP										
37 Scott Downs, L ERA: 5.02	7.0	W	23	2	1	1	4	0	0	1	0	0	1	52	89	1.29	0.286										
54 Jason Frasor, R ERA: 4.21	0.2	H	4	0	0	0	0	1	0	1	0	0	0	12	18	0.00	1.500										
Miguel Batista, R ERA: 2.84	1.1	S	4	0	0	0	1	0	0	0	0	0	0	7	11	0.00	0.000										

Detroit Tigers @ Toronto Blue Jays  
Rogers Centre, Toronto, ON  
Thu Aug 11 2005, 12:37 PM EDT  
Att: 30,578 - Sunny - 77 F


AB	28
R	1
H	2
RBI	1
BB	1
SO	5
LOB	6



Batter	1	2	3	4	5	6	7	8	9	AB	R	H	RBI	BB	SO	LOB	BOTTOM										
8 Russ Adams, L OBP: 0.349, SLG: 0.442										3	1	1	0	1	0	0											
Frank Catalanotto, L OBP: 0.358, SLG: 0.434										3	1	1	2	0	1	0											
10 Vernon Wells, R OBP: 0.331, SLG: 0.506										1	0	0	0	0	0	1											
Shea Hillenbrand, R OBP: 0.359, SLG: 0.465										4	0	1	0	0	0	1											
47 Corey Koskie, L OBP: 0.310, SLG: 0.396										3	0	0	0	0	2	1											
9 Gregg Zaun, S OBP: 0.370, SLG: 0.389										2	0	0	0	1	0	0											
15 Alex Rios, R OBP: 0.333, SLG: 0.429										3	0	1	0	0	1	1											
Eric Hinske, L OBP: 0.329, SLG: 0.411										2	0	0	0	1	1	1											
3 Reed Johnson, R OBP: 0.340, SLG: 0.447										3	0	0	0	0	2	1											
Orlando Hudson, S OBP: 0.308, SLG: 0.410										3	0	0	0	0	1	0											
<b>Inning Stats</b>	R: 2 E: 0 K: 1 S: 14	H: 1 LOB: 1 BB: 2 P: 25	R: 0 E: 0 K: 3 S: 9	H: 0 LOB: 0 BB: 0 P: 12	R: 0 E: 0 K: 0 S: 10	H: 1 LOB: 1 BB: 0 P: 14	R: 0 E: 0 K: 1 S: 7	H: 0 LOB: 0 BB: 1 P: 15	R: 0 E: 0 K: 0 S: 5	H: 0 LOB: 0 BB: 0 P: 7	R: 0 E: 0 K: 2 S: 8	H: 0 LOB: 0 BB: 0 P: 14	R: 0 E: 0 K: 1 S: 15	H: 1 LOB: 1 BB: 0 P: 17	R: 0 E: 0 K: 0 S: 10	H: 1 LOB: 1 BB: 0 P: 13	1B: 1 2B: 2 3B: 0 HR: 1	SF: 0 SAC: 0 DP: 0 HBP: 0	WP: 0 PB: 0 SB: 0 CS: 1	PA: 31							
<b>PITCHER</b>	IP	WLS	BF	H	R	ER	SO	BB	IBB	HBP	BLK	WP	HR	S	P	ERA	WHIP										
38 Jeremy Bonderman, R ERA: 3.96	8.0	L	30	4	2	2	8	3	0	0	0	0	1	78	117	2.25	0.875										

Detroit Tigers @ Toronto Blue Jays  
Rogers Centre, Toronto, ON  
Thu Aug 11 2005, 12:37 PM EDT  
Att: 30,578 - Sunny - 77 F

AB	27
R	2
H	4
RBI	2
BB	3
SO	8
LOB	6









Batter	1	2	3	4	5	6	7	8	9	AB	R	H	RBI	BB	SO	LOB	TOP			
14 Placido Polanco, R (1.4) OBP: 0.388, SLG: 0.428	G6-3			G5-3		L6		F9		4	0	0	0	0	0	0				
31 Chris Shelton, R (1.3) OBP: 0.388, SLG: 0.518	K			1B		1B			K	4	0	2	0	0	2	0				
Ivan Rodriguez, R (1.2) OBP: 0.299, SLG: 0.453	G5-3			F9		F9			G1-3	4	0	0	0	0	0	2				
30 Magglio Ordonez, R (1.9) OBP: 0.356, SLG: 0.475		G4-3		F8		G1-6-3 HBP 1B			G5-3	4	0	1	0	0	0	1				
Dmitri Young, S (1.10) OBP: 0.318, SLG: 0.470		G3-1			WP 15 SF9 2B	G1-6-3 HBP				2	1	1	0	0	0	0				
Craig Monroe, R (1.7) OBP: 0.333, SLG: 0.439	F9				K	G1-6-3				3	0	0	0	0	1	3				
15 Brandon Inge, R (1.5) OBP: 0.343, SLG: 0.410				20 L4-6 2B	SF9	G5-3				2	0	1	1	0	0	1				
20 Omar Infante, R (1.6) OBP: 0.269, SLG: 0.393				L4-6	F8			G5-3		3	0	0	0	0	0	1				
Nook Logan, S (1.8) OBP: 0.311, SLG: 0.345				G6-3		G3		F8		3	0	0	0	0	0	0				
<b>Inning Stats</b>	R: 0 E: 0 K: 1 S: 10	H: 0 LOB: 0 BB: 0 P: 14	R: 0 E: 0 K: 0 S: 8	H: 0 LOB: 0 BB: 0 P: 12	R: 0 E: 0 K: 0 S: 11	H: 1 LOB: 1 BB: 0 P: 13	R: 0 E: 0 K: 0 S: 7	H: 1 LOB: 1 BB: 0 P: 10	R: 1 E: 0 K: 1 S: 11	H: 1 LOB: 0 BB: 0 P: 16	R: 0 E: 0 K: 0 S: 8	H: 1 LOB: 1 BB: 0 P: 8	R: 0 E: 0 K: 0 S: 8	H: 0 LOB: 0 BB: 0 P: 11	R: 0 E: 0 K: 1 S: 6	H: 0 LOB: 0 BB: 0 P: 9	1B: 3 2B: 3 3B: 0 HR: 0	SF: 1 SAC: 0 DP: 2 HBP: 1	WP: 1 PB: 0 SB: 0 CS: 0	PA: 31
<b>PITCHER</b> Jose Lima, R (1.1) ERA: 6.44	IP: 9.0 WLS: L BF: 31 H: 5 R: 1 ER: 1 SO: 3 BB: 0 IBB: 0 HBP: 1 BLK: 0 WP: 1 HR: 0 S: 75 P: 105 ERA: 1.00 WHIP: 0.556															<b>PITCHER</b>				

**Detroit Tigers @ Kansas City Royals**  
 Kauffman Stadium, Kansas City, MO  
 Sun Aug 14 2005, 1:15 PM CDT  
 Att: 17,568 - Cloudy - 75 F

AB	29
R	1
H	5
RBI	1
BB	0
SO	3
LOB	8



Batter	1	2	3	4	5	6	7	8	9	AB	R	H	RBI	BB	SO	LOB	BOTTOM			
9 David DeJesus, L (1.8) OBP: 0.355, SLG: 0.442	G6-3 1B			G4-3		G5-4-3				4	0	2	0	0	0	1				
Chip Ambres, R (1.7) OBP: 0.400, SLG: 0.510	G6-3			L5-4 29 BB		P4			F8	3	0	0	0	1	0	2				
29 Mike Sweeney, R (1.3) OBP: 0.343, SLG: 0.535	F8			BB		F8			P3	3	0	0	0	1	0	1				
Emil Brown, R (1.10) OBP: 0.338, SLG: 0.437		G5-3		L5-4		L5				3	0	0	0	0	0	2				
Terrence Long, L (1.9) OBP: 0.311, SLG: 0.388		G4-3				F7			G3	3	0	0	0	0	0	0				
4 Angel Berroa, R (1.6) OBP: 0.307, SLG: 0.375		F9				HBP				2	0	1	0	0	0	0				
14 John Buck, R (1.2) OBP: 0.280, SLG: 0.363				CS 1B		F9			FC2-6 1B	3	0	1	0	0	0	2				
Donnie Murphy, R (1.4) OBP: 0.288, SLG: 0.327				F9		F8			G6-4-3	3	0	0	0	0	0	3				
Joe McEwing, R (1.5) OBP: 0.278, SLG: 0.317				K2-3		G5-4-3 1B			F9	3	0	1	0	0	1	0				
<b>Inning Stats</b>	R: 0 E: 0 K: 0 S: 6	H: 1 LOB: 0 BB: 0 P: 10	R: 0 E: 0 K: 0 S: 7	H: 0 LOB: 0 BB: 0 P: 9	R: 0 E: 0 K: 1 S: 9	H: 1 LOB: 0 BB: 0 P: 15	R: 0 E: 0 K: 0 S: 8	H: 0 LOB: 1 BB: 2 P: 21	R: 0 E: 0 K: 0 S: 7	H: 1 LOB: 0 BB: 0 P: 11	R: 0 E: 0 K: 0 S: 6	H: 0 LOB: 0 BB: 0 P: 11	R: 0 E: 0 K: 0 S: 4	H: 1 LOB: 0 BB: 0 P: 5	R: 0 E: 0 K: 0 S: 8	H: 1 LOB: 1 BB: 0 P: 14	1B: 5 2B: 1 3B: 0 HR: 0	SF: 0 SAC: 0 DP: 4 HBP: 1	WP: 0 PB: 0 SB: 0 CS: 1	PA: 30
<b>PITCHER</b> Mike Maroth, L (1.1) ERA: 4.61	IP: 0.1 WLS: S BF: 1 H: 0 R: 0 ER: 0 SO: 0 BB: 0 IBB: 0 HBP: 0 BLK: 0 WP: 0 HR: 0 S: 1 P: 2 ERA: 0.00 WHIP: 0.000															<b>PITCHER</b>				

**Detroit Tigers @ Kansas City Royals**  
 Kauffman Stadium, Kansas City, MO  
 Sun Aug 14 2005, 1:15 PM CDT  
 Att: 17,568 - Cloudy - 75 F

AB	27
R	0
H	5
RBI	0
BB	2
SO	1
LOB	11





Batter	1	2	3	4	5	6	7	8	9	AB	R	H	RBI	BB	SO	LOB	TOP				
18 Johnny Damon, L (1, 8) OBP: 0.382, SLG: 0.474	G5-3		F8			F7			G3	4	1	0	0	1	0	1	<b>Boston Red Sox @ Detroit Tigers</b> Comerica Park, Detroit, MI Mon Aug 15 2005, 7:05 PM EDT Att: 30,426 - Partly Cloudy - 78 F  <a href="http://livebaseballscorecards.com">livebaseballscorecards.com</a>				
Edgar Renteria, R (1, 6) OBP: 0.344, SLG: 0.385	F7		L9			FC5-2		F9	P4	5	0	1	0	0	0	0					
34 David Ortiz, L (1, 10) OBP: 0.400, SLG: 0.584	G3-1		G4-3			G3-2-3		HR	K	5	1	2	2	0	1	0					
Manny Ramirez, R (1, 7) OBP: 0.385, SLG: 0.595						FC5-2		F9		3	2	1	0	1	0	2					
Jason Varitek, S (1, 2) OBP: 0.382, SLG: 0.543						FC4-6		G3		3	0	1	0	1	0	1					
Roberto Petagine, L (1, 3) OBP: 0.375, SLG: 0.476						L7		G3-2-3	F8	3	1	0	0	1	0	5					
Bill Mueller, S (1, 5) OBP: 0.380, SLG: 0.427						FC4-6		G3	2B	3	0	2	1	0	0	0					
13 Alex Cora, L (1, 4) OBP: 0.257, SLG: 0.310						FC4-6		G4-3	K	4	1	1	3	0	1	3					
Gabe Kapler, R (1, 9) OBP: 0.372, SLG: 0.436						P6		E6	F7	4	0	0	0	0	1	3					
<b>Inning Stats</b>	R: 0 E: 0 K: 0 S: 9	H: 0 LOB: 0 BB: 0 P: 12	R: 3 E: 0 K: 1 S: 15	H: 2 LOB: 0 BB: 1 P: 25	R: 0 E: 0 K: 0 S: 5	H: 0 LOB: 0 BB: 0 P: 10	R: 1 E: 0 K: 0 S: 14	H: 1 LOB: 2 BB: 2 P: 24	R: 1 E: 0 K: 0 S: 12	H: 3 LOB: 2 BB: 1 P: 20	R: 0 E: 1 K: 0 S: 5	H: 0 LOB: 1 BB: 0 P: 10	R: 1 E: 0 K: 0 S: 12	H: 1 LOB: 0 BB: 0 P: 19	R: 0 E: 0 K: 1 S: 11	H: 1 LOB: 1 BB: 0 P: 17	R: 0 E: 0 K: 1 S: 7	H: 0 LOB: 0 BB: 0 P: 11	1B: 3 2B: 3 3B: 0 HR: 2	SF: 1 SAC: 0 DP: 1 HBP: 0	WP: 0 PA: 39 PB: 0 SB: 0 CS: 0
<b>PITCHER</b>	IP	WLS	BF	H	R	ER	SO	BB	IBB	HBP	BLK	WP	HR	S	P	ERA	WHIP				
Sean Douglass, R (1, 1) ERA: 4.65	4.0		21	5	5	5	1	4	0	0	0	0	1	46	79	11.25	2.250				
43 Roman Colon, R (5, 1) ERA: 5.89	4.0	15	3	1	1	1	1	0	0	0	0	0	1	37	58	2.25	0.750				
Jamie Walker, L (9, 1) ERA: 2.54	1.0	W	3	0	0	0	1	0	0	0	0	0	0	7	11	0.00	0.000				

Batter	1	2	3	4	5	6	7	8	9	AB	R	H	RBI	BB	SO	LOB	BOTTOM				
14 Placido Polanco, R (1, 4) OBP: 0.388, SLG: 0.427	L7					G5-3			3B	5	1	2	0	0	0	2	<b>Boston Red Sox @ Detroit Tigers</b> Comerica Park, Detroit, MI Mon Aug 15 2005, 7:05 PM EDT Att: 30,426 - Partly Cloudy - 78 F  <a href="http://livebaseballscorecards.com">livebaseballscorecards.com</a>				
31 Chris Shelton, R (1, 3) OBP: 0.289, SLG: 0.528						F9		K	P3	5	1	2	0	0	1	2					
Dmitri Young, S (1, 10) OBP: 0.319, SLG: 0.474						G3		G1-3	G3	5	0	2	1	0	1	2					
Nook Logan, S (9, PR) OBP: 0.311, SLG: 0.345						K		G1-3	3B	0	1	0	0	0	0	0					
30 Magglio Ordonez, R (1, 9) OBP: 0.357, SLG: 0.476						F9		F9	1B	4	1	2	2	0	0	1					
Craig Monroe, R (1, 7) OBP: 0.334, SLG: 0.437						G4-3		P2	1B	4	1	1	0	1	1	3					
15 Brandon Inge, R (1, 5) OBP: 0.344, SLG: 0.410						G6-3		F7	K	5	2	2	0	0	1	6					
20 Omar Infante, R (1, 6) OBP: 0.289, SLG: 0.395						F8		K	G5-3	4	0	1	2	0	1	1					
John McDonald, R (9, 6) OBP: 0.339, SLG: 0.321						SH1-3		K	1B	1	0	1	1	0	0	0					
13 Vance Wilson, R (1, 2) OBP: 0.283, SLG: 0.269						SH1-3		G3-1	1B	3	0	2	1	0	0	0					
28 Curtis Granderson, L (1, 8) OBP: 0.333, SLG: 0.692						P6		G6-3	K	4	0	1	0	0	1	3					
<b>Inning Stats</b>	R: 0 E: 0 K: 1 S: 13	H: 1 LOB: 1 BB: 0 P: 20	R: 2 E: 0 K: 0 S: 18	H: 3 LOB: 1 BB: 0 P: 28	R: 1 E: 0 K: 0 S: 7	H: 1 LOB: 0 BB: 0 P: 7	R: 0 E: 0 K: 0 S: 9	H: 1 LOB: 1 BB: 0 P: 12	R: 0 E: 0 K: 1 S: 13	H: 3 LOB: 3 BB: 0 P: 21	R: 0 E: 0 K: 1 S: 12	H: 1 LOB: 0 BB: 0 P: 16	R: 1 E: 0 K: 2 S: 16	H: 2 LOB: 1 BB: 0 P: 22	R: 3 E: 0 K: 1 S: 13	H: 4 LOB: 3 BB: 1 P: 22	1B: 12 2B: 2 3B: 2 HR: 0	SF: 1 SAC: 1 DP: 0 HBP: 0	WP: 0 PA: 43 PB: 0 SB: 0 CS: 0		
<b>PITCHER</b>	IP	WLS	BF	H	R	ER	SO	BB	IBB	HBP	BLK	WP	HR	S	P	ERA	WHIP				
Bronson Arroyo, R (1, 1) ERA: 4.28	6.0		28	10	3	3	2	0	0	0	0	0	0	12	16	0.00	0.000				
50 Mike Timlin, R (7, 1) ERA: 1.39	1.0	H	3	0	0	0	1	0	0	0	0	0	0	13	18	13.50	3.000				
Chad Bradford, R (8, 1) ERA: 3.09	0.2	H	4	2	1	1	1	0	0	0	0	0	0	16	26	27.00	5.000				
38 Curt Schilling, R (8, 1) ERA: 6.89	1.0	L	8	4	3	3	2	1	0	0	0	0	0	16	26	27.00	5.000				



Batter	1	2	3	4	5	6	7	8	9	10	AB	R	H	RBI	BB	SO	LOB	TOP					
18 Johnny Damon, L OBP: 0.380, SLG: 0.471	F8		G2-3			K		F9		1B 34 HR	5	1	1	1	0	1	0						
Edgar Renteria, R OBP: 0.344, SLG: 0.385	G5-3		L6						F7	1B 34 HR	5	1	2	0	0	0	0						
34 David Ortiz, L OBP: 0.400, SLG: 0.596	G6-3			G1-3					HR	HR	5	2	2	4	0	1	1						
Manny Ramirez, R OBP: 0.385, SLG: 0.594		HR		F8			L5		L3	HR	4	2	1	0	1	0	0						
Jason Varitek, S OBP: 0.353, SLG: 0.556		HR		L8			E3		P5	HR	5	2	2	4	0	0	0						
Kevin Millar, R OBP: 0.355, SLG: 0.385					G5-3				L4		4	0	0	0	1	1	0						
Tony Graffanino, R OBP: 0.379, SLG: 0.416							G1-4-3			P2	4	1	1	0	0	1	2						
20 Kevin Youkilis, R OBP: 0.390, SLG: 0.424								G6-3		20 1B	4	1	1	0	0	1	2						
Gabe Kapler, R OBP: 0.348, SLG: 0.405										18 1B	3	1	1	0	1	0	0						
Bill Mueller, S OBP: 0.379, SLG: 0.426										G4-3	3	0	0	0	0	1	1						
Adam Stern, L OBP: 0.188, SLG: 0.333										G4-3	1	0	0	1	0	0	1						
											0	0	0	0	0	0	0						
<b>Inning Stats</b>	R: 0 E: 0 K: 0 S: 6	H: 0 LOB: 0 BB: 0 P: 9	R: 2 E: 0 K: 1 S: 11	H: 1 LOB: 0 BB: 1 P: 19	R: 0 E: 0 K: 0 S: 4	H: 0 LOB: 0 BB: 0 P: 7	R: 0 E: 0 K: 2 S: 6	H: 0 LOB: 0 BB: 0 P: 9	R: 0 E: 1 K: 0 S: 6	H: 1 LOB: 1 BB: 1 P: 11	R: 0 E: 0 K: 0 S: 5	H: 0 LOB: 0 BB: 0 P: 6	R: 1 E: 0 K: 0 S: 11	H: 1 LOB: 0 BB: 0 P: 22	R: 7 E: 0 K: 0 S: 21	H: 7 LOB: 0 BB: 0 P: 29	1B: 5 2B: 2 3B: 0 HR: 4	SF: 0 SAC: 0 DP: 2 HBP: 0	WP: 0 PA: 42				
<b>PITCHER</b>	IP WLS BF H R ER SO BB IBB HBP BLK WP HR S P ERA WHIP																						
29 Nate Robertson, L ERA: 4.0	8.0		2	2	2	5	3	0	0	0	0	0	0	0	0	0	0	1	11	22	9.00	1.000	
56 Fernando Rodney, R ERA: 2.33	1.0	B	4	1	1	0	0	0	0	0	0	0	0	0	0	0	0	0	1	11	22	9.00	1.000
Craig Dingman, R ERA: 3.29	0.2	L	4	2	2	0	0	0	0	0	0	0	0	0	0	0	0	0	10	15	27.00	3.000	
Jamie Walker, L ERA: 3.46	0.0		4	4	3	0	0	0	0	0	0	0	0	0	0	0	0	0	1	6	8	∞	∞
Franklyn German, R ERA: 3.02	0.1		2	1	2	0	0	0	0	0	0	0	0	0	0	0	0	0	1	5	6	54.00	3.000

**Boston Red Sox @ Detroit Tigers**  
Comerica Park, Detroit, MI  
Tue Aug 16 2005, 7:05 PM EDT  
Att: 32,129 - Cloudy - 72 F

AB	39
R	10
H	10
RBI	10
BB	3
SO	5
LOB	5



Batter	1	2	3	4	5	6	7	8	9	10	AB	R	H	RBI	BB	SO	LOB	BOTTOM					
14 Placido Polanco, R OBP: 0.388, SLG: 0.427	1B		F9				G6-3			F8	5	0	2	2	0	0	0						
31 Chris Shelton, R OBP: 0.396, SLG: 0.536	K			WP 30 BB	E7			G4-3 30 SF8		30 WP 1B HR	4	2	3	0	1	1	1						
Dmitri Young, S OBP: 0.320, SLG: 0.472	K			K				G4-3		30 WP 1B HR	4	1	1	0	1	2	3						
30 Magglio Ordonez, R OBP: 0.356, SLG: 0.470	F8			WP	P6			SF8		HR	2	1	0	1	2	0	3						
Craig Monroe, R OBP: 0.335, SLG: 0.444				K			P3	G5-3		HR	5	1	2	4	0	1	2						
15 Brandon Inge, R OBP: 0.341, SLG: 0.405				K				F9		F9	5	0	0	0	0	2	3						
20 Omar Infante, R OBP: 0.269, SLG: 0.393								F8		G6-3	4	1	1	0	0	0	1						
13 Vance Wilson, R OBP: 0.282, SLG: 0.260										F9	3	1	0	0	0	1	0						
28 Curtis Granderson, L OBP: 0.300, SLG: 0.621										G4-3	3	0	0	0	0	1	0						
<b>Inning Stats</b>	R: 0 E: 0 K: 2 S: 11	H: 1 LOB: 1 BB: 0 P: 16	R: 0 E: 0 K: 1 S: 5	H: 1 LOB: 0 BB: 0 P: 6	R: 0 E: 0 K: 0 S: 10	H: 0 LOB: 0 BB: 0 P: 16	R: 0 E: 0 K: 3 S: 16	H: 1 LOB: 2 BB: 1 P: 23	R: 2 E: 1 K: 0 S: 14	H: 3 LOB: 2 BB: 1 P: 23	R: 0 E: 0 K: 0 S: 11	H: 0 LOB: 0 BB: 0 P: 18	R: 0 E: 0 K: 0 S: 6	H: 0 LOB: 0 BB: 0 P: 10	R: 1 E: 0 K: 0 S: 9	H: 1 LOB: 0 BB: 0 P: 14	R: 0 E: 0 K: 1 S: 10	H: 0 LOB: 0 BB: 0 P: 16	R: 4 E: 0 K: 1 S: 15	H: 2 LOB: 0 BB: 2 P: 28	1B: 7 2B: 1 3B: 0 HR: 1	SF: 1 SAC: 1 DP: 1 HBP: 1	WP: 2 PA: 42
<b>PITCHER</b>	IP WLS BF H R ER SO BB IBB HBP BLK WP HR S P ERA WHIP																						
58 Jonathan Papelbon, R ERA: 3.48	5.0		6	2	2	6	2	0	0	0	0	0	0	0	0	0	0	17	28	0.00	0.000		
Geremi Gonzalez, R ERA: 3.85	2.0		6	0	0	0	0	0	0	0	0	0	0	0	0	0	0	0	17	28	0.00	0.000	
50 Mike Timlin, R ERA: 3.92	1.0		4	1	1	1	0	0	0	0	0	0	0	0	0	0	0	9	14	9.00	1.000		
Chad Bradford, R ERA: 2.84	1.0	W	3	0	0	0	0	0	0	0	0	0	0	0	0	0	0	10	16	0.00	0.000		
Mike Remlinger, L ERA: 5.25	1.0		7	2	4	4	2	0	0	0	0	0	0	0	0	0	0	1	15	28	36.00	4.000	

**Boston Red Sox @ Detroit Tigers**  
Comerica Park, Detroit, MI  
Tue Aug 16 2005, 7:05 PM EDT  
Att: 32,129 - Cloudy - 72 F

AB	35
R	7
H	9
RBI	7
BB	4
SO	8
LOB	13





Batter	1	2	3	4	5	6	7	8	9	AB	R	H	RBI	BB	SO	LOB	TOP																					
18 Johnny Damon, L OBP: 0.381, SLG: 0.471	G1-3		G4-3		G6-3		2B		G4-3	4	1	1	0	1	0	1	<b>Boston Red Sox @ Detroit Tigers</b> Comerica Park, Detroit, MI Wed Aug 17 2005, 1:05 PM EDT Att: 30,634 - Partly Cloudy - 77 F																					
Edgar Renteria, R OBP: 0.347, SLG: 0.392	L1		1B		G6-3		2B		G4-3	5	2	3	1	0	0	1																						
34 David Ortiz, L OBP: 0.400, SLG: 0.593	P5				G4-6-3		BB		G4-5-3	4	0	1	2	1	1	2																						
John Olerud, L OBP: 0.333, SLG: 0.451		G5-4-3			G4-6-3		BB		F7	4	1	2	1	0	0	3																						
Jason Varitek, S OBP: 0.384, SLG: 0.555		G5-4-3			G4-3		BB		G4-3	2	0	0	0	2	1	2																						
Kevin Millar, R OBP: 0.354, SLG: 0.364	G5-4-3				F8				G5-4-3	4	0	1	0	0	1	3																						
Bill Mueller, S OBP: 0.380, SLG: 0.429	1B				K				P6	4	0	2	1	0	1	1																						
Tony Graffanino, R OBP: 0.381, SLG: 0.417					G6-4-3				G5-4-3	4	0	2	0	0	0	3																						
Gabe Kapler, R OBP: 0.340, SLG: 0.413					F8				G4-3	4	1	1	0	0	1	3																						
<b>Inning Stats</b>	R: 0 E: 0 K: 0 S: 12	H: 0 LOB: 0 BB: 0 P: 18	R: 1 E: 0 K: 1 S: 13	H: 3 LOB: 2 BB: 1 P: 20	R: 1 E: 0 K: 2 S: 12	H: 2 LOB: 1 BB: 0 P: 14	R: 0 E: 0 K: 1 S: 11	H: 1 LOB: 1 BB: 0 P: 14	R: 0 E: 0 K: 0 S: 7	H: 1 LOB: 1 BB: 1 P: 17	R: 2 E: 0 K: 0 S: 18	H: 2 LOB: 1 BB: 1 P: 26	R: 0 E: 0 K: 0 S: 9	H: 1 LOB: 0 BB: 0 P: 12	R: 1 E: 0 K: 0 S: 9	H: 2 LOB: 0 BB: 0 P: 13	1B: 8 2B: 5 3B: 0 HR: 0	SF: 0 SAC: 0 DP: 5 HBP: 0	WP: 0 PB: 0 SB: 0 CS: 0	PA: 39																		
<b>PITCHER</b>	IP	WLS	BF	H	R	ER	SO	BB	IBB	HBP	BLK	WP	HR	S	P	ERA	WHIP	<b>PITCHER</b>				IP	WLS	BF	H	R	ER	SO	BB	IBB	HBP	BLK	WP	HR	S	P	ERA	WHIP
38 Jeremy Bonderman, R ERA: 4.02	6.1	W	29	9	4	4	5	4	0	0	0	0	0	0	71	106	5.68	2.053																				
Vic Darenbourg, L ERA: 4.05	0.1	H	2	1	0	0	0	0	0	0	0	0	0	4	5	0.00	3.000																					
Craig Dingman, R ERA: 3.3	1.1	H	4	1	0	0	0	0	0	0	0	0	0	18	23	0.00	0.750																					
56 Fernando Rodney, R ERA: 2.57	1.0	S	4	2	1	1	0	0	0	0	0	0	0	9	13	9.00	2.000																					

AB 35  
R 5  
H 13  
RBI 5  
BB 4  
SO 5  
LOB 19



Batter	1	2	3	4	5	6	7	8	9	AB	R	H	RBI	BB	SO	LOB	BOTTOM																					
14 Placido Polanco, R OBP: 0.389, SLG: 0.428	G5-3				G5-3				P3	4	1	2	0	0	0	2	<b>Boston Red Sox @ Detroit Tigers</b> Comerica Park, Detroit, MI Wed Aug 17 2005, 1:05 PM EDT Att: 30,634 - Partly Cloudy - 77 F																					
31 Chris Shelton, R OBP: 0.398, SLG: 0.548	E5				G5-4-3					4	2	2	1	0	1	1																						
Dmitri Young, S OBP: 0.322, SLG: 0.473										4	1	2	1	0	1	0																						
30 Magglio Ordonez, R OBP: 0.361, SLG: 0.471					G5-3					4	1	2	0	0	0	0																						
Craig Monroe, R OBP: 0.334, SLG: 0.444					G4-3					4	1	1	2	0	0	2																						
15 Brandon Inge, R OBP: 0.342, SLG: 0.406					F9					4	0	2	1	0	0	2																						
13 Vance Wilson, R OBP: 0.272, SLG: 0.250					F9					4	0	0	0	0	2	3																						
John McDonald, R OBP: 0.352, SLG: 0.336					K2-3					4	0	3	1	0	0	1																						
Nook Logan, S OBP: 0.308, SLG: 0.341					F9					3	0	0	0	0	0	4																						
<b>Inning Stats</b>	R: 5 E: 1 K: 1 S: 22	H: 7 LOB: 1 BB: 0 P: 34	R: 0 E: 0 K: 1 S: 6	H: 1 LOB: 0 BB: 0 P: 10	R: 0 E: 0 K: 0 S: 9	H: 0 LOB: 0 BB: 0 P: 13	R: 0 E: 0 K: 1 S: 14	H: 1 LOB: 1 BB: 0 P: 20	R: 1 E: 0 K: 0 S: 16	H: 3 LOB: 1 BB: 0 P: 25	R: 0 E: 0 K: 0 S: 7	H: 1 LOB: 1 BB: 0 P: 11	R: 0 E: 0 K: 1 S: 9	H: 0 LOB: 0 BB: 0 P: 11	R: 0 E: 0 K: 0 S: 9	H: 1 LOB: 1 BB: 0 P: 12	1B: 12 2B: 2 3B: 0 HR: 1	SF: 0 SAC: 0 DP: 3 HBP: 0	WP: 0 PB: 0 SB: 1 CS: 0	PA: 35																		
<b>PITCHER</b>	IP	WLS	BF	H	R	ER	SO	BB	IBB	HBP	BLK	WP	HR	S	P	ERA	WHIP	<b>PITCHER</b>				IP	WLS	BF	H	R	ER	SO	BB	IBB	HBP	BLK	WP	HR	S	P	ERA	WHIP
David Wells, L ERA: 4.7	4.0	L	22	12	6	6	3	12	0	0	0	0	0	13	22	0.00	0.500																					
Geremi Gonzalez, R ERA: 5.57	2.0		6	1	0	0	0	0	0	0	0	0	0	16	21	0.00	0.600																					
Mike Remlinger, L ERA: 6.06	1.2		6	1	0	0	1	0	0	0	0	0	0	2	2	0.00	0.000																					
Chad Bradford, R ERA: 2.77	0.1		1	0	0	0	0	0	0	0	0	0	0	2	2	0.00	0.000																					

AB 35  
R 6  
H 14  
RBI 6  
BB 0  
SO 4  
LOB 15





Batter	1	2	3	4	5	6	7	8	9	AB	R	H	RBI	BB	SO	LOB	TOP									
8 Russ Adams, L OBP: 0.347, SLG: 0.431			G3		K		G4-3		G3-1	5	0	1	0	0	2	4	<p><b>Toronto Blue Jays @ Detroit Tigers</b> Comerica Park, Detroit, MI Fri Aug 19 2005, 7:05 PM EDT Att: 32,769 - Partly Cloudy - 84 F</p> <p>livebaseballscores.com</p> <p>AB 36 R 5 H 12 RBI 5 BB 2 SO 6 LOB 18</p>									
3 Reed Johnson, R OBP: 0.338, SLG: 0.444 Frank Catalanotto, L OBP: 0.333, SLG: 0.423	G5-3		L6		K		FC5-4		G3-1	4	0	1	0	0	1	4										
10 Vernon Wells, R OBP: 0.329, SLG: 0.499	K				2B		FC5-4		G6-3	5	2	2	3	0	1	3										
Shea Hillenbrand, R OBP: 0.359, SLG: 0.475		P6			G4-3				G6-3	4	0	1	0	0	0	0										
2 Aaron Hill, R OBP: 0.351, SLG: 0.417 Eric Hinske, L OBP: 0.333, SLG: 0.418	K				P2		K		HR	3	0	0	0	0	2	2										
9 Gregg Zaun, S OBP: 0.387, SLG: 0.390	CS				SF9				G4-3	2	0	1	1	1	0	0										
47 Corey Koskie, L OBP: 0.317, SLG: 0.396	CS				P6		F7		F8	4	0	1	0	0	0	2										
15 Alex Rios, R OBP: 0.329, SLG: 0.424					G3		L9		P6	4	1	2	0	0	0	1										
Orlando Hudson, S OBP: 0.321, SLG: 0.424 Frank Menechino, R OBP: 0.351, SLG: 0.351					G3		G6-3		G3-1	3	1	2	0	0	0	0										
					G3		G6-3		G3-1	0	0	0	0	1	0	0										
<b>Inning Stats</b>	R: 0 E: 0 K: 2 S: 9	H: 0 LOB: 0 BB: 0 P: 12	R: 0 E: 0 K: 1 S: 7	H: 3 LOB: 0 BB: 1 P: 15	R: 0 E: 0 K: 1 S: 10	H: 3 LOB: 2 BB: 0 P: 14	R: 1 E: 0 K: 0 S: 13	H: 2 LOB: 1 BB: 0 P: 20	R: 3 E: 0 K: 1 S: 18	H: 3 LOB: 0 BB: 0 P: 27	R: 0 E: 0 K: 1 S: 11	H: 1 LOB: 1 BB: 0 P: 18	R: 0 E: 0 K: 0 S: 7	H: 1 LOB: 1 BB: 0 P: 11	R: 1 E: 0 K: 0 S: 14	H: 1 LOB: 0 BB: 0 P: 22	R: 0 E: 0 K: 0 S: 9	H: 1 LOB: 2 BB: 1 P: 19	1B: 9 2B: 1 3B: 0 HR: 2	SF: 1 SAC: 0 DP: 0 HBP: 0	WP: 0 PB: 0 SB: 0 CS: 1	PA: 40				
<b>PITCHER</b>	IP	WLS	BF	H	R	ER	SO	BB	IBB	HBP	BLK	WP	HR	S	P	ERA	WHIP									
Mike Maroth, L ERA: 4.64	(1, 1)	6.2	W	29	10	4	4	6	1	0	0	0	0	1	74	116	5.40	1.650								
Chris Spurling, R ERA: 3.71	(7, 1)	1.1		5	1	1	1	0	0	0	0	0	0	1	15	23	6.75	0.750								
43 Roman Colon, R ERA: 5.65	(9, 1)	0.1		3	1	0	0	0	1	0	0	0	0	0	5	12	0.00	6.000								
Jamie Walker, L ERA: 3.43	(9, 1)	0.1	H	1	0	0	0	0	0	0	0	0	0	2	3	0.00	0.000									
Craig Dingman, R ERA: 2.93	(9, 1)	0.1	S	1	0	0	0	0	0	0	0	0	0	2	4	0.00	0.000									

Batter	1	2	3	4	5	6	7	8	9	AB	R	H	RBI	BB	SO	LOB	BOTTOM										
14 Placido Polanco, R OBP: 0.392, SLG: 0.430	G5-3		E2		HR					5	2	3	1	0	0	0	<p><b>Toronto Blue Jays @ Detroit Tigers</b> Comerica Park, Detroit, MI Fri Aug 19 2005, 7:05 PM EDT Att: 32,769 - Partly Cloudy - 84 F</p> <p>livebaseballscores.com</p> <p>AB 37 R 9 H 12 RBI 9 BB 2 SO 5 LOB 11</p>										
31 Chris Shelton, R OBP: 0.398, SLG: 0.555	K		BB		HR		F9		F8	4	2	1	2	1	1	3											
Ivan Rodriguez, R OBP: 0.298, SLG: 0.458	G4-3		K		HR		L9		F8	5	1	1	1	0	1	3											
Dmitri Young, S OBP: 0.323, SLG: 0.480 Nook Logan, S OBP: 0.308, SLG: 0.341		HR	BB		F7		K			4	1	2	2	0	1	0											
Craig Monroe, R OBP: 0.331, SLG: 0.440	G5-3		F9				G6-3		P4	4	0	0	0	0	0	2											
Carlos Pena, L OBP: 0.318, SLG: 0.344		HR	BB		HR		G1-3			4	2	3	3	0	0	0											
15 Brandon Inge, R OBP: 0.339, SLG: 0.493	K		L6				G6-3		G5-3	4	0	0	0	0	1	2											
John McDonald, R OBP: 0.357, SLG: 0.353					G1-3		BB		G4-3	3	1	1	0	1	0	0											
28 Curtis Granderson, L OBP: 0.294, SLG: 0.576	G3				G4-3				K	4	0	1	0	0	1	1											
					G4-3				K	4	0	1	0	0	1	1											
<b>Inning Stats</b>	R: 0 E: 0 K: 1 S: 6	H: 3 LOB: 0 BB: 0 P: 10	R: 2 E: 0 K: 1 S: 11	H: 3 LOB: 1 BB: 0 P: 15	R: 2 E: 1 K: 1 S: 12	H: 2 LOB: 2 BB: 1 P: 23	R: 3 E: 0 K: 0 S: 15	H: 3 LOB: 0 BB: 0 P: 25	R: 2 E: 0 K: 0 S: 16	H: 3 LOB: 2 BB: 1 P: 27	R: 0 E: 0 K: 1 S: 8	H: 0 LOB: 0 BB: 0 P: 10	R: 0 E: 0 K: 0 S: 7	H: 0 LOB: 0 BB: 0 P: 10	R: 0 E: 0 K: 1 S: 9	H: 1 LOB: 1 BB: 0 P: 13	1B: 6 2B: 0 3B: 1 HR: 5	SF: 0 SAC: 0 DP: 0 HBP: 0	WP: 0 PB: 0 SB: 0 CS: 0	PA: 39							
<b>PITCHER</b>	IP	WLS	BF	H	R	ER	SO	BB	IBB	HBP	BLK	WP	HR	S	P	ERA	WHIP										
Dave Bush, R ERA: 4.65	(1, 1)	2.2	L	15	5	4	2	3	1	0	0	0	0	0	3	24	44	6.75	2.250								
22 Brandon League, R ERA: 7.97	(3, 1)	2.0		12	5	5	5	0	1	0	0	0	0	0	23	32	0.00	0.429									
Pete Walker, R ERA: 2.66	(5, 1)	2.1		8	1	0	0	1	0	0	0	0	0	9	13	0.00	1.000										
Scott Schoeneweis, L ERA: 4.04	(8, 1)	1.0		4	1	0	0	1	0	0	0	0	0	9	13	0.00	1.000										



Batter	1	2	3	4	5	6	7	8	9	10	11	12	13	AB	R	H	RBI	BB	SO	LOB	TOP						
8 Russ Adams, L OBP: 0.349, SLG: 0.433														5	1	2	0	1	0	1							
Frank Catalanotto, L OBP: 0.326, SLG: 0.423														2	0	1	1	1	0	0							
3 Reed Johnson, R OBP: 0.337, SLG: 0.443														1	0	0	0	0	0	1							
10 Vernon Wells, R OBP: 0.326, SLG: 0.494														5	0	0	1	0	0	3							
Shea Hillenbrand, R OBP: 0.356, SLG: 0.470														5	0	0	0	0	1	2							
47 Corey Koskie, L OBP: 0.311, SLG: 0.388														5	0	0	0	0	1	1							
9 Gregg Zaun, S OBP: 0.365, SLG: 0.387														5	0	1	0	0	0	0							
15 Alex Rios, R OBP: 0.325, SLG: 0.418														5	0	0	0	0	1	1							
Eric Hinske, L OBP: 0.333, SLG: 0.416														4	1	1	0	1	1	1							
Frank Menechino, R OBP: 0.373, SLG: 0.342														3	0	0	0	0	1	3							
Orlando Hudson, S OBP: 0.322, SLG: 0.423														1	0	0	0	1	0	0							
<b>Inning Stats</b>	R: 1 E: 0 K: 0 S: 11	H: 2 LOB: 1 BB: 0 P: 20	R: 0 E: 0 K: 1 S: 9	H: 1 LOB: 1 BB: 0 P: 11	R: 0 E: 0 K: 0 S: 6	H: 0 LOB: 0 BB: 0 P: 13	R: 0 E: 0 K: 0 S: 9	H: 0 LOB: 0 BB: 0 P: 13	R: 1 E: 1 K: 0 S: 10	H: 1 LOB: 1 BB: 1 P: 18	R: 0 E: 0 K: 0 S: 6	H: 0 LOB: 0 BB: 0 P: 10	R: 0 E: 0 K: 0 S: 11	H: 0 LOB: 0 BB: 0 P: 14	R: 0 E: 0 K: 2 S: 10	H: 0 LOB: 0 BB: 0 P: 14	R: 0 E: 0 K: 0 S: 10	H: 1 LOB: 1 BB: 0 P: 15	R: 0 E: 0 K: 1 S: 8	H: 0 LOB: 0 BB: 0 P: 11	R: 0 E: 0 K: 0 S: 2	H: 0 LOB: 0 BB: 1 P: 7	1B: 4 2B: 2 3B: 0 HR: 0	SF: 1 SAC: 0 DP: 3 HBP: 0	W/P: 0 PB: 0 SB: 0 CS: 0	PA: 46	
<b>PITCHER</b>	IP	WLS	BF	H	R	ER	SO	BB	IBB	HBP	BLK	WP	HR	S	P	ERA	WHIP										
Jason Johnson, R ERA: 4.09	8.0		30	4	2	1	2	3	0	0	0	0	0	0	71	1.12	0.875										
56 Fernando Rodney, R ERA: 2.48	1.0		3	0	0	0	2	0	0	0	0	0	0	0	10	0.00	0.000										
Craig Dingman, R ERA: 2.6	2.0		7	1	0	0	0	0	0	0	0	0	0	19	29	0.00	0.500										
Vic Darenbourg, L ERA: 3.68	0.2		2	0	0	0	0	0	0	0	0	0	0	5	7	0.00	0.000										
Franklyn German, R ERA: 2.93	1.1	W	4	0	0	0	1	1	0	0	0	0	0	5	11	0.00	0.750										

Toronto Blue Jays @ Detroit Tigers  
Comerica Park, Detroit, MI  
Sat Aug 20 2005, 7:05 PM EDT  
Att: 38,073 - Partly Cloudy - 81 F

AB 41  
R 2  
H 5  
RBI 2  
BB 4  
SO 5  
LOB 13



Batter	1	2	3	4	5	6	7	8	9	10	11	12	13	AB	R	H	RBI	BB	SO	LOB	BOTTOM						
14 Placido Polanco, R OBP: 0.391, SLG: 0.429														6	1	2	0	0	0	3							
31 Chris Shelton, R OBP: 0.393, SLG: 0.544														5	0	0	0	1	2	1							
Ivan Rodriguez, R OBP: 0.299, SLG: 0.463														6	1	2	1	0	2	2							
30 Magglio Ordonez, R OBP: 0.365, SLG: 0.474														5	0	2	1	1	0	1							
Dmitri Young, S OBP: 0.320, SLG: 0.474														5	0	0	0	0	1	3							
Craig Monroe, R OBP: 0.332, SLG: 0.445														4	1	1	1	1	1	0							
15 Brandon Inge, R OBP: 0.340, SLG: 0.405														5	0	2	0	0	1	1							
John McDonald, R OBP: 0.351, SLG: 0.347														2	0	0	0	0	0	1							
Carlos Pena, L OBP: 0.316, SLG: 0.341														1	0	0	0	0	0	0							
20 Omar Infante, R OBP: 0.270, SLG: 0.393														2	0	1	0	0	0	1							
Nook Logan, S OBP: 0.306, SLG: 0.339														2	0	0	0	0	0	0							
28 Curtis Granderson, L OBP: 0.324, SLG: 0.571														2	0	1	0	1	1	1							
<b>Inning Stats</b>	R: 1 E: 0 K: 1 S: 7	H: 1 LOB: 0 BB: 0 P: 9	R: 0 E: 0 K: 0 S: 9	H: 0 LOB: 0 BB: 0 P: 12	R: 0 E: 0 K: 0 S: 7	H: 1 LOB: 1 BB: 0 P: 10	R: 0 E: 0 K: 1 S: 9	H: 1 LOB: 0 BB: 0 P: 15	R: 0 E: 0 K: 0 S: 8	H: 0 LOB: 1 BB: 0 P: 18	R: 0 E: 0 K: 0 S: 7	H: 1 LOB: 1 BB: 0 P: 12	R: 0 E: 0 K: 3 S: 18	H: 0 LOB: 1 BB: 1 P: 29	R: 0 E: 0 K: 2 S: 13	H: 1 LOB: 1 BB: 0 P: 22	R: 1 E: 0 K: 0 S: 13	H: 2 LOB: 2 BB: 1 P: 21	1B: 7 2B: 2 3B: 0 HR: 2	SF: 0 SAC: 0 DP: 3 HBP: 0	W/P: 0 PB: 0 SB: 0 CS: 0	PA: 49					
<b>PITCHER</b>	IP	WLS	BF	H	R	ER	SO	BB	IBB	HBP	BLK	WP	HR	S	P	ERA	WHIP										
39 Gustavo Chacin, L ERA: 3.4	7.0		25	5	2	2	2	1	0	0	0	0	0	0	60	2.57	0.857										
Vinnie Chulk, R ERA: 3.12	1.2		6	2	0	0	0	0	0	0	0	0	0	12	19	0.00	1.200										
Justin Speier, R ERA: 2.08	1.1		6	1	0	0	1	1	0	0	0	0	0	13	22	0.00	1.500										
54 Jason Frasor, R ERA: 3.86	1.2		7	1	0	0	4	1	0	0	0	0	0	28	48	0.00	1.200										
Miguel Batista, R ERA: 3.12	0.2	L	5	2	1	1	1	1	0	0	0	0	0	16	24	13.50	4.500										

Toronto Blue Jays @ Detroit Tigers  
Comerica Park, Detroit, MI  
Sat Aug 20 2005, 7:05 PM EDT  
Att: 38,073 - Partly Cloudy - 81 F

AB 45  
R 3  
H 11  
RBI 3  
BB 4  
SO 8  
LOB 14





Batter	1	2	3	4	5	6	7	8	9	AB R H RBI BB SO LOB	TOP											
8 Russ Adams, L (1, 6) OBP: 0.347, SLG: 0.433	F8		F8			F7	2B		F8	5 0 1 1 0 0 1	<b>Toronto Blue Jays @ Detroit Tigers</b> Comerica Park, Detroit, MI Sun Aug 21 2005, 1:05 PM EDT Att: 36,818 - Partly Cloudy - 82 F											
Frank Catalanotto, L (1, 7) OBP: 0.355, SLG: 0.622	G6-3			10 FC5-4 BB		1B	SF7		F7	3 0 1 1 1 0 0												
10 Vernon Wells, R (1, 8) OBP: 0.325, SLG: 0.491				1-2 FC5-4		2-3 K	3-H 4-0			2 0 0 0 0 1 1												
3 Reed Johnson, R (6, PH) (6, 8)	K			1-2 G4-3						1 0 0 0 1 1 1												
Shea Hillenbrand, R (1, 10) OBP: 0.354, SLG: 0.468		0-2 L6		3-1 G4-3						2 0 0 0 0 0 1												
Frank Menchino, R (7, PH) (7, 10)				1-2 G4-3						2 0 0 0 0 1 2												
47 Corey Koskie, L (1, 5) OBP: 0.310, SLG: 0.398	G3-1				3-2 P6		1-0 HR		G3-1	4 1 1 1 0 0 0												
2 Aaron Hill, R (1, 4) OBP: 0.350, SLG: 0.415	F8				1-0 G5-3		0-0 HR		P6	4 1 1 0 0 0 0												
Eric Hinske, L (1, 3) OBP: 0.337, SLG: 0.428			3-2 1B		1-0 1B		1-1 HR		F8	4 1 3 2 0 0 0												
15 Alex Rios, R (1, 9) OBP: 0.324, SLG: 0.417			1-1 L3		0-3 K		1-0 1B		L6	4 1 1 0 0 1 2												
Ken Huckaby, R (1, 2) OBP: 0.247, SLG: 0.238			2-2 1B		2-2 G1-3		0-1 1B		E9	4 2 3 0 0 0 0												
<b>Inning Stats</b>	R: 0 E: 0 K: 1 S: 11	H: 0 LOB: 0 BB: 0 P: 18	R: 0 E: 0 K: 0 S: 11	H: 0 LOB: 0 BB: 0 P: 15	R: 0 E: 0 K: 0 S: 12	H: 2 LOB: 1 BB: 0 P: 18	R: 0 E: 0 K: 0 S: 6	H: 0 LOB: 0 BB: 1 P: 14	R: 0 E: 0 K: 1 S: 8	H: 1 LOB: 1 BB: 0 P: 13	R: 0 E: 0 K: 1 S: 11	H: 1 LOB: 1 BB: 0 P: 17	R: 5 E: 0 K: 1 S: 16	H: 6 LOB: 2 BB: 1 P: 27	R: 0 E: 0 K: 0 S: 7	H: 0 LOB: 0 BB: 0 P: 9	R: 1 E: 1 K: 0 S: 8	H: 1 LOB: 0 BB: 0 P: 13	1B: 7 2B: 3 3B: 0 HR: 2	SF: 1 SAC: 0 DP: 2 HBP: 0	WP: 0 PB: 0 SB: 0 CS: 0	PA: 38
<b>PITCHER</b>	IP WLS BF H R ER SO BB IBB HBP BLK WP HR S P ERA WHIP											<b>PITCHER</b>	IP WLS BF H R ER SO BB IBB HBP BLK WP HR S P ERA WHIP									
Sean Douglass, R (1, 1) ERA: 4.76	6.1 W 26 8 4 4 4 1 0 0 0 0 2 67 106 5.68 1.421																					
43 Roman Colon, R (7, 1) ERA: 5.75	0.2 5 2 1 1 0 1 0 0 0 0 0 8 16 13.50 4.500																					
Chris Spurling, R (8, 1) ERA: 3.55	2.0 7 1 1 0 0 0 0 0 0 0 0 15 22 0.00 0.500																					

Batter	1	2	3	4	5	6	7	8	9	AB R H RBI BB SO LOB	BOTTOM									
14 Placido Polanco, R (1, 4) OBP: 0.394, SLG: 0.432	L7					F7			G5-3	2 1 1 1 1 0 0	<b>Toronto Blue Jays @ Detroit Tigers</b> Comerica Park, Detroit, MI Sun Aug 21 2005, 1:05 PM EDT Att: 36,818 - Partly Cloudy - 82 F									
John McDonald, R (6, PH) (7, 4)					15 1B	31 SF9				2 0 0 0 0 0 0										
15 Brandon Inge, R (1, 5) OBP: 0.343, SLG: 0.407						1-3 2-H				5 1 3 3 1 0 1										
Dmitri Young, S (1, 10) OBP: 0.326, SLG: 0.472						2-3 3-H				2 1 0 0 1 0 3										
31 Chris Shelton, R (5, PH) (6, 10)						30 1B				2 0 0 1 0 0 1										
30 Magglio Ordonez, R (1, 9) OBP: 0.368, SLG: 0.475										4 1 2 1 0 1 0										
Nook Logan, S (7, 8) OBP: 0.306, SLG: 0.339										0 1 0 0 1 0 0										
Carlos Pena, L (1, 3) OBP: 0.319, SLG: 0.360										4 2 1 3 0 1 3										
Craig Monroe, R (1, 7) (7, 9)										5 3 3 2 0 0 1										
20 Omar Infante, R (1, 6) OBP: 0.272, SLG: 0.397										5 2 2 1 0 0 1										
13 Vance Wilson, R (1, 2) OBP: 0.286, SLG: 0.265										2 2 1 2 1 0 0										
28 Curtis Granderson, L (1, 8) (7, 7)										5 3 2 3 0 2 2										
<b>Inning Stats</b>	R: 7 E: 1 K: 0 S: 17	H: 6 LOB: 2 BB: 2 P: 36	R: 2 E: 0 K: 1 S: 10	H: 1 LOB: 0 BB: 0 P: 17	R: 0 E: 0 K: 1 S: 11	H: 0 LOB: 1 BB: 0 P: 18	R: 0 E: 0 K: 0 S: 7	H: 0 LOB: 0 BB: 0 P: 11	R: 3 E: 0 K: 0 S: 15	H: 4 LOB: 2 BB: 0 P: 23	R: 3 E: 0 K: 2 S: 11	H: 2 LOB: 1 BB: 2 P: 24	R: 2 E: 0 K: 2 S: 13	H: 2 LOB: 1 BB: 1 P: 22	R: 0 E: 0 K: 0 S: 12	H: 0 LOB: 0 BB: 0 P: 14	1B: 8 2B: 4 3B: 0 HR: 3	SF: 2 SAC: 0 DP: 0 HBP: 3	WP: 1 PB: 0 SB: 0 CS: 0	PA: 48
<b>PITCHER</b>	IP WLS BF H R ER SO BB IBB HBP BLK WP HR S P ERA WHIP											<b>PITCHER</b>	IP WLS BF H R ER SO BB IBB HBP BLK WP HR S P ERA WHIP							
40 Dustin McGowan, R (1, 1) ERA: 8.63	4.1 L 28 9 12 10 2 2 0 0 0 0 1 1 16 32 20.77 2.538																			
22 Brandon League, R (5, 1) ERA: 8.72	1.1 10 4 3 3 0 2 0 0 0 0 1 1 16 32 20.25 4.500																			
Dave Bush, R (6, 1) ERA: 4.73	2.1 10 2 2 2 2 1 0 0 0 0 0 0 27 38 7.71 1.286																			





Batter	1	2	3	4	5	6	7	8	9	AB	R	H	RBI	BB	SO	LOB	TOP					
Jason Kendall, R OBP: 0.341, SLG: 0.308	G6-3		G6-3			G5-3			G1-3	4	0	0	0	0	0	1						
21 Mark Kotsay, L OBP: 0.318, SLG: 0.400	P2			F8		K			K	4	0	0	0	0	2	0						
7 Bobby Crosby, R OBP: 0.352, SLG: 0.450	G6-3			K					K	4	1	1	0	0	2	0						
Jay Payton, R OBP: 0.302, SLG: 0.487				K					K	3	0	1	0	0	1	1						
29 Dan Johnson, L OBP: 0.389, SLG: 0.500	G4-3					E5			SF8	2	0	0	1	0	0	1						
23 Bobby Kielty, S OBP: 0.357, SLG: 0.384	FC6-5-4								G6-3	2	0	0	0	1	0	1						
14 Mark Ellis, R OBP: 0.367, SLG: 0.410	K					G5-4-3			K	3	0	0	0	0	2	3						
Nick Swisher, S OBP: 0.324, SLG: 0.466						F8			G5-3	3	0	0	0	0	1	1						
Marco Scutaro, R OBP: 0.318, SLG: 0.366									G5-3	2	0	0	0	1	0	0						
<b>Inning Stats</b>	R: 0 E: 0 K: 0 S: 8	H: 0 LOB: 0 BB: 0 P: 10	R: 0 E: 0 K: 1 S: 12	H: 1 LOB: 1 BB: 0 P: 20	R: 0 E: 0 K: 1 S: 7	H: 0 LOB: 0 BB: 1 P: 14	R: 0 E: 0 K: 2 S: 11	H: 0 LOB: 0 BB: 0 P: 16	R: 0 E: 1 K: 0 S: 6	H: 0 LOB: 1 BB: 1 P: 12	R: 0 E: 0 K: 1 S: 9	H: 0 LOB: 0 BB: 0 P: 11	R: 1 E: 0 K: 0 S: 11	H: 1 LOB: 0 BB: 0 P: 16	R: 0 E: 0 K: 1 S: 11	H: 0 LOB: 0 BB: 0 P: 17	R: 0 E: 0 K: 2 S: 9	H: 0 LOB: 0 BB: 0 P: 14	1B: 1 2B: 1 3B: 0 HR: 0	SF: 1 SAC: 0 DP: 2 HBP: 0	WP: 1 PB: 0 SB: 0 CS: 0	PA: 30
<b>PITCHER</b>	IP	WLS	BF	H	R	ER	SO	BB	IBB	HBP	BLK	WP	HR	S	P	ERA	WHIP					
29 Nate Robertson, L ERA: 3.85	8.0	W	27	2	1	1	6	2	0	0	0	1	0	75	116	1.12	0.500					
56 Fernando Rodney, R ERA: 2.4	1.0	S	3	0	0	0	2	0	0	0	0	0	0	9	14	0.00	0.000					

Oakland Athletics @ Detroit Tigers  
Comerica Park, Detroit, MI  
Tue Aug 23 2005, 7:05 PM EDT  
Att: 24,467 - Partly Cloudy - 71 F

AB 27  
R 1  
H 2  
RBI 1  
BB 2  
SO 8  
LOB 8



Batter	1	2	3	4	5	6	7	8	9	AB	R	H	RBI	BB	SO	LOB	BOTTOM					
14 Placido Polanco, R OBP: 0.396, SLG: 0.435	G3-1		G6-3			G5-3			FC5-4	4	0	2	0	0	0	0						
31 Chris Shelton, R OBP: 0.383, SLG: 0.531	G3-1		K			K			FC5-4	4	0	0	0	0	2	2						
Ivan Rodriguez, R OBP: 0.298, SLG: 0.461	P5					K			G5-4-3	4	1	1	0	0	1	2						
30 Magglio Ordonez, R OBP: 0.365, SLG: 0.470	G4-3					G4-3			L5	4	1	1	0	0	0	1						
Carlos Pena, L OBP: 0.329, SLG: 0.421			G5-3			HR			K	4	2	3	4	0	1	0						
Craig Monroe, R OBP: 0.334, SLG: 0.457	P3					HR			K	4	0	1	0	0	1	1						
15 Brandon Inge, R OBP: 0.343, SLG: 0.496	G5-3					K			P6	3	0	1	0	0	1	2						
20 Omar Infante, R OBP: 0.273, SLG: 0.396	P4								L4	3	0	1	0	0	0	1						
28 Curtis Granderson, L OBP: 0.311, SLG: 0.581			K			G4-3			F7	3	0	0	0	0	1	2						
<b>Inning Stats</b>	R: 0 E: 0 K: 0 S: 9	H: 1 LOB: 1 BB: 0 P: 12	R: 0 E: 0 K: 0 S: 9	H: 1 LOB: 1 BB: 0 P: 11	R: 0 E: 0 K: 2 S: 8	H: 0 LOB: 0 BB: 0 P: 11	R: 1 E: 0 K: 2 S: 9	H: 2 LOB: 1 BB: 0 P: 10	R: 0 E: 0 K: 0 S: 11	H: 0 LOB: 0 BB: 0 P: 18	R: 3 E: 0 K: 2 S: 24	H: 5 LOB: 2 BB: 0 P: 32	R: 0 E: 0 K: 0 S: 10	H: 1 LOB: 0 BB: 0 P: 11	R: 0 E: 0 K: 1 S: 12	H: 0 LOB: 0 BB: 0 P: 17	R: 0 E: 0 K: 0 S: 9	H: 0 LOB: 0 BB: 0 P: 14	1B: 5 2B: 3 3B: 0 HR: 2	SF: 0 SAC: 0 DP: 1 HBP: 0	WP: 0 PB: 0 SB: 0 CS: 0	PA: 33
<b>PITCHER</b>	IP	WLS	BF	H	R	ER	SO	BB	IBB	HBP	BLK	WP	HR	S	P	ERA	WHIP					
Dan Haren, R ERA: 4.04	7.1	L	31	10	4	4	6	0	0	0	0	0	0	4	7	0.00	1.364					
Ricardo Rincon, L ERA: 5.08	0.1		1	0	0	0	1	0	0	0	0	0	0	4	7	0.00	0.000					
50 Kiko Calero, R ERA: 3.63	0.1		1	0	0	0	0	0	0	0	0	0	0	3	4	0.00	0.000					

Oakland Athletics @ Detroit Tigers  
Comerica Park, Detroit, MI  
Tue Aug 23 2005, 7:05 PM EDT  
Att: 24,467 - Partly Cloudy - 71 F

AB 33  
R 4  
H 10  
RBI 4  
BB 0  
SO 7  
LOB 11













Batter	1	2	3	4	5	6	7	8	9	AB	R	H	RBI	BB	SO	LOB	TOP										
14 Placido Polanco, R (1.4) OBP: 0.394, SLG: 0.432	1-1 E3 31 F9 31 PB 1B	4-1 BB		1-2 P4		3-2 F9		0-1 SF8		3	1	0	1	1	0	0	<b>Detroit Tigers @ Boston Red Sox</b> Fenway Park, Boston, MA Fri Aug 26 2005, 8:05 PM EDT Att: 35,056 - Partly Cloudy - 75 F										
31 Chris Shelton, R (1.3) OBP: 0.378, SLG: 0.525	2-2 F9	1-1 P4		1-0 P2			1-1 G6-3	1-1 G4-3		5	0	0	0	0	0	4											
Ivan Rodriguez, R (1.2) OBP: 0.296, SLG: 0.463	1-0 1B		0-1 P3	0-0 P4			1-2 HR	1-2 G5-3		5	1	2	2	0	0	1											
30 Magglio Ordonez, R (1.9) OBP: 0.365, SLG: 0.474	3-2 F7		1-2 G3		0-1 WP 1B		2-2 HR		2-1 F8	5	1	2	1	0	0	1											
Dmitri Young, S (1.10) OBP: 0.325, SLG: 0.473	0-2 1B		0-0 P3		0-2 P4		2-2 1B		0-2 1B	5	0	3	0	0	0	1											
Craig Monroe, R (1.7) OBP: 0.333, SLG: 0.450	1-1 F9			4-1 15 HR BB	1-2 P2		0-3 K		1-2 F9	4	1	0	0	1	1	5											
15 Brandon Inge, R (1.5) OBP: 0.342, SLG: 0.411		2-0 F7		0-1 HR	1-3 K		2-2 G5-3		0-3 K	5	1	1	2	0	2	3											
John McDonald, R (1.6) OBP: 0.348, SLG: 0.352		1-1 F7		3-2 HR		0-1 P4		3-2 14 S 28 1B 14 SF8 1B		3	1	1	0	0	0	0											
Nook Logan, S (8, PH) OBP: 0.311, SLG: 0.342										1	1	1	0	0	0	0											
20 Omar Infante, R (8, PH) OBP: 0.266, SLG: 0.386										0	0	0	0	0	0	0											
28 Curtis Granderson, L (1.8) OBP: 0.352, SLG: 0.627		1-1 14 BB 1B		2-2 HR		0-1 F8		2-2 31 G4-3 14 S 1B		4	1	3	2	0	0	0											
<b>Inning Stats</b>	R: 1 E: 1 K: 0 S: 16	H: 2 LOB: 2 BB: 0 P: 24	R: 0 E: 0 K: 0 S: 8	H: 1 LOB: 2 BB: 1 P: 17	R: 0 E: 0 K: 0 S: 7	H: 0 LOB: 0 BB: 0 P: 8	R: 4 E: 0 K: 0 S: 16	H: 3 LOB: 0 BB: 1 P: 27	R: 0 E: 0 K: 1 S: 11	H: 1 LOB: 1 BB: 0 P: 13	R: 0 E: 0 K: 0 S: 9	H: 0 LOB: 0 BB: 0 P: 12	R: 2 E: 0 K: 1 S: 20	H: 3 LOB: 1 BB: 0 P: 28	R: 1 E: 0 K: 0 S: 18	H: 2 LOB: 1 BB: 0 P: 25	R: 0 E: 0 K: 1 S: 12	H: 1 LOB: 1 BB: 0 P: 15	1B: 8 2B: 1 3B: 0 HR: 4	SF: 1 SAC: 0 DP: 0 HBP: 0	WP: 1 PB: 1 SB: 2 CS: 0	PA: 43					
<b>PITCHER</b>	IP	WLS	BF	H	R	ER	SO	BB	IBB	HBP	BLK	WP	HR	S	P	ERA	WHIP										
49 Tim Wakefield, R (1.1) ERA: 4.35	6.0	W	28	7	5	4	1	2	0	0	0	1	2	67	101	6.00	1.500										
Geremi Gonzalez, R (7.1) ERA: 5.44	0.1		4	3	2	2	0	0	0	0	0	0	2	11	17	54.00	9.000										
Chad Bradford, R (7.1) ERA: 2.87	1.2	H	7	2	1	1	1	0	0	0	0	0	0	27	36	5.40	1.200										
50 Mike Timlin, R (9.1) ERA: 1.93	1.0	S	4	1	0	0	1	0	0	0	0	0	0	12	15	0.00	1.000										

Batter	1	2	3	4	5	6	7	8	9	AB	R	H	RBI	BB	SO	LOB	BOTTOM										
18 Johnny Damon, L (1.8) OBP: 0.374, SLG: 0.457	2-0 F8		1-1 SF9		0-0 L3	1-3 K 34 F9 1B E		1-2 P6		4	1	0	1	0	1	2	<b>Detroit Tigers @ Boston Red Sox</b> Fenway Park, Boston, MA Fri Aug 26 2005, 8:05 PM EDT Att: 35,056 - Partly Cloudy - 75 F										
Tony Graffanino, R (1.4) OBP: 0.373, SLG: 0.403	1-2 34 G3 34 WP 1B		1-0 BB 34 BB SF8 1B		4-2 34 2B BB	0-0 E 1B		2-1 G1-3		4	3	3	1	1	0	1											
34 David Ortiz, L (1.10) OBP: 0.389, SLG: 0.571	3-2 G3		4-1 SF8 BB		0-0 1B FC1-6 2B	1-2 F9		2-3 K		4	1	1	1	1	1	4											
Manny Ramirez, R (1.7) OBP: 0.387, SLG: 0.590	0-0 F9		4-1 BB		1-0 FC1-6 1B	2-3 E6		1-2 2B		3	0	2	3	1	0	1											
Trot Nixon, L (1.9) OBP: 0.363, SLG: 0.469		1-1 P5	3-2 SF8		2-1 FC1-6	1-0 F7				3	0	0	2	0	0	2											
Kevin Millar, R (1.3) OBP: 0.356, SLG: 0.369		0-3 K	2-3 K		1-1 L7					4	0	0	0	0	2	3											
John Olerud, L (8, PH) OBP: 0.333, SLG: 0.435										0	0	0	0	0	0	0											
Bill Mueller, S (1.5) OBP: 0.376, SLG: 0.438		0-1 G4-3			1-0 F7					4	1	1	0	0	0	0											
Doug Mirabelli, R (1.2) OBP: 0.311, SLG: 0.371			0-2 13 1B 18 SF9 2B		2-1 F8					3	2	1	0	1	0	0											
13 Alex Cora, L (1.6) OBP: 0.299, SLG: 0.314			0-0 34 BB 1B BB		0-0 G6-3					2	1	1	0	0	0	0											
Edgar Renteria, R (8, PH) OBP: 0.350, SLG: 0.401						0-0 SH5-4 1B BB		1-0 G1-3 1B		1	0	1	0	0	0	0											
<b>Inning Stats</b>	R: 0 E: 0 K: 0 S: 8	H: 1 LOB: 1 BB: 0 P: 14	R: 0 E: 0 K: 1 S: 7	H: 0 LOB: 0 BB: 0 P: 8	R: 3 E: 0 K: 1 S: 16	H: 3 LOB: 2 BB: 2 P: 32	R: 0 E: 0 K: 0 S: 4	H: 0 LOB: 0 BB: 0 P: 7	R: 2 E: 0 K: 0 S: 9	H: 2 LOB: 1 BB: 1 P: 17	R: 4 E: 1 K: 1 S: 14	H: 3 LOB: 1 BB: 1 P: 22	R: 0 E: 0 K: 0 S: 9	H: 0 LOB: 0 BB: 0 P: 10	R: 0 E: 0 K: 1 S: 9	H: 1 LOB: 1 BB: 0 P: 15	1B: 6 2B: 4 3B: 0 HR: 0	SF: 2 SAC: 1 DP: 0 HBP: 0	WP: 2 PB: 0 SB: 0 CS: 0	PA: 39							
<b>PITCHER</b>	IP	WLS	BF	H	R	ER	SO	BB	IBB	HBP	BLK	WP	HR	S	P	ERA	WHIP										
Jason Johnson, R (1.1) ERA: 4.43	5.2	L	31	9	9	9	3	4	0	0	0	2	0	57	98	14.29	2.294										
Chris Spurling, R (6.1) ERA: 3.29	1.1		4	0	0	0	0	0	0	0	0	0	0	10	12	0.00	0.000										
Jamie Walker, L (8.1) ERA: 3.27	1.0		4	1	0	0	1	0	0	0	0	0	0	9	15	0.00	1.000										

AB	40
R	8
H	13
RBI	8
BB	2
SO	3
LOB	15



AB	32
R	9
H	10
RBI	8
BB	4
SO	4
LOB	13





Batter	1	2	3	4	5	6	7	8	9	AB	R	H	RBI	BB	SO	LOB	TOP								
14 Placido Polanco, R (1,4) OBP: 0.395, SLG: 0.431	P3			30 BB 1B HR	L7	K		31 2B HBP		5	2	2	0	0	1	1									
31 Chris Shelton, R (1,3) OBP: 0.377, SLG: 0.524	F9			L4	F8		30 2B 1B	3B 2B	K	6	2	2	1	0	1	2									
Ivan Rodriguez, R (1,2) OBP: 0.298, SLG: 0.467	P6			30 BB 1B HR	L9		L8	30 1B 3B		5	2	2	1	0	0	1									
30 Magglio Ordonez, R (1,9) OBP: 0.375, SLG: 0.490		G6-3		4-1 HR BB			2B 2B	BB 2B	1B 1B	4	2	3	1	1	0	0									
Dmitri Young, S (1,7) OBP: 0.328, SLG: 0.480		K		0-0			F9	BB 2B	3-H 1B	4	1	2	4	1	1	1									
Nook Logan, S (8, PR) OBP: 0.311, SLG: 0.342				1-H 2-H 3-H HR				IBB	1-2 1B	0	0	0	0	0	0	0									
Carlos Pena, L (1, 10) OBP: 0.333, SLG: 0.437	F9			1-1	P2		3-2 15 E 2B	BB	K	4	1	1	2	1	1	2									
15 Brandon Inge, R (1,5) OBP: 0.345, SLG: 0.417				0-1 20 CS 1B	20 2B 2B		E8 20 2B 2B	K	G5-3	5	2	3	1	0	1	5									
20 Omar Infante, R (1,6) OBP: 0.268, SLG: 0.393				0-1 L3	1-2 2B		0-1 2B	L4	F8	5	0	2	2	0	0	4									
28 Curtis Granderson, L (1,8) OBP: 0.322, SLG: 0.571				2-1 F7	2-1 G3-1		3-3 K		G3-1	5	0	0	0	0	2	2									
<b>Inning Stats</b>	R: 0 E: 0 K: 0 S: 7	H: 0 LOB: 0 BB: 0 P: 11	R: 0 E: 0 K: 1 S: 7	H: 0 LOB: 0 BB: 0 P: 10	R: 0 E: 0 K: 0 S: 6	H: 1 LOB: 0 BB: 0 P: 8	R: 5 E: 0 K: 0 S: 26	H: 5 LOB: 1 BB: 1 P: 39	R: 0 E: 0 K: 0 S: 7	H: 0 LOB: 0 BB: 0 P: 11	R: 3 E: 1 K: 2 S: 16	H: 4 LOB: 1 BB: 0 P: 23	R: 1 E: 0 K: 1 S: 15	H: 2 LOB: 3 BB: 2 P: 27	R: 3 E: 0 K: 1 S: 25	H: 4 LOB: 2 BB: 0 P: 36	R: 0 E: 0 K: 2 S: 11	H: 1 LOB: 1 BB: 0 P: 13	1B: 7 2B: 8 3B: 1 HR: 1	SF: 0 SAC: 0 DP: 0 HBP: 1	WP: 0 PB: 0 SB: 0 CS: 1	PA: 47			
<b>PITCHER</b>	IP	WLS	BF	H	R	ER	SO	BB	IBB	HBP	BLK	WP	HR	S	P	ERA	WHIP								
Bronson Arroyo, R (1, 1) ERA: 4.44	5.1		24	8	7	7	1	1	0	0	0	0	1	60	90	11.81	1.688								
58 Jonathan Papelbon, R (6, 1) ERA: 3.32	1.0	L	9	4	2	2	2	1	1	0	0	0	0	17	30	18.00	5.000								
Geremi Gonzalez, R (7, 1) ERA: 5.89	1.0		6	2	3	3	1	0	0	1	0	0	0	20	28	27.00	2.000								
Mike Remlinger, L (8, 1) ERA: 6.58	0.2		4	2	0	0	1	0	0	0	0	0	0	12	17	0.00	3.000								
Mike Myers, L (9, 1) ERA: 3.3	1.0		4	1	0	0	2	0	0	0	0	0	0	11	13	0.00	1.000								

Detroit Tigers @ Boston Red Sox  
Fenway Park, Boston, MA  
Sat Aug 27 2005, 7:05 PM EDT  
Att: 35,228 - Clear - 76 F

AB 43  
R 12  
H 17  
RBI 12  
BB 3  
SO 7  
LOB 18



Batter	1	2	3	4	5	6	7	8	9	AB	R	H	RBI	BB	SO	LOB	BOTTOM								
18 Johnny Damon, L (1,8) OBP: 0.372, SLG: 0.454	F9		34 HR 1B	G4-3		G4-3		G5-3		5	1	1	0	0	0	1									
Edgar Renteria, R (1,6) OBP: 0.351, SLG: 0.401	BB 1B		34 HR 1B	K		G6-3			G3	5	1	2	1	0	1	0									
34 David Ortiz, L (1, 10) OBP: 0.388, SLG: 0.574	F8		1-H 2-H HR	K		K			K	5	1	1	3	0	3	1									
Manny Ramirez, R (1,7) OBP: 0.387, SLG: 0.586	BB		K		K		1B SF8 1B		K	4	1	1	0	1	3	0									
Trot Nixon, L (1,9) OBP: 0.365, SLG: 0.479	L3		HR		P5		1B		1B	4	1	2	1	0	0	2									
Jason Varitek, S (1,2) OBP: 0.377, SLG: 0.545			1B 2B		2B 1B		SF8			3	1	2	1	0	1	0									
Roberto Pelagine, L (1,3) OBP: 0.414, SLG: 0.520			K		K		P3			3	0	2	0	0	1	1									
Kevin Millar, R (7, PH) OBP: 0.355, SLG: 0.368			G4-6-3 1B		2B					1	0	0	0	0	0	1									
Bill Mueller, S (1,5) OBP: 0.377, SLG: 0.436	G4-6-3		1B		F8			K		4	0	1	1	0	1	3									
Tony Graffanino, R (1,4) OBP: 0.375, SLG: 0.403			18 1B 1B		18 G4-3 WP BB		K		G6-3	3	2	1	0	1	1	0									
<b>Inning Stats</b>	R: 0 E: 0 K: 0 S: 13	H: 1 LOB: 2 BB: 1 P: 22	R: 0 E: 0 K: 1 S: 8	H: 1 LOB: 0 BB: 0 P: 10	R: 6 E: 0 K: 2 S: 21	H: 7 LOB: 1 BB: 0 P: 32	R: 1 E: 0 K: 2 S: 11	H: 0 LOB: 0 BB: 1 P: 21	R: 0 E: 0 K: 1 S: 15	H: 2 LOB: 2 BB: 0 P: 20	R: 0 E: 0 K: 1 S: 9	H: 0 LOB: 0 BB: 0 P: 13	R: 1 E: 0 K: 0 S: 10	H: 2 LOB: 1 BB: 0 P: 15	R: 0 E: 0 K: 1 S: 11	H: 0 LOB: 0 BB: 0 P: 15	R: 0 E: 0 K: 2 S: 12	H: 0 LOB: 0 BB: 0 P: 18	1B: 9 2B: 2 3B: 0 HR: 2	SF: 1 SAC: 0 DP: 1 HBP: 0	WP: 2 PB: 0 SB: 0 CS: 0	PA: 40			
<b>PITCHER</b>	IP	WLS	BF	H	R	ER	SO	BB	IBB	HBP	BLK	WP	HR	S	P	ERA	WHIP								
Sean Douglass, R (1, 1) ERA: 5.88	3.0		18	9	7	7	3	2	0	0	0	0	2	43	69	21.00	3.667								
43 Roman Colon, R (4, 1) ERA: 5.77	3.1	W	13	3	1	1	5	0	0	0	0	1	0	40	58	2.70	0.900								
Jamie Walker, L (7, 1) ERA: 3.24	0.1	H	2	1	0	0	0	0	0	0	0	0	0	3	4	0.00	3.000								
Craig Dingman, R (7, 1) ERA: 3.2	1.1	H	4	0	0	0	1	0	0	0	0	0	0	12	17	0.00	0.000								
56 Fernando Rodney, R (9, 1) ERA: 2.32	1.0		3	0	0	0	2	0	0	0	0	0	0	12	18	0.00	0.000								

Detroit Tigers @ Boston Red Sox  
Fenway Park, Boston, MA  
Sat Aug 27 2005, 7:05 PM EDT  
Att: 35,228 - Clear - 76 F

AB 37  
R 8  
H 13  
RBI 7  
BB 2  
SO 11  
LOB 9





Batter	1	2	3	4	5	6	7	8	9	AB	R	H	RBI	BB	SO	LOB	TOP										
14 Placido Polanco, R OBP: 0.393, SLG: 0.428	2-2 G6-3 31 30 2B WP 1B		2-2 E5 15 2B 31 SF8		1-1 G5-3		1-1 F8		3-2 F9	5	2	1	0	0	0	0											
15 Brandon Inge, R OBP: 0.347, SLG: 0.423	1-1 F9		1-2 31 SF8 2B		2-2 31 2B 1B		0-1 2B		1-1 P3	5	1	3	0	0	0	1											
31 Chris Shelton, R OBP: 0.376, SLG: 0.526	3-2 G6-3		2-2 SF8		1-1 30 E3 2B		3-3 K			3	0	1	2	0	1	2											
30 Magglio Ordonez, R OBP: 0.373, SLG: 0.490	0-1 2B		0-0 G6-3		2-2 E3 1B		0-0 G4-3			4	0	1	1	0	0	3											
Dmitri Young, S OBP: 0.327, SLG: 0.478	1-3 K		0-3 K		1-0 1B		2-2 P3			4	0	1	0	0	2	2											
Craig Monroe, R OBP: 0.333, SLG: 0.448		0-0 1B		0-0 G5-3		0-3 K		2-2 G5-3		4	0	1	0	0	1	2											
John McDonald, R OBP: 0.345, SLG: 0.349		1-3 K		0-1 G4-3		0-2 G3		1-2 1B		4	0	1	0	0	1	1											
13 Vance Wilson, R OBP: 0.278, SLG: 0.257		1-3 K		1-2 1B		1-2 G5-3		1-0 F8		4	0	1	0	0	1	2											
Nook Logan, S OBP: 0.307, SLG: 0.338		1-3 K		0-0 P4		1-0 G5-3		1-1 F9		4	0	0	0	0	1	2											
<b>Inning Stats</b>	R: 1 E: 0 K: 1 S: 15	H: 2 LOB: 1 BB: 0 P: 22	R: 0 E: 0 K: 3 S: 16	H: 1 LOB: 1 BB: 0 P: 19	R: 1 E: 1 K: 1 S: 13	H: 1 LOB: 1 BB: 0 P: 18	R: 0 E: 0 K: 0 S: 7	H: 1 LOB: 1 BB: 0 P: 8	R: 1 E: 1 K: 1 S: 14	H: 3 LOB: 2 BB: 0 P: 21	R: 0 E: 0 K: 1 S: 8	H: 0 LOB: 0 BB: 0 P: 10	R: 0 E: 0 K: 1 S: 8	H: 1 LOB: 1 BB: 0 P: 12	R: 0 E: 0 K: 0 S: 11	H: 1 LOB: 0 BB: 0 P: 17	R: 0 E: 0 K: 0 S: 7	H: 0 LOB: 0 BB: 0 P: 12	1B: 6 2B: 4 3B: 0 HR: 0	SF: 1 SAC: 0 DP: 0 HBP: 0	WP: 1 PB: 0 SB: 1 CS: 0	PA: 38					
<b>PITCHER</b>	IP	WLS	BF	H	R	ER	SO	BB	IBB	HBP	BLK	WP	HR	S	P	ERA	WHIP										
David Wells, L ERA: 4.44	(1, 1)	7.0	W	31	9	3	2	7	0	0	0	0	0	81	110	2.57	1.286										
Chad Bradford, R ERA: 2.7	(8, 1)	1.0		4	1	0	0	0	0	0	0	0	0	11	17	0.00	1.000										
Abe Alvarez, L ERA:	(9, 1)	1.0		3	0	0	0	0	0	0	0	0	0	7	12	0.00	0.000										

**Detroit Tigers @ Boston Red Sox**  
Fenway Park, Boston, MA  
Sun Aug 28 2005, 2:05 PM EDT  
Att: 34,658 - Partly Cloudy - 83 F

AB 37  
R 3  
H 10  
RBI 3  
BB 0  
SO 7  
LOB 15



Batter	1	2	3	4	5	6	7	8	9	AB	R	H	RBI	BB	SO	LOB	BOTTOM										
18 Johnny Damon, L OBP: 0.374, SLG: 0.455	4-2 G5-3 34 1B BB	0-2 2H 1B			1-3 K2-3	1-0 WP 2H 3H 1B		2-2 G6-3		4	1	2	3	1	1	0											
Edgar Renteria, R OBP: 0.345, SLG: 0.399	3-2 G5-3		1-3 K		0-0 F8	2-3 K		1-1 34 HR 1B		5	0	1	0	0	2	2											
13 Alex Cora, L OBP: 0.259, SLG: 0.314	1-2 1B				2-3 K			2-1 34 HR 1B		0	1	0	0	0	0	0											
34 David Ortiz, L OBP: 0.389, SLG: 0.580	0-1 2H 1B		1-1 G6-3		2-3 K		0-1 2B 1B	2-1 1H HR		5	2	3	3	0	1	0											
Manny Ramirez, R OBP: 0.387, SLG: 0.587	1-2 F9		1-0 F9			3-2 2B 1B	1-0 1B 2B	2-1 E4 G4-6-3		5	1	2	0	0	0	2											
Jason Varitek, S OBP: 0.377, SLG: 0.545	0-3 K				0-0 G5-3	0-2 1H 2B 2B	4-1 1B BB	0-0 G4-6-3		4	1	1	1	1	1	2											
Kevin Millar, R OBP: 0.357, SLG: 0.367		3-1 2B SF8 1B		2-2 F8		4-1 2B 18 1B BB	0-1 F3			3	2	1	0	1	0	3											
John Olerud, L OBP: 0.333, SLG: 0.435										0	0	0	0	0	0	0											
Bill Mueller, S OBP: 0.380, SLG: 0.449		0-0 18 1B 2B		1-1 HR		0-1 L4		2-0 1-2 2-3 3H 1B		4	2	3	2	0	2												
Tony Graffanino, R OBP: 0.376, SLG: 0.405		2-1 G5-3		4-0 FC6-4 BB		0-0 18 1B 2B		0-0 F8		3	1	1	1	1	0	5											
Gabe Kapler, R OBP: 0.275, SLG: 0.328		0-2 SF8		1-1 FC6-4		0-3 K		0-0 G6-3		3	0	0	1	0	1	6											
<b>Inning Stats</b>	R: 1 E: 0 K: 1 S: 14	H: 1 LOB: 1 BB: 1 P: 22	R: 2 E: 0 K: 0 S: 11	H: 3 LOB: 1 BB: 0 P: 16	R: 0 E: 0 K: 1 S: 6	H: 0 LOB: 0 BB: 0 P: 9	R: 1 E: 0 K: 0 S: 8	H: 1 LOB: 1 BB: 1 P: 16	R: 0 E: 0 K: 2 S: 7	H: 1 LOB: 0 BB: 0 P: 10	R: 4 E: 0 K: 2 S: 20	H: 4 LOB: 1 BB: 1 P: 30	R: 1 E: 0 K: 0 S: 9	H: 3 LOB: 3 BB: 1 P: 16	R: 2 E: 1 K: 0 S: 10	H: 2 LOB: 1 BB: 0 P: 17	1B: 8 2B: 4 3B: 0 HR: 2	SF: 1 SAC: 0 DP: 1 HBP: 0	WP: 1 PB: 0 SB: 0 CS: 0	PA: 41							
<b>PITCHER</b>	IP	WLS	BF	H	R	ER	SO	BB	IBB	HBP	BLK	WP	HR	S	P	ERA	WHIP										
29 Nate Robertson, L ERA: 4.16	(1, 1)	5.2	L	28	8	8	5	3	0	0	0	0	0	62	97	12.71	2.118										
Franklyn German, R ERA: 3.12	(6, 1)	0.2		6	3	1	1	1	0	0	0	1	0	11	20	13.50	6.000										
Chris Spurling, R ERA: 3.53	(7, 1)	1.2		7	2	2	2	0	0	0	0	0	1	12	19	10.80	1.200										

**Detroit Tigers @ Boston Red Sox**  
Fenway Park, Boston, MA  
Sun Aug 28 2005, 2:05 PM EDT  
Att: 34,658 - Partly Cloudy - 83 F

AB 36  
R 11  
H 14  
RBI 11  
BB 4  
SO 6  
LOB 22





Batter	1	2	3	4	5	6	7	8	9	AB	R	H	RBI	BB	SO	LOB	TOP			
14 Placido Polanco, R OBP: 0.391, SLG: 0.424	4-2 30 BB 1B HR BB	0-0 G6-3		2-0 P3		1-2 G6-3		2-1 G6-3		4	1	0	0	1	0	0	Detroit Tigers @ Cleveland Indians Jacobs Field, Cleveland, OH Mon Aug 29 2005, 7:05 PM EDT Att: 22,713 - Overcast - 77 F			
15 Brandon Inge, R OBP: 0.346, SLG: 0.421	1-1 F9	0-2 F8		0-0 F8		1-0 2B 1B		2-0 L8		5	0	1	0	0	0	1				
Ivan Rodriguez, R OBP: 0.301, SLG: 0.474	1-2 30 BB HR 1B		0-2 P4		1-1 BLK 2B		0-0 2B		2-2 K	5	2	3	0	0	1	0				
30 Magglio Ordonez, R (1, 9) OBP: 0.378, SLG: 0.495	4-0 HR BB		2-0 1B 1B 2B		1-3 K		0-3 K		1-1 BB 1B	4	2	2	0	1	2	3				
Dmitri Young, S (1, 10) OBP: 0.328, SLG: 0.486	2-2 HR		2-2 G5-3		3-1 2B		1-2 G5-3		1-3 K	5	1	2	5	0	1	2				
Carlos Pena, L OBP: 0.352, SLG: 0.468 Nook Logan, S (9, PR) OBP: 0.307, SLG: 0.338	0-0 HR		0-1 1B		4-2 BB		1-1 FC6-4 1B		4-0 FC5-4 BB	3	2	3	1	2	0	0				
Craig Monroe, R (1, 7) OBP: 0.331, SLG: 0.445	2-0 G6-3		3-2 1B		0-3 K		1-0 F9		0-1 FC5-4	5	0	1	2	0	1	5				
20 Omar Infante, R (1, 6) OBP: 0.265, SLG: 0.388	2-2 F9		1-2 P2		1-2 G6-3		0-2 FC6-4			4	0	0	0	0	0	4				
28 Curtis Granderson, L (1, 8) OBP: 0.302, SLG: 0.533			3-3 K		1-0 F8		2-1 F7		1-3 K	4	0	0	0	0	2	0				
<b>Inning Stats</b>	R: 5 E: 0 K: 0 S: 19	H: 3 LOB: 2 BB: 35	R: 0 E: 0 K: 1 S: 8	H: 0 LOB: 0 BB: 11	R: 2 E: 0 K: 0 S: 19	H: 3 LOB: 1 BB: 0 P: 27	R: 0 E: 0 K: 0 S: 3	H: 0 LOB: 0 BB: 6	R: 1 E: 0 K: 2 S: 15	H: 2 LOB: 2 BB: 1 P: 25	R: 0 E: 0 K: 1 S: 10	H: 2 LOB: 2 BB: 14	R: 0 E: 0 K: 1 S: 7	H: 0 LOB: 0 BB: 12	R: 0 E: 0 K: 2 S: 11	H: 1 LOB: 1 BB: 19		1B: 6 2B: 4 3B: 0 HR: 2	SF: 0 SAC: 0 DP: 0 HBP: 0	WP: 0 PB: 0 SB: 0 CS: 0
<b>PITCHER</b>	IP WLS BF H R ER SO BB IBB HBP BLK WP HR S P ERA WHIP	IP WLS BF H R ER SO BB IBB HBP BLK WP HR S P ERA WHIP																		
Scott Elarton, R (1, 1) ERA: 5.08	3.0	17	6	7	7	1	2	0	0	0	0	0	2	46	73	21.00	2.667			
Fernando Cabrera, R (4, 1) ERA: 1.4	2.2	13	4	1	1	2	1	0	0	1	0	0	0	25	42	3.38	1.875			
63 Rafael Betancourt, R (6, 1) ERA: 2.94	1.1	5	1	0	0	1	0	0	0	0	0	0	0	12	15	0.00	0.750			
Bob Howry, R (8, 1) ERA: 2.75	1.0	3	0	0	0	1	0	0	0	0	0	0	0	7	12	0.00	0.000			
Bob Wickman, R (9, 1) ERA: 2.94	1.0	5	1	0	0	2	1	0	0	0	0	0	0	11	19	0.00	2.000			

Batter	1	2	3	4	5	6	7	8	9	AB	R	H	RBI	BB	SO	LOB	BOTTOM			
24 Grady Sizemore, L (1, 8) OBP: 0.344, SLG: 0.471	3-2 2B 1B	3-1 F7		4-2 2E 2B 48 SF8 BB		0-2 G3-1		3-3 K		4	2	1	0	1	1	1	Detroit Tigers @ Cleveland Indians Jacobs Field, Cleveland, OH Mon Aug 29 2005, 7:05 PM EDT Att: 22,713 - Overcast - 77 F			
Coco Crisp, S (1, 7) OBP: 0.343, SLG: 0.446	2-1 2B 2B	4-2 BB		1-1 SF7		0-2 41 BB 2B		1-1 F8		3	1	2	2	1	0	0				
2 Johnny Perella, R (1, 6) OBP: 0.358, SLG: 0.541	1-1 48 G3 41 SF9 2B	2-3 K		3-H 0-2 E7 48 SF8 1B		1-0 G5-3		2-1 G4-3		5	1	2	2	0	1	2				
48 Travis Hafner, L (1, 10) OBP: 0.411, SLG: 0.579	1-0 G3	0-0 G6-3		1-0 SF8		4-0 41 BB IBB		2-1 L9		3	0	0	1	1	0	2				
41 Victor Martinez, S (1, 2) OBP: 0.364, SLG: 0.468	1-2 SF9		0-0 G3		0-0 G6-3		4-2 BB		1-2 2-3 BB	2	0	0	1	1	0	1				
Ronnie Belliard, R (1, 4) OBP: 0.322, SLG: 0.429	3-H E6 3B		0-0 G6-3		1-0 G4-3		1-1 F9			4	1	0	0	0	0	3				
Ben Broussard, L (1, 3) OBP: 0.312, SLG: 0.447	3-2 1B 3B		0-1 F8		1-1 HR		0-1 F7			4	2	2	2	0	0	0				
Aaron Boone, R (1, 5) OBP: 0.303, SLG: 0.380	2-2 2B 1B			0-2 1B SF7 1B		0-2 L1		0-3 K		4	2	2	1	0	1	0				
Casey Blake, R (1, 9) OBP: 0.312, SLG: 0.433	1-1 1B 2B			1-2 2B 1B		1-3 K		0-0 1B		4	1	3	1	0	1	0				
<b>Inning Stats</b>	R: 6 E: 1 K: 0 S: 24	H: 6 LOB: 1 BB: 0 P: 39	R: 0 E: 0 K: 1 S: 8	H: 0 LOB: 1 BB: 1 P: 17	R: 0 E: 0 K: 0 S: 4	H: 0 LOB: 0 BB: 0 P: 4	R: 3 E: 1 K: 0 S: 16	H: 3 LOB: 1 BB: 1 P: 23	R: 1 E: 0 K: 1 S: 15	H: 1 LOB: 0 BB: 0 P: 18	R: 0 E: 0 K: 0 S: 11	H: 1 LOB: 3 BB: 2 P: 21	R: 0 E: 0 K: 2 S: 11	H: 1 LOB: 1 BB: 0 P: 14	R: 0 E: 0 K: 0 S: 6	H: 0 LOB: 0 BB: 0 P: 11		1B: 6 2B: 4 3B: 1 HR: 1	SF: 3 SAC: 0 DP: 0 HBP: 0	WP: 0 PB: 0 SB: 0 CS: 0
<b>PITCHER</b>	IP WLS BF H R ER SO BB IBB HBP BLK WP HR S P ERA WHIP	IP WLS BF H R ER SO BB IBB HBP BLK WP HR S P ERA WHIP																		
38 Jeremy Bonderman, R (1, 1) ERA: 4.44	3.1	21	9	9	5	1	2	0	0	0	0	0	0	0	0	0	13.50	3.300		
Vic Darensbourg, L (4, 1) ERA: 3.18	2.0	8	2	1	1	1	0	0	0	0	0	1	23	27	4.50	1.000				
Franklyn German, R (6, 1) ERA: 3.02	1.2	8	1	0	0	2	1	1	0	0	0	0	16	29	0.00	1.200				
Craig Dingman, R (8, 1) ERA: 3.05	1.0	3	0	0	0	0	0	0	0	0	0	0	6	11	0.00	0.000				

AB 39  
R 8  
H 12  
RBI 8  
BB 4  
SO 7  
LOB 15



AB 33  
R 10  
H 12  
RBI 10  
BB 4  
SO 4  
LOB 9





Batter	1	2	3	4	5	6	7	8	9	AB	R	H	RBI	BB	SO	LOB	TOP		
14 Placido Polanco, R OBP: 0.391, SLG: 0.426	1-0 30 1B 2B	0-3 K		1-3 K			1-2 1B		2-1 G3	5	1	2	0	0	2	3			
31 Chris Shelton, R OBP: 0.370, SLG: 0.516	2-2 G6-3	3-2 G6-3			3-2 F9		2-3 K		0-2 F9	5	0	0	0	0	1	5			
Ivan Rodriguez, R OBP: 0.300, SLG: 0.478	2-2 G6-3		2-0 G6-3		1-3 K			0-0 HR	0-0 F8	5	1	1	1	0	1	2			
30 Magglio Ordonez, R OBP: 0.376, SLG: 0.490	0-2 2B 1B		2-1 P3		1-0 F8			2-2 F9		4	1	1	1	0	0	0			
Dmitri Young, S OBP: 0.331, SLG: 0.491 Nook Logan, S OBP: 0.307, SLG: 0.338	2-2 1-H 2B		0-2 2B 1B		2-3 K			1-1 2B 1B		4	0	3	1	0	1	0			
Craig Monroe, R OBP: 0.331, SLG: 0.446	2-2 G4-3		1-1 2B		1-2 G5-3			1-3 K		4	0	1	0	0	1	2			
Carlos Pena, L OBP: 0.349, SLG: 0.468		2-0 G3	0-0 G3-1		2-3 K			1-1 1-H 2B		4	0	1	1	0	1	2			
15 Brandon Inge, R OBP: 0.345, SLG: 0.418		4-2 20 WP BB		1-1 G5-3			1-0 P3	2-1 F9		3	0	0	0	1	0	2			
20 Omar Infante, R OBP: 0.268, SLG: 0.387		4-2 1-2 BB		0-1 F8			0-2 P6		1-1 31 F9 14 G3 1B	3	0	1	0	1	0	0			
<b>Inning Stats</b>	R: 2 H: 3 E: 0 K: 0 S: 21	H: 3 LOB: 1 BB: 0 P: 30	R: 0 H: 0 E: 0 K: 1 S: 13	LOB: 2 BB: 2 P: 26	R: 0 H: 2 E: 0 K: 0 S: 9	LOB: 0 BB: 0 P: 14	R: 0 H: 0 E: 0 K: 1 S: 7	LOB: 0 BB: 0 P: 9	R: 0 H: 0 E: 0 K: 2 S: 9	LOB: 0 BB: 0 P: 14	R: 0 H: 1 E: 0 K: 1 S: 13	LOB: 1 BB: 0 P: 17	R: 2 H: 3 E: 0 K: 1 S: 13	LOB: 3 BB: 0 P: 20	R: 0 H: 1 E: 0 K: 0 S: 9	LOB: 1 BB: 0 P: 11	1B: 5 2B: 4 3B: 0 HR: 1	SF: 0 SAC: 0 DP: 0 HBP: 0	WP: 1 PA: 39
<b>PITCHER</b>	IP WLS BF H R ER SO BB IBB HBP BLK WP HR S P ERA WHIP	IP WLS BF H R ER SO BB IBB HBP BLK WP HR S P ERA WHIP	IP WLS BF H R ER SO BB IBB HBP BLK WP HR S P ERA WHIP	IP WLS BF H R ER SO BB IBB HBP BLK WP HR S P ERA WHIP	IP WLS BF H R ER SO BB IBB HBP BLK WP HR S P ERA WHIP	IP WLS BF H R ER SO BB IBB HBP BLK WP HR S P ERA WHIP	IP WLS BF H R ER SO BB IBB HBP BLK WP HR S P ERA WHIP	IP WLS BF H R ER SO BB IBB HBP BLK WP HR S P ERA WHIP	IP WLS BF H R ER SO BB IBB HBP BLK WP HR S P ERA WHIP	IP WLS BF H R ER SO BB IBB HBP BLK WP HR S P ERA WHIP	IP WLS BF H R ER SO BB IBB HBP BLK WP HR S P ERA WHIP	IP WLS BF H R ER SO BB IBB HBP BLK WP HR S P ERA WHIP	IP WLS BF H R ER SO BB IBB HBP BLK WP HR S P ERA WHIP	IP WLS BF H R ER SO BB IBB HBP BLK WP HR S P ERA WHIP	IP WLS BF H R ER SO BB IBB HBP BLK WP HR S P ERA WHIP	IP WLS BF H R ER SO BB IBB HBP BLK WP HR S P ERA WHIP	IP WLS BF H R ER SO BB IBB HBP BLK WP HR S P ERA WHIP	IP WLS BF H R ER SO BB IBB HBP BLK WP HR S P ERA WHIP	IP WLS BF H R ER SO BB IBB HBP BLK WP HR S P ERA WHIP

**Detroit Tigers @ Cleveland Indians**  
 Jacobs Field, Cleveland, OH  
 Wed Aug 31 2005, 7:05 PM EDT  
 Att: 22,091 - Partly Cloudy - 74 F

AB	37
R	4
H	10
RBI	4
BB	2
SO	7
LOB	16



Batter	1	2	3	4	5	6	7	8	9	AB	R	H	RBI	BB	SO	LOB	BOTTOM		
24 Grady Sizemore, L OBP: 0.343, SLG: 0.471	1-1 48 G3 41 1B 2B				3-3 K			3-2 F7-6-4		4	1	1	0	0	2	2			
Coco Crisp, S OBP: 0.340, SLG: 0.442	1-0 G6-3		0-0 G6-3		2-0 F8			0-1 P6		4	0	0	0	0	0	1			
2 Johnny Perella, R OBP: 0.357, SLG: 0.537	4-0 48 G3 41 1B BB		0-1 P4		1-3 K			2-3 K		3	1	0	0	1	2	0			
48 Travis Hafner, L OBP: 0.410, SLG: 0.578	2-1 G3		0-3 K		1-3 K			0-2 41 2B		4	1	1	0	0	2	2			
41 Victor Martinez, S OBP: 0.365, SLG: 0.471 38 Franklin Gutierrez, R OBP: 0.321, SLG: 0.426	2-2 FC6-4 1B		3-1 L5		2-3 K			0-1 F9 2B		4	0	2	3	0	1	0			
Ronnie Belliard, R OBP: 0.321, SLG: 0.426	0-0 FC6-4		1-1 G5-3		4-2 FC6-4 BB			2-1 F9		3	0	0	0	1	0	2			
José Hernández, R OBP: 0.278, SLG: 0.350 Ben Broussard, L OBP: 0.312, SLG: 0.446		0-0 G4-3		0-2 G6-3		2-2 FC6-4		0-2 G4-3		3	0	0	0	0	0	1			
Aaron Boone, R OBP: 0.303, SLG: 0.382		2-1 2B		1-0 P3		2-2 F7				3	0	1	0	0	0	1			
Casey Blake, R OBP: 0.312, SLG: 0.435		3-1 L8		3-1 L7		3-2 24 F7-6-4 2B				3	0	1	0	0	0	1			
<b>Inning Stats</b>	R: 2 H: 2 E: 0 K: 0 S: 9	H: 2 LOB: 1 BB: 1 P: 19	R: 0 H: 1 E: 0 K: 1 S: 9	LOB: 1 BB: 0 P: 17	R: 0 H: 0 E: 0 K: 1 S: 6	LOB: 0 BB: 0 P: 6	R: 0 H: 0 E: 0 K: 0 S: 7	LOB: 0 BB: 0 P: 11	R: 0 H: 0 E: 0 K: 2 S: 8	LOB: 0 BB: 0 P: 12	R: 0 H: 0 E: 0 K: 1 S: 13	LOB: 0 BB: 1 P: 23	R: 0 H: 1 E: 0 K: 0 S: 9	LOB: 0 BB: 0 P: 15	R: 1 H: 2 E: 0 K: 1 S: 14	LOB: 2 BB: 0 P: 18	1B: 1 2B: 6 3B: 0 HR: 0	SF: 0 SAC: 0 DP: 1 HBP: 0	WP: 0 PA: 34
<b>PITCHER</b>	IP WLS BF H R ER SO BB IBB HBP BLK WP HR S P ERA WHIP	IP WLS BF H R ER SO BB IBB HBP BLK WP HR S P ERA WHIP	IP WLS BF H R ER SO BB IBB HBP BLK WP HR S P ERA WHIP	IP WLS BF H R ER SO BB IBB HBP BLK WP HR S P ERA WHIP	IP WLS BF H R ER SO BB IBB HBP BLK WP HR S P ERA WHIP	IP WLS BF H R ER SO BB IBB HBP BLK WP HR S P ERA WHIP	IP WLS BF H R ER SO BB IBB HBP BLK WP HR S P ERA WHIP	IP WLS BF H R ER SO BB IBB HBP BLK WP HR S P ERA WHIP	IP WLS BF H R ER SO BB IBB HBP BLK WP HR S P ERA WHIP	IP WLS BF H R ER SO BB IBB HBP BLK WP HR S P ERA WHIP	IP WLS BF H R ER SO BB IBB HBP BLK WP HR S P ERA WHIP	IP WLS BF H R ER SO BB IBB HBP BLK WP HR S P ERA WHIP	IP WLS BF H R ER SO BB IBB HBP BLK WP HR S P ERA WHIP	IP WLS BF H R ER SO BB IBB HBP BLK WP HR S P ERA WHIP	IP WLS BF H R ER SO BB IBB HBP BLK WP HR S P ERA WHIP	IP WLS BF H R ER SO BB IBB HBP BLK WP HR S P ERA WHIP	IP WLS BF H R ER SO BB IBB HBP BLK WP HR S P ERA WHIP	IP WLS BF H R ER SO BB IBB HBP BLK WP HR S P ERA WHIP	IP WLS BF H R ER SO BB IBB HBP BLK WP HR S P ERA WHIP

**Detroit Tigers @ Cleveland Indians**  
 Jacobs Field, Cleveland, OH  
 Wed Aug 31 2005, 7:05 PM EDT  
 Att: 22,091 - Partly Cloudy - 74 F

AB	32
R	3
H	6
RBI	3
BB	2
SO	7
LOB	12






Batter	1	2	3	4	5	6	7	8	9	AB	R	H	RBI	BB	SO	LOB	TOP								
14 Placido Polanco, R OBP: 0.390, SLG: 0.424	G5-3			F8			15 HR	F9		4	1	1	0	0	0	0									
15 Brandon Inge, R OBP: 0.344, SLG: 0.423	F8			P6			1-H		K	4	1	1	2	0	1	0									
Ivan Rodriguez, R OBP: 0.300, SLG: 0.476	G4-3			K			G6-3		G4-3	4	0	1	0	0	1	0									
30 Magglio Ordonez, R OBP: 0.378, SLG: 0.488		G6-3			G4-6-3		P3			3	0	1	0	0	0	1									
Dmitri Young, S OBP: 0.328, SLG: 0.486	G4-3			G4-6-3			G6-3		F7	4	0	0	0	0	0	3									
Carlos Pena, L OBP: 0.344, SLG: 0.460	K			K			K2-3			3	0	0	0	0	3	1									
Craig Monroe, R OBP: 0.331, SLG: 0.452				K			G6-3			3	1	1	1	0	1	0									
20 Omar Infante, R OBP: 0.266, SLG: 0.384				F9			F9		K	3	0	0	0	0	1	0									
28 Curtis Granderson, L OBP: 0.288, SLG: 0.508				F7			G4-3		L7	3	0	0	0	0	0	0									
<b>Inning Stats</b>	R: 0 E: 0 K: 0 S: 5	H: 0 LOB: 0 BB: 0 P: 6	R: 0 E: 0 K: 1 S: 6	H: 0 LOB: 0 BB: 0 P: 9	R: 0 E: 0 K: 1 S: 6	H: 0 LOB: 0 BB: 0 P: 7	R: 0 E: 0 K: 1 S: 10	H: 0 LOB: 0 BB: 0 P: 14	R: 0 E: 0 K: 1 S: 8	H: 1 LOB: 0 BB: 0 P: 12	R: 0 E: 0 K: 0 S: 10	H: 0 LOB: 2 BB: 0 P: 13	R: 2 E: 0 K: 1 S: 14	H: 3 LOB: 1 BB: 0 P: 20	R: 1 E: 0 K: 1 S: 9	H: 1 LOB: 0 BB: 0 P: 15	R: 0 E: 0 K: 1 S: 9	H: 0 LOB: 1 BB: 0 P: 14	1B: 3 2B: 0 3B: 0 HR: 2	SF: 0 SAC: 0 DP: 1 HBP: 1	WP: 0 PB: 0 SB: 1 CS: 0	PA: 32			
<b>PITCHER</b>	IP	WLS	BF	H	R	ER	SO	BB	IBB	HBP	BLK	WP	HR	S	P	ERA	WHIP								
52 Jose Contreras, R ERA: 4.08	7.0	W	25	5	3	3	5	0	0	0	0	0	2	62	86	3.86	0.714								
Cliff Polette, R ERA: 2.09	1.0	H	3	0	0	0	1	0	0	0	0	0	0	6	10	0.00	0.000								
Dustin Hermanson, R ERA: 1.64	1.0		4	0	0	0	1	0	0	1	0	0	0	9	14	0.00	0.000								

**Detroit Tigers @ Chicago White Sox**  
 U.S. Cellular Field, Chicago, IL  
 Thu Sep 01 2005, 8:05 PM EDT  
 Att: 20,743 - Partly Cloudy - 80 F


AB 31  
 R 3  
 H 5  
 RBI 3  
 BB 0  
 SO 7  
 LOB 5



Batter	1	2	3	4	5	6	7	8	9	AB	R	H	RBI	BB	SO	LOB	BOTTOM								
22 Scott Podsednik, L OBP: 0.346, SLG: 0.342	K			F7			K			5	1	2	1	0	2	3									
38 Pablo Ozuna, R OBP: 0.329, SLG: 0.342	G5-3			G6-3		G4-3	G4-3			5	1	1	1	0	0	4									
Carl Everett, S OBP: 0.316, SLG: 0.466	K			P6			L9			4	1	1	2	0	1	1									
14 Paul Konerko, R OBP: 0.363, SLG: 0.514				F8			K			5	1	2	0	0	1	1									
Ross Gload, L OBP: 0.197, SLG: 0.174				G6-3			K			0	0	0	0	0	0	0									
Aaron Rowand, R OBP: 0.328, SLG: 0.409	G5-3			12 2B			K			5	1	1	0	0	1	2									
23 Jermaine Dye, R OBP: 0.328, SLG: 0.513	G6-3			12 2B			HR			4	2	2	1	0	0	1									
12 A.J. Pierzynski, L OBP: 0.320, SLG: 0.458				5 2B			HR			3	3	3	3	1	0	0									
Raul Casanova, S				5 2B			HR			0	0	0	0	0	0	0									
5 Juan Uribe, R OBP: 0.289, SLG: 0.370	G6-3			F9			1B			4	1	3	2	0	0	1									
Willie Harris, L OBP: 0.303, SLG: 0.250				2-H			1B			3	0	2	0	0	0	1									
Tadahito Iguchi, R OBP: 0.348, SLG: 0.445				38 G6-3			F9			1	1	1	2	0	0	0									
<b>Inning Stats</b>	R: 0 E: 0 K: 2 S: 8	H: 2 LOB: 1 BB: 0 P: 11	R: 1 E: 0 K: 0 S: 13	H: 2 LOB: 1 BB: 0 P: 20	R: 0 E: 0 K: 0 S: 6	H: 2 LOB: 1 BB: 0 P: 10	R: 3 E: 0 K: 0 S: 9	H: 4 LOB: 1 BB: 0 P: 17	R: 0 E: 0 K: 1 S: 6	H: 0 LOB: 0 BB: 0 P: 8	R: 2 E: 0 K: 1 S: 14	H: 4 LOB: 2 BB: 0 P: 20	R: 0 E: 0 K: 2 S: 8	H: 0 LOB: 0 BB: 0 P: 12	R: 6 E: 0 K: 0 S: 16	H: 6 LOB: 1 BB: 1 P: 25	R: 0 E: 0 K: 0 S: 9	H: 0 LOB: 0 BB: 0 P: 14	1B: 9 2B: 6 3B: 0 HR: 3	SF: 0 SAC: 0 DP: 3 HBP: 1	WP: 0 PB: 0 SB: 0 CS: 0	PA: 41			
<b>PITCHER</b>	IP	WLS	BF	H	R	ER	SO	BB	IBB	HBP	BLK	WP	HR	S	P	ERA	WHIP								
Jason Johnson, R ERA: 4.6	5.1	L	26	11	6	6	2	1	0	0	0	0	2	48	75	10.12	2.062								
43 Roman Colon, R ERA: 5.88	2.0		9	2	2	2	3	1	0	0	0	0	0	20	33	9.00	1.500								
Jamie Walker, L ERA: 3.67	0.0		2	2	1	1	0	0	0	0	0	0	0	3	4	∞	∞								
Franklyn German, R ERA: 3.33	0.2		4	3	3	3	0	0	0	0	0	0	1	9	11	40.50	4.500								

**Detroit Tigers @ Chicago White Sox**  
 U.S. Cellular Field, Chicago, IL  
 Thu Sep 01 2005, 8:05 PM EDT  
 Att: 20,743 - Partly Cloudy - 80 F

AB 39  
 R 12  
 H 18  
 RBI 12  
 BB 1  
 SO 5  
 LOB 14





Batter	1	2	3	4	5	6	7	8	9	AB	R	H	RBI	BB	SO	LOB	TOP					
14 Placido Polanco, R OBP: 0.387, SLG: 0.421 John McDonald, R OBP: 0.343, SLG: 0.346	G5-3			G5-3		G4-3		G6-3		3	0	0	0	0	0	0						
31 Chris Shelton, R OBP: 0.371, SLG: 0.518	G4-6-3 BB			F8 WP 2B		K		L4		3	1	1	0	1	1	0						
Ivan Rodriguez, R OBP: 0.369, SLG: 0.475 13 Vance Wilson, R OBP: 0.276, SLG: 0.255	G4-6-3			F8				FC6-4 1B		3	0	1	0	0	0	2						
Carlos Pena, L OBP: 0.337, SLG: 0.448				K		K		P5		4	0	0	0	0	3	1						
Craig Monroe, R OBP: 0.329, SLG: 0.449	G5-3			G3				FC6-4		3	0	0	0	0	0	2						
15 Brandon Inge, R OBP: 0.343, SLG: 0.420								L4		3	0	0	0	0	1	1						
20 Omar Infante, R OBP: 0.283, SLG: 0.380				K		G6-3		P6		3	0	0	0	0	1	0						
28 Curtis Granderson, L OBP: 0.290, SLG: 0.515				K		K				3	0	1	0	0	2	0						
Nook Logan, S OBP: 0.305, SLG: 0.334				B1-3				F8		3	0	0	0	0	0	1						
<b>Inning Stats</b>	R: 0 E: 0 K: 0 S: 3	H: 0 LOB: 0 BB: 1 P: 8	R: 0 E: 0 K: 2 S: 7	H: 0 LOB: 0 BB: 0 P: 11	R: 0 E: 0 K: 2 S: 8	H: 0 LOB: 0 BB: 0 P: 13	R: 1 E: 0 K: 1 S: 13	H: 1 LOB: 1 BB: 0 P: 20	R: 0 E: 0 K: 1 S: 9	H: 0 LOB: 0 BB: 0 P: 14	R: 0 E: 0 K: 0 S: 5	H: 0 LOB: 1 BB: 0 P: 8	R: 0 E: 0 K: 0 S: 7	H: 1 LOB: 1 BB: 0 P: 10	R: 0 E: 0 K: 0 S: 15	H: 1 LOB: 1 BB: 0 P: 21	R: 0 E: 0 K: 1 S: 8	H: 0 LOB: 0 BB: 0 P: 11	1B: 1 2B: 2 3B: 0 HR: 0	SF: 0 SAC: 0 DP: 1 HBP: 0	WP: 1 PB: 0 SB: 0 CS: 0	PA: 31
<b>PITCHER</b>	IP	WLS	BF	H	R	ER	SO	BB	IBB	HBP	BLK	WP	HR	S	P	ERA	WHIP					
Freddy Garcia, R ERA: 3.75	(1, 1)	7.0	W	24	2	1	7	1	0	0	0	1	0	52	84	1.29	0.429					
David Sanders, L ERA:	(8, 1)	1.0		4	1	0	0	0	0	0	0	0	0	15	21	0.00	1.000					
45 Bobby Jenks, R ERA: 2.42	(9, 1)	1.0		3	0	0	0	1	0	0	0	0	0	8	11	0.00	0.000					

Detroit Tigers @ Chicago White Sox  
U.S. Cellular Field, Chicago, IL

AB 30  
R 1  
H 3  
RBI 0  
BB 1  
SO 8  
LOB 8



Fri Sep 02 2005, 8:05 PM EDT  
Att: 25,502 - Clear - 79 F

Batter	1	2	3	4	5	6	7	8	9	AB	R	H	RBI	BB	SO	LOB	BOTTOM					
22 Scott Podsednik, L OBP: 0.345, SLG: 0.342	K					F7				4	1	1	0	0	2	1						
38 Pablo Ozuna, R OBP: 0.327, SLG: 0.340	B5-3			F9		G5-3				4	1	1	1	0	0	0						
Carl Everett, S OBP: 0.316, SLG: 0.472	L4			K		F8				4	1	1	3	0	1	0						
14 Paul Konerko, R OBP: 0.364, SLG: 0.513 Ross Gload, L OBP: 0.197, SLG: 0.174				F8 HR		L7				3	1	1	0	1	0	0						
Aaron Rowand, R OBP: 0.330, SLG: 0.408				BB		F8				3	0	1	0	1	1	0						
23 Jermaine Dye, R OBP: 0.326, SLG: 0.509 Timo Perez, L OBP: 0.272, SLG: 0.304				BB		K				3	1	0	0	0	1	4						
12 A.J. Pierzynski, L OBP: 0.320, SLG: 0.457 Raul Casanova, S				K		K				3	1	1	1	0	2	0						
5 Juan Uribe, R OBP: 0.293, SLG: 0.379				K		F8				2	2	1	3	2	0	0						
Willie Harris, L OBP: 0.310, SLG: 0.288				F8		HR				4	1	2	1	0	0	2						
<b>Inning Stats</b>	R: 0 E: 0 K: 1 S: 6	H: 0 LOB: 0 BB: 0 P: 8	R: 4 E: 0 K: 1 S: 19	H: 5 LOB: 0 BB: 0 P: 27	R: 0 E: 0 K: 1 S: 11	H: 0 LOB: 2 BB: 2 P: 25	R: 4 E: 0 K: 1 S: 17	H: 3 LOB: 0 BB: 1 P: 24	R: 0 E: 0 K: 2 S: 11	H: 0 LOB: 0 BB: 0 P: 16	R: 1 E: 0 K: 0 S: 13	H: 1 LOB: 0 BB: 0 P: 20	R: 0 E: 0 K: 1 S: 8	H: 0 LOB: 0 BB: 0 P: 13	R: 0 E: 0 K: 1 S: 8	H: 0 LOB: 1 BB: 1 P: 15	R: 0 E: 0 K: 1 S: 8	H: 0 LOB: 0 BB: 0 P: 15	1B: 6 2B: 0 3B: 0 HR: 3	SF: 0 SAC: 0 DP: 0 HBP: 0	WP: 0 PB: 0 SB: 0 CS: 1	PA: 36
<b>PITCHER</b>	IP	WLS	BF	H	R	ER	SO	BB	IBB	HBP	BLK	WP	HR	S	P	ERA	WHIP					
Sean Douglass, R ERA: 6.39	(1, 1)	3.2	L	21	8	8	8	4	0	0	0	0	0	0	0	19.64	3.000					
Chris Spurling, R ERA: 3.54	(4, 1)	2.1		8	1	1	2	0	0	0	0	0	1	26	38	3.86	0.429					
Vic Darensbourg, L ERA: 2.7	(7, 1)	2.0		7	0	0	2	1	0	0	0	0	0	16	28	0.00	0.500					

Detroit Tigers @ Chicago White Sox  
U.S. Cellular Field, Chicago, IL

AB 32  
R 9  
H 9  
RBI 9  
BB 4  
SO 8  
LOB 7



Fri Sep 02 2005, 8:05 PM EDT  
Att: 25,502 - Clear - 79 F



Batter	1	2	3	4	5	6	7	8	9	AB R H RBI BB SO LOB	TOP											
14 Placido Polanco, R OBP: 0.388, SLG: 0.429	0-0 31 CS 1B		2-2 L1-6		2-1 P3			1-0 HR		4 1 2 1 0 0 1	<b>Detroit Tigers @ Chicago White Sox</b> U.S. Cellular Field, Chicago, IL Sat Sep 03 2005, 7:05 PM EDT Att: 30,509 - Clear - 72 F											
31 Chris Shelton, R OBP: 0.367, SLG: 0.510	3-3 K		2-3 K			1-0 F9		3-2 F9		4 0 0 0 0 2 1												
Ivan Rodriguez, R OBP: 0.299, SLG: 0.472	1-2 1B			0-1 G5-3		2-2 P3		1-3 K		4 0 1 0 0 1 0												
30 Magglio Ordonez, R OBP: 0.384, SLG: 0.493	1-2 F9			3-2 1B		1-0 1B		1-0 1B		4 0 3 0 0 0 1												
Dmitri Young, S OBP: 0.326, SLG: 0.482		1-1 G1-3		0-3 K		1-3 K		2-2 F9		4 0 0 0 0 2 3												
Craig Monroe, R OBP: 0.332, SLG: 0.458		2-1 HR		2-0 1B			0-1 G4-6-3 15 1B		2-3 K	4 1 3 1 0 1 0												
15 Brandon Inge, R OBP: 0.342, SLG: 0.419		0-3 K		0-3 K		1-2 G4-6-3 1B		2-2 G5-3		4 0 1 0 0 2 2												
John McDonald, R OBP: 0.336, SLG: 0.338 28 Curtis Granderson, L OBP: 0.286, SLG: 0.507		1-3 K			0-0 G1-3		0-1 G4-6-3		2-3 K	3 0 0 0 0 1 2 1 0 0 0 0 1 0												
Nook Logan, S OBP: 0.305, SLG: 0.334			3-2 14 L1-6 14 S 1B		2-3 K		0-2 G6-3			3 0 1 0 0 1 1												
<b>Inning Stats</b>	R: 0 E: 0 K: 1 S: 12	H: 2 LOB: 1 BB: 0 P: 17	R: 1 E: 0 K: 2 S: 10	H: 1 LOB: 0 BB: 0 P: 14	R: 0 E: 0 K: 1 S: 13	H: 1 LOB: 0 BB: 0 P: 20	R: 0 E: 0 K: 2 S: 12	H: 2 LOB: 2 BB: 0 P: 17	R: 0 E: 0 K: 1 S: 6	H: 0 LOB: 0 BB: 0 P: 10	R: 0 E: 0 K: 1 S: 8	H: 1 LOB: 1 BB: 0 P: 13	R: 0 E: 0 K: 0 S: 11	H: 2 LOB: 1 BB: 0 P: 12	R: 1 E: 0 K: 1 S: 14	H: 2 LOB: 1 BB: 0 P: 20	R: 0 E: 0 K: 2 S: 9	H: 0 LOB: 0 BB: 0 P: 15	1B: 9 2B: 2 3B: 0 HR: 2	SF: 0 SAC: 0 DP: 3 HBP: 0	WP: 0 PB: 0 SB: 1 CS: 1	PA: 35
<b>PITCHER</b>	IP WLS BF H R ER SO BB IBB HBP BLK WP HR S P ERA WHIP											IP WLS BF H R ER SO BB IBB HBP BLK WP HR S P ERA WHIP										
56 Mark Buehrle, L ERA: 3.0	7.0 W 27 9 1 1 8 0 0 0 0 0 1 72 103 1.29 1.286																					
Cliff Politte, R ERA: 2.22	0.2 4 2 1 1 1 0 0 0 0 0 0 1 11 17 13.50 3.000																					
Damaso Marte, L ERA: 3.05	0.1 1 0 0 0 0 0 0 0 0 0 0 0 3 5 0.00 0.000																					
45 Bobby Jenks, R ERA: 2.31	1.0 3 0 0 0 2 0 0 0 0 0 0 0 9 15 0.00 0.000																					

Batter	1	2	3	4	5	6	7	8	9	AB R H RBI BB SO LOB	BOTTOM									
38 Pablo Ozuna, R OBP: 0.318, SLG: 0.329	2-2 L4		0-0 G6-3	0-0 G5-4-3		2-1 G6-3		0-1 G6-3		5 0 0 0 0 0 3	<b>Detroit Tigers @ Chicago White Sox</b> U.S. Cellular Field, Chicago, IL Sat Sep 03 2005, 7:05 PM EDT Att: 30,509 - Clear - 72 F									
Tadahito Iguchi, R OBP: 0.352, SLG: 0.455	1-0 14 1B 2B		2-1 14 1B 3B		4-2 1B	0-0 2H 3B		1-3 K		4 2 3 1 1 1 0										
Carl Everett, S OBP: 0.315, SLG: 0.470 Timo Perez, L OBP: 0.272, SLG: 0.304	0-1 G5-3		2-3 K		0-0 PB 1B	0-2 G5-3				4 0 1 0 0 1 3 0 0 0 0 0 0 0										
14 Paul Konerko, R OBP: 0.365, SLG: 0.513	2-1 2H 1B		1-1 3B 1B		1-2 F9		0-3 K			4 1 2 1 0 1 2										
Aaron Rowand, R OBP: 0.331, SLG: 0.419	0-1 F9		0-1 1H 2H 3B		2-1 P3		0-0 HR			4 1 2 3 0 0 3										
23 Jermaine Dye, R OBP: 0.328, SLG: 0.515		2-3 K	0-3 K		4-0 IBB		2-2 HR			3 1 1 1 1 2 1										
12 A.J. Pierzynski, L OBP: 0.319, SLG: 0.455		0-2 1B		0-3 K	1-1 G3-1		1-1 F7			4 0 1 0 0 1 3										
5 Juan Uribe, R OBP: 0.295, SLG: 0.380		0-1 P4		3-2 E 1B		0-0 FC5-4 1B		1-1 G6-3		4 0 2 0 0 0 1										
Geoff Blum, S OBP: 0.303, SLG: 0.351		1-3 K		1-2 FC6 38 G5-4-3		0-0 FC5-4 38 G6-3		2-3 K		4 1 0 0 0 2 3										
<b>Inning Stats</b>	R: 1 E: 0 K: 0 S: 10	H: 2 LOB: 1 BB: 0 P: 15	R: 0 E: 0 K: 2 S: 14	H: 1 LOB: 0 BB: 0 P: 17	R: 2 E: 0 K: 2 S: 13	H: 3 LOB: 1 BB: 0 P: 18	R: 0 E: 1 K: 1 S: 9	H: 1 LOB: 1 BB: 0 P: 14	R: 0 E: 0 K: 0 S: 10	H: 1 LOB: 3 BB: 2 P: 22	R: 1 E: 0 K: 0 S: 8	H: 2 LOB: 1 BB: 0 P: 10	R: 2 E: 0 K: 1 S: 12	H: 2 LOB: 0 BB: 0 P: 16	R: 0 E: 0 K: 2 S: 9	H: 0 LOB: 0 BB: 0 P: 12	1B: 7 2B: 1 3B: 2 HR: 2	SF: 0 SAC: 0 DP: 1 HBP: 0	WP: 0 PB: 1 SB: 0 CS: 0	PA: 38
<b>PITCHER</b>	IP WLS BF H R ER SO BB IBB HBP BLK WP HR S P ERA WHIP											IP WLS BF H R ER SO BB IBB HBP BLK WP HR S P ERA WHIP								
29 Nate Robertson, L ERA: 4.33	6.1 L 33 12 6 6 6 1 1 0 0 0 0 0 4 6 8.53 2.053																			
Craig Dingman, R ERA: 2.52	0.2 2 0 0 0 0 0 0 0 0 0 0 0 4 6 0.00 0.000																			
Franklyn German, R ERA: 3.27	1.0 3 0 0 0 2 0 0 0 0 0 0 0 9 12 0.00 0.000																			



Batter	1	2	3	4	5	6	7	8	9	AB	R	H	RBI	BB	SO	LOB	TOP			
14 Placido Polanco, R OBP: 0.384, SLG: 0.425	G4-3		G3-1		F7			F9		4	0	0	0	0	0	2	Detroit Tigers @ Chicago White Sox U.S. Cellular Field, Chicago, IL Sun Sep 04 2005, 3:05 PM EDT Att: 30,931 - Cloudy - 76 F			
31 Chris Shelton, R OBP: 0.365, SLG: 0.595	HBP			F8		G4-3		K		3	0	0	0	0	1					
Dmitri Young, S OBP: 0.323, SLG: 0.478	K			F7		P5			G4-3	4	0	0	0	0	1					
30 Magglio Ordonez, R OBP: 0.382, SLG: 0.489	FC6-4			1B		F9			F7	4	0	1	0	0	0					
Carlos Pena, L OBP: 0.340, SLG: 0.446		K		1B			P6			3	0	1	0	1	1					
Craig Monroe, R OBP: 0.329, SLG: 0.454	K			G5-3			K		FC6-4 BB	4	0	0	0	0	2					
15 Brandon Inge, R OBP: 0.340, SLG: 0.416			P4				K			3	0	0	0	0	1					
20 Omar Infante, R OBP: 0.267, SLG: 0.386			K							3	0	2	0	0	1					
13 Vance Wilson, R OBP: 0.271, SLG: 0.250			G6-3		F8					2	0	0	0	0	0					
Ivan Rodriguez, R OBP: 0.299, SLG: 0.471								F8		1	0	0	0	0	0					
<b>Inning Stats</b>	R: 0 E: 0 K: 1 S: 11	H: 0 LOB: 1 BB: 0 P: 16	R: 0 E: 0 K: 2 S: 9	H: 0 LOB: 0 BB: 0 P: 11	R: 0 E: 0 K: 1 S: 10	H: 0 LOB: 0 BB: 0 P: 12	R: 0 E: 0 K: 0 S: 10	H: 2 LOB: 2 BB: 0 P: 19	R: 0 E: 0 K: 0 S: 9	H: 1 LOB: 1 BB: 0 P: 12	R: 0 E: 0 K: 2 S: 8	H: 0 LOB: 0 BB: 0 P: 11	R: 0 E: 0 K: 1 S: 6	H: 1 LOB: 1 BB: 0 P: 9	R: 0 E: 0 K: 0 S: 9	H: 0 LOB: 1 BB: 1 P: 19	1B: 3 2B: 1 3B: 0 HR: 0	SF: 0 SAC: 0 DP: 0 HBP: 1	WP: 0 PB: 0 CS: 0	PA: 33
<b>PITCHER</b> Jon Garland, R ERA: 3.28	IP: 9.0 WLS: W BF: 33 H: 4 R: 0 ER: 0 SO: 7 BB: 1 IBB: 0 HBP: 1 BLK: 0 WP: 0 HR: 0 S: 81 P: 121 ERA: 0.00 WHIP: 0.556																			

Batter	1	2	3	4	5	6	7	8	9	AB	R	H	RBI	BB	SO	LOB	BOTTOM			
22 Scott Podsednik, L OBP: 0.346, SLG: 0.343	WP 1B		K		G3-4-1					4	1	2	0	0	1	0	Detroit Tigers @ Chicago White Sox U.S. Cellular Field, Chicago, IL Sun Sep 04 2005, 3:05 PM EDT Att: 30,931 - Cloudy - 76 F			
Tadahito Iguchi, R OBP: 0.352, SLG: 0.453	1B		G1-3			G6-3		F8		4	0	1	1	0	0	1				
Carl Everett, S OBP: 0.313, SLG: 0.466	K				F9		K		CS	3	0	0	0	0	2	1				
14 Paul Konerko, R OBP: 0.367, SLG: 0.519	F8			HR						2	1	1	1	1	0	1				
Aaron Rowand, R OBP: 0.331, SLG: 0.419	L6			1B		G4-3				3	0	1	0	0	0	2				
23 Jermaine Dye, R OBP: 0.326, SLG: 0.511			F9		G6-4-3		K			3	0	0	0	0	1	1				
12 A.J. Pierzynski, L OBP: 0.317, SLG: 0.451			F9		K		K			3	0	0	0	0	2	1				
Geoff Blum, S OBP: 0.301, SLG: 0.347			F8				G4-3			3	0	0	0	0	0	0				
38 Pablo Ozuna, R OBP: 0.312, SLG: 0.323			L8				G6-3			3	0	0	0	0	0	0				
<b>Inning Stats</b>	R: 1 E: 0 K: 1 S: 13	H: 2 LOB: 1 BB: 0 P: 19	R: 0 E: 0 K: 0 S: 5	H: 0 LOB: 0 BB: 0 P: 5	R: 0 E: 0 K: 1 S: 8	H: 0 LOB: 0 BB: 0 P: 11	R: 1 E: 0 K: 1 S: 14	H: 2 LOB: 1 BB: 0 P: 20	R: 0 E: 0 K: 0 S: 6	H: 0 LOB: 0 BB: 0 P: 6	R: 0 E: 0 K: 1 S: 14	H: 0 LOB: 1 BB: 1 P: 23	R: 0 E: 0 K: 2 S: 11	H: 0 LOB: 0 BB: 0 P: 15	R: 0 E: 1 K: 0 S: 8	H: 1 LOB: 0 BB: 0 P: 12	1B: 4 2B: 0 3B: 0 HR: 1	SF: 0 SAC: 0 DP: 0 HBP: 0	WP: 1 PB: 0 CS: 1	PA: 30
<b>PITCHER</b> 38 Jeremy Bonderman, R ERA: 4.35	IP: 8.0 WLS: L BF: 29 H: 5 R: 2 ER: 2 SO: 6 BB: 1 IBB: 0 HBP: 0 BLK: 0 WP: 1 HR: 1 S: 79 P: 111 ERA: 2.25 WHIP: 0.750																			



Batter	1	2	3	4	5	6	7	8	9	AB	R	H	RBI	BB	SO	LOB	TOP					
24 Grady Sizemore, L (1, 8) OBP: 0.342, SLG: 0.470			G4-3		P5			SH5-4 BB		3	1	1	0	1	0	0	<b>Cleveland Indians @ Detroit Tigers</b> Comerica Park, Detroit, MI Mon Sep 05 2005, 1:05 PM EDT Att: 26,150 - Partly Cloudy - 74 F					
Coco Crisp, S (1, 7) OBP: 0.340, SLG: 0.441			G1-3			48 BB 1B		SH5-4		3	0	2	0	0	0	0						
2 Jhonny Peralta, R (1, 6) OBP: 0.349, SLG: 0.519			F8			F8		L4		4	0	1	1	0	0	3						
48 Travis Hafner, L (1, 10) OBP: 0.407, SLG: 0.580										2	0	0	0	2	2	1						
41 Victor Martinez, S (1, 2) OBP: 0.362, SLG: 0.463										4	0	0	0	0	0	6						
Ronnie Belliard, R (1, 4) OBP: 0.320, SLG: 0.423										4	0	0	0	0	1	0						
José Hernández, R (1, 3) OBP: 0.275, SLG: 0.360										3	1	1	1	0	0	0						
Ben Broussard, L (9, PH) OBP: 0.312, SLG: 0.459										1	0	0	0	0	0	0						
Aaron Boone, R (1, 5) OBP: 0.300, SLG: 0.374										3	0	0	0	0	2	0						
Casey Blake, R (1, 9) OBP: 0.309, SLG: 0.428										2	0	0	0	1	2	1						
<b>Inning Stats</b>	R: 1 E: 0 K: 1 S: 16	H: 3 LOB: 1 BB: 0 P: 25	R: 0 E: 0 K: 2 S: 12	H: 0 LOB: 1 BB: 0 P: 20	R: 0 E: 0 K: 0 S: 8	H: 0 LOB: 0 BB: 0 P: 13	R: 0 E: 0 K: 1 S: 8	H: 0 LOB: 0 BB: 0 P: 12	R: 1 E: 0 K: 2 S: 11	H: 1 LOB: 0 BB: 0 P: 17	R: 0 E: 0 K: 0 S: 13	H: 1 LOB: 1 BB: 1 P: 23	R: 0 E: 0 K: 0 S: 9	H: 0 LOB: 0 BB: 0 P: 12	R: 0 E: 0 K: 0 S: 13	H: 0 LOB: 3 BB: 3 P: 25	R: 0 E: 0 K: 1 S: 7	H: 0 LOB: 0 BB: 0 P: 10	1B: 4 2B: 0 3B: 0 HR: 1	SF: 0 SAC: 1 DP: 1 HBP: 1	WP: 1 PB: 0 SB: 0 CS: 0	PA: 35
<b>PITCHER</b>	IP WLS BF H R ER SO BB IBB HBP BLK WP HR S P ERA WHIP	IP WLS BF H R ER SO BB IBB HBP BLK WP HR S P ERA WHIP	IP WLS BF H R ER SO BB IBB HBP BLK WP HR S P ERA WHIP	IP WLS BF H R ER SO BB IBB HBP BLK WP HR S P ERA WHIP	IP WLS BF H R ER SO BB IBB HBP BLK WP HR S P ERA WHIP	IP WLS BF H R ER SO BB IBB HBP BLK WP HR S P ERA WHIP	IP WLS BF H R ER SO BB IBB HBP BLK WP HR S P ERA WHIP	IP WLS BF H R ER SO BB IBB HBP BLK WP HR S P ERA WHIP	IP WLS BF H R ER SO BB IBB HBP BLK WP HR S P ERA WHIP	IP WLS BF H R ER SO BB IBB HBP BLK WP HR S P ERA WHIP	IP WLS BF H R ER SO BB IBB HBP BLK WP HR S P ERA WHIP	IP WLS BF H R ER SO BB IBB HBP BLK WP HR S P ERA WHIP	IP WLS BF H R ER SO BB IBB HBP BLK WP HR S P ERA WHIP	IP WLS BF H R ER SO BB IBB HBP BLK WP HR S P ERA WHIP	IP WLS BF H R ER SO BB IBB HBP BLK WP HR S P ERA WHIP	IP WLS BF H R ER SO BB IBB HBP BLK WP HR S P ERA WHIP	IP WLS BF H R ER SO BB IBB HBP BLK WP HR S P ERA WHIP					
Mike Maroth, L (1, 1) ERA: 4.82	6.0 L	23 5	2 2	2 6	1 0	0 1	0 0	0 0	0 0	0 1	68 110	3.00 1.000										
Chris Spurling, R (7, 1) ERA: 3.46	1.1 H	6 3	0 0	0 0	0 0	2 0	0 0	0 0	1 0	19 30	0.00 1.500											
56 Fernando Rodney, R (8, 1) ERA: 2.41	1.2 S	6 4	0 0	0 1	0 1	0 0	0 0	0 0	0 0	10 17	0.00 0.000											

AB	29
R	2
H	5
RBI	2
BB	4
SO	7
LOB	11



Batter	1	2	3	4	5	6	7	8	9	AB	R	H	RBI	BB	SO	LOB	BOTTOM					
20 Omar Infante, R (1, 6) OBP: 0.264, SLG: 0.381			F9			F8			G4-3	4	0	0	0	0	1	2	<b>Cleveland Indians @ Detroit Tigers</b> Comerica Park, Detroit, MI Mon Sep 05 2005, 1:05 PM EDT Att: 26,150 - Partly Cloudy - 74 F					
31 Chris Shelton, R (9, PH) OBP: 0.364, SLG: 0.503			F8			L6		G4-3		4	0	0	0	0	0	0						
15 Brandon Inge, R (1, 5) OBP: 0.338, SLG: 0.413			F8			L6		G4-3		4	0	0	0	0	0	0						
Ivan Rodriguez, R (1, 2) OBP: 0.303, SLG: 0.476										4	0	3	0	0	1	0						
30 Magglio Ordonez, R (1, 9) OBP: 0.379, SLG: 0.482										3	0	0	0	1	1	2						
Dmitri Young, S (1, 10) OBP: 0.323, SLG: 0.475										3	0	0	0	1	1	2						
Nook Logan, S (8, PR) OBP: 0.305, SLG: 0.334										0	0	0	0	0	0	0						
Craig Monroe, R (1, 7) OBP: 0.329, SLG: 0.452										4	0	1	0	0	1	0						
Carlos Pena, L (1, 3) OBP: 0.348, SLG: 0.450										3	0	2	0	1	1	0						
John McDonald, R (1, 4) OBP: 0.331, SLG: 0.333										2	0	0	0	0	1	2						
14 Placido Polanco, R (7, PH) OBP: 0.365, SLG: 0.426										2	0	1	0	0	0	1						
28 Curtis Granderson, L (1, 8) OBP: 0.297, SLG: 0.500										3	0	1	0	1	0	1						
<b>Inning Stats</b>	R: 0 E: 0 K: 2 S: 10	H: 1 LOB: 1 BB: 0 P: 13	R: 0 E: 0 K: 2 S: 16	H: 0 LOB: 1 BB: 1 P: 21	R: 0 E: 0 K: 0 S: 5	H: 0 LOB: 0 BB: 0 P: 7	R: 0 E: 0 K: 2 S: 8	H: 0 LOB: 0 BB: 0 P: 10	R: 0 E: 0 K: 0 S: 12	H: 1 LOB: 1 BB: 0 P: 16	R: 0 E: 0 K: 0 S: 14	H: 1 LOB: 2 BB: 1 P: 23	R: 0 E: 0 K: 0 S: 16	H: 2 LOB: 2 BB: 0 P: 22	R: 0 E: 0 K: 0 S: 10	H: 1 LOB: 1 BB: 1 P: 16	R: 0 E: 0 K: 1 S: 9	H: 1 LOB: 1 BB: 1 P: 15	1B: 6 2B: 2 3B: 0 HR: 0	SF: 0 SAC: 0 DP: 1 HBP: 0	WP: 0 PB: 0 SB: 0 CS: 0	PA: 37
<b>PITCHER</b>	IP WLS BF H R ER SO BB IBB HBP BLK WP HR S P ERA WHIP	IP WLS BF H R ER SO BB IBB HBP BLK WP HR S P ERA WHIP	IP WLS BF H R ER SO BB IBB HBP BLK WP HR S P ERA WHIP	IP WLS BF H R ER SO BB IBB HBP BLK WP HR S P ERA WHIP	IP WLS BF H R ER SO BB IBB HBP BLK WP HR S P ERA WHIP	IP WLS BF H R ER SO BB IBB HBP BLK WP HR S P ERA WHIP	IP WLS BF H R ER SO BB IBB HBP BLK WP HR S P ERA WHIP	IP WLS BF H R ER SO BB IBB HBP BLK WP HR S P ERA WHIP	IP WLS BF H R ER SO BB IBB HBP BLK WP HR S P ERA WHIP	IP WLS BF H R ER SO BB IBB HBP BLK WP HR S P ERA WHIP	IP WLS BF H R ER SO BB IBB HBP BLK WP HR S P ERA WHIP	IP WLS BF H R ER SO BB IBB HBP BLK WP HR S P ERA WHIP	IP WLS BF H R ER SO BB IBB HBP BLK WP HR S P ERA WHIP	IP WLS BF H R ER SO BB IBB HBP BLK WP HR S P ERA WHIP	IP WLS BF H R ER SO BB IBB HBP BLK WP HR S P ERA WHIP	IP WLS BF H R ER SO BB IBB HBP BLK WP HR S P ERA WHIP						
Scott Elarton, R (1, 1) ERA: 4.87	6.1 W	25 4	0 0	0 0	0 0	1 0	0 0	0 0	0 0	0 0	21 31	0.00 2.400										
Bob Howry, R (7, 1) ERA: 2.64	1.2 S	4 1	0 0	0 1	1 0	0 0	0 0	0 0	0 0	9 15	0.00 2.000											
Bob Wickman, R (9, 1) ERA: 2.79	1.0 S	4 1	0 0	0 1	1 0	0 0	0 0	0 0	0 0	9 15	0.00 2.000											

AB	33
R	0
H	8
RBI	0
BB	4
SO	7
LOB	12





Batter	1	2	3	4	5	6	7	8	9	AB	R	H	RBI	BB	SO	LOB	TOP				
24 Grady Sizemore, L (1.8) OBP: 0.344, SLG: 0.476	2-1 CS 1B		4-2 HR BB		0-1 L4		1-2 FC4-6 48 BB 1B	0-0 HR		4	2	2	3	1	0	1	Cleveland Indians @ Detroit Tigers Comerica Park, Detroit, MI Tue Sep 06 2005, 7:05 PM EDT Att: 15,308 - Clear - 78 F				
Coco Crisp, S (1.7) OBP: 0.344, SLG: 0.449	3-2 F8		1-1 HR		2-1 1B		1-1 48 BB 1B	4-2 BB		4	1	3	2	1	0	1					
2 Jhonny Peralta, R (1.6) OBP: 0.348, SLG: 0.514	1-2 F8		0-0 E5		4-2 1B		2-3 K	0-3 K		4	0	0	0	1	2	3					
48 Travis Hafner, L (1.10) OBP: 0.407, SLG: 0.576		2-2 G3	2-3 K		1-1 F9		4-2 BB		1-0 HBP	3	0	0	0	1	1	3					
41 Victor Martinez, S (1.2) OBP: 0.361, SLG: 0.460		1-0 G3		0-1 SH1-3 1B		1-1 G1-3	2-0 F8		1-3 K	5	0	1	0	0	1	4					
Ronnie Belliard, R (1.4) OBP: 0.321, SLG: 0.430		2-2 3B		0-0 SH1-3		3-2 F7		1-2 24 HR 2B	1-2 P2	4	1	2	0	0	0	1					
Ben Broussard, L (1.3) OBP: 0.308, SLG: 0.453		2-2 L3		2-1 G5-3		0-3 K		0-0 P5	2-2 F8	5	0	0	0	0	1	4					
Aaron Boone, R (1.5) OBP: 0.299, SLG: 0.380			2-2 G1-3	0-0 G6-3			2-0 HR	0-1 L8		4	1	1	1	0	0	2					
Casey Blake, R (1.9) OBP: 0.311, SLG: 0.426			2-2 G6-3		3-2 F9		4-0 24 FC4-6 BB	1-1 24 HR HBP		2	1	0	0	1	0	0					
<b>Inning Stats</b>	R: 0 E: 0 K: 0 S: 11	H: 1 LOB: 0 BB: 0 P: 17	R: 0 E: 0 K: 0 S: 10	H: 1 LOB: 1 BB: 0 P: 17	R: 2 E: 1 K: 1 S: 14	H: 1 LOB: 1 BB: 1 P: 25	R: 0 E: 0 K: 0 S: 6	H: 1 LOB: 1 BB: 0 P: 8	R: 0 E: 0 K: 1 S: 11	H: 0 LOB: 0 BB: 0 P: 15	R: 1 E: 0 K: 1 S: 12	H: 2 LOB: 3 BB: 2 P: 28	R: 3 E: 0 K: 1 S: 13	H: 2 LOB: 1 BB: 1 P: 19	R: 0 E: 0 K: 1 S: 15	H: 0 LOB: 1 BB: 0 P: 20	1B: 4 2B: 1 3B: 1 HR: 3	SF: 0 SAC: 1 DP: 0 HBP: 2	WP: 0 PB: 0 SB: 1 CS: 1	PA: 43	
<b>PITCHER</b>	IP	WLS	BF	H	R	ER	SO	BB	IBB	HBP	BLK	WP	HR	S	P	ERA	WHIP				
Jason Johnson, R (1.1) ERA: 4.55	6.0	L	25	5	2	2	2	2	0	0	0	0	1	63	103	3.00	1.167				
Franklyn German, R (7.1) ERA: 3.42	0.1		4	2	1	1	0	1	0	0	0	0	1	6	14	27.00	9.000				
Sean Douglass, R (7.1) ERA: 6.33	0.2		3	0	0	0	1	1	0	0	0	0	0	6	14	0.00	1.500				
Craig Dingman, R (8.1) ERA: 3.86	1.0		7	2	3	3	1	1	0	1	0	0	1	13	19	27.00	3.000				
Jamie Walker, L (9.1) ERA: 3.59	1.0		4	0	0	0	1	0	0	1	0	0	0	15	20	0.00	0.000				

Batter	1	2	3	4	5	6	7	8	9	AB	R	H	RBI	BB	SO	LOB	BOTTOM				
14 Placido Polanco, R (1.4) OBP: 0.384, SLG: 0.426	3-2 G6-3		2-1 G6-3		2-2 G5-3			3-1 1B		4	0	1	0	0	0	0	Cleveland Indians @ Detroit Tigers Comerica Park, Detroit, MI Tue Sep 06 2005, 7:05 PM EDT Att: 15,308 - Clear - 78 F				
31 Chris Shelton, R (1.3) OBP: 0.360, SLG: 0.497	1-1 F8		0-1 G5-3			1-1 F9		3-3 K		4	0	0	0	0	1	1					
Ivan Rodriguez, R (1.2) OBP: 0.302, SLG: 0.473	4-2 30 1B BB		0-1 G1-3			0-0 E5 1B		1-2 P3		3	0	0	0	1	0	1					
30 Magglio Ordonez, R (1.9) OBP: 0.381, SLG: 0.487	1-1 1B			2-1 2B		2-2 P4		2-1 F9		4	0	2	0	0	0	2					
Dmitri Young, S (1.10) OBP: 0.324, SLG: 0.474	2-2 P3			0-3 K		0-0 1B			4-1 15 PB 15 3B BB	3	1	1	0	1	1	3					
Craig Monroe, R (1.7) OBP: 0.326, SLG: 0.448		0-0 G6-3		1-1 P6		1-3 K			1-1 F8	4	0	0	0	0	1	4					
15 Brandon Inge, R (1.5) OBP: 0.339, SLG: 0.417		4-1 BB		2-2 F7			0-1 F9		2-1 1B	3	0	1	1	1	0	1					
20 Omar Infante, R (1.6) OBP: 0.262, SLG: 0.378 Carlos Pena, L (9. PH) OBP: 0.347, SLG: 0.448		1-1 P3			1-2 F7		1-0 P4		2-3 K	3	0	0	0	0	0	1					
Nook Logan, S (1.8) OBP: 0.302, SLG: 0.331 28 Curtis Granderson, L (9. PH) OBP: 0.250, SLG: 0.463		1-0 F9				3-3 K		0-0 B5-3	3-3 K	3	0	0	0	0	1	1					
<b>Inning Stats</b>	R: 0 E: 0 K: 0 S: 12	H: 1 LOB: 2 BB: 1 P: 23	R: 0 E: 0 K: 0 S: 5	H: 0 LOB: 1 BB: 1 P: 11	R: 0 E: 0 K: 1 S: 6	H: 0 LOB: 0 BB: 0 P: 8	R: 0 E: 0 K: 1 S: 10	H: 1 LOB: 1 BB: 0 P: 15	R: 0 E: 1 K: 1 S: 10	H: 0 LOB: 0 BB: 0 P: 14	R: 0 E: 0 K: 0 S: 4	H: 0 LOB: 0 BB: 0 P: 5	R: 0 E: 0 K: 1 S: 10	H: 1 LOB: 1 BB: 0 P: 19	R: 1 E: 0 K: 2 S: 11	H: 1 LOB: 1 BB: 1 P: 23	1B: 3 2B: 1 3B: 1 HR: 0	SF: 0 SAC: 0 DP: 0 HBP: 0	WP: 0 PB: 1 SB: 0 CS: 0	PA: 36	
<b>PITCHER</b>	IP	WLS	BF	H	R	ER	SO	BB	IBB	HBP	BLK	WP	HR	S	P	ERA	WHIP				
31 Cliff Lee, L (1.1) ERA: 3.72	8.0	W	31	4	0	0	4	2	0	0	0	0	0	67	111	0.00	0.750				
David Riske, R (9.1) ERA: 2.91	1.0		5	1	1	1	2	1	0	0	0	0	0	11	23	9.00	2.000				

AB	35
R	6
H	9
RBI	6
BB	5
SO	5
LOB	19





Batter	1	2	3	4	5	6	7	8	9	AB R H RBI BB SO LOB	TOP															
24 Grady Sizemore, L (1, 8) OBP: 0.342, SLG: 0.472	1-2 G3-1		1-2 G3		3-2 P6		0-0 G4-3			4 0 0 0 0 0 0	<b>Cleveland Indians @ Detroit Tigers</b> Comerica Park, Detroit, MI Wed Sep 07 2005, 7:05 PM EDT Att: 13,193 - Clear - 83 F															
Coco Crisp, S (1, 7) OBP: 0.345, SLG: 0.452	1-2 G4-3		3-2 48 HR 2B		0-0 48 S 1B		0-2 G6-3			4 1 2 0 0 0 0																
48 Travis Hafner, L (1, 10) OBP: 0.406, SLG: 0.580	0-0 G4-3		2-0 HR		2-2 SAFE K		1-3 K			4 1 1 2 0 2 1																
41 Victor Martinez, S (1, 2) OBP: 0.364, SLG: 0.460		4-0 G3 G4-3 BB	3-2 FC6-4 1B		4-0 IBB		1-2 F9			2 0 1 0 2 0 0																
Ronnie Belliard, R (1, 4) OBP: 0.319, SLG: 0.426	0-2 G4-3		2-2 FC6-4 1-2		0-0 L6		3-2 G6-3			4 0 0 0 0 0 4																
Ben Broussard, L (1, 3) OBP: 0.306, SLG: 0.449	0-2 G3			1-2 G3		2-2 G4-3		0-3 K		4 0 0 0 0 1 1																
Aaron Boone, R (1, 5) OBP: 0.297, SLG: 0.376	3-2 G6-3			0-0 G4-3		1-1 G6-3		2-2 G6-3		4 0 0 0 0 0 1																
Ramón Vázquez, L (1, 6) OBP: 0.259, SLG: 0.286			3-2 G4-3	2-1 2B	1-1 G3-1		2-2 G1-3			4 0 1 0 0 0 0																
Casey Blake, R (1, 9) OBP: 0.312, SLG: 0.440			0-2 HR	2-2 G6-3		2-2 HR		1-1 F9		4 2 2 2 0 0 1																
<b>Inning Stats</b>	R: 0 E: 0 K: 0 S: 7	H: 0 LOB: 0 BB: 0 P: 9	R: 0 E: 0 K: 0 S: 12	H: 0 LOB: 1 BB: 1 P: 19	R: 3 E: 0 K: 0 S: 21	H: 4 LOB: 0 BB: 0 P: 35	R: 0 E: 0 K: 0 S: 9	H: 1 LOB: 1 BB: 0 P: 14	R: 0 E: 0 K: 1 S: 10	H: 0 LOB: 0 BB: 0 P: 13	R: 1 E: 0 K: 1 S: 11	H: 1 LOB: 0 BB: 0 P: 14	R: 0 E: 0 K: 1 S: 11	H: 0 LOB: 0 BB: 0 P: 15	R: 0 E: 0 K: 0 S: 8	H: 0 LOB: 0 BB: 0 P: 13	1B: 2 2B: 2 3B: 0 HR: 3	SF: 0 SAC: 0 DP: 0 HBP: 0	WP: 0 PB: 0 SB: 1 CS: 0	PA: 36						
<b>PITCHER</b>	IP WLS BF H R ER SO BB IBB HBP BLK WP HR S P ERA WHIP																									
43 Roman Colon, R (1, 1) ERA: 5.94	4.0 L	18 5	3 3	0 3	0 0	1 1	0 0	0 0	0 0	0 0	0 0	2 1	49 22	77 37	6.75 4.50	1.500 1.000										
Matt Ginter, R (5, 1) ERA: 5.4	2.0	9	2	1	1	1	0	1	0	0	0	1	22	37	4.50	1.000										
Vic Darenbourg, L (7, 1) ERA: 2.35	2.0	6	0	0	0	2	0	0	0	0	0	0	19	24	0.00	0.000										
Chris Spurling, R (9, 1) ERA: 3.4	1.0	3	0	0	0	0	0	0	0	0	0	0	8	13	0.00	0.000										


Batter	1	2	3	4	5	6	7	8	9	AB R H RBI BB SO LOB	BOTTOM												
14 Placido Polanco, R (1, 4) OBP: 0.383, SLG: 0.424	0-1 30 1B 31 1B 1B		0-2 G5-3			2-1 G6-3			0-2 L6	4 0 1 0 0 0 0	<b>Cleveland Indians @ Detroit Tigers</b> Comerica Park, Detroit, MI Wed Sep 07 2005, 7:05 PM EDT Att: 13,193 - Clear - 83 F												
31 Chris Shelton, R (1, 3) OBP: 0.358, SLG: 0.493	1-0 30 1B 1B		2-1 L4			0-3 K		1-0 L4	4 0 1 0 0 1 0														
Ivan Rodriguez, R (1, 10) OBP: 0.300, SLG: 0.469	1-3 K		0-0 L4			1-0 G5-3		2-1 L7	4 0 0 0 0 1 2														
30 Magglio Ordonez, R (1, 9) OBP: 0.381, SLG: 0.485	0-0 G4-3 1-2 2-3 1B			1-1 G4-3			0-0 G5-3			3 0 1 0 0 0 0													
Dmitri Young, S (1, 7) OBP: 0.322, SLG: 0.471	0-0 G4-3			0-0 G4-3			0-2 F7			3 0 0 0 0 0 3													
Craig Monroe, R (1, 8) OBP: 0.325, SLG: 0.446		2-1 G5-3		2-3 K			3-3 K			3 0 0 0 0 2 0													
15 Brandon Inge, R (1, 5) OBP: 0.337, SLG: 0.414		0-3 K			2-0 G6-3			2-3 K		3 0 0 0 0 2 0													
John McDonald, R (1, 6) OBP: 0.325, SLG: 0.326		0-3 K			1-3 K			2-2 G5-3		3 0 0 0 0 2 0													
13 Vance Wilson, R (1, 2) OBP: 0.273, SLG: 0.278			2-0 HR		1-3 K			1-3 K		3 1 1 1 0 2 0													
<b>Inning Stats</b>	R: 0 E: 0 K: 1 S: 8	H: 3 LOB: 2 BB: 0 P: 10	R: 0 E: 0 K: 2 S: 8	H: 0 LOB: 0 BB: 0 P: 10	R: 1 E: 0 K: 0 S: 7	H: 1 LOB: 0 BB: 0 P: 11	R: 0 E: 0 K: 1 S: 6	H: 0 LOB: 0 BB: 0 P: 9	R: 0 E: 0 K: 2 S: 11	H: 0 LOB: 0 BB: 0 P: 15	R: 0 E: 0 K: 1 S: 8	H: 0 LOB: 0 BB: 0 P: 11	R: 0 E: 0 K: 1 S: 11	H: 0 LOB: 0 BB: 0 P: 14	R: 0 E: 0 K: 2 S: 9	H: 0 LOB: 0 BB: 0 P: 14	R: 0 E: 0 K: 0 S: 6	H: 0 LOB: 0 BB: 0 P: 9	1B: 3 2B: 0 3B: 0 HR: 1	SF: 0 SAC: 0 DP: 1 HBP: 0	WP: 0 PB: 0 SB: 0 CS: 0	PA: 30	
<b>PITCHER</b>	IP WLS BF H R ER SO BB IBB HBP BLK WP HR S P ERA WHIP																						
CC Sabathia, L (1, 1) ERA: 4.35	9.0 W	30 4	1 1	1 1	10 10	0 0	0 0	0 0	0 0	0 0	1 1	74 103	1.00 0.444										



Batter	1	2	3	4	5	6	7	8	9	AB	R	H	RBI	BB	SO	LOB	TOP			
14 Placido Polanco, R OBP: 0.383, SLG: 0.425	0-1 31 1B	4-0 BB		0-0 F8		1-1 F9		0-1 G6-3		4	1	1	0	1	0	0				
31 Chris Shelton, R OBP: 0.362, SLG: 0.498	3-1 30 1B 2B	2-3 SAFE BB		0-2 2B		0-2 FC5-4 30 1B		0-2 G1-3		5	1	3	1	0	1	2				
Ivan Rodriguez, R OBP: 0.296, SLG: 0.464	1-0 PB 30 1B	1-1 F8		0-3 K		2-2 K		1-3 K		5	0	0	0	0	3	5				
30 Magglio Ordonez, R OBP: 0.385, SLG: 0.485	3-2 G3-4 PB 1B		4-1 BB 15 G5-2-3 BB		1-3 K		0-0 FC5-4 1B		1-0 G5-3		4	0	2	0	1	1				
Dmitri Young, S OBP: 0.321, SLG: 0.469	3-2 G3-4		0-0 15 G5-2-3 BB 1B		3-2 P4		1-1 FC5-4 BB				4	0	1	0	0	0				
Carlos Pena, L OBP: 0.356, SLG: 0.451	4-2 BB		4-1 15 G5-2-3 BB		2-2 1B		4-0 BB				1	0	1	0	2	0				
Craig Monroe, R OBP: 0.326, SLG: 0.446			1-2 2-3 BB				1-2 BB				0	0	0	0	1	0				
15 Brandon Inge, R OBP: 0.335, SLG: 0.411	1-0 F9		1-0 G5-2-3		3-2 G6-3		0-3 K				4	0	0	0	0	1				
20 Omar Infante, R OBP: 0.262, SLG: 0.379		3-2 14 S 2B		2-2 F9			1-2 G4-3				4	0	1	0	0	1				
28 Curtis Granderson, L OBP: 0.278, SLG: 0.467		0-3 K		1-2 K		2-1 G3		0-3 K		4	0	0	0	0	3	1				
<b>Inning Stats</b>	R: 2 E: 1 K: 0 S: 15	H: 3 LOB: 2 BB: 1 P: 30	R: 0 E: 0 K: 2 S: 17	H: 1 LOB: 2 BB: 1 P: 27	R: 0 E: 0 K: 1 S: 8	H: 1 LOB: 2 BB: 2 P: 19	R: 0 E: 0 K: 2 S: 11	H: 1 LOB: 1 BB: 0 P: 12	R: 0 E: 0 K: 1 S: 13	H: 0 LOB: 3 BB: 1 P: 22	R: 0 E: 0 K: 2 S: 15	H: 2 LOB: 3 BB: 1 P: 22	R: 0 E: 0 K: 1 S: 9	H: 0 LOB: 0 BB: 0 P: 10	R: 0 E: 0 K: 1 S: 7	H: 0 LOB: 0 BB: 0 P: 9	1B: 6 2B: 4 3B: 0 HR: 0	SF: 0 SAC: 0 DP: 2 HBP: 0	WP: 0 PB: 1 SB: 1 CS: 0	PA: 40
<b>PITCHER</b>	IP WLS BF H R ER SO BB IBB HBP BLK WP HR S P ERA WHIP	IP WLS BF H R ER SO BB IBB HBP BLK WP HR S P ERA WHIP	IP WLS BF H R ER SO BB IBB HBP BLK WP HR S P ERA WHIP	IP WLS BF H R ER SO BB IBB HBP BLK WP HR S P ERA WHIP	IP WLS BF H R ER SO BB IBB HBP BLK WP HR S P ERA WHIP	IP WLS BF H R ER SO BB IBB HBP BLK WP HR S P ERA WHIP	IP WLS BF H R ER SO BB IBB HBP BLK WP HR S P ERA WHIP	IP WLS BF H R ER SO BB IBB HBP BLK WP HR S P ERA WHIP	IP WLS BF H R ER SO BB IBB HBP BLK WP HR S P ERA WHIP	IP WLS BF H R ER SO BB IBB HBP BLK WP HR S P ERA WHIP	IP WLS BF H R ER SO BB IBB HBP BLK WP HR S P ERA WHIP	IP WLS BF H R ER SO BB IBB HBP BLK WP HR S P ERA WHIP	IP WLS BF H R ER SO BB IBB HBP BLK WP HR S P ERA WHIP	IP WLS BF H R ER SO BB IBB HBP BLK WP HR S P ERA WHIP	IP WLS BF H R ER SO BB IBB HBP BLK WP HR S P ERA WHIP	IP WLS BF H R ER SO BB IBB HBP BLK WP HR S P ERA WHIP	IP WLS BF H R ER SO BB IBB HBP BLK WP HR S P ERA WHIP			

Detroit Tigers @ Cleveland Indians  
Jacobs Field, Cleveland, OH  
Thu Sep 08 2005, 4:05 PM EDT  
Att: 20,363 - Cloudy - 79 F


AB 35  
R 2  
H 9  
RBI 1  
BB 5  
SO 10  
LOB 23



Batter	1	2	3	4	5	6	7	8	9	AB	R	H	RBI	BB	SO	LOB	BOTTOM			
24 Grady Sizemore, L OBP: 0.339, SLG: 0.469	2-1 G3			0-3 K		1-0 G3		1-1 G6-3		4	0	0	0	0	1	0				
Coco Crisp, S OBP: 0.344, SLG: 0.456	0-0 G6-3			2-1 G5-3		2-2 HR		2-1 F7		4	1	1	1	0	0	0				
2 Jhonny Peralla, R OBP: 0.345, SLG: 0.510	0-3 K			0-1 G6-3		3-2 G5-3		2-2 F8		4	0	0	0	0	1	0				
48 Travis Hafner, L OBP: 0.407, SLG: 0.579		4-2 G6-4-3 BB		1-3 K		4-2 2B BB				1	0	0	0	2	1	0				
Ronnie Belliard, R OBP: 0.321, SLG: 0.432		3-2 G6-4-3		0-1 HR 2B		0-1 2B		1-3 2B		3	1	2	0	0	0	1				
José Hernández, R OBP: 0.271, SLG: 0.354		1-2 G5-3		0-1 G6-3		1-0 G6-3				3	0	0	0	0	0	3				
Ben Broussard, L OBP: 0.306, SLG: 0.449										0	0	0	0	0	0	0				
Aaron Boone, R OBP: 0.297, SLG: 0.383				3-1 F8		1-2 HR		0-2 G6-3		3	1	1	2	0	0	0				
Josh Bard, S OBP: 0.261, SLG: 0.272				1-2 G5-3		1-1 F9		0-3 K		3	0	0	0	0	1	0				
Casey Blake, R OBP: 0.312, SLG: 0.446				2-1 G5-3		1-1 HR		1-1 F7		3	1	1	1	0	0	0				
<b>Inning Stats</b>	R: 0 E: 0 K: 1 S: 6	H: 0 LOB: 0 BB: 0 P: 8	R: 0 E: 0 K: 0 S: 12	H: 0 LOB: 1 BB: 1 P: 20	R: 0 E: 0 K: 0 S: 7	H: 0 LOB: 0 BB: 0 P: 13	R: 2 E: 0 K: 1 S: 12	H: 2 LOB: 0 BB: 0 P: 15	R: 2 E: 0 K: 0 S: 17	H: 3 LOB: 2 BB: 1 P: 29	R: 0 E: 0 K: 1 S: 8	H: 0 LOB: 0 BB: 0 P: 9	R: 0 E: 0 K: 0 S: 7	H: 0 LOB: 0 BB: 0 P: 12	R: 0 E: 0 K: 0 S: 7	H: 0 LOB: 0 BB: 0 P: 9	1B: 0 2B: 2 3B: 0 HR: 3	SF: 0 SAC: 0 DP: 1 HBP: 0	WP: 0 PB: 0 SB: 0 CS: 0	PA: 30
<b>PITCHER</b>	IP WLS BF H R ER SO BB IBB HBP BLK WP HR S P ERA WHIP	IP WLS BF H R ER SO BB IBB HBP BLK WP HR S P ERA WHIP	IP WLS BF H R ER SO BB IBB HBP BLK WP HR S P ERA WHIP	IP WLS BF H R ER SO BB IBB HBP BLK WP HR S P ERA WHIP	IP WLS BF H R ER SO BB IBB HBP BLK WP HR S P ERA WHIP	IP WLS BF H R ER SO BB IBB HBP BLK WP HR S P ERA WHIP	IP WLS BF H R ER SO BB IBB HBP BLK WP HR S P ERA WHIP	IP WLS BF H R ER SO BB IBB HBP BLK WP HR S P ERA WHIP	IP WLS BF H R ER SO BB IBB HBP BLK WP HR S P ERA WHIP	IP WLS BF H R ER SO BB IBB HBP BLK WP HR S P ERA WHIP	IP WLS BF H R ER SO BB IBB HBP BLK WP HR S P ERA WHIP	IP WLS BF H R ER SO BB IBB HBP BLK WP HR S P ERA WHIP	IP WLS BF H R ER SO BB IBB HBP BLK WP HR S P ERA WHIP	IP WLS BF H R ER SO BB IBB HBP BLK WP HR S P ERA WHIP	IP WLS BF H R ER SO BB IBB HBP BLK WP HR S P ERA WHIP	IP WLS BF H R ER SO BB IBB HBP BLK WP HR S P ERA WHIP	IP WLS BF H R ER SO BB IBB HBP BLK WP HR S P ERA WHIP			

Detroit Tigers @ Cleveland Indians  
Jacobs Field, Cleveland, OH  
Thu Sep 08 2005, 4:05 PM EDT  
Att: 20,363 - Cloudy - 79 F

AB 28  
R 4  
H 5  
RBI 4  
BB 2  
SO 4  
LOB 4









Batter	1	2	3	4	5	6	7	8	9	AB	R	H	RBI	BB	SO	LOB	TOP				
Chip Ambres, R (1, 8) OBP: 0.349, SLG: 0.372 Aaron Guiel, L (7, PH) OBP: 0.356, SLG: 0.463 (7, 8)	F8		P5		G5-3		G3			3	0	0	0	0	0	0					
Joe McEwing, R (1, 5) OBP: 0.271, SLG: 0.299 24 Mark Teahen, L (8, PH) OBP: 0.308, SLG: 0.350 (8, 5)	F8			1B		BB		G3-1		2	1	1	0	1	0	0					
29 Mike Sweeney, R (1, 10) OBP: 0.342, SLG: 0.515	F7			2B		F8		G6-3		4	1	1	1	0	0	1					
Emil Brown, R (1, 9) OBP: 0.346, SLG: 0.457		F9		1B		K		K		4	1	1	1	0	2	1					
4 Angel Berroa, R (1, 6) OBP: 0.300, SLG: 0.365	F8			1B				K		4	0	2	1	0	1	0					
14 John Buck, R (1, 2) OBP: 0.277, SLG: 0.366 Paul Phillips, R (9, PR) OBP: 0.205, SLG: 0.359				1B		PO		1B		4	0	3	0	0	0	1					
26 Justin Huber, R (1, 3) OBP: 0.286, SLG: 0.317 Matt Stairs, L (9, PH) OBP: 0.374, SLG: 0.456				1B		1B		1B		3	0	1	0	0	1	2					
Matt Diaz, R (1, 7) OBP: 0.308, SLG: 0.384 Terrence Long, L (7, PH) OBP: 0.315, SLG: 0.383 (7, 7)								F9		2	0	0	0	0	1	0					
13 Andrés Blanco, S (1, 4) OBP: 0.071, SLG: 0.071								F9		2	0	0	0	0	0	3					
								F7		3	0	0	0	0	0	2					
<b>Inning Stats</b>	R: 0 E: 0 K: 0 S: 9	H: 0 LOB: 0 BB: 0 P: 14	R: 0 E: 0 K: 1 S: 9	H: 1 LOB: 1 BB: 0 P: 12	R: 0 E: 0 K: 1 S: 7	H: 0 LOB: 0 BB: 0 P: 11	R: 3 E: 0 K: 0 S: 7	H: 4 LOB: 0 BB: 0 P: 13	R: 0 E: 0 K: 1 S: 8	H: 1 LOB: 0 BB: 1 P: 21	R: 0 E: 0 K: 0 S: 7	H: 2 LOB: 2 BB: 0 P: 13	R: 0 E: 0 K: 2 S: 6	H: 0 LOB: 1 BB: 0 P: 11	R: 0 E: 0 K: 2 S: 11	H: 1 LOB: 1 BB: 0 P: 18	1B: 7 2B: 3 3B: 0 HR: 0	SF: 0 SAC: 0 DP: 1 HBP: 0	WP: 0 PB: 0 SB: 0 CS: 0	PA: 36	
<b>PITCHER</b>	IP	WLS	BF	H	R	ER	SO	BB	IBB	HBP	BLK	WP	HR	S	P	ERA	WHIP				
Mike Maroth, L (1, 1) ERA: 4.81	6.0		24	7	3	3	3	1	0	0	0	0	0	54	86	4.50	1.333				
Chris Spurling, R (7, 1) ERA: 3.25	2.0	W	7	1	0	0	1	0	0	0	0	0	0	10	19	0.00	0.500				
56 Fernando Rodney, R (9, 1) ERA: 2.27	1.0	S	4	1	0	0	2	0	0	0	0	0	0	11	18	0.00	1.000				

Kansas City Royals @ Detroit Tigers  
Comerica Park, Detroit, MI  
Sat Sep 10 2005, 7:05 PM EDT  
Att: 25,242 - Clear - 81 F

AB	34
R	3
H	9
RBI	3
BB	1
SO	6
LOB	13



Batter	1	2	3	4	5	6	7	8	9	AB	R	H	RBI	BB	SO	LOB	BOTTOM				
14 Placido Polanco, R (1, 4) OBP: 0.387, SLG: 0.431	1B					F8				5	1	4	1	0	0	1					
15 Brandon Inge, R (1, 5) OBP: 0.338, SLG: 0.413	1B					BB				3	0	2	1	2	0	2					
Ivan Rodriguez, R (1, 2) OBP: 0.298, SLG: 0.462	1B					K				5	0	1	0	0	2	4					
30 Magglio Ordonez, R (1, 9) OBP: 0.379, SLG: 0.475 28 Curtis Granderson, L (9, 7) OBP: 0.280, SLG: 0.462	K					G6-3				4	0	1	0	0	1	3					
31 Chris Shelton, R (1, 3) OBP: 0.362, SLG: 0.495	L4					1B				4	1	1	0	0	0	4					
Craig Monroe, R (1, 7) OBP: 0.323, SLG: 0.440 (9, 9)	L8					1B				4	0	1	0	0	0	4					
Carlos Pena, L (1, 10) OBP: 0.366, SLG: 0.492						K				4	2	3	2	0	1	0					
20 Omar Infante, R (1, 6) OBP: 0.256, SLG: 0.371	G3					F8				4	0	0	0	0	0	3					
Nook Logan, S (1, 8) OBP: 0.304, SLG: 0.330	P3					1B				3	0	1	0	1	0	1					
<b>Inning Stats</b>	R: 0 E: 0 K: 1 S: 12	H: 2 LOB: 3 BB: 1 P: 19	R: 2 E: 0 K: 0 S: 7	H: 3 LOB: 1 BB: 0 P: 10	R: 0 E: 0 K: 0 S: 5	H: 1 LOB: 0 BB: 0 P: 11	R: 0 E: 0 K: 1 S: 18	H: 1 LOB: 2 BB: 1 P: 29	R: 1 E: 0 K: 1 S: 14	H: 3 LOB: 2 BB: 0 P: 16	R: 0 E: 0 K: 0 S: 9	H: 1 LOB: 1 BB: 1 P: 17	R: 0 E: 0 K: 0 S: 5	H: 0 LOB: 0 BB: 0 P: 6	R: 1 E: 0 K: 1 S: 15	H: 3 LOB: 2 BB: 0 P: 22	1B: 11 2B: 2 3B: 0 HR: 1	SF: 0 SAC: 0 DP: 1 HBP: 0	WP: 0 PB: 0 SB: 1 CS: 1	PA: 39	
<b>PITCHER</b>	IP	WLS	BF	H	R	ER	SO	BB	IBB	HBP	BLK	WP	HR	S	P	ERA	WHIP				
41 Jimmy Gobble, L (1, 1) ERA: 5.83	3.2		19	7	2	2	2	2	0	0	0	0	0	37	63	4.91	2.455				
Shawn Camp, R (4, 1) ERA: 7.49	2.0		10	4	1	1	1	1	0	0	0	0	0	26	35	4.50	2.500				
Ambiorix Burgos, R (6, 1) ERA: 3.5	1.1		4	0	0	0	0	0	0	0	0	0	0	7	10	0.00	0.000				
Andrew Sisco, L (8, 1) ERA: 2.6	1.0	L	6	3	1	1	1	0	0	0	0	0	1	15	22	9.00	3.000				

Kansas City Royals @ Detroit Tigers  
Comerica Park, Detroit, MI  
Sat Sep 10 2005, 7:05 PM EDT  
Att: 25,242 - Clear - 81 F

AB	36
R	4
H	14
RBI	4
BB	3
SO	4
LOB	22





Batter	1	2	3	4	5	6	7	8	9	AB	R	H	RBI	BB	SO	LOB	TOP										
Chip Ambres, R (1, 8) OBP: 0.345, SLG: 0.367	P4		SH1-3		B1				P3	4	0	1	0	0	0	4	<b>Kansas City Royals @ Detroit Tigers</b> Comerica Park, Detroit, MI Sun Sep 11 2005, 12:05 PM EDT Att: 20,559 - Sunny - 77 F										
Terrence Long, L (1, 7) OBP: 0.315, SLG: 0.382 Matt Diaz, R (8, 7) OBP: 0.304, SLG: 0.378	G6-3				P6		G3		F9	4	0	1	1	0	0	3											
29 Mike Sweeney, R (1, 10) OBP: 0.342, SLG: 0.513 Joe McEwing, R (8, PH) OBP: 0.273, SLG: 0.301	K		G6-4-3					E9	K	3	0	1	1	0	1	2											
Matt Stairs, L (1, 3) OBP: 0.374, SLG: 0.455 26 Justin Huber, R (8, PH) OBP: 0.279, SLG: 0.310					L9			F9		3	0	1	0	0	1	2											
Emil Brown, R (1, 9) OBP: 0.343, SLG: 0.453		FC6-4						G6-3		4	0	0	0	0	0	2											
24 Mark Teahen, L (1, 5) OBP: 0.308, SLG: 0.350					P3					3	0	1	1	1	1	1											
4 Angel Berroa, R (1, 6) OBP: 0.300, SLG: 0.365 Donnie Murphy, R (8, PH) OBP: 0.263, SLG: 0.294	K2-3							K		3	1	1	0	0	1	2											
Paul Phillips, R (1, 2) OBP: 0.256, SLG: 0.395										4	2	3	0	0	0	0											
13 Andrés Blanco, S (1, 4) OBP: 0.222, SLG: 0.222										4	0	3	1	0	0	0											
<b>Inning Stats</b>	R: 0 E: 0 K: 1 S: 9	H: 0 LOB: 0 BB: 0 P: 10	R: 0 E: 0 K: 2 S: 11	H: 1 LOB: 1 BB: 0 P: 15	R: 1 E: 0 K: 0 S: 7	H: 3 LOB: 1 BB: 0 P: 10	R: 0 E: 0 K: 1 S: 10	H: 0 LOB: 0 BB: 0 P: 15	R: 2 E: 0 K: 0 S: 13	H: 4 LOB: 2 BB: 0 P: 18	R: 0 E: 0 K: 0 S: 5	H: 0 LOB: 0 BB: 0 P: 11	R: 0 E: 0 K: 0 S: 8	H: 1 LOB: 1 BB: 0 P: 16	R: 1 E: 1 K: 1 S: 14	H: 2 LOB: 1 BB: 0 P: 21		R: 0 E: 0 K: 1 S: 12	H: 2 LOB: 2 BB: 0 P: 16	1B: 13 2B: 0 3B: 0 HR: 0	SF: 0 SAC: 1 DP: 2 HBP: 0	WP: 0 PB: 0 SB: 1 CS: 0	PA: 39				
<b>PITCHER</b>	IP	WLS	BF	H	R	ER	SO	BB	IBB	HBP	BLK	WP	HR	S	P	ERA	WHIP										
Jason Johnson, R (1, 1) ERA: 4.57	5.0	W	22	8	3	3	4	0	0	0	0	0	0	50	68	5.40	1.600										
Franklyn German, R (8, 1) ERA: 3.39	2.0		7	1	0	0	0	1	0	0	0	0	0	13	27	0.00	1.000										
Craig Dingman, R (8, 1) ERA: 3.55	2.0		10	4	1	0	2	0	0	0	0	0	0	26	37	0.00	2.000										

Batter	1	2	3	4	5	6	7	8	9	AB	R	H	RBI	BB	SO	LOB	BOTTOM										
14 Placido Polanco, R (1, 4) OBP: 0.391, SLG: 0.445 20 Omar Infante, R (8, 4) OBP: 0.256, SLG: 0.371	E6									5	4	4	2	0	0	0	<b>Kansas City Royals @ Detroit Tigers</b> Comerica Park, Detroit, MI Sun Sep 11 2005, 12:05 PM EDT Att: 20,559 - Sunny - 77 F										
15 Brandon Inge, R (1, 5) OBP: 0.337, SLG: 0.417	F8									4	1	1	3	0	0	1											
31 Chris Shelton, R (1, 10) OBP: 0.369, SLG: 0.510										3	2	2	2	2	1	0											
30 Magglio Ordonez, R (1, 9) OBP: 0.377, SLG: 0.471 Nook Logan, S (7, PH) OBP: 0.306, SLG: 0.339	L8									4	1	1	0	0	0	2											
Carlos Pena, L (1, 3) OBP: 0.358, SLG: 0.478	G3									5	0	0	0	0	2	2											
Craig Monroe, R (1, 7) OBP: 0.327, SLG: 0.447										4	2	3	0	1	0	0											
John McDonald, R (1, 6) OBP: 0.331, SLG: 0.329										4	1	2	0	1	0	2											
13 Vance Wilson, R (1, 2) OBP: 0.290, SLG: 0.292										4	1	2	2	1	0	3											
28 Curtis Granderson, L (1, 8) OBP: 0.287, SLG: 0.470										5	1	2	2	0	1	6											
<b>Inning Stats</b>	R: 2 E: 1 K: 0 S: 8	H: 1 LOB: 0 BB: 0 P: 13	R: 1 E: 0 K: 0 S: 13	H: 3 LOB: 2 BB: 0 P: 22	R: 0 E: 0 K: 0 S: 4	H: 0 LOB: 0 BB: 1 P: 9	R: 0 E: 0 K: 1 S: 12	H: 1 LOB: 1 BB: 1 P: 21	R: 4 E: 0 K: 1 S: 15	H: 5 LOB: 2 BB: 1 P: 21	R: 1 E: 0 K: 0 S: 16	H: 2 LOB: 1 BB: 0 P: 26	R: 2 E: 2 K: 1 S: 25	H: 4 LOB: 0 BB: 2 P: 45	R: 0 E: 0 K: 0 S: 10	H: 2 LOB: 1 BB: 0 P: 13		1B: 9 2B: 5 3B: 1 HR: 3	SF: 1 SAC: 0 DP: 2 HBP: 0	WP: 0 PB: 0 SB: 0 CS: 0	PA: 45						
<b>PITCHER</b>	IP	WLS	BF	H	R	ER	SO	BB	IBB	HBP	BLK	WP	HR	S	P	ERA	WHIP										
Jose Lima, R (1, 1) ERA: 6.66	4.0	L	20	7	5	4	1	2	0	0	0	0	1	28	44	13.50	2.500										
46 Juan Carlos Oviedo, R (8, 1) ERA: 8.46	2.0		12	5	3	3	2	0	1	0	0	0	0	20	35	67.50	7.500										
Jeremy Affeldt, L (7, 1) ERA: 9.93	0.2		7	3	5	5	0	2	0	0	0	0	0	5	10	0.00	3.000										
Chris Demaria, R (7, 1) ERA: 6.75	0.1		2	1	1	0	1	0	0	0	0	0	0	10	13	0.00	2.000										
Mike MacDougal, R (8, 1) ERA: 3.57	1.0		4	2	0	0	0	0	0	0	0	0	0	10	13	0.00	2.000										

AB	37
R	4
H	13
RBI	4
BB	1
SO	6
LOB	22



AB	39
R	14
H	18
RBI	13
BB	5
SO	4
LOB	16









Batter	1	2	3	4	5	6	7	8	9	AB	R	H	RBI	BB	SO	LOB	TOP										
Shannon Stewart, R (1, 7) OBP: 0.328, SLG: 0.396 Jason Tyner, L (8, 7) OBP: 0.308, SLG: 0.250	4-0 G4-6-3 BB	0-2 SAFE K		2-0 G6-3		1-1 G6-3		1-2 3B		4	0	1	0	1	1	2											
Juan Castro, R (1, 5) OBP: 0.297, SLG: 0.410	0-2 G4-6-3 1-2	1-0 SAFE 1B		0-2 P4		0-1 7 CS 1B		4-1 BB		4	0	2	1	1	0	1											
7 Joe Mauer, L (1, 10) OBP: 0.376, SLG: 0.430	1-1 G4-3	1-2 G1-3		0-1 BB 1B		3-3 K		0-1 F8		5	0	1	0	0	1	5											
Matthew LeCroy, R (1, 3) OBP: 0.356, SLG: 0.449		0-1 HR		4-2 BB 1B		0-0 G4-3		1-1 F9		4	1	1	1	1	0	2											
20 Lew Ford, R (1, 8) OBP: 0.340, SLG: 0.386		0-0 HR 5 G6-3 1B		2-1 G5-3		1-3 K		0-1 G5-3		1-2 G6-3		5	1	1	0	0	1										
5 Michael Cuddyer, R (1, 9) OBP: 0.322, SLG: 0.404		3-2 G6-3		2-2 55 1B HR		0-1 3B		2-1 G3-1		0-1 L7		5	1	2	0	0	1										
55 Mike Redmond, R (1, 2) OBP: 0.350, SLG: 0.392 41 Chris Heintz, R (3, PR) OBP: 0.273, SLG: 0.455	1-0 E 1B	1-2 E 1B		1-1 G6-3		1-1 G6-3		1-2 G4-3		1-1 2B		2	1	2	1	0	0										
Luis Rivas, R (1, 4) OBP: 0.298, SLG: 0.322	1-2 FC1 1B	1-0 E 1B		1-3 HR 1B		0-0 G1-3		2-1 HR 2B		0-1 L6		5	3	2	3	0	0										
Jason Bartlett, R (1, 6) OBP: 0.327, SLG: 0.377	0-1 E5 1B	1-2 HR 1B		0-1 G5-3		2-1 G3-1		1-1 HR		4	1	1	2	0	0	3											
<b>Inning Stats</b>	R: 0 E: 0 K: 0 S: 6	H: 0 LOB: 0 BB: 1 P: 11	R: 4 E: 2 K: 1 S: 19	H: 4 LOB: 2 BB: 0 P: 26	R: 3 E: 0 K: 0 S: 19	H: 3 LOB: 1 BB: 0 P: 26	R: 0 E: 0 K: 1 S: 12	H: 1 LOB: 2 BB: 1 P: 19	R: 0 E: 0 K: 1 S: 8	H: 1 LOB: 1 BB: 0 P: 12	R: 0 E: 0 K: 0 S: 5	H: 0 LOB: 0 BB: 0 P: 7	R: 2 E: 0 K: 0 S: 17	H: 3 LOB: 2 BB: 1 P: 27	R: 0 E: 0 K: 0 S: 9	H: 1 LOB: 1 BB: 0 P: 11	1B: 6 2B: 4 3B: 2 HR: 3	SF: 0 SAC: 0 DP: 2 HBP: 0	WP: 0 PB: 0 SB: 0 CS: 1	PA: 44							
<b>PITCHER</b>	IP	WLS	BF	H	R	ER	SO	BB	IBB	HBP	BLK	WP	HR	S	P	ERA	WHIP										
29 Nate Robertson, L (1, 1) ERA: 4.54	3.0	L	18	7	7	5	1	1	0	0	0	0	2	44	63	15.00	2.667										
Matt Ginter, R (4, 1) ERA: 5.98	3.0		12	3	0	0	2	1	0	0	0	0	0	27	41	0.00	1.333										
Doug Creek, L (7, 1) ERA: 8.2	1.1		8	3	2	2	0	1	0	0	0	0	1	18	29	13.50	3.000										
Vic Darenburg, L (8, 1) ERA: 2.37	1.2		6	1	0	0	0	0	0	0	0	0	0	13	16	0.00	0.600										

Minnesota Twins @ Detroit Tigers  
Comerica Park, Detroit, MI  
Tue Sep 13 2005, 7:05 PM EDT  
Att: 16,986 - Clear - 87 F

AB 41  
R 9  
H 14  
RBI 8  
BB 3  
SO 3  
LOB 20



Batter	1	2	3	4	5	6	7	8	9	AB	R	H	RBI	BB	SO	LOB	BOTTOM										
14 Placido Polanco, R (1, 4) OBP: 0.389, SLG: 0.441	2-1 15 3B 1B		1-1 G5-3		0-1 L1			3-2 G6-3		4	1	1	0	0	0	0											
15 Brandon Inge, R (1, 5) OBP: 0.336, SLG: 0.420	0-0 1H 3B		1-1 G6-3		0-1 G6-3			0-2 F8		4	0	1	1	0	0	0											
31 Chris Shelton, R (1, 3) OBP: 0.363, SLG: 0.500	1-1 F9		2-2 G6-3			1-2 30 G6-3 1B			1-2 K	4	0	1	0	0	1	1											
30 Magglio Ordonez, R (1, 9) OBP: 0.377, SLG: 0.466	0-1 G4-3			0-0 HR 1B		0-0 G6-3			0-0 G4-3	4	1	1	0	0	0	2											
Carlos Pena, L (1, 10) OBP: 0.345, SLG: 0.459	2-1 G3			0-0 F9		0-3 K			2-3 K	4	0	0	0	0	2	2											
Ivan Rodriguez, R (1, 2) OBP: 0.285, SLG: 0.464		0-2 G5-3		2-0 1H HR			0-1 F9			3	1	1	2	0	0	0											
Craig Monroe, R (1, 7) OBP: 0.327, SLG: 0.445		3-2 20 G6-3 1B		1-1 G4-3			0-0 G1-3			3	0	1	0	0	0	0											
20 Omar Infante, R (1, 6) OBP: 0.254, SLG: 0.368		1-0 G6-3		1-1 P4			0-1 G6-3			3	0	0	0	0	0	1											
28 Curtis Granderson, L (1, 8) OBP: 0.301, SLG: 0.477		2-1 F8			1-3 K			2-0 G3		3	0	0	0	0	1	1											
<b>Inning Stats</b>	R: 1 E: 0 K: 0 S: 9	H: 2 LOB: 1 BB: 0 P: 14	R: 0 E: 0 K: 0 S: 10	H: 1 LOB: 0 BB: 0 P: 16	R: 0 E: 0 K: 0 S: 7	H: 0 LOB: 0 BB: 0 P: 11	R: 2 E: 0 K: 0 S: 7	H: 2 LOB: 0 BB: 0 P: 11	R: 0 E: 0 K: 1 S: 7	H: 0 LOB: 0 BB: 0 P: 8	R: 0 E: 0 K: 1 S: 7	H: 1 LOB: 0 BB: 0 P: 8	R: 0 E: 0 K: 0 S: 5	H: 0 LOB: 0 BB: 0 P: 5	R: 0 E: 0 K: 0 S: 9	H: 0 LOB: 0 BB: 0 P: 14	R: 0 E: 0 K: 2 S: 7	H: 0 LOB: 0 BB: 0 P: 10	1B: 4 2B: 0 3B: 1 HR: 1	SF: 0 SAC: 0 DP: 1 HBP: 0	WP: 0 PB: 0 SB: 0 CS: 0	PA: 32					
<b>PITCHER</b>	IP	WLS	BF	H	R	ER	SO	BB	IBB	HBP	BLK	WP	HR	S	P	ERA	WHIP										
Brad Radke, R (1, 1) ERA: 3.91	7.0	W	26	6	3	3	2	0	0	0	0	0	0	9	14	0.00	0.000										
26 Jesse Crain, R (8, 1) ERA: 2.29	1.0		3	0	0	0	0	0	0	0	0	0	0	7	10	0.00	0.000										
Travis Bowyer, R (9, 1) ERA: 2.7	1.0		3	0	0	0	2	0	0	0	0	0	0	7	10	0.00	0.000										

Minnesota Twins @ Detroit Tigers  
Comerica Park, Detroit, MI  
Tue Sep 13 2005, 7:05 PM EDT  
Att: 16,986 - Clear - 87 F

AB 32  
R 3  
H 6  
RBI 3  
BB 0  
SO 4  
LOB 7





Batter	1	2	3	4	5	6	7	8	9	AB	R	H	RBI	BB	SO	LOB	TOP							
Jason Tyner, L (1, 7) OBP: 0.313, SLG: 0.267 20 Lew Ford, R (8, FH) OBP: 0.339, SLG: 0.384 (8, 7)	1-1 G6-4-3 1B		3-2 L8		1-1 SAFE F8			1-1 F7	1-2 G5-3	3	0	1	0	0	0	2								
Juan Castro, R (1, 5) OBP: 0.293, SLG: 0.403	1-2 SAFE G6-4-3 1-2		0-2 F8		2-2 F8			0-1 F8		4	0	0	0	0	0	2								
7 Joe Mauer, L (1, 2) OBP: 0.379, SLG: 0.430	2-2 HBP			2-2 G6-3				1-2 1B 5 1B		2	1	1	0	1	0	0								
Jacque Jones, L (1, 8) OBP: 0.324, SLG: 0.435	0-2 G4-3			1-3 K				2-0 1B 5 1B		4	0	1	0	0	1	2								
5 Michael Cuddyer, R (1, 9) OBP: 0.321, SLG: 0.403		1-1 G5-3		0-0 F8				2-2 1B		4	0	1	1	0	0	1								
33 Justin Morneau, L (1, 3) OBP: 0.306, SLG: 0.433		2-3 K			0-1 F8			1-2 1B		4	1	1	0	0	1	2								
Michael Ryan, L (1, 10) OBP: 0.294, SLG: 0.339 Matthew LeCroy, R (7, FH) OBP: 0.357, SLG: 0.448 8 Nick Punto, S (9, PR) OBP: 0.306, SLG: 0.331		2-3 K			0-0 F7			1-2 G6-3	4-0 38 SH5-3 BB	2	0	0	0	0	1	1	AB 33							
Luis Rivas, R (1, 4) OBP: 0.394, SLG: 0.328 38 Luis Antonio Rodriguez, S (4) OBP: 0.325, SLG: 0.367			2-1 F8 1B		3-2 FC3-6 1B			0-0 1B	0-0 SH5-3	1	0	1	0	0	0	0	R 2							
Jason Bartlett, R (1, 6) OBP: 0.320, SLG: 0.369			0-1 F8		0-2 FC3-6 1-2			0-0 L6	0-0 F8	2	0	2	1	0	0	0	H 8							
										4	0	0	0	0	0	5	RBI 2							
																	BB 2							
																	SO 3							
																	LOB 17							
<b>Inning Stats</b>	R: 0 E: 0 K: 0 S: 12	H: 1 LOB: 1 BB: 0 P: 16	R: 0 E: 0 K: 2 S: 8	H: 0 LOB: 0 BB: 0 P: 13	R: 0 E: 0 K: 1 S: 10	H: 1 LOB: 1 BB: 0 P: 15	R: 0 E: 0 K: 1 S: 9	H: 0 LOB: 0 BB: 0 P: 12	R: 1 E: 0 K: 0 S: 11	H: 2 LOB: 1 BB: 0 P: 15	R: 0 E: 0 K: 0 S: 11	H: 0 LOB: 1 BB: 1 P: 18	R: 0 E: 0 K: 0 S: 6	H: 1 LOB: 0 BB: 0 P: 7	R: 1 E: 0 K: 0 S: 15	H: 3 LOB: 2 BB: 1 P: 22	R: 0 E: 0 K: 0 S: 5	H: 0 LOB: 2 BB: 1 P: 10	1B: 7 2B: 1 3B: 0 HR: 0	SF: 0 SAC: 1 DP: 1 HBP: 1	WP: 0 PB: 0 SB: 0 CS: 0	PA: 37		
<b>PITCHER</b>	IP WLS BF H R ER SO BB IBB HBP BLK WP HR S P ERA WHIP	IP WLS BF H R ER SO BB IBB HBP BLK WP HR S P ERA WHIP	IP WLS BF H R ER SO BB IBB HBP BLK WP HR S P ERA WHIP	IP WLS BF H R ER SO BB IBB HBP BLK WP HR S P ERA WHIP	IP WLS BF H R ER SO BB IBB HBP BLK WP HR S P ERA WHIP	IP WLS BF H R ER SO BB IBB HBP BLK WP HR S P ERA WHIP	IP WLS BF H R ER SO BB IBB HBP BLK WP HR S P ERA WHIP	IP WLS BF H R ER SO BB IBB HBP BLK WP HR S P ERA WHIP	IP WLS BF H R ER SO BB IBB HBP BLK WP HR S P ERA WHIP	IP WLS BF H R ER SO BB IBB HBP BLK WP HR S P ERA WHIP	IP WLS BF H R ER SO BB IBB HBP BLK WP HR S P ERA WHIP	IP WLS BF H R ER SO BB IBB HBP BLK WP HR S P ERA WHIP	IP WLS BF H R ER SO BB IBB HBP BLK WP HR S P ERA WHIP	IP WLS BF H R ER SO BB IBB HBP BLK WP HR S P ERA WHIP	IP WLS BF H R ER SO BB IBB HBP BLK WP HR S P ERA WHIP	IP WLS BF H R ER SO BB IBB HBP BLK WP HR S P ERA WHIP	IP WLS BF H R ER SO BB IBB HBP BLK WP HR S P ERA WHIP	IP WLS BF H R ER SO BB IBB HBP BLK WP HR S P ERA WHIP	IP WLS BF H R ER SO BB IBB HBP BLK WP HR S P ERA WHIP	IP WLS BF H R ER SO BB IBB HBP BLK WP HR S P ERA WHIP	IP WLS BF H R ER SO BB IBB HBP BLK WP HR S P ERA WHIP	IP WLS BF H R ER SO BB IBB HBP BLK WP HR S P ERA WHIP	IP WLS BF H R ER SO BB IBB HBP BLK WP HR S P ERA WHIP	IP WLS BF H R ER SO BB IBB HBP BLK WP HR S P ERA WHIP

Minnesota Twins @ Detroit Tigers  
Comerica Park, Detroit, MI  
Wed Sep 14 2005, 1:05 PM EDT  
Att: 19,438 - Cloudy - 80 F

AB 33  
R 2  
H 8  
RBI 2  
BB 2  
SO 3  
LOB 17



Batter	1	2	3	4	5	6	7	8	9	AB	R	H	RBI	BB	SO	LOB	BOTTOM							
14 Placido Polanco, R (1, 4) OBP: 0.390, SLG: 0.442	2-1 L8		1-2 F8			1-1 31 G6-4-3 1B		0-2 15 SH3 1B		4	1	2	0	0	0	0								
15 Brandon Inge, R (1, 5) OBP: 0.334, SLG: 0.418	2-1 F8		2-3 K			0-1 F9		0-0 SH3		3	0	0	0	0	1	2								
31 Chris Shelton, R (1, 3) OBP: 0.362, SLG: 0.497	1-3 K			2-1 G3-6-1 1B		2-2 G6-4-3 1-2		1-3 K		4	0	1	0	0	2	4								
30 Magglio Ordonez, R (1, 9) OBP: 0.375, SLG: 0.461 Nook Logan, S (8, PR) OBP: 0.306, SLG: 0.339 (9, 8)		2-3 K		0-3 K			1-0 F7	4-2 1B BB		3	0	0	0	1	2	1								
Craig Monroe, R (1, 7) OBP: 0.326, SLG: 0.443 (9, 9)		3-3 K		0-1 G3-6-1 1-2			3-1 L3	3-2 1B		4	0	1	2	0	1	1								
Carlos Pena, L (1, 10) OBP: 0.343, SLG: 0.455		1-3 K			2-1 G3-1		0-1 20 1B	1-3 K		4	0	1	0	0	2	2								
20 Omar Infante, R (1, 6) OBP: 0.255, SLG: 0.367			1-2 P5		1-2 F7		0-0 1B			3	0	1	0	0	0	0	AB 30							
13 Vance Wilson, R (1, 2) OBP: 0.291, SLG: 0.287			4-0 28 HR BB		1-1 P6		0-0 P4			2	1	0	0	1	0	2	H 9							
28 Curtis Granderson, L (1, 8) OBP: 0.323, SLG: 0.538 (9, 7)			0-1 14 1B HR			2-1 14 1B 2B		2-2 15 SH3 14 1B 1B		3	2	3	2	0	0	0	RBI 4							
																	BB 2							
																	SO 8							
																	LOB 12							
<b>Inning Stats</b>	R: 0 E: 0 K: 1 S: 7	H: 0 LOB: 0 BB: 0 P: 12	R: 0 E: 0 K: 3 S: 10	H: 0 LOB: 0 BB: 0 P: 16	R: 2 E: 0 K: 1 S: 12	H: 1 LOB: 1 BB: 1 P: 20	R: 0 E: 0 K: 1 S: 7	H: 1 LOB: 0 BB: 0 P: 9	R: 0 E: 0 K: 0 S: 8	H: 0 LOB: 0 BB: 0 P: 12	R: 0 E: 0 K: 0 S: 9	H: 2 LOB: 1 BB: 0 P: 14	R: 0 E: 0 K: 0 S: 7	H: 2 LOB: 2 BB: 0 P: 11	R: 2 E: 0 K: 2 S: 21	H: 3 LOB: 2 BB: 1 P: 32	R: 0 E: 0 K: 0 S: 5	H: 0 LOB: 2 BB: 1 P: 10	1B: 7 2B: 1 3B: 0 HR: 1	SF: 0 SAC: 1 DP: 2 HBP: 0	WP: 0 PB: 0 SB: 0 CS: 0	PA: 33		
<b>PITCHER</b>	IP WLS BF H R ER SO BB IBB HBP BLK WP HR S P ERA WHIP	IP WLS BF H R ER SO BB IBB HBP BLK WP HR S P ERA WHIP	IP WLS BF H R ER SO BB IBB HBP BLK WP HR S P ERA WHIP	IP WLS BF H R ER SO BB IBB HBP BLK WP HR S P ERA WHIP	IP WLS BF H R ER SO BB IBB HBP BLK WP HR S P ERA WHIP	IP WLS BF H R ER SO BB IBB HBP BLK WP HR S P ERA WHIP	IP WLS BF H R ER SO BB IBB HBP BLK WP HR S P ERA WHIP	IP WLS BF H R ER SO BB IBB HBP BLK WP HR S P ERA WHIP	IP WLS BF H R ER SO BB IBB HBP BLK WP HR S P ERA WHIP	IP WLS BF H R ER SO BB IBB HBP BLK WP HR S P ERA WHIP	IP WLS BF H R ER SO BB IBB HBP BLK WP HR S P ERA WHIP	IP WLS BF H R ER SO BB IBB HBP BLK WP HR S P ERA WHIP	IP WLS BF H R ER SO BB IBB HBP BLK WP HR S P ERA WHIP	IP WLS BF H R ER SO BB IBB HBP BLK WP HR S P ERA WHIP	IP WLS BF H R ER SO BB IBB HBP BLK WP HR S P ERA WHIP	IP WLS BF H R ER SO BB IBB HBP BLK WP HR S P ERA WHIP	IP WLS BF H R ER SO BB IBB HBP BLK WP HR S P ERA WHIP	IP WLS BF H R ER SO BB IBB HBP BLK WP HR S P ERA WHIP	IP WLS BF H R ER SO BB IBB HBP BLK WP HR S P ERA WHIP	IP WLS BF H R ER SO BB IBB HBP BLK WP HR S P ERA WHIP	IP WLS BF H R ER SO BB IBB HBP BLK WP HR S P ERA WHIP	IP WLS BF H R ER SO BB IBB HBP BLK WP HR S P ERA WHIP	IP WLS BF H R ER SO BB IBB HBP BLK WP HR S P ERA WHIP	IP WLS BF H R ER SO BB IBB HBP BLK WP HR S P ERA WHIP

Minnesota Twins @ Detroit Tigers  
Comerica Park, Detroit, MI  
Wed Sep 14 2005, 1:05 PM EDT  
Att: 19,438 - Cloudy - 80 F

AB 30  
R 4  
H 9  
RBI 4  
BB 2  
SO 8  
LOB 12






Batter	1	2	3	4	5	6	7	8	9	AB	R	H	RBI	BB	SO	LOB	TOP					
14 Placido Polanco, R OBP: 0.386, SLG: 0.437	G1-3		F7	G5-3		F8		F8		5	0	0	0	0	0	2						
15 Brandon Inge, R OBP: 0.335, SLG: 0.418	1B		1B		F8	G6-4-3			K	5	1	2	0	0	1	1						
31 Chris Shelton, R OBP: 0.360, SLG: 0.491	K		E8		K				K	4	0	0	0	1	3	1						
30 Magglio Ordonez, R OBP: 0.379, SLG: 0.473 Nook Logan, S OBP: 0.306, SLG: 0.339	F8		G6-3		HR				BB	4	1	2	1	1	0	2						
Carlos Pena, L OBP: 0.345, SLG: 0.453		F9			1B				K	5	2	2	0	0	2	3						
Ivan Rodriguez, R OBP: 0.286, SLG: 0.463 13 Vance Wilson, R OBP: 0.292, SLG: 0.296	K		1B		1B				K	1	1	0	0	1	1	0						
Craig Monroe, R OBP: 0.329, SLG: 0.451	1B		2B		HR				K	3	1	1	1	0	1	3						
20 Omar Infante, R OBP: 0.253, SLG: 0.364	G5-3		F7		G6-3			SH3		3	0	0	0	0	0	3						
28 Curtis Granderson, L OBP: 0.330, SLG: 0.568			K		IHR			G4-3		4	1	2	3	0	1	1						
<b>Inning Stats</b>	R: 0 E: 0 K: 1 S: 11	H: 1 LOB: 1 BB: 0 P: 15	R: 0 E: 0 K: 1 S: 10	H: 1 LOB: 1 BB: 0 P: 13	R: 1 E: 1 K: 1 S: 12	H: 1 LOB: 1 BB: 0 P: 16	R: 3 E: 0 K: 1 S: 9	H: 2 LOB: 0 BB: 1 P: 15	R: 4 E: 0 K: 1 S: 13	H: 4 LOB: 0 BB: 0 P: 19	R: 0 E: 0 K: 0 S: 5	H: 1 LOB: 0 BB: 0 P: 6	R: 0 E: 0 K: 2 S: 9	H: 0 LOB: 1 BB: 1 P: 17	R: 0 E: 0 K: 0 S: 8	H: 1 LOB: 1 BB: 0 P: 15	R: 0 E: 0 K: 3 S: 14	H: 1 LOB: 2 BB: 1 P: 22	1B: 8 2B: 1 3B: 0 HR: 3	SF: 0 SAC: 1 DP: 1 HBP: 0	WP: 0 PB: 0 SB: 1 CS: 0	PA: 42
<b>PITCHER</b>	IP	WLS	BF	H	R	ER	SO	BB	IBB	HBP	BLK	WP	HR	S	P	ERA	WHIP					
40 Bartolo Colon, R ERA: 3.46	5.0	L	26	9	8	7	5	1	0	0	0	0	2	55	78	12.60	2.000					
Kevin Gregg, R ERA: 5.66	1.1		5	1	0	0	1	1	0	0	0	0	0	10	18	0.00	1.500					
Jason Christiansen, L ERA: 5.32	0.1		1	0	0	0	1	0	0	0	0	0	0	3	3	0.00	0.000					
Brendan Donnelly, R ERA: 3.58	1.1		5	1	0	0	0	0	0	0	0	0	0	9	17	0.00	0.750					
37 Greg Jones, R ERA: 8.31	1.0		5	1	0	0	3	1	0	0	0	0	0	14	22	0.00	2.000					

Detroit Tigers @ Los Angeles Angels  
Angel Stadium of Anaheim, Anaheim, CA  
Thu Sep 15 2005, 7:05 PM PDT  
Att: 41,962 - Clear - 67 F


AB 38  
R 8  
H 12  
RBI 7  
BB 3  
SO 10  
LOB 18



Batter	1	2	3	4	5	6	7	8	9	AB	R	H	RBI	BB	SO	LOB	BOTTOM					
9 Chone Figgins, S OBP: 0.344, SLG: 0.397	G5-3		G5-3		G6-3		F7		F9	5	0	0	0	0	0	1						
Orlando Cabrera, R OBP: 0.308, SLG: 0.360	G6-3		G5-3		G4-3		G6-3		FC6-4	5	0	0	0	0	0	1						
16 Garret Anderson, L OBP: 0.315, SLG: 0.433	BB		K		L4		K			3	1	0	0	1	2	0						
27 Vladimir Guerrero, R OBP: 0.390, SLG: 0.577 Jeff DaVanon, S OBP: 0.348, SLG: 0.315	HR		HR		1B		1B		F8	2	2	2	3	0	0	0						
Bengie Molina, R OBP: 0.332, SLG: 0.437	G4-3		F8		1B		1B		F8	4	1	1	0	0	0	0						
Darin Erstad, L OBP: 0.334, SLG: 0.374	F9		K2-3		FC5		20 BB		BB	3	0	1	1	1	1	0						
39 Robb Quinlan, R OBP: 0.258, SLG: 0.393 Casey Kotchman, L OBP: 0.336, SLG: 0.505 6 Maicer Izturis, S OBP: 0.301, SLG: 0.360	P4		G5-3		SF7				K	2	0	0	1	0	0	0						
20 Juan Rivera, R OBP: 0.312, SLG: 0.443	1B		HR		BB				FC6-4	3	1	3	1	1	0	0						
Adam Kennedy, L OBP: 0.359, SLG: 0.368	G2		G4-3		FC5				F8	4	0	0	0	0	0	4						
<b>Inning Stats</b>	R: 2 E: 0 K: 0 S: 8	H: 1 LOB: 0 BB: 1 P: 13	R: 0 E: 0 K: 0 S: 10	H: 1 LOB: 0 BB: 0 P: 17	R: 0 E: 0 K: 1 S: 11	H: 0 LOB: 0 BB: 0 P: 18	R: 1 E: 0 K: 1 S: 7	H: 1 LOB: 0 BB: 0 P: 10	R: 1 E: 0 K: 0 S: 9	H: 1 LOB: 0 BB: 0 P: 12	R: 2 E: 0 K: 0 S: 15	H: 3 LOB: 2 BB: 1 P: 26	R: 0 E: 0 K: 1 S: 11	H: 0 LOB: 0 BB: 0 P: 14	R: 0 E: 0 K: 1 S: 9	H: 0 LOB: 1 BB: 1 P: 17	R: 0 E: 0 K: 0 S: 7	H: 1 LOB: 1 BB: 0 P: 8	1B: 5 2B: 0 3B: 0 HR: 3	SF: 1 SAC: 0 DP: 0 HBP: 0	WP: 0 PB: 0 SB: 0 CS: 0	PA: 38
<b>PITCHER</b>	IP	WLS	BF	H	R	ER	SO	BB	IBB	HBP	BLK	WP	HR	S	P	ERA	WHIP					
Mike Maroth, L ERA: 4.94	6.0	W	27	7	6	6	2	2	0	0	0	0	0	17	27	9.00	1.500					
Chris Spurling, R ERA: 3.21	1.2	H	6	0	0	0	1	1	0	0	0	0	0	3	4	0.00	0.000					
Jamie Walker, L ERA: 3.47	0.1	H	1	0	0	0	1	0	0	0	0	0	0	3	4	0.00	0.000					
Craig Dingman, R ERA: 3.25	1.0	S	4	1	0	0	0	0	0	0	0	0	0	7	8	0.00	1.000					

Detroit Tigers @ Los Angeles Angels  
Angel Stadium of Anaheim, Anaheim, CA  
Thu Sep 15 2005, 7:05 PM PDT  
Att: 41,962 - Clear - 67 F

AB 34  
R 6  
H 8  
RBI 6  
BB 3  
SO 4  
LOB 7





Batter	1	2	3	4	5	6	7	8	9	10	11	12	AB	R	H	RBI	BB	SO	LOB	TOP																	
14 Placido Polanco, R OBP: 0.386, SLG: 0.442	G6-3		L7			HR	F9					SH3	4	1	1	1	1	0	1																		
15 Brandon Inge, R OBP: 0.333, SLG: 0.417	HR		F8			G1-5-3		F8				F8	6	1	1	0	0	1	4																		
31 Chris Shelton, R OBP: 0.359, SLG: 0.497	HR			G4-3		HR		P4				F9	6	2	2	2	0	1	1																		
30 Magglio Ordonez, R OBP: 0.379, SLG: 0.469	F9			G5-3		HR							4	1	1	0	1	1	0																		
Carlos Pena, L OBP: 0.342, SLG: 0.462	L3			G6-3		HR							5	1	1	3	0	1	1																		
Ivan Rodriguez, R OBP: 0.263, SLG: 0.458		G3				K		G3				G6-3	5	0	0	0	0	1	0																		
Craig Monroe, R OBP: 0.326, SLG: 0.447		P2				K		G5-3				G5-3	5	0	0	0	0	2	0																		
20 Omar Infante, R OBP: 0.253, SLG: 0.364													3	0	1	0	0	2	0																		
Dmitri Young, S OBP: 0.323, SLG: 0.470													1	0	1	0	0	0	0																		
John McDonald, R OBP: 0.329, SLG: 0.327													1	0	0	0	0	0	0																		
28 Curtis Granderson, L OBP: 0.333, SLG: 0.396			G1-3					G4-3					4	0	1	0	1	0	1																		
Inning Stats	R: 2 E: 0 K: 0 S: 13	H: 2 LOB: 0 BB: 0 P: 17	R: 0 E: 0 K: 1 S: 8	H: 0 LOB: 0 BB: 0 P: 12	R: 0 E: 0 K: 0 S: 6	H: 0 LOB: 0 BB: 0 P: 8	R: 0 E: 0 K: 0 S: 7	H: 0 LOB: 0 BB: 0 P: 11	R: 0 E: 0 K: 3 S: 10	H: 0 LOB: 0 BB: 0 P: 15	R: 4 E: 0 K: 0 S: 16	H: 4 LOB: 0 BB: 0 P: 26	R: 0 E: 0 K: 0 S: 5	H: 1 LOB: 1 BB: 0 P: 5	R: 0 E: 0 K: 0 S: 4	H: 0 LOB: 1 BB: 1 P: 11	R: 0 E: 0 K: 2 S: 11	H: 1 LOB: 3 BB: 2 P: 23	R: 0 E: 0 K: 3 S: 10	H: 0 LOB: 0 BB: 0 P: 13	R: 0 E: 0 K: 0 S: 7	H: 0 LOB: 0 BB: 0 P: 7	R: 0 E: 0 K: 0 S: 7	H: 1 LOB: 1 BB: 0 P: 9	1B: 5 2B: 1 3B: 0 HR: 3	SF: 0 SAC: 1 DP: 0 HBP: 0	WP: 0 PB: 0 SB: 0 CS: 0	PA: 48									
PITCHER	IP WLS BF H R ER SO BB IBB HBP BLK WP HR S P ERA WHIP																																				
41 John Lackey, R ERA: 3.48	(1, 1)	7.0	28	7	6	6	4	0	0	0	0	0	0	0	4	11	0.00	1.000																			
62 Scot Shields, R ERA: 2.9	(8, 1)	1.0	4	0	0	0	0	1	0	0	0	0	0	0	4	11	0.00	1.000																			
Francisco Rodriguez, R ERA: 2.76	(9, 1)	1.0	6	1	0	0	2	2	0	0	0	0	0	0	11	23	0.00	3.000																			
45 Keivim Escobar, R ERA: 3.22	(10, 1)	3.0	W	10	1	0	0	3	0	0	0	0	0	0	24	29	0.00	0.333																			

Detroit Tigers @ Los Angeles Angels  
Angel Stadium of Anaheim, Anaheim, CA  
Fri Sep 16 2005, 7:05 PM PDT  
Att: 43,144 - Clear - 68 F

AB 44  
R 6  
H 9  
RBI 6  
BB 3  
SO 9  
LOB 8



Batter	1	2	3	4	5	6	7	8	9	10	11	12	AB	R	H	RBI	BB	SO	LOB	BOTTOM																	
9 Chone Figgins, S OBP: 0.346, SLG: 0.397	G4-3												5	2	2	1	1	0	1																		
Orlando Cabrera, R OBP: 0.308, SLG: 0.359			G6-3										6	1	2	1	0	0	3																		
16 Garret Anderson, L OBP: 0.315, SLG: 0.434													6	0	2	2	0	0	2																		
27 Vladimir Guerrero, R OBP: 0.391, SLG: 0.576													6	1	3	1	0	0	2																		
Darin Erstad, L OBP: 0.333, SLG: 0.373													5	0	1	0	0	1	3																		
Benoje Molina, R OBP: 0.333, SLG: 0.435													4	0	1	0	1	0	2																		
Steve Finley, L OBP: 0.285, SLG: 0.358													4	0	0	0	0	1	3																		
Casey Kotchman, L OBP: 0.333, SLG: 0.500													1	0	0	0	0	1	0																		
6 Maicer Izturis, S OBP: 0.305, SLG: 0.360													0	0	0	0	1	0	0																		
20 Juan Rivera, R OBP: 0.316, SLG: 0.447													4	1	2	0	1	1	0																		
Jeff DaVanon, S OBP: 0.346, SLG: 0.315													0	0	0	0	0	0	0																		
39 Robb Quinlan, R OBP: 0.264, SLG: 0.398													1	0	1	1	0	0	0																		
Adam Kennedy, L OBP: 0.361, SLG: 0.374													5	2	3	0	0	0	3																		
Inning Stats	R: 0 E: 0 K: 0 S: 5	H: 1 LOB: 0 BB: 0 P: 8	R: 0 E: 0 K: 1 S: 7	H: 0 LOB: 0 BB: 0 P: 9	R: 1 E: 0 K: 1 S: 13	H: 2 LOB: 1 BB: 0 P: 23	R: 0 E: 0 K: 0 S: 9	H: 2 LOB: 2 BB: 0 P: 13	R: 3 E: 0 K: 0 S: 15	H: 3 LOB: 1 BB: 1 P: 25	R: 0 E: 0 K: 0 S: 9	H: 2 LOB: 2 BB: 0 P: 13	R: 2 E: 0 K: 0 S: 19	H: 2 LOB: 2 BB: 2 P: 32	R: 0 E: 0 K: 0 S: 11	H: 1 LOB: 1 BB: 0 P: 14	R: 0 E: 0 K: 1 S: 8	H: 1 LOB: 1 BB: 0 P: 12	R: 0 E: 0 K: 0 S: 9	H: 0 LOB: 0 BB: 0 P: 15	R: 1 E: 1 K: 0 S: 5	H: 2 LOB: 3 BB: 1 P: 10	1B: 14 2B: 3 3B: 0 HR: 0	SF: 0 SAC: 2 DP: 2 HBP: 0	WP: 1 PB: 0 SB: 4 CS: 0	PA: 53											
PITCHER	IP WLS BF H R ER SO BB IBB HBP BLK WP HR S P ERA WHIP																																				
Jason Johnson, R ERA: 3.61	(1, 1)	6.0	27	10	4	4	2	1	0	0	0	0	0	0	11	19	54.00	9.000																			
Franklyn German, R ERA: 3.61	(7, 1)	0.1	4	2	2	2	0	1	0	0	0	0	0	0	3	4	0.00	0.000																			
Jamie Walker, L ERA: 3.45	(7, 1)	0.1	1	0	0	0	0	0	0	0	0	0	0	0	0	0	0	0	0																		
Craig Dingman, R ERA: 3.14	(7, 1)	1.0	5	1	0	0	1	1	0	0	0	0	0	0	12	19	0.00	2.000																			
56 Fernando Rodney, R ERA: 2.17	(8, 1)	1.1	5	1	0	0	0	0	0	0	0	0	0	0	15	22	0.00	0.750																			
PITCHER	IP WLS BF H R ER SO BB IBB HBP BLK WP HR S P ERA WHIP																																				
Chris Spurling, R ERA: 5.16	(10, 1)	1.0	3	1	0	0	1	0	0	0	0	0	0	0	8	12	0.00	1.000																			
Vic Darenbourg, L ERA: 3.1	(11, 1)	1.1	L	8	2	1	1	0	0	0	0	0	0	0	14	25	6.75	1.500																			

Detroit Tigers @ Los Angeles Angels  
Angel Stadium of Anaheim, Anaheim, CA  
Fri Sep 16 2005, 7:05 PM PDT  
Att: 43,144 - Clear - 68 F

AB 47  
R 7  
H 17  
RBI 6  
BB 4  
SO 4  
LOB 19





Batter	1	2	3	4	5	6	7	8	9	AB	R	H	RBI	BB	SO	LOB	TOP					
14 Placido Polanco, R OBP: 0.385, SLG: 0.439	F9		F7		G1			BB		3	0	0	0	1	0	2						
15 Brandon Inge, R OBP: 0.331, SLG: 0.414	K		P3			G5-3		K		4	0	0	0	0	2	2						
31 Chris Shelton, R OBP: 0.358, SLG: 0.493	K				F9		BB	K		3	0	0	0	1	2	1						
Carlos Pena, L OBP: 0.340, SLG: 0.455		F7			HBP		K		K	3	0	0	0	0	2	1						
Craig Monroe, R OBP: 0.327, SLG: 0.446		G6-4-3 1B			P6		G1-3		G6-4-3 33 DI BB	3	0	1	0	1	0	2						
Ivan Rodriguez, R OBP: 0.291, SLG: 0.454	G6-4-3 1-2				P4			L5		4	0	0	0	0	1	3						
33 Marcus Thames, R OBP: 0.265, SLG: 0.461			HR			2B	F9	F8		4	1	2	1	0	0	1						
John McDonald, R OBP: 0.335, SLG: 0.329					1B		K	28 CS BB		2	0	1	0	1	1	1						
28 Curtis Granderson, L OBP: 0.324, SLG: 0.539			L7		F7		CS	G4-3		3	0	0	0	0	0	2						
<b>Inning Stats</b>	R: 0 E: 0 K: 2 S: 8	H: 0 LOB: 0 BB: 0 P: 14	R: 0 E: 0 K: 0 S: 8	H: 1 LOB: 0 BB: 0 P: 10	R: 1 E: 0 K: 0 S: 10	H: 2 LOB: 1 BB: 0 P: 14	R: 0 E: 0 K: 0 S: 4	H: 0 LOB: 1 BB: 0 P: 6	R: 0 E: 0 K: 1 S: 12	H: 1 LOB: 1 BB: 0 P: 16	R: 0 E: 0 K: 1 S: 10	H: 0 LOB: 0 BB: 1 P: 15	R: 0 E: 0 K: 1 S: 8	H: 0 LOB: 0 BB: 1 P: 14	R: 0 E: 0 K: 2 S: 11	H: 0 LOB: 1 BB: 1 P: 18	R: 0 E: 0 K: 1 S: 9	H: 0 LOB: 1 BB: 1 P: 16	1B: 2 2B: 1 3B: 0 HR: 1	SF: 0 SAC: 0 DP: 1 HBP: 1	WP: 0 PB: 0 SB: 0 CS: 1	PA: 35
<b>PITCHER</b>	IP	WLS	BF	H	R	ER	SO	BB	IBB	HBP	BLK	WP	HR	S	P	ERA	WHIP					
54 Ervin Santana, R ERA: 4.7	8.0	W	30	4	1	1	7	3	0	1	0	0	1	71	107	1.12	0.875					
Francisco Rodriguez, R ERA: 2.72	1.0	S	4	0	0	0	1	1	0	0	0	0	0	9	16	0.00	1.000					

Detroit Tigers @ Los Angeles Angels  
Angel Stadium of Anaheim, Anaheim, CA  
Sat Sep 17 2005, 7:05 PM PDT  
Att: 43,831 - Clear - 67 F

AB 29  
R 1  
H 4  
RBI 1  
BB 4  
SO 8  
LOB 15



Batter	1	2	3	4	5	6	7	8	9	AB	R	H	RBI	BB	SO	LOB	BOTTOM					
9 Chone Figgins, S OBP: 0.345, SLG: 0.395	G4-3		G3-1			B3		FC6-4 BB		3	0	0	0	1	0	0						
Orlando Cabrera, R OBP: 0.308, SLG: 0.357			G5-3			F8		FC6-4 16 S 2B		3	1	0	1	1	0	2						
16 Garret Anderson, L OBP: 0.314, SLG: 0.434	BB		G5-3			P5		1-2 2-3 3-H 2-1 1-H 3-H 2B		4	0	1	2	0	1	1						
27 Vladimir Guerrero, R OBP: 0.390, SLG: 0.572	G6-3				G5-3		G5-3	IBB		3	0	0	0	1	0	1						
Darin Erstad, L OBP: 0.331, SLG: 0.370		G1-3			F8		F8	P6		4	0	0	0	0	0	2						
Bengie Molina, R OBP: 0.330, SLG: 0.431		G6-3			F8		K			3	0	0	0	0	1	0						
20 Juan Rivera, R OBP: 0.316, SLG: 0.446					F9			G4-3		3	0	1	0	0	0	0						
6 Maicer Izturis, S OBP: 0.311, SLG: 0.366						K		9 BB FC6-4 1B		3	1	2	0	0	1	0						
Adam Kennedy, L OBP: 0.361, SLG: 0.372					G4-3			FC6-4 9 BB 1B		2	1	0	0	1	0	2						
<b>Inning Stats</b>	R: 0 E: 0 K: 1 S: 9	H: 0 LOB: 1 BB: 1 P: 17	R: 0 E: 0 K: 0 S: 15	H: 2 LOB: 2 BB: 0 P: 24	R: 0 E: 0 K: 0 S: 10	H: 0 LOB: 0 BB: 0 P: 16	R: 0 E: 0 K: 0 S: 8	H: 0 LOB: 0 BB: 0 P: 11	R: 0 E: 0 K: 1 S: 8	H: 0 LOB: 0 BB: 0 P: 12	R: 0 E: 0 K: 0 S: 9	H: 0 LOB: 0 BB: 0 P: 15	R: 0 E: 0 K: 1 S: 9	H: 0 LOB: 0 BB: 0 P: 12	R: 3 E: 0 K: 0 S: 10	H: 2 LOB: 2 BB: 3 P: 27	R: 0 E: 0 K: 0 S: 10	H: 0 LOB: 0 BB: 0 P: 16	1B: 3 2B: 1 3B: 0 HR: 0	SF: 0 SAC: 0 DP: 0 HBP: 0	WP: 0 PB: 0 SB: 2 CS: 0	PA: 32
<b>PITCHER</b>	IP	WLS	BF	H	R	ER	SO	BB	IBB	HBP	BLK	WP	HR	S	P	ERA	WHIP					
43 Roman Colon, R ERA: 5.58	2.2	10	2	0	0	0	0	0	0	0	0	0	0	29	45	0.00	0.750					
50 Mark Woodyard, R ERA: 7.17	2.2	8	0	0	0	1	0	0	0	0	0	0	0	23	36	0.00	0.000					
Doug Creek, L ERA: 3.38	1.1	L	6	1	2	2	1	1	0	0	0	0	0	15	23	13.50	1.500					
56 Fernando Rodney, R ERA: 2.37	0.2	B	5	1	1	1	0	1	1	0	0	0	0	4	16	13.50	3.000					

Detroit Tigers @ Los Angeles Angels  
Angel Stadium of Anaheim, Anaheim, CA  
Sat Sep 17 2005, 7:05 PM PDT  
Att: 43,831 - Clear - 67 F

AB 28  
R 3  
H 4  
RBI 3  
BB 4  
SO 3  
LOB 8









Batter	1	2	3	4	5	6	7	8	9	AB	R	H	RBI	BB	SO	LOB	TOP										
28 Curtis Granderson, L (1, 8) OBP: 0.342, SLG: 0.550	G6-3		K		F7		G4-3			4	0	0	0	0	1	0	<b>Detroit Tigers @ Kansas City Royals</b> Kauffman Stadium, Kansas City, MO Mon Sep 19 2005, 7:10 PM CDT Att: 8,915 - Partly Cloudy - 81 F										
14 Placido Polanco, R (1, 4) OBP: 0.384, SLG: 0.437	G6-3			31 BB 2B		G5-3		G6-3		4	1	1	0	0	0												
31 Chris Shelton, R (1, 3) OBP: 0.362, SLG: 0.501	HR			2B BB		HR HBP		L3		2	2	1	1	1	0	0											
30 Magglio Ordonez, R (1, 9) OBP: 0.369, SLG: 0.456	P3			K		F8		G6-3		4	0	0	0	0	1	3											
Carlos Pena, L (1, 10) OBP: 0.341, SLG: 0.463		P5		K		HR			K	4	1	1	2	0	2	2											
Ivan Rodriguez, R (1, 2) OBP: 0.283, SLG: 0.456	G6-3			2B				G6-3		4	0	2	1	0	0	0											
Craig Monroe, R (1, 7) OBP: 0.322, SLG: 0.439	G5-3			F8		G5-3			K	4	0	0	0	0	1	3											
15 Brandon Inge, R (1, 5) OBP: 0.327, SLG: 0.408			G6-3		G6-3		F7			3	0	0	0	0	0	0											
20 Omar Infante, R (1, 6) OBP: 0.254, SLG: 0.363			P6		K		F8			3	0	0	0	0	1	0											
<b>Inning Stats</b>	R: 1 E: 0 K: 0 S: 8	H: 1 LOB: 0 BB: 0 P: 13	R: 0 E: 0 K: 0 S: 9	H: 0 LOB: 0 BB: 0 P: 14	R: 0 E: 0 K: 1 S: 12	H: 0 LOB: 0 BB: 0 P: 19	R: 1 E: 0 K: 2 S: 15	H: 2 LOB: 2 BB: 1 P: 25	R: 0 E: 0 K: 1 S: 8	H: 0 LOB: 0 BB: 0 P: 13	R: 2 E: 0 K: 0 S: 12	H: 2 LOB: 1 BB: 0 P: 23	R: 0 E: 0 K: 0 S: 9	H: 0 LOB: 0 BB: 0 P: 14	R: 0 E: 0 K: 2 S: 6	H: 0 LOB: 0 BB: 0 P: 10		R: 0 E: 0 K: 0 S: 9	H: 0 LOB: 0 BB: 0 P: 14	1B: 2 2B: 1 3B: 0 HR: 2	SF: 0 SAC: 0 DP: 0 HBP: 1	WP: 0 PB: 0 SB: 0 CS: 0	PA: 34				
<b>PITCHER</b>	IP	WLS	BF	H	R	ER	SO	BB	IBB	HBP	BLK	WP	HR	S	P	ERA	WHIP										
Mike Wood, R (1, 1) ERA: 3.94	5.2	W	24	5	4	4	4	1	0	1	0	0	2	63	104	6.35	1.059										
Ambiorix Burgos, R (6, 1) ERA: 3.66	1.1		4	0	0	0	0	0	0	0	0	0	0	10	17	0.00	0.000										
Jeremy Afeldt, L (8, 1) ERA: 6.21	2.0		6	0	0	0	2	0	0	0	0	0	0	15	24	0.00	0.000										

Batter	1	2	3	4	5	6	7	8	9	AB	R	H	RBI	BB	SO	LOB	BOTTOM										
Aaron Guiel, L (1, 8) OBP: 0.359, SLG: 0.443	G3	K		1B		G4-3 29 1B 2B		WP BB 1B HBP		4	2	2	0	0	1	1	<b>Detroit Tigers @ Kansas City Royals</b> Kauffman Stadium, Kansas City, MO Mon Sep 19 2005, 7:10 PM CDT Att: 8,915 - Partly Cloudy - 81 F										
Terrence Long, L (1, 7) OBP: 0.319, SLG: 0.379	29 1B HR		G4-3	F7		G4-3		1B WP BB		4	1	1	0	1	0	3											
29 Mike Sweeney, R (1, 10) OBP: 0.341, SLG: 0.514	1B HR		F8		K	1B 1B		F5		5	1	2	1	0	1	2											
Matt Stairs, L (1, 3) OBP: 0.376, SLG: 0.462	HR		G4-3		F8 24 2B 2B	1B 1B		K		5	2	3	3	0	1	2											
Emil Brown, R (1, 9) OBP: 0.350, SLG: 0.457	K			4 2B 1B	F8	1B 1B				5	1	3	1	0	1	1											
24 Mark Teahen, L (1, 5) OBP: 0.307, SLG: 0.356	4 FC6-4 1B		F9		4 2B 2B	G1-3		F8		5	1	2	1	0	0	5											
4 Angel Berroa, R (1, 6) OBP: 0.304, SLG: 0.375	FC6-4			14 1B 13 SF8 2B	14 1B 2B			G5-3		4	2	2	2	0	0	1											
14 John Buck, R (1, 2) OBP: 0.282, SLG: 0.379				1B 1B	1B 1B			K		4	0	3	1	0	1	0											
13 Andrés Blanco, S (1, 4) OBP: 0.231, SLG: 0.289		FC6-4 CS		SF8	G4-3			G4-3		3	0	0	1	0	0	2											
<b>Inning Stats</b>	R: 3 E: 0 K: 1 S: 16	H: 4 LOB: 1 BB: 0 P: 21	R: 0 E: 0 K: 1 S: 8	H: 1 LOB: 1 BB: 0 P: 13	R: 0 E: 0 K: 0 S: 12	H: 0 LOB: 0 BB: 0 P: 18	R: 2 E: 0 K: 0 S: 8	H: 4 LOB: 2 BB: 0 P: 10	R: 3 E: 0 K: 1 S: 14	H: 4 LOB: 1 BB: 0 P: 16	R: 1 E: 0 K: 0 S: 14	H: 4 LOB: 2 BB: 0 P: 22	R: 0 E: 0 K: 1 S: 6	H: 0 LOB: 0 BB: 0 P: 11	R: 1 E: 0 K: 1 S: 14	H: 1 LOB: 2 BB: 1 P: 29		1B: 12 2B: 6 3B: 0 HR: 1	SF: 1 SAC: 0 DP: 1 HBP: 1	WP: 1 PB: 0 SB: 0 CS: 1	PA: 42						
<b>PITCHER</b>	IP	WLS	BF	H	R	ER	SO	BB	IBB	HBP	BLK	WP	HR	S	P	ERA	WHIP										
38 Jeremy Bonderman, R (1, 1) ERA: 4.57	4.2	L	24	11	7	7	3	0	0	0	0	0	1	50	71	13.50	2.357										
Jason Karmuth, R (5, 1) ERA: 27.0	0.1		3	2	1	1	0	0	0	0	0	0	0	6	7	27.00	6.000										
Jason Grilli, R (6, 1) ERA: 4.5	2.0		9	4	1	1	1	0	0	0	0	0	0	20	33	4.50	2.000										
Franklyn German, R (8, 1) ERA: 3.72	0.2		5	1	1	1	1	1	0	1	0	1	0	13	26	13.50	3.000										
Doug Creek, L (8, 1) ERA: 7.06	0.1		1	0	0	0	0	0	0	0	0	0	0	1	3	0.00	0.000										



Batter	1	2	3	4	5	6	7	8	9	AB	R	H	RBI	BB	SO	LOB	TOP									
28 Curtis Granderson, L OBP: 0.355, SLG: 0.553 (1.7)										3	1	2	0	1	1	0	<b>Detroit Tigers @ Kansas City Royals</b> Kauffman Stadium, Kansas City, MO Tue Sep 20 2005, 4:10 PM CDT Sunny - 87 F									
14 Placido Polanco, R OBP: 0.383, SLG: 0.436 (1.4)										4	1	1	0	0	1	2										
31 Chris Shelton, R OBP: 0.364, SLG: 0.500 (1.3)										3	0	1	1	0	0	0										
Craig Monroe, R OBP: 0.322, SLG: 0.437 (1.9)										4	1	1	0	0	0	4										
Ivan Rodriguez, R OBP: 0.292, SLG: 0.454 (1.2)										3	1	0	0	1	0	2										
33 Marcus Thames, R OBP: 0.264, SLG: 0.432 (1.10)										3	0	0	0	1	0	2										
15 Brandon Inge, R OBP: 0.328, SLG: 0.411 (1.5)										4	0	2	1	0	0	1										
John McDonald, R OBP: 0.335, SLG: 0.329 (9, PH)										3	0	1	1	0	0	2										
Dmitri Young, S OBP: 0.325, SLG: 0.472 (9, PH)										1	0	1	0	0	0	0										
20 Omar Infante, R OBP: 0.254, SLG: 0.363 (9, 6)										0	0	0	0	0	0	0										
Nook Logan, S OBP: 0.303, SLG: 0.335 (1, 8)										3	0	0	0	0	1	3										
30 Magglio Ordonez, R OBP: 0.368, SLG: 0.454 (9, 9)										1	0	0	0	0	0	1										
<b>Inning Stats</b>	R: 0 E: 0 K: 1 S: 8	H: 0 LOB: 0 BB: 0 P: 11	R: 2 E: 0 K: 0 S: 13	H: 2 LOB: 1 BB: 1 P: 22	R: 0 E: 0 K: 0 S: 15	H: 0 LOB: 0 BB: 1 P: 24	R: 0 E: 0 K: 1 S: 10	H: 1 LOB: 1 BB: 1 P: 17	R: 2 E: 0 K: 0 S: 10	H: 3 LOB: 0 BB: 0 P: 17	R: 0 E: 0 K: 0 S: 7	H: 1 LOB: 1 BB: 0 P: 12	R: 0 E: 0 K: 1 S: 10	H: 1 LOB: 0 BB: 0 P: 15	R: 0 E: 0 K: 0 S: 7	H: 0 LOB: 0 BB: 0 P: 12	R: 0 E: 0 K: 0 S: 7	H: 1 LOB: 1 BB: 0 P: 12	1B: 8 2B: 1 3B: 0 HR: 0	SF: 0 SAC: 0 DP: 3 HBP: 1	WP: 2 PB: 0 CS: 1	PA: 36				
<b>PITCHER</b>	IP WLS BF H R ER SO BB IBB HBP BLK WP HR S P ERA WHIP																									
J.P. Howell, L ERA: 7.34	4.0	21	6	4	4	2	3	0	1	0	1	0	52	85	9.00	2.250										
Shawn Camp, R ERA: 6.54	3.0	9	2	0	0	1	0	0	0	0	1	0	21	33	0.00	0.667										
Andrew Sisco, L ERA: 2.61	1.0	3	0	0	0	0	0	0	0	0	0	0	7	12	0.00	0.000										
Mike MacDougal, R ERA: 3.44	1.0	W 3	1	0	0	0	0	0	0	0	0	0	7	12	0.00	1.000										

Batter	1	2	3	4	5	6	7	8	9	AB	R	H	RBI	BB	SO	LOB	BOTTOM									
Chip Ambres, R OBP: 0.333, SLG: 0.361 (1, 8)										4	1	0	0	0	1	0	<b>Detroit Tigers @ Kansas City Royals</b> Kauffman Stadium, Kansas City, MO Tue Sep 20 2005, 4:10 PM CDT Sunny - 87 F									
Aaron Guiel, L OBP: 0.367, SLG: 0.451 (9, PH)										5	1	3	0	0	1											
Terrence Long, L OBP: 0.322, SLG: 0.382 (1.7)										4	0	2	2	0	0	1										
29 Mike Sweeney, R OBP: 0.342, SLG: 0.516 (1, 10)										4	1	2	0	0	1	2										
Emil Brown, R OBP: 0.351, SLG: 0.458 (1.9)										4	1	2	0	0	1	2										
Matt Stairs, L OBP: 0.377, SLG: 0.461 (1, 3)										3	1	1	2	1	0	3										
4 Angel Berroa, R OBP: 0.304, SLG: 0.375 (1, 6)										4	0	1	0	0	0	2										
14 John Buck, R OBP: 0.281, SLG: 0.379 (1, 2)										3	0	1	1	0	0	2										
24 Mark Teahen, L OBP: 0.304, SLG: 0.352 (1, 5)										4	0	0	0	0	1	4										
13 Andrés Blanco, S OBP: 0.209, SLG: 0.262 (1, 4)										4	0	0	0	0	0	2										
<b>Inning Stats</b>	R: 3 E: 2 K: 0 S: 17	H: 3 LOB: 1 BB: 0 P: 29	R: 0 E: 0 K: 0 S: 8	H: 0 LOB: 0 BB: 0 P: 8	R: 0 E: 0 K: 1 S: 7	H: 0 LOB: 0 BB: 0 P: 11	R: 1 E: 0 K: 0 S: 9	H: 1 LOB: 1 BB: 1 P: 17	R: 0 E: 0 K: 1 S: 9	H: 2 LOB: 2 BB: 0 P: 10	R: 0 E: 0 K: 1 S: 11	H: 1 LOB: 1 BB: 0 P: 20	R: 0 E: 0 K: 0 S: 6	H: 1 LOB: 0 BB: 0 P: 11	R: 0 E: 1 K: 0 S: 6	H: 1 LOB: 2 BB: 0 P: 10	R: 1 E: 0 K: 0 S: 9	H: 2 LOB: 1 BB: 0 P: 10	1B: 9 2B: 2 3B: 0 HR: 0	SF: 2 SAC: 0 DP: 1 HBP: 0	WP: 0 PB: 0 CS: 0	PA: 39				
<b>PITCHER</b>	IP WLS BF H R ER SO BB IBB HBP BLK WP HR S P ERA WHIP																									
Mike Maroth, L ERA: 4.85	7.0	30	8	4	2	3	1	0	0	0	0	0	4	8	0.00	1.500										
Chris Spurling, R ERA: 3.34	0.2	4	1	0	0	0	0	0	0	0	0	0	5	5	0.00	0.000										
Vic Darensbourg, L ERA: 3.0	0.2	2	0	0	0	0	0	0	0	0	0	0	5	5	0.00	0.000										
Craig Dingman, R ERA: 3.41	0.1	L 3	2	1	1	0	0	0	0	0	0	0	6	7	27.00	6.000										





Batter	1	2	3	4	5	6	7	8	9	AB	R	H	RBI	BB	SO	LOB	TOP										
28 Curtis Granderson, L (1, 8) OBP: 0.352, SLG: 0.538	1-3 K		2-2 G3-1		3-3 K			4-2 BB		3	0	0	0	1	2	1	<b>Detroit Tigers @ Kansas City Royals</b> Kauffman Stadium, Kansas City, MO Tue Sep 20 2005, 4:15 PM CDT Att: 9,418 - Partly Cloudy - 83 F										
15 Brandon Inge, R (1, 5) OBP: 0.328, SLG: 0.410	1-3 K			1-1 30 G1-3 1B		1-0 F8		0-2 P4		4	0	1	0	0	1	1											
31 Chris Shelton, R (1, 10) OBP: 0.362, SLG: 0.497	2-2 1B			3-2 P3		1-1 F9		1-3 K		4	0	1	0	0	1	2											
30 Magglio Ordonez, R (1, 9) OBP: 0.363, SLG: 0.447	2-2 P3			0-0 G1-3		0-1 G5-3		0-3 K		4	0	0	0	0	1	3											
Carlos Pena, L (1, 3)		2-2 F7		1-0 G3			1-2 2B 13 G4-3 1B		3-3 K	4	1	1	0	0	1	1											
Craig Monroe, R (1, 7)	1-3 K				2-2 2B 13		3-2 13 G4-3 2B		1-0 P2	4	1	2	0	0	1	0											
20 Omar Infante, R (1, 6) OBP: 0.254, SLG: 0.361	0-0 F9				0-1 G5-3		0-2 F7		0-1 1B	4	0	1	0	0	0	3											
13 Vance Wilson, R (1, 2) OBP: 0.291, SLG: 0.303			2-2 F9		1-0 2B		1-2 G4-3		2-3 K	3	0	1	2	0	0	1											
Ivan Rodriguez, R (9, PH) OBP: 0.232, SLG: 0.453					2-H 2B		2-3 3-H 2-0		1-2 K	1	0	0	0	0	1	1											
John McDonald, R (1, 4) OBP: 0.329, SLG: 0.323			0-0 P4		0-0 P4		G5-3			3	0	0	0	0	0	2											
<b>Inning Stats</b>	R: 0 E: 0 K: 2 S: 14	H: 1 LOB: 1 BB: 0 P: 20	R: 0 E: 0 K: 1 S: 8	H: 0 LOB: 0 BB: 0 P: 11	R: 0 E: 0 K: 0 S: 7	H: 0 LOB: 0 BB: 0 P: 11	R: 0 E: 0 K: 0 S: 7	H: 1 LOB: 1 BB: 0 P: 12	R: 1 E: 0 K: 1 S: 13	H: 2 LOB: 1 BB: 0 P: 19	R: 0 E: 0 K: 0 S: 5	H: 0 LOB: 0 BB: 0 P: 7	R: 1 E: 0 K: 0 S: 13	H: 2 LOB: 1 BB: 0 P: 20	R: 0 E: 0 K: 2 S: 13	H: 0 LOB: 1 BB: 0 P: 18	R: 0 E: 0 K: 2 S: 9	H: 1 LOB: 1 BB: 0 P: 15	1B: 4 2B: 3 3B: 0 HR: 0	SF: 0 SAC: 0 DP: 0 HBP: 0	WP: 0 PB: 0 SB: 0 CS: 0	PA: 35					
<b>PITCHER</b>	IP	WLS	BF	H	R	ER	SO	BB	IBB	HBP	BLK	WP	HR	S	P	ERA	WHIP										
23 Zack Greinke, R (1, 1) ERA: 5.81	7.0	W	27	6	2	2	4	0	0	0	0	0	0	67	100	2.57	0.857										
Jeremy Affeldt, L (8, 1) ERA: 6.07	1.0	H	4	0	0	0	2	1	0	0	0	0	0	13	18	0.00	1.000										
Mike MacDougal, R (9, 1) ERA: 3.39	1.0	S	4	1	0	0	2	0	0	0	0	0	0	9	15	0.00	1.000										

Batter	1	2	3	4	5	6	7	8	9	AB	R	H	RBI	BB	SO	LOB	BOTTOM										
Chip Ambres, R (1, 7) OBP: 0.331, SLG: 0.382	0-1 E6 1B 29 SF7		1-1 P3				1-1 HR			4	2	1	1	0	0	1	<b>Detroit Tigers @ Kansas City Royals</b> Kauffman Stadium, Kansas City, MO Tue Sep 20 2005, 4:15 PM CDT Att: 9,418 - Partly Cloudy - 83 F										
Aaron Guiel, L (1, 8) OBP: 0.361, SLG: 0.440	1-1 F9 29 SF7 1B		1-1 G3-1		1-2 P4		0-2 F8			4	0	1	0	0	0	0											
29 Mike Sweeney, R (1, 10) OBP: 0.339, SLG: 0.512	2-2 SF7		1-2 G4-3		0-0 G5-3			0-0 F8		3	0	0	1	0	0	0											
Emil Brown, R (1, 9) OBP: 0.350, SLG: 0.462	0-0 F9		2-1 HR			1-0 G6-3		1-1 G6-3		4	1	1	1	0	0	1											
4 Angel Berroa, R (1, 6) OBP: 0.305, SLG: 0.376	0-0 F9		0-1 F8			0-1 G4-3 26 BB 1B		1-2 26 S 1B		4	0	2	0	0	0	1											
26 Justin Huber, R (1, 3) OBP: 0.293, SLG: 0.278		0-1 2B SF9 1B		3-2 G6-3		1 SAFE 4-1 1B		2-3 K		3	1	1	0	1	1	1											
24 Mark Teahen, L (9, 5) OBP: 0.304, SLG: 0.352						1-2 G4-3 BB		1-2 K		0	0	0	0	0	0	0											
Paul Phillips, R (1, 2) OBP: 0.231, SLG: 0.365		1-2 SF9 2B		0-0 G6-3		0-0 G4-3		1-2 2-3		3	0	1	0	0	0	2											
Joe McEwing, R (1, 5) OBP: 0.263, SLG: 0.289		0-2 P4		1-1 P4		1-3 K				3	0	0	0	0	1	4											
Donnie Murphy, R (1, 4) OBP: 0.253, SLG: 0.286		1-2 SF9			1-1 G6-3			1-3 K		2	0	0	1	0	1	0											
13 Andrés Blanco, S (9, 4) OBP: 0.209, SLG: 0.262		2-3 3-H								0	0	0	0	0	0	0											
<b>Inning Stats</b>	R: 1 E: 1 K: 0 S: 9	H: 1 LOB: 1 BB: 0 P: 12	R: 0 E: 0 K: 0 S: 13	H: 2 LOB: 1 BB: 0 P: 16	R: 1 E: 0 K: 0 S: 9	H: 1 LOB: 0 BB: 0 P: 13	R: 0 E: 0 K: 0 S: 7	H: 0 LOB: 0 BB: 0 P: 11	R: 1 E: 0 K: 0 S: 8	H: 1 LOB: 0 BB: 0 P: 11	R: 0 E: 0 K: 1 S: 8	H: 1 LOB: 2 BB: 1 P: 14	R: 0 E: 0 K: 1 S: 11	H: 0 LOB: 0 BB: 0 P: 13	R: 0 E: 0 K: 1 S: 10	H: 1 LOB: 1 BB: 0 P: 13	1B: 4 2B: 1 3B: 0 HR: 2	SF: 2 SAC: 0 DP: 0 HBP: 0	WP: 0 PB: 0 SB: 1 CS: 0	PA: 33							
<b>PITCHER</b>	IP	WLS	BF	H	R	ER	SO	BB	IBB	HBP	BLK	WP	HR	S	P	ERA	WHIP										
29 Nate Robertson, L (1, 1) ERA: 4.52	7.0	L	29	6	4	3	2	1	0	0	0	0	0	65	90	3.86	1.000										
Craig Dingman, R (8, 1) ERA: 3.3	1.0		4	1	0	0	1	0	0	0	0	0	0	10	13	0.00	1.000										

AB	34
R	2
H	7
RBI	2
BB	1
SO	8
LOB	15



AB	30
R	4
H	7
RBI	4
BB	1
SO	3
LOB	10













Batter	1	2	3	4	5	6	7	8	9	AB	R	H	RBI	BB	SO	LOB	TOP										
51 Ichiro Suzuki, L (1, 9) OBP: 0.344, SLG: 0.432	F7		K		L1			7 1B		4	0	1	0	0	1	1											
7 Yuniesky Betancourt, R (1, 6) OBP: 0.294, SLG: 0.370	G6-3		F9			L5		1B		4	0	1	0	0	0	0											
Raul Ibanez, L (1, 7) OBP: 0.361, SLG: 0.440	G6-3		G3-1			F7		G6-3		4	0	0	0	0	0	2											
Richie Sexson, R (1, 3) OBP: 0.368, SLG: 0.543		K			29 G5-4-3 BB	G6-3		1B BB		2	0	0	0	2	1	0											
29 Adrián Beltré, R (1, 5) OBP: 0.302, SLG: 0.416		1B 4 1B BB			G5-4-3			P4		2	1	0	0	2	0	2											
Greg Dobbs, L (1, 10) OBP: 0.296, SLG: 0.357		1B			F8			L6		4	0	2	0	0	0	1											
4 Jose Lopez, R (1, 4) OBP: 0.282, SLG: 0.380		1B						G5-4-3		3	0	1	1	1	1	3											
Shin-Soo Choo, L (1, 8) OBP: 0.214, SLG: 0.083		K				P6		G6-3		4	0	0	0	0	1	5											
30 René Rivera, R (1, 2) OBP: 0.390, SLG: 0.525		K				G6-3		F9		3	0	0	0	0	1	3											
<b>Inning Stats</b>	R: 0 H: 0 E: 0 K: 0 S: 13	H: 0 LOB: 0 BB: 0 P: 16	R: 1 H: 2 E: 0 K: 3 S: 15	LOB: 2 BB: 1 P: 24	R: 0 H: 0 E: 0 K: 1 S: 8	LOB: 0 BB: 0 P: 13	R: 0 H: 0 E: 0 K: 0 S: 5	H: 0 LOB: 0 BB: 1 P: 9	R: 0 H: 0 E: 0 K: 0 S: 7	LOB: 1 BB: 1 P: 11	R: 0 H: 0 E: 0 K: 0 S: 6	H: 0 LOB: 0 BB: 1 P: 13	R: 0 H: 2 E: 0 K: 0 S: 12	LOB: 2 BB: 0 P: 18	R: 0 H: 1 E: 0 K: 1 S: 12	LOB: 2 BB: 1 P: 24	1B: 5 2B: 0 3B: 0 HR: 0	SF: 0 SAC: 0 DP: 2 HBP: 0	WP: 0 PB: 0 SB: 1 CS: 0	PA: 35							
<b>PITCHER</b>	IP	WLS	BF	H	R	ER	SO	BB	IBB	HBP	BLK	WP	HR	S	P	ERA	WHIP										
Jason Grilli, R (1, 1) ERA: 2.0	7.0	W	25	2	1	1	4	4	0	0	0	0	0	61	97	1.29	0.857										
Chris Spurling, R (8, 1) ERA: 3.34	0.2	H	4	2	0	0	0	0	0	0	0	0	0	8	11	0.00	3.000										
Jamie Walker, L (8, 1) ERA: 3.38	0.1	H	1	0	0	0	0	0	0	0	0	0	0	4	7	0.00	0.000										
56 Fernando Rodney, R (9, 1) ERA: 2.7	1.0		5	1	0	0	1	1	0	0	0	0	0	12	24	0.00	2.000										

Seattle Mariners @ Detroit Tigers  
Comerica Park, Detroit, MI  
Sat Sep 24 2005, 7:05 PM EDT  
Att: 25,328 - Cloudy - 70 F

AB 30  
R 1  
H 5  
RBI 1  
BB 5  
SO 5  
LOB 17



Batter	1	2	3	4	5	6	7	8	9	AB	R	H	RBI	BB	SO	LOB	BOTTOM											
28 Curtis Granderson, L (1, 8) OBP: 0.333, SLG: 0.519	G1-3		G3-1			L1		F7		4	0	0	0	0	0	0												
14 Placido Polanco, R (1, 4) OBP: 0.385, SLG: 0.449	F8				G4-3		HR	31 2B		4	2	2	1	0	0	0												
31 Chris Shelton, R (1, 3) OBP: 0.369, SLG: 0.525					L8		1B	1B		4	2	3	2	0	0	0												
Craig Monroe, R (1, 9) OBP: 0.322, SLG: 0.443	G1-3				HR		L8	2H 1B		4	2	2	2	0	0	1												
Carlos Pena, L (1, 10) OBP: 0.337, SLG: 0.468		G3-1			K		P2	2H HR		4	1	1	2	0	1	0												
Ivan Rodriguez, R (1, 2) OBP: 0.283, SLG: 0.450		G5-3			F8		33 G6-3 BB	20 WP 15 BB		3	0	1	0	1	0	0												
33 Marcus Thames, R (1, 7) OBP: 0.261, SLG: 0.420					15 G4-6-3 1B		G6-3	F7		4	0	1	0	0	1	2												
15 Brandon Inge, R (1, 5) OBP: 0.327, SLG: 0.404					F8		G4-6-3	20 FC5-4 BB		2	0	0	0	2	0	1												
20 Omar Infante, R (1, 6) OBP: 0.251, SLG: 0.363					P6		F7	FC5-4		4	0	0	0	0	1	4												
<b>Inning Stats</b>	R: 1 H: 1 E: 0 K: 0 S: 10	H: 1 LOB: 0 BB: 0 P: 15	R: 0 H: 0 E: 0 K: 1 S: 5	LOB: 0 BB: 0 P: 10	R: 0 H: 0 E: 0 K: 0 S: 5	LOB: 0 BB: 0 P: 11	R: 1 H: 1 E: 0 K: 1 S: 11	H: 1 LOB: 0 BB: 0 P: 16	R: 0 H: 1 E: 0 K: 0 S: 4	LOB: 0 BB: 0 P: 6	R: 1 H: 2 E: 0 K: 0 S: 10	LOB: 2 BB: 2 P: 13	R: 0 H: 0 E: 0 K: 0 S: 10	LOB: 0 BB: 2 P: 21	R: 4 H: 5 E: 0 K: 1 S: 21	LOB: 2 BB: 1 P: 37	1B: 4 2B: 2 3B: 0 HR: 4	SF: 0 SAC: 0 DP: 1 HBP: 0	WP: 1 PB: 0 SB: 0 CS: 0	PA: 36								
<b>PITCHER</b>	IP	WLS	BF	H	R	ER	SO	BB	IBB	HBP	BLK	WP	HR	S	P	ERA	WHIP											
Jamie Moyer, L (1, 1) ERA: 4.41	7.1	L	28	5	3	3	2	2	0	0	0	0	0	3	58	97	3.68	0.955										
Scott Alchison, R (8, 1) ERA: 9.0	0.0		3	3	2	2	0	0	0	0	0	0	0	7	11	∞	∞											
Matt Thornton, L (8, 1) ERA: 5.33	0.2		5	2	2	2	1	1	0	0	0	1	1	11	21	27.00	4.500											

Seattle Mariners @ Detroit Tigers  
Comerica Park, Detroit, MI  
Sat Sep 24 2005, 7:05 PM EDT  
Att: 25,328 - Cloudy - 70 F

AB 33  
R 7  
H 10  
RBI 7  
BB 3  
SO 3  
LOB 8





Batter	1	2	3	4	5	6	7	8	9	AB	R	H	RBI	BB	SO	LOB	TOP					
51 Ichiro Suzuki, L (1,9) OBP: 0.345, SLG: 0.436	G4-3			FC1-6 2B		G3		WP 2B		4	0	2	0	0	0	0						
7 Yuniesky Betancourt, R (1,6) OBP: 0.266, SLG: 0.362	G3			FC1-6 2B		F7		P2		4	1	0	0	0	0	2						
Raul Ibanez, L (1,7) OBP: 0.360, SLG: 0.441	G6-3			F8 2H 2B		L3		G5-3		4	0	1	1	0	0	1						
Richie Sexson, R (1,3) Jaime Bubea, L (9,PH)		G5-3		F8 2-3			4-2 2B BB		G4-3	2	0	0	0	1	0	1						
29 Adrian Beltré, R (1,5) Greg Dobbs, L (9,PH)		12 2-5 2B					F8		F7	2	0	1	0	1	0	1						
4 Jose Lopez, R (1,4) OBP: 0.281, SLG: 0.383		F9							G6-3	4	0	1	0	0	0	3						
12 Michael Morse, R (1,10) OBP: 0.352, SLG: 0.377		2-5		F8		G5-3				3	0	0	0	0	2							
Shin-Soo Choo, L (1,8) OBP: 0.176, SLG: 0.067				G6-3		K				3	0	0	0	0	2							
Yorvit Torrealba, R (1,2) OBP: 0.308, SLG: 0.352				G6-3		K			P5	3	0	0	0	0	1	0						
<b>Inning Stats</b>	R: 0 E: 0 K: 0 S: 6	H: 0 LOB: 0 BB: 0 P: 10	R: 0 E: 0 K: 0 S: 14	H: 1 LOB: 1 BB: 0 P: 20	R: 0 E: 0 K: 0 S: 6	H: 0 LOB: 0 BB: 0 P: 8	R: 1 E: 0 K: 0 S: 10	H: 2 LOB: 2 BB: 1 P: 19	R: 0 E: 0 K: 2 S: 10	H: 0 LOB: 0 BB: 0 P: 15	R: 0 E: 0 K: 1 S: 5	H: 0 LOB: 0 BB: 0 P: 8	R: 0 E: 0 K: 1 S: 8	H: 1 LOB: 2 BB: 1 P: 14	R: 0 E: 0 K: 0 S: 8	H: 1 LOB: 1 BB: 0 P: 12	R: 0 E: 0 K: 0 S: 9	H: 0 LOB: 0 BB: 0 P: 15	1B: 0 2B: 5 3B: 0 HR: 0	SF: 0 SAC: 0 DP: 0 HBP: 0	WP: 1 PB: 0 SB: 0 CS: 0	PA: 33
<b>PITCHER</b>	IP	WLS	BF	H	R	ER	SO	BB	IBB	HBP	BLK	WP	HR	S	P	ERA	WHIP					
Mike Maroth, L (1,1) ERA: 4.73	7.0	W	27	4	1	1	3	2	0	0	0	0	0	59	94	1.29	0.857					
Franklyn German, R (8,1) ERA: 3.66	1.0		4	1	0	0	0	0	0	0	0	1	0	8	12	0.00	1.000					
Jason Karnuth, R (9,1) ERA: 6.75	1.0		3	0	0	0	0	0	0	0	0	0	0	9	15	0.00	0.000					

Seattle Mariners @ Detroit Tigers  
Comerica Park, Detroit, MI  
Sun Sep 25 2005, 1:05 PM EDT  
Att: 26,128 - Overcast - 79 F

AB 31  
R 1  
H 5  
RBI 1  
BB 2  
SO 3  
LOB 12



Batter	1	2	3	4	5	6	7	8	9	AB	R	H	RBI	BB	SO	LOB	BOTTOM				
28 Curtis Granderson, L (1,8) OBP: 0.338, SLG: 0.534	14 1B G6-4-3		F7		14 SF8 3B		K			4	2	2	2	0	1	1					
14 Placido Polanco, R (1,4) OBP: 0.384, SLG: 0.448	31 G6-4-3 1B			G6-3	SF8		K			3	0	1	1	0	1	0					
31 Chris Shelton, R (1,10) OBP: 0.367, SLG: 0.522	G6-4-3			F8	F9					2	0	0	0	0	0	1					
9 Carlos Guillen, S (5,PH) OBP: 0.366, SLG: 0.435	1-2 3H									2	1	1	0	0	0	0					
Carlos Pena, L (1,3) OBP: 0.336, SLG: 0.477	K			P6			K			4	1	1	2	0	2	0					
Craig Monroe, R (1,9) OBP: 0.323, SLG: 0.445		33 F9 15 L5 2B			15 SH1-4 13 1B		F8		P6	4	1	2	0	0	0	0					
33 Marcus Thames, R (1,7) Nook Logan, S (8,8) OBP: 0.263, SLG: 0.417	F9				13 1B 2B		P6			3	1	1	0	0	0	1					
15 Brandon Inge, R (1,5) OBP: 0.326, SLG: 0.493	L5				SH1-4					2	0	0	0	0	1	1					
13 Vance Wilson, R (1,2) OBP: 0.299, SLG: 0.311				G6-3	2B 28 3B 1B					3	1	2	1	0	0	0					
John McDonald, R (1,6) OBP: 0.330, SLG: 0.329				L9	28 3B 2B					3	1	1	1	0	1	1					
<b>Inning Stats</b>	R: 1 E: 0 K: 1 S: 12	H: 2 LOB: 0 BB: 0 P: 19	R: 0 E: 0 K: 0 S: 5	H: 1 LOB: 0 BB: 0 P: 7	R: 0 E: 0 K: 0 S: 8	H: 0 LOB: 0 BB: 0 P: 10	R: 0 E: 0 K: 0 S: 8	H: 0 LOB: 0 BB: 0 P: 13	R: 5 E: 0 K: 0 S: 9	H: 5 LOB: 0 BB: 0 P: 17	R: 0 E: 0 K: 1 S: 12	H: 0 LOB: 0 BB: 0 P: 18	R: 0 E: 0 K: 3 S: 19	H: 1 LOB: 1 BB: 0 P: 26	R: 2 E: 0 K: 2 S: 11	H: 2 LOB: 0 BB: 0 P: 15	1B: 7 2B: 3 3B: 1 HR: 1	SF: 1 SAC: 1 DP: 2 HBP: 0	WP: 0 PB: 0 SB: 0 CS: 0	PA: 33	
<b>PITCHER</b>	IP	WLS	BF	H	R	ER	SO	BB	IBB	HBP	BLK	WP	HR	S	P	ERA	WHIP				
Gil Meche, R (1,1) ERA: 5.15	2.0		7	3	1	1	1	0	0	0	0	0	0	17	26	4.50	1.500				
Shigetoshi Hasegawa, R (3,1) ERA: 4.22	3.0	L	14	5	5	5	0	0	0	0	0	0	0	25	40	15.00	1.667				
Rafael Soriano, R (6,1) ERA: 3.18	2.0		7	1	0	0	4	0	0	0	0	0	0	31	44	0.00	0.500				
Jeff Harris, R (8,1) ERA: 4.47	1.0		5	2	2	2	2	0	0	0	0	0	0	11	15	18.00	2.000				

Seattle Mariners @ Detroit Tigers  
Comerica Park, Detroit, MI  
Sun Sep 25 2005, 1:05 PM EDT  
Att: 26,128 - Overcast - 79 F

AB 31  
R 8  
H 11  
RBI 7  
BB 0  
SO 7  
LOB 5






Batter	1	2	3	4	5	6	7	8	9	AB	R	H	RBI	BB	SO	LOB	TOP										
22 Scott Podsednik, L OBP: 0.353, SLG: 0.351	0-3 K		0-0 1B		2-0 G4-3			0-1 SH3-4 1B		4	0	2	0	0	1	0	<b>Chicago White Sox @ Detroit Tigers</b> Comerica Park, Detroit, MI Mon Sep 26 2005, 7:05 PM EDT Att: 10,840 - Cloudy - 68 F										
Tadahito Iguchi, R OBP: 0.345, SLG: 0.438	1-0 G6-3		1-0 1B		2-1 G6-3			1-1 SH3-4		3	0	1	0	0	0	0											
12 A.J. Pierzynski, L OBP: 0.308, SLG: 0.422	1-0 14 HR HBP		1-0 G6-4-3		2-2 G4-3			0-3 K		3	1	0	0	0	1	4											
14 Paul Konerko, R OBP: 0.368, SLG: 0.528	3-2 1 HR		1-0 FC5-4 1B		3-1 G6-3			4-0 1B		3	1	2	2	1	0	0											
23 Jermaine Dye, R OBP: 0.326, SLG: 0.507	1-1 L8		1-1 F8		1-2 G4-3			2-3 K		4	0	0	0	0	1	4											
Carl Everett, S OBP: 0.305, SLG: 0.428 Willie Harris, L OBP: 0.328, SLG: 0.301	1-0 F8		1-1 FC5-4 FC6-4		2-2 G4-3 HBP			2-2 FC5-4 HBP		2	0	0	0	0	0	1											
Aaron Rowand, R OBP: 0.332, SLG: 0.410	0-2 24 L7-3 1B		0-1 FC6-4		3-2 G4-3			0-0 B3		4	0	1	0	0	0	3											
24 Joe Crede, R OBP: 0.305, SLG: 0.460	1-1 L7-3		0-0 HR		0-0 G6-3			1-2 FC5-4		4	1	1	1	0	0	2											
5 Juan Uribe, R OBP: 0.298, SLG: 0.409			3-1 F8		3-2 P3			4-1 SH3-4 22 1B BB		3	0	0	0	1	0	1											
<b>Inning Stats</b>	R: 2 E: 0 K: 1 S: 10	H: 1 LOB: 0 BB: 0 P: 16	R: 0 E: 0 K: 0 S: 6	H: 1 LOB: 0 BB: 0 P: 8	R: 0 E: 0 K: 0 S: 5	H: 2 LOB: 1 BB: 0 P: 10	R: 0 E: 0 K: 0 S: 7	H: 1 LOB: 1 BB: 0 P: 10	R: 1 E: 0 K: 0 S: 7	H: 1 LOB: 0 BB: 0 P: 14	R: 0 E: 0 K: 0 S: 8	H: 0 LOB: 0 BB: 0 P: 14	R: 0 E: 0 K: 0 S: 17	H: 0 LOB: 0 BB: 0 P: 22	R: 0 E: 0 K: 2 S: 13	H: 1 LOB: 3 BB: 2 P: 24		R: 0 E: 0 K: 0 S: 10	H: 0 LOB: 1 BB: 0 P: 14	1B: 5 2B: 1 3B: 0 HR: 2	SF: 0 SAC: 1 DP: 3 HBP: 3	WP: 0 PB: 0 SB: 0 CS: 0	PA: 36				
<b>PITCHER</b>	IP	WLS	BF	H	R	ER	SO	BB	IBB	HBP	BLK	WP	HR	S	P	ERA	WHIP										
Jason Johnson, R ERA: 4.54	(1, 1)	7.0	26	6	3	3	1	0	0	2	0	0	2	60	94	3.86	0.857										
Craig Dingman, R ERA: 3.16	(8, 1)	0.1	3	1	0	0	0	1	0	0	0	0	0	5	10	0.00	6.000										
Jamie Walker, L ERA: 3.35	(8, 1)	0.1	2	0	0	0	1	0	0	0	0	0	0	3	7	0.00	0.000										
Chris Spurling, R ERA: 3.33	(8, 1)	0.1	1	0	0	0	1	0	0	0	0	0	0	5	7	0.00	0.000										
56 Fernando Rodney, R ERA: 2.63	(9, 1)	1.0	W	4	0	0	0	0	0	1	0	0	0	10	14	0.00	0.000										

Batter	1	2	3	4	5	6	7	8	9	AB	R	H	RBI	BB	SO	LOB	BOTTOM										
28 Curtis Granderson, L OBP: 0.340, SLG: 0.547	0-3 K		4-2 14 1B BB		2-3 K			2-0 G3		4	1	1	1	1	2	2	<b>Chicago White Sox @ Detroit Tigers</b> Comerica Park, Detroit, MI Mon Sep 26 2005, 7:05 PM EDT Att: 10,840 - Cloudy - 68 F										
14 Placido Polanco, R OBP: 0.385, SLG: 0.448	0-1 F8		1-2 1B		0-3 K			0-0 1B		4	0	2	0	0	1	0											
31 Chris Shelton, R OBP: 0.364, SLG: 0.516	1-1 G6-3		1-1 F9		0-0 G5-3			1-0 F9		4	0	0	0	0	0	3											
30 Magglio Ordonez, R OBP: 0.362, SLG: 0.441		2-1 2B 1B	0-0 G4-3		4-1 BB			1-1 F7		3	0	1	0	1	0	3											
Carlos Pena, L OBP: 0.335, SLG: 0.477	1-0 1B		0-1 G3-1		0-3 K			0-0 F8		4	0	1	0	0	1	2											
Ivan Rodriguez, R OBP: 0.282, SLG: 0.448 Nook Logan, S OBP: 0.302, SLG: 0.334 13 Vance Wilson, R OBP: 0.299, SLG: 0.311	1-1 L6		2-3 K		2-3 K			2-2 SH3 1B		4	0	1	0	0	2	2											
Craig Monroe, R OBP: 0.323, SLG: 0.444	1-2 K		0-0 15 HR 1B		0-0 G6-3			0-0 SH3		3	1	1	0	0	1	2											
15 Brandon Inge, R OBP: 0.327, SLG: 0.413	2-1 L8		0-0 HR		0-1 HR			2-3 K		4	2	2	3	0	1	3											
9 Carlos Guillen, S OBP: 0.368, SLG: 0.436 20 Omar Infante, R OBP: 0.251, SLG: 0.362	1-2 F7		4-2 BB		0-0 1B			1-1 F8		2	0	1	0	1	0	0											
<b>Inning Stats</b>	R: 0 E: 0 K: 1 S: 7	H: 2 LOB: 2 BB: 0 P: 18	R: 0 E: 0 K: 0 S: 13	H: 1 LOB: 2 BB: 1 P: 20	R: 2 E: 0 K: 2 S: 14	H: 2 LOB: 1 BB: 1 P: 22	R: 0 E: 0 K: 2 S: 8	H: 2 LOB: 1 BB: 0 P: 12	R: 1 E: 0 K: 1 S: 8	H: 2 LOB: 1 BB: 0 P: 12	R: 0 E: 0 K: 0 S: 5	H: 1 LOB: 1 BB: 0 P: 7	R: 0 E: 0 K: 1 S: 12	H: 1 LOB: 1 BB: 0 P: 17	R: 1 E: 0 K: 0 S: 2	H: 1 LOB: 0 BB: 0 P: 2		1B: 6 2B: 1 3B: 0 HR: 3	SF: 0 SAC: 1 DP: 0 HBP: 0	WP: 0 PB: 0 SB: 0 CS: 0	PA: 37						
<b>PITCHER</b>	IP	WLS	BF	H	R	ER	SO	BB	IBB	HBP	BLK	WP	HR	S	P	ERA	WHIP										
Jon Garland, R ERA: 3.53	(1, 1)	6.2	31	8	3	3	7	3	0	0	0	0	0	1	1	4.05	1.650										
Neal Cotts, L ERA: 2.01	(7, 1)	0.1	1	0	0	0	0	0	0	0	0	0	0	1	1	0.00	0.000										
Cliff Politte, R ERA: 2.07	(8, 1)	1.0	L	5	2	1	1	0	0	0	0	0	1	14	19	9.00	2.000										

AB	30
R	3
H	7
RBI	3
BB	2
SO	3
LOB	15



WP	0	PA	36
PB	0		
SB	0		
CS	0		

AB	33
R	4
H	10
RBI	4
BB	3
SO	8
LOB	18



WP	0	PA	37
PB	0		
SB	0		
CS	0		



Batter	1	2	3	4	5	6	7	8	9	AB	R	H	RBI	BB	SO	LOB	TOP										
22 Scott Podsednik, L (1, 7) OBP: 0.352, SLG: 0.350	G4-3		G1-3				K		F9	5	0	1	0	0	1	2	<b>Chicago White Sox @ Detroit Tigers</b> Comerica Park, Detroit, MI Tue Sep 27 2005, 7:05 PM EDT Att: 13,983 - Clear - 68 F										
Tadahito Iguchi, R (1, 4) OBP: 0.346, SLG: 0.435	F7			G6-4-3 BB	F9	F7			FC6-4 BB	3	0	0	0	2	0	3											
Aaron Rowand, R (1, 8) OBP: 0.329, SLG: 0.406	G5-3			G6-4-3 1-2f	FC6-4 1-2f	FC6-4 1-2f			FC6-4 1-2f 14 1B	5	0	0	0	0	0	6											
14 Paul Konerko, R (1, 3) OBP: 0.369, SLG: 0.528 Ross Gload, L (9, PR) OBP: 0.182, SLG: 0.188		38 FC6-4 1B		FC5 23 BB BB		K			F8 1-2 1B	4	0	2	1	1	1	0											
23 Jermaine Dye, R (1, 9) OBP: 0.328, SLG: 0.505	F9			FC6-4 BB	FC6-4 BB	FC6-4 BB			F8 1-2 3-H 1B	2	0	0	0	3	0	3											
Carl Everett, S (1, 10) Willie Harris, L (8, PR) OBP: 0.328, SLG: 0.301	K			FC5 2-3f		FC6-4 1B			1B 1B BB	4	0	2	0	0	1	3											
38 Pablo Ozuna, R (1, 5) Joe Borchard, S (8, PH) OBP: 0.800, SLG: 1.000 12 A.J. Pierzynski, L (8, 2) OBP: 0.308, SLG: 0.422	FC6-4 1-2f				G5-3 5 1B	FC6-4 1-2f 2-3			1B 1-2 2-3 1B	3	1	1	0	0	0	3											
Chris Widger, R (1, 2) Geoff Blum, S (8, PH) OBP: 0.295, SLG: 0.384			K		G5-3 1-3	K			G1-2-3 3-Hf	3	0	0	0	0	2	3											
5 Juan Uribe, R (1, 6) OBP: 0.301, SLG: 0.410			F8			F9 22 1B			FC6-4 14 1B BB	2	1	1	1	2	0	0											
<b>Inning Stats</b>	R: 0 E: 0 K: 0 S: 6	H: 0 LOB: 0 BB: 0 P: 7	R: 0 E: 0 K: 1 S: 11	H: 1 LOB: 1 BB: 0 P: 16	R: 0 E: 0 K: 1 S: 6	H: 0 LOB: 0 BB: 0 P: 9	R: 0 E: 0 K: 0 S: 7	H: 0 LOB: 0 BB: 3 P: 22	R: 0 E: 0 K: 0 S: 10	H: 3 LOB: 2 BB: 0 P: 15	R: 0 E: 0 K: 2 S: 9	H: 1 LOB: 1 BB: 1 P: 18	R: 0 E: 0 K: 1 S: 11	H: 0 LOB: 1 BB: 1 P: 19	R: 0 E: 0 K: 0 S: 13	H: 2 LOB: 2 BB: 1 P: 19		R: 1 E: 0 K: 0 S: 13	H: 1 LOB: 2 BB: 2 P: 30	1B: 8 2B: 0 3B: 0 HR: 0	SF: 0 SAC: 0 DP: 2 HBP: 0	WP: 0 PB: 0 SB: 1 CS: 0	PA: 41				
<b>PITCHER</b>	IP	WLS	BF	H	R	ER	SO	BB	IBB	HBP	BLK	WP	HR	S	P	ERA	WHIP										
29 Nate Robertson, L (1, 1) ERA: 4.41	6.1	W	28	5	1	1	5	5	0	0	0	0	0	55	98	1.42	1.579										
Chris Spurling, R (7, 1) ERA: 3.25	1.2	H	7	2	0	0	0	1	0	0	0	0	0	18	27	0.00	1.800										
56 Fernando Rodney, R (9, 1) ERA: 2.79	1.0	S	6	1	1	1	0	2	0	0	0	0	0	13	30	9.00	3.000										

Batter	1	2	3	4	5	6	7	8	9	AB	R	H	RBI	BB	SO	LOB	BOTTOM										
28 Curtis Granderson, L (1, 8) OBP: 0.331, SLG: 0.532	G4-3		K			G3	G4-6-3 1-2f			4	0	0	0	0	1	2	<b>Chicago White Sox @ Detroit Tigers</b> Comerica Park, Detroit, MI Tue Sep 27 2005, 7:05 PM EDT Att: 13,983 - Clear - 68 F										
9 Carlos Guillen, S (1, 6) OBP: 0.370, SLG: 0.436	K				F7	31 1B 30 1B			30 G6-4-3 1B	4	1	2	0	0	1	0											
31 Chris Shelton, R (1, 3) OBP: 0.363, SLG: 0.514	F8				F9	30 1B			F8	4	0	1	0	0	0	1											
30 Magglio Ordonez, R (1, 9) OBP: 0.361, SLG: 0.438		F9			G6-3	1-2 3-H 1B			G6-4-3 1-2f	4	0	1	1	0	0	1											
Carlos Pena, L (1, 10) OBP: 0.331, SLG: 0.471	G4-3				P6	K				3	0	0	0	0	1	2											
Craig Monroe, R (1, 7) OBP: 0.323, SLG: 0.449	L5				HR	G4-3				3	1	1	1	0	0	2											
15 Brandon Inge, R (1, 5) OBP: 0.327, SLG: 0.413			F9						20 1B 13 SH1-4 1B	3	0	1	0	0	0	0											
13 Vance Wilson, R (1, 2) OBP: 0.301, SLG: 0.314			G5-3						SH1-4	2	0	1	0	0	0	0											
20 Omar Infante, R (1, 4) OBP: 0.254, SLG: 0.372						K			28 G4-6-3 1B	3	1	2	1	0	1	1											
<b>Inning Stats</b>	R: 0 E: 0 K: 1 S: 8	H: 0 LOB: 0 BB: 0 P: 13	R: 0 E: 0 K: 0 S: 6	H: 0 LOB: 0 BB: 0 P: 8	R: 1 E: 0 K: 1 S: 9	H: 1 LOB: 0 BB: 0 P: 10	R: 0 E: 0 K: 0 S: 5	H: 0 LOB: 0 BB: 0 P: 9	R: 1 E: 0 K: 1 S: 13	H: 2 LOB: 1 BB: 0 P: 20	R: 1 E: 0 K: 1 S: 11	H: 3 LOB: 2 BB: 0 P: 15	R: 0 E: 0 K: 0 S: 7	H: 2 LOB: 1 BB: 0 P: 9	R: 0 E: 0 K: 0 S: 4	H: 1 LOB: 0 BB: 0 P: 6		1B: 7 2B: 0 3B: 0 HR: 2	SF: 0 SAC: 1 DP: 2 HBP: 0	WP: 0 PB: 0 SB: 0 CS: 0	PA: 31						
<b>PITCHER</b>	IP	WLS	BF	H	R	ER	SO	BB	IBB	HBP	BLK	WP	HR	S	P	ERA	WHIP										
Brandon McCarthy, R (1, 1) ERA: 4.21	6.1	L	27	8	3	3	4	8	0	0	0	0	0	58	83	4.26	1.263										
Neal Cotts, L (7, 1) ERA: 1.98	0.2		1	0	0	0	0	0	0	0	0	0	0	1	1	0.00	0.000										
Dustin Hermanson, R (8, 1) ERA: 2.11	1.0		3	1	0	0	0	0	0	0	0	0	0	4	6	0.00	1.000										



Batter	1	2	3	4	5	6	7	8	9	AB R H RBI BB SO LOB	TOP													
22 Scott Podsednik, L (1, 7) OBP: 0.355, SLG: 0.354	2-2 1B		1-1 23 1B G6-3	0-2 F7		0-0 1-3 G6-4-3 1B		1-2 S 1B	0-2 F7	6 1 4 0 0 0 4	<b>Chicago White Sox @ Detroit Tigers</b> Comerica Park, Detroit, MI Wed Sep 28 2005, 7:05 PM EDT Att: 17,221 - Cloudy - 71 F													
Tadahito Iguchi, R (1, 4) OBP: 0.343, SLG: 0.431	1-3 K		1-0 G6-3	0-0 F8		1-1 G6-4-3		2-3 K2-3		5 0 0 0 0 2 6														
12 A.J. Pierzynski, L (1, 2) OBP: 0.307, SLG: 0.420	2-2 F8		0-2 F9		0-1 G4-3			0-0 1B HR		5 1 1 0 0 0 2														
14 Paul Konerko, R (1, 3) OBP: 0.370, SLG: 0.526	0-1 G5-3		4-0 23 1B IBB		0-1 23 1B 3B		3-2 G1-3	2-2 F7		4 1 1 0 1 0 2														
23 Jermaine Dye, R (1, 9)		4-1 SH2-4 E BB	3-2 1-2 2-H 1B		1-2 3B		0-0 L8	3-2 F7		4 1 2 1 1 0 1														
Carl Everett, S (1, 10) OBP: 0.308, SLG: 0.432		0-1 FC3 SH2-4	0-0 G3		1-2 1-H 2-H 3B		2-2 G6-3	0-0 HR		5 1 2 2 0 0 3														
Aaron Rowand, R (1, 8) OBP: 0.329, SLG: 0.411		0-0 SH2-4		2-2 G6-3	1-1 G5-3		1-0 G5-3	3-1 1-H 2-H HR		4 1 1 3 0 0 1														
38 Pablo Ozuna, R (1, 5) OBP: 0.311, SLG: 0.328		0-0 L4		0-2 5 1B		0-3 K2-3	0-2 G6-3	0-0 5 BB		5 0 2 0 0 1 3														
5 Juan Uribe, R (1, 6) OBP: 0.304, SLG: 0.417	1-2 F7		0-1 1-3 1B			2-1 22 1B G6-4-3 E6	1-0 HR	4-1 1-2 BB		4 2 2 1 1 0 2														
<b>Inning Stats</b>	R: 0 E: 0 K: 1 S: 13	H: 1 LOB: 1 BB: 0 P: 18	R: 0 E: 1 K: 0 S: 8	H: 0 LOB: 2 BB: 1 P: 13	R: 1 E: 0 K: 0 S: 10	H: 2 LOB: 2 BB: 1 P: 19	R: 0 E: 0 K: 0 S: 13	H: 2 LOB: 1 BB: 0 P: 15	R: 2 E: 0 K: 1 S: 17	H: 3 LOB: 1 BB: 0 P: 20	R: 1 E: 1 K: 0 S: 7	H: 1 LOB: 0 BB: 0 P: 9	R: 0 E: 0 K: 0 S: 7	H: 0 LOB: 0 BB: 0 P: 12	R: 1 E: 0 K: 1 S: 11	H: 2 LOB: 1 BB: 0 P: 16	R: 3 E: 0 K: 0 S: 17	H: 4 LOB: 2 BB: 1 P: 29	1B: 12 2B: 0 3B: 1 HR: 2	SF: 0 SAC: 1 DP: 1 HBP: 0	WP: 0 PB: 0 SB: 2 CS: 0	PA: 46		
<b>PITCHER</b>	IP WLS BF H R ER SO BB IBB HBP BLK WP HR S P ERA WHIP	5.2 L 29 9 4 3 2 1 1 0 0 0 0 0 67 93 4.76 1.765	6.1 0 1 0 0 0 0 0 0 0 0 0 0 0 1 1 0.00 0.000	7.1 2.0 8 2 1 1 1 0 0 0 0 0 0 0 1 18 28 4.50 1.000	9.1 0.0 1 1 1 1 0 0 0 0 0 0 0 0 1 1 ∞ ∞	9.1 0.2 6 3 2 2 0 1 0 0 0 0 1 13 25 27.00 6.000		<b>PITCHER</b>	IP WLS BF H R ER SO BB IBB HBP BLK WP HR S P ERA WHIP	0.1 1 0 0 0 0 0 0 0 0 0 0 0 0 1 3 0.00 0.000														

AB	42
R	8
H	15
RBI	7
BB	3
SO	3
LOB	24



Batter	1	2	3	4	5	6	7	8	9	AB R H RBI BB SO LOB	BOTTOM														
28 Curtis Granderson, L (1, 8) OBP: 0.329, SLG: 0.524	1-1 F7		1-3 K			3-2 F7		1-3 14 G6-4-3 1B		4 0 1 0 0 1 0	<b>Chicago White Sox @ Detroit Tigers</b> Comerica Park, Detroit, MI Wed Sep 28 2005, 7:05 PM EDT Att: 17,221 - Cloudy - 71 F														
14 Placido Polanco, R (1, 4) OBP: 0.386, SLG: 0.453	0-1 G4-3			1-2 31 FC6-5 2B			2-1 31 1B 30 FC6-4 2B	0-2 G6-4-3		4 1 2 0 0 0 2															
31 Chris Shelton, R (1, 3) OBP: 0.361, SLG: 0.511	2-3 K			1-1 FC6-5 30 G5-4-3 1B			0-0 30 FC6-4 1B	2-2 F9		4 0 1 0 0 1 1															
30 Magglio Ordonez, R (1, 9) OBP: 0.360, SLG: 0.435		0-3 K		1-0 G5-4-3			0-0 FC6-4 1B	1-2 15 1B 1B		4 0 1 1 0 1 2															
Carlos Pena, L (1, 10) OBP: 0.330, SLG: 0.480		3-2 HR			1-3 K		1-3 K	1-3 K		4 1 1 1 1 0 3 2															
Craig Monroe, R (1, 7) OBP: 0.324, SLG: 0.450		0-3 K			1-3 K		1-2 K	0-0 15 1B		4 0 2 0 0 2 0															
15 Brandon Inge, R (1, 5) OBP: 0.326, SLG: 0.412		1-0 F9			0-2 P2		2-3 K	0-0 1-2 2-3 1B		4 0 1 0 0 1 2															
13 Vance Wilson, R (1, 2) OBP: 0.294, SLG: 0.305			0-1 F8			2-3 K		0-0 G6-3	1-3 K	4 0 0 0 0 2 3															
John McDonald, R (1, 6) OBP: 0.326, SLG: 0.325			0-2 G5-3			0-1 G5-3		0-1 28 1B 28 WP 1B		2 0 0 0 0 0 0															
9 Carlos Guillen, S (8, PH) OBP: 0.372, SLG: 0.438										1 0 1 0 0 0 0															
20 Omar Infante, R (6, PR) OBP: 0.254, SLG: 0.372										0 0 0 0 0 0 0															
<b>Inning Stats</b>	R: 0 E: 0 K: 1 S: 8	H: 0 LOB: 0 BB: 0 P: 11	R: 1 E: 0 K: 2 S: 10	H: 1 LOB: 0 BB: 0 P: 14	R: 0 E: 0 K: 1 S: 8	H: 0 LOB: 0 BB: 0 P: 9	R: 0 E: 0 K: 0 S: 6	H: 1 LOB: 0 BB: 0 P: 9	R: 0 E: 0 K: 2 S: 10	H: 0 LOB: 0 BB: 0 P: 12	R: 0 E: 0 K: 1 S: 9	H: 0 LOB: 0 BB: 0 P: 14	R: 1 E: 0 K: 2 S: 13	H: 3 LOB: 2 BB: 0 P: 19	R: 0 E: 0 K: 0 S: 10	H: 2 LOB: 2 BB: 0 P: 13	R: 0 E: 0 K: 2 S: 15	H: 3 LOB: 3 BB: 0 P: 20	1B: 7 2B: 2 3B: 0 HR: 1	SF: 0 SAC: 0 DP: 2 HBP: 0	WP: 1 PB: 0 SB: 0 CS: 0	PA: 35			
<b>PITCHER</b>	IP WLS BF H R ER SO BB IBB HBP BLK WP HR S P ERA WHIP	8.0 W 29 7 2 2 9 7 2 2 0 0 0 15 74 2.25 0.875	1.0 6 3 0 0 0 2 0 0 0 0 0 0 15 20 0.00 3.000																						

AB	35
R	2
H	10
RBI	2
BB	0
SO	11
LOB	12













Batter	1	2	3	4	5	6	7	8	9	AB	R	H	RBI	BB	SO	LOB	TOP								
28 Curtis Granderson, L (1.8) OBP: 0.315, SLG: 0.500	3-2 G4-3	2-2 PO	1-2 F7		1-0 G4-3			2-0 G3-1		4	0	0	0	0	0	1									
14 Placido Polanco, R (1.4) OBP: 0.383, SLG: 0.447	0-1 G3-1		1-0 G3-1			0-1 P3		2-3 K		4	0	0	0	0	1	0									
31 Chris Shelton, R (1.3) OBP: 0.358, SLG: 0.503	2-1 1B		0-3 K			1-2 G4-3			1-0 F9	4	0	1	0	0	1	0									
30 Magglio Ordonez, R (1.9) OBP: 0.359, SLG: 0.436	2-1 1B			1-2 G4-3		0-1 1B			0-0 P4	4	0	2	0	0	0	0									
Carlos Pena, L (1.10)	2-1 F8			0-1 P6		0-0 F9			4-1 BB	3	0	0	0	1	0	3									
Ivan Rodriguez, R (1.2)			2-3 K		0-1 L9				1-3 K	4	0	0	0	0	2	1									
Craig Monroe, R (1.7)			2-2 15 1B			0-1 P4			1-0 P3	3	0	1	0	0	0	0									
15 Brandon Inge, R (1.5)			1-2 28 PO			3-2 20 CS			1-1 P4	3	0	2	0	0	0	0									
20 Omar Infante, R (1.6)			2-3 K		2-2 1B				1-2 F7	3	0	1	0	0	1	2									
<b>Inning Stats</b>	R: 0 E: 0 K: 0 S: 13	H: 2 LOB: 2 BB: 0 P: 22	R: 0 E: 0 K: 2 S: 18	H: 2 LOB: 1 BB: 0 P: 27	R: 0 E: 0 K: 1 S: 7	H: 0 LOB: 0 BB: 0 P: 9	R: 0 E: 0 K: 0 S: 7	H: 0 LOB: 1 BB: 0 P: 8	R: 0 E: 0 K: 0 S: 9	H: 2 LOB: 1 BB: 0 P: 15	R: 0 E: 0 K: 0 S: 8	H: 1 LOB: 1 BB: 0 P: 9	R: 0 E: 0 K: 0 S: 5	H: 0 LOB: 0 BB: 0 P: 7	R: 0 E: 0 K: 1 S: 8	H: 0 LOB: 0 BB: 0 P: 13	R: 0 E: 0 K: 1 S: 7	H: 0 LOB: 1 BB: 1 P: 13	1B: 6 2B: 1 3B: 0 HR: 0	SF: 0 SAC: 0 DP: 0 HBP: 0	WP: 0 PB: 0 SB: 0 CS: 1	PA: 34			
<b>PITCHER</b>	IP	WLS	BF	H	R	ER	SO	BB	IBB	HBP	BLK	WP	HR	S	P	ERA	WHIP								
30 Scott Baker, R (1.1) ERA: 3.35	6.0	W	23	7	0	0	3	0	0	0	0	0	0	62	90	0.00	1.167								
54 Matt Guerrier, R (7.1) ERA: 3.39	2.0	H	6	0	0	0	1	0	0	0	0	0	0	13	20	0.00	0.000								
36 Joe Nathan, R (9.1) ERA: 2.74	1.0	S	4	0	0	0	1	1	0	0	0	0	0	7	13	0.00	1.000								

Detroit Tigers @ Minnesota Twins  
Hubert H. Humphrey Metrodome, Minneapolis, MN  
Sat Oct 01 2005, 7:10 PM EDT  
Att: 28,292 - Dome - 68 F

AB 32  
R 0  
H 7  
RBI 0  
BB 1  
SO 5  
LOB 7



Batter	1	2	3	4	5	6	7	8	9	AB	R	H	RBI	BB	SO	LOB	BOTTOM								
8 Nick Punto, S (1.4) OBP: 0.301, SLG: 0.335	1-3 K		1-0 L4			1-0 K				4	0	0	0	0	3	1									
38 Luis Antonio Rodriguez, S (6.5) OBP: 0.320, SLG: 0.374	2-0 G4-3			1-3 K		1-0 G1-3		1-1 F7		4	0	0	0	0	1	1									
7 Joe Mauer, L (1.10)	1-2 G6-3			4-0 G4-3 BB		4-0 5 1B 33 1B IBB		2-2 F7		2	1	0	0	2	0	0									
Jacque Jones, L (1.8) OBP: 0.319, SLG: 0.438		3-1 G4-3		0-0 G4-3		2-3 K 33 1B 5 1B		2-3 K		4	1	0	0	0	2	3									
5 Michael Cuddyer, R (1.9) OBP: 0.333, SLG: 0.426		0-1 1B		0-2 G6-3		1-2 33 1B 1B				3	0	2	1	0	0	1									
33 Justin Morneau, L (1.3) OBP: 0.304, SLG: 0.436		1-1 P5			2-0 G6-3 1B	1-0 1B		1-2 2-3 3-H 1B		3	0	2	1	0	0	1									
Jason Tyner, L (1.7) OBP: 0.357, SLG: 0.365		1-1 G6-3			0-0 G6-3	1-0 1B		1-2 2-3 3-H 1B		3	0	1	1	0	0	2									
41 Chris Heintz, R (1.2) OBP: 0.231, SLG: 0.320			3-3 K			0-0 F9			0-1 G6-3	3	0	0	0	0	1	0									
Jason Bartlett, R (1.6) OBP: 0.320, SLG: 0.339			1-2 G6-3			1-2 WP 5 1B 38 G1-3 1B			2-3 K	3	1	1	0	0	1	0									
<b>Inning Stats</b>	R: 0 E: 0 K: 1 S: 7	H: 0 LOB: 0 BB: 0 P: 11	R: 0 E: 0 K: 0 S: 8	H: 1 LOB: 0 BB: 0 P: 14	R: 0 E: 0 K: 1 S: 10	H: 0 LOB: 0 BB: 0 P: 15	R: 0 E: 0 K: 1 S: 7	H: 0 LOB: 1 BB: 1 P: 12	R: 0 E: 0 K: 0 S: 3	H: 1 LOB: 0 BB: 0 P: 5	R: 3 E: 0 K: 2 S: 18	H: 4 LOB: 2 BB: 1 P: 31	R: 0 E: 0 K: 2 S: 8	H: 0 LOB: 0 BB: 0 P: 11	R: 0 E: 0 K: 1 S: 8	H: 0 LOB: 0 BB: 0 P: 13	R: 0 E: 0 K: 1 S: 7	H: 0 LOB: 0 BB: 0 P: 13	1B: 6 2B: 0 3B: 0 HR: 0	SF: 0 SAC: 0 DP: 1 HBP: 0	WP: 1 PB: 0 SB: 0 CS: 0	PA: 31			
<b>PITCHER</b>	IP	WLS	BF	H	R	ER	SO	BB	IBB	HBP	BLK	WP	HR	S	P	ERA	WHIP								
Jason Johnson, R (1.1) ERA: 4.54	6.0	L	25	6	3	3	5	1	0	0	0	0	0	10	14	0.00	0.000								
50 Mark Woodard, R (7.1) ERA: 1.5	1.1		4	0	0	0	2	0	0	0	0	0	0	6	10	0.00	0.000								
Doug Creek, L (8.1) ERA: 6.85	0.2		2	0	0	0	1	0	0	0	0	0	0	6	10	0.00	0.000								

Detroit Tigers @ Minnesota Twins  
Hubert H. Humphrey Metrodome, Minneapolis, MN  
Sat Oct 01 2005, 7:10 PM EDT  
Att: 28,292 - Dome - 68 F

AB 29  
R 3  
H 6  
RBI 3  
BB 2  
SO 8  
LOB 9





Batter	1	2	3	4	5	6	7	8	9	AB	R	H	RBI	BB	SO	LOB	TOP								
28 Curtis Granderson, L (1, 7) OBP: 0.314, SLG: 0.494	G1-3			K		F7		G6-4-3 15 1B		4	0	1	0	0	1	1	<b>Detroit Tigers @ Minnesota Twins</b> Hubert H. Humphrey Metrodome, Minneapolis, MN Sun Oct 02 2005, 2:10 PM EDT Att: 20,160 - Dome - 69 F								
15 Brandon Inge, R (1, 5) OBP: 0.330, SLG: 0.419	K			K		FC6-4		G6-4-3		4	0	0	0	0	2	3									
31 Chris Shelton, R (1, 10) OBP: 0.360, SLG: 0.510	P4			K				WP 33 1B		4	1	2	2	0	1	0									
33 Marcus Thames, R (1, 9) OBP: 0.263, SLG: 0.411		K			G5-3			WP 1B		4	0	1	0	0	2	0									
Carlos Pena, L (1, 3) OBP: 0.325, SLG: 0.477	K				HR		K		K	4	1	1	1	0	3	2									
20 Omar Infante, R (1, 6) OBP: 0.254, SLG: 0.367	K				G5-3			13 G5-4-3 BB		3	0	0	0	1	2	0									
13 Vance Wilson, R (1, 2) OBP: 0.275, SLG: 0.283			G6-3		F9		G5-4-3		F8	4	0	0	0	0	0	3									
John McDonald, R (1, 4) OBP: 0.326, SLG: 0.325			L9			K		28 1B 15 G6-4-3 1B		3	1	1	0	0	1	0									
Nook Logan, S (1, 8) OBP: 0.305, SLG: 0.335			P3			15 FC6-4 BB		15 G6-4-3 31 HR 1B		2	1	1	0	1	0	0									
<b>Inning Stats</b>	R: 0 E: 0 K: 1 S: 9	H: 0 LOB: 0 BB: 0 P: 15	R: 0 E: 0 K: 3 S: 11	H: 0 LOB: 0 BB: 0 P: 14	R: 0 E: 0 K: 0 S: 6	H: 0 LOB: 0 BB: 0 P: 9	R: 0 E: 0 K: 3 S: 13	H: 0 LOB: 0 BB: 0 P: 17	R: 1 E: 0 K: 0 S: 11	H: 1 LOB: 0 BB: 0 P: 16	R: 0 E: 0 K: 1 S: 6	H: 0 LOB: 1 BB: 1 P: 12	R: 0 E: 0 K: 1 S: 13	H: 2 LOB: 2 BB: 1 P: 23	R: 3 E: 0 K: 1 S: 15	H: 4 LOB: 0 BB: 0 P: 18	R: 0 E: 0 K: 2 S: 7	H: 0 LOB: 0 BB: 0 P: 10	1B: 5 2B: 0 3B: 0 HR: 2	SF: 0 SAC: 0 DP: 2 HBP: 0	WP: 1 PB: 0 CS: 0	PA: 34			
<b>PITCHER</b>	IP	WLS	BF	H	R	ER	SO	BB	IBB	HBP	BLK	WP	HR	S	P	ERA	WHIP								
Johan Santana, L (1, 1) ERA: 2.87	7.0	W	25	3	1	1	9	2	0	0	0	1	1	69	106	1.29	0.714								
28 Jesse Crain, R (8, 1) ERA: 2.71	0.2		5	4	3	3	0	0	0	0	0	0	1	12	15	40.50	6.000								
Juan Rincon, R (8, 1) ERA: 2.45	0.1	H	1	0	0	0	1	0	0	0	0	0	0	3	3	0.00	0.000								
36 Joe Nathan, R (9, 1) ERA: 2.7	1.0	S	3	0	0	0	2	0	0	0	0	0	0	7	10	0.00	0.000								

Batter	1	2	3	4	5	6	7	8	9	AB	R	H	RBI	BB	SO	LOB	BOTTOM								
Jason Tyner, L (1, 7) OBP: 0.367, SLG: 0.375	FC4-6 HR 38 1B		G1-3		HBP 38 1B		F8			4	1	2	1	0	0	0	<b>Detroit Tigers @ Minnesota Twins</b> Hubert H. Humphrey Metrodome, Minneapolis, MN Sun Oct 02 2005, 2:10 PM EDT Att: 20,160 - Dome - 69 F								
38 Luis Antonio Rodriguez, S (8, 5) OBP: 0.335, SLG: 0.365	SAFE SAFE SAFE FC4-6 7		F9		HBP 1B		7 15-4-3 1B			4	0	3	1	0	0	0									
7 Joe Mauer, L (1, 2) OBP: 0.372, SLG: 0.411	2-0 FC4-6 HR		G3		F9		L1-5-4-3			4	1	0	0	0	0	5									
Matthew LeCroy, R (1, 10) OBP: 0.354, SLG: 0.444	2-1 HR			K				4-2 5 G5-3 BB		2	1	1	3	1	1	0									
8 Nick Punto, S (8, PR) OBP: 0.301, SLG: 0.335	1-H 3-H HR			K			HBP			0	1	0	0	0	0	0									
5 Michael Cuddyer, R (1, 9) OBP: 0.330, SLG: 0.422	0-2 G5-3			K			F9		G5-3	4	0	0	0	0	1	4									
33 Justin Morneau, L (1, 3) OBP: 0.304, SLG: 0.437	0-3 K2-3			L6				3-2 SAFE SAFE SAFE 2B		4	0	1	0	0	1	0									
20 Lew Ford, R (1, 8) OBP: 0.336, SLG: 0.377		3-1 G5-4-3 1B			1-0 1B 2B		G5-3			4	1	2	0	0	1	2									
Luis Rivas, R (1, 4) OBP: 0.311, SLG: 0.316	SAFE SAFE SAFE F8				0-0 1B 38 1B			1-2 G6-3		4	1	2	0	0	0	3									
Jason Bartlett, R (1, 6) OBP: 0.316, SLG: 0.335			G5-4-3		SAFE SAFE SAFE K		F8			3	0	0	0	0	1	4									
<b>Inning Stats</b>	R: 3 E: 0 K: 1 S: 14	H: 3 LOB: 0 BB: 0 P: 18	R: 0 E: 0 K: 0 S: 6	H: 1 LOB: 0 BB: 0 P: 10	R: 0 E: 0 K: 2 S: 7	H: 0 LOB: 0 BB: 0 P: 9	R: 0 E: 0 K: 2 S: 13	H: 0 LOB: 0 BB: 0 P: 16	R: 0 E: 0 K: 0 S: 5	H: 1 LOB: 1 BB: 0 P: 9	R: 0 E: 0 K: 1 S: 18	H: 1 LOB: 2 BB: 1 P: 28	R: 1 E: 0 K: 1 S: 15	H: 1 LOB: 0 BB: 0 P: 18	R: 0 E: 0 K: 2 S: 7	H: 0 LOB: 0 BB: 0 P: 10	1B: 8 2B: 3 3B: 0 HR: 1	SF: 0 SAC: 0 DP: 2 HBP: 1	WP: 0 PB: 1 CS: 0	PA: 35					
<b>PITCHER</b>	IP	WLS	BF	H	R	ER	SO	BB	IBB	HBP	BLK	WP	HR	S	P	ERA	WHIP								
29 Nate Robertson, L (1, 1) ERA: 4.48	7.0	L	30	10	5	5	4	0	0	1	0	0	0	64	103	6.43	1.429								
56 Fernando Rodney, R (8, 1) ERA: 2.86	1.0		5	1	1	1	1	1	0	0	0	0	0	18	28	9.00	2.000								

