

Detroit Tigers - 2007

Batter	1	2	3	4	5	6	7	8	9	AB	R	H	RBI	BB	SO	LOB	TOP						
Bryan Brown, R (1,6)										3	0	0	0	1	2	1	Florida Southern Mocs @ Detroit Tigers Joker Marchant Stadium, Lakeland, FL Tue Feb 27 2007, 1:05 PM EST Att: 2,842 - Cloudy - 79 F livebaseballscorecards.com						
4 Robbie Shields, R (1,4) OBP: 0.750, SLG: 0.667										3	0	2	0	1	1	0							
Fred Popp, R (1,3)										4	0	0	0	0	2	4							
Brian Schultz, L (1,7) OBP: 0.333, SLG: 0.333 23 Luke Abraham, L (7,7)										3	0	1	0	0	1	2							
Kyle Patrick, R (1,8) OBP: 0.333, SLG: 0.333 5 Trae Gore, L (7,8)										3	0	1	0	0	0	1							
9 William Cherry, R (1,9)										3	0	0	0	0	0	1							
13 Tristan Rainone, L (1,10) 29 Andrew Grutka, R (5,PH) 8 Jeremy Oyer, R (8,PH)										1	0	0	0	0	0	1							
Derek Lokey, R (1,2) Kevin Madison, R (5,2)										1	0	0	0	0	1	0							
14 Arden McWilliams, R (1,5) Wade Waybrant, L (6,5)										2	0	1	0	0	0	0							
										1	0	0	0	0	1	0							
Inning Stats	R: 0 E: 0 K: 1 S: 4	H: 0 LOB: 1 BB: 2 P: 12	R: 0 E: 0 K: 0 S: 3	H: 1 LOB: 1 BB: 0 P: 3	R: 0 E: 0 K: 2 S: 7	H: 1 LOB: 1 BB: 0 P: 7	R: 0 E: 0 K: 1 S: 6	H: 0 LOB: 0 BB: 0 P: 7	R: 0 E: 0 K: 1 S: 5	H: 0 LOB: 0 BB: 0 P: 5	R: 0 E: 0 K: 2 S: 7	H: 0 LOB: 0 BB: 0 P: 7	R: 0 E: 0 K: 2 S: 8	H: 1 LOB: 1 BB: 0 P: 8	1B: 5 2B: 1 3B: 0 HR: 0	SF: 0 SAC: 0 DP: 3 HBP: 0	WP: 0 PB: 0 SB: 0 CS: 1	PA: 31					
PITCHER	IP WLS BF H R ER SO BB IBB HBP BLK WP HR S P ERA WHIP	IP WLS BF H R ER SO BB IBB HBP BLK WP HR S P ERA WHIP	IP WLS BF H R ER SO BB IBB HBP BLK WP HR S P ERA WHIP	IP WLS BF H R ER SO BB IBB HBP BLK WP HR S P ERA WHIP	IP WLS BF H R ER SO BB IBB HBP BLK WP HR S P ERA WHIP	IP WLS BF H R ER SO BB IBB HBP BLK WP HR S P ERA WHIP	IP WLS BF H R ER SO BB IBB HBP BLK WP HR S P ERA WHIP	IP WLS BF H R ER SO BB IBB HBP BLK WP HR S P ERA WHIP	IP WLS BF H R ER SO BB IBB HBP BLK WP HR S P ERA WHIP	IP WLS BF H R ER SO BB IBB HBP BLK WP HR S P ERA WHIP	IP WLS BF H R ER SO BB IBB HBP BLK WP HR S P ERA WHIP	IP WLS BF H R ER SO BB IBB HBP BLK WP HR S P ERA WHIP	IP WLS BF H R ER SO BB IBB HBP BLK WP HR S P ERA WHIP	IP WLS BF H R ER SO BB IBB HBP BLK WP HR S P ERA WHIP	IP WLS BF H R ER SO BB IBB HBP BLK WP HR S P ERA WHIP	IP WLS BF H R ER SO BB IBB HBP BLK WP HR S P ERA WHIP	IP WLS BF H R ER SO BB IBB HBP BLK WP HR S P ERA WHIP	IP WLS BF H R ER SO BB IBB HBP BLK WP HR S P ERA WHIP	IP WLS BF H R ER SO BB IBB HBP BLK WP HR S P ERA WHIP				
32 Virgil Vasquez, R (1,1) ERA: 31.5	2.0 W 7 1 0 0 1 2 0 0 0 0 0 0 0 7 15 0.00 1.500	2.0 L 14 1 0 0 1 0 0 0 1 0 0 0 0 6 7 0.00 1.000	1.0 3 1 0 0 2 0 0 0 0 0 0 0 0 6 7 0.00 1.000	1.0 4 1 0 0 1 0 0 0 0 0 0 0 0 6 6 0.00 1.000	1.0 3 0 0 0 2 0 0 0 0 0 0 0 0 7 7 0.00 0.000	1.0 4 1 0 0 1 0 0 0 0 0 0 0 0 6 6 0.00 1.000	1.0 3 0 0 0 1 0 0 0 0 0 0 0 0 5 5 0.00 0.000	1.0 3 0 0 0 2 0 0 0 0 0 0 0 0 7 7 0.00 0.000	1.0 4 1 0 0 2 0 0 0 0 0 0 0 0 8 8 0.00 1.000	1.0 3 0 0 0 1 0 0 0 0 0 0 0 0 5 5 0.00 0.000	1.0 3 0 0 0 2 0 0 0 0 0 0 0 0 7 7 0.00 0.000	1.0 3 0 0 0 2 0 0 0 0 0 0 0 0 7 7 0.00 0.000	1.0 4 1 0 0 2 0 0 0 0 0 0 0 0 8 8 0.00 1.000	1.0 3 0 0 0 1 0 0 0 0 0 0 0 0 5 5 0.00 0.000	1.0 3 0 0 0 2 0 0 0 0 0 0 0 0 7 7 0.00 0.000	1.0 4 1 0 0 2 0 0 0 0 0 0 0 0 8 8 0.00 1.000	1.0 3 0 0 0 1 0 0 0 0 0 0 0 0 5 5 0.00 0.000	1.0 3 0 0 0 2 0 0 0 0 0 0 0 0 7 7 0.00 0.000	1.0 4 1 0 0 2 0 0 0 0 0 0 0 0 8 8 0.00 1.000	1.0 3 0 0 0 1 0 0 0 0 0 0 0 0 5 5 0.00 0.000			
59 Todd Jones, R (3,1) ERA: 31.5	1.0 3 1 0 0 2 0 0 0 0 0 0 0 0 6 7 0.00 1.000	1.0 4 1 0 0 1 0 0 0 0 0 0 0 0 6 6 0.00 1.000	1.0 3 0 0 0 2 0 0 0 0 0 0 0 0 7 7 0.00 0.000	1.0 4 1 0 0 1 0 0 0 0 0 0 0 0 6 6 0.00 1.000	1.0 3 0 0 0 1 0 0 0 0 0 0 0 0 5 5 0.00 0.000	1.0 3 0 0 0 2 0 0 0 0 0 0 0 0 7 7 0.00 0.000	1.0 4 1 0 0 2 0 0 0 0 0 0 0 0 8 8 0.00 1.000	1.0 3 0 0 0 1 0 0 0 0 0 0 0 0 5 5 0.00 0.000	1.0 3 0 0 0 2 0 0 0 0 0 0 0 0 7 7 0.00 0.000	1.0 4 1 0 0 2 0 0 0 0 0 0 0 0 8 8 0.00 1.000	1.0 3 0 0 0 1 0 0 0 0 0 0 0 0 5 5 0.00 0.000	1.0 3 0 0 0 2 0 0 0 0 0 0 0 0 7 7 0.00 0.000	1.0 4 1 0 0 2 0 0 0 0 0 0 0 0 8 8 0.00 1.000	1.0 3 0 0 0 1 0 0 0 0 0 0 0 0 5 5 0.00 0.000	1.0 3 0 0 0 2 0 0 0 0 0 0 0 0 7 7 0.00 0.000	1.0 4 1 0 0 2 0 0 0 0 0 0 0 0 8 8 0.00 1.000	1.0 3 0 0 0 1 0 0 0 0 0 0 0 0 5 5 0.00 0.000	1.0 3 0 0 0 2 0 0 0 0 0 0 0 0 7 7 0.00 0.000	1.0 4 1 0 0 2 0 0 0 0 0 0 0 0 8 8 0.00 1.000	1.0 3 0 0 0 1 0 0 0 0 0 0 0 0 5 5 0.00 0.000	1.0 3 0 0 0 2 0 0 0 0 0 0 0 0 7 7 0.00 0.000		
94 Jose Mesa, R (4,1) ERA: 31.5	1.0 4 1 0 0 1 0 0 0 0 0 0 0 0 6 6 0.00 1.000	1.0 3 0 0 0 2 0 0 0 0 0 0 0 0 7 7 0.00 0.000	1.0 4 1 0 0 1 0 0 0 0 0 0 0 0 6 6 0.00 1.000	1.0 3 0 0 0 1 0 0 0 0 0 0 0 0 5 5 0.00 0.000	1.0 3 0 0 0 2 0 0 0 0 0 0 0 0 7 7 0.00 0.000	1.0 4 1 0 0 2 0 0 0 0 0 0 0 0 8 8 0.00 1.000	1.0 3 0 0 0 1 0 0 0 0 0 0 0 0 5 5 0.00 0.000	1.0 3 0 0 0 2 0 0 0 0 0 0 0 0 7 7 0.00 0.000	1.0 4 1 0 0 2 0 0 0 0 0 0 0 0 8 8 0.00 1.000	1.0 3 0 0 0 1 0 0 0 0 0 0 0 0 5 5 0.00 0.000	1.0 3 0 0 0 2 0 0 0 0 0 0 0 0 7 7 0.00 0.000	1.0 4 1 0 0 2 0 0 0 0 0 0 0 0 8 8 0.00 1.000	1.0 3 0 0 0 1 0 0 0 0 0 0 0 0 5 5 0.00 0.000	1.0 3 0 0 0 2 0 0 0 0 0 0 0 0 7 7 0.00 0.000	1.0 4 1 0 0 2 0 0 0 0 0 0 0 0 8 8 0.00 1.000	1.0 3 0 0 0 1 0 0 0 0 0 0 0 0 5 5 0.00 0.000	1.0 3 0 0 0 2 0 0 0 0 0 0 0 0 7 7 0.00 0.000	1.0 4 1 0 0 2 0 0 0 0 0 0 0 0 8 8 0.00 1.000	1.0 3 0 0 0 1 0 0 0 0 0 0 0 0 5 5 0.00 0.000	1.0 3 0 0 0 2 0 0 0 0 0 0 0 0 7 7 0.00 0.000			
Wilfredo Ledezma, L (5,1) ERA: 31.5	1.0 3 0 0 0 2 0 0 0 0 0 0 0 0 7 7 0.00 0.000	1.0 4 1 0 0 1 0 0 0 0 0 0 0 0 6 6 0.00 1.000	1.0 3 0 0 0 1 0 0 0 0 0 0 0 0 5 5 0.00 0.000	1.0 3 0 0 0 2 0 0 0 0 0 0 0 0 7 7 0.00 0.000	1.0 4 1 0 0 2 0 0 0 0 0 0 0 0 8 8 0.00 1.000	1.0 3 0 0 0 1 0 0 0 0 0 0 0 0 5 5 0.00 0.000	1.0 3 0 0 0 2 0 0 0 0 0 0 0 0 7 7 0.00 0.000	1.0 4 1 0 0 2 0 0 0 0 0 0 0 0 8 8 0.00 1.000	1.0 3 0 0 0 1 0 0 0 0 0 0 0 0 5 5 0.00 0.000	1.0 3 0 0 0 2 0 0 0 0 0 0 0 0 7 7 0.00 0.000	1.0 4 1 0 0 2 0 0 0 0 0 0 0 0 8 8 0.00 1.000	1.0 3 0 0 0 1 0 0 0 0 0 0 0 0 5 5 0.00 0.000	1.0 3 0 0 0 2 0 0 0 0 0 0 0 0 7 7 0.00 0.000	1.0 4 1 0 0 2 0 0 0 0 0 0 0 0 8 8 0.00 1.000	1.0 3 0 0 0 1 0 0 0 0 0 0 0 0 5 5 0.00 0.000	1.0 3 0 0 0 2 0 0 0 0 0 0 0 0 7 7 0.00 0.000	1.0 4 1 0 0 2 0 0 0 0 0 0 0 0 8 8 0.00 1.000	1.0 3 0 0 0 1 0 0 0 0 0 0 0 0 5 5 0.00 0.000	1.0 3 0 0 0 2 0 0 0 0 0 0 0 0 7 7 0.00 0.000	1.0 4 1 0 0 2 0 0 0 0 0 0 0 0 8 8 0.00 1.000	1.0 3 0 0 0 1 0 0 0 0 0 0 0 0 5 5 0.00 0.000	1.0 3 0 0 0 2 0 0 0 0 0 0 0 0 7 7 0.00 0.000	
Jason Grilli, R (6,1) ERA: 31.5	1.0 4 1 0 0 1 0 0 0 0 0 0 0 0 6 6 0.00 1.000	1.0 3 0 0 0 2 0 0 0 0 0 0 0 0 7 7 0.00 0.000	1.0 4 1 0 0 1 0 0 0 0 0 0 0 0 6 6 0.00 1.000	1.0 3 0 0 0 1 0 0 0 0 0 0 0 0 5 5 0.00 0.000	1.0 3 0 0 0 2 0 0 0 0 0 0 0 0 7 7 0.00 0.000	1.0 4 1 0 0 2 0 0 0 0 0 0 0 0 8 8 0.00 1.000	1.0 3 0 0 0 1 0 0 0 0 0 0 0 0 5 5 0.00 0.000	1.0 3 0 0 0 2 0 0 0 0 0 0 0 0 7 7 0.00 0.000	1.0 4 1 0 0 2 0 0 0 0 0 0 0 0 8 8 0.00 1.000	1.0 3 0 0 0 1 0 0 0 0 0 0 0 0 5 5 0.00 0.000	1.0 3 0 0 0 2 0 0 0 0 0 0 0 0 7 7 0.00 0.000	1.0 4 1 0 0 2 0 0 0 0 0 0 0 0 8 8 0.00 1.000	1.0 3 0 0 0 1 0 0 0 0 0 0 0 0 5 5 0.00 0.000	1.0 3 0 0 0 2 0 0 0 0 0 0 0 0 7 7 0.00 0.000	1.0 4 1 0 0 2 0 0 0 0 0 0 0 0 8 8 0.00 1.000	1.0 3 0 0 0 1 0 0 0 0 0 0 0 0 5 5 0.00 0.000	1.0 3 0 0 0 2 0 0 0 0 0 0 0 0 7 7 0.00 0.000	1.0 4 1 0 0 2 0 0 0 0 0 0 0 0 8 8 0.00 1.000	1.0 3 0 0 0 1 0 0 0 0 0 0 0 0 5 5 0.00 0.000	1.0 3 0 0 0 2 0 0 0 0 0 0 0 0 7 7 0.00 0.000	1.0 4 1 0 0 2 0 0 0 0 0 0 0 0 8 8 0.00 1.000	1.0 3 0 0 0 1 0 0 0 0 0 0 0 0 5 5 0.00 0.000	1.0 3 0 0 0 2 0 0 0 0 0 0 0 0 7 7 0.00 0.000

Florida Southern Mocs @ Detroit Tigers
 Joker Marchant Stadium, Lakeland, FL
 Tue Feb 27 2007, 1:05 PM EST
 Att: 2,842 - Cloudy - 79 F

AB 29
 R 0
 H 5
 RBI 0
 BB 2
 SO 12
 LOB 11



Batter	1	2	3	4	5	6	7	8	9	AB	R	H	RBI	BB	SO	LOB	BOTTOM			
28 Curtis Granderson, L (1,8) OBP: 1.000, SLG: 4.000 66 Cameron Maybin, R (2,8) OBP: 0.500, SLG: 2.000 20 Omar Infante, R (8,8)										1	1	1	1	0	0	0	Florida Southern Mocs @ Detroit Tigers Joker Marchant Stadium, Lakeland, FL Tue Feb 27 2007, 1:05 PM EST Att: 2,842 - Cloudy - 79 F livebaseballscorecards.com			
14 Placido Polanco, R (1,4) 19 Kevin Hooper, R (2,4) OBP: 0.200, SLG: 0.200										1	0	0	0	0	0	0				
3 Gary Sheffield, R (1,10) 74 Timo Perez, L (2,PH) OBP: 1.000, SLG: 2.000 67 Mike Hessman, R (4,PH) 72 Steve Torrealba, R (7,PH)										1	0	0	0	0	0	0				
9 Carlos Guillen, S (1,6) 63 Brent Dlugach, R (2,6) OBP: 0.750, SLG: 0.750										1	0	0	0	0	0	0				
30 Magglio Ordonez, R (1,9) OBP: 1.000, SLG: 2.000 24 Brent Cleven, R (2,PR) OBP: 0.500, SLG: 0.500										1	0	1	0	0	0	0				
Sean Casey, L (1,3) 33 Marcus Thames, R (3,3) OBP: 1.000, SLG: 2.000 OBP: 0.750, SLG: 1.500										1	1	1	1	0	0	0				
Craig Monroe, R (1,7) OBP: 1.000, SLG: 1.000 68 Ryan Raburn, R (2,PR) OBP: 0.750, SLG: 1.750										1	0	1	0	0	0	0				
15 Brandon Inge, R (1,5) OBP: 1.000, SLG: 1.000 45 Kody Kirkland, R (3,5)										1	1	1	1	0	0	0				
13 Vance Wilson, R (1,2) OBP: 1.000, SLG: 1.000 70 Dane Sardinha, R (3,2) 64 Gabe Johnson, R (6,2) Dusty Ryan, R (8,PH)										1	1	1	0	0	0	0				
										1	0	0	0	0	1	1				
Inning Stats	R: 1 E: 0 K: 0 S: 4	H: 1 LOB: 0 BB: 0 P: 4	R: 6 E: 0 K: 0 S: 10	H: 8 LOB: 2 BB: 0 P: 11	R: 0 E: 0 K: 1 S: 6	H: 1 LOB: 2 BB: 0 P: 7	R: 3 E: 0 K: 1 S: 9	H: 3 LOB: 1 BB: 0 P: 10	R: 0 E: 0 K: 3 S: 10	H: 1 LOB: 1 BB: 0 P: 11	R: 0 E: 0 K: 1 S: 7	H: 2 LOB: 3 BB: 1 P: 11	R: 0 E: 0 K: 1 S: 5	H: 1 LOB: 0 BB: 0 P: 5	R: 4 E: 0 K: 2 S: 11	H: 4 LOB: 1 BB: 1 P: 15	1B: 12 2B: 7 3B: 0 HR: 2	SF: 0 SAC: 0 DP: 0 HBP: 1	WP: 2 PB: 0 SB: 0 CS: 1	PA: 47
PITCHER	IP WLS BF H R ER SO BB IBB HBP BLK WP HR S P ERA WHIP	IP WLS BF H R ER SO BB IBB HBP BLK WP HR S P ERA WHIP	IP WLS BF H R ER SO BB IBB HBP BLK WP HR S P ERA WHIP	IP WLS BF H R ER SO BB IBB HBP BLK WP HR S P ERA WHIP	IP WLS BF H R ER SO BB IBB HBP BLK WP HR S P ERA WHIP	IP WLS BF H R ER SO BB IBB HBP BLK WP HR S P ERA WHIP	IP WLS BF H R ER SO BB IBB HBP BLK WP HR S P ERA WHIP	IP WLS BF H R ER SO BB IBB HBP BLK WP HR S P ERA WHIP	IP WLS BF H R ER SO BB IBB HBP BLK WP HR S P ERA WHIP	IP WLS BF H R ER SO BB IBB HBP BLK WP HR S P ERA WHIP	IP WLS BF H R ER SO BB IBB HBP BLK WP HR S P ERA WHIP	IP WLS BF H R ER SO BB IBB HBP BLK WP HR S P ERA WHIP	IP WLS BF H R ER SO BB IBB HBP BLK WP HR S P ERA WHIP	IP WLS BF H R ER SO BB IBB HBP BLK WP HR S P ERA WHIP	IP WLS BF H R ER SO BB IBB HBP BLK WP HR S P ERA WHIP	IP WLS BF H R ER SO BB IBB HBP BLK WP HR S P ERA WHIP	IP WLS BF H R ER SO BB IBB HBP BLK WP HR S P ERA WHIP	IP WLS BF H R ER SO BB IBB HBP BLK WP HR S P ERA WHIP	IP WLS BF H R ER SO BB IBB HBP BLK WP HR S P ERA WHIP	
Daniel Abbrittin, R (1,1) ERA: 31.5	2.0 L 14 1 0 0 1 0 0 0 1 0 0 0 0																			

Batter	1	2	3	4	5	6	7	8	9	AB	R	H	RBI	BB	SO	LOB	TOP																					
11 Jimmy Rollins, S (1,6) 4 Danny Sandoval, S (5,6) OBP: 1.000, SLG: 1.500	L8		F7		L6		1B		2B	3	0	0	0	0	0	2	Philadelphia Phillies @ Detroit Tigers Joker Marchant Stadium, Lakeland, FL Thu Mar 01 2007, 1:05 PM EST Att: 5,770 - Sunny - 78 F																					
8 Shane Victorino, S (1,8) 9 Michael Bourn, L (5,8) OBP: 0.500, SLG: 0.500	G3-6-3		1B		F7		1B		F9	3	0	2	0	0	0	1																						
Karim Garcia, L (1,9) OBP: 0.400, SLG: 0.600	G3-6-3		G1-3				1B		P5	5	0	2	2	0	0	4																						
Wes Helms, R (1,5) 78 Brennan King, R (6,5)		L6		19 HR	F8		G6-3			3	1	1	0	0	0	1																						
19 Greg Dobbs, L (1,3) OBP: 0.750, SLG: 1.500		G5-3		HR			2B		29 CS	4	2	3	2	0	0	0																						
28 Jayson Werth, R (1,7) 29 Chris Roberson, S (4,7)					G5-3		K		CS	1	0	0	0	1	0	0																						
Randall Simon, L (1,10) 60 Ronald Calloway, L (6, PR) (6,10)		G6-3			P6		73 1B		K2-3	3	0	1	1	0	0	1																						
73 Brent Abernathy, R (1,4) OBP: 0.250, SLG: 0.250			F7		P5		2B		L4	4	0	1	1	0	0	0																						
51 Carlos Ruiz, R (1,2) 68 Jason Hill, R (5,2)			E3				F8		G6-3	2	1	1	0	0	0	0																						
			8 1B				2B			2	0	0	0	0	0	1																						
Inning Stats	R: 0 E: 0 K: 0 S: 7	H: 1 LOB: 0 BB: 0 P: 10	R: 0 E: 0 K: 0 S: 11	H: 0 LOB: 1 BB: 1 P: 20	R: 0 E: 1 K: 0 S: 11	H: 1 LOB: 2 BB: 0 P: 14	R: 2 E: 0 K: 0 S: 11	H: 2 LOB: 0 BB: 0 P: 19	R: 1 E: 0 K: 0 S: 5	H: 2 LOB: 1 BB: 0 P: 6	R: 2 E: 0 K: 1 S: 10	H: 3 LOB: 1 BB: 0 P: 14	R: 2 E: 0 K: 0 S: 5	H: 4 LOB: 0 BB: 0 P: 6	R: 0 E: 0 K: 2 S: 7	H: 0 LOB: 0 BB: 0 P: 7	R: 0 E: 0 K: 0 S: 7	H: 1 LOB: 1 BB: 0 P: 10	1B: 10 2B: 3 3B: 0 HR: 1	SF: 0 SAC: 0 DP: 2 HBP: 0	WP: 0 PB: 0 SB: 0 CS: 1	PA: 40																
PITCHER	IP	WLS	BF	H	R	ER	SO	BB	IBB	HBP	BLK	WP	HR	S	P	ERA	WHIP	PITCHER				IP	WLS	BF	H	R	ER	SO	BB	IBB	HBP	BLK	WP	HR	S	P	ERA	WHIP
Mike Maroth, L (1,1) 35 Justin Verlander, R (3,1) 71 Dennis Tankersley, R (4,1) 36 Frankie De La Cruz, R (6,1) 54 Joel Zumaya, R (8,1)	2.0	7	1	0	0	0	0	1	0	0	0	0	0	18	30	0.00	1.000	56 Fernando Rodney, R (9,1) ERA:				1.0	S	4	1	0	0	0	0	0	0	0	0	7	10	0.00	1.000	

AB 38
R 7
H 14
RBI 6
BB 1
SO 3
LOB 13



Batter	1	2	3	4	5	6	7	8	9	AB	R	H	RBI	BB	SO	LOB	BOTTOM																																
Ivan Rodriguez, R (1,2) Mike Rabelo, S (5,2) OBP: 0.667, SLG: 0.500 OBP: 0.333, SLG: 0.333	G5-3		3 HR		FC6		G4-3			2	1	1	0	1	0	0	Philadelphia Phillies @ Detroit Tigers Joker Marchant Stadium, Lakeland, FL Thu Mar 01 2007, 1:05 PM EST Att: 5,770 - Sunny - 78 F																																
14 Placido Polanco, R (1,4) 39 Ramon Santiago, S (6, PR) (7,4)	G6-3		3 HR		FC6-4		F8			4	1	2	2	0	0	1																																	
3 Gary Sheffield, R (1,10) 74 Timo Perez, L (6, PH) (7,10)	E5		HR		G6-3		G3-1			3	1	1	3	0	0	0																																	
9 Carlos Guillen, S (1,6) 63 Brent Dlugach, R (6,6)	F9		G4-3		G5-3		FC6-4			3	0	0	0	0	0	1																																	
30 Magglio Ordonez, R (1,9) 24 Brent Clevlen, R (6,9)		K	G4-3		F8		F9			3	0	1	0	0	1	0																																	
Sean Casey, L (1,3) 67 Mike Hessman, R (5,3)		G4-3					P6		73 1B	2	1	1	0	0	0	0																																	
Craig Monroe, R (1,7) 73 Brandon Watson, L (7,7)		2B					K		66 45 WP	3	0	1	0	0	2	1																																	
28 Curtis Granderson, L (1,8) 66 Cameron Maybin, R (7,8)		SF9			L5		G5-3			2	0	1	1	0	0	0																																	
15 Brandon Inge, R (1,5) 45 Kody Kirkland, R (7,5)		K			K		K			2	1	0	0	1	2	1																																	
							14 2B			1	0	0	0	0	1	0																																	
Inning Stats	R: 0 E: 1 K: 0 S: 9	H: 0 LOB: 1 BB: 0 P: 12	R: 1 E: 1 K: 2 S: 11	H: 2 LOB: 1 BB: 0 P: 19	R: 3 E: 0 K: 1 S: 17	H: 3 LOB: 1 BB: 1 P: 27	R: 0 E: 0 K: 1 S: 9	H: 1 LOB: 0 BB: 0 P: 16	R: 0 E: 0 K: 0 S: 5	H: 0 LOB: 0 BB: 0 P: 8	R: 3 E: 1 K: 1 S: 9	H: 3 LOB: 3 BB: 1 P: 13	R: 2 E: 0 K: 1 S: 12	H: 2 LOB: 0 BB: 0 P: 20	R: 0 E: 0 K: 0 S: 5	H: 0 LOB: 0 BB: 0 P: 8	R: 0 E: 0 K: 0 S: 5	H: 0 LOB: 0 BB: 0 P: 8	1B: 6 2B: 4 3B: 0 HR: 1	SF: 1 SAC: 0 DP: 0 HBP: 0	WP: 2 PB: 0 SB: 1 CS: 0	PA: 39																											
PITCHER	IP	WLS	BF	H	R	ER	SO	BB	IBB	HBP	BLK	WP	HR	S	P	ERA	WHIP	PITCHER				IP	WLS	BF	H	R	ER	SO	BB	IBB	HBP	BLK	WP	HR	S	P	ERA	WHIP											
Jamie Moyer, L (1,1) 52 Fabio Castro, L (3,1) 74 Anderson Garcia, R (6,1) 48 Brian Sanches, R (7,1) 55 Clay Condrey, R (8,1)	2.0	11	2	0	0	2	0	0	0	0	0	0	0	20	32	0.00	0.667	1.0 B				8	3	3	0	1	1	0	9	13	0.00	4.000	1.0 L				5	2	2	1	0	0	0	1	0	12	20	18.00	2.000

AB 36
R 9
H 11
RBI 8
BB 2
SO 6
LOB 11

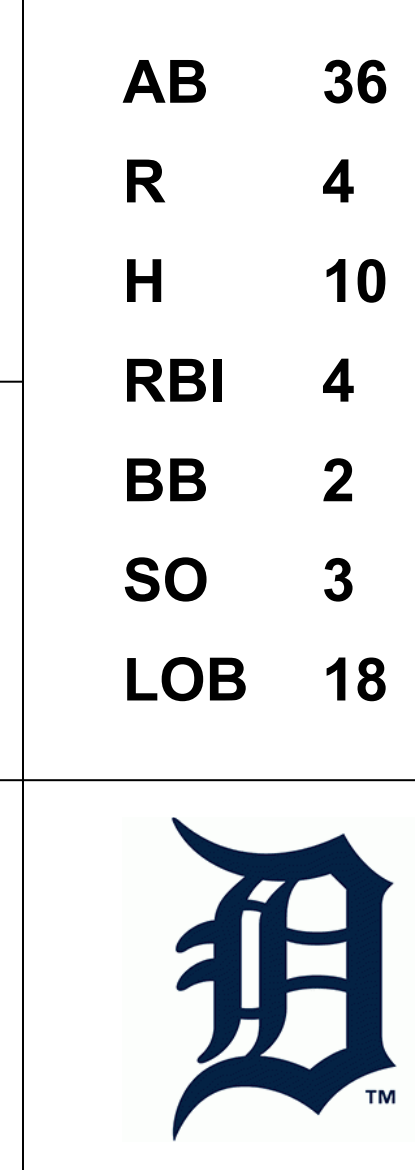


Batter	1	2	3	4	5	6	7	8	9	10	AB	R	H	RBI	BB	SO	LOB	TOP		
9 Greg Zaun, S OBP: 0.385, SLG: 0.111 13 Sal Fasano, R (6, 2)	G5-3		2 1B 2 WP BB		FC5-4 1-2		F8		K		2	0	0	0	1	0	1	Toronto Blue Jays @ Detroit Tigers Joker Marchant Stadium, Lakeland, FL Tue Mar 06 2007, 1:05 PM EST Att: 7,367 - Sunny - 70 F		
2 Aaron Hill, R OBP: 0.333, SLG: 0.667 1 Ray Olmedo, S (7, 4)	F9		1B				F9		G4-3		3	0	1	0	0	0	0			
10 Vernon Wells, R OBP: 0.300, SLG: 0.700 67 John-Ford Griffin, L OBP: 0.500, SLG: 0.667 (1, 8) (6, 7)	F8		F8				G4-3		G6-3		3	0	0	0	0	0	2			
15 Alex Rios, R OBP: 0.444, SLG: 0.778 29 Robinson Diaz, R OBP: 0.125, SLG: 0.143 (1, 10) (8, 10)	E8		F8				G6-3				3	1	1	0	0	0	0			
26 Adam Lind, L OBP: 0.364, SLG: 0.800 57 Jeff Duncan, L OBP: 0.538, SLG: 0.917 (1, 7) (3, 7) (6, 8)	E4		K				57 3B 1B		57 3B 1B		1	0	0	0	0	0	0			
23 John Hattin, S OBP: 0.333, SLG: 0.455 4 Ryan Roberts, R OBP: 0.545, SLG: 0.556 (1, 5) (6, PR) (6, 5)	FC5-4		K				43 BB 3B		4 4B 1B		4	3	3	2	0	1	0			
62 Mike Vento, R OBP: 0.429, SLG: 0.857 (1, 9) (6, 9)	F7		K				43 BB BB		G5-3		2	0	0	0	1	1	1			
43 Kevin Barker, L OBP: 0.364, SLG: 0.556 16 Rob Cosby, R OBP: 0.500, SLG: 0.625 (1, 3) (6, 3)	F9		F9				16 2B 1B		G5-6-3		2	0	0	0	0	0	2			
6 John McDonald, R OBP: 0.364, SLG: 0.250 20 Sergio Santos, R (1, 6) (6, PH) (6, 6)	F7		F7				16 2B 1B		F7		2	0	1	1	0	0	1			
Inning Stats	R: 0 E: 0 K: 0 S: 3	H: 0 LOB: 0 BB: 0 P: 3	R: 0 E: 2 K: 0 S: 4	H: 0 LOB: 1 BB: 0 P: 4	R: 0 E: 0 K: 2 S: 7	H: 0 LOB: 0 BB: 0 P: 7	R: 0 E: 0 K: 0 S: 3	H: 2 LOB: 3 BB: 3 P: 17	R: 0 E: 0 K: 1 S: 8	H: 0 LOB: 0 BB: 0 P: 8	R: 2 E: 0 K: 2 S: 6	H: 3 LOB: 1 BB: 0 P: 6	R: 2 E: 0 K: 0 S: 4	H: 3 LOB: 1 BB: 0 P: 4	1B: 6 2B: 1 3B: 2 HR: 0	SF: 0 SAC: 0 DP: 0 HBP: 0	WP: 1 PB: 0 SB: 0 CS: 0		PA: 45	
PITCHER	IP WLS BF H R ER SO	IP WLS BF H R ER SO	IP WLS BF H R ER SO	IP WLS BF H R ER SO	IP WLS BF H R ER SO	IP WLS BF H R ER SO	IP WLS BF H R ER SO	IP WLS BF H R ER SO	IP WLS BF H R ER SO	IP WLS BF H R ER SO	IP WLS BF H R ER SO	IP WLS BF H R ER SO	IP WLS BF H R ER SO	IP WLS BF H R ER SO	IP WLS BF H R ER SO	IP WLS BF H R ER SO	IP WLS BF H R ER SO	IP WLS BF H R ER SO	IP WLS BF H R ER SO	
Mike Maroth, L ERA: 22.5	3.0	1.0	1.0	1.0	1.0	1.0	1.0	1.0	1.0	1.0	1.0	1.0	1.0	1.0	1.0	1.0	1.0	1.0	1.0	1.0
94 Jose Mesa, R ERA: 13.5	4.1	1.0	1.0	1.0	1.0	1.0	1.0	1.0	1.0	1.0	1.0	1.0	1.0	1.0	1.0	1.0	1.0	1.0	1.0	1.0
Wilfredo Ledezma, L ERA: 13.5	5.1	1.0	1.0	1.0	1.0	1.0	1.0	1.0	1.0	1.0	1.0	1.0	1.0	1.0	1.0	1.0	1.0	1.0	1.0	1.0
Joey Eschen, L ERA: 13.5	6.1	0.2	0.2	0.2	0.2	0.2	0.2	0.2	0.2	0.2	0.2	0.2	0.2	0.2	0.2	0.2	0.2	0.2	0.2	0.2
71 Dennis Tankersley, R ERA: 5.1	6.1	1.1	1.1	1.1	1.1	1.1	1.1	1.1	1.1	1.1	1.1	1.1	1.1	1.1	1.1	1.1	1.1	1.1	1.1	1.1

AB	40
R	6
H	9
RBI	6
BB	5
SO	5
LOB	13



Batter	1	2	3	4	5	6	7	8	9	10	AB	R	H	RBI	BB	SO	LOB	BOTTOM		
Ivan Rodriguez, R OBP: 0.500, SLG: 0.692 13 Vance Wilson, R OBP: 0.333, SLG: 0.364 (1, 2) (6, 2)	F8		3 1B 14 1B BB		SF9		20 G5-3 8 BB HBP		FC1-5 1-2 2-3f		1	0	0	1	1	0	0	Toronto Blue Jays @ Detroit Tigers Joker Marchant Stadium, Lakeland, FL Tue Mar 06 2007, 1:05 PM EST Att: 7,367 - Sunny - 70 F		
14 Placido Polanco, R OBP: 0.765, SLG: 0.929 8 Neifi Perez, S OBP: 0.385, SLG: 0.333 (1, 4) (6, 4)	1B		3 1B 9 SF8 2B		3 1B 9 SF8 2B		BB		L1-4 2-2		3	1	3	2	0	0	0			
3 Gary Sheffield, R OBP: 0.444, SLG: 0.571 20 Omar Infante, R OBP: 0.286, SLG: 0.571 (1, 10) (7, PH) (8, 10)	P3		FC7-6-5 1-2 2-3f		9 SF8 1B		G5-3		P5		3	0	1	0	0	0	3			
9 Carlos Guillen, S OBP: 0.313, SLG: 0.385 39 Ramon Santiago, S OBP: 0.333, SLG: 0.667 (1, 6) (6, 6)	P5		P3		SF8		66 SH1-3 1B		66 FC1-6 1B		2	0	0	1	0	0	3			
30 Magglio Ordonez, R OBP: 0.250, SLG: 0.231 66 Cameron Maybin, R OBP: 0.333, SLG: 0.833 (1, 9) (6, 8)	L3		F8		G5-3		SH1-3		FC1-6 1-2f		3	0	0	0	0	0	1			
Craig Monroe, R OBP: 0.400, SLG: 0.600 74 Timo Perez, L OBP: 0.222, SLG: 0.222 (1, 7) (6, 9)	P3		K		G6-3		P5		G4-3		2	0	0	0	1	0	0			
15 Brandon Inge, R OBP: 0.313, SLG: 0.154 45 Kody Kirkland, R (1, 5) (7, 5)	K		G6-3		P5		K2-3				3	0	0	0	0	1	0			
31 Chris Shelton, R OBP: 0.667, SLG: 1.000 67 Mike Hessman, R OBP: 0.286, SLG: 0.333 (1, 3) (7, 3)			14 1B 2B		73 1B SF9 1B		F9		E8 13 FC1-5 73 1B		3	2	2	0	0	0	0			
73 Brandon Watson, L OBP: 0.364, SLG: 0.300 (1, 8) (6, 7)	F7		F7		14 2B 1B		G4-3		8 L1-4 13 FC1-5 1B		4	1	2	0	0	0	1			
Inning Stats	R: 0 E: 0 K: 0 S: 4	H: 1 LOB: 1 BB: 0 P: 4	R: 0 E: 0 K: 1 S: 5	H: 0 LOB: 0 BB: 0 P: 5	R: 1 E: 0 K: 0 S: 5	H: 2 LOB: 2 BB: 1 P: 9	R: 0 E: 0 K: 1 S: 5	H: 0 LOB: 0 BB: 0 P: 3	R: 0 E: 0 K: 0 S: 2	H: 0 LOB: 1 BB: 1 P: 7	R: 0 E: 0 K: 1 S: 6	H: 1 LOB: 1 BB: 0 P: 6	R: 0 E: 1 K: 0 S: 4	H: 1 LOB: 1 BB: 0 P: 4	R: 0 E: 0 K: 0 S: 4	H: 1 LOB: 1 BB: 0 P: 4	1B: 8 2B: 3 3B: 0 HR: 0		SF: 2 SAC: 1 DP: 2 HBP: 1	WP: 0 PB: 0 SB: 1 CS: 0
PITCHER	IP WLS BF H R ER SO	IP WLS BF H R ER SO	IP WLS BF H R ER SO	IP WLS BF H R ER SO	IP WLS BF H R ER SO	IP WLS BF H R ER SO	IP WLS BF H R ER SO	IP WLS BF H R ER SO	IP WLS BF H R ER SO	IP WLS BF H R ER SO	IP WLS BF H R ER SO	IP WLS BF H R ER SO	IP WLS BF H R ER SO	IP WLS BF H R ER SO	IP WLS BF H R ER SO	IP WLS BF H R ER SO	IP WLS BF H R ER SO	IP WLS BF H R ER SO	IP WLS BF H R ER SO	
32 Roy Halladay, R ERA: 1.8	3.0	2.0	1.0	1.0	1.0	1.0	1.0	1.0	1.0	1.0	1.0	1.0	1.0	1.0	1.0	1.0	1.0	1.0	1.0	1.0
51 Geremi Gonzalez, R ERA: 9.0	4.1	1.0	1.0	1.0	1.0	1.0	1.0	1.0	1.0	1.0	1.0	1.0	1.0	1.0	1.0	1.0	1.0	1.0	1.0	1.0
60 Brian Wolfe, R ERA: 9.0	6.1	1.0	1.0	1.0	1.0	1.0	1.0	1.0	1.0	1.0	1.0	1.0	1.0	1.0	1.0	1.0	1.0	1.0	1.0	1.0
64 Beau Kemp, R ERA: 9.0	7.1	1.0	1.0	1.0	1.0	1.0	1.0	1.0	1.0	1.0	1.0	1.0	1.0	1.0	1.0	1.0	1.0	1.0	1.0	1.0
56 Josh Banks, R ERA: 9.0	8.1	1.0	1.0	1.0	1.0	1.0	1.0	1.0	1.0	1.0	1.0	1.0	1.0	1.0	1.0	1.0	1.0	1.0	1.0	1.0



Batter	1	2	3	4	5	6	7	8	9	AB	R	H	RBI	BB	SO	LOB	TOP										
74 Timo Perez, L (1, 9) OBP: 0.397, SLG: 0.385 73 Brandon Watson, L (6, 7) OBP: 0.267, SLG: 0.214	4-0 CS BB		X 0-0 2B	X 0-0 G6-4-3			X 0-0 G3	X 0-0 FC4-6		2	0	1	0	1	0	2	Detroit Tigers @ New York Mets Tradition Field, Port St. Lucie, FL Fri Mar 09 2007, 1:10 PM EST Att: 6,234 - Sunny - 81 F										
Ivan Rodriguez, R (1, 2) OBP: 0.455, SLG: 0.632 72 Steve Torrealba, R (5, 2)	X 0-0 F8		X 0-0 P6		X 0-3 K		X 0-0 F7	X 0-3 K		3	0	0	0	0	1	2											
9 Carlos Guillen, S (1, 6) OBP: 0.273, SLG: 0.316 63 Brent Dilgach, R (5, 6)	X 0-3 K		X 0-0 F8		X 0-0 G1-3		X 4-0 66 BB 45 2B	X 0-0 FC6-4		3	0	0	0	0	1	2											
Craig Monroe, R (1, 7) OBP: 0.389, SLG: 0.556 68 Ryan Raburn, R (1, 7) OBP: 0.563, SLG: 0.750 66 Cameron Maybin, R (6, 8) OBP: 0.500, SLG: 0.778		X 0-0 F8		X 4-1 67 HR 1B BB	X 0-3 K		X 4-0 45 2B BB	X 0-0 45 S 67 2B		0	0	0	0	0	0	0											
Sean Casey, L (1, 3) OBP: 0.316, SLG: 0.412 45 Kody Kirkland, R (6, 5) OBP: 0.200, SLG: 0.222	X 0-0 31 1B		X 0-0 1B	X 0-0 67 HR 1B		X 2-0 31 HBP G6-4-3	X 0-0 31 2B	X 0-3 K		2	1	2	0	0	0	0											
31 Chris Shelton, R (1, 10) OBP: 0.500, SLG: 0.857	X 0-0 1B		X 0-0 F8	X 0-0 F8		X 0-0 G6-4-3	X 0-0 2B	X 0-3 K		5	0	2	1	0	1	4											
67 Mike Hessman, R (1, 5) OBP: 0.333, SLG: 0.556	X 0-3 K		X 0-0 HR	X 0-0 HR		X 4-0 BB	X 0-3 K	X 0-0 2B		4	1	2	4	1	2	3											
39 Ramon Santiago, S (1, 4) OBP: 0.286, SLG: 0.714	X 0-0 F7		X 0-0 E1	X 0-0 24 PB 24 S		X 0-0 F7		X 0-0 HR	X 0-0 G4-3	5	1	1	1	0	0	4											
24 Brent Cleven, R (1, 8) OBP: 0.467, SLG: 0.667			X 0-3 K	X 4-1 74 G6-4-3 BB		X 0-0 66 BB 45 2B 73 G3	X 0-0 73 FC4-6 1B			3	1	2	0	1	1	0											
Inning Stats	R: 0 E: 0 K: 1 S: 4	H: 0 LOB: 0 BB: 1 P: 8	R: 0 E: 0 K: 1 S: 7	H: 2 LOB: 2 BB: 0 P: 7	R: 0 E: 0 K: 1 S: 6	H: 1 LOB: 1 BB: 0 P: 6	R: 3 E: 1 K: 0 S: 7	H: 2 LOB: 1 BB: 2 P: 15	R: 0 E: 0 K: 2 S: 7	H: 0 LOB: 0 BB: 1 P: 7	R: 0 E: 0 K: 0 S: 2	H: 0 LOB: 1 BB: 1 P: 8	R: 4 E: 0 K: 1 S: 8	H: 3 LOB: 1 BB: 2 P: 16	R: 1 E: 0 K: 1 S: 7	H: 2 LOB: 1 BB: 0 P: 7		R: 1 E: 0 K: 2 S: 9	H: 2 LOB: 1 BB: 0 P: 9	1B: 6 2B: 4 3B: 0 HR: 2	SF: 0 SAC: 0 DP: 2 HBP: 1	WP: 0 PB: 1 SB: 2 CS: 1	PA: 44				
PITCHER	IP	WLS	BF	H	R	ER	SO	BB	IBB	HBP	BLK	WP	HR	S	P	ERA	WHIP										
33 John Maine, R (1, 1) ERA: 0.00	3.0		12	3	0	0	3	1	0	0	0	0	0	17	21	0.00	1.333										
49 Philip Humber, R (4, 1) ERA: 2.40	2.0	B	10	2	3	3	2	2	0	0	0	0	1	14	22	13.50	2.000										
13 Billy Wagner, L (6, 1) ERA: 2.25	1.0		4	0	0	0	2	1	0	1	0	0	0	2	8	0.00	1.000										
Aaron Heilman, R (7, 1) ERA: 9.0	1.0	L	8	3	4	4	1	2	0	0	0	0	0	8	16	36.00	5.000										
39 Jon Adkins, R (8, 1) ERA: 9.0	2.0		10	4	2	2	3	0	0	0	0	0	1	16	16	9.00	2.000										

Batter	1	2	3	4	5	6	7	8	9	AB	R	H	RBI	BB	SO	LOB	BOTTOM										
7 José Reyes, S (1, 6) OBP: 0.458, SLG: 0.700 10 Endy Chavez, L (7, 8) OBP: 0.389, SLG: 0.471	X 0-0 15 HR 1B		X 0-0 P6		X 0-0 L4		X 0-0 1B		X 0-0 F7	3	1	1	0	0	0	1	Detroit Tigers @ New York Mets Tradition Field, Port St. Lucie, FL Fri Mar 09 2007, 1:10 PM EST Att: 6,234 - Sunny - 81 F										
5 David Wright, R (1, 5) OBP: 0.292, SLG: 0.286 93 Andy Tracy, L (8, 5)	X 0-0 P4		X 0-0 F9		X 0-0 F9		X 0-3 K		X 0-3 K	4	0	0	0	0	1	4											
15 Carlos Beltrán, S (1, 8) OBP: 0.318, SLG: 0.550 17 David Newhan, L (7, 7) OBP: 0.250, SLG: 0.300	X 0-0 HR		X 0-0 F7		X 0-0 G4-3		X 0-0 F9		X 4-0 BB	3	1	1	2	0	0	1											
18 Moises Alou, R (1, 7) OBP: 0.200, SLG: 0.263 6 Ruben Gotay, S (7, 4) OBP: 0.462, SLG: 0.545	X 0-0 G5-3		X 0-0 2B		X 0-0 G5-3		X 0-0 G4-3		X 0-3 K	3	0	1	0	0	0	0											
3 Damon Easley, R (1, 4) OBP: 0.286, SLG: 0.400 1 Anderson Hernandez, S (7, 6) OBP: 0.200, SLG: 0.150	X 0-0 G6-3		X 0-3 K		X 0-0 20 FC4-6 1B		X 0-0 20 2B 1B		X 3-0 K	3	0	1	0	0	1	1											
20 Shawn Green, L (1, 3) OBP: 0.174, SLG: 0.182		X 0-0 44 1B		X 0-3 K		X 0-0 FC4-6		X 0-0 44 F G3-1 2B		4	1	2	1	0	1	2											
44 Lastings Milledge, R (1, 9) OBP: 0.391, SLG: 0.421	X 0-0 11 G6-4-3 1B		X 0-0 G1-3		X 0-3 K		X 0-0 K		X 0-0 E6	4	0	1	0	0	1	3											
4 Ben Johnson, R (1, 10) OBP: 0.429, SLG: 0.556 Ruben Sierra, S (8, PH) OBP: 0.222, SLG: 0.250	X 0-0 F6		X 0-0 11 2B 1B		X 0-0 K		X 0-0 G5-3		X 0-1 G3-1	3	1	1	0	0	0	2											
11 Ramon Castro, R (1, 2) OBP: 0.500, SLG: 0.500 61 Carlos Gómez, R (5, PR) OBP: 0.500, SLG: 2.000 19 Sandy Alomar Jr., R (6, 2)	X 0-0 G6-4-3		X 0-0 10 1B BB		X 0-0 K		X 4-0 10 1B BB		X 0-0 G4-3	2	0	1	1	0	0	2											
Inning Stats	R: 2 E: 0 K: 0 S: 5	H: 2 LOB: 0 BB: 0 P: 5	R: 0 E: 0 K: 0 S: 4	H: 2 LOB: 1 BB: 0 P: 4	R: 0 E: 0 K: 2 S: 3	H: 0 LOB: 0 BB: 0 P: 3	R: 0 E: 0 K: 2 S: 8	H: 1 LOB: 1 BB: 0 P: 8	R: 1 E: 0 K: 0 S: 5	H: 2 LOB: 1 BB: 0 P: 5	R: 0 E: 0 K: 1 S: 6	H: 1 LOB: 1 BB: 0 P: 6	R: 0 E: 0 K: 1 S: 6	H: 1 LOB: 2 BB: 1 P: 10	R: 2 E: 1 K: 0 S: 7	H: 2 LOB: 1 BB: 0 P: 7		R: 0 E: 0 K: 2 S: 7	H: 0 LOB: 1 BB: 1 P: 11	1B: 7 2B: 3 3B: 0 HR: 1	SF: 0 SAC: 0 DP: 1 HBP: 0	WP: 0 PB: 1 SB: 1 CS: 0	PA: 40				
PITCHER	IP	WLS	BF	H	R	ER	SO	BB	IBB	HBP	BLK	WP	HR	S	P	ERA	WHIP										
37 Kenny Rogers, L (1, 1) ERA: 2.25	4.0		16	5	2	2	2	0	0	0	0	0	0	11	11	4.50	1.500										
32 Virgil Vasquez, R (5, 1) ERA: 2.25	2.0	W	9	3	1	1	1	0	0	0	0	0	0	6	10	0.00	2.000										
34 Kyle Sleeth, R (7, 1) ERA: 18.0	1.0		5	1	0	0	1	1	0	0	0	0	0	7	7	9.00	2.000										
60 Preston Larrison, R (8, 1) ERA: 18.0	1.0		6	2	2	1	0	0	0	0	0	0	0	7	10	9.00	2.000										
62 Tim Dyrdek, L (9, 1) ERA: 15.0	1.0		4	0	0	0	2	1	0	0	0	0	0	7	11	0.00	1.000										

Batter	1	2	3	4	5	6	7	8	9	AB	R	H	RBI	BB	SO	LOB	TOP										
28 Curtis Granderson, L (1.8) 66 Cameron Maybin, R (6.8) OBP: 0.286, SLG: 0.280 OBP: 0.500, SLG: 0.667	HBP G6-4-3		P6			F8	BB		1B	2	0	0	0	0	0	1	Detroit Tigers @ Philadelphia Phillies Bright House Networks Field, Clearwater, FL Sun Mar 11 2007, 1:05 PM EDT Att: 9,380 - Sunny - 77 F										
15 Brandon Inge, R (1.5) 65 Jair Jurrjens, R (6.1) Corey Hamman, L (8.1) 10 Brennan Boesch, L (9. PH) Felix Heredia, L (9.1)	G6-4-3		P4			P4	K		P5	3	0	0	0	0	0	2											
3 Gary Sheffield, R (1.9) 24 Brent Cleven, R (7.9) OBP: 0.400, SLG: 0.384 OBP: 0.438, SLG: 0.615	BB		P6				K		K	2	0	0	0	1	1												
31 Chris Shelton, R (1.3) OBP: 0.500, SLG: 0.722	F9		F9				33 HR	BB	G4-6-3 1B	3	1	1	0	1	0												
33 Marcus Thames, R (1.7) David Espinosa, S (7.7)	F8		K				1-H	HR	G4-6-3 1B	3	1	1	2	0	1												
8 Neif Perez, S (1.4) Michael Hollimon, S (7. PH) (7.4)	G5-4-3 1B		P3				G5-3		K	2	0	1	0	0	0												
Mike Rabelo, S (1.2) OBP: 0.200, SLG: 0.111	G5-4-3 1-2		G1-4-3				G1-4-3		G3-1	3	1	0	0	1	0												
63 Brent Dlugach, R (1.6) OBP: 0.385, SLG: 0.583			SH2-4 1B				K		G3-1	4	2	3	1	0	1												
Chad Durbin, R (1.1) 50 Andrew Miller, L (4.1) Chris Maples, R (6. PH) OBP: 0.500, SLG: 1.000 (6.5)			SH2-4				F8		66 1B	0	0	0	0	0	0												
67 Mike Hessman, R (8.5) OBP: 0.384, SLG: 0.579	1-2						1-H 2-H	2B	1B	1	0	1	0	0	0												
Inning Stats	R: 0 E: 0 K: 0 S: 2	H: 0 LOB: 1 BB: 1 P: 7	R: 0 E: 0 K: 0 S: 3	H: 1 LOB: 0 BB: 0 P: 3	R: 0 E: 0 K: 0 S: 4	H: 1 LOB: 1 BB: 0 P: 4	R: 0 E: 0 K: 1 S: 5	H: 0 LOB: 0 BB: 0 P: 5	R: 0 E: 0 K: 1 S: 5	H: 0 LOB: 0 BB: 0 P: 5	R: 0 E: 0 K: 0 S: 3	H: 1 LOB: 0 BB: 1 P: 5	R: 4 E: 0 K: 2 S: 10	H: 3 LOB: 2 BB: 3 P: 22	R: 0 E: 0 K: 1 S: 5	H: 1 LOB: 0 BB: 0 P: 5	R: 1 E: 0 K: 1 S: 8	H: 3 LOB: 2 BB: 0 P: 8	1B: 6 2B: 1 3B: 0 HR: 2	SF: 0 SAC: 1 DP: 3 HBP: 1	WP: 0 PB: 0 SB: 0 CS: 0	PA: 38					
PITCHER	IP	WLS	BF	H	R	ER	SO	BB	IBB	HBP	BLK	WP	HR	S	P	ERA	WHIP										
Jamie Moyer, L (1.1) ERA: 3.6	5.0		17	2	0	0	2	1	0	1	0	0	0	19	24	0.00	0.600										
52 Fabio Castro, L (6.1) ERA: 7.11	1.2	L	11	3	4	4	1	3	0	0	0	0	1	10	22	21.60	3.600										
Alfredo Simon, R (7.1) ERA: 12.46	1.1		4	1	0	0	2	0	0	0	0	0	0	8	8	0.00	0.750										
Justin Germano, R (9.1) ERA: 1.5	1.0		6	3	1	1	1	0	0	0	0	0	1	8	8	9.00	3.000										
Batter	1	2	3	4	5	6	7	8	9	AB	R	H	RBI	BB	SO	LOB	BOTTOM										
11 Jimmy Rollins, S (1.6) 52 Fabio Castro, L (6.1) Karim Garcia, L (7.7) Justin Germano, R (9.1)	F8		L6				8 1B		F7	2	1	0	0	1	0	0	Detroit Tigers @ Philadelphia Phillies Bright House Networks Field, Clearwater, FL Sun Mar 11 2007, 1:05 PM EDT Att: 9,380 - Sunny - 77 F										
51 Carlos Ruiz, R (9. PH) OBP: 0.308, SLG: 0.538							8 1B		9 1B	1	0	1	0	0	0												
8 Shane Victorino, S (1.9) 9 Michael Bourn, L (7.9) OBP: 0.500, SLG: 0.517 OBP: 0.385, SLG: 0.480	G4-3						26 G3-1 1B		K2-3	3	1	2	1	0	0												
26 Chase Utley, L (1.4) 73 Brent Abernathy, R (7.4) OBP: 0.522, SLG: 0.522 OBP: 0.353, SLG: 0.286	HR						G3-1		1B	3	1	1	1	0	2												
6 Ryan Howard, L (1.3) 29 Chris Roberson, S (7.7) (7.8)	K						2-3		1B	1	0	0	0	0	1												
19 Greg Dobbs, L (1.7) OBP: 0.515, SLG: 0.889							1B		G5-3	2	0	0	0	0	0												
Wes Helms, R (1.5) 4 Danny Sandoval, S (6. FR) OBP: 0.407, SLG: 0.667 OBP: 0.235, SLG: 0.267	G5-3						G3-1		K	3	0	2	1	0	0												
Aaron Rowand, R (1.8) Alfredo Simon, R (7.1) 78 Brennan King, R (9.5) OBP: 0.429, SLG: 0.650	G6-3						1-3 3-H		1B	1	0	0	0	0	1												
2 Rod Barajas, R (1.2) 62 Dusty Wathen, R (8.2) 65 Greg Golson, R (9. FR) OBP: 0.250, SLG: 0.250	G5-3						FC6-4		1B	3	0	0	0	0	1												
Jamie Moyer, L (1.1) Abraham Nunez, S (5. PH) (7.5) (9.4)	G6-3						1-2		G3	2	0	0	0	1	0												
Inning Stats	R: 1 E: 0 K: 1 S: 6	H: 1 LOB: 0 BB: 0 P: 6	R: 0 E: 0 K: 1 S: 5	H: 0 LOB: 0 BB: 0 P: 5	R: 0 E: 0 K: 0 S: 3	H: 0 LOB: 0 BB: 0 P: 3	R: 1 E: 0 K: 2 S: 9	H: 2 LOB: 2 BB: 1 P: 13	R: 1 E: 0 K: 0 S: 4	H: 1 LOB: 1 BB: 1 P: 11	R: 0 E: 0 K: 0 S: 4	H: 1 LOB: 1 BB: 0 P: 4	R: 0 E: 0 K: 2 S: 9	H: 2 LOB: 2 BB: 0 P: 9	R: 0 E: 0 K: 0 S: 2	H: 0 LOB: 0 BB: 1 P: 6	R: 0 E: 1 K: 2 S: 8	H: 0 LOB: 2 BB: 1 P: 12	1B: 5 2B: 1 3B: 0 HR: 1	SF: 0 SAC: 0 DP: 1 HBP: 0	WP: 0 PB: 0 SB: 1 CS: 0	PA: 38					
PITCHER	IP	WLS	BF	H	R	ER	SO	BB	IBB	HBP	BLK	WP	HR	S	P	ERA	WHIP										
Chad Durbin, R (1.1) ERA: 2.25	3.0		10	1	1	1	2	0	0	0	0	0	0	13	24	3.00	0.333										
50 Andrew Miller, L (4.1) ERA: 4.5	2.0		11	3	2	2	2	2	0	0	0	0	0	13	24	9.00	2.500										
65 Jair Jurrjens, R (6.1) ERA: 1.8	2.0	W	9	3	0	0	2	0	0	0	0	0	0	13	13	0.00	1.500										
Corey Hamman, L (8.1) ERA	1.0	H	3	0	0	0	0	1	0	0	0	0	0	2	6	0.00	1.000										
Felix Heredia, L (9.1) ERA: 3.18	1.0	S	5	0	0	0	2	1	0	0	0	0	0	8	12	0.00	1.000										

Batter	1	2	3	4	5	6	7	8	9	AB	R	H	RBI	BB	SO	LOB	TOP			
44 Lastings Milledge, R OBP: 0.400, SLG: 0.520										5	1	1	0	0	1	1				
6 Ruben Gotay, S OBP: 0.444, SLG: 0.563										4	1	1	1	0	0	1				
61 Carlos Gómez, R OBP: 0.250, SLG: 0.667										4	0	0	0	0	2	1				
64 Mike Carp, L OBP: 0.444, SLG: 0.478										3	1	3	0	1	0	0				
4 Ben Johnson, R OBP: 0.467, SLG: 0.654										4	1	1	1	0	1	3				
62 Fernando Martínez, L OBP: 0.667, SLG: 0.800										3	0	3	0	1	0	0				
19 Sandy Alomar Jr., R 77 Jose Reyes, S OBP: 0.143, SLG: 0.143										3	0	0	2	0	0	3				
3 Damon Easley, R OBP: 0.276, SLG: 0.357										4	0	1	0	0	0	1				
1 Anderson Hernández, S Jose Coronado, S										3	0	0	0	0	0	1				
Inning Stats	R: 3 E: 0 K: 0 S: 6	H: 4 LOB: 1 BB: 1 P: 10	R: 0 E: 0 K: 0 S: 4	H: 1 LOB: 1 BB: 0 P: 4	R: 0 E: 0 K: 1 S: 6	H: 2 LOB: 0 BB: 0 P: 6	R: 0 E: 0 K: 0 S: 3	H: 0 LOB: 0 BB: 0 P: 3	R: 0 E: 0 K: 1 S: 5	H: 0 LOB: 1 BB: 0 P: 5	R: 0 E: 0 K: 0 S: 3	H: 0 LOB: 0 BB: 0 P: 3	R: 0 E: 0 K: 2 S: 8	H: 1 LOB: 2 BB: 1 P: 12	R: 0 E: 0 K: 0 S: 3	H: 0 LOB: 0 BB: 0 P: 3	1B: 8 2B: 3 3B: 0 HR: 0	SF: 0 SAC: 0 DP: 1 HBP: 0	WP: 0 PB: 0 SB: 0 CS: 0	PA: 38
PITCHER	IP WLS BF H R ER SO BB IBB HBP BLK WP HR S P ERA WHIP	IP WLS BF H R ER SO BB IBB HBP BLK WP HR S P ERA WHIP																		
Mike Maroth, L ERA: 3.0	(1, 1) 4.0 L 18 7 3 3 1 1 0 0 0 0 0 0 19 23 6.75 2.000																			
31 Zach Miner, R ERA: 4.5	(5, 1) 1.0 0 0 0 0 1 0 0 0 0 0 0 0 5 5 0.00 0.000																			
Wilfredo Ledezma, L ERA: 7.2	(6, 1) 1.0 5 2 1 1 0 0 0 0 0 0 0 0 5 5 9.00 2.000																			
53 Jordan Tata, R ERA: 13.5	(7, 1) 1.0 3 0 0 0 0 0 0 0 0 0 0 0 3 3 0.00 0.000																			
54 Joel Zumaya, R ERA:	(8, 1) 1.0 5 1 0 0 2 1 0 0 0 0 0 0 8 12 0.00 2.000																			
PITCHER	IP WLS BF H R ER SO BB IBB HBP BLK WP HR S P ERA WHIP	IP WLS BF H R ER SO BB IBB HBP BLK WP HR S P ERA WHIP																		
56 Fernando Rodney, R (9, 1) ERA: 2.08	1.0 3 0 0 0 0 0 0 0 0 0 0 0 3 3 0.00 0.000																			

New York Mets @ Detroit Tigers
Joker Marchant Stadium, Lakeland, FL
Sun Mar 11 2007, 1:05 PM EDT
Att: 6,345 - Sunny - 81 F

AB 35
R 4
H 10
RBI 4
BB 2
SO 4
LOB 13



Batter	1	2	3	4	5	6	7	8	9	AB	R	H	RBI	BB	SO	LOB	BOTTOM					
Ivan Rodríguez, R OBP: 0.429, SLG: 0.680										3	0	1	0	0	0	0						
Justin Justice, L										1	0	0	0	0	1	1						
14 Placido Polanco, R OBP: 0.630, SLG: 0.833										3	0	1	0	0	0	1						
Scott Sizemore, R										1	0	0	0	0	1	1						
9 Carlos Guillen, S										3	0	1	0	0	0	1						
39 Ramon Santiago, S										1	0	0	0	0	0	0						
Sean Casey, L OBP: 0.250, SLG: 0.318										3	0	0	0	0	0	2						
Jeff Larish, L										1	0	0	0	0	1	0						
20 Omar Infante, R OBP: 0.250, SLG: 0.417										4	0	0	0	0	0	2						
74 Timo Perez, L OBP: 0.450, SLG: 0.611										3	2	2	1	1	0	0						
13 Vance Wilson, R OBP: 0.450, SLG: 0.667										3	0	1	0	0	1	1						
70 Dane Sardinha, R										1	0	0	0	0	0	0						
45 Kody Kirkland, R OBP: 0.200, SLG: 0.286										4	0	1	1	0	0	1						
73 Brandon Watson, L OBP: 0.273, SLG: 0.238										3	0	0	0	0	1	3						
Inning Stats	R: 0 E: 0 K: 0 S: 5	H: 2 LOB: 2 BB: 0 P: 5	R: 0 E: 0 K: 1 S: 5	H: 0 LOB: 1 BB: 1 P: 9	R: 0 E: 0 K: 0 S: 3	H: 0 LOB: 0 BB: 0 P: 3	R: 1 E: 0 K: 0 S: 6	H: 3 LOB: 2 BB: 0 P: 6	R: 0 E: 0 K: 0 S: 3	H: 1 LOB: 1 BB: 0 P: 4	R: 1 E: 0 K: 1 S: 6	H: 1 LOB: 0 BB: 0 P: 6	R: 0 E: 1 K: 2 S: 8	H: 0 LOB: 1 BB: 0 P: 8	R: 0 E: 0 K: 1 S: 5	H: 0 LOB: 0 BB: 0 P: 5	R: 0 E: 0 K: 0 S: 3	H: 0 LOB: 0 BB: 0 P: 3	1B: 5 2B: 1 3B: 0 HR: 1	SF: 0 SAC: 0 DP: 0 HBP: 0	WP: 0 PB: 0 SB: 0 CS: 1	PA: 36
PITCHER	IP WLS BF H R ER SO BB IBB HBP BLK WP HR S P ERA WHIP	IP WLS BF H R ER SO BB IBB HBP BLK WP HR S P ERA WHIP																				
35 Aaron Sele, R ERA: 7.04	(1, 1) 3.2 W 17 5 1 1 1 1 0 0 0 0 0 0 18 22 2.46 1.636																					
92 Ivan Maldonado, R ERA:	(4, 1) 0.1 H 1 0 0 0 0 0 0 0 0 0 0 1 1 0.00 0.000																					
29 Jorge Sosa, R ERA: 3.38	(5, 1) 4.0 H 14 2 1 1 4 0 0 0 0 0 0 1 22 23 2.25 0.500																					
71 Willie Collazo, L ERA:	(9, 1) 1.0 S 3 0 0 0 0 0 0 0 0 0 0 3 3 0.00 0.000																					

New York Mets @ Detroit Tigers
Joker Marchant Stadium, Lakeland, FL
Sun Mar 11 2007, 1:05 PM EDT
Att: 6,345 - Sunny - 81 F

AB 34
R 2
H 7
RBI 2
BB 1
SO 5
LOB 13



Batter	1	2	3	4	5	6	7	8	9	AB	R	H	RBI	BB	SO	LOB	TOP					
Ivan Rodriguez, R OBP: 0.452, SLG: 0.786 39 Ramon Santiago, S (7, PH) OBP: 0.294, SLG: 0.647 Clete Thomas, L (9, PH) (9, 10)	0-0 CS 14 1B		0-0 HR		0-0 G4-3		0-0 FC6-4 1B		0-0 F9	3	1	2	1	0	0	0	Detroit Tigers @ Tampa Bay Devil Rays Progress Energy Park, Home of Al Lang Field, St. Petersburg, FL Mon Mar 12 2007, 1:05 PM EDT Att: 4,591 - Partly Cloudy - 72 F					
14 Placido Polanco, R OBP: 0.281, SLG: 0.840 19 Kevin Hooper, R OBP: 0.143, SLG: 0.143	0-0 CS 1B		1-0 G6-4-3 9 BB HBP		4-0 FC4 BB		0-0 P4		0-0 F8	1	0	1	0	1	0	0						
9 Carlos Guillen, S OBP: 0.281, SLG: 0.286 63 Brent Dlugach, R OBP: 0.385, SLG: 0.583	0-3 K 1-2 2-3		4-0 G6-4-3 BB		0-0 FC4		0-0 FC6-4			3	0	0	0	1	1	4						
3 Gary Sheffield, R OBP: 0.424, SLG: 0.348 73 Brandon Watson, L (6, PR) OBP: 0.261, SLG: 0.227	4-0 BB		0-0 G6-4-3 1-2 2-3		1-0 33 2B HBP		0-0 F7			1	0	0	0	1	0	2						
33 Marcus Thames, R OBP: 0.381, SLG: 0.667 74 Timo Perez, L OBP: 0.476, SLG: 0.611	0-0 F9		0-0 F8		0-0 G3 20 SF7 2B		4-0 67 S BB			3	0	1	1	0	0	3						
Sean Casey, L OBP: 0.222, SLG: 0.550 67 Mike Hessman, R OBP: 0.348, SLG: 0.550		0-0 P6		0-0 G3-1		0-0 G3		0-3 K		3	0	0	0	0	0	2						
20 Omar Infante, R OBP: 0.250, SLG: 0.385		0-0 F9		0-0 F8		0-0 SF7		4-0 BB		2	0	0	1	1	0	0						
24 Brent Clevlen, R OBP: 0.400, SLG: 0.529		0-0 1B		0-0 G6-3		0-0 G5-3		0-3 K		4	0	1	0	0	1	4						
70 Dane Sardinha, R (1, 2)		0-0 P4		0-0 F8		0-0 K		0-0 F9		4	0	0	0	0	1	1						
Inning Stats	R: 0 E: 0 K: 1 S: 6	H: 2 LOB: 2 P: 10	R: 0 E: 0 K: 0 S: 4	H: 1 LOB: 1 BB: 0 P: 4	R: 1 E: 0 K: 0 S: 3	H: 1 LOB: 1 BB: 1 P: 8	R: 0 E: 0 K: 0 S: 3	H: 0 LOB: 0 BB: 0 P: 3	R: 0 E: 0 K: 0 S: 3	H: 0 LOB: 1 BB: 1 P: 7	R: 2 E: 0 K: 0 S: 4	H: 1 LOB: 2 BB: 1 P: 5	R: 0 E: 0 K: 1 S: 6	H: 1 LOB: 2 BB: 0 P: 6	R: 0 E: 0 K: 2 S: 7	H: 0 LOB: 2 BB: 2 P: 15		R: 0 E: 0 K: 0 S: 3	H: 0 LOB: 0 BB: 0 P: 3	1B: 4 2B: 2 3B: 0 HR: 1	SF: 1 SAC: 0 DP: 2 HBP: 2	WP: 0 PB: 0 SB: 1 CS: 2
PITCHER	IP WLS BF H R ER SO BB IBB HBP BLK WP HR S P ERA WHIP	Casey Fossum, L ERA: 1.8	28 Al Reyes, R ERA: 4.5	47 Gary Glover, R ERA: 5.79	74 Steve Andrade, R ERA: 5.79	46 Jeff Ridgway, L ERA: 14.73	34 Jeff Niemann, R ERA: 3.86	IP WLS BF H R ER SO BB IBB HBP BLK WP HR S P ERA WHIP	Casey Fossum, L ERA: 1.8	28 Al Reyes, R ERA: 4.5	47 Gary Glover, R ERA: 5.79	74 Steve Andrade, R ERA: 5.79	46 Jeff Ridgway, L ERA: 14.73	34 Jeff Niemann, R ERA: 3.86	IP WLS BF H R ER SO BB IBB HBP BLK WP HR S P ERA WHIP	Casey Fossum, L ERA: 1.8	28 Al Reyes, R ERA: 4.5	47 Gary Glover, R ERA: 5.79	74 Steve Andrade, R ERA: 5.79	46 Jeff Ridgway, L ERA: 14.73	34 Jeff Niemann, R ERA: 3.86	IP WLS BF H R ER SO BB IBB HBP BLK WP HR S P ERA WHIP

Batter	1	2	3	4	5	6	7	8	9	AB	R	H	RBI	BB	SO	LOB	BOTTOM					
5 Rocco Baldelli, R OBP: 0.250, SLG: 0.316 31 Jonny Gomes, R OBP: 0.231, SLG: 0.500	0-0 G6-3		0-0 G5-3		0-0 G4-6-3 13 1B		0-0 SF7		0-3 K	3	0	1	0	0	0	0	Detroit Tigers @ Tampa Bay Devil Rays Progress Energy Park, Home of Al Lang Field, St. Petersburg, FL Mon Mar 12 2007, 1:05 PM EDT Att: 4,591 - Partly Cloudy - 72 F					
13 Carl Crawford, L OBP: 0.300, SLG: 0.222 61 Dustan Mohr, R OBP: 0.211, SLG: 0.333	0-0 L6		0-3 K		0-0 G4-6-3 1-2		0-3 K			3	0	0	0	0	1	1						
Ty Wigginton, R OBP: 0.400, SLG: 0.389 24 Wes Bankston, R OBP: 0.222, SLG: 0.125	0-0 23 BB 1B		1-0 HBP		0-0 F7		0-0 65 G4-3 58 1B			2	0	1	0	0	0	0						
23 Carlos Pena, L OBP: 0.222, SLG: 0.250 58 Hee-Seop Choi, L OBP: 0.176, SLG: 0.133	4-0 BB		0-0 P5		0-3 K		0-0 65 G4-3 1B			2	0	0	0	1	1	1						
2 B.J. Upton, R OBP: 0.240, SLG: 0.292 65 Evan Longoria, R OBP: 0.375, SLG: 0.167	0-0 F8		0-0 F9		0-0 F9		0-0 G4-3			3	0	0	0	0	0	2						
1 Akinori Iwamura, L OBP: 0.158, SLG: 0.059 Brendan Harris, R OBP: 0.280, SLG: 0.333		0-0 G4-3		0-0 G4-3		4-0 8 BB 2B BB		0-0 G6-3		2	0	0	0	0	0	0						
35 Elijah Dukes, R OBP: 0.360, SLG: 0.273 64 Raul Casanova, S		0-3 K		0-0 1B		0-3 K		0-0 F8		3	0	1	0	0	2	1						
8 Josh Paul, R (1, 2) OBP: 0.357, SLG: 0.182 69 Fernando Perez, R OBP: 0.287, SLG: 0.083		4-0 BB		0-3 K		4-0 18 2B 31 SF7 BB		0-0 P3		1	1	0	0	2	1	1						
18 Ben Zobrist, S OBP: 0.353, SLG: 0.412 3 Jorge Velandia, R OBP: 0.625, SLG: 0.667		0-0 F7		0-0 F7		0-0 F7		0-0 1B		3	0	1	1	0	0	1						
Inning Stats	R: 0 E: 0 K: 0 S: 4	H: 1 LOB: 2 P: 8	R: 0 E: 0 K: 1 S: 5	H: 0 LOB: 1 BB: 1 P: 9	R: 0 E: 0 K: 1 S: 6	H: 1 LOB: 1 BB: 0 P: 6	R: 0 E: 0 K: 1 S: 6	H: 0 LOB: 0 BB: 0 P: 6	R: 0 E: 0 K: 1 S: 5	H: 0 LOB: 1 BB: 2 P: 5	R: 2 E: 0 K: 2 S: 8	H: 1 LOB: 1 BB: 2 P: 16	R: 0 E: 0 K: 0 S: 4	H: 2 LOB: 1 BB: 0 P: 4	R: 0 E: 0 K: 1 S: 6	H: 1 LOB: 0 BB: 0 P: 6		1B: 6 2B: 1 3B: 0 HR: 0	SF: 1 SAC: 0 DP: 2 HBP: 1	WP: 0 PB: 0 SB: 0 CS: 0	PA: 37	
PITCHER	IP WLS BF H R ER SO BB IBB HBP BLK WP HR S P ERA WHIP	38 Jeremy Bonderman, R ERA: 2.0	71 Dennis Tankersley, R ERA: 6.23	59 Todd Jones, R ERA: 12.27	40 Yorman Bazardo, R ERA: 12.27	60 Preston Larrison, R ERA: 12.0	62 Tim Byrdak, L ERA: 11.25	IP WLS BF H R ER SO BB IBB HBP BLK WP HR S P ERA WHIP	38 Jeremy Bonderman, R ERA: 2.0	71 Dennis Tankersley, R ERA: 6.23	59 Todd Jones, R ERA: 12.27	40 Yorman Bazardo, R ERA: 12.27	60 Preston Larrison, R ERA: 12.0	62 Tim Byrdak, L ERA: 11.25	IP WLS BF H R ER SO BB IBB HBP BLK WP HR S P ERA WHIP	38 Jeremy Bonderman, R ERA: 2.0	71 Dennis Tankersley, R ERA: 6.23	59 Todd Jones, R ERA: 12.27	40 Yorman Bazardo, R ERA: 12.27	60 Preston Larrison, R ERA: 12.0	62 Tim Byrdak, L ERA: 11.25	IP WLS BF H R ER SO BB IBB HBP BLK WP HR S P ERA WHIP

Batter	1	2	3	4	5	6	7	8	9	AB	R	H	RBI	BB	SO	LOB	TOP										
28 Curtis Granderson, L (1.8) OBP: 0.259, SLG: 0.250 74 Timo Perez, L (7.7) OBP: 0.455, SLG: 0.579	G3		G4-3			B5-3	G4-3			3	0	0	0	0	0	0	Detroit Tigers @ Los Angeles Dodgers Holman Stadium, Vero Beach, FL Tue Mar 13 2007, 1:05 PM EDT Att: 5,729 - Sunny - 80 F										
8 Neifi Perez, S (1.6) OBP: 0.458, SLG: 0.353 19 Kevin Hooper, R (3.4) OBP: 0.100, SLG: 0.100	1B			F8		K		B3		1	0	1	0	0	0	0											
30 Magglio Ordonez, R (1.9) OBP: 0.370, SLG: 0.381 24 Brent Cleven, R (6.9) OBP: 0.381, SLG: 0.500	G6-3			2B		BB		P4		2	0	1	0	1	0	1											
31 Chris Shelton, R (1.3) OBP: 0.417, SLG: 0.591	F9			G5-3		K		K		4	0	0	0	0	2	3											
20 Omar Infante, R (1.4) OBP: 0.250, SLG: 0.367		1B		K				G6-3		4	0	1	0	0	1	1											
15 Brandon Inge, R (1.5) OBP: 0.281, SLG: 0.154 63 Brent Dlugach, R (7.6) OBP: 0.357, SLG: 0.538	F8					K		K		2	0	0	0	1	1	1											
13 Vance Wilson, R (1.2) OBP: 0.319, SLG: 0.619 72 Steve Torrealba, R (7.2) OBP: 0.357, SLG: 0.538	G5-4-3			1B		BB		K		1	1	0	0	0	1	0											
Mike Rabelo, S (1.10) OBP: 0.154, SLG: 0.083			G3-1		G4-3		G3			3	0	0	0	0	0	3											
66 Cameron Maybin, R (1.7) OBP: 0.471, SLG: 0.600	G3-1						E5			3	0	1	1	0	0	1											
Inning Stats	R: 0 E: 0 K: 0 S: 4	H: 1 LOB: 1 BB: 0 P: 4	R: 0 E: 0 K: 0 S: 3	H: 1 LOB: 0 BB: 0 P: 3	R: 0 E: 0 K: 0 S: 3	H: 0 LOB: 0 BB: 0 P: 3	R: 0 E: 0 K: 1 S: 6	H: 1 LOB: 1 BB: 0 P: 6	R: 1 E: 0 K: 1 S: 7	H: 2 LOB: 0 BB: 0 P: 7	R: 0 E: 0 K: 2 S: 7	H: 0 LOB: 1 BB: 1 P: 11	R: 2 E: 2 K: 0 S: 5	H: 0 LOB: 1 BB: 1 P: 9	R: 0 E: 0 K: 1 S: 5	H: 0 LOB: 0 BB: 0 P: 5		R: 0 E: 0 K: 1 S: 5	H: 0 LOB: 0 BB: 0 P: 5	1B: 4 2B: 1 3B: 0 HR: 0	SF: 0 SAC: 0 DP: 1 HBP: 0	WP: 0 PB: 0 SB: 0 CS: 1	PA: 35				
PITCHER	IP	WLS	BF	H	R	ER	SO	BB	IBB	HBP	BLK	WP	HR	S	P	ERA	WHIP										
Derek Lowe, R (1.1) ERA: 2.7	5.0		18	5	1	1	2	0	0	0	0	0	0	23	23	1.80	1.000										
41 Chin-hui Tsao, R (6.1) ERA: 1.8	1.0	H	4	0	0	0	2	1	0	0	0	0	0	7	11	0.00	1.000										
44 Takashi Saito, R (7.1) ERA: 1.8	1.0	B	6	0	2	0	0	1	0	0	0	0	0	5	9	0.00	1.000										
38 Rudy Seanez, R (8.1) ERA: 1.93	1.0		3	0	0	0	1	0	0	0	0	0	0	5	5	0.00	0.000										
54 D.J. Houlton, R (9.1) ERA: 1.93	1.0	W	3	0	0	0	1	0	0	0	0	0	0	5	5	0.00	0.000										

Batter	1	2	3	4	5	6	7	8	9	AB	R	H	RBI	BB	SO	LOB	BOTTOM										
15 Rafael Furcal, S (1.6) OBP: 0.200, SLG: 0.400 13 Wilson Valdez, R (5.6) OBP: 0.389, SLG: 0.629	G6-3	G6-3		2B		P4				3	1	1	0	0	0	2	Detroit Tigers @ Los Angeles Dodgers Holman Stadium, Vero Beach, FL Tue Mar 13 2007, 1:05 PM EDT Att: 5,729 - Sunny - 80 F										
55 Russell Martin, R (1.10) OBP: 0.370, SLG: 0.440 57 Larry Bigbie, L (8.10) OBP: 0.387, SLG: 0.655	2B	G4-3		2B		K2-3		1B		3	1	2	1	1	0	2											
Olmedo Saenz, R (1.3) OBP: 0.318, SLG: 0.409 7 James Loney, L (7.3) OBP: 0.556, SLG: 0.567	2B	G4-3		G6-3		K		G1-3		4	0	1	1	0	1	2											
12 Jeff Kent, R (1.4) OBP: 0.438, SLG: 0.571 65 Tony Abreu, S (5.4) OBP: 0.393, SLG: 0.815	BB	G6-3		G5-3		L1		HR		2	0	0	0	1	0	1											
Luis Gonzalez, L (1.7) OBP: 0.389, SLG: 0.467 13 Choo Freeman, R (6.7) OBP: 0.240, SLG: 0.174	FC3-6			2B		E5				3	1	2	0	0	0	2											
Wilson Betemit, S (1.5) OBP: 0.250, SLG: 0.231 28 Andy LaRoche, R (6.5) OBP: 0.313, SLG: 0.276	K			1B		G6-4-3				3	0	2	0	0	1	2											
16 Andre Ethier, L (1.9) OBP: 0.464, SLG: 0.481 49 Delwyn Young, S (8.9) OBP: 0.407, SLG: 0.542		K		BB		K		G3-1		3	0	0	0	1	2	2											
27 Matt Kemp, R (1.8) OBP: 0.290, SLG: 0.259		1B		K		FC5-4		L7		4	0	1	1	0	1	4											
77 Kelly Stinnett, R (1.2) OBP: 0.294, SLG: 0.375 66 Sandy Martinez, L (6.2) OBP: 0.143, SLG: 0.077	BB	1B		G5-3		K		K		2	0	0	0	1	1	1											
Inning Stats	R: 1 E: 0 K: 1 S: 6	H: 1 LOB: 2 BB: 2 P: 14	R: 0 E: 0 K: 1 S: 6	H: 1 LOB: 1 BB: 1 P: 10	R: 0 E: 0 K: 1 S: 7	H: 2 LOB: 3 BB: 1 P: 11	R: 1 E: 0 K: 0 S: 5	H: 2 LOB: 1 BB: 0 P: 5	R: 1 E: 0 K: 2 S: 9	H: 2 LOB: 1 BB: 0 P: 9	R: 0 E: 0 K: 1 S: 6	H: 1 LOB: 1 BB: 0 P: 6	R: 0 E: 1 K: 0 S: 3	H: 0 LOB: 0 BB: 0 P: 3	R: 0 E: 0 K: 2 S: 8	H: 1 LOB: 0 BB: 0 P: 8		R: 1 E: 0 K: 0 S: 2	H: 1 LOB: 0 BB: 0 P: 2	1B: 4 2B: 6 3B: 0 HR: 1	SF: 0 SAC: 0 DP: 1 HBP: 0	WP: 0 PB: 0 SB: 0 CS: 0	PA: 40				
PITCHER	IP	WLS	BF	H	R	ER	SO	BB	IBB	HBP	BLK	WP	HR	S	P	ERA	WHIP										
29 Nate Robertson, L (1.1) ERA: 1.22	2.2		14	3	1	1	2	3	0	0	0	0	0	15	27	3.38	2.250										
Jason Grilli, R (3.1) ERA: 13.5	1.1		8	3	1	1	1	1	0	0	0	0	0	9	13	6.75	3.000										
48 Edward Campuzano, L (5.1) ERA: 1.25	2.0		9	3	1	1	3	0	0	0	0	0	0	15	15	4.50	1.500										
94 Jose Mesa, R (7.1) ERA: 1.69	1.0		3	0	0	0	0	0	0	0	0	0	0	3	3	0.00	0.000										
44 Bobby Seay, L (8.1) ERA: 1.8	1.1	L	6	2	1	1	2	0	0	0	0	0	1	10	10	6.75	1.500										



Batter	1	2	3	4	5	6	7	8	9	AB	R	H	RBI	BB	SO	LOB	TOP										
4 Ben Johnson, R OBP: 0.385, SLG: 0.514	G6-3		G5-3			K			F9	4	0	0	0	0	1	0											
6 Ruben Gotay, S OBP: 0.333, SLG: 0.480	F8			P2		F9			F9	4	0	0	0	0	0	0											
15 Carlos Beltrán, S OBP: 0.281, SLG: 0.567				G5-3					G6-3	3	0	1	0	0	0	0											
61 Carlos Gómez, R OBP: 0.273, SLG: 0.556									G6-3	1	0	0	0	0	0	0											
5 David Wright, R OBP: 0.412, SLG: 0.483				F7						3	0	1	0	0	0	0											
17 David Newhan, L OBP: 0.313, SLG: 0.571	G5-3									0	0	0	0	0	0	0											
18 Moises Alou, R OBP: 0.267, SLG: 0.250										3	0	1	0	0	0	0											
44 Lastings Milledge, R OBP: 0.459, SLG: 0.546										0	0	0	0	0	0	0											
20 Shawn Green, L OBP: 0.167, SLG: 0.286										3	0	0	0	0	0	0											
30 Mike DiFelice, R OBP: 0.200, SLG: 0.200										3	0	2	0	0	0	0											
64 Mike Carp, L OBP: 0.375, SLG: 0.393										3	0	0	0	0	0	1											
1 Anderson Hernandez, S OBP: 0.216, SLG: 0.121										3	0	0	0	0	0	0											
Inning Stats	R: 0 E: 0 K: 0 S: 4	H: 1 LOB: 1 BB: 0 P: 4	R: 0 E: 0 K: 0 S: 3	H: 1 LOB: 0 BB: 0 P: 3	R: 0 E: 0 K: 0 S: 3	H: 0 LOB: 0 BB: 0 P: 3	R: 0 E: 0 K: 0 S: 3	H: 0 LOB: 0 BB: 0 P: 3	R: 0 E: 0 K: 0 S: 4	H: 1 LOB: 1 BB: 0 P: 4	R: 0 E: 0 K: 0 S: 5	H: 0 LOB: 0 BB: 0 P: 5	R: 0 E: 0 K: 0 S: 4	H: 1 LOB: 0 BB: 0 P: 4	R: 0 E: 0 K: 1 S: 6	H: 1 LOB: 1 BB: 0 P: 6	R: 0 E: 0 K: 0 S: 3	H: 0 LOB: 0 BB: 0 P: 3	1B: 4 2B: 1 3B: 0 HR: 0	SF: 0 SAC: 0 DP: 0 HBP: 0	WP: 0 PB: 0 SB: 0 CS: 2	PA: 30					
PITCHER	IP	WLS	BF	H	R	ER	SO	BB	IBB	HBP	BLK	WP	HR	S	P	ERA	WHIP										
37 Kenny Rogers, L ERA: 2.45	(1, 1)	5.0	W 17	3	0	0	0	0	0	0	0	0	0	0	17	0.00	0.600										
54 Joel Zumaya, R ERA:	(6, 1)	1.0	H 3	0	0	0	1	0	0	0	0	0	0	5	5	0.00	0.000										
56 Fernando Rodney, R ERA: 1.69	(7, 1)	1.0	H 3	1	0	0	0	0	0	0	0	0	0	4	4	0.00	1.000										
Wilfredo Ledezma, L ERA: 6.0	(8, 1)	1.0	H 4	1	0	0	1	0	0	0	0	0	0	6	6	0.00	1.000										
59 Todd Jones, R ERA:	(9, 1)	1.0	S 3	0	0	0	0	0	0	0	0	0	0	3	3	0.00	0.000										

New York Mets @ Detroit Tigers
Joker Marchant Stadium, Lakeland, FL
 Wed Mar 14 2007, 1:05 PM EDT
 Att: 8,561 - Sunny - 77 F

AB 30
 R 0
 H 5
 RBI 0
 BB 0
 SO 2
 LOB 7



Batter	1	2	3	4	5	6	7	8	9	AB	R	H	RBI	BB	SO	LOB	BOTTOM										
28 Curtis Granderson, L OBP: 0.343, SLG: 0.469										4	1	4	1	0	0	0											
66 Cameron Maybin, R OBP: 0.471, SLG: 0.650										0	0	0	0	0	0	0											
Ivan Rodriguez, R OBP: 0.441, SLG: 0.742										3	0	1	0	0	0	1											
72 Steve Torrealba, R ERA:	(6, 2)									0	0	0	0	0	0	0											
9 Carlos Guillen, S OBP: 0.278, SLG: 0.258										3	0	0	0	0	1	1											
63 Brent Dlugach, R OBP: 0.357, SLG: 0.538										0	0	0	0	0	0	0											
30 Magglio Ordonez, R OBP: 0.367, SLG: 0.348										2	0	0	0	0	1	1											
74 Timo Perez, L OBP: 0.435, SLG: 0.550										1	0	0	0	0	0	3											
Sean Casey, L OBP: 0.200, SLG: 0.250										3	0	0	0	0	0	0											
31 Chris Shelton, R OBP: 0.440, SLG: 0.591										0	0	0	0	0	0	0											
Craig Monroe, R OBP: 0.384, SLG: 0.500										4	0	1	0	0	0	0											
33 Marcus Thames, R OBP: 0.400, SLG: 0.760										4	1	2	1	0	1	0											
24 Brent Clevlen, R OBP: 0.381, SLG: 0.500										0	0	0	0	0	0	0											
15 Brandon Inge, R OBP: 0.257, SLG: 0.138										3	0	0	0	0	0	0											
45 Kody Kirkland, R OBP: 0.188, SLG: 0.267										1	0	0	0	0	1	0											
39 Ramon Santiago, S OBP: 0.300, SLG: 0.600										3	0	1	0	0	1	0											
Inning Stats	R: 1 E: 0 K: 1 S: 7	H: 2 LOB: 1 BB: 0 P: 8	R: 0 E: 0 K: 0 S: 3	H: 0 LOB: 0 BB: 0 P: 3	R: 0 E: 0 K: 2 S: 8	H: 1 LOB: 2 BB: 1 P: 12	R: 0 E: 0 K: 1 S: 5	H: 0 LOB: 0 BB: 0 P: 5	R: 0 E: 0 K: 0 S: 5	H: 1 LOB: 2 BB: 0 P: 5	R: 0 E: 0 K: 0 S: 4	H: 2 LOB: 2 BB: 1 P: 8	R: 0 E: 0 K: 1 S: 7	H: 2 LOB: 3 BB: 0 P: 7	R: 1 E: 0 K: 1 S: 5	H: 1 LOB: 0 BB: 0 P: 6	R: 0 E: 0 K: 0 S: 3	H: 0 LOB: 0 BB: 0 P: 3	1B: 6 2B: 1 3B: 0 HR: 2	SF: 0 SAC: 1 DP: 1 HBP: 1	WP: 0 PB: 1 SB: 1 CS: 0	PA: 35					
PITCHER	IP	WLS	BF	H	R	ER	SO	BB	IBB	HBP	BLK	WP	HR	S	P	ERA	WHIP										
33 John Maine, R ERA: 1.0	(1, 1)	4.0	L 16	3	1	1	4	1	0	0	0	0	0	1	23	2.25	1.000										
34 Mike Pelfrey, R ERA: 1.0	(5, 1)	4.0	19	6	1	1	2	1	0	1	0	0	0	1	21	2.25	1.750										

New York Mets @ Detroit Tigers
Joker Marchant Stadium, Lakeland, FL
 Wed Mar 14 2007, 1:05 PM EDT
 Att: 8,561 - Sunny - 77 F

AB 31
 R 2
 H 9
 RBI 2
 BB 2
 SO 6
 LOB 19



Batter	1	2	3	4	5	6	7	8	9	AB	R	H	RBI	BB	SO	LOB	TOP					
Ivan Rodriguez, R OBP: 0.405, SLG: 0.676 70 Dane Sardinha, R OBP: 0.200, SLG: 0.125	P3	K			G4-3		1B		BB	3	0	0	0	0	1	2						
14 Placido Polanco, R OBP: 0.636, SLG: 0.778 19 Kevin Hooper, R OBP: 0.083, SLG: 0.083	HBP		F8		P4		F9		F9	2	0	0	0	0	0	0						
Craig Monroe, R OBP: 0.320, SLG: 0.440 Clete Thomas, L	K		P2		F7				BB	3	0	0	0	0	1	1						
Sean Casey, L OBP: 0.242, SLG: 0.323 45 Kody Kirkland, R OBP: 0.176, SLG: 0.250	1B				G6-3				K	3	0	2	0	0	0	0						
33 Marcus Thames, R OBP: 0.393, SLG: 0.714 68 Ryan Raburn, R OBP: 0.529, SLG: 0.692	G4-3		F8				FC1-6-5		BB	3	0	1	0	0	0	3						
20 Omar Infante, R OBP: 0.228, SLG: 0.333 66 Cameron Maybin, R OBP: 0.500, SLG: 0.750		G4-3			G5-3		G4-6-3		BB	3	0	0	0	0	0	1						
67 Mike Hessman, R OBP: 0.333, SLG: 0.500		F8					G6-3		G5-3	4	0	1	0	0	0	1						
24 Brent Clevlen, R OBP: 0.360, SLG: 0.500					K				G3-1	4	0	1	0	0	2	1						
39 Ramon Santiago, S OBP: 0.333, SLG: 0.545					G3				B3	2	1	0	0	2	0	1						
Inning Stats	R: 0 E: 0 K: 1 S: 6	H: 1 LOB: 2 BB: 0 P: 7	R: 0 E: 0 K: 1 S: 6	H: 1 LOB: 2 BB: 1 P: 10	R: 0 E: 0 K: 0 S: 4	H: 1 LOB: 1 BB: 0 P: 4	R: 0 E: 0 K: 1 S: 6	H: 1 LOB: 1 BB: 0 P: 6	R: 0 E: 0 K: 0 S: 3	H: 0 LOB: 0 BB: 0 P: 3	R: 0 E: 0 K: 0 S: 3	H: 1 LOB: 1 BB: 0 P: 3	R: 1 E: 0 K: 1 S: 7	H: 1 LOB: 1 BB: 1 P: 13	R: 1 E: 0 K: 1 S: 6	H: 1 LOB: 1 BB: 1 P: 10	R: 0 E: 0 K: 0 S: 3	H: 0 LOB: 1 BB: 1 P: 7	1B: 4 2B: 2 3B: 1 HR: 0	SF: 0 SAC: 0 DP: 1 HBP: 1	WP: 0 PB: 0 SB: 2 CS: 0	PA: 38
PITCHER	IP WLS BF H R ER SO BB IBB HBP BLK WP HR S P ERA WHIP																					
47 Matt Chico, L ERA: 3.86	4.0		18	4	0	0	3	1	0	1	0	0	0	0	0	22	27	0.00	1.250			
17 Tim Redding, R ERA: 12.71	3.0	L	11	2	1	1	1	1	0	0	0	0	0	0	0	13	19	3.00	1.000			
43 Jesus Colome, R ERA: 5.4	1.0		5	1	1	1	1	1	0	0	0	0	0	0	6	10	9.00	2.000				
63 Winston Abreu, R ERA:	1.0		4	0	0	0	0	1	0	0	0	0	0	0	3	7	0.00	1.000				

Batter	1	2	3	4	5	6	7	8	9	AB	R	H	RBI	BB	SO	LOB	BOTTOM					
Felipe Lopez, S OBP: 0.148, SLG: 0.115 Bernie Castro, S OBP: 0.421, SLG: 0.313	F8				G4-3				K	3	0	0	0	0	1	2						
4 D'Arnolet Jimenez, S OBP: 0.300, SLG: 0.318 Ian Desmond, R	E6				K				P6	2	0	0	0	1	1	0						
11 Ryan Zimmerman, R OBP: 0.433, SLG: 0.679 10 Ronnie Belliard, R OBP: 0.238, SLG: 0.450	G5-4-3				G6-3				K	3	0	0	0	0	1	4						
25 Austin Kearns, R OBP: 0.483, SLG: 0.478 15 Cristian Guzman, S OBP: 0.294, SLG: 0.267		G5-3							L3	2	0	1	0	1	0	0						
Ryan Church, L OBP: 0.273, SLG: 0.179 81 Darrell McDonald, R OBP: 0.167, SLG: 0.364		G6-3			G4-6-3				G5-3	3	0	0	0	0	0	2						
Brian Schneider, L OBP: 0.409, SLG: 0.667 3 Jesus Flores, R OBP: 0.400, SLG: 0.556					F7					3	0	0	0	0	0	1						
29 Michael Restovich, R OBP: 0.368, SLG: 0.190					G1-4-3				P3	2	0	0	0	1	0	1						
13 Robert Fick, L OBP: 0.286, SLG: 0.368					G4-3					2	0	0	0	1	0	1						
7 Nook Logan, S OBP: 0.333, SLG: 0.286 Justin Maxwell, R					G4-3					1	0	0	0	1	0	0						
Inning Stats	R: 0 E: 1 K: 0 S: 3	H: 0 LOB: 0 BB: 0 P: 3	R: 0 E: 0 K: 0 S: 3	H: 0 LOB: 0 BB: 0 P: 3	R: 0 E: 0 K: 0 S: 3	H: 0 LOB: 0 BB: 0 P: 3	R: 0 E: 0 K: 1 S: 5	H: 0 LOB: 0 BB: 0 P: 5	R: 0 E: 0 K: 0 S: 2	H: 0 LOB: 0 BB: 1 P: 6	R: 0 E: 0 K: 2 S: 7	H: 0 LOB: 3 BB: 3 P: 19	R: 0 E: 0 K: 0 S: 4	H: 1 LOB: 1 BB: 0 P: 4	R: 0 E: 0 K: 2 S: 7	H: 0 LOB: 1 BB: 1 P: 11	R: 0 E: 0 K: 1 S: 5	H: 0 LOB: 0 BB: 0 P: 5	1B: 1 2B: 0 3B: 0 HR: 0	SF: 0 SAC: 0 DP: 2 HBP: 0	WP: 0 PB: 0 SB: 0 CS: 0	PA: 32
PITCHER	IP WLS BF H R ER SO BB IBB HBP BLK WP HR S P ERA WHIP																					
35 Justin Verlander, R ERA: 9.0	1.0		3	0	0	0	0	1	0	0	0	0	0	0	2	6	0.00	1.000				
31 Zach Miner, R ERA: 3.86	1.0	W	6	0	0	0	2	3	0	0	0	0	0	7	19	0.00	3.000					
40 Yorman Bazardo, R ERA: 9.64	1.0	H	4	1	0	0	0	0	0	0	0	0	0	4	4	0.00	1.000					
62 Tim Lincecum, L ERA: 9.0	1.0	H	4	0	0	0	2	1	0	0	0	0	0	7	11	0.00	1.000					

Detroit Tigers @ Washington Nationals
 Space Coast Stadium, Viera, FL
 Thu Mar 15 2007, 7:05 PM EDT
 Att: 4,013 - Cloudy - 73 F

AB	33
R	2
H	7
RBI	2
BB	4
SO	5
LOB	14



Detroit Tigers @ Washington Nationals
 Space Coast Stadium, Viera, FL
 Thu Mar 15 2007, 7:05 PM EDT
 Att: 4,013 - Cloudy - 73 F

AB	27
R	0
H	1
RBI	0
BB	5
SO	6
LOB	14



Batter	1	2	3	4	5	6	7	8	9	AB	R	H	RBI	BB	SO	LOB	TOP
11 Jimmy Rollins, S OBP: 0.486, SLG: 0.320 19 Greg Dobbs, L OBP: 0.455, SLG: 0.703	G6-3		8 HR BB			26 1B BB	F7		73 1B BB	1	2	0	0	2	0	0	Philadelphia Phillies @ Detroit Tigers Joker Marchant Stadium, Lakeland, FL Fri Mar 16 2007, 1:05 PM EDT Att: 7,158 - Rain - 76 F
8 Shane Victorino, S OBP: 0.500, SLG: 0.600 78 Brennan King, R OBP: 0.414, SLG: 0.538	L5		1-H 2-H HR			6 1B 26 1B SF8	73 CS 73 S		3-H K	4	2	3	3	0	0	0	
26 Chase Utley, L OBP: 0.417, SLG: 0.563 73 Brent Abernathy, R OBP: 0.375, SLG: 0.381	L8		K			SF8 2 1B	L7		DI 1B	3	1	1	1	0	1	0	
6 Ryan Howard, L OBP: 0.429, SLG: 0.607 Karim Garcia, L OBP: 0.324, SLG: 0.394		G6-4-3 1B		G6-3		2 1B HBP 1B		E3	K	3	0	2	0	0	0	0	
Pat Burrell, R OBP: 0.345, SLG: 0.478 Randall Simon, L OBP: 0.182, SLG: 0.227	F9			K		SF8		G6-3		2	0	0	1	0	1	1	
Aaron Rowand, R OBP: 0.178, SLG: 0.250 60 Ronald Colloway, L (6, PR) OBP: 0.353, SLG: 0.750	G6-4-3			L9		2 1B HBP		K		2	0	0	0	0	0	1	
Abraham Nunez, S OBP: 0.342, SLG: 0.290			G4-3		F9	K		F9		4	0	0	0	0	1	3	
2 Rod Barajas, R OBP: 0.381, SLG: 0.600 27 Chris Coste, R OBP: 0.350, SLG: 0.389	G6-3			K		1-2 2-3 3-H		9 3B 1B		3	0	1	1	0	1	0	
9 Michael Bourn, L OBP: 0.378, SLG: 0.514			11 S 8 HR 1B		F7	G6-3		19 1B 3B		4	2	2	1	0	0	3	
Inning Stats	R: 0 E: 0 K: 0 S: 3	H: 0 LOB: 0 BB: 0 P: 3	R: 0 E: 0 K: 0 S: 3	H: 1 LOB: 0 BB: 0 P: 3	R: 3 E: 0 K: 1 S: 7	H: 2 LOB: 0 BB: 1 P: 11	R: 0 E: 0 K: 1 S: 5	H: 0 LOB: 0 BB: 0 P: 5	R: 0 E: 0 K: 1 S: 5	H: 1 LOB: 0 BB: 0 P: 5	R: 0 E: 0 K: 1 S: 5	H: 0 LOB: 0 BB: 0 P: 5	R: 3 E: 0 K: 2 S: 11	H: 4 LOB: 1 BB: 0 P: 13	1B: 10 2B: 0 3B: 1 HR: 1	SF: 1 SAC: 0 DP: 2 HBP: 1	
PITCHER	IP WLS BF H R ER SO BB IBB HBP BLK WP HR S P ERA WHIP	5.0 18 9 4 3 3 3 1 0 0 0 0 1 23 9 14 5.40 0.800	1.0 W 9 4 3 3 1 1 0 1 0 0 0 9 14 27.00 0.000	1.0 H 3 1 0 0 0 0 0 0 0 0 0 5 5 0.00 1.000	1.0 H 3 0 0 0 1 0 0 0 0 0 0 5 5 0.00 0.000	1.0 7 4 3 3 2 0 0 0 0 0 0 0 11 13 27.00 4.000	PITCHER	IP WLS BF H R ER SO BB IBB HBP BLK WP HR S P ERA WHIP	5.0 18 9 4 3 3 3 1 0 0 0 0 1 23 9 14 5.40 0.800	1.0 W 9 4 3 3 1 1 0 1 0 0 0 9 14 27.00 0.000	1.0 H 3 1 0 0 0 0 0 0 0 0 0 5 5 0.00 1.000	1.0 H 3 0 0 0 1 0 0 0 0 0 0 5 5 0.00 0.000	1.0 7 4 3 3 2 0 0 0 0 0 0 0 11 13 27.00 4.000				

Batter	1	2	3	4	5	6	7	8	9	AB	R	H	RBI	BB	SO	LOB	BOTTOM		
28 Curtis Granderson, L OBP: 0.359, SLG: 0.556 66 Cameron Maybin, R OBP: 0.529, SLG: 0.750	G4-3		P4		13 F8 15 2B 9 1B	2-H HR		74 HR BB		4	2	2	2	0	0	0	Philadelphia Phillies @ Detroit Tigers Joker Marchant Stadium, Lakeland, FL Fri Mar 16 2007, 1:05 PM EDT Att: 7,158 - Rain - 76 F		
9 Carlos Guillen, S OBP: 0.333, SLG: 0.394 74 Timo Perez, L OBP: 0.440, SLG: 0.682	13 1B BB			HR	15 2B 13 F8	F7		1-H 2-H HR		2	2	2	2	1	0	0			
13 Vance Wilson, R OBP: 0.462, SLG: 0.609 72 Steve Torrealba, R OBP: 0.286, SLG: 0.286				HBP	F8		31 2B 15 3B	67 FC6-4 1B		2	0	1	0	0	0	2			
31 Chris Shelton, R OBP: 0.433, SLG: 0.577	L5			F9	15 2B BB		15 3B 2B	F8		4	2	1	0	1	0	3			
15 Brandon Inge, R OBP: 0.282, SLG: 0.273 67 Mike Hessman, R OBP: 0.321, SLG: 0.480	K			F8	1-H 2-H 3-H 2B		2-H 3-H 3B	FC6-4 1B		4	0	2	5	0	1	1			
30 Magglio Ordonez, R OBP: 0.394, SLG: 0.346 68 Ryan Raburn, R OBP: 0.474, SLG: 0.600	G6-3			73 WP 1B	K		G6-3	P5		3	0	1	0	0	1	1			
73 Brandon Watson, L OBP: 0.259, SLG: 0.231	G4-3			G3		8 CS 1B		G4-3		4	0	1	0	0	0	3			
8 Neifi Perez, S OBP: 0.464, SLG: 0.316			F9		9 1B 28 1B BB	1-2 BB	63 G1-3 28 HR BB			2	2	0	0	2	0	1			
63 Brent Dlugach, R OBP: 0.333, SLG: 0.471	G5-3			K		1-2 BB		66 BB 74 HR 1B		4	1	1	0	0	1	2			
Inning Stats	R: 0 E: 0 K: 0 S: 3	H: 1 LOB: 1 BB: 1 P: 7	R: 0 E: 0 K: 1 S: 5	H: 0 LOB: 0 BB: 0 P: 5	R: 0 E: 0 K: 0 S: 3	H: 0 LOB: 0 BB: 0 P: 3	R: 1 E: 0 K: 0 S: 5	H: 2 LOB: 2 BB: 0 P: 7	R: 4 E: 0 K: 2 S: 10	H: 3 LOB: 1 BB: 2 P: 18	R: 2 E: 0 K: 0 S: 6	H: 2 LOB: 0 BB: 1 P: 8	R: 2 E: 0 K: 0 S: 6	H: 3 LOB: 1 BB: 0 P: 6	R: 3 E: 0 K: 0 S: 6	H: 3 LOB: 1 BB: 1 P: 10		1B: 8 2B: 2 3B: 1 HR: 3	SF: 0 SAC: 0 DP: 0 HBP: 1
PITCHER	IP WLS BF H R ER SO BB IBB HBP BLK WP HR S P ERA WHIP	4.2 22 7 3 2 2 1 3 0 0 0 0 1 8 12 13.50 3.000	1.1 L 7 3 2 2 1 1 0 0 0 0 1 8 12 13.50 3.000	1.0 6 3 2 2 0 0 0 0 0 0 0 0 6 6 18.00 3.000	1.0 7 3 3 3 0 1 0 0 0 0 0 1 6 10 27.00 4.000	PITCHER	IP WLS BF H R ER SO BB IBB HBP BLK WP HR S P ERA WHIP	4.2 22 7 3 2 2 1 3 0 0 0 0 1 8 12 13.50 3.000	1.1 L 7 3 2 2 1 1 0 0 0 0 1 8 12 13.50 3.000	1.0 6 3 2 2 0 0 0 0 0 0 0 0 6 6 18.00 3.000	1.0 7 3 3 3 0 1 0 0 0 0 0 1 6 10 27.00 4.000								

Batter	1	2	3	4	5	6	7	8	9	AB	R	H	RBI	BB	SO	LOB	TOP					
Ivan Rodriguez, R (1, 2) Mike Rabelo, S (6, 2) OBP: 0.415, SLG: 0.658 OBP: 0.143, SLG: 0.077	E5 30 1B 15 FC5-4		G4-3 3 1B					K		4	2	2	1	0	0	1	Detroit Tigers @ Toronto Blue Jays Knology Park, Dunedin, FL Sat Mar 17 2007, 1:05 PM EDT Att: 5,510 - Sunny - 65 F					
3 Gary Sheffield, R (1, 10) Wilkin Ramirez, R (8, PH) (8, 10)	P1					L7		FC1-6 68 FC4-6		4	1	2	0	0	0	2						
30 Magglio Ordonez, R (1, 9) 68 Ryan Raburn, R (5, 9) OBP: 0.469, SLG: 0.414 OBP: 0.429, SLG: 0.529					G6-3			K	FC4-6	3	0	2	2	0	0	1						
15 Brandon Inge, R (1, 5) OBP: 0.273, SLG: 0.243	FC5-4					L8				4	1	0	1	1	2	2						
31 Chris Shelton, R (1, 3) OBP: 0.429, SLG: 0.581	K									5	1	2	0	0	1	3						
74 Timo Perez, L (1, 7) OBP: 0.400, SLG: 0.593		B1-3			G1-3					5	0	1	0	0	1	2						
8 Neifi Perez, S (1, 6) 63 Brent Dlugach, R (9, PH) OBP: 0.316, SLG: 0.444 (9, 6)		P6			G6-3					4	1	2	1	0	0	0						
66 Cameron Maybin, R (1, 8) OBP: 0.522, SLG: 0.950										4	2	2	3	0	1	2						
19 Kevin Hooper, R (1, 4) OBP: 0.188, SLG: 0.133										3	0	1	0	1	0	1						
Inning Stats	R: 1 E: 1 K: 1 S: 7	H: 1 LOB: 1 BB: 0 P: 7	R: 0 E: 0 K: 1 S: 5	H: 0 LOB: 0 BB: 0 P: 5	R: 2 E: 0 K: 1 S: 8	H: 3 LOB: 1 BB: 0 P: 8	R: 1 E: 0 K: 0 S: 5	H: 2 LOB: 1 BB: 0 P: 5	R: 0 E: 0 K: 0 S: 3	H: 1 LOB: 0 BB: 0 P: 3	R: 3 E: 0 K: 1 S: 9	H: 4 LOB: 1 BB: 0 P: 9	R: 1 E: 0 K: 1 S: 7	H: 2 LOB: 1 BB: 1 P: 11	R: 0 E: 0 K: 1 S: 5	H: 0 LOB: 1 BB: 1 P: 9		R: 0 E: 0 K: 1 S: 6	H: 1 LOB: 1 BB: 0 P: 6	1B: 10 2B: 2 3B: 1 HR: 1	SF: 0 SAC: 0 DP: 1 HBP: 0	WP: 0 PB: 0 SB: 0 CS: 0
PITCHER	IP	WLS	BF	H	R	ER	SO	BB	IBB	HBP	BLK	WP	HR	S	P	ERA	WHIP					
28 Shaun Marcum, R (1, 1) ERA: 6.3	3.0		14	4	3	2	3	0	0	0	0	0	0	20	20	6.00	1.333					
37 Scott Downs, L (4, 1) ERA: 3.0	2.0		8	3	1	1	0	0	0	0	0	0	1	8	8	4.50	1.500					
49 Jeremy Accardo, R (6, 1) ERA: 5.06	1.0	L	7	4	3	3	1	0	0	0	0	0	0	9	9	27.00	4.000					
66 Blaine Neal, R (7, 1) ERA: 1.8	2.0		10	2	1	1	2	2	0	0	0	0	0	12	20	4.50	2.000					
60 Brian Wolfe, R (9, 1) ERA:	1.0		4	1	0	0	1	0	0	0	0	0	0	6	6	0.00	1.000					

Batter	1	2	3	4	5	6	7	8	9	AB	R	H	RBI	BB	SO	LOB	BOTTOM					
3 Reed Johnson, R (1, 7) 67 John-Ford Griffin, L (6, 7) OBP: 0.316, SLG: 0.789 OBP: 0.281, SLG: 0.450	E6					L4			SF9	3	1	2	2	0	0	0	Detroit Tigers @ Toronto Blue Jays Knology Park, Dunedin, FL Sat Mar 17 2007, 1:05 PM EDT Att: 5,510 - Sunny - 65 F					
17 Lyle Overbay, L (1, 3) 43 Kevin Barker, L (8, 3) OBP: 0.323, SLG: 0.407 OBP: 0.273, SLG: 0.350	L7								F9	4	1	1	0	0	0	2						
10 Vernon Wells, R (1, 8) 64 David Smith, R (4, PH) (5, 7) (6, 8)	F7								F9	2	0	1	0	0	0	1						
Frank Thomas, R (1, 10) Chad Mottola, R (7, PH) OBP: 0.385, SLG: 0.200 OBP: 0.235, SLG: 0.313 (8, 10)	G4-3									2	0	0	0	0	1	1						
25 Troy Glaus, R (1, 5) 4 Ryan Roberts, R (5, 5) OBP: 0.273, SLG: 0.400 OBP: 0.550, SLG: 0.500	K									2	0	0	0	0	1	1						
15 Alex Rios, R (1, 9) 62 Mike Vento, R (6, 9) OBP: 0.345, SLG: 0.500 OBP: 0.250, SLG: 0.222										1	1	1	0	2	0	0						
9 Gregg Zaun, S (1, 2) 59 Curtis Thigpen, R (8, 2) OBP: 0.333, SLG: 0.222 OBP: 0.095, SLG: 0.238										1	0	1	0	0	0	0						
2 Aaron Hill, R (1, 4) Jason Smith, L (7, 4) OBP: 0.346, SLG: 0.480 OBP: 0.517, SLG: 0.960										3	1	0	0	0	2	2						
Royce Clayton, R (1, 6) 1 Ray Olmedo, S (7, 6) OBP: 0.185, SLG: 0.192 ERA: 1.17										0	1	0	0	1	0	0						
Inning Stats	R: 0 E: 1 K: 0 S: 4	H: 0 LOB: 1 BB: 0 P: 4	R: 0 E: 0 K: 2 S: 7	H: 0 LOB: 1 BB: 1 P: 12	R: 2 E: 0 K: 1 S: 8	H: 3 LOB: 1 BB: 0 P: 8	R: 3 E: 1 K: 0 S: 6	H: 2 LOB: 1 BB: 1 P: 10	R: 0 E: 0 K: 1 S: 5	H: 0 LOB: 0 BB: 0 P: 5	R: 0 E: 0 K: 1 S: 5	H: 0 LOB: 1 BB: 0 P: 5	R: 0 E: 0 K: 1 S: 5	H: 1 LOB: 1 BB: 0 P: 5	R: 1 E: 0 K: 0 S: 4	H: 0 LOB: 0 BB: 1 P: 9		1B: 6 2B: 2 3B: 0 HR: 1	SF: 1 SAC: 0 DP: 2 HBP: 0	WP: 0 PB: 1 SB: 1 CS: 1	PA: 38	
PITCHER	IP	WLS	BF	H	R	ER	SO	BB	IBB	HBP	BLK	WP	HR	S	P	ERA	WHIP					
38 Jeremy Bonderman, R (1, 1) 60 Preston Larrison, R (5, 1) ERA: 7.2	4.0		21	5	5	4	3	2	0	0	0	0	0	25	34	9.00	1.750					
54 Joel Zumaya, R (7, 1) ERA:	1.0	H	3	0	0	0	1	0	0	0	0	0	0	5	5	0.00	0.000					
59 Todd Jones, R (8, 1) ERA:	1.0	H	3	1	0	0	1	0	0	0	0	0	0	5	5	0.00	1.000					
44 Bobby Seay, L (9, 1) ERA: 1.17	1.0	S	4	0	1	0	0	1	0	0	0	0	0	4	9	0.00	1.000					

Batter	1	2	3	4	5	6	7	8	9	AB	R	H	RBI	BB	SO	LOB	TOP																				
28 Curtis Granderson, L (1.8) 73 Brandon Watson, L (7.8) OBP: 0.328, SLG: 0.500 OBP: 0.250, SLG: 0.222	G4-3		FC6-4		K		K		G6-4-3	4	0	0	0	0	2	4	TOP																				
9 Carlos Guillen, S (1.6) 63 Brent Dlugach, R (6.6) OBP: 0.310, SLG: 0.361 OBP: 0.350, SLG: 0.474	G4-3		G4-3				K			3	0	0	0	0	1	1	TOP																				
30 Magglio Ordonez, R (1.9) 68 Ryan Raburn, R (6.9) OBP: 0.395, SLG: 0.496 OBP: 0.409, SLG: 0.500	F9				1B		P2		P6	3	0	1	0	0	0	0	TOP																				
Sean Casey, L (1.3) Jack Hannahan, L (6.3) OBP: 0.250, SLG: 0.324					F8		F9		F7	3	0	1	0	0	0	1	TOP																				
67 Mike Hessman, R (1.5) Felix Heredia, L (8.1) OBP: 0.313, SLG: 0.448					F8				K	4	1	1	0	0	2	2	TOP																				
74 Timo Perez, L (1.7) OBP: 0.412, SLG: 0.600					G3		G4-3			3	2	1	0	1	0	2	TOP																				
39 Ramon Santiago, S (1.4) OBP: 0.357, SLG: 0.520					G5-3					3	0	1	1	1	0	1	TOP																				
72 Steve Torrealba, R (1.2) 70 Dane Sardinha, R (7.2) OBP: 0.300, SLG: 0.444 OBP: 0.182, SLG: 0.111					G6-3					2	0	1	1	0	0	0	TOP																				
31 Zach Miner, R (1.1) Chad Durbin, R (4.1) David Espinosa, S (7.9) 48 Edward Campuzano, L (7.1) Ron Chiavacci, R (7.1) Nick McIntyre, S (8.9) OBP: 1.000, SLG: 1.000										0	0	0	0	1	0	0	TOP																				
Inning Stats	R: 0 E: 0 K: 0 S: 3	H: 0 LOB: 0 BB: 0 P: 3	R: 0 E: 0 K: 0 S: 4	H: 1 LOB: 1 BB: 0 P: 4	R: 0 E: 1 K: 0 S: 3	H: 0 LOB: 1 BB: 1 P: 7	R: 0 E: 0 K: 1 S: 6	H: 1 LOB: 1 BB: 0 P: 6	R: 0 E: 0 K: 2 S: 8	H: 0 LOB: 0 BB: 0 P: 8	R: 0 E: 0 K: 1 S: 5	H: 0 LOB: 0 BB: 0 P: 5	R: 2 E: 0 K: 1 S: 9	H: 5 LOB: 2 BB: 0 P: 9	R: 0 E: 0 K: 1 S: 5	H: 0 LOB: 0 BB: 0 P: 5	R: 1 E: 0 K: 1 S: 5	H: 1 LOB: 1 BB: 2 P: 13	1B: 7 2B: 2 3B: 0 HR: 0	SF: 1 SAC: 0 DP: 1 HBP: 0	WP: 0 PB: 0 CS: 0	PA: 37															
PITCHER	IP WLS BF H R ER SO BB IBB HBP BLK WP HR S P ERA WHIP																																				
15 Tim Hudson, R (1.1) ERA: 1.8	5.0	W	19	3	0	0	3	1	0	0	0	0	0	0	24	28	0.00	0.800																			
Oscar Villarreal, R (6.1) ERA: 9.0	2.0	H	10	5	2	2	2	0	0	0	0	0	0	0	14	14	9.00	2.500																			
49 Macay McBride, L (8.1) ERA: 5.4	1.0	H	3	0	0	0	1	0	0	0	0	0	0	5	5	0.00	0.000																				
58 Peter Moylan, R (9.1) ERA: 4.5	1.0	S	5	1	1	1	1	2	0	0	0	0	0	5	13	9.00	3.000																				

Detroit Tigers @ Atlanta Braves
Ballpark at Disney's Wide World of Sports, Lake Buena Vista,
Sun Mar 18 2007, 1:05 PM EDT
Att: 9,955 - Sunny - 61 F

AB 33
R 3
H 9
RBI 3
BB 3
SO 7
LOB 16



Batter	1	2	3	4	5	6	7	8	9	AB	R	H	RBI	BB	SO	LOB	BOTTOM																					
Chris Woodward, R (1.4) Jonathan Schuerholz, R (6.4) OBP: 0.167, SLG: 0.167	F8									3	0	0	0	0	1	1	BOTTOM																					
11 Edgar Renteria, R (1.6) Oscar Villarreal, L (6.1) Willie Cabrera, R (7.9) 49 Macay McBride, L (8.1) 58 Peter Moylan, R (9.1) OBP: 0.378, SLG: 0.400	G6-3									3	0	1	0	0	0	0	BOTTOM																					
24 Martin Prado, R (1.5) OBP: 0.472, SLG: 0.531										3	0	2	0	1	0	1	BOTTOM																					
Ryan Langerhans, L (1.8) OBP: 0.439, SLG: 0.595										4	1	1	0	0	1	4	BOTTOM																					
16 Brian McCann, L (1.2) 63 Corky Miller, R (7.2) OBP: 0.324, SLG: 0.531 OBP: 0.267, SLG: 0.429										3	1	1	1	0	0	2	BOTTOM																					
Craig Wilson, R (1.3) OBP: 0.314, SLG: 0.559										4	0	0	0	0	2	2	BOTTOM																					
90 Brandon Jones, L (1.9) OBP: 0.545, SLG: 1.000										4	2	2	2	0	1	1	BOTTOM																					
22 Willie Harris, L (1.7) OBP: 0.290, SLG: 0.286										4	0	0	0	0	2		BOTTOM																					
15 Tim Hudson, R (1.1) Elvis Andrus, R (6.6) OBP: 0.250, SLG: 0.250										2	0	1	1	0	0	0	BOTTOM																					
Inning Stats	R: 0 E: 0 K: 1 S: 6	H: 1 LOB: 1 BB: 0 P: 6	R: 2 E: 0 K: 2 S: 10	H: 3 LOB: 1 BB: 0 P: 10	R: 0 E: 0 K: 0 S: 4	H: 1 LOB: 1 BB: 0 P: 4	R: 0 E: 0 K: 0 S: 3	H: 0 LOB: 0 BB: 0 P: 3	R: 0 E: 0 K: 0 S: 4	H: 1 LOB: 1 BB: 0 P: 4	R: 2 E: 0 K: 0 S: 5	H: 2 LOB: 0 BB: 0 P: 5	R: 0 E: 0 K: 1 S: 5	H: 0 LOB: 2 BB: 2 P: 13	R: 0 E: 0 K: 2 S: 8	H: 1 LOB: 1 BB: 0 P: 8	1B: 5 2B: 2 3B: 0 HR: 2	SF: 0 SAC: 0 DP: 0 HBP: 0	WP: 1 PB: 0 SB: 0 CS: 0	PA: 35																		
PITCHER	IP WLS BF H R ER SO BB IBB HBP BLK WP HR S P ERA WHIP																																					
31 Zach Miner, R (1.1) ERA: 4.5	3.0	L	14	5	2	2	3	0	0	0	0	0	0	0	1	20	20	6.00	1.667																			
Chad Durbin, R (4.1) ERA: 3.0	3.0		12	3	2	2	0	0	0	0	0	0	0	1	0	4	8	0.00	1.500																			
48 Edward Campuzano, L (7.1) ERA: 4.5	0.2		3	0	0	0	1	1	0	0	0	0	1	0	4	8	0.00	1.500																				
Ron Chiavacci, R (7.1) ERA: 1.5	0.1		2	0	0	0	0	1	0	0	0	0	0	0	1	5	0.00	3.000																				
Felix Heredia, L (8.1) ERA: 2.35	1.0		4	1	0	0	2	0	0	0	0	0	0	0	8	8	0.00	1.000																				

Detroit Tigers @ Atlanta Braves
Ballpark at Disney's Wide World of Sports, Lake Buena Vista,
Sun Mar 18 2007, 1:05 PM EDT
Att: 9,955 - Sunny - 61 F

AB 33
R 4
H 9
RBI 4
BB 2
SO 6
LOB 14



Batter	1	2	3	4	5	6	7	8	9	AB	R	H	RBI	BB	SO	LOB	TOP					
5 Rocco Baldelli, R OBP: 0.263, SLG: 0.389										4	0	1	0	0	2	1	Tampa Bay Devil Rays @ Detroit Tigers Joker Marchant Stadium, Lakeland, FL Sun Mar 18 2007, 1:05 PM EDT Att.: 4,900 - Sunny - 72 F					
Brendan Harris, R OBP: 0.256, SLG: 0.270										4	0	0	0	0	0	2						
14 Greg Norton, S OBP: 0.297, SLG: 0.294 Gabriel Martinez, L (9, PR)										4	0	2	0	0	0	0						
29 Joel Guzman, R OBP: 0.188, SLG: 0.310										4	0	0	0	0	1	2						
Delmon Young, R OBP: 0.270, SLG: 0.250										3	0	1	0	0	1	0						
31 Jonny Gomes, R OBP: 0.263, SLG: 0.424 Jason Pridie, L (8, 7)										2	0	0	0	1	0	1						
23 Carlos Pena, L 64 Raul Casanova, S (8, 2)									3	0	0	0	0	1	1							
32 Shawn Riggins, R OBP: 0.375, SLG: 0.429 58 Hee-Seop Choi, L OBP: 0.291, SLG: 0.158 (8, 3)									2	0	0	0	0	1	0							
3 Jorge Velandia, R OBP: 0.467, SLG: 0.545 (1, 6)									3	0	1	0	0	0	0							
Inning Stats	R: 0 E: 0 K: 0 S: 3	H: 1 LOB: 0 BB: 0 P: 3	R: 0 E: 0 K: 2 S: 7	H: 0 LOB: 1 BB: 1 P: 11	R: 0 E: 0 K: 1 S: 5	H: 0 LOB: 0 BB: 0 P: 5	R: 0 E: 0 K: 0 S: 3	H: 1 LOB: 0 BB: 0 P: 3	R: 0 E: 0 K: 1 S: 5	H: 0 LOB: 0 BB: 0 P: 5	R: 0 E: 0 K: 2 S: 8	H: 1 LOB: 1 BB: 0 P: 8	R: 0 E: 0 K: 0 S: 4	H: 1 LOB: 1 BB: 0 P: 4	R: 0 E: 0 K: 0 S: 4	H: 0 LOB: 0 BB: 0 P: 4		R: 0 E: 0 K: 0 S: 4	H: 1 LOB: 1 BB: 0 P: 4	1B: 4 2B: 1 3B: 0 HR: 0	SF: 0 SAC: 0 DP: 2 HBP: 0	WP: 0 PB: 0 SB: 0 CS: 0
PITCHER	IP WLS BF H R ER SO BB IBB HBP BLK WP HR S P ERA WHIP																					
29 Nate Robertson, L ERA: 0.73	5.0 W 16 2 0 0 4 1 0 0 0 0 0 0 23 12 0.00 0.600																					
Jason Grilli, R ERA: 8.64	2.0 H 8 2 0 0 2 0 0 0 0 0 0 0 12 12 0.00 1.000																					
94 Jose Mesa, R ERA: 4.91	1.0 3 0 0 0 0 0 0 0 0 0 0 0 4 4 0.00 0.000																					
62 Tim Byrdak, L ERA: 7.5	1.0 4 1 0 0 0 0 0 0 0 0 0 0 4 4 0.00 1.000																					

Batter	1	2	3	4	5	6	7	8	9	AB	R	H	RBI	BB	SO	LOB	BOTTOM			
20 Omar Infante, R OBP: 0.225, SLG: 0.316										5	1	1	0	0	1	5	Tampa Bay Devil Rays @ Detroit Tigers Joker Marchant Stadium, Lakeland, FL Sun Mar 18 2007, 1:05 PM EDT Att.: 4,900 - Sunny - 72 F			
14 Placido Polanco, R OBP: 0.639, SLG: 0.767 19 Kevin Hooper, R OBP: 0.222, SLG: 0.176 (7, 4)										3	1	2	1	0	0	1				
3 Gary Sheffield, R OBP: 0.390, SLG: 0.333 8 Neifi Perez, S OBP: 0.485, SLG: 0.417 (8, PH)										3	0	0	1	0	0	2				
66 Cameron Maybin, R OBP: 0.520, SLG: 0.595 (6, 8)										2	0	1	1	1	1	1				
33 Marcus Thames, R OBP: 0.387, SLG: 0.667 10 Brennan Boesch, L (7, 9)										2	0	0	0	1	1	1				
31 Chris Shelton, R OBP: 0.421, SLG: 0.559 Jeff Larish, L (7, 3)										3	0	1	0	0	0	2				
15 Brandon Inge, R OBP: 0.290, SLG: 0.237 Michael Hollimon, S OBP: 0.333, SLG: 0.333 (7, 5)										1	0	0	0	2	1	0				
13 Vance Wilson, R OBP: 0.414, SLG: 0.538 Mike Rabelo, S OBP: 0.200, SLG: 0.143 (7, 2)										3	0	0	0	0	1	5				
24 Brent Clevlen, R OBP: 0.393, SLG: 0.500 Matt Joyce, L (8, PH)										2	1	1	0	1	0	2				
Inning Stats	R: 1 E: 0 K: 0 S: 5	H: 2 LOB: 1 BB: 0 P: 6	R: 0 E: 0 K: 1 S: 5	H: 0 LOB: 0 BB: 0 P: 5	R: 0 E: 0 K: 0 S: 3	H: 1 LOB: 0 BB: 0 P: 3	R: 0 E: 0 K: 1 S: 5	H: 0 LOB: 3 BB: 3 P: 17	R: 1 E: 0 K: 2 S: 8	H: 1 LOB: 1 BB: 1 P: 12	R: 0 E: 0 K: 1 S: 6	H: 1 LOB: 2 BB: 1 P: 10	R: 2 E: 2 K: 1 S: 7	H: 2 LOB: 1 BB: 1 P: 11	R: 2 E: 0 K: 1 S: 8	H: 3 LOB: 2 BB: 1 P: 12		1B: 9 2B: 2 3B: 0 HR: 0	SF: 1 SAC: 0 DP: 1 HBP: 0	WP: 1 PB: 0 SB: 1 CS: 0
PITCHER	IP WLS BF H R ER SO BB IBB HBP BLK WP HR S P ERA WHIP																			
39 J.P. Howell, L ERA: 1.8	3.0 L 11 2 1 1 1 1 0 0 0 0 0 0 13 14 3.00 1.000																			
36 Edwin Jackson, R ERA: 1.5	3.0 16 2 1 1 4 5 0 0 0 0 0 0 19 39 3.00 2.333																			
46 Jeff Ridgway, L ERA: 11.12	1.0 6 2 2 1 1 1 0 0 0 0 0 0 7 11 9.00 3.000																			
Brian Stokes, R ERA: 2.08	1.0 7 3 2 2 1 1 0 0 0 0 0 0 8 12 18.00 4.000																			

AB	30
R	0
H	5
RBI	0
BB	1
SO	6
LOB	7

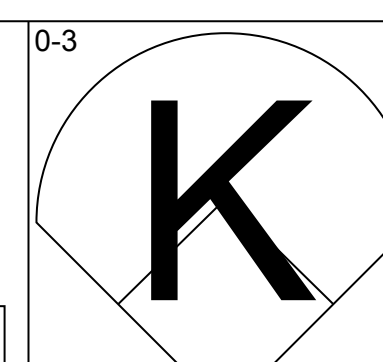
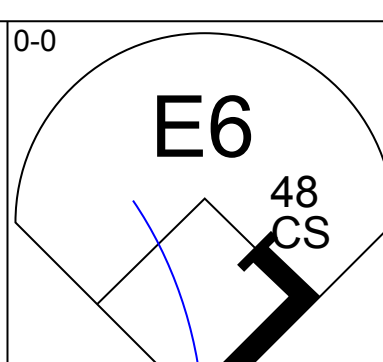
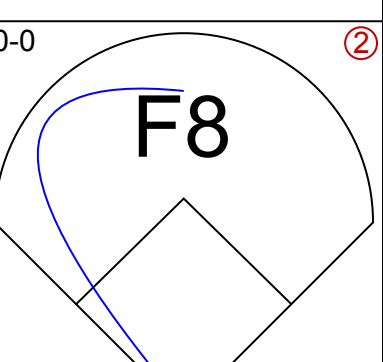
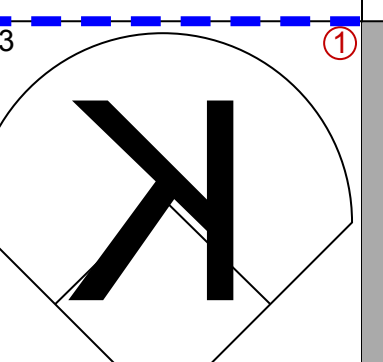
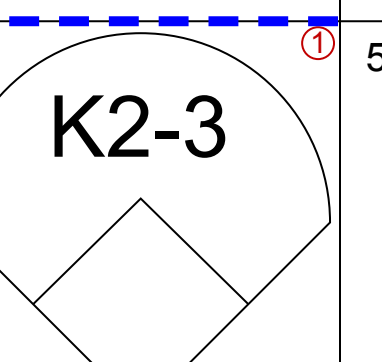
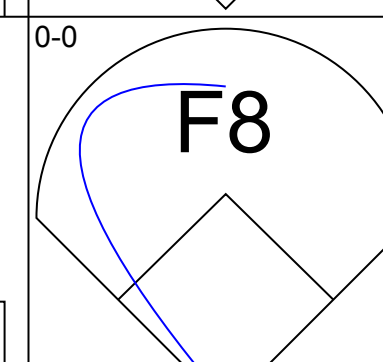
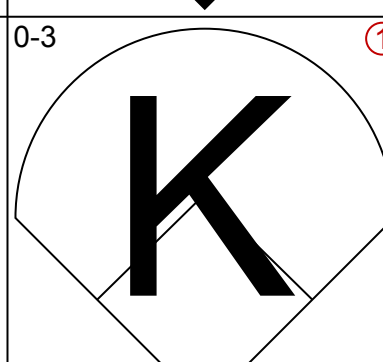
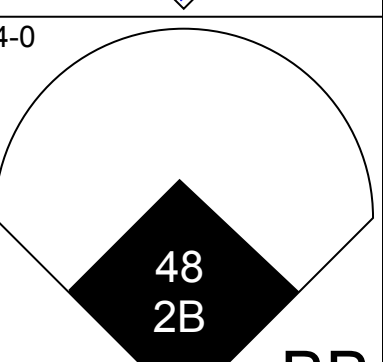
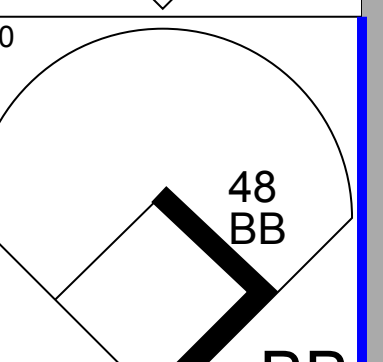
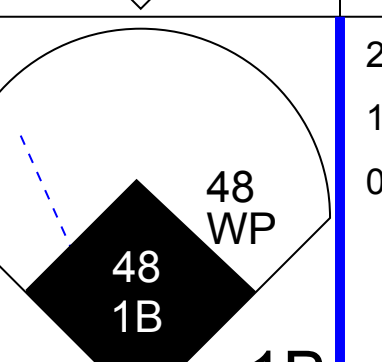
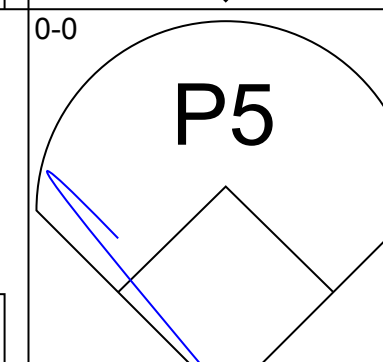
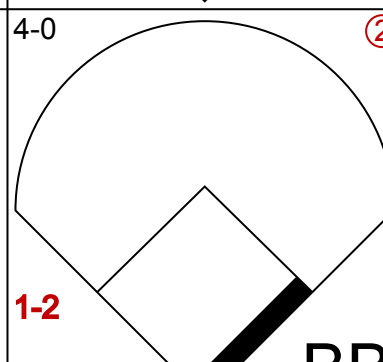
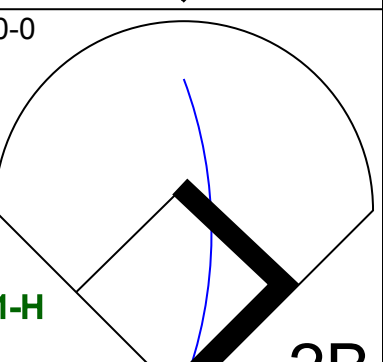
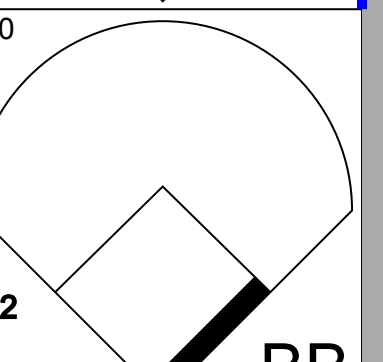
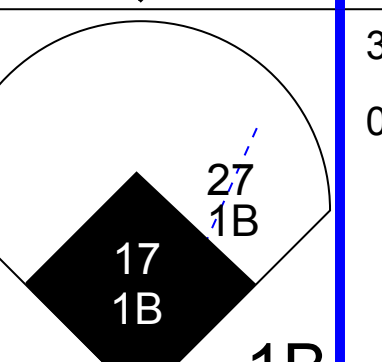
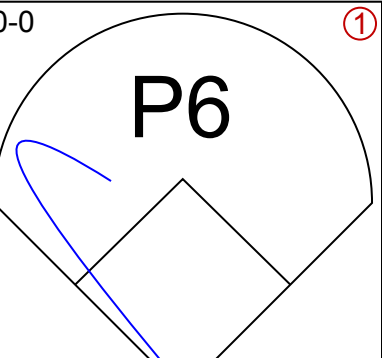
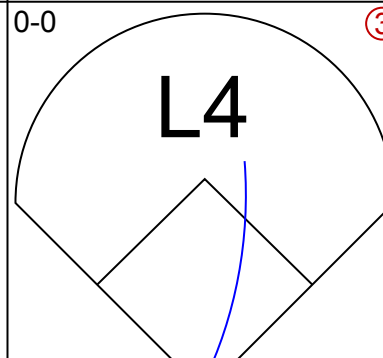
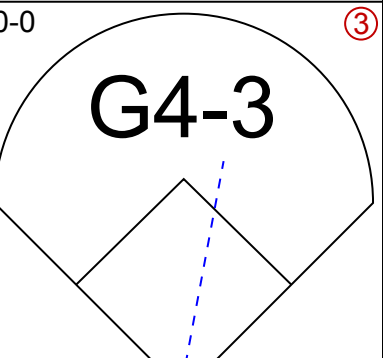
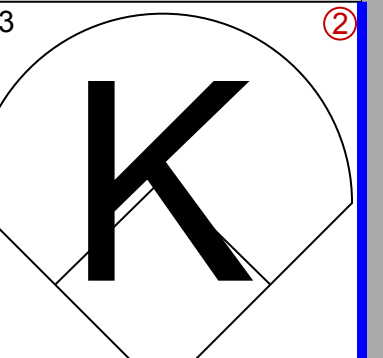
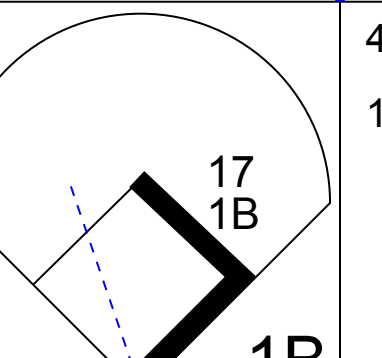
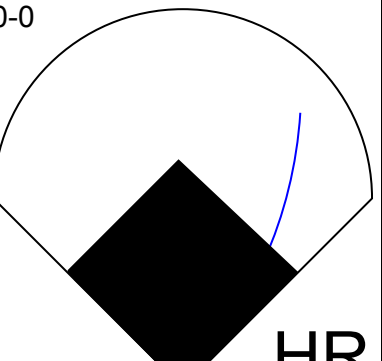
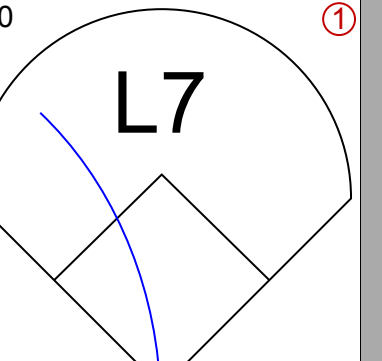
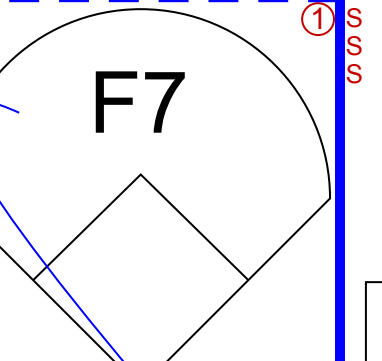

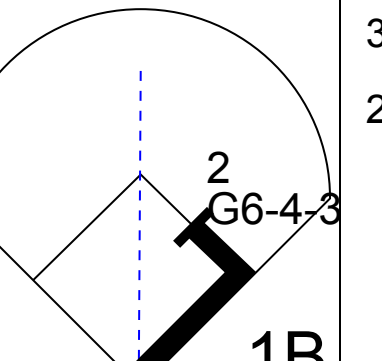
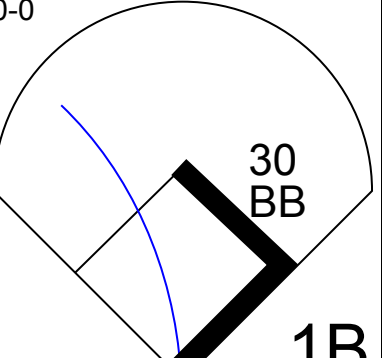
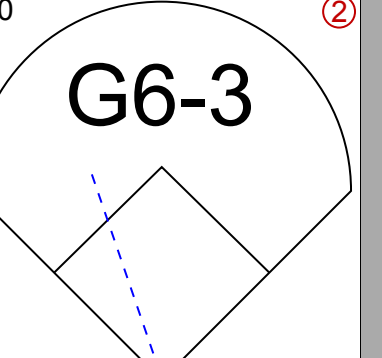
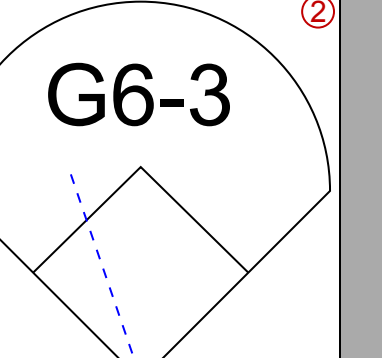

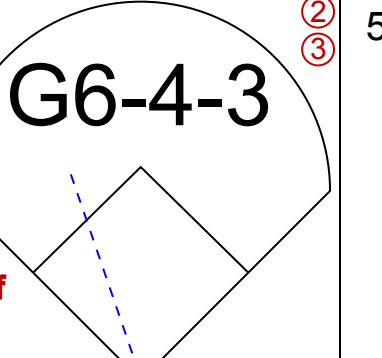
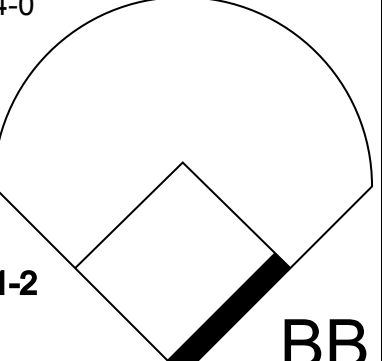
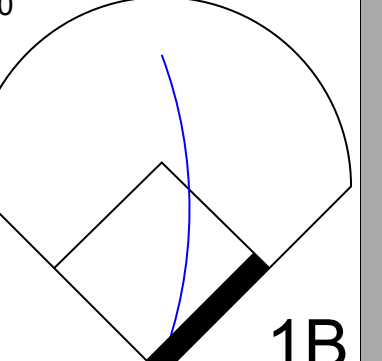
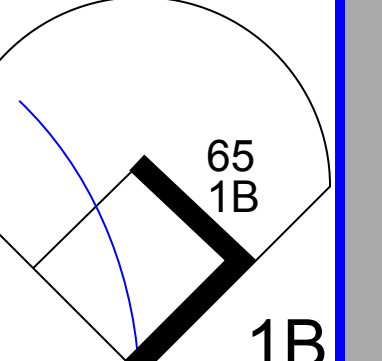

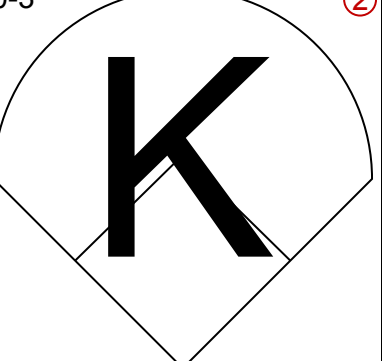
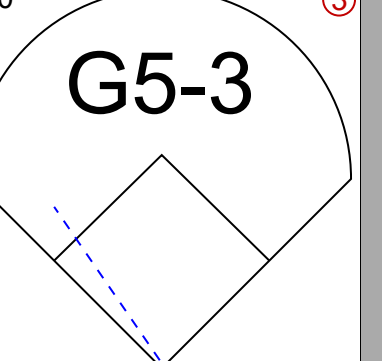
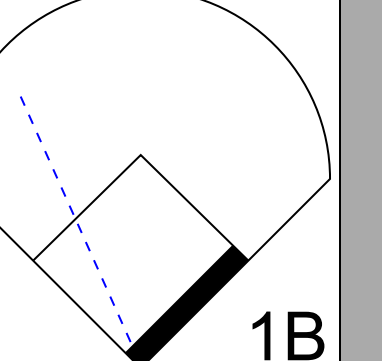


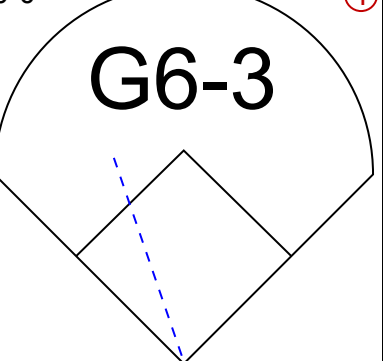




Batter	1	2	3	4	5	6	7	8	9	AB	R	H	RBI	BB	SO	LOB	TOP										
27 Chris Denorfia, R OBP: 0.358, SLG: 0.356	G6-3		BB					F9		3	0	1	1	1	0	0	Cincinnati Reds @ Detroit Tigers Joker Marchant Stadium, Lakeland, FL Mon Mar 19 2007, 1:05 PM EDT Att: 7,767 - Partly Cloudy - 75 F										
2 Alex Gonzalez, R OBP: 0.333, SLG: 0.400 80 Jeff Bannon, R	G5-3		F8					K		4	0	0	0	0	1	2											
4 Brandon Phillips, R OBP: 0.311, SLG: 0.644 68 Anderson Machado, S	G5-3			F7				F7		3	0	1	0	0	0	0											
Adam Dunn, L OBP: 0.513, SLG: 0.735 33 Josh Hamilton, L OBP: 0.543, SLG: 0.692		HBP		HR				F7		2	1	1	1	0	0	1											
12 Edwin Encarnación, R OBP: 0.304, SLG: 0.333 71 Paul Janish, F		F7		F8				F8		3	0	0	0	0	0	2											
46 Mark Bellhorn, S OBP: 0.385, SLG: 0.344		BB		P3				K		3	0	1	0	1	1	0											
26 David Ross, R OBP: 0.286, SLG: 0.303		G5-3						K		4	1	1	0	0	1	4											
30 Norris Hopper, R OBP: 0.278, SLG: 0.294 83 Cody Strait, R				G6-3				G4-3		2	0	0	0	0	0	1											
15 Dewayne Wise, L OBP: 0.185, SLG: 0.154				B1				K		3	0	0	0	0	2	1											
Inning Stats	R: 0 E: 0 K: 0 S: 3	H: 0 LOB: 0 BB: 0 P: 3	R: 0 E: 0 K: 0 S: 2	H: 0 LOB: 1 BB: 1 P: 7	R: 0 E: 0 K: 0 S: 3	H: 0 LOB: 1 BB: 1 P: 7	R: 1 E: 0 K: 0 S: 4	H: 1 LOB: 0 BB: 0 P: 4	R: 1 E: 0 K: 1 S: 7	H: 2 LOB: 1 BB: 0 P: 7	R: 0 E: 0 K: 2 S: 7	H: 0 LOB: 0 BB: 0 P: 7	R: 0 E: 0 K: 2 S: 7	H: 0 LOB: 0 BB: 0 P: 7	R: 0 E: 0 K: 0 S: 5	H: 2 LOB: 2 BB: 0 P: 5		1B: 4 2B: 1 3B: 0 HR: 1	SF: 0 SAC: 0 DP: 2 HBP: 1	WP: 0 PB: 0 SB: 0 CS: 0	PA: 34						
PITCHER	IP	WLS	BF	H	R	ER	SO	BB	IBB	HBP	BLK	WP	HR	S	P	ERA	WHIP										
37 Kenny Rogers, L ERA: 2.81	5.0	W	20	3	2	2	1	2	0	0	0	0	0	19	28	3.60	1.000										
54 Joel Zumaya, R ERA:	2.0	H	6	1	0	0	2	0	0	0	0	0	0	10	10	0.00	0.500										
44 Bobby Seay, L ERA: 1.04	1.0	H	3	0	0	0	2	0	0	0	0	0	0	7	7	0.00	0.000										
59 Todd Jones, R ERA:	1.0		5	2	0	0	0	0	0	0	0	0	0	5	5	0.00	2.000										

Batter	1	2	3	4	5	6	7	8	9	AB	R	H	RBI	BB	SO	LOB	BOTTOM										
28 Curtis Granderson, L OBP: 0.313, SLG: 0.455	F9	FC4-6		F8				F9		4	0	0	0	1	0	3	Cincinnati Reds @ Detroit Tigers Joker Marchant Stadium, Lakeland, FL Mon Mar 19 2007, 1:05 PM EDT Att: 7,767 - Partly Cloudy - 75 F										
14 Placido Polanco, R OBP: 0.575, SLG: 0.676 20 Omar Infante, R OBP: 0.220, SLG: 0.316	L9	L8		G5-3				L9		4	0	0	0	0	0	3											
Ivan Rodriguez, R OBP: 0.432, SLG: 0.683 13 Vance Wilson, R OBP: 0.419, SLG: 0.571				BB				P6		3	1	2	0	0	0	0											
3 Gary Sheffield, R OBP: 0.422, SLG: 0.438 74 Timo Perez, L OBP: 0.412, SLG: 0.600				SF8				G6-3		2	2	1	1	2	0	1											
30 Magglio Ordonez, R OBP: 0.372, SLG: 0.417				F4				L5		0	0	0	0	0	0	0											
Sean Casey, L OBP: 0.289, SLG: 0.389 33 Marcus Thames, R OBP: 0.364, SLG: 0.625				E9				E5		2	1	2	1	0	0	0											
Craig Monroe, R OBP: 0.313, SLG: 0.490				P6				FC5-4		2	0	0	0	0	1	1											
8 Neifi Perez, S OBP: 0.486, SLG: 0.464				SF8				FC5-4		3	0	0	1	0	0	3											
39 Ramon Santiago, S OBP: 0.387, SLG: 0.519				P4				F7		4	1	2	0	0	0	1											
				F9				G1-4-3		2	0	1	1	1	0	0											
Inning Stats	R: 0 E: 0 K: 1 S: 6	H: 1 LOB: 2 BB: 1 P: 10	R: 1 E: 0 K: 0 S: 6	H: 3 LOB: 2 BB: 0 P: 6	R: 2 E: 1 K: 0 S: 5	H: 2 LOB: 1 BB: 1 P: 9	R: 0 E: 0 K: 0 S: 3	H: 0 LOB: 0 BB: 0 P: 3	R: 1 E: 1 K: 0 S: 5	H: 1 LOB: 1 BB: 0 P: 5	R: 0 E: 0 K: 0 S: 3	H: 0 LOB: 1 BB: 1 P: 7	R: 1 E: 0 K: 1 S: 7	H: 2 LOB: 1 BB: 0 P: 7	R: 1 E: 0 K: 0 S: 4	H: 1 LOB: 1 BB: 1 P: 8	1B: 4 2B: 5 3B: 0 HR: 1	SF: 2 SAC: 1 DP: 0 HBP: 0	WP: 0 PB: 0 SB: 0 CS: 0	PA: 39							
PITCHER	IP	WLS	BF	H	R	ER	SO	BB	IBB	HBP	BLK	WP	HR	S	P	ERA	WHIP										
61 Bronson Arroyo, R ERA: 2.31	4.2	L	23	7	4	3	1	2	0	0	0	0	0	23	31	5.79	1.929										
40 Jon Coutangus, L ERA:	0.1		2	0	0	0	0	0	0	0	0	0	0	2	2	0.00	0.000										
Paul Wilson, R ERA: 8.1	3.0		14	3	2	2	1	2	0	0	0	0	0	14	22	6.00	1.667										

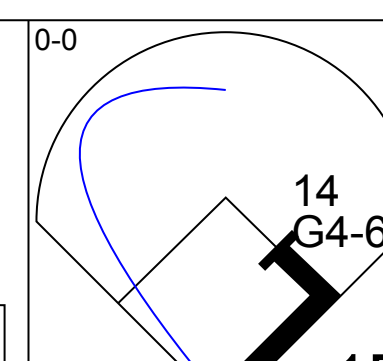
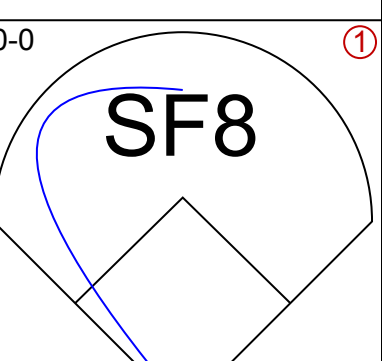
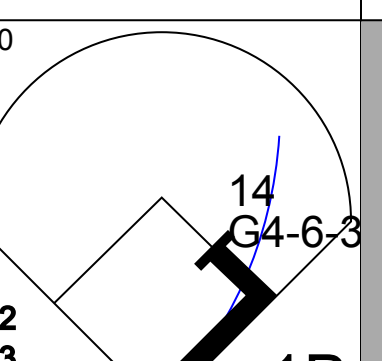
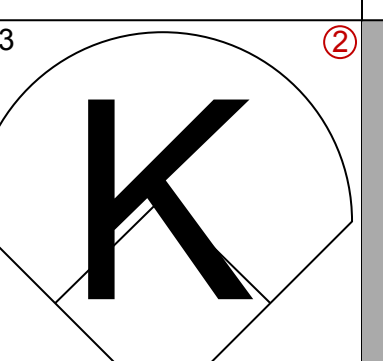
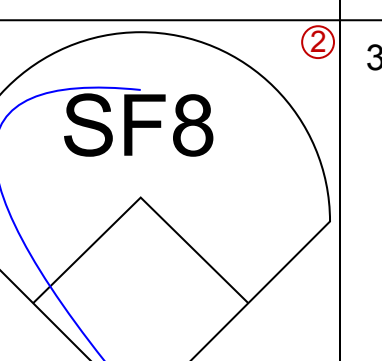
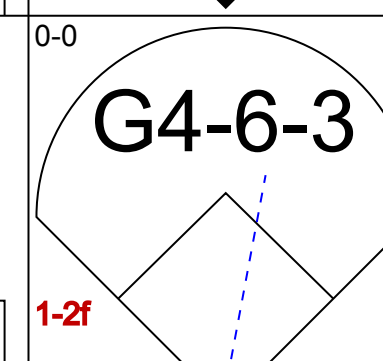
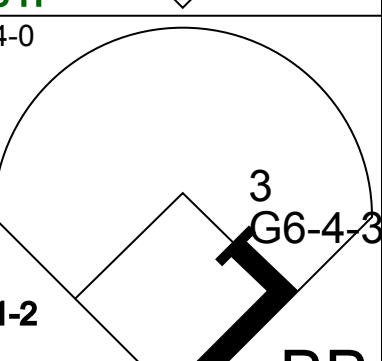
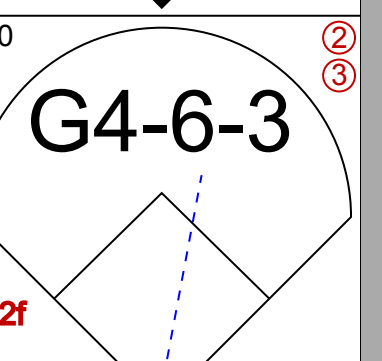
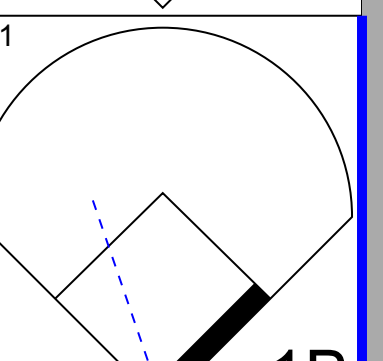

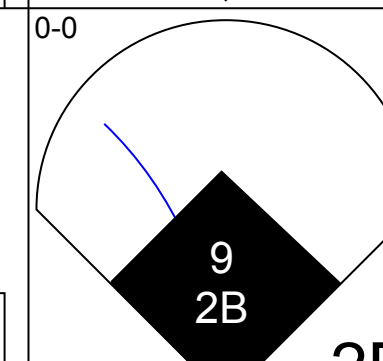
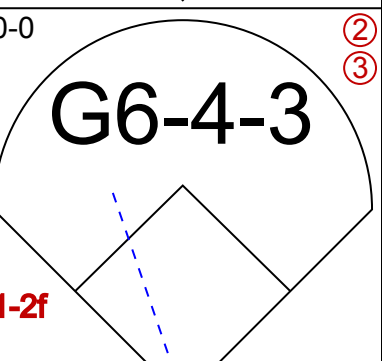

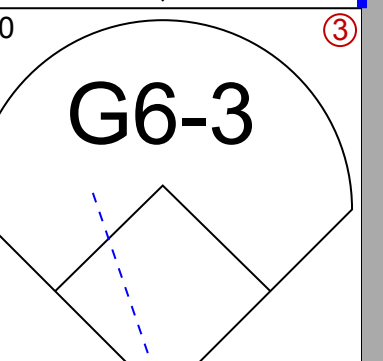
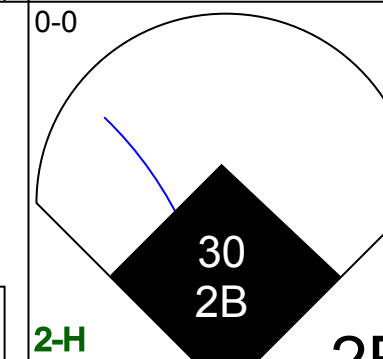




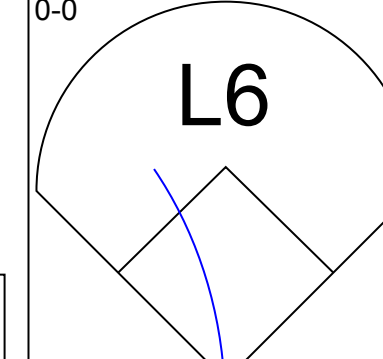

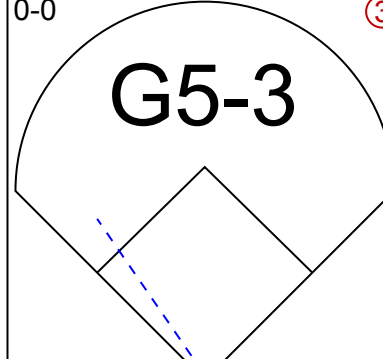



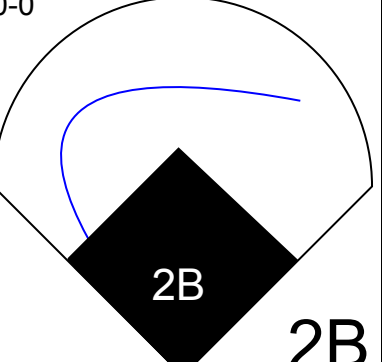


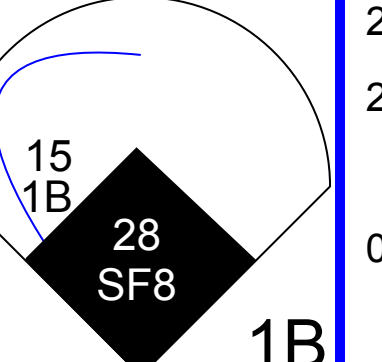

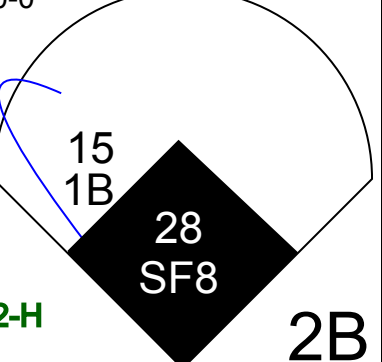



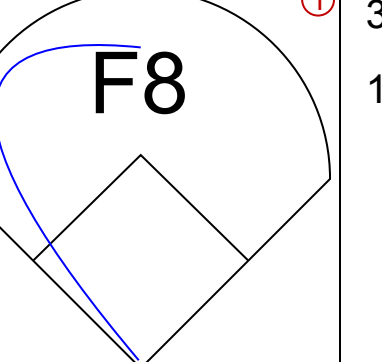



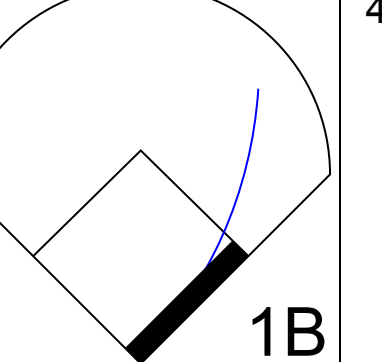
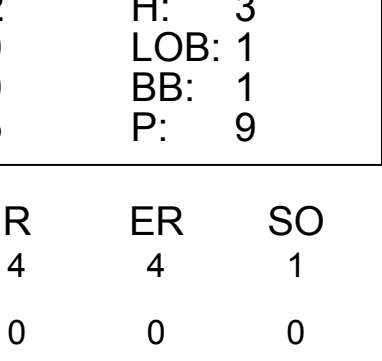
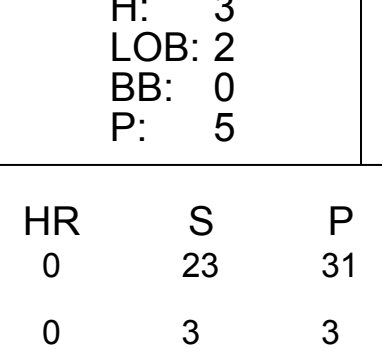
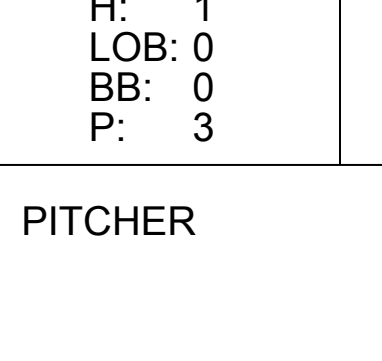
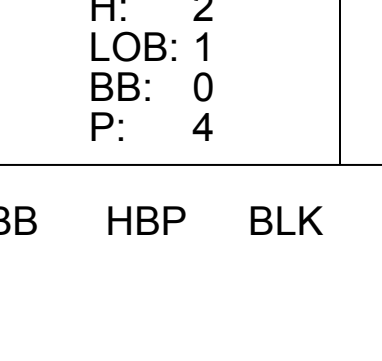







Batter	1	2	3	4	5	6	7	8	9	AB	R	H	RBI	BB	SO	LOB	TOP										
Ivan Rodriguez, R (1, 2) OBP: 0.426, SLG: 0.651 8 Neifi Perez, S (5, 4) OBP: 0.513, SLG: 0.483	G6-3		K				BB		BB	2	0	0	0	1	1	0	Detroit Tigers @ Pittsburgh Pirates McKechnie Field, Bradenton, FL Tue Mar 20 2007, 1:05 PM EDT Att: 6,102 - Sunny - 74 F										
14 Placido Polanco, R (1, 4) OBP: 0.581, SLG: 0.694 68 Ryan Raburn, R (5, 9) OBP: 0.458, SLG: 0.600	2B		F8				BB		BB	2	0	1	0	1	0	0											
3 Gary Sheffield, R (1, 9) OBP: 0.517, SLG: 0.724 94 Jose Mesa, R (5, 1) 62 Tim Byrdak, L (7, 1) Derek Jeter, S (6, 9) 60 Preston Larrison, R (5, 1) Scott Sizemore, R (5, 9)	BB						BB		BB	1	0	0	0	2	1	3											
Craig Monroe, R (1, 7) OBP: 0.343, SLG: 0.438 Jeremy Laster, R (6, 7)	K						BB		K	2	0	1	0	1	1	2											
9 Carlos Guillen, S (1, 6) OBP: 0.289, SLG: 0.333 39 Ramon Santiago, S (6, 6) OBP: 0.375, SLG: 0.500	F9						BB		G3	3	0	0	0	0	0	5											
31 Chris Shelton, R (1, 3) OBP: 0.390, SLG: 0.514 33 Marcus Thames, R (6, 3) OBP: 0.353, SLG: 0.606	K						BB		F9	3	0	0	0	0	1	2											
15 Brandon Inge, R (1, 5) OBP: 0.314, SLG: 0.310	G6-3						BB		F8	4	1	2	0	0	1	1											
20 Omar Infante, R (1, 8) OBP: 0.209, SLG: 0.300 28 Curtis Granderson, L (5, 8) OBP: 0.300, SLG: 0.435	K						BB		P6	2	0	0	0	0	1	1											
35 Justin Verlander, R (1, 1) Nick McIntyre, S (5, 9) OBP: 0.500, SLG: 0.500 13 Vance Wilson, R (5, 2) OBP: 0.394, SLG: 0.533	P2						BB		F7	1	0	0	0	0	0	0											
Inning Stats	R: 0 E: 0 K: 1 S: 6	H: 1 LOB: 2 BB: 1 P: 10	R: 0 E: 0 K: 2 S: 7	H: 0 LOB: 0 BB: 0 P: 7	R: 0 E: 0 K: 1 S: 5	H: 0 LOB: 0 BB: 0 P: 5	R: 0 E: 0 K: 0 S: 2	H: 0 LOB: 1 BB: 2 P: 10	R: 0 E: 0 K: 1 S: 6	H: 1 LOB: 3 BB: 2 P: 14	R: 0 E: 0 K: 1 S: 5	H: 1 LOB: 2 BB: 1 P: 9	R: 0 E: 0 K: 1 S: 6	H: 1 LOB: 1 BB: 0 P: 6	R: 1 E: 0 K: 0 S: 6	H: 3 LOB: 2 BB: 0 P: 6		1B: 3 2B: 5 3B: 0 HR: 0	SF: 0 SAC: 0 DP: 1 HBP: 0	WP: 0 PB: 0 SB: 0 CS: 0	PA: 39						
PITCHER	IP	WLS	BF	H	R	ER	SO	BB	IBB	HBP	BLK	WP	HR	S	P	ERA	WHIP										
18 Sean Burnett, L (1, 1) ERA: 4.1	4.1	W	17	2	0	0	4	3	0	0	0	0	0	22	34	0.00	1.154										
44 Josh Sharpless, R (5, 1) ERA: 1.17	1.2	H	8	1	0	0	2	2	0	0	0	0	0	10	18	0.00	1.800										
27 Shane Youman, L (7, 1) ERA: 1.17	1.0	H	4	1	0	0	1	1	0	0	0	0	0	5	9	0.00	2.000										
54 Jonah Bayliss, R (8, 1) ERA: 4.5	1.0	H	4	1	0	0	1	0	0	0	0	0	0	6	6	0.00	1.000										
55 Matt Capps, R (9, 1) ERA: 11.37	1.0	S	6	3	1	1	0	0	0	0	0	0	0	6	6	9.00	3.000										
Batter	1	2	3	4	5	6	7	8	9	AB	R	H	RBI	BB	SO	LOB	BOTTOM										
6 Chris Duffy, L (1, 8) OBP: 0.222, SLG: 0.286 76 Andrew McCutchen, R (6, 8) OBP: 0.333, SLG: 0.405	BB		3B							2	1	1	0	1	0	0	Detroit Tigers @ Pittsburgh Pirates McKechnie Field, Bradenton, FL Tue Mar 20 2007, 1:05 PM EDT Att: 6,102 - Sunny - 74 F										
2 Jack Wilson, R (1, 6) OBP: 0.412, SLG: 0.433 José Hernández, R (6, 6) OBP: 0.286, SLG: 0.429	K		2B							3	0	1	1	0	1	1											
Jason Bay, R (1, 7) OBP: 0.286, SLG: 0.370 13 Nate McLouth, L (6, 7) OBP: 0.343, SLG: 0.323	K		K							3	0	1	0	0	2	1											
25 Adam LaRoche, L (1, 3) OBP: 0.400, SLG: 0.379 35 Brad Eldred, R (6, 3) OBP: 0.432, SLG: 0.737	HR		BB							2	1	1	1	1	1	1											
Xavier Nady, R (1, 9) OBP: 0.381, SLG: 0.381 José Bautista, R (7, 5) OBP: 0.293, SLG: 0.342	G6-3		F9							3	1	1	0	0	0	2											
Jose Castillo, R (1, 5) OBP: 0.281, SLG: 0.344 5 Yurendell Decaster, R (7, 4) OBP: 0.474, SLG: 0.529	G6-3		G6-3							1	0	0	0	0	0	0											
29 Don Kelly, L (1, 4) OBP: 0.417, SLG: 0.476 27 Shane Youman, L (7, 1) 54 Jonah Bayliss, R (8, 1) 55 Matt Capps, R (9, 1)	G6-3									3	0	0	0	0	0	2											
11 Humberto Cota, R (1, 2) OBP: 0.389, SLG: 0.588 41 Ryan Doumit, S (6, 2) OBP: 0.500, SLG: 0.450	1B									2	0	1	1	0	0	0											
18 Sean Burnett, L (1, 1) 44 Josh Sharpless, R (5, 1) 51 Luis Matos, R (7, 9) OBP: 0.395, SLG: 0.559	K									2	0	0	0	0	1	1											
Inning Stats	R: 0 E: 0 K: 2 S: 6	H: 0 LOB: 0 BB: 1 P: 10	R: 2 E: 0 K: 1 S: 8	H: 3 LOB: 1 BB: 0 P: 8	R: 1 E: 0 K: 1 S: 7	H: 2 LOB: 2 BB: 1 P: 11	R: 0 E: 0 K: 0 S: 3	H: 0 LOB: 0 BB: 0 P: 3	R: 0 E: 0 K: 1 S: 6	H: 1 LOB: 1 BB: 0 P: 6	R: 0 E: 0 K: 0 S: 4	H: 1 LOB: 1 BB: 0 P: 4	R: 0 E: 0 K: 0 S: 4	H: 1 LOB: 1 BB: 0 P: 4	R: 0 E: 0 K: 0 S: 3	H: 0 LOB: 0 BB: 0 P: 3		1B: 4 2B: 2 3B: 1 HR: 1	SF: 0 SAC: 0 DP: 0 HBP: 0	WP: 0 PB: 0 SB: 0 CS: 0	PA: 33						
PITCHER	IP	WLS	BF	H	R	ER	SO	BB	IBB	HBP	BLK	WP	HR	S	P	ERA	WHIP										
35 Justin Verlander, R (1, 1) ERA: 8.31	4.0	L	18	5	3	3	4	2	0	0	0	0	0	10	10	0.00	1.000										
94 Jose Mesa, R (5, 1) ERA: 3.86	2.0		8	2	0	0	1	0	0	0	0	0	0	4	4	0.00	1.000										
62 Tim Byrdak, L (7, 1) ERA: 6.43	1.0		4	1	0	0	0	0	0	0	0	0	0	4	4	0.00	1.000										
60 Preston Larrison, R (8, 1) ERA: 6.0	1.0		3	0	0	0	0	0	0	0	0	0	0	3	3	0.00	0.000										
Batter	1	2	3	4	5	6	7	8	9	AB	R	H	RBI	BB	SO	LOB	TOP										
6 Chris Duffy, L (1, 8) OBP: 0.222, SLG: 0.286 76 Andrew McCutchen, R (6, 8) OBP: 0.333, SLG: 0.405	BB		2B							2	1	1	0	1	0	0	Detroit Tigers @ Pittsburgh Pirates McKechnie Field, Bradenton, FL Tue Mar 20 2007, 1:05 PM EDT Att: 6,102 - Sunny - 74 F										
2 Jack Wilson, R (1, 6) OBP: 0.412, SLG: 0.433 José Hernández, R (6, 6) OBP: 0.286, SLG: 0.429	K		F9							3	0	1	1	0	1	1											
Jason Bay, R (1, 7) OBP: 0.286, SLG: 0.370 13 Nate McLouth, L (6, 7) OBP: 0.343, SLG: 0.323	K		K							3	0	1	0	0	2	1											
25 Adam LaRoche, L (1, 3) OBP: 0.400, SLG: 0.379 35 Brad Eldred, R (6, 3) OBP: 0.432, SLG: 0.737	HR		BB							2	1	1	1	1	1	1											
Xavier Nady, R (1, 9) OBP: 0.381, SLG: 0.381 José Bautista, R (7, 5) OBP: 0.293, SLG: 0.342	G6-3		F9							3	1	1	0	0	0	2											
Jose Castillo, R (1, 5) OBP: 0.281, SLG: 0.344 5 Yurendell Decaster, R (7, 4) OBP: 0.474, SLG: 0.529	G6-3		G6-3							1	0	0	0	0	0	0											
29 Don Kelly, L (1, 4) OBP: 0.417, SLG: 0.476 27 Shane Youman, L (7, 1) 54 Jonah Bayliss, R (8, 1) 55 Matt Capps, R (9, 1)	G6-3									3	0	0	0	0	0	2											
11 Humberto Cota, R (1, 2) OBP: 0.389, SLG: 0.588 41 Ryan Doumit, S (6, 2) OBP: 0.500, SLG: 0.450	1B									2	0	1	1	0	0	0											
18 Sean Burnett, L (1, 1) 44 Josh Sharpless, R (5, 1) 51 Luis Matos, R (7, 9) OBP: 0.395, SLG: 0.559	K									2	0	0	0	0	1	1											
Inning Stats	R: 0 E: 0 K: 2 S: 6	H: 0 LOB: 0 BB: 1 P: 10	R: 2 E: 0 K: 1 S: 8	H: 3 LOB: 1 BB: 0 P: 8	R: 1 E: 0 K: 1 S: 7	H: 2 LOB: 2 BB: 1 P: 11	R: 0 E: 0 K: 0 S: 3	H: 0 LOB: 0 BB: 0 P: 3	R: 0 E: 0 K: 1 S: 6	H: 1 LOB: 1 BB: 0 P: 6	R: 0 E: 0 K: 0 S: 4	H: 1 LOB: 1 BB: 0 P: 4	R: 0 E: 0 K: 0 S: 4	H: 1 LOB: 1 BB: 0 P: 4	R: 0 E: 0 K: 0 S: 3	H: 0 LOB: 0 BB: 0 P: 3		1B: 4 2B: 2 3B: 1 HR: 1	SF: 0 SAC: 0 DP: 0 HBP: 0	WP: 0 PB: 0 SB: 0 CS: 0	PA: 33						
PITCHER	IP	WLS	BF	H	R	ER	SO	BB	IBB	HBP	BLK	WP	HR	S	P	ERA	WHIP										
35 Justin Verlander, R (1, 1) ERA: 8.31	4.0	L	18	5	3	3	4	2	0	0	0	0	0	10	10	0.00	1.000										
94 Jose Mesa, R (5, 1) ERA: 3.86	2.0		8	2	0	0	1	0	0	0	0	0	0	4	4	0.00	1.000										
62 Tim Byrdak, L (7, 1) ERA: 6.43	1.0		4	1	0	0	0	0	0	0	0	0	0	4	4	0.00	1.000										
60 Preston Larrison, R (8, 1) ERA: 6.0	1.0		3	0	0	0	0	0	0	0	0	0	0	3	3	0.00	0.000										

Batter	1	2	3	4	5	6	7	8	9	AB	R	H	RBI	BB	SO	LOB	TOP																					
29 Josh Barfield, R OBP: 0.375, SLG: 0.351										5	0	0	0	0	3	0	Cleveland Indians @ Detroit Tigers Joker Marchant Stadium, Lakeland, FL Thu Mar 22 2007, 6:05 PM EDT Att: 8,013 - Partly Cloudy - 75 F																					
Trot Nixon, L OBP: 0.350, SLG: 0.250										2	1	0	0	2	1	1																						
38 Franklin Gutierrez, R OBP: 0.357, SLG: 0.538										1	1	1	0	0	0	0																						
25 Ryan Garko, R OBP: 0.261, SLG: 0.370										0	0	0	0	0	0	0																						
48 Travis Hafner, L OBP: 0.266, SLG: 0.316										3	0	2	2	2	0	0																						
11 Luis Rivas, R OBP: 0.228, SLG: 0.313										0	1	0	0	0	0	0																						
Casey Blake, R OBP: 0.257, SLG: 0.500										4	0	0	0	0	1	4																						
27 Hector Luna, R OBP: 0.429, SLG: 0.333										1	0	1	0	0	0	0																						
20 David Dellucci, L OBP: 0.436, SLG: 0.727										3	1	1	1	0	0	0																						
17 Shin-Soo Choo, L OBP: 0.303, SLG: 0.207										2	0	1	1	0	1	2																						
2 Jhonny Peralta, R OBP: 0.333, SLG: 0.351										5	0	2	0	0	0	2																						
30 Andy Marte, R OBP: 0.286, SLG: 0.421										2	0	2	0	1	0	0																						
16 Keith Ginter, R OBP: 0.500, SLG: 0.444										1	0	0	0	0	0	1																						
65 Ben Francisco, R OBP: 0.368, SLG: 0.657										4	0	1	0	0	1	4																						
10 Kelly Shoppach, R OBP: 0.259, SLG: 0.320										3	0	0	0	0	2	4																						
23 Mike Rose, S OBP: 0.304, SLG: 0.478										1	0	0	0	0	0	1																						
Inning Stats	R: 0 E: 0 K: 1 S: 5	H: 0 LOB: 0 BB: 0 P: 5	R: 1 E: 0 K: 2 S: 9	H: 2 LOB: 2 BB: 1 P: 13	R: 0 E: 1 K: 1 S: 5	H: 0 LOB: 1 BB: 1 P: 9	R: 0 E: 0 K: 0 S: 4	H: 1 LOB: 0 BB: 0 P: 4	R: 1 E: 0 K: 0 S: 4	H: 1 LOB: 1 BB: 1 P: 8	R: 0 E: 0 K: 1 S: 7	H: 2 LOB: 2 BB: 0 P: 7	R: 0 E: 0 K: 3 S: 9	H: 0 LOB: 0 BB: 2 P: 17	R: 0 E: 0 K: 0 S: 4	H: 1 LOB: 1 BB: 0 P: 4	R: 2 E: 0 K: 1 S: 8	H: 4 LOB: 2 BB: 0 P: 9	1B: 9 2B: 1 3B: 0 HR: 1	SF: 0 SAC: 0 DP: 1 HBP: 0	WP: 1 PB: 0 SB: 0 CS: 1	PA: 42																
PITCHER	IP	WLS	BF	H	R	ER	SO	BB	IBB	HBP	BLK	WP	HR	S	P	ERA	WHIP	PITCHER		IP	WLS	BF	H	R	ER	SO	BB	IBB	HBP	BLK	WP	HR	S	P	ERA	WHIP		
38 Jeremy Bonderman, R ERA: 4.0	(1, 1)	5.0		22	4	2	2	4	3	0	0	0	0	1	27	39	3.60	1.400	59 Todd Jones, R ERA: 2.45		(9, 1)	1.0		6	4	2	2	1	0	0	0	0	1	0	8	9	18.00	4.000
Felix Hernandez, L ERA: 2.25	(6, 1)	0.1	H	1	0	0	0	0	0	0	0	0	0	0	1	1	0.00	0.000																				
Jason Grilli, R ERA: 8.0	(6, 1)	0.2	H	4	2	0	0	1	0	0	0	0	0	6	6	0.00	3.000																					
Wilfredo Ledezma, L ERA: 5.14	(7, 1)	1.0	H	5	0	0	0	3	2	0	0	0	0	9	17	0.00	2.000																					
54 Joel Zumaya, R ERA:	(8, 1)	1.0	H	4	1	0	0	0	0	0	0	0	0	4	4	0.00	1.000																					

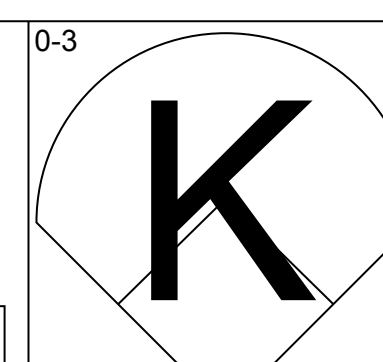
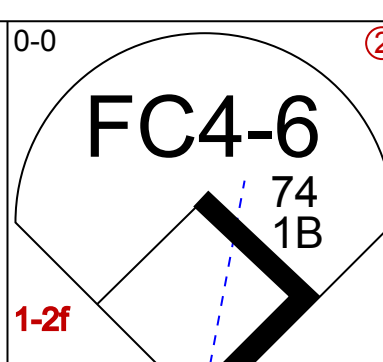
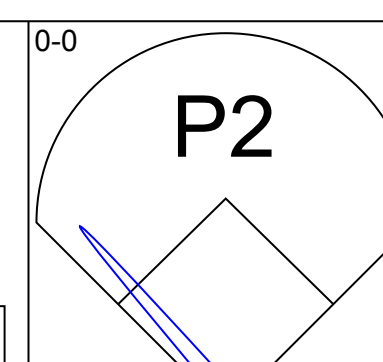
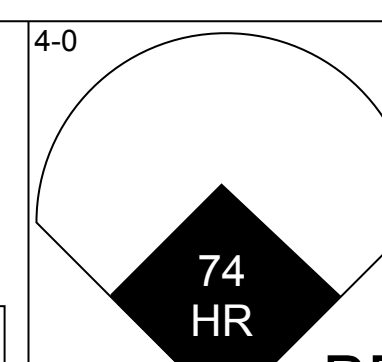
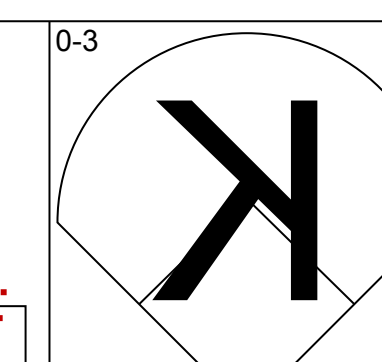
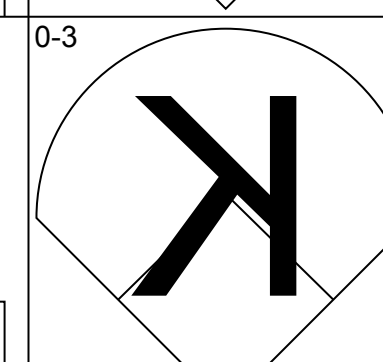
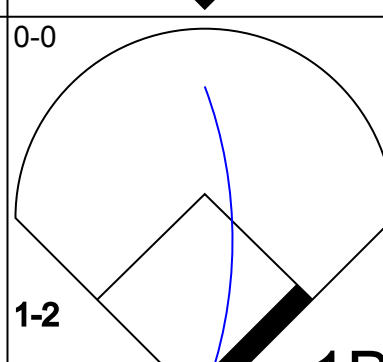
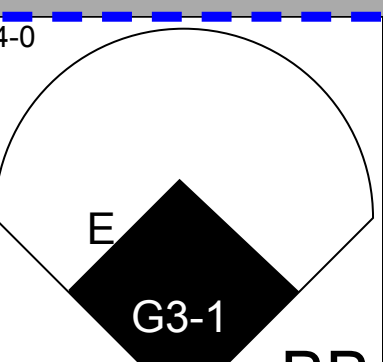
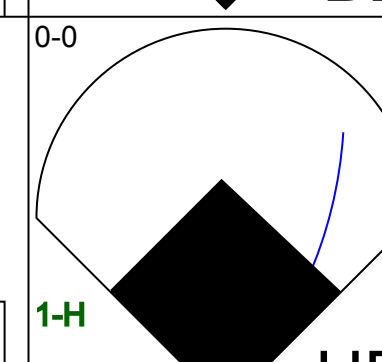
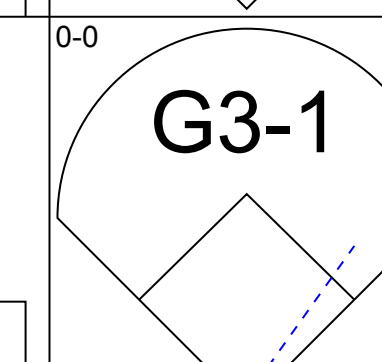
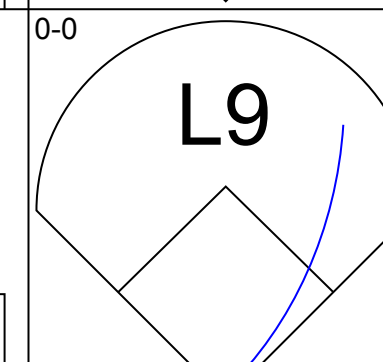
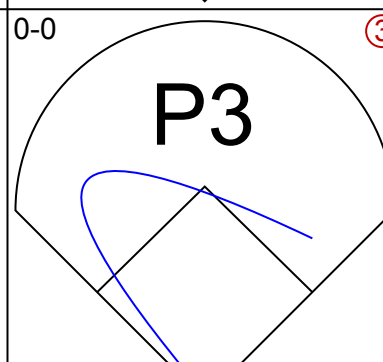
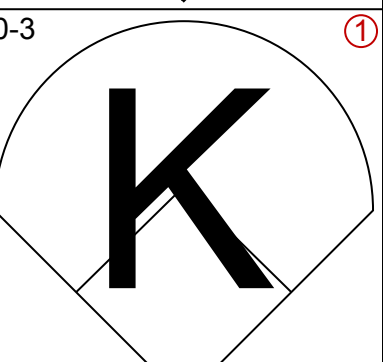
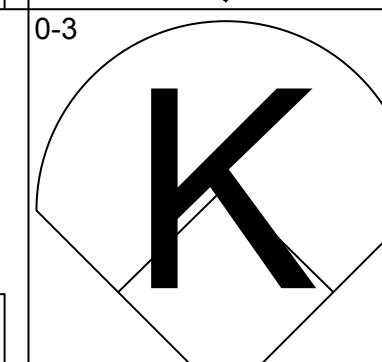

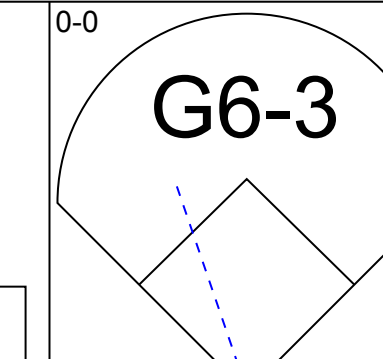
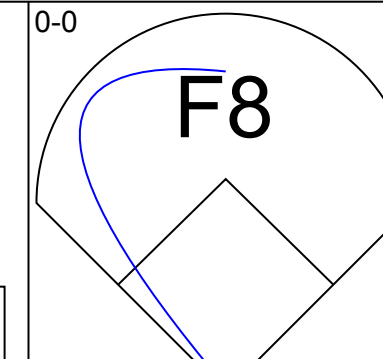
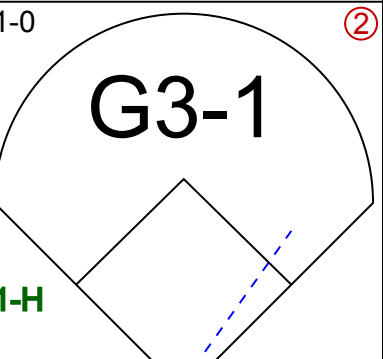
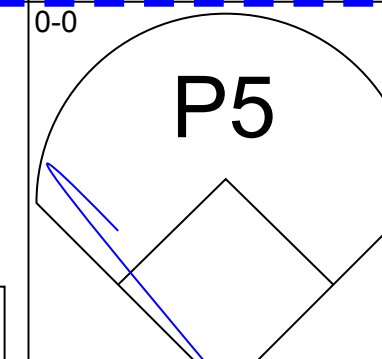

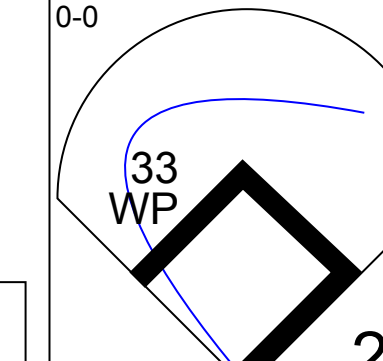
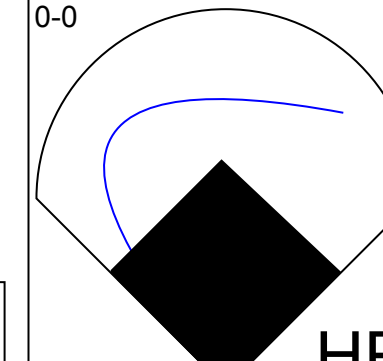
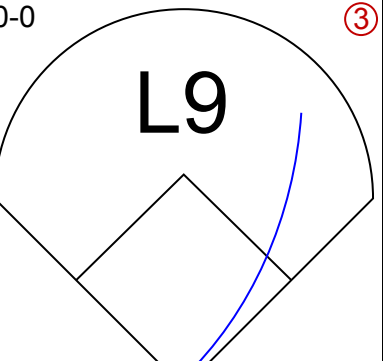
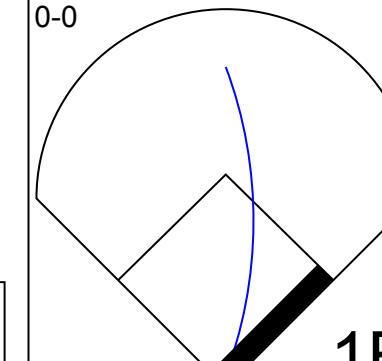

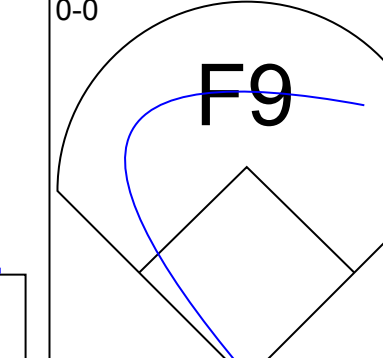
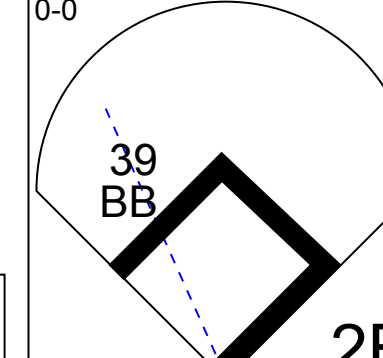

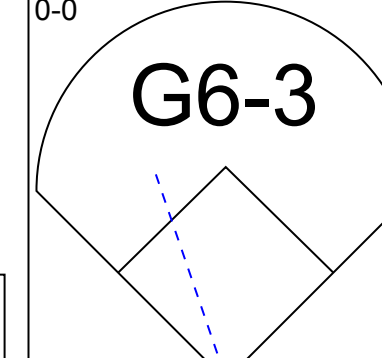


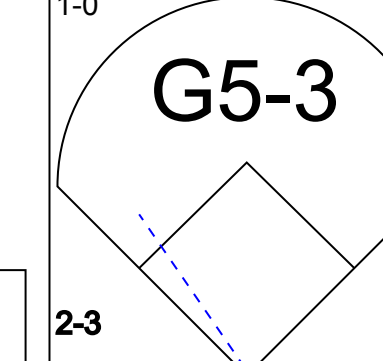
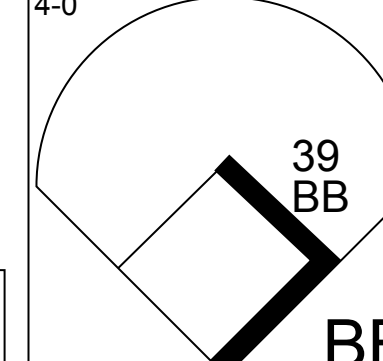


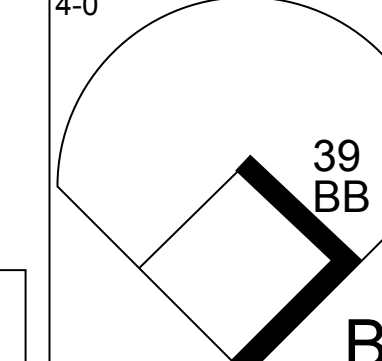
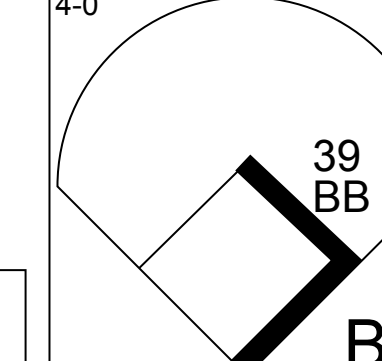
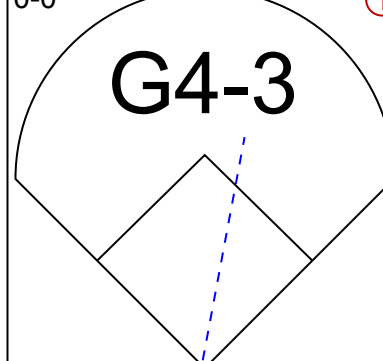
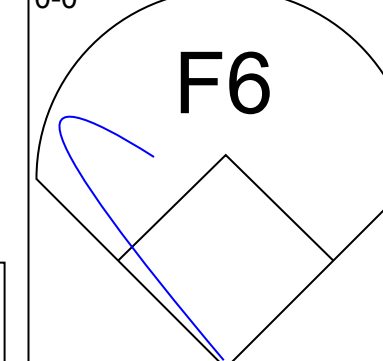

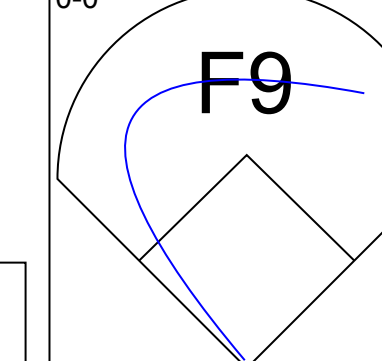
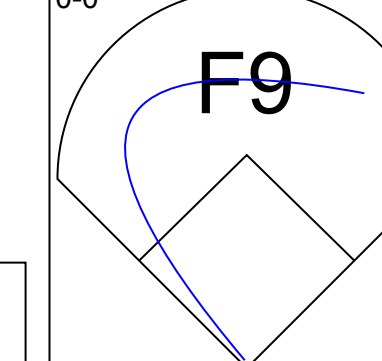
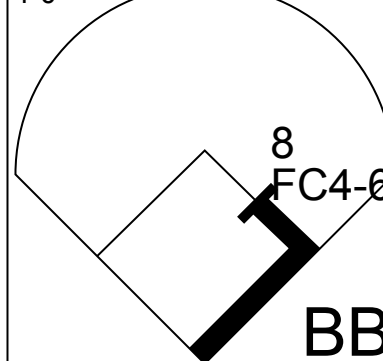
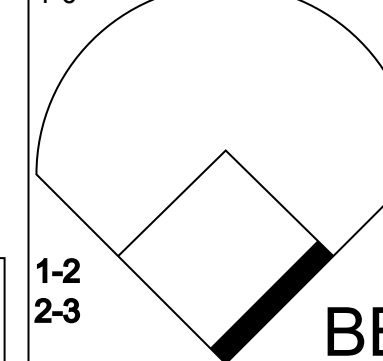

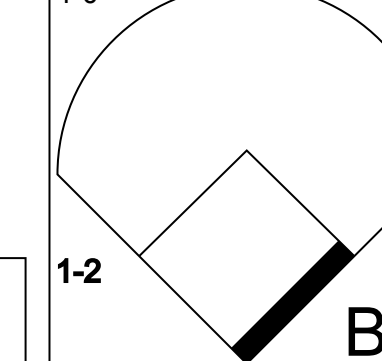
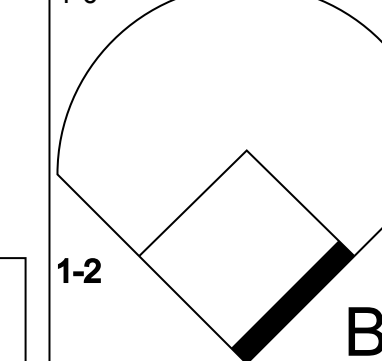
AB 37
R 4
H 11
RBI 4
BB 5
SO 9
LOB 19

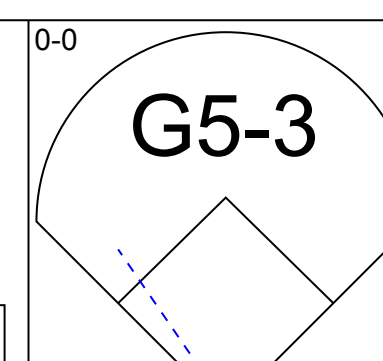
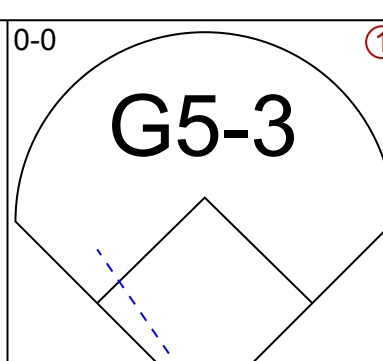
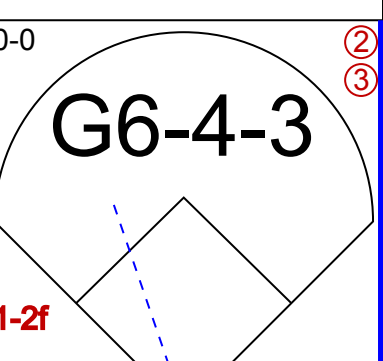
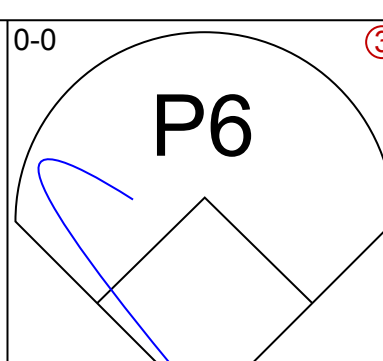
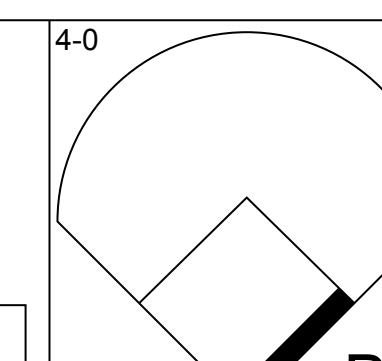
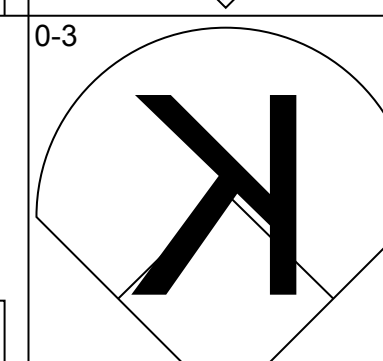
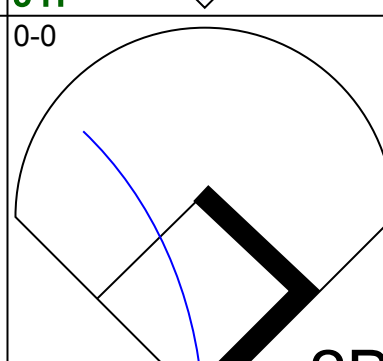
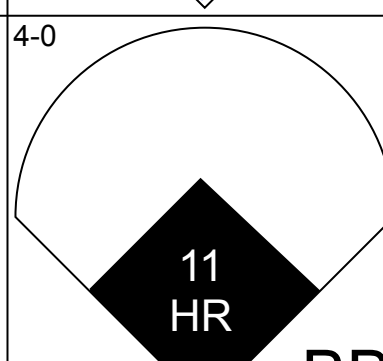
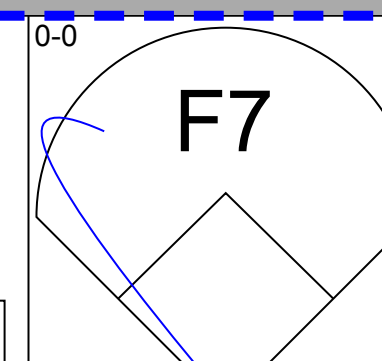
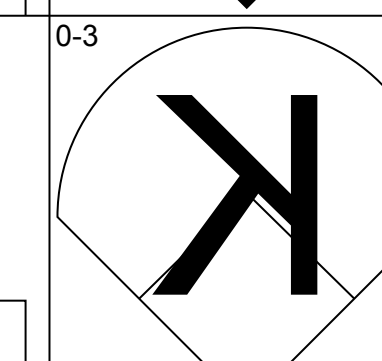
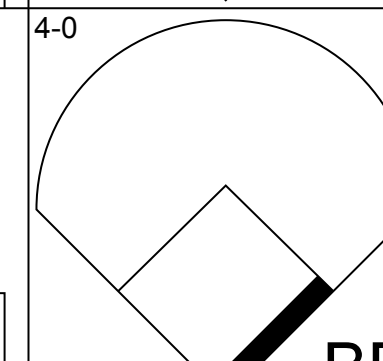
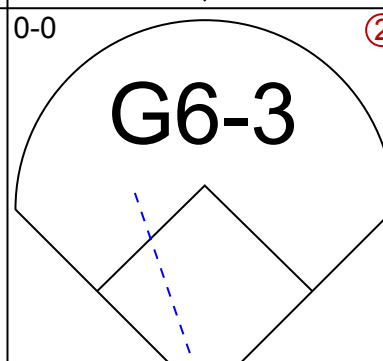
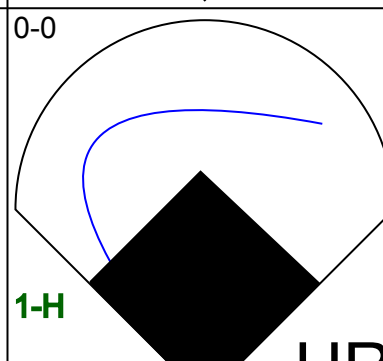
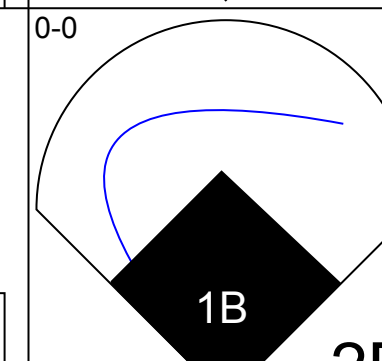

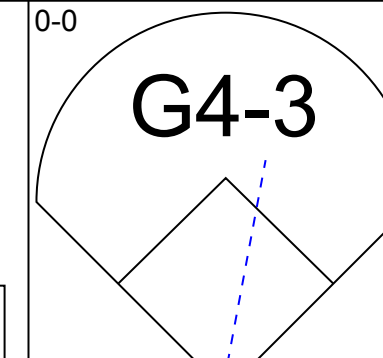
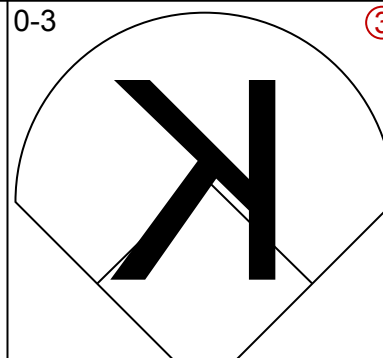
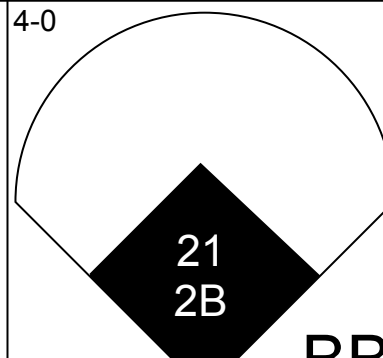
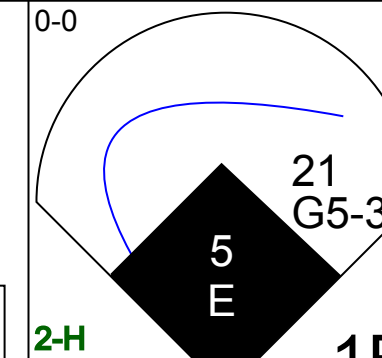


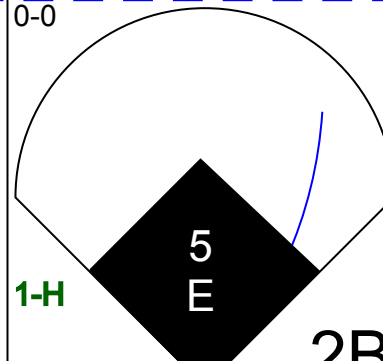
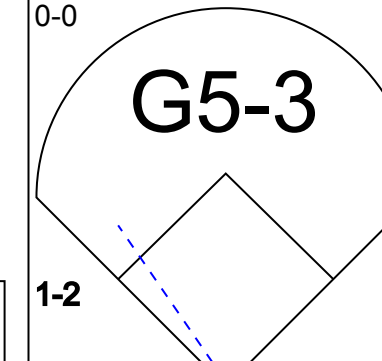

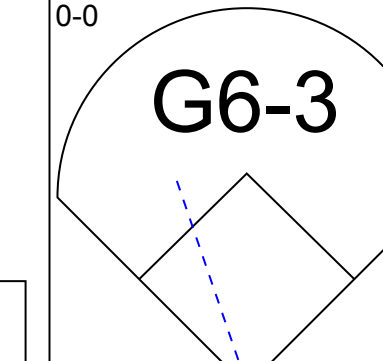
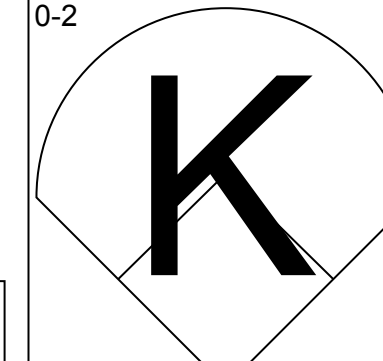
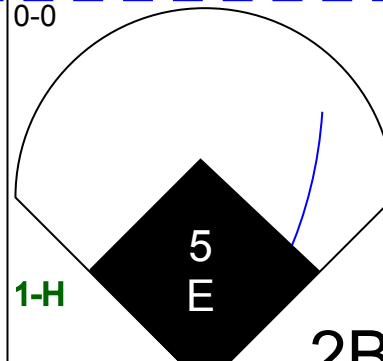
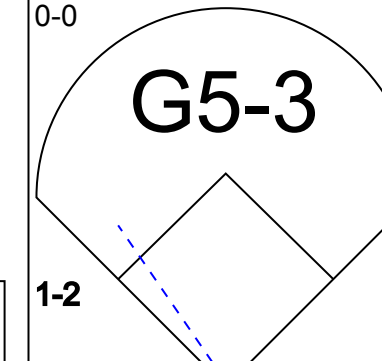

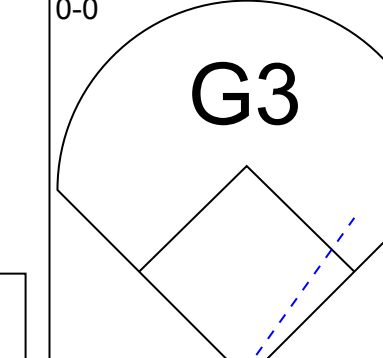
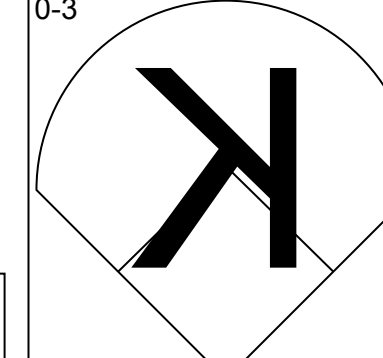
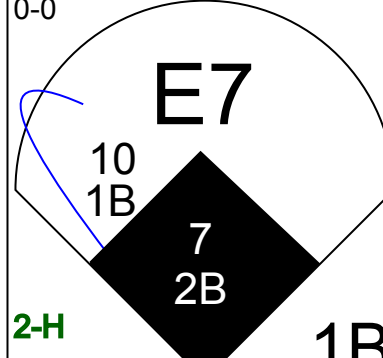
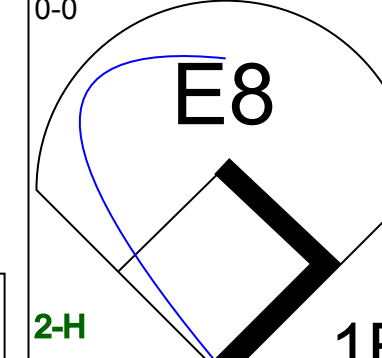

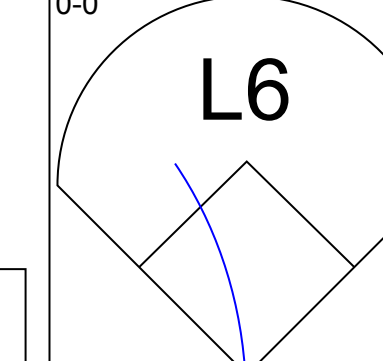
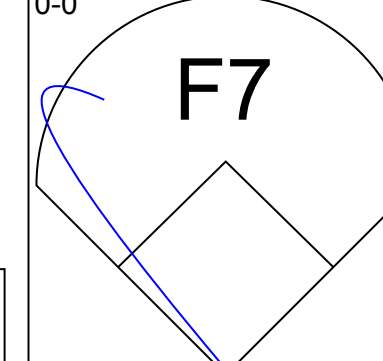
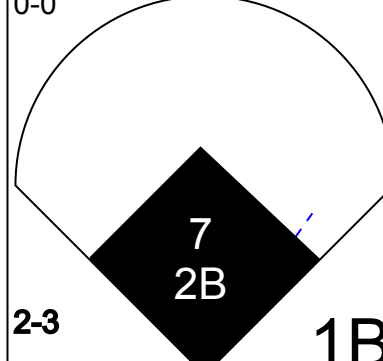
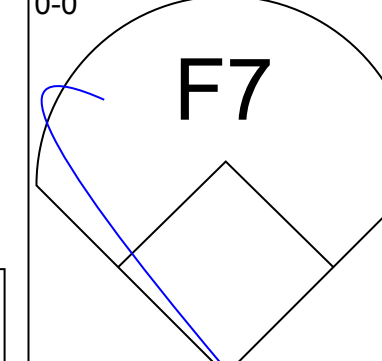

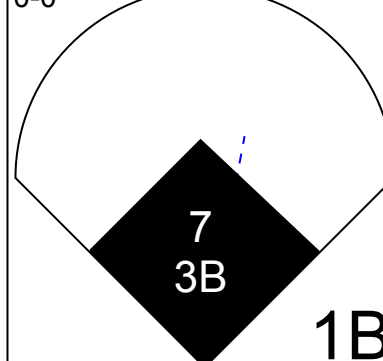

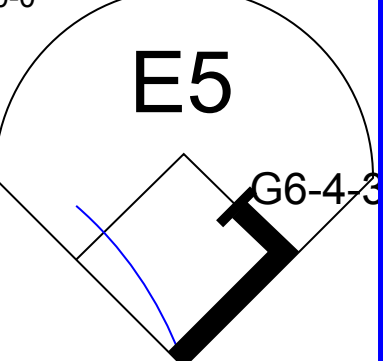
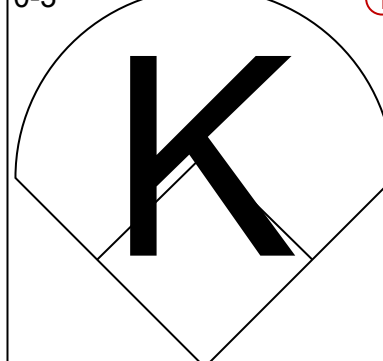
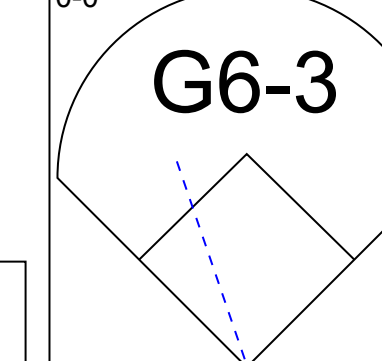
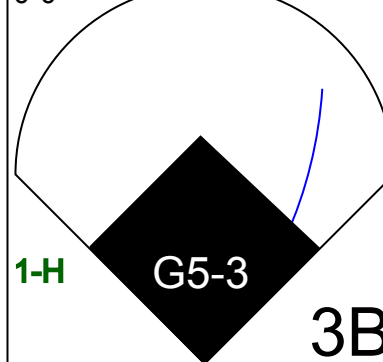

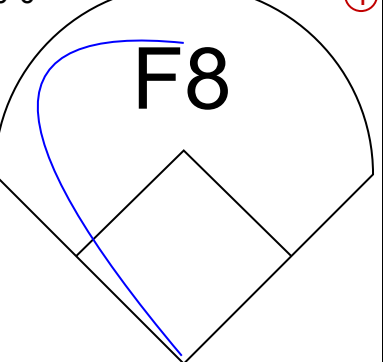
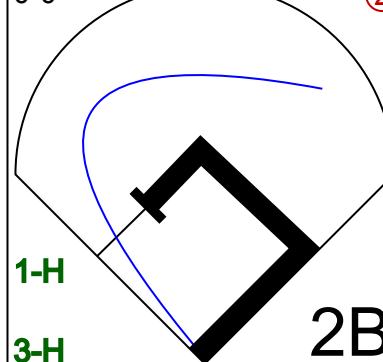
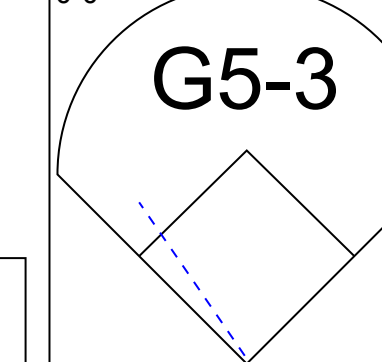


Batter	1	2	3	4	5	6	7	8	9	AB	R	H	RBI	BB	SO	LOB	BOTTOM																			
28 Curtis Granderson, L OBP: 0.309, SLG: 0.449										3	0	2	2	0	1	0	Cleveland Indians @ Detroit Tigers Joker Marchant Stadium, Lakeland, FL Thu Mar 22 2007, 6:05 PM EDT Att: 8,013 - Partly Cloudy - 75 F																			
14 Placido Polanco, R OBP: 0.574, SLG: 0.667										3	0	1	0	1	0	4																				
8 Neftali Perez, S OBP: 0.513, SLG: 0.483										0	0	0	0	0	0	0																				
3 Gary Sheffield, R OBP: 0.451, SLG: 0.457										2	1	1	0	1	0	2																				
74 Timo Perez, L OBP: 0.400, SLG: 0.581										1	0	0	0	0	0	1																				
9 Carlos Guillen, S OBP: 0.306, SLG: 0.357										3	1	1	1	1	0	1																				
39 Ramon Santiago, S OBP: 0.375, SLG: 0.590										0	0	0	0	0	0	0																				
30 Magglio Ordonez, R OBP: 0.362, SLG: 0.425										4	0	1	1	0	1	1																				
68 Ryan Raburn, R OBP: 0.458, SLG: 0.600										0	0	0	0	0	0	0																				
Ivan Rodriguez, R OBP: 0.400, SLG: 0.609										3	0	0	0	0	0	1																				
70 Dane Sardinha, R OBP: 0.167, SLG: 0.100										1	0	0	0	0	0	1																				
Sean Casey, L OBP: 0.325, SLG: 0.447										2	1	2	0	0	0	0																				
31 Chris Shelton, R OBP: 0.419, SLG: 0.538										2	0	2	0	0	0	0																				
20 Omar Infante, R OBP: 0.209, SLG: 0.300										0	1	0	0	0	0	0																				
Craig Monroe, R OBP: 0.342, SLG: 0.457										3	1	1	1	0	0	2																				
33 Marcus Thames, R OBP: 0.343, SLG: 0.588										1	0	0	0	0	0	1																				
15 Brandon Inge, R OBP: 0.345, SLG: 0.348										4	0	3	0	0	0	0																				
Inning Stats	R: 2 E: 0 K: 0 S: 6	H: 4 LOB: 1 BB: 0 P: 6	R: 2 E: 0 K: 0 S: 5	H: 3 LOB: 1 BB: 1 P: 9	R: 0 E: 0 K: 0 S: 3	H: 0 LOB: 0 BB: 0 P: 3	R: 0 E: 0 K: 0 S: 5	H: 3 LOB: 0 BB: 0 P: 5	R: 0 E: 0 K: 1 S: 4	H: 0 LOB: 0 BB: 1 P: 8	R: 0 E: 0 K: 0 S: 3	H: 1 LOB: 0 BB: 0 P: 3	R: 0 E: 0 K: 1 S: 7	H: 1 LOB: 1 BB: 0 P: 8	R: 0 E: 0 K: 0 S: 2	H: 0 LOB: 1 BB: 1 P: 6	R: 1 E: 0 K: 0 S: 4	H: 2 LOB: 1 BB: 0 P: 4	1B: 9 2B: 5 3B: 0 HR: 0	SF: 2 SAC: 0 DP: 6 HBP: 0	WP: 0 PB: 0 SB: 0 CS: 0	PA: 37														
PITCHER	IP	WLS	BF	H	R	ER	SO	BB	IBB	HBP	BLK	WP	HR	S	P	ERA	WHIP	PITCHER		IP	WLS	BF	H	R	ER	SO	BB	IBB	HBP	BLK	WP	HR	S	P	ERA	WHIP
55 Roberto Hernandez, R ERA: 4.8	(1, 1)	5.0		10	4	4	1	2	0	0	0	0	0	23	31	7.20	2.400																			
47 Joe Borowski, R ERA:	(6, 1)	1.0		3	1	0	0	0	0	0	0	0	0	3	3	0.00	1.000																			
Jason Davis, R ERA: 2.5	(7, 1)	2.0		7	1	0	0	1	1	0	0	0	0	9	14	0.00	1.000																			
58 Juan Lara, L ERA: 1.08	(9, 1)	0.2	L	4	2	1	1	0	0	0	0	0	0	4	4	13.50	3.000																			

AB 32
R 5
H 14
RBI 5
BB 3
SO 2
LOB 14



Batter	1	2	3	4	5	6	7	8	9	AB	R	H	RBI	BB	SO	LOB	TOP			
8 Neifi Perez, S OBP: 0.476, SLG: 0.438 Jack Hannahan, L (7, PH) (7, 4)										3	0	0	0	0	1	4	<p>Detroit Tigers @ Washington Nationals Space Coast Stadium, Viera, FL Fri Mar 23 2007, 1:05 PM EDT Att: 5,780 - Partly Cloudy - 77 F</p> <p>livebaseballscores.com</p>			
74 Timo Perez, L OBP: 0.425, SLG: 0.657										4	2	2	2	1	1	2				
30 Magglio Ordonez, R OBP: 0.333, SLG: 0.386 10 Brennan Boesch, L OBP: 0.333, SLG: 0.333										4	0	0	0	0	2	3				
Sean Casey, L OBP: 0.295, SLG: 0.405 David Espinosa, S OBP: 0.333, SLG: 0.333										4	0	0	1	0	0	0				
31 Chris Shelton, R OBP: 0.447, SLG: 0.651 Santo De Leon, R (9, PH)									4	1	3	1	0	0	0	0				
20 Omar Infante, R OBP: 0.213, SLG: 0.318 24 Adrian Casanova, R (9, PH)										4	0	1	0	0	0	2				
33 Marcus Thames, R OBP: 0.342, SLG: 0.556 68 Ryan Raburn, R OBP: 0.480, SLG: 0.600										2	0	0	0	1	0	1				
13 Vance Wilson, R OBP: 0.389, SLG: 0.515 72 Steve Torrealba, R OBP: 0.273, SLG: 0.400										3	0	1	0	0	0	2				
39 Ramon Santiago, S OBP: 0.417, SLG: 0.483										1	0	0	0	3	1	1				
Inning Stats	R: 0 E: 0 K: 2 S: 7	H: 0 LOB: 0 BB: 0 P: 7	R: 0 E: 0 K: 0 S: 4	H: 1 LOB: 1 BB: 0 P: 5	R: 0 E: 0 K: 0 S: 4	H: 1 LOB: 2 BB: 1 P: 8	R: 1 E: 0 K: 0 S: 5	H: 2 LOB: 3 BB: 2 P: 13	R: 1 E: 0 K: 1 S: 5	H: 0 LOB: 0 BB: 1 P: 10	R: 2 E: 0 K: 1 S: 7	H: 2 LOB: 1 BB: 1 P: 11	R: 0 E: 0 K: 1 S: 5	H: 0 LOB: 1 BB: 2 P: 13	R: 0 E: 0 K: 3 S: 10	H: 1 LOB: 1 BB: 0 P: 10		1B: 4 2B: 2 3B: 0 HR: 2	SF: 0 SAC: 0 DP: 0 HBP: 0	WP: 1 PB: 0 SB: 0 CS: 0
PITCHER	IP	WLS	BF	H	R	ER	SO	BB	IBB	HBP	BLK	WP	HR	S	P	ERA	WHIP			
22 John Patterson, R ERA: 5.0	4.0		19	4	1	1	2	3	0	0	0	1	1	20	33	2.25	1.750			
36 Joel Hanrahan, R ERA: 11.25	2.1	W	11	2	3	2	3	2	0	0	0	0	1	15	24	7.71	1.714			
59 Micah Bowie, L ERA: 2.45	1.2		8	1	0	0	1	2	0	0	0	0	0	8	16	0.00	1.800			
32 Chad Cordero, R ERA:	1.0		4	1	0	0	3	0	0	0	0	0	0	10	10	0.00	1.000			

Batter	1	2	3	4	5	6	7	8	9	AB	R	H	RBI	BB	SO	LOB	BOTTOM			
Felipe Lopez, S OBP: 0.224, SLG: 0.289 Joe Thurston, L OBP: 0.348, SLG: 0.211										3	0	0	1	0	0	1	<p>Detroit Tigers @ Washington Nationals Space Coast Stadium, Viera, FL Fri Mar 23 2007, 1:05 PM EDT Att: 5,780 - Partly Cloudy - 77 F</p> <p>livebaseballscores.com</p>			
Josh Wilson, R										4	1	1	0	1	2	1				
11 Ryan Zimmerman, R OBP: 0.453, SLG: 0.740										3	2	2	2	1	0	1				
25 Austin Kearns, R OBP: 0.408, SLG: 0.375 Chris Snelling, L OBP: 0.413, SLG: 0.583										2	0	0	0	1	1	2				
77 Abraham Nunez, S OBP: 0.308, SLG: 0.364										1	2	1	1	0	0	0				
21 Dmitri Young, S OBP: 0.421, SLG: 0.706										4	1	1	1	0	1	1				
Ryan Church, L OBP: 0.283, SLG: 0.313 5 Kory Casto, L OBP: 0.472, SLG: 0.467										2	0	0	0	0	1	0				
10 Ronnie Belliard, R OBP: 0.278, SLG: 0.412										4	1	1	0	0	0	1				
13 Robert Fick, L OBP: 0.344, SLG: 0.414 61 Juan Brito, R OBP: 0.250, SLG: 0.357										2	1	1	0	0	0	0				
7 Nook Logan, S OBP: 0.353, SLG: 0.364										4	1	2	2	0	0	1				
Inning Stats	R: 0 E: 0 K: 1 S: 5	H: 0 LOB: 1 BB: 1 P: 9	R: 0 E: 0 K: 0 S: 3	H: 0 LOB: 0 BB: 0 P: 3	R: 2 E: 0 K: 1 S: 8	H: 3 LOB: 1 BB: 0 P: 8	R: 0 E: 0 K: 2 S: 7	H: 0 LOB: 0 BB: 0 P: 7	R: 0 E: 1 K: 1 S: 9	H: 0 LOB: 0 BB: 0 P: 3	R: 6 E: 1 K: 1 S: 6	H: 5 LOB: 1 BB: 2 P: 17	R: 2 E: 1 K: 0 S: 6	H: 3 LOB: 1 BB: 0 P: 6	R: 0 E: 0 K: 1 S: 5	H: 0 LOB: 1 BB: 1 P: 9	1B: 5 2B: 4 3B: 1 HR: 1	SF: 0 SAC: 0 DP: 1 HBP: 0	WP: 0 PB: 0 SB: 0 CS: 0	PA: 38
PITCHER	IP	WLS	BF	H	R	ER	SO	BB	IBB	HBP	BLK	WP	HR	S	P	ERA	WHIP			
29 Nate Robertson, L ERA: 3.12	5.0	L	22	4	5	5	4	3	0	0	0	0	0	8	8	27.00	4.000			
56 Fernando Rodney, R ERA: 5.69	1.0		6	4	3	3	1	0	0	0	0	0	0	6	6	18.00	3.000			
94 Jose Mesa, R ERA: 5.23	1.0		6	3	2	2	0	0	0	0	0	0	0	5	9	0.00	1.000			
44 Bobby Seay, L ERA: 0.93	1.0		4	0	0	0	1	1	0	0	0	0	0	5	9	0.00	1.000			

Batter	1	2	3	4	5	6	7	8	9	AB	R	H	RBI	BB	SO	LOB	TOP										
2 Kelly Johnson, L (1,4) J.C. Holt, L (7,4)	4-1 11 2B BB		4-0 11 E BB		0-0 1-2 1B		0-0 3-H 2B		0-0 G4-3	2	2	0	2	1	2	0	0	0									
11 Edgar Renteria, R (1,10) 68 Jarrod Saltalamacchia, R (6,PH) OBP: 0.364, SLG: 0.400	0-0 1-3 2B		0-0 FC5 72 G5-4-3		0-0 F7				0-0 72 2B 1B	3	0	1	0	0	0	0	3	2	0	1	0	0	1	1			
72 Yunel Escobar, R (1,6) OBP: 0.413, SLG: 0.488	0-0 F8		0-0 G5-4-3 1-2		0-0 G1-3				0-0 63 2B 1B	5	1	2	0	0	0	0	6										
7 Jeff Francoeur, R (1,9) 91 Bill McCarthy, R (6,9) OBP: 0.417, SLG: 0.455	0-0 P3			0-0 G3					0-0 63 2B 27 SF7 1-2	3	0	0	0	0	0	0	2	1	1	0	0	1	0	1			
16 Brian McCann, L (1,2) 63 Corky Miller, R (6,2) OBP: 0.375, SLG: 0.476	0-3 K			0-0 G3					0-0 1-3 2-H 2B	3	0	0	0	0	0	1	2	2	0	1	1	0	0	3			
27 T.J. Bohm, R (1,8) OBP: 0.310, SLG: 0.278		0-0 G4-3		0-0 2B					0-0 SF7	3	0	1	1	0	0	0											
20 Scott Thorman, L (1,3) OBP: 0.304, SLG: 0.415		0-3 K		0-0 P4					0-0 G4-3 2 2B	4	1	1	0	0	2	2											
Willy Aybar, S (1,5) Elvis Andrus, R (8,PH) OBP: 0.308, SLG: 0.538		0-0 G6-3			0-0 G6-3				0-0 G4-3 2-3	3	0	0	0	0	0	0	1	1	0	0	0	0	0	0	1		
64 Doug Clark, L (1,7) OBP: 0.500, SLG: 0.522			0-0 F8		0-0 2 1B 1B				0-3 K	4	0	1	0	0	1	1											
Inning Stats	R: 0 E: 0 K: 1 S: 7	H: 1 LOB: 2 BB: 1 P: 11	R: 0 E: 0 K: 1 S: 5	H: 0 LOB: 0 BB: 0 P: 5	R: 0 E: 1 K: 0 S: 3	H: 0 LOB: 1 BB: 1 P: 7	R: 0 E: 0 K: 0 S: 4	H: 1 LOB: 1 BB: 0 P: 4	R: 0 E: 0 K: 0 S: 5	H: 2 LOB: 2 BB: 0 P: 5	R: 0 E: 0 K: 0 S: 3	H: 0 LOB: 0 BB: 0 P: 3	R: 1 E: 0 K: 2 S: 9	H: 2 LOB: 1 BB: 0 P: 9	R: 2 E: 1 K: 1 S: 8	H: 2 LOB: 1 BB: 0 P: 8	R: 0 E: 0 K: 0 S: 5	H: 2 LOB: 3 BB: 1 P: 9	1B: 4 2B: 6 3B: 0 HR: 0	SF: 1 SAC: 0 DP: 1 HBP: 0	WP: 0 PB: 0 SB: 0 CS: 0	PA: 41					
PITCHER	IP	WLS	BF	H	R	ER	SO	BB	IBB	HBP	BLK	WP	HR	S	P	ERA	WHIP										
37 Kenny Rogers, L (1,1) ERA: 2.05	6.0		24	4	0	0	2	2	0	0	0	0	0	27	35	0.00	1.000										
62 Tim Lincecum, L (7,1) ERA: 6.75	1.0	B	5	2	1	1	2	0	0	0	0	0	0	9	9	9.00	2.000										
60 Preston Larrison, R (8,1) ERA: 6.43	1.0	L	6	2	2	1	1	0	0	0	0	0	0	8	8	9.00	2.000										
59 Todd Jones, R (9,1) ERA: 2.16	1.0		6	2	0	0	0	1	0	0	0	0	0	5	9	0.00	3.000										

Atlanta Braves @ Detroit Tigers
Joker Marchant Stadium, Lakeland, FL
Sat Mar 24 2007, 1:05 PM EDT
Att: 6,203 - Sunny - 81 F

AB 37
R 3
H 10
RBI 3
BB 3
SO 5
LOB 23



Batter	1	2	3	4	5	6	7	8	9	AB	R	H	RBI	BB	SO	LOB	BOTTOM										
28 Curtis Granderson, L (1,8) OBP: 0.305, SLG: 0.453	0-0 G3-1		0-0 3 1B 2B		0-0 P3		0-3 K			4	1	1	0	0	1	4											
14 Placido Polanco, R (1,4) 19 Kevin Hooper, R (7,4) OBP: 0.580, SLG: 0.834	4-0 BB		0-3 K		0-0 G5-4-3 1-2				0-0 G4-3	2	0	0	0	1	1	3											
3 Gary Sheffield, R (1,10) Jeff Kunkel, S (8,PH) OBP: 0.444, SLG: 0.447	0-0 P4		0-0 2-H 1B		0-0 G6-3				0-0 F9	3	0	1	1	0	0	1											
9 Carlos Guillen, S (1,6) Mark Haske, L (3,PH) OBP: 0.300, SLG: 0.349	0-0 G4-3		0-2 F8		0-0 F8				0-3 K	1	0	0	0	0	0	1											
Sean Casey, L (1,3) Wilkin Ramirez, R (7,7) OBP: 0.277, SLG: 0.378		0-0 G3		0-3 K2-3					0-0 F7	3	0	0	0	0	1	0											
33 Marcus Thames, R (1,7) OBP: 0.333, SLG: 0.513		0-3 K		0-0 F8					0-0 F8	3	0	0	0	1	1	0											
15 Brandon Inge, R (1,5) OBP: 0.356, SLG: 0.360		0-0 1B		0-3 K					0-0 1B 1B	4	0	2	0	0	1	1											
13 Vance Wilson, R (1,2) 72 Steve Torrealba, R (4,2) OBP: 0.378, SLG: 0.500		0-0 G5-3			0-0 BB 1B				0-0 P5	1	0	0	0	0	0	1											
David Espinosa, S (1,9) OBP: 0.500, SLG: 0.400			0-0 F9		4-0 14 G5-4-3 BB				0-0 1-2 1B	2	0	1	0	1	0	0											
Inning Stats	R: 0 E: 0 K: 0 S: 3	H: 0 LOB: 1 BB: 1 P: 7	R: 0 E: 0 K: 1 S: 6	H: 1 LOB: 0 BB: 0 P: 6	R: 1 E: 0 K: 1 S: 9	H: 2 LOB: 1 BB: 0 P: 9	R: 0 E: 0 K: 2 S: 7	H: 0 LOB: 0 BB: 0 P: 7	R: 0 E: 0 K: 0 S: 3	H: 0 LOB: 0 BB: 0 P: 3	R: 0 E: 0 K: 1 S: 7	H: 2 LOB: 2 BB: 0 P: 7	R: 0 E: 0 K: 1 S: 5	H: 0 LOB: 0 BB: 0 P: 5	R: 0 E: 0 K: 1 S: 4	H: 0 LOB: 0 BB: 1 P: 8	1B: 5 2B: 1 3B: 0 HR: 0	SF: 0 SAC: 0 DP: 2 HBP: 0	WP: 0 PB: 0 SB: 0 CS: 0	PA: 34							
PITCHER	IP	WLS	BF	H	R	ER	SO	BB	IBB	HBP	BLK	WP	HR	S	P	ERA	WHIP										
15 Tim Hudson, R (1,1) ERA: 1.71	6.0		23	4	1	1	4	2	0	0	0	0	0	7	7	0.00	2.000										
39 Rafael Soriano, R (7,1) ERA: 1.29	1.0	W	5	2	0	0	1	0	0	0	0	0	0	5	5	0.00	0.000										
Oscar Villarreal, L (8,1) ERA: 7.0	1.0	H	3	0	0	0	1	0	0	0	0	0	0	4	8	0.00	1.000										
49 Macay McBride, L (9,1) ERA: 4.35	1.0	S	3	0	0	0	1	1	0	0	0	0	0	4	8	0.00	1.000										

Atlanta Braves @ Detroit Tigers
Joker Marchant Stadium, Lakeland, FL
Sat Mar 24 2007, 1:05 PM EDT
Att: 6,203 - Sunny - 81 F

AB 31
R 1
H 6
RBI 1
BB 3
SO 7
LOB 13



Batter	1	2	3	4	5	6	7	8	9	AB	R	H	RBI	BB	SO	LOB	TOP								
18 Johnny Damon, L (1.8) OBP: 0.352, SLG: 0.304 64 Kevin Reese, L (5.8) OBP: 0.350, SLG: 0.444	P4		G5-3		K					3	1	1	0	0	1	0	New York Yankees @ Detroit Tigers Joker Marchant Stadium, Lakeland, FL Sun Mar 25 2007, 1:05 PM EDT Att: 9,066 - Sunny - 81 F								
2 Derek Jeter, R (1.6) OBP: 0.386, SLG: 0.333 93 Chris Basak, R (5.6) OBP: 0.368, SLG: 0.556	G4-3		F9		K					3	1	1	0	0	0	1									
25 Jason Giambi, L (1.3) OBP: 0.314, SLG: 0.455 12 Andy Phillips, R (5. PR) OBP: 0.235, SLG: 0.235 (5.3)										2	0	2	1	1	0	0									
13 Alex Rodriguez, R (1.5) OBP: 0.396, SLG: 0.532 68 Marcos Vechionacci, S (5.5) OBP: 0.400, SLG: 0.400										3	0	1	1	0	1	2									
55 Hideki Matsui, L (1.7) OBP: 0.389, SLG: 0.500 27 Kevin Thompson, R (5.7) OBP: 0.364, SLG: 0.533										3	0	1	0	0	0	3									
Todd Pratt, R (1.2) OBP: 0.190, SLG: 0.200 26 Wil Nieves, R (6.2) OBP: 0.167, SLG: 0.167										3	1	1	0	0	0	5									
24 Robinson Cano, L (1.4) OBP: 0.362, SLG: 0.534 Miguel Cairo, R (6.4) OBP: 0.386, SLG: 0.324										3	0	0	0	0	2	1									
28 Melky Cabrera, S (1.9) OBP: 0.250, SLG: 0.241 Austin Jackson, R (6.9) OBP: 0.500, SLG: 1.000										3	0	1	1	0	2	0									
11 Doug Mientkiewicz, L (1.10) OBP: 0.273, SLG: 0.171 Josh Phelps, R (8. PH) OBP: 0.469, SLG: 0.679 (8.10)										3	0	1	0	0	0	1									
Inning Stats	R: 0 E: 0 K: 1 S: 5	H: 0 LOB: 1 BB: 1 P: 9	R: 1 E: 0 K: 0 S: 5	H: 2 LOB: 1 BB: 0 P: 5	R: 1 E: 0 K: 0 S: 6	H: 3 LOB: 2 BB: 0 P: 6	R: 0 E: 0 K: 2 S: 7	H: 0 LOB: 0 BB: 0 P: 7	R: 1 E: 0 K: 1 S: 8	H: 3 LOB: 3 BB: 0 P: 9	R: 0 E: 0 K: 3 S: 12	H: 1 LOB: 2 BB: 1 P: 16	R: 0 E: 0 K: 0 S: 3	H: 0 LOB: 0 BB: 0 P: 3	R: 2 E: 0 K: 0 S: 6	H: 3 LOB: 2 BB: 0 P: 10		R: 0 E: 0 K: 1 S: 7	H: 2 LOB: 2 BB: 0 P: 7	1B: 9 2B: 5 3B: 0 HR: 0	SF: 0 SAC: 0 DP: 0 HBP: 0	WP: 1 PB: 0 SB: 0 CS: 0	PA: 44		
PITCHER	IP	WLS	BF	H	R	ER	SO	BB	IBB	HBP	BLK	WP	HR	S	P	ERA	WHIP								
Jason Grilli, R (1.1) ERA: 7.5	3.0	W	15	5	2	2	1	0	0	0	0	0	0	16	20	6.00	2.000								
Wilfredo Ledezma, L (4.1) ERA: 5.0	2.0		9	3	1	1	3	1	0	0	0	0	0	15	16	4.50	1.500								
56 Fernando Rodney, R (6.1) ERA: 4.32	2.0		8	1	0	0	3	1	0	0	0	0	0	15	19	0.00	1.000								
44 Bobby Seay, L (8.1) ERA: 2.53	1.0		7	3	2	2	0	1	0	0	0	0	0	6	10	18.00	4.000								
94 Jose Mesa, R (9.1) ERA: 4.76	1.0		5	2	0	0	1	0	0	0	0	0	0	7	7	0.00	2.000								

Batter	1	2	3	4	5	6	7	8	9	AB	R	H	RBI	BB	SO	LOB	BOTTOM								
28 Curtis Granderson, L (1.8) OBP: 0.328, SLG: 0.483										5	2	3	2	0	0	0	New York Yankees @ Detroit Tigers Joker Marchant Stadium, Lakeland, FL Sun Mar 25 2007, 1:05 PM EDT Att: 9,066 - Sunny - 81 F								
14 Placido Polanco, R (1.4) OBP: 0.574, SLG: 0.644 39 Ramon Santiago, S (6.4) OBP: 0.439, SLG: 0.485										4	1	3	1	0	0	2									
Craig Monroe, R (1.7) OBP: 0.413, SLG: 0.550 74 Timo Perez, L (8.7) OBP: 0.422, SLG: 0.625										1	2	1	0	3	0	0									
3 Gary Sheffield, R (1.10) OBP: 0.456, SLG: 0.538 33 Marcus Thames, R (5. PH) OBP: 0.316, SLG: 0.466 (6.10)										1	1	1	4	1	0	0									
30 Magglio Ordonez, R (1.9) OBP: 0.316, SLG: 0.380 68 Ryan Raburn, R (5.9) OBP: 0.483, SLG: 0.565										3	0	0	0	0	0	4									
Sean Casey, L (1.3) OBP: 0.286, SLG: 0.383 31 Chris Shelton, R (4. PH) OBP: 0.436, SLG: 0.633 (5.3)										2	1	1	0	0	1	0									
Ivan Rodriguez, R (1.2) OBP: 0.393, SLG: 0.596 70 Dane Sardinha, R (6.2) OBP: 0.133, SLG: 0.077										3	0	1	1	0	0	1									
15 Brandon Inge, R (1.5) OBP: 0.387, SLG: 0.385 8 Neifi Perez, S (6.6) OBP: 0.447, SLG: 0.405										2	2	2	0	1	0	0									
20 Omar Infante, R (1.6) OBP: 0.196, SLG: 0.283 (6.5)										4	0	1	1	0	1	4									
Inning Stats	R: 4 E: 0 K: 1 S: 8	H: 3 LOB: 0 BB: 1 P: 12	R: 2 E: 0 K: 1 S: 8	H: 3 LOB: 1 BB: 1 P: 12	R: 2 E: 0 K: 0 S: 6	H: 4 LOB: 1 BB: 0 P: 8	R: 1 E: 0 K: 0 S: 4	H: 1 LOB: 3 BB: 3 P: 16	R: 0 E: 0 K: 1 S: 7	H: 2 LOB: 2 BB: 0 P: 7	R: 0 E: 0 K: 0 S: 3	H: 0 LOB: 0 BB: 0 P: 3	R: 0 E: 0 K: 1 S: 6	H: 2 LOB: 2 BB: 1 P: 10	R: 0 E: 0 K: 1 S: 6	H: 2 LOB: 2 BB: 1 P: 10		R: 0 E: 0 K: 1 S: 6	H: 2 LOB: 2 BB: 0 P: 7	1B: 13 2B: 1 3B: 0 HR: 1	SF: 1 SAC: 0 DP: 2 HBP: 0	WP: 2 PB: 0 SB: 1 CS: 0	PA: 43		
PITCHER	IP	WLS	BF	H	R	ER	SO	BB	IBB	HBP	BLK	WP	HR	S	P	ERA	WHIP								
58 Jeff Karstens, R (1.1) ERA: 5.87	2.0	L	14	6	6	6	2	2	0	0	0	0	0	16	24	27.00	4.000								
34 Sean Henn, L (3.1) ERA:	1.2		12	5	3	3	0	3	0	0	0	2	0	9	23	16.20	4.800								
91 Mike Martinez, R (4.1) ERA:	0.1		1	0	0	0	0	0	0	0	0	0	0	1	1	0.00	0.000								
56 Chris Britton, R (5.1) ERA: 10.8	1.0		5	2	0	0	1	0	0	0	0	0	0	7	7	0.00	2.000								
Scott Proctor, R (6.1) ERA:	1.0		3	0	0	0	0	0	0	0	0	0	0	3	3	0.00	0.000								
PITCHER	IP	WLS	BF	H	R	ER	SO	BB	IBB	HBP	BLK	WP	HR	S	P	ERA	WHIP								
Luis Vizcaino, R (7.1) ERA: 1.8	1.0		3	0	0	0	0	0	0	0	0	0	0	3	3	0.00	0.000								
Eric Wordekemper, R (8.1) ERA:	1.0		5	2	0	0	1	1	0	0	0	0	0	6	10	0.00	3.000								



Batter	1	2	3	4	5	6	7	8	9	AB	R	H	RBI	BB	SO	LOB	TOP								
10 Ronnie Belliard, R OBP: 0.286, SLG: 0.410										3	0	1	1	0	0	0	Washington Nationals @ Detroit Tigers Joker Marchant Stadium, Lakeland, FL Mon Mar 26 2007, 1:05 PM EDT Att. 4,603 - Partly Cloudy - 81 F								
15 Cristian Guzman, S OBP: 0.487, SLG: 0.611 Josh Wilson, R OBP: 0.460, SLG: 0.463										4	1	2	3	0	0	1									
11 Ryan Zimmerman, R OBP: 0.343, SLG: 0.695 10 Brandon Harger, R OBP: 0.300, SLG: 0.125										3	0	1	0	0	0	0									
25 Austin Kearns, R OBP: 0.407, SLG: 0.340 73 Melvin Dorta, R OBP: 0.343, SLG: 0.340										3	0	0	0	0	1	1									
21 Dmitri Young, S OBP: 0.346, SLG: 0.542 77 Abraham Nunez, S OBP: 0.286, SLG: 0.333										3	1	1	0	0	1	0									
5 Kory Casto, L OBP: 0.400, SLG: 0.385										4	1	1	0	0	0	1									
13 Robert Fick, L OBP: 0.343, SLG: 0.406 Tony Batista, R OBP: 0.343, SLG: 0.406										2	1	1	1	0	0	0									
Chris Snelling, L OBP: 0.352, SLG: 0.477										3	0	0	0	0	1	2									
92 Roger Bernadina, L OBP: 0.333, SLG: 0.333										3	1	1	0	0	1	0									
Inning Stats	R: 0 E: 0 K: 0 S: 3	H: 1 LOB: 0 BB: 0 P: 3	R: 0 E: 0 K: 2 S: 7	H: 0 LOB: 0 BB: 0 P: 7	R: 0 E: 0 K: 1 S: 5	H: 0 LOB: 0 BB: 0 P: 5	R: 0 E: 0 K: 0 S: 4	H: 1 LOB: 1 BB: 0 P: 4	R: 5 E: 0 K: 1 S: 10	H: 5 LOB: 0 BB: 0 P: 10	R: 0 E: 0 K: 0 S: 3	H: 0 LOB: 0 BB: 0 P: 3	R: 0 E: 0 K: 1 S: 5	H: 1 LOB: 1 BB: 0 P: 5	R: 0 E: 0 K: 0 S: 4	H: 0 LOB: 0 BB: 1 P: 8		1B: 7 2B: 1 3B: 0 HR: 1	SF: 1 SAC: 0 DP: 2 HBP: 0	WP: 0 PB: 0 SB: 1 CS: 1	PA: 34				
PITCHER	IP	WLS	BF	H	R	ER	SO	BB	IBB	HBP	BLK	WP	HR	S	P	ERA	WHIP								
Mike Maroth, L ERA: 4.95	6.0		24	7	5	5	4	0	0	0	0	0	1	32	32	7.50	1.167								
59 Todd Jones, R ERA: 1.74	2.0	W	6	1	0	0	1	0	0	0	0	0	0	8	8	0.00	0.500								
Aquilino Lopez, R ERA:	1.0		4	0	0	0	0	1	0	0	0	0	0	4	8	0.00	1.000								

AB 32
R 5
H 8
RBI 5
BB 1
SO 5
LOB 8



Batter	1	2	3	4	5	6	7	8	9	AB	R	H	RBI	BB	SO	LOB	BOTTOM								
Ivan Rodriguez, R OBP: 0.487, SLG: 0.636 70 Dane Sardinha, R OBP: 0.176, SLG: 0.133 Michael Hollimon, S OBP: 0.333, SLG: 0.333										3	1	2	0	0	0	0	Washington Nationals @ Detroit Tigers Joker Marchant Stadium, Lakeland, FL Mon Mar 26 2007, 1:05 PM EDT Att. 4,603 - Partly Cloudy - 81 F								
14 Placido Polanco, R OBP: 0.579, SLG: 0.646 Mark Haske, L										3	1	2	0	0	0	1									
3 Gary Sheffield, R OBP: 0.450, SLG: 0.512 74 Timo Perez, L OBP: 0.404, SLG: 0.610										2	0	0	1	1	0	2									
30 Magglio Ordonez, R OBP: 0.317, SLG: 0.377 68 Ryan Raburn, R OBP: 0.516, SLG: 0.640										3	0	1	1	0	0	3									
Craig Monroe, R OBP: 0.408, SLG: 0.524 Andres Torres, S										2	0	0	0	1	1	4									
33 Marcus Thames, R OBP: 0.292, SLG: 0.444										4	0	0	0	0	3	4									
15 Brandon Inge, R OBP: 0.385, SLG: 0.370 Nick McIntyre, S OBP: 0.667, SLG: 0.667										2	0	0	0	1	1	2									
8 Neifi Perez, S OBP: 0.431, SLG: 0.390										4	0	1	0	0	0	1									
20 Omar Infante, R OBP: 0.186, SLG: 0.268 10 Brennan Boesch, L OBP: 0.400, SLG: 0.800										3	0	0	0	0	0	0									
Inning Stats	R: 2 E: 1 K: 3 S: 13	H: 3 LOB: 2 BB: 0 P: 13	R: 0 E: 0 K: 0 S: 3	H: 0 LOB: 0 BB: 0 P: 3	R: 0 E: 0 K: 1 S: 6	H: 1 LOB: 2 BB: 1 P: 11	R: 0 E: 0 K: 0 S: 3	H: 0 LOB: 0 BB: 0 P: 3	R: 0 E: 0 K: 0 S: 2	H: 0 LOB: 0 BB: 1 P: 6	R: 0 E: 0 K: 0 S: 3	H: 0 LOB: 0 BB: 0 P: 3	R: 1 E: 0 K: 1 S: 6	H: 1 LOB: 0 BB: 0 P: 7	R: 3 E: 0 K: 0 S: 6	H: 4 LOB: 2 BB: 1 P: 10		1B: 7 2B: 3 3B: 0 HR: 0	SF: 1 SAC: 0 DP: 1 HBP: 0	WP: 2 PB: 0 SB: 1 CS: 0	PA: 40				
PITCHER	IP	WLS	BF	H	R	ER	SO	BB	IBB	HBP	BLK	WP	HR	S	P	ERA	WHIP								
57 Jason Bergmann, R ERA: 4.5	5.0		23	5	2	2	4	2	0	0	0	0	0	30	39	3.60	1.400								
36 Lelele Speigner, R ERA: 2.4	3.1	L	14	4	4	4	1	1	0	0	0	1	0	15	20	10.80	1.500								
30 Chris Booker, R ERA:	0.1	B	3	1	0	0	0	1	0	0	0	0	0	2	6	0.00	6.000								

AB 35
R 6
H 10
RBI 6
BB 4
SO 5
LOB 19



Batter	1	2	3	4	5	6	7	8	9	AB	R	H	RBI	BB	SO	LOB	TOP					
28 Curtis Granderson, L (1.8) OBP: 0.333, SLG: 0.476	G3	B1				K				5	0	2	0	0	1	0	DETROIT TIGERS @ ATLANTA BRAVES Ballpark at Disney's Wide World of Sports, Lake Buena Vista, Tue Mar 27 2007, 7:05 PM EDT Att: 10,837 - Partly Cloudy - 76 F					
Craig Monroe, R (1.7) OBP: 0.389, SLG: 0.478	30 2B BB		P4	P3		K		K		4	1	0	0	1	2	4						
Ivan Rodriguez, R (1.2) OBP: 0.429, SLG: 0.644 54 Joel Zumaya, R (6.1) Andrew Kown, L (8.1)	30 2B BB		9 WP 30 1B	30 BB 1B		F7		G3-1		4	2	3	1	0	0	0						
13 Vance Wilson, R (9. PH) OBP: 0.388, SLG: 0.486 Justin Justice, L (9.9)	30 2B 1B		9 WP 30 1B	30 BB 1B						0	0	0	0	0	0	0						
30 Magglio Ordonez, R (1.9) OBP: 0.349, SLG: 0.418 33 Marcus Thames, R (6.9) 94 Jose Mesa, R (9.1)	9 1B 2B		9 WP 1B	30 BB 1B				G6-3		2	2	2	2	1	0	0						
9 Carlos Guillen, S (1.6) OBP: 0.296, SLG: 0.340 8 Neifi Perez, S (7.6)	E G3 1B		1-2 1B	1-2 2-3 BB				G6-3		2	1	1	1	0	0	0						
Sean Casey, L (1.3) OBP: 0.296, SLG: 0.404	G3		1-2 2-3 1B	1-2 2-3 BB				G6-3		2	1	1	1	0	0	0						
15 Brandon Inge, R (1.5) OBP: 0.362, SLG: 0.345	K		2-H 3-H 1B	1-2 2-3 BB				G1-3		3	0	2	3	0	0	1						
20 Omar Infante, R (1.4) OBP: 0.190, SLG: 0.267			2-H 3-H 1B	1-2 2-3 BB				L9		5	0	2	3	0	0	1						
38 Jeremy Bonderman, R (1.1) 72 Steve Torrealba, R (6.2) OBP: 0.256, SLG: 0.355			F8			K		K2-3		4	0	0	0	0	3	3						
Inning Stats	R: 3 E: 1 K: 1 S: 8	H: 3 LOB: 1 BB: 1 P: 12	R: 0 E: 0 K: 2 S: 7	H: 0 LOB: 0 BB: 0 P: 7	R: 2 E: 0 K: 0 S: 6	H: 3 LOB: 1 BB: 0 P: 7	R: 1 E: 1 K: 1 S: 8	H: 2 LOB: 3 BB: 1 P: 12	R: 0 E: 0 K: 3 S: 10	H: 1 LOB: 0 BB: 0 P: 10	R: 0 E: 0 K: 2 S: 7	H: 0 LOB: 0 BB: 0 P: 7	R: 0 E: 0 K: 0 S: 3	H: 0 LOB: 0 BB: 0 P: 3	R: 0 E: 0 K: 2 S: 9	H: 2 LOB: 2 BB: 0 P: 9	R: 1 E: 0 K: 0 S: 4	H: 1 LOB: 0 BB: 0 P: 4	1B: 9 2B: 2 3B: 0 HR: 1	SF: 0 SAC: 0 DP: 0 HBP: 0	WP: 1 PB: 0 CS: 0	PA: 42
PITCHER	IP WLS BF H R ER SO BB IBB HBP BLK WP HR S P ERA WHIP																					
29 John Smoltz, R (1.1) ERA: 3.38	4.0 L 23 8 6 5 4 2 0 0 0 0 1 0 29 38 11.25 2.500																					
Oscar Villarreal, R (5.1) ERA: 6.3	1.0 4 1 0 0 3 0 0 0 0 0 0 0 10 10 0.00 1.000																					
54 Chad Paronto, R (6.1) ERA: 2.31	2.0 6 0 0 0 2 0 0 0 0 0 0 0 10 10 0.00 0.000																					
51 Michael Gonzalez, L (8.1) ERA: 6.3	1.0 5 2 0 0 2 0 0 0 0 0 0 0 9 9 0.00 2.000																					
98 Zach Schreiber, R (9.1) ERA: 9.0	1.0 4 1 1 1 0 0 0 0 0 0 0 1 4 4 9.00 1.000																					

Batter	1	2	3	4	5	6	7	8	9	AB	R	H	RBI	BB	SO	LOB	BOTTOM					
2 Kelly Johnson, L (1.4) OBP: 0.344, SLG: 0.444	G4-3		SF8							2	0	0	1	2	0	0	DETROIT TIGERS @ ATLANTA BRAVES Ballpark at Disney's Wide World of Sports, Lake Buena Vista, Tue Mar 27 2007, 7:05 PM EDT Att: 10,837 - Partly Cloudy - 76 F					
11 Edgar Renteria, R (1.6) OBP: 0.389, SLG: 0.467 54 Chad Paronto, R (6.1) 51 Michael Gonzalez, R (8.1) Craig Wilson, R (8. PH) 63 Corky Miller, R (9.2) OBP: 0.310, SLG: 0.385	K		3-H							3	1	1	1	0	1	2						
10 Chipper Jones, S (1.5) OBP: 0.372, SLG: 0.615 24 Martin Prado, R (7.5) OBP: 0.426, SLG: 0.524	G6-3		G4-3							3	0	0	0	0	0	0						
Andruw Jones, R (1.8) OBP: 0.429, SLG: 0.533 Ryan Langerhans, L (7.8) OBP: 0.442, SLG: 0.555			HR							3	1	3	1	0	0	0						
16 Brian McCann, L (1.2) OBP: 0.294, SLG: 0.531 98 Zach Schreiber, R (9.1)	16 E 1B									1	0	0	0	0	1	1						
7 Jeff Francoeur, R (1.9) OBP: 0.306, SLG: 0.492 64 Doug Clark, L (7.9) OBP: 0.467, SLG: 0.517	G1-3									4	1	2	1	0	0	2						
20 Scott Thorman, L (1.3) OBP: 0.308, SLG: 0.393	G6-3									0	0	0	0	0	0	0						
23 Matt Diaz, R (1.7) OBP: 0.321, SLG: 0.400										3	0	0	0	0	2	3						
29 John Smoltz, R (1.1) Oscar Villarreal, L (5.1) 4 Pete Orr, L (5. PH) Chris Woodward, R (6.6) OBP: 0.395, SLG: 0.395 OBP: 0.240, SLG: 0.320										1	0	0	0	0	0	1						
Inning Stats	R: 0 E: 0 K: 1 S: 5	H: 0 LOB: 0 BB: 0 P: 5	R: 0 E: 0 K: 1 S: 7	H: 1 LOB: 1 BB: 0 P: 7	R: 2 E: 0 K: 0 S: 5	H: 2 LOB: 0 BB: 0 P: 5	R: 0 E: 0 K: 1 S: 6	H: 2 LOB: 1 BB: 0 P: 6	R: 0 E: 0 K: 2 S: 9	H: 1 LOB: 1 BB: 1 P: 7	R: 2 E: 0 K: 2 S: 9	H: 2 LOB: 0 BB: 0 P: 9	R: 0 E: 0 K: 1 S: 5	H: 0 LOB: 0 BB: 0 P: 5	R: 0 E: 0 K: 0 S: 4	H: 1 LOB: 1 BB: 0 P: 4		R: 1 E: 0 K: 1 S: 7	H: 2 LOB: 2 BB: 1 P: 11	1B: 4 2B: 4 3B: 0 HR: 3	SF: 1 SAC: 0 DP: 2 HBP: 0	WP: 0 PB: 0 CS: 0
PITCHER	IP WLS BF H R ER SO BB IBB HBP BLK WP HR S P ERA WHIP																					
38 Jeremy Bonderman, R (1.1) ERA: 3.91	5.0 W 20 6 2 2 2 3 1 0 0 0 0 0 2 14 14 9.00 1.400																					
54 Joel Zumaya, R (6.1) ERA: 1.64	2.0 8 2 2 2 3 0 0 0 0 0 0 2 14 14 9.00 1.000																					
Andrew Kown, R (8.1) ERA: 1.64	1.0 H 4 1 0 0 0 0 0 0 0 0 0 0 4 4 0.00 1.000																					
94 Jose Mesa, R (9.1) ERA: 5.11	1.0 S 6 2 1 1 1 1 1 0 0 0 0 0 7 11 9.00 3.000																					



Batter	1	2	3	4	5	6	7	8	9	AB	R	H	RBI	BB	SO	LOB	TOP										
90 Tim Raines, S (1,8) BB	4-0 86 G3-6-3 BB		1-0 G6-3			0-0 G4-3		4-0 86 CS BB		2	0	0	0	2	0	1											
86 Drew Sutton, S (1,5) X	0-0 G3-6-3 1-2			0-0 F9		0-3 K		1-0 F7 1-2		4	0	0	0	0	1	2											
Jonathan Ash, L (1,4) OBP: 0.400, SLG: 0.400 X	0-0 1B			0-0 G5-4-3 1B		0-3 K		0-0 L5		4	0	2	0	0	1	0											
Noochie Varner, R (1,10) Beau Torbert, R (7,PH) OBP: 1.000, SLG: 1.000 (7,10) X	0-0 F7			0-0 G5-4-3 1-2				4-0 G3 BB G6-3 BB		2	0	0	0	0	0	2											
72 Lou Santangelo, R (1,2) OBP: 0.250, SLG: 0.100 Jeffrey Mackor, R (5,2) X		0-0 F8				0-0 G6-3		0-0 F7		2	0	0	0	0	0	0											
Ray Sadler, R (1,7) OBP: 0.250, SLG: 0.250 X	0-3 K					0-0 91 BB 86 F7-2 1B		0-0 G3		4	0	1	0	0	2	3											
Francisco Caraballo, R (1,9) OBP: 0.333, SLG: 0.333 X	0-0 G6-3					0-0 91 BB 1-2 1B		0-0 G6-3		3	0	1	1	0	0	1											
91 Neil Sellers, R (1,3) Edwin Maldonado, R (5,3) X			0-0 P4			4-0 1-2 2-3 BB		0-0 F8		1	0	0	0	1	0	0											
86 Edwin Maysneton, R (1,6) Oswaldo Fernando, R (6,6) X			0-0 90 CS 1B			0-0 F7-2 3-H		0-3 K		2	0	1	0	0	0	3											
Inning Stats	R: 0 E: 0 K: 0 S: 3	H: 1 LOB: 1 BB: 1 P: 7	R: 0 E: 0 K: 1 S: 5	H: 0 LOB: 0 BB: 0 P: 5	R: 0 E: 0 K: 0 S: 3	H: 1 LOB: 0 BB: 0 P: 4	R: 0 E: 0 K: 0 S: 3	H: 1 LOB: 2 BB: 1 P: 3	R: 0 E: 0 K: 2 S: 7	H: 0 LOB: 1 BB: 0 P: 7	R: 1 E: 0 K: 0 S: 3	H: 0 LOB: 1 BB: 2 P: 11	R: 0 E: 0 K: 1 S: 4	H: 0 LOB: 0 BB: 1 P: 9	R: 0 E: 0 K: 1 S: 6	H: 1 LOB: 1 BB: 0 P: 6	1B: 6 2B: 1 3B: 0 HR: 0	SF: 0 SAC: 0 DP: 3 HBP: 0	WP: 0 PB: 0 SB: 0 CS: 2	PA: 33							
PITCHER	IP	WLS	BF	H	R	ER	SO	BB	IBB	HBP	BLK	WP	HR	S	P	ERA	WHIP										
Chad Durbin, R (1,1) ERA: 2.08	5.2	W	20	5	0	0	2	2	0	0	0	0	0	22	31	0.00	1.235										
Vic Darenbourg, L (6,1) ERA:	0.1	H	1	0	0	0	1	0	0	0	0	0	0	3	3	0.00	0.000										
56 Fernando Rodney, R (7,1) ERA: 4.82	1.0	H	5	0	1	1	0	2	0	0	0	0	0	3	11	9.00	2.000										
44 Bobby Seay, L (8,1) ERA: 2.31	1.0	H	3	0	0	0	1	1	0	0	0	0	0	4	9	0.00	1.000										
59 Todd Jones, R (9,1) ERA: 1.59	1.0	S	4	1	0	0	1	0	0	0	0	0	0	6	6	0.00	1.000										

Houston Astros @ Detroit Tigers
Joker Marchant Stadium, Lakeland, FL
Thu Mar 29 2007, 1:05 PM EDT
Att: 4,663 - Sunny - 78 F

AB	28
R	1
H	6
RBI	1
BB	5
SO	5
LOB	14



Batter	1	2	3	4	5	6	7	8	9	AB	R	H	RBI	BB	SO	LOB	BOTTOM										
28 Curtis Granderson, L (1,8) OBP: 0.347, SLG: 0.530 Andres Torres, S (2,8) X	0-0 3B			0-0 FC6-4 1-2 2-3		0-3 K		0-3 K		1	0	1	0	0	0	0											
14 Placido Polanco, R (1,4) OBP: 0.590, SLG: 0.947 Michael Hollimon, S (2,4) OBP: 0.167, SLG: 0.167 X	0-0 G5-3	0-0 F8		0-0 G3		0-0 K				1	0	0	0	0	0	1											
3 Gary Sheffield, R (1,10) OBP: 0.469, SLG: 0.690 13 Vance Wilson, R (3,PH) OBP: 0.341, SLG: 0.447 (4,10) X	0-0 P6			0-0 F9		0-0 G6-3		0-0 F9		1	0	0	0	0	0	1											
30 Magglio Ordonez, R (1,9) OBP: 0.344, SLG: 0.411 Matt Joyce, L (2,9) OBP: 0.600, SLG: 1.000 X	0-0 F8			0-0 2B		0-0 63 G5-3 1B		0-3 K		1	0	0	0	0	0	1											
9 Carlos Guillen, S (1,6) OBP: 0.293, SLG: 0.353 63 Brent Diugach, R (3,6) OBP: 0.304, SLG: 0.409 X		0-0 F9		0-3 K		0-0 G5-3 1-2		0-3 K		1	0	0	0	0	0	0											
Ivan Rodriguez, R (1,2) OBP: 0.424, SLG: 0.629 72 Steve Torrealba, R (3,2) OBP: 0.294, SLG: 0.375 X		0-0 1B 15 2B 1B		0-0 P3		0-0 G4-3		0-0 1B		1	1	1	0	0	0	0											
Sean Casey, L (1,3) OBP: 0.309, SLG: 0.404 Jeff Larish, L (2,PR) OBP: 0.200, SLG: 0.200 (3,3) X	4-0 1B 15 2B BB			0-0 FC6-4 1B		0-0 E4 G4-3 1B		0-0 F7		0	0	0	0	1	0	0											
Craig Monroe, R (1,7) OBP: 0.414, SLG: 0.520 Clete Thomas, L (3,7) OBP: 0.500, SLG: 0.750 X	0-0 1B 15 2B 1B			0-0 FC6-4 1B		0-0 G4-3 1B		0-0 1B		1	1	1	0	0	0	0											
15 Brandon Inge, R (1,5) OBP: 0.371, SLG: 0.373 Nick McIntyre, S (3,5) OBP: 0.333, SLG: 0.333 X	0-0 G3 1B 2B			0-0 F9		0-0 G4-3		0-0 F7		1	0	1	3	0	0	0											
Inning Stats	R: 0 E: 0 K: 0 S: 4	H: 3 LOB: 2 BB: 1 P: 10	R: 0 E: 0 K: 1 S: 6	H: 1 LOB: 1 BB: 0 P: 6	R: 0 E: 0 K: 0 S: 5	H: 2 LOB: 2 BB: 0 P: 5	R: 0 E: 0 K: 2 S: 9	H: 1 LOB: 2 BB: 0 P: 9	R: 0 E: 0 K: 1 S: 7	H: 2 LOB: 2 BB: 0 P: 7	R: 0 E: 0 K: 2 S: 7	H: 0 LOB: 0 BB: 0 P: 7	R: 0 E: 0 K: 1 S: 7	H: 2 LOB: 2 BB: 0 P: 7	R: 0 E: 0 K: 1 S: 6	H: 1 LOB: 1 BB: 0 P: 6	1B: 8 2B: 2 3B: 1 HR: 0	SF: 0 SAC: 0 DP: 0 HBP: 0	WP: 0 PB: 0 SB: 0 CS: 0	PA: 37							
PITCHER	IP	WLS	BF	H	R	ER	SO	BB	IBB	HBP	BLK	WP	HR	S	P	ERA	WHIP										
64 Fernando Nieve, R (1,1) ERA: 3.6	4.0	L	20	7	3	3	1	1	0	0	0	0	0	21	25	6.75	2.000										
Matt Albers, R (5,1) ERA: 2.5	4.0		17	4	0	0	5	0	0	0	0	0	0	27	27	0.00	1.000										

Houston Astros @ Detroit Tigers
Joker Marchant Stadium, Lakeland, FL
Thu Mar 29 2007, 1:05 PM EDT
Att: 4,663 - Sunny - 78 F

AB	36
R	3
H	11
RBI	3
BB	1
SO	6
LOB	28



Batter	1	2	3	4	5	6	7	8	9	AB	R	H	RBI	BB	SO	LOB	TOP										
Ivan Rodriguez, R (1, 2) Mike Rabelo, S (2, 2) OBP: 0.414, SLG: 0.606 OBP: 0.211, SLG: 0.167			G4-3		FC6-4			K		1	0	1	0	0	0	0	1 0 1 0 0 0 0										
14 Placido Polanco, R (1, 4) Will Rhymes, L (2, 4) OBP: 0.569, SLG: 0.618	F8				F7			G3-1		1	0	0	0	0	0	1	1 0 0 0 0 0 0 1										
3 Gary Sheffield, R (1, 10) Brandon Timm, R (4, PR) (4, 10)	G5-3				F7			G5-3		2	0	1	0	0	0	1	2 0 1 0 0 0 0 1										
30 Magglio Ordonez, R (1, 9) 52 Corkys Hernández, R (2, 9) OBP: 0.403, SLG: 0.400 OBP: 0.667, SLG: 0.500	G6-3				1B			G6-3		1	0	0	0	0	0	1	1 0 0 0 0 0 0 1										
9 Carlos Guillen, S (1, 6) 8 Nefti Perez, S (2, 6) 24 Adam Haley, L (9, PH) (9, 6)	K				1B			F7		1	0	0	0	0	1	0	1 0 0 0 0 0 1 0										
Sean Casey, L (1, 3) Wilkin Ramirez, R (3, 7) OBP: 0.395, SLG: 0.389 OBP: 0.200, SLG: 0.200	G5-4-3 HBP				1B			K		3	0	1	2	0	2	1	3 0 1 2 0 2 1										
Craig Monroe, R (1, 7) 33 Marcus Thames, R (2, 7) OBP: 0.403, SLG: 0.590 OBP: 0.288, SLG: 0.518	G5-4-3				G5-3			K		1	0	0	0	0	1	0	1 0 0 0 0 0 0 1										
28 Curtis Granderson, L (1, 8) 20 Omar Infante, R (3, 8) OBP: 0.329, SLG: 0.500 OBP: 0.171, SLG: 0.239	G3-1				L4			F9		1	0	0	0	0	0	0	1 0 0 0 0 0 0 0										
15 Brandon Inge, R (1, 5) Jack Hannahan, L (3, 5) OBP: 0.365, SLG: 0.355 OBP: 0.400, SLG: 0.250	G6-3							F9		1	0	0	0	0	0	0	1 0 0 0 0 0 0 0										
Inning Stats	R: 0 E: 0 K: 0 S: 4	H: 1 LOB: 1 BB: 0 P: 4	R: 0 E: 0 K: 1 S: 4	H: 0 LOB: 0 BB: 0 P: 5	R: 0 E: 0 K: 0 S: 3	H: 0 LOB: 2 BB: 0 P: 3	R: 3 E: 0 K: 0 S: 7	H: 4 LOB: 2 BB: 0 P: 7	R: 0 E: 0 K: 1 S: 6	H: 1 LOB: 0 BB: 0 P: 6	R: 0 E: 0 K: 1 S: 5	H: 0 LOB: 0 BB: 0 P: 5	R: 0 E: 0 K: 1 S: 5	H: 0 LOB: 0 BB: 0 P: 5	R: 0 E: 0 K: 2 S: 7	H: 0 LOB: 1 BB: 1 P: 11	1B: 6 2B: 0 3B: 0 HR: 0	SF: 0 SAC: 1 DP: 1 HBP: 1	WP: 0 PB: 0 SB: 1 CS: 0	PA: 34							
PITCHER	IP	WLS	BF	H	R	ER	SO	BB	IBB	HBP	BLK	WP	HR	S	P	ERA	WHIP										
29 Kei Igawa, L (1, 1) ERA: 3.13	6.0		24	6	3	3	3	0	0	1	0	0	0	29	30	4.50	1.000										
Scott Proctor, R (7, 1) ERA: 9.94	1.0		3	0	0	0	1	0	0	0	0	0	0	5	5	0.00	0.000										
Luis Vizcaino, R (8, 1) ERA: 1.5	1.0		3	0	0	0	1	0	0	0	0	0	0	5	5	0.00	0.000										
42 Mariano Rivera, R (9, 1) ERA:	1.0		4	0	0	0	2	1	0	0	0	0	0	7	11	0.00	1.000										

Detroit Tigers @ New York Yankees
Legends Field, Tampa, FL
Sat Mar 31 2007, 1:15 PM EDT
Att: 10,342 - Sunny - 79 F

AB 31
R 3
H 6
RBI 3
BB 1
SO 7
LOB 12



Batter	1	2	3	4	5	6	7	8	9	AB	R	H	RBI	BB	SO	LOB	BOTTOM										
18 Johnny Damon, L (1, 8) Kevin Thompson, R (3, PR) OBP: 0.313, SLG: 0.305 OBP: 0.357, SLG: 0.500			2B		G4-3			K		2	0	2	0	0	0	0	2 0 2 0 0 0 0 0										
2 Derek Jeter, R (1, 6) Alberto Gonzalez, R (3, PR) OBP: 0.596, SLG: 0.375 OBP: 0.300, SLG: 0.278	FC5-4 13 WP		1B		G5-3			G4-3		2	0	1	1	0	0	1	2 0 1 1 0 0 0 1										
Bobby Abreu, L (1, 9) 64 Kevin Reese, L (4, 9) OBP: 0.444, SLG: 0.750 OBP: 0.327, SLG: 0.400	F8		K		1B			F7		2	0	0	0	0	1	3	2 0 0 0 0 0 1 3										
13 Alex Rodriguez, R (1, 5) 93 Chris Basak, R (8, 3) OBP: 0.348, SLG: 0.550 OBP: 0.354, SLG: 0.489	K		K		F8			P6		2	0	0	0	0	2	3	2 0 0 0 0 0 2 3										
25 Jason Giambi, L (1, 10) 28 Melky Cabrera, S (4, PR) OBP: 0.348, SLG: 0.425 OBP: 0.239, SLG: 0.221	K				2B			K		2	0	1	0	0	1	0	2 0 1 0 0 0 1 0										
55 Hideki Matsui, L (1, 7) 81 Justin Christian, R (5, 7)	G4-6-3 1B				F7			F9		2	0	1	0	0	0	1	2 0 1 0 0 0 0 1										
20 Jorge Posada, S (1, 2) 26 Wil Nieves, R (4, PR) OBP: 0.398, SLG: 0.425 OBP: 0.227, SLG: 0.227	G4-6-3				1B			1B		2	0	1	1	0	0	1	2 0 1 1 0 0 0 1										
91 Brett Gardner, L (9, PR) OBP: 0.273, SLG: 0.111	1-2				1B			1B		1	0	0	0	0	0	0	2 0 0 0 0 0 0 0										
24 Robinson Cano, L (1, 4) Miguel Cairo, R (5, 4) 71 Ramiro Pena, S (8, 6) OBP: 0.338, SLG: 0.541 OBP: 0.377, SLG: 0.326 OBP: 0.250, SLG: 0.250	E3				F9			K		2	0	0	0	0	2	2	2 0 0 0 0 0 0 2										
Josh Phelps, R (1, 3) 11 Doug Mientkiewicz, L (5, 3) 90 Angel Chavez, R (8, 5) OBP: 0.442, SLG: 0.737 OBP: 0.309, SLG: 0.227 OBP: 0.120, SLG: 0.083	HR				F9			F9		2	1	1	1	0	0	2	2 1 1 1 0 0 0 2										
Inning Stats	R: 0 E: 0 K: 1 S: 6	H: 1 LOB: 1 BB: 0 P: 6	R: 0 E: 0 K: 1 S: 5	H: 1 LOB: 0 BB: 0 P: 5	R: 2 E: 1 K: 2 S: 10	H: 3 LOB: 2 BB: 0 P: 10	R: 1 E: 0 K: 0 S: 6	H: 2 LOB: 2 BB: 0 P: 6	R: 0 E: 0 K: 0 S: 4	H: 1 LOB: 1 BB: 0 P: 4	R: 0 E: 0 K: 1 S: 6	H: 1 LOB: 0 BB: 0 P: 6	R: 0 E: 0 K: 1 S: 5	H: 0 LOB: 0 BB: 0 P: 5	R: 0 E: 0 K: 1 S: 5	H: 1 LOB: 1 BB: 0 P: 3	1B: 7 2B: 1 3B: 1 HR: 1	SF: 0 SAC: 0 DP: 2 HBP: 0	WP: 1 PB: 0 SB: 1 CS: 0	PA: 35							
PITCHER	IP	WLS	BF	H	R	ER	SO	BB	IBB	HBP	BLK	WP	HR	S	P	ERA	WHIP										
Mike Maroth, L (1, 1) ERA: 5.25	4.0		18	7	3	3	4	0	0	0	0	0	0	4	4	0.00	1.000										
94 Jose Mesa, R (5, 1) ERA: 4.73	1.0		4	1	0	0	0	0	0	0	0	0	0	6	6	0.00	1.000										
Wilfredo Ledezma, L (6, 1) ERA: 4.05	1.0		4	1	0	0	1	0	0	0	0	0	0	6	6	0.00	1.000										
Aquilino Lopez, R (7, 1) ERA:	2.0		6	0	0	0	2	0	0	0	0	0	0	10	10	0.00	0.000										
22 Kevin Ardoin, R (9, 1) ERA:	1.0		3	1	0	0	0	0	0	0	0	0	0	3	3	0.00	1.000										

Detroit Tigers @ New York Yankees
Legends Field, Tampa, FL
Sat Mar 31 2007, 1:15 PM EDT
Att: 10,342 - Sunny - 79 F

AB 35
R 3
H 10
RBI 3
BB 0
SO 7
LOB 16



Batter	1	2	3	4	5	6	7	8	9	10	AB	R	H	RBI	BB	SO	LOB	TOP					
3 Reed Johnson, R (1.7)	4-1 17 S 2B BB	P2			0-1 P5		0-1 SAFE F7			1-2 G1-3	4	1	0	0	1	0	2						
17 Lyle Overbay, L (1.3) Jason Smith, L (10, PR) Jason Phillips, R (10, 3)	1-2 10 1B 2B BB				2-0 F7		3-1 G6-3			1-1 HBP 25 1B BB	4	1	2	1	1	0	1						
10 Vernon Wells, R (1.8) Frank Thomas, R (1.10) 25 Troy Glaus, R (1.5) 15 Alex Rios, R (1.9) 9 Gregg Zaun, S (1.2)	1-2 15 2B 1B	1-1 F9			0-3 K		3-2 G6-3			4-2 25 1B 15 G5-3 HBP BB	4	2	1	1	1	1	2						
Frank Thomas, R (1.10) 25 Troy Glaus, R (1.5) 15 Alex Rios, R (1.9) 9 Gregg Zaun, S (1.2)	2-0 P4		2-3 K2-3		0-1 15 WP 1B		1-3 K			2-2 15 G5-3 25 1B HBP	4	0	1	0	0	2	1						
25 Troy Glaus, R (1.5) 15 Alex Rios, R (1.9) 9 Gregg Zaun, S (1.2)	0-1 P4		1-0 F8		2-0 F7		4-2 15 FC6-4 BB			0-2 15 G5-3 1B	4	0	1	1	1	0	2						
15 Alex Rios, R (1.9) 9 Gregg Zaun, S (1.2)	0-1 2B		0-2 F7		3-3 K		0-0 FC6-4			1-2 2-3 3-4 1B	5	0	1	2	0	1	4						
9 Gregg Zaun, S (1.2)	0-1 G3-1		2-1 G4-3		0-0 G3				0-1 P6	1-3 K	5	0	0	0	0	1	4						
2 Aaron Hill, R (1.4) Royce Clayton, R (1.6) Matt Stairs, L (9, PH) 6 John McDonald, R (9.6)		2-2 F8		0-1 P6			0-0 F9		4-2 G6-3 BB		3	0	0	0	1	0	0						
Royce Clayton, R (1.6) Matt Stairs, L (9, PH) 6 John McDonald, R (9.6)		0-2 17 BB 1B		1-2 G6-3			4-2 BB		0-1 G6-3		2	0	1	0	1	0	0						
											0	0	0	0	0	0	0						
Inning Stats	R: 3 E: 0 K: 0 S: 14	H: 3 LOB: 1 BB: 1 P: 22	R: 0 E: 0 K: 0 S: 14	H: 1 LOB: 2 BB: 1 P: 24	R: 0 E: 0 K: 1 S: 9	H: 0 LOB: 0 BB: 0 P: 12	R: 0 E: 0 K: 0 S: 8	H: 0 LOB: 0 BB: 0 P: 11	R: 0 E: 0 K: 1 S: 7	H: 1 LOB: 1 BB: 0 P: 12	R: 0 E: 0 K: 0 S: 8	H: 0 LOB: 1 BB: 1 P: 15	R: 0 E: 0 K: 1 S: 11	H: 0 LOB: 1 BB: 1 P: 19	R: 0 E: 0 K: 0 S: 7	H: 0 LOB: 0 BB: 1 P: 11	R: 2 E: 0 K: 1 S: 21	H: 2 LOB: 2 BB: 1 P: 31	1B: 5 2B: 2 3B: 0 HR: 0	SF: 0 SAC: 0 DP: 1 HBP: 1	WP: 1 PA: 43		
PITCHER	IP WLS BF H R ER SO BB IBB HBP BLK WP HR S P ERA WHIP	IP WLS BF H R ER SO BB IBB HBP BLK WP HR S P ERA WHIP	IP WLS BF H R ER SO BB IBB HBP BLK WP HR S P ERA WHIP	IP WLS BF H R ER SO BB IBB HBP BLK WP HR S P ERA WHIP	IP WLS BF H R ER SO BB IBB HBP BLK WP HR S P ERA WHIP	IP WLS BF H R ER SO BB IBB HBP BLK WP HR S P ERA WHIP	IP WLS BF H R ER SO BB IBB HBP BLK WP HR S P ERA WHIP	IP WLS BF H R ER SO BB IBB HBP BLK WP HR S P ERA WHIP	IP WLS BF H R ER SO BB IBB HBP BLK WP HR S P ERA WHIP	IP WLS BF H R ER SO BB IBB HBP BLK WP HR S P ERA WHIP	IP WLS BF H R ER SO BB IBB HBP BLK WP HR S P ERA WHIP	IP WLS BF H R ER SO BB IBB HBP BLK WP HR S P ERA WHIP	IP WLS BF H R ER SO BB IBB HBP BLK WP HR S P ERA WHIP	IP WLS BF H R ER SO BB IBB HBP BLK WP HR S P ERA WHIP	IP WLS BF H R ER SO BB IBB HBP BLK WP HR S P ERA WHIP	IP WLS BF H R ER SO BB IBB HBP BLK WP HR S P ERA WHIP	IP WLS BF H R ER SO BB IBB HBP BLK WP HR S P ERA WHIP	IP WLS BF H R ER SO BB IBB HBP BLK WP HR S P ERA WHIP	IP WLS BF H R ER SO BB IBB HBP BLK WP HR S P ERA WHIP	IP WLS BF H R ER SO BB IBB HBP BLK WP HR S P ERA WHIP	IP WLS BF H R ER SO BB IBB HBP BLK WP HR S P ERA WHIP		
38 Jeremy Bolderman, R (1.1) 54 Joel Zumaya, R (7.1) 59 Todd Jones, R (9.1) 56 Fernando Rodney, R (10.1)	6.0 2.0 1.0 1.0	25 8 3 7	5 0 0 2	3 0 0 2	3 0 0 2	3 0 0 2	2 2 1 1	2 0 0 0	0 0 0 0	0 0 0 0	0 0 0 0	0 0 0 0	0 0 0 0	0 0 0 0	0 0 0 0	0 0 0 0	0 0 0 0	0 0 0 0	0 0 0 0	0 0 0 0	0 0 0 0	4.50 0.00 1.000 18.00	1.167 0.00 1.000 3.000

Toronto Blue Jays @ Detroit Tigers
Comerica Park, Detroit, MI
Mon Apr 02 2007, 1:05 PM EDT
Att. 44,297 - Sunny - 62 F

AB 36
R 5
H 7
RBI 5
BB 6
SO 5
LOB 17



Batter	1	2	3	4	5	6	7	8	9	10	AB	R	H	RBI	BB	SO	LOB	BOTTOM					
28 Curtis Granderson, L (1.8)	2-2 14 G1-3 1B		0-1 G4-3		0-0 14 1B 3 SF4 2B		0-2 L6			1-3 K	5	1	2	0	0	1	1						
14 Placido Polanco, R (1.4) 3 Gary Sheffield, R (1.10) 30 Magglio Ordonez, R (1.9) 9 Carlos Guillen, S (1.6) Ivan Rodriguez, R (1.2)	1-2 G1-3		0-2 30 1B 1B		2-2 2-3 3-H 1B		1-1 G5-3			1-2 30 BB 1B	5	0	3	1	0	0	1						
3 Gary Sheffield, R (1.10) 30 Magglio Ordonez, R (1.9) 9 Carlos Guillen, S (1.6) Ivan Rodriguez, R (1.2)	3-1 G5-3		1-1 SF7		2-2 SF4		1-1 F8			1-3 K	3	0	0	2	0	1	2						
30 Magglio Ordonez, R (1.9) 9 Carlos Guillen, S (1.6) Ivan Rodriguez, R (1.2)	1-2 G6-3		3-H 1B		1 SAFE F7		1-1 G1-3			4-1 1B	4	0	1	0	1	0	2						
9 Carlos Guillen, S (1.6) Ivan Rodriguez, R (1.2)		1-1 G6-3		1-2 F9		1-0 F7		1-1 F8		1-2 BB	5	0	0	0	0	0	5						
Ivan Rodriguez, R (1.2) Sean Casey, L (1.3) 8 Neifi Perez, S (10.6) Craig Monroe, R (1.7)		1-2 F8		2-0 G5-3		0-3 K			2-3 K		4	0	0	0	0	2	0						
Sean Casey, L (1.3) 8 Neifi Perez, S (10.6) Craig Monroe, R (1.7)		1-2 1B		0-1 L4		1-0 F7			4-2 BB		3	0	1	0	1	0	0						
Craig Monroe, R (1.7)		1-3 K		1-3 K		3-3 K			0-3 K		4	0	0	0	0	4	2						
15 Brandon Inge, R (1.5)			2-2 14 1B 28 G4-3 3 SF7		4-2 28 2B 14 1B BB		1-2 G5-3			1-1 G6-3	3	2	0	0	1	0	1						
Inning Stats	R: 0 E: 0 K: 0 S: 12	H: 1 LOB: 1 BB: 0 P: 19	R: 0 E: 0 K: 1 S: 11	H: 1 LOB: 1 BB: 0 P: 15	R: 1 E: 1 K: 0 S: 19	H: 2 LOB: 2 BB: 0 P: 26	R: 0 E: 0 K: 1 S: 6	H: 0 LOB: 0 BB: 0 P: 9	R: 2 E: 0 K: 0 S: 14	H: 2 LOB: 1 BB: 1 P: 24	R: 0 E: 0 K: 0 S: 7	H: 0 LOB: 0 BB: 0 P: 11	R: 0 E: 0 K: 0 S: 6	H: 0 LOB: 0 BB: 0 P: 9	R: 0 E: 0 K: 2 S: 12	H: 0 LOB: 1 BB: 1 P: 19	R: 0 E: 0 K: 2 S: 13	H: 1 LOB: 2 BB: 1 P: 20	1B: 6 2B: 1 3B: 0 HR: 0	SF: 2 SAC: 0 DP: 0 HBP: 0	WP: 0 PA: 41		
PITCHER	IP WLS BF H R ER SO BB IBB HBP BLK WP HR S P ERA WHIP	IP WLS BF H R ER SO BB IBB HBP BLK WP HR S P ERA WHIP	IP WLS BF H R ER SO BB IBB HBP BLK WP HR S P ERA WHIP	IP WLS BF H R ER SO BB IBB HBP BLK WP HR S P ERA WHIP	IP WLS BF H R ER SO BB IBB HBP BLK WP HR S P ERA WHIP	IP WLS BF H R ER SO BB IBB HBP BLK WP HR S P ERA WHIP	IP WLS BF H R ER SO BB IBB HBP BLK WP HR S P ERA WHIP	IP WLS BF H R ER SO BB IBB HBP BLK WP HR S P ERA WHIP	IP WLS BF H R ER SO BB IBB HBP BLK WP HR S P ERA WHIP	IP WLS BF H R ER SO BB IBB HBP BLK WP HR S P ERA WHIP	IP WLS BF H R ER SO BB IBB HBP BLK WP HR S P ERA WHIP	IP WLS BF H R ER SO BB IBB HBP BLK WP HR S P ERA WHIP	IP WLS BF H R ER SO BB IBB HBP BLK WP HR S P ERA WHIP	IP WLS BF H R ER SO BB IBB HBP BLK WP HR S P ERA WHIP	IP WLS BF H R ER SO BB IBB HBP BLK WP HR S P ERA WHIP	IP WLS BF H R ER SO BB IBB HBP BLK WP HR S P ERA WHIP	IP WLS BF H R ER SO BB IBB HBP BLK WP HR S P ERA WHIP	IP WLS BF H R ER SO BB IBB HBP BLK WP HR S P ERA WHIP	IP WLS BF H R ER SO BB IBB HBP BLK WP HR S P ERA WHIP	IP WLS BF H R ER SO BB IBB HBP BLK WP HR S P ERA WHIP	IP WLS BF H R ER SO BB IBB HBP BLK WP HR S P ERA WHIP	IP WLS BF H R ER SO BB IBB HBP BLK WP HR S P ERA WHIP	
32 Roy Halladay, R (1.1) 44 Casey Janssen, R (7.1) 37 Scott Downs, L (9.1) 54 Jason Frasor, R (9.1) 52 B.J. Ryan, L (10.1)	6.0 2.1 0.0 0.2 1.0	26 7 1 2 5	6 0 0 0 1	3 2 0 0 0	3 0 0 0 0	2 0 0 0 0	0 0 0 0 0	0 0 0 0 0	0 0 0 0 0	0 0 0 0 0	0 0 0 0 0	0 0 0 0 0	0 0 0 0 0	0 0 0 0 0	0 0 0 0 0	0 0 0 0 0	0 0 0 0 0	0 0 0 0 0	0 0 0 0 0	0 0 0 0 0	0 0 0 0 0	3.00 0.000 ∞ 0.000 0.00	1.167 0.000 ∞ 0.000 2.000

Toronto Blue Jays @ Detroit Tigers
Comerica Park, Detroit, MI
Mon Apr 02 2007, 1:05 PM EDT
Att. 44,297 - Sunny - 62 F

AB 36
R 3
H 7
RBI 3
BB 3
SO 8
LOB 14



Batter	1	2	3	4	5	6	7	8	9	AB	R	H	RBI	BB	SO	LOB	TOP					
28 Curtis Granderson, L (1.8) OBP: 0.444, SLG: 0.938	G6-3		14 1B		HR		BB			3	2	2	2	1	0	0	Detroit Tigers @ Kansas City Royals Kauffman Stadium, Kansas City, MO Sat Apr 07 2007, 1:10 PM CDT Att: 13,899 - Sunny - 29 F					
14 Placido Polanco, R (1.4) OBP: 0.444, SLG: 0.444	G6-3		30 SF8		F9		G6-3			4	1	1	0	0	0	1						
3 Gary Sheffield, R (1.10) OBP: 0.333, SLG: 0.462	HR		30 SF8		BB					2	1	2	2	2	0	0						
30 Magglio Ordonez, R (1.9) OBP: 0.333, SLG: 0.154	K		SF8		P2					3	0	0	1	0	2	2						
9 Carlos Guillen, S (1.6) OBP: 0.222, SLG: 0.176		G4-3	G6-3				G6-3			4	0	0	0	0	0	2						
Ivan Rodriguez, R (1.2) OBP: 0.353, SLG: 0.529		F9		HR			F8			4	1	1	1	0	0	1						
Sean Casey, L (1.3) OBP: 0.412, SLG: 0.231				G6-3			P5			4	0	1	0	0	0	0						
Craig Monroe, R (1.7) OBP: 0.188, SLG: 0.286			15 G6-3 28 1B		K		F8			4	1	1	0	0	2	0						
15 Brandon Inge, R (1.5)			G6-3		K		K			4	0	0	0	0	3	1						
Inning Stats	R: 1 E: 0 K: 1 S: 8	H: 1 LOB: 0 BB: 0 P: 8	R: 0 E: 0 K: 0 S: 6	H: 1 LOB: 1 BB: 0 P: 12	R: 3 E: 0 K: 0 S: 14	H: 4 LOB: 1 BB: 0 P: 26	R: 1 E: 0 K: 2 S: 9	H: 1 LOB: 0 BB: 0 P: 13	R: 1 E: 0 K: 0 S: 4	H: 1 LOB: 0 BB: 1 P: 13	R: 0 E: 0 K: 0 S: 5	H: 0 LOB: 0 BB: 0 P: 8	R: 0 E: 0 K: 1 S: 11	H: 0 LOB: 1 BB: 1 P: 22	R: 0 E: 0 K: 1 S: 8	H: 0 LOB: 1 BB: 1 P: 14	R: 0 E: 0 K: 2 S: 8	H: 0 LOB: 0 BB: 0 P: 11	1B: 4 2B: 1 3B: 0 HR: 3	SF: 1 SAC: 0 DP: 0 HBP: 0	WP: 0 PB: 0 SB: 0 CS: 1	PA: 36
PITCHER	IP WLS BF H R ER SO BB IBB HBP BLK WP HR S P ERA WHIP																					
55 Gil Meche, R (1.1) ERA: 4.4	7.0 L 29 8 6 6 4 2 0 0 0 0 0 3 57 102 7.71 1.429																					
57 Joel Peralta, R (8.1) ERA: 1.93	2.0 7 0 0 0 3 1 0 0 0 0 0 0 16 25 0.00 0.500																					

Batter	1	2	3	4	5	6	7	8	9	AB	R	H	RBI	BB	SO	LOB	BOTTOM			
9 David DeJesus, L (1.8) OBP: 0.409, SLG: 0.579	F8		16 HR		BB				E6	4	1	2	0	1	0	0	Detroit Tigers @ Kansas City Royals Kauffman Stadium, Kansas City, MO Sat Apr 07 2007, 1:10 PM CDT Att: 13,899 - Sunny - 29 F			
15 Mark Grudzielanek, R (1.4) OBP: 0.187, SLG: 0.222	F8		G5-3		L4		F8		K	5	0	0	1	0	1	3				
29 Mike Sweeney, R (1.10) OBP: 0.188, SLG: 0.133	F7		G6-3		G1-4-3		P2			4	0	0	0	0	0	3				
16 Reggie Sanders, R (1.9) OBP: 0.750, SLG: 1.750		F9 1B	2H HR		G4-3 2B		K			4	3	3	2	0	1	0				
Emil Brown, R (1.7) OBP: 0.250, SLG: 0.273		F9		G4-3			P3			4	0	1	0	0	0	2				
Esteban German, R (1.5) OBP: 0.625, SLG: 0.714			43 G3 1B		F8		11 1B BB			3	0	2	2	1	0	1				
43 Ryan Shealy, R (1.3)										1	0	0	0	0	0	1				
11 Ross Gload, L (6. PH) OBP: 0.294, SLG: 0.313 (7.3)			G3		HBP		G1-3			2	0	1	0	0	0	1				
14 John Buck, R (1.2) OBP: 0.300, SLG: 0.700 (8. PH)			K2-3		K					3	0	0	0	0	3	3				
24 Mark Tashem, L (8. PH) OBP: 0.471, SLG: 1.333 (9.2)										1	0	0	0	0	0	2				
6 Jason LaRue, R (9.2) OBP: 0.250, SLG: 0.333										0	0	0	0	0	0	0				
1 Tony Pena Jr., R (1.6) OBP: 0.333, SLG: 0.647			9 2B 15 G5-3		K2-3		L9		G1-3	4	1	1	0	0	1	0				
Inning Stats	R: 0 E: 0 K: 0 S: 6	H: 0 LOB: 0 BB: 0 P: 11	R: 1 E: 0 K: 1 S: 13	H: 2 LOB: 1 BB: 0 P: 22	R: 3 E: 0 K: 0 S: 13	H: 4 LOB: 1 BB: 0 P: 21	R: 0 E: 0 K: 2 S: 9	H: 0 LOB: 0 BB: 0 P: 14	R: 0 E: 0 K: 0 S: 8	H: 2 LOB: 1 BB: 1 P: 15	R: 1 E: 0 K: 1 S: 15	H: 1 LOB: 1 BB: 0 P: 10	R: 0 E: 0 K: 1 S: 11	H: 1 LOB: 2 BB: 1 P: 22	R: 0 E: 1 K: 1 S: 8	H: 0 LOB: 0 BB: 0 P: 9	1B: 6 2B: 3 3B: 0 HR: 1	SF: 0 SAC: 0 DP: 1 HBP: 1	WP: 1 PB: 0 SB: 0 CS: 0	PA: 38
PITCHER	IP WLS BF H R ER SO BB IBB HBP BLK WP HR S P ERA WHIP																			
Mike Maroth, L (1.1) ERA: 7.2	5.0 W 21 6 4 4 3 1 0 0 0 0 0 0 15 24 9.00 2.000																			
Jason Grilli, R (6.1) ERA: 20.25	1.0 H 5 2 1 1 1 0 0 0 0 0 0 0 15 24 9.00 2.000																			
54 Joel Zumaya, R (7.1) ERA:	2.0 H 9 2 0 0 1 1 0 0 0 0 1 0 20 32 0.00 1.500																			
59 Todd Jones, R (9.1) ERA:	1.0 S 3 0 0 0 1 0 0 0 0 0 0 0 8 9 0.00 0.000																			

Batter	1	2	3	4	5	6	7	8	9	AB	R	H	RBI	BB	SO	LOB	TOP								
28 Curtis Granderson, L (1.8) OBP: 0.364, SLG: 0.750	0-1 P5		1-1 F8			0-0 F9		0-3 K		4	0	0	0	0	1	1									
14 Placido Polanco, R (1.4) OBP: 0.409, SLG: 0.409	3-2 F7			1-0 G4-3		2-2 1B		1-2 F8		4	0	1	0	0	0	0									
3 Gary Sheffield, R (1.10) OBP: 0.273, SLG: 0.353	1-3 K			2-1 G6-3		2-0 G5-3		1-3 K		4	0	0	0	0	2	2									
30 Magglio Ordonez, R (1.9) OBP: 0.318, SLG: 0.235		1-2 F8		2-1 G6-3			2-1 G5-3		2-1 HR 2B	4	1	1	0	0	0	0									
9 Carlos Guillen, S (1.6) OBP: 0.318, SLG: 0.300		0-0 G4-3 2B			2-3 K		2-0 33 BB 1B		4-2 HR BB	3	1	2	0	1	1	0									
Ivan Rodriguez, R (1.2) OBP: 0.381, SLG: 0.667		3-2 G4-3			2-2 G6-3		3-1 33 BB 1B		0-0 HR	4	1	2	3	0	0	1									
Sean Casey, L (1.3) OBP: 0.333, SLG: 0.176		2-3 G6-3			1-1 F7		0-1 F9		2-2 F8	4	0	0	0	0	0	3									
33 Marcus Thames, R (1.7) Craig Monroe, R (9.7) OBP: 0.188, SLG: 0.286			3-1 G6-3			4-0 14 1B BB		4-2 BB	2-3 K	2	0	0	0	2	1	0									
15 Brandon Inge, R (1.5)			3-1 G6-3			1-2 F7		0-1 F7	0-1 G6-3	4	0	0	0	0	0	4									
Inning Stats	R: 0 E: 0 K: 1 S: 9	H: 0 LOB: 0 BB: 0 P: 13	R: 0 E: 0 K: 0 S: 8	H: 1 LOB: 1 BB: 0 P: 12	R: 0 E: 0 K: 0 S: 6	H: 0 LOB: 0 BB: 0 P: 13	R: 0 E: 0 K: 0 S: 5	H: 0 LOB: 0 BB: 0 P: 10	R: 0 E: 0 K: 1 S: 8	H: 0 LOB: 0 BB: 0 P: 13	R: 0 E: 0 K: 0 S: 8	H: 1 LOB: 2 BB: 1 P: 17	R: 0 E: 0 K: 0 S: 11	H: 2 LOB: 3 BB: 1 P: 22	R: 0 E: 0 K: 2 S: 9	H: 0 LOB: 0 BB: 0 P: 11	R: 3 E: 0 K: 1 S: 15	H: 2 LOB: 1 BB: 1 P: 25	1B: 3 2B: 2 HR: 1	SF: 0 SAC: 0 DP: 0 HBP: 0	WP: 0 PB: 0 SB: 0 CS: 0	PA: 36			
PITCHER	IP	WLS	BF	H	R	ER	SO	BB	IBB	HBP	BLK	WP	HR	S	P	ERA	WHIP								
31 Brandon Duckworth, R (1.1) ERA: 0.00	6.1		24	4	0	0	2	1	0	0	0	0	0	49	90	0.00	0.789								
41 Jimmy Gobble, L (7.1) ERA: 0.00	0.1	H	1	0	0	0	0	0	0	0	0	0	0	2	2	0.00	0.000								
48 Joakim Soria, R (7.1) ERA: 0.750	1.1	H	5	0	0	0	2	1	0	0	0	0	0	13	19	0.00	0.750								
David Riske, R (9.1) ERA: 9.0	1.0	L	6	2	3	3	1	1	0	0	0	0	1	15	25	27.00	3.000								

Detroit Tigers @ Kansas City Royals
Kauffman Stadium, Kansas City, MO
Sun Apr 08 2007, 1:10 PM CDT
Att: 13,109 - Sunny - 40 F

AB 33
R 3
H 6
RBI 3
BB 3
SO 5
LOB 11



Batter	1	2	3	4	5	6	7	8	9	AB	R	H	RBI	BB	SO	LOB	BOTTOM								
9 David DeJesus, L (1.8) OBP: 0.481, SLG: 0.652	1-1 F8		0-0 24 1B		1-1 15 WP 2B		4-2 BB		0-0 1B	4	0	3	0	1	0	0									
15 Mark Grudzielanski, R (1.4) OBP: 0.130, SLG: 0.174	1-1 F9		1-3 K		2-3 K		2-2 P4		0-1 G1-3	5	0	0	0	0	2	5									
24 Mark Teahen, L (1.9) OBP: 0.524, SLG: 0.600	0-1 HR		3-2 FC5-4 1B		4-0 IBB		3-2 G3			3	1	2	2	1	0	1									
Emil Brown, R (1.7) OBP: 0.188, SLG: 0.200	0-0 P4		0-2 FC5-4		0-1 G5-3			1-1 P6		4	0	0	0	0	0	4									
4 Alex Gordon, L (1.5) OBP: 0.100, SLG: 0.053		3-3 K		2-3 K		3-2 F7		1-2 G4-3		4	0	0	0	0	2	0									
16 Rengie Sanders, R (1.10) OBP: 0.500, SLG: 1.125		1-1 G6-3		0-1 G5-3		3-3 K		1-1 K		4	0	1	0	0	1	0									
43 Ryan Shealy, R (1.3) OBP: 0.222, SLG: 0.188		0-3 K		2-2 2B		1-1 1B		3-1 F8		4	0	2	0	0	1	1									
6 Jason LaRue, R (1.2) OBP: 0.182, SLG: 0.222			0-0 G5-3		1-3 K		1-2 K		2-3 K	3	0	0	0	0	2	2									
Esteban German, R (9. PH) ERA: 13.5										1	0	0	0	0	1	0									
1 Tony Pena Jr., R (1.6) OBP: 0.318, SLG: 0.571			2-2 9 1B 24 1B		1-2 G5-3		1-0 G6-3		1-2 G6-3	4	1	1	0	0	0	0									
Inning Stats	R: 1 E: 0 K: 0 S: 7	H: 1 LOB: 0 BB: 0 P: 9	R: 0 E: 0 K: 2 S: 10	H: 0 LOB: 0 BB: 0 P: 14	R: 1 E: 0 K: 1 S: 16	H: 3 LOB: 2 BB: 0 P: 22	R: 0 E: 0 K: 2 S: 11	H: 1 LOB: 1 BB: 0 P: 16	R: 0 E: 0 K: 1 S: 11	H: 1 LOB: 2 BB: 1 P: 19	R: 0 E: 0 K: 2 S: 18	H: 1 LOB: 1 BB: 0 P: 26	R: 0 E: 0 K: 0 S: 13	H: 0 LOB: 1 BB: 1 P: 23	R: 0 E: 0 K: 0 S: 9	H: 1 LOB: 1 BB: 0 P: 15	R: 0 E: 0 K: 1 S: 9	H: 1 LOB: 1 BB: 0 P: 12	1B: 5 2B: 3 HR: 1	SF: 0 SAC: 0 DP: 0 HBP: 0	WP: 1 PB: 0 SB: 0 CS: 0	PA: 38			
PITCHER	IP	WLS	BF	H	R	ER	SO	BB	IBB	HBP	BLK	WP	HR	S	P	ERA	WHIP								
38 Jeremy Bondeman, R (1.1) ERA: 3.75	6.0		26	7	2	2	8	7	2	2	8	1	1	73	106	3.00	1.167								
44 Bobby Seay, L (7.1) ERA: 0.00	1.0		4	0	0	0	0	1	0	0	0	0	0	13	23	0.00	1.000								
56 Fernando Rodney, R (8.1) ERA: 13.5	1.0	W	4	1	0	0	0	0	0	0	0	0	0	9	15	0.00	1.000								
59 Todd Jones, R (9.1) ERA: 0.00	1.0	S	4	1	0	0	1	0	0	0	0	0	0	9	12	0.00	1.000								

Detroit Tigers @ Kansas City Royals
Kauffman Stadium, Kansas City, MO
Sun Apr 08 2007, 1:10 PM CDT
Att: 13,109 - Sunny - 40 F

AB 36
R 2
H 9
RBI 2
BB 2
SO 9
LOB 13



Batter	1	2	3	4	5	6	7	8	9	AB	R	H	RBI	BB	SO	LOB	TOP																			
28 Curtis Granderson, L (1, 8) OBP: 0.346, SLG: 0.750	P4		K			K2-3		3B		4	0	1	1	0	2	0	Detroit Tigers @ Baltimore Orioles Oriole Park at Camden Yards, Baltimore, MD Mon Apr 09 2007, 3:05 PM EDT Att: 48,159 - Cloudy - 44 F																			
14 Placido Polanco, R (1, 4) OBP: 0.423, SLG: 0.423	F8		1B			G6-4-3		G1-3		4	0	2	0	0	0	1																				
3 Gary Sheffield, R (1, 10) OBP: 0.231, SLG: 0.286	K		G5-3			G6-4-3		G6-3		4	0	0	0	0	1	2																				
30 Magglio Ordonez, R (1, 9) OBP: 0.346, SLG: 0.333		2B				G6-3		G6-3		4	1	2	0	0	0	0																				
9 Carlos Guillen, S (1, 6) OBP: 0.308, SLG: 0.261	F7		G4-6-3			P5		DI		3	0	0	0	1	0	2																				
Ivan Rodriguez, R (1, 2) OBP: 0.320, SLG: 0.560	G5-3		G5-3			F9		F8		4	0	0	0	0	0	2																				
Sean Casey, L (1, 3) OBP: 0.333, SLG: 0.250		2B				F8		G4-3		3	0	1	1	0	0	0																				
Craig Monroe, R (1, 7) OBP: 0.211, SLG: 0.294	G5-3					F8		2B		3	1	1	0	0	0	1																				
15 Brandon Inge, R (1, 5)			K			P4		K		3	0	0	0	0	2	1																				
Inning Stats	R: 0 H: 0 E: 0 K: 1 S: 13	H: 0 LOB: 0 BB: 0 P: 21	R: 1 H: 2 E: 0 K: 0 S: 9	LOB: 1 BB: 0 P: 17	R: 0 H: 1 E: 0 K: 2 S: 9	LOB: 0 BB: 0 P: 13	R: 0 H: 1 E: 0 K: 0 S: 7	LOB: 0 BB: 0 P: 10	R: 0 H: 0 E: 0 K: 0 S: 9	H: 0 LOB: 0 BB: 0 P: 15	R: 0 H: 1 E: 0 K: 1 S: 7	LOB: 0 BB: 0 P: 12	R: 0 H: 0 E: 0 K: 0 S: 8	H: 0 LOB: 0 BB: 0 P: 16	R: 1 H: 2 E: 0 K: 1 S: 12	LOB: 1 BB: 0 P: 21	R: 0 H: 0 E: 0 K: 0 S: 7	LOB: 1 BB: 1 P: 12	1B: 4 2B: 2 3B: 1 HR: 0	SF: 0 SAC: 0 DP: 2 HBP: 0	WP: 0 PB: 0 SB: 0 CS: 0	PA: 33														
PITCHER	IP	WLS	BF	H	R	ER	SO	BB	IBB	HBP	BLK	WP	HR	S	P	ERA	WHIP	PITCHER		IP	WLS	BF	H	R	ER	SO	BB	IBB	HBP	BLK	WP	HR	S	P	ERA	WHIP
40 Daniel Cabrera, R (1, 1) ERA: 3.07	7.2	W	28	7	2	2	5	0	0	0	0	0	0	72	122	2.35	0.913																			
Chad Bradford, R (8, 1) ERA: 4.5	1.1		5	0	0	0	0	1	0	0	0	0	0	9	15	0.00	0.750																			

Batter	1	2	3	4	5	6	7	8	9	AB	R	H	RBI	BB	SO	LOB	BOTTOM																			
1 Brian Roberts, S (1, 4) OBP: 0.364, SLG: 0.308	G6-3		6 2B			G6-3				4	2	2	1	0	0	0	Detroit Tigers @ Baltimore Orioles Oriole Park at Camden Yards, Baltimore, MD Mon Apr 09 2007, 3:05 PM EDT Att: 48,159 - Cloudy - 44 F																			
6 Melvin Mora, R (1, 5) OBP: 0.303, SLG: 0.563	G6-4-3		10 1B			P6		P4		4	1	2	1	0	0	1																				
21 Nick Markakis, L (1, 9) OBP: 0.323, SLG: 0.483	G6-4-3		K			F8		F8		4	0	0	0	0	1	3																				
10 Miguel Tejada, R (1, 6) OBP: 0.290, SLG: 0.345		K				17 1B		G5-3		4	1	2	1	0	1	0																				
17 Aubrey Huff, L (1, 3) OBP: 0.355, SLG: 0.321		K				31 2B		G3		4	0	1	1	0	2	1																				
Chris Gomez, R (9, 3) OBP: 0.250, SLG: 0.250		K				17 1B				0	0	0	0	0	0	0																				
31 Jay Gibbons, L (1, 7) OBP: 0.320, SLG: 0.364	F7					17 2B		G4-3		3	0	1	1	1	0	0																				
3 Freddie Bynum, L (9, 7)						17 2B				0	0	0	0	0	0	0																				
Kevin Millar, R (1, 10) OBP: 0.320, SLG: 0.550		HR				F7		G6-3		3	1	1	1	1	0	1																				
17 Corey Patterson, L (1, 8) OBP: 0.370, SLG: 0.286			1 1B			FC6-4		F8		4	1	1	0	0	1	4																				
Paul Bako, L (1, 2) OBP: 0.235, SLG: 0.333			K			F9		P6		3	0	0	0	0	1	2																				
Inning Stats	R: 0 H: 1 E: 0 K: 0 S: 8	H: 0 LOB: 0 BB: 0 P: 10	R: 0 H: 0 E: 0 K: 2 S: 8	LOB: 0 BB: 0 P: 14	R: 4 H: 5 E: 0 K: 3 S: 22	LOB: 1 BB: 0 P: 30	R: 0 H: 0 E: 0 K: 0 S: 4	H: 0 LOB: 1 BB: 1 P: 11	R: 2 H: 4 E: 0 K: 0 S: 17	H: 4 LOB: 3 BB: 1 P: 29	R: 0 H: 0 E: 0 K: 0 S: 5	H: 0 LOB: 0 BB: 0 P: 9	R: 0 H: 0 E: 0 K: 1 S: 6	H: 0 LOB: 0 BB: 0 P: 9	R: 0 H: 0 E: 0 K: 1 S: 6	LOB: 0 BB: 0 P: 9	1B: 7 2B: 2 3B: 0 HR: 1	SF: 0 SAC: 0 DP: 1 HBP: 0	WP: 0 PB: 0 SB: 1 CS: 0	PA: 35																
PITCHER	IP	WLS	BF	H	R	ER	SO	BB	IBB	HBP	BLK	WP	HR	S	P	ERA	WHIP	PITCHER		IP	WLS	BF	H	R	ER	SO	BB	IBB	HBP	BLK	WP	HR	S	P	ERA	WHIP
Chad Durbin, R (1, 1) ERA: 11.57	4.2	L	23	9	6	6	5	1	0	0	0	0	0	54	82	11.57	2.143																			
Wilfredo Ledezma, L (5, 1) ERA:	2.1		9	1	0	0	0	0	1	0	0	0	0	18	34	0.00	0.429																			
94 Jose Mesa, R (8, 1) ERA: 13.5	1.0		3	0	0	0	1	0	0	0	0	0	0	6	9	0.00	0.000																			



Batter	1	2	3	4	5	6	7	8	9	AB R H RBI BB SO LOB	TOP									
28 Curtis Granderson, L (1.8) OBP: 0.400, SLG: 0.815	1-0 P6		2-2 2B			1 SAFE 4-1 14 1B 1 SAFE BB		2-2 14 WP 14 SF7 2B		3 2 2 0 1 0 0	Detroit Tigers @ Baltimore Orioles Oriole Park at Camden Yards, Baltimore, MD Tue Apr 10 2007, 7:05 PM EDT Att: 18,594 - Partly Cloudy - 53 F									
14 Placido Polanco, R (1.4) OBP: 0.433, SLG: 0.448	3-2 3 CS 1B		0-0 F9			1-0 30 FC6-4 1B		1-0 SF7		3 0 2 1 0 0 1										
3 Gary Sheffield, R (1.10) OBP: 0.200, SLG: 0.240	3-3 K			1-0 F7		2-3 K		1-2 P3		4 0 0 0 0 2 4										
30 Magglio Ordonez, R (1.9) OBP: 0.300, SLG: 0.280		3-2 F9		2-1 G5-3		0-0 FC6-4		0-0 F8		4 0 0 1 0 0 1										
9 Carlos Guillen, S (1.6) OBP: 0.367, SLG: 0.346		0-0 2B		1-0 F7		1-2 2-H 2-H 3-H 4-2 PO BB		0-1 CS 1B		3 0 2 0 1 0 0										
Ivan Rodriguez, R (1.2) OBP: 0.276, SLG: 0.483		2-3 K		2-1 G1	1 SAFE	0-1 PO	3-2 G4-3	0-3 K		4 0 0 0 0 2 2										
Sean Casey, L (1.3) OBP: 0.286, SLG: 0.208		1-2 F8		1-3 K			3-1 G4-3	1 SAFE 1 SAFE K	1-3 K	4 0 0 0 0 2 2										
Craig Monroe, R (1.7) OBP: 0.227, SLG: 0.350			2-2 F9	2-3 K		1-1 2B		2-2 CS		3 0 1 0 0 1 0										
8 Neifi Perez, S (1.5) OBP: 0.333, SLG: 0.333			1-3 K			0-0 14 1B 30 FC6-4 28 BB 1B		3-3 K		3 1 1 0 0 2 1										
15 Brandon Inge, R (7.5)										0 0 0 0 0 0 0										
Inning Stats	R: 0 E: 0 K: 1 S: 7	H: 1 LOB: 1 BB: 0 P: 14	R: 0 E: 0 K: 1 S: 12	H: 1 LOB: 1 BB: 0 P: 18	R: 0 E: 0 K: 1 S: 10	H: 0 LOB: 0 BB: 0 P: 8	R: 0 E: 0 K: 2 S: 9	H: 0 LOB: 0 BB: 0 P: 14	R: 2 E: 1 K: 1 S: 11	H: 2 LOB: 1 BB: 2 P: 22	R: 0 E: 0 K: 1 S: 12	H: 1 LOB: 1 BB: 0 P: 22	R: 1 E: 0 K: 0 S: 8	H: 1 LOB: 0 BB: 0 P: 12	R: 0 E: 0 K: 2 S: 12	H: 1 LOB: 0 BB: 0 P: 15	1B: 4 2B: 5 3B: 0 HR: 0	SF: 1 SAC: 0 DP: 1 HBP: 0	WP: 1 PB: 0 SB: 0 CS: 2	PA: 36
PITCHER	IP WLS BF H R ER SO BB IBB HBP BLK WP HR S P ERA WHIP											IP WLS BF H R ER SO BB IBB HBP BLK WP HR S P ERA WHIP								
27 Jaret Wright, R (1.1) ERA: 6.14	5.0 L 19 4 2 1 5 1 0 0 0 0 0 0 44 75 1.80 1.000																			
51 Scott Williamson, R (6.1) ERA: 5.4	1.0 4 1 0 0 1 1 0 0 0 0 0 0 9 16 0.00 2.000																			
46 Jeremy Guthrie, R (7.1) ERA: 3.18	3.0 11 3 1 1 3 0 0 0 0 1 0 0 32 49 3.00 1.000																			

Batter	1	2	3	4	5	6	7	8	9	AB R H RBI BB SO LOB	BOTTOM									
1 Brian Roberts, S (1.4) OBP: 0.324, SLG: 0.267	2-3 K			0-1 F9		3-2 G4-3			1-1 F9	4 0 0 0 0 1 0	Detroit Tigers @ Baltimore Orioles Oriole Park at Camden Yards, Baltimore, MD Tue Apr 10 2007, 7:05 PM EDT Att: 18,594 - Partly Cloudy - 53 F									
6 Melvin Mora, R (1.5) OBP: 0.297, SLG: 0.514	0-0 G5-3			4-1 21 1B BB		1-2 F8		1-2 G3		3 0 0 0 1 0 0										
21 Nick Markakis, L (1.9) OBP: 0.314, SLG: 0.455	1-1 G4-3			1-2 10 G1-4-3 1B		2-3 K		1-1 G4-3		4 0 1 0 0 1 0										
10 Miguel Tejada, R (1.6) OBP: 0.294, SLG: 0.344		0-0 G5-3		1-0 G1-4-3		0-1 1B				3 0 1 0 0 0 2										
17 Aubrey Huff, L (1.10) OBP: 0.324, SLG: 0.290		0-1 G3-1			3-2 K		1-3 K			3 0 0 0 0 2 0										
31 Jay Gibbons, L (1.7) OBP: 0.321, SLG: 0.360		0-2 F8			1-1 1B			1-1 G3		3 0 1 0 0 0 0										
Kevin Millar, R (1.3) OBP: 0.321, SLG: 0.565			2-2 L3-6 2B		0-0 F8			0-1 L7		3 0 1 0 0 0 1										
17 Corey Patterson, L (1.8) OBP: 0.367, SLG: 0.417			1-0 P3		0-0 G3			1-0 HR		3 1 1 1 0 0 2										
Alberto Castillo, R (1.2) OBP: 0.111, SLG: 0.111			3-2 L3-6			1-3 K		0-3 K		3 0 0 0 0 2 1										
Inning Stats	R: 0 E: 0 K: 1 S: 6	H: 0 LOB: 0 BB: 0 P: 9	R: 0 E: 0 K: 0 S: 6	H: 0 LOB: 0 BB: 0 P: 6	R: 0 E: 0 K: 0 S: 9	H: 1 LOB: 0 BB: 0 P: 15	R: 0 E: 0 K: 0 S: 8	H: 1 LOB: 1 BB: 1 P: 14	R: 0 E: 0 K: 1 S: 8	H: 1 LOB: 0 BB: 0 P: 12		R: 0 E: 0 K: 2 S: 8	H: 1 LOB: 0 BB: 0 P: 11	R: 1 E: 0 K: 1 S: 8	H: 1 LOB: 0 BB: 0 P: 10	R: 0 E: 0 K: 0 S: 7	H: 0 LOB: 0 BB: 0 P: 10	1B: 3 2B: 2 3B: 0 HR: 1	SF: 0 SAC: 0 DP: 2 HBP: 0	WP: 0 PB: 0 SB: 0 CS: 0
PITCHER	IP WLS BF H R ER SO BB IBB HBP BLK WP HR S P ERA WHIP											IP WLS BF H R ER SO BB IBB HBP BLK WP HR S P ERA WHIP								
29 Nate Robertson, L (1.1) ERA: 1.38	7.1 W 24 4 0 0 5 1 0 0 0 0 0 0 1 6 7 13.50 1.500																			
54 Joel Zumaya, R (8.1) ERA: 1.93	0.2 H 3 1 1 1 1 0 0 0 0 0 0 1 6 7 13.50 1.500																			
59 Todd Jones, R (9.1) ERA:	1.0 S 3 0 0 0 0 0 0 0 0 0 0 0 7 10 0.00 0.000																			

Batter	1	2	3	4	5	6	7	8	9	10	11	12	AB	R	H	RBI	BB	SO	LOB	TOP								
Ivan Rodriguez, R OBP: 0.286, SLG: 0.457	1-2 FC4-6 1B		0-2 G4-3		2-3 K		0-2 G4-3		1-3 K			0-1 9 BB 30 1B HR	6	1	2	0	0	2	0									
14 Placido Polanco, R OBP: 0.361, SLG: 0.371	1-0 FC4-6		0-1 G1-3		3-2 G4-3		0-1 F8		1-3 K			1 SAFE 2-2 K SAFE F8	6	0	0	0	0	1	2									
3 Gary Sheffield, R OBP: 0.222, SLG: 0.207	2-2 F7		4-2 9 PB 30 BB BB		0-0 30 1B HBP		2-0 P4			3-3 K		0-0 F9	4	0	0	0	1	1	2									
30 Magglio Ordonez, R OBP: 0.333, SLG: 0.300	2-3 K		4-1 9 PB BB		0-0 9 BB 1B		1-0 G6-3		1-3 K			3-1 9 BB HR 1B	5	1	2	0	1	2	1									
9 Carlos Guillen, S OBP: 0.417, SLG: 0.400		1-1 33 34-6-3 1B	1-1 G3		4-2 1B		0-1 2B		0-1 P3			4-2 HR BB	4	1	2	0	2	0	2									
Craig Monroe, R OBP: 0.266, SLG: 0.538	2-1 33 G4-6-3 1B		1-2 G5-3		1-0 G5-3		3-2 K			1-1 G3-1		1-1 2B HR	6	1	3	4	0	2	4									
33 Marcus Thames, R Sean Casey, L OBP: 0.323, SLG: 0.231	3-2 G4-6-3		1-0 G5-3		2-3 K2-3		4-0 IBB			1-0 G3-1		2-1 1B	3	0	0	0	0	1	2									
15 Brandon Inge, R OBP: 0.172, SLG: 0.040	4-1 BB		4-1 1B		2-3 K2-3		2-2 G5-3			0-3 K		0-3 K	6	0	1	0	1	3	4									
28 Curtis Granderson, L OBP: 0.343, SLG: 0.688	1-3 K		1-3 G4-3		1-3 K		0-2 G3-1			0-0 F8			5	0	0	0	0	2	4									
Inning Stats	R: 0 E: 0 K: 10 S: 10	H: 1 LOB: 1 BB: 0 P: 16	R: 0 E: 0 K: 11 S: 11	H: 2 LOB: 2 BB: 1 P: 22	R: 0 E: 0 K: 10 S: 10	H: 0 LOB: 2 BB: 2 P: 19	R: 0 E: 0 K: 8 S: 8	H: 1 LOB: 1 BB: 0 P: 13	R: 0 E: 0 K: 3 S: 9	H: 0 LOB: 0 BB: 0 P: 14	R: 0 E: 0 K: 1 S: 9	H: 1 LOB: 2 BB: 1 P: 19	R: 0 E: 0 K: 2 S: 13	H: 0 LOB: 0 BB: 0 P: 15	R: 0 E: 0 K: 2 S: 9	H: 0 LOB: 0 BB: 0 P: 13	R: 0 E: 0 K: 1 S: 7	H: 1 LOB: 1 BB: 0 P: 9	R: 4 E: 0 K: 1 S: 20	H: 4 LOB: 1 BB: 1 P: 32	1B: 8 2B: 2 3B: 0 HR: 1	SF: 0 SAC: 0 DP: 1 HBP: 1	WP: 0 PB: 1 SB: 0 CS: 0	PA: 53				
PITCHER	IP WLS BF H R ER SO BB IBB HBP BLK WP HR S P ERA WHIP	29 Adam Loewen, L ERA: 1.8	3 0 0 0 3 0 0 0 0 0 0 0 0 0 9 14 0.00 0.000	John Parrish, L ERA: 3.0	3 0 0 0 0 0 0 0 0 0 0 0 0 0 7 9 0.00 0.000	Chad Bradford, R ERA: 8.1	5 1 0 0 1 0 1 0 0 0 0 0 0 0 9 19 0.00 1.000	28 Danys Baez, R ERA: 8.1	3 0 0 0 0 2 0 0 0 0 0 0 0 0 13 15 0.00 0.000	37 Chris Ray, R ERA: 7.71																		
PITCHER	IP WLS BF H R ER SO BB IBB HBP BLK WP HR S P ERA WHIP	32 Jamie Walker, L ERA: 1.93	3 0 0 0 0 0 0 0 0 0 0 0 0 0 9 13 0.00 0.000	51 Scott Williamson, R ERA: 3.38	4 1 0 0 1 0 0 0 0 0 0 0 0 0 7 9 0.00 1.000	25 Kurt Birkins, L ERA: 36.0	8 4 4 4 1 1 0 0 0 0 0 0 0 0 20 32 36.00 5.000																					

Detroit Tigers @ Baltimore Orioles
Oriole Park at Camden Yards, Baltimore, MD
Wed Apr 11 2007, 7:05 PM EDT
Att. 13,288 - Overcast - 55 F

AB 46
R 4
H 11
RBI 4
BB 6
SO 14
LOB 22



Batter	1	2	3	4	5	6	7	8	9	10	11	12	AB	R	H	RBI	BB	SO	LOB	BOTTOM							
1 Brian Roberts, S OBP: 0.279, SLG: 0.222	2-2 F9		0-2 F8		1-2 L4		1-0 G3			0-3 K		1-1 F8	6	0	0	0	0	1	5								
6 Melvin Mora, R OBP: 0.279, SLG: 0.488	1-2 G6-3		1-1 G5-3		0-1 F8		3-3 K			0-2 G5-3		1-2 2B	6	0	1	0	0	1	0								
21 Nick Markakis, L OBP: 0.317, SLG: 0.405	4-0 BB		0-3 K		1-0 L7		4-2 10 BB			2-3 K		3H 2-1 P6	4	0	0	0	2	2	1								
10 Miguel Tejada, R OBP: 0.308, SLG: 0.333	1-1 G5-3		2-1 HBP		0-0 17 WP 1B		1-1 FC5			1-2 P2		2-2 G6-3	4	0	1	0	0	0	2								
17 Aubrey Huff, L OBP: 0.308, SLG: 0.278		2-2 F8	1-2 G3		1-3 K		0-2 P2			1-1 1B			5	0	1	0	0	1	4								
3 Freddie Bynum, L Chris Gomez, R OBP: 0.250, SLG: 0.250													0	0	0	0	0	0	0								
31 Jay Gibbons, L OBP: 0.273, SLG: 0.300	2-1 F7		0-3 K		1-1 G4-3		0-3 K			1-3 K		1-1 1B	5	0	0	0	0	3	4								
Kevin Millar, R OBP: 0.333, SLG: 0.519	3-1 17 BB 1B		2-2 G6-3		4-2 17 SH5-3 BB		1-0 P3			1-0 F7			4	0	1	0	1	0	1								
17 Corey Patterson, L OBP: 0.382, SLG: 0.464	0-1 BB 1B		0-1 F7		0-0 SH5-3		1-3 K			0-1 F8			4	1	2	0	0	1	0								
Paul Bako, L OBP: 0.227, SLG: 0.263	4-1 BB		1-2 2-3 BB		1-3 K		3-3 K2-3			3-1 F7		2-2 F8	4	0	0	0	1	2	2								
Inning Stats	R: 0 E: 0 K: 0 S: 9	H: 0 LOB: 1 BB: 1 P: 17	R: 0 E: 0 K: 13 S: 13	H: 2 LOB: 3 BB: 1 P: 24	R: 0 E: 0 K: 1 S: 11	H: 0 LOB: 0 BB: 0 P: 13	R: 0 E: 0 K: 1 S: 11	H: 0 LOB: 0 BB: 0 P: 16	R: 0 E: 0 K: 1 S: 9	H: 0 LOB: 0 BB: 0 P: 11	R: 0 E: 0 K: 1 S: 7	H: 1 LOB: 2 BB: 1 P: 10	R: 0 E: 0 K: 1 S: 6	H: 0 LOB: 0 BB: 0 P: 11	R: 0 E: 0 K: 2 S: 10	H: 0 LOB: 0 BB: 0 P: 12	R: 0 E: 0 K: 1 S: 11	H: 1 LOB: 1 BB: 0 P: 16	R: 1 E: 0 K: 0 S: 12	H: 2 LOB: 1 BB: 0 P: 18	1B: 4 2B: 2 3B: 0 HR: 0	SF: 0 SAC: 1 DP: 0 HBP: 1	WP: 1 PB: 0 SB: 0 CS: 0	PA: 48			
PITCHER	IP WLS BF H R ER SO BB IBB HBP BLK WP HR S P ERA WHIP	35 Justin Verlander, R ERA: 7.71	28 3 0 0 0 5 3 0 0 1 0 0 0 0 66 107 0.00 0.857	56 Fernando Rodney, R ERA: 7.71	8 0 0 0 0 3 1 0 0 0 0 0 0 0 19 32 0.00 0.500	Wilfredo Ledezma, L ERA: 5.4	7 1 0 0 0 3 0 0 0 0 0 0 0 0 21 28 0.00 0.500	44 Bobby Seay, L ERA: 5.4	4 2 1 1 0 0 0 0 0 1 0 0 0 0 10 14 13.50 3.000	59 Todd Jones, R ERA: 7.71	1 0 0 0 0 0 0 0 0 0 0 0 0 0 2 4 0.00 0.000																

Detroit Tigers @ Baltimore Orioles
Oriole Park at Camden Yards, Baltimore, MD
Wed Apr 11 2007, 7:05 PM EDT
Att. 13,288 - Overcast - 55 F

AB 42
R 1
H 6
RBI 0
BB 4
SO 11
LOB 19



Batter	1	2	3	4	5	6	7	8	9	10	AB	R	H	RBI	BB	SO	LOB	TOP					
28 Curtis Granderson, L OBP: 0.318, SLG: 0.600	G1-3		F9		K			2B			4	0	1	0	0	1	1	Detroit Tigers @ Toronto Blue Jays Rogers Centre, Toronto, ON Fri Apr 13 2007, 7:07 PM EDT Att: 26,268 - Roof Closed - 68 F					
14 Placido Polanco, R OBP: 0.378, SLG: 0.409	FC5-4 1B		1B			L6		G6-3			4	0	2	0	0	0	1						
Ivan Rodriguez, R OBP: 0.256, SLG: 0.410	FC5-4		F9			G5-3			P6		4	0	0	0	0	2							
3 Gary Sheffield, R OBP: 0.267, SLG: 0.222	F7					F7			F8		4	0	1	0	0	0	1						
30 Magglio Ordonez, R OBP: 0.311, SLG: 0.365						G6-4-3 1B			P6		4	1	1	1	0	0	1						
9 Carlos Guillen, S OBP: 0.378, SLG: 0.368		G3				G2			P6		4	0	0	0	0	0	0						
Sean Casey, L OBP: 0.308, SLG: 0.235		G1-3				G4-3			F9		4	0	0	0	0	0	0						
Craig Monroe, R OBP: 0.250, SLG: 0.471		G5-3						F8			4	0	1	0	0	1	0						
15 Brandon Inge, R OBP: 0.194, SLG: 0.194						G6-3			G1-4-3		3	0	0	0	0	0	1						
Inning Stats	R: 0 E: 0 K: 0 S: 12	H: 1 LOB: 1 BB: 0 P: 16	R: 1 E: 0 K: 0 S: 6	H: 1 LOB: 0 BB: 0 P: 13	R: 0 E: 0 K: 0 S: 10	H: 1 LOB: 1 BB: 0 P: 15	R: 0 E: 0 K: 0 S: 5	H: 0 LOB: 0 BB: 0 P: 6	R: 0 E: 0 K: 0 S: 7	H: 0 LOB: 0 BB: 0 P: 10	R: 0 E: 0 K: 0 S: 5	H: 1 LOB: 1 BB: 0 P: 6	R: 0 E: 0 K: 0 S: 6	H: 0 LOB: 0 BB: 0 P: 9	R: 0 E: 0 K: 1 S: 5	H: 0 LOB: 0 BB: 0 P: 9	1B: 3 2B: 2 3B: 0 HR: 1		SF: 0 SAC: 0 DP: 1 HBP: 0	WP: 0 PA: 35 PB: 0 SB: 0 CS: 0			
PITCHER 32 Roy Halladay, R ERA: 2.35	IP: 10.0 W: 10 L: 3 S: 12	WLS: 35	H: 6 R: 1 ER: 1 SO: 2	BB: 0 IBB: 0 HBP: 0 BLK: 0	WP: 0 HR: 1 S: 70 P: 107	ERA: 0.90 WHIP: 0.600	PITCHER											IP: 10.0 W: 10 L: 3 S: 12	WLS: 35	H: 6 R: 1 ER: 1 SO: 2	BB: 0 IBB: 0 HBP: 0 BLK: 0	WP: 0 HR: 1 S: 70 P: 107	ERA: 0.90 WHIP: 0.600

Batter	1	2	3	4	5	6	7	8	9	10	AB	R	H	RBI	BB	SO	LOB	BOTTOM					
15 Alex Rios, R OBP: 0.333, SLG: 0.512	HR		G5-3		F9			G5-3		SF8	4	1	1	2	0	0	0	Detroit Tigers @ Toronto Blue Jays Rogers Centre, Toronto, ON Fri Apr 13 2007, 7:07 PM EDT Att: 26,268 - Roof Closed - 68 F					
Matt Stairs, L OBP: 0.438, SLG: 0.385	G5-4-3 1B		HBP					F7			3	0	2	0	0	0	0						
10 Vernon Wells, R OBP: 0.311, SLG: 0.537	F8		P4					G6-3			4	0	0	0	0	0	3						
Frank Thomas, R OBP: 0.311, SLG: 0.282	G5-4-3							F7			4	0	0	0	0	1	2						
17 Lyle Overbay, L OBP: 0.273, SLG: 0.341								L9			4	0	0	0	0	1	1						
9 Greg Zaun, S OBP: 0.361, SLG: 0.548											4	0	2	0	0	0	0						
2 Aaron Hill, R OBP: 0.452, SLG: 0.692								1B			4	0	2	0	0	0	0						
Jason Smith, L OBP: 0.357, SLG: 0.538											4	1	2	0	0	1	2						
6 John McDonald, R OBP: 0.417, SLG: 0.500											4	0	1	0	0	0	1						
Inning Stats	R: 1 E: 0 K: 0 S: 5	H: 2 LOB: 0 BB: 0 P: 9	R: 0 E: 0 K: 1 S: 7	H: 1 LOB: 1 BB: 0 P: 8	R: 0 E: 0 K: 0 S: 9	H: 0 LOB: 1 BB: 0 P: 14	R: 0 E: 0 K: 1 S: 9	H: 1 LOB: 1 BB: 0 P: 11	R: 0 E: 0 K: 0 S: 7	H: 0 LOB: 0 BB: 0 P: 10	R: 0 E: 0 K: 0 S: 6	H: 0 LOB: 0 BB: 0 P: 7	R: 0 E: 0 K: 0 S: 7	H: 0 LOB: 0 BB: 0 P: 12	R: 1 E: 0 K: 0 S: 7	H: 3 LOB: 2 BB: 0 P: 11	1B: 6 2B: 2 3B: 0 HR: 1		SF: 1 SAC: 0 DP: 1 HBP: 1	WP: 0 PA: 37 PB: 0 SB: 0 CS: 0			
PITCHER 38 Jeremy Bonderman, R ERA: 2.57 56 Fernando Rodney, R ERA: 3.0	IP: 9.0 W: 1 L: 4 S: 0.1	WLS: 33	H: 6 R: 1 ER: 1 SO: 4	BB: 0 IBB: 0 HBP: 0 BLK: 0	WP: 0 HR: 1 S: 68 P: 96	ERA: 1.00 WHIP: 0.667	PITCHER											IP: 9.0 W: 1 L: 4 S: 0.1	WLS: 33	H: 6 R: 1 ER: 1 SO: 4	BB: 0 IBB: 0 HBP: 0 BLK: 0	WP: 0 HR: 1 S: 68 P: 96	ERA: 1.00 WHIP: 0.667

AB	35
R	1
H	6
RBI	1
BB	0
SO	2
LOB	7

AB	35
R	2
H	9
RBI	2
BB	0
SO	4
LOB	11



Batter	1	2	3	4	5	6	7	8	9	AB	R	H	RBI	BB	SO	LOB	TOP								
28 Curtis Granderson, L (1, 8) OBP: 0.295, SLG: 0.578										5	0	2	1	0	1	2									
Ivan Rodriguez, R (1, 2) OBP: 0.250, SLG: 0.386										5	0	1	1	0	0	1									
3 Gary Sheffield, R (1, 10) OBP: 0.300, SLG: 0.211										2	3	0	0	2	0	1									
30 Magglio Ordonez, R (1, 9) OBP: 0.340, SLG: 0.442										4	1	2	2	1	0	3									
9 Carlos Guillen, S (1, 6) OBP: 0.380, SLG: 0.357										4	2	1	0	1	0	2									
Sean Casey, L (1, 3) OBP: 0.302, SLG: 0.237										4	0	1	0	0	2	1									
33 Marcus Thames, R (8, PH) OBP: 0.375, SLG: 0.333										1	1	1	2	0	0	0									
8 Neftali Perez, S (9, 6) OBP: 0.333, SLG: 0.333										0	0	0	0	0	0	0									
Craig Monroe, R (1, 7) OBP: 0.244, SLG: 0.462										5	1	1	1	0	3	3									
15 Brandon Inge, R (1, 5) OBP: 0.220, SLG: 0.306										5	2	2	2	0	1	2									
20 Omar Infante, R (1, 4) OBP: 0.333, SLG: 0.333										3	0	1	0	0	0	1									
14 Placido Polanco, R (8, PH) OBP: 0.393, SLG: 0.400										1	0	0	0	1	0	1									
Inning Stats	R: 0 E: 0 K: 0 S: 8	H: 0 LOB: 0 BB: 0 P: 11	R: 0 E: 0 K: 1 S: 7	H: 0 LOB: 0 BB: 0 P: 11	R: 1 E: 0 K: 2 S: 17	H: 3 LOB: 3 BB: 1 P: 29	R: 2 E: 0 K: 1 S: 13	H: 2 LOB: 0 BB: 0 P: 23	R: 1 E: 0 K: 0 S: 7	H: 1 LOB: 1 BB: 0 P: 10	R: 0 E: 0 K: 1 S: 12	H: 1 LOB: 1 BB: 0 P: 20	R: 1 E: 0 K: 0 S: 14	H: 2 LOB: 1 BB: 0 P: 23	R: 1 E: 0 K: 2 S: 16	H: 2 LOB: 2 BB: 1 P: 25	R: 4 E: 1 K: 0 S: 22	H: 1 LOB: 1 BB: 3 P: 42	1B: 7 2B: 4 3B: 0 HR: 1	SF: 0 SAC: 0 DP: 0 HBP: 1	WP: 1 PA: 45 PB: 0 SB: 2 CS: 0				
PITCHER	IP	WLS	BF	H	R	ER	SO	BB	IBB	HBP	BLK	WP	HR	S	P	ERA	WHIP								
34 A.J. Burnett, R (1, 1) ERA: 7.07	5.1		25	7	4	4	5	1	0	1	0	1	1	59	95	6.75	1.500								
44 Casey Janssen, R (6, 1) ERA: 2.09	1.1	H	6	2	1	1	0	0	0	0	0	0	0	17	27	6.75	1.500								
54 Jason Frasor, R (7, 1) ERA: 1.5	1.1	B	6	2	1	1	2	1	0	0	0	0	0	18	30	6.75	2.250								
52 B.J. Ryan, L (9, 1) ERA: 12.46	0.2	L	7	1	4	3	0	3	0	0	0	0	0	18	37	40.50	6.000								
49 Jeremy Accardo, R (9, 1) ERA:	0.1		1	0	0	0	0	0	0	0	0	0	0	4	5	0.00	0.000								

Detroit Tigers @ Toronto Blue Jays
Rogers Centre, Toronto, ON
Sat Apr 14 2007, 1:07 PM EDT
Att: 28,203 - Roof Closed - 68 F

AB 39
R 10
H 12
RBI 9
BB 5
SO 7
LOB 17



Batter	1	2	3	4	5	6	7	8	9	AB	R	H	RBI	BB	SO	LOB	BOTTOM								
15 Alex Rios, R (1, 9) OBP: 0.340, SLG: 0.563										5	2	2	2	0	0	1									
26 Adam Lind, L (1, 7) OBP: 0.600, SLG: 0.800										5	1	3	0	0	2	0									
10 Vernon Wells, R (1, 8) OBP: 0.320, SLG: 0.578										4	1	1	3	1	0	3									
Frank Thomas, R (1, 10) OBP: 0.306, SLG: 0.262										3	0	0	0	1	0	1									
17 Lyle Overbay, L (1, 3) OBP: 0.271, SLG: 0.400										4	1	1	1	0	1	1									
9 Gregg Zaun, S (1, 2) OBP: 0.325, SLG: 0.486										4	0	0	0	0	0	1									
2 Aaron Hill, R (1, 4) OBP: 0.457, SLG: 0.690										3	2	1	0	1	0	0									
Jason Smith, L (1, 5) OBP: 0.389, SLG: 0.529										4	0	2	0	0	1	0									
Royce Clayton, R (1, 6) OBP: 0.344, SLG: 0.429										2	0	0	1	0	0	2									
Matt Stairs, L (8, PH) OBP: 0.412, SLG: 0.357										1	0	0	0	0	0	0									
Inning Stats	R: 3 E: 0 K: 0 S: 14	H: 3 LOB: 0 BB: 0 P: 24	R: 1 E: 0 K: 0 S: 18	H: 3 LOB: 2 BB: 0 P: 24	R: 0 E: 0 K: 1 S: 10	H: 0 LOB: 0 BB: 0 P: 16	R: 2 E: 0 K: 1 S: 7	H: 2 LOB: 0 BB: 1 P: 13	R: 0 E: 0 K: 0 S: 11	H: 0 LOB: 0 BB: 1 P: 23	R: 0 E: 0 K: 0 S: 11	H: 0 LOB: 0 BB: 0 P: 13	R: 0 E: 0 K: 1 S: 8	H: 0 LOB: 1 BB: 1 P: 15	R: 1 E: 0 K: 1 S: 13	H: 1 LOB: 0 BB: 0 P: 19	R: 0 E: 0 K: 0 S: 9	H: 1 LOB: 1 BB: 0 P: 13	1B: 5 2B: 2 3B: 0 HR: 3	SF: 1 SAC: 0 DP: 1 HBP: 0	WP: 0 PA: 39 PB: 0 SB: 1 CS: 0				
PITCHER	IP	WLS	BF	H	R	ER	SO	BB	IBB	HBP	BLK	WP	HR	S	P	ERA	WHIP								
Chad Durbin, R (1, 1) ERA: 12.46	4.0		20	8	6	6	2	1	0	0	0	0	0	49	77	13.50	2.250								
Jason Grilli, R (5, 1) ERA: 9.53	3.0		11	0	0	0	1	2	0	0	0	0	0	30	51	0.00	0.667								
Wilfredo Ledezma, L (8, 1) ERA: 1.29	1.0	W	4	1	1	1	1	0	0	0	0	0	1	13	19	9.00	1.000								
59 Todd Jones, R (9, 1) ERA:	1.0	S	4	1	0	0	0	0	0	0	0	0	0	9	13	0.00	1.000								

Detroit Tigers @ Toronto Blue Jays
Rogers Centre, Toronto, ON
Sat Apr 14 2007, 1:07 PM EDT
Att: 28,203 - Roof Closed - 68 F

AB 35
R 7
H 10
RBI 7
BB 3
SO 4
LOB 9



Batter	1	2	3	4	5	6	7	8	9	AB	R	H	RBI	BB	SO	LOB	TOP										
28 Curtis Granderson, L OBP: 0.321, SLG: 0.551										4	1	1	0	0	0	0											
14 Placido Polanco, R OBP: 0.373, SLG: 0.375										3	0	0	0	0	0	1											
3 Gary Sheffield, R OBP: 0.296, SLG: 0.195										3	0	0	0	0	1	1											
30 Magglio Ordonez, R(1, 10) OBP: 0.315, SLG: 0.404											4	0	0	0	1	2											
9 Carlos Guillen, S OBP: 0.358, SLG: 0.333										3	0	0	0	0	1	1											
Ivan Rodriguez, R OBP: 0.277, SLG: 0.404										3	0	2	0	0	0	0											
Sean Casey, L OBP: 0.304, SLG: 0.225										2	0	0	0	1	0	1											
Craig Monroe, R OBP: 0.227, SLG: 0.429										3	0	0	0	0	0	1											
15 Brandon Inge, R OBP: 0.205, SLG: 0.282										3	0	0	0	0	2	1											
Inning Stats	R: 1 E: 1 K: 0 S: 10	H: 1 LOB: 1 BB: 0 P: 18	R: 0 E: 0 K: 1 S: 8	H: 1 LOB: 1 BB: 1 P: 16	R: 0 E: 0 K: 1 S: 6	H: 0 LOB: 0 BB: 0 P: 10	R: 0 E: 0 K: 0 S: 8	H: 0 LOB: 0 BB: 0 P: 11	R: 0 E: 0 K: 1 S: 7	H: 0 LOB: 0 BB: 0 P: 13	R: 0 E: 0 K: 0 S: 5	H: 0 LOB: 0 BB: 0 P: 8	R: 0 E: 0 K: 1 S: 11	H: 1 LOB: 1 BB: 0 P: 13	R: 0 E: 0 K: 0 S: 8	H: 0 LOB: 0 BB: 0 P: 10	R: 0 E: 0 K: 1 S: 8	H: 0 LOB: 0 BB: 0 P: 14	1B: 3 2B: 0 3B: 0 HR: 0	SF: 0 SAC: 0 DP: 1 HBP: 2	WP: 0 PB: 0 SB: 0 CS: 1	PA: 31					
PITCHER	IP	WLS	BF	H	R	ER	SO	BB	IBB	HBP	BLK	WP	HR	S	P	ERA	WHIP										
Josh Towers, R ERA: 2.03	7.2	W	27	3	1	0	4	1	0	2	0	0	0	61	97	0.00	0.522										
37 Scott Downs, L ERA:	0.1	H	1	0	0	0	0	0	0	0	0	0	0	2	2	0.00	0.000										
28 Shaun Marcum, R ERA: 3.38	1.0	S	3	0	0	0	1	0	0	0	0	0	0	8	14	0.00	0.000										

Detroit Tigers @ Toronto Blue Jays
Rogers Centre, Toronto, ON
Sun Apr 15 2007, 1:07 PM EDT
Att: 25,983 - Roof Closed - 68 F

AB 28
R 1
H 3
RBI 0
BB 1
SO 5
LOB 8



Batter	1	2	3	4	5	6	7	8	9	AB	R	H	RBI	BB	SO	LOB	BOTTOM										
15 Alex Rios, R OBP: 0.315, SLG: 0.519										4	0	0	0	0	1	3											
2 Aaron Hill, R OBP: 0.420, SLG: 0.630										4	0	0	0	0	2	3											
10 Vernon Wells, R OBP: 0.296, SLG: 0.531										4	0	0	0	0	1	1											
Frank Thomas, R OBP: 0.321, SLG: 0.289										3	1	1	0	1	0	0											
9 Gregg Zaun, S OBP: 0.295, SLG: 0.436										4	0	0	0	0	0	2											
17 Lyle Overbay, L OBP: 0.294, SLG: 0.417										3	0	2	0	0	0	1											
Royce Clayton, R OBP: 0.343, SLG: 0.452										3	1	1	0	0	1	3											
26 Adam Lind, L OBP: 0.500, SLG: 0.625										3	0	1	1	0	0	1											
6 John McDonald, R OBP: 0.533, SLG: 0.643										2	0	2	1	1	0	0											
Inning Stats	R: 0 E: 0 K: 1 S: 7	H: 3 LOB: 2 BB: 0 P: 10	R: 1 E: 1 K: 1 S: 12	H: 3 LOB: 2 BB: 0 P: 19	R: 0 E: 0 K: 1 S: 9	H: 1 LOB: 1 BB: 0 P: 14	R: 0 E: 0 K: 0 S: 7	H: 1 LOB: 1 BB: 0 P: 12	R: 0 E: 0 K: 1 S: 7	H: 0 LOB: 0 BB: 1 P: 15	R: 0 E: 0 K: 1 S: 8	H: 0 LOB: 1 BB: 1 P: 16	R: 1 E: 0 K: 0 S: 9	H: 2 LOB: 1 BB: 0 P: 11	R: 0 E: 0 K: 0 S: 11	H: 0 LOB: 0 BB: 0 P: 16	1B: 4 2B: 3 3B: 0 HR: 0	SF: 0 SAC: 0 DP: 0 HBP: 0	WP: 0 PB: 0 SB: 0 CS: 0	PA: 32							
PITCHER	IP	WLS	BF	H	R	ER	SO	BB	IBB	HBP	BLK	WP	HR	S	P	ERA	WHIP										
29 Nate Robertson, L ERA: 1.8	7.0	L	29	7	2	2	5	2	0	0	0	0	0	59	97	2.57	1.286										
54 Joel Zumaya, R ERA: 1.17	1.0	S	3	0	0	0	0	0	0	0	0	0	0	11	16	0.00	0.000										

Detroit Tigers @ Toronto Blue Jays
Rogers Centre, Toronto, ON
Sun Apr 15 2007, 1:07 PM EDT
Att: 25,983 - Roof Closed - 68 F

AB 30
R 2
H 7
RBI 2
BB 2
SO 5
LOB 14



Batter	1	2	3	4	5	6	7	8	9	AB	R	H	RBI	BB	SO	LOB	TOP										
9 David DeJesus, L (1,8) OBP: 0.390, SLG: 0.547	G4-3		K				F7			4	0	1	1	0	1	1	Kansas City Royals @ Detroit Tigers Comerica Park, Detroit, MI Mon Apr 16 2007, 7:05 PM EDT Att: 21,832 - Partly Cloudy - 58 F										
Esteban German, R (1,4) OBP: 0.379, SLG: 0.346 6 Jason LaRue, R (3,5) OBP: 0.154, SLG: 0.250	P4		K			G6-3	K			2	0	0	0	0	1	0											
24 Mark Teahen, L (1,9) OBP: 0.319, SLG: 0.282	K		K					F8		4	0	0	0	0	3	0											
29 Mike Sweeney, R (1,10) OBP: 0.216, SLG: 0.152		K			G5-3			G6-3		4	0	0	0	0	1	0											
4 Alex Gordon, L (1,5) OBP: 0.205, SLG: 0.225 (3,6)		2B			K			F7		4	1	1	0	0	2	0											
Emil Brown, R (1,7) OBP: 0.200, SLG: 0.235		2B			F9					4	2	2	1	0	0	0											
43 Ryan Shealy, R (1,3) OBP: 0.171, SLG: 0.216	P6					P2				4	1	1	2	0	1	1											
14 John Buck, R (1,2) OBP: 0.520, SLG: 0.905										3	1	2	1	1	1	0											
1 Tony Pena Jr., R (1,6) OBP: 0.265, SLG: 0.391 (3,4)	G5-3									2	0	0	0	1	1	2											
Inning Stats	R: 0 E: 0 K: 1 S: 9	H: 0 LOB: 0 BB: 0 P: 14	R: 2 E: 0 K: 1 S: 17	H: 3 LOB: 1 BB: 0 P: 27	R: 0 E: 0 K: 3 S: 9	H: 0 LOB: 0 BB: 0 P: 13	R: 0 E: 0 K: 1 S: 6	H: 0 LOB: 0 BB: 0 P: 9	R: 1 E: 0 K: 0 S: 16	H: 2 LOB: 1 BB: 0 P: 27	R: 0 E: 0 K: 0 S: 6	H: 0 LOB: 0 BB: 0 P: 8	R: 2 E: 0 K: 2 S: 20	H: 2 LOB: 1 BB: 1 P: 33	R: 0 E: 0 K: 2 S: 10	H: 0 LOB: 0 BB: 0 P: 16		R: 0 E: 0 K: 2 S: 14	H: 0 LOB: 1 BB: 1 P: 24	1B: 3 2B: 3 3B: 0 HR: 1	SF: 0 SAC: 0 DP: 1 HBP: 1	WP: 1 PB: 0 SB: 0 CS: 0	PA: 36				
PITCHER	IP	WLS	BF	H	R	ER	SO	BB	IBB	HBP	BLK	WP	HR	S	P	ERA	WHIP										
35 Justin Verlander, R (1,1) ERA: 1.42	6.0	W	23	5	3	3	6	0	0	1	0	1	0	63	98	4.50	0.833										
94 Jose Mesa, R (7,1) ERA: 20.25	0.1		4	2	2	2	1	1	0	0	0	0	1	9	17	54.00	9.000										
44 Bobby Seay, L (7,1) ERA: 4.5	0.1		1	0	0	0	0	0	0	0	0	0	0	7	10	0.00	0.000										
54 Joel Zumaya, R (7,1) ERA: 1.0	1.1		4	0	0	0	3	0	0	0	0	0	0	14	22	0.00	0.000										
56 Fernando Rodney, R (9,1) ERA: 7.5	1.0		4	0	0	0	2	1	0	0	0	0	0	14	24	0.00	1.000										

Batter	1	2	3	4	5	6	7	8	9	AB	R	H	RBI	BB	SO	LOB	BOTTOM										
28 Curtis Granderson, L (1,8) OBP: 0.328, SLG: 0.537	HR	K	E		P6			K		5	2	2	0	0	2	1	Kansas City Royals @ Detroit Tigers Comerica Park, Detroit, MI Mon Apr 16 2007, 7:05 PM EDT Att: 21,832 - Partly Cloudy - 58 F										
14 Placido Polanco, R (1,4) OBP: 0.375, SLG: 0.377	F8	E	E9		L4-3			BB		5	2	2	0	0	0	2											
3 Gary Sheffield, R (1,10) OBP: 0.339, SLG: 0.209	HR	E				P6		BB		2	3	1	0	3	0	0											
30 Magglio Ordonez, R (1,9) OBP: 0.305, SLG: 0.373	K	E	G5-3			F7		BB		4	2	0	1	1	1	5											
9 Carlos Guillen, S (1,6) OBP: 0.397, SLG: 0.438	HR	L8			HR			BB		3	2	2	4	2	0	2											
Ivan Rodriguez, R (1,2) OBP: 0.286, SLG: 0.481	HR		G6-3		G6-3			P4		5	1	2	6	0	0	2											
Sean Casey, L (1,3) OBP: 0.294, SLG: 0.244		P4			G4-3			K		5	0	1	0	0	2	2											
Craig Monroe, R (1,7) OBP: 0.229, SLG: 0.400			K		F9			P2		3	0	0	0	1	1	0											
15 Brandon Inge, R (1,5) OBP: 0.208, SLG: 0.262	FC5-4		F9					K		3	0	0	0	1	1	2											
Inning Stats	R: 4 E: 0 K: 1 S: 31	H: 3 LOB: 3 BB: 3 P: 54	R: 3 E: 1 K: 1 S: 14	H: 3 LOB: 1 BB: 0 P: 18	R: 1 E: 1 K: 1 S: 12	H: 1 LOB: 2 BB: 1 P: 24	R: 1 E: 0 K: 0 S: 11	H: 1 LOB: 0 BB: 0 P: 18	R: 0 E: 0 K: 0 S: 3	H: 0 LOB: 0 BB: 1 P: 10	R: 0 E: 0 K: 0 S: 6	H: 0 LOB: 1 BB: 1 P: 13	R: 0 E: 0 K: 2 S: 8	H: 0 LOB: 0 BB: 0 P: 13	R: 3 E: 0 K: 2 S: 16	H: 2 LOB: 1 BB: 2 P: 27		1B: 5 2B: 4 3B: 0 HR: 2	SF: 0 SAC: 0 DP: 1 HBP: 0	WP: 0 PB: 0 SB: 0 CS: 0	PA: 43						
PITCHER	IP	WLS	BF	H	R	ER	SO	BB	IBB	HBP	BLK	WP	HR	S	P	ERA	WHIP										
23 Zack Greinke, R (1,1) ERA: 3.95	0.2	L	8	3	4	4	1	3	0	0	0	0	1	29	49	54.00	9.000										
Jason Stangeridge, R (1,1) ERA: 9.45	3.1		18	5	5	2	2	1	0	0	0	0	1	39	65	5.40	1.800										
47 Ryan Braun, R (5,1) ERA: 1.15	3.0		10	0	0	0	2	2	0	0	0	0	0	17	36	0.00	0.667										
48 Joakim Soria, R (8,1) ERA: 4.26	0.1		4	1	3	3	1	2	0	0	0	0	0	9	19	81.00	9.000										
41 Jimmy Cobble, L (8,1) ERA: 1.8	0.2		3	1	0	0	1	0	0	0	0	0	0	7	8	0.00	1.500										

AB	33
R	5
H	7
RBI	5
BB	2
SO	12
LOB	7



AB	35
R	12
H	10
RBI	11
BB	8
SO	7
LOB	16



Batter	1	2	3	4	5	6	7	8	9	AB	R	H	RBI	BB	SO	LOB	TOP			
9 David DeJesus, L (1, 8) OBP: 0.422, SLG: 0.621	0-0 SH1-3 29 1B	2-1 FC6-4 1B			2-2 HR	0-1 BB 16 2B		1-2 G6-3 2		5	3	4	2	0	0	1	Kansas City Royals @ Detroit Tigers Comerica Park, Detroit, MI Tue Apr 17 2007, 7:05 PM EDT Att: 21,263 - Partly Cloudy - 51 F			
Esteban German, R (1, 4) OBP: 0.364, SLG: 0.310	1-1 SH1-3	1-1 FC6-4			0-1 G5-3	4-2 BB 16 2B		1-0 F9		3	1	0	0	1	0	3				
16 Reggie Sanders, R (1, 9) OBP: 0.440, SLG: 0.696	4-2 BB 29 1B		0-0 G4-3		2-3 K	2-0 BB 2B		2-1 P4		4	0	1	2	1	1	0				
29 Mike Sweeney, R (1, 10) OBP: 0.238, SLG: 0.162	2-1 1B		0-1 F8		4-1 BB	1-2 P4		0-1 F9		4	0	1	1	1	0	1				
Emil Brown, R (1, 7) OBP: 0.205, SLG: 0.237	1-0 P3		0-0 1B		0-0 F7		2-2 F9		2-1 1B	4	0	1	0	0	0	3				
24 Mark Teahen, L (9, PH) OBP: 0.333, SLG: 0.300										1	0	1	0	0	0	0				
4 Alex Gordon, L (1, 5) OBP: 0.204, SLG: 0.244	2-0 F8		0-0 G3		0-0 1B	0-0 BB 6 1B 1 G6-3	2-2 L6	0-2 F8		5	1	1	0	0	0	4				
43 Ryan Shealy, R (1, 3) OBP: 0.156, SLG: 0.195		2-1 F7		2-3 K		1-0 P3	2-3 K			4	0	0	0	0	2	1				
6 Jason LaRue, R (1, 2) OBP: 0.233, SLG: 0.269		2-1 1B 9 1B HBP		1-3 K		0-1 BB 1 G6-3		4-1 BB 9 G6-3 1 SH3-4		2	1	1	0	1	1	0				
1 Tony Pena Jr., R (1, 6) OBP: 0.250, SLG: 0.367		0-1 F8		2-2 P2		1-1 G6-3		1-1 SH3-4		3	0	0	1	0	0	2				
Inning Stats	R: 1 E: 0 K: 0 S: 9	H: 2 LOB: 2 BB: 1 P: 19	R: 0 E: 0 K: 0 S: 9	H: 1 LOB: 2 BB: 0 P: 16	R: 0 E: 0 K: 2 S: 5	H: 1 LOB: 0 BB: 0 P: 5	R: 0 E: 0 K: 2 S: 9	H: 0 LOB: 0 BB: 0 P: 14	R: 1 E: 0 K: 1 S: 11	H: 1 LOB: 1 BB: 1 P: 19	R: 0 E: 0 K: 1 S: 9	H: 0 LOB: 0 BB: 0 P: 15	R: 0 E: 0 K: 0 S: 7	H: 0 LOB: 1 BB: 1 P: 14	R: 0 E: 0 K: 0 S: 9	H: 1 LOB: 1 BB: 0 P: 13	1B: 7 2B: 2 3B: 0 HR: 1	SF: 0 SAC: 2 DP: 0 HBP: 1	WP: 0 PB: 0 SB: 0 CS: 0	PA: 42
PITCHER	IP WLS BF H R ER SO BB IBB HBP BLK WP HR S P ERA WHIP	IP WLS BF H R ER SO BB IBB HBP BLK WP HR S P ERA WHIP	IP WLS BF H R ER SO BB IBB HBP BLK WP HR S P ERA WHIP	IP WLS BF H R ER SO BB IBB HBP BLK WP HR S P ERA WHIP	IP WLS BF H R ER SO BB IBB HBP BLK WP HR S P ERA WHIP	IP WLS BF H R ER SO BB IBB HBP BLK WP HR S P ERA WHIP	IP WLS BF H R ER SO BB IBB HBP BLK WP HR S P ERA WHIP	IP WLS BF H R ER SO BB IBB HBP BLK WP HR S P ERA WHIP	IP WLS BF H R ER SO BB IBB HBP BLK WP HR S P ERA WHIP	IP WLS BF H R ER SO BB IBB HBP BLK WP HR S P ERA WHIP	IP WLS BF H R ER SO BB IBB HBP BLK WP HR S P ERA WHIP	IP WLS BF H R ER SO BB IBB HBP BLK WP HR S P ERA WHIP	IP WLS BF H R ER SO BB IBB HBP BLK WP HR S P ERA WHIP	IP WLS BF H R ER SO BB IBB HBP BLK WP HR S P ERA WHIP	IP WLS BF H R ER SO BB IBB HBP BLK WP HR S P ERA WHIP	IP WLS BF H R ER SO BB IBB HBP BLK WP HR S P ERA WHIP	IP WLS BF H R ER SO BB IBB HBP BLK WP HR S P ERA WHIP			
Mike Maroth, L (1, 1) ERA: 5.4	5.2 27 7 4 4 3 2 0 1 0 0 1 49 81 6.35 1.588	2.1 W 11 2 2 2 1 2 0 0 0 0 0 25 45 7.71 1.714	1.0 S 4 1 0 0 0 0 0 0 0 0 0 9 13 0.00 1.000																	
Wilfredo Ledezma, L (6, 1) ERA: 2.89																				
59 Todd Jones, R (9, 1) ERA:																				

AB	35
R	6
H	10
RBI	6
BB	4
SO	4
LOB	15



Batter	1	2	3	4	5	6	7	8	9	AB	R	H	RBI	BB	SO	LOB	BOTTOM			
Ivan Rodriguez, R (1, 2) OBP: 0.296, SLG: 0.491	1-1 F9 14 30 1B		0-2 BB 14 30 2B	2-1 G5-3			1-2 G6-3	1-3 K		5	2	2	0	0	1	1	Kansas City Royals @ Detroit Tigers Comerica Park, Detroit, MI Tue Apr 17 2007, 7:05 PM EDT Att: 21,263 - Partly Cloudy - 51 F			
14 Placido Polanco, R (1, 4) OBP: 0.393, SLG: 0.483	0-0 F9		0-1 FC6 30 2B		1-0 HR		1-2 BB 3 2B	2-0 BB 3 FC6-4 1B		5	3	3	2	0	0	2				
3 Gary Sheffield, R (1, 10) OBP: 0.328, SLG: 0.229	2-3 K		0-2 F9		1-3 K		1-0 BB 2B	0-0 FC6-4		5	0	1	1	0	2	4				
30 Magglio Ordonez, R (1, 9) OBP: 0.333, SLG: 0.418	3-2 1B		1-1 BB 2B		0-0 1B		0-0 F8			4	0	3	3	0	0	1				
9 Carlos Guillen, S (1, 6) OBP: 0.397, SLG: 0.412	1-2 G1-3		0-1 G5-3		2-3 K		4-0 BB IBB			3	0	0	0	1	1	3				
Craig Monroe, R (1, 7) OBP: 0.231, SLG: 0.375		1-0 F7	3-3 K		2-3 K		4-2 BB	1-2 BB		3	0	0	0	1	2	2				
33 Marcus Thames, R (1, 3) ERA: 4.34		1-3 K		1-0 HR		1-1 G3		0-0 F8		2	1	1	1	0	1	0				
Sean Casey, L (5, 3) OBP: 0.285, SLG: 0.234										2	0	0	0	0	0	3				
20 Omar Infante, R (1, 8) OBP: 0.429, SLG: 0.429		1-1 1B		0-1 F9		1-0 G6-3		1-1 BB 14 1B SH1-3		4	1	2	0	0	0	0				
28 Curtis Granderson, L (9, 8) OBP: 0.328, SLG: 0.537										0	0	0	0	0	0	0				
8 Neifi Perez, S (1, 5) OBP: 0.167, SLG: 0.167		0-0 G4-3		1-0 F9		1-1 L9		1-2 SH1-3		3	0	0	0	0	0	1				
Inning Stats	R: 1 E: 0 K: 1 S: 12	H: 2 LOB: 1 BB: 0 P: 19	R: 0 E: 0 K: 1 S: 7	H: 1 LOB: 0 BB: 0 P: 10	R: 2 E: 1 K: 1 S: 20	H: 2 LOB: 1 BB: 0 P: 24	R: 1 E: 0 K: 0 S: 6	H: 1 LOB: 0 BB: 0 P: 10	R: 1 E: 0 K: 3 S: 14	H: 2 LOB: 1 BB: 0 P: 20	R: 0 E: 0 K: 0 S: 5	H: 0 LOB: 0 BB: 0 P: 8	R: 1 E: 0 K: 0 S: 12	H: 2 LOB: 3 BB: 2 P: 23	R: 1 E: 0 K: 1 S: 9	H: 2 LOB: 1 BB: 0 P: 13	1B: 6 2B: 3 3B: 1 HR: 2	SF: 0 SAC: 1 DP: 0 HBP: 0	WP: 0 PB: 0 SB: 0 CS: 0	PA: 39
PITCHER	IP WLS BF H R ER SO BB IBB HBP BLK WP HR S P ERA WHIP	IP WLS BF H R ER SO BB IBB HBP BLK WP HR S P ERA WHIP	IP WLS BF H R ER SO BB IBB HBP BLK WP HR S P ERA WHIP	IP WLS BF H R ER SO BB IBB HBP BLK WP HR S P ERA WHIP	IP WLS BF H R ER SO BB IBB HBP BLK WP HR S P ERA WHIP	IP WLS BF H R ER SO BB IBB HBP BLK WP HR S P ERA WHIP	IP WLS BF H R ER SO BB IBB HBP BLK WP HR S P ERA WHIP	IP WLS BF H R ER SO BB IBB HBP BLK WP HR S P ERA WHIP	IP WLS BF H R ER SO BB IBB HBP BLK WP HR S P ERA WHIP	IP WLS BF H R ER SO BB IBB HBP BLK WP HR S P ERA WHIP	IP WLS BF H R ER SO BB IBB HBP BLK WP HR S P ERA WHIP	IP WLS BF H R ER SO BB IBB HBP BLK WP HR S P ERA WHIP	IP WLS BF H R ER SO BB IBB HBP BLK WP HR S P ERA WHIP	IP WLS BF H R ER SO BB IBB HBP BLK WP HR S P ERA WHIP	IP WLS BF H R ER SO BB IBB HBP BLK WP HR S P ERA WHIP	IP WLS BF H R ER SO BB IBB HBP BLK WP HR S P ERA WHIP	IP WLS BF H R ER SO BB IBB HBP BLK WP HR S P ERA WHIP			
36 Jorge De La Rosa, L (1, 1) ERA: 4.34	6.0 27 8 5 4 6 0 0 0 0 0 0 2 64 91 6.00 1.333	0.2 B 5 2 1 1 0 0 1 0 0 0 0 9 16 13.50 3.000	1.1 L 7 2 1 1 1 1 0 0 0 0 0 12 20 6.75 2.250																	
57 Joel Peralta, R (7, 1) ERA: 6.75																				
David Riske, R (7, 1) ERA: 5.68																				

AB	36
R	7
H	12
RBI	7
BB	2
SO	7
LOB	17



Batter	1	2	3	4	5	6	7	8	9	AB	R	H	RBI	BB	SO	LOB	TOP								
17 Darin Erstad, L (1, 8) OBP: 0.250, SLG: 0.241	G3-1		G6-3			25 BB 14 1B	CS		P6	5	1	2	1	0	0	1	Chicago White Sox @ Detroit Tigers Comerica Park, Detroit, MI Fri Apr 20 2007, 7:05 PM EDT Att. 40,685 - Clear - 67 F								
Tadahito Iguchi, R (1, 4) OBP: 0.380, SLG: 0.415	F8			HR		25 BB 14 1B	2H			2	2	1	1	2	0	0									
25 Jim Thome, L (1, 10) OBP: 0.557, SLG: 0.750	P5			23 BB		14 1B 24 P4-2	SAFE			2	0	0	0	2	1	1									
14 Paul Konerko, R (1, 3) OBP: 0.344, SLG: 0.308		G5-3		F8		12 BB			F7	4	0	1	2	0	0	1									
23 Jermaine Dye, R (1, 9) OBP: 0.310, SLG: 0.408 32 Brian Anderson, R (8, 7) OBP: 0.222, SLG: 0.250	P2			12 G4-6-3		K			G4-3	3	0	0	0	1	1	2									
12 A.J. Pierzynski, L (1, 2) OBP: 0.283, SLG: 0.277	P5			G4-6-3					K	3	0	0	0	1	1	2									
24 Joe Crede, R (1, 5) OBP: 0.237, SLG: 0.228			G1-3			P3			F8	4	0	0	0	0	0	3									
Rob Mackowiak, L (1, 7) OBP: 0.286, SLG: 0.500			G3-1			K				4	1	2	0	0	1	0									
5 Juan Uribe, R (1, 6) OBP: 0.292, SLG: 0.512			HR			K		SH3-4	G4-3	3	1	1	1	0	1	1									
Inning Stats	R: 0 E: 0 K: 0 S: 7	H: 0 LOB: 0 BB: 0 P: 11	R: 0 E: 0 K: 0 S: 7	H: 0 LOB: 0 BB: 0 P: 11	R: 1 E: 0 K: 0 S: 6	H: 1 LOB: 0 BB: 0 P: 9	R: 1 E: 0 K: 0 S: 11	H: 1 LOB: 1 BB: 2 P: 22	R: 0 E: 0 K: 2 S: 7	H: 0 LOB: 0 BB: 0 P: 9	R: 2 E: 0 K: 1 S: 17	H: 2 LOB: 2 BB: 3 P: 32	R: 1 E: 0 K: 1 S: 12	H: 2 LOB: 1 BB: 1 P: 19	R: 0 E: 0 K: 1 S: 8	H: 0 LOB: 0 BB: 0 P: 10		R: 0 E: 0 K: 0 S: 10	H: 1 LOB: 1 BB: 0 P: 15	1B: 4 2B: 1 3B: 1 HR: 2	SF: 0 SAC: 1 DP: 2 HBP: 0	WP: 0 PB: 0 SB: 0 CS: 1	PA: 37		
PITCHER	IP	WLS	BF	H	R	ER	SO	BB	IBB	HBP	BLK	WP	HR	S	P	ERA	WHIP								
Chad Durbin, R (1, 1) ERA: 10.54	5.0		21	3	4	4	2	4	0	0	0	0	2	42	74	7.20	1.400								
Jason Grilli, R (6, 1) ERA: 8.59	1.2	L	8	3	1	1	1	2	0	0	0	0	0	21	33	5.40	3.000								
44 Bobby Seay, L (7, 1) ERA: 3.86	0.1		1	0	0	0	1	0	0	0	0	0	0	4	6	0.00	0.000								
45 Aquilino Lopez, R (8, 1) ERA:	2.0		7	1	0	0	1	0	0	0	0	0	0	18	25	0.00	0.500								

Batter	1	2	3	4	5	6	7	8	9	AB	R	H	RBI	BB	SO	LOB	BOTTOM								
Ivan Rodriguez, R (1, 2) OBP: 0.286, SLG: 0.476	F8		G4-3			30 2B			P4	5	1	1	0	0	0	1	Chicago White Sox @ Detroit Tigers Comerica Park, Detroit, MI Fri Apr 20 2007, 7:05 PM EDT Att. 40,685 - Clear - 67 F								
14 Placido Polanco, R (1, 4) OBP: 0.343, SLG: 0.485	FC5-4 1B		F9			F7			WP 2B	5	0	2	0	0	0	2									
3 Gary Sheffield, R (1, 10) OBP: 0.311, SLG: 0.196	FC5-4 1-2		FC5-4 BB			30 2B 9 1B			P4	3	1	0	0	2	1	2									
30 Magglio Ordonez, R (1, 9) OBP: 0.343, SLG: 0.431			FC5-4			9 1B			K	3	1	1	1	1	1	1									
9 Carlos Guillen, S (1, 6) OBP: 0.394, SLG: 0.407			K			20 S			G3-1	4	0	2	2	0	1	2									
Craig Monroe, R (1, 7) OBP: 0.250, SLG: 0.364			K			P5			K	3	0	0	0	1	2	1									
33 Marcus Thames, R (1, 3) OBP: 0.218, SLG: 0.462 Sean Casey, L (5, PH) OBP: 0.254, SLG: 0.208			F9			F8			F8	2	0	0	0	0	1	2									
20 Omar Infante, R (1, 8) OBP: 0.333, SLG: 0.333			B5-3			K			G6-3	4	0	1	0	0	1	1									
15 Brandon Inge, R (1, 5) OBP: 0.218, SLG: 0.313 28 Curtis Granderson, L (8, PH) OBP: 0.344, SLG: 0.550			HR			K			F8	3	1	1	1	0	1	1									
Inning Stats	R: 0 E: 0 K: 1 S: 9	H: 1 LOB: 2 BB: 1 P: 17	R: 0 E: 0 K: 1 S: 5	H: 0 LOB: 0 BB: 0 P: 9	R: 1 E: 0 K: 0 S: 16	H: 1 LOB: 1 BB: 1 P: 26	R: 0 E: 0 K: 1 S: 12	H: 1 LOB: 1 BB: 0 P: 18	R: 3 E: 0 K: 2 S: 17	H: 3 LOB: 2 BB: 2 P: 33	R: 0 E: 0 K: 0 S: 8	H: 1 LOB: 1 BB: 0 P: 15	R: 0 E: 0 K: 1 S: 13	H: 0 LOB: 0 BB: 0 P: 19	R: 0 E: 0 K: 1 S: 6	H: 0 LOB: 0 BB: 0 P: 12		R: 0 E: 0 K: 2 S: 9	H: 1 LOB: 1 BB: 0 P: 11	1B: 4 2B: 3 3B: 0 HR: 1	SF: 0 SAC: 0 DP: 0 HBP: 0	WP: 1 PB: 0 SB: 2 CS: 0	PA: 39		
PITCHER	IP	WLS	BF	H	R	ER	SO	BB	IBB	HBP	BLK	WP	HR	S	P	ERA	WHIP								
50 John Danks, L (1, 1) ERA: 5.06	4.2		23	6	4	4	4	1	0	0	0	0	0	13	24	0.00	1.500								
46 Nick Masset, R (5, 1) ERA: 4.09	1.1	W	6	1	0	0	1	1	0	0	0	0	0	16	25	0.00	0.000								
54 David Aardsma, R (7, 1) ERA: 0.79	1.1	H	4	0	0	0	2	0	0	0	0	0	0	2	4	0.00	0.000								
37 Matt Thornton, L (8, 1) ERA: 5.79	0.1	H	1	0	0	0	0	0	0	0	0	0	0	2	4	0.00	0.000								
47 Mike MacDougal, R (8, 1) ERA: 3.88	0.1	H	1	0	0	0	0	0	0	0	0	0	0	1	2	0.00	0.000								
45 Bobby Jenks, R (9, 1) ERA: 4.15	1.0		4	1	0	0	2	0	0	0	0	0	0	9	11	0.00	1.000								

AB 30
R 5
H 7
RBI 5
BB 6
SO 5
LOB 11

AB 35
R 4
H 8
RBI 4
BB 4
SO 9
LOB 14



Batter	1	2	3	4	5	6	7	8	9	10	11	12	AB	R	H	RBI	BB	SO	LOB	TOP								
17 Darin Erstad, L (1.8) OBP: 0.297, SLG: 0.290	0-1 25 BB 1B	2-2 F7			0-2 38 FC6-4 1B		3-2 E6 38 SH1-3 1B		0-0 25 1B 25 BLK 1B		0-1 SH1-4			5	0	3	1	0	0	1								
38 Pablo Ozuna, R (1.4) OBP: 0.250, SLG: 0.350	0-0 P3		1-3 K		1-2 FC6-4 25 BB 1B		0-0 SH1-3		1-2 P4		1-3 K			5	0	0	1	0	2	4								
25 Jim Thome, L (1.10) OBP: 0.563, SLG: 0.711	4-2 BB		3-2 F8		4-2 BB		4-0 14 FC3 1BB		1-2 14 G6-4-3 1B		1-2 G4-3			3	0	1	0	3	0	1								
14 Paul Konerko, R (1.3) OBP: 0.307, SLG: 0.286	3-2 K		0-2 K		0-3 K		0-0 FC3		1-1 G6-4-3 1B			1-1 P4		6	0	0	0	0	3	8								
23 Jermaine Dye, R (1.9) OBP: 0.319, SLG: 0.407	0-0 P4			0-3 K	1-3 K			1-2 24 HR 1B		2-2 12 25-6-3 1B		1-0 G5-3		6	1	2	0	0	2	4								
12 A.J. Pierzynski, L (1.2) OBP: 0.262, SLG: 0.309		1-0 HR		1-1 G1-3		0-0 F8		0-0 F7		1-1 B5-6-3		2-0 F7		6	1	1	1	0	0	2								
24 Joe Crede, R (1.5) OBP: 0.275, SLG: 0.292	4-1 G1-3 BB		1-2 L1		1-2 L7		0-1 HR		4-0 BB					3	1	1	2	2	0	0								
Rob Mackowiak, L (1.7) OBP: 0.269, SLG: 0.417 32 Brian Anderson, R (8.7) OBP: 0.200, SLG: 0.222	1-2 G1-3				4-1 5 2B 17 1B BB		1-1 G3		2-0 G4-3		1-2 G5-3			3	1	0	0	1	0	1								
5 Juan Uribe, R (1.6) OBP: 0.293, SLG: 0.500	1-2 F7				1-1 17 1B 38 FC6-4 2B		0-0 F8		3-3 K		0-1 17 SH1-4 1B			5	1	2	0	0	1	1								
Inning Stats	R: 0 E: 0 K: 1 S: 9	H: 1 LOB: 2 BB: 1 P: 16	R: 1 E: 0 K: 0 S: 13	H: 1 LOB: 1 BB: 1 P: 23	R: 0 E: 0 K: 2 S: 9	H: 0 LOB: 0 BB: 0 P: 13	R: 0 E: 0 K: 1 S: 11	H: 0 LOB: 0 BB: 0 P: 13	R: 2 E: 0 K: 1 S: 16	H: 2 LOB: 2 BB: 2 P: 26	R: 0 E: 0 K: 0 S: 6	H: 0 LOB: 0 BB: 0 P: 8	R: 0 E: 1 K: 0 S: 7	H: 0 LOB: 2 BB: 1 P: 14	R: 2 E: 0 K: 1 S: 13	H: 2 LOB: 0 BB: 0 P: 19	R: 0 E: 0 K: 0 S: 11	H: 2 LOB: 1 BB: 0 P: 13	R: 0 E: 0 K: 0 S: 10	H: 1 LOB: 1 BB: 1 P: 18	R: 0 E: 0 K: 1 S: 9	H: 1 LOB: 1 BB: 0 P: 12	R: 0 E: 0 K: 0 S: 4	H: 0 LOB: 0 BB: 0 P: 8	1B: 7 2B: 1 3B: 0 HR: 2	SF: 0 SAC: 2 DP: 2 HBP: 0	WP: 0 PB: 0 SB: 0 CS: 0	PA: 51
PITCHER	IP WLS BF H R ER SO BB IBB HBP BLK WP HR S P ERA WHIP	35 Justin Verlander, R (1.1) ERA: 2.09	45 Aquilino Lopez, R (8.1) ERA: 6.0	Wilfredo Ledezma, L (8.1) ERA: 2.19	Jason Grilli, R (12.1) ERA: 7.56											IP WLS BF H R ER SO BB IBB HBP BLK WP HR S P ERA WHIP												

Chicago White Sox @ Detroit Tigers
Comerica Park, Detroit, MI

Sun Apr 22 2007, 1:05 PM EDT
Att. 38,379 - Sunny - 76 F

AB 43
R 5
H 10
RBI 5
BB 6
SO 8
LOB 23



Batter	1	2	3	4	5	6	7	8	9	10	11	12	AB	R	H	RBI	BB	SO	LOB	BOTTOM						
28 Curtis Granderson, L (1.8) OBP: 0.324, SLG: 0.529 Craig Monroe, R (12. PH) OBP: 0.246, SLG: 0.339	2-2 14 1B 2B		0-1 G4-3			1-0 G3		1-0 P6		0-1 P3		4-0 14 1B BB		5	1	1	0	0	0	1						
14 Placido Polanco, R (1.4) OBP: 0.402, SLG: 0.468	0-1 30 PB 20 1B 30 1B 2H		2-2 G6-3			1-0 L9		3-2 F9		4-0 IBB		1-1 1-2 2H 1B		5	1	2	2	1	0	0						
20 Omar Infante, R (1.10) OBP: 0.294, SLG: 0.294	0-1 30 PB 1B		3-2 L7			1-1 P4		1-1 P4		0-1 F8				5	1	1	0	0	0	2						
30 Magglio Ordonez, R (1.9) OBP: 0.329, SLG: 0.446	3-1 33 G5-4-3 1B			2-2 L5		0-1 G5-3		1-3 K		1-3 K				5	0	1	2	0	2	2						
9 Carlos Guillen, S (1.6) OBP: 0.400, SLG: 0.448 (10.3)	0-0 L6		1-0 F8		4-1 1B BB		0-1 33 DI HR 1B		0-0 L4					4	1	1	0	1	0	1						
33 Marcus Thames, R (1.7) OBP: 0.250, SLG: 0.566	0-1 G5-4-3 1B		1-3 K		3-3 K		1-1 HR 1B		1-1 HR		0-1 F9			5	1	1	2	0	2	2						
Sean Casey, L (1.3) OBP: 0.294, SLG: 0.213 8 Neftali Perez, S (9. PR) OBP: 0.143, SLG: 0.143 (10.6)		1-2 G3-1			2-0 F7		3-2 1B		1-2 1B		1-2 F7			4	0	2	0	0	0	0						
Mike Rabelo, S (1.2) Ivan Rodriguez, R (9. PH) OBP: 0.290, SLG: 0.456 (10.2)		0-0 G6-3			1-2 G4-3		0-0 P6		2-3 K			4-0 15 SH3-4 14 1B BB		3	0	0	0	0	0	2						
15 Brandon Inge, R (1.5) OBP: 0.206, SLG: 0.304	2-1 G6-3				3-3 K		0-0 F9		1-0 2B			1-2 SH3-4		4	0	1	0	0	1	0						
Inning Stats	R: 3 E: 0 K: 0 S: 12	H: 4 LOB: 0 BB: 0 P: 17	R: 0 E: 0 K: 0 S: 6	H: 0 LOB: 0 BB: 0 P: 9	R: 0 E: 0 K: 0 S: 9	H: 0 LOB: 0 BB: 0 P: 14	R: 0 E: 0 K: 1 S: 7	H: 0 LOB: 0 BB: 0 P: 11	R: 0 E: 0 K: 1 S: 11	H: 1 LOB: 2 BB: 1 P: 21	R: 0 E: 0 K: 0 S: 8	H: 0 LOB: 0 BB: 0 P: 12	R: 2 E: 0 K: 2 S: 15	H: 3 LOB: 1 BB: 0 P: 21	R: 0 E: 0 K: 1 S: 8	H: 1 LOB: 2 BB: 1 P: 14	R: 0 E: 0 K: 0 S: 6	H: 0 LOB: 0 BB: 0 P: 7	R: 1 E: 0 K: 0 S: 4	H: 1 LOB: 2 BB: 2 P: 16	1B: 7 2B: 2 3B: 0 HR: 1	SF: 0 SAC: 1 DP: 1 HBP: 0	WP: 0 PB: 1 SB: 0 CS: 0	PA: 47		
PITCHER	IP WLS BF H R ER SO BB IBB HBP BLK WP HR S P ERA WHIP	Jon Garland, R (1.1) ERA: 3.95	54 David Aardsma, R (9.1) ERA: 2.13	46 Nick Masset, R (10.1) ERA: 4.05	57 Boone Logan, L (12.1) ERA:											IP WLS BF H R ER SO BB IBB HBP BLK WP HR S P ERA WHIP										

Chicago White Sox @ Detroit Tigers
Comerica Park, Detroit, MI

Sun Apr 22 2007, 1:05 PM EDT
Att. 38,379 - Sunny - 76 F

AB 42
R 6
H 10
RBI 6
BB 4
SO 6
LOB 11



Batter	1	2	3	4	5	6	7	8	9	AB R H RBI BB SO LOB	TOP									
8 Nick Punto, S OBP: 0.280, SLG: 0.274	4-2 BB		G1-3		G5-3			0-1 1B 38 SH5-4 55 1B	L9	4 1 1 0 1 0 1	Minnesota Twins @ Detroit Tigers Comerica Park, Detroit, MI Fri Apr 27 2007, 7:05 PM EDT Att: 31,147 - Cloudy - 53 F									
38 Luis Antonio Rodriguez, R OBP: 0.266, SLG: 0.275	1-1 P5		K			G2-3		2-0 SH5-4 1B 1-2 2-3	G5-3	4 0 0 0 0 1 1										
55 Mike Redmond, R OBP: 0.283, SLG: 0.280	1-2 F8				G6-3			3-2 1B 5 2B 7 1B 2-H 3-H 1-0		4 1 1 2 0 1 1										
5 Michael Cuddyer, R OBP: 0.347, SLG: 0.478	0-2 F8				0-1 1B 33 G5-3			1-3 1B 7 1B		4 1 2 0 0 1 1										
33 Justin Morneau, L OBP: 0.340, SLG: 0.483		1-2 G4-3			0-0 G5-3			4-0 1B 7 1B IBB		3 1 1 1 1 0 1										
Tori Hunter, R OBP: 0.341, SLG: 0.636		2-0 1B			2-2 F8			1-1 G5-3	K	4 0 1 0 0 1 4										
11 Josh Rabe, R OBP: 0.143, SLG: 0.143 7 Joe Mauer, L OBP: 0.473, SLG: 0.493		0-0 F8			3-2 1B 16 FC3-6			3-2 F8	1-2 1B 2-H 3-H 1-3	3 0 1 0 0 0 1 1 0 1 2 0 0 0										
16 Jason Kubel, L OBP: 0.281, SLG: 0.333		1-1 G4-3			1-2 FC3-6 FC4-6			0-0 F9	K	4 0 0 0 0 1 4										
Jason Bartlett, R OBP: 0.300, SLG: 0.254			0-1 F8		1-2 FC4-6 8 S			4-1 1B 38 SH5-4 55 1B	G6-3	3 1 0 0 1 0 1										
Inning Stats	R: 0 E: 0 K: 0 S: 8	H: 0 LOB: 1 BB: 1 P: 13	R: 0 E: 0 K: 0 S: 7	H: 1 LOB: 1 BB: 0 P: 11	R: 0 E: 0 K: 1 S: 8	H: 0 LOB: 0 BB: 0 P: 12	R: 0 E: 0 K: 0 S: 7	H: 1 LOB: 1 BB: 0 P: 11	R: 0 E: 0 K: 2 S: 9	H: 0 LOB: 0 BB: 0 P: 15		R: 1 E: 0 K: 0 S: 7	H: 1 LOB: 0 BB: 0 P: 11	R: 4 E: 0 K: 2 S: 18	H: 4 LOB: 2 BB: 2 P: 35	R: 0 E: 0 K: 0 S: 8	H: 0 LOB: 0 BB: 0 P: 15	1B: 6 2B: 1 3B: 0 HR: 1	SF: 0 SAC: 1 DP: 0 HBP: 0	WP: 0 PB: 0 SB: 1 CS: 0
PITCHER	IP WLS BF H R ER SO BB IBB HBP BLK WP HR S P ERA WHIP											IP WLS BF H R ER SO BB IBB HBP BLK WP HR S P ERA WHIP								
29 Nate Robertson, L ERA: 2.43	(1, 1) 7.0 28 5 3 3 3 2 0 0 0 0 1 58 95 3.86 1.000																			
54 Joel Zumaya, R ERA: 4.5	(8, 1) 0.2 L 6 3 2 2 1 0 1 0 0 0 0 12 24 27.00 4.500																			
44 Bobby Seay, L ERA: 1.93	(8, 1) 1.1 4 0 0 0 1 0 0 0 0 0 0 11 19 0.00 0.000																			

Batter	1	2	3	4	5	6	7	8	9	AB R H RBI BB SO LOB	BOTTOM									
28 Curtis Granderson, L OBP: 0.323, SLG: 0.584	2-2 14 G6-3 2B		P6		CS		F8		K	5 1 2 0 0 1 0	Minnesota Twins @ Detroit Tigers Comerica Park, Detroit, MI Fri Apr 27 2007, 7:05 PM EDT Att: 31,147 - Cloudy - 53 F									
14 Placido Polanco, R OBP: 0.394, SLG: 0.440	2-1 G6-3		L8				G5-3		G1-3	5 0 1 1 0 0 1										
3 Gary Sheffield, R OBP: 0.337, SLG: 0.240	4-0 BB		4-2 30 9 1B BB				F9		P6	3 1 0 0 2 0 1										
30 Magglio Ordonez, R OBP: 0.404, SLG: 0.556	0-3 K		4-2 9 1B BB				P3		F9	3 0 0 0 1 1 3										
9 Carlos Guillen, S OBP: 0.394, SLG: 0.450	1-2 L9		2-2 1-2 2-H 1B				G5-3		L6	4 0 1 1 0 0 2										
Sean Casey, L OBP: 0.272, SLG: 0.257		0-1 L7			G4-3		2B		G4-3 1B 1B	4 1 2 0 0 0 2										
Craig Monroe, R OBP: 0.244, SLG: 0.347		2-2 2B			F8		2-H 2B		G4-3 1B	4 0 3 1 0 0 0										
Mike Rabelo, S		2-2 G1-3			K		F7		G4-3	4 0 0 0 0 1 4										
15 Brandon Inge, R OBP: 0.215, SLG: 0.271		3-2 F7			28 CS BB				K	3 0 0 0 1 2 3										
Inning Stats	R: 0 E: 0 K: 1 S: 11	H: 1 LOB: 2 BB: 1 P: 20	R: 0 E: 0 K: 0 S: 12	H: 1 LOB: 0 BB: 0 P: 19	R: 1 E: 0 K: 0 S: 18	H: 1 LOB: 2 BB: 2 P: 31	R: 0 E: 0 K: 1 S: 9	H: 0 LOB: 1 BB: 1 P: 15	R: 0 E: 0 K: 0 S: 6	H: 2 LOB: 1 BB: 0 P: 7		R: 1 E: 0 K: 0 S: 11	H: 2 LOB: 1 BB: 0 P: 15	R: 1 E: 0 K: 1 S: 12	H: 2 LOB: 2 BB: 0 P: 18	R: 0 E: 0 K: 1 S: 12	H: 0 LOB: 0 BB: 0 P: 19	1B: 3 2B: 6 3B: 0 HR: 0	SF: 0 SAC: 0 DP: 0 HBP: 0	WP: 0 PB: 0 SB: 1 CS: 1
PITCHER	IP WLS BF H R ER SO BB IBB HBP BLK WP HR S P ERA WHIP											IP WLS BF H R ER SO BB IBB HBP BLK WP HR S P ERA WHIP								
Ramon Ortiz, R ERA: 2.57	(1, 1) 6.0 26 2 2 2 2 4 0 0 0 0 0 67 107 3.00 1.500																			
26 Jesse Crain, R ERA: 6.0	(7, 1) 1.0 W 5 2 1 1 1 0 0 0 0 0 0 12 18 9.00 2.000																			
Juan Rincon, R ERA: 1.86	(8, 1) 1.0 H 5 2 0 0 1 0 0 0 0 0 0 12 19 0.00 2.000																			
36 Joe Nathan, R ERA: 2.19	(9, 1) 1.0 S 3 0 0 0 1 0 0 0 0 0 0 9 12 0.00 0.000																			

Batter	1	2	3	4	5	6	7	8	9	AB	R	H	RBI	BB	SO	LOB	TOP										
28 Curtis Granderson, L (1, 8) OBP: 0.319, SLG: 0.523	G3	1B		3B	BB		K		K	5	0	2	0	1	2	1	Detroit Tigers @ Kansas City Royals Kauffman Stadium, Kansas City, MO Fri May 04 2007, 7:10 PM CDT Att: 17,614 - Partly Cloudy - 77 F										
14 Placido Polanco, R (1, 4) OBP: 0.385, SLG: 0.419	P3	F9		G6-3	BB		K			4	0	0	1	1	1	4											
3 Gary Sheffield, R (1, 10) OBP: 0.376, SLG: 0.340	E5		G5-3	P5	BB			F7		4	1	0	1	1	0	1											
30 Magglio Ordonez, R (1, 9) OBP: 0.429, SLG: 0.608	BB	BB	2B		F9			2B		4	1	2	0	1	0	3											
9 Carlos Guillen, S (1, 6) OBP: 0.420, SLG: 0.489	2B		1B		2B		G6-3			4	1	3	2	1	0	0											
Ivan Rodriguez, R (1, 2) OBP: 0.284, SLG: 0.400	G1-3		F9		F9		P4		IBB	5	0	0	0	0	0	6											
Sean Casey, L (1, 3) OBP: 0.298, SLG: 0.282		1B		BB			K			4	1	2	1	1	2	2											
Craig Monroe, R (1, 7) OBP: 0.255, SLG: 0.383		K	F8		1B				F9	4	1	1	0	1	1	4											
15 Brandon Inge, R (1, 5) OBP: 0.255, SLG: 0.311		K		F8	1B		F9		F9	5	1	1	1	0	1	2											
Inning Stats	R: 2 E: 1 K: 0 S: 16	H: 1 LOB: 1 BB: 1 P: 25	R: 0 E: 0 K: 2 S: 12	H: 2 LOB: 2 BB: 0 P: 15	R: 0 E: 0 K: 0 S: 13	H: 2 LOB: 3 BB: 1 P: 25	R: 0 E: 0 K: 0 S: 10	H: 1 LOB: 1 BB: 0 P: 16	R: 4 E: 0 K: 0 S: 26	H: 4 LOB: 3 BB: 3 P: 52	R: 0 E: 0 K: 1 S: 5	H: 0 LOB: 0 BB: 0 P: 7	R: 0 E: 0 K: 2 S: 11	H: 0 LOB: 1 BB: 1 P: 17	R: 0 E: 0 K: 1 S: 12	H: 1 LOB: 2 BB: 1 P: 20		R: 0 E: 0 K: 1 S: 5	H: 0 LOB: 0 BB: 0 P: 8	1B: 6 2B: 4 3B: 1 HR: 0	SF: 0 SAC: 0 DP: 0 HBP: 0	WP: 0 PB: 0 SB: 0 CS: 0	PA: 46				
PITCHER	IP	WLS	BF	H	R	ER	SO	BB	IBB	HBP	BLK	WP	HR	S	P	ERA	WHIP										
40 Brian Bannister, R (1, 1) ERA: 4.6	4.2	L	25	8	4	2	2	2	0	0	0	0	0	61	100	3.86	2.143										
Todd Wellemeyer, R (5, 1) ERA: 9.0	0.0		4	2	1	1	0	2	0	0	0	0	0	10	22	∞	∞										
58 Neal Musser, L (5, 1) ERA:	2.1		9	0	1	1	3	2	0	0	0	0	0	22	35	3.86	0.857										
David Riske, R (8, 1) ERA: 5.84	1.0		5	1	0	0	1	0	1	0	0	0	0	12	20	0.00	1.000										
41 Jimmy Gobble, L (9, 1) ERA: 1.66	1.0		3	0	0	0	1	0	0	0	0	0	0	5	8	0.00	0.000										
Batter	1	2	3	4	5	6	7	8	9	AB	R	H	RBI	BB	SO	LOB	BOTTOM										
9 David DeJesus, L (1, 8) OBP: 0.391, SLG: 0.484	G3		L8-3		G6-4-3			BB	K	4	1	0	0	1	1	4	Detroit Tigers @ Kansas City Royals Kauffman Stadium, Kansas City, MO Fri May 04 2007, 7:10 PM CDT Att: 17,614 - Partly Cloudy - 77 F										
15 Mark Grudzielanek, R (1, 4) OBP: 0.321, SLG: 0.465	G1-3			G4-3		K		BB		4	1	1	0	0	1	0											
24 Mark Teahen, L (1, 9) OBP: 0.360, SLG: 0.400	G6-3			1B		P6		F8		4	0	1	0	0	0	2											
29 Mike Sweeney, R (1, 10) OBP: 0.333, SLG: 0.381		F7		P4		F9		BB		4	1	1	2	0	0	1											
11 Ross Gload, L (1, 3) OBP: 0.337, SLG: 0.487		G4-3		G5-3						3	0	0	0	0	0	1											
32 Shane Costa, L (8, 7)										1	0	0	0	0	0	1											
21 Billy Butler, R (1, 7) OBP: 0.438, SLG: 0.500					L3					4	0	3	1	0	0	0											
Esteban German, R (8, PR) OBP: 0.343, SLG: 0.422		2B								0	0	0	0	0	0	0											
4 Alex Gordon, L (1, 5) OBP: 0.319, SLG: 0.280		K			1B					4	0	1	0	0	1	3											
14 John Buck, R (1, 2) OBP: 0.411, SLG: 0.603					1B					2	0	1	0	0	1	0											
1 Tony Pena Jr., R (1, 6) OBP: 0.263, SLG: 0.306					K					4	0	1	0	0	1	3											
Inning Stats	R: 0 E: 0 K: 0 S: 9	H: 0 LOB: 0 BB: 0 P: 13	R: 0 E: 0 K: 1 S: 11	H: 1 LOB: 1 BB: 0 P: 16	R: 0 E: 0 K: 1 S: 5	H: 1 LOB: 0 BB: 0 P: 6	R: 0 E: 0 K: 0 S: 10	H: 1 LOB: 1 BB: 0 P: 14	R: 0 E: 0 K: 1 S: 8	H: 2 LOB: 2 BB: 0 P: 16	R: 0 E: 0 K: 1 S: 9	H: 0 LOB: 0 BB: 0 P: 15	R: 0 E: 0 K: 0 S: 10	H: 1 LOB: 2 BB: 0 P: 15	R: 3 E: 0 K: 0 S: 15	H: 3 LOB: 1 BB: 1 P: 30	R: 0 E: 0 K: 2 S: 11	H: 0 LOB: 0 BB: 0 P: 13	1B: 7 2B: 3 3B: 0 HR: 0	SF: 0 SAC: 0 DP: 2 HBP: 2	WP: 0 PB: 0 SB: 0 CS: 0	PA: 37					
PITCHER	IP	WLS	BF	H	R	ER	SO	BB	IBB	HBP	BLK	WP	HR	S	P	ERA	WHIP										
35 Justin Verlander, R (1, 1) ERA: 2.75	7.0	W	29	7	2	2	3	1	0	2	0	0	0	65	103	2.57	1.143										
44 Bobby Seay, L (8, 1) ERA: 3.52	0.2		3	1	0	0	0	0	0	0	0	0	0	9	16	0.00	1.500										
Jason Grilli, R (8, 1) ERA: 5.4	0.0		1	1	1	1	0	0	0	0	0	0	0	1	3	∞	∞										
56 Fernando Rodney, R (8, 1) ERA: 4.91	0.1	H	1	0	0	0	0	0	0	0	0	0	0	2	3	0.00	0.000										
59 Todd Jones, R (9, 1) ERA: 3.0	1.0	S	3	0	0	0	2	0	0	0	0	0	0	11	13	0.00	0.000										

Batter	1	2	3	4	5	6	7	8	9	AB	R	H	RBI	BB	SO	LOB	TOP										
Ivan Rodriguez, R (1, 10) OBP: 0.281, SLG: 0.391	F8		G5-3		F7			G4-3	1B	5	0	1	0	0	0	1											
14 Placido Polanco, R (1, 4) OBP: 0.397, SLG: 0.434	G4-3			L1		2B		1B	1B	5	2	3	0	0	0	0											
33 Marcus Thames, R (1, 3) Sean Casey, L (8, 3) OBP: 0.305, SLG: 0.291	F9			BB		2B		1B	1B	2	2	1	1	2	0	0											
30 Magglio Ordonez, R (1, 9) OBP: 0.431, SLG: 0.642		P6		G1-3		HR		1B		4	2	2	2	0	0	1											
9 Carlos Guillen, S (1, 6) OBP: 0.431, SLG: 0.490		BB		1B		G4-3		1B	2B	2	0	1	1	2	0	0											
Craig Monroe, R (1, 7) OBP: 0.284, SLG: 0.398	F7			CS		G5-3		1B		4	1	2	2	0	0	1											
20 Omar Infante, R (1, 8) 28 Curtis Granderson, L (7, PH) OBP: 0.314, SLG: 0.514	FC4-6				2B			F9-2		2	0	1	0	0	0	1											
15 Brandon Inge, R (1, 5) OBP: 0.245, SLG: 0.298			G5-3		G5-4-3			K		4	0	0	0	0	0	1											
Mike Rabelo, S (1, 2) OBP: 0.136, SLG: 0.095	G6-3							F8		4	0	1	0	0	0	0											
Inning Stats	R: 0 E: 0 K: 0 S: 6	H: 0 LOB: 0 BB: 0 P: 9	R: 0 E: 0 K: 0 S: 7	H: 0 LOB: 1 BB: 1 P: 15	R: 0 E: 0 K: 0 S: 9	H: 0 LOB: 0 BB: 0 P: 12	R: 1 E: 0 K: 0 S: 11	H: 1 LOB: 0 BB: 1 P: 21	R: 1 E: 0 K: 0 S: 11	H: 3 LOB: 1 BB: 0 P: 14	R: 2 E: 0 K: 0 S: 16	H: 3 LOB: 0 BB: 0 P: 26	R: 0 E: 0 K: 1 S: 7	H: 0 LOB: 0 BB: 0 P: 15	R: 3 E: 0 K: 0 S: 18	H: 3 LOB: 1 BB: 2 P: 32	R: 0 E: 0 K: 0 S: 15	H: 3 LOB: 2 BB: 0 P: 21	1B: 8 2B: 5 3B: 0 HR: 1	SF: 0 SAC: 0 DP: 2 HBP: 0	WP: 2 PA: 40						
PITCHER	IP	WLS	BF	H	R	ER	SO	BB	IBB	HBP	BLK	WP	HR	S	P	ERA	WHIP										
45 Odalis Perez, L (1, 1) ERA: 6.75	6.0		24	7	4	4	0	2	0	0	0	0	1	60	97	6.00	1.500										
David Riske, R (7, 1) ERA: 5.4	1.0	H	3	0	0	0	1	0	0	0	0	0	0	7	15	0.00	0.000										
31 Brandon Duckworth, R (8, 1) ERA: 2.25	0.1	L	3	1	2	2	0	1	0	0	0	1	0	8	15	54.00	6.000										
48 Joakim Soria, R (8, 1) ERA: 3.07	0.2	B	4	2	1	1	0	0	1	0	0	0	0	10	17	13.50	3.000										
41 Jimmy Gobble, L (9, 1) ERA: 1.89	1.0		5	3	0	0	0	0	0	0	0	0	0	15	21	0.00	3.000										

Detroit Tigers @ Kansas City Royals
Kauffman Stadium, Kansas City, MO
Sat May 05 2007, 6:10 PM CDT
Att: 26,070 - Partly Cloudy - 84 F

AB 35
R 7
H 13
RBI 6
BB 4
SO 1
LOB 7



Batter	1	2	3	4	5	6	7	8	9	AB	R	H	RBI	BB	SO	LOB	BOTTOM										
9 David DeJesus, L (1, 8) OBP: 0.399, SLG: 0.480	HR		BB	G6-3		BB		P5		3	1	1	0	2	0	0											
15 Mark Grudzielanek, R (1, 4) OBP: 0.326, SLG: 0.389	F8		F8		G4-6-3	BB		F8		4	0	1	0	1	0	2											
24 Mark Teahen, L (1, 9) OBP: 0.370, SLG: 0.398	F9		HBP		G4-6-3	BB		F8		3	0	1	1	1	0	1											
29 Mike Sweeney, R (1, 3) 11 Ross Gload, L (7, 3) OBP: 0.333, SLG: 0.481	HR		F7		G4-6-3	L7		F9		4	1	1	2	0	0	7											
Emil Brown, R (1, 7) OBP: 0.256, SLG: 0.230	P6		BB		BB			K		3	0	1	0	2	1	0											
21 Billy Butler, R (1, 10) OBP: 0.333, SLG: 0.381	G1-3		FC1-4		FC5-4			G6-3		5	0	0	0	0	1	5											
Esteban German, R (1, 5) OBP: 0.351, SLG: 0.483	HR			G5-3		F9		BB		3	1	1	1	1	0	0											
1 Tony Pena Jr., R (1, 6) OBP: 0.271, SLG: 0.306	G1-3			G5-3		BB		BB		3	1	1	0	1	0	0											
6 Jason LaRue, R (1, 2) OBP: 0.163, SLG: 0.244	F7			HR		G5-3		FC5		4	1	1	1	0	0	3											
Inning Stats	R: 2 E: 0 K: 0 S: 9	H: 2 LOB: 0 BB: 0 P: 16	R: 1 E: 0 K: 0 S: 7	H: 1 LOB: 0 BB: 0 P: 7	R: 0 E: 0 K: 0 S: 10	H: 0 LOB: 2 BB: 2 P: 23	R: 1 E: 0 K: 0 S: 6	H: 1 LOB: 0 BB: 0 P: 11	R: 0 E: 0 K: 0 S: 8	H: 2 LOB: 2 BB: 1 P: 16	R: 1 E: 0 K: 0 S: 12	H: 1 LOB: 3 BB: 3 P: 28	R: 0 E: 0 K: 1 S: 12	H: 1 LOB: 2 BB: 2 P: 22	R: 0 E: 0 K: 0 S: 5	H: 0 LOB: 0 BB: 0 P: 7	R: 0 E: 0 K: 1 S: 11	H: 0 LOB: 0 BB: 0 P: 14	1B: 5 2B: 0 3B: 0 HR: 3	SF: 0 SAC: 0 DP: 1 HBP: 1	WP: 0 PA: 42						
PITCHER	IP	WLS	BF	H	R	ER	SO	BB	IBB	HBP	BLK	WP	HR	S	P	ERA	WHIP										
Mike Maroth, L (1, 1) ERA: 5.35	5.2		28	7	5	5	0	4	0	1	0	0	0	49	90	7.94	1.941										
Jason Grilli, R (6, 1) ERA: 5.4	0.0		1	0	0	0	0	1	0	0	0	0	0	4	4	-	-										
Wilfredo Ledezma, L (6, 1) ERA: 2.81	1.0		6	1	0	0	1	3	0	0	0	0	0	12	26	0.00	4.000										
Jose Mesa, R (7, 1) ERA: 18.0	0.1	W	1	0	0	0	0	0	0	0	0	0	0	3	3	0.00	0.000										
44 Bobby Seay, L (8, 1) ERA: 3.12	1.0	H	3	0	0	0	0	0	0	0	0	0	0	5	7	0.00	0.000										

Detroit Tigers @ Kansas City Royals
Kauffman Stadium, Kansas City, MO
Sat May 05 2007, 6:10 PM CDT
Att: 26,070 - Partly Cloudy - 84 F

AB 33
R 5
H 8
RBI 5
BB 8
SO 2
LOB 18



Batter	1	2	3	4	5	6	7	8	9	AB	R	H	RBI	BB	SO	LOB	TOP										
28 Curtis Granderson, L (1, 8) OBP: 0.325, SLG: 0.561	F8	HR		3B		FC6-4	F9			5	1	3	3	0	0	0	Detroit Tigers @ Kansas City Royals Kauffman Stadium, Kansas City, MO Sun May 06 2007, 1:10 PM CDT Att. 17,034 - Rain - 61 F										
Ivan Rodriguez, R (1, 2) OBP: 0.297, SLG: 0.391	1B	HR		G6-3		F8	G6-3			5	1	2	0	0	2												
3 Gary Sheffield, R (1, 10) OBP: 0.417, SLG: 0.366 Mike Rabelo, S (6, PH) OBP: 0.130, SLG: 0.091 (8, 10)	F7	HR		G6-3		FC6-4	K			4	1	1	2	0	2												
30 Magglio Ordonez, R (1, 9) OBP: 0.472, SLG: 0.618 20 Omar Infante, R (7, 9) OBP: 0.297, SLG: 0.297 (9, 4)	K	F9		G5-3		G5-3	K			4	0	0	0	1	1												
9 Carlos Guillen, S (1, 6) OBP: 0.438, SLG: 0.500 33 Marcus Thames, R (9, 9) OBP: 0.302, SLG: 0.526		F9		G4-3		G4-3	1B			4	1	2	0	1	0												
Sean Casey, L (1, 3) OBP: 0.310, SLG: 0.308	HR	G6-4-3		2B		G4-3	F8			5	2	2	0	0	3												
Craig Monroe, R (1, 7) OBP: 0.279, SLG: 0.447	HR	HR		F8		2B	2B			5	3	3	4	0	1												
15 Brandon Inge, R (1, 5) OBP: 0.252, SLG: 0.323	HR	2B		F9		G6-3	HR			5	2	2	0	1	2												
8 Neifi Perez, S (1, 4) OBP: 0.235, SLG: 0.471 (9, 6)	F7			L9		HR	HR			4	2	2	4	0	1												
Inning Stats	R: 0 E: 0 K: 1 S: 12	H: 1 LOB: 1 BB: 0 P: 20	R: 6 E: 0 K: 0 S: 18	H: 6 LOB: 0 BB: 0 P: 31	R: 0 E: 0 K: 0 S: 8	H: 1 LOB: 0 BB: 0 P: 13	R: 0 E: 0 K: 0 S: 11	H: 1 LOB: 1 BB: 0 P: 21	R: 0 E: 0 K: 0 S: 6	H: 0 LOB: 0 BB: 0 P: 12	R: 3 E: 0 K: 0 S: 16	H: 4 LOB: 1 BB: 0 P: 22	R: 4 E: 0 K: 0 S: 18	H: 4 LOB: 0 BB: 0 P: 26	R: 0 E: 0 K: 2 S: 11	H: 0 LOB: 0 BB: 0 P: 15	R: 0 E: 0 K: 1 S: 10	H: 0 LOB: 1 BB: 1 P: 17	1B: 6 2B: 6 3B: 1 HR: 4	SF: 0 SAC: 0 DP: 1 HBP: 0	WP: 0 PB: 0 SB: 0 CS: 0	PA: 44					
PITCHER	IP	WLS	BF	H	R	ER	SO	BB	IBB	HBP	BLK	WP	HR	S	P	ERA	WHIP										
23 Zack Greinke, R (1, 1) ERA: 5.71	4.0	L	20	9	6	6	1	0	0	0	0	0	3	49	85	13.50	2.250										
Todd Wellemeyer, R (5, 1) ERA: 9.69	2.0	10	4	3	3	0	0	0	0	0	0	0	0	22	34	13.50	2.000										
58 Neal Musser, L (7, 1) ERA: 9.82	1.0	7	4	4	4	0	0	0	0	0	0	0	1	18	26	36.00	4.000										
57 Joel Peralta, R (8, 1) ERA: 5.3	2.0	7	0	0	0	3	1	0	0	0	0	0	0	21	32	0.00	0.500										

Batter	1	2	3	4	5	6	7	8	9	AB	R	H	RBI	BB	SO	LOB	BOTTOM										
9 David DeJesus, L (1, 8) OBP: 0.393, SLG: 0.472 21 Billy Butler, R (6, PH) OBP: 0.304, SLG: 0.348 (7, 7)	F8		G4-3			G3		F9		2	0	0	0	0	0	0	Detroit Tigers @ Kansas City Royals Kauffman Stadium, Kansas City, MO Sun May 06 2007, 1:10 PM CDT Att. 17,034 - Rain - 61 F										
15 Mark Grudzielanek, R (1, 4) OBP: 0.330, SLG: 0.460 Esteban German, R (7, PH) OBP: 0.395, SLG: 0.456 (8, 4)	F7		HR			K		HR		2	0	1	0	0	0												
24 Mark Teahen, L (1, 9) OBP: 0.366, SLG: 0.393 (7, 8)	G1-3		G4-6-3			G4-3		HR		4	1	1	0	0	1												
29 Mike Sweeney, R (1, 10) OBP: 0.327, SLG: 0.402	F8		G3			F8		HR		4	0	1	1	0	0												
11 Ross Gload, L (1, 3) OBP: 0.341, SLG: 0.488	1B		G6-3			G4-6-3		SF7		3	1	2	1	0	0												
4 Alex Gordon, L (1, 5) OBP: 0.316, SLG: 0.278	F9		G4-3			G4-6-3		F8		4	1	1	0	0	2												
14 John Buck, R (1, 2) OBP: 0.403, SLG: 0.581	K		L7			HR		F8		4	0	1	0	0	2												
32 Shane Costa, L (1, 7) (7, 9)			K			P4		G4-6-3		3	0	0	0	0	2												
1 Tony Pena Jr., R (1, 6) OBP: 0.273, SLG: 0.316			P4			G5-3		HR		3	0	1	1	0	0												
Inning Stats	R: 0 E: 0 K: 0 S: 5	H: 0 LOB: 0 BB: 0 P: 9	R: 0 E: 0 K: 1 S: 8	H: 1 LOB: 1 BB: 0 P: 9	R: 0 E: 0 K: 1 S: 6	H: 0 LOB: 0 BB: 0 P: 8	R: 0 E: 0 K: 0 S: 6	H: 1 LOB: 0 BB: 0 P: 10	R: 0 E: 0 K: 0 S: 8	H: 0 LOB: 0 BB: 0 P: 12	R: 0 E: 0 K: 0 S: 8	H: 0 LOB: 0 BB: 0 P: 13	R: 0 E: 0 K: 1 S: 8	H: 0 LOB: 0 BB: 0 P: 10	R: 2 E: 0 K: 0 S: 10	H: 4 LOB: 1 BB: 0 P: 17	R: 2 E: 0 K: 0 S: 14	H: 2 LOB: 1 BB: 0 P: 22	1B: 7 2B: 1 3B: 0 HR: 0	SF: 1 SAC: 0 DP: 2 HBP: 1	WP: 0 PB: 0 SB: 0 CS: 0	PA: 34					
PITCHER	IP	WLS	BF	H	R	ER	SO	BB	IBB	HBP	BLK	WP	HR	S	P	ERA	WHIP										
Chad Durbin, R (1, 1) ERA: 5.45	7.2	W	27	6	2	2	3	0	0	0	0	0	0	15	23	13.50	1.500										
45 Aquilino Lopez, R (8, 1) ERA: 7.04	1.1	7	2	2	2	0	0	0	0	1	0	0	0	15	23	13.50	1.500										

AB 43
R 13
H 17
RBI 13
BB 1
SO 4
LOB 12



AB 32
R 4
H 8
RBI 3
BB 0
SO 3
LOB 8



Batter	1	2	3	4	5	6	7	8	9	AB	R	H	RBI	BB	SO	LOB	TOP					
51 Ichiro Suzuki, L (1, 8) OBP: 0.339, SLG: 0.402	G4-3 HR 2B		G4-3		G4-3		G6-3		D1 1B	5	1	2	0	0	0	0	Seattle Mariners @ Detroit Tigers Comerica Park, Detroit, MI Tue May 08 2007, 7:05 PM EDT Att: 30,171 - Clear - 76 F					
Jose Vidro, S (1, 10) OBP: 0.344, SLG: 0.360	G4-3 2-3		K		K		G6-3		F7	5	0	0	0	0	2	2						
Raul Ibanez, L (1, 7) OBP: 0.298, SLG: 0.333	HR BB		F7		F7		K		F8	4	1	0	0	1	1	1						
Richie Sexson, R (1, 3) OBP: 0.257, SLG: 0.374	HR 1-H 3-H			4-2 2 G6-3 7 1B		K		G4-3	F9	4	2	1	3	1	1	1						
Ben Broussard, L (1, 9) OBP: 0.286, SLG: 0.550	P5			2-2 P4		2 S 1B		2 PB 7 1B		3	2	1	0	1	0	1						
29 Adrián Beltré, R (1, 5) OBP: 0.314, SLG: 0.427	F7			0-1 7 1B		K		2 PB 7 1B		4	1	2	0	0	1	1						
2 Kenji Johjima, R (1, 2) OBP: 0.325, SLG: 0.494		0-1 G6-3		1-2 G6-3		7 1B		K		4	0	1	1	0	1	4						
7 Yuniesky Betancourt, R (1, 6) OBP: 0.286, SLG: 0.421		2-3 K		1-1 4 FC5-4 1B		0-2 SAFE 1B		2-0 2-H 3-H 1B		4	0	3	3	0	1	0						
4 Jose Lopez, R (1, 4) OBP: 0.295, SLG: 0.435		3-3 K		1-1 1-2 FC5-4		1-3 K		0-3 K		4	0	0	0	0	3	5						
Inning Stats	R: 3 E: 0 K: 0 S: 12	H: 2 LOB: 0 BB: 1 P: 19	R: 0 E: 0 K: 2 S: 8	H: 0 LOB: 0 BB: 0 P: 13	R: 0 E: 0 K: 1 S: 7	H: 0 LOB: 0 BB: 0 P: 10	R: 1 E: 0 K: 0 S: 14	H: 2 LOB: 2 BB: 1 P: 23	R: 0 E: 0 K: 1 S: 5	H: 0 LOB: 0 BB: 0 P: 9	R: 1 E: 0 K: 3 S: 17	H: 3 LOB: 2 BB: 0 P: 25	R: 0 E: 0 K: 1 S: 7	H: 0 LOB: 0 BB: 0 P: 7	R: 2 E: 0 K: 2 S: 16	H: 2 LOB: 1 BB: 1 P: 26	R: 0 E: 0 K: 0 S: 7	H: 1 LOB: 1 BB: 0 P: 10	1B: 8 2B: 1 3B: 0 HR: 1	SF: 0 SAC: 0 DP: 0 HBP: 0	WP: 0 PB: 1 SB: 1 CS: 0	PA: 40
PITCHER	IP WLS BF H R ER SO BB IBB HBP BLK WP HR S P ERA WHIP	IP WLS BF H R ER SO BB IBB HBP BLK WP HR S P ERA WHIP	IP WLS BF H R ER SO BB IBB HBP BLK WP HR S P ERA WHIP	IP WLS BF H R ER SO BB IBB HBP BLK WP HR S P ERA WHIP	IP WLS BF H R ER SO BB IBB HBP BLK WP HR S P ERA WHIP	IP WLS BF H R ER SO BB IBB HBP BLK WP HR S P ERA WHIP	IP WLS BF H R ER SO BB IBB HBP BLK WP HR S P ERA WHIP	IP WLS BF H R ER SO BB IBB HBP BLK WP HR S P ERA WHIP	IP WLS BF H R ER SO BB IBB HBP BLK WP HR S P ERA WHIP	IP WLS BF H R ER SO BB IBB HBP BLK WP HR S P ERA WHIP	IP WLS BF H R ER SO BB IBB HBP BLK WP HR S P ERA WHIP	IP WLS BF H R ER SO BB IBB HBP BLK WP HR S P ERA WHIP	IP WLS BF H R ER SO BB IBB HBP BLK WP HR S P ERA WHIP	IP WLS BF H R ER SO BB IBB HBP BLK WP HR S P ERA WHIP	IP WLS BF H R ER SO BB IBB HBP BLK WP HR S P ERA WHIP	IP WLS BF H R ER SO BB IBB HBP BLK WP HR S P ERA WHIP						
38 Jeremy Bonderman, R (1, 1) ERA: 4.2	6.0 W 27	7 5 5 7	0 0 1	2 0 0	0 0 0	0 0 0	0 1 63	99 7.50 1.500														
44 Bobby Seay, L (7, 1) ERA: 2.79	1.0 H 3	0 0 0	0 0 1	0 0 0	0 0 0	0 0 7	7 0.00 0.000															
56 Fernando Rodney, R (8, 1) ERA: 5.17	1.0 S 6	2 2 1	2 1 2	0 0 0	0 0 0	0 0 16	26 9.00 3.000															
59 Todd Jones, R (9, 1) ERA: 2.65	1.0 S 4	1 0 0	0 0 0	0 0 0	0 0 0	0 0 7	10 0.00 1.000															

Batter	1	2	3	4	5	6	7	8	9	AB	R	H	RBI	BB	SO	LOB	BOTTOM	
Ivan Rodriguez, R (1, 2) OBP: 0.264, SLG: 0.383	G4-3	G4-3		G5-3		14 FC6 1B	K			5	0	1	0	0	1	5	Seattle Mariners @ Detroit Tigers Comerica Park, Detroit, MI Tue May 08 2007, 7:05 PM EDT Att: 30,171 - Clear - 76 F	
14 Placido Polanco, R (1, 4) OBP: 0.382, SLG: 0.417	L6		L8	L5		FC6		G6-3		5	0	0	0	0	3			
3 Gary Sheffield, R (1, 10) OBP: 0.373, SLG: 0.406	G6-3		F9		P2		HR	30 CS 2B		5	1	2	1	0	0	0		
30 Magglio Ordonez, R (1, 9) OBP: 0.424, SLG: 0.632		G4-3 9 G4-3 2B	G6-3		G4-3		G6-3 9 HBP 15 2B	2-3 BB		4	2	2	0	1	0	0		
9 Carlos Guillen, S (1, 6) OBP: 0.429, SLG: 0.486	G4-3		G4-3	1B 20 3B 1B	G5-3		G6-3	K		5	1	1	0	0	1	3		
Sean Casey, L (1, 3) OBP: 0.317, SLG: 0.319		2-3 20 2B		G4-3		G3	15 HBP 28 BB IBB			3	1	1	1	1	0	1		
Craig Monroe, R (1, 7) OBP: 0.287, SLG: 0.458	G6-3			20 3B 1B		20 1B 2B	K			4	2	2	0	0	1	3		
20 Omar Infante, R (1, 8) OBP: 0.333, SLG: 0.424		15 2B 2B		15 1B 3B		1B 2B	15 HBP BB			3	2	3	4	0	0	0		
28 Curtis Granderson, L (7, 8) OBP: 0.331, SLG: 0.561		2-H 2B		1-H 3-H 3B		2-H 1B	1-2 BB			0	0	0	0	1	0	0		
15 Brandon Inge, R (1, 5) OBP: 0.270, SLG: 0.343		2-H 2B		G5-3 1B		F8				3	0	2	3	0	0	1		
Inning Stats	R: 0 E: 0 K: 0 S: 8	H: 4 LOB: 1 BB: 0 P: 18	R: 0 E: 0 K: 0 S: 8	H: 0 LOB: 0 BB: 0 P: 11	R: 3 E: 0 K: 0 S: 12	H: 4 LOB: 1 BB: 0 P: 15	R: 0 E: 0 K: 0 S: 11	H: 0 LOB: 0 BB: 0 P: 16	R: 1 E: 0 K: 0 S: 16	H: 3 LOB: 2 BB: 0 P: 28	R: 2 E: 0 K: 2 S: 16	H: 2 LOB: 3 BB: 2 P: 27	R: 0 E: 0 K: 1 S: 9	H: 1 LOB: 1 BB: 1 P: 13	1B: 5 2B: 7 3B: 1 HR: 1	SF: 0 SAC: 0 DP: 0 HBP: 1	WP: 0 PB: 0 SB: 0 CS: 1	PA: 41
PITCHER	IP WLS BF H R ER SO BB IBB HBP BLK WP HR S P ERA WHIP	IP WLS BF H R ER SO BB IBB HBP BLK WP HR S P ERA WHIP	IP WLS BF H R ER SO BB IBB HBP BLK WP HR S P ERA WHIP	IP WLS BF H R ER SO BB IBB HBP BLK WP HR S P ERA WHIP	IP WLS BF H R ER SO BB IBB HBP BLK WP HR S P ERA WHIP	IP WLS BF H R ER SO BB IBB HBP BLK WP HR S P ERA WHIP	IP WLS BF H R ER SO BB IBB HBP BLK WP HR S P ERA WHIP	IP WLS BF H R ER SO BB IBB HBP BLK WP HR S P ERA WHIP	IP WLS BF H R ER SO BB IBB HBP BLK WP HR S P ERA WHIP	IP WLS BF H R ER SO BB IBB HBP BLK WP HR S P ERA WHIP	IP WLS BF H R ER SO BB IBB HBP BLK WP HR S P ERA WHIP	IP WLS BF H R ER SO BB IBB HBP BLK WP HR S P ERA WHIP	IP WLS BF H R ER SO BB IBB HBP BLK WP HR S P ERA WHIP	IP WLS BF H R ER SO BB IBB HBP BLK WP HR S P ERA WHIP	IP WLS BF H R ER SO BB IBB HBP BLK WP HR S P ERA WHIP	IP WLS BF H R ER SO BB IBB HBP BLK WP HR S P ERA WHIP		
26 Horacio Ramirez, L (1, 1) ERA: 7.62	5.2 L 28	11 7 7	0 0 0	0 0 0	0 0 0	0 1 19	32 13.50 2.250											
54 Sean Green, R (6, 1) ERA: 7.71	1.1 9	2 2 2	1 1 1	0 0 0	0 0 9	13 0.00 2.000												
35 Brandon Morrow, R (8, 1) ERA: 2.63	1.0 4	1 0 0	1 0 0	1 0 0	0 0 9	13 0.00 2.000												



Batter	1	2	3	4	5	6	7	8	9	AB	R	H	RBI	BB	SO	LOB	TOP										
51 Ichiro Suzuki, L (1, 8) OBP: 0.336, SLG: 0.402	0-1 FC3-6 1B	0-1 G6-3				2-2 L5	2-1 F8		0-1 F8	5	0	1	0	0	0	3											
Jose Vidro, S (1, 10) OBP: 0.348, SLG: 0.363	3-2 FC3-6 1B		1-1 F8			3-2 WP 1B	0-2 F9		2-1 G6-3	5	1	2	0	0	0	2											
Raul Ibanez, L (1, 7) OBP: 0.315, SLG: 0.358	2-1 FC3-6 HBP		1-1 F7			0-0 1B WP			1-2 2B 1B	5	2	2	0	0	0	2											
Jose Guillen, R (1, 9) OBP: 0.340, SLG: 0.464	1-3 K		4-1 BB			1-2 1B			1-1 2B 1B	4	0	3	2	1	1	2											
Ben Broussard, L (1, 3) OBP: 0.320, SLG: 0.522 Richie Sexson, R (9, PH) OBP: 0.277, SLG: 0.388	3-2 HBP		0-0 G6-3			1-0 1B			1-0 2B	3	0	1	1	0	0	2											
29 Adrian Beltré, R (1, 5) OBP: 0.300, SLG: 0.412	2-3 K			0-2 G1-3		2-2 F9			2-0 F8	4	0	0	0	0	1	6											
7 Yuniesky Betancourt, R (1, 6) OBP: 0.290, SLG: 0.423		1-0 1B		1-3 K					1-2 G6-3	4	0	2	0	0	1	0											
4 Jose Lopez, R (1, 4) OBP: 0.299, SLG: 0.436	0-2 F8		2-3 K						2-2 G5-3	4	0	1	0	0	1	1											
Jamie Burke, R (1, 2) OBP: 0.391, SLG: 0.500	1-3 K					3-2 F8			1-1 G6-3	4	0	0	0	0	1	3											
Inning Stats	R: 0 E: 0 K: 2 S: 15	H: 2 LOB: 3 BB: 0 P: 26	R: 0 E: 0 K: 1 S: 9	H: 1 LOB: 1 BB: 0 P: 11	R: 0 E: 0 K: 0 S: 6	H: 0 LOB: 1 BB: 1 P: 12	R: 0 E: 0 K: 2 S: 9	H: 0 LOB: 0 BB: 0 P: 12	R: 2 E: 0 K: 0 S: 20	H: 4 LOB: 2 BB: 0 P: 32	R: 0 E: 0 K: 0 S: 10	H: 2 LOB: 1 BB: 0 P: 12	R: 0 E: 0 K: 0 S: 8	H: 0 LOB: 0 BB: 0 P: 12	R: 1 E: 0 K: 0 S: 10	H: 2 LOB: 1 BB: 0 P: 15	1B: 11 2B: 1 3B: 0 HR: 0	SF: 0 SAC: 0 DP: 0 HBP: 1	WP: 1 PB: 0 SB: 0 CS: 0	PA: 41							
PITCHER	IP	WLS	BF	H	R	ER	SO	BB	IBB	HBP	BLK	WP	HR	S	P	ERA	WHIP										
35 Justin Verlander, R (1, 1) ERA: 2.83	5.1	W	27	9	2	2	5	1	0	1	0	1	0	64	98	3.38	1.875										
44 Bobby Seay, L (6, 1) ERA: 2.45	1.1	H	5	1	0	0	0	0	0	0	0	0	0	9	15	0.00	0.750										
Jose Mesa, R (7, 1) ERA: 12.46	0.1		1	0	0	0	0	0	0	0	0	0	0	1	3	0.00	0.000										
56 Fernando Rodney, R (8, 1) ERA: 4.86	1.0		3	0	0	0	0	0	0	0	0	0	0	8	12	0.00	0.000										
Wilfredo Ledezma, L (9, 1) ERA: 3.0	1.0		5	2	1	1	0	0	0	0	0	0	0	10	15	9.00	2.000										

Seattle Mariners @ Detroit Tigers
Comerica Park, Detroit, MI
Thu May 10 2007, 1:05 PM EDT
Att: 37,359 - Sunny - 73 F

AB	39
R	3
H	12
RBI	3
BB	1
SO	5
LOB	22



Batter	1	2	3	4	5	6	7	8	9	AB	R	H	RBI	BB	SO	LOB	BOTTOM										
28 Curtis Granderson, L (1, 8) OBP: 0.331, SLG: 0.566	2-2 14 1B 3 SF8	0-2 FC4-6 14 1B		3-2 L4		4-1 14 BB		1-2 G6-3		4	1	1	0	1	0	3											
14 Placido Polanco, R (1, 4) OBP: 0.386, SLG: 0.415	0-1 30 HR	1-1 1B				0-2 3 G6-4-3 1B		2-2 G6-3		4	1	3	1	1	0	1											
3 Gary Sheffield, R (1, 10) OBP: 0.359, SLG: 0.398	1-1 SF8	3-1 F8				1-2 G6-4-3 1B		1-3 K		3	0	0	1	0	1	6											
30 Magglio Ordonez, R (1, 9) OBP: 0.420, SLG: 0.642	0-0 1H HR					1-1 9 1B WP		1-3 K		4	2	2	2	0	1	0											
9 Carlos Guillen, S (1, 6) OBP: 0.424, SLG: 0.495	1-1 F8					3-2 WP 1B		0-0 G6-3		4	0	1	0	0	0	0											
Sean Casey, L (1, 3) OBP: 0.297, SLG: 0.300	0-2 G4-3					1-2 P6		1-1 G3-1		4	0	0	0	0	0	1											
33 Marcus Thames, R (1, 7) OBP: 0.292, SLG: 0.488 Craig Monroe, R (7, 7) OBP: 0.286, SLG: 0.450		0-1 28 FC4-6 14 1B				2-2 P6		2-3 K		3	1	1	0	0	1	0											
15 Brandon Inge, R (1, 5) OBP: 0.287, SLG: 0.385		2-3 K				2-1 HR			2-1 F8	4	2	2	1	0	1	1											
Mike Rabelo, S (1, 2) OBP: 0.214, SLG: 0.259		0-0 28 FC4-6 1B				2-3 K			2-0 14 BB 28 BB	4	0	3	1	0	1	0											
Inning Stats	R: 3 E: 0 K: 0 S: 13	H: 3 LOB: 0 BB: 0 P: 17	R: 1 E: 0 K: 1 S: 14	H: 3 LOB: 0 BB: 0 P: 20	R: 0 E: 0 K: 0 S: 10	H: 0 LOB: 0 BB: 0 P: 15	R: 1 E: 0 K: 1 S: 15	H: 1 LOB: 0 BB: 0 P: 24	R: 1 E: 0 K: 0 S: 16	H: 3 LOB: 1 BB: 0 P: 22	R: 0 E: 0 K: 2 S: 12	H: 1 LOB: 3 BB: 2 P: 24	R: 0 E: 0 K: 1 S: 6	H: 0 LOB: 0 BB: 0 P: 8	R: 1 E: 0 K: 0 S: 13	H: 2 LOB: 1 BB: 0 P: 23	1B: 10 2B: 0 3B: 1 HR: 2	SF: 1 SAC: 0 DP: 1 HBP: 0	WP: 1 PB: 0 SB: 0 CS: 0	PA: 38							
PITCHER	IP	WLS	BF	H	R	ER	SO	BB	IBB	HBP	BLK	WP	HR	S	P	ERA	WHIP										
36 Jeff Weaver, R (1, 1) ERA: 14.32	5.0	L	24	10	6	6	2	0	0	0	0	0	0	68	98	10.80	2.000										
54 Sean Green, R (6, 1) ERA: 5.06	3.0		14	3	1	1	3	2	0	0	0	0	0	31	55	3.00	1.667										

Seattle Mariners @ Detroit Tigers
Comerica Park, Detroit, MI
Thu May 10 2007, 1:05 PM EDT
Att: 37,359 - Sunny - 73 F

AB	35
R	7
H	13
RBI	6
BB	2
SO	5
LOB	12



Batter	1	2	3	4	5	6	7	8	9	AB	R	H	RBI	BB	SO	LOB	TOP					
Ivan Rodriguez, R (1, 2) OBP: 0.250, SLG: 0.362	K	FC5			L5		G5-3	K		5	0	0	0	0	2	3						
14 Placido Polanco, R (1, 4) OBP: 0.387, SLG: 0.414	F7		F7				30 BB 9 1B	F7		5	1	2	0	0	0	1						
3 Gary Sheffield, R (1, 10) OBP: 0.367, SLG: 0.432	HR		F8				30 BB 9 1B			5	3	3	1	0	1	1						
30 Magglio Ordonez, R (1, 9) OBP: 0.420, SLG: 0.626	P2		P6				33 1B BB	F9		3	0	0	0	2	0	1						
9 Carlos Guillen, S (1, 6) OBP: 0.431, SLG: 0.543		G6-3					BB	K		5	1	3	4	0	1	1						
Craig Monroe, R (1, 7) OBP: 0.290, SLG: 0.452		15 1B 2B			K		BB	K		4	1	1	0	1	2	4						
33 Marcus Thames, R (1, 3) Sean Casey, L (6, 3) OBP: 0.301, SLG: 0.304		F9			K		1B	G3-1		3	0	1	0	0	1	2						
15 Brandon Inge, R (1, 5) OBP: 0.291, SLG: 0.381		FC5 28 BB 2H			F7		P4			4	1	1	1	1	0	5						
28 Curtis Granderson, L (1, 8) OBP: 0.336, SLG: 0.576		4-2 B 1-2 FC5 BB			G1-3			F8		3	0	1	1	1	0	0						
Inning Stats	R: 1 E: 0 K: 1 S: 11	H: 1 LOB: 0 BB: 0 P: 18	R: 1 E: 0 K: 0 S: 20	H: 2 LOB: 2 BB: 1 P: 32	R: 0 E: 0 K: 0 S: 4	H: 0 LOB: 0 BB: 0 P: 5	R: 0 E: 0 K: 2 S: 11	H: 1 LOB: 1 BB: 0 P: 16	R: 0 E: 0 K: 1 S: 7	H: 1 LOB: 2 BB: 1 P: 11	R: 0 E: 0 K: 2 S: 10	H: 1 LOB: 2 BB: 1 P: 17	R: 2 E: 0 K: 0 S: 7	H: 3 LOB: 2 BB: 1 P: 17	R: 1 E: 0 K: 1 S: 12	H: 1 LOB: 1 BB: 0 P: 20	R: 2 E: 0 K: 0 S: 10	H: 3 LOB: 1 BB: 1 P: 19	1B: 8 2B: 1 3B: 2 HR: 2	SF: 0 SAC: 0 DP: 1 HBP: 0	WP: 0 PB: 0 SB: 0 CS: 0	PA: 44
PITCHER	IP	WLS	BF	H	R	ER	SO	BB	IBB	HBP	BLK	WP	HR	S	P	ERA	WHIP					
Johan Santana, L (1, 1) ERA: 3.35	6.0	L	26	6	2	2	6	2	0	0	0	0	1	63	99	3.00	1.333					
26 Jesse Crain, R (7, 1) ERA: 8.14	1.0		7	3	2	2	0	1	0	0	0	0	0	7	17	18.00	4.000					
54 Matt Guerrier, R (8, 1) ERA: 2.79	1.0		5	1	1	1	1	1	0	0	0	0	0	12	20	9.00	2.000					
Juan Rincon, R (9, 1) ERA: 3.29	0.1		4	2	2	2	0	1	0	0	0	0	1	7	16	54.00	9.000					
37 Denrys Reyes, L (9, 1) ERA: 5.23	0.2		2	1	0	0	0	0	0	0	0	0	0	3	3	0.00	1.500					

Detroit Tigers @ Minnesota Twins
Hubert H. Humphrey Metrodome, Minneapolis, MN

AB 39
R 7
H 13
RBI 7
BB 5
SO 7
LOB 18



WP: 0 PA: 44
PB: 0
SB: 0
CS: 0

Batter	1	2	3	4	5	6	7	8	9	AB	R	H	RBI	BB	SO	LOB	BOTTOM					
Luis Castillo, S (1, 4) OBP: 0.359, SLG: 0.344	G6-4-3 5 1B 1B	G6-3			G1-4-3 1B		BB		1-3 1B	4	1	3	0	1	0	2						
Jeff Cirillo, R (1, 10) Jason Tyner, L (9, FH) OBP: 0.300, SLG: 0.333	G6-4-3 1B		F8		G1-4-3 1-2		G2		F7	4	0	1	0	0	0	3						
Tori Hunter, R (1, 8) OBP: 0.348, SLG: 0.575	G6-4-3 1-2 2-3		F8				F9		G3	5	0	0	0	0	0	4						
5 Michael Cuddyer, R (1, 9) OBP: 0.326, SLG: 0.415	1-2 2-3		P2				L5		E1 33 HR	4	1	1	1	0	0	0						
33 Justin Morneau, L (1, 3) OBP: 0.353, SLG: 0.537	L9						3B		HR	4	1	2	2	0	1	1						
55 Mike Redmond, R (1, 2) OBP: 0.321, SLG: 0.342			FC6-4 8 1B				F9		L4	4	0	2	0	0	0	1						
16 Jason Kubel, L (1, 7) OBP: 0.287, SLG: 0.310			F8				L3		K	4	0	0	0	0	2	2						
8 Nick Punto, S (1, 5) OBP: 0.308, SLG: 0.297			FC6-4 1B 1-2				G6-3		F8	4	0	0	0	0	1	2						
Jason Bartlett, R (1, 6) OBP: 0.333, SLG: 0.314			1-2 1B				F8		1B BB	3	0	2	0	1	0	0						
Inning Stats	R: 1 E: 0 K: 0 S: 10	H: 3 LOB: 1 BB: 0 P: 16	R: 0 E: 0 K: 0 S: 13	H: 2 LOB: 2 BB: 0 P: 22	R: 0 E: 0 K: 0 S: 5	H: 0 LOB: 0 BB: 0 P: 9	R: 0 E: 0 K: 2 S: 8	H: 1 LOB: 1 BB: 0 P: 12	R: 0 E: 0 K: 0 S: 9	H: 1 LOB: 0 BB: 0 P: 12	R: 0 E: 0 K: 0 S: 11	H: 1 LOB: 1 BB: 0 P: 20	R: 0 E: 1 K: 1 S: 14	H: 1 LOB: 2 BB: 1 P: 25	R: 2 E: 1 K: 1 S: 15	H: 1 LOB: 2 BB: 0 P: 25	R: 0 E: 0 K: 0 S: 13	H: 1 LOB: 2 BB: 1 P: 22	1B: 8 2B: 1 3B: 1 HR: 1	SF: 0 SAC: 0 DP: 2 HBP: 0	WP: 0 PB: 0 SB: 0 CS: 0	PA: 39
PITCHER	IP	WLS	BF	H	R	ER	SO	BB	IBB	HBP	BLK	WP	HR	S	P	ERA	WHIP					
Mike Maroth, L (1, 1) ERA: 4.69	6.2	W	27	9	1	1	3	0	0	0	0	0	0	6	11	0.00	3.000					
Jose Mesa, R (7, 1) ERA: 11.57	0.1	H	2	0	0	0	0	1	0	0	0	0	0	6	11	0.00	3.000					
56 Fernando Rodney, R (8, 1) ERA: 5.09	1.0		5	1	2	1	1	0	0	0	0	0	1	15	25	9.00	1.000					
59 Todd Jones, R (9, 1) ERA: 2.5	1.0		5	1	0	0	0	1	0	0	0	0	0	13	22	0.00	2.000					

Detroit Tigers @ Minnesota Twins
Hubert H. Humphrey Metrodome, Minneapolis, MN

AB 37
R 3
H 11
RBI 3
BB 2
SO 4
LOB 17



WP: 0 PA: 39
PB: 0
SB: 0
CS: 0

Batter	1	2	3	4	5	6	7	8	9	AB	R	H	RBI	BB	SO	LOB	TOP					
28 Curtis Granderson, L (1, 8) OBP: 0.333, SLG: 0.567	F7	2B							K	5	0	2	1	0	2	0	Detroit Tigers @ Minnesota Twins Hubert H. Humphrey Metrodome, Minneapolis, MN Sun May 13 2007, 8:05 PM EDT Att: 25,037 - Dome - 70 F livebaseballscorecards.com					
14 Placido Polanco, R (1, 4) OBP: 0.371, SLG: 0.399	F8		G6-3		G5-3		G5-3			4	0	0	1	0	0	1						
3 Gary Sheffield, R (1, 10) OBP: 0.372, SLG: 0.424	30 HR	BB	30 HR	BB	K		G6-3			2	1	0	0	2	1	1						
30 Magglio Ordonez, R (1, 9) OBP: 0.437, SLG: 0.648	1-H	HR							K	2	1	2	1	1	1	1						
20 Omar Infante, R (7, 9) OBP: 0.324, SLG: 0.412	1-H									1	0	0	0	0	1	0						
9 Carlos Guillen, S (1, 6) OBP: 0.414, SLG: 0.524	K									3	0	0	0	0	3	3						
8 Neifi Perez, S (7, 6) OBP: 0.250, SLG: 0.450	K									1	0	1	0	0	0	0						
Ivan Rodriguez, R (1, 2) OBP: 0.244, SLG: 0.354										3	0	0	0	0	1	0						
Mike Rabelo, S (8, PH) OBP: 0.212, SLG: 0.281										1	0	0	0	0	1	1						
Sean Casey, L (1, 3) OBP: 0.298, SLG: 0.300										4	0	2	0	0	0	1						
Craig Monroe, R (1, 7) OBP: 0.298, SLG: 0.475										3	1	0	0	0	1	2						
33 Marcus Thames, R (6, 7) OBP: 0.286, SLG: 0.468	FC5-4 15 1B									1	0	0	0	0	0	0						
15 Brandon Inge, R (1, 5) OBP: 0.304, SLG: 0.378	28 2B									4	1	2	0	0	1	1						
Inning Stats	R: 2 E: 0 K: 1 S: 12	H: 1 LOB: 0 BB: 1 P: 20	R: 1 E: 0 K: 1 S: 10	H: 3 LOB: 2 BB: 0 P: 15	R: 0 E: 1 K: 2 S: 13	H: 0 LOB: 1 BB: 1 P: 22	R: 0 E: 0 K: 0 S: 7	H: 0 LOB: 0 BB: 0 P: 11	R: 1 E: 0 K: 2 S: 14	H: 2 LOB: 2 BB: 1 P: 22	R: 0 E: 0 K: 1 S: 15	H: 1 LOB: 1 BB: 0 P: 24	R: 0 E: 0 K: 1 S: 6	H: 0 LOB: 0 BB: 0 P: 10	R: 0 E: 0 K: 2 S: 10	H: 1 LOB: 1 BB: 0 P: 11	R: 0 E: 0 K: 2 S: 9	H: 0 LOB: 0 BB: 0 P: 11	1B: 5 2B: 2 3B: 0 HR: 1	SF: 0 SAC: 0 DP: 0 HBP: 0	WP: 0 PB: 0 SB: 0 CS: 0	PA: 37
PITCHER	IP WLS BF H R ER SO BB IBB HBP BLK WP HR S P ERA WHIP																					
26 Boof Bonser, R (1, 1) ERA: 4.33	5.0 W 23 6 4 4 6 3 0 0 0 0 0 1 56 90 7.20 1.800																					
54 Matt Guerrier, R (6, 1) ERA: 2.53	2.0 7 1 0 0 2 0 0 0 0 0 0 0 21 34 0.00 0.500																					
17 Pat Neshek, R (8, 1) ERA: 1.5	1.0 4 1 0 0 2 0 0 0 0 0 0 0 10 11 0.00 1.000																					
36 Joe Nathan, R (9, 1) ERA: 2.7	1.0 3 0 0 0 2 0 0 0 0 0 0 0 9 11 0.00 0.000																					

Batter	1	2	3	4	5	6	7	8	9	AB	R	H	RBI	BB	SO	LOB	BOTTOM	
Luis Castillo, S (1, 4) OBP: 0.372, SLG: 0.375	1B									4	2	3	2	0	0	0	Detroit Tigers @ Minnesota Twins Hubert H. Humphrey Metrodome, Minneapolis, MN Sun May 13 2007, 8:05 PM EDT Att: 25,037 - Dome - 70 F livebaseballscorecards.com	
38 Luis Antonio Rodriguez, R (8, 4) OBP: 0.294, SLG: 0.394	3B									1	1	1	0	0	0	0		
Jason Bartlett, R (1, 6) OBP: 0.346, SLG: 0.313	HR									3	2	1	1	2	1	3		
5 Michael Cuddyer, R (1, 9) OBP: 0.324, SLG: 0.438	P4									6	2	3	4	0	0	5		
33 Justin Morneau, L (1, 3) OBP: 0.364, SLG: 0.532	HR									5	3	3	0	1	0	2		
Tori Hunter, R (1, 8) OBP: 0.354, SLG: 0.618										5	2	3	7	0	1	2		
Jason Tyner, L (8, PH) OBP: 0.309, SLG: 0.342	HR									1	0	1	0	0	0	0		
16 Jason Kubel, L (1, 10) OBP: 0.305, SLG: 0.339	20 BB									6	2	3	0	0	1	2		
55 Mike Redmond, R (1, 2) OBP: 0.351, SLG: 0.409	P3									5	1	2	1	1	0	3		
20 Lew Ford, R (1, 7) OBP: 0.400, SLG: 0.333	8 1B									5	1	1	1	1	1	5		
8 Nick Punto, S (1, 5) OBP: 0.312, SLG: 0.290	1B									3	0	1	0	2	1	0		
Inning Stats	R: 4 E: 0 K: 0 S: 21	H: 6 LOB: 2 BB: 1 P: 35	R: 0 E: 1 K: 0 S: 8	H: 0 LOB: 0 BB: 0 P: 12	R: 2 E: 0 K: 1 S: 17	H: 3 LOB: 2 BB: 1 P: 29	R: 2 E: 0 K: 1 S: 23	H: 3 LOB: 1 BB: 0 P: 32	R: 1 E: 0 K: 2 S: 15	H: 2 LOB: 3 BB: 1 P: 21	R: 3 E: 0 K: 1 S: 11	H: 3 LOB: 0 BB: 0 P: 20	R: 3 E: 0 K: 0 S: 15	H: 4 LOB: 2 BB: 1 P: 25	1B: 14 2B: 3 3B: 1 HR: 4	SF: 1 SAC: 0 DP: 1 HBP: 1	WP: 0 PB: 0 SB: 0 CS: 0	PA: 53
PITCHER	IP WLS BF H R ER SO BB IBB HBP BLK WP HR S P ERA WHIP																	
32 Virgil Vasquez, R (1, 1) ERA: 20.25	2.2 L 19 9 6 6 1 2 0 1 0 0 0 0 43 73 20.25 4.125																	
Jason Grilli, R (3, 1) ERA: 7.16	2.1 13 5 3 3 3 1 0 0 0 0 0 0 41 56 11.57 2.571																	
Wilfredo Ledezma, L (6, 1) ERA: 4.66	1.1 11 4 4 4 1 3 0 0 0 0 0 2 22 47 27.00 5.250																	
Jose Mesa, R (7, 1) ERA: 12.79	1.2 10 4 3 3 0 1 0 0 0 0 0 1 18 31 16.20 3.000																	



Batter	1	2	3	4	5	6	7	8	9	AB	R	H	RBI	BB	SO	LOB	TOP					
28 Curtis Granderson, L (1, 8) OBP: 0.339, SLG: 0.587	E9 1B		HR		G3-1			G3		4	1	2	1	0	0	0	Detroit Tigers @ Boston Red Sox Fenway Park, Boston, MA Mon May 14 2007, 7:05 PM EDT Att: 36,935 - Cloudy - 70 F					
Craig Monroe, R (1, 7) OBP: 0.289, SLG: 0.460	K		F8			G5-3		G6-3		4	0	0	0	0	1	1						
3 Gary Sheffield, R (1, 10) OBP: 0.369, SLG: 0.419	P6			F7		G5-3			FC5-4 1B	4	0	1	0	0	0	1						
30 Magglio Ordonez, R (1, 9) OBP: 0.432, SLG: 0.644	K			G6-3			K		K	4	0	1	0	0	2	2						
9 Carlos Guillen, S (1, 6)		F8		1B					F8	4	0	1	0	0	1	2						
Ivan Rodriguez, R (1, 2) OBP: 0.244, SLG: 0.351	G1-6-3			1B			G4-3		FC5-4	4	0	1	0	0	0	1						
Sean Casey, L (1, 3) OBP: 0.290, SLG: 0.292	G5-3			1B			G4-3			3	0	0	0	0	0	2						
8 Neifi Perez, S (1, 4) OBP: 0.217, SLG: 0.391			P6		G4-3		G6-3			3	0	0	0	0	0	0						
15 Brandon Inge, R (1, 5) OBP: 0.297, SLG: 0.369			K		G5-3			G6-3		3	0	0	0	0	1	0						
Inning Stats	R: 0 E: 1 K: 2 S: 12	H: 1 LOB: 1 BB: 0 P: 17	R: 0 E: 0 K: 0 S: 7	H: 0 LOB: 0 BB: 0 P: 10	R: 1 E: 0 K: 1 S: 12	H: 1 LOB: 0 BB: 0 P: 18	R: 0 E: 0 K: 0 S: 11	H: 2 LOB: 2 BB: 0 P: 16	R: 0 E: 0 K: 1 S: 7	H: 0 LOB: 0 BB: 0 P: 12	R: 0 E: 0 K: 1 S: 11	H: 1 LOB: 1 BB: 0 P: 17	R: 0 E: 0 K: 0 S: 8	H: 0 LOB: 0 BB: 0 P: 10	R: 0 E: 0 K: 1 S: 8	H: 0 LOB: 0 BB: 0 P: 9	R: 0 E: 0 K: 1 S: 10	H: 1 LOB: 1 BB: 0 P: 15	1B: 4 2B: 1 3B: 0 HR: 1	SF: 0 SAC: 0 DP: 0 HBP: 0	WP: 0 PB: 0 SB: 0 CS: 0	PA: 33
PITCHER 18 Daisuke Matsuzaka, R (1, 1) ERA: 4.17	IP: 9.0 WLS: W BF: 33 H: 6 R: 1 ER: 1 SO: 5 BB: 0 IBB: 0 HBP: 0 BLK: 0 WP: 0 HR: 1 S: 86 P: 124 ERA: 1.00 WHIP: 0.667															PITCHER						

Batter	1	2	3	4	5	6	7	8	9	AB	R	H	RBI	BB	SO	LOB	BOTTOM			
23 Julio Lugo, R (1, 6) OBP: 0.328, SLG: 0.381	S 1B		F8	G4-3		BB		20 1B		4	1	2	3	1	0	2	Detroit Tigers @ Boston Red Sox Fenway Park, Boston, MA Mon May 14 2007, 7:05 PM EDT Att: 36,935 - Cloudy - 70 F			
20 Kevin Youkilis, R (1, 3) OBP: 0.428, SLG: 0.463	F9		34 1B		F9	G2		3B		5	1	2	1	0	0	2				
34 David Ortiz, L (1, 10) OBP: 0.432, SLG: 0.614	F8		2B		1B			1B		5	1	2	1	0	0	2				
Manny Ramirez, R (1, 7) OBP: 0.348, SLG: 0.409	K		2B	1B		2B		1B		5	0	1	1	0	2	3				
7 J.D. Drew, L (1, 9) OBP: 0.355, SLG: 0.359				G3	K					4	0	0	0	0	3	1				
25 Mike Lowell, R (1, 5) OBP: 0.380, SLG: 0.545	1B		G4-3		1B			L3		4	0	2	0	0	0	0				
Jason Varitek, S (1, 2) OBP: 0.384, SLG: 0.415			G6-4-3	1B	2B	F8		15 1B	23 3B	3	2	2	0	1	0	2				
Coco Crisp, S (1, 8) OBP: 0.283, SLG: 0.316	G6-4-3			15 1B	1B		G5-3	15 1B	23 3B	4	1	2	1	0	0	2				
15 Dustin Pedroia, R (1, 4) OBP: 0.351, SLG: 0.365			G6-3		1B		F7	23 3B	1B	4	1	2	0	0	0	0				
Inning Stats	R: 0 E: 0 K: 1 S: 12	H: 1 LOB: 1 BB: 0 P: 20	R: 0 E: 0 K: 1 S: 10	H: 2 LOB: 1 BB: 0 P: 17	R: 1 E: 0 K: 0 S: 12	H: 2 LOB: 1 BB: 0 P: 18	R: 1 E: 0 K: 0 S: 25	H: 3 LOB: 2 BB: 0 P: 39	R: 1 E: 0 K: 1 S: 14	H: 3 LOB: 2 BB: 0 P: 21	R: 0 E: 0 K: 0 S: 8	H: 0 LOB: 1 BB: 1 P: 14	R: 0 E: 0 K: 1 S: 8	H: 0 LOB: 0 BB: 0 P: 14	R: 4 E: 0 K: 1 S: 23	H: 4 LOB: 1 BB: 1 P: 35	1B: 11 2B: 3 3B: 1 HR: 0	SF: 0 SAC: 0 DP: 1 HBP: 0	WP: 0 PB: 0 SB: 1 CS: 0	PA: 40
PITCHER 29 Nate Robertson, L (1, 1) ERA: 3.62 34 Tim Lincecum, L (6, 1) ERA: 5.25 44 Bobby Seay, L (8, 1) ERA: 5.25	IP: 5.0 WLS: L BF: 25 H: 11 R: 3 ER: 3 SO: 3 BB: 0 IBB: 0 HBP: 0 BLK: 0 WP: 0 HR: 0 S: 73 P: 115 ERA: 5.40 WHIP: 2.200															PITCHER				

AB	33
R	1
H	6
RBI	1
BB	0
SO	5
LOB	9




AB	38
R	7
H	15
RBI	7
BB	2
SO	5
LOB	14



Batter	1	2	3	4	5	6	7	8	9	AB	R	H	RBI	BB	SO	LOB	TOP								
28 Curtis Granderson, L (1.8) OBP: 0.340, SLG: 0.580	G6-3		30 HR	1-2 2-H			F7		K	5	1	2	0	0	1	0									
14 Placido Polanco, R (1.4) OBP: 0.366, SLG: 0.386	G5-3		L4				F9		BB	4	0	0	0	1	1	1									
3 Gary Sheffield, R (1.10) OBP: 0.370, SLG: 0.414	G5-3		30 HR				P2		F9	4	2	1	0	1	0	1									
30 Magglio Ordonez, R (1.9) OBP: 0.431, SLG: 0.657		G5-3	1-H				FC6-4		F8	5	1	2	3	0	1	2									
9 Carlos Guillen, S (1.6) OBP: 0.399, SLG: 0.500	G5-3	G6-3	3-H				FC6-4		F8	4	0	0	0	0	0	2									
Ivan Rodriguez, R (1.2) OBP: 0.289, SLG: 0.370	WP						L9		1B	4	1	3	1	0	0	0									
Craig Monroe, R (1.7) OBP: 0.288, SLG: 0.454	K						P3		2B	4	1	1	1	0	2	2									
33 Marcus Thames, R (1.3) OBP: 0.273, SLG: 0.440			K				L5		1B	3	0	0	0	0	1	1									
Sean Casey, L (6.3) OBP: 0.236, SLG: 0.298							L8		1B	1	0	1	1	0	0	0									
15 Brandon Inge, R (1.5) OBP: 0.303, SLG: 0.397			HR				G5-3		K	4	1	2	1	0	1	1									
Inning Stats	R: 0 E: 0 K: 0 S: 8	H: 0 LOB: 0 BB: 0 P: 8	R: 0 E: 0 K: 1 S: 9	H: 1 LOB: 1 BB: 0 P: 14	R: 4 E: 0 K: 1 S: 16	H: 4 LOB: 0 BB: 0 P: 25	R: 0 E: 0 K: 0 S: 8	H: 3 LOB: 2 BB: 0 P: 12	R: 0 E: 0 K: 1 S: 15	H: 1 LOB: 1 BB: 0 P: 21	R: 0 E: 0 K: 1 S: 8	H: 0 LOB: 0 BB: 0 P: 10	R: 0 E: 0 K: 0 S: 7	H: 0 LOB: 0 BB: 0 P: 10	R: 3 E: 0 K: 1 S: 17	H: 3 LOB: 1 BB: 1 P: 28	R: 0 E: 0 K: 2 S: 12	H: 0 LOB: 1 BB: 1 P: 24	1B: 9 2B: 1 3B: 0 HR: 2	SF: 0 SAC: 0 DP: 0 HBP: 0	WP: 1 PB: 0 SB: 1 CS: 0	PA: 40			
PITCHER	IP	WLS	BF	H	R	ER	SO	BB	IBB	HBP	BLK	WP	HR	S	P	ERA	WHIP								
49 Tim Wakefield, R (1.1) ERA: 2.41	7.0	L	30	9	5	5	4	1	0	0	0	1	2	72	105	6.43	1.429								
53 Brendan Donnelly, R (8.1) ERA: 2.61	0.2		5	3	2	2	0	0	0	0	0	0	0	13	20	27.00	4.500								
39 Kyle Snyder, R (8.1) ERA: 1.98	1.1		5	0	0	0	3	1	0	0	0	0	0	15	27	0.00	0.750								

Detroit Tigers @ Boston Red Sox
Fenway Park, Boston, MA
Tue May 15 2007, 7:05 PM EDT
Att: 37,031 - Cloudy - 80 F


AB 38
R 7
H 12
RBI 7
BB 2
SO 7
LOB 10



Batter	1	2	3	4	5	6	7	8	9	AB	R	H	RBI	BB	SO	LOB	BOTTOM								
23 Julio Lugo, R (1.6) OBP: 0.321, SLG: 0.371	F8		G4-3				K		G1-3	4	0	0	0	0	1	0									
20 Kevin Youkilis, R (1.3) OBP: 0.429, SLG: 0.486	1B		G4-3				F7		HR	4	2	2	1	0	0	0									
34 David Ortiz, L (1.10) OBP: 0.428, SLG: 0.611	K		L9				WP		G3	4	0	1	0	0	1	1									
Manny Ramirez, R (1.7) OBP: 0.345, SLG: 0.404	1B						P5		G6-3	4	0	1	0	0	1	1									
7 J.D. Drew, L (1.9) OBP: 0.355, SLG: 0.358	1B						K		1B	3	0	1	1	0	1	1									
12 Eric Hinske, L (8.9) OBP: 0.349, SLG: 0.353	1B						F8		2B	1	0	1	0	0	0	0									
25 Mike Lowell, R (1.5) OBP: 0.377, SLG: 0.537	FC5						1B		K	4	0	1	0	0	1	3									
Coco Crisp, S (1.8) OBP: 0.282, SLG: 0.314		F7					K		G4-3	4	0	1	0	0	1	1									
28 Doug Mirabeli, R (1.2) OBP: 0.290, SLG: 0.483		F9					F8		1B	4	0	0	0	0	1	2									
13 Alex Cora, L (1.4) OBP: 0.436, SLG: 0.667		G6-3					G4-3		K	3	0	0	0	0	1	0									
Inning Stats	R: 1 E: 0 K: 1 S: 14	H: 3 LOB: 2 BB: 0 P: 21	R: 0 E: 0 K: 0 S: 6	H: 0 LOB: 0 BB: 0 P: 8	R: 0 E: 0 K: 0 S: 8	H: 0 LOB: 0 BB: 0 P: 12	R: 0 E: 0 K: 2 S: 14	H: 1 LOB: 1 BB: 0 P: 25	R: 0 E: 0 K: 1 S: 8	H: 0 LOB: 0 BB: 0 P: 9	R: 0 E: 0 K: 1 S: 12	H: 1 LOB: 1 BB: 0 P: 19	R: 0 E: 0 K: 1 S: 10	H: 0 LOB: 0 BB: 0 P: 14	R: 1 E: 0 K: 1 S: 10	H: 1 LOB: 0 BB: 0 P: 17	R: 0 E: 0 K: 1 S: 12	H: 2 LOB: 2 BB: 0 P: 17	1B: 5 2B: 2 3B: 0 HR: 1	SF: 0 SAC: 0 DP: 0 HBP: 0	WP: 1 PB: 0 SB: 0 CS: 0	PA: 35			
PITCHER	IP	WLS	BF	H	R	ER	SO	BB	IBB	HBP	BLK	WP	HR	S	P	ERA	WHIP								
35 Justin Verlander, R (1.1) ERA: 2.76	7.2	W	29	6	2	2	7	0	0	0	0	0	0	0	0	0	0.783								
56 Fernando Rodney, R (8.1) ERA: 4.74	1.1		6	2	0	0	1	0	0	0	0	0	0	15	22	0.00	1.500								


Detroit Tigers @ Boston Red Sox
Fenway Park, Boston, MA
Tue May 15 2007, 7:05 PM EDT
Att: 37,031 - Cloudy - 80 F

AB 35
R 2
H 8
RBI 2
BB 0
SO 8
LOB 9



Batter	1	2	3	4	5	6	7	8	9	AB	R	H	RBI	BB	SO	LOB	TOP				
28 Curtis Granderson, L (1, 8) OBP: 0.331, SLG: 0.565	1-1 F7		2-2 F9		0-3 K		2-3 K			4	0	0	0	0	2	3	Detroit Tigers @ Boston Red Sox Fenway Park, Boston, MA Thu May 17 2007, 12:35 PM EDT Att: 36,767 - Cloudy - 47 F				
14 Placido Polanco, R (1, 4) OBP: 0.369, SLG: 0.385	1-1 G6-3		4-0 FC6-4 1-2 BB		1-0 BB			0-2 F9		3	0	1	1	1	0	0					
3 Gary Sheffield, R (1, 10) OBP: 0.373, SLG: 0.412	0-1 BB		3-1 FC6-4 1-2		4-2 BB			2-3 K		3	0	1	0	1	1	2					
30 Magglio Ordonez, R (1, 9) OBP: 0.421, SLG: 0.638	1-0 F8			0-1 F9	1-0 F8			2-2 P3		4	0	0	0	0	0	4					
9 Carlos Guillen, S (1, 6) OBP: 0.395, SLG: 0.493		0-1 P5		1-2 G6-4-3 1B		2-0 G4-3			0-3 K	4	0	1	0	0	1	0					
Ivan Rodriguez, R (1, 2) OBP: 0.282, SLG: 0.359		0-1 G6-3		1-0 G6-4-3 1-2		1-0 P6			0-3 K	4	0	0	0	0	1	1					
Sean Casey, L (1, 3) OBP: 0.287, SLG: 0.288		3-2 F8			1-1 G3-1	0-0 L6			2-2 G6-3	4	0	0	0	0	0	0					
Craig Monroe, R (1, 7) OBP: 0.289, SLG: 0.447			2-1 G3		4-2 BB 15 1B				2-0 G5-3	2	1	0	0	1	0	0					
15 Brandon Inge, R (1, 5) OBP: 0.310, SLG: 0.398			4-1 BB 14		1-2 BB 3 14 1B				2-3 K	2	0	1	0	1	1	0					
Inning Stats	R: 0 H: 1 E: 0 K: 0 S: 7	H: 1 LOB: 1 BB: 0 P: 10	R: 0 H: 0 E: 0 K: 0 S: 9	H: 0 LOB: 0 BB: 0 P: 12	R: 0 H: 0 E: 0 K: 0 S: 10	H: 0 LOB: 2 BB: 2 P: 25	R: 0 H: 1 E: 0 K: 0 S: 6	H: 0 LOB: 0 BB: 0 P: 8	R: 1 H: 2 E: 0 K: 1 S: 18	H: 2 LOB: 3 BB: 2 P: 30	R: 0 H: 0 E: 0 K: 0 S: 3	H: 0 LOB: 0 BB: 0 P: 6	R: 0 H: 0 E: 0 K: 2 S: 7	H: 0 LOB: 0 BB: 0 P: 13	R: 0 H: 0 E: 0 K: 1 S: 9	H: 0 LOB: 0 BB: 0 P: 13		1B: 4 2B: 0 3B: 0 HR: 0	SF: 0 SAC: 0 DP: 1 HBP: 0	WP: 0 PB: 0 SB: 0 CS: 0	PA: 34
PITCHER	IP	WLS	BF	H	R	ER	SO	BB	IBB	HBP	BLK	WP	HR	S	P	ERA	WHIP				
51 Julian Tavaroz, R (1, 1) ERA: 3.59	7.0	W	28	4	1	1	3	4	0	0	0	0	0	60	104	1.29	1.143				
37 Hideki Okajima, L (8, 1) ERA: 0.46	1.0	H	3	0	0	0	1	0	0	0	0	0	0	9	13	0.00	0.000				
58 Jonathan Papelbon, R (9, 1) ERA: 1.26	1.0	S	3	0	0	0	2	0	0	0	0	0	0	11	13	0.00	0.000				

AB	30
R	1
H	4
RBI	1
BB	4
SO	6
LOB	10



Batter	1	2	3	4	5	6	7	8	9	AB	R	H	RBI	BB	SO	LOB	BOTTOM				
23 Julio Lugo, R (1, 6) OBP: 0.314, SLG: 0.361	0-2 G5-3		1-1 E6 20 1B G4-3		0-1 G5-3		2-3 K			4	1	0	0	0	1	0	Detroit Tigers @ Boston Red Sox Fenway Park, Boston, MA Thu May 17 2007, 12:35 PM EDT Att: 36,767 - Cloudy - 47 F				
Coco Crisp, S (1, 8) OBP: 0.281, SLG: 0.312	3-2 BB 34 G6-3 1B		3-2 G4-3		2-1 F7		2-3 K			4	1	1	0	0	1	1					
34 David Ortiz, L (1, 10) OBP: 0.424, SLG: 0.599	2-1 G6-3		4-1 BB 20 1B		2-1 G4-3			2-3 K		3	0	0	0	1	1	1					
Manny Ramirez, R (1, 7) OBP: 0.349, SLG: 0.407	1-0 BB 20 1B 3-H 1B		0-3 K			3-2 BB 28 WP 25 1B 1B		3-2 P6		4	0	2	1	0	1	2					
20 Kevin Youkilis, R (1, 3) OBP: 0.431, SLG: 0.486	1-2 BB 1B		1-2 BB 1B		1-2 BB 1B		0-3 K		1-2 P3	4	0	2	1	0	1	1					
25 Mike Lowell, R (1, 5) OBP: 0.376, SLG: 0.532	2-2 P5		1-1 P4			1-1 BB 28 WP 1B				3	0	1	0	0	0	4					
12 Eric Hinske, L (1, 9) Wily Mo Peña, R (6, PH) ERA: 7.9		1-3 K		1-0 F7		2-3 K				2	0	0	0	0	1	0					
28 Doug Mirabeli, R (1, 2) OBP: 0.265, SLG: 0.438		2-2 F8		2-2 L1		3-3 K				3	0	0	0	0	1	2					
13 Alex Cora, L (1, 4) OBP: 0.414, SLG: 0.630		2-0 F8		1-2 L8		1-2 K				3	0	0	0	0	0	0					
Inning Stats	R: 1 H: 3 E: 0 K: 0 S: 17	H: 3 LOB: 2 BB: 0 P: 26	R: 0 H: 0 E: 0 K: 1 S: 7	H: 0 LOB: 0 BB: 0 P: 12	R: 1 H: 1 E: 1 K: 1 S: 16	H: 1 LOB: 1 BB: 1 P: 26	R: 0 H: 0 E: 0 K: 0 S: 9	H: 0 LOB: 0 BB: 0 P: 13	R: 0 H: 2 E: 0 K: 3 S: 15	H: 2 LOB: 2 BB: 0 P: 24	R: 0 H: 0 E: 0 K: 2 S: 9	H: 0 LOB: 0 BB: 0 P: 13	R: 0 H: 0 E: 0 K: 1 S: 12	H: 0 LOB: 0 BB: 0 P: 18	1B: 6 2B: 0 3B: 0 HR: 0	SF: 0 SAC: 0 DP: 0 HBP: 0		WP: 1 PB: 0 SB: 0 CS: 0	PA: 32		
PITCHER	IP	WLS	BF	H	R	ER	SO	BB	IBB	HBP	BLK	WP	HR	S	P	ERA	WHIP				
31 Zach Miner, R (1, 1) ERA: 1.69	5.1	L	24	6	2	1	3	1	0	0	0	0	0	63	99	1.69	1.312				
34 Tim Byrdak, L (6, 1) ERA: 11.57	2.0		6	0	0	0	5	0	0	0	0	1	0	19	30	0.00	0.000				
Jose Mesa, R (8, 1) ERA: 11.57	0.2		2	0	0	0	0	0	0	0	0	0	0	9	13	0.00	0.000				


AB	31
R	2
H	6
RBI	2
BB	1
SO	8
LOB	13



Batter	1	2	3	4	5	6	7	8	9	AB	R	H	RBI	BB	SO	LOB	TOP										
28 Curtis Granderson, L (1, 8) OBP: 0.341, SLG: 0.590 20 Omar Infante, R (8, PH) OBP: 0.314, SLG: 0.400	0-0 30 BB 2B	4-1 14 BB BB		3-3 K		1-0 2B		1-0 G4-6-3		3	0	2	0	1	1	0											
14 Placido Polanco, R (1, 4) OBP: 0.382, SLG: 0.392	2-2 30 BB HBP	4-0 3 FC5-4 BB		2-2 2B		4-1 BB		2-1 F8		2	0	1	0	2	0	0											
3 Gary Sheffield, R (1, 10) OBP: 0.362, SLG: 0.397	1-3 K	0-1 FC5-4		1-1 P2		0-2 F9		2-2 G5-3		5	0	0	0	0	1	8											
30 Magglio Ordonez, R (1, 9) OBP: 0.420, SLG: 0.634	4-2 1-2 2-3 BB		2-1 9 2B	0-2 F8		2-2 G4-3		3-2 G5-3		4	1	1	0	1	0	3											
9 Carlos Guillen, S (1, 6) OBP: 0.398, SLG: 0.507	3-2 K		0-2 G6-3 2H 2B		0-0 L9 33 2B		0-1 F9			4	0	2	1	0	1	3											
Sean Casey, L (1, 3) OBP: 0.276, SLG: 0.279	2-1 F9		1-1 G6-3		0-1 L9		2-0 G4-3			4	0	0	0	0	0	5											
33 Marcus Thames, R (1, 7) OBP: 0.254, SLG: 0.407		2-2 P3	0-3 K		1-1 FC5-2-5-1-6-3		0-3 K			4	0	0	0	0	2	2											
Mike Rabelo, S (1, 2) OBP: 0.243, SLG: 0.333	0-2 14 BB 2B	0-1 G3-1		1-0 L9		0-1 20 G4-6-3 1B				4	0	2	0	0	0	2											
15 Brandon Inge, R (1, 5) OBP: 0.309, SLG: 0.417	1-3 K		0-0 HR		3-3 K		1-3 K			4	1	1	1	0	3	2											
Inning Stats	R: 0 E: 0 K: 2 S: 18	H: 1 LOB: 3 BB: 1 P: 30	R: 0 E: 0 K: 1 S: 14	H: 1 LOB: 3 BB: 2 P: 25	R: 1 E: 0 K: 1 S: 12	H: 2 LOB: 1 BB: 0 P: 15	R: 1 E: 0 K: 1 S: 12	H: 2 LOB: 1 BB: 0 P: 18	R: 0 E: 0 K: 0 S: 6	H: 1 LOB: 2 BB: 1 P: 8	R: 0 E: 0 K: 1 S: 7	H: 0 LOB: 0 BB: 0 P: 9	R: 0 E: 0 K: 1 S: 6	H: 1 LOB: 0 BB: 0 P: 8	R: 0 E: 0 K: 0 S: 8	H: 0 LOB: 0 BB: 0 P: 15	1B: 1 2B: 7 3B: 0 HR: 1	SF: 0 SAC: 0 DP: 1 HBP: 1	WP: 0 PB: 0 SB: 0 CS: 0	PA: 40							
PITCHER	IP	WLS	BF	H	R	ER	SO	BB	IBB	HBP	BLK	WP	HR	S	P	ERA	WHIP										
38 Curt Schilling, R (1, 1) ERA: 3.97	6.0		31	8	2	2	6	4	0	1	0	0	1	74	118	3.00	2.000										
53 Brendan Donnelly, R (7, 1) ERA: 2.31	1.1	W	5	1	0	0	2	0	0	0	0	0	0	12	15	0.00	0.750										
48 Javier López, L (8, 1) ERA:	0.2	H	1	0	0	0	0	0	0	0	0	0	0	1	2	0.00	0.000										
37 Hideki Okajima, L (9, 1) ERA: 0.44	1.0	S	3	0	0	0	0	0	0	0	0	0	0	8	15	0.00	0.000										

Detroit Tigers @ Boston Red Sox
 Fenway Park, Boston, MA
 Thu May 17 2007, 7:05 PM EDT
 Att: 37,006 - Cloudy - 46 F


AB 35
 R 2
 H 9
 RBI 2
 BB 4
 SO 8
 LOB 26



Batter	1	2	3	4	5	6	7	8	9	AB	R	H	RBI	BB	SO	LOB	BOTTOM										
Coco Crisp, S (1, 8) OBP: 0.286, SLG: 0.310	2-0 13 G3 20 1B 1B	1-2 F8		0-0 F7		4-2 13 1B BB		0-0 B1-3		4	1	1	0	1	0	3											
13 Alex Cora, L (1, 6) OBP: 0.413, SLG: 0.603	3-1 SAFE G3	4-1 BB		2-2 FC6-4		1-2 BB		1-2 G4-3		4	0	1	1	1	0	2											
20 Kevin Youkilis, R (1, 3) OBP: 0.424, SLG: 0.476	2-2 25 FB 1B	1-2 P4		2-2 F7		2-1 F9		0-0 F9		5	0	1	1	0	0	6											
Manny Ramirez, R (1, 10) OBP: 0.341, SLG: 0.396	2-3 SAFE K		2-3 K		1-3 K		2-0 L9			4	0	0	0	0	3	1											
25 Mike Lowell, R (1, 5) OBP: 0.379, SLG: 0.528	4-1 BB		0-0 F8		1-2 G5-3		1-1 FC5-4 1B			3	0	1	0	1	0	0											
Jason Varitek, S (1, 2) OBP: 0.380, SLG: 0.409	1-2 G4-3		3-1 1B		1-1 F8		1-1 FC5-4 12 HR			4	1	1	0	0	0	3											
12 Eric Hinske, L (1, 9) OBP: 0.327, SLG: 0.400		0-2 G4-3	0-0 G5-3		2-2 E5 BB 13 1B		1 SAFE 1 SAFE HR			4	2	1	2	0	0	1											
Wily Mo Peña, R (1, 7) OBP: 0.353, SLG: 0.432	4-2 13 BB 15 BB BB		0-3 K		4-1 13 1B BB		4-2 BB			1	0	0	0	3	1	0											
15 Dustin Pedroia, R (1, 4) OBP: 0.356, SLG: 0.356	4-1 SAFE BB		1-2 13 BB FC6-4 HBP		1-2 F4		0-2 P6			2	0	0	0	1	0	3											
Inning Stats	R: 1 E: 0 K: 1 S: 15	H: 2 LOB: 2 BB: 1 P: 28	R: 0 E: 0 K: 0 S: 14	H: 0 LOB: 3 BB: 3 P: 28	R: 0 E: 0 K: 1 S: 7	H: 1 LOB: 1 BB: 0 P: 12	R: 0 E: 0 K: 1 S: 9	H: 0 LOB: 1 BB: 0 P: 12	R: 0 E: 0 K: 0 S: 12	H: 0 LOB: 0 BB: 0 P: 16	R: 1 E: 1 K: 0 S: 19	H: 1 LOB: 3 BB: 2 P: 34	R: 2 E: 0 K: 0 S: 11	H: 2 LOB: 1 BB: 1 P: 21	R: 0 E: 0 K: 0 S: 5	H: 0 LOB: 0 BB: 0 P: 6	1B: 5 2B: 0 3B: 0 HR: 1	SF: 0 SAC: 0 DP: 0 HBP: 1	WP: 0 PB: 1 SB: 1 CS: 0	PA: 39							
PITCHER	IP	WLS	BF	H	R	ER	SO	BB	IBB	HBP	BLK	WP	HR	S	P	ERA	WHIP										
Chad Durbin, R (1, 1) ERA: 4.67	5.1		26	3	2	1	4	5	0	1	0	0	0	63	109	1.69	1.500										
Wilfredo Ledezma, L (6, 1) ERA: 5.14	1.2	L	10	3	2	2	0	2	0	0	0	0	1	24	42	10.80	3.000										
59 Todd Jones, R (8, 1) ERA: 2.37	1.0		3	0	0	0	0	0	0	0	0	0	0	5	6	0.00	0.000										

Detroit Tigers @ Boston Red Sox
 Fenway Park, Boston, MA
 Thu May 17 2007, 7:05 PM EDT
 Att: 37,006 - Cloudy - 46 F

AB 31
 R 4
 H 6
 RBI 4
 BB 7
 SO 4
 LOB 19



Batter	1	2	3	4	5	6	7	8	9	AB	R	H	RBI	BB	SO	LOB	TOP										
So Taguchi, R OBP: 0.308, SLG: 0.339 (1, 8)	1-2 P4	1-1 F9			1-2 F7		1-0 16 2B	1-0 F8		5	1	1	0	0	0	2											
16 Chris Duncan, L OBP: 0.399, SLG: 0.489 (1, 10)	1-3 K		3-3 K		0-2 F8		1-0 5 1B		2-3 K	5	1	1	1	0	3	0											
5 Albert Pujols, R OBP: 0.359, SLG: 0.449 (1, 3)	1-1 27 WP		0-1 27 F9		4-2 43 FC5-4		1-1 43 PB		1-2 HR	4	1	4	2	1	0	0											
43 Juan Encarnacion, R OBP: 0.353, SLG: 0.313 (1, 9)	1-0 27 WP		3-2 27 F9		0-0 FC5-4		1-1 P3		2-1 G4-3	4	0	1	0	0	0	2											
27 Scott Rolen, R OBP: 0.299, SLG: 0.331 (1, 5)	4-1 27 WP		2-0 F9				1-0 G3		2-2 1B	1	0	0	0	2	0	2											
26 Scott Spiezio, S OBP: 0.355, SLG: 0.333 (7, PH)	1-2 2-3 BB		2-3 F9				4-2 47 FC6-4		2-2 1B	2	0	1	0	0	0	1											
47 Ryan Ludwick, R OBP: 0.250, SLG: 0.257 (1, 7)	1-2 P4		0-0 G4-3				0-0 FC6-4		0-3 K	5	0	1	0	0	1	7											
4 Yadier Molina, R OBP: 0.354, SLG: 0.347 (1, 2)		0-0 SH1-3		0-0 G6-3		1-0 L9		0-0 FC6-4		3	0	1	0	0	0	1											
Gary Bennett, R OBP: 0.263, SLG: 0.250 (6, 2)		1-0 SH1-3		2-1 G4-3		0-0 F9		2-3 K		1	1	0	0	0	0	1											
Aaron Miles, S OBP: 0.263, SLG: 0.268 (1, 4)		2-3 G6-3		1-2 L9				1-3 K		3	0	0	0	0	1	2											
22 David Eckstein, R OBP: 0.309, SLG: 0.278 (1, 6)		0-1 G6-3		1-2 L9				0-1 P6		4	0	1	1	0	0	1											
Inning Stats	R: 0 E: 0 K: 1 S: 16	H: 2 LOB: 3 BB: 1 P: 25	R: 0 E: 0 K: 0 S: 6	H: 1 LOB: 1 BB: 0 P: 8	R: 0 E: 0 K: 1 S: 9	H: 1 LOB: 2 BB: 0 P: 17	R: 0 E: 0 K: 0 S: 6	H: 0 LOB: 0 BB: 0 P: 9	R: 0 E: 0 K: 0 S: 14	H: 0 LOB: 1 BB: 1 P: 16	R: 2 E: 0 K: 0 S: 9	H: 3 LOB: 1 BB: 0 P: 14	R: 1 E: 1 K: 1 S: 11	H: 2 LOB: 1 BB: 0 P: 15	R: 1 E: 0 K: 2 S: 16	H: 2 LOB: 1 BB: 0 P: 23	1B: 7 2B: 3 3B: 0 HR: 1	SF: 0 SAC: 1 DP: 0 HBP: 1	WP: 1 PB: 1 SB: 0 CS: 0	PA: 42							
PITCHER	IP	WLS	BF	H	R	ER	SO	BB	IBB	HBP	BLK	WP	HR	S	P	ERA	WHIP										
48 Andrew Miller, L ERA: 3.27	(1, 1)	6.0	W	26	4	0	0	2	3	0	1	0	0	62	94	0.00	1.167										
Jason Grilli, R ERA: 7.36	(7, 1)	2.0		11	5	3	2	1	0	0	0	0	0	20	29	9.00	2.500										
44 Bobby Seay, L ERA: 5.54	(9, 1)	1.0		5	2	1	1	2	0	0	0	0	1	16	23	9.00	2.000										

St. Louis Cardinals @ Detroit Tigers
Comerica Park, Detroit, MI
Fri May 18 2007, 7:05 PM EDT
Att. 40,816 - Clear - 63 F

AB 37
R 4
H 11
RBI 4
BB 3
SO 5
LOB 19



Batter	1	2	3	4	5	6	7	8	9	AB	R	H	RBI	BB	SO	LOB	BOTTOM											
28 Curtis Granderson, L OBP: 0.335, SLG: 0.568 (1, 8)	2-2 G3	1-2 G3		1-2 SF8	1-0 14 2B	0-1 F8		0-3 K		5	1	1	3	0	1	4												
14 Placido Polanco, R OBP: 0.390, SLG: 0.420 (1, 4)	3-1 3 HR		0-0 G4-3	3-H 2-H 2-H	2-0 3 1B	0-1 G5-3				4	2	3	3	0	0	0												
8 Neftali Perez, S OBP: 0.208, SLG: 0.375 (6, PH)	7-4 2B		2-2 G5-3	2-H 2B	1-1 G2-3	0-1 9 F9				1	0	0	0	0	0	1												
3 Gary Sheffield, R OBP: 0.363, SLG: 0.418 (1, 10)	0-0 2-H HR		2-2 G5-3	1-1 G2-3	0-1 30 1B					5	2	2	3	0	0	1												
30 Magglio Ordonez, R OBP: 0.428, SLG: 0.658 (1, 9)	0-1 F9		1-1 HR							4	3	3	1	0	0	0												
20 Omar Infante, R OBP: 0.306, SLG: 0.389 (7, PH)	8-9 1B		2-2 HR							1	0	0	0	0	0	0												
9 Carlos Guillen, S OBP: 0.404, SLG: 0.510 (1, 6)	3-3 K		2-2 1B							5	1	3	0	0	1	2												
Ivan Rodriguez, R OBP: 0.297, SLG: 0.363 (1, 2)		1-2 G4-3	1-0 P6							4	0	1	2	1	0	2												
Sean Casey, L OBP: 0.297, SLG: 0.299 (1, 3)		1-2 BB		2-1 15 G3	2-3 28 SF8					5	2	4	2	0	0	1												
Craig Monroe, R OBP: 0.293, SLG: 0.437 (1, 7)		4-2 BB		4-0 14 2B	1-0 15 G3	0-3 FC5-2				3	2	0	0	2	1	3												
15 Brandon Inge, R OBP: 0.318, SLG: 0.422 (1, 5)		1-1 F8		1-1 G3	4-1 28 1B					3	1	1	0	2	0	4												
Inning Stats	R: 2 E: 0 K: 1 S: 11	H: 2 LOB: 0 BB: 0 P: 19	R: 0 E: 0 K: 0 S: 15	H: 1 LOB: 1 BB: 1 P: 23	R: 1 E: 0 K: 0 S: 10	H: 2 LOB: 1 BB: 0 P: 16	R: 2 E: 0 K: 0 S: 14	H: 2 LOB: 1 BB: 1 P: 25	R: 2 E: 0 K: 0 S: 23	H: 8 LOB: 1 BB: 2 P: 44	R: 0 E: 0 K: 1 S: 9	H: 0 LOB: 1 BB: 1 P: 13	R: 0 E: 0 K: 0 S: 7	H: 1 LOB: 1 BB: 0 P: 11	R: 0 E: 0 K: 1 S: 11	H: 2 LOB: 1 BB: 0 P: 12	1B: 11 2B: 5 3B: 0 HR: 2	SF: 1 SAC: 0 DP: 1 HBP: 0	WP: 0 PB: 0 SB: 0 CS: 0	PA: 46								
PITCHER	IP	WLS	BF	H	R	ER	SO	BB	IBB	HBP	BLK	WP	HR	S	P	ERA	WHIP											
41 Braden Looper, R ERA: 3.27	(1, 1)	4.0	L	23	9	7	7	1	2	0	0	0	0	11	25	135.00	21.000											
56 Kelvin Jimenez, R ERA: 8.71	(5, 1)	0.1		8	5	5	5	0	2	0	0	0	0	0	11	25	135.00	21.000										
36 Russ Springer, R ERA: 2.03	(5, 1)	0.2		3	1	2	2	0	0	0	0	0	0	8	12	27.00	1.500											
Tyler Johnson, L ERA: 0.59	(6, 1)	1.0		4	0	0	0	1	1	0	0	0	0	9	13	0.00	1.000											
31 Ryan Franklin, R ERA: 1.0	(7, 1)	1.0		4	1	0	0	0	0	0	0	0	0	7	11	0.00	1.000											

St. Louis Cardinals @ Detroit Tigers
Comerica Park, Detroit, MI
Fri May 18 2007, 7:05 PM EDT
Att. 40,816 - Clear - 63 F

AB 40
R 14
H 18
RBI 14
BB 5
SO 3
LOB 18



Batter	1	2	3	4	5	6	7	8	9	AB	R	H	RBI	BB	SO	LOB	TOP					
So Taguchi, R OBP: 0.300, SLG: 0.328 Aaron Miles, S OBP: 0.273, SLG: 0.278	G5-3		G4-3	F8		G6-3	CS		26 2B	5	0	1	1	0	0	3						
26 Scott Spiezio, S OBP: 0.378, SLG: 0.375	G3		K				CS			6	1	4	2	0	1	0						
5 Albert Pujols, R OBP: 0.369, SLG: 0.447										3	0	1	0	3	1	2						
27 Scott Rolen, R OBP: 0.301, SLG: 0.320	F8		F8							4	0	0	0	2	0	6						
43 Juan Encarnacion, R OBP: 0.273, SLG: 0.238		G5-3		G5-3	P2	F9				5	0	0	0	0	0	6						
15 Jim Edmonds, L OBP: 0.295, SLG: 0.284										4	1	2	0	1	1	3						
4 Yadier Molina, R OBP: 0.356, SLG: 0.358		FC6								5	1	2	2	0	0	2						
7 Adam Kennedy, L OBP: 0.295, SLG: 0.319										3	3	1	0	2	1	3						
22 David Eckstein, R OBP: 0.322, SLG: 0.292 16 Chris Duncan, L OBP: 0.367, SLG: 0.465			K							4	1	3	1	0	1	2						
										1	0	0	0	0	0	2						
Inning Stats	R: 0 E: 0 K: 0 S: 10	H: 0 LOB: 1 BB: 1 P: 19	R: 0 E: 1 K: 1 S: 14	H: 1 LOB: 2 BB: 0 P: 17	R: 0 E: 0 K: 1 S: 10	H: 0 LOB: 1 BB: 1 P: 16	R: 1 E: 0 K: 1 S: 14	H: 2 LOB: 2 BB: 1 P: 23	R: 1 E: 0 K: 0 S: 17	H: 3 LOB: 2 BB: 1 P: 25	R: 2 E: 0 K: 1 S: 16	H: 2 LOB: 2 BB: 2 P: 30	R: 1 E: 0 K: 1 S: 13	H: 3 LOB: 1 BB: 0 P: 22	R: 0 E: 0 K: 0 S: 8	H: 1 LOB: 1 BB: 0 P: 13	R: 2 E: 0 K: 0 S: 16	H: 3 LOB: 3 BB: 2 P: 29	1B: 12 2B: 3 3B: 0 HR: 0	SF: 0 SAC: 0 DP: 0 HBP: 0	WP: 2 PB: 0 SB: 0 CS: 1	PA: 50
PITCHER	IP	WLS	BF	H	R	ER	SO	BB	IBB	HBP	BLK	WP	HR	S	P	ERA	WHIP					
29 Nate Robertson, L ERA: 3.62	5.0	W	25	6	2	2	3	4	0	0	0	0	0	65	100	3.60	2.000					
Wilfredo Ledezma, L ERA: 5.91	0.1		4	2	2	2	0	1	0	0	0	1	0	11	16	54.00	9.000					
34 Tim Byrdak, L ERA: 1.69	1.1	H	8	3	1	1	2	1	0	0	0	1	0	17	34	6.75	3.000					
56 Fernando Rodney, R ERA: 4.43	1.1	H	4	1	0	0	0	0	0	0	0	0	0	9	15	0.00	0.750					
59 Todd Jones, R ERA: 3.15	1.0	S	8	3	2	2	0	1	1	0	0	0	0	16	29	18.00	4.000					

St. Louis Cardinals @ Detroit Tigers
Comerica Park, Detroit, MI
Sat May 19 2007, 7:05 PM EDT
Att: 42,625 - Cloudy - 67 F

AB 41
R 7
H 15
RBI 7
BB 8
SO 5
LOB 29



Batter	1	2	3	4	5	6	7	8	9	AB	R	H	RBI	BB	SO	LOB	BOTTOM					
28 Curtis Granderson, L OBP: 0.339, SLG: 0.572	30 2B			G3		G3				4	1	2	1	0	0	1						
14 Placido Polanco, R OBP: 0.381, SLG: 0.410	F9			G4-3						4	0	0	0	0	0	2						
3 Gary Sheffield, R OBP: 0.361, SLG: 0.433	K									4	1	1	1	0	1	1						
30 Magglio Ordonez, R OBP: 0.429, SLG: 0.660	9 1B									4	2	2	0	0	1	0						
9 Carlos Guillen, S OBP: 0.406, SLG: 0.510	FC6-4									4	1	2	2	0	1	0						
Ivan Rodriguez, R OBP: 0.283, SLG: 0.393	FC6-4									4	2	2	3	0	0	1						
Sean Casey, L OBP: 0.303, SLG: 0.313										4	1	2	0	0	0	1						
Craig Monroe, R OBP: 0.285, SLG: 0.428										3	0	0	1	0	2	2						
15 Brandon Inge, R OBP: 0.316, SLG: 0.413										3	0	0	0	0	1	2						
Inning Stats	R: 2 E: 0 K: 1 S: 11	H: 3 LOB: 1 BB: 0 P: 17	R: 1 E: 0 K: 1 S: 12	H: 2 LOB: 1 BB: 0 P: 17	R: 3 E: 0 K: 0 S: 15	H: 3 LOB: 0 BB: 0 P: 19	R: 0 E: 0 K: 0 S: 7	H: 0 LOB: 0 BB: 0 P: 11	R: 0 E: 0 K: 0 S: 5	H: 0 LOB: 0 BB: 0 P: 5	R: 1 E: 0 K: 0 S: 9	H: 1 LOB: 1 BB: 0 P: 15	R: 1 E: 0 K: 2 S: 13	H: 1 LOB: 0 BB: 0 P: 15	R: 0 E: 0 K: 2 S: 10	H: 1 LOB: 0 BB: 0 P: 14	1B: 5 2B: 4 3B: 0 HR: 2	SF: 1 SAC: 0 DP: 0 HBP: 1	WP: 1 PB: 0 SB: 0 CS: 0	PA: 36		
PITCHER	IP	WLS	BF	H	R	ER	SO	BB	IBB	HBP	BLK	WP	HR	S	P	ERA	WHIP					
23 Anthony Reyes, R ERA: 5.84	5.2	L	27	9	7	7	2	0	0	1	0	0	1	56	79	11.12	1.588					
34 Randy Flores, L ERA: 2.3	0.1		1	0	0	0	0	0	0	0	0	1	0	3	5	0.00	0.000					
37 Todd Wellemeyer, R ERA: 9.68	2.0		8	2	1	1	4	0	0	0	0	0	1	23	29	4.50	1.000					

St. Louis Cardinals @ Detroit Tigers
Comerica Park, Detroit, MI
Sat May 19 2007, 7:05 PM EDT
Att: 42,625 - Cloudy - 67 F

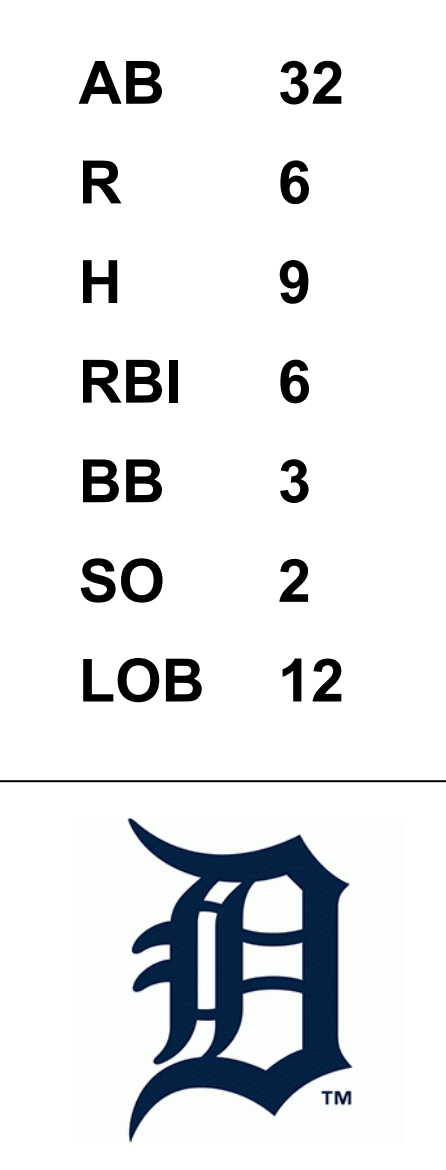
AB 34
R 8
H 11
RBI 8
BB 0
SO 6
LOB 10



Batter	1	2	3	4	5	6	7	8	9	AB	R	H	RBI	BB	SO	LOB	TOP				
7 Adam Kennedy, L (1,4) OBP: 0.294, SLG: 0.316	G5-3		1B			F8		F7		4	0	1	0	0	0	1	St. Louis Cardinals @ Detroit Tigers Comerica Park, Detroit, MI Sun May 20 2007, 1:05 PM EDT Att: 39,562 - Cloudy - 62 F				
26 Scott Spiezio, S (1,10) OBP: 0.390, SLG: 0.355	F8		K			L9		G3		4	0	0	0	0	1						
5 Albert Pujols, R (1,3) OBP: 0.372, SLG: 0.455	G6-3					F9		15 1B	2B	4	1	2	0	0	0						
15 Jim Edmonds, L (1,8) OBP: 0.293, SLG: 0.283		K				L9			1B	4	0	1	1	0	2	1					
27 Scott Rolen, R (1,5) OBP: 0.299, SLG: 0.318			F8			F9		P3		4	0	1	0	0	0	1					
16 Chris Duncan, L (1,7) OBP: 0.394, SLG: 0.500	G6-3					G3		K		4	1	1	1	0	1	2					
4 Yadier Molina, R (1,2) OBP: 0.355, SLG: 0.367			WP 22 G4-6-3	2B		P6		G6-3		3	1	1	0	0	0	0					
So Taguchi, R (1,9) OBP: 0.301, SLG: 0.318			2-3 22 G4-6-3	BB		G6-3		E6		2	0	0	0	0	1	0					
22 David Eckstein, R (1,6) OBP: 0.315, SLG: 0.286			1-2 3-H	G4-6-3		G5-3		F7		3	0	0	0	0	0	2					
Aaron Miles, S (8,6) OBP: 0.273, SLG: 0.278										0	0	0	0	0	0	0					
Inning Stats	R: 0 E: 0 K: 0 S: 6	H: 0 LOB: 0 BB: 0 P: 9	R: 0 E: 0 K: 1 S: 6	H: 1 LOB: 0 BB: 0 P: 10	R: 1 E: 1 K: 1 S: 12	H: 2 LOB: 1 BB: 1 P: 17	R: 0 E: 0 K: 1 S: 9	H: 1 LOB: 0 BB: 0 P: 13	R: 1 E: 0 K: 0 S: 18	H: 1 LOB: 0 BB: 0 P: 25	R: 0 E: 0 K: 0 S: 6	H: 0 LOB: 0 BB: 0 P: 7	R: 0 E: 1 K: 0 S: 11	H: 0 LOB: 1 BB: 0 P: 16	R: 1 E: 0 K: 1 S: 11	H: 2 LOB: 1 BB: 0 P: 16	1B: 4 2B: 3 3B: 0 HR: 1	SF: 0 SAC: 0 DP: 3 HBP: 0	WP: 1 PB: 0 SB: 0 CS: 1	PA: 33	
PITCHER	IP	WLS	BF	H	R	ER	SO	BB	IBB	HBP	BLK	WP	HR	S	P	ERA	WHIP				
35 Justin Verlander, R (1,1) ERA: 2.69	8.0	W	28	5	2	2	3	1	0	0	0	1	1	74	109	2.25	0.750				
56 Fernando Rodney, R (9,1) ERA: 4.71	0.2		4	2	1	1	0	0	0	0	0	0	0	8	11	13.50	3.000				
44 Bobby Seay, L (9,1) ERA: 5.4	0.1	S	1	0	0	0	1	0	0	0	0	0	0	3	5	0.00	0.000				

Batter	1	2	3	4	5	6	7	8	9	AB	R	H	RBI	BB	SO	LOB	BOTTOM				
28 Curtis Granderson, L (1,8) OBP: 0.343, SLG: 0.580	8 G6-3		BB			B2		P6		3	1	1	0	1	0	0	St. Louis Cardinals @ Detroit Tigers Comerica Park, Detroit, MI Sun May 20 2007, 1:05 PM EDT Att: 39,562 - Cloudy - 62 F				
8 Neifi Perez, S (1,4) OBP: 0.214, SLG: 0.393	G6-3		L8			G4-3		2B		4	0	1	1	0	0	1					
3 Gary Sheffield, R (1,9) OBP: 0.358, SLG: 0.429	3-H 1B		G5-3			G5-3		L8		4	0	1	0	0	0	2					
30 Magglio Ordonez, R (1,10) OBP: 0.425, SLG: 0.650	L9					F7		P4		4	1	1	0	0	0	2					
9 Carlos Guillen, S (1,6) OBP: 0.402, SLG: 0.510	G4-3		G3			F8		L9	2B	4	0	1	0	0	0	2					
Craig Monroe, R (1,7) OBP: 0.290, SLG: 0.421	G6-3		K			2B		G3-6-3	BB	2	1	0	0	2	1	0					
Sean Casey, L (1,3) OBP: 0.301, SLG: 0.319	F8					P4		L9		4	1	1	2	0	0	2					
Mike Rabelo, S (1,2) OBP: 0.268, SLG: 0.350	G4-3					15 HR		G3-6-3		4	1	2	1	0	0	2					
15 Brandon Inge, R (1,5) OBP: 0.317, SLG: 0.433			F9			HR		K		3	1	1	2	0	1	1					
Inning Stats	R: 1 E: 0 K: 0 S: 11	H: 2 LOB: 1 BB: 0 P: 16	R: 0 E: 0 K: 0 S: 7	H: 0 LOB: 0 BB: 0 P: 10	R: 0 E: 0 K: 1 S: 9	H: 0 LOB: 1 BB: 1 P: 19	R: 0 E: 0 K: 1 S: 7	H: 0 LOB: 0 BB: 0 P: 11	R: 2 E: 0 K: 0 S: 10	H: 2 LOB: 0 BB: 0 P: 16	R: 3 E: 0 K: 1 S: 16	H: 3 LOB: 1 BB: 1 P: 26	R: 0 E: 0 K: 0 S: 9	H: 1 LOB: 1 BB: 0 P: 14	R: 0 E: 0 K: 0 S: 6	H: 1 LOB: 1 BB: 1 P: 11		1B: 4 2B: 3 3B: 1 HR: 1	SF: 0 SAC: 0 DP: 1 HBP: 0	WP: 0 PB: 0 SB: 0 CS: 0	PA: 35
PITCHER	IP	WLS	BF	H	R	ER	SO	BB	IBB	HBP	BLK	WP	HR	S	P	ERA	WHIP				
48 Brad Thompson, R (1,1) ERA: 4.67	5.2	L	24	5	5	5	1	2	0	0	0	0	1	52	86	7.94	1.235				
Tyler Johnson, L (6,1) ERA: 1.15	0.1		3	2	1	1	1	0	0	0	0	0	0	8	12	27.00	6.000				
31 Ryan Franklin, R (7,1) ERA: 0.95	1.0		4	1	0	0	0	0	0	0	0	0	0	9	14	0.00	1.000				
44 Jason Istringhausen, R (8,1) ERA: 1.69	1.0		4	1	0	0	0	1	0	0	0	0	0	6	11	0.00	2.000				


AB	32
R	3
H	7
RBI	2
BB	1
SO	4
LOB	8



Batter	1	2	3	4	5	6	7	8	9	AB	R	H	RBI	BB	SO	LOB	TOP					
77 Reggie Willits, S OBP: 0.423, SLG: 0.383	P4		SH3-4		SF8		F8			2	0	0	1	0	0	0	Los Angeles Angels @ Detroit Tigers Comerica Park, Detroit, MI Tue May 22 2007, 7:05 PM EDT Att: 28,678 - Clear - 72 F					
Orlando Cabrera, R OBP: 0.354, SLG: 0.416	P3		HR		SF8			24 G4-3 27 1B		3	1	2	3	0	0	0						
27 Vladimir Guerrero, R OBP: 0.449, SLG: 0.631	K		G6-3		G4-3			24 G4-3 1B		4	0	1	0	0	1	0						
24 Gary Matthews, S OBP: 0.344, SLG: 0.448		K	G5-3		F8			G4-3		4	0	0	0	0	1	2						
39 Robb Quinlan, R OBP: 0.259, SLG: 0.453	K			F9		HR		F8		4	1	1	1	0	1	2						
Shea Hillenbrand, R OBP: 0.252, SLG: 0.289	2B			F8		G5-3		K		4	0	1	0	0	1	2						
32 Erick Aybar, S OBP: 0.303, SLG: 0.292	K			G6-3		CS BB				3	0	0	0	1	1	1						
Mike Napoli, R OBP: 0.327, SLG: 0.474			HR		CS BB			G6-3		3	2	2	1	1	0	0						
9 Chone Figgins, S OBP: 0.178, SLG: 0.188			HR 2B		E5 SF8 1B		L4-3	G6-3		4	2	2	0	0	0	1						
Inning Stats	R: 0 E: 0 K: 1 S: 10	H: 0 LOB: 0 BB: 0 P: 17	R: 0 E: 0 K: 3 S: 12	H: 1 LOB: 1 BB: 0 P: 20	R: 3 E: 0 K: 0 S: 11	H: 3 LOB: 0 BB: 0 P: 15	R: 0 E: 0 K: 0 S: 7	H: 0 LOB: 0 BB: 0 P: 12	R: 2 E: 1 K: 0 S: 8	H: 1 LOB: 0 BB: 1 P: 16	R: 1 E: 0 K: 0 S: 6	H: 1 LOB: 0 BB: 1 P: 15	R: 0 E: 0 K: 1 S: 15	H: 1 LOB: 2 BB: 0 P: 14	R: 0 E: 0 K: 1 S: 15	H: 2 LOB: 2 BB: 0 P: 21	R: 0 E: 0 K: 0 S: 5	H: 0 LOB: 0 BB: 0 P: 7	1B: 4 2B: 3 3B: 0 HR: 3	SF: 2 SAC: 1 DP: 1 HBP: 0	WP: 0 PB: 0 SB: 0 CS: 1	PA: 37
PITCHER	IP	WLS	BF	H	R	ER	SO	BB	IBB	HBP	BLK	WP	HR	S	P	ERA	WHIP					
Mike Maroth, L ERA: 4.94	(1, 1)	7.0	L	28	7	6	5	4	2	0	0	0	0	3	60	109	6.43	1.286				
Jason Grilli, R ERA: 6.99	(8, 1)	1.0		5	2	0	0	1	0	0	0	0	0	15	21	0.00	2.000					
Jose Mesa, R ERA: 10.13	(9, 1)	1.0		3	0	0	0	0	0	0	0	0	0	5	7	0.00	0.000					

Batter	1	2	3	4	5	6	7	8	9	AB	R	H	RBI	BB	SO	LOB	BOTTOM					
28 Curtis Granderson, L OBP: 0.333, SLG: 0.563	G4-3		G3-1		K		K		K	5	0	0	0	0	3	4	Los Angeles Angels @ Detroit Tigers Comerica Park, Detroit, MI Tue May 22 2007, 7:05 PM EDT Att: 28,678 - Clear - 72 F					
14 Placido Polanco, R OBP: 0.382, SLG: 0.415	L3		L7		2B		F7		30 BB 1B	5	0	2	1	0	0	1						
3 Gary Sheffield, R OBP: 0.354, SLG: 0.418	K		F7		BB		F7		F6	4	0	0	0	1	1	4						
30 Magglio Ordonez, R OBP: 0.430, SLG: 0.663		G3 G4-3 BB		HR	G5-3			K	1-2 2-3 3-H BB	3	1	1	2	2	1	2						
9 Carlos Guillen, S OBP: 0.397, SLG: 0.500	G4-3		E9 1B		F8		G5-3		L6	5	0	1	0	0	0	4						
Ivan Rodriguez, R OBP: 0.283, SLG: 0.390	G3		K		1B		G6-3			4	0	1	0	0	1	2						
Sean Casey, L OBP: 0.307, SLG: 0.314		BB BB		F7		F7			15 1B 14 1B BB	2	1	0	0	2	0	2						
Craig Monroe, R OBP: 0.296, SLG: 0.420		BB BB		P3		F8			14 1B 30 BB 15 1B 1B	3	1	1	0	1	0	2						
15 Brandon Inge, R OBP: 0.321, SLG: 0.434	L8		G5-3						30 BB 14 1B 1B	4	0	2	0	0	0	3						
Inning Stats	R: 0 E: 0 K: 1 S: 6	H: 0 LOB: 0 BB: 0 P: 8	R: 0 E: 0 K: 0 S: 21	H: 0 LOB: 3 BB: 3 P: 41	R: 0 E: 0 K: 0 S: 10	H: 0 LOB: 0 BB: 0 P: 15	R: 1 E: 1 K: 1 S: 12	H: 2 LOB: 1 BB: 0 P: 17	R: 0 E: 0 K: 1 S: 12	H: 1 LOB: 2 BB: 1 P: 20	R: 0 E: 0 K: 0 S: 9	H: 1 LOB: 1 BB: 0 P: 12	R: 0 E: 0 K: 1 S: 17	H: 1 LOB: 1 BB: 0 P: 24	R: 0 E: 0 K: 1 S: 5	H: 0 LOB: 0 BB: 0 P: 8	R: 2 E: 0 K: 1 S: 18	H: 3 LOB: 3 BB: 2 P: 29	1B: 6 2B: 1 3B: 0 HR: 1	SF: 0 SAC: 0 DP: 0 HBP: 0	WP: 0 PB: 0 SB: 0 CS: 0	PA: 41
PITCHER	IP	WLS	BF	H	R	ER	SO	BB	IBB	HBP	BLK	WP	HR	S	P	ERA	WHIP					
41 John Lackey, R ERA: 2.38	(1, 1)	5.0	W	22	3	1	1	3	4	0	0	0	0	0	61	101	1.80	1.400				
58 Dustin Moseley, R ERA: 1.4	(6, 1)	2.0		8	2	0	0	1	0	0	0	0	0	26	36	0.00	1.000					
Darren Oliver, L ERA: 7.62	(8, 1)	1.0		6	2	2	2	1	1	0	0	0	0	10	18	18.00	3.000					
Francisco Rodriguez, R ERA: 2.18	(9, 1)	1.0	S	5	1	0	0	1	1	0	0	0	0	13	19	0.00	2.000					

AB	31
R	6
H	9
RBI	6
BB	2
SO	5
LOB	8



Batter	1	2	3	4	5	6	7	8	9	AB	R	H	RBI	BB	SO	LOB	TOP								
77 Reggie Willits, S OBP: 0.422, SLG: 0.378										4	1	1	0	1	2	0	Los Angeles Angels @ Detroit Tigers Comerica Park, Detroit, MI Wed May 23 2007, 7:05 PM EDT Att: 28,105 - Clear - 81 F								
Orlando Cabrera, R OBP: 0.360, SLG: 0.437										5	1	3	1	0	0	0									
27 Vladimir Guerrero, R OBP: 0.441, SLG: 0.617										5	0	1	0	0	1	3									
24 Gary Matthews, S OBP: 0.350, SLG: 0.453										5	2	3	0	0	1	1									
Casey Kotchman, L OBP: 0.344, SLG: 0.442										3	1	2	1	1	0	0									
Mike Napoli, R OBP: 0.324, SLG: 0.495										4	1	1	3	0	1	3									
Shea Hillenbrand, R OBP: 0.252, SLG: 0.399										4	1	1	1	0	1	1									
47 Howie Kendrick, R OBP: 0.357, SLG: 0.509										4	0	1	0	0	1	1									
9 Chone Figgins, S OBP: 0.169, SLG: 0.178										4	0	0	0	0	1	1									
Inning Stats	R: 0 E: 0 K: 2 S: 10	H: 1 LOB: 1 BB: 0 P: 13	R: 0 E: 0 K: 0 S: 9	H: 0 LOB: 0 BB: 0 P: 11	R: 0 E: 0 K: 1 S: 11	H: 0 LOB: 0 BB: 0 P: 15	R: 1 E: 0 K: 0 S: 10	H: 3 LOB: 1 BB: 0 P: 18	R: 1 E: 0 K: 2 S: 12	H: 2 LOB: 2 BB: 1 P: 20	R: 1 E: 0 K: 2 S: 11	H: 2 LOB: 1 BB: 0 P: 14	R: 0 E: 0 K: 0 S: 10	H: 0 LOB: 0 BB: 0 P: 13	R: 3 E: 0 K: 3 S: 18	H: 3 LOB: 1 BB: 1 P: 30	R: 1 E: 0 K: 0 S: 9	H: 2 LOB: 0 BB: 0 P: 13	1B: 8 2B: 1 3B: 1 HR: 3	SF: 0 SAC: 0 DP: 2 HBP: 0	WP: 0 PB: 0 SB: 1 CS: 0	PA: 40			
PITCHER	IP	WLS	BF	H	R	ER	SO	BB	IBB	HBP	BLK	WP	HR	S	P	ERA	WHIP								
Chad Durbin, R ERA: 4.74	5.0	W	23	8	3	3	3	1	0	0	0	0	2	55	82	5.40	1.800								
Jason Grilli, R ERA: 6.33	2.0	H	6	0	0	0	2	0	0	0	0	0	0	18	22	0.00	0.000								
Jose Mesa, R ERA: 12.46	0.2	H	6	3	3	3	2	1	0	0	0	0	1	14	25	40.50	6.000								
34 Tim Byrdak, L ERA: 1.59	0.1	H	1	0	0	0	1	0	0	0	0	0	0	4	5	0.00	0.000								
59 Todd Jones, R ERA: 3.43	1.0	S	4	2	1	1	0	0	0	0	0	0	0	9	13	9.00	2.000								

Batter	1	2	3	4	5	6	7	8	9	AB	R	H	RBI	BB	SO	LOB	BOTTOM								
28 Curtis Granderson, L OBP: 0.346, SLG: 0.582										3	2	2	3	2	1	0	Los Angeles Angels @ Detroit Tigers Comerica Park, Detroit, MI Wed May 23 2007, 7:05 PM EDT Att: 28,105 - Clear - 81 F								
14 Placido Polanco, R OBP: 0.382, SLG: 0.415										5	0	2	2	0	0	2									
3 Gary Sheffield, R OBP: 0.355, SLG: 0.423										5	0	2	0	0	1	1									
30 Magglio Ordonez, R OBP: 0.429, SLG: 0.691										5	2	2	2	0	0	4									
9 Carlos Guillen, S OBP: 0.393, SLG: 0.512										4	1	1	1	0	2	0									
Ivan Rodriguez, R OBP: 0.275, SLG: 0.399										4	1	3	0	0	0	0									
Sean Casey, L OBP: 0.312, SLG: 0.319										4	0	2	0	0	0	2									
Craig Monroe, R OBP: 0.301, SLG: 0.418										3	1	1	0	1	1	1									
15 Brandon Inge, R OBP: 0.320, SLG: 0.426										3	1	0	0	1	2	4									
Inning Stats	R: 0 E: 0 K: 1 S: 8	H: 1 LOB: 1 BB: 0 P: 12	R: 4 E: 0 K: 0 S: 20	H: 5 LOB: 2 BB: 1 P: 31	R: 1 E: 0 K: 0 S: 12	H: 2 LOB: 1 BB: 0 P: 17	R: 0 E: 0 K: 0 S: 5	H: 0 LOB: 0 BB: 1 P: 11	R: 1 E: 0 K: 1 S: 14	H: 2 LOB: 0 BB: 0 P: 16	R: 0 E: 0 K: 2 S: 9	H: 0 LOB: 1 BB: 1 P: 17	R: 1 E: 0 K: 3 S: 16	H: 3 LOB: 3 BB: 1 P: 27	R: 1 E: 0 K: 0 S: 9	H: 2 LOB: 0 BB: 0 P: 11	1B: 10 2B: 1 3B: 0 HR: 4	SF: 0 SAC: 0 DP: 3 HBP: 0	WP: 0 PB: 0 SB: 0 CS: 0	PA: 40					
PITCHER	IP	WLS	BF	H	R	ER	SO	BB	IBB	HBP	BLK	WP	HR	S	P	ERA	WHIP								
40 Bartolo Colon, R ERA: 4.57	4.1	L	24	10	6	6	2	2	0	0	0	0	2	54	81	12.46	2.769								
Hector Carrasco, R ERA: 5.11	2.2		12	3	1	1	5	2	0	0	0	0	1	30	50	3.38	1.875								
Darren Oliver, L ERA: 7.9	1.0		4	2	1	1	0	0	0	0	0	0	1	9	11	9.00	2.000								

Batter	1	2	3	4	5	6	7	8	9	AB R H RBI BB SO LOB	TOP											
24 Grady Sizemore, L OBP: 0.394, SLG: 0.453	G4-3	G3		1B		1B		K		5 0 2 1 0 1 3	Cleveland Indians @ Detroit Tigers Comerica Park, Detroit, MI Fri May 25 2007, 7:05 PM EDT Att: 40,074 - Cloudy - 70 F											
Casey Blake, R OBP: 0.355, SLG: 0.482	HR		BB	BB		K		3B		2 2 1 1 3 1 1												
48 Travis Hafner, L OBP: 0.427, SLG: 0.478	K		L4	G2-3			G4-3	3B		5 1 1 1 0 1 4												
41 Victor Martinez, S OBP: 0.394, SLG: 0.513	HR		L9			G6-3	G5-3	K		5 1 1 1 0 1 2												
2 Jhonny Peralta, R OBP: 0.353, SLG: 0.516	G5-3		CS	K		G6-4-3	1B	SF9		4 0 2 1 0 1 0												
Jason Michaels, R OBP: 0.316, SLG: 0.427		G5-3		29 HR		G6-4-3	F8	G1-3		5 1 1 0 0 0 2												
29 Josh Barfield, R OBP: 0.275, SLG: 0.348	G5-3			HR		10 G1-3 24 WP 1B		F9		3 2 1 2 1 0 0												
10 Kelly Shoppach, R OBP: 0.415, SLG: 0.500	1B			30 FC1-4 1B		G1-3		BB		3 0 2 0 1 0 1												
30 Andy Marte, R OBP: 0.212, SLG: 0.300	1B			FC1-4 24 1B		G6-3		K		4 0 1 0 0 1 3												
Inning Stats	R: 2 E: 0 K: 1 S: 13	H: 2 LOB: 0 BB: 0 P: 23	R: 0 E: 0 K: 0 S: 8	H: 2 LOB: 2 BB: 0 P: 12	R: 0 E: 0 K: 0 S: 4	H: 0 LOB: 0 BB: 1 P: 12	R: 2 E: 0 K: 1 S: 19	H: 4 LOB: 3 BB: 1 P: 29	R: 0 E: 0 K: 0 S: 7	H: 1 LOB: 0 BB: 0 P: 9	R: 1 E: 0 K: 1 S: 12	H: 1 LOB: 1 BB: 1 P: 22	R: 0 E: 0 K: 0 S: 11	H: 1 LOB: 1 BB: 0 P: 15	R: 0 E: 0 K: 2 S: 14	H: 0 LOB: 1 BB: 1 P: 22	R: 2 E: 0 K: 1 S: 16	H: 1 LOB: 0 BB: 1 P: 27	1B: 8 2B: 0 3B: 1 HR: 3	SF: 1 SAC: 0 DP: 1 HBP: 0	WP: 1 PB: 0 SB: 0 CS: 1	PA: 43
PITCHER	IP WLS BF H R ER SO BB IBB HBP BLK WP HR S P ERA WHIP											PITCHER	IP WLS BF H R ER SO BB IBB HBP BLK WP HR S P ERA WHIP									
29 Nate Robertson, L ERA: 4.03	5.2 L 28 10 5 5 2 3 0 0 0 0 1 3 59 101 7.94 2.294																					
Wilfredo Ledezma, L ERA: 5.18	2.0 8 1 0 0 2 1 0 0 0 0 0 0 25 38 0.00 1.000																					
34 Tim Byrdak, L ERA: 4.28	0.2 4 1 2 2 2 1 0 0 0 0 0 0 13 22 27.00 3.000																					
Jose Mesa, R ERA: 11.57	0.2 2 0 0 0 0 0 0 0 0 0 0 0 7 10 0.00 0.000																					

Batter	1	2	3	4	5	6	7	8	9	AB R H RBI BB SO LOB	BOTTOM											
28 Curtis Granderson, L OBP: 0.343, SLG: 0.572	F7		K		G3		1B		K	5 0 1 0 0 2 1	Cleveland Indians @ Detroit Tigers Comerica Park, Detroit, MI Fri May 25 2007, 7:05 PM EDT Att: 40,074 - Cloudy - 70 F											
14 Placido Polanco, R OBP: 0.375, SLG: 0.413	K		F9			F8	K			4 0 0 0 0 2 1												
3 Gary Sheffield, R OBP: 0.354, SLG: 0.433	L8		G6-3			K	L5			4 0 0 0 0 1 1												
30 Magglio Ordonez, R OBP: 0.437, SLG: 0.705	P5			G5-3		9 2B	2B	F9		4 1 1 0 0 0 0												
9 Carlos Guillen, S OBP: 0.408, SLG: 0.574	1B	3B		F8		2H	1B	2B		4 2 3 1 0 0 0												
Ivan Rodriguez, R OBP: 0.287, SLG: 0.407	1B			1B		2H	1B	G6-4-3	1B	4 0 3 2 0 0 1												
Sean Casey, L OBP: 0.319, SLG: 0.322	1B			P5		G4-3				4 0 2 0 0 0 2												
Craig Monroe, R OBP: 0.299, SLG: 0.433	F7			L8			HR		1B	4 1 1 1 0 0 3												
15 Brandon Inge, R OBP: 0.305, SLG: 0.404	F8			K			F8		P4	4 0 0 0 0 1 3												
Inning Stats	R: 0 E: 0 K: 1 S: 6	H: 0 LOB: 0 BB: 0 P: 8	R: 1 E: 0 K: 0 S: 9	H: 3 LOB: 2 BB: 0 P: 10	R: 0 E: 0 K: 0 S: 8	H: 0 LOB: 0 BB: 0 P: 9	R: 0 E: 0 K: 0 S: 9	H: 1 LOB: 1 BB: 0 P: 11	R: 0 E: 0 K: 1 S: 14	H: 0 LOB: 0 BB: 0 P: 14	R: 2 E: 0 K: 1 S: 14	H: 3 LOB: 1 BB: 0 P: 15	R: 1 E: 0 K: 1 S: 10	H: 2 LOB: 1 BB: 0 P: 11	R: 0 E: 0 K: 0 S: 10	H: 1 LOB: 0 BB: 0 P: 11	R: 0 E: 0 K: 1 S: 7	H: 1 LOB: 1 BB: 0 P: 10	1B: 7 2B: 2 3B: 1 HR: 1	SF: 0 SAC: 0 DP: 1 HBP: 0	WP: 0 PB: 0 SB: 0 CS: 0	PA: 37
PITCHER	IP WLS BF H R ER SO BB IBB HBP BLK WP HR S P ERA WHIP											PITCHER	IP WLS BF H R ER SO BB IBB HBP BLK WP HR S P ERA WHIP									
Paul Byrd, R ERA: 3.81	6.1 W 28 9 0 0 0 0 0 0 0 0 0 1 60 73 5.68 1.421																					
63 Rafael Betancourt, R ERA: 1.83	1.2 H 5 1 0 0 1 0 0 0 0 0 0 0 15 16 0.00 0.600																					
47 Joe Borowski, R ERA: 7.5	1.0 S 4 1 0 0 1 0 0 0 0 0 0 0 7 10 0.00 1.000																					



Batter	1	2	3	4	5	6	7	8	9	AB	R	H	RBI	BB	SO	LOB	TOP				
24 Grady Sizemore, L (1, 8) OBP: 0.403, SLG: 0.464	1-2 48 BB HBP		4-2 41 HR BB		0-3 K		1-1 2B 3B	4-1 BB		2	2	1	0	2	1	0	Cleveland Indians @ Detroit Tigers Comerica Park, Detroit, MI Sat May 26 2007, 3:55 PM EDT Att: 40,375 - Cloudy - 61 F				
Casey Blake, R (1, 5) OBP: 0.355, SLG: 0.480	1-0 F8		1-3 K		3-3 K		2-1 2B	0-0 F8		5	0	1	1	0	2	5					
48 Travis Hafner, L (1, 10) OBP: 0.422, SLG: 0.469	4-1 BB		0-1 P6		0-0 G3		3-H 2B	0-0 SF9		3	0	0	1	1	1	2					
41 Victor Martinez, S (1, 2) OBP: 0.394, SLG: 0.525	2-1 F6		2-0 HR			3-3 K	4-0 IBB	1-1 P2		4	1	1	2	1	1	4					
Trot Nixon, L (1, 9) Jason Michaels, R (9, PH) OBP: 0.323, SLG: 0.427	2-1 F9		3-0 G3			0-0 F7	2-2 F8		4-0 20 CS BB	4	0	0	0	0	0	4					
2 Jhonny Peralta, R (1, 6) OBP: 0.360, SLG: 0.515		1-0 F8		4-2 BB		2-2 20 BB 1B		1-0 20 HR 1B	0-3 K	4	1	2	0	1	1	1					
20 David Dellucci, L (1, 7) OBP: 0.296, SLG: 0.382		1-0 3B		2-1 P5		4-0 BB		1-2 HR	1-2 L8	4	1	2	2	1	0	2					
25 Ryan Garko, R (1, 3) OBP: 0.381, SLG: 0.526		2-2 K		0-1 F9		1-1 F8		0-2 29 1B 48 SF9 2B		4	1	1	0	0	1	4					
29 Josh Barfield, R (1, 4) OBP: 0.275, SLG: 0.346		0-0 G6-3		2-2 F7			0-2 G3-1	2-1 48 SF9 24 BB 1B		4	0	1	0	0	0	2					
Inning Stats	R: 0 E: 0 K: 0 S: 8	H: 0 LOB: 2 BB: 1 P: 18	R: 0 E: 0 K: 1 S: 6	H: 1 LOB: 1 BB: 0 P: 10	R: 2 E: 0 K: 1 S: 12	H: 1 LOB: 0 BB: 1 P: 22	R: 0 E: 0 K: 0 S: 13	H: 0 LOB: 1 BB: 1 P: 21	R: 0 E: 0 K: 1 S: 11	H: 1 LOB: 2 BB: 1 P: 21	R: 1 E: 0 K: 1 S: 14	H: 2 LOB: 2 BB: 1 P: 25	R: 3 E: 0 K: 0 S: 14	H: 4 LOB: 2 BB: 1 P: 23	R: 0 E: 0 K: 1 S: 7	H: 0 LOB: 0 BB: 1 P: 12		1B: 3 2B: 2 3B: 2 HR: 2	SF: 1 SAC: 0 DP: 0 HBP: 1	WP: 0 PB: 0 SB: 0 CS: 1	PA: 43
PITCHER	IP WLS BF H R ER SO	IP WLS BF H R ER SO	IP WLS BF H R ER SO	IP WLS BF H R ER SO	IP WLS BF H R ER SO	IP WLS BF H R ER SO	IP WLS BF H R ER SO	IP WLS BF H R ER SO	IP WLS BF H R ER SO	IP WLS BF H R ER SO	IP WLS BF H R ER SO	IP WLS BF H R ER SO	IP WLS BF H R ER SO	IP WLS BF H R ER SO	IP WLS BF H R ER SO	IP WLS BF H R ER SO	ERA WHIP	ERA WHIP			
35 Justin Verlander, R (1, 1) ERA: 2.71	6.0	26	3	2	2	5	4	0	1	60	105	3.00	1.167								
44 Bobby Seay, L (7, 1) ERA: 5.65	1.0	B	6	2	1	1	0	1	0	0	14	25	9.00	2.000							
Jason Grillo, R (8, 1) ERA: 7.59	0.0	L	3	3	3	0	0	0	0	0	1	7	9	∞	∞						
34 Tim Lincecum, L (8, 1) ERA: 3.24	2.0	8	1	0	0	1	2	0	0	0	14	26	0.00	1.500							

Batter	1	2	3	4	5	6	7	8	9	AB	R	H	RBI	BB	SO	LOB	BOTTOM				
Ivan Rodriguez, R (1, 2) OBP: 0.284, SLG: 0.407	3-2 F8		1-2 F9		1-3 K		0-1 E5		1-0 2B	5	0	1	0	0	1	2	Cleveland Indians @ Detroit Tigers Comerica Park, Detroit, MI Sat May 26 2007, 3:55 PM EDT Att: 40,375 - Cloudy - 61 F				
14 Placido Polanco, R (1, 4) OBP: 0.374, SLG: 0.417	0-2 E6		1-0 P5			0-1 3 1B 30 SF9 2B			2-2 P5	3	1	1	0	0	0	0					
28 Curtis Granderson, L (7, 8) OBP: 0.340, SLG: 0.566										2	0	0	0	0	1	4					
3 Gary Sheffield, R (1, 10) OBP: 0.362, SLG: 0.443	0-0 F9			1-2 30 1B 9 G6-4-3 2B		0-0 1B		4-2 9 G4-3 BB		3	1	2	0	1	0	1					
30 Magglio Ordonez, R (1, 9) OBP: 0.433, SLG: 0.699	1-1 FC6-4			0-0 9 G6-4-3 1B		1-1 SF9		0-0 L8		3	0	1	1	0	0	2					
9 Carlos Guillen, S (1, 6) OBP: 0.400, SLG: 0.561		0-0 F9		2-1 G6-4-3		0-1 F7		0-0 G4-3		4	0	0	0	0	0	3					
Craig Monroe, R (1, 7) OBP: 0.292, SLG: 0.422		3-2 G6-3		3-3 K		2-3 K		3-2 K		4	0	0	0	0	3	2					
33 Marcus Thames, R (1, 3) Sean Casey, L (8, 3) OBP: 0.323, SLG: 0.327		1-1 HR			2-2 2B		2-2 G6-3		0-2 2B 1B	3	1	2	1	0	0	0					
20 Omar Infante, R (1, 8) OBP: 0.293, SLG: 0.390		0-1 F9			1-3 K		2-3 K		1-3 K	4	0	0	0	0	3	2					
15 Brandon Inge, R (1, 5) OBP: 0.304, SLG: 0.396			3-2 P4		1-2 P4		4-2 E BB		1-0 F9	3	0	0	0	1	0	2					
Inning Stats	R: 0 E: 1 K: 0 S: 9	H: 0 LOB: 1 BB: 0 P: 13	R: 1 E: 0 K: 0 S: 9	H: 1 LOB: 0 BB: 0 P: 13	R: 0 E: 0 K: 0 S: 7	H: 0 LOB: 0 BB: 0 P: 12	R: 1 E: 0 K: 1 S: 10	H: 2 LOB: 0 BB: 0 P: 16	R: 0 E: 0 K: 2 S: 14	H: 1 LOB: 1 BB: 0 P: 19	R: 1 E: 0 K: 1 S: 11	H: 2 LOB: 2 BB: 1 P: 23	R: 0 E: 0 K: 1 S: 10	H: 0 LOB: 1 BB: 1 P: 17	R: 0 E: 0 K: 1 S: 11	H: 2 LOB: 2 BB: 0 P: 16	1B: 3 2B: 4 3B: 0 HR: 1	SF: 1 SAC: 0 DP: 1 HBP: 0	WP: 0 PB: 0 SB: 0 CS: 0	PA: 38	
PITCHER	IP WLS BF H R ER SO	IP WLS BF H R ER SO	IP WLS BF H R ER SO	IP WLS BF H R ER SO	IP WLS BF H R ER SO	IP WLS BF H R ER SO	IP WLS BF H R ER SO	IP WLS BF H R ER SO	IP WLS BF H R ER SO	IP WLS BF H R ER SO	IP WLS BF H R ER SO	IP WLS BF H R ER SO	IP WLS BF H R ER SO	IP WLS BF H R ER SO	IP WLS BF H R ER SO	IP WLS BF H R ER SO	ERA WHIP	ERA WHIP			
CC Sabathia, L (1, 1) ERA: 3.54	7.0	29	6	3	3	6	1	0	0	0	0	0	0	0	0	0					
40 Tom Mastny, R (8, 1) ERA: 2.95	1.0	H	4	0	0	0	1	0	0	10	17	0.00	1.000								
47 Joe Borowski, R (9, 1) ERA: 7.11	1.0	S	5	2	0	0	1	0	0	11	16	0.00	2.000								

AB 34
R 6
H 9
RBI 6
BB 7
SO 7
LOB 24



AB 35
R 3
H 8
RBI 2
BB 2
SO 8
LOB 18



Batter	1	2	3	4	5	6	7	8	9	AB	R	H	RBI	BB	SO	LOB	TOP			
24 Grady Sizemore, L OBP: 0.400, SLG: 0.459	2-2 G5-3	0-1 G3			1-0 G3		0-2 1B			4	0	1	0	0	0	0	Cleveland Indians @ Detroit Tigers Comerica Park, Detroit, MI Sun May 27 2007, 8:05 PM EDT Att: 40,723 - Cloudy - 70 F			
Casey Blake, R OBP: 0.356, SLG: 0.494	4-2 48 1B 41 SF9 BB	2-0 G5-3			3-2 HR		0-0 F8			3	2	1	1	1	0	1				
48 Travis Hafner, L OBP: 0.423, SLG: 0.467	3-1 25 HR 1B			4-1 41 G6-4-3 BB	1-2 F8		0-0 F7			3	1	1	0	1	0	0				
41 Victor Martinez, S OBP: 0.386, SLG: 0.516	0-0 SF9			0-0 1-2 G6-4-3	3-1 G5-3		1-1 G4-3			3	0	0	1	0	0	1				
2 Jhonny Peralta, R OBP: 0.358, SLG: 0.509	0-0 25 HR 1B			2-0 G6-3		0-0 G6-3		3-2 G1		4	1	1	0	0	0	0				
25 Ryan Garko, R OBP: 0.391, SLG: 0.547	0-1 HR			4-0 FC6-4 BB	4-1 G6-4-3 BB		1-1 F8			2	1	1	3	2	0	0				
Trot Nixon, L OBP: 0.361, SLG: 0.393	1-0 2B			2-2 SAFE F9	0-0 1-2 G6-4-3		1-3 K			4	0	1	0	0	1	2				
Jason Michaels, R OBP: 0.320, SLG: 0.413	2-2 G6-3			0-0 1-2 FC6-4 29 FC5-4 BB	4-1 29 L4-3 BB		0-1 F9			3	0	0	0	1	0	2				
29 Josh Barfield, R OBP: 0.270, SLG: 0.339		2-2 G5-3		1-0 SAFE FC5-4	0-0 1-1 L4-3					3	0	0	0	0	0	2				
Inning Stats	R: 4 E: 0 K: 0 S: 18	H: 4 LOB: 1 BB: 1 P: 30	R: 0 E: 0 K: 0 S: 7	H: 0 LOB: 0 BB: 0 P: 11	R: 0 E: 0 K: 0 S: 3	H: 0 LOB: 0 BB: 1 P: 9	R: 0 E: 0 K: 0 S: 5	H: 0 LOB: 1 BB: 1 P: 12	R: 1 E: 0 K: 0 S: 9	H: 1 LOB: 0 BB: 0 P: 17	R: 0 E: 0 K: 0 S: 6	H: 1 LOB: 1 BB: 1 P: 10	R: 0 E: 0 K: 1 S: 7	H: 0 LOB: 0 BB: 0 P: 11	R: 0 E: 0 K: 1 S: 7	H: 0 LOB: 0 BB: 0 P: 9	1B: 3 2B: 2 3B: 0 HR: 2	SF: 1 SAC: 0 DP: 3 HBP: 0	WP: 0 PB: 0 SB: 0 CS: 0	PA: 35
PITCHER	IP WLS BF H R ER SO BB IBB HBP BLK WP HR S P ERA WHIP	IP WLS BF H R ER SO BB IBB HBP BLK WP HR S P ERA WHIP																		
Mike Maroth, L ERA: 5.04	(1, 1) 8.0 L 32 6 5 5 0 5 0 0 0 0 2 58 107 5.62 1.375	(9, 1) 1.0 3 0 0 0 1 0 0 0 0 0 0 7 9 0.00 0.000																		

AB	29
R	5
H	6
RBI	5
BB	5
SO	1
LOB	8





Batter	1	2	3	4	5	6	7	8	9	AB	R	H	RBI	BB	SO	LOB	BOTTOM			
28 Curtis Granderson, L OBP: 0.341, SLG: 0.565	1-2 K		4-0 1B 3 1B PB BB		1-1 2B		0-0 F9		0-2 F7	4	1	1	0	1	1	1	Cleveland Indians @ Detroit Tigers Comerica Park, Detroit, MI Sun May 27 2007, 8:05 PM EDT Att: 40,723 - Cloudy - 70 F			
Craig Monroe, R OBP: 0.295, SLG: 0.421	0-2 3 BB 1B		3-2 30 1B 1-3 2H		0-0 G5-3		1-2 F8		3-2 P3	5	1	2	1	0	0	2				
3 Gary Sheffield, R OBP: 0.367, SLG: 0.444	4-2 30 G6-3 BB		1-0 30 1B 1-2		0-1 G5-3		1-0 1B		1-1 P3	4	0	2	1	1	0	1				
30 Magglio Ordonez, R OBP: 0.430, SLG: 0.689	0-1 G6-3		1-2 3H 1-2		0-0 F7		0-1 G1-3			4	0	1	1	0	0	5				
9 Carlos Guillen, S OBP: 0.392, SLG: 0.548		2-2 G3-1	1-1 F7		1-0 E3 C3-6-1 1B		1-2 P6			4	0	0	0	0	0	2				
Ivan Rodriguez, R OBP: 0.283, SLG: 0.404		0-3 K	2-3 K		0-1 G3-6-1 1B		0-1 F9			4	0	1	0	0	2	2				
Sean Casey, L OBP: 0.321, SLG: 0.331		3-2 G4-3			0-0 G4-3		1-0 G3-6-1 1-2 2-3		0-2 20 1B 2B	4	0	1	0	0	0	2				
20 Omar Infante, R OBP: 0.311, SLG: 0.400			2-0 PB 15 G6-3 1B		1-2 P6		2-0 L8		0-1 1B	4	1	2	0	0	0	1				
15 Brandon Inge, R OBP: 0.303, SLG: 0.399			1-0 G6-3		1-1 G6-3		3-2 3 1B 2B		0-3 K	4	0	1	0	0	1	3				
Inning Stats	R: 0 E: 0 K: 1 S: 11	H: 1 LOB: 1 BB: 1 P: 16	R: 0 E: 0 K: 1 S: 11	H: 0 LOB: 0 BB: 0 P: 16	R: 3 E: 0 K: 1 S: 15	H: 4 LOB: 2 BB: 1 P: 30	R: 0 E: 0 K: 0 S: 6	H: 0 LOB: 0 BB: 0 P: 8	R: 0 E: 0 K: 0 S: 5	H: 1 LOB: 1 BB: 0 P: 9	R: 0 E: 0 K: 0 S: 10	H: 2 LOB: 2 BB: 0 P: 15	R: 0 E: 0 K: 1 S: 13	H: 2 LOB: 2 BB: 0 P: 14	R: 0 E: 0 K: 0 S: 11	H: 0 LOB: 0 BB: 0 P: 15	1B: 8 2B: 3 3B: 0 HR: 0	SF: 0 SAC: 0 DP: 2 HBP: 0	WP: 0 PB: 1 SB: 0 CS: 0	PA: 39
PITCHER	IP WLS BF H R ER SO BB IBB HBP BLK WP HR S P ERA WHIP	IP WLS BF H R ER SO BB IBB HBP BLK WP HR S P ERA WHIP																		
55 Roberto Hernandez, R ERA: 2.89	(1, 1) 7.0 W 31 9 3 3 3	(8, 1) 1.0 H 5 2 0 0 1 0 0 0 0 0 13 14 0.00 2.000																		
63 Rafael Betancourt, R ERA: 1.74	(9, 1) 1.0 S 3 0 0 0 0 0 0 0 0 0 11 15 0.00 0.000																			
47 Joe Borowski, R ERA: 6.75																				

AB	37
R	3
H	11
RBI	3
BB	2
SO	4
LOB	19



Batter	1	2	3	4	5	6	7	8	9	AB	R	H	RBI	BB	SO	LOB	TOP					
Ivan Rodriguez, R (1, 2) OBP: 0.291, SLG: 0.429										6	2	3	3	0	1	2	Detroit Tigers @ Tampa Bay Devil Rays Tropicana Field, St. Petersburg, FL Tue May 29 2007, 7:10 PM EDT Att: 11,518 - Dome - 72 F					
14 Placido Polanco, R (1, 4) OBP: 0.376, SLG: 0.420										6	1	3	1	0	0	5						
3 Gary Sheffield, R (1, 10) OBP: 0.376, SLG: 0.492										6	2	3	5	0	0	2						
30 Magglio Ordonez, R (1, 9) OBP: 0.429, SLG: 0.684										5	1	2	0	0	0	4						
9 Carlos Guillen, S (1, 6) OBP: 0.395, SLG: 0.532										5	0	1	0	0	2	2						
33 Marcus Thames, R (1, 3) OBP: 0.290, SLG: 0.476										3	0	2	1	0	0	0						
28 Curtis Granderson, L (6, PR) OBP: 0.344, SLG: 0.568										2	1	1	1	0	1	0						
20 Omar Infante, R (1, 8) Sean Casey, L (6, 3) OBP: 0.322, SLG: 0.331										3	1	1	0	0	0	2						
Craig Monroe, R (1, 7) OBP: 0.301, SLG: 0.444										5	2	3	0	0	1	1						
15 Brandon Inge, R (1, 5) OBP: 0.314, SLG: 0.396										3	2	1	2	1	0	1						
Inning Stats	R: 3 E: 0 K: 1 S: 15	H: 5 LOB: 1 BB: 0 P: 21	R: 2 E: 1 K: 0 S: 12	H: 2 LOB: 1 BB: 0 P: 20	R: 0 E: 0 K: 0 S: 4	H: 0 LOB: 0 BB: 0 P: 6	R: 0 E: 0 K: 0 S: 4	H: 2 LOB: 1 BB: 0 P: 7	R: 0 E: 0 K: 1 S: 14	H: 2 LOB: 1 BB: 0 P: 20	R: 5 E: 0 K: 0 S: 19	H: 5 LOB: 1 BB: 0 P: 26	R: 2 E: 0 K: 1 S: 13	H: 3 LOB: 2 BB: 1 P: 23	R: 0 E: 0 K: 1 S: 7	H: 2 LOB: 2 BB: 0 P: 10	R: 2 E: 0 K: 1 S: 15	H: 3 LOB: 1 BB: 0 P: 22	1B: 15 2B: 3 HR: 3	SF: 0 SAC: 0 DP: 2 HBP: 1	WP: 2 PB: 0 SB: 1 CS: 0	PA: 48
PITCHER	IP WLS BF H R ER SO BB IBB HBP BLK WP HR S P ERA WHIP																					
Casey Fossum, L (1, 1) ERA: 7.89	1.0 L 10 7 5 5 1 0 0 0 0 0 0 1 0 37 53 45.00 7.000																					
56 Tim Lincecum, R (2, 1) ERA: 5.29	4.0 16 5 3 3 1 0 0 0 0 0 1 0 37 53 6.75 1.250																					
22 Shawn Camp, R (6, 1) ERA: 5.31	1.0 5 2 2 2 0 0 0 0 0 0 1 0 10 15 18.00 2.000																					
11 Jae Kuk Ryu, R (7, 1) ERA: 5.06	1.0 7 3 2 2 1 1 0 0 0 0 1 0 13 23 18.00 4.000																					
Jae Weong Seo, R (8, 1) ERA: 8.13	2.0 10 5 2 2 2 0 0 0 0 0 0 1 22 32 9.00 2.500																					
Batter	1	2	3	4	5	6	7	8	9	AB	R	H	RBI	BB	SO	LOB	BOTTOM					
35 Elijah Dukes, R (1, 8) OBP: 0.339, SLG: 0.455										3	0	0	0	1	2	1	Detroit Tigers @ Tampa Bay Devil Rays Tropicana Field, St. Petersburg, FL Tue May 29 2007, 7:10 PM EDT Att: 11,518 - Dome - 72 F					
2 B.J. Upton, R (1, 4) OBP: 0.398, SLG: 0.545										4	1	1	0	0	2	1						
13 Carl Crawford, L (1, 7) OBP: 0.372, SLG: 0.503										4	1	0	0	0	2	2						
Greg Norton, S (1, 10) OBP: 0.417, SLG: 0.176										4	0	1	0	0	1	0						
23 Carlos Pena, L (1, 3) OBP: 0.365, SLG: 0.592										2	0	0	1	0	1	0						
3 Jorge Cantu, R (9, PH) OBP: 0.310, SLG: 0.269										0	0	0	0	1	0	0						
Delmon Young, R (1, 9) OBP: 0.292, SLG: 0.390										4	0	1	0	0	1	2						
1 Akinori Iwamura, L (1, 5) ERA: 3.34										3	0	0	0	0	0	1						
Josh Wilson, R (8, 5) OBP: 0.311, SLG: 0.231										0	0	0	0	0	0	0						
30 Dioner Navarro, S (1, 2) OBP: 0.241, SLG: 0.266										3	0	0	0	0	0	1						
Brendan Harris, R (1, 6) OBP: 0.357, SLG: 0.393										3	0	1	0	0	1	0						
Inning Stats	R: 0 E: 0 K: 1 S: 7	H: 0 LOB: 0 BB: 0 P: 12	R: 0 E: 0 K: 1 S: 11	H: 0 LOB: 0 BB: 0 P: 16	R: 0 E: 0 K: 1 S: 9	H: 1 LOB: 1 BB: 0 P: 15	R: 1 E: 1 K: 1 S: 10	H: 1 LOB: 1 BB: 0 P: 19	R: 0 E: 0 K: 0 S: 8	H: 0 LOB: 0 BB: 0 P: 11	R: 1 E: 0 K: 3 S: 14	H: 1 LOB: 0 BB: 0 P: 20	R: 0 E: 0 K: 1 S: 11	H: 1 LOB: 1 BB: 0 P: 17	R: 0 E: 0 K: 2 S: 17	H: 0 LOB: 1 BB: 1 P: 26	R: 0 E: 0 K: 0 S: 4	H: 0 LOB: 0 BB: 1 P: 9	1B: 2 2B: 2 3B: 0 HR: 0	SF: 1 SAC: 0 DP: 1 HBP: 0	WP: 1 PB: 0 SB: 0 CS: 0	PA: 33
PITCHER	IP WLS BF H R ER SO BB IBB HBP BLK WP HR S P ERA WHIP																					
38 Jeremy Bonderman, R (1, 1) ERA: 4.67	6.1 W 24 4 2 1 8 2 0 0 0 0 0 0 26 42 0.00 0.750																					
Wilfredo Ledezma, L (7, 1) ERA: 4.67	2.2 9 0 0 0 2 2 0 0 0 0 0 0 26 42 0.00 0.750																					

Batter	1	2	3	4	5	6	7	8	9	AB	R	H	RBI	BB	SO	LOB	TOP					
28 Curtis Granderson, L (1, 8) OBP: 0.343, SLG: 0.571	0-0 14 1B 3B	1-2 G3-1			1-3 K			2-1 F8		4	1	1	0	0	1	0	Detroit Tigers @ Tampa Bay Devil Rays Tropicana Field, St. Petersburg, FL Wed May 30, 2007, 7:10 PM EDT Att. 12,435 - Dome - 72 F AB 33 R 3 H 7 RBI 3 BB 1 SO 5 LOB 11 					
14 Placido Polanco, R (1, 4) OBP: 0.376, SLG: 0.416	0-0 3 1B 1B	1-1 G5-3			1-0 P4			1-1 F9		4	1	1	1	0	0	0						
3 Gary Sheffield, R (1, 10) OBP: 0.378, SLG: 0.492	2-1 9 1B 33 1B 1B				0-1 F7			1-1 F8		4	1	2	0	0	0	0						
30 Magglio Ordonez, R (1, 9) OBP: 0.425, SLG: 0.674	0-3 K				4-2 BB			1-0 F8		3	0	0	0	1	1	3						
9 Carlos Guillen, S (1, 6) OBP: 0.384, SLG: 0.529	1-0 33 1B 1B				1-1 F8			2-1 F9		3	0	1	1	0	0	1						
8 Neifi Perez, S (6, 6) OBP: 0.200, SLG: 0.367	1-3 2H 1B				0-1 F8			0-0 F8		1	0	0	0	0	0	0						
Ivan Rodriguez, R (1, 2) OBP: 0.284, SLG: 0.420	1-1 P4				0-1 G1-3			0-1 P4		4	0	0	0	0	0	3						
33 Marcus Thames, R (1, 3) OBP: 0.301, SLG: 0.478	1-0 1B				0-0 20 CS 1B			3-2 G5-3		4	0	2	1	0	1	0						
Craig Monroe, R (1, 7) OBP: 0.296, SLG: 0.436	3-2 F7				1-3 K			1-0 F8		3	0	0	0	0	1	3						
20 Omar Infante, R (1, 5) OBP: 0.309, SLG: 0.382					1-2 K			1-0 F7		3	0	0	0	0	1	1						
Inning Stats	R: 3 E: 0 K: 1 S: 15	H: 5 LOB: 2 BB: 0 P: 23	R: 0 E: 0 K: 0 S: 6	H: 0 LOB: 0 BB: 0 P: 8	R: 0 E: 0 K: 0 S: 10	H: 0 LOB: 1 BB: 1 P: 18	R: 0 E: 0 K: 2 S: 7	H: 1 LOB: 0 BB: 0 P: 8	R: 0 E: 0 K: 1 S: 6	H: 0 LOB: 0 BB: 0 P: 8	R: 0 E: 0 K: 0 S: 5	H: 0 LOB: 0 BB: 0 P: 6	R: 0 E: 0 K: 0 S: 6	H: 0 LOB: 0 BB: 0 P: 11	R: 0 E: 0 K: 0 S: 7	H: 1 LOB: 1 BB: 0 P: 12	R: 0 E: 0 K: 1 S: 8	H: 0 LOB: 0 BB: 0 P: 11	1B: 6 2B: 3 3B: 1 HR: 0	SF: 0 SAC: 0 DP: 0 HBP: 0	WP: 0 PB: 0 SB: 0 CS: 1	PA: 34
PITCHER 33 James Shields, R (1, 1) ERA: 3.13	IP: 9.0 WLS: W BF: 34 H: 7 R: 3 ER: 3 SO: 5 BB: 1 IBB: 0 HBP: 0 BLK: 0 WP: 0 HR: 0 S: 70 P: 105 ERA: 3.00 WHIP: 0.889															PITCHER						

Batter	1	2	3	4	5	6	7	8	9	AB	R	H	RBI	BB	SO	LOB	BOTTOM			
35 Elijah Dukes, R (1, 8) OBP: 0.347, SLG: 0.473	2-2 G3				0-0 P4			4-0 1B		3	2	1	1	2	0	1	Detroit Tigers @ Tampa Bay Devil Rays Tropicana Field, St. Petersburg, FL Wed May 30, 2007, 7:10 PM EDT Att. 12,435 - Dome - 72 F AB 34 R 5 H 12 RBI 5 BB 5 SO 5 LOB 21 			
2 B.J. Upton, R (1, 4) OBP: 0.403, SLG: 0.550	3-3 K				4-1 13 FC4-6 1B			1-0 F8		4	1	2	1	1	1	2				
13 Carl Crawford, L (1, 7) OBP: 0.368, SLG: 0.495	0-0 G3				0-2 FC4-6 BB			2-3 F8		5	0	1	1	0	1	5				
Ty Wigington, R (1, 3) OBP: 0.285, SLG: 0.442					4-1 1B			0-1 G5-4-3 1B		3	0	0	0	1	0	1				
Delmon Young, R (1, 9) OBP: 0.296, SLG: 0.394					1-2 BB			4-0 1B		3	0	1	0	1	1	3				
1 Akinori Iwamura, L (1, 5) OBP: 0.488, SLG: 0.515					3-2 FC5-4 1B			0-1 FC5-4 1B		4	1	3	0	0	1	1				
3 Jorge Cantu, R (1, 10) OBP: 0.303, SLG: 0.300					2-3 K			2-1 G5-3		4	0	1	1	0	1	4				
30 Dioner Navarro, S (1, 2) OBP: 0.241, SLG: 0.266					0-0 F8			0-1 F9		4	0	1	0	0	0	2				
Brendan Harris, R (1, 6) OBP: 0.360, SLG: 0.416					1-2 FC5-4 1B			1-0 HR		4	1	2	1	0	0	2				
Inning Stats	R: 0 E: 0 K: 1 S: 7	H: 0 LOB: 0 BB: 0 P: 12	R: 1 E: 0 K: 1 S: 13	H: 2 LOB: 1 BB: 0 P: 20	R: 0 E: 0 K: 0 S: 11	H: 1 LOB: 3 BB: 2 P: 22	R: 0 E: 0 K: 1 S: 9	H: 1 LOB: 1 BB: 0 P: 16	R: 2 E: 1 K: 0 S: 10	H: 4 LOB: 2 BB: 1 P: 15	R: 2 E: 0 K: 1 S: 12	H: 2 LOB: 0 BB: 1 P: 22	R: 0 E: 0 K: 1 S: 8	H: 1 LOB: 1 BB: 0 P: 13	R: 0 E: 0 K: 0 S: 6	H: 1 LOB: 2 BB: 1 P: 15		1B: 7 2B: 3 3B: 0 HR: 2	SF: 0 SAC: 0 DP: 1 HBP: 0	WP: 1 PB: 0 SB: 0 CS: 1
PITCHER 29 Nate Robertson, L (1, 1) ERA: 4.25 31 Zach Miner, R (6, 1) ERA: 3.12 44 Bobby Seay, L (8, 1) ERA: 5.4	IP: 5.1 WLS: L BF: 27 H: 9 R: 4 ER: 4 SO: 3 BB: 3 IBB: 0 HBP: 0 BLK: 1 WP: 1 HR: 2 S: 22 P: 89 ERA: 6.75 WHIP: 2.250															PITCHER				

Batter	1	2	3	4	5	6	7	8	9	AB	R	H	RBI	BB	SO	LOB	TOP				
Ivan Rodriguez, R (1, 2) OBP: 0.287, SLG: 0.425	1-1 FC4-6 1B		1-1 14 1B 3 2B 2B	1-0 G6-4-3			2-1 FC5-4		0-1 G5-3	5	1	2	0	0	0	2					
14 Placido Polanco, R (1, 4) OBP: 0.373, SLG: 0.413	1-1 FC4-6 3 G5-3 1-2		2-2 3 2B 30 G6-3 1B		1-1 F8		1-0 F9			4	1	1	0	0	0	2					
3 Gary Sheffield, R (1, 10) OBP: 0.378, SLG: 0.495 Sean Casey, L (6, PH) OBP: 0.326, SLG: 0.342 (8, 10)	2-1 G5-3 1-2		0-0 30 G6-3 33 1B 2B		0-2 G4-3			1-0 33 1B 2B		3	1	1	1	0	0	1					
30 Magglio Ordonez, R (1, 9) OBP: 0.418, SLG: 0.660	1-0 G6-3		1-3 3-H G6-3 2B		1-2 L5			0-1 F9 2B		4	0	0	1	0	0	3					
33 Marcus Thames, R (1, 3) OBP: 0.312, SLG: 0.479		0-1 G6-3	2-2 20 S 1B			2-2 F7		0-0 2H 1B		4	0	2	2	0	0	0					
Craig Monroe, R (1, 7) OBP: 0.295, SLG: 0.449		0-0 HR	0-3 K			3-2 F7		0-0 P2		4	1	1	1	0	1	2					
20 Omar Infante, R (1, 5) OBP: 0.305, SLG: 0.373	1-1 1B		3-3 K			2-1 G4-3		0-2 F9		4	0	1	0	0	1	2					
8 Neifi Perez, S (1, 6) OBP: 0.206, SLG: 0.333	0-0 F9		1-2 P4			4-2 FC5-4 BB		3-3 K		3	0	0	0	1	1	1					
28 Curtis Granderson, L (1, 8) OBP: 0.341, SLG: 0.565	0-1 F8		0-0 G6-4-3 1B			1-0 F8		1-2 L9		4	0	1	0	0	0	2					
Inning Stats	R: 0 E: 0 K: 0 S: 7	H: 1 LOB: 1 BB: 0 P: 12	R: 1 E: 0 K: 0 S: 8	H: 2 LOB: 1 BB: 0 P: 9	R: 3 E: 0 K: 2 S: 21	H: 4 LOB: 1 BB: 0 P: 30	R: 0 E: 0 K: 0 S: 5	H: 1 LOB: 0 BB: 0 P: 7	R: 0 E: 0 K: 0 S: 8	H: 0 LOB: 0 BB: 0 P: 11	R: 0 E: 0 K: 0 S: 9	H: 0 LOB: 0 BB: 0 P: 16	R: 0 E: 0 K: 0 S: 6	H: 0 LOB: 1 BB: 1 P: 14	R: 1 E: 0 K: 0 S: 10	H: 2 LOB: 1 BB: 0 P: 11	R: 0 E: 0 K: 1 S: 8	H: 0 LOB: 0 BB: 0 P: 12	1B: 6 2B: 3 3B: 0 HR: 1	SF: 0 SAC: 0 DP: 1 HBP: 0	WP: 0 PA: 37 PB: 0 SB: 1 CS: 0
PITCHER	IP WLS BF H R ER SO BB IBB HBP BLK WP HR S P ERA WHIP	IP WLS BF H R ER SO BB IBB HBP BLK WP HR S P ERA WHIP	IP WLS BF H R ER SO BB IBB HBP BLK WP HR S P ERA WHIP	IP WLS BF H R ER SO BB IBB HBP BLK WP HR S P ERA WHIP	IP WLS BF H R ER SO BB IBB HBP BLK WP HR S P ERA WHIP	IP WLS BF H R ER SO BB IBB HBP BLK WP HR S P ERA WHIP	IP WLS BF H R ER SO BB IBB HBP BLK WP HR S P ERA WHIP	IP WLS BF H R ER SO BB IBB HBP BLK WP HR S P ERA WHIP	IP WLS BF H R ER SO BB IBB HBP BLK WP HR S P ERA WHIP	IP WLS BF H R ER SO BB IBB HBP BLK WP HR S P ERA WHIP	IP WLS BF H R ER SO BB IBB HBP BLK WP HR S P ERA WHIP	IP WLS BF H R ER SO BB IBB HBP BLK WP HR S P ERA WHIP	IP WLS BF H R ER SO BB IBB HBP BLK WP HR S P ERA WHIP	IP WLS BF H R ER SO BB IBB HBP BLK WP HR S P ERA WHIP	IP WLS BF H R ER SO BB IBB HBP BLK WP HR S P ERA WHIP	IP WLS BF H R ER SO BB IBB HBP BLK WP HR S P ERA WHIP	IP WLS BF H R ER SO BB IBB HBP BLK WP HR S P ERA WHIP	IP WLS BF H R ER SO BB IBB HBP BLK WP HR S P ERA WHIP	IP WLS BF H R ER SO BB IBB HBP BLK WP HR S P ERA WHIP	IP WLS BF H R ER SO BB IBB HBP BLK WP HR S P ERA WHIP	IP WLS BF H R ER SO BB IBB HBP BLK WP HR S P ERA WHIP

Detroit Tigers @ Cleveland Indians
Jacobs Field, Cleveland, OH
Thu May 31 2007, 7:05 PM EDT
Att: 30,038 - Cloudy - 83 F

AB 36
R 5
H 10
RBI 5
BB 1
SO 3
LOB 15



Batter	1	2	3	4	5	6	7	8	9	AB	R	H	RBI	BB	SO	LOB	BOTTOM				
24 Grady Sizemore, L (1, 8) OBP: 0.402, SLG: 0.473	3-3 K		2-0 41 FC6-4 48 BB HBP		2-2 48 WP 48 1B 1B	4-1 48 BB 41 SF8 BB	2-3 K	0-0 1-1 3-H 3B		4	2	2	2	1	2	2					
Casey Blake, R (1, 5) OBP: 0.367, SLG: 0.489	0-1 48 HR 1B		2-3 K		1 SAFE 1 SAFE 1-2 48 WP 48 1B 1B	3-1 2 BB 48 BB HBP	2-1 G2-3	1-1 F7		5	2	2	0	0	1	5					
48 Travis Hafner, L (1, 10) OBP: 0.427, SLG: 0.497	1-1 1-1 HR		4-0 41 FC6-4 BB		1-0 41 HR 1B	4-2 2 BB BB	0-1 G4-3			3	2	2	4	2	0	2					
41 Victor Martinez, S (1, 2) OBP: 0.376, SLG: 0.514	2-2 G4-3		2-2 FC6-4		2-1 1-1 HR	3-1 SF8		1-3 K		4	1	1	3	0	1	2					
Trot Nixon, L (1, 9) OBP: 0.347, SLG: 0.377 Franklin Gutierrez, R (8, PR) OBP: 0.200, SLG: 0.200 (9, 9)	4-2 2 WP BB		2-1 G3		1-3 K	1-3 K		0-1 20 BB 25 1B 1B		4	0	1	0	1	2	4					
2 Jhonny Peralta, R (1, 6) OBP: 0.365, SLG: 0.497	2-0 G4-3			0-0 29 FC6-4 1B	2-3 K	4-2 29 FC6-4 HBP		1-0 25 1B 20 BB 1B		4	1	2	0	1	1	1					
20 David Dellucci, L (1, 7) OBP: 0.303, SLG: 0.377		0-0 F7		1-3 K	0-0 25 HBP 1B	0-2 K		4-2 29 FC5-4 25 1B 3B BB		4	1	1	0	1	2	4					
25 Ryan Garko, R (1, 3) OBP: 0.399, SLG: 0.536	1-1 P6			1-2 P4	2-1 29 FC6-4 HBP		0-0 G2-3 29 E 1B	2-0 29 FC5-4 1B		4	0	2	1	0	0	1					
29 Josh Barfield, R (1, 4) OBP: 0.267, SLG: 0.335		2-3 K		1 SAFE 2-0 FC6-4	0-0 FC6-4		0-1 E1 G2-3 1B	0-0 FC5-4 24 3B		5	1	0	1	0	1	6					
Inning Stats	R: 2 E: 0 K: 1 S: 14	H: 2 LOB: 1 BB: 1 P: 26	R: 0 E: 0 K: 1 S: 7	H: 0 LOB: 0 BB: 0 P: 10	R: 0 E: 0 K: 1 S: 8	H: 0 LOB: 1 BB: 1 P: 20	R: 0 E: 0 K: 1 S: 8	H: 1 LOB: 1 BB: 0 P: 12	R: 4 E: 0 K: 2 S: 18	H: 5 LOB: 2 BB: 0 P: 30	R: 1 E: 0 K: 2 S: 17	H: 0 LOB: 3 BB: 3 P: 36	R: 0 E: 1 K: 1 S: 11	H: 1 LOB: 2 BB: 0 P: 15	R: 4 E: 0 K: 1 S: 13	H: 4 LOB: 2 BB: 1 P: 22	R: 0 E: 0 K: 1 S: 8	H: 0 LOB: 0 BB: 0 P: 12	1B: 10 2B: 0 3B: 1 HR: 2	SF: 1 SAC: 0 DP: 0 HBP: 3	WP: 2 PA: 47 PB: 0 SB: 0 CS: 0
PITCHER	IP WLS BF H R ER SO BB IBB HBP BLK WP HR S P ERA WHIP	IP WLS BF H R ER SO BB IBB HBP BLK WP HR S P ERA WHIP	IP WLS BF H R ER SO BB IBB HBP BLK WP HR S P ERA WHIP	IP WLS BF H R ER SO BB IBB HBP BLK WP HR S P ERA WHIP	IP WLS BF H R ER SO BB IBB HBP BLK WP HR S P ERA WHIP	IP WLS BF H R ER SO BB IBB HBP BLK WP HR S P ERA WHIP	IP WLS BF H R ER SO BB IBB HBP BLK WP HR S P ERA WHIP	IP WLS BF H R ER SO BB IBB HBP BLK WP HR S P ERA WHIP	IP WLS BF H R ER SO BB IBB HBP BLK WP HR S P ERA WHIP	IP WLS BF H R ER SO BB IBB HBP BLK WP HR S P ERA WHIP	IP WLS BF H R ER SO BB IBB HBP BLK WP HR S P ERA WHIP	IP WLS BF H R ER SO BB IBB HBP BLK WP HR S P ERA WHIP	IP WLS BF H R ER SO BB IBB HBP BLK WP HR S P ERA WHIP	IP WLS BF H R ER SO BB IBB HBP BLK WP HR S P ERA WHIP	IP WLS BF H R ER SO BB IBB HBP BLK WP HR S P ERA WHIP	IP WLS BF H R ER SO BB IBB HBP BLK WP HR S P ERA WHIP	IP WLS BF H R ER SO BB IBB HBP BLK WP HR S P ERA WHIP	IP WLS BF H R ER SO BB IBB HBP BLK WP HR S P ERA WHIP	IP WLS BF H R ER SO BB IBB HBP BLK WP HR S P ERA WHIP	IP WLS BF H R ER SO BB IBB HBP BLK WP HR S P ERA WHIP	IP WLS BF H R ER SO BB IBB HBP BLK WP HR S P ERA WHIP

Detroit Tigers @ Cleveland Indians
Jacobs Field, Cleveland, OH
Thu May 31 2007, 7:05 PM EDT
Att: 30,038 - Cloudy - 83 F

AB 37
R 11
H 13
RBI 11
BB 6
SO 10
LOB 27



Batter	1	2	3	4	5	6	7	8	9	AB R H RBI BB SO LOB	TOP										
28 Curtis Granderson, L (1, 8) OBP: 0.335, SLG: 0.562	F9	P4		F8	F8		K		2B	6 0 1 0 0 1 5	Detroit Tigers @ Cleveland Indians Jacobs Field, Cleveland, OH Sat Jun 02 2007, 7:05 PM EDT Att: 38,254 - Cloudy - 80 F										
14 Placido Polanco, R (1, 4) OBP: 0.377, SLG: 0.412	F7		30 HR BB	F9		E4 33 F 3 1B	P6		L7	5 2 0 0 1 0 2											
3 Gary Sheffield, R (1, 10) OBP: 0.373, SLG: 0.478	30 1B BB		F8	F8		1-2 1B	G5-3		G5-3	5 1 1 0 1 0 3											
30 Magglio Ordonez, R (1, 9) OBP: 0.432, SLG: 0.686	1-2 1B		1-H HR		1-1 2B	K		0-2 2B	F9	6 3 4 2 0 1 3											
33 Marcus Thames, R (1, 7) OBP: 0.309, SLG: 0.480 Craig Monroe, R (7, 7) OBP: 0.296, SLG: 0.470	K		2B	P4		FC6 20 1B		0-0 1B	FC6-2 2B	4 2 1 0 0 1 5 1 0 1 1 0 0 0											
Ivan Rodriguez, R (1, 2) OBP: 0.301, SLG: 0.445		G6-3 20 1B	K	2-1 8 1B		2-1 20 1B		1-1 20 CS	FC6-2 1B	5 1 4 3 0 1 1											
Sean Casey, L (1, 3) OBP: 0.341, SLG: 0.351	G6-3		2-3 2B	4-1 8 1B		F7		3-1 FC6-2 20 CS		4 0 1 1 1 0 5											
20 Omar Infante, R (1, 5) OBP: 0.333, SLG: 0.382	8 S 1B		K	0-1 P2		1-0		4-0 1-2 2-3 BB		4 0 2 2 1 1 3											
8 Neifi Perez, S (1, 6) OBP: 0.205, SLG: 0.286	K			1-2 E6		0-1 L6		1-1 F7		5 0 1 0 0 1 5											
Inning Stats	R: 0 E: 0 K: 1 S: 11	H: 1 LOB: 2 BB: 1 P: 19	R: 1 E: 0 K: 1 S: 14	H: 2 LOB: 1 BB: 0 P: 18	R: 3 E: 0 K: 2 S: 18	H: 3 LOB: 1 BB: 1 P: 26	R: 0 E: 1 K: 0 S: 12	H: 0 LOB: 1 BB: 0 P: 17	R: 1 E: 0 K: 0 S: 12	H: 3 LOB: 3 BB: 1 P: 21	R: 3 E: 2 K: 1 S: 17	H: 3 LOB: 2 BB: 0 P: 24	R: 0 E: 0 K: 1 S: 8	H: 0 LOB: 0 BB: 0 P: 16	R: 1 E: 0 K: 0 S: 10	H: 3 LOB: 2 BB: 1 P: 19	R: 0 E: 0 K: 0 S: 12	H: 1 LOB: 1 BB: 0 P: 17	1B: 8 2B: 7 3B: 0 HR: 1	SF: 0 SAC: 0 DP: 0 HBP: 0	WP: 0 PA: 49 PB: 0 SB: 1 CS: 2
PITCHER	IP WLS BF H R ER SO BB IBB HBP BLK WP HR S P ERA WHIP											IP WLS BF H R ER SO BB IBB HBP BLK WP HR S P ERA WHIP									
31 Cliff Lee, L (1, 1) ERA: 6.35	4.1 L 25 8 5 5 4 3 0 0 0 0 0 1 61 94 10.38 2.538																				
53 Rafael Perez, L (5, 1) ERA: 6.23	2.2 14 4 3 0 2 0 0 0 0 0 0 0 31 47 0.00 1.500																				
Roberto Hernandez, R (8, 1) ERA: 6.23	1.0 6 3 1 1 0 1 0 0 0 0 0 0 10 19 9.00 4.000																				
46 Aaron Fultz, L (9, 1) ERA: 1.69	1.0 4 1 0 0 0 0 0 0 0 0 0 0 12 17 0.00 1.000																				

Batter	1	2	3	4	5	6	7	8	9	AB R H RBI BB SO LOB	BOTTOM								
24 Grady Sizemore, L (1, 8) OBP: 0.402, SLG: 0.483	1B 48 1B		HR	F7		HR				5 3 4 1 0 0 0	Detroit Tigers @ Cleveland Indians Jacobs Field, Cleveland, OH Sat Jun 02 2007, 7:05 PM EDT Att: 38,254 - Cloudy - 80 F								
Casey Blake, R (1, 5) OBP: 0.372, SLG: 0.503	48 1B		HR	41 1B HBP		41 FC6-4 1B			F8	4 1 3 2 0 0 1									
48 Travis Hafner, L (1, 10) OBP: 0.430, SLG: 0.489	2 FC6-4 1B		2 BB 20 SF9 41 1B BB	K		K			FC6-4 1B	4 1 2 1 1 2 2									
41 Victor Martinez, S (1, 2) OBP: 0.377, SLG: 0.541	F7		20 SF9 2 BB	1-2 1B		FC6-4		0-1 1-2 1B	F9	5 0 2 0 0 0 4									
Trot Nixon, L (1, 9) OBP: 0.346, SLG: 0.372 Franklin Gutierrez, R (9, PH) OBP: 0.111, SLG: 0.111	F7		P5	G4-3		G3			FC6-4 2 1B	4 0 0 0 0 0 6 1 0 0 0 0 0 1									
2 Jhonny Peralta, R (1, 6) OBP: 0.376, SLG: 0.526	FC6-4		25 BB BB	G6-3		G6-4-3 1B			1B	4 0 2 0 1 0 2									
20 David Dellucci, L (1, 7) OBP: 0.299, SLG: 0.373 Jason Michaels, R (7, PH) OBP: 0.333, SLG: 0.448		F8	SF9	G3		G6-4-3			F8	2 0 0 1 0 0 0 2 0 0 0 0 0 3									
25 Ryan Garko, R (1, 3) OBP: 0.401, SLG: 0.528		G1-3		G3		G1-3			G1-3	3 0 0 0 1 0 0									
29 Josh Barfield, R (1, 4) OBP: 0.270, SLG: 0.335		G5-3	L4			F8			G6-3	4 0 0 0 0 0 3									
Inning Stats	R: 1 E: 0 K: 0 S: 12	H: 3 LOB: 0 BB: 0 P: 22	R: 0 E: 0 K: 0 S: 9	H: 0 LOB: 0 BB: 0 P: 16	R: 3 E: 0 K: 0 S: 18	H: 3 LOB: 3 BB: 3 P: 37	R: 0 E: 0 K: 1 S: 11	H: 1 LOB: 2 BB: 0 P: 19	R: 0 E: 0 K: 0 S: 8	H: 2 LOB: 1 BB: 0 P: 21	R: 0 E: 0 K: 0 S: 5	H: 1 LOB: 0 BB: 0 P: 9	R: 0 E: 0 K: 0 S: 8	H: 1 LOB: 1 BB: 0 P: 12	R: 0 E: 0 K: 0 S: 14	H: 2 LOB: 2 BB: 0 P: 20	1B: 11 2B: 0 3B: 0 HR: 2	SF: 1 SAC: 0 DP: 1 HBP: 1	WP: 0 PA: 43 PB: 0 SB: 0 CS: 0
PITCHER	IP WLS BF H R ER SO BB IBB HBP BLK WP HR S P ERA WHIP											IP WLS BF H R ER SO BB IBB HBP BLK WP HR S P ERA WHIP							
Chad Durbin, R (1, 1) ERA: 4.75	5.1 W 28 8 5 5 1 0 0 0 0 0 0 0 10 20 0.00 2.062																		
34 Tim Lincecum, L (6, 1) ERA: 2.31	1.0 H 5 2 0 0 1 0 0 0 0 0 0 0 10 20 0.00 2.000																		
Jason Grilli, R (7, 1) ERA: 7.04	1.2 H 5 1 0 0 0 0 0 0 0 0 0 0 10 14 0.00 0.600																		
44 Bobby Seay, L (9, 1) ERA: 5.28	0.1 2 1 0 0 0 0 0 0 0 0 0 0 4 4 0.00 3.000																		
31 Zach Miner, R (9, 1) ERA: 2.89	0.2 3 1 0 0 0 0 0 0 0 0 0 0 10 16 0.00 1.500																		

Batter	1	2	3	4	5	6	7	8	9	AB	R	H	RBI	BB	SO	LOB	TOP											
20 Omar Infante, R OBP: 0.324, SLG: 0.384	2-1 14 G3 3 HR 2B	3-1 G6-3		0-0 FC4-6		1-3 K		0-2 FC6-4		5	1	1	0	0	1	3												
14 Placido Polanco, R OBP: 0.382, SLG: 0.419	0-2 G3		0-1 G4-3		1-0 30 BB 33 1B	4-2 BB		0-0 30 1B	1B	4	2	2	0	1	0	1												
3 Gary Sheffield, R OBP: 0.378, SLG: 0.493	0-1 HR		1-0 P4		4-1 30 BB 33 1B	2-0 G3		2-2 30 1B	1B	4	3	2	2	1	0	1												
30 Magglio Ordonez, R OBP: 0.436, SLG: 0.681	4-0 33 G5-4-3 BB		2-2 F9		4-2 FC5-4 33 1B	BB		1-0 G3		3	0	1	0	2	0	0												
33 Marcus Thames, R OBP: 0.310, SLG: 0.474 Sean Casey, L OBP: 0.342, SLG: 0.353	1-0 G5-4-3		2-2 G6-3		0-0 FC5-4 1B		1-2 G4-3		1-1 1B	3	0	1	2	0	0	1												
Ivan Rodriguez, R OBP: 0.303, SLG: 0.444		1-1 2B 8 G6-3 1B		1-1 WP 2B 1B		0-0 FC5-4 1B		0-0 F8		5	2	2	0	0	0	4												
Craig Monroe, R OBP: 0.299, SLG: 0.478		0-0 8 G6-3 28 FC3-2 2B		1-1 8 F8 28 1B 2B		2-3 K		2-3 K		5	1	2	1	0	2	4												
8 Nefti Perez, S OBP: 0.184, SLG: 0.255		2-2 G6-3		1-1 F8		1-3 K		0-0 P5		5	0	0	1	0	1	6												
28 Curtis Granderson, L OBP: 0.338, SLG: 0.561		0-0 FC3-2		1-1 20 FC4-6 1B		2-2 P3		0-0 20 FC6-4 1B		4	0	2	1	0	0	1												
Inning Stats	R: 2 H: 2 E: 0 K: 0 S: 8	LOB: 0 BB: 1 P: 15	R: 1 H: 2 E: 0 K: 0 S: 13	LOB: 1 BB: 0 P: 19	R: 0 H: 0 E: 0 K: 0 S: 7	LOB: 0 BB: 0 P: 10	R: 2 H: 3 E: 0 K: 0 S: 13	LOB: 1 BB: 0 P: 19	R: 2 H: 2 E: 0 K: 2 S: 18	LOB: 2 BB: 2 P: 32	R: 0 H: 0 E: 0 K: 1 S: 10	LOB: 1 BB: 1 P: 19	R: 0 H: 0 E: 0 K: 0 S: 6	LOB: 0 BB: 0 P: 8	R: 0 H: 1 E: 0 K: 1 S: 10	LOB: 1 BB: 0 P: 12	R: 2 H: 4 E: 0 K: 0 S: 16	LOB: 2 BB: 0 P: 22	1B: 9 2B: 4 3B: 0 HR: 1	SF: 0 SAC: 0 DP: 1 HBP: 0	WP: 1 PA: 44 PB: 0 SB: 0 CS: 0							
PITCHER	IP	WLS	BF	H	R	ER	SO	BB	IBB	HBP	BLK	WP	HR	S	P	ERA	WHIP											
45 Jeremy Sowers, L ERA: 6.63	(1, 1)	4.0	L	19	7	5	5	0	1	0	0	0	1	1	41	63	11.25	2.000										
40 Tom Mastny, R ERA: 5.01	(5, 1)	1.0		7	2	2	2	2	2	0	0	0	0	0	18	32	18.00	4.000										
Fernando Cabrera, R ERA: 5.4	(6, 1)	2.0		7	0	0	0	1	1	0	0	0	0	0	16	27	0.00	0.500										
63 Rafael Betancourt, R ERA: 1.54	(8, 1)	1.0		4	1	0	0	1	0	0	0	0	0	10	12	0.00	1.000											
47 Joe Borowski, R ERA: 7.29	(9, 1)	1.0		7	4	2	2	0	0	0	0	0	0	16	22	18.00	4.000											

Detroit Tigers @ Cleveland Indians
Jacobs Field, Cleveland, OH
Sun Jun 03 2007, 1:05 PM EDT
Att: 30,268 - Cloudy - 80 F

AB 40
R 9
H 14
RBI 9
BB 4
SO 4
LOB 21



Batter	1	2	3	4	5	6	7	8	9	AB	R	H	RBI	BB	SO	LOB	BOTTOM											
24 Grady Sizemore, L OBP: 0.400, SLG: 0.477 Franklin Gutierrez, R OBP: 0.200, SLG: 0.200	2-3 K		0-1 G3-1		2-2 F8		4-2 BB		1-1 2 FC5-4 1B	3	0	0	0	1	1	0												
2 Jhonny Peralta, R OBP: 0.372, SLG: 0.523	1-0 41 HR 2B		1-1 P4		1-3 K		2-2 F7		2-0 FC5-4	5	1	1	0	0	1	4												
48 Travis Hafner, L OBP: 0.427, SLG: 0.482	1-3 K		4-1 41 E BB		3-3 K		2-0 F8			3	0	0	0	1	2	1												
41 Victor Martinez, S OBP: 0.379, SLG: 0.556	1-1 2H HR		0-0 E6		1-2 F9		1-1 1B		1-1 1B	4	1	2	2	0	0	1												
Trot Nixon, L OBP: 0.350, SLG: 0.371	4-2 BB		0-3 K		1-2 G4-3		1-2 1B		1-2 1B	3	0	1	0	1	1	2												
25 Ryan Garko, R OBP: 0.392, SLG: 0.515	1-2 P5			2-0 G5-3		3-2 G1-3		1-3 K		4	0	0	0	0	1	3												
20 David Dellucci, L ERA: 3.27 Jason Michaels, R OBP: 0.330, SLG: 0.443		0-0 G6-3		2-1 G4-3		1-0 G6-3 29 1B		1-2 F8		3	0	1	0	0	0	0												
29 Josh Barfield, R OBP: 0.270, SLG: 0.333		0-1 F8		1-2 F8		0-0 G6-3 1B		0-0 G5-3		4	0	1	0	0	0	0												
Mike Rouse, L OBP: 0.200, SLG: 0.146		2-3 K			0-2 G4-3		2-2 G6-3		1-3 K	4	0	0	0	0	2	2												
Inning Stats	R: 2 H: 2 E: 0 K: 2 S: 17	LOB: 1 BB: 1 P: 27	R: 0 H: 0 E: 0 K: 1 S: 7	LOB: 0 BB: 0 P: 9	R: 0 H: 0 E: 0 K: 1 S: 9	LOB: 0 BB: 1 P: 14	R: 0 H: 0 E: 0 K: 0 S: 6	LOB: 0 BB: 0 P: 11	R: 0 H: 0 E: 0 K: 1 S: 14	LOB: 0 BB: 0 P: 17	R: 0 H: 0 E: 0 K: 1 S: 9	LOB: 0 BB: 0 P: 14	R: 0 H: 2 E: 0 K: 0 S: 20	LOB: 3 BB: 1 P: 32	R: 0 H: 2 E: 0 K: 1 S: 15	LOB: 2 BB: 0 P: 21	R: 0 H: 1 E: 0 K: 1 S: 7	LOB: 1 BB: 0 P: 11	1B: 5 2B: 1 3B: 0 HR: 1	SF: 0 SAC: 0 DP: 0 HBP: 0	WP: 0 PA: 38 PB: 0 SB: 0 CS: 0							
PITCHER	IP	WLS	BF	H	R	ER	SO	BB	IBB	HBP	BLK	WP	HR	S	P	ERA	WHIP											
38 Jeremy Bonderman, R ERA: 3.27	(1, 1)	6.2	W	27	4	2	2	6	2	0	0	0	0	0	70	106	2.70	0.900										
Wilfredo Ledezma, L ERA: 4.55	(7, 1)	1.0		6	2	0	0	1	1	0	0	0	0	22	33	0.00	3.000											
Jason Grilli, R ERA: 6.66	(8, 1)	1.1		5	1	0	0	1	0	0	0	0	0	12	17	0.00	0.750											

Detroit Tigers @ Cleveland Indians
Jacobs Field, Cleveland, OH
Sun Jun 03 2007, 1:05 PM EDT
Att: 30,268 - Cloudy - 80 F

AB 35
R 2
H 7
RBI 2
BB 3
SO 8
LOB 15



Batter	1	2	3	4	5	6	7	8	9	AB	R	H	RBI	BB	SO	LOB	TOP							
28 Curtis Granderson, L OBP: 0.347, SLG: 0.585										5	2	3	3	1	0	1								
14 Placido Polanco, R OBP: 0.383, SLG: 0.419										6	0	2	1	0	1	5								
3 Gary Sheffield, R OBP: 0.392, SLG: 0.532										5	1	2	2	1	0	2								
30 Magglio Ordonez, R OBP: 0.435, SLG: 0.673										5	1	3	0	0	0	3								
33 Marcus Thames, R OBP: 0.315, SLG: 0.463										0	0	0	0	0	0	0								
9 Carlos Guillen, S OBP: 0.373, SLG: 0.517										4	1	0	0	1	1	6								
8 Neifi Perez, S OBP: 0.200, SLG: 0.271										0	0	0	0	0	0	0								
Sean Casey, L OBP: 0.340, SLG: 0.356										5	1	3	0	0	0	1								
Craig Monroe, R OBP: 0.294, SLG: 0.457										4	2	0	1	1	1	3								
Mike Rabelo, S OBP: 0.305, SLG: 0.357										5	2	2	1	0	0	2								
15 Brandon Inge, R OBP: 0.329, SLG: 0.422										4	1	2	3	1	1	0								
Inning Stats	R: 1 H: 1 E: 0 K: 0 S: 16	H: 1 LOB: 1 BB: 0 P: 26	R: 2 H: 2 E: 0 K: 0 S: 10	H: 2 LOB: 1 BB: 1 P: 16	R: 6 H: 7 E: 0 K: 1 S: 21	H: 7 LOB: 2 BB: 1 P: 42	R: 2 H: 3 E: 0 K: 0 S: 12	H: 3 LOB: 2 BB: 2 P: 29	R: 0 H: 1 E: 0 K: 0 S: 10	H: 1 LOB: 0 BB: 0 P: 12	R: 0 H: 0 E: 0 K: 0 S: 10	H: 0 LOB: 0 BB: 0 P: 14	R: 0 H: 2 E: 0 K: 1 S: 12	H: 2 LOB: 2 BB: 1 P: 18	R: 0 H: 0 E: 0 K: 1 S: 6	H: 0 LOB: 0 BB: 0 P: 11	R: 0 H: 1 E: 0 K: 1 S: 13	H: 1 LOB: 1 BB: 0 P: 20	1B: 12 2B: 3 3B: 2 HR: 1	SF: 0 SAC: 0 DP: 2 HBP: 0	WP: 2 PB: 0 SB: 1 CS: 0	PA: 48		
PITCHER	IP WLS BF H R ER SO BB IBB HBP BLK WP HR S P ERA WHIP	IP WLS BF H R ER SO BB IBB HBP BLK WP HR S P ERA WHIP	IP WLS BF H R ER SO BB IBB HBP BLK WP HR S P ERA WHIP	IP WLS BF H R ER SO BB IBB HBP BLK WP HR S P ERA WHIP	IP WLS BF H R ER SO BB IBB HBP BLK WP HR S P ERA WHIP	IP WLS BF H R ER SO BB IBB HBP BLK WP HR S P ERA WHIP	IP WLS BF H R ER SO BB IBB HBP BLK WP HR S P ERA WHIP	IP WLS BF H R ER SO BB IBB HBP BLK WP HR S P ERA WHIP	IP WLS BF H R ER SO BB IBB HBP BLK WP HR S P ERA WHIP	IP WLS BF H R ER SO BB IBB HBP BLK WP HR S P ERA WHIP	IP WLS BF H R ER SO BB IBB HBP BLK WP HR S P ERA WHIP	IP WLS BF H R ER SO BB IBB HBP BLK WP HR S P ERA WHIP	IP WLS BF H R ER SO BB IBB HBP BLK WP HR S P ERA WHIP	IP WLS BF H R ER SO BB IBB HBP BLK WP HR S P ERA WHIP	IP WLS BF H R ER SO BB IBB HBP BLK WP HR S P ERA WHIP	IP WLS BF H R ER SO BB IBB HBP BLK WP HR S P ERA WHIP	IP WLS BF H R ER SO BB IBB HBP BLK WP HR S P ERA WHIP	IP WLS BF H R ER SO BB IBB HBP BLK WP HR S P ERA WHIP	IP WLS BF H R ER SO BB IBB HBP BLK WP HR S P ERA WHIP	IP WLS BF H R ER SO BB IBB HBP BLK WP HR S P ERA WHIP	IP WLS BF H R ER SO BB IBB HBP BLK WP HR S P ERA WHIP	IP WLS BF H R ER SO BB IBB HBP BLK WP HR S P ERA WHIP	IP WLS BF H R ER SO BB IBB HBP BLK WP HR S P ERA WHIP	IP WLS BF H R ER SO BB IBB HBP BLK WP HR S P ERA WHIP

Detroit Tigers @ Texas Rangers
Rangers Ballpark in Arlington, Arlington, TX
Thu Jun 07 2007, 8:35 PM EDT
Att: 22,990 - Clear - 91 F


AB 43
R 11
H 17
RBI 11
BB 5
SO 4
LOB 23



Batter	1	2	3	4	5	6	7	8	9	AB	R	H	RBI	BB	SO	LOB	BOTTOM							
Kenny Lofton, L OBP: 0.348, SLG: 0.379										4	2	2	0	1	0	1								
10 Michael Young, R OBP: 0.316, SLG: 0.407										4	0	2	1	0	0	3								
Ramón Vázquez, L OBP: 0.339, SLG: 0.500										1	0	0	0	0	1	0								
23 Mark Teixeira, S OBP: 0.403, SLG: 0.550										4	1	2	2	1	0	3								
Sammy Sosa, R OBP: 0.297, SLG: 0.453										5	0	0	0	0	2	3								
14 Victor Diaz, R OBP: 0.297, SLG: 0.662										3	0	0	0	1	0	2								
22 Marlon Byrd, R OBP: 0.408, SLG: 0.432										4	0	1	0	0	0	2								
5 Ian Kinsler, R OBP: 0.326, SLG: 0.437										4	1	1	0	0	0	2								
15 Gerald Laird, R OBP: 0.307, SLG: 0.331										1	0	1	0	0	0	0								
35 Chris Stewart, R OBP: 0.297, SLG: 0.294										2	0	0	0	1	1	1								
3 Jerry Hairston, R OBP: 0.286, SLG: 0.333										4	0	1	1	0	0	2								
Inning Stats	R: 1 H: 2 E: 0 K: 0 S: 9	H: 2 LOB: 2 BB: 1 P: 16	R: 0 H: 1 E: 0 K: 0 S: 9	H: 1 LOB: 0 BB: 0 P: 17	R: 1 H: 2 E: 0 K: 1 S: 16	H: 2 LOB: 1 BB: 0 P: 24	R: 1 H: 2 E: 0 K: 0 S: 9	H: 2 LOB: 2 BB: 1 P: 17	R: 0 H: 1 E: 0 K: 0 S: 13	H: 1 LOB: 2 BB: 1 P: 23	R: 0 H: 0 E: 0 K: 0 S: 12	H: 0 LOB: 0 BB: 0 P: 16	R: 0 H: 0 E: 0 K: 1 S: 8	H: 0 LOB: 0 BB: 0 P: 11	R: 1 H: 1 E: 0 K: 2 S: 11	H: 1 LOB: 0 BB: 0 P: 15	1B: 5 2B: 4 3B: 0 HR: 1	SF: 0 SAC: 0 DP: 0 HBP: 0	WP: 0 PB: 0 SB: 0 CS: 1	PA: 41				
PITCHER	IP WLS BF H R ER SO BB IBB HBP BLK WP HR S P ERA WHIP	IP WLS BF H R ER SO BB IBB HBP BLK WP HR S P ERA WHIP	IP WLS BF H R ER SO BB IBB HBP BLK WP HR S P ERA WHIP	IP WLS BF H R ER SO BB IBB HBP BLK WP HR S P ERA WHIP	IP WLS BF H R ER SO BB IBB HBP BLK WP HR S P ERA WHIP	IP WLS BF H R ER SO BB IBB HBP BLK WP HR S P ERA WHIP	IP WLS BF H R ER SO BB IBB HBP BLK WP HR S P ERA WHIP	IP WLS BF H R ER SO BB IBB HBP BLK WP HR S P ERA WHIP	IP WLS BF H R ER SO BB IBB HBP BLK WP HR S P ERA WHIP	IP WLS BF H R ER SO BB IBB HBP BLK WP HR S P ERA WHIP	IP WLS BF H R ER SO BB IBB HBP BLK WP HR S P ERA WHIP	IP WLS BF H R ER SO BB IBB HBP BLK WP HR S P ERA WHIP	IP WLS BF H R ER SO BB IBB HBP BLK WP HR S P ERA WHIP	IP WLS BF H R ER SO BB IBB HBP BLK WP HR S P ERA WHIP	IP WLS BF H R ER SO BB IBB HBP BLK WP HR S P ERA WHIP	IP WLS BF H R ER SO BB IBB HBP BLK WP HR S P ERA WHIP	IP WLS BF H R ER SO BB IBB HBP BLK WP HR S P ERA WHIP	IP WLS BF H R ER SO BB IBB HBP BLK WP HR S P ERA WHIP	IP WLS BF H R ER SO BB IBB HBP BLK WP HR S P ERA WHIP	IP WLS BF H R ER SO BB IBB HBP BLK WP HR S P ERA WHIP	IP WLS BF H R ER SO BB IBB HBP BLK WP HR S P ERA WHIP	IP WLS BF H R ER SO BB IBB HBP BLK WP HR S P ERA WHIP	IP WLS BF H R ER SO BB IBB HBP BLK WP HR S P ERA WHIP	IP WLS BF H R ER SO BB IBB HBP BLK WP HR S P ERA WHIP

Detroit Tigers @ Texas Rangers
Rangers Ballpark in Arlington, Arlington, TX
Thu Jun 07 2007, 8:35 PM EDT
Att: 22,990 - Clear - 91 F

AB 36
R 4
H 10
RBI 4
BB 4
SO 4
LOB 19



Batter	1	2	3	4	5	6	7	8	9	AB	R	H	RBI	BB	SO	LOB	TOP				
7 José Reyes, S OBP: 0.397, SLG: 0.459	G4-3		F8			F8		G3		4	0	0	0	0	0	0					
27 Carlos Gómez, R OBP: 0.255, SLG: 0.271	K2-3		G6-3			P6			15 1B 21 SF8	4	1	1	0	0	1	0					
15 Carlos Beltrán, S OBP: 0.369, SLG: 0.493	G3-1			G6-3		K			16 1B	4	0	1	0	0	1	0					
21 Carlos Delgado, L OBP: 0.303, SLG: 0.420		G3		F8			HR		SF8	3	1	1	2	0	0	0					
5 David Wright, R OBP: 0.367, SLG: 0.486	K			HR			16 F9-3		L4	3	1	1	1	1	1	1					
16 Paul Lo Duca, R OBP: 0.363, SLG: 0.391				P4		F9-3				4	0	2	0	0	0	1					
22 Jose Valentin, S OBP: 0.349, SLG: 0.447																					
11 Ramon Castro, R OBP: 0.310, SLG: 0.404																					
Ricky Ledee, L			G4-3			K				3	0	0	0	0	1	0					
Inning Stats	R: 0 E: 0 K: 1 S: 6	H: 0 LOB: 0 BB: 0 P: 8	R: 0 E: 0 K: 1 S: 13	H: 2 LOB: 2 BB: 0 P: 21	R: 0 E: 0 K: 0 S: 5	H: 0 LOB: 0 BB: 0 P: 5	R: 1 E: 0 K: 0 S: 7	H: 1 LOB: 0 BB: 0 P: 8	R: 0 E: 0 K: 1 S: 7	H: 0 LOB: 0 BB: 0 P: 9	R: 1 E: 0 K: 0 S: 9	H: 1 LOB: 0 BB: 1 P: 16	R: 0 E: 0 K: 0 S: 3	H: 0 LOB: 2 BB: 0 P: 4	R: 1 E: 0 K: 0 S: 6	H: 3 LOB: 2 BB: 0 P: 12	1B: 5 2B: 1 3B: 0 HR: 2	SF: 1 SAC: 0 DP: 1 HBP: 0	WP: 0 PB: 0 SB: 0 CS: 0	PA: 34	
PITCHER	IP	WLS	BF	H	R	ER	SO	BB	IBB	HBP	BLK	WP	HR	S	P	ERA	WHIP				
Chad Durbin, R ERA: 4.59	8.0	L	30	6	3	3	4	1	0	0	0	0	2	59	84	3.38	0.875				
34 Tim Byrdak, L ERA: 2.98	0.1		1	0	0	0	0	0	0	0	0	0	0	1	2	0.00	0.000				
Jason Grilli, R ERA: 5.59	0.2		3	1	0	0	0	0	0	0	0	0	0	3	6	0.00	1.500				

New York Mets @ Detroit Tigers
Comerica Park, Detroit, MI
Fri Jun 08 2007, 7:05 PM EDT
Att. 42,007 - Clear - 72 F

AB 32
R 3
H 7
RBI 3
BB 1
SO 4
LOB 6



Batter	1	2	3	4	5	6	7	8	9	AB	R	H	RBI	BB	SO	LOB	BOTTOM				
28 Curtis Granderson, L OBP: 0.345, SLG: 0.579	G5-3		F9		G4-3			F8		4	0	1	0	0	0	0					
14 Placido Polanco, R OBP: 0.381, SLG: 0.421	G5-3		G4-3			F9				4	0	1	0	0	0	1					
3 Gary Sheffield, R OBP: 0.387, SLG: 0.523	G5-3		P2			G6-3		G6-3		4	0	0	0	0	0	2					
30 Magglio Ordonez, R OBP: 0.432, SLG: 0.665	G6-3			P4		E9				4	0	1	0	0	1	1					
9 Carlos Guillen, S OBP: 0.371, SLG: 0.510				BB						3	0	0	0	1	3	1					
Ivan Rodriguez, R OBP: 0.294, SLG: 0.440	G6-3			L9						4	0	0	0	0	0	1					
Sean Casey, L OBP: 0.340, SLG: 0.355				G3-1						3	0	1	0	0	0	1					
Craig Monroe, R OBP: 0.294, SLG: 0.453										2	0	0	0	1	1	0					
15 Brandon Inge, R OBP: 0.324, SLG: 0.415								G5-3		3	0	0	0	0	2	2					
Inning Stats	R: 0 E: 0 K: 0 S: 9	H: 1 LOB: 1 BB: 0 P: 14	R: 0 E: 0 K: 2 S: 14	H: 1 LOB: 2 BB: 1 P: 25	R: 0 E: 0 K: 0 S: 5	H: 0 LOB: 0 BB: 0 P: 9	R: 0 E: 0 K: 0 S: 11	H: 0 LOB: 1 BB: 1 P: 19	R: 0 E: 0 K: 2 S: 9	H: 0 LOB: 0 BB: 0 P: 15	R: 0 E: 1 K: 1 S: 11	H: 1 LOB: 1 BB: 0 P: 16	R: 0 E: 0 K: 0 S: 5	R: 0 E: 0 K: 0 S: 10	H: 1 LOB: 1 BB: 0 P: 13	R: 0 E: 0 K: 2 S: 11	H: 0 LOB: 0 BB: 0 P: 13	1B: 3 2B: 1 3B: 0 HR: 0	SF: 0 SAC: 0 DP: 0 HBP: 0	WP: 0 PB: 0 SB: 1 CS: 0	PA: 33
PITCHER	IP	WLS	BF	H	R	ER	SO	BB	IBB	HBP	BLK	WP	HR	S	P	ERA	WHIP				
29 Jorge Sosa, R ERA: 2.64	8.0	W	30	4	0	0	5	2	0	0	0	0	0	74	116	0.00	0.750				
13 Billy Wagner, L ERA: 1.65	1.0	S	3	0	0	0	2	0	0	0	0	0	0	11	13	0.00	0.000				

New York Mets @ Detroit Tigers
Comerica Park, Detroit, MI
Fri Jun 08 2007, 7:05 PM EDT
Att. 42,007 - Clear - 72 F

AB 31
R 0
H 4
RBI 0
BB 2
SO 7
LOB 9



Batter	1	2	3	4	5	6	7	8	9	AB	R	H	RBI	BB	SO	LOB	TOP								
7 José Reyes, S OBP: 0.394, SLG: 0.453	G4-3		K				P4		K	5	0	1	2	0	2	1									
22 Jose Valentin, S OBP: 0.341, SLG: 0.444	G3			F7	PO	F7			K	5	0	1	0	0	1	0									
15 Carlos Beltrán, S OBP: 0.374, SLG: 0.493	21 S 21 E 1B			K		G6-3				4	1	2	0	1	1	0									
21 Carlos Delgado, L OBP: 0.301, SLG: 0.419	P6					F7			G4-3	5	0	1	0	0	0	4									
5 David Wright, R OBP: 0.369, SLG: 0.500		G5-3								4	2	2	1	0	0	1									
16 Paul Lo Duca, R OBP: 0.365, SLG: 0.394		G6-3				2B 7 1B			K	4	2	2	0	0	1	0									
Ricky Ledee, L OBP: 0.286, SLG: 0.571			K			7 1B				4	2	2	1	0	1	0									
11 Ramon Castro, R OBP: 0.306, SLG: 0.389				K			P4			2	0	0	1	1	1	2									
27 Carlos Gómez, R OBP: 0.245, SLG: 0.260				G6-3						2	0	0	0	0	0	2									
Ruben Colay, S OBP: 0.348, SLG: 0.488							G5-3			1	0	1	1	0	0	0									
4 Ben Johnson, R OBP: 0.240, SLG: 0.182										1	0	0	0	0	1	1									
Inning Stats	R: 3 E: 0 K: 0 S: 13	H: 1 LOB: 0 BB: 0 P: 23	R: 0 E: 0 K: 1 S: 8	H: 0 LOB: 0 BB: 0 P: 10	R: 0 E: 0 K: 2 S: 9	H: 0 LOB: 0 BB: 0 P: 13	R: 0 E: 0 K: 1 S: 7	H: 1 LOB: 1 BB: 0 P: 10	R: 2 E: 0 K: 0 S: 10	H: 3 LOB: 0 BB: 0 P: 15	R: 0 E: 0 K: 0 S: 7	H: 0 LOB: 0 BB: 0 P: 8	R: 3 E: 0 K: 0 S: 18	H: 5 LOB: 3 BB: 1 P: 38	R: 1 E: 0 K: 2 S: 17	H: 1 LOB: 1 BB: 1 P: 29	R: 0 E: 0 K: 2 S: 9	H: 1 LOB: 1 BB: 0 P: 13	1B: 7 2B: 4 3B: 0 HR: 1	SF: 1 SAC: 0 DP: 0 HBP: 0	WP: 0 PB: 0 SB: 1 CS: 0	PA: 41			
PITCHER	IP	WLS	BF	H	R	ER	SO	BB	IBB	HBP	BLK	WP	HR	S	P	ERA	WHIP								
38 Jeremy Bonderman, R ERA: 3.63	6.0	W	25	8	6	5	4	0	0	0	0	0	0	62	92	7.50	1.333								
40 Yorman Bazardo, R ERA: 3.86	0.1	H	2	1	0	0	0	0	0	0	0	0	0	4	10	0.00	3.000								
Wilfredo Ledezma, L ERA: 4.45	0.2	H	4	1	0	0	0	1	0	0	0	0	0	6	15	0.00	3.000								
56 Fernando Rodney, R ERA: 5.09	1.0	H	5	1	1	1	2	1	0	0	0	0	1	17	29	9.00	2.000								
59 Todd Jones, R ERA: 5.55	1.0	S	4	1	0	0	2	0	0	0	0	0	0	9	13	0.00	1.000								

New York Mets @ Detroit Tigers
Comerica Park, Detroit, MI
Sat Jun 09 2007, 3:55 PM EDT
Att: 42,364 - Sunny - 77 F

AB	37
R	7
H	12
RBI	6
SO	8
LOB	11



Batter	1	2	3	4	5	6	7	8	9	AB	R	H	RBI	BB	SO	LOB	BOTTOM								
20 Omar Infante, R OBP: 0.329, SLG: 0.375	K			FC4-3-6 14 1B						3	0	0	0	0	1	2									
28 Curtis Granderson, L OBP: 0.347, SLG: 0.553		F9								2	1	1	0	0	1	0									
14 Placido Polanco, R OBP: 0.385, SLG: 0.429	30 BB 9 HR 1B									5	2	4	0	0	1	1									
3 Gary Sheffield, R OBP: 0.387, SLG: 0.518	P6									4	1	1	1	1	1	4									
30 Magglio Ordonez, R OBP: 0.439, SLG: 0.668	9 HR BB									2	2	1	2	3	1	0									
9 Carlos Guillen, S OBP: 0.372, SLG: 0.526	1-H 2-H HR									5	2	2	3	0	0	3									
Ivan Rodriguez, R OBP: 0.301, SLG: 0.446										4	0	2	2	1	1	2									
Sean Casey, L OBP: 0.333, SLG: 0.348	P5									4	0	0	0	0	0	6									
Craig Monroe, R OBP: 0.289, SLG: 0.444		F7								4	0	0	0	0	1	3									
15 Brandon Inge, R OBP: 0.327, SLG: 0.414										3	0	1	0	1	0	1									
Inning Stats	R: 3 E: 0 K: 1 S: 15	H: 3 LOB: 1 BB: 1 P: 26	R: 0 E: 0 K: 1 S: 10	H: 0 LOB: 1 BB: 1 P: 16	R: 0 E: 0 K: 1 S: 13	H: 0 LOB: 2 BB: 2 P: 23	R: 0 E: 0 K: 1 S: 12	H: 2 LOB: 2 BB: 0 P: 19	R: 2 E: 0 K: 0 S: 14	H: 2 LOB: 1 BB: 1 P: 21	R: 3 E: 1 K: 1 S: 19	H: 4 LOB: 2 BB: 1 P: 31	R: 0 E: 0 K: 1 S: 15	H: 1 LOB: 1 BB: 0 P: 25	R: 0 E: 0 K: 1 S: 12	H: 0 LOB: 0 BB: 0 P: 17	1B: 7 2B: 4 3B: 0 HR: 1	SF: 0 SAC: 0 DP: 0 HBP: 0	WP: 0 PB: 0 SB: 0 CS: 0	PA: 42					
PITCHER	IP	WLS	BF	H	R	ER	SO	BB	IBB	HBP	BLK	WP	HR	S	P	ERA	WHIP								
46 Oliver Pérez, L ERA: 3.21	5.0	L	27	7	5	5	4	5	0	0	0	0	0	14	23	81.00	15.000								
59 Guillermo Mota, R ERA: 8.1	0.1		6	4	3	3	0	1	0	0	0	0	0	5	8	0.00	0.000								
Aaron Sele, R ERA: 4.87	0.2		2	0	0	0	1	0	0	0	0	0	0	27	42	0.00	0.500								
Aaron Heilman, R ERA: 3.99	2.0		7	1	0	0	2	0	0	0	0	0	0	27	42	0.00	0.500								

New York Mets @ Detroit Tigers
Comerica Park, Detroit, MI
Sat Jun 09 2007, 3:55 PM EDT
Att: 42,364 - Sunny - 77 F

AB	36
R	8
H	12
RBI	8
SO	7
LOB	22



Batter	1	2	3	4	5	6	7	8	9	AB	R	H	RBI	BB	SO	LOB	TOP										
1 Corey Hart, R OBP: 0.378, SLG: 0.462 (1, 9)	G1-3		2B						K	4	0	2	0	1	1	0	Milwaukee Brewers @ Detroit Tigers Comerica Park, Detroit, MI Wed Jun 13 2007, 7:05 PM EDT Att: 37,593 - Clear - 79 F										
7 J.J. Hardy, R OBP: 0.330, SLG: 0.514 (1, 6)	1B		1B							4	0	2	0	0	0	3											
8 Ryan Braun, R OBP: 0.347, SLG: 0.561 (1, 5)	P6		1B							3	0	0	0	1	0	3											
28 Prince Fielder, L OBP: 0.379, SLG: 0.639 (1, 3)	1B		K							3	1	1	0	1	2	3											
Kevin Mench, R OBP: 0.275, SLG: 0.407 (1, 7)	FC5									4	0	0	0	0	0	3											
2 Bill Hall, R OBP: 0.192, SLG: 0.433 (1, 8)		2B								3	2	3	2	1	0	0											
Johanny Estrada, S OBP: 0.298, SLG: 0.431 (1, 10)	G4-3		1B							4	0	2	0	0	0	1											
Damian Miller, R OBP: 0.254, SLG: 0.258 (1, 2)	G5-3		1B							4	0	0	1	0	0	4											
9 Tony Graffanino, R OBP: 0.294, SLG: 0.302 (1, 4)	L7									4	0	1	0	0	0	1											
Inning Stats	R: 0 E: 0 K: 0 S: 8	H: 1 LOB: 2 BB: 1 P: 15	R: 0 E: 0 K: 0 S: 10	H: 1 LOB: 1 BB: 0 P: 15	R: 0 E: 0 K: 1 S: 8	H: 2 LOB: 1 BB: 0 P: 13	R: 0 E: 0 K: 0 S: 5	H: 1 LOB: 1 BB: 1 P: 10	R: 0 E: 0 K: 1 S: 9	H: 2 LOB: 2 BB: 1 P: 20	R: 1 E: 0 K: 0 S: 8	H: 2 LOB: 0 BB: 0 P: 13	R: 0 E: 0 K: 0 S: 4	H: 0 LOB: 0 BB: 1 P: 11	R: 2 E: 0 K: 0 S: 18	H: 2 LOB: 0 BB: 0 P: 21	R: 0 E: 0 K: 1 S: 7	H: 0 LOB: 0 BB: 0 P: 11	1B: 7 2B: 4 3B: 0 HR: 1	SF: 0 SAC: 0 DP: 3 HBP: 0	WP: 0 PB: 0 SB: 0 CS: 1	PA: 38					
PITCHER	IP	WLS	BF	H	R	ER	SO	BB	IBB	HBP	BLK	WP	HR	S	P	ERA	WHIP										
Mike Maroth, L (1, 1)	7.0		29	9	1	1	2	4	0	0	0	0	0	52	97	1.29	1.857										
56 Fernando Rodney, R (8, 1)	1.0	L	5	2	2	2	0	0	0	0	0	0	1	18	21	18.00	2.000										
Jason Grilli, R (9, 1)	1.0		3	0	0	0	1	0	0	0	0	0	0	7	11	0.00	0.000										

Batter	1	2	3	4	5	6	7	8	9	AB	R	H	RBI	BB	SO	LOB	BOTTOM										
28 Curtis Granderson, L OBP: 0.346, SLG: 0.578 (1, 8)	P5		BB						G3	4	0	2	1	1	0	0	Milwaukee Brewers @ Detroit Tigers Comerica Park, Detroit, MI Wed Jun 13 2007, 7:05 PM EDT Att: 37,593 - Clear - 79 F										
14 Placido Polanco, R OBP: 0.384, SLG: 0.430 (1, 4)	1B		L9							4	0	1	0	0	1	3											
3 Gary Sheffield, R OBP: 0.390, SLG: 0.544 (1, 10)	FC5-4									4	1	1	0	0	1	2											
30 Magglio Ordonez, R (1, 9)	F8									4	0	2	1	0	0	1											
Craig Monroe, R OBP: 0.295, SLG: 0.447 (1, 7)	K									4	0	1	0	0	2	2											
Ivan Rodriguez, R OBP: 0.306, SLG: 0.458 (1, 2)	F9									3	0	1	0	1	0	1											
33 Marcus Thames, R (1, 3)	P3									2	0	0	0	0	1	1											
Sean Casey, L (6, 3)										2	0	0	0	0	1	3											
15 Brandon Inge, R OBP: 0.350, SLG: 0.459 (1, 5)										4	1	2	0	0	2	0											
8 Neifi Perez, S OBP: 0.200, SLG: 0.264 (1, 6)	G6-3									3	0	0	0	0	0	1											
Inning Stats	R: 0 E: 0 K: 0 S: 12	H: 1 LOB: 0 BB: 0 P: 18	R: 0 E: 0 K: 1 S: 7	H: 0 LOB: 0 BB: 0 P: 11	R: 0 E: 0 K: 0 S: 11	H: 1 LOB: 1 BB: 1 P: 16	R: 1 E: 0 K: 1 S: 9	H: 2 LOB: 1 BB: 1 P: 14	R: 0 E: 0 K: 2 S: 10	H: 1 LOB: 1 BB: 0 P: 18	R: 0 E: 0 K: 1 S: 16	H: 2 LOB: 2 BB: 0 P: 26	R: 1 E: 0 K: 1 S: 13	H: 2 LOB: 1 BB: 0 P: 23	R: 0 E: 0 K: 1 S: 10	H: 1 LOB: 0 BB: 0 P: 12	R: 0 E: 0 K: 1 S: 8	H: 0 LOB: 0 BB: 0 P: 14	1B: 8 2B: 2 3B: 0 HR: 0	SF: 0 SAC: 1 DP: 2 HBP: 0	WP: 0 PB: 0 SB: 0 CS: 0	PA: 37					
PITCHER	IP	WLS	BF	H	R	ER	SO	BB	IBB	HBP	BLK	WP	HR	S	P	ERA	WHIP										
12 Carlos Villanueva, R (1, 1)	5.0		20	5	1	1	4	2	0	0	0	0	0	18	31	9.00	3.000										
Matt Wise, R (6, 1)	1.0		6	3	1	1	1	0	0	0	0	0	0	4	10	0.00	3.000										
Brian Shouse, L (7, 1)	0.1		2	1	0	0	0	0	0	0	1	0	0	4	10	0.00	3.000										
50 Chris Spurling, R (7, 1)	0.2	W	2	0	0	0	1	0	0	0	0	0	0	7	8	0.00	0.000										
Derrick Turnbow, R (8, 1)	1.0	H	4	1	0	0	1	0	0	0	0	0	0	10	12	0.00	1.000										
PITCHER	IP	WLS	BF	H	R	ER	SO	BB	IBB	HBP	BLK	WP	HR	S	P	ERA	WHIP										
Francisco Cordero, R (9, 1)	1.0	S	3	0	0	0	1	0	0	0	0	0	0	8	14	0.00	0.000										

Batter	1	2	3	4	5	6	7	8	9	AB	R	H	RBI	BB	SO	LOB	TOP					
1 Corey Hart, R OBP: 0.379, SLG: 0.480	F9	F9		G5-3	F9			HR		5	1	2	2	0	0	2	Milwaukee Brewers @ Detroit Tigers Comerica Park, Detroit, MI Thu Jun 14 2007, 1:05 PM EDT Att: 41,399 - Sunny - 81 F					
7 J.J. Hardy, R OBP: 0.335, SLG: 0.511	BB	FC6		BB	F8			BB		3	0	1	0	2	0	2						
8 Ryan Braun, R OBP: 0.351, SLG: 0.586	BB	F9		SF8	WP			L7		4	1	2	1	0	0	3						
28 Prince Fielder, L OBP: 0.373, SLG: 0.627	F7		L8	F7	F7			K		5	0	0	0	0	1	4						
2 Bill Hall, R OBP: 0.331, SLG: 0.430	BB		G4-3		BB			F7		4	1	1	0	1	1	0						
Geoff Jenkins, L OBP: 0.335, SLG: 0.509	F8		BB		BB			K		4	1	2	0	1	1	3						
Johnny Estrada, S OBP: 0.305, SLG: 0.440		FC4-6		BB	BLK			L9		5	0	3	1	0	0	1						
Craig Counsell, L OBP: 0.348, SLG: 0.321		FC4-6		F8	G3			G4-3-6		4	1	0	0	0	0	6						
9 Tony Graffanino, R OBP: 0.299, SLG: 0.315		FC6		WP	SF8			K		4	1	2	0	0	2	2						
Inning Stats	R: 0 E: 0 K: 0 S: 15	H: 2 LOB: 3 BB: 1 P: 27	R: 1 E: 0 K: 0 S: 13	H: 3 LOB: 2 BB: 0 P: 17	R: 0 E: 0 K: 0 S: 14	H: 2 LOB: 2 BB: 0 P: 23	R: 1 E: 1 K: 0 S: 9	H: 1 LOB: 1 BB: 1 P: 17	R: 2 E: 0 K: 1 S: 14	H: 3 LOB: 1 BB: 0 P: 18	R: 1 E: 0 K: 1 S: 9	H: 1 LOB: 0 BB: 0 P: 15	R: 0 E: 0 K: 0 S: 6	H: 0 LOB: 0 BB: 1 P: 14	R: 1 E: 0 K: 2 S: 12	H: 1 LOB: 1 BB: 1 P: 19	R: 0 E: 0 K: 1 S: 9	H: 0 LOB: 0 BB: 0 P: 13	1B: 9 2B: 2 3B: 1 HR: 1	SF: 1 SAC: 0 DP: 1 HBP: 0	WP: 2 PB: 2 SB: 0 CS: 0	PA: 43
PITCHER	IP	WLS	BF	H	R	ER	SO	BB	IBB	HBP	BLK	WP	HR	S	P	ERA	WHIP					
Chad Durbin, R ERA: 4.6	(1, 1)	3.2	L	21	8	2	2	0	0	0	0	1	0	49	81	4.91	2.727					
Wilfredo Ledezma, L ERA: 4.96	(4, 1)	2.1		11	4	3	2	0	0	0	1	1	0	25	36	11.57	1.714					
34 Tim Byrdak, L ERA: 1.72	(7, 1)	1.0		3	0	0	0	1	0	0	0	0	0	6	14	0.00	1.000					
Jason Grilli, R ERA: 6.16	(8, 1)	0.2		4	1	1	1	1	0	0	0	0	1	9	16	13.50	3.000					
44 Bobby Seay, L ERA: 4.98	(8, 1)	0.1		1	0	0	0	0	0	0	0	0	0	3	3	0.00	0.000					
PITCHER	IP	WLS	BF	H	R	ER	SO	BB	IBB	HBP	BLK	WP	HR	S	P	ERA	WHIP					
59 Todd Jones, R ERA: 5.33	(9, 1)	1.0		3	0	0	0	0	0	0	0	0	0	9	13	0.00	0.000					

AB 38
R 6
H 13
RBI 4
BB 4
SO 5
LOB 23



Batter	1	2	3	4	5	6	7	8	9	AB	R	H	RBI	BB	SO	LOB	BOTTOM					
28 Curtis Granderson, L OBP: 0.343, SLG: 0.599	G6-3		BB		K	G4-3		K		4	0	0	0	1	2	5	Milwaukee Brewers @ Detroit Tigers Comerica Park, Detroit, MI Thu Jun 14 2007, 1:05 PM EDT Att: 41,399 - Sunny - 81 F					
20 Omar Infante, R OBP: 0.393, SLG: 0.391	G5-3		K		P5		E5	BB		5	1	2	0	0	1	3						
3 Gary Sheffield, R OBP: 0.397, SLG: 0.551	BB				P4		BB			4	2	3	1	1	0	0						
30 Magglio Ordonez, R OBP: 0.440, SLG: 0.658	L9				BB		L8			4	0	2	3	1	0	3						
Sean Casey, L OBP: 0.341, SLG: 0.345					G3		G3			5	0	2	1	0	0	4						
Craig Monroe, R OBP: 0.289, SLG: 0.437	K				BB		F9			5	0	0	0	0	5	6						
Mike Rabelo, S OBP: 0.313, SLG: 0.367	G3-6-3				K		K			4	0	1	0	1	2	4						
15 Brandon Inge, R OBP: 0.348, SLG: 0.460					P3		BB			4	1	1	0	0	1	2						
8 Neifi Perez, S OBP: 0.220, SLG: 0.268					P4		BB			3	1	1	0	1	1	1						
Inning Stats	R: 0 E: 0 K: 0 S: 8	H: 1 LOB: 1 BB: 0 P: 10	R: 0 E: 0 K: 1 S: 7	H: 1 LOB: 0 BB: 0 P: 10	R: 0 E: 0 K: 1 S: 19	H: 0 LOB: 1 BB: 1 P: 27	R: 0 E: 0 K: 2 S: 13	H: 1 LOB: 2 BB: 1 P: 22	R: 3 E: 0 K: 1 S: 20	H: 4 LOB: 1 BB: 0 P: 28	R: 0 E: 0 K: 2 S: 15	H: 1 LOB: 2 BB: 1 P: 26	R: 0 E: 1 K: 1 S: 12	H: 1 LOB: 2 BB: 1 P: 18	R: 0 E: 0 K: 2 S: 15	H: 0 LOB: 1 BB: 1 P: 24	R: 2 E: 0 K: 2 S: 18	H: 3 LOB: 1 BB: 0 P: 21	1B: 8 2B: 4 3B: 0 HR: 0	SF: 0 SAC: 0 DP: 1 HBP: 0	WP: 0 PB: 0 SB: 1 CS: 0	PA: 43
PITCHER	IP	WLS	BF	H	R	ER	SO	BB	IBB	HBP	BLK	WP	HR	S	P	ERA	WHIP					
15 Ben Sheets, R ERA: 3.91	(1, 1)	5.2	W	27	8	3	7	3	0	0	0	0	0	3	4	0.00	0.000					
Brian Shouse, L ERA: 4.73	(6, 1)	0.1	H	1	0	0	0	0	0	0	0	0	0	3	4	0.00	0.000					
50 Chris Spurling, R ERA: 3.49	(7, 1)	1.0	H	5	1	0	0	1	0	0	0	0	0	12	18	0.00	2.000					
Derrick Turnbow, R ERA: 3.99	(8, 1)	1.0	H	4	0	0	0	2	1	0	0	0	0	15	24	0.00	1.000					
Francisco Cordero, R ERA: 2.54	(9, 1)	1.0	S	6	3	2	2	0	0	0	0	0	0	18	21	18.00	3.000					

AB 38
R 5
H 12
RBI 5
BB 5
SO 12
LOB 28



Batter	1	2	3	4	5	6	7	8	9	AB	R	H	RBI	BB	SO	LOB	TOP								
28 Curtis Granderson, L (1, 8) OBP: 0.349, SLG: 0.579 20 Omar Infante, R (7, PH) OBP: 0.355, SLG: 0.382	1-2 30 1B		2-2 14 G5-3			2-2 G3-1		2-2 G1-3	2-3 K		3	1	2	0	0	0	0								
14 Placido Polanco, R (1, 4) OBP: 0.380, SLG: 0.426	1-1 F7		2-2 G5-3			1-0 G4-3		4-0 1B 30 2B	2-1 FC5		4	1	0	0	1	0	4								
Craig Monroe, R (1, 7) OBP: 0.287, SLG: 0.432	1-2 P2		0-0 F9			1-1 P4		3-2 1B 30 2B			5	1	1	2	0	0	2								
30 Magglio Ordonez, R (1, 9) OBP: 0.447, SLG: 0.657	2-2 1B				0-0 G6-3		4-1 BB	1-1 1B			3	0	2	3	2	0	0								
Sean Casey, L (1, 3) OBP: 0.343, SLG: 0.357 56 Fernando Rodney, R (7, 1) Mike Maroth, L (9, PH) 59 Todd Jones, L (9, 1)		1-2 G6-3			1-1 G5-3		0-1 G4-3		3-2 P5		4	0	0	0	0	0	2								
Ivan Rodriguez, R (1, 2) OBP: 0.309, SLG: 0.469		1-0 G6-3			3-2 1B			0-1 F9	1-1 1B 15 1B		5	1	2	0	0	0	1								
15 Brandon Inge, R (1, 5) OBP: 0.351, SLG: 0.455		4-2 BB			1-3 K			2-1 1B 9 1B	2-1 FC5 9 1B		3	1	2	0	1	1	1								
8 Nefti Perez, S (1, 6) OBP: 0.213, SLG: 0.259 9 Carlos Guillen, S (7, PH) OBP: 0.376, SLG: 0.536		0-0 G3			1-2 G6-3			2-1 1B 20 G1-3	1-2 FC5 14		2	0	0	0	0	0	1								
35 Justin Verlander, R (1, 1) 3 Gary Sheffield, R (7, PH) 44 Bobby Seay, L (7, 1) 33 Marcus Thames, R (7, 3)					0-1 G4-3		2-3 K	1-2 1B 20 G1-3	2-3 K		2	0	0	0	0	1	0								
Inning Stats	R: 1 E: 0 K: 0 S: 12	H: 2 LOB: 1 BB: 0 P: 17	R: 0 E: 0 K: 0 S: 9	H: 0 LOB: 1 BB: 1 P: 15	R: 0 E: 0 K: 0 S: 10	H: 1 LOB: 1 BB: 0 P: 14	R: 0 E: 0 K: 1 S: 14	H: 1 LOB: 1 BB: 0 P: 19	R: 0 E: 0 K: 1 S: 9	H: 0 LOB: 0 BB: 1 P: 14	R: 0 E: 0 K: 0 S: 6	H: 0 LOB: 1 BB: 1 P: 12	R: 5 E: 0 K: 0 S: 18	H: 5 LOB: 1 BB: 1 P: 36	R: 1 E: 0 K: 2 S: 15	H: 3 LOB: 2 BB: 0 P: 25	R: 0 E: 0 K: 0 S: 10	H: 0 LOB: 1 BB: 1 P: 18	1B: 10 2B: 2 3B: 0 HR: 0	SF: 0 SAC: 0 DP: 0 HBP: 0	WP: 1 PB: 0 SB: 1 CS: 0	PA: 42			
PITCHER	IP WLS BF H R ER SO BB IBB HBP BLK WP HR S P ERA WHIP	6.1 L 1 1 0 0 2 2 0 0 0 0 0 66 101 4.26 1.263	0.0 L 1 0 0 0 0 0 0 0 0 0 0 0 3 3 ∞ ∞	0.1 H 1 0 0 0 0 0 0 0 0 0 0 1 5 0.00 0.000	0.1 B 7 5 4 4 0 0 1 0 0 0 0 15 29 108.00 15.000	1.0 S 3 0 0 0 2 0 0 0 0 0 0 8 14 0.00 0.000																			

Detroit Tigers @ Philadelphia Phillies
Citizens Bank Park, Philadelphia, PA
Sun Jun 17 2007, 1:35 PM EDT
Att: 45,537 - Sunny - 85 F

AB 38
R 7
H 12
RBI 7
BB 4
SO 4
LOB 18



Batter	1	2	3	4	5	6	7	8	9	AB	R	H	RBI	BB	SO	LOB	BOTTOM							
11 Jimmy Rollins, S (1, 6) OBP: 0.324, SLG: 0.520	3-1 F7		2-3 K			2-2 F7		0-1 P4	2-2 1B 8 S		5	0	1	1	0	1	5							
8 Shane Victorino, S (1, 9) OBP: 0.346, SLG: 0.411	1-3 K2-3		2-1 F8			1-3 K		0-1 1B 26 1B	4-2 BB		4	0	1	0	1	2	0							
26 Chase Utley, L (1, 4) OBP: 0.397, SLG: 0.572	0-2 F7		0-1 2B 6 F9			0-1 1B		0-1 1B	1-2 G5-3		5	1	3	0	0	0	2							
6 Ryan Howard, L (1, 3) OBP: 0.377, SLG: 0.514		1-2 F8			1-0 F9			3-3 K			5	0	0	0	0	2	4							
Aaron Rowand, R (1, 8) OBP: 0.401, SLG: 0.508 28 Jayson Werth, R (8, 7) OBP: 0.329, SLG: 0.380		4-1 1B 19 HBP			2-2 2B 3 H		1-3 K	1-1 L9			3	1	1	1	1	1	2							
19 Greg Dobbs, L (1, 7) OBP: 0.331, SLG: 0.553 Wes Helms, R (7, PH) OBP: 0.302, SLG: 0.325 9 Michael Bourn, L (8, 8) OBP: 0.364, SLG: 0.316		2-2 1B 23 1B			1-1 G5-3			1-2 K 23 1B	3-3 K		2	1	1	0	0	0	1							
Abraham Nunez, S (1, 5) OBP: 0.324, SLG: 0.336		0-0 1B 23 1B			2-3 K			1-0 G3	2-2 1B 2 G4-3		5	1	2	1	0	1	2							
51 Carlos Ruiz, R (1, 2) OBP: 0.327, SLG: 0.405 2 Rod Barajas, R (8, 2) OBP: 0.352, SLG: 0.375		1-0 F4			0-0 F8			4-0 1B 23 1B	0-1 G4-3		2	0	0	0	1	0	2							
23 Adam Eaton, R (1, 1) OBP: 0.182, SLG: 0.212 Geoff Geary, R (7, 1) 59 Mike Zagurski, L (7, 1) 44 Yoel Hernandez, R (7, 1) Jose Mesa, R (8, 1) Pat Burrell, R (8, PH) OBP: 0.302, SLG: 0.387 48 Brian Sanches, R (9, 1)		0-0 1B			2-0 G5-3			3-1 1B	3-3 K		3	0	2	1	0	0	0							
Inning Stats	R: 0 E: 0 K: 1 S: 8	H: 0 LOB: 0 BB: 0 P: 12	R: 1 E: 0 K: 1 S: 12	H: 2 LOB: 3 BB: 1 P: 22	R: 1 E: 0 K: 0 S: 10	H: 2 LOB: 1 BB: 0 P: 16	R: 0 E: 0 K: 1 S: 5	H: 0 LOB: 0 BB: 0 P: 9	R: 0 E: 0 K: 2 S: 12	H: 1 LOB: 1 BB: 1 P: 18	R: 1 E: 0 K: 1 S: 12	H: 2 LOB: 2 BB: 1 P: 21	R: 0 E: 0 K: 2 S: 12	H: 2 LOB: 2 BB: 0 P: 16	R: 1 E: 0 K: 1 S: 21	H: 2 LOB: 2 BB: 1 P: 33	R: 0 E: 0 K: 0 S: 8	H: 1 LOB: 1 BB: 0 P: 14	1B: 9 2B: 2 3B: 1 HR: 0	SF: 0 SAC: 0 DP: 0 HBP: 1	WP: 0 PB: 0 SB: 1 CS: 0	PA: 43		
PITCHER	IP WLS BF H R ER SO BB IBB HBP BLK WP HR S P ERA WHIP	6.0 W 28 3 3 3 6 1 1 1 0 0 0 9 98 4.50 1.333	0.2 H 4 2 0 0 1 0 0 0 0 0 0 9 10 0.00 3.000	1.1 H 7 2 1 1 2 1 0 0 0 0 0 24 39 6.75 2.250	1.0 S 4 1 0 0 0 0 0 0 0 0 0 8 14 0.00 1.000																			

Detroit Tigers @ Philadelphia Phillies
Citizens Bank Park, Philadelphia, PA
Sun Jun 17 2007, 1:35 PM EDT
Att: 45,537 - Sunny - 85 F

AB 39
R 4
H 12
RBI 4
BB 3
SO 9
LOB 22




Batter	1	2	3	4	5	6	7	8	9	AB	R	H	RBI	BB	SO	LOB	TOP				
28 Curtis Granderson, L OBP: 0.349, SLG: 0.572										6	2	2	0	0	1	1	<p>Detroit Tigers @ Washington Nationals Robert F. Kennedy Memorial Stadium, Washington, DC</p> <p>Tue Jun 19 2007, 7:05 PM EDT Att: 22,227 - Overcast - 91 F</p> <p>livebaseballscorecards.com</p> <p>AB 44 R 15 H 17 RBI 15 BB 6 SO 3 LOB 17</p>				
14 Placido Polanco, R OBP: 0.380, SLG: 0.421										5	2	2	1	1	0	1					
3 Gary Sheffield, R OBP: 0.402, SLG: 0.543										3	3	2	0	2	0	0					
33 Marcus Thames, R OBP: 0.295, SLG: 0.480										1	1	1	2	0	0	0					
30 Magglio Ordonez, R OBP: 0.453, SLG: 0.661										3	3	3	2	0	0	0					
Craig Monroe, R OBP: 0.294, SLG: 0.426										3	0	0	0	0	0	3					
9 Carlos Guillen, S OBP: 0.383, SLG: 0.555										3	1	1	2	0	0	3					
8 Neifi Perez, S OBP: 0.234, SLG: 0.283										2	0	1	0	1	0	0					
Sean Casey, L OBP: 0.346, SLG: 0.375										5	2	2	4	1	0	2					
15 Brandon Inge, R OBP: 0.351, SLG: 0.454										4	1	2	3	1	1	1					
Mike Rabelo, S OBP: 0.319, SLG: 0.375										4	0	1	1	0	1	3					
Chad Durbin, R										4	0	0	0	0	0	2					
Wilfredo Ledezma, L										1	0	0	0	0	0	1					
36 Frankie De La Cruz, R										0	0	0	0	0	0	0					
Inning Stats	R: 3 E: 0 K: 0 S: 20	H: 3 LOB: 2 BB: 2 P: 32	R: 0 E: 0 K: 0 S: 6	H: 0 LOB: 0 BB: 0 P: 7	R: 4 E: 0 K: 1 S: 21	H: 4 LOB: 0 BB: 0 P: 31	R: 5 E: 0 K: 1 S: 22	H: 5 LOB: 1 BB: 1 P: 32	R: 0 E: 0 K: 0 S: 13	H: 1 LOB: 1 BB: 0 P: 18	R: 0 E: 0 K: 1 S: 13	H: 1 LOB: 3 BB: 1 P: 22	R: 1 E: 0 K: 0 S: 9	H: 2 LOB: 1 BB: 0 P: 15	R: 2 E: 0 K: 0 S: 14	H: 1 LOB: 1 BB: 2 P: 30		1B: 9 2B: 6 3B: 0 HR: 2	SF: 0 SAC: 0 DP: 0 HBP: 1	WP: 1 PB: 0 CS: 0	PA: 51
PITCHER	IP WLS BF H R ER SO BB IBB HBP BLK WP HR S P ERA WHIP	3.0 L 21 10 10 0 1 2 0 0 0 0 1 1 54 78 30.00 4.000	2.0 9 2 2 2 1 1 0 0 0 0 0 0 21 35 9.00 1.500	2.0 10 2 0 0 1 1 0 0 1 0 0 0 26 40 0.00 1.500	1.0 5 2 1 1 0 0 0 0 0 0 0 9 15 9.00 2.000	1.0 6 1 2 2 0 2 0 0 0 0 0 1 14 30 18.00 3.000															

Batter	1	2	3	4	5	6	7	8	9	AB	R	H	RBI	BB	SO	LOB	BOTTOM					
15 Cristian Guzman, S OBP: 0.387, SLG: 0.465										3	0	2	1	0	0	0	<p>Detroit Tigers @ Washington Nationals Robert F. Kennedy Memorial Stadium, Washington, DC</p> <p>Tue Jun 19 2007, 7:05 PM EDT Att: 22,227 - Overcast - 91 F</p> <p>livebaseballscorecards.com</p> <p>AB 34 R 1 H 6 RBI 1 BB 1 SO 10 LOB 18</p>					
Felipe Lopez, S OBP: 0.282, SLG: 0.340										4	0	0	0	0	1	4						
11 Ryan Zimmerman, R OBP: 0.305, SLG: 0.442										3	0	0	0	0	1	0						
10 Ronnie Belliard, R OBP: 0.323, SLG: 0.361										1	0	0	0	0	0	2						
21 Dmitri Young, S OBP: 0.396, SLG: 0.518										4	0	2	0	0	0	2						
25 Austin Kearns, R OBP: 0.327, SLG: 0.387										3	0	0	0	1	0	2						
Ryan Church, L OBP: 0.354, SLG: 0.440										4	0	0	0	0	1	5						
Brian Schneider, L OBP: 0.306, SLG: 0.327										4	1	1	0	0	1	1						
Ryan Langerhans, L OBP: 0.302, SLG: 0.288										4	0	1	0	0	2	0						
50 Jason Simontacchi, R										1	0	0	0	0	1	0						
Levante Speigner, R										0	0	0	0	0	0	0						
40 Billy Traber, L										1	0	0	0	0	0	2						
Nook Logan, S										0	0	0	0	0	0	0						
34 Ray King, L										1	0	0	0	0	0	0						
Winston Abreu, R										0	0	0	0	0	0	0						
3 Jesus Flores, R										0	0	0	0	0	0	0						
Inning Stats	R: 0 E: 0 K: 0 S: 8	H: 0 LOB: 0 BB: 0 P: 11	R: 0 E: 0 K: 1 S: 13	H: 1 LOB: 0 BB: 0 P: 20	R: 0 E: 0 K: 2 S: 11	H: 0 LOB: 1 BB: 0 P: 15	R: 0 E: 0 K: 0 S: 6	H: 0 LOB: 0 BB: 0 P: 8	R: 1 E: 0 K: 1 S: 11	H: 3 LOB: 2 BB: 0 P: 16	R: 0 E: 0 K: 1 S: 8	H: 1 LOB: 1 BB: 0 P: 14	R: 0 E: 0 K: 3 S: 10	H: 0 LOB: 0 BB: 0 P: 14	R: 0 E: 1 K: 0 S: 9	H: 1 LOB: 3 BB: 1 P: 18	R: 0 E: 0 K: 2 S: 8	H: 0 LOB: 0 BB: 0 P: 11	1B: 4 2B: 2 3B: 0 HR: 0	SF: 0 SAC: 0 DP: 0 HBP: 1	WP: 0 PB: 0 CS: 0	PA: 36
PITCHER	IP WLS BF H R ER SO BB IBB HBP BLK WP HR S P ERA WHIP	6.0 W 24 5 1 1 5 0 0 0 0 0 0 0 57 84 1.50 0.833	2.0 9 1 0 0 3 1 0 0 0 0 0 0 19 32 0.00 1.000	1.0 3 0 0 0 2 0 0 0 0 0 0 0 8 11 0.00 0.000																		

Batter	1	2	3	4	5	6	7	8	9	AB	R	H	RBI	BB	SO	LOB	TOP								
20 Omar Infante, R OBP: 0.343, SLG: 0.367 28 Curtis Granderson, L OBP: 0.341, SLG: 0.551										3	1	1	0	0	0	0									
14 Placido Polanco, R OBP: 0.379, SLG: 0.418										3	1	0	0	1	0	0									
3 Gary Sheffield, R OBP: 0.400, SLG: 0.535										5	1	2	1	0	1	1									
30 Magglio Ordonez, R OBP: 0.456, SLG: 0.648										5	1	2	0	0	1	1									
9 Carlos Guillen, S OBP: 0.393, SLG: 0.581										2	0	1	1	2	0	0									
Ivan Rodriguez, R OBP: 0.303, SLG: 0.453										4	0	2	2	0	0	4									
33 Marcus Thames, R Sean Casey, L OBP: 0.347, SLG: 0.373										2	0	0	0	0	0	2									
15 Brandon Inge, R OBP: 0.352, SLG: 0.445										3	1	1	0	1	0	3									
4B Andrew Miller, L Chad Durbin, R										3	0	0	0	0	3	5									
Inning Stats	R: 0 E: 0 K: 0 S: 8	H: 0 LOB: 0 BB: 0 P: 12	R: 0 E: 0 K: 0 S: 8	H: 1 LOB: 1 BB: 0 P: 9	R: 0 E: 0 K: 1 S: 9	H: 0 LOB: 0 BB: 0 P: 12	R: 0 E: 0 K: 2 S: 13	H: 0 LOB: 0 BB: 0 P: 17	R: 0 E: 0 K: 1 S: 6	H: 1 LOB: 2 BB: 1 P: 14	R: 4 E: 1 K: 2 S: 18	H: 4 LOB: 3 BB: 2 P: 32	R: 0 E: 0 K: 0 S: 15	H: 1 LOB: 2 BB: 2 P: 25	R: 1 E: 0 K: 0 S: 11	H: 1 LOB: 0 BB: 0 P: 17	R: 0 E: 0 K: 0 S: 7	H: 1 LOB: 0 BB: 0 P: 11	1B: 7 2B: 3 3B: 0 HR: 0	SF: 1 SAC: 0 DP: 2 HBP: 1	WP: 0 PB: 0 SB: 1 CS: 0	PA: 40			
PITCHER	IP	WLS	BF	H	R	ER	SO	BB	IBB	HBP	BLK	WP	HR	S	P	ERA	WHIP								
36 Chuck James, L ERA: 4.23	5.0	L	23	5	4	4	4	1	1	1	0	0	0	51	77	7.20	1.200								
58 Peter Moylan, R ERA: 2.27	1.0		5	1	0	0	2	0	1	0	0	0	0	11	19	0.00	1.000								
54 Chad Paronto, R ERA: 4.88	1.0		5	1	0	0	0	2	0	0	0	0	0	15	25	0.00	3.000								
49 Wilfredo Ledezma, L ERA: 4.78	1.0		4	1	1	1	0	0	0	0	0	0	0	11	17	9.00	1.000								
Oscar Villarreal, R ERA: 3.55	1.0		3	1	0	0	0	0	0	0	0	0	0	7	11	0.00	1.000								

Detroit Tigers @ Atlanta Braves
Turner Field, Atlanta, GA
Sun Jun 24 2007, 8:05 PM EDT
Att: 34,181 - Partly Cloudy - 89 F


AB 33
R 5
H 9
RBI 5
BB 5
SO 6
LOB 19



Batter	1	2	3	4	5	6	7	8	9	AB	R	H	RBI	BB	SO	LOB	BOTTOM								
19 Yunel Escobar, R OBP: 0.312, SLG: 0.361										3	0	0	0	1	0	2									
23 Matt Diaz, R OBP: 0.359, SLG: 0.459										4	0	1	0	0	1	1									
11 Edgar Renteria, R OBP: 0.385, SLG: 0.502										4	0	0	0	0	0	2									
10 Chipper Jones, S 4 Pete Orr, L OBP: 0.405, SLG: 0.604 OBP: 0.222, SLG: 0.212										4	0	1	0	0	0	1									
7 Jeff Francoeur, R OBP: 0.322, SLG: 0.418										4	0	1	0	0	0	2									
Andruw Jones, R OBP: 0.302, SLG: 0.380										3	0	1	0	1	1	1									
Jarrod Saltalamacchia, S OBP: 0.363, SLG: 0.453										4	0	2	0	0	1	2									
Chris Woodward, R OBP: 0.221, SLG: 0.275										4	0	0	0	0	2	4									
36 Chuck James, L 58 Peter Moylan, R 54 Chad Paronto, R 2 Kelly Johnson, L 49 Wilfredo Ledezma, L Oscar Villarreal, L										2	0	0	0	0	0	0									
Inning Stats	R: 0 E: 0 K: 0 S: 5	H: 2 LOB: 2 BB: 0 P: 9	R: 0 E: 0 K: 1 S: 10	H: 2 LOB: 0 BB: 0 P: 14	R: 0 E: 0 K: 0 S: 11	H: 0 LOB: 1 BB: 1 P: 20	R: 0 E: 0 K: 0 S: 8	H: 1 LOB: 0 BB: 0 P: 12	R: 0 E: 0 K: 0 S: 7	H: 0 LOB: 0 BB: 0 P: 10	R: 0 E: 0 K: 1 S: 10	H: 1 LOB: 1 BB: 0 P: 18	R: 0 E: 0 K: 2 S: 15	H: 0 LOB: 2 BB: 2 P: 27	R: 0 E: 0 K: 0 S: 10	H: 1 LOB: 0 BB: 0 P: 16	R: 0 E: 0 K: 1 S: 7	H: 1 LOB: 0 BB: 0 P: 9	1B: 6 2B: 0 3B: 0 HR: 0	SF: 0 SAC: 0 DP: 1 HBP: 0	WP: 1 PB: 0 SB: 1 CS: 0	PA: 35			
PITCHER	IP	WLS	BF	H	R	ER	SO	BB	IBB	HBP	BLK	WP	HR	S	P	ERA	WHIP								
4B Andrew Miller, L ERA: 2.7	6.0	W	24	4	0	0	2	2	0	0	0	0	0	31	47	0.00	1.000								
Chad Durbin, R ERA: 4.2	3.0	S	11	2	0	0	3	1	0	0	0	1	0	31	47	0.00	1.000								

Detroit Tigers @ Atlanta Braves
Turner Field, Atlanta, GA
Sun Jun 24 2007, 8:05 PM EDT
Att: 34,181 - Partly Cloudy - 89 F


AB 32
R 0
H 6
RBI 0
BB 3
SO 5
LOB 15



Batter	1	2	3	4	5	6	7	8	9	AB	R	H	RBI	BB	SO	LOB	TOP					
Kenny Lofton, L OBP: 0.372, SLG: 0.416	F8		P5	L9		F8			1B	5	1	1	0	0	0	2						
5 Ian Kinsler, R OBP: 0.337, SLG: 0.457	10 1B BB		10 1B BB		K		K		10 1B BB	3	2	1	0	2	2	0						
10 Michael Young, R OBP: 0.343, SLG: 0.410	1B		22 1B BB		22 FC5-4 BB		G5-3		10 1B BB	4	1	3	1	1	0	0						
Sammy Sosa, R OBP: 0.306, SLG: 0.464	F8		22 1B E		K		1B		G6-4-3	4	1	1	0	1	1	5						
22 Marlon Byrd, R OBP: 0.420, SLG: 0.515	K		E		FC5-4		K		3 HR 1B	5	2	2	3	0	2	4						
Frank Catalanotto, L OBP: 0.289, SLG: 0.400		G6-3	E1		F9		K		HR	3	0	0	0	0	0	1						
3 Jerry Hairston, R OBP: 0.319, SLG: 0.415		1B	1B							2	1	1	2	0	1	0						
Adam Melhuse, S OBP: 0.388, SLG: 0.432		K	1B		K		K		K	5	0	2	1	0	3	0						
Brad Wilkerson, L OBP: 0.307, SLG: 0.440		K			K		2B		F8	4	0	1	0	0	2	1						
Ramón Vázquez, L OBP: 0.318, SLG: 0.411			G1-3		G6-3				G6-3	3	0	0	0	1	0	1						
Inning Stats	R: 0 E: 0 K: 1 S: 12	H: 1 LOB: 2 BB: 1 P: 18	R: 0 E: 0 K: 2 S: 9	H: 0 LOB: 0 BB: 0 P: 13	R: 4 E: 1 K: 0 S: 15	H: 4 LOB: 2 BB: 1 P: 25	R: 0 E: 0 K: 1 S: 6	H: 0 LOB: 0 BB: 0 P: 8	R: 0 E: 0 K: 2 S: 9	H: 0 LOB: 1 BB: 1 P: 15	R: 0 E: 0 K: 1 S: 11	H: 1 LOB: 2 BB: 1 P: 20	R: 0 E: 0 K: 1 S: 12	H: 1 LOB: 1 BB: 0 P: 13	R: 0 E: 0 K: 1 S: 16	H: 1 LOB: 1 BB: 0 P: 25	R: 4 E: 0 K: 1 S: 13	H: 4 LOB: 0 BB: 1 P: 22	1B: 10 2B: 1 3B: 0 HR: 1	SF: 0 SAC: 0 DP: 1 HBP: 0	WP: 1 PB: 1 SB: 0 CS: 0	PA: 43
PITCHER	IP	WLS	BF	H	R	ER	SO	BB	IBB	HBP	BLK	WP	HR	S	P	ERA	WHIP					
38 Jeremy Bonderman, R ERA: 3.9	7.0	L	32	7	4	2	9	4	0	0	0	0	0	74	112	2.57	1.571					
43 Macey McBride, L ERA: 3.94	1.0		5	2	1	1	1	0	0	0	0	0	0	18	27	9.00	2.000					
36 Frankie De La Cruz, R ERA: 7.36	1.0		6	3	3	3	1	1	0	0	0	1	1	11	20	27.00	4.000					

Texas Rangers @ Detroit Tigers
Comerica Park, Detroit, MI
Mon Jun 25 2007, 7:05 PM EDT
Att: 36,330 - Clear - 80 F


AB	38
R	8
H	12
RBI	7
BB	5
SO	11
LOB	14



Batter	1	2	3	4	5	6	7	8	9	AB	R	H	RBI	BB	SO	LOB	BOTTOM					
28 Curtis Granderson, L OBP: 0.345, SLG: 0.557	30 1B 9 SF8 14 HBP	G4-3			BB				K	4	1	2	1	1	1	4						
14 Placido Polanco, R OBP: 0.376, SLG: 0.412	9 SF8 30 1B HBP	G5-3			F9		G5-3		G6-3	4	0	0	0	0	0	6						
3 Gary Sheffield, R OBP: 0.395, SLG: 0.527	F4		G6-3		G6-3				F7	4	0	0	0	0	0	3						
30 Magglio Ordonez, R OBP: 0.453, SLG: 0.643	1B		G5-3		G5-3		G5-3		G5-3	4	0	1	0	0	0	0						
9 Carlos Guillen, S OBP: 0.391, SLG: 0.578	SF8		G1-3		G5-4-3		F7		F7	3	0	1	1	0	0	0						
Ivan Rodriguez, R OBP: 0.286, SLG: 0.446	K				P3		G5-4-3		E3	4	0	0	0	0	1	3						
Mike Rabelo, S OBP: 0.324, SLG: 0.369									15 1B BB	0	1	0	0	0	0	0						
Sean Casey, L OBP: 0.353, SLG: 0.377		15 SH3 BB			G5-4-3		G4-3		14 WP 15 1B	3	0	2	0	1	0	0						
Craig Monroe, R OBP: 0.286, SLG: 0.420		15 SH3			G5-4-3		F7		F8	3	0	0	0	1	0	3						
15 Brandon Inge, R OBP: 0.356, SLG: 0.453		SH3					G1-3		14 WP	3	1	2	1	0	0	0						
Inning Stats	R: 1 E: 0 K: 1 S: 11	H: 2 LOB: 2 BB: 0 P: 17	R: 0 E: 0 K: 0 S: 9	H: 1 LOB: 1 BB: 1 P: 16	R: 0 E: 0 K: 0 S: 5	H: 0 LOB: 0 BB: 0 P: 7	R: 0 E: 0 K: 0 S: 5	H: 1 LOB: 0 BB: 0 P: 8	R: 0 E: 0 K: 0 S: 8	H: 0 LOB: 1 BB: 1 P: 17	R: 0 E: 0 K: 0 S: 5	H: 1 LOB: 1 BB: 0 P: 7	R: 1 E: 0 K: 0 S: 16	H: 2 LOB: 1 BB: 0 P: 25	R: 0 E: 0 K: 0 S: 5	H: 0 LOB: 0 BB: 0 P: 9	R: 1 E: 1 K: 1 S: 16	H: 1 LOB: 3 BB: 1 P: 29	1B: 6 2B: 1 3B: 1 HR: 0	SF: 1 SAC: 1 DP: 2 HBP: 1	WP: 1 PB: 0 SB: 0 CS: 0	PA: 38
PITCHER	IP	WLS	BF	H	R	ER	SO	BB	IBB	HBP	BLK	WP	HR	S	P	ERA	WHIP					
43 Kameron Loe, R ERA: 6.02	7.0	W	29	7	2	2	1	2	0	1	0	0	0	59	97	2.57	1.286					
40 Akinori Otsuka, R ERA: 1.82	1.0	H	3	0	0	0	0	0	0	0	0	0	0	5	9	0.00	0.000					
50 Frank Francisco, R ERA: 4.03	1.0		6	1	1	0	1	1	0	0	0	1	0	16	29	0.00	2.000					

Texas Rangers @ Detroit Tigers
Comerica Park, Detroit, MI
Mon Jun 25 2007, 7:05 PM EDT
Att: 36,330 - Clear - 80 F

AB	32
R	3
H	8
RBI	3
BB	3
SO	2
LOB	19



Batter	1	2	3	4	5	6	7	8	9	AB	R	H	RBI	BB	SO	LOB	TOP								
Kenny Lofton, L (1, 8) OBP: 0.371, SLG: 0.417	1-1 G3		2-1 G3			2-1 5 F8 10 SF8 2B		0-3 K		4	1	1	0	0	1	1	Texas Rangers @ Detroit Tigers Comerica Park, Detroit, MI Thu Jun 28 2007, 1:05 PM EDT Att: 37,253 - Cloudy - 82 F								
5 Ian Kinsler, R (1, 4) OBP: 0.334, SLG: 0.452	3-3 K			0-0 10 G6-3 2B		1-1 F8		0-1 10 1B SF8 2B		3	0	1	0	0	1	1									
3 Jerry Hairston, R (6, 4) OBP: 0.309, SLG: 0.414						2-3				1	1	1	0	0	0	0									
10 Michael Young, R (1, 6) OBP: 0.346, SLG: 0.498	1-1 F8			0-2 G6-3		2-0 SF8		2-1 2-3 1B		3	0	1	1	0	0	1									
Sammy Sosa, R (1, 10) OBP: 0.311, SLG: 0.475		2-3 K		2-1 G1-3		3-H 1-1 1B		3-2 SF8		3	0	1	1	0	1	1									
22 Marlon Byrd, R (1, 7) OBP: 0.405, SLG: 0.509		2-2 G4-3		0-0 P3		0-1 G6-3		3-H 1-0 F9		4	0	0	0	0	0	3									
14 Victor Diaz, R (1, 9) OBP: 0.253, SLG: 0.589		1-2 G1-3			3-2 G6-3		1-1 F9		2-2 G5-3	2	0	0	0	0	0	0									
Frank Catalanotto, L (7, PH) OBP: 0.286, SLG: 0.394			0-3 K		0-1 G6-3		2-2 F7		1-3 K	4	0	0	0	0	2	0									
15 Gerald Laird, R (1, 2) OBP: 0.296, SLG: 0.354				1-2 F8			1-1 BB		1-2 G4-3	3	0	1	0	1	0	0									
Brad Wilkerson, L (1, 3) OBP: 0.316, SLG: 0.456					1-1 G5-3		1-2 G4-3			2	0	1	0	0	0	1									
30 Travis Metcalf, R (1, 5) OBP: 0.278, SLG: 0.364										1	0	0	0	0	0	1									
Ramón Vázquez, L (7, PH) OBP: 0.321, SLG: 0.412										1	0	0	0	0	0	1									
Inning Stats	R: 0 E: 0 K: 1 S: 8	H: 0 LOB: 0 BB: 0 P: 13	R: 0 E: 0 K: 1 S: 10	H: 0 LOB: 0 BB: 0 P: 15	R: 0 E: 0 K: 1 S: 10	H: 1 LOB: 1 BB: 0 P: 13	R: 0 E: 0 K: 0 S: 7	H: 1 LOB: 1 BB: 0 P: 9	R: 0 E: 0 K: 0 S: 11	H: 0 LOB: 1 BB: 1 P: 19	R: 1 E: 0 K: 0 S: 9	H: 2 LOB: 1 BB: 0 P: 15	R: 0 E: 0 K: 0 S: 10	H: 1 LOB: 1 BB: 0 P: 15	R: 1 E: 0 K: 1 S: 11	H: 2 LOB: 1 BB: 0 P: 17	R: 0 E: 0 K: 1 S: 10	H: 0 LOB: 0 BB: 0 P: 14	1B: 4 2B: 3 3B: 0 HR: 0	SF: 2 SAC: 0 DP: 0 HBP: 0	WP: 0 PB: 0 SB: 0 CS: 0	PA: 35			
PITCHER	IP	WLS	BF	H	R	ER	SO	BB	IBB	HBP	BLK	WP	HR	S	P	ERA	WHIP								
37 Kenny Rogers, L (1, 1) ERA: 0.75	6.0	W	23	4	1	1	3	1	0	0	0	0	0	55	84	1.50	0.833								
Chad Durbin, R (7, 1) ERA: 4.21	2.0	H	9	3	1	1	1	0	0	0	0	0	0	21	32	4.50	1.500								
59 Todd Jones, R (9, 1) ERA: 6.03	1.0	S	3	0	0	0	1	0	0	0	0	0	0	10	14	0.00	0.000								

Batter	1	2	3	4	5	6	7	8	9	AB	R	H	RBI	BB	SO	LOB	BOTTOM								
28 Curtis Granderson, L (1, 8) OBP: 0.347, SLG: 0.559	4-2 14 1B 3 FC5-2 BB		1-0 F7		4-0 3 F9 14 1B 9 1B BB			0-1 F9		3	1	0	0	2	1	1	Texas Rangers @ Detroit Tigers Comerica Park, Detroit, MI Thu Jun 28 2007, 1:05 PM EDT Att: 37,253 - Cloudy - 82 F								
14 Placido Polanco, R (1, 4) OBP: 0.377, SLG: 0.407	0-2 3 FC5-2 1B		0-1 G3		1-1 9 1B 30 BB 1B		4-1 3 HR BB	3-2 F9		4	2	2	0	1	0	0									
3 Gary Sheffield, R (1, 10) OBP: 0.399, SLG: 0.532	0-0 FC5-2 30 26-4-3			4-2 S 30 1B WP BB		2-0 F9		1-1 HR		3	2	1	2	1	0	4									
30 Magglio Ordonez, R (1, 9) OBP: 0.453, SLG: 0.634	1-2 3-H G6-4-3			1-0 WP 1B		4-2 9 1B BB		2-3 K		3	0	1	0	1	1	2									
9 Carlos Guillen, S (1, 6) OBP: 0.394, SLG: 0.574		1-0 G1-3		3-2 F8		2-1 1-2 2-H 3-H 1B		4-1 S BB		3	0	1	2	1	0	2									
Ivan Rodriguez, R (1, 2) OBP: 0.294, SLG: 0.439		2-3 K		1-3 K		0-3 K		0-1 F9		4	0	0	0	0	3	5									
Sean Casey, L (1, 3) OBP: 0.365, SLG: 0.389		0-2 1B		4-0 1-2 IBB		0-0 F8		4-1 1-2 IBB		2	0	1	0	2	0	0									
Craig Monroe, R (1, 7) OBP: 0.277, SLG: 0.408		0-0 F7		3-H P6		0-1 G6-3		1-1 F7		4	0	0	0	0	5										
15 Brandon Inge, R (1, 5) OBP: 0.353, SLG: 0.444			1-3 K		3-3 K		4-2 BB	0-1 G4-3		3	0	0	0	1	2	0									
Inning Stats	R: 0 E: 0 K: 0 S: 9	H: 1 LOB: 1 BB: 1 P: 15	R: 0 E: 0 K: 1 S: 9	H: 1 LOB: 0 BB: 0 P: 12	R: 0 E: 0 K: 1 S: 6	H: 0 LOB: 0 BB: 0 P: 8	R: 1 E: 0 K: 1 S: 11	H: 1 LOB: 2 BB: 2 P: 26	R: 2 E: 0 K: 2 S: 15	H: 2 LOB: 2 BB: 2 P: 31	R: 0 E: 0 K: 1 S: 10	H: 0 LOB: 1 BB: 1 P: 17	R: 2 E: 0 K: 1 S: 12	H: 1 LOB: 2 BB: 3 P: 28	R: 0 E: 0 K: 0 S: 8	H: 0 LOB: 0 BB: 0 P: 11		1B: 5 2B: 0 3B: 0 HR: 1	SF: 0 SAC: 0 DP: 1 HBP: 0	WP: 1 PB: 0 SB: 2 CS: 0	PA: 38				
PITCHER	IP	WLS	BF	H	R	ER	SO	BB	IBB	HBP	BLK	WP	HR	S	P	ERA	WHIP								
33 Kevin Millwood, R (1, 1) ERA: 7.06	6.0	L	28	5	3	3	6	5	1	0	0	0	0	60	109	4.50	1.667								
39 Scott Feldman, R (7, 1) ERA: 6.67	1.1		8	1	2	2	1	2	1	0	0	0	1	14	30	13.50	2.250								
Ron Mahay, L (8, 1) ERA: 2.52	0.2		2	0	0	0	0	0	0	0	0	0	0	6	9	0.00	0.000								

AB	32
R	2
H	7
RBI	2
BB	1
SO	5
LOB	9



AB	29
R	5
H	6
RBI	4
BB	9
SO	7
LOB	19



Batter	1	2	3	4	5	6	7	8	9	AB	R	H	RBI	BB	SO	LOB	TOP					
Luis Castillo, S (1.4) OBP: 0.348, SLG: 0.335	G4-3		2B		G6-3	FC4-6		G1-3		5	1	1	0	0	0	1						
Jason Bartlett, R (1.6) OBP: 0.346, SLG: 0.332	G5-3		2B		E5 5 HR	K		1B		5	1	2	1	0	1	1						
7 Joe Mauer, L (1.2) OBP: 0.388, SLG: 0.459	G6-3		K		5 HR	F7		F7		4	1	0	0	1	1	3						
5 Michael Cuddyer, R (1.9) OBP: 0.374, SLG: 0.456		3B			HR				F8	4	2	2	3	1	1	1						
33 Justin Morneau, L (1.10) OBP: 0.339, SLG: 0.549	FC6-4 1B			K	F9			G4-3		5	0	1	1	0	2	1						
Torii Hunter, R (1.8) OBP: 0.345, SLG: 0.554	P3			F8	F7			G6-3		5	0	0	0	0	0	2						
Jeff Cirillo, R (1.3) OBP: 0.339, SLG: 0.368	FC6-4 20 S			20 2B		20 HR		F9		3	2	1	0	1	0	3						
20 Lew Ford, R (1.7) OBP: 0.318, SLG: 0.395	K									4	1	2	3	0	2	3						
8 Nick Punto, S (1.5) OBP: 0.310, SLG: 0.269			G4-3		F9			K		3	0	0	0	1	1	1						
Inning Stats	R: 0 E: 0 K: 0 S: 8	H: 0 LOB: 0 BB: 0 P: 13	R: 1 E: 0 K: 1 S: 11	H: 2 LOB: 1 BB: 0 P: 15	R: 1 E: 0 K: 2 S: 16	H: 2 LOB: 1 BB: 0 P: 23	R: 1 E: 0 K: 1 S: 17	H: 1 LOB: 1 BB: 1 P: 26	R: 3 E: 1 K: 0 S: 13	H: 1 LOB: 0 BB: 1 P: 21	R: 2 E: 0 K: 1 S: 16	H: 2 LOB: 1 BB: 1 P: 27	R: 0 E: 1 K: 2 S: 12	H: 0 LOB: 2 BB: 1 P: 18	R: 0 E: 0 K: 1 S: 9	H: 1 LOB: 1 BB: 0 P: 15	R: 0 E: 0 K: 0 S: 8	H: 0 LOB: 0 BB: 0 P: 12	1B: 3 2B: 3 3B: 1 HR: 2	SF: 0 SAC: 0 DP: 0 HBP: 0	WP: 0 PB: 0 SB: 2 CS: 0	PA: 42
PITCHER	IP	WLS	BF	H	R	ER	SO	BB	IBB	HBP	BLK	WP	HR	S	P	ERA	WHIP					
48 Andrew Miller, L (1.1) ERA: 3.81	5.0	L	24	6	6	5	4	2	0	0	0	0	1	65	98	9.00	1.600					
Jason Grilli, R (6.1) ERA: 5.97	2.2		14	3	2	2	4	2	0	0	0	0	1	36	57	6.75	1.875					
44 Bobby Seay, L (8.1) ERA: 3.8	1.1		4	0	0	0	0	0	0	0	0	0	0	9	15	0.00	0.000					

Minnesota Twins @ Detroit Tigers
Comerica Park, Detroit, MI
Sat Jun 30 2007, 3:55 PM EDT
Att: 41,588 - Partly Cloudy - 78 F

AB 38
R 8
H 9
RBI 8
BB 4
SO 8
LOB 16



Batter	1	2	3	4	5	6	7	8	9	AB	R	H	RBI	BB	SO	LOB	BOTTOM					
28 Curtis Granderson, L (1.8) OBP: 0.343, SLG: 0.558	L6		14 G6-4-3 1B		HR		K		P5	5	1	2	1	0	1	0						
14 Placido Polanco, R (1.4) OBP: 0.381, SLG: 0.425	30 F9 9 1B		G6-4-3		G6-3		CS 1B		G6-3	5	1	2	0	0	0	1						
Sean Casey, L (1.3) OBP: 0.367, SLG: 0.392	9 1B BB		2B		L8		F8			3	0	1	0	1	0	1						
30 Magglio Ordonez, R (1.9) OBP: 0.445, SLG: 0.620	F9		F8		G5-3		P3			4	0	0	0	0	0	4						
9 Carlos Guillen, S (1.6) OBP: 0.390, SLG: 0.564	FC5-4 1B			1B		F8		K		4	0	2	1	0	1	0						
Ivan Rodriguez, R (1.2) OBP: 0.286, SLG: 0.449	FC5-4			F8		33 HR 1B		HR		4	2	2	1	0	0	3						
Craig Monroe, R (1.7) OBP: 0.273, SLG: 0.399		G5-3		1B		K		P5		4	0	1	0	0	1	1						
33 Marcus Thames, R (1.10) OBP: 0.277, SLG: 0.464		P5		F8		HR		K		4	1	1	2	0	1	2						
20 Omar Infante, R (1.5) OBP: 0.330, SLG: 0.353		F7		F9		K		K		4	0	0	0	0	2	2						
Inning Stats	R: 1 E: 0 K: 0 S: 13	H: 2 LOB: 2 BB: 1 P: 25	R: 0 E: 0 K: 0 S: 11	H: 0 LOB: 0 BB: 0 P: 14	R: 0 E: 0 K: 0 S: 7	H: 2 LOB: 1 BB: 0 P: 8	R: 0 E: 0 K: 0 S: 7	H: 2 LOB: 2 BB: 0 P: 11	R: 1 E: 0 K: 0 S: 10	H: 1 LOB: 0 BB: 0 P: 14	R: 2 E: 0 K: 2 S: 14	H: 2 LOB: 0 BB: 0 P: 19	R: 0 E: 0 K: 1 S: 13	H: 1 LOB: 1 BB: 0 P: 19	R: 1 E: 0 K: 2 S: 8	H: 1 LOB: 0 BB: 0 P: 11	R: 0 E: 0 K: 1 S: 7	H: 0 LOB: 0 BB: 0 P: 10	1B: 7 2B: 1 3B: 0 HR: 3	SF: 0 SAC: 0 DP: 1 HBP: 0	WP: 0 PB: 0 SB: 0 CS: 1	PA: 38
PITCHER	IP	WLS	BF	H	R	ER	SO	BB	IBB	HBP	BLK	WP	HR	S	P	ERA	WHIP					
59 Kevin Slowey, R (1.1) ERA: 5.13	6.0	W	27	9	4	4	2	1	0	0	0	0	0	9	13	0.00	1.500					
37 Denys Reyes, L (7.1) ERA: 4.5	0.2		3	1	0	0	1	0	0	0	0	0	0	9	13	0.00	1.500					
17 Pat Neshek, R (7.1) ERA: 1.37	1.1	S	5	1	1	1	2	0	0	0	0	0	1	12	17	6.75	0.750					
36 Joe Nathan, R (9.1) ERA: 2.29	1.0		3	0	0	0	1	0	0	0	0	0	0	7	10	0.00	0.000					

Minnesota Twins @ Detroit Tigers
Comerica Park, Detroit, MI
Sat Jun 30 2007, 3:55 PM EDT
Att: 41,588 - Partly Cloudy - 78 F

AB 37
R 5
H 11
RBI 5
BB 1
SO 6
LOB 14



Batter	1	2	3	4	5	6	7	8	9	AB	R	H	RBI	BB	SO	LOB	TOP										
Luis Castillo, S (1,4) OBP: 0.347, SLG: 0.333	1-3 K		0-2 G6-4-3 1B		1-0 G6-3			1-1 G5-3		4	0	1	0	0	1	0	Minnesota Twins @ Detroit Tigers Comerica Park, Detroit, MI Sun Jul 01 2007, 8:05 PM EDT Att: 41,078 - Clear - 70 F										
Jason Bartlett, R (1,6) OBP: 0.341, SLG: 0.326	2-3 K		0-1 G6-4-3 1-2		1-3 K			0-0 F7		4	0	0	0	0	2	1											
7 Joe Mauer, L (1,2) OBP: 0.390, SLG: 0.457	0-0 1B		4-1 5 1B BB		1-0 G3			3-1 F8		3	0	1	0	1	0	0											
5 Michael Cuddyer, R (1,9) OBP: 0.372, SLG: 0.453	2-3 K		0-2 1-2 1B		3-1 L8			0-1 G1-3		4	0	1	0	0	1	1											
33 Justin Morneau, L (1,3)		1-2 F8	3-3 K		2-1 2B			0-0 L4		4	0	1	0	0	1	2											
Torii Hunter, R (1,8) OBP: 0.344, SLG: 0.550		0-0 1B 1B		2-0 G6-3				0-1 G6-3		4	0	1	0	0	0	1											
16 Jason Kubel, L (1,7) OBP: 0.344, SLG: 0.385		0-0 F7		2-3 K				1-0 G4-3		3	0	0	0	0	1	1											
Jason Tyner, L (1,10) OBP: 0.333, SLG: 0.338		1-2 SAFE 1B		3-3 K				1-0 F8		3	0	1	0	0	1	0											
8 Nick Punto, S (1,5) OBP: 0.307, SLG: 0.266		2-0 G4-3			2-2 G6-3			1-2 G3-1		3	0	0	0	0	0	2											
Inning Stats	R: 0 E: 0 K: 3 S: 13	H: 1 LOB: 1 BB: 0 P: 18	R: 0 E: 0 K: 0 S: 12	H: 2 LOB: 2 BB: 0 P: 16	R: 0 E: 0 K: 1 S: 13	H: 2 LOB: 2 BB: 1 P: 20	R: 0 E: 0 K: 2 S: 8	H: 0 LOB: 0 BB: 0 P: 15	R: 0 E: 0 K: 1 S: 7	H: 0 LOB: 0 BB: 0 P: 11	R: 0 E: 0 K: 0 S: 7	H: 1 LOB: 1 BB: 0 P: 13	R: 0 E: 0 K: 0 S: 5	H: 0 LOB: 0 BB: 0 P: 8	R: 0 E: 0 K: 0 S: 5	H: 0 LOB: 0 BB: 0 P: 9	R: 0 E: 0 K: 0 S: 5	H: 0 LOB: 0 BB: 0 P: 7	1B: 5 2B: 1 3B: 0 HR: 0	SF: 0 SAC: 0 DP: 1 HBP: 0	WP: 0 PB: 0 SB: 0 CS: 0	PA: 33					
PITCHER	IP	WLS	BF	H	R	ER	SO	BB	IBB	HBP	BLK	WP	HR	S	P	ERA	WHIP										
38 Jeremy Bonderman, R (1,1) ERA: 3.58	8.0	W	30	6	0	0	7	1	0	0	0	0	0	70	110	0.00	0.875										
59 Todd Jones, R (9,1) ERA: 5.85	1.0	S	3	0	0	0	0	0	0	0	0	0	0	5	7	0.00	0.000										

AB	32
R	0
H	6
RBI	0
BB	1
SO	7
LOB	8



Batter	1	2	3	4	5	6	7	8	9	AB	R	H	RBI	BB	SO	LOB	BOTTOM										
28 Curtis Granderson, L (1,8) OBP: 0.343, SLG: 0.563	0-0 F8			2-1 3B		0-1 L3				3	0	1	0	0	0	0	Minnesota Twins @ Detroit Tigers Comerica Park, Detroit, MI Sun Jul 01 2007, 8:05 PM EDT Att: 41,078 - Clear - 70 F										
14 Placido Polanco, R (1,4) OBP: 0.376, SLG: 0.421	1-1 G3-1			2-3 K			1-2 E6 30 1B			3	0	0	0	0	1	1											
Sean Casey, L (1,3) OBP: 0.363, SLG: 0.388	1-2 G6-3			0-0 P5			0-3 K			3	0	0	0	0	1	2											
30 Magglio Ordonez, R (1,9) OBP: 0.444, SLG: 0.617		1-1 G6-3		1-2 G4-3			1-1 9 G6-3 1B			3	0	1	0	0	0	1											
9 Carlos Guillen, S (1,6) OBP: 0.389, SLG: 0.560		1-1 G6-3			4-1 G6-4-3 BB		1-2 G6-3 1-2			2	0	0	0	1	0	2											
Ivan Rodriguez, R (1,2) OBP: 0.283, SLG: 0.444		0-1 L9		1-1 SAFE SAFE SAFE 1B	1-1 L7		1-0 F9			3	0	0	0	0	0	1											
Craig Monroe, R (1,7) OBP: 0.270, SLG: 0.395			0-0 G6-3		0-1 G6-4-3 1-2		0-0 L7			3	0	0	0	0	0	1											
33 Marcus Thames, R (1,10) OBP: 0.279, SLG: 0.487			0-1 G6-3			0-1 F7		0-0 HR		3	1	1	1	0	0	0											
15 Brandon Inge, R (1,5) OBP: 0.349, SLG: 0.438			3-3 K			1-1 F8		0-1 F8		3	0	0	0	0	1	0											
Inning Stats	R: 0 E: 0 K: 0 S: 6	H: 0 LOB: 0 BB: 0 P: 8	R: 0 E: 0 K: 0 S: 6	H: 0 LOB: 0 BB: 0 P: 8	R: 0 E: 0 K: 1 S: 6	H: 0 LOB: 0 BB: 0 P: 9	R: 0 E: 0 K: 1 S: 9	H: 1 LOB: 1 BB: 0 P: 14	R: 0 E: 0 K: 0 S: 5	H: 0 LOB: 0 BB: 1 P: 10	R: 0 E: 0 K: 0 S: 6	H: 0 LOB: 0 BB: 0 P: 7	R: 0 E: 1 K: 1 S: 14	H: 1 LOB: 1 BB: 0 P: 17	R: 1 E: 0 K: 0 S: 5	H: 1 LOB: 0 BB: 0 P: 6	1B: 1 2B: 0 3B: 1 HR: 1	SF: 0 SAC: 0 DP: 2 HBP: 0	WP: 0 PB: 0 SB: 0 CS: 0	PA: 27							
PITCHER	IP	WLS	BF	H	R	ER	SO	BB	IBB	HBP	BLK	WP	HR	S	P	ERA	WHIP										
30 Scott Baker, R (1,1) ERA: 4.98	8.0	L	27	3	1	1	3	1	0	0	0	0	1	57	79	1.12	0.500										

AB	26
R	1
H	3
RBI	1
BB	1
SO	3
LOB	8



Batter	1	2	3	4	5	6	7	8	9	10	11	AB	R	H	RBI	BB	SO	LOB	TOP								
24 Grady Sizemore, L OBP: 0.396, SLG: 0.469	0-0 1B 2 SF9	3-3 K		2-3 K		0-0 G4-6-3			4-0 SH2-3 BB		0-0 F7	5	1	1	0	1	2	4									
Casey Blake, R OBP: 0.364, SLG: 0.458	0-2 1B		4-2 2B BB	2-2 P4			1-2 F8		0-0 SH2-3		0-1 HR	4	2	2	1	1	0	0									
2 Johnny Peralta, R OBP: 0.353, SLG: 0.478	1-1 SF9		3-1 4B 1B SF8 2B		2-3 K		3-2 G5-3		1-3 K		0-1 F8	5	1	1	2	0	2	1									
41 Victor Martinez, S OBP: 0.387, SLG: 0.538	1-3 K		0-1 10 F9 48 CI 1B		2-1 F8		3-2 F7		4-0 IBB			4	0	1	0	1	1	1									
48 Travis Hafner, L OBP: 0.397, SLG: 0.443	3-3 K		0-1 CI		1-0 1B		1-2 G6-3		2-3 K			4	0	1	0	0	2	3									
Jason Michaels, R OBP: 0.347, SLG: 0.462		4-0 1B BB	1-2 SF8		2-2 F9			0-0 HR		0-3 K		1	0	0	1	1	0	1									
12 Ben Francisco, R OBP: 0.533, SLG: 1.286												2	1	1	1	0	1	0									
10 Kelly Shoppach, R OBP: 0.420, SLG: 0.620		2-3 K	0-1 F8			0-0 SH1-3 2B			0-0 P2		3-3 K	5	0	1	0	0	2	3									
Franklin Gutierrez, R OBP: 0.343, SLG: 0.500		1-2 1B	1-3 K			0-0 SH1-3		4-2 BB		1-2 P6		3	0	1	0	1	1	2									
29 Josh Barfield, R OBP: 0.280, SLG: 0.334	1-1 L9		3-3 K			4-0 24 G4-6-3 BB			1-1 F7		1-3 K	4	0	0	0	1	2	3									
Inning Stats	R: 1 E: 0 K: 2 S: 13	H: 2 LOB: 1 BB: 0 P: 18	R: 0 E: 0 K: 2 S: 12	H: 1 LOB: 2 BB: 1 P: 23	R: 2 E: 1 K: 1 S: 17	H: 2 LOB: 2 BB: 1 P: 26	R: 0 E: 0 K: 2 S: 16	H: 0 LOB: 0 BB: 0 P: 23	R: 0 E: 0 K: 1 S: 11	H: 1 LOB: 1 BB: 0 P: 18	R: 0 E: 0 K: 0 S: 3	H: 1 LOB: 1 BB: 1 P: 7	R: 0 E: 0 K: 0 S: 11	H: 0 LOB: 0 BB: 0 P: 18	R: 1 E: 0 K: 0 S: 10	H: 1 LOB: 1 BB: 1 P: 16	R: 0 E: 0 K: 2 S: 7	H: 0 LOB: 2 BB: 2 P: 18	R: 0 E: 0 K: 2 S: 11	H: 0 LOB: 0 BB: 0 P: 15	R: 1 E: 0 K: 1 S: 9	H: 1 LOB: 0 BB: 0 P: 10	1B: 5 2B: 2 3B: 0 HR: 2	SF: 2 SAC: 2 DP: 1 HBP: 0	WP: 0 PB: 0 SB: 0 CS: 0	PA: 48	
PITCHER	29 Nate Robertson, L ERA: 4.86	31 Zach Miner, R ERA: 2.03	43 Macey McBride, L ERA: 3.44	Chad Durbin, R ERA: 4.25	44 Bobby Seay, L ERA: 3.74	41 Jose Capellan, R ERA: 4.5																					
	IP: 5.0 WLS: 24 BF: 7 H: 6 R: 3 ER: 3 SO: 8 BB: 2 IBB: 0 HBP: 0 BLK: 0 WP: 0 HR: 0 S: 69 P: 108 ERA: 5.40 WHIP: 1.600	IP: 6.1 WLS: 7 BF: 1 H: 0 R: 0 ER: 0 SO: 0 BB: 1 IBB: 0 HBP: 0 BLK: 0 WP: 0 HR: 0 S: 14 P: 25 ERA: 0.00 WHIP: 1.000	IP: 8.1 WLS: 1 BF: 0 H: 0 R: 0 ER: 0 SO: 0 BB: 0 IBB: 0 HBP: 0 BLK: 0 WP: 0 HR: 0 S: 3 P: 4 ERA: 0.00 WHIP: 0.000	IP: 8.1 WLS: 8 BF: 1 H: 1 R: 1 ER: 1 SO: 11 BB: 2 IBB: 0 HBP: 0 BLK: 0 WP: 1 HR: 1 S: 25 P: 11 ERA: 6.75 WHIP: 2.250	IP: 9.1 WLS: 1 BF: 0 H: 0 R: 0 ER: 0 SO: 1 BB: 0 IBB: 0 HBP: 0 BLK: 0 WP: 0 HR: 3 S: 5 P: 5 ERA: 0.00 WHIP: 0.000	IP: 10.1 WLS: 7 BF: 7 H: 1 R: 1 ER: 1 SO: 3 BB: 0 IBB: 0 HBP: 0 BLK: 0 WP: 0 HR: 1 S: 20 P: 25 ERA: 4.50 WHIP: 0.500																					

Cleveland Indians @ Detroit Tigers
Comerica Park, Detroit, MI
Tue Jul 03 2007, 7:05 PM EDT
Att: 40,741 - Cloudy - 74 F

AB	37
R	5
H	9
RBI	5
BB	6
SO	13
LOB	18



Batter	1	2	3	4	5	6	7	8	9	10	11	AB	R	H	RBI	BB	SO	LOB	BOTTOM								
28 Curtis Granderson, L OBP: 0.338, SLG: 0.554	2-1 F7	1-0 F8			1-1 G3		2-0 L9			1-0 L9		5	0	0	0	0	0	2									
14 Placido Polanco, R OBP: 0.378, SLG: 0.420	0-1 G6-3		3-1 F9		3-2 30 BB 9 3B 1B		0-0 F9		0-2 F9		1-1 30 WP 3B 1B	5	1	2	0	0	0	0									
3 Gary Sheffield, R OBP: 0.403, SLG: 0.542	3-1 G5-3		2-2 HR		3-1 30 BB 9 1B		0-2 G4-3		0-2 G4-3		2-2 30 WP 1B	5	1	3	1	0	0	0									
30 Magglio Ordonez, R OBP: 0.446, SLG: 0.614		1-0 9 2B 1B	1-1 F8		4-2 9 1B BB		2-2 L7		2-2 L7		4-1 1-2 2-3 IBB	3	1	1	0	2	0	0									
9 Carlos Guillen, S OBP: 0.389, SLG: 0.561		0-0 1B SF8 2B	0-1 P4		0-2 1-2 2-3 1B		0-2 G3		0-2 G3		2-1 F5	5	1	2	1	0	0	3									
Ivan Rodriguez, R OBP: 0.281, SLG: 0.439		0-0 WP 1B		1-0 F9		0-1 G4-3		0-2 G6-3		2-2 G6-3		2-2 G1-3	5	0	1	1	0	0	3								
Sean Casey, L OBP: 0.387, SLG: 0.381		2-3 3-H 1B		1-2 G3-1		0-1 F8			0-1 F8		0-3 K	4	0	0	1	0	1	0									
Craig Monroe, R OBP: 0.289, SLG: 0.388		1-2 E6		1-3 K		2-2 K			1-0 F8		0-3 K	4	0	0	0	0	2	1									
15 Brandon Inge, R OBP: 0.343, SLG: 0.429			0-3 K		1-2 L8		1-3 K		2-2 F7		2-0 F9	5	0	0	0	0	2	3									
Inning Stats	R: 0 E: 0 K: 0 S: 6	H: 0 LOB: 0 BB: 0 P: 11	R: 2 E: 1 K: 1 S: 12	H: 3 LOB: 2 BB: 0 P: 17	R: 1 E: 0 K: 0 S: 11	H: 1 LOB: 0 BB: 0 P: 17	R: 0 E: 0 K: 1 S: 8	H: 0 LOB: 0 BB: 0 P: 11	R: 1 E: 0 K: 0 S: 17	H: 3 LOB: 2 BB: 1 P: 29	R: 0 E: 0 K: 1 S: 9	H: 0 LOB: 1 BB: 0 P: 12	R: 0 E: 0 K: 0 S: 5	H: 0 LOB: 0 BB: 0 P: 7	R: 0 E: 0 K: 0 S: 14	H: 0 LOB: 0 BB: 0 P: 16	R: 0 E: 0 K: 0 S: 7	H: 0 LOB: 0 BB: 0 P: 10	R: 0 E: 0 K: 0 S: 15	H: 2 LOB: 3 BB: 1 P: 27	R: 0 E: 0 K: 2 S: 7	H: 0 LOB: 0 BB: 0 P: 9	1B: 7 2B: 1 3B: 0 HR: 1	SF: 1 SAC: 0 DP: 0 HBP: 1	WP: 2 PB: 0 SB: 0 CS: 0	PA: 45	
PITCHER	Paul Byrd, R ERA: 4.71	63 Rafael Betancourt, R ERA: 1.19	40 Tom Mastny, R ERA: 5.06	47 Joe Borowski, R ERA: 5.51																							
	IP: 7.0 WLS: 30 BF: 7 H: 4 R: 4 ER: 4 SO: 3 BB: 1 IBB: 0 HBP: 0 BLK: 0 WP: 1 HR: 1 S: 68 P: 104 ERA: 5.14 WHIP: 1.143	IP: 8.1 WLS: 6 BF: 2 H: 0 R: 0 ER: 0 SO: 0 BB: 0 IBB: 0 HBP: 0 BLK: 0 WP: 0 HR: 0 S: 21 P: 26 ERA: 0.000 WHIP: 0.000	IP: 10.1 WLS: 6 BF: 2 H: 0 R: 0 ER: 0 SO: 0 BB: 1 IBB: 0 HBP: 0 BLK: 0 WP: 0 HR: 1 S: 15 P: 27 ERA: 0.000 WHIP: 2.000	IP: 11.1 WLS: 3 BF: 0 H: 0 R: 0 ER: 0 SO: 2 BB: 0 IBB: 0 HBP: 0 BLK: 0 WP: 0 HR: 0 S: 7 P: 9 ERA: 0.000 WHIP: 0.000																							

Cleveland Indians @ Detroit Tigers
Comerica Park, Detroit, MI
Tue Jul 03 2007, 7:05 PM EDT
Att: 40,741 - Cloudy - 74 F

AB	41
R	4
H	9
RBI	4
BB	2
SO	5
LOB	12



Batter	1	2	3	4	5	6	7	8	9	AB	R	H	RBI	BB	SO	LOB	TOP				
24 Grady Sizemore, L (1, 8) OBP: 0.398, SLG: 0.468	4-0 BB F7		2-0 FC4-6 1B		2-2 G3	4-1 FC5-4 BB		3-3 K		3	0	1	0	2	1	1	Cleveland Indians @ Detroit Tigers Comerica Park, Detroit, MI Wed Jul 04 2007, 7:05 PM EDT Att: 40,782 - Partly Cloudy - 76 F				
Casey Blake, R (1, 5) OBP: 0.355, SLG: 0.455	1-2 F7		0-2 FC4-6		3-2 2 BB 1B	0-1 FC5-4 1B		4-2 BB		4	1	1	1	1	0	6					
2 Jhonny Perella, R (1, 6) OBP: 0.354, SLG: 0.474	1-1 G5-3		3-3 K		4-1 41 2B BB		4-1 48 HR BB	1-2 G5-3		3	1	0	0	2	1	4					
41 Victor Martinez, S (1, 2)		2-2 G5-3		0-2 G1-3	1-0 2B		1-0 F8		1-2 F8		5	0	1	1	0	0		1			
48 Travis Hafner, L (1, 10)		1-3 K		4-2 25 2B BB	1-1 G6-3		2-2 HR		0-3 K		4	1	1	2	1	2		2			
Jason Michaels, R (1, 7) OBP: 0.347, SLG: 0.459		3-3 K		0-0 F7		0-1 24 BB 1B	2-2 25 CS 1B		0-1 G6-3		3	0	1	0	0	1		1			
12 Ben Francisco, R (7, PH) OBP: 0.529, SLG: 1.188											2	0	1	0	0	0		0			
25 Ryan Garko, R (1, 3) OBP: 0.356, SLG: 0.468			0-1 E5 FC1-4 1B	0-0 2B		1-0 F8	1-2 G6-3				4	0	1	0	0	0		2			
Franklin Gutierrez, R (1, 9) OBP: 0.338, SLG: 0.485		1-2 FC1-4 24 1B 29 1B FC4-6	0-2 G5-3		0-1 24 BB 1B		3-2 G3				4	1	1	0	0	0		3			
29 Josh Barfield, R (1, 4) OBP: 0.283, SLG: 0.337		2-1 FC4-6 24 1B 1B		0-1 F9		1-3 K	2-0 24 WP 1B				4	0	2	0	0	1		2			
Inning Stats	R: 0 E: 0 K: 0 S: 5	H: 0 LOB: 0 BB: 1 P: 11	R: 0 E: 0 K: 2 S: 10	H: 0 LOB: 0 BB: 0 P: 16	R: 1 E: 1 K: 1 S: 15	H: 2 LOB: 2 BB: 0 P: 23	R: 0 E: 0 K: 0 S: 10	H: 1 LOB: 2 BB: 1 P: 14	R: 1 E: 0 K: 0 S: 14	H: 2 LOB: 3 BB: 1 P: 25	R: 2 E: 0 K: 0 S: 12	H: 2 LOB: 0 BB: 1 P: 22	R: 0 E: 0 K: 1 S: 12	H: 1 LOB: 2 BB: 1 P: 25	R: 0 E: 0 K: 1 S: 10	H: 0 LOB: 0 BB: 0 P: 11	1B: 7 2B: 2 3B: 0 HR: 1	SF: 0 SAC: 0 DP: 0 HBP: 0	WP: 1 PB: 0 SB: 0 CS: 1	PA: 42	
PITCHER	IP	WLS	BF	H	R	ER	SO	BB	IBB	HBP	BLK	WP	HR	S	P	ERA	WHIP				
37 Kenny Rogers, L (1, 1) ERA: 1.04	5.1	W	26	7	2	1	3	3	0	0	0	0	0	59	95	1.69	1.875				
Jason Grilli, R (6, 1) ERA: 6.1	0.2	H	4	0	1	1	1	2	0	0	0	0	0	7	16	13.50	3.000				
43 Macay McBride, L (7, 1) ERA: 3.86	0.1	H	2	1	1	1	0	0	0	0	0	0	1	4	7	27.00	3.000				
31 Zach Miner, R (7, 1) ERA: 1.8	1.2	H	7	2	0	0	1	1	0	0	0	1	0	19	35	0.00	1.800				
59 Todd Jones, R (9, 1) ERA: 5.67	1.0	S	3	0	0	0	1	0	0	0	0	0	0	10	11	0.00	0.000				

AB	36
R	4
H	10
RBI	4
BB	6
SO	6
LOB	22



Batter	1	2	3	4	5	6	7	8	9	AB	R	H	RBI	BB	SO	LOB	BOTTOM				
28 Curtis Granderson, L (1, 8) OBP: 0.339, SLG: 0.553	1-3 K	3-1 F8		2-2 14 1B 2B		1 SAFE 4-2 14 FC4-6 BB		2-3 K		4	1	1	1	1	2	1	Cleveland Indians @ Detroit Tigers Comerica Park, Detroit, MI Wed Jul 04 2007, 7:05 PM EDT Att: 40,782 - Partly Cloudy - 76 F				
14 Placido Polanco, R (1, 4) OBP: 0.377, SLG: 0.418	1-0 G6-3	1-3 K		3-1 2H 1B		1-0 FC4-6				4	0	1	1	0	1	3					
3 Gary Sheffield, R (1, 10) OBP: 0.402, SLG: 0.538	2-1 30 BB 9 1B 1B		0-1 G6-3	1-2 G4-3		0-2 G5-3				4	1	1	0	0	0	1					
30 Magglio Ordonez, R (1, 9) OBP: 0.444, SLG: 0.608	1 SAFE 4-1 9 1B BB		0-0 P6		0-1 F9		0-0 P3			3	0	0	0	1	0	0					
9 Carlos Guillen, S (1, 6) OBP: 0.394, SLG: 0.571	1-1 1B		3-2 L9		1-1 G6-4-3 1B		3-0 3B 3B			4	1	3	1	0	0	0					
Ivan Rodriguez, R (1, 2) OBP: 0.294, SLG: 0.447	1-2 G4-3			0-1 1B 15 B4-3 1B	1-0 G6-4-3		0-0 3B			4	1	2	1	0	0	3					
Sean Casey, L (1, 3) OBP: 0.359, SLG: 0.387		1-1 33 F8 15 1B 2B		0-0 15 B4-3 28 2B 1B		2-3 K	3H 0-0 F9			4	2	2	0	0	1	1					
33 Marcus Thames, R (1, 7) OBP: 0.278, SLG: 0.479		2-0 F8		1-2 P3		0-0 28 S 1B		0-0 P5		4	0	1	0	0	0	3					
15 Brandon Inge, R (1, 5) OBP: 0.341, SLG: 0.426		0-1 14 S 1B		1-0 B4-3		0-2 F9		0-3 K		4	0	1	2	0	1	2					
Inning Stats	R: 1 E: 0 K: 1 S: 15	H: 2 LOB: 1 BB: 1 P: 25	R: 1 E: 0 K: 1 S: 11	H: 2 LOB: 1 BB: 0 P: 18	R: 0 E: 0 K: 0 S: 6	H: 0 LOB: 0 BB: 0 P: 9	R: 3 E: 0 K: 0 S: 16	H: 4 LOB: 1 BB: 0 P: 24	R: 0 E: 0 K: 0 S: 5	H: 1 LOB: 0 BB: 0 P: 7	R: 0 E: 0 K: 1 S: 12	H: 1 LOB: 2 BB: 1 P: 19	R: 1 E: 0 K: 0 S: 7	H: 2 LOB: 1 BB: 0 P: 10	R: 0 E: 0 K: 2 S: 7	H: 0 LOB: 0 BB: 0 P: 9		1B: 8 2B: 2 3B: 2 HR: 0	SF: 0 SAC: 0 DP: 1 HBP: 0	WP: 0 PB: 0 SB: 2 CS: 0	PA: 37
PITCHER	IP	WLS	BF	H	R	ER	SO	BB	IBB	HBP	BLK	WP	HR	S	P	ERA	WHIP				
37 Jake Westbrook, R (1, 1) ERA: 9.27	6.0	L	29	10	5	5	3	2	0	0	0	0	0	65	102	7.50	2.000				
49 Edward Mujica, R (7, 1) ERA: 6.14	1.0		5	2	1	1	0	0	0	0	0	0	0	7	10	9.00	2.000				
Fernando Cabrera, R (8, 1) ERA: 4.48	1.0		3	0	0	0	2	0	0	0	0	0	0	7	9	0.00	0.000				

AB	35
R	6
H	12
RBI	6
BB	2
SO	5
LOB	14



Batter	1	2	3	4	5	6	7	8	9	AB	R	H	RBI	BB	SO	LOB	TOP																					
Coco Crisp, S OBP: 0.322, SLG: 0.388	P3		15 S 1B			G5-3		25 2B BB		3	0	1	1	1	0	0																						
15 Dustin Pedroia, R OBP: 0.398, SLG: 0.440	P3		K			G6-3		F7		4	0	0	0	0	1	2																						
25 Mike Lowell, R OBP: 0.360, SLG: 0.532	F8					G6-3		BB		3	0	1	0	1	0	0																						
Manny Ramirez, R OBP: 0.387, SLG: 0.473			K			BB		P3		4	0	1	0	0	2	3																						
Jason Varitek, S OBP: 0.364, SLG: 0.440	F8					K		G3		3	0	0	0	0	1	1																						
12 Eric Hinske, L OBP: 0.320, SLG: 0.417						K				1	0	0	0	0	0	2																						
7 J.D. Drew, L OBP: 0.374, SLG: 0.401	F7									2	0	0	0	1	1	1																						
28 Doug Mirabelli, R OBP: 0.259, SLG: 0.324										1	1	1	1	0	0	0																						
Wily Mo Peña, R OBP: 0.289, SLG: 0.379										3	0	1	0	1	2	0																						
Jeff Bailey, R OBP: 0.289, SLG: 0.379										4	0	0	0	0	1	3																						
23 Julio Lugo, R OBP: 0.263, SLG: 0.279										3	1	0	0	1	0	2																						
Inning Stats	R: 0 E: 0 K: 0 S: 8	H: 0 LOB: 0 BB: 0 P: 13	R: 0 E: 0 K: 1 S: 10	H: 0 LOB: 0 BB: 0 P: 15	R: 1 E: 0 K: 1 S: 8	H: 2 LOB: 1 BB: 1 P: 16	R: 0 E: 0 K: 2 S: 11	H: 1 LOB: 1 BB: 0 P: 17	R: 0 E: 0 K: 1 S: 7	H: 0 LOB: 0 BB: 0 P: 11	R: 0 E: 0 K: 1 S: 11	H: 0 LOB: 1 BB: 1 P: 19	R: 0 E: 0 K: 0 S: 8	H: 0 LOB: 2 BB: 2 P: 18	R: 0 E: 0 K: 0 S: 8	H: 1 LOB: 2 BB: 1 P: 16	R: 1 E: 0 K: 2 S: 13	H: 1 LOB: 0 BB: 0 P: 19	1B: 1 2B: 3 3B: 1 HR: 1	SF: 0 SAC: 0 DP: 1 HBP: 0	WP: 0 PB: 0 SB: 2 CS: 0	PA: 36																
PITCHER	IP	WLS	BF	H	R	ER	SO	BB	IBB	HBP	BLK	WP	HR	S	P	ERA	WHIP	PITCHER				IP	WLS	BF	H	R	ER	SO	BB	IBB	HBP	BLK	WP	HR	S	P	ERA	WHIP
48 Andrew Miller, L ERA: 3.31	7.0	W	27	3	1	1	6	4	0	0	0	0	0	63	109	1.29	1.000					7.0	W	27	3	1	1	6	4	0	0	0	0	0	63	109	1.29	1.000
Chad Durbin, R ERA: 4.26	2.0		9	2	1	1	2	1	0	0	0	0	1	21	35	4.50	1.500					2.0		9	2	1	1	2	1	0	0	0	1	21	35	4.50	1.500	

Boston Red Sox @ Detroit Tigers
Comerica Park, Detroit, MI
Fri Jul 06 2007, 7:05 PM EDT
Att: 43,839 - Partly Cloudy - 77 F

AB 31
R 2
H 5
RBI 2
BB 5
SO 8
LOB 14



Batter	1	2	3	4	5	6	7	8	9	AB	R	H	RBI	BB	SO	LOB	BOTTOM																					
28 Curtis Granderson, L OBP: 0.342, SLG: 0.559	K							G1-3		5	1	3	1	0	1	0																						
14 Placido Polanco, R OBP: 0.383, SLG: 0.439										5	2	3	0	0	0	2																						
3 Gary Sheffield, R OBP: 0.410, SLG: 0.550										3	2	2	0	1	0	1																						
30 Magglio Ordonez, R OBP: 0.445, SLG: 0.608										4	1	1	1	0	1	4																						
25 Ryan Raburn, R OBP: 1.000, SLG: 1.000										1	0	1	1	0	0	0																						
9 Carlos Guillen, S OBP: 0.389, SLG: 0.572										5	1	1	0	0	0	4																						
Sean Casey, L OBP: 0.384, SLG: 0.394										3	1	2	0	1	0	2																						
33 Marcus Thames, R OBP: 0.288, SLG: 0.512										3	1	1	5	0	0	2																						
Mike Rabelo, S OBP: 0.304, SLG: 0.333										3	0	0	0	0	1	1																						
15 Brandon Inge, R OBP: 0.342, SLG: 0.429										4	0	1	1	0	2	0																						
Inning Stats	R: 0 E: 0 K: 1 S: 8	H: 1 LOB: 0 BB: 0 P: 10	R: 0 E: 0 K: 0 S: 9	H: 1 LOB: 1 BB: 0 P: 14	R: 0 E: 0 K: 2 S: 11	H: 1 LOB: 1 BB: 0 P: 18	R: 3 E: 1 K: 0 S: 11	H: 4 LOB: 2 BB: 0 P: 22	R: 5 E: 0 K: 1 S: 12	H: 3 LOB: 0 BB: 1 P: 22	R: 0 E: 0 K: 0 S: 9	H: 2 LOB: 2 BB: 0 P: 12	R: 0 E: 0 K: 0 S: 6	H: 1 LOB: 1 BB: 0 P: 9	R: 1 E: 0 K: 1 S: 11	H: 2 LOB: 2 BB: 1 P: 20	1B: 11 2B: 2 3B: 0 HR: 2	SF: 1 SAC: 0 DP: 1 HBP: 2	WP: 0 PB: 0 SB: 0 CS: 0	PA: 41																		
PITCHER	IP	WLS	BF	H	R	ER	SO	BB	IBB	HBP	BLK	WP	HR	S	P	ERA	WHIP	PITCHER				IP	WLS	BF	H	R	ER	SO	BB	IBB	HBP	BLK	WP	HR	S	P	ERA	WHIP
51 Julian Tavares, R ERA: 4.97	1.1		6	2	0	0	0	0	0	0	0	0	0	10	13	0.00	1.500					1.1		6	2	0	0	0	0	0	0	0	10	13	0.00	1.500		
48 Javier López, L ERA: 3.22	1.0		4	1	0	0	0	0	0	0	0	0	0	6	9	0.00	1.000					1.0		4	1	0	0	0	0	0	0	6	9	0.00	1.000			
17 Manny Delcarmen, R ERA: 1.93	1.0		6	2	1	1	1	1	0	0	0	0	0	11	20	9.00	3.000					1.0		6	2	1	1	1	1	0	0	11	20	9.00	3.000			

Boston Red Sox @ Detroit Tigers
Comerica Park, Detroit, MI
Fri Jul 06 2007, 7:05 PM EDT
Att: 43,839 - Partly Cloudy - 77 F

AB 36
R 9
H 15
RBI 9
BB 2
SO 5
LOB 16



Batter	1	2	3	4	5	6	7	8	9	10	11	12	13	AB	R	H	RBI	BB	SO	LOB	TOP							
Coco Crisp, S OBP: 0.324, SLG: 0.392														5	0	2	0	0	2	0								
15 Dustin Pedroia, R OBP: 0.400, SLG: 0.454														4	1	2	0	0	0	1								
23 Julio Lugo, R OBP: 0.261, SLG: 0.277														2	0	0	0	0	1	2								
34 David Ortiz, L OBP: 0.435, SLG: 0.562														2	1	2	2	4	0	0								
Manny Ramirez, R OBP: 0.387, SLG: 0.467														4	0	0	0	2	0	6								
7 J.D. Drew, L OBP: 0.371, SLG: 0.397														5	0	1	0	0	2	4								
20 Kevin Youkilis, R OBP: 0.419, SLG: 0.502														1	0	0	0	0	3									
Wily Mo Peña, R OBP: 0.280, SLG: 0.379														0	0	0	0	0	0	0								
25 Mike Lowell, R OBP: 0.353, SLG: 0.522														6	0	0	0	0	1	3								
Jason Varitek, S OBP: 0.367, SLG: 0.442														6	0	3	0	0	3	3								
12 Eric Hinske, L OBP: 0.308, SLG: 0.398														4	0	0	0	0	2	2								
Jeff Bailey, R														2	0	0	0	0	0	1								
13 Alex Cora, L OBP: 0.326, SLG: 0.444														5	0	1	0	0	1	1								
Inning Stats	R: 2 E: 0 K: 3 S: 17	H: 3 LOB: 2 BB: 1 P: 28	R: 0 E: 0 K: 2 S: 9	H: 0 LOB: 0 BB: 0 P: 11	R: 0 E: 0 K: 0 S: 5	H: 0 LOB: 0 BB: 1 P: 9	R: 0 E: 0 K: 1 S: 5	H: 0 LOB: 1 BB: 0 P: 14	R: 0 E: 0 K: 1 S: 7	H: 1 LOB: 1 BB: 0 P: 8	R: 0 E: 0 K: 0 S: 11	H: 1 LOB: 1 BB: 0 P: 20	R: 0 E: 0 K: 1 S: 7	H: 1 LOB: 3 BB: 1 P: 18	R: 0 E: 0 K: 1 S: 8	H: 1 LOB: 1 BB: 0 P: 9	R: 0 E: 0 K: 0 S: 7	H: 1 LOB: 1 BB: 13 P: 13	R: 0 E: 0 K: 0 S: 11	H: 1 LOB: 1 BB: 0 P: 16	R: 0 E: 0 K: 1 S: 9	H: 1 LOB: 3 BB: 2 P: 22	R: 0 E: 0 K: 1 S: 9	H: 0 LOB: 0 BB: 0 P: 11	1B: 6 2B: 4 3B: 1 HR: 1	SF: 0 SAC: 1 DP: 4 HBP: 0	W/P: 0 PB: 0 SB: 0 CS: 1	PA: 53
PITCHER	IP	WLS	BF	H	R	ER	SO	BB	IBB	HBP	BLK	WP	HR	S	P	ERA	WHIP											
38 Jeremy Bondeman, R ERA: 3.48	8.0	32	7	2	2	9	2	1	0	0	0	0	1	73	114	2.25	1.125											
50 Todd Jones, R ERA: 5.35	2.0	8	2	0	0	1	0	1	0	0	0	0	0	15	22	0.00	1.000											
43 Macay McBride, L ERA: 3.72	0.2	3	1	0	0	0	0	0	0	0	0	0	0	6	13	0.00	1.500											
31 Zach Miner, R ERA: 1.09	1.0	6	1	0	0	1	1	1	0	0	0	0	0	9	21	0.00	2.000											
44 Bobby Seay, L ERA: 3.52	0.1	1	0	0	0	0	0	0	0	0	0	0	0	4	4	0.00	0.000											

Boston Red Sox @ Detroit Tigers
Comerica Park, Detroit, MI
Sat Jul 07 2007, 7:05 PM EDT
Att: 44,193 - Clear - 81 F

AB 46
R 2
H 11
RBI 2
BB 6
SO 12
LOB 26



Batter	1	2	3	4	5	6	7	8	9	10	11	12	13	AB	R	H	RBI	BB	SO	LOB	BOTTOM					
28 Curtis Granderson, L OBP: 0.336, SLG: 0.599														6	0	0	0	0	2	3						
14 Placido Polanco, R OBP: 0.380, SLG: 0.456														3	0	0	0	0	0	0						
20 Omar Infante, R OBP: 0.318, SLG: 0.340														3	0	0	0	0	0	3						
3 Gary Sheffield, R OBP: 0.406, SLG: 0.541														5	1	0	0	0	0	0						
30 Magglio Ordonez, R OBP: 0.446, SLG: 0.604														4	1	1	0	2	0	1						
9 Carlos Guillen, S OBP: 0.391, SLG: 0.568														4	1	1	0	2	1	3						
Ivan Rodriguez, R OBP: 0.303, SLG: 0.449														6	0	3	1	0	0	4						
33 Marcus Thames, R OBP: 0.292, SLG: 0.504														4	0	1	0	1	0	3						
Craig Monroe, R OBP: 0.267, SLG: 0.387														4	0	1	2	0	2	3						
15 Brandon Inge, R OBP: 0.340, SLG: 0.422														4	0	0	0	1	2	1						
Inning Stats	R: 0 E: 0 K: 1 S: 10	H: 0 LOB: 0 BB: 0 P: 17	R: 0 E: 0 K: 0 S: 7	H: 1 LOB: 0 BB: 0 P: 13	R: 0 E: 0 K: 2 S: 7	H: 0 LOB: 0 BB: 0 P: 11	R: 2 E: 0 K: 0 S: 7	H: 1 LOB: 1 BB: 2 P: 22	R: 0 E: 0 K: 0 S: 8	H: 0 LOB: 0 BB: 0 P: 12	R: 0 E: 0 K: 0 S: 9	H: 0 LOB: 1 BB: 1 P: 15	R: 0 E: 0 K: 1 S: 7	H: 0 LOB: 3 BB: 1 P: 12	R: 0 E: 0 K: 0 S: 12	H: 2 LOB: 3 BB: 1 P: 23	R: 0 E: 0 K: 0 S: 13	H: 1 LOB: 3 BB: 2 P: 26	R: 0 E: 0 K: 1 S: 5	H: 0 LOB: 0 BB: 0 P: 6	R: 1 E: 0 K: 1 S: 8	H: 1 LOB: 1 BB: 0 P: 14	1B: 6 2B: 2 3B: 0 HR: 0	SF: 0 SAC: 1 DP: 1 HBP: 1	W/P: 0 PB: 0 SB: 2 CS: 0	PA: 51
PITCHER	IP	WLS	BF	H	R	ER	SO	BB	IBB	HBP	BLK	WP	HR	S	P	ERA	WHIP									
Kason Gabbard, L ERA: 4.87	6.1	23	3	2	2	3	2	0	0	0	0	0	0	12	18	0.00	0.000									
17 Manny Delcarmen, R ERA: 1.69	1.1	4	0	0	0	2	0	0	0	0	0	0	0	20	38	0.00	1.286									
37 Hideki Okajima, L ERA: 0.83	2.1	11	2	0	0	0	1	1	0	0	0	0	0	14	27	0.00	2.250									
50 Mike Timlin, R ERA: 4.76	1.1	7	1	0	0	0	2	0	0	0	0	0	0	4	5	0.00	0.000									
48 Javier López, L ERA: 3.13	0.2	2	0	0	0	1	0	0	0	0	0	0	0	4	5	0.00	0.000									

Boston Red Sox @ Detroit Tigers
Comerica Park, Detroit, MI
Sat Jul 07 2007, 7:05 PM EDT
Att: 44,193 - Clear - 81 F

AB 43
R 3
H 7
RBI 3
BB 6
SO 7
LOB 21



Batter	1	2	3	4	5	6	7	8	9	AB	R	H	RBI	BB	SO	LOB	TOP										
Coco Crisp, S OBP: 0.322, SLG: 0.387 (1, 8)	G6-3		FC5-4 34 HBP, 15 BB, 25 SF7				G6-3	K		4	1	0	0	1	1	2											
15 Dustin Pedroia, R OBP: 0.400, SLG: 0.450 (1, 4)	G6-3		BB 25 SF7, 34 HBP				G6-3	E6 34 WP	1B	4	0	1	0	1	0	0											
34 David Ortiz, L OBP: 0.434, SLG: 0.556 (1, 10)	G4-3		HBP 25 F				G3		K	3	0	0	1	1	1	1											
25 Mike Lowell, R OBP: 0.351, SLG: 0.518 (1, 5)		1B	SF7				G5-3	F8	F9	4	0	1	1	0	0	3											
Jason Varitek, S OBP: 0.367, SLG: 0.439 (1, 2)	L8		IBB				F7	F8	E7	4	0	1	0	1	0	3											
7 J.D. Drew, L OBP: 0.366, SLG: 0.391 (1, 9)	F7		G4-3				G4-3		P5	4	1	0	0	1	0	6											
Wily Mo Peña, R OBP: 0.280, SLG: 0.367 (1, 7)	K						K			4	0	0	0	0	3	2											
Jeff Bailey, R OBP: 0.111, SLG: 0.444 (8, PH)			F7						K	3	1	1	1	0	0	0											
Manny Ramirez, R OBP: 0.395, SLG: 0.465 (8, PH)			F8							1	0	0	0	0	1	1											
12 Eric Hinske, L OBP: 0.308, SLG: 0.398 (8, 3)								HR		0	0	0	0	0	0	0											
23 Julio Lugo, R OBP: 0.270, SLG: 0.298 (1, 6)			FC5-4 34 HBP					HR	2B	3	2	3	2	1	0	0											
Inning Stats	R: 0 E: 0 K: 0 S: 7	H: 0 LOB: 0 BB: 0 P: 11	R: 0 E: 0 K: 1 S: 11	H: 1 LOB: 1 BB: 0 P: 15	R: 2 E: 1 K: 0 S: 9	H: 0 LOB: 3 BB: 4 P: 28	R: 0 E: 0 K: 0 S: 16	H: 1 LOB: 1 BB: 0 P: 21	R: 0 E: 0 K: 1 S: 6	H: 0 LOB: 0 BB: 0 P: 7	R: 2 E: 1 K: 0 S: 14	H: 2 LOB: 2 BB: 1 P: 22	R: 1 E: 1 K: 3 S: 17	H: 1 LOB: 1 BB: 1 P: 29	R: 0 E: 1 K: 1 S: 12	H: 2 LOB: 2 BB: 0 P: 14	1B: 4 2B: 1 3B: 0 HR: 2	SF: 1 SAC: 0 DP: 0 HBP: 1	WP: 1 PB: 0 SB: 1 CS: 0	PA: 42							
PITCHER	IP	WLS	BF	H	R	ER	SO	BB	IBB	HBP	BLK	WP	HR	S	P	ERA	WHIP										
29 Nate Robertson, L ERA: 4.92 (1, 1)	6.1	W	29	4	4	4	2	3	1	1	0	0	2	66	107	5.68	1.105										
43 Macay McBride, L ERA: 3.72 (7, 1)	0.0		1	0	0	0	0	1	0	0	0	1	0	1	5	∞	∞										
41 Jose Capellan, R ERA: 3.86 (7, 1)	1.1	H	6	1	1	0	2	1	0	0	0	0	0	15	27	0.00	1.500										
31 Zach Miner, R ERA: 1.85 (8, 1)	0.1	H	1	0	0	0	1	0	0	0	0	0	0	5	7	0.00	0.000										
59 Todd Jones, R ERA: 5.2 (9, 1)	1.0	S	5	2	0	0	1	0	0	0	0	0	0	12	14	0.00	2.000										

Boston Red Sox @ Detroit Tigers
Comerica Park, Detroit, MI
Sun Jul 08 2007, 1:05 PM EDT
Att: 41,943 - Sunny - 87 F

AB 34
R 5
H 7
RBI 5
BB 6
SO 6
LOB 18



Batter	1	2	3	4	5	6	7	8	9	AB	R	H	RBI	BB	SO	LOB	BOTTOM										
28 Curtis Granderson, L OBP: 0.335, SLG: 0.549 (1, 8)	F8		F8	2B 3				F8		4	1	1	0	0	0	0											
33 Marcus Thames, R OBP: 0.291, SLG: 0.519 (1, 9)	F8		HR	FC6-2 3 2B				P4		4	1	1	1	0	0	2											
3 Gary Sheffield, R OBP: 0.410, SLG: 0.560 (1, 10)	HR		WP 1B	2B				P4		4	2	3	2	0	0	0											
Sean Casey, L OBP: 0.366, SLG: 0.393 (1, 3)	BB		9 HR 1B	K				F8		3	1	1	1	1	1	2											
9 Carlos Guillen, S OBP: 0.393, SLG: 0.576 (1, 6)	G4-3		HR					CS BB		3	1	1	2	1	1	1											
Craig Monroe, R OBP: 0.270, SLG: 0.388 (1, 7)		1B	G5-3					K		4	0	2	0	0	1	1											
Mike Rabelo, S OBP: 0.293, SLG: 0.320 (1, 2)		F8	G2-3					G4-3		3	0	0	0	0	1	2											
Ivan Rodriguez, R OBP: 0.302, SLG: 0.447 (9, 2)										1	0	0	0	0	0	0											
20 Omar Infante, R OBP: 0.310, SLG: 0.330 (1, 4)		P4						G4-3		3	0	0	0	0	0	1											
15 Brandon Inge, R OBP: 0.340, SLG: 0.421 (1, 5)		K						F8		3	0	1	0	0	1	1											
Inning Stats	R: 1 E: 0 K: 0 S: 6	H: 1 LOB: 1 BB: 1 P: 10	R: 0 E: 0 K: 1 S: 13	H: 1 LOB: 0 BB: 0 P: 21	R: 4 E: 0 K: 0 S: 15	H: 4 LOB: 0 BB: 0 P: 25	R: 1 E: 0 K: 1 S: 16	H: 3 LOB: 2 BB: 0 P: 22	R: 0 E: 0 K: 0 S: 6	H: 0 LOB: 0 BB: 0 P: 11	R: 0 E: 0 K: 0 S: 5	H: 0 LOB: 0 BB: 0 P: 7	R: 0 E: 0 K: 1 S: 8	H: 0 LOB: 0 BB: 1 P: 15	R: 0 E: 0 K: 1 S: 12	H: 0 LOB: 0 BB: 0 P: 14	1B: 4 2B: 4 3B: 0 HR: 3	SF: 0 SAC: 0 DP: 1 HBP: 0	WP: 1 PB: 0 SB: 0 CS: 2	PA: 34							
PITCHER	IP	WLS	BF	H	R	ER	SO	BB	IBB	HBP	BLK	WP	HR	S	P	ERA	WHIP										
18 Daisuke Matsuzaka, R ERA: 3.84 (1, 1)	5.0	L	25	10	6	6	4	1	0	0	0	0	3	58	90	10.80	2.200										
50 Mike Timlin, R ERA: 4.38 (6, 1)	2.0		6	0	0	0	0	0	0	0	0	0	0	11	18	0.00	0.000										
48 Javier López, L ERA: 3.0 (8, 1)	1.0		3	0	0	0	1	1	0	0	0	0	0	8	15	0.00	1.000										

Boston Red Sox @ Detroit Tigers
Comerica Park, Detroit, MI
Sun Jul 08 2007, 1:05 PM EDT
Att: 41,943 - Sunny - 87 F

AB 32
R 6
H 10
RBI 6
BB 2
SO 5
LOB 10



Batter	1	2	3	4	5	6	7	8	9	AB	R	H	RBI	BB	SO	LOB	TOP										
28 Curtis Granderson, L OBP: 0.415, SLG: 0.549										5	2	2	0	0	2	2	Detroit Tigers @ Seattle Mariners Safeco Field, Seattle, WA Thu Jul 12 2007, 7:05 PM PDT Att: 31,997 - Partly Cloudy - 75 F										
33 Marcus Thames, R OBP: 0.295, SLG: 0.522										5	0	2	0	0	1	2											
3 Gary Sheffield, R OBP: 0.415, SLG: 0.563										4	0	3	0	1	0	1											
30 Magglio Ordonez, R OBP: 0.443, SLG: 0.597										5	0	1	2	0	3	5											
9 Carlos Guillen, S OBP: 0.391, SLG: 0.570										3	0	0	0	1	0	5											
Ivan Rodriguez, R OBP: 0.307, SLG: 0.451										2	0	2	0	0	0	0											
Mike Rabelo, S OBP: 0.286, SLG: 0.312										2	0	0	0	0	0	2											
Sean Casey, L OBP: 0.366, SLG: 0.392										3	0	1	0	0	0	1											
Craig Monroe, R OBP: 0.273, SLG: 0.388										0	0	0	0	1	0	0											
20 Omar Infante, R OBP: 0.299, SLG: 0.319										4	0	0	0	0	0	3											
15 Brandon Inge, R OBP: 0.335, SLG: 0.415										4	0	0	0	0	2	3											
Inning Stats	R: 1 E: 0 K: 0 S: 9	H: 2 LOB: 1 BB: 0 P: 15	R: 0 E: 0 K: 0 S: 4	H: 1 LOB: 0 BB: 0 P: 8	R: 1 E: 0 K: 0 S: 12	H: 2 LOB: 2 BB: 1 P: 21	R: 0 E: 1 K: 2 S: 12	H: 2 LOB: 2 BB: 0 P: 16	R: 0 E: 0 K: 1 S: 11	H: 0 LOB: 0 BB: 0 P: 22	R: 0 E: 0 K: 1 S: 8	H: 0 LOB: 0 BB: 0 P: 9	R: 0 E: 0 K: 2 S: 13	H: 2 LOB: 2 BB: 0 P: 17	R: 0 E: 0 K: 0 S: 10	H: 0 LOB: 1 BB: 1 P: 17	R: 0 E: 0 K: 1 S: 10	H: 1 LOB: 1 BB: 0 P: 14	1B: 9 2B: 2 3B: 0 HR: 0	SF: 0 SAC: 0 DP: 1 HBP: 0	WP: 0 PB: 0 SB: 2 CS: 0	PA: 40					
PITCHER	IP	WLS	BF	H	R	ER	SO	BB	IBB	HBP	BLK	WP	HR	S	P	ERA	WHIP										
34 Félix Hernández, R ERA: 3.66	6.1	W	30	10	2	2	6	1	1	0	0	0	0	64	102	2.84	1.737										
Sean Green, R ERA: 2.48	0.2	H	2	0	0	0	1	0	0	0	0	0	0	5	6	0.00	0.000										
George Sherrill, L ERA: 1.27	0.1	H	1	0	0	0	0	0	0	0	0	0	0	2	2	0.00	0.000										
33 Chris Reitsma, R ERA: 5.31	0.2	H	3	0	0	0	0	1	0	0	0	0	0	8	15	0.00	1.500										
20 J.J. Putz, R ERA: 0.69	1.0	S	4	1	0	0	1	0	0	0	0	0	0	10	14	0.00	1.000										

Batter	1	2	3	4	5	6	7	8	9	AB	R	H	RBI	BB	SO	LOB	BOTTOM										
51 Ichiro Suzuki, L OBP: 0.406, SLG: 0.454										4	0	0	0	0	1	0	Detroit Tigers @ Seattle Mariners Safeco Field, Seattle, WA Thu Jul 12 2007, 7:05 PM PDT Att: 31,997 - Partly Cloudy - 75 F										
Jose Vidro, S OBP: 0.354, SLG: 0.354										4	1	3	0	0	1	0											
Raul Ibanez, L OBP: 0.320, SLG: 0.420										4	0	0	0	0	2	3											
Jose Guillen, R OBP: 0.362, SLG: 0.445										2	1	2	0	1	0	0											
Jason Ellison, R OBP: 0.256, SLG: 0.237										0	0	0	0	0	0	0											
Richie Sexson, R OBP: 0.298, SLG: 0.409										3	1	0	0	1	1	5											
29 Adrian Beltré, R OBP: 0.329, SLG: 0.486										3	0	1	2	1	2	0											
2 Kenji Johjima, R OBP: 0.325, SLG: 0.444										4	0	0	0	0	1	3											
7 Yuniesky Betancourt, R OBP: 0.293, SLG: 0.361										4	0	0	0	0	0	3											
4 Jose Lopez, R OBP: 0.318, SLG: 0.411										3	0	0	0	0	1	2											
Inning Stats	R: 0 E: 0 K: 1 S: 8	H: 2 LOB: 2 BB: 0 P: 14	R: 0 E: 1 K: 1 S: 11	H: 0 LOB: 0 BB: 0 P: 19	R: 0 E: 0 K: 1 S: 14	H: 2 LOB: 0 BB: 0 P: 23	R: 0 E: 0 K: 3 S: 14	H: 0 LOB: 1 BB: 0 P: 19	R: 3 E: 0 K: 0 S: 6	H: 2 LOB: 0 BB: 2 P: 7	R: 0 E: 0 K: 0 S: 9	H: 0 LOB: 0 BB: 0 P: 12	R: 0 E: 0 K: 0 S: 12	H: 0 LOB: 2 BB: 1 P: 18	R: 0 E: 0 K: 0 S: 12	H: 0 LOB: 1 BB: 0 P: 18	1B: 6 2B: 0 3B: 0 HR: 0	SF: 0 SAC: 0 DP: 0 HBP: 1	WP: 1 PB: 0 SB: 2 CS: 0	PA: 35							
PITCHER	IP	WLS	BF	H	R	ER	SO	BB	IBB	HBP	BLK	WP	HR	S	P	ERA	WHIP										
48 Andrew Miller, L ERA: 3.35	5.0	L	24	6	3	2	6	2	0	0	0	1	0	60	98	3.60	1.600										
Jason Grilli, R ERA: 5.5	1.0		3	0	0	0	0	0	0	0	0	0	0	6	7	0.00	0.000										
43 Macay McBride, L ERA: 3.54	1.0		3	0	0	0	3	0	0	0	0	0	0	9	12	0.00	0.000										
41 Jose Capellan, R ERA: 3.63	1.0		5	0	0	0	0	0	1	1	0	0	0	12	18	0.00	0.000										


AB	37
R	2
H	11
RBI	2
BB	3
SO	8
LOB	24



Batter	1	2	3	4	5	6	7	8	9	AB	R	H	RBI	BB	SO	LOB	TOP								
25 Ryan Raburn, R OBP: 0.600, SLG: 0.333 28 Curtis Granderson, L OBP: 0.336, SLG: 0.551										2	1	0	0	2	1	2									
33 Marcus Thames, R OBP: 0.302, SLG: 0.532 Sean Casey, L OBP: 0.366, SLG: 0.405										3	1	2	0	0	1	0									
3 Gary Sheffield, R OBP: 0.415, SLG: 0.568										4	1	1	4	1	0	1									
30 Magglio Ordonez, R OBP: 0.438, SLG: 0.590										4	0	0	0	0	1	3									
9 Carlos Guillen, S OBP: 0.396, SLG: 0.562										4	1	0	0	0	0	0									
Ivan Rodriguez, R OBP: 0.313, SLG: 0.458										4	0	3	0	0	0	0									
Craig Monroe, R OBP: 0.269, SLG: 0.383										4	0	0	0	0	2	3									
15 Brandon Inge, R OBP: 0.341, SLG: 0.418										3	1	2	1	0	1	0									
20 Omar Infante, R OBP: 0.289, SLG: 0.308										4	0	0	0	0	1	4									
Inning Stats	R: 0 E: 0 K: 2 S: 9	H: 0 LOB: 0 BB: 0 P: 16	R: 0 E: 0 K: 2 S: 10	H: 1 LOB: 1 BB: 0 P: 15	R: 4 E: 0 K: 0 S: 16	H: 2 LOB: 0 BB: 1 P: 28	R: 0 E: 0 K: 1 S: 7	H: 1 LOB: 0 BB: 0 P: 10	R: 0 E: 0 K: 0 S: 8	H: 1 LOB: 2 BB: 2 P: 19	R: 1 E: 1 K: 2 S: 15	H: 2 LOB: 2 BB: 0 P: 20	R: 1 E: 0 K: 0 S: 7	H: 1 LOB: 0 BB: 0 P: 13	R: 0 E: 0 K: 0 S: 6	H: 1 LOB: 1 BB: 0 P: 10	R: 0 E: 0 K: 1 S: 7	H: 1 LOB: 0 BB: 0 P: 12	1B: 6 2B: 2 3B: 0 HR: 2	SF: 0 SAC: 0 DP: 2 HBP: 1	WP: 0 PB: 0 SB: 0 CS: 0	PA: 39			
PITCHER	IP	WLS	BF	H	R	ER	SO	BB	IBB	HBP	BLK	WP	HR	S	P	ERA	WHIP								
56 Jarrod Washburn, L ERA: 3.85 35 Brandon Morrow, R ERA: 3.71 59 Eric O'Flaherty, L ERA: 2.05 Sean Green, R ERA: 2.43	6.0	L	28	7	5	4	7	2	1	1	0	0	1	65	108	6.00	1.500								
51 Ichiro Suzuki, L OBP: 0.405, SLG: 0.452										4	0	1	0	0	2	1									
Jose Vidro, S OBP: 0.353, SLG: 0.356										4	0	1	1	0	0	1									
Raul Ibanez, L OBP: 0.316, SLG: 0.415										4	0	0	0	0	2	2									
Jose Guillen, R OBP: 0.361, SLG: 0.452										4	1	1	1	0	0	1									
Richie Sexson, R OBP: 0.295, SLG: 0.403										4	0	0	0	0	1	0									
29 Adrian Beltré, R OBP: 0.334, SLG: 0.500										4	1	3	1	0	0	0									
2 Kenji Johjima, R OBP: 0.324, SLG: 0.442										4	0	1	0	0	0	1									
7 Yuniesky Betancourt, R OBP: 0.296, SLG: 0.363										4	1	2	0	0	1	2									
4 Jose Lopez, R OBP: 0.315, SLG: 0.407 Ben Broussard, L OBP: 0.368, SLG: 0.432										3	0	0	0	0	0	1									
Inning Stats	R: 0 E: 0 K: 1 S: 7	H: 0 LOB: 0 BB: 0 P: 9	R: 1 E: 0 K: 1 S: 11	H: 1 LOB: 0 BB: 0 P: 14	R: 1 E: 0 K: 1 S: 12	H: 2 LOB: 1 BB: 0 P: 17	R: 0 E: 0 K: 0 S: 8	H: 2 LOB: 2 BB: 0 P: 11	R: 0 E: 0 K: 0 S: 7	H: 0 LOB: 0 BB: 0 P: 11	R: 0 E: 0 K: 1 S: 8	H: 0 LOB: 0 BB: 0 P: 9	R: 1 E: 0 K: 1 S: 9	H: 1 LOB: 0 BB: 0 P: 16	R: 0 E: 0 K: 1 S: 10	H: 1 LOB: 1 BB: 0 P: 16	R: 0 E: 0 K: 1 S: 13	H: 2 LOB: 2 BB: 0 P: 18	1B: 6 2B: 1 3B: 0 HR: 2	SF: 0 SAC: 0 DP: 0 HBP: 0	WP: 0 PB: 0 SB: 0 CS: 0	PA: 36			
PITCHER	IP	WLS	BF	H	R	ER	SO	BB	IBB	HBP	BLK	WP	HR	S	P	ERA	WHIP								
38 Jeremy Bonderman, R ERA: 3.5 44 Bobby Seay, L ERA: 3.42 31 Zach Miner, R ERA: 1.62 59 Todd Jones, R ERA: 5.06	7.0	W	27	6	3	3	5	0	0	0	0	0	0	9	14	0.00	1.500								

Detroit Tigers @ Seattle Mariners
Safeco Field, Seattle, WA
Fri Jul 13 2007, 7:05 PM PDT
Att: 37,393 - Partly Cloudy - 74 F


AB 35
R 6
H 10
RBI 6
BB 3
SO 8
LOB 14



Batter	1	2	3	4	5	6	7	8	9	AB	R	H	RBI	BB	SO	LOB	BOTTOM								
51 Ichiro Suzuki, L OBP: 0.405, SLG: 0.452										4	0	1	0	0	2	1									
Jose Vidro, S OBP: 0.353, SLG: 0.356										4	0	1	1	0	0	1									
Raul Ibanez, L OBP: 0.316, SLG: 0.415										4	0	0	0	0	2	2									
Jose Guillen, R OBP: 0.361, SLG: 0.452										4	1	1	1	0	0	1									
Richie Sexson, R OBP: 0.295, SLG: 0.403										4	0	0	0	0	1	0									
29 Adrian Beltré, R OBP: 0.334, SLG: 0.500										4	1	3	1	0	0	0									
2 Kenji Johjima, R OBP: 0.324, SLG: 0.442										4	0	1	0	0	0	1									
7 Yuniesky Betancourt, R OBP: 0.296, SLG: 0.363										4	1	2	0	0	1	2									
4 Jose Lopez, R OBP: 0.315, SLG: 0.407 Ben Broussard, L OBP: 0.368, SLG: 0.432										3	0	0	0	0	0	1									
Inning Stats	R: 0 E: 0 K: 1 S: 7	H: 0 LOB: 0 BB: 0 P: 9	R: 1 E: 0 K: 1 S: 11	H: 1 LOB: 0 BB: 0 P: 14	R: 1 E: 0 K: 1 S: 12	H: 2 LOB: 1 BB: 0 P: 17	R: 0 E: 0 K: 0 S: 8	H: 2 LOB: 2 BB: 0 P: 11	R: 0 E: 0 K: 0 S: 7	H: 0 LOB: 0 BB: 0 P: 11	R: 0 E: 0 K: 1 S: 8	H: 0 LOB: 0 BB: 0 P: 9	R: 1 E: 0 K: 1 S: 9	H: 1 LOB: 0 BB: 0 P: 16	R: 0 E: 0 K: 1 S: 10	H: 1 LOB: 1 BB: 0 P: 16	R: 0 E: 0 K: 1 S: 13	H: 2 LOB: 2 BB: 0 P: 18	1B: 6 2B: 1 3B: 0 HR: 2	SF: 0 SAC: 0 DP: 0 HBP: 0	WP: 0 PB: 0 SB: 0 CS: 0	PA: 36			
PITCHER	IP	WLS	BF	H	R	ER	SO	BB	IBB	HBP	BLK	WP	HR	S	P	ERA	WHIP								
38 Jeremy Bonderman, R ERA: 3.5 44 Bobby Seay, L ERA: 3.42 31 Zach Miner, R ERA: 1.62 59 Todd Jones, R ERA: 5.06	7.0	W	27	6	3	3	5	0	0	0	0	0	0	9	14	0.00	1.500								

Detroit Tigers @ Seattle Mariners
Safeco Field, Seattle, WA
Fri Jul 13 2007, 7:05 PM PDT
Att: 37,393 - Partly Cloudy - 74 F

AB 36
R 3
H 9
RBI 3
BB 0
SO 7
LOB 11



Batter	1	2	3	4	5	6	7	8	9	AB	R	H	RBI	BB	SO	LOB	TOP			
28 Curtis Granderson, L (1, 8) OBP: 0.339, SLG: 0.563										5	2	2	1	0	2	1	Detroit Tigers @ Seattle Mariners Safeco Field, Seattle, WA Sat Jul 14 2007, 7:05 PM PDT Att: 38,218 - Partly Cloudy - 74 F			
14 Placido Polanco, R (1, 4) OBP: 0.381, SLG: 0.434										3	0	1	1	1	0	0				
3 Gary Sheffield, R (1, 10) OBP: 0.413, SLG: 0.564										4	1	1	0	0	1	1				
30 Magglio Ordonez, R (1, 9) OBP: 0.437, SLG: 0.586										2	0	0	0	0	1	1				
25 Ryan Raburn, R (7, 9) OBP: 0.297, SLG: 0.590										1	1	1	0	0	0	0				
9 Carlos Guillen, S (1, 6) OBP: 0.390, SLG: 0.563										3	0	2	2	1	0	0				
Ivan Rodriguez, R (1, 2) OBP: 0.312, SLG: 0.456										4	0	1	0	0	1	3				
Sean Casey, L (1, 3) OBP: 0.361, SLG: 0.398										4	0	0	0	0	0	3				
33 Marcus Thames, R (1, 7) OBP: 0.294, SLG: 0.517										4	0	0	0	0	2	1				
15 Brandon Inge, R (1, 5) OBP: 0.340, SLG: 0.415										4	0	1	0	0	2	0				
Inning Stats	R: 1 E: 0 K: 0 S: 8	H: 1 LOB: 0 BB: 0 P: 14	R: 0 E: 0 K: 0 S: 6	H: 0 LOB: 0 BB: 0 P: 10	R: 0 E: 0 K: 1 S: 11	H: 2 LOB: 1 BB: 0 P: 16	R: 0 E: 0 K: 1 S: 10	H: 1 LOB: 2 BB: 1 P: 22	R: 0 E: 0 K: 2 S: 12	H: 0 LOB: 0 BB: 0 P: 12	R: 0 E: 0 K: 2 S: 9	H: 0 LOB: 0 BB: 0 P: 13	R: 3 E: 0 K: 0 S: 9	H: 4 LOB: 1 BB: 0 P: 15	R: 0 E: 0 K: 3 S: 9	H: 0 LOB: 0 BB: 0 P: 14	1B: 7 2B: 0 3B: 1 HR: 1	SF: 0 SAC: 0 DP: 1 HBP: 1	WP: 1 PB: 0 SB: 0 CS: 1	PA: 37
PITCHER	IP WLS BF H R ER SO BB IBB HBP BLK WP HR S P ERA WHIP																			
43 Miguel Batista, R (1, 1) ERA: 4.38	6.0 W 24 5 1 1 6 2 0 0 0 0 1 55 96 1.50 1.167																			
Sean Green, R (7, 1) ERA: 2.95	1.1 6 2 2 2 0 0 0 0 0 0 0 13 21 13.50 1.500																			
33 Chris Reitsma, R (8, 1) ERA: 5.66	0.1 3 2 1 1 0 0 0 0 0 0 1 0 4 6 27.00 6.000																			
20 J.J. Putz, R (8, 1) ERA: 0.83	1.1 S 4 0 0 0 3 0 0 0 0 0 0 10 15 0.00 0.000																			

Batter	1	2	3	4	5	6	7	8	9	AB	R	H	RBI	BB	SO	LOB	BOTTOM			
51 Ichiro Suzuki, L (1, 8) OBP: 0.400, SLG: 0.447										4	0	0	0	0	0	2	Detroit Tigers @ Seattle Mariners Safeco Field, Seattle, WA Sat Jul 14 2007, 7:05 PM PDT Att: 38,218 - Partly Cloudy - 74 F			
Jose Vidro, S (1, 10) OBP: 0.352, SLG: 0.355										4	0	1	0	0	0	0				
Raul Ibanez, L (1, 7) OBP: 0.315, SLG: 0.413										4	0	1	0	0	0	1				
Jose Guillen, R (1, 9) OBP: 0.359, SLG: 0.450										4	1	1	0	0	0	2				
Jason Ellison, R (8, 9) OBP: 0.256, SLG: 0.237										0	0	0	0	0	0	0				
Richie Sexson, R (1, 3) OBP: 0.297, SLG: 0.406										3	3	1	0	1	0	0				
29 Adrian Beltré, R (1, 5) OBP: 0.336, SLG: 0.497										2	1	0	0	2	0	1				
2 Kenji Johjima, R (1, 2) OBP: 0.326, SLG: 0.451										3	1	1	4	1	1	1				
7 Yuniesky Betancourt, R (1, 6) OBP: 0.296, SLG: 0.363										3	0	1	1	0	0	3				
4 Jose Lopez, R (1, 4) OBP: 0.312, SLG: 0.404										2	0	0	1	0	0	1				
Inning Stats	R: 0 E: 0 K: 0 S: 10	H: 1 LOB: 1 BB: 0 P: 16	R: 1 E: 1 K: 0 S: 9	H: 0 LOB: 2 BB: 2 P: 22	R: 0 E: 0 K: 0 S: 7	H: 0 LOB: 0 BB: 0 P: 10	R: 1 E: 0 K: 0 S: 8	H: 2 LOB: 1 BB: 0 P: 12	R: 0 E: 0 K: 0 S: 5	H: 0 LOB: 0 BB: 0 P: 5	R: 4 E: 0 K: 0 S: 20	H: 2 LOB: 0 BB: 2 P: 36	R: 0 E: 0 K: 0 S: 4	H: 1 LOB: 0 BB: 0 P: 5	R: 0 E: 0 K: 1 S: 7	H: 0 LOB: 0 BB: 0 P: 11	1B: 4 2B: 1 3B: 0 HR: 1	SF: 1 SAC: 0 DP: 1 HBP: 0	WP: 0 PB: 0 SB: 0 CS: 0	PA: 34
PITCHER	IP WLS BF H R ER SO BB IBB HBP BLK WP HR S P ERA WHIP																			
37 Kenny Rogers, L (1, 1) ERA: 2.82	5.0 L 25 5 6 5 0 4 0 0 0 0 0 50 87 9.00 1.800																			
Chad Durbin, R (6, 1) ERA: 4.12	3.0 9 1 0 0 1 0 0 0 0 0 0 20 30 0.00 0.333																			

AB	34
R	4
H	9
RBI	4
BB	2
SO	9
LOB	10



Batter	1	2	3	4	5	6	7	8	9	AB	R	H	RBI	BB	SO	LOB	TOP								
25 Ryan Raburn, R (1, 8) OBP: 0.600, SLG: 0.571 28 Curtis Granderson, L (8, 8) OBP: 0.351, SLG: 0.573	F9			14 1B 30 2B	K			BB		3	1	1	0	1	1	1									
14 Placido Polanco, R (1, 4) OBP: 0.376, SLG: 0.427	P4			30 2B	1B	G1-3		K		4	1	1	0	0	1	1									
3 Gary Sheffield, R (1, 10) OBP: 0.410, SLG: 0.555	G6-3			P4		P6		G5-3		4	0	0	0	0	0	3									
30 Magglio Ordonez, R (1, 9) OBP: 0.436, SLG: 0.600		K		2-2	2B	HR		K		4	1	2	3	0	2	0									
9 Carlos Guillen, S (1, 6) OBP: 0.382, SLG: 0.544	F9			K		K		1B		4	0	1	0	0	2	1									
Ivan Rodriguez, R (1, 2) OBP: 0.302, SLG: 0.441	G5-3			F8				K		4	0	0	0	0	1	2									
33 Marcus Thames, R (1, 3) OBP: 0.291, SLG: 0.516				K		F9				3	0	0	0	0	1	0									
20 Omar Infante, R (9, PH) OBP: 0.291, SLG: 0.333						G6-3		K		1	0	0	0	0	1	1									
Craig Monroe, R (1, 7) OBP: 0.267, SLG: 0.380 Sean Casey, L (5, 3) OBP: 0.365, SLG: 0.398				G5-3		G4-3		G1-3		2	0	0	0	0	0	0									
15 Brandon Inge, R (1, 5) OBP: 0.336, SLG: 0.404				K				G1-3		3	0	1	0	0	1	0									
Inning Stats	R: 0 E: 0 K: 0 S: 7	H: 0 LOB: 0 BB: 0 P: 8	R: 0 E: 0 K: 1 S: 7	H: 0 LOB: 0 BB: 1 P: 10	R: 0 E: 0 K: 2 S: 12	H: 0 LOB: 0 BB: 0 P: 17	R: 2 E: 0 K: 1 S: 27	H: 3 LOB: 1 BB: 0 P: 35	R: 0 E: 0 K: 1 S: 9	H: 1 LOB: 1 BB: 0 P: 10	R: 1 E: 0 K: 0 S: 11	H: 1 LOB: 0 BB: 0 P: 14	R: 0 E: 0 K: 0 S: 7	H: 0 LOB: 0 BB: 0 P: 9	R: 0 E: 0 K: 1 S: 9	H: 0 LOB: 1 BB: 1 P: 15	R: 0 E: 0 K: 3 S: 11	H: 1 LOB: 1 BB: 0 P: 13	1B: 3 2B: 2 3B: 0 HR: 1	SF: 0 SAC: 0 DP: 0 HBP: 0	WP: 0 PB: 0 SB: 0 CS: 0	PA: 34			
PITCHER	IP	WLS	BF	H	R	ER	SO	BB	IBB	HBP	BLK	WP	HR	S	P	ERA	WHIP								
Johan Santana, L (1, 1) ERA: 2.65 17 Pat Neshek, R (9, 1) ERA: 1.52	8.0	L	30	5	3	3	7	1	0	0	0	0	1	89	118	3.38	0.750								
1.0	4	1	0	0	0	3	0	0	0	0	0	0	0	11	13	0.00	1.000								

Detroit Tigers @ Minnesota Twins
Hubert H. Humphrey Metrodome, Minneapolis, MN
Wed Jul 18 2007, 8:10 PM EDT
Att: 38,070 - Dome - 70 F

AB 33
R 3
H 6
RBI 3
BB 1
SO 10
LOB 9



Batter	1	2	3	4	5	6	7	8	9	AB	R	H	RBI	BB	SO	LOB	BOTTOM								
Luis Castillo, S (1, 4) OBP: 0.361, SLG: 0.357	G6-3			BB		G5-3		G6-3		4	0	1	1	1	0	2									
Jason Bartlett, R (1, 6) OBP: 0.334, SLG: 0.317	5 1B 7 S			K		F7		F8		5	0	2	0	0	1	3									
7 Joe Mauer, L (1, 2) OBP: 0.399, SLG: 0.446	G5-3			G3-1		K		F7		5	0	1	0	0	1	5									
5 Michael Cuddyer, R (1, 9) OBP: 0.373, SLG: 0.450						FC6-4 1B		33 HBP BB		4	0	4	0	1	0	0									
33 Justin Morneau, L (1, 3) OBP: 0.359, SLG: 0.564	K					K		F6		4	0	0	1	0	3	6									
Tori Hunter, R (1, 8) OBP: 0.541, SLG: 0.543 16 Jason Kubel, L (4, PH) OBP: 0.280, SLG: 0.388						FC6-4 1B		55 HBP 1B		4	0	4	0	1	0	0									
55 Mike Redmond, R (7, PH) OBP: 0.338, SLG: 0.560 Jason Tyner, L (8, 7) OBP: 0.329, SLG: 0.331	G5-3			FC6-4 1B		K		K		2	0	0	0	0	0	1									
Jeff Cirillo, R (1, 10) OBP: 0.342, SLG: 0.396 50 Garrett Jones, L (9, PH) OBP: 0.278, SLG: 0.250				E5		K		HBP		3	1	1	0	1	0	4									
20 Lew Ford, R (1, 7) OBP: 0.308, SLG: 0.351	G1-4-3			F7		K		F8		4	0	0	0	0	1	7									
8 Nick Punto, S (1, 5) OBP: 0.307, SLG: 0.281				G5-3		1B 33 HBP BB		G6-3 2B		3	1	1	0	1	0	0									
Inning Stats	R: 0 E: 0 K: 1 S: 11	H: 2 LOB: 2 BB: 0 P: 16	R: 0 E: 0 K: 0 S: 7	H: 0 LOB: 0 BB: 1 P: 14	R: 0 E: 0 K: 1 S: 12	H: 0 LOB: 1 BB: 1 P: 18	R: 0 E: 1 K: 1 S: 15	H: 1 LOB: 2 BB: 0 P: 19	R: 1 E: 0 K: 2 S: 17	H: 1 LOB: 3 BB: 2 P: 30	R: 1 E: 0 K: 1 S: 19	H: 2 LOB: 1 BB: 0 P: 25	R: 0 E: 0 K: 0 S: 17	H: 2 LOB: 3 BB: 0 P: 24	R: 0 E: 0 K: 0 S: 9	H: 1 LOB: 1 BB: 0 P: 11	R: 0 E: 0 K: 1 S: 16	H: 1 LOB: 1 BB: 0 P: 22	1B: 9 2B: 1 3B: 0 HR: 0	SF: 0 SAC: 0 DP: 1 HBP: 2	WP: 0 PB: 0 SB: 2 CS: 0	PA: 43			
PITCHER	IP	WLS	BF	H	R	ER	SO	BB	IBB	HBP	BLK	WP	HR	S	P	ERA	WHIP								
48 Andrew Miller, L (1, 1) ERA: 3.18 Jason Grilli, R (6, 1) ERA: 5.88 44 Bobby Seay, L (7, 1) ERA: 3.38 Chad Durbin, R (7, 1) ERA: 4.05 43 Macey McBride, L (8, 1) ERA: 3.18	5.0	W	24	4	1	1	5	4	0	0	0	0	0	19	25	9.00	2.000								
1.0	H	5	2	1	1	1	0	0	0	0	0	0	0	7	11	0.00	6.000								
0.1	H	3	2	0	0	0	0	0	0	0	0	0	0	16	21	0.00	0.750								
1.1	H	6	1	0	0	0	0	0	0	1	0	0	0	3	3	0.00	0.000								
0.1	H	1	0	0	0	0	0	0	0	0	0	0	0	3	3	0.00	0.000								

Detroit Tigers @ Minnesota Twins
Hubert H. Humphrey Metrodome, Minneapolis, MN
Wed Jul 18 2007, 8:10 PM EDT
Att: 38,070 - Dome - 70 F

AB 37
R 2
H 10
RBI 2
BB 4
SO 7
LOB 33



Batter	1	2	3	4	5	6	7	8	9	AB	R	H	RBI	BB	SO	LOB	TOP			
Esteban German, R OBP: 0.377, SLG: 0.395	G4-3		G6-3				G5-3			5	2	2	0	0	0	2				
15 Mark Grudzielanek, R OBP: 0.333, SLG: 0.429						F8				5	4	4	1	0	0	0				
24 Mark Teahen, L OBP: 0.377, SLG: 0.402						F9				4	2	2	0	1	0	1				
16 Billy Butler, R OBP: 0.370, SLG: 0.495	G4-3		E8							5	1	4	4	0	0	1				
16 Reggie Sanders, R OBP: 0.422, SLG: 0.579	G6-3		K							4	0	0	0	0	2	4				
9 David DeJesus, L OBP: 0.354, SLG: 0.397						G1-3				1	1	1	2	0	0	0				
Emil Brown, R OBP: 0.293, SLG: 0.324		G5-3	G5-3				F8			5	0	0	1	0	0	2				
4 Alex Gordon, L OBP: 0.325, SLG: 0.362		F9								5	0	1	0	0	2	0				
14 John Buck, R OBP: 0.329, SLG: 0.527		G6-3								5	0	0	0	0	1	1				
1 Tony Pena Jr., R OBP: 0.292, SLG: 0.369										4	0	1	0	0	1	2				
Inning Stats	R: 1 E: 0 K: 0 S: 9	H: 2 LOB: 1 BB: 0 P: 14	R: 0 E: 0 K: 0 S: 6	H: 0 LOB: 0 BB: 0 P: 6	R: 3 E: 1 K: 2 S: 18	H: 3 LOB: 1 BB: 1 P: 28	R: 0 E: 1 K: 1 S: 10	H: 0 LOB: 1 BB: 0 P: 16	R: 0 E: 0 K: 1 S: 14	H: 1 LOB: 1 BB: 0 P: 20	R: 2 E: 0 K: 1 S: 14	H: 3 LOB: 1 BB: 0 P: 20	R: 0 E: 0 K: 0 S: 12	H: 1 LOB: 0 BB: 0 P: 20	R: 4 E: 1 K: 1 S: 17	H: 4 LOB: 0 BB: 0 P: 25	1B: 12 2B: 3 3B: 0 HR: 0	SF: 0 SAC: 0 DP: 0 HBP: 0	WP: 0 PB: 0 SB: 0 CS: 0	PA: 44
PITCHER	IP WLS BF H R ER SO	IP WLS BF H R ER SO	IP WLS BF H R ER SO	IP WLS BF H R ER SO	IP WLS BF H R ER SO	IP WLS BF H R ER SO	IP WLS BF H R ER SO	IP WLS BF H R ER SO	IP WLS BF H R ER SO	IP WLS BF H R ER SO	IP WLS BF H R ER SO	IP WLS BF H R ER SO	IP WLS BF H R ER SO	IP WLS BF H R ER SO	IP WLS BF H R ER SO	IP WLS BF H R ER SO	ERA WHIP	ERA WHIP	ERA WHIP	
37 Kenny Rogers, L ERA: 3.77	6.1 L 30 9 6 5 4																			
41 Jose Capellan, R ERA: 4.29	1.2 11 6 4 2 1																			
Jason Grilli, R ERA: 5.74	1.0 3 0 0 0 1																			

Kansas City Royals @ Detroit Tigers
Comerica Park, Detroit, MI
Fri Jul 20 2007, 7:05 PM EDT
Att: 43,200 - Partly Cloudy - 71 F

AB	43
R	10
H	15
RBI	8
BB	1
SO	6
LOB	13



Batter	1	2	3	4	5	6	7	8	9	AB	R	H	RBI	BB	SO	LOB	BOTTOM					
28 Curtis Granderson, L OBP: 0.347, SLG: 0.561	P6		G5-3							4	1	1	0	0	0	0						
14 Placido Polanco, R OBP: 0.374, SLG: 0.426										4	0	0	0	0	0	1						
3 Gary Sheffield, R OBP: 0.405, SLG: 0.558										4	1	1	1	0	0	1						
30 Magglio Ordonez, R OBP: 0.436, SLG: 0.595										4	0	1	1	0	0	0						
9 Carlos Guillen, S OBP: 0.380, SLG: 0.541										4	0	1	0	0	1	1						
Ivan Rodriguez, R OBP: 0.299, SLG: 0.437										3	0	0	0	0	2	1						
Sean Casey, L OBP: 0.363, SLG: 0.401										3	0	1	0	0	1	1						
15 Brandon Inge, R OBP: 0.334, SLG: 0.403										3	0	0	0	0	1	2						
19 Timo Perez, L OBP: 0.250, SLG: 0.143										3	0	0	0	0	0	1						
Inning Stats	R: 1 E: 0 K: 0 S: 9	H: 1 LOB: 0 BB: 0 P: 14	R: 0 E: 0 K: 2 S: 13	H: 1 LOB: 0 BB: 0 P: 20	R: 0 E: 0 K: 0 S: 8	H: 0 LOB: 0 BB: 0 P: 11	R: 0 E: 0 K: 1 S: 12	H: 0 LOB: 0 BB: 0 P: 17	R: 0 E: 0 K: 1 S: 13	H: 1 LOB: 1 BB: 0 P: 22	R: 1 E: 0 K: 0 S: 13	H: 2 LOB: 1 BB: 0 P: 21	R: 0 E: 0 K: 1 S: 10	H: 0 LOB: 0 BB: 0 P: 14	R: 0 E: 0 K: 0 S: 8	H: 0 LOB: 0 BB: 0 P: 15	R: 0 E: 0 K: 0 S: 6	H: 0 LOB: 0 BB: 0 P: 10	1B: 3 2B: 1 3B: 0 HR: 1	SF: 0 SAC: 0 DP: 0 HBP: 0	WP: 0 PB: 0 SB: 0 CS: 0	PA: 32
PITCHER	IP WLS BF H R ER SO	IP WLS BF H R ER SO	IP WLS BF H R ER SO	IP WLS BF H R ER SO	IP WLS BF H R ER SO	IP WLS BF H R ER SO	IP WLS BF H R ER SO	IP WLS BF H R ER SO	IP WLS BF H R ER SO	IP WLS BF H R ER SO	IP WLS BF H R ER SO	IP WLS BF H R ER SO	IP WLS BF H R ER SO	IP WLS BF H R ER SO	IP WLS BF H R ER SO	IP WLS BF H R ER SO	ERA WHIP	ERA WHIP	ERA WHIP			
55 Gil Meche, R ERA: 3.63	7.0 W 26 5 2 2 5																					
23 Zack Greinke, R ERA: 4.49	1.0 3 0 0 0 0																					
47 Ryan Braun, R ERA: 6.75	1.0 3 0 0 0 0																					

Kansas City Royals @ Detroit Tigers
Comerica Park, Detroit, MI
Fri Jul 20 2007, 7:05 PM EDT
Att: 43,200 - Partly Cloudy - 71 F


AB	32
R	2
H	5
RBI	2
BB	0
SO	5
LOB	8



Batter	1	2	3	4	5	6	7	8	9	AB	R	H	RBI	BB	SO	LOB	TOP					
Esteban German, R OBP: 0.375, SLG: 0.404										5	1	2	1	0	1	0						
15 Mark Grudzielanek, R OBP: 0.339, SLG: 0.439										5	0	4	0	0	0	0						
24 Mark Teahen, L OBP: 0.354, SLG: 0.410										5	1	2	0	0	1	4						
16 Billy Butler, R OBP: 0.372, SLG: 0.500										5	1	1	0	0	2	5						
16 Reggie Sanders, R OBP: 0.426, SLG: 0.567 4 Alex Gordon, L OBP: 0.321, SLG: 0.356										3	2	1	1	1	1	2						
9 David DeJesus, L OBP: 0.354, SLG: 0.397										4	0	2	1	0	1	2						
Emil Brown, R OBP: 0.288, SLG: 0.319										3	0	0	1	0	0	4						
1 Tony Pena Jr., R OBP: 0.297, SLG: 0.373										3	0	1	1	0	0	1						
Jason LaRue, R OBP: 0.250, SLG: 0.307										4	0	0	0	0	1	3						
Inning Stats	R: 0 E: 0 K: 2 S: 11	H: 1 LOB: 1 BB: 0 P: 15	R: 0 E: 0 K: 1 S: 5	H: 0 LOB: 0 BB: 0 P: 9	R: 0 E: 0 K: 1 S: 10	H: 3 LOB: 2 BB: 0 P: 12	R: 2 E: 1 K: 1 S: 13	H: 2 LOB: 1 BB: 0 P: 16	R: 0 E: 0 K: 1 S: 9	H: 1 LOB: 1 BB: 0 P: 12	R: 1 E: 0 K: 0 S: 13	H: 1 LOB: 1 BB: 0 P: 20	R: 2 E: 0 K: 1 S: 20	H: 4 LOB: 2 BB: 0 P: 30	R: 0 E: 0 K: 0 S: 9	H: 0 LOB: 0 BB: 0 P: 14	R: 0 E: 1 K: 1 S: 10	H: 1 LOB: 2 BB: 0 P: 13	1B: 8 2B: 2 3B: 2 HR: 1	SF: 2 SAC: 1 DP: 0 HBP: 0	WP: 0 PB: 0 SB: 0 CS: 1	PA: 42
PITCHER	IP	WLS	BF	H	R	ER	SO	BB	IBB	HBP	BLK	WP	HR	S	P	ERA	WHIP					
29 Nate Robertson, L ERA: 4.63	6.0	L	30	11	5	4	5	1	0	0	0	0	1	69	96	6.00	2.000					
41 Jose Capellan, R ERA: 3.99	2.0		7	1	0	0	1	0	0	0	0	0	0	21	32	0.00	0.500					
44 Bobby Seay, L ERA: 3.12	1.0		5	1	0	0	1	0	0	0	0	0	0	10	13	0.00	1.000					

Kansas City Royals @ Detroit Tigers
Comerica Park, Detroit, MI
Sun Jul 22 2007, 1:05 PM EDT
Att: 42,201 - Sunny - 78 F


AB 37
R 5
H 13
RBI 5
BB 1
SO 7
LOB 21



Batter	1	2	3	4	5	6	7	8	9	AB	R	H	RBI	BB	SO	LOB	BOTTOM					
28 Curtis Granderson, L OBP: 0.349, SLG: 0.590										4	0	2	0	0	0	1						
20 Omar Infante, R OBP: 0.281, SLG: 0.315										3	0	0	0	1	0	3						
3 Gary Sheffield, R OBP: 0.409, SLG: 0.558										3	1	0	0	1	0	2						
30 Magglio Ordonez, R OBP: 0.436, SLG: 0.595										4	0	1	1	0	0	1						
9 Carlos Guillen, S OBP: 0.379, SLG: 0.536										3	0	0	0	1	0	0						
Sean Casey, L OBP: 0.359, SLG: 0.393										4	0	0	0	0	1	2						
Craig Monroe, R OBP: 0.269, SLG: 0.403										4	1	1	1	0	2	2						
Mike Rabelo, S OBP: 0.301, SLG: 0.365 Ivan Rodriguez, R OBP: 0.297, SLG: 0.432										3	0	2	0	0	1	0						
15 Brandon Inge, R OBP: 0.329, SLG: 0.406										3	0	0	0	0	0	2						
Inning Stats	R: 0 E: 0 K: 0 S: 11	H: 0 LOB: 0 BB: 0 P: 21	R: 0 E: 0 K: 0 S: 5	H: 0 LOB: 0 BB: 0 P: 7	R: 1 E: 0 K: 1 S: 14	H: 2 LOB: 1 BB: 0 P: 25	R: 0 E: 0 K: 0 S: 10	H: 0 LOB: 0 BB: 0 P: 15	R: 0 E: 0 K: 0 S: 8	H: 1 LOB: 1 BB: 0 P: 13	R: 0 E: 0 K: 0 S: 7	H: 1 LOB: 1 BB: 0 P: 11	R: 0 E: 0 K: 2 S: 8	H: 0 LOB: 0 BB: 0 P: 10	R: 0 E: 0 K: 0 S: 12	H: 1 LOB: 1 BB: 0 P: 17	R: 1 E: 0 K: 2 S: 15	H: 1 LOB: 2 BB: 2 P: 27	1B: 2 2B: 3 3B: 0 HR: 1	SF: 0 SAC: 0 DP: 0 HBP: 0	WP: 0 PB: 0 SB: 1 CS: 1	PA: 35
PITCHER	IP	WLS	BF	H	R	ER	SO	BB	IBB	HBP	BLK	WP	HR	S	P	ERA	WHIP					
19 Brian Bannister, R ERA: 3.68	7.0	W	25	4	1	1	3	1	0	0	0	0	0	63	102	1.29	0.714					
David Riske, R ERA: 2.42	1.0		4	1	0	0	0	0	0	0	0	0	0	12	17	0.00	1.000					
Octavio Dotel, R ERA: 3.43	1.0		6	1	1	1	2	2	0	0	0	0	0	15	27	9.00	3.000					

Kansas City Royals @ Detroit Tigers
Comerica Park, Detroit, MI
Sun Jul 22 2007, 1:05 PM EDT
Att: 42,201 - Sunny - 78 F

AB 32
R 2
H 6
RBI 2
BB 3
SO 5
LOB 15



Batter	1	2	3	4	5	6	7	8	9	AB	R	H	RBI	BB	SO	LOB	TOP							
28 Curtis Granderson, L (1, 8) OBP: 0.377, SLG: 0.574										3	2	3	4	1	0	0								
14 Placido Polanco, R (1, 4) OBP: 0.377, SLG: 0.439										5	1	3	1	0	0	1								
3 Gary Sheffield, R (1, 10) OBP: 0.404, SLG: 0.551										4	0	0	1	0	1	3								
30 Magglio Ordonez, R (1, 9) OBP: 0.438, SLG: 0.596										5	1	3	1	0	1	2								
9 Carlos Guillen, S (1, 6) OBP: 0.379, SLG: 0.533										4	1	1	0	1	1	4								
Ivan Rodriguez, R (1, 2) OBP: 0.301, SLG: 0.435										5	0	3	0	0	0	0								
Craig Monroe, R (1, 7) Sean Casey, L (7, PH) OBP: 0.357, SLG: 0.390										3	1	1	0	0	0	2								
24 Mike Hessman, R (1, 3) 25 Ryan Raburn, R (7, 7) OBP: 0.500, SLG: 0.500										4	1	2	2	0	2	0								
15 Brandon Inge, R (1, 5) OBP: 0.330, SLG: 0.409										5	2	2	0	0	0	1								
Inning Stats	R: 1 E: 0 K: 1 S: 8	H: 2 LOB: 1 BB: 0 P: 9	R: 0 E: 0 K: 1 S: 6	H: 0 LOB: 0 BB: 0 P: 9	R: 1 E: 0 K: 2 S: 18	H: 3 LOB: 2 BB: 0 P: 26	R: 3 E: 0 K: 0 S: 14	H: 5 LOB: 1 BB: 0 P: 21	R: 0 E: 0 K: 1 S: 12	H: 1 LOB: 1 BB: 1 P: 17	R: 0 E: 0 K: 1 S: 9	H: 0 LOB: 1 BB: 1 P: 17	R: 2 E: 0 K: 0 S: 10	H: 4 LOB: 2 BB: 0 P: 18	R: 2 E: 0 K: 0 S: 14	H: 2 LOB: 1 BB: 0 P: 23	R: 0 E: 0 K: 0 S: 8	H: 1 LOB: 1 BB: 0 P: 13	1B: 14 2B: 3 3B: 0 HR: 1	SF: 1 SAC: 0 DP: 1 HBP: 1	WP: 0 PB: 0 SB: 0 CS: 0	PA: 45		
PITCHER	IP WLS BF H R ER SO BB IBB HBP BLK WP HR S P ERA WHIP	IP WLS BF H R ER SO BB IBB HBP BLK WP HR S P ERA WHIP	IP WLS BF H R ER SO BB IBB HBP BLK WP HR S P ERA WHIP	IP WLS BF H R ER SO BB IBB HBP BLK WP HR S P ERA WHIP	IP WLS BF H R ER SO BB IBB HBP BLK WP HR S P ERA WHIP	IP WLS BF H R ER SO BB IBB HBP BLK WP HR S P ERA WHIP	IP WLS BF H R ER SO BB IBB HBP BLK WP HR S P ERA WHIP	IP WLS BF H R ER SO BB IBB HBP BLK WP HR S P ERA WHIP	IP WLS BF H R ER SO BB IBB HBP BLK WP HR S P ERA WHIP	IP WLS BF H R ER SO BB IBB HBP BLK WP HR S P ERA WHIP	IP WLS BF H R ER SO BB IBB HBP BLK WP HR S P ERA WHIP	IP WLS BF H R ER SO BB IBB HBP BLK WP HR S P ERA WHIP	IP WLS BF H R ER SO BB IBB HBP BLK WP HR S P ERA WHIP	IP WLS BF H R ER SO BB IBB HBP BLK WP HR S P ERA WHIP	IP WLS BF H R ER SO BB IBB HBP BLK WP HR S P ERA WHIP	IP WLS BF H R ER SO BB IBB HBP BLK WP HR S P ERA WHIP	IP WLS BF H R ER SO BB IBB HBP BLK WP HR S P ERA WHIP	IP WLS BF H R ER SO BB IBB HBP BLK WP HR S P ERA WHIP	IP WLS BF H R ER SO BB IBB HBP BLK WP HR S P ERA WHIP	IP WLS BF H R ER SO BB IBB HBP BLK WP HR S P ERA WHIP	IP WLS BF H R ER SO BB IBB HBP BLK WP HR S P ERA WHIP	IP WLS BF H R ER SO BB IBB HBP BLK WP HR S P ERA WHIP	IP WLS BF H R ER SO BB IBB HBP BLK WP HR S P ERA WHIP	IP WLS BF H R ER SO BB IBB HBP BLK WP HR S P ERA WHIP

Detroit Tigers @ Chicago White Sox
U.S. Cellular Field, Chicago, IL
Mon Jul 23 2007, 8:11 PM EDT
Att: 30,122 - Clear - 77 F

AB 41
R 9
H 18
RBI 9
BB 2
SO 5
LOB 18



Batter	1	2	3	4	5	6	7	8	9	AB	R	H	RBI	BB	SO	LOB	BOTTOM							
7 Jerry Owens, L (1, 8) OBP: 0.289, SLG: 0.254										6	0	1	0	0	1	6								
Tadahito Iguchi, R (1, 4) OBP: 0.333, SLG: 0.371										4	0	1	1	2	1	0								
25 Jim Thome, L (1, 10) OBP: 0.436, SLG: 0.524										5	0	0	1	0	3	6								
14 Paul Konerko, R (1, 3) OBP: 0.359, SLG: 0.509										4	0	0	0	1	2	3								
12 A.J. Pierzynski, L (1, 2) OBP: 0.306, SLG: 0.389										5	1	2	0	0	0	0								
23 Jermaine Dye, R (1, 9) OBP: 0.292, SLG: 0.447										3	3	2	1	2	0	0								
22 Josh Fields, R (1, 5) OBP: 0.319, SLG: 0.417										4	1	2	2	1	2	4								
5 Juan Uribe, R (1, 6) OBP: 0.276, SLG: 0.331										4	1	1	0	1	1	2								
26 Andy González, R (1, 7) Rob Mackowiak, L (6, PH) OBP: 0.357, SLG: 0.405										2	0	2	0	1	0	0								
30 Luis Terrero, R (9, 8) 8 Alex Cintron, S (9, PH) OBP: 0.289, SLG: 0.302										0	0	0	0	0	0	0								
Inning Stats	R: 0 E: 0 K: 2 S: 12	H: 1 LOB: 1 BB: 0 P: 14	R: 2 E: 0 K: 0 S: 14	H: 3 LOB: 1 BB: 0 P: 22	R: 0 E: 0 K: 3 S: 14	H: 1 LOB: 3 BB: 2 P: 26	R: 1 E: 0 K: 0 S: 8	H: 2 LOB: 2 BB: 1 P: 18	R: 2 E: 0 K: 3 S: 22	H: 3 LOB: 3 BB: 2 P: 35	R: 1 E: 0 K: 0 S: 12	H: 0 LOB: 0 BB: 3 P: 26	R: 0 E: 0 K: 1 S: 6	H: 0 LOB: 0 BB: 0 P: 10	R: 0 E: 0 K: 0 S: 6	H: 1 LOB: 1 BB: 0 P: 9	R: 0 E: 0 K: 1 S: 7	H: 0 LOB: 0 BB: 0 P: 13	1B: 8 2B: 2 3B: 0 HR: 1	SF: 0 SAC: 0 DP: 0 HBP: 1	WP: 0 PB: 0 SB: 0 CS: 0	PA: 47		
PITCHER	IP WLS BF H R ER SO BB IBB HBP BLK WP HR S P ERA WHIP	IP WLS BF H R ER SO BB IBB HBP BLK WP HR S P ERA WHIP	IP WLS BF H R ER SO BB IBB HBP BLK WP HR S P ERA WHIP	IP WLS BF H R ER SO BB IBB HBP BLK WP HR S P ERA WHIP	IP WLS BF H R ER SO BB IBB HBP BLK WP HR S P ERA WHIP	IP WLS BF H R ER SO BB IBB HBP BLK WP HR S P ERA WHIP	IP WLS BF H R ER SO BB IBB HBP BLK WP HR S P ERA WHIP	IP WLS BF H R ER SO BB IBB HBP BLK WP HR S P ERA WHIP	IP WLS BF H R ER SO BB IBB HBP BLK WP HR S P ERA WHIP	IP WLS BF H R ER SO BB IBB HBP BLK WP HR S P ERA WHIP	IP WLS BF H R ER SO BB IBB HBP BLK WP HR S P ERA WHIP	IP WLS BF H R ER SO BB IBB HBP BLK WP HR S P ERA WHIP	IP WLS BF H R ER SO BB IBB HBP BLK WP HR S P ERA WHIP	IP WLS BF H R ER SO BB IBB HBP BLK WP HR S P ERA WHIP	IP WLS BF H R ER SO BB IBB HBP BLK WP HR S P ERA WHIP	IP WLS BF H R ER SO BB IBB HBP BLK WP HR S P ERA WHIP	IP WLS BF H R ER SO BB IBB HBP BLK WP HR S P ERA WHIP	IP WLS BF H R ER SO BB IBB HBP BLK WP HR S P ERA WHIP	IP WLS BF H R ER SO BB IBB HBP BLK WP HR S P ERA WHIP	IP WLS BF H R ER SO BB IBB HBP BLK WP HR S P ERA WHIP	IP WLS BF H R ER SO BB IBB HBP BLK WP HR S P ERA WHIP	IP WLS BF H R ER SO BB IBB HBP BLK WP HR S P ERA WHIP	IP WLS BF H R ER SO BB IBB HBP BLK WP HR S P ERA WHIP	IP WLS BF H R ER SO BB IBB HBP BLK WP HR S P ERA WHIP

Detroit Tigers @ Chicago White Sox
U.S. Cellular Field, Chicago, IL
Mon Jul 23 2007, 8:11 PM EDT
Att: 30,122 - Clear - 77 F


AB 38
R 6
H 11
RBI 6
BB 8
SO 10
LOB 21



Batter	1	2	3	4	5	6	7	8	9	AB	R	H	RBI	BB	SO	LOB	TOP										
28 Curtis Granderson, L (1, 8) OBP: 0.359, SLG: 0.584										4	2	2	1	0	1	0											
14 Placido Polanco, R (1, 4) OBP: 0.373, SLG: 0.434										4	0	0	0	0	0	1											
3 Gary Sheffield, R (1, 10) OBP: 0.402, SLG: 0.547										3	0	0	0	1	0	0											
30 Magglio Ordonez, R (1, 9) OBP: 0.434, SLG: 0.589										4	0	0	1	0	0	1											
9 Carlos Guillen, S (1, 6) OBP: 0.376, SLG: 0.528										3	0	0	0	0	0	1											
Ivan Rodriguez, R (1, 2) OBP: 0.302, SLG: 0.443										3	1	1	1	0	2	0											
Sean Casey, L (1, 3) OBP: 0.357, SLG: 0.390										3	0	1	0	0	0	0											
Craig Monroe, R (1, 7) OBP: 0.267, SLG: 0.398										3	0	0	0	0	2	1											
15 Brandon Inge, R (1, 5) OBP: 0.328, SLG: 0.405										3	0	0	0	0	3	0											
Inning Stats	R: 1 E: 0 K: 0 S: 8	H: 1 LOB: 1 BB: 1 P: 15	R: 0 E: 0 K: 2 S: 8	H: 1 LOB: 1 BB: 0 P: 14	R: 0 E: 0 K: 1 S: 9	H: 0 LOB: 0 BB: 0 P: 12	R: 0 E: 0 K: 0 S: 11	H: 0 LOB: 0 BB: 0 P: 18	R: 1 E: 0 K: 2 S: 11	H: 1 LOB: 0 BB: 0 P: 17	R: 1 E: 0 K: 0 S: 8	H: 1 LOB: 0 BB: 0 P: 12	R: 0 E: 0 K: 1 S: 6	H: 0 LOB: 0 BB: 0 P: 10	R: 0 E: 0 K: 2 S: 9	H: 0 LOB: 0 BB: 0 P: 12	1B: 1 2B: 2 3B: 0 HR: 2	SF: 0 SAC: 0 DP: 1 HBP: 0	WP: 0 PB: 0 SB: 0 CS: 1	PA: 31							
PITCHER	IP	WLS	BF	H	R	ER	SO	BB	IBB	HBP	BLK	WP	HR	S	P	ERA	WHIP										
Javier Vazquez, R (1, 1) ERA: 3.71	8.0	W	28	4	3	3	8	1	0	0	0	0	2	70	109	3.38	0.625										
45 Bobby Jenks, R (9, 1) ERA: 3.7	1.0	S	3	0	0	0	0	0	0	0	0	0	0	8	12	0.00	0.000										

Detroit Tigers @ Chicago White Sox
 U.S. Cellular Field, Chicago, IL
 Tue Jul 24 2007, 2:05 PM EDT
 Att: 30,569 - Cloudy - 78 F


AB 30
R 3
H 4
RBI 3
BB 1
SO 8
LOB 4



Batter	1	2	3	4	5	6	7	8	9	AB	R	H	RBI	BB	SO	LOB	BOTTOM										
7 Jerry Owens, L (1, 8) OBP: 0.295, SLG: 0.269										4	0	2	0	0	0	0											
8 Alex Cintron, S (1, 4) OBP: 0.288, SLG: 0.300										4	1	1	0	0	1	2											
Tadahito Iguchi, R (8, 4) OBP: 0.333, SLG: 0.371										3	2	3	0	1	0	0											
25 Jim Thome, L (1, 10) OBP: 0.443, SLG: 0.534										4	1	1	3	0	0	4											
14 Paul Konerko, R (1, 3) OBP: 0.358, SLG: 0.514										4	0	1	1	0	0	0											
12 A.J. Pierzynski, L (1, 2) OBP: 0.305, SLG: 0.390										4	0	1	1	0	0	0											
23 Jermaine Dye, R (1, 9) OBP: 0.289, SLG: 0.443										3	0	0	0	0	1	1											
Scott Podsednik, L (1, 7) OBP: 0.342, SLG: 0.386										3	0	0	0	0	1	0											
22 Josh Fields, R (1, 5) OBP: 0.320, SLG: 0.435										3	1	1	1	0	1	0											
5 Juan Uribe, R (1, 6) OBP: 0.273, SLG: 0.328										3	0	0	0	0	0	0											
Inning Stats	R: 2 E: 0 K: 0 S: 14	H: 3 LOB: 1 BB: 0 P: 24	R: 0 E: 0 K: 1 S: 8	H: 0 LOB: 0 BB: 0 P: 10	R: 0 E: 0 K: 1 S: 7	H: 1 LOB: 1 BB: 1 P: 13	R: 0 E: 0 K: 1 S: 6	H: 0 LOB: 0 BB: 0 P: 7	R: 1 E: 0 K: 0 S: 8	H: 1 LOB: 0 BB: 0 P: 9	R: 2 E: 0 K: 0 S: 10	H: 2 LOB: 0 BB: 0 P: 15	R: 0 E: 0 K: 1 S: 13	H: 1 LOB: 1 BB: 0 P: 21	R: 0 E: 0 K: 0 S: 8	H: 1 LOB: 0 BB: 0 P: 11	1B: 4 2B: 3 3B: 0 HR: 2	SF: 0 SAC: 0 DP: 2 HBP: 0	WP: 1 PB: 0 SB: 1 CS: 0	PA: 32							
PITCHER	IP	WLS	BF	H	R	ER	SO	BB	IBB	HBP	BLK	WP	HR	S	P	ERA	WHIP										
38 Jeremy Bonderman, R (1, 1) ERA: 3.69	7.0	L	29	8	5	5	4	1	0	0	0	1	2	66	99	6.43	1.286										
44 Bobby Seay, L (8, 1) ERA: 2.96	1.0		3	1	0	0	0	0	0	0	0	0	0	8	11	0.00	1.000										

Detroit Tigers @ Chicago White Sox
 U.S. Cellular Field, Chicago, IL
 Tue Jul 24 2007, 2:05 PM EDT
 Att: 30,569 - Cloudy - 78 F

AB 31
R 5
H 9
RBI 5
BB 1
SO 4
LOB 7



Batter	1	2	3	4	5	6	7	8	9	AB	R	H	RBI	BB	SO	LOB	TOP					
28 Curtis Granderson, L OBP: 0.354, SLG: 0.575										5	2	2	1	0	1	1	Detroit Tigers @ Los Angeles Angels Angel Stadium of Anaheim, Anaheim, CA Fri Jul 27 2007, 7:05 PM PDT Att: 44,042 - Clear - 84 F					
14 Placido Polanco, R OBP: 0.382, SLG: 0.454										5	2	5	1	0	0	0						
3 Gary Sheffield, R OBP: 0.402, SLG: 0.539										4	0	0	0	1	1	4						
30 Magglio Ordonez, R OBP: 0.430, SLG: 0.574										4	1	1	1	0	1	2						
9 Carlos Guillen, S OBP: 0.382, SLG: 0.530										5	1	3	1	0	0	0						
Ivan Rodriguez, R OBP: 0.297, SLG: 0.434										5	0	1	0	0	2	6						
Sean Casey, L OBP: 0.358, SLG: 0.389										5	0	2	1	0	0	5						
Craig Monroe, R OBP: 0.265, SLG: 0.389										4	0	0	1	0	1	5						
15 Brandon Inge, R OBP: 0.332, SLG: 0.406										4	0	1	0	0	1	1						
Inning Stats	R: 2 E: 0 K: 0 S: 18	H: 3 LOB: 3 BB: 1 P: 27	R: 0 E: 0 K: 0 S: 11	H: 1 LOB: 1 BB: 0 P: 20	R: 0 E: 0 K: 0 S: 9	H: 1 LOB: 1 BB: 0 P: 14	R: 1 E: 0 K: 2 S: 13	H: 2 LOB: 1 BB: 0 P: 19	R: 2 E: 0 K: 1 S: 10	H: 3 LOB: 1 BB: 0 P: 11	R: 1 E: 0 K: 1 S: 11	H: 1 LOB: 1 BB: 0 P: 16	R: 0 E: 0 K: 1 S: 13	H: 1 LOB: 1 BB: 0 P: 21	R: 0 E: 0 K: 2 S: 15	H: 2 LOB: 2 BB: 0 P: 22		R: 0 E: 0 K: 0 S: 11	H: 1 LOB: 1 BB: 0 P: 15	1B: 11 2B: 2 3B: 0 HR: 2	SF: 1 SAC: 0 DP: 0 HBP: 0	WP: 0 PB: 0 SB: 1 CS: 0
PITCHER	IP	WLS	BF	H	R	ER	SO	BB	IBB	HBP	BLK	WP	HR	S	P	ERA	WHIP					
36 Jered Weaver, R ERA: 3.88	5.1	W	29	11	6	6	3	1	0	0	0	0	2	66	100	10.12	2.250					
33 Justin Speier, R ERA: 1.95	1.2	H	6	1	0	0	2	0	0	0	0	0	0	19	28	0.00	0.600					
62 Scot Shields, R ERA: 2.36	1.0		5	2	0	0	2	0	0	0	0	0	0	15	22	0.00	2.000					
Darren Oliver, L ERA: 4.63	1.0		4	1	0	0	0	0	0	0	0	0	0	11	15	0.00	1.000					

Batter	1	2	3	4	5	6	7	8	9	AB	R	H	RBI	BB	SO	LOB	BOTTOM				
77 Reggie Willits, S OBP: 0.399, SLG: 0.359										4	1	0	0	0	2	2	Detroit Tigers @ Los Angeles Angels Angel Stadium of Anaheim, Anaheim, CA Fri Jul 27 2007, 7:05 PM PDT Att: 44,042 - Clear - 84 F				
9 Chone Figgins, S OBP: 0.385, SLG: 0.427										5	2	4	1	0	0	0					
Orlando Cabrera, R OBP: 0.348, SLG: 0.410										3	0	0	0	1	0	2					
27 Vladimir Guerrero, R OBP: 0.409, SLG: 0.530										4	2	1	1	1	1	1					
39 Robb Quinlan, R OBP: 0.323, SLG: 0.397										3	1	1	1	0	0	2					
Casey Kotchman, L OBP: 0.368, SLG: 0.483										1	1	1	0	0	0	0					
24 Gary Matthews, S OBP: 0.337, SLG: 0.421										4	2	3	3	0	1	0					
Garret Anderson, L OBP: 0.319, SLG: 0.452										3	1	1	1	1	1	1					
44 Mike Napoli, R OBP: 0.346, SLG: 0.459										1	0	0	1	0	0	1					
5 Jeff Mathis, R OBP: 0.095, SLG: 0.143										3	1	0	0	0	2	2					
6 Maicer Izturis, S OBP: 0.313, SLG: 0.368										4	0	2	3	0	0	0					
Inning Stats	R: 6 E: 0 K: 0 S: 21	H: 5 LOB: 1 BB: 1 P: 34	R: 2 E: 0 K: 0 S: 13	H: 3 LOB: 1 BB: 1 P: 25	R: 0 E: 0 K: 2 S: 8	H: 0 LOB: 0 BB: 0 P: 11	R: 0 E: 0 K: 0 S: 7	H: 1 LOB: 1 BB: 0 P: 12	R: 0 E: 0 K: 3 S: 10	H: 0 LOB: 0 BB: 0 P: 11	R: 0 E: 0 K: 1 S: 10	H: 1 LOB: 1 BB: 0 P: 18	R: 3 E: 0 K: 1 S: 10	H: 3 LOB: 1 BB: 1 P: 19	R: 0 E: 0 K: 0 S: 7	H: 0 LOB: 0 BB: 0 P: 11	1B: 7 2B: 6 3B: 0 HR: 0	SF: 0 SAC: 1 DP: 0 HBP: 1	WP: 0 PB: 0 SB: 1 CS: 0	PA: 40	
PITCHER	IP	WLS	BF	H	R	ER	SO	BB	IBB	HBP	BLK	WP	HR	S	P	ERA	WHIP				
29 Nate Robertson, L ERA: 5.08	5.2	L	29	10	8	8	6	2	0	1	0	0	0	67	109	12.71	2.118				
Chad Durbin, R ERA: 4.45	1.1		8	3	3	3	1	0	1	0	0	0	0	12	21	20.25	2.250				
43 Macay McBride, L ERA: 3.96	1.0		3	0	0	0	0	0	0	0	0	0	0	7	11	0.00	0.000				

AB 41
R 6
H 15
RBI 6
BB 1
SO 7
LOB 24



AB 35
R 11
H 13
RBI 11
BB 3
SO 7
LOB 11



Batter	1	2	3	4	5	6	7	8	9	AB	R	H	RBI	BB	SO	LOB	TOP				
25 Ryan Raburn, R OBP: 0.433, SLG: 0.778	F9	K			F7		FC4-6		1B	3	0	0	0	0	1	2	Detroit Tigers @ Los Angeles Angels Angel Stadium of Anaheim, Anaheim, CA Sat Jul 28 2007, 12:55 PM PDT Att: 43,122 - Partly Cloudy - 85 F livebaseballscorecards.com				
28 Curtis Granderson, L OBP: 0.356, SLG: 0.575										2	0	1	0	0	0	1					
14 Placido Polanco, R OBP: 0.383, SLG: 0.453		L9			G3		L8		1B	5	1	2	0	0	0	3					
3 Gary Sheffield, R OBP: 0.402, SLG: 0.537					G6-3		P5		1B	5	1	2	0	0	0	3					
30 Magglio Ordonez, R OBP: 0.430, SLG: 0.580	F9				P4		HR			3	1	1	2	1	0	2					
9 Carlos Guillen, S OBP: 0.393, SLG: 0.529					P6					4	0	2	1	0	0	1					
24 Mike Hessman, R OBP: 0.313, SLG: 0.500										2	0	0	0	1	2	3					
Sean Casey, L OBP: 0.357, SLG: 0.388	K						K			1	0	0	0	0	0	1					
Craig Monroe, R OBP: 0.262, SLG: 0.384		F9			G6-4-3		P3			4	0	0	0	0	1	3					
15 Brandon Inge, R OBP: 0.332, SLG: 0.404					K					4	0	1	0	0	3	1					
Mike Rabelo, S OBP: 0.340, SLG: 0.418					G5-3				G4-3	4	0	2	0	0	0	0					
Inning Stats	R: 1 E: 0 K: 1 S: 18	H: 3 LOB: 2 BB: 0 P: 26	R: 0 E: 0 K: 1 S: 13	H: 2 LOB: 2 BB: 0 P: 21	R: 0 E: 0 K: 0 S: 7	H: 0 LOB: 0 BB: 0 P: 11	R: 0 E: 0 K: 1 S: 8	H: 0 LOB: 0 BB: 1 P: 15	R: 0 E: 0 K: 0 S: 9	H: 3 LOB: 1 BB: 0 P: 15	R: 0 E: 0 K: 0 S: 12	H: 1 LOB: 1 BB: 0 P: 20	R: 0 E: 0 K: 1 S: 10	H: 0 LOB: 1 BB: 1 P: 19	R: 0 E: 0 K: 1 S: 13	H: 2 LOB: 2 BB: 0 P: 21	1B: 9 2B: 1 3B: 0 HR: 1	SF: 0 SAC: 0 DP: 1 HBP: 0	WP: 0 PB: 0 SB: 3 CS: 0	PA: 39	
PITCHER	IP WLS BF H R ER SO BB IBB HBP BLK WP HR S P ERA WHIP	5.1 1.1 0.1 1.0 1.0	24 5 1 0 2	8 0 0 0 0	3 0 0 0 0	3 0 0 0 0	4 0 0 0 0	1 0 0 0 0	0 0 0 0 0	0 0 0 0 0	0 0 0 0 0	0 0 0 0 0	0 0 0 0 0	0 0 0 0 0	0 0 0 0 0	0 0 0 0 0	0 0 0 0 0	5.06 0.750 0.000 0.000 2.000	1.688 0.750 0.000 1.000 2.000		

Batter	1	2	3	4	5	6	7	8	9	AB	R	H	RBI	BB	SO	LOB	BOTTOM			
77 Reggie Willits, S OBP: 0.402, SLG: 0.363			G6-4-3							5	1	3	1	0	1	1	Detroit Tigers @ Los Angeles Angels Angel Stadium of Anaheim, Anaheim, CA Sat Jul 28 2007, 12:55 PM PDT Att: 43,122 - Partly Cloudy - 85 F livebaseballscorecards.com			
9 Chone Figgins, S OBP: 0.386, SLG: 0.425										4	1	1	1	1	2	3				
Orlando Cabrera, R OBP: 0.351, SLG: 0.418										4	2	2	2	1	0	1				
27 Vladimir Guerrero, R OBP: 0.408, SLG: 0.527										4	1	1	0	1	0	3				
39 Robb Quinlan, R OBP: 0.326, SLG: 0.393										1	0	0	0	1	0	1				
Casey Kotchman, L OBP: 0.370, SLG: 0.488										1	1	1	1	0	0	0				
24 Gary Matthews, S OBP: 0.336, SLG: 0.417										3	1	0	0	1	1	2				
Garret Anderson, L OBP: 0.327, SLG: 0.468										2	2	1	3	2	0	0				
5 Jeff Mathis, R OBP: 0.200, SLG: 0.280										4	1	3	1	0	1	0				
3 Brandon Wood, R OBP: 0.143, SLG: 0.190										4	0	1	0	0	1	5				
Inning Stats	R: 0 E: 0 K: 1 S: 9	H: 2 LOB: 1 BB: 0 P: 15	R: 0 E: 0 K: 0 S: 7	H: 0 LOB: 1 BB: 1 P: 12	R: 0 E: 0 K: 1 S: 8	H: 1 LOB: 0 BB: 0 P: 13	R: 0 E: 0 K: 0 S: 14	H: 0 LOB: 1 BB: 1 P: 22	R: 1 E: 0 K: 2 S: 22	H: 2 LOB: 2 BB: 1 P: 31	R: 2 E: 0 K: 0 S: 22	H: 2 LOB: 2 BB: 2 P: 38	R: 0 E: 0 K: 1 S: 9	H: 0 LOB: 0 BB: 1 P: 13	R: 7 E: 1 K: 1 S: 18	H: 6 LOB: 0 BB: 1 P: 33	1B: 9 2B: 2 3B: 0 HR: 2	SF: 0 SAC: 1 DP: 3 HBP: 0	WP: 0 PB: 0 SB: 1 CS: 1	PA: 40
PITCHER	IP WLS BF H R ER SO BB IBB HBP BLK WP HR S P ERA WHIP	5.0 2.0 0.2 1.0 0.1	21 10 4 2 1	5 3 4 2 1	2 2 2 1 0	2 2 1 0 0	4 1 1 0 0	0 0 0 0 0	0 0 0 0 0	0 0 0 0 0	0 0 0 0 0	0 0 0 0 0	0 0 0 0 0	0 0 0 0 0	0 0 0 0 0	0 0 0 0 0	5.00 9.00 27.00 27.00	1.800 2.000 6.000 3.000		

Batter	1	2	3	4	5	6	7	8	9	AB	R	H	RBI	BB	SO	LOB	TOP										
28 Curtis Granderson, L (1, 8) OBP: 0.356, SLG: 0.576										5	3	3	1	0	0	1											
14 Placido Polanco, R (1, 4) OBP: 0.383, SLG: 0.455										5	1	3	1	0	0	1											
3 Gary Sheffield, R (1, 10) OBP: 0.400, SLG: 0.530										4	0	0	0	0	1	3											
30 Magglio Ordonez, R (1, 9) OBP: 0.427, SLG: 0.574										4	0	1	1	0	2	0											
9 Carlos Guillen, S (1, 6)										4	0	0	0	0	0	1											
Ivan Rodriguez, R (1, 2) OBP: 0.296, SLG: 0.433										4	0	1	0	0	1	1											
Sean Casey, L (1, 3) OBP: 0.354, SLG: 0.381										3	0	0	0	1	1	0											
Craig Monroe, R (1, 7) OBP: 0.266, SLG: 0.386										4	1	2	0	0	1	2											
15 Brandon Inge, R (1, 5) OBP: 0.332, SLG: 0.410										4	0	1	0	0	2	2											
Inning Stats	R: 1 H: 2 E: 0 K: 1 S: 10	H: 2 LOB: 0 BB: 0 P: 15	R: 0 H: 0 E: 0 K: 0 S: 5	H: 0 LOB: 0 BB: 0 P: 7	R: 0 H: 1 E: 0 K: 1 S: 11	H: 1 LOB: 1 BB: 0 P: 19	R: 0 H: 0 E: 0 K: 0 S: 7	H: 0 LOB: 0 BB: 0 P: 11	R: 0 H: 1 E: 0 K: 2 S: 10	H: 1 LOB: 1 BB: 0 P: 17	R: 2 H: 3 E: 1 K: 1 S: 14	H: 3 LOB: 1 BB: 0 P: 24	R: 2 H: 3 E: 0 K: 1 S: 21	H: 3 LOB: 1 BB: 0 P: 32	R: 0 H: 1 E: 0 K: 1 S: 10	H: 1 LOB: 2 BB: 0 P: 18	R: 0 H: 0 E: 0 K: 1 S: 7	H: 0 LOB: 0 BB: 0 P: 11	1B: 8 2B: 3 3B: 0 HR: 0	SF: 0 SAC: 0 DP: 1 HBP: 0	WP: 0 PB: 0 SB: 0 CS: 0	PA: 38					
PITCHER	IP	WLS	BF	H	R	ER	SO	BB	IBB	HBP	BLK	WP	HR	S	P	ERA	WHIP										
Joe Blanton, R (1, 1) ERA: 3.82	6.2	L	28	9	5	5	5	0	0	0	0	0	0	67	110	6.75	1.350										
50 Kiko Calero, R (7, 1) ERA: 5.73	1.1		7	2	0	0	2	0	1	0	0	0	0	21	33	0.00	1.500										
Alan Embree, L (9, 1) ERA: 3.65	1.0		3	0	0	0	1	0	0	0	0	0	0	7	11	0.00	0.000										

Detroit Tigers @ Oakland Athletics
McAfee Coliseum, Oakland, CA
Mon Jul 30 2007, 10:05 PM EDT
Att: 18,468 - Clear - 66 F

AB 37
R 5
H 11
RBI 3
BB 1
SO 8
LOB 11



Batter	1	2	3	4	5	6	7	8	9	AB	R	H	RBI	BB	SO	LOB	BOTTOM										
6 Travis Buck, L (1, 9) OBP: 0.366, SLG: 0.465										4	0	1	0	0	1	1											
Shannon Stewart, R (1, 7) OBP: 0.383, SLG: 0.403										4	0	1	0	0	1	2											
Nick Swisher, S (1, 3) OBP: 0.398, SLG: 0.449										4	0	1	0	0	3	3											
Mike Piazza, R (1, 10) OBP: 0.353, SLG: 0.437										4	0	1	0	0	1	4											
14 Mark Ellis, R (1, 4) OBP: 0.325, SLG: 0.414										4	0	0	0	0	1	2											
Marco Scutaro, R (1, 5) OBP: 0.292, SLG: 0.329										4	1	1	0	0	0	2											
21 Mark Kotsay, L (1, 8) OBP: 0.302, SLG: 0.328										2	1	2	1	2	0	0											
12 Donnie Murphy, R (1, 6) OBP: 0.250, SLG: 0.280										4	0	0	0	0	0	5											
8 Kurt Suzuki, R (1, 2) OBP: 0.324, SLG: 0.373										2	0	1	1	0	0	0											
32 Jack Cust, L (9, PH) OBP: 0.380, SLG: 0.525										1	0	0	0	0	0	0											
Inning Stats	R: 0 H: 0 E: 0 K: 2 S: 7	H: 0 LOB: 0 BB: 0 P: 14	R: 0 H: 1 E: 0 K: 0 S: 10	H: 1 LOB: 2 BB: 1 P: 19	R: 0 H: 1 E: 0 K: 1 S: 13	H: 1 LOB: 2 BB: 0 P: 21	R: 2 H: 3 E: 0 K: 0 S: 15	H: 3 LOB: 1 BB: 0 P: 23	R: 0 H: 0 E: 0 K: 1 S: 6	H: 0 LOB: 0 BB: 0 P: 9	R: 0 H: 0 E: 0 K: 0 S: 5	H: 0 LOB: 1 BB: 1 P: 9	R: 0 H: 0 E: 0 K: 1 S: 7	H: 0 LOB: 0 BB: 0 P: 11	R: 0 H: 1 E: 0 K: 2 S: 13	H: 1 LOB: 1 BB: 0 P: 19	R: 0 H: 0 E: 0 K: 0 S: 10	H: 1 LOB: 0 BB: 0 P: 13	1B: 7 2B: 1 3B: 0 HR: 0	SF: 0 SAC: 0 DP: 2 HBP: 1	WP: 0 PB: 0 SB: 0 CS: 0	PA: 36					
PITCHER	IP	WLS	BF	H	R	ER	SO	BB	IBB	HBP	BLK	WP	HR	S	P	ERA	WHIP										
53 Jordan Tala, R (1, 1) ERA: 2.57	7.0		29	6	2	2	5	2	0	0	0	0	0	63	106	2.57	1.143										
Chad Durbin, R (8, 1) ERA: 4.42	1.0	H	4	1	0	0	2	0	0	0	0	0	0	13	19	0.00	1.000										
59 Todd Jones, R (9, 1) ERA: 4.67	1.0	S	3	1	0	0	0	0	0	0	0	0	0	10	13	0.00	1.000										

Detroit Tigers @ Oakland Athletics
McAfee Coliseum, Oakland, CA
Mon Jul 30 2007, 10:05 PM EDT
Att: 18,468 - Clear - 66 F

AB 33
R 2
H 8
RBI 2
BB 2
SO 7
LOB 19



Batter	1	2	3	4	5	6	7	8	9	AB	R	H	RBI	BB	SO	LOB	TOP						
28 Curtis Granderson, L (1.8) OBP: 0.354, SLG: 0.570	E7 14 G4-3		K				K		K	4	1	0	0	1	3	0	Detroit Tigers @ Oakland Athletics McAfee Coliseum, Oakland, CA Tue Jul 31 2007, 10:05 PM EDT Att: 21,305 - Clear - 61 F						
14 Placido Polanco, R (1.4) OBP: 0.381, SLG: 0.452	G4-3		G5-3			FC5			L9	5	0	1	1	0	0	1							
3 Gary Sheffield, R (1.10) OBP: 0.398, SLG: 0.527	L8					F3			G4-3	4	0	1	0	0	0	3							
30 Magglio Ordonez, R (1.9) OBP: 0.423, SLG: 0.568	F9		FC6-4			P6			F9	4	0	0	0	0	0	4							
9 Carlos Guillen, S (1.6) OBP: 0.379, SLG: 0.520		2B				F7			G4-3	4	1	2	0	0	0	0							
20 Omar Infante, R (8.6) OBP: 0.285, SLG: 0.333										0	0	0	0	0	0	0							
Sean Casey, L (1.3) OBP: 0.356, SLG: 0.385		G6-3 SH2-3				L9			E6	4	1	2	1	0	0	1							
Craig Monroe, R (1.7) OBP: 0.266, SLG: 0.384		G6-3				F8			F7	4	0	1	0	0	0	3							
Mike Rabelo, S (1.2) OBP: 0.330, SLG: 0.406		SH2-3				F8			K	3	0	0	1	0	1	4							
15 Brandon Inge, R (1.5) OBP: 0.329, SLG: 0.405			K			P5			P3	4	0	0	0	0	2	2							
Inning Stats	R: 1 E: 1 K: 0 S: 7	H: 0 LOB: 0 BB: 0 P: 15	R: 2 E: 0 K: 1 S: 11	H: 2 LOB: 0 BB: 0 P: 17	R: 0 E: 0 K: 1 S: 9	H: 1 LOB: 1 BB: 0 P: 14	R: 0 E: 0 K: 0 S: 4	H: 1 LOB: 1 BB: 0 P: 6	R: 0 E: 1 K: 1 S: 14	H: 2 LOB: 2 BB: 1 P: 24	R: 0 E: 0 K: 1 S: 8	H: 1 LOB: 1 BB: 0 P: 16	R: 0 E: 1 K: 1 S: 12	H: 0 LOB: 1 BB: 0 P: 20	R: 0 E: 0 K: 1 S: 8	H: 0 LOB: 0 BB: 0 P: 11	1B: 6 2B: 1 3B: 0 HR: 0	SF: 0 SAC: 1 DP: 0 HBP: 0	WP: 0 PB: 0 SB: 0 CS: 0	PA: 38			
PITCHER	IP WLS BF H R ER SO	IP WLS BF H R ER SO	IP WLS BF H R ER SO	IP WLS BF H R ER SO	IP WLS BF H R ER SO	IP WLS BF H R ER SO	IP WLS BF H R ER SO	IP WLS BF H R ER SO	IP WLS BF H R ER SO	IP WLS BF H R ER SO	IP WLS BF H R ER SO	IP WLS BF H R ER SO	IP WLS BF H R ER SO	IP WLS BF H R ER SO	IP WLS BF H R ER SO	IP WLS BF H R ER SO	BB IBB HBP BLK	WP HR S P	ERA WHIP	ERA WHIP			
Dan Haren, R (1.1) ERA: 2.44	6.0	W	27	6	3	2	3	1	0	0	0	0	0	0	0	0	0	0	0	53	91	3.00	1.167
Huston Street, R (7.1) ERA: 3.32	1.0	H	4	1	0	0	1	0	0	0	0	0	0	0	0	0	0	0	0	11	16	0.00	1.000
44 Santiago Casilla, R (8.1) ERA: 2.12	1.0		4	0	0	0	1	0	0	0	0	0	0	0	0	0	0	0	0	12	20	0.00	0.000
Alan Embree, L (9.1) ERA: 3.57	1.0		3	0	0	0	1	0	0	0	0	0	0	0	0	0	0	0	8	11	0.00	0.000	


Batter	1	2	3	4	5	6	7	8	9	AB	R	H	RBI	BB	SO	LOB	BOTTOM			
6 Travis Buck, L (1.9) OBP: 0.370, SLG: 0.468	32 WP					P2			SF8	3	1	2	2	1	0	1	Detroit Tigers @ Oakland Athletics McAfee Coliseum, Oakland, CA Tue Jul 31 2007, 10:05 PM EDT Att: 21,305 - Clear - 61 F			
Nick Swisher, S (1.3) OBP: 0.398, SLG: 0.445	K		K			FC5-4			K	3	0	0	0	2	3	5				
32 Jack Cust, L (1.7) OBP: 0.365, SLG: 0.531										3	0	2	2	1	1	1				
Shannon Stewart, R (7.7) OBP: 0.365, SLG: 0.403										0	0	0	0	1	0	0				
Mike Piazza, R (1.10) OBP: 0.342, SLG: 0.422	G5-4-3		G4-3			K			K	5	0	0	0	0	2	7				
14 Mark Ellis, R (1.4) OBP: 0.321, SLG: 0.409			K			FC5-4			F7	5	0	0	0	0	1	5				
21 Mark Kotsay, L (1.8) OBP: 0.305, SLG: 0.326			P5						G6-3	4	2	1	0	1	0	2				
Marco Scutaro, R (1.5) OBP: 0.296, SLG: 0.339						F8			E5	4	2	2	0	0	0	1				
12 Donnie Murphy, R (1.6) OBP: 0.250, SLG: 0.310			L4						FC1-5	4	1	1	0	0	0	6				
8 Kurt Suzuki, R (1.2) OBP: 0.347, SLG: 0.387						G6-3				3	1	2	3	1	0	1				
Inning Stats	R: 0 E: 0 K: 1 S: 9	H: 1 LOB: 1 BB: 1 P: 17	R: 1 E: 0 K: 2 S: 17	H: 2 LOB: 2 BB: 2 P: 32	R: 0 E: 0 K: 0 S: 10	H: 1 LOB: 1 BB: 0 P: 17	R: 0 E: 0 K: 0 S: 8	H: 1 LOB: 1 BB: 0 P: 10	R: 0 E: 0 K: 2 S: 12	H: 0 LOB: 1 BB: 1 P: 20	R: 4 E: 1 K: 0 S: 13	H: 4 LOB: 2 BB: 1 P: 26	R: 2 E: 1 K: 1 S: 11	H: 1 LOB: 1 BB: 1 P: 21	R: 0 E: 0 K: 1 S: 12	H: 0 LOB: 1 BB: 1 P: 23	1B: 7 2B: 3 3B: 0 HR: 0	SF: 1 SAC: 0 DP: 1 HBP: 0	WP: 1 PB: 0 SB: 2 CS: 0	PA: 42
PITCHER	IP WLS BF H R ER SO	IP WLS BF H R ER SO	IP WLS BF H R ER SO	IP WLS BF H R ER SO	IP WLS BF H R ER SO	IP WLS BF H R ER SO	IP WLS BF H R ER SO	IP WLS BF H R ER SO	IP WLS BF H R ER SO	IP WLS BF H R ER SO	IP WLS BF H R ER SO	IP WLS BF H R ER SO	IP WLS BF H R ER SO	IP WLS BF H R ER SO	IP WLS BF H R ER SO	IP WLS BF H R ER SO	BB IBB HBP BLK	WP HR S P	ERA WHIP	ERA WHIP
35 Justin Verlander, R (1.1) ERA: 3.48	5.1	L	27	7	4	3	5	4	0	0	0	0	0	0	0	0	0			
43 Macay McBride, L (6.1) ERA: 4.0	0.0		3	2	1	1	0	1	0	0	0	0	0	0	0	0	0			
Jason Grilli, R (6.1) ERA: 5.4	1.2		8	1	2	0	1	1	0	0	0	0	0	0	0	0	0			
Tim Byrdak, L (8.1) ERA: 3.86	1.0		4	0	0	0	1	1	0	0	0	0	0	0	0	0	0			



Batter	1	2	3	4	5	6	7	8	9	AB	R	H	RBI	BB	SO	LOB	TOP					
25 Ryan Raburn, R OBP: 0.432, SLG: 0.706 Sean Casey, L OBP: 0.355, SLG: 0.384 9 Carlos Guillen, S OBP: 0.378, SLG: 0.518 14 Placido Polanco, R OBP: 0.385, SLG: 0.456 3 Gary Sheffield, R OBP: 0.397, SLG: 0.522 30 Magglio Ordonez, R OBP: 0.426, SLG: 0.568 Ivan Rodriguez, R OBP: 0.295, SLG: 0.431 24 Mike Hessman, R OBP: 0.288, SLG: 0.389 28 Curtis Granderson, L OBP: 0.353, SLG: 0.567 Craig Monroe, R OBP: 0.266, SLG: 0.383 20 Omar Infante, R OBP: 0.328, SLG: 0.402 15 Brandon Inge, R OBP: 0.328, SLG: 0.402	P3 G6-3 F7 L8 K F8 F7 P4 G4-3 K		1B 1B BB L8 K K 1B F7 P4 G4-3 K		F8 F7 P4 G5-3 P4	F8 K K K G5-3 P4	G3-1 P4 P4 K K K G5-3 BB	K K K F7 K G4-3	K	3	0	1	0	0	0	0	3					
Inning Stats	R: 0 E: 0 K: 0 S: 7	H: 0 LOB: 0 BB: 0 P: 12	R: 1 E: 0 K: 1 S: 9	H: 1 LOB: 1 BB: 1 P: 20	R: 0 E: 0 K: 1 S: 18	H: 2 LOB: 3 BB: 1 P: 29	R: 0 E: 0 K: 1 S: 9	H: 0 LOB: 0 BB: 0 P: 13	R: 0 E: 0 K: 1 S: 6	H: 0 LOB: 0 BB: 0 P: 9	R: 1 E: 0 K: 1 S: 11	H: 2 LOB: 1 BB: 0 P: 15	R: 0 E: 0 K: 1 S: 11	H: 1 LOB: 2 BB: 1 P: 19	R: 0 E: 0 K: 2 S: 12	H: 1 LOB: 3 BB: 2 P: 22	R: 0 E: 0 K: 1 S: 8	H: 0 LOB: 0 BB: 0 P: 12	1B: 6 2B: 1 3B: 0 HR: 0	SF: 0 SAC: 0 DP: 0 HBP: 0	WP: 1 PB: 0 SB: 0 CS: 0	PA: 37
PITCHER	IP	WLS	BF	H	R	ER	SO	BB	IBB	HBP	BLK	WP	HR	S	P	ERA	WHIP					
61 Dallas Braden, L ERA: 5.28 59 Andrew Brown, R ERA: 3.09 44 Santiago Casilla, R ERA: 2.08 Alan Embree, L ERA: 3.45	5.1		21	4	2	2	3	2	0	0	0	1	0	55	92	3.38	1.125					

Detroit Tigers @ Oakland Athletics
McAfee Coliseum, Oakland, CA
Wed Aug 01 2007, 3:35 PM EDT
Att: 27,118 - Sunny - 67 F


AB 32
R 2
H 7
RBI 2
BB 5
SO 8
LOB 16



Batter	1	2	3	4	5	6	7	8	9	AB	R	H	RBI	BB	SO	LOB	BOTTOM					
6 Travis Buck, L OBP: 0.374, SLG: 0.477 Shannon Stewart, R OBP: 0.383, SLG: 0.403 Nick Swisher, S OBP: 0.399, SLG: 0.444 Mike Piazza, R OBP: 0.346, SLG: 0.424 14 Mark Ellis, R OBP: 0.323, SLG: 0.418 Marco Scutaro, R OBP: 0.295, SLG: 0.333 29 Dan Johnson, L OBP: 0.355, SLG: 0.409 12 Donnie Murphy, R OBP: 0.250, SLG: 0.281 Rob Bowen, S OBP: 0.310, SLG: 0.336	G4-3 F7 K K F8 P2 F8 P2 F8 P2 F8 G1-4-3 F8 G1-3		2B 1B 2B 1B 1B P2 F8 G1-4-3 L9 G4-3 G5-3		F8 K G5-3 F8 K G4-3 G5-3	F8 K K K FC5-2 FC6-4 FC6-4 HR BB L9 G4-3 G5-3	FC5-2 2B G6-3 F8 G5-3 FC5-2 IBB F8 FC5-2 FC6-4 FC6-4 HR BB L9 G4-3 G5-3	FC5-2 BB FC5-2 FC6-4 FC6-4 HR BB L9 G4-3 G5-3	K K K K K K K K K K K K K K	4	1	2	0	1	0	0	4					
Inning Stats	R: 0 E: 0 K: 1 S: 8	H: 0 LOB: 0 BB: 0 P: 13	R: 0 E: 0 K: 0 S: 13	H: 2 LOB: 2 BB: 0 P: 23	R: 2 E: 0 K: 0 S: 10	H: 4 LOB: 2 BB: 0 P: 13	R: 0 E: 0 K: 0 S: 9	H: 0 LOB: 0 BB: 0 P: 12	R: 0 E: 0 K: 1 S: 8	H: 0 LOB: 0 BB: 0 P: 8	R: 1 E: 0 K: 0 S: 13	H: 1 LOB: 1 BB: 1 P: 23	R: 0 E: 0 K: 0 S: 10	H: 2 LOB: 3 BB: 1 P: 20	R: 0 E: 0 K: 2 S: 16	H: 0 LOB: 3 BB: 2 P: 33	R: 0 E: 0 K: 2 S: 8	H: 0 LOB: 0 BB: 0 P: 12	1B: 5 2B: 3 3B: 0 HR: 1	SF: 0 SAC: 0 DP: 0 HBP: 1	WP: 0 PB: 0 SB: 0 CS: 0	PA: 38
PITCHER	IP	WLS	BF	H	R	ER	SO	BB	IBB	HBP	BLK	WP	HR	S	P	ERA	WHIP					
29 Nate Robertson, L ERA: 5.05 Chad Durbin, R ERA: 4.36 44 Bobby Seay, L ERA: 3.14 Jason Grilli, R ERA: 5.37	6.0	L	28	9	3	3	2	1	0	0	0	0	0	9	22	0.00	0.000					

Detroit Tigers @ Oakland Athletics
McAfee Coliseum, Oakland, CA
Wed Aug 01 2007, 3:35 PM EDT
Att: 27,118 - Sunny - 67 F


AB 33
R 3
H 9
RBI 3
BB 4
SO 4
LOB 25



Batter	1	2	3	4	5	6	7	8	9	AB	R	H	RBI	BB	SO	LOB	TOP				
26 Andy González, R OBP: 0.325, SLG: 0.317										5	0	1	1	0	2	3					
Darin Erstad, L OBP: 0.320, SLG: 0.346										5	0	1	0	0	2	4					
14 Paul Konerko, R OBP: 0.362, SLG: 0.518										5	1	2	0	0	0	2					
23 Jermaine Dye, R OBP: 0.297, SLG: 0.491										5	2	2	1	0	1	1					
22 Josh Fields, R OBP: 0.300, SLG: 0.422										5	1	2	1	0	1	2					
Scott Podsednik, L OBP: 0.333, SLG: 0.387										4	1	1	0	0	1	2					
5 Juan Uribe, R OBP: 0.270, SLG: 0.347										4	1	2	4	0	1	1	AB 38				
1 Danny Richar, L OBP: 0.294, SLG: 0.267										2	1	0	0	1	0	1	R 7				
Toby Hall, R OBP: 0.232, SLG: 0.239										3	0	2	0	1	0	0	H 13				
Inning Stats	R: 0 E: 0 K: 2 S: 9	H: 0 LOB: 0 BB: 0 P: 14	R: 1 E: 0 K: 1 S: 14	H: 2 LOB: 1 BB: 0 P: 19	R: 0 E: 0 K: 2 S: 7	H: 0 LOB: 0 BB: 0 P: 12	R: 5 E: 0 K: 0 S: 24	H: 5 LOB: 2 BB: 1 P: 36	R: 0 E: 0 K: 2 S: 10	H: 1 LOB: 2 BB: 1 P: 22	R: 0 E: 0 K: 0 S: 12	H: 2 LOB: 1 BB: 0 P: 17	R: 0 E: 0 K: 0 S: 13	H: 2 LOB: 2 BB: 0 P: 21	R: 1 E: 0 K: 1 S: 10	H: 1 LOB: 0 BB: 0 P: 13	1B: 9 2B: 1 3B: 0 HR: 3	SF: 0 SAC: 1 DP: 1 HBP: 1	WP: 0 PB: 0 SB: 0 CS: 1	PA: 42	
PITCHER	IP WLS BF H R ER SO BB IBB HBP BLK WP HR S P ERA WHIP	IP WLS BF H R ER SO BB IBB HBP BLK WP HR S P ERA WHIP	IP WLS BF H R ER SO BB IBB HBP BLK WP HR S P ERA WHIP	IP WLS BF H R ER SO BB IBB HBP BLK WP HR S P ERA WHIP	IP WLS BF H R ER SO BB IBB HBP BLK WP HR S P ERA WHIP	IP WLS BF H R ER SO BB IBB HBP BLK WP HR S P ERA WHIP	IP WLS BF H R ER SO BB IBB HBP BLK WP HR S P ERA WHIP	IP WLS BF H R ER SO BB IBB HBP BLK WP HR S P ERA WHIP	IP WLS BF H R ER SO BB IBB HBP BLK WP HR S P ERA WHIP	IP WLS BF H R ER SO BB IBB HBP BLK WP HR S P ERA WHIP	IP WLS BF H R ER SO BB IBB HBP BLK WP HR S P ERA WHIP	IP WLS BF H R ER SO BB IBB HBP BLK WP HR S P ERA WHIP	IP WLS BF H R ER SO BB IBB HBP BLK WP HR S P ERA WHIP	IP WLS BF H R ER SO BB IBB HBP BLK WP HR S P ERA WHIP	IP WLS BF H R ER SO BB IBB HBP BLK WP HR S P ERA WHIP	IP WLS BF H R ER SO BB IBB HBP BLK WP HR S P ERA WHIP	IP WLS BF H R ER SO BB IBB HBP BLK WP HR S P ERA WHIP	IP WLS BF H R ER SO BB IBB HBP BLK WP HR S P ERA WHIP	IP WLS BF H R ER SO BB IBB HBP BLK WP HR S P ERA WHIP	IP WLS BF H R ER SO BB IBB HBP BLK WP HR S P ERA WHIP	IP WLS BF H R ER SO BB IBB HBP BLK WP HR S P ERA WHIP
48 Andrew Miller, L ERA: 4.42	4.0	2.0	2.0	1.0	0.0	0.0	0.0	0.0	0.0	0.0	0.0	0.0	0.0	0.0	0.0	0.0	13.50	2.000			
43 Macay McBride, L ERA: 3.72	2.0	2.0	2.0	1.0	0.0	0.0	0.0	0.0	0.0	0.0	0.0	0.0	0.0	0.0	0.0	0.0	0.00	1.000			
31 Zach Miner, R ERA: 2.92	2.0	2.0	2.0	1.0	0.0	0.0	0.0	0.0	0.0	0.0	0.0	0.0	0.0	0.0	0.0	0.0	0.00	2.000			
59 Todd Jones, R ERA: 4.76	1.0	1.0	1.0	1.0	0.0	0.0	0.0	0.0	0.0	0.0	0.0	0.0	0.0	0.0	0.0	0.0	9.00	1.000			

Chicago White Sox @ Detroit Tigers
Comerica Park, Detroit, MI
Fri Aug 03 2007, 7:05 PM EDT
Att. 42,066 - Clear - 83 F


AB 38
R 7
H 13
RBI 7
BB 2
SO 8
LOB 16



Batter	1	2	3	4	5	6	7	8	9	AB	R	H	RBI	BB	SO	LOB	BOTTOM				
28 Curtis Granderson, L OBP: 0.352, SLG: 0.563										3	0	0	0	1	2	0					
14 Placido Polanco, R OBP: 0.386, SLG: 0.455										3	1	1	0	1	0	1					
25 Ryan Raburn, R OBP: 0.415, SLG: 0.684										4	1	1	0	0	0	1					
30 Magglio Ordonez, R OBP: 0.429, SLG: 0.572										4	1	3	2	0	0	0					
9 Carlos Guillen, S OBP: 0.377, SLG: 0.521										4	1	1	0	0	1	3					
Ivan Rodriguez, R OBP: 0.282, SLG: 0.427										3	0	0	1	0	0	2					
24 Mike Hessman, R OBP: 0.280, SLG: 0.364										4	0	1	1	0	0	1					
Craig Monroe, R OBP: 0.266, SLG: 0.382										3	0	1	0	0	0	0					
15 Brandon Inge, R OBP: 0.326, SLG: 0.398										3	0	0	0	0	0	2					
Inning Stats	R: 0 E: 0 K: 0 S: 9	H: 1 LOB: 1 BB: 0 P: 15	R: 0 E: 0 K: 0 S: 7	H: 1 LOB: 0 BB: 0 P: 11	R: 0 E: 0 K: 1 S: 8	H: 0 LOB: 0 BB: 0 P: 13	R: 3 E: 0 K: 1 S: 16	H: 5 LOB: 2 BB: 0 P: 22	R: 0 E: 0 K: 1 S: 7	H: 0 LOB: 0 BB: 0 P: 9	R: 0 E: 0 K: 0 S: 6	H: 1 LOB: 0 BB: 0 P: 9	R: 0 E: 0 K: 0 S: 8	H: 0 LOB: 0 BB: 1 P: 16	R: 1 E: 0 K: 0 S: 11	H: 1 LOB: 0 BB: 0 P: 18	1B: 5 2B: 3 3B: 1 HR: 0	SF: 1 SAC: 0 DP: 3 HBP: 0	WP: 0 PB: 0 SB: 0 CS: 0	PA: 34	
PITCHER	IP WLS BF H R ER SO BB IBB HBP BLK WP HR S P ERA WHIP	IP WLS BF H R ER SO BB IBB HBP BLK WP HR S P ERA WHIP	IP WLS BF H R ER SO BB IBB HBP BLK WP HR S P ERA WHIP	IP WLS BF H R ER SO BB IBB HBP BLK WP HR S P ERA WHIP	IP WLS BF H R ER SO BB IBB HBP BLK WP HR S P ERA WHIP	IP WLS BF H R ER SO BB IBB HBP BLK WP HR S P ERA WHIP	IP WLS BF H R ER SO BB IBB HBP BLK WP HR S P ERA WHIP	IP WLS BF H R ER SO BB IBB HBP BLK WP HR S P ERA WHIP	IP WLS BF H R ER SO BB IBB HBP BLK WP HR S P ERA WHIP	IP WLS BF H R ER SO BB IBB HBP BLK WP HR S P ERA WHIP	IP WLS BF H R ER SO BB IBB HBP BLK WP HR S P ERA WHIP	IP WLS BF H R ER SO BB IBB HBP BLK WP HR S P ERA WHIP	IP WLS BF H R ER SO BB IBB HBP BLK WP HR S P ERA WHIP	IP WLS BF H R ER SO BB IBB HBP BLK WP HR S P ERA WHIP	IP WLS BF H R ER SO BB IBB HBP BLK WP HR S P ERA WHIP	IP WLS BF H R ER SO BB IBB HBP BLK WP HR S P ERA WHIP	IP WLS BF H R ER SO BB IBB HBP BLK WP HR S P ERA WHIP	IP WLS BF H R ER SO BB IBB HBP BLK WP HR S P ERA WHIP	IP WLS BF H R ER SO BB IBB HBP BLK WP HR S P ERA WHIP	IP WLS BF H R ER SO BB IBB HBP BLK WP HR S P ERA WHIP	IP WLS BF H R ER SO BB IBB HBP BLK WP HR S P ERA WHIP
56 Mark Buehrle, L ERA: 3.07	8.0	8.0	8.0	7.0	0.0	0.0	0.0	0.0	0.0	0.0	0.0	0.0	0.0	0.0	0.0	0.0	3.38	1.125			
43 Ehren Wassermann, R ERA: 5.14	1.0	1.0	1.0	1.0	0.0	0.0	0.0	0.0	0.0	0.0	0.0	0.0	0.0	0.0	0.0	0.0	9.00	1.000			

Chicago White Sox @ Detroit Tigers
Comerica Park, Detroit, MI
Fri Aug 03 2007, 7:05 PM EDT
Att. 42,066 - Clear - 83 F

AB 31
R 4
H 8
RBI 4
BB 2
SO 3
LOB 10



Batter	1	2	3	4	5	6	7	8	9	AB	R	H	RBI	BB	SO	LOB	TOP					
7 Jerry Owens, L (1, 8) OBP: 0.292, SLG: 0.286										4	0	1	0	0	0	1						
22 Josh Fields, R (1, 5) OBP: 0.300, SLG: 0.419										4	0	1	0	0	1	1						
25 Jim Thome, L (1, 10) OBP: 0.432, SLG: 0.528										3	3	2	1	1	1	0						
14 Paul Konerko, R (1, 3) OBP: 0.364, SLG: 0.518										4	1	2	0	0	1	2						
12 A.J. Pierzynski, L (1, 2) OBP: 0.314, SLG: 0.400										4	2	2	2	0	1	3						
23 Jermaine Dye, R (1, 9) OBP: 0.299, SLG: 0.494										4	1	2	2	0	2	1						
Scott Podsednik, L (1, 7) OBP: 0.331, SLG: 0.382										4	0	1	1	0	0	2						
5 Juan Uribe, R (1, 6) OBP: 0.267, SLG: 0.342										4	0	0	0	0	1	0						
1 Danny Richar, L (1, 4) OBP: 0.333, SLG: 0.278										3	0	1	0	1	1	1						
Inning Stats	R: 4 H: 4 E: 0 K: 0 S: 18	H: 4 LOB: 1 BB: 1 P: 30	R: 0 H: 0 E: 1 K: 0 S: 10	H: 0 LOB: 0 BB: 0 P: 12	R: 2 H: 2 E: 0 K: 2 S: 17	H: 2 LOB: 0 BB: 0 P: 25	R: 0 H: 0 E: 0 K: 1 S: 7	H: 0 LOB: 0 BB: 0 P: 11	R: 0 H: 1 E: 0 K: 1 S: 8	H: 1 LOB: 1 BB: 0 P: 10	R: 0 H: 2 E: 0 K: 0 S: 11	H: 2 LOB: 1 BB: 0 P: 14	R: 0 H: 1 E: 0 K: 3 S: 14	H: 1 LOB: 1 BB: 0 P: 20	R: 1 H: 2 E: 0 K: 3 S: 14	H: 2 LOB: 1 BB: 0 P: 20	R: 0 H: 0 E: 0 K: 1 S: 10	H: 0 LOB: 0 BB: 1 P: 17	1B: 9 2B: 1 3B: 0 HR: 2	SF: 0 SAC: 0 DP: 4 HBP: 0	WP: 2 PB: 0 SB: 0 CS: 1	PA: 37
PITCHER	IP	WLS	BF	H	R	ER	SO	BB	IBB	HBP	BLK	WP	HR	S	P	ERA	WHIP					
38 Jeremy Bonderman, R (1, 1) ERA: 4.5	7.0	L	28	10	6	6	4	1	0	0	0	1	2	76	109	7.71	1.571					
Jason Grilli, R (8, 1) ERA: 5.43	1.0		5	2	1	1	3	0	0	0	0	1	0	14	20	9.00	2.000					
44 Bobby Seay, L (9, 1) ERA: 3.03	1.0		3	0	0	0	1	1	0	0	0	0	0	10	17	0.00	1.000					

Chicago White Sox @ Detroit Tigers
Comerica Park, Detroit, MI
Sat Aug 04 2007, 7:05 PM EDT
Att: 42,907 - Cloudy - 76 F



Batter	1	2	3	4	5	6	7	8	9	AB	R	H	RBI	BB	SO	LOB	BOTTOM					
28 Curtis Granderson, L (1, 8) OBP: 0.351, SLG: 0.590										4	0	1	0	0	2	2						
14 Placido Polanco, R (1, 4) OBP: 0.387, SLG: 0.463										4	2	2	1	0	0	1						
Sean Casey, L (1, 10) OBP: 0.356, SLG: 0.388										4	1	2	1	0	0	0						
30 Magglio Ordonez, R (1, 9) OBP: 0.425, SLG: 0.566										4	0	0	0	0	1	3						
9 Carlos Guillen, S (1, 6) OBP: 0.373, SLG: 0.517										3	0	0	1	0	1	0						
Ivan Rodriguez, R (1, 2) OBP: 0.282, SLG: 0.431										4	1	1	0	0	0	0						
24 Mike Hessman, R (1, 3) OBP: 0.310, SLG: 0.333										2	1	0	0	2	0	0						
Craig Monroe, R (1, 7) OBP: 0.266, SLG: 0.381										4	0	1	1	0	1	1						
15 Brandon Inge, R (1, 5) OBP: 0.325, SLG: 0.397										4	0	1	1	0	2	0						
Inning Stats	R: 0 H: 0 E: 0 K: 0 S: 5	H: 3 LOB: 2 BB: 1 P: 28	R: 2 H: 1 E: 0 K: 2 S: 11	H: 1 LOB: 0 BB: 0 P: 15	R: 0 H: 0 E: 0 K: 0 S: 9	H: 0 LOB: 1 BB: 1 P: 16	R: 0 H: 2 E: 0 K: 0 S: 10	H: 2 LOB: 2 BB: 0 P: 16	R: 0 H: 0 E: 0 K: 0 S: 12	H: 0 LOB: 0 BB: 0 P: 15	R: 0 H: 0 E: 0 K: 3 S: 10	H: 0 LOB: 0 BB: 0 P: 14	R: 2 H: 2 E: 0 K: 0 S: 12	H: 2 LOB: 0 BB: 0 P: 20	R: 0 H: 0 E: 0 K: 1 S: 8	H: 0 LOB: 0 BB: 0 P: 12	1B: 5 2B: 1 3B: 1 HR: 1	SF: 1 SAC: 0 DP: 1 HBP: 0	WP: 0 PB: 0 SB: 0 CS: 0	PA: 36		
PITCHER	IP	WLS	BF	H	R	ER	SO	BB	IBB	HBP	BLK	WP	HR	S	P	ERA	WHIP					
Javier Vazquez, R (1, 1) ERA: 3.84	7.0	W	28	6	3	3	6	2	0	0	0	0	0	8	13	3.86	1.143					
47 Mike MacDougal, R (8, 1) ERA: 6.38	0.1		3	2	2	2	0	0	0	0	0	0	0	3	5	0.00	0.000					
37 Matt Thornton, L (8, 1) ERA: 5.24	0.1	H	1	0	0	0	0	0	0	0	0	0	0	1	2	0.00	0.000					
43 Ehren Wassermann, R (8, 1) ERA: 4.91	0.1	H	1	0	0	0	0	0	0	0	0	0	0	1	2	0.00	0.000					
45 Bobby Jenks, R (9, 1) ERA: 3.17	1.0	S	3	0	0	0	1	0	0	0	0	0	0	8	12	0.00	0.000					

Chicago White Sox @ Detroit Tigers
Comerica Park, Detroit, MI
Sat Aug 04 2007, 7:05 PM EDT
Att: 42,907 - Cloudy - 76 F



Batter	1	2	3	4	5	6	7	8	9	AB	R	H	RBI	BB	SO	LOB	TOP										
7 Jerry Owens, L (1, 8) OBP: 0.297, SLG: 0.292	G3		BB		2B		K			3	1	1	1	1	1	0	Chicago White Sox @ Detroit Tigers Comerica Park, Detroit, MI Sun Aug 05 2007, 1:05 PM EDT Att: 39,778 - Drizzlie - 64 F										
Darin Erstad, L (1, 9) OBP: 0.324, SLG: 0.351	K		BB		2B		G6-3			3	0	1	1	1	1	0											
25 Jim Thome, L (1, 10) OBP: 0.430, SLG: 0.522	L4		G4-6-3		IBB		G3			3	0	0	0	1	0	3											
14 Paul Konerko, R (1, 3) OBP: 0.360, SLG: 0.513	F8		G1-3		G5-4-3		P4			4	0	0	0	0	0	2											
12 A.J. Pierzynski, L (1, 2) OBP: 0.316, SLG: 0.402	2B		P5		L8		BB			3	1	1	0	1	0	0											
22 Josh Fields, R (1, 5) OBP: 0.303, SLG: 0.423	L7-4		HBP		K		G5-4-3			3	0	1	1	0	1	1											
Scott Podsednik, L (1, 7) OBP: 0.336, SLG: 0.389	L7-4		P6		2B		2B			3	0	1	0	0	0	2											
5 Juan Uribe, R (1, 6) OBP: 0.267, SLG: 0.340	P6		K		IBB		SH1-4			2	0	0	0	1	1	0											
1 Danny Richar, L (1, 4) OBP: 0.300, SLG: 0.381	3B		F8		7 2B		F8-6			3	1	1	0	1	0	3											
Inning Stats	R: 0 E: 0 K: 1 S: 10	H: 0 LOB: 0 BB: 0 P: 11	R: 1 E: 0 K: 0 S: 11	H: 2 LOB: 0 BB: 0 P: 17	R: 0 E: 0 K: 0 S: 8	H: 1 LOB: 2 BB: 2 P: 18	R: 0 E: 0 K: 0 S: 7	H: 0 LOB: 1 BB: 0 P: 12	R: 2 E: 0 K: 1 S: 8	H: 2 LOB: 1 BB: 2 P: 21	R: 0 E: 0 K: 1 S: 15	H: 1 LOB: 2 BB: 1 P: 24	R: 0 E: 0 K: 1 S: 9	H: 0 LOB: 0 BB: 0 P: 11	R: 0 E: 0 K: 0 S: 6	H: 0 LOB: 0 BB: 0 P: 14	R: 0 E: 0 K: 0 S: 6	H: 0 LOB: 0 BB: 0 P: 9	1B: 0 2B: 7 3B: 1 HR: 0	SF: 0 SAC: 1 DP: 5 HBP: 2	WP: 0 PB: 0 SB: 0 CS: 0	PA: 36					
PITCHER	IP	WLS	BF	H	R	ER	SO	BB	IBB	HBP	BLK	WP	HR	S	P	ERA	WHIP										
53 Jordan Tala, R (1, 1) ERA: 3.75	5.0	L	22	5	3	3	2	3	1	1	0	0	0	44	79	5.40	1.600										
Tim Byrdak, L (6, 1) ERA: 3.55	2.0		8	1	0	0	2	0	1	0	0	0	0	24	35	0.00	0.500										
56 Fernando Rodney, R (6, 1) ERA: 5.22	1.0		3	0	0	0	0	1	0	0	0	0	0	6	14	0.00	1.000										
44 Bobby Seay, L (9, 1) ERA: 2.93	1.0		3	0	0	0	0	0	0	1	0	0	0	6	9	0.00	0.000										

Batter	1	2	3	4	5	6	7	8	9	AB	R	H	RBI	BB	SO	LOB	BOTTOM										
28 Curtis Granderson, L (1, 8) OBP: 0.350, SLG: 0.557	L6		P2		1B		G3			4	0	1	0	0	0	1	Chicago White Sox @ Detroit Tigers Comerica Park, Detroit, MI Sun Aug 05 2007, 1:05 PM EDT Att: 39,778 - Drizzlie - 64 F										
14 Placido Polanco, R (1, 4) OBP: 0.388, SLG: 0.463	1B		HBP		F9		G3			4	0	2	0	0	0	1											
Sean Casey, L (1, 10) OBP: 0.357, SLG: 0.387	K		HBP		G5-3		K			1	0	0	0	0	1	1											
Craig Monroe, R (6, PH) OBP: 0.265, SLG: 0.378	K		HBP		G6-3		K			2	0	0	0	0	1	0											
30 Magglio Ordonez, R (1, 9) OBP: 0.423, SLG: 0.571	K		K		G6-3		HR			4	1	1	1	0	2	3											
9 Carlos Guillen, S (1, 6) OBP: 0.374, SLG: 0.516	K		1B		1B		F7			4	0	2	0	0	1	0											
25 Ryan Raburn, R (1, 7) OBP: 0.400, SLG: 0.643	1B		G5-4-3		G6-3		F8			4	0	1	0	0	0	2											
Mike Rabelo, S (1, 2) OBP: 0.327, SLG: 0.490	P6		F7		1B		K			4	0	1	0	0	1	1											
24 Mike Hessman, R (1, 3) OBP: 0.273, SLG: 0.286	K		F7		K		K			4	0	0	0	0	3	2											
15 Brandon Inge, R (1, 5) OBP: 0.322, SLG: 0.393	F7		K		K		K			3	0	0	0	0	2	1											
Inning Stats	R: 0 E: 0 K: 2 S: 12	H: 1 LOB: 1 BB: 0 P: 19	R: 0 E: 0 K: 2 S: 11	H: 1 LOB: 0 BB: 0 P: 16	R: 0 E: 0 K: 1 S: 11	H: 1 LOB: 2 BB: 0 P: 16	R: 0 E: 0 K: 0 S: 5	H: 1 LOB: 0 BB: 0 P: 10	R: 0 E: 0 K: 0 S: 7	H: 1 LOB: 1 BB: 0 P: 13	R: 0 E: 0 K: 2 S: 11	H: 1 LOB: 0 BB: 0 P: 16	R: 1 E: 0 K: 1 S: 7	H: 1 LOB: 0 BB: 0 P: 11	R: 0 E: 0 K: 2 S: 8	H: 0 LOB: 0 BB: 0 P: 11	1B: 7 2B: 0 3B: 0 HR: 1	SF: 0 SAC: 0 DP: 1 HBP: 1	WP: 0 PB: 0 SB: 3 CS: 0	PA: 35							
PITCHER	IP	WLS	BF	H	R	ER	SO	BB	IBB	HBP	BLK	WP	HR	S	P	ERA	WHIP										
34 Gavin Floyd, R (1, 1) ERA: 7.08	6.0	W	25	7	0	0	6	0	0	1	0	0	0	7	11	0.00	1.167										
Ryan Bukvich, R (7, 1) ERA: 3.63	0.2	H	2	0	0	0	2	0	0	0	0	0	0	7	11	0.00	0.000										
57 Boone Logan, L (7, 1) ERA: 4.81	0.1	H	1	0	0	0	0	0	0	0	0	0	0	2	3	0.00	0.000										
47 Mike MacDougal, R (8, 1) ERA: 6.48	1.0	H	4	1	1	1	1	0	0	0	0	0	1	7	11	9.00	1.000										
45 Bobby Jenks, R (9, 1) ERA: 3.1	1.0	S	3	0	0	0	2	0	0	0	0	0	0	8	11	0.00	0.000										

Batter	1	2	3	4	5	6	7	8	9	AB	R	H	RBI	BB	SO	LOB	TOP					
1 Akinori Iwamura, L (1.5) OBP: 0.364, SLG: 0.401	F7		G6-3		G4-3		K		G4-3	5	0	0	0	0	1	1	Tampa Bay Devil Rays @ Detroit Tigers Comerica Park, Detroit, MI Tue Aug 07 2007, 7:05 PM EDT Att: 35,288 - Overcast - 79 F					
13 Carl Crawford, L (1.7) OBP: 0.356, SLG: 0.472	G4-3		1B			1B		1B	1B	5	0	4	0	0	0	0						
2 B.J. Upton, R (1.8) OBP: 0.401, SLG: 0.558	K		K			1B		FC5-4	F8	5	1	1	0	0	2	3						
23 Carlos Pena, L (1.3) OBP: 0.384, SLG: 0.580		G1-3	K			K		F8	G3	5	0	0	0	0	2	5						
Delmon Young, R (1.9) OBP: 0.324, SLG: 0.414	K				K					4	1	1	0	0	2	2						
Brendan Harris, R (1.4) OBP: 0.359, SLG: 0.435	1B				K					4	1	2	0	0	1	0						
31 Jonny Gomes, R (1.10) OBP: 0.338, SLG: 0.528	1B				K					4	2	3	4	0	1	0						
Josh Wilson, R (1.6) OBP: 0.302, SLG: 0.338	G4-3				P3					4	0	1	0	0	0	3						
30 Dioner Navarro, S (1.2) OBP: 0.253, SLG: 0.295					G6-3					4	1	2	2	0	0	1						
Inning Stats	R: 0 E: 0 K: 1 S: 7	H: 0 LOB: 0 BB: 0 P: 9	R: 0 E: 0 K: 1 S: 10	H: 2 LOB: 2 BB: 0 P: 12	R: 1 E: 0 K: 2 S: 11	H: 2 LOB: 1 BB: 0 P: 15	R: 0 E: 0 K: 3 S: 11	H: 0 LOB: 0 BB: 0 P: 16	R: 0 E: 0 K: 1 S: 7	H: 2 LOB: 1 BB: 0 P: 9	R: 0 E: 0 K: 1 S: 7	H: 2 LOB: 1 BB: 0 P: 15	R: 1 E: 0 K: 1 S: 11	H: 5 LOB: 1 BB: 0 P: 24	R: 0 E: 0 K: 0 S: 9	H: 1 LOB: 1 BB: 0 P: 14	1B: 11 2B: 0 3B: 1 HR: 2	SF: 0 SAC: 0 DP: 1 HBP: 0	WP: 0 PB: 0 CS: 0	PA: 40		
PITCHER	IP WLS BF H R ER SO BB IBB HBP BLK WP HR S P ERA WHIP	IP WLS BF H R ER SO BB IBB HBP BLK WP HR S P ERA WHIP	IP WLS BF H R ER SO BB IBB HBP BLK WP HR S P ERA WHIP	IP WLS BF H R ER SO BB IBB HBP BLK WP HR S P ERA WHIP	IP WLS BF H R ER SO BB IBB HBP BLK WP HR S P ERA WHIP	IP WLS BF H R ER SO BB IBB HBP BLK WP HR S P ERA WHIP	IP WLS BF H R ER SO BB IBB HBP BLK WP HR S P ERA WHIP	IP WLS BF H R ER SO BB IBB HBP BLK WP HR S P ERA WHIP	IP WLS BF H R ER SO BB IBB HBP BLK WP HR S P ERA WHIP	IP WLS BF H R ER SO BB IBB HBP BLK WP HR S P ERA WHIP	IP WLS BF H R ER SO BB IBB HBP BLK WP HR S P ERA WHIP	IP WLS BF H R ER SO BB IBB HBP BLK WP HR S P ERA WHIP	IP WLS BF H R ER SO BB IBB HBP BLK WP HR S P ERA WHIP	IP WLS BF H R ER SO BB IBB HBP BLK WP HR S P ERA WHIP	IP WLS BF H R ER SO BB IBB HBP BLK WP HR S P ERA WHIP	IP WLS BF H R ER SO BB IBB HBP BLK WP HR S P ERA WHIP	IP WLS BF H R ER SO BB IBB HBP BLK WP HR S P ERA WHIP					
29 Nate Robertson, L (1.1) ERA: 4.94	7.2	31	9	3	3	9	0	0	0	0	0	0	0	0	0	0	0	1	71	96	3.52	1.174
Jason Grilli, R (8.1) ERA: 5.94	0.0	4	4	3	3	0	0	0	0	0	0	0	0	0	0	0	0	1	6	10	∞	∞
Tim Byrdak, L (8.1) ERA: 3.51	0.1	W	1	0	0	0	0	0	0	0	0	0	0	0	0	0	0	0	2	3	0.00	0.000
59 Todd Jones, R (9.1) ERA: 4.86	1.0	S	4	1	0	0	0	0	0	0	0	0	0	0	0	0	0	0	9	14	0.00	1.000

Batter	1	2	3	4	5	6	7	8	9	AB	R	H	RBI	BB	SO	LOB	BOTTOM						
28 Curtis Granderson, L (1.8) OBP: 0.356, SLG: 0.558	F	K		14 CS		1B		FC4		4	2	2	1	1	1	2	Tampa Bay Devil Rays @ Detroit Tigers Comerica Park, Detroit, MI Tue Aug 07 2007, 7:05 PM EDT Att: 35,288 - Overcast - 79 F						
14 Placido Polanco, R (1.10) OBP: 0.288, SLG: 0.463	G6-3		G6-3	1B		F8		2B	1B	5	1	3	1	0	0	2							
Sean Casey, L (1.3) OBP: 0.356, SLG: 0.396	1B		G6-3	F7			K			5	0	2	2	0	1	2							
30 Magglio Ordonez, R (1.9) OBP: 0.429, SLG: 0.580	G6-4-3		9 1B	25 1B		HR		G4-3		5	2	3	2	0	0	3							
9 Carlos Guillen, S (1.6) OBP: 0.377, SLG: 0.523	G3-1		25 1B		F8		K		K	5	0	1	0	0	2	3							
Ivan Rodriguez, R (1.2) OBP: 0.291, SLG: 0.429	25 WP		F8		K		G6-3			4	1	1	0	0	1	3							
25 Ryan Raburn, R (1.4) OBP: 0.415, SLG: 0.660	15 3B		1B		P3			SH1-4	28 FC4	4	2	3	2	0	0	0							
Craig Monroe, R (1.7) OBP: 0.264, SLG: 0.375	G5-3		K		G6-3			28 FC4	15 SH1-4	3	1	0	0	0	1	3							
15 Brandon Inge, R (1.5) OBP: 0.319, SLG: 0.395	2H		3B		K		K	SH1-4		3	0	1	1	0	2	0							
Inning Stats	R: 1 E: 1 K: 0 S: 12	H: 2 LOB: 0 BB: 0 P: 20	R: 2 E: 0 K: 1 S: 12	H: 3 LOB: 1 BB: 0 P: 20	R: 2 E: 0 K: 1 S: 12	H: 4 LOB: 2 BB: 0 P: 17	R: 0 E: 0 K: 1 S: 7	H: 1 LOB: 1 BB: 1 P: 17	R: 1 E: 0 K: 1 S: 12	H: 1 LOB: 0 BB: 0 P: 16	R: 0 E: 0 K: 1 S: 8	H: 1 LOB: 1 BB: 0 P: 12	R: 0 E: 0 K: 2 S: 13	H: 1 LOB: 1 BB: 0 P: 16	R: 3 E: 0 K: 1 S: 16	H: 3 LOB: 2 BB: 0 P: 22	1B: 9 2B: 5 3B: 1 HR: 1	SF: 0 SAC: 1 DP: 1 HBP: 1	WP: 1 PB: 0 CS: 1	PA: 41			
PITCHER	IP WLS BF H R ER SO BB IBB HBP BLK WP HR S P ERA WHIP	IP WLS BF H R ER SO BB IBB HBP BLK WP HR S P ERA WHIP	IP WLS BF H R ER SO BB IBB HBP BLK WP HR S P ERA WHIP	IP WLS BF H R ER SO BB IBB HBP BLK WP HR S P ERA WHIP	IP WLS BF H R ER SO BB IBB HBP BLK WP HR S P ERA WHIP	IP WLS BF H R ER SO BB IBB HBP BLK WP HR S P ERA WHIP	IP WLS BF H R ER SO BB IBB HBP BLK WP HR S P ERA WHIP	IP WLS BF H R ER SO BB IBB HBP BLK WP HR S P ERA WHIP	IP WLS BF H R ER SO BB IBB HBP BLK WP HR S P ERA WHIP	IP WLS BF H R ER SO BB IBB HBP BLK WP HR S P ERA WHIP	IP WLS BF H R ER SO BB IBB HBP BLK WP HR S P ERA WHIP	IP WLS BF H R ER SO BB IBB HBP BLK WP HR S P ERA WHIP	IP WLS BF H R ER SO BB IBB HBP BLK WP HR S P ERA WHIP	IP WLS BF H R ER SO BB IBB HBP BLK WP HR S P ERA WHIP	IP WLS BF H R ER SO BB IBB HBP BLK WP HR S P ERA WHIP	IP WLS BF H R ER SO BB IBB HBP BLK WP HR S P ERA WHIP							
49 Jason Hammel, R (1.1) ERA: 6.09	4.0	21	10	10	5	3	1	0	0	0	0	0	0	0	0	0	0	1	0	43	74	11.25	2.750
53 Juan Salas, R (5.1) ERA: 3.09	2.0	8	2	1	1	2	0	0	0	0	0	0	0	0	0	0	0	1	20	28	4.50	1.000	
35 Dan Wheeler, R (7.1) ERA: 5.23	1.1	L	10	4	3	3	0	0	0	0	0	0	0	0	0	0	0	0	25	32	20.25	3.000	
Scott Dohmann, R (8.1) ERA: 3.6	0.2	2	0	0	0	1	0	0	0	0	0	0	0	0	0	0	0	0	4	6	0.00	0.000	

AB 40
R 6
H 14
RBI 6
BB 0
SO 9
LOB 15



AB 38
R 9
H 16
RBI 9
BB 1
SO 8
LOB 18



Batter	1	2	3	4	5	6	7	8	9	AB	R	H	RBI	BB	SO	LOB	TOP																
6 Travis Buck, L OBP: 0.376, SLG: 0.479										5	3	4	3	0	0	0	Oakland Athletics @ Detroit Tigers Comerica Park, Detroit, MI Fri Aug 10 2007, 7:05 PM EDT Att: 40,922 - Partly Cloudy - 76 F																
Shannon Stewart, R OBP: 0.362, SLG: 0.402										5	2	2	0	1	1	2																	
Nick Swisher, S OBP: 0.394, SLG: 0.422										2	2	0	1	3	1	2																	
32 Jack Cust, L OBP: 0.402, SLG: 0.535										5	2	2	7	0	0	2																	
14 Mark Ellis, R OBP: 0.329, SLG: 0.434										5	1	1	0	0	1	3																	
21 Mark Kotsay, L OBP: 0.329, SLG: 0.309										4	1	0	0	1	2	1																	
Marco Scutaro, R OBP: 0.317, SLG: 0.350										4	2	2	2	1	1	0																	
12 Donnie Murphy, R OBP: 0.318, SLG: 0.500										5	2	2	3	0	1	1																	
8 Kurt Suzuki, R OBP: 0.323, SLG: 0.365										5	1	1	0	0	2	2																	
Inning Stats	R: 1 E: 0 K: 1 S: 11	H: 1 LOB: 0 BB: 0 P: 17	R: 2 E: 0 K: 0 S: 10	H: 1 LOB: 0 BB: 1 P: 18	R: 4 E: 0 K: 2 S: 15	H: 4 LOB: 1 BB: 1 P: 27	R: 1 E: 0 K: 0 S: 16	H: 2 LOB: 2 BB: 1 P: 30	R: 0 E: 0 K: 2 S: 9	H: 0 LOB: 0 BB: 0 P: 13	R: 8 E: 0 K: 2 S: 29	H: 6 LOB: 3 BB: 3 P: 54	R: 0 E: 0 K: 1 S: 10	H: 0 LOB: 0 BB: 0 P: 13	R: 0 E: 0 K: 0 S: 4	H: 0 LOB: 0 BB: 0 P: 7		R: 0 E: 0 K: 1 S: 5	H: 0 LOB: 0 BB: 0 P: 10	1B: 5 2B: 6 3B: 1 HR: 2	SF: 1 SAC: 0 DP: 0 HBP: 1	WP: 0 PB: 0 SB: 1 CS: 0	PA: 48										
PITCHER	IP WLS BF H R ER SO BB IBB HBP BLK WP HR S P ERA WHIP																PITCHER	IP WLS BF H R ER SO BB IBB HBP BLK WP HR S P ERA WHIP															
53 Jordan Tata, R ERA: 7.71	2.0	13	5	7	7	1	2	0	0	0	0	0	0	1	28	50	31.50	3.500															
Jason Grilli, R ERA: 5.91	1.1	8	3	1	1	2	1	0	0	0	0	0	0	0	19	31	6.75	3.000															
43 Macay McBride, L ERA: 4.96	2.0	L 10	1	4	4	3	2	0	1	0	0	0	0	1	22	43	18.00	1.500															
31 Zach Miner, R ERA: 3.77	2.2	14	5	4	4	2	0	1	0	0	0	0	0	35	55	13.50	1.875																
56 Fernando Rodney, R ERA: 4.89	1.0	3	0	0	0	1	0	0	0	0	0	0	0	5	10	0.00	0.000																
Batter	1	2	3	4	5	6	7	8	9	AB	R	H	RBI	BB	SO	LOB	BOTTOM																
28 Curtis Granderson, L OBP: 0.355, SLG: 0.558										5	2	2	0	0	1	0	Oakland Athletics @ Detroit Tigers Comerica Park, Detroit, MI Fri Aug 10 2007, 7:05 PM EDT Att: 40,922 - Partly Cloudy - 76 F																
14 Placido Polanco, R OBP: 0.388, SLG: 0.470										3	1	0	1	0	0	0																	
3 Gary Sheffield, R OBP: 0.394, SLG: 0.526										5	2	2	2	0	1	0																	
30 Magglio Ordonez, R OBP: 0.425, SLG: 0.575										5	2	3	2	0	0	0																	
9 Carlos Guillen, S OBP: 0.374, SLG: 0.516										3	1	1	0	0	0	1																	
Sean Casey, L OBP: 0.353, SLG: 0.391										3	1	0	1	1	0	2																	
33 Marcus Thames, R OBP: 0.301, SLG: 0.531										3	1	1	4	1	1	0																	
Mike Rabelo, S OBP: 0.314, SLG: 0.381										4	0	0	0	0	2	3																	
20 Omar Infante, R OBP: 0.296, SLG: 0.336										4	0	0	0	0	0	3																	
Inning Stats	R: 0 E: 0 K: 0 S: 8	H: 0 LOB: 0 BB: 0 P: 12	R: 1 E: 0 K: 1 S: 9	H: 1 LOB: 0 BB: 0 P: 12	R: 0 E: 0 K: 1 S: 9	H: 0 LOB: 0 BB: 0 P: 12	R: 5 E: 0 K: 0 S: 15	H: 4 LOB: 1 BB: 1 P: 23	R: 3 E: 0 K: 0 S: 21	H: 3 LOB: 3 BB: 1 P: 39	R: 1 E: 0 K: 0 S: 9	H: 1 LOB: 0 BB: 0 P: 14	R: 0 E: 0 K: 0 S: 8	H: 0 LOB: 0 BB: 0 P: 13	R: 0 E: 0 K: 2 S: 9	H: 0 LOB: 0 BB: 0 P: 15		R: 0 E: 0 K: 1 S: 9	H: 0 LOB: 0 BB: 0 P: 13	1B: 3 2B: 3 3B: 1 HR: 2	SF: 1 SAC: 0 DP: 0 HBP: 2	WP: 0 PB: 0 SB: 0 CS: 0	PA: 40										
PITCHER	IP WLS BF H R ER SO BB IBB HBP BLK WP HR S P ERA WHIP																PITCHER	IP WLS BF H R ER SO BB IBB HBP BLK WP HR S P ERA WHIP															
Joe Blanton, R ERA: 4.1	4.0	21	7	9	9	2	1	0	1	0	0	0	0	19	37	4.50	1.000																
Ruddy Lugo, R ERA: 8.84	2.0	W 10	2	1	1	0	0	1	1	0	0	0	0	17	28	0.00	0.000																
59 Andrew Brown, R ERA: 1.89	2.0	6	0	0	0	2	0	0	0	0	0	0	0	9	13	0.00	0.000																
Huston Street, R ERA: 3.04	1.0	3	0	0	0	1	0	0	0	0	0	0	0	9	13	0.00	0.000																

AB	40
R	16
H	14
RBI	16
BB	6
SO	9
LOB	13



AB	35
R	10
H	9
RBI	10
BB	2
SO	5
LOB	9



Batter	1	2	3	4	5	6	7	8	9	AB	R	H	RBI	BB	SO	LOB	TOP								
6 Travis Buck, L (1, 9) OBP: 0.380, SLG: 0.478										3	1	1	0	2	0	2									
Shannon Stewart, R (1, 7) OBP: 0.364, SLG: 0.403										4	0	2	1	1	0	1									
Nick Swisher, S (1, 3) OBP: 0.392, SLG: 0.420										5	0	1	0	0	1	5									
32 Jack Cust, L (1, 10) OBP: 0.400, SLG: 0.530										4	0	1	1	0	2	6									
14 Mark Ellis, R (1, 4) OBP: 0.326, SLG: 0.430										4	0	0	0	0	2	8									
Marco Scutaro, R (1, 5) OBP: 0.312, SLG: 0.343										4	0	0	0	0	1	2									
21 Mark Kotsay, L (1, 8) OBP: 0.284, SLG: 0.303										4	0	0	0	0	0	0									
12 Donnie Murphy, R (1, 6) OBP: 0.314, SLG: 0.500										4	0	1	0	0	3	0									
8 Kurt Suzuki, R (1, 2) OBP: 0.324, SLG: 0.375										3	1	1	0	0	1	1									
Mike Piazza, R (8, PH) OBP: 0.332, SLG: 0.385										1	0	0	0	0	1	0									
Rob Bowen, S (8, 2) OBP: 0.324, SLG: 0.389										0	0	0	0	0	0	0									
Inning Stats	R: 0 E: 1 K: 2 S: 13	H: 0 LOB: 2 BB: 1 P: 23	R: 0 E: 0 K: 1 S: 6	H: 0 LOB: 0 BB: 0 P: 10	R: 1 E: 0 K: 2 S: 16	H: 1 LOB: 2 BB: 2 P: 29	R: 0 E: 0 K: 1 S: 7	H: 0 LOB: 0 BB: 0 P: 10	R: 1 E: 0 K: 1 S: 14	H: 3 LOB: 2 BB: 0 P: 23	R: 0 E: 0 K: 0 S: 8	H: 1 LOB: 2 BB: 0 P: 14	R: 0 E: 0 K: 2 S: 14	H: 2 LOB: 0 BB: 0 P: 19	R: 0 E: 0 K: 2 S: 11	H: 0 LOB: 0 BB: 0 P: 18	R: 0 E: 0 K: 0 S: 7	H: 0 LOB: 0 BB: 0 P: 11	1B: 5 2B: 2 HR: 0	SF: 0 SAC: 0 HBP: 0	WP: 0 PB: 0 SB: 0 CS: 0	PA: 39			
PITCHER	IP	WLS	BF	H	R	ER	SO	BB	IBB	HBP	BLK	WP	HR	S	P	ERA	WHIP								
35 Justin Verlander, R (1, 1) ERA: 3.88	6.0	W	30	7	2	2	7	3	0	0	0	0	0	68	114	3.00	1.667								
44 Bobby Seay, L (7, 1) ERA: 3.03	0.1	H	1	0	0	0	1	0	0	0	0	0	0	3	4	0.00	0.000								
45 Aquilino Lopez, R (7, 1) ERA: 4.05	0.2	H	2	0	0	0	1	0	0	0	0	0	0	7	10	0.00	0.000								
56 Fernando Rodney, R (8, 1) ERA: 4.73	1.0	H	3	0	0	0	2	0	0	0	0	0	0	11	18	0.00	0.000								
59 Todd Jones, R (9, 1) ERA: 4.47	1.0	S	3	0	0	0	0	0	0	0	0	0	0	7	11	0.00	0.000								

Oakland Athletics @ Detroit Tigers
Comerica Park, Detroit, MI
Sat Aug 11 2007, 7:05 PM EDT
Att: 42,016 - Clear - 82 F

AB	36
R	2
H	7
RBI	2
BB	3
SO	11
LOB	25



Batter	1	2	3	4	5	6	7	8	9	AB	R	H	RBI	BB	SO	LOB	BOTTOM								
28 Curtis Granderson, L (1, 8) OBP: 0.353, SLG: 0.554										5	0	1	0	0	1	3									
33 Marcus Thames, R (1, 7) OBP: 0.305, SLG: 0.548										4	1	2	1	0	1	0									
3 Gary Sheffield, R (1, 10) OBP: 0.393, SLG: 0.522										3	1	0	0	1	0	2									
30 Magglio Ordonez, R (1, 9) OBP: 0.427, SLG: 0.584										4	1	3	2	0	0	2									
9 Carlos Guillen, S (1, 6) OBP: 0.370, SLG: 0.510										4	0	0	0	0	1	2									
Ivan Rodriguez, R (1, 2) OBP: 0.280, SLG: 0.426										4	1	2	0	0	0	0									
Sean Casey, L (1, 3) OBP: 0.355, SLG: 0.393										4	1	2	0	0	0	2									
25 Ryan Raburn, R (1, 4) OBP: 0.365, SLG: 0.567										3	0	1	0	0	1	1									
20 Omar Infante, R (8, 4) OBP: 0.294, SLG: 0.336										0	0	0	1	0	0	0									
15 Brandon Inge, R (1, 5) OBP: 0.319, SLG: 0.398										4	0	1	1	0	1	2									
Inning Stats	R: 1 E: 0 K: 0 S: 10	H: 2 LOB: 1 BB: 0 P: 17	R: 0 E: 0 K: 0 S: 15	H: 2 LOB: 2 BB: 0 P: 21	R: 0 E: 0 K: 1 S: 13	H: 1 LOB: 1 BB: 0 P: 16	R: 0 E: 1 K: 2 S: 9	H: 0 LOB: 0 BB: 0 P: 9	R: 0 E: 0 K: 0 S: 12	H: 2 LOB: 1 BB: 1 P: 17	R: 0 E: 0 K: 0 S: 18	H: 2 LOB: 2 BB: 0 P: 27	R: 2 E: 0 K: 1 S: 14	H: 3 LOB: 1 BB: 0 P: 19	R: 2 E: 0 K: 1 S: 14	H: 0 LOB: 0 BB: 0 P: 19	1B: 8 2B: 1 3B: 1 HR: 2	SF: 1 SAC: 0 DP: 1 HBP: 0	WP: 0 PB: 0 SB: 0 CS: 0	PA: 37					
PITCHER	IP	WLS	BF	H	R	ER	SO	BB	IBB	HBP	BLK	WP	HR	S	P	ERA	WHIP								
Dan Haren, R (1, 1) ERA: 2.55	6.1	L	29	9	3	3	4	1	0	0	0	0	0	2	77	4.26	1.579								
44 Santiago Casilla, R (7, 1) ERA: 3.34	1.1		7	3	2	2	1	0	0	0	0	0	0	18	27	13.50	2.250								
Jay Marshall, L (8, 1) ERA: 5.37	0.1		1	0	0	0	0	0	0	0	0	0	0	2	3	0.00	0.000								

Oakland Athletics @ Detroit Tigers
Comerica Park, Detroit, MI
Sat Aug 11 2007, 7:05 PM EDT
Att: 42,016 - Clear - 82 F

AB	35
R	5
H	12
RBI	5
BB	1
SO	5
LOB	14



Batter	1	2	3	4	5	6	7	8	9	AB	R	H	RBI	BB	SO	LOB	TOP																					
Shannon Stewart, R OBP: 0.360, SLG: 0.398 (1, 7)	F8		K	G4-3		FC6-4		L6		5	0	0	0	0	1	5																						
Nick Swisher, S OBP: 0.392, SLG: 0.420 21 Mark Kotsay, L OBP: 0.288, SLG: 0.307 8 J.J. Furmaniak, R (6, 7)	G6-3		1B			FC5-4		BB		2	0	1	0	0	0	0																						
32 Jack Cust, L OBP: 0.397, SLG: 0.522 (1, 9)	K		G4-3			1B		G4-3		4	0	0	0	1	2	4																						
Mike Piazza, R OBP: 0.323, SLG: 0.375 (1, 10)		K		G6-3		FC5-4		K		5	0	0	0	0	2	3																						
14 Mark Ellis, R OBP: 0.329, SLG: 0.429 (1, 4)		HR		2B		P4		1B		3	3	1	1	2	0	1																						
Marco Scutaro, R OBP: 0.322, SLG: 0.374 (1, 5)		HR		2B		BB		F5		4	2	3	4	1	0	2																						
29 Dan Johnson, L OBP: 0.344, SLG: 0.407 (1, 3)		G3-1		2B		K		G4-3		5	0	1	1	0	1	4																						
12 Donnie Murphy, R OBP: 0.293, SLG: 0.464 (1, 6)		K		G5-3		F8		F9		5	0	0	0	0	2	3																						
Rob Bowen, S OBP: 0.336, SLG: 0.391 (1, 2)				G1-3		FC6-4		8 HBP		2	0	1	0	2	0	0																						
Inning Stats	R: 0 E: 0 K: 1 S: 8	H: 0 LOB: 0 BB: 0 P: 12	R: 2 E: 0 K: 2 S: 12	H: 1 LOB: 0 BB: 22 P: 21	R: 0 E: 0 K: 1 S: 6	H: 1 LOB: 1 BB: 7 P: 7	R: 2 E: 0 K: 0 S: 15	H: 2 LOB: 2 BB: 2 P: 27	R: 0 E: 0 K: 1 S: 14	H: 0 LOB: 1 BB: 2 P: 27	R: 1 E: 0 K: 1 S: 13	H: 1 LOB: 2 BB: 2 P: 26	R: 0 E: 0 K: 0 S: 14	H: 1 LOB: 2 BB: 0 P: 19	R: 1 E: 1 K: 1 S: 9	H: 1 LOB: 1 BB: 0 P: 14	1B: 4 2B: 3 HR: 1	SF: 0 SAC: 0 DP: 0 HBP: 1	WP: 0 PB: 0 SB: 0 CS: 0	PA: 44																		
PITCHER	IP	WLS	BF	H	R	ER	SO	BB	IBB	HBP	BLK	WP	HR	S	P	ERA	WHIP	PITCHER				IP	WLS	BF	H	R	ER	SO	BB	IBB	HBP	BLK	WP	HR	S	P	ERA	WHIP
29 Nate Robertson, L ERA: 5.01 (1, 1)	5.2	W	27	5	4	4	6	5	0	0	0	0	1	62	105	6.35	1.765																					
Tim Byrdak, L ERA: 3.49 (6, 1)	0.2		5	1	1	1	1	2	0	0	0	0	0	11	22	13.50	4.500																					
40 Yorman Bazardo, R ERA: 2.57 (7, 1)	2.2		12	2	1	0	1	0	0	1	0	0	0	26	39	0.00	0.750																					

Oakland Athletics @ Detroit Tigers
Comerica Park, Detroit, MI
Sun Aug 12 2007, 1:05 PM EDT
Att: 39,960 - Cloudy - 81 F

AB	36
R	6
H	8
RBI	6
BB	7
SO	8
LOB	22



Batter	1	2	3	4	5	6	7	8	9	AB	R	H	RBI	BB	SO	LOB	BOTTOM																					
14 Placido Polanco, R OBP: 0.390, SLG: 0.469 (1, 4)	F7		3B	BB		G3		1B		3	1	1	0	2	0	1																						
33 Marcus Thames, R OBP: 0.304, SLG: 0.541 Sean Casey, L OBP: 0.357, SLG: 0.394 (1, 3)	K		F9			K		BB		4	1	1	0	0	2	3																						
3 Gary Sheffield, R OBP: 0.393, SLG: 0.519 (1, 10)	F9		HR			BB		K		4	1	1	1	1	1	3																						
30 Magglio Ordonez, R OBP: 0.431, SLG: 0.599 (1, 9)		HR		BB		BB		FC6-4		3	2	2	4	2	0	2																						
9 Carlos Guillen, S OBP: 0.370, SLG: 0.508 (1, 6)		BB		P5		BB		G6-3		4	1	1	0	1	0	3																						
25 Ryan Raburn, R OBP: 0.379, SLG: 0.603 28 Curtis Granderson, L OBP: 0.352, SLG: 0.551 (1, 8)		G4-3		K		SF8		G3		3	2	2	0	0	1	0																						
Craig Monroe, R OBP: 0.264, SLG: 0.373 (1, 7)		G4-3		P2		SF8		F8		4	1	1	1	0	0	2																						
Mike Rabelo, S OBP: 0.312, SLG: 0.371 (1, 2)		G4-3		G4-3		BB		L9		3	0	0	1	1	0	2																						
15 Brandon Inge, R OBP: 0.320, SLG: 0.398 (1, 5)		BB		G5-3		F9		1B		3	2	1	2	1	0	1																						
Inning Stats	R: 8 E: 0 K: 0 S: 9	H: 7 LOB: 0 BB: 1 P: 43	R: 0 E: 0 K: 1 S: 8	H: 0 LOB: 0 BB: 0 P: 10	R: 0 E: 0 K: 1 S: 12	H: 0 LOB: 3 BB: 3 P: 26	R: 1 E: 0 K: 0 S: 12	H: 1 LOB: 1 BB: 1 P: 19	R: 1 E: 0 K: 1 S: 13	H: 2 LOB: 2 BB: 1 P: 24	R: 1 E: 0 K: 0 S: 20	H: 1 LOB: 2 BB: 2 P: 33	R: 0 E: 0 K: 1 S: 6	H: 0 LOB: 0 BB: 0 P: 10	1B: 8 2B: 0 3B: 1 HR: 2	SF: 1 SAC: 0 DP: 0 HBP: 0	WP: 0 PB: 0 SB: 0 CS: 0	PA: 43																				
PITCHER	IP	WLS	BF	H	R	ER	SO	BB	IBB	HBP	BLK	WP	HR	S	P	ERA	WHIP	PITCHER				IP	WLS	BF	H	R	ER	SO	BB	IBB	HBP	BLK	WP	HR	S	P	ERA	WHIP
61 Dallas Braden, L ERA: 6.32 (1, 1)	1.2	L	13	7	8	8	1	1	0	0	0	0	2	33	49	43.20	4.800																					
Ruddy Lugo, R ERA: 7.89 (2, 1)	2.1		10	0	0	0	2	3	0	0	0	0	0	24	42	0.00	1.286																					
50 Kiko Calero, R ERA: 6.08 (5, 1)	1.1		9	3	2	2	1	2	0	0	0	0	0	21	36	13.50	3.750																					
Jay Marshall, L ERA: 5.4 (6, 1)	2.2		11	1	1	1	1	2	0	0	0	0	0	30	50	3.38	1.125																					

Oakland Athletics @ Detroit Tigers
Comerica Park, Detroit, MI
Sun Aug 12 2007, 1:05 PM EDT
Att: 39,960 - Cloudy - 81 F

AB	34
R	11
H	11
RBI	11
BB	8
SO	5
LOB	19



Batter	1	2	3	4	5	6	7	8	9	AB	R	H	RBI	BB	SO	LOB	TOP							
Shannon Stewart, R OBP: 0.366, SLG: 0.403										5	3	4	0	1	0	2								
14 Mark Ellis, R OBP: 0.327, SLG: 0.433										6	1	1	2	0	1	8								
32 Jack Cust, L OBP: 0.403, SLG: 0.525											4	1	3	0	1	1	0							
8 J.J. Furmaniak, R OBP: 0.325, SLG: 0.372											4	1	1	1	1	2	3							
29 Dan Johnson, L OBP: 0.342, SLG: 0.401											4	0	0	1	1	2	5							
Marco Scutaro, R OBP: 0.325, SLG: 0.372											4	0	1	3	1	1	3							
21 Mark Kotsay, L OBP: 0.283, SLG: 0.300										4	0	0	0	0	1	3								
12 Donnie Murphy, R OBP: 0.288, SLG: 0.438											4	0	0	0	1	2								
8 Kurt Suzuki, R OBP: 0.336, SLG: 0.391											4	1	2	0	1	1	2							
Inning Stats	R: 2 H: 2 E: 0 K: 2 S: 15	H: 2 LOB: 0 BB: 0 P: 19	R: 0 H: 0 E: 0 K: 0 S: 4	H: 0 LOB: 0 BB: 0 P: 7	R: 2 H: 2 E: 0 K: 1 S: 14	H: 2 LOB: 2 BB: 1 P: 29	R: 0 H: 1 E: 0 K: 0 S: 13	H: 1 LOB: 2 BB: 1 P: 20	R: 2 H: 2 E: 0 K: 2 S: 16	H: 2 LOB: 3 BB: 2 P: 28	R: 1 H: 2 E: 0 K: 1 S: 11	H: 2 LOB: 3 BB: 2 P: 26	R: 0 H: 1 E: 0 K: 2 S: 9	H: 1 LOB: 1 BB: 0 P: 14	R: 0 H: 1 E: 0 K: 2 S: 14	H: 1 LOB: 1 BB: 0 P: 19	R: 0 H: 1 E: 0 K: 1 S: 10	H: 1 LOB: 2 BB: 1 P: 17	1B: 10 2B: 1 3B: 0 HR: 1	SF: 0 SAC: 0 DP: 0 HBP: 0	WP: 0 PB: 0 SB: 0 CS: 0	PA: 47		
PITCHER	IP WLS BF H R ER SO BB IBB HBP BLK WP HR S P ERA WHIP	IP WLS BF H R ER SO BB IBB HBP BLK WP HR S P ERA WHIP	IP WLS BF H R ER SO BB IBB HBP BLK WP HR S P ERA WHIP	IP WLS BF H R ER SO BB IBB HBP BLK WP HR S P ERA WHIP	IP WLS BF H R ER SO BB IBB HBP BLK WP HR S P ERA WHIP	IP WLS BF H R ER SO BB IBB HBP BLK WP HR S P ERA WHIP	IP WLS BF H R ER SO BB IBB HBP BLK WP HR S P ERA WHIP	IP WLS BF H R ER SO BB IBB HBP BLK WP HR S P ERA WHIP	IP WLS BF H R ER SO BB IBB HBP BLK WP HR S P ERA WHIP	IP WLS BF H R ER SO BB IBB HBP BLK WP HR S P ERA WHIP	IP WLS BF H R ER SO BB IBB HBP BLK WP HR S P ERA WHIP	IP WLS BF H R ER SO BB IBB HBP BLK WP HR S P ERA WHIP	IP WLS BF H R ER SO BB IBB HBP BLK WP HR S P ERA WHIP	IP WLS BF H R ER SO BB IBB HBP BLK WP HR S P ERA WHIP	IP WLS BF H R ER SO BB IBB HBP BLK WP HR S P ERA WHIP	IP WLS BF H R ER SO BB IBB HBP BLK WP HR S P ERA WHIP	IP WLS BF H R ER SO BB IBB HBP BLK WP HR S P ERA WHIP	IP WLS BF H R ER SO BB IBB HBP BLK WP HR S P ERA WHIP	IP WLS BF H R ER SO BB IBB HBP BLK WP HR S P ERA WHIP	IP WLS BF H R ER SO BB IBB HBP BLK WP HR S P ERA WHIP	IP WLS BF H R ER SO BB IBB HBP BLK WP HR S P ERA WHIP	IP WLS BF H R ER SO BB IBB HBP BLK WP HR S P ERA WHIP	IP WLS BF H R ER SO BB IBB HBP BLK WP HR S P ERA WHIP	IP WLS BF H R ER SO BB IBB HBP BLK WP HR S P ERA WHIP

Oakland Athletics @ Detroit Tigers
Comerica Park, Detroit, MI
Mon Aug 13 2007, 7:05 PM EDT
Att: 37,229 - Clear - 77 F

AB 39
R 7
H 12
RBI 7
BB 7
SO 11
LOB 28

Batter	1	2	3	4	5	6	7	8	9	AB	R	H	RBI	BB	SO	LOB	BOTTOM							
28 Curtis Granderson, L OBP: 0.353, SLG: 0.549										2	1	0	0	2	0	1								
14 Placido Polanco, R OBP: 0.385, SLG: 0.466										3	1	0	0	0	1	3								
3 Gary Sheffield, R OBP: 0.390, SLG: 0.514											4	0	0	0	1	4								
30 Magglio Ordonez, R OBP: 0.430, SLG: 0.595										4	0	1	2	0	3	0								
9 Carlos Guillen, S OBP: 0.372, SLG: 0.511										3	0	1	0	1	0	1								
Ivan Rodriguez, R OBP: 0.285, SLG: 0.426										4	0	1	0	0	3	3								
Sean Casey, L OBP: 0.353, SLG: 0.390										4	0	0	0	0	1	2								
33 Marcus Thames, R OBP: 0.297, SLG: 0.529										4	0	0	0	0	2	0								
15 Brandon Inge, R OBP: 0.320, SLG: 0.396										4	0	1	0	0	3	1								
Inning Stats	R: 2 H: 1 E: 0 K: 1 S: 14	H: 1 LOB: 1 BB: 1 P: 26	R: 0 H: 0 E: 0 K: 2 S: 9	H: 0 LOB: 0 BB: 0 P: 13	R: 0 H: 0 E: 0 K: 1 S: 5	H: 0 LOB: 0 BB: 0 P: 11	R: 0 H: 1 E: 0 K: 1 S: 9	H: 1 LOB: 1 BB: 0 P: 12	R: 0 H: 1 E: 0 K: 2 S: 8	H: 1 LOB: 2 BB: 1 P: 16	R: 0 H: 1 E: 0 K: 2 S: 9	H: 1 LOB: 1 BB: 0 P: 13	R: 0 H: 1 E: 0 K: 2 S: 12	H: 1 LOB: 1 BB: 0 P: 23	R: 0 H: 0 E: 0 K: 2 S: 10	H: 0 LOB: 1 BB: 1 P: 14	R: 0 H: 0 E: 0 K: 2 S: 7	H: 0 LOB: 0 BB: 0 P: 12	1B: 2 2B: 1 3B: 1 HR: 0	SF: 0 SAC: 0 DP: 0 HBP: 1	WP: 1 PB: 0 SB: 0 CS: 0	PA: 36		
PITCHER	IP WLS BF H R ER SO BB IBB HBP BLK WP HR S P ERA WHIP	IP WLS BF H R ER SO BB IBB HBP BLK WP HR S P ERA WHIP	IP WLS BF H R ER SO BB IBB HBP BLK WP HR S P ERA WHIP	IP WLS BF H R ER SO BB IBB HBP BLK WP HR S P ERA WHIP	IP WLS BF H R ER SO BB IBB HBP BLK WP HR S P ERA WHIP	IP WLS BF H R ER SO BB IBB HBP BLK WP HR S P ERA WHIP	IP WLS BF H R ER SO BB IBB HBP BLK WP HR S P ERA WHIP	IP WLS BF H R ER SO BB IBB HBP BLK WP HR S P ERA WHIP	IP WLS BF H R ER SO BB IBB HBP BLK WP HR S P ERA WHIP	IP WLS BF H R ER SO BB IBB HBP BLK WP HR S P ERA WHIP	IP WLS BF H R ER SO BB IBB HBP BLK WP HR S P ERA WHIP	IP WLS BF H R ER SO BB IBB HBP BLK WP HR S P ERA WHIP	IP WLS BF H R ER SO BB IBB HBP BLK WP HR S P ERA WHIP	IP WLS BF H R ER SO BB IBB HBP BLK WP HR S P ERA WHIP	IP WLS BF H R ER SO BB IBB HBP BLK WP HR S P ERA WHIP	IP WLS BF H R ER SO BB IBB HBP BLK WP HR S P ERA WHIP	IP WLS BF H R ER SO BB IBB HBP BLK WP HR S P ERA WHIP	IP WLS BF H R ER SO BB IBB HBP BLK WP HR S P ERA WHIP	IP WLS BF H R ER SO BB IBB HBP BLK WP HR S P ERA WHIP	IP WLS BF H R ER SO BB IBB HBP BLK WP HR S P ERA WHIP	IP WLS BF H R ER SO BB IBB HBP BLK WP HR S P ERA WHIP	IP WLS BF H R ER SO BB IBB HBP BLK WP HR S P ERA WHIP	IP WLS BF H R ER SO BB IBB HBP BLK WP HR S P ERA WHIP	IP WLS BF H R ER SO BB IBB HBP BLK WP HR S P ERA WHIP

Oakland Athletics @ Detroit Tigers
Comerica Park, Detroit, MI
Mon Aug 13 2007, 7:05 PM EDT
Att: 37,229 - Clear - 77 F

AB 32
R 2
H 4
RBI 2
BB 3
SO 14
LOB 15

Batter	1	2	3	4	5	6	7	8	9	10	AB	R	H	RBI	BB	SO	LOB	TOP						
28 Curtis Granderson, L OBP: 0.351, SLG: 0.544	K		F8		K		K			25 1B 3 1B BB	4	1	0	0	1	3	3	Detroit Tigers @ Cleveland Indians Jacobs Field, Cleveland, OH Tue Aug 14, 2007, 7:05 PM EDT Att: 37,570 - Clear - 76 F						
25 Ryan Raburn, R OBP: 0.380, SLG: 0.603	L5			K		G1-3 30 G4-3 2B	G4-3			30 HR 1B	5	2	2	0	0	1	1							
3 Gary Sheffield, R OBP: 0.388, SLG: 0.510	K			P5		G1-3		F8		30 HR 1B	5	1	1	1	0	1	1							
30 Magglio Ordonez, R OBP: 0.431, SLG: 0.602		F8				G4-3				30 HR 1B	5	1	3	4	0	0	0							
9 Carlos Guillen, S OBP: 0.372, SLG: 0.510		G5-3								HR	5	0	2	0	0	1	1							
Ivan Rodriguez, R OBP: 0.388, SLG: 0.426		G6-3			K					30 HR 1B	5	0	1	0	0	2	4							
33 Marcus Thames, R OBP: 0.300, SLG: 0.531			F9			G6-3				20 2B 1B	5	1	2	0	0	0	0							
20 Omar Infante, R OBP: 0.309, SLG: 0.359										15 B3 2B	4	0	3	1	1	0	0							
15 Brandon Inge, R OBP: 0.316, SLG: 0.391					K					13 2H 2B	5	0	0	0	0	4	5							
Inning Stats	R: 0 E: 0 K: 2 S: 9	H: 0 LOB: 0 BB: 0 P: 12	R: 0 E: 0 K: 0 S: 4	H: 0 LOB: 0 BB: 0 P: 6	R: 0 E: 0 K: 1 S: 6	H: 0 LOB: 1 BB: 1 P: 16	R: 0 E: 0 K: 2 S: 14	H: 2 LOB: 2 BB: 0 P: 18	R: 0 E: 0 K: 1 S: 7	H: 1 LOB: 1 BB: 0 P: 9	R: 1 E: 0 K: 0 S: 9	H: 2 LOB: 1 BB: 0 P: 17	R: 1 E: 0 K: 2 S: 11	H: 2 LOB: 1 BB: 0 P: 18	R: 0 E: 0 K: 2 S: 9	H: 1 LOB: 1 BB: 0 P: 10	R: 0 E: 0 K: 1 S: 8		H: 0 LOB: 0 BB: 0 P: 9	R: 4 E: 0 K: 1 S: 23	H: 6 LOB: 2 BB: 1 P: 37	1B: 8 2B: 5 3B: 0 HR: 1	SF: 0 SAC: 0 DP: 0 HBP: 0	WP: 0 PB: 0 SB: 0 CS: 0
PITCHER	IP	WLS	BF	H	R	ER	SO	BB	IBB	HBP	BLK	WP	HR	S	P	ERA	WHIP							
CC Sabathia, L ERA: 3.48	7.0		29	7	2	2	8	1	0	0	0	0	0	60	96	2.57	1.143							
63 Rafael Betancourt, R ERA: 1.01	2.0		7	1	0	0	3	0	0	0	0	0	0	17	19	0.00	0.500							
47 Joe Borowski, R ERA: 5.67	0.1	L	5	3	4	4	0	1	0	0	0	0	1	12	18	108.00	12.000							
50 Jensen Lewis, R ERA: 2.92	0.2		4	3	0	0	1	0	0	0	0	0	0	11	19	0.00	4.500							

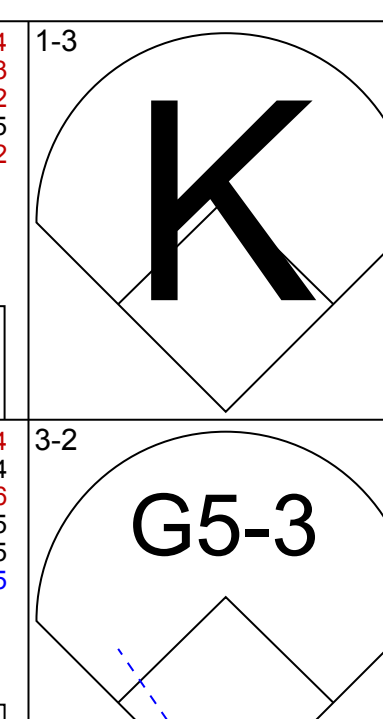
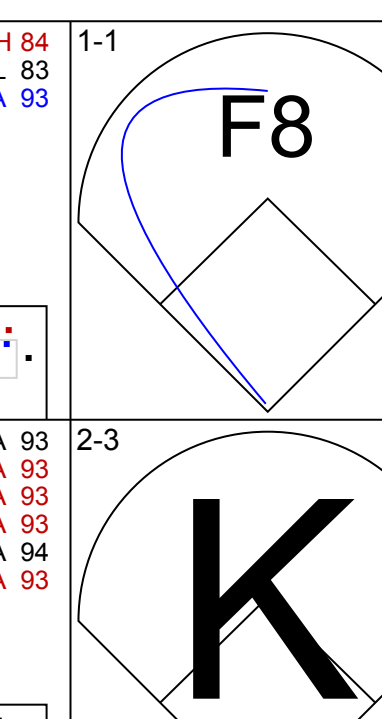
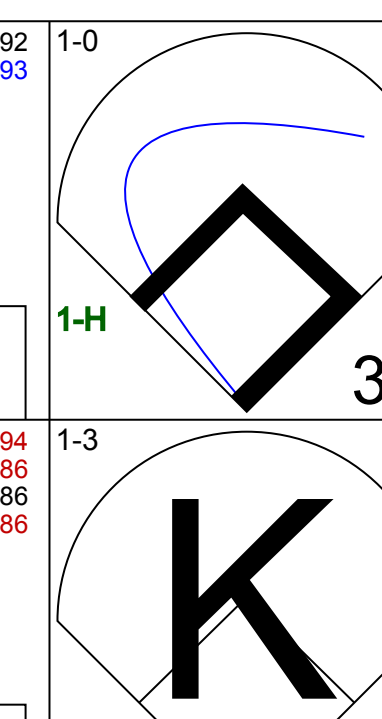
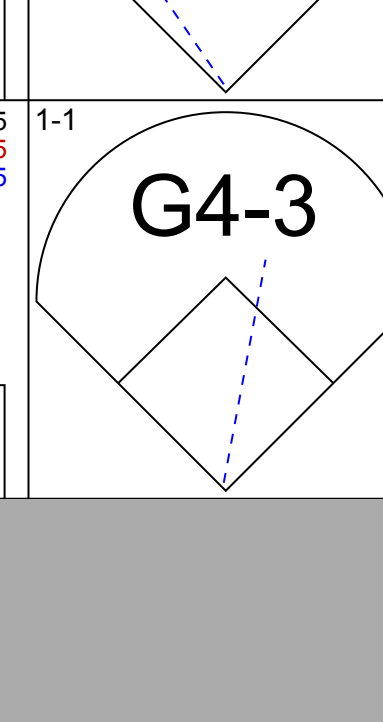
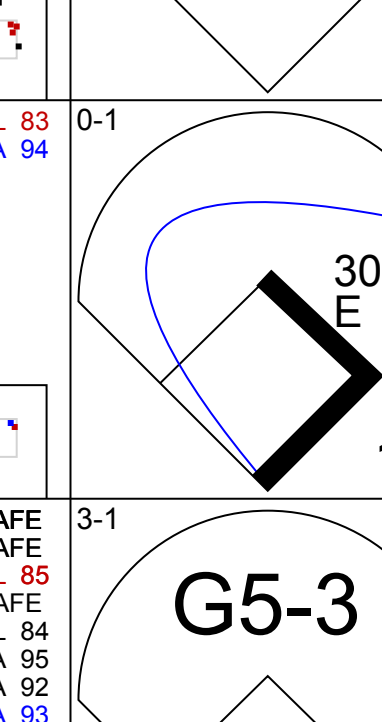
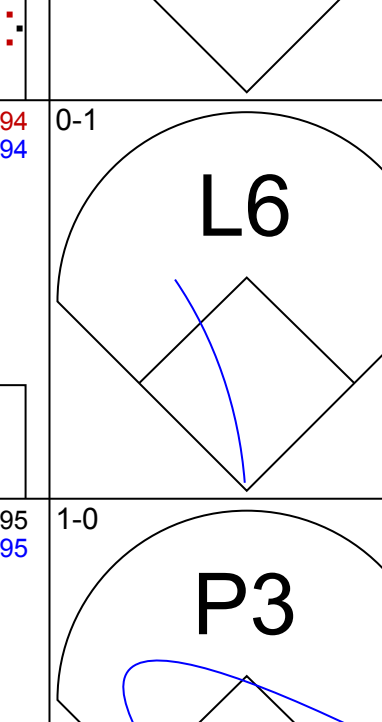



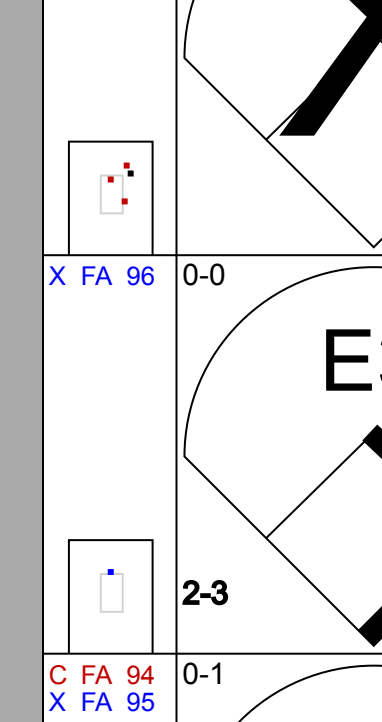


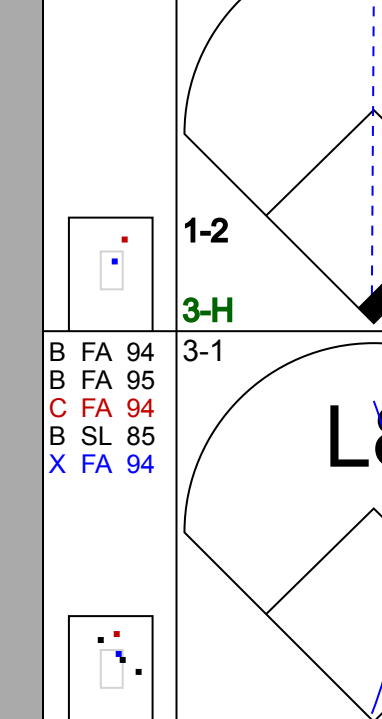
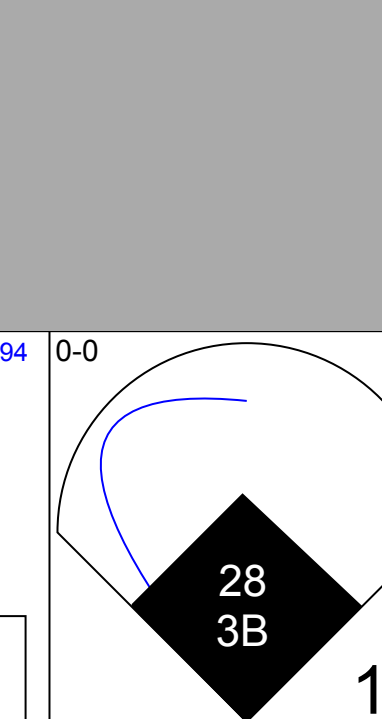
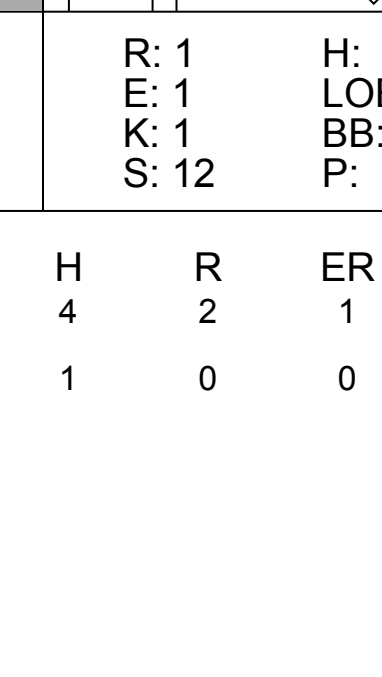
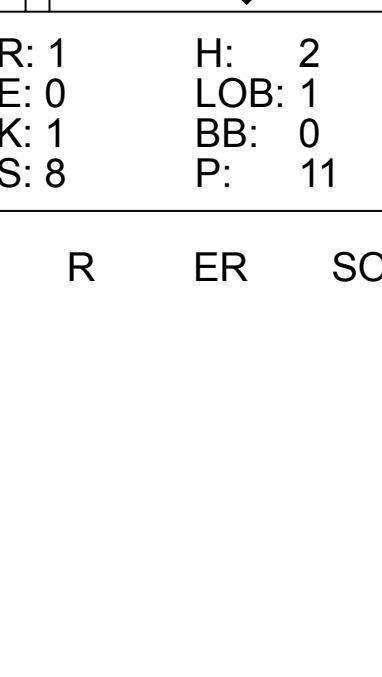
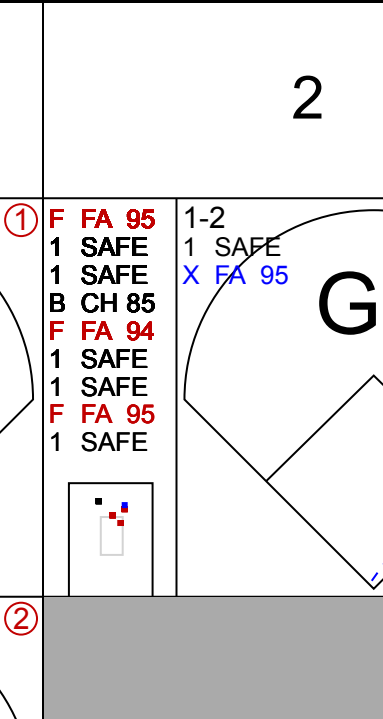
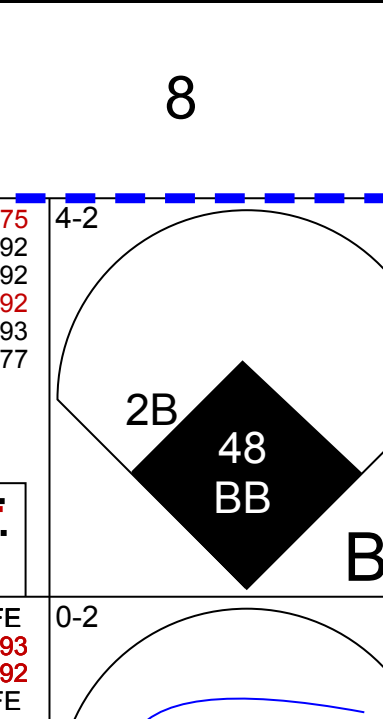

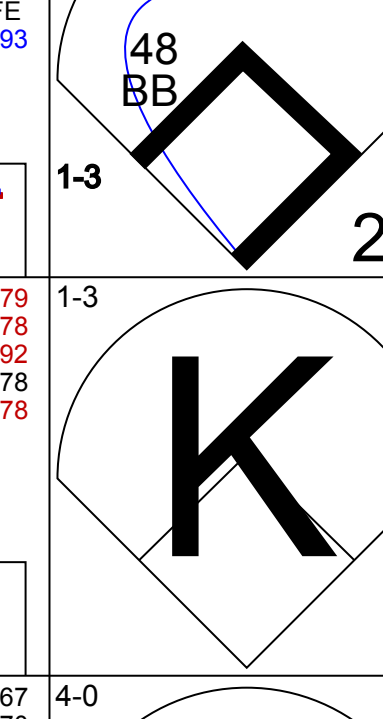
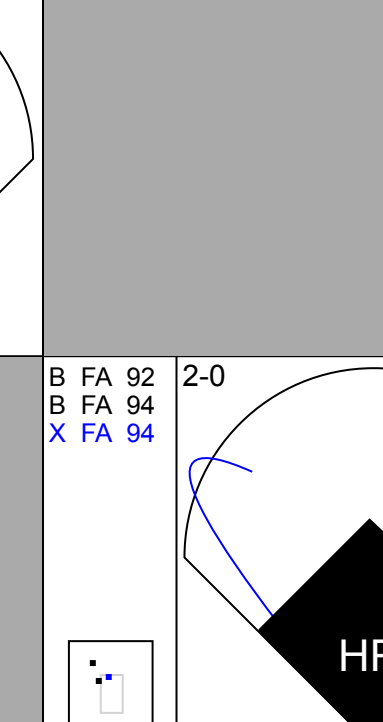
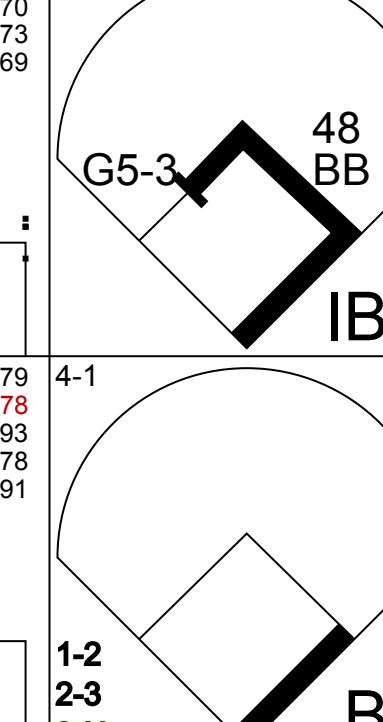
AB	43
R	6
H	14
RBI	6
BB	2
SO	12
LOB	15

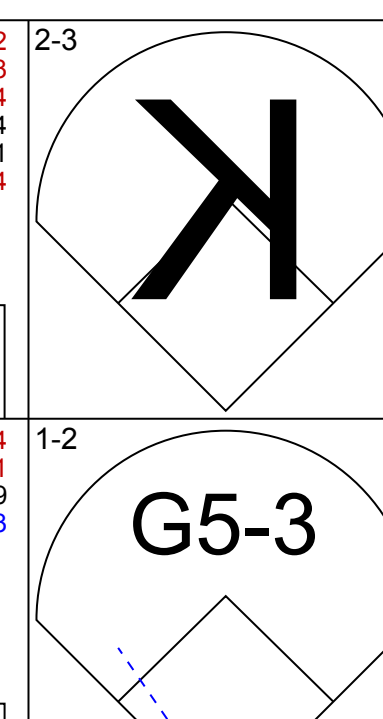
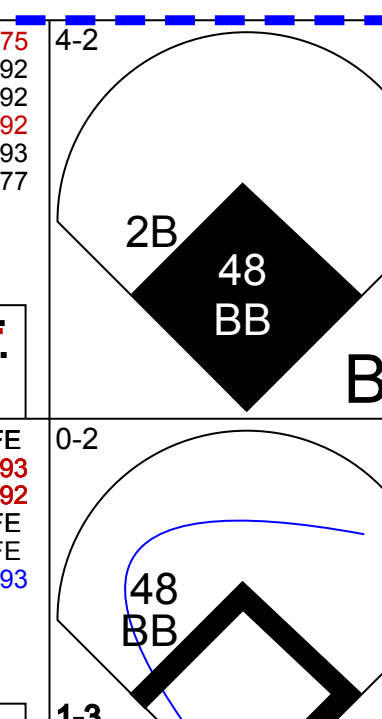
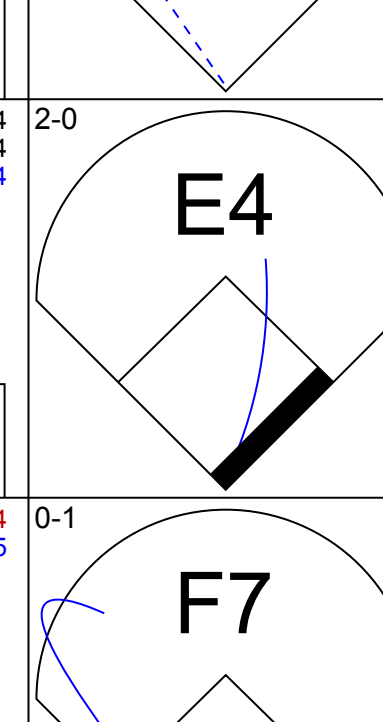
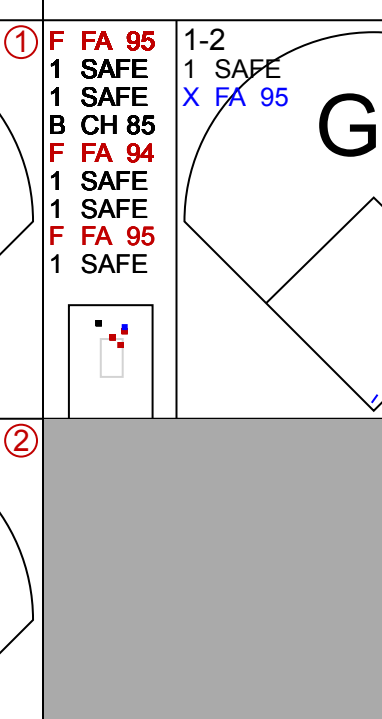
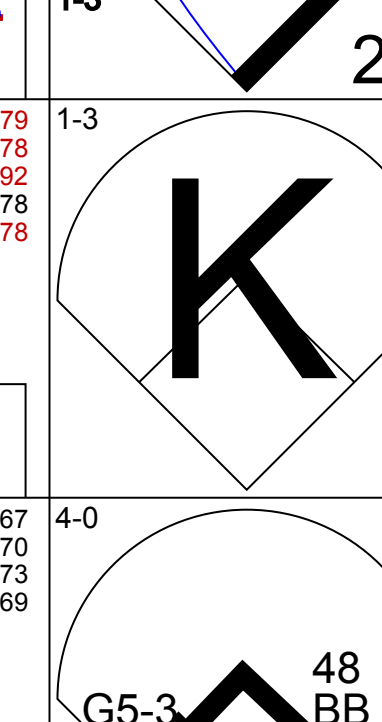

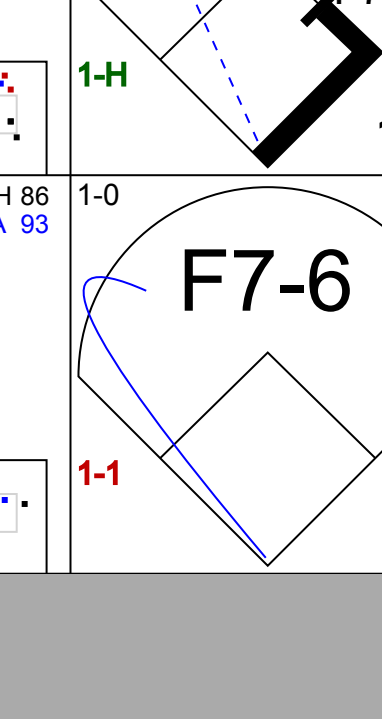
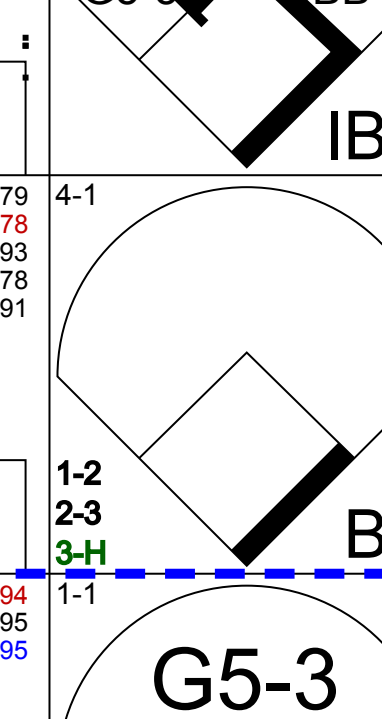


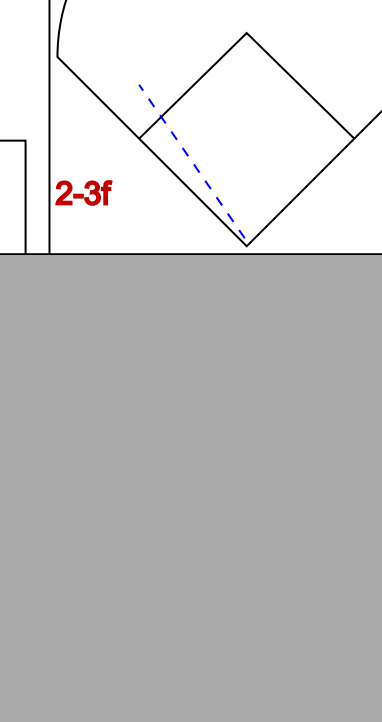



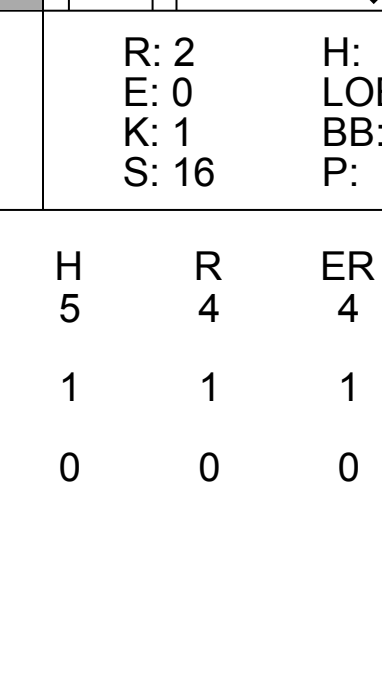
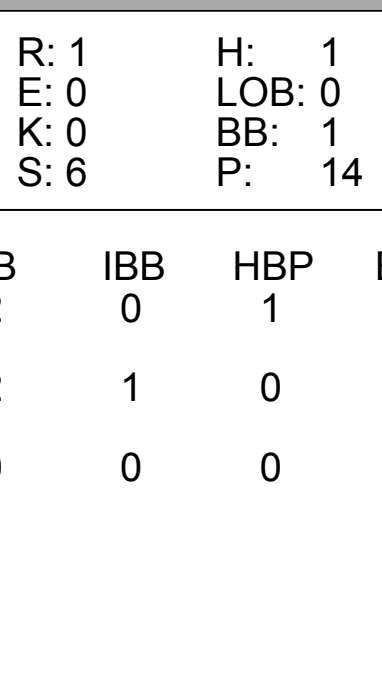
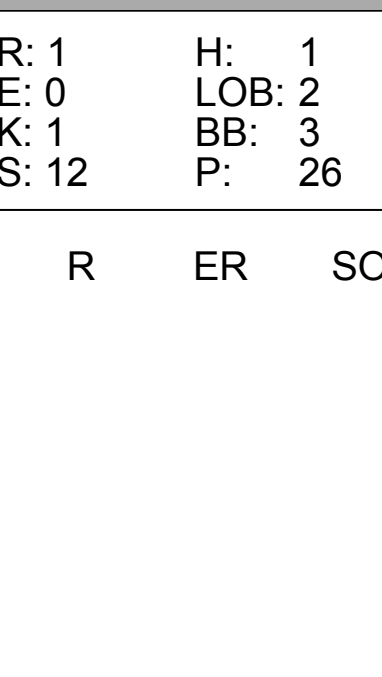


Batter	1	2	3	4	5	6	7	8	9	10	AB	R	H	RBI	BB	SO	LOB	BOTTOM						
Kenny Lofton, L OBP: 0.366, SLG: 0.413	G3		G4-3		L9			K		24 G3 WP 1B	3	0	0	0	0	0	0	Detroit Tigers @ Cleveland Indians Jacobs Field, Cleveland, OH Tue Aug 14, 2007, 7:05 PM EDT Att: 37,570 - Clear - 76 F						
Jason Michaels, R OBP: 0.320, SLG: 0.421										24 BB BB	2	1	0	0	2	0	0							
Casey Blake, R OBP: 0.341, SLG: 0.441	24 HR HBP		F9			P2				24 G3 BB	2	1	0	0	2	0	0							
24 Grady Sizemore, L OBP: 0.361, SLG: 0.462	1H HR									G3	3	1	2	2	2	0	2							
41 Victor Martinez, S OBP: 0.371, SLG: 0.505	G3					G3-1				K	5	0	0	0	0	3	6							
48 Travis Hafner, L OBP: 0.378, SLG: 0.435	25 FC6-4 1B									G6-3	5	0	1	0	0	2	4							
25 Ryan Garko, R OBP: 0.377, SLG: 0.499	FC6-4										3	0	1	0	0	1	1							
Chris Gomez, R OBP: 0.346, SLG: 0.402											1	0	1	0	0	0	0							
2 Johnny Peralta, R OBP: 0.342, SLG: 0.440		K									4	0	0	0	0	3	2							
Trot Nixon, L OBP: 0.340, SLG: 0.350											2	0	0	0	1	0	0							
Franklin Gutierrez, R OBP: 0.316, SLG: 0.476		G4-3									1	0	0	0	0	1	1							
29 Josh Barfield, R OBP: 0.271, SLG: 0.325											4	0	0	0	0	3	3							
Inning Stats	R: 2 E: 0 K: 0 S: 11	H: 2 LOB: 1 BB: 0 P: 20	R: 0 E: 0 K: 2 S: 7	H: 0 LOB: 0 BB: 0 P: 10	R: 0 E: 0 K: 1 S: 10	H: 1 LOB: 1 BB: 0 P: 17	R: 0 E: 0 K: 3 S: 11	H: 0 LOB: 0 BB: 0 P: 15	R: 0 E: 0 K: 0 S: 6	H: 0 LOB: 0 BB: 1 P: 10	R: 0 E: 0 K: 2 S: 8	H: 1 LOB: 2 BB: 1 P: 22	R: 0 E: 0 K: 2 S: 11	H: 0 LOB: 2 BB: 2 P: 24	R: 0 E: 0 K: 3 S: 17	H: 1 LOB: 1 BB: 0 P: 25	R: 0 E: 0 K: 1 S: 11	H: 1 LOB: 2 BB: 1 P: 19	1B: 3 2B: 2 3B: 0 HR: 1	SF: 0 SAC: 0 DP: 0 HBP: 1	WP: 1 PB: 0 SB: 0 CS: 1	PA: 41		
PITCHER	IP	WLS	BF	H	R	ER	SO	BB	IBB	HBP	BLK	WP	HR	S	P	ERA	WHIP							
38 Jeremy Bonderman, R ERA: 4.65	7.0		27	4	2	2	8	1	1	1	0	0	0	1	65	2.57	0.714							
Tim Lincecum, L ERA: 3.36	1.0		5	0	0	0	2	2	0	0	0	0	0	11	24	0.00	2.000							
56 Fernando Rodney, R ERA: 4.59	1.0	W	4	1	0	0	3	0	0	0	0	0	0	17	25	0.00	1.000							
59 Todd Jones, R ERA: 4.38	1.0		5	1	0	0	1	1	0	0	0	1	0	11	19	0.00	2.000							

AB	35
R	2
H	6
RBI	2
BB	5
SO	14
LOB	19



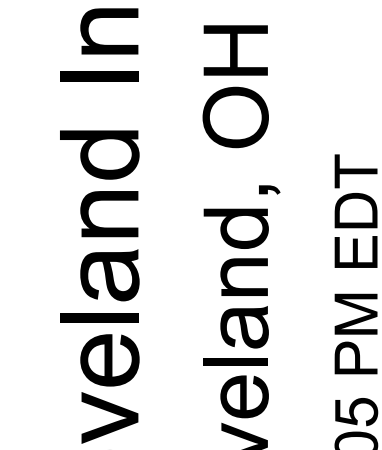
Batter	1	2	3	4	5	6	7	8	9	AB	R	H	RBI	BB	SO	LOB	TOP										
28 Curtis Granderson, L (1.8) OBP: 0.347, SLG: 0.547										3	0	1	1	1	1	0	Detroit Tigers @ Cleveland Indians Jacobs Field, Cleveland, OH Wed Aug 15 2007, 7:05 PM EDT Att: 39,250 - Cloudy - 76 F										
33 Marcus Thames, R (1.7) OBP: 0.294, SLG: 0.519										4	0	0	0	0	2	2											
3 Gary Sheffield, R (1.10) OBP: 0.387, SLG: 0.507										4	0	1	0	0	0	1											
30 Magglio Ordonez, R (1.9) OBP: 0.430, SLG: 0.598										3	1	0	0	1	1	2											
9 Carlos Guillen, S (1.6) OBP: 0.369, SLG: 0.505										4	0	0	0	0	3	1											
Sean Casey, L (1.3) OBP: 0.352, SLG: 0.388										4	0	1	0	0	1	1											
25 Ryan Raburn, R (1.4) OBP: 0.360, SLG: 0.569										4	0	0	0	0	1	2											
Mike Rabelo, S (1.2) OBP: 0.310, SLG: 0.367										4	0	1	1	0	2	1											
15 Brandon Inge, R (1.5) OBP: 0.316, SLG: 0.391										3	1	1	0	0	1	2											
Inning Stats	R: 0 H: 0 E: 0 K: 1 S: 9	H: 0 LOB: 0 BB: 0 P: 14	R: 1 H: 1 E: 1 K: 1 S: 12	H: 1 LOB: 2 BB: 1 P: 20	R: 0 H: 1 E: 0 K: 1 S: 10	H: 0 LOB: 0 BB: 0 P: 16	R: 0 H: 0 E: 0 K: 1 S: 6	H: 0 LOB: 0 BB: 0 P: 10	R: 0 H: 0 E: 0 K: 2 S: 9	H: 0 LOB: 0 BB: 0 P: 11	R: 0 H: 0 E: 0 K: 1 S: 6	H: 0 LOB: 0 BB: 0 P: 9	R: 1 H: 2 E: 0 K: 1 S: 8	H: 1 LOB: 1 BB: 0 P: 11	R: 0 H: 1 E: 0 K: 2 S: 16	H: 1 LOB: 1 BB: 0 P: 25		1B: 4 2B: 3 3B: 1 HR: 0	SF: 0 SAC: 0 DP: 0 HBP: 0	WP: 0 PB: 0 SB: 0 CS: 0	PA: 35						
PITCHER	IP	WLS	BF	H	R	ER	SO	BB	IBB	HBP	BLK	WP	HR	S	P	ERA	WHIP										
55 Roberto Hernandez, R (1.1) ERA: 3.16	8.0	W	31	4	2	1	10	2	0	0	0	0	0	69	104	1.12	0.750										
47 Joe Borowski, R (9.1) ERA: 5.55	1.0	S	4	1	0	0	2	0	0	0	0	0	0	16	25	0.00	1.000										


Batter	1	2	3	4	5	6	7	8	9	AB	R	H	RBI	BB	SO	LOB	BOTTOM										
Kenny Lofton, L (1.7) OBP: 0.364, SLG: 0.410										3	0	0	0	0	1	1	Detroit Tigers @ Cleveland Indians Jacobs Field, Cleveland, OH Wed Aug 15 2007, 7:05 PM EDT Att: 39,250 - Cloudy - 76 F										
Jason Michaels, R (8.7) OBP: 0.322, SLG: 0.421										4	0	1	0	0	0	0											
Casey Blake, R (1.5) OBP: 0.340, SLG: 0.442										3	2	1	0	1	1	2											
24 Grady Sizemore, L (1.8) OBP: 0.382, SLG: 0.465										2	0	1	1	2	0	1											
41 Victor Martinez, S (1.2) OBP: 0.374, SLG: 0.505										3	1	1	1	1	0	2											
48 Travis Hafner, L (1.10) OBP: 0.379, SLG: 0.437										0	0	0	0	0	0	0											
29 Josh Barfield, R (8.10) OBP: 0.271, SLG: 0.325										3	0	0	0	0	1	1											
25 Ryan Garko, R (1.3) OBP: 0.374, SLG: 0.494										1	0	0	0	0	0	3											
Chris Gomez, R (8.9) OBP: 0.344, SLG: 0.400										3	0	0	0	0	0	3											
2 Jhonny Perella, R (1.6) OBP: 0.340, SLG: 0.437										3	0	0	0	0	1	1											
Franklin Gutierrez, R (1.9) OBP: 0.323, SLG: 0.497										2	1	1	2	0	0	0											
13 Asdrubal Cabrera, S (1.4) OBP: 0.308, SLG: 0.333										3	0	1	0	0	0	1											
Inning Stats	R: 0 H: 0 E: 1 K: 1 S: 10	H: 3 LOB: 1 BB: 0 P: 15	R: 2 H: 3 E: 0 K: 1 S: 16	H: 3 LOB: 0 BB: 0 P: 24	R: 1 H: 1 E: 0 K: 0 S: 6	H: 1 LOB: 0 BB: 1 P: 14	R: 0 H: 0 E: 0 K: 1 S: 8	H: 0 LOB: 0 BB: 0 P: 12	R: 0 H: 0 E: 0 K: 0 S: 8	H: 0 LOB: 0 BB: 0 P: 12	R: 1 H: 1 E: 0 K: 0 S: 9	H: 1 LOB: 0 BB: 1 P: 20	R: 0 H: 0 E: 0 K: 0 S: 5	H: 0 LOB: 0 BB: 0 P: 7	R: 1 H: 1 E: 0 K: 1 S: 12	H: 1 LOB: 2 BB: 3 P: 26	1B: 2 2B: 3 3B: 1 HR: 1	SF: 0 SAC: 0 DP: 4 HBP: 1	WP: 1 PB: 0 SB: 0 CS: 0	PA: 33							
PITCHER	IP	WLS	BF	H	R	ER	SO	BB	IBB	HBP	BLK	WP	HR	S	P	ERA	WHIP										
46 Jair Jurrjens, R (1.1) ERA: 5.14	7.0	L	27	4	4	4	3	2	0	1	0	0	0	10	23	27.00	9.000										
44 Bobby Seay, L (8.1) ERA: 3.18	0.1		5	1	1	1	1	2	1	0	0	0	0	2	3	0.00	0.000										
Jason Grilli, R (8.1) ERA: 5.86	0.2		1	0	0	0	0	0	0	0	0	0	0	2	3	0.00	0.000										


AB 33
R 2
H 5
RBI 2
BB 2
SO 12
LOB 12



AB 27
R 5
H 6
RBI 4
BB 5
SO 4
LOB 12



Batter	1	2	3	4	5	6	7	8	9	AB	R	H	RBI	BB	SO	LOB	TOP					
28 Curtis Granderson, L (1.8) OBP: 0.351, SLG: 0.543	F8	F9		33 G3-1 1B		G4-3		P2		5	0	1	0	0	0	2	<p>Detroit Tigers @ New York Yankees Yankee Stadium, Bronx, NY Thu Aug 16 2007, 7:05 PM EDT Att: 53,914 - Partly Cloudy - 84 F</p> <p>livebaseballscores.com</p> <p>AB 37 R 8 H 10 RBI 8 BB 3 SO 6 LOB 13</p> 					
33 Marcus Thames, R (1.7) OBP: 0.291, SLG: 0.511	30 BB 9 HR 1B	L5-3		G3-1		G5-3		G6-3		5	1	1	0	0	0	3						
3 Gary Sheffield, R (1.10) OBP: 0.387, SLG: 0.504	E5 30 BB 9 HR 1B			G4-3					F7	3	1	0	0	2	0	2						
30 Magglio Ordonez, R (1.9) OBP: 0.430, SLG: 0.595	9 HR 1B				F9	F8			K	4	1	1	1	1	1	2						
9 Carlos Guillen, S (1.6) OBP: 0.369, SLG: 0.511		F7			1B 1B				F8	5	2	4	0	1	2							
Ivan Rodriguez, R (1.2) OBP: 0.281, SLG: 0.434	K			G4-3		1B 1B				4	1	2	1	0	1	0						
Sean Casey, L (1.3) OBP: 0.351, SLG: 0.387	G4-3			F7		25 CS 1B		F7		4	0	1	1	0	0	0						
25 Ryan Raburn, R (1.4) OBP: 0.354, SLG: 0.566				F7		K		K		4	1	1	0	0	2	2						
15 Brandon Inge, R (1.5) OBP: 0.318, SLG: 0.390		28 F9 30 1B 28 S 2H 1B		F9					K	3	1	1	1	0	1	0						
Inning Stats	R: 4 E: 1 K: 1 S: 16	H: 2 LOB: 0 BB: 1 P: 29	R: 2 E: 0 K: 0 S: 12	H: 3 LOB: 2 BB: 1 P: 21	R: 0 E: 0 K: 0 S: 9	H: 0 LOB: 0 BB: 0 P: 11	R: 0 E: 0 K: 0 S: 12	H: 1 LOB: 1 BB: 0 P: 19	R: 1 E: 0 K: 1 S: 12	H: 3 LOB: 2 BB: 0 P: 15	R: 0 E: 0 K: 0 S: 7	H: 0 LOB: 2 BB: 1 P: 12	R: 1 E: 0 K: 2 S: 12	H: 1 LOB: 0 BB: 0 P: 15	R: 0 E: 0 K: 1 S: 6	H: 0 LOB: 0 BB: 0 P: 8	R: 0 E: 0 K: 1 S: 10	H: 0 LOB: 0 BB: 0 P: 14	1B: 7 2B: 2 3B: 0 HR: 2	SF: 0 SAC: 0 DP: 1 HBP: 1	WP: 0 PB: 0 SB: 1 CS: 1	PA: 41
PITCHER	IP WLS BF H R ER SO BB IBB HBP BLK WP HR S P ERA WHIP																					
35 Mike Mussina, R (1.1) ERA: 4.76	5.0 L 26 9 7 6 2 2 0 0 0 0 0 1 61 95 10.80 2.200																					
Kyle Farnsworth, R (6.1) ERA: 4.56	1.0 5 0 0 0 0 1 0 0 1 0 0 0 7 12 0.00 1.000																					
47 Ron Villone, L (7.1) ERA: 3.47	2.0 7 1 1 1 3 0 0 0 0 0 0 1 18 23 4.50 0.500																					
Luis Vizcaino, R (9.1) ERA: 3.79	1.0 3 0 0 0 1 0 0 0 0 0 0 0 10 14 0.00 0.000																					

Batter	1	2	3	4	5	6	7	8	9	AB	R	H	RBI	BB	SO	LOB	BOTTOM			
18 Johnny Damon, L (1.7) OBP: 0.354, SLG: 0.361	F8	F8		2 FC5-4 1B		K		K		3	0	1	0	0	0	1	<p>Detroit Tigers @ New York Yankees Yankee Stadium, Bronx, NY Thu Aug 16 2007, 7:05 PM EDT Att: 53,914 - Partly Cloudy - 84 F</p> <p>livebaseballscores.com</p> <p>AB 39 R 5 H 12 RBI 5 BB 3 SO 11 LOB 20</p> 			
17 Shelley Duncan, R (6, PH) OBP: 0.363, SLG: 0.738				HR						1	0	0	0	0	1	2				
14 Wilson Betemit, S (8, PH) OBP: 0.350, SLG: 0.473				13 WP 55 1B						1	0	0	0	0	1	2				
2 Derek Jeter, R (1.6) OBP: 0.395, SLG: 0.446				FC5-4 1B					F7	4	2	2	0	1	0	1				
Bobby Abreu, L (1.9) OBP: 0.362, SLG: 0.436	K			HR		G6-3		K		5	2	2	2	0	2	2				
13 Alex Rodriguez, R (1.5) OBP: 0.412, SLG: 0.630				F9		G5-3		K		4	0	0	0	0	1	2				
55 Hideki Matsui, L (1.10) OBP: 0.374, SLG: 0.525						F9		K		5	1	3	2	0	1	1				
20 Jorge Posada, S (1.2) OBP: 0.416, SLG: 0.531	G4-3									5	0	2	1	0	0	3				
Jason Giambi, L (1.3) OBP: 0.377, SLG: 0.458				F8		28 1B 1B		K		5	0	1	0	0	3	3				
24 Robinson Cano, L (1.4) OBP: 0.355, SLG: 0.493		L7				K				3	0	0	0	1	1	1				
28 Melky Cabrera, S (1.8) OBP: 0.351, SLG: 0.443										3	0	1	0	1	1	2				
Inning Stats	R: 1 E: 0 K: 1 S: 19	H: 2 LOB: 0 BB: 0 P: 30	R: 0 E: 0 K: 0 S: 12	H: 0 LOB: 1 BB: 1 P: 21	R: 2 E: 0 K: 1 S: 16	H: 3 LOB: 1 BB: 0 P: 24	R: 0 E: 0 K: 0 S: 11	H: 1 LOB: 0 BB: 0 P: 17	R: 0 E: 0 K: 2 S: 15	H: 2 LOB: 2 BB: 0 P: 21	R: 0 E: 0 K: 3 S: 11	H: 0 LOB: 1 BB: 1 P: 20	R: 0 E: 0 K: 3 S: 12	H: 1 LOB: 2 BB: 1 P: 21	R: 2 E: 0 K: 1 S: 15	H: 3 LOB: 1 BB: 0 P: 22	1B: 10 2B: 1 3B: 0 HR: 1	SF: 0 SAC: 0 DP: 0 HBP: 1	WP: 2 PB: 0 SB: 0 CS: 0	PA: 43
PITCHER	IP WLS BF H R ER SO BB IBB HBP BLK WP HR S P ERA WHIP																			
35 Justin Verlander, R (1.1) ERA: 3.63	5.1 W 25 7 3 3 2 1 0 0 0 0 0 0 6 74 5.06 1.500																			
Tim Lincecum, L (6.1) ERA: 3.34	0.1 2 1 0 0 1 0 0 0 0 0 0 0 6 7 0.00 3.000																			
31 Zach Miner, R (6.1) ERA: 3.45	1.1 H 5 0 0 0 4 1 0 0 0 0 0 0 14 25 0.00 0.750																			
56 Fernando Rodney, R (8.1) ERA: 4.46	1.0 5 1 0 0 3 1 0 0 0 0 1 0 12 21 2.00 2.000																			
59 Todd Jones, R (9.1) ERA: 4.66	1.0 6 3 2 2 1 0 0 0 0 0 0 0 15 22 18.00 3.000																			

Batter	1	2	3	4	5	6	7	8	9	AB	R	H	RBI	BB	SO	LOB	TOP										
28 Curtis Granderson, L (1, 8) OBP: 0.350, SLG: 0.540	G6-3		FC6-4 BB		K			G3		3	0	0	0	1	1	1	Detroit Tigers @ New York Yankees Yankee Stadium, Bronx, NY Fri Aug 17 2007, 7:05 PM EDT Att: 54,290 - Overcast - 69 F										
Cameron Maybin, R (1, 7)	K		K			G2		F9	4	0	0	0	0	2	2												
3 Gary Sheffield, R (1, 10) OBP: 0.384, SLG: 0.499	P3		FC6-4			L7			F7	4	0	0	0	0	2												
30 Magglio Ordonez, R (1, 9) OBP: 0.428, SLG: 0.592		G4-3		P1		F8			1B	4	0	1	0	0	0												
9 Carlos Guillen, S (1, 6) OBP: 0.368, SLG: 0.511		CS 2B		G6-3			F8		P6	4	0	1	0	0	1												
Ivan Rodriguez, R (1, 2) OBP: 0.280, SLG: 0.433		G6-3		G5-3		G2-3 1B			K	4	0	1	0	0	1												
Sean Casey, L (1, 3) OBP: 0.348, SLG: 0.384			G4-3		G3-1		G2-3 1B			3	0	0	0	0	1												
25 Ryan Raburn, R (1, 4) OBP: 0.366, SLG: 0.582			15 2B		2B		F8			3	1	2	0	0	1												
15 Brandon Inge, R (1, 5) OBP: 0.318, SLG: 0.392			1-H 2B		K			K		3	0	1	1	0	2												
Inning Stats	R: 0 E: 0 K: 1 S: 7	H: 0 LOB: 0 BB: 0 P: 10	R: 0 E: 0 K: 0 S: 9	H: 1 LOB: 0 BB: 0 P: 12	R: 1 E: 0 K: 1 S: 12	H: 2 LOB: 2 BB: 1 P: 23	R: 0 E: 0 K: 0 S: 6	H: 0 LOB: 0 BB: 0 P: 10	R: 0 E: 0 K: 2 S: 11	H: 1 LOB: 1 BB: 0 P: 16	R: 0 E: 0 K: 0 S: 7	H: 0 LOB: 1 BB: 0 P: 8	R: 0 E: 0 K: 1 S: 9	H: 1 LOB: 0 BB: 0 P: 12	R: 0 E: 0 K: 1 S: 10	H: 0 LOB: 0 BB: 0 P: 13	R: 0 E: 0 K: 1 S: 7	H: 1 LOB: 1 BB: 0 P: 10	1B: 3 2B: 3 3B: 0 HR: 0	SF: 0 SAC: 0 DP: 0 HBP: 0	WP: 0 PB: 0 SB: 0 CS: 1	PA: 33					
PITCHER	IP	WLS	BF	H	R	ER	SO	BB	IBB	HBP	BLK	WP	HR	S	P	ERA	WHIP										
46 Andy Pettitte, L (1, 1) ERA: 3.8	8.0	W	29	5	1	1	5	1	0	0	0	0	0	71	104	1.12	0.750										
62 Joba Chamberlain, R (9, 1) ERA:	1.0		4	1	0	0	1	0	0	0	0	0	0	7	10	0.00	1.000										

Batter	1	2	3	4	5	6	7	8	9	AB	R	H	RBI	BB	SO	LOB	BOTTOM										
18 Johnny Damon, L (1, 8) OBP: 0.353, SLG: 0.358	G5-4-3 BB		F9		K			F8		4	0	0	0	1	1	4	Detroit Tigers @ New York Yankees Yankee Stadium, Bronx, NY Fri Aug 17 2007, 7:05 PM EDT Att: 54,290 - Overcast - 69 F										
28 Melky Cabrera, S (9, 8) OBP: 0.351, SLG: 0.443								F7		0	0	0	0	0	0												
2 Derek Jeter, R (1, 6) OBP: 0.392, SLG: 0.442	G5-4-3 1-2		K		K		G4-3			4	0	0	0	0	2												
Bobby Abreu, L (1, 9) OBP: 0.365, SLG: 0.439		1B	13 2B		13 F8		G4-3			4	0	3	1	0	0												
13 Alex Rodriguez, R (1, 5) OBP: 0.411, SLG: 0.628	K		1-2 2-H		F8		F8			4	0	1	1	0	1												
20 Jorge Posada, S (1, 2) OBP: 0.414, SLG: 0.527		P3	1-2 2-H		K		K			3	0	0	0	1	2												
55 Hideki Matsui, L (1, 7) OBP: 0.373, SLG: 0.523		F7	G4-3					G4-3		4	1	1	0	0	3												
Jason Giambi, L (1, 10) OBP: 0.379, SLG: 0.494					HR		F7			4	2	2	2	0	1												
24 Robinson Cano, L (1, 4) OBP: 0.357, SLG: 0.494			12 1B		L7		12 2B		G4-3	4	2	2	0	0	0												
12 Andy Phillips, R (1, 3) OBP: 0.324, SLG: 0.380			13 2B		K		1-H 2-H		1B	4	1	3	2	0	1												
Inning Stats	R: 0 E: 0 K: 1 S: 10	H: 1 LOB: 1 BB: 1 P: 16	R: 0 E: 0 K: 1 S: 8	H: 0 LOB: 0 BB: 0 P: 11	R: 2 E: 0 K: 1 S: 17	H: 4 LOB: 3 BB: 1 P: 29	R: 1 E: 0 K: 2 S: 11	H: 1 LOB: 0 BB: 0 P: 16	R: 0 E: 0 K: 2 S: 15	H: 1 LOB: 1 BB: 0 P: 23	R: 2 E: 0 K: 0 S: 10	H: 3 LOB: 1 BB: 0 P: 14	R: 0 E: 0 K: 1 S: 6	H: 0 LOB: 0 BB: 0 P: 9	R: 1 E: 0 K: 0 S: 12	H: 2 LOB: 1 BB: 0 P: 18	R: 0 E: 0 K: 1 S: 7	H: 1 LOB: 1 BB: 0 P: 10	1B: 8 2B: 2 3B: 0 HR: 2	SF: 0 SAC: 0 DP: 1 HBP: 0	WP: 0 PB: 0 SB: 1 CS: 0	PA: 37					
PITCHER	IP	WLS	BF	H	R	ER	SO	BB	IBB	HBP	BLK	WP	HR	S	P	ERA	WHIP										
29 Nate Robertson, L (1, 1) ERA: 5.13	6.0	L	29	10	5	5	7	1	0	0	0	0	1	71	109	7.50	1.833										
45 Aquilino Lopez, R (7, 1) ERA: 3.86	2.0		8	2	1	1	1	0	0	0	0	0	1	18	27	4.50	1.000										

Batter	1	2	3	4	5	6	7	8	9	AB	R	H	RBI	BB	SO	LOB	TOP				
28 Curtis Granderson, L (1, 8) OBP: 0.347, SLG: 0.534	F8		K		G4-3	P6		F8	F8	5	0	0	0	0	1	5	Detroit Tigers @ New York Yankees Yankee Stadium, Bronx, NY Sat Aug 18 2007, 3:55 PM EDT Att: 54,802 - Sunny - 75 F				
33 Marcus Thames, R (1, 3) OBP: 0.287, SLG: 0.503 Sean Casey, L (6, 3) OBP: 0.349, SLG: 0.383 39 Ramon Santiago, S (9, FR)	K		K		G6-3		F7	BB	BB	3	0	0	0	0	2	2					
3 Gary Sheffield, R (1, 10) OBP: 0.386, SLG: 0.502	2B				1B		K		G5-3	5	1	3	0	0	1	1					
30 Magglio Ordonez, R (1, 9) OBP: 0.425, SLG: 0.587	K				1B		K			4	0	0	0	0	3	3					
9 Carlos Guillen, S (1, 6) OBP: 0.367, SLG: 0.508	G4-3				1B		F7		F9	4	0	1	0	0	0	0					
Ivan Rodriguez, R (1, 2) OBP: 0.292, SLG: 0.433	K				1B		K		1B	4	0	2	0	0	2	0					
25 Ryan Raburn, R (1, 4) OBP: 0.360, SLG: 0.573	K				SF8		1B		P4	3	0	1	1	0	1	1					
15 Brandon Inge, R (1, 5) OBP: 0.320, SLG: 0.393					F9		1B		K	4	0	2	0	0	1	3					
Cameron Maybin, R (1, 7) OBP: 0.375, SLG: 0.714					1B		HR		K	3	1	2	1	0	1	0					
					1B		HBP														
Inning Stats	R: 0 E: 0 K: 2 S: 13	H: 1 LOB: 1 BB: 0 P: 18	R: 0 E: 0 K: 2 S: 9	H: 0 LOB: 0 BB: 0 P: 14	R: 0 E: 0 K: 2 S: 12	H: 2 LOB: 2 BB: 0 P: 16	R: 1 E: 0 K: 1 S: 14	H: 3 LOB: 2 BB: 0 P: 23	R: 1 E: 0 K: 0 S: 11	H: 2 LOB: 1 BB: 0 P: 15	R: 0 E: 0 K: 2 S: 13	H: 0 LOB: 0 BB: 0 P: 18	R: 0 E: 0 K: 1 S: 14	H: 1 LOB: 1 BB: 0 P: 21	R: 0 E: 0 K: 1 S: 7	H: 0 LOB: 2 BB: 1 P: 14	1B: 9 2B: 2 3B: 0 HR: 1	SF: 1 SAC: 0 DP: 1 HBP: 1	WP: 0 PB: 0 SB: 1 CS: 1	PA: 39	
PITCHER	IP WLS BF H R ER SO	IP WLS BF H R ER SO	IP WLS BF H R ER SO	IP WLS BF H R ER SO	IP WLS BF H R ER SO	IP WLS BF H R ER SO	IP WLS BF H R ER SO	IP WLS BF H R ER SO	IP WLS BF H R ER SO	IP WLS BF H R ER SO	IP WLS BF H R ER SO	IP WLS BF H R ER SO	IP WLS BF H R ER SO	IP WLS BF H R ER SO	IP WLS BF H R ER SO	IP WLS BF H R ER SO	ERA WHIP	ERA WHIP			
22 Roger Clemens, R (1, 1) ERA: 3.92	6.0	W	28	10	2	2	8	0	0	0	1	0	0	0	0	0	0	3.00	1.667		
Kyle Farnsworth, R (7, 1) ERA: 4.47	1.0	H	3	0	0	0	2	0	0	0	0	0	0	0	13	18	0.00	0.000			
Luis Vizcaino, R (8, 1) ERA: 3.73	1.0	H	4	1	0	0	1	0	0	0	0	0	0	14	21	0.00	1.000				
42 Mariano Rivera, R (9, 1) ERA: 3.4	1.0	S	4	0	0	0	1	1	0	0	0	0	0	7	14	0.00	1.000				

Batter	1	2	3	4	5	6	7	8	9	AB	R	H	RBI	BB	SO	LOB	BOTTOM				
28 Melky Cabrera, S (1, 8) OBP: 0.351, SLG: 0.441	P5		1B		G4-3	K				4	0	1	0	0	1	2	Detroit Tigers @ New York Yankees Yankee Stadium, Bronx, NY Sat Aug 18 2007, 3:55 PM EDT Att: 54,802 - Sunny - 75 F				
2 Derek Jeter, R (1, 6) OBP: 0.391, SLG: 0.441	F8		F8			HR		G5-3		4	1	1	0	0	0	1					
Bobby Abreu, L (1, 9) OBP: 0.366, SLG: 0.444	F7		1B		HR		F8		F8	3	1	1	2	1	0	0					
13 Alex Rodriguez, R (1, 5) OBP: 0.410, SLG: 0.625	L9		FC5		1B		G5-3		G5-3	4	1	1	0	0	0	2					
55 Hideki Matsui, L (1, 7) OBP: 0.370, SLG: 0.518	G3				G1-3		P6		G3-1	4	0	0	0	0	0	1					
20 Jorge Posada, S (1, 2) OBP: 0.417, SLG: 0.537	HR				L4		1B		1B	4	2	3	1	0	0	0					
Jason Giambi, L (1, 10) OBP: 0.377, SLG: 0.494	2B				K		F6		L8	4	0	1	0	0	1	3					
24 Robinson Cano, L (1, 4) OBP: 0.356, SLG: 0.491	G4-3						F7		FC5-4	4	0	1	1	0	0	2					
12 Andy Phillips, R (1, 3) OBP: 0.324, SLG: 0.379					G6-3		B2-3		1B	3	0	1	1	0	0	0					
							1B														
Inning Stats	R: 0 E: 0 K: 0 S: 10	H: 0 LOB: 0 BB: 0 P: 16	R: 1 E: 0 K: 0 S: 10	H: 2 LOB: 1 BB: 0 P: 19	R: 0 E: 0 K: 0 S: 10	H: 1 LOB: 2 BB: 1 P: 16	R: 0 E: 0 K: 1 S: 5	H: 0 LOB: 0 BB: 0 P: 8	R: 0 E: 0 K: 0 S: 6	H: 0 LOB: 0 BB: 0 P: 6	R: 4 E: 0 K: 1 S: 26	H: 6 LOB: 2 BB: 0 P: 40	R: 0 E: 0 K: 0 S: 8	H: 0 LOB: 0 BB: 0 P: 10	R: 0 E: 0 K: 0 S: 10	H: 1 LOB: 1 BB: 0 P: 15	1B: 7 2B: 1 3B: 0 HR: 2	SF: 0 SAC: 0 DP: 0 HBP: 0	WP: 0 PB: 0 SB: 0 CS: 0	PA: 35	
PITCHER	IP WLS BF H R ER SO	IP WLS BF H R ER SO	IP WLS BF H R ER SO	IP WLS BF H R ER SO	IP WLS BF H R ER SO	IP WLS BF H R ER SO	IP WLS BF H R ER SO	IP WLS BF H R ER SO	IP WLS BF H R ER SO	IP WLS BF H R ER SO	IP WLS BF H R ER SO	IP WLS BF H R ER SO	IP WLS BF H R ER SO	IP WLS BF H R ER SO	IP WLS BF H R ER SO	IP WLS BF H R ER SO	ERA WHIP	ERA WHIP			
Chad Durbin, R (1, 1) ERA: 4.79	5.0	L	22	4	4	4	0	1	0	0	0	0	0	0	0	0	7.20	1.400			
Tim Lincecum, L (6, 1) ERA: 3.56	0.2		4	2	0	0	0	0	0	0	0	0	0	6	12	0.00	3.000				
Jason Grilli, R (6, 1) ERA: 5.73	1.1		5	1	1	1	1	0	0	0	0	0	0	16	20	6.75	0.750				
44 Bobby Seay, L (8, 1) ERA: 3.09	1.0		4	1	0	0	0	0	0	0	0	0	0	10	15	0.00	1.000				

AB	36
R	2
H	11
RBI	2
BB	1
SO	12
LOB	15



AB	34
R	5
H	10
RBI	5
BB	1
SO	2
LOB	11



Batter	1	2	3	4	5	6	7	8	9	AB R H RBI BB SO LOB	TOP							
Kenny Lofton, L (1, 7) OBP: 0.367, SLG: 0.407										2 0 0 0 2 1 0	Cleveland Indians @ Detroit Tigers Comerica Park, Detroit, MI Tue Aug 21 2007, 7:05 PM EDT Att: 42,868 - Cloudy - 69 F							
Casey Blake, R (1, 5) OBP: 0.336, SLG: 0.438										4 0 0 0 0 1 2								
24 Grady Sizemore, L (1, 8) OBP: 0.379, SLG: 0.463										4 0 0 0 0 0 1								
41 Victor Martinez, S (1, 2) OBP: 0.372, SLG: 0.499										3 0 0 0 0 0 0								
48 Travis Hafner, L (1, 10) OBP: 0.380, SLG: 0.434										1 0 0 0 2 0 0								
25 Ryan Garko, R (1, 3) OBP: 0.377, SLG: 0.497										3 0 0 0 0 0 2								
Trot Nixon, L (1, 9) OBP: 0.347, SLG: 0.348										3 0 0 0 0 0 0								
2 Jhonny Peralta, R (1, 6) OBP: 0.340, SLG: 0.440										3 1 1 1 0 0 0								
13 Asdrubal Cabrera, S (1, 4) OBP: 0.310, SLG: 0.462										3 0 0 0 0 0 0								
Inning Stats	R: 0 E: 0 K: 0 S: 6	H: 0 LOB: 0 BB: 1 P: 12	R: 0 E: 0 K: 0 S: 7	H: 0 LOB: 0 BB: 0 P: 8	R: 0 E: 0 K: 0 S: 6	H: 0 LOB: 0 BB: 0 P: 7	R: 0 E: 0 K: 1 S: 7	H: 0 LOB: 0 BB: 0 P: 9	R: 0 E: 0 K: 0 S: 4	H: 0 LOB: 1 BB: 1 P: 17		R: 0 E: 0 K: 0 S: 6	H: 0 LOB: 0 BB: 0 P: 9	R: 0 E: 0 K: 1 S: 12	H: 0 LOB: 0 BB: 0 P: 15	1B: 0 2B: 1 3B: 0 HR: 1	SF: 0 SAC: 0 DP: 2 HBP: 0	WP: 0 PB: 0 SB: 1 CS: 0
PITCHER	IP WLS BF H R ER SO BB IBB HBP BLK WP HR S P ERA WHIP												PITCHER	IP WLS BF H R ER SO BB IBB HBP BLK WP HR S P ERA WHIP				
46 Jair Jurrjens, R (1, 1) ERA: 3.29	6.2 W 23 1 1 1 1 4 0 0 0 0 0 1 50 78 1.35 0.750																	
54 Joel Zumaya, R (7, 1) ERA: 3.57	0.1 H 1 0 0 0 0 0 0 0 0 0 0 0 3 5 0.00 0.000																	
56 Fernando Rodney, R (6, 1) ERA: 4.33	1.0 H 3 0 0 0 0 0 0 0 0 0 0 0 6 9 0.00 0.000																	
59 Todd Jones, R (9, 1) ERA: 4.66	1.0 S 3 0 0 0 1 0 0 0 0 0 0 0 12 15 0.00 0.000																	

Batter	1	2	3	4	5	6	7	8	9	AB R H RBI BB SO LOB	BOTTOM									
28 Curtis Granderson, L (1, 8) OBP: 0.347, SLG: 0.532										3 0 1 0 0 0 0	Cleveland Indians @ Detroit Tigers Comerica Park, Detroit, MI Tue Aug 21 2007, 7:05 PM EDT Att: 42,868 - Cloudy - 69 F									
14 Placido Polanco, R (1, 4) OBP: 0.387, SLG: 0.462										3 0 0 0 0 0 1										
3 Gary Sheffield, R (1, 10) OBP: 0.383, SLG: 0.495										3 0 0 0 0 2 0										
30 Magglio Ordonez, R (1, 9) OBP: 0.423, SLG: 0.589										3 1 1 1 0 0 0										
9 Carlos Guillen, S (1, 6) OBP: 0.366, SLG: 0.514										3 1 1 1 0 0 0										
Ivan Rodriguez, R (1, 2) OBP: 0.280, SLG: 0.430										3 0 0 0 0 0 0										
Sean Casey, L (1, 3) OBP: 0.345, SLG: 0.377										3 0 0 0 0 0 0										
33 Marcus Thames, R (1, 7) OBP: 0.283, SLG: 0.495										3 0 0 0 0 2 0										
25 Ryan Raburn, R (1, 5) OBP: 0.359, SLG: 0.557										2 0 0 0 0 1 0										
15 Brandon Inge, R (7, 5) OBP: 0.317, SLG: 0.389										0 0 0 0 0 0 0										
Inning Stats	R: 0 E: 0 K: 1 S: 9	H: 0 LOB: 0 BB: 0 P: 10	R: 0 E: 0 K: 0 S: 6	H: 0 LOB: 0 BB: 0 P: 8	R: 0 E: 0 K: 2 S: 9	H: 0 LOB: 0 BB: 0 P: 14	R: 0 E: 0 K: 1 S: 10	H: 0 LOB: 0 BB: 0 P: 14	R: 2 E: 0 K: 1 S: 9	H: 2 LOB: 0 BB: 0 P: 11	R: 0 E: 0 K: 0 S: 7	H: 1 LOB: 0 BB: 0 P: 7	R: 0 E: 0 K: 0 S: 5	H: 0 LOB: 0 BB: 0 P: 7	R: 0 E: 0 K: 0 S: 4	H: 0 LOB: 0 BB: 0 P: 6	1B: 0 2B: 2 3B: 0 HR: 2	SF: 0 SAC: 0 DP: 1 HBP: 0	WP: 0 PB: 0 SB: 0 CS: 0	PA: 26
PITCHER	IP WLS BF H R ER SO BB IBB HBP BLK WP HR S P ERA WHIP												PITCHER	IP WLS BF H R ER SO BB IBB HBP BLK WP HR S P ERA WHIP						
55 Roberto Hernandez, R (1, 1) ERA: 3.11	8.0 L 26 3 2 2 5 0 0 0 0 0 0 2 59 77 2.25 0.375																			

AB	26
R	1
H	1
RBI	1
BB	4
SO	2
LOB	5

AB	26
R	2
H	3
RBI	2
BB	0
SO	5
LOB	1

Batter	1	2	3	4	5	6	7	8	9	10	AB	R	H	RBI	BB	SO	LOB	TOP									
24 Grady Sizemore, L OBP: 0.379, SLG: 0.465	F8			G6-4-3 1B			K		2B	K	5	0	2	0	0	2	2										
Casey Blake, R OBP: 0.338, SLG: 0.434	F8			G6-4-3 1-2f			G1-6-3		G5-3		4	0	0	0	0	0	2										
41 Victor Martinez, S OBP: 0.373, SLG: 0.498	F8			G5-3			F8			2B	4	0	1	0	0	0	0										
29 Josh Barfield, R OBP: 0.271, SLG: 0.325										1B	4	0	1	0	0	0	0										
10 Kelly Shoppach, R OBP: 0.317, SLG: 0.457										2B	0	0	0	0	0	0	0										
48 Travis Hafner, L OBP: 0.379, SLG: 0.433	F9					P3				IBB	3	0	0	0	1	0	0										
25 Ryan Garko, R OBP: 0.375, SLG: 0.494											4	0	1	0	0	1	2										
13 Asdrubal Cabrera, S OBP: 0.324, SLG: 0.452										1B	0	1	0	0	0	0	0										
2 Johnny Peralta, R OBP: 0.342, SLG: 0.441	G6-4-3					P4				1B	3	1	1	0	1	0	1										
Franklin Gutierrez, R OBP: 0.320, SLG: 0.506										BB	4	0	0	0	0	2	4										
Jason Michaels, R OBP: 0.312, SLG: 0.406											3	0	0	0	0	0	0										
Kenny Lofton, L OBP: 0.372, SLG: 0.413										1B	1	0	1	1	0	0	0										
Chris Gomez, R OBP: 0.337, SLG: 0.389										1B	4	0	1	2	0	0	0										
Inning Stats	R: 0 E: 0 K: 1 S: 5	H: 0 LOB: 0 BB: 0 P: 9	R: 0 E: 0 K: 0 S: 5	H: 1 LOB: 0 BB: 0 P: 8	R: 0 E: 0 K: 1 S: 11	H: 0 LOB: 0 BB: 0 P: 16	R: 0 E: 0 K: 0 S: 8	H: 1 LOB: 0 BB: 0 P: 11	R: 0 E: 0 K: 1 S: 6	H: 0 LOB: 0 BB: 0 P: 8	R: 0 E: 0 K: 0 S: 6	H: 0 LOB: 0 BB: 0 P: 7	R: 0 E: 0 K: 1 S: 8	H: 0 LOB: 0 BB: 0 P: 10	R: 0 E: 0 K: 0 S: 12	H: 1 LOB: 1 BB: 0 P: 18	R: 3 E: 0 K: 2 S: 14	H: 3 LOB: 2 BB: 2 P: 27	1B: 4 2B: 3 3B: 0 HR: 0	SF: 0 SAC: 0 DP: 2 HBP: 0	WP: 0 PB: 0 SB: 0 CS: 0	PA: 37					
PITCHER	IP	WLS	BF	H	R	ER	SO	BB	IBB	HBP	BLK	WP	HR	S	P	ERA	WHIP										
29 Nate Robertson, L ERA: 4.8	8.2	L	28	4	0	0	3	0	0	0	0	0	0	64	91	0.00	0.462										
54 Joel Zumaya, R ERA: 4.82	1.0	L	8	3	3	3	1	1	1	0	0	0	0	16	30	27.00	4.000										
44 Bobby Seay, L ERA: 3.06	0.1		1	0	0	0	1	0	0	0	0	0	0	3	4	0.00	0.000										

Cleveland Indians @ Detroit Tigers
Comerica Park, Detroit, MI
Thu Aug 23 2007, 1:05 PM EDT
Att. 40,946 - Cloudy - 82 F

AB 35
R 3
H 7
RBI 3
BB 2
SO 5
LOB 11



Batter	1	2	3	4	5	6	7	8	9	10	AB	R	H	RBI	BB	SO	LOB	BOTTOM									
28 Curtis Granderson, L OBP: 0.345, SLG: 0.525	P4										5	0	1	0	0	1	4										
14 Placido Polanco, R OBP: 0.386, SLG: 0.499	G5-3										4	0	1	0	0	0	0										
Sean Casey, L OBP: 0.340, SLG: 0.371	K										5	0	0	0	0	1	3										
30 Magglio Ordonez, R OBP: 0.426, SLG: 0.596	G1-3										4	1	2	0	1	0	2										
9 Carlos Guillen, S OBP: 0.366, SLG: 0.520	K										4	0	1	0	1	1	2										
33 Marcus Thames, R OBP: 0.285, SLG: 0.507											5	0	2	1	0	0	2										
Cameron Maybin, R OBP: 0.313, SLG: 0.600	HBP 1B										0	0	0	0	0	0	0										
Mike Rabelo, S OBP: 0.328, SLG: 0.386											3	0	1	0	0	1	0										
Ivan Rodriguez, R OBP: 0.288, SLG: 0.426	HBP 15 FC4-6										1	0	0	0	0	0	2										
15 Brandon Inge, R OBP: 0.316, SLG: 0.383	FC4-6										2	0	0	0	1	0	2										
39 Ramon Santiago, S OBP: 0.500, SLG: 0.500											3	0	1	0	0	0	2										
Inning Stats	R: 0 E: 0 K: 1 S: 6	H: 0 LOB: 0 BB: 0 P: 8	R: 0 E: 0 K: 1 S: 12	H: 1 LOB: 2 BB: 0 P: 19	R: 0 E: 0 K: 0 S: 9	H: 2 LOB: 2 BB: 0 P: 16	R: 0 E: 0 K: 1 S: 8	H: 0 LOB: 0 BB: 0 P: 11	R: 0 E: 0 K: 0 S: 5	H: 1 LOB: 0 BB: 0 P: 7	R: 0 E: 0 K: 0 S: 11	H: 1 LOB: 2 BB: 1 P: 16	R: 0 E: 0 K: 0 S: 7	H: 0 LOB: 0 BB: 0 P: 8	R: 0 E: 0 K: 0 S: 12	H: 1 LOB: 2 BB: 1 P: 19	R: 0 E: 0 K: 1 S: 12	H: 1 LOB: 2 BB: 0 P: 18	R: 1 E: 0 K: 0 S: 11	H: 3 LOB: 2 BB: 0 P: 16	1B: 7 2B: 3 3B: 0 HR: 0	SF: 0 SAC: 2 DP: 1 HBP: 2	WP: 0 PB: 0 SB: 1 CS: 0	PA: 43			
PITCHER	IP	WLS	BF	H	R	ER	SO	BB	IBB	HBP	BLK	WP	HR	S	P	ERA	WHIP										
37 Jake Westbrook, R ERA: 4.4	8.0		32	5	0	0	3	1	1	2	0	0	0	70	104	0.00	0.750										
63 Rafael Betancourt, R ERA: 1.5	0.2		4	1	0	0	0	1	0	0	0	0	0	8	12	0.00	3.000										
53 Rafael Perez, L ERA: 1.85	0.1	W	1	0	0	0	1	0	0	0	0	0	0	4	6	0.00	0.000										
47 Jose Borowski, R ERA: 5.51	1.0	S	6	3	1	1	0	0	0	0	0	0	0	11	16	9.00	3.000										

Cleveland Indians @ Detroit Tigers
Comerica Park, Detroit, MI
Thu Aug 23 2007, 1:05 PM EDT
Att. 40,946 - Cloudy - 82 F

AB 36
R 1
H 9
RBI 1
BB 3
SO 4
LOB 19



Batter	1	2	3	4	5	6	7	8	9	AB	R	H	RBI	BB	SO	LOB	TOP
18 Johnny Damon, L OBP: 0.359, SLG: 0.383	P5		HR		F7			P6		5	1	2	2	0	0	0	New York Yankees @ Detroit Tigers Comerica Park, Detroit, MI Sat Aug 25 2007, 7:05 PM EDT Att: 44,250 - Partly Cloudy - 73 F
2 Derek Jeter, R OBP: 0.390, SLG: 0.435	G6-3		F9		G4-3	L6		G1-3		5	0	0	0	0	0	1	
Bobby Abreu, L OBP: 0.369, SLG: 0.449	55 2B		13 1B			F8		13 1B		3	1	2	0	2	0	1	
13 Alex Rodriguez, R OBP: 0.416, SLG: 0.639	55 2B		20 1B		P6			G6-3		3	1	1	0	2	0	1	
55 Hideki Matsui, L OBP: 0.377, SLG: 0.524	1-H 2H		P5			14 2B		F8		5	1	3	2	0	0	4	
20 Jorge Posada, S OBP: 0.414, SLG: 0.536	G3		F8		F7			F8		5	0	0	0	0	0	7	
24 Robinson Canó, L OBP: 0.353, SLG: 0.479			G4-3		F7			F8		4	1	1	0	0	0	1	
14 Wilson Betemit, S OBP: 0.347, SLG: 0.474			G3-1		L7			G2-3		3	1	0	0	1	0	0	
28 Melky Cabrera, S OBP: 0.347, SLG: 0.433			F9		P6			G1-3		4	1	1	3	0	0	0	
Inning Stats	R: 2 H: 2 E: 0 K: 0 S: 16	H: 2 LOB: 1 BB: 1 P: 26	R: 0 H: 0 E: 0 K: 0 S: 4	H: 0 LOB: 0 BB: 0 P: 8	R: 1 H: 2 E: 0 K: 0 S: 16	H: 2 LOB: 2 BB: 1 P: 28	R: 0 H: 0 E: 0 K: 0 S: 5	H: 0 LOB: 0 BB: 0 P: 8	R: 0 H: 4 E: 0 K: 0 S: 15	H: 1 LOB: 1 BB: 1 P: 16	R: 0 H: 0 E: 0 K: 0 S: 6	H: 0 LOB: 0 BB: 0 P: 10	R: 0 H: 1 E: 0 K: 0 S: 14	H: 1 LOB: 2 BB: 1 P: 28	1B: 6 2B: 1 3B: 2 HR: 1	SF: 0 SAC: 0 DP: 0 HBP: 0	WP: 0 PA: 42 PB: 0 SB: 4 CS: 0
PITCHER	IP WLS BF H R ER SO BB IBB HBP BLK WP HR S P ERA WHIP																
38 Jeremy Bonderman, R ERA: 4.87	(1, 1) 5.2 L 29 8 7 7 0 4 0 0 0 0 0 1 62 105 11.12 2.118																
Tim Lincecum, L ERA: 4.09	(6, 1) 0.1 1 0 0 0 0 0 0 0 0 0 0 3 4 0.00 0.000																
Jason Grilli, R ERA: 5.37	(7, 1) 3.0 12 2 0 0 0 1 0 0 0 0 0 0 30 50 0.00 1.000																

Batter	1	2	3	4	5	6	7	8	9	AB	R	H	RBI	BB	SO	LOB	BOTTOM
28 Curtis Granderson, L OBP: 0.347, SLG: 0.533	F8		G4-3		K			14 G1-6-3		3	0	0	0	1	1	0	New York Yankees @ Detroit Tigers Comerica Park, Detroit, MI Sat Aug 25 2007, 7:05 PM EDT Att: 44,250 - Partly Cloudy - 73 F
14 Placido Polanco, R OBP: 0.384, SLG: 0.452	30 1B		G1-3		G1-3			G1-6-3		3	1	0	0	1	0	1	
33 Marcus Thames, R OBP: 0.279, SLG: 0.493	K		K		K			F7		4	0	1	0	0	2	1	
30 Magglio Ordonez, R OBP: 0.430, SLG: 0.604	2H		1B		G4-6-3			F9		4	0	2	1	0	0	1	
9 Carlos Guillen, S OBP: 0.363, SLG: 0.519	K		L5		G1-3			P6		4	0	0	0	0	1	2	
Mike Rabelo, S OBP: 0.321, SLG: 0.377	F9		FC5-4		FC5-4			F9		3	0	0	0	0	0	1	
Sean Casey, L OBP: 0.336, SLG: 0.369	G4-3		G4-3		G4-3			K		3	0	0	0	0	1	1	
15 Brandon Inge, R OBP: 0.319, SLG: 0.383			39 2B		39 2B			L4		3	1	2	0	0	0	0	
39 Ramon Santiago, S OBP: 0.286, SLG: 0.286	K		L8		L8			G6-3		3	0	0	0	0	1	2	
Inning Stats	R: 1 H: 1 E: 0 K: 2 S: 10	H: 1 LOB: 1 BB: 1 P: 20	R: 0 H: 1 E: 0 K: 1 S: 11	H: 1 LOB: 0 BB: 0 P: 15	R: 0 H: 0 E: 0 K: 1 S: 6	H: 0 LOB: 0 BB: 0 P: 10	R: 0 H: 1 E: 0 K: 0 S: 8	H: 1 LOB: 1 BB: 0 P: 11	R: 1 H: 1 E: 0 K: 1 S: 11	H: 1 LOB: 0 BB: 0 P: 18	R: 0 H: 1 E: 0 K: 0 S: 5	H: 0 LOB: 0 BB: 0 P: 7	R: 0 H: 0 E: 0 K: 0 S: 10	H: 0 LOB: 1 BB: 1 P: 10	1B: 5 2B: 0 3B: 0 HR: 0	SF: 0 SAC: 0 DP: 2 HBP: 0	WP: 1 PA: 32 PB: 1 SB: 2 CS: 0
PITCHER	IP WLS BF H R ER SO BB IBB HBP BLK WP HR S P ERA WHIP																
40 Chien-Ming Wang, R ERA: 3.95	(1, 1) 8.0 W 29 5 2 1 6 0 2 0 0 0 0 0 66 107 1.12 0.875																
33 Brian Bruney, R ERA: 3.32	(9, 1) 1.0 3 0 0 0 0 0 0 0 0 0 0 5 10 0.00 0.000																

Batter	1	2	3	4	5	6	7	8	9	AB	R	H	RBI	BB	SO	LOB	TOP										
18 Johnny Damon, L (1, 10) OBP: 0.356, SLG: 0.379										4	0	0	0	0	1	1	New York Yankees @ Detroit Tigers Comerica Park, Detroit, MI Sun Aug 26 2007, 1:05 PM EDT Att: 43,268 - Sunny - 77 F										
28 Melky Cabrera, S (1, 8) OBP: 0.413, SLG: 0.432										4	0	1	0	0	0	0											
Bobby Abreu, L (1, 9) OBP: 0.370, SLG: 0.449										4	1	2	0	0	0	2											
13 Alex Rodriguez, R (1, 5) OBP: 0.413, SLG: 0.634										4	0	0	0	0	2	4											
55 Hideki Matsui, L (1, 7) OBP: 0.376, SLG: 0.521										4	1	1	0	0	1	0											
Jason Giambi, L (1, 3) OBP: 0.367, SLG: 0.492										4	1	2	1	0	1	2											
17 Shelley Duncan, R (6, PR) OBP: 0.365, SLG: 0.681										0	0	0	0	0	0	0											
24 Robinson Canó, L (1, 4) OBP: 0.353, SLG: 0.483										4	1	1	3	0	0	1											
14 Wilson Betemit, S (1, 6) OBP: 0.343, SLG: 0.467										3	0	0	0	0	1	0											
26 José Molina, R (1, 2) OBP: 0.261, SLG: 0.308										3	0	1	0	0	0	0											
Inning Stats	R: 0 E: 0 K: 1 S: 11	H: 1 LOB: 1 BB: 0 P: 16	R: 1 E: 0 K: 1 S: 8	H: 1 LOB: 0 BB: 0 P: 12	R: 0 E: 0 K: 1 S: 7	H: 0 LOB: 0 BB: 0 P: 11	R: 3 E: 0 K: 1 S: 15	H: 3 LOB: 0 BB: 0 P: 27	R: 0 E: 0 K: 0 S: 10	H: 2 LOB: 2 BB: 0 P: 16	R: 0 E: 0 K: 0 S: 4	H: 0 LOB: 0 BB: 0 P: 7	R: 0 E: 0 K: 1 S: 10	H: 0 LOB: 0 BB: 0 P: 13	R: 0 E: 0 K: 0 S: 8	H: 1 LOB: 1 BB: 0 P: 8	1B: 6 2B: 0 3B: 0 HR: 2	SF: 0 SAC: 0 DP: 1 HBP: 0	WP: 0 PB: 0 SB: 1 CS: 0	PA: 34							
PITCHER	IP	WLS	BF	H	R	ER	SO	BB	IBB	HBP	BLK	WP	HR	S	P	ERA	WHIP										
46 Jair Jurrjens, R (1, 1) ERA: 3.6	1.1		6	2	1	1	2	0	0	0	0	0	1	15	23	6.75	1.500										
Chad Durbin, R (2, 1) ERA: 4.79	3.0		14	5	3	3	2	0	0	0	0	0	1	32	53	9.00	1.667										
44 Bobby Seay, L (5, 1) ERA: 2.82	2.0	W	6	0	0	0	1	0	0	0	0	0	0	14	22	0.00	0.000										
54 Joel Zumaya, R (7, 1) ERA: 4.43	1.2	H	5	0	0	0	1	0	0	0	0	0	0	12	18	0.00	0.000										
59 Todd Jones, R (9, 1) ERA: 4.47	1.0	S	3	1	0	0	0	0	0	0	0	0	0	5	8	0.00	1.000										

Batter	1	2	3	4	5	6	7	8	9	AB	R	H	RBI	BB	SO	LOB	BOTTOM										
28 Curtis Granderson, L (1, 8) OBP: 0.349, SLG: 0.538										3	2	1	1	1	0	0	New York Yankees @ Detroit Tigers Comerica Park, Detroit, MI Sun Aug 26 2007, 1:05 PM EDT Att: 43,268 - Sunny - 77 F										
14 Placido Polanco, R (1, 4) OBP: 0.283, SLG: 0.450										4	1	1	0	0	2												
33 Marcus Thames, R (1, 10) OBP: 0.283, SLG: 0.505										3	1	1	2	1	1	2											
30 Magglio Ordonez, R (1, 9) OBP: 0.426, SLG: 0.599										4	0	0	0	0	1	2											
9 Carlos Guillen, S (1, 6) OBP: 0.363, SLG: 0.525										3	1	1	2	0	0	0											
Ivan Rodriguez, R (1, 2) OBP: 0.289, SLG: 0.422										1	0	0	0	0	1	0											
Mike Rabelo, S (4, PH) OBP: 0.317, SLG: 0.371										2	0	0	0	0	2	0											
Sean Casey, L (1, 3) OBP: 0.336, SLG: 0.366										3	0	0	0	0	0	0											
39 Ramon Santiago, S (8, 6) OBP: 0.286, SLG: 0.286										0	0	0	0	0	0	0											
15 Brandon Inge, R (1, 5) OBP: 0.317, SLG: 0.380										3	0	0	0	0	1	0											
Cameron Maybin, R (1, 7) OBP: 0.250, SLG: 0.409										3	0	0	0	0	2	0											
Inning Stats	R: 3 E: 0 K: 2 S: 20	H: 3 LOB: 0 BB: 0 P: 25	R: 0 E: 0 K: 1 S: 6	H: 0 LOB: 0 BB: 0 P: 11	R: 2 E: 0 K: 1 S: 14	H: 1 LOB: 0 BB: 1 P: 20	R: 0 E: 0 K: 1 S: 8	H: 0 LOB: 0 BB: 0 P: 15	R: 0 E: 0 K: 0 S: 10	H: 0 LOB: 1 BB: 0 P: 15	R: 0 E: 0 K: 1 S: 7	H: 0 LOB: 0 BB: 0 P: 11	R: 0 E: 0 K: 2 S: 12	H: 0 LOB: 0 BB: 0 P: 17	R: 0 E: 0 K: 0 S: 10	H: 0 LOB: 1 BB: 1 P: 18	1B: 1 2B: 0 3B: 0 HR: 3	SF: 0 SAC: 0 DP: 0 HBP: 0	WP: 0 PB: 0 SB: 1 CS: 0	PA: 31							
PITCHER	IP	WLS	BF	H	R	ER	SO	BB	IBB	HBP	BLK	WP	HR	S	P	ERA	WHIP										
34 Phil Hughes, R (1, 1) ERA: 5.35	6.0	L	24	4	5	5	6	1	0	0	0	0	2	65	97	7.50	0.833										
Kyle Farnsworth, R (7, 1) ERA: 4.21	1.0		3	0	0	0	2	0	0	0	0	0	0	12	17	0.00	0.000										
Luis Vizcaino, R (8, 1) ERA: 3.66	1.0		4	0	0	0	0	1	0	0	0	0	0	10	18	0.00	1.000										

New York Yankees @ Detroit Tigers
Comerica Park, Detroit, MI
Sun Aug 26 2007, 1:05 PM EDT
Att: 43,268 - Sunny - 77 F

AB 34
R 4
H 8
RBI 4
BB 0
SO 6
LOB 10



New York Yankees @ Detroit Tigers
Comerica Park, Detroit, MI
Sun Aug 26 2007, 1:05 PM EDT
Att: 43,268 - Sunny - 77 F


AB 29
R 5
H 4
RBI 5
BB 2
SO 8
LOB 6



Batter	1	2	3	4	5	6	7	8	9	AB	R	H	RBI	BB	SO	LOB	TOP				
18 Johnny Damon, L OBP: 0.356, SLG: 0.379 17 Shelley Duncan, R OBP: 0.358, SLG: 0.667	P5		G4-6-3					F7		3	0	1	0	0	0	1					
2 Derek Jeter, R OBP: 0.388, SLG: 0.433 12 Andy Phillips, R OBP: 0.326, SLG: 0.373	G6-3		K					F9	P2	3	0	0	0	0	1	1					
Bobby Abreu, L OBP: 0.369, SLG: 0.447				K				F8	K	3	0	0	0	1	2	1					
13 Alex Rodriguez, R OBP: 0.413, SLG: 0.633 14 Wilson Betemit, S OBP: 0.340, SLG: 0.463					F9			K	G1-4-3	2	0	1	0	0	0	0					
55 Hideki Matsui, L OBP: 0.376, SLG: 0.519	G3							F9		2	0	0	0	1	0	2					
20 Jorge Posada, S OBP: 0.413, SLG: 0.534 26 José Molina, R OBP: 0.259, SLG: 0.306		K			F7			G4-3		2	0	0	0	0	1	1					
Jason Giambi, L OBP: 0.362, SLG: 0.484		K						K		3	0	0	0	0	2	0					
24 Robinson Canó, L OBP: 0.351, SLG: 0.480		F8						F7		3	0	0	0	0	0	0					
28 Melky Cabrera, S OBP: 0.346, SLG: 0.431			G4-6-3					F7		3	0	1	0	0	0	0					
Inning Stats	R: 0 H: 1 E: 0 K: 0 S: 10	LOB: 2 BB: 1 P: 19	R: 0 H: 0 E: 0 K: 2 S: 7	LOB: 0 BB: 0 P: 9	R: 0 H: 1 E: 0 K: 1 S: 10	LOB: 0 BB: 0 P: 15	R: 0 H: 0 E: 0 K: 1 S: 8	LOB: 1 BB: 1 P: 17	R: 0 H: 0 E: 0 K: 0 S: 7	LOB: 3 BB: 0 P: 10	R: 0 H: 1 E: 0 K: 1 S: 12	LOB: 1 BB: 0 P: 17	R: 0 H: 0 E: 0 K: 1 S: 7	LOB: 0 BB: 0 P: 9	R: 0 H: 0 E: 0 K: 0 S: 6	LOB: 0 BB: 0 P: 10	R: 0 H: 0 E: 0 K: 1 S: 5	LOB: 0 BB: 0 P: 8	1B: 3 2B: 0 3B: 0 HR: 0	SF: 0 SAC: 0 DP: 1 HBP: 0	WP: 0 PA: 31 PB: 0 SB: 0 CS: 0
PITCHER	IP WLS BF H R ER SO BB IBB HBP BLK WP HR S P ERA WHIP	IP WLS BF H R ER SO BB IBB HBP BLK WP HR S P ERA WHIP	IP WLS BF H R ER SO BB IBB HBP BLK WP HR S P ERA WHIP	IP WLS BF H R ER SO BB IBB HBP BLK WP HR S P ERA WHIP	IP WLS BF H R ER SO BB IBB HBP BLK WP HR S P ERA WHIP	IP WLS BF H R ER SO BB IBB HBP BLK WP HR S P ERA WHIP	IP WLS BF H R ER SO BB IBB HBP BLK WP HR S P ERA WHIP	IP WLS BF H R ER SO BB IBB HBP BLK WP HR S P ERA WHIP	IP WLS BF H R ER SO BB IBB HBP BLK WP HR S P ERA WHIP	IP WLS BF H R ER SO BB IBB HBP BLK WP HR S P ERA WHIP	IP WLS BF H R ER SO BB IBB HBP BLK WP HR S P ERA WHIP	IP WLS BF H R ER SO BB IBB HBP BLK WP HR S P ERA WHIP	IP WLS BF H R ER SO BB IBB HBP BLK WP HR S P ERA WHIP	IP WLS BF H R ER SO BB IBB HBP BLK WP HR S P ERA WHIP	IP WLS BF H R ER SO BB IBB HBP BLK WP HR S P ERA WHIP	IP WLS BF H R ER SO BB IBB HBP BLK WP HR S P ERA WHIP	IP WLS BF H R ER SO BB IBB HBP BLK WP HR S P ERA WHIP	IP WLS BF H R ER SO BB IBB HBP BLK WP HR S P ERA WHIP	IP WLS BF H R ER SO BB IBB HBP BLK WP HR S P ERA WHIP	IP WLS BF H R ER SO BB IBB HBP BLK WP HR S P ERA WHIP	IP WLS BF H R ER SO BB IBB HBP BLK WP HR S P ERA WHIP

New York Yankees @ Detroit Tigers
Comerica Park, Detroit, MI
Mon Aug 27 2007, 7:05 PM EDT
Att: 42,428 - Partly Cloudy - 72 F

AB 29
R 0
H 3
RBI 0
BB 2
SO 7
LOB 7



Batter	1	2	3	4	5	6	7	8	9	AB	R	H	RBI	BB	SO	LOB	BOTTOM				
28 Curtis Granderson, L OBP: 0.350, SLG: 0.540	G4-3		G4-3		G4-3	K				6	2	3	2	0	1	4					
14 Placido Polanco, R OBP: 0.386, SLG: 0.458						F8		E5		5	2	3	2	1	0	3					
33 Marcus Thames, R OBP: 0.283, SLG: 0.500 Cameron Maybin, R OBP: 0.269, SLG: 0.458	FC5-4-2		F8		G5-3			K		4	0	1	1	0	0	3					
30 Magglio Ordonez, R OBP: 0.427, SLG: 0.596			F7		P4					4	1	1	0	2	0	2					
9 Carlos Guillen, S OBP: 0.365, SLG: 0.527	SF8					F7		K		4	1	2	1	1	1	4					
Ivan Rodriguez, R OBP: 0.289, SLG: 0.421	G4-3		G4-3		K			G6-4-3		6	2	2	1	0	2	7					
Sean Casey, L OBP: 0.336, SLG: 0.373 39 Ramon Santiago, S OBP: 0.400, SLG: 0.250			G4-3					F7		3	1	2	0	0	0	1					
25 Ryan Raburn, R OBP: 0.363, SLG: 0.531		P6						F8		4	3	2	3	1	0	2					
15 Brandon Inge, R OBP: 0.322, SLG: 0.391	F8									4	2	3	4	1	0	1					
Inning Stats	R: 1 H: 2 E: 0 K: 0 S: 20	H: 3 LOB: 1 BB: 0 P: 21	R: 2 H: 3 E: 0 K: 0 S: 16	H: 3 LOB: 1 BB: 0 P: 21	R: 3 H: 4 E: 0 K: 0 S: 14	H: 4 LOB: 1 BB: 0 P: 21	R: 1 H: 1 E: 0 K: 1 S: 11	H: 1 LOB: 1 BB: 1 P: 23	R: 3 H: 4 E: 0 K: 1 S: 16	H: 4 LOB: 3 BB: 2 P: 35	R: 0 H: 0 E: 0 K: 1 S: 9	H: 0 LOB: 2 BB: 2 P: 19	R: 6 H: 5 E: 1 K: 2 S: 28	H: 5 LOB: 2 BB: 1 P: 43	R: 0 H: 1 E: 0 K: 0 S: 9	H: 1 LOB: 0 BB: 0 P: 10	1B: 12 2B: 6 3B: 1 HR: 1	SF: 1 SAC: 0 DP: 1 HBP: 1	WP: 0 PA: 52 PB: 1 SB: 1 CS: 0		
PITCHER	IP WLS BF H R ER SO BB IBB HBP BLK WP HR S P ERA WHIP	IP WLS BF H R ER SO BB IBB HBP BLK WP HR S P ERA WHIP	IP WLS BF H R ER SO BB IBB HBP BLK WP HR S P ERA WHIP	IP WLS BF H R ER SO BB IBB HBP BLK WP HR S P ERA WHIP	IP WLS BF H R ER SO BB IBB HBP BLK WP HR S P ERA WHIP	IP WLS BF H R ER SO BB IBB HBP BLK WP HR S P ERA WHIP	IP WLS BF H R ER SO BB IBB HBP BLK WP HR S P ERA WHIP	IP WLS BF H R ER SO BB IBB HBP BLK WP HR S P ERA WHIP	IP WLS BF H R ER SO BB IBB HBP BLK WP HR S P ERA WHIP	IP WLS BF H R ER SO BB IBB HBP BLK WP HR S P ERA WHIP	IP WLS BF H R ER SO BB IBB HBP BLK WP HR S P ERA WHIP	IP WLS BF H R ER SO BB IBB HBP BLK WP HR S P ERA WHIP	IP WLS BF H R ER SO BB IBB HBP BLK WP HR S P ERA WHIP	IP WLS BF H R ER SO BB IBB HBP BLK WP HR S P ERA WHIP	IP WLS BF H R ER SO BB IBB HBP BLK WP HR S P ERA WHIP	IP WLS BF H R ER SO BB IBB HBP BLK WP HR S P ERA WHIP	IP WLS BF H R ER SO BB IBB HBP BLK WP HR S P ERA WHIP	IP WLS BF H R ER SO BB IBB HBP BLK WP HR S P ERA WHIP	IP WLS BF H R ER SO BB IBB HBP BLK WP HR S P ERA WHIP	IP WLS BF H R ER SO BB IBB HBP BLK WP HR S P ERA WHIP	IP WLS BF H R ER SO BB IBB HBP BLK WP HR S P ERA WHIP

New York Yankees @ Detroit Tigers
Comerica Park, Detroit, MI
Mon Aug 27 2007, 7:05 PM EDT
Att: 42,428 - Partly Cloudy - 72 F

AB 43
R 16
H 20
RBI 15
BB 7
SO 5
LOB 27



Batter	1	2	3	4	5	6	7	8	9	AB	R	H	RBI	BB	SO	LOB	TOP								
28 Curtis Granderson, L (1.8) OBP: 0.351, SLG: 0.541 25 Ryan Raburn, R (8. Ph) OBP: 0.369, SLG: 0.531 (8.8)										4	0	2	1	0	2	2	DETROIT TIGERS @ KANSAS CITY ROYALS Kauffman Stadium, Kansas City, MO Tue Aug 28 2007, 7:10 PM CDT Att: 16,193 - Clear - 93 F								
14 Placido Polanco, R (1.4) OBP: 0.388, SLG: 0.459										5	0	3	1	0	0	3									
19 Timo Perez, L (1.7) OBP: 0.231, SLG: 0.250										5	1	1	0	0	1	6									
30 Magglio Ordonez, R (1.9) OBP: 0.431, SLG: 0.598										5	0	4	0	0	0	2									
9 Carlos Guillen, S (1.3) OBP: 0.365, SLG: 0.525										3	0	1	1	1	1	3									
Ivan Rodriguez, R (1.2) OBP: 0.289, SLG: 0.421											4	0	1	0	0	0		4							
Sean Casey, L (1.10) OBP: 0.336, SLG: 0.373										5	1	1	0	0	0	4									
15 Brandon Inge, R (1.5) OBP: 0.319, SLG: 0.387										4	0	0	0	0	2	3									
39 Ramon Santiago, S (1.6) OBP: 0.500, SLG: 0.417										4	1	3	0	0	0	0									
Inning Stats	R: 0 E: 0 K: 2 S: 12	H: 2 LOB: 2 BB: 0 P: 19	R: 0 E: 0 K: 0 S: 7	H: 0 LOB: 0 BB: 0 P: 9	R: 0 E: 0 K: 0 S: 10	H: 1 LOB: 1 BB: 0 P: 14	R: 0 E: 0 K: 0 S: 9	H: 2 LOB: 2 BB: 0 P: 12	R: 1 E: 0 K: 0 S: 10	H: 3 LOB: 3 BB: 1 P: 20	R: 1 E: 0 K: 3 S: 18	H: 3 LOB: 2 BB: 0 P: 24	R: 0 E: 0 K: 0 S: 8	H: 2 LOB: 1 BB: 0 P: 14	R: 0 E: 0 K: 1 S: 10	H: 1 LOB: 1 BB: 1 P: 18		R: 1 E: 0 K: 0 S: 9	H: 2 LOB: 1 BB: 0 P: 13	1B: 12 2B: 4 3B: 0 HR: 0	SF: 1 DP: 2 HBP: 0	WP: 0 PB: 0 SB: 0 CS: 0	PA: 43		
PITCHER	IP	WLS	BF	H	R	ER	SO	BB	IBB	HBP	BLK	WP	HR	S	P	ERA	WHIP								
19 Brian Bannister, R (1.1) ERA: 3.27	6.0	W	30	11	2	2	5	1	0	0	0	0	0	66	98	3.00	2.000								
57 Joel Peralta, L (7.1) ERA: 3.87	1.1		6	3	0	0	1	0	0	0	0	0	0	14	23	0.00	2.250								
41 Jimmy Gobble, L (8.1) ERA: 3.3	0.2		2	0	0	0	0	1	0	0	0	0	0	4	9	0.00	1.500								
48 Joakim Soria, R (9.1) ERA: 2.65	1.0		5	2	1	1	0	0	0	0	0	0	0	9	13	9.00	2.000								

Batter	1	2	3	4	5	6	7	8	9	AB	R	H	RBI	BB	SO	LOB	BOTTOM								
Esteban German, R (1.7) OBP: 0.359, SLG: 0.368 2 Joey Gathright, L (6.7) OBP: 0.401, SLG: 0.385										1	1	0	0	2	0	0	DETROIT TIGERS @ KANSAS CITY ROYALS Kauffman Stadium, Kansas City, MO Tue Aug 28 2007, 7:10 PM CDT Att: 16,193 - Clear - 93 F								
9 David DeJesus, L (1.8) OBP: 0.358, SLG: 0.390										3	0	0	0	0	0	1									
15 Mark Grudzielanek, R (1.4) OBP: 0.391, SLG: 0.441										3	2	2	1	1	0	0									
16 Billy Butler, R (1.10) OBP: 0.350, SLG: 0.446										4	1	1	2	0	0	3									
Emil Brown, R (1.9) OBP: 0.292, SLG: 0.342										4	0	0	0	0	1	3									
Ross Gload, L (1.3) OBP: 0.324, SLG: 0.463										4	1	2	0	0	1	0									
14 John Buck, R (1.2) OBP: 0.316, SLG: 0.456										2	1	0	0	1	0	1									
4 Alex Gordon, L (1.5) OBP: 0.319, SLG: 0.403										3	0	1	3	0	1	1									
1 Tony Pena Jr., R (1.6) OBP: 0.280, SLG: 0.343										3	0	0	0	0	1	1									
Inning Stats	R: 0 E: 0 K: 1 S: 9	H: 0 LOB: 2 BB: 2 P: 22	R: 0 E: 0 K: 0 S: 9	H: 1 LOB: 0 BB: 0 P: 16	R: 0 E: 0 K: 0 S: 8	H: 0 LOB: 0 BB: 0 P: 9	R: 3 E: 0 K: 1 S: 18	H: 3 LOB: 1 BB: 1 P: 28	R: 3 E: 0 K: 1 S: 14	H: 2 LOB: 0 BB: 1 P: 24	R: 0 E: 0 K: 1 S: 7	H: 0 LOB: 0 BB: 0 P: 11	R: 0 E: 0 K: 0 S: 4	H: 0 LOB: 0 BB: 0 P: 7	R: 0 E: 0 K: 0 S: 8	H: 0 LOB: 0 BB: 0 P: 13		1B: 4 2B: 1 3B: 0 HR: 1	SF: 0 DP: 0 HBP: 0	WP: 1 PB: 0 SB: 1 CS: 1	PA: 34				
PITCHER	IP	WLS	BF	H	R	ER	SO	BB	IBB	HBP	BLK	WP	HR	S	P	ERA	WHIP								
29 Nate Robertson, L (1.1) ERA: 5.04	4.1	L	22	6	6	6	2	4	0	0	0	0	0	53	92	12.46	2.308								
Jason Grilli, R (5.1) ERA: 5.08	3.2		11	0	0	0	2	0	0	0	0	0	0	24	38	0.00	0.000								

Batter	1	2	3	4	5	6	7	8	9	AB	R	H	RBI	BB	SO	LOB	TOP					
28 Curtis Granderson, L (1, 8) OBP: 0.352, SLG: 0.545										4	2	3	2	0	0	0	Detroit Tigers @ Kansas City Royals Kauffman Stadium, Kansas City, MO Thu Aug 30 2007, 1:10 PM CDT Att: 11,196 - Sunny - 80 F					
14 Placido Polanco, R (1, 4) OBP: 0.385, SLG: 0.463										5	1	2	0	0	4							
19 Timo Perez, L (1, 10) OBP: 0.409, SLG: 0.526										4	1	2	1	1	1							
30 Magglio Ordonez, R (1, 9) OBP: 0.430, SLG: 0.601										4	1	3	3	0	0							
25 Ryan Raburn, R (8, 9) OBP: 0.371, SLG: 0.526										1	0	0	0	0	2							
9 Carlos Guillen, S (1, 3) OBP: 0.359, SLG: 0.516										4	0	0	0	0	1	4						
Mike Rabelo, S (1, 2) OBP: 0.305, SLG: 0.360										4	0	0	0	0	3	2						
15 Brandon Inge, R (1, 5) OBP: 0.318, SLG: 0.383										4	1	1	0	0	1	0						
Cameron Maybin, R (1, 7) OBP: 0.300, SLG: 0.444										3	0	1	0	1	1	0						
39 Ramon Santiago, S (1, 6) OBP: 0.444, SLG: 0.375										4	0	1	0	0	1	1						
Inning Stats	R: 0 E: 0 K: 0 S: 17	H: 2 LOB: 2 BB: 0 P: 19	R: 1 E: 0 K: 0 S: 10	H: 3 LOB: 2 BB: 0 P: 16	R: 0 E: 0 K: 1 S: 7	H: 0 LOB: 0 BB: 0 P: 8	R: 0 E: 0 K: 3 S: 9	H: 0 LOB: 0 BB: 0 P: 14	R: 4 E: 0 K: 2 S: 15	H: 4 LOB: 0 BB: 0 P: 23	R: 0 E: 0 K: 0 S: 4	H: 0 LOB: 0 BB: 0 P: 5	R: 1 E: 0 K: 2 S: 15	H: 3 LOB: 2 BB: 0 P: 19	R: 0 E: 0 K: 0 S: 11	H: 0 LOB: 0 BB: 1 P: 17	R: 0 E: 0 K: 0 S: 5	H: 1 LOB: 1 BB: 1 P: 9	1B: 8 2B: 4 3B: 0 HR: 2	SF: 1 SAC: 0 DP: 2 HBP: 0	WP: 0 PB: 0 SB: 0 CS: 0	PA: 40
PITCHER	IP WLS BF H R ER SO BB IBB HBP BLK WP HR S P ERA WHIP																					
46 Juan Carlos Oviedo, R (1, 1) ERA: 4.05	6.1 L 31 12 6 6 6 0 0 0 0 0 2 71 95 8.53 1.895																					
Billy Buckner, R (7, 1) ERA: 1.17	2.2 9 1 0 0 2 2 0 0 0 0 0 0 22 35 0.00 1.125																					

Batter	1	2	3	4	5	6	7	8	9	AB	R	H	RBI	BB	SO	LOB	BOTTOM					
9 David DeJesus, L (1, 8) OBP: 0.356, SLG: 0.385										4	0	0	0	0	0	1	Detroit Tigers @ Kansas City Royals Kauffman Stadium, Kansas City, MO Thu Aug 30 2007, 1:10 PM CDT Att: 11,196 - Sunny - 80 F					
Jason Smith, L (1, 4) OBP: 0.243, SLG: 0.347										4	0	0	0	0	1	1						
Ross Gload, L (1, 3) OBP: 0.319, SLG: 0.455										4	0	0	0	0	0	0						
16 Billy Butler, R (1, 10) OBP: 0.351, SLG: 0.454										4	1	2	0	0	0	0						
4 Alex Gordon, L (1, 5) OBP: 0.320, SLG: 0.404										4	0	1	1	0	2	1						
32 Shane Costa, L (1, 9) OBP: 0.221, SLG: 0.257										4	0	1	0	0	1	1						
1 Tony Pena Jr., R (1, 6) OBP: 0.278, SLG: 0.339										3	0	0	0	0	2	2						
2 Joey Gathright, L (1, 7) OBP: 0.393, SLG: 0.377										3	0	1	0	0	0	0						
14 John Buck, R (1, 2) OBP: 0.316, SLG: 0.454										3	0	1	0	0	0	1						
Inning Stats	R: 0 E: 0 K: 0 S: 10	H: 0 LOB: 0 BB: 0 P: 13	R: 0 E: 0 K: 1 S: 9	H: 1 LOB: 1 BB: 0 P: 13	R: 0 E: 0 K: 0 S: 8	H: 1 LOB: 1 BB: 0 P: 11	R: 1 E: 0 K: 1 S: 9	H: 2 LOB: 1 BB: 0 P: 10	R: 0 E: 0 K: 0 S: 7	H: 0 LOB: 0 BB: 0 P: 9	R: 0 E: 0 K: 1 S: 8	H: 1 LOB: 1 BB: 0 P: 11	R: 0 E: 0 K: 0 S: 12	H: 1 LOB: 1 BB: 0 P: 20	R: 0 E: 0 K: 1 S: 9	H: 0 LOB: 0 BB: 0 P: 11		R: 0 E: 0 K: 0 S: 10	H: 0 LOB: 0 BB: 0 P: 15	1B: 3 2B: 2 3B: 1 HR: 0	SF: 0 SAC: 0 DP: 0 HBP: 0	WP: 0 PB: 0 SB: 0 CS: 0
PITCHER	IP WLS BF H R ER SO BB IBB HBP BLK WP HR S P ERA WHIP																					
38 Jeremy Bonderman, R (1, 1) ERA: 4.72	7.0 W 27 6 1 1 3 0 0 0 0 0 0 0 9 11 0.00 0.857																					
56 Fernando Rodney, R (8, 1) ERA: 3.89	1.0 3 0 0 0 1 0 0 0 0 0 0 0 9 11 0.00 0.000																					
54 Joel Zumaya, R (9, 1) ERA: 4.22	1.0 3 0 0 0 0 0 0 0 0 0 0 0 10 15 0.00 0.000																					

Batter	1	2	3	4	5	6	7	8	9	AB	R	H	RBI	BB	SO	LOB	TOP								
7 Jerry Owens, L (1,8) OBP: 0.301, SLG: 0.288	G4-3		P6		F7			SH1-4		3	0	0	0	0	0	1									
22 Josh Fields, R (1,7) OBP: 0.290, SLG: 0.451 Luis Terrero, R (9,9) OBP: 0.341, SLG: 0.374	G6-3			G6-3		E1		BB		3	0	0	0	1	0	0									
12 A.J. Pierzynski, L (1,2) OBP: 0.316, SLG: 0.410				G4-3		FC5-4		K		4	0	2	0	0	1	4									
14 Paul Konerko, R (1,3) OBP: 0.354, SLG: 0.491	G4-3			G4-3		G4-6-3		2B		4	0	1	2	0	0	3									
Darin Erstad, L (1,9) OBP: 0.319, SLG: 0.342		F7					G1-3	K		3	0	0	0	1	1	3									
Scott Podsednik, L (1,10) OBP: 0.322, SLG: 0.383				G4-3				K		4	0	1	0	0	2	2									
5 Juan Uribe, R (1,6) OBP: 0.272, SLG: 0.360								K		4	0	1	0	0	1	1									
Alex Cintron, S (1,4) OBP: 0.266, SLG: 0.294			G3		F7			K		4	1	1	0	0	1	1									
26 Andy González, R (1,5) OBP: 0.313, SLG: 0.284 25 Jim Thome, L (8,PH) OBP: 0.403, SLG: 0.500 1 Danny Richar, L (8,PR) OBP: 0.288, SLG: 0.368			G5-3					1B		2	0	0	0	0	1	1									
Inning Stats	R: 0 E: 0 K: 0 S: 12	H: 1 LOB: 1 BB: 0 P: 19	R: 0 E: 0 K: 0 S: 11	H: 1 LOB: 0 BB: 0 P: 15	R: 0 E: 0 K: 0 S: 7	H: 0 LOB: 0 BB: 0 P: 9	R: 0 E: 0 K: 0 S: 14	H: 1 LOB: 2 BB: 1 P: 22	R: 0 E: 0 K: 1 S: 8	H: 1 LOB: 1 BB: 0 P: 13	R: 0 E: 0 K: 0 S: 6	H: 0 LOB: 0 BB: 0 P: 9	R: 0 E: 0 K: 2 S: 9	H: 0 LOB: 0 BB: 0 P: 9	R: 2 E: 0 K: 2 S: 15	H: 3 LOB: 3 BB: 1 P: 23	R: 0 E: 0 K: 2 S: 11	H: 0 LOB: 0 BB: 0 P: 13	1B: 4 2B: 3 3B: 0 HR: 0	SF: 0 SAC: 1 DP: 1 HBP: 0	WP: 0 PB: 0 SB: 0 CS: 1	PA: 35			
PITCHER	IP	WLS	BF	H	R	ER	SO	BB	IBB	HBP	BLK	WP	HR	S	P	ERA	WHIP								
Chad Durbin, R (1,1) ERA: 4.57	5.0		19	4	0	0	1	1	0	0	0	0	0	52	78	0.00	1.000								
Jason Grilli, R (6,1) ERA: 4.77	2.0	H	6	0	0	0	2	0	0	0	0	0	0	15	18	0.00	0.000								
56 Fernando Rodney, R (8,1) ERA: 4.64	1.0	B	7	3	2	2	2	1	0	0	0	0	0	15	23	18.00	4.000								
44 Bobby Seay, L (9,1) ERA: 2.99	1.0	W	3	0	0	0	2	0	0	0	0	0	0	11	13	0.00	0.000								

Chicago White Sox @ Detroit Tigers
Comerica Park, Detroit, MI
Thu Sep.06.2007, 1:05 PM EDT
Att: 35,977 - Cloudy - 79 F

AB 32
R 2
H 7
RBI 2
BB 2
SO 7
LOB 16



Batter	1	2	3	4	5	6	7	8	9	AB	R	H	RBI	BB	SO	LOB	BOTTOM								
28 Curtis Granderson, L (1,8) OBP: 0.352, SLG: 0.545	F8		G3		G3-1		F9			4	0	0	0	0	0	3									
14 Placido Polanco, R (1,4) OBP: 0.391, SLG: 0.459	F8				L6					4	0	2	1	1	0	2									
3 Gary Sheffield, R (1,10) OBP: 0.382, SLG: 0.492	K				F7					3	0	0	0	1	2	2									
30 Magglio Ordonez, R (1,9) OBP: 0.425, SLG: 0.588				P2						4	0	1	0	0	2	2									
9 Carlos Guillen, S (1,6) OBP: 0.358, SLG: 0.511				F8						4	0	0	0	0	0	3									
25 Ryan Raburn, R (1,7) OBP: 0.347, SLG: 0.487 19 Timo Perez, L (8,PH) OBP: 0.444, SLG: 0.515 Cameron Maybin, R (8,PR) OBP: 0.238, SLG: 0.316				P4						3	0	0	0	0	0	2									
Mike Rabelo, S (1,2) OBP: 0.305, SLG: 0.354				P4						1	0	1	0	0	0	0									
Mike Hessman, R (1,3) OBP: 0.256, SLG: 0.342 39 Ramon Santiago, S (8,6) OBP: 0.387, SLG: 0.464 Sean Casey, L (8,PH) OBP: 0.344, SLG: 0.380 Omar Infante, R (8,PR) OBP: 0.310, SLG: 0.358										3	0	1	0	0	0	1									
15 Brandon Inge, R (1,5) OBP: 0.321, SLG: 0.390										4	1	3	1	0	0	2									
Inning Stats	R: 0 E: 0 K: 1 S: 11	H: 0 LOB: 0 BB: 0 P: 17	R: 0 E: 0 K: 0 S: 7	H: 1 LOB: 1 BB: 0 P: 9	R: 1 E: 0 K: 1 S: 13	H: 2 LOB: 1 BB: 0 P: 20	R: 0 E: 0 K: 0 S: 7	H: 0 LOB: 0 BB: 0 P: 11	R: 0 E: 0 K: 1 S: 13	H: 2 LOB: 1 BB: 1 P: 13	R: 0 E: 0 K: 1 S: 11	H: 2 LOB: 1 BB: 0 P: 16	R: 0 E: 0 K: 2 S: 11	H: 0 LOB: 1 BB: 1 P: 18	R: 2 E: 1 K: 0 S: 13	H: 3 LOB: 3 BB: 0 P: 17	1B: 8 2B: 1 3B: 0 HR: 1	SF: 0 SAC: 1 DP: 0 HBP: 1	WP: 0 PB: 0 SB: 0 CS: 0	PA: 38					
PITCHER	IP	WLS	BF	H	R	ER	SO	BB	IBB	HBP	BLK	WP	HR	S	P	ERA	WHIP								
56 Mark Buehrle, L (1,1) ERA: 3.39	7.0		28	7	0	0	0	1	0	0	0	0	0	69	105	1.29	1.143								
Ryan Buickich, R (8,1) ERA: 4.93	0.0		1	0	0	0	0	1	0	0	0	0	0	1	5	-	-								
43 Ehren Wassermann, R (8,1) ERA: 2.7	0.2	H	2	0	0	0	2	0	0	0	0	0	0	9	12	0.00	0.000								
57 Boone Logan, L (8,1) ERA: 4.2	0.1	H	1	0	0	0	0	0	0	0	0	0	0	1	1	0.00	0.000								
45 Bobby Jenks, R (9,1) ERA: 2.95	0.2	L	6	3	2	2	0	0	0	1	0	0	0	13	17	27.00	4.500								

Chicago White Sox @ Detroit Tigers
Comerica Park, Detroit, MI
Thu Sep.06.2007, 1:05 PM EDT
Att: 35,977 - Cloudy - 79 F

AB 34
R 3
H 10
RBI 3
BB 2
SO 6
LOB 18



Batter	1	2	3	4	5	6	7	8	9	AB	R	H	RBI	BB	SO	LOB	TOP				
51 Ichiro Suzuki, L OBP: 0.396, SLG: 0.436										4	4	3	1	2	1	0	Seattle Mariners @ Detroit Tigers Comerica Park, Detroit, MI Sun Sep 09 2007, 1:05 PM EDT Att: 39,990 - Cloudy - 72 F				
29 Adrian Beltré, R OBP: 0.331, SLG: 0.503										6	2	3	4	0	2	4					
Raul Ibanez, L OBP: 0.342, SLG: 0.465 Charlton Jernerson, R OBP: 1.000, SLG: 1.000										5	1	2	3	1	0	3					
Jose Guillen, R OBP: 0.355, SLG: 0.454 Adam Jones, R OBP: 0.333, SLG: 0.389										5	0	4	3	0	0	1					
Ben Broussard, L OBP: 0.343, SLG: 0.429										5	0	0	1	0	1	5					
Richie Sexson, R OBP: 0.295, SLG: 0.399 8 Jeremy Reed, L OBP: 0.143, SLG: 0.429										2	0	0	0	0	0	3					
2 Kenji Johjima, R OBP: 0.322, SLG: 0.446										4	1	0	0	0	0	2					
16 Willie Bloomquist, R OBP: 0.329, SLG: 0.350										4	2	2	1	1	0	1					
7 Yuniesky Betancourt, R OBP: 0.306, SLG: 0.421										5	3	3	1	0	0	1					
Inning Stats	R: 2 E: 0 K: 1 S: 12	H: 3 LOB: 1 BB: 0 P: 18	R: 4 E: 0 K: 0 S: 15	H: 4 LOB: 2 BB: 2 P: 30	R: 4 E: 0 K: 1 S: 22	H: 3 LOB: 1 BB: 1 P: 37	R: 3 E: 0 K: 0 S: 11	H: 3 LOB: 1 BB: 1 P: 21	R: 0 E: 0 K: 1 S: 10	H: 0 LOB: 1 BB: 0 P: 17	R: 0 E: 0 K: 1 S: 10	H: 1 LOB: 1 BB: 0 P: 10	R: 1 E: 0 K: 1 S: 12	H: 3 LOB: 2 BB: 0 P: 17	R: 0 E: 0 K: 0 S: 7	H: 1 LOB: 1 BB: 0 P: 7	1B: 12 2B: 4 3B: 2 HR: 1	SF: 1 SAC: 0 DP: 0 HBP: 1	WP: 0 PB: 0 SB: 0 CS: 0	PA: 51	
PITCHER	IP WLS BF H R ER SO BB IBB HBP BLK WP HR S P ERA WHIP	IP WLS BF H R ER SO BB IBB HBP BLK WP HR S P ERA WHIP	IP WLS BF H R ER SO BB IBB HBP BLK WP HR S P ERA WHIP	IP WLS BF H R ER SO BB IBB HBP BLK WP HR S P ERA WHIP	IP WLS BF H R ER SO BB IBB HBP BLK WP HR S P ERA WHIP	IP WLS BF H R ER SO BB IBB HBP BLK WP HR S P ERA WHIP	IP WLS BF H R ER SO BB IBB HBP BLK WP HR S P ERA WHIP	IP WLS BF H R ER SO BB IBB HBP BLK WP HR S P ERA WHIP	IP WLS BF H R ER SO BB IBB HBP BLK WP HR S P ERA WHIP	IP WLS BF H R ER SO BB IBB HBP BLK WP HR S P ERA WHIP	IP WLS BF H R ER SO BB IBB HBP BLK WP HR S P ERA WHIP	IP WLS BF H R ER SO BB IBB HBP BLK WP HR S P ERA WHIP	IP WLS BF H R ER SO BB IBB HBP BLK WP HR S P ERA WHIP	IP WLS BF H R ER SO BB IBB HBP BLK WP HR S P ERA WHIP	IP WLS BF H R ER SO BB IBB HBP BLK WP HR S P ERA WHIP	IP WLS BF H R ER SO BB IBB HBP BLK WP HR S P ERA WHIP	IP WLS BF H R ER SO BB IBB HBP BLK WP HR S P ERA WHIP	IP WLS BF H R ER SO BB IBB HBP BLK WP HR S P ERA WHIP	IP WLS BF H R ER SO BB IBB HBP BLK WP HR S P ERA WHIP	IP WLS BF H R ER SO BB IBB HBP BLK WP HR S P ERA WHIP	IP WLS BF H R ER SO BB IBB HBP BLK WP HR S P ERA WHIP

AB	45
R	14
H	19
RBI	14
BB	4
SO	4
LOB	22



Batter	1	2	3	4	5	6	7	8	9	AB	R	H	RBI	BB	SO	LOB	BOTTOM					
28 Curtis Granderson, L OBP: 0.359, SLG: 0.562 Cameron Maybin, R OBP: 0.233, SLG: 0.308										4	2	4	1	0	0	0	Seattle Mariners @ Detroit Tigers Comerica Park, Detroit, MI Sun Sep 09 2007, 1:05 PM EDT Att: 39,990 - Cloudy - 72 F					
14 Placido Polanco, R OBP: 0.394, SLG: 0.465 25 Ryan Raburn, R OBP: 0.344, SLG: 0.483										4	1	2	0	0	0	4						
3 Gary Sheffield, R OBP: 0.377, SLG: 0.480										3	1	0	0	2	1	3						
30 Magglio Ordonez, R OBP: 0.428, SLG: 0.590 27 Brent Clevlen, R										4	1	2	3	0	1	3						
9 Carlos Guillen, S OBP: 0.358, SLG: 0.507										4	0	2	1	1	1	2						
19 Timo Perez, L OBP: 0.458, SLG: 0.568 33 Marcus Thames, R (7, PH) OBP: 0.276, SLG: 0.477										2	0	0	1	1	0	2						
Mike Rabelo, S OBP: 0.297, SLG: 0.345										4	0	0	0	0	2	3						
39 Ramon Santiago, S OBP: 0.316, SLG: 0.371										4	1	0	0	0	1	2						
15 Brandon Inge, R OBP: 0.323, SLG: 0.396										4	1	2	1	0	1	0						
Inning Stats	R: 4 E: 0 K: 1 S: 22	H: 4 LOB: 1 BB: 1 P: 34	R: 1 E: 0 K: 2 S: 11	H: 2 LOB: 0 BB: 0 P: 17	R: 0 E: 0 K: 1 S: 11	H: 0 LOB: 1 BB: 1 P: 17	R: 1 E: 1 K: 0 S: 16	H: 2 LOB: 2 BB: 0 P: 25	R: 0 E: 0 K: 1 S: 7	H: 0 LOB: 1 BB: 1 P: 12	R: 1 E: 0 K: 1 S: 14	H: 3 LOB: 2 BB: 1 P: 27	R: 0 E: 0 K: 1 S: 6	H: 0 LOB: 0 BB: 0 P: 8	R: 0 E: 0 K: 1 S: 9	H: 0 LOB: 0 BB: 0 P: 13	R: 0 E: 0 K: 1 S: 10	H: 1 LOB: 1 BB: 0 P: 12	1B: 10 2B: 1 3B: 0 HR: 1	SF: 0 SAC: 0 DP: 1 HBP: 0	WP: 0 PB: 0 SB: 1 CS: 1	PA: 43
PITCHER	IP WLS BF H R ER SO BB IBB HBP BLK WP HR S P ERA WHIP	IP WLS BF H R ER SO BB IBB HBP BLK WP HR S P ERA WHIP	IP WLS BF H R ER SO BB IBB HBP BLK WP HR S P ERA WHIP	IP WLS BF H R ER SO BB IBB HBP BLK WP HR S P ERA WHIP	IP WLS BF H R ER SO BB IBB HBP BLK WP HR S P ERA WHIP	IP WLS BF H R ER SO BB IBB HBP BLK WP HR S P ERA WHIP	IP WLS BF H R ER SO BB IBB HBP BLK WP HR S P ERA WHIP	IP WLS BF H R ER SO BB IBB HBP BLK WP HR S P ERA WHIP	IP WLS BF H R ER SO BB IBB HBP BLK WP HR S P ERA WHIP	IP WLS BF H R ER SO BB IBB HBP BLK WP HR S P ERA WHIP	IP WLS BF H R ER SO BB IBB HBP BLK WP HR S P ERA WHIP	IP WLS BF H R ER SO BB IBB HBP BLK WP HR S P ERA WHIP	IP WLS BF H R ER SO BB IBB HBP BLK WP HR S P ERA WHIP	IP WLS BF H R ER SO BB IBB HBP BLK WP HR S P ERA WHIP	IP WLS BF H R ER SO BB IBB HBP BLK WP HR S P ERA WHIP	IP WLS BF H R ER SO BB IBB HBP BLK WP HR S P ERA WHIP	IP WLS BF H R ER SO BB IBB HBP BLK WP HR S P ERA WHIP	IP WLS BF H R ER SO BB IBB HBP BLK WP HR S P ERA WHIP	IP WLS BF H R ER SO BB IBB HBP BLK WP HR S P ERA WHIP	IP WLS BF H R ER SO BB IBB HBP BLK WP HR S P ERA WHIP	IP WLS BF H R ER SO BB IBB HBP BLK WP HR S P ERA WHIP	

AB	38
R	7
H	12
RBI	7
BB	4
SO	8
LOB	20



Batter	1	2	3	4	5	6	7	8	9	AB	R	H	RBI	BB	SO	LOB	TOP								
10 Vernon Wells, R OBP: 0.306, SLG: 0.416	F8		G4-6-3 1B		G5-3		F8		F8	5	0	1	0	0	0	1	Toronto Blue Jays @ Detroit Tigers Comerica Park, Detroit, MI Mon Sep 10 2007, 7:05 PM EDT Att: 35,695 - Partly Cloudy - 68 F								
Reed Johnson, R OBP: 0.297, SLG: 0.336	15 SF7 3B		G4-6-3 1-2		G3		G6-3		B2	5	1	1	0	0	0	2									
15 Alex Rios, R OBP: 0.359, SLG: 0.511	SF7		F8		G5-3			F8	P6	4	0	0	1	0	0	0									
Frank Thomas, R OBP: 0.372, SLG: 0.459	K									3	1	1	0	1	1	0									
8 Russ Adams, L OBP: 0.214										0	1	0	0	0	0	0									
25 Troy Glaus, R OBP: 0.366, SLG: 0.473										1	0	1	0	0	0	0									
18 Hector Luna, R OBP: 0.143, SLG: 0.083										3	1	1	0	0	0	1									
2 Aaron Hill, R OBP: 0.319, SLG: 0.439										4	0	2	0	0	0	3									
9 Gregg Zaun, S OBP: 0.322, SLG: 0.419										4	0	2	2	0	0	3									
35 Lyle Overbay, L OBP: 0.319, SLG: 0.398										4	0	2	1	0	1	2									
6 John McDonald, R OBP: 0.276, SLG: 0.332										4	0	1	0	0	0	6									
Inning Stats	R: 1 E: 0 K: 1 S: 10	H: 1 LOB: 0 BB: 0 P: 17	R: 0 E: 0 K: 1 S: 16	H: 2 LOB: 2 BB: 0 P: 25	R: 0 E: 0 K: 0 S: 7	H: 1 LOB: 0 BB: 0 P: 10	R: 1 E: 0 K: 0 S: 12	H: 3 LOB: 2 BB: 0 P: 22	R: 0 E: 0 K: 0 S: 4	H: 0 LOB: 0 BB: 0 P: 6	R: 0 E: 0 K: 0 S: 5	H: 1 LOB: 1 BB: 0 P: 9	R: 0 E: 0 K: 0 S: 9	H: 1 LOB: 1 BB: 0 P: 13	R: 2 E: 0 K: 0 S: 10	H: 3 LOB: 2 BB: 1 P: 19	R: 0 E: 0 K: 0 S: 5	H: 0 LOB: 0 BB: 0 P: 5	1B: 8 2B: 3 3B: 1 HR: 0	SF: 1 SAC: 0 DP: 1 HBP: 0	WP: 0 PB: 0 SB: 1 CS: 0	PA: 39			
PITCHER	IP	WLS	BF	H	R	ER	SO	BB	IBB	HBP	BLK	WP	HR	S	P	ERA	WHIP								
Kenny Rogers, L ERA: 4.5	(1, 1)	6.1	27	9	2	2	2	0	0	0	0	0	0	60	98	2.84	1.421								
54 Joel Zumaya, R ERA: 4.33	(7, 1)	1.1	6	1	2	2	0	1	0	0	0	0	0	7	14	13.50	1.500								
31 Zach Miner, R ERA: 2.98	(8, 1)	0.1	3	2	0	0	0	0	0	0	0	0	0	6	9	0.00	6.000								
Yorman Bazardo, R ERA: 3.0	(9, 1)	1.0	W	3	0	0	0	0	0	0	0	0	0	5	5	0.00	0.000								

Batter	1	2	3	4	5	6	7	8	9	AB	R	H	RBI	BB	SO	LOB	BOTTOM								
28 Curtis Granderson, L OBP: 0.361, SLG: 0.562	G4-3		14 1B				G4-3		G4-3	4	1	2	2	0	0	0	Toronto Blue Jays @ Detroit Tigers Comerica Park, Detroit, MI Mon Sep 10 2007, 7:05 PM EDT Att: 35,695 - Partly Cloudy - 68 F								
14 Placido Polanco, R OBP: 0.294, SLG: 0.464	G4-3		1B			HBP	F9		G5-3	5	1	2	0	0	0	2									
3 Gary Sheffield, R OBP: 0.378, SLG: 0.477	F8		F7			P3				3	0	0	0	2	0	4									
30 Magglio Ordonez, R OBP: 0.431, SLG: 0.594			FC5-4 9 1B				G4-3		G3-1	5	1	4	2	0	0	1									
9 Carlos Guillen, S OBP: 0.357, SLG: 0.505			FC5-4 1B			K	G4-3		G4-6-3	4	0	1	0	0	1	3									
Ivan Rodriguez, R OBP: 0.286, SLG: 0.429			FC5-4 1B				G3-1			1	0	0	0	0	0	2									
Mike Rabelo, S OBP: 0.298, SLG: 0.344			FC5-4 19 G6-3				G3-1			3	0	1	1	0	0	1									
19 Timo Perez, L OBP: 0.442, SLG: 0.563			G6-3			B1-3				4	0	1	0	0	0	4									
Sean Casey, L OBP: 0.345, SLG: 0.381										4	0	2	0	0	2	1									
Cameron Maybin, R OBP: 0.233, SLG: 0.398			K				K			0	1	0	0	0	0	0									
15 Brandon Inge, R OBP: 0.322, SLG: 0.394			G5-3			FC6-4 14 F9 28 HBP			G4-3	4	1	1	0	0	0	1									
Inning Stats	R: 0 E: 0 K: 0 S: 8	H: 0 LOB: 0 BB: 0 P: 13	R: 0 E: 0 K: 0 S: 7	H: 2 LOB: 1 BB: 0 P: 12	R: 0 E: 0 K: 1 S: 13	H: 2 LOB: 2 BB: 0 P: 17	R: 0 E: 0 K: 1 S: 8	H: 1 LOB: 1 BB: 0 P: 9	R: 0 E: 0 K: 0 S: 8	H: 1 LOB: 2 BB: 0 P: 11	R: 1 E: 0 K: 1 S: 15	H: 2 LOB: 1 BB: 0 P: 21	R: 0 E: 0 K: 0 S: 10	H: 0 LOB: 0 BB: 0 P: 12	R: 0 E: 0 K: 0 S: 8	H: 0 LOB: 1 BB: 1 P: 15	R: 4 E: 0 K: 0 S: 16	H: 6 LOB: 2 BB: 1 P: 27	1B: 12 2B: 2 3B: 0 HR: 0	SF: 0 SAC: 0 DP: 3 HBP: 1	WP: 0 PB: 0 SB: 0 CS: 0	PA: 40			
PITCHER	IP	WLS	BF	H	R	ER	SO	BB	IBB	HBP	BLK	WP	HR	S	P	ERA	WHIP								
32 Roy Halladay, R ERA: 3.91	(1, 1)	8.2	36	11	3	3	3	1	0	1	0	0	0	86	123	3.12	1.385								
44 Casey Janssen, R ERA: 2.54	(9, 1)	0.0	L	4	3	2	2	0	1	0	0	0	0	7	14	∞	∞								

AB	37
R	4
H	12
RBI	4
BB	1
SO	2
LOB	18



Batter	1	2	3	4	5	6	7	8	9	AB	R	H	RBI	BB	SO	LOB	TOP										
Frank Catalanotto, L (1,3) OBP: 0.353, SLG: 0.472 Brad Wilkerson, L (8,3) OBP: 0.316, SLG: 0.489	F7	L3		CS BB	F8			F9	K	4	0	0	0	1	0	0											
5 Ian Kinsler, R (1,4) OBP: 0.358, SLG: 0.470	22 P3 10 1B 1B		22 HR HBP			P5		P3		4	2	1	0	0	1	1											
10 Michael Young, R (1,6) OBP: 0.360, SLG: 0.499 Jerry Hairston, R (6,PH) OBP: 0.253, SLG: 0.295	1B	1B	P3		G4-3	F9		K		4	0	1	0	0	0	1											
22 Marlon Byrd, R (1,8) OBP: 0.360, SLG: 0.473 4 Freddy Guzman, S (8,8) OBP: 1.000, SLG: 4.000	P3		HR		HR	F7		HR		4	2	2	3	0	0	2											
Jason Botts, S (1,7) OBP: 0.328, SLG: 0.333 Nelson Cruz, R (7,9) OBP: 0.278, SLG: 0.357	1B		F7		9 WP 7 3B BB	G6-3		G4-3		3	1	1	1	1	0	0											
9 Hank Blalock, L (1,10) OBP: 0.353, SLG: 0.553	G3		25 WP 2B		K	HR		7 WP 2B BB		4	3	2	1	1	1	3											
7 David Murphy, L (1,9) OBP: 0.417, SLG: 0.702		HR	E5 25 WP 3B		25 HR 3B	G4-3 2B		K		5	2	3	2	0	1	2											
25 Jarrod Saltalamacchia, R (1,2) OBP: 0.305, SLG: 0.434 Guillermo Quiroz, R (8,2) OBP: 1.000, SLG: 2.000	P6		K		HR	G4-3		G4-3		4	1	1	2	0	1	2											
Ramón Vázquez, L (1,5) OBP: 0.315, SLG: 0.392	B2-3		K		HR	G6-3		G6-3		4	1	1	1	1	1	1											
Inning Stats	R: 1 E: 0 K: 0 S: 13	H: 3 LOB: 2 BB: 0 P: 23	R: 1 E: 0 K: 0 S: 10	H: 1 LOB: 0 BB: 0 P: 15	R: 3 E: 1 K: 1 S: 16	H: 2 LOB: 1 BB: 0 P: 30	R: 0 E: 0 K: 2 S: 6	H: 0 LOB: 1 BB: 1 P: 15	R: 5 E: 0 K: 1 S: 18	H: 4 LOB: 0 BB: 1 P: 35	R: 0 E: 0 K: 0 S: 4	H: 0 LOB: 0 BB: 0 P: 7	R: 1 E: 0 K: 0 S: 10	H: 2 LOB: 1 BB: 0 P: 19	R: 0 E: 0 K: 1 S: 7	H: 0 LOB: 0 BB: 0 P: 12	R: 2 E: 0 K: 2 S: 16	H: 2 LOB: 2 BB: 2 P: 30	1B: 3 2B: 4 3B: 1 HR: 7	SF: 0 SAC: 0 DP: 1 HBP: 1	WP: 4 PB: 0 SB: 0 CS: 1	PA: 46					
PITCHER	IP	WLS	BF	H	R	ER	SO	BB	IBB	HBP	BLK	WP	HR	S	P	ERA	WHIP										
Chad Durbin, R (1,1) ERA: 4.76 Tim Lincecum, L (3,1) ERA: 3.52 Jose Capellan, R (4,1) ERA: 5.76 Yorman Bazardo, R (6,1) ERA: 3.0 50 Clay Rapada, L (9,1) ERA: 20.25	2.2	L	15	6	5	4	0	0	0	1	0	0	2	34	57	13.50	2.250										

Texas Rangers @ Detroit Tigers
Comerica Park, Detroit, MI
Tue Sep 11 2007, 1:05 PM EDT
Att: 32,719 - Partly Cloudy - 70 F

AB 41
R 13
H 14
RBI 12
BB 4
SO 7
LOB 14



Batter	1	2	3	4	5	6	7	8	9	AB	R	H	RBI	BB	SO	LOB	BOTTOM										
28 Curtis Granderson, L (1,8) OBP: 0.360, SLG: 0.560 Cameron Maybin, R (6,PH) OBP: 0.239, SLG: 0.310	F7		K		1B		FC5-4		F8	2	0	0	0	0	1	1											
19 Timo Perez, L (1,9) OBP: 0.474, SLG: 0.615					F9			27 39 2B 1B	1B	4	2	3	0	1	0	1											
Sean Casey, L (1,3) OBP: 0.348, SLG: 0.382	P4				F7			27 39 FC5-4 1B	1B	4	0	2	1	1	0	1											
30 Magglio Ordonez, R (1,10) OBP: 0.431, SLG: 0.593 27 Brent Cleven, R (6,PH) ERA: 5.76	G6-3		33 1B BB			K		G6-4-3	F8	1	0	0	0	1	0	1											
9 Carlos Guillen, S (1,6) OBP: 0.356, SLG: 0.503 39 Ramon Santiago, S (6,6) OBP: 0.317, SLG: 0.395	G4-3		K		F8			33 2B 2B	FC5-4	2	0	0	0	0	1	1											
33 Marcus Thames, R (1,7) OBP: 0.279, SLG: 0.482	G4-3				P6			3H 2B	HR	4	1	2	1	0	0	1											
Mike Rabelo, S (1,2) OBP: 0.297, SLG: 0.338	K2-3				K			G3-1	HR	3	1	0	0	0	2	2											
15 Brandon Inge, R (1,5) OBP: 0.324, SLG: 0.394 Mike Hessman, R (6,PH) OBP: 0.253, SLG: 0.439	FC4-6 HBP				P6			FC5-4 1B	HR	0	0	0	0	0	0	0											
Omar Infante, R (1,4) OBP: 0.302, SLG: 0.350	FC4-6 19 1B				K			K	F8	4	0	0	0	0	2	2											
Inning Stats	R: 0 E: 0 K: 0 S: 9	H: 0 LOB: 1 BB: 1 P: 19	R: 0 E: 0 K: 1 S: 8	H: 0 LOB: 0 BB: 0 P: 13	R: 0 E: 0 K: 1 S: 8	H: 1 LOB: 0 BB: 0 P: 13	R: 0 E: 0 K: 2 S: 15	H: 1 LOB: 2 BB: 1 P: 24	R: 0 E: 0 K: 1 S: 9	H: 1 LOB: 1 BB: 0 P: 12	R: 0 E: 0 K: 1 S: 9	H: 0 LOB: 1 BB: 1 P: 18	R: 0 E: 0 K: 1 S: 7	H: 1 LOB: 0 BB: 0 P: 9	R: 5 E: 0 K: 0 S: 14	H: 5 LOB: 0 BB: 0 P: 24	R: 1 E: 0 K: 0 S: 8	H: 2 LOB: 1 BB: 0 P: 12	1B: 7 2B: 2 3B: 1 HR: 1	SF: 0 SAC: 0 DP: 1 HBP: 2	WP: 0 PB: 0 SB: 0 CS: 0	PA: 41					
PITCHER	IP	WLS	BF	H	R	ER	SO	BB	IBB	HBP	BLK	WP	HR	S	P	ERA	WHIP										
44 Vicente Padilla, R (1,1) ERA: 5.7 Mike Wood, R (7,1) ERA: 4.51 47 A.J. Murray, L (8,1) ERA: 5.4	6.0	W	24	3	0	0	6	3	0	1	0	0	0	20	32	27.00	3.600										

Texas Rangers @ Detroit Tigers
Comerica Park, Detroit, MI
Tue Sep 11 2007, 1:05 PM EDT
Att: 32,719 - Partly Cloudy - 70 F

AB 36
R 6
H 11
RBI 6
BB 3
SO 7
LOB 17



Batter	1	2	3	4	5	6	7	8	9	AB	R	H	RBI	BB	SO	LOB	TOP			
Frank Catalanotto, L (1,7) OBP: 0.355, SLG: 0.472										4	1	2	0	0	0	0				
5 Ian Kinsler, R (1,4) OBP: 0.360, SLG: 0.470										4	0	2	0	0	0	1				
10 Michael Young, R (1,6) OBP: 0.361, SLG: 0.498										4	0	1	0	0	1	3				
22 Marlon Byrd, R (1,8) OBP: 0.357, SLG: 0.469											3	0	0	1	0	0				
Brad Wilkerson, L (1,3) OBP: 0.315, SLG: 0.484											3	0	0	0	1	1				
Sammy Sosa, R (1,10) OBP: 0.309, SLG: 0.465											4	0	1	0	0	1				
Nelson Cruz, R (1,9) OBP: 0.279, SLG: 0.357										3	0	1	0	0	0	0				
15 Gerald Laird, R (1,2) OBP: 0.274, SLG: 0.334										3	0	0	0	0	1	2				
Jerry Hairston, R (1,5) OBP: 0.250, SLG: 0.291										2	0	0	0	0	0	0				
9 Hank Blalock, L (8,PH) OBP: 0.351, SLG: 0.550										1	0	0	0	0	0	0				
Ramón Vázquez, L (8,5) OBP: 0.315, SLG: 0.392										0	0	0	0	0	0	0				
Inning Stats	R: 1 E: 0 K: 1 S: 11	H: 2 LOB: 1 BB: 0 P: 21	R: 0 E: 0 K: 0 S: 8	H: 0 LOB: 0 BB: 0 P: 11	R: 0 E: 0 K: 0 S: 9	H: 1 LOB: 1 BB: 0 P: 13	R: 0 E: 0 K: 0 S: 7	H: 0 LOB: 0 BB: 0 P: 14	R: 0 E: 0 K: 1 S: 9	H: 0 LOB: 0 BB: 0 P: 12	R: 0 E: 0 K: 1 S: 15	H: 2 LOB: 2 BB: 0 P: 19	R: 0 E: 0 K: 0 S: 6	H: 2 LOB: 1 BB: 0 P: 9	R: 0 E: 0 K: 0 S: 10	H: 0 LOB: 0 BB: 0 P: 13	1B: 7 2B: 0 3B: 0 HR: 0	SF: 1 SAC: 0 DP: 2 HBP: 0	WP: 0 PB: 0 SB: 0 CS: 0	PA: 33
PITCHER	IP WLS BF H R ER SO BB IBB HBP BLK WP HR S P ERA WHIP																			
Jair Jurrjens, R (1,1) ERA: 3.15	5.0 W 18 3 1 1 1 1 0 0 0 0 0 0 42 72 1.80 0.800																			
Jason Grilli, R (6,1) ERA: 4.54	1.2 H 7 2 0 0 1 0 0 0 0 0 0 0 20 26 0.00 1.200																			
56 Fernando Rodney, R (7,1) ERA: 4.4	1.1 H 5 2 0 0 1 0 0 0 0 0 0 0 10 14 0.00 1.500																			
59 Todd Jones, R (9,1) ERA: 4.47	1.0 S 3 0 0 0 0 0 0 0 0 0 0 0 10 13 0.00 0.000																			

Texas Rangers @ Detroit Tigers
Comerica Park, Detroit, MI
Tue Sep 11 2007, 7:05 PM EDT
Att: 33,840 - Cloudy - 64 F

AB 31
R 1
H 7
RBI 1
BB 1
SO 3
LOB 8



Batter	1	2	3	4	5	6	7	8	9	AB	R	H	RBI	BB	SO	LOB	BOTTOM			
28 Curtis Granderson, L (1,8) OBP: 0.359, SLG: 0.557										3	1	0	0	1	0	1				
14 Placido Polanco, R (1,4) OBP: 0.393, SLG: 0.463										4	0	1	1	0	0	1				
3 Gary Sheffield, R (1,10) OBP: 0.380, SLG: 0.477										2	1	1	1	1	1	1				
30 Magglio Ordonez, R (1,9) OBP: 0.430, SLG: 0.590										4	1	1	1	0	0	2				
9 Carlos Guillen, S (1,3) OBP: 0.355, SLG: 0.501										4	0	1	0	0	2	1				
Ivan Rodriguez, R (1,2) OBP: 0.300, SLG: 0.434										4	0	3	1	0	0	1				
19 Timo Perez, L (1,7) OBP: 0.459, SLG: 0.589										4	0	1	0	0	0	2				
27 Brent Clevlen, R (9,7)										0	0	0	0	0	0	0				
15 Brandon Inge, R (1,5) OBP: 0.324, SLG: 0.393										2	1	0	0	1	0	2				
39 Ramon Santiago, S (1,6) OBP: 0.302, SLG: 0.375										2	0	0	0	0	1	0				
Inning Stats	R: 3 E: 0 K: 0 S: 21	H: 3 LOB: 1 BB: 1 P: 37	R: 1 E: 0 K: 1 S: 14	H: 1 LOB: 1 BB: 1 P: 23	R: 0 E: 0 K: 1 S: 10	H: 2 LOB: 2 BB: 0 P: 14	R: 0 E: 0 K: 1 S: 7	H: 0 LOB: 0 BB: 0 P: 11	R: 0 E: 0 K: 0 S: 3	H: 1 LOB: 1 BB: 1 P: 9	R: 0 E: 0 K: 0 S: 7	H: 0 LOB: 0 BB: 0 P: 9	R: 0 E: 0 K: 0 S: 4	H: 0 LOB: 1 BB: 0 P: 7	R: 0 E: 0 K: 1 S: 6	H: 1 LOB: 0 BB: 0 P: 8	1B: 7 2B: 1 3B: 0 HR: 0	SF: 0 SAC: 1 DP: 2 HBP: 1	WP: 1 PB: 0 SB: 3 CS: 0	PA: 34
PITCHER	IP WLS BF H R ER SO BB IBB HBP BLK WP HR S P ERA WHIP																			
20 Brandon McCarthy, R (1,1) ERA: 5.04	0.2 L 6 3 3 3 0 0 1 0 0 0 0 0 19 35 40.50 6.000																			
James Wright, R (1,1) ERA: 3.63	6.0 24 4 1 1 3 2 0 0 1 0 1 0 45 72 1.50 1.000																			
58 Wes Littleton, R (7,1) ERA: 3.46	1.1 4 1 0 0 1 0 0 0 0 0 0 0 8 11 0.00 0.750																			

Texas Rangers @ Detroit Tigers
Comerica Park, Detroit, MI
Tue Sep 11 2007, 7:05 PM EDT
Att: 33,840 - Cloudy - 64 F

AB 29
R 4
H 8
RBI 4
BB 3
SO 4
LOB 11



Batter	1	2	3	4	5	6	7	8	9	AB	R	H	RBI	BB	SO	LOB	TOP										
28 Curtis Granderson, L (1, 8) OBP: 0.359, SLG: 0.552	G4-3		G4-3			BB	K			4	1	1	0	0	1	0	Detroit Tigers @ Minnesota Twins Hubert H. Humphrey Metrodome, Minneapolis, MN Fri Sep 14 2007, 8:10 PM EDT Att: 22,282 - Dome - G5 F										
14 Placido Polanco, R (1, 4) OBP: 0.391, SLG: 0.460	K		F8			P5	G5-3			4	0	0	0	0	1	1											
3 Gary Sheffield, R (1, 10) OBP: 0.384, SLG: 0.482	F8				G6-3	BB				2	1	0	0	2	0	0											
30 Magglio Ordonez, R (1, 9) OBP: 0.429, SLG: 0.592		F9			1B	F9				4	0	1	0	0	0	3											
9 Carlos Guillen, S (1, 6) (6, 3)		1B			F7					2	2	0	0	2	0	1											
Ivan Rodriguez, R (1, 2) OBP: 0.299, SLG: 0.430		BB			F8					3	0	1	1	1	1	1											
19 Timo Perez, L (1, 7) OBP: 0.471, SLG: 0.587										4	0	3	3	0	0	0											
Sean Casey, L (1, 3) OBP: 0.345, SLG: 0.379										3	0	0	0	0	2	4											
39 Ramon Santiago, S (6, 6) OBP: 0.277, SLG: 0.241		G6-4-3				K	K			1	0	0	0	0	1	1											
15 Brandon Inge, R (1, 5) OBP: 0.321, SLG: 0.389					F8					4	0	0	0	0	1	1											
Inning Stats	R: 0 E: 0 K: 1 S: 9	H: 0 LOB: 0 BB: 0 P: 15	R: 1 E: 0 K: 0 S: 14	H: 2 LOB: 1 BB: 1 P: 21	R: 0 E: 0 K: 0 S: 9	H: 0 LOB: 0 BB: 0 P: 12	R: 0 E: 0 K: 0 S: 11	H: 1 LOB: 1 BB: 0 P: 15	R: 0 E: 0 K: 1 S: 8	H: 0 LOB: 0 BB: 0 P: 10	R: 3 E: 0 K: 1 S: 18	H: 2 LOB: 2 BB: 3 P: 34	R: 0 E: 0 K: 1 S: 11	H: 0 LOB: 0 BB: 0 P: 15	R: 0 E: 0 K: 3 S: 10	H: 1 LOB: 1 BB: 0 P: 14	1B: 6 2B: 0 3B: 0 HR: 0	SF: 0 SAC: 0 DP: 2 HBP: 0	WP: 0 PB: 0 SB: 0 CS: 0	PA: 36							
PITCHER	IP	WLS	BF	H	R	ER	SO	BB	IBB	HBP	BLK	WP	HR	S	P	ERA	WHIP										
21 Matt Garza, R (1, 1) ERA: 3.93	5.2	L	24	4	4	4	2	4	0	0	0	0	0	63	98	6.35	1.412										
Juan Rincon, R (6, 1) ERA: 5.4	1.1		5	1	0	0	2	0	0	0	0	0	0	17	24	0.00	0.750										
17 Pat Neshek, R (8, 1) ERA: 2.71	1.0		3	0	0	0	0	1	0	0	0	0	0	4	8	0.00	1.000										
54 Matt Guerrier, R (9, 1) ERA: 2.31	1.0		4	1	0	0	3	0	0	0	0	0	0	10	14	0.00	1.000										

Batter	1	2	3	4	5	6	7	8	9	AB	R	H	RBI	BB	SO	LOB	BOTTOM										
25 Alexi Casilla, S (1, 4) OBP: 0.274, SLG: 0.282	G5-3		F7			G5-3				4	0	0	0	0	0	1	Detroit Tigers @ Minnesota Twins Hubert H. Humphrey Metrodome, Minneapolis, MN Fri Sep 14 2007, 8:10 PM EDT Att: 22,282 - Dome - G5 F										
Jason Bartlett, R (1, 6) OBP: 0.343, SLG: 0.370	F9		F9			BB	F9			3	0	0	0	1	0	1											
7 Joe Mauer, L (1, 2) OBP: 0.388, SLG: 0.420			F7							3	0	1	0	0	0	0											
20 Lew Ford, R (6, PR) OBP: 0.301, SLG: 0.366	G4-3									0	0	0	0	0	0	0											
Tori Hunter, R (1, 8) OBP: 0.337, SLG: 0.527										4	1	2	0	0	2	3											
Chris Heintz, R (9, 2) OBP: 0.277, SLG: 0.227										0	0	0	0	0	0	0											
33 Justin Morneau, L (1, 3) OBP: 0.346, SLG: 0.515		P6								4	1	1	2	0	2	2											
5 Michael Cuddyer, R (1, 9) OBP: 0.350, SLG: 0.421										4	0	0	0	0	2	1											
16 Jason Kubel, L (1, 10) OBP: 0.329, SLG: 0.435										3	0	0	0	1	0	0											
Rondell White, R (1, 7) OBP: 0.221, SLG: 0.277										2	0	0	0	1	1	0											
Jason Tyner, L (9, PH) OBP: 0.336, SLG: 0.359										1	0	0	0	0	0	0											
8 Nick Punto, S (1, 5) OBP: 0.286, SLG: 0.255										3	0	1	0	0	0	3											
Inning Stats	R: 0 E: 0 K: 0 S: 8	H: 0 LOB: 0 BB: 0 P: 13	R: 0 E: 0 K: 1 S: 11	H: 1 LOB: 3 BB: 2 P: 23	R: 0 E: 0 K: 0 S: 8	H: 0 LOB: 0 BB: 0 P: 13	R: 2 E: 0 K: 1 S: 12	H: 2 LOB: 0 BB: 0 P: 15	R: 0 E: 0 K: 1 S: 10	H: 1 LOB: 2 BB: 1 P: 21	R: 0 E: 0 K: 1 S: 8	H: 0 LOB: 0 BB: 0 P: 8	R: 0 E: 0 K: 2 S: 12	H: 0 LOB: 1 BB: 0 P: 17	R: 0 E: 0 K: 0 S: 8	H: 0 LOB: 0 BB: 0 P: 10	1B: 3 2B: 1 3B: 0 HR: 1	SF: 0 SAC: 0 DP: 0 HBP: 1	WP: 0 PB: 0 SB: 0 CS: 1	PA: 35							
PITCHER	IP	WLS	BF	H	R	ER	SO	BB	IBB	HBP	BLK	WP	HR	S	P	ERA	WHIP										
29 Nate Robertson, L (1, 1) ERA: 4.93	7.0	W	29	5	2	2	5	3	0	0	0	0	0	65	106	2.57	1.143										
Tim Byrdak, L (8, 1) ERA: 3.62	0.0		1	0	0	0	0	0	0	1	0	0	0	3	5	∞	∞										
56 Fernando Rodney, R (8, 1) ERA: 4.3	1.0	H	2	0	0	0	2	0	0	0	0	0	0	9	12	0.00	0.000										
59 Todd Jones, R (9, 1) ERA: 4.32	1.0	S	3	0	0	0	0	0	0	0	0	0	0	8	10	0.00	0.000										



Batter	1	2	3	4	5	6	7	8	9	AB	R	H	RBI	BB	SO	LOB	TOP			
25 Ryan Raburn, R (1, 7) OBP: 0.341, SLG: 0.475	3-2 30 BB 9 1B	SAFE	2-3 K		1-0 F8		0-2 P4			4	1	1	0	0	1	2	Detroit Tigers @ Minnesota Twins Hubert H. Humphrey Metrodome, Minneapolis, MN Sat Sep 15 2007, 7:10 PM EDT Att: 35,230 - Dome - 69 F livebaseballscorecards.com			
39 Ramon Santiago, S (7, 6) OBP: 0.277, SLG: 0.341		1B								0	0	0	0	0	0	0				
14 Placido Polanco, R (1, 4) OBP: 0.390, SLG: 0.459	1-0 9 1B 30 BB 2B	SAFE	1-2 F8		0-1 F9			0-1 F8		4	1	1	0	0	0	1				
3 Gary Sheffield, R (1, 10) OBP: 0.381, SLG: 0.478	0-3 K	SAFE	1-2 FC6-4		0-2 G6-3			1-1 G5-3		4	0	0	0	0	1	3				
30 Magglio Ordonez, R (1, 9) OBP: 0.429, SLG: 0.590	4-0 9 1B 2B				1-0 G4-3		4-2 G4-6-3 BB		1-2 G3		2	1	0	0	2	0				
9 Carlos Guillen, S (1, 6) OBP: 0.358, SLG: 0.498	0-2 2B				0-0 P4		0-3 K		1-1 G6-3 HBP		3	1	1	1	0	1				
Ivan Rodriguez, R (1, 2) OBP: 0.286, SLG: 0.430	0-1 2B				1-2 G5-3		3-2 G4-6-3		0-1 G6-3		4	0	1	3	0	2				
33 Marcus Thames, R (1, 3) OBP: 0.276, SLG: 0.416	0-2 G5-3				0-0 F7		0-3 K		4-0 IBB		3	0	0	0	0	1				
28 Curtis Granderson, L (7, 8) OBP: 0.359, SLG: 0.552										0	0	0	0	1	0	0				
15 Brandon Inge, R (1, 5) OBP: 0.321, SLG: 0.390	1-3 K				2-2 G5-3		0-2 2B		3-3 K		4	0	1	0	0	2	3			
27 Brent Clevlen, R (1, 8) OBP: 0.125, SLG: 0.125					2-3 K		1-3 K		1-3 K		4	0	1	0	0	3	3			
Inning Stats	R: 4 H: 4 E: 0 K: 2 S: 19	H: 4 R: 1 LOB: 1 BB: 1 P: 28	R: 0 H: 1 E: 0 K: 1 S: 13	H: 1 R: 0 LOB: 1 BB: 0 P: 17	R: 0 H: 0 E: 0 K: 0 S: 5	H: 0 R: 0 LOB: 0 BB: 0 P: 7	R: 0 H: 0 E: 0 K: 1 S: 7	H: 0 R: 0 LOB: 0 BB: 1 P: 11	R: 0 H: 0 E: 0 K: 0 S: 6	H: 0 R: 0 LOB: 0 BB: 0 P: 7	R: 0 H: 1 E: 0 K: 2 S: 12	H: 1 R: 0 LOB: 1 BB: 0 P: 13	R: 0 H: 0 E: 0 K: 0 S: 7	H: 0 R: 0 LOB: 0 BB: 0 P: 9	R: 0 H: 0 E: 0 K: 2 S: 11	H: 0 R: 0 LOB: 2 BB: 1 P: 20	1B: 4 2B: 2 3B: 0 HR: 0	SF: 0 SAC: 0 DP: 1 HBP: 1	WP: 0 PB: 0 SB: 0 CS: 0	PA: 36
PITCHER	IP WLS BF H R ER SO BB IBB HBP BLK WP HR S P ERA WHIP	IP WLS BF H R ER SO BB IBB HBP BLK WP HR S P ERA WHIP																		
Johan Santana, L (1, 1) ERA: 3.14	8.0 L 31 6 4 4 7	5 0 0 0 0 2	0 0 0 0 0 2	0 1 1 0 0 0	0 0 0 0 0 0	0 0 0 0 0 0	0 0 0 0 0 0	0 0 0 0 0 0	0 0 0 0 0 0	0 0 0 0 0 0	0 0 0 0 0 0	0 0 0 0 0 0	0 0 0 0 0 0	0 0 0 0 0 0	0 0 0 0 0 0	0 0 0 0 0 0	4.50 1.000	0.000		
54 Matt Guerrier, R (9, 1) ERA: 2.29	1.0 5 0 0 0 0	0 0 0 0 0 2	0 1 1 0 0 0	0 0 0 0 0 0	0 0 0 0 0 0	0 0 0 0 0 0	0 0 0 0 0 0	0 0 0 0 0 0	0 0 0 0 0 0	0 0 0 0 0 0	0 0 0 0 0 0	0 0 0 0 0 0	0 0 0 0 0 0	0 0 0 0 0 0	0 0 0 0 0 0	0 0 0 0 0 0	0.000	0.000		

Batter	1	2	3	4	5	6	7	8	9	AB	R	H	RBI	BB	SO	LOB	BOTTOM			
Jason Bartlett, R (1, 6) OBP: 0.344, SLG: 0.369	3-2 L5		3-1 16 WP 1B		0-1 G4-3		4-2 16 E BB		0-1 G6-3		4	0	1	1	1	0	1			
16 Jason Kubel, L (1, 7) OBP: 0.330, SLG: 0.435	1-0 7 G1-6-3 1B		3-1 L3		3-H 4-2 7 FC4-6 BB		2-2 7 G4-6-3 BB				3	0	1	0	1	0	2			
7 Joe Mauer, L (1, 2) OBP: 0.384, SLG: 0.415	0-2 G1-6-3		3-H 0-0 G3-1		1-2 FC4-6		0-0 G4-6-3				4	0	0	0	0	0	5			
Torii Hunter, R (1, 8) OBP: 0.335, SLG: 0.523		0-1 G6-3		2-0 G5-3		0-3 K		0-0 G5-3		4	0	0	0	0	1	0				
33 Justin Morneau, L (1, 3) OBP: 0.344, SLG: 0.511		3-2 G6-3		0-2 F7		2-3 K		1-2 F7		4	0	0	0	0	1	0				
5 Michael Cuddyer, R (1, 9) OBP: 0.353, SLG: 0.424		4-1 BB		3-2 HBP		2-2 2B		2-3 K		2	0	1	0	1	1	0				
Garrett Jones, L (1, 10) ERA: 2.53		3-3 SAFE K		2-3 SAFE K		2-1 SAFE G4-3		0-1 F7		2	0	0	0	0	2	2				
Matthew LeCroy, R (6, PH) OBP: 0.333, SLG: 0.333										1	0	0	0	0	0	1				
Jason Tyner, L (9, PH) OBP: 0.337, SLG: 0.358										1	0	0	0	0	0	0				
Luis Antonio Rodriguez, S (1, 4) OBP: 0.272, SLG: 0.297			2-2 G4-3		0-2 8 F7 G4-3 2B		1-1 G4-3		2-2 F9		4	1	1	0	0	0	0			
8 Nick Punto, S (1, 5) OBP: 0.289, SLG: 0.257			2-2 1B 16 WP 1B		2-0 F7		2-1 16 FC1 16 E 1B		4-2 BB		3	2	2	0	0	0	1			
32 Brian Buscher, L (9, PH) OBP: 0.368, SLG: 0.412										0	0	0	0	1	0	0				
25 Alexi Casilla, S (9, PR) OBP: 0.274, SLG: 0.282										0	0	0	0	0	0	0				
Inning Stats	R: 0 H: 1 E: 0 K: 0 S: 8	H: 0 R: 0 LOB: 1 BB: 1 P: 20	R: 1 H: 2 E: 0 K: 0 S: 12	H: 2 R: 1 LOB: 1 BB: 0 P: 22	R: 0 H: 0 E: 0 K: 1 S: 10	H: 0 R: 0 LOB: 1 BB: 0 P: 17	R: 1 H: 1 E: 0 K: 0 S: 13	H: 1 R: 0 LOB: 1 BB: 1 P: 20	R: 0 H: 1 E: 0 K: 2 S: 12	H: 1 R: 0 LOB: 1 BB: 0 P: 18	R: 1 H: 1 E: 1 K: 0 S: 12	H: 1 R: 0 LOB: 1 BB: 1 P: 21	R: 0 H: 0 E: 0 K: 1 S: 10	H: 0 R: 0 LOB: 0 BB: 0 P: 13	R: 0 H: 0 E: 0 K: 0 S: 11	H: 0 R: 0 LOB: 1 BB: 1 P: 17	1B: 4 2B: 2 3B: 0 HR: 0	SF: 0 SAC: 0 DP: 2 HBP: 1	WP: 1 PB: 0 SB: 1 CS: 0	PA: 37
PITCHER	IP WLS BF H R ER SO BB IBB HBP BLK WP HR S P ERA WHIP	IP WLS BF H R ER SO BB IBB HBP BLK WP HR S P ERA WHIP																		
Yorman Bazardo, R (1, 1) ERA: 3.24	4.2 20 4 1 0 0	2 2 0 0	2 0 0 0	2 0 0 0	1 0 0 0	0 0 0 0	0 0 0 0	0 0 0 0	0 0 0 0	0 0 0 0	0 0 0 0	0 0 0 0	0 0 0 0	0 0 0 0	0 0 0 0	0 0 0 0	3.86 1.286			
44 Bobby Seay, L (5, 1) ERA: 2.53	1.0 4 1 0 0	0 0 0 2	0 0 0 0	0 0 0 0	0 0 0 0	0 0 0 0	0 0 0 0	0 0 0 0	0 0 0 0	0 0 0 0	0 0 0 0	0 0 0 0	0 0 0 0	0 0 0 0	0 0 0 0	0 0 0 0	0.000	1.000		
31 Zach Miner, R (6, 1) ERA: 2.94	0.2 H 5 1 1 0	0 0 0 0	1 0 0 0	0 0 0 0	0 0 0 0	0 0 0 0	0 0 0 0	0 0 0 0	0 0 0 0	0 0 0 0	0 0 0 0	0 0 0 0	0 0 0 0	0 0 0 0	0 0 0 0	0 0 0 0	0.000	3.000		
54 Joel Zumaya, R (7, 1) ERA: 3.94	1.2 W 4 0 0 0	0 0 0 1	0 0 0 0	0 0 0 0	0 0 0 0	0 0 0 0	0 0 0 0	0 0 0 0	0 0 0 0	0 0 0 0	0 0 0 0	0 0 0 0	0 0 0 0	0 0 0 0	0 0 0 0	0 0 0 0	0.000	0.000		
59 Todd Jones, R (9, 1) ERA: 4.25	1.0 S 4 0 0 0	0 0 0 0	0 0 0 0	0 0 0 0	0 0 0 0	0 0 0 0	0 0 0 0	0 0 0 0	0 0 0 0	0 0 0 0	0 0 0 0	0 0 0 0	0 0 0 0	0 0 0 0	0 0 0 0	0 0 0 0	0.000	1.000		

AB	32
R	4
H	6
RBI	4
BB	3
SO	9
LOB	16



AB	32
R	3
H	6
RBI	1
BB	4
SO	5
LOB	12



Batter	1	2	3	4	5	6	7	8	9	AB	R	H	RBI	BB	SO	LOB	TOP										
28 Curtis Granderson, L (1.8) OBP: 0.355, SLG: 0.548	F7	L6	G4-3		1B			F9		5	0	1	0	0	0	5	Detroit Tigers @ Cleveland Indians Jacobs Field, Cleveland, OH Tue Sep 18 2007, 7:05 PM EDT Att: 41,103 - Clear - 72 F										
14 Placido Polanco, R (1.4) OBP: 0.392, SLG: 0.465	1B		30 1B 33 BB 3 1B	G6-3	G1-3			HBP		4	1	2	0	0	0	2											
3 Gary Sheffield, R (1.10) OBP: 0.382, SLG: 0.477	K		33 BB 39 1B	FC6-5	1B		K			5	1	2	0	0	3	2											
30 Magglio Ordonez, R (1.9) OBP: 0.428, SLG: 0.586	K		39 1B 39 BB 9 E	FC6-5	1B		L9			5	1	1	0	0	2	2											
9 Carlos Guillen, S (1.3) OBP: 0.358, SLG: 0.499		CS BB	F7	F7	1B		F7			4	0	1	0	1	0	3											
Ivan Rodriguez, R (1.2) OBP: 0.328, SLG: 0.418	K	K	K	G4-3			K			5	0	0	0	0	3	6											
33 Marcus Thames, R (1.7) OBP: 0.278, SLG: 0.476		39 1B 2B	E2				P5			3	1	1	1	1	0	0											
39 Ramon Santiago, S (1.6) OBP: 0.333, SLG: 0.389	15 1B 1B	E2	1B				K			4	0	3	2	0	1	0											
15 Brandon Inge, R (1.5) OBP: 0.320, SLG: 0.386	1B		HBP				F9			3	0	1	0	0	0	1											
Inning Stats	R: 0 E: 0 K: 2 S: 12	H: 1 LOB: 1 BB: 0 P: 17	R: 1 E: 0 K: 1 S: 13	H: 3 LOB: 2 BB: 1 P: 20	R: 3 E: 1 K: 1 S: 15	H: 4 LOB: 3 BB: 1 P: 29	R: 0 E: 0 K: 0 S: 10	H: 2 LOB: 2 BB: 0 P: 18	R: 0 E: 0 K: 1 S: 9	H: 0 LOB: 0 BB: 0 P: 13	R: 0 E: 0 K: 2 S: 7	H: 0 LOB: 0 BB: 0 P: 8	R: 0 E: 0 K: 1 S: 9	H: 0 LOB: 1 BB: 0 P: 15	R: 0 E: 0 K: 1 S: 9	H: 0 LOB: 0 BB: 0 P: 14	1B: 11 2B: 1 3B: 0 HR: 0	SF: 0 SAC: 0 DP: 0 HBP: 2	WP: 0 PB: 0 SB: 2 CS: 1	PA: 42							
PITCHER	IP	WLS	BF	H	R	ER	SO	BB	IBB	HBP	BLK	WP	HR	S	P	ERA	WHIP										
37 Jake Westbrook, R (1.1) ERA: 4.41	5.0		29	12	4	3	4	2	0	1	0	0	0	60	102	5.40	2.800										
50 Jensen Lewis, R (6.1) ERA: 2.52	3.0	W	10	0	0	0	4	0	0	1	0	0	0	25	36	0.00	0.000										
47 Joe Borowski, R (9.1) ERA: 5.13	1.0	S	3	0	0	0	1	0	0	0	0	0	0	9	14	0.00	0.000										

Batter	1	2	3	4	5	6	7	8	9	AB	R	H	RBI	BB	SO	LOB	BOTTOM											
24 Grady Sizemore, L (1.8) OBP: 0.384, SLG: 0.455	G6-3		13 BB 48 HR		K			F8		3	1	0	0	1	1	0	Detroit Tigers @ Cleveland Indians Jacobs Field, Cleveland, OH Tue Sep 18 2007, 7:05 PM EDT Att: 41,103 - Clear - 72 F											
13 Asdrubal Cabrera, S (1.4) OBP: 0.350, SLG: 0.460	G4-3		48 HR		F7			L9		3	1	0	0	1	0	0												
48 Travis Hafner, L (1.10) OBP: 0.378, SLG: 0.441	BB		HR		G4-3					2	1	1	3	2	0	0												
41 Victor Martinez, S (1.2) OBP: 0.376, SLG: 0.512	G4-3		K				F9			4	1	1	1	0	1	2												
25 Ryan Garko, R (1.3) OBP: 0.363, SLG: 0.481		HR	G1		G6-3			G4-3		4	1	1	1	0	0	0												
2 Jhonny Peralta, R (1.6) OBP: 0.339, SLG: 0.430	K				K			K		4	0	0	0	0	3	0												
Kenny Lofton, L (1.7) OBP: 0.372, SLG: 0.410	F7				1B			HR		3	1	2	0	1	0	0												
Franklin Gutierrez, R (1.9) OBP: 0.323, SLG: 0.500	G6-3		F7		F7		HR	F9		4	1	1	2	0	0	2												
Casey Blake, R (1.5) OBP: 0.335, SLG: 0.431			F9		F9		K			3	0	0	0	0	1	1												
Inning Stats	R: 0 E: 0 K: 0 S: 10	H: 0 LOB: 1 BB: 1 P: 17	R: 1 E: 0 K: 1 S: 10	H: 1 LOB: 0 BB: 0 P: 13	R: 3 E: 0 K: 1 S: 12	H: 1 LOB: 2 BB: 2 P: 24	R: 0 E: 0 K: 1 S: 9	H: 1 LOB: 1 BB: 0 P: 14	R: 0 E: 0 K: 1 S: 7	H: 3 LOB: 0 BB: 0 P: 12	R: 3 E: 0 K: 1 S: 13	H: 3 LOB: 0 BB: 0 P: 19	R: 0 E: 0 K: 0 S: 13	H: 0 LOB: 1 BB: 1 P: 24	R: 0 E: 0 K: 1 S: 9	H: 0 LOB: 1 BB: 1 P: 18	1B: 2 2B: 0 3B: 0 HR: 4	SF: 0 SAC: 0 DP: 0 HBP: 0	WP: 0 PB: 0 SB: 0 CS: 0	PA: 35								
PITCHER	IP	WLS	BF	H	R	ER	SO	BB	IBB	HBP	BLK	WP	HR	S	P	ERA	WHIP											
35 Justin Verlander, R (1.1) ERA: 3.7	5.2	L	26	6	7	7	4	3	0	0	0	0	0	4	58	95	11.12	1.588										
Jason Grilli, R (6.1) ERA: 4.79	2.1		9	0	0	0	2	2	0	0	0	0	0	25	46	0.00	0.857											

AB 38
R 4
H 12
RBI 3
BB 2
SO 9
LOB 21



AB 30
R 7
H 6
RBI 7
BB 5
SO 6
LOB 5



Batter	1	2	3	4	5	6	7	8	9	AB	R	H	RBI	BB	SO	LOB	TOP					
Jason Bartlett, R (1, 6) OBP: 0.344, SLG: 0.365	G6-3		P2		K					4	0	1	0	1	1	0						
16 Jason Kubel, L (1, 7) OBP: 0.332, SLG: 0.446				K		P6				4	0	1	1	1	2	1						
Tori Hunter, R (1, 8) OBP: 0.337, SLG: 0.513	F8				G5-3					5	0	1	0	0	1	3						
33 Justin Morneau, L (1, 3) OBP: 0.347, SLG: 0.497										3	0	1	0	1	1	1						
5 Michael Cuddyer, R (1, 9) OBP: 0.353, SLG: 0.429										2	1	0	0	2	0	1						
Matthew LeCroy, R (1, 2) OBP: 0.200, SLG: 0.200										4	0	0	0	0	0	5						
Rondell White, R (1, 10) OBP: 0.225, SLG: 0.277										4	0	1	0	0	0	2						
Jason Tyner, L (9, PR) OBP: 0.333, SLG: 0.358										0	1	0	0	0	0	0						
8 Nick Punto, S (1, 5) OBP: 0.293, SLG: 0.273										3	0	1	1	0	1	0						
25 Alexi Casilla, S (1, 4) OBP: 0.263, SLG: 0.271										3	0	0	0	0	1	1						
32 Brian Buscher, L (9, PH) OBP: 0.342, SLG: 0.354										1	0	0	0	0	1	2						
Luis Antonio Rodriguez, S (9, 5) OBP: 0.280, SLG: 0.313										0	0	0	0	0	0	0						
Inning Stats	R: 0 E: 0 K: 1 S: 9	H: 0 LOB: 1 BB: 1 P: 18	R: 1 E: 0 K: 0 S: 10	H: 1 LOB: 1 BB: 1 P: 19	R: 0 E: 0 K: 1 S: 16	H: 2 LOB: 3 BB: 1 P: 26	R: 0 E: 0 K: 2 S: 7	H: 0 LOB: 0 BB: 0 P: 10	R: 0 E: 0 K: 1 S: 6	H: 0 LOB: 0 BB: 0 P: 7	R: 0 E: 0 K: 0 S: 11	H: 0 LOB: 1 BB: 0 P: 15	R: 0 E: 0 K: 1 S: 10	H: 0 LOB: 1 BB: 1 P: 16	R: 0 E: 0 K: 0 S: 6	H: 0 LOB: 1 BB: 1 P: 14	R: 1 E: 0 K: 2 S: 13	H: 3 LOB: 2 BB: 0 P: 21	1B: 6 2B: 0 3B: 0 HR: 0	SF: 0 SAC: 1 DP: 0 HBP: 0	WP: 0 PB: 0 SB: 0 CS: 0	PA: 39
PITCHER	IP	WLS	BF	H	R	ER	SO	BB	IBB	HBP	BLK	WP	HR	S	P	ERA	WHIP					
29 Nate Robertson, L (1, 1) ERA: 4.79	7.0	L	29	3	1	1	6	4	0	0	0	0	0	69	111	1.29	1.000					
56 Fernando Rodney, R (8, 1) ERA: 4.11	2.0		10	3	1	1	2	1	0	0	0	0	0	19	35	4.50	2.000					

Minnesota Twins @ Detroit Tigers
Comerica Park, Detroit, MI
Mon Sep 24 2007, 7:05 PM EDT
Att: 32,716 - Clear - 79 F

AB 33
R 2
H 6
RBI 2
BB 5
SO 8
LOB 16



Batter	1	2	3	4	5	6	7	8	9	AB	R	H	RBI	BB	SO	LOB	BOTTOM					
28 Curtis Granderson, L (1, 8) OBP: 0.359, SLG: 0.554	P5		G4-3							3	0	1	0	0	0	0						
25 Ryan Raburn, R (8, PH) OBP: 0.341, SLG: 0.496										1	0	0	0	0	0	2						
14 Placido Polanco, R (1, 4) OBP: 0.387, SLG: 0.459	G6-3									4	0	0	0	0	1	2						
3 Gary Sheffield, R (1, 10) OBP: 0.378, SLG: 0.465										4	0	0	0	0	1	1						
30 Magglio Ordonez, R (1, 9) OBP: 0.429, SLG: 0.585										3	0	1	0	1	0	0						
9 Carlos Guillen, S (1, 6) OBP: 0.354, SLG: 0.493										4	0	1	0	0	0	1						
Ivan Rodriguez, R (1, 2) OBP: 0.283, SLG: 0.420										4	0	1	0	0	0	2						
19 Timo Perez, L (1, 7) OBP: 0.452, SLG: 0.564										3	0	0	0	0	0	1						
Sean Casey, L (1, 3) OBP: 0.353, SLG: 0.396										3	0	2	0	0	0	0						
Cameron Maybin, R (8, PR) OBP: 0.220, SLG: 0.283										0	0	0	0	0	0	0						
39 Ramon Santiago, S (9, 6) OBP: 0.333, SLG: 0.390										0	0	0	0	0	0	0						
15 Brandon Inge, R (1, 5) OBP: 0.316, SLG: 0.380										3	0	1	0	0	0	2						
Inning Stats	R: 0 E: 0 K: 0 S: 7	H: 1 LOB: 1 BB: 0 P: 13	R: 0 E: 0 K: 0 S: 9	H: 1 LOB: 0 BB: 0 P: 15	R: 0 E: 0 K: 0 S: 7	H: 1 LOB: 0 BB: 0 P: 12	R: 0 E: 0 K: 1 S: 9	H: 1 LOB: 0 BB: 0 P: 16	R: 0 E: 0 K: 0 S: 13	H: 0 LOB: 0 BB: 0 P: 17	R: 0 E: 0 K: 0 S: 11	H: 2 LOB: 1 BB: 0 P: 17	R: 0 E: 0 K: 0 S: 7	H: 0 LOB: 0 BB: 0 P: 9	R: 0 E: 0 K: 0 S: 10	H: 1 LOB: 2 BB: 0 P: 14	R: 0 E: 0 K: 1 S: 14	H: 1 LOB: 2 BB: 1 P: 23	1B: 6 2B: 1 3B: 0 HR: 0	SF: 0 SAC: 0 DP: 2 HBP: 0	WP: 0 PB: 0 SB: 3 CS: 0	PA: 33
PITCHER	IP	WLS	BF	H	R	ER	SO	BB	IBB	HBP	BLK	WP	HR	S	P	ERA	WHIP					
Carlos Silva, R (1, 1) ERA: 4.22	7.2	W	27	6	0	0	0	0	0	0	0	0	0	72	112	0.00	0.783					
15 Glen Perkins, L (8, 1) ERA: 3.29	0.1	H	1	0	0	0	0	0	0	0	0	0	0	1	1	0.00	0.000					
36 Joe Nathan, R (9, 1) ERA: 1.95	1.0	S	5	1	0	0	1	1	0	0	0	0	0	14	23	0.00	2.000					

Minnesota Twins @ Detroit Tigers
Comerica Park, Detroit, MI
Mon Sep 24 2007, 7:05 PM EDT
Att: 32,716 - Clear - 79 F

AB 32
R 0
H 7
RBI 0
BB 1
SO 2
LOB 11



Batter	1	2	3	4	5	6	7	8	9	AB	R	H	RBI	BB	SO	LOB	TOP
25 Alexi Casilla, S OBP: 0.260, SLG: 0.263	G4-3	G5-3								2	0	0	0	1	0	0	Minnesota Twins @ Detroit Tigers Comerica Park, Detroit, MI Wed Sep 26 2007, 7:05 PM EDT Att: 35,375 - Overcast - 64 F
16 Jason Kubel, L OBP: 0.331, SLG: 0.441	WP 33 1B	L8								2	1	0	0	1	0	2	
7 Joe Mauer, L OBP: 0.378, SLG: 0.415 Chris Heintz, R OBP: 0.288, SLG: 0.250	WP 33 1B	G4-3								2	1	1	0	0	0	0	
Tori Hunter, R OBP: 0.337, SLG: 0.510 Jason Tyner, L OBP: 0.332, SLG: 0.357	33 1B		G4-3		L9					2	1	0	0	1	0	1	
33 Justin Morneau, L OBP: 0.348, SLG: 0.496 Garrett Jones, L OBP: 0.250, SLG: 0.299	2B		5 1B		L4-3					3	1	2	1	0	0	1	
5 Michael Cuddyer, R OBP: 0.357, SLG: 0.430	F8									3	0	1	0	0	0	3	
Rondell White, R OBP: 0.230, SLG: 0.291			L5							3	0	1	3	0	0	1	
Luis Antonio Rodriguez, S OBP: 0.289, SLG: 0.313										0	0	0	0	2	0	0	
8 Nick Punto, S OBP: 0.292, SLG: 0.272	G4-3				P3					2	0	0	0	0	0	3	
Inning Stats	R: 4 E: 0 K: 0 S: 25	H: 3 LOB: 2 BB: 3 P: 40	R: 0 E: 0 K: 0 S: 6	H: 0 LOB: 0 BB: 0 P: 9	R: 0 E: 0 K: 0 S: 10	H: 2 LOB: 1 BB: 0 P: 15	R: 0 E: 0 K: 0 S: 5	H: 0 LOB: 1 BB: 2 P: 15	R: 0 E: 0 K: 0 S: 4	H: 1 LOB: 0 BB: 0 P: 5	R: 0 E: 0 K: 0 S: 5	H: 0 LOB: 0 BB: 0 P: 7					
PITCHER	IP WLS BF H R ER SO BB IBB HBP BLK WP HR S P ERA WHIP																
Jair Jurrjens, R ERA: 4.7	(1, 1) 3.0	16	5	4	4	0	3	0	0	0	0	1	0	41	64	12.00	2.667
Tim Lincecum, L ERA: 3.2	(4, 1) 2.0	W 7	1	0	0	0	2	0	0	0	0	0	0	9	20	0.00	1.500
Jason Grilli, R ERA: 4.89	(6, 1) 0.1	2	0	0	0	0	0	0	0	0	0	0	0	5	7	0.00	0.000
Batter	1	2	3	4	5	6	7	8	9	AB	R	H	RBI	BB	SO	LOB	BOTTOM
14 Placido Polanco, R OBP: 0.388, SLG: 0.458	G6-3	L4								4	1	1	0	0	0	2	Minnesota Twins @ Detroit Tigers Comerica Park, Detroit, MI Wed Sep 26 2007, 7:05 PM EDT Att: 35,375 - Overcast - 64 F
25 Ryan Raburn, R OBP: 0.338, SLG: 0.504	G6-3	K								4	1	1	2	0	2	2	
3 Gary Sheffield, R OBP: 0.379, SLG: 0.464	K									3	1	1	1	0	1	0	
30 Magglio Ordonez, R OBP: 0.430, SLG: 0.591 27 Brent Clevlen, R OBP: 0.125, SLG: 0.125	33 BB	9 E								2	1	1	0	1	0	0	
9 Carlos Guillen, S OBP: 0.357, SLG: 0.493	FC5	33 BB								0	1	0	0	0	0	0	
33 Marcus Thames, R OBP: 0.276, SLG: 0.485	15 BB									3	1	1	0	0	0	2	
Mike Hessman, R OBP: 0.304, SLG: 0.480	2B									2	1	0	0	1	2	3	
15 Brandon Inge, R OBP: 0.315, SLG: 0.379	2B									3	1	2	2	0	1	3	
Mike Rabelo, S OBP: 0.291, SLG: 0.335										2	0	0	1	1	0	2	
Inning Stats	R: 0 E: 0 K: 1 S: 7	H: 0 LOB: 0 BB: 0 P: 9	R: 3 E: 1 K: 2 S: 18	H: 1 LOB: 2 BB: 3 P: 32	R: 0 E: 0 K: 1 S: 11	H: 1 LOB: 1 BB: 0 P: 17	R: 6 E: 1 K: 1 S: 24	H: 7 LOB: 2 BB: 0 P: 33	R: 0 E: 0 K: 1 S: 8	H: 0 LOB: 0 BB: 0 P: 10							
PITCHER	IP WLS BF H R ER SO BB IBB HBP BLK WP HR S P ERA WHIP																
Johan Santana, L ERA: 3.33	(1, 1) 3.0	15	2	3	2	4	3	0	0	0	0	0	0	36	58	6.00	1.667
53 Nick Blackburn, R ERA: 5.06	(4, 1) 2.0	L 14	7	6	4	2	0	0	0	0	0	0	1	32	43	18.00	3.500
Batter	1	2	3	4	5	6	7	8	9	AB	R	H	RBI	BB	SO	LOB	BOTTOM
14 Placido Polanco, R OBP: 0.388, SLG: 0.458	G6-3	L4								4	1	1	0	0	0	2	Minnesota Twins @ Detroit Tigers Comerica Park, Detroit, MI Wed Sep 26 2007, 7:05 PM EDT Att: 35,375 - Overcast - 64 F
25 Ryan Raburn, R OBP: 0.338, SLG: 0.504	G6-3	K								4	1	1	2	0	2	2	
3 Gary Sheffield, R OBP: 0.379, SLG: 0.464	K									3	1	1	1	0	1	0	
30 Magglio Ordonez, R OBP: 0.430, SLG: 0.591 27 Brent Clevlen, R OBP: 0.125, SLG: 0.125	33 BB	9 E								2	1	1	0	1	0	0	
9 Carlos Guillen, S OBP: 0.357, SLG: 0.493	FC5	33 BB								0	1	0	0	0	0	0	
33 Marcus Thames, R OBP: 0.276, SLG: 0.485	15 BB									3	1	1	0	0	0	2	
Mike Hessman, R OBP: 0.304, SLG: 0.480	2B									2	1	0	0	1	2	3	
15 Brandon Inge, R OBP: 0.315, SLG: 0.379	2B									3	1	2	2	0	1	3	
Mike Rabelo, S OBP: 0.291, SLG: 0.335										2	0	0	1	1	0	2	
Inning Stats	R: 0 E: 0 K: 1 S: 7	H: 0 LOB: 0 BB: 0 P: 9	R: 3 E: 1 K: 2 S: 18	H: 1 LOB: 2 BB: 3 P: 32	R: 0 E: 0 K: 1 S: 11	H: 1 LOB: 1 BB: 0 P: 17	R: 6 E: 1 K: 1 S: 24	H: 7 LOB: 2 BB: 0 P: 33	R: 0 E: 0 K: 1 S: 8	H: 0 LOB: 0 BB: 0 P: 10							
PITCHER	IP WLS BF H R ER SO BB IBB HBP BLK WP HR S P ERA WHIP																
Johan Santana, L ERA: 3.33	(1, 1) 3.0	15	2	3	2	4	3	0	0	0	0	0	0	36	58	6.00	1.667
53 Nick Blackburn, R ERA: 5.06	(4, 1) 2.0	L 14	7	6	4	2	0	0	0	0	0	0	1	32	43	18.00	3.500

Batter	1	2	3	4	5	6	7	8	9	AB	R	H	RBI	BB	SO	LOB	TOP										
28 Curtis Granderson, L (1, 8) OBP: 0.356, SLG: 0.551										4	0	1	0	0	1	0	Detroit Tigers @ Chicago White Sox U.S. Cellular Field, Chicago, IL Sat Sep 29 2007, 7:05 PM EDT Att: 33,066 - Partly Cloudy - 75 F										
14 Placido Polanco, R (1, 4) OBP: 0.388, SLG: 0.458										4	0	1	0	0	0	1											
19 Timo Perez, L (1, 7) OBP: 0.427, SLG: 0.533										4	0	0	0	0	0	2											
9 Carlos Guillen, S (1, 10) OBP: 0.355, SLG: 0.495										4	1	2	1	0	0	2											
Sean Casey, L (1, 3) OBP: 0.354, SLG: 0.394										4	0	1	0	0	0	1											
Ivan Rodriguez, R (1, 2) OBP: 0.294, SLG: 0.420										4	0	1	0	0	1	2											
25 Ryan Raburn, R (1, 9) OBP: 0.336, SLG: 0.504										4	0	1	0	0	2	2											
15 Brandon Inge, R (1, 5) OBP: 0.312, SLG: 0.374										4	0	0	0	0	0	3											
39 Ramon Santiago, S (1, 6) OBP: 0.333, SLG: 0.403										2	0	0	0	0	0	2											
33 Marcus Thames, R (8, PH) OBP: 0.279, SLG: 0.498										1	1	1	1	0	0	0											
Omar Infante, R (8, 6) OBP: 0.301, SLG: 0.348										0	0	0	0	0	0	0											
Inning Stats	R: 0 E: 0 K: 0 S: 11	H: 1 LOB: 1 BB: 0 P: 18	R: 0 E: 0 K: 0 S: 9	H: 2 LOB: 2 BB: 0 P: 12	R: 0 E: 0 K: 0 S: 8	H: 1 LOB: 1 BB: 0 P: 10	R: 0 E: 0 K: 1 S: 10	H: 1 LOB: 1 BB: 0 P: 15	R: 0 E: 0 K: 0 S: 7	H: 0 LOB: 0 BB: 0 P: 12	R: 1 E: 0 K: 0 S: 7	H: 1 LOB: 0 BB: 0 P: 14	R: 0 E: 0 K: 1 S: 8	H: 0 LOB: 0 BB: 0 P: 11	R: 1 E: 0 K: 1 S: 13	H: 1 LOB: 1 BB: 0 P: 15	R: 0 E: 0 K: 1 S: 11	H: 1 LOB: 1 BB: 0 P: 14	1B: 4 2B: 2 3B: 0 HR: 2	SF: 0 SAC: 0 DP: 1 HBP: 0	WP: 0 PB: 0 SB: 0 CS: 0	PA: 35					
PITCHER	IP	WLS	BF	H	R	ER	SO	BB	IBB	HBP	BLK	WP	HR	S	P	ERA	WHIP										
34 Gavin Floyd, R (1, 1) ERA: 5.27	7.0		26	6	1	1	2	0	0	0	0	0	1	60	92	1.29	0.857										
57 Boone Logan, L (8, 1) ERA: 4.97	1.1	B	6	1	1	1	1	0	0	0	0	0	1	16	18	6.75	0.750										
43 Ehren Wassermann, R (8, 1) ERA: 2.74	0.2	W	3	1	0	0	1	0	0	0	0	0	0	8	11	0.00	1.500										

Batter	1	2	3	4	5	6	7	8	9	AB	R	H	RBI	BB	SO	LOB	BOTTOM										
7 Jerry Owens, L (1, 8) OBP: 0.322, SLG: 0.310										4	0	0	0	0	2	1	Detroit Tigers @ Chicago White Sox U.S. Cellular Field, Chicago, IL Sat Sep 29 2007, 7:05 PM EDT Att: 33,066 - Partly Cloudy - 75 F										
22 Josh Fields, R (1, 5) OBP: 0.306, SLG: 0.472										3	1	0	0	1	2	0											
25 Jim Thome, L (1, 10) OBP: 0.409, SLG: 0.561										4	1	1	2	0	2	0											
23 Jermaine Dye, R (1, 9) OBP: 0.317, SLG: 0.487										4	0	2	0	0	1	0											
Darin Erstad, L (1, 3) OBP: 0.310, SLG: 0.335										3	1	1	0	1	0	1											
Scott Podsednik, L (1, 7) OBP: 0.304, SLG: 0.376										3	0	0	0	0	0	3											
5 Juan Uribe, R (1, 6) OBP: 0.286, SLG: 0.397										3	0	2	1	1	1	2											
1 Danny Richar, L (1, 4) OBP: 0.290, SLG: 0.410										3	0	0	0	0	1	2											
55 Donny Lucy, R (1, 2) OBP: 0.214, SLG: 0.214										3	0	1	0	0	1	0											
Inning Stats	R: 2 E: 0 K: 1 S: 18	H: 1 LOB: 0 BB: 1 P: 28	R: 0 E: 0 K: 0 S: 8	H: 0 LOB: 0 BB: 1 P: 14	R: 0 E: 0 K: 2 S: 8	H: 0 LOB: 0 BB: 0 P: 15	R: 0 E: 0 K: 2 S: 16	H: 1 LOB: 2 BB: 0 P: 25	R: 0 E: 0 K: 1 S: 9	H: 0 LOB: 0 BB: 0 P: 15	R: 0 E: 0 K: 1 S: 15	H: 2 LOB: 2 BB: 0 P: 20	R: 0 E: 0 K: 1 S: 10	H: 2 LOB: 1 BB: 0 P: 16	R: 0 E: 0 K: 2 S: 10	H: 0 LOB: 0 BB: 0 P: 13		R: 1 E: 0 K: 0 S: 8	H: 1 LOB: 2 BB: 1 P: 14	1B: 6 2B: 0 3B: 0 HR: 1	SF: 0 SAC: 1 DP: 1 HBP: 0	WP: 0 PB: 0 SB: 0 CS: 1	PA: 34				
PITCHER	IP	WLS	BF	H	R	ER	SO	BB	IBB	HBP	BLK	WP	HR	S	P	ERA	WHIP										
35 Justin Verlander, R (1, 1) ERA: 3.68	6.0		24	4	2	2	7	2	0	0	0	0	1	74	117	3.00	1.000										
31 Zach Miner, R (7, 1) ERA: 3.02	1.1		5	2	0	0	1	0	0	0	0	0	0	11	17	0.00	1.500										
44 Bobby Seay, L (8, 1) ERA: 2.33	0.1	L	1	0	0	0	1	0	0	0	0	0	0	3	5	0.00	0.000										
56 Fernando Rodney, R (8, 1) ERA: 4.26	0.1	L	4	1	1	1	1	1	0	0	0	0	0	14	21	27.00	6.000										

