Detroit Tigers - 2008

Batter	1	2	3	4	5	6	7	8	9	AB	R	H	RBI	BB	SO	LOB
2 Spencer Theisen, L (1, 8) 5 Trae Gore, L (6, 8) OBP: 1.000, SLG: 1.000	CSS 0-3 ① K		BBBB 4-0 4 CS 14 S BB	X 0-0 ② F7			X 0-0 14 E 1B			2 0 0 0 1 1 1 1 0 1 0 0 0 0						
14 Arden McWilliams, R (1, 3)	X 0-0 ② G6-3		BBBB 4-0 4 CS 1-2 1B BB	BSSS 2-3 ③ K 1-2			X 0-0 FC6 4 G6-4-3 1-2			3 1 0 0 1 1 2						
4 Robbie Shields, R (1, 6)	X 0-0 ③ G6-3		BBBB 4-0 ② 1B 13 2B 1-2 2-3 BB		CSS 0-3 ① K		X 0-0 ②③ G6-4-3 1-2f			3 1 0 0 1 1 2						
Brian Schultz, L (1, 7) OBP: 0.667, SLG: 1.667 1 Adam Miller, R (6, 7) OBP: 1.000, SLG: 1.000		X 0-0 HR	X 0-0 13 2B 1-2 2-H 1B		X 0-0 ② L9			X 0-0 29 G4-6-3 1B		3 2 2 2 0 0 0 1 0 1 0 0 0 0						
13 Tristan Rainone, L (1, 10) OBP: 0.333, SLG: 0.667 29 Andrew Grutka, R (8, PH) (8, 10)		X 0-0 ① G4-3	X 0-0 1-H 2-H 2B		X 0-0 ③ G6-3			X 0-0 ①② G4-6-3 1-2f		3 0 1 2 0 0 0 1 0 0 0 0 0 1						
9 William Cherry, R (1, 9)		X 0-0 E3 6 E	BBBB 4-0 BB			X 0-0 ① F9		X 0-0 ③ G6-3		3 0 0 0 1 0 0						
36 Zach Maggard, R (1, 2) 28 A.J. Szatkowski, R (6, PH) (6, 2)	CSS 0-3 ② K	X 0-0 ③ G3-1				CSC 0-3 ② K			X 0-0 ① G6-3	2 0 0 0 0 1 3 2 0 0 0 0 1 0						
6 Wade Kirkland, R (1, 5) OBP: 0.333, SLG: 0.333 8 Jeremy Oyer, R (9, PH) OBP: 1.000, SLG: 1.000	B CSS 1-3 ③ K 1-3			X 0-0 14 S 1B		CSC 0-3 ③ K			X 0-0 3 L4-6-3 1B	3 0 1 0 0 2 1 1 0 1 0 0 0 0						
3 Colin Kaline, S (1, 4)		X 0-0 ① L4-3	CSS 0-3 ① K				X 0-0 ① L4-3		X 0-0 ②③ L4-6-3 1-2	4 0 0 0 0 1 2						
Inning Stats	R: 0 E: 0 K: 1 S: 5 H: 0 LOB: 0 BB: 0 P: 5	R: 1 E: 1 K: 2 S: 9 H: 1 LOB: 1 BB: 0 P: 10	R: 3 E: 0 K: 0 S: 4 H: 2 LOB: 2 BB: 4 P: 20	R: 0 E: 0 K: 2 S: 8 H: 1 LOB: 1 BB: 0 P: 10	R: 0 E: 0 K: 1 S: 5 H: 0 LOB: 0 BB: 0 P: 5	R: 0 E: 0 K: 2 S: 7 H: 0 LOB: 0 BB: 0 P: 7	R: 0 E: 1 K: 0 S: 4 H: 1 LOB: 1 BB: 0 P: 4	R: 0 E: 0 K: 0 S: 3 H: 1 LOB: 0 BB: 0 P: 3	R: 0 E: 0 K: 0 S: 3 H: 1 LOB: 0 BB: 0 P: 3	1B: 5 2B: 1 3B: 0 HR: 1 SF: 0 SAC: 0 DP: 3 HBP: 0						

TOP

Florida Southern Mocs @ Detroit Tigers

Joker Marchant Stadium, Lakeland, FL

Tue Feb 26 2008, 1:05 PM EST

Att. 2,640 - Cloudy - 84 F

livebaseballscorecards.com

AB	32
R	4
H	7
RBI	4
BB	4
SO	8
LOB	12



PITCHER	IP	WLS	BF	H	R	ER	SO	BB	IBB	HBP	BLK	WP	HR	S	P	ERA	WHIP
59 Todd Jones, R (1, 1) ERA:	1.0	W	3	0	0	0	1	0	0	0	0	0	0	5	5	0.00	0.000
53 Jordan Tata, R (2, 1) ERA: 21.6	1.2		10	2	4	4	2	3	0	0	0	0	1	11	24	21.60	3.000
67 Chris Lambert, R (3, 1) ERA:	2.1		10	2	0	0	3	1	0	0	0	0	0	15	21	0.00	1.286
79 Jeff Gerbe, R (6, 1) ERA:	2.0		7	1	0	0	2	0	0	0	0	0	0	11	11	0.00	0.500
62 Francis Beltran, R (8, 1) ERA:	1.0		3	1	0	0	0	0	0	0	0	0	0	3	3	0.00	1.000

PITCHER	IP	WLS	BF	H	R	ER	SO	BB	IBB	HBP	BLK	WP	HR	S	P	ERA	WHIP
64 Freddy Dolsi, R (9, 1) ERA:	1.0		3	1	0	0	0	0	0	0	0	0	0	3	3	0.00	1.000

WP: 0 PB: 0 SB: 2 CS: 2 PA: 36

Batter	1	2	3	4	5	6	7	8	9	AB	R	H	RBI	BB	SO	LOB
Ivan Rodriguez, R (1, 2) OBP: 1.000, SLG: 1.000	0-0 14 HR 1B	0-0 ① G3-1	0-0 46 2B 1B 3-H	0-0 ③ F9		0-0 46 3B 1B		0-0 ① F9		1	1	1	0	0	0	0
73 James Skelton, L (2, 2) OBP: 0.333, SLG: 0.333										3	0	1	1	0	0	0
77 Joe Bowen, L (5, 2) OBP: 0.500, SLG: 0.500										2	1	1	0	0	0	1
28 Curtis Granderson, L (1, 8)	0-0 ① F9	0-0 ② G3-1	0-0 1-3 2B		BBBB 4-0 66 BB 72 BB 26 G5-3 BB	0-0 1-H 3B		0-0 66 FC4-6 72 HBP 26 WP 2-3 1B		1	0	0	0	0	0	1
46 Freddy Guzman, S (2, 8) OBP: 0.800, SLG: 1.500										4	2	3	1	1	0	0
14 Placido Polanco, R (1, 4) OBP: 1.000, SLG: 4.000	0-0 1-H HR	0-0 HR	BBBB 4-0 BB		BBBB 4-0 26 G5-3 66 BB 1-2 BB	0-0 ③ F9		BH 2-0 66 FC4-6 1-2 HBP		1	1	1	2	0	0	0
72 Scott Sizemore, R (2, 4) OBP: 0.800, SLG: 2.000										2	1	1	1	2	0	1
30 Magglio Ordonez, R (1, 9) OBP: 1.000, SLG: 1.000	0-0 ③ 24 HR 1B	0-0 ③ G3-1	0-0 ③ F8		BBBB 4-0 26 G5-3 68 1B 1-2 2-3 BB		BBB 4-0 26 FC6-4 BB	0-0 ② FC4-6 26 WP 1-2f 2-3 3-H		1	1	1	0	0	0	0
66 Matt Joyce, L (2, 9)										3	1	0	1	2	0	5
24 Miguel Cabrera, R (1, 5) OBP: 1.000, SLG: 4.000	0-0 1-H HR		0-0 65 2B 2B	BBB 4-0 68 BB 65 HR BB	0-0 ① ② G5-3 1-2 2-3f 3-H		0-0 ① FC6-4 65 FC5 68 1B 1-2f	B X 1-0 ③ F9 1-2 3-H		1	1	1	2	0	0	0
26 Mike Hessman, R (2, 5) OBP: 0.400, SLG: 0.500										4	2	1	0	1	0	4
9 Carlos Guillen, S (1, 3)	BBBB 4-0 BB		BBBB 4-0 65 2B 71 SF7 BB	BBBB 4-0 65 HR 1-2 BB	0-0 2-H 1B		0-0 65 FC5 1-2 1B			0	0	0	0	1	0	0
68 Jeff Larish, L (2, 3) OBP: 1.000, SLG: 1.000										2	2	2	1	2	0	0
Edgar Renteria, R (1, 6)	0-0 ② F9		0-0 61 G6-3 73 1B 1-3 2-H 2B	0-0 1-H 2-H HR	0-0 ③ P6		0-0 ② FC5 1-2 2-3f			1	0	0	0	0	0	1
65 Michael Hollimon, S (2, 6) OBP: 0.500, SLG: 1.500										4	2	2	4	0	0	3
78 Danny Worth, R (8, 6)										0	0	0	0	0	0	0
Jacque Jones, L (1, 7)	0-0 ③ G5-3		0-0 ① SF7 3-H	CSC 0-3 ① K		CSS 0-3 ① K	0-0 ③ F7			1	0	0	0	0	0	1
71 Wilkin Ramirez, R (2, 7)										1	0	0	1	0	1	0
76 Clete Thomas, L (5, 7)										2	0	0	0	0	1	2
15 Brandon Inge, R (1, 10) OBP: 1.000, SLG: 4.000		0-0 HR	0-0 ② G6-3 2-3	BFX 1-1 ② F8		0-0 ② F7		0-0 46 1B 66 FC4-6 2B		1	1	1	1	0	0	0
61 Timo Perez, L (3, PH) (4, 10)										2	0	0	0	0	0	1
63 Nick Trzesniak, R (6, PH) OBP: 0.500, SLG: 1.000 (7, 10)										2	1	1	0	0	0	0
Inning Stats	R: 4 H: 4 E: 0 LOB: 1 K: 0 BB: 1 S: 7 P: 11	R: 2 H: 2 E: 0 LOB: 0 K: 0 BB: 0 S: 5 P: 5	R: 3 H: 4 E: 0 LOB: 3 K: 0 BB: 2 S: 7 P: 15	R: 3 H: 1 E: 0 LOB: 0 K: 1 BB: 2 S: 7 P: 16	R: 2 H: 1 E: 0 LOB: 1 K: 0 BB: 3 S: 3 P: 15	R: 1 H: 2 E: 0 LOB: 1 K: 1 BB: 0 S: 7 P: 7	R: 0 H: 1 E: 0 LOB: 2 K: 0 BB: 1 S: 4 P: 8	R: 2 H: 2 E: 0 LOB: 1 K: 0 BB: 0 S: 5 P: 8		1B: 7 SF: 1 2B: 4 SAC: 0 3B: 1 DP: 1 HR: 5 HBP: 1						

PITCHER		IP	WLS	BF	H	R	ER	SO	BB	IBB	HBP	BLK	WP	HR	S	P	ERA	WHIP
33 Ken Wadsworth, R ERA: 36.0	(1, 1)	1.0	L	8	4	4	4	0	1	0	0	0	0	2	7	11	36.00	5.000
Jeremy Thorne, R ERA: 18.0	(2, 1)	1.0		5	2	2	2	0	0	0	0	0	0	2	5	5	18.00	2.000
31 Brad Davidson, L ERA: 27.0	(3, 1)	1.0		9	4	3	3	0	2	0	0	0	0	0	7	15	27.00	6.000
18 Adam Baust, R ERA: 27.0	(4, 1)	1.0		6	1	3	3	1	2	0	0	0	0	1	7	16	27.00	3.000
37 Eddie Sipple, L ERA: 18.0	(5, 1)	1.0		6	1	2	2	0	3	0	0	0	0	0	3	15	18.00	4.000

PITCHER		IP	WLS	BF	H	R	ER	SO	BB	IBB	HBP	BLK	WP	HR	S	P	ERA	WHIP
40 Randy Cseh, R ERA: 9.0	(6, 1)	1.0		5	2	1	1	1	0	0	0	0	0	0	7	7	9.00	2.000
42 Pat Szczerba, R ERA:	(7, 1)	1.0		5	1	0	0	0	1	0	0	0	0	0	4	8	0.00	2.000
Ryan Koch, R ERA: 18.0	(8, 1)	1.0		6	2	2	2	0	0	0	1	0	1	0	5	8	18.00	2.000

BOTTOM

Florida Southern Mocs @ Detroit Tigers

Joker Marchant Stadium, Lakeland, FL

Tue Feb 26 2008, 1:05 PM EST

Att. 2,640 - Cloudy - 84 F

livebaseballscorecards.com

AB	39
R	17
H	17
RBI	15
BB	9
SO	2
LOB	20

WP: 1 PA: 50
PB: 0
SB: 0
CS: 0

Batter	1	2	3	4	5	6	7	8	9	AB	R	H	RBI	BB	SO	LOB
16 Ángel Pagán, S (1, 8) OBP: 0.250, SLG: 0.250	9 FC6-4 11 SF8-3-5 93 1B 1B	G6-3			G4-3			K		4	1	1	0	0	1	1
93 Brady Clark, R (1, 7) OBP: 0.250, SLG: 0.250	9 FC6-4 1-2 1B		G5-3			E8		G6-3		4	0	1	0	0	0	0
9 Marlon Anderson, L (1, 10)	FC6-4 11 SF8-3-5 19 BB 1-2f 2-3		L9			P5		F9		4	0	0	0	0	0	3
19 Ryan Church, L (1, 9) 67 Fernando Martinez, L (6, 9) OBP: 1.000, SLG: 1.000	BB 1-2 BB		F8			P6			BB 1B	2 1	0 0	0 1	0 0	1 0	0 0	1 0
11 Ramon Castro, R (1, 2) 71 Salomon Manriquez, R (6, 2)	SF8-3-5 2-3 3-H			F8		P9			F9	2 1	0 0	0 0	1 0	0 0	0 0	1 1
Ruben Gotay, S (1, 4) OBP: 0.500, SLG: 0.667		F9		P5			2B		BB 63 G6-4-3 1-2	3	0	1	0	1	0	0
63 Michel Abreu, R (1, 3) OBP: 0.250, SLG: 0.250	64 3B 1B			K			K		G6-4-3 1-2f	4	1	1	0	0	2	3
64 Anderson Machado, S (1, 5) OBP: 0.333, SLG: 1.000	1-H 3B				G4-3		G5-3			3	0	1	1	0	0	1
4 Anderson Hernandez, S (1, 6)	G5-3				G6-3		G3-1			3	0	0	0	0	0	2
Inning Stats	R: 1 E: 0 K: 0 S: 4 H: 2 LOB: 1 BB: 1 P: 8	R: 1 E: 0 K: 0 S: 5 H: 2 LOB: 1 BB: 0 P: 5	R: 0 E: 0 K: 0 S: 3 H: 0 LOB: 0 BB: 0 P: 3	R: 0 E: 0 K: 1 S: 5 H: 0 LOB: 0 BB: 0 P: 5	R: 0 E: 0 K: 0 S: 3 H: 0 LOB: 0 BB: 0 P: 3	R: 0 E: 1 K: 0 S: 4 H: 0 LOB: 1 BB: 0 P: 4	R: 0 E: 0 K: 1 S: 6 H: 1 LOB: 1 BB: 0 P: 6	R: 0 E: 0 K: 1 S: 5 H: 0 LOB: 0 BB: 0 P: 5	R: 0 E: 0 K: 0 S: 3 H: 1 LOB: 1 BB: 1 P: 7	1B: 4 2B: 2 3B: 1 HR: 0	SF: 1 SAC: 0 DP: 2 HBP: 0						

TOP

New York Mets @ Detroit Tigers

Joker Marchant Stadium, Lakeland, FL

Wed Feb 27 2008, 1:05 PM EST

Att. 6,325 - Overcast - 59 F

livebaseballscorecards.com

AB	31
R	2
H	6
RBI	2
BB	2
SO	3
LOB	13

PITCHER		IP	WLS	BF	H	R	ER	SO	BB	IBB	HBP	BLK	WP	HR	S	P	ERA	WHIP
38 Jeremy Bonderman, R ERA: 9.0	(1, 1)	2.0		10	4	2	2	0	1	0	0	0	0	0	9	13	9.00	2.500
Jason Grilli, R ERA:	(3, 1)	2.0		6	0	0	0	1	0	0	0	0	0	0	8	8	0.00	0.000
31 Zach Miner, R ERA:	(5, 1)	2.0		7	0	0	0	0	0	0	0	0	0	0	7	7	0.00	0.000
60 Preston Larrison, R ERA:	(7, 1)	1.0	W	4	1	0	0	1	0	0	0	0	0	0	6	6	0.00	1.000
Tim Byrdak, L ERA:	(8, 1)	1.0	H	3	0	0	0	1	0	0	0	0	0	0	5	5	0.00	0.000

PITCHER		IP	WLS	BF	H	R	ER	SO	BB	IBB	HBP	BLK	WP	HR	S	P	ERA	WHIP
52 Denny Bautista, R ERA:	(9, 1)	1.0	S	4	1	0	0	0	1	0	0	0	0	0	3	7	0.00	2.000

BOTTOM

New York Mets @ Detroit Tigers
Joker Marchant Stadium, Lakeland, FL
Wed Feb 27 2008, 1:05 PM EST
Att. 6,325 - Overcast - 59 F

livebaseballscorecards.com

Batter	1	2	3	4	5	6	7	8	9	AB	R	H	RBI	BB	SO	LOB
28 Curtis Granderson, L (1, 8) 15 Brandon Inge, R (5, 8) OBP: 1.000, SLG: 1.000	G6-3			L9		BB	1B			2 0 1 0	0 1	0 1	0 1	0 1	0 0	0 0
14 Placido Polanco, R (1, 4) 25 Ryan Raburn, R (5, 4)	K			G4-3		K	F3			2 0 2 0	0 0	0 0	0 0	0 0	1 1	0 4
61 Timo Perez, L (1, 10) 65 Michael Hollimon, S (7, PH) (8, 10)	F9			F7		G6-3	F8			3 0 1 0	0 0	0 0	0 0	0 0	0 0	2 2
30 Magglio Ordonez, R (1, 9) OBP: 1.000, SLG: 1.000 27 Brent Clevlen, R (5, PR) (6, 9) (9, 7) OBP: 0.500, SLG: 1.000		9 L6-3 1B			9 BB HBP		G6-3	FC5 2B		1 0 2 0	1 0	1 0	0 0	0 0	0 0	0 0
24 Miguel Cabrera, R (1, 5) 26 Mike Hessman, R (6, 5) OBP: 1.000, SLG: 3.000		L7			L8		33 2B 3B	70 BB 33 FC5 BB		2 0 1 1	0 1	0 1	0 1	0 1	0 0	2 0
9 Carlos Guillen, S (1, 3) 33 Marcus Thames, R (6, 3) OBP: 0.500, SLG: 1.000		L6-3			G1-6-3 BB		70 1B 71 1B 2B	FC5 71 FC5 70 BB		1 0 2 1	0 0	0 1	0 1	1 0	0 0	1 2
Edgar Renteria, R (1, 6) 39 Ramon Santiago, S (6, 6)		G5-3			G1-6-3		70 1B 71 1B BB	F9		2 0 1 1	0 0	0 0	0 0	0 1	0 0	2 2
Ivan Rodriguez, R (1, 2) 70 Dane Sardinha, R (7, 2) OBP: 1.000, SLG: 1.000		G4-3			K2-3		71 1B 15 1B 1B	71 FC5 BB		2 0 1 1	0 0	0 1	0 1	0 1	1 0	0 0
Jacque Jones, L (1, 7) 76 Clete Thomas, L (6, PR) (7, 7) 71 Wilkin Ramirez, R (7, PH) (8, 7) OBP: 0.500, SLG: 0.500 66 Matt Joyce, L (9, 9)		G6-3			15 BB BB		15 1B 1B	FC5		1 0 0 0 2 0 0 0	0 0 0 0 1 2 0 0	0 0 0 0 0 0 0 0	0 1 0 0 0 0 0 0	0 0 0 0 0 0 0 0	0 0 0 0 0 0 0 0	0 0 0 0 3 0 0 0
Inning Stats	R: 0 E: 0 K: 1 S: 5 H: 0 LOB: 0 BB: 0 P: 5	R: 0 E: 0 K: 0 S: 3 H: 1 LOB: 0 BB: 0 P: 3	R: 0 E: 0 K: 0 S: 3 H: 0 LOB: 0 BB: 0 P: 3	R: 0 E: 0 K: 0 S: 3 H: 0 LOB: 0 BB: 0 P: 3	R: 0 E: 0 K: 0 S: 2 H: 0 LOB: 2 BB: 1 P: 7	R: 0 E: 0 K: 2 S: 7 H: 0 LOB: 2 BB: 2 P: 15	R: 4 E: 0 K: 0 S: 8 H: 5 LOB: 2 BB: 1 P: 12	R: 0 E: 0 K: 0 S: 4 H: 1 LOB: 3 BB: 2 P: 12		1B: 4 2B: 3 3B: 1 HR: 0 SF: 0 SAC: 0 DP: 2 HBP: 1				WP: 0 PB: 0 SB: 0 CS: 0 PA: 36		

	AB	29
	R	4
	H	7
	RBI	4
	BB	6
	SO	3
	LOB	20

PITCHER		IP	WLS	BF	H	R	ER	SO	BB	IBB	HBP	BLK	WP	HR	S	P	ERA	WHIP
34 Mike Pelfrey, R ERA:	(1, 1)	2.0		6	1	0	0	1	0	0	0	0	0	0	8	8	0.00	0.500
38 Matt Wise, R ERA:	(3, 1)	1.0	H	3	0	0	0	0	0	0	0	0	0	0	3	3	0.00	0.000
43 Brian Stokes, R ERA:	(4, 1)	1.0	H	3	0	0	0	0	0	0	0	0	0	0	3	3	0.00	0.000
25 Pedro Feliciano, L ERA:	(5, 1)	1.0	H	4	0	0	0	0	1	0	1	0	0	0	2	7	0.00	1.000
Jorge Sosa, R ERA:	(6, 1)	1.0	H	5	0	0	0	2	2	0	0	0	0	0	7	15	0.00	2.000

PITCHER		IP	WLS	BF	H	R	ER	SO	BB	IBB	HBP	BLK	WP	HR	S	P	ERA	WHIP
36 Willie Collazo, L ERA: 36.0	(7, 1)	1.0	L	9	5	4	4	0	1	0	0	0	0	0	8	12	36.00	6.000
72 Adam Bostick, L ERA:	(8, 1)	1.0		6	1	0	0	0	2	0	0	0	0	0	4	12	0.00	3.000

Toronto Blue Jays @ Detroit Tigers

Joker Marchant Stadium, Lakeland, FL

Thu Feb 28 2008, 1:05 PM EST

Att. 5,903 - Sunny - 58 F

livebaseballscorecards.com

Batter	1	2	3	4	5	6	7	8	9	AB	R	H	RBI	BB	SO	LOB
Reed Johnson, R (1, 7) OBP: 0.667, SLG: 0.500 66 Matt Watson, L (5, 7)	H 1-0 19 E HBP		X 0-0 ② F8		X 0-0 20 WP 6 G1-3 1B		S C S 0-3 ② K			2 0 1 0 0 0 1 1 0 0 0 0 1 0						
6 John McDonald, R (1, 6) 60 Pedro Lopez, R (5, 6)	X 0-0 ① F9		B B B B 4-0 1-2 BB		X 0-0 ① G1-3 1-2		X 0-0 ③ G5-3			2 0 0 0 1 0 2 1 0 0 0 0 0 0						
19 Marco Scutaro, R (1, 4) 8 Russ Adams, L (5, 4)	1 SAFE X 0-0 ② F9 1-2		X 0-0 ③ P4		B B B B 4-0 20 G6-4-3 BB			B B B B 4-0 43 S BB		2 0 0 0 1 0 3 0 0 0 0 1 0 0						
20 Rod Barajas, R (1, 2) OBP: 0.333, SLG: 0.667 7 Curtis Thigpen, R (5, 2)	X 0-0 ③ P2			X 0-0 21 1B 62 E 2B	B X 1-0 ② ③ G6-4-3 1-2f 2-3			S S S 0-3 ① K		3 1 1 0 0 0 3 1 0 0 0 0 1 1						
26 Adam Lind, L (1, 9) 43 Ryan Patterson, R (6, 9)		X 0-0 ① F8		X 0-0 ① G6-3		X 0-0 ① F7		B X 1-0 ② P6 1-2		3 0 0 0 0 0 1 1 0 0 0 0 0 1						
21 Buck Coats, L (1, 8) OBP: 0.333, SLG: 0.333 63 Wayne Lydon, S (6, 8)		X 0-0 ② F9		X 0-0 62 E 2-3 1B		X 0-0 ② G1-3		X 0-0 ③ G6-3		3 0 1 0 0 0 0 1 0 0 0 0 0 1						
1 Joe Inglett, L (1, 5) OBP: 0.333, SLG: 0.333 20 Sergio Santos, R (6, 5)		X 0-0 ③ L7		X 0-0 ② F8		X 0-0 1B			S S C 0-3 ① K	3 0 1 0 0 0 2 1 0 0 0 0 1 0						
62 Chip Cannon, L (1, 3) John Tolisano, S (9, PH)			C S S 0-3 ① K	X 0-0 E5 1-2 3-H		S S C 0-3 ③ K			C S S 0-3 ② K	3 0 0 0 0 2 2 1 0 0 0 0 1 0						
16 Travis Snider, L (1, 10) 70 J.P. Arencibia, R (7, PH) (7, 10) Eric Nielsen, R (9, PH)			B B B B 4-0 6 BB BB	X 0-0 ③ G5-3			C S S 0-3 ① K		X 0-0 ③ G3-1	1 0 0 0 1 0 2 1 0 0 0 0 1 0 1 0 0 0 0 0 0						
Inning Stats	R: 0 E: 1 K: 0 S: 3 H: 0 LOB: 1 BB: 0 P: 4	R: 0 E: 0 K: 0 S: 3 H: 0 LOB: 0 BB: 0 P: 3	R: 0 E: 0 K: 1 S: 5 H: 0 LOB: 2 BB: 2 P: 13	R: 1 E: 1 K: 0 S: 6 H: 2 LOB: 2 BB: 0 P: 6	R: 0 E: 0 K: 0 S: 3 H: 1 LOB: 1 BB: 1 P: 8	R: 0 E: 0 K: 1 S: 6 H: 1 LOB: 1 BB: 0 P: 6	R: 0 E: 0 K: 2 S: 7 H: 0 LOB: 0 BB: 0 P: 7	R: 0 E: 0 K: 1 S: 5 H: 0 LOB: 1 BB: 1 P: 10	R: 0 E: 0 K: 2 S: 7 H: 0 LOB: 0 BB: 0 P: 7	1B: 3 2B: 1 3B: 0 HR: 0 SF: 0 SAC: 0 DP: 1 HBP: 1						

TOP

AB	31
R	1
H	4
RBI	0
BB	4
SO	7
LOB	19

PITCHER		IP	WLS	BF	H	R	ER	SO	BB	IBB	HBP	BLK	WP	HR	S	P	ERA	WHIP
32 Virgil Vasquez, R	(1, 1)	2.0	W	7	0	0	0	0	0	0	1	0	0	0	6	7	0.00	0.000
ERA:																		
Matt Mantei, R	(3, 1)	1.0		5	0	0	0	1	2	0	0	0	0	0	5	13	0.00	2.000
ERA:																		
43 Macay McBride, L	(4, 1)	2.0		10	3	1	0	0	1	0	0	0	1	0	9	14	0.00	2.000
ERA:																		
45 Aquilino Lopez, R	(6, 1)	2.0	H	7	1	0	0	3	0	0	0	0	0	0	13	13	0.00	0.500
ERA:																		
58 Armando Galarraga, R	(8, 1)	1.0	H	4	0	0	0	1	1	0	0	0	0	0	5	10	0.00	1.000
ERA:																		

PITCHER		IP	WLS	BF	H	R	ER	SO	BB	IBB	HBP	BLK	WP	HR	S	P	ERA	WHIP
44 Bobby Seay, L	(9, 1)	1.0	S	3	0	0	0	2	0	0	0	0	0	0	7	7	0.00	0.000
ERA:																		

1B: 3	SF: 0	WP: 1	PA: 36
2B: 1	SAC: 0	PB: 0	
3B: 0	DP: 1	SB: 1	
HR: 0	HBP: 1	CS: 0	

Batter	1	2	3	4	5	6	7	8	9	AB	R	H	RBI	BB	SO	LOB
28 Curtis Granderson, L (1, 8) OBP: 0.200, SLG: 0.800	F8	HR		P6			K			3	1	1	2	0	0	1
46 Freddy Guzman, S (5, 8)										1	0	0	0	0	1	0
14 Placido Polanco, R (1, 4) OBP: 0.200, SLG: 0.200	30 2B 1B	G5-3			F7			BB		3	1	1	0	0	0	0
72 Scott Sizemore, R (6, 4)										0	0	0	0	1	0	0
Ivan Rodriguez, R (1, 2) OBP: 0.250, SLG: 0.250	30 2B 1B		F8		K			F8		2	1	1	0	0	0	0
75 Dusty Ryan, R (5, 2)										2	0	0	0	0	1	1
30 Magglio Ordonez, R (1, 10) OBP: 0.800, SLG: 1.000	2B		1B		G1-3			1B		3	0	2	2	0	0	0
15 Brandon Inge, R (8, PH) OBP: 1.000, SLG: 1.000 (9, 10)										1	0	1	0	0	0	0
24 Miguel Cabrera, R (1, 5)	L6		L4			G4-3		F8		3	0	0	0	0	0	2
26 Mike Hessman, R (7, 5) OBP: 0.667, SLG: 1.500										1	0	0	0	0	0	2
9 Carlos Guillen, S (1, 3)	P4		K			K		P4		3	0	0	0	0	2	2
68 Jeff Larish, L (7, 3)										1	0	0	0	0	0	2
Edgar Renteria, R (1, 6) OBP: 0.250, SLG: 0.500		K		2B		G6-3				2	0	1	0	0	1	0
78 Danny Worth, R (6, 6)										1	0	0	0	0	0	0
33 Marcus Thames, R (1, 9) OBP: 0.250, SLG: 0.500		K		K			F9			2	0	0	0	0	2	1
25 Ryan Raburn, R (6, 9)										1	0	0	0	0	0	0
Jacque Jones, L (1, 7)	28 HR BB			F8			K			1	1	0	0	1	0	1
76 Clete Thomas, L (6, 7)										1	0	0	0	0	1	0
Inning Stats	R: 2 E: 0 K: 0 S: 6 H: 3 LOB: 1 BB: 0 P: 6	R: 2 E: 0 K: 2 S: 8 H: 1 LOB: 0 BB: 1 P: 12	R: 0 E: 0 K: 1 S: 6 H: 1 LOB: 1 BB: 0 P: 6	R: 0 E: 0 K: 1 S: 6 H: 1 LOB: 1 BB: 0 P: 6	R: 0 E: 0 K: 1 S: 5 H: 0 LOB: 0 BB: 0 P: 5	R: 0 E: 0 K: 1 S: 5 H: 0 LOB: 0 BB: 0 P: 5	R: 0 E: 0 K: 2 S: 7 H: 0 LOB: 0 BB: 0 P: 7	R: 0 E: 0 K: 0 S: 4 H: 1 LOB: 2 BB: 1 P: 8		1B: 4 2B: 2 3B: 0 HR: 1	SF: 0 SAC: 0 DP: 0 HBP: 0						

BOTTOM

Toronto Blue Jays @ Detroit Tigers

Joker Marchant Stadium, Lakeland, FL

Thu Feb 28 2008, 1:05 PM EST

Att. 5,903 - Sunny - 58 F

livebaseballscorecards.com

AB	31
R	4
H	7
RBI	4
BB	2
SO	8
LOB	12

PITCHER		IP	WLS	BF	H	R	ER	SO	BB	IBB	HBP	BLK	WP	HR	S	P	ERA	WHIP
51 Jesse Litsch, R ERA: 18.0	(1, 1)	2.0	L	11	4	4	4	2	1	0	0	0	0	1	14	18	18.00	2.500
39 Gustavo Chacin, L ERA:	(3, 1)	1.0		4	1	0	0	1	0	0	0	0	0	0	6	6	0.00	1.000
25 David Purcey, L ERA:	(4, 1)	1.0		4	1	0	0	1	0	0	0	0	0	0	6	6	0.00	1.000
27 Lance Carter, R ERA:	(5, 1)	1.0		3	0	0	0	1	0	0	0	0	0	0	5	5	0.00	0.000
57 Shawn Camp, R ERA:	(6, 1)	1.0		3	0	0	0	1	0	0	0	0	0	0	5	5	0.00	0.000

PITCHER		IP	WLS	BF	H	R	ER	SO	BB	IBB	HBP	BLK	WP	HR	S	P	ERA	WHIP
58 Josh Banks, R ERA:	(7, 1)	1.0		3	0	0	0	2	0	0	0	0	0	0	7	7	0.00	0.000
46 Mike Gosling, L ERA:	(8, 1)	1.0		5	1	0	0	0	1	0	0	0	0	0	4	8	0.00	2.000

Detroit Tigers @ Toronto Blue Jays

Knology Park, Dunedin, FL

Fri Feb 29 2008, 1:05 PM EST

Att. 5,376 - Partly Cloudy - 60 F

TOP

livebaseballscorecards.com

Batter	1	2	3	4	5	6	7	8	9	AB	R	H	RBI	BB	SO	LOB
28 Curtis Granderson, L (1, 8) OBP: 0.250, SLG: 1.000 46 Freddy Guzman, S (5, 8)	G4-3		HR		F9	K		G6-3		3 2	1 0	1 0	1 0	0 0	0 1	0 4
14 Placido Polanco, R (1, 4) OBP: 0.375, SLG: 0.375 72 Scott Sizemore, R (5, PR) (5, 4)	G5-3 1B		G5-3		33 2B 1B		K		K	3 2	0 0	2 0	0 0	0 0	0 2	0 0
Edgar Renteria, R (1, 6) OBP: 0.143, SLG: 0.286 65 Michael Hollimon, S (5, 6)	G5-3 1-2		G4-3		F9		K		F7	3 2	0 0	0 0	0 0	0 0	0 1	2 0
33 Marcus Thames, R (1, 10) OBP: 0.286, SLG: 0.571 71 Wilkin Ramirez, R (7, PH) OBP: 0.500, SLG: 0.500 (7, 10)	K		F8		1-3 2B		K		1B	3 2	0 0	1 1	0 0	0 0	1 1	1 0
Jacque Jones, L (1, 7) OBP: 0.571, SLG: 0.400 76 Clete Thomas, L (5, 7)		25 2B 15 G6-3 1B		25 CS 1B	K			E5 66 2B	L8	3 2	1 1	2 0	0 0	0 0	1 0	3 1
25 Ryan Raburn, R (1, 9) OBP: 0.500, SLG: 0.667 66 Matt Joyce, L (6, 9) OBP: 1.000, SLG: 2.000		15 G6-3 1-3 2B		15 BB 1-2 1B		15 G4-3 1B		1-H 2B		3 1	0 0	3 1	0 1	0 0	0 0	0 0
15 Brandon Inge, R (1, 5) OBP: 0.667, SLG: 0.500 39 Ramon Santiago, S (6, 5)		G6-3 2-3 3-H		1-2 BB		G4-3 1-2f		G4-3		2 1	0 0	0 0	1 0	1 0	0 0	2 0
68 Jeff Larish, L (1, 3)		F7		F5		E4 74 1B		63 1B BB		3	0	0	0	1	0	3
74 Max St. Pierre, R (1, 2) OBP: 0.333, SLG: 0.333 63 Nick Trzesniak, R (7, 2) OBP: 1.000, SLG: 1.000		G6-3		K		1-2 1B		1-2 1B		3 1	0 0	1 1	0 0	0 0	1 0	3 0
Inning Stats	R: 0 E: 0 K: 1 S: 6 H: 1 LOB: 1 BB: 0 P: 6	R: 1 E: 0 K: 0 S: 5 H: 2 LOB: 1 BB: 0 P: 5	R: 1 E: 0 K: 0 S: 4 H: 1 LOB: 0 BB: 0 P: 4	R: 0 E: 0 K: 1 S: 7 H: 2 LOB: 2 BB: 1 P: 11	R: 0 E: 0 K: 1 S: 7 H: 2 LOB: 3 BB: 0 P: 7	R: 0 E: 1 K: 1 S: 7 H: 2 LOB: 2 BB: 0 P: 7	R: 0 E: 0 K: 3 S: 9 H: 0 LOB: 0 BB: 0 P: 9	R: 1 E: 1 K: 0 S: 5 H: 2 LOB: 2 BB: 1 P: 9	R: 0 E: 0 K: 1 S: 6 H: 1 LOB: 1 BB: 0 P: 6	1B: 9 2B: 3 3B: 0 HR: 1 SF: 0 SAC: 0 DP: 1 HBP: 0						WP: 0 PB: 0 SB: 0 CS: 1 PA: 41	

PITCHER		IP	WLS	BF	H	R	ER	SO	BB	IBB	HBP	BLK	WP	HR	S	P	ERA	WHIP
32 Roy Halladay, R ERA: 4.5	(1, 1)	2.0	L	9	3	1	1	1	0	0	0	0	0	0	11	11	4.50	1.500
37 Scott Downs, L ERA: 9.0	(3, 1)	1.0		4	1	1	1	0	0	0	0	0	0	1	4	4	9.00	1.000
49 Jeremy Accardo, R ERA:	(4, 1)	1.0		5	2	0	0	1	1	0	0	0	0	0	7	11	0.00	3.000
56 Brian Tallet, L ERA:	(5, 1)	1.0		5	2	0	0	1	0	0	0	0	0	0	7	7	0.00	2.000
22 Brandon League, R ERA:	(6, 1)	1.0		5	2	0	0	1	0	0	0	0	0	0	7	7	0.00	2.000

PITCHER		IP	WLS	BF	H	R	ER	SO	BB	IBB	HBP	BLK	WP	HR	S	P	ERA	WHIP
40 Brian Wolfe, R ERA:	(7, 1)	1.0		3	0	0	0	3	0	0	0	0	0	0	9	9	0.00	0.000
36 Jamie Vermilyea, R ERA:	(8, 1)	1.0		6	2	1	0	0	1	0	0	0	0	0	5	9	0.00	3.000
48 Kane Davis, R ERA:	(9, 1)	1.0		4	1	0	0	1	0	0	0	0	0	0	6	6	0.00	1.000

AB	39
R	3
H	13
RBI	3
BB	2
SO	8
LOB	19

BOTTOM

Detroit Tigers @ Toronto Blue Jays

Knology Park, Dunedin, FL

Fri Feb 29 2008, 1:05 PM EST

Att. 5,376 - Partly Cloudy - 60 F

livebaseballscorecards.com

Batter	1	2	3	4	5	6	7	8	9	AB	R	H	RBI	BB	SO	LOB
11 David Eckstein, R (1, 6) 1 Joe Inglett, L (6, 6) OBP: 0.400, SLG: 0.250	G5-3		HBP		G1-3		IBB		K	2 1	0 0	0 0	0 0	0 1	0 1	0 0
15 Alex Rios, R (1, 9) 43 Ryan Patterson, R (6, 9)	P4		F9		G6-3		F9			3 1	0 0	0 0	0 0	0 0	0 0	2 3
10 Vernon Wells, R (1, 8) 21 Buck Coats, L (6, 8) OBP: 0.250, SLG: 0.250	G6-3		G5-3		P3		G1-3			3 1	0 0	0 0	0 0	0 0	0 0	2 3
Frank Thomas, R (1, 10) OBP: 0.333, SLG: 0.667 16 Travis Snider, L (8, PH) (9, 10)		F8		33 1B 35 1B 2B		K		BB		3 0	1 0	1 0	0 0	0 1	1 0	0 0
33 Scott Rolen, R (1, 5) OBP: 0.500, SLG: 0.500 8 Russ Adams, L (6, 5)		K		35 1B 2-3 1B		G4-3		P5		2 2	0 0	1 0	0 0	0 0	1 0	0 1
Matt Stairs, L (1, 7) OBP: 0.500, SLG: 0.500 66 Matt Watson, L (6, 7) 63 Wayne Lydon, S (8, PH) OBP: 0.500, SLG: 0.500 (9, 7)		1B		K		G5-3		62 L3 1-2 1B		2 1 1	0 0 0	1 0 1	0 0 0	0 0 0	1 0 0	2 0 0
35 Lyle Overbay, L (1, 3) OBP: 0.667, SLG: 1.000 62 Chip Cannon, L (7, PR) (8, 3)	G4-3			1-2 3-H 1B		13 G1-3 2B		L3 1-1		3 1	0 0	2 0	1 0	0 0	0 0	1 2
2 Aaron Hill, R (1, 4) 60 Pedro Lopez, R (6, 4) 20 Sergio Santos, R (9, PH)			E6 11 HBP	F9			13 G1-3 BB		K	2 0 1	0 0 0	0 0 0	0 0 0	0 1 0	0 0 1	2 0 0
9 Gregg Zaun, S (1, 2) 13 Sal Fasano, R (6, 2) 68 Brian Jeroloman, L (8, 2)			F7	G5-3			G1-3 1-2 2-3		F7	2 1 1	0 0 0	0 0 0	0 0 0	0 0 0	0 0 0	3 2 0

Inning Stats	1	2	3	4	5	6	7	8	9
R	0	0	0	1	0	0	0	0	0
E	0	0	1	0	0	0	0	0	0
K	0	1	0	1	0	1	0	0	2
BB	0	0	0	0	0	0	2	1	0
S	3	6	4	8	3	5	4	3	7
H	0	1	0	3	0	0	1	1	0
LOB	0	1	2	2	0	0	3	1	0
P	3	6	5	8	3	5	12	7	7

1B	4
2B	3
3B	0
HR	0
SF	0
SAC	0
DP	1
HBP	1
WP	0
PB	0
SB	0
CS	0
PA	37

AB	33
R	1
H	6
RBI	1
BB	3
SO	5
LOB	23

PITCHER		IP	WLS	BF	H	R	ER	SO	BB	IBB	HBP	BLK	WP	HR	S	P	ERA	WHIP
35 Justin Verlander, R ERA:	(1, 1)	2.0	W	7	1	0	0	1	0	0	0	0	0	0	9	9	0.00	0.500
29 Nate Robertson, L ERA: 4.5	(3, 1)	2.0	H	11	3	1	1	1	0	0	1	0	0	0	12	13	4.50	1.500
48 Rick Porcello, R ERA:	(5, 1)	2.0	H	6	0	0	0	1	0	0	0	0	0	0	8	8	0.00	0.000
62 Francis Beltran, R ERA:	(7, 1)	2.0	H	10	2	0	0	0	2	1	0	0	0	0	7	19	0.00	2.000
64 Freddy Dolsi, R ERA:	(9, 1)	1.0	S	3	0	0	0	2	0	0	0	0	0	0	7	7	0.00	0.000

PITCHER		IP	WLS	BF	H	R	ER	SO	BB	IBB	HBP	BLK	WP	HR	S	P	ERA	WHIP

Batter	1	2	3	4	5	6	7	8	9	10	AB	R	H	RBI	BB	SO	LOB
24 Grady Sizemore, L (1, 8) OBP: 1.000, SLG: 1.000 John Drennen, L (5, 8)	x 0-0 G4-3 1B		x 0-0 G4-3 41 1B		BBB 4-0 1-2 BB		SSS 0-3 ③ K		x 0-0 ② G5-3		2	1	2	0	1	0	0
											2	0	0	0	0	1	0
Jason Michaels, R (1, 9) 62 Trevor Crowe, S (5, 9) OBP: 0.667, SLG: 0.800	x 0-0 ①② G4-3 1-2f		x 0-0 ② G4-3 1-2		CCC 0-3 ② K			x 0-0 78 1B 12 2B 1B	x 0-0 ③ G4-3		3	0	0	0	0	1	4
											2	1	1	0	0	0	0
41 Victor Martinez, S (1, 2) OBP: 0.400, SLG: 0.400 76 Wyatt Toregas, R (6, 2) OBP: 0.333, SLG: 0.333 74 Armando Camacaro, R (8, 2) OBP: 0.333, SLG: 0.333	x 0-0 1B		x 0-0 25 FC6-4 2-H 1B		x 0-0 ③ P5			x 0-0 ① F9		CCC 0-3 ① K	3	0	2	1	0	0	2
											1	0	0	0	0	0	1
											1	0	0	0	0	1	0
25 Ryan Garko, R (1, 3) OBP: 0.200, SLG: 0.200 78 Beau Mills, L (6, 3) OBP: 0.500, SLG: 0.500	x 0-0 ③ F8		x 0-0 ③ FC6-4 1-2f			x 0-0 11 FC5-4 1B		x 0-0 12 2B 1-3 1B		x 0-0 ② F7	3	0	1	0	0	0	2
											2	0	1	0	0	0	0
12 Ben Francisco, R (1, 7) OBP: 0.500, SLG: 1.000		CSBX 1-2 HR		x 0-0 ① G6-3		x 0-0 ① L4		x 0-0 1-3 3-H 2B		BBBB 4-0 79 CS BB	4	1	2	2	1	0	1
11 Jamey Carroll, R (1, 10) 79 Chris Gimenez, R (8, PH) OBP: 0.800, SLG: 1.000 (8, 10)		x 0-0 ① G4-3		x 0-0 ② F8		x 0-0 ② FC5-4 1-2f		4-0 IBB		C 0-1 ③ CS 1-2	3	0	0	0	0	0	1
											0	0	0	0	1	0	0
15 Andy Marte, R (1, 5) 59 Aaron Herr, R (4, 5)		SSS 0-3 ② K		x 0-0 ③ G5-3		x 0-0 ③ G6-3		x 0-0 ② P4			2	0	0	0	0	1	0
											2	0	0	0	0	0	4
29 Josh Barfield, R (1, 4) OBP: 0.500, SLG: 0.333 11 Danny Sandoval, S (5, 4) OBP: 0.286, SLG: 0.714		x 0-0 ③ L1			BBBB 4-0 24 BB BB		x 0-0 ① F7	x 0-0 ③ F8			1	0	0	0	1	0	0
											2	0	0	0	0	0	3
26 Andy González, R (1, 6) OBP: 0.429, SLG: 0.333			SSS 0-3 ① K		x 0-0 ① F8		x 0-0 ② F8		x 0-0 ① G5-3		4	0	0	0	0	1	1

Inning Stats																						
	R: 0	H: 2	R: 1	H: 1	R: 1	H: 2	R: 0	H: 0	R: 0	H: 0	R: 0	H: 1	R: 0	H: 0	R: 1	H: 3	R: 0	H: 0	R: 0	H: 0	1B: 7	SF: 0
	E: 0	LOB: 1	E: 0	LOB: 0	E: 0	LOB: 1	E: 0	LOB: 0	E: 0	LOB: 2	E: 0	LOB: 1	E: 0	LOB: 1	E: 0	LOB: 3	E: 0	LOB: 0	E: 0	LOB: 0	2B: 1	SAC: 0
	K: 0	BB: 0	K: 1	BB: 0	K: 1	BB: 0	K: 0	BB: 0	K: 1	BB: 2	K: 0	BB: 0	K: 1	BB: 0	K: 0	BB: 1	K: 0	BB: 0	K: 1	BB: 1	3B: 0	DP: 1
	S: 4	P: 4	S: 8	P: 9	S: 7	P: 7	S: 3	P: 3	S: 5	P: 13	S: 4	P: 4	S: 5	P: 5	S: 6	P: 10	S: 3	P: 3	S: 5	P: 9	HR: 1	HBP: 0

PITCHER		IP	WLS	BF	H	R	ER	SO	BB	IBB	HBP	BLK	WP	HR	S	P	ERA	WHIP
21 Dontrelle Willis, L ERA: 4.5	(1, 1)	2.0		8	3	1	1	1	0	0	0	0	0	1	12	13	4.50	1.500
59 Todd Jones, R ERA: 9.0	(3, 1)	1.0	B	5	2	1	1	1	0	0	0	0	0	0	7	7	9.00	2.000
67 Chris Lambert, R ERA:	(4, 1)	2.0		8	0	0	0	1	2	0	0	0	0	0	8	16	0.00	1.000
52 Denny Bautista, R ERA:	(6, 1)	2.0		7	1	0	0	1	0	0	0	0	0	0	9	9	0.00	0.500
Tim Byrdak, L ERA: 4.5	(8, 1)	1.0	B	7	3	1	1	0	0	1	0	0	0	0	6	10	9.00	3.000

PITCHER		IP	WLS	BF	H	R	ER	SO	BB	IBB	HBP	BLK	WP	HR	S	P	ERA	WHIP
60 Preston Larrison, R ERA:	(9, 1)	2.0		6	0	0	0	1	1	0	0	0	0	0	8	12	0.00	0.500

TOP

Cleveland Indians @ Detroit Tigers

Joker Marchant Stadium, Lakeland, FL

Sat Mar 01 2008, 1:05 PM EST
Att. 9,068 - Partly Cloudy - 76 F

livebaseballscorecards.com

AB	37
R	3
H	9
RBI	3
BB	4
SO	5
LOB	19

1B: 7	SF: 0	WP: 0	PA:	42	
2B: 1	SAC: 0	PB: 0			
3B: 0	DP: 1	SB: 0			
HR: 1	HBP: 0	CS: 1			

Cleveland Indians @ Detroit Tigers

Joker Marchant Stadium, Lakeland, FL

Sat Mar 01 2008, 1:05 PM EST

Att. 9,068 - Partly Cloudy - 76 F

livebaseballscorecards.com

Batter	1	2	3	4	5	6	7	8	9	10	AB	R	H	RBI	BB	SO	LOB
Ivan Rodriguez, R (1, 2) OBP: 0.143, SLG: 0.143	K	L6-4			F7	K			SH1-3		3	0	0	0	0	1	3
70 Dane Sardinha, R (6, 2) OBP: 0.667, SLG: 0.500											1	0	0	0	0	1	2
14 Placido Polanco, R (1, 4) OBP: 0.400, SLG: 0.600	15 1B 3B		G6-3		30 L5-4 15 BB 1B		73 G6-4-3 BB		F7		2	1	1	0	0	0	0
71 Wilkin Ramirez, R (4, 7) OBP: 0.600, SLG: 0.600											1	0	1	0	0	0	0
76 Clete Thomas, L (7, PH)											1	0	0	0	1	0	1
(8, 7)																	
15 Brandon Inge, R (1, 10) OBP: 0.778, SLG: 0.600	24 2B 30 G4-3 1B		30 1B BB				G6-4-3				1	1	1	1	2	0	0
73 James Skelton, L (7, PH) OBP: 0.500, SLG: 0.500											2	0	1	0	0	0	1
(8, 10)																	
30 Magglio Ordonez, R (1, 9) OBP: 0.625, SLG: 0.714	G4-3		24 G6-4-3 1B		L5-4		K			G6-3	3	0	1	0	0	0	4
66 Matt Joyce, L (6, 9) OBP: 0.500, SLG: 1.000											1	0	0	0	0	1	0
65 Michael Hollimon, S (10, PH)											1	0	0	0	0	0	0
24 Miguel Cabrera, R (1, 5) OBP: 0.125, SLG: 0.250	2B		G6-4-3			E6 9 FC3-6		K		G4-3	3	0	1	1	0	0	2
26 Mike Hessman, R (6, PR) OBP: 0.400, SLG: 0.750											2	0	0	0	0	1	0
(7, 5)																	
9 Carlos Guillen, S (1, 3)	F9		G1-3			FC3-6 27 1B 39 1B					3	0	0	0	0	0	2
33 Marcus Thames, R (6, PR) OBP: 0.375, SLG: 0.571											0	1	0	0	1	0	0
(7, 3)																	
46 Freddy Guzman, S (8, PR)											0	0	0	0	0	0	0
68 Jeff Larish, L (9, 3)											0	0	0	0	0	0	0
72 Scott Sizemore, R (10, PH) OBP: 0.500, SLG: 0.667											1	0	1	0	0	0	0
25 Ryan Raburn, R (1, 8) OBP: 0.273, SLG: 0.364		F7		G5-3		K		P2		E6	5	0	0	0	0	1	3
(4, 4)																	
27 Brent Clevlen, R (1, 7) OBP: 0.429, SLG: 0.571		L6-4 39 1B 1B		K		39 1B 1B		K		F8	5	0	2	0	0	2	3
(4, 8)																	
39 Ramon Santiago, S (1, 6) OBP: 0.667, SLG: 0.500											2	0	2	1	1	0	0
78 Danny Worth, R (7, 6) OBP: 0.500, SLG: 0.500	1B		15 BB 71 1B BB						70 SH1-3 73 1B 1B		1	0	1	0	0	0	0

Inning Stats	1	2	3	4	5	6	7	8	9	10
	R: 2 E: 0 K: 1 S: 8	H: 3 LOB: 1 BB: 0 P: 8	R: 0 E: 0 K: 0 S: 4	H: 2 LOB: 1 BB: 0 P: 4	R: 0 E: 0 K: 0 S: 3	H: 1 LOB: 1 BB: 1 P: 7	R: 0 E: 0 K: 1 S: 5	H: 0 LOB: 0 BB: 0 P: 5	R: 0 E: 0 K: 0 S: 3	H: 1 LOB: 2 BB: 2 P: 11
	R: 1 E: 1 K: 2 S: 10	H: 2 LOB: 2 BB: 0 P: 10	R: 0 E: 0 K: 1 S: 4	H: 0 LOB: 0 BB: 1 P: 8	R: 0 E: 0 K: 2 S: 9	H: 0 LOB: 1 BB: 1 P: 13	R: 0 E: 0 K: 0 S: 4	H: 2 LOB: 2 BB: 0 P: 4	R: 0 E: 1 K: 0 S: 5	H: 1 LOB: 2 BB: 0 P: 5

	1B: 9	SF: 0	WP: 0	PA: 44
	2B: 4	SAC: 1	PB: 0	
	3B: 1	DP: 4	SB: 0	
	HR: 0	HBP: 0	CS: 0	

PITCHER	IP	WLS	BF	H	R	ER	SO	BB	IBB	HBP	BLK	WP	HR	S	P	ERA	WHIP
CC Sabathia, L (1, 1) ERA: 9.0	2.0		10	5	2	2	1	0	0	0	0	0	0	12	12	9.00	2.500
32 Aaron Laffey, L (3, 1) ERA:	1.0		4	1	0	0	0	1	0	0	0	0	0	3	7	0.00	2.000
45 Jeremy Sowers, L (4, 1) ERA:	1.0		3	0	0	0	1	0	0	0	0	0	0	5	5	0.00	0.000
50 Jensen Lewis, R (5, 1) ERA:	1.0		5	1	0	0	0	2	0	0	0	0	0	3	11	0.00	3.000
44 Jorge Julio, R (6, 1) ERA:	1.0		6	2	1	0	2	0	0	0	0	0	0	10	10	0.00	2.000

PITCHER	IP	WLS	BF	H	R	ER	SO	BB	IBB	HBP	BLK	WP	HR	S	P	ERA	WHIP
56 Matt Ginter, R (7, 1) ERA: 4.5	1.0		3	0	0	0	1	1	0	0	0	0	0	4	8	0.00	1.000
69 Scott Lewis, L (8, 1) ERA:	1.0		4	0	0	0	2	1	0	0	0	0	0	9	13	0.00	1.000
65 Jeff Stevens, R (9, 1) ERA:	1.0		4	2	0	0	0	0	0	0	0	0	0	4	4	0.00	2.000
64 Reid Santos, L (10, 1) ERA:	1.0		5	1	0	0	0	0	0	0	0	0	0	5	5	0.00	1.000

AB	38
R	3
H	12
RBI	3
BB	5
SO	7
LOB	21

Detroit Tigers @ Cleveland Indians

Chain of Lakes Park, Winter Haven, FL

Sun Mar 02 2008, 1:05 PM EST

Att. 6,357 - Sunny - 78 F

livebaseballscorecards.com

TOP

Batter	1	2	3	4	5	6	7	8	9	AB	R	H	RBI	BB	SO	LOB
15 Brandon Inge, R (1, 2) OBP: 0.636, SLG: 0.429	P4			K			F7		66 BB; 25 BB; BB	2	0	0	0	0	1	0
70 Dane Sardinha, R (4, 2) OBP: 0.600, SLG: 0.333										1	0	0	0	1	0	0
9 Carlos Guillen, S (1, 3)	G3			F7			P5		66 BB; 1-2, 2-3; BB	3	0	0	0	0	0	0
68 Jeff Larish, L (7, 3)										0	0	0	0	0	0	0
25 Ryan Raburn, R (9, PH) OBP: 0.333, SLG: 0.364										0	0	0	0	1	0	0
3 Gary Sheffield, R (1, 10)	F8			G6-3			G5-3		F8	3	0	0	0	0	0	0
71 Wilkin Ramirez, R (9, PH) OBP: 0.500, SLG: 0.500										1	0	0	0	0	0	3
30 Magglio Ordonez, R (1, 9) OBP: 0.600, SLG: 0.667		24 G6-4-3; 1B			P6			1B	1-2, 2-3, 3-H; BB	2	0	1	0	0	0	0
66 Matt Joyce, L (5, 9) OBP: 0.750, SLG: 1.000										1	0	1	1	1	0	0
24 Miguel Cabrera, R (1, 5) OBP: 0.100, SLG: 0.200		G6-4-3; 1-2f			G5-3			27 1B; BB	F8	2	0	0	0	0	0	1
26 Mike Hessman, R (5, 5) OBP: 0.429, SLG: 0.600										1	0	0	0	1	0	3
Jacque Jones, L (1, 7) OBP: 0.444, SLG: 0.286		L9			K					2	0	0	0	0	1	0
27 Brent Clevlen, R (6, 8) OBP: 0.500, SLG: 0.625								78 G4-3; 1-2; 1B		1	0	1	0	0	0	0
Edgar Renteria, R (1, 6) OBP: 0.111, SLG: 0.222			F9			G5-3		G4-3; 1-2f		2	0	0	0	0	0	0
78 Danny Worth, R (6, 6) OBP: 0.333, SLG: 0.333										1	0	0	0	0	0	2
76 Clete Thomas, L (1, 8)			G6-3			F7			25 BB; 66 BB; 2B	2	0	0	0	0	0	0
(6, 7)										1	1	1	0	0	0	0
65 Michael Hollimon, S (9, PH) OBP: 0.200, SLG: 0.400																
72 Scott Sizemore, R (1, 4) OBP: 0.286, SLG: 0.333			L6			P5			G4-3	3	0	0	0	0	0	1

	AB	28
	R	1
	H	4
	RBI	1
	BB	4
	SO	2
	LOB	10

Inning Stats										
	R: 0 E: 0 K: 0 S: 3	H: 0 LOB: 0 BB: 0 P: 3	R: 0 E: 0 K: 0 S: 3	H: 1 LOB: 0 BB: 0 P: 3	R: 0 E: 0 K: 0 S: 3	H: 0 LOB: 0 BB: 0 P: 3	R: 0 E: 0 K: 1 S: 5	H: 0 LOB: 0 BB: 0 P: 5	R: 0 E: 0 K: 1 S: 5	H: 0 LOB: 0 BB: 0 P: 5
	R: 0 E: 0 K: 0 S: 3	H: 0 LOB: 0 BB: 0 P: 3	R: 0 E: 0 K: 0 S: 3	H: 0 LOB: 0 BB: 0 P: 3	R: 0 E: 0 K: 0 S: 3	H: 2 LOB: 1 BB: 1 P: 7	R: 1 E: 0 K: 0 S: 4	H: 1 LOB: 3 BB: 3 P: 16	1B: 3 2B: 1 3B: 0 HR: 0	SF: 0 SAC: 0 DP: 2 HBP: 0
	WP: 0 PB: 0 SB: 0 CS: 0	PA: 32								

PITCHER		IP	WLS	BF	H	R	ER	SO	BB	IBB	HBP	BLK	WP	HR	S	P	ERA	WHIP
37 Jake Westbrook, R ERA:	(1, 1)	1.0		3	0	0	0	0	0	0	0	0	0	0	3	3	0.00	0.000
39 Scott Elarton, R ERA:	(2, 1)	2.0		6	1	0	0	0	0	0	0	0	0	0	6	6	0.00	0.500
49 Edward Mujica, R ERA: 13.5	(4, 1)	1.0	W	3	0	0	0	1	0	0	0	0	0	0	5	5	0.00	0.000
54 Brian Slocum, R ERA:	(5, 1)	1.0	H	3	0	0	0	1	0	0	0	0	0	0	5	5	0.00	0.000
34 Jeff Harris, R ERA:	(6, 1)	2.0	H	6	0	0	0	0	0	0	0	0	0	0	6	6	0.00	0.000

PITCHER		IP	WLS	BF	H	R	ER	SO	BB	IBB	HBP	BLK	WP	HR	S	P	ERA	WHIP
61 Rich Rundles, L ERA:	(8, 1)	1.0	H	4	2	0	0	0	1	0	0	0	0	0	3	7	0.00	3.000
71 Chuck Lofgren, L ERA: 5.4	(9, 1)	0.2	H	6	1	1	1	0	3	0	0	0	0	0	3	15	13.50	6.000
66 J.D. Martin, R ERA: 6.75	(9, 1)	0.1	S	1	0	0	0	0	0	0	0	0	0	0	1	1	0.00	0.000

Detroit Tigers @ Cleveland Indians

Chain of Lakes Park, Winter Haven, FL

Sun Mar 02 2008, 1:05 PM EST

Att. 6,357 - Sunny - 78 F

BOTTOM

Batter	1	2	3	4	5	6	7	8	9	AB	R	H	RBI	BB	SO	LOB
Franklin Gutierrez, R (1, 8) OBP: 0.167, SLG: 0.167 62 Trevor Crowe, S (6, 8) OBP: 0.714, SLG: 0.833	F9		F9		G5-3			E1 (16 G3) (11 1B) 1B		3 1	0 1	0 1	0 0	0 0	0 0	0 0
Jason Michaels, R (1, 7) OBP: 0.250, SLG: 0.143 16 Jason Tyner, L (6, 7) OBP: 0.833, SLG: 1.000	48 G3-6-3 1B		BBBB 4-0 48 S BB		F7			G3 2-3		2 1	0 0	1 0	0 0	1 0	0 0	0 1
48 Travis Hafner, L (1, 10) 79 Chris Gimenez, R (8, PR) OBP: 0.800, SLG: 1.000 (9, 10)	G3-6-3 1-2f		SSSS 1-3 K 1-2		G3			I I I I 4-0 11 E 11 1B IBB		3 0	0 0	0 0	0 0	1 0	1 0	2 0
2 Jhonny Peralta, R (1, 6) OBP: 0.333, SLG: 0.200 11 Danny Sandoval, S (7, 6) OBP: 0.375, SLG: 0.750		SSS 0-3 K		13 F7 BB 10 SF7 1B	G5-3			E9 1-3 3-H 1B		3 1	1 0	1 1	0 1	0 0	1 0	0 0
Casey Blake, R (1, 5) 59 Aaron Herr, R (7, 5)	H 1-0 10 BB 13 1B HBP		BBBB 4-0 13 F7 68 2B 1-2 BB		F9			11 G6-4-3 BB		1 0	1 0	0 0	0 0	1 1	0 0	0 0
13 Asdrúbal Cabrera, S (1, 4) OBP: 0.167, SLG: 0.167 11 Jamey Carroll, R (7, 4)	10 BB 1-2 1B		F7 1-2 2-3		G4-3			G6-4-3 1-2f		3 1	0 0	1 0	0 0	0 0	0 0	2 3
10 Kelly Shoppach, R (1, 2) OBP: 0.400, SLG: 0.667 73 Yamid Haad, R (5, 2)	BBBB 4-0 68 G4-6-3 1-2 2-3 BB		SF7 3-H		P5					0 1	0 0	0 0	1 0	1 0	0 0	0 0
68 Michael Aubrey, L (1, 3) OBP: 0.714, SLG: 1.000 78 Beau Mills, L (6, 3) OBP: 0.400, SLG: 0.400	G4-6-3 1-2f		2-H 2B		G6-3					2 1	0 0	1 0	1 0	0 0	0 0	3 0
75 Brad Snyder, L (1, 9) OBP: 0.111, SLG: 0.111			G6-3	F8			SSS 0-3 K			3	0	0	0	0	1	1
Inning Stats	R: 0 E: 0 K: 0 S: 3 H: 1 LOB: 0 BB: 0 P: 3	R: 0 E: 0 K: 1 S: 5 H: 1 LOB: 2 BB: 1 P: 10	R: 0 E: 0 K: 1 S: 5 H: 0 LOB: 1 BB: 1 P: 10	R: 2 E: 0 K: 0 S: 5 H: 2 LOB: 1 BB: 1 P: 9	R: 0 E: 0 K: 0 S: 3 H: 0 LOB: 0 BB: 0 P: 3	R: 0 E: 0 K: 0 S: 3 H: 0 LOB: 0 BB: 0 P: 3	R: 0 E: 0 K: 1 S: 5 H: 0 LOB: 0 BB: 0 P: 5	R: 1 E: 2 K: 0 S: 4 H: 2 LOB: 3 BB: 2 P: 12		1B: 5 2B: 1 3B: 0 HR: 0	SF: 1 SAC: 0 DP: 3 HBP: 1					

livebaseballscorecards.com

AB	26
R	3
H	6
RBI	3
BB	5
SO	3
LOB	12

WP: 0 PB: 0 SB: 1 CS: 0 PA: 33

PITCHER		IP	WLS	BF	H	R	ER	SO	BB	IBB	HBP	BLK	WP	HR	S	P	ERA	WHIP
Kenny Rogers, L ERA:	(1, 1)	2.0		8	2	0	0	1	1	0	1	0	0	0	8	13	0.00	1.500
31 Zach Miner, R ERA:	(3, 1)	1.0		4	0	0	0	1	1	0	0	0	0	0	5	10	0.00	1.000
Matt Mantei, R ERA: 9.0	(4, 1)	1.0	L	6	2	2	2	0	1	0	0	0	0	0	5	9	18.00	3.000
44 Bobby Seay, L ERA:	(5, 1)	1.0		3	0	0	0	0	0	0	0	0	0	0	3	3	0.00	0.000
79 Jeff Gerbe, R ERA:	(6, 1)	1.0		3	0	0	0	0	0	0	0	0	0	0	3	3	0.00	0.000

PITCHER		IP	WLS	BF	H	R	ER	SO	BB	IBB	HBP	BLK	WP	HR	S	P	ERA	WHIP
40 Yorman Bazardo, R ERA:	(7, 1)	1.0		3	0	0	0	1	0	0	0	0	0	0	5	5	0.00	0.000
Jason Grilli, R ERA: 3.0	(8, 1)	1.0		6	2	1	1	0	1	1	0	0	0	0	4	12	9.00	3.000

Tampa Bay Rays @ Detroit Tigers

Joker Marchant Stadium, Lakeland, FL

Mon Mar 03 2008, 1:05 PM EST

Att. 6,425 - Sunny - 81 F

TOP

livebaseballscorecards.com

Batter	1	2	3	4	5	6	7	8	9	AB	R	H	RBI	BB	SO	LOB
1 Akinori Iwamura, L (1, 4) OBP: 0.333, SLG: 0.667	G6-3		G4-3		3B	K 2-3 3-H		F7		3	1	1	0	0	0	1
38 Fernando Perez, R (5, 8) OBP: 0.143, SLG: 0.143										2	0	0	0	0	1	1
13 Carl Crawford, L (1, 7) OBP: 0.286, SLG: 0.429	K			F7	2B 3-H		G4-3	2B		3	1	1	1	0	1	0
62 Chris Richard, L (5, 3) OBP: 0.400, SLG: 0.600										2	0	1	0	0	0	0
23 Carlos Pena, L (1, 3) OBP: 0.571, SLG: 0.500	G6-3			1B	1B 2-H		HBP	G3 2-3		3	1	2	1	0	0	0
26 John Rodriguez, L (5, 7)										1	1	0	0	0	0	1
2 B.J. Upton, R (1, 8) OBP: 0.500, SLG: 0.833		G6-3		K	G5-3		HR 1-H	G4-3		3	0	0	0	0	1	2
64 Andy Cannizaro, R (5, 4) OBP: 0.444, SLG: 0.857										2	1	1	2	0	0	1
31 Jonny Gomes, R (1, 10) OBP: 0.500, SLG: 0.857		G5-3		1B 1-3		HR	BB		G2	3	2	2	1	0	0	0
43 Elliot Johnson, S (7, PH) OBP: 0.667, SLG: 1.000 (7, 10)										1	1	0	0	1	0	0
16 Willy Aybar, S (1, 5) OBP: 0.300, SLG: 0.400		CS 8 1B		2B 1-H 3-H		P4	1B 1-H		1B 18 S 61	3	0	2	2	0	0	0
32 Eric Hinske, L (6, 5) OBP: 0.571, SLG: 0.500										2	1	2	1	0	0	0
8 Jason Bartlett, R (1, 6) OBP: 0.333, SLG: 0.400	CS 1-2	2B	F8			BB 63 G3-1 30 1B 38 WP	BB 1-2		K 1-2	2	0	1	0	0	0	1
18 Ben Zobrist, S (5, 6) OBP: 0.500, SLG: 0.700										1	1	0	0	2	1	1
30 Dioner Navarro, S (1, 2) OBP: 0.500, SLG: 0.400		F7			G3-1	1B 38 WP 63 G3-1 1-2	K		2B 2-H	3	0	1	0	0	0	1
61 Hector Gimenez, S (6, 2) OBP: 0.333, SLG: 0.667										2	0	1	1	0	1	2
10 Justin Ruggiano, R (1, 9) OBP: 0.222, SLG: 0.222		K			F8	G3-1 1-2 2-3	P5		G6-3	2	0	0	0	0	1	1
63 Jon Weber, L (5, 9) OBP: 0.167, SLG: 0.167										3	0	0	0	0	0	5
AB										**41**						
R											**10**					
H												**15**				
RBI													**9**			
BB														**3**		
SO															**6**	
LOB																**17**
Inning Stats	R: 0 E: 0 K: 1 S: 5 H: 0 LOB: 0 BB: 0 P: 5	R: 0 E: 0 K: 0 S: 3 H: 1 LOB: 0 BB: 0 P: 4	R: 0 E: 0 K: 1 S: 6 H: 1 LOB: 1 BB: 0 P: 6	R: 2 E: 0 K: 1 S: 8 H: 3 LOB: 1 BB: 0 P: 8	R: 2 E: 0 K: 0 S: 6 H: 3 LOB: 1 BB: 0 P: 6	R: 2 E: 0 K: 1 S: 9 H: 2 LOB: 1 BB: 1 P: 15	R: 3 E: 0 K: 1 S: 8 H: 2 LOB: 2 BB: 2 P: 19	R: 0 E: 0 K: 0 S: 4 H: 1 LOB: 1 BB: 0 P: 4	R: 1 E: 0 K: 1 S: 7 H: 2 LOB: 1 BB: 0 P: 7	1B: 7 2B: 5 3B: 1 HR: 2	SF: 0 SAC: 0 DP: 0 HBP: 1						
										WP: 2 PB: 0 SB: 3 CS: 1	PA: 46					

PITCHER		IP	WLS	BF	H	R	ER	SO	BB	IBB	HBP	BLK	WP	HR	S	P	ERA	WHIP
38 Jeremy Bonderman, R ERA: 3.6	(1, 1)	3.0		10	2	0	0	2	0	0	0	0	0	0	14	15	0.00	0.667
32 Virgil Vasquez, R ERA: 9.0	(4, 1)	2.0	B	12	6	4	4	1	0	0	0	0	0	0	14	14	18.00	3.000
58 Armando Galarraga, R ERA:	(6, 1)	1.0	B	6	2	2	0	1	1	0	0	0	1	1	9	15	0.00	3.000
53 Jordan Tata, R ERA: 81.0	(7, 1)	0.1		6	2	3	3	0	2	0	1	0	1	1	4	15	81.00	12.000
45 Aquilino Lopez, R ERA:	(7, 1)	1.2		6	1	0	0	1	0	0	0	0	0	0	8	8	0.00	0.600

PITCHER		IP	WLS	BF	H	R	ER	SO	BB	IBB	HBP	BLK	WP	HR	S	P	ERA	WHIP
64 Freddy Dolsi, R ERA: 4.5	(9, 1)	1.0	L	5	2	1	1	1	0	0	0	0	0	0	7	7	9.00	2.000

BOTTOM

Tampa Bay Rays @ Detroit Tigers

Joker Marchant Stadium, Lakeland, FL

Mon Mar 03 2008, 1:05 PM EST

Att. 6,425 - Sunny - 81 F

livebaseballscorecards.com

Batter	1	2	3	4	5	6	7	8	9	AB	R	H	RBI	BB	SO	LOB
28 Curtis Granderson, L (1, 8) OBP: 0.417, SLG: 1.091 46 Freddy Guzman, S (5, PR) OBP: 0.400, SLG: 0.400 (6, 8)	L4	2-H 2B		14 1B 33 HR 1-3 2B	F B B B 25 WP BB	25 BB 71 HR 1B	25 FC6-4 1-2 1B			3 2	1 1	2 2	1 0	1 0	0 0	0 0
14 Placido Polanco, R (1, 4) OBP: 0.462, SLG: 0.583 25 Ryan Raburn, R (4, PR) OBP: 0.400, SLG: 0.333 (5, 4)	L9	B B B B BB		33 HR 2-3 3-H 1B	B B B B 71 G5-4-3 1-2 2-3 BB	B B B B 71 HR 1-2 BB	FC6-4 1-2f 2-3			2 1	0 2	1 0	1 0	1 2	0 0	0 2
3 Gary Sheffield, R (1, 10) 71 Wilkin Ramirez, R (5, PH) OBP: 0.444, SLG: 0.778 (6, 10)	B B B B 9 1B 24 1B BB	F8		S S S K	G5-4-3 1-2f		S X 1-H 2-H HR	S S C K		2 3	1 1	0 1	0 1	1 3	1 0	4 5
9 Carlos Guillen, S (1, 3) OBP: 0.231, SLG: 0.167 33 Marcus Thames, R (4, 3) OBP: 0.400, SLG: 0.889 68 Jeff Larish, L (7, 3)	24 1B 1-2 1B	24 1B 1B	1-H 3-H HR	P4		S S C K	F9		2 2 2	0 1 0	2 1 0	0 3 0	0 0 1	0 0 0	0 0 0
24 Miguel Cabrera, R (1, 5) OBP: 0.231, SLG: 0.308 26 Mike Hessman, R (5, 5) OBP: 0.400, SLG: 0.429	1-3 2-H 1B	1-2 1B	F9	B B B B 65 BB 61 1B BB	S S C K	S S C K			3 2	0 0	2 0	1 0	0 1	0 2	1 0
61 Timo Perez, L (1, 7) OBP: 0.333, SLG: 0.444	G4-3	F7 1B		65 BB 1-2 1B	2B	G4-3			6	0	3	0	0	0	4
Edgar Renteria, R (1, 6) OBP: 0.167, SLG: 0.250 65 Michael Hollimon, S (5, 6) OBP: 0.286, SLG: 0.333	66 G3 28 2B 1B	F9	F8	B B B B 1-2 2-3 BB	G5-3				3 1	1 0	1 0	0 0	0 1	0 0	3 1
Ivan Rodriguez, R (1, 2) OBP: 0.111, SLG: 0.111 74 Max St. Pierre, R (4, 2) OBP: 0.333, SLG: 0.200 76 Clete Thomas, L (8, PR) 75 Dusty Ryan, R (9, 2)	F8	G5-3		F9	F3	B B B B 25 FC6-4 46 1B BB			2 2 0 0	0 0 0 0	0 0 0 0	0 0 0 0	0 1 0 0	0 0 0 0	3 3 0 0
66 Matt Joyce, L (1, 9) OBP: 0.556, SLG: 0.714	G3 1-2		B B B B 28 2B 14 1B BB	25 WP 2B	S S C K	S S S K			4	1	1	0	1	2	5
Inning Stats	R: 1 E: 0 K: 0 S: 5 H: 2 LOB: 2 BB: 1 P: 9	R: 1 E: 0 K: 0 S: 5 H: 2 LOB: 2 BB: 1 P: 9	R: 0 E: 0 K: 0 S: 5 H: 2 LOB: 2 BB: 0 P: 5	R: 4 E: 0 K: 1 S: 9 H: 4 LOB: 1 BB: 1 P: 13	R: 0 E: 0 K: 0 S: 4 H: 1 LOB: 3 BB: 2 P: 12	R: 0 E: 0 K: 1 S: 6 H: 1 LOB: 3 BB: 2 P: 14	R: 3 E: 0 K: 2 S: 11 H: 3 LOB: 1 BB: 1 P: 15	R: 0 E: 0 K: 2 S: 8 H: 1 LOB: 2 BB: 1 P: 12	R: 0 E: 0 K: 1 S: 5 H: 0 LOB: 0 BB: 0 P: 5	1B: 10 2B: 4 3B: 0 HR: 2 SF: 0 SAC: 0 DP: 1 HBP: 0						

	AB	42
	R	9
	H	16
	RBI	9
	BB	9
	SO	7
	LOB	31

WP: 1 PA: 51
PB: 0
SB: 0
CS: 0

PITCHER		IP	WLS	BF	H	R	ER	SO	BB	IBB	HBP	BLK	WP	HR	S	P	ERA	WHIP
22 Matt Garza, R ERA: 10.8	(1, 1)	1.2		10	4	2	2	0	1	0	0	0	0	0	9	13	10.80	3.000
50 Grant Balfour, R ERA:	(2, 1)	1.1		7	2	0	0	0	1	0	0	0	0	0	6	10	0.00	2.250
54 Chad Orvella, R ERA: 15.43	(4, 1)	1.1		10	5	4	4	1	1	0	0	0	0	1	11	15	27.00	4.500
73 Jake McGee, L ERA: 36.0	(5, 1)	1.0		6	1	0	0	0	3	0	0	0	1	0	4	16	0.00	4.000
71 Chris Mason, R ERA: 13.5	(6, 1)	1.0		7	2	3	3	2	2	0	0	0	0	1	10	18	27.00	4.000

PITCHER		IP	WLS	BF	H	R	ER	SO	BB	IBB	HBP	BLK	WP	HR	S	P	ERA	WHIP
39 J.P. Howell, L ERA:	(7, 1)	1.2	W	8	2	0	0	3	1	0	0	0	0	0	13	17	0.00	1.800
21 Andy Sonnanstine, R ERA:	(9, 1)	1.0	S	3	0	0	0	1	0	0	0	0	0	0	5	5	0.00	0.000

Detroit Tigers @ Houston Astros

Osceola County Stadium, Kissimmee, FL

Tue Mar 04 2008, 1:05 PM EST

Att. 3,272 - Overcast - 80 F

TOP

livebaseballscorecards.com

Batter	1	2	3	4	5	6	7	8	9	AB	R	H	RBI	BB	SO	LOB
Ivan Rodriguez, R (1, 2) OBP: 0.167, SLG: 0.417	0-0 HR	0-3 K		0-3 K		0-0 G3		0-0 68 G4-3, 72 1B; 1-2 1B		3	1	1	1	0	2	2
73 James Skelton, L (5, 2) OBP: 0.500, SLG: 0.500										2	0	1	0	0	0	1
14 Placido Polanco, R (1, 4) OBP: 0.563, SLG: 0.733	0-0 24 E, 9 G4-3; 2B 1B		0-0 9 E, 9 FC6; 30 SF8 1B	0-0 1-3 2-H 2B			0-0 68 G1-3, 68 S; 30 G5-3 1B	1-0 68 G4-3; 1-2 2-H 1B		3	2	3	1	0	0	0
72 Scott Sizemore, R (6, 4) OBP: 0.444, SLG: 0.500										2	1	2	1	0	0	0
9 Carlos Guillen, S (1, 3) OBP: 0.188, SLG: 0.133	0-0 G4-3; 1-2		0-0 FC6, 24 G6-4-3; 1-3	0-0 G6-3			1-0 G1-3; 1-3	0-0 G4-3; 1-2 2-3		3	0	0	0	0	0	4
68 Jeff Larish, L (6, 3)										2	0	0	0	0	0	3
30 Magglio Ordonez, R (1, 10) OBP: 0.429, SLG: 0.500	0-0 P4		0-0 SF8; 3-H		0-0 P6		0-0 G5-3; 3-H	0-0 P4		3	0	0	2	0	0	1
63 Nick Trzesniak, R (8, PH) OBP: 0.500, SLG: 0.500										1	0	0	0	0	0	2
(8, 10)																
24 Miguel Cabrera, R (1, 5) OBP: 0.188, SLG: 0.250	0-0 E6; 2B 61 1B; 2-3		0-0 G6-4-3; 1-2f		0-0 G6-3		0-0 G3		0-0 39 L6-3; 1B	3	1	0	0	0	0	2
65 Michael Hollimon, S (6, 5) OBP: 0.333, SLG: 0.375										2	0	1	0	0	0	0
Edgar Renteria, R (1, 6) OBP: 0.200, SLG: 0.333	0-0 61 1B; 1-3 3-H 2B			0-0 G6-3	0-0 G5-3			0-0 71 HR 2B	0-0 L6-3; 1-1	3	0	1	1	0	0	0
39 Ramon Santiago, S (6, 6) OBP: 0.625, SLG: 0.667										2	1	1	0	0	0	1
61 Timo Perez, L (1, 7) OBP: 0.417, SLG: 0.500	0-0 2-H 3-H 1B			0-0 27 1B; 46 1B 1B		0-3 K		2-2 2-H HR	0-0 76 2B 1B	3	1	2	1	0	1	0
71 Wilkin Ramirez, R (8, PH) OBP: 0.545, SLG: 1.091										2	1	2	2	0	0	0
(8, 7)																
27 Brent Clevlen, R (1, 9) OBP: 0.455, SLG: 0.545		0-0 G6-3		0-0 46 1B; 14 2B; 1-2 1B		0-3 K		0-3 K	0-0 1-3 2B	3	1	1	0	0	1	0
76 Clete Thomas, L (7, 9) OBP: 0.222, SLG: 0.250										2	0	1	0	0	1	0
46 Freddy Guzman, S (1, 8) OBP: 0.500, SLG: 0.500		0-0 L6		0-0 14 2B; 1-2 2-H 1B		0-0 1B		0-0 72 S, 73 1B; 72 1B 1B	0-0 P6	5	1	3	1	0	0	2

	AB	44
	R	10
	H	19
	RBI	10
	BB	0
	SO	5
	LOB	18

Inning Stats	1	2	3	4	5	6	7	8	9	1B: 13	SF: 1	WP: 0	PA: 45
R:	3	0	1	2	0	0	1	3	0	2B: 5	SAC: 0	PB: 0	
E:	1	0	1	0	0	0	0	0	0	3B: 0	DP: 2	SB: 2	
K:	0	1	0	1	0	2	0	1	0	HR: 2	HBP: 0	CS: 0	
S:	7	5	4	9	3	8	4	12	5				
H:	4	0	1	4	0	1	1	5	3				
LOB:	2	0	0	2	0	1	0	2	2				
BB:	0	0	0	0	0	0	0	0	0				
P:	7	5	4	9	3	8	5	15	5				

PITCHER		IP	WLS	BF	H	R	ER	SO	BB	IBB	HBP	BLK	WP	HR	S	P	ERA	WHIP
44 Roy Oswalt, R ERA: 1.8	(1, 1)	3.0		14	5	4	1	1	0	0	0	0	0	1	16	16	3.00	1.667
26 Doug Brocail, R ERA: 12.0	(4, 1)	1.0		7	4	2	2	1	0	0	0	0	0	0	9	9	18.00	4.000
47 Jose Valverde, R ERA: 6.0	(5, 1)	1.0	W	3	0	0	0	0	0	0	0	0	0	0	3	3	0.00	0.000
58 Dave Borkowski, R ERA: 3.0	(6, 1)	2.0	H	8	2	1	1	2	0	0	0	0	0	0	12	13	4.50	1.000
70 Josh Muecke, L ERA: 15.43	(8, 1)	0.2		7	5	3	3	1	0	0	0	0	0	1	11	14	40.50	7.500

PITCHER		IP	WLS	BF	H	R	ER	SO	BB	IBB	HBP	BLK	WP	HR	S	P	ERA	WHIP
29 Geoff Geary, R ERA: 10.38	(8, 1)	1.1	S	6	3	0	0	0	0	0	0	0	0	0	6	6	0.00	2.250

BOTTOM

Batter	1	2	3	4	5	6	7	8	9	AB	R	H	RBI	BB	SO	LOB
3 Kazuo Matsui, S (1, 4) OBP: 0.231, SLG: 0.250	F9		K	G4-3		1B	F8			4	0	1	1	0	1	1
31 David Newhan, L (6, PR) OBP: 0.455, SLG: 0.600 (7, 4)										1	1	0	0	0	0	1
Mark Loretta, R (1, 5) OBP: 0.357, SLG: 0.462	G5-3		F9	F8		17 BB / 13 1B				4	0	1	1	0	0	1
67 Tommy Manzella, R (6, PR) OBP: 0.400, SLG: 0.400 (7, 6)										1	0	1	1	0	0	0
10 Miguel Tejada, R (1, 6) OBP: 0.143, SLG: 0.214	G5-3			G6-3	45 1B	17 BB	G5-3			3	1	1	0	0	0	0
13 Tomas Perez, S (6, 6) OBP: 0.182, SLG: 0.273 (7, 5)										2	0	1	0	0	0	1
45 Carlos Lee, R (1, 7) OBP: 0.615, SLG: 0.818		1B		17 1B / 27 2B	2 1B	F4		36 S		2	1	2	1	1	0	0
28 Victor Diaz, R (6, PH) (7, 7)				BB				BB		1	0	0	0	1	0	2
17 Lance Berkman, S (1, 10) OBP: 0.364, SLG: 0.400		K		27 2B	F8	27 G6-4-3		K		3	1	1	0	1	1	2
21 Michael Bourn, L (6, PR) OBP: 0.412, SLG: 0.333 (7, 10)				1B		BB				0	0	0	0	0	0	0
59 J.R. House, R (8, PH) OBP: 0.400, SLG: 0.143 (9, 10)										1	0	0	0	0	1	1
27 Geoff Blum, S (1, 3) OBP: 0.385, SLG: 0.364		K		22 1B / 2 1B	L8	G6-4-3		K		4	1	1	2	0	1	5
36 Lance Niekro, R (7, 3)				2B		1-2f		1-2		1	0	0	0	0	1	1
2 Darin Erstad, L (1, 9) OBP: 0.364, SLG: 0.636		K		46 HR / 22 1B		30 S / 46 2B			BB	3	1	2	0	0	1	1
60 Reggie Abercrombie, R (7, 9) OBP: 0.385, SLG: 0.455				1B		2B				1	1	1	0	1	0	0
22 José Cruz Jr., S (1, 8) OBP: 0.375, SLG: 0.467			F8	46 HR	K		K		P5	3	1	1	1	0	1	2
30 Yordany Ramirez, R (7, 8)				1B						2	0	0	0	0	1	3
Brad Ausmus, R (1, 2) OBP: 0.200, SLG: 0.200			1B	HR		3 1B	31 F8 / 67 1B			1	0	1	0	0	0	0
46 J.R. Towles, R (4, 2) OBP: 0.600, SLG: 1.100						2B	2B			3	3	3	4	0	0	0
Inning Stats	R: 0 E: 0 K: 0 S: 3 H: 0 LOB: 0 BB: 0 P: 3	R: 0 E: 0 K: 3 S: 10 H: 1 LOB: 1 BB: 0 P: 10	R: 0 E: 0 K: 1 S: 6 H: 1 LOB: 1 BB: 0 P: 6	R: 6 E: 0 K: 0 S: 10 H: 5 LOB: 0 BB: 1 P: 16	R: 1 E: 0 K: 1 S: 8 H: 3 LOB: 2 BB: 0 P: 8	R: 2 E: 0 K: 0 S: 6 H: 4 LOB: 3 BB: 1 P: 10	R: 2 E: 0 K: 1 S: 8 H: 3 LOB: 1 BB: 0 P: 8	R: 0 E: 0 K: 2 S: 7 H: 0 LOB: 2 BB: 2 P: 15		1B: 11 2B: 5 3B: 0 HR: 1 SF: 0 SAC: 0 DP: 1 HBP: 0						

PITCHER		IP	WLS	BF	H	R	ER	SO	BB	IBB	HBP	BLK	WP	HR	S	P	ERA	WHIP
29 Nate Robertson, L ERA: 1.8	(1, 1)	3.0		11	2	0	0	4	0	0	0	0	0	0	19	19	0.00	0.667
59 Todd Jones, R ERA: 31.5	(4, 1)	1.0		9	5	6	6	0	1	0	0	0	0	1	10	16	54.00	6.000
Tim Byrdak, L ERA: 6.0	(5, 1)	1.0	L	6	3	1	1	1	0	0	0	0	0	0	8	8	9.00	3.000
43 Macay McBride, L ERA: 9.0	(6, 1)	2.0		13	7	4	4	1	1	0	0	0	0	0	14	18	18.00	4.000
62 Francis Beltran, R ERA:	(8, 1)	1.0		5	0	0	0	2	2	0	0	0	0	0	7	15	0.00	2.000

PITCHER	IP	WLS	BF	H	R	ER	SO	BB	IBB	HBP	BLK	WP	HR	S	P	ERA	WHIP

Detroit Tigers @ Houston Astros

Osceola County Stadium, Kissimmee, FL

Tue Mar 04 2008, 1:05 PM EST

Att. 3,272 - Overcast - 80 F

livebaseballscorecards.com

AB	40
R	11
H	17
RBI	11
BB	4
SO	8
LOB	21

WP: 0 PA: 44
PB: 0
SB: 2
CS: 0

Detroit Tigers @ Pittsburgh Pirates

McKechnie Field, Bradenton, FL

Wed Mar 05 2008, 1:05 PM EST

Att. 5,758 - Partly Cloudy - 68 F

TOP

livebaseballscorecards.com

Batter	1	2	3	4	5	6	7	8	9	AB	R	H	RBI	BB	SO	LOB
28 Curtis Granderson, L (1, 8) OBP: 0.467, SLG: 1.143 72 Scott Sizemore, R (5, 4) OBP: 0.545, SLG: 0.556	0-0 3 WP 46 BB 3 G6-3 1B		0-0 33 HR 3B		0-3 K		0-0 46 1B 1B		4-0 46 FC4-6 1-2 BB	3 2 2 0 0 1 0 1 0 1 0 1 0 0						
46 Freddy Guzman, S (1, 9) OBP: 0.467, SLG: 0.429 (5, 8)	4-0 3 G6-3 3 WP 1-2 BB		0-3 K		0-0 B1-3		0-0 1-3 1B		0-0 FC4-6 1-2f	4 0 1 0 1 1 2						
3 Gary Sheffield, R (1, 10) Audy Ciriaco, R (7, PH) (7, 10)	1-0 G6-3 1-3 2-H		0-0 F9		0-0 F8		0-0 F9			3 0 0 1 0 0 2 1 0 0 0 0 0 2						
33 Marcus Thames, R (1, 3) OBP: 0.538, SLG: 1.273 Santo De Leon, R (6, PR) (6, 5)	4-0 BB		0-0 3-H HR			0-0 G3 2B		0-0 G6-3		2 1 2 2 1 0 0 1 0 0 0 0 0 0						
Jacque Jones, L (1, 7) OBP: 0.417, SLG: 0.300 Deik Scram, L (6, 7)	0-3 K		0-0 25 FC6-4 1B			0-0 G3 2-3		0-3 K2-3		3 0 1 0 0 1 3 1 0 0 0 0 1 0						
25 Ryan Raburn, R (1, 4) OBP: 0.316, SLG: 0.250 (5, 9) Jackson Melian, R (9, 9)	0-0 G6-3		0-0 FC6-4 1-2f			0-3 K		0-3 K		4 0 0 0 0 2 5 0 0 0 0 0 0 0						
26 Mike Hessman, R (1, 5) OBP: 0.357, SLG: 0.455 (6, 3)		0-0 P4		0-0 P3		0-0 G5-3			0-0 65 G3-1 74 1B 2B	4 1 1 0 0 0 2						
65 Michael Hollimon, S (1, 6) OBP: 0.231, SLG: 0.250		0-0 F7		0-3 K			0-0 G3		0-0 G3-1 2-3	4 0 0 0 0 1 1						
70 Dane Sardinha, R (1, 2) OBP: 0.375, SLG: 0.167 74 Max St. Pierre, R (7, 2) OBP: 0.429, SLG: 0.333		0-3 K		0-0 G6-3			0-0 G5-3		0-0 72 CS 3-H 1B	3 0 0 0 0 1 0 1 0 1 1 0 0 0						
Inning Stats	R: 1 H: 1 E: 0 LOB: 2 K: 1 BB: 2 S: 6 P: 15	R: 0 H: 0 E: 0 LOB: 0 K: 1 BB: 0 S: 5 P: 5	R: 2 H: 3 E: 0 LOB: 1 K: 1 BB: 0 S: 8 P: 8	R: 0 H: 0 E: 0 LOB: 0 K: 1 BB: 0 S: 5 P: 5	R: 0 H: 0 E: 0 LOB: 0 K: 1 BB: 0 S: 5 P: 5	R: 0 H: 1 E: 0 LOB: 2 K: 1 BB: 0 S: 6 P: 6	R: 0 H: 2 E: 0 LOB: 2 K: 0 BB: 0 S: 5 P: 5	R: 0 H: 0 E: 0 LOB: 0 K: 2 BB: 0 S: 7 P: 7	R: 1 H: 2 E: 0 LOB: 1 K: 0 BB: 1 S: 4 P: 8	1B: 5 SF: 0 2B: 2 SAC: 0 3B: 1 DP: 0 HR: 1 HBP: 0						

	AB	35
	R	4
	H	9
	RBI	4
	BB	3
	SO	8
	LOB	17

WP: 1 PA: 38
PB: 0
SB: 0
CS: 1

PITCHER	IP	WLS	BF	H	R	ER	SO	BB	IBB	HBP	BLK	WP	HR	S	P	ERA	WHIP
45 Ian Snell, R (1, 1) ERA: 5.4	3.0	L	15	4	3	3	3	2	0	0	0	1	1	19	28	9.00	2.000
61 Sean Burnett, L (4, 1) ERA: 3.0	1.0		3	0	0	0	1	0	0	0	0	0	0	5	5	0.00	0.000
55 Matt Capps, R (5, 1) ERA: 6.0	1.0		3	0	0	0	1	0	0	0	0	0	0	5	5	0.00	0.000
48 Hector Carrasco, R (6, 1) ERA: 4.5	1.0		4	1	0	0	1	0	0	0	0	0	0	6	6	0.00	1.000
76 Josh Sharpless, R (7, 1) ERA: 13.5	1.0		5	2	0	0	0	0	0	0	0	0	0	5	5	0.00	2.000

PITCHER	IP	WLS	BF	H	R	ER	SO	BB	IBB	HBP	BLK	WP	HR	S	P	ERA	WHIP
18 Masumi Kuwata, R (8, 1) ERA:	1.0		3	0	0	0	2	0	0	0	0	0	0	7	7	0.00	0.000
70 Marino Salas, R (9, 1) ERA: 16.2	1.0		5	2	1	1	0	1	0	0	0	0	0	4	8	9.00	3.000

Detroit Tigers @ Pittsburgh Pirates

McKechnie Field, Bradenton, FL

Wed Mar 05 2008, 1:05 PM EST

Att. 5,758 - Partly Cloudy - 68 F

BOTTOM

Batter	1	2	3	4	5	6	7	8	9	AB	R	H	RBI	BB	SO	LOB
13 Nate McLouth, L (1, 8) OBP: 0.444, SLG: 0.714 15 Kevin Thompson, R (6, 7) OBP: 0.500, SLG: 0.643	BBBB 4-0 2 G4-3 2 S BB		x 0-0 2 FC6-4 1-2 1B		x 0-0 ① F8		x 0-0 ③ G5-3			2 0 1 0 1 0 0 1 0 0 0 0 0 1						
2 Jack Wilson, R (1, 6) OBP: 0.333, SLG: 0.583 80 Luis Alfonso Cruz, R (6, 4) OBP: 0.333, SLG: 0.500	SX 0-1 ① G4-3 1-3		x 0-0 ① FC6-4 G6-3 1-2f 2-H		x 0-0 ② L5			x 0-0 ① F7		3 0 0 0 0 0 2 1 0 0 0 0 0 0						
Jason Bay, R (1, 10) OBP: 0.250, SLG: 0.273	BBBB 4-0 BB		x 0-0 ② G6-3 2-3		x 0-0 ③ F9			CCC 0-3 ② K		3 0 0 0 1 1 1						
25 Adam LaRoche, L (1, 3) OBP: 0.455, SLG: 0.750 77 Neil Walker, S (7, 5) OBP: 0.333, SLG: 0.200	x 0-0 ② F7		BBBB 4-0 BB BB			x 0-0 26 G5-4-3 1B		SSS 0-3 ③ K		2 0 1 0 1 0 2 1 0 0 0 0 1 0						
Xavier Nady, R (1, 9) OBP: 0.333, SLG: 0.091 51 Steve Pearce, R (7, 9) OBP: 0.438, SLG: 0.929	x 0-0 ③ G1-3		BBBB 4-0 26 FC4-6 1-2 BB			x 0-0 ① P2			x 0-0 ① L4	2 0 0 0 1 0 3 1 0 0 0 0 0 0						
26 Ronny Paulino, R (1, 2) OBP: 0.294, SLG: 0.214 67 Michel Hernandez, R (7, 2) OBP: 0.500, SLG: 0.500		BBBB 4-0 G6-4-3 BB	x 0-0 ③ FC4-6 1-2f			x 0-0 ②③ G5-4-3 1-2f			x 0-0 ② F8	2 0 0 0 1 0 4 1 0 0 0 0 0 0						
Chris Gomez, R (1, 5) OBP: 0.778, SLG: 0.667 (7, 3)		x 0-0 ①② G6-4-3 1-2f		x 0-0 74 G5-4-3 1B			x 0-0 ① G6-3		x 0-0 1B	4 0 2 0 0 0 1						
74 Andrew McCutchen, R (1, 7) OBP: 0.227, SLG: 0.200 (6, 8)		SSS 0-3 ③ K		x 0-0 ①② G5-4-3 1-2f			x 0-0 ② G5-3		CCC 0-3 ③ K	4 0 0 0 0 2 2						
31 Luis Rivas, R (1, 4) OBP: 0.533, SLG: 0.692 (6, 6)			x 0-0 13 1B 2 E 1B	x 0-0 ③ P4			x 0-0 3B			3 1 2 0 0 0 0						
Inning Stats	R: 0 H: 0 E: 0 LOB: 2 K: 0 BB: 2 S: 4 P: 12	R: 0 H: 0 E: 0 LOB: 0 K: 1 BB: 1 S: 4 P: 8	R: 1 H: 2 E: 1 LOB: 3 K: 0 BB: 2 S: 5 P: 13	R: 0 H: 1 E: 0 LOB: 0 K: 0 BB: 0 S: 3 P: 3	R: 0 H: 0 E: 0 LOB: 0 K: 0 BB: 0 S: 3 P: 3	R: 0 H: 1 E: 0 LOB: 0 K: 0 BB: 0 S: 3 P: 3	R: 0 H: 1 E: 0 LOB: 1 K: 0 BB: 0 S: 4 P: 4	R: 0 H: 0 E: 0 LOB: 0 K: 2 BB: 0 S: 7 P: 7	R: 0 H: 1 E: 0 LOB: 1 K: 1 BB: 0 S: 6 P: 6	1B: 5 SF: 0 2B: 0 SAC: 0 3B: 1 DP: 3 HR: 0 HBP: 0						

livebaseballscorecards.com

	AB	30
	R	1
	H	6
	RBI	0
	BB	5
	SO	4
	LOB	16

WP: 0 PA: 35
PB: 0
SB: 1
CS: 0

PITCHER		IP	WLS	BF	H	R	ER	SO	BB	IBB	HBP	BLK	WP	HR	S	P	ERA	WHIP
40 Yorman Bazardo, R ERA:	(1, 1)	2.0	W	8	0	0	0	1	3	0	0	0	0	0	8	20	0.00	1.500
48 Rick Porcello, R ERA: 2.45	(3, 1)	1.2	H	9	3	1	1	0	2	0	0	0	0	0	7	15	5.40	3.000
67 Chris Lambert, R ERA:	(4, 1)	2.1	H	7	1	0	0	0	0	0	0	0	0	0	7	7	0.00	0.429
44 Bobby Seay, L ERA:	(7, 1)	2.0	H	7	1	0	0	2	0	0	0	0	0	0	11	11	0.00	0.500
64 Freddy Dolsi, R ERA: 3.0	(9, 1)	1.0	S	4	1	0	0	1	0	0	0	0	0	0	6	6	0.00	1.000

PITCHER	IP	WLS	BF	H	R	ER	SO	BB	IBB	HBP	BLK	WP	HR	S	P	ERA	WHIP

Batter	1	2	3	4	5	6	7	8	9	AB	R	H	RBI	BB	SO	LOB
8 Shane Victorino, S (1, 8) OBP: 0.353, SLG: 0.500	G1-3			G1-3		G4-3		67 1B 1B		3	0	0	0	0	0	0
65 Greg Golson, R (7, 8) OBP: 0.800, SLG: 1.400										1	0	1	0	0	0	0
67 Brandon Watson, L (1, 9) OBP: 0.500, SLG: 0.667	G6-3			G6-3			19 1B G6-4-3 2B	64 G3-6 1-2 1B		4	1	2	0	0	0	0
19 Greg Dobbs, L (1, 3) OBP: 0.333, SLG: 0.583	F9			L5			G6-4-3 2-3 1B	G3-6 1-2f		3	0	1	0	0	0	0
64 Andy Tracy, L (7, 3)										1	0	0	0	0	0	2
Pat Burrell, R (1, 7) OBP: 0.313, SLG: 0.385		G5-3			K		G6-4-3 1-2f 3-H		G6-3	3	0	0	0	0	1	1
19 Michael Spidale, R (7, 7)										1	0	0	0	0	0	0
7 Pedro Feliz, R (1, 5) OBP: 0.412, SLG: 0.529		P3			P6		9 BB 68 1B 1B		G4-3	3	1	1	0	0	0	0
76 Mike Cervenak, R (7, 5)										1	0	0	0	0	0	0
9 Chris Snelling, L (1, 10) OBP: 0.286, SLG: 0.167		G4-3			68 FC5-4 BB		68 1B 1-2 BB		K	2	0	0	0	2	1	0
68 Brad Harman, R (1, 4) OBP: 0.250, SLG: 0.250			F8		FC5-4 1-2f		1-3 2-H 1B			3	0	1	1	0	0	1
29 Ray Olmedo, S (1, 6) OBP: 0.111, SLG: 0.111			23 G4-6-3 1B		K		F8			2	0	1	0	0	1	0
75 Jason Donald, R (7, PH) OBP: 0.333, SLG: 0.667										1	0	0	0	0	0	2
(7, 6)																
23 Jason Jaramillo, S (1, 2)			G4-6-3 1-2f			G5-3		F7		1	0	0	0	0	0	1
43 Pete Laforest, L (5, 2)										2	0	0	0	0	0	0
Inning Stats	R: 0 E: 0 K: 0 S: 3 H: 0 LOB: 0 BB: 0 P: 3	R: 0 E: 0 K: 0 S: 3 H: 0 LOB: 0 BB: 0 P: 3	R: 0 E: 0 K: 0 S: 3 H: 1 LOB: 0 BB: 0 P: 3	R: 0 E: 0 K: 0 S: 3 H: 0 LOB: 0 BB: 0 P: 3	R: 0 E: 0 K: 1 S: 5 H: 0 LOB: 1 BB: 1 P: 9	R: 0 E: 0 K: 1 S: 5 H: 0 LOB: 0 BB: 0 P: 5	R: 2 E: 0 K: 0 S: 6 H: 4 LOB: 2 BB: 1 P: 10	R: 0 E: 0 K: 0 S: 4 H: 2 LOB: 1 BB: 0 P: 4	R: 0 E: 0 K: 1 S: 5 H: 0 LOB: 0 BB: 0 P: 5	1B: 6 2B: 1 3B: 0 HR: 0	SF: 0 SAC: 0 DP: 3 HBP: 0						

TOP

Philadelphia Phillies @ Detroit Tigers

Joker Marchant Stadium, Lakeland, FL

Wed Mar 05 2008, 1:05 PM EST

Att. 5,094 - Sunny - 73 F

livebaseballscorecards.com

AB	31
R	2
H	7
RBI	1
BB	2
SO	3
LOB	7

PITCHER		IP	WLS	BF	H	R	ER	SO	BB	IBB	HBP	BLK	WP	HR	S	P	ERA	WHIP
35 Justin Verlander, R ERA:	(1, 1)	3.0	W	9	1	0	0	0	0	0	0	0	0	0	9	9	0.00	0.333
52 Denny Bautista, R ERA:	(4, 1)	2.0	H	7	0	0	0	1	1	0	0	0	0	0	8	12	0.00	0.500
Jason Grilli, R ERA: 5.4	(6, 1)	2.0	H	10	4	2	2	1	1	0	0	0	0	0	11	15	9.00	2.500
31 Zach Miner, R ERA:	(8, 1)	2.0	S	7	2	0	0	1	0	0	0	0	0	0	9	9	0.00	1.000

PITCHER	IP	WLS	BF	H	R	ER	SO	BB	IBB	HBP	BLK	WP	HR	S	P	ERA	WHIP

WP: 0 PB: 0 SB: 0 CS: 0 PA: 33

Batter	1	2	3	4	5	6	7	8	9	AB	R	H	RBI	BB	SO	LOB
Ivan Rodriguez, R (1, 2) OBP: 0.125, SLG: 0.313 77 Joe Bowen, L (8, 2)	G6-3	F8			F9		F8 2-3	K2-3		4 1	0 0	0 0	0 0	0 0	0 1	3 0
14 Placido Polanco, R (1, 4) OBP: 0.579, SLG: 0.706 64 Justin Henry, L (5, PR) OBP: 1.000, SLG: 1.000 (6, 4)	BB	G5-3			78 G6-4-3 1B		39 1B 78 E 3-H 1B			2 1	0 0	1 1	0 1	1 0	0 0	0 0
Edgar Renteria, R (1, 6) OBP: 0.176, SLG: 0.294 78 Danny Worth, R (5, 6) OBP: 0.200, SLG: 0.200	K	G6-3			G6-4-3 1-2f		FC1 39 1B 1-2			2 2	0 0	0 0	0 0	0 0	1 0	1 2
30 Magglio Ordonez, R (1, 10) OBP: 0.471, SLG: 0.733 61 Timo Perez, L (6, PR) OBP: 0.385, SLG: 0.462 (7, 10)	P4		HR			39 2B 9 G6-3 1B	K			3 1	1 1	2 0	1 0	0 0	0 1	1 2
24 Miguel Cabrera, R (1, 5) OBP: 0.167, SLG: 0.222 39 Ramon Santiago, S (5, 5) OBP: 0.700, SLG: 0.875		K	F9			1-3 2B	1-2 2-3 1B			2 2	0 0	0 2	0 0	0 0	1 0	0 0
9 Carlos Guillen, S (1, 3) OBP: 0.263, SLG: 0.556 68 Jeff Larish, L (7, 3)	HR		HR			G6-3 3-H	G4-3			3 1	2 0	2 0	3 0	0 0	0 0	2 3
15 Brandon Inge, R (1, 8) OBP: 0.600, SLG: 0.333	BB	G6-3			F8			76 F8 31 SF9 76 BLK BB		2	1	0	0	2	0	2
76 Clete Thomas, L (1, 9) OBP: 0.231, SLG: 0.250	71 FC5-4 1-2 1B	F7			G4-3			F8 1-3		4	0	1	0	0	0	3
71 Wilkin Ramirez, R (1, 7) OBP: 0.500, SLG: 1.000 31 Jeramy Laster, R (8, PH) (9, 7)	FC5-4 1-2f 2-3	K					F8 64 1B 2B	SF9 3-H		3 0	1 0	1 0	0 1	0 0	1 0	2 0
Inning Stats	R: 0 E: 0 K: 1 S: 5 H: 0 LOB: 1 BB: 1 P: 9	R: 1 E: 0 K: 1 S: 7 H: 2 LOB: 2 BB: 1 P: 11	R: 1 E: 0 K: 0 S: 4 H: 1 LOB: 0 BB: 0 P: 4	R: 1 E: 0 K: 1 S: 6 H: 1 LOB: 0 BB: 0 P: 6	R: 0 E: 0 K: 0 S: 3 H: 1 LOB: 1 BB: 0 P: 3	R: 1 E: 0 K: 0 S: 5 H: 2 LOB: 2 BB: 0 P: 5	R: 1 E: 1 K: 1 S: 9 H: 3 LOB: 3 BB: 0 P: 9	R: 1 E: 0 K: 1 S: 5 H: 0 LOB: 0 BB: 1 P: 9		1B: 5 2B: 2 3B: 0 HR: 3 SF: 1 SAC: 0 DP: 1 HBP: 0						

PITCHER		IP	WLS	BF	H	R	ER	SO	BB	IBB	HBP	BLK	WP	HR	S	P	ERA	WHIP
58 J.D. Durbin, R ERA: 7.5	(1, 1)	4.0	L	18	4	3	3	3	2	0	0	0	0	3	22	30	6.75	1.500
66 J.A. Happ, L ERA: 2.25	(5, 1)	2.0		8	3	1	1	0	0	0	0	0	0	0	8	8	4.50	1.500
55 Clay Condrey, R ERA: 6.75	(7, 1)	1.0		7	3	1	1	1	0	0	0	0	0	0	9	9	9.00	3.000
Lincoln Holdzkom, R ERA: 2.7	(8, 1)	1.0		4	0	1	1	1	1	0	0	1	0	0	5	9	9.00	1.000

PITCHER	IP	WLS	BF	H	R	ER	SO	BB	IBB	HBP	BLK	WP	HR	S	P	ERA	WHIP

BOTTOM

Philadelphia Phillies @ Detroit Tigers

Joker Marchant Stadium, Lakeland, FL

Wed Mar 05 2008, 1:05 PM EST

Att. 5,094 - Sunny - 73 F

livebaseballscorecards.com

AB	33
R	6
H	10
RBI	6
BB	3
SO	5
LOB	21

WP: 0 PA: 37
PB: 0
SB: 0
CS: 0

Atlanta Braves @ Detroit Tigers

Joker Marchant Stadium, Lakeland, FL

Thu Mar 06 2008, 1:05 PM EST

Att. 7,589 - Overcast - 75 F

TOP

livebaseballscorecards.com

Batter	1	2	3	4	5	6	7	8	9	AB	R	H	RBI	BB	SO	LOB
2 Kelly Johnson, L (1, 4) OBP: 0.333, SLG: 0.357 14 Martin Prado, R (5, 4) OBP: 0.321, SLG: 0.385	SSS 0-3 ① K		CCC 0-3 ② K		BBBB 4-0 19 2B 1-2 2-3 3-H BB		X 0-0 73 BB 1B		X 0-0 2B	2 1 0 0 1 2 0 2 0 2 0 0 0 0						
19 Yunel Escobar, R (1, 6) OBP: 0.500, SLG: 0.625 67 Javier Guzman, S (5, 6) OBP: 0.222, SLG: 0.125	X 0-0 23 1B 1B		X 0-0 ③ F9		X 0-0 26 2B 1-H 2-H 3-H 2B		X 0-0 ② F8		BBBB 4-0 BB	3 1 2 3 0 0 0 1 0 0 0 1 0 1						
7 Jeff Francoeur, R (1, 9) OBP: 0.333, SLG: 0.733 73 Jordan Schafer, L (5, 9) OBP: 0.333, SLG: 0.333	X 0-0 ② F9			X 0-0 ① F9	X 0-0 ② G6-3		BBBB 4-0 26 FC6-4 1-2 BB		SSS 0-3 ③ K	3 0 0 0 0 0 2 1 0 0 0 1 1 2						
23 Matt Diaz, R (1, 10) OBP: 0.313, SLG: 0.333 26 Joe Borchard, S (5, PH) OBP: 0.500, SLG: 0.909 (5, 10)	X 0-0 1-3 1B			X 0-0 ② G6-3	X 0-0 2-H 2B		X 0-0 ③ FC6-4 1-2f			2 0 1 0 0 0 0 2 0 1 1 0 0 2						
16 Brian McCann, L (1, 2) OBP: 0.091, SLG: 0.091 27 Corky Miller, R (4, 2)	SSS 0-3 ③ K			SSS 0-3 ③ K	SSS 0-3 ③ K			X 0-0 ① G1-3		2 0 0 0 0 2 2 2 0 0 0 0 1 1						
68 Brent Lillibridge, R (1, 5) OBP: 0.250, SLG: 0.222 78 Wes Timmons, R (6, 5) OBP: 0.500, SLG: 1.000		X 0-0 ① P4			BBBB 4-0 22 1B 28 BB 2 WP BB	X 0-0 ① F8		X 0-0 ② P3		2 1 0 0 1 0 0 1 0 0 0 0 0 0						
20 Scott Thorman, L (1, 3) OBP: 0.294, SLG: 0.077 71 Tyler Flowers, R (6, 3) OBP: 0.333, SLG: 0.667		BBBB 4-0 28 G4-6-3 BB			X 0-0 ① F8	X 0-0 ② G4-3		X 0-0 ③ G3		2 0 0 0 1 0 1 1 0 0 0 0 0 0						
28 Brandon Jones, L (1, 7) OBP: 0.350, SLG: 0.133		X 0-0 ② ③ G4-6-3 1-2f			BBBB 4-0 2 WP 22 1B 19 2B 1-2 BB	CCC 0-3 ③ K			X 0-0 ① F7	3 1 0 0 1 1 1						
22 Josh Anderson, L (1, 8) OBP: 0.412, SLG: 0.471			X 0-0 ① P5		X 0-0 2 WP 19 2B 1-2 2-3 1B		X 0-0 ① G6-3		X 0-0 ② F7	4 1 1 0 0 0 0						
Inning Stats	R: 0 E: 0 K: 2 S: 9	H: 2 LOB: 2 BB: 0 P: 9	R: 0 E: 0 K: 0 S: 2	H: 0 LOB: 0 BB: 1 P: 6	R: 0 E: 0 K: 1 S: 5	H: 0 LOB: 0 BB: 0 P: 5	R: 0 E: 0 K: 1 S: 5	H: 0 LOB: 0 BB: 0 P: 5	R: 5 E: 0 K: 1 S: 8	H: 3 LOB: 1 BB: 3 P: 20	R: 0 E: 0 K: 1 S: 5	H: 0 LOB: 0 BB: 0 P: 5	R: 0 E: 0 K: 0 S: 4	H: 1 LOB: 2 BB: 1 P: 8	R: 0 E: 0 K: 0 S: 3	H: 0 LOB: 0 BB: 0 P: 3	R: 0 E: 0 K: 1 S: 6	H: 1 LOB: 2 BB: 1 P: 10	1B: 4 2B: 3 3B: 0 HR: 0	SF: 0 SAC: 0 DP: 1 HBP: 0	WP: 1 PB: 0 SB: 0 CS: 0	PA: 39

	AB	33
	R	5
	H	7
	RBI	4
	BB	6
	SO	7
	LOB	12

PITCHER		IP	WLS	BF	H	R	ER	SO	BB	IBB	HBP	BLK	WP	HR	S	P	ERA	WHIP
21 Dontrelle Willis, L ERA: 1.8	(1, 1)	3.0		11	2	0	0	3	1	0	0	0	0	0	16	20	0.00	1.000
58 Armando Galarraga, R ERA: 12.27	(4, 1)	1.2	L	11	3	5	5	1	3	0	0	0	1	0	10	22	27.00	3.600
45 Aquilino Lopez, R ERA:	(5, 1)	1.1		4	0	0	0	2	0	0	0	0	0	0	8	8	0.00	0.000
60 Preston Larrison, R ERA:	(7, 1)	2.0		8	1	0	0	0	1	0	0	0	0	0	7	11	0.00	1.000
59 Todd Jones, R ERA: 21.0	(9, 1)	1.0		5	1	0	0	1	1	0	0	0	0	0	6	10	0.00	2.000

PITCHER		IP	WLS	BF	H	R	ER	SO	BB	IBB	HBP	BLK	WP	HR	S	P	ERA	WHIP

BOTTOM

Atlanta Braves @ Detroit Tigers

Joker Marchant Stadium, Lakeland, FL

Thu Mar 06 2008, 1:05 PM EST

Att. 7,589 - Overcast - 75 F

livebaseballscorecards.com

Batter	1	2	3	4	5	6	7	8	9	AB	R	H	RBI	BB	SO	LOB
28 Curtis Granderson, L (1, 8) OBP: 0.368, SLG: 0.889 46 Freddy Guzman, S (7, 8) OBP: 0.438, SLG: 0.400	F9		FC4-6 15 3B 1-2f	F9		FC6-4 1-2f		L4-3-4 2-2		4 1 0 0 0 0 4 1 0 0 0 0 0 2						
15 Brandon Inge, R (1, 5) OBP: 0.526, SLG: 0.462 65 Michael Hollimon, S (8, 5) OBP: 0.231, SLG: 0.250	F9		BB 3B 1-H	K			P2			4 1 1 1 0 1 1 0 0 0 0 0 0 0						
3 Gary Sheffield, R (1, 10)	P3		BB 25 BB BB		G6-3		G6-3			3 0 0 0 1 0 0						
33 Marcus Thames, R (1, 3) OBP: 0.438, SLG: 1.000 68 Jeff Larish, L (7, 3)		G6-3	K		K		K2-3			3 0 0 0 0 2 2 1 0 0 0 0 1 0						
25 Ryan Raburn, R (1, 4) OBP: 0.364, SLG: 0.278 72 Scott Sizemore, R (8, 4) OBP: 0.500, SLG: 0.500		27 1B 1B	BB 1-2 BB		G4-3			L5		2 0 1 0 1 0 0 1 0 0 0 0 0 0						
Jacque Jones, L (1, 7) OBP: 0.400, SLG: 0.250 76 Clete Thomas, L (7, 7) OBP: 0.286, SLG: 0.385		K	1-2 2-3 3-H BB			G4-3		27 1B 78 1B 2B		2 0 0 1 1 1 1 1 1 1 0 0 0 0						
27 Brent Clevlen, R (1, 9) OBP: 0.533, SLG: 0.600		70 FC5-4 1-2 1B	L4			39 1B 1B		63 BB 78 1B 2-3 1B		4 1 3 0 0 0 3						
70 Dane Sardinha, R (1, 2) OBP: 0.273, SLG: 0.111 63 Nick Trzesniak, R (7, 2) OBP: 0.667, SLG: 0.500 73 James Skelton, L (8, PR) OBP: 0.500, SLG: 0.500 75 Dusty Ryan, R (9, 2)	FC5-4 1-2f			G5-3		K		46 L4-3-4 78 1B 1-2 BB		3 0 0 0 0 1 3 0 0 0 0 1 0 0 0 0 0 0 0 0 0 0 0 0 0 0 0 0						
39 Ramon Santiago, S (1, 6) OBP: 0.769, SLG: 0.909 78 Danny Worth, R (7, 6) OBP: 0.333, SLG: 0.333			28 FC4-6 1B	1B		28 FC6-4 1-2 1B		1-2 2-H 3-H 1B		3 0 3 0 0 0 0 1 0 1 2 0 0 0						
Inning Stats	R: 0 E: 0 K: 0 S: 3 H: 0 LOB: 0 BB: 0 P: 3	R: 0 E: 0 K: 1 S: 7 H: 2 LOB: 2 BB: 0 P: 7	R: 2 E: 0 K: 1 S: 7 H: 2 LOB: 3 BB: 3 P: 19	R: 0 E: 0 K: 1 S: 6 H: 1 LOB: 1 BB: 0 P: 6	R: 0 E: 0 K: 1 S: 5 H: 0 LOB: 0 BB: 0 P: 5	R: 0 E: 0 K: 1 S: 7 H: 2 LOB: 2 BB: 0 P: 7	R: 0 E: 0 K: 1 S: 5 H: 0 LOB: 0 BB: 0 P: 5	R: 2 E: 0 K: 0 S: 5 H: 3 LOB: 2 BB: 1 P: 9		1B: 8 2B: 2 3B: 1 HR: 0 SF: 0 SAC: 0 DP: 1 HBP: 0						

	AB	33
	R	4
	H	10
	RBI	4
	BB	4
	SO	6
	LOB	16

PITCHER		IP	WLS	BF	H	R	ER	SO	BB	IBB	HBP	BLK	WP	HR	S	P	ERA	WHIP
47 Tom Glavine, L ERA: 5.79	(1, 1)	2.2		15	4	2	2	2	3	0	0	0	0	0	16	28	6.75	2.625
50 Ryan Drese, R ERA: 2.7	(3, 1)	1.1	W	5	1	0	0	1	0	0	0	0	0	0	7	7	0.00	0.750
48 Chris Resop, R ERA: 3.6	(5, 1)	1.0	H	3	0	0	0	1	0	0	0	0	0	0	5	5	0.00	0.000
64 Zach Schreiber, R ERA: 2.25	(6, 1)	2.0	H	8	2	0	0	2	0	0	0	0	0	0	12	12	0.00	1.000
75 Damian Moss, L ERA: 6.0	(8, 1)	1.0	S	6	3	2	2	0	1	0	0	0	0	0	5	9	18.00	4.000

PITCHER		IP	WLS	BF	H	R	ER	SO	BB	IBB	HBP	BLK	WP	HR	S	P	ERA	WHIP

WP: 0 PB: 0 SB: 0 CS: 0 PA: 37

Detroit Tigers @ Atlanta Braves

Champion Stadium, Lake Buena Vista, FL

Fri Mar 07 2008, 1:05 PM EST

Att. 9,276 - Cloudy - 79 F

TOP

livebaseballscorecards.com

Batter	1	2	3	4	5	6	7	8	9	AB	R	H	RBI	BB	SO	LOB
Ivan Rodriguez, R (1, 2) OBP: 0.263, SLG: 0.684	0-0 9 E 30 G6-4-3 2B		0-0 E 9 1B 2B	2-1 1-H HR		0-0 G4-3		0-3 K		3	3	3	2	0	0	0
77 Joe Bowen, L (5, 2)										2	0	0	0	0	1	1
Edgar Renteria, R (1, 6) OBP: 0.200, SLG: 0.263	4-0 30 G6-4-3 9 E BB		0-0 E6 9 1B 30 1B 2-3	0-0 F7			0-0 F8	0-0 L4		2	1	0	0	1	0	1
78 Danny Worth, R (6, 6) OBP: 0.250, SLG: 0.250										2	0	0	0	0	0	1
9 Carlos Guillen, S (1, 3) OBP: 0.304, SLG: 0.545	0-0 E5 30 G6-4-3 1-2 2-3		0-0 30 1B 71 FC5-4 1-2 3-H 1B	0-0 30 FC6-4 1B			0-0 G4-3		0-0 15 BB 1B	4	1	2	1	0	0	2
26 Mike Hessman, R (7, 3) OBP: 0.400, SLG: 0.500										1	0	1	0	0	0	0
30 Magglio Ordonez, R (1, 10) OBP: 0.429, SLG: 0.632	0-0 G6-4-3 1-2f 2-3 3-H		0-0 71 FC5-4 1-3 2-H 1B	0-0 FC6-4 1-2f			0-0 G6-3		0-0 F9	4	0	1	1	0	0	3
27 Brent Clevlen, R (9, PH) OBP: 0.500, SLG: 0.563										1	0	0	0	0	0	1
(9, 10)																
15 Brandon Inge, R (1, 5) OBP: 0.500, SLG: 0.588	0-3 K		0-3 K		0-0 F8			1-1 HR	4-0 1-2 BB	4	1	1	1	1	2	3
71 Wilkin Ramirez, R (1, 7) OBP: 0.438, SLG: 0.875		0-0 G5-3	0-0 FC5-4 25 S 1-2f 3-H		0-0 F8			0-3 K	0-0 F7	2	0	0	1	0	0	1
76 Clete Thomas, L (3, 7) OBP: 0.235, SLG: 0.313										3	0	0	0	0	1	2
25 Ryan Raburn, R (1, 9) OBP: 0.370, SLG: 0.391		0-0 72 S 1B	1-0 F7 1-2		0-0 G6-3			0-0 46 2B 3B	0-3 K	5	1	2	0	0	1	3
72 Scott Sizemore, R (1, 4) OBP: 0.438, SLG: 0.385	0-3 K 1-2		0-3 K	0-0 P3				4-0 46 2B BB		3	1	0	0	1	2	1
46 Freddy Guzman, S (1, 8) OBP: 0.450, SLG: 0.474	0-0 G3		0-0 HR 1B	0-0 G4-3				0-0 1-H 3-H 2B		4	1	2	2	0	0	1
Inning Stats	R: 1 H: 1 E: 1 LOB: 1 K: 1 BB: 1 S: 6 P: 10	R: 0 H: 1 E: 0 LOB: 1 K: 1 BB: 0 S: 6 P: 6	R: 3 H: 3 E: 1 LOB: 1 K: 1 BB: 0 S: 9 P: 10	R: 2 H: 3 E: 0 LOB: 1 K: 1 BB: 0 S: 9 P: 11	R: 0 H: 0 E: 0 LOB: 0 K: 0 BB: 0 S: 3 P: 3	R: 0 H: 0 E: 0 LOB: 0 K: 0 BB: 0 S: 3 P: 3	R: 0 H: 0 E: 0 LOB: 0 K: 0 BB: 0 S: 3 P: 3	R: 3 H: 3 E: 0 LOB: 1 K: 2 BB: 1 S: 11 P: 16	R: 0 H: 1 E: 0 LOB: 2 K: 1 BB: 1 S: 6 P: 10	1B: 6 SF: 0 2B: 3 SAC: 0 3B: 1 DP: 1 HR: 2 HBP: 0						

	AB	40
	R	9
	H	12
	RBI	8
	BB	3
	SO	7
	LOB	20

WP: 0 PA: 43
PB: 0
SB: 2
CS: 0

PITCHER		IP	WLS	BF	H	R	ER	SO	BB	IBB	HBP	BLK	WP	HR	S	P	ERA	WHIP
32 Mike Hampton, L ERA:	(1, 1)	1.1		7	2	1	0	1	1	0	0	0	0	0	8	12	0.00	2.250
46 Manny Acosta, R ERA: 4.91	(2, 1)	1.2		9	3	3	1	2	0	0	0	0	0	0	13	14	5.40	1.800
Will Ohman, L ERA: 4.5	(4, 1)	1.0	L	6	3	2	2	1	0	0	0	0	0	1	9	11	18.00	3.000
Tyler Yates, R ERA:	(5, 1)	1.0		3	0	0	0	0	0	0	0	0	0	0	3	3	0.00	0.000
66 Matt DeSalvo, R ERA: 6.75	(6, 1)	2.0		6	0	0	0	0	0	0	0	0	0	0	6	6	0.00	0.000
57 Jorge Campillo, R ERA: 9.0	(8, 1)	1.0		7	3	3	3	2	1	0	0	0	0	1	11	16	27.00	4.000
94 Michael Nix, R ERA: 4.5	(9, 1)	1.0		5	1	0	0	1	1	0	0	0	0	0	6	10	0.00	2.000

BOTTOM

Detroit Tigers @ Atlanta Braves

Champion Stadium, Lake Buena Vista, FL

Fri Mar 07 2008, 1:05 PM EST

Att. 9,276 - Cloudy - 79 F

Batter	1	2	3	4	5	6	7	8	9	AB	R	H	RBI	BB	SO	LOB
11 Mark Kotsay, L (1, 8) OBP: 0.375, SLG: 0.357	BBBB 4-0 10 1B E BB		x 0-0 19 1B 10 1B 1B		x 0-0 ① F8		BBBB 4-0 68 WP BB		B x 1-0 68 1B 70 G3-6 1-3 1B	2	2	1	0	1	0	0
1 Grégor Blanco, L (6, 8) OBP: 0.444, SLG: 0.571										1	1	1	0	1	0	0
19 Yunel Escobar, R (1, 6) OBP: 0.526, SLG: 0.632	x 0-0 ① F8		x 0-0 10 1B 10 1B 1-2 1B		x 0-0 10 WP 1B		BBBB 4-0 70 FC6-4 1-2 BB		x 0-0 70 G3-6 1-3 3-H 1B	3	1	2	0	0	0	1
68 Brent Lillibridge, R (6, 6) OBP: 0.318, SLG: 0.263										1	0	1	1	1	0	0
10 Chipper Jones, S (1, 5) OBP: 0.625, SLG: 0.571	x 0-0 FC5-4 1-2 1B		x 0-0 G3-1 7 1B 1-H 2-H 1B		BBB 4-0 G6-4-3 1-2 BB		x 0-0 ③ FC6-4 1-2f		x 0-0 ①② G3-6 1-2f 3-H	2	1	2	2	1	0	0
70 Diory Hernandez, R (5, PR) OBP: 0.333, SLG: 0.300										2	0	0	0	0	0	3
Mark Teixeira, S (1, 3) OBP: 0.267, SLG: 0.467	x 0-0 ② FC5-4 1-2f 2-H		x 0-0 ② G3-1 2-3		x 0-0 ②③ G6-4-3 1-2f			x 0-0 28 1B 22 G4-3 1B	S S C 0-3 ③ K	3	0	0	0	0	0	4
71 Tyler Flowers, R (6, 3) OBP: 0.364, SLG: 0.636										2	0	1	0	0	1	0
7 Jeff Francoeur, R (1, 9) OBP: 0.333, SLG: 0.667	S S S 0-3 ③ K		x 0-0 23 1B 3-H 1B			S S C 0-3 ① K		x 0-0 ① G4-3 1-2		3	0	1	1	0	2	1
22 Josh Anderson, L (7, 9) OBP: 0.389, SLG: 0.444										1	0	0	0	0	0	1
23 Matt Diaz, R (1, 7) OBP: 0.316, SLG: 0.333		x 0-0 ① G6-3	x 0-0 ③ 1-3 1B			x 0-0 ② G5-3		x 0-0 2-3 1B		3	0	1	0	0	0	0
28 Brandon Jones, L (7, 7) OBP: 0.381, SLG: 0.188										1	0	1	0	0	0	0
16 Brian McCann, L (1, 2) OBP: 0.077, SLG: 0.077		x 0-0 ② G3		S S S 0-3 ① K2-3		x 0-0 ③ F8		x 0-0 ② P2		2	0	0	0	0	1	0
18 Clint Sammons, R (5, 2)										2	0	0	0	0	0	2
14 Martín Prado, R (1, 4) OBP: 0.290, SLG: 0.345		x 0-0 ③ F8		x 0-0 ② F8			x 0-0 ① P4	x 0-0 ③ G4-3		3	0	0	0	0	0	0
67 Javier Guzman, S (8, 4) OBP: 0.200, SLG: 0.111										1	0	0	0	0	0	2
8 Javy Lopez, R (1, 10) OBP: 0.308, SLG: 0.500			x 0-0 ① G5-3	x 0-0 ③ G6-3			S S S 0-3 ② K		x 0-0 1 1B 1 WP 68 1B 1B	4	1	1	0	0	1	0

	AB	36
	R	6
	H	12
	RBI	4
	BB	4
	SO	5
	LOB	14

livebaseballscorecards.com

Inning Stats	1	2	3	4	5	6	7	8	9
	R: 1 H: 1 E: 1 LOB: 1 K: 1 BB: 1 S: 6 P: 10	R: 0 H: 0 E: 0 LOB: 0 K: 0 BB: 0 S: 3 P: 3	R: 3 H: 5 E: 0 LOB: 2 K: 0 BB: 0 S: 7 P: 7	R: 0 H: 0 E: 0 LOB: 0 K: 1 BB: 0 S: 5 P: 5	R: 0 H: 1 E: 0 LOB: 2 K: 0 BB: 1 S: 3 P: 7	R: 0 H: 0 E: 0 LOB: 0 K: 1 BB: 0 S: 5 P: 5	R: 0 H: 0 E: 0 LOB: 2 K: 1 BB: 2 S: 5 P: 13	R: 0 H: 2 E: 0 LOB: 2 K: 0 BB: 0 S: 5 P: 5	R: 2 H: 3 E: 0 LOB: 0 K: 1 BB: 0 S: 7 P: 8

	1B: 12	SF: 0	WP: 3	PA: 40
	2B: 0	SAC: 0	PB: 0	
	3B: 0	DP: 2	SB: 0	
	HR: 0	HBP: 0	CS: 0	

PITCHER		IP	WLS	BF	H	R	ER	SO	BB	IBB	HBP	BLK	WP	HR	S	P	ERA	WHIP
Kenny Rogers, L ERA: 4.15	(1, 1)	2.1		11	3	3	2	1	1	0	0	0	0	0	12	16	7.71	1.714
32 Virgil Vasquez, R ERA: 6.75	(3, 1)	2.2	W	11	4	1	1	1	1	0	0	0	1	0	12	16	3.38	1.875
Tim Byrdak, L ERA: 4.5	(6, 1)	1.0	H	3	0	0	0	1	0	0	0	0	0	0	5	5	0.00	0.000
53 Jordan Tata, R ERA: 27.0	(7, 1)	0.2	H	4	0	0	0	1	2	0	0	0	1	0	4	12	0.00	3.000
62 Francis Beltran, R ERA:	(7, 1)	1.1	H	6	2	0	0	0	0	0	0	0	0	0	6	6	0.00	1.500

PITCHER		IP	WLS	BF	H	R	ER	SO	BB	IBB	HBP	BLK	WP	HR	S	P	ERA	WHIP
31 Zach Miner, R ERA: 3.0	(9, 1)	1.0		5	3	2	2	1	0	0	0	0	1	0	7	8	18.00	3.000

Detroit Tigers @ Toronto Blue Jays

Knology Park, Dunedin, FL

Sat Mar 08 2008, 1:05 PM EST

Att. 5,510 - Partly Cloudy - 65 F

TOP

livebaseballscorecards.com

Batter	1	2	3	4	5	6	7	8	9	AB	R	H	RBI	BB	SO	LOB
28 Curtis Granderson, L (1, 8) OBP: 0.318, SLG: 0.762	G6-3		F9 2-3		K			F7		3	0	0	0	0	1	2
46 Freddy Guzman, S (7, 8) OBP: 0.429, SLG: 0.450										1	0	0	0	0	0	0
14 Placido Polanco, R (1, 4) OBP: 0.591, SLG: 0.842	G5-3		1-0 24 E 1-2 HBP		1-1 HR			F8		2	1	1	1	0	0	0
72 Scott Sizemore, R (7, 4) OBP: 0.412, SLG: 0.357										1	0	0	0	0	0	0
Jacque Jones, L (1, 7) OBP: 0.333, SLG: 0.200	G3-1		K		K			2B		3	0	0	0	0	2	3
27 Brent Clevlen, R (8, PH) OBP: 0.529, SLG: 0.647 (8, 7)										1	0	1	0	0	0	0
24 Miguel Cabrera, R (1, 5) OBP: 0.143, SLG: 0.190		G5-3	E5 1-2 2-3 3-H			F9		BB		3	0	0	0	0	0	2
65 Michael Hollimon, S (6, 5) OBP: 0.286, SLG: 0.250										0	0	0	0	1	0	0
33 Marcus Thames, R (1, 9) OBP: 0.350, SLG: 0.778		P4	G5-3			K		K		4	0	0	0	0	2	5
66 Matt Joyce, L (8, 9) OBP: 0.556, SLG: 0.714										0	0	0	0	0	0	0
26 Mike Hessman, R (1, 3) OBP: 0.421, SLG: 0.688		HR		K		K			78 G6-3 1B	4	1	2	1	0	2	0
73 James Skelton, L (1, 10) OBP: 0.286, SLG: 0.286		K		K			G1-3		G6-3 1-2f	3	0	0	0	0	2	0
78 Danny Worth, R (9, PH) OBP: 0.222, SLG: 0.222										1	0	0	0	0	0	1
74 Max St. Pierre, R (1, 2) OBP: 0.455, SLG: 0.333			28 F9 39 S 24 E BB	F8			G6-3		1B	3	1	1	0	1	0	0
76 Clete Thomas, L (9, PR) OBP: 0.235, SLG: 0.313										0	0	0	0	0	0	0
39 Ramon Santiago, S (1, 6) OBP: 0.647, SLG: 0.714			24 E 14 HBP 1-2 BB		K		K		L7	3	0	0	0	1	2	1

	AB	32
	R	3
	H	5
	RBI	2
	BB	3
	SO	11
	LOB	14

Inning Stats																								
	R: 0	H: 0		R: 1	H: 1		R: 1	H: 0		R: 0	H: 0		R: 1	H: 1		R: 0	H: 0		R: 0	H: 0		R: 0	H: 1		1B: 2	SF: 0		WP: 0	PA: 36
	E: 0	LOB: 0		E: 0	LOB: 0		E: 1	LOB: 3		E: 0	LOB: 0		E: 0	LOB: 0		E: 0	LOB: 0		E: 0	LOB: 0		E: 0	LOB: 2		2B: 1	SAC: 0		PB: 0	
	K: 0	BB: 0		K: 1	BB: 0		K: 1	BB: 2		K: 2	BB: 0		K: 3	BB: 0		K: 1	BB: 0		K: 2	BB: 0		K: 1	BB: 1		3B: 0	DP: 1		SB: 1	
	S: 3	P: 3		S: 6	P: 6		S: 6	P: 15		S: 7	P: 7		S: 11	P: 12		S: 5	P: 5		S: 7	P: 7		S: 6	P: 10		HR: 2	HBP: 1		CS: 0	

PITCHER		IP	WLS	BF	H	R	ER	SO	BB	IBB	HBP	BLK	WP	HR	S	P	ERA	WHIP
28 Shaun Marcum, R ERA: 1.8	(1, 1)	3.0		14	1	2	1	2	2	0	1	0	0	1	15	24	3.00	1.000
31 John Parrish, L ERA: 3.18	(4, 1)	3.0	B	10	1	1	1	7	0	0	0	0	0	1	25	26	3.00	0.333
54 Jason Frasor, R ERA:	(7, 1)	1.0		3	0	0	0	1	0	0	0	0	0	0	5	5	0.00	0.000
39 Gustavo Chacin, L ERA:	(8, 1)	1.0	W	5	1	0	0	1	1	0	0	0	0	0	6	10	0.00	2.000
Davis Romero, L ERA: 6.0	(9, 1)	1.0	S	4	2	0	0	0	0	0	0	0	0	0	4	4	0.00	2.000

PITCHER		IP	WLS	BF	H	R	ER	SO	BB	IBB	HBP	BLK	WP	HR	S	P	ERA	WHIP

BOTTOM

Detroit Tigers @ Toronto Blue Jays

Knology Park, Dunedin, FL

Sat Mar 08 2008, 1:05 PM EST
Att. 5,510 - Partly Cloudy - 65 F

Batter	1	2	3	4	5	6	7	8	9	AB	R	H	RBI	BB	SO	LOB
11 David Eckstein, R (1, 6) OBP: 0.267, SLG: 0.385	P6	G4-6-3 1-2f			10 BB HBP		1-2 BB			2	0	0	0	0	0	2
63 Wayne Lydon, S (5, PR) OBP: 0.500, SLG: 0.600										0	0	0	0	0	0	0
19 Marco Scutaro, R (6, 6) OBP: 0.333, SLG: 0.333										0	0	0	0	1	0	0
15 Alex Rios, R (1, 9) OBP: 0.176, SLG: 0.188	K		F9		K		P6			3	0	0	0	0	2	1
Reed Johnson, R (6, 9) OBP: 0.235, SLG: 0.133										1	0	0	0	0	0	1
10 Vernon Wells, R (1, 8) OBP: 0.200, SLG: 0.214	F7		F7		BB 1-2			E3 18 1B		2	0	0	0	1	0	0
21 Buck Coats, L (6, 8) OBP: 0.533, SLG: 0.692										1	1	0	0	0	0	0
33 Scott Rolen, R (1, 5) OBP: 0.385, SLG: 0.750		HR	P3		K			20 G4-3 2-H		3	1	1	1	0	1	2
18 Hector Luna, R (6, 5) OBP: 1.000, SLG: 1.000								1B		1	0	1	1	0	0	0
Matt Stairs, L (1, 10) OBP: 0.400, SLG: 0.700	4 G2-3 35 1B 2 1B			G4-3		P6		G4-3 2-3		2	1	1	0	0	0	0
20 Rod Barajas, R (6, PH) OBP: 0.571, SLG: 0.600	1B									2	0	0	0	0	0	1
(7, 10)																
35 Lyle Overbay, L (1, 3) OBP: 0.333, SLG: 0.375	4 G2-3 2 1B 1-2			L8		P5		G6-3		3	1	1	0	0	0	0
7 Curtis Thigpen, R (7, 3)	1B									1	0	0	0	0	0	1
4 Shannon Stewart, R (1, 7) OBP: 0.286, SLG: 0.462	G2-3 1-2 2-3					2 CS		G4-3		3	0	2	0	0	0	2
66 Matt Watson, L (6, PR)				2B		2B				1	0	0	0	0	0	1
(7, 7)																
2 Aaron Hill, R (1, 4) OBP: 0.600, SLG: 0.583	13 HBP 2-H 3-H			K	CS 2-3		19 CS			3	0	2	2	0	1	1
1 Joe Inglett, L (7, PR) OBP: 0.353, SLG: 0.500	1B						1B			0	0	0	0	0	0	0
(8, 4)																
13 Sal Fasano, R (1, 2)	11 G4-6-3 1-2				G5-3		K			1	0	0	0	0	0	0
68 Brian Jeroloman, L (7, 2)	HBP									1	0	0	0	0	1	1
Inning Stats	R: 0 E: 0 K: 1 S: 5 H: 0 LOB: 0 BB: 0 P: 5	R: 3 E: 0 K: 0 S: 6 H: 4 LOB: 1 BB: 0 P: 8	R: 0 E: 0 K: 0 S: 3 H: 0 LOB: 0 BB: 0 P: 3	R: 0 E: 0 K: 1 S: 6 H: 1 LOB: 1 BB: 0 P: 6	R: 0 E: 0 K: 2 S: 7 H: 0 LOB: 2 BB: 1 P: 12	R: 0 E: 0 K: 0 S: 3 H: 1 LOB: 1 BB: 0 P: 4	R: 0 E: 0 K: 1 S: 5 H: 1 LOB: 1 BB: 1 P: 9	R: 1 E: 1 K: 0 S: 5 H: 1 LOB: 1 BB: 0 P: 5		1B: 5 2B: 2 3B: 0 HR: 1	SF: 0 SAC: 0 DP: 1 HBP: 2			WP: 0 PB: 0 SB: 0 CS: 2	PA: 35		

livebaseballscorecards.com

AB	30
R	4
H	8
RBI	4
BB	2
SO	5
LOB	13

PITCHER		IP	WLS	BF	H	R	ER	SO	BB	IBB	HBP	BLK	WP	HR	S	P	ERA	WHIP
38 Jeremy Bonderman, R ERA: 5.0	(1, 1)	4.0		17	5	3	3	2	0	0	1	0	0	1	20	22	6.75	1.250
52 Denny Bautista, R ERA:	(5, 1)	1.0		5	0	0	0	2	1	0	1	0	0	0	7	12	0.00	1.000
44 Bobby Seay, L ERA:	(6, 1)	1.0		3	1	0	0	0	0	0	0	0	0	0	3	4	0.00	1.000
Jason Grilli, R ERA: 4.5	(7, 1)	1.0		4	1	0	0	1	1	0	0	0	0	0	5	9	0.00	2.000
67 Chris Lambert, R ERA:	(8, 1)	1.0	L	5	1	1	0	0	0	0	0	0	0	0	5	5	0.00	1.000

PITCHER	IP	WLS	BF	H	R	ER	SO	BB	IBB	HBP	BLK	WP	HR	S	P	ERA	WHIP

TOP

Pittsburgh Pirates @ Detroit Tigers

Joker Marchant Stadium, Lakeland, FL

Sun Mar 09 2008, 1:05 PM EDT

Att. 8,374 - Sunny - 61 F

livebaseballscorecards.com

Batter	1	2	3	4	5	6	7	8	9	10	AB	R	H	RBI	BB	SO	LOB
3 Nyjer Morgan, L (1, 8) OBP: 0.333, SLG: 0.269	G3-1			B1-3		74 1B 1-2 1B		74 1B 1B 1B	2-H 3-H 2B		4	1	2	0	0	0	0
15 Kevin Thompson, R (8, 7) OBP: 0.435, SLG: 0.524											1	0	1	2	0	0	0
74 Andrew McCutchen, R (1, 7) OBP: 0.267, SLG: 0.250 (8, 8)	K			P6		51 FC5-4 1-2 2-H 1B		51 FC5 1-2 1B	K		5	0	2	1	0	2	1
Xavier Nady, R (1, 10) OBP: 0.370, SLG: 0.300	G6-3			K	K			1-2 2-H 1B	51 FC5-4 BB		4	0	1	1	1	2	2
51 Steve Pearce, R (1, 9) OBP: 0.290, SLG: 0.621		K			K	FC5-4 1-2f		FC5 2-3f	FC5-4 1-2f		5	0	0	0	0	2	6
16 Doug Mientkiewicz, L (1, 3) OBP: 0.381, SLG: 0.353		K			2B		G5-3		63 1B 77 SF 2B	G4-3	5	1	2	0	0	1	0
26 Ronny Paulino, R (1, 2) OBP: 0.333, SLG: 0.250		P4			K		K		77 SF 80 2B 2-3 1B	HR	3	0	0	0	0	2	1
63 Raul Chavez, R (7, 2) OBP: 0.500, SLG: 1.250											2	2	2	1	0	0	0
Chris Gomez, R (1, 6) OBP: 0.563, SLG: 0.417			83 F8-4 77 G2-3 1B		F9		G5-3		F7	F9	3	0	1	0	0	0	1
65 Jorge Velandia, R (7, 6) OBP: 0.375, SLG: 0.250											2	0	0	0	0	0	2
77 Neil Walker, S (1, 5) OBP: 0.375, SLG: 0.462			G2-3 1-2			3 1B 74 1B BB		G5-3	SF 80 2B 15 2B 1-2 3-H	80 CS 1B	3	2	1	1	1	0	1
83 Josh Wilson, R (1, 4) OBP: 0.263, SLG: 0.235			F8-4 2-2			K		G6-3	15 2B 1-3 2-H 2B	CS 1-2	3	0	0	0	0	1	2
80 Luis Alfonso Cruz, R (8, 4) OBP: 0.375, SLG: 0.625											1	1	1	1	0	0	0

Inning Stats																						
	R: 0	H: 0		R: 0	H: 0		R: 0	H: 1		R: 0	H: 0		R: 0	H: 1		R: 1	H: 2		R: 0	H: 0		
	E: 0	LOB: 0		E: 0	LOB: 0		E: 0	LOB: 0		E: 0	LOB: 0		E: 0	LOB: 1		E: 0	LOB: 2		E: 0	LOB: 0		
	K: 1	BB: 0		K: 2	BB: 0		K: 0	BB: 0		K: 1	BB: 0		K: 2	BB: 0		K: 2	BB: 1		K: 1	BB: 0		
	S: 5	P: 5		S: 7	P: 7		S: 3	P: 3		S: 5	P: 5		S: 8	P: 8		S: 9	P: 13		S: 5	P: 5		

Inning Stats																						
	R: 1	H: 3		R: 4	H: 4		R: 1	H: 2		1B: 8	SF: 1		WP: 0	PA: 45								
	E: 0	LOB: 2		E: 1	LOB: 2		E: 0	LOB: 0		2B: 5	SAC: 0		PB: 0									
	K: 0	BB: 0		K: 1	BB: 1		K: 0	BB: 0		3B: 0	DP: 1		SB: 0									
	S: 6	P: 6		S: 10	P: 14		S: 5	P: 5		HR: 1	HBP: 0		CS: 1									

PITCHER		IP	WLS	BF	H	R	ER	SO	BB	IBB	HBP	BLK	WP	HR	S	P	ERA	WHIP
29 Nate Robertson, L ERA: 1.0	(1, 1)	4.0		12	1	0	0	4	0	0	0	0	0	0	20	20	0.00	0.250
45 Aquilino Lopez, R ERA:	(5, 1)	1.0		4	1	0	0	2	0	0	0	0	0	0	8	8	0.00	1.000
Tim Byrdak, L ERA: 5.4	(6, 1)	1.0		6	2	1	1	2	1	0	0	0	0	0	9	13	9.00	3.000
43 Macay McBride, L ERA: 7.2	(7, 1)	1.0		3	0	0	0	1	0	0	0	0	0	0	5	5	0.00	0.000
60 Preston Larrison, R ERA: 1.5	(8, 1)	1.0		6	3	1	1	0	0	0	0	0	0	0	6	6	9.00	3.000

PITCHER		IP	WLS	BF	H	R	ER	SO	BB	IBB	HBP	BLK	WP	HR	S	P	ERA	WHIP
59 Todd Jones, R ERA: 24.55	(9, 1)	0.2		8	4	4	3	1	1	0	0	0	0	0	9	13	40.50	7.500
62 Francis Beltran, R ERA: 1.59	(9, 1)	1.1	W	5	2	1	1	0	0	0	0	0	0	1	6	6	6.75	1.500

AB	41
R	7
H	13
RBI	7
BB	2
SO	10
LOB	16

Batter	1	2	3	4	5	6	7	8	9	10	AB	R	H	RBI	BB	SO	LOB
Ivan Rodriguez, R (1, 2) OBP: 0.273, SLG: 0.636	C C C 0-3 K		x 0-0 ① 14 2B 15 SF7 2-H 1B		x 0-0 ① G5-3		x 0-0 15 2B 1B		x 0-0 ① SH1-3 1-2		3	1	1	1	0	1	0
70 Dane Sardinha, R (7, 2) OBP: 0.333, SLG: 0.200											1	0	1	0	0	0	0
39 Ramon Santiago, S (9, PH) OBP: 0.647, SLG: 0.714											0	0	0	0	0	0	0
74 Max St. Pierre, R (10, 2) OBP: 0.455, SLG: 0.333											0	0	0	0	0	0	0
14 Placido Polanco, R (1, 4) OBP: 0.560, SLG: 0.818	x 0-0 ② G4-3		x 0-0 1-3 2B		x 0-0 E9 30 FC5		C C C 0-3 ① K		S S S 0-3 ② K		3	0	1	0	0	0	0
72 Scott Sizemore, R (7, 4) OBP: 0.368, SLG: 0.313											2	0	0	0	0	2	2
15 Brandon Inge, R (1, 5) OBP: 0.517, SLG: 0.632	x 0-0 ③ G6-3		x 0-0 ② SF7 3-H		H 1-0 30 FC5 HBP		x 0-0 1-3 2B		S B B B B 4-1 2-3 BB		2	0	1	1	1	0	0
(10, 9)																	
30 Magglio Ordonez, R (1, 9) OBP: 0.375, SLG: 0.545		x 0-0 ① F8	x 0-0 ③ G4-3		x 0-0 ② FC5 1-2 2-3f		S S S 0-3 ② K		S S S 0-3 ③ K		3	0	0	0	0	0	3
66 Matt Joyce, L (7, 9) OBP: 0.500, SLG: 0.625											1	0	0	0	0	1	2
65 Michael Hollimon, S (9, PH) OBP: 0.267, SLG: 0.231											1	0	0	0	0	1	2
(10, 5)																	
24 Miguel Cabrera, R (1, 10) OBP: 0.208, SLG: 0.261		B B B B 4-0 9 G6-4-3 BB	x 0-0 9 3B 2B	x 0-0 ③ F8		x 0-0 F8			x 0-0 ③ G3	2	1	1	0	1	0	2
61 Timo Perez, L (7, PH) OBP: 0.333, SLG: 0.400											2	0	0	0	0	0	2
(8, 10)																	
9 Carlos Guillen, S (1, 3) OBP: 0.346, SLG: 0.760		x 0-0 ②③ G6-4-3 1-2f	x 0-0 SF8 2-H 3B		x 0-0 HR		S S S 0-3 ① K		B B B B 4-0 27 1B 46 HR BB		3	2	2	2	0	0	1
26 Mike Hessman, R (7, 3) OBP: 0.429, SLG: 0.647											1	0	0	0	1	1	0
76 Clete Thomas, L (10, PR) OBP: 0.235, SLG: 0.313											0	1	0	0	0	0	0
Edgar Renteria, R (1, 6) OBP: 0.174, SLG: 0.238			x 0-0 E6 27 G3 25 2B	x 0-0 ① SF8 3-H	x 0-0 ① F9		B B B B 4-0 27 K2-3-2 BB		S S S 0-3 ② K		2	1	0	1	0	0	0
78 Danny Worth, R (7, 6) OBP: 0.273, SLG: 0.200											1	0	0	0	1	1	1
27 Brent Clevlen, R (1, 7) OBP: 0.455, SLG: 0.545			x 0-0 ① G3 1-2	C C C 0-3 ② K	x 0-0 ② F7		S S S 0-3 ②③ K2-3-2 1-1			x 0-0 46 HR 1-2 1B	5	1	1	0	0	2	2
25 Ryan Raburn, R (1, 8) OBP: 0.367, SLG: 0.423			x 0-0 1B 2-H 2B	x 0-0 ③ F8	C C C 0-3 ③ K				x 0-0 15 S 39 SH1-3 1B	x 0-0 1-H 2-H HR	3	1	1	1	0	1	0
46 Freddy Guzman, S (7, 8) OBP: 0.478, SLG: 0.636											2	1	2	3	0	0	0
Inning Stats	R: 0 H: 0 E: 0 LOB: 0 K: 1 BB: 0 S: 5 P: 5	R: 0 H: 0 E: 0 LOB: 0 K: 0 BB: 1 S: 2 P: 6	R: 3 H: 3 E: 1 LOB: 1 K: 0 BB: 0 S: 7 P: 7	R: 2 H: 2 E: 0 LOB: 0 K: 1 BB: 0 S: 7 P: 7	R: 0 H: 0 E: 1 LOB: 2 K: 0 BB: 0 S: 4 P: 5	R: 1 H: 1 E: 0 LOB: 0 K: 1 BB: 0 S: 6 P: 6	R: 0 H: 2 E: 0 LOB: 2 K: 2 BB: 0 S: 9 P: 9	R: 0 H: 0 E: 0 LOB: 1 K: 2 BB: 1 S: 6 P: 10	R: 0 H: 1 E: 0 LOB: 2 K: 2 BB: 1 S: 9 P: 13	R: 3 H: 2 E: 0 LOB: 1 K: 1 BB: 1 S: 6 P: 10	1B: 4 SF: 2 2B: 5 SAC: 1 3B: 1 DP: 2 HR: 2 HBP: 1						
WP: 0 PA: 45 PB: 0 SB: 1 CS: 0																	

PITCHER		IP	WLS	BF	H	R	ER	SO	BB	IBB	HBP	BLK	WP	HR	S	P	ERA	WHIP
32 Phil Dumatrait, L ERA: 4.0	(1, 1)	4.0		18	5	5	3	2	1	0	0	0	0	0	21	25	6.75	1.500
49 Bryan Bullington, R ERA: 10.8	(5, 1)	2.0		9	1	1	1	1	0	0	1	0	0	1	10	11	4.50	0.500
Damaso Marte, L ERA:	(7, 1)	1.0		5	2	0	0	2	0	0	0	0	0	0	9	9	0.00	2.000
52 Franquelis Osoria, R ERA:	(8, 1)	1.0		3	0	0	0	2	1	0	0	0	0	0	6	10	0.00	1.000
34 John Grabow, L ERA: 2.25	(9, 1)	1.0		5	1	0	0	2	1	0	0	0	0	0	9	13	0.00	2.000

PITCHER		IP	WLS	BF	H	R	ER	SO	BB	IBB	HBP	BLK	WP	HR	S	P	ERA	WHIP
81 Casey Fossum, L ERA: 16.88	(10, 1)	0.2	L	5	2	3	3	1	1	0	0	0	0	1	6	10	40.50	4.500

BOTTOM

Pittsburgh Pirates @ Detroit Tigers

Joker Marchant Stadium, Lakeland, FL

Sun Mar 09 2008, 1:05 PM EDT

Att. 8,374 - Sunny - 61 F

livebaseballscorecards.com

AB	37
R	9
H	11
RBI	9
BB	4
SO	10
LOB	17

Batter	1	2	3	4	5	6	7	8	9	AB	R	H	RBI	BB	SO	LOB
Ivan Rodriguez, R (1, 2) OBP: 0.320, SLG: 0.750	B B B S X 3-1 HR		S S S 0-3 ① K2-3		B B B 4-0 30 1B BB		X 0-0 ② F8		X 0-0 46 BB 2-H 1B	2	1	1	1	1	1	0
77 Joe Bowen, L (5, PR) OBP: 0.200, SLG: 0.200										2	0	1	1	0	0	0
(5, 2)																
15 Brandon Inge, R (1, 8) OBP: 0.500, SLG: 0.591	X 0-0 9 FC6-4 1B		X 0-0 ② F8		S S S 0-3 ① K		B B B B 4-0 68 S BB		B B B B 4-0 1-2 BB	3	0	1	0	0	1	1
46 Freddy Guzman, S (6, 8) OBP: 0.520, SLG: 0.636										0	0	0	0	2	0	0
9 Carlos Guillen, S (1, 3) OBP: 0.310, SLG: 0.679	X 0-0 ① FC6-4 30 G6-3 24 1B 1-2f		X 0-0 ③ F7		X 0-0 ② F7		S S S 0-3 ③ K 1-2		S S S 0-3 ③ K	3	1	0	0	0	0	2
68 Jeff Larish, L (6, 3)										2	0	0	0	0	2	3
30 Magglio Ordonez, R (1, 10) OBP: 0.370, SLG: 0.520	X 0-0 ② G6-3 1-2			X 0-0 ① F9	X 0-0 1-3 1B			X 0-0 ① F7		3	0	1	0	0	0	1
63 Nick Trzesniak, R (8, PH) OBP: 0.500, SLG: 0.333										1	0	0	0	0	0	0
(8, 10)																
24 Miguel Cabrera, R (1, 5) OBP: 0.259, SLG: 0.423	X 0-0 2-H 1B			B X 1-0 HR	C C C 0-3 ③			X 0-0 ② F7		3	1	2	2	0	1	2
26 Mike Hessman, R (6, 5) OBP: 0.409, SLG: 0.611										1	0	0	0	0	0	0
25 Ryan Raburn, R (1, 7) OBP: 0.353, SLG: 0.433	C C C 0-3 ③			X 0-0 ② 2B		X 0-0 ① G6-3		X 0-0 ③ P4		4	0	1	0	0	1	1
66 Matt Joyce, L (1, 9) OBP: 0.500, SLG: 0.545		X 0-0 ① G3		B B B 4-0 39 1B BB		X 0-0 ② G3-1			X 0-0 39 SH1-3 77 1B 1B	3	1	1	0	1	0	0
39 Ramon Santiago, S (1, 6) OBP: 0.600, SLG: 0.647		X 0-0 ② G1-3		X 0-0 1-2 1B		X 0-0 ③ G5-3			X 0-0 ① SH1-3 1-2	3	0	1	0	0	0	0
65 Michael Hollimon, S (1, 4) OBP: 0.211, SLG: 0.176		X 0-0 ③ G6-3		S C S 0-3 ③ K			X 0-0 ① F8		S S S 0-3 ② K	4	0	0	0	0	2	3
Inning Stats	R: 2 H: 3 E: 0 LOB: 1 K: 1 BB: 0 S: 9 P: 12	R: 0 H: 0 E: 0 LOB: 0 K: 0 BB: 0 S: 3 P: 3	R: 0 H: 0 E: 0 LOB: 0 K: 1 BB: 0 S: 5 P: 5	R: 1 H: 3 E: 0 LOB: 2 K: 1 BB: 1 S: 7 P: 12	R: 0 H: 1 E: 0 LOB: 2 K: 2 BB: 1 S: 8 P: 12	R: 0 H: 0 E: 0 LOB: 0 K: 0 BB: 0 S: 3 P: 3	R: 0 H: 0 E: 0 LOB: 1 K: 1 BB: 1 S: 5 P: 9	R: 0 H: 0 E: 0 LOB: 0 K: 0 BB: 0 S: 3 P: 3	R: 1 H: 2 E: 0 LOB: 2 K: 2 BB: 1 S: 9 P: 13	1B: 6 SF: 0 2B: 1 SAC: 1 3B: 0 DP: 0 HR: 2 HBP: 0						WP: 0 PA: 39 PB: 0 SB: 1 CS: 0	

PITCHER		IP	WLS	BF	H	R	ER	SO	BB	IBB	HBP	BLK	WP	HR	S	P	ERA	WHIP
31 John Lannan, L ERA: 3.12	(1, 1)	3.2		16	5	3	3	2	1	0	0	0	0	2	20	28	7.36	1.636
Tyler Clippard, R ERA: 3.38	(4, 1)	3.1		14	2	0	0	4	2	0	0	0	0	0	20	28	0.00	1.200
52 Saul Rivera, R ERA: 1.8	(8, 1)	1.0		3	0	0	0	0	0	0	0	0	0	0	3	3	0.00	0.000
49 Chris Schroder, R ERA: 3.18	(9, 1)	1.0	L	6	2	1	1	2	1	0	0	0	0	0	9	13	9.00	3.000

PITCHER	IP	WLS	BF	H	R	ER	SO	BB	IBB	HBP	BLK	WP	HR	S	P	ERA	WHIP

TOP

Detroit Tigers @ Washington Nationals

Space Coast Stadium, Viera, FL

Mon Mar 10 2008, 1:05 PM EDT

Att. 4,262 - Partly Cloudy - 70 F

livebaseballscorecards.com

AB	34
R	4
H	9
RBI	4
BB	4
SO	8
LOB	13

Batter	1	2	3	4	5	6	7	8	9	AB	R	H	RBI	BB	SO	LOB
15 Cristian Guzman, S (1, 6) OBP: 0.414, SLG: 0.643 96 Ian Desmond, R (8, 6) OBP: 0.400, SLG: 0.250	S S S 0-3 K ①		X 0-0 G6-3 ②		B B B 4-0 10 G6-4-3 1-2 BB		X 0-0 G4-3 ③		S S S 0-3 K ③	3 0 0 0 1 1 1 1 0 0 0 0 1 0						
10 Ronnie Belliard, R (1, 4) OBP: 0.538, SLG: 0.826 4 Pete Orr, L (7, 4) OBP: 0.286, SLG: 0.550	X 0-0 G5-3 ②		X 0-0 44 1B 1B		X 0-0 G6-4-3 ② ③ 1-2f			X 0-0 G4-3 ①		3 0 1 0 0 0 2 1 0 0 0 0 0 0						
44 Lastings Milledge, R (1, 8) OBP: 0.486, SLG: 0.525 34 Elijah Dukes, R (6, 8) OBP: 0.379, SLG: 0.560	X 0-0 25 S 1B		X 0-0 1-2 1B			X 0-0 G6-3 ①		X 0-0 G5-3 ②		2 0 2 0 0 0 0 2 0 0 0 0 0 0						
25 Austin Kearns, R (1, 9) OBP: 0.261, SLG: 0.318 29 Ryan Langerhans, L (6, PR) OBP: 0.409, SLG: 0.294 (7, 9)	C X 0-1 G3-1 ③ 1-2		S S S 0-3 K ③			X 0-0 1B		X 0-0 5 BB HR 1B		3 0 1 0 0 1 3 1 1 1 0 0 0 0						
26 Wily Mo Peña, R (1, 7) OBP: 0.290, SLG: 0.407 5 Kory Casto, L (8, PH) OBP: 0.381, SLG: 0.133 (9, 7)		X 0-0 8 G1-3 1B		X 0-0 F8 ①		X 0-0 P3 ②		B S B B 4-0 HR 1-2 BB		3 0 1 0 0 0 1 0 1 0 0 1 0 0						
70 Luis Jimenez, L (1, 3) OBP: 0.313, SLG: 0.857 Matthew Whitney, R (7, 3)	S S S 0-3 K ①	S S S 0-3 K ②		S S S 0-3 K ③			B B B S S X 3-2 1-H 2-H HR			3 0 0 0 0 3 2 1 1 1 3 0 0 0						
8 Aaron Boone, R (1, 10) OBP: 0.167, SLG: 0.167		X 0-0 G1-3 ② 1-2		X 0-0 F9 ③			X 0-0 G3 ①	X 0-0 P4 ③		4 0 0 0 0 0 1						
22 Willie Harris, L (1, 5) OBP: 0.333, SLG: 0.353		X 0-0 G5-3 ③			S S S 0-3 K ①		X 0-0 F7 ②		X 0-0 F7 ①	4 0 0 0 0 1 1						
83 Wil Nieves, R (1, 2) OBP: 0.545, SLG: 0.500 53 Humberto Cota, R (7, PH) OBP: 0.750, SLG: 0.667 (8, 2)			X 0-0 F8 ①		B B B 4-0 15 BB BB		X 0-0 1B		X 0-0 G5-3 ②	1 0 0 0 1 0 0 2 0 1 0 0 0 0						
Inning Stats	R: 0 H: 1 E: 0 LOB: 1 K: 1 BB: 0 S: 7 P: 7	R: 0 H: 1 E: 0 LOB: 1 K: 1 BB: 0 S: 6 P: 6	R: 0 H: 2 E: 0 LOB: 2 K: 1 BB: 0 S: 7 P: 7	R: 0 H: 0 E: 0 LOB: 0 K: 1 BB: 0 S: 5 P: 5	R: 0 H: 0 E: 0 LOB: 1 K: 1 BB: 2 S: 4 P: 12	R: 0 H: 1 E: 0 LOB: 1 K: 1 BB: 0 S: 6 P: 6	R: 0 H: 1 E: 0 LOB: 1 K: 0 BB: 0 S: 4 P: 4	R: 3 H: 2 E: 0 LOB: 0 K: 0 BB: 1 S: 7 P: 14	R: 0 H: 0 E: 0 LOB: 0 K: 1 BB: 0 S: 5 P: 5	1B: 7 SF: 0 2B: 0 SAC: 0 3B: 0 DP: 1 HR: 1 HBP: 0						

PITCHER		IP	WLS	BF	H	R	ER	SO	BB	IBB	HBP	BLK	WP	HR	S	P	ERA	WHIP
35 Justin Verlander, R ERA:	(1, 1)	3.0		13	4	0	0	3	0	0	0	0	0	0	20	20	0.00	1.333
58 Armando Galarraga, R ERA: 6.75	(4, 1)	3.0	H	11	1	0	0	3	2	0	0	0	0	0	15	23	0.00	1.000
31 Zach Miner, R ERA: 5.63	(7, 1)	2.0	W	10	3	3	3	0	1	0	0	0	0	1	11	18	13.50	2.000
64 Freddy Dolsi, R ERA: 2.25	(9, 1)	1.0	S	3	0	0	0	1	0	0	0	0	0	0	5	5	0.00	0.000

PITCHER	IP	WLS	BF	H	R	ER	SO	BB	IBB	HBP	BLK	WP	HR	S	P	ERA	WHIP

BOTTOM

Detroit Tigers @ Washington Nationals

Space Coast Stadium, Viera, FL

Mon Mar 10 2008, 1:05 PM EDT
Att. 4,262 - Partly Cloudy - 70 F

livebaseballscorecards.com

AB	34
R	3
H	8
RBI	3
BB	3
SO	7
LOB	11

Cincinnati Reds @ Detroit Tigers

Joker Marchant Stadium, Lakeland, FL

Tue Mar 11 2008, 1:05 PM EDT

Att. 5,290 - Sunny - 79 F

TOP

livebaseballscorecards.com

Batter	1	2	3	4	5	6	7	8	9	AB	R	H	RBI	BB	SO	LOB
23 Corey Patterson, L (1, 8) OBP: 0.333, SLG: 0.333 63 Chris Dickerson, L (6, PH) OBP: 0.333, SLG: 0.500 (6, 8)	G4-3	G4-3		1B		K		P5		3 2	0 0	1 0	0 0	0 0	0 1	3 3
30 Norris Hopper, R (1, 7) OBP: 0.296, SLG: 0.250 54 Jolbert Cabrera, R (6, 7) OBP: 0.440, SLG: 0.542	32 G3 1B		BBBB 19 BB 28 S 15 G3 BB	G4-3			32 G6-3 1B	G5-3		2 2	1 0	1 1	0 0	1 0	0 0	1 1
32 Jay Bruce, L (1, 9) OBP: 0.346, SLG: 0.360 93 Chris Heisey, R (7, 9)	G3 1-2		SSS K		CCC K		G6-3 1-2f		BBBB 84 G4-6-3 39 1B 65 2B BB	4 0	0 1	0 0	0 0	0 1	2 0	3 0
28 Edwin Encarnación, R (1, 5) OBP: 0.300, SLG: 0.346 39 Michael Griffin, R (7, PH) OBP: 0.667, SLG: 0.667 (7, 5)	F7		BBBB 15 G3 19 BB 1-2 BB		P4		84 1B 46 1B 1B		84 G4-6-3 1-2 1B	2 2	0 1	0 2	0 0	0 0	1 0	0 0
19 Joey Votto, L (1, 3) OBP: 0.321, SLG: 0.217 84 Tonys Gutierrez, L (6, 3) OBP: 0.500, SLG: 0.500		SSS K	BBBB 15 G3 1-2 2-3 BB		G6-3		46 1B 1-2 1B		G4-6-3 1-2f 2-3	2 2	0 0	0 1	0 0	1 0	1 0	0 2
15 Jerry Hairston, R (1, 4) 46 Andy Phillips, R (6, PH) OBP: 0.346, SLG: 0.417 (6, 4)		BBBB 9 2B BB	G3 1-2 2-3 3-H			1B 1B	65 FC4-6 1-2 2-H 1B		65 2B BB	1 2	0 1	0 2	1 1	1 1	0 0	2 0
9 Paul Bako, L (1, 2) OBP: 0.471, SLG: 0.571 65 Ryan Hanigan, R (6, PH) OBP: 0.167, SLG: 0.278 (6, 2)		G6-3 1-3 2B				F7	FC4-6 1-2f		1-H 3-H 2B	2 3	0 0	1 1	0 2	0 0	0 0	2 3
Juan Castro, R (1, 6) OBP: 0.412, SLG: 0.231 82 Adam Rosales, R (7, 6) OBP: 0.273, SLG: 0.455		BBBB BB	F9			1B		SSS 85 G4-3 1B	K	2 2	0 0	1 1	0 0	1 0	0 1	0 1
81 Chris Kroski, L (1, 10) OBP: 0.200, SLG: 0.400 85 Chris Denove, R (6, PH) (6, 10)		CCC K	F8			SSS K		G4-3 1-2		2 2	0 0	0 0	0 0	0 0	1 1	3 3

	AB	R	H	RBI	BB	SO	LOB
	37	4	12	4	7	7	28

Inning Stats	1	2	3	4	5	6	7	8	9	1B	SF	WP	PA
	R: 0 E: 0 K: 0 S: 4	H: 1 LOB: 1 BB: 0 P: 4	R: 0 E: 0 K: 2 S: 8	H: 1 LOB: 3 BB: 2 P: 16	R: 1 E: 0 K: 1 S: 5	H: 0 LOB: 2 BB: 3 P: 17	R: 0 E: 0 K: 0 S: 4	H: 1 LOB: 1 BB: 0 P: 4	R: 0 E: 0 K: 1 S: 5	H: 0 LOB: 0 BB: 0 P: 5	R: 0 E: 0 K: 2 S: 9	H: 2 LOB: 2 BB: 0 P: 9	R: 1 E: 0 K: 0 S: 6	H: 4 LOB: 2 BB: 0 P: 6	R: 0 E: 0 K: 0 S: 4	H: 1 LOB: 1 BB: 0 P: 4	R: 2 E: 0 K: 1 S: 6	H: 2 LOB: 1 BB: 2 P: 14	1B: 10 2B: 2 3B: 0 HR: 0	SF: 0 SAC: 0 DP: 2 HBP: 0	WP: 0 PB: 0 SB: 1 CS: 0	PA: 44

PITCHER		IP	WLS	BF	H	R	ER	SO	BB	IBB	HBP	BLK	WP	HR	S	P	ERA	WHIP
21 Dontrelle Willis, L ERA: 2.45	(1, 1)	2.1	W	13	2	1	1	3	4	0	0	0	0	0	15	31	3.86	2.571
Jason Grilli, R ERA: 3.12	(3, 1)	2.2	H	10	1	0	0	1	1	0	0	0	0	0	11	15	0.00	0.750
44 Bobby Seay, L ERA: 1.29	(6, 1)	2.0	H	11	6	1	1	2	0	0	0	0	0	0	15	15	4.50	3.000
60 Preston Larrison, R ERA: 1.29	(8, 1)	1.0	H	4	1	0	0	0	0	0	0	0	0	0	4	4	0.00	1.000
45 Aquilino Lopez, R ERA: 2.57	(9, 1)	1.0	S	6	2	2	2	1	2	0	0	0	0	0	6	14	18.00	4.000

PITCHER		IP	WLS	BF	H	R	ER	SO	BB	IBB	HBP	BLK	WP	HR	S	P	ERA	WHIP

Batter	1	2	3	4	5	6	7	8	9	AB	R	H	RBI	BB	SO	LOB
Ivan Rodriguez, R (1, 2) OBP: 0.357, SLG: 0.846	B B B 4-0 3 G5-3 15 E BB	x 0-0 ③ F7			x 0-0 HR		S S S 0-3 ② K			2	1	1	1	1	0	0
63 Nick Trzesniak, R (6, 2) OBP: 0.400, SLG: 0.250										1	0	0	0	0	1	0
15 Brandon Inge, R (1, 8) OBP: 0.486, SLG: 0.560	x 0-0 E6 3 G5-3 1-2		x 0-0 1B		C C C 0-3 ① K		B B B 4-0 64 S BB			3	0	1	0	0	1	1
46 Freddy Guzman, S (6, 8) OBP: 0.538, SLG: 0.636										0	0	0	0	1	0	0
3 Gary Sheffield, R (1, 10)	x 0-0 ① ② G5-3 1-2 2-3f		x 0-0 ① P6		x 0-0 ② G6-3		S S S 0-3 ③ K 1-2			3	0	0	0	0	0	3
64 Justin Henry, L (7, PH) OBP: 0.500, SLG: 0.500										1	0	0	0	0	1	1
(8, 10)																
30 Magglio Ordonez, R (1, 9) OBP: 0.333, SLG: 0.464	x 0-0 ③ P4		x 0-0 ② P4		x 0-0 ③ F9			x 0-0 HR		3	0	0	0	0	0	2
27 Brent Clevlen, R (6, 9) OBP: 0.478, SLG: 0.696										1	1	1	1	0	0	0
24 Miguel Cabrera, R (1, 5) OBP: 0.300, SLG: 0.483		x 0-0 9 HR 1B	x 0-0 ③ G5-3			x 0-0 25 F8 2B		S S S 0-3 ① K		3	1	2	0	0	0	1
Audy Ciriaco, R (6, PR)										1	0	0	0	0	1	0
(7, 6)																
9 Carlos Guillen, S (1, 3) OBP: 0.313, SLG: 0.742	x 0-0 1-H HR		x 0-0 ① G4-3			x 0-0 ① F9		x 0-0 ② G5-3		3	1	1	2	0	0	1
52 Ryan Roberson, R (7, 3)										1	0	0	0	0	0	0
25 Ryan Raburn, R (1, 7) OBP: 0.324, SLG: 0.394	x 0-0 ① G6-3		S S S 0-3 ② K			x 0-0 ② F8 2-3		B B B B 4-0 BB		3	0	0	0	0	1	1
Deik Scram, L (7, 7)										0	0	0	0	1	0	0
72 Scott Sizemore, R (1, 4) OBP: 0.391, SLG: 0.500	x 0-0 HR		x 0-0 1B			x 0-0 ③ G5-3		x 0-0 ③ G5-3		4	1	2	1	0	0	3
39 Ramon Santiago, S (1, 6) OBP: 0.522, SLG: 0.550	x 0-0 ② P2		x 0-0 ③ F9				x 0-0 ① G4-3			3	0	0	0	0	0	1
(7, 5)																
Inning Stats	R: 0 E: 1 K: 0 S: 3 H: 0 LOB: 1 BB: 1 P: 7	R: 3 E: 0 K: 0 S: 6 H: 3 LOB: 0 BB: 0 P: 6	R: 0 E: 0 K: 0 S: 4 H: 1 LOB: 1 BB: 0 P: 4		R: 0 E: 0 K: 1 S: 6 H: 1 LOB: 1 BB: 0 P: 6	R: 1 E: 0 K: 1 S: 6 H: 1 LOB: 0 BB: 0 P: 6	R: 0 E: 0 K: 0 S: 4 H: 1 LOB: 2 BB: 0 P: 4	R: 0 E: 0 K: 2 S: 7 H: 0 LOB: 1 BB: 1 P: 11	R: 1 E: 0 K: 1 S: 6 H: 1 LOB: 1 BB: 1 P: 10							

BOTTOM

Cincinnati Reds @ Detroit Tigers

Joker Marchant Stadium, Lakeland, FL

Tue Mar 11 2008, 1:05 PM EDT

Att. 5,290 - Sunny - 79 F

livebaseballscorecards.com

AB	32
R	5
H	8
RBI	5
BB	3
SO	5
LOB	14

| | | | | | | | | | | | | | | | |

Detroit Tigers @ Cleveland Indians

Chain of Lakes Park, Winter Haven, FL

Tue Mar 11 2008, 1:05 PM EDT

Att. 5,722 - Cloudy - 77 F

livebaseballscorecards.com

Batter	1	2	3	4	5	6	7	8	9	10	AB	R	H	RBI	BB	SO	LOB
28 Curtis Granderson, L (1, 8) OBP: 0.280, SLG: 0.667	F8	K			G3		1B	L7		BB	3	0	0	0	0	1	3
76 Clete Thomas, L (5, 8) OBP: 0.300, SLG: 0.333										65 PB	2	0	1	0	1	0	2
14 Placido Polanco, R (1, 4) OBP: 0.536, SLG: 0.760	F7		F7		1B		P3		F8	BB	3	0	1	0	0	0	0
65 Michael Hollimon, S (5, 4) OBP: 0.227, SLG: 0.158											2	0	0	0	1	0	2
Edgar Renteria, R (1, 6) OBP: 0.154, SLG: 0.208	E5		K		L9		1B		F8	K	3	0	0	0	0	1	1
Cale Iorg, R (5, 6) OBP: 0.333, SLG: 0.333											3	0	1	0	0	1	3
Jacque Jones, L (1, 7) OBP: 0.286, SLG: 0.167	G3		G4-3			G3-1	P6		P5		3	0	0	0	0	0	1
31 Jeramy Laster, R (6, 7)											2	0	0	0	0	0	3
66 Matt Joyce, L (1, 9) OBP: 0.474, SLG: 0.467		F7		K		F9		26 E 26 BB 68 SF8 BB		78 SH2-3 26 E 68 1B 1B	4	2	1	0	1	1	0
26 Mike Hessman, R (1, 5) OBP: 0.407, SLG: 0.591		61 1B 2B		L5		K		E2 73 1B BB		FC5 78 SH2-3 68 1B	4	1	1	0	1	1	1
61 Timo Perez, L (1, 10) OBP: 0.444, SLG: 0.611							68 1B 70 SF7 2B	F9		SH2-3	3	1	3	0	0	0	0
Jackson Melian, R (8, PH)		70 BB 1B		2B							1	0	0	0	0	0	2
(8, 10)																	
78 Danny Worth, R (10, PH) OBP: 0.273, SLG: 0.200											0	0	0	0	0	0	0
(10, 10)																	
68 Jeff Larish, L (1, 3) OBP: 0.167, SLG: 0.125		K		K			1B 76 1B	SF8		65 PB 76 BB 1B	4	0	2	3	0	2	3
70 Dane Sardinha, R (1, 2) OBP: 0.333, SLG: 0.182		BB			G6-3		SF7			F7	1	0	0	1	1	0	0
73 James Skelton, L (8, PH) OBP: 0.333, SLG: 0.333											2	0	1	0	0	0	1
(8, 2)																	

Inning Stats																								
	R: 0	H: 0		R: 0	H: 2		R: 0	H: 0		R: 0	H: 1		R: 0	H: 1		R: 0	H: 0		R: 1	H: 4		R: 1	H: 1	
	E: 1	LOB: 1		E: 0	LOB: 3		E: 0	LOB: 0		E: 0	LOB: 1		E: 0	LOB: 1		E: 0	LOB: 0		E: 1	LOB: 3		E: 1	LOB: 2	
	K: 0	BB: 0		K: 2	BB: 1		K: 1	BB: 0		K: 2	BB: 0		K: 0	BB: 0		K: 1	BB: 0		K: 0	BB: 0		K: 0	BB: 2	
	S: 4	P: 4		S: 9	P: 13		S: 5	P: 5		S: 8	P: 8		S: 4	P: 4		S: 5	P: 5		S: 7	P: 7		S: 4	P: 12	

Inning Stats										
	R: 0	H: 0		R: 2	H: 2		1B: 8	SF: 2	WP: 0	PA: 48
	E: 0	LOB: 0		E: 1	LOB: 3		2B: 3	SAC: 1	PB: 1	
	K: 0	BB: 0		K: 1	BB: 2		3B: 0	DP: 0	SB: 0	
	S: 3	P: 3		S: 9	P: 17		HR: 0	HBP: 0	CS: 0	

PITCHER		IP	WLS	BF	H	R	ER	SO	BB	IBB	HBP	BLK	WP	HR	S	P	ERA	WHIP
31 Cliff Lee, L ERA: 3.86	(1, 1)	3.0		13	2	0	0	3	1	0	0	0	0	0	18	22	0.00	1.000
47 Joe Borowski, R ERA: 9.0	(4, 1)	1.0	H	4	1	0	0	2	0	0	0	0	0	0	8	8	0.00	1.000
49 Edward Mujica, R ERA: 6.23	(5, 1)	2.0	H	7	1	0	0	1	0	0	0	0	0	0	9	9	0.00	0.500
56 Matt Ginter, R ERA: 2.84	(7, 1)	1.0	H	7	4	1	1	0	0	0	0	0	0	0	7	7	9.00	4.000
27 Rick Bauer, R ERA: 3.6	(8, 1)	1.0	B	6	1	1	1	0	2	0	0	0	0	0	4	12	9.00	3.000

PITCHER		IP	WLS	BF	H	R	ER	SO	BB	IBB	HBP	BLK	WP	HR	S	P	ERA	WHIP
39 Scott Elarton, R ERA: 2.16	(9, 1)	2.0	L	11	2	2	1	1	2	0	0	0	0	0	12	20	4.50	2.000

AB	40
R	4
H	11
RBI	4
BB	5
SO	7
LOB	22

Batter	1	2	3	4	5	6	7	8	9	10	AB	R	H	RBI	BB	SO	LOB
24 Grady Sizemore, L (1, 8) OBP: 0.588, SLG: 1.143 75 Brad Snyder, L (6, 8) OBP: 0.238, SLG: 0.350	HR		HR		K			1B		K	3 2	2 0	2 1	2 0	0 0	1 1	0 1
29 Josh Barfield, R (1, 4) OBP: 0.448, SLG: 0.520	G4-6-3		CS		K			1B		F9	5	0	3	0	0	1	1
20 David Dellucci, L (1, 7) OBP: 0.250, SLG: 0.294	G4-6-3		BB			G3-1		L4			3	0	0	0	1	0	3
41 Victor Martinez, S (1, 2) OBP: 0.235, SLG: 0.235 77 Dave Wallace, R (7, 2) OBP: 0.250, SLG: 0.250	L7		L4			G6-3		G5-3			3 1	0 0	0 0	0 0	0 0	0 0	1 2
Casey Blake, R (1, 3) OBP: 0.333, SLG: 0.267 67 Jordan Brown, L (7, 3) OBP: 0.167, SLG: 0.167		K		K		G5-3			P5		3 1	0 0	0 0	0 0	0 0	2 0	0 0
12 Ben Francisco, R (1, 9) OBP: 0.400, SLG: 0.577	2B		K			F8			F9		4	0	1	0	0	1	0
15 Andy Marte, R (1, 5) OBP: 0.321, SLG: 0.417	G6-3		1B			F7			K		4	0	1	0	0	1	1
78 Beau Mills, L (1, 10) OBP: 0.400, SLG: 0.400	F7		P5			K				BB	3	0	0	0	1	1	2
11 Danny Sandoval, S (1, 6) OBP: 0.269, SLG: 0.385 83 Joshua Rodriguez, R (9, 6)		G1-3		G4-1				P4		P6	3 1	0 0	0 0	0 0	0 0	0 0	0 1
Inning Stats	R: 1 E: 0 K: 0 S: 5 H: 2 LOB: 0 BB: 0 P: 6	R: 0 E: 0 K: 1 S: 6 H: 1 LOB: 1 BB: 0 P: 6	R: 1 E: 0 K: 0 S: 7 H: 2 LOB: 1 BB: 1 P: 14	R: 0 E: 0 K: 2 S: 8 H: 1 LOB: 1 BB: 0 P: 8	R: 0 E: 0 K: 2 S: 7 H: 0 LOB: 0 BB: 0 P: 7	R: 0 E: 0 K: 0 S: 3 H: 0 LOB: 0 BB: 0 P: 3	R: 0 E: 0 K: 1 S: 5 H: 0 LOB: 0 BB: 0 P: 5	R: 0 E: 0 K: 0 S: 5 H: 2 LOB: 2 BB: 0 P: 5	R: 0 E: 0 K: 1 S: 5 H: 0 LOB: 0 BB: 0 P: 5	R: 0 E: 0 K: 1 S: 5 H: 0 LOB: 1 BB: 1 P: 9	1B: 5 2B: 1 3B: 0 HR: 2	SF: 0 SAC: 0 DP: 1 HBP: 0						

PITCHER	IP	WLS	BF	H	R	ER	SO	BB	IBB	HBP	BLK	WP	HR	S	P	ERA	WHIP
40 Yorman Bazardo, R (1, 1) ERA: 3.0	3.0		13	5	2	2	1	1	0	0	0	0	2	18	26	6.00	2.000
52 Denny Bautista, R (4, 1) ERA:	2.0		7	1	0	0	4	0	0	0	0	0	0	15	15	0.00	0.500
48 Rick Porcello, R (6, 1) ERA: 1.59	2.0		6	0	0	0	1	0	0	0	0	0	0	8	8	0.00	0.000
67 Chris Lambert, R (8, 1) ERA:	2.0	W	8	2	0	0	1	0	0	0	0	0	0	10	10	0.00	1.000
Ian Ostlund, L (10, 1) ERA:	1.0	S	4	0	0	0	1	1	0	0	0	0	0	5	9	0.00	1.000

PITCHER	IP	WLS	BF	H	R	ER	SO	BB	IBB	HBP	BLK	WP	HR	S	P	ERA	WHIP

BOTTOM

Detroit Tigers @ Cleveland Indians

Chain of Lakes Park, Winter Haven, FL

Tue Mar 11 2008, 1:05 PM EDT
Att. 5,722 - Cloudy - 77 F

livebaseballscorecards.com

AB	36
R	2
H	8
RBI	2
BB	2
SO	8
LOB	12

WP: 0 PB: 0 SB: 0 CS: 1 PA: 38

Houston Astros @ Detroit Tigers

Joker Marchant Stadium, Lakeland, FL

Wed Mar 12 2008, 1:05 PM EDT

Att. 6,937 - Sunny - 74 F

livebaseballscorecards.com

TOP

Batter	1	2	3	4	5	6	7	8	9	AB	R	H	RBI	BB	SO	LOB
21 Michael Bourn, L (1, 8) OBP: 0.447, SLG: 0.500 60 Reggie Abercrombie, R (6, 8) OBP: 0.250, SLG: 0.241	C S C 0-3 ① K		x 0-0 ① B1-3			x 0-0 ① G6-4-3 1B	x 0-0 ② P4		x 0-0 ② F7	3 0 1 0 0 1 0 2 0 0 0 0 0 1						
Mark Loretta, R (1, 4) OBP: 0.379, SLG: 0.444 Alberto Castillo, R (7, 2)	x 0-0 ② G6-3		x 0-0 ② G4-3			x 0-0 ①② G6-4-3 1-2f	x 0-0 ③ G5-3		x 0-0 ③ F8	4 0 0 0 0 0 2 1 0 0 0 0 0 0						
10 Miguel Tejada, R (1, 6) OBP: 0.222, SLG: 0.308 59 J.R. House, R (7, 3) OBP: 0.267, SLG: 0.083	x 0-0 ③ G3		x 0-0 ③ F8			x 0-0 2B		x 0-0 ① F9		3 0 1 0 0 0 0 1 0 0 0 0 0 0						
17 Lance Berkman, S (1, 3) OBP: 0.440, SLG: 0.818 20 Nick Gorneault, R (7, 7) OBP: 0.563, SLG: 0.571		B x 1-0 HR		x 0-0 ① F8		B B B 4-0 BB		x 0-0 ② P3		2 1 1 1 1 0 0 1 0 0 0 0 0 0						
45 Carlos Lee, R (1, 7) OBP: 0.409, SLG: 0.684 28 Victor Diaz, R (7, 9) OBP: 0.259, SLG: 0.440		x 0-0 ① P4		x 0-0 ② F8		x 0-0 ③ L5		x 0-0 31 1B 21 2B 1B		3 0 0 0 0 0 2 1 1 1 0 0 0 0						
2 Darin Erstad, L (1, 9) OBP: 0.345, SLG: 0.571 31 David Newhan, L (7, 4) OBP: 0.313, SLG: 0.414		x 0-0 ② G4-3		S S C 0-3 ③ K			x 0-0 HR	x 0-0 21 2B 1-2 1B		3 1 1 1 0 1 0 1 0 1 0 0 0 0						
21 Ty Wigginton, R (1, 5) OBP: 0.229, SLG: 0.412		x 0-0 22 2B 1B			x 0-0 ① G5-3		H 1-0 22 2B HBP	x 0-0 1-3 2-H 2B		3 1 2 1 0 0 0						
22 José Cruz Jr., S (1, 10) OBP: 0.350, SLG: 0.421		x 0-0 1-3 2B			x 0-0 ② F9		x 0-0 1-H 2B	S C S 0-3 ③ K		4 0 2 1 0 1 2						
Brad Ausmus, R (1, 2) OBP: 0.375, SLG: 0.500 13 Tomas Perez, S (7, 6) OBP: 0.258, SLG: 0.286		x 0-0 ③ G5-3			x 0-0 ③ G5-3		x 0-0 ① G6-3		x 0-0 ① P5	3 0 0 0 0 0 3 1 0 0 0 0 0 0						
Inning Stats	R: 0 H: 0 E: 0 LOB: 0 K: 1 BB: 0 S: 5 P: 5	R: 1 H: 3 E: 0 LOB: 2 K: 0 BB: 0 S: 6 P: 7	R: 0 H: 0 E: 0 LOB: 0 K: 0 BB: 0 S: 3 P: 3	R: 0 H: 0 E: 0 LOB: 0 K: 1 BB: 0 S: 5 P: 5	R: 0 H: 0 E: 0 LOB: 0 K: 0 BB: 0 S: 3 P: 3	R: 0 H: 2 E: 0 LOB: 2 K: 0 BB: 1 S: 4 P: 8	R: 2 H: 2 E: 0 LOB: 1 K: 0 BB: 0 S: 5 P: 6	R: 1 H: 3 E: 0 LOB: 2 K: 1 BB: 0 S: 8 P: 8	R: 0 H: 0 E: 0 LOB: 0 K: 0 BB: 0 S: 3 P: 3	1B: 4 SF: 0 2B: 4 SAC: 0 3B: 0 DP: 1 HR: 2 HBP: 1						

	AB	36
	R	4
	H	10
	RBI	4
	BB	1
	SO	3
	LOB	10

WP: 0 PB: 0 SB: 0 CS: 0 PA: 38

PITCHER		IP	WLS	BF	H	R	ER	SO	BB	IBB	HBP	BLK	WP	HR	S	P	ERA	WHIP
Kenny Rogers, L ERA: 2.89	(1, 1)	5.0	W	18	3	1	1	2	0	0	0	0	0	1	22	23	1.80	0.600
32 Virgil Vasquez, R ERA: 7.27	(6, 1)	2.0		11	4	2	2	0	1	0	1	0	0	1	9	14	9.00	2.500
Tim Byrdak, L ERA: 5.14	(8, 1)	2.0		9	3	1	1	1	0	0	0	0	0	0	11	11	4.50	1.500

PITCHER	IP	WLS	BF	H	R	ER	SO	BB	IBB	HBP	BLK	WP	HR	S	P	ERA	WHIP

Houston Astros @ Detroit Tigers

Joker Marchant Stadium, Lakeland, FL

Wed Mar 12 2008, 1:05 PM EDT

Att. 6,937 - Sunny - 74 F

BOTTOM

Batter	1	2	3	4	5	6	7	8	9	AB	R	H	RBI	BB	SO	LOB
28 Curtis Granderson, L (1, 8) OBP: 0.233, SLG: 0.552 46 Freddy Guzman, S (8, 8) OBP: 0.538, SLG: 0.636	G3	F8	F8		F9		F5			5 0	0 0	0 0	0 0	0 0	0 0	4 0
14 Placido Polanco, R (1, 4) OBP: 0.531, SLG: 0.828 72 Scott Sizemore, R (6, PR) OBP: 0.375, SLG: 0.476 (7, 4)	HR	G6-3		G5-3		1B	K			4 1	1 0	2 0	1 0	0 0	0 1	0 3
3 Gary Sheffield, R (1, 10) OBP: 0.150, SLG: 0.111 61 Timo Perez, L (7, PH) OBP: 0.421, SLG: 0.579 (8, 10)	30 F9 2B		F8	G1-3		P2	F9			4 1	0 0	1 0	0 0	0 0	0 0	1 3
30 Magglio Ordonez, R (1, 9) OBP: 0.353, SLG: 0.500 27 Brent Clevlen, R (7, 9) OBP: 0.458, SLG: 0.667	F9 2-3		24 1B HR 1B	24 1B 2B		K		L5		4 1	2 0	2 0	0 0	0 0	1 0	2 0
24 Miguel Cabrera, R (1, 5) OBP: 0.324, SLG: 0.485 25 Ryan Raburn, R (7, 5) OBP: 0.342, SLG: 0.412 (9, 7)	G6-3		HR 1-2 1B	9 1B 2-H 1B		F8		39 2B 1B		4 1	1 1	2 1	1 1	0 0	0 0	2 0
9 Carlos Guillen, S (1, 3) OBP: 0.361, SLG: 0.771 26 Mike Hessman, R (7, PR) OBP: 0.393, SLG: 0.565 (8, 3)		2B 2B	F4 1B	1-2 1B			74 1B 1B 1B	K		4 1	1 1	3 0	0 0	0 1	0 1	2 1
Edgar Renteria, R (1, 6) OBP: 0.233, SLG: 0.429 39 Ramon Santiago, S (7, PR) OBP: 0.542, SLG: 0.619 (8, 6)	HR 2-H 2B		1-H 2-H HR	K			1B 74 1B 1-2 1B	1-H 2B		4 1	2 0	3 1	4 1	0 0	1 0	2 0
Ivan Rodriguez, R (1, 2) OBP: 0.387, SLG: 1.034 74 Max St. Pierre, R (6, 2) OBP: 0.462, SLG: 0.364	HR 2-H	HR	F9		1B 1-2 2-3 1B	G5-3				3 2	2 0	2 1	3 0	0 0	0 0	0 1
Jacque Jones, L (1, 7) OBP: 0.320, SLG: 0.227 65 Michael Hollimon, S (9, 5) OBP: 0.227, SLG: 0.158	F9	1B	G3		1-2 2-3 3-H 1B					4 0	0 0	2 0	1 0	0 0	0 0	0 0
Inning Stats	R: 1 E: 0 K: 0 S: 5 H: 2 LOB: 1 BB: 0 P: 5	R: 3 E: 0 K: 0 S: 8 H: 3 LOB: 0 BB: 0 P: 9	R: 4 E: 0 K: 0 S: 9 H: 5 LOB: 1 BB: 0 P: 10	R: 1 E: 0 K: 1 S: 8 H: 3 LOB: 2 BB: 0 P: 8	R: 0 E: 0 K: 0 S: 3 H: 0 LOB: 0 BB: 0 P: 3	R: 0 E: 0 K: 1 S: 6 H: 1 LOB: 1 BB: 0 P: 6	R: 1 E: 0 K: 1 S: 9 H: 4 LOB: 3 BB: 0 P: 9	R: 1 E: 0 K: 1 S: 7 H: 2 LOB: 1 BB: 0 P: 7		1B: 11 2B: 5 3B: 0 HR: 4 SF: 0 SAC: 0 DP: 0 HBP: 0				WP: 0 PB: 0 SB: 0 CS: 0 PA: 44	

livebaseballscorecards.com

AB	44
R	11
H	20
RBI	11
BB	0
SO	4
LOB	21

PITCHER		IP	WLS	BF	H	R	ER	SO	BB	IBB	HBP	BLK	WP	HR	S	P	ERA	WHIP
Woody Williams, R ERA: 15.26	(1, 1)	3.0	L	19	10	8	8	0	0	0	0	0	0	4	22	24	24.00	3.333
38 Brian Moehler, R ERA: 4.15	(4, 1)	3.0		13	4	1	1	2	0	0	0	0	0	0	17	17	3.00	1.333
26 Doug Brocail, R ERA: 14.4	(7, 1)	1.0		7	4	1	1	1	0	0	0	0	0	0	9	9	9.00	4.000
54 Chad Paronto, R ERA: 10.5	(8, 1)	1.0		5	2	1	1	1	0	0	0	0	0	0	7	7	9.00	2.000

PITCHER	IP	WLS	BF	H	R	ER	SO	BB	IBB	HBP	BLK	WP	HR	S	P	ERA	WHIP

Batter	1	2	3	4	5	6	7	8	9	10	AB	R	H	RBI	BB	SO	LOB
22 Josh Anderson, L (1, 8) OBP: 0.344, SLG: 0.367	F8	K		G4-3		FC3-6 73 S 1-2f 3-H			F7		5	0	0	1	0	1	3
11 Mark Kotsay, L (1, 10) OBP: 0.345, SLG: 0.333 73 Jordan Schafer, L (4, PH) OBP: 0.367, SLG: 0.391 (4, 10)	F9		G4-3	F8		F9 1-2			F8		2 3	0 0	0 0	0 0	0 0	0 0	0 2
10 Chipper Jones, S (1, 5) OBP: 0.545, SLG: 0.611 Van Pope, R (3, 5) OBP: 0.333, SLG: 0.500	2B		BB 1B		P5		P4			20 F7-5 2B	2 3	0 0	2 1	0 0	0 0	0 0	0 0
Mark Teixeira, S (1, 3) OBP: 0.345, SLG: 0.423 20 Scott Thorman, L (3, 3) OBP: 0.290, SLG: 0.320	K		8 G5-4-3 1-2 BB		G1-3		P6			F7-5 2-3	1 3	0 0	0 0	0 0	1 0	1 0	1 1
8 Javy Lopez, R (1, 2) OBP: 0.250, SLG: 0.450 5 Brayan Peña, S (5, 2) OBP: 0.250, SLG: 0.267		E5 26 3B	G5-4-3 1-2f		P4		G3			28 BB 1B	3 2	1 0	0 1	0 0	0 0	0 0	2 0
26 Joe Borchard, S (1, 7) OBP: 0.423, SLG: 0.708 28 Brandon Jones, L (6, 7) OBP: 0.364, SLG: 0.160		1 SF8 1-H 3B		P5		1 G4-3 68 1B 2B		G1-3		1-2 BB	3 1	2 0	2 0	1 0	0 1	0 0	0 0
1 Grégor Blanco, L (1, 9) OBP: 0.522, SLG: 0.533		SF8 3-H		14 1B 14 WP 68 3B BB		G4-3 2-3		B2-3		F7	3	1	0	1	1	0	3
14 Martín Prado, R (1, 4) OBP: 0.367, SLG: 0.364 88 J.C. Holt, L (6, 4) OBP: 0.500, SLG: 0.333	1B		68 3B 1-3 1B			68 1B 22 FC3-6 BB		K			2 1	2 0	2 0	0 0	1 0	0 1	0 0
68 Brent Lillibridge, R (1, 6) OBP: 0.325, SLG: 0.361 Brandon Hicks, R (6, 6) OBP: 0.667, SLG: 2.000		K		22 FC3-6 1-H 3-H 3B		22 FC3-6 1-3 3-H 1B			K		3 1	0 0	2 0	3 0	0 0	1 1	1 0
Inning Stats	R: 0 E: 0 K: 1 S: 6 H: 1 LOB: 1 BB: 0 P: 6	R: 2 E: 1 K: 2 S: 10 H: 2 LOB: 1 BB: 0 P: 10	R: 0 E: 0 K: 0 S: 3 H: 1 LOB: 1 BB: 1 P: 7	R: 2 E: 0 K: 0 S: 5 H: 2 LOB: 1 BB: 1 P: 10	R: 0 E: 0 K: 0 S: 3 H: 2 LOB: 0 BB: 0 P: 3	R: 2 E: 0 K: 0 S: 6 H: 2 LOB: 1 BB: 1 P: 10	R: 0 E: 0 K: 0 S: 3 H: 0 LOB: 0 BB: 0 P: 3	R: 0 E: 0 K: 1 S: 5 H: 0 LOB: 0 BB: 0 P: 5	R: 0 E: 0 K: 1 S: 5 H: 0 LOB: 0 BB: 0 P: 5	R: 0 E: 0 K: 0 S: 4 H: 2 LOB: 2 BB: 1 P: 8	1B: 5 2B: 4 3B: 2 HR: 0	SF: 1 SAC: 0 DP: 2 HBP: 0						

PITCHER		IP	WLS	BF	H	R	ER	SO	BB	IBB	HBP	BLK	WP	HR	S	P	ERA	WHIP
38 Jeremy Bonderman, R ERA: 5.54	(1, 1)	4.0		20	6	4	3	3	2	0	0	0	1	0	24	33	6.75	2.000
64 Freddy Dolsi, R ERA: 4.5	(5, 1)	2.0		9	2	2	2	0	1	0	0	0	0	0	9	13	9.00	1.500
59 Todd Jones, R ERA: 19.29	(7, 1)	1.0		3	0	0	0	0	0	0	0	0	0	0	3	3	0.00	0.000
31 Zach Miner, R ERA: 5.0	(8, 1)	1.0		3	0	0	0	1	0	0	0	0	0	0	5	5	0.00	0.000
62 Francis Beltran, R ERA: 1.17	(9, 1)	2.0		8	2	0	0	1	1	0	0	0	0	0	9	13	0.00	1.500

PITCHER	IP	WLS	BF	H	R	ER	SO	BB	IBB	HBP	BLK	WP	HR	S	P	ERA	WHIP

TOP

Atlanta Braves @ Detroit Tigers

Joker Marchant Stadium, Lakeland, FL

Thu Mar 13 2008, 1:05 PM EDT

Att. 7,873 - Sunny - 77 F

livebaseballscorecards.com

AB	38
R	6
H	10
RBI	6
BB	4
SO	5
LOB	13

1B: 5	SF: 1	WP: 1	PA: 43
2B: 4	SAC: 0	PB: 0	
3B: 2	DP: 2	SB: 1	
HR: 0	HBP: 0	CS: 0	

Atlanta Braves @ Detroit Tigers

Joker Marchant Stadium, Lakeland, FL

Thu Mar 13 2008, 1:05 PM EDT

Att. 7,873 - Sunny - 77 F

livebaseballscorecards.com

Batter	1	2	3	4	5	6	7	8	9	10	AB	R	H	RBI	BB	SO	LOB
28 Curtis Granderson, L (1, 8) OBP: 0.235, SLG: 0.576 46 Freddy Guzman, S (8, 8) OBP: 0.519, SLG: 0.609	F9		K		14 1B 3B		P6	P5-3 2-3f			4 1	1 0	1 0	0 0	0 0	1 0	1 3
14 Placido Polanco, R (1, 4) OBP: 0.528, SLG: 0.818 72 Scott Sizemore, R (8, 4) OBP: 0.360, SLG: 0.455	G6-3		E8 30 1B 1-H 2B		3 HR 3-H 1B		G4-3		E6		4 1	2 0	2 0	2 0	0 0	0 0	0 0
3 Gary Sheffield, R (1, 10) OBP: 0.250, SLG: 0.300 Jacque Jones, L (9, PH) OBP: 0.308, SLG: 0.217 (10, 10)	G6-3		30 1B BB		1-H HR		27 BLK BB		F8		2 1	1 0	1 0	2 0	2 0	0 0	0 1
30 Magglio Ordonez, R (1, 9) OBP: 0.405, SLG: 0.571 27 Brent Clevlen, R (5, PR) OBP: 0.423, SLG: 0.615 (6, 9)		9 F8 2B	24 FC6-4 1-3 3-H 1B		24 FC3-6 1B		F8 1-2		K		3 2	0 0	3 0	1 0	0 0	0 1	0 2
24 Miguel Cabrera, R (1, 5) OBP: 0.297, SLG: 0.444 65 Michael Hollimon, S (6, 5) OBP: 0.208, SLG: 0.143		F9	FC6-4 1-2f		FC3-6 9 FC6-4 1-2f			L5	F7		3 2	0 0	0 0	0 0	0 0	0 0	4 1
9 Carlos Guillen, S (1, 3) OBP: 0.333, SLG: 0.711 26 Mike Hessman, R (6, 3) OBP: 0.400, SLG: 0.542		F8 2-3		F8	FC6-4 1-2f			70 BB 39 HBP 25 BB BB		P5 39 CS	3 1	0 1	0 1	0 0	0 1	0 0	2 0
Edgar Renteria, R (1, 6) OBP: 0.242, SLG: 0.419 39 Ramon Santiago, S (7, 6) OBP: 0.577, SLG: 0.619		P4		15 L5-3 1B		F7		25 BB 70 BB 1-2 HBP		1-2 BB	3 0	0 0	1 0	0 0	0 1	0 0	1 0
15 Brandon Inge, R (1, 2) OBP: 0.459, SLG: 0.519 (5, 7) 70 Dane Sardinha, R (6, 2) OBP: 0.333, SLG: 0.154			G6-3	L5-3 1-1		P5-3		46 P5-3 25 BB 1-2 2-3 BB		P3	2 2	0 0	0 0	0 0	0 1	0 0	1 1
25 Ryan Raburn, R (1, 7) OBP: 0.349, SLG: 0.378 (5, 2) (6, 7)			14 E BB		K	F8		1-2 2-3 3-H BB		F7	3	1	0	1	2	1	1
Inning Stats	R: 0 H: 0 E: 0 LOB: 0 K: 0 BB: 0 S: 3 P: 3	R: 0 H: 1 E: 0 LOB: 1 K: 0 BB: 0 S: 4 P: 4	R: 2 H: 2 E: 1 LOB: 2 K: 1 BB: 2 S: 7 P: 15	R: 0 H: 1 E: 0 LOB: 0 K: 0 BB: 0 S: 3 P: 3	R: 3 H: 4 E: 0 LOB: 1 K: 1 BB: 0 S: 9 P: 9	R: 0 H: 0 E: 0 LOB: 0 K: 0 BB: 0 S: 3 P: 3	R: 0 H: 0 E: 0 LOB: 1 K: 0 BB: 1 S: 3 P: 7	R: 1 H: 0 E: 0 LOB: 2 K: 0 BB: 3 S: 2 P: 15	R: 0 H: 0 E: 1 LOB: 1 K: 1 BB: 0 S: 6 P: 6	R: 0 H: 0 E: 1 LOB: 1 K: 0 BB: 1 S: 4 P: 8	1B: 4 2B: 3 3B: 1 HR: 1	SF: 0 SAC: 0 DP: 2 HBP: 1					WP: 0 PB: 0 SB: 0 CS: 1	PA: 45

BOTTOM	
AB	37
R	6
H	8
RBI	6
BB	7
SO	3
LOB	18

PITCHER		IP	WLS	BF	H	R	ER	SO	BB	IBB	HBP	BLK	WP	HR	S	P	ERA	WHIP
36 Chuck James, L ERA:	(1, 1)	2.0		7	1	0	0	0	0	0	0	0	0	0	7	7	0.00	0.500
37 Jo-Jo Reyes, L ERA: 9.0	(3, 1)	3.0	B	17	7	5	5	2	2	0	0	0	0	1	19	27	15.00	3.000
30 Jeff Bennett, R ERA: 5.4	(6, 1)	2.0	H	7	0	0	0	0	1	0	0	1	0	0	6	10	0.00	0.500
40 Jeff Ridgway, L ERA: 1.8	(8, 1)	1.0	B	6	0	1	1	0	3	0	1	0	0	0	2	15	9.00	3.000
74 Colter Bean, R ERA: 3.0	(9, 1)	1.0		4	0	0	0	1	0	0	0	0	0	0	6	6	0.00	0.000

PITCHER		IP	WLS	BF	H	R	ER	SO	BB	IBB	HBP	BLK	WP	HR	S	P	ERA	WHIP
94 Michael Nix, R ERA: 3.0	(10, 1)	1.0		4	0	0	0	0	1	0	0	0	0	0	4	8	0.00	1.000

Batter	1	2	3	4	5	6	7	8	9	AB	R	H	RBI	BB	SO	LOB
Inning Stats										1B: 0 2B: 0 3B: 0 HR: 0		SF: 0 SAC: 0 DP: 0 HBP: 0		WP: 0 PB: 0 SB: 0 CS: 0		PA: 0	

TOP

Detroit Tigers @ Houston Astros

Osceola County Stadium, Kissimmee, FL

Fri Mar 14 2008, 7:05 PM EDT

livebaseballscorecards.com

AB	**0**
R	**0**
H	**0**
RBI	**0**
BB	**0**
SO	**0**
LOB	**0**

PITCHER	IP	WLS	BF	H	R	ER	SO	BB	IBB	HBP	BLK	WP	HR	S	P	ERA	WHIP

PITCHER	IP	WLS	BF	H	R	ER	SO	BB	IBB	HBP	BLK	WP	HR	S	P	ERA	WHIP

Batter	1	2	3	4	5	6	7	8	9	AB	R	H	RBI	BB	SO	LOB
Inning Stats																

BOTTOM

Detroit Tigers @ Houston Astros

Osceola County Stadium, Kissimmee, FL

Fri Mar 14 2008, 7:05 PM EDT

livebaseballscorecards.com

AB	0
R	0
H	0
RBI	0
BB	0
SO	0
LOB	0

1B: 0
2B: 0
3B: 0
HR: 0

SF: 0
SAC: 0
DP: 0
HBP: 0

WP: 0
PB: 0
SB: 0
CS: 0

PA: 0

PITCHER	IP	WLS	BF	H	R	ER	SO	BB	IBB	HBP	BLK	WP	HR	S	P	ERA	WHIP

PITCHER	IP	WLS	BF	H	R	ER	SO	BB	IBB	HBP	BLK	WP	HR	S	P	ERA	WHIP

Batter	1	2	3	4	5	6	7	8	9	AB	R	H	RBI	BB	SO	LOB
18 Johnny Damon, L (1, 7) OBP: 0.323, SLG: 0.448 90 Justin Christian, R (6, 7) OBP: 0.385, SLG: 0.364	BBBB 4-0 24 1B 28 1B FC4-6 BB	x 0-0 28 1B 24 2B 1B		x 0-0 ① G4-3		SSS 0-3 ② K		x 0-0 ② G4-3	BBBB 4-0 84 G6-4-3 1-2 2-3 BB	3 1	2 0	1 0	0 0	1 1	1 0	1 0
28 Melky Cabrera, S (1, 8) OBP: 0.469, SLG: 0.519 84 Tim Battle, R (6, 8) OBP: 0.500, SLG: 0.500	x 0-0 FC4-6 24 1B 26 1B 1-2 1B	x 0-0 24 2B 1-2 1B		x 0-0 ② F7		x 0-0 ③ G5-3		x 0-0 S 1B	x 0-0 ② G6-4-3 1-2f ③	4 2	2 0	2 1	0 0	0 0	0 0	1 3
24 Robinson Canó, L (1, 4) OBP: 0.455, SLG: 0.625 Reegie Corona, S (7, 4)	x 0-0 FC4-6 1-2 2-3 1B	x 0-0 1-H 2-H 2B		x 0-0 ③ G4-3			x 0-0 ① G6-3	B x 1-0 ③ P6 1-2		4 1	0 0	2 0	2 0	0 0	0 0	0 1
Jason Giambi, L (1, 10) OBP: 0.300, SLG: 0.500 82 Carlos Mendoza, S (7, PH) OBP: 0.500, SLG: 0.500 (7, 10)	x 0-0 ① FC4-6 26 1B 21 1B 1-2f 2-3 3-H	SSS 0-3 ① K			x 0-0 ① G3		x 0-0 ② P6		x 0-0 81 E 21 2B 1B	3 2	1 1	0 1	1 0	0 0	1 0	3 0
26 José Molina, R (1, 2) OBP: 0.318, SLG: 0.364 81 Kyle Anson, S (7, PH) OBP: 0.250, SLG: 0.625 (7, 2)	x 0-0 21 1B 19 2B 1-2 3-H 1B	SSC 0-3 ② K			x 0-0 1B		SSSBX 1-2 HR		x 0-0 E4 21 2B 1-2	3 2	1 2	2 1	1 1	0 0	1 0	1 1
21 Morgan Ensberg, R (1, 5) OBP: 0.429, SLG: 0.560	x 0-0 19 2B 1-2 2-H 1B	x 0-0 ③ F7			SSS 0-3 ② K		x 0-0 93 1B 93 WP 1B		x 0-0 93 G3 E 1-H 2-H 2B	5	2	3	3	0	1	2
19 Jason Lane, R (1, 9) OBP: 0.355, SLG: 0.655 93 Colin Curtis, L (6, 9) OBP: 0.375, SLG: 0.500	x 0-0 1-H 2-H 2B		x 0-0 ① G6-3		x 0-0 ③ G4-3		B x 1-0 1-3 1B		x 0-0 ① G3 2-3	3 2	0 0	1 1	2 0	0 0	0 0	1 1
60 Cody Ransom, R (1, 3) OBP: 0.320, SLG: 0.500 Juan Miranda, L (6, 3)	SSC 0-3 ② K		x 0-0 73 G6-4-3 1B			x 0-0 73 G1-3 2B	x 0-0 ③ G4-3		x 0-0 E9 90 WP 3-H	3 2	0 0	2 0	0 0	0 0	1 0	1 2
73 Alberto Gonzalez, R (1, 6) OBP: 0.235, SLG: 0.235 11 Chris Woodward, R (6, 6) OBP: 0.435, SLG: 0.455	x 0-0 ③ P3		x 0-0 ② G6-4-3 1-2f ③			x 0-0 ① G1-3 2-3		x 0-0 ① G6-3	BBBB 4-0 90 WP BB	3 1	0 0	0 0	0 0	0 1	0 0	3 0
Inning Stats	R: 5 E: 0 K: 1 S: 10 H: 5 LOB: 1 BB: 1 P: 14	R: 2 E: 0 K: 2 S: 10 H: 3 LOB: 1 BB: 0 P: 10	R: 0 E: 0 K: 0 S: 3 H: 1 LOB: 0 BB: 0 P: 3	R: 0 E: 0 K: 0 S: 3 H: 0 LOB: 0 BB: 0 P: 3	R: 0 E: 0 K: 1 S: 6 H: 1 LOB: 1 BB: 0 P: 6	R: 0 E: 0 K: 1 S: 6 H: 1 LOB: 1 BB: 0 P: 6	R: 1 E: 0 K: 0 S: 8 H: 3 LOB: 2 BB: 0 P: 10	R: 0 E: 0 K: 0 S: 4 H: 1 LOB: 1 BB: 0 P: 5	R: 3 E: 2 K: 0 S: 6 H: 2 LOB: 2 BB: 2 P: 14	1B: 12 2B: 4 3B: 0 HR: 1 SF: 0 SAC: 0 DP: 2 HBP: 0						

PITCHER		IP	WLS	BF	H	R	ER	SO	BB	IBB	HBP	BLK	WP	HR	S	P	ERA	WHIP
35 Justin Verlander, R ERA: 5.4	(1, 1)	3.2	L	20	9	7	7	3	1	0	0	0	0	0	25	29	17.18	2.727
52 Denny Bautista, R ERA:	(4, 1)	1.1		5	1	0	0	1	0	0	0	0	0	0	7	7	0.00	0.750
Tim Byrdak, L ERA: 4.5	(6, 1)	1.0		4	1	0	0	1	0	0	0	0	0	0	6	6	0.00	1.000
Jason Grilli, R ERA: 3.72	(7, 1)	1.0		6	3	1	1	0	0	0	0	0	1	1	8	10	9.00	3.000
59 Todd Jones, R ERA: 15.88	(8, 1)	1.0		4	1	0	0	0	0	0	0	0	0	0	4	5	0.00	1.000

PITCHER		IP	WLS	BF	H	R	ER	SO	BB	IBB	HBP	BLK	WP	HR	S	P	ERA	WHIP
60 Preston Larrison, R ERA: 2.25	(9, 1)	1.0		8	2	3	1	0	2	0	0	0	1	0	6	14	9.00	4.000

TOP

New York Yankees @ Detroit Tigers

Joker Marchant Stadium, Lakeland, FL

Sat Mar 15 2008, 1:05 PM EDT

Att. 9,660 - Cloudy - 84 F

livebaseballscorecards.com

AB	44
R	11
H	17
RBI	10
BB	3
SO	5
LOB	21

WP: 2 PB: 0 SB: 1 CS: 0 PA: 47

BOTTOM

Batter	1	2	3	4	5	6	7	8	9	AB	R	H	RBI	BB	SO	LOB
28 Curtis Granderson, L (1, 8) OBP: 0.289, SLG: 0.811	S X 0-1 HR		X 0-0 14 FC5 1-H 3B	B B B S S X 3-2 3-H HR		X 0-0 ② F7		S S S 0-3 ② K		4	3	3	4	0	0	2
27 Brent Clevlen, R (7, 8) OBP: 0.407, SLG: 0.593										1	0	0	0	0	1	1
14 Placido Polanco, R (1, 4) OBP: 0.525, SLG: 0.784	X 0-0 30 G4-6-3 1B		X 0-0 FC5 24 BB 3 1B 3-H	X 0-0 1B		X 0-0 ③ G5-3		S S C 0-3 ③		4	0	2	1	0	0	2
72 Scott Sizemore, R (7, 4) OBP: 0.346, SLG: 0.435										1	0	0	0	0	1	1
3 Gary Sheffield, R (1, 10) OBP: 0.250, SLG: 0.292	X 0-0 ① P5		X 0-0 24 BB 1-2 1B	X 0-0 ③ F8			X 0-0 ① G5-3		X 0-0 ① F9	4	0	1	0	0	0	2
63 Nick Trzesniak, R (9, PH) OBP: 0.333, SLG: 0.200										1	0	0	0	0	0	0
30 Magglio Ordonez, R (1, 9) OBP: 0.375, SLG: 0.526	X 0-0 ②③ G4-6-3 1-2f		X 0-0 ② F9		X 0-0 ① G4-3		X 0-0 25 1B 2B		X 0-0 HR	3	0	0	0	0	0	3
61 Timo Perez, L (6, 9) OBP: 0.476, SLG: 0.810										2	2	2	1	0	0	0
24 Miguel Cabrera, R (1, 5) OBP: 0.350, SLG: 0.486		B B B B 4-0 9 G4-6-3 BB	B B B B 4-0 9 FC4-6 1-2 2-3 BB		X 0-0 9 G3-1 2B		X 0-0 2-H 1B		S S S 0-3 ② K	1	0	1	0	2	0	0
25 Ryan Raburn, R (7, 5) OBP: 0.356, SLG: 0.385										2	0	1	1	0	1	0
9 Carlos Guillen, S (1, 3) OBP: 0.310, SLG: 0.659		X 0-0 ①② G4-6-3 1-2f	X 0-0 ③ FC4-6 1-2f		X 0-0 ② G3-1 2-3		X 0-0 ② F7		X 0-0 ③ G5-3	3	0	0	0	0	0	5
26 Mike Hessman, R (6, 3) OBP: 0.375, SLG: 0.500										2	0	0	0	0	0	1
Edgar Renteria, R (1, 6) OBP: 0.222, SLG: 0.382	S C S 0-3 ③			X 0-0 E4 G4-6-3 28 HR 1B	X 0-0 ③ G5-3		X 0-0 ③ P6			3	1	0	0	0	1	1
39 Ramon Santiago, S (6, 6) OBP: 0.556, SLG: 0.591										1	0	0	0	0	0	1
Ivan Rodriguez, R (1, 2) OBP: 0.412, SLG: 1.000			S S C 0-3 ① K	X 0-0 G4-6-3 1-2 1B		X 0-0 G3 1B		X 0-0 ① P3		3	0	2	0	0	1	0
74 Max St. Pierre, R (6, PR) OBP: 0.429, SLG: 0.333 (7, 2)										1	0	0	0	0	0	0
Jacque Jones, L (1, 7) OBP: 0.310, SLG: 0.200			B B B B 4-0 28 3B BB	X 0-0 ①② G4-6-3 1-2f 2-3		X 0-0 ① G3 1-2		X 0-0 1B		2	1	0	0	1	0	3
46 Freddy Guzman, S (7, 7) OBP: 0.536, SLG: 0.625										1	0	1	0	0	0	0
Inning Stats	R: 1 E: 0 K: 0 S: 5 H: 2 LOB: 0 BB: 0 P: 5	R: 0 E: 0 K: 1 S: 4 H: 0 LOB: 0 BB: 1 P: 8	R: 2 E: 0 K: 1 S: 8 H: 2 LOB: 3 BB: 2 P: 16	R: 2 E: 1 K: 0 S: 8 H: 3 LOB: 1 BB: 0 P: 11	R: 0 E: 0 K: 0 S: 4 H: 1 LOB: 1 BB: 0 P: 4	R: 0 E: 0 K: 0 S: 4 H: 1 LOB: 2 BB: 0 P: 4	R: 1 E: 0 K: 0 S: 5 H: 2 LOB: 1 BB: 0 P: 5	R: 0 E: 0 K: 2 S: 8 H: 1 LOB: 1 BB: 0 P: 8	R: 1 E: 0 K: 1 S: 6 H: 1 LOB: 0 BB: 0 P: 6	1B: 7 2B: 2 3B: 1 HR: 3 SF: 0 SAC: 0 DP: 3 HBP: 0						

PITCHER		IP	WLS	BF	H	R	ER	SO	BB	IBB	HBP	BLK	WP	HR	S	P	ERA	WHIP
62 Joba Chamberlain, R ERA: 6.14	(1, 1)	3.0	W	15	4	3	3	2	3	0	0	0	0	1	17	29	9.00	2.333
39 Ross Ohlendorf, R ERA: 1.93	(4, 1)	1.0		6	3	2	0	0	0	0	0	0	0	1	8	11	0.00	3.000
Kyle Farnsworth, R ERA: 1.5	(5, 1)	2.0	H	8	2	0	0	0	0	0	0	0	0	0	8	8	0.00	1.000
43 Scott Strickland, R ERA: 9.0	(7, 1)	1.0	H	5	2	1	1	0	0	0	0	0	0	0	5	5	9.00	2.000
33 Brian Bruney, R ERA: 4.15	(8, 1)	1.0	H	4	1	0	0	2	0	0	0	0	0	0	8	8	0.00	1.000

PITCHER		IP	WLS	BF	H	R	ER	SO	BB	IBB	HBP	BLK	WP	HR	S	P	ERA	WHIP
41 Jose Veras, R ERA: 6.75	(9, 1)	1.0		4	1	1	1	1	0	0	0	0	0	1	6	6	9.00	1.000

New York Yankees @ Detroit Tigers

Joker Marchant Stadium, Lakeland, FL

Sat Mar 15 2008, 1:05 PM EDT

Att. 9,660 - Cloudy - 84 F

livebaseballscorecards.com

AB	39
R	7
H	13
RBI	7
BB	3
SO	5
LOB	22

1B: 7 SF: 0 WP: 0 PA: 42
2B: 2 SAC: 0 PB: 0
3B: 1 DP: 3 SB: 0
HR: 3 HBP: 0 CS: 0

Detroit Tigers @ New York Mets

Tradition Field, Port St. Lucie, FL

Sun Mar 16 2008, 1:10 PM EDT

Att. 6,470 - Partly Cloudy - 85 F

TOP

livebaseballscorecards.com

Batter	1	2	3	4	5	6	7	8	9	AB	R	H	RBI	BB	SO	LOB
Ivan Rodriguez, R (1, 2) OBP: 0.459, SLG: 1.000	9 G6-4-3 1B		9 CS 1B			9 HR 1B			F9 ①	3	0	3	0	0	0	0
63 Nick Trzesniak, R (6, PR) OBP: 0.250, SLG: 0.143						FC5				2	1	0	0	0	0	3
(6, 2)																
9 Carlos Guillen, S (1, 3) OBP: 0.311, SLG: 0.705	G6-4-3 ①② 1-2f		K ①② 1-2			HR 1-H	72 SH3-4 2B		F8 ②	3	1	1	2	0	1	2
52 Ryan Roberson, R (6, 3) OBP: 0.333, SLG: 0.667										2	0	1	0	0	0	0
24 Miguel Cabrera, R (1, 5) OBP: 0.349, SLG: 0.475	F9 ③		K ③			61 G6-3 30 S 27 1B 1B	SH3-4 ① 2-3		1B	3	0	1	0	0	1	0
72 Scott Sizemore, R (6, PR) OBP: 0.370, SLG: 0.458										1	1	1	0	0	0	0
(6, 4)																
30 Magglio Ordonez, R (1, 10) OBP: 0.372, SLG: 0.537		61 1B 2B		K ①		K ① 1-2	K ②		1B 1-2	3	0	1	0	0	2	1
31 Jeramy Laster, R (7, PH)										1	0	0	0	0	1	1
(7, 10)																
Deik Scram, L (9, PH) OBP: 0.667, SLG: 0.500										1	0	1	0	0	0	0
61 Timo Perez, L (1, 7) OBP: 0.423, SLG: 0.692		65 BB 2-3 1B		P5 ②		G6-3 ② 2-3	K ③		G3-1 ③	5	0	1	0	0	1	5
27 Brent Clevlen, R (1, 9) OBP: 0.419, SLG: 0.613		L9 ①		F8 ③		65 1B 39 1B 3-H 1B		65 G6-3 2B		4	1	2	1	0	0	2
65 Michael Hollimon, S (1, 4) OBP: 0.250, SLG: 0.167		BBBB 4-0 1-2 BB			K ①	39 1B 1-3 1B		G6-3 ① 2-3		3	0	1	0	1	1	1
(6, 6)																
39 Ramon Santiago, S (1, 6) OBP: 0.516, SLG: 0.538		CCC K ②			B1 ②	63 FC5 46 BB 1-3 3-H 1B		G4-3 ②		4	0	1	1	0	1	4
(6, 5)																
46 Freddy Guzman, S (1, 8) OBP: 0.500, SLG: 0.556		G3-1 ③			K ③	BB 1-2		F9 ③		3	0	0	0	1	1	4

	AB	38
	R	4
	H	14
	RBI	4
	BB	2
	SO	9
	LOB	23

Inning Stats	1	2	3	4	5	6	7	8	9		
	R: 0 H: 1	R: 0 H: 2	R: 0 H: 1	R: 0 H: 0	R: 0 H: 0	R: 4 H: 6	R: 0 H: 1	R: 0 H: 1	R: 0 H: 2	1B: 10	SF: 0
	E: 0 LOB: 0	E: 0 LOB: 3	E: 0 LOB: 0	E: 0 LOB: 0	E: 0 LOB: 0	E: 0 LOB: 3	E: 0 LOB: 2	E: 0 LOB: 1	E: 0 LOB: 2	2B: 4	SAC: 1
	K: 0 BB: 0	K: 1 BB: 1	K: 2 BB: 0	K: 1 BB: 0	K: 2 BB: 0	K: 1 BB: 1	K: 2 BB: 0	K: 0 BB: 0	K: 0 BB: 0	3B: 0	DP: 2
	S: 3 P: 3	S: 7 P: 11	S: 7 P: 7	S: 5 P: 5	S: 7 P: 7	S: 12 P: 16	S: 8 P: 8	S: 4 P: 4	S: 5 P: 5	HR: 1	HBP: 0

	WP: 0	PA: 41
	PB: 0	
	SB: 1	
	CS: 1	

PITCHER		IP	WLS	BF	H	R	ER	SO	BB	IBB	HBP	BLK	WP	HR	S	P	ERA	WHIP
45 Pedro Martinez, R ERA:	(1, 1)	4.0		15	4	0	0	4	1	0	0	0	0	0	22	26	0.00	1.250
38 Matt Wise, R ERA: 1.08	(5, 1)	1.0	H	3	0	0	0	2	0	0	0	0	0	0	7	7	0.00	0.000
43 Brian Stokes, R ERA: 7.88	(6, 1)	1.0	B	10	6	4	4	1	1	0	0	0	0	1	12	16	36.00	7.000
Scott Schoeneweis, L ERA: 1.29	(7, 1)	1.0		4	1	0	0	2	0	0	0	0	0	0	8	8	0.00	1.000
25 Pedro Feliciano, L ERA:	(8, 1)	1.0	W	4	1	0	0	0	0	0	0	0	0	0	4	4	0.00	1.000

PITCHER		IP	WLS	BF	H	R	ER	SO	BB	IBB	HBP	BLK	WP	HR	S	P	ERA	WHIP
Steven Register, R ERA: 3.12	(9, 1)	1.0	S	5	2	0	0	0	0	0	0	0	0	0	5	5	0.00	2.000

Batter	1	2	3	4	5	6	7	8	9	AB	R	H	RBI	BB	SO	LOB
7 José Reyes, S (1, 6) OBP: 0.286, SLG: 0.436	1 G4-3 3B	SF8 1-2 2-3 3-H		F7		F9		94 2B 1-2 1B		3	1	1	1	0	0	1
4 Anderson Hernandez, S (7, 6) OBP: 0.280, SLG: 0.289										1	1	1	0	0	0	0
1 Luis Castillo, S (1, 4) OBP: 0.429, SLG: 0.200	G4-3 3-H	G4-3		P5			BB 5 1B 1B	30 2B 1-H 2-H 2B		4	0	1	1	0	0	3
94 Jake Eigsti, R (8, 4) OBP: 1.000, SLG: 2.000										1	1	1	2	0	0	0
5 David Wright, R (1, 5) OBP: 0.333, SLG: 0.297	G5-3		BBBB 15 G6-3 21 2B BB		G6-3		9 1B BB 1-2 1B	15 G3-1 2-H 2B		3	1	1	0	1	0	0
30 Raul Casanova, S (8, 2) OBP: 0.368, SLG: 0.556										1	0	1	1	0	0	0
15 Carlos Beltrán, S (1, 10) OBP: 0.286, SLG: 0.222	BBBB 21 FC6 BB	G6-3 1-2		F8			F7	G3-1 2-3		4	0	0	0	1	0	4
21 Carlos Delgado, L (1, 3) OBP: 0.174, SLG: 0.348	FC6 1-2f	9 1B 2-H 2B		F7			BCBCB2B SAFE 4-2 9 1B 1-2 2-3 BB	G5-3		2	0	1	1	0	0	1
Jamar Hill, R (4, 7)										2	0	0	0	1	0	1
9 Marlon Anderson, L (1, 7) OBP: 0.294, SLG: 0.250	G4-3	2-3 1B				65 1B 93 1B 1B	1-2 2-3 1B			4	1	3	0	0	0	0
(4, 3)																
11 Ramon Castro, R (1, 2) OBP: 0.185, SLG: 0.217	BB 93 HBP 7 SF8 1B	L5				93 1B 1-3 1B	CCC K			1	0	1	0	0	0	0
65 Gustavo Molina, R (2, PR) OBP: 0.400, SLG: 0.250										2	1	1	0	0	0	2
(3, 2)																
Damion Easley, R (7, PH) OBP: 0.158, SLG: 0.294										1	0	0	0	0	1	3
(8, 5)																
93 Brady Clark, R (1, 9) OBP: 0.396, SLG: 0.300	H 7 SF8 BB 1-2 HBP	P6				G4-3 1-3 3-H 1B		G4-3		3	0	1	1	0	0	2
Endy Chavez, L (1, 8) OBP: 0.296, SLG: 0.280	BBBB 7 SF8 1-2 2-3 BB			G6-3		G4-3 2-3		4 1B 94 2B 1B		3	1	1	0	1	0	1
Inning Stats	R: 1 H: 1 E: 0 LOB: 1 K: 0 BB: 1 S: 4 P: 8	R: 1 H: 1 E: 0 LOB: 3 K: 0 BB: 1 S: 4 P: 9	R: 1 H: 2 E: 0 LOB: 2 K: 0 BB: 1 S: 5 P: 9	R: 0 H: 0 E: 0 LOB: 0 K: 0 BB: 0 S: 3 P: 3	R: 0 H: 0 E: 0 LOB: 0 K: 0 BB: 0 S: 3 P: 3	R: 1 H: 3 E: 0 LOB: 1 K: 0 BB: 0 S: 5 P: 5	R: 0 H: 3 E: 0 LOB: 3 K: 1 BB: 1 S: 9 P: 13	R: 3 H: 4 E: 0 LOB: 1 K: 0 BB: 0 S: 7 P: 7		1B: 10 SF: 1 2B: 3 SAC: 0 3B: 1 DP: 0 HR: 0 HBP: 1						

BOTTOM

Detroit Tigers @ New York Mets

Tradition Field, Port St. Lucie, FL

Sun Mar 16 2008, 1:10 PM EDT
Att. 6,470 - Partly Cloudy - 85 F

AB	35
R	7
H	14
RBI	7
BB	4
SO	1
LOB	18

livebaseballscorecards.com

PITCHER	IP	WLS	BF	H	R	ER	SO	BB	IBB	HBP	BLK	WP	HR	S	P	ERA	WHIP
40 Yorman Bazardo, R (1, 1) ERA: 5.4	2.1		15	4	3	3	0	3	0	1	0	0	0	11	24	11.57	3.000
32 Virgil Vasquez, R (3, 1) ERA: 5.84	3.2		13	3	1	1	0	0	0	0	0	0	0	13	13	2.46	0.818
36 Orber Moreno, R (7, 1) ERA:	1.0		6	3	0	0	1	1	0	0	0	0	0	9	13	0.00	4.000
64 Freddy Dolsi, R (8, 1) ERA: 7.71	1.0	L	7	4	3	3	0	0	0	0	0	0	0	7	7	27.00	4.000

PITCHER	IP	WLS	BF	H	R	ER	SO	BB	IBB	HBP	BLK	WP	HR	S	P	ERA	WHIP

Detroit Tigers @ Tampa Bay Rays

Progress Energy Park, Home of Al Lang Field, St. Petersburg, FL

Sun Mar 16 2008, 1:05 PM EDT

Att. 6,755 - Overcast - 75 F

livebaseballscorecards.com

TOP

Batter	1	2	3	4	5	6	7	8	9	AB	R	H	RBI	BB	SO	LOB
28 Curtis Granderson, L (1, 8) OBP: 0.310, SLG: 0.775 54 Kyle Peter, L (9, PH) OBP: 1.000, SLG: 1.000	H 1-0 33 CS 14 1B HBP		S S S 0-3 ① K		X 0-0 ② F8 2-3		X 0-0 64 E 64 1B 1B		X 0-0 1B	3 0 1 0 0 1 1 1 0 1 0 0 0 0						
14 Placido Polanco, R (1, 4) OBP: 0.512, SLG: 0.750 64 Justin Henry, L (6, 4) OBP: 0.500, SLG: 0.500	X 0-0 33 CS 1-2 1B		X 0-0 ② F8		X 0-0 ③ L3		X 0-0 E4 1-3 1B		X 0-0 ③ G5-3	3 0 1 0 0 0 1 2 0 1 0 0 0 1						
3 Gary Sheffield, R (1, 10) OBP: 0.258, SLG: 0.333 26 Mike Hessman, R (7, PH) OBP: 0.364, SLG: 0.481 (7, 10)	X 0-0 ① F4		X 0-0 ③ F7			C C C 0-0 F8 1B 2B	C C C 0-3 ③ K			3 1 1 0 0 0 2 1 0 0 0 0 1 2						
33 Marcus Thames, R (1, 3) OBP: 0.375, SLG: 0.857	B B B B 4-0 ② 1-2 2-3 BB			X 0-0 ① F7		C C C 0-3 ① K		X 0-0 HR		3 1 1 1 1 1 1						
Jacque Jones, L (1, 7) OBP: 0.273, SLG: 0.172	C C C 0-3 ③ K			X 0-0 ② F7		X 0-0 ② F8 2-3		S S S 0-3 ① K		4 0 0 0 0 2 3						
Edgar Renteria, R (1, 6) OBP: 0.282, SLG: 0.400 Cale Iorg, R (6, 6) OBP: 0.250, SLG: 0.250		B B B B 4-0 25 G6-3 BB		B B B B 4-0 BB		X 0-0 15 2B 3-H 1B		S S S 0-3 ② K		1 0 1 1 2 0 0 1 0 0 0 0 1 0						
15 Brandon Inge, R (1, 5) OBP: 0.450, SLG: 0.533 Santo De Leon, R (6, 5)		S S S 0-3 ① K		S S S 0-3 ③ K		X 0-0 ③ 1-H 2B		X 0-0 ③ F8		3 0 1 0 0 2 2 1 0 0 0 0 0 0						
25 Ryan Raburn, R (1, 9) OBP: 0.354, SLG: 0.381 72 Brandon Timm, R (8, 9)		X 0-0 ② G6-3 1-2			X 0-0 28 F8 74 G5-3 1B		S S S 0-3 ① K		S S S 0-3 ① K	3 0 1 0 0 1 1 1 0 0 0 0 1 0						
74 Max St. Pierre, R (1, 2) OBP: 0.353, SLG: 0.267 9 Jeff Kunkel, S (9, PH)		X 0-0 ③ G5-3			X 0-0 ① G5-3 1-2		X 0-0 ② F8		X 0-0 ② G1-3	3 0 0 0 0 0 2 1 0 0 0 0 0 0						
Inning Stats	R: 0 H: 1 E: 0 LOB: 2 K: 1 BB: 1 S: 5 P: 10	R: 0 H: 0 E: 0 LOB: 1 K: 1 BB: 1 S: 5 P: 9	R: 0 H: 0 E: 0 LOB: 0 K: 1 BB: 0 S: 5 P: 5	R: 0 H: 0 E: 0 LOB: 1 K: 1 BB: 1 S: 5 P: 9	R: 0 H: 1 E: 0 LOB: 1 K: 0 BB: 0 S: 4 P: 4	R: 1 H: 3 E: 0 LOB: 2 K: 1 BB: 0 S: 7 P: 7	R: 0 H: 2 E: 1 LOB: 2 K: 2 BB: 0 S: 9 P: 9	R: 1 H: 1 E: 0 LOB: 0 K: 2 BB: 0 S: 8 P: 8	R: 0 H: 1 E: 0 LOB: 1 K: 1 BB: 0 S: 6 P: 6	1B: 6 SF: 0 2B: 2 SAC: 0 3B: 0 DP: 0 HR: 1 HBP: 1						

	AB	34
	R	2
	H	9
	RBI	2
	BB	3
	SO	10
	LOB	16

WP: 0 PA: 38
PB: 0
SB: 0
CS: 2

PITCHER		IP	WLS	BF	H	R	ER	SO	BB	IBB	HBP	BLK	WP	HR	S	P	ERA	WHIP
33 James Shields, R ERA: 1.84	(1, 1)	4.2	W	19	2	0	0	4	3	0	1	0	0	0	23	36	0.00	1.071
50 Grant Balfour, R ERA: 4.26	(5, 1)	0.1	H	1	0	0	0	0	0	0	0	0	0	0	1	1	0.00	0.000
40 Troy Percival, R ERA: 2.25	(6, 1)	1.0	H	5	3	1	1	1	0	0	0	0	0	0	7	7	9.00	3.000
21 Andy Sonnanstine, R ERA: 1.0	(7, 1)	3.0	S	13	4	1	1	5	0	0	0	0	0	1	23	23	3.00	1.333

PITCHER	IP	WLS	BF	H	R	ER	SO	BB	IBB	HBP	BLK	WP	HR	S	P	ERA	WHIP

Detroit Tigers @ Tampa Bay Rays

Progress Energy Park, Home of Al Lang Field, St. Petersburg, FL

Sun Mar 16 2008, 1:05 PM EDT

Att. 6,755 - Overcast - 75 F

livebaseballscorecards.com

BOTTOM

Batter	1	2	3	4	5	6	7	8	9	AB	R	H	RBI	BB	SO	LOB
1 Akinori Iwamura, L (1, 4) OBP: 0.367, SLG: 0.519 43 Elliot Johnson, S (6, PH) OBP: 0.559, SLG: 0.724 (7, 8)	S S S 0-3 K ①		X 0-0 8 1B 8 WP 23 SF8 2-H 1B		X 0-0 F9 ①	X 0-0 G4-3 ③		X 0-0 1-3 2-H 3-H 1B		3 1 1 1 0 1 0 2 0 1 2 0 0 2						
8 Jason Bartlett, R (1, 6) OBP: 0.308, SLG: 0.400 67 Reid Brignac, L (7, 6) OBP: 0.240, SLG: 0.217	X 0-0 F9 ②		B X 1-0 23 SF8 23 WP 2 SF8 1-3 1B		X 0-0 L5 ②		X 0-0 F7 ①	X 0-0 G3 ②		3 1 1 0 0 0 0 2 0 0 0 0 0 2						
23 Carlos Pena, L (1, 3) OBP: 0.484, SLG: 0.667 62 Chris Richard, L (6, 3) OBP: 0.444, SLG: 0.571	B B B B 4-0 2 FC5-4 BB		B X 1-0 SF8 ① 1-3 3-H		S S S 0-3 K ③		S S S 0-3 K ②	S S S 0-3 K ③		1 0 0 1 1 1 0 2 0 0 0 0 2 2						
2 B.J. Upton, R (1, 8) OBP: 0.471, SLG: 0.760 61 Hector Gimenez, S (7, 2) OBP: 0.600, SLG: 1.375	X 0-0 FC5-4 ③ 1-2f		X 0-0 SF8 ② 3-H			X 0-0 31 S 3 SF7 2B	B B B B 4-0 63 FC6-4 BB			2 1 1 1 0 0 1 0 0 0 0 1 0 0						
31 Jonny Gomes, R (1, 9) OBP: 0.333, SLG: 0.500 63 Jon Weber, L (7, 9) OBP: 0.290, SLG: 0.333		X 0-0 F8 ① 1-2f	X 0-0 F9 ③			B H 2-0 32 G4-3 32 S 29 1B 2-3 HBP	X 0-0 FC6-4 ③ 1-2f			2 1 0 0 0 0 0 1 0 0 0 0 0 1						
3 Evan Longoria, R (1, 5) OBP: 0.474, SLG: 0.679 Sergio Pedroza, L (7, 7) OBP: 1.000, SLG: 1.000	B B B B 4-0 BB		C C C 0-3 K ①			X 0-0 SF7 ① 3-H		X 0-0 29 1B 16 1B 43 1B 1B		1 0 0 1 1 1 0 1 1 1 0 0 0 0						
32 Eric Hinske, L (1, 10) OBP: 0.484, SLG: 0.643 16 Willy Aybar, S (8, PH) OBP: 0.405, SLG: 0.429 (9, 10)	X 0-0 F9 ②		X 0-0 G1-3 ②			B X 1-0 G4-3 ② 1-3		X 0-0 29 1B 43 1B 1-2 1B		3 0 0 0 0 0 2 1 1 1 0 0 0 0						
29 Joel Guzman, R (1, 7) OBP: 0.310, SLG: 0.308 (7, 5)	X 0-0 P3 ③		X 0-0 E9			X 0-0 20 1B 3-H 1B		X 0-0 43 1B 1-2 2-3 1B		4 0 2 1 0 0 1						
20 Mike DiFelice, R (1, 2) OBP: 0.455, SLG: 0.909 Ronnie Merrill, S (7, 4) OBP: 0.625, SLG: 1.000			X 0-0 1 1B 2B	X 0-0 G3-1 ③		X 0-0 1-2 1B		X 0-0 F9 ①		3 1 2 0 0 0 1 1 0 0 0 0 0 3						
Inning Stats	R: 0 H: 0 E: 0 LOB: 1 K: 1 BB: 1 S: 5 P: 9	R: 0 H: 0 E: 0 LOB: 1 K: 0 BB: 1 S: 3 P: 7	R: 3 H: 3 E: 0 LOB: 0 K: 0 BB: 0 S: 6 P: 8	R: 0 H: 0 E: 1 LOB: 1 K: 1 BB: 0 S: 6 P: 6	R: 0 H: 0 E: 0 LOB: 0 K: 1 BB: 0 S: 5 P: 5	R: 2 H: 3 E: 0 LOB: 2 K: 0 BB: 0 S: 6 P: 9	R: 0 H: 0 E: 0 LOB: 1 K: 1 BB: 1 S: 5 P: 9	R: 2 H: 4 E: 0 LOB: 2 K: 1 BB: 0 S: 9 P: 9		1B: 8 SF: 3 2B: 2 SAC: 0 3B: 0 DP: 0 HR: 0 HBP: 1				WP: 2 PA: 39 PB: 0 SB: 2 CS: 0		

	AB	32
	R	7
	H	10
	RBI	7
	BB	3
	SO	5
	LOB	15

PITCHER		IP	WLS	BF	H	R	ER	SO	BB	IBB	HBP	BLK	WP	HR	S	P	ERA	WHIP
21 Dontrelle Willis, L ERA: 4.35	(1, 1)	3.0	L	14	3	3	3	1	2	0	0	0	2	0	14	24	9.00	1.667
45 Aquilino Lopez, R ERA: 2.0	(4, 1)	2.0		7	0	0	0	2	0	0	0	0	0	0	11	11	0.00	0.000
31 Zach Miner, R ERA: 5.73	(6, 1)	2.0		11	3	2	2	1	1	0	1	0	0	0	11	18	9.00	2.000
44 Bobby Seay, L ERA: 3.38	(8, 1)	1.0		7	4	2	2	1	0	0	0	0	0	0	9	9	18.00	4.000

PITCHER	IP	WLS	BF	H	R	ER	SO	BB	IBB	HBP	BLK	WP	HR	S	P	ERA	WHIP

Batter	1	2	3	4	5	6	7	8	9	AB	R	H	RBI	BB	SO	LOB
Edgar Renteria, R (1, 6) OBP: 0.279, SLG: 0.385	14 1B 24 BB 1B	L6			K	F7		F8	4	1	1	0	0	1	1
39 Ramon Santiago, S (7, 6) OBP: 0.500, SLG: 0.519									1	0	0	0	0	0	0
14 Placido Polanco, R (1, 4) OBP: 0.511, SLG: 0.721	24 BB 30 WP 1-3 G3-1 1B		F8		30 BB 9 1B BB	G5-4-3 1-2f			3	1	1	0	1	0	1
72 Scott Sizemore, R (7, 4) OBP: 0.357, SLG: 0.440									1	0	0	0	0	0	0
9 Carlos Guillen, S (1, 3) OBP: 0.327, SLG: 0.708	K		K		30 BB 1-2 1B			30 G4-3 24 1B 2B	4	0	2	0	0	2	2
26 Mike Hessman, R (8, PR) OBP: 0.364, SLG: 0.481									0	1	0	0	0	0	0
(8, 3)															
30 Magglio Ordonez, R (1, 9) OBP: 0.383, SLG: 0.512	G3-1 24 BB 1-2 BB		F9		1-2 2-3 BB			G4-3 2-3	2	0	0	0	2	0	1
27 Brent Clevlen, R (8, 9) OBP: 0.419, SLG: 0.613									0	0	0	0	0	0	0
24 Miguel Cabrera, R (1, 5) OBP: 0.383, SLG: 0.476	G3-1 1-2 2-3 3-H BB			70 FC6-4 BB	K			1B 3-H 1B	2	0	1	2	2	1	3
65 Michael Hollimon, S (8, PR) OBP: 0.250, SLG: 0.167									0	0	0	0	0	0	0
(8, 5)															
Maxwell Leon, S (8, 5)									0	0	0	0	0	0	0
Jacque Jones, L (1, 7) OBP: 0.270, SLG: 0.182	G3-1 1-2 2-3 3-H			P5		G4-3		1-2 1B	4	0	1	1	0	0	3
46 Freddy Guzman, S (8, PR) OBP: 0.500, SLG: 0.556									0	0	0	0	0	0	0
(8, 8)															
25 Ryan Raburn, R (1, 8) OBP: 0.327, SLG: 0.348	K			P5		G6-3		K	4	0	0	0	0	2	5
(8, 7)															
70 Dane Sardinha, R (1, 2) OBP: 0.286, SLG: 0.125		F8		FC6-4 1-2f		F8		K	3	0	0	0	0	0	1
63 Nick Trzesniak, R (7, 2) OBP: 0.222, SLG: 0.125									1	0	0	0	0	1	2
Kenny Rogers, L (1, 1)		K			L1		14 G5-4-3 1B	K	2	0	0	0	0	1	0
52 Denny Bautista, R (6, 1)									0	0	0	0	0	0	0
61 Timo Perez, L (7, PH) OBP: 0.444, SLG: 0.704									1	0	1	0	0	0	0
59 Todd Jones, L (7, 1)									0	0	0	0	0	0	0
62 Francis Beltran, R (8, 1)									0	0	0	0	0	0	0
Audy Ciriaco, R (9, PH)									1	0	0	0	0	1	0

TOP

Detroit Tigers @ Cincinnati Reds
Ed Smith Stadium, Sarasota, FL
Mon Mar 17 2008, 1:05 PM EDT
Att. 7,564 - Sunny - 79 F

livebaseballscorecards.com

	AB	R	H	RBI	BB	SO	LOB
	33	3	7	3	5	9	19

Inning Stats	1	2	3	4	5	6	7	8	9
	R: 2 E: 0 K: 2 S: 9	H: 2 LOB: 2 BB: 2 P: 17	R: 0 E: 0 K: 1 S: 5	H: 0 LOB: 0 BB: 0 P: 5	R: 0 E: 0 K: 1 S: 5	H: 0 LOB: 0 BB: 0 P: 5	R: 0 E: 0 K: 0 S: 3	H: 0 LOB: 1 BB: 1 P: 7	R: 0 E: 0 K: 2 S: 8	H: 1 LOB: 3 BB: 2 P: 16	R: 0 E: 0 K: 0 S: 3	H: 0 LOB: 0 BB: 0 P: 3	R: 0 E: 0 K: 0 S: 3	H: 1 LOB: 0 BB: 0 P: 3	R: 1 E: 0 K: 2 S: 10	H: 3 LOB: 2 BB: 0 P: 10	R: 0 E: 0 K: 1 S: 5	H: 0 LOB: 0 BB: 0 P: 5

	1B: 6	SF: 0	WP: 1	PA: 38
	2B: 1	SAC: 0	PB: 0	
	3B: 0	DP: 1	SB: 0	
	HR: 0	HBP: 0	CS: 0	

PITCHER		IP	WLS	BF	H	R	ER	SO	BB	IBB	HBP	BLK	WP	HR	S	P	ERA	WHIP
77 Johnny Cueto, R ERA: 2.08	(1, 1)	4.0		17	2	2	2	4	3	0	0	0	1	0	22	34	4.50	1.250
70 Josh Roenicke, R ERA:	(5, 1)	1.0		6	1	0	0	2	2	0	0	0	0	0	8	16	0.00	3.000
25 David Weathers, R ERA: 3.6	(6, 1)	1.0		3	0	0	0	0	0	0	0	0	0	0	3	3	0.00	0.000
48 Francisco Cordero, R ERA: 3.0	(7, 1)	2.0	W	9	4	1	1	2	0	0	0	0	0	0	13	13	4.50	2.000
50 Kent Mercker, L ERA: 3.6	(9, 1)	1.0	S	3	0	0	0	1	0	0	0	0	0	0	5	5	0.00	0.000

PITCHER	IP	WLS	BF	H	R	ER	SO	BB	IBB	HBP	BLK	WP	HR	S	P	ERA	WHIP

Detroit Tigers @ Cincinnati Reds

Ed Smith Stadium, Sarasota, FL

Mon Mar 17 2008, 1:05 PM EDT

Att. 7,564 - Sunny - 79 F

BOTTOM

Batter	1	2	3	4	5	6	7	8	9	AB	R	H	RBI	BB	SO	LOB
23 Corey Patterson, L (1, 8) OBP: 0.474, SLG: 0.579	G4-3, 1B, 2B		L3-6, 1B, 1B		G3		62, 2B, 1B	3-H, 1B		3	1	2	0	0	0	0
6 Ryan Freel, R (6, 8) OBP: 0.410, SLG: 0.378										2	1	2	1	0	0	0
Juan Castro, R (1, 6) OBP: 0.379, SLG: 0.280	G4-3, 2-3		1-2, 1B		G4-3		54, F9, 83, E, 1-H, 2B	F8		3	0	1	0	0	0	1
62 Jerry Gil, R (6, 6) OBP: 0.444, SLG: 1.222										2	1	1	1	0	0	1
Ken Griffey Jr., L (1, 9) OBP: 0.429, SLG: 0.500	3-H, 1B		L3-6, 2-2		F9		F9, 2-3			3	0	1	1	0	0	2
25 David Weathers, R (6, 1)										0	0	0	0	0	0	0
54 Jolbert Cabrera, R (7, 3) OBP: 0.316, SLG: 0.405										1	0	0	0	0	0	1
4 Brandon Phillips, R (1, 4) OBP: 0.231, SLG: 0.444	F8		G5-3			F8, BBBB	83, E, BB			3	0	0	0	0	0	2
15 Jerry Hairston, R (7, 4) OBP: 0.643, SLG: 0.900										0	0	0	0	1	0	0
Adam Dunn, L (1, 7) OBP: 0.353, SLG: 0.429	P3			HR		P6	E5, 1-2, 3-H			3	1	1	1	0	0	1
93 Drew Anderson, S (7, 7) OBP: 0.250, SLG: 0.250										0	0	0	0	0	0	0
28 Edwin Encarnación, R (1, 5) OBP: 0.268, SLG: 0.278	G5-3			G5-3		E6, 1B	G6-3			3	0	0	0	0	0	0
46 Andy Phillips, R (7, 5) OBP: 0.270, SLG: 0.353										1	0	0	0	0	0	2
Scott Hatteberg, L (1, 3) OBP: 0.500, SLG: 0.576	9, G4-3, 2B			BBBB, 30, FC6-4, BB		1-2, 1B		32, G5-3, 6, 1B, 19, SH1-3, 1B		2	0	2	0	1	0	0
65 Ryan Hanigan, R (7, 2) OBP: 0.231, SLG: 0.346										1	1	1	0	0	0	0
9 Paul Bako, L (1, 2) OBP: 0.407, SLG: 0.435	G4-3, 2-3			SSS, K		SSS, K		SH1-3, 1-2		3	0	0	0	0	2	4
48 Francisco Cordero, R (7, 1)										0	0	0	0	0	0	0
19 Joey Votto, L (8, PH) OBP: 0.262, SLG: 0.167										0	0	0	0	0	0	0
50 Kent Mercker, L (9, 1)										0	0	0	0	0	0	0
77 Johnny Cueto, R (1, 1)	G3-1			FC6-4, 1-2f		CCC, K	K	G5-3, 2-3		1	0	0	0	0	0	1
30 Norris Hopper, R (4, PH) OBP: 0.308, SLG: 0.306										1	0	0	0	0	0	1
70 Josh Roenicke, R (5, 1)										0	0	0	0	0	0	0
32 Jay Bruce, L (6, 9) OBP: 0.275, SLG: 0.282										2	0	0	0	0	1	1
Inning Stats	R: 1 E: 0 K: 0 S: 5 / H: 2 LOB: 1 BB: 0 P: 5		R: 0 E: 0 K: 0 S: 4 / H: 1 LOB: 1 BB: 0 P: 4	R: 0 E: 0 K: 0 S: 4 / H: 2 LOB: 1 BB: 0 P: 4	R: 1 E: 0 K: 1 S: 7 / H: 1 LOB: 1 BB: 1 P: 11	R: 0 E: 0 K: 0 S: 3 / H: 0 LOB: 0 BB: 0 P: 3	R: 0 E: 1 K: 1 S: 7 / H: 1 LOB: 2 BB: 0 P: 7	R: 2 E: 1 K: 1 S: 8 / H: 2 LOB: 2 BB: 1 P: 12	R: 1 E: 0 K: 0 S: 5 / H: 2 LOB: 1 BB: 0 P: 5	1B: 7 2B: 4 3B: 0 HR: 1	SF: 0 SAC: 1 DP: 1 HBP: 0					

PITCHER		IP	WLS	BF	H	R	ER	SO	BB	IBB	HBP	BLK	WP	HR	S	P	ERA	WHIP
Kenny Rogers, L ERA: 3.14	(1, 1)	5.0		21	6	2	2	1	1	0	0	0	0	1	23	27	3.60	1.400
52 Denny Bautista, R ERA:	(6, 1)	1.0		5	1	0	0	1	0	0	0	0	0	0	7	7	0.00	1.000
59 Todd Jones, R ERA: 14.85	(7, 1)	1.0	L	7	2	2	1	1	1	0	0	0	0	0	8	12	9.00	3.000
62 Francis Beltran, R ERA: 2.08	(8, 1)	1.0		5	2	1	1	0	0	0	0	0	0	0	5	5	9.00	2.000

PITCHER	IP	WLS	BF	H	R	ER	SO	BB	IBB	HBP	BLK	WP	HR	S	P	ERA	WHIP

livebaseballscorecards.com

AB	34
R	5
H	11
RBI	4
BB	2
SO	3
LOB	17

PA: 38

WP: 0
PB: 0
SB: 0
CS: 0

Washington Nationals @ Detroit Tigers

Joker Marchant Stadium, Lakeland, FL

Tue Mar 18 2008, 1:05 PM EDT

Att. 7,919 - Partly Cloudy - 80 F

livebaseballscorecards.com

TOP

Batter	1	2	3	4	5	6	7	8	9	AB	R	H	RBI	BB	SO	LOB
15 Cristian Guzman, S (1, 6) OBP: 0.396, SLG: 0.556	F7		F7		24 2B 1B	HR	G4-3		K	3	1	1	0	0	0	1
10 Ronnie Belliard, R (6, PH) OBP: 0.500, SLG: 0.784 (6, 4)										3	1	1	2	0	1	0
44 Lastings Milledge, R (1, 8) OBP: 0.415, SLG: 0.553	K		HR		K	P5	1B			5	1	2	1	0	2	1
24 Nick Johnson, L (1, 3) OBP: 0.410, SLG: 0.419	21 1B 1B		BB		1-H 2B	21 2B 1B	K			3	0	3	1	1	0	0
Matthew Whitney, R (6, PR) OBP: 0.143, SLG: 0.346 (6, 3)										1	1	0	0	0	1	1
21 Dmitri Young, S (1, 10) OBP: 0.421, SLG: 0.412	1-2 1B		G4-3		K	25 E 1-H BB 2B		K		5	1	2	1	0	2	2
25 Austin Kearns, R (1, 9) OBP: 0.295, SLG: 0.442	F7			G5-3	HR 1B			FC5-4 2B		5	1	3	0	0	0	2
29 Ryan Langerhans, L (8, PR) OBP: 0.424, SLG: 0.280 (8, 9)					E7 BB 2-3 1B					0	0	0	0	0	0	0
Felipe Lopez, S (1, 4) OBP: 0.271, SLG: 0.295 (6, 6)		G3		G4-3	1-2 HR 1B			F8		4	1	1	0	1	0	1
Justin Maxwell, R (1, 7) OBP: 0.379, SLG: 0.560		K		BB		1-H 2-H HR		FC5-4 2-3		3	1	1	4	2	1	1
83 Wil Nieves, R (1, 2) OBP: 0.346, SLG: 0.286		G6-3		L8		F9			L5	5	0	0	0	0	0	4
22 Willie Harris, L (1, 5) OBP: 0.415, SLG: 0.333			15 F7 1B		15 CS BB	10 HR BB	F7		F8	2	1	1	0	2	0	0
4 Pete Orr, L (7, 5) OBP: 0.417, SLG: 0.636										1	0	0	0	0	0	0
Inning Stats	R: 0 E: 0 K: 1 S: 7 H: 2 LOB: 2 BB: 0 P: 7	R: 0 E: 0 K: 1 S: 5 H: 0 LOB: 0 BB: 0 P: 5	R: 1 E: 0 K: 0 S: 5 H: 2 LOB: 1 BB: 1 P: 10	R: 0 E: 0 K: 0 S: 3 H: 0 LOB: 1 BB: 1 P: 7	R: 1 E: 0 K: 2 S: 9 H: 2 LOB: 1 BB: 1 P: 14	R: 7 E: 1 K: 0 S: 11 H: 7 LOB: 3 BB: 3 P: 26	R: 0 E: 0 K: 1 S: 6 H: 1 LOB: 1 BB: 0 P: 6	R: 0 E: 0 K: 1 S: 6 H: 1 LOB: 1 BB: 0 P: 6	R: 0 E: 0 K: 1 S: 5 H: 0 LOB: 0 BB: 0 P: 5	1B: 9 2B: 3 3B: 0 HR: 3	SF: 0 SAC: 0 DP: 0 HBP: 0						

	AB	40
	R	9
	H	15
	RBI	9
	BB	6
	SO	7
	LOB	13

WP: 0 PB: 0 SB: 0 CS: 1 PA: 46

PITCHER		IP	WLS	BF	H	R	ER	SO	BB	IBB	HBP	BLK	WP	HR	S	P	ERA	WHIP
38 Jeremy Bonderman, R ERA: 5.09	(1, 1)	4.2	L	20	5	2	2	3	3	0	0	0	0	1	25	39	3.86	1.714
Tim Byrdak, L ERA: 10.0	(5, 1)	1.0		10	6	6	6	1	1	0	0	0	0	2	12	19	54.00	7.000
50 Clay Rapada, L ERA: 27.0	(6, 1)	0.1		5	2	1	1	0	2	0	0	0	0	0	3	11	27.00	12.000
Jason Grilli, R ERA: 3.38	(7, 1)	1.0		4	1	0	0	1	0	0	0	0	0	0	6	6	0.00	1.000
44 Bobby Seay, L ERA: 3.0	(8, 1)	1.0		4	1	0	0	1	0	0	0	0	0	0	6	6	0.00	1.000

PITCHER		IP	WLS	BF	H	R	ER	SO	BB	IBB	HBP	BLK	WP	HR	S	P	ERA	WHIP
45 Aquilino Lopez, R ERA: 1.8	(9, 1)	1.0		3	0	0	0	1	0	0	0	0	0	0	5	5	0.00	0.000

Batter	1	2	3	4	5	6	7	8	9	AB	R	H	RBI	BB	SO	LOB
28 Curtis Granderson, L (1, 8) OBP: 0.333, SLG: 0.791 46 Freddy Guzman, S (8, 8) OBP: 0.485, SLG: 0.536	14 G6-3 F7-2 2B		14 FC5-4 1B 1-2		F7 ③			G6-3 ②		3 0 2 0 0 0 0 1 0 0 0 0 0 0						
14 Placido Polanco, R (1, 4) OBP: 0.480, SLG: 0.674 39 Ramon Santiago, S (7, 4) OBP: 0.515, SLG: 0.536 (9, 6)	G6-3 ① 2-3		FC5-4 ② 1-2f 2-3			G6-3 ①		1B		3 0 0 0 0 0 3 1 0 1 0 0 0 0						
Ivan Rodriguez, R (1, 2) OBP: 0.425, SLG: 0.921 70 Dane Sardinha, R (7, 2) OBP: 0.273, SLG: 0.118	F7-2 ②③ 3-H		F9 ③			G6-3 ②		K		3 0 0 0 0 0 3 1 0 0 0 0 1 1						
3 Gary Sheffield, R (1, 10) OBP: 0.294, SLG: 0.345 44 Justin Justice, L (9, PH)		BBBB 1B BB		1B		K ③			G4-3 ①	2 0 1 0 1 1 0 1 0 0 0 0 0 0						
Jacque Jones, L (1, 7) OBP: 0.275, SLG: 0.194 Deik Scram, L (8, 7) OBP: 0.500, SLG: 0.333		G4-6-3 1-2 1B		F8 ①			F8 ①		L8 ②	3 0 1 0 0 0 1 1 0 0 0 0 0 0						
33 Marcus Thames, R (1, 3) OBP: 0.357, SLG: 0.880	CCC K ①			L7 ②			F9 ②		BSSX 1-2 HR	4 1 1 1 0 1 3						
Edgar Renteria, R (1, 6) OBP: 0.283, SLG: 0.366 Gustavo Nunez, S (7, PR) (8, 6) (9, 4)	G4-6-3 ②③ 1-2f			F8 ③			BBBB BB		F8 ③	2 0 0 0 1 0 3 1 0 0 0 0 0 0						
15 Brandon Inge, R (1, 5) OBP: 0.419, SLG: 0.485 26 Mike Hessman, R (8, 5) OBP: 0.364, SLG: 0.481			G1-3 ①		G6-3 ①		F7 ③			3 0 0 0 0 0 1 0 0 0 0 0 0 0						
61 Timo Perez, L (1, 9) OBP: 0.433, SLG: 0.667			14 FC5-4 28 1B 1B		F8 ②			F7 ①		3 0 1 0 0 0 0						
Inning Stats	R: 0 H: 1 E: 0 LOB: 0 K: 0 BB: 0 S: 3 P: 3	R: 0 H: 1 E: 0 LOB: 1 K: 1 BB: 1 S: 5 P: 9	R: 0 H: 2 E: 0 LOB: 2 K: 0 BB: 0 S: 5 P: 5	R: 0 H: 1 E: 0 LOB: 1 K: 0 BB: 0 S: 4 P: 4	R: 0 H: 0 E: 0 LOB: 0 K: 0 BB: 0 S: 3 P: 3	R: 0 H: 0 E: 0 LOB: 0 K: 1 BB: 0 S: 5 P: 5	R: 0 H: 0 E: 0 LOB: 1 K: 0 BB: 1 S: 3 P: 7	R: 0 H: 1 E: 0 LOB: 1 K: 1 BB: 0 S: 6 P: 6	R: 1 H: 1 E: 0 LOB: 0 K: 0 BB: 0 S: 6 P: 7	1B: 5 SF: 0 2B: 2 SAC: 0 3B: 0 DP: 2 HR: 1 HBP: 0						

PITCHER	IP	WLS	BF	H	R	ER	SO	BB	IBB	HBP	BLK	WP	HR	S	P	ERA	WHIP
Tim Redding, R (1, 1) ERA: 2.81	5.0	W	19	5	0	0	1	1	0	0	0	0	0	20	24	0.00	1.200
38 Joel Hanrahan, R (6, 1) ERA:	2.0		7	0	0	0	1	1	0	0	0	0	0	8	12	0.00	0.500
36 Ray King, L (8, 1) ERA:	1.0		4	1	0	0	1	0	0	0	0	0	0	6	6	0.00	1.000
Jesus Colome, R (9, 1) ERA: 3.0	1.0		4	1	1	1	0	0	0	0	0	0	1	6	7	9.00	1.000

PITCHER	IP	WLS	BF	H	R	ER	SO	BB	IBB	HBP	BLK	WP	HR	S	P	ERA	WHIP

BOTTOM

Washington Nationals @ Detroit Tigers

Joker Marchant Stadium, Lakeland, FL

Tue Mar 18 2008, 1:05 PM EDT
Att. 7,919 - Partly Cloudy - 80 F

livebaseballscorecards.com

AB	32
R	1
H	7
RBI	1
BB	2
SO	3
LOB	15

WP: 0 PA: 34
PB: 0
SB: 0
CS: 0

Detroit Tigers @ Atlanta Braves

Champion Stadium, Lake Buena Vista, FL

Thu Mar 20 2008, 7:05 PM EDT
Att. 11,606 - Partly Cloudy - 70 F

TOP

livebaseballscorecards.com

Batter	1	2	3	4	5	6	7	8	9	AB	R	H	RBI	BB	SO	LOB
28 Curtis Granderson, L (1, 8) OBP: 0.333, SLG: 0.761 46 Freddy Guzman, S (7, 8) OBP: 0.457, SLG: 0.500	E1 (14 2B)		G1-3		1-2 1B			SSS K	SSS K2-3	3 2	1 0	1 0	0 0	0 0	0 2	0 2
14 Placido Polanco, R (1, 4) OBP: 0.491, SLG: 0.714 25 Ryan Raburn, R (7, 4) OBP: 0.340, SLG: 0.348	G6-3 1-H 2B		2B		F6			BBBB 15 1B BB		3 0	0 0	2 0	1 0	0 1	0 0	2 0
Ivan Rodriguez, R (1, 2) OBP: 0.395, SLG: 0.854 15 Brandon Inge, R (7, 2) OBP: 0.432, SLG: 0.500	G6-3 2-3		G5-3		F9			30 G6-3 1-3 1B		3 1	0 0	0 1	0 0	0 0	0 0	4 0
30 Magglio Ordonez, R (1, 9) OBP: 0.353, SLG: 0.468 66 Matt Joyce, L (8, 9) OBP: 0.474, SLG: 0.467	G5-3		G6-3			G5-3		G6-3 1-2f		4 0	0 0	0 0	0 0	0 0	0 0	4 0
24 Miguel Cabrera, R (1, 5) OBP: 0.373, SLG: 0.444 78 Danny Worth, R (9, PR) OBP: 0.273, SLG: 0.200 (9, 6)	G6-3			G5-3		F8			BBBB 39 SH5-3 9 BB 61 G3-4 BB	3 0	0 1	0 0	0 0	1 0	0 0	1 0
9 Carlos Guillen, S (1, 3) OBP: 0.321, SLG: 0.667 26 Mike Hessman, R (9, PR) OBP: 0.364, SLG: 0.481 (9, 3)		F7		F9		G4-3			BBBB 61 G3-4 39 SH5-3 1-2 BB	3 0	0 0	0 0	0 0	1 0	0 0	0 0
39 Ramon Santiago, S (1, 6) OBP: 0.500, SLG: 0.500 (9, 5)	CCC K		H 1-0 CS HBP				P2		SH5-3 1-2 2-3	2	0	0	0	0	1	0
Jacque Jones, L (1, 7) OBP: 0.279, SLG: 0.205 59 Todd Jones, L (7, 1) 61 Timo Perez, L (9, PH) OBP: 0.419, SLG: 0.645 Jackson Melian, R (9, 7)	1B		C 0-1 CS 1-2		G3		CCC K		G3-4 2-3 3-H	3 0 1 0	0 0 0 0	1 0 0 0	0 0 1 0	0 0 0 0	1 0 0 0	0 0 2 0
35 Justin Verlander, R (1, 1) OBP: 0.500, SLG: 0.500 40 Yorman Bazardo, R (6, 1) 33 Marcus Thames, R (7, PH) OBP: 0.367, SLG: 0.846 (7, 7) 52 Denny Bautista, R (9, 1)	CCC K				28 1B		G6-3		BBBB	2 0 1 0	0 0 0 0	1 0 0 0	0 0 1 0	0 0 0 0	1 0 0 0	1 0 0 0

	AB	31
	R	2
	H	6
	RBI	2
	BB	4
	SO	5
	LOB	16

Inning Stats	1	2	3	4	5	6	7	8	9
	R: 1 E: 1 K: 0 S: 5	H: 1 LOB: 1 BB: 0 P: 5	R: 0 E: 0 K: 2 S: 8	H: 1 LOB: 1 BB: 0 P: 8	R: 0 E: 0 K: 0 S: 4	H: 1 LOB: 1 BB: 0 P: 4	R: 0 E: 0 K: 0 S: 3	H: 0 LOB: 0 BB: 0 P: 4	R: 0 E: 0 K: 0 S: 5	H: 2 LOB: 2 BB: 0 P: 5	R: 0 E: 0 K: 0 S: 3	H: 0 LOB: 0 BB: 0 P: 3	R: 0 E: 0 K: 1 S: 5	H: 0 LOB: 0 BB: 0 P: 5	R: 0 E: 0 K: 1 S: 5	H: 1 LOB: 1 BB: 1 P: 9	R: 1 E: 0 K: 1 S: 5	H: 0 LOB: 2 BB: 3 P: 17

	1B: 4	SF: 0	WP: 0	PA: 38
	2B: 2	SAC: 1	PB: 0	
	3B: 0	DP: 1	SB: 0	
	HR: 0	HBP: 1	CS: 1	

PITCHER		IP	WLS	BF	H	R	ER	SO	BB	IBB	HBP	BLK	WP	HR	S	P	ERA	WHIP
15 Tim Hudson, R ERA: 1.2	(1, 1)	6.0		24	5	1	0	2	0	0	1	0	0	0	28	29	0.00	0.833
34 Royce Ring, L ERA: 3.38	(7, 1)	1.0		3	0	0	0	1	0	0	0	0	0	0	5	5	0.00	0.000
40 Jeff Ridgway, L ERA: 1.23	(8, 1)	1.0		4	1	0	0	1	1	0	0	0	0	0	5	9	0.00	2.000
Tyler Yates, R ERA: 12.0	(9, 1)	1.0	W	6	0	1	1	1	3	0	0	0	0	0	5	17	9.00	3.000

PITCHER		IP	WLS	BF	H	R	ER	SO	BB	IBB	HBP	BLK	WP	HR	S	P	ERA	WHIP

BOTTOM

Detroit Tigers @ Atlanta Braves

Champion Stadium, Lake Buena Vista, FL

Thu Mar 20 2008, 7:05 PM EDT

Att. 11,606 - Partly Cloudy - 70 F

livebaseballscorecards.com

Batter	1	2	3	4	5	6	7	8	9	AB	R	H	RBI	BB	SO	LOB
2 Kelly Johnson, L (1, 4) OBP: 0.311, SLG: 0.250	P4		P6		BB			14 G5-3 68 SH2-3 1B		2	0	0	0	1	0	0
78 Wes Timmons, R (6, 4) OBP: 0.400, SLG: 0.444										1	0	1	0	0	0	0
19 Yunel Escobar, R (1, 6) OBP: 0.465, SLG: 0.667	G5-3 10 BB 1B		G6-3		G6-3			SH2-3 1-2		3	0	1	0	0	0	2
68 Brent Lillibridge, R (6, 6) OBP: 0.360, SLG: 0.357										0	0	0	0	0	0	0
10 Chipper Jones, S (1, 5) OBP: 0.472, SLG: 0.700	G5-3 1-2 BB			HR		2B		G5-3 2-3		2	1	2	1	1	0	0
14 Martin Prado, R (7, 5) OBP: 0.383, SLG: 0.455										1	0	0	0	0	0	1
Mark Teixeira, S (1, 3) OBP: 0.279, SLG: 0.308	G5-3 1-2 2-3			G2-3		7 G4-6-3 BB		G6-3		2	0	0	0	1	0	2
20 Scott Thorman, L (7, 3) OBP: 0.256, SLG: 0.351										1	0	0	0	0	0	1
16 Brian McCann, L (1, 2) OBP: 0.286, SLG: 0.382	F9			G6-3		K			F7	2	0	0	0	0	0	2
8 Javy Lopez, R (6, PH) OBP: 0.281, SLG: 0.444 (7, 2)										2	0	0	0	0	1	2
7 Jeff Francoeur, R (1, 9) OBP: 0.325, SLG: 0.474		G4-3		K		G4-6-3 1-2f			11 E 22 2B 2B	3	0	0	0	0	1	2
28 Brandon Jones, L (7, 7) OBP: 0.348, SLG: 0.263										1	1	1	0	0	0	0
11 Mark Kotsay, L (1, 8) OBP: 0.273, SLG: 0.244		G6-3			G4-3		K		E3 22 2B 22 E 2-3	4	1	0	0	0	1	1
22 Josh Anderson, L (1, 7) OBP: 0.357, SLG: 0.385 (7, 9)		G1-3			15 SH3 BB		G5-3		E9 1-H 3-H 2B	3	0	1	1	1	0	0
15 Tim Hudson, R (1, 1)			L3		SH3 1-2		F8			1	0	0	0	0	0	0
34 Royce Ring, L (7, 1)										0	0	0	0	0	0	0
26 Joe Borchard, S (7, PH) OBP: 0.343, SLG: 0.576										1	0	0	0	0	0	0
40 Jeff Ridgway, R (8, 1)										0	0	0	0	0	0	0
Tyler Yates, R (9, 1)										0	0	0	0	0	0	0
Inning Stats	R: 0 E: 0 K: 0 S: 4 H: 1 LOB: 2 BB: 1 P: 8	R: 0 E: 0 K: 0 S: 3 H: 0 LOB: 0 BB: 0 P: 3	R: 0 E: 0 K: 0 S: 3 H: 0 LOB: 0 BB: 0 P: 3	R: 1 E: 0 K: 1 S: 6 H: 1 LOB: 0 BB: 0 P: 6	R: 0 E: 0 K: 0 S: 3 H: 0 LOB: 2 BB: 2 P: 11	R: 0 E: 0 K: 1 S: 5 H: 1 LOB: 1 BB: 1 P: 9	R: 0 E: 0 K: 1 S: 5 H: 0 LOB: 0 BB: 0 P: 5	R: 0 E: 0 K: 0 S: 4 H: 1 LOB: 1 BB: 0 P: 4	R: 2 E: 2 K: 0 S: 4 H: 2 LOB: 1 BB: 0 P: 4	1B: 2 2B: 3 3B: 0 HR: 1 SF: 0 SAC: 2 DP: 1 HBP: 0							WP: 0 PB: 0 SB: 0 CS: 0 PA: 35

PITCHER	IP	WLS	BF	H	R	ER	SO	BB	IBB	HBP	BLK	WP	HR	S	P	ERA	WHIP
35 Justin Verlander, R (1, 1) ERA: 4.24	5.1		23	3	1	1	2	4	0	0	0	0	1	23	39	1.69	1.312
40 Yorman Bazardo, R (6, 1) ERA: 5.0	0.2		1	0	0	0	0	0	0	0	0	0	0	1	1	0.00	0.000
59 Todd Jones, R (7, 1) ERA: 11.42	2.0		7	1	0	0	1	0	0	0	0	0	0	9	9	0.00	0.500
52 Denny Bautista, R (9, 1) ERA: 0.84	0.1	L	4	2	2	1	0	0	0	0	0	0	0	4	4	27.00	6.000

PITCHER	IP	WLS	BF	H	R	ER	SO	BB	IBB	HBP	BLK	WP	HR	S	P	ERA	WHIP

Toronto Blue Jays @ Detroit Tigers

Joker Marchant Stadium, Lakeland, FL

Fri Mar 21 2008, 1:05 PM EDT

Att. 9,027 - Sunny - 78 F

TOP

livebaseballscorecards.com

Batter	1	2	3	4	5	6	7	8	9	AB	R	H	RBI	BB	SO	LOB
Reed Johnson, R (1, 8) OBP: 0.333, SLG: 0.368	F9		15 BB 1B	4 2B 1-H 2B		F9		F9		4	1	2	1	0	0	0
58 Cory Patton, L (7, 7)										1	0	0	0	0	0	2
4 Shannon Stewart, R (1, 7) OBP: 0.314, SLG: 0.419	G4-3		P4	15 1B 20 2B 2-H 2B		G5-3			62 G3-6-1 1B 1B	4	1	1	1	0	0	1
63 Wayne Lydon, S (6, 7) OBP: 0.556, SLG: 0.625 (7, 8)										1	0	1	0	0	0	0
15 Alex Rios, R (1, 9) OBP: 0.262, SLG: 0.368	20 1B BB		1-2 BB	20 CS 2-3 1B		K			62 G3-6-1 1-2 1B	2	0	1	0	2	1	0
Eric Nielsen, R (7, 9) OBP: 0.250, SLG: 0.250										1	0	1	0	0	0	0
20 Rod Barajas, R (1, 3) OBP: 0.375, SLG: 0.464	1-2 1B		F6	1-2 3-H 2B			P6		G3-6-1 1-2f 2-3	4	0	2	1	0	0	2
62 Chip Cannon, L (7, 3) OBP: 0.250, SLG: 0.545										1	0	0	0	0	0	2
66 Matt Watson, L (1, 10) OBP: 0.200, SLG: 0.136	G3-1		G3	P5			F8		G3-1	5	0	0	0	0	0	6
6 John McDonald, R (1, 6) OBP: 0.367, SLG: 0.280		13 HBP 18 G6-3 BB		13 S 18 1B 67 1B BB	18 G5-4-3 1B		K			2	1	1	0	2	1	0
(6, 4)										0	0	0	0	0	0	0
Jonathan Diaz, R (8, 4)																
18 Hector Luna, R (1, 5) OBP: 0.313, SLG: 0.313		G6-3 1-2		13 S 67 1B 1-2 1B	G5-4-3 1-2f			F7		3	1	1	0	0	0	2
43 Kevin Ahrens, R (7, 5)										1	0	0	0	0	0	0
13 Sal Fasano, R (1, 2)		2 SAFE H		K	67 FC5-4 BB			S		1	0	0	0	2	1	2
Erik Kratz, R (8, PR) OBP: 0.667, SLG: 1.000 (8, 2)		2-3 HBP		1-2 2-3						0	0	0	0	0	0	0
67 Ryan Klosterman, R (1, 4) OBP: 0.333, SLG: 0.333		G6-3		S 2B 2-H 3-H 1B	FC5-4 1-2f			P6 1-2		3	1	1	2	0	0	2
Justin Jackson, R (6, 6)										1	0	0	0	0	0	1
Inning Stats	R: 0 E: 0 K: 0 S: 4 H: 1 LOB: 2 BB: 1 P: 8	R: 0 E: 0 K: 0 S: 2 H: 0 LOB: 1 BB: 1 P: 7	R: 0 E: 0 K: 0 S: 4 H: 1 LOB: 2 BB: 1 P: 8	R: 5 E: 0 K: 1 S: 12 H: 6 LOB: 1 BB: 1 P: 16	R: 0 E: 0 K: 0 S: 3 H: 1 LOB: 1 BB: 1 P: 7	R: 0 E: 0 K: 1 S: 5 H: 0 LOB: 0 BB: 0 P: 5	R: 0 E: 0 K: 1 S: 5 H: 0 LOB: 0 BB: 0 P: 5	R: 0 E: 0 K: 0 S: 4 H: 0 LOB: 2 BB: 1 P: 8	R: 0 E: 0 K: 0 S: 4 H: 2 LOB: 1 BB: 0 P: 4	1B: 8 2B: 3 3B: 0 HR: 0	SF: 0 SAC: 0 DP: 2 HBP: 1						

	AB	34
	R	5
	H	11
	RBI	5
	BB	6
	SO	3
	LOB	20

WP: 0 PB: 0 SB: 4 CS: 1 PA: 41

PITCHER	IP	WLS	BF	H	R	ER	SO	BB	IBB	HBP	BLK	WP	HR	S	P	ERA	WHIP
21 Dontrelle Willis, L (1, 1) ERA: 6.59	3.1	L	21	7	5	5	1	4	0	1	0	0	0	19	36	13.50	3.300
31 Zach Miner, R (4, 1) ERA: 4.61	2.2		9	2	0	0	1	1	0	0	0	0	0	11	15	0.00	1.125
44 Bobby Seay, L (7, 1) ERA: 2.7	1.0		3	0	0	0	1	0	0	0	0	0	0	5	5	0.00	0.000
45 Aquilino Lopez, R (8, 1) ERA: 1.64	1.0		4	0	0	0	0	1	0	0	0	0	0	4	8	0.00	1.000
62 Francis Beltran, R (9, 1) ERA: 1.86	1.0		4	2	0	0	0	0	0	0	0	0	0	4	4	0.00	2.000

PITCHER	IP	WLS	BF	H	R	ER	SO	BB	IBB	HBP	BLK	WP	HR	S	P	ERA	WHIP

Batter	1	2	3	4	5	6	7	8	9	AB	R	H	RBI	BB	SO	LOB
28 Curtis Granderson, L (1, 8) OBP: 0.333, SLG: 0.735 46 Freddy Guzman, S (7, 8) OBP: 0.444, SLG: 0.484	3 HR 1B		K			F7		P3		3 1	1 0	1 0	0 0	0 0	1 0	0 1
Ivan Rodriguez, R (1, 2) OBP: 0.391, SLG: 0.886 39 Ramon Santiago, S (7, 4) OBP: 0.486, SLG: 0.484	P3		G3			HR			P4	3 1	1 0	1 0	1 0	0 0	0 0	1 0
3 Gary Sheffield, R (1, 10) OBP: 0.297, SLG: 0.438 72 Brandon Timm, R (9, PH)	1-H HR			F8		F7			F8	3 1	1 0	1 0	2 0	0 0	0 0	0 0
30 Magglio Ordonez, R (1, 9) OBP: 0.340, SLG: 0.449 33 Marcus Thames, R (6, 9) OBP: 0.344, SLG: 0.786 (9, 7)	G6-3			F8			P3		K	2 2	0 0	0 0	0 0	0 0	0 1	0 0
24 Miguel Cabrera, R (1, 5) OBP: 0.352, SLG: 0.417 Kody Kirkland, R (8, 5)	K			G5-3			F8			3 0	0 0	0 0	0 0	0 0	1 0	0 0
9 Carlos Guillen, S (1, 3) OBP: 0.309, SLG: 0.642 26 Mike Hessman, R (6, 3) OBP: 0.353, SLG: 0.464		P6			K		K			2 1	0 0	0 0	0 0	0 0	1 1	0 0
Jacque Jones, L (1, 7) OBP: 0.261, SLG: 0.190 10 Brennan Boesch, L (9, 9)		G3			G3			G4-3		3 0	0 0	0 0	0 0	0 0	0 0	0 0
25 Ryan Raburn, R (1, 4) OBP: 0.339, SLG: 0.347 (7, 2) 70 Dane Sardinha, R (9, 2) OBP: 0.273, SLG: 0.118		K			F8			1B		3 0	0 0	1 0	0 0	0 0	1 0	0 0
15 Brandon Inge, R (1, 6) OBP: 0.404, SLG: 0.459 Erick Almonte, R (9, 6)			K			P3		F8		3 0	0 0	0 0	0 0	0 0	1 0	1 0
Inning Stats	R: 2 E: 0 K: 1 S: 8 H: 2 LOB: 0 BB: 0 P: 9	R: 0 E: 0 K: 1 S: 5 H: 0 LOB: 0 BB: 0 P: 5	R: 0 E: 0 K: 2 S: 7 H: 0 LOB: 0 BB: 0 P: 7	R: 0 E: 0 K: 0 S: 3 H: 0 LOB: 0 BB: 0 P: 3	R: 0 E: 0 K: 1 S: 5 H: 0 LOB: 0 BB: 0 P: 5	R: 1 E: 0 K: 0 S: 6 H: 1 LOB: 0 BB: 0 P: 7	R: 0 E: 0 K: 1 S: 5 H: 0 LOB: 0 BB: 0 P: 5	R: 0 E: 0 K: 0 S: 4 H: 1 LOB: 1 BB: 0 P: 4	R: 0 E: 0 K: 1 S: 5 H: 0 LOB: 0 BB: 0 P: 5	1B: 2 2B: 0 3B: 0 HR: 2	SF: 0 SAC: 0 DP: 0 HBP: 0					WP: 0 PB: 0 SB: 0 CS: 0	PA: 31

BOTTOM

Toronto Blue Jays @ Detroit Tigers

Joker Marchant Stadium, Lakeland, FL

Fri Mar 21 2008, 1:05 PM EDT
Att. 9,027 - Sunny - 78 F

livebaseballscorecards.com

AB	31
R	3
H	4
RBI	3
BB	0
SO	7
LOB	3

PITCHER		IP	WLS	BF	H	R	ER	SO	BB	IBB	HBP	BLK	WP	HR	S	P	ERA	WHIP
51 Jesse Litsch, R ERA: 5.79	(1, 1)	6.0	W	21	3	3	3	5	0	0	0	0	0	2	34	36	4.50	0.500
59 Jesse Carlson, L ERA:	(7, 1)	3.0	S	10	1	0	0	2	0	0	0	0	0	0	14	14	0.00	0.333

PITCHER	IP	WLS	BF	H	R	ER	SO	BB	IBB	HBP	BLK	WP	HR	S	P	ERA	WHIP

Batter	1	2	3	4	5	6	7	8	9	AB	R	H	RBI	BB	SO	LOB
Inning Stats																

TOP

Detroit Tigers @ Philadelphia Phillies

Bright House Networks Field, Clearwater, FL

Sat Mar 22 2008, 1:05 PM EDT

livebaseballscorecards.com

AB	**0**
R	**0**
H	**0**
RBI	**0**
BB	**0**
SO	**0**
LOB	**0**

1B: 0
2B: 0
3B: 0
HR: 0

SF: 0
SAC: 0
DP: 0
HBP: 0

WP: 0
PB: 0
SB: 0
CS: 0

PA: 0

PITCHER	IP	WLS	BF	H	R	ER	SO	BB	IBB	HBP	BLK	WP	HR	S	P	ERA	WHIP

PITCHER	IP	WLS	BF	H	R	ER	SO	BB	IBB	HBP	BLK	WP	HR	S	P	ERA	WHIP

Batter	1	2	3	4	5	6	7	8	9	AB	R	H	RBI	BB	SO	LOB
Inning Stats										1B: 0 2B: 0 3B: 0 HR: 0		SF: 0 SAC: 0 DP: 0 HBP: 0					

PITCHER	IP	WLS	BF	H	R	ER	SO	BB	IBB	HBP	BLK	WP	HR	S	P	ERA	WHIP

PITCHER	IP	WLS	BF	H	R	ER	SO	BB	IBB	HBP	BLK	WP	HR	S	P	ERA	WHIP

BOTTOM

Detroit Tigers @ Philadelphia Phillies

Bright House Networks Field, Clearwater, FL

Sat Mar 22 2008, 1:05 PM EDT

livebaseballscorecards.com

AB	**0**
R	**0**
H	**0**
RBI	**0**
BB	**0**
SO	**0**
LOB	**0**

WP: 0 PA: 0
PB: 0
SB: 0
CS: 0

Cleveland Indians @ Detroit Tigers

Joker Marchant Stadium, Lakeland, FL

Sun Mar 23 2008, 1:05 PM EDT
Att. 9,781 - Partly Cloudy - 79 F

livebaseballscorecards.com

Batter	1	2	3	4	5	6	7	8	9	10	AB	R	H	RBI	BB	SO	LOB
24 Grady Sizemore, L (1, 8) OBP: 0.444, SLG: 0.935	F7			K		G3-1		F8		K 1-2	5	0	0	0	0	2	2
Jason Michaels, R (1, 9) OBP: 0.372, SLG: 0.658	P6			48 WP, 41 BB, 2B		G6-3		K			4	0	1	0	0	1	1
48 Travis Hafner, L (1, 10) OBP: 0.432, SLG: 0.543	K			41 BB, 2 3B, BB 2-3		HR		F8			3	2	1	1	1	1	1
41 Victor Martinez, S (1, 2) OBP: 0.396, SLG: 0.543		F7		2 3B, BB 1-2 3-H		G4-3			K		3	1	0	0	1	1	0
73 Yamid Haad, R (9, 2) OBP: 0.353, SLG: 0.467											0	0	0	0	0	0	0
2 Jhonny Peralta, R (1, 6) OBP: 0.364, SLG: 0.410		P4		3B 1-H 2-H			G6-3		K		4	0	1	2	0	1	0
25 Ryan Garko, R (1, 3) OBP: 0.292, SLG: 0.326		F8		G5-3			G5-3		P3		4	0	0	0	0	0	1
20 David Dellucci, L (1, 7) OBP: 0.237, SLG: 0.265	F7				L7		29 FC6-4, 1B			F7	3	0	1	0	0	0	0
12 Ben Francisco, R (7, 7) OBP: 0.412, SLG: 0.630											1	0	0	0	0	0	0
29 Josh Barfield, R (1, 4) OBP: 0.327, SLG: 0.333	G5-3				F8		FC6-4 1-2f			G4-3	4	0	0	0	0	0	1
15 Andy Marte, R (1, 5) OBP: 0.333, SLG: 0.523	G6-3				L6			BB		24 WP, 1B	3	0	1	0	1	0	0
Inning Stats	R: 0 E: 0 K: 1 S: 5 H: 0 LOB: 0 BB: 0 P: 5	R: 0 E: 0 K: 0 S: 3 H: 0 LOB: 0 BB: 0 P: 3	R: 0 E: 0 K: 0 S: 3 H: 0 LOB: 0 BB: 0 P: 3	R: 2 E: 0 K: 1 S: 6 H: 2 LOB: 1 BB: 2 P: 14	R: 0 E: 0 K: 0 S: 3 H: 0 LOB: 0 BB: 0 P: 3	R: 1 E: 0 K: 0 S: 5 H: 1 LOB: 0 BB: 0 P: 8	R: 0 E: 0 K: 0 S: 4 H: 1 LOB: 1 BB: 0 P: 4	R: 0 E: 0 K: 1 S: 5 H: 0 LOB: 1 BB: 1 P: 9	R: 0 E: 0 K: 2 S: 7 H: 0 LOB: 0 BB: 0 P: 7	R: 0 E: 0 K: 1 S: 6 H: 1 LOB: 1 BB: 0 P: 7	1B: 2 2B: 1 3B: 1 HR: 1	SF: 0 SAC: 0 DP: 0 HBP: 0					

PITCHER	IP	WLS	BF	H	R	ER	SO	BB	IBB	HBP	BLK	WP	HR	S	P	ERA	WHIP
40 Yorman Bazardo, R (1, 1) ERA: 3.75	3.0		9	0	0	0	1	0	0	0	0	0	0	11	11	0.00	0.000
Tim Byrdak, L (4, 1) ERA: 10.8	1.0	B	6	2	2	2	1	2	0	0	0	1	0	6	14	18.00	4.000
Jason Grilli, R (5, 1) ERA: 3.09	1.0		3	0	0	0	0	0	0	0	0	0	0	3	3	0.00	0.000
52 Denny Bautista, R (6, 1) ERA: 1.54	1.0	B	4	1	1	1	0	0	0	0	0	0	1	5	8	9.00	1.000
59 Todd Jones, R (7, 1) ERA: 10.24	1.0		4	1	0	0	0	0	0	0	0	0	0	4	4	0.00	1.000

PITCHER	IP	WLS	BF	H	R	ER	SO	BB	IBB	HBP	BLK	WP	HR	S	P	ERA	WHIP
61 Casey Fien, R (8, 1) ERA:	1.0		4	0	0	0	1	1	0	0	0	0	0	5	9	0.00	1.000
31 Jeremy Johnson, R (9, 1) ERA:	2.0		7	1	0	0	3	0	0	0	0	1	0	13	14	0.00	0.500

TOP

AB	34
R	3
H	5
RBI	3
BB	3
SO	6
LOB	6

WP: 2 PA: 37
PB: 0
SB: 0
CS: 0

Cleveland Indians @ Detroit Tigers

Joker Marchant Stadium, Lakeland, FL

Sun Mar 23 2008, 1:05 PM EDT

Att. 9,781 - Partly Cloudy - 79 F

livebaseballscorecards.com

BOTTOM

Batter	1	2	3	4	5	6	7	8	9	10	AB	R	H	RBI	BB	SO	LOB
Edgar Renteria, R (1, 6) OBP: 0.280, SLG: 0.356	G6-3		G5-3		14 1B 1-2 1B		F9		BBBB 4-0 BB		4	0	1	0	0	0	0
39 Ramon Santiago, S (8, 6) OBP: 0.500, SLG: 0.484											0	0	0	0	1	0	0
14 Placido Polanco, R (1, 4) OBP: 0.491, SLG: 0.698	E6 3 HR		G5-3		1-3 2-H 1B		3 FC6-4 1B		P3		4	1	2	1	0	0	0
25 Ryan Raburn, R (7, PR) OBP: 0.333, SLG: 0.340 (8, 4) (9, 5)											1	0	0	0	0	0	2
3 Gary Sheffield, R (1, 10) OBP: 0.293, SLG: 0.500	1-H HR		G5-3		F7		FC6-4 1-2f			CCS K	4	1	1	2	0	0	3
31 Jeramy Laster, R (10, PH)											1	0	0	0	0	1	0
30 Magglio Ordonez, R (1, 9) OBP: 0.357, SLG: 0.462	G5-3			24 G5-4-3 1B		24 G6-4-3 1B		CCS K		87 BLK 1B	3	0	2	0	0	0	0
33 Marcus Thames, R (7, 9) OBP: 0.353, SLG: 0.767											2	0	1	0	0	1	0
Deik Scram, L (10, PR) OBP: 0.500, SLG: 0.333											0	0	0	0	0	0	0
24 Miguel Cabrera, R (1, 5) OBP: 0.328, SLG: 0.385	CCS K			G5-4-3 1-2f		G6-4-3 1-2f		CCS K		G5-3 1-2	4	0	0	0	0	2	2
87 Henry Mateo, S (9, 4)											1	0	0	0	0	0	1
9 Carlos Guillen, S (1, 3) OBP: 0.310, SLG: 0.618		CCS K		F9		BBBB 4-0 1B BB		F8		P4	2	0	0	0	1	1	0
26 Mike Hessman, R (7, 3) OBP: 0.333, SLG: 0.433											2	0	0	0	0	0	2
Ivan Rodriguez, R (1, 2) OBP: 0.380, SLG: 0.833		G5-3			G4-3	1-3 1B			CCS K		4	0	1	0	0	1	0
70 Dane Sardinha, R (10, 2) OBP: 0.273, SLG: 0.118											0	0	0	0	0	0	0
Jacque Jones, L (1, 7) OBP: 0.280, SLG: 0.200		BBBB 4-0 BB			G3-1	G1-3				15 G5-3 1B	3	0	1	0	1	0	2
46 Freddy Guzman, S (9, PR) OBP: 0.444, SLG: 0.484 (10, 7)											0	0	0	0	0	0	0
15 Brandon Inge, R (1, 8) OBP: 0.392, SLG: 0.425		F8			H 1-0 14 1B 1B HBP		G5-3			G5-3 1-2	3	1	0	0	0	0	2
Inning Stats	R: 2 H: 1 E: 1 LOB: 0 K: 1 BB: 0 S: 8 P: 9	R: 0 H: 0 E: 0 LOB: 1 K: 1 BB: 1 S: 5 P: 9	R: 0 H: 0 E: 0 LOB: 0 K: 0 BB: 0 S: 3 P: 3	R: 0 H: 1 E: 0 LOB: 0 K: 0 BB: 0 S: 3 P: 3	R: 1 H: 2 E: 0 LOB: 2 K: 0 BB: 0 S: 5 P: 6	R: 0 H: 2 E: 0 LOB: 2 K: 0 BB: 1 S: 4 P: 8	R: 0 H: 1 E: 0 LOB: 1 K: 0 BB: 0 S: 4 P: 4	R: 0 H: 0 E: 0 LOB: 0 K: 2 BB: 0 S: 7 P: 7	R: 0 H: 1 E: 0 LOB: 2 K: 1 BB: 1 S: 6 P: 10	R: 0 H: 1 E: 0 LOB: 2 K: 1 BB: 0 S: 6 P: 6	1B: 8 SF: 0 2B: 0 SAC: 0 3B: 0 DP: 2 HR: 1 HBP: 1						

	AB	38
	R	3
	H	9
	RBI	3
	BB	3
	SO	6
	LOB	14

WP: 0 PA: 42
PB: 0
SB: 0
CS: 0

PITCHER		IP	WLS	BF	H	R	ER	SO	BB	IBB	HBP	BLK	WP	HR	S	P	ERA	WHIP
55 Roberto Hernandez, R ERA: 4.3	(1, 1)	6.0		26	6	3	2	2	2	0	1	0	0	1	28	38	3.00	1.333
47 Joe Borowski, R ERA: 6.0	(7, 1)	1.0		4	1	0	0	0	0	0	0	0	0	0	4	4	0.00	1.000
63 Rafael Betancourt, R ERA: 1.29	(8, 1)	1.0		3	0	0	0	2	0	0	0	0	0	0	7	7	0.00	0.000
50 Jensen Lewis, R ERA: 1.0	(9, 1)	1.0		5	1	0	0	1	1	0	0	0	0	0	6	10	0.00	2.000
53 Rafael Perez, L ERA: 5.87	(10, 1)	1.0		4	1	0	0	1	0	0	0	1	0	0	6	6	0.00	1.000

PITCHER	IP	WLS	BF	H	R	ER	SO	BB	IBB	HBP	BLK	WP	HR	S	P	ERA	WHIP

Detroit Tigers @ Washington Nationals

Space Coast Stadium, Viera, FL

Mon Mar 24 2008, 1:05 PM EDT

Att. 5,390 - Partly Cloudy - 70 F

TOP

livebaseballscorecards.com

Batter	1	2	3	4	5	6	7	8	9	AB	R	H	RBI	BB	SO	LOB
Edgar Renteria, R (1, 6) OBP: 0.278, SLG: 0.347	SSC	0-3 ① K	SSC	0-3 ③ K		x	0-0 ③ F9		x	0-0 F8		4	0	1	0	0	2	2
39 Ramon Santiago, S (6, 6) OBP: 0.487, SLG: 0.469						x	1-2 1B			③		1	0	0	0	0	0	1
14 Placido Polanco, R (1, 4) OBP: 0.475, SLG: 0.667	x	x	x		x	x			x			4	2	1	0	0	0	3
25 Ryan Raburn, R (6, 4) OBP: 0.345, SLG: 0.373	0-0 E6 30 1B		0-0 3 G5-3 24 1B 1B		0-0 ① F9	0-0 ③ G1-3			0-0 26 F8 76 1B 2B			1	1	0	0	0	0	0
3 Gary Sheffield, R (1, 10) OBP: 0.267, SLG: 0.450	x	x	x		x		x		x			4	0	0	0	0	0	2
61 Timo Perez, L (9, PH) OBP: 0.406, SLG: 0.625 (9, 10)	0-0 ② F7		0-0 ① G5-3 1-2		0-0 ② P6		0-0 ① F7		0-0 ① P6			1	0	0	0	0	0	1
30 Magglio Ordonez, R (1, 9) OBP: 0.367, SLG: 0.455	x	x	x		BBBB		x		BBBB			3	0	1	1	1	0	1
66 Matt Joyce, L (7, 9) OBP: 0.500, SLG: 0.467	0-0 ② 24 FC5-4 2-H 1B		0-0 ② L4		4-0 BB		0-0 ② L6		4-0 76 1B BB			0	0	0	0	1	0	0
24 Miguel Cabrera, R (1, 5) OBP: 0.323, SLG: 0.375	x	x	x		x		SSS		x			4	0	1	1	0	1	2
26 Mike Hessman, R (7, 5) OBP: 0.324, SLG: 0.419	0-0 ③ FC5-4 1-2f		0-0 9 1B 2-H 1B		0-0 ③ P4		0-3 ③ K		0-0 ② F8 2-3			1	0	0	0	0	0	2
9 Carlos Guillen, S (1, 3) OBP: 0.328, SLG: 0.621		x	x			x		x	x			3	0	2	0	0	0	0
76 Clete Thomas, L (6, PR) OBP: 0.318, SLG: 0.350 (6, 7)		0-0 ① G6-3	0-0 1-2 1B			0-0 1B 33 SF9 1B		0-0 ① F8	0-0 1-2 3-H 1B			2	1	1	1	0	0	0
Ivan Rodriguez, R (1, 2) OBP: 0.377, SLG: 0.804		SSS	x			x		SSBBBX	x			3	0	1	0	0	1	2
70 Dane Sardinha, R (6, 2) OBP: 0.292, SLG: 0.316		0-3 ② K	0-0 ③ P5			0-0 1B 1-3 1B		3-2 HR	0-0 ③ F8			2	1	1	1	0	0	2
33 Marcus Thames, R (1, 7) OBP: 0.342, SLG: 0.719 (6, 3)		x		SSC 0-3 ① K		x		BBBB				2	0	0	1	1	1	0
		0-0 E3 15 BB				0-0 ① SF9 3-H		4-0 BB										
15 Brandon Inge, R (1, 8) OBP: 0.382, SLG: 0.395		BBBB		x		x		SSC				3	0	0	0	1	1	3
		4-0 1-2 BB		0-0 ② P2		0-0 ② P5		0-3 ② K										

	AB	R	H	RBI	BB	SO	LOB
	38	5	10	5	4	6	21

Inning Stats	1	2	3	4	5	6	7	8	9
	R: 1 E: 1 K: 1 S: 7	H: 1 LOB: 1 BB: 0 P: 7	R: 0 E: 1 K: 2 S: 8	H: 0 LOB: 2 BB: 1 P: 12	R: 1 E: 0 K: 0 S: 6	H: 3 LOB: 2 BB: 0 P: 6	R: 0 E: 0 K: 1 S: 5	H: 0 LOB: 0 BB: 0 P: 5	R: 0 E: 0 K: 0 S: 3	H: 0 LOB: 1 BB: 1 P: 7
	R: 1 E: 0 K: 0 S: 6	H: 3 LOB: 3 BB: 0 P: 6	R: 0 E: 0 K: 1 S: 5	H: 0 LOB: 0 BB: 0 P: 5	R: 1 E: 0 K: 1 S: 8	H: 1 LOB: 1 BB: 1 P: 15	R: 1 E: 0 K: 0 S: 5	H: 2 LOB: 2 BB: 1 P: 9		

	1B	SF	WP	PA
	8	1	0	43
	2B	SAC	PB	
	1	0	0	
	3B	DP	SB	
	0	0	0	
	HR	HBP	CS	
	1	0	0	

PITCHER		IP	WLS	BF	H	R	ER	SO	BB	IBB	HBP	BLK	WP	HR	S	P	ERA	WHIP
57 Jason Bergmann, R ERA: 2.7	(1, 1)	5.2	L	28	7	3	2	4	2	0	0	0	0	0	34	42	3.18	1.588
38 Joel Hanrahan, R ERA:	(6, 1)	1.1		4	0	0	0	1	0	0	0	0	0	0	6	6	0.00	0.000
Jesus Colome, R ERA: 4.5	(8, 1)	1.0		5	1	1	1	1	1	0	0	0	0	1	8	15	9.00	2.000
32 Chad Cordero, R ERA: 3.0	(9, 1)	1.0		6	2	1	1	0	1	0	0	0	0	0	5	9	9.00	3.000

PITCHER	IP	WLS	BF	H	R	ER	SO	BB	IBB	HBP	BLK	WP	HR	S	P	ERA	WHIP

Batter	1	2	3	4	5	6	7	8	9	AB	R	H	RBI	BB	SO	LOB
15 Cristian Guzman, S (1, 6) OBP: 0.313, SLG: 0.424	G5-3		P6		G6-3			G4-3	F7-2 3-H	5	0	0	0	0	0	5
44 Lastings Milledge, R (1, 8) OBP: 0.420, SLG: 0.516	11 L4-3 1B		F7			BBBB 11 FC6-4 BB		11 HR 1B		3	1	2	0	1	0	0
11 Ryan Zimmerman, R (1, 5) OBP: 0.366, SLG: 0.692	L4-3 1-1			G5-3		FC6-4 21 G4-6-3 1-2f		B 1-0 1-H HR		4	1	1	2	0	0	2
21 Dmitri Young, S (1, 3) OBP: 0.346, SLG: 0.304		BBBB 16 2B BB		P4		G4-6-3 1-2f		P5		3	1	0	0	1	0	1
25 Austin Kearns, R (1, 9) OBP: 0.333, SLG: 0.500 29 Ryan Langerhans, L (8, 9) OBP: 0.395, SLG: 0.267		F9		P2			16 1B 1B	P5		3 1	0 0	1 0	0 0	0 0	0 0	1 0
16 Paul Lo Duca, R (1, 2) OBP: 0.333, SLG: 0.444 4 Pete Orr, L (7, PR) OBP: 0.405, SLG: 0.618 3 Jesus Flores, R (8, 2) OBP: 0.316, SLG: 0.324	1-H 2B				P5		1-2 1B		BBBB 34 2B 15 F7-2 BB	3 0 0	0 0 0	2 0 0	1 0 0	0 0 1	0 0 0	0 0 0
34 Elijah Dukes, R (1, 10) OBP: 0.362, SLG: 0.475	SSC K				SSS K		F9		1-3 2B	4	0	1	0	0	2	3
Felipe Lopez, S (1, 4) OBP: 0.300, SLG: 0.309	G6-3				22 1B 1B		SSS K		H 1-0 HBP	3	0	1	0	0	1	3
22 Willie Harris, L (1, 7) OBP: 0.400, SLG: 0.324 8 Aaron Boone, R (9, PH) OBP: 0.308, SLG: 0.400			SSC K		1-3 1B		SSS K		SSC K	3 1	0 0	1 0	0 0	0 0	2 1	2 3
Inning Stats	R: 0 H: 1 E: 0 LOB: 0 K: 0 BB: 0 S: 3 P: 3	R: 1 H: 1 E: 0 LOB: 1 K: 1 BB: 1 S: 6 P: 10	R: 0 H: 0 E: 0 LOB: 0 K: 1 BB: 0 S: 5 P: 5	R: 0 H: 0 E: 0 LOB: 0 K: 0 BB: 0 S: 3 P: 3	R: 0 H: 2 E: 0 LOB: 2 K: 1 BB: 0 S: 7 P: 7	R: 0 H: 0 E: 0 LOB: 0 K: 0 BB: 1 S: 2 P: 6	R: 0 H: 2 E: 0 LOB: 2 K: 2 BB: 0 S: 9 P: 9	R: 2 H: 2 E: 0 LOB: 0 K: 0 BB: 0 S: 5 P: 6	R: 0 H: 1 E: 0 LOB: 2 K: 1 BB: 1 S: 5 P: 10	1B: 6 SF: 0 2B: 4 SAC: 0 3B: 0 DP: 3 HR: 1 HBP: 1						

PITCHER	IP	WLS	BF	H	R	ER	SO	BB	IBB	HBP	BLK	WP	HR	S	P	ERA	WHIP
29 Nate Robertson, L (1, 1) ERA: 1.26	5.1	W	21	4	1	1	3	2	0	0	0	0	0	25	33	1.69	1.125
45 Aquilino Lopez, R (6, 1) ERA: 1.42	1.2	H	6	2	0	0	2	0	0	0	0	0	0	10	10	0.00	1.200
31 Zach Miner, R (8, 1) ERA: 5.52	1.0	H	5	2	2	2	0	0	0	0	0	0	1	5	6	18.00	2.000
62 Francis Beltran, R (9, 1) ERA: 1.69	1.0	S	5	1	0	0	1	1	0	1	0	0	0	5	10	0.00	2.000

PITCHER	IP	WLS	BF	H	R	ER	SO	BB	IBB	HBP	BLK	WP	HR	S	P	ERA	WHIP

BOTTOM

Detroit Tigers @ Washington Nationals

Space Coast Stadium, Viera, FL

Mon Mar 24 2008, 1:05 PM EDT
Att. 5,390 - Partly Cloudy - 70 F

livebaseballscorecards.com

AB	33
R	3
H	9
RBI	3
BB	3
SO	6
LOB	20

WP: 0 PA: 37
PB: 0
SB: 0
CS: 0

Batter	1	2	3	4	5	6	7	8	9	AB	R	H	RBI	BB	SO	LOB
21 Michael Bourn, L (1, 8) OBP: 0.346, SLG: 0.377	B B B B 4-0 9 1B 9 S 17 1B BB	X 0-0 ① G4-3 2-3	X 0-0 9 S 3-H 1B			X 0-0 ② L8		X 0-0 ③ G5-3		3	1	1	1	1	0	1
60 Reggie Abercrombie, R (6, 8) OBP: 0.306, SLG: 0.273										1	0	0	0	0	0	0
9 Hunter Pence, R (1, 9) OBP: 0.429, SLG: 0.722	B X 1-0 45 BB 17 1B 22 SF8 1-3 1B	X 0-0 ③ 17 E 17 2B 3-H 1B	B S S S 1-3 ③ K2-3 1-2			X 0-0 ③ P4			B B B B 4-0 31 1B 2 BB BB BB	4	3	2	1	1	1	1
17 Lance Berkman, S (1, 3) OBP: 0.404, SLG: 0.660	X 0-0 45 BB 1-2 3-H 1B	B X 1-0 10 1B 1-H 2B		X 0-0 ① F7			B B B B 4-0 45 1B BB		B B B B 4-0 BB 31 1B 22 BB 1-2 BB	3	0	2	2	1	0	0
2 Darin Erstad, L (7, 3) OBP: 0.340, SLG: 0.500										0	1	0	0	1	0	0
45 Carlos Lee, R (1, 7) OBP: 0.340, SLG: 0.500	B B B B 4-0 1-2 2-3 BB	X 0-0 ② P4		X 0-0 ② P3			X 0-0 1-2 1B		X 0-0 22 BB BB 55 FC5 1-2 2-3 1B	3	0	1	0	1	0	1
31 David Newhan, L (8, 7) OBP: 0.283, SLG: 0.400										1	1	1	0	0	0	0
10 Miguel Tejada, R (1, 6) OBP: 0.400, SLG: 0.600	X 0-0 ① F6	X 0-0 2-3 1B		X 0-0 ③ G5-3			X 0-0 ① F8		B B B B 4-0 55 FC5 22 BB 1-2 2-3 3-H BB	4	0	1	0	0	0	5
Brad Ausmus, R (7, 5) OBP: 0.343, SLG: 0.364										0	0	0	1	1	0	0
22 José Cruz Jr., S (1, 10) OBP: 0.420, SLG: 0.627	X 0-0 ② SF8 3-H	S S S 0-3 ③ K			S S S 0-3 ① K		S S S 0-3 ② K		B B B B 4-0 55 FC5 1-2 2-3 3-H BB	3	0	0	2	1	3	4
21 Ty Wigginton, R (1, 5) OBP: 0.242, SLG: 0.373	S S S 0-3 ③ K		X 0-0 E5 13 46 HBP G4-6-3 21 1B		X 0-0 ② P3		X 0-0 ③ P4		X 0-0 ① FC5 1-2 2-3f 3-H	4	1	0	0	0	1	4
55 Humberto Quintero, R (7, 2) OBP: 0.425, SLG: 0.500										1	0	0	1	0	0	2
46 J.R. Towles, R (1, 2) OBP: 0.480, SLG: 0.727		X 0-0 13 2B 2B	H 1-0 13 G4-6-3 1-2 HBP		X 0-0 ③ G5-3			X 0-0 ① F7	X 0-0 ② F7	2	1	1	0	0	0	0
Mark Loretta, R (7, 6) OBP: 0.339, SLG: 0.320										2	0	0	0	0	0	2
13 Tomas Perez, S (1, 4) OBP: 0.385, SLG: 0.521		X 0-0 21 G4-3 9 1B 2-H 2B	X 0-0 ① ② G4-6-3 1-2f 2-3			X 0-0 ① G6-3		X 0-0 ② G5-3	X 0-0 ③ G6-3	5	1	1	1	0	0	4
Inning Stats	R: 2 E: 0 K: 1 S: 7 H: 2 LOB: 2 BB: 2 P: 16	R: 3 E: 0 K: 1 S: 10 H: 5 LOB: 2 BB: 0 P: 11	R: 1 E: 1 K: 1 S: 6 H: 1 LOB: 1 BB: 0 P: 8	R: 0 E: 0 K: 0 S: 3 H: 0 LOB: 0 BB: 0 P: 3	R: 0 E: 0 K: 1 S: 5 H: 0 LOB: 0 BB: 0 P: 5	R: 0 E: 0 K: 0 S: 3 H: 0 LOB: 0 BB: 0 P: 3	R: 0 E: 0 K: 1 S: 6 H: 1 LOB: 2 BB: 1 P: 10	R: 0 E: 0 K: 0 S: 3 H: 0 LOB: 0 BB: 0 P: 3	R: 3 E: 0 K: 0 S: 4 H: 1 LOB: 2 BB: 4 P: 20	1B: 7 2B: 3 3B: 0 HR: 0 SF: 1 SAC: 0 DP: 1 HBP: 1						

TOP

Houston Astros @ Detroit Tigers

Joker Marchant Stadium, Lakeland, FL

Tue Mar 25 2008, 6:05 PM EDT

Att. 9,389 - Clear - 71 F

livebaseballscorecards.com

AB	36
R	9
H	10
RBI	9
BB	7
SO	5
LOB	24

WP: 0 PB: 0 SB: 2 CS: 0 PA: 45

PITCHER		IP	WLS	BF	H	R	ER	SO	BB	IBB	HBP	BLK	WP	HR	S	P	ERA	WHIP
35 Justin Verlander, R ERA: 5.85	(1, 1)	3.0		20	8	6	5	3	2	0	1	0	0	0	23	35	15.00	3.333
Jason Grilli, R ERA: 2.63	(4, 1)	2.0		6	0	0	0	1	0	0	0	0	0	0	8	8	0.00	0.000
31 Zach Miner, R ERA: 5.17	(6, 1)	1.0		3	0	0	0	0	0	0	0	0	0	0	3	3	0.00	0.000
61 Casey Fien, R ERA:	(7, 1)	1.0	H	5	1	0	0	1	1	0	0	0	0	0	6	10	0.00	2.000
44 Bobby Seay, L ERA: 2.45	(8, 1)	1.0	H	3	0	0	0	0	0	0	0	0	0	0	3	3	0.00	0.000

PITCHER		IP	WLS	BF	H	R	ER	SO	BB	IBB	HBP	BLK	WP	HR	S	P	ERA	WHIP
Tim Byrdak, L ERA: 13.5	(9, 1)	0.0		5	1	3	3	0	4	0	0	0	0	0	1	17	∞	∞
62 Francis Beltran, R ERA: 1.54	(9, 1)	1.0	W	3	0	0	0	0	0	0	0	0	0	0	3	3	0.00	0.000

Houston Astros @ Detroit Tigers

Joker Marchant Stadium, Lakeland, FL

Tue Mar 25 2008, 6:05 PM EDT

Att. 9,389 - Clear - 71 F

BOTTOM

Batter	1	2	3	4	5	6	7	8	9	AB	R	H	RBI	BB	SO	LOB
Edgar Renteria, R (1, 6) OBP: 0.259, SLG: 0.321	K		L7		G6-4-3 1-2f		K		61 F9 25 HBP 1B 1B	4	0	0	0	0	2	1
39 Ramon Santiago, S (8, 6) OBP: 0.500, SLG: 0.485										1	1	1	0	0	0	0
14 Placido Polanco, R (1, 4) OBP: 0.462, SLG: 0.656	2B		G6-3		P3		F8		1B 1-2 HBP	4	0	1	0	0	0	0
25 Ryan Raburn, R (8, 4) OBP: 0.356, SLG: 0.373										0	0	0	0	0	0	0
3 Gary Sheffield, R (1, 10) OBP: 0.265, SLG: 0.419	K			K		30 2B BB	G5-3		F9 2-3	3	1	0	0	1	2	1
61 Timo Perez, L (9, PH) OBP: 0.394, SLG: 0.606										1	0	0	0	0	0	2
30 Magglio Ordonez, R (1, 9) OBP: 0.391, SLG: 0.492	F8			24 1B 9 3B 1B		24 1B 1-H 9 E 2B		9 BB 76 1B 1B	1-2 3-H 1B	4	2	3	1	0	0	1
Deik Scram, L (8, PR) OBP: 0.600, SLG: 0.500 (9, 9)										1	1	1	1	0	0	0
24 Miguel Cabrera, R (1, 5) OBP: 0.333, SLG: 0.383		L1-3		9 3B 1-2 1B		9 E WP 2-3 1B		K		4	2	2	0	0	1	1
9 Carlos Guillen, S (1, 3) OBP: 0.338, SLG: 0.639		G4-3		G4-3 1-H 2-H 3B		FC3 WP 1B 1-3 3-H		76 1B 1-2 BB		3	2	1	2	1	0	1
26 Mike Hessman, R (8, PR) OBP: 0.324, SLG: 0.419 (9, 3)										0	0	0	0	0	0	0
Jacque Jones, L (1, 7) OBP: 0.283, SLG: 0.208	K			G4-3 3-H		70 CS 2-H 3-H 1B		1-2 2-H 1B		3	0	1	2	0	1	0
76 Clete Thomas, L (8, 7) OBP: 0.348, SLG: 0.381										1	0	1	1	0	0	0
Ivan Rodriguez, R (1, 2) OBP: 0.382, SLG: 0.849			HR	P3		G5-3 1-2		F9		2	1	1	1	0	0	0
70 Dane Sardinha, R (6, 2) OBP: 0.269, SLG: 0.286										2	0	0	0	0	0	3
15 Brandon Inge, R (1, 8) OBP: 0.379, SLG: 0.378			G5-3		G6-4-3 BB	F9		K		2	0	0	0	1	0	0
46 Freddy Guzman, S (7, 8) OBP: 0.432, SLG: 0.469										1	0	0	0	0	1	2

livebaseballscorecards.com

	AB	R	H	RBI	BB	SO	LOB
	36	10	12	8	3	7	12

Inning Stats	1	2	3	4	5	6	7	8	9	1B	SF	WP	PA
R	0	0	1	3	0	4	0	1	1	8	0	1	40
E	0	0	0	0	0	1	0	0	0	2B 2	SAC 0	PB 0	
K	2	1	0	1	0	0	1	2	0	3B 1	DP 1	SB 0	
S	8	5	4	8	2	7	5	9	3	HR 1	HBP 1	CS 1	
H	1	0	1	3	0	3	0	2	2				
LOB	1	0	0	0	0	0	0	2	2				
BB	0	0	0	0	0	1	0	1	0				
P	8	5	5	8	2	6	5	13	4				

PITCHER	IP	WLS	BF	H	R	ER	SO	BB	IBB	HBP	BLK	WP	HR	S	P	ERA	WHIP
43 Chris Sampson, R (1, 1) ERA: 9.17	3.1		15	5	4	4	4	0	0	0	0	0	1	23	24	10.80	1.500
50 Runelvys Hernandez, R (4, 1) ERA: 8.31	1.2	H	5	0	0	0	0	1	0	0	0	0	0	4	8	0.00	0.600
Oscar Villarreal, R (6, 1) ERA: 7.45	1.0	B	7	3	4	3	0	1	0	0	0	1	0	7	12	27.00	4.000
26 Doug Brocail, R (7, 1) ERA: 14.63	1.0		3	0	0	0	1	0	0	0	0	0	0	5	5	0.00	0.000
47 Jose Valverde, R (8, 1) ERA: 5.0	1.0		6	2	1	1	2	1	0	0	0	0	0	9	13	9.00	3.000

PITCHER	IP	WLS	BF	H	R	ER	SO	BB	IBB	HBP	BLK	WP	HR	S	P	ERA	WHIP
54 Chad Paronto, R (9, 1) ERA: 12.38	0.1	L	4	2	1	1	0	0	0	1	0	0	0	3	4	27.00	6.000

Batter	1	2	3	4	5	6	7	8	9	AB	R	H	RBI	BB	SO	LOB
Edgar Renteria, R (1, 6) OBP: 0.279, SLG: 0.339										3	0	2	0	0	0	1
Audy Ciriaco, R (5, 6)										2	0	0	0	0	0	1
33 Marcus Thames, R (1, 3) OBP: 0.349, SLG: 0.730										5	1	2	1	0	1	2
3 Gary Sheffield, R (1, 10) OBP: 0.269, SLG: 0.413										3	1	1	0	0	0	3
61 Timo Perez, L (8, PH) OBP: 0.429, SLG: 0.618										1	1	1	1	1	0	0
(8, 10)																
24 Miguel Cabrera, R (1, 5) OBP: 0.333, SLG: 0.397										3	0	1	0	0	1	3
26 Mike Hessman, R (6, 5) OBP: 0.333, SLG: 0.424										2	0	1	0	0	1	1
15 Brandon Inge, R (1, 8) OBP: 0.371, SLG: 0.367										4	0	1	0	0	0	4
31 Jeramy Laster, R (8, 7)										1	0	0	0	0	1	1
76 Clete Thomas, L (1, 9) OBP: 0.308, SLG: 0.348										2	0	0	1	0	1	1
Jackson Melian, R (8, PH)										0	0	0	0	1	0	0
(8, 9)																
39 Ramon Santiago, S (1, 4) OBP: 0.476, SLG: 0.457										2	0	0	0	0	1	1
84 Derek Wathan, S (6, PH) OBP: 1.000, SLG: 1.000										1	0	1	0	0	0	0
(6, 4)																
Will Rhymes, L (8, PH) OBP: 1.000, SLG: 1.000										1	0	1	1	0	0	0
(8, 4)																
70 Dane Sardinha, R (1, 2) OBP: 0.276, SLG: 0.292										3	0	1	0	0	2	3
77 Joe Bowen, L (6, 2) OBP: 0.167, SLG: 0.167										1	0	0	0	0	0	3
46 Freddy Guzman, S (1, 7) OBP: 0.439, SLG: 0.457										3	1	1	0	1	1	4
(8, 8)																
Inning Stats	R: 0 E: 0 K: 1 S: 6 H: 1 LOB: 1 BB: 0 P: 6	R: 0 E: 0 K: 2 S: 8 H: 1 LOB: 1 BB: 0 P: 8	R: 1 E: 0 K: 0 S: 5 H: 3 LOB: 0 BB: 0 P: 5	R: 0 E: 0 K: 1 S: 5 H: 0 LOB: 0 BB: 0 P: 5	R: 0 E: 0 K: 1 S: 6 H: 1 LOB: 1 BB: 0 P: 6	R: 1 E: 0 K: 1 S: 8 H: 3 LOB: 2 BB: 0 P: 8	R: 0 E: 0 K: 1 S: 4 H: 0 LOB: 0 BB: 1 P: 8	R: 1 E: 0 K: 0 S: 5 H: 2 LOB: 3 BB: 2 P: 13	R: 1 E: 0 K: 2 S: 9 H: 2 LOB: 1 BB: 0 P: 9	1B: 10 2B: 3 3B: 0 HR: 0 SF: 1 SAC: 0 DP: 2 HBP: 0	WP: 0 PB: 0 SB: 0 CS: 0 PA: 41					

PITCHER		IP	WLS	BF	H	R	ER	SO	BB	IBB	HBP	BLK	WP	HR	S	P	ERA	WHIP
57 Zach Duke, L ERA: 3.32	(1, 1)	5.0	W	20	6	1	1	5	0	0	0	0	0	0	30	30	1.80	1.200
Corey Hamman, L ERA: 9.0	(6, 1)	1.0		6	3	1	1	1	0	0	0	0	0	0	8	8	9.00	3.000
44 Evan Meek, R ERA: 4.0	(7, 1)	2.0		10	2	1	1	1	3	0	0	0	0	0	9	21	4.50	2.500
Damaso Marte, L ERA: 1.29	(9, 1)	1.0		5	2	1	1	2	0	0	0	0	0	0	9	9	9.00	2.000

PITCHER	IP	WLS	BF	H	R	ER	SO	BB	IBB	HBP	BLK	WP	HR	S	P	ERA	WHIP

TOP

Detroit Tigers @ Pittsburgh Pirates

McKechnie Field, Bradenton, FL

Wed Mar 26 2008, 1:05 PM EDT

Att. 6,106 - Cloudy - 69 F

livebaseballscorecards.com

AB	37
R	4
H	13
RBI	4
BB	3
SO	9
LOB	28

Detroit Tigers @ Pittsburgh Pirates

McKechnie Field, Bradenton, FL

Wed Mar 26 2008, 1:05 PM EDT

Att. 6,106 - Cloudy - 69 F

livebaseballscorecards.com

BOTTOM

Batter	1	2	3	4	5	6	7	8	9	AB	R	H	RBI	BB	SO	LOB
13 Nate McLouth, L (1, 8)			K		K		1B			4	1	1	0	0	2	4
Corey Hamman, L (6, 1)										0	0	0	0	0	0	0
Chris Gomez, R (7, 5)	1B	G3								1	0	1	0	0	0	0
OBP: 0.419, SLG: 0.436																
2 Jack Wilson, R (1, 6)	WP 26 BB 1-3	G1-3		E6 25 G2-3 WP FC6-2	E6 2-3		K			4	1	1	0	0	0	1
OBP: 0.368, SLG: 0.423																
39 Brian Friday, R (5, PR)	25 1B 1B									1	0	0	0	0	1	2
(6, 6)																
Jason Bay, R (1, 7)	K	25 1B 1B		19 2B 25 G2-3 1-2 BB	K			P4		2	0	1	0	1	1	2
OBP: 0.333, SLG: 0.321																
Erik Huber, R (4, PR)										2	1	0	0	0	1	2
(5, 7)																
25 Adam LaRoche, L (1, 3)	26 BB 19 BB BB 1-2 3-H 1B	G6-4-3 1-2 1B		G2-3 1-2 2-3		G4-3		FC4-6 BB		4	1	2	1	0	0	2
OBP: 0.375, SLG: 0.531																
16 Doug Mientkiewicz, L (7, 3)										0	0	0	0	1	0	0
OBP: 0.367, SLG: 0.341																
Xavier Nady, R (1, 9)	K 2-3	G6-4-3 1-2f		FC6-2 19 2B 3-H		K		FC4-6 1-2f		4	0	0	0	0	2	7
OBP: 0.333, SLG: 0.308																
James Barksdale, L (7, 9)										1	0	0	0	0	0	1
19 José Bautista, R (1, 5)	BB 26 BB 57 1B 1-2 BB	G6-4-3 26 HBP 57 1B 1B		1-3 2-H 2B		G5-3		K2-3		3	2	2	1	1	0	0
OBP: 0.361, SLG: 0.388																
44 Evan Meek, R (7, 1)										0	0	0	0	0	0	0
Alex Presley, L (8, PH)										1	0	0	0	0	1	1
Damaso Marte, L (9, 1)										0	0	0	0	0	0	0
26 Ronny Paulino, R (1, 2)	BB 57 1B 1-2 2-3 3-H BB	G6-4-3 1-2 HBP		K			1B			2	1	1	1	1	1	3
OBP: 0.333, SLG: 0.286																
Luis Rivas, R (1, 4)	57 1B 1-2 2-3 3-H BB	G6-4-3 1-2f 2-3			2 E 3 G3 BB		K			2	0	0	1	2	1	3
OBP: 0.414, SLG: 0.490																
Angel Gonzalez, L (8, 4)										0	0	0	0	0	0	0
57 Zach Duke, L (1, 1)	1-3 2-H 3-H 1B	3-H 1B			G3 1-2		F9			2	0	2	3	0	0	0
OBP: 1.000, SLG: 1.000																
3 Nyjer Morgan, L (5, PH)										2	0	0	0	0	0	2
OBP: 0.309, SLG: 0.254 (6, 8)																

Inning Stats	1	2	3	4	5	6	7	8	9
	R: 5 E: 0 K: 2 S: 12 H: 4 LOB: 2 BB: 3 P: 24	R: 0 E: 0 K: 0 S: 4 H: 2 LOB: 1 BB: 0 P: 4	R: 1 E: 0 K: 1 S: 6 H: 2 LOB: 1 BB: 0 P: 7	R: 1 E: 1 K: 1 S: 8 H: 1 LOB: 3 BB: 1 P: 12	R: 0 E: 1 K: 2 S: 8 H: 0 LOB: 2 BB: 1 P: 12	R: 0 E: 1 K: 1 S: 5 H: 0 LOB: 0 BB: 0 P: 5	R: 0 E: 0 K: 2 S: 9 H: 2 LOB: 2 BB: 0 P: 9	R: 0 E: 0 K: 1 S: 5 H: 0 LOB: 1 BB: 1 P: 9	

	AB	35
	R	7
	H	11
	RBI	7
	BB	6
	SO	10
	LOB	30

1B: 10 SF: 0
2B: 1 SAC: 0
3B: 0 DP: 2
HR: 0 HBP: 1

WP: 2 PA: 42
PB: 0
SB: 1
CS: 0

PITCHER		IP	WLS	BF	H	R	ER	SO	BB	IBB	HBP	BLK	WP	HR	S	P	ERA	WHIP
21 Dontrelle Willis, L	(1, 1)	3.0	L	21	8	7	6	3	4	0	1	0	2	0	24	41	18.00	4.000
ERA: 8.64																		
40 Yorman Bazardo, R	(4, 1)	2.0		9	1	0	0	3	1	0	0	0	0	0	14	18	0.00	1.000
ERA: 3.21																		
Danny Zell, L	(6, 1)	1.0		3	0	0	0	1	0	0	0	0	0	0	5	5	0.00	0.000
ERA:																		
52 Denny Bautista, R	(7, 1)	1.0		5	2	0	0	2	0	0	0	0	0	0	9	9	0.00	2.000
ERA: 1.42																		
Anthony Tomey, R	(8, 1)	1.0		4	0	0	0	1	1	0	0	0	0	0	5	9	0.00	1.000
ERA:																		

PITCHER	IP	WLS	BF	H	R	ER	SO	BB	IBB	HBP	BLK	WP	HR	S	P	ERA	WHIP

Batter	1	2	3	4	5	6	7	8	9	AB	R	H	RBI	BB	SO	LOB
28 Jayson Werth, R (1, 10) OBP: 0.245, SLG: 0.188	P6		P4			8 1B 7 HR 1B	G3			4	1	1	0	0	0	1
8 Shane Victorino, S (1, 8) 65 Greg Golson, R (8, 8) OBP: 0.429, SLG: 0.714	P3		2-H 1B			1-2 7 HR 1B		F7		4 0	1 0	2 0	1 0	0 0	0 0	0 0
7 Pedro Feliz, R (1, 5) OBP: 0.262, SLG: 0.523	K		F8			1-H 2-H HR		K		4	1	1	3	0	2	1
26 Chase Utley, L (1, 4) OBP: 0.305, SLG: 0.472 Joey Hammond, R (8, 4)		G3-1		P4		F8		G1-3		4 0	0 0	0 0	0 0	0 0	0 0	0 0
Pat Burrell, R (1, 7) OBP: 0.375, SLG: 0.415		P2		G6-3		FC6-4 BB			G6-4-3 BB	2	0	0	0	2	0	0
Wes Helms, R (1, 3) OBP: 0.333, SLG: 0.419		G5-3		F9		K			G6-4-3 1-2f	4	0	0	0	0	1	2
So Taguchi, R (1, 9) OBP: 0.468, SLG: 0.421			G5-3		K	FC6-4 1-2f			BB	3	0	0	0	1	1	1
51 Carlos Ruiz, R (1, 2) OBP: 0.420, SLG: 0.558			4 1B 2B		F7		4 G4-6-3 1B		G5-3	4	1	2	0	0	0	1
4 Eric Bruntlett, R (1, 6) OBP: 0.274, SLG: 0.281			8 1B 2-H 1B		P4		G4-6-3 1-2f			3	1	1	1	0	0	1
Inning Stats	R: 0 E: 0 K: 1 S: 5 H: 0 LOB: 0 BB: 0 P: 5	R: 0 E: 0 K: 0 S: 3 H: 0 LOB: 0 BB: 0 P: 3	R: 2 E: 0 K: 0 S: 6 H: 3 LOB: 1 BB: 0 P: 6	R: 0 E: 0 K: 0 S: 3 H: 0 LOB: 0 BB: 0 P: 3	R: 0 E: 0 K: 1 S: 5 H: 0 LOB: 0 BB: 0 P: 5	R: 3 E: 0 K: 1 S: 8 H: 3 LOB: 1 BB: 1 P: 12	R: 0 E: 0 K: 0 S: 3 H: 1 LOB: 0 BB: 0 P: 3	R: 0 E: 0 K: 1 S: 5 H: 0 LOB: 0 BB: 0 P: 5	R: 0 E: 0 K: 0 S: 2 H: 0 LOB: 1 BB: 2 P: 10	1B: 5 2B: 1 3B: 0 HR: 1 SF: 0 SAC: 0 DP: 2 HBP: 0	WP: 0 PB: 0 SB: 0 CS: 0 PA: 35					

PITCHER		IP	WLS	BF	H	R	ER	SO	BB	IBB	HBP	BLK	WP	HR	S	P	ERA	WHIP
Kenny Rogers, L ERA: 3.44	(1, 1)	4.0	W	15	3	2	2	1	0	0	0	0	0	0	17	17	4.50	0.750
45 Aquilino Lopez, R ERA: 1.32	(5, 1)	1.0		3	0	0	0	1	0	0	0	0	0	0	5	5	0.00	0.000
Ian Ostlund, L ERA: 16.2	(6, 1)	0.2		6	3	3	3	1	1	0	0	0	0	1	7	11	40.50	6.000
60 Preston Larrison, R ERA: 1.93	(6, 1)	1.1	H	4	1	0	0	0	0	0	0	0	0	0	4	4	0.00	0.750
62 Francis Beltran, R ERA: 1.42	(8, 1)	1.0	H	3	0	0	0	1	0	0	0	0	0	0	5	5	0.00	0.000

PITCHER		IP	WLS	BF	H	R	ER	SO	BB	IBB	HBP	BLK	WP	HR	S	P	ERA	WHIP
31 Jeremy Johnson, R ERA:	(9, 1)	1.0		4	0	0	0	0	2	0	0	0	0	0	2	10	0.00	2.000

Philadelphia Phillies @ Detroit Tigers

Joker Marchant Stadium, Lakeland, FL

Thu Mar 27 2008, 1:05 PM EDT

Att. 8,830 - Sunny - 78 F

TOP

livebaseballscorecards.com

AB	32
R	5
H	7
RBI	5
BB	3
SO	4
LOB	7

BOTTOM

Philadelphia Phillies @ Detroit Tigers

Joker Marchant Stadium, Lakeland, FL

Thu Mar 27 2008, 1:05 PM EDT

Att. 8,830 - Sunny - 78 F

Batter	1	2	3	4	5	6	7	8	9	AB	R	H	RBI	BB	SO	LOB
Edgar Renteria, R (1, 6) OBP: 0.292, SLG: 0.367 39 Ramon Santiago, S (8, 6) OBP: 0.477, SLG: 0.444	0-0 14 FC6-4 1B	0-0 FC6-4 1-2f		0-0 14 G6-3 2-H 2B		1 SAFE 0-0 G5-3 1-2		4-0 25 FC6-4 BB 0-0 F9		4 1	0 0	2 0	1 0	0 1	0 0	2 2
14 Placido Polanco, R (1, 4) OBP: 0.449, SLG: 0.677 25 Ryan Raburn, R (8, 4) OBP: 0.350, SLG: 0.365	0-0 FC6-4 3 2B 1-2f		1-0 HR	0-0 G6-3 2-3		0-0 G1-3 2-3		0-0 FC6-4 61 BB 10 1B 1-2f		4 1	2 1	1 0	1 0	0 0	0 0	3 1
3 Gary Sheffield, R (1, 10) OBP: 0.286, SLG: 0.429 61 Timo Perez, L (8, PH) OBP: 0.444, SLG: 0.618 (9, 10)	0-0 1-H 2B		4-0 30 G6-3 BB	0-0 G6-3		0-0 P6		4-0 10 1B 26 2B 1-2 BB		3 0	0 1	1 0	1 0	1 0	0 1	2 0
30 Magglio Ordonez, R (1, 9) OBP: 0.382, SLG: 0.476 10 Brennan Boesch, L (8, 9) OBP: 1.000, SLG: 1.000	0-3 K		0-0 G6-3 1-2f		0-0 9 BB E 1B		0-0 F8	0-0 26 2B 1-2 2-H 1B		4 1	1 1	1 1	0 1	0 0	1 0	2 0
24 Miguel Cabrera, R (1, 5) OBP: 0.329, SLG: 0.388 26 Mike Hessman, R (7, PR) OBP: 0.350, SLG: 0.471 (8, 5)	0-0 G6-3		0-0 L4		0-0 P4		0-0 9 WP 1B	0-0 70 1B 1B 1-H 2-H 2B		4 1	0 1	1 1	0 2	0 0	0 0	2 0
9 Carlos Guillen, S (1, 3) OBP: 0.348, SLG: 0.625 33 Marcus Thames, R (8, 3) OBP: 0.364, SLG: 0.730		0-0 G3-1		0-0 CS 1B	4-0 FC4-6 1-2 BB		1-0 F8 1-2	4-0 70 1B 1B BB		3 0	0 1	1 0	0 0	1 1	0 0	1 0
Ivan Rodriguez, R (1, 2) OBP: 0.397, SLG: 0.875 70 Dane Sardinha, R (6, 2) OBP: 0.290, SLG: 0.308 Adrian Casanova, R (9, 2)	0-0 G6-3 15 1B 2B		1-0 1B 15 2B 1-2 2B	0-0 FC4-6 1-2f 2-H			0-3 K	0-0 1B 1-2 2-3 1B		3 2 0	2 0 0	2 1 0	0 0 0	0 0 0	0 1 0	1 2 0
Jacque Jones, L (1, 7) OBP: 0.286, SLG: 0.216 Deik Scram, L (8, 7) OBP: 0.714, SLG: 0.600	0-0 G6-3 2-3		0-0 15 2B 2-3 1B	0-0 F9				4-0 76 HR BB 0-0 1B 1-2 2-H 3-H		3 1	1 1	1 1	0 2	0 1	0 0	2 0
15 Brandon Inge, R (1, 8) OBP: 0.400, SLG: 0.423 76 Clete Thomas, L (7, 8) OBP: 0.321, SLG: 0.480	0-0 FC6-4 3-H 1B		0-0 2B 1-H 3-H 2B			0-0 14 G1-3 E 1B		1-0 HR 0-0 F7		3 2	1 1	3 1	3 2	0 0	0 0	0 2
Inning Stats	R: 1 H: 2 E: 0 LOB: 1 K: 1 BB: 0 S: 7 P: 7	R: 1 H: 2 E: 0 LOB: 1 K: 0 BB: 0 S: 5 P: 5	R: 1 H: 1 E: 0 LOB: 0 K: 0 BB: 1 S: 3 P: 8	R: 3 H: 5 E: 0 LOB: 1 K: 0 BB: 0 S: 7 P: 8	R: 1 H: 1 E: 1 LOB: 1 K: 0 BB: 1 S: 4 P: 8	R: 0 H: 1 E: 1 LOB: 1 K: 0 BB: 0 S: 4 P: 4	R: 0 H: 1 E: 0 LOB: 2 K: 1 BB: 0 S: 6 P: 7	R: 7 H: 5 E: 0 LOB: 2 K: 0 BB: 4 S: 8 P: 25		1B: 10 SF: 0 2B: 6 SAC: 0 3B: 0 DP: 1 HR: 2 HBP: 0						

livebaseballscorecards.com

AB	40
R	14
H	18
RBI	13
BB	6
SO	2
LOB	22

WP: 1 PA: 46
PB: 0
SB: 0
CS: 1

PITCHER		IP	WLS	BF	H	R	ER	SO	BB	IBB	HBP	BLK	WP	HR	S	P	ERA	WHIP
21 Adam Eaton, R ERA: 7.41	(1, 1)	4.2	L	25	11	7	6	1	2	0	0	0	0	1	25	35	11.57	2.786
55 Clay Condrey, R ERA: 4.05	(5, 1)	1.1		5	1	0	0	0	0	0	0	0	0	0	5	5	0.00	0.750
16 J.C. Romero, L ERA: 2.25	(7, 1)	1.0		4	1	0	0	1	0	0	0	0	1	0	6	7	0.00	1.000
45 Tom Gordon, R ERA: 12.38	(8, 1)	0.1		7	3	6	6	0	3	0	0	0	0	1	4	17	162.00	18.000
Jason Anderson, R ERA: 13.5	(8, 1)	0.2		5	2	1	1	0	1	0	0	0	0	0	4	8	13.50	4.500

PITCHER	IP	WLS	BF	H	R	ER	SO	BB	IBB	HBP	BLK	WP	HR	S	P	ERA	WHIP

Batter	1	2	3	4	5	6	7	8	9	AB	R	H	RBI	BB	SO	LOB
Ivan Rodriguez, R (1, 2) OBP: 0.403, SLG: 0.847	B S FF 91 B FF 91 B CH 86 B SI 90 4-1 30 G1-3 3 1B 9 BB BB	C B F F B CU 76 F FF 89 S FF 90 2-3 K ②		F F T 0-2 K ②		C F SL 81 F FC 85 B SL 80 X CU 73 1-2 14 BB 3 1B 1B	C X 0-1 F7 ③			3	2	1	0	1	2	1
70 Dane Sardinha, R (6, 2) OBP: 0.281, SLG: 0.296										1	0	0	0	0	0	0
14 Placido Polanco, R (1, 4) OBP: 0.466, SLG: 0.721	B B SI 91 X FF 90 2-0 F8 ①	F D CH 84 X CH 86 1-1 2-H HR		C X FF 88 0-1 3 1B 1B		D F SL 80 B SL 80 D CH 79 F CU 73 B CH 85 4-2 3 1B 24 3B 1-2 BB		B F X 1-1 P3 ①		3	1	2	2	1	0	1
25 Ryan Raburn, R (6, PR) OBP: 0.344, SLG: 0.358										1	1	0	0	0	0	0
(6, 4)																
3 Gary Sheffield, R (1, 10) OBP: 0.317, SLG: 0.453	B F FF 91 F FF 91 1 SAFE B CU 78 D X FF 92 3-2 9 BB 30 G1-3 1-2 1B	X 0-0 F7 ③		B X FF 89 1-0 1-3 1B		S X CU 73 0-1 24 3B 1-3 2-H 1B		F B B C B F S 3-3 K ②		4	1	3	1	0	0	0
61 Timo Perez, L (8, PH) OBP: 0.432, SLG: 0.600										1	0	0	0	0	1	0
(8, 10)																
30 Magglio Ordonez, R (1, 9) OBP: 0.380, SLG: 0.470	B S FF 92 X CU 77 1-1 G1-3 ② 1-2 2-3	X 0-0 9 HR 1B	B C FF 89 B FF 90 X FF 89 2-1 G4-3 ③		C B FC 84 S SL 80 X CU 72 1-2 F7 ②		C X 0-1 G6-3 ③		3	1	1	0	0	0	4
Jacque Jones, L (6, PH) OBP: 0.276, SLG: 0.208										2	0	0	0	0	0	2
(6, 7)																
24 Miguel Cabrera, R (1, 5) OBP: 0.351, SLG: 0.457	B C SI 91 B FF 90 B CU 78 F FF 91 D FF 91 4-2 9 BB BB	C F CU 75 1 SAFE X FF 88 0-2 F9 ①	X 0-0 9 SF7 3B	C B SL 80 S SL 80 B FC 84 X FC 85 2-2 76 1B 1-H 3-H 3B		C C F B B X 2-2 F7 ①		3	2	2	2	1	0	1
26 Mike Hessman, R (6, 5) OBP: 0.341, SLG: 0.457										1	0	0	0	0	0	0
(8, 3)																
9 Carlos Guillen, S (1, 3) OBP: 0.361, SLG: 0.677	F B S FF 92 B FF 90 B FF 90 F FF 91 D FF 90 4-2 1-2 2-3 3-H BB	X 0-0 1-H HR	B X 1-0 SF7 ① 3-H	S B CU 71 B CU 71 B SL 81 X CU 72 3-1 FC6-4 3-H 1B		C C S S 0-3 K ②		1	1	1	4	1	0	0
76 Clete Thomas, L (6, PH) OBP: 0.345, SLG: 0.500										1	0	1	1	0	0	0
(6, 9)																
87 Henry Mateo, S (9, PH) (9, 9)										1	0	0	0	0	1	0
Edgar Renteria, R (1, 6) OBP: 0.275, SLG: 0.344	C X 0-1 G5-3 ③	X 0-0 F9 ②	C B SL 81 X SL 81 1-1 P3 ②	X 0-0 FC6-4 ③ 1-2f		F C F FF 91 B FF 92 F FF 91 X FF 91 1-2 G3 ③				4	0	0	0	0	0	4
39 Ramon Santiago, S (7, 6) OBP: 0.467, SLG: 0.432										1	0	0	0	0	0	0
33 Marcus Thames, R (1, 7) OBP: 0.354, SLG: 0.707		X 0-0 14 HR 2B	B B F CH 84 F FF 88 B FF 90 X CU 78 3-2 P6 ③	B X CU 73 1-0 G1-3 ③			F F CU 72 X CH 84 0-2 G6-3 ①			4	1	1	0	0	0	0
(6, 3)																
84 Derek Wathan, S (8, 5) OBP: 1.000, SLG: 1.000										0	0	0	0	0	0	0
15 Brandon Inge, R (1, 8) OBP: 0.377, SLG: 0.393		C D FF 89 S CU 76 D FF 90 S CU 78 2-3 K ①		C C FF 88 F CU 74 F CU 74 X 0-2 F8 ①		B B SL 79 X SL 81 2-0 F8 ①	B C FF 85 B SL 81 F SL 82 X CU 72 2-2 F8 ②			4	0	0	0	0	1	1
Inning Stats	R: 1 E: 0 K: 0 S: 14 H: 1 LOB: 3 BB: 3 P: 32	R: 2 E: 0 K: 2 S: 12 H: 2 LOB: 0 BB: 0 P: 17	R: 2 E: 0 K: 0 S: 9 H: 2 LOB: 0 BB: 0 P: 12	R: 0 E: 0 K: 1 S: 13 H: 2 LOB: 2 BB: 0 P: 16	R: 1 E: 0 K: 0 S: 5 H: 1 LOB: 0 BB: 0 P: 8	R: 4 E: 0 K: 0 S: 18 H: 4 LOB: 1 BB: 1 P: 31	R: 0 E: 0 K: 0 S: 8 H: 0 LOB: 0 BB: 0 P: 10	R: 0 E: 0 K: 1 S: 8 H: 0 LOB: 0 BB: 0 P: 12	R: 0 E: 0 K: 1 S: 12 H: 0 LOB: 0 BB: 0 P: 15	1B: 7 2B: 1 3B: 2 HR: 2 SF: 1 SAC: 0 DP: 0 HBP: 0						

TOP

Detroit Tigers @ Houston Astros

Minute Maid Park, Houston, TX

Fri Mar 28 2008, 7:05 PM CDT

Att. 28,687 - Roof Closed - 72 F

livebaseballscorecards.com

AB	38
R	10
H	12
RBI	10
BB	4
SO	5
LOB	14

WP: 0 PB: 0 SB: 0 CS: 0 PA: 43

PITCHER		IP	WLS	BF	H	R	ER	SO	BB	IBB	HBP	BLK	WP	HR	S	P	ERA	WHIP
51 Wandy Rodriguez, L ERA: 7.3	(1, 1)	4.0	L	22	7	5	5	3	3	0	0	0	0	2	48	77	11.25	2.500
Woody Williams, R ERA: 11.32	(5, 1)	3.0		15	5	5	5	0	1	0	0	0	0	0	31	49	15.00	2.000
53 Wesley Wright, L ERA: 2.38	(8, 1)	1.0		3	0	0	0	1	0	0	0	0	0	0	8	12	0.00	0.000
29 Geoff Geary, R ERA: 4.05	(9, 1)	1.0		3	0	0	0	1	0	0	0	0	0	0	12	15	0.00	0.000

PITCHER	IP	WLS	BF	H	R	ER	SO	BB	IBB	HBP	BLK	WP	HR	S	P	ERA	WHIP

Detroit Tigers @ Houston Astros

Minute Maid Park, Houston, TX

Fri Mar 28 2008, 7:05 PM CDT

Att. 28,687 - Roof Closed - 72 F

BOTTOM

Batter	1	2	3	4	5	6	7	8	9	AB	R	H	RBI	BB	SO	LOB
21 Michael Bourn, L (1, 8) OBP: 0.308, SLG: 0.321	C B SI 91 B FF 92 B FF 90 X FF 91 3-1 ① F8		F F FF 90 B CH 82 C FF 91 1-3 ① K		X 0-0 ③ G3			X 0-0 ② L9		4	0	0	0	0	1	0
9 Hunter Pence, R (1, 9) OBP: 0.409, SLG: 0.671	X 0-0 10 1B 2B		S X SL 83 0-1 ② G5-3			X 0-0 ① G4-3		S X 0-1 ③ G6-3		4	0	1	0	0	0	0
17 Lance Berkman, S (1, 10) OBP: 0.397, SLG: 0.615 27 Geoff Blum, S (9, PH) OBP: 0.291, SLG: 0.392	B B B B CH 83 4-0 10 1B BB		C B X SL 83 1-1 ③ F7			C B C SI 91 S CH 80 1-3 ② K			C B FC 87 S CH 80 B CH 79 S FF 90 2-3 ① K	2 1	0 0	0 0	0 0	1 0	1 1	0 0
45 Carlos Lee, R (1, 7) OBP: 0.321, SLG: 0.458 22 José Cruz Jr., S (8, 7) OBP: 0.432, SLG: 0.651	S C SL 85 S FF 93 0-3 ② K			C X FF 91 0-1 10 FC3-6 1B		C B FF 93 B SI 92 X SL 81 2-1 ③ P5			C F B CU 71 B FF 90 X FC 88 2-2 ② G1-3	3 1	0 0	1 0	0 0	0 0	1 0	2 0
10 Miguel Tejada, R (1, 6) OBP: 0.409, SLG: 0.607 31 David Newhan, L (8, 4) OBP: 0.254, SLG: 0.357	C X FF 93 0-1 1-2 2-3 1B			C S CH 83 X SL 85 0-2 ① FC3-6 2 WP 1-2f			B X 1-0 ① P6		B X FF 90 1-0 ③ G3	3 1	0 0	1 0	0 0	0 0	0 0	1 0
2 Darin Erstad, L (1, 3) OBP: 0.386, SLG: 0.574	C S FF 93 F SL 87 B SL 85 B FF 93 F SI 94 F SL 85 F B FF 93 3-2 ③ G4-3			S B SL 84 X 1-1 ② F7 1-2			C B X 1-1 21 G6-3 2B			3	0	1	0	0	0	4
21 Ty Wigginton, R (1, 5) OBP: 0.225, SLG: 0.338		F F X 0-2 ① F8		D B SL 84 F SI 91 S CH 82 D FF 92 S FF 91 3-3 ③ K			D B F B X 3-1 ② G6-3 2-3			3	0	0	0	0	1	2
Mark Loretta, R (1, 4) OBP: 0.323, SLG: 0.345 13 Tomas Perez, S (8, 6) OBP: 0.375, SLG: 0.500		B C F SL 83 S FF 92 1-3 ② K			B C SI 89 B SI 88 F SL 75 X SI 90 2-2 ① G4-3		X 0-0 ③ F7			3 0	0 0	0 0	0 0	0 0	1 0	1 0
46 J.R. Towles, R (1, 2) OBP: 0.419, SLG: 0.607 Brad Ausmus, R (7, 2) OBP: 0.342, SLG: 0.361		S S FF 92 F FF 91 F SI 91 B FF 93 X SL 86 1-2 ③ G5-3			B B SI 90 C SI 90 X SI 89 2-1 ② G5-3			C F FF 96 X SI 96 0-2 ① G4-3		2 1	0 0	0 0	0 0	0 0	0 0	0 0
Inning Stats	R: 0 H: 2 E: 0 LOB: 3 K: 1 BB: 1 S: 15 P: 25	R: 0 H: 0 E: 0 LOB: 0 K: 1 BB: 0 S: 11 P: 13	R: 0 H: 0 E: 0 LOB: 0 K: 1 BB: 0 S: 7 P: 9	R: 0 H: 1 E: 0 LOB: 1 K: 1 BB: 0 S: 10 P: 14	R: 0 H: 0 E: 0 LOB: 0 K: 0 BB: 0 S: 6 P: 10	R: 0 H: 0 E: 0 LOB: 0 K: 1 BB: 0 S: 6 P: 9	R: 0 H: 1 E: 0 LOB: 1 K: 0 BB: 0 S: 6 P: 11	R: 0 H: 0 E: 0 LOB: 0 K: 0 BB: 0 S: 6 P: 6	R: 0 H: 0 E: 0 LOB: 0 K: 1 BB: 0 S: 7 P: 12	1B: 2 2B: 2 3B: 0 HR: 0	SF: 0 SAC: 0 DP: 0 HBP: 0			WP: 1 PB: 0 SB: 0 CS: 0		PA: 32	

livebaseballscorecards.com

	AB	31
	R	0
	H	4
	RBI	0
	BB	1
	SO	6
	LOB	10

PITCHER		IP	WLS	BF	H	R	ER	SO	BB	IBB	HBP	BLK	WP	HR	S	P	ERA	WHIP
38 Jeremy Bonderman, R ERA: 4.15	(1, 1)	4.0	W	16	3	0	0	4	1	0	0	0	1	0	43	61	0.00	1.000
44 Bobby Seay, L ERA: 2.25	(5, 1)	1.0		3	0	0	0	0	0	0	0	0	0	0	6	10	0.00	0.000
31 Zach Miner, R ERA: 4.86	(6, 1)	1.0		3	0	0	0	1	0	0	0	0	0	0	6	9	0.00	0.000
Jason Grilli, R ERA: 2.45	(7, 1)	1.0		4	1	0	0	0	0	0	0	0	0	0	6	11	0.00	1.000
52 Denny Bautista, R ERA: 1.32	(8, 1)	1.0		3	0	0	0	0	0	0	0	0	0	0	6	6	0.00	0.000

PITCHER		IP	WLS	BF	H	R	ER	SO	BB	IBB	HBP	BLK	WP	HR	S	P	ERA	WHIP
59 Todd Jones, R ERA: 9.28	(9, 1)	1.0		3	0	0	0	1	0	0	0	0	0	0	7	12	0.00	0.000

Detroit Tigers @ Houston Astros

Minute Maid Park, Houston, TX

Sat Mar 29 2008, 1:05 PM CDT

Att. 33,219 - Roof Closed - 72 F

TOP

livebaseballscorecards.com

Batter	1	2	3	4	5	6	7	8	9	AB	R	H	RBI	BB	SO	LOB
39 Ramon Santiago, S (1, 6) OBP: 0.469, SLG: 0.463 87 Henry Mateo, S (9, PH)	C FF 84 B FF 85 S FF 85 F B FF 86 X 2-2 ① G1-3		X 0-0 ① F8		C FF 85 X SL 76 0-1 14 FC6-4 1B		B SI 91 C SI 90 X CH 81 1-1 25 G6-3 26 1B 2B		B FF 94 B FF 91 C FF 91 B FF 92 B FF 92 4-1 BB	4 0	1 0	2 0	0 0	0 1	0 0	0 0
14 Placido Polanco, R (1, 4) OBP: 0.447, SLG: 0.690 25 Ryan Raburn, R (5, PR) (5, 4) 84 Derek Wathan, S (9, PH) OBP: 0.500, SLG: 0.500	C FF 86 B X FF 88 1-1 ② F8		C B X 1-1 ② G6-3		X FF 84 0-0 ② FC6-4 9 BB 1-2f		C FF 89 X SI 91 0-1 ① G6-3 2-3		S FF 92 C FS 84 B FS 84 C FF 93 1-3 ③ K	3 1 1	0 0 0	0 0 0	0 0 0	0 0 0	0 0 1	1 1 1
9 Carlos Guillen, S (1, 3) OBP: 0.373, SLG: 0.716 26 Mike Hessman, R (5, 3) (6, 5)	X 0-0 ③ F9		B B C X FF 86 2-1 HR		B FF 86 B FF 88 B FF 88 B FF 86 4-0 30 FC5-4 BB 1-2		B FF 91 X SI 90 1-0 76 G6-4-3 1B 3-H			2 1	1 0	1 1	1 1	1 0	0 0	0 0
30 Magglio Ordonez, R (1, 9) OBP: 0.365, SLG: 0.449 76 Clete Thomas, L (5, 9) OBP: 0.333, SLG: 0.481 (8, 8)		X FF 85 0-0 ① L4	F SL 81 B CU 80 B SL 88 X CU 81 2-1 ③ P3		B CU 73 F FF 87 C FF 88 X FF 86 1-2 ③ FC5-4 1-2f		X FF 89 0-0 ② ③ G6-4-3 1-2f			3 1	0 0	0 0	0 0	0 0	0 0	2 1
24 Miguel Cabrera, R (1, 5) OBP: 0.350, SLG: 0.466 40 Yorman Bazardo, R (6, 1) 60 Preston Larrison, R (7, 1) 61 Timo Perez, L (8, PH) OBP: 0.421, SLG: 0.583 (8, 9)		S FF 86 B FF 85 X FF 86 1-1 15 2B 2B	B FF 85 F FF 86 F CH 77 B FF 90 X SL 80 2-2 ① F7			C SI 89 B SL 84 X SI 88 1-1 ① P4		C FF 90 F CU 77 B FC 90 X CU 78 1-2 ① G6-3		3 0 0 1	1 0 0 0	1 0 0 0	0 0 0 0	0 0 0 0	0 0 0 0	0 0 0 0
Jacque Jones, L (1, 7) OBP: 0.274, SLG: 0.263		X FF 85 0-0 ② P4	B CH 79 X FF 86 1-0 HR			C CH 83 B FF 88 F SI 90 S FF 90 1-3 ② K		F X SI 88 0-1 ② G6-3		4	1	1	1	0	1	1
15 Brandon Inge, R (1, 8) OBP: 0.384, SLG: 0.433 45 Aquilino Lopez, R (8, 1)		B FF 86 B FF 86 F FF 86 F FF 86 F CU 72 X FF 89 2-2 2-H 2B	F FF 87 S SL 80 S SL 81 0-3 ② K			B SL 83 F SI 90 B SI 90 C SI 90 F FF 90 X SL 84 2-2 70 1B 2B		S C FF 92 S FF 92 0-3 ③ K		4 0	0 0	2 0	1 0	0 0	2 0	0 0
70 Dane Sardinha, R (1, 2) OBP: 0.306, SLG: 0.300		C FF 84 S SL 78 D SL 80 D CU 75 B FF 87 B FF 87 4-2 BB	B FF 89 F FF 88 F FF 87 B SL 82 X SL 81 2-2 ③ G5-3			B SI 90 X SI 90 1-0 2-3 1B			C FF 91 X FF 93 0-1 ① F8	3	0	1	0	1	0	0
29 Nate Robertson, R (1, 1) 33 Marcus Thames, R (6, PH) OBP: 0.340, SLG: 0.674 (6, 3)		B FF 86 B FF 86 X FF 86 2-0 ③ G1-3			C CH 81 B CH 83 F FF 84 X FF 86 1-2 ① F9	S C SI 90 S SI 90 0-3 ③ K			X FF 92 0-0 ② G5-3	2 2	0 0	0 0	0 0	0 0	0 1	2 2

Inning Stats										
	R: 0 E: 0 K: 0 S: 7	H: 0 LOB: 0 BB: 0 P: 10	R: 1 E: 0 K: 0 S: 11	H: 2 LOB: 2 BB: 1 P: 20	R: 1 E: 0 K: 0 S: 7	H: 1 LOB: 0 BB: 0 P: 12	R: 1 E: 0 K: 1 S: 10	H: 1 LOB: 0 BB: 0 P: 15	R: 0 E: 0 K: 0 S: 9	H: 1 LOB: 2 BB: 1 P: 15
	R: 0 E: 0 K: 2 S: 13	H: 2 LOB: 2 BB: 0 P: 18	R: 1 E: 0 K: 0 S: 6	H: 2 LOB: 0 BB: 0 P: 8	R: 0 E: 0 K: 1 S: 8	H: 0 LOB: 0 BB: 0 P: 9	R: 0 E: 0 K: 1 S: 7	H: 0 LOB: 1 BB: 1 P: 12	1B: 3 2B: 4 3B: 0 HR: 2	SF: 0 SAC: 0 DP: 1 HBP: 0

	AB	35
	R	4
	H	9
	RBI	4
	BB	3
	SO	5
	LOB	11

WP: 0 PA: 38
PB: 0
SB: 0
CS: 0

PITCHER		IP	WLS	BF	H	R	ER	SO	BB	IBB	HBP	BLK	WP	HR	S	P	ERA	WHIP
Shawn Chacon, R ERA: 6.65	(1, 1)	5.0	W	22	5	3	3	1	2	0	0	0	0	2	44	72	5.40	1.400
58 Dave Borkowski, R ERA: 3.46	(6, 1)	1.0	H	5	2	0	0	2	0	0	0	0	0	0	13	18	0.00	2.000
38 Brian Moehler, R ERA: 4.41	(7, 1)	1.0		4	2	1	1	0	0	0	0	0	0	0	6	8	9.00	2.000
26 Doug Brocail, R ERA: 11.7	(8, 1)	1.0		3	0	0	0	1	0	0	0	0	0	0	8	9	0.00	0.000
47 Jose Valverde, R ERA: 4.09	(9, 1)	1.0		4	0	0	0	1	1	0	0	0	0	0	7	12	0.00	1.000

PITCHER	IP	WLS	BF	H	R	ER	SO	BB	IBB	HBP	BLK	WP	HR	S	P	ERA	WHIP

Detroit Tigers @ Houston Astros

Minute Maid Park, Houston, TX

Sat Mar 29 2008, 1:05 PM CDT

Att. 33,219 - Roof Closed - 72 F

livebaseballscorecards.com

BOTTOM

Batter	1	2	3	4	5	6	7	8	9	AB	R	H	RBI	BB	SO	LOB
9 Hunter Pence, R (1, 9) OBP: 0.407, SLG: 0.694	C SI 88 C X SL 82 0-2 P3 ①		B CH 82 F SL 83 X SL 82 1-1 HR		X CH 82 0-0 P4 ③		C SI 92 S SI 92 F FF 93 X FF 92 0-2 G6-3 ①			3	1	1	1	0	0	0
58 Dave Borkowski, R (6, 1)										0	0	0	0	0	0	0
55 Humberto Quintero, R (7, 2) OBP: 0.400, SLG: 0.463										1	0	0	0	0	0	0
Mark Loretta, R (1, 4) OBP: 0.324, SLG: 0.344	C SI 88 F C 0-3 K ②		X SI 88 0-0 F8 ③			C F X FF 89 0-2 45 2B 17 BB 1B	C SI 93 C SI 93 B FF 94 B FF 94 S SI 94 2-3 K ②			3	1	1	0	0	1	0
(7, 3)																
31 David Newhan, L (7, PH) OBP: 0.250, SLG: 0.351										1	0	0	0	0	1	0
(8, 4)																
17 Lance Berkman, S (1, 3) OBP: 0.409, SLG: 0.630	B SI 90 B SI 87 T SI 88 S SI 84 S SL 83 2-3 K ③			B SI 87 B SI 87 B SI 86 C SI 88 X SI 87 3-1 45 2B 2B		B FF 88 1 SAFE B FF 89 B FF 88 B FF 89 4-0 45 2B 10 1B BB 1-2	F FF 94 B SI 93 B CH 83 B FF 90 F FF 92 X FF 93 3-2 F9 ③			2	1	1	0	1	1	0
13 Tomas Perez, S (6, PR) OBP: 0.368, SLG: 0.491										1	1	0	0	0	0	0
(7, 4)																
(8, 6)																
45 Carlos Lee, R (1, 7) OBP: 0.339, SLG: 0.510		X SI 88 0-0 F8 ①		B CH 81 B CH 82 F SI 88 F SI 88 X SL 83 2-2 22 2B 2B 2-H		B FF 90 B CH 78 X FF 90 2-0 10 1B 21 HR 2B 1-3 2-H		F FF 91 C FS 85 S FS 86 0-3 K ①		3	1	2	2	0	0	0
21 Michael Bourn, L (6, PR) OBP: 0.304, SLG: 0.317										1	1	0	0	0	1	0
(7, 8)																
10 Miguel Tejada, R (1, 6) OBP: 0.420, SLG: 0.625		C SI 88 X SL 83 0-1 22 1B 21 FC6-4 2B		B X 1-0 G5-3 ①		B FF 91 T CH 80 B CH 81 X FF 90 2-1 21 HR 1B 2-3 3-H		C FF 91 B FF 91 B FS 85 S FS 84 X FS 85 2-2 G1-3 ②		3	2	2	1	0	0	1
2 Darin Erstad, L (8, 3) OBP: 0.379, SLG: 0.564										1	0	0	0	0	0	0
22 José Cruz Jr., S (1, 8) OBP: 0.442, SLG: 0.667		X CH 81 0-0 21 FC6-4 1B 2-3		S SI 89 F CH 83 B FF 90 B SI 90 X CH 82 2-2 21 F8-4 2B 2-H		S FF 90 T FF 91 F CH 81 X FF 92 0-2 P6 ①		C FF 91 B FF 91 S SL 79 S 1-3 K ③		3	0	2	1	0	0	3
(7, 7)																
20 Nick Gorneault, R (8, PH) OBP: 0.481, SLG: 0.640										1	0	0	0	0	1	0
(9, 7)																
21 Ty Wigginton, R (1, 5) OBP: 0.230, SLG: 0.380		B SI 88 F SI 88 X CH 84 1-1 FC6-4 46 CS 1-2f 3-H ②		X SI 88 0-0 F8-4 ② ③ 2-3		S CH 80 S CH 80 B CH 82 X CH 82 1-2 1-H HR 3-H				3	1	1	4	0	0	2
27 Geoff Blum, S (7, 5) OBP: 0.291, SLG: 0.392										0	0	0	0	0	0	0
46 J.R. Towles, R (1, 2) OBP: 0.382, SLG: 0.548	C SI 89 1 SAFE S CH 81 B SI 89 F SI 88 1 SAFE 1-2 CS ③ 1-2	S B B S F F SL 84 F FF 89 X CH 83 2-2 F7 ①			B SI 86 B SI 86 C SI 86 X SI 87 2-1 G6-3 ①	B FF 90 X FF 90 1-0 P3 ②				3	0	0	0	0	0	2
38 Brian Moehler, R (7, 1)										0	0	0	0	0	0	0
26 Doug Brocail, L (8, 1)										0	0	0	0	0	0	0
47 Jose Valverde, R (9, 1)										0	0	0	0	0	0	0
Shawn Chacon, R (1, 1) OBP: 0.167, SLG: 0.167			C SI 89 B SI 88 B FF 88 X SI 88 2-1 F8 ②		X SI 87 0-0 G4-3 ②	T FF 90 S SL 84 B FF 92 X CH 82 1-2 P3 ③				1	0	0	0	0	0	0
60 Reggie Abercrombie, R (5, PH) OBP: 0.283, SLG: 0.250										2	0	0	0	0	0	2
(6, 9)																
Inning Stats	R: 0 E: 0 K: 2 S: 9 H: 0 LOB: 0 BB: 0 P: 11	R: 1 E: 0 K: 0 S: 9 H: 2 LOB: 0 BB: 0 P: 11	R: 1 E: 0 K: 0 S: 11 H: 1 LOB: 0 BB: 0 P: 16	R: 2 E: 0 K: 0 S: 10 H: 3 LOB: 0 BB: 0 P: 18	R: 0 E: 0 K: 0 S: 4 H: 0 LOB: 0 BB: 0 P: 6	R: 5 E: 0 K: 1 S: 17 H: 4 LOB: 2 BB: 1 P: 28	R: 0 E: 0 K: 1 S: 10 H: 0 LOB: 0 BB: 0 P: 15	R: 0 E: 0 K: 2 S: 9 H: 0 LOB: 0 BB: 0 P: 12								

AB	32
R	9
H	10
RBI	9
BB	1
SO	5
LOB	10

1B: 3 SF: 0 WP: 0 PA: 34
2B: 6 SAC: 0 PB: 0
3B: 0 DP: 1 SB: 0
HR: 2 HBP: 0 CS: 1

PITCHER		IP	WLS	BF	H	R	ER	SO	BB	IBB	HBP	BLK	WP	HR	S	P	ERA	WHIP
29 Nate Robertson, L ERA: 2.79	(1, 1)	5.0	L	19	6	4	4	2	0	0	0	0	0	1	43	62	7.20	1.200
40 Yorman Bazardo, R ERA: 6.0	(6, 1)	1.0		8	4	5	5	0	1	0	0	0	0	1	17	28	45.00	5.000
60 Preston Larrison, R ERA: 1.74	(7, 1)	1.0		3	0	0	0	1	0	0	0	0	0	0	10	15	0.00	0.000
45 Aquilino Lopez, R ERA: 1.23	(8, 1)	1.0		3	0	0	0	2	0	0	0	0	0	0	9	12	0.00	0.000

PITCHER	IP	WLS	BF	H	R	ER	SO	BB	IBB	HBP	BLK	WP	HR	S	P	ERA	WHIP

Batter	1	2	3	4	5	6	7	8	9	10	11	AB	R	H	RBI	BB	SO	LOB
9 David DeJesus, L (1, 8) 2 Joey Gathright, L (3, PH) (3, 8)	B CH 84 C X 1-1 ① G3		C X 0-1 ③ G6-3			L SI 91 B X 1-1 ① G6-3	S FF 90 S FF 93 B FF 92 X FF 93 1-2 ② L6		B SI 90 X SI 90 1-0 ③ F7		1 SAFE P PO 87 C SI 96 P PO 88 B SI 95 B SI 96 4-1 1-2 BB	1 4	0 0	0 0	0 0	0 1	0 0	0 2
15 Mark Grudzielanek, R (1, 4) OBP: 0.800, SLG: 0.750 Esteban German, R (10, PR) (10, 4)	C CH 82 B CH 82 S FF 95 B CH 83 X 2-2 E5 4 S	C CH 79 B CH 82 F CH 83 H 2-2 4 FC6-4 HBP				F SI 92 B CH 80 S CH 82 B CH 82 F CH 83 D CH 83 X SI 95 3-2 4 HR 1B	C SL 79 X SI 89 0-1 1-2 3-H 1B			C SI 96 S SI 91 B SI 98 X SI 90 1-2 4 S 1B	C SI 96 F SI 96 F SI 96 S FF 90 0-3 ③ K	4 1	1 0	3 0	1 0	0 1	0 2	0 2
4 Alex Gordon, L (1, 5) OBP: 0.200, SLG: 0.800	F FF 95 B CH 82 B CH 83 F B C CH 82 3-3 ② K 1-2	B B S 1 SAFE X 3-1 ① FC6-4 16 1B 1-2f				1 SAFE B SI 92 C SI 93 B SI 93 1 SAFE B SI 93 X SI 91 3-1 1-H HR	X SI 91 0-0 ③ F7			B SI 96 B SI 94 B SI 95 C SI 97 C SI 96 C SI 96 3-3 ① K 1-2		5	1	1	2	0	2	5
11 Jose Guillen, R (1, 9)	B B C B SI 94 F CH 83 F CH 83 X 3-2 ③ P4	1 SAFE 1 SAFE C CH 82 S CH 83 F FF 96 S 0-3 ② K				C SI 93 X CH 82 0-1 ② F8		B SL 79 X SL 79 1-0 ① P3		C SI 98 F SI 98 C SI 98 0-3 ② K		5	0	0	0	0	2	4
16 Billy Butler, R (1, 10) OBP: 0.200, SLG: 0.200		X 0-0 ① L9		1 SAFE B X 1-0 1-2 1B		X CH 81 0-0 ③ F8		B CH 80 C SL 79 X SL 79 1-1 ② F8		X SI 92 0-0 ③ L7		5	0	1	0	0	0	2
24 Mark Teahen, L (1, 7) OBP: 0.600, SLG: 1.000		B SI 92 X 1-0 ② F8		B X 1-0 ③ G1			B SI 91 B CH 80 F SI 93 T CH 83 B CH 82 B SI 94 4-2 1B 14 1B BB	X FF 91 0-0 3B			C SI 97 B SI 89 B CU 84 B SI 98 F SI 96 B 4-2 SH3 14 1B BB	3	1	1	0	2	0	2
Ross Gload, L (1, 3) OBP: 0.250, SLG: 0.250		C CH 80 F X 0-2 ③ F9	S CH 79 X CH 82 0-1 ① G3-1				B SI 93 1 SAFE X SI 93 1-0 1 FC1-4-6 14 1B 15 1B 1-3 1B	S FF 91 X CH 86 0-1 ③ G4-3			X 0-0 ① SH3 1-2	4	1	1	0	0	0	1
14 John Buck, R (1, 2) OBP: 0.400, SLG: 0.400			F CH 83 B CH 82 B C C 2-3 ① K		C FF 91 B FF 92 C CH 82 F CH 81 B CH 82 B C 3-3 ② K		B SI 89 S SI 95 T SI 95 F SI 95 X FF 89 1-2 1 FC1-4-6 1-2 3-H 1B		F SI 90 B SI 90 B SI 91 F SI 92 F CH 80 X SI 89 2-2 ① G4-3		X SI 98 0-0 ② 1 1B 2-H	5	1	2	1	0	2	0
1 Tony Pena Jr., R (1, 6) OBP: 0.200, SLG: 0.200			C CH 81 B CH 82 C CH 82 B CH 83 S 2-3 ② K		C CH 82 S FF 95 B SI 94 F F CH 84 S CH 83 1-3 ③ K2-3		L FF 94 L X SI 94 0-2 ① FC1-4-6 15 1B 1-2f 2-3		F CU 70 B SI 92 F CH 81 B SI 92 F SI 91 T SI 86 2-2 ② K		C SI 97 B SI 97 S SI 98 F SI 99 F FF 92 F SI 97 X FF 90 1-2 2 PB 2-H 1B	5	0	1	1	0	3	2
Inning Stats	R: 0 E: 1 K: 1 S: 12 H: 0 LOB: 1 BB: 0 P: 21	R: 0 E: 0 K: 0 S: 5 H: 0 LOB: 0 BB: 0 P: 6	R: 0 E: 0 K: 2 S: 8 H: 0 LOB: 0 BB: 0 P: 12	R: 0 E: 0 K: 1 S: 10 H: 1 LOB: 2 BB: 0 P: 17	R: 0 E: 0 K: 2 S: 11 H: 0 LOB: 0 BB: 0 P: 15	R: 2 E: 0 K: 0 S: 11 H: 2 LOB: 0 BB: 0 P: 18	R: 2 E: 0 K: 0 S: 16 H: 3 LOB: 2 BB: 1 P: 23	R: 0 E: 0 K: 0 S: 6 H: 1 LOB: 1 BB: 0 P: 8	R: 0 E: 0 K: 1 S: 10 H: 0 LOB: 0 BB: 0 P: 15	R: 0 E: 0 K: 2 S: 10 H: 1 LOB: 2 BB: 0 P: 14	R: 1 E: 0 K: 1 S: 17 H: 2 LOB: 2 BB: 2 P: 24	1B: 8 2B: 0 3B: 1 HR: 1	SF: 0 SAC: 1 DP: 0 HBP: 1		WP: 0 PB: 1 SB: 2 CS: 0		PA: 47		

PITCHER		IP	WLS	BF	H	R	ER	SO	BB	IBB	HBP	BLK	WP	HR	S	P	ERA	WHIP
35 Justin Verlander, R ERA: 6.0	(1, 1)	6.0		25	4	4	4	6	1	0	1	0	0	1	60	97	6.00	0.833
Jason Grilli, R ERA:	(7, 1)	0.1	B	2	1	0	0	0	0	0	0	0	0	0	7	8	0.00	3.000
44 Bobby Seay, L ERA:	(7, 1)	0.1		1	0	0	0	0	0	0	0	0	0	0	3	4	0.00	0.000
45 Aquilino Lopez, R ERA:	(7, 1)	1.1		6	2	0	0	0	0	0	0	0	0	0	9	11	0.00	1.500
59 Todd Jones, R ERA:	(9, 1)	1.0		3	0	0	0	1	0	0	0	0	0	0	10	15	0.00	0.000

PITCHER		IP	WLS	BF	H	R	ER	SO	BB	IBB	HBP	BLK	WP	HR	S	P	ERA	WHIP
52 Denny Bautista, R ERA: 4.5	(10, 1)	2.0	L	10	3	1	1	3	2	0	0	0	0	0	27	38	4.50	2.500

TOP

Kansas City Royals @ Detroit Tigers

Comerica Park, Detroit, MI

Mon Mar 31 2008, 1:05 PM EDT

Att. 44,934 - Cloudy - 51 F

livebaseballscorecards.com

AB	42
R	5
H	10
RBI	5
BB	3
SO	10
LOB	20

Batter	1	2	3	4	5	6	7	8	9	10	11	AB	R	H	RBI	BB	SO	LOB
Edgar Renteria, R (1, 6) OBP: 0.333, SLG: 0.200	C SI 93 C SI 94 S SI 92 0-3 ① K	B FF 90 F SI 92 B SI 90 C SI 93 X CU 80 2-2 1-2 2-H 1B		B CH 88 B CH 89 B CH 88 C SI 91 B SI 91 4-1 3 BB BB		X CU 78 0-0 ② F9			C SI 95 C SI 96 B CH 87 F CH 85 B CH 87 S CH 85 2-3 ① K		C SI 91 F SI 94 F SI 93 B SI 92 B SI 94 S SL 83 2-3 ② K	5	0	1	1	1	3	1
14 Placido Polanco, R (1, 4)	C SI 89 X SI 91 0-1 ② G3	X CH 90 0-0 ③ F9		F SI 90 X CH 89 0-1 ② L9		C F SI 92 X 0-2 ③ G6-3			C SI 96 X CH 85 0-1 ② L4		B SI 94 X SL 82 1-0 ③ G5-3	6	0	0	0	0	0	6
3 Gary Sheffield, R (1, 10)	C CU 79 C CU 81 F SI 91 B SI 96 B CU 83 B SI 96 B CH 89 4-2 30 1B BB		B SI 93 C CH 82 C SI 91 B SI 91 S CH 84 2-3 ① K	C CH 89 S CH 84 B CH 90 B CH 90 B CH 84 B CH 89 4-2 1-2 2-3 3-H BB			B SL 83 B SI 94 C SI 94 B SL 84 F SI 95 F SL 82 B SI 95 4-2 30 G6-4-3 BB		C CH 84 B SI 97 B CH 86 B CH 83 C SI 96 B SI 97 4-2 BB			1	0	0	1	4	1	0
30 Magglio Ordonez, R (1, 9) OBP: 0.400, SLG: 0.600	B SI 92 S FF 90 X CU 80 1-1 1-2 1B		F CU 78 X CU 81 0-1 9 1B 2B	F CH 83 B SI 94 F CH 89 B SI 94 X CH 83 2-2 ③ F7			F SI 93 B CH 78 B SI 93 F SI 83 F SI 94 X SL 81 2-2 ①② G6-4-3 1-2f		X CH 82 0-0 ③ P3			5	0	2	0	0	0	5
24 Miguel Cabrera, R (1, 5) OBP: 0.200, SLG: 0.800	S CH 89 B SI 95 X SI 89 1-1 ③ F8		B SI 93 S SI 90 D CH 83 F CH 90 X CH 84 2-2 ② G6-3		B SI 90 B CH 87 C SI 92 X CH 83 2-1 HR		B SL 84 B SI 96 C SI 95 B CH 78 C SI 95 F SI 97 S SI 97 3-3 ③ K			C SI 96 S CH 88 B CH 87 S CH 88 1-3 ① K		5	1	1	1	0	2	3
9 Carlos Guillen, S (1, 3) OBP: 0.600, SLG: 1.400		X SI 92 0-0 ① 1B 2B	B CH 83 X 1-0 ③ 2-H 1B		X SI 92 0-0 ① F8			C SI 94 B SI 85 B SI 83 X SI 94 2-1 HR		X SI 96 0-0 ② F8		5	2	3	1	0	0	0
Ivan Rodriguez, R (1, 2) OBP: 0.200, SLG: 0.200		C SI 89 F SI 91 B CH 89 B SI 94 F CU 82 S FF 92 2-3 ① K		C SI 92 X CH 82 0-1 15 2B 3 BB 1B	C CH 90 X SI 92 0-1 ② L9			X SI 94 0-0 ① G4-3		B SI 97 F CH 86 B SI 96 B SI 96 S SI 96 S SI 96 3-3 ③ K		5	1	1	0	0	2	1
Jacque Jones, L (1, 7) 36 Clete Thomas, L (9, 7) OBP: 1.000, SLG: 2.000		B CU 80 C CU 80 S CH 86 S CU 83 1-3 ② K		B SI 90 S CH 83 F SI 92 1 SAFE F SI 92 S CH 84 1-3 ① K	C SI 92 X CU 79 0-1 ③ G4-3			B SI 94 X SI 84 1-0 ② G3			B SI 92 F SI 91 B SI 91 S SI 91 X CU 68 2-2 15 SH3 2B	4 1	0 0	0 1	0 0	0 0	2 0	2 0
15 Brandon Inge, R (1, 8) OBP: 0.500, SLG: 0.667		B CU 80 B CH 90 B CH 89 B SI 92 4-0 1B BB		C CH 88 1 SAFE C SI 90 B SI 89 B SI 93 F CH 90 1 SAFE X SI 92 2-2 3 BB 1-3 2B		C CH 89 X CH 87 0-1 ① F8		C SI 94 S CH 76 B SL 85 F SI 96 S CU 76 1-3 ③ K			L SI 92 X SI 91 0-1 ① SH3 2-3	3	0	1	0	1	1	0
Inning Stats	R: 0 E: 0 K: 1 S: 12 H: 1 LOB: 2 BB: 1 P: 18	R: 1 E: 0 K: 2 S: 12 H: 2 LOB: 2 BB: 1 P: 21	R: 0 E: 0 K: 1 S: 9 H: 2 LOB: 2 BB: 0 P: 14	R: 1 E: 0 K: 1 S: 18 H: 2 LOB: 3 BB: 2 P: 31	R: 1 E: 0 K: 0 S: 7 H: 1 LOB: 0 BB: 0 P: 9	R: 0 E: 0 K: 0 S: 6 H: 0 LOB: 0 BB: 0 P: 6	R: 0 E: 0 K: 1 S: 11 H: 0 LOB: 0 BB: 1 P: 20	R: 1 E: 0 K: 1 S: 8 H: 1 LOB: 0 BB: 0 P: 12	R: 0 E: 0 K: 1 S: 9 H: 0 LOB: 1 BB: 1 P: 15	R: 0 E: 0 K: 2 S: 7 H: 0 LOB: 0 BB: 0 P: 11	R: 0 E: 0 K: 1 S: 10 H: 1 LOB: 1 BB: 0 P: 15	1B: 4 2B: 4 3B: 0 HR: 2	SF: 0 SAC: 1 DP: 1 HBP: 0	WP: 0 PB: 0 SB: 0 CS: 0	PA: 47			

PITCHER		IP	WLS	BF	H	R	ER	SO	BB	IBB	HBP	BLK	WP	HR	S	P	ERA	WHIP
55 Gil Meche, R ERA: 4.5	(1, 1)	6.0		29	8	3	3	5	4	0	0	0	0	1	64	99	4.50	2.000
Brett Tomko, R ERA: 4.5	(7, 1)	2.0	B	7	1	1	1	2	1	0	0	0	0	1	19	32	4.50	1.000
46 Juan Carlos Oviedo, R ERA:	(9, 1)	2.0	W	7	0	0	0	3	1	0	0	0	0	0	16	26	0.00	0.500
48 Joakim Soria, R ERA:	(11, 1)	1.0	S	4	1	0	0	1	0	0	0	0	0	0	10	15	0.00	1.000

PITCHER	IP	WLS	BF	H	R	ER	SO	BB	IBB	HBP	BLK	WP	HR	S	P	ERA	WHIP

BOTTOM

Kansas City Royals @ Detroit Tigers

Comerica Park, Detroit, MI

Mon Mar 31 2008, 1:05 PM EDT

Att. 44,934 - Cloudy - 51 F

livebaseballscorecards.com

AB	40
R	4
H	10
RBI	4
BB	6
SO	11
LOB	18

Batter	1	2	3	4	5	6	7	8	9	AB	R	H	RBI	BB	SO	LOB
2 Joey Gathright, L (1, 8) OBP: 0.333, SLG: 0.375	B FC 87 S FC 86 L SL 78 S SL 79 1-3 ① K			B SL 82 S SL 82 S FC 87 B CU 74 X CU 73 2-2 15 G3 1B		F SL 81 B SL 79 B SL 78 X SL 82 2-1 ① G1-3		C SI 92 B CH 82 B CH 82 F SI 93 B SI 93 F SI 92 X SI 92 3-2 15 WP 16 1B 2B		4	1	2	0	0	1	0
15 Mark Grudzielanek, R (1, 4) OBP: 0.667, SLG: 0.714	C FC 87 B SL 79 F SL 79 B CU 74 X SL 83 2-2 ② G3-1			1 SAFE 1 SAFE B SL 78 1 SAFE 1 SAFE B SL 76 1 SAFE C SL 82 C FC 86 2-2 X CU 74 ① G3 1-2		C CU 71 X SL 78 0-1 4 G4-3 11 2B 2B		B SI 93 B SI 92 B SI 94 B SI 93 4-0 16 1B 24 1B 2-3 BB		3	2	1	0	1	0	1
4 Alex Gordon, L (1, 5) OBP: 0.111, SLG: 0.444	C FC 87 B CU 74 B F FC 88 B FC 88 C FC 88 3-3 ③ K			B FC 86 B FC 87 C FC 87 F SL 80 C 2-3 ② K		F FC 87 X CU 73 0-1 ② G4-3 2-3		S CH 82 B CH 82 S CH 83 B SI 93 C 2-3 ① K		4	0	0	0	0	3	4
11 Jose Guillen, R (1, 9) OBP: 0.222, SLG: 0.250		X FF 82 0-0 ① G6-3		B SI 83 B SL 79 F SL 79 S FF 83 B FC 88 F FC 88 B SL 78 4-2 BB		B SL 81 F SL 82 X SL 79 1-1 16 2B 2B 3-H		C SI 92 F SI 93 B SI 94 B SI 93 S SI 93 2-3 ② K		3	1	1	1	1	1	2
16 Billy Butler, R (1, 10) OBP: 0.333, SLG: 0.444		C SL 82 F SL 79 X FC 89 0-2 ② F9		B SL 82 B SI 81 B SL 78 X SI 82 3-0 ③ G1-3		X SL 82 0-0 24 WP 2B 2-H		B SI 94 X SI 93 1-0 24 1B 1B 1-2 3-H		4	0	2	2	0	0	2
24 Mark Teahen, L (1, 7) OBP: 0.444, SLG: 0.571		X FF 84 0-0 ③ G5-3			B SL 81 B SL 81 S SL 82 X SL 82 2-1 ① G1-3	C CU 72 B CU 74 B FC 89 S SL 79 F CU 73 B CU 75 S CU 73 3-3 ③ K 2-3		B CH 82 X CH 82 1-0 ③ 1-3 2-H 1B		4	0	1	1	0	1	1
Ross Gload, L (1, 3) OBP: 0.375, SLG: 0.286			X FC 85 0-0 ① F7	B FC 87 B SL 78 T SL 82 X SL 81 2-1 14 FC1-4 1B			X SI 93 0-0 ① F7		B CH 86 B CH 86 B CH 86 B CH 87 4-0 14 CS BB	3	0	1	0	1	0	0
14 John Buck, R (1, 2) OBP: 0.222, SLG: 0.222			F SL 80 F SL 77 X SL 78 0-2 ② F9	1 SAFE F SL 76 B FC 86 B FC 86 1 SAFE F SL 81 B SL 82 1 SAFE X SL 77 3-2 ② FC1-4 1-2f			B SI 94 C SI 94 B CU 77 X SI 92 2-1 ② P6		B SI 88 S SI 88 B CH 78 F SI 89 B CH 82 S SI 89 3-3 ① ② K 1-2	4	0	0	0	0	1	2
1 Tony Pena Jr., R (1, 6) OBP: 0.111, SLG: 0.111			B SL 80 C FF 82 X SL 77 1-1 ③ F9		X FF 83 0-0 ③ F9		C SI 93 F SI 93 B SI 94 C SI 94 1-3 ③ K		X SI 88 0-0 ③ G1-3	4	0	0	0	0	1	1
Inning Stats	R: 0 E: 0 K: 2 S: 9 H: 0 LOB: 0 BB: 0 P: 15	R: 0 E: 0 K: 0 S: 5 H: 0 LOB: 0 BB: 0 P: 5	R: 0 E: 0 K: 0 S: 6 H: 0 LOB: 0 BB: 0 P: 7	R: 0 E: 0 K: 1 S: 13 H: 1 LOB: 2 BB: 1 P: 26	R: 0 E: 0 K: 0 S: 8 H: 1 LOB: 1 BB: 0 P: 15	R: 2 E: 0 K: 1 S: 13 H: 3 LOB: 1 BB: 0 P: 19	R: 0 E: 0 K: 1 S: 6 H: 0 LOB: 0 BB: 0 P: 9	R: 2 E: 0 K: 2 S: 12 H: 3 LOB: 2 BB: 1 P: 25	R: 0 E: 0 K: 1 S: 4 H: 0 LOB: 0 BB: 1 P: 11	1B: 4 2B: 5 3B: 0 HR: 0 SF: 0 SAC: 0 DP: 1 HBP: 0						

PITCHER		IP	WLS	BF	H	R	ER	SO	BB	IBB	HBP	BLK	WP	HR	S	P	ERA	WHIP
Kenny Rogers, L ERA: 3.0	(1, 1)	6.0	L	24	5	2	2	4	1	0	0	0	1	0	54	87	3.00	1.000
31 Zach Miner, R ERA: 9.0	(7, 1)	2.0		9	3	2	2	3	1	0	0	0	1	0	18	34	9.00	2.000
Yorman Bazardo, R ERA:	(9, 1)	1.0		3	0	0	0	1	1	0	0	0	0	0	4	11	0.00	1.000

PITCHER	IP	WLS	BF	H	R	ER	SO	BB	IBB	HBP	BLK	WP	HR	S	P	ERA	WHIP

TOP

Kansas City Royals @ Detroit Tigers

Comerica Park, Detroit, MI

Wed Apr 02 2008, 1:05 PM EDT

Att. 32,348 - Sunny - 51 F

livebaseballscorecards.com

AB	33
R	4
H	8
RBI	4
BB	3
SO	8
LOB	13

WP: 2	PA: 36		
PB: 0			
SB: 0			
CS: 1			

Batter	1	2	3	4	5	6	7	8	9	AB	R	H	RBI	BB	SO	LOB
Edgar Renteria, R (1, 6) OBP: 0.500, SLG: 0.444	F CH 89 B CH 89 B CH 85 X CH 88 2-1 3 G5-4-3 1B			C CH 87 B CH 88 X CH 82 1-1 3 G5-3 1B		B CU 74 X CH 85 1-0 ③ G5-3			B SL 81 B SI 92 C SI 93 B SL 81 C SI 93 F SI 92 X SI 92 3-2 1B	4	0	3	0	0	0	0
14 Placido Polanco, R (1, 4)	X CH 88 0-0 ① F9			C CH 84 X CH 88 0-1 ① L9			C CH 88 X SI 89 0-1 ① P5		C SI 92 B SI 92 F SI 90 F SI 93 F SL 81 S CU 70 1-3 ③ K	4	0	0	0	0	1	3
3 Gary Sheffield, R (1, 10)	C CH 89 C SI 89 X CH 85 0-2 ② ③ G5-4-3 1-2f			B CH 85 D CH 75 B CH 88 C CH 88 1 SAFE 1 SAFE F CH 88 X CH 85 3-2 ② G5-3 1-2			C CH 84 B B CU 65 C CH 88 X CH 86 2-2 ② F8			3	0	0	0	0	0	2
30 Magglio Ordonez, R (1, 9) OBP: 0.250, SLG: 0.375		B CH 89 X CH 88 1-0 ① F9		F CH 88 F CH 88 X CH 89 0-2 ③ G6-3			B CH 76 F CH 84 F SI 89 B CH 89 S CH 85 2-3 ③ K			3	0	0	0	0	1	1
24 Miguel Cabrera, R (1, 5) OBP: 0.125, SLG: 0.500		C SI 89 B CH 86 B CH 89 X CH 86 2-1 ② P4			B C CH 84 B CH 84 X SI 89 2-1 ① P3			F SI 95 F CH 85 B CH 86 C CH 84 1-3 ① K		3	0	0	0	0	1	0
9 Carlos Guillen, S (1, 3) OBP: 0.500, SLG: 1.000		B CH 76 B CU 74 C CH 89 B CH 85 X CH 89 3-1 ③ F8			F CH 84 S CH 88 B CH 89 S CH 85 1-3 ② K			B CH 85 B CH 81 S SI 94 B CH 83 B SI 95 4-1 G6-4-3 BB		2	0	0	0	1	1	0
Ivan Rodriguez, R (1, 2) OBP: 0.125, SLG: 0.125		C CH 88 F SI 89 F CH 86 B CH 90 B SL 77 F CH 86 B SI 89 S CH 90 3-3 ① K			F SI 89 B CH 85 B CH 88 F CH 85 X CH 86 2-2 ③ G5-3			B SI 94 X SI 94 1-0 ② ③ G6-4-3 1-2f		3	0	0	0	0	1	1
Jacque Jones, L (1, 7)		C CH 89 C CH 85 B SI 90 X 1-2 ② G4-3				B CU 72 F CH 88 B CH 89 S CH 84 X CH 90 2-2 ① G6-3			C FF 91 S FF 90 S CU 68 0-3 ① K	3	0	0	0	0	1	0
15 Brandon Inge, R (1, 8) OBP: 0.286, SLG: 0.333		C CH 88 C SL 75 B CH 84 S CH 85 1-3 ③ K				C CH 84 B CH 88 B CH 86 B CH 86 X CH 88 3-1 ② P3			B SI 92 C SI 91 C SI 92 F SL 80 B SI 93 B SL 81 S SI 92 3-3 ② K	3	0	0	0	0	2	0
Inning Stats	R: 0 E: 0 K: 0 S: 6 H: 1 LOB: 0 BB: 0 P: 8	R: 0 E: 0 K: 0 S: 5 H: 0 LOB: 0 BB: 0 P: 11	R: 0 E: 0 K: 2 S: 11 H: 0 LOB: 0 BB: 0 P: 16	R: 0 E: 0 K: 0 S: 10 H: 1 LOB: 1 BB: 0 P: 14	R: 0 E: 0 K: 1 S: 8 H: 0 LOB: 0 BB: 0 P: 13	R: 0 E: 0 K: 0 S: 6 H: 0 LOB: 0 BB: 0 P: 12	R: 0 E: 0 K: 1 S: 8 H: 0 LOB: 0 BB: 0 P: 12	R: 0 E: 0 K: 1 S: 5 H: 0 LOB: 0 BB: 1 P: 11	R: 0 E: 0 K: 3 S: 16 H: 1 LOB: 1 BB: 0 P: 23	1B: 3 2B: 0 3B: 0 HR: 0 SF: 0 SAC: 0 DP: 2 HBP: 0						

PITCHER		IP	WLS	BF	H	R	ER	SO	BB	IBB	HBP	BLK	WP	HR	S	P	ERA	WHIP
19 Brian Bannister, R ERA:	(1, 1)	7.0	W	22	2	0	0	4	0	0	0	0	0	0	54	86	0.00	0.286
46 Juan Carlos Oviedo, R ERA:	(8, 1)	1.0		3	0	0	0	1	1	0	0	0	0	0	5	11	0.00	1.000
48 Joakim Soria, R ERA:	(9, 1)	1.0		4	1	0	0	3	0	0	0	0	0	0	16	23	0.00	1.000

PITCHER	IP	WLS	BF	H	R	ER	SO	BB	IBB	HBP	BLK	WP	HR	S	P	ERA	WHIP

BOTTOM

Kansas City Royals @ Detroit Tigers

Comerica Park, Detroit, MI

Wed Apr 02 2008, 1:05 PM EDT

Att. 32,348 - Sunny - 51 F

livebaseballscorecards.com

AB	28
R	0
H	3
RBI	0
BB	1
SO	8
LOB	7

Batter	1	2	3	4	5	6	7	8	9	AB	R	H	RBI	BB	SO	LOB
2 Joey Gathright, L (1, 8) OBP: 0.286, SLG: 0.308	B SI 92 F SI 92 B SI 94 F SI 94 X SL 86 2-2 ① L9		X SI 93 0-0 ③ B1-3		X SI 92 0-0 ② P6		B SI 90 X SI 90 1-0 11 S 11 1B 1B		B SI 89 C SI 88 B CH 85 F FF 90 S CH 85 2-3 ① K	5	1	1	0	0	1	0
15 Mark Grudzielanek, R (1, 4) OBP: 0.571, SLG: 0.583	X SI 92 0-0 ② G5-3			B SI 93 F SL 85 B SI 93 C SI 92 X SI 87 2-2 4 HR 1B	B SI 92 B CH 85 X SI 92 2-0 1B		B SI 90 C SI 90 1 SAFE X SI 90 1-1 ① F7		C FF 90 C FF 91 B FF 89 X SL 78 1-2 ② F9	5	1	2	0	0	0	1
4 Alex Gordon, L (1, 5) OBP: 0.214, SLG: 0.643	B CH 86 X SI 93 1-0 ③ G3			B SI 93 F SI 84 1 SAFE 1 SAFE B SI 94 X CH 83 2-1 1-H HR	B SI 92 C SI 92 F CH 87 1 SAFE B SI 92 1 SAFE X SI 93 2-2 ③ G4-3		B FF 91 X FF 91 1-0 ② F7		S CH 86 C FF 90 X FF 90 0-2 1B	5	1	2	2	0	0	2
11 Jose Guillen, R (1, 9) OBP: 0.286, SLG: 0.250		B SL 84 C SL 84 S SI 93 B SI 93 T SI 87 2-2 ① K		F SL 86 B SI 94 B SI 94 S SL 86 F SI 94 B SL 86 F SI 93 B CH 86 4-2 1B BB	T CH 84 X SI 91 0-1 ① G6-3	B FF 90 S SL 79 B FF 90 1 SAFE B SL 78 X SL 78 3-1 16 1B 1-H 1B		1 SAFE 1 SAFE B CH 79 1 SAFE X CH 80 1-0 ③ F8	4	0	1	1	1	1	1
16 Billy Butler, R (1, 10) OBP: 0.308, SLG: 0.385		X SI 93 0-0 ② G5-3		X SI 93 0-0 ① F9		B SI 91 X SI 91 1-0 ② G6-3	F FF 89 F FF 90 F FF 88 X SL 77 0-2 1-3 1B			4	0	1	0	0	0	1
24 Mark Teahen, L (1, 7) OBP: 0.462, SLG: 0.818		C SI 94 B SL 86 S CH 84 X SI 93 1-2 1B		B SI 92 1 SAFE F SI 92 1 SAFE B SI 93 B SI 93 X SI 93 3-1 ② F7		S SI 90 B CH 83 X SI 92 1-1 HR	C CH 84 X SL 78 0-1 ③ G4-3			4	1	2	1	0	0	3
Ross Gload, L (1, 3) OBP: 0.417, SLG: 0.364		1 SAFE X SI 93 0-0 ③ G4-3		F SI 92 X CH 86 0-1 1-3 1B		B SI 91 F SI 91 B SI 92 S SL 85 X SI 92 2-2 14 BB 1B		B CH 84 B CH 84 F FF 90 X FF 91 2-1 ① L7		4	0	2	0	0	0	1
14 John Buck, R (1, 2) OBP: 0.231, SLG: 0.167		F SI 93 X SI 93 0-1 ① G5-3		X SI 93 0-0 ③ F7		B SI 92 B SI 92 B SI 92 B 4-0 1-2 BB		C SL 78 X SI 90 0-1 ② F8		3	0	0	0	1	0	2
1 Tony Pena Jr., R (1, 6) OBP: 0.077, SLG: 0.077		B SL 86 B SL 86 B SI 92 C SI 93 M SI 93 X SI 93 3-2 ② G4-3			B SI 93 C SI 91 X SI 91 1-1 ① F9	B SI 92 X 1-0 ③ G3		B FF 90 C FF 90 B FF 90 X SL 80 2-1 ③ G6-3		4	0	0	0	0	0	2
Inning Stats	R: 0 E: 0 K: 0 S: 5 H: 0 LOB: 0 BB: 0 P: 8	R: 0 E: 0 K: 1 S: 8 H: 1 LOB: 1 BB: 0 P: 11	R: 0 E: 0 K: 0 S: 6 H: 0 LOB: 0 BB: 0 P: 9	R: 2 E: 0 K: 0 S: 15 H: 3 LOB: 2 BB: 1 P: 26	R: 0 E: 0 K: 0 S: 7 H: 1 LOB: 1 BB: 0 P: 12	R: 1 E: 0 K: 0 S: 9 H: 2 LOB: 2 BB: 1 P: 18	R: 1 E: 0 K: 0 S: 12 H: 3 LOB: 2 BB: 0 P: 18	R: 0 E: 0 K: 0 S: 6 H: 0 LOB: 0 BB: 0 P: 10	R: 0 E: 0 K: 1 S: 10 H: 1 LOB: 1 BB: 0 P: 14	1B: 9 2B: 0 3B: 0 HR: 2 SF: 0 SAC: 0 DP: 0 HBP: 0						

PITCHER		IP	WLS	BF	H	R	ER	SO	BB	IBB	HBP	BLK	WP	HR	S	P	ERA	WHIP
38 Jeremy Bonderman, R ERA: 5.68	(1, 1)	6.1	L	29	8	4	4	1	2	0	0	0	0	2	53	89	5.68	1.579
44 Bobby Seay, L ERA:	(7, 1)	0.1		1	0	0	0	0	0	0	0	0	0	0	1	2	0.00	0.000
45 Aquilino Lopez, R ERA:	(7, 1)	2.1		10	3	0	0	1	0	0	0	0	0	0	24	35	0.00	1.286

PITCHER	IP	WLS	BF	H	R	ER	SO	BB	IBB	HBP	BLK	WP	HR	S	P	ERA	WHIP

TOP

Kansas City Royals @ Detroit Tigers

Comerica Park, Detroit, MI

Thu Apr 03 2008, 1:05 PM EDT

Att. 32,735 - Sunny - 48 F

livebaseballscorecards.com

AB	38
R	4
H	11
RBI	4
BB	2
SO	2
LOB	13

WP: 0 PA: 40
PB: 0
SB: 1
CS: 0

Kansas City Royals @ Detroit Tigers

Comerica Park, Detroit, MI

Thu Apr 03 2008, 1:05 PM EDT

Att. 32,735 - Sunny - 48 F

livebaseballscorecards.com

BOTTOM

Batter	1	2	3	4	5	6	7	8	9	AB	R	H	RBI	BB	SO	LOB
36 Clete Thomas, L (1, 8) OBP: 0.400, SLG: 0.600	C SI 91 B SI 94 B SI 92 B CH 81 X SI 90 3-1 ① F8		F SI 91 1 SAFE S CH 79 B SI 91 F SI 93 B CH 86 S SI 95 2-3 ① K 1-2		C CH 81 S CH 80 B SI 94 X CH 81 1-2 1B		C CH 80 F SI 92 S SL 83 0-3 ② K			4	0	1	0	0	2	1
14 Placido Polanco, R (1, 4) OBP: 0.071, SLG: 0.071	X SI 92 0-0 ③ 3 BB 1B		B SI 94 F SI 94 X SI 95 1-1 ② G4-3 2-3		B CH 86 B SI 94 B SI 93 1 SAFE C SI 90 X SI 91 3-1 ② F9		X SI 93 0-0 ③ L4			4	0	1	0	0	0	3
3 Gary Sheffield, R (1, 10) OBP: 0.500, SLG: 0.143	B SI 92 1 SAFE S SI 94 B SL 83 1 SAFE B SL 81 F SI 94 1 SAFE B SI 94 4-2 ③ BB 1-2		C CH 87 B SI 97 B SI 95 X CU 75 2-1 ③ F7		B SI 96 B SI 96 X SI 95 2-0 ③ P5			B CH 88 X SI 93 1-0 ① 1B		3	0	1	0	1	0	3
30 Magglio Ordonez, R (1, 9) OBP: 0.250, SLG: 0.417	F SI 96 X CH 85 0-1 ② F9			X SI 91 0-0 ① G4-3		B SI 92 X SI 90 1-0 2B		C SI 93 F CH 90 S CH 89 0-3 ② K		4	0	1	0	0	1	2
9 Carlos Guillen, S (1, 3) OBP: 0.500, SLG: 0.909	B SI 95 C CH 82 X SI 94 1-1 ③ L7			C SI 92 B CH 80 B CH 82 F SI 93 X SI 94 2-2 FC6-4 1B		X SI 92 0-0 ① P5		C CH 89 B CH 89 B SI 94 F CH 89 B SI 96 X CH 89 3-2 WP 2B		4	0	2	0	0	0	3
Ivan Rodriguez, R (1, 2) OBP: 0.083, SLG: 0.083		X CU 73 0-0 ① F7		B SI 92 T SI 93 S CH 84 X SI 95 1-2 ② FC6-4 1-2f		B SI 91 F SI 92 F SI 94 B CH 86 F SI 95 B SL 84 F SL 82 X CH 85 3-2 ② P4		B SI 94 S FF 93 S SI 95 S SI 92 1-3 ③ K 2-3		4	0	0	0	0	1	3
Edgar Renteria, R (1, 6) OBP: 0.357, SLG: 0.308		B SI 91 B SI 93 C SI 92 X SI 93 2-1 ② G6-3		C SL 82 X SI 93 0-1 ③ F9		B SI 95 F SI 94 X SI 94 1-1 ③ G5-3			C B SI 92 F SI 90 B SI 92 F SI 92 B SI 93 X CU 68 3-2 ① G6-3	4	0	0	0	0	0	2
33 Marcus Thames, R (1, 7)		B CU 73 X SI 94 1-0 ③ F9			B C F F F S 1-3 ① K		B SI 91 X SI 91 1-0 ① F9		C SI 92 B SL 81 C SL 80 X SI 93 1-2 ② F7	4	0	0	0	0	1	0
15 Brandon Inge, R (1, 5) OBP: 0.455, SLG: 0.778			X SI 90 0-0 14 G4-3 36 WP 1B		C B B B CH 83 F SI 95 B SI 93 4-2 36 1B BB		B SI 92 C CU 74 B SI 91 B SI 90 X CH 85 3-1 HR		B SI 92 C SI 92 S SI 92 X SL 81 1-2 ③ F7	3	1	2	1	1	0	0
Inning Stats	R: 0 E: 0 K: 0 S: 9 H: 1 LOB: 2 BB: 1 P: 17	R: 0 E: 0 K: 0 S: 4 H: 0 LOB: 0 BB: 0 P: 7	R: 0 E: 0 K: 1 S: 9 H: 1 LOB: 1 BB: 0 P: 14	R: 0 E: 0 K: 0 S: 9 H: 1 LOB: 1 BB: 0 P: 12	R: 0 E: 0 K: 1 S: 13 H: 1 LOB: 2 BB: 1 P: 24	R: 0 E: 0 K: 0 S: 9 H: 1 LOB: 1 BB: 0 P: 14	R: 1 E: 0 K: 1 S: 7 H: 1 LOB: 0 BB: 0 P: 11	R: 0 E: 0 K: 2 S: 10 H: 2 LOB: 1 BB: 0 P: 15	R: 0 E: 0 K: 0 S: 10 H: 0 LOB: 0 BB: 0 P: 15	1B: 5 2B: 2 3B: 0 HR: 1 SF: 0 SAC: 0 DP: 0 HBP: 0						

	AB	34
	R	1
	H	8
	RBI	1
	BB	2
	SO	5
	LOB	17

PITCHER		IP	WLS	BF	H	R	ER	SO	BB	IBB	HBP	BLK	WP	HR	S	P	ERA	WHIP
23 Zack Greinke, R ERA: 1.29	(1, 1)	7.0	W	29	6	1	1	3	2	0	0	0	1	1	60	99	1.29	1.143
Ramon E Ramirez, R ERA:	(8, 1)	1.0	H	4	2	0	0	2	0	0	0	0	1	0	10	15	0.00	2.000
48 Joakim Soria, R ERA:	(9, 1)	1.0	S	3	0	0	0	0	0	0	0	0	0	0	10	15	0.00	0.000

PITCHER	IP	WLS	BF	H	R	ER	SO	BB	IBB	HBP	BLK	WP	HR	S	P	ERA	WHIP

Chicago White Sox @ Detroit Tigers

Comerica Park, Detroit, MI

Fri Apr 04 2008, 1:05 PM EDT

Att. 34,569 - Cloudy - 40 F

livebaseballscorecards.com

Batter	1	2	3	4	5	6	7	8	9	AB	R	H	RBI	BB	SO	LOB
Nick Swisher, S (1, 8) OBP: 0.421, SLG: 0.214	B FC 88 B FC 89 F FC 88 B FC 88 T FC 88 S FC 89 3-3 ① **K**		B FC 88 C FC 88 B CU 83 X FC 89 2-1 ① **F8**	B FC 88 B SL 82 B FC 87 C B 4-1 **FC5-4** **BB**		B SI 91 B CH 80 B SI 92 B SI 92 4-0 **BB**	B SI 94 B SI 95 B SI 93 I 4-0 **IBB**			2	0	0	0	3	1	0
Orlando Cabrera, R (1, 6) OBP: 0.316, SLG: 0.188	B FC 89 C FC 89 B FC 84 B FC 89 C FC 88 F FC 89 S FC 89 3-3 ② **K**		F FC 87 B SL 84 B SL 82 B FC 88 C FC 88 X FC 89 3-2 ② **L5**	S B FC 88 X 1-1 ③ **FC5-4** **1-2f**		B SL 82 B SI 93 C SI 94 X SI 94 2-1 ② **F9**	C SI 94 T FF 95 B FF 95 T CH 87 1-2 ③ **K**			5	0	0	0	0	2	5
25 Jim Thome, L (1, 10) OBP: 0.278, SLG: 0.625	C FC 89 F CU 84 X FC 89 0-2 **2B**		C CU 83 H FC 89 1-1 14 BB 23 2B **HBP**		B CU 82 B FC 88 F FC 87 B CU 84 S FC 88 S CU 85 3-3 ① **K**	S SI 84 B CH 83 C SI 94 D CU 74 C SI 94 2-3 ③ **K**		F SI 96 X CU 82 0-1 ① **F8**		4	1	1	0	0	2	2
14 Paul Konerko, R (1, 3) OBP: 0.444, SLG: 0.385	B FC 89 F FC 89 B FC 89 X FC 88 2-1 ③ **F9**		B FC 89 C FC 89 T CU 84 B FC 86 B FC 89 B CU 84 4-2 23 2B 12 2B **BB** 1-2		C FC 88 F FC 88 B FC 89 X FC 90 1-2 23 2B **1B**		X SI 94 0-0 23 1B 12 HR **2B**	B SI 96 B SI 96 C SI 96 C SI 96 B SI 96 B SI 91 4-2 23 G5-4-3 **BB**		3	2	2	0	2	0	1
23 Jermaine Dye, R (1, 9) OBP: 0.500, SLG: 0.824		X FC 87 0-0 ① **G1-3**	B FC 89 B FC 88 F FC 87 X FC 88 2-1 12 2B 1-3 2-H **2B**		B FC 88 F FC 88 C FC 90 B FC 90 X FC 84 2-2 **2B** 1-3		X SI 94 0-0 12 HR **1B** 2-3	B SI 90 C SI 90 B SI 95 X SI 89 2-1 ② ③ **G5-4-3** 1-2f		5	2	3	1	0	0	1
12 A.J. Pierzynski, L (1, 2) OBP: 0.556, SLG: 1.059		C FC 88 X FC 88 0-1 20 HR **2B**	X CU 82 0-0 **2B** 2-H 3-H		C FC 88 X FC 88 0-1 ② **P5**		X CH 84 0-0 **HR** 1-H 3-H		X CH 78 0-0 ① **F8**	5	2	3	5	0	0	2
20 Carlos Quentin, R (1, 7) OBP: 0.333, SLG: 0.667		X FC 88 0-0 **HR** 2-H	C FC 89 S CU 82 F CU 84 C FC 88 0-3 ③ **K**		X FC 89 0-0 ③ **P6**		B SI 90 F SI 88 B FF 94 F FF 88 X FF 94 2-2 5 WP 24 1B 5 G5-3-2 **1B**		C SI 89 X CU 70 0-1 ② **P6**	5	1	2	2	0	1	3
24 Joe Crede, R (1, 5) OBP: 0.333, SLG: 0.529		B FC 88 B CH 82 B FC 88 C FC 88 F FC 88 T FC 88 3-2 ② **K**		X CU 82 0-0 ① **L6**		B SI 93 X SI 92 1-0 5 SH1-3 **1B**	X SI 90 0-0 5 WP **1B** 1-2		F SI 89 F CH 80 X SI 90 0-2 ③ **P5**	5	0	2	0	0	1	0
5 Juan Uribe, R (1, 4) OBP: 0.200, SLG: 0.467		B FC 88 X FC 87 1-0 ③ **G6-3**		C FC 86 B SL 82 S SL 83 B FC 87 X FC 88 2-2 ② **F7**		X SI 91 0-0 ① **SH1-3** 1-2	B SI 92 C FF 94 B SI 88 F SI 94 X SI 89 2-2 ① ② **G5-3-2** 1-2 2-Hf			3	0	0	0	0	0	2

TOP	
AB	37
R	8
H	13
RBI	8
BB	5
SO	7
LOB	16

Inning Stats	1	2	3	4	5	6	7	8	9			
	R: 0 E: 0 K: 2 S: 12	H: 1 LOB: 1 BB: 0 P: 20	R: 2 E: 0 K: 1 S: 8	H: 2 LOB: 0 BB: 0 P: 12	R: 3 E: 0 K: 1 S: 15	H: 2 LOB: 1 BB: 1 P: 27	R: 0 E: 0 K: 0 S: 7	H: 0 LOB: 1 BB: 1 P: 14	R: 0 E: 0 K: 1 S: 12	H: 2 LOB: 2 BB: 0 P: 18	R: 0 E: 0 K: 1 S: 7	H: 1 LOB: 2 BB: 1 P: 16
	R: 3 E: 0 K: 1 S: 13	H: 5 LOB: 2 BB: 1 P: 22	R: 0 E: 0 K: 0 S: 6	H: 0 LOB: 0 BB: 1 P: 12	R: 0 E: 0 K: 0 S: 6	H: 0 LOB: 0 BB: 0 P: 6	1B: 5 2B: 7 3B: 0 HR: 2	SF: 0 SAC: 1 DP: 2 HBP: 1	WP: 1 PB: 0 SB: 0 CS: 0	PA: 44		

PITCHER		IP	WLS	BF	H	R	ER	SO	BB	IBB	HBP	BLK	WP	HR	S	P	ERA	WHIP
29 Nate Robertson, L ERA: 9.0	(1, 1)	5.0		25	7	5	5	5	2	0	1	0	0	1	54	91	9.00	1.800
31 Zach Miner, R ERA: 6.0	(6, 1)	1.0		5	1	0	0	1	1	0	0	0	0	0	7	16	0.00	2.000
Jason Grilli, R ERA: 20.25	(7, 1)	1.0	L	8	5	3	3	1	0	1	0	0	1	1	13	22	27.00	5.000
52 Denny Bautista, R ERA: 3.0	(8, 1)	1.0		3	0	0	0	0	1	0	0	0	0	0	6	12	0.00	1.000
59 Todd Jones, R ERA:	(9, 1)	1.0		3	0	0	0	0	0	0	0	0	0	0	6	6	0.00	0.000

PITCHER	IP	WLS	BF	H	R	ER	SO	BB	IBB	HBP	BLK	WP	HR	S	P	ERA	WHIP

Batter	1	2	3	4	5	6	7	8	9	AB	R	H	RBI	BB	SO	LOB
36 Clete Thomas, L (1, 8) OBP: 0.556, SLG: 0.667	C SI 90 B SI 90 X SI 91 1-1 9 BB 14 E 30 G4-6-3 1B	B SI 93 X SI 92 1-0 14 S 1B 3-H		C B FS 80 C FS 77 X FS 76 1-2 9 G4-6-3 14 1B 1B		1 SAFE B FF 90 1 SAFE B FF 90 X FF 90 2-0 ① SH5-4 1-2		C SI 95 B FO 84 S SI 92 S FO 81 1-3 ③ K2-3		4	1	3	1	0	1	0
14 Placido Polanco, R (1, 4) OBP: 0.105, SLG: 0.105	1 SAFE B SI 92 1 SAFE C SI 90 F SI 91 X SI 92 1-2 E4 30 G4-6-3 9 BB 1-2	F SL 86 B SL 84 B SI 91 S SL 85 X SI 92 2-2 ③ G6-3 1-2		1 SAFE C SI 90 B SL 85 1 SAFE 1 SAFE B SI 91 X SL 84 2-1 9 G4-6-3 1-2 1B		B CU 78 S CU 78 S CU 79 D CU 80 X CU 80 2-2 ② F8			C FF 93 C CH 89 B CU 82 F FF 89 B FF 93 F CH 88 X CH 88 2-2 ① G4-3	5	0	1	0	0	0	3
9 Carlos Guillen, S (1, 3) OBP: 0.529, SLG: 0.769	B SL 84 B SI 91 C SI 90 F SI 91 B FS 76 B SI 92 4-2 30 G4-6-3 1-2 2-3 BB	B SL 81 B SI 90 B SI 90 B SI 88 4-0 G5-3 24 BB 2B BB	B SI 91 B SI 90 X SL 88 2-0 ①② G4-6-3 1-2f 2-3			B SI 92 B SI 90 F FF 91 B CU 80 C FF 90 X FF 92 3-2 ③ G6-3			B FF 92 B FF 93 C FF 94 F FF 91 F FF 89 F CH 85 B SL 83 F FF 90 B FF 95 4-2 24 DI BB	2	1	0	0	3	0	3
30 Magglio Ordonez, R (1, 9) OBP: 0.235, SLG: 0.353	X SI 92 0-0 ①② G4-6-3 1-2f 2-3 3-H	B SL 85 X SL 85 1-0 ① F8	X SI 91 0-0 ③ F9				X 0-0 1B		C FF 93 X CH 85 0-1 ② L8	5	0	1	0	0	0	5
24 Miguel Cabrera, R (1, 10) OBP: 0.385, SLG: 0.500 25 Ryan Raburn, R (9, PR)	B SI 94 F SL 86 B SI 93 F SI 92 B FS 78 F SL 86 F SL 86 B SI 93 4-2 BB	B SI 90 B SI 91 B SI 91 B SI 92 4-0 G5-3 1-2 2B BB	B SL 84 C SI 90 S SI 90 X SI 91 1-2 FC6-4 1B			B C C X 1-2 ① F8			B FF 93 B FF 92 B FF 93 B FF 93 4-0 1-2 BB	2 0	1 0	1 0	0 0	3 0	0 0	1 0
Edgar Renteria, R (1, 6) OBP: 0.263, SLG: 0.222	C SI 92 B SI 92 F SI 92 S SL 85 1-3 ③ K	F SL 84 B SL 86 X SI 91 1-1 ② G5-3 1-2 2-3	B SI 90 F SL 84 X SI 90 1-1 ① FC6-4 WP 1B 1-2f				B B FF 93 C FF 93 S FF 93 S FF 92 2-3 ② K		C FF 93 S CH 87 X CU 82 0-2 ③ L9	5	0	0	0	0	2	8
Ivan Rodriguez, R (1, 2) OBP: 0.250, SLG: 0.375		C SI 91 F SL 85 B SI 94 X FS 78 1-2 15 G6-3 36 1B 2B	C SL 86 X SI 91 0-1 WP 1B 2B 2-H 3-H	X SI 90 0-0 G4-3-6 WP 1-2 1B			C SL 81 B SL 81 B FF 93 S FF 92 S SL 82 2-3 ③ K			4	2	3	2	0	1	1
Jacque Jones, L (1, 7) OBP: 0.091, SLG: 0.091		F SL 84 F FS 77 S FS 77 0-3 ① K	C SL 81 B FS 78 D FS 78 X SL 84 2-1 15 FC5-4 2-H 1B	F SI 90 B FS 77 F SI 90 D FS 77 F FS 77 F FS 76 X SI 92 2-2 ②③ G4-3-6 1-2f 2-3				B SI 93 X SI 91 1-0 ① F8		4	0	1	1	0	1	3
15 Brandon Inge, R (1, 5) OBP: 0.400, SLG: 0.615		C SL 86 C SL 86 X SI 93 0-2 ② G6-3 2-3	C SI 92 1 SAFE X SL 87 0-1 ③ FC5-4 1-2f			X SL 83 0-0 36 SH5-4 1B		C SI 94 B FO 82 C SI 93 S FO 80 1-3 ② K		4	0	1	0	0	1	2
Inning Stats	R: 1 E: 1 K: 1 S: 15 H: 1 LOB: 2 BB: 2 P: 26	R: 1 E: 0 K: 1 S: 13 H: 2 LOB: 1 BB: 0 P: 17	R: 3 E: 0 K: 0 S: 9 H: 2 LOB: 1 BB: 2 P: 21	R: 0 E: 0 K: 0 S: 7 H: 2 LOB: 1 BB: 0 P: 12	R: 0 E: 0 K: 0 S: 11 H: 2 LOB: 1 BB: 0 P: 15	R: 0 E: 0 K: 0 S: 8 H: 1 LOB: 1 BB: 0 P: 15	R: 0 E: 0 K: 2 S: 10 H: 1 LOB: 1 BB: 0 P: 15	R: 0 E: 0 K: 2 S: 7 H: 0 LOB: 0 BB: 0 P: 10	R: 0 E: 0 K: 0 S: 15 H: 0 LOB: 2 BB: 2 P: 25	1B: 9 2B: 3 3B: 0 HR: 0 SF: 0 SAC: 1 DP: 3 HBP: 0						

BOTTOM

Chicago White Sox @ Detroit Tigers

Comerica Park, Detroit, MI

Fri Apr 04 2008, 1:05 PM EDT
Att. 34,569 - Cloudy - 40 F

livebaseballscorecards.com

AB	35
R	5
H	11
RBI	4
BB	6
SO	6
LOB	26

WP: 2 PA: 42
PB: 0
SB: 1
CS: 0

PITCHER		IP	WLS	BF	H	R	ER	SO	BB	IBB	HBP	BLK	WP	HR	S	P	ERA	WHIP
52 Jose Contreras, R ERA: 7.2	(1, 1)	5.0		27	10	5	4	2	4	0	0	0	2	0	56	92	7.20	2.800
57 Boone Logan, L ERA:	(6, 1)	1.0	W	3	0	0	0	0	0	0	0	0	0	0	7	14	0.00	0.000
26 Octavio Dotel, R ERA: 11.57	(7, 1)	1.0	H	4	1	0	0	2	0	0	0	0	0	0	10	15	0.00	1.000
71 Scott Linebrink, R ERA:	(8, 1)	1.0	H	3	0	0	0	2	0	0	0	0	0	0	7	10	0.00	0.000
45 Bobby Jenks, R ERA:	(9, 1)	1.0	S	5	0	0	0	0	2	0	0	0	0	0	15	25	0.00	2.000

PITCHER	IP	WLS	BF	H	R	ER	SO	BB	IBB	HBP	BLK	WP	HR	S	P	ERA	WHIP

Batter	1	2	3	4	5	6	7	8	9	AB	R	H	RBI	BB	SO	LOB
Nick Swisher, S (1, 8) OBP: 0.478, SLG: 0.200	C FF 90 S SL 80 B SL 82 F FF 89 F SL 84 B FF 91 B CU 79 B FF 88 4-2 14 FC6-4 BB		B FF 92 B FF 87 C SL 90 B FF 88 B FF 89 4-1 BB			B FF 89 B FF 90 C SL 87 F FF 90 B FF 91 F SL 89 B FF 90 4-2 BB 25 2B BB	B CH 85 B SI 92 F SI 92 X CH 86 2-1 ② P2			1	1	0	0	3	0	0
Orlando Cabrera, R (1, 6) OBP: 0.304, SLG: 0.158	B SL 88 X 1-0 ① F8		1 SAFE B FF 88 1 SAFE 1 SAFE C FF 90 X FF 90 1-1 ③ P3			B FF 86 B SL 89 B SL 83 B SL 87 4-0 25 2B 14 G5-3 1-2 BB	C FS 80 F FS 84 X SI 94 0-2 ③ G6-3			3	1	0	0	1	0	2
25 Jim Thome, L (1, 10) OBP: 0.273, SLG: 0.600	F FF 93 X SL 83 0-1 ② P5			X FF 94 0-0 ① G6-3		F FF 93 C FF 96 X FF 96 0-2 20 1B 1-3 2-H 2B		S CH 85 X CH 87 0-1 ① G3-1		4	1	1	1	0	0	1
14 Paul Konerko, R (1, 3) OBP: 0.409, SLG: 0.313	X FF 89 0-0 ③ FC6-4 1-2f			B SL 89 C B SL 82 C SL 81 B FF 91 F SL 81 F FF 90 B SL 87 4-2 23 BB BB		B CH 81 D SL 81 X SI 94 2-0 ① G5-3 3-H		C SI 92 S CH 84 S FS 84 0-3 ② K		3	0	0	1	1	1	2
23 Jermaine Dye, R (1, 9) OBP: 0.545, SLG: 0.947		B FF 87 C FF 87 B FF 91 B FA 87 F FF 90 X CU 78 3-2 ① G5-3		B FF 88 F FF 91 B FF 89 C SL 87 F FF 90 F FF 90 B FF 91 4-2 20 G6-4-3 1-2 BB		B SI 93 B SI 94 B SI 94 B SI 93 4-0 20 E 20 1B 24 SF7 BB		B FS 81 C SI 92 F SI 94 F CH 87 B FS 84 F CH 86 F SI 93 X SI 94 2-2 HR		2	2	1	1	2	0	0
20 Carlos Quentin, R (1, 7) OBP: 0.308, SLG: 0.538		C CH 83 B SL 87 F FF 89 B SL 82 F CU 80 X FF 89 2-2 ② F9		B FF 88 B FF 89 F FF 91 B FF 92 F FF 90 X SL 79 3-2 ② ③ G6-4-3 1-2f		B SI 94 S CH 82 X SI 94 1-1 E8 1-3 2-H 1B		C FS 82 X FS 82 0-1 ③ G5-3		4	0	1	1	0	0	2
24 Joe Crede, R (1, 5) OBP: 0.318, SLG: 0.474		X FF 89 0-0 ③ F8			B FF 89 C SL 90 S SL 81 B SL 80 B SL 80 F FF 90 B FF 91 4-2 G6-4-3 BB	X SI 93 0-0 ② SF7 3-H			T SI 95 X SI 97 0-1 ① F9	2	0	0	1	1	0	0
Pablo Ozuna, R (1, 4) 5 Juan Uribe, R (8, 4) OBP: 0.188, SLG: 0.438			B SL 87 C SL 86 X FF 91 1-1 ① L4		B SL 85 B SL 86 C FF 88 X SL 88 2-1 ①② G6-4-3 1-2f	X CH 74 0-0 ③ G5-3			B SI 96 S SI 91 F SI 97 B SI 95 X CH 89 2-2 ② P4	3 1	0 0	0 0	0 0	0 0	0 0	2 0
Toby Hall, R (1, 2)			B FF 88 F FF 88 X SL 81 1-1 ② P5		B FF 87 X FF 89 1-0 ③ P4		B FS 80 F CH 86 F T 1-2 ① K		F SI 96 F SI 97 F CU 82 B CU 83 B FF 89 X SI 91 2-2 ③ G5-3	4	0	0	0	0	1	0
Inning Stats	R: 0 E: 0 K: 0 S: 8 H: 0 LOB: 1 BB: 1 P: 13	R: 0 E: 0 K: 0 S: 8 H: 0 LOB: 0 BB: 0 P: 13	R: 0 E: 0 K: 0 S: 7 H: 0 LOB: 1 BB: 1 P: 14	R: 0 E: 0 K: 0 S: 11 H: 0 LOB: 1 BB: 2 P: 22	R: 0 E: 0 K: 0 S: 6 H: 0 LOB: 0 BB: 1 P: 13	R: 4 E: 1 K: 0 S: 11 H: 2 LOB: 1 BB: 3 P: 26	R: 0 E: 0 K: 1 S: 8 H: 0 LOB: 0 BB: 0 P: 11	R: 1 E: 0 K: 1 S: 13 H: 1 LOB: 0 BB: 0 P: 15	R: 0 E: 0 K: 0 S: 9 H: 0 LOB: 0 BB: 0 P: 13	1B: 1 2B: 1 3B: 0 HR: 1 SF: 1 SAC: 0 DP: 2 HBP: 0						

PITCHER		IP	WLS	BF	H	R	ER	SO	BB	IBB	HBP	BLK	WP	HR	S	P	ERA	WHIP
21 Dontrelle Willis, L ERA: 5.4	(1, 1)	5.0		21	1	3	3	0	7	0	0	0	0	0	46	89	5.40	1.600
31 Zach Miner, R ERA: 4.5	(6, 1)	1.0	L	5	1	1	0	0	1	0	0	0	0	0	5	12	0.00	2.000
Francis Beltran, R ERA: 4.5	(7, 1)	2.0		7	1	1	1	2	0	0	0	0	0	1	21	26	4.50	0.500
52 Denny Bautista, R ERA: 2.25	(9, 1)	1.0		3	0	0	0	0	0	0	0	0	0	0	9	13	0.00	0.000

PITCHER	IP	WLS	BF	H	R	ER	SO	BB	IBB	HBP	BLK	WP	HR	S	P	ERA	WHIP

TOP

Chicago White Sox @ Detroit Tigers

Comerica Park, Detroit, MI

Sat Apr 05 2008, 3:55 PM EDT

Att. 42,381 - Sunny - 58 F

livebaseballscorecards.com

AB	27
R	5
H	3
RBI	5
BB	8
SO	2
LOB	9

PA: 36

Chicago White Sox @ Detroit Tigers

Comerica Park, Detroit, MI

Sat Apr 05 2008, 3:55 PM EDT

Att. 42,381 - Sunny - 58 F

livebaseballscorecards.com

BOTTOM

Batter	1	2	3	4	5	6	7	8	9	AB	R	H	RBI	BB	SO	LOB
36 Clete Thomas, L (1, 8) OBP: 0.500, SLG: 0.571	F SI 91 B CU 78 S SI 83 F SI 93 B CU 79 F CH 83 B SI 94 X SI 92 3-2 ① F8	X SI 83 0-0 14 FC6 2-3 1B		X CH 83 0-0 ③ F8			C CU 80 S CU 80 B FF 92 X FF 92 1-2 14 FC6-4 1B		X FF 94 0-0 ③ FC5-4 1-2f	5	0	2	0	0	0	2
14 Placido Polanco, R (1, 4) OBP: 0.087, SLG: 0.087	C SI 93 B CH 86 X SI 93 1-1 ② F8	X SI 93 0-0 ③ FC6 1-2f			B SI 90 B SI 92 F SI 92 B SI 92 F SI 92 F SI 92 F SI 92 X SI 92 3-2 ① F7		X FF 94 0-0 ③ FC6-4 1-2f			4	0	0	0	0	0	3
9 Carlos Guillen, S (1, 3) OBP: 0.524, SLG: 0.688	B SI 93 C SI 93 B CU 78 B SI 84 F SI 94 B SI 94 4-2 30 1B BB	X SI 91 0-0 ① F7			B CH 86 B CH 82 X CH 86 2-0 ② F8			C SI 91 B FO 82 C FO 82 F SI 93 F FO 80 F FO 80 X SI 93 1-2 30 G6-4-3 1B		3	0	1	0	1	0	0
30 Magglio Ordonez, R (1, 9) OBP: 0.238, SLG: 0.333	S CH 85 1 SAFE X SI 93 0-1 1-2 1B	C SI 91 B CU 79 F SI 82 B CU 80 F SI 91 B CU 78 X CH 86 3-2 ② G5-3			X CH 86 0-0 ③ G1			S FO 81 X FO 83 0-1 ① ② G6-4-3 1-2f		4	0	1	0	0	0	1
24 Miguel Cabrera, R (1, 10) OBP: 0.294, SLG: 0.357	C SI 93 S CU 79 F CU 80 B SI 92 X SI 91 1-2 ③ F8	X CH 86 0-0 ③ F7				C CH 85 S CU 78 S CU 80 0-3 ① K		S FO 80 B FO 80 F FO 79 B FO 80 X SI 92 2-2 ③ P4		4	0	0	0	0	1	2
Edgar Renteria, R (1, 6) OBP: 0.261, SLG: 0.227		B SI 93 X SI 92 1-0 ① G6-3		F SI 91 B SI 92 X SI 92 1-1 F7-3 1B		B CH 85 X SI 92 1-0 ② F9			C FF 94 S CH 88 X FF 94 0-2 ① G4-3	4	0	1	0	0	0	0
Ivan Rodriguez, R (1, 2) OBP: 0.200, SLG: 0.300		B SI 93 F CH 86 B SI 92 F CH 85 B SI 92 F CH 85 F CH 84 S SI 93 3-3 ② K		X CH 86 0-0 ① ② F7-3 1-1		B SI 87 F CU 78 B CU 79 X CH 84 2-1 ③ F9			C CH 85 F FF 89 F X FF 94 0-2 ② L8	4	0	0	0	0	1	1
Jacque Jones, L (1, 7) OBP: 0.267, SLG: 0.214		B SI 88 X SI 93 1-0 15 2B 1B		C CH 85 F CU 80 F SI 91 B CU 79 B CU 79 B CH 84 B CH 85 4-2 15 HR BB			C CU 78 B FF 92 S SL 84 S CU 81 1-3 ① K		C FF 94 X FF 90 0-1 15 DI 1B	3	2	2	0	1	1	0
15 Brandon Inge, R (1, 5) OBP: 0.474, SLG: 0.875		B SI 89 C SI 91 B SI 91 X SI 91 2-1 1-H 36 1B 2B		B SI 92 B CH 85 X SI 92 2-0 1-H HR			C FF 93 X SL 85 0-1 ② F8		B FF 94 B FF 92 B FF 93 B FF 93 4-0 1-2 36 FC5-4 BB	3	1	2	3	1	0	0
Inning Stats	R: 0 E: 0 K: 0 S: 15 H: 1 LOB: 2 BB: 1 P: 24	R: 1 E: 0 K: 1 S: 11 H: 3 LOB: 2 BB: 0 P: 18	R: 0 E: 0 K: 0 S: 6 H: 0 LOB: 0 BB: 0 P: 9	R: 2 E: 0 K: 0 S: 8 H: 2 LOB: 0 BB: 1 P: 15	R: 0 E: 0 K: 0 S: 7 H: 0 LOB: 0 BB: 0 P: 12	R: 0 E: 0 K: 1 S: 6 H: 0 LOB: 0 BB: 0 P: 9	R: 0 E: 0 K: 1 S: 9 H: 1 LOB: 1 BB: 0 P: 11	R: 0 E: 0 K: 0 S: 11 H: 1 LOB: 0 BB: 0 P: 14	R: 0 E: 0 K: 0 S: 10 H: 1 LOB: 2 BB: 1 P: 14	1B: 7 2B: 2 3B: 0 HR: 1 SF: 0 SAC: 0 DP: 2 HBP: 0						

	AB	34
	R	3
	H	9
	RBI	3
	BB	3
	SO	3
	LOB	9

WP: 0 PA: 37
PB: 0
SB: 0
CS: 0

PITCHER		IP	WLS	BF	H	R	ER	SO	BB	IBB	HBP	BLK	WP	HR	S	P	ERA	WHIP
34 Gavin Floyd, R ERA: 4.5	(1, 1)	6.0	W	25	6	3	3	2	2	0	0	0	0	1	53	87	4.50	1.333
57 Boone Logan, L ERA:	(7, 1)	1.0	H	4	1	0	0	1	0	0	0	0	0	0	9	11	0.00	1.000
71 Scott Linebrink, R ERA:	(8, 1)	1.0	H	3	1	0	0	0	0	0	0	0	0	0	11	14	0.00	1.000
45 Bobby Jenks, R ERA:	(9, 1)	1.0	S	5	1	0	0	0	1	0	0	0	0	0	10	14	0.00	2.000

PITCHER	IP	WLS	BF	H	R	ER	SO	BB	IBB	HBP	BLK	WP	HR	S	P	ERA	WHIP

Chicago White Sox @ Detroit Tigers

Comerica Park, Detroit, MI

Sun Apr 06 2008, 8:05 PM EDT

Att. 35,230 - Clear - 51 F

TOP

livebaseballscorecards.com

Batter	1	2	3	4	5	6	7	8	9	AB	R	H	RBI	BB	SO	LOB
Nick Swisher, S (1, 8) OBP: 0.481, SLG: 0.421	B SI 94 X SI 94 1-0 HR		C FF 95 B FF 95 X CH 83 1-1 ①② G6-3 1-2f 2-3		B SI 95 B SI 95 S SI 95 X FF 96 2-1 ② P5	X SI 92 0-0 2B 1-2 2-3 3-H 1B		B FF 91 F FF 90 B FF 90 F FF 90 F FF 91 B FF 92 X FF 91 3-2 ③ G5-3	C CH 85 B CH 85 S SI 91 S SI 91 1-3 ③ K	4	2	2	2	0	0	3
32 Brian Anderson, R (8, PH) (8, 8)										2	0	0	0	0	1	2
Orlando Cabrera, R (1, 6) OBP: 0.321, SLG: 0.217	C FF 94 B CH 83 S CH 83 B CH 82 S CH 81 2-3 ① K		X SI 96 0-0 ③ G6-3		C FF 94 C SI 95 F SI 95 X CH 82 0-2 ③ G5-3	C CH 80 S FF 91 X FF 91 0-2 2B 1-H 2-H 3-H			B SI 88 B SI 88 B SI 88 B SI 89 4-0 23 G1-3 14 1B 20 3B BB	4	1	1	3	1	1	2
25 Jim Thome, L (1, 10) OBP: 0.231, SLG: 0.500	B SI 94 B SI 95 B SI 93 S SI 93 X CH 83 3-1 ② F9	X SI 92 0-0 ① G1-3				C CH 80 S SI 91 X FF 91 2-1 P5 B CH 86 S SL 80 C FF 89 X FF 91 2-1 ③ G6-3			X SI 88 0-0 ① F7	4	0	0	0	0	0	1
10 Alexei Ramirez, R (9, PH) OBP: 0.200, SLG: 0.111 (9, 10)										1	0	0	0	0	0	1
14 Paul Konerko, R (1, 3) OBP: 0.407, SLG: 0.300	B FF 94 F FF 95 F SI 94 F SI 96 B CH 85 B CH 82 C CH 83 3-3 ③ K			B SI 93 C CH 80 B CH 82 X SI 95 2-1 ② G6-3		X SI 91 0-0 E3 23 2B 20 HBP C CH 80 C CH 79 B CH 86 B CH 86 B CH 80 4-2 12 G3-1 12 WP BB			S CH 84 B SI 90 B SI 89 X SI 89 2-1 23 G1-3 20 3B 1-2 1B	4	2	1	0	1	1	0
23 Jermaine Dye, R (1, 9) OBP: 0.481, SLG: 0.833		C SI 92 C SL 79 B CH 83 F CH 82 X CH 82 1-2 ① G6-3		C SI 96 F SI 95 B SI 97 B CH 84 X CH 84 2-2 ③ F8		B SI 91 B SI 92 S CH 81 B SI 92 T SI 93 F CH 82 F CH 82 F SI 93 X SI 94 3-2 20 HBP 24 1B 1-3 2B	S FF 90 S FF 91 S FF 91 0-3 ① K		C CH 84 B CH 84 F SI 90 X CH 81 1-2 ② G1-3 1-2 2-3	5	1	1	0	0	1	3
12 A.J. Pierzynski, L (1, 2) OBP: 0.565, SLG: 1.000		C SI 95 B SI 94 X CH 81 1-1 ② P6			B CH 81 F CH 80 S SI 94 F SI 95 X CH 84 1-2 24 1B 2B	I IN 74 I IN 74 I IN 74 I IN 75 4-0 24 1B 20 HBP 1B IBB	B FF 90 F FF 91 B CH 86 X FF 92 2-1 ② G3-1 1-3		I IN 75 I IN 74 I IN 77 I IN 76 4-0 20 3B IBB	3	3	1	0	2	0	1
20 Carlos Quentin, R (1, 7) OBP: 0.389, SLG: 0.625	B FF 96 B CH 82 S CH 82 B CH 83 S FF 96 S CH 84 3-3 ③ K				B CH 82 B SI 95 B CH 83 C FF 95 B SI 96 4-1 24 1B 5 G6-3 BB	C SI 93 H SI 94 1-1 1B 24 1B 2B 1-2 2-3 3-H HBP	S FF 90 S FF 92 B FF 92 X CH 81 1-2 ③ F8		X SI 90 0-0 24 1B 1-H 2-H 3-H 3B	3	3	1	4	1	1	1
24 Joe Crede, R (1, 5) OBP: 0.407, SLG: 0.542			B CH 80 X FF 93 1-0 G6-3 5 BB 1B		B FF 95 T FF 95 F SI 95 X CH 83 1-2 5 PB 1-3 2-H 1B	B SI 92 X SI 93 1-0 1B 2B 1-2 2-3 3-H 1B		C FF 89 C SL 76 X SL 75 0-2 ① P4	F CH 84 S B B X 2-2 5 2B 3-H 1B	5	1	4	3	0	0	0
5 Juan Uribe, R (1, 4) OBP: 0.238, SLG: 0.450			B SI 92 B FF 93 B SI 92 1 SAFE C FF 91 B FF 91 4-1 G6-3 1-2 BB		B SI 96 B SI 95 S FF 95 B SI 95 S FF 96 X SI 97 3-2 ① G6-3 1-2 3-H	F FF 92 F CH 83 F FF 94 S CH 83 0-3 ② K		C SL 77 B FF 91 T FF 90 B SL 76 X SL 76 2-2 ② G6-3	S SI 91 X SI 91 0-1 1-3 2B	4	0	1	1	1	1	4

	AB	39
	R	13
	H	12
	RBI	13
	BB	6
	SO	6
	LOB	18

Inning Stats																																
	R: 1	H: 1	R: 0	H: 0	R: 0	H: 1	R: 0	H: 0	R: 2	H: 2	R: 6	H: 4	R: 0	H: 0	R: 0	H: 0	R: 4	H: 4	1B: 6	SF: 0	WP: 1	PA: 46
	E: 0	LOB: 0	E: 0	LOB: 0	E: 0	LOB: 1	E: 0	LOB: 0	E: 0	LOB: 1	E: 1	LOB: 1	E: 0	LOB: 1	E: 0	LOB: 0	E: 0	LOB: 2	2B: 4	SAC: 0	PB: 1	
	K: 2	BB: 0	K: 1	BB: 0	K: 0	BB: 1	K: 0	BB: 0	K: 0	BB: 1	K: 1	BB: 1	K: 1	BB: 1	K: 0	BB: 0	K: 1	BB: 2	3B: 1	DP: 1	SB: 0	
	S: 10	P: 19	S: 9	P: 14	S: 5	P: 11	S: 6	P: 10	S: 17	P: 28	S: 21	P: 34	S: 10	P: 17	S: 10	P: 15	S: 15	P: 29	HR: 1	HBP: 1	CS: 0	

PITCHER		IP	WLS	BF	H	R	ER	SO	BB	IBB	HBP	BLK	WP	HR	S	P	ERA	WHIP
35 Justin Verlander, R ERA: 6.17	(1, 1)	5.2	L	28	7	9	4	4	2	1	1	0	0	1	63	109	6.35	1.588
45 Aquilino Lopez, R ERA:	(6, 1)	1.1		6	1	0	0	1	1	0	0	0	1	0	15	24	0.00	1.500
44 Bobby Seay, L ERA:	(8, 1)	1.0		3	0	0	0	0	0	0	0	0	0	0	10	15	0.00	0.000
Yorman Bazardo, R ERA: 18.0	(9, 1)	1.0		9	4	4	4	1	1	1	0	0	0	0	15	29	36.00	5.000

PITCHER	IP	WLS	BF	H	R	ER	SO	BB	IBB	HBP	BLK	WP	HR	S	P	ERA	WHIP

BOTTOM

Batter	1	2	3	4	5	6	7	8	9	AB	R	H	RBI	BB	SO	LOB
Ivan Rodriguez, R (1, 2) OBP: 0.174, SLG: 0.261	B FC 84 X FC 84 1-0 G4-3		C FC 87 X FC 84 0-1 P3		S CU 73 X FC 83 0-1 G5-4-3 1-2f			B SI 93 C SI 93 F SL 86 B SL 82 F SL 86 B SL 83 F SI 94 S SL 86 3-3 K		3	0	0	0	0	0	1
36 Clete Thomas, L (8, PH) OBP: 0.467, SLG: 0.533 (9, 8)										1	0	0	0	0	1	0
33 Marcus Thames, R (1, 7) OBP: 0.250, SLG: 0.143	C FF 86 C FF 85 X FC 84 0-2 F9		F CU 72 S FC 78 B CH 78 F CH 76 B FC 83 B FC 80 F FC 79 B FC 80 4-2 BB			B FF 82 X FF 83 1-0 G4-3		B SL 86 S SL 86 X SL 84 1-1 30 FC6-4 1B		3	0	1	0	1	0	0
3 Gary Sheffield, R (1, 10) OBP: 0.500, SLG: 0.200	C FF 87 X CH 79 0-1 1B		C FC 85 X CH 79 0-1 L4			B FC 87 B FC 81 B FC 83 B FC 84 4-0 30 1B BB		X SI 95 0-0 F7		3	0	1	0	1	0	2
30 Magglio Ordonez, R (1, 9) OBP: 0.280, SLG: 0.360	B FF 84 B CH 78 X CH 79 2-0 F8			F FC 83 F FF 84 X FC 87 0-2 24 G6-4-3 1B		C FC 82 X FC 77 0-1 24 G5-4-3 1-2 1B		B SL 82 B SI 94 X SI 94 2-0 FC6-4 1-2f		4	0	2	0	0	0	2
24 Miguel Cabrera, R (1, 5) OBP: 0.238, SLG: 0.278		B FC 83 B FC 83 C FC 82 C FC 80 F FC 86 F FC 87 X FC 77 2-2 P3		B CH 77 C FC 86 B FC 84 X CU 73 2-1 G6-4-3 1-2f		B FC 84 F FC 83 B FC 83 X FC 78 2-1 G5-4-3 1-2f			X SI 93 0-0 F9	4	0	0	0	0	0	3
9 Carlos Guillen, S (1, 3) OBP: 0.520, SLG: 0.700		B FC 84 C FF 86 B CH 80 C FF 85 F FF 84 S FC 87 2-3 K		C CU 72 B FC 86 X FC 82 1-1 E5			X FC 82 0-0 15 G6-4-3 39 WP 1B		C SI 93 B SI 93 B SL 87 X SI 93 2-1 15 BB 2B	4	1	2	0	0	1	0
Edgar Renteria, R (1, 6) OBP: 0.259, SLG: 0.231	C CU 72 X FF 86 0-1 G6-3			X FC 84 0-0 G4-3			X FC 81 0-0 15 G6-4-3 1-2 1B	B SI 94 C SL 81 B SI 93 C SL 83 F SL 82 X SL 82 2-2 E7 15 BB		4	0	1	0	0	0	2
15 Brandon Inge, R (1, 8) OBP: 0.435, SLG: 0.737 (9, 2)			B FF 84 C FC 82 X CH 78 1-1 E5 39 2B		C FC 80 C FC 81 B FC 76 F FC 86 X FC 77 1-2 G6-3		B X 1-0 G6-4-3 1-2f 2-3	B SL 82 B SL 84 B SI 93 B SI 92 4-0 39 G6-4-3 1-2 2-3 BB		3	1	0	0	1	0	2
39 Ramon Santiago, S (1, 4) OBP: 0.500, SLG: 0.750			C FC 86 B FC 78 X FC 79 1-1 3-H 2B		B FF 83 F FC 82 F FC 83 B FC 88 F CU 72 B CH 78 F FF 85 X FC 79 3-2 G5-4-3 1B		B FF 85 B FF 85 C FC 83 X 2-1 P4 3-H		B SI 94 C SI 92 B SL 86 X SI 92 2-1 G6-4-3 1-2f	4	0	2	1	0	0	3
Inning Stats	R: 0 E: 0 K: 0 S: 7 H: 1 LOB: 1 BB: 0 P: 10	R: 0 E: 0 K: 1 S: 11 H: 0 LOB: 0 BB: 0 P: 15	R: 1 E: 1 K: 0 S: 12 H: 1 LOB: 1 BB: 1 P: 18	R: 0 E: 1 K: 0 S: 8 H: 1 LOB: 1 BB: 0 P: 11	R: 0 E: 0 K: 0 S: 11 H: 1 LOB: 0 BB: 0 P: 15	R: 0 E: 0 K: 0 S: 5 H: 1 LOB: 1 BB: 0 P: 12	R: 1 E: 0 K: 0 S: 5 H: 2 LOB: 0 BB: 0 P: 8	R: 0 E: 0 K: 1 S: 9 H: 1 LOB: 1 BB: 0 P: 15	R: 0 E: 1 K: 0 S: 9 H: 1 LOB: 2 BB: 1 P: 19	1B: 7 2B: 2 3B: 0 HR: 0 SF: 0 SAC: 0 DP: 5 HBP: 0						

PITCHER	IP	WLS	BF	H	R	ER	SO	BB	IBB	HBP	BLK	WP	HR	S	P	ERA	WHIP
56 Mark Buehrle, L (1, 1) ERA: 8.31	7.0	W	27	7	2	1	1	2	0	0	0	1	0	59	89	1.29	1.286
47 Mike MacDougal, R (8, 1) ERA: 4.5	2.0		9	2	0	0	1	1	0	0	0	0	0	18	34	0.00	1.500

PITCHER	IP	WLS	BF	H	R	ER	SO	BB	IBB	HBP	BLK	WP	HR	S	P	ERA	WHIP

Chicago White Sox @ Detroit Tigers

Comerica Park, Detroit, MI

Sun Apr 06 2008, 8:05 PM EDT

Att. 35,230 - Clear - 51 F

livebaseballscorecards.com

AB	33
R	2
H	9
RBI	1
BB	3
SO	2
LOB	15

WP: 1 PA: 36
PB: 0
SB: 0
CS: 0

Batter	1	2	3	4	5	6	7	8	9	AB	R	H	RBI	BB	SO	LOB
Edgar Renteria, R (1, 6) OBP: 0.226, SLG: 0.200	B FF 92 C FF 94 X SI 91 1-1 ① G1-3		C FC 88 X SL 81 0-1 ③ L7			B SI 88 B FF 90 C FF 91 X FF 91 2-1 ① P6	C FF 97 C FF 96 B FF 97 B FF 96 B FF 94 X FF 95 3-2 ③ F8			4	0	0	0	0	0	1
14 Placido Polanco, R (1, 4) OBP: 0.148, SLG: 0.115	C FF 92 B SI 92 F SI 92 B FF 93 F FF 95 F FF 93 S SL 82 2-3 ② K			B SI 90 B FF 90 S FF 93 B SL 82 B FF 92 4-1 3 G5-4-3 BB		B SL 80 C FC 86 X FF 91 1-1 24 BB 3 1B 1B		C FF 96 X CH 83 0-1 ① F8		3	0	1	0	1	1	0
3 Gary Sheffield, R (1, 10) OBP: 0.500, SLG: 0.286	B FF 93 X FF 94 1-0 1B			C SL 80 B SL 79 B FF 92 C X 2-2 ① ② G5-4-3 1-2f		B FF 92 B FF 90 C FC 87 S FF 91 X SL 80 2-2 24 BB 1-2 1B		C FF 98 F CU 76 B S FF 97 1-3 ② K		4	0	2	0	0	1	1
30 Magglio Ordonez, R (1, 9) OBP: 0.276, SLG: 0.345	B FF 92 C FF 91 B FF 92 B FF 93 T FF 92 F FF 93 X FF 92 3-2 ③ P4			S FF 92 B SL 81 S FF 93 C FF 93 1-3 ③ K		S FF 91 B FF 91 F FF 91 S FF 92 1-3 ② K		X CU 76 0-0 1B		4	0	1	0	0	2	3
24 Miguel Cabrera, R (1, 5) OBP: 0.280, SLG: 0.250		B FF 91 X SI 90 1-0 ① G5-3			B SL 78 B SL 80 B FF 93 B FF 92 4-0 1B BB	B FC 87 B SL 78 B FC 89 B FF 90 4-0 1-2 2-3 BB		B FF 94 C FF 98 F CU 76 C FF 97 1-3 ③ K		2	0	0	0	2	1	1
9 Carlos Guillen, S (1, 3) OBP: 0.448, SLG: 0.583		B FF 92 S FF 92 C FC 88 F FF 92 X FC 90 1-2 ② F9			X FC 87 0-0 ① F7	D SL 79 C FC 87 B FF 91 B FC 87 F FC 87 X FC 89 3-2 ③ L8			C FF 88 B C F B FS 82 F FS 84 F FF 88 S FS 83 2-3 ① K	4	0	0	0	0	1	4
Ivan Rodriguez, R (1, 2) OBP: 0.148, SLG: 0.222		C FF 92 B SL 82 F FC 89 S FF 92 1-3 ③ K			B FC 89 C FC 87 S SL 78 F FF 92 S FF 92 1-3 ② K		B FF 89 X FC 86 1-0 ① G1		C FF 88 B FF 87 S FF 87 F CU 75 B FS 83 X FS 83 2-2 ② F8	4	0	0	0	0	2	1
Jacque Jones, L (1, 7) OBP: 0.263, SLG: 0.222			C FF 90 B FS 82 X FF 92 1-1 ① F8		C FF 92 X FC 87 0-1 1-3 1B		F FF 87 B FS 80 S FS 80 B FC 88 F FF 90 T FS 81 2-2 ② K		B FF 88 T FF 88 B CU 76 B FF 88 F FF 88 S FF 87 3-3 ③ K	4	0	1	0	0	2	0
15 Brandon Inge, R (1, 8) OBP: 0.423, SLG: 0.667			B FF 92 C SL 80 S SL 82 B SI 91 B FC 89 S SL 81 3-3 ② K		C FC 87 S FF 91 X SL 82 0-2 ③ F7		B FF 90 B FF 89 B FC 86 B FF 89 4-0 BB			2	0	0	0	1	1	2
Inning Stats	R: 0 H: 1 E: 0 LOB: 1 K: 1 BB: 0 S: 12 P: 19	R: 0 H: 0 E: 0 LOB: 0 K: 1 BB: 0 S: 8 P: 11	R: 0 H: 0 E: 0 LOB: 0 K: 1 BB: 0 S: 7 P: 11	R: 0 H: 0 E: 0 LOB: 0 K: 1 BB: 1 S: 7 P: 14	R: 0 H: 1 E: 0 LOB: 2 K: 1 BB: 1 S: 10 P: 15	R: 0 H: 2 E: 0 LOB: 3 K: 1 BB: 1 S: 13 P: 26	R: 0 H: 0 E: 0 LOB: 1 K: 1 BB: 1 S: 8 P: 18	R: 0 H: 1 E: 0 LOB: 1 K: 2 BB: 0 S: 9 P: 11	R: 0 H: 0 E: 0 LOB: 0 K: 2 BB: 0 S: 13 P: 20	1B: 5 2B: 0 3B: 0 HR: 0	SF: 0 SAC: 0 DP: 1 HBP: 0					

TOP

Detroit Tigers @ Boston Red Sox

Fenway Park, Boston, MA

Tue Apr 08 2008, 2:05 PM EDT

Att. 36,567 - Partly Cloudy - 46 F

livebaseballscorecards.com

AB	31
R	0
H	5
RBI	0
BB	4
SO	11
LOB	13

PITCHER		IP	WLS	BF	H	R	ER	SO	BB	IBB	HBP	BLK	WP	HR	S	P	ERA	WHIP
18 Daisuke Matsuzaka, R ERA: 1.47	(1, 1)	6.2	W	27	4	0	0	7	4	0	0	0	0	0	62	108	0.00	1.200
17 Manny Delcarmen, R ERA: 3.38	(7, 1)	1.1		5	1	0	0	2	0	0	0	0	0	0	12	17	0.00	0.750
37 Hideki Okajima, L ERA:	(9, 1)	1.0		3	0	0	0	2	0	0	0	0	0	0	13	20	0.00	0.000

PITCHER		IP	WLS	BF	H	R	ER	SO	BB	IBB	HBP	BLK	WP	HR	S	P	ERA	WHIP

WP: 0 PA: 35
PB: 0
SB: 0
CS: 0

Detroit Tigers @ Boston Red Sox

Fenway Park, Boston, MA

Tue Apr 08 2008, 2:05 PM EDT

Att. 36,567 - Partly Cloudy - 46 F

livebaseballscorecards.com

BOTTOM

Batter	1	2	3	4	5	6	7	8	9	AB	R	H	RBI	BB	SO	LOB
15 Dustin Pedroia, R (1, 4) OBP: 0.314, SLG: 0.333	B FF 87 X SI 82 1-0 ① G6-3	C SI 83 D CH 80 B SI 82 C CH 78 X FF 88 2-2 20 BB, 1-2 1B		C SI 82 B CH 78 X CH 79 1-1 2-3 1B		1 SAFE B FF 92 1 SAFE B FF 93 C FF 93 F SL 88 C 2-3 ① K	B C FS 81 F FF 91 F SL 80 X SL 80 1-2 ③ F8			5	0	2	0	0	1	1
20 Kevin Youkilis, R (1, 3) OBP: 0.484, SLG: 0.640	B SI 82 F SI 83 B FF 88 X CH 78 2-1 G3, 34 BB, 1B	C SI 83 D SI 81 B CH 80 B SI 84 C SI 84 B FF 89 4-2 1-2 2-3 BB		B SI 84 B SI 85 F SI 83 X FF 88 2-1 ② SF8 3-H		S SL 88 S SL 87 F FF 92 X CH 87 0-2 G5-3, 7 BB, 1-H 2B		C FF 90 B SL 80 C SL 80 F SL 78 B FF 91 X SL 80 2-2 34 G5-6-3, 1B		3	1	3	2	1	0	0
34 David Ortiz, L (1, 10) OBP: 0.278, SLG: 0.207	B SI 83 C FF 88 F CH 78 F FF 89 1 SAFE D CU 75 B FF 88 B SI 84 4-2 G3, 1-2 BB	X SI 84 0-0 ③ F9		C FF 89 C FF 89 B FF 89 B SI 82 D CU 75 X FF 89 3-2 ③ F7		B CH 83 C SL 85 F FF 93 B SL 86 F FF 94 B FF 93 4-2 7 BB, G5-3, BB		C FF 92 B FF 91 F CH 86 B FF 91 X SI 87 2-2 ①② G5-6-3, 1-2f		3	0	0	0	2	0	5
Manny Ramirez, R (1, 7) OBP: 0.286, SLG: 0.515 2 Jacoby Ellsbury, L (9, 7) OBP: 0.200, SLG: 0.400	B CH 78 B SI 83 X SI 82 2-0 ② G3, 1-2 2-3		C CU 72 B CU 74 B FF 89 B SI 81 F SI 83 X CH 79 3-2 E4, 3B		C FF 88 B FF 88 F CU 74 C SI 84 1-3 ① K	C FF 94 B SL 86 B SL 87 B FF 94 S FF 93 F FF 93 F SL 85 X FF 94 3-2 ② G5-3, 1-2 2-3		F FF 92 F FF 90 B FF 90 B SL 80 F SL 78 S CH 87 2-3 ③ K		5 0	1 0	1 0	0 0	0 0	2 0	4 0
25 Mike Lowell, R (1, 5) OBP: 0.294, SLG: 0.200	B FF 87 B FF 88 T CH 78 B C SI 84 X SI 80 3-2 ③ F9		B SI 83 X SI 83 1-0 ① F8		B SI 82 B CH 79 B SI 81 B SI 82 4-0 1B, BB	B FF 93 C FF 94 F CH 87 B FF 92 B FF 93 B FF 94 4-2 7 BB, BB				2	0	0	0	2	0	2
7 J.D. Drew, L (1, 9) OBP: 0.400, SLG: 0.737		B SI 83 F SI 83 X CH 79 1-1 1B, BLK, SF8, 1B	F FF 90 B FF 88 S CU 74 B CU 76 C SI 85 3-3 ② K		B SI 84 C SI 84 F CH 79 1 SAFE B FF 90 1 SAFE B CU 76 S CH 79 3-3 ② K	B FF 93 B CH 84 B FF 92 B FF 92 4-0 1-2 2-3 3-H BB				3	1	1	1	1	2	1
Jason Varitek, S (1, 2) OBP: 0.345, SLG: 0.556		1 SAFE B SI 81 1 SAFE F X SI 82 1-1 20 BB, 15 1B, 1-3 1B	C FF 90 F CU 74 F FF 89 F FF 89 X SI 81 0-2 ③ L7		B CH 79 C SI 83 B SI 84 X CH 79 2-1 1-2 1B	F FF 92 F FF 92 F FS 84 C SL 80 0-3 ③ K				4	0	2	0	0	1	3
Coco Crisp, S (1, 8) OBP: 0.238, SLG: 0.300		X FF 87 0-0 ① SF8 3-H		C SI 82 B CH 77 B CH 78 B SI 83 X SI 83 3-1 ① G1-3	C CH 82 B FF 95 C FF 95 X SL 87 1-2 ③ P6		B FF 91 C FF 91 B FS 83 B SL 80 F FF 90 X SL 79 3-2 23 G4-6-3, 1B			3	0	1	1	0	0	2
23 Julio Lugo, R (1, 6) OBP: 0.333, SLG: 0.280		B SI 81 B SI 83 F SI 83 X SI 83 2-1 ② F8		C SI 82 B CH 79 B CH 78 L SI 83 F FF 87 B X SI 83 3-2 E5, 15 1B, 20 SF8, 1B		C FF 92 S SL 85 X SL 84 0-2 20 2B, 1B	C FF 91 C FF 91 X SL 79 0-2 ①② G4-6-3, 1-2f			4	2	2	0	0	0	2
Inning Stats	R: 0 E: 0 K: 0 S: 10 H: 1 LOB: 2 BB: 1 P: 22	R: 1 E: 0 K: 0 S: 13 H: 3 LOB: 3 BB: 1 P: 23	R: 1 E: 1 K: 1 S: 12 H: 1 LOB: 0 BB: 0 P: 19	R: 1 E: 1 K: 0 S: 13 H: 2 LOB: 1 BB: 0 P: 25	R: 0 E: 0 K: 2 S: 11 H: 1 LOB: 2 BB: 1 P: 22	R: 2 E: 0 K: 2 S: 24 H: 2 LOB: 3 BB: 3 P: 41	R: 0 E: 0 K: 0 S: 10 H: 1 LOB: 0 BB: 0 P: 14	R: 0 E: 0 K: 1 S: 11 H: 1 LOB: 0 BB: 0 P: 17		1B: 10 2B: 1 3B: 1 HR: 0 SF: 2 SAC: 0 DP: 2 HBP: 0				WP: 0 PB: 0 SB: 0 CS: 0 PA: 40	

	AB	32
	R	5
	H	12
	RBI	4
	BB	6
	SO	6
	LOB	20

PITCHER		IP	WLS	BF	H	R	ER	SO	BB	IBB	HBP	BLK	WP	HR	S	P	ERA	WHIP
Kenny Rogers, L ERA: 3.38	(1, 1)	4.2	L	25	8	3	2	3	3	0	0	1	0	0	56	107	3.86	2.357
Jason Grilli, R ERA: 19.29	(5, 1)	1.0		8	2	2	2	1	3	0	0	0	0	0	23	41	18.00	5.000
45 Aquilino Lopez, R ERA:	(6, 1)	2.1		7	2	0	0	2	0	0	0	0	0	0	25	35	0.00	0.857

PITCHER	IP	WLS	BF	H	R	ER	SO	BB	IBB	HBP	BLK	WP	HR	S	P	ERA	WHIP

Detroit Tigers @ Boston Red Sox

Fenway Park, Boston, MA

Wed Apr 09 2008, 7:05 PM EDT

Att. 37,190 - Cloudy - 50 F

livebaseballscorecards.com

Batter	1	2	3	4	5	6	7	8	9	AB	R	H	RBI	BB	SO	LOB
Ivan Rodriguez, R (1, 2) OBP: 0.188, SLG: 0.226	C FF 94 X FC 90 0-1 G5-3		B SI 92 B FF 90 B FF 89 B FF 90 4-0 14 FC4-6 BB	C CU 77 B SI 92 F SI 91 B SI 92 F FC 89 F FF 92 B FF 93 X SI 90 3-2 G6-3			S FF 92 X SL 82 0-1 G6-3	1 SAFE B SI 88 F CH 83 X SI 89 1-1 14 HBP 1-2 1B		4	0	1	0	1	0	0
14 Placido Polanco, R (1, 4) OBP: 0.188, SLG: 0.103	B FF 94 B SI 92 B FF 92 C FF 92 B FF 91 4-1 BB		C CU 74 B SI 90 F SI 90 F FC 88 X FF 92 1-2 FC4-6 3 WP 1-2f		B FF 91 C SI 88 B FF 88 X SI 88 2-1 F9		B SL 83 C FF 92 B FF 93 X FF 94 2-1 G5-3	H SI 90 1-0 1-2 2-3 HBP		3	0	0	0	1	0	1
3 Gary Sheffield, R (1, 10) OBP: 0.440, SLG: 0.222	B FF 94 X FF 93 1-0 F7		B CU 76 B FC 89 F FC 89 S FF 93 X FF 94 2-2 F7 1-2		B B X 2-0 G6-3		B FF 94 C FF 95 B FS 87 S SL 84 B FF 95 B FF 96 4-2 30 S BB	B FC 81 C SL 80 C SL 80 X SL 81 1-2 G1-2-3 3-Hf		4	0	0	0	1	0	5
30 Magglio Ordonez, R (1, 9) OBP: 0.294, SLG: 0.333	B FF 94 X FF 93 1-0 F9			X SI 90 0-0 G6-3	X FC 89 0-0 24 FC6-4 1B		B FF 94 B FF 94 B FF 94 B FF 93 4-0 1-2 BB		S SI 89 F CH 79 B SI 91 F CH 80 X SI 89 1-2 G1-3	4	0	1	0	1	0	1
24 Miguel Cabrera, R (1, 5) OBP: 0.300, SLG: 0.250		X FF 92 0-0 9 G3 1B		B FF 92 B SI 90 B FC 86 C FF 90 B FC 86 4-1 9 BB 2B BB	F SI 91 1 SAFE F FC 88 X FF 92 0-2 FC6-4 1-2f		C SI 82 B FF 94 X FF 95 1-1 P4		B CH 80 B SI 89 B SI 88 C SI 86 F SI 88 S SI 89 3-3 K	4	1	1	0	1	1	3
9 Carlos Guillen, S (1, 3) OBP: 0.471, SLG: 0.667		C FF 92 F FF 91 F FC 88 F FF 92 F CU 76 F FC 89 X FF 90 0-2 G3 1-2		C CU 73 F FC 88 B FF 92 F CU 76 D CU 74 D FC 87 F FC 88 F FF 90 1 SAFE 4-2 D FC 87 2B 1-2 BB		X SI 88 0-0 G6-3		B FC 87 B SI 91 C SL 84 S CH 82 B SI 91 B CH 81 4-2 36 SH5-4 15 1B 1B BB	C CH 80 X 0-1 HR	3	3	1	1	2	0	1
Edgar Renteria, R (1, 6) OBP: 0.306, SLG: 0.324		S FF 92 S FC 87 X FC 88 0-2 G5-3		B SI 91 B FF 88 F FF 89 X FC 88 2-1 33 HR 1-H 2-H 2B		B SI 89 C SI 88 X SI 88 1-1 2B		C SI 91 X CH 82 0-1 36 SH5-4 15 1B 1-2 1B	B SI 88 S CH 81 B SL 78 B SI 89 B SI 88 4-1 36 1B BB	4	2	3	2	1	0	1
33 Marcus Thames, R (1, 7) OBP: 0.273, SLG: 0.500 36 Clete Thomas, L (8, PH) OBP: 0.500, SLG: 0.563 (8, 7)		C CU 75 D FF 92 X FF 91 1-1 G6-3		B FF 90 S CU 72 F FF 90 B CU 73 B CU 74 F SI 90 F FF 91 F FF 90 X CU 73 3-2 2-H HR		B FF 93 F FF 93 X FF 94 1-1 F8		X FC 87 0-0 SH5-4 1-2 2-3	B SI 88 C SL 78 B SI 88 X SI 88 2-1 1-2 1B	3 1	1 0	1 1	2 0	0 0	0 0	2 0
15 Brandon Inge, R (1, 8) OBP: 0.387, SLG: 0.577			B FF 91 C FC 87 F SI 90 X FC 90 1-2 G5-3	C SI 92 B CU 77 X FF 91 1-1 G6-3		C SL 83 S FF 94 S FF 95 0-3 K		B SI 91 X SI 90 1-0 14 HBP 3 G1-2-3 1B 2-H 3-H 1B	C CH 80 C SI 88 X CH 81 0-2 F8	5	0	1	2	0	1	3
Inning Stats	R: 0 E: 0 K: 0 S: 5 H: 0 LOB: 1 BB: 1 P: 11	R: 0 E: 0 K: 0 S: 13 H: 1 LOB: 1 BB: 0 P: 14	R: 0 E: 0 K: 0 S: 10 H: 0 LOB: 1 BB: 1 P: 18	R: 4 E: 0 K: 0 S: 22 H: 2 LOB: 0 BB: 2 P: 39	R: 0 E: 0 K: 0 S: 7 H: 1 LOB: 1 BB: 0 P: 11	R: 0 E: 0 K: 1 S: 8 H: 1 LOB: 1 BB: 0 P: 10	R: 0 E: 0 K: 0 S: 8 H: 0 LOB: 2 BB: 2 P: 19	R: 2 E: 0 K: 0 S: 11 H: 3 LOB: 2 BB: 1 P: 19	R: 1 E: 0 K: 1 S: 15 H: 2 LOB: 2 BB: 1 P: 25	1B: 6 2B: 2 3B: 0 HR: 2 SF: 0 SAC: 1 DP: 1 HBP: 1	WP: 1 PB: 0 SB: 1 CS: 0 PA: 45					

PITCHER		IP	WLS	BF	H	R	ER	SO	BB	IBB	HBP	BLK	WP	HR	S	P	ERA	WHIP
31 Jon Lester, L ERA: 4.5	(1, 1)	5.1	L	25	5	4	4	0	4	0	0	0	1	1	60	97	6.75	1.688
53 David Aardsma, R ERA: 2.08	(6, 1)	1.2		7	0	0	0	1	2	0	0	0	0	0	13	25	0.00	1.200
Bryan Corey, R ERA: 14.54	(8, 1)	0.1		4	2	2	2	0	1	0	0	0	0	0	6	11	54.00	9.000
Julian Tavarez, R ERA:	(8, 1)	0.2		3	1	0	0	0	0	0	1	0	0	0	5	8	0.00	1.500
48 Javier López, L ERA: 9.0	(9, 1)	1.0		6	2	1	1	1	1	0	0	0	0	1	15	25	9.00	3.000

PITCHER	IP	WLS	BF	H	R	ER	SO	BB	IBB	HBP	BLK	WP	HR	S	P	ERA	WHIP

TOP	
AB	35
R	7
H	10
RBI	7
BB	8
SO	2
LOB	17

Batter	1	2	3	4	5	6	7	8	9	AB	R	H	RBI	BB	SO	LOB
15 Dustin Pedroia, R (1, 4) OBP: 0.325, SLG: 0.306	B FF 91 B FF 92 C FF 92 S SL 83 B SL 84 B FF 92 4-2 20 FC6-4 BB	C SI 92 B SI 90 F SL 84 X SI 93 1-2 ②③ G6-4-3 1-2f		B FF 90 1 SAFE F SI 89 C SL 82 F SL 82 D SL 84 B SL 83 3-2 ③ CS 1-2	B SL 79 X FF 87 1-0 ① G6-3		B SL 79 C FF 93 F FS 85 X FS 86 1-2 ② G6-3		C FF 92 B SI 92 F CH 82 B FF 92 B SI 92 F SI 93 B SI 93 4-2 1-2 2-3 BB	3	0	0	0	2	0	4
20 Kevin Youkilis, R (1, 3) OBP: 0.417, SLG: 0.533 (3, 5)	B SI 92 S SI 92 B SI 92 1 SAFE B SL 84 X SI 93 3-1 ① FC6-4 34 CS 1-2f		C SI 90 X FF 91 0-1 E5 22 2B		B SI 88 C SI 88 S SL 81 F SI 88 F SL 80 F SL 84 F SI 90 F FF 90 X SL 85 1-2 ② G6-3		B SL 77 B SL 79 C FF 92 F FF 93 X FS 85 2-2 ③ L5		B FF 92 X SI 92 1-0 ③ P6	5	0	0	0	0	0	5
34 David Ortiz, L (1, 10) OBP: 0.250, SLG: 0.182	B SI 92 C SL 83 B FF 93 F FF 92 B SL 85 S SL 84 3-3 ②③ K 1-2		F SI 91 B CH 85 B FF 91 1 SAFE B SL 83 F FF 91 X SI 92 3-2 ① P4		C FF 90 B CH 84 T SI 90 X SL 81 1-2 ③ F7			C FF 96 F CU 83 B FF 96 F FF 95 F SL 89 F CU 84 F SI 89 F CU 82 X CU 83 1-2 ① G4-3		4	0	0	0	0	1	2
Manny Ramirez, R (1, 7) OBP: 0.308, SLG: 0.514		C SI 91 S SL 82 C SL 82 0-3 ① K	C SL 83 X FF 91 0-1 ② F8			F SI 87 C SI 87 F FF 89 B CH 82 B SL 84 B SI 88 X SI 90 3-2 1B		B SL 91 C FF 90 B SL 89 C FF 96 X FF 97 2-2 22 G4-6-3 1B		4	0	2	0	0	1	1
25 Mike Lowell, R (1, 5) OBP: 0.294, SLG: 0.200 22 Sean Casey, L (2, PH) OBP: 0.333, SLG: 0.444 (3, 3)		B SI 92 X SI 92 1-0 E 7 BB 2 BB 1B	B SI 92 X FF 90 1-0 1-3 2B			C SI 90 B SL 77 X SL 75 1-1 ① F8		F FF 95 X FF 96 0-1 ②③ G4-6-3 1-2f		0 4	0 1	0 2	0 0	0 0	0 0	0 2
7 J.D. Drew, L (1, 9) OBP: 0.417, SLG: 0.682		B SL 82 B SI 91 B SI 90 B SI 91 4-0 2 BB 23 1B E 1-2 BB	B SI 91 X SI 91 1-0 ③ G1-3			C SL 76 B SL 77 C SL 76 B SL 78 S SL 78 2-3 ② K			C SI 90 B CH 81 B FC 88 X FC 87 2-1 FC3-6 1B	3	1	1	0	1	1	3
Jason Varitek, S (1, 2) OBP: 0.333, SLG: 0.548		X SI 92 0-0 FC4 23 1B 2 BB 1-2 2-3		B SI 87 S SI 88 B SL 80 X SI 89 2-1 23 FC5-4 2B		B SI 91 C SI 91 B SI 92 B SI 92 X SI 91 3-1 ③ F8			C SI 92 X CU 72 0-1 ① FC3-6 2 FC5-4 1-2f	4	0	1	0	0	0	4
2 Jacoby Ellsbury, L (1, 8) OBP: 0.263, SLG: 0.353		S SL 85 B SL 84 B SI 92 B SL 83 S SI 93 B SL 85 4-2 23 1B 1-2 2-3 3-H BB	C SI 91 D SL 83 B SI 90 B SL 83 F SI 90 B SI 90 4-2 23 FC5-4 BB				C SL 78 C SL 78 B SL 78 B SI 92 X SL 78 2-2 ① F7		C CH 82 B SI 92 F FC 89 B FF 91 X FF 91 2-2 ② FC5-4 15 BB 13 1B 1-2f	2	0	0	1	2	0	1
23 Julio Lugo, R (1, 6) OBP: 0.367, SLG: 0.357 13 Alex Cora, L (9, PH) OBP: 1.000, SLG: 1.000		S SI 94 B SL 85 F SI 92 X SL 84 1-2 15 G6-4-3 1-2 2-3 3-H 1B		F SL 82 B SI 89 X SI 90 1-1 ①② FC5-4 15 CS 1-2 2-3			B FF 91 C FF 91 S SL 80 B FS 84 X FF 93 2-2 2B		X FC 88 0-0 15 BB 1-2 1B	3 1	0 0	2 1	1 0	0 0	0 0	2 0
Inning Stats	R: 0 E: 0 K: 1 S: 7 H: 0 LOB: 1 BB: 1 P: 17	R: 2 E: 1 K: 1 S: 13 H: 2 LOB: 2 BB: 2 P: 24	R: 0 E: 1 K: 0 S: 9 H: 1 LOB: 2 BB: 0 P: 14	R: 0 E: 0 K: 0 S: 9 H: 1 LOB: 0 BB: 1 P: 19	R: 0 E: 0 K: 0 S: 12 H: 0 LOB: 0 BB: 0 P: 15	R: 0 E: 0 K: 1 S: 11 H: 1 LOB: 1 BB: 0 P: 20	R: 0 E: 0 K: 0 S: 12 H: 1 LOB: 1 BB: 0 P: 19	R: 0 E: 0 K: 0 S: 13 H: 1 LOB: 0 BB: 0 P: 16	R: 0 E: 0 K: 0 S: 12 H: 2 LOB: 3 BB: 1 P: 21	1B: 6 2B: 4 3B: 0 HR: 0 SF: 0 SAC: 0 DP: 4 HBP: 0	WP: 0 PB: 0 SB: 0 CS: 2 PA: 39					

PITCHER		IP	WLS	BF	H	R	ER	SO	BB	IBB	HBP	BLK	WP	HR	S	P	ERA	WHIP
38 Jeremy Bonderman, R ERA: 3.97	(1, 1)	5.0	W	22	5	2	1	2	4	0	0	0	0	0	54	96	1.80	1.800
44 Bobby Seay, L ERA:	(6, 1)	1.1	H	4	0	0	0	1	0	0	0	0	0	0	10	18	0.00	0.000
Francis Beltran, R ERA: 3.38	(7, 1)	0.2	H	3	1	0	0	0	0	0	0	0	0	0	9	14	0.00	1.500
52 Denny Bautista, R ERA: 1.8	(8, 1)	1.0		3	1	0	0	0	0	0	0	0	0	0	13	16	0.00	1.000
59 Todd Jones, R ERA:	(9, 1)	1.0		6	2	0	0	0	1	0	0	0	0	0	12	21	0.00	3.000

PITCHER	IP	WLS	BF	H	R	ER	SO	BB	IBB	HBP	BLK	WP	HR	S	P	ERA	WHIP

BOTTOM

Detroit Tigers @ Boston Red Sox

Fenway Park, Boston, MA

Wed Apr 09 2008, 7:05 PM EDT
Att. 37,190 - Cloudy - 50 F

livebaseballscorecards.com

AB	33
R	2
H	9
RBI	2
BB	5
SO	3
LOB	24

Detroit Tigers @ Boston Red Sox

Fenway Park, Boston, MA

Thu Apr 10 2008, 7:05 PM EDT

Att. 37,612 - Clear - 67 F

TOP

livebaseballscorecards.com

Batter	1	2	3	4	5	6	7	8	9	AB	R	H	RBI	BB	SO	LOB
15 Brandon Inge, R (1, 8) OBP: 0.361, SLG: 0.533	C B C F X 1-2 G5-3 ①		S B X 1-1 G5-3 ①	B X 1-0 SF8 ② 1-2 2-H		C S F S 0-3 K ②		X CH 85 0-0 3 G6-3 14 1B 1-2 2-3 3-H 1B		4	0	1	2	0	1	1
14 Placido Polanco, R (1, 4) OBP: 0.243, SLG: 0.152	B M F B F B X 3-2 G5-3 ②		B B C B B 4-1 30 BB 3 HBP BB	C B B X 2-1 3 FC6-4 2-H 1B		B C X 1-1 G4-3 ③		B SI 91 X CH 84 1-0 3 G6-3 1-2 2-3 3-H 1B		4	0	2	2	1	0	1
3 Gary Sheffield, R (1, 10) OBP: 0.433, SLG: 0.190	B C B B F B 4-2 BB		F B B H 3-1 30 BB 1-2 HBP	C B C F X 1-2 FC6-4 ③ 1-2f			C CH 82 X CH 86 0-1 G6-3 ①	B SL 81 X SL 82 1-0 G6-3 ① ② 1-2f 2-3 3-H		3	0	0	0	1	0	3
30 Magglio Ordonez, R (1, 9) OBP: 0.308, SLG: 0.405	B F 1 SAFE C X 1-2 G5-3 ③		B B B B 4-0 1-2 2-3 BB	B B X 2-0 G5-3 ①			B CH 84 F FF 95 B FF 96 X CH 83 2-1 HR	F X FF 95 0-1 F8 ③		4	1	1	1	1	0	2
24 Miguel Cabrera, R (1, 5) OBP: 0.286, SLG: 0.276		F F B S 1-3 K ①	S F D F S 1-3 K ②	S S B X 1-2 2B			F FF 97 B CU 79 X FF 96 1-1 G5-3 ②		C FF 95 B FF 94 F FF 95 F FF 93 F FF 95 S FF 95 1-3 K ①	5	0	1	0	0	3	3
9 Carlos Guillen, S (1, 3) OBP: 0.462, SLG: 0.645		B B B C C B 4-2 E S BB	B S S D F X 2-2 P6 ③	B B C C 2-3 K ②			B FF 88 C FF 88 F FS 83 X FS 84 1-2 F9 ③		C FF 94 B FF 95 F FF 95 B FF 95 X FF 95 2-2 1B 2B	4	0	1	0	1	1	4
Edgar Renteria, R (1, 6) OBP: 0.293, SLG: 0.289		C F T 0-2 K ②		B C F S 1-3 K ①	B X 1-0 F8 ③			B SI 89 B SI 91 C SI 90 B SL 80 F SI 89 F SI 89 B SI 90 4-2 1B 15 1B BB	F FF 94 F FF 95 B FF 95 C FF 96 1-3 K ②	4	1	0	0	1	3	3
Ivan Rodriguez, R (1, 2) OBP: 0.297, SLG: 0.294		C B F F H 2-2 33 FC5-4 1-3 HBP		B B B C B 4-1 15 PB 33 1B 15 SF8 BB		X 0-0 1B		X FC 81 0-0 15 1B 33 S 14 1B 1-3 1B	C FF 96 X FF 96 0-1 33 FC6-4 2-3 1B	3	2	3	0	1	0	0
33 Marcus Thames, R (1, 7) OBP: 0.313, SLG: 0.429		S S B 1 SAFE X 1-2 FC5-4 ③ 1-2f		1 SAFE S C X 0-2 15 PB 14 1B 1-2 1B		C B X 1-1 P2 ①		F SI 92 S CH 84 F CH 84 D CH 85 B CH 83 D CH 84 B CH 82 4-2 14 1B 15 1B 3 G6-3 1-2 BB	B FF 96 S FF 96 X FF 95 1-1 FC6-4 ③ 1-2f	4	2	1	0	1	0	5
Inning Stats	R: 0 E: 0 K: 0 S: 13 H: 0 LOB: 1 BB: 1 P: 22	R: 0 E: 0 K: 2 S: 14 H: 0 LOB: 2 BB: 1 P: 22	R: 0 E: 0 K: 1 S: 12 H: 0 LOB: 3 BB: 2 P: 27	R: 2 E: 0 K: 1 S: 14 H: 2 LOB: 1 BB: 1 P: 23	R: 0 E: 0 K: 1 S: 8 H: 1 LOB: 1 BB: 0 P: 14	R: 0 E: 0 K: 1 S: 9 H: 1 LOB: 0 BB: 0 P: 11	R: 1 E: 0 K: 0 S: 9 H: 1 LOB: 0 BB: 0 P: 13	R: 3 E: 0 K: 0 S: 12 H: 3 LOB: 1 BB: 2 P: 22	R: 0 E: 0 K: 2 S: 15 H: 2 LOB: 2 BB: 0 P: 20	1B: 7 2B: 2 3B: 0 HR: 1 SF: 1 SAC: 0 DP: 1 HBP: 2							WP: 0 PB: 1 SB: 2 CS: 0 PA: 45

	AB	35
	R	6
	H	10
	RBI	5
	BB	7
	SO	8
	LOB	22

PITCHER		IP	WLS	BF	H	R	ER	SO	BB	IBB	HBP	BLK	WP	HR	S	P	ERA	WHIP
49 Tim Wakefield, R ERA: 3.27	(1, 1)	5.0	W	25	3	2	1	5	5	0	2	0	0	0	61	108	1.80	1.600
17 Manny Delcarmen, R ERA: 3.86	(6, 1)	1.2	H	7	2	1	1	1	0	0	0	0	0	1	15	20	5.40	1.200
37 Hideki Okajima, L ERA:	(7, 1)	0.1	H	1	0	0	0	0	0	0	0	0	0	0	3	4	0.00	0.000
Julian Tavarez, R ERA: 7.36	(8, 1)	0.2		6	3	3	3	0	2	0	0	0	0	0	10	20	40.50	7.500
58 Jonathan Papelbon, R ERA: 1.93	(8, 1)	1.1	S	6	2	0	0	2	0	0	0	0	0	0	17	22	0.00	1.500

PITCHER	IP	WLS	BF	H	R	ER	SO	BB	IBB	HBP	BLK	WP	HR	S	P	ERA	WHIP

BOTTOM

Batter	1	2	3	4	5	6	7	8	9	AB	R	H	RBI	BB	SO	LOB
23 Julio Lugo, R (1, 6) OBP: 0.343, SLG: 0.333	C B B X 2-1 34 G4-5-3 1B		C B C 2 SAFE C 1-3 ② K S B S B F B F X 3-2 ③ F9 1-2				B SL 82 S SI 92 B SI 93 C SI 91 S SI 83 2-3 ① K	B FF 91 B FF 90 B FF 88 C FF 88 X FF 89 3-1 ① G5-3		5	0	1	0	0	2	2
15 Dustin Pedroia, R (1, 4) OBP: 0.356, SLG: 0.325	C B S T F B S 2-3 ① K		X 0-0 ③ P3		C B B B C X 3-2 ① 1B		B SI 92 C SL 76 B SL 77 F SI 93 B SI 93 B SI 93 4-2 34 S 2B BB	F SI 89 F CH 80 X FF 92 0-2 2 BB 34 BB 20 2B 1B		4	2	2	0	1	1	2
34 David Ortiz, L (1, 10) OBP: 0.267, SLG: 0.167	B F X 1-1 ② ③ G4-5-3 1-2f			F B C B S 2-3 ① K B C S B C 2-3 ② K			C SI 95 B SI 93 B SI 84 B SI 84 B SI 84 4-1 1-2 2B BB	B FF 90 C CH 80 T SAFE B FF 90 B CH 80 B FF 91 4-1 1-2 2 BB 20 2B BB		3	2	0	0	2	2	1
Manny Ramirez, R (1, 7) OBP: 0.326, SLG: 0.525 2 Jacoby Ellsbury, L (7, PR) (8, 7) OBP: 0.300, SLG: 0.353		X 0-0 ① G4-3		C B S F B B B 4-2 20 BB 7 1B BB	X 0-0 ③ L7		F SI 94 B SI 95 B SI 94 C SI 94 B SI 84 F SI 95 F SI 94 F SI 94 X SI 94 3-2 BB 22 1B 1-H 2-H 2B	B CH 87 F CH 88 B CH 80 F SI 88 B CH 81 B CH 80 4-2 20 2B 7 SF8 1-2 2-3 BB		3 0	1 2	1 0	2 0	1 1	0 0	0 0
20 Kevin Youkilis, R (1, 5) OBP: 0.415, SLG: 0.529		B B C B X 3-1 ② F9		B B F B B 4-1 7 1B 1-2 2B BB		B F B F B X 3-2 ① F9	B FF 92 B FF 91 C FF 93 X FS 83 2-1 ② G5-3	F FF 90 S CH 81 B CH 82 X FF 91 1-2 1B 1-3 2-H 3-H 2B		4	2	1	2	1	0	1
7 J.D. Drew, L (1, 9) OBP: 0.483, SLG: 0.720		X 0-0 1B		B C C F B X 2-2 2B 22 G3 1-2 2-H 1B		B C S F X 1-2 BB 1B	I IN 79 I I I 4-0 BB 22 1B IBB	B SI 91 X SI 91 1-0 ② SF8 3-H		3	2	3	2	1	0	0
Coco Crisp, S (1, 8) OBP: 0.346, SLG: 0.391		S 1 SAFE B B B S S 3-3 ③ K		C B X 1-1 22 G3 1-3 2-H 1B 2B		B B B C B 4-1 1-2 BB	B FF 91 S FS 82 B FF 92 B FF 90 C FF 93 B FS 83 4-2 22 1B 1-2 2-3 BB	B CH 81 C CH 80 F FF 91 B FF 91 B CH 81 F FF 90 F FF 91 X FF 90 3-2 2-H 1B		3	1	2	2	2	1	1
22 Sean Casey, L (1, 3) OBP: 0.357, SLG: 0.500			B B B C X 3-1 2B C B F C 1-3 ① K	B B C F D X 3-2 ② G3 2-3 3-H B B X 2-0 23 WP 1B		F B B C F C 2-3 ② K	B FS 83 B FF 92 X FF 91 2-0 1-3 2-H 3-H 1B	B FF 90 B CH 80 C SI 90 F CH 79 S CH 81 2-3 ③ K		5	0	2	3	0	2	4
Kevin Cash, R (1, 2) OBP: 0.286, SLG: 0.429						C B C F B SI 94 F SI 94 B SI 94 F SI 94 F SL 84 3-2 X ③ G6-3	B SL 80 S FF 92 S FF 92 S FF 93 1-3 ③ K			4	0	1	1	0	2	6
Inning Stats	R: 0 E: 0 K: 1 S: 9 H: 1 LOB: 0 BB: 0 P: 14	R: 0 E: 0 K: 1 S: 7 H: 1 LOB: 1 BB: 0 P: 13	R: 0 E: 0 K: 2 S: 9 H: 1 LOB: 1 BB: 0 P: 14	R: 4 E: 0 K: 1 S: 22 H: 3 LOB: 1 BB: 2 P: 43	R: 0 E: 0 K: 1 S: 7 H: 1 LOB: 0 BB: 0 P: 12	R: 0 E: 0 K: 1 S: 19 H: 1 LOB: 2 BB: 1 P: 32	R: 4 E: 0 K: 2 S: 20 H: 2 LOB: 3 BB: 4 P: 46	R: 4 E: 0 K: 1 S: 20 H: 3 LOB: 1 BB: 2 P: 38		1B: 9 2B: 4 3B: 0 HR: 0	SF: 1 SAC: 0 DP: 1 HBP: 0					

PITCHER		IP	WLS	BF	H	R	ER	SO	BB	IBB	HBP	BLK	WP	HR	S	P	ERA	WHIP
29 Nate Robertson, L ERA: 7.84	(1, 1)	5.1	L	24	8	4	4	6	2	0	0	0	1	0	61	107	6.75	1.875
31 Zach Miner, R ERA: 9.0	(6, 1)	1.0		7	1	3	3	2	3	0	0	0	0	0	24	46	27.00	4.000
Francis Beltran, R ERA: 5.4	(7, 1)	0.2		5	1	1	1	1	1	1	0	0	0	0	8	21	13.50	3.000
Yorman Bazardo, R ERA: 24.0	(8, 1)	1.0		8	3	4	4	1	2	0	0	0	0	0	20	38	36.00	5.000

PITCHER	IP	WLS	BF	H	R	ER	SO	BB	IBB	HBP	BLK	WP	HR	S	P	ERA	WHIP

Detroit Tigers @ Boston Red Sox

Fenway Park, Boston, MA

Thu Apr 10 2008, 7:05 PM EDT

Att. 37,612 - Clear - 67 F

livebaseballscorecards.com

AB	34
R	12
H	13
RBI	12
BB	9
SO	10
LOB	17

Detroit Tigers @ Chicago White Sox

U.S. Cellular Field, Chicago, IL

Fri Apr 11 2008, 8:11 PM EDT

Att. 26,094 - Drizzle - 46 F

TOP

livebaseballscorecards.com

Batter	1	2	3	4	5	6	7	8	9	AB	R	H	RBI	BB	SO	LOB
36 Clete Thomas, L (1, 7) OBP: 0.476, SLG: 0.571	F FF 91 F FF 91 B FF 92 B FS 78 B FS 78 X FF 91 3-2 ① G5-3		1 SAFE 1 SAFE F FF 90 B FF 89 D SL 82 C SI 91 F FF 92 B SL 84 X SI 91 3-2 ② L4 1-2		X SL 83 0-0 ② G4-3		B SL 78 B SL 80 X SI 91 2-0 2-H 2B		B SL 85 S SL 85 X SL 85 1-1 9 FC6-4 14 WP 1B	5	0	2	1	0	0	1
14 Placido Polanco, R (1, 4) OBP: 0.286, SLG: 0.167	B FF 91 B SI 92 B SI 92 B SI 91 4-0 9 G6-4-3 BB		C SL 86 F SI 91 B FS 76 F FS 76 F SI 91 X SI 91 1-2 9 BB 30 1B 2-3 1B		C SI 92 X SL 85 0-1 ③ L3		B SI 90 X SI 91 1-0 ③ G5-3		B SI 94 C SL 82 H SI 94 2-1 9 FC6-4 1-2 HBP	3	1	1	0	1	0	1
9 Carlos Guillen, S (1, 3) OBP: 0.455, SLG: 0.600	B SI 88 F SI 90 X FF 91 1-1 ②③ G6-4-3 1-2f		D SL 85 B SL 81 B SI 91 D SI 91 4-0 30 1B 1-2 BB			C FS 80 C FS 74 B FS 75 B FF 90 X SI 90 2-2 ① L4		B SI 90 X CH 84 1-0 30 G6-3 30 S 24 1B 1B	D SI 95 B SL 86 S SL 87 B SL 83 X SI 92 3-1 ② FC6-4 30 FC6-4 1-2f 2-3	4	1	1	0	1	0	3
30 Magglio Ordonez, R (1, 9) OBP: 0.295, SLG: 0.381		F SI 91 S SL 86 C FF 92 0-3 ① K	B SL 87 X SL 85 1-0 1-2 2-H 3-H 1B			X SI 91 0-0 ② G4-3		B FF 91 B FF 92 C FF 94 B FF 93 X FF 92 3-1 ① G6-3 1-3	B B SL 82 S C SL 84 X 2-2 ③ FC6-4 1-2f	5	0	1	2	0	1	3
24 Miguel Cabrera, R (1, 5) OBP: 0.308, SLG: 0.303		X SL 86 0-0 ② G1-3	C SI 93 B SI 91 X SI 93 1-1 ③ G3			B SL 85 B SL 85 C SI 90 F SI 90 F SL 86 B SI 90 F SL 85 X SI 91 3-2 1B		S FF 93 F FF 94 D CU 79 X CU 78 1-2 1B 3-H 1B		4	0	2	1	0	0	2
Jacque Jones, L (1, 10) OBP: 0.304, SLG: 0.238		B SL 81 B SL 82 X SI 91 2-0 ③ G5-3		B SI 89 B SL 81 B SI 89 B SI 89 4-0 G1-6-3 BB		S FS 75 B SI 90 X FS 75 1-1 ③ L9		B FF 93 X FF 93 1-0 1-2 1B		3	0	1	0	1	0	1
Edgar Renteria, R (1, 6) OBP: 0.289, SLG: 0.310			C SI 91 B SL 87 B SL 86 X SL 86 2-1 G4-3 15 1B 2B	B SI 91 X SI 90 1-0 ①② G1-6-3 1-2f			B SL 88 B SL 83 B SI 90 C SI 90 C SI 89 X SI 90 3-2 ① G6-3	B FF 94 X FF 92 1-0 ② L6		4	1	1	0	0	0	3
Ivan Rodriguez, R (1, 2) OBP: 0.268, SLG: 0.263			M SL 85 S SI 92 F FS 77 B FF 91 F FS 76 F SL 86 X SI 91 1-2 ① G4-3 2-3	B F SL 85 X SI 92 1-1 ③ G4-3			B SL 85 X SL 84 1-0 ② G5-3	D CU 80 F FF 92 T FF 93 F FF 94 S CU 78 1-3 ③ K		4	0	0	0	0	1	3
15 Brandon Inge, R (1, 8) OBP: 0.375, SLG: 0.559			B SL 86 F SL 86 X SI 93 1-1 14 1B 36 S 30 1B 3-H 1B		C SI 89 F SL 84 F FS 76 S FS 77 0-3 ① K		C SL 87 F SL 87 B SI 91 B SI 91 X SL 86 2-2 36 2B 2B		B SL 82 C SL 81 C SL 81 B SL 81 B SL 86 F SL 86 F SL 84 C SI 94 3-3 ① K	4	2	2	1	0	2	0

Inning Stats	1	2	3	4	5	6	7	8	9
R:	0	0	3	0	0	0	1	1	0
E:	0	0	0	0	0	0	0	0	0
K:	0	1	0	0	1	0	0	1	1
S:	5	5	22	3	7	11	9	12	13
H:	0	0	4	0	0	1	2	3	1
LOB:	0	0	2	0	0	1	1	2	2
BB:	1	0	1	1	0	0	0	0	0
P:	13	7	36	9	7	17	18	20	24

1B:	8	SF:	0	WP:	1	PA:	40	AB	36
2B:	3	SAC:	0	PB:	0			R	5
3B:	0	DP:	2	SB:	2			H	11
HR:	0	HBP:	1	CS:	0			RBI	5
								BB	3
								SO	4
								LOB	17

PITCHER		IP	WLS	BF	H	R	ER	SO	BB	IBB	HBP	BLK	WP	HR	S	P	ERA	WHIP
52 Jose Contreras, R ERA: 6.17	(1, 1)	6.2	L	27	6	4	4	2	3	0	0	0	0	0	60	102	5.40	1.350
57 Boone Logan, L ERA: 2.7	(7, 1)	0.1		3	2	1	1	0	0	0	0	0	0	0	3	7	27.00	6.000
26 Octavio Dotel, R ERA: 8.1	(8, 1)	1.0		5	2	0	0	1	0	0	0	0	0	0	11	18	0.00	2.000
47 Mike MacDougal, R ERA: 3.0	(9, 1)	1.0		5	1	0	0	1	0	0	1	0	1	0	13	24	0.00	1.000

PITCHER	IP	WLS	BF	H	R	ER	SO	BB	IBB	HBP	BLK	WP	HR	S	P	ERA	WHIP

Tigers @ Chicago White Sox

U.S. Cellular Field, Chicago, IL

Fri Apr 11 2008, 8:11 PM EDT

Att. 26,094 - Drizzle - 46 F

BOTTOM

Batter	1	2	3	4	5	6	7	8	9	AB	R	H	RBI	BB	SO	LOB
20 Carlos Quentin, R (1, 7) OBP: 0.400, SLG: 0.480	B: B SI 86, C SI 85, B CH 80, B SI 86 4-1: 25 WP, 14 SF9, BB, BB	B: B SL 80, C SL 80, B SL 79, X SL 79 2-1: 1-2, 3-H, 1B			B: B SL 83, F FF 91, F SL 84, F SL 83, F FF 90, B SL 85, H FF 91 3-2: 14 BB, BB, HBP		B: B SL 83, T SL 82, C FF 90, F SL 84, B SL 85, F FF 91, C FF 91 2-3: ② K			2	1	1	1	1	1	0
Orlando Cabrera, R (1, 6) OBP: 0.325, SLG: 0.212	B: B CH 80, 1 SAFE, F FF 87, B FF 89, 1 SAFE, B FF 88, C FF 87, B FF 89 4-2: 14 SF9, 25 WP, 1-2, BB	B: B FF 91, T FF 91, S SL 79, F SL 78, B FF 92, F SL 80, X SL 77 2-2: ③ F7			B: B FF 90, B FF 91, F FF 90, B FF 88, B FF 90 4-1: 14 BB, 1-2, BB		F: F FF 91, X FF 90 0-1: ③ B1			2	0	0	0	2	0	2
25 Jim Thome, L (1, 10) OBP: 0.211, SLG: 0.371 Nick Swisher, S (8, PH) (9, 10) OBP: 0.444, SLG: 0.519	C: C SI 90, D SL 81, B SL 81, B FF 91, C FF 91, S SL 79 3-3: ① K, 1-2, 2-3		B: B FS 83, X FS 82 1-0: ① G4-3		B: C FF 92, B CH 84, S CH 82, B SL 83, B FF 91, C SL 84 3-3: ② K			B: B FF 96, B FF 94, B FF 95, C FF 96, F FF 95, T FF 96 3-2: ① K		3 1	0 0	0 0	0 0	2 1	4 0
14 Paul Konerko, R (1, 3) OBP: 0.359, SLG: 0.367	B: B SL 79, C SL 79, X FF 91 1-1: ② SF9, 2-3, 3-H		B: B FF 90, F FF 90, C FF 91, X SL 80 1-2: ② G6-3		B: B, B, B FF 92, C FF 91, B FF 92 4-1: 23 FC6-4, 1-2, 2-3, BB			X: X FF 95 0-0: ② F7		2	0	0	1	1	0	0
23 Jermaine Dye, R (1, 9) OBP: 0.432, SLG: 0.676	C: C FF 91, X FF 91 0-1: ③ G5-3		S: S SL 81, C FF 91, B FF 91, F FF 90, B SL 79, S SL 78 2-3: ③ K		B: B SL 85, B SL 87, X FF 92 2-0: ③ FC6-4, 1-2f			B: B FF 96, B SL 88, C FF 95, C FF 94, X SL 84 2-2: ③ 1B		4	0	1	0	0	1	4
24 Joe Crede, R (1, 5) OBP: 0.385, SLG: 0.694		B: B SL 80, S FF 90, B SL 80, S FF 90, F SL 80, B SL 80, S SL 80 3-3: ① K		F: F SL 80, B FF 90, S FF 90, S SL 78 1-3: ① K		F: F, X 0-1: ① F9		C: C SI 90, F FF 90, B FF 91, B SI 91, X CU 71 2-2: ① F7		4	0	0	0	0	2	0
32 Brian Anderson, R (1, 8) OBP: 0.250, SLG: 0.375		B: B FF 90, C SL 79, B FF 91, B FF 90, X FF 90 3-1: 1B, 20 1B, 1B		B: B FF 90, B FF 90, X FF 90 2-0: ② F9		B: B FF 90, F FF 91, B SL 84, X FF 90 2-1: ② G5-3		C: C FF 90, B FF 91, B FF 91, F SI 90, C CU 71 2-3: ② K		4	1	1	0	0	1	0
5 Juan Uribe, R (1, 4) OBP: 0.242, SLG: 0.333		F: F FF 90, S FF 90, 1 SAFE, B SL 80, X FF 90 1-2: ② F9		F: F SL 81, B SL 78, B SL 80, S SL 80, F FF 91, X SL 80 2-2: ③ P4		F: F FF 90, F SL 82, S SL 82 0-3: ③ K		C: C FF 89, B CH 81, F CH 81, B CU 71, C SI 90 2-3: ③ K		4	0	0	0	0	2	1
Toby Hall, R (1, 2) OBP: 0.143, SLG: 0.143		C: C FF 91, X FF 90 0-1: 20 1B, 1-3, 1B			C: C FF 91, X SL 84 0-1: ① L6		B: B FF 90, F FF 90, X FF 90 1-1: ① P4			3	0	1	0	0	0	0
Inning Stats	R: 1, E: 0, K: 1, S: 10 / H: 0, LOB: 1, BB: 2, P: 22	R: 1, E: 0, K: 1, S: 18 / H: 3, LOB: 2, BB: 0, P: 29	R: 0, E: 0, K: 1, S: 8 / H: 0, LOB: 0, BB: 0, P: 12	R: 0, E: 0, K: 1, S: 8 / H: 0, LOB: 0, BB: 0, P: 13	R: 0, E: 0, K: 1, S: 12 / H: 0, LOB: 3, BB: 2, P: 28	R: 0, E: 0, K: 1, S: 7 / H: 0, LOB: 0, BB: 0, P: 9	R: 0, E: 0, K: 1, S: 9 / H: 0, LOB: 0, BB: 0, P: 12	R: 0, E: 0, K: 2, S: 7 / H: 1, LOB: 1, BB: 0, P: 12	R: 0, E: 0, K: 2, S: 9 / H: 0, LOB: 0, BB: 0, P: 15	1B: 4, 2B: 0, 3B: 0, HR: 0	SF: 1, SAC: 0, DP: 0, HBP: 1					

livebaseballscorecards.com

AB	29
R	2
H	4
RBI	2
BB	4
SO	10
LOB	11

PITCHER		IP	WLS	BF	H	R	ER	SO	BB	IBB	HBP	BLK	WP	HR	S	P	ERA	WHIP
21 Dontrelle Willis, L ERA: 7.2	(1, 1)	0.0		2	0	1	1	0	2	0	0	0	0	0	3	11	∞	∞
45 Aquilino Lopez, R ERA: 0.79	(1, 1)	4.0	W	15	3	1	1	4	0	0	0	0	1	0	41	65	2.25	0.750
Jason Grilli, R ERA: 8.44	(5, 1)	3.0	H	12	0	0	0	3	2	0	1	0	0	0	28	49	0.00	0.667
52 Denny Bautista, R ERA: 1.5	(8, 1)	1.0	H	3	1	0	0	1	0	0	0	0	0	0	7	12	0.00	1.000
59 Todd Jones, R ERA:	(9, 1)	1.0	S	3	0	0	0	2	0	0	0	0	0	0	9	15	0.00	0.000

PITCHER	IP	WLS	BF	H	R	ER	SO	BB	IBB	HBP	BLK	WP	HR	S	P	ERA	WHIP

TOP

Detroit Tigers @ Chicago White Sox

U.S. Cellular Field, Chicago, IL

Sat Apr 12 2008, 1:05 PM EDT

Att. 29,649 - Cloudy - 39 F

livebaseballscorecards.com

Batter	1	2	3	4	5	6	7	8	9	AB	R	H	RBI	BB	SO	LOB
36 Clete Thomas, L (1, 8) OBP: 0.480, SLG: 0.522	B FF 89 B FF 89 C FF 90 F FF 90 F FF 91 B FC 83 F FF 91 B CH 88 4-2 14 L9 14 S 3 FC5-2 BB		S FF 89 B CH 81 1 SAFE B CH 79 1 SAFE B FF 88 B SI 87 4-1 14 G6-4-3 1-2 BB			B CU 78 F FF 91 S CH 83 C CU 80 1-3 ② K			B FF 91 B FF 90 X FF 91 2-0 ① G1-3 1-2	2	0	0	0	2	1	1
14 Placido Polanco, R (1, 4) OBP: 0.267, SLG: 0.154 39 Ramon Santiago, S (9, PH) OBP: 0.400, SLG: 0.600	C FF 89 X FF 89 0-1 ① L9 1-3		X SI 91 0-0 ②③ G6-4-3 1-2f			C FF 92 B CU 80 C FC 86 B CU 80 X SI 92 2-2 ③ G4-3			X FF 92 0-0 ② G3 2-3	3 1	0 0	0 0	0 0	0 0	0 0	3 1
3 Gary Sheffield, R (1, 10) OBP: 0.412, SLG: 0.167	B CH 88 B FC 84 X FF 89 2-0 ② FC5-2 30 S 3-H			F CH 88 C CU 77 B CU 77 B FC 83 B FC 83 F FF 90 F FF 91 B FC 83 4-2 30 G5-4-3 BB			C FC 84 B CU 77 X SI 90 1-1 ① F9		B FF 93 C FF 93 X SL 87 1-1 ③ F9	3	0	0	0	1	0	2
30 Magglio Ordonez, R (1, 9) OBP: 0.277, SLG: 0.356	B FF 89 S FC 81 X FC 84 1-1 ③ F7 1-2			1 SAFE F SI 89 1 SAFE F SI 88 X SI 90 0-2 ①② G5-4-3 1-2f			B SI 92 F FF 90 C SI 92 B CU 79 B CU 78 F SI 93 S FC 85 3-3 ② K			3	0	0	0	0	1	2
24 Miguel Cabrera, R (1, 3) OBP: 0.286, SLG: 0.278		B CH 88 X 1-0 ① G5-3		C CU 78 F SI 90 B CU 78 C CU 78 1-3 ③ K			F SI 91 B CU 77 B FC 85 S FF 91 X FF 93 2-2 ③ G3			3	0	0	0	0	1	0
Jacque Jones, L (1, 7) OBP: 0.269, SLG: 0.208		B FF 89 F FC 84 C CU 77 X CU 76 1-2 ② G1-3			B FC 80 B FF 89 S FF 90 X CH 82 2-1 ① G4-3			F CH 82 B CU 75 B FC 83 B FF 91 S FF 90 S CH 83 3-3 ① K		3	0	0	0	0	1	0
Edgar Renteria, R (1, 6) OBP: 0.292, SLG: 0.311		C FF 90 X FF 91 0-1 ③ F9			S FF 91 C FF 90 X FC 84 0-2 ② P6			B SI 91 F SI 91 X SI 93 1-1 L1-6-3 1B		3	0	1	0	0	0	0
Ivan Rodriguez, R (1, 2) OBP: 0.250, SLG: 0.244			C SI 89 S CU 77 B FC 83 X CU 75 1-2 ① F8		C FC 84 S CU 79 F FC 83 B CU 77 B CU 79 X CU 78 2-2 ③ F9			1 SAFE C FF 91 X SI 91 0-1 ②③ L1-6-3 1-2		3	0	0	0	0	0	1
15 Brandon Inge, R (1, 5) OBP: 0.395, SLG: 0.556			B FC 87 B FC 81 F SI 91 B SI 91 F FF 90 B FC 83 4-2 36 BB BB		B FC 81 C FF 90 C CH 89 B CU 77 B CU 78 X FF 89 3-2 ① F9				C FF 91 B FF 92 C FF 92 X SL 86 1-2 39 G3 36 G1-3 1B	2	0	1	0	1	0	0
Inning Stats	R: 0 E: 0 K: 0 S: 9 H: 0 LOB: 1 BB: 1 P: 16	R: 0 E: 0 K: 0 S: 6 H: 0 LOB: 0 BB: 0 P: 8	R: 0 E: 0 K: 0 S: 7 H: 0 LOB: 1 BB: 2 P: 16	R: 0 E: 0 K: 1 S: 10 H: 0 LOB: 0 BB: 1 P: 15	R: 0 E: 0 K: 0 S: 9 H: 0 LOB: 0 BB: 0 P: 13	R: 0 E: 0 K: 1 S: 9 H: 0 LOB: 0 BB: 0 P: 15	R: 0 E: 0 K: 1 S: 9 H: 0 LOB: 0 BB: 0 P: 15	R: 0 E: 0 K: 1 S: 7 H: 1 LOB: 0 BB: 0 P: 11	R: 0 E: 0 K: 0 S: 7 H: 1 LOB: 1 BB: 0 P: 11	1B: 2 2B: 0 3B: 0 HR: 0	SF: 0 SAC: 0 DP: 3 HBP: 0		WP: 0 PB: 0 SB: 2 CS: 0	PA: 30		

	AB	26
	R	0
	H	2
	RBI	0
	BB	4
	SO	4
	LOB	10

PITCHER		IP	WLS	BF	H	R	ER	SO	BB	IBB	HBP	BLK	WP	HR	S	P	ERA	WHIP
34 Gavin Floyd, R ERA: 2.03	(1, 1)	7.1	W	25	1	0	0	4	4	0	0	0	0	0	64	107	0.00	0.682
71 Scott Linebrink, R ERA: 1.93	(8, 1)	0.2	H	1	0	0	0	0	0	0	0	0	0	0	2	2	0.00	0.000
45 Bobby Jenks, R ERA:	(9, 1)	1.0		4	1	0	0	0	0	0	0	0	0	0	7	11	0.00	1.000

PITCHER	IP	WLS	BF	H	R	ER	SO	BB	IBB	HBP	BLK	WP	HR	S	P	ERA	WHIP

BOTTOM

Detroit Tigers @ Chicago White Sox

U.S. Cellular Field, Chicago, IL

Sat Apr 12 2008, 1:05 PM EDT

Att. 29,649 - Cloudy - 39 F

livebaseballscorecards.com

Batter	1	2	3	4	5	6	7	8	9	AB	R	H	RBI	BB	SO	LOB
Nick Swisher, S (1, 8) OBP: 0.415, SLG: 0.452	P5		L7		K			BB		4	1	0	0	1	1	2
32 Brian Anderson, R (9, 8) OBP: 0.250, SLG: 0.375								F7		0	0	0	0	0	0	0
Orlando Cabrera, R (1, 6) OBP: 0.341, SLG: 0.306	G5-3		HR			P5		HBP		3	2	1	1	0	0	0
25 Jim Thome, L (1, 10) OBP: 0.238, SLG: 0.368	BB		K			F8		1B		3	1	1	0	1	1	0
14 Paul Konerko, R (1, 3) OBP: 0.395, SLG: 0.355	F8			BB		BB		HBP		1	1	0	1	2	0	1
23 Jermaine Dye, R (1, 9) OBP: 0.390, SLG: 0.605		G6-3		F8		P4		P4		4	0	0	0	0	0	5
12 A.J. Pierzynski, L (1, 2) OBP: 0.486, SLG: 0.781		2B		FC6-4			P5	1B		4	1	2	2	0	0	1
20 Carlos Quentin, R (1, 7) OBP: 0.382, SLG: 0.448		F8		F9			F8	1B		4	1	1	1	0	0	2
24 Joe Crede, R (1, 5) OBP: 0.372, SLG: 0.641		G4-3			F7		F9	BB		3	0	0	0	1	0	1
5 Juan Uribe, R (1, 4) OBP: 0.243, SLG: 0.324			G5-3		K			F7 / 1B		4	0	1	2	0	1	0

	AB	R	H	RBI	BB	SO	LOB
	30	7	6	7	5	3	12

Inning Stats	1	2	3	4	5	6	7	8	9
	R: 0 H: 0 E: 0 LOB: 1 K: 0 BB: 1 S: 5 P: 11	R: 0 H: 1 E: 0 LOB: 1 K: 0 BB: 0 S: 9 P: 11	R: 1 H: 1 E: 0 LOB: 0 K: 1 BB: 0 S: 11 P: 16	R: 0 H: 0 E: 0 LOB: 1 K: 0 BB: 1 S: 6 P: 13	R: 0 H: 0 E: 0 LOB: 0 K: 2 BB: 0 S: 7 P: 10	R: 0 H: 0 E: 0 LOB: 1 K: 0 BB: 1 S: 7 P: 14	R: 0 H: 0 E: 0 LOB: 0 K: 0 BB: 0 S: 7 P: 12	R: 6 H: 4 E: 0 LOB: 2 K: 0 BB: 2 S: 23 P: 41	

	1B	SF	WP	PA
	4	0	0	37
	2B: 1	SAC: 0	PB: 0	
	3B: 0	DP: 0	SB: 0	
	HR: 1	HBP: 2	CS: 0	

PITCHER	IP	WLS	BF	H	R	ER	SO	BB	IBB	HBP	BLK	WP	HR	S	P	ERA	WHIP
35 Justin Verlander, R (1, 1) ERA: 6.52	7.2	L	33	4	6	6	3	4	0	2	0	0	1	68	115	7.04	1.043
Francis Beltran, R (8, 1) ERA: 7.36	0.1		4	2	1	1	0	1	0	0	0	0	0	7	13	27.00	9.000

PITCHER	IP	WLS	BF	H	R	ER	SO	BB	IBB	HBP	BLK	WP	HR	S	P	ERA	WHIP

Batter	1	2	3	4	5	6	7	8	9	AB	R	H	RBI	BB	SO	LOB
36 Clete Thomas, L (1, 8) OBP: 0.414, SLG: 0.444	B S S F S 1-3 ① K		C F S 0-3 ② K2-3		B C S CH 79 S CH 77 1-3 ③ K2-3			S FF 95 C FF 96 C FF 96 0-3 ② K		4	0	0	0	0	4	1
Edgar Renteria, R (1, 6) OBP: 0.288, SLG: 0.306	C B X 1-1 30 FC6-4 1B		C T B X 1-2 ③ P4			X FF 87 0-0 ① F9		X FF 96 0-0 ③ G4-3		4	0	1	0	0	0	0
3 Gary Sheffield, R (1, 10) OBP: 0.395, SLG: 0.214	B B F X 2-1 ② F8			C FF 91 S SI 91 X FF 92 0-2 2B		C FF 87 F S CU 68 0-3 ② K			B FF 93 F FF 94 C SL 79 S FF 90 1-3 ① K	4	0	1	0	0	2	1
30 Magglio Ordonez, R (1, 9) OBP: 0.265, SLG: 0.340 25 Ryan Raburn, R (6, PH) OBP: 1.000, SLG: 1.000 (6, 9)	X 0-0 ③ FC6-4 1-2f			B SI 91 B SL 82 X SI 92 2-0 ① F9		C SI 92 X SI 92 0-1 1B			B FF 94 B FF 93 B FF 93 C FF 93 B FF 94 4-1 24 1B BB	2 1	0 0	0 1	0 0	0 1	0 0	2 0
24 Miguel Cabrera, R (1, 5) OBP: 0.283, SLG: 0.275		C B B B C F X 3-2 ① G6-3		F FF 85 S SI 93 S FF 94 0-3 ② K		C SI 88 X CU 74 0-1 ③ F7			X FF 93 0-0 1-2 1B	4	0	1	0	0	1	2
Jacque Jones, L (1, 7) OBP: 0.267, SLG: 0.214		C B S F X 1-2 1B		F SI 94 D CH 78 B SL 86 C SL 84 B FF 94 F SL 84 X FF 92 3-2 ③ F7			S FF 90 F CU 73 S CH 76 0-3 ① K		C SI 94 F SL 81 S SL 82 0-3 ② K	4	0	1	0	0	2	3
33 Marcus Thames, R (1, 3) OBP: 0.250, SLG: 0.333		B B F S X 2-2 ② F9			B SL 82 F FF 91 S FF 92 X CU 68 1-2 ① F7		X 0-0 ② G5-3		S FF 90 F FS 89 X SL 82 0-2 ③ F7	4	0	0	0	0	0	3
15 Brandon Inge, R (1, 2) OBP: 0.370, SLG: 0.513		1 SAFE B C S S B S 2-3 ③ K			B FF 93 S FF 92 C CU 75 B FF 93 S FF 94 2-3 ② K		C FF 89 C SI 92 X CU 70 0-2 ③ G5-3			3	0	0	0	0	2	1
39 Ramon Santiago, S (1, 4) OBP: 0.375, SLG: 0.500			C C F S 0-3 ① K2-3		B FF 93 X FF 93 1-0 1B			C FF 96 X FF 96 0-1 ① G1-3		3	0	1	0	0	1	0
Inning Stats	R: 0 E: 0 K: 1 S: 9 H: 1 LOB: 1 BB: 0 P: 13	R: 0 E: 0 K: 1 S: 14 H: 1 LOB: 1 BB: 0 P: 22	R: 0 E: 0 K: 2 S: 10 H: 0 LOB: 0 BB: 0 P: 11	R: 0 E: 0 K: 1 S: 11 H: 1 LOB: 1 BB: 0 P: 16	R: 0 E: 0 K: 2 S: 10 H: 1 LOB: 1 BB: 0 P: 15	R: 0 E: 0 K: 1 S: 8 H: 1 LOB: 1 BB: 0 P: 8	R: 0 E: 0 K: 1 S: 7 H: 0 LOB: 0 BB: 0 P: 7	R: 0 E: 0 K: 1 S: 6 H: 0 LOB: 0 BB: 0 P: 6	R: 0 E: 0 K: 2 S: 11 H: 1 LOB: 2 BB: 1 P: 16	1B: 5 2B: 1 3B: 0 HR: 0 SF: 0 SAC: 0 DP: 0 HBP: 0						

PITCHER		IP	WLS	BF	H	R	ER	SO	BB	IBB	HBP	BLK	WP	HR	S	P	ERA	WHIP
Javier Vazquez, R ERA: 3.32	(1, 1)	7.0	W	26	5	0	0	9	0	0	0	0	0	0	69	92	0.00	0.714
37 Matt Thornton, L ERA: 2.25	(8, 1)	1.0		3	0	0	0	1	0	0	0	0	0	0	6	6	0.00	0.000
Nick Masset, R ERA: 5.0	(9, 1)	1.0		5	1	0	0	2	1	0	0	0	0	0	11	16	0.00	2.000

PITCHER	IP	WLS	BF	H	R	ER	SO	BB	IBB	HBP	BLK	WP	HR	S	P	ERA	WHIP

TOP

Detroit Tigers @ Chicago White Sox

U.S. Cellular Field, Chicago, IL

Sun Apr 13 2008, 2:05 PM EDT

Att. 26,294 - Cloudy - 41 F

livebaseballscorecards.com

AB	33
R	0
H	6
RBI	0
BB	1
SO	12
LOB	13

WP: 0	PB: 0	SB: 0	CS: 0	PA:	34

Batter	1	2	3	4	5	6	7	8	9	AB	R	H	RBI	BB	SO	LOB
Nick Swisher, S (1, 8) (7, 3) OBP: 0.435, SLG: 0.457	B C X 1-1 25 G4-6-3 14 1B BB 1B		B C B B B 4-1 25 WP 14 HR 1B BB	D CH 77 X SI 82 1-0 ②③ G6-4-3 1-2f	C B CH 84 B CU 74 X SI 89 2-1 FC5-4 1B			C SI 85 F SI 87 B CH 77 S SL 78 1-3 ② K		4	2	2	0	1	1	2
Orlando Cabrera, R (1, 6) OBP: 0.367, SLG: 0.350	B C F 1 SAFE B D F B 4-2 25 G4-6-3 1-2 BB		B 1 SAFE 1 SAFE B F X 2-1 25 WP 14 HR 1-2 1B	C SI 81 B CU 72 F FF 85 X FF 88 1-2 23 2B 2B B SI 92 X SL 79 1-0 ③ FC5-4 1-2f				C SI 82 S FF 86 X SI 85 0-2 ③ G5-3		4	2	2	0	1	0	1
25 Jim Thome, L (1, 10) OBP: 0.261, SLG: 0.366	B B F B S F F X 3-2 ①② G4-6-3 1-2f 2-3		B B S S B B B 4-2 14 HR 1-2 2-3 BB		X SI 83 0-0 23 2B 20 WP 1B	B SI 90 C SI 90 B CH 83 F FF 91 B SI 82 F SI 90 X SI 92 3-2 ① G6-3				3	2	1	0	1	0	2
14 Paul Konerko, R (1, 3) OBP: 0.404, SLG: 0.457 Pablo Ozuna, R (7, 5) OBP: 0.200, SLG: 0.200	B C C D X 2-2 3-H 1B		C FF 87 X CH 79 0-1 1-H 2-H 3-H HR		B SL 80 C SL 80 F FF 92 S CH 82 1-3 ① K	C SI 93 X SL 78 0-1 ② L5				4 0	1 0	2 0	5 0	0 0	1 0	2 0
23 Jermaine Dye, R (1, 9) OBP: 0.378, SLG: 0.595 32 Brian Anderson, R (7, 9) OBP: 0.250, SLG: 0.375	B C S B C 2-3 ③ K		X FF 89 0-0 ② F9		B FF 93 C SL 82 S CH 83 X SI 92 1-2 20 WP 24 HR 1-3 2-H 2B	B SL 78 C SI 93 S SI 93 B SI 94 X CH 84 2-2 ③ G5-3				4 0	1 0	1 0	1 0	0 0	1 0	1 0
12 A.J. Pierzynski, L (1, 2) OBP: 0.462, SLG: 0.714		C B B X 2-1 ① P5	C CU 73 X FF 88 0-1 ③ P6		I IN 74 I IN 74 I IN 76 I IN 71 4-0 20 WP 24 HR IBB		F FF 86 S SL 76 B F FF 87 C FF 87 1-3 ① K			3	1	0	0	1	1	0
20 Carlos Quentin, R (1, 7) OBP: 0.368, SLG: 0.406		X 0-0 ② F7		B CH 77 B SI 81 C SI 82 B FF 86 X SI 81 3-1 ① G4-3	B SL 80 B FF 93 B SI 93 B SI 94 4-0 24 HR 1-2 2-3 3-H BB		C SL 78 F SI 86 X FF 86 0-2 ② F7			3	1	0	0	1	0	0
24 Joe Crede, R (1, 5) OBP: 0.391, SLG: 0.707 10 Alexei Ramirez, R (7, 8) OBP: 0.154, SLG: 0.083	B B C C B X 3-2 ③ F7			B SI 80 B CH 76 C SI 81 F SI 82 B CH 78 B FF 86 4-2 5 1B BB	D SI 94 B SI 94 F SI 92 X CH 82 2-1 1-H 2-H 3-H HR		C SI 86 X SI 84 0-1 ③ L4			2 1	1 0	1 0	4 0	1 0	0 0	0 0
5 Juan Uribe, R (1, 4) OBP: 0.244, SLG: 0.316			B B C E X 2-2 ① L1	B SI 82 S SI 81 F CH 77 F CU 72 B FF 86 F CH 78 F CU 72 1 SAFE X FF 87 2-2 G6-4-3 1-3 1B	X FF 91 0-0 ② F9			F SI 84 B CH 74 B FF 86 F SI 84 F SL 78 X FF 87 2-2 ① P4		4	0	1	0	0	0	0
Inning Stats	R: 1 E: 0 K: 1 S: 16 H: 2 LOB: 1 BB: 1 P: 28	R: 0 E: 0 K: 0 S: 6 H: 0 LOB: 0 BB: 0 P: 11	R: 4 E: 0 K: 0 S: 13 H: 2 LOB: 0 BB: 2 P: 25	R: 0 E: 0 K: 0 S: 11 H: 1 LOB: 1 BB: 1 P: 21	R: 6 E: 0 K: 1 S: 17 H: 5 LOB: 1 BB: 2 P: 33	R: 0 E: 0 K: 0 S: 9 H: 0 LOB: 0 BB: 0 P: 14	R: 0 E: 0 K: 1 S: 9 H: 0 LOB: 0 BB: 0 P: 10	R: 0 E: 0 K: 1 S: 10 H: 0 LOB: 0 BB: 0 P: 13		1B: 6 2B: 2 3B: 0 HR: 2	SF: 0 SAC: 0 DP: 2 HBP: 0			WP: 2 PB: 0 SB: 0 CS: 0	PA: 38	

PITCHER		IP	WLS	BF	H	R	ER	SO	BB	IBB	HBP	BLK	WP	HR	S	P	ERA	WHIP
Kenny Rogers, L ERA: 6.75	(1, 1)	4.0	L	21	7	7	7	1	4	0	0	0	1	1	51	91	15.75	2.750
31 Zach Miner, R ERA: 11.57	(5, 1)	2.0		11	3	4	4	1	1	1	0	0	1	1	21	41	18.00	2.000
50 Clay Rapada, L ERA:	(7, 1)	2.0		6	0	0	0	2	0	0	0	0	0	0	19	23	0.00	0.000

PITCHER	IP	WLS	BF	H	R	ER	SO	BB	IBB	HBP	BLK	WP	HR	S	P	ERA	WHIP

BOTTOM

Detroit Tigers @ Chicago White Sox

U.S. Cellular Field, Chicago, IL

Sun Apr 13 2008, 2:05 PM EDT

Att. 26,294 - Cloudy - 41 F

livebaseballscorecards.com

AB	32
R	11
H	10
RBI	10
BB	6
SO	4
LOB	8

Minnesota Twins @ Detroit Tigers

Comerica Park, Detroit, MI

Mon Apr 14 2008, 7:05 PM EDT

Att. 32,002 - Clear - 48 F

livebaseballscorecards.com

Batter	1	2	3	4	5	6	7	8	9	AB	R	H	RBI	BB	SO	LOB
22 Carlos Gómez, R (1, 8) OBP: 0.271, SLG: 0.351	F SI 91 L CH 86 L SL 85 0-3 ① K		F SL 82 S SL 83 B SL 83 F SI 91 X SI 91 1-2 ① G5-3		F SI 90 F CH 83 B SI 89 1 SAFE X SL 85 1-2 ② FC5-4 2 S 1-2f		L SL 82 B SI 90 L CH 83 X SL 84 1-2 ① FC5-4 2 1B 33 1B 1-2f	C FS 78 F FS 78 B CH 84 F CH 83 F SI 92 F SI 92 C FS 81 1-3 ② K		5	1	0	0	0	2	3
2 Denard Span, L (1, 9) OBP: 0.391, SLG: 0.300	C SI 92 X SL 83 0-1 7 G1-6-3 1B		X SI 91 0-0 ② F8		1 SAFE C SI 89 X SI 91 0-1 ③ G6-3 1-2		B SL 82 1 SAFE 1 SAFE B SI 90 B SI 89 C SI 89 F SI 90 X SI 91 3-2 7 BB 33 1B 1-3 1B	S CH 83 B CH 84 B SI 91 D CH 82 B SI 92 4-1 BB		4	1	2	0	1	0	1
7 Joe Mauer, L (1, 2) OBP: 0.313, SLG: 0.286	L SI 91 1 SAFE B SI 90 1 SAFE X SI 90 1-1 ② ③ G1-6-3 1-2f		C SL 82 B SI 91 B CH 85 B SL 83 S SI 91 B SI 92 4-2 BB			B B B C B 4-1 21 2B BB	B SL 79 C FF 91 S SL 78 B FF 92 D FF 92 B SL 78 4-2 33 1B 21 1B 1-2 BB	B SI 90 B CH 81 B SI 92 C SI 92 X SI 91 3-1 ③ G3		2	2	0	0	3	0	3
33 Justin Morneau, L (1, 3) OBP: 0.321, SLG: 0.444		C SI 91 F SI 91 X SI 91 0-2 ① P5	B SI 91 X SI 90 1-0 ③ F7			B B F S C 2-3 ① K	B SI 92 1 SAFE S SL 83 F SI 89 X SI 90 1-2 16 E 2B 1-H	S CH 86 B SI 93 B SI 92 B SI 93 X SI 93 3-1 16 S 23 1B 1B	B SI 89 X CH 79 1-0 ① F9	5	0	1	2	0	1	2
21 Delmon Young, R (1, 7) OBP: 0.308, SLG: 0.320		1 SAFE B SI 92 F SL 84 B SI 85 1 SAFE B SI 91 F SI 91 1 SAFE 1 SAFE 3-3 ② 1 SAFE S SL 86 1-2 K	B SI 90 X SI 90 1-0 ① G1-3			S SI 91 B CH 84 B X CH 84 2-1 E8 23 SF8 2-H	C FF 91 X FF 92 0-1 2-H 1B	S CU 69 B CH 80 F SI 90 X SI 91 1-2 ② G5-3	5	3	3	2	0	0	0
16 Jason Kubel, L (1, 10) OBP: 0.311, SLG: 0.524			X SI 90 0-0 ② G4-3			C CH 84 F SI 92 X SI 91 0-2 ② SF8 3-H	B SL 79 F SL 79 S SL 78 B FF 91 S FF 92 2-3 ③ K	B SI 90 C SI 91 X SI 91 1-1 1-2 1B	B SI 90 B SI 90 C SI 90 B CH 80 B SI 90 4-1 23 1B BB	4	1	2	2	1	1	1
23 Brendan Harris, R (1, 4) OBP: 0.405, SLG: 0.459		B CH 86 S SI 92 S SI 92 F CH 86 F SI 92 X SL 85 1-2 1B 1B 2-H 1B	C SL 83 C SL 83 S SI 91 0-3 ③ K						B SI 90 C SI 91 X SI 91 1-1 1-2 1B	4	1	2	2	0	2	1
Mike Lamb, L (1, 5) OBP: 0.244, SLG: 0.289 8 Nick Punto, S (8, 5) OBP: 0.500, SLG: 0.429		X SI 91 0-0 1-H 1B			F SI 90 B CH 82 S SI 90 B CH 84 X SI 91 2-2 E5 22 FC5-4	S SL 85 X SI 84 0-1 ③ G4-3		X SI 90 0-0 ① G4-3	X SI 91 0-0 ③ F7	4 1	0 0	1 0	1 0	0 0	0 0	0 2
12 Adam Everett, R (1, 6) OBP: 0.214, SLG: 0.222		D CH 85 S SI 92 S SI 91 F SI 92 S SL 85 1-3 ③ K			F SI 90 X SI 90 0-1 ① F8		C SL 80 B SI 88 B SI 89 X SI 88 2-1 22 FC5-4 1B	C SI 90 B FS 79 X FS 79 1-1 2B		4	0	2	0	0	1	2

Inning Stats																																		
	R: 0	E: 0	K: 1	S: 7	H: 1	LOB: 0	BB: 0	P: 8	R: 2	E: 0	K: 2	S: 18	H: 3	LOB: 1	BB: 0	P: 26	R: 0	E: 0	K: 0	S: 8	H: 0	LOB: 1	BB: 1	P: 14	R: 0	E: 0	K: 1	S: 5	H: 0	LOB: 0	BB: 0	P: 6
	R: 0	E: 1	K: 0	S: 10	H: 0	LOB: 1	BB: 0	P: 13	R: 3	E: 1	K: 1	S: 14	H: 2	LOB: 0	BB: 1	P: 23	R: 4	E: 0	K: 1	S: 20	H: 5	LOB: 1	BB: 1	P: 33	R: 0	E: 0	K: 1	S: 12	H: 1	LOB: 2	BB: 1	P: 21
	R: 0	E: 0	K: 0	S: 8	H: 1	LOB: 2	BB: 1	P: 15	1B: 11	2B: 2	3B: 0	HR: 0	SF: 1	SAC: 0	DP: 1	HBP: 0	WP: 0	PB: 0	SB: 2	CS: 0	PA: 44													

PITCHER		IP	WLS	BF	H	R	ER	SO	BB	IBB	HBP	BLK	WP	HR	S	P	ERA	WHIP
38 Jeremy Bonderman, R ERA: 4.58	(1, 1)	6.1		29	8	7	4	5	2	0	0	0	0	0	70	104	5.68	1.579
44 Bobby Seay, L ERA: 4.91	(7, 1)	0.2		5	3	2	2	1	1	0	0	0	0	0	12	19	27.00	6.000
Francis Beltran, R ERA: 5.79	(8, 1)	1.0	W	5	1	0	0	1	1	0	0	0	0	0	12	21	0.00	2.000
59 Todd Jones, R ERA:	(9, 1)	1.0	S	5	1	0	0	0	1	0	0	0	0	0	8	15	0.00	2.000

PITCHER		IP	WLS	BF	H	R	ER	SO	BB	IBB	HBP	BLK	WP	HR	S	P	ERA	WHIP

TOP	
AB	38
R	9
H	13
RBI	9
BB	5
SO	7
LOB	15

BOTTOM

Minnesota Twins @ Detroit Tigers

Comerica Park, Detroit, MI

Mon Apr 14 2008, 7:05 PM EDT

Att. 32,002 - Clear - 48 F

livebaseballscorecards.com

Batter	1	2	3	4	5	6	7	8	9	AB	R	H	RBI	BB	SO	LOB
36 Clete Thomas, L (1, 8) OBP: 0.382, SLG: 0.469	B SI 91 B SI 92 F SI 92 C SI 89 X SI 90 2-2 G3-1 ①		C CH 75 F SI 91 X SI 90 0-2 G4-3 ②			F SI 89 X CH 82 0-1 G1-3 ①	C SI 90 X CU 78 0-1 G3 ②	F SI 91 B CH 70 B CH 65 S SI 91 X SL 81 2-2 14 1B 3B		5	1	1	0	0	0	0
14 Placido Polanco, R (1, 4) OBP: 0.260, SLG: 0.159	B SI 93 B SI 88 B SI 90 C SI 92 X SI 94 3-1 L9 ②		B CH 83 C SI 93 B SI 94 F SI 92 X CH 84 2-2 F9 ③			B CH 76 B CU 76 B SI 89 C C X SI 92 3-2 G4-3 ②	C CH 84 B SI 91 F CH 84 X CU 79 1-2 G4-3 ③	B SI 87 X SL 79 1-0 3-H 1B		5	0	1	1	0	0	0
3 Gary Sheffield, R (1, 10) OBP: 0.395, SLG: 0.273	B SI 94 X SI 89 1-0 P6 ③			B SI 92 B SI 91 F SI 88 X SI 91 2-1 G5-3 ①		B SI 93 S CH 82 F SI 93 X CU 78 1-2 30 1B 24 1B 1B		C CH 86 B CU 83 B CH 83 F SI 90 2-2 30 2B 2B B SI 90 B SI 90 F SI 90 F SI 89 C SL 82 3-3 K		5	2	2	0	0	1	1
30 Magglio Ordonez, R (1, 9) OBP: 0.302, SLG: 0.392		X SI 88 0-0 9 1B 1B		S SI 93 B CH 77 B CH 78 X SI 88 2-1 F9 ②		B SI 90 D SI 86 S SI 86 X CH 86 2-1 24 1B 9 2B 1-2 1B		S CH 86 X CH 87 0-1 9 1B 2-H 2B		4	2	3	1	0	0	0
24 Miguel Cabrera, R (1, 5) OBP: 0.300, SLG: 0.318 (9, 3)		C SI 92 F SI 92 X SI 93 0-2 F9 ①		F SI 94 B SI 91 X SI 92 1-1 2B		X SI 88 0-0 9 2B 1-2 2-H 1B		X CH 86 0-0 E6 9 1B FC6-4 3B		4	2	2	1	0	0	2
9 Carlos Guillen, S (1, 3) OBP: 0.479, SLG: 0.641 15 Brandon Inge, R (8, PR) OBP: 0.370, SLG: 0.513 (9, 5)		B SI 91 X SI 90 1-0 1-2 1B		B SI 91 C SI 88 B SI 91 X SI 90 2-1 G4-3 ③		2 SAFE X SI 90 0-0 1B 1-H 2-H 2B		C SI 90 B SI 90 X SI 91 1-1 FC6-4 1-2 2-H 1B		4 0	1 0	3 0	3 0	0 0	0 0	1 0
Edgar Renteria, R (1, 6) OBP: 0.304, SLG: 0.321		F SI 88 B SI 88 F SI 87 B SI 91 F SI 88 F SI 87 B CH 80 F SI 89 X SI 89 3-2 P3 ②		F SI 91 C SI 92 B CH 78 F CH 84 X SI 92 1-2 G1-6-3 1B		X SI 93 0-0 2-H 1B		B SL 82 B SL 81 C SL 80 X SI 88 2-1 FC6-4 ① 1-2f 2-3 3B		4	1	2	1	0	0	4
Ivan Rodriguez, R (1, 2) OBP: 0.271, SLG: 0.378		B SI 91 X SI 89 1-0 G3-1 ③		F SI 87 B SI 89 F CH 80 B X 2-2 L9 ①			B SI 92 F SI 91 C CU 79 B CH 85 B CH 85 X SI 91 3-2 HR	X SL 82 0-0 1-H SF7 3-H 3B		4	2	2	3	0	0	3
Jacque Jones, L (1, 7) OBP: 0.235, SLG: 0.194 25 Ryan Raburn, R (9, 7) OBP: 1.000, SLG: 1.000			B SI 90 B SI 91 B SI 89 C SI 91 X SI 91 3-1 G3 ①	C B X 2-1 G1-6-3 ② ③ 1-2f			C CH 84 S CH 83 B CU 80 X SI 92 1-2 G1-3 ①	C SI 90 S SL 83 F SI 91 B SI 91 X SI 90 1-2 SF7 ② 3-H		3 0	0 0	0 0	1 0	0 0	0 0	1 0
Inning Stats	R: 0 E: 0 K: 0 S: 6 H: 0 LOB: 0 BB: 0 P: 12	R: 0 E: 0 K: 0 S: 12 H: 2 LOB: 2 BB: 0 P: 17	R: 0 E: 0 K: 0 S: 8 H: 0 LOB: 0 BB: 0 P: 13	R: 0 E: 0 K: 0 S: 8 H: 1 LOB: 1 BB: 0 P: 15	R: 0 E: 0 K: 0 S: 9 H: 1 LOB: 0 BB: 0 P: 14	R: 4 E: 0 K: 0 S: 13 H: 5 LOB: 1 BB: 0 P: 19	R: 1 E: 0 K: 0 S: 11 H: 1 LOB: 0 BB: 0 P: 16	R: 6 E: 1 K: 1 S: 24 H: 6 LOB: 1 BB: 0 P: 36		1B: 9 2B: 4 3B: 2 HR: 1 SF: 1 SAC: 0 DP: 1 HBP: 0					WP: 0 PB: 0 SB: 0 CS: 0 PA: 39	

	AB	38
	R	11
	H	16
	RBI	11
	BB	0
	SO	1
	LOB	12

PITCHER		IP	WLS	BF	H	R	ER	SO	BB	IBB	HBP	BLK	WP	HR	S	P	ERA	WHIP
53 Nick Blackburn, R ERA: 3.57	(1, 1)	5.2		24	8	4	4	0	0	0	0	0	0	0	55	89	6.35	1.412
54 Matt Guerrier, R ERA: 9.53	(6, 1)	1.1	H	9	5	5	5	0	0	0	0	0	0	1	20	28	33.75	3.750
17 Pat Neshek, R ERA: 7.5	(8, 1)	1.0	L	6	3	2	1	1	0	0	0	0	0	0	16	25	9.00	3.000

PITCHER	IP	WLS	BF	H	R	ER	SO	BB	IBB	HBP	BLK	WP	HR	S	P	ERA	WHIP

Batter	1	2	3	4	5	6	7	8	9	AB	R	H	RBI	BB	SO	LOB
22 Carlos Gómez, R (1, 8) OBP: 0.270, SLG: 0.361	C FC 88 X CU 81 0-1 23 S 7 FC4-6 2B		1 SAFE 1 SAFE B SL 82 X SL 80 1-0 ① B2		B SL 80 C SL 80 C FC 89 B FC 89 B CU 83 F CU 81 C FC 89 3-3 ② K		C FS 81 B SL 79 F SL 80 S SL 79 1-3 ③ K			4	1	1	0	0	2	1
23 Brendan Harris, R (1, 4) OBP: 0.391, SLG: 0.425	B FC 89 C FC 88 B FC 89 B FC 89 B FC 89 4-1 7 FC4-6 2-3 BB		1 SAFE 1 SAFE C FC 84 S FC 88 B FC 89 X FC 88 1-2 ② F9 1-2		B SL 81 X FC 90 1-0 ③ F9			C CH 79 X CH 80 0-1 ① F8		3	0	0	0	1	0	1
7 Joe Mauer, L (1, 2) OBP: 0.327, SLG: 0.326	B FC 89 C FC 88 B FC 89 C CU 83 B FC 89 X CU 83 3-2 ① FC4-6 1-2f 3-H		C FC 88 X FC 89 0-1 2-H 1B			C FC 85 X CU 81 0-1 33 HR 2B		B FF 86 B FF 86 X SI 85 2-0 ② G4-3		4	1	2	2	0	0	1
33 Justin Morneau, L (1, 3) OBP: 0.316, SLG: 0.490	C FC 89 C FC 89 B FC 89 S CU 82 1-3 ② K		S CU 83 F FC 88 1 SAFE X CU 80 0-2 ③ F7			B CU 79 D FC 89 B FC 87 X FC 87 3-0 2-H HR		B SL 80 B SL 74 B FF 86 C FF 86 C FF 87 C FF 88 3-3 ③ K		4	1	1	2	0	2	2
21 Delmon Young, R (1, 7) OBP: 0.304, SLG: 0.352	B FC 88 B SL 83 B FC 88 C FC 88 F CU 81 F FC 89 F CU 84 X SL 82 3-2 ③ F8			F SL 80 X CU 80 0-1 ① F8		X SL 79 0-0 ① G6-3			C SI 90 B SI 91 F CH 79 F SI 91 X CU 70 1-2 1B 3B	4	1	1	0	0	0	1
16 Jason Kubel, L (1, 9) OBP: 0.286, SLG: 0.478		B FC 86 S CU 81 S CU 81 C CU 81 1-3 ① K		C FC 88 C CU 82 S CU 80 0-3 ② K		B FC 86 S CU 80 S CU 80 B FC 88 S CU 80 2-3 ② K			B SI 88 X FF 88 1-0 ① G1-3	4	0	0	0	0	3	1
Craig Monroe, R (1, 10) OBP: 0.318, SLG: 0.316 2 Denard Span, L (9, PR) OBP: 0.391, SLG: 0.300		B FC 89 X FC 88 1-0 ② G6-3		B SL 81 B FC 88 B FC 87 X FC 87 3-0 1B		B CU 80 B SL 80 F CU 79 B FC 87 S FC 86 X CU 80 3-2 ③ L6			C SI 91 C SI 92 F SI 93 F SI 92 F SI 92 F SI 92 X CU 72 0-2 3-H 1B	4 0	0 0	2 0	1 0	0 0	0 0	0 0
Mike Lamb, L (1, 5) OBP: 0.222, SLG: 0.262		B CU 81 B CU 80 X FC 89 2-0 ③ G3		C FC 88 F FC 88 1 SAFE F CU 81 F FC 89 F CU 81 B CU 81 1 SAFE X CU 81 1-2 ③ F7			F FC 86 B CU 79 X CU 79 1-1 ① P4		B SI 88 X SI 91 1-0 ② F7	4	0	0	0	0	0	2
20 Matt Tolbert, S (1, 6) OBP: 0.467, SLG: 0.444			X FC 86 0-0 23 S 7 1B 1B		B FC 87 X FC 87 1-0 ① G5-3		B FC 86 B FF 90 X FF 90 2-0 ② F9		1 SAFE C SI 92 F SI 92 F SI 92 F SI 93 B FF 89 F SI 92 1 SAFE B SI 88 2-2 T SI 88 K ③	4	1	1	0	0	1	1

Inning Stats	1	2	3	4	5	6	7	8	9
	R: 1 E: 0 K: 1 S: 14	R: 0 E: 0 K: 1 S: 5	R: 1 E: 0 K: 0 S: 10	R: 0 E: 0 K: 1 S: 12	R: 0 E: 0 K: 1 S: 6	R: 2 E: 0 K: 1 S: 10	R: 0 E: 0 K: 1 S: 6	R: 0 E: 0 K: 1 S: 6	R: 1 E: 0 K: 1 S: 19
	H: 1 LOB: 1 BB: 1 P: 25	H: 0 LOB: 0 BB: 0 P: 9	H: 2 LOB: 1 BB: 0 P: 12	H: 1 LOB: 1 BB: 0 P: 16	H: 0 LOB: 0 BB: 0 P: 11	H: 2 LOB: 0 BB: 0 P: 18	H: 0 LOB: 0 BB: 0 P: 10	H: 0 LOB: 0 BB: 0 P: 11	H: 2 LOB: 1 BB: 0 P: 24

1B: 4 SF: 0
2B: 2 SAC: 0
3B: 1 DP: 0
HR: 1 HBP: 0

WP: 0 PA: 36
PB: 0
SB: 2
CS: 0

PITCHER		IP	WLS	BF	H	R	ER	SO	BB	IBB	HBP	BLK	WP	HR	S	P	ERA	WHIP
29 Nate Robertson, L ERA: 7.02	(1, 1)	6.1		26	6	4	4	5	1	0	0	0	0	1	59	94	5.68	1.105
45 Aquilino Lopez, R ERA: 0.73	(7, 1)	1.0		3	0	0	0	1	0	0	0	0	0	0	6	9	0.00	0.000
50 Clay Rapada, L ERA:	(8, 1)	0.2	W	2	0	0	0	1	0	0	0	0	0	0	4	9	0.00	0.000
59 Todd Jones, R ERA: 1.5	(9, 1)	1.0	S	5	2	1	1	1	0	0	0	0	0	0	19	24	9.00	2.000

PITCHER	IP	WLS	BF	H	R	ER	SO	BB	IBB	HBP	BLK	WP	HR	S	P	ERA	WHIP

Minnesota Twins @ Detroit Tigers

Comerica Park, Detroit, MI

Tue Apr 15 2008, 7:05 PM EDT

Att. 30,901 - Clear - 56 F

TOP

livebaseballscorecards.com

AB	35
R	5
H	8
RBI	5
BB	1
SO	8
LOB	10

Minnesota Twins @ Detroit Tigers

Comerica Park, Detroit, MI

Tue Apr 15 2008, 7:05 PM EDT

Att. 30,901 - Clear - 56 F

livebaseballscorecards.com

BOTTOM

Batter	1	2	3	4	5	6	7	8	9	AB	R	H	RBI	BB	SO	LOB
36 Clete Thomas, L (1, 8) OBP: 0.342, SLG: 0.417	B SI 88 F SI 89 C SI 89 F CH 82 X CH 82 1-2 ① L7		B SI 88 B SI 89 C CH 81 F SI 89 F SI 91 B CH 81 X CH 83 3-2 ② F8 1-2		F CH 80 F SI 91 T SI 91 0-2 ③ K			C SI 94 C CU 78 B CH 90 S SI 95 1-3 ① K		4	0	0	0	0	2	3
14 Placido Polanco, R (1, 4) OBP: 0.259, SLG: 0.149	B SI 90 F CH 80 F SI 91 B SI 92 S CH 83 2-3 ② K		C CH 81 X CH 81 0-1 ③ G5-3			C CH 80 B SI 91 C SI 90 F CH 83 X CH 79 1-2 ① L9		B SI 95 B SI 94 C SI 94 B SI 95 B SI 94 4-1 3 E 30 2B BB		3	1	0	0	1	1	1
3 Gary Sheffield, R (1, 10) OBP: 0.383, SLG: 0.351	B SI 91 F SI 90 X SI 90 1-1 HR			C CH 81 F CH 82 X SI 91 0-2 ① F8		C CH 82 C CH 82 X CH 82 0-2 ② G5-3		C CU 78 S CH 91 B CH 90 F SI 95 1 SAFE F SI 95 B CU 79 X CH 90 2-2 ② P2 1-3		4	1	1	1	0	0	1
30 Magglio Ordonez, R (1, 9) OBP: 0.316, SLG: 0.473	C CH 82 F CH 83 S CH 85 0-3 ③ K			X CH 81 0-0 ② G6-3		X CH 80 0-0 HR		C CH 89 X CH 91 0-1 24 HR 2B 3-H		4	2	2	2	0	1	0
24 Miguel Cabrera, R (1, 5) OBP: 0.315, SLG: 0.383 (9, 3)		B CH 82 B SI 91 B SI 90 C CH 82 B SI 91 4-1 G5-4-3 BB		C CH 81 B SI 92 C SI 90 X SI 92 1-2 ③ G3		X CH 81 0-0 ③ G5-3		F CH 90 F SI 94 F SI 96 B CU 76 X SI 94 1-2 2-H HR		3	1	1	2	1	0	0
9 Carlos Guillen, S (1, 3) OBP: 0.481, SLG: 0.698 15 Brandon Inge, R (9, 5) OBP: 0.370, SLG: 0.513		F SI 89 B SI 91 F SI 89 F SI 90 F SI 89 X SI 89 1-2 ① F9			X SI 89 0-0 G6-3 1B 1B		B SI 90 B SI 90 X SI 91 2-0 HR	C CU 76 B SI 94 S CH 89 X CH 90 1-2 ③ G3-1		4 0	1 0	2 0	1 0	0 0	0 0	1 0
Edgar Renteria, R (1, 6) OBP: 0.305, SLG: 0.321		1 SAFE C CH 80 X CH 81 0-1 ② ③ G5-4-3 1-2f			X SI 88 0-0 G6-3 1-2 1B		C CH 81 F CH 82 B CH 80 F CH 81 X CH 83 1-2 ① F9			3	0	1	0	0	0	1
Ivan Rodriguez, R (1, 2) OBP: 0.275, SLG: 0.362			C SI 89 S CH 80 B CH 84 D CH 80 B SI 90 B SI 89 4-2 36 S BB		B CH 80 L CH 80 X SI 89 1-1 ① G6-3 1-2 2-3		F SI 91 B CH 79 X CH 82 1-1 ② G6-3			2	0	0	0	1	0	2
33 Marcus Thames, R (1, 7) OBP: 0.217, SLG: 0.286 25 Ryan Raburn, R (9, 7) OBP: 1.000, SLG: 1.000			X CH 81 0-0 ① P2		C CH 80 X CH 80 0-1 ② F8		C SI 91 S CH 81 D CH 81 F SI 92 B SI 92 B CH 83 X CH 81 3-2 ③ P4			3 0	0 0	0 0	0 0	0 0	0 0	3 0
Inning Stats	R: 1 E: 0 K: 2 S: 12 H: 1 LOB: 0 BB: 0 P: 16	R: 0 E: 0 K: 0 S: 8 H: 0 LOB: 0 BB: 1 P: 13	R: 0 E: 0 K: 0 S: 9 H: 0 LOB: 1 BB: 1 P: 16	R: 0 E: 0 K: 0 S: 7 H: 0 LOB: 0 BB: 0 P: 8	R: 0 E: 0 K: 1 S: 9 H: 2 LOB: 2 BB: 0 P: 10	R: 1 E: 0 K: 0 S: 9 H: 1 LOB: 0 BB: 0 P: 10	R: 1 E: 0 K: 0 S: 11 H: 1 LOB: 0 BB: 0 P: 18	R: 3 E: 1 K: 1 S: 18 H: 2 LOB: 0 BB: 1 P: 27		1B: 2 2B: 1 3B: 0 HR: 4 SF: 0 SAC: 0 DP: 1 HBP: 0					WP: 0 PB: 0 SB: 1 CS: 0 PA: 33	

	AB	30
	R	6
	H	7
	RBI	6
	BB	3
	SO	4
	LOB	12

PITCHER		IP	WLS	BF	H	R	ER	SO	BB	IBB	HBP	BLK	WP	HR	S	P	ERA	WHIP
30 Scott Baker, R ERA: 4.34	(1, 1)	7.0		27	5	3	3	3	2	0	0	0	0	3	65	91	3.86	1.000
28 Jesse Crain, R ERA: 9.82	(8, 1)	1.0	L	6	2	3	3	1	1	0	0	0	0	1	18	27	27.00	3.000

PITCHER		IP	WLS	BF	H	R	ER	SO	BB	IBB	HBP	BLK	WP	HR	S	P	ERA	WHIP

TOP

Detroit Tigers @ Cleveland Indians

Progressive Field, Cleveland, OH

Wed Apr 16 2008, 7:05 PM EDT

Att. 17,644 - Clear - 67 F

livebaseballscorecards.com

Batter	1	2	3	4	5	6	7	8	9	AB	R	H	RBI	BB	SO	LOB
Ivan Rodriguez, R (1, 2) OBP: 0.246, SLG: 0.321	C SI 95 F CH 86 B FF 95 X FF 95 1-2 G6-3 ①	S SI 94 X CH 85 0-1 G5-3 ③		C CH 85 1 SAFE F SI 94 X SL 79 0-2 L5 ③	B B S FF 87 S FF 87 B FF 88 S FF 88 3-3 K ①	F FF 89 D CH 76 X CH 75 1-1 F8 ③		X SL 82 0-0 G1-3 ② 1-2 2-3		6	0	0	0	0	1	10
14 Placido Polanco, R (1, 4) OBP: 0.267, SLG: 0.173	B FF 94 C SI 95 C SI 95 B SI 95 X FF 95 2-2 F9 ②		B FF 94 X CH 84 1-0 24 1B 2B		30 BB 3 BLK 24 1B BB 1-1 FC6-2-5 ② 2-3 3-H		X FF 90 0-0 G4-3 ①	C FF 93 F SL 83 D SL 84 S SL 83 1-3 K ③		5	2	1	1	1	1	3
3 Gary Sheffield, R (1, 10) OBP: 0.377, SLG: 0.333	F FF 96 B CH 87 X SI 95 1-1 F7 ③		B SI 94 X SI 94 1-0 G6-3 ①		30 BB 24 1B BB 2-1 F7 ③		C FF 91 F SL 88 S CH 78 0-3 K ②		X FF 90 0-0 24 1B 30 WP 25 FC6-4 1B	5	2	1	0	1	1	2
30 Magglio Ordonez, R (1, 9) OBP: 0.349, SLG: 0.466		B SI 94 B CH 85 B SI 94 B SI 94 4-0 24 HR BB	C FF 95 B FF 94 B SI 94 X SI 95 2-1 G6-3 ②		S CH 84 F SI 94 F CH 84 B SI 94 B CH 84 B SI 94 B SI 94 4-2 9 1B 24 1B HR 1-2 2-3 BB	F FF 86 B CU 78 B FF 88 F FF 88 B FF 87 B FF 88 4-2 BB 9 BB 15 BB BB	F CH 79 B FF 91 B FF 90 B FF 91 F SI 90 X FF 90 3-2 1B		B SI 90 B SL 84 C SI 90 X SI 90 2-1 G5-3 ① 1-2	3	3	1	0	3	0	2
24 Miguel Cabrera, R (1, 5) OBP: 0.350, SLG: 0.472 (6, 3)		C SI 94 B SI 95 X SI 95 1-1 1-H HR	X FF 95 0-0 2-H 1B		C SI 94 F CH 85 X SI 94 0-2 9 1B HR 1-2 2-H 3-H 1B	S FF 87 S SL 84 B FF 89 D C 2-3 K ①	C FF 91 X SL 88 0-1 G5-3 ③		S SI 91 S SI 91 X SI 90 0-2 25 FC6-4 2-3 1B	6	2	4	5	0	1	2
9 Carlos Guillen, S (1, 3) OBP: 0.482, SLG: 0.674 25 Ryan Raburn, R (6, PR) OBP: 0.750, SLG: 1.000 (6, 7)		B SI 95 F CH 86 F CH 86 B SL 82 F FF 95 F CH 86 C SL 81 2-3 K ①	B FF 94 S FF 94 X FF 95 1-1 G4-3 ③		X 0-0 HR 1-2 2-3 1B	F B B B FF 87 B FF 87 –	4-1 15 BB BB 1-2 BB	B FF 93 B FF 93 X FF 93 2-0 1B 2B	B SL 83 F SI 90 B SL 85 F SI 90 F SL 84 X SI 90 2-2 FC6-4 39 1B ② 1-2f 3-H	3 2	1 1	1 1	0 1	1 0	1 0	1 1
Edgar Renteria, R (1, 6) OBP: 0.344, SLG: 0.400 39 Ramon Santiago, S (8, PR) OBP: 0.444, SLG: 0.556 (8, 6)		C SI 94 S CH 86 X SI 95 0-2 15 1B 1B		C FF 92 X SI 92 0-1 L9 ① 1-H 2-H 3-H	X FF 94 0-0 HR 1-2 2-3	S FF 86 B FF 86 B CU 75 B FF 87 B FF 86 4-1 15 BB BB 1-2 2-3 BB		B FF 94 X SL 75 1-0 G1-3 36 1B 1B 2-H	B FF 89 X FF 90 1-0 1-2 1B	4 1	1 0	3 1	5 0	1 0	0 0	0 0
33 Marcus Thames, R (1, 7) OBP: 0.231, SLG: 0.292 36 Clete Thomas, L (5, 7) OBP: 0.341, SLG: 0.410 (6, 8)		C SI 94 X FF 93 0-1 F9 ②		B CH 86 T CH 86 F SL 81 X SL 82 1-2 G5-3 ②	B FF 88 B SI 89 F FF 88 F SI 88 F CU 77 F FF 87 X SL 82 2-2 15 2B 14 FC6-2-5 1B	X FF 88 0-0 F5 ②		B FF 94 S CH 84 X CH 84 1-1 G1-3 1-2 1B	X SI 88 0-0 F8 ③	3 3	1 0	1 1	0 0	0 0	0 0	1 5
15 Brandon Inge, R (1, 8) OBP: 0.412, SLG: 0.548 (6, 5)		F FF 94 C SI 94 B SI 94 X SI 94 1-2 1B		B FF 95 B FF 94 B CH 85 C FF 93 F FF 94 F SI 95 B CH 84 4-2 BB	B FF 87 C FF 87 B FF 87 B SL 82 F FF 87 F FF 86 F FF 86 X FF 86 3-2 14 FC6-2-5 1-3 2B	B FF 89 B FF 88 B FF 89 B FF 88 4-0 BB 1-2 2-3 3-H		C FF 94 S SL 83 C SL 84 0-3 K ①		3	0	2	1	2	1	2

AB	44
R	13
H	17
RBI	13
BB	9
SO	6
LOB	29

Inning Stats	1	2	3	4	5	6	7	8	9	1B: 12	SF: 0	WP: 1	PA: 53
	R: 0 E: 0 K: 0 S: 8	R: 2 E: 0 K: 1 S: 17	R: 1 E: 0 K: 0 S: 7	R: 0 E: 0 K: 0 S: 11	R: 7 E: 0 K: 1 S: 33	R: 1 E: 0 K: 1 S: 10	R: 0 E: 0 K: 1 S: 9	R: 1 E: 0 K: 2 S: 11	R: 1 E: 0 K: 0 S: 12	2B: 3 3B: 0 HR: 2	SAC: 0 DP: 0 HBP: 0	PB: 0 SB: 0 CS: 0	
	H: 0 LOB: 0 BB: 0 P: 12	H: 3 LOB: 2 BB: 1 P: 25	H: 2 LOB: 1 BB: 0 P: 12	H: 0 LOB: 1 BB: 1 P: 16	H: 5 LOB: 1 BB: 3 P: 56	H: 0 LOB: 3 BB: 4 P: 29	H: 1 LOB: 1 BB: 0 P: 12	H: 3 LOB: 2 BB: 0 P: 16	H: 3 LOB: 2 BB: 0 P: 17				

PITCHER		IP	WLS	BF	H	R	ER	SO	BB	IBB	HBP	BLK	WP	HR	S	P	ERA	WHIP
CC Sabathia, L ERA: 13.5	(1, 1)	4.0	L	25	8	9	9	1	5	0	0	1	0	2	59	93	20.25	3.250
40 Tom Mastny, R ERA: 13.5	(5, 1)	1.1		9	2	2	2	2	3	0	0	0	0	0	24	49	13.50	3.750
Craig Breslow, L ERA:	(6, 1)	1.2		7	1	0	0	1	1	0	0	0	0	0	12	20	0.00	1.200
Jorge Julio, R ERA: 5.63	(8, 1)	1.0		6	3	1	1	2	0	0	0	0	0	0	11	16	9.00	3.000
30 Masa Kobayashi, R ERA: 3.38	(9, 1)	1.0		6	3	1	1	0	0	0	0	0	1	0	12	17	9.00	3.000

PITCHER	IP	WLS	BF	H	R	ER	SO	BB	IBB	HBP	BLK	WP	HR	S	P	ERA	WHIP

Detroit Tigers @ Cleveland Indians

Progressive Field, Cleveland, OH

Wed Apr 16 2008, 7:05 PM EDT

Att. 17,644 - Clear - 67 F

livebaseballscorecards.com

BOTTOM

Batter	1	2	3	4	5	6	7	8	9	AB	R	H	RBI	BB	SO	LOB
24 Grady Sizemore, L (1, 8) OBP: 0.391, SLG: 0.368 Jason Michaels, R (6, PH) OBP: 0.139, SLG: 0.121 (7, 9)	C SI 90 S SL 86 B SL 87 X SI 92 1-2 ① P4		X SI 85 0-0 ③ P4			C SI 89 B SI 89 S SL 84 F SL 85 B CH 82 S SL 85 2-3 ③ K		B FF 93 X FF 92 1-0 ② F7		2 1	0 0	0 0	0 0	0 0	0 1	0 1
20 David Dellucci, L (1, 7) OBP: 0.432, SLG: 0.483 11 Jamey Carroll, R (7, 7) OBP: 0.500, SLG: 0.222	B SI 92 X SI 92 1-0 HR			B SI 89 C CH 84 S SL 84 F SL 84 F SI 92 X SL 84 2-2 ① F8			B H 2-0 2 FC6-4 10 HBP 25 1B HBP	B SL 88 B FF 92 C FF 92 X FF 92 2-1 ③ F9		2 1	1 1	1 0	1 0	0 0	0 0	0 1
48 Travis Hafner, L (1, 10) OBP: 0.343, SLG: 0.379	B SI 92 X CH 85 1-0 ② P2			X SI 90 0-0 ② G4-3			C SI 87 X CH 83 0-1 ① F8		B FF 92 B FF 93 S FF 92 S CH 82 C SL 85 2-3 ① K	4	0	0	0	0	1	1
41 Victor Martinez, S (1, 2) OBP: 0.353, SLG: 0.382 10 Kelly Shoppach, R (7, 2) OBP: 0.360, SLG: 0.455	B SI 93 B SI 91 X SI 92 2-0 ③ G4-3			B SI 90 X CH 81 1-0 ③ G3			C SL 82 B SI 90 H SI 89 2-1 2 FC6-4 1-2 HBP		F FF 92 X SL 85 0-1 ② G6-3	2 1	0 0	0 0	0 0	0 0	0 0	0 0
2 Jhonny Peralta, R (1, 6) OBP: 0.305, SLG: 0.463		X SI 90 0-0 ① G5-3			C SI 89 B SL 83 B SL 82 S SI 89 X SL 84 2-2 ① F8		S SL 82 F SL 83 B SI 90 F SL 85 F SI 90 F SL 83 F SI 87 X SI 90 1-2 ② FC6-4 25 1B 1-2f 2-3		F FF 92 B SL 84 B SL 84 F FF 92 B SL 84 F FF 92 B FF 93 4-2 25 FC6-4 BB	3	0	0	0	1	0	2
25 Ryan Garko, R (1, 3) OBP: 0.435, SLG: 0.451		C SI 90 B SL 85 F SL 85 B SL 83 X SI 92 2-2 ② F9			C SL 84 C SL 84 F SI 85 T SI 92 0-2 ② K		B FF 92 B FF 92 B FF 92 C FF 92 X FF 92 3-1 1-3 3-H 1B		F FF 92 C FF 92 F SL 86 X FF 91 0-2 ③ FC6-4 1-2f	4	0	1	1	0	1	1
13 Asdrúbal Cabrera, S (1, 4) OBP: 0.218, SLG: 0.212		C SI 91 F SI 86 S SL 84 0-3 ③ K			C CH 84 S CH 84 B CH 85 C SL 83 1-3 ③ K		B FF 92 B FF 92 B FF 93 C FF 93 S FF 93 X FF 93 3-2 ③ F7			3	0	0	0	0	2	2
Franklin Gutierrez, R (1, 9) OBP: 0.250, SLG: 0.295 (7, 8)			C SL 84 B SL 81 B SI 89 C SL 84 C SI 91 2-3 ① K			X 0-0 ① F7		C SL 86 F SL 85 B FF 91 F FF 92 X SL 85 1-2 1B		3	0	1	0	0	1	0
Casey Blake, R (1, 5) OBP: 0.255, SLG: 0.195 Andy Marte, R (6, PH) OBP: 0.143, SLG: 0.143 (7, 5)			L SI 91 C SL 84 F SI 93 B SL 87 S SI 87 1-3 ② K			B SL 82 F SI 89 B SI 89 C SL 83 X SI 90 2-2 ② L7		B FF 93 X FF 93 1-0 ① P4		1 2	0 0	0 0	0 0	0 0	1 0	0 1
Inning Stats	R: 1 E: 0 K: 0 S: 6 H: 1 LOB: 0 BB: 0 P: 11	R: 0 E: 0 K: 1 S: 7 H: 0 LOB: 0 BB: 0 P: 9	R: 0 E: 0 K: 2 S: 8 H: 0 LOB: 0 BB: 0 P: 11	R: 0 E: 0 K: 0 S: 7 H: 0 LOB: 0 BB: 0 P: 10	R: 0 E: 0 K: 2 S: 10 H: 0 LOB: 0 BB: 0 P: 13	R: 0 E: 0 K: 1 S: 8 H: 0 LOB: 0 BB: 0 P: 12	R: 1 E: 0 K: 0 S: 15 H: 1 LOB: 2 BB: 0 P: 26	R: 0 E: 0 K: 0 S: 8 H: 1 LOB: 1 BB: 0 P: 13	R: 0 E: 0 K: 1 S: 12 H: 0 LOB: 1 BB: 1 P: 18	1B: 2 2B: 0 3B: 0 HR: 1 SF: 0 SAC: 0 DP: 0 HBP: 2						

PITCHER		IP	WLS	BF	H	R	ER	SO	BB	IBB	HBP	BLK	WP	HR	S	P	ERA	WHIP
58 Armando Galarraga, R ERA: 2.7	(1, 1)	6.2	W	23	1	2	2	6	0	0	2	0	0	1	56	81	2.70	0.150
Jason Grilli, R ERA: 5.87	(7, 1)	2.1		10	2	0	0	1	1	0	0	0	0	0	25	42	0.00	1.286

PITCHER	IP	WLS	BF	H	R	ER	SO	BB	IBB	HBP	BLK	WP	HR	S	P	ERA	WHIP

AB	30
R	2
H	3
RBI	2
BB	1
SO	7
LOB	9

WP: 0 PB: 0 SB: 0 CS: 0 PA: 33

Batter	1	2	3	4	5	6	7	8	9	AB	R	H	RBI	BB	SO	LOB
36 Clete Thomas, L (1, 8) OBP: 0.326, SLG: 0.409	C FF 92 T FF 93 B SI 94 F SI 93 B SI 94 B SI 93 F FF 93 X FF 94 3-2 G4-3	B FF 92 X SI 93 1-0 F7			B FF 94 C FF 92 X SI 92 1-1 G5-3		B FF 92 X FF 92 1-0 3 BB 2B		C FF 91 C FF 90 B FF 91 C FF 92 1-3 K	5	0	1	0	0	1	2
39 Ramon Santiago, S (1, 4) OBP: 0.538, SLG: 0.545	B SI 93 B FF 92 C SI 93 C SI 93 X SI 94 2-2 30 G4-3 3 BB 1B		C FF 91 C SL 82 X CH 85 0-2 F7			C FF 92 B SI 92 F SI 92 H SL 86 2-2 30 1B 3 HBP 24 SF8 HBP	B FF 88 B FF 87 B CH 86 B CH 83 4-0 3 BB BB			2	1	1	0	1	0	0
3 Gary Sheffield, R (1, 10) OBP: 0.404, SLG: 0.326	B SI 93 B SI 92 B SI 93 B FF 93 4-0 30 G4-3 1-2 BB		C FF 93 F SI 91 F SI 92 S SL 84 0-3 K			H FF 95 1-0 30 1B 9 1B 1-2 HBP	C FF 88 B FF 89 B F FF 89 B SL 80 B FF 89 4-2 1-2 2-3 BB			1	0	0	0	2	1	0
30 Magglio Ordonez, R (1, 9) OBP: 0.348, SLG: 0.459 25 Ryan Raburn, R (7, PH) OBP: 0.600, SLG: 0.750 (7, 9)	B SL 85 C FF 94 X SI 93 1-1 G4-3 1-2 2-3		X SL 83 0-0 F8			D SI 95 S FF 93 X SI 93 1-1 9 1B 1-2 2-3 1B	B FF 85 B FF 86 X CH 86 2-0 P5			3 1	0 0	1 0	0 0	0 0	0 0	2 3
24 Miguel Cabrera, R (1, 5) OBP: 0.344, SLG: 0.464	C FF 94 F SI 94 B SI 93 F SI 95 F SI 94 F FF 94 F SI 95 B SL 88 F SI 94 2-3 S SI 94 K			B SL 83 B SI 91 C FF 92 C SI 92 X SL 84 2-2 9 G4-6-3 1B		C SI 92 X SI 93 0-1 SF8 3-H		B FF 91 F SI 91 S SL 84 B SL 88 X SL 87 2-2 F8		3	0	1	1	0	1	2
9 Carlos Guillen, S (1, 3) OBP: 0.475, SLG: 0.653 33 Marcus Thames, R (7, 3) OBP: 0.222, SLG: 0.280		B FF 93 X FF 92 1-0 P4		C FF 93 C SI 92 B SI 92 1 SAFE F SI 93 F FF 93 X SI 93 1-2 G4-6-3 1-2f		X SI 93 0-0 FC6-4 1-2 2-H 1B		B SI 92 F SL 82 F SI 91 X SI 91 1-2 F8		3 1	0 0	1 0	0 0	0 0	0 0	1 0
Edgar Renteria, R (1, 6) OBP: 0.338, SLG: 0.391		C FF 93 B SL 85 X CH 85 1-1 15 2B 1B		C FF 94 C SI 94 X SI 93 0-2 G6-3		C SI 93 X SI 93 0-1 FC6-4 1-2f		B FF 92 F SI 90 F SI 91 B SL 88 S SL 86 2-3 K		4	0	1	0	0	1	2
Jacque Jones, L (1, 7) OBP: 0.211, SLG: 0.171		B SI 92 X SI 91 1-0 F7			B FF 93 C FF 91 X SI 92 1-1 G6-3		B FF 91 C FF 91 F CH 83 F FF 90 F CH 84 F CH 82 X SI 92 1-2 G4-3		B FF 92 F FF 92 C CH 82 X FF 91 1-2 G1-3	4	0	0	0	0	0	1
15 Brandon Inge, R (1, 2) OBP: 0.400, SLG: 0.543		B FF 92 C FF 90 F SI 91 1 SAFE B SI 92 F SI 91 X SI 91 2-2 1-3 2B			C FF 92 B SI 93 B SI 91 X FF 93 2-1 G6-3		C FF 92 B CH 81 B SL 82 F FF 91 B SI 91 X FF 91 3-2 F9		F FF 92 C FF 91 B SL 82 B FF 92 X FF 91 2-2 F8	4	0	1	0	0	0	0
Inning Stats	R: 0 E: 0 K: 1 S: 18 H: 1 LOB: 2 BB: 1 P: 30	R: 0 E: 0 K: 0 S: 9 H: 2 LOB: 2 BB: 0 P: 15	R: 0 E: 0 K: 1 S: 8 H: 0 LOB: 0 BB: 0 P: 8	R: 0 E: 0 K: 0 S: 11 H: 1 LOB: 0 BB: 0 P: 14	R: 0 E: 0 K: 0 S: 6 H: 0 LOB: 0 BB: 0 P: 10	R: 1 E: 0 K: 0 S: 9 H: 2 LOB: 2 BB: 0 P: 13	R: 0 E: 0 K: 0 S: 13 H: 1 LOB: 3 BB: 2 P: 28	R: 0 E: 0 K: 1 S: 9 H: 0 LOB: 0 BB: 0 P: 14	R: 0 E: 0 K: 1 S: 9 H: 0 LOB: 0 BB: 0 P: 13	1B: 5 2B: 2 3B: 0 HR: 0 SF: 1 SAC: 0 DP: 1 HBP: 2						

TOP

Detroit Tigers @ Cleveland Indians

Progressive Field, Cleveland, OH

Thu Apr 17 2008, 7:05 PM EDT

Att. 21,547 - Partly Cloudy - 68 F

livebaseballscorecards.com

AB	31
R	1
H	7
RBI	1
BB	3
SO	4
LOB	13

PITCHER		IP	WLS	BF	H	R	ER	SO	BB	IBB	HBP	BLK	WP	HR	S	P	ERA	WHIP
55 Roberto Hernandez, R ERA: 1.96	(1, 1)	6.2	W	28	7	1	1	2	1	0	2	0	0	0	71	105	1.35	1.200
50 Jensen Lewis, R ERA: 4.66	(7, 1)	0.1		3	0	0	0	0	2	0	0	0	0	0	3	13	0.00	6.000
30 Masa Kobayashi, R ERA: 2.84	(8, 1)	1.0		3	0	0	0	1	0	0	0	0	0	0	9	14	0.00	0.000
63 Rafael Betancourt, R ERA: 4.5	(9, 1)	1.0		3	0	0	0	1	0	0	0	0	0	0	9	13	0.00	0.000

PITCHER	IP	WLS	BF	H	R	ER	SO	BB	IBB	HBP	BLK	WP	HR	S	P	ERA	WHIP

WP: 0 PA: 37
PB: 0
SB: 0
CS: 0

Detroit Tigers @ Cleveland Indians

Progressive Field, Cleveland, OH

Thu Apr 17 2008, 7:05 PM EDT

Att. 21,547 - Partly Cloudy - 68 F

livebaseballscorecards.com

BOTTOM

Batter	1	2	3	4	5	6	7	8	9	AB	R	H	RBI	BB	SO	LOB
24 Grady Sizemore, L (1, 8) OBP: 0.405, SLG: 0.383	B FF 92 B FF 92 B FF 91 B FF 89 4-0 48 G3 11 S BB	F CH 82 B CH 83 F FF 94 F FF 95 X CU 81 1-2 ② F9 2-3		C B FF 91 B FF 90 F FF 92 X CH 84 2-2 ① P5		C SI 92 X SI 93 0-1 11 3B 2B	H SL 79 1-0 11 FC5-4 HBP			3	1	1	0	1	0	1
11 Jamey Carroll, R (1, 4) OBP: 0.526, SLG: 0.462	B FF 91 C FF 92 D CU 78 B FF 93 C FF 91 B 4-2 48 G3 1-2 BB	F FF 94 B CU 81 C CU 80 B FF 94 F CU 82 X FF 93 2-2 48 BB 3-H 1B		C FF 92 B CU 81 C CU 78 F CU 81 F CH 82 F FF 94 X FF 93 1-2 ② L8		C CH 82 X SL 88 0-1 48 HR 2-H 3B	B SI 90 F SI 90 B SI 90 C SI 90 F SI 91 B SI 92 X 3-2 ① FC5-4 41 2B 1-2f			4	2	2	2	1	0	1
48 Travis Hafner, L (1, 10) OBP: 0.347, SLG: 0.419	C FF 93 D CU 80 S CH 84 X CU 81 1-2 ① G3 1-2 2-3	B FF 93 B FF 93 B CH 82 B FF 92 4-0 1-2 BB		B CH 82 B CH 81 B FF 94 C FF 90 X FF 90 3-1 ③ F7		C SI 95 D SI 84 B CH 84 X SI 94 2-1 3-H HR	B SL 80 C SL 80 F SL 79 F SL 78 S SI 92 1-3 ② K			4	1	1	2	1	1	3
41 Victor Martinez, S (1, 2) OBP: 0.385, SLG: 0.421	I I I I 4-0 2 G6-3 IBB	B FF 93 B CH 82 X FF 93 2-0 ③ G4-3			C FF 88 B FF 90 B FF 90 B FF 91 X FF 90 3-1 25 HR 1B	X SI 94 0-0 ① G4-3	F SI 91 S SI 90 B SI 91 F SI 92 F SI 90 B SL 78 F SI 91 F SI 91 F SI 91 2-2 X SL 77 1-H 2B			4	1	2	1	1	0	2
2 Jhonny Peralta, R (1, 6) OBP: 0.297, SLG: 0.441	B CU 79 S CH 81 B CH 81 X FF 95 2-1 ②③ G6-3 1-2f		B FF 91 X FF 90 1-0 ① G6-3		S FF 90 S CH 80 F FF 92 D CU 79 S CU 81 1-3 ① K	C SI 95 B SI 93 B CH 84 X SI 94 2-1 G5-3 25 BB 1B 1B	C SI 90 B SL 78 C SL 77 F SI 90 B SI 90 S SI 90 2-3 ③ K			5	1	1	0	0	2	5
25 Ryan Garko, R (1, 3) OBP: 0.448, SLG: 0.500		F FF 92 H FF 93 1-1 2B SF8 HBP	C FF 91 F FF 92 X CH 82 0-2 ② G5-3		F FF 91 F CH 81 B FF 92 X CH 80 1-2 1-H HR	C SL 83 F FF 94 B SL 86 B SI 94 D SI 85 B SI 94 4-2 G5-3 1-2 1B BB		X FF 94 0-0 ① F8		3	3	1	2	1	0	0
Franklin Gutierrez, R (1, 9) OBP: 0.283, SLG: 0.333		C FF 92 B CU 80 B CH 82 B FF 93 X FF 92 3-1 SF8 2B 1-3 2B	C FF 92 B FF 92 F FF 92 F CU 82 F CH 84 X FF 92 1-2 1B 1B		F FF 92 X FF 92 0-1 ② F8	B X 1-0 ② G5-3 1-2 2-3		B FF 96 B SL 89 B SI 96 C FF 94 B FF 95 4-1 BB		4	1	2	0	1	0	2
Jason Michaels, R (1, 7) OBP: 0.195, SLG: 0.167		C FF 95 X FF 95 0-1 ① SF8 2-3 3-H	B FF 92 X FF 92 1-0 1-2 1B		H FF 93 1-0 FC6-4 HBP	B SL 84 B SL 84 F SI 94 C SI 95 B SI 95 F SI 94 X SI 95 3-2 2-H 3-H 1B		C SI 94 B SL 88 X SL 88 1-1 ② F8		3	0	2	3	0	0	1
Casey Blake, R (1, 5) OBP: 0.250, SLG: 0.217		C FF 95 C FF 94 X FF 95 0-2 24 F9 11 1B 3-H 2B	B FF 92 C CH 83 X CU 80 1-1 ③ F8		1 SAFE S FF 94 X CU 81 0-1 ③ FC6-4 1-2f	X SI 94 0-0 ③ G6-3		C FF 93 B FF 94 B SL 89 X SL 90 2-1 ③ L5		5	1	1	1	0	0	5
Inning Stats	R: 0 E: 0 K: 0 S: 7 H: 0 LOB: 2 BB: 3 P: 22	R: 3 E: 0 K: 0 S: 17 H: 3 LOB: 2 BB: 1 P: 30	R: 0 E: 0 K: 0 S: 12 H: 2 LOB: 2 BB: 0 P: 16	R: 0 E: 0 K: 0 S: 11 H: 0 LOB: 0 BB: 0 P: 17	R: 2 E: 0 K: 1 S: 13 H: 2 LOB: 1 BB: 0 P: 19	R: 5 E: 0 K: 0 S: 17 H: 5 LOB: 1 BB: 1 P: 29	R: 1 E: 0 K: 2 S: 20 H: 1 LOB: 1 BB: 0 P: 29	R: 0 E: 0 K: 0 S: 6 H: 0 LOB: 1 BB: 1 P: 13								

AB	35	
R	11	
H	13	
RBI	11	
BB	6	
SO	3	
LOB	20	

1B: 6	SF: 1	WP: 0	PA: 45
2B: 4	SAC: 0	PB: 0	
3B: 1	DP: 1	SB: 1	
HR: 2	HBP: 3	CS: 0	

PITCHER		IP	WLS	BF	H	R	ER	SO	BB	IBB	HBP	BLK	WP	HR	S	P	ERA	WHIP
35 Justin Verlander, R ERA: 7.03	(1, 1)	5.0	L	27	7	5	5	1	3	1	2	0	0	1	60	104	9.00	2.000
31 Zach Miner, R ERA: 15.75	(6, 1)	1.0		9	5	5	5	0	1	0	0	0	0	1	17	29	45.00	6.000
44 Bobby Seay, L ERA: 5.79	(7, 1)	1.0		5	1	1	1	2	0	0	1	0	0	0	20	29	9.00	1.000
52 Denny Bautista, R ERA: 1.29	(8, 1)	1.0		4	0	0	0	0	1	0	0	0	0	0	6	13	0.00	1.000

PITCHER	IP	WLS	BF	H	R	ER	SO	BB	IBB	HBP	BLK	WP	HR	S	P	ERA	WHIP

Batter	1	2	3	4	5	6	7	8	9	AB	R	H	RBI	BB	SO	LOB
Ivan Rodriguez, R (1, 2) OBP: 0.258, SLG: 0.362	B FF 94 X FF 94 1-0 30 BB 24 SF8 2B	B FF 95 C CU 76 F CU 78 C CU 79 1-3 ②		C FF 95 B FF 90 X FF 94 1-1 ③ G4-3		F FF 95 X SL 85 0-1 2-H 2B		F SI 88 B SI 90 X SI 90 1-1 ① G4-3		5	1	2	1	0	1	2
14 Placido Polanco, R (1, 4) OBP: 0.292, SLG: 0.167	B FF 93 B FF 95 F FF 93 B FF 94 F FF 94 B FF 93 4-2 9 WP 30 BB BB	B CU 76 F FF 93 D CU 79 B FF 94 B FF 93 4-1 BB			B FF 94 B FF 93 B FF 92 B FF 92 4-0 30 PB BB	F FF 94 B SL 83 B SI 96 B FF 94 X FF 95 3-1 ③ G4-3		C SI 88 X SI 89 0-1 ② G6-3		2	0	0	0	3	0	1
3 Gary Sheffield, R (1, 10) OBP: 0.387, SLG: 0.333	C CU 76 B FF 92 D CU 78 F FF 95 S FF 94 2-3 ① K	B CU 76 B FF 94 C FF 92 T FF 92 B FF 95 C FF 94 3-3 ③ K			B CU 75 S FF 94 X FF 93 1-1 ① P4		X FF 94 0-0 30 2B 2B	B SI 90 C CU 75 B CU 75 T SI 90 F S CU 76 2-3 ③ K		5	1	1	0	0	3	6
30 Magglio Ordonez, R (1, 9) OBP: 0.366, SLG: 0.469	B FF 95 C CU 76 B FF 93 B FF 92 S FF 94 B FF 95 4-2 9 WP 1-2 2-3 BB		B FF 92 X CH 84 1-0 ① F7		B CH 85 B FF 93 C CU 73 B CU 75 F FF 94 B CU 76 4-2 24 G6-4-3 1-2 BB		C FF 91 F B FF 93 X CH 84 1-2 9 E 2-H 2B		B SL 88 F SL 88 F CH 83 B SL 88 B SL 89 T CH 82 3-2 ① K	3	1	1	1	2	1	0
24 Miguel Cabrera, R (1, 5) OBP: 0.348, SLG: 0.500 (9, 3)	B FF 94 B FF 95 X FF 95 2-0 ② SF8 3-H		B CH 85 C CU 75 F FF 92 X CU 78 1-2 9 G5-3 2B		C FF 94 X FF 95 0-1 ② ③ G6-4-3 1-2f		S FF 94 X SL 84 0-1 ① F9		S CH 84 S CH 84 X CH 86 0-2 9 S 1B 2B	4	1	2	1	0	0	3
9 Carlos Guillen, S (1, 3) OBP: 0.453, SLG: 0.630 36 Clete Thomas, L (9, 8) OBP: 0.326, SLG: 0.409	D CU 76 B FF 94 X 2-0 ③ G3 1-2 2-3		C FF 93 X FF 93 0-1 ② G5-3 2-3			B FF 94 X FF 94 1-0 G4-3 33 1B 2B	C FF 94 D CH 86 X FF 95 1-1 E6 HR 2-H		B SL 89 F FF 90 F SL 90 F FF 91 X CH 85 1-2 ② L6 2-3	5 0	2 0	1 0	0 0	0 0	0 0	4 0
Edgar Renteria, R (1, 6) OBP: 0.356, SLG: 0.441		B FF 95 B FF 94 C FF 95 B FF 94 B FF 92 4-1 15 SH3-4 33 BB BB	B FF 95 F FF 92 X CU 77 1-1 ③ G6-3			B SL 85 B FF 96 F FF 94 F FF 95 B SL 84 X FF 96 3-2 ① G4-3 2-3	1 SAFE X SI 89 0-0 1-H HR		B FF 90 F SL 91 S CH 85 B FF 89 X 2-2 3-H 1B	4	1	2	3	1	0	2
33 Marcus Thames, R (1, 7) OBP: 0.258, SLG: 0.286 25 Ryan Raburn, R (7, 7) OBP: 0.500, SLG: 0.600		B CU 75 B FF 92 B FF 93 C FF 91 F FF 91 B FF 93 4-2 15 SH3-4 1-2 BB		B CU 73 F FF 94 X FF 93 1-1 ① L7		B SL 85 S FF 95 X SL 84 1-1 15 WP 2B 3-H 1B	B SI 90 C CU 75 X SI 90 1-1 ② F7		X SI 92 0-0 ③ F9	3 1	1 0	1 0	1 0	1 0	0 0	0 1
15 Brandon Inge, R (1, 8) OBP: 0.379, SLG: 0.510 (9, 5)		C CU 75 X FF 93 0-1 ① SH3-4 1-2 2-3		C FF 94 B SI 88 X CU 77 1-1 ② G6-3		1 SAFE C SL 83 F FF 96 B SL 85 B SL 82 B FF 96 T FF 94 3-2 ② K 1-2	C CU 75 B SI 89 C SI 91 B CU 76 B SI 90 S CU 75 3-3 ③ K			3	0	0	0	0	2	1

Inning Stats																																	
	R: 1	H: 1	E: 0	LOB: 2	K: 1	BB: 2	S: 10	P: 25	R: 0	H: 0	E: 0	LOB: 3	K: 2	BB: 3	S: 12	P: 28	R: 0	H: 1	E: 0	LOB: 1	K: 0	BB: 0	S: 8	P: 11	R: 0	H: 0	E: 0	LOB: 0	K: 0	BB: 0	S: 6	P: 9	R: 0	H: 0	E: 0	LOB: 1	K: 0	BB: 2	S: 6	P: 15	R: 2	H: 3	E: 0	LOB: 1	K: 1	BB: 0	S: 13	P: 24	R: 4	H: 3	E: 1	LOB: 0	K: 1	BB: 0	S: 14	P: 20	R: 0	H: 0	E: 0	LOB: 0	K: 1	BB: 0	S: 8	P: 11	R: 1	H: 2	E: 0	LOB: 1	K: 1	BB: 0	S: 14	P: 20	1B: 2	SF: 1	2B: 7	SAC: 1	3B: 0	DP: 1	HR: 1	HBP: 0	WP: 2	PA: 44	PB: 1	SB: 1	CS: 0
---	---	---	---	---	---	---	---	---	---	---	---	---	---	---	---	---	---	---

Detroit Tigers @ Toronto Blue Jays

Rogers Centre, Toronto, ON

Fri Apr 18 2008, 7:07 PM EDT

Att. 24,924 - Clear - 66 F

livebaseballscorecards.com

BOTTOM

Batter	1	2	3	4	5	6	7	8	9	AB	R	H	RBI	BB	SO	LOB
23 Shannon Stewart, R (1, 7) OBP: 0.341, SLG: 0.294	B SI 83 B SI 83 B SI 83 B SI 83 4-0 BB		B SI 83 X SI 84 1-0 G6-3 ②		C SI 84 B CH 79 B SI 80 X SI 86 2-1 2 1B 1-H 2-H 3B		C FF 93 B FF 92 X FF 92 1-1 FC5-4 ③ 1-2f		X FF 92 0-0 FC5 ③ 1-2 2-3f	4	1	1	2	1	0	3
2 Aaron Hill, R (1, 4) OBP: 0.378, SLG: 0.470	1 SAFE C SI 84 1 SAFE X CH 78 0-1 P4 ①		X FF 88 0-0 F7 ③		B SI 85 C CH 79 B FF 88 X FF 88 2-1 1B 3-H			B FF 97 C SI 89 C FF 96 X FF 98 1-2 F8 ①		4	0	1	1	0	0	1
15 Alex Rios, R (1, 9) OBP: 0.423, SLG: 0.438	B SI 82 C SI 84 B SI 80 X CH 80 2-1 F9 ②			B FF 88 C FF 88 B SI 80 F CH 79 F FF 88 B CU 74 B SI 85 4-2 10 G6-3 1 BB	1 SAFE C SI 84 X FF 88 0-1 F9 ③			X FF 96 0-0 F9 ②		3	0	0	0	1	0	2
10 Vernon Wells, R (1, 8) OBP: 0.400, SLG: 0.486	C FF 88 C FF 88 B FF 90 1 SAFE X FF 89 1-2 F9 ③			C SI 83 B CH 78 X CH 79 1-1 G6-3 ① ② 1-2f		B CH 77 X CH 78 1-0 F9 ①		B FF 96 B FF 90 B FF 96 B FF 98 4-0 BB		3	0	0	0	1	0	2
Frank Thomas, R (1, 10) OBP: 0.306, SLG: 0.333		X SI 82 0-0 F8 ①		C FF 88 F FF 90 B SI 80 F CH 80 B FF 90 B FF 89 X SI 80 3-2 L5 ③		C SI 81 X SI 82 0-1 L9 ②		F FF 96 F SL 90 B FF 96 F FF 97 F SL 85 F SL 88 F CU 84 B CU 82 F FF 97 2-3 C FF 96 K ③		4	0	0	0	0	1	1
20 Rod Barajas, R (1, 3) OBP: 0.350, SLG: 0.579		C SI 81 C FF 88 F FF 90 F CU 74 X FF 91 0-2 HR			C SI 82 F CH 78 F CU 73 H CU 74 1-2 6 FC1-5 9 BB HBP	C SI 82 F SI 84 X FF 89 0-2 G1-3 ③			B FC 89 C SI 90 B SI 90 S SI 90 F FC 86 X FF 90 2-2 F8 ①	3	1	1	1	0	0	0
19 Marco Scutaro, R (1, 5) OBP: 0.345, SLG: 0.267 35 Lyle Overbay, L (9, PH) OBP: 0.368, SLG: 0.339	B SI 84 B SI 83 C SI 84 X SI 84 2-1 L6 ②				C SI 82 B FF 86 C FF 87 1 SAFE F SI 84 F FF 87 B CH 79 X CH 79 2-2 L9 ①		C SI 81 B CU 73 B CH 78 C FF 86 C FF 88 2-3 K ①		B SI 90 B SI 91 C SI 90 B FC 88 B FC 88 4-1 23 FC5 9 BB BB	3 0	0 0	0 0	0 0	1 1	1 0	1 0
9 Gregg Zaun, S (1, 2) OBP: 0.327, SLG: 0.304	C SI 83 X CH 79 0-1 G6-3 ③				B SI 85 B SI 84 B SI 83 B SI 83 4-0 6 FC1-5 23 3B 1-2 BB		B SI 82 C SI 83 X FF 89 1-1 P6 ②		C SI 91 B SI 91 B FC 87 B FC 87 D SI 91 4-1 23 FC5 1-2 BB	2	1	0	0	2	0	0
6 John McDonald, R (1, 6) OBP: 0.286, SLG: 0.091 1 Joe Inglett, L (9, PH) OBP: 0.333, SLG: 0.316			B SI 81 C SI 82 B FF 87 C FF 88 F FF 88 X FF 90 2-2 P4 ①		X SI 82 0-0 FC1-5 ② 23 3B 1-2 2-3f		B SI 82 B SI 83 B SI 83 C SI 83 B SI 84 4-1 23 FC5-4 BB		C FF 92 C SI 92 B FC 89 X SI 93 1-2 F7 ②	2 1	1 0	0 0	0 0	1 0	0 0	2 2
Inning Stats	R: 0 E: 0 K: 0 S: 7 H: 0 LOB: 1 BB: 1 P: 14	R: 1 E: 0 K: 0 S: 10 H: 1 LOB: 0 BB: 0 P: 12	R: 0 E: 0 K: 0 S: 6 H: 0 LOB: 0 BB: 0 P: 9	R: 0 E: 0 K: 0 S: 9 H: 0 LOB: 0 BB: 1 P: 17	R: 3 E: 0 K: 0 S: 15 H: 2 LOB: 1 BB: 1 P: 26	R: 0 E: 0 K: 0 S: 6 H: 0 LOB: 0 BB: 0 P: 7	R: 0 E: 0 K: 1 S: 8 H: 0 LOB: 1 BB: 1 P: 16	R: 0 E: 0 K: 1 S: 12 H: 0 LOB: 1 BB: 1 P: 19	R: 0 E: 0 K: 0 S: 10 H: 0 LOB: 2 BB: 2 P: 21	1B: 1 2B: 0 3B: 1 HR: 1 SF: 0 SAC: 0 DP: 1 HBP: 1						

	AB	29
	R	4
	H	3
	RBI	4
	BB	7
	SO	2
	LOB	14

WP: 0 PB: 0 SB: 0 CS: 0 PA: 37

PITCHER		IP	WLS	BF	H	R	ER	SO	BB	IBB	HBP	BLK	WP	HR	S	P	ERA	WHIP
Kenny Rogers, L ERA: 6.33	(1, 1)	6.2	W	27	3	4	4	1	4	0	1	0	0	1	59	98	5.40	1.050
45 Aquilino Lopez, R ERA: 0.71	(7, 1)	0.1	H	1	0	0	0	0	0	0	0	0	0	0	2	3	0.00	0.000
52 Denny Bautista, R ERA: 1.13	(8, 1)	1.0	H	4	0	0	0	1	1	0	0	0	0	0	12	19	0.00	1.000
59 Todd Jones, R ERA: 1.29	(9, 1)	1.0		5	0	0	0	0	2	0	0	0	0	0	10	21	0.00	2.000

PITCHER	IP	WLS	BF	H	R	ER	SO	BB	IBB	HBP	BLK	WP	HR	S	P	ERA	WHIP

Batter	1	2	3	4	5	6	7	8	9	AB	R	H	RBI	BB	SO	LOB
36 Clete Thomas, L (1, 8) OBP: 0.300, SLG: 0.375	B FF 95 C FF 95 S B CU 83 F FF 97 F FF 96 X SL 91 2-2 ① G4-3		B FF 96 B F S SL 88 F CU 84 S SL 91 2-3 ① K		1 SAFE B FF 97 B SI 94 X SI 95 2-0 ③ P6		B CH 86 X SI 94 1-0 ③ G1-3			4	0	0	0	0	1	5
Jacque Jones, L (1, 7) OBP: 0.220, SLG: 0.184 33 Marcus Thames, R (8, PH) OBP: 0.250, SLG: 0.276 (8, 7)	C S SL 92 B B SL 91 X FF 98 2-2 3 FC5-4 1B		B CH 87 X SL 91 1-0 ② G4-3 2-3 3-H			C SL 89 X CH 88 0-1 ① G1-3		F CU 74 X CU 75 0-1 ① L5		3 1	0 0	1 0	1 0	0 0	0 0	1 0
3 Gary Sheffield, R (1, 10) OBP: 0.364, SLG: 0.308	B FF 96 X SL 90 1-0 ② FC5-4 1-2f		X 0-0 ③ P6			C FF 95 B CH 90 S FF 97 X CU 82 1-2 ② G4-3		B SI 91 X SI 88 1-0 ② P6		4	0	0	0	0	0	2
30 Magglio Ordonez, R (1, 9) OBP: 0.360, SLG: 0.448	S FF 94 B 1 SAFE 1 SAFE S FF 95 F FF 96 B FF 96 B SL 92 X FF 97 3-2 ③ G5-3			B SI 94 B FF 96 B C FF 94 B FF 95 4-1 9 G1-6-3 BB		C FF 97 C FF 95 B FF 96 F SL 90 B SL 91 B FF 97 X FF 96 3-2 ③ P4		F SI 91 F SI 91 B SI 92 C SI 91 1-3 ③ K		3	0	0	0	1	1	1
24 Miguel Cabrera, R (1, 5) OBP: 0.342, SLG: 0.484		C SL 90 S FF 96 F X SL 93 0-2 ① P3		B FF 94 C CU 81 S D CU 83 X FF 94 2-2 ① F8			B SL 89 C FF 96 B FF 97 X SL 88 2-1 9 2B SF9 1B		B FF 89 B FF 90 C FF 89 C FF 89 S SL 84 2-3 ① K	4	1	1	0	0	1	1
9 Carlos Guillen, S (1, 3) OBP: 0.471, SLG: 0.655 39 Ramon Santiago, S (9, PR) OBP: 0.538, SLG: 0.545		C SL 89 X 0-1 G4-6-3 1B		X 0-0 ② ③ G1-6-3 1-2f			C FF 95 B SI 95 X SI 94 1-1 SF9 2B 1-3		S FF 88 B FF 89 F FF 90 F SL 82 B FF 90 X FF 89 2-2 1B 1B	4 0	0 0	3 0	0 0	0 0	0 0	1 0
Edgar Renteria, R (1, 6) OBP: 0.338, SLG: 0.417		B FF 97 S FF 96 F FF 96 X 1-2 ② ③ G4-6-3 1-2f			B CU 81 X FF 95 1-0 ① L9		X FF 96 0-0 ① F8		B FF 90 F FF 88 B FF 88 S FF 91 F FF 90 F FF 90 T FF 87 2-2 ② K	4	0	0	0	0	1	4
Ivan Rodriguez, R (1, 2) OBP: 0.288, SLG: 0.393			B FF 95 F B FF 94 F X SL 91 2-2 25 2B G4-3 1B		B CU 75 C FF 95 X 1-1 1B		C FF 97 B FF 93 F SI 97 B FF 98 X 2-2 ② SF9 2-3 3-H		1 SAFE C FF 86 X FF 89 0-1 1-3 1B	3	1	3	1	0	0	0
25 Ryan Raburn, R (1, 4) OBP: 0.500, SLG: 0.625			B 1 SAFE F S FF 96 B FF 95 X 2-2 G4-3 1-3 2B		1 SAFE C X FF 94 0-1 ② F7		S FF 95 C SI 96 B SI 95 B B B SI 94 4-2 BB		S FF 88 F FF 91 B FF 89 C FF 88 1-3 ③ K	3	0	1	0	1	1	3
Inning Stats	R: 0 H: 1 E: 0 LOB: 1 K: 0 BB: 0 S: 13 P: 21	R: 0 H: 1 E: 0 LOB: 0 K: 0 BB: 0 S: 9 P: 10	R: 1 H: 2 E: 0 LOB: 1 K: 1 BB: 0 S: 12 P: 19	R: 0 H: 0 E: 0 LOB: 0 K: 0 BB: 1 S: 5 P: 11	R: 0 H: 1 E: 0 LOB: 1 K: 0 BB: 0 S: 6 P: 10	R: 0 H: 0 E: 0 LOB: 0 K: 0 BB: 0 S: 9 P: 13	R: 1 H: 2 E: 0 LOB: 2 K: 0 BB: 1 S: 11 P: 21	R: 0 H: 0 E: 0 LOB: 0 K: 1 BB: 0 S: 6 P: 8	R: 0 H: 2 E: 0 LOB: 2 K: 3 BB: 0 S: 17 P: 24	1B: 7 SF: 1 2B: 2 SAC: 0 3B: 0 DP: 2 HR: 0 HBP: 0					WP: 0 PA: 36 PB: 0 SB: 0 CS: 0	

TOP

Detroit Tigers @ Toronto Blue Jays

Rogers Centre, Toronto, ON

Sat Apr 19 2008, 1:07 PM EDT

Att. 31,052 - Sunny - 68 F

livebaseballscorecards.com

AB	33
R	2
H	9
RBI	2
BB	2
SO	5
LOB	18

PITCHER		IP	WLS	BF	H	R	ER	SO	BB	IBB	HBP	BLK	WP	HR	S	P	ERA	WHIP
29 Dustin McGowan, R ERA: 3.38	(1, 1)	7.0	W	28	7	2	2	1	2	0	0	0	0	0	65	105	2.57	1.286
37 Scott Downs, L ERA: 0.93	(8, 1)	1.0	H	3	0	0	0	1	0	0	0	0	0	0	6	8	0.00	0.000
52 B.J. Ryan, L ERA:	(9, 1)	1.0	S	5	2	0	0	3	0	0	0	0	0	0	17	24	0.00	2.000

PITCHER	IP	WLS	BF	H	R	ER	SO	BB	IBB	HBP	BLK	WP	HR	S	P	ERA	WHIP

Detroit Tigers @ Toronto Blue Jays

Rogers Centre, Toronto, ON

Sat Apr 19 2008, 1:07 PM EDT

Att. 31,052 - Sunny - 68 F

livebaseballscorecards.com

BOTTOM

Batter	1	2	3	4	5	6	7	8	9	AB	R	H	RBI	BB	SO	LOB
11 David Eckstein, R (1, 6) OBP: 0.360, SLG: 0.303	C FF 90 X FF 92 0-1 ① G5-3	C SI 93 X FF 92 0-1 ③ F8		1 SAFE C SL 80 1 SAFE B SI 90 C SL 83 F FF 92 S SL 85 1-3 ③ K2-3		X FF 95 0-0 ②③ B1-5 3-3f				4	0	0	0	0	1	4
2 Aaron Hill, R (1, 4) OBP: 0.372, SLG: 0.471	B FF 92 B FF 92 X 2-0 ② P4	B SL 82 C FF 91 X SL 82 1-1 ① P5	B FF 89 C FF 91 X SL 84 1-1 10 E 2B		C FF 94 F SL 87 X SL 86 0-2 ① L9				4	1	1	0	0	0	0
15 Alex Rios, R (1, 9) OBP: 0.427, SLG: 0.485	B SL 85 F FF 92 B SL 85 X SL 86 2-1 HR	C FF 93 F FF 91 X FF 91 0-2 10 1B 1B	B FF 92 B FF 92 D SL 86 C FF 92 F FF 92 S SL 86 3-3 ① K		X FF 96 0-0 ② G5-3				4	1	2	1	0	1	1
10 Vernon Wells, R (1, 8) OBP: 0.393, SLG: 0.473	F SI 92 X FF 93 0-1 ③ G6-3	B FF 92 1 SAFE S SL 84 1 SAFE B FF 93 F FF 94 X SL 85 2-2 1-2 1B	B FF 92 C SI 91 B FF 92 F FF 92 F FF 92 X FF 93 2-2 E5 20 FC6-4 2-H		C SL 86 B FF 93 X SL 88 1-1 ③ F8				4	0	1	0	0	0	0
Matt Stairs, L (1, 10) OBP: 0.370, SLG: 0.405		X 0-0 35 BB 20 BB 19 BB 1B	B FF 93 B CH 86 B FF 94 X FF 92 3-0 ② L3		I IN 67 I IN 67 I IN 67 I IN 68 4-0 20 FC6-4 IBB			C SI 89 C SI 89 B SL 78 B SL 79 B SL 79 X SI 88 3-2 E4 35 G3-1 1B		3	1	2	0	1	0	2
20 Rod Barajas, R (1, 2) OBP: 0.333, SLG: 0.500		B FF 91 S SL 86 D SL 86 B D SI 93 4-1 19 BB 35 BB 1 G1-2-3 1-2 BB	B FF 94 B SL 85 S FF 92 F FF 93 X SL 86 2-2 ③ G4-3		B SL 85 C FF 92 F B SL 85 X FF 91 2-2 ② FC6-4 1-2f 2-3			B SI 87 X SI 88 1-0 ① P4		3	0	0	0	1	0	5
35 Lyle Overbay, L (1, 3) OBP: 0.375, SLG: 0.328		B C FF 92 C SL 85 D SL 87 B FF 94 B FF 93 4-2 1 G1-2-3 19 BB 1-2 2-3 BB	B B FF 91 C SI 91 B FF 93 C FF 91 B FF 93 4-2 19 G6-4-3 BB	C SI 91 B SL 85 C SI 89 B SL 82 X SL 83 2-2 ③ F7			C SI 86 C SI 87 B FF 90 X SL 75 1-2 ② G3-1 2-3		2	0	0	0	2	0	3
19 Marco Scutaro, R (1, 5) OBP: 0.339, SLG: 0.250		F FF 94 F D SL 87 D SL 87 F FF 93 D SL 88 D SL 86 4-2 1 G1-2-3 1-2 2-3 3-H BB	X SL 85 0-0 ①② G6-4-3 1-2f		C FF 95 B SL 89 B SL 89 B FF 95 C FF 95 X FF 95 3-2 ① F8		B SL 80 B SL 80 C FF 90 X SL 78 2-1 ③ P5		3	0	0	1	1	0	2
1 Joe Inglett, L (1, 7) OBP: 0.375, SLG: 0.429		B FF 94 F FF 92 X 1-1 ①② G1-2-3 1-2 2-3 3-Hf	B SL 81 C FF 91 B B C FF 89 F SI 89 F FF 90 F FF 91 F FF 90 4-2 F FF 89 F FF 91 B SL 83 BB		C FF 95 X SL 90 0-1 11 B1-5 3B					2	0	1	0	1	0	3
Inning Stats	R: 1 E: 0 K: 0 S: 7 H: 1 LOB: 0 BB: 0 P: 11	R: 1 E: 0 K: 0 S: 11 H: 1 LOB: 2 BB: 3 P: 24	R: 0 E: 0 K: 0 S: 12 H: 2 LOB: 2 BB: 0 P: 20	R: 0 E: 0 K: 1 S: 15 H: 0 LOB: 1 BB: 2 P: 24	R: 1 E: 1 K: 1 S: 15 H: 1 LOB: 2 BB: 1 P: 29	R: 0 E: 0 K: 0 S: 6 H: 1 LOB: 0 BB: 0 P: 9	R: 0 E: 0 K: 0 S: 6 H: 0 LOB: 0 BB: 0 P: 7	R: 0 E: 1 K: 0 S: 9 H: 1 LOB: 1 BB: 0 P: 16		1B: 4 2B: 2 3B: 1 HR: 1 SF: 0 SAC: 0 DP: 3 HBP: 0					WP: 0 PB: 0 SB: 0 CS: 0 PA: 35	

	AB	29
	R	3
	H	7
	RBI	2
	BB	6
	SO	2
	LOB	20

PITCHER		IP	WLS	BF	H	R	ER	SO	BB	IBB	HBP	BLK	WP	HR	S	P	ERA	WHIP
38 Jeremy Bonderman, R ERA: 4.37	(1, 1)	5.0	L	25	5	3	2	2	5	1	0	0	0	1	60	108	3.60	2.000
Jason Grilli, R ERA: 4.66	(6, 1)	2.0		6	1	0	0	0	0	0	0	0	0	0	12	16	0.00	0.500
50 Clay Rapada, L ERA:	(8, 1)	0.2		3	1	0	0	0	0	0	0	0	0	0	7	12	0.00	1.500
45 Aquilino Lopez, R ERA: 0.69	(8, 1)	0.1		1	0	0	0	0	0	0	0	0	0	0	2	4	0.00	0.000

PITCHER	IP	WLS	BF	H	R	ER	SO	BB	IBB	HBP	BLK	WP	HR	S	P	ERA	WHIP

Batter	1	2	3	4	5	6	7	8	9	AB	R	H	RBI	BB	SO	LOB
36 Clete Thomas, L (1, 8) OBP: 0.327, SLG: 0.396	C FF 98 B FF 96 F FF 97 F KC 81 B KC 84 B FF 98 F FF 98 S FF 98 3-3 **K** ①		B SI 96 X 1-0 **F7** ②	F FF 96 S KC 82 B KC 83 B KC 83 X FF 96 2-2 **1B** **1-3** **2-H** **3-H**		B SL 77 C SI 89 B SL 78 C SI 89 B SL 80 X 3-2 **1B**			C SI 92 F CH 86 B CH 86 X SL 82 1-2 **G4-6-3** **1B**	5	0	3	2	0	1	1
Ivan Rodriguez, R (1, 2) OBP: 0.282, SLG: 0.369	B S FF 97 B KC 84 C FF 97 S FF 98 2-3 **K** ②		F 1 SAFE B KC 84 F FF 98 D KC 84 D KC 84 D KC 81 4-2 **9 BB** **BB** **1-2**	C KC 81 B FF 95 S KC 83 S KC 86 1-3 **K** ③		B SI 89 F SI 89 S SI 88 B SI 90 F SL 80 S SL 78 2-3 **K** ③			B FF 96 B FC 92 F FF 95 X SI 94 2-1 **G4-6-3** ②③ **1-2f**	4	0	0	0	1	3	4
9 Carlos Guillen, S (1, 10) OBP: 0.458, SLG: 0.623	F S FF 98 B KC 84 B KC 83 C FF 98 2-3 **K** ③		B FF 96 B FF 96 F FF 97 D CH 89 B FF 98 4-1 **BB** **1-2** **2-3**		C SI 93 B B FF 96 F FF 94 X KC 80 2-2 **G4-3** ①		C SL 78 F SL 78 S SI 90 0-3 **K** ①			3	0	0	0	1	2	0
30 Magglio Ordonez, R (1, 9) OBP: 0.354, SLG: 0.429		X FF 96 0-0 **F9** ① B FF 98 B FF 98 C FF 98 F FF 97 X FF 98 2-2 **G4-3** ③			C CH 88 C KC 80 B KC 85 B KC 81 F FF 96 B B SI 95 4-2 **24 2B** **BB**		F SI 91 C SI 91 C SL 82 0-3 **K** ②			3	1	0	0	1	1	3
24 Miguel Cabrera, R (1, 3) OBP: 0.338, SLG: 0.485		C B KC 83 B B FF 96 F FF 95 X FF 98 3-2 **F8** ②		X FF 95 0-0 **F8** ①	S KC 80 B KC 82 X SI 94 1-1 **G4-3** **2B** **1-H**		F SI 91 F CH 84 B SL 84 B SL 81 S SL 81 2-3 **K** ③			4	0	1	1	0	1	0
Jacque Jones, L (1, 7) OBP: 0.244, SLG: 0.195		B FF 90 B FF 98 F F FF 99 B KC 82 B FF 98 4-2 **BB**		C FF 95 B KC 81 F FF 94 B KC 83 X SI 96 2-2 **1B** **36 1B** **1B**	X CH 86 0-0 **G4-3** ② **2-3**			C CH 82 X CH 84 0-1 **G3-1** ①		3	1	1	0	1	0	1
Edgar Renteria, R (1, 6) OBP: 0.333, SLG: 0.408		1 SAFE B 1 SAFE S FF 98 C F 1 SAFE B X KC 84 2-2 **G3** ③		B FF 96 C FF 96 1 SAFE X FF 95 1-1 **25 BB** **36 1B** **1B** **1-3**	C KC 80 F KC 84 X FF 96 0-2 **F9** ③			C SI 91 B SL 81 C SI 92 S SI 86 1-3 **K** **25 G1-6-3**		4	1	1	0	0	1	2
25 Ryan Raburn, R (1, 4) OBP: 0.429, SLG: 0.455			B FF 97 C FF 97 B CH 88 X 2-1 **G6-3** ①	S S KC 80 B KC 82 D KC 83 B FF 97 F FF 97 B FF 96 4-2 **36 1B** **BB** **1-2**		C SL 77 X SI 90 0-1 **G5-3** ①		C SI 92 X SI 88 0-1 **G1-6-3** ②③ **1-2f**		3	0	0	0	1	0	1
15 Brandon Inge, R (1, 5) OBP: 0.371, SLG: 0.481			B FF 97 C FF 96 B KC 83 B SI 96 S FF 97 B FF 95 4-2 **9 BB WP** **BB**	B FF 96 S B FF 95 X FF 95 2-1 **F8** ②		C SI 90 S SI 90 X SL 80 0-2 **P2** ②			C FF 94 X SL 82 0-1 **G5-3** ①	3	0	0	0	1	0	3

TOP

Detroit Tigers @ Toronto Blue Jays

Rogers Centre, Toronto, ON

Sun Apr 20 2008, 1:07 PM EDT

Att. 30,139 - Sunny - 68 F

livebaseballscorecards.com

AB	32
R	3
H	6
RBI	3
BB	6
SO	9
LOB	15

Inning Stats	1	2	3	4	5	6	7	8	9
	R: 0 E: 0 K: 3 S: 11	H: 0 LOB: 0 BB: 0 P: 18	R: 0 E: 0 K: 0 S: 10	H: 0 LOB: 1 BB: 1 P: 19	R: 0 E: 0 K: 0 S: 11	H: 0 LOB: 3 BB: 3 P: 28	R: 2 E: 0 K: 1 S: 17	H: 3 LOB: 2 BB: 1 P: 29	R: 1 E: 0 K: 0 S: 12	H: 1 LOB: 1 BB: 1 P: 19	R: 0 E: 0 K: 1 S: 12	H: 1 LOB: 1 BB: 0 P: 17	R: 0 E: 0 K: 3 S: 9	H: 0 LOB: 0 BB: 0 P: 11	R: 0 E: 0 K: 1 S: 7	H: 0 LOB: 0 BB: 0 P: 8	R: 0 E: 0 K: 0 S: 7	H: 1 LOB: 0 BB: 0 P: 10

| | | |

Detroit Tigers @ Toronto Blue Jays

Rogers Centre, Toronto, ON

Sun Apr 20 2008, 1:07 PM EDT

Att. 30,139 - Sunny - 68 F

livebaseballscorecards.com

Batter	1	2	3	4	5	6	7	8	9	AB	R	H	RBI	BB	SO	LOB
11 David Eckstein, R (1, 6) OBP: 0.367, SLG: 0.371	C SI 87 B SI 89 X SI 87 1-1 2 2B 15 G6-3 2B		C SI 87 X CH 81 0-1 ① G5-3	B SI 90 F SI 89 X SI 89 1-1 1-H 2-H HR		C SI 93 X FF 94 0-1 ② G6-3				4	2	2	3	0	0	1
2 Aaron Hill, R (1, 4) OBP: 0.378, SLG: 0.486	L SL 80 S SI 88 X SL 83 0-2 10 S 2-3 2B		B CH 82 B CH 83 C SI 88 F SI 89 X CH 82 2-2 1B	S SI 89 F SL 81 B SL 82 B SI 91 X SL 83 2-2 ③ L6		F FF 94 B SL 77 F SI 95 X SI 84 1-2 ③ G4-3				4	0	2	0	0	0	1
15 Alex Rios, R (1, 9) OBP: 0.419, SLG: 0.472	S SI 89 F SL 84 X FF 90 0-2 ① G6-3 3-H		C SI 89 B SI 86 1 SAFE C SI 90 X SI 90 1-2 ② F9		C CH 78 F CH 82 F SL 81 B SL 81 F CH 84 F SL 82 X FF 90 1-2 19 BB 1B		C SL 84 B FF 94 F SI 93 F SI 84 B CH 84 B SI 95 F FF 93 F SI 93 F FF 94 3-2 ① F X SI 84 G5-3			4	0	1	1	0	0	2
10 Vernon Wells, R (1, 8) OBP: 0.375, SLG: 0.449	C SI 90 B SI 85 B SL 83 C CH 84 S SL 82 2-3 ② K 2-3		B CH 81 C CH 82 C SI 90 C SI 90 1-3 ③ K		C SI 90 F CH 82 1 SAFE S SL 83 0-3 ① K		X SL 85 0-0 ② G5-3			4	0	0	0	0	3	3
20 Rod Barajas, R (1, 10) OBP: 0.321, SLG: 0.440	S SI 88 S SI 88 H SI 91 1-2 HBP			C SI 87 B SI 86 S CH 81 S SL 82 1-3 ① K2-3	B SI 90 1 SAFE D SI 89 1 SAFE X SI 89 2-0 ② F8		C SI 84 F SI 84 B SI 94 F SL 83 B FF 94 B SI 93 F SI 94 X SI 93 3-2 ③ G4-3			3	0	0	0	0	1	1
19 Marco Scutaro, R (1, 7) OBP: 0.365, SLG: 0.260	X SI 90 0-0 ③ F8			B SI 90 C SI 88 C SL 81 X SI 90 1-2 35 1B 6 1B 1B	B SI 88 B CH 80 F SI 89 B SL 83 1 SAFE B SI 90 4-1 1-2 BB			C SI 90 B SI 92 C SI 91 B SI 91 B SI 94 B SI 92 4-2 35 G6-4-3 BB		2	1	1	0	2	0	2
35 Lyle Overbay, L (1, 3) OBP: 0.368, SLG: 0.323		C SI 84 B FC 84 B SI 89 F SI 90 F SL 83 S SL 84 2-3 ① K		B SI 89 X SI 90 1-0 6 1B 11 HR 1-2 1B	B SL 82 C SL 81 D SI 90 B SL 81 C FF 90 X SL 82 3-2 ③ P6			C SI 92 C SL 79 B SL 79 X SL 81 1-2 ①② G6-4-3 1-2f		4	1	1	0	0	1	3
9 Gregg Zaun, S (1, 2) OBP: 0.339, SLG: 0.320		C SI 89 B SI 85 B SI 84 X SI 90 2-1 ② G4-3		C SI 88 X SI 84 0-1 ② P5		X FF 91 0-0 6 SH3-4 1B		X SI 90 0-0 1B		4	0	2	0	0	0	2
6 John McDonald, R (1, 5) OBP: 0.294, SLG: 0.143		C SI 88 F CH 84 B SI 88 X SI 89 1-2 ③ L6		F SI 89 X CH 83 0-1 11 HR 1-2 2-H 1B		X FF 93 0-0 ① SH3-4 1-2		F SI 92 F SI 93 B SI 93 B SL 78 S SL 77 2-3 ③ K2-3		3	1	1	1	0	1	1
Inning Stats	R: 1 E: 0 K: 1 S: 14 H: 2 LOB: 2 BB: 0 P: 18	R: 0 E: 0 K: 1 S: 9 H: 0 LOB: 0 BB: 0 P: 14	R: 0 E: 0 K: 1 S: 11 H: 1 LOB: 1 BB: 0 P: 15	R: 4 E: 0 K: 1 S: 16 H: 4 LOB: 0 BB: 0 P: 22	R: 0 E: 0 K: 1 S: 14 H: 1 LOB: 2 BB: 1 P: 24	R: 0 E: 0 K: 0 S: 7 H: 1 LOB: 1 BB: 0 P: 8	R: 0 E: 0 K: 0 S: 14 H: 0 LOB: 0 BB: 0 P: 20	R: 0 E: 0 K: 1 S: 9 H: 1 LOB: 1 BB: 1 P: 16		1B: 7 2B: 2 3B: 0 HR: 1 SF: 0 SAC: 1 DP: 1 HBP: 1					WP: 0 PB: 0 SB: 1 CS: 0 PA: 36	

	AB	32
	R	5
	H	10
	RBI	5
	BB	2
	SO	6
	LOB	16

PITCHER		IP	WLS	BF	H	R	ER	SO	BB	IBB	HBP	BLK	WP	HR	S	P	ERA	WHIP
29 Nate Robertson, L ERA: 7.48	(1, 1)	5.0	L	25	8	5	5	5	1	0	1	0	0	1	64	93	9.00	1.800
31 Zach Miner, R ERA: 12.6	(6, 1)	2.0		7	1	0	0	0	0	0	0	0	0	0	21	28	0.00	0.500
44 Bobby Seay, L ERA: 4.76	(8, 1)	1.0		4	1	0	0	1	1	0	0	0	0	0	9	16	0.00	2.000

PITCHER	IP	WLS	BF	H	R	ER	SO	BB	IBB	HBP	BLK	WP	HR	S	P	ERA	WHIP

Batter	1	2	3	4	5	6	7	8	9	AB	R	H	RBI	BB	SO	LOB
36 Clete Thomas, L (1, 8) OBP: 0.333, SLG: 0.386	C FF 87 B CH 82 B SI 88 F FF 89 X SL 82 2-2 ① G1-3	B SI 89 D CH 84 B SI 90 B FF 88 4-0 9 G1 1B BB		F SI 88 X CH 83 0-1 ① FC3-6 FC6-4 1-2f		B CU 79 X SI 88 1-0 1B 1B			C FF 94 X SL 82 0-1 ① G4-3	4	0	1	0	1	0	1
Ivan Rodriguez, R (1, 2) OBP: 0.316, SLG: 0.414	B FC 89 F FC 84 B SL 83 F FF 89 F FC 86 F FC 90 F CH 83 F CU 77 X SL 82 2-2 2B	F FC 85 B SL 82 X FC 87 1-1 9 G1 1-2 3-H 1B		B FF 88 1 SAFE 1 SAFE F FC 86 X CU 74 1-1 ② FC6-4 1-2f		B SI 90 S CH 81 S SL 85 1 SAFE F CH 82 F FF 89 X FF 91 1-2 1-3 1B			B FF 94 F FF 92 F F FF 94 X 1-2 24 BB 30 1B 1B	5	0	4	1	0	0	1
9 Carlos Guillen, S (1, 10) OBP: 0.429, SLG: 0.576	C FC 87 S CU 77 B SI 89 X CU 77 1-2 ② P6	X CH 82 0-0 ② G1 1-2 2-3		F FF 88 S CU 77 B FF 88 X CU 76 1-2 ③ G4-3		1 SAFE C FF 91 B CH 85 B CH 84 X FF 88 2-1 ③ P3			F FF 95 C SL 84 F D CH 86 X FF 95 1-2 ② P5	5	0	0	0	0	0	7
30 Magglio Ordonez, R (1, 9) OBP: 0.357, SLG: 0.419	B FC 87 X CH 83 1-0 ③ F9	C FC 85 B FC 86 B FC 89 F CH 84 D CU 77 B FC 90 4-2 24 FC5-4 BB			B FF 87 F SL 80 B FF 88 X FF 89 2-1 ① G4-3		C SI 92 C SL 89 C CH 84 0-3 ① K		X SL 85 0-0 24 BB 1-2 1B	4	0	1	0	1	1	1
24 Miguel Cabrera, R (1, 3) OBP: 0.341, SLG: 0.465		B FC 86 B FF 89 B CH 83 B FC 85 4-0 1B E 25 1B BB B CU 78 S CH 84 X CU 77 1-1 FC5-4 1-2f			C CU 77 B FF 89 B CH 83 F FC 83 B FC 85 X CH 83 3-2 ② G5-3		X SL 89 0-0 ② F9		S FF 96 B FF 96 B B C SL 83 B SL 85 4-2 1-2 2-3 BB	3	1	0	0	2	0	3
Jacque Jones, L (1, 7) OBP: 0.224, SLG: 0.178 39 Ramon Santiago, S (8, 4) OBP: 0.500, SLG: 0.500		C SI 89 F CH 84 B FC 87 X FF 90 1-2 E6 1B 25 1B 1-2 B CH 82 C FF 88 F FC 86 X SL 80 1-2 ① F8			B FC 86 F FC 85 F CH 82 B CU 78 X FF 88 2-2 ③ F9		C F CU 81 T CU 82 0-2 ③ K		B X FF 94 1-0 ③ G3	4 1	1 0	0 0	0 0	1 0	1 0	1 3
Edgar Renteria, R (1, 6) OBP: 0.341, SLG: 0.450		B FF 89 F FF 90 B FC 86 X SI 90 2-1 25 E 25 1B 15 SF8 1-2 2-3 1B C FF 89 B CH 83 S CU 76 X CH 84 1-2 ② G6-3				C CU 74 X FF 87 0-1 HR		F FF 93 B SL 86 F FF 95 X CH 87 1-2 ① P4		4	2	2	1	0	0	0
25 Ryan Raburn, R (1, 4) OBP: 0.389, SLG: 0.400 (8, 7)		X CH 83 0-0 E8 15 SF8 1B 1-3 2-H 3-H 1B B SL 79 C SI 89 S SL 82 C FF 90 1-3 ③ K				X FF 88 0-0 ① F9		S SL 86 B SL 84 B FF 95 B FF 94 T FF 94 S FF 94 3-3 ② K		4	1	1	2	0	2	0
15 Brandon Inge, R (1, 5) OBP: 0.364, SLG: 0.463		F CU 77 F FC 86 B SI 90 X CU 77 1-2 ① SF8 2-3 3-H		B FF 88 C FF 88 B SL 82 F FC 87 B FF 89 B FF 89 4-2 36 FC3-6 BB		C FC 85 B SL 80 S CH 82 C FC 85 1-3 ② K		B SL 86 C FF 94 X CH 87 1-1 ③ G5-3		2	0	0	1	1	1	0
Inning Stats	R: 0 E: 0 K: 0 S: 14 H: 1 LOB: 1 BB: 0 P: 20	R: 4 E: 2 K: 0 S: 16 H: 3 LOB: 3 BB: 3 P: 34	R: 0 E: 0 K: 1 S: 9 H: 0 LOB: 0 BB: 0 P: 12	R: 0 E: 0 K: 0 S: 9 H: 0 LOB: 1 BB: 1 P: 15	R: 0 E: 0 K: 0 S: 8 H: 0 LOB: 0 BB: 0 P: 15	R: 1 E: 0 K: 1 S: 14 H: 3 LOB: 2 BB: 0 P: 19	R: 0 E: 0 K: 2 S: 7 H: 0 LOB: 0 BB: 0 P: 7	R: 0 E: 0 K: 1 S: 8 H: 0 LOB: 0 BB: 0 P: 13	R: 0 E: 0 K: 0 S: 14 H: 2 LOB: 3 BB: 1 P: 21	1B: 7 2B: 1 3B: 0 HR: 1 SF: 1 SAC: 0 DP: 0 HBP: 0	WP: 0 PB: 0 SB: 0 CS: 0 PA: 42					

PITCHER		IP	WLS	BF	H	R	ER	SO	BB	IBB	HBP	BLK	WP	HR	S	P	ERA	WHIP
28 Shaun Marcum, R ERA: 3.42	(1, 1)	5.2	L	27	5	5	4	2	4	0	0	0	0	1	62	103	6.35	1.588
56 Brian Tallet, L ERA: 2.38	(6, 1)	1.1		6	2	0	0	2	0	0	0	0	0	0	15	19	0.00	1.500
54 Jason Frasor, R ERA: 3.52	(8, 1)	2.0		9	2	0	0	1	1	0	0	0	0	0	22	34	0.00	1.500

PITCHER	IP	WLS	BF	H	R	ER	SO	BB	IBB	HBP	BLK	WP	HR	S	P	ERA	WHIP

TOP

Detroit Tigers @ Toronto Blue Jays

Rogers Centre, Toronto, ON

Mon Apr 21 2008, 12:37 PM EDT

Att. 25,287 - Partly Cloudy - 66 F

livebaseballscorecards.com

AB	36
R	5
H	9
RBI	5
BB	5
SO	5
LOB	17

Batter	1	2	3	4	5	6	7	8	9	AB	R	H	RBI	BB	SO	LOB
11 David Eckstein, R (1, 6) OBP: 0.357, SLG: 0.351	B SI 90 C B SI 92 F S SL 86 2-3 K ①		C SI 91 X SI 92 0-1 L7 ②		B SI 89 C B SL 87 B SI 92 C SI 90 B SI 92 4-2 23 G5-4-3 BB		C FF 92 B FF 92 X FF 91 1-1 P4 ②		B FF 91 C X SI 89 1-1 F8 ②	4	0	0	0	1	1	3
23 Shannon Stewart, R (1, 7) OBP: 0.326, SLG: 0.263	B SI 93 B SI 93 C SI 92 X 2-1 F7 ②		B SI 94 B B SL 87 C F SI 93 B SL 87 4-2 1-2 BB		B B SI 92 C SI 91 B SI 91 C SI 92 X SI 92 3-2 1-2f G5-4-3 ①②		C FF 92 F SL 78 B FF 92 B SL 79 B FF 88 F SL 79 X SL 79 3-2 G5-3 ③		B C SI 89 X CU 72 1-1 L9 ③	4	0	0	0	1	0	2
2 Aaron Hill, R (1, 4) OBP: 0.372, SLG: 0.468	C SI 93 X 0-1 P3 ③		B F SI 92 X SL 86 1-1 G6-3 ③		C SL 85 F SL 88 B SI 93 S SI 88 1-3 K ③			B FF 95 B FF 96 B FF 94 B 4-0 35 DI BB		3	0	0	0	1	1	3
15 Alex Rios, R (1, 8) OBP: 0.400, SLG: 0.447		C SI 90 B SL 85 B SL 85 X SI 92 2-1 G6-3 ①		B SL 85 C SL 86 B SI 86 X SI 91 2-1 F8 ①		B SI 89 S SI 90 B SL 83 X SL 86 2-1 G6-3 ①		B FF 94 C FF 96 B FF 90 C SL 90 F FF 95 C SL 89 2-3 K ①		4	0	0	0	0	1	1
Matt Stairs, L (1, 10) OBP: 0.360, SLG: 0.391		B B CH 85 C F SI 92 X SL 87 2-2 F8 ②		X SI 88 0-0 19 BB 35 1B 1B		F SI 89 B SL 77 X SI 87 1-1 P6 ②		B S FF 90 B FF 91 B X 3-1 F8 ②		4	0	1	0	0	0	1
35 Lyle Overbay, L (1, 3) OBP: 0.388, SLG: 0.338		B SI 92 C SI 92 B SL 85 B SI 92 C SI 93 C SI 94 3-3 K ③		X SI 91 0-0 19 BB 1-2 1B		S SI 90 B SL 78 C SI 89 X SL 77 1-2 19 WP 1B		B FF 91 B FF 94 B FF 96 B 4-0 1-2 BB		3	0	2	0	1	1	0
19 Marco Scutaro, R (1, 5) OBP: 0.358, SLG: 0.245			C SI 91 B SL 86 X SL 85 1-1 G5-3 ①	B B SI 91 B SI 92 2 SAFE B SI 89 4-0 1-2 2-3 BB		C FF 93 C FF 92 C FF 92 B SL 78 F SL 79 C SL 78 2-3 1-2 K ③		B FF 90 C FF 96 B FF 97 X FF 92 2-1 F9 ③		3	0	0	0	1	1	3
9 Gregg Zaun, S (1, 2) OBP: 0.350, SLG: 0.377			B SI 93 C SI 93 B SL 87 C SL 84 B SL 88 B SI 93 4-2 1 1B BB	B SI 91 F SI 90 C SL 86 S SL 88 1-3 K ②		C FF 92 S FF 86 B FF 93 X SL 78 1-2 L9 ①		B SI 88 C FF 89 B CH 78 B C SI 90 F SI 90 X SI 92 3-2 HR		3	1	1	1	1	1	3
1 Joe Inglett, L (1, 9) OBP: 0.393, SLG: 0.480			B SI 92 C SI 91 F SI 91 X SL 85 1-2 23 BB 1-3 1B	X SI 92 0-0 G3 ③		B C SL 79 B FF 93 S FF 87 B FF 88 X FF 92 3-2 2B		B SI 92 C B FC 87 X FC 88 2-1 G3-1 ①		4	0	2	0	0	0	3
Inning Stats	R: 0 E: 0 K: 1 S: 7 H: 0 LOB: 0 BB: 0 P: 11	R: 0 E: 0 K: 1 S: 8 H: 0 LOB: 0 BB: 0 P: 15	R: 0 E: 0 K: 0 S: 13 H: 1 LOB: 3 BB: 2 P: 24	R: 0 E: 0 K: 1 S: 8 H: 2 LOB: 3 BB: 1 P: 15	R: 0 E: 0 K: 1 S: 8 H: 0 LOB: 0 BB: 1 P: 16	R: 0 E: 0 K: 1 S: 11 H: 1 LOB: 1 BB: 0 P: 17	R: 0 E: 0 K: 0 S: 12 H: 1 LOB: 1 BB: 0 P: 20	R: 0 E: 0 K: 1 S: 8 H: 0 LOB: 2 BB: 2 P: 23	R: 1 E: 0 K: 0 S: 10 H: 1 LOB: 0 BB: 0 P: 17	1B: 4 2B: 1 3B: 0 HR: 1 SF: 0 SAC: 0 DP: 1 HBP: 0						WP: 1 PB: 0 SB: 0 CS: 0 PA: 38

PITCHER		IP	WLS	BF	H	R	ER	SO	BB	IBB	HBP	BLK	WP	HR	S	P	ERA	WHIP
58 Armando Galarraga, R ERA: 1.5	(1, 1)	5.1	W	22	3	0	0	4	4	0	0	0	0	0	46	85	0.00	1.312
50 Clay Rapada, L ERA:	(6, 1)	0.1		2	1	0	0	0	0	0	0	0	0	0	5	7	0.00	3.000
45 Aquilino Lopez, R ERA: 0.63	(6, 1)	1.1		5	1	0	0	1	0	0	0	0	1	0	16	26	0.00	0.750
52 Denny Bautista, R ERA: 1.0	(8, 1)	1.0		5	0	0	0	1	2	0	0	0	0	0	8	23	0.00	2.000
59 Todd Jones, R ERA: 2.25	(9, 1)	1.0		4	1	1	1	0	0	0	0	0	0	1	10	17	9.00	1.000

PITCHER	IP	WLS	BF	H	R	ER	SO	BB	IBB	HBP	BLK	WP	HR	S	P	ERA	WHIP

BOTTOM

Detroit Tigers @ Toronto Blue Jays

Rogers Centre, Toronto, ON

Mon Apr 21 2008, 12:37 PM EDT
Att. 25,287 - Partly Cloudy - 66 F

livebaseballscorecards.com

AB	32
R	1
H	6
RBI	1
BB	6
SO	6
LOB	19

Texas Rangers @ Detroit Tigers

Comerica Park, Detroit, MI

Tue Apr 22 2008, 7:05 PM EDT

Att. 33,629 - Clear - 72 F

TOP

livebaseballscorecards.com

Batter	1	2	3	4	5	6	7	8	9	AB	R	H	RBI	BB	SO	LOB
5 Ian Kinsler, R (1, 4) OBP: 0.337, SLG: 0.372	B SI 94 F SI 94 X SI 94 1-1 ① F8	S FF 96 B FF 95 F CH 85 S CH 85 1-3 ② K			C SI 94 B CH 82 B CH 81 B CH 83 S FF 95 X FF 96 3-2 ① P3		C SI 92 B SI 84 B SI 93 C SI 92 X CH 77 2-2 10 1B 32 SF7 1B		B SI 94 C SI 93 B CH 85 C SI 94 F SI 94 X CH 86 2-2 ① F9	5	1	1	0	0	1	2
10 Michael Young, R (1, 6) OBP: 0.326, SLG: 0.388 Ramón Vázquez, L (8, 6) OBP: 0.294, SLG: 0.333	B FF 95 F CH 84 C CH 83 S CH 84 1-3 ② K2-3	X CH 84 0-0 ③ F8			S SI 95 B CH 82 X SI 96 1-1 ② F8		B SI 93 C SI 93 C CH 84 X SI 93 1-2 1-3 1B		C SI 93 B CH 82 B SI 94 C SI 93 X CH 86 2-2 ② G6-3	4 1	0 0	1 0	0 0	0 0	1 0	2 0
32 Josh Hamilton, L (1, 8) OBP: 0.364, SLG: 0.553	C SI 94 F SI 95 F SI 95 B CH 83 B CH 83 B CH 85 X SI 95 3-2 1B 1B	C SI 92 X CH 83 0-1 ① G4-3			S SI 97 B SI 97 B CH 86 B CH 85 B SI 95 4-1 BB BB		B FF 91 B FF 91 C FF 91 C FF 92 X SL 81 2-2 ② SF7 3-H		B SI 93 B SI 94 C SI 92 F SI 93 F SI 94 S CH 86 2-3 ③ K	3	0	1	1	1	1	0
Milton Bradley, S (1, 10) OBP: 0.425, SLG: 0.478	B SI 94 B SI 94 B SI 94 X SI 92 3-0 1-2 1B	X CH 83 0-0 ② G1-3			C SI 94 B CH 83 F FF 94 B SI 96 D CH 83 B SI 96 4-2 1-2 BB		B FF 92 F FF 91 F FF 91 S FF 92 1-3 ③ K			3	0	1	0	1	1	1
9 Hank Blalock, L (1, 5) OBP: 0.378, SLG: 0.473	C SI 95 F CH 85 F CH 83 F FF 96 B CH 85 D CH 83 S SI 96 2-3 ③ K	C CH 82 B CH 84 C CH 80 F SI 94 B FF 95 X CH 85 2-2 ③ G1-3			F CH 84 B SI 95 T SI 95 F CH 83 D CH 82 D CH 84 X SI 97 3-2 ③ G1-6-3			B SL 79 C FF 90 C FF 91 B SL 79 S SL 81 2-3 ① K		4	0	0	0	0	2	4
Frank Catalanotto, L (1, 7) OBP: 0.316, SLG: 0.462 Jason Botts, S (8, PH) OBP: 0.231, SLG: 0.375 (8, 7)		B FF 91 B SI 92 C FF 91 B SI 93 X FF 92 3-1 HR	B FF 93 B FF 93 C FF 92 B FF 93 T FF 94 F FF 95 X SI 95 3-2 ① G4-3		X SI 92 0-0 ① G4-3			B FF 91 B FF 90 B FF 91 C FF 90 F FF 91 F FF 91 F FF 92 F FF 91 F FF 92 4-2 7 FC4-6 BB		3 0	1 0	1 0	1 0	0 1	0 0	0 0
7 David Murphy, L (1, 9) OBP: 0.341, SLG: 0.434		C SI 93 B SI 93 C CH 83 F CH 81 B CH 82 X CH 83 2-2 ① P6	C SI 95 B CH 83 X CH 84 1-1 ② F8		C SI 90 F SI 92 F CH 80 B CH 80 B CH 83 B SI 93 F SI 93 X SI 94 3-2 ② G4-3			B SL 81 B FF 90 C FF 90 C FF 90 F FF 91 F SI 81 X FF 92 2-2 ② FC4-6 15 BB 1-2f		4	0	0	0	0	0	1
15 Gerald Laird, R (1, 2) OBP: 0.319, SLG: 0.369		X SI 93 0-0 1B 1B	B SI 96 F SI 96 B CH 83 X CH 84 2-1 FC6-4 1B		B SI 95 C FF 94 B CH 82 S CH 82 X SI 96 2-2 ③ G6-3			B SI 96 C SI 90 B SI 96 S CU 87 B SI 95 B SI 95 4-2 1-2 BB		3	0	2	0	1	0	0
Ben Broussard, L (1, 3) OBP: 0.254, SLG: 0.333		C SI 93 X CH 83 0-1 1-2 1B	B SI 95 X SI 95 1-0 ③ FC6-4 1-2f				C SI 91 B CH 83 S CH 82 B CH 75 F SI 92 S CH 82 2-3 ① K	C SI 96 S SI 95 B CU 84 X CU 84 1-2 ③ P2		4	0	1	0	0	1	3

Inning Stats																																
	R: 0	H: 2	E: 0	LOB: 2	K: 2	BB: 0	S: 15	P: 25	R: 1	H: 3	E: 0	LOB: 2	K: 1	BB: 0	S: 13	P: 19	R: 0	H: 0	E: 0	LOB: 0	K: 0	BB: 0	S: 7	P: 9	R: 0	H: 1	E: 0	LOB: 1	K: 0	BB: 0	S: 9	P: 16
	R: 0	H: 0	E: 0	LOB: 2	K: 0	BB: 2	S: 12	P: 27	R: 0	H: 0	E: 0	LOB: 0	K: 0	BB: 0	S: 9	P: 14	R: 1	H: 2	E: 0	LOB: 1	K: 2	BB: 0	S: 16	P: 24	R: 0	H: 0	E: 0	LOB: 2	K: 1	BB: 2	S: 20	P: 33
	R: 0	H: 0	E: 0	LOB: 0	K: 1	BB: 0	S: 11	P: 17																								

	1B: 7	SF: 1	WP: 0	PA: 39
	2B: 0	SAC: 0	PB: 0	
	3B: 0	DP: 0	SB: 0	
	HR: 1	HBP: 0	CS: 0	

	AB	34
	R	2
	H	8
	RBI	2
	BB	4
	SO	7
	LOB	13

PITCHER		IP	WLS	BF	H	R	ER	SO	BB	IBB	HBP	BLK	WP	HR	S	P	ERA	WHIP
35 Justin Verlander, R ERA: 5.93	(1, 1)	6.0	W	26	6	1	1	3	2	0	0	0	0	1	65	110	1.50	1.333
31 Zach Miner, R ERA: 13.06	(7, 1)	0.1		3	2	1	1	1	0	0	0	0	0	0	10	15	27.00	6.000
44 Bobby Seay, L ERA: 3.86	(7, 1)	1.1		5	0	0	0	2	1	0	0	0	0	0	21	32	0.00	0.750
52 Denny Bautista, R ERA: 0.96	(8, 1)	0.1		2	0	0	0	0	1	0	0	0	0	0	5	10	0.00	3.000
Jason Grilli, R ERA: 4.22	(9, 1)	1.0		3	0	0	0	1	0	0	0	0	0	0	11	17	0.00	0.000

PITCHER		IP	WLS	BF	H	R	ER	SO	BB	IBB	HBP	BLK	WP	HR	S	P	ERA	WHIP

BOTTOM

Texas Rangers @ Detroit Tigers

Comerica Park, Detroit, MI

Tue Apr 22 2008, 7:05 PM EDT

Att. 33,629 - Clear - 72 F

Batter	1	2	3	4	5	6	7	8	9	AB	R	H	RBI	BB	SO	LOB
36 Clete Thomas, L (1, 8) OBP: 0.338, SLG: 0.393	B SI 93 X SI 92 1-0 G1-3 2B	H SI 95 1-0 HBP	B EP 68 X EP 66 1-0 ③ G1-3			C SI 90 C SI 89 X CU 72 0-2 ① G4-3		D CH 76 B SI 86 F SI 85 F SI 85 D CH 77 F SI 86 X SI 84 3-2 ① FC6-4 FC6-4 1-2f 2-3 3-H		4	0	1	1	0	0	2
Ivan Rodriguez, R (1, 2) OBP: 0.309, SLG: 0.392	B SI 93 S CH 77 F SI 94 B SI 94 X SI 95 2-2 ① G1-3 2-3	C SI 94 B SI 94 F SI 93 S CH 84 1-3 ③ K		H SI 90 1-0 30 G1-3 HBP		B SI 92 C CH 80 B CH 81 F SI 91 F CU 74 F SI 92 X SI 91 2-2 ② G5-3		S SL 72 X SI 88 0-1 ② FC6-4 30 BB 9 BB 24 BB 1-2f 3-H		4	1	0	1	0	1	4
9 Carlos Guillen, S (1, 3) OBP: 0.415, SLG: 0.543	F FS 84 S SI 96 C SI 95 0-3 ② K		C SI 89 F SI 88 B SI 94 X CH 82 1-2 ① G4-3	B SI 91 X SI 90 1-0 ① F7		X SI 82 0-0 ③ G3-1		C SI 88 D CH 78 B SI 88 F SI 86 B SL 72 B SI 83 4-2 24 BB 30 BB 1-2 BB		4	0	0	0	1	1	2
30 Magglio Ordonez, R (1, 9) OBP: 0.360, SLG: 0.449 33 Marcus Thames, R (9, 9) OBP: 0.250, SLG: 0.276	C SI 96 X SI 95 0-1 ③ G4-3		B CH 75 S SI 90 B SI 94 F SI 89 X CH 80 2-2 HR	C SI 92 X CH 82 0-1 ② G1-3 1-2			C SI 90 F SI 89 B SI 92 B CU 72 B SI 89 C CH 81 3-3 ① K	B SI 88 B SI 87 B SI 89 B SI 88 4-0 24 BB 1-2 2-3 BB		4 0	1 0	1 0	1 0	1 0	1 0	2 0
24 Miguel Cabrera, R (1, 10) OBP: 0.345, SLG: 0.493		B SI 94 C SI 94 F CH 78 B SI 95 F SI 95 X SI 95 2-2 ① G4-3	B EP 68 F EP 68 X SI 91 1-1 HR	X CH 85 0-0 ③ P4			B SI 90 B SI 91 F SI 89 X SI 89 2-1 ② G5-3	B SL 70 B SL 72 B SI 89 B SI 87 4-0 25 FC6-4 1-2 2-3 3-H BB		4	1	1	2	1	0	1
Jacque Jones, L (1, 7) OBP: 0.264, SLG: 0.271 25 Ryan Raburn, R (8, 7) OBP: 0.368, SLG: 0.375		B EP 56 B CH 77 B C SI 94 S SI 90 B SI 94 4-2 2B 15 G4-3 BB	B EP 66 C EP 67 X SI 93 1-1 1B 3B	B SI 90 X 1-0 1B 15 K 2B			B CU 70 C SI 90 S CH 82 B CH 78 B SI 90 X CH 78 3-2 ③ F9	C SI 87 B SL 72 X SI 86 1-1 ③ FC6-4 1-2f		3 1	2 0	2 0	0 0	1 0	0 3	0
Edgar Renteria, R (1, 6) OBP: 0.371, SLG: 0.488	1 SAFE C SI 91 C SI 92 F SI 93 F CH 82 B SI 93 X SI 94 1-2 15 G4-3 39 2B 1-3 2B	S CH 79 S SI 92 X CH 81 1-2 15 FC5-4 3-H 1B	B SI 90 B SI 92 B SI 91 C SI 91 X SI 91 3-1 15 K 2-3 1B					X SI 87 0-0 39 BB 15 HBP 36 FC6-4 1B		4	2	4	1	0	0	0
15 Brandon Inge, R (1, 5) OBP: 0.357, SLG: 0.439		C CH 82 S CH 83 X SI 95 0-2 ② G4-3 2-3 3-H	C SI 89 B SI 88 S SI 89 B CH 79 X SI 91 2-2 ② FC5-4 39 HR 1-2f	C CH 81 C SL 80 B CU 74 B SI 94 S SL 81 2-3 ① ② K 1-2 3-H				B CH 79 T SI 88 B CU 70 C CH 80 H SI 88 3-2 36 FC6-4 39 BB 1-2 FC6-4 HBP		3	2	0	1	0	1	4
39 Ramon Santiago, S (1, 4) OBP: 0.556, SLG: 0.800		B SI 95 C FS 75 X SI 95 1-1 3-H 2B	B SI 89 X SI 93 1-0 1-H HR	X SI 91 0-0 ③ G6-3				B CH 80 B SI 88 B SI 90 B SI 87 4-0 36 FC6-4 1-2 2-3 BB		3	1	2	3	1	0	1
Inning Stats	R: 0 E: 0 K: 1 S: 9 H: 1 LOB: 1 BB: 0 P: 12	R: 2 E: 0 K: 1 S: 19 H: 2 LOB: 2 BB: 1 P: 29	R: 5 E: 0 K: 0 S: 18 H: 5 LOB: 0 BB: 0 P: 28	R: 0 E: 0 K: 0 S: 4 H: 0 LOB: 1 BB: 0 P: 6	R: 0 E: 0 K: 1 S: 7 H: 2 LOB: 1 BB: 0 P: 13	R: 0 E: 0 K: 0 S: 9 H: 0 LOB: 0 BB: 0 P: 11	R: 0 E: 0 K: 1 S: 8 H: 0 LOB: 0 BB: 0 P: 16	R: 3 E: 0 K: 0 S: 13 H: 1 LOB: 3 BB: 4 P: 36		1B: 3 2B: 4 3B: 1 HR: 3	SF: 0 SAC: 0 DP: 0 HBP: 3				WP: 0 PB: 0 SB: 0 CS: 0	PA: 42

livebaseballscorecards.com

	AB	34
	R	10
	H	11
	RBI	10
	BB	5
	SO	4
	LOB	19

PITCHER		IP	WLS	BF	H	R	ER	SO	BB	IBB	HBP	BLK	WP	HR	S	P	ERA	WHIP
44 Vicente Padilla, R ERA: 4.97	(1, 1)	3.0	L	19	8	7	7	2	1	0	1	0	0	3	46	69	21.00	3.000
59 Josh Rupe, R ERA: 6.0	(4, 1)	4.0		17	3	3	3	2	1	0	2	0	0	0	31	56	6.75	1.000
58 Wes Littleton, R ERA: 2.35	(8, 1)	1.0		6	0	0	0	0	3	0	0	0	0	0	10	26	0.00	3.000

PITCHER	IP	WLS	BF	H	R	ER	SO	BB	IBB	HBP	BLK	WP	HR	S	P	ERA	WHIP

Batter	1	2	3	4	5	6	7	8	9	AB	R	H	RBI	BB	SO	LOB
5 Ian Kinsler, R (1, 4) OBP: 0.343, SLG: 0.378	F SI 82 S CU 71 X CU 73 0-2 10 1B 32 E 1B	C FC 87 X FC 88 0-1 10 2B 2-H 3-H 1B		X SL 77 0-0 ① SH3-4 1-2 2-3		C FF 90 F SL 78 B SL 78 X SL 77 1-2 ③ P5			B SI 92 B SI 92 F FF 91 F SI 90 B CH 84 C SI 92 3-3 ① K	4	2	2	2	0	1	0
10 Michael Young, R (1, 6) OBP: 0.347, SLG: 0.414 Ramón Vázquez, L (7, PH) OBP: 0.263, SLG: 0.294 (7, 6)	C SI 82 1 SAFE 1 SAFE 1 SAFE F SI 82 1 SAFE B SI 81 B CH 76 1 SAFE 2-2 X CH 77 G1-4-3 32 1B 9 WP 1-3 1B	B FC 88 S FF 87 C SI 83 B FC 88 X FC 88 2-2 1-H 2B		B FC 86 B SL 82 F SL 80 B SL 77 B SL 78 4-1 32 BB BB			B FF 89 C FF 89 B FF 90 X FF 90 2-1 ① L3		B SI 91 B SI 91 C SI 89 B FF 90 X SI 92 3-1 ② P6	2 2	1 0	2 0	1 0	1 0	0 0	0 0
32 Josh Hamilton, L (1, 8) OBP: 0.373, SLG: 0.552 Ben Broussard, L (7, PH) OBP: 0.246, SLG: 0.322 (7, 3)	C FF 86 C FF 87 B CU 74 D CU 74 B FC 88 F FC 87 1 SAFE X FC 86 3-2 G1-4-3 1-2 3-H 1B	X FC 89 0-0 ③ L9		F FF 83 B FC 84 B FC 88 B FF 84 B SI 84 4-1 G6-4-3 1-2 2-3 3-H BB			C FF 91 X CH 84 0-1 ② G3-1		F SI 93 X CH 84 0-1 ③ G3-1	2 2	0 0	1 0	1 0	1 0	0 0	1 0
Milton Bradley, S (1, 10) OBP: 0.422, SLG: 0.471 Frank Catalanotto, L (7, PH) OBP: 0.328, SLG: 0.472 (7, 10)	F SI 82 B SI 82 D SI 83 X SL 78 2-1 ① ② G1-4-3 1-2f 2-3		F SL 81 B FC 85 X FC 86 1-1 FC6-4 1B	F SI 87 F SI 86 B SI 86 F FF 87 D SL 76 F SL 76 X FF 87 2-2 ② ③ G6-4-3 1-2f			C FF 90 B CH 84 B CH 83 S FF 90 F CH 80 X CH 84 2-2 1B			3 1	0 0	1 1	0 0	0 0	0 0	5 0
9 Hank Blalock, L (1, 5) OBP: 0.360, SLG: 0.449 2 Adam Melhuse, S (8, 5) OBP: 0.333, SLG: 0.250	B FF 84 X FC 87 1-0 ③ F8 3-H	C FC 86 F FC 87 F CU 72 X CU 73 0-2 ① F9			C FF 87 X FF 87 0-1 ① P5		B CH 84 C CH 85 F CH 79 C FF 91 1-3 ③ K			4 0	0 0	0 0	0 0	0 0	1 0	2 0
Jason Botts, S (1, 3) OBP: 0.200, SLG: 0.321 (7, 7)		S SI 81 F SI 81 B SL 81 X SI 81 1-2 ① G6-3	F SL 80 B SL 81 X SI 81 1-1 ② FC6-4 1-2f		C SI 85 F SI 85 B FF 87 B FF 86 B SL 75 S SI 84 3-3 ② K			B FF 89 B FF 89 S FF 89 C FF 90 S CH 85 2-3 ① K		4	0	0	0	0	2	1
7 David Murphy, L (1, 9) OBP: 0.348, SLG: 0.450 (7, 8)		B FC 85 C FC 85 B SL 78 B SL 79 S SI 82 X SI 82 3-2 6 G4-3 15 1B 5 1B 1B	X FC 86 0-0 ③ F8		C SI 82 F SL 77 B FF 87 C FF 87 1-3 ③ K			F FF 91 C FF 90 B CH 84 X CH 85 1-2 2B		4	1	2	0	0	1	1
15 Gerald Laird, R (1, 2) OBP: 0.329, SLG: 0.377		1 SAFE C SL 81 X SL 79 0-1 6 G4-3 5 1B 1-2 1B		C SL 80 X SL 77 0-1 5 SH3-4 6 BB 32 BB 1B		C FF 91 B FF 91 X FF 92 1-1 ① G5-3		C CH 81 C SL 78 S FF 91 0-3 ② K		4	2	2	0	0	1	1
6 German Duran, R (1, 7) OBP: 0.222, SLG: 0.125 (7, 9)		B CU 72 X SI 83 1-0 ② G4-3 1-2 2-3		B FC 86 L SI 82 B SL 77 1 SAFE L B FC 86 B SL 82 4-2 32 BB 5 SH3-4 1-2 BB		T FF 90 C SL 78 X SL 78 0-2 ② G4-3		S CH 80 B SL 78 X CH 80 1-1 ③ F7		3	0	0	0	1	0	3
Inning Stats	R: 2 E: 1 K: 0 S: 13 H: 3 LOB: 0 BB: 0 P: 21	R: 3 E: 0 K: 0 S: 15 H: 4 LOB: 1 BB: 0 P: 22	R: 0 E: 0 K: 0 S: 9 H: 1 LOB: 1 BB: 0 P: 11	R: 1 E: 0 K: 0 S: 12 H: 1 LOB: 2 BB: 3 P: 26	R: 0 E: 0 K: 2 S: 8 H: 0 LOB: 0 BB: 0 P: 12	R: 0 E: 0 K: 0 S: 8 H: 0 LOB: 0 BB: 0 P: 10	R: 0 E: 0 K: 1 S: 11 H: 1 LOB: 1 BB: 0 P: 16	R: 0 E: 0 K: 2 S: 11 H: 1 LOB: 1 BB: 0 P: 15	R: 0 E: 0 K: 1 S: 7 H: 0 LOB: 0 BB: 0 P: 13	1B: 9 2B: 2 3B: 0 HR: 0 SF: 0 SAC: 1 DP: 2 HBP: 0						

PITCHER		IP	WLS	BF	H	R	ER	SO	BB	IBB	HBP	BLK	WP	HR	S	P	ERA	WHIP
Kenny Rogers, L ERA: 7.66	(1, 1)	3.1		21	9	6	6	0	3	0	0	0	1	0	44	73	16.20	3.600
50 Clay Rapada, L ERA:	(4, 1)	1.2	W	4	0	0	0	2	0	0	0	0	0	0	13	19	0.00	0.000
45 Aquilino Lopez, R ERA: 0.52	(6, 1)	3.0	H	11	2	0	0	3	0	0	0	0	0	0	30	41	0.00	0.667
Jason Grilli, R ERA: 3.86	(9, 1)	1.0		3	0	0	0	1	0	0	0	0	0	0	7	13	0.00	0.000

PITCHER	IP	WLS	BF	H	R	ER	SO	BB	IBB	HBP	BLK	WP	HR	S	P	ERA	WHIP

TOP

Texas Rangers @ Detroit Tigers

Comerica Park, Detroit, MI

Wed Apr 23 2008, 7:05 PM EDT

Att. 34,245 - Clear - 67 F

livebaseballscorecards.com

AB	35
R	6
H	11
RBI	4
BB	3
SO	6
LOB	14

WP: 1 PA: 39
PB: 0
SB: 0
CS: 0

Texas Rangers @ Detroit Tigers

Comerica Park, Detroit, MI

Wed Apr 23 2008, 7:05 PM EDT

Att. 34,245 - Clear - 67 F

BOTTOM

Batter	1	2	3	4	5	6	7	8	9	AB	R	H	RBI	BB	SO	LOB
28 Curtis Granderson, L (1, 8) OBP: 0.667, SLG: 0.500	C SI 86 X SI 90 0-1 ① L8	C CH 82 B CU 75 X SI 90 1-1 ① G3		C FS 84 B CU 75 B CU 79 F SI 94 B CU 77 B SI 95 4-2 9 BB 1B 30 SF7 BB		1 SAFE 1-1 9 2B SH1-4 1B 1-2 2-0 2B 9 SF7 1B 1-2 2-H 3-H	B CH 84 S CH 83 B SI 94 B SI 94 B SI 93 4-1 BB BB			4	3	2	2	2	0	2
Ivan Rodriguez, R (1, 2) OBP: 0.326, SLG: 0.410	B SI 91 F SI 90 B SI 91 S SI 90 F SI 91 F SI 91 B SL 82 X SI 90 3-2 ② G5-6-3	B CH 80 C SI 89 F SI 90 S CH 80 1-3 ② K		B SI 94 X SI 95 1-0 24 FC5 9 BB 1-2 1B		SH1-4 1-2 2-3 1-0 30 1B 2B 1-3 2-H	B SI 91 B SI 94 B SI 93 B SI 90 4-0 1-2 2-3 3-H BB			4	1	2	2	1	1	2
9 Carlos Guillen, S (1, 3) OBP: 0.432, SLG: 0.568	B SI 91 C SI 91 B CH 83 X SI 91 2-1 1B	B CU 76 F CH 83 B SI 90 F SI 89 F CH 80 B CU 78 F SI 88 X SI 88 3-2 30 S 2-H 3-H 1B		B FS 87 B SI 94 B SI 94 C SI 94 F SI 96 F SI 95 B SI 95 4-2 24 FC5 1-2 2-3 BB		24 HR 2B 2-H 3-H SF7 3-H	C SI 93 F SI 94 S CH 87 0-3 ③ K			4	1	3	5	1	1	3
30 Magglio Ordonez, R (1, 9) OBP: 0.362, SLG: 0.444 33 Marcus Thames, R (7, 9) OBP: 0.242, SLG: 0.267	C SI 90 B CH 81 B CU 78 B SI 91 X SI 90 3-1 ③ G4-3	B SI 94 C SI 95 B SI 96 F SI 94 X CU 79 2-2 ③ F9 1-2		B SI 94 B SI 94 S SI 93 B SI 95 S SI 95 F SI 94 X SI 94 3-2 ② SF7 3-H		24 HR BB 0-0 2-H 1B F8		C FC 93 B SL 85 F FC 92 B CU 79 X FF 93 2-2 ① G6-3		3 1	1 0	1 0	2 0	1 0	0 0	2 0
24 Miguel Cabrera, R (1, 10) OBP: 0.344, SLG: 0.513		B SI 90 B SI 90 C SI 89 B B SI 90 4-1 1B 15 1B 1B BB	F SI 94 F SI 95 B CU 78 B CU 78 X SI 96 2-2 ① G4-3	B CU 76 F FF 95 F SI 96 X FS 87 1-2 ③ FC5 1-2 2-3f		HR		B SL 87 X FC 92 1-0 ② F9		5	2	1	3	1	0	3
Jacque Jones, L (1, 7) OBP: 0.288, SLG: 0.340		B SI 89 B SI 90 C SI 90 X SI 90 2-1 15 1B 1B 39 E 1-2 1B	B FS 87 B SI 94 F SI 93 B SI 96 X SI 94 3-1 HR		B SI 91 B SI 90 C SI 93 X SI 90 2-1 ① F8	C SI 87 B SI 88 F CH 77 B CH 79 F SI 88 F SL 74 B SI 93 H CH 78 4-2 15 BB 1B 39 HBP HBP	B SI 94 F SI 93 B SI 95 S CH 84 F SI 85 B SI 95 X CH 86 3-2 ① G4-3	C CU 81 C CU 79 S FC 94 0-3 ③ K		5	3	2	1	0	1	0
Edgar Renteria, R (1, 6) OBP: 0.376, SLG: 0.489 25 Ryan Raburn, R (7, 4) OBP: 0.400, SLG: 0.375		C SI 89 X SI 90 0-1 15 1B 39 E 1-2 2-3 1B	F SI 96 F SI 96 X CU 80 0-2 ② G4-3		B SI 93 X SI 90 1-0 ② G6-3	B SI 88 1 SAFE C SI 87 X SI 87 1-1 39 HBP 15 BB 28 1B 1-2 1B	B SI 94 B SI 92 B SI 94 B SI 93 4-0 39 G3-1 15 BB BB BB			4 0	2 1	2 0	0 0	0 1	0 0	0 0
15 Brandon Inge, R (1, 5) OBP: 0.373, SLG: 0.433		C SI 90 B SI 92 B CH 80 B SI 90 F SI 91 X SI 90 3-2 39 E 9 1B 1-2 2-3 3-H 1B	C FS 87 B CU 76 B SI 95 B SI 95 S SI 95 S SI 95 3-3 ③ K		C SI 91 B CU 79 B SI 93 X SI 92 2-1 ③ G6-3	B SL 70 B SL 73 C SI 86 B SI 87 B SI 86 4-1 39 HBP 28 1B 1-2 2-3 BB	B SI 88 B SI 94 B SI 94 C SI 93 F SI 93 F SI 93 F SI 94 F SI 93 F SI 92 4-2 BB 39 G3-1 1-2 BB			3	2	1	1	2	1	0
39 Ramon Santiago, S (1, 4) OBP: 0.522, SLG: 0.667 (7, 6)		B SI 90 F SI 89 B SI 91 F SI 90 B SI 90 X SI 90 3-2 E3 9 1B 1-3 2-H 3-H		B SI 92 X SI 92 1-0 ① F9		SH1-4 28 1B 9 2B BB 2-1 28 1B 2B HBP	F SI 93 X CH 84 0-1 ② G3-1 1-2 2-3			3	3	0	2	1	0	3
Inning Stats	R: 0 E: 0 K: 0 S: 11 H: 1 LOB: 1 BB: 0 P: 19	R: 5 E: 1 K: 1 S: 24 H: 4 LOB: 1 BB: 1 P: 43	R: 1 E: 0 K: 1 S: 11 H: 1 LOB: 0 BB: 0 P: 19	R: 1 E: 0 K: 0 S: 14 H: 1 LOB: 2 BB: 2 P: 28	R: 0 E: 0 K: 0 S: 5 H: 0 LOB: 0 BB: 0 P: 10	R: 11 K: 0 S: 27 H: 7 LOB: 1 BB: 3 P: 59	R: 1 E: 0 K: 1 S: 16 H: 0 LOB: 3 BB: 4 P: 35	R: 0 E: 0 K: 1 S: 7 H: 0 LOB: 0 BB: 0 P: 10		1B: 10 2B: 2 3B: 0 HR: 2 SF: 2 SAC: 1 DP: 0 HBP: 2						

livebaseballscorecards.com

AB	36
R	19
H	14
RBI	18
BB	10
SO	4
LOB	15

WP: 0 PA: 51
PB: 0
SB: 1
CS: 0

PITCHER		IP	WLS	BF	H	R	ER	SO	BB	IBB	HBP	BLK	WP	HR	S	P	ERA	WHIP
46 Luis Mendoza, R ERA: 9.31	(1, 1)	1.2		12	5	5	2	1	1	0	0	0	0	0	32	57	10.80	3.600
50 Frank Francisco, R ERA: 7.71	(2, 1)	2.1	L	11	2	2	2	1	2	0	0	0	0	1	28	52	7.71	1.714
Jamey Wright, R ERA: 4.38	(5, 1)	1.1		9	3	5	5	0	2	0	0	0	0	1	17	38	33.75	3.750
58 Wes Littleton, R ERA: 8.64	(6, 1)	0.2		9	4	6	6	0	1	0	2	0	0	0	15	31	81.00	7.500
53 Joaquín Benoit, R ERA: 7.56	(7, 1)	1.0		7	0	1	1	1	4	0	0	0	0	0	16	35	9.00	4.000

PITCHER		IP	WLS	BF	H	R	ER	SO	BB	IBB	HBP	BLK	WP	HR	S	P	ERA	WHIP
36 C.J. Wilson, L ERA: 2.0	(8, 1)	1.0		3	0	0	0	1	0	0	0	0	0	0	7	10	0.00	0.000

Texas Rangers @ Detroit Tigers

Comerica Park, Detroit, MI

Thu Apr 24 2008, 1:05 PM EDT

Att. 39,058 - Sunny - 70 F

TOP

livebaseballscorecards.com

Batter	1	2	3	4	5	6	7	8	9	AB	R	H	RBI	BB	SO	LOB
Frank Catalanotto, L (1, 7) OBP: 0.333, SLG: 0.456	F7		K		HBP	G4-3			1B	4	1	1	0	0	1	1
10 Michael Young, R (1, 6) OBP: 0.359, SLG: 0.451	HR		BB		L9		F9		1B	4	1	2	1	1	0	1
32 Josh Hamilton, L (1, 9) OBP: 0.355, SLG: 0.522	K		FC6-4		K		G6-3		G3-1	5	0	0	0	0	2	5
9 Hank Blalock, L (1, 5) OBP: 0.363, SLG: 0.439	BB		K		1B		L9		G1-3	4	0	1	0	1	1	4
Jason Botts, S (1, 10) OBP: 0.265, SLG: 0.310	G1-3			BB	BB			BB		1	0	0	0	3	0	1
7 David Murphy, L (1, 8) OBP: 0.344, SLG: 0.434		P5		K	BB			F7		3	0	0	1	1	1	2
2 Adam Melhuse, S (1, 2) OBP: 0.273, SLG: 0.200		K		K	G4-3			K		4	0	0	0	0	3	5
Ben Broussard, L (1, 3) OBP: 0.246, SLG: 0.306		G3-1		BB		K		G4-3		3	0	0	0	1	1	1
Ramón Vázquez, L (1, 4) OBP: 0.273, SLG: 0.263			BB	F9		K			G4-3	2	0	0	0	1	1	2
6 German Duran, R (9, PH) OBP: 0.200, SLG: 0.111										1	0	0	0	0	0	0

AB	31
R	2
H	4
RBI	2
BB	8
SO	10
LOB	22

Inning Stats	1	2	3	4	5	6	7	8	9
	R: 1 E: 0 K: 1 S: 12	R: 0 E: 0 K: 1 S: 6	R: 0 E: 0 K: 2 S: 14	R: 0 E: 0 K: 2 S: 12	R: 1 E: 0 K: 1 S: 15	R: 0 E: 0 K: 2 S: 9	R: 0 E: 0 K: 0 S: 8	R: 0 E: 0 K: 1 S: 9	R: 0 E: 0 K: 0 S: 11
	H: 1 LOB: 1 BB: 1 P: 23	H: 0 LOB: 0 BB: 0 P: 10	H: 0 LOB: 2 BB: 2 P: 27	H: 0 LOB: 2 BB: 2 P: 25	H: 1 LOB: 3 BB: 2 P: 30	H: 0 LOB: 0 BB: 0 P: 13	H: 0 LOB: 0 BB: 0 P: 11	H: 0 LOB: 1 BB: 1 P: 17	H: 2 LOB: 2 BB: 0 P: 20

1B: 3 2B: 0 3B: 0 HR: 1 SF: 0 SAC: 0 DP: 0 HBP: 1

WP: 0 PB: 0 SB: 0 CS: 0 PA: 40

PITCHER		IP	WLS	BF	H	R	ER	SO	BB	IBB	HBP	BLK	WP	HR	S	P	ERA	WHIP
38 Jeremy Bonderman, R ERA: 4.28	(1, 1)	4.2		24	2	2	2	7	7	0	1	0	0	1	56	111	3.86	1.929
31 Zach Miner, R ERA: 9.88	(5, 1)	3.1	W	11	0	0	0	3	1	0	0	0	0	0	29	45	0.00	0.300
44 Bobby Seay, L ERA: 3.38	(9, 1)	1.0		5	2	0	0	0	0	0	0	0	0	0	11	20	0.00	2.000

PITCHER		IP	WLS	BF	H	R	ER	SO	BB	IBB	HBP	BLK	WP	HR	S	P	ERA	WHIP

Texas Rangers @ Detroit Tigers

Comerica Park, Detroit, MI

Thu Apr 24 2008, 1:05 PM EDT

Att. 39,058 - Sunny - 70 F

livebaseballscorecards.com

BOTTOM

Batter	1	2	3	4	5	6	7	8	9	AB	R	H	RBI	BB	SO	LOB
28 Curtis Granderson, L (1, 8) OBP: 0.545, SLG: 0.750	B SI 86 C SI 86 C SI 81 B SI 80 B SI 88 X SI 87 3-2 HR	C SI 82 B SI 82 X SI 88 1-1 ③ F7			B SI 81 B SI 86 B SI 86 C SI 87 B SI 88 4-1 14 CS BB	B SI 89 F SI 89 X CH 85 1-1 ③ F7		B SI 94 F SI 94 B FS 82 B SI 93 X SI 94 3-1 ③ L4		4	1	1	1	1	0	2
14 Placido Polanco, R (1, 4) OBP: 0.290, SLG: 0.158	C SI 86 F SI 89 C SL 80 0-3 ① K	C SI 83 F SL 77 X 0-2 ① G3-1			1 SAFE B SI 86 B SI 87 C SI 87 B SI 88 B SI 87 4-1 ② 33 1B 30 HR 1-2 BB		X FF 90 0-0 ① F9			3	1	0	0	1	1	0
33 Marcus Thames, R (1, 9) OBP: 0.270, SLG: 0.273	B SI 87 B SI 88 F SI 88 B SL 80 B SI 88 4-1 24 FC3-6 30 1B BB	B X 1-0 ② P3			F SI 80 X SI 80 0-1 30 HR 1-2 1B		B FF 89 X CU 73 1-0 ② G6-3			3	1	1	0	1	0	0
30 Magglio Ordonez, R (1, 10) OBP: 0.378, SLG: 0.529	B SI 87 S SI 88 X SI 89 1-1 24 FC3-6 1-2 1B	B SL 80 F SL 80 B SI 89 S SI 80 B SI 88 F SI 88 F X 3-2 HR			B SI 82 B SI 88 B SI 87 C SI 88 X SI 81 3-1 1-H 2-H HR		B FF 90 C FF 90 F FF 90 C FF 91 1-3 ③			4	2	3	4	0	1	0
24 Miguel Cabrera, R (1, 3) OBP: 0.340, SLG: 0.500	C SI 81 X SI 88 0-1 ② FC3-6 BB 1-2f 2-3	X SI 88 0-0 ③ F9			B SI 80 C SI 89 B SI 88 F SI 88 B SI 89 X SI 89 3-2 ③ G5-3			C B C X 1-2 2B 1B		4	1	1	0	0	0	2
Jacque Jones, L (1, 7) OBP: 0.295, SLG: 0.333 39 Ramon Santiago, S (5, 5) OBP: 0.480, SLG: 0.600	B SI 80 B SI 81 B SI 88 B SI 87 4-0 1-2 BB			C F S 0-3 ① K		C FF 88 B SI 86 B FF 90 X FF 91 2-1 ① F7		F X 0-1 ① F8		1 2	0 0	0 0	0 0	1 0	1 0	0 1
Edgar Renteria, R (1, 6) OBP: 0.371, SLG: 0.489	F SI 88 F SI 82 S SI 82 0-3 ③ K			B X 1-0 ② L4		C FF 91 B FF 91 S SI 84 X FF 92 1-2 ② G6-3		B X 1-0 15 1B 1-H 2B		4	0	1	1	0	1	3
15 Brandon Inge, R (1, 2) OBP: 0.392, SLG: 0.492		B SI 87 C SI 87 B SI 80 B SI 80 B SI 88 4-1 25 G5-4-3 BB		C X SI 88 0-1 ③ L8		B FF 90 F FF 90 C FF 89 F FF 90 B SI 87 X CH 85 2-2 HR		B B C B X 3-1 2-3 1B		3	1	2	1	1	0	0
25 Ryan Raburn, R (1, 5) OBP: 0.375, SLG: 0.500 (5, 7)		1 SAFE B SI 87 X SI 88 1-0 ①② G5-4-3 1-2f			B SI 84 C SI 85 F SI 85 C SI 80 1-3 ① K	B FF 91 X FF 90 1-0 HR		F SI 93 F FS 81 S FS 84 0-3 ② K		4	1	1	1	0	2	3
Inning Stats	R: 1 E: 0 K: 2 S: 14 H: 2 LOB: 3 BB: 2 P: 26	R: 0 E: 0 K: 0 S: 4 H: 0 LOB: 0 BB: 1 P: 10	R: 1 E: 0 K: 0 S: 10 H: 1 LOB: 0 BB: 0 P: 14	R: 0 E: 0 K: 1 S: 6 H: 0 LOB: 0 BB: 0 P: 7	R: 3 E: 0 K: 1 S: 12 H: 2 LOB: 0 BB: 2 P: 27	R: 2 E: 0 K: 0 S: 12 H: 2 LOB: 0 BB: 0 P: 19	R: 0 E: 0 K: 1 S: 5 H: 0 LOB: 0 BB: 0 P: 7	R: 1 E: 0 K: 1 S: 13 H: 3 LOB: 2 BB: 0 P: 21		1B: 4 2B: 1 3B: 0 HR: 5 SF: 0 SAC: 0 DP: 1 HBP: 0		WP: 0 PB: 0 SB: 0 CS: 1 PA: 37		

AB	32
R	8
H	10
RBI	8
BB	5
SO	6
LOB	11

PITCHER		IP	WLS	BF	H	R	ER	SO	BB	IBB	HBP	BLK	WP	HR	S	P	ERA	WHIP
31 Jason Jennings, R ERA: 7.46	(1, 1)	5.0	L	23	5	5	5	4	5	0	0	0	0	3	46	84	9.00	2.000
14 Kazuo Fukumori, R ERA: 20.25	(6, 1)	2.1		12	5	3	3	1	0	0	0	0	0	2	25	39	11.57	2.143
Franklyn German, R ERA: 0.82	(8, 1)	0.2		2	0	0	0	1	0	0	0	0	0	0	5	8	0.00	0.000

PITCHER	IP	WLS	BF	H	R	ER	SO	BB	IBB	HBP	BLK	WP	HR	S	P	ERA	WHIP

Batter	1	2	3	4	5	6	7	8	9	AB	R	H	RBI	BB	SO	LOB
9 Chone Figgins, S (1, 5) OBP: 0.436, SLG: 0.387	C SI 85 F SI 87 B SI 88 F SL 81 X CH 80 1-2 G5-3 ①			C SI 86 B SI 87 B SL 79 B SI 88 X SI 87 3-1 27 HR 2B	C SI 83 B CH 78 B SI 84 F SI 84 X SL 79 2-2 G5-3 ①			B SI 93 C FF 92 C SI 93 B SI 93 F SL 88 S SL 87 2-3 K ①		4	1	1	0	0	1	0
24 Gary Matthews, S (1, 7) OBP: 0.324, SLG: 0.423	C SL 80 C SI 88 B SI 89 B SI 88 B CH 81 S SL 82 3-3 K ②			C SI 87 C SI 87 B SI 87 F SL 81 X SI 88 1-2 G5-3 ①	X SI 85 0-0 G1-3 ②			B SI 93 C SL 87 B FF 94 B FF 93 B FF 91 4-1 27 1B BB		3	0	0	0	1	1	1
27 Vladimir Guerrero, R (1, 9) OBP: 0.363, SLG: 0.440	X 0-0 G4-3 ③			C SI 88 F CH 83 F SL 81 B CH 83 B SI 86 F SI 88 X SI 87 2-2 2-H HR	S CH 80 F CH 81 B SL 80 B CH 79 C SL 80 2-3 K ③			X SL 88 0-0 1-2 1B		4	1	2	2	0	1	0
48 Torii Hunter, R (1, 8) OBP: 0.362, SLG: 0.540		X CH 79 0-0 G5-3 ①		B CH 83 F CH 82 F SL 79 X CH 80 1-2 2 1B 1B 2B		X CH 83 0-0 G4-3 ①		B FF 93 B SL 86 B FF 92 C FF 92 X SL 87 3-1 F6 ②		4	1	1	0	0	0	2
Juan Rivera, R (1, 10) OBP: 0.174, SLG: 0.136		B SI 87 X SI 85 1-0 F8 ②		X SI 86 0-0 P4 ②		C SI 85 X CH 78 0-1 P4 ②		F SL 86 B FF 92 X FF 92 1-1 P5 ③		4	0	0	0	0	0	3
2 Erick Aybar, S (1, 6) OBP: 0.361, SLG: 0.423		B SI 85 C SI 86 F F SL 80 C SI 87 1-3 K ③		2 SAFE D SI 85 X SI 86 1-0 5 BB 1B 2-3 1B		F CH 83 B SI 84 L CH 79 B SI 86 X CH 80 2-2 G6-3 ③			F SI 88 B FC 86 B CU 69 X SI 89 2-1 L7 ①	4	1	1	0	0	1	0
5 Jeff Mathis, R (1, 2) OBP: 0.359, SLG: 0.667			C SI 86 X CH 81 0-1 F8 ①	F CH 83 B CH 81 B SI 88 B SL 80 B SI 87 4-1 1B 1-2 BB			B CH 81 B CH 84 X CH 83 2-0 P6 ①		S CU 71 X CU 69 0-1 G6-3 ②	3	0	0	0	1	0	0
Casey Kotchman, L (1, 3) OBP: 0.396, SLG: 0.598			C SI 87 F SL 81 B SL 81 F SL 81 F SI 87 B SL 82 B SL 82 X SI 88 3-2 6 G6-4-3 1B	B SL 80 X SI 88 1-0 1-3 2-H 3-H 1B			X SL 79 0-0 P6 ②		X FC 87 0-0 G6-3 ③	4	0	2	2	0	0	0
6 Maicer Izturis, S (1, 4) OBP: 0.260, SLG: 0.215			X SI 88 0-0 G6-4-3 ②③ 1-2f	B SI 86 X SI 86 1-0 F8 ③			C SI 85 X CH 80 0-1 L7 ③			3	0	0	0	0	0	3
Inning Stats	R: 0 E: 0 K: 1 S: 8 H: 0 LOB: 0 BB: 0 P: 12	R: 0 E: 0 K: 1 S: 6 H: 0 LOB: 0 BB: 0 P: 8	R: 0 E: 0 K: 0 S: 8 H: 1 LOB: 0 BB: 0 P: 11	R: 4 E: 0 K: 0 S: 19 H: 5 LOB: 2 BB: 1 P: 33	R: 0 E: 0 K: 1 S: 7 H: 0 LOB: 0 BB: 0 P: 11	R: 0 E: 0 K: 0 S: 6 H: 0 LOB: 0 BB: 0 P: 8	R: 0 E: 0 K: 0 S: 4 H: 0 LOB: 0 BB: 0 P: 6	R: 0 E: 0 K: 1 S: 10 H: 1 LOB: 2 BB: 1 P: 20	R: 0 E: 0 K: 0 S: 5 H: 0 LOB: 0 BB: 0 P: 7	1B: 4 2B: 2 3B: 0 HR: 1 SF: 0 SAC: 0 DP: 1 HBP: 0						

TOP

Los Angeles Angels @ Detroit Tigers

Comerica Park, Detroit, MI

Fri Apr 25 2008, 7:05 PM EDT

Att. 40,380 - Partly Cloudy - 76 F

livebaseballscorecards.com

AB	33
R	4
H	7
RBI	4
BB	2
SO	4
LOB	9

PITCHER		IP	WLS	BF	H	R	ER	SO	BB	IBB	HBP	BLK	WP	HR	S	P	ERA	WHIP
29 Nate Robertson, L ERA: 6.91	(1, 1)	7.0	L	27	6	4	4	3	1	0	0	0	0	1	58	89	5.14	1.000
52 Denny Bautista, R ERA: 0.87	(8, 1)	1.0		5	1	0	0	1	1	0	0	0	0	0	10	20	0.00	2.000
59 Todd Jones, R ERA: 2.0	(9, 1)	1.0		3	0	0	0	0	0	0	0	0	0	0	5	7	0.00	0.000

PITCHER	IP	WLS	BF	H	R	ER	SO	BB	IBB	HBP	BLK	WP	HR	S	P	ERA	WHIP

Batter	1	2	3	4	5	6	7	8	9	AB	R	H	RBI	BB	SO	LOB
28 Curtis Granderson, L (1, 8) OBP: 0.500, SLG: 0.833	B FF 92 F FF 92 X FF 94 1-1 ① P4			B FF 92 B FF 91 C FF 91 B FF 90 X FF 90 3-1 HR		C FF 90 B CH 83 B SL 78 B FF 91 B FF 90 4-1 14 1B 24 FC6-4 BB	B SL 79 B SL 77 F FF 88 S SL 77 B SI 89 F SL 76 X FF 88 3-2 ② F8		C CU 80 S CH 82 B CU 80 S CH 83 1-3 ② K	4	2	1	1	1	1	2
14 Placido Polanco, R (1, 4) OBP: 0.311, SLG: 0.197	B FF 95 X 1-0 ② G4-3			B FF 92 X FF 91 1-0 3 G4-3 30 G6-3 2B		B FF 92 B FF 90 1 SAFE C FF 90 1 SAFE X FF 90 2-1 24 FC6-4 3 BB 1-3 1B	B FC 84 B FC 85 B SI 89 B SI 90 4-0 1-2 2-3 BB		C FF 90 F CU 80 X CU 80 0-2 ③ G6-3	4	1	2	0	1	0	0
3 Gary Sheffield, R (1, 10) OBP: 0.357, SLG: 0.291	C SL 84 B FF 95 X FF 96 1-1 ③ P3			B SL 81 X SI 94 1-0 ① G4-3 2-3		S FF 94 B FF 94 1 SAFE B FF 92 D SL 82 B SL 80 4-1 24 FC6-4 1-2 BB	C CH 87 F SI 90 B CH 82 B FC 86 F FC 87 X FC 87 2-2 ③ F8			3	0	0	0	1	0	4
30 Magglio Ordonez, R (1, 9) OBP: 0.363, SLG: 0.506		B FF 95 F FF 94 C FF 94 X FF 96 1-2 ① P4		B FF 94 S FF 94 F FF 94 F FF 95 X SL 84 1-2 ② G6-3 3-H		X SL 80 0-0 ① F3		B SI 90 F CH 86 B SI 90 F FC 86 F SL 81 F FC 88 S SI 90 2-3 ① K		4	0	0	1	0	1	3
24 Miguel Cabrera, R (1, 3) OBP: 0.347, SLG: 0.494 25 Ryan Raburn, R (8, PR) OBP: 0.375, SLG: 0.500 33 Marcus Thames, R (9, 3) OBP: 0.270, SLG: 0.273		C SL 84 S FF 94 F SL 80 F B F B FF 96 F F 2-3 ② K S		S SL 84 F FF 95 B FF 94 F FF 96 B SL 83 X SL 83 2-2 1B		C FF 94 B X SL 84 1-1 ② FC6-4 1-2f 2-3 3-H		F FC 86 H SI 90 1-1 BB HBP		3 0 0	0 0 0	1 0 0	1 0 0	0 0 0	1 0 0	2 0 0
Jacque Jones, L (1, 7) OBP: 0.292, SLG: 0.316		B FF 95 C FF 93 C SL 82 B FF 95 B SL 85 X FF 94 3-2 ③ F8		B FF 93 F FF 94 F SL 82 B FF 94 1 SAFE B SL 83 X FF 94 3-2 ③ G6-3		S FF 94 S SL 85 B FF 94 F SL 84 F FF 94 X SL 83 1-2 ③ G4-3		C SI 90 F SI 90 B SL 81 F SI 89 F SL 82 B FC 86 F SI 90 B SL 81 1 SAFE 4-2 B FC 86 1-2 BB		3	0	0	0	1	0	3
Edgar Renteria, R (1, 6) OBP: 0.366, SLG: 0.479			B SL 81 C FF 93 F FF 93 S SL 85 1-3 ① K		C FF 92 C FF 91 F FF 92 B FF 92 F SL 84 X FF 93 1-2 ① G6-3		X SL 78 0-0 14 BB 15 1B 1B	B FC 86 X FC 85 1-0 ② F8		4	0	1	0	0	1	2
Ivan Rodriguez, R (1, 2) OBP: 0.311, SLG: 0.390			F FF 95 X SL 82 0-1 ② G6-3		C SL 82 B SL 81 S SL 83 F FF 94 B FF 95 B FF 95 X SL 82 3-2 ② G5-3		X FF 92 0-0 ① F9	C SI 87 X FC 86 0-1 ③ L3		4	0	0	0	0	0	3
15 Brandon Inge, R (1, 5) OBP: 0.386, SLG: 0.478			S FF 94 C SL 84 B SL 79 C SL 84 1-3 ③ K		C FF 95 B FF 93 C FF 94 B FF 94 F FF 94 S SL 84 2-3 ③ K		C SL 82 X FF 93 0-1 14 BB 1-2 1B		B FF 90 C FF 89 C FF 91 B FF 92 F FF 90 F CU 79 B CU 80 F FF 90 F CU 80 3-2 X FF 81 ① L3	4	0	1	0	0	2	0
Inning Stats	R: 0 E: 0 K: 0 S: 5 H: 0 LOB: 0 BB: 0 P: 8	R: 0 E: 0 K: 1 S: 14 H: 0 LOB: 0 BB: 0 P: 20	R: 0 E: 0 K: 2 S: 8 H: 0 LOB: 0 BB: 0 P: 10	R: 2 E: 0 K: 0 S: 15 H: 3 LOB: 1 BB: 0 P: 26	R: 0 E: 0 K: 1 S: 13 H: 0 LOB: 0 BB: 0 P: 19	R: 1 E: 0 K: 0 S: 12 H: 1 LOB: 2 BB: 2 P: 24	R: 0 E: 0 K: 0 S: 12 H: 2 LOB: 3 BB: 1 P: 21	R: 0 E: 0 K: 1 S: 14 H: 0 LOB: 2 BB: 1 P: 22	R: 0 E: 0 K: 1 S: 13 H: 0 LOB: 0 BB: 0 P: 17	1B: 4 2B: 1 3B: 0 HR: 1	SF: 0 SAC: 0 DP: 0 HBP: 1	WP: 0 PB: 0 SB: 0 CS: 0	PA: 38			

PITCHER		IP	WLS	BF	H	R	ER	SO	BB	IBB	HBP	BLK	WP	HR	S	P	ERA	WHIP
54 Ervin Santana, R ERA: 2.97	(1, 1)	6.1	W	27	6	3	3	4	2	0	0	0	0	1	71	111	4.26	1.263
Darren Oliver, L ERA: 4.35	(7, 1)	0.1	H	1	0	0	0	0	0	0	0	0	0	0	4	7	0.00	0.000
33 Justin Speier, R ERA: 3.72	(7, 1)	1.1	H	7	0	0	0	1	2	0	1	0	0	0	18	32	0.00	1.500
Francisco Rodríguez, R ERA: 4.22	(9, 1)	1.0	S	3	0	0	0	1	0	0	0	0	0	0	13	17	0.00	0.000

PITCHER	IP	WLS	BF	H	R	ER	SO	BB	IBB	HBP	BLK	WP	HR	S	P	ERA	WHIP

BOTTOM

Los Angeles Angels @ Detroit Tigers

Comerica Park, Detroit, MI

Fri Apr 25 2008, 7:05 PM EDT
Att. 40,380 - Partly Cloudy - 76 F

livebaseballscorecards.com

AB	33
R	3
H	6
RBI	3
BB	4
SO	6
LOB	19

Batter	1	2	3	4	5	6	7	8	9	AB	R	H	RBI	BB	SO	LOB
9 Chone Figgins, S (1, 5) OBP: 0.426, SLG: 0.378	B X 1-0 G3-1 ①		C CH 85 B CH 81 F CH 83 F SL 85 F SL 84 F CH 84 S SI 89 1-3 K ①			B SI 87 X SI 87 1-0 G6-3 ①	B SI 89 C SL 78 F SI 88 X CH 83 1-2 1B 3-H		C SI 90 C FC 87 F FF 91 X SI 90 0-2 G6-3 ③	5	0	1	1	0	1	1
24 Gary Matthews, S (1, 10) OBP: 0.321, SLG: 0.410	B B B B 4-0 27 FC6-4 BB		F CH 80 B CH 80 B SL 84 F SI 87 X SI 90 2-2 G6-3 ②			X CH 80 0-0 G3-1 ②	B FF 88 X FF 89 1-0 G4-3 ③			3	0	0	0	1	0	1
27 Vladimir Guerrero, R (1, 9) OBP: 0.368, SLG: 0.474	B X 1-0 FC6-4 48 E1 BB 1-2f ②		B SI 89 S SI 90 X SI 89 1-1 G5-3 ③			C SI 88 B SL 58 S SL 83 X SI 92 1-2 3B		B SI 94 X SL 86 1-0 1B 48 G5-4-3 2B		4	1	2	0	0	0	1
Casey Kotchman, L (1, 3) OBP: 0.400, SLG: 0.588	B F B B B 4-1 48 E 1-2 BB			X SI 86 0-0 G3-1 ①		C SL 82 B SL 83 F CH 84 F SL 84 F SI 90 B SL 84 X CH 84 2-2 G4-3 ③		B SI 93 C SI 93 X SI 94 1-1 48 G5-4-3 2-3 1B		3	0	1	0	1	0	1
48 Torii Hunter, R (1, 8) OBP: 0.347, SLG: 0.516	C X 0-1 FC6 1-2 2-3			C SI 86 B CH 83 B CH 82 X SL 83 2-1 G5-3 ②			X SL 80 0-0 E1 1B 6 2B	X SL 88 0-0 G5-4-3 ① ② 1-2f 3-H		4	1	0	0	0	0	3
Garret Anderson, L (1, 7) OBP: 0.265, SLG: 0.367	C B F C 1-3 K ③			F CH 82 F SL 82 X SL 84 0-2 L7 ③			X CH 81 0-0 6 2B 1B 2-3	X SI 93 0-0 F7 ③		4	1	1	0	0	1	3
6 Maicer Izturis, S (1, 4) OBP: 0.260, SLG: 0.232		C SI 86 B X 1-1 G3 ①			C SI 86 X CH 82 0-1 G4-3 ①		F SI 86 B SL 79 X CH 81 1-1 2 G1 9 1B 2B 1-H 3-H		C SI 89 B SI 89 X CU 68 1-1 F7 ①	4	1	1	2	0	0	0
5 Jeff Mathis, R (1, 2) OBP: 0.349, SLG: 0.625		C SI 89 B SL 82 S SL 85 S SL 83 1-3 K ②			B SL 83 S SL 81 X CH 79 1-1 F8 ②		L SL 77 L SL 76 S SL 78 0-3 K ①		B FF 89 C CH 79 F SI 89 X SI 90 1-2 2 FC4-6 1B	4	0	1	0	0	2	1
2 Erick Aybar, S (1, 6) OBP: 0.342, SLG: 0.400		B SI 88 S SI 87 B SI 89 F SI 89 X SL 85 2-2 G3 ③			F CH 82 B CH 83 B SI 89 X SI 88 2-1 G6-3 ③		B SI 88 C FF 89 B SI 88 B FF 88 F SI 88 X SL 77 3-2 G1 ② 2-3		C SI 90 B FC 86 B FC 86 X SI 89 2-1 FC4-6 ② 1-2f	4	0	0	0	0	0	2
Inning Stats	R: 0 E: 1 K: 1 S: 8 H: 0 LOB: 3 BB: 2 P: 19	R: 0 E: 0 K: 1 S: 8 H: 0 LOB: 0 BB: 0 P: 12	R: 0 E: 0 K: 1 S: 11 H: 0 LOB: 0 BB: 0 P: 15	R: 0 E: 0 K: 0 S: 6 H: 0 LOB: 0 BB: 0 P: 8	R: 0 E: 0 K: 0 S: 6 H: 0 LOB: 0 BB: 0 P: 9	R: 0 E: 0 K: 0 S: 10 H: 1 LOB: 1 BB: 0 P: 14	R: 3 E: 1 K: 1 S: 14 H: 3 LOB: 1 BB: 0 P: 20	R: 1 E: 0 K: 0 S: 5 H: 2 LOB: 0 BB: 0 P: 7	R: 0 E: 0 K: 0 S: 11 H: 1 LOB: 1 BB: 0 P: 15	1B: 4 2B: 2 3B: 1 HR: 0 SF: 0 SAC: 0 DP: 1 HBP: 0						

PITCHER		IP	WLS	BF	H	R	ER	SO	BB	IBB	HBP	BLK	WP	HR	S	P	ERA	WHIP
58 Armando Galarraga, R ERA: 1.5	(1, 1)	6.0		25	3	3	1	3	2	0	0	0	0	0	53	82	1.50	0.833
45 Aquilino Lopez, R ERA: 0.49	(7, 1)	1.0	W	4	1	0	0	1	0	0	0	0	0	0	10	15	0.00	1.000
52 Denny Bautista, R ERA: 1.59	(8, 1)	1.0	H	4	2	1	1	0	0	0	0	0	0	0	5	7	9.00	2.000
59 Todd Jones, R ERA: 1.8	(9, 1)	1.0	S	4	1	0	0	0	0	0	0	0	0	0	11	15	0.00	1.000

PITCHER		IP	WLS	BF	H	R	ER	SO	BB	IBB	HBP	BLK	WP	HR	S	P	ERA	WHIP

Los Angeles Angels @ Detroit Tigers

Comerica Park, Detroit, MI

Sat Apr 26 2008, 3:55 PM EDT

Att. 42,068 - Sunny - 64 F

TOP

livebaseballscorecards.com

AB	35
R	4
H	7
RBI	3
BB	2
SO	4
LOB	13

WP: 0 PA: 37
PB: 0
SB: 0
CS: 0

BOTTOM

Los Angeles Angels @ Detroit Tigers

Comerica Park, Detroit, MI

Sat Apr 26 2008, 3:55 PM EDT
Att. 42,068 - Sunny - 64 F

livebaseballscorecards.com

Batter	1	2	3	4	5	6	7	8	9	AB	R	H	RBI	BB	SO	LOB
28 Curtis Granderson, L (1, 8) OBP: 0.476, SLG: 0.882	C B X 1-1 P6 ①		1 SAFE C CH 79 C SI 88 B SI 88 1 SAFE S CU 77 1-3 K ①		B CH 78 C SI 87 1 SAFE S B SI 88 X SI 89 2-2 14 1B 1-3 2B		C SL 76 X SI 85 0-1 3 E 3B	C FF 91 B CH 84 C CU 76 F CU 77 B CU 75 X CU 75 2-2 G3 ②		5	2	2	0	0	1	1
14 Placido Polanco, R (1, 4) OBP: 0.329, SLG: 0.215	C X 0-1 3 S 30 2B 1B		1 SAFE C SI 88 F SI 88 B SI 88 X CU 77 1-2 G5-3 ② ③ 1-2		B SI 88 C SI 88 X SI 88 1-1 2-H 3-H 1B		I IN 70 I IN 70 I IN 69 I IN 69 4-0 3 E 30 2B IBB	C FF 91 X FF 91 0-1 G6-3 ③		4	2	2	2	1	0	1
3 Gary Sheffield, R (1, 10) OBP: 0.338, SLG: 0.271	C F B 1 SAFE F D B C 3-3 K ② 1-2			F CU 74 B CH 79 B FF 88 B SI 88 F FF 89 X CU 76 3-2 G5-3 ①	C SI 88 X CH 80 0-1 P5 ②		C SL 76 X SI 84 0-1 E4 30 2B SF7 1-2 3-H			4	1	0	1	0	1	3
30 Magglio Ordonez, R (1, 9) OBP: 0.368, SLG: 0.527	F B X SI 88 1-1 2-H 2B			F CU 76 B FF 88 S SI 88 B CU 77 X CH 79 2-2 P6 ②	S CH 80 B SI 88 C CU 76 D CU 76 D CH 80 C SI 88 3-3 K ③		X SL 77 0-0 1B 1-3 2-H 2B			4	0	2	2	0	1	1
24 Miguel Cabrera, R (1, 3) OBP: 0.362, SLG: 0.494	X SI 89 0-0 L5 ③			B CU 75 B CH 80 B SI 89 B FF 89 4-0 BB BB		C SI 85 X SL 76 0-1 1B	I IN 73 I IN 72 I IN 71 I IN 72 4-0 FC6-5 1B IBB			2	0	1	0	2	0	1
Jacque Jones, L (1, 7) OBP: 0.290, SLG: 0.305 25 Ryan Raburn, R (8, 7) OBP: 0.375, SLG: 0.500		B SI 87 C SI 87 B SI 88 X SI 87 2-1 G4-3 ①		B SI 88 F CU 74 B SI 88 D CU 76 B SI 87 4-1 1-2 BB BB	C SI 86 C SI 85 C SL 77 0-3 K ①	F SI 85 X SI 85 0-1 SF7 ② 3-H				2 0	0 0	0 0	1 0	1 0	1 0	1 0
Edgar Renteria, R (1, 6) OBP: 0.362, SLG: 0.470		B SI 89 F SI 89 C SI 89 S CU 78 1-3 K2-3 ②		C CU 74 F SI 88 D CU 77 F SI 88 F CU 77 F CU 76 B CU 76 D CU 77 X SI 89 3-2 L8 ③		B SI 87 F SI 85 C SL 75 F SL 75 F FF 86 C SL 76 1-3 K ②	X SL 75 0-0 FC6-5 1-2 2-3 1B			4	0	1	0	0	2	3
Ivan Rodriguez, R (1, 2) OBP: 0.309, SLG: 0.384		C CU 76 F CU 76 S CU 75 0-3 K ③			X CU 73 0-0 28 2B 14 1B 1B	C SL 76 X SI 85 0-1 G1-3 ③	B SI 85 F SL 76 X SL 76 1-1 FC6-5 ③ 1-2 2-3f			4	1	1	0	0	1	4
15 Brandon Inge, R (1, 5) OBP: 0.379, SLG: 0.465			C SI 87 C SI 88 B CU 77 B CU 76 X SI 89 2-2 14 CS 1B		C SI 88 C FF 89 1 SAFE B SI 89 D CU 77 B CH 80 1 SAFE X CH 79 3-2 F7 ①		B SI 85 X SI 84 1-0 P3 ①	B FF 91 C FF 89 C FF 91 B CU 76 B CU 75 C FF 92 3-3 K ①		4	0	1	0	0	1	1
Inning Stats	R: 1 E: 0 K: 1 S: 11 H: 2 LOB: 1 BB: 0 P: 16	R: 0 E: 0 K: 2 S: 8 H: 0 LOB: 0 BB: 0 P: 11	R: 0 E: 0 K: 1 S: 9 H: 1 LOB: 0 BB: 0 P: 13	R: 0 E: 0 K: 0 S: 13 H: 0 LOB: 2 BB: 2 P: 29	R: 2 E: 0 K: 1 S: 14 H: 3 LOB: 1 BB: 0 P: 23	R: 0 E: 0 K: 2 S: 12 H: 1 LOB: 1 BB: 0 P: 13	R: 3 E: 1 K: 0 S: 11 H: 3 LOB: 3 BB: 2 P: 21	R: 0 E: 0 K: 1 S: 9 H: 0 LOB: 0 BB: 0 P: 14		1B: 6 2B: 3 3B: 1 HR: 0 SF: 1 SAC: 0 DP: 0 HBP: 0						

	AB	33
	R	6
	H	10
	RBI	6
	BB	4
	SO	8
	LOB	16

PITCHER		IP	WLS	BF	H	R	ER	SO	BB	IBB	HBP	BLK	WP	HR	S	P	ERA	WHIP
58 Dustin Moseley, R ERA: 7.3	(1, 1)	5.0		22	6	3	3	5	2	0	0	0	0	0	55	92	5.40	1.600
53 Darren O'Day, R ERA: 2.35	(6, 1)	2.0	L	13	4	3	1	2	0	2	0	0	0	0	23	34	4.50	2.000
63 Rich Thompson, R ERA: 22.5	(8, 1)	1.0		3	0	0	0	1	0	0	0	0	0	0	9	14	0.00	0.000

PITCHER	IP	WLS	BF	H	R	ER	SO	BB	IBB	HBP	BLK	WP	HR	S	P	ERA	WHIP

Batter	1	2	3	4	5	6	7	8	9	AB	R	H	RBI	BB	SO	LOB
9 Chone Figgins, S (1, 5) (7, 4) OBP: 0.417, SLG: 0.363	B FF 94 S FF 94 B FF 94 F FF 95 S FF 95 2-3 ① **K**		B FF 93 C FF 93 B FF 93 B FF 93 C FF 91 F FF 92 B FF 94 4-2 24 CS **BB**		F FF 92 B CH 83 B CH 84 B CH 80 F FF 93 F FF 93 X FF 91 3-2 ③ **G4-3**	B SI 88 X SI 89 1-0 ③ **FC5-4** 1-2f			B FF 89 C FF 89 S FF 90 S FF 90 1-3 ② **K**	4	0	0	0	1	2	3
24 Gary Matthews, S (1, 7) OBP: 0.316, SLG: 0.394	B FF 94 B CH 83 C FF 94 F FF 94 B CU 84 X SI 95 3-2 ② **G4-3**		**B FF 92** 1 SAFE 1 SAFE P PO 92 2-0 ③ **CS** 1-2	F CH 81 C CH 82 B CU 81 C CU 81 1-3 ① **K**		B FF 92 C FF 91 B FF 92 B FF 93 B FF 92 4-1 27 E 48 2B **BB**	C SI 88 B CH 80 S CH 80 B CH 81 X SI 90 2-2 ① **F8**		**C CH 81** **B FF 90** 1 SAFE **C FF 89** 1 SAFE 1 SAFE C SL 85 1-3 ③ **K**	4	1	0	0	1	2	1
27 Vladimir Guerrero, R (1, 9) OBP: 0.364, SLG: 0.465	B FF 93 B FF 93 F FF 93 F CH 84 C CU 83 2-3 ③ **K**			F FF 93 B FF 93 X CH 84 1-1 ② **G5-3**		B FF 93 1 SAFE X FF 92 1-0 **E5** 48 2B 1-3 **1B**	F SI 89 F SI 90 B CH 82 F CH 82 X SI 91 1-2 ② **G4-3**			4	1	1	0	0	1	0
Casey Kotchman, L (1, 3) OBP: 0.404, SLG: 0.584		B SI 92 B SI 92 X FF 92 2-0 48 FC6-4 **1B**		C FF 92 B FF 92 B CU 79 X CH 83 2-1 48 3B **1B**		X SI 94 0-0 ① **F8**	B CH 81 F SI 91 B SI 91 X CH 80 2-1 ③ **G6-3**			4	1	2	0	0	0	2
48 Torii Hunter, R (1, 8) OBP: 0.353, SLG: 0.547		C FF 92 B FF 92 F FF 94 X FF 93 1-2 ① **FC6-4** 1-2f		X FF 93 0-0 **3B** 1-H		C CU 82 S CU 82 F CU 84 X CU 83 0-2 6 BB 2 1B **2B** 2-H 3-H		S SL 83 X SL 83 0-1 ① **F8**		4	1	2	3	0	0	1
Garret Anderson, L (1, 10) OBP: 0.264, SLG: 0.356		F SI 93 1 SAFE X CH 82 0-1 ② **F7**		B CH 84 C FF 93 S CU 80 X FF 95 1-2 ③ **P5**		I IN 70 I IN 72 I IN 70 I IN 74 4-0 6 BB 2 1B **IBB**		B FF 90 B FF 89 F FF 89 X FF 91 2-1 ② **G4-3**		3	1	0	0	1	0	2
6 Maicer Izturis, S (1, 4) OBP: 0.275, SLG: 0.239 39 Robb Quinlan, R (7, 5) OBP: 0.333, SLG: 0.250		C FF 92 B FF 92 X CH 81 1-1 ③ **G6-3**			X FF 91 0-0 44 F8 44 BLK 2 SF7 **1B**	B FF 92 B FF 92 B FF 91 B FF 91 4-0 2 1B 1-2 2-3 **BB**		F FF 91 S CH 84 X SL 81 0-2 ③ **G6-3**		2 1	1 0	1 0	0 0	1 0	0 0	1 0
44 Mike Napoli, R (1, 2) OBP: 0.281, SLG: 0.519			F FF 92 B CH 81 S CH 82 X CU 83 1-2 ① **F9**		B CH 73 L FF 92 F FF 92 D CH 82 F CU 83 B FF 94 F FF 93 X CH 82 3-2 ① **F8** 1-3	X FF 93 0-0 ② **F6**			B FF 90 X FF 89 1-0 ① **P3**	4	0	0	0	0	0	4
2 Erick Aybar, S (1, 6) OBP: 0.350, SLG: 0.410			X FF 92 0-0 ② **F8**		B FF 95 X FF 94 1-0 ② **SF7** 3-H	B FF 94 F FF 93 F CH 84 B CU 81 X SI 93 2-2 9 FC5-4 1-2 2-H 3-H **1B**			B FF 90 F FF 89 B SL 82 B FF 90 C FF 89 F SI 90 X FF 90 3-2 **1B**	3	0	2	3	0	0	0
Inning Stats	R: 0 E: 0 K: 2 S: 9 H: 0 LOB: 0 BB: 0 P: 16	R: 0 E: 0 K: 0 S: 8 H: 1 LOB: 1 BB: 0 P: 12	R: 0 E: 0 K: 0 S: 8 H: 0 LOB: 0 BB: 1 P: 14	R: 1 E: 0 K: 1 S: 11 H: 2 LOB: 1 BB: 0 P: 16	R: 1 E: 0 K: 0 S: 11 H: 1 LOB: 0 BB: 0 P: 18	R: 4 E: 1 K: 0 S: 12 H: 3 LOB: 2 BB: 3 P: 28	R: 0 E: 0 K: 0 S: 9 H: 0 LOB: 0 BB: 0 P: 14	R: 0 E: 0 K: 0 S: 7 H: 0 LOB: 0 BB: 0 P: 9	R: 0 E: 0 K: 2 S: 11 H: 1 LOB: 1 BB: 0 P: 17	1B: 6 2B: 1 3B: 1 HR: 0 SF: 1 SAC: 0 DP: 0 HBP: 0						

PITCHER		IP	WLS	BF	H	R	ER	SO	BB	IBB	HBP	BLK	WP	HR	S	P	ERA	WHIP
35 Justin Verlander, R ERA: 6.5	(1, 1)	5.2	L	27	7	6	6	3	3	1	0	1	0	0	58	102	9.53	1.765
31 Zach Miner, R ERA: 9.0	(6, 1)	1.1		4	0	0	0	0	0	0	0	0	0	0	10	16	0.00	0.000
Jason Grilli, R ERA: 3.29	(8, 1)	2.0		7	1	0	0	2	0	0	0	0	0	0	18	26	0.00	0.500

PITCHER	IP	WLS	BF	H	R	ER	SO	BB	IBB	HBP	BLK	WP	HR	S	P	ERA	WHIP

Los Angeles Angels @ Detroit Tigers

Comerica Park, Detroit, MI

Sun Apr 27 2008, 8:05 PM EDT

Att. 36,347 - Cloudy - 62 F

TOP

livebaseballscorecards.com

AB	33
R	6
H	8
RBI	6
BB	4
SO	5
LOB	14

WP: 0 PA: 39
PB: 0
SB: 0
CS: 1

BOTTOM

Batter	1	2	3	4	5	6	7	8	9	AB	R	H	RBI	BB	SO	LOB
28 Curtis Granderson, L (1, 8) OBP: 0.440, SLG: 0.750	B FF 87 C FF 87 B SL 80 F FF 88 C SL 80 2-3 K ①		1 SAFE B SI 86 C FF 88 B SL 79 C SL 79 B FF 88 F FF 87 B FF 89 4-2 14 PO 1-2 BB ②			B CH 85 C CH 85 C FF 86 B SL 78 X SI 88 2-2 P4 ①		C SI 90 B CU 79 X CU 78 1-1 G4-3 ①		3	0	0	0	1	1	0
14 Placido Polanco, R (1, 4) OBP: 0.313, SLG: 0.203	B FF 89 X FF 88 1-0 P5 ②		C SL 78 F FF 88 P PO 83 F FF 86 1 SAFE 1-2 PO 1-2 ③	C FF 85 F CH 78 F FF 91 B SI 91 S CH 79 1-3 K ①		C SI 86 X CH 79 0-1 G6-3 ②		B SI 89 C SI 90 B SI 89 X SI 89 2-1 L8 ②		4	0	0	0	0	1	0
3 Gary Sheffield, R (1, 10) OBP: 0.321, SLG: 0.254	C FF 89 C CH 80 F CH 79 X FF 89 0-2 G6-3 ③			B SL 78 S SL 79 S SL 79 B FF 89 X SL 80 2-2 P6 ②		B CH 77 F FF 87 B FF 86 B CH 78 C FF 87 T FF 88 3-2 K ③		C CU 79 B SI 90 F SI 89 C CU 78 1-3 K ③		4	0	0	0	0	2	0
30 Magglio Ordonez, R (1, 9) OBP: 0.391, SLG: 0.537		C FF 87 B FF 88 C FF 87 B SL 81 B CH 80 B SL 79 4-2 24 BB BB		F FF 88 S SL 79 B FF 88 B SL 80 X CH 79 2-2 24 1B 1B			C FF 85 X SL 77 0-1 9 1B SF8 1B		B SI 90 C SI 89 B SI 90 S SI 89 B SI 90 B SI 89 4-2 9 G6-3 BB	2	1	2	0	2	0	0
24 Miguel Cabrera, R (1, 3) OBP: 0.367, SLG: 0.489		B FF 89 B FF 88 B FF 89 C FF 88 T FF 90 F FF 89 1 SAFE B SL 80 4-2 G6-4-3 1-2 BB		X SL 79 0-0 1-2 1B			C FF 85 F FF 87 X FF 86 0-2 P3 ①		B SI 90 C SI 90 S SI 90 C SI 92 1-3 K ①	3	0	1	0	1	1	2
9 Carlos Guillen, S (1, 5) OBP: 0.424, SLG: 0.551		B FF 87 F FF 88 S FF 88 B FF 90 F FF 89 S FF 89 2-3 K ①		F FF 87 B FF 86 F SL 80 B FF 88 B FF 88 C SL 79 3-3 K ③			C FF 86 D CU 72 C FF 87 B FF 88 F SL 78 B FF 86 X FF 87 3-2 1-3 2B 1B		B SI 89 C SI 90 F SI 90 X CU 80 1-2 G6-3 1-2f ② ③	4	1	1	0	0	2	5
Edgar Renteria, R (1, 6) OBP: 0.352, SLG: 0.461		X FF 88 0-0 G6-4-3 1-2f ② ③			C SL 78 B FF 86 F FF 86 B FF 87 B SL 80 X FF 87 3-2 F8 ①		B SI 87 B CH 84 S SI 87 B SI 88 X SI 88 3-1 SF8 ② 3-H			2	0	0	1	0	0	2
Ivan Rodriguez, R (1, 2) OBP: 0.309, SLG: 0.393			B FF 86 F SL 78 X SL 81 1-1 G6-3 ①		C SL 78 C SL 78 X SL 78 0-2 G6-3 ②		B SI 88 B CH 84 F SI 88 X FC 83 2-1 1-H 2B			3	0	1	1	0	0	0
Jacque Jones, L (1, 7) OBP: 0.292, SLG: 0.295			B FF 87 B SL 78 B FF 86 B FF 87 4-0 28 CS BB		C FF 86 C CH 78 X CH 76 0-2 L9 ③		F CH 84 B SI 88 B SI 88 X FC 85 2-1 P5 ③			2	0	0	0	1	0	1
Inning Stats	R: 0 E: 0 K: 1 S: 8 H: 0 LOB: 0 BB: 0 P: 11	R: 0 E: 0 K: 1 S: 10 H: 0 LOB: 1 BB: 2 P: 20	R: 0 E: 0 K: 0 S: 9 H: 0 LOB: 0 BB: 2 P: 18	R: 0 E: 0 K: 2 S: 14 H: 2 LOB: 2 BB: 0 P: 22	R: 0 E: 0 K: 0 S: 9 H: 0 LOB: 0 BB: 0 P: 12	R: 0 E: 0 K: 1 S: 8 H: 0 LOB: 0 BB: 0 P: 13	R: 2 E: 0 K: 0 S: 15 H: 3 LOB: 1 BB: 0 P: 25	R: 0 E: 0 K: 1 S: 7 H: 0 LOB: 0 BB: 0 P: 11	R: 0 E: 0 K: 1 S: 8 H: 0 LOB: 0 BB: 1 P: 14	1B: 4 2B: 1 3B: 0 HR: 0 SF: 1 SAC: 0 DP: 2 HBP: 0						

PITCHER		IP	WLS	BF	H	R	ER	SO	BB	IBB	HBP	BLK	WP	HR	S	P	ERA	WHIP
36 Jered Weaver, R ERA: 4.21	(1, 1)	6.1	W	24	4	2	2	5	4	0	0	0	0	0	67	108	2.84	1.263
33 Justin Speier, R ERA: 3.48	(7, 1)	0.2		3	1	0	0	0	0	0	0	0	0	0	6	13	0.00	1.500
62 Scot Shields, R ERA: 2.13	(8, 1)	2.0		6	0	0	0	2	1	0	0	0	0	0	15	25	0.00	0.500

PITCHER	IP	WLS	BF	H	R	ER	SO	BB	IBB	HBP	BLK	WP	HR	S	P	ERA	WHIP

Los Angeles Angels @ Detroit Tigers

Comerica Park, Detroit, MI

Sun Apr 27 2008, 8:05 PM EDT

Att. 36,347 - Cloudy - 62 F

livebaseballscorecards.com

AB	27
R	2
H	5
RBI	2
BB	5
SO	7
LOB	10

WP: 0 PA: 34
PB: 0
SB: 0
CS: 1

Detroit Tigers @ New York Yankees

Yankee Stadium, Bronx, NY

Tue Apr 29 2008, 7:05 PM EDT

Att. 49,194 - Clear - 55 F

TOP

livebaseballscorecards.com

Batter	1	2	3	4	5	6	7	8	9	AB	R	H	RBI	BB	SO	LOB
28 Curtis Granderson, L (1, 8) OBP: 0.500, SLG: 0.913	B SI 90 C FF 91 B KC 70 B FF 92 F SI 92 F FF 93 B FF 93 4-2 30 WP 14 1B 30 1B BB		C SI 90 B KC 71 X SI 91 1-1 HR	B FF 91 C FF 90 C KC 71 F KC 71 B CH 78 X KC 69 2-2 14 1B 2B		C SI 94 B CH 82 B SL 83 C SI 94 B F SI 94 B SI 94 4-2 BB		B CH 79 B CH 78 S SI 88 B SI 88 X SI 89 3-1 P5 ③		3	3	2	1	2	0	1
14 Placido Polanco, R (1, 4) OBP: 0.341, SLG: 0.257	1 SAFE C SI 92 X FF 91 0-1 30 WP 30 1B 1-2 1B		C KC 71 B KC 72 B SI 92 X SI 91 2-1 3 WP 3 HR 2B	B SL 75 X SI 89 1-0 3 BB 2-H 1B		C SL 83 1 SAFE 1 SAFE F X SL 83 0-2 G1-3 ③			C SI 92 B FF 91 X FF 92 1-1 30 G5-4-3 1B	5	2	4	1	0	0	1
3 Gary Sheffield, R (1, 10) OBP: 0.325, SLG: 0.299	C FF 92 C KC 72 B SI 93 S 1-3 K ①		B KC 69 C FF 91 F KC 72 B KC 68 X KC 71 2-2 2-H HR	1 SAFE B SI 89 B FF 90 B FF 92 B KC 71 B SI 91 4-1 1-2 BB			C SI 93 F SI 94 F SL 82 B SL 81 S SL 83 1-3 K ①		C SL 88 X FF 91 0-1 F7 ①	4	1	1	2	1	2	3
30 Magglio Ordonez, R (1, 9) OBP: 0.383, SLG: 0.520	B FF 94 X SI 91 1-0 24 G6-3 1-H 2-H 1B		B KC 70 X SI 91 1-0 F8 ①	B SI 94 X SI 94 1-0 P4 ③			B SL 82 X 1-0 P6 ②		1 SAFE B SI 93 B FF 92 S SL 89 X SI 93 2-1 G5-4-3 ②③ 1-2f	5	0	1	2	0	0	3
24 Miguel Cabrera, R (1, 3) OBP: 0.363, SLG: 0.479	C SI 91 X SI 91 0-1 G6-3 ②③ 1-2f		F FF 91 F KC 72 B SL 78 X KC 73 1-2 G5-3 ②		S SI 94 F SI 94 B SI 95 X SL 83 1-2 G5-3 ①		S CH 83 X 0-1 1B			4	0	1	0	0	0	1
9 Carlos Guillen, S (1, 5) OBP: 0.417, SLG: 0.531		B FF 91 F FF 90 B FF 92 F SI 91 B KC 72 F SI 91 X KC 71 3-2 G4-3 ①	C KC 71 B FF 92 B CH 80 B SI 90 B SI 91 4-1 BB		C FF 95 F SL 83 B SL 83 F FF 94 B SL 83 C SI 95 2-3 K ②		F SI 93 T SL 83 D SL 83 B SI 93 S SI 93 2-3 K ③			3	0	0	0	1	2	1
Edgar Renteria, R (1, 6) OBP: 0.339, SLG: 0.443		X FF 91 0-0 F9 ② 1 SAFE 1 SAFE D SI 91 C KC 72 B SI 92 C SI 92 X KC 71 2-2 L9 ③			F SI 95 B S SL 83 S SL 84 1-3 K ③			C SI 88 F SI 90 F CH 76 S CH 80 0-3 K ①		4	0	0	0	0	2	1
Ivan Rodriguez, R (1, 2) OBP: 0.317, SLG: 0.409		B FF 92 F FF 90 C KC 72 F FF 92 X SI 92 1-2 S 1B		C SI 90 S KC 71 X KC 72 0-2 G6-3 ①		F SI 93 X SI 94 0-1 G1-6-3 ①		F SL 82 B SI 90 X CH 78 1-1 2B		4	0	2	0	0	0	0
Jacque Jones, L (1, 7) OBP: 0.276, SLG: 0.277 25 Ryan Raburn, R (8, 7) OBP: 0.375, SLG: 0.500		C FF 91 B CH 81 S CH 78 C KC 71 1-3 K ③ 1-2		B SI 90 F FF 90 C KC 71 X KC 71 1-2 G6-3 ②		S SI 93 F SI 93 B SL 83 C SI 94 1-3 K ②		F SI 89 X CH 79 0-1 F7 ②		4 0	0 0	0 0	0 0	0 0	2 0	2 0
Inning Stats	R: 2 E: 0 K: 1 S: 11 H: 2 LOB: 0 BB: 1 P: 17	R: 0 E: 0 K: 1 S: 12 H: 1 LOB: 1 BB: 0 P: 17	R: 3 E: 0 K: 0 S: 15 H: 3 LOB: 1 BB: 1 P: 28	R: 1 E: 0 K: 0 S: 13 H: 2 LOB: 2 BB: 1 P: 22	R: 0 E: 0 K: 2 S: 10 H: 0 LOB: 0 BB: 0 P: 14	R: 0 E: 0 K: 1 S: 11 H: 0 LOB: 1 BB: 1 P: 16	R: 0 E: 0 K: 2 S: 10 H: 1 LOB: 1 BB: 0 P: 14	R: 0 E: 0 K: 1 S: 10 H: 1 LOB: 1 BB: 0 P: 14	R: 0 E: 0 K: 0 S: 6 H: 1 LOB: 0 BB: 0 P: 9	1B: 6 2B: 3 3B: 0 HR: 2 SF: 0 SAC: 0 DP: 2 HBP: 0						

	AB	36
	R	6
	H	11
	RBI	6
	BB	4
	SO	8
	LOB	13

PITCHER	IP	WLS	BF	H	R	ER	SO	BB	IBB	HBP	BLK	WP	HR	S	P	ERA	WHIP
34 Phil Hughes, R (1, 1) ERA: 9.0	3.2	L	21	8	6	6	2	3	0	0	0	2	2	50	82	14.73	3.000
39 Ross Ohlendorf, R (4, 1) ERA: 5.4	3.1		12	1	0	0	5	1	0	0	0	0	0	32	46	0.00	0.600
36 Edwar Ramirez, R (8, 1) ERA:	1.0		4	1	0	0	1	0	0	0	0	0	0	10	14	0.00	1.000
LaTroy Hawkins, R (9, 1) ERA: 7.98	1.0		3	1	0	0	0	0	0	0	0	0	0	6	9	0.00	1.000

PITCHER	IP	WLS	BF	H	R	ER	SO	BB	IBB	HBP	BLK	WP	HR	S	P	ERA	WHIP

WP: 2 PA: 40
PB: 0
SB: 1
CS: 0

BOTTOM

Batter	1	2	3	4	5	6	7	8	9	AB	R	H	RBI	BB	SO	LOB
18 Johnny Damon, L (1, 8) (9, 7) OBP: 0.381, SLG: 0.484	C FC 83 F FF 86 B CU 73 F CU 71 B FC 86 C CU 71 2-3 ① K	B FC 87 X FC 86 1-0 2 FC6-4 1B		C FF 86 X SL 80 0-1 ② G1-3		B FF 86 S SL 76 S SL 78 S SL 81 1-3 ③ K		B SI 93 C SI 93 B CU 86 B SI 94 B SI 92 4-1 FC5 2 HBP BB 1-2 2-3		4	0	1	0	1	2	0
2 Derek Jeter, R (1, 6) OBP: 0.305, SLG: 0.356	X SI 82 0-0 ② G1-3	C SI 80 C FC 85 D SL 80 X SI 82 1-2 ③ FC6-4 1-2f		C FC 86 X FC 87 0-1 1B			C FF 90 S FF 90 S FF 91 0-3 ① K	B SI 93 H SI 93 2-0 FC5 HBP 1-2 2-3 3-H		4	0	1	1	0	1	1
Bobby Abreu, L (1, 9) OBP: 0.321, SLG: 0.419 26 José Molina, R (9, 2) OBP: 0.245, SLG: 0.388	C FC 86 B FF 88 B SL 78 B SI 82 F SI 83 X SI 82 3-2 55 E 55 1B 1B		C FC 85 C SL 79 C SL 80 0-3 ① K	B FF 86 X FF 87 1-0 ③ L7			B FF 91 C FF 90 B SL 78 X FF 90 2-1 ② L9	C FF 87 X SL 75 0-1 ③ FC5 1-2 2-3f		5 0	0 0	1 0	0 0	0 0	1 0	4 0
55 Hideki Matsui, L (1, 7) (9, 9) OBP: 0.431, SLG: 0.523	B FC 86 C FF 86 1 SAFE D CU 72 X SI 82 2-1 E7 1-3 1B		B SL 79 C FF 87 B SL 81 S CH 77 X 2-2 ② G1-3		X FC 86 0-0 ① G3-1		C SL 78 C SL 77 F SL 78 X SL 77 0-2 1B		C SI 90 B FC 86 B FF 87 B CH 79 B SI 89 4-1 WP 1B BB	4	1	2	0	1	0	0
Jason Giambi, L (1, 10) OBP: 0.330, SLG: 0.429	B FC 86 X FC 86 1-0 ③ F7		C SL 79 B SI 81 B CH 77 F SI 81 B SL 80 F SL 78 B FF 87 4-2 17 BB BB BB BB		B FF 87 B CH 77 X FF 84 2-0 ② G3-1		C SL 77 X FF 90 0-1 ③ G4-3		F SI 90 B SI 91 S SI 90 B CU 74 X FF 88 2-2 17 FC5-4 1B 1-H	4	0	1	1	1	0	3
17 Shelley Duncan, R (1, 3) OBP: 0.353, SLG: 0.231		B CH 80 B FF 84 F SI 80 B SI 82 C SI 82 F SI 82 F SI 82 B SI 83 4-2 24 HR BB	F SI 81 C FC 86 F FC 87 B SL 65 D CH 76 D CU 73 B SI 81 4-2 BB 1-2 BB BB		B SI 81 X SI 81 1-0 2B			C SL 88 F SI 86 B SI 94 B SL 86 B SI 86 B SI 93 4-2 18 BB 28 BB 2 HBP BB	X SI 90 0-0 ① FC5-4 G6-3 1-2f	2	2	1	0	3	0	1
Morgan Ensberg, R (1, 5) OBP: 0.267, SLG: 0.302		C SI 82 X CH 78 0-1 ① F7	C SI 80 C FF 86 D CH 80 B CH 77 B FF 85 B CH 78 4-2 1-2 2-3 BB		X FC 86 0-0 ③ G5-3			B SI 92 C SI 93 X SL 87 1-1 ① F7	X SI 90 0-0 ② G6-3 1-2	4	0	0	0	1	0	4
24 Robinson Canó, L (1, 4) OBP: 0.216, SLG: 0.243		C FC 86 X SI 82 0-1 1-H HR	B FF 86 C FF 86 B SL 79 C SL 78 D SL 79 F FC 87 X FF 84 3-2 ③ F7			X SL 80 0-0 ① F7		C SI 94 C SI 94 B CU 81 S SI 91 1-3 ② K	T SI 91 F SI 91 S SI 92 0-3 ③ K	5	1	1	2	0	2	5
38 Chris Stewart, R (1, 2) 28 Melky Cabrera, S (8, PH) (9, 8) OBP: 0.365, SLG: 0.494		B SI 80 X SI 81 1-0 ② F8		B CH 78 B CH 78 C SI 80 F SI 80 B FC 85 C SI 81 3-3 ① K		B CH 79 X SI 80 1-0 ② G4-3		D SI 92 C SI 87 B CU 87 B SI 92 B SI 92 4-1 2 HBP 18 BB 1-2 BB		3 0	0 0	0 0	0 0	1 1	0 0	0 0
Inning Stats	R: 0 H: 2 E: 1 LOB: 2 K: 1 BB: 0 S: 11 P: 19	R: 2 H: 2 E: 0 LOB: 1 K: 0 BB: 1 S: 14 P: 21	R: 0 H: 0 E: 0 LOB: 3 K: 1 BB: 3 S: 18 P: 35	R: 0 H: 1 E: 0 LOB: 1 K: 1 BB: 0 S: 8 P: 12	R: 0 H: 1 E: 0 LOB: 1 K: 0 BB: 0 S: 4 P: 7	R: 0 H: 0 E: 0 LOB: 0 K: 1 BB: 0 S: 5 P: 7	R: 0 H: 1 E: 0 LOB: 1 K: 1 BB: 0 S: 11 P: 13	R: 1 H: 0 E: 0 LOB: 3 K: 1 BB: 3 S: 11 P: 27	R: 1 H: 1 E: 0 LOB: 1 K: 1 BB: 1 S: 9 P: 15	1B: 6 2B: 1 3B: 0 HR: 1	SF: 0 SAC: 0 DP: 0 HBP: 1	WP: 1 PB: 0 SB: 0 CS: 0	PA: 44				

PITCHER		IP	WLS	BF	H	R	ER	SO	BB	IBB	HBP	BLK	WP	HR	S	P	ERA	WHIP
Kenny Rogers, L ERA: 6.75	(1, 1)	6.0	W	28	6	2	2	4	4	0	0	0	0	1	60	101	3.00	1.667
44 Bobby Seay, L ERA: 3.0	(7, 1)	1.0		4	1	0	0	1	0	0	0	0	0	0	11	13	0.00	1.000
52 Denny Bautista, R ERA: 2.25	(8, 1)	0.2		6	0	1	1	1	3	0	1	0	0	0	9	25	13.50	4.500
50 Clay Rapada, L ERA:	(8, 1)	0.1	H	1	0	0	0	0	0	0	0	0	0	0	2	2	0.00	0.000
59 Todd Jones, R ERA: 2.45	(9, 1)	1.0	S	5	1	1	1	1	1	0	0	0	1	0	9	15	9.00	2.000

PITCHER	IP	WLS	BF	H	R	ER	SO	BB	IBB	HBP	BLK	WP	HR	S	P	ERA	WHIP

Detroit Tigers @ New York Yankees

Yankee Stadium, Bronx, NY

Tue Apr 29 2008, 7:05 PM EDT
Att. 49,194 - Clear - 55 F

livebaseballscorecards.com

AB	35
R	4
H	8
RBI	4
BB	8
SO	7
LOB	18

Detroit Tigers @ New York Yankees

Yankee Stadium, Bronx, NY

Wed Apr 30 2008, 7:05 PM EDT

Att. 49,513 - Partly Cloudy - 53 F

TOP

livebaseballscorecards.com

Batter	1	2	3	4	5	6	7	8	9	AB	R	H	RBI	BB	SO	LOB
Ivan Rodriguez, R (1, 2) OBP: 0.302, SLG: 0.388	C FF 87 S SL 85 B FC 88 X SL 85 — 1-2 — G5-3		X CH 77 — 0-0 — F8		C SL 82 F SL 82 F SL 86 X CU 72 — 0-2 — G1-3		C FF 92 F FF 92 B SL 89 F SL 87 X FF 92 — 1-2 — G6-3		F SI 88 C SI 90 S CH 78 — 0-3 — K	5	0	0	0	0	1	3
14 Placido Polanco, R (1, 4) OBP: 0.344, SLG: 0.342	C FC 88 B CU 75 F SL 83 X FC 89 — 1-2 — G5-3		C FC 88 B CU 72 B CU 73 S SL 84 X FC 88 — 2-2 — G6-3			B CU 73 X SL 80 — 1-0 — HR		B FF 94 C FF 94 B FF 95 B SI 90 X SI 93 — 3-1 — HR	F CH 76 B SI 90 C SL 80 F SI 89 X CH 78 — 1-2 — F9	5	2	2	2	0	0	2
3 Gary Sheffield, R (1, 10) OBP: 0.333, SLG: 0.310	B SL 84 C FC 89 X SL 85 — 1-1 — G5-3			C SL 83 B FC 88 C SL 81 F FC 89 F SL 84 S SL 83 — 1-3 — K		C SL 81 B SL 79 F FC 87 F SL 82 F SL 82 X FC 88 — 1-2 — G6-4-3 (24, 30 1B, 9 1B) — 1B		B SL 88 C SL 84 F FF 96 X SL 88 — 1-2 — 30 S — 1B		4	1	2	0	0	1	0
30 Magglio Ordonez, R (1, 9) OBP: 0.387, SLG: 0.515		B FC 86 B FC 86 C FC 88 B FC 88 B FC 88 — 4-1 — 9 SH1-3, 24 1B, G4-3 — BB		B FC 88 X FC 87 — 1-0 — G5-3		B FC 87 C FC 88 F SL 84 X FC 89 — 1-2 — 24 G6-4-3 — 1B		C FF 96 B FF 94 S FF 95 F FF 95 F FF 93 S SL 88 — 1-3 — K — 1-2		3	1	1	0	1	1	1
24 Miguel Cabrera, R (1, 3) OBP: 0.359, SLG: 0.470		B SL 84 C FC 88 C FC 88 F SL 83 X SL 83 — 1-2 — G4-3, 9 SH1-3 — 1B		B CH 81 C FC 86 C SL 83 F FC 87 C FC 90 — 1-3 — K		B SL 83 F FC 87 X SL 80 — 1-1 — G6-4-3 — 1-2f, 2-3		S FF 96 X SI 94 — 0-1 — F9		4	0	1	0	0	1	3
9 Carlos Guillen, S (1, 5) OBP: 0.414, SLG: 0.524		X FC 88 — 0-0 — SH1-3 — 1-2, 2-3			C CU 73 B FC 88 F CH 78 B FC 87 B SL 78 C SL 80 — 3-3 — K	F SL 79 X FC 86 — 0-1 — PO — 3-H — 1B		F FF 95 S SL 89 F FF 94 F SL 89 F FF 96 F FF 94 F FF 95 F SL 84 D SL 84 — 1-3 — K		3	0	1	1	0	2	1
Edgar Renteria, R (1, 6) OBP: 0.336, SLG: 0.436		B FC 88 S SL 83 F FC 88 X FC 89 — 1-2 — G4-3 — 2-3, 3-H			B CH 77 C CU 72 C CU 73 F CU 72 X SL 82 — 1-2 — 33 HR — 1B	1 SAFE — 0-0 — PO — 1-2	F FF 93 B SL 88 F SL 88 C FF 92 — 1-3 — K		C SI 90 B SL 82 X SI 89 — 1-1 — G4-3	4	1	1	1	0	1	1
33 Marcus Thames, R (1, 7) 28 Curtis Granderson, L (6, 8) OBP: 0.531, SLG: 0.958		C FC 89 F FC 88 B FC 89 B SL 85 X SL 84 — 2-2 — G6-3			1 SAFE X FC 88 — 0-0 — 1-H — HR		B CH 86 B SI 92 F FF 92 F CH 84 B SL 88 F CH 84 B CH 84 — 4-2 — 15 G4-3 — BB		C SI 89 B FF 89 C SI 90 X SI 90 — 1-2 — 2B	2 1	1 0	1 1	2 0	0 1	0 0	1 0
15 Brandon Inge, R (1, 8) (6, 7) OBP: 0.374, SLG: 0.446			B FC 86 B FC 88 F FC 86 F FC 87 X FC 88 — 2-2 — G3		B CU 71 S SL 82 C FC 87 X FC 88 — 1-2 — G5-3		1 SAFE C FF 91 F SL 88 1 SAFE X SL 87 — 0-2 — G4-3 — 1-2		C SL 81 F CH 78 H CH 79 — 1-2 — HBP	3	0	0	0	0	0	1

	AB	34
	R	6
	H	10
	RBI	6
	BB	2
	SO	7
	LOB	13

Inning Stats	1	2	3	4	5	6	7	8	9
	R: 0 E: 0 K: 0 S: 8	H: 0 LOB: 0 BB: 0 P: 11	R: 1 E: 0 K: 0 S: 12	H: 1 LOB: 1 BB: 1 P: 20	R: 0 E: 0 K: 0 S: 7	H: 0 LOB: 0 BB: 0 P: 11	R: 0 E: 0 K: 2 S: 10	H: 0 LOB: 0 BB: 0 P: 13	R: 2 E: 0 K: 1 S: 15	H: 2 LOB: 0 BB: 0 P: 20	R: 2 E: 0 K: 0 S: 13	H: 4 LOB: 0 BB: 0 P: 17	R: 0 E: 0 K: 1 S: 14	H: 0 LOB: 1 BB: 1 P: 20	R: 1 E: 0 K: 2 S: 21	H: 2 LOB: 1 BB: 0 P: 27	R: 0 E: 0 K: 1 S: 14	H: 1 LOB: 2 BB: 0 P: 18

	1B: 6	SF: 0
	2B: 1	SAC: 1
	3B: 0	DP: 1
	HR: 3	HBP: 1

	WP: 0	PA: 39
	PB: 0	
	SB: 1	
	CS: 0	

PITCHER		IP	WLS	BF	H	R	ER	SO	BB	IBB	HBP	BLK	WP	HR	S	P	ERA	WHIP
Andy Pettitte, L ERA: 3.93	(1, 1)	6.0	L	24	7	5	5	3	1	0	0	0	0	2	65	92	7.50	1.333
LaTroy Hawkins, R ERA: 7.47	(7, 1)	1.0		4	0	0	0	1	1	0	0	0	0	0	14	20	0.00	1.000
Kyle Farnsworth, R ERA: 4.05	(8, 1)	1.0		5	2	1	1	2	0	0	0	0	0	1	21	27	9.00	2.000
36 Edwar Ramirez, R ERA:	(9, 1)	1.0		5	1	0	0	1	0	0	1	0	0	0	14	18	0.00	1.000

PITCHER		IP	WLS	BF	H	R	ER	SO	BB	IBB	HBP	BLK	WP	HR	S	P	ERA	WHIP

BOTTOM

Batter	1	2	3	4	5	6	7	8	9	AB	R	H	RBI	BB	SO	LOB
18 Johnny Damon, L (1, 7) OBP: 0.385, SLG: 0.490	B SI 89 B SI 90 B SI 90 C SI 90 F SI 89 X SI 91 3-2 2 1B SF7 2B	B SL 81 C SL 80 B SI 90 X SI 90 2-1 ③ F8			X SI 89 0-0 ② P6			B SI 88 B SI 88 C SI 88 B SL 79 C SI 90 B SI 89 4-2 BB		3	1	1	0	1	0	0
2 Derek Jeter, R (1, 6) OBP: 0.303, SLG: 0.351	L SI 90 B SI 90 X SI 91 1-1 BB 28 1B 2-3 1B		F SL 79 X SL 81 0-1 ① G5-3		C SI 90 X SL 83 0-1 ③ G6-3			B SL 80 C SI 89 C SI 89 F SL 82 X SI 88 1-2 ② F8		4	1	1	0	0	0	1
Bobby Abreu, L (1, 9) OBP: 0.319, SLG: 0.407	B SI 91 B SI 91 B SI 90 B SI 91 4-0 28 1B 1-2 BB		C SI 88 B SI 90 S SL 82 B SL 81 X SI 91 2-2 ② G1			C SI 87 B SL 80 B CH 81 X SI 89 2-1 ① G6-3		B SI 86 C FF 86 X FF 85 1-1 ③ G4-3		3	0	0	0	1	0	1
55 Hideki Matsui, L (1, 10) OBP: 0.425, SLG: 0.511	C SI 92 X SI 92 0-1 ① F8		X SI 89 0-0 1B			B CH 81 B CH 81 X SI 89 2-0 ② L9			B FF 87 F FF 86 B SI 84 B FF 84 F FF 85 X FF 85 3-2 ① G1-3	4	0	1	0	0	0	3
Jason Giambi, L (1, 3) OBP: 0.315, SLG: 0.411	B SI 91 B SI 84 B SI 82 C SI 92 C SI 91 X SI 92 3-2 ② SF7 3-H		B CH 82 B CH 82 X SI 89 2-0 ③ G3			B SL 82 C SI 90 B SI 89 X SI 89 2-1 ③ L4			B FF 86 X FF 85 1-0 ② G6-3	3	0	0	1	0	0	1
28 Melky Cabrera, S (1, 8) OBP: 0.370, SLG: 0.494	B SL 82 F SI 92 B SL 83 X SI 91 2-1 1-2 2-H 1B			B CH 80 C SI 89 B CH 82 B SI 89 X SI 89 3-1 ① 24 FC4-6 1B			C SL 78 B SI 89 X SI 89 1-1 ① F9		C SI 84 B SI 84 F FF 86 B SL 74 S SL 76 2-3 ③ K	4	0	2	1	0	1	0
24 Robinson Canó, L (1, 4) OBP: 0.211, SLG: 0.236	F SL 82 X SI 91 0-1 ③ F7			1 SAFE B SI 88 X SI 83 1-0 ① FC4-6 26 CS 1-2f			B CH 81 B SL 79 X SI 90 2-0 ② F8			3	0	0	0	0	0	3
26 José Molina, R (1, 2) OBP: 0.231, SLG: 0.365		C SL 79 B FF 89 B SL 82 F SI 89 F SL 82 X SI 90 2-2 ① G4-3		1 SAFE S SL 81 X SI 91 0-1 ②③ G5-3 1-2			X SI 89 0-0 ③ G5-3			3	0	0	0	0	0	1
12 Alberto Gonzalez, R (1, 5) OBP: 0.360, SLG: 0.364		B SI 90 B SI 90 B SI 88 C SI 89 X SI 88 3-1 ② G5-3			C SL 80 X SI 89 0-1 ① G5-3			B SI 87 C SI 88 C SL 80 S SL 80 1-3 ① K		3	0	0	0	0	1	0
Inning Stats	R: 2 E: 0 K: 0 S: 14 H: 3 LOB: 2 BB: 1 P: 27	R: 0 E: 0 K: 0 S: 8 H: 0 LOB: 0 BB: 0 P: 15	R: 0 E: 0 K: 0 S: 7 H: 1 LOB: 1 BB: 0 P: 11	R: 0 E: 0 K: 0 S: 5 H: 1 LOB: 0 BB: 0 P: 9	R: 0 E: 0 K: 0 S: 5 H: 0 LOB: 0 BB: 0 P: 5	R: 0 E: 0 K: 0 S: 5 H: 0 LOB: 0 BB: 0 P: 11	R: 0 E: 0 K: 0 S: 4 H: 0 LOB: 0 BB: 0 P: 7	R: 0 E: 0 K: 1 S: 11 H: 0 LOB: 1 BB: 1 P: 18	R: 0 E: 0 K: 1 S: 7 H: 0 LOB: 0 BB: 0 P: 13	1B: 4 2B: 1 3B: 0 HR: 0	SF: 1 SAC: 0 DP: 0 HBP: 0			WP: 0 PB: 0 SB: 0 CS: 1		PA: 33	

PITCHER		IP	WLS	BF	H	R	ER	SO	BB	IBB	HBP	BLK	WP	HR	S	P	ERA	WHIP
38 Jeremy Bonderman, R ERA: 3.86	(1, 1)	7.2	W	29	5	2	2	1	2	0	0	0	0	0	57	100	2.35	0.913
50 Clay Rapada, L ERA:	(8, 1)	1.1		4	0	0	0	1	0	0	0	0	0	0	9	16	0.00	0.000

PITCHER	IP	WLS	BF	H	R	ER	SO	BB	IBB	HBP	BLK	WP	HR	S	P	ERA	WHIP

Detroit Tigers @ New York Yankees

Yankee Stadium, Bronx, NY

Wed Apr 30 2008, 7:05 PM EDT

Att. 49,513 - Partly Cloudy - 53 F

livebaseballscorecards.com

AB	30
R	2
H	5
RBI	2
BB	2
SO	2
LOB	10

Batter	1	2	3	4	5	6	7	8	9	AB	R	H	RBI	BB	SO	LOB
28 Curtis Granderson, L (1, 8) OBP: 0.459, SLG: 0.793	C SI 87 C KC 71 F SI 88 X KC 72 0-2 L8		B KC 72 C CH 79 X SI 88 1-1 G4-3 2-H		C KC 70 B SI 86 B SI 86 S CH 78 F CH 78 B SI 88 F SI 87 F CH 78 F SI 87 3-2 L8	C CU 80 F SL 81 B FF 88 F CU 80 D CU 70 C SI 88 2-3 K		C SI 85 F SI 86 B FF 86 B SL 77 X SI 86 2-2 L7		5	0	0	1	0	1	1
14 Placido Polanco, R (1, 4) OBP: 0.337, SLG: 0.345	B FF 87 F SI 87 B SI 87 B SI 87 X SI 88 3-1 F8		B SI 87 X FF 88 1-0 30 2B 2B		B SI 87 C SL 79 B SL 78 B SI 87 C SI 87 X FF 86 3-2 F8	C CU 79 S CU 80 B SI 89 B SL 80 B SI 89 F CU 80 S SL 81 3-3 K		B SL 75 X FF 86 1-0 F8		5	1	1	0	0	1	1
3 Gary Sheffield, R (1, 10) OBP: 0.337, SLG: 0.297	C SI 87 B SI 87 S CH 78 X CH 79 1-2 F8		B SI 87 B FF 88 B CH 78 C SI 87 B SI 86 4-1 30 2B BB		C KC 71 C SI 88 B FF 87 B CH 80 F CH 79 B KC 73 B SI 88 4-2 30 1B BB		B SI 85 B SI 86 C SI 86 B CH 81 X SI 87 3-1 F7	F FF 87 B FF 86 X SL 76 1-1 F8		3	1	0	0	2	0	0
30 Magglio Ordonez, R (1, 9) OBP: 0.395, SLG: 0.528		B SI 85 X SI 85 1-0 G1-6-3	B SI 87 S CH 78 C SI 87 F SI 88 X FF 89 1-2 24 3B 1-H 2-H 2B		1 SAFE F SI 87 1 SAFE X SI 87 0-1 1-2 1B		B CU 79 C CU 80 F SI 88 X CH 86 1-2 24 HR 1B		B B FF 85 B SI 86 C FF 84 X SI 86 3-1 G6-3	5	2	3	2	0	0	0
24 Miguel Cabrera, R (1, 3) OBP: 0.369, SLG: 0.519		B KC 71 C SI 86 B SI 87 S FF 87 B CH 79 B CH 79 4-2 BB	X SL 79 0-0 2-H 3B		C CH 85 B SI 87 B SI 87 F SI 87 S CH 80 2-3 K		X SI 87 0-0 1-H HR		X FF 85 0-0 G5-3	4	1	2	3	1	1	2
9 Carlos Guillen, S (1, 5) OBP: 0.423, SLG: 0.534		B SI 88 X FF 87 1-0 F8	B SI 88 B FF 86 X SI 87 2-0 G3			B SI 87 B CU 79 B SI 87 C SI 87 X SI 87 3-1 2B 39 3B 1B	C CU 80 C SI 88 B SI 87 F SL 81 B CU 72 F SI 88 X SI 88 2-2 F8 2B		B SI 85 B SI 86 B FF 84 C SI 84 B SI 85 4-1 BB	4	1	2	0	1	0	2
Jacque Jones, L (1, 7) OBP: 0.275, SLG: 0.290 25 Ryan Raburn, R (7, 7) OBP: 0.360, SLG: 0.476		C SI 87 X FF 88 0-1 F8		B SI 86 B FF 86 F SI 87 X FF 86 2-1 F9		1 SAFE F SI 88 X SI 87 0-1 1-3 39 3B 2B	C FF 87 X SL 77 0-1 2-3 F8		B SI 84 F SI 84 B FF 85 B FF 86 F SI 87 X SI 88 3-2 F9	4 1	1 0	1 0	0 0	0 0	0 0	2 1
15 Brandon Inge, R (1, 2) OBP: 0.368, SLG: 0.429			B FF 88 F SI 87 F SI 87 F KC 72 F SI 88 B KC 73 X FF 88 2-2 P6	B SL 80 F FF 87 F CH 78 B SI 88 S CH 78 2-3 K		C SI 87 S CU 80 X CU 80 0-2 F7	B SL 78 B FF 87 F FF 87 B SL 78 F FF 86 F FF 88 B FF 86 4-2 BB			3	0	0	0	1	1	2
39 Ramon Santiago, S (1, 6) OBP: 0.483, SLG: 0.708			C FF 88 S CH 81 B CH 81 B SI 88 F SI 88 X FF 88 2-2 28 WP 28 G4-3 2B	B SI 87 B C SI 87 X 2-1 P4		X SI 88 0-0 2-H 3-H 3B	C SI 87 B SI 87 B FF 88 X FF 87 2-1 G3			4	1	2	2	0	0	2
Inning Stats	R: 0 E: 0 K: 0 S: 9 H: 0 LOB: 0 BB: 0 P: 13	R: 0 E: 0 K: 0 S: 6 H: 0 LOB: 1 BB: 1 P: 12	R: 4 E: 0 K: 0 S: 19 H: 4 LOB: 1 BB: 1 P: 32	R: 0 E: 0 K: 1 S: 7 H: 0 LOB: 0 BB: 0 P: 13	R: 0 E: 0 K: 1 S: 19 H: 1 LOB: 2 BB: 1 P: 31	R: 2 E: 0 K: 2 S: 16 H: 3 LOB: 1 BB: 0 P: 24	R: 2 E: 0 K: 0 S: 18 H: 3 LOB: 2 BB: 1 P: 30	R: 0 E: 0 K: 0 S: 6 H: 0 LOB: 0 BB: 0 P: 10	R: 0 E: 0 K: 0 S: 7 H: 0 LOB: 1 BB: 1 P: 17	1B: 3 2B: 5 3B: 2 HR: 1	SF: 0 SAC: 0 DP: 0 HBP: 0						

TOP

Detroit Tigers @ New York Yankees

Yankee Stadium, Bronx, NY

Thu May 01 2008, 7:05 PM EDT

Att. 50,993 - Cloudy - 54 F

livebaseballscorecards.com

AB	38
R	8
H	11
RBI	8
BB	5
SO	4
LOB	13

PITCHER		IP	WLS	BF	H	R	ER	SO	BB	IBB	HBP	BLK	WP	HR	S	P	ERA	WHIP
31 Ian Kennedy, R ERA: 8.37	(1, 1)	4.2		22	5	4	4	1	3	0	0	0	1	0	57	96	7.71	1.714
63 Jonathan Albaladejo, R ERA: 5.23	(5, 1)	1.2	L	11	6	4	4	3	0	0	0	0	0	1	30	46	21.60	3.600
47 Chris Britton, R ERA:	(7, 1)	2.2		10	0	0	0	0	2	0	0	0	0	0	20	40	0.00	0.750

PITCHER	IP	WLS	BF	H	R	ER	SO	BB	IBB	HBP	BLK	WP	HR	S	P	ERA	WHIP

1B: 3	SF: 0	WP: 1	PA: 43
2B: 5	SAC: 0	PB: 0	
3B: 2	DP: 0	SB: 0	
HR: 1	HBP: 0	CS: 0	

Batter	1	2	3	4	5	6	7	8	9	AB	R	H	RBI	BB	SO	LOB
18 Johnny Damon, L (1, 7) OBP: 0.385, SLG: 0.480	B SI 87 B SI 87 C SI 87 B SI 88 F FC 88 F FC 88 B FF 89 4-2 2 1B HR BB	C SL 80 B FC 83 X CU 80 1-1 ③ P5			C CU 78 B CU 79 B FC 87 F CU 78 B FC 87 F SI 87 S SL 79 3-3 ① K	B SL 78 B SI 91 C FF 89 F SI 90 X FF 90 2-2 2 1B 1-2 1B		B SI 91 F SI 91 X CH 81 1-1 ② G4-3 2-3		4	1	1	0	1	1	1
2 Derek Jeter, R (1, 6) OBP: 0.317, SLG: 0.357	B SI 87 1 SAFE B SI 87 X SI 88 2-0 HR 1-2 1B		X SI 85 0-0 ① F9		C SI 86 B SL 80 S FF 87 F SL 80 B FC 87 B CH 79 B FC 87 4-2 1B 17 1B BB	B SI 92 X SI 92 1-0 1-2 2-3 1B		B SI 91 C CH 82 B X SI 92 2-1 ③ G4-3		4	2	2	0	1	0	1
Bobby Abreu, L (1, 9) OBP: 0.331, SLG: 0.438	B SL 80 C SI 88 B CU 80 B SI 88 X SI 87 3-1 1-H 2-H HR		B CU 78 C CU 78 B SI 87 F FC 88 F SL 81 X CU 80 2-2 ② G3		B SI 88 1 SAFE 1 SAFE B SL 80 C SI 87 X SI 87 2-1 17 1B 1-2 1B	B SI 91 B CH 79 F SI 91 B SI 90 X SI 91 3-1 ③ L8			C SI 94 B CH 82 B FF 93 B FF 92 B SI 93 4-1 17 FC5-4 BB	4	1	2	3	1	0	3
17 Shelley Duncan, R (1, 3) OBP: 0.318, SLG: 0.222	B FC 88 X CH 82 1-0 E5		C SL 79 F FC 87 B SI 88 B SL 81 B SI 88 X CU 81 3-2 ③ G6-3		C FC 86 B CH 82 F FC 86 F SL 82 X SL 82 1-2 28 FC6-4 1-2 2-H 1B		C SI 89 B SI 88 S CH 79 S CH 80 1-3 ① K		B FF 94 B SI 92 B FF 91 C FF 93 F SI 93 X FF 94 3-2 ① FC5-4 55 G3 1-2f	5	0	1	1	0	1	1
55 Hideki Matsui, L (1, 10) OBP: 0.414, SLG: 0.495	B FC 88 C SL 80 B SL 81 X FC 88 2-1 ① F7	C SL 80 B SI 86 X CU 79 1-1 1B 1B			C FC 87 D CU 78 B CU 77 C FC 86 X CU 79 2-2 ② F8		F SI 91 B SI 89 X CH 80 1-1 ② G1		C FF 92 B CH 82 X FS 82 1-1 ② G3 1-2	5	0	1	0	0	0	4
28 Melky Cabrera, S (1, 8) OBP: 0.362, SLG: 0.473	B SI 86 X CH 82 1-0 ② P6			X SI 86 0-0 ① F8	C SI 87 D CH 82 F SI 88 X SL 82 1-2 ③ FC6-4 1-2f		F CH 80 B CH 81 S CH 80 B SI 90 B SI 91 F SI 90 B CH 79 4-2 FC6-4 BB		X SI 92 0-0 ③ L7	4	0	0	0	1	0	5
Morgan Ensberg, R (1, 5) OBP: 0.265, SLG: 0.298	B SI 88 F SI 87 C SI 87 S SL 81 1-3 ③ K			C SI 88 X SI 86 0-1 1-2 1B		B CU 77 X SI 85 1-0 ① P4	X SI 91 0-0 ③ FC6-4 1-2f			4	0	1	0	0	1	2
24 Robinson Canó, L (1, 4) OBP: 0.212, SLG: 0.236		C SI 86 C SL 80 F SL 80 B SI 86 F SL 80 X SL 80 1-2 ① F9		X SL 80 0-0 ② F8		C SI 87 B FC 86 B SI 87 B SL 80 X SI 87 3-1 ② G4-3		B SI 89 F SI 91 C SI 91 F CH 82 X CH 81 1-2 E8 18 G4-3 1B		4	0	1	0	0	0	2
Chad Moeller, R (1, 2) OBP: 0.407, SLG: 0.542		B SI 86 B FC 87 F FC 87 X SI 87 2-1 ② F8		B FC 88 F SI 86 S CH 82 S CU 81 1-3 ③ K		F SI 86 C SI 86 X FC 87 0-2 2 1B 18 1B 1B		F SI 91 D CH 81 X SI 92 1-1 ① G6-3		4	0	1	0	0	1	3
Inning Stats	R: 3 E: 1 K: 1 S: 13 H: 2 LOB: 1 BB: 1 P: 27	R: 0 E: 0 K: 0 S: 9 H: 0 LOB: 0 BB: 0 P: 13	R: 0 E: 0 K: 0 S: 8 H: 0 LOB: 0 BB: 0 P: 13	R: 0 E: 0 K: 1 S: 9 H: 2 LOB: 2 BB: 0 P: 11	R: 1 E: 0 K: 1 S: 19 H: 2 LOB: 2 BB: 1 P: 32	R: 0 E: 0 K: 0 S: 12 H: 3 LOB: 3 BB: 0 P: 22	R: 0 E: 0 K: 1 S: 9 H: 0 LOB: 1 BB: 1 P: 15	R: 0 E: 1 K: 0 S: 10 H: 1 LOB: 1 BB: 0 P: 15	R: 0 E: 0 K: 0 S: 7 H: 0 LOB: 1 BB: 1 P: 15							

BOTTOM

Detroit Tigers @ New York Yankees

Yankee Stadium, Bronx, NY

Thu May 01 2008, 7:05 PM EDT

Att. 50,993 - Cloudy - 54 F

livebaseballscorecards.com

AB	38
R	4
H	10
RBI	4
BB	4
SO	4
LOB	22

1B: 9	SF: 0	WP: 0	PA: 42
2B: 0	SAC: 0	PB: 0	
3B: 0	DP: 0	SB: 0	
HR: 1	HBP: 0	CS: 0	

PITCHER		IP	WLS	BF	H	R	ER	SO	BB	IBB	HBP	BLK	WP	HR	S	P	ERA	WHIP
29 Nate Robertson, L ERA: 6.82	(1, 1)	5.2	W	27	7	4	4	3	2	0	0	0	0	1	64	106	6.35	1.588
44 Bobby Seay, L ERA: 3.0	(6, 1)	0.0		1	1	0	0	0	0	0	0	0	0	0	3	5	∞	∞
31 Zach Miner, R ERA: 7.79	(6, 1)	2.1	H	10	2	0	0	1	1	0	0	0	0	0	22	37	0.00	1.286
Francisco Cruceta, R ERA:	(9, 1)	1.0		4	0	0	0	0	1	0	0	0	0	0	7	15	0.00	1.000

PITCHER		IP	WLS	BF	H	R	ER	SO	BB	IBB	HBP	BLK	WP	HR	S	P	ERA	WHIP

Detroit Tigers @ Minnesota Twins

Hubert H. Humphrey Metrodome, Minneapolis, MN

Fri May 02 2008, 8:10 PM EDT

Att. 33,628 - Dome - 70 F

livebaseballscorecards.com

TOP

Batter	1	2	3	4	5	6	7	8	9	AB	R	H	RBI	BB	SO	LOB
28 Curtis Granderson, L (1, 8) OBP: 0.415, SLG: 0.697	B FF 84 B SI 82 C SI 82 S SL 76 B FF 85 F SI 83 X SI 84 3-2 ① F7		C SI 84 S CH 76 B SI 84 X SI 85 1-2 ① P6		B SI 82 S SI 84 X SI 84 1-1 ① P6		B SI 86 B SI 85 F SI 84 B SI 84 X SI 84 3-1 ② F7			4	0	0	0	0	0	0
14 Placido Polanco, R (1, 4) OBP: 0.343, SLG: 0.364	C FF 83 B SI 85 X SI 84 1-1 ② G4-3		B SI 84 C SL 77 F SL 78 X FF 86 1-2 ② G4-3		X SL 78 0-0 30 1B 1B		C SI 86 B SI 84 F SI 86 X SL 78 1-2 2B			4	0	2	0	0	0	0
3 Gary Sheffield, R (1, 10) OBP: 0.333, SLG: 0.308	B SL 84 C SI 84 B SI 85 F SL 77 F SL 75 X SI 85 2-2 ③ F7		F SL 76 B FF 85 X FF 84 1-1 2B		B SI 84 C SI 85 C SI 85 C CU 61 1-3 ② K		B SI 87 X SL 77 1-0 ③ G5-3			4	0	1	0	0	1	2
30 Magglio Ordonez, R (1, 9) OBP: 0.406, SLG: 0.559 33 Marcus Thames, R (8, 9) OBP: 0.282, SLG: 0.371		B SI 83 X FF 84 1-0 HR	B SI 86 B SI 86 B SL 79 B SL 77 4-0 BB		F SI 85 X SI 86 0-1 1-2 1B			C FF 92 B FC 86 B FF 92 F FC 86 S CH 82 2-3 ① K		3 0	1 0	2 0	1 0	1 0	1 0	0 0
24 Miguel Cabrera, R (1, 3) OBP: 0.365, SLG: 0.519		X SL 78 0-0 9 1B 2B	B SI 86 C SL 79 F SL 79 X CU 60 1-2 ③ F8		B SI 86 C SI 87 B SI 87 S SI 86 S SI 87 2-3 ③ K			S FC 87 S FC 86 B FC 86 S FF 92 1-3 ② K		4	0	1	0	0	2	4
9 Carlos Guillen, S (1, 5) OBP: 0.417, SLG: 0.522 25 Ryan Raburn, R (8, 5) OBP: 0.360, SLG: 0.476		X SI 83 0-0 2-3 BB 1B		B FF 84 B SI 83 C SI 84 B CH 77 C SL 78 C SI 84 3-3 ① K		F SL 78 B CH 73 F CH 76 B SI 85 X SI 85 2-2 ① G6-3		C CU 78 C CH 82 B FF 91 X CU 79 1-2 ③ F8		4 0	0 0	1 0	0 0	0 0	1 0	0 0
Edgar Renteria, R (1, 6) OBP: 0.333, SLG: 0.425		B SI 84 B SL 78 B SL 78 B SI 85 4-0 G6-4-3 1-2 BB		C SI 86 B CH 74 X SI 86 1-1 ② G6-3		B SI 85 B SI 85 C FF 85 X SI 85 2-1 ② G4-3			F FF 91 S FF 92 B FF 92 F FF 92 S SL 85 1-3 ① K	3	0	0	0	1	1	0
Ivan Rodriguez, R (1, 2) OBP: 0.303, SLG: 0.386 15 Brandon Inge, R (8, 2) OBP: 0.365, SLG: 0.423		X SL 78 0-0 ① F9		B FF 85 F SI 85 F SI 85 X SI 85 1-2 1B		B FF 86 F FF 85 F SI 86 C CU 60 1-3 ③ K			S FF 92 B FF 93 C SI 92 C SL 84 1-3 ② K	3 1	0 0	1 0	0 0	1 0	3 0	0 0
Jacque Jones, L (1, 7) OBP: 0.262, SLG: 0.274		B SI 85 X SI 85 1-0 ② ③ G6-4-3 1-2f		X SI 85 0-0 ③ G4-3			B SI 84 C SL 78 X SI 85 1-1 ① P6		B FF 92 X FF 92 1-0 ③ F7	4	0	0	0	0	0	4
Inning Stats	R: 0 E: 0 K: 0 S: 10 H: 0 LOB: 0 BB: 0 P: 16	R: 1 E: 0 K: 0 S: 5 H: 3 LOB: 2 BB: 1 P: 11	R: 0 E: 0 K: 0 S: 11 H: 1 LOB: 2 BB: 1 P: 19	R: 0 E: 0 K: 1 S: 9 H: 1 LOB: 1 BB: 0 P: 14	R: 0 E: 0 K: 2 S: 11 H: 2 LOB: 2 BB: 0 P: 15	R: 0 E: 0 K: 1 S: 8 H: 0 LOB: 0 BB: 0 P: 13	R: 0 E: 0 K: 0 S: 8 H: 1 LOB: 1 BB: 0 P: 14	R: 0 E: 0 K: 2 S: 9 H: 0 LOB: 0 BB: 0 P: 13	R: 0 E: 0 K: 2 S: 8 H: 0 LOB: 0 BB: 0 P: 11	1B: 4 2B: 3 3B: 0 HR: 1 SF: 0 SAC: 0 DP: 1 HBP: 0						

	AB	34
	R	1
	H	8
	RBI	1
	BB	2
	SO	8
	LOB	13

PITCHER		IP	WLS	BF	H	R	ER	SO	BB	IBB	HBP	BLK	WP	HR	S	P	ERA	WHIP
Livan Hernandez, R ERA: 4.43	(1, 1)	7.0	W	30	8	1	1	4	2	0	0	0	0	1	62	102	1.29	1.429
54 Matt Guerrier, R ERA: 4.11	(8, 1)	1.0		3	0	0	0	2	0	0	0	0	0	0	9	13	0.00	0.000
Juan Rincon, R ERA: 4.35	(9, 1)	1.0		3	0	0	0	2	0	0	0	0	0	0	8	11	0.00	0.000

PITCHER		IP	WLS	BF	H	R	ER	SO	BB	IBB	HBP	BLK	WP	HR	S	P	ERA	WHIP

WP: 0 PA: 36
PB: 0
SB: 0
CS: 0

BOTTOM

Detroit Tigers @ Minnesota Twins

Hubert H. Humphrey Metrodome, Minneapolis, MN

Fri May 02 2008, 8:10 PM EDT

Att. 33,628 - Dome - 70 F

livebaseballscorecards.com

Batter	1	2	3	4	5	6	7	8	9	AB	R	H	RBI	BB	SO	LOB
22 Carlos Gómez, R (1, 8) OBP: 0.299, SLG: 0.379 8 Nick Punto, S (5, PR) OBP: 0.311, SLG: 0.244 (6, 8)	B SI 89 F SI 89 B SL 86 B SI 89 B SI 90 4-1 7 G3-1 7 S 33 WP BB		H SI 87 1-0 7 BB 23 E 33 G4-6-3 HBP		B SL 85 C SL 84 F SL 85 X SL 87 1-2 7 1B 1B		X FF 90 0-0 ① F8	B FF 94 B FF 93 C FF 93 X FF 95 2-1 ① G5-3		1 2 1 0 1 0 0 2 1 0 0 0 0 0					
23 Brendan Harris, R (1, 4) OBP: 0.330, SLG: 0.402	C SI 90 X SL 84 0-1 ① F8		B SI 89 X SI 90 1-0 FC5 33 G4-6-3 7 BB 1-2 2-3		1 SAFE C SI 89 P PO 78 B SL 83 B SL 83 F SL 83 X SI 90 3-2 ① G5-3 1-2		C FF 91 C FF 91 B SL 79 F SL 79 B SL 78 X SL 79 2-2 HR	C FF 94 C FF 93 B FF 94 X FF 93 1-2 ② F9		5 1 1 1 0 0 4					
7 Joe Mauer, L (1, 2) OBP: 0.379, SLG: 0.396	B SI 89 B SI 92 C SI 91 X SI 86 2-1 ② G3-1 1-3		B SI 86 B SI 89 B SI 90 C SI 90 B SI 90 4-1 33 G4-6-3 1-2 2-3 3-H BB		C SI 91 B SI 86 X SI 91 1-1 5 FC5-4 2-H 1B		B FF 91 B FF 91 C FF 91 X CH 85 2-1 33 2B 1B	B FF 93 C SL 87 B FF 92 F SL 88 B FF 94 B SL 88 4-2 33 WP 33 1B BB		3 2 2 2 2 0 1					
33 Justin Morneau, L (1, 3) OBP: 0.357, SLG: 0.510	B SI 91 C SI 90 F CH 85 X SL 88 1-2 3-H 1B		X SI 90 0-0 ① ② G4-6-3 1-2f 2-3 3-H		1 SAFE B CH 85 X CH 84 1-0 ② F8		B SL 79 X FF 90 1-0 5 2B 1-H 2B	C FF 93 B SI 93 C FF 93 B CU 80 F SL 88 X FF 93 2-2 5 PB 5 2B 1-H 1B		5 2 3 2 0 0 4					
5 Michael Cuddyer, R (1, 9) OBP: 0.356, SLG: 0.452	B SI 90 X SI 91 1-0 ③ P4		D SI 93 C SI 90 X SI 92 1-1 ③ L7		C SL 84 F SL 83 X SI 90 0-2 ③ FC5-4 1-2f		C SL 81 X SL 80 0-1 16 1B 21 1B 2-H 2B	B SL 88 B FF 94 X FF 93 2-0 16 1B 1-H 2B		5 2 2 2 0 0 4					
16 Jason Kubel, L (1, 10) OBP: 0.274, SLG: 0.412		C SI 89 F SI 86 S SI 87 0-3 ① K	B X SI 86 1-0 21 FC6-2 3B		B CH 84 B SL 84 F SI 91 X SI 91 2-1 ① G4-3		B FF 91 B SL 80 C SL 80 F FS 85 X SL 78 2-2 21 1B 2-3 1B	B SI 95 S FF 93 B SI 94 B SL 87 F FF 93 X FF 93 3-2 21 1B 2-H 1B		5 0 3 1 0 1 0					
21 Delmon Young, R (1, 7) OBP: 0.310, SLG: 0.318		X SL 84 0-0 ② G5-3	S SL 84 X SL 86 0-1 ① FC6-2 12 FC5-4 3-H		B SI 90 B SL 85 B SI 88 C SI 89 F SL 83 S SI 92 3-3 ② K		B SL 79 X SL 78 1-0 1-2 3-H 1B	B FF 94 S FF 93 C SI 94 F FF 94 F SL 88 X SL 88 1-2 1-2 1B		5 0 2 1 0 1 1					
Mike Lamb, L (1, 5) OBP: 0.222, SLG: 0.274		C SI 90 B SI 92 S SI 87 F SL 89 F SI 92 F SL 89 F SI 88 X SL 85 1-2 ③ F8	1 SAFE 1 SAFE X SI 89 0-0 ② F9		B SI 90 B CH 85 X SI 90 2-0 1B		S SI 95 B SI 95 F SI 94 F SL 87 F FF 94 D SL 87 X FF 93 2-2 ② F7	F CU 81 S CH 86 C 0-3 ③ K		5 0 1 0 0 1 5					
12 Adam Everett, R (1, 6) OBP: 0.219, SLG: 0.258			C SI 89 B SL 85 C SL 84 B SI 88 X SL 86 2-2 23 E 7 BB 2B	C SI 90 B SI 90 1 SAFE 1 SAFE X SI 90 1-1 ③ FC5-4 1-2f		F SI 89 X CH 85 0-1 ③ P6	B FF 93 X FF 94 1-0 ③ P4			4 1 1 0 0 0 4					
Inning Stats	R: 1 E: 0 K: 0 S: 9 H: 1 LOB: 1 BB: 1 P: 17	R: 0 E: 0 K: 1 S: 11 H: 0 LOB: 0 BB: 0 P: 12	R: 2 E: 1 K: 0 S: 8 H: 1 LOB: 1 BB: 1 P: 17	R: 0 E: 0 K: 0 S: 6 H: 1 LOB: 1 BB: 0 P: 8	R: 1 E: 0 K: 0 S: 13 H: 2 LOB: 2 BB: 0 P: 18	R: 0 E: 0 K: 1 S: 8 H: 1 LOB: 1 BB: 0 P: 15	R: 4 E: 0 K: 0 S: 20 H: 6 LOB: 2 BB: 0 P: 31	R: 3 E: 0 K: 1 S: 23 H: 4 LOB: 2 BB: 1 P: 38		1B: 10 2B: 4 3B: 1 HR: 1 SF: 0 SAC: 0 DP: 1 HBP: 1					

	AB	40
	R	11
	H	16
	RBI	9
	BB	3
	SO	3
	LOB	23

WP: 2 PA: 44
PB: 1
SB: 2
CS: 0

PITCHER		IP	WLS	BF	H	R	ER	SO	BB	IBB	HBP	BLK	WP	HR	S	P	ERA	WHIP
58 Armando Galarraga, R ERA: 1.88	(1, 1)	6.0	L	27	6	4	2	2	2	0	1	0	1	0	55	87	3.00	1.333
45 Aquilino Lopez, R ERA: 2.41	(7, 1)	0.1		7	6	4	4	0	0	0	0	0	0	1	14	22	108.00	18.000
52 Denny Bautista, R ERA: 4.05	(7, 1)	1.1		9	4	3	3	0	1	0	0	0	1	0	26	44	20.25	3.750
Francisco Cruceta, R ERA:	(8, 1)	0.1		1	0	0	0	1	0	0	0	0	0	0	3	3	0.00	0.000

PITCHER	IP	WLS	BF	H	R	ER	SO	BB	IBB	HBP	BLK	WP	HR	S	P	ERA	WHIP

Detroit Tigers @ Minnesota Twins

Hubert H. Humphrey Metrodome, Minneapolis, MN

Sat May 03 2008, 7:10 PM EDT

Att. 28,985 - Dome - 72 F

livebaseballscorecards.com

TOP

Batter	1	2	3	4	5	6	7	8	9	AB	R	H	RBI	BB	SO	LOB
28 Curtis Granderson, L (1, 8) OBP: 0.422, SLG: 0.757	C SI 91 F SI 92 X SL 85 0-2 G6-3		B SI 90 F SI 90 B SI 90 C SI 90 X SI 90 2-2 G4-3			C CH 83 X FF 91 0-1 14 G1-6-3 14 WP 1B		C SI 89 B SI 90 B CH 65 C SL 81 F SL 83 F SI 90 F CH 67 F SI 90 B SI 89 3-2 X CH 67 HR		4	1	2	1	0	0	1
14 Placido Polanco, R (1, 4) OBP: 0.340, SLG: 0.359	B SI 92 F SI 92 B CH 85 B SI 93 X SI 93 3-1 F9			B FF 92 C FF 91 F FF 92 X FF 93 1-2 G3		C SL 86 B FF 91 X FF 92 1-1 G1-6-3 1-3		B SI 87 C SI 85 X SL 82 1-1 3 BB 1B		4	0	1	0	0	0	1
3 Gary Sheffield, R (1, 10) OBP: 0.340, SLG: 0.309	B SI 92 F SI 92 F SI 94 F SL 86 B CH 84 F SI 93 F SL 85 S SI 94 2-3 K			S CH 86 X SL 86 0-1 30 G5-3 1B		F CH 87 B FF 93 X SL 86 1-1 G5-3		B SL 83 B SI 89 B SL 82 C SL 80 B SI 88 4-1 1-2 BB		3	0	1	0	1	1	1
30 Magglio Ordonez, R (1, 9) OBP: 0.394, SLG: 0.539		B SI 90 X SI 91 1-0 P4		S SL 86 1 SAFE B SL 86 B SL 85 X FF 93 2-1 G5-3 1-2		B FF 91 X FF 92 1-0 F9		B SL 89 T SL 90 F FF 96 X SL 90 1-2 F9		4	0	0	0	0	0	4
24 Miguel Cabrera, R (1, 3) OBP: 0.354, SLG: 0.500		C SL 85 F SL 77 S SI 94 0-3 K		C SL 86 B FF 92 X FF 93 1-1 G6-3			B FF 89 B CU 77 C SL 85 C FF 90 F SL 86 X CH 86 2-2 F9		B SL 90 C FF 95 F SL 90 B FF 95 S SI 95 2-3 K	4	0	0	0	0	2	1
9 Carlos Guillen, S (1, 5) OBP: 0.411, SLG: 0.505		B SL 86 B SL 86 B SI 92 C SI 91 F SI 91 X SI 93 3-2 G6-3			B CU 76 X FF 91 1-0 G4-3		B CU 77 S CH 84 B CH 84 X FF 91 2-1 G6-3		B FF 95 B FF 95 B FF 95 C FF 95 F FF 95 B SL 90 4-2 G6-3 DI BB	3	0	0	0	1	0	0
Edgar Renteria, R (1, 6) OBP: 0.331, SLG: 0.419			C SI 90 F SI 92 F SL 85 X SL 84 0-2 1B		F FF 91 X CH 83 0-1 F8	B CH 86 B FF 92 X FF 91 2-0 F9			B SL 89 C SL 88 T SL 95 X SL 90 1-2 G6-3 1-3	4	0	1	0	0	0	1
33 Marcus Thames, R (1, 7) Jacque Jones, L (8, PH) OBP: 0.256, SLG: 0.267 (8, 7)			C SI 91 X SL 77 0-1 F7		X CH 86 0-0 1B			B SI 89 F SI 87 F CH 67 X SL 87 1-2 G5-3	C SI 95 B FF 94 S SL 90 B FF 95 F SL 90 S SI 95 2-3 K	2 2	0 0	1 0	0 0	0 0	0 1	1 1
15 Brandon Inge, R (1, 2) OBP: 0.354, SLG: 0.407			1 SAFE B SI 89 C SI 91 B SI 91 1 SAFE S SL 83 X SL 83 2-2 F7		B FF 92 B CH 86 X FF 92 2-0 P3			C SL 82 B SI 89 B SI 89 S SL 81 F SL 83 C SL 82 2-3 K		3	0	0	0	0	1	2

	AB	33
	R	1
	H	6
	RBI	1
	BB	2
	SO	5
	LOB	13

Inning Stats																																
	R: 0 E: 0 K: 1 S: 11	H: 0 LOB: 0 BB: 0 P: 16	R: 0 E: 0 K: 1 S: 7	H: 0 LOB: 0 BB: 0 P: 11	R: 0 E: 0 K: 0 S: 12	H: 1 LOB: 1 BB: 0 P: 16	R: 0 E: 0 K: 0 S: 9	H: 1 LOB: 1 BB: 0 P: 13	R: 0 E: 0 K: 0 S: 5	H: 1 LOB: 1 BB: 0 P: 8	R: 0 E: 0 K: 0 S: 7	H: 1 LOB: 1 BB: 0 P: 10	R: 0 E: 0 K: 0 S: 7	H: 0 LOB: 0 BB: 0 P: 13	R: 1 E: 0 K: 1 S: 20	H: 2 LOB: 2 BB: 1 P: 32	R: 0 E: 0 K: 2 S: 12	H: 0 LOB: 1 BB: 1 P: 21	1B: 5 2B: 0 3B: 0 HR: 1	SF: 0 SAC: 0 DP: 0 HBP: 0	WP: 1 PB: 0 SB: 0 CS: 0	PA: 35

PITCHER		IP	WLS	BF	H	R	ER	SO	BB	IBB	HBP	BLK	WP	HR	S	P	ERA	WHIP
30 Scott Baker, R ERA: 4.09	(1, 1)	3.0		10	1	0	0	2	0	0	0	0	0	0	30	43	0.00	0.333
Brian Bass, R ERA: 3.8	(4, 1)	4.0	W	15	3	0	0	0	0	0	0	0	1	0	28	44	0.00	0.750
17 Pat Neshek, R ERA: 4.26	(8, 1)	0.2		5	2	1	1	1	1	0	0	0	0	1	17	28	13.50	4.500
28 Jesse Crain, R ERA: 5.19	(8, 1)	0.1	H	1	0	0	0	0	0	0	0	0	0	0	3	4	0.00	0.000
36 Joe Nathan, R ERA: 0.75	(9, 1)	1.0	S	4	0	0	0	2	1	0	0	0	0	0	12	21	0.00	1.000

PITCHER	IP	WLS	BF	H	R	ER	SO	BB	IBB	HBP	BLK	WP	HR	S	P	ERA	WHIP

Detroit Tigers @ Minnesota Twins

Hubert H. Humphrey Metrodome, Minneapolis, MN

Sat May 03 2008, 7:10 PM EDT

Att. 28,985 - Dome - 72 F

livebaseballscorecards.com

BOTTOM

Batter	1	2	3	4	5	6	7	8	9	AB	R	H	RBI	BB	SO	LOB
23 Brendan Harris, R (1, 4) OBP: 0.317, SLG: 0.385	C FF 94 B FF 93 S FF 94 F FF 94 F CH 85 S FF 96 1-3 ① K			B CU 79 F FF 93 B FF 93 F CH 84 X CU 82 2-2 ① P4	C FF 95 B FF 93 S CU 81 S FF 95 1-3 ③ K		F FF 93 B CH 85 S CU 81 F FF 95 B CU 83 X FF 94 2-2 ② P4			4	0	0	0	0	2	1
Mike Lamb, L (1, 5) OBP: 0.234, SLG: 0.284	C FF 92 S CH 86 F FF 93 X FF 95 0-2 ② F7			B FF 95 B FF 93 C CH 84 S CH 84 X CU 81 2-2 7 2B 5 G4-1 1B		C FF 92 B FF 93 B FF 93 F FF 94 F CH 84 X CU 81 2-2 33 G6-4-3 7 1B 5 1B 1B	B FF 94 F FF 95 X FF 94 1-1 ③ G6-3			4	2	2	0	0	0	0
7 Joe Mauer, L (1, 2) OBP: 0.393, SLG: 0.421	B FF 93 C FF 94 X FF 94 1-1 ③ F9			**B FF 93** **B FF 94** **C FF 93** **1 SAFE** **B CH 82** 1 SAFE X FF 92 3-1 5 G4-1 **1-3** 2B		**1 SAFE** **1 SAFE** **C FF 92** **B CU 79** 1 SAFE B CU 80 X FF 94 2-1 33 G6-4-3 **1-2** 1B		C SI 87 B SL 75 X FF 87 1-1 5 WP 33 1B 1B		4	0	3	0	0	0	0
33 Justin Morneau, L (1, 3) OBP: 0.361, SLG: 0.505		B FF 93 C FF 93 B FF 94 X FF 94 2-1 ① G5-3		I IN 69 I IN 70 I IN 73 I IN 73 4-0 5 G4-1 IBB		B CU 79 C FF 95 X CU 82 1-1 ①② G6-4-3 **1-2f** **2-3**		**1 SAFE** **1 SAFE** C SI 87 X SL 76 0-1 5 WP **1-2** 1B		3	0	1	0	1	0	2
5 Michael Cuddyer, R (1, 9) OBP: 0.347, SLG: 0.435		C FF 94 B CH 83 F CH 85 S CU 82 1-3 ② K2-3		C FF 95 X FF 96 0-1 ② G4-1 **1-2** **2-3** **3-H**		B FF 95 B CH 84 X CH 84 2-0 **3-H** 1B		C SI 86 B SI 86 S SL 78 S SI 88 1-3 ① K **1-2** **2-3**		4	0	1	2	0	2	4
16 Jason Kubel, L (1, 10) OBP: 0.264, SLG: 0.396		B CH 84 X FF 94 1-0 ③ G5-3		B FF 95 X CH 85 1-0 ③ F9		C FF 93 F FF 93 D CU 82 1 SAFE S CU 82 1-3 ③ K		X SI 88 0-0 ② G1-3		4	0	0	0	0	1	5
21 Delmon Young, R (1, 7) OBP: 0.308, SLG: 0.309			F FF 92 S CH 83 F FF 93 F FF 94 B CU 83 S CU 82 1-3 ① K		F FF 92 B FF 92 B CU 80 F CH 82 F CH 86 F CU 83 X CU 82 2-2 ① G6-3		B CU 80 B FF 93 B FF 94 B FF 92 4-0 HR BB	B SL 77 F SI 87 F SI 89 F SL 78 F SI 87 F SI 88 X SI 86 1-2 ③ L3		3	1	0	0	1	1	2
Craig Monroe, R (1, 8) OBP: 0.321, SLG: 0.500			X FF 94 0-0 ② F7		C FF 94 S CU 82 X FF 95 0-2 12 PB 1B		C FF 94 1 SAFE 1 SAFE X CU 82 0-1 **1-H** HR			3	1	2	2	0	0	0
12 Adam Everett, R (1, 6) OBP: 0.200, SLG: 0.235			C FF 94 F FF 94 B CH 84 B CU 81 B CU 84 F FF 95 F FF 95 X FF 95 3-2 ③ F7		B FF 93 C FF 95 X FF 95 1-1 ② F7 **1-2**		C FF 93 C FF 94 F FF 95 X FF 94 0-2 ① L5			3	0	0	0	0	0	1
Inning Stats	R: 0 H: 0 E: 0 LOB: 0 K: 1 BB: 0 S: 11 P: 13	R: 0 H: 0 E: 0 LOB: 0 K: 1 BB: 0 S: 6 P: 10	R: 0 H: 0 E: 0 LOB: 0 K: 1 BB: 0 S: 11 P: 15	R: 1 H: 2 E: 0 LOB: 2 K: 0 BB: 1 S: 11 P: 23	R: 0 H: 1 E: 0 LOB: 1 K: 1 BB: 0 S: 13 P: 17	R: 1 H: 3 E: 0 LOB: 1 K: 1 BB: 0 S: 12 P: 20	R: 2 H: 1 E: 0 LOB: 0 K: 0 BB: 1 S: 12 P: 19	R: 0 H: 2 E: 0 LOB: 2 K: 1 BB: 0 S: 14 P: 17		1B: 7 SF: 0 2B: 1 SAC: 0 3B: 0 DP: 1 HR: 1 HBP: 0						WP: 1 PA: 34 PB: 1 SB: 0 CS: 0	

	AB	32
	R	4
	H	9
	RBI	4
	BB	2
	SO	6
	LOB	15

PITCHER		IP	WLS	BF	H	R	ER	SO	BB	IBB	HBP	BLK	WP	HR	S	P	ERA	WHIP
35 Justin Verlander, R ERA: 6.28	(1, 1)	7.0	L	29	7	4	4	5	1	1	0	0	0	1	76	117	5.14	1.143
50 Clay Rapada, L ERA:	(8, 1)	1.0		5	2	0	0	1	0	0	0	0	1	0	14	17	0.00	2.000

PITCHER	IP	WLS	BF	H	R	ER	SO	BB	IBB	HBP	BLK	WP	HR	S	P	ERA	WHIP

TOP

Detroit Tigers @ Minnesota Twins

Hubert H. Humphrey Metrodome, Minneapolis, MN

Sun May 04 2008, 2:10 PM EDT

Att. 29,821 - Dome - 70 F

livebaseballscorecards.com

Batter	1	2	3	4	5	6	7	8	9	AB	R	H	RBI	BB	SO	LOB
28 Curtis Granderson, L (1, 8) OBP: 0.440, SLG: 0.805	B FF 90 B CH 83 F FF 90 X SI 90 2-1 HR C SI 92 F CU 80 B SL 86 1 SAFE B SL 87 F FF 91 C SL 93 C CU 79 3-3 1-2 3-H K			C FF 90 B FF 90 F FF 90 F CU 79 B SL 86 S SL 88 2-3 K			B FF 91 F FF 90 B FF 91 B FC 85 S FF 90 B SI 91 4-2 14 SH1-3 BB		C FF 94 X SL 90 0-1 24 S 1B	4	1	2	1	1	2	1
14 Placido Polanco, R (1, 4) OBP: 0.345, SLG: 0.375	B SL 85 F FF 91 C FF 90 X FF 92 1-2 24 1B 30 1B 1B	X FF 91 0-0 F9		C SI 89 X SI 89 0-1 2B			C FC 83 X FC 89 0-1 SH1-3 1-2		C FF 93 F FF 94 D SL 90 X FF 94 1-2 F8	4	1	2	0	0	0	1
24 Miguel Cabrera, R (1, 3) OBP: 0.348, SLG: 0.487	C SL 84 B SL 88 F FF 93 X CU 81 1-2 30 1B 9 1B 1-2 1B	C SI 90 X SI 90 0-1 G6-3		X SI 90 0-0 F8			B FF 91 F FC 84 F FF 91 F FF 90 X FF 91 1-2 F8		S SL 90 S FF 95 S SL 91 0-3 K 1-2	5	1	1	0	0	1	3
30 Magglio Ordonez, R (1, 10) OBP: 0.390, SLG: 0.529	B FF 93 C FF 93 B CU 78 F CH 82 D SL 89 X SL 84 3-2 9 1B 1B 1-3 2-H 1B	B SL 86 X SI 90 1-0 G6-3			B SI 87 C SI 88 X SI 89 1-1 G6-3		B FC 86 B FC 85 B SI 91 C FC 85 C FF 90 F CU 80 X FF 90 3-2 F7			4	1	1	1	0	0	1
9 Carlos Guillen, S (1, 5) OBP: 0.405, SLG: 0.495	F SI 90 B SL 87 F SI 92 B SI 93 B SI 92 F FF 92 X SI 92 3-2 1B WP 1-2 3-H 1B		X FF 90 0-0 F8		C SL 86 B SI 89 F SI 88 F FF 91 B SI 91 F SI 92 S CU 81 2-3 K			B FF 91 X FF 89 1-0 G4-3		4	1	1	1	0	1	0
33 Marcus Thames, R (1, 9) OBP: 0.289, SLG: 0.366	B FF 91 X CU 76 1-0 P2		C SI 87 F SI 89 B CU 82 B CU 82 F SI 90 B SL 88 F CU 78 F FF 91 X SI 91 3-2 FC6-4 1B		C SL 86 S SL 87 B FF 94 X SI 90 1-2 F8			B FF 92 F FF 91 T FC 85 B FF 92 F FC 85 F FC 85 B FF 92 S CU 79 3-3 K		4	0	1	0	0	1	2
Edgar Renteria, R (1, 6) OBP: 0.336, SLG: 0.421	C CU 75 S CH 84 X CU 81 0-2 WP S 28 E 1-3 2-H 1B		C SI 89 X SI 91 0-1 FC6-4 1-2f			F CU 76 X CU 78 0-1 G1-3		F FC 85 B FF 92 F FC 85 X FC 85 1-2 1B		4	1	2	1	0	0	1
Ivan Rodriguez, R (1, 2) OBP: 0.292, SLG: 0.371	B SL 86 F SL 86 1 SAFE S CU 78 S CU 80 1-3 K 28 A4 D8 1-3 3-H		S CU 77 X SI 90 0-1 G1-3			C FF 91 B SI 89 X SI 89 1-1 G6-3		X FF 91 0-0 G1-4-3		4	0	0	0	0	1	3
Jacque Jones, L (1, 7) OBP: 0.244, SLG: 0.253	B SI 93 C CU 78 1 SAFE F SI 92 C SL 88 1-3 K			X SL 86 0-0 P6		B SI 88 C SI 88 F SI 90 B CU 82 B SL 86 X SL 86 3-2 G5-3			C FF 93 X SI 94 0-1 G4-3	4	0	0	0	0	1	2
Inning Stats	R: 6 E: 0 K: 3 S: 29 H: 6 LOB: 1 BB: 0 P: 45	R: 0 E: 0 K: 0 S: 4 H: 0 LOB: 0 BB: 0 P: 5	R: 0 E: 0 K: 0 S: 11 H: 1 LOB: 1 BB: 0 P: 14	R: 0 E: 0 K: 1 S: 8 H: 1 LOB: 1 BB: 0 P: 10	R: 0 E: 0 K: 1 S: 10 H: 0 LOB: 0 BB: 0 P: 14	R: 0 E: 0 K: 0 S: 7 H: 0 LOB: 0 BB: 0 P: 11	R: 0 E: 0 K: 0 S: 12 H: 0 LOB: 1 BB: 1 P: 20	R: 0 E: 0 K: 1 S: 10 H: 1 LOB: 1 BB: 0 P: 15	R: 0 E: 0 K: 1 S: 10 H: 1 LOB: 1 BB: 0 P: 11	1B: 8 2B: 1 3B: 0 HR: 1	SF: 0 SAC: 1 DP: 0 HBP: 0			WP: 1 PB: 0 SB: 2 CS: 0	PA: 39		

	AB	37
	R	6
	H	10
	RBI	4
	BB	1
	SO	7
	LOB	14

PITCHER		IP	WLS	BF	H	R	ER	SO	BB	IBB	HBP	BLK	WP	HR	S	P	ERA	WHIP
26 Boof Bonser, R ERA: 4.29	(1, 1)	6.0		27	8	6	5	5	0	0	0	0	1	1	69	99	7.50	1.333
54 Matt Guerrier, R ERA: 3.63	(7, 1)	2.0	W	8	1	0	0	1	1	0	0	0	0	0	22	35	0.00	1.000
36 Joe Nathan, R ERA: 0.69	(9, 1)	1.0	S	4	1	0	0	1	0	0	0	0	0	0	10	11	0.00	1.000

PITCHER	IP	WLS	BF	H	R	ER	SO	BB	IBB	HBP	BLK	WP	HR	S	P	ERA	WHIP

BOTTOM

Detroit Tigers @ Minnesota Twins

Hubert H. Humphrey Metrodome, Minneapolis, MN

Sun May 04 2008, 2:10 PM EDT

Att. 29,821 - Dome - 70 F

livebaseballscorecards.com

Batter	1	2	3	4	5	6	7	8	9	AB	R	H	RBI	BB	SO	LOB
22 Carlos Gómez, R (1, 8) OBP: 0.297, SLG: 0.374	B SI 81 X SI 81 1-0 ① P5			C SI 82 T CH 78 F FF 88 S CH 80 0-3 ① K	S CH 78 B FF 90 X FF 88 1-1 ② P2		B FF 92 B SI 92 F SI 92 X FF 93 2-1 23 2B 7 1B 1-2 3-H 1B			4	1	1	1	0	1	1
23 Brendan Harris, R (1, 4) OBP: 0.315, SLG: 0.390	C CH 80 B FF 87 F FF 86 B CH 77 F CH 78 S SL 81 2-3 ② K			S FF 87 B CU 74 S CH 78 C FF 88 1-3 ② K	B FF 88 B SI 84 S FF 88 X CH 79 2-1 ③ G6-3		C FF 93 X CH 80 0-1 7 1B 1-3 2-H 2B			4	1	1	1	0	2	1
7 Joe Mauer, L (1, 2) OBP: 0.396, SLG: 0.434	C FF 86 C FF 89 B SL 82 B SL 82 S FF 90 2-3 ③ K			B FF 88 C SI 83 X SI 84 1-1 33 1B 2B	B FF 88 F FF 87 B SL 82 B SL 81 X FF 87 3-1 ① F7		B C SI 92 F SI 93 X SI 92 1-2 2-H 3-H 1B			4	1	2	2	0	1	0
33 Justin Morneau, L (1, 3) OBP: 0.358, SLG: 0.495		B FF 88 C FF 88 X SI 84 1-1 ① G1-3		B FF 86 B FF 87 C FF 88 X SI 84 2-1 5 FC6-4 2-H 1B	S FF 89 B CU 74 F CU 74 X SL 79 1-2 ② P6		1 SAFE F SL 81 C SI 92 B SL 82 B SL 81 S SL 81 2-3 ③ K			4	0	1	1	0	1	1
5 Michael Cuddyer, R (1, 9) OBP: 0.321, SLG: 0.400		B SI 83 C SI 83 C FF 89 X FF 90 1-2 ② L4		X SI 82 0-0 ③ FC6-4 1-2f	F FF 88 C FF 89 S CU 75 0-3 ③ K			C FF 95 S FS 83 X CH 84 0-2 ① G6-3		4	0	0	0	0	1	1
Craig Monroe, R (1, 10) OBP: 0.316, SLG: 0.481		F SI 83 C FF 89 X CU 75 0-2 ③ G3-1			F CH 77 X CH 79 0-1 21 1B 8 2B 1B		X SI 81 0-0 ① F7	S SL 83 C FS 84 B FS 85 S FF 95 1-3 ② K		4	1	1	0	0	1	0
21 Delmon Young, R (1, 7) OBP: 0.306, SLG: 0.307			T CH 78 S CH 78 B FF 88 X CH 79 1-2 ① F9	X SI 81 0-0 8 2B 1-2 1B			C CH 77 S CH 78 F FF 87 X FF 89 0-2 ② G4-3	B SL 82 C SL 82 X FS 83 1-1 ③ G4-3		4	1	1	0	0	0	0
20 Matt Tolbert, S (1, 5) OBP: 0.339, SLG: 0.377			C FF 88 F FF 87 F FF 88 F CU 76 B FF 86 B SL 81 S SI 83 2-3 ② K	C CH 78 B FF 87 F FF 86 B FF 88 X CH 79 2-2 ① F7			B SI 83 B SI 83 C SI 83 F SI 83 B FF 87 F SI 83 X SI 83 3-2 8 E 22 1B 2B			3	1	1	0	0	1	2
8 Nick Punto, S (1, 6) OBP: 0.313, SLG: 0.273			B SI 82 C SI 82 X FF 88 1-1 ③ F9	X CH 79 0-0 1-H 2-H 2B			B FF 87 B SI 83 X SI 82 2-0 E5 22 1B 23 2B 2-3			3	1	1	2	0	0	1
Inning Stats	R: 0 E: 0 K: 2 S: 8 H: 0 LOB: 0 BB: 0 P: 13	R: 0 E: 0 K: 0 S: 8 H: 0 LOB: 0 BB: 0 P: 10	R: 0 E: 0 K: 1 S: 10 H: 0 LOB: 0 BB: 0 P: 14	R: 1 E: 0 K: 2 S: 12 H: 2 LOB: 1 BB: 0 P: 16	R: 2 E: 0 K: 0 S: 11 H: 3 LOB: 1 BB: 0 P: 16	R: 0 E: 0 K: 1 S: 8 H: 0 LOB: 0 BB: 0 P: 12	R: 4 E: 1 K: 1 S: 20 H: 4 LOB: 1 BB: 0 P: 30	R: 0 E: 0 K: 1 S: 8 H: 0 LOB: 0 BB: 0 P: 10		1B: 5 2B: 4 3B: 0 HR: 0 SF: 0 SAC: 0 DP: 0 HBP: 0						

AB	34
R	7
H	9
RBI	7
BB	0
SO	8
LOB	7

PITCHER		IP	WLS	BF	H	R	ER	SO	BB	IBB	HBP	BLK	WP	HR	S	P	ERA	WHIP
Kenny Rogers, L ERA: 6.27	(1, 1)	6.2		27	6	5	5	6	0	0	0	0	0	0	67	96	6.75	0.900
31 Zach Miner, R ERA: 8.83	(7, 1)	0.0	L	2	2	0	0	0	0	0	0	0	0	0	4	6	∞	∞
44 Bobby Seay, L ERA: 2.89	(7, 1)	0.1	B	2	1	2	0	1	0	0	0	0	0	0	6	9	0.00	3.000
Francisco Cruceta, R ERA:	(8, 1)	1.0		3	0	0	0	1	0	0	0	0	0	0	8	10	0.00	0.000

PITCHER	IP	WLS	BF	H	R	ER	SO	BB	IBB	HBP	BLK	WP	HR	S	P	ERA	WHIP

Batter	1	2	3	4	5	6	7	8	9	AB	R	H	RBI	BB	SO	LOB
2 Jacoby Ellsbury, L (1, 8) (9, 7) OBP: 0.396, SLG: 0.418	C SI 90 F SI 90 X SL 84 0-2 P6 ①		B FF 89 B CH 82 X FF 89 2-0 G3-1 ①	F CH 83 S SL 82 D SL 84 C SI 90 1-3 K ③			B SI 86 B SI 87 C FF 87 F SI 88 C SI 87 2-3 K ①	D FF 89 C FS 84 B SL 78 F CH 83 X SL 77 2-2 L8 ③ 1-2		5	0	0	0	0	2	2
15 Dustin Pedroia, R (1, 4) OBP: 0.351, SLG: 0.430	C FF 90 B FF 90 B SL 81 B SI 90 F SI 91 X FF 90 3-2 P3 ②		C SL 81 X SI 90 0-1 E6		C FF 88 B SL 81 X FF 90 1-1 F8 ①		B SL 76 F SI 87 B SI 85 X SI 85 2-1 34 1B 2B		C FF 88 B FF 89 S CH 79 X FC 86 1-2 G5-3 ①	5	1	1	0	0	0	0
34 David Ortiz, L (1, 10) OBP: 0.326, SLG: 0.408	B SI 91 X SI 91 1-0 G3-1 ③		B CH 83 C CH 83 B SI 90 C SI 91 D SL 83 X SI 91 3-2 F8 ②		B SI 90 C CH 83 C SL 82 B SL 82 F FF 91 F SL 83 F FF 92 B SL 82 D SL 84 4-2 G6-4-3 BB		B SI 86 B SI 85 X FF 86 2-0 HBP 1B 2-H		B FC 86 B FC 86 B CH 78 C FC 85 X CH 79 3-1 HR	4	1	2	2	1	0	1
Manny Ramirez, R (1, 7) OBP: 0.397, SLG: 0.565 Coco Crisp, S (9, 8) OBP: 0.333, SLG: 0.385		B FF 88 B FF 89 X FF 89 2-0 25 HR 2B	S SL 82 C SL 83 B SI 90 B FF 90 B SI 92 X SL 84 3-2 F8 ③		B SI 91 X FF 88 1-0 G6-4-3 ② ③ 1-2f		S SL 80 F FF 89 B FF 90 H FF 90 2-2 HBP 1-2		X SI 90 0-0 G4-3 ②	4 0	1 0	1 0	0 0	0 0	0 0	2 0
25 Mike Lowell, R (1, 5) OBP: 0.286, SLG: 0.373		B SI 90 X FF 89 1-0 HR ② 2-H		B FF 88 C SL 80 B FF 89 C FF 90 F SL 82 F FF 91 B SL 83 X SI 91 3-2 20 HR 2B		B FF 89 C SL 80 B FF 90 F FF 89 B SL 82 X FF 91 3-2 7 FC1-6 1B	C SL 80 X SL 79 0-1 F7 ②		C CU 66 X 0-1 P4 ③	5	2	3	2	0	0	2
20 Kevin Youkilis, R (1, 3) OBP: 0.397, SLG: 0.517		C SL 80 F FF 90 B FF 92 B FF 90 B SL 82 X SI 91 3-2 G5-3 ①		F SI 90 X FF 90 0-1 HR 2-H		C SL 81 F FF 91 D SL 82 D SL 82 S SL 82 2-3 K ①	C FF 89 X FF 89 0-1 F9 ③			4	1	1	2	0	1	3
7 J.D. Drew, L (1, 9) OBP: 0.387, SLG: 0.416		F SI 90 B SL 83 B FF 90 X SI 91 2-1 23 FC5-4 1B		B CH 83 C SI 90 B SL 84 S SL 82 B SI 90 F SL 84 F FF 91 X SI 91 3-2 1B		B SI 83 S SL 82 X FF 90 1-1 FC1-6 ② 1-2f		B FF 88 C FF 88 S SL 77 X FF 90 1-2 F8 ①		4	0	2	0	0	0	1
Jason Varitek, S (1, 2) OBP: 0.313, SLG: 0.438		X SI 90 0-0 F9 ②		B SI 89 C CH 83 B FF 91 1 SAFE X SI 90 2-1 L6 ①		I IN 63 I IN 63 I IN 62 I IN 61 4-0 IBB		F SL 78 B CH 82 F FS 84 S SI 88 1-3 K ②		3	0	0	0	1	1	2
23 Julio Lugo, R (1, 6) OBP: 0.336, SLG: 0.342		C FF 91 C SL 81 X SL 82 0-2 FC5-4 ③ 1-2f		S SL 84 B SI 91 L SI 90 S SL 84 1-3 K ②		B SI 90 S SL 82 C SL 83 S SL 84 1-3 K ③		C FF 88 B FF 88 C FF 89 B SL 76 X SL 77 2-2 2 BLK 1B		4	0	1	0	0	2	4
Inning Stats	R: 0 E: 0 K: 0 S: 7 H: 0 LOB: 0 BB: 0 P: 11	R: 2 E: 0 K: 0 S: 11 H: 3 LOB: 1 BB: 0 P: 19	R: 0 E: 1 K: 0 S: 9 H: 0 LOB: 1 BB: 0 P: 17	R: 2 E: 0 K: 2 S: 20 H: 3 LOB: 1 BB: 0 P: 30	R: 0 E: 0 K: 0 S: 8 H: 0 LOB: 0 BB: 1 P: 14	R: 0 E: 1 K: 2 S: 11 H: 1 LOB: 2 BB: 1 P: 22	R: 1 E: 0 K: 1 S: 12 H: 2 LOB: 2 BB: 0 P: 20	R: 0 E: 0 K: 1 S: 12 H: 1 LOB: 1 BB: 0 P: 18	R: 1 E: 0 K: 0 S: 8 H: 1 LOB: 0 BB: 0 P: 12	1B: 5 2B: 3 3B: 0 HR: 3 SF: 0 SAC: 0 DP: 1 HBP: 1						

PITCHER		IP	WLS	BF	H	R	ER	SO	BB	IBB	HBP	BLK	WP	HR	S	P	ERA	WHIP
38 Jeremy Bonderman, R ERA: 4.17	(1, 1)	6.0	L	27	7	4	4	4	1	1	0	0	0	2	66	113	6.00	1.333
50 Clay Rapada, L ERA: 1.08	(7, 1)	0.1		3	2	1	1	1	0	0	0	0	0	0	6	12	27.00	6.000
45 Aquilino Lopez, R ERA: 2.21	(7, 1)	1.2		7	1	0	0	1	0	0	1	1	0	0	18	26	0.00	0.600
59 Todd Jones, R ERA: 3.0	(9, 1)	1.0		4	1	1	1	0	0	0	0	0	0	1	8	12	9.00	1.000

PITCHER | IP | WLS | BF | H | R | ER | SO | BB | IBB | HBP | BLK | WP | HR | S | P | ERA | WHIP

TOP

Boston Red Sox @ Detroit Tigers

Comerica Park, Detroit, MI

Mon May 05 2008, 7:05 PM EDT
Att. 39,478 - Partly Cloudy - 68 F

livebaseballscorecards.com

AB	38
R	6
H	11
RBI	6
BB	2
SO	6
LOB	17

Boston Red Sox @ Detroit Tigers

Comerica Park, Detroit, MI

Mon May 05 2008, 7:05 PM EDT
Att. 39,478 - Partly Cloudy - 68 F

BOTTOM

Batter	1	2	3	4	5	6	7	8	9	AB	R	H	RBI	BB	SO	LOB
28 Curtis Granderson, L (1, 8) OBP: 0.436, SLG: 0.756	C FF 85 C CU 73 B FC 85 F CU 74 X CU 76 1-2 G4-3 ①		B FS 78 B CU 76 B CU 76 B SI 87 4-0 14 FC1-6 BB	C SL 80 B FC 86 X FC 86 1-1 1-2 2-H 1B		C FF 95 B SI 89 S SL 85 X FF 95 1-2 G3 ③		S FF 87 B FF 86 X FF 87 1-1 P5 ②		4	0	1	1	1	0	0
14 Placido Polanco, R (1, 4) OBP: 0.339, SLG: 0.366	B CU 75 B CU 75 B FF 89 C FF 88 C FF 90 X FF 90 3-2 L9 ②		B FF 87 C FF 86 C FS 86 X SL 78 1-2 FC1-6 9 BB ① 1-2f	F FC 86 X FF 89 0-1 P6 ③			B FF 94 C FF 94 X FF 92 1-1 30 G4-6-3 9 1B 33 1B 1B	B FF 87 C FF 86 B FF 87 X FS 82 2-1 L7 ③		5	1	1	0	0	0	3
9 Carlos Guillen, S (1, 5) OBP: 0.413, SLG: 0.490	B FF 89 F FF 89 B FS 80 B CU 77 C CU 77 D FF 90 4-2 30 BB BB		F FF 89 B FC 85 B FC 85 C SI 88 F FF 90 F SL 79 F FF 90 F FS 80 B FF 90 4-2 F FC 87 F FC 88 F SL 80 B SI 89 1-2 BB		C CU 71 B FF 89 X FF 87 1-1 P5 ①		B FF 94 S SL 84 X FF 93 1-1 30 G4-6-3 1-2 1B		C FF 94 B FF 95 F FF 94 X FF 94 1-2 P6 ①	3	0	1	0	2	0	0
30 Magglio Ordonez, R (1, 10) OBP: 0.383, SLG: 0.512	B FF 91 B FF 90 B CU 76 C FF 89 B FF 90 4-1 1-2 BB		B FF 89 1 SAFE F FF 90 S FF 89 S FF 90 1-3 K ②		X CU 73 0-0 F8 ②		F FF 95 B FC 94 X FF 94 1-1 G4-6-3 ①② 1-2f 2-3		B FF 94 S FF 94 F FF 94 B FF 94 B FF 94 X FF 94 3-2 F9 ②	4	0	0	0	1	1	4
24 Miguel Cabrera, R (1, 3) OBP: 0.350, SLG: 0.479	C FF 90 X FF 91 0-1 F8 ③		C SL 79 X FF 90 0-1 F8 ③		B SL 78 C SL 78 S SL 79 B FF 90 F FF 90 X SL 80 2-2 3 BB 1B		S SL 84 B FF 95 B FF 94 D SL 85 F FF 94 B SL 83 4-2 3 BB 33 1B BB		C FF 94 T SL 86 X FF 94 0-2 L7 ③	4	1	1	0	1	0	4
3 Gary Sheffield, R (1, 7) OBP: 0.356, SLG: 0.305		B CU 75 C CU 76 F CU 77 F CU 76 B FF 90 X FF 90 2-2 F7 ①		B CU 76 B FF 89 B FF 90 C FF 87 B FF 85 4-1 BB 28 1B BB	B SL 78 B SL 78 B SL 78 B FF 90 4-0 1-2 BB		B SL 84 B FF 93 C FF 93 B SL 83 B FF 94 4-1 33 1B 1-2 BB			1	1	0	0	3	0	0
20 Matt Joyce, L (1, 9) 33 Marcus Thames, R (7, PH) OBP: 0.304, SLG: 0.381 (8, 9)		B FF 89 C CU 77 B FC 86 B SL 78 B FF 89 4-1 BB	F FF 88 F CU 76 F FF 90 X FC 86 0-2 P5 ① B CU 77 B CU 77 C FF 89 X FF 89 2-1 L9 ③			X FF 88 0-0 1-2 2-H 3-H 1B			2 1	0 0	0 1	0 2	1 0	0 0	3 0
Edgar Renteria, R (1, 6) OBP: 0.326, SLG: 0.408		C FF 89 B SI 87 F FF 89 X FF 90 1-2 L9 ②	X FC 84 0-0 P4 ②		B FF 96 C FF 94 B SL 85 X FF 96 2-1 F9 ①	F FS 82 X FF 88 0-1 F9 ③			4	0	0	0	0	0	4
Ivan Rodriguez, R (1, 2) OBP: 0.291, SLG: 0.361		B FF 89 D SL 78 S FF 89 X SL 79 2-1 F8 ③	B FF 88 F CU 78 B FF 90 D FF 88 T FF 86 B FF 90 4-2 28 1B 1-2 BB		X FF 95 0-0 G4-3 ②			C FF 86 B FS 85 X FS 81 1-1 G5-3 ①	3	0	0	0	1	0	1
Inning Stats	R: 0 E: 0 K: 0 S: 12 H: 0 LOB: 2 BB: 2 P: 24	R: 0 E: 0 K: 0 S: 10 H: 0 LOB: 1 BB: 1 P: 19	R: 0 E: 0 K: 1 S: 17 H: 0 LOB: 2 BB: 2 P: 27	R: 1 E: 0 K: 0 S: 12 H: 1 LOB: 2 BB: 2 P: 21	R: 0 E: 0 K: 0 S: 9 H: 1 LOB: 2 BB: 1 P: 18	R: 0 E: 0 K: 0 S: 6 H: 0 LOB: 0 BB: 0 P: 9	R: 2 E: 0 K: 0 S: 12 H: 3 LOB: 2 BB: 2 P: 23	R: 0 E: 0 K: 0 S: 6 H: 0 LOB: 0 BB: 0 P: 10	R: 0 E: 0 K: 0 S: 9 H: 0 LOB: 0 BB: 0 P: 13	1B: 5 2B: 0 3B: 0 HR: 0 SF: 0 SAC: 0 DP: 1 HBP: 0						

livebaseballscorecards.com

AB	31
R	3
H	5
RBI	3
BB	10
SO	1
LOB	19

WP: 0 PA: 41
PB: 0
SB: 0
CS: 0

PITCHER		IP	WLS	BF	H	R	ER	SO	BB	IBB	HBP	BLK	WP	HR	S	P	ERA	WHIP
18 Daisuke Matsuzaka, R ERA: 2.43	(1, 1)	5.0	W	25	2	1	1	1	8	0	0	0	0	0	60	109	1.80	2.000
56 Craig Hansen, R ERA: 8.1	(6, 1)	1.2	H	8	2	2	2	0	2	0	0	0	0	0	15	29	10.80	2.400
37 Hideki Okajima, L ERA: 0.64	(7, 1)	1.1	H	5	1	0	0	0	0	0	0	0	0	0	9	13	0.00	0.750
58 Jonathan Papelbon, R ERA: 1.65	(9, 1)	1.0	S	3	0	0	0	0	0	0	0	0	0	0	9	13	0.00	0.000

PITCHER	IP	WLS	BF	H	R	ER	SO	BB	IBB	HBP	BLK	WP	HR	S	P	ERA	WHIP

Boston Red Sox @ Detroit Tigers

Comerica Park, Detroit, MI

Tue May 06 2008, 7:05 PM EDT

Att. 38,564 - Partly Cloudy - 66 F

livebaseballscorecards.com

Batter	1	2	3	4	5	6	7	8	9	AB	R	H	RBI	BB	SO	LOB
Coco Crisp, S (1, 8) OBP: 0.315, SLG: 0.362	C SI 87 C CH 81 C SI 88 0-3 ① K	X SI 86 0-0 ② G6-3 3-H		X CH 81 0-0 ① SH1-3 1-2 2-3		B SI 86 S CH 80 B CH 80 X SI 87 2-1 ②③ G6-4-3 1-2f		B CH 89 B SI 92 X SI 92 2-0 ② P5		4	0	0	1	0	1	3
15 Dustin Pedroia, R (1, 4) OBP: 0.340, SLG: 0.415	F SI 88 F SI 87 X CH 82 0-2 ② G1-3	B CH 81 X CH 82 1-0 ③ G5-3		C SI 83 D CH 83 B SI 86 X CH 81 2-1 ② G5-3			C CH 83 C SL 80 B SL 81 B SI 87 X CH 80 2-2 ① F9	B SI 94 X SI 92 1-0 ③ L7		5	0	0	0	0	0	4
34 David Ortiz, L (1, 10) OBP: 0.329, SLG: 0.427	B SI 88 B SI 88 B SI 88 C SI 88 F SI 89 B SL 82 4-2 BB		S SI 85 B SL 82 C SL 80 X FC 88 1-2 ① G6-3	X SI 87 0-0 ③ G3-1			C SL 81 B SL 80 C SL 81 F SI 87 B SI 88 F SI 88 B SI 88 X SI 87 3-2 HR		S FF 89 X FS 83 0-1 ① F7	4	1	1	1	1	0	2
Manny Ramirez, R (1, 7) OBP: 0.404, SLG: 0.589 2 Jacoby Ellsbury, L (9, 7) OBP: 0.396, SLG: 0.418	F CH 83 F SI 89 X SI 88 0-2 ③ F8		B CH 82 F CH 82 S SL 80 X SI 88 1-2 25 FC1-4 1B		B CH 80 X CH 78 1-0 20 FC1-4 1B		X SL 82 0-0 HR		B SI 88 S FF 88 X FF 88 1-1 ② G4-1	5 0	1 0	3 0	1 0	0 0	0 0	1 0
25 Mike Lowell, R (1, 5) OBP: 0.279, SLG: 0.349		B SI 86 B SI 86 B SI 87 B SI 86 4-0 20 2B 7 1B BB	C SI 87 B SI 86 B SI 84 X CH 82 2-1 ② FC1-4 20 2B 1-2f		B SI 86 C SI 87 B CH 82 F SI 86 D SL 82 X SI 86 3-2 ① F9		B SI 93 C SI 92 B CH 83 X SI 93 2-1 ② L9		F FF 88 F SI 88 F SL 79 S SL 77 0-3 ③ K	4	1	0	0	1	1	2
20 Kevin Youkilis, R (1, 3) OBP: 0.407, SLG: 0.537		C SI 88 B CH 80 F SI 88 X SL 82 1-2 7 1B 2B 1-3 2B	C SI 86 B SI 86 B CH 82 F SI 87 B SI 87 X SI 87 3-2 1-3 2B		X SI 85 0-0 ② FC1-4 1-2f		B SI 94 B SL 85 B SI 94 C SI 94 B SI 93 4-1 BB			3	1	2	0	1	0	1
7 J.D. Drew, L (1, 9) OBP: 0.382, SLG: 0.409		C SI 88 B SI 87 F SL 81 X SL 80 1-2 2B G6-3 1B 2-3 3-H	S SI 87 B SI 87 S SI 88 B SI 87 C SL 80 2-3 ③ K		C SI 87 F SI 86 D SL 80 S SL 82 1-3 ③ K		C SI 92 B SI 94 C CH 87 C SI 94 1-3 ③ K			4	1	1	1	0	3	4
Kevin Cash, R (1, 2) OBP: 0.429, SLG: 0.472		B SI 87 C SI 87 S CH 81 B SI 89 X SI 88 2-2 1-3 3-H 2B		C SI 84 F CH 81 X SL 80 0-2 SH1-3 23 1B 1B		X SI 85 0-0 G6-4-3 1B		B SI 93 F SI 93 B CH 87 T FF 93 X SI 93 2-2 ① G4-3		4	0	3	1	0	0	0
23 Julio Lugo, R (1, 6) OBP: 0.341, SLG: 0.342		X SI 86 0-0 ① F9		B SI 87 B CH 82 B SI 87 C SI 85 X SI 86 3-1 SH1-3 1-2 1B		C CH 81 B CH 80 F SI 87 B SL 80 C SI 87 2-3 ① K		C SI 94 B SI 93 B CH 87 B SI 94 B SI 92 4-1 BB		3	0	1	0	1	1	3
Inning Stats	R: 0 E: 0 K: 1 S: 11 H: 0 LOB: 1 BB: 1 P: 15	R: 3 E: 0 K: 0 S: 12 H: 3 LOB: 1 BB: 1 P: 21	R: 0 E: 0 K: 1 S: 14 H: 2 LOB: 2 BB: 0 P: 23	R: 0 E: 0 K: 0 S: 9 H: 2 LOB: 2 BB: 0 P: 14	R: 0 E: 0 K: 1 S: 8 H: 1 LOB: 1 BB: 0 P: 13	R: 0 E: 0 K: 1 S: 6 H: 1 LOB: 0 BB: 0 P: 10	R: 2 E: 0 K: 1 S: 15 H: 2 LOB: 1 BB: 1 P: 27	R: 0 E: 0 K: 0 S: 6 H: 0 LOB: 1 BB: 1 P: 15	R: 0 E: 0 K: 1 S: 8 H: 0 LOB: 0 BB: 0 P: 9	1B: 6 2B: 3 3B: 0 HR: 2 SF: 0 SAC: 1 DP: 1 HBP: 0						

	AB	36
	R	5
	H	11
	RBI	5
	BB	4
	SO	6
	LOB	20

WP: 0 PB: 0 SB: 0 CS: 0 PA: 41

PITCHER		IP	WLS	BF	H	R	ER	SO	BB	IBB	HBP	BLK	WP	HR	S	P	ERA	WHIP
29 Nate Robertson, L ERA: 6.64	(1, 1)	6.1	L	30	10	4	4	4	2	0	0	0	0	1	68	109	5.68	1.895
34 Freddy Dolsi, R ERA: 5.4	(7, 1)	1.2		8	1	1	1	1	2	0	0	0	0	1	13	29	5.40	1.800
45 Aquilino Lopez, R ERA: 2.11	(9, 1)	1.0		3	0	0	0	1	0	0	0	0	0	0	8	9	0.00	0.000

PITCHER	IP	WLS	BF	H	R	ER	SO	BB	IBB	HBP	BLK	WP	HR	S	P	ERA	WHIP

BOTTOM

Boston Red Sox @ Detroit Tigers

Comerica Park, Detroit, MI

Tue May 06 2008, 7:05 PM EDT
Att. 38,564 - Partly Cloudy - 66 F

Batter	1	2	3	4	5	6	7	8	9	AB	R	H	RBI	BB	SO	LOB
28 Curtis Granderson, L (1, 8) OBP: 0.424, SLG: 0.714	B KN 64 B FF 72 C FF 72 C CU 58 B KN 66 F FF 74 F FF 73 F CU 59 X KN 66 3-2 ① G6-3		B KN 65 C FF 73 S CU 60 F KN 66 B CU 54 B KN 66 X FF 74 3-2 ③ F9			B KN 63 C KN 65 F CU 59 B KN 56 B KN 66 S FF 73 3-3 ③ K			B FF 90 X FF 89 1-0 14 G6-3 1B	4	0	1	0	0	1	0
14 Placido Polanco, R (1, 4) OBP: 0.328, SLG: 0.352	B KN 65 C FF 73 B KN 64 X FF 73 2-1 ② F8			B KN 64 C FF 72 B KN 64 B FF 73 X FF 73 3-1 ① L5			B KN 63 C FF 71 B KN 64 B FF 71 C FF 72 X FF 72 3-2 ① P3		C FF 90 F SI 89 F SL 88 F SI 90 X FF 90 0-2 ①② G6-3 1-2f	4	0	0	0	0	0	1
9 Carlos Guillen, S (1, 10) OBP: 0.408, SLG: 0.481	C KN 66 B KN 66 X KN 66 1-1 1B			B KN 65 C KN 65 T KN 66 X KN 67 1-2 ② F8			B KN 65 X FF 73 1-0 E4		B FC 88 C SI 90 B FS 79 X SI 90 2-1 ③ F7	4	0	1	0	0	0	0
30 Magglio Ordonez, R (1, 9) OBP: 0.375, SLG: 0.500	C KN 66 F KN 65 B FF 74 1 SAFE B CU 59 S KN 67 2-3 ③ K			F FF 72 F KN 66 B CU 59 S KN 67 1-3 ③ K			X KN 65 0-0 ② P6			3	0	0	0	0	2	2
24 Miguel Cabrera, R (1, 3) OBP: 0.343, SLG: 0.468		C KN 64 X KN 65 0-1 ① G5-3			B FF 72 C KN 65 X KN 64 1-1 ① F8		B KN 66 X FF 73 1-0 ③ F7			3	0	0	0	0	0	1
3 Gary Sheffield, R (1, 7) OBP: 0.346, SLG: 0.294		C KN 65 X CU 59 0-1 ② G1-3			B KN 65 C FF 72 F KN 65 S KN 67 1-3 ② K			B KN 65 C FF 71 C FF 72 C CU 57 1-3 ① K		3	0	0	0	0	2	0
Edgar Renteria, R (1, 6) OBP: 0.319, SLG: 0.398		X KN 64 0-0 ③ G4-3			B FF 72 C KN 66 X KN 65 1-1 ③ G6-3			B KN 64 C FF 72 B FF 72 C CU 58 X KN 66 2-2 ② F8		3	0	0	0	0	0	0
Ivan Rodriguez, R (1, 2) OBP: 0.292, SLG: 0.369			C KN 64 F F KN 66 X CU 60 0-2 ① F8			B KN 64 X KN 64 1-0 ① F7		C FF 73 X KN 66 0-1 2B		3	0	1	0	0	0	0
15 Brandon Inge, R (1, 5) OBP: 0.343, SLG: 0.393			B KN 65 B KN 64 C FF 72 F FF 73 S KN 66 2-3 ② K			X KN 64 0-0 ② G4-3		C KN 66 X KN 65 0-1 ③ G5-3		3	0	0	0	0	1	1
Inning Stats	R: 0 E: 0 K: 1 S: 13 H: 1 LOB: 1 BB: 0 P: 21	R: 0 E: 0 K: 0 S: 5 H: 0 LOB: 0 BB: 0 P: 5	R: 0 E: 0 K: 1 S: 11 H: 0 LOB: 0 BB: 0 P: 16	R: 0 E: 0 K: 1 S: 8 H: 0 LOB: 0 BB: 0 P: 13	R: 0 E: 0 K: 1 S: 7 H: 0 LOB: 0 BB: 0 P: 10	R: 0 E: 0 K: 1 S: 5 H: 0 LOB: 0 BB: 0 P: 9	R: 0 E: 1 K: 0 S: 6 H: 0 LOB: 1 BB: 0 P: 11	R: 0 E: 0 K: 1 S: 10 H: 1 LOB: 1 BB: 0 P: 13	R: 0 E: 0 K: 0 S: 8 H: 1 LOB: 0 BB: 0 P: 11	1B: 2 2B: 1 3B: 0 HR: 0 SF: 0 SAC: 0 DP: 1 HBP: 0						

PITCHER	IP	WLS	BF	H	R	ER	SO	BB	IBB	HBP	BLK	WP	HR	S	P	ERA	WHIP
49 Tim Wakefield, R (1, 1) ERA: 3.33	8.0	W	27	2	0	0	6	0	0	0	0	0	0	65	98	0.00	0.250
50 Mike Timlin, R (9, 1) ERA: 11.05	1.0		3	1	0	0	0	0	0	0	0	0	0	8	11	0.00	1.000

PITCHER	IP	WLS	BF	H	R	ER	SO	BB	IBB	HBP	BLK	WP	HR	S	P	ERA	WHIP

livebaseballscorecards.com

AB	30
R	0
H	3
RBI	0
BB	0
SO	6
LOB	5

WP: 0 PA: 30
PB: 0
SB: 0
CS: 0

Boston Red Sox @ Detroit Tigers

Comerica Park, Detroit, MI

Wed May 07 2008, 7:05 PM EDT

Att. 38,062 - Drizzle - 60 F

TOP

livebaseballscorecards.com

Batter	1	2	3	4	5	6	7	8	9	AB	R	H	RBI	BB	SO	LOB
2 Jacoby Ellsbury, L (1, 8) (9, 7) OBP: 0.397, SLG: 0.417	L SI 88 B CH 82 X CH 82 1-1 12 G6-4-3 1B		L C C 0-3 ② K		X SI 89 0-0 ① FC6-4 12 34 1B 1-2f 2-3		B SI 90 F SI 90 C SI 91 B CH 82 X SI 91 2-2 12 G3 12 S 25 HR 1B	F FF 92 B SI 93 C CH 82 S SL 83 1-3 ② K		5	2	2	0	0	2	5
12 Jed Lowrie, S (1, 4) OBP: 0.302, SLG: 0.342 15 Dustin Pedroia, R (8, PH) (8, 4) OBP: 0.344, SLG: 0.419	X SI 86 0-0 ① ② G6-4-3 1-2f		B X SI 85 1-0 ③ F7		C CH 83 D SI 88 X SL 83 1-1 ② SF7 1-2 3-H		C SI 90 B CH 80 D CH 81 F SI 91 B SI 92 X SI 91 3-2 ① G3 1-3	B FS 83 B FF 93 B FF 94 C FF 92 C FF 94 F FF 94 X FF 94 3-2 34 WP 1-2 2-H 1B		3 1	0 0	0 1	1 1	0 0	0 0	3 0
34 David Ortiz, L (1, 10) OBP: 0.331, SLG: 0.434	C SI 90 B SI 90 X SI 90 1-1 2B			C SI 88 B SL 84 F SL 84 C SL 57 1-3 ① K	F SI 89 X SI 85 0-1 2-H 1B		B FF 91 X SI 91 1-0 ② G1-3	B FS 83 X SI 92 1-0 ③ G4-3 1-2 2-3		5	0	2	1	0	1	3
Manny Ramirez, R (1, 7) OBP: 0.397, SLG: 0.571 Coco Crisp, S (9, 8) OBP: 0.315, SLG: 0.362	C SL 84 F SI 93 X SL 84 0-2 ③ F8			F B S B F F F F D SL 55 3-3 ② F SI 89 S SL 82 K	F SL 81 B SL 84 D CH 85 X SL 84 2-1 ③ L8		B SI 92 C SI 93 B SI 92 B SI 92 S SI 93 B SI 94 4-2 25 HR BB		C FF 88 X SI 89 0-1 ① G6-3	4 0	1 0	0 0	0 0	1 0	1 0	2 0
25 Mike Lowell, R (1, 5) OBP: 0.301, SLG: 0.426		B SI 89 C SI 87 B SI 86 B SI 90 F SI 87 F SL 84 X CH 84 3-2 ① L5		X SI 90 0-0 20 HR 1B		C SI 87 B CH 83 X SL 82 1-1 ① G4-3	C FS 82 B FS 83 B FF 93 X FF 92 2-1 1-H 3-H HR		B SI 88 X FF 89 1-0 2B	5	2	3	3	0	0	0
20 Kevin Youkilis, R (1, 3) OBP: 0.407, SLG: 0.579		B SI 91 B CH 85 C SI 89 C SI 90 C SL 84 2-3 ② K		B SI 90 X SI 90 1-0 1-H HR		B SI 90 X CH 82 1-0 HR	F FF 94 B CH 84 C SL 81 S CH 83 1-3 ③ K		D FC 86 C CH 80 S CH 80 C SI 90 1-3 ② K	5	2	2	3	0	3	1
7 J.D. Drew, L (1, 9) OBP: 0.391, SLG: 0.417		C SI 90 S X 0-2 ③ G4-3		B SI 88 C CH 82 C SL 83 B SL 82 F SI 89 S SL 84 2-3 ③ K		C SI 89 X SL 79 0-1 2B		C FF 93 B FS 83 B CH 83 B FF 94 B FF 93 4-1 23 S 15 1B BB	B CH 79 B CU 69 B SI 89 I IN 56 4-0 IBB	3	1	1	0	2	1	0
Jason Varitek, S (1, 2) OBP: 0.307, SLG: 0.419			C B CH 84 B S SL 83 S SL 82 2-3 ① K		B SI 87 B SI 88 F SI 88 C SL 83 B F B 4-2 2 FC6-4 23 HBP 12 SF7 BB	C SI 90 F SI 91 F SI 91 X SL 78 0-2 ② G5-3		X FF 94 0-0 ① L9	X FC 87 0-0 ③ G4-3	4	1	0	0	1	1	4
23 Julio Lugo, R (1, 6) OBP: 0.354, SLG: 0.353			C SL 84 B SL 84 F B X 2-2 2B		C H 1-1 2 FC6-4 1-2 HBP	B SI 92 B SI 92 X SI 92 2-0 ③ G6-3		B FF 92 F FF 93 C FS 82 B FS 83 B FS 84 B FF 93 4-2 34 WP 15 1B 1-2 BB		2	0	1	0	1	0	1
Inning Stats	R: 0 E: 0 K: 0 S: 8 H: 2 LOB: 1 BB: 0 P: 10	R: 0 E: 0 K: 1 S: 10 H: 0 LOB: 0 BB: 0 P: 15	R: 0 E: 0 K: 2 S: 10 H: 1 LOB: 1 BB: 0 P: 15	R: 2 E: 0 K: 3 S: 17 H: 2 LOB: 0 BB: 0 P: 24	R: 2 E: 0 K: 0 S: 11 H: 1 LOB: 1 BB: 1 P: 19	R: 1 E: 0 K: 0 S: 10 H: 2 LOB: 1 BB: 0 P: 14	R: 3 E: 0 K: 1 S: 14 H: 2 LOB: 0 BB: 1 P: 27	R: 1 E: 0 K: 1 S: 12 H: 1 LOB: 2 BB: 2 P: 25	R: 0 E: 0 K: 1 S: 7 H: 1 LOB: 2 BB: 1 P: 13	1B: 5 2B: 4 3B: 0 HR: 3 SF: 1 SAC: 0 DP: 1 HBP: 1						

	AB	37
	R	9
	H	12
	RBI	9
	BB	5
	SO	9
	LOB	19

WP: 1 PA: 44
PB: 0
SB: 3
CS: 0

PITCHER		IP	WLS	BF	H	R	ER	SO	BB	IBB	HBP	BLK	WP	HR	S	P	ERA	WHIP
58 Armando Galarraga, R ERA: 3.07	(1, 1)	5.1		24	7	5	5	6	1	0	1	0	0	2	59	88	8.44	1.500
44 Bobby Seay, L ERA: 2.79	(6, 1)	0.1	H	2	1	0	0	0	0	0	0	0	0	0	6	6	0.00	3.000
31 Zach Miner, R ERA: 9.33	(6, 1)	1.0	H	5	1	2	2	0	1	0	0	0	0	0	10	22	18.00	2.000
Francisco Cruceta, R ERA: 4.91	(7, 1)	1.1	B	8	2	2	2	2	2	0	0	0	1	1	17	33	13.50	3.000
59 Todd Jones, R ERA: 2.77	(9, 1)	1.0	W	5	1	0	0	1	0	1	0	0	0	0	7	13	0.00	1.000

PITCHER		IP	WLS	BF	H	R	ER	SO	BB	IBB	HBP	BLK	WP	HR	S	P	ERA	WHIP

Boston Red Sox @ Detroit Tigers

Comerica Park, Detroit, MI

Wed May 07 2008, 7:05 PM EDT

Att. 38,062 - Drizzle - 60 F

BOTTOM

Batter	1	2	3	4	5	6	7	8	9	AB	R	H	RBI	BB	SO	LOB
28 Curtis Granderson, L (1, 8) OBP: 0.385, SLG: 0.636	C SI 91 C CH 78 S CU 78 0-3 K ①		B FF 89 B CH 76 C CH 75 S CH 74 S CH 75 2-3 K ① C CH 77 B CU 76 B CH 78 B FF 90 S SI 90 S CH 78 3-3 K ②		C CH 84 S CH 83 F CH 83 X SI 90 0-2 F8 ② 2-3		C CU 73 X SI 86 0-1 L8 ②		B FF 95 B FF 94 X FS 89 2-0 G4-3 ② 2-3 3-H	6	0	0	1	0	3	4
14 Placido Polanco, R (1, 4) OBP: 0.352, SLG: 0.387	C SI 93 F SI 92 B CH 80 B FF 91 F CH 78 X FF 92 2-2 9 BLK 1B		C SL 80 B CU 75 X FF 90 1-1 9 1B 1-H 2B	S CH 77 B CU 77 B CH 78 C CH 77 X CU 77 2-2 9 30 1B 1B	X SI 90 0-0 3-H 1B		C SI 86 B SI 86 F SI 86 F SI 85 F SI 86 F SI 86 X SI 86 1-2 G3-1 ③		B FF 94 B FF 93 B FF 94 C FF 93 S FS 88 X FF 93 3-2 3-H 1B	6	2	5	3	0	0	0
9 Carlos Guillen, S (1, 5) OBP: 0.408, SLG: 0.477	B FF 89 C CH 76 B FF 90 B CU 75 F FF 92 C CH 77 3-3 K ② 1-2		X SI 91 0-0 30 1B 3 1B 2-H 1B	F FF 91 B CU 75 B CH 76 1 SAFE X CH 75 2-1 30 1B 1-2 1B	B SL 79 B CH 83 D CH 82 X SI 89 3-0 G4-3 ③			X FS 83 0-0 F7 ①		5	1	2	1	0	1	2
30 Magglio Ordonez, R (1, 9) OBP: 0.383, SLG: 0.504	X SI 91 0-0 F8 ③		B CU 74 F FF 92 B FF 91 X CH 75 2-1 3 1B 24 BB 20 FC4-6 1-3 1B	X FF 90 0-0 1-3 2-H 1B		B FF 92 F FF 92 B FF 94 F FF 93 X FF 94 2-2 L9 ①		B FF 88 C FF 87 X FF 87 1-1 3 CS 24 1B 1B		5	1	3	1	0	0	1
24 Miguel Cabrera, R (1, 3) OBP: 0.351, SLG: 0.465		B SI 91 B FF 90 B C FF 91 X FF 91 3-1 L8 ①	S CH 81 B CU 75 D CU 75 B CH 75 B SL 76 4-1 20 FC4-6 3 1B 1-2 BB	F SI 91 B CU 75 C CH 76 S CU 77 1-3 K ③		B FF 93 C SL 81 S FS 85 F SI 94 B SL 82 D SL 84 F FF 94 B FF 94 4-2 3 BB BB		C FS 82 C FF 87 X FF 88 0-2 1-2 1B		3	0	1	0	2	1	2
3 Gary Sheffield, R (1, 7) OBP: 0.366, SLG: 0.315		B FF 92 B CH 76 B CH 77 C FF 91 X CH 78 3-1 1B	X CH 77 0-0 20 FC4-6 1-2 2-3 3-H 1B		B SL 80 C SL 79 X SL 79 1-1 SH5-4 20 1B 2B 1B	D FF 94 C FF 94 F FF 94 F FS 86 F FF 94 D SL 84 B SL 82 B FF 95 4-2 1-2 BB		C FF 87 S FS 82 B FS 83 F FS 82 F FF 87 B FF 88 D FS 82 S FS 82 3-3 K ② ③ 2-3		4	1	3	1	1	1	2
20 Matt Joyce, L (1, 10) 25 Ryan Raburn, R (9, PR) OBP: 0.360, SLG: 0.476	B 1 SAFE S CH 76 F C 1-3 K ②		D CH 78 S FF 92 B CU 75 S CH 77 F CH 77 X CU 76 2-2 FC4-6 ② 1-2f 2-3 3-H		B SL 89 X SI 89 1-0 SH5-4 1-2 2B 1B	S FF 92 C FF 93 B FS 83 X FF 93 1-2 P5 ②			S FF 93 F FF 94 X FS 88 0-2 SH2-4 E 28 G4-3 1B	5 0	1 1	2 0	1 0	0 0	1 0	5 0
Edgar Renteria, R (1, 6) OBP: 0.309, SLG: 0.386	C X 0-1 G1-3 ③		C CU 75 X FF 91 0-1 F9 ③		C CH 88 X CH 87 0-1 SH5-4 ① 1-2 2-3	B SL 82 S SL 82 C FF 93 B FF 95 F FF 94 X FF 94 2-2 G4-3 ③			B FF 95 B FF 94 C FF 94 X FF 94 2-1 E6 28 G4-3 SH2-4 14 1B 1-2	4	1	0	0	0	0	6
Ivan Rodriguez, R (1, 2) OBP: 0.298, SLG: 0.383			X SI 89 0-0 14 2B 1B	F SI 90 X CH 78 0-1 G6-3 ①	X CH 84 0-0 28 F8 14 1B 2-H 3-H 2B		C SI 86 F SI 86 D CH 78 F SI 87 B SI 87 X SI 85 2-2 G6-3 ①		C FF 96 X FF 96 0-1 SH2-4 ① 1-2 2-3	4	2	2	2	0	0	0
Inning Stats	R: 0 E: 0 K: 2 S: 11 H: 1 LOB: 1 BB: 0 P: 16	R: 0 E: 0 K: 1 S: 9 H: 1 LOB: 1 BB: 0 P: 16	R: 4 E: 0 K: 1 S: 17 H: 5 LOB: 2 BB: 1 P: 28	R: 1 E: 0 K: 2 S: 14 H: 3 LOB: 2 BB: 0 P: 22	R: 3 E: 0 K: 0 S: 12 H: 4 LOB: 1 BB: 0 P: 17	R: 0 E: 0 K: 0 S: 18 H: 0 LOB: 2 BB: 2 P: 31	R: 0 E: 0 K: 0 S: 12 H: 0 LOB: 0 BB: 0 P: 15	R: 0 E: 0 K: 1 S: 11 H: 2 LOB: 2 BB: 0 P: 15	R: 2 E: 1 K: 0 S: 11 H: 2 LOB: 1 BB: 0 P: 18	1B: 16 2B: 3 3B: 0 HR: 0 SF: 0 SAC: 2 DP: 1 HBP: 0						

livebaseballscorecards.com

AB	42
R	10
H	18
RBI	10
BB	3
SO	7
LOB	22

WP: 0 PA: 47
PB: 0
SB: 0
CS: 1

PITCHER		IP	WLS	BF	H	R	ER	SO	BB	IBB	HBP	BLK	WP	HR	S	P	ERA	WHIP
61 Clay Buchholz, R ERA: 4.5	(1, 1)	4.0		23	10	5	5	6	1	0	0	1	0	0	51	82	11.25	2.750
Julian Tavarez, R ERA: 7.15	(5, 1)	1.0		7	4	3	3	0	0	0	0	0	0	0	12	17	27.00	4.000
53 David Aardsma, R ERA: 2.7	(6, 1)	1.0		5	0	0	0	0	2	0	0	0	0	0	18	31	0.00	2.000
48 Javier López, L ERA: 3.46	(7, 1)	1.0		3	0	0	0	0	0	0	0	0	0	0	12	15	0.00	0.000
37 Hideki Okajima, L ERA: 0.6	(8, 1)	1.0	H	4	2	0	0	1	0	0	0	0	0	0	11	15	0.00	2.000

PITCHER		IP	WLS	BF	H	R	ER	SO	BB	IBB	HBP	BLK	WP	HR	S	P	ERA	WHIP
58 Jonathan Papelbon, R ERA: 1.59	(9, 1)	0.2	L	5	2	2	0	0	0	0	0	0	0	0	11	18	0.00	3.000

Batter	1	2	3	4	5	6	7	8	9	AB	R	H	RBI	BB	SO	LOB
2 Jacoby Ellsbury, L (1, 7) OBP: 0.397, SLG: 0.420	B CH 82 B FF 92 C FF 90 F FF 91 F FF 93 F FF 94 B CH 84 F FF 93 X SI 93 3-2 ① G5-3	B FF 93 X CH 82 1-0 ① SF8 3-H			B FF 90 B CH 81 F FF 92 B CH 80 X FF 92 3-1 20 HR 1B	X FF 92 0-0 ③ FC5-4 1-2f		B SI 85 X SL 73 1-0 1-2 2-3 1B		4	1	2	1	0	0	2
15 Dustin Pedroia, R (1, 4) OBP: 0.339, SLG: 0.412	B FF 93 F FF 95 B CU 81 T FF 95 F FF 94 F CH 84 B CU 83 S FF 94 3-3 ② K	C CU 79 X FF 94 0-1 F8			B FF 91 F FF 92 1 SAFE B FF 92 1 SAFE F FF 92 F FF 93 F CH 80 X CU 80 2-2 ① L7		B B C B CH 84 X SI 92 3-1 34 2B 1B	B SL 75 B SI 85 X FF 85 2-0 ② F7		5	0	1	0	0	1	6
34 David Ortiz, L (1, 10) OBP: 0.333, SLG: 0.440	B FF 92 C FF 93 B CU 80 X CH 84 2-1 1B	B FF 93 B FF 92 C FF 93 C FF 93 S FF 94 2-3 ③ K			B CH 81 D CH 81 1 SAFE B FF 90 X SI 91 3-0 ② F7		B X 1-0 1-3 2B	B SL 76 C SL 75 B SL 76 F SL 75 X FF 87 2-2 ③ G4-3		5	0	2	0	0	1	6
20 Kevin Youkilis, R (1, 3) OBP: 0.400, SLG: 0.588	C FF 93 F FF 93 X FF 94 0-2 ③ F7		F FF 92 B CU 78 S CU 79 B CU 81 B CH 84 X FF 94 3-2 ① F9		X FF 92 0-0 1-H HR		C F S 0-3 ① K		F X 0-1 ① F9	5	1	1	2	0	1	3
25 Mike Lowell, R (1, 5) OBP: 0.308, SLG: 0.425		B FF 90 C FF 91 B CU 78 B FF 92 X FF 92 3-1 WP 7 1B 1B 1B	C FF 93 B CH 84 X CU 80 1-1 7 G1-6-3 1B		C FF 92 F FF 92 F CH 84 B FF 93 X CU 81 1-2 ③ F9		B S X SL 84 1-1 ② F9		B X 1-0 ② F7	5	1	2	0	0	0	2
7 J.D. Drew, L (1, 9) OBP: 0.383, SLG: 0.406		X FF 93 0-0 WP 1-2 1B 1B	C FF 92 B FF 92 S CU 80 X CH 81 1-2 ②③ G1-6-3 1-2f			C SI 92 B FF 92 C CU 81 B CU 81 S CU 80 2-3 ① K	C CH 88 B CH 88 B SL 84 D CH 87 F SI 94 S CH 87 3-3 ③ K		F B X 1-1 ③ P6	5	1	1	0	0	2	3
Jason Varitek, S (1, 2) OBP: 0.324, SLG: 0.421		B CH 82 B FF 94 X 2-0 1B 2 SF8 1-H 2-H 1B		B FF 91 S CH 82 B FF 92 F FF 91 C CU 81 2-3 ① K		F FF 92 B CH 84 B CU 80 B CH 83 B SI 93 4-1 1B BB		C SI 92 B SI 93 B CH 87 B SL 86 B SI 92 4-1 2 1B 1B BB		2	1	1	2	2	1	0
Coco Crisp, S (1, 8) OBP: 0.338, SLG: 0.384		X FF 94 0-0 23 HBP 2-3 1B		F FF 94 B FF 94 X FF 92 1-1 ② G3		X SI 90 0-0 2 FC5-4 1-2 1B		X SI 93 0-0 2 1B 1-2 1B		4	0	3	0	0	0	0
23 Julio Lugo, R (1, 6) OBP: 0.351, SLG: 0.345		B CU 80 1 SAFE H FF 92 2-0 1-2 HBP		X FF 92 0-0 ③ F9		C CU 81 C CU 80 D CU 81 F FF 93 B FF 93 S CU 81 2-3 ② K		L CH 83 L CH 87 X SL 81 0-2 ① F9		3	0	0	0	0	1	4
Inning Stats	R: 0 E: 0 K: 1 S: 16 H: 1 LOB: 1 BB: 0 P: 24	R: 3 E: 0 K: 1 S: 11 H: 4 LOB: 2 BB: 0 P: 21	R: 0 E: 0 K: 0 S: 8 H: 1 LOB: 0 BB: 0 P: 13	R: 0 E: 0 K: 1 S: 6 H: 0 LOB: 0 BB: 0 P: 9	R: 2 E: 0 K: 0 S: 13 H: 2 LOB: 0 BB: 0 P: 22	R: 0 E: 0 K: 2 S: 10 H: 1 LOB: 2 BB: 1 P: 18	R: 0 E: 0 K: 2 S: 11 H: 2 LOB: 2 BB: 0 P: 19	R: 0 E: 0 K: 0 S: 10 H: 2 LOB: 3 BB: 1 P: 19	R: 0 E: 0 K: 0 S: 5 H: 0 LOB: 0 BB: 0 P: 7	1B: 11 2B: 1 3B: 0 HR: 1 SF: 1 SAC: 0 DP: 1 HBP: 1						

PITCHER		IP	WLS	BF	H	R	ER	SO	BB	IBB	HBP	BLK	WP	HR	S	P	ERA	WHIP
35 Justin Verlander, R ERA: 6.43	(1, 1)	6.0	L	28	9	5	5	5	1	0	1	0	1	1	64	107	7.50	1.667
34 Freddy Dolsi, R ERA: 3.0	(7, 1)	1.1		8	3	0	0	2	1	0	0	0	0	0	16	28	0.00	3.000
50 Clay Rapada, L ERA: 1.0	(8, 1)	0.2		3	1	0	0	0	0	0	0	0	0	0	5	10	0.00	1.500
45 Aquilino Lopez, R ERA: 2.01	(9, 1)	1.0		3	0	0	0	0	0	0	0	0	0	0	5	7	0.00	0.000

PITCHER	IP	WLS	BF	H	R	ER	SO	BB	IBB	HBP	BLK	WP	HR	S	P	ERA	WHIP

TOP

Boston Red Sox @ Detroit Tigers

Comerica Park, Detroit, MI

Thu May 08 2008, 7:05 PM EDT
Att. 38,952 - Partly Cloudy - 53 F

livebaseballscorecards.com

AB	38
R	5
H	13
RBI	5
BB	2
SO	7
LOB	26

WP: 1	PA: 42						
PB: 0							
SB: 0							
CS: 0							

Boston Red Sox @ Detroit Tigers

Comerica Park, Detroit, MI

Thu May 08 2008, 7:05 PM EDT

Att. 38,952 - Partly Cloudy - 53 F

BOTTOM

Batter	1	2	3	4	5	6	7	8	9	AB	R	H	RBI	BB	SO	LOB
28 Curtis Granderson, L (1, 8) OBP: 0.362, SLG: 0.593	B FF 94 C SI 93 S CH 88 B FF 94 F SI 94 S FF 94 2-3 K ①		C FF 92 B CU 76 F FF 94 F CH 88 B CH 87 S CH 89 2-3 K ② C CU 76 S CH 87 S CU 78 0-3 K ③				C SI 92 F CH 87 B FF 93 B CU 77 B FF 93 S FF 93 3-3 K ③			4	0	0	0	0	4	2
14 Placido Polanco, R (1, 4) OBP: 0.357, SLG: 0.386	C FF 93 B SI 94 H FF 92 2-1 30 1B HBP		B FF 95 F CH 88 X SI 94 1-1 9 1B 1B		X FF 91 0-0 F8 ①			C FF 93 B SL 85 B FF 94 X FF 93 2-1 G4-3 ①		3	0	1	0	0	0	0
9 Carlos Guillen, S (1, 5) OBP: 0.403, SLG: 0.470	F FF 93 X SI 93 0-1 F7 ②		X CH 86 0-0 1-3 1B		C CH 86 C CU 77 B CU 78 X CU 76 1-2 G6-3 ②			F FF 94 B FF 93 X FF 94 1-1 G3 ②		4	0	1	0	0	0	1
30 Magglio Ordonez, R (1, 9) OBP: 0.379, SLG: 0.496	B CU 76 B FF 93 F SI 93 C FF 93 F FF 94 B SI 94 X SI 93 3-2 1-3 1B		X FF 93 0-0 P4 ③		F FF 91 X FF 92 0-1 L4 ③			C FF 93 S SL 85 B FF 94 B SL 84 X SL 84 2-2 P4 ③		4	0	1	0	0	0	2
24 Miguel Cabrera, R (1, 3) OBP: 0.342, SLG: 0.450	C FF 94 F SI 93 S FF 94 0-3 K ③			B SI 93 C CH 88 X SI 94 1-1 G5-3 ①		C CH 91 F CU 76 X SI 93 0-2 G4-3 ①			F S B S 1-3 K ①	4	0	0	0	0	2	2
20 Matt Joyce, L (1, 7) OBP: 0.250, SLG: 0.182		L FF 92 B CU 75 B CU 77 X FF 93 2-1 F8 ①		F FF 92 B CU 76 X SI 93 1-1 F8 ②		B CH 85 F FF 92 B CH 87 S CH 88 C FF 94 2-3 K ②			X 0-0 G4-3 ②	4	0	0	0	0	1	0
33 Marcus Thames, R (1, 10) OBP: 0.320, SLG: 0.391		T CU 75 F CU 77 B FF 94 C SI 94 1-3 K ②		C SI 93 S SI 93 F CU 76 B FF 94 F FF 93 X CU 76 1-2 15 1B 39 1B 1B		F CU 76 F FF 94 X SI 93 0-2 G5-3 ③			B X 1-0 1B	4	1	2	0	0	1	0
15 Brandon Inge, R (1, 2) OBP: 0.340, SLG: 0.386		B SI 94 X FF 93 1-0 F8 ③		B FF 92 C SI 92 C CU 74 D CU 76 F CU 74 X SI 94 2-2 39 1B 1-2 1B			C SI 92 C FF 91 B CU 78 S FF 92 1-3 K ①		C B B X 2-1 F8 ③	4	0	1	0	0	1	1
39 Ramon Santiago, S (1, 6) OBP: 0.469, SLG: 0.667			X FF 92 0-0 B3 ① F FF 93 C CH 86 B SI 93 B CU 77 F FF 93 B SI 93 X FF 93 3-2 1-2 2-H 1B				C CH 87 F CU 77 X SI 93 0-2 G4-3 ②			3	0	1	1	0	0	0

Inning Stats	1	2	3	4	5	6	7	8	9	1B: 7	SF: 0	WP: 0	PA: 35
	R: 0 E: 0 K: 2 S: 14 H: 1 LOB: 2 BB: 0 P: 21	R: 0 E: 0 K: 1 S: 6 H: 0 LOB: 0 BB: 0 P: 10	R: 0 E: 0 K: 1 S: 9 H: 2 LOB: 2 BB: 0 P: 12	R: 1 E: 0 K: 1 S: 20 H: 3 LOB: 2 BB: 0 P: 28	R: 0 E: 0 K: 0 S: 6 H: 0 LOB: 0 BB: 0 P: 7	R: 0 E: 0 K: 1 S: 9 H: 0 LOB: 0 BB: 0 P: 11	R: 0 E: 0 K: 2 S: 9 H: 0 LOB: 0 BB: 0 P: 13	R: 0 E: 0 K: 0 S: 7 H: 0 LOB: 0 BB: 0 P: 12	R: 0 E: 0 K: 1 S: 7 H: 1 LOB: 1 BB: 0 P: 11	2B: 0 3B: 0 HR: 0	SAC: 0 DP: 0 HBP: 1	SB: 0 CS: 0	

PITCHER	IP	WLS	BF	H	R	ER	SO	BB	IBB	HBP	BLK	WP	HR	S	P	ERA	WHIP
19 Josh Beckett, R (1, 1) ERA: 3.7	7.0	W	28	6	1	1	8	0	0	1	0	0	0	73	102	1.29	0.857
56 Craig Hansen, R (8, 1) ERA: 6.23	1.0		3	0	0	0	0	0	0	0	0	0	0	7	12	0.00	0.000
17 Manny Delcarmen, R (9, 1) ERA: 6.75	1.0		4	1	0	0	1	0	0	0	0	0	0	7	11	0.00	1.000

PITCHER	IP	WLS	BF	H	R	ER	SO	BB	IBB	HBP	BLK	WP	HR	S	P	ERA	WHIP

livebaseballscorecards.com

AB	34
R	1
H	7
RBI	1
BB	0
SO	9
LOB	8

Batter	1	2	3	4	5	6	7	8	9	AB	R	H	RBI	BB	SO	LOB
28 Melky Cabrera, S (1, 8) OBP: 0.338, SLG: 0.471	C SI 81 X SI 81 0-1 G6-3		B CH 79 B SI 80 X SI 81 2-0 2B		B SI 80 B SI 81 C SI 82 1 SAFE X CH 76 2-1 2 G4-6-3 1-2 1B		X SI 91 0-0 L7		B CH 82 X SI 89 1-0 G1-3 1-3	5	0	2	0	0	0	2
2 Derek Jeter, R (1, 6) OBP: 0.338, SLG: 0.375	C SI 82 B SI 82 X CH 76 1-1 BB 1B		C FF 84 B FF 85 B CH 76 F FF 85 D CU 73 B SL 79 4-2 BB		C SI 81 B CH 77 X CH 78 1-1 G4-6-3 1-2f		B SI 91 C SI 92 B SI 92 F SI 92 D SI 92 X SI 92 3-2 FC5-4 1-2f		B CU 72 X SI 89 1-0 DI 2B 3-H 1B	4	1	2	1	1	0	3
Bobby Abreu, L (1, 9) OBP: 0.366, SLG: 0.442	F SI 80 C FF 86 B FF 87 D CU 73 1 SAFE B FF 86 B CH 77 4-2 55 G1-6-3 1-2 BB		C SI 81 F FF 84 B CU 74 F SI 82 B SL 78 S SL 79 2-3 K			C FF 86 B CU 72 F FF 86 B CU 72 C CU 73 2-3 K	B CH 81 B SI 91 X SI 90 2-0 G1-3		C SI 90 C SI 90 B SI 90 F CU 70 B CU 71 X SI 91 2-2 1-H 2B	4	0	1	1	1	2	3
55 Hideki Matsui, L (1, 7) OBP: 0.418, SLG: 0.480	B FF 86 C FF 86 C FF 87 X CU 73 1-2 G1-6-3 1-2f		X CH 78 0-0 G1-3			B CU 71 S SI 82 B CU 72 X FF 86 2-1 F8		X SI 89 0-0 G6-3	I IN 59 I IN 62 I I IN 63 4-0 IBB	4	0	0	0	1	0	4
17 Shelley Duncan, R (1, 3) OBP: 0.306, SLG: 0.258		C CH 79 B FF 86 X FF 84 1-1 P3		B CH 74 C CH 75 B FF 84 F FF 85 B SL 80 X SI 80 3-2 P4		X CH 75 0-0 2B 1B		S SI 90 B SI 89 B SI 91 F SI 90 F CH 82 X SI 91 2-2 F9	B SI 90 X SI 90 1-0 F8	5	0	1	0	0	0	2
Jason Giambi, L (1, 10) OBP: 0.330, SLG: 0.467		F FF 87 S CU 72 B FF 88 F FF 88 B FF 88 F CU 73 B SI 83 X FF 86 3-2 HR		B FF 86 B CH 78 C SI 81 F SI 82 X FF 88 2-2 F7		X FF 87 0-0 1-3 2B		C CH 82 B CH 82 B SI 90 X SI 91 2-1 G4-3		4	1	2	1	0	0	0
14 Wilson Betemit, S (1, 5) OBP: 0.280, SLG: 0.417		B SI 80 B SI 81 F SI 81 B SI 81 S SI 82 X SI 82 3-2 24 F7 1B		B SI 80 X CH 80 1-0 G2-3		B SI 82 C SI 82 B CH 78 X SI 82 2-1 G5-3			F SI 89 C SI 89 X SI 89 0-2 24 WP 24 G6-3 2B	4	1	2	0	0	0	2
24 Robinson Canó, L (1, 4) OBP: 0.234, SLG: 0.311		B FF 86 1 SAFE X FF 86 1-0 F7 1-2			B FF 84 F CH 76 C CH 76 B SL 79 B SL 79 X SI 81 3-2 28 1B 1B		X SI 82 0-0 WP 1B 2B		S CU 71 S CU 71 B FC 87 X FC 87 1-2 G6-3 2-H	4	1	2	1	0	0	1
Chad Moeller, R (1, 2) OBP: 0.353, SLG: 0.452 18 Johnny Damon, L (9, PH) OBP: 0.377, SLG: 0.524			C SI 80 X FC 85 0-1 L7		C CH 80 S SI 80 S CH 77 0-3 K		F SI 91 B SI 91 B SI 91 C SI 91 B SL 83 F SI 91 X FF 91 3-2 2 FC5-4 2-H 1B		C X FC 86 0-1 28 G1-3 28 WP 2 1B 1B	3	0	1	1	0	1	1
										1	1	1	0	0	0	0
Inning Stats	R: 0 E: 0 K: 0 S: 9 H: 1 LOB: 1 BB: 1 P: 15	R: 1 E: 0 K: 0 S: 11 H: 2 LOB: 0 BB: 0 P: 19	R: 0 E: 0 K: 1 S: 10 H: 1 LOB: 2 BB: 1 P: 18	R: 0 E: 0 K: 0 S: 7 H: 0 LOB: 0 BB: 0 P: 13	R: 0 E: 0 K: 1 S: 10 H: 2 LOB: 1 BB: 0 P: 16	R: 0 E: 0 K: 1 S: 9 H: 2 LOB: 2 BB: 0 P: 15	R: 1 E: 0 K: 0 S: 10 H: 2 LOB: 1 BB: 0 P: 18	R: 0 E: 0 K: 0 S: 7 H: 0 LOB: 0 BB: 0 P: 11	R: 3 E: 0 K: 0 S: 15 H: 4 LOB: 2 BB: 1 P: 25	1B: 8 2B: 5 3B: 0 HR: 1 SF: 0 SAC: 0 DP: 2 HBP: 0						

PITCHER		IP	WLS	BF	H	R	ER	SO	BB	IBB	HBP	BLK	WP	HR	S	P	ERA	WHIP
Kenny Rogers, L ERA: 5.82	(1, 1)	6.0	W	26	9	2	2	3	2	0	0	0	0	1	57	97	3.00	1.833
31 Zach Miner, R ERA: 8.41	(7, 1)	2.0		7	1	0	0	0	0	0	0	0	1	0	16	28	0.00	0.500
59 Todd Jones, R ERA: 4.5	(9, 1)	1.0		8	4	3	3	0	0	1	0	0	2	0	15	25	27.00	4.000

PITCHER	IP	WLS	BF	H	R	ER	SO	BB	IBB	HBP	BLK	WP	HR	S	P	ERA	WHIP

TOP

New York Yankees @ Detroit Tigers

Comerica Park, Detroit, MI

Fri May 09 2008, 7:05 PM EDT

Att. 44,062 - Partly Cloudy - 60 F

livebaseballscorecards.com

AB	38
R	5
H	14
RBI	5
BB	3
SO	3
LOB	18

1B: 8	SF: 0	WP: 3	PA: 41
2B: 5	SAC: 0	PB: 0	
3B: 0	DP: 2	SB: 0	
HR: 1	HBP: 0	CS: 0	

New York Yankees @ Detroit Tigers

Comerica Park, Detroit, MI

Fri May 09 2008, 7:05 PM EDT
Att. 44,062 - Partly Cloudy - 60 F

livebaseballscorecards.com

BOTTOM

Batter	1	2	3	4	5	6	7	8	9	AB	R	H	RBI	BB	SO	LOB
Ivan Rodriguez, R (1, 2) OBP: 0.318, SLG: 0.412	C FF 88 X FC 76 0-1 14 L1-3 9 SF8 2B		B FF 87 F FF 86 B FF 86 B FF 86 X FF 86 3-1 14 1B 30 1B 1-H 2B	X FF 88 0-0 9 F9-4-5 14 1B 2-3 3-H 1B		1 SAFE C SL 82 1 SAFE B SL 82 B SL 80 S SI 88 1 SAFE B CU 73 B CU 78 4-2 1-3 BB		F SI 87 X SL 79 0-1 ③ F9		4	2	3	2	1	0	1
14 Placido Polanco, R (1, 4) OBP: 0.361, SLG: 0.390	B SI 85 X SI 86 1-0 ① L1-3 2-3		B CH 73 B FF 87 X FF 86 2-0 30 1B 3 2B 2-3 1B	B FC 74 X CU 74 1-0 30 S 1-2 3-H 1B		B CH 87 B CU 78 X SL 86 2-0 ② L4				4	1	2	1	0	0	3
9 Carlos Guillen, S (1, 5) OBP: 0.391, SLG: 0.458	F FF 88 B FF 87 X CH 76 1-1 ② SF8 3-H		F FF 88 B SL 76 F FF 88 X SL 78 1-2 ① P6	D SL 81 B SI 88 B SI 89 C FF 88 X SI 89 3-1 ① ② F9-4-5 2-3		X FF 90 0-0 ③ G3				3	0	0	1	0	0	6
30 Magglio Ordonez, R (1, 9) OBP: 0.382, SLG: 0.504	B FF 88 X FF 87 1-0 2B		B FF 89 X FF 88 1-0 3 2B 1-2 3-H 1B	F SI 88 B FF 88 F SI 88 B CU 80 C CU 71 2-3 ③ K 1-2			X FF 90 0-0 ① G6-3			4	0	2	1	0	1	1
24 Miguel Cabrera, R (1, 3) OBP: 0.340, SLG: 0.444	F CH 76 B FF 88 B FF 88 X FF 88 2-1 ③ F9		F FF 88 B FC 75 B FF 88 T FF 89 X FF 89 2-2 ② P3		X CH 87 0-0 3 G5-4-3 1B		C FF 90 F CH 84 B CH 88 X FF 91 1-2 ② G6-3			4	0	1	0	0	0	3
3 Gary Sheffield, R (1, 7) OBP: 0.362, SLG: 0.323 20 Matt Joyce, L (8, 7) OBP: 0.250, SLG: 0.182		B FF 85 F FF 86 C CU 76 X FF 88 1-2 ① L9	C FF 90 B FF 89 B CH 72 F FF 89 F FF 89 X FF 89 2-2 1-3 2-H 2B		D SL 80 C CU 79 F SI 88 B SL 81 X CU 79 2-2 ① ② G5-4-3 1-2f		C FF 90 C SL 86 B SL 88 F FF 91 S CH 84 1-3 ③ K			4 0	0 0	1 0	1 0	0 0	1 0	1 0
Edgar Renteria, R (1, 6) OBP: 0.301, SLG: 0.375		C FF 86 B FF 89 B FF 88 F FF 87 X FF 88 2-2 ② F9	F CU 70 F FF 89 X SL 78 0-2 ③ G5-3		B FF 89 X SL 81 1-0 ③ G6-3			F SL 87 X SI 88 0-1 E5 28 WP 33 G3-1		4	0	0	0	0	0	2
33 Marcus Thames, R (1, 10) OBP: 0.315, SLG: 0.380		S FF 85 X FF 89 0-1 ③ G5-3		X CH 75 0-0 25 E 1B 1B		S CU 79 B SL 80 F CH 87 B SL 81 S CU 80 2-3 ① K		B SI 88 B SL 80 X SI 87 2-0 ① G3-1 1-2		4	1	1	0	0	1	1
25 Ryan Raburn, R (1, 8) OBP: 0.407, SLG: 0.522 28 Curtis Granderson, L (6, 8) OBP: 0.366, SLG: 0.590			B CU 64 L FF 85 B CU 66 F FF 87 B SL 76 X FF 87 3-2 2B 1B	F SI 85 X SI 85 0-1 E7 1B 14 1B 1-3 1B		C CH 87 B SL 82 B CU 80 B FF 88 X FF 88 3-1 E S 1B		B CH 78 S CH 76 F FF 88 B CH 79 B CH 77 S CH 77 3-3 ② K 2-3		2 2	2 0	2 1	0 0	0 0	0 1	0 1
Inning Stats	R: 1 E: 0 K: 0 S: 8 H: 2 LOB: 1 BB: 0 P: 13	R: 0 E: 0 K: 0 S: 8 H: 0 LOB: 0 BB: 0 P: 11	R: 3 E: 0 K: 0 S: 20 H: 5 LOB: 2 BB: 0 P: 34	R: 2 E: 1 K: 1 S: 10 H: 4 LOB: 1 BB: 0 P: 16	R: 0 E: 0 K: 0 S: 5 H: 1 LOB: 0 BB: 0 P: 8	R: 0 E: 0 K: 1 S: 9 H: 1 LOB: 2 BB: 1 P: 20	R: 0 E: 0 K: 1 S: 8 H: 0 LOB: 0 BB: 0 P: 10	R: 0 E: 1 K: 1 S: 8 H: 0 LOB: 1 BB: 0 P: 13		1B: 9 2B: 5 3B: 0 HR: 0 SF: 1 SAC: 0 DP: 2 HBP: 0			WP: 1 PB: 0 SB: 2 CS: 0 PA: 37		

	AB	35
	R	6
	H	13
	RBI	6
	BB	1
	SO	4
	LOB	19

PITCHER		IP	WLS	BF	H	R	ER	SO	BB	IBB	HBP	BLK	WP	HR	S	P	ERA	WHIP
29 Kei Igawa, L ERA: 18.0	(1, 1)	3.0	L	20	11	6	6	0	0	0	0	0	0	0	41	64	18.00	3.667
63 Jonathan Albaladejo, R ERA: 3.95	(4, 1)	2.1		8	2	0	0	2	1	0	0	0	0	0	17	34	0.00	1.286
LaTroy Hawkins, R ERA: 6.38	(6, 1)	1.2		5	0	0	0	1	0	0	0	0	0	0	10	14	0.00	0.000
36 Edwar Ramirez, R ERA:	(8, 1)	1.0		4	0	0	0	1	0	0	0	0	1	0	8	13	0.00	0.000

PITCHER	IP	WLS	BF	H	R	ER	SO	BB	IBB	HBP	BLK	WP	HR	S	P	ERA	WHIP

Batter	1	2	3	4	5	6	7	8	9	AB	R	H	RBI	BB	SO	LOB
18 Johnny Damon, L (1, 7) OBP: 0.371, SLG: 0.511	C SI 89 F SI 89 F SI 91 S SL 83 0-3 ① **K**	C SI 89 B CH 83 B SI 90 F SL 80 C SI 90 2-3 ③ **K**		B SI 90 C SL 82 F SL 83 F SL 81 X SI 90 1-2 ③ **G1**		X FF 90 0-0 ② **FC3-6** 2 CS 1-2f			B FF 92 S FF 91 X FS 81 1-1 **1B**	5	0	1	0	0	2	4
2 Derek Jeter, R (1, 6) OBP: 0.340, SLG: 0.398	B SI 90 S SL 82 B SI 90 X FF 91 2-1 **HR**		C SL 80 X SL 81 0-1 ① **G5-3**		C SI 89 X SL 81 0-1 **2B** **1B**	1 SAFE C SI 90 1 SAFE B SL 78 1-1 ③ **CS** 1-2	F FF 88 B SI 88 F FF 87 C SI 89 1-3 ① **K**		B SI 90 F FF 92 C FF 93 D CH 83 C SL 81 2-3 ③ **K**	5	2	2	1	0	2	1
Bobby Abreu, L (1, 9) OBP: 0.369, SLG: 0.451	B SI 90 C SI 89 B CH 82 S SL 82 B SL 83 X SI 91 3-2 BB 28 BB 55 1B **1B**		B SI 89 C SI 90 S SL 82 X SL 82 1-2 ② **G3**		1 SAFE C FF 90 B CH 82 B SI 83 B SI 90 X SI 90 3-1 **1-H** **2B** **2B**		C SI 89 X SL 78 0-1 ② **L7**			4	2	2	1	0	0	0
55 Hideki Matsui, L (1, 10) OBP: 0.414, SLG: 0.472	X FF 90 0-0 28 BB BB 1-2 **1B**		C SL 81 F SL 80 S SL 83 0-3 ③ **K**		B SI 88 C SI 87 X SL 78 1-1 ① **P4**		B SL 80 C SI 89 B SL 79 X SL 78 2-1 ③ **G4-3**			4	0	1	0	0	1	1
Jason Giambi, L (1, 3) OBP: 0.336, SLG: 0.473	B SI 91 F FF 91 B SL 82 B SI 90 B SI 90 4-1 28 BB 1-2 2-3 **BB**			B SI 88 B SI 89 B SI 90 C SI 89 X SI 90 3-1 ① **F8**	C SI 89 X SL 78 0-1 24 1B **2B** 2-H			B SI 94 B SI 94 X FF 93 2-0 ① **F7**		3	0	1	1	1	0	0
28 Melky Cabrera, S (1, 8) OBP: 0.336, SLG: 0.459	C SI 90 B SI 84 B SL 83 F SI 92 D SL 83 F SI 91 F SL 82 B SI 92 4-2 24 G4-6-3 1-2 2-3 3-H **BB**			C SL 81 B SI 90 F SI 90 B SL 83 X SL 82 2-2 ② **G5-3**	X SI 89 0-0 ② **F8**			C CH 82 S CH 83 S CH 83 0-3 ② **K**		3	0	0	1	1	1	1
24 Robinson Canó, L (1, 4) OBP: 0.241, SLG: 0.311	B SI 84 X SI 90 1-0 ② ③ **G4-6-3** 1-2f			B SI 83 B SI 91 B SL 81 C SI 90 B SI 90 4-1 14 2B **BB**	B SL 80 B SI 90 X SL 78 2-0 ③ **1B** 2-H			F FF 93 X FS 83 0-1 ③ **L4**		3	1	1	0	1	0	3
14 Wilson Betemit, S (1, 5) OBP: 0.296, SLG: 0.462 Morgan Ensberg, R (4, PR) OBP: 0.258, SLG: 0.270 (4, 5)		S SL 79 B SI 90 X SI 89 1-1 ① **F8**		C SI 83 D SL 83 F SI 91 1 SAFE B SL 82 X SI 89 2-2 WP **2B** 1-H		F SI 88 B FF 87 F SI 89 B SI 90 B FF 90 B FF 89 4-2 18 FC3-6 **BB**			B SL 79 C FF 91 B FS 81 X FF 93 2-1 ① **F8**	2 1	0 0	1 0	1 0	0 1	0 0	0 0
Chad Moeller, R (1, 2) OBP: 0.342, SLG: 0.412		B SI 90 S SL 82 X SI 90 1-1 ② **F7**		B SL 83 B SI 90 B SI 89 B SI 89 4-0 **2-3** **BB**		B FF 89 C SI 90 1 SAFE L SI 89 X SI 91 1-2 ① **F8**			F SI 93 B FS 82 X FF 92 1-1 ② **G6-3**	3	0	0	0	1	0	1
Inning Stats	R: 2 E: 0 K: 1 S: 16 H: 3 LOB: 2 BB: 2 P: 30	R: 0 E: 0 K: 1 S: 7 H: 0 LOB: 0 BB: 0 P: 11	R: 0 E: 0 K: 1 S: 8 H: 0 LOB: 0 BB: 0 P: 9	R: 1 E: 0 K: 0 S: 13 H: 1 LOB: 3 BB: 2 P: 29	R: 2 E: 0 K: 0 S: 10 H: 4 LOB: 2 BB: 0 P: 16	R: 0 E: 0 K: 0 S: 7 H: 0 LOB: 0 BB: 1 P: 13	R: 0 E: 0 K: 1 S: 7 H: 0 LOB: 0 BB: 0 P: 10	R: 0 E: 0 K: 1 S: 6 H: 0 LOB: 0 BB: 0 P: 8	R: 0 E: 0 K: 1 S: 9 H: 1 LOB: 1 BB: 0 P: 15	1B: 5 2B: 3 3B: 0 HR: 1 SF: 0 SAC: 0 DP: 1 HBP: 0						

PITCHER		IP	WLS	BF	H	R	ER	SO	BB	IBB	HBP	BLK	WP	HR	S	P	ERA	WHIP
38 Jeremy Bonderman, R ERA: 4.8	(1, 1)	4.0	L	21	6	5	5	3	4	0	0	0	1	1	48	86	11.25	2.500
44 Bobby Seay, L ERA: 2.13	(5, 1)	3.0		10	2	0	0	1	1	0	0	0	0	0	20	32	0.00	1.000
Francisco Cruceta, R ERA: 3.18	(8, 1)	2.0		7	1	0	0	2	0	0	0	0	0	0	15	23	0.00	0.500

PITCHER	IP	WLS	BF	H	R	ER	SO	BB	IBB	HBP	BLK	WP	HR	S	P	ERA	WHIP

TOP

New York Yankees @ Detroit Tigers

Comerica Park, Detroit, MI

Sat May 10 2008, 3:40 PM EDT

Att. 44,580 - Sunny - 67 F

livebaseballscorecards.com

AB	33
R	5
H	9
RBI	5
BB	5
SO	6
LOB	11

WP: 1	PA: 39		
PB: 0			
SB: 0			
CS: 1			

BOTTOM

Batter	1	2	3	4	5	6	7	8	9	AB	R	H	RBI	BB	SO	LOB
28 Curtis Granderson, L (1, 8) OBP: 0.347, SLG: 0.554	B SI 87 F CH 83 X SI 88 1-1 F7 ①		C CU 72 F CH 83 X FC 84 0-2 G1-3 ②			B CH 82 X FF 88 1-0 F9 ②		C FF 94 B FF 97 B FF 95 F FF 94 S SL 84 2-3 K ①		4	0	0	0	0	1	1
20 Matt Joyce, L (1, 7) OBP: 0.313, SLG: 0.467	B SI 88 X FF 87 1-0 HR		S CU 72 B CU 82 X FC 83 1-1 P4 ③			F CH 82 B FC 84 C CU 71 F FF 89 F FF 87 X CU 82 1-2 9 FC6-4 1B		C FF 96 X FF 94 0-1 G4-3 ②		4	1	2	1	0	0	1
9 Carlos Guillen, S (1, 5) OBP: 0.380, SLG: 0.443	C SI 88 B CU 72 X SI 89 1-1 P2 ②			B CH 82 C CH 87 B CH 84 X FC 83 2-1 G3 ①		1 SAFE B CU 71 F FF 87 F FC 84 B FF 88 F FC 83 F CU 73 X FF 87 2-2 FC6-4 ③ 1-2f		B FF 96 B FF 94 C FF 94 X FF 95 2-1 G6-3 ③		4	0	0	0	0	0	1
30 Magglio Ordonez, R (1, 9) OBP: 0.385, SLG: 0.503	C CU 73 B FF 89 F FF 89 X FC 84 1-2 G4-3 ③			B CU 82 F SI 88 B CH 83 C SI 88 F FC 82 B CU 73 X FC 83 3-2 P1 ②			B FF 88 F SI 88 B CU 72 C CU 72 B FF 88 F FC 83 X FF 87 3-2 24 1B 3 2B 1B		X FF 91 0-0 24 G6-4-3 1B	4	1	2	0	0	0	0
24 Miguel Cabrera, R (1, 3) OBP: 0.338, SLG: 0.439		C CU 72 X FF 88 0-1 F8 ①		S FC 83 X FC 83 0-1 F8 ③			B SL 83 S SL 86 1 SAFE F FF 93 B SL 87 X SL 84 2-2 3 2B 1-2 1B		F FF 93 F FF 93 F FC 93 B FC 93 X FC 93 1-2 G6-4-3 ①② 1-2f	4	0	1	0	0	0	1
3 Gary Sheffield, R (1, 10) OBP: 0.367, SLG: 0.333		C SI 89 B FF 88 C CU 73 F FF 88 S FC 84 1-3 K ②		B CH 83 S CH 87 B FA 88 C SI 88 B CH 82 F FF 88 B FC 83 4-2 L6-4 BB			B FF 95 C SL 86 F FF 92 B SL 87 F SL 82 X FF 94 2-2 1-3 2-H 2B		B FF 94 C FC 94 F FC 94 X FC 94 1-2 G4-3 ③	3	0	1	1	1	1	0
Edgar Renteria, R (1, 6) OBP: 0.295, SLG: 0.367		B SI 88 C CU 73 F FF 88 F FF 89 F FC 84 F CU 74 X FF 89 1-2 G5-3 ③		B SI 87 X FC 82 1-0 L6-4 ①② 1-1			S FF 93 B FF 93 X SL 86 1-1 P4 ①			3	0	0	0	0	0	3
Ivan Rodriguez, R (1, 2) OBP: 0.318, SLG: 0.410			F SI 88 X SI 88 0-1 39 SH1-3 1B	C CH 87 X CU 72 0-1 L6 ③			B SL 88 B SL 88 F SL 88 B FF 94 F SL 86 F SL 87 S FF 92 3-3 K ②			3	0	1	0	0	1	2
39 Ramon Santiago, S (1, 4) OBP: 0.455, SLG: 0.643 14 Placido Polanco, R (7, PH) OBP: 0.358, SLG: 0.387 (8, 4)			C CU 72 X CH 84 0-1 SH1-3 ① 1-2			C CU 71 B CU 81 B CH 82 F CH 86 X CU 72 2-2 L8 ①	B SL 86 X FF 93 1-0 P6 ③			1	0	0	0	0	0	0
										1	0	0	0	0	0	2
Inning Stats	R: 1 E: 0 K: 0 S: 8 H: 1 LOB: 0 BB: 0 P: 12	R: 0 E: 0 K: 1 S: 12 H: 0 LOB: 0 BB: 0 P: 14	R: 0 E: 0 K: 0 S: 9 H: 1 LOB: 1 BB: 0 P: 10	R: 0 E: 0 K: 0 S: 8 H: 0 LOB: 0 BB: 0 P: 13	R: 0 E: 0 K: 0 S: 6 H: 0 LOB: 0 BB: 1 P: 11	R: 0 E: 0 K: 0 S: 14 H: 1 LOB: 1 BB: 0 P: 20	R: 1 E: 0 K: 1 S: 18 H: 3 LOB: 2 BB: 0 P: 30	R: 0 E: 0 K: 1 S: 7 H: 0 LOB: 0 BB: 0 P: 11	R: 0 E: 0 K: 0 S: 8 H: 1 LOB: 0 BB: 0 P: 10	1B: 5 2B: 2 3B: 0 HR: 1 SF: 0 SAC: 1 DP: 2 HBP: 0						

PITCHER		IP	WLS	BF	H	R	ER	SO	BB	IBB	HBP	BLK	WP	HR	S	P	ERA	WHIP
Darrell Rasner, R ERA: 3.0	(1, 1)	6.0	W	22	4	2	2	1	1	0	0	0	0	1	61	87	3.00	0.833
Kyle Farnsworth, R ERA: 3.0	(7, 1)	1.0		5	2	0	0	1	0	0	0	0	0	0	14	23	0.00	2.000
62 Joba Chamberlain, R ERA: 2.93	(8, 1)	1.0	H	3	0	0	0	1	0	0	0	0	0	0	7	11	0.00	0.000
42 Mariano Rivera, R ERA:	(9, 1)	1.0	S	3	1	0	0	0	0	0	0	0	0	0	8	10	0.00	1.000

PITCHER	IP	WLS	BF	H	R	ER	SO	BB	IBB	HBP	BLK	WP	HR	S	P	ERA	WHIP

New York Yankees @ Detroit Tigers
Comerica Park, Detroit, MI
Sat May 10 2008, 3:40 PM EDT
Att. 44,580 - Sunny - 67 F

livebaseballscorecards.com

AB	31
R	2
H	7
RBI	2
BB	1
SO	3
LOB	11

WP: 0	PB: 0	SB: 0	CS: 0
PA: 33			

Detroit Tigers @ Kansas City Royals

Kauffman Stadium, Kansas City, MO

Tue May 13 2008, 7:10 PM CDT

Att. 11,703 - Cloudy - 68 F

livebaseballscorecards.com

TOP

Batter	1	2	3	4	5	6	7	8	9	AB	R	H	RBI	BB	SO	LOB
28 Curtis Granderson, L (1, 8) OBP: 0.325, SLG: 0.514	C FF 90 B FF 94 F CU 76 B FF 95 B FF 94 X FF 93 3-2 **P5** ①	B CU 73 C CH 79 B FF 92 C CH 81 B FF 94 X FF 94 3-2 **F9** ③			C CH 80 S FF 92 F FF 93 B CH 78 B FF 94 X CH 81 2-2 **P5** ①		S FF 93 S CH 87 B CH 89 S CH 90 1-3 **K** ①		B FF 91 C FC 91 X FC 90 1-1 **G3-1** ②	5	0	0	0	0	1	3
14 Placido Polanco, R (1, 4) OBP: 0.353, SLG: 0.379	C FF 93 B FF 94 X SL 86 1-1 9 2B **1B**		B FF 89 X CU 77 1-0 **F9** ①		1 SAFE F SL 86 B FF 92 F FF 93 X SL 84 1-2 **FC6-4** ② **1-2f**		B FF 93 C SL 86 X FF 94 1-1 **G5-3** ②		C FC 92 F FC 92 F FC 90 X SL 81 0-2 **G6-3** ③	5	1	1	0	0	0	1
9 Carlos Guillen, S (1, 5) (8, 3) OBP: 0.377, SLG: 0.444	D CU 75 B FF 92 C FF 92 B CH 81 1 SAFE C FF 92 X FF 92 3-2 24 2-5 **2B** **1-H**		C CU 77 F FF 93 S SL 88 0-3 **K** ②		X CH 82 0-0 **G4-3** ③		C SL 86 B FF 94 F CH 90 F CH 89 B CH 90 F SL 88 X CH 90 2-2 **G6-3** ③			4	0	1	1	0	1	1
30 Magglio Ordonez, R (1, 9) OBP: 0.376, SLG: 0.490	B FF 95 B FF 93 C FF 94 S FF 95 X FF 95 2-2 **F9** ②		S FF 94 F FF 94 B SL 86 X SL 85 1-2 **G5-3** ③			S CH 80 C FF 93 B SL 85 B FF 94 X FF 94 2-2 **G6-3** ①		F FF 92 B CH 88 B FF 93 F CH 90 S FF 94 2-3 **K** ①		4	0	0	0	0	1	1
24 Miguel Cabrera, R (1, 3) OBP: 0.354, SLG: 0.447 15 Brandon Inge, R (8, PR) OBP: 0.340, SLG: 0.386 (8, 5)	S SL 87 S FF 96 D SL 86 1-2 **2-5** ③ **2-3**	X FF 93 0-0 3 G5-4-3 **1B**	X SL 83 0-0 3 FC5-4 **1B**			F FF 94 B FF 94 B FF 95 F CH 81 F FF 94 B CU 68 B SL 83 4-2 1B 20 1B **BB**		B CH 89 B SL 87 S CH 86 B SL 87 B FF 93 4-1 3 **BB**		2	0	2	0	2	0	0
3 Gary Sheffield, R (1, 7) OBP: 0.363, SLG: 0.323		C FF 91 B SL 84 B FF 93 C FF 95 X FF 94 2-2 **G5-4-3** ①② **1-2f**		B CU 76 F FF 92 F FF 94 X SL 87 1-2 **FC5-4** ① 20 BB **1-2f**		B FF 94 X FF 93 1-0 **F7** ②		C CH 87 B CH 87 B FF 94 F CH 86 B FF 93 F FF 94 B CH 89 4-2 **BB** **1-2**		3	0	0	0	1	0	3
20 Matt Joyce, L (1, 10) OBP: 0.400, SLG: 0.667		X FF 93 0-0 **HR**		B FF 93 B CH 80 S CH 82 B CH 81 B FF 92 4-1 G5-4-3 **BB** **1-2**		F FF 92 B FF 93 X CH 82 1-1 1B **1B** **1-2**		B CH 84 B CH 83 F FF 93 X FF 93 2-1 **F5** ②		3	1	2	1	1	0	2
Edgar Renteria, R (1, 6) OBP: 0.293, SLG: 0.364		B CU 78 C FF 94 F FF 94 B SL 89 B FF 95 X FF 94 3-2 E6 1B		B FF 95 X SL 86 1-0 **G5-4-3** ②③ **1-2f**		F FF 94 X CU 69 0-1 **1B** **1-2** **2-3**		C FF 94 X SL 85 0-1 **F9** ③		4	0	1	0	0	0	4
Ivan Rodriguez, R (1, 2) OBP: 0.324, SLG: 0.413		B FF 93 F SL 83 X FF 94 1-1 **1B** **1-3**			X FF 91 0-0 14 FC6-4 **1B**	C FF 95 S FF 95 S FF 95 0-3 **K** ③			B FC 90 S SL 79 B FC 90 X FC 90 2-1 **G4-3** ①	4	0	2	0	0	1	3

Inning Stats	1	2	3	4	5	6	7	8	9
	R: 1 E: 0 K: 0 S: 13	R: 1 E: 1 K: 0 S: 13	R: 0 E: 0 K: 1 S: 7	R: 0 E: 0 K: 0 S: 6	R: 0 E: 0 K: 0 S: 9	R: 0 E: 0 K: 1 S: 14	R: 0 E: 0 K: 1 S: 10	R: 0 E: 0 K: 1 S: 11	R: 0 E: 0 K: 0 S: 8
	H: 2 LOB: 1 BB: 0 P: 23	H: 3 LOB: 2 BB: 0 P: 22	H: 0 LOB: 0 BB: 0 P: 9	H: 1 LOB: 1 BB: 1 P: 12	H: 1 LOB: 1 BB: 0 P: 12	H: 2 LOB: 3 BB: 1 P: 22	H: 0 LOB: 0 BB: 0 P: 14	H: 0 LOB: 2 BB: 2 P: 23	H: 0 LOB: 0 BB: 0 P: 11

1B: 7 SF: 0
2B: 1 SAC: 0
3B: 0 DP: 2
HR: 1 HBP: 0

WP: 0 PA: 38
PB: 0
SB: 0
CS: 0

AB	34
R	2
H	9
RBI	2
BB	4
SO	4
LOB	18

PITCHER		IP	WLS	BF	H	R	ER	SO	BB	IBB	HBP	BLK	WP	HR	S	P	ERA	WHIP
23 Zack Greinke, R ERA: 1.93	(1, 1)	6.0		28	9	2	2	2	2	0	0	0	0	1	62	100	3.00	1.833
Ramon E Ramirez, R ERA: 1.06	(7, 1)	1.1		6	0	0	0	2	2	0	0	0	0	0	17	31	0.00	1.500
46 Juan Carlos Oviedo, R ERA: 1.72	(8, 1)	0.2	W	2	0	0	0	0	0	0	0	0	0	0	4	6	0.00	0.000
48 Joakim Soria, R ERA:	(9, 1)	1.0	S	3	0	0	0	0	0	0	0	0	0	0	8	11	0.00	0.000

PITCHER		IP	WLS	BF	H	R	ER	SO	BB	IBB	HBP	BLK	WP	HR	S	P	ERA	WHIP

Batter	1	2	3	4	5	6	7	8	9	AB	R	H	RBI	BB	SO	LOB
9 David DeJesus, L (1, 7) OBP: 0.376, SLG: 0.444	C B F X SI 89 1-2 G6-3 ①		1 SAFE 1 SAFE X SI 89 0-0 FC3-6 (11 2B, 15 1B) ① 1-2f		B SL 81 S SL 81 B SI 88 F SI 89 X SL 81 2-2 (15 1B) 1B		B SI 89 C SL 80 F SI 89 B SL 83 X SL 83 2-2 F7 ③			4	1	1	0	0	0	1
15 Mark Grudzielanek, R (1, 4) OBP: 0.371, SLG: 0.405	B SI 89 C CH 84 B SI 90 X SI 90 2-1 2B		B CH 82 X CH 82 1-0 (11 2B) 1-2 1B		X SI 87 0-0 (4 L4-3) 1-2 1B			B FF 92 C FF 92 F FS 81 X FS 83 1-2 G1-3 ①		4	1	3	0	0	0	0
4 Alex Gordon, L (1, 5) OBP: 0.338, SLG: 0.432	X SI 89 0-0 F7 ②		B SI 90 X SL 82 1-0 P4 ②		X SL 82 0-0 L4-3 ① ② 1-1			B FS 80 C FS 80 S FS 82 S FS 83 1-3 K ②		4	0	0	0	0	1	5
11 Jose Guillen, R (1, 10) OBP: 0.248, SLG: 0.374 Esteban German, R (8, PR) OBP: 0.160, SLG: 0.091 (9, 10)	X SI 90 0-0 P3 ③		C SI 84 B SI 83 X SI 89 1-1 (2B) 1-H 2-H		X CH 82 0-0 G4-3 ③			B FF 93 S SL 80 B FF 94 S FS 81 B FS 81 X FS 82 3-2 (24 1B, 24 E) 2B		4 0	0 1	2 0	2 0	0 0	0 0	2 0
16 Billy Butler, R (1, 3) OBP: 0.349, SLG: 0.360 Ross Gload, L (8, PR) OBP: 0.310, SLG: 0.298 (9, 3)		C SI 87 B SI 91 B SI 89 B SI 90 X SI 89 3-1 G4-3 ①	B SI 88 C CH 83 X SL 82 1-1 P4 ③			B SI 87 X SI 86 1-0 F9 ①		D FS 83 B FF 94 2 SAFE B FF 93 B FS 82 4-0 (24 E) BB		3 0	0 0	0 0	0 0	1 0	0 0	1 0
24 Mark Teahen, L (1, 9) OBP: 0.342, SLG: 0.365		B SI 89 C SL 82 S SL 82 B SI 89 S SL 82 2-3 K ②	C SI 87 X SL 81 0-1 (14 G4-6-3) 1B			B SL 79 X SL 80 1-0 F8 ②		X 0-0 E6 1-2 2-H 1B		4	0	2	0	0	1	0
14 John Buck, R (1, 2) OBP: 0.348, SLG: 0.381		F SI 88 B SI 90 B CH 82 B SI 89 F SI 89 F SI 90 X SI 90 3-2 1B	1 SAFE X SI 87 0-0 G4-6-3 ① ② 1-2f			B SI 87 X CH 82 1-0 (1 CS) 1B		S FS 81 B SL 80 B FF 92 S SL 82 F FS 82 S FS 82 2-3 K2-3 ③		4	0	2	0	0	1	3
1 Tony Pena Jr., R (1, 6) OBP: 0.179, SLG: 0.214		B CH 82 C SI 90 C SI 88 B SI 90 S SL 83 2-3 K2-3 ③	B CH 83 C SI 87 F CH 82 X SL 81 1-2 2B			1 SAFE 0-0 CS ③ 1-2	B SI 88 B SI 88 C SI 88 X SI 88 2-1 G1-5-3 ①			3	0	1	0	0	1	1
2 Joey Gathright, L (1, 8) OBP: 0.278, SLG: 0.283			C SL 81 L SL 80 X SL 82 0-2 (9 FC3-6) 1B	F SI 88 X SL 81 0-1 G1-3 ③			C CH 82 B SI 88 F SL 80 X SI 89 1-2 G2-3 ②			3	0	1	0	0	0	1
Inning Stats	R: 0 E: 0 K: 0 S: 7 H: 1 LOB: 1 BB: 0 P: 10	R: 0 E: 0 K: 2 S: 12 H: 1 LOB: 1 BB: 0 P: 22	R: 2 E: 0 K: 0 S: 10 H: 3 LOB: 1 BB: 0 P: 14	R: 0 E: 0 K: 0 S: 8 H: 2 LOB: 1 BB: 0 P: 9	R: 0 E: 0 K: 0 S: 6 H: 2 LOB: 1 BB: 0 P: 8	R: 0 E: 0 K: 0 S: 3 H: 1 LOB: 0 BB: 0 P: 6	R: 0 E: 0 K: 0 S: 8 H: 0 LOB: 0 BB: 0 P: 13	R: 1 E: 1 K: 2 S: 14 H: 2 LOB: 2 BB: 1 P: 25		1B: 8 2B: 5 3B: 0 HR: 0 SF: 0 SAC: 0 DP: 2 HBP: 0				WP: 0 PB: 0 SB: 0 CS: 1 PA: 35	

PITCHER		IP	WLS	BF	H	R	ER	SO	BB	IBB	HBP	BLK	WP	HR	S	P	ERA	WHIP
29 Nate Robertson, L ERA: 6.04	(1, 1)	7.0		28	10	2	2	2	0	0	0	0	0	0	54	82	2.57	1.429
Francisco Cruceta, R ERA: 2.7	(8, 1)	1.0	L	6	2	1	0	2	1	0	0	0	0	0	14	25	0.00	3.000

PITCHER	IP	WLS	BF	H	R	ER	SO	BB	IBB	HBP	BLK	WP	HR	S	P	ERA	WHIP

BOTTOM

Detroit Tigers @ Kansas City Royals

Kauffman Stadium, Kansas City, MO

Tue May 13 2008, 7:10 PM CDT

Att. 11,703 - Cloudy - 68 F

livebaseballscorecards.com

AB	33
R	3
H	12
RBI	2
BB	1
SO	4
LOB	14

Detroit Tigers @ Kansas City Royals

Kauffman Stadium, Kansas City, MO

Wed May 14 2008, 7:10 PM CDT

Att. 14,053 - Cloudy - 65 F

TOP

livebaseballscorecards.com

Batter	1	2	3	4	5	6	7	8	9	AB	R	H	RBI	BB	SO	LOB
28 Curtis Granderson, L (1, 8) OBP: 0.333, SLG: 0.507	B FF 89 B FF 91 B SI 90 C FF 89 X FF 89 3-1 ① G5-3		B KC 76 B SI 89 C SI 88 S SI 90 X CH 83 2-2 14 G4-3 1B 1-2		B SI 90 B CH 84 B SI 90 B FF 88 4-0 BB		F FF 91 F SL 84 F SL 84 X SL 85 0-2 ③ P6			3	0	1	0	1	0	0
14 Placido Polanco, R (1, 4) OBP: 0.350, SLG: 0.375	B FF 91 X SI 89 1-0 ② F8		C SI 90 X SL 84 0-1 ② G4-3 1-2 2-3		B SL 82 X SI 88 1-0 ③ G4-3			C FF 89 F SL 80 B FF 90 X CH 84 1-2 30 G6-4-3 9 1B 1B		4	0	1	0	0	0	3
9 Carlos Guillen, S (1, 5) OBP: 0.373, SLG: 0.438	C SI 90 B KC 76 B SI 92 X CH 83 2-1 ③ G4-3		F SI 92 C FF 91 X SL 84 1-2 ③ P5			C CH 81 S KC 76 B KC 76 X KC 77 1-2 ① F8		X FF 92 0-0 30 G6-4-3 1-2 1B		4	0	1	0	0	0	2
30 Magglio Ordonez, R (1, 9) OBP: 0.373, SLG: 0.483		B FF 90 X SI 89 1-0 33 FC6-4 1B		F FF 89 B SL 81 S SI 89 B FF 91 F SI 90 X CH 82 2-2 ① F8		F SI 91 F FF 91 C SL 82 0-3 ② K		X FF 92 0-0 ① ② G6-4-3 1-2f 2-3		4	0	1	0	0	1	2
24 Miguel Cabrera, R (1, 3) OBP: 0.357, SLG: 0.448		1 SAFE C SL 81 S FF 89 B SL 85 S SL 83 1-3 ① K		F FF 90 S SL 84 B SL 84 X FF 91 1-2 20 G3 1B		B SI 90 X SL 82 1-0 20 BB 1B		D SL 84 X SL 82 1-0 ③ G6-3		4	0	2	0	0	1	2
20 Matt Joyce, L (1, 7) OBP: 0.375, SLG: 0.571		B SI 89 B SI 89 X SI 88 2-0 ② F8		B CH 82 B CH 82 B SI 90 C SI 87 F SI 89 X SI 91 3-2 ② G3 1-2		B SI 89 S CH 82 B SI 91 S CH 82 B FF 91 B SI 91 4-2 1-2 BB			B FF 91 B FF 90 S FF 90 B FF 91 C FF 90 F FF 90 F FC 91 S CH 83 3-3 ① K	3	0	0	0	1	1	2
33 Marcus Thames, R (1, 10) OBP: 0.293, SLG: 0.352		X SL 84 0-0 ③ FC6-4 1-2f		B FF 90 B SL 82 F SI 89 S SL 82 S SL 83 2-3 ③ K		B SL 83 F FF 89 F SL 82 C SL 83 1-3 ③ K			B FC 91 S FC 91 S FC 93 S CU 68 1-3 ② K	4	0	0	0	0	3	4
Edgar Renteria, R (1, 6) OBP: 0.292, SLG: 0.356			B SL 82 B SI 87 B FF 90 C FF 90 B SI 88 4-1 FC5-4 BB		B SI 89 F SI 90 B SI 89 F SI 89 F FF 91 F SL 84 X FF 92 2-2 ① G6-3		B FF 91 C CH 83 B FF 91 S FF 91 S FF 91 2-3 ① K		X FF 92 0-0 ③ G1-3	3	0	0	0	1	1	0
Ivan Rodriguez, R (1, 2) OBP: 0.317, SLG: 0.403			X SI 90 0-0 ① FC5-4 14 G4-3 28 1B 1-2f		B SI 91 S SL 83 B SL 83 F SI 90 S FF 92 2-3 ② K		F FF 91 B CH 83 S FF 90 F FF 91 X CH 84 1-2 ② G4-3			3	0	0	0	0	1	1
Inning Stats	R: 0 E: 0 K: 0 S: 5 H: 0 LOB: 0 BB: 0 P: 11	R: 0 E: 0 K: 1 S: 6 H: 1 LOB: 1 BB: 0 P: 10	R: 0 E: 0 K: 0 S: 10 H: 1 LOB: 2 BB: 1 P: 17	R: 0 E: 0 K: 1 S: 13 H: 1 LOB: 1 BB: 0 P: 21	R: 0 E: 0 K: 1 S: 9 H: 0 LOB: 1 BB: 1 P: 18	R: 0 E: 0 K: 2 S: 12 H: 1 LOB: 2 BB: 1 P: 19	R: 0 E: 0 K: 1 S: 11 H: 0 LOB: 0 BB: 0 P: 14	R: 0 E: 0 K: 0 S: 6 H: 2 LOB: 1 BB: 0 P: 8	R: 0 E: 0 K: 2 S: 9 H: 0 LOB: 0 BB: 0 P: 13	1B: 6 2B: 0 3B: 0 HR: 0 SF: 0 SAC: 0 DP: 1 HBP: 0						

	AB	32
	R	0
	H	6
	RBI	0
	BB	3
	SO	8
	LOB	16

WP: 0 PB: 0 SB: 0 CS: 0 PA: 35

PITCHER		IP	WLS	BF	H	R	ER	SO	BB	IBB	HBP	BLK	WP	HR	S	P	ERA	WHIP
44 Luke Hochevar, R ERA: 3.94	(1, 1)	6.0	W	25	4	0	0	5	3	0	0	0	0	0	55	96	0.00	1.167
32 Ron Mahay, L ERA: 2.5	(7, 1)	1.0	H	4	1	0	0	1	0	0	0	0	0	0	14	18	0.00	1.000
46 Juan Carlos Oviedo, R ERA: 1.62	(8, 1)	1.0	H	3	1	0	0	0	0	0	0	0	0	0	3	4	0.00	1.000
48 Joakim Soria, R ERA:	(9, 1)	1.0	S	3	0	0	0	2	0	0	0	0	0	0	9	13	0.00	0.000

PITCHER		IP	WLS	BF	H	R	ER	SO	BB	IBB	HBP	BLK	WP	HR	S	P	ERA	WHIP

BOTTOM

Batter	1	2	3	4	5	6	7	8	9	AB	R	H	RBI	BB	SO	LOB
9 David DeJesus, L (1, 7) OBP: 0.362, SLG: 0.426	B FF 93 C FF 94 F FF 94 B CH 85 F FF 94 X FF 95 2-2 G5-3 ①	B FF 95 F CH 84 B FF 94 F FF 94 X FF 95 2-2 F7 ②③ 1-2 2-3			B FF 93 X CH 82 1-0 G1-3 ②		B SI 87 X FF 86 1-0 P6 ②			4	0	0	0	0	0	3
15 Mark Grudzielanek, R (1, 4) OBP: 0.367, SLG: 0.395	B FF 93 B FF 92 B FF 93 C FF 92 X FF 93 3-1 G6-3 ②		B FF 91 F FF 91 F FF 92 T CU 81 1-2 K ①		B FF 93 B CH 82 C FF 93 F CH 82 S CU 81 2-3 K		I IN 63 I IN 64 I IN 61 I 4-0 11 FC5 4 BB IBB			3	0	0	0	1	2	0
4 Alex Gordon, L (1, 5) OBP: 0.348, SLG: 0.432	C FF 93 F FF 93 F FF 94 B FF 95 B FF 94 X CU 82 2-2 1B		F FF 91 C CH 81 B CH 83 B FF 92 B CU 82 B FF 95 4-2 BB		B CH 83 B CH 82 C FF 93 B FF 94 X CH 82 3-1 F8 ③		1 SAFE F SI 86 B SL 78 B SI 87 B SI 87 B SI 86 4-1 11 FC5 1-2 BB			2	0	1	0	2	0	1
11 Jose Guillen, R (1, 10) OBP: 0.248, SLG: 0.371	X FF 92 0-0 F9 ③		C FF 92 C FF 93 D CU 82 S CU 81 1-3 K ②			X CU 76 0-0 1B	B B C S B X 3-2 FC5 ③ 1-2 2-3f			4	0	1	0	0	1	5
16 Billy Butler, R (1, 3) OBP: 0.346, SLG: 0.357 Ross Gload, L (9, 3) OBP: 0.310, SLG: 0.298		X FF 91 0-0 24 1B 14 FC5-2 1B	B FF 92 1 SAFE C FF 92 1 SAFE B CH 82 X CH 83 2-1 F7 ③			1 SAFE F FF 91 X CH 83 0-1 L5 ①		B SI 94 C CH 87 B CH 87 F SI 94 B CH 89 X SI 95 3-2 G6-3 ①		4 0	0 0	1 0	0 0	0 0	0 0	2 0
24 Mark Teahen, L (1, 9) OBP: 0.353, SLG: 0.371		B FF 92 C FF 92 F FF 92 F CH 83 B CH 84 X FF 93 2-2 1 BB 14 FC5-2 2 1B 1-3 1B		B CH 80 C CH 81 C CU 77 B CU 80 B FF 92 B FF 93 4-2 14 G5-3 BB		B CH 81 F FF 93 B FF 92 X FF 92 2-1 F7 ②		X CH 87 0-0 14 FC6-4 1B		3	1	2	0	1	0	1
14 John Buck, R (1, 2) OBP: 0.336, SLG: 0.366		F FF 94 X FF 94 0-1 FC5-2 1 BB 2 1B 1-2 3-H ①		S FF 91 1 SAFE C CU 79 F CU 82 F FF 92 X CH 84 0-2 G5-3 ①② 1-2		X FF 92 0-0 F9 ③		S FF 94 X FF 95 0-1 FC6-4 ② 1-2f		4	1	0	0	0	0	5
1 Tony Pena Jr., R (1, 6) OBP: 0.191, SLG: 0.226		B FF 94 B FF 95 B FF 95 B FF 92 4-0 9 CS 2 1B 1-2 2-3 BB		C FF 91 B FF 92 F FF 92 X FF 94 1-2 G3 ③			F FF 90 X CH 80 0-1 2 SH1-4 2B	C SI 94 B FF 93 F CH 88 B SI 95 B SI 94 F FF 94 S FF 93 3-3 K ③		3	0	1	0	1	1	1
2 Joey Gathright, L (1, 8) OBP: 0.283, SLG: 0.287		B FF 95 B FF 95 C FF 95 F FF 96 X CU 84 2-2 9 CS 1-2 2-H 3-H 1B			F FF 90 B FF 91 F FF 93 F FF 94 X CH 85 1-2 F7 ①		X SL 76 0-0 SH1-4 ① 2-3			2	0	1	2	0	0	0
Inning Stats	R: 0 E: 0 K: 0 S: 11 H: 1 LOB: 1 BB: 0 P: 18	R: 2 E: 0 K: 0 S: 13 H: 3 LOB: 1 BB: 1 P: 23	R: 0 E: 0 K: 2 S: 10 H: 0 LOB: 1 BB: 1 P: 18	R: 0 E: 0 K: 0 S: 10 H: 0 LOB: 0 BB: 1 P: 15	R: 0 E: 1 K: 1 S: 10 H: 0 LOB: 1 BB: 0 P: 17	R: 0 E: 0 K: 0 S: 6 H: 1 LOB: 1 BB: 0 P: 8	R: 0 E: 0 K: 0 S: 8 H: 1 LOB: 3 BB: 2 P: 20	R: 0 E: 0 K: 1 S: 10 H: 1 LOB: 1 BB: 0 P: 16		1B: 6 2B: 1 3B: 0 HR: 0	SF: 0 SAC: 1 DP: 0 HBP: 0			WP: 1 PB: 0 SB: 0 CS: 2	PA: 35	

PITCHER		IP	WLS	BF	H	R	ER	SO	BB	IBB	HBP	BLK	WP	HR	S	P	ERA	WHIP
35 Justin Verlander, R ERA: 6.05	(1, 1)	6.0	L	26	6	2	2	3	3	0	0	0	1	0	62	101	3.00	1.500
50 Clay Rapada, L ERA: 0.93	(7, 1)	0.2		4	0	0	0	0	1	1	0	0	0	0	3	12	0.00	1.500
34 Freddy Dolsi, R ERA: 2.08	(7, 1)	1.1		5	1	0	0	1	0	0	0	0	0	0	13	22	0.00	0.750

PITCHER	IP	WLS	BF	H	R	ER	SO	BB	IBB	HBP	BLK	WP	HR	S	P	ERA	WHIP

Detroit Tigers @ Kansas City Royals

Kauffman Stadium, Kansas City, MO

Wed May 14 2008, 7:10 PM CDT

Att. 14,053 - Cloudy - 65 F

livebaseballscorecards.com

AB	29
R	2
H	7
RBI	2
BB	5
SO	4
LOB	18

Detroit Tigers @ Kansas City Royals

Kauffman Stadium, Kansas City, MO

Thu May 15 2008, 1:10 PM CDT

Att. 34,734 - Partly Cloudy - 67 F

livebaseballscorecards.com

Batter	1	2	3	4	5	6	7	8	9	AB	R	H	RBI	BB	SO	LOB
28 Curtis Granderson, L (1, 8) OBP: 0.330, SLG: 0.494	B FF 92 B FF 92 C FF 92 F FF 92 C FF 94 2-3 ① K		C CH 79 F FF 92 D CH 82 X FF 93 1-2 ① G4-3		B FF 92 X FF 93 1-0 14 1B 2-H 1B		B CH 82 B FF 90 X FF 91 2-0 ③ F8			4	0	1	1	0	1	0
14 Placido Polanco, R (1, 4) OBP: 0.347, SLG: 0.371	C FF 93 B FF 90 F FF 93 X FF 93 1-2 ② G6-3		C SL 84 X FF 90 0-1 ② F8		1 SAFE C FF 90 X SL 88 0-1 1-2 1B			C FF 91 B FC 86 X FF 88 1-1 ① G6-3		4	0	1	0	0	0	0
9 Carlos Guillen, S (1, 5) OBP: 0.370, SLG: 0.440	B FF 94 C FF 94 B FF 94 S FF 93 C FF 94 2-3 ③ K		S FF 92 B CH 82 X CH 81 1-1 ③ F7		F FF 91 D CH 82 C FF 92 S CH 84 1-3 ③ K			X FF 88 0-0 30 2B 2B		4	1	1	0	0	2	2
30 Magglio Ordonez, R (1, 9) OBP: 0.376, SLG: 0.497		B FF 91 X FF 91 1-0 24 F8 20 SF7 2B		X SL 84 0-0 ① G6-3		B SL 87 F FF 90 F SL 88 F FF 92 D CU 80 B FF 90 X SL 88 3-2 ① G4-3		X FF 91 0-0 2-H 2B		4	1	2	1	0	0	0
24 Miguel Cabrera, R (1, 3) OBP: 0.355, SLG: 0.439		B FF 92 F SL 88 B FF 90 S SL 89 X FF 91 2-2 ① F8 2-3		B SL 84 C FF 92 B SL 86 B SL 88 B SL 86 4-1 3 G5-4-3 BB		F FF 92 C FF 92 S FF 92 0-3 ② K		B FC 87 B FC 86 X FC 86 2-0 ② P4		3	0	0	0	1	1	2
3 Gary Sheffield, R (1, 10) OBP: 0.359, SLG: 0.314		B FF 91 B FF 92 C SL 88 B SL 88 B SL 88 4-1 15 1B BB		C FF 91 D CH 79 1 SAFE B SL 88 B FF 92 X FF 91 3-1 ② ③ G5-4-3 1-2f		X FF 92 0-0 ③ P6		S FC 85 F FC 86 F FS 82 B CU 80 B FC 86 D FS 83 S FF 91 3-3 ③ K		3	0	0	0	1	1	2
20 Matt Joyce, L (1, 7) OBP: 0.357, SLG: 0.667		B FF 91 X FF 92 1-0 ② SF7 3-H		F FF 91 B FF 92 B CH 81 C FF 93 B FF 93 X FF 94 3-2 ① G1-3		B FF 90 X FF 90 1-0 HR		B FF 92 B CH 87 X FF 92 2-0 ① P5		3	1	1	2	0	0	0
15 Brandon Inge, R (1, 2) OBP: 0.336, SLG: 0.380		S FF 92 S FF 93 1 SAFE B FF 92 F FF 94 1 SAFE F CU 78 B FF 94 X SL 90 2-2 1-2 1B		B FF 92 B FF 92 C FF 92 B FF 93 F FF 91 C FF 92 3-3 ② K		C FF 90 B SL 88 S SL 88 C FF 92 1-3 ① K		B FF 91 T FF 93 S SL 85 S SL 87 1-3 ② K		4	0	1	0	0	3	0
39 Ramon Santiago, S (1, 6) OBP: 0.432, SLG: 0.625		C FF 93 F FF 93 B FF 91 D CU 80 F FF 93 D CH 83 F FF 93 X FF 92 3-2 ③ G6-3		F FF 92 F FF 94 B FF 94 B FF 93 X FF 94 2-2 28 1B 2B		X CH 83 0-0 ② B1-3		B FF 92 B FF 92 C FF 92 X FF 93 2-1 ③ F7		4	1	1	0	0	0	2
Inning Stats	R: 0 E: 0 K: 2 S: 9 H: 0 LOB: 0 BB: 0 P: 14	R: 1 E: 0 K: 0 S: 16 H: 2 LOB: 2 BB: 1 P: 29	R: 0 E: 0 K: 0 S: 7 H: 0 LOB: 0 BB: 0 P: 9	R: 0 E: 0 K: 0 S: 4 H: 0 LOB: 0 BB: 1 P: 11	R: 1 E: 0 K: 2 S: 15 H: 3 LOB: 2 BB: 0 P: 25	R: 0 E: 0 K: 1 S: 8 H: 0 LOB: 0 BB: 0 P: 11	R: 1 E: 0 K: 1 S: 6 H: 1 LOB: 0 BB: 0 P: 10	R: 1 E: 0 K: 1 S: 9 H: 2 LOB: 1 BB: 0 P: 15	R: 0 E: 0 K: 1 S: 6 H: 0 LOB: 0 BB: 0 P: 11	1B: 3 2B: 4 3B: 0 HR: 1	SF: 1 SAC: 0 DP: 1 HBP: 0	WP: 0 PB: 0 SB: 0 CS: 0	PA: 36				

TOP	
AB	33
R	4
H	8
RBI	4
BB	2
SO	8
LOB	8

PITCHER		IP	WLS	BF	H	R	ER	SO	BB	IBB	HBP	BLK	WP	HR	S	P	ERA	WHIP
55 Gil Meche, R ERA: 5.98	(1, 1)	7.0	W	28	6	3	3	6	2	0	0	0	0	1	65	109	3.86	1.143
57 Joel Peralta, R ERA: 6.23	(8, 1)	1.0		5	2	1	1	1	0	0	0	0	0	0	9	15	9.00	2.000
Ramon E Ramirez, R ERA: 1.0	(9, 1)	1.0		3	0	0	0	1	0	0	0	0	0	0	6	11	0.00	0.000

PITCHER	IP	WLS	BF	H	R	ER	SO	BB	IBB	HBP	BLK	WP	HR	S	P	ERA	WHIP

Batter	1	2	3	4	5	6	7	8	9	AB	R	H	RBI	BB	SO	LOB
2 Joey Gathright, L (1, 8) OBP: 0.288, SLG: 0.286	C FF 85 S SI 82 B CU 71 B CU 73 F SI 83 B SI 83 B SI 83 4-2 16 2B 1B BB	X CU 72 0-0 11 BB SH5-3 1-2 3-H 1B	C CU 73 B SL 79 B SI 83 B CH 80 C FF 87 F FF 88 X SL 80 3-2 G1-3 1-2		X FF 90 0-0 L6		B SI 93 C SI 92 F SI 92 B SI 92 S SL 81 2-3 K			4	1	1	1	1	1	3
Esteban German, R (1, 5) OBP: 0.207, SLG: 0.120	X SI 81 0-0 16 2B 1-2 1B	X CH 77 0-0 SH5-3 1-2 2-3		C SI 80 B SI 80 C CH 76 B FF 88 X CH 79 2-2 L1	X FF 90 0-0 G6-3			C FF 88 F FC 85 B SI 90 B CU 71 B SI 90 B SI 90 4-2 16 S 11 1B BB		3	2	1	0	1	0	0
16 Billy Butler, R (1, 3) OBP: 0.348, SLG: 0.361	C SI 83 B CH 79 X SI 84 1-1 21 2B 1-H 2-H 2B	B CH 78 B SI 82 F FF 87 B CH 77 B SL 81 4-1 11 BB BB		B FF 88 X FF 89 1-0 P4		B FS 88 F FF 91 B SL 79 X FF 91 2-1 G6-3		B FC 86 B SI 90 C FC 88 C CH 82 B FC 89 X FC 88 3-2 G5-3 1-2		4	1	1	2	1	0	1
11 Jose Guillen, R (1, 10) OBP: 0.260, SLG: 0.395	B CH 78 B FF 86 X SI 82 2-0 F9	C CH 76 T SL 80 B FF 89 D SL 80 F CH 79 B SL 80 B CH 78 4-2 1-2 2-3 3-H BB		X SI 82 0-0 HR		C FF 90 B FF 90 B FF 91 F SL 79 D SL 78 C FF 90 3-3 K		C FF 91 B CU 71 S FF 92 X SI 92 1-2 21 FC6-4 2-H 1B		4	1	2	3	1	1	1
21 Miguel Olivo, R (1, 2) OBP: 0.292, SLG: 0.543	X FF 88 0-0 2-H 2B	B CH 78 S CH 77 B SL 81 X FF 87 2-1 L5		B CH 77 S CH 77 C CU 72 X SL 80 1-2 24 1B 2B		F FF 90 S FF 90 S SL 77 0-3 K		F SI 91 S CH 82 X FF 91 0-2 FC6-4 1-2f		5	1	2	1	0	1	4
24 Mark Teahen, L (1, 9) OBP: 0.348, SLG: 0.366	B CU 71 F SI 83 C CH 79 F SI 82 B SL 79 S SL 79 2-3 K	B CU 73 C FF 88 B SI 84 F SL 79 X SL 78 2-2 G4-3		B FF 90 F SL 80 B CU 75 B SI 84 F SI 84 X SL 80 3-2 13 1B 2-H 1B			C SL 78 B SI 91 X SL 77 1-1 F7	X FC 88 0-0 G4-3		5	0	1	1	0	1	5
13 Alberto Callaspo, S (1, 4) OBP: 0.371, SLG: 0.345	X FF 87 0-0 F8		B CH 80 X CH 80 1-0 G6-3	B SI 81 X CH 78 1-0 1-2 1B			C SL 79 X SL 77 0-1 1 G6-3 E 1B			4	0	2	0	0	0	1
Ross Gload, L (1, 7) OBP: 0.308, SLG: 0.306 9 David DeJesus, L (9, 7) OBP: 0.362, SLG: 0.426		B C FF 85 X CU 72 1-1 1 1B 2 1B 2B	B FF 88 F FF 88 F SI 82 D SL 81 X CH 78 2-2 G1-3	B CU 73 X FF 88 1-0 F8			1 SAFE S SL 79 F SI 91 1 SAFE 1 SAFE X SI 92 0-2 E6 1 G6-3 1-2			4 0	1 0	1 0	0 0	0 0	0 0	3 0
1 Tony Pena Jr., R (1, 6) OBP: 0.202, SLG: 0.236		L CH 76 L CH 78 X CU 73 0-2 SH5-3 2 1B 11 BB 2-3 1B	B CH 77 C SI 81 S SL 81 B FF 89 X CH 79 2-2 2 S 1B		B FF 89 B FF 88 C FS 88 C FF 89 F SL 78 S SL 79 2-3 K		B SL 79 B SL 79 B SI 92 C SI 91 X SI 92 3-1 G6-3 1-2 2-3			4	1	2	0	0	1	2
Inning Stats	R: 3 E: 0 K: 1 S: 13 H: 3 LOB: 1 BB: 1 P: 22	R: 2 E: 0 K: 0 S: 16 H: 3 LOB: 3 BB: 2 P: 29	R: 0 E: 0 K: 0 S: 11 H: 1 LOB: 1 BB: 0 P: 19	R: 2 E: 0 K: 0 S: 13 H: 4 LOB: 2 BB: 0 P: 22	R: 0 E: 0 K: 1 S: 6 H: 0 LOB: 0 BB: 0 P: 8	R: 0 E: 0 K: 2 S: 8 H: 0 LOB: 0 BB: 0 P: 13	R: 0 E: 1 K: 1 S: 12 H: 1 LOB: 2 BB: 0 P: 18	R: 1 E: 0 K: 0 S: 12 H: 1 LOB: 1 BB: 1 P: 20		1B: 8 2B: 4 3B: 0 HR: 1 SF: 0 SAC: 1 DP: 0 HBP: 0				WP: 0 PB: 0 SB: 2 CS: 0 PA: 42	

PITCHER		IP	WLS	BF	H	R	ER	SO	BB	IBB	HBP	BLK	WP	HR	S	P	ERA	WHIP
Kenny Rogers, L ERA: 6.65	(1, 1)	4.0	L	26	11	7	7	1	3	0	0	0	0	1	53	92	15.75	3.500
45 Aquilino Lopez, R ERA: 1.85	(5, 1)	2.0		6	0	0	0	3	0	0	0	0	0	0	14	21	0.00	0.000
44 Bobby Seay, L ERA: 1.98	(7, 1)	1.0		5	1	0	0	1	0	0	0	0	0	0	12	18	0.00	1.000
59 Todd Jones, R ERA: 4.8	(8, 1)	1.0		5	1	1	1	0	1	0	0	0	0	0	12	20	9.00	2.000

PITCHER	IP	WLS	BF	H	R	ER	SO	BB	IBB	HBP	BLK	WP	HR	S	P	ERA	WHIP

BOTTOM

Detroit Tigers @ Kansas City Royals

Kauffman Stadium, Kansas City, MO

Thu May 15 2008, 1:10 PM CDT

Att. 34,734 - Partly Cloudy - 67 F

livebaseballscorecards.com

AB	37
R	8
H	13
RBI	8
BB	4
SO	5
LOB	20

Detroit Tigers @ Arizona Diamondbacks

Chase Field, Phoenix, AZ

Fri May 16 2008, 6:40 PM MST

Att. 33,564 - Clear - 82 F

TOP

Batter	1	2	3	4	5	6	7	8	9	AB	R	H	RBI	BB	SO	LOB
28 Curtis Granderson, L (1, 8) OBP: 0.315, SLG: 0.475	C S B X 1-2 ① F8		B C X 1-1 ② SF8 3-H		C B F F S 1-3 ③ K			T C B B F F F C 2-3 ② K		3	0	0	1	0	2	0
14 Placido Polanco, R (1, 4) OBP: 0.338, SLG: 0.360	C T F B B B F X 3-2 ② G6-3		F B X 1-1 ③ G6-3 2-3			C S S 0-3 ① K		C S S 0-3 ③ K		4	0	0	0	0	2	1
3 Gary Sheffield, R (1, 7) OBP: 0.351, SLG: 0.305 20 Matt Joyce, L (6, 7) OBP: 0.345, SLG: 0.640	C B B C F X 2-2 ③ F9			F B B C F B X 3-2 ① G4-3		C B F B S 2-3 ② K			F B C F B X 2-2 ① G4-3	3 1	0 0	0 0	0 0	0 0	1 0	0 0
30 Magglio Ordonez, R (1, 9) OBP: 0.384, SLG: 0.503		B B B C X 3-1 ① 1B		C B F F X 1-2 24 HR 1B		X 0-0 1B			B B C B X 3-1 ② F8	4	1	3	0	0	0	0
24 Miguel Cabrera, R (1, 3) OBP: 0.352, SLG: 0.454		B C X 1-1 ② G6-3		C B 1 SAFE X 1-1 1-H HR		1 SAFE F F X 0-2 ③ G6-3			F B S B X 2-2 ③ G4-3	4	1	1	2	0	0	1
9 Carlos Guillen, S (1, 5) OBP: 0.363, SLG: 0.431		C S B X 1-2 ③ G3		C B C C 1-3 ② K			B X 1-0 ① F8			3	0	0	0	0	1	0
Edgar Renteria, R (1, 6) OBP: 0.293, SLG: 0.356			C B X 1-1 38 SH1-4 28 SF8 1B 1B	F F B F F X 1-2 ③ G5-3			L B F F B F F X 2-2 ② F9			3	1	1	0	0	0	0
Ivan Rodriguez, R (1, 2) OBP: 0.317, SLG: 0.402			X 0-0 14 WP 38 SH1-4 1-2 1B		S F B B B F X 2-2 ① G6-3		B X 1-0 ③ G5-3			3	0	1	0	0	0	0
38 Jeremy Bonderman, R (1, 1) 31 Zach Miner, R (7, 1) 44 Bobby Seay, L (7, 1) 33 Marcus Thames, R (8, PH) OBP: 0.288, SLG: 0.345 Francisco Cruceta, R (8, 1)			X 0-0 ① SH1-4 1-2 2-3		B F X 1-1 ② G4-3			B F S C 1-3 ① K		1 0 0 1 0	0 0 0 0 0	0 0 0 0 0	0 0 0 0 0	0 0 0 0 0	0 0 0 1 0	0 0 0 0 0

Inning Stats																																			
	R: 0	E: 0	K: 0	S: 12	H: 0	LOB: 0	BB: 0	P: 18	R: 0	E: 0	K: 0	S: 7	H: 1	LOB: 0	BB: 0	P: 12	R: 1	E: 0	K: 0	S: 8	H: 2	LOB: 1	BB: 0	P: 11	R: 2	E: 0	K: 1	S: 18	H: 2	LOB: 0	BB: 0	P: 25	R: 0	E: 0	K: 1	S: 10	H: 0	LOB: 0	BB: 0	P: 14
	R: 0	E: 0	K: 2	S: 10	H: 1	LOB: 1	BB: 0	P: 12	R: 0	E: 0	K: 0	S: 8	H: 0	LOB: 0	BB: 0	P: 12	R: 0	E: 0	K: 3	S: 13	H: 0	LOB: 0	BB: 0	P: 16	R: 0	E: 0	K: 0	S: 9	H: 0	LOB: 0	BB: 0	P: 16	1B: 5	2B: 0	3B: 0	HR: 1	SF: 1	SAC: 1	DP: 0	HBP: 0	WP: 1	PB: 0	SB: 0	CS: 0	PA: 32

PITCHER	IP	WLS	BF	H	R	ER	SO	BB	IBB	HBP	BLK	WP	HR	S	P	ERA	WHIP
15 Dan Haren, R (1, 1) ERA: 3.14	7.0	W	26	6	3	3	4	0	0	0	0	1	1	73	104	3.86	0.857
37 Juan Cruz, R (8, 1) ERA: 2.65	1.0	H	3	0	0	0	3	0	0	0	0	0	0	13	16	0.00	0.000
56 Ramon Pena, R (9, 1) ERA: 4.5	1.0	S	3	0	0	0	0	0	0	0	0	0	0	9	16	0.00	0.000

PITCHER	IP	WLS	BF	H	R	ER	SO	BB	IBB	HBP	BLK	WP	HR	S	P	ERA	WHIP

AB	30
R	3
H	6
RBI	3
BB	0
SO	7
LOB	2

livebaseballscorecards.com

Detroit Tigers @ Arizona Diamondbacks

Chase Field, Phoenix, AZ

Fri May 16 2008, 6:40 PM MST

Att. 33,564 - Clear - 82 F

livebaseballscorecards.com

BOTTOM

Batter	1	2	3	4	5	6	7	8	9	AB	R	H	RBI	BB	SO	LOB
24 Chris Young, R (1, 8) OBP: 0.346, SLG: 0.482	B C S B S 2-3 ① K		B B F X 2-1 ③ F7			C X 0-1 ② P3	B B B C F X 3-2 6 E 1-3 2-H 1B			4	0	1	1	0	1	1
6 Stephen Drew, L (1, 6) OBP: 0.344, SLG: 0.542	S C S 0-3 ② K			C B X 1-1 ① G4-3		C B F B B B 4-2 1 1B BB	S B F X 1-2 E5 1-3 3-H			3	0	0	0	1	1	1
1 Orlando Hudson, S (1, 4) OBP: 0.361, SLG: 0.470	C B F B X 2-2 ③ G4-3			B F S B X 2-2 ② F8		X 0-0 1-2 1B	B B F F X 2-2 ③ F8			4	0	1	0	0	0	2
34 Conor Jackson, R (1, 3) OBP: 0.410, SLG: 0.537		F X 0-1 ① F8		B F B X 2-1 ③ G6-3		B S F B F X 2-2 ③ F7		C X 0-1 ① G6-3		4	0	0	0	0	0	2
10 Justin Upton, R (1, 9) OBP: 0.402, SLG: 0.538		B F S B B F S 3-3 ② K			X 0-0 19 CS 1B		B F S B B B 4-2 19 22 1B BB	C B C B B F B 4-2 19 G6-4-3 BB		2	1	1	0	2	1	0
19 Chris Snyder, R (1, 2) OBP: 0.381, SLG: 0.480		F B B B F B F C 3-3 ③ K			M F B S 1-3 ① ② K 1-2		B 1 SAFE B S B F F B 4-2 11 FC2-5 22 1B 1-2 BB	1 SAFE X 0-0 ② ③ G6-4-3 1-2f		3	0	0	0	1	2	2
22 Eric Byrnes, R (1, 7) OBP: 0.282, SLG: 0.382			C F B F X 1-2 ① F7		X 0-0 HR		B X 1-0 11 FC2-5 24 1B 1-2 2-H 1B			3	2	2	2	0	0	0
11 Augie Ojeda, S (1, 5) OBP: 0.407, SLG: 0.458			B B B C B B 4-1 15 SH1-4 BB		B X 1-0 ③ F8		X 0-0 ① FC2-5 24 1B 6 E 1-2 2-3f			2	1	0	0	1	0	2
15 Dan Haren, R (1, 1) OBP: 0.143, SLG: 0.211			L L B X 1-2 ② SH1-4 1-2			X 0-0 ① F8	F B F B B S 3-3 ② K			1	0	0	0	0	0	0
26 Miguel Montero, L (7, PH) OBP: 0.395, SLG: 0.441										1	0	0	0	0	1	2
37 Juan Cruz, R (8, 1)										0	0	0	0	0	0	0
56 Ramon Pena, R (9, 1)										0	0	0	0	0	0	0
Inning Stats	R: 0 E: 0 K: 2 S: 9 H: 0 LOB: 0 BB: 0 P: 13	R: 0 E: 0 K: 2 S: 10 H: 0 LOB: 0 BB: 0 P: 16	R: 0 E: 0 K: 0 S: 10 H: 0 LOB: 1 BB: 1 P: 18	R: 0 E: 0 K: 0 S: 7 H: 0 LOB: 0 BB: 0 P: 12	R: 1 E: 0 K: 1 S: 6 H: 2 LOB: 0 BB: 0 P: 8	R: 0 E: 0 K: 0 S: 10 H: 1 LOB: 2 BB: 1 P: 16	R: 3 E: 1 K: 1 S: 19 H: 2 LOB: 2 BB: 2 P: 37	R: 0 E: 0 K: 0 S: 6 H: 0 LOB: 0 BB: 1 P: 10		1B: 4 2B: 0 3B: 0 HR: 1	SF: 0 SAC: 1 DP: 1 HBP: 0						

	AB	27
	R	4
	H	5
	RBI	3
	BB	5
	SO	6
	LOB	12

WP: 0 PB: 0 SB: 0 CS: 1 PA: 33

PITCHER		IP	WLS	BF	H	R	ER	SO	BB	IBB	HBP	BLK	WP	HR	S	P	ERA	WHIP
38 Jeremy Bonderman, R ERA: 4.76	(1, 1)	6.0		24	3	3	3	5	4	0	0	0	0	1	57	96	4.50	1.167
31 Zach Miner, R ERA: 8.14	(7, 1)	0.2	L	4	2	0	0	1	0	0	0	0	0	0	8	15	0.00	3.000
44 Bobby Seay, L ERA: 1.93	(7, 1)	0.1		2	0	1	0	0	0	0	0	0	0	0	6	9	0.00	0.000
Francisco Cruceta, R ERA: 2.35	(8, 1)	1.0		3	0	0	0	0	1	0	0	0	0	0	6	10	0.00	1.000

PITCHER	IP	WLS	BF	H	R	ER	SO	BB	IBB	HBP	BLK	WP	HR	S	P	ERA	WHIP

Detroit Tigers @ Arizona Diamondbacks

Chase Field, Phoenix, AZ

Sat May 17 2008, 5:10 PM MST

Att. 48,811 - Clear - 94 F

TOP

livebaseballscorecards.com

Batter	1	2	3	4	5	6	7	8	9	AB	R	H	RBI	BB	SO	LOB
28 Curtis Granderson, L (1, 8) OBP: 0.320, SLG: 0.471	B FF 96 F FF 96 X FF 95 1-1 ① G4-3		C FF 95 B FF 96 F SL 85 B FF 96 T FF 94 2-2 ② K		F FF 93 B CH 84 F FF 92 X CH 84 1-2 20 E 9 1B 1B		M SI 90 C CU 74 B CU 75 B FF 91 X CU 73 2-2 ① G3		1 SAFE X FF 89 0-0 20 G3 1-2 1B	5	1	2	0	0	1	0
20 Matt Joyce, L (1, 7) OBP: 0.324, SLG: 0.667	B FF 96 B FF 95 B FF 94 C FF 95 S FF 96 X FF 97 3-2 ② F8		F FF 95 F FF 95 X FF 96 0-2 ③ F9		D CH 85 F FF 94 X CH 84 1-1 E3 9 1B 1-2 2-3		C CU 73 B CU 71 S FF 91 X FF 91 1-2 HR		S S X 0-2 ② G3 1-2 2-3	5	1	1	1	0	0	4
9 Carlos Guillen, S (1, 5) OBP: 0.364, SLG: 0.426 59 Todd Jones, L (9, 1)	B FF 96 B CH 87 F FF 97 F FF 96 B FF 97 F FF 97 X FF 98 3-2 ③ P4			F FF 94 B FF 94 B CH 84 B FF 93 B SI 94 4-1 24 BB BB	X FF 96 0-0 1-2 2-H 3-H 1B		C CU 73 B FF 92 B CU 73 F FF 91 S FF 91 2-3 ② K		B FF 90 C FF 89 X FF 90 1-1 ③ F7	4 0	0 0	1 0	2 0	1 0	1 0	2 0
30 Magglio Ordonez, R (1, 9) OBP: 0.381, SLG: 0.494		C FF 94 B FF 95 S FF 94 B SL 87 F FF 95 B FF 97 B SI 95 4-2 FC5-4 24 1B BB		F FF 94 1 SAFE B FF 94 S FF 95 1-3 ① K	S FF 94 B SL 85 C FF 94 F FF 95 B FF 94 B FF 93 X FF 93 3-2 ③ G5-3		X FF 92 0-0 ③ F8			3	0	0	0	1	1	3
24 Miguel Cabrera, R (1, 3) OBP: 0.361, SLG: 0.465		C FF 94 F FF 95 B FF 94 X SL 86 1-2 FC5-4 1-2 1B		1 SAFE B FF 92 D CH 85 F FF 94 B FF 92 B FF 92 4-1 G4-6-3 1-2 BB		C CU 74 X FC 91 0-1 G4-3 2B		S FF 96 C FC 84 F FF 97 B FF 92 T FC 82 1-2 ① K		3	0	2	0	1	1	0
Ivan Rodriguez, R (1, 2) OBP: 0.308, SLG: 0.390		F FF 94 F SI 94 B FF 97 B FF 95 S CH 86 2-3 ① K		B SI 94 X SL 85 1-0 ②③ G4-6-3 1-2f		F FC 90 B FF 92 X CU 74 1-1 ① F8		S FC 83 X SL 82 0-1 ② G6-3		4	0	0	0	0	1	5
Edgar Renteria, R (1, 6) OBP: 0.286, SLG: 0.346 Francisco Cruceta, R (8, 1) 14 Placido Polanco, R (9, 4) OBP: 0.338, SLG: 0.360		C FF 96 B SI 94 F CH 86 B FF 97 X SI 94 2-2 ② FC5-4 1-2f 2-3	C FF 92 B FF 92 B FF 94 F FF 94 F SL 86 X SL 84 2-2 ① G5-3		F FF 92 C SL 86 F FF 92 B SL 81 X FF 89 1-2 ② G4-3 2-3		S FF 97 S FF 96 B FF 97 B FC 84 F FC 83 F FF 96 X FC 84 2-2 ③ F9		4 0 0	0 0 0	0 0 0	0 0 0	0 0 0	0 0 0	3 0 0
25 Ryan Raburn, R (1, 4) OBP: 0.387, SLG: 0.462 15 Brandon Inge, R (9, 5) OBP: 0.336, SLG: 0.380		C SL 87 C SL 86 B FF 96 B FF 98 X SL 86 2-2 ③ G5-3			S FF 94 C FF 94 S CH 84 0-3 ② K	I IN 63 I IN 71 I IN 75 I IN 72 4-0 IBB			C SL 81 X FF 95 0-1 ① P6	3 0	0 0	0 0	0 0	1 0	1 0	2 0
58 Armando Galarraga, R (1, 1) 50 Clay Rapada, R (7, 1) 45 Aquilino Lopez, R (7, 1) 39 Ramon Santiago, S (8, 6) OBP: 0.447, SLG: 0.625			F FF 94 C SL 85 B FF 96 F FF 95 B SL 86 C SI 95 2-3 ① K		B FF 93 C FF 93 B FF 94 C FF 94 B FF 95 B FF 94 4-2 20 E 28 1B 9 1B BB	B CU 72 F FF 90 B FF 90 X FF 91 2-1 ③ G1-3			B FF 95 B FF 95 B FF 94 C FF 91 F FF 95 F FF 96 F FF 95 B FF 96 4-2 20 G3 28 1B BB	2 0 0 0	1 0 0 0	0 0 0 0	0 0 0 0	1 0 0 1	1 0 0 0	2 0 0 0
Inning Stats	R: 0 E: 0 K: 0 S: 9 H: 0 LOB: 0 BB: 0 P: 16	R: 0 E: 0 K: 1 S: 15 H: 1 LOB: 2 BB: 1 P: 26	R: 0 E: 0 K: 2 S: 10 H: 0 LOB: 0 BB: 0 P: 14	R: 0 E: 0 K: 1 S: 6 H: 0 LOB: 1 BB: 2 P: 16	R: 2 E: 1 K: 1 S: 19 H: 2 LOB: 2 BB: 1 P: 30	R: 0 E: 0 K: 0 S: 10 H: 1 LOB: 2 BB: 1 P: 18	R: 1 E: 0 K: 1 S: 10 H: 1 LOB: 0 BB: 0 P: 15	R: 0 E: 0 K: 1 S: 11 H: 0 LOB: 0 BB: 0 P: 14	R: 0 E: 0 K: 0 S: 12 H: 1 LOB: 2 BB: 1 P: 17	1B: 4 2B: 1 3B: 0 HR: 1	SF: 0 SAC: 0 DP: 1 HBP: 0					WP: 0 PB: 0 SB: 0 CS: 0	PA: 39	

	AB	33
	R	3
	H	6
	RBI	3
	BB	6
	SO	7
	LOB	21

PITCHER		IP	WLS	BF	H	R	ER	SO	BB	IBB	HBP	BLK	WP	HR	S	P	ERA	WHIP
39 Max Scherzer, R ERA: 2.33	(1, 1)	5.0	L	22	3	2	0	5	4	0	0	0	0	0	59	102	0.00	1.400
Brandon Medders, R ERA: 4.58	(6, 1)	2.0		9	2	1	1	1	0	1	0	0	0	1	20	33	4.50	1.000
37 Juan Cruz, R ERA: 2.45	(8, 1)	1.1		5	0	0	0	1	1	0	0	0	0	0	17	24	0.00	0.750
45 Doug Slaten, L ERA: 2.63	(9, 1)	0.2		3	1	0	0	0	0	0	0	0	0	0	6	7	0.00	1.500

PITCHER	IP	WLS	BF	H	R	ER	SO	BB	IBB	HBP	BLK	WP	HR	S	P	ERA	WHIP

BOTTOM

Detroit Tigers @ Arizona Diamondbacks

Chase Field, Phoenix, AZ

Sat May 17 2008, 5:10 PM MST

Att. 48,811 - Clear - 94 F

livebaseballscorecards.com

Batter	1	2	3	4	5	6	7	8	9	AB	R	H	RBI	BB	SO	LOB
24 Chris Young, R (1, 8) OBP: 0.349, SLG: 0.476	B SI 92 B SI 86 B SI 92 B SI 90 4-0 34 E BB		B SI 93 F SI 93 B SI 92 B SL 85 B SI 92 4-1 1 1B BB		F CH 84 X SL 85 0-1 ③ G5-3		B FF 91 F FF 91 X FF 90 1-1 ②③ G5-4-3 1-2f			2	0	0	0	2	0	2
6 Stephen Drew, L (1, 6) OBP: 0.342, SLG: 0.534	B SI 90 F SL 85 B SI 93 1 SAFE B SL 84 X SI 90 3-1 ① P5		1 SAFE B SI 90 1 SAFE S SI 87 B SI 91 F SI 86 B CH 85 X SL 82 3-2 ② P6			B SI 87 B SI 89 X SI 88 2-0 ① F8		C FF 94 C X 0-2 1 B2-6-3 1B		4	0	1	0	0	0	2
1 Orlando Hudson, S (1, 4) OBP: 0.364, SLG: 0.467	D SI 90 B SI 92 B SI 91 B SI 90 4-0 1-2 BB		C SI 90 X CH 84 0-1 1-2 1B			C SI 90 F SI 91 B SI 93 B SL 68 S SL 83 2-3 ② K		B SI 94 S FF 94 B SI 94 X SI 95 2-1 ①② B2-6-3 1-2f		3	0	1	0	1	1	1
34 Conor Jackson, R (1, 3) OBP: 0.400, SLG: 0.522	X SI 86 0-0 ② L6 2-2		B SI 93 B SI 92 C SL 87 X SL 86 2-1 ③ F8			C SI 92 C CH 84 B X SL 85 1-2 ③ G5-3		B CH 83 X SI 96 1-0 ③ F9		4	0	0	0	0	0	4
10 Justin Upton, R (1, 9) OBP: 0.405, SLG: 0.531	C SL 86 B SI 87 B SI 94 B SL 87 S SI 93 X SI 93 3-2 ③ P4			B SL 84 S SL 83 B SI 92 F SL 85 B SI 93 F SI 91 F SI 88 X SL 89 3-2 ① G6-3			B SI 90 F SI 91 B SI 92 S SL 83 B SL 85 B SL 81 4-2 22 BB 27 BB 19 SF9 BB		C SI 92 F SI 93 B SI 93 B CU 73 H SI 92 3-2 HBP	2	1	0	0	1	0	2
27 Mark Reynolds, R (1, 5) OBP: 0.311, SLG: 0.397		C SL 84 C SI 93 B SI 87 X SI 88 1-2 ① P3		C SL 86 F SL 84 X SL 86 0-2 ② F7			B SI 88 B SI 88 S SI 89 B SL 82 S SI 88 F SI 89 F SI 88 B SI 88 4-2 19 SF9 22 BB 26 1B 1-2 BB		B SI 93 C SI 92 X SI 92 1-1 ① F8	3	1	0	0	1	0	1
Jeff Salazar, L (1, 7) OBP: 0.360, SLG: 0.500 22 Eric Byrnes, R (7, PH) OBP: 0.285, SLG: 0.380 (8, 7)	C SI 92 B SI 87 X SI 87 1-1 ② F9		B SI 92 C SI 93 S SL 84 F SI 93 B SL 86 X SL 85 2-2 ③ G4-3				B SI 87 B SI 86 B SI 87 C FF 87 B SI 88 4-1 26 1B 1-2 2-3 BB		B SI 93 B SI 92 X SI 92 2-0 ② L7	2 1	0 0	0 0	0 0	0 1	0 0	0 1
19 Chris Snyder, R (1, 2) OBP: 0.369, SLG: 0.465	C SI 92 B SI 90 C SI 92 B SL 88 C SL 85 2-3 ③ K			C SI 91 B SL 82 S SI 86 B SL 85 S SI 92 2-3 ① K			C SL 79 X FF 91 0-1 ① SF9 2-3 3-H		F SI 93 S SI 92 B SI 93 X SI 93 1-2 ③ F9	3	0	0	1	0	2	1
39 Max Scherzer, R (1, 1) Chris Burke, R (5, PH) OBP: 0.294, SLG: 0.196 Brandon Medders, R (6, 1) 26 Miguel Montero, L (7, PH) OBP: 0.410, SLG: 0.457 37 Juan Cruz, R (8, 1) 45 Doug Slaten, L (9, 1)			F SI 88 B SL 84 B SI 91 X SI 89 2-1 ① P4		F SI 92 B SL 85 B SL 85 B SI 89 C SI 90 F SI 92 F SI 91 X SL 85 3-2 ② F8		C FF 90 1 SAFE B FS 83 X FF 90 1-1 24 G5-4-3 1-2 3-H 1B			1 1 0 1 0 0	0 0 0 0 0 0	0 0 0 1 0 0	0 0 0 1 0 0	0 0 0 0 0 0	0 0 0 0 0 0	0 0 0 0 0 0
Inning Stats	R: 0 E: 1 K: 0 S: 6 H: 0 LOB: 2 BB: 2 P: 20	R: 0 E: 0 K: 1 S: 8 H: 0 LOB: 0 BB: 0 P: 12	R: 0 E: 0 K: 0 S: 10 H: 1 LOB: 2 BB: 1 P: 21	R: 0 E: 0 K: 0 S: 12 H: 0 LOB: 0 BB: 0 P: 17	R: 0 E: 0 K: 1 S: 10 H: 0 LOB: 0 BB: 0 P: 15	R: 0 E: 0 K: 1 S: 7 H: 0 LOB: 0 BB: 1 P: 12	R: 2 E: 0 K: 0 S: 13 H: 1 LOB: 1 BB: 3 P: 27	R: 0 E: 0 K: 0 S: 6 H: 1 LOB: 0 BB: 0 P: 9	R: 0 E: 0 K: 0 S: 8 H: 0 LOB: 1 BB: 0 P: 15	1B: 3 2B: 0 3B: 0 HR: 0 SF: 1 SAC: 0 DP: 2 HBP: 1				WP: 0 PB: 0 SB: 0 CS: 0		PA: 35

PITCHER		IP	WLS	BF	H	R	ER	SO	BB	IBB	HBP	BLK	WP	HR	S	P	ERA	WHIP
58 Armando Galarraga, R ERA: 3.06	(1, 1)	6.0	W	24	1	2	2	3	5	0	0	0	0	0	59	111	3.00	1.000
50 Clay Rapada, L ERA: 0.93	(7, 1)	0.0		1	0	0	0	0	1	0	0	0	0	0	1	5	∞	∞
45 Aquilino Lopez, R ERA: 1.78	(7, 1)	1.0	H	3	1	0	0	0	0	0	0	0	0	0	6	8	0.00	1.000
Francisco Cruceta, R ERA: 2.08	(8, 1)	1.0	H	3	1	0	0	0	0	0	0	0	0	0	6	9	0.00	1.000
59 Todd Jones, R ERA: 4.5	(9, 1)	1.0	S	4	0	0	0	0	0	0	1	0	0	0	8	15	0.00	0.000

PITCHER	IP	WLS	BF	H	R	ER	SO	BB	IBB	HBP	BLK	WP	HR	S	P	ERA	WHIP

Detroit Tigers @ Arizona Diamondbacks

Chase Field, Phoenix, AZ

Sun May 18 2008, 1:10 PM MST

Att. 38,827 - Roof Closed - 74 F

TOP

livebaseballscorecards.com

Batter	1	2	3	4	5	6	7	8	9	AB	R	H	RBI	BB	SO	LOB
Ivan Rodriguez, R (1, 2) OBP: 0.307, SLG: 0.386	C FF 90 X FS 85 0-1 ① G3		C X SL 84 0-1 ② G4-3		F FS 85 X 0-1 WP 14 G3 1B			C SI 93 X SI 94 0-1 ① L4		4	0	1	0	0	0	0
14 Placido Polanco, R (1, 4) OBP: 0.342, SLG: 0.371	B FF 90 B FF 92 C FF 90 X FS 85 2-1 1B 1B		C X 0-1 ② 2B		1 SAFE 1 SAFE B FS 85 X FS 85 1-0 ② G3 1-2			C SI 94 X SI 95 0-1 ② G3-1		4	0	2	0	0	0	1
Edgar Renteria, R (1, 6) OBP: 0.297, SLG: 0.353	X FF 92 0-0 30 G4-6-3 1-2 1B		B FS 86 S B FF 93 S F F FF 93 F SL 87 B FF 88 F SL 86 4-2 BB B FF 92		B FS 86 F FS 85 B FF 92 X 2-1 ③ F9 2-3			B SI 94 B SL 85 C SI 94 F SI 94 X SL 87 2-2 1B		3	0	2	0	1	0	1
30 Magglio Ordonez, R (1, 9) OBP: 0.373, SLG: 0.482	X 0-0 ② ③ G4-6-3 1-2f		C FS 87 F B FF 92 B SL 86 B FF 93 X SL 86 3-2 ③ G1-3			B FF 89 F FS 84 C SL 84 B FF 91 F SL 86 X SL 85 2-2 ① G5-3		T SI 94 B SL 85 F SL 88 B SL 89 X SI 95 2-2 ③ G1-3		4	0	0	0	0	0	5
24 Miguel Cabrera, R (1, 3) OBP: 0.359, SLG: 0.465		B FF 88 B FS 84 C SL 84 F S FF 92 2-3 ① K	X 0-0 2B			S SI 90 B FS 86 F FS 87 B FF 92 S FF 93 2-3 ② K			F SI 93 B SI 93 C CU 76 C CU 76 1-3 ① K	4	0	1	0	0	3	0
33 Marcus Thames, R (1, 7) 28 Curtis Granderson, L (9, PH) OBP: 0.316, SLG: 0.465		F X 0-1 ② F9	C FF 91 C SL 86 B FF 91 B FF 92 B SL 86 S SL 86 3-3 ① K			B F SL 84 X SL 85 1-1 ③ F7			S SI 94 X SI 94 0-1 ② F7	3 1	0 0	0 0	0 0	0 0	1 0	1 0
25 Ryan Raburn, R (1, 8) OBP: 0.371, SLG: 0.467		B FF 90 B FS 86 C C X FF 94 2-2 2B	F FS 86 S FF 90 F FF 92 F SL 86 X FF 93 0-2 ② P4				B FF 89 B S F X 2-2 ① G6-3		B SI 94 B SI 93 C SI 93 T SI 93 F SI 94 F SI 94 S CU 76 2-3 ③ K	4	0	1	0	0	1	1
15 Brandon Inge, R (1, 5) OBP: 0.327, SLG: 0.368		C FF 93 B C S FF 92 1-3 ③ K	C SL 85 C SL 85 X FF 92 0-2 ③ L8				X FF 90 0-0 ② F9			3	0	0	0	0	1	2
29 Nate Robertson, R (1, 1) 34 Freddy Dolsi, R (6, 1) 44 Bobby Seay, L (6, 1) 3 Gary Sheffield, R (7, PH) OBP: 0.348, SLG: 0.302 31 Zach Miner, R (7, 1)			X 0-0 ① G4-3		B F FF 91 C S 1-3 ① K		B FS 85 B FF 92 B FF 92 C FF 92 C X 3-2 ③ F7			2 0 0 1 0	0 0 0 0 0	0 0 0 0 0	0 0 0 0 0	0 0 0 0 0	1 0 0 0 0	0 0 0 0 0
Inning Stats	R: 0 E: 0 K: 0 S: 6 H: 2 LOB: 1 BB: 0 P: 8	R: 0 E: 0 K: 2 S: 11 H: 1 LOB: 1 BB: 0 P: 16	R: 0 E: 0 K: 0 S: 14 H: 1 LOB: 2 BB: 1 P: 21	R: 0 E: 0 K: 1 S: 12 H: 1 LOB: 1 BB: 0 P: 15	R: 0 E: 0 K: 1 S: 8 H: 1 LOB: 1 BB: 0 P: 12	R: 0 E: 0 K: 1 S: 9 H: 0 LOB: 0 BB: 0 P: 14	R: 0 E: 0 K: 0 S: 7 H: 0 LOB: 0 BB: 0 P: 12	R: 0 E: 0 K: 0 S: 10 H: 1 LOB: 1 BB: 0 P: 14	R: 0 E: 0 K: 2 S: 10 H: 0 LOB: 0 BB: 0 P: 13	1B: 4 2B: 3 3B: 0 HR: 0 SF: 0 SAC: 0 DP: 1 HBP: 0						

	AB	33
	R	0
	H	7
	RBI	0
	BB	1
	SO	7
	LOB	11

WP: 1 PB: 0 SB: 0 CS: 0 PA: 34

PITCHER		IP	WLS	BF	H	R	ER	SO	BB	IBB	HBP	BLK	WP	HR	S	P	ERA	WHIP
Randy Johnson, L ERA: 4.42	(1, 1)	7.0	W	27	6	0	0	5	1	0	0	0	1	0	67	98	0.00	1.000
50 Chad Qualls, R ERA: 2.74	(8, 1)	1.0		4	1	0	0	0	0	0	0	0	0	0	10	14	0.00	1.000
Brandon Lyon, R ERA: 1.8	(9, 1)	1.0		3	0	0	0	2	0	0	0	0	0	0	10	13	0.00	0.000

PITCHER		IP	WLS	BF	H	R	ER	SO	BB	IBB	HBP	BLK	WP	HR	S	P	ERA	WHIP

BOTTOM

Detroit Tigers @ Arizona Diamondbacks

Chase Field, Phoenix, AZ

Sun May 18 2008, 1:10 PM MST
Att. 38,827 - Roof Closed - 74 F

Batter	1	2	3	4	5	6	7	8	9	AB	R	H	RBI	BB	SO	LOB
24 Chris Young, R (1, 8) OBP: 0.352, SLG: 0.480	F FC 88 X CH 82 0-1 G5-3 ①			C FC 88 F B FC 90 B CH 83 B CH 83 X 3-2 P3 ①	B CH 80 X CH 80 1-0 1-3 2-H 3-H 2B	D SI 94 F SI 95 C SI 96 B SI 95 B SI 90 F SI 95 B SI 96 4-2 1-2 2-3 3-H BB				3	0	1	3	1	0	0
6 Stephen Drew, L (1, 6) OBP: 0.333, SLG: 0.520	C FC 89 B SI 89 S S 1-3 K ②			B SI 89 X FC 90 1-0 L6 ②	S B F FC 88 F FC 90 F SL 80 B S 2-3 K ②	B C SI 90 X FF 92 1-1 G3-1 ③				4	0	0	0	0	2	5
10 Justin Upton, R (1, 9) OBP: 0.401, SLG: 0.523	C SI 90 S FC 91 B FC 90 S 1-3 K ③			X 0-0 34 2B 1B	B FC 89 X FC 89 1-0 F8 ③		B SI 94 B SL 84 F SI 94 S SI 94 B SL 87 X SI 93 3-2 F9 ①			4	0	1	0	0	1	2
34 Conor Jackson, R (1, 3) OBP: 0.396, SLG: 0.521		X CH 82 0-0 P4 ①		C SI 90 B FC 90 B CH 83 X FC 90 2-1 1-3 2B		B CU 79 X 1-0 F8 ①	B SI 93 F SI 93 F SL 86 C SI 94 1-3 K ②			4	0	1	0	0	1	0
22 Eric Byrnes, R (1, 7) OBP: 0.284, SLG: 0.373		B SI 89 B SI 89 B FC 88 B SI 89 4-0 CS BB		C B FC 91 D SI 84 X 2-1 P5 ③		F FC 87 T X 0-2 P6 ②	X SI 95 0-0 G5-3 ③			3	0	0	0	1	0	2
27 Mark Reynolds, R (1, 5) OBP: 0.322, SLG: 0.407		B SI 89 1 SAFE B FC 87 X SI 89 2-0 F9 ②			S SL 79 B CU 79 B FC 89 B X FC 88 3-1 26 1B 24 2B WP 1B	B CH 80 C CH 80 B X 2-1 2B E 1B		S SI 93 X SI 93 0-1 26 S 1B		4	2	3	0	0	0	1
Chris Burke, R (1, 4) OBP: 0.306, SLG: 0.220		1 SAFE B FC 90 1-0 CS ③ 1-2	B SI 87 C FC 87 X CU 80 1-1 P6 ①		1 SAFE B FF 89 B CH 81 1 SAFE B SI 86 B FC 89 4-0 26 1B 24 2B 1-2 BB	F SI 88 1 SAFE B FC 88 1 SAFE C FC 90 B FC 90 X 2-2 E9 24 BB 1-H 2B		B SI 94 B SL 85 X SI 94 2-0 P3 ①		3	2	1	0	1	0	1
26 Miguel Montero, L (1, 2) OBP: 0.419, SLG: 0.447			F FC 90 X 0-1 G4-3 ②		X 0-0 24 2B 1-2 2-3 1B	I I IN 58 I I 4-0 24 BB BB IBB		B SI 93 F SI 94 B SI 84 B SI 93 F SI 94 S SI 94 3-3 K ② 1-2		3	0	1	0	1	1	1
Randy Johnson, R (1, 1) OBP: 0.333, SLG: 0.200 50 Chad Qualls, R (8, 1) Jeff Salazar, L (8, PH) OBP: 0.353, SLG: 0.489 Brandon Lyon, R (9, 1)			C SI 89 S S 0-3 K ③		C FC 88 F FC 89 S 0-3 K ①	S B B FC 89 B SI 89 B SI 88 4-1 24 BB 1-2 BB		B SI 83 B CH 81 F SI 93 X SI 94 2-1 L1 ③		2 0 1 0	0 0 0 0	0 0 0 0	0 0 0 0	1 0 0 0	2 0 0 0	3 0 1 0
Inning Stats	R: 0 E: 0 K: 2 S: 8 H: 0 LOB: 0 BB: 0 P: 10	R: 0 E: 0 K: 0 S: 2 H: 0 LOB: 0 BB: 1 P: 9	R: 0 E: 0 K: 1 S: 7 H: 0 LOB: 0 BB: 0 P: 8	R: 0 E: 0 K: 0 S: 9 H: 2 LOB: 2 BB: 0 P: 17	R: 2 E: 0 K: 2 S: 13 H: 3 LOB: 2 BB: 1 P: 24	R: 2 E: 1 K: 0 S: 15 H: 2 LOB: 3 BB: 3 P: 33	R: 0 E: 0 K: 1 S: 7 H: 0 LOB: 0 BB: 0 P: 11	R: 0 E: 0 K: 1 S: 8 H: 1 LOB: 1 BB: 0 P: 15		1B: 5 2B: 3 3B: 0 HR: 0 SF: 0 SAC: 0 DP: 0 HBP: 0			WP: 1 PB: 0 SB: 1 CS: 1 PA: 37		

PITCHER		IP	WLS	BF	H	R	ER	SO	BB	IBB	HBP	BLK	WP	HR	S	P	ERA	WHIP
29 Nate Robertson, L ERA: 6.08	(1, 1)	5.2	L	27	7	4	4	5	3	1	0	0	1	0	49	91	6.35	1.765
34 Freddy Dolsi, R ERA: 2.08	(6, 1)	0.0		1	0	0	0	0	1	0	0	0	0	0	3	7	∞	∞
44 Bobby Seay, L ERA: 1.88	(6, 1)	0.1		1	0	0	0	0	0	0	0	0	0	0	2	3	0.00	0.000
31 Zach Miner, R ERA: 7.43	(7, 1)	2.0		7	1	0	0	2	0	0	0	0	0	0	15	26	0.00	0.500

PITCHER	IP	WLS	BF	H	R	ER	SO	BB	IBB	HBP	BLK	WP	HR	S	P	ERA	WHIP

AB	31
R	4
H	8
RBI	3
BB	5
SO	7
LOB	16

livebaseballscorecards.com

Seattle Mariners @ Detroit Tigers

Comerica Park, Detroit, MI

Tue May 20 2008, 7:05 PM EDT

Att. 39,463 - Cloudy - 61 F

TOP

livebaseballscorecards.com

Batter	1	2	3	4	5	6	7	8	9	AB	R	H	RBI	BB	SO	LOB
51 Ichiro Suzuki, L (1, 8) OBP: 0.351, SLG: 0.384	C FF 93 F FF 93 B CH 84 B CH 83 F FF 94 X CH 83 2-2 29 CS 1B		B FF 91 B FF 90 F FF 91 B FF 92 B FF 93 4-1 BB			B CH 88 B FF 88 F FF 90 B FF 90 F FF 90 X FF 89 3-2 S 1B	C FF 90 C SL 79 X CH 85 0-2 E7 1-2 2-H 1B		C SL 76 B FF 87 F SL 76 S FF 87 1-3 ① K	4	0	3	0	1	1	2
29 Adrian Beltré, R (1, 5) OBP: 0.328, SLG: 0.450	B FF 93 1 SAFE 1 SAFE B FF 92 C FF 93 B FF 95 X FF 94 3-1 ① 1-2 HR		C FF 92 C CU 81 S FF 90 0-3 ③ K			B FF 90 C CH 80 B CU 79 X FF 91 2-1 ① F7	B SL 79 X SL 79 1-0 ③ F8		X SI 86 0-0 16 BB 2-H 3-H 1B	5	2	2	3	0	1	4
4 Jose Lopez, R (1, 4) OBP: 0.307, SLG: 0.408 16 Willie Bloomquist, R (8, PH) OBP: 0.341, SLG: 0.171 (8, 4)	C FF 94 B CU 81 B CU 81 X FF 94 2-1 ② F9			C FF 90 F CH 80 B FF 91 X CU 80 1-2 ① G5-3		1 SAFE X FF 90 0-0 ② F9		X FF 88 0-0 2B SF7 1B	C SL 76 B SI 86 B SI 85 B SL 76 B SI 86 4-1 1-2 1B 1B BB	3 1	0 2	0 1	0 0	0 1	0 0	1 0
Raul Ibanez, L (1, 7) OBP: 0.352, SLG: 0.500 Jeremy Reed, L (8, PH) OBP: 0.500, SLG: 0.500 (8, 7)	B SI 94 B FF 92 F SI 93 F FF 94 F FF 94 C CU 79 2-3 ③ K			C CH 81 S CU 80 B CU 80 B CU 80 X FF 92 2-2 ② G4-3		C CH 79 B FF 89 C FF 91 F CU 81 B SI 93 F CU 81 D CU 81 C CH 83 3-3 ③ K 1-2		C FF 88 X 0-1 ① P3	B FF 93 F FF 93 X FF 94 1-1 1-2 2-H 1B	3 2	0 0	0 1	0 1	0 0	2 0	1 1
Jose Vidro, S (1, 10) OBP: 0.262, SLG: 0.314		B CH 79 C FF 90 X CH 82 1-1 ① G4-3		F FF 92 F FF 92 B CU 80 F CU 80 B CH 83 S CH 82 2-3 ③ K			B FF 90 B FF 90 C FF 90 B FF 90 X FF 90 3-1 ① G4-3	B FF 88 B CH 83 X FF 89 2-0 1-3 2B	C FF 94 D FS 83 X FF 94 1-1 1-2 2-H G4-6-3 1B	5	0	2	1	0	1	0
Richie Sexson, R (1, 3) OBP: 0.287, SLG: 0.406 Miguel Cairo, R (8, PH) OBP: 0.263, SLG: 0.212 (8, 3)		F FF 91 F FF 93 B FF 92 B FF 94 C CU 82 2-3 ② K			C FF 90 C CH 80 S CU 80 0-3 ① K		C FF 91 X FF 91 0-1 ② 2 G3 7 1B 2B	B SL 79 F FF 89 X SL 77 1-1 ② SF7 3-H	B SI 89 B SI 89 C SI 89 F FF 90 X SI 90 2-2 ② ③ G4-6-3 1-2f	3 1	1 0	1 0	0 1	0 0	2 0	0 2
2 Kenji Johjima, R (1, 2) OBP: 0.259, SLG: 0.311		B FF 93 F FF 93 B CH 82 F FF 94 B FF 92 X FF 94 3-2 ③ G5-3			C FF 91 B FF 89 B CU 79 S CU 79 B FF 93 F FF 93 F FF 93 F FF 93 X FF 94 3-2 1B		C FF 90 C SL 79 X SL 78 0-2 ② G3 2-3	B FF 91 F FF 89 B FF 91 X SL 78 2-1 ③ G5-3		4	0	1	0	0	0	2
50 Wladimir Balentien, R (1, 9) OBP: 0.278, SLG: 0.439			F FF 89 B CU 78 B CU 79 F FF 92 X CU 81 2-2 ① F8		B CH 80 B CU 79 C FF 93 F SI 92 S CU 81 2-3 ② K		S SL 79 S SL 78 F SL 78 F SL 76 B FF 90 B SL 76 B SL 78 B SL 79 4-2 51 1B 7 1B 51 E BB		B SI 86 B SI 86 F FF 84 B SI 85 B FF 86 4-1 7 E 29 1B BB	2	2	0	0	2	1	1
7 Yuniesky Betancourt, R (1, 6) OBP: 0.272, SLG: 0.363			C FF 91 X CU 79 0-1 ② G6-3		F FF 92 F FF 92 X CU 80 0-2 ③ G1-3		F FF 90 F FF 90 B FF 90 X SL 77 1-2 51 E 3-H 1B		B SI 85 B FF 86 X FF 85 2-0 E8 29 1B 1-3 1B	4	1	2	1	0	0	1
Inning Stats	R: 1 E: 0 K: 1 S: 12 H: 2 LOB: 0 BB: 0 P: 21	R: 0 E: 0 K: 1 S: 8 H: 0 LOB: 0 BB: 0 P: 14	R: 0 E: 0 K: 1 S: 9 H: 0 LOB: 1 BB: 1 P: 15	R: 0 E: 0 K: 1 S: 10 H: 0 LOB: 0 BB: 0 P: 15	R: 0 E: 0 K: 2 S: 15 H: 1 LOB: 1 BB: 0 P: 20	R: 0 E: 0 K: 1 S: 11 H: 1 LOB: 1 BB: 0 P: 19	R: 2 E: 1 K: 0 S: 18 H: 3 LOB: 2 BB: 1 P: 27	R: 1 E: 0 K: 0 S: 8 H: 2 LOB: 1 BB: 0 P: 13	R: 4 E: 1 K: 1 S: 14 H: 4 LOB: 1 BB: 2 P: 29	1B: 10 2B: 2 3B: 0 HR: 1 SF: 1 SAC: 0 DP: 1 HBP: 0						WP: 0 PB: 0 SB: 1 CS: 1 PA: 42	

	AB	37
	R	8
	H	13
	RBI	7
	BB	4
	SO	8
	LOB	15

PITCHER		IP	WLS	BF	H	R	ER	SO	BB	IBB	HBP	BLK	WP	HR	S	P	ERA	WHIP
35 Justin Verlander, R ERA: 5.61	(1, 1)	6.0	W	22	4	1	1	7	1	0	0	0	0	1	65	104	1.50	0.833
45 Aquilino Lopez, R ERA: 2.3	(7, 1)	2.0		12	5	3	2	0	1	0	0	0	0	0	26	40	9.00	3.000
50 Clay Rapada, L ERA: 4.5	(9, 1)	0.1		5	2	4	4	1	2	0	0	0	0	0	7	18	108.00	12.000
Francisco Cruceta, R ERA: 2.08	(9, 1)	0.0		2	2	0	0	0	0	0	0	0	0	0	4	6	∞	∞
59 Todd Jones, R ERA: 4.32	(9, 1)	0.2	S	1	0	0	0	0	0	0	0	0	0	0	3	5	0.00	0.000

PITCHER		IP	WLS	BF	H	R	ER	SO	BB	IBB	HBP	BLK	WP	HR	S	P	ERA	WHIP

Batter	1	2	3	4	5	6	7	8	9	AB	R	H	RBI	BB	SO	LOB
28 Curtis Granderson, L (1, 8) OBP: 0.320, SLG: 0.505	B SI 88 X SI 87 1-0 ① F7		C CH 79 B CH 78 B SI 87 B CH 78 X SI 87 3-1 ① L9	C CH 79 F CH 80 B SI 88 B SI 88 X CH 80 2-2 3-H 14 1B 2B		B SI 88 X SI 89 1-0 1-H HR	B FF 92 S CH 83 S FF 91 B FF 91 F FF 93 S CH 84 2-3 ③ K			5	2	2	3	0	1	1
14 Placido Polanco, R (1, 4) OBP: 0.350, SLG: 0.386	B SI 88 C SI 87 F SI 89 B SI 89 F SI 90 F SI 90 F SI 90 X SI 90 2-2 1B		C SI 88 B CH 80 X SL 81 1-1 ② L8	X SI 88 0-0 2-H 1B		B CU 72 X SI 90 1-0 2B		B SL 75 X FF 88 1-0 ① G6-3		5	0	3	1	0	0	0
3 Gary Sheffield, R (1, 10) OBP: 0.336, SLG: 0.288	B SI 88 F SI 88 X SI 89 1-1 ② F7		C SI 90 X SI 89 0-1 ③ P6	S SL 75 B SI 88 F CH 79 X SL 76 1-2 ③ L5		C SI 90 X SI 90 0-1 ① G5-3		S FF 89 B CU 68 S CH 79 B CU 68 F CH 79 B CU 68 F FF 89 F FF 89 X CH 79 3-2 ② F7		5	0	0	0	0	0	3
30 Magglio Ordonez, R (1, 9) OBP: 0.376, SLG: 0.500 25 Ryan Raburn, R (8, 7) OBP: 0.361, SLG: 0.452	B SI 91 1 SAFE F SI 90 B SI 89 X SI 88 2-1 ③ L8			X SI 89 0-0 9 G3 24 1B 3B 1B	B SL 88 B SL 84 F FF 90 X CH 78 2-1 HR	X SI 90 0-0 ② G5-3		C FF 88 F FF 86 B SI 88 F FF 89 S CU 70 1-3 ③ K		4 1	2 0	2 0	1 0	0 0	0 1	2 0
24 Miguel Cabrera, R (1, 3) OBP: 0.367, SLG: 0.479		B SI 89 C SI 90 F SI 88 B SI 90 X SI 89 2-2 9 1B 2B		X SI 88 0-0 1-2 9 G3 3B 1B	B CU 74 B SI 90 X SI 90 2-0 20 P6-4 9 WP 1B	B SL 85 B SI 90 D SL 86 C FF 89 C SL 84 X SI 89 3-2 ③ L9				4	2	3	0	0	0	1
9 Carlos Guillen, S (1, 5) OBP: 0.367, SLG: 0.448		B SI 89 X CH 79 1-0 2-H 20 G3 1B 1B		F SI 89 F SI 89 X CH 78 0-2 ① G3 1-2 2-3	B FF 89 F FF 89 B SL 85 F SL 84 F FF 90 X SL 90 2-2 ① P6 1-2		X FF 92 0-0 HR			4	2	2	2	0	0	3
20 Matt Joyce, L (1, 7) OBP: 0.316, SLG: 0.606 (8, 9)		B SI 89 1 SAFE B CH 78 B CH 78 C SI 88 F SI 89 X CH 79 3-2 ① G3 1-2		F SI 88 F CH 80 D CH 78 B SI 89 B CH 78 F CH 79 D CH 81 4-2 3B BB	C CU 75 S CH 79 B SL 88 B SL 90 X FF 90 2-2 ② ③ P6-4 2-2f		X FF 91 0-0 ① F7			3	1	0	0	1	0	2
Edgar Renteria, R (1, 6) OBP: 0.314, SLG: 0.400		C SI 89 F SI 90 F SI 90 F SI 89 X SI 89 0-2 2-H G5-4-3 1B		X SI 90 0-0 1-H 2-H 3-H 28 2B 3B		B SL 84 X SI 90 1-0 HR	C FF 90 F FF 91 B SL 85 X SL 86 1-2 1B			4	2	4	5	0	0	0
Ivan Rodriguez, R (1, 2) OBP: 0.305, SLG: 0.382		C CH 79 1 SAFE X SI 89 0-1 ② ③ G5-4-3 1-2f		F SI 89 X CH 80 0-1 ② G6-3		B SL 85 X SL 85 1-0 28 HR 1B	F FF 90 F FF 91 B FF 92 S CH 83 1-3 ② K			4	1	1	0	0	1	3
Inning Stats	R: 0 E: 0 K: 0 S: 11 H: 1 LOB: 1 BB: 0 P: 17	R: 2 E: 0 K: 0 S: 14 H: 3 LOB: 0 BB: 0 P: 20	R: 0 E: 0 K: 0 S: 6 H: 0 LOB: 0 BB: 0 P: 10	R: 5 E: 0 K: 0 S: 18 H: 5 LOB: 1 BB: 1 P: 25	R: 1 E: 0 K: 0 S: 10 H: 2 LOB: 0 BB: 0 P: 18	R: 3 E: 0 K: 0 S: 10 H: 4 LOB: 1 BB: 0 P: 17	R: 1 E: 0 K: 2 S: 12 H: 2 LOB: 1 BB: 0 P: 16	R: 0 E: 0 K: 1 S: 11 H: 0 LOB: 0 BB: 0 P: 16		1B: 9 2B: 4 3B: 1 HR: 4	SF: 0 SAC: 0 DP: 2 HBP: 0			WP: 1 PB: 0 SB: 0 CS: 0	PA: 40	

PITCHER		IP	WLS	BF	H	R	ER	SO	BB	IBB	HBP	BLK	WP	HR	S	P	ERA	WHIP
52 Carlos Silva, R ERA: 4.91	(1, 1)	4.0	L	21	9	7	7	0	1	0	0	0	0	0	49	72	15.75	2.500
Cha Seung Baek, R ERA: 6.0	(5, 1)	2.0		11	6	4	4	0	0	0	0	0	1	3	20	35	18.00	3.000
57 Mark Lowe, R ERA: 4.0	(7, 1)	1.0		5	2	1	1	2	0	0	0	0	0	1	12	16	9.00	2.000
18 Ryan Rowland-Smith, L ERA: 3.15	(8, 1)	1.0		3	0	0	0	1	0	0	0	0	0	0	11	16	0.00	0.000

PITCHER	IP	WLS	BF	H	R	ER	SO	BB	IBB	HBP	BLK	WP	HR	S	P	ERA	WHIP

BOTTOM

Seattle Mariners @ Detroit Tigers

Comerica Park, Detroit, MI

Tue May 20 2008, 7:05 PM EDT

Att. 39,463 - Cloudy - 61 F

livebaseballscorecards.com

AB	39
R	12
H	17
RBI	12
BB	1
SO	3
LOB	15

Batter	1	2	3	4	5	6	7	8	9	AB	R	H	RBI	BB	SO	LOB
51 Ichiro Suzuki, L (1, 8) OBP: 0.357, SLG: 0.383	C FF 85 B SI 83 X SI 82 1-1 G3-1		C FF 85 B SL 79 F SI 82 X CU 74 1-2 29 G6-4-3 1B		C FF 87 B SL 80 B SI 83 B SI 84 4-1 BB 29 1B BB	C SI 90 F CH 81 B SI 91 B SI 92 F SI 91 F CH 80 B SL 84 S SI 90 3-3 K			B FF 93 B FF 93 C FF 91 B SI 93 F FF 92 F FF 93 B FF 91 4-2 29 WP BB	3	0	1	0	2	1	1
29 Adrián Beltré, R (1, 5) OBP: 0.330, SLG: 0.449	B SI 82 F SI 81 C CU 72 B FF 88 F FF 87 F CU 72 X FF 87 2-2 4 FC5-4 1B		B CH 80 X SI 80 1-0 G6-4-3 1-2f		C SI 83 F FF 87 D SL 79 B SL 80 F FF 86 X CH 77 2-2 BB 1B 1-2 2-3 3-H		B SI 89 F SI 90 C SL 84 X SL 84 1-2 G4-3		S FF 92 S SL 81 B CH 82 B CH 82 X FS 81 2-2 L5 1-2	5	0	2	1	0	0	2
4 Jose Lopez, R (1, 4) OBP: 0.299, SLG: 0.397	B SI 82 B SI 82 B SI 82 C SI 81 C SI 82 1 SAFE X SI 82 3-2 FC5-4 1-2f		B FF 86 F FF 87 X FF 87 1-1 P4		X SI 82 0-0 F4		C SI 91 B CH 82 X SL 84 1-1 G5-3		B FF 93 X FF 93 1-0 G4-3	5	0	0	0	0	0	5
Raul Ibanez, L (1, 7) OBP: 0.355, SLG: 0.494	C FF 86 B FF 87 X SL 79 1-1 F7			C FF 86 S CH 76 B SL 79 B SL 80 S FF 86 2-3 K	B SL 80 B SI 83 B SI 83 B SI 83 4-0 BB 1-2 2-3 3-H		B SI 90 B CH 82 C SI 90 B SI 91 F SI 90 B SI 90 4-2 BB			2	0	0	1	2	1	1
Jose Vidro, S (1, 10) OBP: 0.254, SLG: 0.304		C SI 80 B CH 75 X CH 76 1-1 L8		C SI 81 C SI 81 C FF 88 0-3 K	B CH 78 F FF 87 B FF 87 B SI 83 F SI 83 X SI 84 3-2 F9		B SI 90 X SI 92 1-0 L8			4	0	0	0	0	1	4
Richie Sexson, R (1, 3) OBP: 0.286, SLG: 0.423		C SI 82 B FF 86 B CH 76 X SI 81 2-1 G6-3		X SI 82 0-0 G6-3		X SI 81 0-0 HR		C SI 90 B SI 90 B SI 90 F SI 90 C SL 84 2-3 K		4	1	1	1	0	1	0
50 Wladimir Balentien, R (1, 9) OBP: 0.289, SLG: 0.435		C SI 82 X CU 72 0-1 1B			B FF 85 C FF 85 S CH 77 F FF 86 D CH 77 B CH 77 B SI 83 4-2 2B 29 1B BB	C FF 87 X FF 87 0-1 F8		S SL 84 X SL 83 0-1 L9		3	1	1	0	1	0	0
Jamie Burke, R (1, 2) OBP: 0.313, SLG: 0.379		B SI 81 X SI 82 1-0 G4-3			C SI 81 B CH 77 B CH 77 X SI 82 2-1 29 1B 1-3 BB 2B	C FF 87 B CU 74 X SI 82 1-1 1B		B SI 91 B SI 91 C SI 90 X SI 90 2-1 P6		4	1	2	0	0	0	1
7 Yuniesky Betancourt, R (1, 6) OBP: 0.271, SLG: 0.379			B CH 80 X CH 80 1-0 HR		B FF 85 X CH 77 1-0 F8	S SL 83 X SI 92 0-1 F9			C FF 93 F CH 82 X CH 82 0-2 F8	4	1	1	1	0	0	3
Inning Stats	R: 0 E: 0 K: 0 S: 12 H: 1 LOB: 1 BB: 0 P: 19	R: 0 E: 0 K: 0 S: 7 H: 1 LOB: 1 BB: 0 P: 11	R: 1 E: 0 K: 0 S: 7 H: 2 LOB: 0 BB: 0 P: 11	R: 0 E: 0 K: 2 S: 7 H: 0 LOB: 0 BB: 0 P: 9	R: 2 E: 0 K: 0 S: 15 H: 2 LOB: 3 BB: 3 P: 35	R: 1 E: 0 K: 1 S: 12 H: 2 LOB: 1 BB: 0 P: 16	R: 0 E: 0 K: 0 S: 8 H: 0 LOB: 1 BB: 1 P: 15	R: 0 E: 0 K: 1 S: 7 H: 0 LOB: 0 BB: 0 P: 11	R: 0 E: 0 K: 0 S: 10 H: 0 LOB: 1 BB: 1 P: 17	1B: 5 2B: 1 3B: 0 HR: 2 SF: 0 SAC: 0 DP: 1 HBP: 0						

TOP

Seattle Mariners @ Detroit Tigers

Comerica Park, Detroit, MI

Wed May 21 2008, 7:05 PM EDT

Att. 36,495 - Cloudy - 62 F

livebaseballscorecards.com

AB	34
R	4
H	8
RBI	4
BB	5
SO	4
LOB	17

WP: 1 PA: 39
PB: 0
SB: 0
CS: 0

PITCHER		IP	WLS	BF	H	R	ER	SO	BB	IBB	HBP	BLK	WP	HR	S	P	ERA	WHIP
Kenny Rogers, L ERA: 6.66	(1, 1)	5.1	W	26	8	4	4	2	3	0	0	0	0	2	53	91	6.75	2.062
31 Zach Miner, R ERA: 6.66	(6, 1)	2.2		9	0	0	0	2	1	0	0	0	0	0	22	36	0.00	0.375
Francisco Cruceta, R ERA: 1.86	(9, 1)	1.0		4	0	0	0	0	1	0	0	0	1	0	10	17	0.00	1.000

PITCHER		IP	WLS	BF	H	R	ER	SO	BB	IBB	HBP	BLK	WP	HR	S	P	ERA	WHIP

Seattle Mariners @ Detroit Tigers

Comerica Park, Detroit, MI

Wed May 21 2008, 7:05 PM EDT

Att. 36,495 - Cloudy - 62 F

livebaseballscorecards.com

BOTTOM

Batter	1	2	3	4	5	6	7	8	9	AB	R	H	RBI	BB	SO	LOB
Ivan Rodriguez, R (1, 2) OBP: 0.308, SLG: 0.383	C FC 85 S FC 83 B FF 84 X SL 84 1-2 1B	C FF 86 B CU 71 X CH 77 1-1 ③ L1	C SI 86 F SI 87 X SI 87 0-2 3-H 1B			B FF 89 F FF 91 S CH 77 B FF 90 F SL 86 X FF 91 2-2 ① L8		X SI 90 0-0 ② ③ G6-4-3 1-2f		5	0	2	1	0	0	2
14 Placido Polanco, R (1, 4) OBP: 0.354, SLG: 0.396	B FF 83 B FC 85 C FF 83 1 SAFE F FC 84 X FF 85 2-2 ① F7	C CU 71 1-2 B FF 84 F FC 86 X FC 86 X CU 74 30 1B 3 1B 24 1B 1B C FF 86 2-2 ② B FF 84 B FF 86 T CH 74 F TS 75 X FF 86 F8				X SL 85 0-0 2B				4	1	2	0	0	0	2
3 Gary Sheffield, R (1, 10) OBP: 0.333, SLG: 0.287	C CU 68 F FC 85 B SI 84 X FF 86 1-2 ② P4		B SI 84 1-0 X FF 86 24 1B 30 1B 9 1B 1-2 1B B CU 66 2-3 ③ C CH 77 F CU 74 B FF 86 S CH 75 K			B CU 72 B CH 75 C SL 84 F CH 78 X SL 85 2-2 ② F9				4	1	1	0	0	1	3
30 Magglio Ordonez, R (1, 9) OBP: 0.373, SLG: 0.494	B FC 85 C SI 84 1 SAFE F FC 84 C FF 86 1-3 ③ K		X FF 86 0-0 9 1B 24 1B 33 HR 1-2 2-3 1B	C CU 66 B FF 85 S FF 84 B FF 88 X FF 85 2-2 ① F9		C CU 74 B SL 84 C SL 84 S FF 90 1-3 ③ K				4	1	1	0	0	2	2
24 Miguel Cabrera, R (1, 3) OBP: 0.365, SLG: 0.473		B FC 84 B FF 86 C FC 85 S FC 85 C CH 83 2-3 ① K	X FC 85 0-0 9 1B 33 HR 1-2 2-3 3-H 1B	X CH 77 0-0 ② G6-3			B SL 84 B CH 85 C SL 85 S CH 79 X FF 91 2-2 ① G6-3			4	1	1	1	0	1	0
9 Carlos Guillen, S (1, 5) OBP: 0.365, SLG: 0.443 20 Matt Joyce, L (8, 7) OBP: 0.316, SLG: 0.606		X SI 86 0-0 ② G6-3	X FC 86 0-0 33 HR 1-2 2-3 3-H 1B	C CU 67 F SI 87 X CU 73 0-2 ③ P2			B SL 86 C SL 85 F SI 89 X FF 92 1-2 ② F8			4 0	1 0	1 0	1 0	0 0	0 0	0 0
33 Marcus Thames, R (1, 7) OBP: 0.292, SLG: 0.410 28 Curtis Granderson, L (6, 8) OBP: 0.317, SLG: 0.500		C FF 85 B CU 70 B CH 78 F FC 85 F CH 82 X FC 88 2-2 1B 15 2B 2B	B CU 70 F FC 86 X FC 87 1-1 1-H 2-H 3-H HR	C CH 76 C SL 74 B FF 85 X SI 87 1-2 ① G6-3			C CH 79 B SL 84 B CU 75 S CH 78 X SL 86 2-2 ③ F8			3 1	2 0	2 0	4 0	0 0	0 0	0 0
Edgar Renteria, R (1, 6) OBP: 0.318, SLG: 0.402		X FF 87 0-0 15 2B 2-3 1B	X CU 71 0-0 ① F8	B FF 84 B FF 86 B FF 86 C FF 84 X FF 85 3-1 ② G5-3				C CU 73 F CH 78 X SL 84 0-2 G6-4-3 1B		4	1	2	0	0	0	0
15 Brandon Inge, R (1, 8) (6, 7) (8, 5) OBP: 0.333, SLG: 0.404		C CU 71 F FF 85 B CU 70 1 SAFE F CH 83 X FC 85 1-2 1-H 3-H 2B	B CH 79 B CH 78 C FF 86 B FF 86 X FF 87 3-1 1B 3B	C FF 85 B SL 76 F CH 76 F FF 88 D CU 70 S CH 77 2-3 ③ K				B CU 73 B SL 82 S SI 89 X SL 84 2-1 ① F8		4	1	2	2	0	1	1
Inning Stats	R: 0 E: 0 K: 1 S: 12 H: 1 LOB: 1 BB: 0 P: 17	R: 2 E: 0 K: 1 S: 15 H: 3 LOB: 1 BB: 0 P: 21	R: 7 E: 0 K: 1 S: 23 H: 8 LOB: 1 BB: 0 P: 33	R: 0 E: 0 K: 0 S: 7 H: 0 LOB: 0 BB: 0 P: 9	R: 0 E: 0 K: 0 S: 9 H: 0 LOB: 0 BB: 0 P: 15	R: 0 E: 0 K: 1 S: 11 H: 1 LOB: 1 BB: 0 P: 16	R: 0 E: 0 K: 0 S: 9 H: 0 LOB: 0 BB: 0 P: 14	R: 0 E: 0 K: 0 S: 6 H: 1 LOB: 0 BB: 0 P: 8		1B: 9 2B: 3 3B: 1 HR: 1 SF: 0 SAC: 0 DP: 1 HBP: 0					

	AB	37
	R	9
	H	14
	RBI	9
	BB	0
	SO	5
	LOB	10

PITCHER		IP	WLS	BF	H	R	ER	SO	BB	IBB	HBP	BLK	WP	HR	S	P	ERA	WHIP
56 Jarrod Washburn, L ERA: 6.99	(1, 1)	2.1	L	19	12	9	9	2	0	0	0	0	0	1	43	60	34.71	5.143
18 Ryan Rowland-Smith, L ERA: 2.78	(3, 1)	2.2		8	0	0	0	2	0	0	0	0	0	0	23	35	0.00	0.000
Cha Seung Baek, R ERA: 5.4	(6, 1)	3.0		10	2	0	0	1	0	0	0	0	0	0	26	38	0.00	0.667

PITCHER	IP	WLS	BF	H	R	ER	SO	BB	IBB	HBP	BLK	WP	HR	S	P	ERA	WHIP

Batter	1	2	3	4	5	6	7	8	9	AB	R	H	RBI	BB	SO	LOB
51 Ichiro Suzuki, L (1, 8) OBP: 0.359, SLG: 0.386 16 Willie Bloomquist, R (9, PH) OBP: 0.333, SLG: 0.167	C F X 0-2 29 E 1B		B FF 90 X FF 91 1-0 ① G6-3 2-3		B SI 88 X SI 89 1-0 4 1B 29 BB G4-6-3 1B	B SI 91 X SL 82 1-0 ③ F7			X SI 93 0-0 ③ G6-3	4 1	1 0	2 0	0 0	0 0	0 0	3 0
29 Adrian Beltré, R (1, 5) OBP: 0.328, SLG: 0.441	1 SAFE B FF 90 1 SAFE X FF 91 1-0 ① P4 1-3		B SL 82 F SI 90 S CH 83 F SL 83 S SL 82 1-3 ② K		B SI 90 B SI 90 B SI 90 B SI 90 4-0 G4-6-3 4 1B 1-2 BB		C SI 92 B SI 92 B CH 86 X SI 93 2-1 ① G6-3			3	0	0	0	1	1	2
4 Jose Lopez, R (1, 4) OBP: 0.303, SLG: 0.396	B SI 91 X SI 91 1-0 ② L5		B SI 90 B FF 90 F SI 90 B FF 90 B SL 83 4-2 1B BB		B CH 82 C SL 83 S SL 83 D SL 83 X SI 91 2-2 G4-6-3 1-2 2-3 1B		B SL 84 B SI 93 F SI 93 X SI 93 2-1 ② G4-3			3	0	1	0	1	0	1
Raul Ibanez, L (1, 10) OBP: 0.353, SLG: 0.489	B SL 82 C SI 90 X SI 90 1-1 ③ F7		B CH 86 B SI 90 C SI 86 X FF 90 2-1 1-3 3-H 1B		F SI 90 X SI 90 0-1 ① ② G4-6-3 1-2f 2-3 3-H		C SI 93 F CH 87 X CH 87 0-2 ③ G4-3			4	0	1	1	0	0	3
Richie Sexson, R (1, 3) OBP: 0.285, SLG: 0.418		C SI 89 X SI 89 0-1 FC3-6 1B	X SI 90 0-0 ③ G5-3		C SI 90 D CH 83 X SI 90 1-1 ③ F9			B SI 91 C SI 91 C SI 92 S SI 93 1-3 ① K		4	0	1	0	0	1	3
Jeremy Reed, L (1, 7) OBP: 0.333, SLG: 0.333		F FF 90 B CH 85 X CH 86 1-1 ① FC3-6 2 G5-3 1-2f	B SI 87 C SI 90 X SI 90 1-1 ① G4-3			X SI 88 0-0 2 HBP 1B		C SI 92 F CH 86 X CH 87 0-2 ② F7		4	0	1	0	0	0	1
2 Kenji Johjima, R (1, 2) OBP: 0.259, SLG: 0.304		F SI 90 1 SAFE B SI 89 S SL 82 B SI 91 X SI 91 2-2 ② G5-3 1-2	B SI 90 C SI 89 B SI 89 S SI 90 F SL 83 B SL 84 S SI 91 3-3 ② K			F SI 89 B CH 84 B SL 80 H SI 89 3-1 1-2 HBP		F SI 92 B SL 86 B SI 92 B SI 92 F SI 93 X SI 93 3-2 ③ G5-3		3	0	0	0	0	1	1
50 Wladimir Balentien, R (1, 9) OBP: 0.288, SLG: 0.425		B SL 82 S SL 82 D SL 83 F SI 91 X SL 83 2-2 ③ F7	B SI 91 F SI 91 B SL 82 C SI 89 B CH 84 X SI 91 3-2 1B			F SI 90 X SI 89 0-1 ① F7			B SI 92 C SI 92 B CH 86 X SI 92 2-1 ① P3	4	0	1	0	0	0	3
7 Yuniesky Betancourt, R (1, 6) OBP: 0.272, SLG: 0.384 Miguel Cairo, R (9, PH) OBP: 0.256, SLG: 0.206			B FF 89 C SL 81 X FF 90 1-1 51 G6-3 1B 2B	X SI 90 0-0 ③ F9		B FF 88 X SL 82 1-0 ② F8			C SI 93 B SI 92 B CH 87 X SI 92 2-1 ② G5-3	3 1	1 0	1 0	0 0	0 0	0 0	3 0
Inning Stats	R: 0 E: 1 K: 0 S: 7 H: 1 LOB: 1 BB: 0 P: 10	R: 0 E: 0 K: 0 S: 10 H: 1 LOB: 1 BB: 0 P: 15	R: 1 E: 0 K: 1 S: 12 H: 2 LOB: 2 BB: 1 P: 21	R: 0 E: 0 K: 1 S: 10 H: 1 LOB: 1 BB: 0 P: 17	R: 1 E: 0 K: 0 S: 8 H: 2 LOB: 1 BB: 1 P: 16	R: 0 E: 0 K: 0 S: 6 H: 1 LOB: 2 BB: 0 P: 11	R: 0 E: 0 K: 0 S: 7 H: 0 LOB: 0 BB: 0 P: 11	R: 0 E: 0 K: 1 S: 9 H: 0 LOB: 0 BB: 0 P: 13	R: 0 E: 0 K: 0 S: 5 H: 0 LOB: 0 BB: 0 P: 9	1B: 7 2B: 1 3B: 0 HR: 0 SF: 0 SAC: 0 DP: 1 HBP: 1						

TOP

Seattle Mariners @ Detroit Tigers

Comerica Park, Detroit, MI

Thu May 22 2008, 1:05 PM EDT
Att. 40,166 - Cloudy - 59 F

livebaseballscorecards.com

AB	34
R	2
H	8
RBI	1
BB	2
SO	3
LOB	20

PITCHER	IP	WLS	BF	H	R	ER	SO	BB	IBB	HBP	BLK	WP	HR	S	P	ERA	WHIP
38 Jeremy Bonderman, R (1, 1) ERA: 4.58	6.0	W	28	8	2	2	2	2	0	1	0	0	0	53	90	3.00	1.667
34 Freddy Dolsi, R (7, 1) ERA: 1.23	3.0	S	9	0	0	0	1	0	0	0	0	0	0	21	33	0.00	0.000

PITCHER	IP	WLS	BF	H	R	ER	SO	BB	IBB	HBP	BLK	WP	HR	S	P	ERA	WHIP

BOTTOM

Seattle Mariners @ Detroit Tigers

Comerica Park, Detroit, MI

Thu May 22 2008, 1:05 PM EDT

Att. 40,166 - Cloudy - 59 F

Batter	1	2	3	4	5	6	7	8	9	AB	R	H	RBI	BB	SO	LOB
28 Curtis Granderson, L (1, 8) OBP: 0.321, SLG: 0.495	B CH 83 B CH 84 X CH 84 2-0 ① G3-1	C SI 88 X SI 88 0-1 ② F9		C FF 85 C KN 74 S KN 78 0-3 ① K		B SI 85 B SI 87 B SI 85 C SI 88 X SI 85 3-1 3 BB 30 2B 1B	C FF 93 B FF 94 B KC 80 F FF 95 X FS 84 2-2 1-3 1B			5	1	2	0	0	1	0
14 Placido Polanco, R (1, 4) OBP: 0.349, SLG: 0.386 39 Ramon Santiago, S (8, 4) OBP: 0.447, SLG: 0.625	B CH 86 C CH 86 X SL 80 1-1 ② G4-3	B SI 90 B SI 89 F FF 88 B SL 80 C SL 81 F SL 80 B SI 87 4-2 3 2B BB		X FF 85 0-0 ② G4-3		B SI 87 1 SAFE B SI 85 F SI 87 X SI 86 2-1 ① F9	X FF 94 0-0 ③ F9			4 0	0 0	0 0	0 0	1 0	0 0	3 0
3 Gary Sheffield, R (1, 10) OBP: 0.349, SLG: 0.311	B SI 88 B SI 87 C CH 86 F CH 86 F SL 82 B SL 82 X SI 89 3-2 30 2B 1B	B CU 75 B SL 82 C SL 80 X SI 89 2-1 1-3 2B		C KN 72 B KN 71 X KN 73 1-1 30 PB 1B		C SI 88 B SI 88 B SI 88 F SI 88 B CU 73 B CU 72 4-2 30 2B 24 SF8 1-2 BB		C FF 92 B FS 82 C FS 82 S FS 81 1-3 ① K2-3		4	2	3	0	1	1	0
30 Magglio Ordonez, R (1, 9) OBP: 0.376, SLG: 0.506 25 Ryan Raburn, R (8, PH) OBP: 0.351, SLG: 0.438 (9, 9)	F SI 87 B SI 89 F SI 88 X SL 83 1-2 1-H 2B	B SL 82 C SL 83 F SI 88 S FF 91 1-3 ③ K		B KN 69 F KN 72 B KN 71 B KN 72 F KN 70 S KN 70 3-3 ③ K 1-2		F SI 89 B SI 88 X SI 88 1-1 1-3 2-H 2B		C FF 92 F FF 92 S FF 93 0-3 ② K		4 1	0 0	2 0	2 0	0 1	2 0	3 0
24 Miguel Cabrera, R (1, 3) OBP: 0.365, SLG: 0.476	B SI 90 F SI 88 C SI 90 X SL 80 2-1 ③ G1-4-3		B SL 80 B SL 81 C SI 88 X SL 81 2-1 9 1B SF8 2B		C FF 85 B KN 74 B KN 75 X KN 74 2-1 ① F9	F SI 89 X SI 89 0-1 ② SF8 3-H		B SL 86 F FF 92 B FS 84 F FF 92 B FF 93 B FS 84 4-2 BB		3	1	1	1	1	0	1
9 Carlos Guillen, S (1, 5) OBP: 0.366, SLG: 0.448		B SI 87 F SL 82 B CH 74 B SI 88 X SI 88 3-1 ① G4-3	F SL 82 X SL 83 0-1 15 FC5-4 2-3 1B		C KN 73 F KN 77 X KN 77 0-2 20 HR 2B	C CU 72 B SI 88 B SI 88 X SI 88 2-1 ③ G4-3		C SL 83 F FF 91 F FF 91 C SI 93 0-3 ③ K		5	1	2	0	0	1	2
20 Matt Joyce, L (1, 7) OBP: 0.357, SLG: 0.722		F SI 89 B SL 84 F SL 83 F SL 86 X CH 80 1-2 E 15 HR 2B	B SL 86 C SL 82 S SL 85 B SL 82 B SL 81 S SL 82 3-3 ① K		B KN 73 S KN 73 S KN 77 B KN 78 X KN 72 2-2 2-H HR		B FF 93 B FF 94 B FF 94 B FF 93 4-0 28 1B BB			3	2	2	2	1	1	2
Edgar Renteria, R (1, 6) OBP: 0.311, SLG: 0.395	2 SAFE B X	1-0 E1 15 HR 2-3	F SI 90 1 SAFE X SI 89 0-1 ② SF8 3-H		B KN 73 C FF 85 B KN 78 F FF 85 X KN 76 2-2 ② G4-3		B FF 94 B FF 94 C FF 93 C FF 95 B FF 95 F FF 94 T FF 95 3-2 ① K			3	1	0	1	0	1	2
15 Brandon Inge, R (1, 2) OBP: 0.331, SLG: 0.427		C SL 81 B CU 71 1 SAFE B SL 81 X SL 80 2-1 1-H 3-H HR	B SL 82 B SL 82 C SI 88 X SI 89 2-1 ③ FC5-4 1-2f		C KN 73 B KN 77 C KN 74 X KN 79 1-2 ③ G4-3		C FF 94 B SL 82 C SL 82 S FF 96 1-3 ② K			4	1	1	3	0	1	2
Inning Stats	R: 1 H: 2 E: 0 LOB: 1 K: 0 BB: 0 S: 12 P: 21	R: 3 H: 3 E: 1 LOB: 2 K: 1 BB: 1 S: 19 P: 33	R: 1 H: 2 E: 0 LOB: 1 K: 1 BB: 0 S: 11 P: 18	R: 0 H: 1 E: 0 LOB: 1 K: 2 BB: 0 S: 9 P: 13	R: 2 H: 2 E: 0 LOB: 0 K: 0 BB: 0 S: 14 P: 21	R: 2 H: 2 E: 0 LOB: 1 K: 0 BB: 1 S: 12 P: 24	R: 0 H: 1 E: 0 LOB: 2 K: 2 BB: 1 S: 11 P: 21	R: 0 H: 0 E: 0 LOB: 1 K: 3 BB: 1 S: 12 P: 17		1B: 5 SF: 2 2B: 6 SAC: 0 3B: 0 DP: 0 HR: 2 HBP: 0						

livebaseballscorecards.com

AB	36
R	9
H	13
RBI	9
BB	4
SO	9
LOB	15

PITCHER		IP	WLS	BF	H	R	ER	SO	BB	IBB	HBP	BLK	WP	HR	S	P	ERA	WHIP
43 Miguel Batista, R ERA: 6.47	(1, 1)	3.0	L	18	7	5	4	2	1	0	0	0	0	1	42	72	12.00	2.667
R.A. Dickey, R ERA: 7.0	(4, 1)	2.0		9	3	2	2	2	0	0	0	0	0	1	23	34	9.00	1.500
Sean Green, R ERA: 2.52	(6, 1)	1.0		6	2	2	2	0	1	0	0	0	0	0	12	24	18.00	3.000
35 Brandon Morrow, R ERA: 1.74	(7, 1)	1.0		5	1	0	0	2	1	0	0	0	0	0	11	21	0.00	2.000
20 J.J. Putz, R ERA: 3.46	(8, 1)	1.0		4	0	0	0	3	1	0	0	0	0	0	12	17	0.00	1.000

PITCHER	IP	WLS	BF	H	R	ER	SO	BB	IBB	HBP	BLK	WP	HR	S	P	ERA	WHIP

Minnesota Twins @ Detroit Tigers

Comerica Park, Detroit, MI

Fri May 23 2008, 7:05 PM EDT

Att. 40,732 - Cloudy - 58 F

TOP

livebaseballscorecards.com

Batter	1	2	3	4	5	6	7	8	9	AB	R	H	RBI	BB	SO	LOB
22 Carlos Gómez, R (1, 8) OBP: 0.319, SLG: 0.437	X SI 88 0-0 ① F8	C SI 90 X SI 86 0-1 ② 2-3 3-H 1B		X SL 83 0-0 ② P3		B SI 89 C SL 83 B SI 89 X SL 82 2-1 ② F9		1 SAFE 1 SAFE C SL 78 X SL 78 0-1 ① F8	T SL 78 S SI 88 X FF 90 0-2 25 1B 1-3 1B	6	0	2	1	0	0	1
25 Alexi Casilla, S (1, 4) OBP: 0.370, SLG: 0.455	C SI 88 B SL 83 B SL 84 B SI 90 C SI 88 B SI 90 4-2 7 BB BB	B SI 89 B SL 85 B SI 89 B SI 87 4-0 7 1B BB		C SI 88 C SL 82 X SL 82 0-2 ③ G3-1		B SI 90 C SI 88 B CH 82 C SI 90 S SL 84 2-3 ③ K2-3		B FF 89 1 SAFE X FF 89 1-0 ② F9	C SI 89 F SI 90 1 SAFE F FF 87 X SL 76 0-2 7 PB 1-3 3-H 1B	4	0	1	1	2	1	1
7 Joe Mauer, L (1, 2) OBP: 0.412, SLG: 0.416	F SI 88 B SI 89 B CH 83 B SL 82 B SI 90 4-1 1-2 BB	X SI 88 0-0 1-2 3-H 1B			B SI 87 C SI 88 C SL 82 B SL 83 X SL 82 2-2 ① G3-1		B FF 85 B FF 86 B FF 87 B FF 87 4-0 5 BLK BB	X SL 76 0-0 ① 33 2B 1-2 1B	C SI 88 B SL 76 X SL 77 1-1 ③ F7 1-2	4	1	2	1	2	0	2
33 Justin Morneau, L (1, 3) OBP: 0.376, SLG: 0.494	C SI 90 F CH 84 S SL 83 0-3 ② K	B SL 84 C SL 84 B SI 89 F CH 85 S SL 84 2-3 ③ K			F SL 80 F SL 84 X SL 58 0-2 5 1B 2B		C SI 87 C FF 89 B SL 82 B SI 91 X FF 90 2-2 ① F7	B SI 90 F SI 90 X SL 78 1-1 1-H 2-H 2B		5	1	2	2	0	2	5
5 Michael Cuddyer, R (1, 9) OBP: 0.299, SLG: 0.320	C SL 83 S SL 85 B SI 91 S SI 92 1-3 ③ K		C SL 82 B SI 87 B SI 88 S SL 84 X SI 88 2-2 ① F8		X SI 89 0-0 16 G4-3 2-H 1B		I IN 77 I IN 75 I IN 77 I IN 76 4-0 21 FC6-4 1-2 IBB	B SI 89 I IN 70 I IN 72 I IN 73 4-0 IBB		3	0	1	1	2	1	2
16 Jason Kubel, L (1, 10) OBP: 0.283, SLG: 0.401		C SI 88 C CH 83 B SL 83 B CH 86 F SL 86 X SI 90 2-2 BB 21 1B 23 G5-3 1B	B SI 89 C SI 88 B CH 82 X SI 90 2-1 ② F7		X SI 88 0-0 ② G4-3 1-2		F SI 86 B FF 86 F CU 78 F FF 93 X CU 78 1-2 ② F8	X SL 77 0-0 ③ L8		5	1	1	0	0	0	5
21 Delmon Young, R (1, 7) OBP: 0.325, SLG: 0.353		B SL 83 C SL 84 F SL 80 X SL 82 1-2 23 G5-3 22 1B BB 1-2 1B	B SI 90 B SL 83 S SI 90 B SI 89 B SI 89 4-1 BB		S SL 84 X SL 84 0-1 ③ F8		C SI 87 F SI 89 F SL 78 B FF 89 F FF 91 B FF 90 X FF 91 2-2 ③ FC6-4 1-2f		C SI 87 B SL 80 C SL 82 B SL 78 F SL 80 F SI 90 B FF 89 F SI 89 F SI 89 3-2 ① F SI 89 X SI 89 G6-3	4	1	1	0	1	0	3
Mike Lamb, L (1, 5) OBP: 0.270, SLG: 0.312		S CH 84 B CH 84 B SI 90 B SI 89 B SI 89 4-1 22 1B 23 G5-3 7 1B 1-2 2-3 BB	X SI 89 0-0 ③ P5			X SI 89 0-0 HR		B FF 86 B FF 87 X FF 89 2-0 23 1B 3B	F SL 79 B FF 89 B SL 76 B FF 87 B SI 88 4-1 22 1B 25 1B BB	3	4	2	1	2	0	1
23 Brendan Harris, R (1, 6) OBP: 0.327, SLG: 0.340		C SL 84 X SL 83 0-1 ① G5-3 1-2 2-3 3-H		C SI 88 F SI 88 B SL 82 C SL 84 1-3 ① K		B SL 82 C SL 81 X CH 81 1-1 ① G6-3		F SI 89 B FF 89 B SL 77 X SL 78 2-1 7 1B 33 2B 3-H 1B	B SL 76 S SI 88 X SL 76 1-1 ② F8	5	1	1	2	0	1	3
Inning Stats	R: 0 E: 0 K: 2 S: 10 H: 0 LOB: 2 BB: 2 P: 19	R: 3 E: 0 K: 1 S: 16 H: 4 LOB: 2 BB: 2 P: 29	R: 0 E: 0 K: 0 S: 7 H: 0 LOB: 1 BB: 1 P: 15	R: 0 E: 0 K: 1 S: 7 H: 0 LOB: 0 BB: 0 P: 8	R: 1 E: 0 K: 0 S: 10 H: 2 LOB: 1 BB: 0 P: 12	R: 1 E: 0 K: 1 S: 8 H: 1 LOB: 0 BB: 0 P: 13	R: 0 E: 0 K: 0 S: 12 H: 0 LOB: 2 BB: 2 P: 25	R: 3 E: 0 K: 0 S: 10 H: 4 LOB: 2 BB: 1 P: 20	R: 1 E: 0 K: 0 S: 20 H: 2 LOB: 2 BB: 1 P: 29	1B: 9 2B: 2 3B: 1 HR: 1	SF: 0 SAC: 0 DP: 0 HBP: 0						

	AB	39
	R	9
	H	13
	RBI	9
	BB	9
	SO	5
	LOB	23

WP: 0 PB: 1 SB: 0 CS: 0 PA: 48

PITCHER		IP	WLS	BF	H	R	ER	SO	BB	IBB	HBP	BLK	WP	HR	S	P	ERA	WHIP
58 Armando Galarraga, R (1, 1) ERA: 3.7	(1, 1)	6.0	L	29	7	5	5	5	5	0	0	0	0	1	58	96	7.50	2.000
21 Dontrelle Willis, L (7, 1) ERA: 7.5	(7, 1)	1.0		6	1	1	1	0	1	1	0	1	0	0	13	28	9.00	2.000
45 Aquilino Lopez, R (8, 1) ERA: 2.57	(8, 1)	0.2		3	1	0	0	0	0	0	0	0	0	0	5	8	0.00	1.500
44 Bobby Seay, L (8, 1) ERA: 2.87	(8, 1)	1.1		10	4	3	3	0	1	1	0	0	0	0	24	38	20.25	3.750

PITCHER	IP	WLS	BF	H	R	ER	SO	BB	IBB	HBP	BLK	WP	HR	S	P	ERA	WHIP

Batter	1	2	3	4	5	6	7	8	9	AB	R	H	RBI	BB	SO	LOB
28 Curtis Granderson, L (1, 8) OBP: 0.313, SLG: 0.480 33 Marcus Thames, R (7, PH) OBP: 0.313, SLG: 0.435 (8, 7)	C CH 84 F CH 86 B SI 87 F CU 73 S CU 72 1-3 K ①		B SL 80 T SI 87 F CH 86 X CU 73 1-2 L8 ②		C SI 88 B CU 74 X SI 88 1-1 G4-3 ③		S SL 88 F SL 89 F FF 93 B SI 93 F SI 94 X CU 77 1-2 3-H 2B ①		C CU 77 B CU 78 S SI 90 B CU 79 B CU 79 B CU 78 4-2 BB	3 1	0 0	0 1	0 1	0 1	1 0	1 0
14 Placido Polanco, R (1, 4) OBP: 0.345, SLG: 0.386	C FF 86 B CU 72 F FF 88 B SI 88 F SI 89 F SI 89 B CH 82 X FF 90 3-2 2B		C SL 82 X SI 87 0-1 F7 ③			C FF 88 X SI 88 0-1 G5-3 ①	X SI 94 0-0 F8 ②		B SI 91 B SI 90 C SI 90 X SI 90 2-1 F8 ②	5	0	1	0	0	0	2
3 Gary Sheffield, R (1, 10) OBP: 0.344, SLG: 0.331	B FF 87 X SL 82 1-0 G6-3 ②			B SL 84 C SI 88 C SI 88 B CH 86 X SI 89 2-2 G5-3 ①		B CH 82 F CH 82 F CH 81 F SI 90 B SI 90 X SL 86 2-2 G5-3 ②	B SL 90 C SL 90 B CU 79 X SI 92 2-1 HR		B SI 91 B CU 81 B SI 90 C FF 90 C SI 90 F CU 79 F CU 79 X SI 91 3-2 G5-3 ③	5	1	1	1	0	0	2
30 Magglio Ordonez, R (1, 9) OBP: 0.378, SLG: 0.505	X CH 80 0-0 G6-3 ③			B SL 86 F SI 90 X SL 86 1-1 24 FC4-6 1B		B SI 90 S SI 90 B SL 87 F FF 91 X SI 91 2-2 24 2B 1B	F SL 90 X SL 90 0-1 G1-3 ③			4	0	2	0	0	0	1
24 Miguel Cabrera, R (1, 3) OBP: 0.368, SLG: 0.480		F CH 81 F CH 86 B CU 73 B SI 87 C SI 89 2-3 K ①		F SL 84 B SI 88 F SI 88 B CU 72 X SL 85 2-2 FC4-6 9 BB 1-2f ②		S FF 89 X SI 89 0-1 1-3 2B		B FF 91 B FF 91 B FC 84 B FF 90 4-0 BB		3	0	1	0	1	1	1
9 Carlos Guillen, S (1, 5) OBP: 0.363, SLG: 0.439		B CU 74 X CH 86 1-0 F7 ②		B SL 83 B SI 88 B SI 88 C SI 88 B SI 89 4-1 1-2 BB		B SI 89 S SI 89 B SI 89 B FF 89 C SI 89 X CH 82 3-2 G1-3 ③		B CU 78 C SI 89 F SI 91 F FC 86 B SI 91 F SI 89 C SI 91 2-3 K ①		3	0	0	0	1	1	3
20 Matt Joyce, L (1, 7) OBP: 0.341, SLG: 0.684 25 Ryan Raburn, R (7, PH) OBP: 0.359, SLG: 0.471 (8, 8)		B SI 87 B SI 86 C SI 87 C FF 88 X SI 88 2-2 F8 ③		F CH 80 B SI 88 S FF 89 F FF 89 X SI 88 1-2 G4-1 ③			C SI 87 S CH 83 X SL 82 0-2 1B 3B 2B	X SI 90 0-0 P3 ②		2 2	0 1	0 1	0 0	0 0	0 0	2 1
Edgar Renteria, R (1, 6) OBP: 0.320, SLG: 0.396			C CH 85 B SI 88 B SI 86 F FF 88 F SL 85 B CU 73 B SI 89 4-2 BB		B SL 85 C SL 84 B CH 81 B FF 89 B FF 89 4-1 G6-4-3 BB		B SL 84 B SI 89 X SI 88 2-0 2-3 3B 1B	S FC 85 S FC 85 D CU 80 X FF 90 1-2 F9 ③		2	1	1	0	2	0	1
Ivan Rodriguez, R (1, 2) OBP: 0.307, SLG: 0.392			C SL 84 B CH 81 1 SAFE F SL 84 B SI 87 X CH 80 2-2 F8 ①		F FF 87 B CH 86 B SI 88 F FF 88 F SI 89 X SI 89 2-2 G6-4-3 ① ② 1-2f		B SI 89 B SI 89 F SI 89 1 SAFE F CH 85 F CH 85 1 SAFE F CH 85 F SL 82 2-2 F SI 89 X SI 89 33 2B 1-H 3-H 3B		F SI 90 X CU 77 0-1 G1-3 ①	4	1	1	2	0	0	2
Inning Stats	R: 0 E: 0 K: 1 S: 11 H: 1 LOB: 1 BB: 0 P: 16	R: 0 E: 0 K: 1 S: 7 H: 0 LOB: 0 BB: 0 P: 12	R: 0 E: 0 K: 0 S: 11 H: 0 LOB: 1 BB: 1 P: 18	R: 0 E: 0 K: 0 S: 13 H: 1 LOB: 2 BB: 1 P: 23	R: 0 E: 0 K: 0 S: 7 H: 0 LOB: 0 BB: 1 P: 14	R: 0 E: 0 K: 0 S: 14 H: 2 LOB: 2 BB: 0 P: 21	R: 4 E: 0 K: 0 S: 21 H: 5 LOB: 0 BB: 0 P: 28	R: 0 E: 0 K: 1 S: 9 H: 0 LOB: 1 BB: 1 P: 16	R: 0 E: 0 K: 0 S: 11 H: 0 LOB: 1 BB: 1 P: 20	1B: 3 2B: 4 3B: 1 HR: 1	SF: 0 SAC: 0 DP: 1 HBP: 0					WP: 0 PB: 0 SB: 0 CS: 0	PA: 39

PITCHER		IP	WLS	BF	H	R	ER	SO	BB	IBB	HBP	BLK	WP	HR	S	P	ERA	WHIP
59 Kevin Slowey, R ERA: 4.21	(1, 1)	6.0	W	24	4	0	0	2	3	0	0	0	0	0	63	104	0.00	1.167
Dennys Reyes, L ERA: 3.55	(7, 1)	0.0		3	3	3	3	0	0	0	0	0	0	0	11	15	∞	∞
28 Jesse Crain, R ERA: 4.08	(7, 1)	1.0	H	4	2	1	1	0	0	0	0	0	0	1	10	13	9.00	2.000
54 Matt Guerrier, R ERA: 3.49	(8, 1)	1.0		4	0	0	0	1	1	0	0	0	0	0	9	16	0.00	1.000
41 Bobby Korecky, R ERA: 4.0	(9, 1)	1.0		4	0	0	0	0	1	0	0	0	0	0	11	20	0.00	1.000

PITCHER	IP	WLS	BF	H	R	ER	SO	BB	IBB	HBP	BLK	WP	HR	S	P	ERA	WHIP

BOTTOM

Minnesota Twins @ Detroit Tigers

Comerica Park, Detroit, MI

Fri May 23 2008, 7:05 PM EDT

Att. 40,732 - Cloudy - 58 F

livebaseballscorecards.com

AB	34
R	4
H	9
RBI	4
BB	5
SO	3
LOB	16

Batter	1	2	3	4	5	6	7	8	9	AB	R	H	RBI	BB	SO	LOB
22 Carlos Gómez, R (1, 8) OBP: 0.310, SLG: 0.425	B SI 86 L CH 80 B SL 80 S SL 80 X SL 80 2-2 ① B1		S B SL 82 C SI 89 B SI 90 S SL 82 2-3 ② K		B SI 85 C SI 85 B CH 79 X SI 85 2-1 ① F9		C FF 89 F SL 78 C FF 89 0-3 ② K		B SL 79 C FF 89 C FF 89 F SL 76 S SL 77 1-3 ③ K	5	0	0	0	0	3	4
25 Alexi Casilla, S (1, 4) OBP: 0.355, SLG: 0.538	C SI 86 X SL 78 0-1 ② F8		B CU 80 F SI 88 C SI 89 F SL 81 B SI 89 B SI 89 X SI 88 3-2 2-H HR		C CH 83 B CH 83 S CH 82 X CH 78 1-2 ② G4-3		C FF 90 B FF 90 F CH 84 X SI 90 1-2 ③ FC6-4 1-2f			4	1	1	2	0	0	2
7 Joe Mauer, L (1, 2) OBP: 0.411, SLG: 0.414 55 Mike Redmond, R (6, 2) OBP: 0.265, SLG: 0.290	C SI 87 T SI 88 B SL 81 X SI 89 1-2 ③ G3		X SI 88 0-0 33 1B 1B		C SI 84 B SL 80 X SL 80 1-1 ③ G3-1			B SI 89 B FF 89 F FF 89 B FF 90 X 3-1 1B		3 1	0 0	1 1	0 0	0 0	0 0	0 0
33 Justin Morneau, L (1, 3) OBP: 0.380, SLG: 0.497 Howie Clark, L (6, 3) OBP: 0.250, SLG: 0.500		B SI 88 F SI 89 F SL 82 X FC 88 1-2 FC5-4 1B	1 SAFE C SI 87 X SL 81 0-1 1-2 1B			X SI 84 0-0 ① F9		B FF 89 C FF 89 T SL 77 S CH 84 1-3 ① K		3 1	0 0	2 0	0 0	0 0	0 1	0 1
5 Michael Cuddyer, R (1, 9) OBP: 0.290, SLG: 0.310		F SI 87 X SL 81 0-1 ① F8	C CH 81 F SL 80 B SI 88 X SI 88 1-2 ③ F9			B CH 82 B CH 84 X CH 83 2-0 ② G5-3		B FF 89 B SL 79 X FF 89 2-0 ② F8		4	0	0	0	0	0	4
Craig Monroe, R (1, 10) OBP: 0.280, SLG: 0.430		S CH 80 X CH 81 0-1 ② FC5-4 1-2f		B CH 80 T SI 85 C SL 80 B SI 88 B SL 81 X SL 81 3-2 ① G4-3		X CH 82 0-0 ③ F8		F FF 90 F SL 78 B FF 89 B SL 76 S SL 75 2-3 ③ K		4	0	0	0	0	1	2
21 Delmon Young, R (1, 7) OBP: 0.328, SLG: 0.349		B CH 80 F SI 86 C FF 88 S CH 80 1-3 ③ K		B CH 80 B CH 79 B SI 86 C SI 86 C SI 86 B SL 81 4-2 18 WP 18 1B BB			B CH 77 B CH 76 F CH 82 B SI 87 B SI 84 4-1 23 1B BB		F SL 78 B FF 89 S SL 77 F FF 89 F SL 77 X SL 77 1-2 ① F8	2	1	0	0	2	1	1
18 Matt Macri, R (1, 5) OBP: 0.750, SLG: 0.667			B FF 87 F SI 86 B CH 80 X CH 80 2-1 23 S 25 HR 1B	B SI 88 C SI 88 F CH 82 F SI 88 1 SAFE B SL 83 X SL 83 2-2 23 G4-6-3 1-H 1B			F CH 83 B SI 87 F CH 83 C SI 87 1-3 ① K		F FF 89 F FF 90 B FF 89 B SL 76 B SL 76 F FF 88 B FF 89 4-2 BB	3	1	2	1	1	1	1
23 Brendan Harris, R (1, 6) OBP: 0.326, SLG: 0.338			C SI 88 C SI 89 B CH 82 B SL 83 B S 3-3 ① K 1-2	X SI 85 0-0 ② ③ G4-6-3 1-2f			B CH 82 F SI 84 X CH 79 1-1 25 FC6-4 1-2 1B		B FF 89 C SL 78 S FF 89 F FF 89 B SL 76 F SL 77 F CH 84 B CH 84 F FF 90 3-2 ② X SL 78 F7	4	0	1	0	0	1	3
Inning Stats	R: 0 E: 0 K: 0 S: 8 H: 0 LOB: 0 BB: 0 P: 11	R: 0 E: 0 K: 1 S: 10 H: 1 LOB: 1 BB: 0 P: 12	R: 2 E: 0 K: 2 S: 18 H: 4 LOB: 2 BB: 0 P: 29	R: 1 E: 0 K: 0 S: 10 H: 1 LOB: 0 BB: 1 P: 19	R: 0 E: 0 K: 0 S: 7 H: 0 LOB: 0 BB: 0 P: 11	R: 0 E: 0 K: 0 S: 3 H: 0 LOB: 0 BB: 0 P: 5	R: 0 E: 0 K: 2 S: 12 H: 1 LOB: 2 BB: 1 P: 19	R: 0 E: 0 K: 2 S: 9 H: 1 LOB: 1 BB: 0 P: 17	R: 0 E: 0 K: 1 S: 19 H: 0 LOB: 1 BB: 1 P: 28	1B: 7 2B: 0 3B: 0 HR: 1 SF: 0 SAC: 0 DP: 1 HBP: 0						

PITCHER		IP	WLS	BF	H	R	ER	SO	BB	IBB	HBP	BLK	WP	HR	S	P	ERA	WHIP
29 Nate Robertson, L ERA: 5.88	(1, 1)	6.1	W	27	7	3	3	4	2	0	0	0	1	1	62	99	4.26	1.421
45 Aquilino Lopez, R ERA: 2.35	(7, 1)	2.2		10	1	0	0	4	1	0	0	0	0	0	34	52	0.00	0.750

PITCHER | IP | WLS | BF | H | R | ER | SO | BB | IBB | HBP | BLK | WP | HR | S | P | ERA | WHIP

Minnesota Twins @ Detroit Tigers

Comerica Park, Detroit, MI

Sat May 24 2008, 7:05 PM EDT
Att. 41,137 - Clear - 60 F

TOP

livebaseballscorecards.com

AB	34
R	3
H	8
RBI	3
BB	3
SO	8
LOB	18

WP: 1	PA: 37				
PB: 0					
SB: 1					
CS: 0					

BOTTOM

Minnesota Twins @ Detroit Tigers

Comerica Park, Detroit, MI

Sat May 24 2008, 7:05 PM EDT

Att. 41,137 - Clear - 60 F

livebaseballscorecards.com

Batter	1	2	3	4	5	6	7	8	9	AB	R	H	RBI	BB	SO	LOB
28 Curtis Granderson, L (1, 8) OBP: 0.314, SLG: 0.472	C SI 88 X SI 88 0-1 P6		X SI 89 0-0 ① F7	X SI 92 0-0 14 E 2-H 1B	B FF 89 X FF 86 1-0 14 1B 3 1B 1-2 1B C SL 82 X SI 90 0-1 ③ G5-3			C SL 83 S SL 82 X SL 78 0-2 ② F9		6	2	2	1	0	0	4
14 Placido Polanco, R (1, 4) OBP: 0.361, SLG: 0.405	B SI 88 B SI 88 C SI 88 X SI 88 2-1 30 HR 1B		B SI 90 1 SAFE 1 SAFE B SI 92 B SI 90 B SI 89 4-0 30 2B 1-2 BB	B CH 82 X SI 88 1-0 E2 3 1B 1-H 2B	S SI 89 F SI 90 D CU 77 B CU 76 X FF 89 2-2 30 BB 3 1B 15 WP 1-2 2-3 1B	B CH 90 C SL 82 X SL 82 1-1 ① F9		B SI 88 B CH 83 X SI 88 2-0 3 FC6-4 1-2 1B		5	4	4	1	1	0	0
3 Gary Sheffield, R (1, 10) OBP: 0.344, SLG: 0.331	C SI 91 B SI 91 B SL 84 F SI 91 X SI 93 2-2 ② F8		C SI 89 C SL 83 B SI 88 B SI 90 S CU 75 2-3 ② K	B FF 91 B CU 75 S SL 83 B SL 84 X SL 84 3-1 30 HR 3-H 1B	B CU 76 B FF 90 C FF 90 X FF 89 2-1 15 WP 30 BB 20 1B 1-2 2-H 3-H 1B	C FF 90 C SI 91 B SL 84 B SI 91 S SL 82 2-3 ② K		B CH 84 S SL 84 S CH 84 X CH 85 1-2 ③ FC6-4 1-2f		6	2	2	3	0	2	5
30 Magglio Ordonez, R (1, 9) OBP: 0.390, SLG: 0.551 25 Ryan Raburn, R (6, 9) OBP: 0.350, SLG: 0.457	F SI 91 X SI 92 0-1 1-H HR		D CH 83 X SI 90 1-0 24 1B 1-H 2-H 2B	C CH 85 B CH 85 B CH 84 B SI 90 X FF 89 3-1 1-H HR	B SI 90 B SI 90 B SI 90 B SL 81 4-0 15 WP 20 1B 1-2 2-3 BB	C SL 82 C SI 91 B FF 90 X SL 83 1-2 ③ F9				3 1	4 0	3 0	6 0	1 0	0 0	0 0
24 Miguel Cabrera, R (1, 3) OBP: 0.366, SLG: 0.475 33 Marcus Thames, R (7, 3) OBP: 0.309, SLG: 0.429	B SL 85 C SL 84 F SI 88 X CU 78 1-2 ③ G5-3		X SL 85 0-0 9 1B 9 1B 2-H 1B	B CU 76 X FF 90 1-0 ① G6-3	X SL 83 0-0 ② F9		C SI 90 C SI 90 S FF 91 0-3 ① K			4 1	1 0	1 0	1 0	0 0	0 1	3 0
9 Carlos Guillen, S (1, 5) OBP: 0.363, SLG: 0.438 15 Brandon Inge, R (5, 5) OBP: 0.325, SLG: 0.419		X CU 73 0-0 ① F9	X CH 82 0-0 1-H 1B	F FF 90 C FF 91 F FF 91 B CH 82 B CH 82 B FF 90 X 3-2 ② P5	C SL 83 F SI 91 F SI 91 F SI 90 S SL 83 0-3 K BB 20 1B 39 1B 1-2 2-3 3-H		X SI 90 0-0 ② F8			3 2	0 1	1 0	1 0	0 0	0 1	0 2
20 Matt Joyce, L (1, 7) OBP: 0.327, SLG: 0.628		X SI 88 0-0 ② F8	B SI 90 S CU 76 F CH 84 S CU 81 1-3 ③ K	B CH 82 S SI 89 F FF 89 B SL 84 X FF 89 2-2 ③ G3	X SI 90 0-0 BB 39 1B 1-2 2-H 3-H 1B		B SI 91 B CH 82 X FF 91 2-0 ③ L8			5	1	1	2	0	1	1
Ivan Rodriguez, R (1, 2) OBP: 0.315, SLG: 0.401		C SI 87 X SI 86 0-1 ③ F8		X CU 76 0-0 39 E 2B	B FF 89 C FF 90 C CU 75 X FF 89 X FF 86 1-2 39 FC1-6 1B C SL 83 B SI 90 B SI 90 B SL 84 D SI 91 B SI 92 4-2 39 1-2 2-3 BB			B CH 83 X SI 88 1-0 ① G6-3		4	1	2	0	1	0	0
39 Ramon Santiago, S (1, 6) OBP: 0.476, SLG: 0.618			B CU 73 B CH 80 C SI 88 B SI 86 B SI 87 4-1 14 BB 30 2B BB	F SI 90 X SI 90 0-1 SH 28 1B 2-H	C FF 88 B FF 89 B FF 89 X FF 86 1-2 FC1-6 14 1B 28 1B 3 1B 1-2f C SI 89 B FF 91 X SI 90 1-1 1-2 2-H 3-H 1B			B SI 88 B SL 84 B FF 88 B FF 88 4-0 14 1B BB		2	3	1	2	2	0	1
Inning Stats	R: 2 E: 0 K: 0 S: 12 H: 2 LOB: 0 BB: 0 P: 17	R: 0 E: 0 K: 0 S: 4 H: 0 LOB: 0 BB: 0 P: 4	R: 4 E: 0 K: 2 S: 11 H: 3 LOB: 1 BB: 2 P: 23	R: 6 E: 2 K: 0 S: 18 H: 5 LOB: 0 BB: 0 P: 31	R: 7 E: 0 K: 1 S: 27 H: 6 LOB: 2 BB: 2 P: 43	R: 0 E: 0 K: 1 S: 8 H: 0 LOB: 0 BB: 0 P: 12	R: 0 E: 0 K: 1 S: 5 H: 0 LOB: 0 BB: 0 P: 7	R: 0 E: 0 K: 0 S: 8 H: 1 LOB: 2 BB: 1 P: 16		1B: 12 2B: 3 3B: 0 HR: 2 SF: 0 SAC: 1 DP: 0 HBP: 0						

	AB	42
	R	19
	H	17
	RBI	17
	BB	5
	SO	5
	LOB	16

WP: 1 PA: 48
PB: 0
SB: 0
CS: 0

PITCHER		IP	WLS	BF	H	R	ER	SO	BB	IBB	HBP	BLK	WP	HR	S	P	ERA	WHIP
26 Boof Bonser, R ERA: 6.16	(1, 1)	3.0	L	19	7	9	8	2	2	0	0	0	0	1	31	48	24.00	3.000
Brian Bass, R ERA: 5.74	(4, 1)	1.1		11	7	7	7	0	0	0	0	0	0	1	27	47	47.25	5.250
Juan Rincon, R ERA: 4.5	(5, 1)	2.2		13	2	3	3	3	2	0	0	0	1	0	27	42	10.12	1.500
Dennys Reyes, L ERA: 3.29	(8, 1)	1.0		5	1	0	0	0	1	0	0	0	0	0	8	16	0.00	2.000

PITCHER	IP	WLS	BF	H	R	ER	SO	BB	IBB	HBP	BLK	WP	HR	S	P	ERA	WHIP

Minnesota Twins @ Detroit Tigers

Comerica Park, Detroit, MI

Sun May 25 2008, 1:05 PM EDT

Att. 42,413 - Sunny - 68 F

livebaseballscorecards.com

Batter	1	2	3	4	5	6	7	8	9	AB	R	H	RBI	BB	SO	LOB
22 Carlos Gómez, R (1, 8) OBP: 0.313, SLG: 0.421	F FF 93 B FF 94 X CU 81 1-1 G1-3		X FF 92 0-0 B1-3		B FF 96 C CU 81 X FF 96 1-1 G5-3			F FF 91 X SL 79 0-1 33 BB 25 SH5-3 16 HR 1B	B FC 86 C CU 69 B SI 90 C SI 89 B SI 90 F CU 72 F FC 86 B SI 89 4-2 25 S 25 1B BB	4	2	1	0	1	0	0
25 Alexi Casilla, S (1, 4) OBP: 0.343, SLG: 0.500	B FF 93 C FF 93 B FF 93 S FF 95 F FF 95 F FF 94 C CU 81 2-3 K		C FF 91 B FF 92 X FF 93 1-1 B1-3			B CU 77 B FF 92 B FF 93 C FF 91 C FF 91 X FF 94 3-2 F7		X FF 91 0-0 SH5-3 1-2	F FC 84 1 SAFE B FC 86 C SI 89 B CH 80 B FC 86 X SI 90 3-2 7 1B 1-H 1B	4	0	1	1	0	1	0
7 Joe Mauer, L (1, 2) OBP: 0.416, SLG: 0.413	B FF 94 B CH 83 B CH 83 C FF 90 F FF 94 B FF 94 4-2 BB		C CU 79 B FF 96 B CU 82 X FF 96 2-1 L7			C SI 95 F CU 83 X FF 95 0-2 F8		I I I IN 70 I IN 67 4-0 33 BB 16 HR IBB	B SI 89 C FC 87 S CH 79 X FF 89 1-2 1-3 1B	3	1	1	0	2	0	0
33 Justin Morneau, L (1, 3) OBP: 0.376, SLG: 0.487	B FF 93 B FF 94 1 SAFE F FF 93 B FF 94 F FF 96 X FF 95 3-2 G6-3			X FF 92 0-0 F8		C FF 94 B CH 85 B CH 85 F FF 96 B CU 83 F FF 98 S CU 82 3-3 K		B FS 80 B SI 92 F SI 93 B FS 82 B SI 94 4-1 16 HR 1-2 2-3 BB	B SI 91 B SI 92 X SI 91 2-0 F7	4	1	0	0	1	1	3
5 Michael Cuddyer, R (1, 9) OBP: 0.296, SLG: 0.310		B CU 77 C CU 78 B CU 79 F FF 94 B CH 82 B FF 94 4-2 16 1B 21 G4-6-3 BB		C FF 93 B FF 94 B FF 93 F FF 94 X FF 95 2-2 16 BLK 1B			B CU 78 F FF 94 B FF 94 B CU 81 F FF 92 X FF 94 3-2 G4-3	F SI 94 B FS 82 S CH 82 S CH 84 1-3 K		3	1	1	0	1	1	3
16 Jason Kubel, L (1, 10) OBP: 0.295, SLG: 0.428		F FF 94 B CU 78 B CH 82 1 SAFE B FF 93 X FF 94 3-1 21 G4-6-3 1-3 1B		B CH 81 1 SAFE C FF 94 D CU 81 B FF 94 1 SAFE B FF 95 4-1 21 G5-4-3 1-2 BB			F FF 93 S CH 85 B CU 82 B FF 95 X CU 82 2-2 F8	B FS 82 C FF 92 B CH 82 B FS 81 X FF 92 3-1 1-H 2-H 3-H HR		3	1	2	4	1	0	0
21 Delmon Young, R (1, 7) OBP: 0.327, SLG: 0.344		F SI 95 X CU 81 0-1 G4-6-3 1-2f 3-H		B FF 96 C FF 96 B FF 96 X CU 82 2-1 G5-4-3 1-2f			B FF 94 F CU 82 B FF 94 B SI 96 F FF 95 B FF 94 4-2 1B BB	C FF 94 C FF 92 F SL 80 S CH 82 0-3 K		3	0	0	0	1	1	3
Mike Lamb, L (1, 5) OBP: 0.282, SLG: 0.331		B FF 94 C FF 94 F CH 83 F FF 94 B CH 84 X FF 94 2-2 2B			C CH 82 C CU 79 F CU 81 F FF 94 X CH 85 0-2 23 CS 1B		B CU 80 1 SAFE X 1-0 23 FC5-4 1-2 1B		X SI 88 0-0 G4-3	4	0	3	0	0	0	0
23 Brendan Harris, R (1, 6) OBP: 0.318, SLG: 0.329		C CU 80 B FF 94 X CU 81 1-1 G6-3			C FF 94 S FF 93 D CU 81 F FF 94 F CU 82 D CU 80 B SI 94 1 SAFE S FF 96 3-3 K 1-2		F FF 96 X FF 94 0-1 FC5-4 1-2f		B FC 85 B FF 88 X FF 89 2-0 G4-3	4	0	0	0	0	1	4
Inning Stats	R: 0 E: 0 K: 1 S: 12 H: 0 LOB: 1 BB: 1 P: 22	R: 1 E: 0 K: 0 S: 12 H: 2 LOB: 1 BB: 1 P: 22	R: 0 E: 0 K: 0 S: 5 H: 0 LOB: 0 BB: 0 P: 8	R: 0 E: 0 K: 0 S: 7 H: 1 LOB: 1 BB: 1 P: 15	R: 0 E: 0 K: 1 S: 12 H: 1 LOB: 0 BB: 0 P: 16	R: 0 E: 0 K: 1 S: 10 H: 0 LOB: 0 BB: 0 P: 16	R: 0 E: 0 K: 0 S: 11 H: 1 LOB: 2 BB: 1 P: 21	R: 4 E: 0 K: 2 S: 13 H: 2 LOB: 0 BB: 2 P: 25	R: 1 E: 0 K: 0 S: 13 H: 2 LOB: 2 BB: 1 P: 25	1B: 7 2B: 2 3B: 0 HR: 1 SF: 0 SAC: 1 DP: 3 HBP: 0						

PITCHER		IP	WLS	BF	H	R	ER	SO	BB	IBB	HBP	BLK	WP	HR	S	P	ERA	WHIP
35 Justin Verlander, R ERA: 5.16	(1, 1)	7.0		27	5	1	1	3	4	0	0	1	0	0	69	120	1.29	1.286
Francisco Cruceta, R ERA: 5.06	(8, 1)	1.0	L	7	2	4	4	2	1	1	0	0	0	1	13	25	36.00	3.000
59 Todd Jones, R ERA: 4.67	(9, 1)	0.2		5	2	1	1	0	1	0	0	0	0	0	12	22	13.50	4.500
31 Zach Miner, R ERA: 6.58	(9, 1)	0.1		1	0	0	0	0	0	0	0	0	0	0	1	3	0.00	0.000

PITCHER	IP	WLS	BF	H	R	ER	SO	BB	IBB	HBP	BLK	WP	HR	S	P	ERA	WHIP

AB	32
R	6
H	9
RBI	5
BB	7
SO	5
LOB	13

WP: 0 PA: 40
PB: 0
SB: 1
CS: 1

Minnesota Twins @ Detroit Tigers

Comerica Park, Detroit, MI

Sun May 25 2008, 1:05 PM EDT

Att. 42,413 - Sunny - 68 F

livebaseballscorecards.com

BOTTOM

Batter	1	2	3	4	5	6	7	8	9	AB	R	H	RBI	BB	SO	LOB
25 Ryan Raburn, R (1, 8) (8, 7) OBP: 0.318, SLG: 0.410	C FF 88 C SI 90 S SL 76 0-3 K		B SI 90 B CH 82 B FF 89 C FF 89 X FF 91 3-1 P4		C CU 75 S CH 82 B CU 78 X FF 92 1-2 L9			C FF 88 X SL 82 0-1 P4		4	0	0	0	0	1	0
14 Placido Polanco, R (1, 4) OBP: 0.359, SLG: 0.401	C SI 91 X SL 82 0-1 F8		C CH 82 X CH 83 0-1 L4		C CH 82 X CU 76 0-1 1B			B SI 91 B FF 88 C FF 88 F SI 89 F FF 90 X SI 90 2-2 G1-3		4	0	1	0	0	0	0
3 Gary Sheffield, R (1, 10) OBP: 0.348, SLG: 0.336	B SI 92 C FF 90 C SI 91 X SI 91 1-2 G4-3		B CU 76 C CH 82 B CU 76 X FF 92 2-1 1B		C FF 91 X SI 91 0-1 G4-3			X SI 90 0-0 30 2B 1B		4	0	2	0	0	0	1
30 Magglio Ordonez, R (1, 9) OBP: 0.388, SLG: 0.550		X SI 90 0-0 G4-3	1 SAFE C FF 91 X FF 91 0-1 L7			C SI 90 B SI 91 B SI 91 X SI 91 2-1 P2		B CU 75 C CH 82 X SI 90 1-1 1-3 2B		4	0	1	0	0	0	1
24 Miguel Cabrera, R (1, 3) OBP: 0.359, SLG: 0.464		C FF 90 C FF 91 C FF 93 0-3 K		B CH 80 C FF 89 X FF 91 1-1 F9		B SL 83 X CH 83 1-0 F9		T FF 93 B FC 87 B CH 87 B CH 83 F SI 91 S CU 80 3-3 K		4	0	0	0	0	2	2
9 Carlos Guillen, S (1, 5) OBP: 0.371, SLG: 0.470		B FF 91 F FF 91 X FF 91 1-1 HR		F SI 91 X FF 92 0-1 2B		C SL 83 B CH 83 C CU 77 B CH 84 F FF 92 X SI 91 2-2 1B			B SI 93 B FF 92 C FF 93 F FF 93 F CH 88 X FF 93 2-2 L7	4	1	3	1	0	0	0
33 Marcus Thames, R (1, 7) OBP: 0.310, SLG: 0.415 28 Curtis Granderson, L (8, 8) OBP: 0.319, SLG: 0.477		C FF 91 B FF 90 B CH 82 B SI 92 B FF 91 4-1 BB BB		B SI 91 C SI 90 B CH 83 F CH 83 B CU 76 S CH 82 3-3 K			B CU 73 C FF 89 S FF 90 B SI 90 F FF 90 S SI 90 2-3 K		B FF 93 X SI 93 1-0 1B	2 1	0 0	0 1	0 0	1 0	2 0	1 0
Edgar Renteria, R (1, 6) OBP: 0.319, SLG: 0.390		B CU 75 B FF 91 B FF 90 C FF 92 B FF 91 4-1 1-2 BB		X CH 83 0-0 G5-3			X CH 80 0-0 F9		B FF 94 X SL 87 1-0 P3	3	0	0	0	1	0	2
15 Brandon Inge, R (1, 2) OBP: 0.315, SLG: 0.404		C FF 90 B FF 90 B FF 91 X FF 92 2-1 L4			C SI 89 B CU 75 F FF 91 F FF 90 F SI 90 X CU 76 1-2 G6-3		B SI 89 S CH 82 B CH 82 X FF 91 2-1 F7		X FF 94 0-0 F9	4	0	0	0	0	0	3
Inning Stats	R: 0 E: 0 K: 1 S: 8 H: 0 LOB: 0 BB: 0 P: 9	R: 1 E: 0 K: 1 S: 10 H: 1 LOB: 2 BB: 2 P: 21	R: 0 E: 0 K: 0 S: 8 H: 1 LOB: 1 BB: 0 P: 13	R: 0 E: 0 K: 1 S: 8 H: 1 LOB: 1 BB: 0 P: 12	R: 0 E: 0 K: 0 S: 12 H: 1 LOB: 1 BB: 0 P: 14	R: 0 E: 0 K: 0 S: 7 H: 1 LOB: 1 BB: 0 P: 12	R: 0 E: 0 K: 1 S: 7 H: 0 LOB: 0 BB: 0 P: 11	R: 0 E: 0 K: 1 S: 12 H: 2 LOB: 2 BB: 0 P: 18	R: 0 E: 0 K: 0 S: 7 H: 1 LOB: 1 BB: 0 P: 11	1B: 5 2B: 2 3B: 0 HR: 1	SF: 0 SAC: 0 DP: 0 HBP: 0	WP: 0 PB: 0 SB: 0 CS: 0	PA: 36			

	AB	34
	R	1
	H	8
	RBI	1
	BB	2
	SO	5
	LOB	10

PITCHER		IP	WLS	BF	H	R	ER	SO	BB	IBB	HBP	BLK	WP	HR	S	P	ERA	WHIP
15 Glen Perkins, L ERA: 2.77	(1, 1)	7.2	W	31	7	1	1	4	2	0	0	0	0	1	69	104	1.17	1.174
54 Matt Guerrier, R ERA: 3.45	(8, 1)	0.1	H	1	0	0	0	1	0	0	0	0	0	0	3	6	0.00	0.000
36 Joe Nathan, R ERA: 1.35	(9, 1)	1.0		4	1	0	0	0	0	0	0	0	0	0	7	11	0.00	1.000

PITCHER		IP	WLS	BF	H	R	ER	SO	BB	IBB	HBP	BLK	WP	HR	S	P	ERA	WHIP

Batter	1	2	3	4	5	6	7	8	9	10	11	12	AB	R	H	RBI	BB	SO	LOB
28 Curtis Granderson, L (1, 8) OBP: 0.315, SLG: 0.473	B SI 91 C SI 91 F CH 82 C SI 91 1-3 K		C CU 74 X SI 90 0-1 G3		S CH 80 S CH 80 B SI 92 B CH 81 X CH 80 2-2 F8			B CU 74 X SI 89 1-0 14 SH5-4 2B		C CU 79 S CU 82 X CU 79 0-2 F9			5	0	1	0	0	1	1
14 Placido Polanco, R (1, 4) OBP: 0.362, SLG: 0.400	C SI 92 X SL 83 0-1 30 BB 1B		B FF 90 F SI 90 X SI 91 1-1 P5		B SI 91 B CH 81 C SI 91 X SI 92 2-1 G1-3			B SI 90 F FF 90 X SI 90 1-1 SH5-4 2-3		I IN 74 I IN 72 I IN 68 I IN 72 4-0 IBB			3	0	1	0	1	0	0
3 Gary Sheffield, R (1, 10) OBP: 0.344, SLG: 0.331 25 Ryan Raburn, R (6, PH) OBP: 0.298, SLG: 0.381 (6, 10)	C F F B 1 SAFE S CH 80 1-3 K		C SL 80 B SL 81 F SI 91 B CH 80 X SI 92 2-2 G6-3			C SI 89 B SI 90 S SL 82 B SI 91 B SI 90 X SI 91 3-2 F8		B CU 80 B CU 80 C CU 80 F CU 81 B SI 91 S SI 94 3-3 K		B CU 79 B CU 79 C FF 91 S FF 92 S CU 78 2-3 K			2 3	0 0	0 0	0 0	0 0	1 2	1 3
30 Magglio Ordonez, R (1, 9) OBP: 0.388, SLG: 0.542	F SI 90 B SI 92 B CH 80 B CH 80 B SI 91 4-1 24 FC6-4 1-2 BB			C FF 90 B FF 90 B CH 80 B SI 90 B SL 80 4-1 24 1B BB		C SL 80 S CH 80 B CH 80 B FF 91 C SI 92 2-3 K		C SI 94 F SI 92 B CU 82 X SI 94 1-2 G3			X FF 94 0-0 F8		3	0	0	0	2	1	1
24 Miguel Cabrera, R (1, 3) OBP: 0.355, SLG: 0.457	X SI 93 0-0 FC6-4 1-2f			C FF 90 X FF 90 0-1 1-3 1B		C SL 80 X CU 78 0-1 L4			C SI 92 S SI 93 B CU 78 B SI 94 C SI 93 2-3 K		B FF 94 F FF 94 F X 1-2 G5-3		5	0	1	0	0	1	2
9 Carlos Guillen, S (1, 5) OBP: 0.377, SLG: 0.473		B SI 91 B SI 87 X SI 91 2-0 20 F8 2B		F SI 90 F SI 91 B SI 89 S SI 92 1-3 K			B SI 86 F FF 89 B SI 87 B CH 81 F SI 90 F SI 91 B SI 91 4-2 FC5-4 BB		F SI 93 S CU 81 F CU 81 B SI 93 B SI 92 F SI 93 B SI 93 B CU 82 4-2 20 CS BB		F FS 86 X FF 94 0-1 G6-3		3	0	1	0	2	1	2
20 Matt Joyce, L (1, 7) OBP: 0.296, SLG: 0.563		S CU 77 X CH 81 0-1 F8 2-3		X SI 92 0-0 F7			F CH 80 1 SAFE B SI 90 1 SAFE X SI 90 1-1 P4		C CU 80 B SI 91 C CU 81 S CU 81 1-3 K 1-2			C FF 94 S FS 84 B FS 87 F FF 94 F FS 84 S FS 85 1-3 K	5	0	0	0	0	2	5
Edgar Renteria, R (1, 6) OBP: 0.316, SLG: 0.384		F SI 92 X SI 92 0-1 G5-3		B SI 92 C SL 83 B SI 92 F SI 92 F FF 93 F SI 92 B SI 92 X CH 79 3-2 G5-3			1 SAFE B SI 90 1 SAFE F SI 91 F SI 91 B SI 91 F SI 92 X SI 91 2-2 F9			B CU 78 B FF 92 C FF 92 C FF 91 X CU 79 2-2 WP 1B		F FF 94 B FS 86 B FF 94 X FF 93 2-1 G6-3	5	0	1	0	0	0	4
Ivan Rodriguez, R (1, 2) OBP: 0.306, SLG: 0.389		B SL 83 S SI 92 B FF 92 X SI 94 2-1 G3-1			B SI 90 S SI 89 F SL 80 F SI 91 S SI 90 1-3 K		1 SAFE F SI 91 X SI 92 0-1 FC5-4 1-2f			L FF 91 L FF 90 D CU 80 B CU 79 S FF 93 2-3 K 1-2		F FS 86 F FF 94 F FS 84 X FS 86 0-2 F9	5	0	0	0	0	2	3
Inning Stats	R: 0 E: 0 K: 2 S: 11 H: 1 LOB: 2 BB: 1 P: 17	R: 0 E: 0 K: 0 S: 7 H: 1 LOB: 1 BB: 0 P: 11	R: 0 E: 0 K: 0 S: 7 H: 0 LOB: 0 BB: 0 P: 10	R: 0 E: 0 K: 1 S: 12 H: 1 LOB: 2 BB: 1 P: 20	R: 0 E: 0 K: 1 S: 9 H: 0 LOB: 0 BB: 0 P: 14	R: 0 E: 0 K: 1 S: 8 H: 0 LOB: 0 BB: 0 P: 13	R: 0 E: 0 K: 0 S: 11 H: 0 LOB: 1 BB: 1 P: 18	R: 0 E: 0 K: 1 S: 9 H: 1 LOB: 1 BB: 0 P: 15	R: 0 E: 0 K: 2 S: 11 H: 0 LOB: 0 BB: 1 P: 18	R: 0 E: 0 K: 2 S: 12 H: 1 LOB: 2 BB: 1 P: 22	R: 0 E: 0 K: 0 S: 6 H: 0 LOB: 0 BB: 0 P: 7	R: 0 E: 0 K: 1 S: 11 H: 0 LOB: 0 BB: 0 P: 14	1B: 3 2B: 2 3B: 0 HR: 0	SF: 0 SAC: 1 DP: 0 HBP: 0	WP: 1 PB: 0 SB: 0 CS: 1	PA: 45			

PITCHER		IP	WLS	BF	H	R	ER	SO	BB	IBB	HBP	BLK	WP	HR	S	P	ERA	WHIP
Jon Garland, R ERA: 3.89	(1, 1)	7.1		29	4	0	0	5	3	0	0	0	0	0	68	108	0.00	0.955
62 Scot Shields, R ERA: 3.43	(8, 1)	1.2		5	0	0	0	3	1	0	0	0	0	0	17	28	0.00	0.600
Francisco Rodriguez, R ERA: 2.35	(10, 1)	1.0		5	1	0	0	2	0	1	0	0	1	0	12	22	0.00	1.000
66 Jose Arredondo, R ERA: 1.5	(11, 1)	2.0	W	6	0	0	0	1	0	0	0	0	0	0	17	21	0.00	0.000

PITCHER	IP	WLS	BF	H	R	ER	SO	BB	IBB	HBP	BLK	WP	HR	S	P	ERA	WHIP

TOP

Detroit Tigers @ Los Angeles Angels

Angel Stadium of Anaheim, Anaheim, CA

Mon May 26 2008, 6:05 PM PDT

Att: 41,031 - Cloudy - 65 F

livebaseballscorecards.com

AB	39
R	0
H	5
RBI	0
BB	5
SO	11
LOB	22

Batter	1	2	3	4	5	6	7	8	9	10	11	12	AB	R	H	RBI	BB	SO	LOB
6 Maicer Izturis, S (1, 6) OBP: 0.273, SLG: 0.250	B SI 80 X SI 81 1-0 E5 24 FC6-4		C SI 82 B FF 87 C CH 78 B CU 73 F FF 88 X FF 88 2-2 ② P3		F SI 83 X CH 79 0-1 ③ G2-3		B CH 79 B FF 88 D CH 79 C SI 83 F SI 83 X CH 78 3-2 ③ G3		B SI 93 B SI 91 B SI 90 C SI 91 F SI 90 X SI 91 3-2 ③ F9			B SI 94 C SI 94 B CH 89 X CH 90 2-1 27 1B BB 1B	6	1	1	0	0	0	3
24 Gary Matthews, S (1, 8) OBP: 0.311, SLG: 0.358	B SI 81 F CH 76 B FF 86 F FF 86 1 SAFE X SI 83 2-2 ① FC6-4 27 G6-4-3 1-2f		B FF 88 B FF 88 B SI 83 C SI 83 X SI 83 3-1 1B			X FF 86 0-0 ① P3		C FF 91 B CH 82 X CH 82 1-1 ① G5-3		B SI 94 X CH 86 1-0 ① G1-3		B SI 91 B SI 94 X SI 95 2-0 ① F7	6	0	1	0	0	0	2
27 Vladimir Guerrero, R (1, 9) OBP: 0.322, SLG: 0.450	1 SAFE 1 SAFE B SI 82 X CH 77 1-0 ② G6-4-3 ③ 1-2f		S CH 78 F CH 77 X CU 74 0-2 ③ F7			F CH 77 B FF 87 B FF 88 F CH 78 X FF 89 2-2 48 G3 2B		F SL 84 B FF 92 X SI 92 1-1 44 BB 2B		B SI 94 F CH 88 F SI 94 B SL 84 F CH 87 S SL 83 2-3 ② K		D SI 95 X SI 95 1-0 BB 48 IBB 1-3 1B	6	0	3	0	0	1	2
48 Torii Hunter, R (1, 10) OBP: 0.351, SLG: 0.473		C FF 86 X CH 77 0-1 FC4-6 1B		B FF 87 B FF 86 B SI 82 B SI 82 4-0 L3 BB		F FF 86 X FF 89 0-1 ② G3 2-3		D SI 93 B SI 94 B B 4-0 44 BB BB		B CH 88 B CH 88 X SI 95 2-0 WP S 1B		I IN 66 I IN 68 I IN 68 I IN 66 4-0 1-2 BB IBB	3	0	2	0	3	0	1
Garret Anderson, L (1, 7) OBP: 0.305, SLG: 0.423		B SI 82 B FF 86 F FF 86 F FF 88 B CU 74 F CH 79 X SL 79 3-2 ① FC4-6 G1 44 HBP 1-2f		C SI 83 1 SAFE F SI 84 B CU 74 X CU 75 1-2 ①② L3 1-1		B FF 89 C FF 91 B FF 91 B FF 91 F FF 90 X SI 81 3-2 ③ G3-1		C SI 92 F SI 92 B FF 93 B SI 93 S CH 82 2-3 ② K		I IN 64 I I I 4-0 44 DI 1-3 IBB		B SI 92 B SL 80 B SI 91 B SI 92 4-0 1-2 2-3 3-H BB	4	0	0	1	2	1	5
44 Mike Napoli, R (1, 2) OBP: 0.322, SLG: 0.534		1 SAFE B SI 83 F CH 78 F CH 78 B FF 87 F FF 88 H CU 74 3-2 G1 1-2 HBP		C CH 78 B CH 77 X FF 88 1-1 ③ G6-3			X CH 76 0-0 FC1-6 1B	B FF 93 B SL 85 B SI 94 B SI 92 4-0 1-2 2-3 BB		C SI 94 X SI 94 0-1 ③ G3 1-2			3	0	1	0	1	0	2
Casey Kotchman, L (1, 3) OBP: 0.364, SLG: 0.478	C FF 87 B CU 74 F SI 84 X SL 80 1-2 ② G1 1-2 2-3		B SI 82 X SI 82 1-0 2B				1 SAFE 1 SAFE X FF 87 0-0 ① FC1-6 3 E 1-2f	D CH 83 X FF 92 1-0 ③ F7			B CH 87 B CH 87 X SI 94 2-0 ① G4-3		5	0	1	0	0	0	6
3 Brandon Wood, R (1, 5) OBP: 0.163, SLG: 0.195	S SI 83 B SI 84 S CH 79 X FF 88 1-2 ③ F8		X CH 78 0-0 ① G5-3				B CH 78 X CH 78 1-0 E5 1-2		B FF 90 C SI 92 X SL 88 1-1 ① F8		B SI 95 B CH 89 X SI 95 2-0 ② L5		5	0	0	0	0	0	4
18 Sean Rodríguez, R (1, 4) OBP: 0.234, SLG: 0.158			B SI 80 B SI 81 C SI 82 F SI 82 C FF 87 2-3 ① K		B CH 77 C FF 86 C FF 87 X SI 82 1-2 ② G1-3		F CH 78 F CH 79 S CH 78 0-3 ② K		B FF 92 C SI 92 F FF 92 S CH 83 1-3 ② K		B SI 95 X SI 95 1-0 ③ G4-3		5	0	0	0	0	3	3
Inning Stats	R: 0 H: 0 E: 1 LOB: 0 K: 0 BB: 0 S: 5 P: 9	R: 0 H: 1 E: 0 LOB: 2 K: 0 BB: 0 S: 15 P: 23	R: 0 H: 1 E: 0 LOB: 1 K: 1 BB: 0 S: 12 P: 19	R: 0 H: 0 E: 0 LOB: 0 K: 0 BB: 1 S: 5 P: 11	R: 0 H: 1 E: 0 LOB: 1 K: 0 BB: 0 S: 7 P: 9	R: 0 H: 1 E: 0 LOB: 1 K: 0 BB: 0 S: 9 P: 14	R: 0 H: 1 E: 1 LOB: 2 K: 1 BB: 0 S: 9 P: 13	R: 0 H: 1 E: 0 LOB: 3 K: 1 BB: 2 S: 8 P: 21	R: 0 H: 0 E: 0 LOB: 0 K: 1 BB: 0 S: 8 P: 13	R: 0 H: 1 E: 0 LOB: 2 K: 1 BB: 1 S: 8 P: 17	R: 0 H: 0 E: 0 LOB: 0 K: 0 BB: 0 S: 3 P: 8	R: 1 H: 2 E: 0 LOB: 3 K: 0 BB: 2 S: 4 P: 17	1B: 6 2B: 4 3B: 0 HR: 0	SF: 0 SAC: 0 DP: 2 HBP: 1	WP: 1 PB: 0 SB: 1 CS: 0	PA: 50		

PITCHER		IP	WLS	BF	H	R	ER	SO	BB	IBB	HBP	BLK	WP	HR	S	P	ERA	WHIP
Kenny Rogers, L ERA: 5.88	(1, 1)	7.0		28	5	0	0	2	1	0	1	0	0	0	62	98	0.00	0.857
31 Zach Miner, R ERA: 6.11	(8, 1)	2.0		9	1	0	0	2	2	0	0	0	0	0	16	34	0.00	1.500
34 Freddy Dolsi, R ERA: 1.86	(10, 1)	2.1	L	12	3	1	1	1	0	2	0	0	1	0	15	38	3.86	1.286
44 Bobby Seay, L ERA: 2.87	(12, 1)	0.0		1	0	0	0	0	1	0	0	0	0	0	0	4	∞	∞

PITCHER	IP	WLS	BF	H	R	ER	SO	BB	IBB	HBP	BLK	WP	HR	S	P	ERA	WHIP

BOTTOM

Detroit Tigers @ Los Angeles Angels

Angel Stadium of Anaheim, Anaheim, CA

Mon May 26 2008, 6:05 PM PDT

Att. 41,031 - Cloudy - 65 F

livebaseballscorecards.com

AB	43
R	1
H	9
RBI	1
BB	6
SO	5
LOB	28

Detroit Tigers @ Los Angeles Angels

Angel Stadium of Anaheim, Anaheim, CA

Tue May 27 2008, 7:05 PM PDT

Att. 36,569 - Clear - 67 F

TOP

livebaseballscorecards.com

Batter	1	2	3	4	5	6	7	8	9	AB	R	H	RBI	BB	SO	LOB
28 Curtis Granderson, L (1, 8) OBP: 0.305, SLG: 0.457	C FF 94 B SL 82 X FF 95 1-1 F7		C SL 83 C FF 93 X FF 93 0-2 G3			C SL 81 F FF 93 D SL 84 F FF 95 X FF 94 1-2 FC6-4 20 CS 1-2f			B SL 81 S FF 94 B SL 82 X FF 94 2-1 F8	4	0	0	0	0	0	1
20 Matt Joyce, L (1, 7) OBP: 0.276, SLG: 0.519	S FF 96 S FF 95 F FF 96 F FF 96 B SL 88 S SL 87 1-3 K		F SI 94 B SL 86 S SL 83 B SL 84 B FF 95 C FF 95 3-3 K			P PO 87 S FF 95 B FF 96 F FF 96 F FF 96 S SL 86 2-3 K 1-2			S SL 81 B SL 82 S SL 83 B SL 84 B FF 96 F FF 95 T SL 85 3-2 K	4	0	0	0	0	4	1
14 Placido Polanco, R (1, 4) OBP: 0.356, SLG: 0.393	B FF 96 X FF 96 1-0 G4-3			B FF 93 C FF 94 C SL 83 F FF 94 C FF 94 1-3 K			B FF 92 X FF 93 1-0 G6-3			3	0	0	0	0	1	0
30 Magglio Ordonez, R (1, 9) OBP: 0.387, SLG: 0.538		C SL 81 F FF 96 B FF 95 X FF 96 1-2 24 HR 1B		F FF 95 B FF 96 X SL 86 1-1 G6-3			X FF 94 0-0 G6-3			3	1	1	0	0	0	0
24 Miguel Cabrera, R (1, 3) OBP: 0.355, SLG: 0.471		C FF 96 D FF 94 X FF 95 1-1 1-H HR		S FF 96 X SL 86 0-1 P4			C SI 96 F SL 86 B FF 96 B FF 95 B FF 96 F FF 97 F SL 88 X SL 87 3-2 P4			3	1	1	2	0	0	0
9 Carlos Guillen, S (1, 10) OBP: 0.371, SLG: 0.465		B SL 82 F FF 94 F SL 86 X FF 96 1-2 P5			F FF 96 S SL 86 B FF 95 B FF 96 C FF 96 2-3 K			B SL 82 C SL 80 C FF 95 B FF 95 F SL 85 B FF 95 X FF 95 3-2 G4-3		3	0	0	0	0	1	0
Edgar Renteria, R (1, 6) OBP: 0.311, SLG: 0.378		X FF 96 0-0 G4-3			C FF 95 B FF 95 F SL 84 S FF 96 1-3 K			F FF 95 X FF 96 0-1 F8		3	0	0	0	0	1	0
Ivan Rodriguez, R (1, 2) OBP: 0.301, SLG: 0.382		B FF 96 F FF 96 B SL 85 F SL 86 F FF 97 X SL 88 2-2 F8			S SL 82 X SL 86 0-1 F7			C FF 96 X SL 86 0-1 G5-3		3	0	0	0	0	0	0
15 Brandon Inge, R (1, 5) OBP: 0.315, SLG: 0.402			F FF 94 X FF 96 0-1 G6-3			C SL 82 S SL 81 X FF 95 0-2 28 FC6-4 1B			B FF 93 C FF 92 S SL 83 B SL 84 X SL 85 2-2 G6-3	3	0	1	0	0	0	0
Inning Stats	R: 0 E: 0 K: 1 S: 8 H: 0 LOB: 0 BB: 0 P: 11	R: 2 E: 0 K: 0 S: 13 H: 2 LOB: 0 BB: 0 P: 18	R: 0 E: 0 K: 1 S: 8 H: 0 LOB: 0 BB: 0 P: 11	R: 0 E: 0 K: 1 S: 8 H: 0 LOB: 0 BB: 0 P: 10	R: 0 E: 0 K: 2 S: 8 H: 0 LOB: 0 BB: 0 P: 11	R: 0 E: 0 K: 1 S: 12 H: 1 LOB: 0 BB: 0 P: 14	R: 0 E: 0 K: 0 S: 7 H: 0 LOB: 0 BB: 0 P: 11	R: 0 E: 0 K: 0 S: 8 H: 0 LOB: 0 BB: 0 P: 11	R: 0 E: 0 K: 1 S: 9 H: 0 LOB: 0 BB: 0 P: 16	1B: 2 2B: 0 3B: 0 HR: 1 SF: 0 SAC: 0 DP: 0 HBP: 0						

	AB	29
	R	2
	H	3
	RBI	2
	BB	0
	SO	7
	LOB	2

WP: 0 PB: 0 SB: 0 CS: 1 PA: 29

PITCHER	IP	WLS	BF	H	R	ER	SO	BB	IBB	HBP	BLK	WP	HR	S	P	ERA	WHIP
54 Ervin Santana, R (1, 1) ERA: 3.09	9.0	W	29	3	2	2	7	0	0	0	0	0	1	81	113	2.00	0.333

PITCHER	IP	WLS	BF	H	R	ER	SO	BB	IBB	HBP	BLK	WP	HR	S	P	ERA	WHIP

BOTTOM

Detroit Tigers @ Los Angeles Angels

Angel Stadium of Anaheim, Anaheim, CA

Tue May 27 2008, 7:05 PM PDT

Att. 36,569 - Clear - 67 F

Batter	1	2	3	4	5	6	7	8	9	AB	R	H	RBI	BB	SO	LOB
6 Maicer Izturis, S (1, 6) OBP: 0.279, SLG: 0.246	B SI 90 C SI 90 X SI 90 1-1 P5 ①			B SI 90 X SI 91 1-0 G4-3 ①		B FF 91 1 SAFE B SL 82 B FF 91 B SI 91 4-0 1-2 BB		B FF 90 X FF 92 1-0 SH1-4 ① 1-2 2-3	1 SAFE C FF 89 B FS 82 B FF 90 D FF 89 B FF 89 4-1 1-2 24 1B BB	2	0	0	0	2	0	0
24 Gary Matthews, S (1, 10) OBP: 0.308, SLG: 0.354	C FF 92 B SI 89 F FF 91 B SL 83 S SL 82 2-3 K ②			F SL 84 X FF 92 0-1 P6 ②		X SI 92 0-0 F7 ②		S FS 83 S FS 83 D FS 84 C SL 82 1-3 K ②	X FS 84 0-0 1-2 2-H 1B	5	0	1	1	0	2	4
27 Vladimir Guerrero, R (1, 9) OBP: 0.321, SLG: 0.443	F SL 84 B SL 83 F SL 85 B FF 92 S SL 85 2-3 K2-3 ③			B SI 90 F FF 91 X FF 92 1-1 F8 ③		B SL 85 S SL 84 D SL 85 B FF 90 2 SAFE F SL 84 C SL 86 3-3 K ③		B FS 82 B FF 94 F FF 94 S CH 84 B FS 84 D FS 83 4-2 1B 2-3 3-H BB		3	0	0	0	1	2	2
Garret Anderson, L (1, 7) OBP: 0.314, SLG: 0.429		X SI 91 0-0 P5 ①			B FF 90 B FF 92 X SI 91 2-0 5 CS 1B 1B		B SI 87 F SL 82 X SI 91 1-1 1B	B FF 93 X FF 92 1-0 48 BB 1-3 3-H 1B		4	0	3	1	0	0	0
48 Torii Hunter, R (1, 8) OBP: 0.349, SLG: 0.466		C FF 90 B SL 84 F FF 91 C FF 92 1-3 K ②			F SI 91 D SL 84 X FF 91 1-1 F9 ①		X SL 83 0-0 F8 ①	D FS 82 B FF 93 B FF 94 F FF 93 B FF 93 4-1 1-2 BB		3	0	0	0	1	1	2
Casey Kotchman, L (1, 3) OBP: 0.362, SLG: 0.473		X FF 92 0-0 G6-3 ③			B SI 92 B SI 88 B FF 91 X FF 92 3-0 5 CS 1-2 1B		B SL 85 B SI 87 X FF 91 2-0 F8 ②	S FF 94 D FS 83 B CH 83 X FF 94 2-1 F7 ③		4	0	1	0	0	0	4
5 Jeff Mathis, R (1, 2) OBP: 0.262, SLG: 0.364			B SL 82 F FF 92 B SL 83 F FF 91 C FF 92 2-3 K ①		B SL 84 S FF 92 X SL 83 1-1 L5 ②③ 1-2 2-3		S SL 84 S SL 84 S SL 85 0-3 K ③		B SL 78 B FF 90 X FF 90 2-0 P2 ①	4	0	0	0	0	2	3
3 Brandon Wood, R (1, 5) OBP: 0.156, SLG: 0.186 77 Reggie Willits, S (8, PH) OBP: 0.387, SLG: 0.370 39 Robb Quinlan, R (9, 5) OBP: 0.297, SLG: 0.276			C FF 92 S SL 84 X FF 91 0-2 G5-3 ②			C FF 91 F SI 90 B FF 90 S FF 91 1-3 K ①		C FF 91 B SL 82 X FF 91 1-1 6 SH1-4 18 1B 27 WP 1B	C FF 90 S FF 90 X SL 77 0-2 F7 ②	2 1 1	0 1 0	0 1 0	0 0 0	0 0 0	1 0 0	0 0 0
18 Sean Rodríguez, R (1, 4) OBP: 0.265, SLG: 0.183			C FF 92 C FF 92 F SL 85 X FF 91 0-2 P4 ③			X FF 91 0-0 6 BB 1B		X FF 91 0-0 27 WP 6 SH1-4 1-2 1B 1B	B FF 90 F SL 79 S FF 89 B SL 78 B SL 76 B SL 78 4-2 6 BB 24 1B BB	3	2	2	0	1	0	0
Inning Stats	R: 0 E: 0 K: 2 S: 8 H: 0 LOB: 0 BB: 0 P: 13	R: 0 E: 0 K: 1 S: 5 H: 0 LOB: 0 BB: 0 P: 6	R: 0 E: 0 K: 1 S: 10 H: 0 LOB: 0 BB: 0 P: 12	R: 0 E: 0 K: 0 S: 5 H: 0 LOB: 0 BB: 0 P: 7	R: 0 E: 0 K: 0 S: 6 H: 2 LOB: 1 BB: 0 P: 13	R: 0 E: 0 K: 2 S: 8 H: 1 LOB: 2 BB: 1 P: 16	R: 0 E: 0 K: 1 S: 7 H: 1 LOB: 1 BB: 0 P: 10	R: 2 E: 0 K: 1 S: 13 H: 3 LOB: 3 BB: 2 P: 27	R: 1 E: 0 K: 0 S: 8 H: 1 LOB: 2 BB: 2 P: 18	1B: 8 2B: 0 3B: 0 HR: 0	SF: 0 SAC: 1 DP: 0 HBP: 0						

	AB	32
	R	3
	H	8
	RBI	2
	BB	5
	SO	8
	LOB	15

WP: 1 PB: 0 SB: 0 CS: 2 PA: 38

livebaseballscorecards.com

PITCHER		IP	WLS	BF	H	R	ER	SO	BB	IBB	HBP	BLK	WP	HR	S	P	ERA	WHIP
38 Jeremy Bonderman, R ERA: 4.34	(1, 1)	7.1		28	6	2	2	7	1	0	0	0	0	0	53	83	2.46	0.955
Francisco Cruceta, R ERA: 4.76	(8, 1)	0.2	B	5	1	0	0	1	2	0	0	0	1	0	9	21	0.00	4.500
45 Aquilino Lopez, R ERA: 2.59	(9, 1)	0.2	L	5	1	1	1	0	2	0	0	0	0	0	8	18	13.50	4.500

PITCHER	IP	WLS	BF	H	R	ER	SO	BB	IBB	HBP	BLK	WP	HR	S	P	ERA	WHIP

Batter	1	2	3	4	5	6	7	8	9	AB	R	H	RBI	BB	SO	LOB
28 Curtis Granderson, L (1, 8) OBP: 0.308, SLG: 0.455	C FF 90 B CU 78 C SI 92 X SI 91 1-2 33 HR 1B	S CU 80 B SL 82 C SI 91 B CU 80 X SL 81 2-2 ② P6			C SI 91 B SI 92 X SI 92 1-1 ① G6-3		B FC 84 X SI 89 1-0 33 F7 14 1B 24 SF8 1B	C CU 81 B FF 93 B FF 94 F CU 82 X FF 95 2-2 ③ F7		5	2	2	0	0	0	1
14 Placido Polanco, R (1, 4) OBP: 0.357, SLG: 0.399	C SI 92 1 SAFE F SI 92 B CH 80 1 SAFE 1 SAFE F SI 91 F SI 93 F CU 80 2-3 K	B SI 91 B SI 92 C SI 91 F SI 91 S FF 94 2-3 ③ K			B SI 92 F CH 82 F CH 82 B FF 92 F FF 92 B CH 82 X FF 93 3-2 33 HR 2B		C SI 88 X FC 84 0-1 33 F7 1-2 1B		B SL 76 B FF 88 X FF 88 2-0 ① G5-3	5	1	2	0	0	2	1
33 Marcus Thames, R (1, 7) OBP: 0.320, SLG: 0.507 20 Matt Joyce, L (7, 7) OBP: 0.271, SLG: 0.509	B SI 92 F SI 92 B CH 82 1 SAFE S CH 82 1 SAFE 1 SAFE 1 SAFE X CH 81 2-2 1-H HR		B SI 90 X SI 90 1-0 ① F7		X CH 84 0-0 2-H HR		C SI 90 F SI 89 F SL 81 F SL 80 B SI 88 B FC 84 X SL 80 2-2 ① F7 1-2 2-3		C SL 76 X FF 89 0-1 ② P5	4 1	2 0	2 0	4 0	0 0	0 0	2 0
30 Magglio Ordonez, R (1, 10) OBP: 0.392, SLG: 0.538	X SI 90 0-0 1B 1B 1B		F FF 92 B CH 83 F FF 92 B FF 94 X FF 93 2-2 ② F7		F CU 79 B SI 92 X SI 93 1-1 ② G3-1		I IN 76 I IN 77 I IN 83 I IN 81 4-0 IBB		C FF 89 X FF 89 0-1 1B	4	1	2	0	1	0	0
24 Miguel Cabrera, R (1, 3) OBP: 0.351, SLG: 0.464	F CH 81 F FF 92 S CH 82 0-3 ② K		B SL 81 B SI 92 X CH 83 2-0 ③ P4		B CH 82 B CH 83 B SI 92 C FF 92 F FF 92 B FF 94 4-2 BB		S FC 86 X SI 91 0-1 ② SF8 3-H		B FF 89 B FF 89 F FF 88 F FF 88 F FF 88 B FF 90 X FF 89 3-2 ③ F8	3	0	0	1	1	1	2
Ivan Rodriguez, R (1, 2) OBP: 0.300, SLG: 0.379	F SI 92 B CH 80 X CH 82 1-1 1B 1-2 1B			B SI 91 T CH 83 X CH 82 1-1 ① G6-3	C SI 92 D SI 92 F SI 92 F FF 92 X CH 82 1-2 ③ F8		F FC 86 F SI 89 D SL 81 X SL 80 1-2 ③ G1-3			4	0	1	0	0	0	3
Edgar Renteria, R (1, 6) OBP: 0.315, SLG: 0.380	C CU 78 B FF 92 X SI 92 1-1 1-2 2-H 1B			B SI 90 X CH 82 1-0 E5		F SI 89 B FC 82 X FC 83 1-1 ① P4		S FF 92 B FF 93 F FF 93 B FF 93 X FF 94 2-2 15 G6-3 15 WP 1B		4	0	2	1	0	0	0
15 Brandon Inge, R (1, 5) OBP: 0.306, SLG: 0.388	F SI 92 F CH 83 D CU 80 S CH 82 1-3 ③ K			C SI 92 B SI 92 X SI 92 1-1 ② F9		B SI 89 X FC 84 1-0 ② F7		C SL 88 B FF 94 D SL 91 B FF 94 X FF 94 3-1 ① G6-3 1-3		4	0	0	0	0	1	4
25 Ryan Raburn, R (1, 9) OBP: 0.275, SLG: 0.348		C SI 90 B SI 90 X SI 91 1-1 ① G6-3		B CH 82 C CH 81 B SI 92 C CH 82 C FF 94 2-3 ③ K		B SI 88 B SI 89 X SI 88 2-0 ③ P5		S SL 88 B SL 89 C FF 94 T SI 94 1-2 ② K		4	0	0	0	0	2	2
Inning Stats	R: 3 E: 0 K: 3 S: 24 H: 5 LOB: 2 BB: 0 P: 32	R: 0 E: 0 K: 1 S: 8 H: 0 LOB: 0 BB: 0 P: 13	R: 0 E: 0 K: 0 S: 5 H: 0 LOB: 0 BB: 0 P: 10	R: 0 E: 1 K: 1 S: 8 H: 0 LOB: 1 BB: 0 P: 13	R: 2 E: 0 K: 0 S: 15 H: 2 LOB: 1 BB: 1 P: 25	R: 0 E: 0 K: 0 S: 4 H: 0 LOB: 0 BB: 0 P: 8	R: 1 E: 0 K: 0 S: 13 H: 2 LOB: 2 BB: 1 P: 21	R: 0 E: 0 K: 1 S: 11 H: 1 LOB: 1 BB: 0 P: 19	R: 0 E: 0 K: 0 S: 9 H: 1 LOB: 1 BB: 0 P: 14	1B: 8 2B: 1 3B: 0 HR: 2 SF: 1 SAC: 0 DP: 0 HBP: 0						

PITCHER		IP	WLS	BF	H	R	ER	SO	BB	IBB	HBP	BLK	WP	HR	S	P	ERA	WHIP
51 Joe Saunders, L ERA: 2.76	(1, 1)	5.0	L	24	7	5	5	5	1	0	0	0	0	2	60	93	9.00	1.600
33 Justin Speier, R ERA: 4.95	(6, 1)	2.0		9	2	1	1	0	0	1	0	0	0	0	17	29	4.50	1.000
49 Chris Bootcheck, R ERA: 8.1	(8, 1)	1.0		4	1	0	0	1	0	0	0	0	1	0	11	19	0.00	1.000
Darren Oliver, L ERA: 2.42	(9, 1)	1.0		4	1	0	0	0	0	0	0	0	0	0	9	14	0.00	1.000

PITCHER	IP	WLS	BF	H	R	ER	SO	BB	IBB	HBP	BLK	WP	HR	S	P	ERA	WHIP

TOP

Detroit Tigers @ Los Angeles Angels

Angel Stadium of Anaheim, Anaheim, CA

Wed May 28 2008, 7:05 PM PDT

Att. 42,191 - Clear - 67 F

livebaseballscorecards.com

AB	38
R	6
H	11
RBI	6
BB	2
SO	6
LOB	15

BOTTOM

Batter	1	2	3	4	5	6	7	8	9	AB	R	H	RBI	BB	SO	LOB
77 Reggie Willits, S (1, 7) OBP: 0.400, SLG: 0.345	B SI 86 B SI 88 B SI 89 B SI 88 4-0 6 L4-3 BB		B SI 90 X SL 86 1-0 ② ③ G4-6-3 1-2f			B SI 89 C SL 84 B CH 83 F SL 82 X SI 90 2-2 ② FC6-4 1-2f			B SI 92 B SI 89 B SI 89 C SI 88 B SI 88 4-1 6 HR BB	2	1	0	0	2	0	2
6 Maicer Izturis, S (1, 6) OBP: 0.279, SLG: 0.270	B SI 89 C SL 84 X SI 90 1-1 ① ② L4-3 1-1			C SI 91 X SI 86 0-1 ① F7		B SI 90 B SI 88 X SI 89 2-0 ③ G4-3			C SL 81 X SL 82 0-1 1-H HR	4	1	1	2	0	0	2
Garret Anderson, L (1, 10) OBP: 0.308, SLG: 0.421	B SI 92 C SL 86 F SL 87 F SL 86 B SI 92 F SI 93 B SI 86 F SL 86 X SL 86 3-2 ③ L8			B SI 91 T SI 90 F SI 91 C SL 84 1-3 ② K			X SL 84 0-0 ① P4		F SI 88 X SI 90 0-1 ② P5	4	0	0	0	0	1	0
48 Torii Hunter, R (1, 8) OBP: 0.343, SLG: 0.456		F SI 92 X SL 84 0-1 ① G5-3		C SL 85 F SI 88 S SI 93 0-3 ③ K			C SI 92 F SI 92 B SI 92 B SL 84 S SL 85 2-3 ② K		B B FF 89 B FF 89 C SI 89 X SI 90 3-1 ③ G5-3	4	0	0	0	0	2	0
24 Gary Matthews, S (1, 9) OBP: 0.309, SLG: 0.353		C SI 90 B SI 87 X SI 92 1-1 1B			X SL 84 0-0 ① P4		F SI 92 B SI 92 B SL 83 B SL 84 X SI 90 3-1 ③ G4-3			3	0	1	0	0	0	0
Casey Kotchman, L (1, 3) OBP: 0.361, SLG: 0.471		C SI 91 X SI 90 0-1 ② P5			C SL 85 S SL 82 X SL 84 0-2 ② F8			F SI 89 B CH 83 X SL 84 1-1 44 G5-4-3 1B		3	0	1	0	0	0	1
44 Mike Napoli, R (1, 2) OBP: 0.315, SLG: 0.519		F SL 86 B SI 90 C SL 85 S SI 93 1-3 ③ K			X SI 92 0-0 ③ F9			S SL 82 T SL 86 B SI 92 F SI 92 F SL 85 X SI 91 1-2 ① ② G5-4-3 1-2f		3	0	0	0	0	1	2
3 Brandon Wood, R (1, 5) OBP: 0.167, SLG: 0.178			F SI 92 C SL 86 F SI 92 X SL 87 0-2 ① F9			B SI 92 B SI 90 B SI 90 C SI 89 B SI 90 4-1 77 FC6-4 BB		C SL 84 C SL 84 B SI 91 F SL 85 X SL 83 1-2 ③ P3		2	0	0	0	1	0	0
18 Sean Rodríguez, R (1, 4) OBP: 0.268, SLG: 0.190			B SI 92 B SI 92 X SI 90 2-0 77 G4-6-3 1B			C SI 91 F SL 83 X SL 84 0-2 ① F8			B SI 92 B SI 88 C SI 88 C SL 81 B SL 86 X SI 90 3-2 ① G6-3	3	0	1	0	0	0	1
Inning Stats	R: 0 E: 0 K: 0 S: 8 H: 0 LOB: 0 BB: 1 P: 16	R: 0 E: 0 K: 1 S: 9 H: 1 LOB: 1 BB: 0 P: 11	R: 0 E: 0 K: 0 S: 6 H: 1 LOB: 0 BB: 0 P: 9	R: 0 E: 0 K: 2 S: 8 H: 0 LOB: 0 BB: 0 P: 9	R: 0 E: 0 K: 0 S: 5 H: 0 LOB: 0 BB: 0 P: 5	R: 0 E: 0 K: 0 S: 8 H: 0 LOB: 1 BB: 1 P: 16	R: 0 E: 0 K: 1 S: 6 H: 0 LOB: 0 BB: 0 P: 11	R: 0 E: 0 K: 0 S: 11 H: 1 LOB: 0 BB: 0 P: 14	R: 2 E: 0 K: 0 S: 10 H: 1 LOB: 0 BB: 1 P: 20	1B: 3 2B: 1 3B: 0 HR: 1	SF: 0 SAC: 0 DP: 3 HBP: 0					

PITCHER	IP	WLS	BF	H	R	ER	SO	BB	IBB	HBP	BLK	WP	HR	S	P	ERA	WHIP
58 Armando Galarraga, R (1, 1) ERA: 3.44	8.1	W	29	4	2	2	4	3	0	0	0	0	1	67	104	2.16	0.840
59 Todd Jones, R (9, 1) ERA: 4.5	0.2		2	0	0	0	0	0	0	0	0	0	0	4	7	0.00	0.000

PITCHER	IP	WLS	BF	H	R	ER	SO	BB	IBB	HBP	BLK	WP	HR	S	P	ERA	WHIP

Detroit Tigers @ Los Angeles Angels

Angel Stadium of Anaheim, Anaheim, CA

Wed May 28 2008, 7:05 PM PDT
Att. 42,191 - Clear - 67 F

livebaseballscorecards.com

AB	28
R	2
H	4
RBI	2
BB	3
SO	4
LOB	8

Batter	1	2	3	4	5	6	7	8	9	AB	R	H	RBI	BB	SO	LOB
28 Curtis Granderson, L (1, 8) OBP: 0.319, SLG: 0.468	1B 2B		F9			G3		1B		5	1	3	1	0	0	1
14 Placido Polanco, R (1, 4) OBP: 0.358, SLG: 0.396	1B BB			G6-3		G4-3		G6-3		4	1	1	0	1	0	1
9 Carlos Guillen, S (1, 5) OBP: 0.372, SLG: 0.460 Ivan Rodriguez, R (8, 2) OBP: 0.300, SLG: 0.379	1B G4-3			G3		BB		F8		4 0	1 0	1 0	1 0	1 0	0 0	3 0
30 Magglio Ordonez, R (1, 9) OBP: 0.392, SLG: 0.532	F3	G4-3		1B		HBP			K	4	0	1	0	0	1	2
33 Marcus Thames, R (1, 7) OBP: 0.316, SLG: 0.507 36 Clete Thomas, L (8, 7) OBP: 0.333, SLG: 0.387	2B			P6		FC6-4			G4-3	4 1	1 0	1 0	1 0	0 0	0 0	3 0
24 Miguel Cabrera, R (1, 3) OBP: 0.357, SLG: 0.467	1B	P5			F8-4		G6-3		1B	5	0	3	1	0	0	0
19 Jeff Larish, L (1, 10) OBP: 0.200, SLG: 0.200	FC1-6		G6-3				K		K	5	1	1	1	0	2	2
Edgar Renteria, R (1, 6) OBP: 0.318, SLG: 0.383	1B		1B		L9		K			4	1	2	0	0	1	2
15 Brandon Inge, R (1, 2) OBP: 0.304, SLG: 0.400 (8, 5)	3B		P2		F8-4			G5-3		4	1	1	2	0	0	3
Inning Stats	R: 7 E: 0 K: 0 S: 28 H: 8 LOB: 2 BB: 1 P: 48	R: 0 E: 0 K: 0 S: 9 H: 0 LOB: 0 BB: 0 P: 13	R: 0 E: 0 K: 0 S: 9 H: 1 LOB: 1 BB: 0 P: 16	R: 0 E: 0 K: 0 S: 7 H: 1 LOB: 1 BB: 0 P: 14	R: 0 E: 0 K: 0 S: 9 H: 2 LOB: 1 BB: 0 P: 13	R: 0 E: 0 K: 0 S: 8 H: 0 LOB: 2 BB: 1 P: 17	R: 0 E: 0 K: 2 S: 9 H: 0 LOB: 0 BB: 0 P: 14	R: 0 E: 0 K: 0 S: 11 H: 1 LOB: 1 BB: 0 P: 20	R: 0 E: 0 K: 2 S: 10 H: 1 LOB: 1 BB: 0 P: 15	1B: 11 2B: 3 3B: 1 HR: 0 SF: 0 SAC: 0 DP: 1 HBP: 1						

TOP

Detroit Tigers @ Seattle Mariners

Safeco Field, Seattle, WA

Fri May 30 2008, 7:10 PM PDT

Att. 34,045 - Clear - 60 F

livebaseballscorecards.com

AB	40
R	7
H	14
RBI	7
BB	2
SO	4
LOB	17

PITCHER		IP	WLS	BF	H	R	ER	SO	BB	IBB	HBP	BLK	WP	HR	S	P	ERA	WHIP
52 Carlos Silva, R ERA: 6.0	(1, 1)	0.2	L	9	7	7	7	0	0	0	0	0	0	0	22	34	94.50	10.500
R.A. Dickey, R ERA: 3.78	(1, 1)	5.1		23	5	0	0	0	2	0	1	0	0	0	48	87	0.00	1.312
57 Mark Lowe, R ERA: 3.43	(7, 1)	2.0		7	1	0	0	2	0	0	0	0	0	0	20	34	0.00	0.500
Sean Green, R ERA: 3.95	(9, 1)	1.0		4	1	0	0	2	0	0	0	0	0	0	10	15	0.00	1.000

PITCHER	IP	WLS	BF	H	R	ER	SO	BB	IBB	HBP	BLK	WP	HR	S	P	ERA	WHIP

Detroit Tigers @ Seattle Mariners

Safeco Field, Seattle, WA

Fri May 30 2008, 7:10 PM PDT

Att. 34,045 - Clear - 60 F

Batter	1	2	3	4	5	6	7	8	9	AB	R	H	RBI	BB	SO	LOB
51 Ichiro Suzuki, L (1, 8) OBP: 0.349, SLG: 0.386	B FF 88 C SI 90 F SI 88 B X 2-2 E6 4 G6-4-3		B C SI 90 F X FF 91 1-2 G4-3 1-2f			M B SI 89 B X SI 89 2-1 S 4 G4-3 G6-3 2-3 1B		C SI 92 B SI 93 S SI 83 B SI 84 X SI 84 2-2 F7		4	1	1	0	0	0	1
4 Jose Lopez, R (1, 4) OBP: 0.303, SLG: 0.394	1 SAFE C SI 89 B CH 81 B SI 84 F SI 89 B SI 91 X SI 90 3-2 G6-4-3 1-2f			C SI 88 B SI 87 X 1-1 F8		B SI 84 C SI 89 X CH 81 1-1 G4-3 1-2 3-H		C SI 94 B SL 88 B SI 94 X SI 94 2-1 G6-3		4	0	0	1	0	0	2
Jose Vidro, S (1, 10) OBP: 0.278, SLG: 0.340	B SI 88 B SI 89 X SI 89 2-0 P2			B B SI 88 C SI 89 F SI 90 F B FC 91 F SI 89 F T SI 89 3-2 K		C SI 88 B SI 84 B B SI 87 T SI 90 X SI 90 3-2 G6-3 2-H		B SI 94 B SI 93 C SI 92 X SI 94 2-1 F7		4	0	0	1	0	1	0
Raul Ibanez, L (1, 7) OBP: 0.323, SLG: 0.438		C SI 90 B SI 89 C FF 91 B SI 90 B X FF 90 3-2 L9		B B SI 90 B SI 90 C SI 88 C SI 90 F SI 90 X SI 90 3-2 F7		S SI 90 B B F SI 90 F SI 90 F F B F SI 91 4-2 F SI 87 B SI 90 29 FC6-4 BB			C SI 91 B CU 72 F CU 72 X SI 92 1-2 G6-3	3	0	0	0	1	0	0
29 Adrian Beltré, R (1, 5) OBP: 0.325, SLG: 0.466		C FF 88 X SI 90 0-1 HR			B SI 89 C CH 83 B CH 81 F SI 88 X 2-2 HR	B SI 94 X SI 94 1-0 FC6-4 1-2f			X FF 92 0-0 P3	4	2	2	2	0	0	1
2 Kenji Johjima, R (1, 2) OBP: 0.257, SLG: 0.304		B SI 90 B SI 87 C SI 90 F FC 91 F B SI 92 X SI 90 3-2 L7			B F SI 88 B SI 91 F SI 90 B CH 82 F SI 90 X SI 90 3-2 F7		F SI 94 X SL 83 0-1 G6-3		F FF 91 B CU 72 F CU 71 T SI 92 1-2 K	4	0	0	0	0	1	0
50 Wladimir Balentien, R (1, 9) OBP: 0.286, SLG: 0.393		C SI 89 S C SI 91 0-3 K			F SI 87 X SI 89 0-1 P6		B CH 89 S SI 95 F SI 95 X SI 96 1-2 G1-3			3	0	0	0	0	1	0
Miguel Cairo, R (1, 3) OBP: 0.255, SLG: 0.239			B SI 89 F SI 89 X CH 83 1-1 G5-3		C SI 87 B CH 84 B X SI 87 2-1 F9		C SL 83 B SI 95 C SI 95 X SI 95 1-2 2B			3	0	1	0	0	0	0
7 Yuniesky Betancourt, R (1, 6) OBP: 0.299, SLG: 0.420			C SI 88 B SI 89 B SI 84 B SI 91 B SI 89 4-1 51 G4-3 BB			B SI 85 X SI 86 1-0 51 1B 4 G4-3 2B	B SL 87 F SI 96 X SI 95 1-1 G5-3			2	1	1	0	1	0	1

Inning Stats	1	2	3	4	5	6	7	8	9		
	R: 0 H: 0 E: 1 LOB: 0 K: 0 BB: 0 S: 7 P: 14	R: 1 H: 1 E: 0 LOB: 0 K: 1 BB: 0 S: 12 P: 18	R: 0 H: 0 E: 0 LOB: 0 K: 0 BB: 1 S: 6 P: 12	R: 0 H: 0 E: 0 LOB: 0 K: 1 BB: 0 S: 12 P: 19	R: 1 H: 1 E: 0 LOB: 0 K: 0 BB: 0 S: 11 P: 18	R: 2 H: 2 E: 0 LOB: 1 K: 0 BB: 1 S: 16 P: 28	R: 0 H: 1 E: 0 LOB: 1 K: 0 BB: 0 S: 10 P: 13	R: 0 H: 0 E: 0 LOB: 0 K: 0 BB: 0 S: 7 P: 13	R: 0 H: 0 E: 0 LOB: 0 K: 1 BB: 0 S: 7 P: 9	1B: 1 SF: 0 2B: 2 SAC: 0 3B: 0 DP: 2 HR: 2 HBP: 0	WP: 0 PA: 33 PB: 0 SB: 1 CS: 0

PITCHER		IP	WLS	BF	H	R	ER	SO	BB	IBB	HBP	BLK	WP	HR	S	P	ERA	WHIP
29 Nate Robertson, L ERA: 5.92	(1, 1)	5.2	W	22	4	4	4	2	2	0	0	0	0	2	63	107	6.35	1.059
34 Freddy Dolsi, R ERA: 1.64	(6, 1)	1.1	H	5	1	0	0	0	0	0	0	0	0	0	11	15	0.00	0.750
31 Zach Miner, R ERA: 5.9	(8, 1)	1.0	H	3	0	0	0	0	0	0	0	0	0	0	7	13	0.00	0.000
59 Todd Jones, R ERA: 4.26	(9, 1)	1.0	S	3	0	0	0	1	0	0	0	0	0	0	7	9	0.00	0.000

PITCHER	IP	WLS	BF	H	R	ER	SO	BB	IBB	HBP	BLK	WP	HR	S	P	ERA	WHIP

livebaseballscorecards.com

AB	31
R	4
H	5
RBI	4
BB	2
SO	3
LOB	5

Detroit Tigers @ Seattle Mariners

Safeco Field, Seattle, WA

Sat May 31 2008, 12:55 PM PDT

Att. 33,441 - Roof Closed - 56 F

TOP

livebaseballscorecards.com

Batter	1	2	3	4	5	6	7	8	9	AB	R	H	RBI	BB	SO	LOB
28 Curtis Granderson, L (1, 8) OBP: 0.310, SLG: 0.454	C SI 94 F FF 95 B SL 88 S FF 96 1-3 ① K		C SI 95 S CH 87 B SL 90 S CU 84 1-3 ② K			B SI 94 C CH 86 B CH 87 S FF 95 X SL 87 2-2 ① G5-3			C SI 94 S FS 84 B FS 83 S FS 86 1-3 ① K	4	0	0	0	0	3	0
14 Placido Polanco, R (1, 4) OBP: 0.356, SLG: 0.389	C SI 96 H SI 95 1-1 9 1B HBP		C SI 95 B SL 85 S FF 95 F SI 95 C CU 82 1-3 ③ K			F SI 93 B SL 87 C SL 86 S SI 95 1-3 ② K			B SL 88 C SI 94 F SI 96 T FF 95 1-2 ② K	3	0	0	0	0	3	0
9 Carlos Guillen, S (1, 5) OBP: 0.369, SLG: 0.455	C SI 94 D CU 82 F FF 94 B CU 84 F SI 96 F CH 89 X SI 95 2-2 1-2 1B			B CH 85 X SI 94 1-0 ① F7		B FF 95 F SI 95 F CH 88 B CU 85 B CU 82 X FF 96 3-2 ③ G4-3			C SL 87 C FS 86 B FS 85 B SI 96 B FS 86 X SI 96 3-2 ③ G6-3	4	0	1	0	0	0	0
30 Magglio Ordonez, R (1, 9) OBP: 0.391, SLG: 0.529	C SI 95 F FF 95 T SI 96 0-2 ② K			F SI 95 C SI 95 B FF 95 X FF 97 1-2 33 G5-4-3 1B			X SI 94 0-0 ① F9			3	0	1	0	0	1	2
33 Marcus Thames, R (1, 7) OBP: 0.305, SLG: 0.487	B SL 88 F SL 88 B SI 96 F SI 96 F CU 83 B SI 97 F SI 97 F SI 97 S SL 88 3-3 ③ K			C SI 95 C SI 94 D SI 96 X CU 84 1-2 ② ③ G5-4-3 1-2f			C SI 93 B SL 87 B CH 87 X SI 95 2-1 ② G6-3			3	0	0	0	0	1	3
24 Miguel Cabrera, R (1, 3) OBP: 0.357, SLG: 0.462		X FF 94 0-0 ① F9			C SL 85 F CH 87 B CU 84 B SI 94 F SI 96 B SL 90 H SI 96 4-2 HBP		X SL 85 0-0 ③ L7			2	0	0	0	0	0	0
19 Jeff Larish, L (1, 10) OBP: 0.125, SLG: 0.125		C SI 94 B FF 95 B CU 83 F FF 95 C FF 96 2-3 ② K			B SI 94 F SI 94 B CU 80 X SI 94 2-1 ① F9			S FF 97 F FS 88 B FF 99 C FF 98 1-3 ① K		3	0	0	0	0	2	1
Edgar Renteria, R (1, 6) OBP: 0.314, SLG: 0.377		F SI 96 X SI 96 0-1 ③ G5-3			X FF 94 0-0 ② F7			B SL 86 S FF 98 C FF 99 F FF 99 B FF 100 X SL 87 2-2 ② G6-3		3	0	0	0	0	0	1
Ivan Rodriguez, R (1, 2) OBP: 0.295, SLG: 0.372			X SI 93 0-0 ① L1-3		X SI 94 0-0 ③ L4			S SL 86 F SL 86 T FF 99 0-2 ③ K		3	0	0	0	0	1	1
Inning Stats	R: 0 E: 0 K: 3 S: 18 H: 1 LOB: 2 BB: 0 P: 25	R: 0 E: 0 K: 1 S: 6 H: 0 LOB: 0 BB: 0 P: 8	R: 0 E: 0 K: 2 S: 8 H: 0 LOB: 0 BB: 0 P: 10	R: 0 E: 0 K: 0 S: 7 H: 1 LOB: 0 BB: 0 P: 10	R: 0 E: 0 K: 0 S: 7 H: 0 LOB: 1 BB: 0 P: 13	R: 0 E: 0 K: 1 S: 9 H: 0 LOB: 0 BB: 0 P: 15	R: 0 E: 0 K: 0 S: 4 H: 0 LOB: 0 BB: 0 P: 6	R: 0 E: 0 K: 2 S: 10 H: 0 LOB: 0 BB: 0 P: 13	R: 0 E: 0 K: 2 S: 9 H: 0 LOB: 0 BB: 0 P: 14	1B: 2 2B: 0 3B: 0 HR: 0	SF: 0 SAC: 0 DP: 1 HBP: 2			WP: 0 PB: 0 SB: 0 CS: 0	PA: 30		

	AB	28
	R	0
	H	2
	RBI	0
	BB	0
	SO	11
	LOB	8

PITCHER		IP	WLS	BF	H	R	ER	SO	BB	IBB	HBP	BLK	WP	HR	S	P	ERA	WHIP
34 Félix Hernández, R ERA: 3.29	(1, 1)	7.0	W	24	2	0	0	7	0	0	2	0	0	0	59	87	0.00	0.286
35 Brandon Morrow, R ERA: 1.29	(8, 1)	1.0		3	0	0	0	2	0	0	0	0	0	0	10	13	0.00	0.000
20 J.J. Putz, R ERA: 3.71	(9, 1)	1.0		3	0	0	0	2	0	0	0	0	0	0	9	14	0.00	0.000

PITCHER		IP	WLS	BF	H	R	ER	SO	BB	IBB	HBP	BLK	WP	HR	S	P	ERA	WHIP

BOTTOM

Detroit Tigers @ Seattle Mariners

Safeco Field, Seattle, WA

Sat May 31 2008, 12:55 PM PDT
Att. 33,441 - Roof Closed - 56 F

livebaseballscorecards.com

Batter	1	2	3	4	5	6	7	8	9	AB	R	H	RBI	BB	SO	LOB
51 Ichiro Suzuki, L (1, 8) OBP: 0.346, SLG: 0.379	C FF 94 B FF 94 T FF 96 B CU 85 X CU 83 2-2 ① G1-3	B FF 92 X FF 93 1-0 ③ F8		B FF 94 T CH 83 F CU 84 F FF 96 X CU 86 1-2 ② FC4-6 4 1B 1-2f 3-H			B FF 95 B FF 94 X FF 94 2-0 ① F9	B FF 92 F FF 90 B FF 91 B FF 91 B SL 77 F FS 86 B FF 92 4-2 1-2 2-3 BB		4	0	0	1	1	0	1
4 Jose Lopez, R (1, 4) OBP: 0.305, SLG: 0.394	B FF 95 B FF 97 X FF 96 2-0 BB 2 1B 1B 1B		X FF 92 0-0 ① L9	C FF 94 D CU 81 1 SAFE C FF 93 D CH 82 X FF 95 2-2 1-2 1B			C CU 81 C FF 95 B CU 84 F FF 96 B FF 96 F CH 83 B CU 84 X FF 96 3-2 ② G1-3	B SL 80 F SL 80 X SL 79 1-1 ③ F8		5	1	2	0	0	0	3
Jose Vidro, S (1, 10) OBP: 0.289, SLG: 0.346	C FF 95 B FF 95 1 SAFE B FF 96 1 SAFE X FF 95 2-1 1-2 BB 2 1B 1B		C FF 93 X FF 94 0-1 1B	B CH 84 X CH 84 1-0 ③ G4-3			B FF 96 B CH 85 C FF 96 B CH 84 F FF 95 B FF 97 4-2 BB			3	1	2	0	1	0	2
Raul Ibanez, L (1, 7) OBP: 0.322, SLG: 0.431	F FF 96 D CU 85 F FF 97 B FF 97 B CH 85 F FF 98 B FF 97 4-2 1-2 2-3 2 1B BB		F FF 94 B CH 82 B CH 83 T FF 94 C FF 95 2-3 ② K		X CH 82 0-0 ① F9		B CH 84 B CH 83 1 SAFE C FF 96 F FF 96 F FF 97 B CU 83 X FF 97 3-2 ③ F8			3	0	0	0	1	1	2
29 Adrian Beltré, R (1, 5) OBP: 0.319, SLG: 0.457	B CU 83 X FF 97 1-0 ② L8		C FF 94 X CH 82 0-1 ③ F7		B FF 94 B CU 80 C FF 94 B CH 82 X FF 94 3-1 ② L7			S FF 90 B SL 80 C SL 78 F FF 91 F FF 91 F SL 78 X FF 92 1-2 ① G4-3		4	0	0	0	0	0	4
2 Kenji Johjima, R (1, 2) OBP: 0.263, SLG: 0.315	X FF 97 0-0 1-2 2-H 3-H 1B			X FF 93 0-0 G4-3 S 2B	C FF 94 F CU 83 X CU 83 0-2 ③ P6			C FF 91 B FF 91 X SL 78 1-1 ② P2		4	1	2	2	0	0	0
Jeremy Reed, L (1, 9) OBP: 0.250, SLG: 0.368	S CH 84 B CH 84 C FF 96 X CU 83 1-2 ③ G2-3			X CH 82 0-0 ① G4-3 2-3		B FF 93 B CH 82 T FF 92 X FF 92 2-1 ① G5-3		F FF 90 B SI 90 X SL 79 1-1 HR		4	1	1	1	0	0	3
Miguel Cairo, R (1, 3) OBP: 0.273, SLG: 0.245		C FF 92 B CU 80 B FF 92 B FF 94 C FF 93 X FF 94 3-2 ① F9		B FF 95 D CU 84 B FF 94 C FF 93 X FF 93 3-1 7 1B 51 FC4-6 1B 3-H		C CU 80 C CU 82 B FF 94 X CU 81 1-2 ② F8		B FF 91 B SL 80 F FF 90 B FF 91 S SL 79 B FF 91 4-2 51 BB 7 1B BB		3	1	1	0	1	0	0
7 Yuniesky Betancourt, R (1, 6) OBP: 0.303, SLG: 0.422		B FF 93 X FF 93 1-0 ② F9		F FF 94 1 SAFE 1 SAFE B FF 94 F FF 95 B FF 94 1 SAFE 1 SAFE X CU 83 2-2 51 FC4-6 1-3 1B		X FF 93 0-0 ③ F8		F FF 90 X FF 92 0-1 51 BB 1-2 1B		4	0	2	0	0	0	0

| | | |

Detroit Tigers @ Seattle Mariners

Safeco Field, Seattle, WA

Sun Jun 01 2008, 1:10 PM PDT

Att. 38,626 - Cloudy - 56 F

TOP

livebaseballscorecards.com

Batter	1	2	3	4	5	6	7	8	9	AB	R	H	RBI	BB	SO	LOB
28 Curtis Granderson, L (1, 8) OBP: 0.313, SLG: 0.448	B FF 90 C FF 91 B SI 90 B SI 91 C FF 91 B SI 90 4-2 9 S 30 1B BB		C FF 92 B SI 91 X SI 90 1-1 ① FC6-4 9 2B 1-2f		C FF 92 F FF 91 X SI 93 0-2 ① G4-3 1-2		C SI 88 B CU 75 F SI 89 S CU 77 1-3 ① K		F SI 94 B FF 94 B SL 85 F FF 94 X 2-2 9 G6-3 14 1B 30 1B 1-3 1B	4	3	1	0	1	1	2
14 Placido Polanco, R (1, 4) OBP: 0.352, SLG: 0.384	C FF 91 B SL 83 1 SAFE 1 SAFE F SL 85 F SI 92 P PO 79 X SI 91 2-2 ① L9	C SL 85 F SI 90 C SL 87 0-3 ② K			B FF 93 D SL 85 F SL 86 X FF 93 2-1 ② F9 2-3		C SI 89 X SI 90 0-1 ② G5-3		X SI 94 0-0 30 1B 9 G6-3 24 2B 1-2 3-H 1B	5	1	1	1	0	1	3
9 Carlos Guillen, S (1, 7) OBP: 0.370, SLG: 0.459 36 Clete Thomas, L (9, 7) OBP: 0.333, SLG: 0.387	1 SAFE C FF 91 B SI 90 X SI 91 1-1 ② F7 1-2	X SI 90 0-0 1-H 2B	B SL 87 X SL 87 1-0 ③ B1-3			C CU 77 S CU 76 B SI 91 X SI 90 1-2 1B	B FF 94 F SI 94 D FS 86 F SI 95 X 2-2 ② G6-3 1-2 2-3	5 0	0 0	2 0	1 0	0 0	0 0	4 0
30 Magglio Ordonez, R (1, 9) OBP: 0.396, SLG: 0.529	B FF 93 S FF 93 X SI 91 1-1 2-H 1B	B FF 94 F SI 91 B SL 88 B SL 86 F SI 91 B SI 90 4-2 BB				C FF 94 X CH 85 0-1 ① L8	X SI 91 0-0 ③ G3		C X FS 86 0-1 24 2B 2-3 3-H 1B	4	1	2	2	1	0	1
24 Miguel Cabrera, R (1, 3) OBP: 0.357, SLG: 0.466	C SL 86 S SI 90 F SI 93 S SI 92 0-3 ③ K		X SL 85 0-0 ③ P4			C FF 92 F SI 92 F FF 93 B CH 85 F SL 84 B SL 88 B SI 91 X SI 92 3-2 19 BB 1B SF9 1B		S FF 96 C SL 86 S FF 99 0-3 ① K	B FF 95 B S FF 95 C SI 96 X FS 86 2-2 1-H 3-H 2B	5	1	2	2	0	2	3
19 Jeff Larish, L (1, 10) OBP: 0.167, SLG: 0.091 33 Marcus Thames, R (9, PH) OBP: 0.301, SLG: 0.481 (9, 10)		B FF 92 X FF 91 1-0 ① L8		B SL 85 C SL 87 C SI 92 B SL 85 F SL 86 F SL 88 X FF 94 2-2 ① F8		B SL 88 B SL 86 B FF 93 B FF 90 4-0 SF9 1B 1-2 BB		X SL 86 0-0 ② G4-3	S FF 87 B FF 88 B FF 93 F FF 87 S FF 94 2-3 ③ K	3 1	0 0	0 0	0 0	1 0	0 1	0 1
Edgar Renteria, R (1, 6) OBP: 0.313, SLG: 0.374		C FF 93 B CU 76 F SL 88 B SL 88 B FF 92 X CH 87 3-2 ② F8		F FF 93 X CU 76 0-1 ② G1-3		C SL 86 B CU 76 F SL 86 F FF 94 X SL 86 1-2 1-2 2-3 1B		B SL 86 C SL 83 B FF 98 F FF 97 C FF 100 2-3 ③ K		4	0	1	0	0	1	0
Ivan Rodriguez, R (1, 2) OBP: 0.289, SLG: 0.366		B SL 86 S SL 85 F SI 91 X SI 92 1-2 ③ G4-3		C SL 86 B CU 74 S CU 73 X CH 86 1-2 ③ G1-3		X SI 89 0-0 ② SF9 2-3 3-H			B FF 92 F SI 94 B F SI 95 S FF 96 2-3 ① K	3	0	0	1	0	1	0
15 Brandon Inge, R (1, 5) OBP: 0.317, SLG: 0.402			S FF 92 B CU 75 X SI 92 1-1 28 FC6-4 1B		B CU 73 B SL 88 B SI 91 B SL 89 4-0 14 F9 28 G4-3 BB	C CU 74 C SI 90 S CU 76 0-3 ③ K			S FF 94 B FS 85 C B FF 96 B FF 95 B SI 96 4-2 28 1B 14 1B BB	2	1	1	0	2	1	2
Inning Stats	R: 1 E: 0 K: 1 S: 15 H: 1 LOB: 1 BB: 1 P: 22	R: 0 E: 0 K: 0 S: 7 H: 0 LOB: 0 BB: 0 P: 12	R: 1 E: 0 K: 1 S: 11 H: 2 LOB: 2 BB: 1 P: 17	R: 0 E: 0 K: 0 S: 10 H: 0 LOB: 0 BB: 0 P: 13	R: 0 E: 0 K: 0 S: 6 H: 0 LOB: 1 BB: 1 P: 13	R: 1 E: 0 K: 1 S: 15 H: 2 LOB: 2 BB: 1 P: 23	R: 0 E: 0 K: 1 S: 9 H: 1 LOB: 1 BB: 0 P: 11	R: 0 E: 0 K: 2 S: 7 H: 0 LOB: 0 BB: 0 P: 9	R: 4 E: 0 K: 2 S: 20 H: 4 LOB: 1 BB: 1 P: 34	1B: 8 2B: 2 3B: 0 HR: 0 SF: 1 SAC: 0 DP: 0 HBP: 0						
										WP: 0 PB: 0 SB: 1 CS: 0 PA: 42						

	AB	36
	R	7
	H	10
	RBI	7
	BB	5
	SO	8
	LOB	16

PITCHER		IP	WLS	BF	H	R	ER	SO	BB	IBB	HBP	BLK	WP	HR	S	P	ERA	WHIP
43 Miguel Batista, R ERA: 5.9	(1, 1)	5.1		25	5	3	3	2	4	0	0	0	0	0	60	96	5.06	1.688
Sean Green, R ERA: 3.72	(6, 1)	1.2	B	6	1	0	0	2	0	0	0	0	0	0	13	15	0.00	0.600
35 Brandon Morrow, R ERA: 1.2	(8, 1)	1.0		3	0	0	0	2	0	0	0	0	0	0	7	9	0.00	0.000
20 J.J. Putz, R ERA: 5.6	(9, 1)	0.2	L	7	4	4	4	1	1	0	0	0	0	0	17	29	54.00	7.500
Arthur Rhodes, L ERA: 5.4	(9, 1)	0.1		1	0	0	0	1	0	0	0	0	0	0	3	5	0.00	0.000

PITCHER	IP	WLS	BF	H	R	ER	SO	BB	IBB	HBP	BLK	WP	HR	S	P	ERA	WHIP

BOTTOM

Detroit Tigers @ Seattle Mariners

Safeco Field, Seattle, WA

Sun Jun 01 2008, 1:10 PM PDT

Att. 38,626 - Cloudy - 56 F

livebaseballscorecards.com

Batter	1	2	3	4	5	6	7	8	9	AB	R	H	RBI	BB	SO	LOB
51 Ichiro Suzuki, L (1, 8) OBP: 0.351, SLG: 0.381	C FF 91 B FF 92 F FF 93 F SL 85 X SI 93 1-2 ① G4-3		B SL 84 X SI 94 1-0 4 1B SF8 1B	C SI 94 C SI 94 B SL 85 C SI 93 1-3 ③ K		B SI 85 X SI 93 1-0 ② 1-3 1B		I IN 69 I IN 70 I IN 69 I IN 68 4-0 IBB		4	1	2	0	1	1	2
4 Jose Lopez, R (1, 4) OBP: 0.307, SLG: 0.398	C SI 93 X SI 94 0-1 ② L7		1 SAFE B SI 93 B SL 85 B SI 93 1 SAFE 1 SAFE 1 SAFE 1 SAFE C SI 93 3-1 X SI 84 1B 1-3 1B		B SI 93 C FF 92 B SI 94 X SI 93 2-1 L8 1B 2B	C SI 93 1 SAFE F SI 92 1 SAFE C SL 84 0-3 ③ K		B SI 94 X SI 94 1-0 ③ G5-3		5	1	2	0	0	1	3
Jose Vidro, S (1, 10) OBP: 0.287, SLG: 0.344	B SI 93 C FF 94 B SL 86 F FF 94 F SI 94 S SL 86 2-3 ③ K		C SI 94 F SI 88 X SL 86 0-2 ② SF8 3-H		B SI 93 X SI 93 1-0 ① L8 2-3		B SL 84 X SI 87 1-0 ① G3-1		B SI 90 C SI 91 X SI 90 1-1 HR 1B	4	1	1	1	0	1	1
Raul Ibanez, L (1, 7) OBP: 0.328, SLG: 0.449		B SI 92 B SI 93 X SI 93 2-0 ① G4-3	F SI 94 X SL 86 0-1 1-3 1B		X SL 84 0-0 2 HBP 3-H 1B		X SI 86 0-0 ② F7		C SI 92 B SI 92 X FC 89 1-1 1-H HR	5	1	3	3	0	0	0
29 Adrián Beltré, R (1, 5) OBP: 0.321, SLG: 0.469		C SL 84 B SL 86 X FF 94 1-1 HR	D SL 87 B SI 94 F SI 94 X SL 87 2-1 ③ F8		C FF 93 S SL 87 S SI 92 0-3 ② K		C SI 92 X SI 93 0-1 1B		B SI 91 X SI 92 1-0 ① P2	5	1	2	1	0	1	3
2 Kenji Johjima, R (1, 2) OBP: 0.267, SLG: 0.309		B SI 94 X SI 94 1-0 ② F7		F SL 82 S SL 84 B FF 93 X SL 86 1-2 ① G6-3	B SL 87 C SL 86 S FF 93 F SI 93 H SI 92 2-2 1-2 HBP		B SI 92 D SL 84 B SI 94 C SI 92 X SI 93 3-1 ③ G5-3		B SI 91 B SI 91 C SI 92 B SI 91 F SI 91 B CU 74 4-2 BB	3	0	0	0	1	0	1
Jeremy Reed, L (1, 9) OBP: 0.280, SLG: 0.375		C FF 94 X SI 88 0-1 1B	B FF 93 F FF 92 F SI 88 S SL 86 1-3 ② K		B SI 93 S SI 93 B SI 94 B SL 86 X SI 94 3-1 ③ F8			L SI 92 B CH 82 X CH 82 1-1 E9 SH1-4 1B	B SI 92 B SI 92 C SI 92 F SI 92 B FC 90 S FC 90 3-3 ② K	5	0	2	0	0	2	3
Miguel Cairo, R (1, 3) OBP: 0.271, SLG: 0.245		B SI 93 B SL 85 F FF 94 B SL 84 X SI 94 3-1 ③ P6	X SI 93 0-0 7 1B 1B			B SL 82 X SL 83 1-0 ① G5-3		B FF 91 X SI 90 1-0 ① SH1-4 2-3	C SI 92 X SI 93 0-1 ③ L8	4	0	1	0	0	0	2
7 Yuniesky Betancourt, R (1, 6) OBP: 0.307, SLG: 0.423			B SI 93 B SI 94 X SI 93 2-0 ① F7	X SL 85 0-0 1-3 1B		C FF 92 F SL 84 X FF 93 0-2 51 1B 1B		B SL 86 X SI 94 1-0 ② L5		4	0	2	0	0	0	1

	AB	39
	R	5
	H	15
	RBI	5
	BB	2
	SO	6
	LOB	16

Inning Stats																												
	R: 0	H: 0	R: 1	H: 2	R: 1	H: 3	R: 0	H: 2	R: 1	H: 2	R: 0	H: 2	R: 0	H: 1	R: 0	H: 1	R: 2	H: 2	1B: 12	SF: 1	WP: 0	PA: 44
	E: 0	LOB: 0	E: 0	LOB: 1	E: 0	LOB: 2	E: 0	LOB: 1	E: 0	LOB: 2	E: 0	LOB: 1	E: 0	LOB: 1	E: 1	LOB: 2	E: 0	LOB: 1	2B: 1	SAC: 1	PB: 0	
	K: 1	BB: 0	K: 0	BB: 0	K: 0	BB: 0	K: 2	BB: 0	K: 1	BB: 0	K: 1	BB: 0	K: 0	BB: 0	K: 0	BB: 1	K: 1	BB: 1	3B: 0	DP: 0	SB: 0	
	S: 10	P: 13	S: 8	P: 15	S: 11	P: 19	S: 11	P: 14	S: 12	P: 20	S: 8	P: 10	S: 6	P: 10	S: 5	P: 13	S: 12	P: 22	HR: 2	HBP: 1	CS: 0	

PITCHER		IP	WLS	BF	H	R	ER	SO	BB	IBB	HBP	BLK	WP	HR	S	P	ERA	WHIP
38 Jeremy Bonderman, R ERA: 4.29	(1, 1)	7.0		33	12	3	3	5	0	0	1	0	0	1	66	101	3.86	1.714
31 Zach Miner, R ERA: 5.7	(8, 1)	1.0	W	5	1	0	0	0	0	1	0	0	0	0	5	13	0.00	1.000
59 Todd Jones, R ERA: 4.95	(9, 1)	1.0		6	2	2	2	1	1	0	0	0	0	1	12	22	18.00	3.000

PITCHER	IP	WLS	BF	H	R	ER	SO	BB	IBB	HBP	BLK	WP	HR	S	P	ERA	WHIP

Batter	1	2	3	4	5	6	7	8	9	AB	R	H	RBI	BB	SO	LOB
28 Curtis Granderson, L (1, 8) OBP: 0.311, SLG: 0.464	C F F F X 0-2 ① F9		C X 0-1 ③ G3			C FF 89 B SL 82 B FF 92 S SL 85 F FF 92 F SL 87 B FF 93 X SL 87 3-2 HR	1 SAFE F FF 83 X FF 86 0-1 ③ F9			4	1	1	1	0	0	1
14 Placido Polanco, R (1, 4) OBP: 0.350, SLG: 0.381	C B F X 1-2 1B			C C B B F S 2-3 ① K		C FF 95 X FF 95 0-1 ① P4		C SL 79 C FF 85 B SL 78 X FF 86 1-2 ① G6-3		4	0	1	0	0	1	0
9 Carlos Guillen, S (1, 5) OBP: 0.368, SLG: 0.460	B B F 1 SAFE 1 SAFE S F 1 SAFE D 3-2 ② L7			B C B X 2-1 ② F8		B FF 94 F FF 91 C FF 92 X FF 93 1-2 19 1B 2B		B SL 80 X SI 84 1-0 ② F9		4	1	1	0	0	0	1
30 Magglio Ordonez, R (1, 9) OBP: 0.389, SLG: 0.519	B F F F S 1-3 ③ K			X 0-0 ③ F9		D SL 88 F FF 94 B FF 94 F FF 94 F SL 85 F FF 95 S SL 86 2-3 ② K		B SL 78 F SL 78 C FF 86 X CH 79 1-2 ③ P3		4	0	0	0	0	2	2
24 Miguel Cabrera, R (1, 3) OBP: 0.360, SLG: 0.461		B C C F B S 2-3 ① K			B CH 83 B FF 90 B SL 86 C FF 91 B FF 93 4-1 36 BB BB	I IN 80 I IN 79 I IN 79 I IN 80 4-0 19 1B IBB			F SI 90 S SL 83 F SI 90 B SL 83 F SL 82 S SL 83 1-3 ① K	2	0	0	0	2	2	0
19 Jeff Larish, L (1, 10) OBP: 0.188, SLG: 0.133		F C B F T 1-2 ② K			B FF 92 S SL 85 F FF 93 B FF 95 S SL 86 2-3 ① K	B SL 84 X FF 92 1-0 ③ 1-3 2-H 1B			X SI 90 0-0 ② F7	4	0	1	1	0	2	1
Edgar Renteria, R (1, 6) OBP: 0.311, SLG: 0.369		B X 1-0 ③ P6			B FF 92 C FF 92 S SL 84 X FF 95 1-2 ② L9		X FF 91 0-0 ① P6		C SL 83 B SI 90 S SL 83 B SL 83 B SL 82 B SI 88 4-2 36 CS BB	3	0	0	0	1	0	1
36 Clete Thomas, L (1, 7) OBP: 0.333, SLG: 0.375			S F S 0-3 ① K		S FF 91 B FF 92 S FF 92 B FF 95 D SL 86 D FF 94 4-2 1-2 BB	S FF 90 F FF 90 B FF 94 F FF 94 B SL 85 F FF 93 X SL 86 2-2 ② F9			B SI 88 1 SAFE 1 SAFE F SI 88 B SL 82 1 SAFE B SI 89 3-1 ③ CS 1-2	2	0	0	0	1	1	0
Ivan Rodriguez, R (1, 2) OBP: 0.289, SLG: 0.365			F B X 1-1 ② G5-3		S FF 92 S FF 93 B FF 95 S SL 86 1-3 ③ K	S FF 93 B FF 94 X SL 85 1-1 1B				3	0	1	0	0	1	2

TOP

Detroit Tigers @ Oakland Athletics

McAfee Coliseum, Oakland, CA

Mon Jun 02 2008, 10:05 PM EDT

Att. 11,772 - Partly Cloudy - 58 F

livebaseballscorecards.com

AB	30
R	2
H	5
RBI	2
BB	4
SO	9
LOB	8

Inning Stats	1	2	3	4	5	6	7	8	9
	R: 0 E: 0 K: 1 S: 16 H: 1 LOB: 1 BB: 0 P: 21	R: 0 E: 0 K: 2 S: 9 H: 0 LOB: 0 BB: 0 P: 13	R: 0 E: 0 K: 1 S: 7 H: 0 LOB: 0 BB: 0 P: 8	R: 0 E: 0 K: 1 S: 7 H: 0 LOB: 0 BB: 0 P: 11	R: 0 E: 0 K: 2 S: 12 H: 0 LOB: 2 BB: 2 P: 24	R: 2 E: 0 K: 1 S: 16 H: 3 LOB: 2 BB: 1 P: 27	R: 0 E: 0 K: 0 S: 10 H: 1 LOB: 1 BB: 0 P: 13	R: 0 E: 0 K: 0 S: 7 H: 0 LOB: 0 BB: 0 P: 10	R: 0 E: 0 K: 1 S: 9 H: 0 LOB: 0 BB: 1 P: 17

	1B: 3	SF: 0
	2B: 1	SAC: 0
	3B: 0	DP: 0
	HR: 1	HBP: 0

	PA: 35
WP: 0	
PB: 0	
SB: 0	
CS: 1	

PITCHER		IP	WLS	BF	H	R	ER	SO	BB	IBB	HBP	BLK	WP	HR	S	P	ERA	WHIP
Rich Harden, R ERA: 2.61	(1, 1)	6.2		27	5	2	2	8	2	1	0	0	0	1	75	115	2.70	1.050
29 Keith Foulke, R ERA: 3.31	(7, 1)	1.1		4	0	0	0	0	0	0	0	0	0	0	9	12	0.00	0.000
Huston Street, R ERA: 3.76	(9, 1)	1.0	W	3	0	0	0	1	1	0	0	0	0	0	9	17	0.00	1.000

PITCHER		IP	WLS	BF	H	R	ER	SO	BB	IBB	HBP	BLK	WP	HR	S	P	ERA	WHIP

Detroit Tigers @ Oakland Athletics

McAfee Coliseum, Oakland, CA

Mon Jun 02 2008, 10:05 PM EDT

Att. 11,772 - Partly Cloudy - 58 F

BOTTOM

Batter	1	2	3	4	5	6	7	8	9	AB	R	H	RBI	BB	SO	LOB
22 Jack Hannahan, L (1, 5) OBP: 0.359, SLG: 0.363	0-1 7 2B 14 SF8 1B	2-0 F7 ③		B FF 87 X FF 87 1-0 G3 ③			B CU 73 C FF 86 B FF 87 F FF 88 B CU 75 B FF 87 4-2 7 G6-4-3 BB		B FF 93 X FF 92 1-0 SH1-4 ① 1-2	3	1	1	0	1	0	2
7 Bobby Crosby, R (1, 6) OBP: 0.320, SLG: 0.387	1-2 14 SF8 1-3 2B		X 0-0 32 G4-3 FC1 2B		B CH 80 X SI 81 1-0 G6-3 ①		B SI 83 C CH 78 1 SAFE X CH 78 1-1 G6-4-3 ②③ 1-2f		S CH 83 B FS 82 X FF 94 1-1 2-H 1B	5	0	3	1	0	0	1
32 Jack Cust, L (1, 10) OBP: 0.409, SLG: 0.448 11 Rajai Davis, R (8, PR) OBP: 0.203, SLG: 0.227 (9, 10)	2-3 K ①		B F B B C X 3-2 G4-3 ① 2-3		C FF 87 S FF 88 F FF 88 B FF 88 B CU 74 B CU 75 B SI 84 4-2 G6-4-3 BB			F SI 83 B CU 74 S SI 83 B CU 75 B CU 74 B SI 84 4-2 FC6-4 BB		2	0	0	0	2	1	3
										0	0	0	0	0	0	0
Emil Brown, R (1, 7) OBP: 0.282, SLG: 0.381	2-2 HBP		X 0-0 FC1 ② 3-H		B CH 78 F SI 83 T CH 77 F FF 88 X CH 78 1-2 G6-4-3 ②③ 1-2f			B CH 86 C SI 93 F CH 87 1 SAFE D SL 84 X SI 94 2-2 FC6-4 ① 28 FC4-6 14 1B 1-2f		3	0	0	0	0	0	3
14 Mark Ellis, R (1, 4) OBP: 0.336, SLG: 0.403	1-0 SF8 ② 2-3 3-H		I I I I I 4-0 28 FC4-6 IBB			C SI 80 B CH 78 B CH 77 B SI 82 X SI 82 3-1 F7 ①		B SI 95 D CH 88 X SI 94 2-0 28 FC4-6 1-2 1B		2	0	1	1	1	0	0
28 Carlos González, L (1, 8) OBP: 0.267, SLG: 0.533	1-3 K ③		B S X 1-1 FC4-6 ③ 1-2f			C FF 87 F CH 78 X CU 74 0-2 F8 ②		B SL 78 C SI 90 X SI 91 1-1 FC4-6 ② 6 BB 1-2f 2-3		4	0	0	0	0	1	6
6 Travis Buck, L (1, 9) OBP: 0.216, SLG: 0.300		C X 0-1 G3-1 ①		C F B X 1-2 G1-3 ①		B CU 73 X SI 84 1-0 G3-1 ③		B SL 80 B SL 80 B SL 80 C SL 80 B SI 91 4-1 1-2 BB		3	0	0	0	1	0	0
10 Daric Barton, L (1, 3) OBP: 0.340, SLG: 0.337		X 0-0 1B		C FF 88 B CU 74 T SL 80 B CU 74 B CU 75 S FF 88 3-3 K ②			B FF 87 X FF 86 1-0 HR	B SL 80 B SI 91 B SI 90 C SI 91 C SI 90 X SI 90 3-2 F8 ③		4	1	2	1	0	1	3
8 Kurt Suzuki, R (1, 2) OBP: 0.321, SLG: 0.313		B C 1 SAFE B C F B X 3-2 P6 ②		B SI 82 B CH 78 X SI 83 2-0 1B			C FF 85 X FF 87 0-1 G6-3 ①		C FF 93 B CH 82 X FF 93 1-1 22 SH1-4 7 1B 1B	4	1	2	0	0	0	1

Inning Stats	1	2	3	4	5	6	7	8	9
	R: 1 E: 0 K: 2 S: 14 H: 2 LOB: 2 BB: 0 P: 21	R: 0 E: 0 K: 0 S: 8 H: 1 LOB: 1 BB: 0 P: 13	R: 0 E: 0 K: 0 S: 7 H: 1 LOB: 2 BB: 1 P: 15	R: 0 E: 0 K: 1 S: 8 H: 1 LOB: 1 BB: 0 P: 15	R: 0 E: 0 K: 0 S: 8 H: 0 LOB: 0 BB: 1 P: 14	R: 0 E: 0 K: 0 S: 6 H: 0 LOB: 0 BB: 0 P: 10	R: 1 E: 0 K: 0 S: 7 H: 1 LOB: 0 BB: 1 P: 13	R: 0 E: 0 K: 0 S: 12 H: 1 LOB: 3 BB: 2 P: 28	R: 1 E: 0 K: 0 S: 5 H: 2 LOB: 1 BB: 0 P: 8

1B: 6	SF: 1
2B: 2	SAC: 1
3B: 0	DP: 2
HR: 1	HBP: 1
WP: 0	PA: 38
PB: 0	
SB: 0	
CS: 0	

AB	30
R	3
H	9
RBI	3
BB	5
SO	3
LOB	19

livebaseballscorecards.com

PITCHER		IP	WLS	BF	H	R	ER	SO	BB	IBB	HBP	BLK	WP	HR	S	P	ERA	WHIP
Kenny Rogers, L ERA: 5.54	(1, 1)	7.0		30	6	2	2	3	3	1	1	0	0	1	60	107	2.57	1.286
34 Freddy Dolsi, R ERA: 1.59	(8, 1)	0.1		2	1	0	0	0	0	0	0	0	0	0	4	8	0.00	3.000
44 Bobby Seay, L ERA: 2.76	(8, 1)	0.2		3	0	0	0	0	1	0	0	0	0	0	6	14	0.00	1.500
Francisco Cruceta, R ERA: 5.4	(9, 1)	0.1	L	3	2	1	1	0	0	0	0	0	0	0	5	8	27.00	6.000

PITCHER	IP	WLS	BF	H	R	ER	SO	BB	IBB	HBP	BLK	WP	HR	S	P	ERA	WHIP

Detroit Tigers @ Oakland Athletics

McAfee Coliseum, Oakland, CA

Tue Jun 03 2008, 10:05 PM EDT

Att. 10,871 - Clear - 54 F

livebaseballscorecards.com

Batter	1	2	3	4	5	6	7	8	9	10	11	AB	R	H	RBI	BB	SO	LOB
28 Curtis Granderson, L (1, 8) OBP: 0.306, SLG: 0.451	C FF 90 B SL 82 B FF 91 X FF 91 2-1 G6-3 ①		F FF 91 B SL 82 B FF 91 F FF 92 B SL 82 X SI 92 3-2 G4-3 ①		B SL 82 C SL 82 X FF 90 1-1 G4-3 ① 2-3 3-H	B SI 84 S SI 84 C SI 84 X CU 71 1-2 G3 ③		1 SAFE 1 SAFE C SI 84 B SL 79 1 SAFE 1 SAFE X SI 83 1-1 14 1B 1-2 1B		B SI 90 S CH 89 B SI 90 S SI 89 X SI 90 2-2 G5-3 ② 1-2 2-3		6	0	1	1	0	0	3
14 Placido Polanco, R (1, 4) OBP: 0.350, SLG: 0.380	C FF 92 B FF 91 F SI 91 B SL 81 X FF 91 2-2 F8 ②		C SI 90 X 0-1 G6-3 ②		C SL 82 X FF 90 0-1 30 BB 33 BB 24 SF9 1B 3-H		B FF 92 C FF 91 F FF 90 F FF 92 X SL 78 1-2 P3 ①	2 SAFE X FF 84 0-0 1-2 2-H 1B		C SL 81 B CH 88 X SL 78 1-1 F8 ③		6	1	2	1	0	0	2
33 Marcus Thames, R (1, 10) OBP: 0.315, SLG: 0.481	B SI 91 S FF 90 S SL 84 B SL 84 C SI 91 2-3 K ③		S SL 81 X FF 92 0-1 L6 ③		B SI 89 1 SAFE 1 SAFE B FF 90 B SI 90 B FF 90 4-0 9 HBP 30 BB 1-2 BB		B FF 92 B FF 92 F FF 91 B FF 92 B FF 92 4-1 24 BB 30 BB 9 1B BB	O SL 80 S SL 79 C FF 85 F SL 78 F FF 85 F FF 84 S FF 86 1-3 K ③		F X 0-1 30 G6-3 2B		4	1	1	0	2	2	2
30 Magglio Ordonez, R (1, 9) OBP: 0.392, SLG: 0.512		B CU 78 B SI 90 B SI 89 B FF 90 4-0 BB 9 BB BB		X CU 78 0-0 G5-3 ①	B SL 82 B SI 90 B SI 89 C SI 89 F SI 90 B SL 81 4-2 9 HBP 1-2 2-3 BB		C FF 92 B SL 79 B FF 92 S FF 92 B FF 93 B FF 92 4-2 9 1B 24 BB 1-2 BB		S SL 82 B SI 88 B SL 81 X SL 80 2-1 F9 ①		F SL 79 X SI 88 0-1 G6-3 ① 2-3	3	0	0	0	3	0	1
24 Miguel Cabrera, R (1, 3) OBP: 0.359, SLG: 0.457		B SI 90 B FF 91 C SI 91 X SI 90 2-1 F9 ①		C SI 90 B SI 91 C CU 78 B FF 91 F SL 82 B FF 92 F SI 90 X SI 91 3-2 9 BB 1B	B SI 83 B SI 82 F SI 83 X SI 84 2-1 SF9 ② 3-H		B FF 90 B FF 92 B FF 91 B FF 90 4-0 9 1B 1-2 2-3 BB		C SI 87 B SL 82 T SL 82 B SI 88 X SL 80 2-2 L8 ②		S SL 80 B SL 80 B SL 80 B SL 79 C FF 91 F SL 79 S FF 91 3-3 K ②	4	0	1	1	1	1	2
9 Carlos Guillen, S (1, 5) OBP: 0.381, SLG: 0.460		B SI 90 B FF 90 S FF 92 B SL 85 B SI 91 4-1 BB 1-2 BB		B SI 90 B FF 91 B SI 90 B SI 90 C FF 91 B SI 90 4-1 G4-6-3 1-2 BB	C SI 84 B CU 71 B SI 83 C SI 82 H CU 72 3-2 1-2 2-3 HBP		C FF 90 F FF 91 X SL 79 0-2 G5-4-3 1-2 2-3 3-H 1B		F SI 86 B CH 76 F SI 86 B CH 78 X SI 87 2-2 G4-3 ③		I IN 68 I IN 71 I IN 72 I IN 74 4-0 WP IBB	2	0	1	1	3	0	0
Edgar Renteria, R (1, 6) OBP: 0.307, SLG: 0.360		B FF 91 B FF 91 B CH 84 C SI 90 B SI 90 4-1 1-2 2-3 BB		X SI 91 0-0 ② ③ G4-6-3 1-2f	C SI 83 F SI 83 B CU 70 B SI 84 F CU 70 X SI 84 2-2 G5-3 ③		S FF 90 B FF 91 F FF 91 F FF 92 X FF 91 1-2 ② ③ G5-4-3 1-2f			B FF 89 C FF 89 X FF 88 1-1 ① F9	C SL 80 1 SAFE B SL 79 S FF 89 X SL 80 1-2 ③ L6 1-2	5	0	0	0	1	0	10
Ivan Rodriguez, R (1, 2) OBP: 0.292, SLG: 0.363		C SI 90 F SL 82 S FF 91 0-3 ② K			B SI 88 B CH 82 S SI 89 B SI 90 B FF 91 4-1 25 2B 28 G4-3 BB	L SI 84 X SI 84 0-1 G1-3 ①		F FF 85 B FF 85 B SL 78 S FF 86 S FF 84 2-3 K ①		C FF 90 B SL 80 T FF 90 B SL 79 X FF 91 2-2 28 G5-3 36 1B 1B		4	1	1	0	1	2	3
25 Ryan Raburn, R (1, 7) 36 Clete Thomas, L (8, PR) (8, 7) OBP: 0.343, SLG: 0.385		C SL 82 C FF 92 S SL 83 0-3 ③ K			1 SAFE F SI 90 F SL 82 X FF 91 0-2 28 G4-3 14 1B 1-3 2B	B SI 84 S SI 84 S SI 84 B SI 85 B CU 72 X SI 85 3-2 G6-3 ②		S SL 79 C FF 86 B SL 76 B FF 84 B CH 80 B SL 78 4-2 28 1B 14 1B BB		1 SAFE S FF 89 X CH 86 0-1 28 G5-3 1-2 1B		3 1	1 0	1 1	0 0	1 0	1 0	3 0
Inning Stats	R: 0 E: 0 K: 1 S: 8 H: 0 LOB: 0 BB: 0 P: 14	R: 0 E: 0 K: 2 S: 10 H: 0 LOB: 3 BB: 3 P: 24	R: 0 E: 0 K: 0 S: 7 H: 0 LOB: 0 BB: 0 P: 10	R: 0 E: 0 K: 0 S: 8 H: 1 LOB: 1 BB: 1 P: 15	R: 3 E: 0 K: 0 S: 18 H: 2 LOB: 3 BB: 3 P: 38	R: 0 E: 0 K: 0 S: 8 H: 0 LOB: 0 BB: 0 P: 12	R: 1 E: 0 K: 0 S: 15 H: 1 LOB: 2 BB: 3 P: 29	R: 0 E: 0 K: 2 S: 14 H: 2 LOB: 2 BB: 1 P: 22	R: 0 E: 0 K: 0 S: 8 H: 0 LOB: 0 BB: 0 P: 14	R: 0 E: 0 K: 0 S: 12 H: 2 LOB: 2 BB: 0 P: 18	R: 0 E: 0 K: 1 S: 11 H: 1 LOB: 2 BB: 1 P: 19	1B: 7 2B: 2 3B: 0 HR: 0	SF: 1 SAC: 0 DP: 2 HBP: 1					

PITCHER		IP	WLS	BF	H	R	ER	SO	BB	IBB	HBP	BLK	WP	HR	S	P	ERA	WHIP
30 Dana Eveland, L ERA: 3.82	(1, 1)	4.1		22	3	3	3	3	7	0	0	0	0	0	43	86	6.23	2.308
31 Brad Ziegler, R ERA:	(5, 1)	1.2		6	0	0	0	0	0	0	1	0	0	0	16	27	0.00	0.000
Alan Embree, L ERA: 4.32	(7, 1)	1.0		6	1	1	1	0	3	0	0	0	0	0	15	29	9.00	4.000
29 Keith Foulke, R ERA: 3.12	(8, 1)	1.0		5	2	0	0	2	1	0	0	0	0	0	14	22	0.00	3.000
Huston Street, R ERA: 3.62	(9, 1)	1.0		3	0	0	0	0	0	0	0	0	0	0	8	14	0.00	0.000

PITCHER		IP	WLS	BF	H	R	ER	SO	BB	IBB	HBP	BLK	WP	HR	S	P	ERA	WHIP
Chad Gaudin, R ERA: 3.51	(10, 1)	2.0	W	10	3	0	0	1	0	1	0	0	1	0	23	37	0.00	1.500

TOP												
	AB	R	H	RBI	BB	SO	LOB	WP: 1	PB: 0	SB: 0	CS: 0	PA: 52
	38	4	9	4	12	6	26					

Batter	1	2	3	4	5	6	7	8	9	10	11	AB	R	H	RBI	BB	SO	LOB
14 Mark Ellis, R (1, 4) OBP: 0.336, SLG: 0.398	C CH 85 B CU 78 B CU 78 X SI 86 2-1 G4-3 ①		B FF 85 B SI 85 B FF 86 C FF 86 B FF 87 4-1 1-2 BB		C SL 82 B SL 81 B SI 90 B SI 88 F SI 89 X SL 83 3-2 P3 ①		C SI 89 B SL 84 C SL 84 B SL 82 F SL 85 F SI 90 X SL 84 2-2 F8 ②		C FF 92 X SL 84 0-1 G4-3 ②		C SI 92 B SI 93 B CH 86 X CH 87 2-1 32 1B 7 BB 1-2 1B	5	0	1	0	1	0	1
7 Bobby Crosby, R (1, 6) OBP: 0.324, SLG: 0.382	B FF 88 C SI 86 B CH 77 F FF 89 X CU 78 2-2 L9 ②		B CU 76 C SI 87 X CU 78 1-1 G5-3 ②③ 2-3f		B SL 83 C SL 84 B SI 90 S SL 84 B SI 91 F SL 84 B SL 84 4-2 3 HR 1-2 BB		B SI 91 F SI 89 F SL 84 B SL 85 B SL 85 S SL 86 3-3 K ③		B C C B B F B 4-2 BB		B CH 87 B SI 94 B CH 88 B SI 92 4-0 32 1B 1-2 2-3 BB	3	1	0	0	3	1	2
32 Jack Cust, L (1, 10) OBP: 0.411, SLG: 0.446	C FF 88 B SI 92 B FF 86 B FF 90 X FF 90 3-1 1B			B CH 87 B CH 85 F FF 88 B FF 89 B FF 87 4-1 WP 3 BB BB	B SI 90 F SI 90 B CH 83 C SL 84 B SL 86 S SL 84 3-3 K ②			C SI 89 B CU 76 S CU 76 C EP 58 1-3 K ①	X CH 82 0-0 F7 ③		F SI 93 B CH 87 S SI 92 X CH 86 1-2 1-2 2-3 3-H 1B	5	0	2	1	1	2	3
3 Eric Chavez, L (1, 5) OBP: 0.318, SLG: 0.476	C FF 87 X CU 79 0-1 L9 ③			B FF 86 F FF 87 B SI 87 B FF 88 C CH 86 F FF 88 B FF 88 4-2 WP 1-2 BB	B SL 86 X SI 90 1-0 1-H 2-H HR			B CU 75 C SI 88 C CU 77 F FF 88 B CU 77 X EP 55 2-2 6 1B BB 1B		X SI 88 0-0 G1-3 ①		4	2	2	3	1	0	1
Emil Brown, R (1, 7) OBP: 0.284, SLG: 0.379		B CH 84 X CH 84 1-0 10 G6-4-3 1B		B CH 82 F SL 76 B SI 86 F FF 90 S SL 83 2-3 K ① 1-2 2-3	C SL 86 F SI 86 X SI 91 0-2 P2 ③			F FF 92 B SL 85 B SL 84 B SI 92 B SI 92 4-1 6 1B 1-2 BB		F SI 88 F SL 81 B SL 81 B SI 89 B SL 81 F SI 89 X SI 89 3-2 L9 ②		4	0	1	0	1	1	2
6 Travis Buck, L (1, 9) OBP: 0.215, SLG: 0.294	C CH 84 F CH 85 S SL 80 0-3 K ①			C FF 93 C FF 93 S FF 93 0-3 K ②		B SI 90 B SI 89 X SI 88 2-0 P3 ①		X SI 90 0-0 1-3 2-H 1B		F SI 89 B SI 89 S SI 90 S SL 79 1-3 K ③		5	0	1	1	0	3	3
10 Daric Barton, L (1, 3) OBP: 0.341, SLG: 0.335 11 Rajai Davis, R (11, PR) OBP: 0.203, SLG: 0.227	C FF 87 C SI 89 X FF 92 0-2 G6-4-3 ②③ 1-2f			B FF 92 C FF 93 B FF 92 B FF 90 F FF 92 B SI 91 4-2 BB		B CH 85 X SI 88 1-0 F7 ②		S CH 81 B SI 92 B SI 92 F FF 92 X CH 81 2-2 F8 ②			B SI 89 B SI 88 X SI 87 2-0 8 FC6-4 28 SH2-3 1B	4 0	0 0	1 0	0 0	1 0	0 0	3 0
28 Carlos González, L (1, 8) OBP: 0.211, SLG: 0.421			C FF 89 F SI 88 X CU 76 0-2 G3 ①	C FF 91 B SI 93 B SL 79 X FF 90 2-1 G3 ③		B SI 90 X SI 89 1-0 G4-3 ③		B CH 80 D CH 81 X SI 92 2-0 F7 ③			X SL 79 0-0 SH2-3 ① 1-2	4	0	0	0	0	0	5
8 Kurt Suzuki, R (1, 2) OBP: 0.323, SLG: 0.308			B FF 86 B CH 84 C FF 86 B FF 87 B FF 87 4-1 7 G5-3 14 BB BB		B SL 84 B SI 91 B SI 86 C SI 89 B SI 91 4-1 7 BB 3 HR BB		X SI 90 0-0 G6-3 ①		C SL 83 B SI 91 B SI 91 B SI 92 X SI 91 3-1 G5-3 ①		B SI 91 X SI 92 1-0 FC6-4 ② 7 BB 14 1B 32 1B 2-3	3	2	0	0	2	0	2
Inning Stats	R: 0 E: 0 K: 0 S: 9 H: 1 LOB: 1 BB: 0 P: 16	R: 0 E: 0 K: 1 S: 7 H: 1 LOB: 0 BB: 0 P: 8	R: 0 E: 0 K: 0 S: 7 H: 0 LOB: 1 BB: 2 P: 16	R: 0 E: 0 K: 2 S: 14 H: 0 LOB: 3 BB: 3 P: 30	R: 3 E: 0 K: 1 S: 14 H: 1 LOB: 0 BB: 2 P: 29	R: 0 E: 0 K: 0 S: 3 H: 0 LOB: 0 BB: 0 P: 7	R: 0 E: 0 K: 1 S: 9 H: 0 LOB: 0 BB: 0 P: 14	R: 1 E: 0 K: 1 S: 13 H: 2 LOB: 2 BB: 1 P: 24	R: 0 E: 0 K: 0 S: 8 H: 0 LOB: 1 BB: 1 P: 15	R: 0 E: 0 K: 1 S: 8 H: 0 LOB: 0 BB: 0 P: 12	R: 1 E: 0 K: 0 S: 8 H: 3 LOB: 3 BB: 1 P: 18	1B: 7 2B: 0 3B: 0 HR: 1 SF: 0 SAC: 1 DP: 2 HBP: 0	WP: 1 PB: 0 SB: 0 CS: 0 PA: 48					

PITCHER		IP	WLS	BF	H	R	ER	SO	BB	IBB	HBP	BLK	WP	HR	S	P	ERA	WHIP
21 Dontrelle Willis, L ERA: 4.5	(1, 1)	4.0		17	2	0	0	3	5	0	0	0	1	0	37	70	0.00	1.750
58 Armando Galarraga, R ERA: 3.76	(5, 1)	3.0		12	1	3	3	2	2	0	0	0	0	1	26	50	9.00	1.000
49 Casey Fossum, L ERA: 27.0	(8, 1)	0.1	H	2	1	1	1	1	0	0	0	0	0	0	7	10	27.00	3.000
31 Zach Miner, R ERA: 5.4	(8, 1)	1.2	B	8	1	0	0	0	2	0	0	0	0	0	14	29	0.00	1.800
44 Bobby Seay, L ERA: 3.06	(10, 1)	1.1	L	5	1	1	1	1	0	0	0	0	0	0	10	16	6.75	0.750

PITCHER		IP	WLS	BF	H	R	ER	SO	BB	IBB	HBP	BLK	WP	HR	S	P	ERA	WHIP
34 Freddy Dolsi, R ERA: 1.54	(11, 1)	0.1		4	2	0	0	0	1	0	0	0	0	0	6	14	0.00	9.000

BOTTOM

Detroit Tigers @ Oakland Athletics
McAfee Coliseum, Oakland, CA
Tue Jun 03 2008, 10:05 PM EDT
Att. 10,871 - Clear - 54 F

livebaseballscorecards.com

AB	37
R	5
H	8
RBI	5
BB	10
SO	7
LOB	22

Batter	1	2	3	4	5	6	7	8	9	AB	R	H	RBI	BB	SO	LOB
28 Curtis Granderson, L (1, 8) OBP: 0.304, SLG: 0.442	B SI 83 X SI 84 1-0 L4		C SL 79 B SI 84 1 SAFE B SL 81 X SI 84 2-1 G4-6-3 1-2f			B SI 84 B SL 80 B SI 84 C SI 84 F SI 83 1 SAFE B SL 80 4-2 33 BB 9 1B 30 HBP 1-2 BB	S SL 79 F FF 91 B SL 78 X FF 91 1-2 F9			3	1	0	0	1	0	3
9 Carlos Guillen, S (1, 5) OBP: 0.378, SLG: 0.456	C SI 84 S SI 85 C SL 80 0-3 K			B CU 66 F SI 85 F SL 81 X CU 69 1-2 G3		B SI 84 X SL 80 1-0 30 HBP 33 BB 1-2 2-H 1B		C SI 82 F SI 81 B SI 84 X SI 83 1-2 F7		4	0	1	1	0	1	0
33 Marcus Thames, R (1, 7) OBP: 0.323, SLG: 0.476	F FF 85 X CU 69 0-1 F8			F SL 80 X FF 84 0-1 G5-3		B CU 68 B SL 80 B SI 85 B FF 85 4-0 30 HBP 1-2 2-3 BB		C SI 83 X SI 83 0-1 30 G4-3 1B		3	0	1	0	1	0	0
30 Magglio Ordonez, R (1, 9) OBP: 0.394, SLG: 0.509		B CU 66 B FF 84 X SL 79 2-0 FC6-4 1B		S SI 85 F SI 86 C SL 79 0-3 K		C CU 69 B SI 85 B SL 81 F SL 82 H SL 78 3-2 19 G6-4-3 1-2 2-3 3-H HBP		B SI 83 C SI 83 B SI 82 C SI 83 X SI 83 2-2 G4-3 1-2f		3	0	1	1	0	1	1
19 Jeff Larish, L (1, 10) OBP: 0.150, SLG: 0.105		X SI 83 0-0 P6			C CU 68 S SI 84 B SL 79 X SL 81 1-2 F8	C SI 85 F CU 69 X CU 69 0-2 G6-4-3 1-2f			B FF 86 B FF 86 F FF 86 B FF 88 X FF 86 3-1 F8	4	0	0	0	0	0	4
24 Miguel Cabrera, R (1, 3) OBP: 0.353, SLG: 0.449		F SI 84 X CU 67 0-1 F8			F FF 86 X SL 80 0-1 F8		C SI 84 B CU 68 B FF 84 X SL 81 2-1 F8		C FF 87 S FF 88 B FF 88 F SL 79 B FF 87 T FF 87 2-2 K	4	0	0	0	0	1	1
Ivan Rodriguez, R (1, 2) OBP: 0.291, SLG: 0.357		F SI 84 X CU 69 0-1 FC6-4 1-2f			C SL 82 B CU 70 C SI 86 F FF 85 F FF 87 X SL 80 1-2 G4-3		B CU 69 F SI 87 S CU 69 B SI 86 F SI 87 B CU 70 B SI 86 4-2 25 WP 39 1B BB		B FF 89 B FF 88 C FF 88 F FF 87 S FF 87 2-3 K	3	0	0	0	1	1	1
39 Ramon Santiago, S (1, 6) OBP: 0.489, SLG: 0.611 Edgar Renteria, R (7, 6) OBP: 0.307, SLG: 0.360			C SL 81 C SI 85 B SL 79 B SI 84 B SL 80 B SL 81 4-2 25 FC5-4 BB			S SI 85 B CU 68 X SI 85 1-1 P6	B SL 79 S SI 84 C CU 68 B SL 78 X SI 85 2-2 25 WP 1-2 1B			2 0	0 0	1 0	0 0	1 0	0 0	0 0
25 Ryan Raburn, R (1, 4) OBP: 0.293, SLG: 0.353			1 SAFE 1 SAFE X SI 84 0-0 FC5-4 28 G4-6-3 1-2f			B SL 80 L FF 86 B CU 69 B SI 86 B FF 86 4-1 28 BB 9 1B BB	B FF 84 S SL 80 B CU 70 F SL 80 S FF 86 2-3 K 1-2 2-3			2	1	0	0	1	1	3
Inning Stats	R: 0 E: 0 K: 1 S: 6 H: 0 LOB: 0 BB: 0 P: 7	R: 0 E: 0 K: 0 S: 6 H: 1 LOB: 1 BB: 0 P: 8	R: 0 E: 0 K: 0 S: 5 H: 0 LOB: 0 BB: 1 P: 11	R: 0 E: 0 K: 1 S: 8 H: 0 LOB: 0 BB: 0 P: 9	R: 0 E: 0 K: 0 S: 10 H: 0 LOB: 0 BB: 0 P: 12	R: 2 E: 0 K: 0 S: 11 H: 1 LOB: 2 BB: 3 P: 28	R: 0 E: 0 K: 1 S: 14 H: 1 LOB: 2 BB: 1 P: 25	R: 0 E: 0 K: 0 S: 8 H: 1 LOB: 0 BB: 0 P: 11	R: 0 E: 0 K: 2 S: 9 H: 0 LOB: 0 BB: 0 P: 16	1B: 4 2B: 0 3B: 0 HR: 0	SF: 0 SAC: 0 DP: 3 HBP: 1			WP: 1 PB: 0 SB: 0 CS: 0	PA: 34	

TOP

Detroit Tigers @ Oakland Athletics

McAfee Coliseum, Oakland, CA

Wed Jun 04 2008, 3:35 PM EDT

Att. 19,258 - Sunny - 65 F

livebaseballscorecards.com

AB	28
R	2
H	4
RBI	2
BB	5
SO	5
LOB	13

PITCHER		IP	WLS	BF	H	R	ER	SO	BB	IBB	HBP	BLK	WP	HR	S	P	ERA	WHIP
58 Justin Duchscherer, R ERA: 2.32	(1, 1)	6.2	W	27	3	2	2	3	5	0	1	0	1	0	57	96	2.70	1.200
Alan Embree, L ERA: 4.26	(7, 1)	0.1	H	1	0	0	0	0	0	0	0	0	0	0	3	4	0.00	0.000
31 Brad Ziegler, R ERA:	(8, 1)	1.0		3	1	0	0	0	0	0	0	0	0	0	8	11	0.00	1.000
Kiko Calero, R ERA:	(9, 1)	1.0		3	0	0	0	2	0	0	0	0	0	0	9	16	0.00	0.000

PITCHER	IP	WLS	BF	H	R	ER	SO	BB	IBB	HBP	BLK	WP	HR	S	P	ERA	WHIP

Detroit Tigers @ Oakland Athletics

McAfee Coliseum, Oakland, CA

Wed Jun 04 2008, 3:35 PM EDT

Att. 19,258 - Sunny - 65 F

BOTTOM

livebaseballscorecards.com

Batter	1	2	3	4	5	6	7	8	9	AB	R	H	RBI	BB	SO	LOB
22 Jack Hannahan, L (1, 5) OBP: 0.365, SLG: 0.373	B SI 85 B SI 87 C SI 87 B SI 87 X SI 87 3-1 7 1B 1B	B SI 89 B SI 88 X SI 88 2-0 ③ G1-3			B SI 89 B SI 88 B SI 88 B SI 86 4-0 32 2B 7 2B BB	F SI 87 C SL 81 B SL 82 X SI 88 1-2 ③ G4-3	C FF 89 F FF 90 X FS 84 0-2 1-H 2B			4	1	2	1	1	0	2
14 Mark Ellis, R (1, 4) OBP: 0.333, SLG: 0.390	B SI 84 F SI 85 S CH 81 X SL 80 1-2 ① F7	B CH 78 F SI 86 C SI 87 B CH 78 X CH 80 2-2 ① F8			C SI 84 B CH 78 S CH 78 X SI 88 1-2 ② P2		C CH 83 B CH 80 C SI 80 F SI 80 B SL 81 B CH 78 B SI 86 4-2 10 1B S BB B FF 90 B FF 90 B FF 90 C FF 90 X FF 90 3-1 ③ F9			4	1	0	0	1	0	3
32 Jack Cust, L (1, 10) OBP: 0.406, SLG: 0.445	B FF 87 S SI 86 F SI 86 B SL 80 B SL 83 X SI 88 3-2 ② P5	F SI 88 X SL 80 0-1 ② F7			C SI 89 X SI 87 0-1 7 2B 1-3 2B		C 1 SAFE C 1 SAFE 1 SAFE S SL 79 0-3 ① K	B FF 90 B FF 89 X FF 90 2-0 E4 10 1B		5	1	1	0	0	1	2
7 Bobby Crosby, R (1, 6) OBP: 0.326, SLG: 0.387	B CH 84 X SI 88 1-0 1-2 1B	C SL 79 F SL 80 X SI 87 0-2 ③ F7			C CH 82 F FF 88 F SL 79 F SI 89 B SL 81 X SI 88 1-2 2-H 3-H 2B		C SI 91 B CH 85 C SI 92 C SI 92 1-3 ② K	X FF 90 0-0 ① F7		5	0	2	2	0	1	2
Emil Brown, R (1, 7) OBP: 0.291, SLG: 0.378 11 Rajai Davis, R (9, 8) OBP: 0.203, SLG: 0.227	S CH 81 X CH 82 0-1 ③ G4-3			B CH 77 F SI 85 B SI 88 X CH 80 2-1 10 1B 6 G4-6-3 1B	I IN 73 I IN 73 I IN 76 I IN 75 4-0 IBB		B SI 92 B CH 87 C SI 92 B SI 93 F SI 93 B SI 94 4-2 6 1B 10 1B 28 2B 1-2 BB	B FF 91 C SL 79 C FF 90 1-3 ② K		3 0	2 0	1 0	0 0	2 0	1 0	3 0
10 Daric Barton, L (1, 3) OBP: 0.347, SLG: 0.342		C FF 88 S CH 81 X SL 82 0-2 ① L9		X SI 88 0-0 6 G4-6-3 1-3 1B	F SL 82 B SL 81 C SI 89 C SI 88 1-3 ③ K		S SL 84 B CU 76 X SL 84 1-1 6 1B 28 2B 1-2 2-H 1B	F FF 90 C FF 89 X SL 78 0-2 2-3 1B		5	1	3	1	0	1	2
6 Travis Buck, L (1, 9) (9, 7) OBP: 0.224, SLG: 0.333		C SI 86 B CH 80 F SL 81 X SL 81 1-2 ② F7		X SL 80 0-0 ① ② G4-6-3 1-2f 3-H		C CH 83 X SL 79 0-1 HR	C SL 83 B SL 83 F SL 84 B CU 77 F CU 76 B SL 84 X SL 83 3-2 28 2B 1-2 2-3 1B	C FF 90 B FF 90 C FS 84 X SL 77 1-2 ③ G4-3		5	2	2	1	0	0	3
28 Carlos González, L (1, 8) (9, 9) OBP: 0.217, SLG: 0.435		C SI 88 X SL 79 0-1 E3 1B		C SI 88 F SI 87 S SL 80 0-3 ③ K		X SI 85 0-0 ① P6	F SL 83 X CU 76 0-1 1B 1-H 2-H 3-H 2B			4	1	1	3	0	1	0
Rob Bowen, S (1, 2) OBP: 0.281, SLG: 0.323		B SI 85 B SI 86 C SI 85 X CH 78 2-1 1-2 1B			S SI 84 S SI 87 B SL 81 F SL 81 B SI 88 S SI 88 2-3 ① K		F SI 85 B SL 79 S SI 86 B SI 87 F SI 87 B SL 82 C SI 88 3-3 ② K F SI 88 B SI 89 C SL 83 D SL 84 F SI 88 D CU 78 X SI 88 3-2 22 2B 2-H 1B			4	1	2	1	0	2	0
Inning Stats	R: 0 E: 0 K: 0 S: 11 H: 2 LOB: 2 BB: 0 P: 19	R: 0 E: 1 K: 0 S: 11 H: 1 LOB: 2 BB: 0 P: 16	R: 0 E: 0 K: 0 S: 8 H: 0 LOB: 0 BB: 0 P: 10	R: 1 E: 0 K: 1 S: 7 H: 2 LOB: 0 BB: 0 P: 9	R: 2 E: 0 K: 2 S: 17 H: 2 LOB: 2 BB: 2 P: 30	R: 1 E: 0 K: 1 S: 10 H: 1 LOB: 0 BB: 0 P: 14	R: 6 E: 0 K: 2 S: 29 H: 5 LOB: 1 BB: 2 P: 48	R: 0 E: 1 K: 1 S: 11 H: 1 LOB: 2 BB: 0 P: 15		1B: 9 2B: 4 3B: 0 HR: 1 SF: 0 SAC: 0 DP: 1 HBP: 0						

	AB	39
	R	10
	H	14
	RBI	9
	BB	4
	SO	7
	LOB	17

WP: 0 PA: 43
PB: 0
SB: 1
CS: 0

PITCHER		IP	WLS	BF	H	R	ER	SO	BB	IBB	HBP	BLK	WP	HR	S	P	ERA	WHIP
29 Nate Robertson, L ERA: 6.03	(1, 1)	6.1	L	30	8	5	5	5	2	1	0	0	0	1	71	109	7.11	1.579
34 Freddy Dolsi, R ERA: 2.25	(7, 1)	0.1		2	0	0	0	1	1	0	0	0	0	0	5	10	0.00	3.000
49 Casey Fossum, L ERA: 135.0	(7, 1)	0.0		4	4	4	4	0	0	0	0	0	0	0	12	19	∞	∞
45 Aquilino Lopez, R ERA: 2.67	(7, 1)	1.1		7	2	1	1	1	0	0	0	0	0	0	16	23	6.75	1.500

PITCHER	IP	WLS	BF	H	R	ER	SO	BB	IBB	HBP	BLK	WP	HR	S	P	ERA	WHIP

Cleveland Indians @ Detroit Tigers

Comerica Park, Detroit, MI

Fri Jun 06 2008, 7:05 PM EDT

Att. 40,990 - Partly Cloudy - 86 F

TOP

livebaseballscorecards.com

Batter	1	2	3	4	5	6	7	8	9	AB	R	H	RBI	BB	SO	LOB
24 Grady Sizemore, L (1, 8) OBP: 0.372, SLG: 0.487	B FF 93 B FF 94 C FF 92 B FF 94 S FF 92 F FF 93 B FF 93 4-2 25 S BB		F FF 92 F FF 94 X CH 85 0-2 ② F8	C CH 83 B CH 85 X CU 81 1-1 ③ F8			C CU 77 X FF 92 0-1 12 F8 2B		C SI 89 C FC 86 F FC 88 D SI 89 X CU 71 1-2 ② F9	4	0	1	0	1	0	4
12 Ben Francisco, R (1, 7) OBP: 0.354, SLG: 0.504	L FF 93 C CU 80 1 SAFE B CU 79 F CU 81 C FF 96 1-3 ① K		1 SAFE F SI 92 S CH 83 1 SAFE B CU 83 S CU 81 1-3 ③ K		B CU 78 X FF 92 1-0 ① G6-3		X FF 93 0-0 ② F8 2-3		B SI 90 F SI 89 B CH 80 S CH 79 1 SAFE S SI 89 2-3 ③ K	5	0	0	0	0	3	4
41 Victor Martinez, S (1, 2) OBP: 0.332, SLG: 0.344	1 SAFE B FF 93 X FF 92 1-0 ② F8			C CH 84 C CU 82 X FF 93 0-2 ① P5	F FF 91 B FF 92 B CU 81 C CU 80 F CU 82 B CH 84 F FF 94 X FF 93 3-2 1B		B CH 85 B CU 81 C CH 83 B CU 82 C CH 84 X CH 84 3-2 ③ P6			4	0	1	0	0	0	2
25 Ryan Garko, R (1, 3) OBP: 0.355, SLG: 0.397	B FF 92 C FF 93 C FF 92 S CU 84 1-3 ③ K 1-2			B CU 80 B CU 80 B FF 93 B FF 93 4-0 20 BB 2 1B 2B BB	X FF 92 0-0 ② F9			C SI 93 B SI 92 B SI 93 F SI 92 F CU 81 F CU 82 B SL 86 X SI 93 3-2 HR		3	2	1	1	1	2
2 Jhonny Peralta, R (1, 6) OBP: 0.288, SLG: 0.440		B FF 91 X FF 92 1-0 ① F8		1 SAFE B FF 93 F FF 92 F SI 93 D CU 83 B CU 82 F FF 95 X FF 95 3-2 20 BB 1-2 2B 1B	X FF 91 0-0 ③ F7			C FF 93 B SI 92 B CU 82 F SI 93 S SL 87 2-3 ① K		4	1	1	0	0	1	1
20 David Dellucci, L (1, 10) OBP: 0.324, SLG: 0.434		B FF 91 S CH 85 B CH 86 F FF 93 F CU 83 B CH 85 F FF 94 X FF 94 3-2 ② G3-1		B FF 94 B FF 93 C FF 94 B FF 94 B FF 93 4-1 2B 1B 1-2 2-3 BB	X FF 89 0-0 ① P6			C FF 93 X CU 79 0-1 ② P6		3	1	0	0	1	0	0
Casey Blake, R (1, 5) OBP: 0.315, SLG: 0.407		S CU 82 C SI 94 B CU 83 C CU 82 1-3 ③ K		C FF 96 S FF 95 B FF 96 X CU 85 1-2 1B 1-3 2-H 3-H 2B	C CU 78 C CH 83 B CU 81 S CU 83 1-3 ② K			B CU 80 C FF 91 B SI 92 F SL 86 X FF 93 2-2 ③ F8		4	0	1	2	0	2	0
Franklin Gutierrez, R (1, 9) OBP: 0.311, SLG: 0.392			C CU 80 S CU 80 F FF 93 C FF 95 0-3 ① K	B FF 95 X FF 95 1-0 2-3 3-H 1B		C FF 92 C CH 82 F FF 93 B CU 82 X CU 82 1-2 ③ F7			C SI 87 B CU 68 B SI 88 F SI 89 X SI 88 2-2 13 FC1-6 1B	4	0	2	1	0	1	0
13 Asdrúbal Cabrera, S (1, 4) OBP: 0.288, SLG: 0.253			B SI 94 B FF 93 C FF 93 B CH 86 S FF 94 F FF 96 B SI 95 4-2 BB	C CH 83 S CU 79 S CU 83 0-3 ② K			C FF 90 F CU 79 T CU 80 0-2 ① K		1 SAFE L SI 90 B CH 79 L FC 86 X FC 86 1-2 ① FC1-6 1-2f	3	0	0	0	1	2	3

Inning Stats										
	R: 0 E: 0 K: 2 S: 11	H: 0 LOB: 1 BB: 1 P: 18	R: 0 E: 0 K: 1 S: 9	H: 0 LOB: 0 BB: 0 P: 14	R: 0 E: 0 K: 2 S: 13	H: 0 LOB: 1 BB: 1 P: 18	R: 3 E: 0 K: 1 S: 17	H: 3 LOB: 2 BB: 2 P: 31	R: 0 E: 0 K: 0 S: 8	H: 1 LOB: 1 BB: 0 P: 12
	R: 0 E: 0 K: 1 S: 8	H: 0 LOB: 0 BB: 0 P: 10	R: 0 E: 0 K: 1 S: 9	H: 1 LOB: 1 BB: 0 P: 12	R: 1 E: 0 K: 1 S: 13	H: 1 LOB: 0 BB: 0 P: 20	R: 0 E: 0 K: 1 S: 13	H: 1 LOB: 1 BB: 0 P: 19	1B: 4 2B: 2 3B: 0 HR: 1	SF: 0 SAC: 0 DP: 0 HBP: 0	WP: 0 PB: 0 SB: 1 CS: 0	PA: 38

	AB	34
	R	4
	H	7
	RBI	4
	BB	4
	SO	10
	LOB	16

PITCHER		IP	WLS	BF	H	R	ER	SO	BB	IBB	HBP	BLK	WP	HR	S	P	ERA	WHIP
35 Justin Verlander, R ERA: 5.05	(1, 1)	7.0	L	30	5	3	3	8	4	0	0	0	0	0	75	115	3.86	1.286
Denny Bautista, R ERA: 4.4	(8, 1)	1.0		4	1	1	1	1	0	0	0	0	0	1	13	20	9.00	1.000
59 Todd Jones, R ERA: 4.71	(9, 1)	1.0		4	1	0	0	1	0	0	0	0	0	0	13	19	0.00	1.000

PITCHER		IP	WLS	BF	H	R	ER	SO	BB	IBB	HBP	BLK	WP	HR	S	P	ERA	WHIP

Batter	1	2	3	4	5	6	7	8	9	AB	R	H	RBI	BB	SO	LOB
28 Curtis Granderson, L (1, 8) OBP: 0.297, SLG: 0.430	C CH 81 B SL 77 X SL 78 1-1 ① F7		B SI 84 C SL 78 B SI 85 C SI 84 X CU 74 2-2 ③ G1-3			B SL 79 C CH 78 F SL 79 F FF 85 B CU 74 S CU 74 2-3 ① K		B SI 89 C SI 88 X SI 90 1-1 ③ G3-1		4	0	0	0	0	1	0
14 Placido Polanco, R (1, 4) OBP: 0.344, SLG: 0.373	B SL 76 B CH 75 X CH 82 2-0 ② F8			B CH 81 C CH 81 X CH 74 1-1 ① F8		C SI 84 X CH 78 0-1 ② F8			B FF 85 C FF 83 X FF 84 1-1 ① G4-3	4	0	0	0	0	0	0
9 Carlos Guillen, S (1, 7) OBP: 0.381, SLG: 0.457	B FF 84 B CH 82 C SL 78 C CH 77 X SL 79 2-2 30 S 1B			C CH 76 X SI 83 0-1 ② G4-3		F SI 85 F SI 85 B CH 77 X SL 80 1-2 ③ P5			C FF 85 F SL 76 B FF 84 B SL 78 F SL 77 X SL 78 2-2 24 DI 1B	4	0	2	0	0	0	0
30 Magglio Ordonez, R (1, 9) OBP: 0.387, SLG: 0.500	C SI 84 1 SAFE C CH 78 D SL 80 F SI 85 B CH 77 B CH 79 X SL 80 3-2 ③ L4 1-2			C FF 84 F FF 85 X FF 85 0-2 ③ G6-3			X SL 78 0-0 ① P6		X FF 86 0-0 ② F9	4	0	0	0	0	0	2
24 Miguel Cabrera, R (1, 3) OBP: 0.352, SLG: 0.450		X SI 83 0-0 ① G4-3			C FF 83 B CH 76 X CH 76 1-1 2B		B FF 84 B FF 85 C SL 77 B SI 84 X SI 85 3-1 ② P4		C FF 86 F FF 86 B FF 87 B FF 87 S FF 86 2-3 ③ K 1-2	4	0	1	0	0	1	1
19 Jeff Larish, L (1, 10) OBP: 0.174, SLG: 0.273		B SI 84 X SI 83 1-0 ② L6			S SI 85 S CH 76 X SI 86 0-2 ① G6-3		C SL 78 X CH 79 0-1 HR			3	1	1	1	0	0	1
Edgar Renteria, R (1, 6) OBP: 0.303, SLG: 0.354		B FF 84 X CH 77 1-0 ③ F8			L FF 86 B SI 85 F SL 80 X SI 85 1-2 ② L7		B SL 78 X FF 86 1-0 ③ L9			3	0	0	0	0	0	1
Ivan Rodriguez, R (1, 2) OBP: 0.287, SLG: 0.351			C FF 83 F SI 84 C CH 76 0-3 ① K		B CH 78 B CH 78 F SL 78 X CH 78 2-1 ③ F7			C FF 89 X SL 82 0-1 ① G6-3		3	0	0	0	0	1	1
15 Brandon Inge, R (1, 5) OBP: 0.317, SLG: 0.424			S FF 84 B SI 84 X SI 85 1-1 ② F7			C FF 83 X SL 77 0-1 HR		B SI 90 C SI 88 X SI 89 1-1 ② F8		3	1	1	1	0	0	0
Inning Stats	R: 0 H: 1 E: 0 LOB: 1 K: 0 BB: 0 S: 10 P: 18	R: 0 H: 0 E: 0 LOB: 0 K: 0 BB: 0 S: 3 P: 5	R: 0 H: 0 E: 0 LOB: 0 K: 1 BB: 0 S: 8 P: 11	R: 0 H: 0 E: 0 LOB: 0 K: 0 BB: 0 S: 7 P: 8	R: 0 H: 1 E: 0 LOB: 1 K: 0 BB: 0 S: 10 P: 14	R: 1 H: 1 E: 0 LOB: 0 K: 1 BB: 0 S: 11 P: 14	R: 1 H: 1 E: 0 LOB: 0 K: 0 BB: 0 S: 6 P: 10	R: 0 H: 0 E: 0 LOB: 0 K: 0 BB: 0 S: 6 P: 8	R: 0 H: 1 E: 0 LOB: 1 K: 1 BB: 0 S: 10 P: 15	1B: 2 2B: 1 3B: 0 HR: 2	SF: 0 SAC: 0 DP: 0 HBP: 0			WP: 0 PB: 0 SB: 1 CS: 0		PA: 32	

PITCHER		IP	WLS	BF	H	R	ER	SO	BB	IBB	HBP	BLK	WP	HR	S	P	ERA	WHIP
Paul Byrd, R ERA: 4.46	(1, 1)	7.0	W	25	4	2	2	2	0	0	0	0	0	2	55	80	2.57	0.571
30 Masa Kobayashi, R ERA: 2.61	(8, 1)	1.0	H	3	0	0	0	0	0	0	0	0	0	0	6	8	0.00	0.000
Joe Borowski, R ERA: 8.0	(9, 1)	1.0	S	4	1	0	0	1	0	0	0	0	0	0	10	15	0.00	1.000

PITCHER	IP	WLS	BF	H	R	ER	SO	BB	IBB	HBP	BLK	WP	HR	S	P	ERA	WHIP

BOTTOM

Cleveland Indians @ Detroit Tigers

Comerica Park, Detroit, MI

Fri Jun 06 2008, 7:05 PM EDT

Att. 40,990 - Partly Cloudy - 86 F

livebaseballscorecards.com

AB	32
R	2
H	5
RBI	2
BB	0
SO	3
LOB	6

Cleveland Indians @ Detroit Tigers

Comerica Park, Detroit, MI

Sat Jun 07 2008, 3:55 PM EDT

Att. 42,193 - Cloudy - 80 F

TOP

livebaseballscorecards.com

Batter	1	2	3	4	5	6	7	8	9	AB	R	H	RBI	BB	SO	LOB
24 Grady Sizemore, L (1, 8) OBP: 0.376, SLG: 0.487	B FF 84 C FF 84 B FF 85 X FF 85 2-1 12 G5-4-3 1B	B CU 70 S FF 85 S FF 86 X SL 79 1-2 ③ L9			B CU 70 S SI 82 F SL 78 B CU 74 S FF 88 2-3 ② K		B FF 87 C FF 89 B FF 88 B CH 79 S FF 88 F FF 89 B FF 88 4-2 BB		B CH 81 F SI 90 X CH 82 1-1 1-3 1B	4	0	2	0	1	1	2
11 Jamey Carroll, R (1, 4) OBP: 0.325, SLG: 0.267	C SI 80 X CH 78 0-1 ① F9		B SI 81 B SI 80 B SI 81 C SI 82 C SI 82 F SI 82 X SI 82 3-2 ① F7		B SI 82 B SI 82 C SI 83 X CH 78 2-1 ③ F9		B CH 76 X CH 79 1-0 ③ L8		C SI 90 X SI 91 0-1 ③ F9	5	0	0	0	0	0	4
12 Ben Francisco, R (1, 7) OBP: 0.351, SLG: 0.496	B CH 74 B CH 75 C SI 81 1 SAFE X SI 81 2-1 ②③ G5-4-3 1-2f		C SI 81 X CH 77 0-1 ② L8			X CH 76 0-0 E1 25 SF9 1B		C SI 90 X SL 84 0-1 ① G5-3		4	1	1	0	0	0	1
25 Ryan Garko, R (1, 10) OBP: 0.349, SLG: 0.390		B CH 80 C SI 80 B SI 80 C SI 81 X CH 77 2-2 ① G1	C FF 86 X FF 87 0-1 ③ P4			B FF 83 B CH 78 X SI 82 2-0 ① SF9 3-H		B SI 92 F SI 92 B CH 82 F SI 92 B SL 87 X SI 92 3-2 ② L6		3	0	0	1	0	0	0
2 Jhonny Peralta, R (1, 6) OBP: 0.287, SLG: 0.437		C FF 86 B SI 81 X SI 82 1-1 FC3 HBP E 1B		S CH 75 B CH 76 B FF 85 X SI 81 2-1 ① P4		F SI 82 B FF 89 F FF 88 X FF 88 1-2 ② F8		B SL 86 B SI 92 C SI 92 F SI 92 X SL 87 2-2 ③ G6-3		4	1	1	0	0	0	0
Casey Blake, R (1, 3) OBP: 0.329, SLG: 0.418		1 SAFE B CH 79 B SI 81 C SI 80 F CH 77 H SL 80 3-2 E 10 2B 1-2 HBP		B CH 76 C B CU 72 C SI 81 B CH 77 X SI 83 3-2 HBP 1B		B CU 73 B CH 78 B SI 84 B SI 83 4-0 BB			C SI 90 C SI 91 B SI 90 X SI 90 1-2 17 1B 2B	2	2	2	0	1	0	0
Franklin Gutierrez, R (1, 9) OBP: 0.311, SLG: 0.387 20 David Dellucci, L (9, PH) OBP: 0.322, SLG: 0.431		C SI 81 C FF 86 X CH 77 0-2 FC3 10 2B 1-3 2-H		C CH 76 F FF 85 B CH 75 H SL 80 2-2 10 G5-4-3 1-2 HBP		B CH 79 1 SAFE 1 SAFE C FF 86 F FF 87 S CU 73 1-3 ③ K			X SI 90 0-0 ① G4-3	2 1	0 0	0 0	0 0	1 0	2 0	2 1
10 Kelly Shoppach, R (1, 2) OBP: 0.278, SLG: 0.315 41 Victor Martinez, S (9, PH) OBP: 0.330, SLG: 0.342		X CH 77 0-0 1-3 3-H 2B		B CH 77 X CH 78 1-0 ②③ G5-4-3 1-2f			B FF 84 C FF 85 F CH 78 B SL 80 S SL 79 2-3 ① K		B SI 90 X SI 90 1-0 ② F8	3 1	0 0	1 0	1 0	0 0	1 0	2 1
Andy Marte, R (1, 5) OBP: 0.188, SLG: 0.174 17 Shin-Soo Choo, L (9, PH) OBP: 0.429, SLG: 0.588		C SI 81 X FC 85 0-1 ② P6			C SI 80 C FF 85 B CH 77 X CH 77 1-2 ① G5-3		B CH 78 X SI 82 1-0 ② G1-3		B SI 91 X SI 91 1-0 24 1B 2-H 1B	3 1	0 0	0 1	0 1	0 0	0 0	2 0

	AB	R	H	RBI	BB	SO	LOB
	33	4	8	3	2	3	15

Inning Stats	1	2	3	4	5	6	7	8	9	1B: 6	SF: 1	WP: 0	PA: 38
R:	0	2	0	0	0	1	0	0	1	2B: 2	SAC: 0	PB: 0	
E:	0	1	0	0	0	1	0	0	0	3B: 0	DP: 2	SB: 0	
K:	0	0	0	0	1	1	1	0	0	HR: 0	HBP: 2	CS: 0	
S:	6	16	8	8	8	8	8	8	10				
H:	1	2	0	1	0	1	0	0	3				
LOB:	0	2	0	1	0	1	1	0	2				
BB:	0	0	0	0	0	1	1	0	0				
P:	10	23	11	16	13	16	16	13	14				

PITCHER		IP	WLS	BF	H	R	ER	SO	BB	IBB	HBP	BLK	WP	HR	S	P	ERA	WHIP
Kenny Rogers, L ERA: 5.13	(1, 1)	7.0		29	5	3	1	3	2	0	2	0	0	0	62	105	1.29	1.000
31 Zach Miner, R ERA: 5.4	(8, 1)	1.2	W	8	3	1	1	0	0	0	0	0	0	0	16	25	5.40	1.800
59 Todd Jones, R ERA: 4.64	(9, 1)	0.1	S	1	0	0	0	0	0	0	0	0	0	0	2	2	0.00	0.000

PITCHER	IP	WLS	BF	H	R	ER	SO	BB	IBB	HBP	BLK	WP	HR	S	P	ERA	WHIP

BOTTOM

Cleveland Indians @ Detroit Tigers

Comerica Park, Detroit, MI

Sat Jun 07 2008, 3:55 PM EDT
Att. 42,193 - Cloudy - 80 F

livebaseballscorecards.com

Batter	1	2	3	4	5	6	7	8	9	AB	R	H	RBI	BB	SO	LOB
Edgar Renteria, R (1, 6) OBP: 0.314, SLG: 0.376	C FF 85 B FF 86 S FF 86 F FF 87 B SL 78 F SI 83 X FF 87 2-2 ① G5-3		B FF 84 B FF 83 C CH 79 C SL 78 B CH 78 F FF 88 X FF 84 3-2 14 G4-6-3 1B		B SL 78 F FF 86 X FF 87 1-1 1-2 1B		B SL 81 B SI 89 B SI 89 B SI 90 4-0 14 WP BB	B FF 92 F FF 91 F FF 91 X FF 92 1-2 1-H 2-H 3-H HR		4	1	3	4	1	0	0
14 Placido Polanco, R (1, 4) OBP: 0.336, SLG: 0.364	B FF 85 C CH 82 B CH 79 B FF 86 X CH 82 3-1 ② G4-3		B FF 86 X FF 85 1-0 ②③ G4-6-3 1-2f		B SI 86 B FF 85 X SI 84 2-0 ② F7		C SL 83 B SI 90 X SI 90 1-1 ③ G5-3 1-2 2-3	X FF 92 0-0 ③ L7		5	0	0	0	0	0	5
33 Marcus Thames, R (1, 7) OBP: 0.330, SLG: 0.511 28 Curtis Granderson, L (9, 8) OBP: 0.297, SLG: 0.430	B FF 86 X FF 85 1-0 30 1B 1B			C CH 78 B SL 78 B CH 78 C FF 86 F SL 78 X FF 87 2-2 ① P4	F FF 87 X CH 79 0-1 ③ F9			X SI 89 0-0 HR		4 0	1 0	2 0	1 0	0 0	0 0	2 0
30 Magglio Ordonez, R (1, 10) OBP: 0.393, SLG: 0.507	B CH 79 X FF 86 1-0 1-2 1B			C FF 87 B CH 80 B SI 85 B FF 85 B FF 86 4-1 9 HR BB		B CH 80 C CH 82 F SL 77 X FF 86 1-2 ① G4-3		B SI 90 X SI 89 1-0 24 1B 2B		3	2	2	0	1	0	0
24 Miguel Cabrera, R (1, 3) OBP: 0.350, SLG: 0.446	X FF 87 0-0 ③ G4-3			C FF 87 B CH 79 X CH 79 1-1 ② F8		C FF 85 F SL 77 X SL 78 0-2 ② F8		F FF 91 X FF 91 0-1 27 SH5-4 9 1B HR 2-H 1B		4	1	1	1	0	0	3
9 Carlos Guillen, S (1, 5) OBP: 0.383, SLG: 0.473		C CH 82 B FF 85 X FF 84 1-1 ① F9		B CH 78 B FF 86 F FF 85 B FF 88 X CH 80 3-1 1-H HR		F FF 87 C SL 78 F FF 86 F SL 78 X SL 78 0-2 ③ G6-3		S FF 90 X CH 84 0-1 27 SH5-4 1-2 HR 1B		4	2	2	2	0	0	0
27 Brent Clevlen, R (1, 8) (9, 7)		C FF 85 C CH 79 S FF 88 0-3 ② K		C SI 85 F FF 87 X SL 80 0-2 ③ G5-3			B CH 77 F CH 82 B CH 77 B CH 82 B CH 81 4-1 14 WP 15 SH1-3 BB	X 0-0 ① SH5-4 1-2 2-3		2	0	0	0	1	1	0
15 Brandon Inge, R (1, 2) OBP: 0.324, SLG: 0.425		C FF 84 F CH 78 B CH 80 F FF 88 S SL 79 1-3 ③ K			C CH 78 B SL 76 X FF 85 1-1 1B 1B		S CH 83 X FF 85 0-1 ① SH1-3 1-2	I IN 69 I IN 70 I IN 74 I IN 73 4-0 HR IBB		2	1	1	0	1	1	0
25 Ryan Raburn, R (1, 9) OBP: 0.274, SLG: 0.327			F FF 84 X SI 84 0-1 ① L4		B CH 80 F CH 78 B SI 85 L FF 85 X SL 79 2-2 ① F7		B CH 78 X FF 82 1-0 ② F8	S FF 90 F FF 92 F FF 91 D SL 83 F FF 93 F FF 92 F FF 93 S FF 93 1-3 ② K		4	0	0	0	0	1	5
Inning Stats	R: 0 E: 0 K: 0 S: 10 H: 2 LOB: 2 BB: 0 P: 17	R: 0 E: 0 K: 2 S: 9 H: 0 LOB: 0 BB: 0 P: 11	R: 0 E: 0 K: 0 S: 7 H: 1 LOB: 0 BB: 0 P: 11	R: 2 E: 0 K: 0 S: 12 H: 1 LOB: 0 BB: 1 P: 22	R: 0 E: 0 K: 0 S: 10 H: 2 LOB: 2 BB: 0 P: 16	R: 0 E: 0 K: 0 S: 11 H: 0 LOB: 0 BB: 0 P: 12	R: 0 E: 0 K: 0 S: 6 H: 0 LOB: 2 BB: 2 P: 16	R: 6 E: 0 K: 1 S: 18 H: 5 LOB: 0 BB: 1 P: 25		1B: 7 2B: 1 3B: 0 HR: 3 SF: 0 SAC: 2 DP: 1 HBP: 0		WP: 1 PB: 0 SB: 0 CS: 0 PA: 38				

	AB	32
	R	8
	H	11
	RBI	8
	BB	4
	SO	3
	LOB	15

PITCHER		IP	WLS	BF	H	R	ER	SO	BB	IBB	HBP	BLK	WP	HR	S	P	ERA	WHIP
32 Aaron Laffey, L ERA: 2.98	(1, 1)	6.2		27	6	2	2	2	2	0	0	0	0	1	63	98	2.70	1.200
30 Masa Kobayashi, R ERA: 3.16	(7, 1)	0.1	L	4	2	2	2	0	1	0	0	0	1	1	4	10	54.00	9.000
63 Rafael Betancourt, R ERA: 7.27	(8, 1)	1.0		7	3	4	4	1	0	1	0	0	0	1	16	22	36.00	3.000

PITCHER		IP	WLS	BF	H	R	ER	SO	BB	IBB	HBP	BLK	WP	HR	S	P	ERA	WHIP

Batter	1	2	3	4	5	6	7	8	9	AB	R	H	RBI	BB	SO	LOB
24 Grady Sizemore, L (1, 8) OBP: 0.378, SLG: 0.485	X SI 86 0-0 ① B2-3		B SI 90 X SI 90 1-0 ① 3-H 1B			C SL 83 B B B CH 86 B 4-2 41 BB 25 1B BB		C FF 86 B CU 76 B SL 83 B SL 83 F SI 88 X SI 88 3-2 ① P5		3	1	1	1	1	0	0
Franklin Gutierrez, R (1, 7) OBP: 0.310, SLG: 0.380	C SI 87 X SL 85 0-1 ② G6-3		B SL 83 C SL 81 S SL 83 F SL 84 B SI 92 F SL 85 F SI 86 S SL 80 2-3 ③ K			C SL 82 B SI 88 B SI 88 C SL 83 F SI 90 F SL 84 X SL 81 2-2 ① F7		C SL 83 B SL 85 S SI 91 B SI 91 B SL 87 B SI 93 4-2 25 HBP 41 1B BB		3	0	0	0	1	1	2
41 Victor Martinez, S (1, 2) OBP: 0.333, SLG: 0.342	C CH 80 B SL 87 F CH 84 B SL 88 X SL 88 2-2 ③ G6-3			S CH 83 X SL 85 0-1 E4 25 G5-4-3		B SI 89 C SI 86 B SI 89 B SL 84 B CH 85 4-1 2 FC6-4 25 1B 1-2 BB		F CH 82 X SI 92 0-1 1-2 25 HBP 1B		3	0	1	0	1	0	0
25 Ryan Garko, R (1, 3) OBP: 0.352, SLG: 0.389 11 Jamey Carroll, R (8, PR) OBP: 0.325, SLG: 0.267 (8, 5)		B CH 83 X SI 88 1-0 ① G2-3		B SL 82 C SL 83 X SI 89 1-1 ①② G5-4-3 1-2f		C SI 92 B SL 84 B SL 85 F SI 90 X SI 92 2-2 2 FC6-4 1-2 2-H 1B		C SI 93 B SI 92 B SL 87 F SI 93 F SL 88 B SL 86 F SI 92 F SI 93 H 4-2 1-2 2-3 HBP		3 0	0 0	1 0	1 0	0 0	0 0	1 0
2 Jhonny Peralta, R (1, 6) OBP: 0.282, SLG: 0.429		F SI 88 B SI 91 F SL 86 X 1-2 ② F8		B SI 92 S SL 84 F SI 91 B SL 85 C SL 84 2-3 ③ K		C SL 85 X SL 85 0-1 ② FC6-4 12 FC5-4 1-2f 2-3		B FF 92 B SI 92 F SI 95 T SI 95 B SI 96 S SI 97 3-3 ② K		4	0	0	0	0	2	5
20 David Dellucci, L (1, 10) OBP: 0.318, SLG: 0.426 12 Ben Francisco, R (6, PH) OBP: 0.346, SLG: 0.488 (6, 10)		C CH 85 B CH 84 B SL 85 F SL 84 F SL 87 B SI 92 X SI 89 3-2 ③ G3			B SI 88 X SI 88 1-0 ① G3	C SI 87 F CU 75 B FF 87 F CU 69 F SL 83 B FF 88 X SL 84 2-2 ③ FC5-4 1-2f		C SI 96 F CH 88 C SI 96 0-3 ③ K		2 2	0 0	0 0	0 0	0 0	0 1	0 5
Casey Blake, R (1, 5) OBP: 0.322, SLG: 0.410 (8, 3)			C SI 87 C SL 83 S SL 85 0-3 ① K		B SL 82 B SL 83 F SI 90 C SI 88 B SL 83 F SI 88 F SI 88 F SL 83 S SL 86 3-3 ② K		X FF 86 0-0 ① F7		C FF 87 B CH 79 S CH 79 F SI 89 F SI 90 X FC 86 1-2 ① G3	4	0	0	0	0	2	0
17 Shin-Soo Choo, L (1, 9) OBP: 0.440, SLG: 0.619			B CH 83 X SI 87 1-0 13 F9 24 1B 2B		B SI 90 F SI 89 C SI 91 X SL 86 1-2 1B		C FF 88 X SL 82 0-1 ② G4-3		C SI 89 F FC 86 B FC 87 X CU 71 1-2 ② G4-3	4	1	2	0	0	0	0
13 Asdrúbal Cabrera, S (1, 4) OBP: 0.282, SLG: 0.247			F SI 89 B CH 85 F SL 86 X SL 86 1-2 ② F9 2-3		B SI 89 1 SAFE B CH 87 X SI 89 2-0 ③ G4-3		C SI 88 X SL 82 0-1 ③ G5-3		C SI 88 F CU 65 F SI 90 F FC 86 X CU 71 0-2 ③ G4-3	4	0	0	0	0	0	2
Inning Stats	R: 0 E: 0 K: 0 S: 6 H: 0 LOB: 0 BB: 0 P: 8	R: 0 E: 0 K: 0 S: 8 H: 0 LOB: 0 BB: 0 P: 13	R: 1 E: 0 K: 2 S: 14 H: 2 LOB: 1 BB: 0 P: 19	R: 0 E: 1 K: 1 S: 7 H: 0 LOB: 0 BB: 0 P: 10	R: 0 E: 0 K: 1 S: 11 H: 1 LOB: 1 BB: 0 P: 18	R: 1 E: 0 K: 0 S: 18 H: 1 LOB: 2 BB: 2 P: 32	R: 0 E: 0 K: 0 S: 5 H: 0 LOB: 0 BB: 0 P: 5	R: 0 E: 0 K: 2 S: 18 H: 1 LOB: 3 BB: 1 P: 32	R: 0 E: 0 K: 0 S: 13 H: 0 LOB: 0 BB: 0 P: 15	1B: 4 2B: 1 3B: 0 HR: 0 SF: 0 SAC: 0 DP: 1 HBP: 1						

PITCHER		IP	WLS	BF	H	R	ER	SO	BB	IBB	HBP	BLK	WP	HR	S	P	ERA	WHIP
58 Armando Galarraga, R ERA: 3.7	(1, 1)	5.2	W	23	4	2	2	4	2	0	0	0	0	0	59	93	3.18	1.059
49 Casey Fossum, L ERA: 22.5	(6, 1)	1.2	H	5	0	0	0	0	0	0	0	0	0	0	13	18	0.00	0.000
31 Zach Miner, R ERA: 5.4	(8, 1)	0.0		3	1	0	0	0	1	0	1	0	0	0	9	17	∞	∞
34 Freddy Dolsi, R ERA: 2.13	(8, 1)	0.2	H	2	0	0	0	2	0	0	0	0	0	0	6	9	0.00	0.000
59 Todd Jones, R ERA: 4.43	(9, 1)	1.0	S	3	0	0	0	0	0	0	0	0	0	0	13	15	0.00	0.000

PITCHER	IP	WLS	BF	H	R	ER	SO	BB	IBB	HBP	BLK	WP	HR	S	P	ERA	WHIP

Cleveland Indians @ Detroit Tigers

Comerica Park, Detroit, MI

Sun Jun 08 2008, 1:05 PM EDT

Att. 39,941 - Sunny - 88 F

TOP

livebaseballscorecards.com

AB	32
R	2
H	5
RBI	2
BB	3
SO	6
LOB	15

Cleveland Indians @ Detroit Tigers

Comerica Park, Detroit, MI

Sun Jun 08 2008, 1:05 PM EDT

Att. 39,941 - Sunny - 88 F

livebaseballscorecards.com

BOTTOM

Batter	1	2	3	4	5	6	7	8	9	AB	R	H	RBI	BB	SO	LOB
Edgar Renteria, R (1, 6) OBP: 0.309, SLG: 0.369	L1	G5-3		G1-3		F7				4	0	0	0	0	0	2
14 Placido Polanco, R (1, 4) OBP: 0.339, SLG: 0.371	2B		G4-3	1B			G1-3			4	1	2	2	0	0	0
33 Marcus Thames, R (1, 7) OBP: 0.327, SLG: 0.495 25 Ryan Raburn, R (8, 7) OBP: 0.274, SLG: 0.327	BB		K	F9			K			3 0	0 0	0 0	0 0	1 0	2 0	1 0
30 Magglio Ordonez, R (1, 10) OBP: 0.391, SLG: 0.502	P3		1B		G5-3		F9			4	0	1	0	0	0	2
24 Miguel Cabrera, R (1, 3) OBP: 0.352, SLG: 0.451	1B		FC6-4		G4-3			2B		4	0	2	1	0	0	1
9 Carlos Guillen, S (1, 5) OBP: 0.385, SLG: 0.475 15 Brandon Inge, R (9, 5) OBP: 0.324, SLG: 0.425	F8			2B	BB			L9		3 0	1 0	1 0	0 0	1 0	0 0	3 0
Ivan Rodriguez, R (1, 2) OBP: 0.286, SLG: 0.349		K		1B	K			K		4	1	1	1	0	3	2
27 Brent Clevlen, R (1, 9)		G4-3		BB		G6-3		K		3	1	0	0	1	1	1
28 Curtis Granderson, L (1, 8) OBP: 0.298, SLG: 0.448		HR		F7		F9				3	1	1	1	0	0	2

	AB	32
	R	5
	H	8
	RBI	5
	BB	3
	SO	6
	LOB	14

Inning Stats	1	2	3	4	5	6	7	8	9
	R: 1 E: 0 K: 0 S: 15	H: 2 LOB: 2 BB: 1 P: 29	R: 1 E: 0 K: 1 S: 14	H: 1 LOB: 0 BB: 0 P: 22	R: 0 E: 0 K: 1 S: 9	H: 1 LOB: 1 BB: 0 P: 14	R: 3 E: 0 K: 0 S: 15	H: 3 LOB: 1 BB: 1 P: 25	R: 0 E: 0 K: 1 S: 15	H: 0 LOB: 1 BB: 1 P: 25	R: 0 E: 0 K: 0 S: 6	H: 0 LOB: 0 BB: 0 P: 12	R: 0 E: 0 K: 1 S: 9	H: 0 LOB: 0 BB: 0 P: 11	R: 0 E: 0 K: 2 S: 12	H: 1 LOB: 1 BB: 0 P: 15

	1B: 4	SF: 0	WP: 0	PA: 35
	2B: 3	SAC: 0	PB: 0	
	3B: 0	DP: 0	SB: 1	
	HR: 1	HBP: 0	CS: 0	

PITCHER	IP	WLS	BF	H	R	ER	SO	BB	IBB	HBP	BLK	WP	HR	S	P	ERA	WHIP
45 Jeremy Sowers, L (1, 1) ERA: 6.91	4.0	L	21	7	5	5	2	2	0	0	0	0	1	53	90	11.25	2.250
39 Scott Elarton, R (5, 1) ERA: 3.38	3.0		10	0	0	0	2	1	0	0	0	0	0	30	48	0.00	0.333
49 Edward Mujica, R (8, 1) ERA: 4.5	1.0		4	1	0	0	2	0	0	0	0	0	0	12	15	0.00	1.000

PITCHER	IP	WLS	BF	H	R	ER	SO	BB	IBB	HBP	BLK	WP	HR	S	P	ERA	WHIP

Cleveland Indians @ Detroit Tigers

Comerica Park, Detroit, MI

Mon Jun 09 2008, 7:05 PM EDT

Att. 38,440 - Cloudy - 80 F

TOP

livebaseballscorecards.com

Batter	1	2	3	4	5	6	7	8	9	AB	R	H	RBI	BB	SO	LOB
Franklin Gutierrez, R (1, 8) OBP: 0.307, SLG: 0.374	P4	41 BB, 12 BB, 25 HBP, 1B	P6			G3-1			F7	5	1	1	0	0	0	0
12 Ben Francisco, R (1, 7) OBP: 0.348, SLG: 0.476	41 BB, 25 HR, BB	25 HBP, 41 BB, 2 1B, BB		G5-3		G5-3			F7	3	2	0	0	2	0	0
41 Victor Martinez, S (1, 3) OBP: 0.335, SLG: 0.337	25 HR, BB	2 1B, 25 HBP, 17 SF9, BB		F7			G4-3		K	3	2	0	0	2	1	0
25 Ryan Garko, R (1, 10) OBP: 0.354, SLG: 0.404	HR	17 SF9, 2 1B, HBP		F8			F8			3	1	1	4	0	0	0
2 Jhonny Peralta, R (1, 6) OBP: 0.282, SLG: 0.425	K	1B			G5-3		L9			4	0	1	1	0	1	0
17 Shin-Soo Choo, L (1, 9) OBP: 0.414, SLG: 0.625	K	SF9			F7			2B		3	0	1	1	0	1	0
Casey Blake, R (1, 5) OBP: 0.326, SLG: 0.408		10 HR, BB; G5-3			1B			G6-3		3	1	1	0	1	0	3
10 Kelly Shoppach, R (1, 2) OBP: 0.277, SLG: 0.351		HR; K			K			K		4	1	1	2	0	3	2
29 Josh Barfield, R (1, 4)		F8	P4			F7		G5-3		4	0	0	0	0	0	1
Inning Stats	R: 3 E: 0 K: 2 S: 12 H: 1 LOB: 0 BB: 2 P: 29	R: 5 E: 0 K: 0 S: 20 H: 3 LOB: 2 BB: 3 P: 44	R: 0 E: 0 K: 1 S: 10 H: 0 LOB: 0 BB: 0 P: 14	R: 0 E: 0 K: 0 S: 12 H: 0 LOB: 0 BB: 0 P: 17	R: 0 E: 0 K: 1 S: 8 H: 1 LOB: 1 BB: 0 P: 11	R: 0 E: 0 K: 0 S: 4 H: 0 LOB: 0 BB: 0 P: 9	R: 0 E: 0 K: 0 S: 6 H: 0 LOB: 0 BB: 0 P: 10	R: 0 E: 0 K: 1 S: 10 H: 1 LOB: 1 BB: 0 P: 15	R: 0 E: 0 K: 1 S: 6 H: 0 LOB: 0 BB: 0 P: 9	1B: 3 2B: 1 3B: 0 HR: 2 SF: 1 SAC: 0 DP: 0 HBP: 1	WP: 0 PB: 0 SB: 0 CS: 0 PA: 39					

PITCHER		IP	WLS	BF	H	R	ER	SO	BB	IBB	HBP	BLK	WP	HR	S	P	ERA	WHIP
21 Dontrelle Willis, L ERA: 10.32	(1, 1)	1.1	L	12	3	8	8	2	5	0	0	0	0	2	27	64	54.00	6.000
Denny Bautista, R ERA: 3.71	(2, 1)	2.2		10	1	0	0	1	0	0	1	0	0	0	27	40	0.00	0.375
50 Clay Rapada, L ERA: 3.46	(5, 1)	3.0		10	1	0	0	1	0	0	0	0	0	0	18	30	0.00	0.333
44 Bobby Seay, L ERA: 2.75	(8, 1)	2.0		7	1	0	0	2	0	0	0	0	0	0	16	24	0.00	0.500

PITCHER		IP	WLS	BF	H	R	ER	SO	BB	IBB	HBP	BLK	WP	HR	S	P	ERA	WHIP

AB	32
R	8
H	6
RBI	8
BB	5
SO	6
LOB	6

Cleveland Indians @ Detroit Tigers

Comerica Park, Detroit, MI

Mon Jun 09 2008, 7:05 PM EDT

Att. 38,440 - Cloudy - 80 F

BOTTOM

Batter	1	2	3	4	5	6	7	8	9	AB	R	H	RBI	BB	SO	LOB
Edgar Renteria, R (1, 6) OBP: 0.312, SLG: 0.369	C FF 90 B FF 89 B FF 89 B FF 89 B FF 88 4-1 14 1B BB		C FF 88 B FC 82 X CH 82 1-1 ① G5-3	X FF 88 0-0 14 2B 1-3 2-H 1B		S SL 84 C SL 84 F SL 83 F SL 84 F FF 91 F SL 83 B SL 85 F FF 90 X FF 91 1-2 ② ③ G6-3 1-2f			C SI 91 X SI 88 0-1 ② P5	3	0	1	1	1	0	2
46 Michael Hollimon, S (9, 6)										1	0	0	0	0	0	0
14 Placido Polanco, R (1, 4) OBP: 0.349, SLG: 0.385	C FF 88 B FC 82 X CH 82 1-1 1-2 1B		C FF 90 F FF 90 B CU 73 X CH 81 1-2 30 1B	X FF 89 0-0 1-3 3-H 2B			B FF 89 C FF 90 B SL 83 X FF 90 2-1 30 G6-4-3 1B		F SI 89 B SL 82 B SI 88 F SI 90 X SL 84 2-2 ③ G6-3	5	0	4	1	0	0	0
33 Marcus Thames, R (1, 10) OBP: 0.314, SLG: 0.474	C CH 81 X SI 90 0-1 ① F6		S CH 80 B CH 80 F FF 89 F CU 73 T FF 91 1-2 ② K	F CH 80 B FF 90 B FF 89 S FF 90 C FF 90 2-3 ③ K			B SL 82 X FF 89 1-0 ① P3			4	0	0	0	0	2	6
30 Magglio Ordonez, R (1, 9) OBP: 0.389, SLG: 0.498	F FF 90 B FF 90 F FF 90 C CU 74 1-3 ② K		C CH 82 F FF 89 B FF 89 B FF 90 X CH 81 2-2 1-2 1B		F FF 90 B FF 89 C FF 89 X FC 82 1-2 ① G4-3		B FF 90 C SL 82 X FF 90 1-1 ②③ G6-4-3 1-2f			4	0	1	0	0	1	3
24 Miguel Cabrera, R (1, 3) OBP: 0.347, SLG: 0.443	B FF 89 B FF 89 C FF 87 X SI 90 2-1 ③ F9		C FF 90 X CH 82 0-1 ③ F7		C CH 82 F FF 90 C CU 74 0-3 ② K			B SL 80 C FF 91 B FF 92 X FF 92 2-1 ① F8		4	0	0	0	0	1	4
19 Jeff Larish, L (9, 3) OBP: 0.174, SLG: 0.273										0	0	0	0	0	0	0
9 Carlos Guillen, S (1, 5) OBP: 0.382, SLG: 0.469		C FF 88 X CH 82 0-1 E5		B CH 81 B FF 90 B SI 89 B FC 86 4-0 27 1B 1B BB	B FF 90 X SI 90 1-0 ③ P4			B FF 91 B FF 92 C FF 91 F FF 91 F FF 89 T FF 91 2-2 ② K		3	1	0	0	1	1	0
25 Ryan Raburn, R (9, 5) OBP: 0.274, SLG: 0.327										0	0	0	0	0	0	0
15 Brandon Inge, R (1, 2) OBP: 0.322, SLG: 0.415		C FF 89 B FF 88 C CH 81 F CU 74 X FF 90 1-2 ① F8		C CH 79 C CH 80 B FF 90 B FC 83 F CH 82 X FF 90 2-2 ① F7		C FF 89 B SL 84 S FF 90 S SL 83 1-3 ① K2-3		B FF 88 B FF 90 F FF 90 F FF 90 B FF 90 B FF 90 4-2 BB		3	0	0	0	1	1	2
27 Brent Clevlen, R (1, 7) OBP: 0.364, SLG: 0.125		C FF 90 S CH 81 S FF 90 0-3 ② K		S CH 81 B CU 71 C FC 88 B CH 82 B FF 91 X CH 82 3-2 1B 14 2B 1-2 1B		B FF 89 S FF 88 B FF 90 B FF 90 B FF 90 4-1 28 BB BB		X FF 91 0-0 ③ P4		3	1	1	0	1	1	2
28 Curtis Granderson, L (1, 8) OBP: 0.297, SLG: 0.439		B FF 89 C FF 89 B FC 83 X FF 90 2-1 ③ F7		B CU 75 B FF 89 F FF 88 B FF 88 X FC 86 3-1 ② F9		B FF 90 B SL 83 B FF 90 B FF 89 4-0 G6-3 1-2 BB			B SI 89 C SI 89 S SI 89 F CH 84 F SL 84 X SI 90 1-2 ① P4	3	0	0	0	1	0	3
Inning Stats	R: 0 E: 0 K: 1 S: 10 H: 1 LOB: 2 BB: 1 P: 18	R: 0 E: 1 K: 1 S: 11 H: 0 LOB: 1 BB: 0 P: 14	R: 0 E: 0 K: 1 S: 14 H: 2 LOB: 2 BB: 0 P: 19	R: 2 E: 0 K: 1 S: 14 H: 3 LOB: 1 BB: 1 P: 28	R: 0 E: 0 K: 1 S: 7 H: 0 LOB: 0 BB: 0 P: 9	R: 0 E: 0 K: 1 S: 12 H: 0 LOB: 1 BB: 2 P: 22	R: 0 E: 0 K: 0 S: 5 H: 1 LOB: 0 BB: 0 P: 9	R: 0 E: 0 K: 1 S: 9 H: 0 LOB: 1 BB: 1 P: 17	R: 0 E: 0 K: 0 S: 10 H: 0 LOB: 0 BB: 0 P: 13	1B: 6 2B: 1 3B: 0 HR: 0	SF: 0 SAC: 0 DP: 2 HBP: 0						

livebaseballscorecards.com

AB	33
R	2
H	7
RBI	2
BB	5
SO	7
LOB	22

WP: 0 PB: 0 SB: 0 CS: 0 PA: 38

PITCHER		IP	WLS	BF	H	R	ER	SO	BB	IBB	HBP	BLK	WP	HR	S	P	ERA	WHIP
31 Cliff Lee, L (1, 1) ERA: 2.52		5.0	W	24	6	2	2	5	2	0	0	0	0	0	56	88	3.60	1.600
53 Rafael Perez, L (6, 1) ERA: 3.34		2.0		7	1	0	0	1	2	0	0	0	0	0	17	31	0.00	1.500
63 Rafael Betancourt, R (8, 1) ERA: 7.0		1.0		4	0	0	0	1	1	0	0	0	0	0	9	17	0.00	1.000
30 Masa Kobayashi, R (9, 1) ERA: 3.06		1.0		3	0	0	0	0	0	0	0	0	0	0	10	13	0.00	0.000

PITCHER	IP	WLS	BF	H	R	ER	SO	BB	IBB	HBP	BLK	WP	HR	S	P	ERA	WHIP

Chicago White Sox @ Detroit Tigers

Comerica Park, Detroit, MI

Tue Jun 10 2008, 7:05 PM EDT

Att. 38,295 - Partly Cloudy - 75 F

livebaseballscorecards.com

TOP

Batter	1	2	3	4	5	6	7	8	9	AB	R	H	RBI	BB	SO	LOB
Orlando Cabrera, R (1, 6) OBP: 0.313, SLG: 0.336	B SI 85 X SI 87 1-0 20 CS 12 SH5-3 1B		1 SAFE B SI 87 C SI 85 B CH 81 X CH 80 2-1 P4		B SI 87 1-0 CS 1-2	C SI 85 X SL 79 0-1 G5-3	C SI 93 B SI 95 F SI 95 X SI 94 1-2 F9		B FF 88 X SI 89 1-0 F8	5	0	1	0	0	0	4
12 A.J. Pierzynski, L (1, 2) OBP: 0.346, SLG: 0.446	X SI 85 0-0 SH5-3 1-2		1 SAFE 1 SAFE S SL 79 C SI 88 X SL 81 0-2 1-H 1B			C SI 88 F CH 82 S CU 72 0-3 K		B CH 84 X CH 86 1-0 20 1B 14 BLK 2B		3	1	2	1	0	1	0
20 Carlos Quentin, R (1, 7) OBP: 0.386, SLG: 0.553	C SL 80 B CH 81 S SL 80 B SI 88 B SL 80 X SL 80 3-2 G6-3 2-3			C CH 80 F CH 80 X SI 87 0-2 G4-3		B CH 79 B CH 79 X SI 88 2-0 2B		X SI 93 0-0 14 BLK 25 1B 2-3 1B		4	0	2	0	0	0	1
14 Paul Konerko, R (1, 3) OBP: 0.328, SLG: 0.373		X SI 86 0-0 G4-3		B SI 87 F CH 80 F SI 88 X SI 89 1-2 1B		B CH 80 B SI 87 C CH 82 B SL 81 X CH 82 3-1 G5-3		C SI 93 B SI 94 F SI 94 S SI 95 1-3 K 1-2 3-H		4	0	1	0	0	1	2
25 Jim Thome, L (1, 10) OBP: 0.340, SLG: 0.457		C SL 77 T SL 80 B SI 88 B SL 79 B CH 81 X SL 80 3-2 HR		B SI 88 F SI 89 F SL 81 B SI 88 S SI 88 2-3 K			C SI 88 S SL 80 X CU 73 0-2 2B 10 FC5-4 1B	B SI 94 B CH 87 S SI 94 B SI 95 X SI 94 3-1 23 WP 2-H 1B		4	2	3	1	0	1	1
23 Jermaine Dye, R (1, 9) OBP: 0.341, SLG: 0.489		C SI 87 B SI 85 X SL 80 1-1 F7		X SI 85 0-0 F8			B SI 84 C CH 81 X SL 81 1-1 F7	C CH 87 B SL 84 B CH 87 F SI 95 X SI 94 2-2 L9 1-2		4	0	0	0	0	0	3
Nick Swisher, S (1, 8) OBP: 0.344, SLG: 0.388		C SI 87 C CH 81 B SI 89 S SL 82 1-3 K			C SL 79 B CH 80 F CH 78 B SI 89 F SI 88 S SL 82 2-3 K		B CH 79 X CH 78 1-0 10 FC5-4 1-3 2B		B CU 70 C SI 90 B FC 85 F FC 86 B FF 89 B CU 70 4-2 24 G6-4-3 BB	3	0	1	0	1	2	0
24 Joe Crede, R (1, 5) OBP: 0.357, SLG: 0.543			X SI 86 0-0 P4		B SL 78 B CH 79 X SI 86 2-0 F7		B CH 81 B CH 82 C SI 87 B CH 82 B CH 82 4-1 10 FC5-4 BB		B SI 89 F SI 89 X SI 90 1-1 G6-4-3 1-2f	3	0	0	0	1	0	1
10 Alexei Ramirez, R (1, 4) OBP: 0.333, SLG: 0.446			F SI 87 B CH 81 S CH 81 B SL 81 B SI 89 B SI 88 4-2 12 S 12 1B BB		X CH 83 0-0 CS 1B		B CH 85 X SI 94 1-0 FC5-4 1-2f 2-3 3-H		B SI 90 F SI 90 B SI 89 F SI 88 B FF 90 X SI 89 3-2 1B	3	1	2	1	1	0	2
Inning Stats	R: 0 E: 0 K: 0 S: 5 H: 1 LOB: 0 BB: 0 P: 9	R: 1 E: 0 K: 1 S: 9 H: 1 LOB: 0 BB: 0 P: 14	R: 1 E: 0 K: 0 S: 8 H: 1 LOB: 1 BB: 1 P: 14	R: 0 E: 0 K: 1 S: 10 H: 1 LOB: 1 BB: 0 P: 13	R: 0 E: 0 K: 1 S: 6 H: 1 LOB: 0 BB: 0 P: 11	R: 0 E: 0 K: 1 S: 8 H: 1 LOB: 1 BB: 0 P: 13	R: 1 E: 0 K: 0 S: 11 H: 2 LOB: 2 BB: 1 P: 19	R: 1 E: 0 K: 1 S: 10 H: 3 LOB: 1 BB: 0 P: 17	R: 0 E: 0 K: 0 S: 8 H: 1 LOB: 1 BB: 1 P: 17	1B: 8 2B: 3 3B: 0 HR: 1 SF: 0 SAC: 1 DP: 1 HBP: 0							

	AB	33
	R	4
	H	12
	RBI	3
	BB	3
	SO	5
	LOB	14

WP: 1 PB: 0 SB: 1 CS: 2 PA: 38

PITCHER	IP	WLS	BF	H	R	ER	SO	BB	IBB	HBP	BLK	WP	HR	S	P	ERA	WHIP
29 Nate Robertson, L (1, 1) ERA: 5.88	6.1	W	26	8	3	3	4	2	0	0	0	0	1	53	87	4.26	1.579
34 Freddy Dolsi, R (7, 1) ERA: 2.51	1.2	H	7	3	1	1	1	0	0	0	1	1	0	14	23	5.40	1.800
59 Todd Jones, R (9, 1) ERA: 4.24	1.0	S	4	1	0	0	0	1	0	0	0	0	0	8	17	0.00	2.000

PITCHER	IP	WLS	BF	H	R	ER	SO	BB	IBB	HBP	BLK	WP	HR	S	P	ERA	WHIP

BOTTOM

Chicago White Sox @ Detroit Tigers

Comerica Park, Detroit, MI

Tue Jun 10 2008, 7:05 PM EDT
Att. 38,295 - Partly Cloudy - 75 F

livebaseballscorecards.com

Batter	1	2	3	4	5	6	7	8	9	AB	R	H	RBI	BB	SO	LOB
28 Curtis Granderson, L (1, 8) OBP: 0.294, SLG: 0.432	B SL 88 X SL 89 1-0 G3 ①		C SL 88 B FS 76 C FS 74 F FS 75 X FS 75 1-2 F7 ②		1 SAFE C SL 88 X FF 90 0-1 9 SH1-3 14 E 24 1B 1-2 1B	B SL 80 C SL 88 C FS 74 X FS 74 1-2 G3 ③		B SL 78 C SI 91 B SI 90 B SL 79 X SI 92 3-1 F7 ③		5	1	1	0	0	0	1
14 Placido Polanco, R (1, 4) OBP: 0.355, SLG: 0.392	C SI 90 B SI 89 X SI 90 1-1 G4-3 ②		B SI 89 X SI 90 1-0 1B		B SL 83 F SL 83 X SL 84 1-1 E8 9 SH1-3 24 1B 1-2 2-H 1B		B SL 86 F SL 86 B SL 87 B SL 88 X SL 88 3-1 9 1B 30 1B 1B			4	2	3	0	0	0	0
9 Carlos Guillen, S (1, 5) (9, 3) OBP: 0.382, SLG: 0.467	X SI 89 0-0 F8 ③		C FF 90 D FS 76 C FF 90 X FS 76 1-2 P2 ③		X FS 80 0-0 SH1-3 ① 1-2 2-3		B SL 86 X SL 87 1-0 24 CS 30 1B 1-3 1B			3	0	1	0	0	0	1
30 Magglio Ordonez, R (1, 9) OBP: 0.387, SLG: 0.494		X SI 88 0-0 G5-3 ①		C SI 88 B FS 75 B SI 90 X SI 90 2-1 G6-3 ①	C SI 90 F FS 76 B FS 76 F FF 90 X FS 76 1-2 F9 ②		S SL 84 X SL 84 0-1 24 CS 1-2 3-H 1B			4	0	1	1	0	0	2
24 Miguel Cabrera, R (1, 3) OBP: 0.353, SLG: 0.453 15 Brandon Inge, R (9, 5) OBP: 0.322, SLG: 0.415		B SI 90 X SI 89 1-0 19 BB 1B		X SI 91 0-0 19 1B 2B	X SI 91 0-0 2-H 3-H 1B		C FF 91 B FF 92 S FF 92 S FF 92 1-3 K ① ② 1-2 2-3			4 0	1 0	3 0	2 0	0 0	1 0	2 0
19 Jeff Larish, L (1, 10) OBP: 0.222, SLG: 0.280		B FF 89 B SL 83 B SI 89 B SI 88 4-0 1-2 BB	C SL 81 F FF 90 B FS 75 B FS 74 D FS 74 F FS 75 X FS 75 3-2 2-H 1B	X FF 90 0-0 P6 ③			T FF 92 C FF 92 S FF 94 0-3 K ③			3	0	1	1	1	1	2
Edgar Renteria, R (1, 6) OBP: 0.307, SLG: 0.362		C SL 84 F SI 90 S FS 75 0-3 K ②	X SI 90 0-0 L5 ②		C SL 82 B FS 74 B SL 84 X SL 84 2-1 F7 ①			C FF 91 B SL 79 B FF 90 C FF 90 S FF 90 2-3 K ①		4	0	0	0	0	2	3
Ivan Rodriguez, R (1, 2) OBP: 0.290, SLG: 0.357		C SL 85 F FS 75 B FF 91 X FF 91 1-2 G4-3 ③	S FS 76 S FS 76 B FS 76 F FS 76 X FS 76 1-2 F8 ③		C SL 84 B FS 77 B SI 91 F SL 85 F FF 90 F SI 91 F FS 76 X FS 75 2-2 27 1B 2B			C FF 91 X SL 81 0-1 27 S 1B		4	1	2	0	0	0	3
27 Brent Clevlen, R (1, 7) OBP: 0.400, SLG: 0.250			X SI 88 0-0 G5-3 ①		S SL 83 C FS 75 B FS 75 X FS 76 1-2 14 1B 28 1B 14 E 1B	B SL 84 B SL 81 C SI 88 S SL 82 F SL 82 X SL 86 2-2 2-H 1B ②		1 SAFE F FF 92 1 SAFE S FF 92 S FF 93 0-3 K ② 1-2		4	1	2	1	0	1	1
Inning Stats	R: 0 E: 0 K: 0 S: 4 H: 0 LOB: 0 BB: 0 P: 6	R: 0 E: 0 K: 1 S: 8 H: 1 LOB: 2 BB: 1 P: 14	R: 0 E: 0 K: 0 S: 9 H: 1 LOB: 1 BB: 0 P: 12	R: 1 E: 0 K: 0 S: 12 H: 2 LOB: 1 BB: 0 P: 18	R: 3 E: 1 K: 0 S: 14 H: 4 LOB: 1 BB: 0 P: 17	R: 1 E: 0 K: 0 S: 15 H: 2 LOB: 0 BB: 0 P: 22	R: 1 E: 0 K: 2 S: 11 H: 3 LOB: 1 BB: 0 P: 16	R: 0 E: 0 K: 2 S: 10 H: 1 LOB: 1 BB: 0 P: 15		1B: 12 2B: 2 3B: 0 HR: 0 SF: 0 SAC: 1 DP: 0 HBP: 0						

	AB	35
	R	6
	H	14
	RBI	5
	BB	1
	SO	5
	LOB	15

WP: 0 PA: 37
PB: 0
SB: 1
CS: 2

PITCHER		IP	WLS	BF	H	R	ER	SO	BB	IBB	HBP	BLK	WP	HR	S	P	ERA	WHIP
52 Jose Contreras, R ERA: 3.18	(1, 1)	6.0	L	31	13	6	6	1	1	0	0	0	0	0	67	98	9.00	2.333
26 Octavio Dotel, R ERA: 2.7	(7, 1)	1.2		5	1	0	0	4	0	0	0	0	0	0	14	17	0.00	0.600
57 Boone Logan, L ERA: 1.93	(8, 1)	0.1		1	0	0	0	0	0	0	0	0	0	0	2	5	0.00	0.000

PITCHER	IP	WLS	BF	H	R	ER	SO	BB	IBB	HBP	BLK	WP	HR	S	P	ERA	WHIP

Batter	1	2	3	4	5	6	7	8	9	AB	R	H	RBI	BB	SO	LOB
Orlando Cabrera, R (1, 6) OBP: 0.312, SLG: 0.338	X FF 92 0-0 ① P6			B FF 92 C CU 79 B FF 93 X FF 93 2-1 12 1B 2B		1 SAFE B FF 91 F FF 92 C CU 79 B CU 80 S CH 84 2-3 ② K			C CU 76 B FF 92 F FF 94 D CH 85 F CU 79 X FF 94 2-2 ① FC6-4 1-2f	4	1	1	0	0	1	2
12 A.J. Pierzynski, L (1, 2) OBP: 0.345, SLG: 0.442	B FF 93 X FF 92 1-0 ② L9			B CH 84 S CU 80 B FF 93 X CU 81 2-1 ① 2-H 1B		F FF 92 B CU 78 B CH 84 F FF 92 F CH 84 X CH 85 2-2 ③ G5-3			B FF 92 F FF 92 F CH 85 X CU 80 1-2 ② P5	4	0	1	1	0	0	2
20 Carlos Quentin, R (1, 7) OBP: 0.380, SLG: 0.543	F FF 92 X FF 93 0-1 ③ P3			B FF 93 X FF 94 1-0 ② G4-3			B CU 76 C CU 76 F CU 79 S CH 86 1-3 ① K		B FF 94 B CU 78 C FF 93 F FF 93 F FF 95 X CH 85 2-2 ③ G5-3	4	0	0	0	0	1	1
25 Jim Thome, L (1, 10) OBP: 0.336, SLG: 0.450		C FF 91 X FF 92 0-1 ① P6		B FF 93 B CU 81 B FF 91 C FF 93 S FF 93 X FF 95 3-2 ③ F7			B CU 77 X FF 93 1-0 ② F8			3	0	0	0	0	0	0
23 Jermaine Dye, R (1, 9) OBP: 0.337, SLG: 0.483		X SI 92 0-0 ② P2			B FF 93 C CU 80 S CH 83 F CU 80 X FF 94 1-2 ① L9		B FF 93 B FF 92 F FF 92 B CU 80 X FF 93 3-1 ③ F7			3	0	0	0	0	0	0
24 Joe Crede, R (1, 5) OBP: 0.353, SLG: 0.536		B FF 91 B FF 91 F FF 92 C FF 92 X FF 93 2-2 ③ G4-3			F CU 78 B CU 80 F FF 93 S CH 85 1-3 ② K			X FF 92 0-0 ① G5-3		3	0	0	0	0	1	0
Nick Swisher, S (1, 3) OBP: 0.340, SLG: 0.383			C FF 91 B CU 79 B CU 78 B CH 83 X FF 92 3-1 ① P5		B FF 93 X FF 93 1-0 ③ P5			B CH 81 C CH 83 C CU 79 D CH 86 X FF 95 2-2 ② L7		3	0	0	0	0	0	0
10 Alexei Ramirez, R (1, 4) OBP: 0.326, SLG: 0.436			F FF 93 X FF 94 0-1 ② P4			B CU 77 X FF 92 1-0 ① P2		X FF 93 0-0 ③ P6		3	0	0	0	0	0	0
32 Brian Anderson, R (1, 8) OBP: 0.310, SLG: 0.392			X FF 93 0-0 ③ F8			B FF 91 B CU 77 X FF 92 2-0 1B			C FF 91 B FF 92 X FF 92 1-1 FC6-4 1B	3	0	2	0	0	0	0
Inning Stats	R: 0 E: 0 K: 0 S: 4 H: 0 LOB: 0 BB: 0 P: 5	R: 0 E: 0 K: 0 S: 6 H: 0 LOB: 0 BB: 0 P: 8	R: 0 E: 0 K: 0 S: 5 H: 0 LOB: 0 BB: 0 P: 8	R: 1 E: 0 K: 0 S: 8 H: 2 LOB: 0 BB: 0 P: 16	R: 0 E: 0 K: 1 S: 8 H: 0 LOB: 0 BB: 0 P: 11	R: 0 E: 0 K: 1 S: 9 H: 1 LOB: 1 BB: 0 P: 16	R: 0 E: 0 K: 1 S: 6 H: 0 LOB: 0 BB: 0 P: 11	R: 0 E: 0 K: 0 S: 5 H: 0 LOB: 0 BB: 0 P: 7	R: 0 E: 0 K: 0 S: 13 H: 1 LOB: 1 BB: 0 P: 19	1B: 3 2B: 1 3B: 0 HR: 0 SF: 0 SAC: 0 DP: 0 HBP: 0						

PITCHER	IP	WLS	BF	H	R	ER	SO	BB	IBB	HBP	BLK	WP	HR	S	P	ERA	WHIP
35 Justin Verlander, R (1, 1) ERA: 4.65	9.0	W	30	4	1	1	3	0	0	0	0	0	0	64	101	1.00	0.444

PITCHER	IP	WLS	BF	H	R	ER	SO	BB	IBB	HBP	BLK	WP	HR	S	P	ERA	WHIP

TOP

Chicago White Sox @ Detroit Tigers

Comerica Park, Detroit, MI

Wed Jun 11 2008, 7:05 PM EDT

Att. 38,693 - Cloudy - 75 F

livebaseballscorecards.com

AB	30
R	1
H	4
RBI	1
BB	0
SO	3
LOB	5

Batter	1	2	3	4	5	6	7	8	9	AB	R	H	RBI	BB	SO	LOB
28 Curtis Granderson, L (1, 8) OBP: 0.297, SLG: 0.431	B SI 90 X SI 90 1-0 ① F9	F SL 84 X SI 91 0-1 ② P4		B SL 85 C CH 76 B SI 89 F SI 91 S SI 91 2-3 ① K		B CU 74 C CU 73 B CU 75 B CH 78 C SI 91 X SI 91 3-2 14 FC5-4 1B		C CH 72 C CH 72 F CH 75 B CH 74 B CH 75 X CH 72 2-2 1B		5	0	2	0	0	1	2
14 Placido Polanco, R (1, 4) OBP: 0.356, SLG: 0.392	C SI 90 B SL 77 B CU 75 X SI 91 2-1 30 FC6-4 1B	C SI 90 X SI 89 0-1 1-2 1B		B SL 83 X SI 91 1-0 ② F9 2-3		X SI 86 0-0 ② FC5-4 9 3B 1-2f		B CH 77 B CH 75 X CH 75 2-0 ③ L8		5	1	2	0	0	0	3
9 Carlos Guillen, S (1, 5) OBP: 0.384, SLG: 0.474	1 SAFE X SI 89 0-0 ② F7	B SL 85 C SL 84 S SI 92 B SI 92 S SI 92 2-3 ③ K		B SI 92 F SI 85 B SI 92 F SI 92 B SL 84 F CU 74 D CH 81 4-2 30 1B BB		X SI 91 0-0 1-H 3B				3	0	1	1	1	1	3
30 Magglio Ordonez, R (1, 9) OBP: 0.385, SLG: 0.490	X SI 90 0-0 ③ FC6-4 1-2f		X FF 91 0-0 ① P4	B FF 94 X FF 93 1-0 1-2 3-H 1B		C SL 84 S CU 69 B SL 82 B FF 89 C FF 92 2-3 ③ K				4	0	1	1	0	1	2
24 Miguel Cabrera, R (1, 3) OBP: 0.355, SLG: 0.451		F SI 90 C SI 92 B SL 86 F SI 91 F CU 69 F CU 67 F SI 93 F FF 93 F SI 93 4-2 D SL 79 F CU 68 F SL 82 B SL 82 B CU 71 33 HR 1B BB	C SI 92 X FF 93 0-1 1B 1B	C CU 70 B SL 84 B SL 74 X SL 82 2-1 ③ P5			C FS 88 F SL 78 C SI 92 0-3 ① K			3	1	1	0	1	1	2
19 Jeff Larish, L (1, 10) OBP: 0.194, SLG: 0.241		F SI 90 B FF 92 S FF 92 S SI 91 1-3 ① K	S FF 91 B FF 92 B FF 92 F FF 92 C SI 93 2-3 ② K		C SL 75 B CU 75 F FF 91 F SI 93 B CH 76 X CH 81 2-2 ① G3-1		F FF 91 B FS 87 F FS 88 C SL 81 1-3 ② K			4	0	0	0	0	3	2
Edgar Renteria, R (1, 6) OBP: 0.310, SLG: 0.364		X SI 89 0-0 1-2 33 HR 1B	C SI 93 X SI 92 0-1 1-2 1B		B SL 77 B SL 72 S SI 89 S FF 92 C CU 67 2-3 ② K		X SI 91 0-0 ③ G6-3			4	1	2	0	0	1	0
33 Marcus Thames, R (1, 7) OBP: 0.315, SLG: 0.500 27 Brent Clevlen, R (7, 7) OBP: 0.375, SLG: 0.231		X SL 83 0-0 1-H 2-H HR	B SI 93 F SI 91 S SI 93 S SI 93 1-3 ③ K		B SL 76 F CU 71 F SI 93 D SL 77 S CU 68 2-3 ③ K			B CH 77 B CH 74 B CH 77 C CH 78 C CH 74 F CH 74 S CH 74 3-3 ① K		3 1	1 0	1 0	3 0	0 0	2 1	2 0
15 Brandon Inge, R (1, 2) OBP: 0.327, SLG: 0.421		F SI 92 B SL 76 B SI 92 B SI 92 B SI 91 4-1 14 1B BB		C CU 75 X SI 91 0-1 14 F9 30 1B 2B		C SL 79 C CH 82 B SL 83 C CU 65 1-3 ① K		X CH 77 0-0 ② G4-3		3	1	1	0	1	1	0
Inning Stats	R: 0 E: 0 K: 0 S: 5 H: 1 LOB: 1 BB: 0 P: 8	R: 3 E: 0 K: 2 S: 23 H: 3 LOB: 2 BB: 2 P: 34	R: 0 E: 0 K: 2 S: 11 H: 2 LOB: 2 BB: 0 P: 14	R: 1 E: 0 K: 1 S: 12 H: 2 LOB: 2 BB: 1 P: 22	R: 0 E: 0 K: 2 S: 10 H: 0 LOB: 0 BB: 0 P: 16	R: 1 E: 0 K: 2 S: 11 H: 2 LOB: 1 BB: 0 P: 17	R: 0 E: 0 K: 2 S: 7 H: 0 LOB: 0 BB: 0 P: 8	R: 0 E: 0 K: 1 S: 10 H: 1 LOB: 1 BB: 0 P: 17		1B: 8 2B: 1 3B: 1 HR: 1 SF: 0 SAC: 0 DP: 0 HBP: 0					

PITCHER		IP	WLS	BF	H	R	ER	SO	BB	IBB	HBP	BLK	WP	HR	S	P	ERA	WHIP
Javier Vazquez, R ERA: 3.9	(1, 1)	6.0	L	31	10	5	5	9	3	0	0	0	0	1	72	111	7.50	2.167
Nick Masset, R ERA: 3.62	(7, 1)	1.0		3	0	0	0	2	0	0	0	0	0	0	7	8	0.00	0.000
48 Esteban Loaiza, R ERA: 5.33	(8, 1)	1.0		4	1	0	0	1	0	0	0	0	0	0	10	17	0.00	1.000

PITCHER	IP	WLS	BF	H	R	ER	SO	BB	IBB	HBP	BLK	WP	HR	S	P	ERA	WHIP

BOTTOM

Chicago White Sox @ Detroit Tigers

Comerica Park, Detroit, MI

Wed Jun 11 2008, 7:05 PM EDT
Att. 38,693 - Cloudy - 75 F

livebaseballscorecards.com

AB	35
R	5
H	11
RBI	5
BB	3
SO	12
LOB	16

WP: 0 PA: 38
PB: 0
SB: 0
CS: 0

Chicago White Sox @ Detroit Tigers

Comerica Park, Detroit, MI

Thu Jun 12 2008, 1:05 PM EDT

Att. 40,297 - Partly Cloudy - 76 F

TOP

livebaseballscorecards.com

Batter	1	2	3	4	5	6	7	8	9	AB	R	H	RBI	BB	SO	LOB
Orlando Cabrera, R (1, 6) OBP: 0.314, SLG: 0.338	P4		BB		1B			P3		3	0	1	0	1	0	0
32 Brian Anderson, R (1, 8) OBP: 0.295, SLG: 0.373	G1-3		F8		FC6-4			F7		4	0	0	0	0	0	3
20 Carlos Quentin, R (1, 7) OBP: 0.382, SLG: 0.541	F9		F7			HBP			1B	3	0	1	0	0	0	1
14 Paul Konerko, R (1, 10) OBP: 0.327, SLG: 0.376		E9		F9		G1-4-3			G6-4-3	4	1	1	0	0	0	2
23 Jermaine Dye, R (1, 9) OBP: 0.332, SLG: 0.477		SF8		P5		P6			F9	3	0	0	1	0	0	0
24 Joe Crede, R (1, 5) OBP: 0.353, SLG: 0.533		FC1-4		F7			P5			3	0	1	0	0	0	0
Nick Swisher, S (1, 3) OBP: 0.336, SLG: 0.378		FC1-4			G5-3		G6-3			3	0	0	0	0	0	1
10 Alexei Ramirez, R (1, 4) OBP: 0.319, SLG: 0.426		P2			G5-3		K			3	0	0	0	0	1	1
Toby Hall, R (1, 2) OBP: 0.357, SLG: 0.377			L5		1B			G5-3		3	0	1	0	0	0	0

	AB	R	H	RBI	BB	SO	LOB
	29	1	5	1	1	1	8

Inning Stats	1	2	3	4	5	6	7	8	9
	R: 0 E: 0 K: 0 S: 9	H: 0 LOB: 0 BB: 0 P: 11	R: 1 E: 1 K: 0 S: 12	H: 2 LOB: 1 BB: 0 P: 13	R: 0 E: 0 K: 0 S: 7	H: 0 LOB: 1 BB: 1 P: 15	R: 0 E: 0 K: 0 S: 9	H: 0 LOB: 0 BB: 0 P: 13	R: 0 E: 0 K: 0 S: 10	H: 2 LOB: 2 BB: 0 P: 13	R: 0 E: 0 K: 0 S: 6	H: 0 LOB: 0 BB: 0 P: 11	R: 0 E: 0 K: 1 S: 9	H: 0 LOB: 0 BB: 0 P: 13	R: 0 E: 0 K: 0 S: 5	H: 0 LOB: 0 BB: 0 P: 7	R: 0 E: 0 K: 0 S: 7	H: 1 LOB: 0 BB: 0 P: 8

	1B: 4	SF: 1	WP: 0	PA: 32
	2B: 1	SAC: 0	PB: 0	
	3B: 0	DP: 2	SB: 0	
	HR: 0	HBP: 1	CS: 0	

PITCHER		IP	WLS	BF	H	R	ER	SO	BB	IBB	HBP	BLK	WP	HR	S	P	ERA	WHIP
Kenny Rogers, L ERA: 4.63	(1, 1)	8.0		29	4	1	0	1	1	0	1	0	0	0	67	96	0.00	0.625
59 Todd Jones, R ERA: 4.07	(9, 1)	1.0	W	3	1	0	0	0	0	0	0	0	0	0	7	8	0.00	1.000

PITCHER		IP	WLS	BF	H	R	ER	SO	BB	IBB	HBP	BLK	WP	HR	S	P	ERA	WHIP

Batter	1	2	3	4	5	6	7	8	9	AB	R	H	RBI	BB	SO	LOB
Edgar Renteria, R (1, 6) OBP: 0.309, SLG: 0.362	C SI 84 B CU 70 F FC 86 B CU 89 X FF 86 2-2 G6-3		X CH 78 0-0 G5-3 1-2 2-3			C FC 82 X CU 67 0-1 14 1B 9 1B 1B		B CH 77 B SI 85 C FF 87 B FF 87 C SI 86 F SI 85 C SI 87 3-3 K		4	1	1	0	0	1	2
14 Placido Polanco, R (1, 4) OBP: 0.359, SLG: 0.394	C SI 82 F FC 83 B FF 87 X CU 72 1-2 9 G5-4-3 1B		B FC 82 B CH 78 B FC 83 C FF 86 F FC 83 C SI 87 3-3 K			B FC 82 1 SAFE X SI 85 1-0 9 1B 1-2 1B		X FC 85 0-0 F7		4	0	2	0	0	1	2
9 Carlos Guillen, S (1, 5) OBP: 0.386, SLG: 0.475	X CH 78 0-0 G5-4-3 1-2f			C CU 68 B FF 85 B CU 68 X FF 86 2-1 30 G6-4-3 1B		B CU 71 C CH 78 B SI 85 1 SAFE B CU 73 S CH 80 F FF 87 X CU 75 3-2 24 FC6-4 1-3 2-H 1B		B FF 87 B SI 86 X SI 85 2-0 F8		4	0	2	1	0	0	1
30 Magglio Ordonez, R (1, 10) OBP: 0.379, SLG: 0.482		B FC 82 X CH 77 1-0 F9		S FC 84 F FF 88 B FF 86 X FF 88 1-2 G6-4-3 1-2f		B CH 78 F FC 84 F FF 87 X FF 87 1-2 P6			B FF 91 X FF 91 1-0 F7	4	0	0	0	0	0	3
24 Miguel Cabrera, R (1, 3) OBP: 0.354, SLG: 0.461		S FC 83 B FF 87 C FF 88 B FF 87 C CU 73 2-3 K		C CU 71 S CH 75 B FF 87 X CH 76 1-2 G5-3		F FC 84 B FF 88 1 SAFE X CH 78 1-1 FC6-4 1-2f			B FF 92 S FF 93 B FF 92 X FF 92 2-1 HR	4	1	1	1	0	1	2
33 Marcus Thames, R (1, 7) OBP: 0.306, SLG: 0.485 28 Curtis Granderson, L (8, 8) OBP: 0.297, SLG: 0.431		F CH 80 B FF 87 B CU 76 F SI 84 S FF 86 2-3 K		C CU 72 X SI 82 0-1 G6-3			F CU 72 X SI 83 0-1 G4-1			3 0 0 0 0 1 0 0 0 0 0 0 0 0						
Ivan Rodriguez, R (1, 2) OBP: 0.296, SLG: 0.359			C FC 82 X CU 68 0-1 25 G5-3 1B	B CU 69 B CH 77 X FC 82 2-0 G6-3			B FF 86 B CU 76 B CH 78 C FC 84 F FF 85 F SI 86 B FC 83 4-2 BB			2	0	1	0	1	0	0
27 Brent Clevlen, R (1, 8) OBP: 0.316, SLG: 0.188 (8, 7)			B FC 82 C FC 82 1 SAFE C CH 78 S FF 86 1-3 K	B CH 78 C FC 82 B CH 77 S CU 73 S FF 86 2-3 K			X CH 78 0-0 F8			3	0	0	0	0	2	2
25 Ryan Raburn, R (1, 9) OBP: 0.277, SLG: 0.328			B CH 78 1 SAFE X CH 79 1-0 G5-3 1-2 1B			X SI 82 0-0 F9	F CH 78 X SI 85 0-1 F8			3	0	1	0	0	0	1
Inning Stats	R: 0 E: 0 K: 0 S: 8 H: 1 LOB: 0 BB: 0 P: 11	R: 0 E: 0 K: 2 S: 7 H: 0 LOB: 0 BB: 0 P: 12	R: 0 E: 0 K: 2 S: 10 H: 2 LOB: 2 BB: 0 P: 15	R: 0 E: 0 K: 0 S: 8 H: 1 LOB: 0 BB: 0 P: 12	R: 0 E: 0 K: 1 S: 6 H: 0 LOB: 0 BB: 0 P: 10	R: 1 E: 0 K: 0 S: 13 H: 3 LOB: 2 BB: 0 P: 19	R: 0 E: 0 K: 0 S: 8 H: 0 LOB: 1 BB: 1 P: 12	R: 0 E: 0 K: 1 S: 6 H: 0 LOB: 0 BB: 0 P: 11	R: 1 E: 0 K: 0 S: 3 H: 1 LOB: 0 BB: 0 P: 6	1B: 7 2B: 0 3B: 0 HR: 1 SF: 0 SAC: 0 DP: 2 HBP: 0						

BOTTOM

Chicago White Sox @ Detroit Tigers

Comerica Park, Detroit, MI

Thu Jun 12 2008, 1:05 PM EDT

Att. 40,297 - Partly Cloudy - 76 F

livebaseballscorecards.com

AB	31
R	2
H	8
RBI	2
BB	1
SO	6
LOB	13

PITCHER		IP	WLS	BF	H	R	ER	SO	BB	IBB	HBP	BLK	WP	HR	S	P	ERA	WHIP
56 Mark Buehrle, L ERA: 4.47	(1, 1)	8.0		30	7	1	1	6	1	0	0	0	0	0	66	102	1.12	1.000
26 Octavio Dotel, R ERA: 2.97	(9, 1)	0.1	L	2	1	1	1	0	0	0	0	0	0	1	3	6	27.00	3.000

PITCHER	IP	WLS	BF	H	R	ER	SO	BB	IBB	HBP	BLK	WP	HR	S	P	ERA	WHIP

Los Angeles Dodgers @ Detroit Tigers

Comerica Park, Detroit, MI

Fri Jun 13 2008, 7:05 PM EDT

Att. 40,430 - Cloudy - 71 F

livebaseballscorecards.com

TOP

Batter	1	2	3	4	5	6	7	8	9	AB	R	H	RBI	BB	SO	LOB
9 Juan Pierre, L (1, 8) OBP: 0.343, SLG: 0.319	B SI 87 B SI 87 C SI 87 C SI 90 F SL 85 F SI 91 F SL 85 F SL 85 X SL 85 2-2 ① G2-3		B SI 90 X SI 90 1-0 ② L5			B SL 82 C SI 89 F CH 85 B SI 89 F SL 80 X SL 54 2-2 12 S 3 G4-3 1B		B SI 95 F CH 86 B CH 88 X SI 95 2-1 ③ L4		4	0	1	0	0	0	0
3 Delwyn Young, S (1, 7) OBP: 0.328, SLG: 0.375	C SI 89 X SI 91 0-1 ② F7		X SI 90 0-0 ③ P4			B SI 86 B CH 83 C SI 88 X SI 88 2-1 ① G4-3 1-2			B SI 92 B SI 94 C SI 93 B SI 94 X SI 94 3-1 ① F7	4	0	0	0	0	0	1
16 Andre Ethier, L (1, 9) OBP: 0.349, SLG: 0.421	B SI 91 B SI 91 C SI 90 B SL 86 X SI 91 3-1 ③ G3			S SL 81 X SI 90 0-1 ① L5		D SL 83 C CH 84 C SI 89 S SL 83 1-3 ② K			B SI 94 B SI 94 C SI 94 X SI 94 2-1 ② L4	4	0	0	0	0	1	1
12 Jeff Kent, R (1, 4) OBP: 0.278, SLG: 0.402		X SI 90 0-0 ① G5-3		C SL 84 S SL 84 X SI 91 0-2 ② F9		B SL 83 S SI 92 X SL 82 1-1 ③ G5-3 2-3			B SI 94 B SI 94 X SI 96 2-0 ③ F8	4	0	0	0	0	0	1
55 Russell Martin, R (1, 2) OBP: 0.416, SLG: 0.425		B SI 90 C SL 82 S SL 82 B SL 83 F CH 85 T SL 86 2-2 ② K		X SL 85 0-0 1B			B SL 82 B SI 87 B SI 88 C SI 86 X SI 88 3-1 ① G6-3			3	0	1	0	0	1	0
7 James Loney, L (1, 3) OBP: 0.347, SLG: 0.433		F SI 91 B CH 85 C SL 84 B SI 88 F SL 86 X SL 86 2-2 3B		B SI 89 B SL 83 X SI 89 2-0 ③ F7			B SL 83 B SI 90 C SI 88 X CH 83 2-1 ② F7			3	0	1	0	0	0	1
28 Andy LaRoche, R (1, 5) OBP: 0.429, SLG: 0.800		B SL 84 B SL 85 F SI 91 B SL 88 B SI 92 4-1 BB			X SI 88 0-0 ① F7		C SI 90 S SL 82 B SI 90 S SL 81 1-3 ③ K			2	0	0	0	1	1	0
21 Mark Sweeney, L (1, 10) OBP: 0.207, SLG: 0.157		B SL 85 B CH 84 C SI 91 1 SAFE F SI 91 F SL 87 S SL 83 2-3 ③ K2-3			C SI 88 F CH 84 B SI 89 F SL 84 B SI 91 F SI 91 F SL 82 S SL 84 2-3 ② K			C SI 94 B SI 95 B CH 85 B X 3-1 ① G3		3	0	0	0	0	2	2
Angel Berroa, R (1, 6) OBP: 0.188, SLG: 0.133			F SI 90 B SI 89 S SL 84 F SL 82 X SI 90 1-2 ① G4-3		C SL 83 B SI 91 F SI 90 X SL 84 1-2 ③ G5-3			C SI 95 F SI 94 X SL 84 0-2 ② G4-3		3	0	0	0	0	0	0
Inning Stats	R: 0 E: 0 K: 0 S: 11 H: 0 LOB: 0 BB: 0 P: 16	R: 0 E: 0 K: 2 S: 14 H: 1 LOB: 2 BB: 1 P: 24	R: 0 E: 0 K: 0 S: 6 H: 0 LOB: 0 BB: 0 P: 8	R: 0 E: 0 K: 0 S: 7 H: 1 LOB: 1 BB: 0 P: 9	R: 0 E: 0 K: 1 S: 10 H: 0 LOB: 0 BB: 0 P: 13	R: 0 E: 0 K: 1 S: 11 H: 1 LOB: 1 BB: 0 P: 17	R: 0 E: 0 K: 1 S: 7 H: 0 LOB: 0 BB: 0 P: 13	R: 0 E: 0 K: 0 S: 7 H: 0 LOB: 0 BB: 0 P: 12	R: 0 E: 0 K: 0 S: 5 H: 0 LOB: 0 BB: 0 P: 12	1B: 2 2B: 0 3B: 1 HR: 0	SF: 0 SAC: 0 DP: 0 HBP: 0	WP: 0 PB: 0 SB: 1 CS: 0	PA: 31			

	AB	30
	R	0
	H	3
	RBI	0
	BB	1
	SO	5
	LOB	6

PITCHER		IP	WLS	BF	H	R	ER	SO	BB	IBB	HBP	BLK	WP	HR	S	P	ERA	WHIP
58 Armando Galarraga, R ERA: 3.31	(1, 1)	7.0	W	25	3	0	0	5	1	0	0	0	0	0	66	100	0.00	0.571
34 Freddy Dolsi, R ERA: 2.2	(8, 1)	2.0	S	6	0	0	0	0	0	0	0	0	0	0	12	24	0.00	0.000

PITCHER		IP	WLS	BF	H	R	ER	SO	BB	IBB	HBP	BLK	WP	HR	S	P	ERA	WHIP

Batter	1	2	3	4	5	6	7	8	9	AB	R	H	RBI	BB	SO	LOB
28 Curtis Granderson, L (1, 8) OBP: 0.296, SLG: 0.433	C SI 88 F SL 82 B SL 81 X CH 83 1-2 G4-3 ①		1 SAFE C SL 82 1 SAFE B CH 83 C SL 82 S CH 83 1-3 K ① 1-2		1 SAFE 1 SAFE B SI 88 S SL 82 B CH 83 C SL 83 X SL 82 2-2 2B 1-3		C SI 88 B CH 83 B SI 88 S SL 82 F SL 83 D SL 82 S CH 83 3-3 K ②			4	0	1	0	0	2	2
46 Michael Hollimon, S (1, 6)	S SI 89 C SL 82 B CH 84 B SL 83 F SI 89 X CH 83 2-2 P6 ②		B SL 83 C SL 82 B SL 82 X SL 83 2-1 L8 ②		B SI 88 B CH 84 X SL 82 2-0 SF7 ② 3-H		C SI 88 B SL 83 B SI 88 S SI 88 B SI 89 F SL 83 X CH 84 3-2 G3-1 ③			3	0	0	1	0	0	2
9 Carlos Guillen, S (1, 5) OBP: 0.387, SLG: 0.473	B SI 90 C SL 81 S CH 84 F CH 84 B SL 84 X SI 88 2-2 30 1B 30 S 1B		B CH 83 F SI 90 B CH 84 C SL 83 D CH 84 X SL 83 3-2 F8 ③		B CH 84 B SI 88 X SL 82 2-0 G3-1 ③			T SI 87 C SI 88 B CH 80 F CH 80 F SI 88 H SI 88 2-2 30 HR HBP		3	1	1	0	0	0	2
30 Magglio Ordonez, R (1, 9) OBP: 0.381, SLG: 0.494	C SI 88 B SI 88 X SI 89 1-1 1-3 1B			B SI 88 B SI 88 F SI 88 X SI 88 2-1 G5-3 ①		X CH 86 0-0 F7 ①		D CU 72 B SI 88 X CH 80 2-0 1-H HR		4	1	2	2	0	0	0
24 Miguel Cabrera, R (1, 3) OBP: 0.352, SLG: 0.461	C SI 87 1 SAFE F SI 88 1 SAFE B SI 89 B SI 88 F SI 90 X SI 88 2-2 G3 ③			B SI 89 F SL 83 B EP 49 S SI 89 F SI 89 S SI 90 2-3 K ②		C SL 80 X SI 88 0-1 19 G4-3 33 E 2B		X SI 88 0-0 G5-3 ①		4	1	1	0	0	1	2
19 Jeff Larish, L (1, 10) OBP: 0.171, SLG: 0.212		X SI 88 0-0 F8 ①		C SL 84 B SL 84 B SL 82 X SI 88 2-1 G1-3 ③		C SI 88 B SL 82 S SI 88 D CH 83 D SI 89 X SL 83 3-2 2-3 G4-3 ②		B SI 88 B SI 88 S SI 88 S SI 90 B SI 90 S SI 90 3-3 K ②		4	0	0	0	0	1	1
33 Marcus Thames, R (1, 7) OBP: 0.307, SLG: 0.510 27 Brent Clevlen, R (6, PR) OBP: 0.300, SLG: 0.176 (7, 7)		B SI 88 B SI 88 C SI 89 S SL 83 X SL 83 2-2 F8 ②			F SI 88 B SI 88 B SI 89 X SI 90 2-1 HR	B SL 82 F SL 82 X SL 83 1-1 E3 15 PO 3-H		X FF 90 0-0 G6-3 ③		3 1	1 0	1 0	1 0	0 0	0 0	0 0
15 Brandon Inge, R (1, 2) OBP: 0.321, SLG: 0.412		C SI 88 B SL 83 X SI 89 1-1 G6-3 ③			C SL 82 B SI 88 F SI 88 B SL 82 S SI 88 2-3 K ① 1-2	B SI 88 S SI 87 1 SAFE 1-1 PO ③	F SL 82 B SI 87 B SI 87 F SI 88 F SI 88 C SI 88 2-3 K ①			3	0	0	0	0	2	0
25 Ryan Raburn, R (1, 4) OBP: 0.309, SLG: 0.377			C SI 88 X SI 88 0-1 28 S 1B		X SL 83 0-0 28 2B 46 SF7 1B		B SI 87 X SI 88 1-0 2B			3	1	3	0	0	0	0
Inning Stats	R: 0 E: 0 K: 0 S: 17 H: 2 LOB: 2 BB: 0 P: 25	R: 0 E: 0 K: 0 S: 6 H: 0 LOB: 0 BB: 0 P: 9	R: 0 E: 0 K: 1 S: 10 H: 1 LOB: 1 BB: 0 P: 16	R: 0 E: 0 K: 1 S: 8 H: 0 LOB: 0 BB: 0 P: 14	R: 2 E: 0 K: 1 S: 11 H: 3 LOB: 1 BB: 0 P: 21	R: 1 E: 1 K: 0 S: 9 H: 1 LOB: 1 BB: 0 P: 14	R: 0 E: 0 K: 2 S: 13 H: 1 LOB: 1 BB: 0 P: 22	R: 2 E: 0 K: 1 S: 10 H: 1 LOB: 0 BB: 0 P: 17		1B: 4 2B: 3 3B: 0 HR: 2	SF: 1 SAC: 0 DP: 0 HBP: 1		WP: 0 PB: 0 SB: 2 CS: 0	PA: 35		

PITCHER		IP	WLS	BF	H	R	ER	SO	BB	IBB	HBP	BLK	WP	HR	S	P	ERA	WHIP
Derek Lowe, R ERA: 4.03	(1, 1)	7.0	L	29	8	3	2	5	0	0	0	0	0	1	74	121	2.57	1.143
47 Cory Wade, R ERA: 2.18	(8, 1)	1.0		5	1	2	2	1	0	0	1	0	0	1	10	17	18.00	1.000

PITCHER	IP	WLS	BF	H	R	ER	SO	BB	IBB	HBP	BLK	WP	HR	S	P	ERA	WHIP

BOTTOM

Los Angeles Dodgers @ Detroit Tigers

Comerica Park, Detroit, MI

Fri Jun 13 2008, 7:05 PM EDT
Att. 40,430 - Cloudy - 71 F

livebaseballscorecards.com

AB	32
R	5
H	9
RBI	4
BB	0
SO	6
LOB	9

Batter	1	2	3	4	5	6	7	8	9	AB	R	H	RBI	BB	SO	LOB
9 Juan Pierre, L (1, 7) OBP: 0.336, SLG: 0.312	C SI 87 F CH 82 B CU 79 S SL 81 1-3 ① **K**		L CH 80 F SL 81 F CH 81 B SI 89 F FF 88 X CH 80 1-2 ② G4-3		C CH 85 F SL 81 X FF 88 0-2 ① P3	B SL 84 C SI 88 B SL 85 X SI 88 2-1 ② G3 2-3 3-H		B SI 92 X FF 92 1-0 ③ F8		5	0	0	1	0	1	3
33 Blake DeWitt, L (1, 5) OBP: 0.349, SLG: 0.411	C SI 89 B CU 78 S CH 81 B SI 89 X CH 82 2-2 E3 12 G1-4-3		F FF 87 B CH 81 B CU 77 F SI 87 X CH 79 2-2 ③ G6-3		C SI 86 B CU 77 X SL 81 1-1 12 E 1B	C SI 89 C CU 77 S EP 61 0-3 ③ **K**			C SI 88 B SL 78 C SL 78 X SL 80 1-2 ① G4-3	5	0	1	0	0	1	1
12 Jeff Kent, R (1, 4) OBP: 0.276, SLG: 0.397	B SI 88 F CH 81 X CU 79 1-1 ②③ G1-4-3 1-2f			B SI 87 X CH 86 1-0 7 2B 16 2B 1B	B CU 78 C CU 75 X CH 80 1-1 E1 7 G6-4-3 1-2		C SI 92 B SI 91 C FF 88 B CH 80 X SI 92 2-2 ① G6-3		X SI 90 0-0 ② L8	5	1	1	0	0	0	2
7 James Loney, L (1, 3) OBP: 0.351, SLG: 0.444		C CH 81 S CU 78 X FF 89 0-2 55 G4-3 27 1B 2B		X CH 78 0-0 16 2B 2B 1-3	B SI 87 B SI 88 C SI 87 B CU 78 X SI 88 3-1 ②③ G6-4-3 1-2f		B SI 92 B SI 92 X SI 90 2-0 ② F7		B SI 90 X SI 91 1-0 1B	5	2	3	0	0	0	2
55 Russell Martin, R (1, 2) OBP: 0.412, SLG: 0.424		C SI 89 B CU 78 X CH 79 1-1 ① G4-3 2-3		X SI 87 0-0 ① P4		X CH 85 0-0 16 HR 2B	B SL 87 B SI 93 X SI 92 2-0 ③ G5-3		C SL 78 X SI 91 0-1 ③ G5-3	5	1	1	0	0	0	4
16 Andre Ethier, L (1, 9) OBP: 0.351, SLG: 0.441		F SI 87 B CH 81 X CH 80 1-1 ② P5		C CH 78 X SI 87 0-1 3 1B 2B 2-H 3-H		B SI 86 X CH 79 1-0 2-H HR		B SI 90 X SI 90 1-0 ① F8		4	2	2	4	0	0	1
27 Matt Kemp, R (1, 8) OBP: 0.339, SLG: 0.435		X CU 77 0-0 3 E 3 S 1B 3-H		B CU 78 F CU 78 F SI 87 F FF 88 T CU 77 1-2 ② **K**		B CU 77 B CU 78 S CH 86 X SI 86 2-1 ① F8		B SI 91 C SI 92 B FF 89 F S CH 81 2-3 ② **K**		4	0	1	1	0	2	1
3 Delwyn Young, S (1, 10) OBP: 0.354, SLG: 0.400		C SI 86 B CH 81 B CH 80 X SI 87 2-1 ③ F7 1-3		B SI 87 X CH 79 1-0 2-H 1B		B SI 89 B SI 87 C SI 87 F FF 88 X SL 83 2-2 2B 9 G3 1B		B CH 81 F SI 91 S CH 81 X CH 81 1-2 21 BB 1B		4	1	3	1	0	0	1
Angel Berroa, R (1, 6) OBP: 0.211, SLG: 0.222 21 Mark Sweeney, L (8, PH) OBP: 0.220, SLG: 0.157 Luis Maza, R (8, PR) OBP: 0.286, SLG: 0.304 (8, 6)			B CH 85 B SI 87 F CH 85 X CH 84 2-1 ① P3	C CH 84 1 SAFE X CU 77 0-1 ③ F9		X SI 88 0-0 9 G3 1-3 2B		B SI 90 B CH 81 B SI 90 C SI 90 B SI 90 4-1 1-2 BB		3 0 0	0 0 0	1 0 0	0 0 0	0 1 0	0 0 0	1 0 0
Inning Stats	R: 0 E: 1 K: 1 S: 8 H: 0 LOB: 0 BB: 0 P: 12	R: 1 E: 0 K: 0 S: 10 H: 2 LOB: 1 BB: 0 P: 14	R: 0 E: 0 K: 0 S: 10 H: 0 LOB: 0 BB: 0 P: 15	R: 3 E: 0 K: 1 S: 12 H: 4 LOB: 1 BB: 0 P: 15	R: 0 E: 1 K: 0 S: 9 H: 1 LOB: 1 BB: 0 P: 14	R: 3 E: 0 K: 1 S: 13 H: 4 LOB: 1 BB: 0 P: 20	R: 0 E: 0 K: 0 S: 5 H: 0 LOB: 0 BB: 0 P: 11	R: 0 E: 0 K: 1 S: 9 H: 1 LOB: 2 BB: 1 P: 18	R: 0 E: 0 K: 0 S: 7 H: 1 LOB: 1 BB: 0 P: 9	1B: 7 2B: 5 3B: 0 HR: 1 SF: 0 SAC: 0 DP: 2 HBP: 0						

PITCHER		IP	WLS	BF	H	R	ER	SO	BB	IBB	HBP	BLK	WP	HR	S	P	ERA	WHIP
43 Eddie Bonine, R ERA: 10.13	(1, 1)	5.1	W	25	9	6	6	2	0	0	0	0	0	1	53	77	10.12	1.688
49 Casey Fossum, L ERA: 20.25	(6, 1)	0.2		4	2	1	1	1	0	0	0	0	0	0	9	13	13.50	3.000
31 Zach Miner, R ERA: 5.09	(7, 1)	2.0		8	1	0	0	1	1	0	0	0	0	0	14	29	0.00	1.000
44 Bobby Seay, L ERA: 2.61	(9, 1)	1.0		4	1	0	0	0	0	0	0	0	0	0	7	9	0.00	1.000

PITCHER	IP	WLS	BF	H	R	ER	SO	BB	IBB	HBP	BLK	WP	HR	S	P	ERA	WHIP

TOP

Los Angeles Dodgers @ Detroit Tigers

Comerica Park, Detroit, MI

Sat Jun 14 2008, 3:55 PM EDT

Att. 42,348 - Sunny - 84 F

livebaseballscorecards.com

AB	40
R	7
H	13
RBI	7
BB	1
SO	4
LOB	16

WP: 0	PB: 0	SB: 1	CS: 0
PA: 41			

BOTTOM

Los Angeles Dodgers @ Detroit Tigers

Comerica Park, Detroit, MI

Sat Jun 14 2008, 3:55 PM EDT

Att. 42,348 - Sunny - 84 F

livebaseballscorecards.com

Batter	1	2	3	4	5	6	7	8	9	AB	R	H	RBI	BB	SO	LOB
28 Curtis Granderson, L (1, 8) OBP: 0.304, SLG: 0.446	C SI 89 X FS 84 0-1 G4-3 ①		C FS 83 X FF 94 0-1 14 G4-6-3 2-3 3-H 1B	C FF 91 B FS 85 C FS 84 B FS 86 X FF 93 2-2 1-H 14 3B 3B	B CU 74 B FF 91 B FF 92 B FF 91 4-0 1-2 BB		C FF 87 S CH 80 S CH 80 0-3 K ①			4	1	2	2	1	1	1
14 Placido Polanco, R (1, 4) OBP: 0.355, SLG: 0.398	B FF 90 X SI 90 1-0 L8 ②		S FS 85 B FS 87 L FF 92 D FS 86 1 SAFE X FF 93 2-2 G4-6-3 ②③ 1-2f	C FF 92 X FF 93 0-1 3-H 3B	B SL 83 F FF 92 B FF 92 X FF 92 2-1 F7 ③		B FF 88 X CH 80 1-0 FC6-4 ② 1-2f			5	0	1	1	0	0	5
9 Carlos Guillen, S (1, 5) OBP: 0.380, SLG: 0.462	C SI 89 B FS 86 B CU 77 X FF 92 2-1 F7 ③			C FF 90 3-2 C FS 85 B FS 87 B FS 84 F FF 93 B SI 92 X FF 93 F9 ① C CU 74 X FF 93 0-1 F8 ③		X FF 89 0-0 G3 ①	1 SAFE B CH 79 C FF 87 F CH 80 1 SAFE F CH 79 F CH 80 1 SAFE X SI 89 1-2 F7 ③			5	0	0	0	0	0	2
30 Magglio Ordonez, R (1, 9) OBP: 0.385, SLG: 0.498		B FF 89 B FF 91 B SI 90 C FF 92 X FF 90 3-1 P3 ①		X FF 92 0-0 24 HR 1B	C SL 84 B SL 84 B FF 92 F FF 92 F SL 82 B FF 94 B FF 93 4-2 19 2B E BB	B FF 88 X FF 90 1-0 F9 ②		B FF 92 B FF 92 X FF 92 2-0 24 1B 19 1B 2B		4	3	2	0	1	0	0
24 Miguel Cabrera, R (1, 3) OBP: 0.357, SLG: 0.474		F FF 92 C FF 92 F FF 92 B FF 93 B FF 92 F FS 86 B FF 94 X FF 93 3-2 P6 ②		C FS 85 X FF 92 0-1 1-H HR	C FF 94 B FF 94 1 SAFE C SL 82 S FF 94 1-3 K ①	B FF 91 B FF 91 B SL 82 C FF 93 C SL 82 B FF 94 4-2 19 BB 1B BB		F FF 95 C CU 80 X SL 85 0-2 WP 19 1B 2-3 1B		4	2	2	2	1	1	1
19 Jeff Larish, L (1, 10) OBP: 0.225, SLG: 0.270		C FF 91 B FF 92 B FF 92 F FF 92 X FS 86 2-2 G4-3 ③		C CU 76 F FF 91 B FS 86 X FF 92 1-2 G6-3 ②	X FF 92 0-0 E WP 1-3 2B	F FF 84 B CU 74 B CU 72 B FF 92 S FF 92 B FF 92 4-2 1B 1-2 BB		B FF 94 C CU 80 B FF 94 X SL 83 2-1 WP 1-2 3-H 1B		4	1	2	1	1	0	0
Edgar Renteria, R (1, 6) OBP: 0.315, SLG: 0.365			B FF 91 B FF 90 B FF 92 B FF 91 4-0 SH3-4 33 BB 28 1B BB	X SI 90 0-0 33 HR 1B	B FF 93 X SL 83 1-0 FC6 33 FC5-2 2-3 3-H	C CU 71 B SI 88 X CU 73 1-1 1-3 2-H 1B		C FF 94 F SL 84 B FF 95 F SL 84 S SI 93 1-3 K ① 1-2 2-3		4	2	2	1	1	1	3
33 Marcus Thames, R (1, 7) OBP: 0.316, SLG: 0.538 27 Brent Clevlen, R (6, 7) OBP: 0.273, SLG: 0.158			1 SAFE 1 SAFE B FF 89 C FF 90 B FS 84 C FF 93 F FF 93 F CU 78 D FS 86 4-2 B FF 94 28 1B SH3-4 1-2 BB	C SI 92 C FS 86 1 SAFE 1 SAFE X FF 92 0-2 1-H HR	X SL 82 0-0 FC5-2 WP 1B 2-3	X SI 86 0-0 F8 ③		B SL 84 C FF 94 F SL 85 S FF 94 1-3 K ②		2 2	2 0	1 0	2 0	1 0	0 1	2 4
Ivan Rodriguez, R (1, 2) OBP: 0.304, SLG: 0.366			L FF 93 X FF 92 0-1 SH3-4 ① 1-2 2-3	B SI 92 B FS 84 F SI 92 F FF 92 X CU 75 2-2 28 S 28 3B 1B	B C FF 93 F SL 83 X SL 82 1-2 28 BB 1-H 3-H 1B		F CH 78 F FF 85 F CU 72 B FF 89 X CU 73 1-2 14 FC6-4 1B	S FF 94 S SL 83 S FF 94 0-3 K ③		4	1	3	1	0	1	2
Inning Stats	R: 0 E: 0 K: 0 S: 5 H: 0 LOB: 0 BB: 0 P: 8	R: 0 E: 0 K: 0 S: 10 H: 0 LOB: 0 BB: 0 P: 18	R: 1 E: 0 K: 0 S: 11 H: 1 LOB: 1 BB: 2 P: 21	R: 6 E: 0 K: 0 S: 25 H: 7 LOB: 1 BB: 0 P: 33	R: 3 E: 1 K: 1 S: 14 H: 2 LOB: 2 BB: 2 P: 27	R: 1 E: 0 K: 0 S: 9 H: 1 LOB: 2 BB: 2 P: 19	R: 0 E: 0 K: 1 S: 13 H: 1 LOB: 1 BB: 0 P: 16	R: 1 E: 0 K: 3 S: 16 H: 3 LOB: 2 BB: 0 P: 22		1B: 9 2B: 2 3B: 2 HR: 2 SF: 0 SAC: 1 DP: 1 HBP: 0						

	AB	38
	R	12
	H	15
	RBI	10
	BB	6
	SO	5
	LOB	20

WP: 2 PA: 45
PB: 0
SB: 1
CS: 0

PITCHER		IP	WLS	BF	H	R	ER	SO	BB	IBB	HBP	BLK	WP	HR	S	P	ERA	WHIP
31 Brad Penny, R ERA: 5.88	(1, 1)	3.2	L	19	7	7	7	0	2	0	0	0	0	2	47	76	17.18	2.455
45 Scott Proctor, R ERA: 5.64	(4, 1)	2.0		14	3	4	1	1	4	0	0	0	1	0	24	46	4.50	3.500
47 Cory Wade, R ERA: 2.05	(6, 1)	1.1		6	2	0	0	1	0	0	0	0	0	0	16	20	0.00	1.500
44 Takashi Saito, R ERA: 2.28	(8, 1)	1.0		6	3	1	1	3	0	0	0	0	1	0	16	22	9.00	3.000

PITCHER	IP	WLS	BF	H	R	ER	SO	BB	IBB	HBP	BLK	WP	HR	S	P	ERA	WHIP

Batter	1	2	3	4	5	6	7	8	9	AB	R	H	RBI	BB	SO	LOB
9 Juan Pierre, L (1, 7) OBP: 0.337, SLG: 0.314	C SI 87 X SI 87 0-1 33 G3-6 1B		C SL 81 B SI 89 1 SAFE F SL 83 1 SAFE 1 SAFE X SI 90 1-2 ③ F8			L SL 81 X SI 87 0-1 G4-3 1B		L FF 93 F CU 85 X CU 79 0-2 ② FC1-6 1-2f	B D SI 90 B SI 90 C SI 90 X SI 91 3-1 ③ F8 1-2 3-H	5	0	2	0	0	0	3
Luis Maza, R (1, 4) OBP: 0.288, SLG: 0.306 28 Andy LaRoche, R (8, PH) OBP: 0.375, SLG: 0.667 (8, 4)	C SI 85 F CH 77 C SI 89 0-3 ① K			B SI 86 X SI 87 1-0 33 FC6-4 1B		B SI 86 C SI 84 X SI 83 1-1 ② G4-3 1-2		B SI 92 B SI 91 C FF 92 C SL 87 X SL 86 2-2 ③ G3-1		3 1	0 0	1 0	0 0	0 0	1 0	2 1
33 Blake DeWitt, L (1, 5) OBP: 0.347, SLG: 0.408	X SI 88 0-0 ②③ G3-6 1-2f			B SL 81 C SI 88 B CH 84 X SI 88 2-1 ① FC6-4 7 WP 1-2f		B SI 89 B SI 89 X SI 88 2-0 ③ G3			B B C X 2-1 55 HR 1B	4	1	1	0	0	0	3
55 Russell Martin, R (1, 10) OBP: 0.409, SLG: 0.434 (8, 2)		B SI 87 B SI 87 S SI 86 S CH 81 X SI 89 2-2 ① G6-3		B SI 86 C CH 79 X SI 89 1-1 ② F9			F FF 94 X FF 93 0-1 ① G4-3		B B C B X 3-1 1-H HR	4	1	1	2	0	0	1
7 James Loney, L (1, 3) OBP: 0.350, SLG: 0.441		C SI 90 S SL 82 X SL 81 0-2 ② G3		B SL 83 B SI 89 C SL 82 X SI 89 2-1 ③ G3 1-2			C FF 94 B SI 93 B SI 93 C CU 84 F FF 93 B SI 94 X SL 86 3-2 ② G4-3		C F B X 1-2 27 1B 12 1B 1B	4	1	1	0	0	0	1
27 Matt Kemp, R (1, 8) OBP: 0.341, SLG: 0.441		F SI 87 C SI 90 F SL 84 B SL 82 B CH 81 X CH 81 2-2 ③ G1-3			X SI 84 0-0 ① G5-3		B SI 94 F SL 86 F CU 85 X CU 83 1-2 2B		C X 0-1 12 1B 9 WP 1-2 1B	4	1	2	0	0	0	0
16 Andre Ethier, L (1, 9) OBP: 0.346, SLG: 0.433			B SI 88 X SI 88 1-0 ① G3		C SI 86 F SI 86 B SL 80 C SL 82 1-3 ② K		C SI 93 B SI 94 B CU 85 F FF 94 B CU 83 F CU 85 X SI 95 3-2 ③ P6		B B F B F X 3-2 ① F9	4	0	0	0	0	1	3
Angel Berroa, R (1, 6) OBP: 0.273, SLG: 0.250 12 Jeff Kent, R (9, PH) OBP: 0.279, SLG: 0.400			X SI 88 0-0 1B		C SI 87 S SL 80 X SI 88 0-2 ③ L9			B SI 93 B FF 93 B SI 92 B SI 94 4-0 9 FC1-6 BB	F F X 0-2 9 WP 1-3 2-H 1B	2 1	0 0	1 1	0 1	1 0	0 0	0 0
Danny Ardoin, R (1, 2) OBP: 0.231, SLG: 0.167 21 Mark Sweeney, L (8, PH) OBP: 0.217, SLG: 0.154 51 Jonathan Broxton, R (8, 1) 3 Delwyn Young, S (9, PH) OBP: 0.348, SLG: 0.393			S SI 85 F SI 88 B SI 90 B SI 90 1 SAFE S SL 82 2-3 ② K			B SI 84 B SI 85 B SI 86 C SI 85 X SI 86 3-1 ① G6-3		C SI 93 B SL 87 S SI 93 X SL 87 1-2 ① F8	C X 0-1 ② F7	2 1 0 1	0 0 0 0	0 0 0 0	0 0 0 0	1 0 0 0	1 1 0 2	1 1 0 2
Inning Stats	R: 0 E: 0 K: 1 S: 6 H: 1 LOB: 0 BB: 0 P: 6	R: 0 E: 0 K: 0 S: 10 H: 0 LOB: 0 BB: 0 P: 14	R: 0 E: 0 K: 1 S: 8 H: 1 LOB: 1 BB: 0 P: 12	R: 0 E: 0 K: 0 S: 7 H: 1 LOB: 1 BB: 0 P: 13	R: 0 E: 0 K: 1 S: 7 H: 0 LOB: 0 BB: 0 P: 8	R: 0 E: 0 K: 0 S: 7 H: 1 LOB: 1 BB: 0 P: 13	R: 0 E: 0 K: 0 S: 13 H: 1 LOB: 1 BB: 0 P: 20	R: 0 E: 0 K: 0 S: 9 H: 0 LOB: 1 BB: 1 P: 16	R: 4 E: 0 K: 0 S: 19 H: 5 LOB: 1 BB: 0 P: 31	1B: 8 2B: 1 3B: 0 HR: 1	SF: 0 SAC: 0 DP: 1 HBP: 0					WP: 2 PB: 0 SB: 0 CS: 0	PA: 37

PITCHER		IP	WLS	BF	H	R	ER	SO	BB	IBB	HBP	BLK	WP	HR	S	P	ERA	WHIP
29 Nate Robertson, L ERA: 5.46	(1, 1)	6.0	W	21	4	0	0	3	0	0	0	0	1	0	45	66	0.00	0.667
Denny Bautista, R ERA: 3.32	(7, 1)	2.0		8	1	0	0	0	1	0	0	0	0	0	22	36	0.00	1.000
44 Bobby Seay, L ERA: 3.92	(9, 1)	0.0		3	3	3	3	0	0	0	0	0	0	1	7	13	∞	∞
59 Todd Jones, R ERA: 4.26	(9, 1)	1.0	S	5	2	1	1	0	0	0	0	0	1	0	12	18	9.00	2.000

PITCHER	IP	WLS	BF	H	R	ER	SO	BB	IBB	HBP	BLK	WP	HR	S	P	ERA	WHIP

TOP

Los Angeles Dodgers @ Detroit Tigers

Comerica Park, Detroit, MI

Sun Jun 15 2008, 1:05 PM EDT

Att. 41,189 - Sunny - 78 F

livebaseballscorecards.com

AB	36
R	4
H	10
RBI	3
BB	1
SO	3
LOB	18

BOTTOM

Batter	1	2	3	4	5	6	7	8	9	AB	R	H	RBI	BB	SO	LOB
Edgar Renteria, R (1, 6) OBP: 0.320, SLG: 0.367	B FF 91 B FF 90 B FF 90 C FF 90 C FF 92 F FF 93 B FF 94 4-2 14 G5-4-3 BB		C FF 93 B CH 84 X CH 85 1-1 ② G1-3		1 SAFE B CU 76 C SI 91 X CH 81 1-1 14 1B 9 2B 1-2 1B	B SI 86 B SI 86 D SI 86 C FF 88 X 3-1 ② FC5-4 9 1B 14 BB 1-2f		B FF 96 F FF 95 S FF 96 F FF 96 X SL 86 1-2 14 G6-4-3 1B		4	1	2	0	1	0	1
14 Placido Polanco, R (1, 4) OBP: 0.360, SLG: 0.400	B FF 92 C FF 92 X CH 85 1-1 ①② G5-4-3 1-2f		B FF 94 C FF 93 B CH 86 X FF 93 2-1 9 WP 1B		C SI 92 C CH 83 F SI 90 D SL 82 B SL 88 D CH 85 X SI 93 3-2 9 2B 24 1B 1-3 2-H 1B	B S SI 86 B SI 88 1 SAFE B SI 85 B SI 86 4-1 9 1B 1-2 BB		B FF 95 X FF 96 1-0 ①② G6-4-3 1-2f		4	1	2	1	1	0	2
9 Carlos Guillen, S (1, 5) OBP: 0.384, SLG: 0.470	B FF 92 B FF 93 X FF 93 2-0 30 FC6-4 1B		B SL 85 B FF 93 F FF 94 X CH 85 2-1 ③ F8 1-2		C SI 92 X SI 91 0-1 24 1B 1-3 3-H 2B	X SI 87 0-0 1-2 2-3 1B		B FF 96 C FF 95 B CH 89 C FF 97 B CH 89 C FF 96 3-3 ③ K		5	0	3	1	0	1	1
30 Magglio Ordonez, R (1, 9) OBP: 0.383, SLG: 0.492	1 SAFE B FF 93 C CH 85 X FF 93 1-1 ③ FC6-4 1-2f			C CU 71 X FF 91 0-1 ① L6	C SI 92 C CU 78 B SL 86 F SI 93 B SL 84 B SI 94 B SL 85 4-2 24 1B BB	C SI 87 S CH 80 X FF 89 0-2 ③ F9				3	0	0	0	1	0	4
24 Miguel Cabrera, R (1, 3) OBP: 0.359, SLG: 0.474		B FF 92 C FF 92 F CH 85 F FF 94 X CU 73 1-2 ① G6-3		S FF 93 C FF 93 B CU 74 F FF 94 S CU 74 1-3 ② K	C CU 79 X SL 87 0-1 ③ 1-2 2-H 3-H 1B		B SI 86 F SI 86 S CH 80 B FF 89 X CH 79 2-2 27 FC5 28 1B 1B			4	0	2	1	0	1	0
33 Marcus Thames, R (1, 10) OBP: 0.322, SLG: 0.560		C CU 72 B FF 93 B FF 93 B FF 94 C FF 94 B FF 94 4-2 BB	B CH 85 F FF 93 B CH 85 X FF 94 2-1 ③ F9			X SL 84 0-0 HR	D SI 86 X SI 85 1-0 ① F8			3	1	1	1	1	0	1
15 Brandon Inge, R (1, 2) OBP: 0.319, SLG: 0.429		B FF 93 B CH 85 C FF 94 X FF 92 2-1 ② P6			F SI 92 F SI 90 S SL 81 0-3 ① K	C SI 92 X CU 73 0-1 HR	C SI 85 S SI 87 S CH 79 0-3 ② K			4	1	1	1	0	2	2
25 Ryan Raburn, R (1, 7) OBP: 0.296, SLG: 0.359 28 Curtis Granderson, L (7, 8) OBP: 0.307, SLG: 0.449		C FF 94 1 SAFE T FF 93 1 SAFE B FF 93 D CU 74 B FF 93 S FF 94 3-3 ③ K			B CU 77 F FF 92 B SI 93 X SI 91 2-1 ② G6-3	C FA 90 C SI 90 B SL 83 B CU 79 B SL 85 C SL 84 3-3 ① K	B FF 89 C FF 88 D SI 85 C FF 88 B SL 72 F FF 87 X SI 86 3-2 27 FC5 1-2 1B			3 1	0 0	0 1	0 0	0 0	2 0	1 0
27 Brent Clevlen, R (1, 8) OBP: 0.308, SLG: 0.217 (7, 7)			B FF 91 F FF 92 C CH 85 B FF 94 F FF 94 X FF 94 2-2 ① G5-3		X SI 94 0-0 14 1B 1B	F SL 84 X CH 82 0-1 FC5-4 1B	B SI 86 C SI 85 X SI 86 1-1 ③ FC5 1-2 2-3f			4	1	2	0	0	0	2
Inning Stats	R: 0 E: 0 K: 0 S: 8 H: 1 LOB: 1 BB: 1 P: 16	R: 0 E: 0 K: 1 S: 11 H: 0 LOB: 1 BB: 1 P: 21	R: 0 E: 0 K: 0 S: 10 H: 1 LOB: 1 BB: 0 P: 17	R: 0 E: 0 K: 1 S: 8 H: 0 LOB: 0 BB: 0 P: 11	R: 3 E: 0 K: 1 S: 19 H: 5 LOB: 2 BB: 1 P: 29	R: 2 E: 0 K: 1 S: 15 H: 4 LOB: 3 BB: 1 P: 25	R: 0 E: 0 K: 1 S: 13 H: 2 LOB: 2 BB: 0 P: 20	R: 0 E: 0 K: 1 S: 8 H: 1 LOB: 0 BB: 0 P: 13		1B: 11 2B: 1 3B: 0 HR: 2 SF: 0 SAC: 0 DP: 2 HBP: 0						

PITCHER		IP	WLS	BF	H	R	ER	SO	BB	IBB	HBP	BLK	WP	HR	S	P	ERA	WHIP
22 Clayton Kershaw, L ERA: 3.75	(1, 1)	4.0		15	2	0	0	2	2	0	0	0	1	0	37	65	0.00	1.000
Chan Ho Park, R ERA: 2.95	(5, 1)	1.1	L	12	8	5	5	2	1	0	0	0	0	2	27	40	33.75	6.750
Joe Beimel, L ERA: 1.29	(6, 1)	1.2		9	3	0	0	1	1	0	0	0	0	0	20	34	0.00	2.400
51 Jonathan Broxton, R ERA: 4.28	(8, 1)	1.0		3	1	0	0	1	0	0	0	0	0	0	8	13	0.00	1.000

PITCHER	IP	WLS	BF	H	R	ER	SO	BB	IBB	HBP	BLK	WP	HR	S	P	ERA	WHIP

Los Angeles Dodgers @ Detroit Tigers

Comerica Park, Detroit, MI

Sun Jun 15 2008, 1:05 PM EDT

Att. 41,189 - Sunny - 78 F

livebaseballscorecards.com

AB	35
R	5
H	14
RBI	5
BB	4
SO	6
LOB	14

WP: 1 PA: 39
PB: 0
SB: 0
CS: 0

Detroit Tigers @ San Francisco Giants

AT&T Park, San Francisco, CA

Mon Jun 16 2008, 7:15 PM PDT

Att. 33,317 - Partly Cloudy - 54 F

livebaseballscorecards.com

Batter	1	2	3	4	5	6	7	8	9	AB	R	H	RBI	BB	SO	LOB
28 Curtis Granderson, L (1, 8) OBP: 0.310, SLG: 0.444	C SI 94 B FF 95 X FF 96 1-1 ① F9		C CU 76 S SI 93 F FF 94 B CH 83 D CU 81 B CU 82 B FF 92 4-2 14 G6-3 BB		B FF 93 C FF 90 S SL 79 B CH 81 C SI 92 2-3 ② K		B FF 94 B CH 82 C FF 90 B FF 92 X FF 91 3-1 ③ P6		B FF 95 C FF 95 C FF 96 B FF 97 B SL 88 F FF 95 X FF 95 3-2 1-2 2-H 3-H 1B	4	0	1	2	1	1	0
14 Placido Polanco, R (1, 4) OBP: 0.361, SLG: 0.398	B FF 96 B SI 95 B SI 93 B FF 94 4-0 9 L6-3 BB		B FF 92 1 SAFE 1 SAFE B FF 92 1 SAFE B FF 91 C FF 92 X FF 92 3-1 ② ③ G6-3 1-2f		C FF 94 C SI 94 B SL 86 B SI 95 B CU 80 X FF 95 3-2 1B			C FC 88 X SL 86 0-1 ① G6-3	C SL 88 F FF 96 B SL 87 B FF 95 F SL 86 F FF 96 F FF 95 X SL 87 2-2 ③ G6-3	4	0	1	0	1	0	3
9 Carlos Guillen, S (1, 5) OBP: 0.382, SLG: 0.466	C FF 94 S FF 94 X SI 94 0-2 ② ③ L6-3 1-1			B SI 92 C CU 77 F FF 92 X SI 94 1-2 33 HR 1B	1 SAFE X FF 93 0-0 ③ G4-3			B FF 89 X FF 88 1-0 ② F9		4	1	1	0	0	0	2
30 Magglio Ordonez, R (1, 9) OBP: 0.378, SLG: 0.485		F FF 93 S FF 94 X CU 82 0-2 ① G6-3		1 SAFE F FF 92 B FF 93 X CU 75 1-1 ① F9		X SI 92 0-0 ① G5-3		B FC 89 C FC 86 S FF 91 B SL 83 B FF 89 X FF 90 3-2 ③ F8		4	0	0	0	0	0	1
24 Miguel Cabrera, R (1, 3) OBP: 0.357, SLG: 0.471		B SI 95 B CU 79 F FF 96 X SI 96 2-1 ② G6-3		C FF 93 F FF 93 S SL 86 0-3 ② K		C FF 94 B CU 82 X FF 94 1-1 ② G4-3			F FF 94 X FF 96 0-1 19 BB 28 1B 1B	4	1	1	0	0	1	1
33 Marcus Thames, R (1, 7) OBP: 0.328, SLG: 0.611		B FF 94 F FF 92 B CU 79 F FF 94 F CU 81 F FF 95 X CU 78 2-2 HR		B FF 93 C FF 91 1 SAFE S FF 92 1 SAFE F FF 94 X CH 82 1-2 1-H HR		C FF 94 X FF 93 0-1 ③ G5-3			S FF 95 C FF 95 B FF 96 B FF 96 S FF 96 2-3 ① K	4	2	2	3	0	1	1
Ivan Rodriguez, R (1, 2) OBP: 0.317, SLG: 0.385		B FF 94 F SI 93 F FF 93 B CU 81 F CU 79 F CH 81 B FF 93 F SI 94 B SI 92 4-2 BB		B CU 78 X FF 94 1-0 46 S 1B			F FF 92 B CU 77 X CU 78 1-1 SF9 3B		B SL 91 F FF 96 X FF 96 1-1 19 BB 28 1B 1-2 1B	3	2	3	0	1	0	0
46 Michael Hollimon, S (1, 6) 34 Freddy Dolsi, R (7, 1) 56 Fernando Rodney, R (8, 1) 49 Casey Fossum, L (8, 1) 19 Jeff Larish, L (9, PH) OBP: 0.244, SLG: 0.270		1 SAFE B FF 91 X FF 92 1-0 ③ F9		C FF 95 C FF 94 1 SAFE B FF 94 B FF 94 B FF 92 S CH 82 3-3 ③ K 1-2			B CH 81 F FF 92 X CH 82 1-1 ① G4-3		B FF 95 B FF 95 B FF 95 B FF 95 4-0 28 1B 1-2 2-3 BB	3 0 0 0 0	0 0 0 0 0	0 0 0 0 0	0 0 0 0 1	1 0 0 0 0	0 0 0 0 0	3 0 0 0 0
35 Justin Verlander, R (1, 1) Edgar Renteria, R (7, PH) (7, 6) OBP: 0.318, SLG: 0.366			C SI 93 C FF 93 X FF 94 0-2 ① G4-3		S FF 93 C FF 92 X CU 77 0-2 ① F9		B FF 93 S FF 93 X FF 94 1-1 ② SF9 3-H		C FF 96 B FF 97 S FF 96 S FF 96 1-3 ② K	2 1	0 0	0 0	0 1	0 0	0 1	0 3

TOP	
AB	33
R	6
H	9
RBI	6
BB	4
SO	5
LOB	14

Inning Stats																																		
	R: 0 E: 0 K: 0 S: 5	H: 0 LOB: 0 BB: 1 P: 10	R: 1 E: 0 K: 0 S: 16	H: 1 LOB: 1 BB: 1 P: 25	R: 0 E: 0 K: 0 S: 8	H: 0 LOB: 0 BB: 1 P: 15	R: 2 E: 0 K: 2 S: 16	H: 3 LOB: 1 BB: 0 P: 23	R: 0 E: 0 K: 1 S: 10	H: 1 LOB: 1 BB: 0 P: 15	R: 0 E: 0 K: 0 S: 5	H: 0 LOB: 0 BB: 0 P: 6	R: 1 E: 0 K: 0 S: 8	H: 1 LOB: 0 BB: 0 P: 14	R: 0 E: 0 K: 0 S: 6	H: 0 LOB: 0 BB: 0 P: 10	R: 2 E: 0 K: 2 S: 20	H: 3 LOB: 2 BB: 1 P: 33	1B: 6 2B: 1 3B: 1 HR: 2	SF: 1 SAC: 0 DP: 2 HBP: 0	WP: 0 PB: 0 SB: 1 CS: 0	PA: 38

PITCHER		IP	WLS	BF	H	R	ER	SO	BB	IBB	HBP	BLK	WP	HR	S	P	ERA	WHIP
55 Tim Lincecum, R ERA: 2.21	(1, 1)	7.0		28	6	4	4	3	3	0	0	0	0	2	68	108	5.14	1.286
22 Keiichi Yabu, R ERA: 1.88	(8, 1)	1.0	W	3	0	0	0	0	0	0	0	0	0	0	6	10	0.00	0.000
38 Brian Wilson, R ERA: 4.4	(9, 1)	1.0		7	3	2	2	2	1	0	0	0	0	0	20	33	18.00	4.000

PITCHER		IP	WLS	BF	H	R	ER	SO	BB	IBB	HBP	BLK	WP	HR	S	P	ERA	WHIP

BOTTOM

Detroit Tigers @ San Francisco Giants

AT&T Park, San Francisco, CA

Mon Jun 16 2008, 7:15 PM PDT

Att. 33,317 - Partly Cloudy - 54 F

livebaseballscorecards.com

Batter	1	2	3	4	5	6	7	8	9	AB	R	H	RBI	BB	SO	LOB
14 Fred Lewis, L (1, 7) OBP: 0.362, SLG: 0.475	B FF 93 C FF 93 X CH 85 1-1 ① G4-3		B FF 91 C CH 82 X FF 92 1-1 ① F7		B CH 82 X FF 92 1-0 HR		B CH 89 B SI 94 X CH 88 2-0 ② L3	B CH 81 C FF 94 F FF 92 X FF 94 1-2 1-H 2-H 2B		5	1	2	3	0	0	0
Ray Durham, S (1, 4) OBP: 0.369, SLG: 0.397	C FF 93 C FF 93 B CU 83 X CU 80 1-2 ② G6-3		C CH 82 B FF 93 S CH 84 S FF 94 1-3 ② K		C FF 93 F CH 84 B CU 82 B FF 95 F FF 94 T FF 95 2-2 ① K		X SI 95 0-0 ③ F8	B SI 86 X SI 87 1-0 ③ G6-3		5	0	0	0	0	2	1
2 Randy Winn, S (1, 9) OBP: 0.363, SLG: 0.452	C FF 93 B CH 86 F FF 93 F FF 96 X CH 85 1-2 ③ G3-1		C FF 93 B FF 93 B FF 93 B CH 85 B FF 94 4-1 BB		C FF 94 B CU 79 F CU 80 S CH 84 1-3 ② K			B SI 94 C SI 94 F CH 87 B CH 88 X FF 95 2-2 33 1B 21 HR 1B		3	1	1	0	1	1	0
1 Bengie Molina, R (1, 2) OBP: 0.337, SLG: 0.463		C FF 92 B CU 77 S CU 79 F CU 81 X FF 94 1-2 ① G4-3	1 SAFE X FF 92 0-0 ③ F8		B FF 94 B FF 94 B CH 84 C FF 92 F CH 82 F FF 95 X CH 84 3-2 33 FC6-4 1B			F CH 86 X SL 84 0-1 ① F9		4	0	1	0	0	0	2
33 Aaron Rowand, R (1, 8) OBP: 0.375, SLG: 0.485		C FF 94 H FF 93 1-1 21 1B FC6 E HBP		C CU 76 B CU 77 S CH 82 S CH 84 1-3 ① K	X CH 84 0-0 ③ FC6-4 1-2f			C SI 94 C SI 95 X SL 85 0-2 1-3 21 HR 1B		3	2	1	0	0	1	1
21 John Bowker, L (1, 3) OBP: 0.320, SLG: 0.460 38 Brian Wilson, R (9, 1)		1 SAFE B FF 92 1 SAFE F FF 92 B FF 93 X FF 92 2-1 E 1-2 1B		C FF 92 F FF 91 X CH 84 0-2 1B 2B		C FF 91 C CU 78 B CU 82 S CU 81 1-3 ① K		C CH 80 S CH 81 F CH 80 B FF 93 X CH 82 1-2 1-H 3-H HR		4 0	2 0	3 0	3 0	0 0	1 0	0 0
Rich Aurilia, R (1, 5) OBP: 0.352, SLG: 0.420 (9, 3)		C FF 93 B FF 94 2 SAFE X CH 84 1-1 FC6 1-3 2-H		B FF 93 S FF 92 F FF 92 F CU 81 X FF 94 1-2 2-H 1B		S FF 91 S FF 92 F FF 95 B FF 95 B CU 82 X CU 81 2-2 ② F7		C SI 91 F FF 92 X CH 83 0-2 14 2B 2B		4	1	2	1	0	0	1
Omar Vizquel, S (1, 6) OBP: 0.261, SLG: 0.214		F CH 83 F FF 94 X CU 82 0-2 ② F8		B FF 91 C FF 93 X FF 92 1-1 ② F9		B FF 89 X FF 92 1-0 ③ G4-3		X FF 92 0-0 ② F7		4	0	0	0	0	0	4
55 Tim Lincecum, L (1, 1) OBP: 0.229, SLG: 0.156 49 Brian Horwitz, R (7, PH) OBP: 0.333, SLG: 0.591 22 Keiichi Yabu, R (8, 1) Jose Castillo, R (8, PH) OBP: 0.317, SLG: 0.429 (9, 5)		B FF 94 C FF 94 B FF 94 S FF 94 S FF 96 2-3 ③ K		B FF 93 F FF 92 F FF 94 S CH 84 1-3 ③ K			C FF 94 B CH 88 X SI 95 1-1 ① G6-3	B SI 92 B FF 92 F FF 92 C CH 83 B FF 94 B CH 83 4-2 14 2B BB		2 1 0 0	0 0 0 1	0 0 0 0	0 0 0 0	2 0 0 1	3 0 0 0	
Inning Stats	R: 0 E: 0 K: 0 S: 9 H: 0 LOB: 0 BB: 0 P: 12	R: 1 E: 1 K: 1 S: 15 H: 1 LOB: 2 BB: 0 P: 22	R: 0 E: 0 K: 1 S: 7 H: 0 LOB: 1 BB: 1 P: 13	R: 1 E: 0 K: 2 S: 15 H: 2 LOB: 2 BB: 0 P: 19	R: 1 E: 0 K: 2 S: 13 H: 2 LOB: 1 BB: 0 P: 20	R: 0 E: 0 K: 1 S: 8 H: 0 LOB: 0 BB: 0 P: 12	R: 0 E: 0 K: 0 S: 4 H: 0 LOB: 0 BB: 0 P: 7	R: 5 E: 0 K: 0 S: 22 H: 5 LOB: 1 BB: 1 P: 31		1B: 5 2B: 3 3B: 0 HR: 2	SF: 0 SAC: 0 DP: 0 HBP: 1		WP: 0 PB: 0 SB: 0 CS: 0	PA: 38		

	AB	35
	R	8
	H	10
	RBI	7
	BB	2
	SO	7
	LOB	12

PITCHER		IP	WLS	BF	H	R	ER	SO	BB	IBB	HBP	BLK	WP	HR	S	P	ERA	WHIP
35 Justin Verlander, R ERA: 4.55	(1, 1)	6.0		26	5	3	2	7	1	0	1	0	0	1	67	98	3.00	1.000
34 Freddy Dolsi, R ERA: 3.06	(7, 1)	1.1	L	6	2	2	2	0	0	0	0	0	0	0	12	17	13.50	1.500
56 Fernando Rodney, R ERA: 81.0	(8, 1)	0.1	B	5	3	3	3	0	1	0	0	0	0	1	13	19	81.00	12.000
49 Casey Fossum, L ERA: 18.0	(8, 1)	0.1		1	0	0	0	0	0	0	0	0	0	0	1	2	0.00	0.000

PITCHER	IP	WLS	BF	H	R	ER	SO	BB	IBB	HBP	BLK	WP	HR	S	P	ERA	WHIP

Detroit Tigers @ San Francisco Giants

AT&T Park, San Francisco, CA

Tue Jun 17 2008, 7:15 PM PDT

Att. 33,636 - Clear - 65 F

TOP

livebaseballscorecards.com

Batter	1	2	3	4	5	6	7	8	9	AB	R	H	RBI	BB	SO	LOB
Edgar Renteria, R (1, 6) OBP: 0.323, SLG: 0.365	C FF 92 B SI 93 B FF 93 B FF 92 F FF 91 B FF 92 4-2 30 CS BB			X CH 82 0-0 ① G6-3		X SI 90 0-0 14 1B 2-3 1B		B SI 89 B CH 84 F FF 90 B FF 90 F FF 89 F FF 90 F FF 90 B FF 89 4-2 14 1B 9 FC1-6 BB	C CU 78 C CU 77 B CU 78 B SI 88 X CU 79 2-2 ② L7	3	1	1	0	2	0	1
14 Placido Polanco, R (1, 4) OBP: 0.362, SLG: 0.398	C FF 92 C SI 91 B FF 92 S SI 87 1-3 ① K			B SI 92 X SI 91 1-0 ② G6-3		S SI 91 B FF 90 1 SAFE X CH 85 1-1 1-2 3-H 1B		1 SAFE B SI 89 X SI 88 1-0 1-3 9 FC1-6 1B	B FF 89 B FF 89 S CU 78 C CU 78 F FF 90 B FF 90 X CU 78 3-2 ③ P3	5	0	2	1	0	1	2
9 Carlos Guillen, S (1, 5) OBP: 0.380, SLG: 0.460	F SI 91 F SI 92 S FF 93 0-3 ② K			B SI 92 F SI 91 B CH 86 B FF 91 C FF 90 F FF 92 B SI 92 4-2 BB		B CH 85 F SI 91 B CH 84 C FF 90 F CH 86 S SL 82 2-3 ② K		X FF 94 0-0 ① FC1-6 30 BB 1-2f 3-H		3	0	0	1	1	2	4
30 Magglio Ordonez, R (1, 9) OBP: 0.376, SLG: 0.479	S SI 92 1 SAFE 1 SAFE 0-1 ③ CS 1-2	S SI 91 X CH 85 0-1 ① G6-3		X CH 84 0-0 ③ G4-3		B CH 84 B SI 91 X CH 84 2-0 ③ G4-3		S FF 94 F FF 92 F FF 93 P PO 90 F CU 78 B CU 79 B FF 91 F FF 94 F CU 79 4-2 B FF 84 33 CS 1-2 BB		3	0	0	0	1	0	3
24 Miguel Cabrera, R (1, 3) OBP: 0.356, SLG: 0.471		C SI 90 B FF 92 S SI 91 S SL 84 1-3 ② K			B CH 82 C SI 90 X SI 91 1-1 ① G6-3		S SI 90 X CH 85 0-1 33 F9 FC5-2 2B	F FF 94 B CU 79 X FF 93 1-1 ② F8		4	0	1	0	0	1	2
33 Marcus Thames, R (1, 7) OBP: 0.326, SLG: 0.624 27 Brent Clevlen, R (9, 7) OBP: 0.308, SLG: 0.217		C SI 92 T SI 92 F SI 92 F FF 88 S SL 83 0-3 ③ K			F SI 91 S SI 92 B FF 91 B SL 82 S SL 82 2-3 ② K		X SI 90 0-0 ① F9 2-3	C FF 94 0-1 ③ CS 1-2	B FF 91 S SI 89 B SI 91 C FF 92 F FF 92 X FF 92 3-2 HR	4 0	1 0	1 0	1 0	0 0	2 0	1 0
Ivan Rodriguez, R (1, 2) OBP: 0.316, SLG: 0.383			C SI 90 X CH 85 0-1 ① G5-3		C FF 90 B SI 90 F CH 84 B FF 91 X SL 82 2-2 ③ G5-3		X CH 86 0-0 ② FC5-2 3-H		B FF 90 B CU 77 X FF 89 2-0 28 G4-3 19 1B 1B	4	1	1	0	0	0	1
28 Curtis Granderson, L (1, 8) OBP: 0.308, SLG: 0.440			F SI 91 B SI 90 B SI 91 F SI 90 F FF 92 F SI 92 F SL 82 S SL 84 2-3 ② K			C B B F SI 91 X 2-2 1B SH5-4 14 1B 1B	1 SAFE C SI 91 C FF 91 1 SAFE X SI 91 0-2 ③ P5		C CH 87 B CH 87 B CH 79 B CU 77 S CH 87 F SI 88 X CH 88 3-2 ① G4-3 1-2	4	1	1	0	0	1	2
Kenny Rogers, L (1, 1) 25 Ryan Raburn, R (8, PH) OBP: 0.306, SLG: 0.415 31 Zach Miner, R (8, 1) 19 Jeff Larish, L (9, PH) OBP: 0.262, SLG: 0.289 59 Todd Jones, L (9, 1)			B SI 91 F SI 90 C FF 90 S SL 82 1-3 ③ K			X 0-0 ① SH5-4 1-2		B SI 89 X FF 90 1-0 HR	B CU 76 S SI 88 X FF 90 1-1 2-H 1B	1 1 0 1 0	0 1 0 0 0	0 1 0 1 0	0 1 0 1 0	0 0 0 0 0	1 0 0 0 0	0 0 0 0 0

Inning Stats	1	2	3	4	5	6	7	8	9
	R: 0 E: 0 K: 2 S: 9	H: 0 LOB: 0 BB: 1 P: 14	R: 0 E: 0 K: 2 S: 10	H: 0 LOB: 0 BB: 0 P: 11	R: 0 E: 0 K: 2 S: 11	H: 0 LOB: 0 BB: 0 P: 14	R: 0 E: 0 K: 0 S: 6	H: 0 LOB: 1 BB: 1 P: 11	R: 0 E: 0 K: 1 S: 8	H: 0 LOB: 0 BB: 0 P: 13	R: 1 E: 0 K: 1 S: 12	H: 3 LOB: 2 BB: 0 P: 19	R: 0 E: 0 K: 0 S: 7	H: 1 LOB: 1 BB: 0 P: 7	R: 2 E: 0 K: 0 S: 17	H: 2 LOB: 1 BB: 2 P: 27	R: 2 E: 0 K: 0 S: 18	H: 3 LOB: 1 BB: 0 P: 32

| | | |

BOTTOM

Detroit Tigers @ San Francisco Giants

AT&T Park, San Francisco, CA

Tue Jun 17 2008, 7:15 PM PDT

Att. 33,636 - Clear - 65 F

livebaseballscorecards.com

Batter	1	2	3	4	5	6	7	8	9	AB	R	H	RBI	BB	SO	LOB
14 Fred Lewis, L (1, 7) OBP: 0.364, SLG: 0.475	C FF 86 C FF 87 B FF 88 X CU 75 1-2 G6-4-3 1B		S FF 87 B FF 89 B SL 81 F FF 88 X SI 84 2-2 ② G6-3 2-3			B FF 87 B SI 83 X FF 87 2-0 2 SH1-4 BB 1 SF7 1B		X FF 93 0-0 ② F7		4	1	2	0	0	0	1
Ray Durham, S (1, 4) OBP: 0.372, SLG: 0.396	X SI 84 0-0 ① ② G6-4-3 1-2f		B SI 82 C SI 83 X CH 78 1-1 ③ G6-3			M SI 82 B CH 77 L CH 79 1 SAFE B FF 88 F SI 83 F CH 78 B FF 87 B SI 84 4-2 2 SH1-4 1-2 BB		B FF 92 X CH 82 1-0 1B		3	0	1	0	1	0	2
2 Randy Winn, S (1, 9) OBP: 0.359, SLG: 0.447	C SI 83 B CH 78 B CH 78 F SI 86 B CU 73 X SI 83 3-2 ③ G5-3			C SI 82 B CH 77 X CH 77 1-1 ① G6-3		X CH 78 0-0 ① SH1-4 1-2 2-3		B CH 81 B SI 91 X FF 92 2-0 ③ F7		3	0	0	0	0	0	1
1 Bengie Molina, R (1, 2) OBP: 0.340, SLG: 0.466 20 Steve Holm, R (9, PR) OBP: 0.306, SLG: 0.349		B SI 81 B SI 82 X SI 82 2-0 ① F7		C SI 83 B FF 87 F FF 87 X FF 89 1-2 FC6-4 1B		X FF 87 0-0 ② SF7 3-H			C FC 88 B CH 78 X SI 89 1-1 1B 33 1B 1B	3 0	0 0	2 0	1 0	0 0	0 0	0 0
33 Aaron Rowand, R (1, 8) OBP: 0.374, SLG: 0.482		B FF 87 X SI 82 1-0 ② F8		B SI 82 C FF 86 X FF 88 1-1 ② F9		S CH 78 X CH 79 0-1 ③ G1-3			B SI 90 X SI 90 1-0 1-2 1B 1B	4	0	1	0	0	0	2
Rich Aurilia, R (1, 5) OBP: 0.355, SLG: 0.427		B SI 81 C SI 81 B CH 77 F SI 82 X FF 86 2-2 2B		C SI 83 B SI 82 B CH 78 X CH 78 2-1 ③ FC6-4 1-2f			C SI 83 B CH 78 B CH 78 X SI 82 2-1 ① F7		C FF 90 X SI 90 0-1 FC6-4 1-2 2-3 1B	4	0	2	0	0	0	1
21 John Bowker, L (1, 3) OBP: 0.313, SLG: 0.448		C FF 87 B FF 87 B FF 87 F CH 79 S CU 73 2-3 ③ K			X SI 82 0-0 ① F8		F SI 84 C CU 73 F CU 72 B CU 75 F CU 74 B FF 88 S CU 74 2-3 ② K		X FC 88 0-0 ① F7	4	0	0	0	0	2	4
7 Emmanuel Burriss, S (1, 6) OBP: 0.351, SLG: 0.365			L SI 81 S SI 81 X FF 88 0-2 14 G6-3 53 SH2-4 1B		B CH 78 X SI 83 1-0 ② G3		B SI 81 C SI 83 B CH 79 C SI 83 X CU 74 2-2 ③ P1		B FC 88 F FC 87 F FF 92 S CU 72 1-3 ② K	4	0	1	0	0	1	3
53 Jonathan Sánchez, L (1, 1) OBP: 0.143, SLG: 0.171 34 Billy Sadler, R (8, 1) 49 Brian Horwitz, R (8, PH) OBP: 0.320, SLG: 0.565 Vinnie Chulk, R (9, 1) Jose Castillo, R (9, PH) OBP: 0.316, SLG: 0.427			1 SAFE 1 SAFE 1 SAFE L FF 86 X SI 82 0-1 ① SH2-4 1-2		C FF 88 B FF 89 X FF 89 1-1 ③ G6-3			C FF 91 B SL 87 X SL 87 1-1 ① G6-3	X SI 92 0-0 ③ FC6-4 1-2f	1 0 1 0 1	0 0 0 0 0	0 0 0 0 0	0 0 0 0 0	0 0 0 0 0	0 0 0 0 0	0 0 0 0 3
Inning Stats	R: 0 E: 0 K: 0 S: 7 H: 1 LOB: 0 BB: 0 P: 11	R: 0 E: 0 K: 1 S: 8 H: 1 LOB: 1 BB: 0 P: 15	R: 0 E: 0 K: 0 S: 10 H: 1 LOB: 1 BB: 0 P: 13	R: 0 E: 0 K: 0 S: 9 H: 1 LOB: 1 BB: 0 P: 14	R: 0 E: 0 K: 0 S: 4 H: 0 LOB: 0 BB: 0 P: 6	R: 1 E: 0 K: 0 S: 9 H: 1 LOB: 1 BB: 1 P: 15	R: 0 E: 0 K: 1 S: 10 H: 0 LOB: 0 BB: 0 P: 16	R: 0 E: 0 K: 0 S: 5 H: 1 LOB: 1 BB: 0 P: 9	R: 0 E: 0 K: 1 S: 10 H: 3 LOB: 3 BB: 0 P: 13	1B: 8 2B: 1 3B: 0 HR: 0 SF: 1 SAC: 2 DP: 1 HBP: 0						WP: 0 PB: 0 SB: 0 CS: 0 PA: 36	

AB	32
R	1
H	9
RBI	1
BB	1
SO	3
LOB	17

PITCHER		IP	WLS	BF	H	R	ER	SO	BB	IBB	HBP	BLK	WP	HR	S	P	ERA	WHIP
Kenny Rogers, L ERA: 4.36	(1, 1)	7.0	W	26	5	1	1	2	1	0	0	0	0	0	57	90	1.29	0.857
31 Zach Miner, R ERA: 4.95	(8, 1)	1.0	H	4	1	0	0	0	0	0	0	0	0	0	5	9	0.00	1.000
59 Todd Jones, R ERA: 4.1	(9, 1)	1.0		6	3	0	0	1	0	0	0	0	0	0	10	13	0.00	3.000

PITCHER	IP	WLS	BF	H	R	ER	SO	BB	IBB	HBP	BLK	WP	HR	S	P	ERA	WHIP

Detroit Tigers @ San Francisco Giants

AT&T Park, San Francisco, CA

Wed Jun 18 2008, 12:45 PM PDT

Att. 38,194 - Sunny - 77 F

TOP

livebaseballscorecards.com

Batter	1	2	3	4	5	6	7	8	9	AB	R	H	RBI	BB	SO	LOB
Edgar Renteria, R (1, 6) OBP: 0.321, SLG: 0.359	F SI 86 X FF 85 0-1 ① P6	B SI 84 C SI 84 B CH 73 B SI 83 B SI 84 4-1 14 2B 9 2B 1-2 BB	F FF 92 C FF 92 B FF 93 F FF 93 S CU 79 1-3 ③ K		2 SAFE B FF 94 B CU 72 X FF 93 2-0 ② F8		X FF 90 0-0 ② L7			4	1	0	0	1	1	4
14 Placido Polanco, R (1, 4) OBP: 0.373, SLG: 0.411	B SI 86 X SI 86 1-0 9 BB 30 1B 1B	C CU 68 F CU 70 X SI 84 0-2 9 2B 1-3 2-H 2B		C FF 91 F CU 76 X FF 93 0-2 9 1B 24 E 1B	F FF 93 F FF 92 F CU 73 X FF 93 0-2 1-2 2-H 1B		B SI 91 D CH 85 B FF 91 B SI 91 4-0 9 FC5-4 BB			4	3	4	2	1	0	0
9 Carlos Guillen, S (1, 5) OBP: 0.384, SLG: 0.465	B SI 84 B SI 85 C SI 86 B CH 74 B CH 74 4-1 30 1B 24 1B 1-2 BB	C CU 69 F SL 77 B SL 75 X CU 71 1-2 2-H 3-H 2B		B FF 93 D CH 85 X FF 93 2-0 24 FC5-4 1-2 1B	C CU 72 B CU 71 B FF 93 F FF 92 F CU 72 S CU 73 2-3 ③ K		X SI 92 0-0 ③ FC5-4 1-2f			4	1	2	2	1	1	4
30 Magglio Ordonez, R (1, 9) OBP: 0.374, SLG: 0.476 25 Ryan Raburn, R (7, 9) OBP: 0.301, SLG: 0.409	B SI 85 B CH 74 C SI 84 B SI 84 F SI 85 F SI 85 X CH 74 3-2 33 BB 24 1B 1-3 2-H 1B	C SL 77 2 SAFE B CU 70 B SI 85 F SL 76 X CH 75 2-2 ① L8		B FF 92 F FF 92 B FF 92 C CU 78 X CU 79 2-2 ① F9		X FF 91 0-0 ① F8		B F B X 2-1 ① G6-3		4 1	0 0	1 0	1 0	0 0	0 0	3 0
24 Miguel Cabrera, R (1, 3) OBP: 0.356, SLG: 0.468	X CU 70 0-0 ② 33 BB 1-2 3-H 1B	X CH 76 0-0 ② F8		F FF 93 X FF 92 0-1 ② FC5-4 33 FC6-4 1-2f 2-H		B FF 92 B CU 72 B FF 92 C FF 92 F FF 92 B CU 72 4-2 BB		X 0-0 ② P4		4	0	1	1	1	0	2
33 Marcus Thames, R (1, 7) OBP: 0.323, SLG: 0.608 27 Brent Clevlen, R (6, 7) OBP: 0.296, SLG: 0.208	F SI 87 B SI 85 B CU 70 B SI 85 B SI 84 4-1 1-2 2-3 BB	B SI 85 F SI 84 F SI 85 B CU 72 F SL 77 S CH 75 2-3 ③ K		B FF 93 S FF 91 F FF 91 B CU 78 X CU 77 2-2 ③ FC6-4 1-2f		X FF 92 0-0 ② F9		B FC 87 X FF 90 1-0 ③ G6-3		3 1	0 0	0 0	0 0	1 0	1 0	3 0
Ivan Rodriguez, R (1, 2) OBP: 0.313, SLG: 0.379	C CH 74 F SL 76 S SL 77 0-3 ② K	F FF 92 B CU 77 B CU 77 F FF 93 B CU 78 X FF 92 3-2 58 SH3-4 1B			B FF 92 X FF 92 1-0 ① F9	B FF 92 F CU 72 B FF 93 F FF 91 S FF 92 2-3 ③ K			S CU 77 X CU 78 0-1 ① P5	5	0	1	0	0	2	4
28 Curtis Granderson, L (1, 8) OBP: 0.306, SLG: 0.439	B SI 85 X FF 85 1-0 ③ F8		F FF 92 B CH 84 C FF 93 1 SAFE B CU 78 X FF 93 2-2 ① F8		B FF 93 B FF 94 X FF 92 2-0 14 1B 2B		B SI 90 X SI 89 1-0 ① G4-3		F SI 90 B SI 89 X SI 89 1-1 ② G4-3	5	1	1	0	0	0	4
58 Armando Galarraga, R (1, 1) 46 Michael Hollimon, S (7, PH) 34 Freddy Dolsi, R (7, 1) 31 Zach Miner, R (9, 1)		B FF 83 S SI 83 B SI 84 C SI 83 B CH 74 B SI 80 4-2 BB 14 2B BB	C FF 90 L X 0-2 ② SH3-4 1-2		D FF 93 F FF 92 B FF 93 B FF 93 C FF 94 B FF 93 4-2 14 1B BB		X FF 89 0-0 E5		C SI 90 C FF 90 C SI 91 0-3 ③ K	0 1 1 0	1 0 0 0	0 0 0 0	0 0 0 0	2 0 0 0	0 0 1 0	0 0 0 0
Inning Stats	R: 2 E: 0 K: 1 S: 14 H: 3 LOB: 3 BB: 2 P: 27	R: 3 E: 0 K: 1 S: 17 H: 2 LOB: 1 BB: 2 P: 30	R: 0 E: 0 K: 1 S: 13 H: 1 LOB: 1 BB: 0 P: 19	R: 1 E: 1 K: 0 S: 12 H: 2 LOB: 1 BB: 0 P: 18	R: 1 E: 0 K: 1 S: 13 H: 2 LOB: 2 BB: 1 P: 24	R: 0 E: 0 K: 1 S: 7 H: 0 LOB: 1 BB: 1 P: 13	R: 0 E: 1 K: 0 S: 4 H: 0 LOB: 2 BB: 1 P: 9	R: 0 E: 0 K: 0 S: 4 H: 0 LOB: 0 BB: 0 P: 7	R: 0 E: 0 K: 1 S: 7 H: 0 LOB: 0 BB: 0 P: 8	1B: 7 2B: 3 3B: 0 HR: 0 SF: 0 SAC: 1 DP: 0 HBP: 0						

AB	37
R	7
H	10
RBI	6
BB	7
SO	6
LOB	24

WP: 0 PA: 45
PB: 0
SB: 0
CS: 0

PITCHER		IP	WLS	BF	H	R	ER	SO	BB	IBB	HBP	BLK	WP	HR	S	P	ERA	WHIP
75 Barry Zito, L ERA: 6.32	(1, 1)	2.0	L	15	5	5	5	2	4	0	0	0	0	0	31	57	22.50	4.500
34 Billy Sadler, R ERA: 3.72	(3, 1)	2.0		9	3	1	0	1	0	0	0	0	0	0	25	37	0.00	1.500
43 Alex Hinshaw, L ERA: 3.29	(5, 1)	2.0		10	2	1	1	2	2	0	0	0	0	0	20	37	4.50	2.000
Jack Taschner, L ERA: 2.55	(7, 1)	1.0		5	0	0	0	0	1	0	0	0	0	0	4	9	0.00	1.000
22 Keiichi Yabu, R ERA: 1.83	(8, 1)	1.0		3	0	0	0	0	0	0	0	0	0	0	4	7	0.00	0.000

PITCHER		IP	WLS	BF	H	R	ER	SO	BB	IBB	HBP	BLK	WP	HR	S	P	ERA	WHIP
Vinnie Chulk, R ERA: 4.94	(9, 1)	1.0		3	0	0	0	1	0	0	0	0	0	0	7	8	0.00	0.000

Batter	1	2	3	4	5	6	7	8	9	AB	R	H	RBI	BB	SO	LOB
14 Fred Lewis, L (1, 7) OBP: 0.361, SLG: 0.469	C SI 86 F SL 81 X SL 83 0-2 ① G1-3	B SI 91 F SL 87 B SI 86 F SL 86 B SI 88 X SL 83 3-2 ③ G4-3			F SL 81 X SL 83 0-1 2 FC5-4 1-2 1B	F CH 84 B SI 90 F SI 90 F SL 83 B SL 85 B SL 87 C SL 82 3-3 ③ K		B SI 96 C CH 86 B CH 88 F SI 95 X CH 88 2-2 ③ G4-3		5	0	1	0	0	1	4
Jose Castillo, R (1, 5) OBP: 0.310, SLG: 0.418	B SI 91 F SI 92 X SL 84 1-1 ② G6-3		F SI 90 F SL 83 X SI 91 0-2 ① F8		C SI 91 F SI 92 T SL 85 0-2 ① K		C SI 94 B SI 95 B CH 87 X SI 94 2-1 ① G6-3		C FF 90 B SL 86 B SL 87 X FF 92 2-1 ① G6-3	5	0	0	0	0	1	2
2 Randy Winn, S (1, 9) OBP: 0.360, SLG: 0.444	B SI 88 B SI 88 B SI 86 C SI 86 B SI 89 4-1 1 1B BB		C SI 90 X SI 86 0-1 1 G5-4-3 1B		F SI 91 S SI 91 B SI 91 X SL 83 1-2 ② FC5-4 1 HBP 1-2f 2-3		B SI 93 B SI 95 S SI 94 S SI 95 B SI 96 F SI 95 X SI 95 3-2 ② G3		B FF 92 C SI 91 X CH 83 1-1 ② G4-3	4	0	1	0	1	0	2
1 Bengie Molina, R (1, 2) OBP: 0.345, SLG: 0.466	C SL 80 F SL 84 B SL 83 X SL 82 1-2 1-2 1B		B SI 90 X SI 90 1-0 ② ③ G5-4-3 1-2f		F SL 84 F SI 90 H SI 91 1-2 1-2 HBP		X SI 95 0-0 1B		C SI 92 B CH 81 B CH 83 S SI 92 B SL 90 X SI 93 3-2 ③ G4-3	4	0	2	0	0	0	1
33 Aaron Rowand, R (1, 8) OBP: 0.368, SLG: 0.474	D SI 90 B SL 83 F SI 90 X SL 86 2-1 ③ F7			F SI 89 B SL 84 X SL 85 1-1 ① G5-3	B SL 86 S SL 86 B SI 92 F SL 83 S SL 85 2-3 ③ K		C SI 94 X SI 96 0-1 ③ G3			4	0	0	0	0	1	6
21 John Bowker, L (1, 3) OBP: 0.311, SLG: 0.450		B SI 89 B SI 89 B SI 87 C SI 86 X SI 90 3-1 ① L8		X SI 90 0-0 28 G1-3 2B		B SI 87 C SL 82 X SL 81 1-1 ① G5-3		B CH 86 C SI 94 X CH 88 1-1 ① F9		4	0	1	0	0	0	0
28 Travis Denker, R (1, 4) OBP: 0.345, SLG: 0.630		B SL 89 B SL 80 X SI 86 2-0 E 49 WP 2B		C SL 85 X SL 84 0-1 ② G1-3 2-3		B SI 88 C SL 80 B CH 82 F SL 82 F SI 90 X SI 90 2-2 ② G4-3		B SI 94 B FF 95 C SI 95 B SL 86 C SI 95 B SI 95 4-2 FC5-4 BB		3	1	1	0	1	0	1
Omar Vizquel, S (1, 6) OBP: 0.257, SLG: 0.210 43 Alex Hinshaw, L (5, 1) 20 Steve Holm, R (6, PH) OBP: 0.315, SLG: 0.375 Jack Taschner, L (7, 1) 22 Keiichi Yabu, R (8, 1) Ray Durham, S (8, PH) OBP: 0.370, SLG: 0.394 Vinnie Chulk, R (9, 1)	C SI 90 X SL 84 0-1 E3 49 WP 2-3		B CH 85 B SI 90 C SI 92 F SL 85 F SI 92 S SL 85 2-3 ③ K		S SL 84 B SL 85 F SI 89 X SI 91 1-2 7 E 2B		C FF 94 B SI 95 F SI 95 F SI 96 X CH 88 1-2 ② FC5-4 7 BB 1-2f		2 0 0 0 0 1 2 0 0 0 0 0 0 0 1 1 1 0 0 0 0 0 0 0 0 0 0 0 0 0 0 0 0 0 0 1 0 0 0 0 0 1 0 0 0 0 0 0 0						
75 Barry Zito, L (1, 1) OBP: 0.190, SLG: 0.105 49 Brian Horwitz, R (2, PH) OBP: 0.308, SLG: 0.542 34 Billy Sadler, R (3, 1) 7 Emmanuel Burriss, S (5, 6) OBP: 0.371, SLG: 0.372	S SL 84 B SI 90 F SI 90 S SL 83 1-3 ② K 1-2 3-H		B SI 88 F SI 88 F SI 88 B SI 90 F SI 90 B SI 89 4-2 2 FC5-4 14 1B BB		C SI 90 X SI 89 0-1 E5 2-H 1B		S SI 94 B SI 95 B SI 95 B SI 94 C SI 95 F SI 95 B SI 96 4-2 1-2 BB		0 0 0 0 0 0 0 0 1 0 0 0 0 1 1 0 0 0 0 0 0 0 1 0 1 0 2 0 0						
Inning Stats	R: 0 H: 1 E: 0 LOB: 2 K: 0 BB: 1 S: 11 P: 19	R: 1 H: 1 E: 1 LOB: 1 K: 1 BB: 0 S: 11 P: 20	R: 0 H: 1 E: 0 LOB: 0 K: 0 BB: 0 S: 6 P: 7	R: 0 H: 1 E: 0 LOB: 1 K: 1 BB: 0 S: 9 P: 12	R: 0 H: 1 E: 0 LOB: 3 K: 2 BB: 1 S: 16 P: 24	R: 1 H: 2 E: 1 LOB: 1 K: 1 BB: 0 S: 15 P: 22	R: 0 H: 1 E: 0 LOB: 1 K: 0 BB: 0 S: 9 P: 14	R: 0 H: 0 E: 0 LOB: 2 K: 0 BB: 2 S: 14 P: 26	R: 0 H: 0 E: 0 LOB: 0 K: 0 BB: 0 S: 7 P: 13	1B: 5 SF: 0 2B: 3 SAC: 0 3B: 0 DP: 1 HR: 0 HBP: 1					WP: 1 PA: 40 PB: 0 SB: 0 CS: 0	

PITCHER		IP	WLS	BF	H	R	ER	SO	BB	IBB	HBP	BLK	WP	HR	S	P	ERA	WHIP
58 Armando Galarraga, R ERA: 3.03	(1, 1)	6.0	W	28	7	2	0	5	2	0	1	0	1	0	68	104	0.00	1.500
34 Freddy Dolsi, R ERA: 2.75	(7, 1)	2.0		9	1	0	0	0	2	0	0	0	0	0	23	40	0.00	1.500
31 Zach Miner, R ERA: 4.82	(9, 1)	1.0		3	0	0	0	0	0	0	0	0	0	0	7	13	0.00	0.000

PITCHER	IP	WLS	BF	H	R	ER	SO	BB	IBB	HBP	BLK	WP	HR	S	P	ERA	WHIP

BOTTOM

Detroit Tigers @ San Francisco Giants

AT&T Park, San Francisco, CA

Wed Jun 18 2008, 12:45 PM PDT

Att. 38,194 - Sunny - 77 F

livebaseballscorecards.com

AB	35
R	2
H	8
RBI	0
BB	4
SO	5
LOB	20

TOP

Detroit Tigers @ San Diego Padres

PETCO Park, San Diego, CA

Fri Jun 20 2008, 10:05 PM EDT

Att. 40,683 - Clear - 81 F

livebaseballscorecards.com

Batter	1	2	3	4	5	6	7	8	9	AB	R	H	RBI	BB	SO	LOB
28 Curtis Granderson, L (1, 8) OBP: 0.314, SLG: 0.461	C B X 1-1 HR		B SI 85 C CH 80 B FF 84 X CH 80 2-1 9 F9 14 S 1B		B FC 85 C FF 84 X FC 84 1-1 14 CS 1B			B CU 82 B FF 97 S FF 97 X FF 97 2-1 ② F8		4	1	3	1	0	0	0
14 Placido Polanco, R (1, 4) OBP: 0.371, SLG: 0.420	C B X 1-1 ① G6-3		1 SAFE 1 SAFE C SI 84 C SI 85 S SI 86 0-3 ① K 1-2		P PO 83 P PO 82 C SI 84 S SI 86 B CH 79 S CH 80 3-3 ② ③ K 1-2			B CU 86 B FF 97 X SI 95 2-0 HR		4	1	1	1	0	2	2
9 Carlos Guillen, S (1, 5) OBP: 0.379, SLG: 0.457	C X 0-1 ② F8		B SI 86 C SI 84 B FF 86 D CH 81 X FF 86 3-1 ② F9 2-3			B SI 84 F SI 84 S CH 80 C SI 87 1-3 ① K		C FF 97 X CU 85 0-1 ③ G3-1		4	0	0	0	0	1	1
30 Magglio Ordonez, R (1, 9) OBP: 0.369, SLG: 0.469	S B SI 85 B SI 85 X CH 80 2-1 ③ G5-3		B SI 86 S SI 86 C SI 87 F SI 87 C SI 86 1-3 ③ K			X CH 80 0-0 ② F9			F FF 87 S SL 79 B SL 78 B FF 88 F FF 88 S FF 88 2-3 ① K	4	0	0	0	0	2	1
24 Miguel Cabrera, R (1, 3) OBP: 0.352, SLG: 0.461		X SI 84 0-0 ① F9		B SI 84 C SI 84 X SI 84 1-1 ① P4		C CH 80 B CH 79 B SI 86 C SI 87 X SI 86 2-2 ③ G1-3			T FF 88 X FF 88 0-1 ② G6-3	4	0	0	0	0	0	0
33 Marcus Thames, R (1, 7) OBP: 0.321, SLG: 0.605		C SI 84 B SI 84 B SI 85 X CH 80 2-1 2B		C SI 85 B SI 85 X SI 85 1-1 ② P3			X SI 84 0-0 ① G6-3		S FF 88 X FF 87 0-1 ③ F9	4	0	1	0	0	0	0
Edgar Renteria, R (1, 6) OBP: 0.321, SLG: 0.359		C SI 86 X SI 86 0-1 ② F9		B CH 80 C SI 85 X SI 85 1-1 1B			X SI 84 0-0 ② G5-3			3	0	1	0	0	0	1
Ivan Rodriguez, R (1, 2) OBP: 0.313, SLG: 0.375		I IN 64 I IN 66 I IN 68 I IN 67 4-0 IBB		C SI 85 B SI 85 B SI 84 S CH 79 X SI 86 2-2 ③ F8			C SI 85 B CH 80 X CH 80 1-1 ③ G6-3			2	0	0	0	1	0	1
43 Eddie Bonine, R (1, 1) 19 Jeff Larish, L (8, PH) OBP: 0.256, SLG: 0.282 56 Fernando Rodney, R (8, 1) 49 Casey Fossum, L (8, 1) 54 Joel Zumaya, R (8, 1) 44 Bobby Seay, L (8, 1)		C SI 84 B SI 85 X SI 85 1-1 ③ G6-3			F SI 83 F CH 78 B SI 85 X SI 86 1-2 ① G3-1			B FF 95 S SI 96 F FF 96 B FF 98 X FF 98 2-2 ① G6-3		2 1 0 0 0 0	0 0 0 0 0 0	0 0 0 0 0 0	0 0 0 0 0 0	0 0 0 0 0 0	0 0 0 0 0 0	2 0 0 0 0 0
Inning Stats	R: 1 E: 0 K: 0 S: 8 H: 1 LOB: 0 BB: 0 P: 12	R: 0 E: 0 K: 0 S: 7 H: 1 LOB: 2 BB: 1 P: 14	R: 0 E: 0 K: 2 S: 11 H: 1 LOB: 1 BB: 0 P: 17	R: 0 E: 0 K: 0 S: 9 H: 1 LOB: 1 BB: 0 P: 14	R: 0 E: 0 K: 1 S: 10 H: 1 LOB: 0 BB: 0 P: 13	R: 0 E: 0 K: 1 S: 7 H: 0 LOB: 0 BB: 0 P: 10	R: 0 E: 0 K: 0 S: 4 H: 0 LOB: 0 BB: 0 P: 5	R: 1 E: 0 K: 0 S: 8 H: 1 LOB: 0 BB: 0 P: 14	R: 0 E: 0 K: 1 S: 8 H: 0 LOB: 0 BB: 0 P: 10	1B: 3 2B: 1 3B: 0 HR: 2 SF: 0 SAC: 0 DP: 0 HBP: 0						

	AB	32
	R	2
	H	6
	RBI	2
	BB	1
	SO	5
	LOB	8

WP: 0 PB: 0 SB: 1 CS: 1 PA: 33

PITCHER		IP	WLS	BF	H	R	ER	SO	BB	IBB	HBP	BLK	WP	HR	S	P	ERA	WHIP
Greg Maddux, R ERA: 3.17	(1, 1)	7.0		26	5	1	1	4	0	1	0	0	0	1	56	85	1.29	0.714
21 Heath Bell, R ERA: 2.16	(8, 1)	1.0	W	4	1	1	1	0	0	0	0	0	0	1	8	14	9.00	1.000
43 Cla Meredith, R ERA: 4.71	(9, 1)	1.0		3	0	0	0	1	0	0	0	0	0	0	8	10	0.00	0.000

PITCHER	IP	WLS	BF	H	R	ER	SO	BB	IBB	HBP	BLK	WP	HR	S	P	ERA	WHIP

Detroit Tigers @ San Diego Padres

PETCO Park, San Diego, CA

Fri Jun 20 2008, 10:05 PM EDT

Att. 40,683 - Clear - 81 F

BOTTOM

livebaseballscorecards.com

Batter	1	2	3	4	5	6	7	8	9	AB	R	H	RBI	BB	SO	LOB
33 Jody Gerut, L (1, 8) OBP: 0.354, SLG: 0.374	C SI 91 B FF 92 B SI 90 X SI 91 2-1 2 CS 1B	B SI 89 B CH 84 F SI 90 S SI 90 X SL 80 2-2 ② F8	X SI 89 0-0 ③ G4-3					24 BB 2 BB 23 1B BB F9		4	1	1	0	1	0	3
2 Edgar Gonzalez, R (1, 4) OBP: 0.375, SLG: 0.449	F SI 90 1 SAFE S SI 91 B SL 82 B F F X 2-2 ① 23 BB 1-2 1B	B SL 80 C SL 80 X CH 82 1-1 2B	X SI 88 0-0 24 G3-6-1 1B			B CH 82 B SI 93 B FF 96 B 4-0 23 1B 24 BB 23 E 1-2 BB				3	1	3	0	1	0	0
24 Brian Giles, L (1, 9) OBP: 0.401, SLG: 0.438 43 Cla Meredith, R (9, 1)	C SI 91 X CH 83 0-1 F8	B SI 89 B SI 90 C CH 84 C SI 91 D SL 84 F SI 91 X CH 82 3-2 ③ P3				C FF 90 X CH 80 0-1 ① ② G3-6-1 1-2f		B SL 86 S SL 85 B SI 91 B SL 86 F SI 92 F SI 91 F SL 87 B SL 88 4-2 7 1B 23 E 12 1B 1-2 2-3 BB		3 0	1 0	0 0	0 0	1 0	0 0	3 0
23 Adrián González, L (1, 3) OBP: 0.364, SLG: 0.554	B C B B F B 4-2 1-2 BB			C SI 90 C SL 80 S SL 84 0-3 ① K		F CH 82 B CH 82 B CH 84 F SL 82 B FF 91 B SI 92 4-2 BB		C SL 86 X CU 80 0-1 E9 7 1B 12 1B 1-2 2-H 3-H 1B		2	1	1	1	2	1	0
7 Chase Headley, S (1, 5) OBP: 0.375, SLG: 0.813	B SI 90 F CH 84 B SI 93 S SI 92 F SI 92 X SL 84 2-2 ③ G3			X SI 91 0-0 HR		C SI 85 B SI 91 F FF 91 S SL 83 1-3 ③ K		B SI 91 S SI 91 B SI 91 D SL 86 X SI 92 3-1 12 1B 1-2 2-3 1B		4	1	2	1	0	1	3
12 Scott Hairston, R (1, 7) OBP: 0.274, SLG: 0.420		C SI 90 B SI 90 S CH 84 B SL 80 F CH 82 F SI 89 X SI 91 2-2 ① G5-3		S SL 80 C SL 80 X SL 83 0-2 ② G1-3			C CH 81 X SL 80 0-1 ① F7	B CU 84 B FF 101 F FF 100 B FF 101 X FF 100 3-1 1-3 2-H 3-H 1B		4	0	1	2	0	0	0
3 Khalil Greene, R (1, 6) OBP: 0.277, SLG: 0.345		C SI 92 H SI 91 1-1 8 G5-4-3 HBP		X SI 91 0-0 ③ F9			C FF 90 B SL 80 X CH 83 1-1 HR	B FF 100 F FF 100 C CU 84 S CU 86 1-3 ① K		3	1	1	1	0	1	2
8 Michael Barrett, R (1, 2) OBP: 0.234, SLG: 0.235		B SI 91 F SI 91 B SL 81 X SI 90 2-1 ② ③ G5-4-3 1-2f	B SI 89 C SI 90 X SI 90 1-1 ① P6				B FF 91 B SI 90 C SI 90 C SI 90 B SL 82 X CU 79 3-2 ② F7	F FF 101 X FF 100 0-1 ② L4		4	0	0	0	0	0	3
Greg Maddux, R (1, 1) OBP: 0.077, SLG: 0.040 Tony Clark, S (7, PH) OBP: 0.387, SLG: 0.320 21 Heath Bell, R (8, 1) Paul McAnulty, L (8, PH) OBP: 0.367, SLG: 0.378 (9, 9)			C SI 90 F SI 90 S SL 81 0-3 ① K		S SI 91 X SI 90 0-1 ② G5-3		B SI 90 F SI 91 X SI 91 1-1 ③ G3-1	B FF 101 F FF 100 B FF 101 C FF 100 D CU 85 F FF 101 F FF 101 F FF 101 B CU 84 4-2 BB		2 1 0 0	0 0 0 0	0 0 0 0	0 0 0 1	1 0 0 0	0 0 0 0	0 0 0 0
Inning Stats	R: 0 E: 0 K: 0 S: 16 H: 2 LOB: 2 BB: 1 P: 26	R: 0 E: 0 K: 0 S: 8 H: 0 LOB: 0 BB: 0 P: 13	R: 0 E: 0 K: 1 S: 12 H: 1 LOB: 1 BB: 0 P: 18	R: 1 E: 0 K: 1 S: 8 H: 1 LOB: 0 BB: 0 P: 8	R: 0 E: 0 K: 0 S: 5 H: 0 LOB: 0 BB: 0 P: 6	R: 0 E: 0 K: 1 S: 8 H: 1 LOB: 1 BB: 1 P: 13	R: 1 E: 0 K: 0 S: 9 H: 1 LOB: 0 BB: 0 P: 14	R: 4 E: 1 K: 1 S: 22 H: 3 LOB: 3 BB: 4 P: 47		1B: 6 2B: 1 3B: 0 HR: 2 SF: 0 SAC: 0 DP: 2 HBP: 1			WP: 0 PB: 0 SB: 0 CS: 1 PA: 37		

	AB	30
	R	6
	H	9
	RBI	5
	BB	6
	SO	4
	LOB	14

PITCHER		IP	WLS	BF	H	R	ER	SO	BB	IBB	HBP	BLK	WP	HR	S	P	ERA	WHIP
43 Eddie Bonine, R ERA: 5.84	(1, 1)	7.0		27	6	2	2	3	2	0	1	0	0	2	66	98	2.57	1.143
56 Fernando Rodney, R ERA: 135.0	(8, 1)	0.0	L	2	0	2	2	0	2	0	0	0	0	0	0	8	∞	∞
49 Casey Fossum, L ERA: 24.0	(8, 1)	0.0		3	2	0	0	0	1	0	0	0	0	0	8	15	∞	∞
54 Joel Zumaya, R ERA:	(8, 1)	0.2		4	1	2	2	1	1	0	0	0	0	0	12	20	27.00	3.000
44 Bobby Seay, L ERA: 3.86	(8, 1)	0.1		1	0	0	0	0	0	0	0	0	0	0	2	4	0.00	0.000

PITCHER	IP	WLS	BF	H	R	ER	SO	BB	IBB	HBP	BLK	WP	HR	S	P	ERA	WHIP

Detroit Tigers @ San Diego Padres

PETCO Park, San Diego, CA

Sat Jun 21 2008, 10:05 PM EDT

Att. 34,749 - Clear - 77 F

TOP

livebaseballscorecards.com

Batter	1	2	3	4	5	6	7	8	9	AB	R	H	RBI	BB	SO	LOB
28 Curtis Granderson, L (1, 8) OBP: 0.319, SLG: 0.469	C C B X 1-2 14 PB 9 SF9 2B		C FF 94 B CU 77 F SL 88 B SL 87 X SL 88 2-2 E5 14 SF9 1B		B FF 94 S SL 88 S CH 80 B FF 95 S CH 80 2-3 ② K		S CU 74 X CH 80 0-1 1-H HR		B FF 91 S FF 94 S CU 82 B CU 82 X CU 82 2-2 ③ G5-3	3	2	2	0	0	1	0
33 Marcus Thames, R (7, PH) OBP: 0.324, SLG: 0.627 (7, 7)										2	1	1	2	0	0	0
59 Todd Jones, L (9, 1)										0	0	0	0	0	0	0
14 Placido Polanco, R (1, 4) OBP: 0.366, SLG: 0.415	B C CU 76 F CU 76 F FF 92 B FF 92 F SL 88 X CU 76 2-2 ① F8 2-3		X FF 92 0-0 ② SF9 3-H		X FF 95 0-0 ③ F9		C SI 93 C SI 94 F FC 91 X SI 93 0-2 ② G5-3			3	0	0	1	0	0	1
9 Carlos Guillen, S (1, 5) OBP: 0.380, SLG: 0.460	B SI 92 F FF 92 D CU 77 B CU 76 T SL 88 X SL 88 3-2 ② SF9 3-H		S FF 94 X SL 89 0-1 30 HR 1B			C CH 78 B FF 92 B CU 77 S FF 89 X CH 80 2-2 30 FC6-4 1B	X FC 92 0-0 ③ G6-3			3	1	2	1	0	0	0
30 Magglio Ordonez, R (1, 9) OBP: 0.374, SLG: 0.482	B CU 76 S FF 94 B FF 89 X SL 88 2-1 1B		B FF 93 X CU 75 1-0 1-H HR			1 SAFE B SL 87 X FF 88 1-0 ① FC6-4 1-2f		B SI 94 B SL 90 B SI 93 C FF 93 B SI 93 4-1 G6-4-3 24 1B BB		3	1	2	2	1	0	1
24 Miguel Cabrera, R (1, 3) OBP: 0.350, SLG: 0.458	C CU 77 X CU 77 B FF 92 F CU 77 S SL 88 1-3 ③ K		S SL 85 X SL 86 0-1 ③ P4			B CU 76 F SL 86 X FF 94 1-1 ② F9		C SL 89 B CU 83 X SI 92 1-1 G6-4-3 1-2 1B		4	0	1	0	0	1	2
Edgar Renteria, R (1, 6) OBP: 0.316, SLG: 0.353		B CU 74 S SL 87 C FF 93 X FF 93 1-2 ① G6-3		X FF 92 0-0 ① G6-3		C FF 94 F CH 80 F FF 94 F FF 94 B CH 79 B FF 93 X SL 89 2-2 ③ F7		C CU 80 M CU 80 X CU 80 0-2 ①② G6-4-3 1-2f 2-3		4	0	0	0	0	0	3
36 Clete Thomas, L (1, 7) OBP: 0.338, SLG: 0.391 (7, 8)		C FF 93 B FF 93 S CH 79 X CH 81 1-2 ② F8		S CH 77 C FF 93 S FF 93 0-3 ② K			B CH 77 X FF 93 1-0 15 SH2-4 19 1B 2B	B CU 83 C CU 83 C FF 91 F CU 80 S FF 96 1-3 ③ K		4	1	1	0	0	2	1
15 Brandon Inge, R (1, 2) OBP: 0.313, SLG: 0.420	F FF 94 B CU 75 S SL 88 S CH 79 1-3 ③ K		C SL 85 S CH 81 B FF 94 S CH 79 1-3 ③ K				X FF 87 0-0 ① SH2-4 2-3		C SL 89 C CU 80 B CU 84 S SL 91 1-3 ① K	3	0	0	0	0	3	0
29 Nate Robertson, R (1, 1) 19 Jeff Larish, L (7, PH) OBP: 0.273, SLG: 0.300 31 Zach Miner, R (7, 1) 44 Bobby Seay, L (8, 1) 34 Freddy Dolsi, R (8, 1) 25 Ryan Raburn, R (9, PH) OBP: 0.297, SLG: 0.403 (9, 7)			C FF 92 C FF 93 C FF 93 0-3 ① K		S SL 85 B FF 93 S FF 93 S CU 76 1-3 ① K		C CH 77 F FF 88 X FF 94 0-2 33 HR 3-H 1B		B SI 94 X FF 93 1-0 ② F9	2	0	0	0	0	2	0
										1	1	1	1	0	0	0
										0	0	0	0	0	0	0
										0	0	0	0	0	0	0
										0	0	0	0	0	0	0
										1	0	0	0	0	0	0

	AB	33
	R	7
	H	10
	RBI	7
	BB	1
	SO	9
	LOB	8

Inning Stats	1	2	3	4	5	6	7	8	9
	R: 1 E: 0 K: 1 S: 17	R: 0 E: 0 K: 1 S: 9	R: 3 E: 1 K: 1 S: 12	R: 0 E: 0 K: 2 S: 7	R: 0 E: 0 K: 2 S: 7	R: 0 E: 0 K: 0 S: 11	R: 3 E: 0 K: 0 S: 12	R: 0 E: 0 K: 1 S: 10	R: 0 E: 0 K: 1 S: 7
	H: 2 LOB: 1 BB: 0 P: 26	H: 0 LOB: 0 BB: 0 P: 12	H: 3 LOB: 0 BB: 0 P: 15	H: 0 LOB: 0 BB: 0 P: 8	H: 0 LOB: 0 BB: 0 P: 10	H: 1 LOB: 1 BB: 0 P: 17	H: 3 LOB: 0 BB: 0 P: 13	H: 1 LOB: 1 BB: 1 P: 16	H: 0 LOB: 0 BB: 0 P: 11

	1B: 6	SF: 2
	2B: 2	SAC: 1
	3B: 0	DP: 1
	HR: 2	HBP: 0

	WP: 0	PA: 37
	PB: 1	
	SB: 0	
	CS: 0	

PITCHER	IP	WLS	BF	H	R	ER	SO	BB	IBB	HBP	BLK	WP	HR	S	P	ERA	WHIP
53 Cha Seung Baek, R (1, 1) ERA: 5.27	6.1	L	27	8	6	6	7	0	0	0	0	0	1	68	94	8.53	1.263
45 Justin Hampson, L (7, 1) ERA: 9.45	0.0		1	1	1	1	0	0	0	0	0	0	1	2	2	∞	∞
40 Bryan Corey, R (7, 1) ERA: 4.91	0.2		2	0	0	0	0	0	0	0	0	0	0	5	5	0.00	0.000
37 Mike Adams, R (8, 1) ERA: 2.37	2.0		7	1	0	0	2	1	0	0	0	0	0	17	27	0.00	1.000

PITCHER	IP	WLS	BF	H	R	ER	SO	BB	IBB	HBP	BLK	WP	HR	S	P	ERA	WHIP

Detroit Tigers @ San Diego Padres

PETCO Park, San Diego, CA

Sat Jun 21 2008, 10:05 PM EDT

Att. 34,749 - Clear - 77 F

livebaseballscorecards.com

BOTTOM

Batter	1	2	3	4	5	6	7	8	9	AB	R	H	RBI	BB	SO	LOB
12 Scott Hairston, R (1, 7) OBP: 0.276, SLG: 0.417	C SI 90 F SI 92 X SI 91 0-2 G5-4-3 2 33 1B 1B	C SI 84 F SL 83 F FC 90 B SL 83 S CH 83 1-3 K ③			C SI 87 B CH 83 B CH 82 X SI 88 2-1 FC4-6 33 1B 2 2B 1-2f ②		B SL 87 S SI 95 F SI 86 B SL 88 B SL 88 X SI 96 3-2 P5 ②		H SI 93 1-0 HBP	4	1	1	0	0	1	1
33 Jody Gerut, L (1, 8) OBP: 0.362, SLG: 0.389	C SI 92 X SL 83 0-1 2 G5-4-3 1-2 1B		C SL 82 F SI 89 C SI 92 0-3 K ①		B SL 82 B SI 90 B SI 90 C SI 91 X SI 91 3-1 2 2B 1-2 1B		B FF 94 B CH 84 B SI 94 C FF 95 F FF 94 X SI 95 3-2 2B		C CU 74 B FC 92 B FC 90 X SI 93 2-1 F7 ③	5	1	3	0	0	1	1
2 Edgar Gonzalez, R (1, 4) OBP: 0.370, SLG: 0.452	B SI 88 B CH 83 S SI 91 F SI 91 X SL 84 2-2 G5-4-3 ① ② 1-2f 2-3		F SI 90 B SI 88 B SI 84 B SI 88 X SI 89 3-1 F8 ②		B SI 89 C CH 82 F CH 82 F FC 85 X SI 89 1-2 2B 1-H 2-H		X SL 86 0-0 F9 ③			4	0	1	2	0	0	3
23 Adrián González, L (1, 3) OBP: 0.359, SLG: 0.547	C SI 92 B SL 85 X SI 93 1-1 G4-3 ③		B FC 91 C SI 92 S SI 91 B FC 84 X SL 84 2-2 F7 ③		B SL 84 B SI 90 C SL 82 B FF 90 X SI 90 3-1 G3 ③			B SI 92 C SI 92 F SI 93 B FF 93 S SI 94 2-3 K ①		4	0	0	0	0	1	2
7 Chase Headley, S (1, 5) OBP: 0.350, SLG: 0.700		B SI 90 B SI 89 X SI 90 2-0 3 3B 1B	C SI 88 F SI 89 B SI 86 S SL 83 1-3 K2-3 ①			X SI 87 0-0 G6-3 ①		C SL 80 B SL 82 S SI 94 C SL 81 1-3 K ②		4	1	1	0	0	2	0
3 Khalil Greene, R (1, 6) OBP: 0.280, SLG: 0.353		B SI 90 X SI 91 1-0 8 HR 1-H 3B	C SL 81 B SI 89 B SI 90 X CH 81 2-1 G5-3 ②			C SI 85 B SI 84 C SL 82 F SL 81 C SI 89 1-3 K ②		B SL 81 F SI 93 F SI 94 B SI 94 B FF 93 B SI 93 4-2 8 S 8 1B BB		3	1	1	1	1	1	0
8 Michael Barrett, R (1, 2) OBP: 0.259, SLG: 0.296		B FC 84 F SI 92 B SI 92 S SI 85 F FF 92 F FC 85 X FC 85 2-2 3-H HR	X SI 88 0-0 G3-1 ③			B SI 87 B CH 82 F SI 87 B SI 88 B SI 87 4-1 FC6 BB		B SI 97 B SI 97 C SI 97 B SI 98 X SI 98 3-1 ③ 1-H 1B		3	1	2	2	1	0	0
Paul McAnulty, L (1, 9) OBP: 0.358, SLG: 0.366		B FF 92 C SI 91 X SL 83 1-1 F9 ①			C SI 87 F SI 89 F SL 82 C SI 90 0-3 K ①	X SI 89 0-0 FC6 ③ 1-2f			C FF 93 B CU 71 B FC 91 X FC 91 2-1 F8 ①	4	0	0	0	0	1	1
53 Cha Seung Baek, R (1, 1) 45 Justin Hampson, L (7, 1) 40 Bryan Corey, R (7, 1) 11 Craig Stansberry, R (7, PH) OBP: 0.333, SLG: 0.444 37 Mike Adams, R (8, 1) Tony Clark, S (9, PH) OBP: 0.383, SLG: 0.316		C SI 89 X SI 90 0-1 F9 ②			B SI 87 B SI 89 B SI 89 C SI 88 B SI 89 4-1 12 FC4-6 BB		B FF 94 C FF 95 B SL 88 F FF 95 B CH 85 F SI 95 X FF 95 3-2 F9 ①		X FF 95 0-0 G4-3 ②	1 0 0 1 0 0 1	0 0 0 0 0 0 0	0 0 0 0 0 0 0	0 0 0 1 0 0 0	1 0 0 0 0 0 0	0 0 0 0 0 0 0	0 0 0 0 0 0 0
Inning Stats	R: 0 E: 0 K: 0 S: 10 H: 2 LOB: 1 BB: 0 P: 13	R: 3 E: 0 K: 1 S: 15 H: 3 LOB: 0 BB: 0 P: 22	R: 0 E: 0 K: 1 S: 8 H: 0 LOB: 0 BB: 0 P: 13	R: 0 E: 0 K: 1 S: 6 H: 0 LOB: 0 BB: 0 P: 9	R: 2 E: 0 K: 1 S: 15 H: 2 LOB: 1 BB: 1 P: 28	R: 0 E: 0 K: 1 S: 7 H: 0 LOB: 1 BB: 1 P: 12	R: 0 E: 0 K: 0 S: 11 H: 1 LOB: 1 BB: 0 P: 20	R: 0 E: 0 K: 2 S: 10 H: 1 LOB: 2 BB: 1 P: 20	R: 0 E: 0 K: 0 S: 5 H: 0 LOB: 1 BB: 0 P: 10	1B: 5 2B: 2 3B: 1 HR: 1	SF: 0 SAC: 0 DP: 1 HBP: 1		WP: 0 PB: 0 SB: 1 CS: 0	PA: 38			

	AB	34
	R	5
	H	9
	RBI	5
	BB	3
	SO	7
	LOB	8

PITCHER		IP	WLS	BF	H	R	ER	SO	BB	IBB	HBP	BLK	WP	HR	S	P	ERA	WHIP
29 Nate Robertson, L ERA: 5.6	(1, 1)	6.0	W	26	7	5	5	5	2	0	0	0	0	1	61	97	7.50	1.500
31 Zach Miner, R ERA: 4.7	(7, 1)	1.0	H	4	1	0	0	0	0	0	0	0	0	0	11	20	0.00	1.000
44 Bobby Seay, L ERA: 3.74	(8, 1)	0.2	H	3	0	0	0	2	1	0	0	0	0	0	8	15	0.00	1.500
34 Freddy Dolsi, R ERA: 2.7	(8, 1)	0.1	H	1	1	0	0	0	0	0	0	0	0	0	2	5	0.00	3.000
59 Todd Jones, R ERA: 3.95	(9, 1)	1.0	S	4	0	0	0	0	0	0	1	0	0	0	5	10	0.00	0.000

PITCHER	IP	WLS	BF	H	R	ER	SO	BB	IBB	HBP	BLK	WP	HR	S	P	ERA	WHIP

Batter	1	2	3	4	5	6	7	8	9	AB	R	H	RBI	BB	SO	LOB
Edgar Renteria, R (1, 6) OBP: 0.318, SLG: 0.352	C SI 90 F S 0-3 K		B CH 77 B CH 76 B SI 91 B SI 86 4-0 25 E 25 S 9 1B BB		B SI 88 B CH 77 C SI 92 X SI 92 2-1 30 WP 30 HR 1B		B SI 87 C SI 88 F SI 87 B CH 77 F FF 88 S FF 89 2-3 K	S FF 93 X FF 94 0-1 L9		4	2	1	0	1	2	1
25 Ryan Raburn, R (1, 4) OBP: 0.278, SLG: 0.375	B SI 91 X SI 91 1-0 G5-3		C SI 88 C CU 65 B CU 67 F CU 66 F SI 91 B CH 78 F CH 77 B FF 92 S FF 92 3-3 K 1-3		X CH 79 0-0 F9		X FF 87 0-0 G5-3		S FF 88 X CH 75 0-1 G6-3	5	0	0	0	0	1	2
9 Carlos Guillen, S (1, 5) (7, 3) OBP: 0.377, SLG: 0.455	B SL 78 F SI 91 B CU 66 X SL 78 2-1 F9		B CU 68 X FF 91 1-0 24 FC5-4 3-H 1B		C SI 90 C SI 90 S FF 92 0-3 K		B SI 78 B FF 88 B FF 88 C SI 87 X 3-1 E1 30 2B		C FF 88 F FF 88 B CH 76 B CH 77 B CH 77 F FF 87 X CH 76 3-2 F7	5	1	1	1	0	1	1
30 Magglio Ordonez, R (1, 9) OBP: 0.375, SLG: 0.495		S SI 89 F SI 91 S FF 90 0-3 K	1 SAFE F CU 66 C CU 68 C FF 91 0-3 K		F SI 91 B CU 69 X CU 69 1-1 1-H HR		F FF 88 X FF 88 0-1 1-H 2B		F FF 89 F FF 89 B FF 89 F CH 75 F CH 76 X CH 76 1-2 G1-3	5	1	2	3	0	2	1
24 Miguel Cabrera, R (1, 3) OBP: 0.349, SLG: 0.453 54 Joel Zumaya, R (7, 1) 31 Zach Miner, R (8, 1) 59 Todd Jones, L (9, 1)		C CU 66 B CU 68 B SI 91 B SI 92 B CH 80 4-1 1B 33 1B BB	C SI 91 1 SAFE X SI 91 0-1 FC5-4 1-2f		S SI 91 S SI 92 B FF 93 B CU 71 F FF 92 B CU 70 S FF 92 3-3 K		S CH 78 S CH 79 X CH 76 0-2 L3			3 0 0 0	0 0 0 0	0 0 0 0	0 0 0 0	1 0 0 0	1 0 0 0	2 0 0 0
33 Marcus Thames, R (1, 7) OBP: 0.329, SLG: 0.623 36 Clete Thomas, L (8, 7) OBP: 0.338, SLG: 0.391		X SI 89 0-0 1B 1-2 1B		C CU 65 X CU 67 0-1 35 CS BB 1B		B SI 90 S SI 90 F SL 81 S FF 92 1-3 K		B FF 96 S FF 95 B FF 96 S FF 95 T FF 96 2-2 K		4 0	0 0	2 0	0 0	0 0	2 0	0 0
Ivan Rodriguez, R (1, 2) OBP: 0.325, SLG: 0.394		F SL 76 F CU 67 X FF 92 0-2 1-2 2-3 1B	B SL 78 1 SAFE B SL 79 C SI 90 B SI 90 S CH 78 B SI 91 4-2 35 CS 1-2 BB		F SL 82 S CU 67 F FF 92 B FF 92 F CU 70 B FF 92 B FF 92 B CH 79 4-2 28 F8 BB		X CU 84 0-0 HR		2	1	2	1	2	0	0
28 Curtis Granderson, L (1, 8) OBP: 0.318, SLG: 0.465		B SL 77 B FF 92 X FF 90 2-0 P6	C FF 90 X SL 79 0-1 F7		B FF 89 1 SAFE F FF 89 1 SAFE C FF 90 B FF 91 X FF 91 2-2 F8 1-2		C FF 95 F CU 85 B CU 85 B FF 95 F CU 85 X FF 95 2-2 1B		4	0	1	0	0	0	6
35 Justin Verlander, R (1, 1) 44 Bobby Seay, L (6, 1) 15 Brandon Inge, R (7, 5) OBP: 0.311, SLG: 0.417		F FF 91 B CU 67 F SI 92 S CU 68 1-3 K	M S B B F F C 2-3 1-2 2-3		S CU 68 C CU 69 S CU 69 0-3 K2-3		1 SAFE C CU 84 1 SAFE 1 SAFE 1 SAFE F CU 84 T FF 94 0-2 K		3 0 1	0 0 0	0 0 0	0 0 0	0 0 0	3 0 1	6 0 1
Inning Stats	R: 0 E: 0 K: 1 S: 6 H: 0 LOB: 0 BB: 0 P: 9	R: 0 E: 0 K: 2 S: 12 H: 2 LOB: 3 BB: 1 P: 19	R: 1 E: 1 K: 2 S: 12 H: 1 LOB: 1 BB: 1 P: 20	R: 0 E: 0 K: 1 S: 11 H: 1 LOB: 1 BB: 1 P: 17	R: 2 E: 0 K: 2 S: 12 H: 2 LOB: 0 BB: 0 P: 18	R: 0 E: 0 K: 2 S: 13 H: 0 LOB: 1 BB: 1 P: 20	R: 1 E: 1 K: 1 S: 12 H: 1 LOB: 1 BB: 0 P: 17	R: 1 E: 0 K: 2 S: 13 H: 2 LOB: 1 BB: 0 P: 17	R: 0 E: 0 K: 0 S: 11 H: 0 LOB: 0 BB: 0 P: 15	1B: 6 2B: 1 3B: 0 HR: 2 SF: 0 SAC: 0 DP: 0 HBP: 0						

PITCHER	IP	WLS	BF	H	R	ER	SO	BB	IBB	HBP	BLK	WP	HR	S	P	ERA	WHIP
Randy Wolf, L (1, 1) ERA: 4.09	6.0	L	27	6	3	2	10	4	0	0	0	1	1	66	103	3.00	1.667
43 Cla Meredith, R (7, 1) ERA: 4.58	1.0		5	1	1	0	1	0	0	0	0	0	0	12	17	0.00	1.000
21 Heath Bell, R (8, 1) ERA: 2.32	1.0		5	2	1	1	2	0	0	0	0	0	1	13	17	9.00	2.000
Trevor Hoffman, R (9, 1) ERA: 4.32	1.0		3	0	0	0	0	0	0	0	0	0	0	11	15	0.00	0.000

PITCHER	IP	WLS	BF	H	R	ER	SO	BB	IBB	HBP	BLK	WP	HR	S	P	ERA	WHIP

TOP

Detroit Tigers @ San Diego Padres

PETCO Park, San Diego, CA

Sun Jun 22 2008, 4:05 PM EDT

Att. 28,779 - Sunny - 77 F

livebaseballscorecards.com

AB	36
R	5
H	9
RBI	5
BB	4
SO	13
LOB	20

WP: 1	PA: 40		
PB: 0			
SB: 1			
CS: 2			

Detroit Tigers @ San Diego Padres

PETCO Park, San Diego, CA

Sun Jun 22 2008, 4:05 PM EDT

Att. 28,779 - Sunny - 77 F

BOTTOM

livebaseballscorecards.com

Batter	1	2	3	4	5	6	7	8	9	AB	R	H	RBI	BB	SO	LOB
33 Jody Gerut, L (1, 8) OBP: 0.369, SLG: 0.409	F FF 96 S FF 96 B FF 98 B CU 83 X FF 97 2-2 ① F9		C FF 94 S CH 86 X CU 84 0-2 2B		X FF 96 0-0 1-3 2B	B FF 92 B SL 81 X SI 92 2-0 ③ G3			C SI 92 X SI 93 0-1 2 G6-3 1B	5	0	3	0	0	0	2
2 Edgar Gonzalez, R (1, 4) OBP: 0.362, SLG: 0.433	C FF 97 B CU 82 S CU 84 F FF 98 F CU 84 B FF 98 S FF 99 2-3 ② K		F FF 96 B FF 97 S FF 98 B CU 86 F FF 98 S FF 100 2-3 ① K		F FF 97 F FF 99 F FF 88 D CU 87 B CU 87 F FF 98 F FF 89 B CU 86 X FF 99 3-2 ① G6-3 3-H		F FF 98 B FF 99 C FF 100 F FF 100 B FF 100 B CU 84 B FF 99 4-2 7 F8 23 1B 3 2B BB		X SI 92 0-0 ①② G6-3 1-2f	4	1	0	1	1	2	3
23 Adrián González, L (1, 3) OBP: 0.366, SLG: 0.558	F FF 96 B FF 88 B FF 89 X FF 97 2-1 HR		I IN 68 I IN 65 I IN 67 I IN 68 4-0 IBB		I IN 66 I IN 68 I IN 65 I 4-0 IBB		B SI 89 C FF 98 B FF 99 X FF 100 2-1 1-2 3 2B 1B		C SI 93 B CU 71 F FC 91 X FF 94 1-2 ③ F8	3	1	2	1	2	0	0
7 Chase Headley, S (1, 5) OBP: 0.292, SLG: 0.583	C FF 96 C CU 82 S CU 88 0-3 ③ K2-3		B CH 86 B CH 85 S FF 98 C FF 98 S FF 99 2-3 ② K		B F B S T 2-2 ② K		X FF 99 0-0 ① F8 2-3			4	0	0	0	0	3	6
Paul McAnulty, L (1, 9) OBP: 0.355, SLG: 0.357		S FF 96 F FF 95 B FF 88 B FF 88 B FF 97 B FF 96 4-2 3 E BB	C FF 97 S FF 99 C FF 99 0-3 ③ K		B FF 97 F CH 88 X FF 98 1-1 ③ F7		S FF 99 F FF 99 B FF 101 F X 1-2 ② P6			3	0	0	0	1	1	6
3 Khalil Greene, R (1, 6) OBP: 0.283, SLG: 0.358		1 SAFE C FF 97 B CU 83 S CU 83 S CU 84 1-3 ① K 1-2	C B B B F F F X 3-2 ① F7		C FF 96 F FF 89 X FF 89 0-2 12 FC5-4 1B	C FF 100 B FF 100 X FF 99 1-1 ③ 1-H 3-H 2B			4	0	2	1	0	1	1
12 Scott Hairston, R (1, 7) OBP: 0.280, SLG: 0.413		B FF 97 B FF 97 B FF 98 C FF 96 F FF 97 B CU 84 4-2 BB	X FF 98 0-0 ② P4		B FF 98 1 SAFE S FF 98 X CU 84 1-1 ① FC5-4 8 1B 1-2f		F SI 94 B SI 84 C SL 87 B FF 87 B SI 95 F SI 95 F SI 94 H SI 95 4-2 8 G5-4-3 HBP			2	0	0	0	1	0	1
8 Michael Barrett, R (1, 2) OBP: 0.259, SLG: 0.293		F FF 98 D CU 86 C FF 98 S CU 88 1-3 ② K	C FF 97 S CU 85 T CH 88 0-2 ③ K		C CU 81 B FF 98 X FF 96 1-1 1-2 1B		F SI 95 X SI 94 0-1 ①② G5-4-3 1-2f			4	0	1	0	0	2	3
Randy Wolf, L (1, 1) OBP: 0.233, SLG: 0.214 24 Brian Giles, L (6, PH) OBP: 0.401, SLG: 0.438 Tony Clark, S (6, PH) OBP: 0.379, SLG: 0.312 43 Cla Meredith, R (7, 1) 21 Heath Bell, R (8, 1) 11 Craig Stansberry, R (8, PH) OBP: 0.300, SLG: 0.400 Trevor Hoffman, R (9, 1)		S FF 98 B FF 98 S FF 99 B FF 99 T FF 99 2-2 ③ K		B FF 95 C FF 95 B FF 96 F FF 94 B CU 84 B FF 96 4-2 33 2B 2 G6-3 BB	S SI 91 B SI 93 B SI 93 C FF 93 F SI 94 B SL 81 S SI 93 3-3 ② K		B SI 94 B SI 95 S SI 94 F SI 94 S SL 86 2-3 ③ K		1 1 0 0 1 1 2 0 0 0 0 0 0 0 1 0 0 0 0 1 2 0 0 0 0 0 0 0 0 0 0 0 0 0 0 1 0 0 0 0 1 0 0 0 0 0 0 0 0						
Inning Stats	R: 1 H: 1 E: 0 LOB: 0 K: 2 BB: 0 S: 13 P: 19	R: 0 H: 0 E: 1 LOB: 2 K: 3 BB: 2 S: 13 P: 25	R: 0 H: 1 E: 0 LOB: 2 K: 3 BB: 1 S: 14 P: 22	R: 0 H: 0 E: 0 LOB: 0 K: 1 BB: 0 S: 9 P: 12	R: 1 H: 1 E: 0 LOB: 2 K: 1 BB: 2 S: 14 P: 28	R: 0 H: 2 E: 0 LOB: 2 K: 1 BB: 0 S: 12 P: 19	R: 1 H: 2 E: 0 LOB: 2 K: 0 BB: 1 S: 12 P: 20	R: 0 H: 0 E: 0 LOB: 0 K: 1 BB: 0 S: 9 P: 15	R: 0 H: 1 E: 0 LOB: 0 K: 0 BB: 0 S: 6 P: 7	1B: 4 SF: 0 2B: 3 SAC: 0 3B: 0 DP: 2 HR: 1 HBP: 1						

| | | | | | |

St. Louis Cardinals @ Detroit Tigers

Comerica Park, Detroit, MI

Tue Jun 24 2008, 7:05 PM EDT

Att. 44,446 - Clear - 71 F

TOP

livebaseballscorecards.com

Batter	1	2	3	4	5	6	7	8	9	AB	R	H	RBI	BB	SO	LOB
54 Brian Barton, R (1, 7) OBP: 0.341, SLG: 0.389 55 Skip Schumaker, L (6, PH) OBP: 0.364, SLG: 0.436 (6, 7)	B SI 82 B SI 82 C SI 82 B SI 83 X SI 83 3-1 SH2-3 47 FC5-3 2B		B SI 82 X SI 83 1-0 E6 G1-3 1-2 3-H 1B		B SI 83 B SI 84 C SI 83 F FF 88 B CU 74 X CH 78 3-2 HR	S SI 93 B SI 95 B CH 86 F SI 94 X SI 95 2-2 FC4-6 2-H 3-H 1B	X FF 88 0-0 G5-3			3	1	2	2	0	0	1
										2	0	1	2	0	0	1
Aaron Miles, S (1, 4) OBP: 0.354, SLG: 0.367	X SI 83 0-0 ① SH2-3 2-3		B SI 82 C SI 83 X CH 79 1-1 ② G1-3 1-2 2-3		B FF 88 F FF 87 F SI 83 X SI 84 1-2 8 BB 2B	F SI 95 F SI 95 X CH 88 0-2 ② FC4-6 47 S 1-2f		B SI 87 F SI 88 C CU 74 F SL 84 B CU 74 B SI 87 B SI 89 4-2 8 G6-4-3 BB		3	0	1	0	1	0	3
47 Ryan Ludwick, R (1, 9) OBP: 0.367, SLG: 0.596	B CH 76 F CH 76 X CH 77 1-1 ② ③ FC5-3 3-3		B CH 79 X CH 79 1-0 ③ F7		B FF 87 B FF 88 B SI 83 B CH 79 4-0 8 BB BB	C SI 95 C SI 95 B SI 95 B CH 86 B SI 95 X SI 95 3-2 ③ P3 1-2		B SI 87 B SI 88 C SI 88 F SL 84 S SL 85 2-3 ① K		4	0	0	0	1	1	5
8 Troy Glaus, R (1, 5) OBP: 0.363, SLG: 0.440		B SI 82 C SI 82 X 1-1 ① F8	C FF 85 B FF 87 X CU 73 1-1 ① F9	B SI 82 C SI 84 B FF 88 B FF 88 B SI 84 4-1 1-2 2-3 BB			B SI 92 C SI 94 X SL 83 1-1 ① F9	1 SAFE X SI 89 0-0 ② ③ G6-4-3 1-2f		4	0	0	0	1	0	1
24 Rick Ankiel, L (1, 8) OBP: 0.328, SLG: 0.477		B CH 78 B SI 84 B SI 83 C FF 87 B SI 83 4-1 4 G6-3 BB	C FF 86 F CH 78 X CU 75 0-2 ② G3-1	F SI 84 S CH 79 B CU 74 F CU 74 F SI 80 B CU 75 S CU 74 2-3 ③ K			X CH 86 0-0 4 1B 61 1B 1B		B SI 92 C CH 80 B CH 82 F FF 92 X CH 83 2-2 ① F8	4	1	1	0	1	1	3
4 Yadier Molina, R (1, 2) OBP: 0.352, SLG: 0.392		1 SAFE F SI 83 F FF 88 B FF 87 B CH 79 X CH 79 2-2 ② ③ G6-3 1-2	C SI 82 B FF 87 X FF 87 1-1 1B			X SI 81 0-0 61 G3 1B 2B	B SI 93 X SI 95 1-0 13 WP 61 1B 13 2B 1-2 1B		C FF 93 B FF 93 C CH 82 X FF 94 1-2 ② G3-1	5	2	3	0	0	0	1
61 Nick Stavinoha, R (1, 10) OBP: 0.273, SLG: 0.273			B SI 81 C SI 82 X CH 78 1-1 13 1B 54 E 1B	C SI 82 X SI 83 0-1 ③ G5-3		X SI 81 0-0 ① G3 2-3	F SI 95 X CH 87 0-1 13 WP 13 2B 1-2 2-H 1B		C FF 93 B FF 93 B CH 83 B CH 83 F SI 93 X FF 94 3-2 ③ F8	5	2	2	1	0	0	2
Adam Kennedy, L (1, 3) OBP: 0.316, SLG: 0.324			F SI 83 B FF 87 F FF 86 F FF 89 1 SAFE S CU 74 1-3 ① K		B SI 82 F SI 82 S CH 78 B CU 74 B CU 75 X SI 83 3-2 ① G6-3	D SI 82 B SI 84 X SI 83 2-0 13 1B 55 1B 3-H 1B	B SI 86 F SI 87 S SL 82 S SL 83 1-3 ② K			4	1	1	1	0	2	3
13 Brendan Ryan, R (1, 6) OBP: 0.341, SLG: 0.362			C CH 78 B SI 83 C SI 83 X CH 76 1-2 G1-3 54 E 1-3 1B		B SI 82 B SI 82 F SI 82 F CH 79 X FF 87 2-2 ② F8	1 SAFE 1 SAFE B CH 76 C CH 78 F FF 87 X FF 88 1-2 55 1B 1-3 1B	C SI 88 B SL 83 F SL 82 B EP 60 F FF 88 B SL 83 X SL 83 3-2 1-H 2-H 2B			4	1	3	2	0	0	0

	AB	R	H	RBI	BB	SO	LOB
AB	38						
R	8						
H	14						
RBI	8						
BB	4						
SO	4						
LOB	20						

Inning Stats	1	2	3	4	5	6	7	8	9
	R: 0 E: 0 K: 0 S: 5 H: 1 LOB: 0 BB: 0 P: 9	R: 0 E: 0 K: 0 S: 6 H: 0 LOB: 0 BB: 1 P: 13	R: 1 E: 1 K: 1 S: 13 H: 2 LOB: 2 BB: 0 P: 19	R: 0 E: 0 K: 0 S: 9 H: 1 LOB: 1 BB: 0 P: 11	R: 1 E: 0 K: 1 S: 18 H: 2 LOB: 3 BB: 2 P: 37	R: 3 E: 0 K: 0 S: 15 H: 4 LOB: 1 BB: 0 P: 23	R: 3 E: 0 K: 1 S: 14 H: 4 LOB: 1 BB: 0 P: 20	R: 0 E: 0 K: 1 S: 8 H: 0 LOB: 0 BB: 1 P: 14	R: 0 E: 0 K: 0 S: 9 H: 0 LOB: 0 BB: 0 P: 15

	1B	SF	WP	PA	43
	2B: 5	SAC: 1	PB: 0		
	3B: 0	DP: 2	SB: 1		
	HR: 1	HBP: 0	CS: 0		

PITCHER	IP	WLS	BF	H	R	ER	SO	BB	IBB	HBP	BLK	WP	HR	S	P	ERA	WHIP
Kenny Rogers, L (1, 1) ERA: 4.6	5.1	L	27	9	5	5	2	3	0	0	0	0	1	57	98	8.44	2.250
34 Freddy Dolsi, R (6, 1) ERA: 3.86	1.0		7	4	3	3	0	0	0	0	0	0	0	15	22	27.00	4.000
49 Casey Fossum, L (7, 1) ERA: 15.43	1.2		6	1	0	0	2	1	0	0	0	1	0	16	26	0.00	1.200
56 Fernando Rodney, R (9, 1) ERA: 33.75	1.0		3	0	0	0	0	0	0	0	0	0	0	9	15	0.00	0.000

PITCHER	IP	WLS	BF	H	R	ER	SO	BB	IBB	HBP	BLK	WP	HR	S	P	ERA	WHIP

Batter	1	2	3	4	5	6	7	8	9	AB	R	H	RBI	BB	SO	LOB
28 Curtis Granderson, L (1, 8) OBP: 0.317, SLG: 0.461	C SI 90 X FS 84 0-1 ① F8		C SI 90 B SI 91 B SL 84 F SI 90 F SI 91 B FS 82 X FS 82 3-2 1B			B SI 89 C SI 89 B CH 82 C SI 89 X SI 90 2-2 ① F7	C CU 76 B CU 76 X FF 90 1-1 ③ L9			4	0	1	0	0	0	0
14 Placido Polanco, R (1, 4) OBP: 0.368, SLG: 0.417	C SI 91 B SI 90 X SI 90 1-1 ② G4-3		1 SAFE B SL 84 B SI 89 X SL 85 2-0 ③ G5-3			C SI 91 X SL 85 0-1 30 WP 1B		B SI 92 B SI 92 C SI 92 S SI 92 X SI 93 2-2 30 G6-4-3 1B		4	0	2	0	0	0	1
9 Carlos Guillen, S (1, 5) OBP: 0.372, SLG: 0.447	C SI 92 C SI 92 B SI 92 F SL 86 X FS 83 1-2 ③ G5-3			X SI 89 0-0 ① F8		S SI 90 B SI 89 D CH 82 F SI 89 X SI 91 2-2 ② L7		B SI 93 F FF 90 F SI 93 B CU 77 F SL 89 S CU 76 2-3 ① K		4	0	0	0	0	1	2
30 Magglio Ordonez, R (1, 9) OBP: 0.376, SLG: 0.493		F SI 91 B FF 90 X SI 90 1-1 24 G6-4-3 1B		B SI 90 C SI 90 B SI 91 F SI 91 B FF 92 X FF 90 3-2 ② F9		F SL 83 F SL 82 B SI 88 B SI 89 B SI 89 B SI 90 4-2 24 FC4-6 1-2 BB		X SL 89 0-0 ②③ G6-4-3 1-2f		3	0	1	0	1	0	1
24 Miguel Cabrera, R (1, 3) OBP: 0.348, SLG: 0.461		C SI 90 X SL 84 0-1 ①② G6-4-3 1-2f		C SI 91 C SI 90 B SL 87 B SI 92 X SI 91 2-2 HR		B SI 90 C SI 89 S SI 89 X SL 84 1-2 ③ FC4-6 1-2f			C SI 91 X SI 92 0-1 ① G6-3	4	1	1	1	0	0	3
33 Marcus Thames, R (1, 7) OBP: 0.333, SLG: 0.624		X SI 91 0-0 ③ P3		F SL 85 C SL 85 B SI 88 F SL 84 B CH 82 F SI 89 F SI 89 B SL 86 F SL 84 3-3 S SL 83 K			B SL 82 X SI 86 1-0 HR 2B		B SL 85 B SI 91 B SI 91 B SI 90 4-0 1B BB	3	1	1	0	1	1	0
Gary Sheffield, R (1, 10) OBP: 0.341, SLG: 0.350			C SI 90 S CH 82 B CH 82 F CH 83 F SI 91 C SI 90 1-3 ① K		C SL 82 X SL 84 0-1 ① G6-3		C SL 81 X SI 88 0-1 2-H HR		C FS 84 X CU 76 0-1 ② F7	4	1	1	2	0	1	1
Edgar Renteria, R (1, 6) OBP: 0.317, SLG: 0.350			C SI 91 C SI 91 B SL 85 S FS 83 1-3 ② K		B SI 89 F SI 88 X SL 85 1-1 ② G3-1	F FF 90 B SL 82 F FF 91 F FF 91 B CU 75 X SL 85 2-2 ① G1-3		C SL 84 C SI 91 X SL 86 0-2 1-2 1B		4	0	1	0	0	1	0
Ivan Rodriguez, R (1, 2) OBP: 0.324, SLG: 0.405			C SI 91 F SL 87 F SI 89 X CH 83 0-2 HR		C SI 89 X SL 85 0-1 ③ G5-3	F FF 90 B FF 91 X SL 84 1-1 ② G4-3		F FS 85 B SI 91 F SI 92 X SI 92 1-2 ③ G3-1		4	1	1	1	0	0	2
Inning Stats	R: 0 E: 0 K: 0 S: 8 H: 0 LOB: 0 BB: 0 P: 10	R: 0 E: 0 K: 0 S: 5 H: 1 LOB: 0 BB: 0 P: 6	R: 1 E: 0 K: 2 S: 17 H: 2 LOB: 1 BB: 0 P: 24	R: 1 E: 0 K: 1 S: 14 H: 1 LOB: 0 BB: 0 P: 22	R: 0 E: 0 K: 0 S: 6 H: 0 LOB: 0 BB: 0 P: 7	R: 0 E: 0 K: 0 S: 13 H: 1 LOB: 2 BB: 1 P: 22	R: 2 E: 0 K: 0 S: 11 H: 2 LOB: 0 BB: 0 P: 16	R: 0 E: 0 K: 1 S: 8 H: 1 LOB: 0 BB: 0 P: 12	R: 0 E: 0 K: 0 S: 10 H: 1 LOB: 2 BB: 1 P: 15	1B: 5 2B: 1 3B: 0 HR: 3 SF: 0 SAC: 0 DP: 2 HBP: 0						

PITCHER	IP	WLS	BF	H	R	ER	SO	BB	IBB	HBP	BLK	WP	HR	S	P	ERA	WHIP
Braden Looper, R (1, 1) ERA: 4.22	6.0	W	25	7	4	4	3	1	0	0	0	1	3	66	95	6.00	1.333
Russ Springer, R (7, 1) ERA: 2.28	1.0		3	0	0	0	0	0	0	0	0	0	0	8	12	0.00	0.000
46 Kyle McClellan, R (8, 1) ERA: 2.45	1.0		3	1	0	0	1	0	0	0	0	0	0	8	12	0.00	1.000
31 Ryan Franklin, R (9, 1) ERA: 2.78	1.0		5	1	0	0	0	1	0	0	0	0	0	10	15	0.00	2.000

PITCHER	IP	WLS	BF	H	R	ER	SO	BB	IBB	HBP	BLK	WP	HR	S	P	ERA	WHIP

BOTTOM

St. Louis Cardinals @ Detroit Tigers

Comerica Park, Detroit, MI

Tue Jun 24 2008, 7:05 PM EDT

Att. 44,446 - Clear - 71 F

AB	34
R	4
H	9
RBI	4
BB	2
SO	4
LOB	10

livebaseballscorecards.com

WP: 1 PA: 36
PB: 0
SB: 0
CS: 0

Batter	1	2	3	4	5	6	7	8	9	AB	R	H	RBI	BB	SO	LOB
55 Skip Schumaker, L (1, 9) (8, 7) OBP: 0.368, SLG: 0.448	X SI 87 0-0 HR		C SI 90 S SL 84 D SL 81 B SL 82 B CH 82 X SI 90 3-2 E 24 SF8 1B	C SL 83 C SI 90 F SI 90 B CH 84 B CH 83 F SL 85 F SI 92 S SL 83 2-3 ③ K			B CH 80 C CH 82 B SI 90 F SI 89 B CH 82 F SI 91 B SI 90 4-2 G4-3 BB	B FF 94 C FF 98 C FF 97 S CU 81 1-3 ② K 1-2		4	2	2	1	1	2	2
Aaron Miles, S (1, 4) OBP: 0.350, SLG: 0.363	L SI 91 F SI 92 F SL 86 X SI 87 0-2 ① P5		X SI 89 0-0 E7 24 SF8 1-3		C SI 88 B CH 80 B SL 82 C SL 83 B SI 90 X SI 88 3-2 ① L4		B SI 91 X CH 80 1-0 ① ② G4-3 1-2f	X FF 96 0-0 2-H 1B		5	0	1	1	0	0	2
24 Rick Ankiel, L (1, 8) OBP: 0.333, SLG: 0.504	B SI 91 X CH 85 1-0 HR		F SL 84 X SI 91 0-1 ① SF8 2-3 3-H		B SL 82 X SL 81 1-0 HR		B SI 92 B CH 80 B CH 80 S SI 90 B SI 90 4-1 16 BB 8 1B 4 BB BB	1 SAFE S SL 80 F SL 80 S FF 91 0-3 ③ K		3	3	2	3	1	1	1
8 Troy Glaus, R (1, 5) OBP: 0.364, SLG: 0.439	C SL 86 C SL 85 D SL 85 B SI 88 X SI 92 2-2 ② G5-3		X SI 92 0-0 ② L6		B SI 90 C SL 84 C SL 81 X CH 85 1-2 16 FC6 1B		C SI 92 B SI 92 F SI 93 X CH 81 1-2 4 BB 16 BB 1-2 1B		C SI 88 X SI 88 0-1 ① G5-3	5	0	2	0	0	0	1
16 Chris Duncan, L (1, 7) (8, 3) OBP: 0.328, SLG: 0.333	C SL 86 S SL 83 X SL 86 0-2 ③ L3		F SL 84 C SI 89 B SL 83 B SL 83 D SL 84 F SL 82 S CH 84 3-3 ③ K		B SI 88 X 1-0 ② FC6 1-2f		B FF 96 F FF 96 B SI 86 B FF 97 S FF 97 B FF 98 4-2 4 BB 1-2 2-3 BB		C CU 68 C FC 86 S FC 86 0-3 ② K	4	0	0	0	1	2	2
4 Yadier Molina, R (1, 2) OBP: 0.353, SLG: 0.389		C SI 90 S SL 84 X SL 85 0-2 ① G5-3		C SL 82 B SL 82 B SI 89 X SL 82 2-1 2B 61 G5-3 1B	F SL 83 X SI 90 0-1 ③ F8		B FF 96 B FF 96 C FF 96 B FF 96 C FF 96 B FF 97 4-2 1-2 2-3 3-H BB		C CU 70 F SI 89 B FC 87 X FC 87 1-2 ③ L7	4	1	1	1	1	0	1
Adam Kennedy, L (1, 3) OBP: 0.320, SLG: 0.330 47 Ryan Ludwick, R (8, 9) OBP: 0.367, SLG: 0.596		X SI 92 0-0 ② F8	X SI 89 0-0 61 G5-3 1-3 2B			C SI 88 F CH 80 F SI 89 H SL 83 1-2 61 G6-4-3 HBP	S CU 79 B FF 96 C FF 96 F FF 97 F CU 80 X FF 97 1-2 ③ F8			3 0	0 0	1 0	0 0	0 0	0 0	3 0
61 Nick Stavinoha, R (1, 10) OBP: 0.267, SLG: 0.267		C SI 92 X SI 91 0-1 1B	C SL 84 X SL 84 0-1 ① G5-3 2-3 3-H			B SI 92 1 SAFE F SL 83 1 SAFE B SL 83 B SI 90 X SI 91 3-1 ① ② G6-4-3 1-2f		F FF 96 X FF 97 0-1 ① G4-3	4	0	1	1	0	0	2
13 Brendan Ryan, R (1, 6) OBP: 0.339, SLG: 0.353		C SI 91 B SI 90 S SL 84 B SL 85 B SL 83 C SL 84 3-3 ③ K	B SI 90 B SI 89 S SL 83 X SI 89 2-1 ② F8			C SI 90 F SI 92 B SL 85 B SL 84 F CH 80 B SI 90 X SI 92 3-2 ③ L5		B FF 97 B FF 96 B FF 97 B SI 95 4-0 55 WP 1B BB	3	1	0	0	1	1	2
Inning Stats	R: 2 E: 0 K: 0 S: 12 H: 2 LOB: 0 BB: 0 P: 15	R: 0 E: 0 K: 1 S: 9 H: 1 LOB: 1 BB: 0 P: 12	R: 1 E: 1 K: 1 S: 11 H: 1 LOB: 1 BB: 0 P: 17	R: 1 E: 0 K: 1 S: 13 H: 2 LOB: 1 BB: 0 P: 19	R: 1 E: 0 K: 0 S: 10 H: 2 LOB: 1 BB: 0 P: 16	R: 0 E: 0 K: 0 S: 9 H: 0 LOB: 0 BB: 0 P: 16	R: 1 E: 0 K: 0 S: 17 H: 1 LOB: 3 BB: 4 P: 36	R: 1 E: 0 K: 2 S: 9 H: 1 LOB: 1 BB: 1 P: 14	R: 0 E: 0 K: 1 S: 8 H: 0 LOB: 0 BB: 0 P: 9	1B: 6 2B: 1 3B: 0 HR: 3 SF: 1 SAC: 0 DP: 2 HBP: 1						

PITCHER		IP	WLS	BF	H	R	ER	SO	BB	IBB	HBP	BLK	WP	HR	S	P	ERA	WHIP
58 Armando Galarraga, R ERA: 3.32	(1, 1)	4.2		23	8	5	4	3	0	0	0	0	0	3	53	77	7.71	1.714
31 Zach Miner, R ERA: 4.57	(5, 1)	2.0		8	1	1	1	0	2	0	1	0	0	0	19	36	4.50	1.500
54 Joel Zumaya, R ERA: 6.75	(7, 1)	1.0		7	1	1	1	1	3	0	0	0	1	0	15	29	9.00	4.000
44 Bobby Seay, L ERA: 3.57	(8, 1)	0.1		1	0	0	0	1	0	0	0	0	0	0	3	3	0.00	0.000
59 Todd Jones, R ERA: 3.68	(9, 1)	1.0	W	3	0	0	0	1	0	0	0	0	0	0	8	9	0.00	0.000

PITCHER	IP	WLS	BF	H	R	ER	SO	BB	IBB	HBP	BLK	WP	HR	S	P	ERA	WHIP

TOP

St. Louis Cardinals @ Detroit Tigers

Comerica Park, Detroit, MI

Wed Jun 25 2008, 7:05 PM EDT
Att. 40,091 - Overcast - 68 F

livebaseballscorecards.com

AB	35
R	7
H	10
RBI	7
BB	5
SO	6
LOB	16



BOTTOM

St. Louis Cardinals @ Detroit Tigers

Comerica Park, Detroit, MI

Wed Jun 25 2008, 7:05 PM EDT
Att. 40,091 - Overcast - 68 F

livebaseballscorecards.com

Batter	1	2	3	4	5	6	7	8	9	AB	R	H	RBI	BB	SO	LOB
28 Curtis Granderson, L (1, 8) OBP: 0.323, SLG: 0.462	C SI 89 F SI 90 X CH 82 0-2 ① G1-3	B CU 75 X SI 91 1-0 ② 1-3 2-H 1B		C SI 89 B SI 90 B CH 82 B SI 89 B SI 89 4-1 14 1B 9 HR BB		F FF 93 B SL 83 F FF 93 B SL 85 F SL 82 F FF 94 B SL 78 S FF 92 3-3 ① K2-3		C FF 88 X SL 81 0-1 14 FC2-6 1B		4	1	2	1	1	1	0
14 Placido Polanco, R (1, 4) OBP: 0.369, SLG: 0.416	C SI 91 B SI 91 B SI 91 X SI 90 2-1 9 1B 30 FC5-2-5 1B	1 SAFE 1 SAFE C SI 90 F SL 82 1 SAFE B SI 89 B SL 84 1 SAFE P PO 82 3-2 ③ X SL 83 G6-3		B SL 82 C SI 89 B SL 81 X SI 89 2-1 1-2 9 HR 1B		C FF 94 B FF 93 C SL 83 X FF 94 1-2 ② G5-3		X SI 91 0-0 ① FC2-6 9 G3-1 9 WP 30 1B 1-2f		5	2	2	0	0	0	2
9 Carlos Guillen, S (1, 5) OBP: 0.379, SLG: 0.469	C CU 75 B SI 90 B SI 91 X CH 81 2-1 30 FC5-2-5 1-3 1B		S SI 88 B SI 89 B SI 90 X SI 89 2-1 24 2B 1B	F SI 89 B SI 90 C SI 90 F SL 82 B SI 89 X SI 89 2-2 1-H 2-H HR		B FF 93 F FF 93 C SL 80 B SL 80 X FF 93 2-2 2B		S SI 92 B CU 77 X SL 88 1-1 ② G3-1 1-3		5	1	4	3	0	0	1
30 Magglio Ordonez, R (1, 9) OBP: 0.377, SLG: 0.495	B SI 92 B SL 84 C SL 84 B SI 92 F SL 85 X SL 85 3-2 ② FC5-2-5 1-2 3-H		C SI 90 F SI 89 X SI 89 0-2 ① L9	C SI 90 X SL 82 0-1 24 FC6-5 2B		B FF 93 C FF 93 B FF 92 X FF 94 2-1 ③ G6-3		X SL 87 0-0 3-H 1B		5	0	2	1	0	0	4
24 Miguel Cabrera, R (1, 3) OBP: 0.349, SLG: 0.463	X SI 92 0-0 ③ G5-3		X SI 89 0-0 1-3 2B	X SL 81 0-0 ③ FC6-5 2-3			B SI 90 C SI 90 B SI 91 X FC 86 2-1 1B 36 BB G6-4-3 1B	X SL 89 0-0 ③ F9		5	1	2	0	0	0	4
33 Marcus Thames, R (1, 7) OBP: 0.329, SLG: 0.615 36 Clete Thomas, L (4, 7)		B SI 91 F SI 90 F SL 83 S SI 90 1-3 ① K	C SL 83 F SL 82 B SI 90 B SL 82 C SL 81 3-3 ② K		S FF 94 B FF 95 B FF 94 B FF 94 X FF 95 3-1 ① G6-3		B SI 90 B SI 90 B SI 90 B FF 90 4-0 G6-4-3 1B 1-2 BB		B SI 91 B SI 90 B SI 90 C SI 90 C SI 90 X SI 91 3-2 1B 2B	2 2	0 1	0 1	0 0	2 1	0 0	2 0
Gary Sheffield, R (1, 10) OBP: 0.355, SLG: 0.372		C SI 90 X CH 81 0-1 E 2B	B CH 81 C SL 82 C SI 91 B SI 90 X CH 82 2-2 ③ G1-3		C FF 95 B FF 95 X SL 84 1-1 1B		B FC 87 X FF 89 1-0 G6-4-3 1-2 2-3 1B		F SI 91 B SI 91 B SI 91 B SI 91 C SI 91 X SL 89 3-2 2-H 1B	5	1	4	1	0	0	2
Edgar Renteria, R (1, 6) OBP: 0.316, SLG: 0.348		C SL 85 B SI 90 B SI 91 C SI 91 B SI 92 X SL 84 3-2 E3 28 1B 1B 2-H 1B		C SI 88 F SI 88 F SI 89 X SL 82 0-2 ① F9	F FF 94 F FF 94 B FF 95 F FF 94 B FF 94 1 SAFE F FF 94 X SL 84 2-2 ② F9		B SI 90 X FC 87 1-0 ① ② G6-4-3 1-2f 2-3 3-H			4	1	1	0	0	0	3
Ivan Rodriguez, R (1, 2) OBP: 0.322, SLG: 0.403		1 SAFE C SL 84 1 SAFE X SI 90 0-1 28 1B 1-2 1B		C SI 89 X SI 89 0-1 ② G3-1	C FF 94 B FF 94 F FF 93 F FF 94 B SL 86 F SL 84 F FF 94 F FF 93 1 SAFE 2-2 ③ X SL 83 F8		X FC 87 0-0 ③ G5-3			4	0	1	0	0	0	2
Inning Stats	R: 0 E: 0 K: 0 S: 11 H: 2 LOB: 2 BB: 0 P: 18	R: 2 E: 1 K: 1 S: 15 H: 4 LOB: 1 BB: 0 P: 22	R: 0 E: 0 K: 1 S: 12 H: 2 LOB: 2 BB: 0 P: 19	R: 3 E: 0 K: 0 S: 16 H: 3 LOB: 1 BB: 1 P: 24	R: 0 E: 0 K: 0 S: 16 H: 1 LOB: 1 BB: 0 P: 24	R: 0 E: 0 K: 1 S: 13 H: 1 LOB: 1 BB: 0 P: 21	R: 1 E: 0 K: 0 S: 5 H: 2 LOB: 1 BB: 1 P: 13	R: 1 E: 0 K: 0 S: 7 H: 2 LOB: 1 BB: 0 P: 8	R: 1 E: 0 K: 0 S: 6 H: 2 LOB: 1 BB: 0 P: 12	1B: 13 2B: 5 3B: 0 HR: 1 SF: 0 SAC: 0 DP: 1 HBP: 0	WP: 1 PB: 0 SB: 0 CS: 0 PA: 43					

	AB	41
	R	8
	H	19
	RBI	6
	BB	2
	SO	3
	LOB	20

PITCHER		IP	WLS	BF	H	R	ER	SO	BB	IBB	HBP	BLK	WP	HR	S	P	ERA	WHIP
26 Kyle Lohse, R ERA: 3.94	(1, 1)	4.0		23	11	5	5	2	1	0	0	0	0	1	54	83	11.25	3.000
63 Chris Perez, R ERA: 3.71	(5, 1)	2.0		8	2	0	0	1	0	0	0	0	0	0	29	45	0.00	1.000
44 Jason Isringhausen, R ERA: 6.29	(7, 1)	1.0	B	5	2	1	1	0	1	0	0	0	0	0	5	13	9.00	3.000
34 Randy Flores, L ERA: 5.12	(8, 1)	0.0		1	1	1	1	0	0	0	0	0	0	0	2	2	∞	∞
46 Kyle McClellan, R ERA: 2.61	(8, 1)	1.0	L	6	3	1	1	0	0	0	0	0	1	0	11	18	9.00	3.000

PITCHER		IP	WLS	BF	H	R	ER	SO	BB	IBB	HBP	BLK	WP	HR	S	P	ERA	WHIP

Batter	1	2	3	4	5	6	7	8	9	10	AB	R	H	RBI	BB	SO	LOB
54 Brian Barton, R (1, 7) OBP: 0.338, SLG: 0.385	C SI 86 F SI 86 B SI 87 F SI 87 B SL 80 B CH 80 X SL 80 3-2 G6-4-3 1B	X SL 81 0-0 ② ③ G4-3 1-2f			B SI 86 X CH 79 1-0 ① F8		1 SAFE 1 SAFE X CH 80 0-0 ① B1-3		C CU 71 B FC 87 B CH 80 B SI 89 C FC 87 X SI 90 3-2 1B 5 1B		4	0	1	0	0	0	4
55 Skip Schumaker, L (9, PH) OBP: 0.370, SLG: 0.450 (9, 7)											1	1	1	0	0	0	0
Aaron Miles, S (1, 5) OBP: 0.356, SLG: 0.375	B SI 88 B SI 88 X SI 87 2-0 ① ② G6-4-3 1-2f		B SI 84 C SL 78 X SI 87 1-1 ① G4-3		C SI 86 X SL 79 0-1 5 1B 1B		1 SAFE C SI 88 1 SAFE X SI 89 0-1 E4 1-H 2B		C SI 90 B SI 91 1 SAFE X SI 90 1-1 5 1B 1-2 1B		5	0	3	0	0	0	1
5 Albert Pujols, R (1, 10) OBP: 0.484, SLG: 0.637	B SI 87 X SI 88 1-0 8 1B 1B		C CH 81 B SL 80 X SL 81 1-1 1B		C SI 87 B SI 86 B SL 82 F SI 89 F SI 88 1 SAFE F CU 71 F SI 90 X SL 82 2-2 1-3 1B		I I IN 54 I IN 52 I IN 50 4-0 IBB		C SI 90 X SI 90 0-1 8 G6-4-3 1-2 2-H 1B		4	0	4	1	1	0	0
61 Nick Stavinoha, R (9, PR) OBP: 0.267, SLG: 0.267 (9, 10)											0	0	0	0	0	0	0
8 Troy Glaus, R (1, 3) OBP: 0.361, SLG: 0.435	C SI 88 X CH 81 0-1 1-2 1B		F SI 88 B SL 81 B SI 88 F CH 82 S SL 81 2-3 ② K		B CH 81 S FF 90 B SI 89 B SI 88 S SL 80 C SI 90 3-3 ② K		X FF 92 0-0 ② P5		C CH 79 B SI 90 B SI 89 S CH 79 X SI 90 2-2 ② ③ G6-4-3 1-2f		5	0	1	0	0	2	7
47 Ryan Ludwick, R (1, 9) OBP: 0.361, SLG: 0.584	C SI 88 S SL 81 B SI 89 S SL 83 1-3 ③ K		B SL 81 C SI 88 B CH 81 X SL 81 2-1 ③ G5-3		B SL 81 X SI 90 1-0 ③ P4		B FF 93 C FF 92 S CH 82 X SI 95 1-2 ③ G4-3			C SL 76 S SI 90 B SL 77 B SL 77 C SL 77 2-3 ① K	5	0	0	0	0	2	7
24 Rick Ankiel, L (1, 8) OBP: 0.331, SLG: 0.498		X SI 86 0-0 ① P5		B SI 86 X SL 79 1-0 21 G5-3 1B		B SL 78 X SI 87 1-0 ① G1-3		B SI 92 F CH 81 F SI 92 F FF 94 B CH 83 S CH 83 2-3 ① K		B FF 90 X SL 78 1-0 ② F9	5	0	1	0	0	1	0
21 Jason LaRue, R (1, 2) OBP: 0.340, SLG: 0.337		B SI 86 X SI 86 1-0 1B 2B		X CH 83 0-0 ① G5-3 1-2		C CH 79 X SL 80 0-1 ② G5-3		B FF 93 C CH 83 X SL 87 1-1 ② F9		S SI 90 B SI 91 B SI 91 B SL 80 B FF 90 4-1 BB	4	0	1	0	1	0	1
Adam Kennedy, L (1, 4) OBP: 0.317, SLG: 0.326	C SI 87 C SL 80 X SI 87 0-2 13 BB 2-3 1B		C SL 81 F SI 87 D SL 79 S SL 80 1-3 ② K			B SI 88 B SL 80 F SI 87 F SL 81 C SI 89 2-3 ③ K		X CH 84 0-0 ③ F8		X SL 80 0-0 ③ G6-3	5	0	1	0	0	2	2
13 Brendan Ryan, R (1, 6) OBP: 0.344, SLG: 0.352		B CH 80 B SI 86 B CH 82 B SI 87 4-0 54 G4-3 1-2 BB		X CH 81 0-0 ③ G4-3			B SI 85 C SI 85 S SL 81 X SI 89 1-2 2B E 1B			B SI 88 C SI 88 C SI 89 B CU 70 S SI 89 2-3 ① K	3	1	1	0	1	1	1

Inning Stats	1	2	3	4	5	6	7	8	9	10
R:	0	0	0	0	0	0	1	0	1	0
E:	0	0	0	0	0	0	1	0	0	0
K:	1	0	1	1	0	1	0	1	1	0
S:	11	6	9	6	13	6	10	7	13	6
H:	3	2	1	1	2	0	2	0	3	0
LOB:	2	2	1	1	2	0	2	0	2	1
BB:	0	1	0	0	0	0	1	0	0	1
P:	18	11	15	8	20	9	16	10	21	13

PITCHER	IP	WLS	BF	H	R	ER	SO	BB	IBB	HBP	BLK	WP	HR	S	P	ERA	WHIP
29 Nate Robertson, L (1, 1) ERA: 5.23	6.1		30	11	1	0	5	1	1	0	0	0	0	57	92	0.00	1.895
56 Fernando Rodney, R (7, 1) ERA: 15.0	1.2		5	0	0	0	1	0	0	0	0	0	0	11	15	0.00	0.000
59 Todd Jones, R (9, 1) ERA: 3.86	1.0		5	3	1	1	1	0	0	0	0	0	0	13	21	9.00	3.000
44 Bobby Seay, L (10, 1) ERA: 3.42	1.0	W	4	0	0	0	1	1	0	0	0	0	0	6	13	0.00	1.000

PITCHER	IP	WLS	BF	H	R	ER	SO	BB	IBB	HBP	BLK	WP	HR	S	P	ERA	WHIP

TOP

St. Louis Cardinals @ Detroit Tigers

Comerica Park, Detroit, MI

Thu Jun 26 2008, 1:05 PM EDT

Att. 41,022 - Sunny - 82 F

livebaseballscorecards.com

AB	41
R	2
H	14
RBI	1
BB	3
SO	8
LOB	23

1B:	12	SF:	0	WP:	0	PA:	44			
2B:	2	SAC:	0	PB:	0					
3B:	0	DP:	3	SB:	0					
HR:	0	HBP:	0	CS:	0					

St. Louis Cardinals @ Detroit Tigers

Comerica Park, Detroit, MI

Thu Jun 26 2008, 1:05 PM EDT

Att. 41,022 - Sunny - 82 F

livebaseballscorecards.com

Batter	1	2	3	4	5	6	7	8	9	10	AB	R	H	RBI	BB	SO	LOB
28 Curtis Granderson, L (1, 8) OBP: 0.333, SLG: 0.474	C SI 91 B FF 91 X FF 92 1-1 2B		C FF 92 B SI 86 X SI 92 1-1 ③ L4			B SL 82 F FF 89 B SL 80 X FF 90 2-1 30 1B 9 BB 36 BB 1B	B CU 78 C FF 91 B CU 78 S FC 86 X CU 78 2-2 25 CS 1B			B FF 90 S CH 84 S CH 84 X CH 85 1-2 30 F9 25 SH1-3 36 BB 1B	5	2	4	0	0	0	0
14 Placido Polanco, R (1, 4) OBP: 0.368, SLG: 0.419 25 Ryan Raburn, R (7, 4) OBP: 0.275, SLG: 0.370	F FF 92 B FF 92 F FF 93 X FF 93 1-2 ① G5-3			C FF 92 C SL 84 X FF 92 0-2 9 WP 30 FC6-2 2B		C FF 88 B SL 81 1 SAFE F FF 88 1 SAFE B SL 79 C FF 89 2-3 ① K	B FF 90 C FF 89 C FC 87 1-2 ③ CS 1-2	B SI 90 L FF 91 F FC 89 C CU 79 1-3 ① K		B FF 90 X FF 91 1-0 ① SH1-3 1-2	3 1	0 0	1 0	0 0	0 0	1 1	2 0
9 Carlos Guillen, S (1, 5) OBP: 0.380, SLG: 0.464	F FF 93 F CH 85 S FF 93 0-3 ② K			L SI 92 B SL 86 X SL 87 1-1 ① P6 2-3		1 SAFE 1 SAFE B FF 89 1 SAFE F FF 90 B SL 77 B FF 89 B FF 90 4-1 36 BB 30 1B 1-2 BB		C FF 92 X FC 87 0-1 ② F7		I IN 69 I IN 70 I IN 67 I IN 68 4-0 36 BB 24 IBB IBB	3	0	0	0	2	1	2
30 Magglio Ordonez, R (1, 9) OBP: 0.377, SLG: 0.493	S SL 85 B FF 93 F FF 93 B FF 94 F FF 93 F SL 86 B CH 85 X FF 93 3-2 ③ G4-3			X SL 88 0-0 ② FC6-2 3-H		C SL 81 S SL 83 F SL 79 X SL 83 0-2 36 BB 1-2 2-3 1B		F FF 91 B CU 77 B CU 78 X FC 88 2-1 1B		X FF 90 0-0 ② F9 2-3	5	0	2	0	0	0	4
24 Miguel Cabrera, R (1, 3) OBP: 0.347, SLG: 0.457		C FF 91 F SI 92 F SI 93 B SL 88 B SL 87 X FF 93 2-2 ① P3		B FF 92 S SL 86 S FF 93 S SL 88 1-3 ③ K		F SL 83 F SL 83 S SL 82 0-3 ② K		X FF 91 0-0 ③ G4-3		I IN 72 I IN 73 I IN 69 I IN 70 4-0 36 BB 1-2 IBB	4	0	0	0	1	2	5
36 Clete Thomas, L (1, 7) OBP: 0.366, SLG: 0.405		B CU 78 F FF 92 B FF 94 X FF 93 2-1 G5-4-3 1B			X FF 91 0-0 ① G4-3	B SL 83 B FF 91 C SI 89 B FF 90 B FF 90 4-1 1-2 2-3 3-H BB			C CU 75 S FS 88 F FS 88 B FS 88 C FF 90 1-3 ① K	C CU 76 B CU 76 C CU 78 B CU 79 F FF 92 B CH 84 B FF 93 4-2 1-2 2-3 3-H BB	3	0	1	2	2	1	0
Gary Sheffield, R (1, 10) OBP: 0.352, SLG: 0.389		B FF 92 B SL 86 X FF 92 2-0 ②③ G5-4-3 1-2f			C SL 85 F FF 92 F FF 92 B FF 92 B SI 85 B FF 92 F FF 92 S SL 86 3-3 ② K	X SI 91 0-0 ③ P6			B SI 90 B SI 92 F SL 85 F FF 91 F FF 92 X FF 92 2-2 HR		4	1	1	1	0	1	4
46 Michael Hollimon, S (1, 6) OBP: 0.154, SLG: 0.250			C SI 90 B CH 83 B CH 84 X SI 92 2-1 ① F8		F SI 92 F SI 85 B CH 84 F FF 92 B CH 85 B FF 92 X SI 92 3-2 FC6-4 1B		C SI 91 F CU 78 F CU 77 S FC 86 0-3 ① K		S CU 76 X FF 90 0-1 ② 2B		4	0	2	0	0	1	0
Dane Sardinha, R (1, 2)			F FF 90 B SL 83 F FF 92 B SL 88 F FF 93 X SI 92 2-2 ② P6		F FF 92 S SL 85 B SL 86 B FF 92 1 SAFE X FF 92 2-2 ③ FC6-4 1-2f		B CU 76 S FF 91 X SI 90 1-1 ② P4		B SI 91 S FS 85 B FS 85 B SI 91 F SL 85 F SI 91 C FF 91 3-3 ③ K		4	0	0	0	0	1	1

| Inning Stats | | |

Batter	1	2	3	4	5	6	7	8	9	AB	R	H	RBI	BB	SO	LOB
Willy Taveras, R (1, 8) OBP: 0.293, SLG: 0.297	B SI 89 C SI 87 S CU 79 B CU 79 F CU 80 X SI 88 2-2 ① G6-3		B CH 81 L SI 89 C CU 79 X SL 83 1-2 ③ G6-3			C SI 88 X CU 80 0-1 ② G4-3		L CH 80 F SI 88 B SL 82 B SL 82 F SL 82 X SI 88 2-2 22 S 1B		4	0	1	0	0	0	0
22 Scott Podsednik, L (1, 10) OBP: 0.310, SLG: 0.304	B SI 88 F SI 88 X CH 82 1-1 ② G3			C SI 87 B CH 81 B SI 87 C SI 88 B CU 80 X SI 88 3-2 ① G5-3		X SI 88 0-0 ③ G4-3		B SI 86 C CH 78 B SI 87 B SI 86 X SI 88 3-1 ③ F7 1-2		4	0	0	0	0	0	1
Matt Holliday, R (1, 7) OBP: 0.411, SLG: 0.544	B CU 79 F CU 80 F FF 89 H SI 87 2-2 HBP			S SL 80 X SL 81 0-1 ② G3			X SL 81 0-0 ① G4-3		C FF 97 B FF 99 F FF 97 X CU 82 1-2 27 WP 2B	3	0	1	0	0	0	0
11 Brad Hawpe, L (1, 9) OBP: 0.377, SLG: 0.474	C SI 87 B CH 80 F CH 81 B FF 88 X SI 87 2-2 ③ F8			X CH 82 0-0 ③ G3			T SI 88 F CH 82 B CU 80 B FF 89 F SL 82 B CH 83 X SI 88 3-2 10 1B 2B		B FF 96 B FF 96 S FF 97 S FF 96 T FF 98 2-2 ① K	4	1	1	0	0	1	2
27 Garrett Atkins, R (1, 5) OBP: 0.336, SLG: 0.466		C FF 86 F CU 77 B CH 80 X SI 88 1-2 ① G6-3			X CU 79 0-0 20 1B 1B		C CH 80 B SL 82 F SI 88 F FF 89 X CH 81 1-2 ② F9		B FF 96 B SI 95 F FF 98 B FF 97 X FF 96 3-1 ② G1-3 2-3	4	0	1	0	0	0	2
10 Jeff Baker, R (1, 3) OBP: 0.317, SLG: 0.500		C SI 88 C SI 88 B CU 79 S SL 83 1-3 ② K			F SI 87 X SI 88 0-1 ① L9		F SL 82 X SI 89 0-1 2-H 1B		B FF 96 X FF 96 1-0 ③ G6-3	4	0	1	1	0	1	2
20 Chris Iannetta, R (1, 2) OBP: 0.372, SLG: 0.511		B SI 89 C SI 88 X SI 89 1-1 ③ G5-3			X SI 88 0-0 2 G5-4-3 1-3 1B		C SL 80 B SI 90 X CH 82 1-1 ③ L7			3	0	1	0	0	0	1
2 Troy Tulowitzki, R (1, 6) OBP: 0.210, SLG: 0.234			B SI 87 X SI 87 1-0 ① G4-3		B CH 80 B SI 87 B SI 87 C SI 86 C SI 88 F SI 87 X SI 87 3-2 ②③ G5-4-3 1-2f			F CU 78 C SL 82 B SL 81 X SI 88 1-2 ① G5-3		3	0	0	0	0	0	2
12 Clint Barmes, R (1, 4) OBP: 0.359, SLG: 0.541			B SI 87 C SI 88 X CH 81 1-1 ② G5-3			C SI 88 X CU 78 0-1 ① G6-3		C SI 88 S CH 81 C SL 82 0-3 ② K		3	0	0	0	0	1	0
Inning Stats	R: 0 H: 0 E: 0 LOB: 1 K: 0 BB: 0 S: 11 P: 18	R: 0 H: 0 E: 0 LOB: 0 K: 1 BB: 0 S: 8 P: 11	R: 0 H: 0 E: 0 LOB: 0 K: 0 BB: 0 S: 6 P: 9	R: 0 H: 0 E: 0 LOB: 0 K: 0 BB: 0 S: 6 P: 9	R: 0 H: 2 E: 0 LOB: 1 K: 0 BB: 0 S: 8 P: 11	R: 0 H: 0 E: 0 LOB: 0 K: 0 BB: 0 S: 5 P: 5	R: 1 H: 2 E: 0 LOB: 1 K: 0 BB: 0 S: 13 P: 18	R: 0 H: 1 E: 0 LOB: 1 K: 1 BB: 0 S: 12 P: 18	R: 0 H: 1 E: 0 LOB: 1 K: 1 BB: 0 S: 9 P: 16	1B: 4 SF: 0 2B: 2 SAC: 0 3B: 0 DP: 1 HR: 0 HBP: 1						

TOP

Colorado Rockies @ Detroit Tigers

Comerica Park, Detroit, MI

Fri Jun 27 2008, 7:05 PM EDT

Att. 40,842 - Partly Cloudy - 70 F

livebaseballscorecards.com

AB	32
R	1
H	6
RBI	1
BB	0
SO	3
LOB	10

WP: 1 PA: 33
PB: 0
SB: 1
CS: 0

PITCHER		IP	WLS	BF	H	R	ER	SO	BB	IBB	HBP	BLK	WP	HR	S	P	ERA	WHIP
43 Eddie Bonine, R ERA: 3.98	(1, 1)	8.0	W	29	5	1	1	2	0	0	1	0	0	0	69	99	1.12	0.625
54 Joel Zumaya, R ERA: 4.91	(9, 1)	1.0		4	1	0	0	1	0	0	0	0	1	0	9	16	0.00	1.000

PITCHER	IP	WLS	BF	H	R	ER	SO	BB	IBB	HBP	BLK	WP	HR	S	P	ERA	WHIP

Batter	1	2	3	4	5	6	7	8	9	AB	R	H	RBI	BB	SO	LOB
28 Curtis Granderson, L (1, 8) OBP: 0.343, SLG: 0.500	C FF 92 B SI 95 X SI 95 1-1 14 S 9 2B 1B	B SI 93 X SI 93 1-0 3B		C CU 70 B CU 77 F FF 94 B FF 94 B CU 77 F SI 92 T SL 83 3-2 ① K		C SI 88 X CH 83 0-1 14 1B 9 G4-6-3 1B		C SL 83 X SL 82 0-1 14 SF9 3-H 3B		5	3	4	1	0	1	0
14 Placido Polanco, R (1, 4) OBP: 0.369, SLG: 0.420	B SL 81 B SI 94 C SI 93 B SI 95 S SI 94 X SI 96 3-2 ① L6 1-2	C SI 96 X SI 95 0-1 ② G5-3		C CU 75 B SI 93 F SI 93 B CU 78 X SI 96 2-2 9 G4-3 9 WP 30 1B 1B		C SL 83 1 SAFE B CH 84 1 SAFE P PO 76 1 SAFE X SI 88 2-1 9 G4-6-3 1-3 1B		F SI 92 X FF 92 0-1 ① SF9 3-H		4	1	2	1	0	0	2
9 Carlos Guillen, S (1, 5) OBP: 0.380, SLG: 0.465	D CU 76 C SI 94 S CH 86 F FF 96 B SL 86 X CH 85 2-2 30 G6-3 24 1B 2-H 2B	C SI 96 F SI 96 B SI 94 B FF 95 B SI 94 F SI 95 B SI 96 4-2 BB		C SI 92 B SI 90 C CU 75 B FF 93 X SI 93 2-2 ② G4-3 1-3		X SI 90 0-0 ① ② G4-6-3 1-2f 3-H		F FS 87 F SI 92 X SL 84 0-2 ② G3		4	1	1	1	1	0	2
30 Magglio Ordonez, R (1, 9) OBP: 0.374, SLG: 0.488 25 Ryan Raburn, R (9, 9) OBP: 0.275, SLG: 0.370	F FF 97 X SI 96 0-1 ② G6-3 2-3	B SI 96 B SI 95 C CH 85 B SI 96 F SI 95 X SI 94 3-2 ③ G5-3		T SI 94 B FF 93 X SL 86 1-1 3-H 1B		X SL 82 0-0 ③ P3		C SI 92 S SL 84 F SI 91 X SL 84 0-2 ③ L9		5 0	0 0	1 0	1 0	0 0	0 0	3 0
24 Miguel Cabrera, R (1, 3) OBP: 0.348, SLG: 0.457	D CU 78 B SI 96 X SI 95 2-0 BB 36 WP 3-H 1B		C SI 95 X SI 94 0-1 G6-4-3 36 1B 1B 1B	C SI 93 F CH 88 F FF 94 S CU 78 0-3 ③ K			B SI 89 F SI 88 X SI 89 1-1 ① G6-3			4	1	2	1	0	1	1
36 Clete Thomas, L (1, 7) OBP: 0.395, SLG: 0.442	B SI 93 B SI 95 F SI 95 F SI 95 B CH 87 B SI 94 4-2 BB 1-2 BB		B SI 93 C CH 84 X SI 93 1-1 G6-4-3 1-2 1B		C SL 81 X SI 89 0-1 2B		X SI 88 0-0 FC6-4 1B			3	0	3	0	1	0	0
Gary Sheffield, R (1, 10) OBP: 0.350, SLG: 0.382	C SI 96 F SI 96 B SI 95 D CH 88 B FF 96 B SL 83 4-2 1-2 2-3 BB		B SL 84 B SI 95 F SI 94 C SL 84 X SI 94 2-2 ① ② G6-4-3 1-2f 2-3		C SI 90 X SI 90 0-1 ① F7		C SI 89 F CH 85 S CH 80 0-3 ② K			3	0	0	0	1	1	4
Ivan Rodriguez, R (1, 2) OBP: 0.321, SLG: 0.400	C SI 94 F SI 96 F SL 85 D SL 88 F CH 84 F FF 95 X SI 95 1-2 ③ P4		C SI 95 F SL 87 B FF 94 B SI 95 F SI 94 B FF 94 X CH 84 3-2 3-H 1B		B SL 82 X SI 90 1-0 ② F9		B SI 88 B SL 79 S CH 85 X SL 80 2-1 ③ FC6-4 1-2f			4	0	1	1	0	0	5
46 Michael Hollimon, S (1, 6) OBP: 0.176, SLG: 0.375		C SI 92 F SI 94 B FF 96 C 1-3 ① K	F SI 93 C CU 75 1 SAFE S FF 94 0-3 ③ K		X SI 89 0-0 ③ G1-3			C FS 91 X FF 91 0-1 28 3B 3B		4	1	1	0	0	2	2
Inning Stats	R: 2 E: 0 K: 0 S: 22 H: 3 LOB: 3 BB: 2 P: 39	R: 0 E: 0 K: 1 S: 12 H: 1 LOB: 2 BB: 1 P: 21	R: 1 E: 0 K: 1 S: 14 H: 3 LOB: 1 BB: 0 P: 20	R: 1 E: 0 K: 2 S: 16 H: 2 LOB: 1 BB: 0 P: 24	R: 0 E: 0 K: 0 S: 6 H: 1 LOB: 1 BB: 0 P: 7	R: 1 E: 0 K: 0 S: 7 H: 2 LOB: 0 BB: 0 P: 8	R: 0 E: 0 K: 1 S: 8 H: 1 LOB: 1 BB: 0 P: 11	R: 2 E: 0 K: 0 S: 13 H: 2 LOB: 0 BB: 0 P: 13		1B: 10 2B: 2 3B: 3 HR: 0	SF: 1 SAC: 0 DP: 2 HBP: 0					

PITCHER	IP	WLS	BF	H	R	ER	SO	BB	IBB	HBP	BLK	WP	HR	S	P	ERA	WHIP
38 Ubaldo Jiménez, R (1, 1) ERA: 4.71	4.0	L	23	9	4	4	4	3	0	0	0	2	0	64	104	9.00	3.000
23 Ryan Speier, R (5, 1) ERA: 3.49	3.0		12	4	1	1	1	0	0	0	0	0	0	21	26	3.00	1.333
Luis Vizcaino, R (8, 1) ERA: 8.0	1.0		5	2	2	2	0	0	0	0	0	0	0	13	13	18.00	2.000

PITCHER	IP	WLS	BF	H	R	ER	SO	BB	IBB	HBP	BLK	WP	HR	S	P	ERA	WHIP

BOTTOM

Colorado Rockies @ Detroit Tigers

Comerica Park, Detroit, MI

Fri Jun 27 2008, 7:05 PM EDT

Att. 40,842 - Partly Cloudy - 70 F

livebaseballscorecards.com

AB	36
R	7
H	15
RBI	6
BB	3
SO	5
LOB	19

WP: 2	PA: 40		
PB: 0			
SB: 1			
CS: 0			

Colorado Rockies @ Detroit Tigers

Comerica Park, Detroit, MI

Sat Jun 28 2008, 7:05 PM EDT

Att. 42,720 - Partly Cloudy - 77 F

TOP

livebaseballscorecards.com

Batter	1	2	3	4	5	6	7	8	9	AB	R	H	RBI	BB	SO	LOB
Willy Taveras, R (1, 8) OBP: 0.298, SLG: 0.302	P3		17 CS		BB				G5-3 / FC4	6	0	3	2	0	0	3
17 Todd Helton, L (1, 3) OBP: 0.391, SLG: 0.393	1B BB		G5-3		F8	K			1B 2B	4	1	1	0	1	1	7
Matt Holliday, R (1, 7) OBP: 0.414, SLG: 0.543	27 FC6-4 1B		K		11 G4-1 19 1B 1B		K		19 1B 1B	4	1	2	1	1	2	1
11 Brad Hawpe, L (1, 9) OBP: 0.373, SLG: 0.467	K			F9	K		27 F8-4 1B		G4-1	5	0	1	0	0	2	6
27 Garrett Atkins, R (1, 5) OBP: 0.334, SLG: 0.460 12 Clint Barmes, R (9, PR) (9, 5) OBP: 0.359, SLG: 0.541	FC6-4			K	G1-3	F8-4			19 1B 10 1B BB	4 0	0 1	0 0	0 0	1 0	1 0	3 0
19 Ryan Spilborghs, R (1, 10) OBP: 0.407, SLG: 0.462		F8	F7		20 E 20 1B 1B BB			K	10 1B 20 2B 1B	4	2	1	1	1	1	0
10 Jeff Baker, R (1, 4) OBP: 0.320, SLG: 0.493 6 Omar Quintanilla, L (9, 4) OBP: 0.296, SLG: 0.390	K				2 FC5-4 20 1B 1B BB	F9		G5-3	20 2B 1B	4 0	1 0	1 0	1 0	1 0	1 0	1 0
20 Chris Iannetta, R (1, 2) OBP: 0.385, SLG: 0.526	K				2 FC5-4 1B	E6 1B 2 BB		BB	2B	4	0	3	1	1	1	0
2 Troy Tulowitzki, R (1, 6) OBP: 0.224, SLG: 0.244			1B 2B		FC5-4 BB 1B	1B BB		P5	FC4 BB	3	0	1	0	2	0	3

	AB	R	H	RBI	BB	SO	LOB
	38	6	13	6	8	9	24

Inning Stats																																		
	R: 0	E: 0	K: 1	S: 12	H: 1	LOB: 2	BB: 1	P: 22	R: 0	E: 0	K: 2	S: 11	H: 0	LOB: 0	BB: 0	P: 17	R: 0	E: 0	K: 1	S: 16	H: 2	LOB: 1	BB: 0	P: 22	R: 0	E: 0	K: 1	S: 6	H: 0	LOB: 0	BB: 0	P: 9
	R: 1	E: 0	K: 1	S: 14	H: 2	LOB: 3	BB: 2	P: 29	R: 1	E: 1	K: 1	S: 23	H: 2	LOB: 3	BB: 2	P: 41	R: 0	E: 0	K: 1	S: 10	H: 1	LOB: 0	BB: 0	P: 16	R: 0	E: 0	K: 1	S: 7	H: 0	LOB: 1	BB: 1	P: 12
	R: 4	E: 0	K: 0	S: 21	H: 5	LOB: 3	BB: 2	P: 35	1B: 10	2B: 4	3B: 0	HR: 0	SF: 0	SAC: 0	DP: 1	HBP: 0	WP: 0	PB: 0	SB: 0	CS: 1	PA: 46														

PITCHER		IP	WLS	BF	H	R	ER	SO	BB	IBB	HBP	BLK	WP	HR	S	P	ERA	WHIP
35 Justin Verlander, R ERA: 4.42	(1, 1)	5.2		25	5	2	2	6	4	0	0	0	0	0	69	118	3.18	1.588
31 Zach Miner, R ERA: 4.43	(6, 1)	1.1		7	3	0	0	2	1	0	0	0	0	0	23	38	0.00	3.000
56 Fernando Rodney, R ERA: 11.25	(8, 1)	1.0	H	4	0	0	0	1	1	0	0	0	0	0	7	12	0.00	1.000
59 Todd Jones, R ERA: 4.94	(9, 1)	0.2	B	8	5	4	4	0	1	0	0	0	0	0	19	28	54.00	9.000
34 Freddy Dolsi, R ERA: 3.8	(9, 1)	0.1	W	2	0	0	0	0	1	0	0	0	0	0	2	7	0.00	3.000

PITCHER	IP	WLS	BF	H	R	ER	SO	BB	IBB	HBP	BLK	WP	HR	S	P	ERA	WHIP

BOTTOM

Colorado Rockies @ Detroit Tigers

Comerica Park, Detroit, MI

Sat Jun 28 2008, 7:05 PM EDT

Att. 42,720 - Partly Cloudy - 77 F

livebaseballscorecards.com

Batter	1	2	3	4	5	6	7	8	9	AB	R	H	RBI	BB	SO	LOB
Edgar Renteria, R (1, 6) OBP: 0.321, SLG: 0.353	F SI 85 B SI 83 X SI 85 1-1 9 FC4-6 1B	S SI 86 B CU 68 S CH 76 B SI 86 X CH 77 2-2 ③ L7		F SI 85 C SI 87 F SI 88 B SI 85 X CH 76 1-2 9 BB 25 HR 1B 1-2	F CU 70 B SI 86 B SI 85 2 SAFE F SI 86 B SI 86 F SI 86 X SI 86 3-2 ③ 2-H 1B			F SL 79 B SL 80 S SI 91 S SL 82 1-3 ③ K		5	1	3	0	0	1	2
14 Placido Polanco, R (1, 4) OBP: 0.369, SLG: 0.420	C SI 86 B CU 67 X SI 84 1-1 ① F9		C SI 84 B CU 68 C SI 84 B SI 87 X SI 85 2-2 25 1B 9 FC6 25 E 1B	B SI 85 X CH 76 1-0 ② P4		B SI 83 C SI 84 X CH 83 1-1 ① G6-3			C SI 89 B SI 89 F SI 89 X CH 73 1-2 25 BB 24 2B 1B	5	2	2	0	0	0	3
9 Carlos Guillen, S (1, 5) OBP: 0.377, SLG: 0.458	B CU 68 F SI 85 B SI 87 1 SAFE F CH 82 X SI 86 2-2 ② FC4-6 30 1B 1-2f		F SI 86 X CH 81 0-1 FC6 25 E 1-2	F CU 70 B SI 85 B CU 72 B CH 78 B SI 86 4-1 25 HR BB 1-2 2-3		F SI 84 B SI 87 X CH 77 1-1 ② G5-3			B SI 88 T SI 88 F SI 89 F SI 76 B SI 89 F SI 89 1 SAFE X SI 89 2-2 ① F8	4	1	0	0	1	0	3
30 Magglio Ordonez, R (1, 9) OBP: 0.376, SLG: 0.490 25 Ryan Raburn, R (3, 9) OBP: 0.298, SLG: 0.421	X SI 84 0-0 1-3 1B		C CU 71 X SI 85 0-1 E1 1-3 2-H 1B	B CU 70 F SI 86 F SI 87 F F X CH 78 1-2 1-H 2-H 3-H HR		B CU 70 X SI 84 1-0 ③ G6-3			B SI 89 B SI 88 B SI 88 B SI 87 4-0 24 2B 1-2 BB	1 3	0 2	1 2	0 4	0 1	0 0	0 0
24 Miguel Cabrera, R (1, 3) OBP: 0.349, SLG: 0.460	C SI 86 B SI 86 F CH 77 X SI 86 1-2 ③ F8		B FF 85 X SI 85 1-0 ① P4	C CU 69 C CU 67 F CU 66 X SI 86 0-2 1B			B SL 84 B FF 92 C FF 92 C SL 82 X FF 93 2-2 ① F9		X SI 89 0-0 1-H 2-H 2B	5	0	2	2	0	0	4
33 Marcus Thames, R (1, 7) OBP: 0.333, SLG: 0.612 36 Clete Thomas, L (7, PR) OBP: 0.395, SLG: 0.442 (8, 7)		B CU 69 F SI 85 X SI 85 1-1 28 BB 1B	C CU 72 B SI 86 F SI 85 S SI 87 1-3 ② K	C SI 85 X CU 70 0-1 ③ P1			B SL 83 B FF 93 C SL 82 X SL 83 2-1 G6-4-3 1B			4 0	0 0	2 0	0 0	0 0	1 0	3 0
Gary Sheffield, R (1, 10) OBP: 0.342, SLG: 0.372		B SI 85 C SI 85 X CH 77 1-1 ① P6	C SI 86 B SI 88 B SI 86 B CH 76 C CH 77 S CH 78 3-3 ③ K		C CU 69 B SI 86 F SI 84 X SI 87 1-2 ① F9		C FF 94 X FF 94 0-1 ②③ G6-4-3 1-2f			4	0	0	0	0	1	4
Ivan Rodriguez, R (1, 2) OBP: 0.324, SLG: 0.406		C CU 69 X CU 68 0-1 ② F7		C CH 77 F SI 85 B SI 87 F CH 78 X SI 86 1-2 28 FC3-6 1B	C CU 70 B SI 84 F SI 84 X CU 70 1-2 1B 2B			B SL 78 X SI 90 1-0 ① G4-3		4	0	2	0	0	0	1
28 Curtis Granderson, L (1, 8) OBP: 0.342, SLG: 0.493		B SI 86 C SI 86 B CU 70 B SI 85 B SI 86 4-1 1-2 BB		C CU 71 X CH 78 0-1 ① FC3-6 9 BB 25 HR 1B 1-2f	C SI 86 F CU 70 B SI 86 X CH 78 1-2 ② G1-3			C SL 45 C SI 92 F SI 91 F SL 80 B SI 92 B SL 77 S SI 92 2-3 ② K		3	1	0	0	1	1	2
Inning Stats	R: 0 E: 0 K: 0 S: 11 H: 2 LOB: 2 BB: 0 P: 16	R: 0 E: 0 K: 0 S: 10 H: 1 LOB: 2 BB: 1 P: 18	R: 1 E: 1 K: 2 S: 14 H: 2 LOB: 2 BB: 0 P: 21	R: 4 E: 0 K: 0 S: 23 H: 4 LOB: 1 BB: 1 P: 31	R: 0 E: 0 K: 0 S: 13 H: 2 LOB: 2 BB: 0 P: 19	R: 0 E: 0 K: 0 S: 5 H: 0 LOB: 0 BB: 0 P: 8	R: 0 E: 0 K: 0 S: 7 H: 1 LOB: 1 BB: 0 P: 11	R: 0 E: 0 K: 2 S: 9 H: 0 LOB: 0 BB: 0 P: 13	R: 2 E: 0 K: 0 S: 9 H: 2 LOB: 1 BB: 1 P: 16	1B: 11 2B: 2 3B: 0 HR: 1	SF: 0 SAC: 0 DP: 1 HBP: 0			WP: 0 PB: 0 SB: 0 CS: 0	PA: 41		

PITCHER		IP	WLS	BF	H	R	ER	SO	BB	IBB	HBP	BLK	WP	HR	S	P	ERA	WHIP
26 Jeff Francis, L ERA: 5.67	(1, 1)	6.0		31	11	5	4	2	2	0	0	0	0	1	76	113	6.00	2.167
49 Jason Grilli, R ERA: 2.92	(7, 1)	1.0		3	1	0	0	0	0	0	0	0	0	0	7	11	0.00	1.000
60 Manny Corpas, R ERA: 5.77	(8, 1)	1.0		3	0	0	0	2	0	0	0	0	0	0	9	13	0.00	0.000
40 Brian Fuentes, L ERA: 2.56	(9, 1)	0.1	L	4	2	2	2	0	1	0	0	0	0	0	9	16	54.00	9.000

PITCHER	IP	WLS	BF	H	R	ER	SO	BB	IBB	HBP	BLK	WP	HR	S	P	ERA	WHIP

AB	38
R	7
H	14
RBI	6
BB	3
SO	4
LOB	22

Batter	1	2	3	4	5	6	7	8	9	AB	R	H	RBI	BB	SO	LOB
Willy Taveras, R (1, 8) OBP: 0.301, SLG: 0.305	L SI 80 B SI 81 X SI 80 1-1 ① P4	C SI 80 X SI 81 0-1 17 CS 1B		F SI 81 F CH 79 1 SAFE 1 SAFE B FF 86 F CU 74 X FF 88 1-2 17 G3-6-1 1B 1-2			B SI 94 B SI 92 C SI 92 X SI 94 2-1 ② G5-3			4	0	2	0	0	0	0
17 Todd Helton, L (1, 3) OBP: 0.389, SLG: 0.389	B FF 84 C FF 85 F FF 86 F FF 88 B FF 88 B FF 88 B FF 87 4-2 1B BB	B FF 86 1 SAFE C FF 86 B FF 87 1 SAFE C FF 87 S CU 74 2-3 ②③ K 1-2		X CU 73 0-0 ②③ G3-6-1 1-2f			F SI 94 B SI 94 B CH 85 F SI 94 S SI 94 2-3 ③ K			3	0	0	0	1	2	3
Matt Holliday, R (1, 7) OBP: 0.415, SLG: 0.543	F SI 81 B SI 82 X SI 82 1-1 1B 1-2		B CH 79 X CH 79 1-0 27 E 12 G1-2-3 1B		B FF 86 F FF 86 S SL 81 B SL 82 X FF 88 2-2 ① L1			S SI 92 B CH 86 B SI 94 F SI 93 F SI 94 X SI 95 2-2 ① G5-3		4	0	2	0	0	0	0
27 Garrett Atkins, R (1, 5) OBP: 0.330, SLG: 0.454	C SI 81 X SI 82 0-1 ② F3		B FF 84 B CH 76 F SI 81 B SI 81 X SI 81 3-1 E6 19 BB 1-3		B FF 88 C FF 88 X SL 80 1-1 ② F9			F SI 95 C CH 88 B SL 84 F SI 94 B SL 84 T SI 94 2-2 ② K		4	0	0	0	0	1	3
19 Ryan Spilborghs, R (1, 9) OBP: 0.404, SLG: 0.453	C SI 81 B SI 81 B SI 82 F CH 77 F CU 72 S SI 80 2-3 ③ K		B CH 76 F SI 80 B FF 84 F CH 77 B FF 86 B SI 82 4-2 1-2 BB		C CH 76 X FF 88 0-1 ③ G6-3			F CH 86 C SL 83 C SI 94 0-3 ③ K		3	0	0	0	1	2	2
10 Jeff Baker, R (1, 10) OBP: 0.318, SLG: 0.493		S CH 79 B FF 85 B CH 76 X CH 76 2-1 12 F9 8 1B 2B	X CH 77 0-0 ① F4		C CH 79 B SI 80 X CH 78 1-1 ① G4-3				C FF 88 B FC 86 X CH 79 1-1 ① F8	4	1	1	0	0	0	3
12 Clint Barmes, R (1, 4) OBP: 0.352, SLG: 0.530 11 Brad Hawpe, L (9, PH) OBP: 0.372, SLG: 0.465		C FF 84 F CH 77 B FF 86 X CH 75 1-2 ① F9 2-3	C FF 86 X CH 78 0-1 ②③ G1-2-3 3-Hf		S CH 80 F SI 80 F FF 85 F B CU 72 F CH 76 B CH 75 B CH 79 F SI 81 3-2 ② G5-3 X SI 80				B CH 80 C CH 78 F SI 90 X CU 71 1-2 ② F7	3 1	0 0	0 0	0 0	0 0	0 0	4 0
8 Yorvit Torrealba, R (1, 2) OBP: 0.291, SLG: 0.387		S CH 74 B SI 80 X CH 76 1-1 2 HR 1B 3-H	X SI 81 0-0 2 FC5-4 1B 1-2f		B SL 79 B CH 75 C CH 79 X CH 77 2-1 ③ F9				B SI 90 B FC 86 F SI 90 C SI 90 X CU 71 2-2 ③ G5-3	4	1	2	1	0	0	0
2 Troy Tulowitzki, R (1, 6) OBP: 0.226, SLG: 0.269		F FF 85 1 SAFE C CU 72 F FF 86 X CU 72 0-2 1-H HR	C FF 86 F FF 86 B SI 81 B SI 81 X CH 77 2-2 ① FC5-4 1B 1-2f				C CH 90 X SI 93 0-1 ① L8			3	1	1	2	0	0	1

TOP

Colorado Rockies @ Detroit Tigers
Comerica Park, Detroit, MI
Sun Jun 29 2008, 1:05 PM EDT
Att. 41,305 - Cloudy - 67 F

livebaseballscorecards.com

AB	33
R	3
H	8
RBI	3
BB	2
SO	5
LOB	16

Inning Stats	1	2	3	4	5	6	7	8	9
	R: 0 E: 0 K: 1 S: 13	R: 3 E: 0 K: 1 S: 16	R: 0 E: 1 K: 0 S: 8	R: 0 E: 0 K: 0 S: 9	R: 0 E: 0 K: 0 S: 7	R: 0 E: 0 K: 0 S: 11	R: 0 E: 0 K: 1 S: 7	R: 0 E: 0 K: 2 S: 11	R: 0 E: 0 K: 0 S: 8
	H: 1 LOB: 2 BB: 1 P: 21	H: 4 LOB: 0 BB: 0 P: 22	H: 1 LOB: 2 BB: 1 P: 16	H: 2 LOB: 1 BB: 0 P: 12	H: 0 LOB: 0 BB: 0 P: 10	H: 0 LOB: 0 BB: 0 P: 17	H: 0 LOB: 0 BB: 0 P: 11	H: 0 LOB: 0 BB: 0 P: 15	H: 0 LOB: 0 BB: 0 P: 12

1B: 6 SF: 0
2B: 1 SAC: 0
3B: 0 DP: 2
HR: 1 HBP: 0

WP: 0 PA: 35
PB: 0
SB: 0
CS: 1

PITCHER	IP	WLS	BF	H	R	ER	SO	BB	IBB	HBP	BLK	WP	HR	S	P	ERA	WHIP
Kenny Rogers, L (1, 1) ERA: 4.59	6.0	W	26	8	3	3	2	2	0	0	0	0	1	64	98	4.50	1.667
34 Freddy Dolsi, R (7, 1) ERA: 3.47	2.0	H	6	0	0	0	3	0	0	0	0	0	0	18	26	0.00	0.000
59 Todd Jones, R (9, 1) ERA: 4.78	1.0	S	3	0	0	0	0	0	0	0	0	0	0	8	12	0.00	0.000

PITCHER	IP	WLS	BF	H	R	ER	SO	BB	IBB	HBP	BLK	WP	HR	S	P	ERA	WHIP

Colorado Rockies @ Detroit Tigers

Comerica Park, Detroit, MI

Sun Jun 29 2008, 1:05 PM EDT

Att. 41,305 - Cloudy - 67 F

livebaseballscorecards.com

BOTTOM

Batter	1	2	3	4	5	6	7	8	9	AB	R	H	RBI	BB	SO	LOB
28 Curtis Granderson, L (1, 8) OBP: 0.344, SLG: 0.493	C SI 88 B SI 89 X SI 91 1-1 36 1B 24 1B 1B	C SI 91 C SI 90 D CU 83 B SI 90 X SI 90 2-2 ③ F7			C CU 78 B CU 79 F SI 89 B CH 81 X SI 90 2-2 1B	C SI 88 C SI 88 X CH 80 0-2 ③ G3				4	1	2	0	0	0	3
36 Clete Thomas, L (1, 9) OBP: 0.400, SLG: 0.444 (9, 7)	F SI 89 C SI 91 B SI 90 B SI 90 B SI 90 F SI 90 1 SAFE X SI 90 3-2 24 1B 33 1B 1-3 1B		B CU 79 C SI 90 B SI 89 B SI 89 X SI 89 3-1 ① P6		F SI 88 X SI 90 0-1 ② P6		C FF 90 S FF 91 F SL 83 B SL 80 F FF 91 X FF 91 1-2 9 G4-6-3 1B			4	1	2	0	0	0	1
9 Carlos Guillen, S (1, 5) OBP: 0.372, SLG: 0.451	C CU 80 B SI 90 F SI 89 F FF 90 S CU 82 1-3 ① K		X CH 81 0-0 ② F9		1 SAFE 1 SAFE C SI 88 C SI 89 B SI 90 D CU 80 1 SAFE 1 SAFE F SI 90 3-3 ③ K		X FF 90 0-0 ①② G4-6-3 1-2f			4	0	0	0	0	2	4
24 Miguel Cabrera, R (1, 3) OBP: 0.351, SLG: 0.460	X SI 90 0-0 33 1B L5 1-2 3-H 1B		C SI 90 B CU 81 X SI 89 1-1 ③ F9			X CU 76 0-0 33 FC6-4 1B	X FF 91 0-0 ③ F8			4	0	2	1	0	0	0
33 Marcus Thames, R (1, 7) OBP: 0.344, SLG: 0.615 Matt Joyce, L (8, PR) OBP: 0.271, SLG: 0.509 (9, 9)	X SI 89 0-0 1-3 2-H 1B			B CU 80 X CU 78 1-0 1B 1B	X SI 88 0-0 ① FC6-4 1B G5-3 3B 1-2f			B SI 91 X SI 92 1-0 1B		4 0	1 0	3 0	1 0	0 0	0 0	1 0
Gary Sheffield, R (1, 10) OBP: 0.335, SLG: 0.363	X SI 91 0-0 ②③ L5 3-3			B SI 89 B SI 89 S CU 80 F SI 90 F CH 82 X SI 91 2-2 ① F7	F SI 88 B CH 80 F CH 80 F SI 88 F SI 89 X CH 80 1-2 ② G5-3 1-2			C SI 92 S CU 82 S CU 81 0-3 ① K		4	0	0	0	0	1	5
Edgar Renteria, R (1, 6) OBP: 0.323, SLG: 0.355		C CU 78 X FF 89 0-1 ① G5-3		X FF 91 0-0 G6-4-3 1-3 1B	C CU 78 B SI 89 F SI 89 X CU 81 1-2 3B 2-3 1B			1 SAFE F SI 92 C SI 93 F CU 82 X SI 92 0-2 ② F9		4	1	2	0	0	0	1
Dane Sardinha, R (1, 2) OBP: 0.125, SLG: 0.375		B SI 89 X SI 89 1-0 ② F9		B SI 89 X SI 89 1-0 ②③ G6-4-3 1-2f		B SI 87 X SI 87 1-0 1-H 3-H 3B		F SI 92 X SI 92 0-1 ③ F7		4	0	1	2	0	0	3
46 Michael Hollimon, S (1, 4) OBP: 0.250, SLG: 0.444 14 Placido Polanco, R (8, 4) OBP: 0.369, SLG: 0.420		F SI 90 F CH 83 F CU 81 B FF 90 F CU 81 F SI 90 B SI 90 X CH 83 2-2 2B			C SI 88 S CU 79 F CU 80 B CU 79 B SI 90 T SI 90 2-2 ① K	B SI 88 S CH 80 B CH 80 D SI 88 S CH 80 D CH 80 4-2 BB				2 0	0 0	1 0	0 0	1 0	1 0	0 0
Inning Stats	R: 2 E: 0 K: 1 S: 13 H: 4 LOB: 1 BB: 0 P: 18	R: 0 E: 0 K: 0 S: 12 H: 1 LOB: 1 BB: 0 P: 17	R: 0 E: 0 K: 0 S: 5 H: 0 LOB: 0 BB: 0 P: 9	R: 0 E: 0 K: 0 S: 7 H: 2 LOB: 1 BB: 0 P: 11	R: 0 E: 0 K: 2 S: 16 H: 1 LOB: 1 BB: 0 P: 23	R: 2 E: 0 K: 0 S: 16 H: 3 LOB: 2 BB: 1 P: 23	R: 0 E: 0 K: 0 S: 7 H: 1 LOB: 0 BB: 0 P: 8	R: 0 E: 0 K: 1 S: 10 H: 1 LOB: 1 BB: 0 P: 11		1B: 11 2B: 2 3B: 1 HR: 0	SF: 0 SAC: 0 DP: 3 HBP: 0			WP: 0 PB: 0 SB: 0 CS: 0	PA: 35		

	AB	34
	R	4
	H	13
	RBI	4
	BB	1
	SO	4
	LOB	18

PITCHER	IP	WLS	BF	H	R	ER	SO	BB	IBB	HBP	BLK	WP	HR	S	P	ERA	WHIP
54 Greg Reynolds, R (1, 1) ERA: 5.75	5.2	L	25	10	4	4	3	0	0	0	0	0	0	63	90	6.35	1.765
34 Matt Herges, R (6, 1) ERA: 3.49	0.1	B	3	1	0	0	0	1	0	0	0	0	0	6	11	0.00	6.000
49 Jason Grilli, R (7, 1) ERA: 2.84	1.0		3	1	0	0	0	0	0	0	0	0	0	7	8	0.00	1.000
35 Taylor Buchholz, R (8, 1) ERA: 1.36	1.0		4	1	0	0	1	0	0	0	0	0	0	10	11	0.00	1.000

PITCHER	IP	WLS	BF	H	R	ER	SO	BB	IBB	HBP	BLK	WP	HR	S	P	ERA	WHIP

TOP

Detroit Tigers @ Minnesota Twins

Hubert H. Humphrey Metrodome, Minneapolis, MN

Mon Jun 30 2008, 8:10 PM EDT

Att. 22,196 - Dome - 70 F

livebaseballscorecards.com

Batter	1	2	3	4	5	6	7	8	9	AB	R	H	RBI	BB	SO	LOB
Edgar Renteria, R (1, 6) OBP: 0.321, SLG: 0.350	X FF 91 0-0 ① F9	F FF 91 F CU 78 X SI 92 0-2 ③ F8		C FF 92 S FF 90 X FF 94 0-2 ③ L5			D SL 91 B FF 95 C FF 95 B SI 95 B SI 95 4-1 14 1B 9 1B 1-2 BB	P PO 85 S FC 88 F FC 88 1 SAFE B CU 80 B CH 84 F SI 92 X FF 92 3-2 ② G6-3 1-2		4	1	0	0	1	0	4
14 Placido Polanco, R (1, 4) OBP: 0.370, SLG: 0.420	C SI 91 C SI 92 B SI 87 X CH 85 1-2 ② G6-3		C CH 84 B SI 92 X FF 92 1-1 36 2B 1B		B SI 90 F FF 90 B FF 92 X SI 90 2-1 ① F8		X SI 95 0-0 36 FC4-6 9 1B 1-3 2-H 1B	B CU 81 X FC 87 1-0 ③ F8		5	0	2	1	0	0	1
9 Carlos Guillen, S (1, 5) OBP: 0.373, SLG: 0.448	B CU 79 B FF 93 B CH 86 B FF 93 4-0 BB		F SI 91 X SI 92 0-1 ① F9		C CH 84 B SI 92 F SI 91 S CU 79 1-3 ② K		X SI 84 0-0 36 FC4-6 1-2 3-H 1B		S SL 83 X SL 84 0-1 ① G5-3	4	0	1	1	1	1	1
24 Miguel Cabrera, R (1, 3) OBP: 0.350, SLG: 0.459 36 Clete Thomas, L (3, PH) OBP: 0.394, SLG: 0.447 (3, 7)	C SI 91 S FF 92 C SI 93 0-3 ③ K	B CU 77 F FF 92 X SI 92 1-1 1-3 2B	B CU 78 C CU 77 X CU 79 1-1 ③ G6-3				S SL 87 D SL 84 B SL 86 X SI 91 2-1 ② FC4-6 1-2f 2-3		L CU 72 B FF 91 S SL 83 C SL 83 1-3 ② K	1 4	0 0	0 1	0 0	0 0	1 1	1 2
33 Marcus Thames, R (1, 7) OBP: 0.340, SLG: 0.622 (3, 3)		X SI 90 0-0 HR	F SI 92 B SI 92 F CH 86 F FF 93 S FF 93 1-3 ② K			F CU 76 S SI 92 0-3 ① K	C FF 93 F FF 92 B FF 94 B SI 93 C CU 82 2-3 ③ K		F CH 88 B CU 80 S CH 87 S SL 87 1-3 ③ K	5	1	1	1	0	4	4
Gary Sheffield, R (1, 10) OBP: 0.339, SLG: 0.366		C CH 84 C CH 85 B CU 79 B SI 93 F SI 92 X CU 77 2-2 28 1B 1B	B SI 93 C FF 93 B FF 94 X CH 86 2-1 ③ G5-3			C SI 89 F SI 91 B CU 78 S CU 79 1-3 ② K		X FF 94 0-0 G6-3 3B 1B		4	1	2	0	0	1	2
Ivan Rodriguez, R (1, 2) OBP: 0.323, SLG: 0.403		C SI 90 F SI 91 B SI 92 F FF 91 1 SAFE 1 SAFE S FF 92 1-3 ① K	X CH 83 0-0 25 FC5-4 1B			B CU 77 B CH 85 F CH 84 X SI 92 2-1 ③ P4		B SI 92 1 SAFE F FF 91 B FC 89 F SI 93 B SI 93 X SI 92 3-2 ① G6-3 1-2		4	0	1	0	0	1	2
25 Ryan Raburn, R (1, 9) OBP: 0.287, SLG: 0.405 Matt Joyce, L (8, PH) OBP: 0.283, SLG: 0.556 (8, 9)		1 SAFE C SI 91 X FF 91 0-1 ② F8	B FF 89 X CH 83 1-0 ① FC5-4 1-2f				B CU 75 B CH 82 F SI 89 S SI 92 X CU 79 2-2 ① G5-3	F FC 88 B FF 93 F SI 92 B CU 81 B CU 80 F FC 88 X SI 92 3-2 28 1B 2-H 3B		3 1	0 1	0 1	0 1	0 0	0 0	2 0
28 Curtis Granderson, L (1, 8) OBP: 0.351, SLG: 0.498		1 SAFE S SI 90 X SI 91 0-1 1-2 1B	B CU 78 C FF 92 C CU 77 B FF 93 F FF 93 F FF 93 C CU 79 2-3 ② K				F FF 92 B FF 94 X FF 92 1-1 BB 14 1B 1B	B SI 92 X SI 92 1-0 S 3-H 1B		4	1	3	1	0	1	1

Inning Stats																								
	R: 0	H: 0	R: 1	H: 3	R: 0	H: 2	R: 0	H: 1	R: 0	H: 0	R: 0	H: 0	R: 2	H: 3	R: 2	H: 3	R: 0	H: 0	1B: 9	SF: 0	WP: 0	PA: 41
	E: 0	LOB: 1	E: 0	LOB: 2	E: 0	LOB: 2	E: 0	LOB: 1	E: 0	LOB: 0	E: 0	LOB: 0	E: 0	LOB: 2	E: 0	LOB: 1	E: 0	LOB: 0	2B: 1	SAC: 0	PB: 0	
	K: 1	BB: 1	K: 1	BB: 0	K: 1	BB: 0	K: 1	BB: 0	K: 2	BB: 0	K: 1	BB: 1	K: 0	BB: 0	K: 2	BB: 0	3B: 1	DP: 0	SB: 1	
	S: 7	P: 12	S: 16	P: 19	S: 12	P: 17	S: 10	P: 13	S: 7	P: 11	S: 8	P: 11	S: 13	P: 24	S: 15	P: 25	S: 8	P: 10	HR: 1	HBP: 0	CS: 0	

PITCHER		IP	WLS	BF	H	R	ER	SO	BB	IBB	HBP	BLK	WP	HR	S	P	ERA	WHIP
15 Glen Perkins, L ERA: 4.31	(1, 1)	6.1		27	7	2	2	7	1	0	0	0	0	1	65	91	2.84	1.263
28 Jesse Crain, R ERA: 2.97	(7, 1)	0.0		2	1	0	0	0	1	0	0	0	0	0	2	6	∞	∞
Dennys Reyes, L ERA: 2.28	(7, 1)	0.1	H	2	1	1	1	0	0	0	0	0	0	0	3	5	27.00	3.000
54 Matt Guerrier, R ERA: 3.27	(7, 1)	1.1	L	7	3	2	2	1	0	0	0	0	0	0	18	30	13.50	2.250
49 Craig Breslow, L ERA: 1.42	(9, 1)	0.2		2	0	0	0	1	0	0	0	0	0	0	5	6	0.00	0.000

PITCHER		IP	WLS	BF	H	R	ER	SO	BB	IBB	HBP	BLK	WP	HR	S	P	ERA	WHIP
Brian Bass, R ERA: 4.5	(9, 1)	0.1		1	0	0	0	1	0	0	0	0	0	0	3	4	0.00	0.000

AB	39
R	5
H	12
RBI	5
BB	2
SO	10
LOB	20

BOTTOM

Detroit Tigers @ Minnesota Twins

Hubert H. Humphrey Metrodome, Minneapolis, MN

Mon Jun 30 2008, 8:10 PM EDT

Att. 22,196 - Dome - 70 F

livebaseballscorecards.com

Batter	1	2	3	4	5	6	7	8	9	AB	R	H	RBI	BB	SO	LOB
22 Carlos Gómez, R (1, 8) OBP: 0.297, SLG: 0.373	B5-3		L3		3-2 25 S 7 1B 2B	K			0-0 7 FC6-4 1-2 1B	5	1	2	0	0	1	2
25 Alexi Casilla, S (1, 4) OBP: 0.361, SLG: 0.447	E4 7 2B 1B		F9		G6-3 2-3		0-0 7 G6-3 1B		F8	5	1	2	0	0	0	3
7 Joe Mauer, L (1, 2) OBP: 0.410, SLG: 0.446	33 1B 2-H 2B		4-0 33 1B 33 E BB		2-1 3-H 1B		2-2 G6-3 1-2f		FC6-4 1-2f	4	1	2	2	1	0	3
33 Justin Morneau, L (1, 3) OBP: 0.370, SLG: 0.483	1-1 21 FC4 2-3 1B		3-2 E7 1-H 1B		3-2 L4		3-3 K			4	0	2	0	0	1	1
16 Jason Kubel, L (1, 10) OBP: 0.324, SLG: 0.466	K		K			F8		G6-3		4	0	0	0	0	2	3
21 Delmon Young, R (1, 7) OBP: 0.328, SLG: 0.377	FC4 1-2f			G4-3		F9		0-2 32 L6 1B		4	0	1	0	0	0	2
32 Brian Buscher, L (1, 5) OBP: 0.365, SLG: 0.431		P4		G4-3		3-2 23 1B 2 2B 1B		L6 1-1		4	1	1	0	0	0	1
23 Brendan Harris, R (1, 6) OBP: 0.308, SLG: 0.351		E3 2 G1-6-3		L4		0-1 2 2B 1-3 1B			G5-3	4	0	1	0	0	0	0
2 Denard Span, L (1, 9) OBP: 0.342, SLG: 0.314		G1-6-3 1-2f			F9	0-0 1-3 3-H 2B			0-1 22 1B 1B	4	0	2	1	0	0	1

	AB	38
	R	4
	H	13
	RBI	3
	BB	1
	SO	4
	LOB	16

Inning Stats	1	2	3	4	5	6	7	8	9
	R: 1 E: 1 K: 1 S: 12 H: 3 LOB: 2 BB: 0 P: 18	R: 0 E: 1 K: 0 S: 4 H: 0 LOB: 0 BB: 0 P: 9	R: 1 E: 1 K: 1 S: 13 H: 1 LOB: 1 BB: 1 P: 24	R: 0 E: 0 K: 0 S: 6 H: 0 LOB: 0 BB: 0 P: 7	R: 1 E: 0 K: 0 S: 15 H: 2 LOB: 1 BB: 0 P: 26	R: 1 E: 0 K: 1 S: 14 H: 3 LOB: 2 BB: 0 P: 17	R: 0 E: 0 K: 1 S: 10 H: 1 LOB: 0 BB: 0 P: 15	R: 0 E: 0 K: 0 S: 10 H: 1 LOB: 0 BB: 0 P: 14	R: 0 E: 0 K: 0 S: 9 H: 2 LOB: 2 BB: 0 P: 14

1B: 10	SF: 0	WP: 0	PA: 39
2B: 4	SAC: 0	PB: 0	
3B: 0	DP: 3	SB: 1	
HR: 0	HBP: 0	CS: 0	

PITCHER		IP	WLS	BF	H	R	ER	SO	BB	IBB	HBP	BLK	WP	HR	S	P	ERA	WHIP
58 Armando Galarraga, R ERA: 3.4	(1, 1)	6.0		28	9	4	3	3	1	0	0	0	0	0	64	101	4.50	1.667
49 Casey Fossum, L ERA: 12.0	(7, 1)	1.1	W	4	1	0	0	1	0	0	0	0	0	0	13	19	0.00	0.750
54 Joel Zumaya, R ERA: 3.38	(8, 1)	1.2	S	7	3	0	0	0	0	0	0	0	0	0	16	24	0.00	1.800

PITCHER	IP	WLS	BF	H	R	ER	SO	BB	IBB	HBP	BLK	WP	HR	S	P	ERA	WHIP

Detroit Tigers @ Minnesota Twins

Hubert H. Humphrey Metrodome, Minneapolis, MN

Tue Jul 01 2008, 8:10 PM EDT

Att. 23,754 - Dome - 70 F

livebaseballscorecards.com

TOP

Batter	1	2	3	4	5	6	7	8	9	AB	R	H	RBI	BB	SO	LOB
28 Curtis Granderson, L (1, 8) OBP: 0.344, SLG: 0.487	C SI 90 B SI 90 F SI 90 S SI 91 1-3 K		F SI 91 1 SAFE F SI 90 X SL 78 0-2 F7		F SI 90 X SI 89 0-1 F8		B FF 91 S FF 91 X FF 92 1-1 FC3-6 1-2f		B FF 93 X FF 93 1-0 L4	5	0	0	0	0	1	3
14 Placido Polanco, R (1, 4) OBP: 0.365, SLG: 0.414	F SI 91 F SI 89 B SI 92 F SL 82 B SL 83 F SI 92 X FF 92 2-2 F9			B SL 81 B SI 90 F SI 88 X SI 89 2-1 G1-4-3		C SI 86 X CH 80 0-1 L4	1 SAFE C FF 92 X FF 91 0-1 F8			4	0	0	0	0	0	1
9 Carlos Guillen, S (1, 5) OBP: 0.377, SLG: 0.453	F SI 91 C SL 79 F SL 83 B SI 93 S SI 92 1-3 K			C SL 76 F SL 78 F SL 80 B SL 85 X SI 92 1-2 33 1B WP 1B		C SL 75 X SI 90 0-1 33 HR 1B		C FF 90 B CU 78 X FF 91 1-1 G4-3 2B 1B		4	3	3	0	0	1	0
33 Marcus Thames, R (1, 3) OBP: 0.343, SLG: 0.638		S SI 90 S SL 82 X SL 83 0-2 G5-3		S SI 90 F SI 91 X SI 92 0-2 WP 1-3 1B		C SL 79 F SL 80 F SL 76 B SI 90 B SL 79 X FF 91 2-2 1-H HR		F CH 85 S FF 92 S FF 92 0-3 K		4	1	2	2	0	1	1
Matt Joyce, L (1, 9) OBP: 0.266, SLG: 0.517		F SI 90 S SL 79 B SI 92 F SL 83 F SI 92 S SI 93 1-3 K		C SI 92 B SL 80 B SI 92 F CH 82 F SL 82 F SI 92 S SL 81 2-3 K 1-2 3-H		B CH 81 F SI 90 C SL 77 X SL 80 1-2 F9		B FF 91 F FF 91 B FF 91 F FF 92 F FF 90 X FF 91 2-2 G4-3 1-2		4	0	0	0	0	2	2
Gary Sheffield, R (1, 10) OBP: 0.342, SLG: 0.375		B SL 84 S FF 92 X SI 92 1-1 F8		C SL 83 F SL 85 B SI 92 C SL 83 1-3 K		B SL 78 S SL 80 B SL 80 X SI 91 2-1 1B		B FF 92 C FF 91 S SL 86 D SL 87 X SL 85 2-2 2-H 2B		4	0	2	1	0	1	1
36 Clete Thomas, L (1, 7) OBP: 0.381, SLG: 0.432 24 Miguel Cabrera, R (8, PH) OBP: 0.349, SLG: 0.457 25 Ryan Raburn, R (8, 7) OBP: 0.287, SLG: 0.405			F SI 89 C SI 90 B SI 91 F SL 82 F SI 91 B FF 91 F SI 91 X SL 79 2-2 P5		C SI 88 X CH 80 0-1 P6	S SI 89 F SI 90 X SL 79 0-2 P6		C CH 85 X SI 91 0-1 L9		3 1 0	0 0 0	0 0 0	0 0 0	0 0 0	0 0 0	1 1 0
Edgar Renteria, R (1, 6) OBP: 0.320, SLG: 0.349			B SL 82 F SI 92 B FF 92 F SL 81 X SI 93 2-2 G4-3		F FF 89 S SI 91 X SI 92 0-2 1B		C FF 91 X FF 92 0-1 G5-3		B FF 91 X FF 92 1-0 F8	4	0	1	0	0	0	0
Ivan Rodriguez, R (1, 2) OBP: 0.326, SLG: 0.405			B FF 91 X SI 90 1-0 1B		B SL 80 C SI 90 X SL 81 1-1 F8		S CH 87 B SL 85 X FF 91 1-1 28 FC3-6 1B		C SL 87 F SL 87 F SL 88 B SL 87 F FF 94 S SL 89 1-3 K	4	0	2	0	0	1	1

	AB	37
	R	4
	H	10
	RBI	3
	BB	0
	SO	7
	LOB	11

Inning Stats																		
	R: 0	H: 0	R: 0	H: 0	R: 0	H: 1	R: 1	H: 2	R: 0	H: 1	R: 2	H: 3	R: 0	H: 1	R: 1	H: 2	R: 0	H: 0
	E: 0	LOB: 0	E: 0	LOB: 0	E: 0	LOB: 1	E: 0	LOB: 1	E: 0	LOB: 1	E: 0	LOB: 1	E: 0	LOB: 1	E: 0	LOB: 1	E: 0	LOB: 0
	K: 2	BB: 0	K: 1	BB: 0	K: 0	BB: 0	K: 2	BB: 0	K: 0	BB: 0	K: 0	BB: 0	K: 0	BB: 0	K: 1	BB: 0	K: 1	BB: 0
	S: 12	P: 16	S: 10	P: 12	S: 13	P: 18	S: 17	P: 23	S: 9	P: 10	S: 16	P: 21	S: 8	P: 10	S: 14	P: 19	S: 7	P: 10

	1B: 8	SF: 0	WP: 1	PA: 37
	2B: 1	SAC: 0	PB: 0	
	3B: 0	DP: 0	SB: 0	
	HR: 1	HBP: 0	CS: 0	

PITCHER		IP	WLS	BF	H	R	ER	SO	BB	IBB	HBP	BLK	WP	HR	S	P	ERA	WHIP
30 Scott Baker, R ERA: 3.65	(1, 1)	6.0	W	25	7	3	3	5	0	0	0	0	1	1	77	100	4.50	1.167
Brian Bass, R ERA: 4.53	(7, 1)	1.2	H	8	3	1	1	1	0	0	0	0	0	0	20	27	5.40	1.800
Dennys Reyes, L ERA: 2.25	(8, 1)	0.1	H	1	0	0	0	0	0	0	0	0	0	0	2	2	0.00	0.000
36 Joe Nathan, R ERA: 1.3	(9, 1)	1.0	S	3	0	0	0	1	0	0	0	0	0	0	7	10	0.00	0.000

PITCHER		IP	WLS	BF	H	R	ER	SO	BB	IBB	HBP	BLK	WP	HR	S	P	ERA	WHIP

Batter	1	2	3	4	5	6	7	8	9	AB	R	H	RBI	BB	SO	LOB
22 Carlos Gómez, R (1, 8) OBP: 0.304, SLG: 0.376	B SI 87 B CH 80 B SI 88 C SI 87 B SI 89 4-1 55 WP 25 1B 55 G3-2 BB		X SI 86 0-0 25 G4-3 1B		L SI 89 X SL 82 0-1 25 2B 55 1B 2-3 1B	B SL 84 B SI 92 S SI 92 F FF 92 B SL 84 B SI 92 4-2 25 BB 1-2 BB		X SL 80 0-0 ② F8		3	1	2	0	2	0	1
25 Alexi Casilla, S (1, 4) OBP: 0.374, SLG: 0.462	X SI 84 0-0 55 G3-2 55 WP 1-2 1B		C CH 83 F SI 89 F SL 84 F SI 86 F SI 89 X CH 81 0-2 ②③ G4-3 1-2f		M SL 81 X SI 89 0-1 55 1B 1-3 3-H 2B	B SI 91 B SI 89 B SI 90 B SI 90 4-0 1-2 2-3 BB		C SL 80 X SL 80 0-1 ③ 2-H 1B		4	1	3	1	1	0	1
55 Mike Redmond, R (1, 2) OBP: 0.338, SLG: 0.367	B SI 87 F CH 82 C SI 88 X SI 89 1-2 ①② G3-2 1-3 2-Hf			B SI 87 F SL 81 X SI 89 1-1 33 1B HR 1B	F CH 80 D SI 86 B CH 81 X CH 82 2-1 21 FC1-4 33 1B 2-H 3-H 1B	B SI 92 F SI 90 F SI 93 X SL 84 1-2 ②③ G1-2-3 3-Hf				4	1	2	2	0	0	5
33 Justin Morneau, L (1, 3) OBP: 0.374, SLG: 0.489	B SI 90 F SI 90 X SI 90 1-1 ③ G4-3			B SL 83 B SI 89 B SI 90 C SI 89 C SI 89 1 SAFE X SI 89 3-2 HR 1-2 1B	X SL 83 0-0 21 FC1-4 1-2 1B		B CH 84 X SI 91 1-0 21 G6-4-3 2B			4	1	3	0	0	0	1
Craig Monroe, R (1, 10) OBP: 0.278, SLG: 0.451		C SL 82 X SL 80 0-1 21 BB 1B		B CH 81 B CH 80 F SI 90 X SI 90 2-1 1-H 2-H HR	F SI 90 F SI 91 F SI 90 B SL 83 F SL 84 D SI 91 F SI 93 F SI 93 X CH 81 2-2 ① F7		B SL 84 S SI 91 B SL 84 F SL 84 F FF 92 B SI 92 B FF 93 4-2 21 G6-4-3 BB			3	1	2	3	1	0	2
21 Delmon Young, R (1, 7) OBP: 0.327, SLG: 0.373		B SI 87 B CH 82 B CH 80 B SI 89 4-0 G4-6-3 1-2 BB		S SL 81 X SL 82 0-1 ① F8	S FF 92 F SI 92 B SL 85 X SL 85 1-2 ② FC1-4 23 FC6-4 1-2f 2-3		X SI 88 0-0 ①② G6-4-3 1-2f 2-3			3	0	0	0	1	0	4
23 Brendan Harris, R (1, 6) OBP: 0.304, SLG: 0.346		B SI 89 F SI 87 F SI 88 C SI 89 1-3 ① K		F SI 89 S SL 82 S SL 81 0-3 ② K	B SL 83 D SI 92 B SI 92 C SI 92 X SI 93 3-1 ③ FC6-4 1-2f		B SI 90 S SL 79 B SI 91 B SI 91 C SL 79 X SI 91 3-2 ③ G6-3			4	0	0	0	0	2	5
Nick Punto, S (1, 5) OBP: 0.325, SLG: 0.348		X CH 82 0-0 ②③ G4-6-3 1-2f		B SI 88 C SI 88 F SL 82 F SI 89 C SI 90 1-3 ③ K		B SI 90 X FF 89 1-0 ① F7		C SI 88 X SL 80 0-1 2 SH1-3 25 1B 1B		4	0	1	0	0	1	2
2 Denard Span, L (1, 9) OBP: 0.366, SLG: 0.351			B SI 88 C SI 89 F SL 81 B SL 81 X SI 90 2-2 ① G5-3		C SI 87 B SL 81 S SL 82 B SL 82 X SL 83 2-2 22 1B 25 2B 2B	C SI 90 B CH 80 F FF 91 B CH 82 B FF 92 B SI 92 4-2 25 BB 22 S 55 G1-2-3 BB		X SL 80 0-0 ① SH1-3 1-2		2	1	1	0	1	0	0
Inning Stats	R: 0 E: 0 K: 0 S: 7 H: 1 LOB: 1 BB: 1 P: 13	R: 0 E: 0 K: 1 S: 6 H: 1 LOB: 1 BB: 1 P: 11	R: 0 E: 0 K: 0 S: 10 H: 1 LOB: 0 BB: 0 P: 12	R: 3 E: 0 K: 2 S: 16 H: 3 LOB: 0 BB: 0 P: 23	R: 3 E: 0 K: 0 S: 22 H: 5 LOB: 2 BB: 0 P: 32	R: 0 E: 0 K: 0 S: 8 H: 0 LOB: 2 BB: 3 P: 22	R: 0 E: 0 K: 0 S: 8 H: 1 LOB: 1 BB: 1 P: 16	R: 0 E: 0 K: 0 S: 6 H: 2 LOB: 2 BB: 0 P: 6		1B: 10 2B: 4 3B: 0 HR: 1 SF: 0 SAC: 1 DP: 5 HBP: 0					WP: 1 PB: 0 SB: 1 CS: 0 PA: 38	

PITCHER		IP	WLS	BF	H	R	ER	SO	BB	IBB	HBP	BLK	WP	HR	S	P	ERA	WHIP
29 Nate Robertson, L ERA: 5.56	(1, 1)	4.0	L	22	11	6	6	3	2	0	0	0	1	1	49	73	13.50	3.250
31 Zach Miner, R ERA: 4.23	(5, 1)	2.0		10	1	0	0	0	4	0	0	0	0	0	24	49	0.00	2.500
44 Bobby Seay, L ERA: 3.16	(7, 1)	2.0		6	2	0	0	0	0	0	0	0	0	0	10	13	0.00	1.000

PITCHER	IP	WLS	BF	H	R	ER	SO	BB	IBB	HBP	BLK	WP	HR	S	P	ERA	WHIP

BOTTOM

Detroit Tigers @ Minnesota Twins

Hubert H. Humphrey Metrodome, Minneapolis, MN

Tue Jul 01 2008, 8:10 PM EDT

Att. 23,754 - Dome - 70 F

livebaseballscorecards.com

AB	31
R	6
H	14
RBI	6
BB	6
SO	3
LOB	21

Detroit Tigers @ Minnesota Twins

Hubert H. Humphrey Metrodome, Minneapolis, MN

Wed Jul 02 2008, 1:10 PM EDT
Att. 30,102 - Dome - 68 F

TOP

livebaseballscorecards.com

Batter	1	2	3	4	5	6	7	8	9	AB	R	H	RBI	BB	SO	LOB
28 Curtis Granderson, L (1, 8) OBP: 0.346, SLG: 0.485	B SI 90 C SI 91 C CH 82 S SI 91 1-3 K ①		B SI 90 B FF 92 C SI 91 1 SAFE S CH 82 B SI 92 X CH 82 3-2 14 FC6-4 1-3 1B			C CU 75 B CU 75 B SI 90 B SI 89 F FC 88 F FC 88 B CH 82 4-2 14 1B BB		X FF 94 0-0 F7 ②		3	0	1	0	1	1	0
14 Placido Polanco, R (1, 4) OBP: 0.367, SLG: 0.415 46 Michael Hollimon, S (8, PR) OBP: 0.250, SLG: 0.444 (8, 4)	B FF 92 F SI 91 F SI 92 F SI 94 B SI 94 X SI 92 2-2 L5 ②		C FC 87 S CH 81 B SI 94 X CU 78 1-2 FC6-4 ③ 1-2f			B FC 86 C CH 80 B FC 85 B SI 88 X SI 89 3-1 1-2 1B		C FF 94 B FF 94 B CU 77 X FF 94 2-1 25 2B 1B		4 0	0 0	2 0	0 0	0 0	0 0	2 0
9 Carlos Guillen, S (1, 5) OBP: 0.374, SLG: 0.448 25 Ryan Raburn, R (6, 5) OBP: 0.295, SLG: 0.425	C CU 76 B SI 92 F SI 92 B CH 82 C FC 88 2-3 K ③			C CU 74 B SI 91 B SI 89 X SI 90 2-1 G6-3 ①		X SI 90 0-0 L8 ①		B SL 90 D FF 94 C FF 94 F FF 94 X FF 95 2-2 1-3 2B		3 1	0 0	0 1	0 0	0 0	1 0	2 0
33 Marcus Thames, R (1, 3) OBP: 0.335, SLG: 0.622		B FC 86 B FC 85 F FF 91 F SI 91 B CH 83 F FC 87 X FC 88 3-2 P4 ①		F SI 92 S FC 86 B FC 87 X FC 86 1-2 E5 FC6-4		B SI 90 X FC 87 1-0 F8 ②		C SL 90 F SL 91 B FF 94 S FF 95 1-3 K ③		4	0	0	0	0	1	5
Matt Joyce, L (1, 9) OBP: 0.250, SLG: 0.484		B CU 77 X SI 92 1-0 F7 ②		F CH 81 X SI 90 0-1 FC6-4 ② 1-2f		F SI 89 B FC 88 X SI 91 1-1 G4-3 ③			B S F X 1-2 G4-3 ①	4	0	0	0	0	0	3
Gary Sheffield, R (1, 10) OBP: 0.335, SLG: 0.366		B SI 93 X FC 86 1-0 G5-3 ③		B FC 86 C SI 92 F CU 76 S SI 94 1-3 K ③			C FC 87 X FC 85 0-1 F9 ①		F FF 94 B SL 87 F SL 88 S CU 81 1-3 K ②	4	0	0	0	0	2	1
36 Clete Thomas, L (1, 7) OBP: 0.376, SLG: 0.424			C SI 91 X SI 92 0-1 28 1B 1B		B CH 82 B SI 90 C SI 90 B SI 91 F SI 92 S FC 87 3-3 K ①		B SI 90 F SI 91 C CU 75 F CH 80 F CH 79 X FC 89 1-2 F7 ②		B CU 80 C CU 78 X FF 94 1-1 F7 ③	4	0	1	0	0	1	0
Edgar Renteria, R (1, 6) OBP: 0.317, SLG: 0.345			C SI 90 1 SAFE F SI 90 B FC 87 B SI 91 F CH 82 F SI 90 F FC 87 X FC 86 2-2 F8 ①		B FF 93 S FF 92 F CU 76 F FC 87 X CH 81 1-2 F7 ②		X CU 75 0-0 F8 ③			3	0	0	0	0	0	1
Dane Sardinha, R (1, 2) OBP: 0.091, SLG: 0.273			1 SAFE C FC 87 1 SAFE C FC 86 F FC 84 B SI 91 X SI 91 1-2 L6 ②		X SI 90 0-0 G6-3 ③			C FF 94 S FF 93 X FF 94 0-2 F9 ①		3	0	0	0	0	0	1
Inning Stats	R: 0 E: 0 K: 2 S: 10 H: 0 LOB: 0 BB: 0 P: 15	R: 0 E: 0 K: 0 S: 6 H: 0 LOB: 0 BB: 0 P: 11	R: 0 E: 0 K: 0 S: 18 H: 2 LOB: 2 BB: 0 P: 25	R: 0 E: 1 K: 1 S: 10 H: 0 LOB: 1 BB: 0 P: 14	R: 0 E: 0 K: 1 S: 8 H: 0 LOB: 0 BB: 0 P: 12	R: 0 E: 0 K: 0 S: 9 H: 1 LOB: 2 BB: 1 P: 18	R: 0 E: 0 K: 0 S: 8 H: 0 LOB: 0 BB: 0 P: 9	R: 0 E: 0 K: 1 S: 12 H: 2 LOB: 3 BB: 0 P: 17	R: 0 E: 0 K: 1 S: 8 H: 0 LOB: 0 BB: 0 P: 11	1B: 4 2B: 1 3B: 0 HR: 0	SF: 0 SAC: 0 DP: 0 HBP: 0	WP: 0 PB: 0 SB: 0 CS: 0	PA: 34			

	AB	33
	R	0
	H	5
	RBI	0
	BB	1
	SO	6
	LOB	15

PITCHER		IP	WLS	BF	H	R	ER	SO	BB	IBB	HBP	BLK	WP	HR	S	P	ERA	WHIP
53 Nick Blackburn, R ERA: 3.78	(1, 1)	7.0	W	26	3	0	0	4	1	0	0	0	0	0	69	104	0.00	0.571
28 Jesse Crain, R ERA: 2.88	(8, 1)	1.0		5	2	0	0	1	0	0	0	0	0	0	12	17	0.00	2.000
26 Boof Bonser, R ERA: 6.15	(9, 1)	1.0		3	0	0	0	1	0	0	0	0	0	0	8	11	0.00	0.000

PITCHER	IP	WLS	BF	H	R	ER	SO	BB	IBB	HBP	BLK	WP	HR	S	P	ERA	WHIP

BOTTOM

Detroit Tigers @ Minnesota Twins
Hubert H. Humphrey Metrodome, Minneapolis, MN
Wed Jul 02 2008, 1:10 PM EDT
Att. 30,102 - Dome - 68 F

livebaseballscorecards.com

Batter	1	2	3	4	5	6	7	8	9	AB	R	H	RBI	BB	SO	LOB
22 Carlos Gómez, R (1, 8) OBP: 0.308, SLG: 0.382	B FF 87 X SI 86 1-0 25 SH2-3 1B		F CU 79 X CU 79 0-1 7 1B 1-3 2B	B SL 80 X SI 85 1-0 ① F9		D SL 81 F SL 82 B SL 82 F SI 88 X SL 84 2-2 25 FC6-4 2-3 1B		B F B S S 2-3 ② K		5	1	3	0	0	1	0
25 Alexi Casilla, S (1, 4) OBP: 0.371, SLG: 0.456	B SI 85 1 SAFE X CH 84 1-0 ① SH2-3 1-2		F FF 88 S FF 88 F FF 88 F SL 82 X CH 82 0-2 ② P6	C SI 86 X CU 72 0-1 ② G1-3		X SL 82 0-0 ① FC6-4 1-2f 3-H		S B C X 1-2 7 WP 1B		4	0	1	1	0	0	3
7 Joe Mauer, L (1, 2) OBP: 0.413, SLG: 0.447	B SI 88 B SI 86 B FF 86 B FF 87 4-0 33 G6-3 BB		F FF 88 X FF 89 0-1 33 E 16 1B 2-H 3-H 1B	B SL 81 X SI 87 1-0 1B		C SL 82 X SI 88 0-1 ② P5		C S F B B B X 3-2 ③ G4-3 1-3		4	1	2	2	1	0	2
33 Justin Morneau, L (1, 3) OBP: 0.370, SLG: 0.483	C SI 86 F CH 80 D SL 82 X SL 82 1-2 ②③ G6-3 1-2f		B CH 81 B SI 88 C CH 82 F CH 80 X SL 82 2-2 E5 16 1B 21 1B 2-3	B SL 82 B SL 82 X SI 87 2-0 ③ G4-3		S CU 75 S SI 88 B SL 84 F CU 78 F FF 87 F SL 84 B SL 83 F SI 88 B EP 63 3-2 X SL 84 ③ P3				4	1	0	0	0	0	5
16 Jason Kubel, L (1, 10) OBP: 0.323, SLG: 0.462		B SI 86 B SI 86 C SI 88 C CH 81 B SL 82 T CU 78 3-2 ① K	X CH 81 0-0 21 1B 32 1B 1-2 3-H 1B	B SI 86 C SL 83 B CU 74 X SL 82 2-1 ① F7			C SL 80 B SI 86 X SL 80 1-1 ① F7			4	1	1	1	0	1	0
21 Delmon Young, R (1, 7) OBP: 0.332, SLG: 0.385	X CU 79 0-0 ② P4	B FF 88 B FF 88 X CU 79 2-0 32 1B 1B 1-3 2-H 1B	C SI 88 X CU 74 0-1 1B 2B				B FF 87 X SL 81 1-0 2B			4	1	3	1	0	0	0
32 Brian Buscher, L (1, 5) OBP: 0.358, SLG: 0.419	C SI 87 X FF 88 0-1 ③ P2	B SI 87 B SI 86 B FF 87 C SI 86 X SI 87 3-1 1B 1-2 3-H 1B	C SL 84 B SI 88 C CU 74 B SL 85 F SL 84 X SI 88 2-2 ② F7				S SI 87 X SL 82 0-1 ② F9			4	0	1	1	0	0	2
Nick Punto, S (1, 6) OBP: 0.346, SLG: 0.361		B CH 86 B SI 86 B SI 86 B FF 86 4-0 2 FC2-6 BB F SI 87 F FF 88 X SL 80 0-2 1-2 2-3 1B	C SL 83 F SL 83 X EP 56 0-2 ③ 2-H 1B			F SL 83 D SL 82 X SL 82 1-1 ③ G6-3				3	0	2	1	1	0	1
2 Denard Span, L (1, 9) OBP: 0.356, SLG: 0.366	X SI 86 0-0 ① FC2-6 22 2B 7 1B 1-2f X SI 85 L5					X SI 85 0-0 22 1B 25 FC6-4 2B		F C X 0-2 ① F8		4	2	1	0	0	0	4
Inning Stats	R: 0 E: 0 K: 0 S: 5 H: 1 LOB: 1 BB: 1 P: 12	R: 0 E: 0 K: 1 S: 6 H: 0 LOB: 0 BB: 0 P: 9	R: 5 E: 1 K: 0 S: 21 H: 6 LOB: 3 BB: 1 P: 33	R: 0 E: 0 K: 0 S: 5 H: 1 LOB: 1 BB: 0 P: 9	R: 1 E: 0 K: 0 S: 11 H: 2 LOB: 1 BB: 0 P: 15	R: 1 E: 0 K: 0 S: 14 H: 2 LOB: 1 BB: 0 P: 19	R: 0 E: 0 K: 0 S: 7 H: 1 LOB: 1 BB: 0 P: 10	R: 0 E: 0 K: 1 S: 13 H: 1 LOB: 1 BB: 0 P: 19		1B: 10 2B: 4 3B: 0 HR: 0 SF: 0 SAC: 1 DP: 1 HBP: 0					

	AB	36
	R	7
	H	14
	RBI	7
	BB	2
	SO	2
	LOB	17

WP: 2 PA: 39
PB: 0
SB: 0
CS: 0

PITCHER		IP	WLS	BF	H	R	ER	SO	BB	IBB	HBP	BLK	WP	HR	S	P	ERA	WHIP
43 Eddie Bonine, R ERA: 4.3	(1, 1)	2.2	L	17	7	5	2	1	2	0	0	0	0	0	31	52	6.75	3.375
49 Casey Fossum, L ERA: 8.71	(3, 1)	4.1		18	6	2	2	0	0	0	0	0	0	0	38	55	4.15	1.385
56 Fernando Rodney, R ERA: 9.0	(8, 1)	1.0		4	1	0	0	1	0	0	0	0	1	0	13	19	0.00	1.000

PITCHER	IP	WLS	BF	H	R	ER	SO	BB	IBB	HBP	BLK	WP	HR	S	P	ERA	WHIP

Detroit Tigers @ Seattle Mariners

Safeco Field, Seattle, WA

Thu Jul 03 2008, 7:10 PM PDT

Att. 22,529 - Partly Cloudy - 68 F

livebaseballscorecards.com

Batter	1	2	3	4	5	6	7	8	9	AB	R	H	RBI	BB	SO	LOB
28 Curtis Granderson, L (1, 8) OBP: 0.347, SLG: 0.492	C SI 89 C SI 89 B SI 90 X SI 91 1-2 ① F8		C SI 91 1 SAFE B SI 91 B CH 82 B CH 82 C CH 82 X SI 92 3-2 14 1B 1-3 1B		B SI 90 X SI 90 1-0 9 FC4 3B	C FF 94 B CH 85 X CH 84 1-1 ① F8		C SI 92 X SI 92 0-1 ② G4-3		5	1	2	0	0	0	0
14 Placido Polanco, R (1, 4) OBP: 0.367, SLG: 0.413	C SI 91 B SI 91 B SL 83 B SI 92 C SI 92 B SI 92 4-2 BB		X SI 92 0-0 9 G4-6-3 1-2 3-H 1B		F SI 91 B SL 82 F SL 81 B SI 92 X SI 92 2-2 ① L4	X SL 85 0-0 ② G4-3		C SI 92 X SI 93 0-1 ③ G6-3		4	0	1	1	1	0	1
9 Carlos Guillen, S (1, 5) OBP: 0.371, SLG: 0.444	B SI 91 B CH 81 X SI 91 2-0 ② F7		B CH 83 B CH 82 F CH 82 B CH 82 X CH 83 3-1 ②③ G4-6-3 1-2f		F SL 81 B SI 93 D SI 92 F SI 92 F SI 92 X CH 83 2-2 FC4 24 1B 1B 3-H	C SL 85 B SL 84 C FF 95 X SL 84 1-2 24 S 1B			B SI 90 B SI 91 S SI 91 X SI 92 2-1 ① G4-3	5	1	1	1	0	0	3
24 Miguel Cabrera, R (1, 3) OBP: 0.347, SLG: 0.453	C SI 91 X SI 91 0-1 ③ F8			B SI 89 B CH 81 X SI 91 2-0 ① L8	C SL 82 F SI 91 B SI 92 F SI 93 1 SAFE B CH 82 X CH 83 2-2 1B 1-2 1B	C SL 85 B FF 94 S SL 85 B SL 86 B FF 95 S SL 86 3-3 ③ K 1-2			X SI 91 0-0 ② G5-3	5	1	1	0	0	1	2
Matt Joyce, L (1, 9) OBP: 0.288, SLG: 0.537		B SI 89 C SI 89 X SI 90 1-1 ① F7		B SI 91 X CH 82 1-0 1B 2B	T SI 91 B SI 92 B SI 91 X SI 92 2-1 1B 1-3 2-H 1B		F CH 85 B FF 94 X FF 94 1-1 2B		B SI 91 S SI 91 B SI 92 S SI 92 F SI 93 X SI 92 2-2 1B 1B	5	2	4	1	0	0	0
Gary Sheffield, R (1, 10) OBP: 0.341, SLG: 0.369		B SI 90 C SI 90 X SI 91 1-1 ② F8		C SI 91 B SI 91 B FF 85 S SL 85 B SI 92 B SL 85 4-2 1B BB	F SI 92 B SI 91 X SI 91 1-1 1-2 3-H 1B		C SL 86 X FF 94 0-1 ① F9		B SI 92 B SI 92 X SI 92 2-0 36 BB 1-3 1B	4	1	2	1	1	0	1
36 Clete Thomas, L (1, 7) OBP: 0.368, SLG: 0.406		S SI 92 B SI 92 C SI 92 B SI 92 B SI 92 X SI 92 3-2 ③ L9		F SI 92 B SI 92 S CH 83 C SI 92 1-3 ② K	B CH 83 B CH 83 S CH 82 F SI 91 X CH 82 2-2 ② P3		C CH 86 B FF 94 X CH 86 1-1 ② F7		B SI 91 B SI 91 B SI 91 B SI 91 4-0 1B 1-2 BB	4	0	0	0	1	1	5
Ivan Rodriguez, R (1, 2) OBP: 0.327, SLG: 0.405			C SI 90 B SI 90 C SI 90 F SI 91 F CH 81 B SL 83 B SL 83 S SI 93 3-3 ① K	X SI 92 0-0 1-2 2-H 1B	F CH 82 X CH 82 0-1 ③ L4		F SL 86 X SL 85 0-1 ③ G5-3		C SI 92 F SI 93 X SI 93 0-2 1-3 2-H 3-H 1B	5	0	2	3	0	1	3
46 Michael Hollimon, S (1, 6) OBP: 0.280, SLG: 0.565			X SI 90 0-0 28 1B 14 1B 1B	F SL 83 C CH 83 C SI 92 0-3 ③ K		C CH 84 X FF 96 0-1 HR		B SI 91 C SI 92 X SI 92 1-1 ① G3	F SI 92 B SL 82 X SI 92 1-1 ③ G4-3	5	2	2	1	0	1	4
Inning Stats	R: 0 E: 0 K: 0 S: 8 H: 0 LOB: 1 BB: 1 P: 15	R: 0 E: 0 K: 0 S: 7 H: 0 LOB: 0 BB: 0 P: 12	R: 1 E: 0 K: 1 S: 12 H: 3 LOB: 1 BB: 0 P: 21	R: 1 E: 0 K: 2 S: 11 H: 2 LOB: 2 BB: 1 P: 19	R: 3 E: 0 K: 0 S: 21 H: 4 LOB: 2 BB: 0 P: 33	R: 1 E: 0 K: 1 S: 11 H: 2 LOB: 1 BB: 0 P: 16	R: 0 E: 0 K: 0 S: 8 H: 1 LOB: 1 BB: 0 P: 10	R: 0 E: 0 K: 0 S: 6 H: 0 LOB: 0 BB: 0 P: 7	R: 2 E: 0 K: 0 S: 13 H: 3 LOB: 2 BB: 1 P: 24	1B: 11 2B: 2 3B: 1 HR: 1 SF: 0 SAC: 0 DP: 1 HBP: 0						

	AB	42
	R	8
	H	15
	RBI	8
	BB	3
	SO	4
	LOB	19

WP: 0 PA: 45
PB: 0
SB: 1
CS: 0

PITCHER		IP	WLS	BF	H	R	ER	SO	BB	IBB	HBP	BLK	WP	HR	S	P	ERA	WHIP
52 Carlos Silva, R ERA: 5.85	(1, 1)	5.0	L	26	9	5	5	3	2	0	0	0	0	0	59	100	9.00	2.200
57 Mark Lowe, R ERA: 4.35	(6, 1)	2.0		9	3	1	1	1	0	0	0	0	0	1	19	26	4.50	1.500
48 Roy Corcoran, R ERA: 4.09	(8, 1)	2.0		10	3	2	2	0	1	0	0	0	0	0	19	31	9.00	2.000

PITCHER	IP	WLS	BF	H	R	ER	SO	BB	IBB	HBP	BLK	WP	HR	S	P	ERA	WHIP

Batter	1	2	3	4	5	6	7	8	9	AB	R	H	RBI	BB	SO	LOB
51 Ichiro Suzuki, L (1, 9) OBP: 0.362, SLG: 0.379	X FF 92 0-0 4 E 4 1B 1B	C FF 95 B FF 93 B FF 95 F CH 84 B CU 83 X FF 94 3-2 ③ G6-3		C FF 94 B CH 85 X CH 87 1-1 1-2 1B		S FF 91 B FF 93 X CH 85 1-1 2-3 1B		B FF 97 F FF 98 X FF 98 1-1 ③ FC5-4 1-2f		5	1	3	0	0	0	2
4 Jose Lopez, R (1, 4) OBP: 0.319, SLG: 0.413	B FF 93 1 SAFE B FF 94 F FF 94 X FF 95 2-1 BB BB 1-H 1B	B FF 93 B FF 93 X FF 93 2-0 G3 1B 2B	X FF 95 0-0 ② F7	X CH 84 0-0 ③ G1-3					B FC 87 B FC 88 B SI 89 C FF 89 X SI 89 3-1 2B G4-3 1B	5	2	3	1	0	0	4
Raul Ibanez, L (1, 7) OBP: 0.347, SLG: 0.442	C FF 93 B CH 84 C CH 84 D CU 83 B FF 95 B FF 95 4-2 BB 1-2 BB	F CH 84 X CH 87 0-1 ① G3 2-3	B FF 94 B FF 95 X CH 85 2-0 ③ F8				F SI 91 B SI 92 X SL 80 1-1 L7-4 2B		C SI 90 F CH 80 X CH 81 0-2 G4-3 29 1B 1-3 2B	4	1	2	0	1	0	3
Jose Vidro, S (1, 10) OBP: 0.268, SLG: 0.322	B FF 95 C CH 85 B CH 86 X FF 96 2-1 ① F7		F CU 80 B FF 94 B CU 84 B CH 86 X CH 85 3-1 FC5-4 29 1B 3-H 1B		C CH 82 B FF 92 B CU 80 F FF 94 X CU 80 2-2 ① G3-1		B SI 92 B SI 92 C SI 92 F SI 92 X SL 80 2-2 ①② L7-4 2-2		B SI 91 F FC 87 F FC 88 X FC 89 1-2 ① G4-3 2-3 3-H	5	0	1	2	0	0	4
29 Adrián Beltré, R (1, 5) OBP: 0.325, SLG: 0.449	B CH 84 B FF 95 S FF 95 F FF 96 S CU 82 2-3 ② K		C CH 84 B CH 85 S CU 82 X FF 95 1-2 FC5-4 1-2 1B		C CU 77 X FF 93 0-1 ② F9		C SL 80 F SI 92 B SL 78 S SI 92 1-3 ③ K		X FC 89 0-0 16 FC4-6 3-H 1B	5	0	2	1	0	2	2
Jeremy Reed, L (1, 8) OBP: 0.357, SLG: 0.398 16 Willie Bloomquist, R (8, PH) (9, 8) OBP: 0.359, SLG: 0.250	B FF 94 B FF 95 B CH 84 B FF 95 4-0 1-2 2-3 BB	C FF 96 F FF 96 B CU 82 X CH 87 1-2 ② FC5-4 1-2f 2-3	C FF 91 X FF 92 0-1 ③ F7					B FF 99 X FF 97 1-0 ① F9	C SI 91 B SI 90 X SI 91 1-1 ② FC4-6 DI 1-2f	2 2	0 0	0 0	0 0	1 0	0 0	2 1
Richie Sexson, R (1, 3) OBP: 0.313, SLG: 0.380	X FF 95 0-0 ③ G5-3		B FF 95 T FF 95 S FF 95 F FF 95 D CU 83 X CH 86 2-2 ③ G1-3			B CU 78 F CU 78 S CH 83 S FF 94 1-3 ① K		B CU 80 X SI 99 1-0 7 1B 1B	C SI 91 B SI 92 B SI 92 B CH 81 F SI 91 F CU 72 B FC 89 4-2 1-2 BB	4	0	1	0	1	1	5
9 Jeff Clement, L (1, 2) OBP: 0.282, SLG: 0.295		C FF 95 X CH 85 0-1 ① L4		B CH 83 B FF 94 C FF 94 B FF 95 S FF 94 F FF 95 B FF 96 4-2 51 1B BB		B FF 89 B FF 89 B CU 79 F FF 93 F FF 94 C CU 81 2-3 ② K		C FF 100 B FF 98 F FF 99 C CU 83 1-3 ② K	X SI 94 0-0 ③ F7	4	0	0	0	1	2	3
7 Yuniesky Betancourt, R (1, 6) OBP: 0.287, SLG: 0.392		C FF 94 F FF 94 B FF 96 X CU 83 1-2 ② L7		C CH 85 B FF 94 F FF 95 F CH 87 F CH 86 F FF 95 F CU 83 F CU 84 X FF 95 1-2 ① F9		C FF 90 X FF 91 0-1 51 1B 2B		F FF 98 X FF 98 0-1 1-2 51 FC5-4 1B		4	0	2	0	0	0	1
Inning Stats	R: 1 H: 2 E: 1 LOB: 3 K: 1 BB: 2 S: 11 P: 25	R: 0 H: 0 E: 0 LOB: 0 K: 0 BB: 0 S: 8 P: 12	R: 1 H: 3 E: 0 LOB: 2 K: 0 BB: 0 S: 15 P: 24	R: 0 H: 1 E: 0 LOB: 2 K: 0 BB: 1 S: 15 P: 23	R: 0 H: 0 E: 0 LOB: 0 K: 0 BB: 0 S: 7 P: 9	R: 0 H: 2 E: 0 LOB: 2 K: 2 BB: 0 S: 12 P: 16	R: 0 H: 1 E: 0 LOB: 0 K: 1 BB: 0 S: 8 P: 12	R: 0 H: 2 E: 0 LOB: 2 K: 1 BB: 0 S: 9 P: 13	R: 2 H: 3 E: 0 LOB: 2 K: 0 BB: 1 S: 15 P: 24	1B: 10 SF: 0 2B: 5 SAC: 0 3B: 0 DP: 1 HR: 0 HBP: 0						

BOTTOM

Detroit Tigers @ Seattle Mariners

Safeco Field, Seattle, WA

Thu Jul 03 2008, 7:10 PM PDT

Att. 22,529 - Partly Cloudy - 68 F

livebaseballscorecards.com

AB	40
R	4
H	14
RBI	4
BB	4
SO	5
LOB	27

SEATTLE MARINERS™

PITCHER		IP	WLS	BF	H	R	ER	SO	BB	IBB	HBP	BLK	WP	HR	S	P	ERA	WHIP
35 Justin Verlander, R ERA: 4.34	(1, 1)	6.0	W	29	8	2	2	3	3	0	0	0	0	0	68	109	3.00	1.833
44 Bobby Seay, L ERA: 3.04	(7, 1)	1.0		3	1	0	0	1	0	0	0	0	0	0	8	12	0.00	1.000
54 Joel Zumaya, R ERA: 2.84	(8, 1)	1.0		5	2	0	0	1	0	0	0	0	0	0	9	13	0.00	2.000
59 Todd Jones, R ERA: 5.23	(9, 1)	0.2		6	3	2	2	0	1	0	0	0	0	0	14	23	27.00	6.000
56 Fernando Rodney, R ERA: 8.44	(9, 1)	0.1	S	1	0	0	0	0	0	0	0	0	0	0	1	1	0.00	0.000

PITCHER	IP	WLS	BF	H	R	ER	SO	BB	IBB	HBP	BLK	WP	HR	S	P	ERA	WHIP

Detroit Tigers @ Seattle Mariners

Safeco Field, Seattle, WA

Fri Jul 04 2008, 1:10 PM PDT

Att. 30,570 - Cloudy - 70 F

TOP

livebaseballscorecards.com

Batter	1	2	3	4	5	6	7	8	9	AB	R	H	RBI	BB	SO	LOB
28 Curtis Granderson, L (1, 8) OBP: 0.350, SLG: 0.494	F FF 90 B CU 75 S CU 76 F SI 92 X FF 92 1-2 ① F8		C CU 75 C CU 76 S FF 92 0-3 ① K		X FF 89 0-0 2B		C SI 92 B SI 93 F SI 91 1 SAFE F SI 93 H CU 78 2-2 14 FC5 1-2 HBP			3	0	1	0	0	1	0
14 Placido Polanco, R (1, 4) OBP: 0.366, SLG: 0.411	B FF 91 B SI 92 X SI 91 2-0 G1-6-3 1B		C FF 91 B FF 91 B CU 76 X SI 92 2-1 ② G4-3		F FF 86 B FF 91 C CU 75 F SI 92 X FF 91 1-2 ① P4		B SI 94 B SI 91 X SI 93 2-0 ② FC5 1-2 2-3f			4	0	1	0	0	0	3
Edgar Renteria, R (1, 6) OBP: 0.313, SLG: 0.340	C CU 76 X SI 92 0-1 ②③ G1-6-3 1-2f		B FF 91 S CU 77 C SI 93 X SI 93 1-2 ③ F9		B CU 76 B CU 76 C CU 76 X FF 91 2-1 ② G6-3		C CU 78 B CU 80 F SI 93 F CU 79 X SI 94 1-2 ③ G6-3			4	0	0	0	0	0	4
24 Miguel Cabrera, R (1, 3) OBP: 0.348, SLG: 0.463 46 Michael Hollimon, S (8, PR) OBP: 0.280, SLG: 0.565 (8, 5)		F SI 91 X FF 90 0-1 HR	X 0-0 ① G1-3		B SI 92 C SI 90 B SI 91 C CU 78 F CU 80 B FF 93 S CU 79 3-3 ③ K			B SI 93 B SI 93 C SI 93 F SI 92 X CU 79 2-2 33 G5-4-3 1B		4 0	1 0	2 0	1 0	0 0	1 0	1 0
33 Marcus Thames, R (1, 7) OBP: 0.333, SLG: 0.610		S SI 92 S SI 92 B SI 92 B SI 92 B SI 93 S CU 77 3-3 ① K	B SI 91 F SI 92 B CU 76 B CU 77 B CU 77 4-1 36 BB BB BB		B CU 75 F SI 91 B SI 90 S SI 92 F CU 77 S SI 92 2-3 ① K			X SI 93 0-0 ①② G5-4-3 1-2f		3	0	0	0	1	2	1
Gary Sheffield, R (1, 10) OBP: 0.340, SLG: 0.363		B FF 91 B FF 90 B CU 77 C FF 89 F FF 90 C CU 77 3-3 ② K	D CU 78 B FF 91 D CU 77 C FF 89 C FF 91 B SI 92 4-2 36 BB 1-2 BB		B CU 77 B SI 93 F SI 91 X SI 92 2-1 ② G6-3			C SL 84 B SL 86 B FF 98 F FF 97 X SL 85 2-2 ③ F7		3	0	0	0	1	1	1
Ivan Rodriguez, R (1, 2) OBP: 0.326, SLG: 0.402		F SI 93 F FF 92 B SI 93 B SI 93 B FF 92 F FF 92 F SI 94 F SI 92 X CU 75 3-2 36 1B 1B	B CU 78 D FF 91 C SI 92 F FF 92 F SI 91 X SI 92 2-2 ② F9		F SI 93 S CU 77 B SI 92 X SI 93 1-2 ③ G5-3				C FF 94 S FF 96 F FF 98 T FF 98 0-2 ① K	4	0	1	0	0	1	2
36 Clete Thomas, L (1, 9) OBP: 0.382, SLG: 0.414		C CU 76 1 SAFE B SI 92 B FF 91 1 SAFE C SI 92 1 SAFE 1 SAFE X SI 92 2-2 1-2 1B	B CU 76 B FF 92 B FF 90 B SI 91 4-0 1-2 2-3 BB				B SI 91 X SI 92 1-0 14 FC5 28 HBP 1B		B FF 95 B FF 95 C FF 95 B FF 96 X FF 96 3-1 ② P6	3	0	2	0	1	0	0
25 Ryan Raburn, R (1, 5) OBP: 0.289, SLG: 0.415 9 Carlos Guillen, S (7, PH) OBP: 0.369, SLG: 0.441 (7, 5) (8, 3)		C CU 77 B SI 92 B CU 77 S CU 78 F SI 93 S CU 77 2-3 ③ K	C CU 78 D CU 79 B SI 90 S CU 78 S SI 92 2-3 ③ K				X SI 92 0-0 ① F8		C FF 96 B FS 85 S FF 97 S FF 98 1-3 ③ K	2 2	0 0	0 0	0 0	0 0	2 1	5 1
Inning Stats	R: 0 E: 0 K: 0 S: 7 H: 1 LOB: 0 BB: 0 P: 10	R: 1 E: 0 K: 3 S: 21 H: 3 LOB: 2 BB: 0 P: 34	R: 0 E: 0 K: 1 S: 8 H: 0 LOB: 0 BB: 0 P: 11	R: 0 E: 0 K: 1 S: 11 H: 0 LOB: 3 BB: 3 P: 27	R: 0 E: 0 K: 1 S: 11 H: 1 LOB: 1 BB: 0 P: 17	R: 0 E: 0 K: 1 S: 9 H: 0 LOB: 0 BB: 0 P: 14	R: 0 E: 0 K: 0 S: 10 H: 1 LOB: 2 BB: 0 P: 16	R: 0 E: 0 K: 0 S: 7 H: 1 LOB: 1 BB: 0 P: 11	R: 0 E: 0 K: 2 S: 9 H: 0 LOB: 0 BB: 0 P: 13	1B: 5 2B: 1 3B: 0 HR: 1 SF: 0 SAC: 0 DP: 2 HBP: 1						

AB	32
R	1
H	7
RBI	1
BB	3
SO	9
LOB	18

WP: 0 PA: 36
PB: 0
SB: 0
CS: 0

PITCHER		IP	WLS	BF	H	R	ER	SO	BB	IBB	HBP	BLK	WP	HR	S	P	ERA	WHIP
45 Erik Bedard, L ERA: 3.67	(1, 1)	5.0	W	22	5	1	1	6	3	0	0	0	0	1	58	99	1.80	1.600
Sean Green, R ERA: 3.06	(6, 1)	2.2	H	10	2	0	0	1	0	0	1	0	0	0	23	36	0.00	0.750
35 Brandon Morrow, R ERA: 0.68	(8, 1)	1.1	S	4	0	0	0	2	0	0	0	0	0	0	12	18	0.00	0.000

PITCHER		IP	WLS	BF	H	R	ER	SO	BB	IBB	HBP	BLK	WP	HR	S	P	ERA	WHIP

BOTTOM

Batter	1	2	3	4	5	6	7	8	9	AB	R	H	RBI	BB	SO	LOB
51 Ichiro Suzuki, L (1, 9) OBP: 0.361, SLG: 0.375	M FF 87 F SI 84 S 0-3 ① K		C SI 84 X SI 83 0-1 ② ③ G1-6-3 1-2f			B B X SI 85 2-0 ① G4-3		C FF 91 B FF 90 H SI 85 2-1 4 2B HBP		3	1	0	0	0	1	1
4 Jose Lopez, R (1, 4) OBP: 0.318, SLG: 0.414	B SI 82 C SI 82 F SL 80 B FF 89 C FF 89 2-3 ② K			L CH 78 B CH 79 B CH 77 B SI 83 C SI 82 X FF 88 3-2 ① G5-3		B SI 83 B SI 84 X SI 84 2-0 ② F8		X SI 84 0-0 1-H 2-H 2B		4	0	1	2	0	1	0
Raul Ibanez, L (1, 7) OBP: 0.349, SLG: 0.450	C FF 87 B SL 80 X 1-1 ③ G4-1			B FF 89 C FF 89 C CU 74 B B SL 81 X FF 91 3-2 HR		F FF 90 B CU 77 X CU 76 1-1 ③ F7		B FF 90 B SI 80 B SI 86 B FF 89 4-0 BB		3	1	1	1	1	0	0
29 Adrian Beltré, R (1, 5) OBP: 0.324, SLG: 0.449		C SI 81 B CH 77 X CH 78 1-1 ① L8		X FF 90 0-0 2B			F SI 83 X CH 79 0-1 ① F8	B SI 96 F SI 96 B CH 88 B SL 84 X FF 97 3-1 ③ P5		4	0	1	0	0	0	2
Richie Sexson, R (1, 3) OBP: 0.313, SLG: 0.377 Miguel Cairo, R (8, 3) OBP: 0.305, SLG: 0.278		B SI 82 S CH 78 F FF 88 B FF 89 F SL 80 S SL 79 2-3 ② K		B SI 84 B CH 78 C SI 84 B FF 88 B SI 84 4-1 2 G4-6-3 BB			B SI 82 X CH 79 1-0 ② G1-3			2 0	0 0	0 0	0 0	1 0	1 0	0 0
2 Kenji Johjima, R (1, 10) OBP: 0.264, SLG: 0.308		C FF 88 B FF 88 X SI 80 1-1 ③ G6-3		B SI 84 X SI 84 1-0 ② ③ G4-6-3 1-2f			B SI 84 X SI 83 1-0 ③ F9			3	0	0	0	0	0	2
Jamie Burke, R (1, 2) OBP: 0.298, SLG: 0.327			C SI 82 B FF 87 F FF 87 F CU 74 X FF 88 1-2 16 1B 7 SF7 2B		C SI 83 X SL 81 0-1 ① P6			B SI 83 B SI 82 C SI 84 B CH 79 C X 3-2 16 SH1-3 4 2B 1B		3	2	2	0	0	0	0
16 Willie Bloomquist, R (1, 8) OBP: 0.362, SLG: 0.256			L FF 87 S FF 88 B FF 88 X CH 79 1-2 51 G1-6-3 2-3 1B		X SI 83 0-0 ② F8			X CH 79 0-0 ① SH1-3 1-2		2	0	1	0	0	0	0
7 Yuniesky Betancourt, R (1, 6) OBP: 0.284, SLG: 0.390			B SI 83 1 SAFE F FF 87 B CH 78 F CH 79 1 SAFE B 1 SAFE F 3-2 X SI 84 ① SF7 3-H		C SI 83 B FF 89 B FF 90 S SI 81 F F CU 75 F B FF 90 X SI 83 3-2 ③ F9			X FF 88 0-0 ② P2		2	0	0	1	0	0	1
Inning Stats	R: 0 E: 0 K: 2 S: 8 H: 0 LOB: 0 BB: 0 P: 11	R: 0 E: 0 K: 1 S: 8 H: 0 LOB: 0 BB: 0 P: 12	R: 1 E: 0 K: 0 S: 13 H: 2 LOB: 0 BB: 0 P: 18	R: 1 E: 0 K: 0 S: 9 H: 2 LOB: 1 BB: 1 P: 20	R: 0 E: 0 K: 0 S: 9 H: 0 LOB: 0 BB: 0 P: 12	R: 0 E: 0 K: 0 S: 4 H: 0 LOB: 0 BB: 0 P: 9	R: 0 E: 0 K: 0 S: 4 H: 0 LOB: 0 BB: 0 P: 6	R: 2 E: 0 K: 0 S: 9 H: 2 LOB: 2 BB: 1 P: 21		1B: 2 2B: 3 3B: 0 HR: 1 SF: 1 SAC: 1 DP: 2 HBP: 1						

PITCHER		IP	WLS	BF	H	R	ER	SO	BB	IBB	HBP	BLK	WP	HR	S	P	ERA	WHIP
Kenny Rogers, L ERA: 4.6	(1, 1)	7.2	L	30	6	4	4	3	2	0	1	0	0	1	62	104	4.70	1.043
34 Freddy Dolsi, R ERA: 3.42	(8, 1)	0.1		1	0	0	0	0	0	0	0	0	0	0	2	5	0.00	0.000

PITCHER	IP	WLS	BF	H	R	ER	SO	BB	IBB	HBP	BLK	WP	HR	S	P	ERA	WHIP

Detroit Tigers @ Seattle Mariners

Safeco Field, Seattle, WA

Fri Jul 04 2008, 1:10 PM PDT

Att. 30,570 - Cloudy - 70 F

livebaseballscorecards.com

AB	26
R	4
H	6
RBI	4
BB	2
SO	3
LOB	6

WP: 0 PA: 31
PB: 0
SB: 0
CS: 0

Detroit Tigers @ Seattle Mariners

Safeco Field, Seattle, WA

Sat Jul 05 2008, 7:10 PM PDT

Att. 30,373 - Cloudy - 70 F

TOP

livebaseballscorecards.com

Batter	1	2	3	4	5	6	7	8	9	AB	R	H	RBI	BB	SO	LOB
28 Curtis Granderson, L (1, 8) OBP: 0.352, SLG: 0.496	C FF 84 F KN 74 B KN 79 B KN 75 F KN 74 C FF 86 2-3 K		C KN 68 C KN 72 X KN 77 0-2 G4-3		D KN 73 B FF 84 B KN 72 B FF 84 4-0 9 BB 14 1B 1-2 BB		C SI 94 T SL 88 B SI 94 B SI 94 X SL 88 2-2 2B			3	0	1	0	1	1	0
14 Placido Polanco, R (1, 4) OBP: 0.364, SLG: 0.408	C KN 72 B EP 66 C KN 72 X EP 64 1-2 F7		X KN 80 0-0 F7		C KN 70 X KN 74 0-1 9 BB 1-2 2-H 1B		C SI 95 X SI 94 0-1 G6-3			4	0	1	0	0	0	1
9 Carlos Guillen, S (1, 5) OBP: 0.371, SLG: 0.450	B KN 70 C KN 72 C EP 65 B KN 79 F KN 73 B KN 75 X FF 87 3-2 HR			C KN 70 X KN 77 0-1 P5	B KN 76 D KN 72 C KN 73 F FF 88 B KN 76 B KN 73 4-2 1-2 2-3 BB			B SI 92 F SI 93 X SI 93 1-1 F8		3	1	1	1	1	0	0
24 Miguel Cabrera, R (1, 3) OBP: 0.350, SLG: 0.473	B KN 73 B KN 74 X KN 75 2-0 F8			C FF 86 X FF 86 0-1 HR	B KN 74 B KN 74 C KN 73 F KN 75 X FF 87 2-2 F9			B SI 94 B SI 93 X SL 89 2-0 FC6-4 1B		4	1	2	1	0	0	3
33 Marcus Thames, R (1, 7) OBP: 0.339, SLG: 0.606 36 Clete Thomas, L (7, 7) OBP: 0.378, SLG: 0.410		B KN 72 B KN 73 B KN 76 C FF 84 T FF 84 F FF 86 X KN 75 3-2 F7		B KN 71 B KN 73 B KN 72 B FF 84 4-0 BB		B KN 72 B FF 85 S FF 85 S FF 86 B KN 75 B FF 85 4-2 CS BB		F SI 94 C SI 94 F SI 94 F SL 91 B SI 94 F SI 95 F SL 91 S FF 96 1-3 K		1 1	0 0	0 0	0 0	2 0	0 1	0 1
Gary Sheffield, R (1, 10) OBP: 0.338, SLG: 0.357		B FF 86 B FF 87 B FF 87 C FF 85 F FF 85 F KN 76 B KN 72 4-2 BB		D KN 72 B FF 85 C KN 70 F KN 73 F KN 74 X KN 73 2-2 F8		B FF 86 X FF 86 1-0 F7		F SI 96 D SL 83 B FF 95 B SL 91 X FF 96 3-1 FC6-4 1-2f		3	0	0	0	1	0	3
Matt Joyce, L (1, 9) OBP: 0.273, SLG: 0.507		B FF 85 B FF 85 S FF 85 S KN 73 S KN 74 2-3 K		S KN 72 C KN 77 S FF 87 0-3 K		C FF 86 F KN 73 B KN 76 B KN 77 1 SAFE X FF 87 3-2 F7 1-2			B FF 95 B FF 96 B FF 96 C FF 96 X FF 96 3-1 G4-3	4	0	0	0	0	2	3
Edgar Renteria, R (1, 6) OBP: 0.309, SLG: 0.336		B FF 84 C FF 85 1 SAFE B KN 70 C FF 83 1 SAFE X KN 73 2-2 G6-3			B KN 68 B KN 73 X FF 84 2-0 G6-3		X FF 91 0-0 F8		B FF 96 X FF 97 1-0 P3	4	0	0	0	0	0	1
Dane Sardinha, R (1, 2) OBP: 0.143, SLG: 0.286 Ivan Rodriguez, R (9, PH) OBP: 0.325, SLG: 0.401			C KN 67 X KN 74 0-1 F8		C FF 85 S EP 60 B KN 71 X KN 75 1-2 28 BB 14 1B 1B		C FF 92 B SI 93 S SL 88 F SI 93 X SL 90 1-2 F8		C SL 86 X FF 98 0-1 P3	3 1	0 0	1 0	0 0	0 0	0 0	0 0
Inning Stats	R: 1 E: 0 K: 1 S: 12 H: 1 LOB: 0 BB: 0 P: 20	R: 0 E: 0 K: 1 S: 13 H: 0 LOB: 1 BB: 1 P: 24	R: 0 E: 0 K: 0 S: 6 H: 0 LOB: 0 BB: 0 P: 6	R: 1 E: 0 K: 1 S: 11 H: 1 LOB: 1 BB: 1 P: 17	R: 0 E: 0 K: 0 S: 11 H: 2 LOB: 3 BB: 2 P: 24	R: 0 E: 0 K: 0 S: 6 H: 0 LOB: 0 BB: 1 P: 14	R: 0 E: 0 K: 0 S: 10 H: 1 LOB: 1 BB: 0 P: 13	R: 0 E: 0 K: 1 S: 12 H: 1 LOB: 1 BB: 0 P: 19	R: 0 E: 0 K: 0 S: 5 H: 0 LOB: 0 BB: 0 P: 9	1B: 3 2B: 1 3B: 0 HR: 2 SF: 0 SAC: 0 DP: 0 HBP: 0						

	AB	31
	R	2
	H	6
	RBI	2
	BB	5
	SO	4
	LOB	12

PITCHER	IP	WLS	BF	H	R	ER	SO	BB	IBB	HBP	BLK	WP	HR	S	P	ERA	WHIP
R.A. Dickey, R (1, 1) ERA: 4.36	6.0		25	4	2	2	3	5	0	0	0	0	2	59	105	3.00	1.500
43 Miguel Batista, R (7, 1) ERA: 6.35	2.0	W	8	2	0	0	1	0	0	0	0	0	0	22	32	0.00	1.000
35 Brandon Morrow, R (9, 1) ERA: 0.65	1.0	S	3	0	0	0	0	0	0	0	0	0	0	5	9	0.00	0.000

PITCHER	IP	WLS	BF	H	R	ER	SO	BB	IBB	HBP	BLK	WP	HR	S	P	ERA	WHIP

Detroit Tigers @ Seattle Mariners

Safeco Field, Seattle, WA

Sat Jul 05 2008, 7:10 PM PDT

Att. 30,373 - Cloudy - 70 F

livebaseballscorecards.com

Batter	1	2	3	4	5	6	7	8	9	AB	R	H	RBI	BB	SO	LOB
51 Ichiro Suzuki, L (1, 9) OBP: 0.362, SLG: 0.376	B SI 91 B SI 88 X SI 92 2-0 E3		C SI 91 X SI 91 0-1 G1-3 4 S 1B		S SL 80 C SI 91 X SL 50 0-2 ① F9		B CH 82 X SI 93 1-0 ① L8	B CH 85 B SI 96 X CH 85 2-0 1B		5	0	2	0	0	0	0
4 Jose Lopez, R (1, 4) OBP: 0.322, SLG: 0.418	C SI 89 C SL 81 B SL 84 S SL 83 1-3 ① K		B SI 89 B SI 88 B SI 88 B SI 89 4-0 G1-3 1-2 BB		X SI 91 0-0 G3 1B 1B		B SI 94 X CH 83 1-0 E 2B	X SI 93 0-0 ③ F7		4	0	2	0	1	1	2
Raul Ibanez, L (1, 7) OBP: 0.348, SLG: 0.448	B SI 89 1 SAFE X SI 90 1-0 ② F9		B SI 89 B SL 81 B SI 90 C SI 88 X SL 83 3-1 ① F9		B SL 82 B CH 82 X SI 89 2-0 G3 1-2 1B		B SI 95 B SI 93 C CH 84 F CH 84 B FF 96 X CH 84 3-2 ② P2			4	0	1	0	0	0	4
Jose Vidro, S (1, 10) OBP: 0.264, SLG: 0.317	S SL 83 S SL 80 1 SAFE D SL 82 X SI 85 1-2 ③ G4-3		C SL 83 B SI 91 X SI 87 1-1 ② G1-3 1-2 2-3		B SI 91 B SL 82 C SL 84 F SI 91 B SI 91 X SL 85 3-2 ② G3 1-2 2-3		C CH 85 X FF 96 0-1 E4 29 FC6-4 2-3			4	0	0	0	0	0	6
29 Adrian Beltré, R (1, 5) OBP: 0.320, SLG: 0.444		S SI 91 B SI 92 X SL 85 1-1 ① G5-3	S SL 86 D SI 92 S SL 86 B SL 85 F SL 86 S SI 90 2-3 ③ K		B SL 85 D SL 86 B SI 89 C SL 85 S SL 85 X SL 85 3-2 ③ G6-3		D CH 86 X SI 95 1-0 ③ FC6-4 1-2f			4	0	0	0	0	1	6
Jeremy Reed, L (1, 8) OBP: 0.353, SLG: 0.402		X SI 91 0-0 2B		B CH 84 X SI 89 1-0 ① G6-3	L CH 84 B SL 83 B SI 90 B SL 82 X SI 88 3-1 ① F7			B SI 94 B SL 95 C CH 84 X CH 84 2-1 ① L9		4	0	1	0	0	0	0
Richie Sexson, R (1, 3) OBP: 0.319, SLG: 0.375 Miguel Cairo, R (8, PR) OBP: 0.305, SLG: 0.278 (9, 3)		B SI 92 B SL 86 C SL 86 B SI 93 B SL 85 4-1 BB		B SI 90 B SL 83 B SI 89 B SI 88 4-0 BB	C SI 89 C SL 84 X SI 91 0-2 ② P4			F SI 96 B SL 88 B SI 96 F CH 85 B FF 97 B CH 86 4-2 9 S 9 HR BB		1 0	0 1	0 0	0 0	3 0	0 0	0 0
9 Jeff Clement, L (1, 2) OBP: 0.290, SLG: 0.370		B SI 92 F SL 83 B CH 84 F SI 92 X SL 86 2-2 ② L8		X CH 83 0-0 ② F8	C SL 84 X SI 90 0-1 HR			C CH 86 B CH 86 X CH 87 1-1 1-H HR		4	2	2	3	0	0	3
7 Yuniesky Betancourt, R (1, 6) OBP: 0.280, SLG: 0.385		S SL 86 B SL 87 B SI 93 B SL 84 F SI 92 X SL 86 3-2 ③ F7		X SL 83 0-0 ③ B1-3	C SL 85 B SI 92 F SL 86 F SI 92 X SL 85 1-2 ③ P4			B SI 96 X SI 96 1-0 ② G5-3		4	0	0	0	0	0	4
Inning Stats	R: 0 E: 1 K: 1 S: 8 H: 0 LOB: 1 BB: 0 P: 13	R: 0 E: 0 K: 0 S: 10 H: 1 LOB: 2 BB: 1 P: 20	R: 0 E: 0 K: 1 S: 10 H: 1 LOB: 2 BB: 1 P: 20	R: 0 E: 0 K: 0 S: 3 H: 0 LOB: 1 BB: 1 P: 8	R: 0 E: 0 K: 0 S: 11 H: 2 LOB: 2 BB: 0 P: 19	R: 1 E: 0 K: 0 S: 11 H: 1 LOB: 0 BB: 0 P: 15	R: 0 E: 1 K: 0 S: 8 H: 1 LOB: 2 BB: 0 P: 14	R: 2 E: 0 K: 0 S: 9 H: 2 LOB: 1 BB: 1 P: 19		1B: 4 2B: 2 3B: 0 HR: 2 SF: 0 SAC: 0 DP: 0 HBP: 0					

	AB	34
	R	3
	H	8
	RBI	3
	BB	4
	SO	2
	LOB	25

WP: 0 PB: 0 SB: 2 CS: 0 PA: 38

PITCHER		IP	WLS	BF	H	R	ER	SO	BB	IBB	HBP	BLK	WP	HR	S	P	ERA	WHIP
58 Armando Galarraga, R ERA: 3.27	(1, 1)	6.0		27	5	1	1	2	3	0	0	0	0	1	53	95	1.50	1.333
56 Fernando Rodney, R ERA: 8.59	(7, 1)	2.0	L	11	3	2	2	0	1	0	0	0	0	1	17	33	9.00	2.000

PITCHER	IP	WLS	BF	H	R	ER	SO	BB	IBB	HBP	BLK	WP	HR	S	P	ERA	WHIP

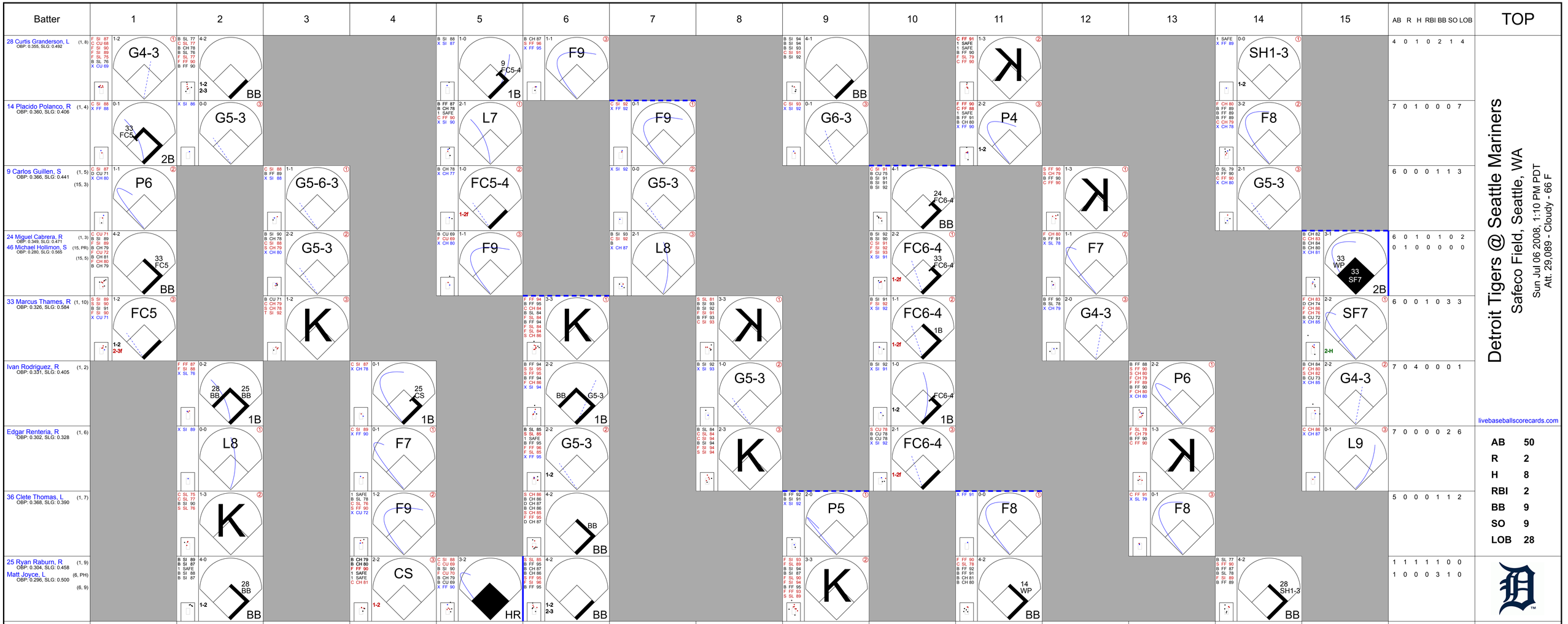

PITCHER		IP	WLS	BF	H	R	ER	SO	BB	IBB	HBP	BLK	WP	HR	S	P	ERA	WHIP
18 Ryan Rowland-Smith, L ERA: 2.92	(1, 1)	5.0		22	5	1	1	2	3	0	0	0	0	1	56	87	1.80	1.600
57 Mark Lowe, R ERA: 4.24	(6, 1)	1.0		6	1	0	0	1	2	0	0	0	0	0	22	38	0.00	3.000
48 Roy Corcoran, R ERA: 3.75	(7, 1)	2.0		6	0	0	0	2	0	0	0	0	0	0	13	21	0.00	0.000
43 Miguel Batista, R ERA: 6.27	(9, 1)	1.0		4	0	0	0	1	1	0	0	0	0	0	10	19	0.00	1.000
Sean Green, R ERA: 3.0	(10, 1)	1.0		5	1	0	0	0	1	0	0	0	0	0	10	20	0.00	2.000

PITCHER		IP	WLS	BF	H	R	ER	SO	BB	IBB	HBP	BLK	WP	HR	S	P	ERA	WHIP
37 Cesar Jimenez, L ERA:	(11, 1)	4.0		14	0	0	0	3	2	0	0	0	1	0	34	57	0.00	0.500
Jamie Burke, R ERA: 9.0	(15, 1)	1.0	L	4	1	1	1	0	0	0	0	0	1	0	11	18	9.00	1.000

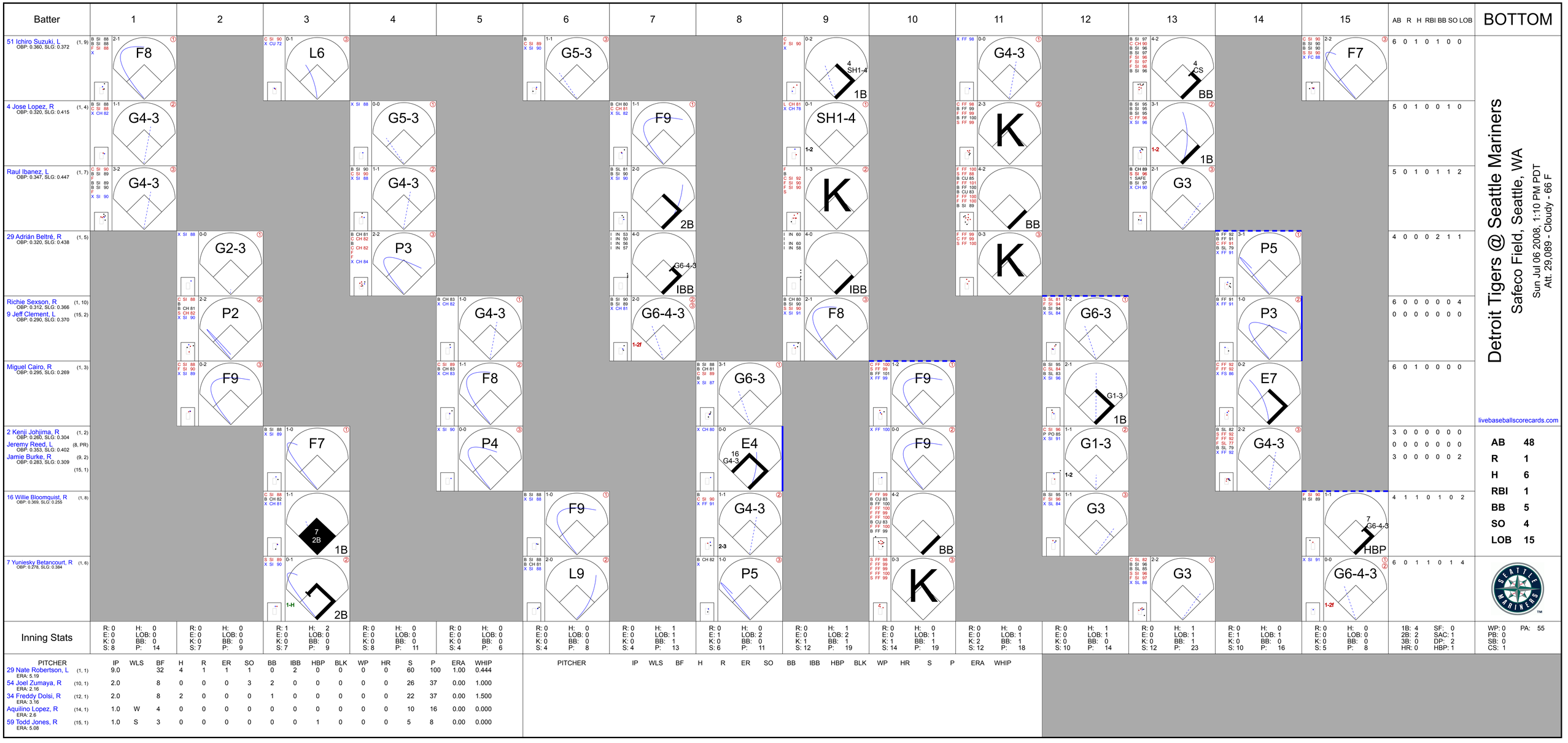
Batter
1
2
3
4
5
6
7
8
9
10
11
12
13
14
15
AB R H RBI BB SO LOB
BOTTOM
51 Ichiro Suzuki, L (1, 9)
OBP: 0.360, SLG: 0.372
F8
L6
G5-3
4 SH1-4 1B
G4-3
4 CS BB
F7
6 0 1 0 1 0 0
4 Jose Lopez, R (1, 4)
OBP: 0.320, SLG: 0.415
G4-3
G5-3
F9
SH1-4
K
1B
5 0 1 0 0 1 0
Raul Ibanez, L (1, 7)
OBP: 0.347, SLG: 0.447
G4-3
G4-3
2B
K
BB
G3
5 0 1 0 1 1 2
29 Adrián Beltré, R (1, 5)
OBP: 0.320, SLG: 0.438
G2-3
P3
G6-4-3 IBB
IBB
K
P5
4 0 0 0 2 1 1
Richie Sexson, R (1, 10)
OBP: 0.312, SLG: 0.366
9 Jeff Clement, L (15, 2)
OBP: 0.290, SLG: 0.370
P2
G4-3
G6-4-3
1-2f
F8
G6-3
P3
6 0 0 0 0 0 4
0 0 0 0 0 0 0
Miguel Cairo, R (1, 3)
OBP: 0.295, SLG: 0.269
F9
F8
G6-3
F9
G1-3 1B
E7
6 0 1 0 0 0 0
2 Kenji Johjima, R (1, 2)
OBP: 0.260, SLG: 0.304
Jeremy Reed, L (8, PR)
OBP: 0.353, SLG: 0.402
Jamie Burke, R (9, 2)
OBP: 0.283, SLG: 0.309
(15, 1)
F7
P4
E4 16 G4-3
F9
G1-3
G4-3
3 0 0 0 0 0 0
0 0 0 0 0 0 0
3 0 0 0 0 0 2
16 Willie Bloomquist, R (1, 8)
OBP: 0.369, SLG: 0.255
7 2B 1B
F9
G4-3
BB
G3
7 G6-4-3 HBP
4 1 1 0 1 0 2
7 Yuniesky Betancourt, R (1, 6)
OBP: 0.278, SLG: 0.384
1-H 2B
L9
P5
K
G3
G6-4-3
1-2f
6 0 1 1 0 1 4
Inning Stats
R: 0 H: 0
E: 0 LOB: 0
K: 0 BB: 0
S: 8 P: 14
R: 0 H: 0
E: 0 LOB: 0
K: 0 BB: 0
S: 7 P: 9
R: 1 H: 2
E: 0 LOB: 0
K: 0 BB: 0
S: 7 P: 9
R: 0 H: 0
E: 0 LOB: 0
K: 0 BB: 0
S: 8 P: 11
R: 0 H: 0
E: 0 LOB: 0
K: 0 BB: 0
S: 4 P: 6
R: 0 H: 0
E: 0 LOB: 0
K: 0 BB: 0
S: 4 P: 8
R: 0 H: 1
E: 0 LOB: 1
K: 0 BB: 1
S: 4 P: 13
R: 0 H: 0
E: 1 LOB: 2
K: 0 BB: 0
S: 6 P: 11
R: 0 H: 1
E: 0 LOB: 2
K: 1 BB: 1
S: 12 P: 19
R: 0 H: 0
E: 0 LOB: 1
K: 1 BB: 1
S: 14 P: 19
R: 0 H: 0
E: 0 LOB: 1
K: 2 BB: 1
S: 12 P: 18
R: 0 H: 1
E: 0 LOB: 1
K: 0 BB: 0
S: 10 P: 14
R: 0 H: 1
E: 0 LOB: 1
K: 0 BB: 1
S: 12 P: 23
R: 0 H: 0
E: 1 LOB: 1
K: 0 BB: 0
S: 10 P: 16
R: 0 H: 0
E: 0 LOB: 0
K: 0 BB: 0
S: 5 P: 8
1B: 4 SF: 0
2B: 2 SAC: 1
3B: 0 DP: 2
HR: 0 HBP: 1
WP: 0 PA: 55
PB: 0
SB: 0
CS: 1
PITCHER IP WLS BF H R ER SO BB IBB HBP BLK WP HR S P ERA WHIP
29 Nate Robertson, L (1, 1) ERA: 5.19 9.0 32 4 1 1 1 0 2 0 0 0 0 60 100 1.00 0.444
54 Joel Zumaya, R (10, 1) ERA: 2.16 2.0 8 0 0 0 3 2 0 0 0 0 0 26 37 0.00 1.000
34 Freddy Dolsi, R (12, 1) ERA: 3.16 2.0 8 2 0 0 0 1 0 0 0 0 0 22 37 0.00 1.500
Aquilino Lopez, R (14, 1) ERA: 2.6 1.0 W 4 0 0 0 0 0 0 0 0 0 0 10 16 0.00 0.000
59 Todd Jones, R (15, 1) ERA: 5.08 1.0 S 3 0 0 0 0 0 0 1 0 0 0 5 8 0.00 0.000
PITCHER IP WLS BF H R ER SO BB IBB HBP BLK WP HR S P ERA WHIP
Detroit Tigers @ Seattle Mariners
Safeco Field, Seattle, WA
Sun Jul 06 2008, 1:10 PM PDT
Att. 29,089 - Cloudy - 66 F
livebaseballscorecards.com
AB 48
R 1
H 6
RBI 1
BB 5
SO 4
LOB 15

Cleveland Indians @ Detroit Tigers

Comerica Park, Detroit, MI

Tue Jul 08 2008, 7:05 PM EDT

Att. 40,443 - Drizzle - 73 F

livebaseballscorecards.com

Batter	1	2	3	4	5	6	7	8	9	AB	R	H	RBI	BB	SO	LOB
24 Grady Sizemore, L (1, 8) OBP: 0.371, SLG: 0.537	C FF 89 B CH 83 S CH 86 X CH 86 1-2 G3-1		B FF 92 B CH 82 B FF 93 B FF 91 4-0 S BB			F FF 91 B FF 91 X FF 93 1-1 ① F8		X FF 91 0-0 ③ P4		3	0	0	0	1	0	1
11 Jamey Carroll, R (1, 4) OBP: 0.347, SLG: 0.345	B FF 93 C FF 94 B CU 79 F FF 94 F CU 83 F FF 94 X CH 86 2-2 ② G5-3		C FF 93 F FF 94 1 SAFE D CH 84 S CU 80 1-3 ② K			C FF 92 B FF 93 B CU 80 F FF 94 X CH 85 2-2 ② G5-3			X FF 90 0-0 ① L8	4	0	0	0	0	1	1
Casey Blake, R (1, 5) OBP: 0.353, SLG: 0.438	C FF 93 F CH 85 B FF 95 B FF 96 B FF 95 X CH 85 2-2 2 HR 2B		1 SAFE C FF 92 B FF 95 C CU 83 B FF 96 F FF 95 F FF 96 B FF 96 C FF 96 3-3 ③ 1-2			X FF 94 0-0 ③ F9			F FF 90 F FF 91 B CH 85 S SL 77 1-3 ② K	4	1	1	0	0	2	1
2 Jhonny Peralta, R (1, 6) OBP: 0.297, SLG: 0.453	B FF 91 F FF 92 X CH 84 1-1 2-H HR			X FF 91 0-0 ① F9			B FF 90 F FF 92 B CH 84 X CH 83 2-1 ① F9		C FF 91 X FF 90 0-1 ③ F8	4	1	1	2	0	0	0
17 Shin-Soo Choo, L (1, 9) OBP: 0.354, SLG: 0.387	S FF 94 C FF 94 B FF 95 B FF 95 B CU 81 C FF 94 3-3 ③			B CH 82 X CH 82 1-0 ② G3			B FF 93 C FF 92 B CH 84 F FF 93 B CU 80 F FF 93 X FF 95 3-2 ② G3			3	0	0	0	0	1	0
10 Kelly Shoppach, R (1, 2) OBP: 0.320, SLG: 0.474		B FF 91 C FF 91 F FF 93 F CU 81 B FF 95 B FF 94 T FF 94 3-2 ① K		C FF 92 C CU 78 F FF 96 S CU 82 0-3 ③ K			F FF 94 B FF 95 C CH 85 X CU 80 1-2 ③ L7			3	0	0	0	0	2	0
20 David Dellucci, L (1, 10) OBP: 0.296, SLG: 0.378		F FF 93 F FF 94 S CH 87 0-3 ② K			F FF 92 X FF 93 0-1 ① F8			B FF 90 S CH 84 B FF 90 F FF 91 T CH 84 2-2 ① K		3	0	0	0	0	2	0
25 Ryan Garko, R (1, 3) OBP: 0.321, SLG: 0.338		X FF 94 0-0 ③ F8			B FF 94 B CH 83 B FF 94 C FF 92 F FF 93 X FF 94 3-2 ② F9			S FF 91 C FF 91 B CH 86 S FS 87 1-3 ② K		3	0	0	0	0	1	0
Franklin Gutierrez, R (1, 7) OBP: 0.265, SLG: 0.317			C FF 90 S FF 92 X FF 94 0-2 ① F8		C CU 77 B CU 81 S FF 95 S FF 96 1-3 ③ K			C FF 92 C FF 90 B SL 78 B CH 86 F FF 91 F FF 91 X SL 79 2-2 E5		3	0	0	0	0	1	0
Inning Stats	R: 2 E: 0 K: 1 S: 17 H: 2 LOB: 0 BB: 0 P: 26	R: 0 E: 0 K: 2 S: 8 H: 0 LOB: 0 BB: 0 P: 11	R: 0 E: 0 K: 2 S: 11 H: 0 LOB: 1 BB: 1 P: 19	R: 0 E: 0 K: 1 S: 6 H: 0 LOB: 0 BB: 0 P: 7	R: 0 E: 0 K: 1 S: 8 H: 0 LOB: 0 BB: 0 P: 12	R: 0 E: 0 K: 0 S: 6 H: 0 LOB: 0 BB: 0 P: 9	R: 0 E: 0 K: 0 S: 9 H: 0 LOB: 0 BB: 0 P: 15	R: 0 E: 1 K: 2 S: 12 H: 0 LOB: 1 BB: 0 P: 17	R: 0 E: 0 K: 1 S: 6 H: 0 LOB: 0 BB: 0 P: 7	1B: 0 2B: 1 3B: 0 HR: 1 SF: 0 SAC: 0 DP: 0 HBP: 0						

TOP

AB	30
R	2
H	2
RBI	2
BB	1
SO	10
LOB	3

WP: 0 PA: 31
PB: 0
SB: 1
CS: 0

PITCHER		IP	WLS	BF	H	R	ER	SO	BB	IBB	HBP	BLK	WP	HR	S	P	ERA	WHIP
35 Justin Verlander, R ERA: 4.24	(1, 1)	7.0	W	24	2	2	2	7	1	0	0	0	0	1	65	99	2.57	0.429
Aquilino Lopez, R ERA: 2.45	(8, 1)	2.0		7	0	0	0	3	0	0	0	0	0	0	18	24	0.00	0.000

PITCHER		IP	WLS	BF	H	R	ER	SO	BB	IBB	HBP	BLK	WP	HR	S	P	ERA	WHIP

Batter	1	2	3	4	5	6	7	8	9	AB	R	H	RBI	BB	SO	LOB
28 Curtis Granderson, L (1, 8) OBP: 0.356, SLG: 0.490	B FF 88 B FF 90 C FF 89 X FF 90 2-1 ① G6-3		C FF 90 X CU 82 0-1 33 2B 1B 2-H		B CU 80 F FF 90 F FF 90 X FF 91 1-2 ② L8	B FF 89 X FF 89 1-0 1-3 2-H 1B		C SI 93 F CH 86 B SI 88 X SI 92 1-2 ② G3		5	1	2	2	0	0	0
14 Placido Polanco, R (1, 4) OBP: 0.358, SLG: 0.403	C FF 90 X FF 89 0-1 ② G1-3		B FF 89 1 SAFE X FF 89 1-0 ② L8		B CH 83 F FF 88 B FF 91 X FF 89 2-1 33 HR 1B	C CU 77 F FA 89 F CU 78 X SL 79 0-2 ③ F9		X FF 90 0-0 ③ F8		5	1	1	0	0	0	3
33 Marcus Thames, R (1, 7) OBP: 0.332, SLG: 0.609 Matt Joyce, L (7, 9) OBP: 0.293, SLG: 0.493	B FF 91 C FF 91 X FF 90 1-1 ③ P6		1 SAFE X CH 83 0-0 24 HR 2B 1-H		B FF 91 X FF 90 1-0 HR 1-H		B FA 92 X FA 91 1-0 ① F8			3 1	2 0	2 0	3 0	0 0	0 0	0 0
24 Miguel Cabrera, R (1, 3) OBP: 0.356, SLG: 0.495		C FF 89 X FF 89 0-1 FC6-4 1B	X FF 89 0-0 HR 2-H		C FF 90 F CH 84 X FF 89 0-2 1B		C SL 79 F FA 92 X FA 90 0-2 HR			4	2	4	3	0	0	0
Gary Sheffield, R (1, 10) OBP: 0.332, SLG: 0.349		B FF 89 F FF 89 B CU 81 X FF 90 2-1 ① F8	B FF 89 F FF 89 B FF 88 X FF 90 2-1 ③ L8		B FF 89 F FF 89 B CH 83 B FF 88 X FF 88 3-1 ③ F7		B FA 90 C FA 90 B SL 80 X FA 92 2-1 ② F9			4	0	0	0	0	0	2
Ivan Rodriguez, R (1, 2) OBP: 0.330, SLG: 0.414		C FF 89 D FF 85 S FF 89 S CU 82 1-3 ② K		F CH 83 S CU 79 F CU 79 F CU 79 F FF 89 B FF 90 X CU 79 1-2 ① G6-3		F FF 88 B CH 83 X FF 88 1-1 ① G5-3	B SL 79 B SL 78 F FA 91 S FA 93 F FA 93 X SL 79 2-2 HR			4	1	1	1	0	1	1
Edgar Renteria, R (1, 6) OBP: 0.302, SLG: 0.327		B FF 90 F FF 89 X FF 89 1-1 ③ FC6-4 1-2f		B FF 89 X CH 83 1-0 ② G5-3		B CH 83 C FF 89 F FF 88 D CU 79 B CH 82 X FF 88 3-2 E6 25 1B 28 1B	S CH 80 C FA 90 B CU 79 D CU 79 X FA 90 2-2 1B			4	1	1	0	0	0	1
36 Clete Thomas, L (1, 9) OBP: 0.355, SLG: 0.376 (7, 7)			B FF 88 F FF 90 C CU 81 B CU 80 B FF 92 X FF 90 3-2 ① G6-3	B FF 90 F CH 83 F FF 90 D CU 82 X CH 84 2-2 ③ G4-3		1 SAFE X FF 89 0-0 ② P6	C FA 90 B FA 91 S CH 79 S CH 80 1-3 ③ K			4	0	0	0	0	1	2
25 Ryan Raburn, R (1, 5) OBP: 0.313, SLG: 0.471			B FF 90 C FF 90 X FF 89 1-1 28 1B 2B		B FF 89 S FF 89 X CH 82 1-1 ① G6-3	B CH 83 C SI 89 1 SAFE B CH 82 B SI 89 X SI 88 3-1 28 1B 1-2 1B		B FF 91 C SI 90 C SL 84 B SL 88 B SL 86 X SI 89 3-2 ① L5		4	1	2	0	0	0	0
Inning Stats	R: 0 E: 0 K: 0 S: 6 H: 0 LOB: 0 BB: 0 P: 9	R: 0 E: 0 K: 1 S: 9 H: 1 LOB: 1 BB: 0 P: 13	R: 4 E: 0 K: 0 S: 12 H: 4 LOB: 0 BB: 0 P: 19	R: 0 E: 0 K: 0 S: 10 H: 0 LOB: 0 BB: 0 P: 14	R: 2 E: 0 K: 0 S: 13 H: 3 LOB: 1 BB: 0 P: 21	R: 1 E: 1 K: 0 S: 13 H: 2 LOB: 2 BB: 0 P: 21	R: 2 E: 0 K: 1 S: 16 H: 3 LOB: 1 BB: 0 P: 24	R: 0 E: 0 K: 0 S: 7 H: 0 LOB: 0 BB: 0 P: 11		1B: 7 2B: 2 3B: 0 HR: 4	SF: 0 SAC: 0 DP: 0 HBP: 0		WP: 0 PB: 0 SB: 0 CS: 0	PA: 38		

BOTTOM

Cleveland Indians @ Detroit Tigers

Comerica Park, Detroit, MI

Tue Jul 08 2008, 7:05 PM EDT

Att. 40,443 - Drizzle - 73 F

livebaseballscorecards.com

AB	38
R	9
H	13
RBI	9
BB	0
SO	2
LOB	9

PITCHER		IP	WLS	BF	H	R	ER	SO	BB	IBB	HBP	BLK	WP	HR	S	P	ERA	WHIP
45 Jeremy Sowers, L ERA: 6.69	(1, 1)	5.2	L	28	10	7	6	1	0	0	0	0	0	2	59	93	9.53	1.765
54 Brian Slocum, R ERA: 27.0	(6, 1)	1.1		7	3	2	2	1	0	0	0	0	0	2	20	28	13.50	2.250
30 Masa Kobayashi, R ERA: 3.21	(8, 1)	1.0		3	0	0	0	0	0	0	0	0	0	0	7	11	0.00	0.000

PITCHER	IP	WLS	BF	H	R	ER	SO	BB	IBB	HBP	BLK	WP	HR	S	P	ERA	WHIP

Cleveland Indians @ Detroit Tigers

Comerica Park, Detroit, MI

Wed Jul 09 2008, 7:05 PM EDT

Att. 41,062 - Clear - 79 F

livebaseballscorecards.com

TOP

Batter	1	2	3	4	5	6	7	8	9	AB	R	H	RBI	BB	SO	LOB
24 Grady Sizemore, L (1, 8) OBP: 0.374, SLG: 0.538	C SI 89 B FF 90 F CH 82 B SI 89 B SL 82 X SI 89 3-2 G3 ①	C CH 82 B CH 81 C SI 88 X SL 82 1-2 11 G6-4-3 2-H 1B		B CH 80 B CH 81 X SI 88 2-0 1-2 3-H 1B		S SL 83 C SL 84 X CU 78 0-2 11 E 11 FC5 2-3 1B		C FF 98 X FF 98 0-1 F7 ① 1-2		5	0	3	2	0	0	1
11 Jamey Carroll, R (1, 4) OBP: 0.348, SLG: 0.343	C SI 90 C SI 90 B SL 83 B SI 90 F SI 89 B CU 81 X SI 89 3-2 12 BB 2 2B 1B	X SI 87 0-0 G6-4-3 ② ③ 1-2f		B SI 87 F SI 88 S SL 84 X SL 84 1-2 G5-3 ③		C SL 83 X SL 82 0-1 FC5 1-3 3-H		D SI 98 B FF 98 B FF 97 C FF 98 B FF 98 4-1 BB		4	1	1	1	1	0	4
12 Ben Francisco, R (1, 7) OBP: 0.332, SLG: 0.441	B SI 89 C CU 80 B SL 81 1 SAFE B SI 87 F SI 88 1 SAFE 1 SAFE B FF 87 4-2 2 2B SF9 1-2 BB		C CU 78 F FF 86 B FF 88 X SI 85 1-2 2 G5-4-3 1B		B SL 84 B SI 88 B SI 87 C SI 88 B SI 88 4-1 2 2B BB	F SL 84 B CU 77 X SL 82 1-1 P6 ①		C FF 99 C FF 97 X FF 99 0-2 L8 ②		3	1	1	0	2	0	4
2 Jhonny Peralta, R (1, 6) OBP: 0.299, SLG: 0.458	C FF 89 F FF 88 F SL 82 X SL 83 0-2 SF9 17 1B 1-3 2-H 2B		B FF 87 F CU 80 F FF 87 B FF 88 X CU 79 2-2 G5-4-3 ① ② 1-2f		X SI 88 0-0 1-3 2B	B SL 83 C SL 84 F SL 83 B CU 78 1 SAFE C CU 77 2-3 K ②		C CU 78 F FF 98 F FF 99 B FF 98 S CU 81 1-3 K ③		5	1	2	1	0	2	5
Casey Blake, R (1, 3) OBP: 0.354, SLG: 0.441	X SI 88 0-0 SF9 ② 2-3 3-H		B SI 88 B SL 79 F FF 88 B CH 81 C SI 89 S CU 80 3-3 K ③		I IN 73 I IN 75 I IN 78 I IN 75 4-0 IBB	C SL 83 B CU 76 F SI 88 B SL 84 C CU 77 2-3 K ③			C CU 71 S FC 87 X FC 87 0-2 17 G4-3 25 FC5-2-5 2B	3	0	1	1	1	2	2
17 Shin-Soo Choo, L (1, 9) OBP: 0.347, SLG: 0.378	B SI 88 B SI 89 B SI 89 C SI 88 X CH 83 3-1 3-H 1B			F CH 81 B CH 81 X FF 87 1-1 F7 ①	F SI 85 C SI 90 F SL 86 C CU 79 0-3 K ①		B SL 82 B SI 86 C SL 83 X SL 83 2-1 F7 ①		F FF 90 X SI 91 0-1 G4-3 ① 2-3	5	0	1	1	0	1	4
25 Ryan Garko, R (1, 10) OBP: 0.316, SLG: 0.332 Jorge Velandia, R (9, PR) OBP: 0.250, SLG: 0.267 (9, 10)	C SI 88 B CU 79 B SI 89 F SI 89 B FF 89 F SI 88 X SI 89 3-2 G5-3 ③			C CU 79 X FF 88 0-1 L9 ②	F SL 85 F SL 84 B SL 85 S SI 89 1-3 K ②		B SI 87 F SL 83 X CU 75 1-1 P3 ②		B SI 91 C SI 91 B SI 90 X SI 90 2-1 FC5-2-5 ② 3-H	5 0	0 0	0 0	0 0	1 0	5 0	5 0
Andy Marte, R (1, 5) OBP: 0.197, SLG: 0.206		C SI 86 B FF 88 F CU 79 F SI 89 B CU 80 X FF 88 2-2 24 1B 2B		C SI 88 X CU 79 0-1 1B 24 1B 1B	C SL 85 B CU 78 B SL 84 S SL 84 F SL 85 S CU 77 2-3 K ③		B SL 83 F SL 81 S CU 75 S CU 77 1-3 K ③		F FC 89 B CH 81 X SI 91 1-1 G5-3 ③	5	2	2	0	0	2	4
Sal Fasano, R (1, 2) OBP: 0.545, SLG: 0.600 Franklin Gutierrez, R (8, PR) OBP: 0.265, SLG: 0.317 10 Kelly Shoppach, R (8, 2) OBP: 0.320, SLG: 0.474		X SI 88 0-0 B1-3 ①		X FF 87 0-0 24 1B 1-3 1B	B SL 83 F SL 82 C CU 74 F SI 89 F SL 84 X EP 56 1-2 24 1B 11 FC5 2B			F FF 99 X FF 99 0-1 24 F7 1B		4 0 0	1 0 0	3 0 0	0 0 0	0 0 0	0 0 0	1 0 0
Inning Stats	R: 3 E: 0 K: 0 S: 20 H: 3 LOB: 1 BB: 1 P: 36	R: 1 E: 0 K: 0 S: 9 H: 2 LOB: 0 BB: 0 P: 12	R: 0 E: 0 K: 1 S: 9 H: 1 LOB: 0 BB: 0 P: 15	R: 1 E: 0 K: 0 S: 11 H: 3 LOB: 2 BB: 0 P: 15	R: 0 E: 0 K: 3 S: 13 H: 1 LOB: 3 BB: 2 P: 24	R: 1 E: 1 K: 2 S: 18 H: 2 LOB: 2 BB: 0 P: 24	R: 0 E: 0 K: 1 S: 7 H: 0 LOB: 0 BB: 0 P: 11	R: 0 E: 0 K: 1 S: 12 H: 1 LOB: 2 BB: 1 P: 17	R: 0 E: 0 K: 0 S: 9 H: 1 LOB: 1 BB: 0 P: 12	1B: 9 2B: 5 3B: 0 HR: 0 SF: 1 SAC: 0 DP: 2 HBP: 0						

	AB	39
	R	6
	H	14
	RBI	6
	BB	4
	SO	8
	LOB	30

WP: 0 PB: 0 SB: 0 CS: 0 PA: 44

PITCHER		IP	WLS	BF	H	R	ER	SO	BB	IBB	HBP	BLK	WP	HR	S	P	ERA	WHIP
43 Eddie Bonine, R ERA: 5.4	(1, 1)	3.2		19	9	5	5	1	1	0	0	0	0	0	46	74	12.27	2.727
49 Casey Fossum, L ERA: 7.24	(4, 1)	3.1		16	3	1	1	6	1	1	0	0	0	0	41	63	2.70	1.200
54 Joel Zumaya, R ERA: 1.93	(8, 1)	1.0		5	1	0	0	1	1	0	0	0	0	0	12	17	0.00	2.000
59 Todd Jones, R ERA: 4.93	(9, 1)	1.0	W	4	1	0	0	0	0	0	0	0	0	0	9	12	0.00	1.000

PITCHER	IP	WLS	BF	H	R	ER	SO	BB	IBB	HBP	BLK	WP	HR	S	P	ERA	WHIP

Batter	1	2	3	4	5	6	7	8	9	AB	R	H	RBI	BB	SO	LOB
28 Curtis Granderson, L (1, 8) OBP: 0.357, SLG: 0.489	C CH 82 C CU 69 X CU 69 0-2 36 BB 1B	B CH 78 S FF 86 F SL 81 C SL 80 1-3 K ③			C FF 84 F SL 79 S FF 87 0-3 K ①		B FF 86 B SL 78 C FF 85 F SL 81 B SL 78 F SL 78 X SL 79 3-2 36 BB 9 2B 1-2 1B	B SL 86 F FF 90 C FF 91 F SL 85 B SL 86 X FF 91 2-2 G6-3 ③		5	1	2	0	0	2	2
36 Clete Thomas, L (1, 7) OBP: 0.360, SLG: 0.369 33 Marcus Thames, R (9, PH) OBP: 0.335, SLG: 0.612	B FF 83 B CH 75 B FF 84 C CH 82 B FF 83 4-1 1-2 BB		C SL 78 F CH 78 B FF 88 B CU 73 S SL 80 2-3 K ①		B SL 78 X SL 77 1-0 P4 ②		B FF 90 B FF 91 F FF 91 B FF 91 B FF 91 4-1 9 2B 24 G6-3 1-2 2-3 BB		B FF 90 X FF 90 1-0 24 HR 1B	2 1	1 1	0 1	0 1	2 0	1 0	0 0
9 Carlos Guillen, S (1, 5) OBP: 0.364, SLG: 0.440	C FF 84 C SL 78 B FF 86 X FF 86 1-2 F7 ①		X CH 80 0-0 F8 ②		B CU 71 C SL 78 B CH 79 F FF 86 X SL 79 2-2 L7 ③		C FF 92 D CH 86 X FF 93 1-1 24 G6-3 HR 1-3 2-H 3-H 2B		1 SAFE F FF 89 B CH 77 X FF 88 1-1 P2 ①	5	1	1	2	0	0	3
24 Miguel Cabrera, R (1, 3) OBP: 0.357, SLG: 0.503	S SL 81 C SL 80 S FF 87 0-3 K ②		C FF 87 F CU 73 B SI 88 X SL 81 1-2 1B 1B			X CH 77 0-0 G4-3 ① S X	0-1 G6-3 ① 2-3 3-H		B SL 82 X FF 87 1-0 1-H HR	5	1	2	3	0	1	3
Matt Joyce, L (1, 9) OBP: 0.314, SLG: 0.558	B CU 73 F CH 77 X FF 86 1-1 G4-3 ③		X FF 85 0-0 1-2 1B			X FF 84 0-0 1B 2B	C FF 91 C FF 93 X FF 92 0-2 3-H HR			4	2	3	2	0	0	2
Gary Sheffield, R (1, 10) OBP: 0.335, SLG: 0.353		B FF 84 X FF 83 1-0 39 1B 1B	B SL 81 B SL 82 B FF 88 C FF 85 X FF 87 3-1 P6 ③			C FF 85 X FF 87 0-1 F8 ②	B FS 87 C FF 92 B FS 86 F SL 82 X FF 93 2-2 G5-4-3 1B			4	0	2	0	0	0	3
Edgar Renteria, R (1, 6) OBP: 0.301, SLG: 0.326 14 Placido Polanco, R (8, 4) OBP: 0.358, SLG: 0.403		C SL 83 X FF 84 0-1 L7 ①		B FF 84 C CH 76 X SL 80 1-1 F8 ①		C SL 78 F CH 78 X FF 85 0-2 39 E 39 S 2-H 1B	1 SAFE L FF 92 X FF 92 0-1 G5-4-3 ②③ 1-2f			4 0	0 0	1 0	1 0	0 0	0 0	2 0
39 Ramon Santiago, S (1, 4) OBP: 0.469, SLG: 0.575 (8, 6)		C SL 78 B CU 73 X FF 85 1-1 1-3 1B		X FF 85 0-0 L6 ②		C SL 78 F CH 77 B CU 72 B FF 86 X SL 81 2-2 G4-3 ③ 1-3		X FF 92 0-0 B4-3 ①		4	0	1	0	0	0	1
Dane Sardinha, R (1, 2) OBP: 0.167, SLG: 0.278		C SL 81 F CH 78 B FF 86 S SL 80 1-3 K ②		C FF 85 X SI 85 0-1 G6-3 ③			C FF 84 X FF 84 0-1 36 BB 28 1B 9 2B 1B	C FF 93 F SL 81 S FS 87 0-3 K2-3 ②		4	1	1	0	0	2	2
Inning Stats	R: 0 E: 0 K: 1 S: 12 H: 1 LOB: 2 BB: 1 P: 18	R: 0 E: 0 K: 2 S: 11 H: 2 LOB: 2 BB: 0 P: 15	R: 0 E: 0 K: 1 S: 10 H: 2 LOB: 2 BB: 0 P: 16	R: 0 E: 0 K: 0 S: 5 H: 0 LOB: 0 BB: 0 P: 6	R: 0 E: 0 K: 1 S: 7 H: 0 LOB: 0 BB: 0 P: 10	R: 1 E: 0 K: 0 S: 10 H: 2 LOB: 1 BB: 0 P: 12	R: 5 E: 0 K: 0 S: 19 H: 5 LOB: 0 BB: 1 P: 29	R: 0 E: 0 K: 1 S: 8 H: 0 LOB: 0 BB: 0 P: 10	R: 2 E: 0 K: 0 S: 4 H: 2 LOB: 0 BB: 0 P: 7	1B: 10 2B: 2 3B: 0 HR: 2 SF: 0 SAC: 0 DP: 1 HBP: 0						WP: 0 PB: 0 SB: 1 CS: 0 PA: 40	

PITCHER		IP	WLS	BF	H	R	ER	SO	BB	IBB	HBP	BLK	WP	HR	S	P	ERA	WHIP
Paul Byrd, R ERA: 5.47	(1, 1)	6.0		28	9	3	3	5	1	0	0	0	0	0	61	86	4.50	1.667
63 Rafael Betancourt, R ERA: 6.3	(7, 1)	0.1		4	2	3	3	0	1	0	0	0	0	1	8	13	81.00	9.000
49 Edward Mujica, R ERA: 5.79	(7, 1)	1.1		4	1	0	0	1	0	0	0	0	0	0	9	11	0.00	0.750
53 Rafael Perez, L ERA: 3.52	(8, 1)	0.1		1	0	0	0	0	0	0	0	0	0	0	4	6	0.00	0.000
50 Jensen Lewis, R ERA: 4.73	(9, 1)	0.1	L	3	2	2	2	0	0	0	0	0	0	1	4	7	54.00	6.000

PITCHER	IP	WLS	BF	H	R	ER	SO	BB	IBB	HBP	BLK	WP	HR	S	P	ERA	WHIP

BOTTOM

Cleveland Indians @ Detroit Tigers

Comerica Park, Detroit, MI

Wed Jul 09 2008, 7:05 PM EDT

Att. 41,062 - Clear - 79 F

livebaseballscorecards.com

AB	38
R	8
H	14
RBI	8
BB	2
SO	6
LOB	18

TOP

Minnesota Twins @ Detroit Tigers

Comerica Park, Detroit, MI

Thu Jul 10 2008, 1:05 PM EDT

Att. 41,952 - Sunny - 82 F

livebaseballscorecards.com

Batter	1	2	3	4	5	6	7	8	9	10	11	AB	R	H	RBI	BB	SO	LOB
22 Carlos Gómez, R (1, 8) OBP: 0.295, SLG: 0.362	B SI 82 B SI 83 C SI 83 B SI 83 S SI 82 S SI 83 3-3 ① **K**		X CH 77 0-0 ② **G5-3** 3-H		B SI 83 F SI 83 1 SAFE X CH 78 1-1 ① **FC3-2** 25 CS 1-2 3-H		C CH 78 F CH 78 B FF 88 F FF 89 X CH 79 1-2 ① **FC6-4** 55 FC6-4 1-2f 2-3		C FC 89 S FC 90 B FC 90 F FC 90 B FC 88 X FC 88 2-2 ① **SF7** 3-H	B SI 95 C SI 95 B SI 95 B SI 96 I IN 66 4-1 1-2 **IBB**		4	0	0	1	0	1	4
7 Joe Mauer, L (9, PH) OBP: 0.420, SLG: 0.455												0	0	0	1	1	0	0
(9, 2)																		
25 Alexi Casilla, S (1, 4) OBP: 0.353, SLG: 0.430	C SI 83 F SI 82 F SL 78 B CH 77 B SL 81 X FF 87 2-2 ② **F8**		B SI 82 B SI 83 C SI 83 X FF 87 2-1 **1B**		B CH 78 C FF 87 F CH 79 F FF 90 F SI 83 F CU 74 B FF 88 F FF 89 X CH 80 2-2 ② ③ **G5-3** 1-2 2-3		B FF 86 X FF 88 1-0 ② **SF7** 3-H		B CU 72 S FC 87 X SI 91 1-1 ② **G1-3**	C SI 96 B SI 96 C CH 89 X SI 96 1-2 ③ **G4-3**		5	0	1	1	0	0	5
55 Mike Redmond, R (1, 2) OBP: 0.315, SLG: 0.338	C FF 87 X FF 88 0-1 ③ **P3**		1 SAFE B CH 77 1 SAFE 1 SAFE X CH 76 1-0 ③ **G4-3**			C SI 83 X CH 78 0-1 ① **G1-3**	X CH 76 0-0 ③ **FC6-4** 1-2f		B CH 81 X CH 81 1-0 **33 BB** **1B**		B SI 92 F SI 95 B CH 88 F SI 96 B CH 88 X SI 96 3-2 ① **F7**	4	0	0	0	0	0	2
16 Jason Kubel, L (9, PH) OBP: 0.329, SLG: 0.472												2	0	1	0	0	0	0
(9, 9)																		
33 Justin Morneau, L (1, 3) OBP: 0.387, SLG: 0.515		B FF 86 B FF 86 F FF 87 X FF 88 2-1 G1-4-3 **1B**		C FF 86 X CU 73 0-1 21 G3-1 **2B**		B FF 88 B FF 86 C FF 88 X CH 79 2-1 BB **1B**		F SI 91 B SI 94 B SI 92 X CH 82 2-1 G4-3 21 G5-3 **2B**	B SL 79 B SL 80 B SI 90 B SI 91 4-0 1-2 **BB**		S CH 88 X SI 96 0-1 **HR**	5	2	5	1	1	0	0
Craig Monroe, R (1, 10) OBP: 0.281, SLG: 0.428		S CH 77 X CH 78 0-1 ① ② **G1-4-3** 1-2f		C CH 78 B CH 78 X CH 78 1-1 ① **L6**		C FF 88 B CH 79 B FF 88 F CH 79 1 SAFE B FF 89 B CH 78 4-2 **BB** 1-2		C SI 91 B FF 95 B FF 95 B SI 94 S SI 94 F FF 95 F CH 85 X SI 94 3-2 ① **G4-3** 2-3	X CH 86 0-0 ③ **G4-3**		B SI 95 F SI 95 X SI 96 1-1 ② **F7**	3	0	0	0	1	0	3
Mike Lamb, L (9, PH) OBP: 0.261, SLG: 0.298												2	0	0	0	0	0	2
(9, 10)																		
21 Delmon Young, R (1, 7) OBP: 0.333, SLG: 0.391		X CH 77 0-0 ③ **G1**		B CH 79 B SI 82 X CH 78 2-0 ② **G3-1** 2-3		X CH 78 0-0 ② **F9**		S CH 84 X FF 95 0-1 ② **G5-3** 3-H		C SL 81 C SI 95 B SL 84 X SI 94 1-2 ① **F8**	B SL 83 X SI 95 1-0 ③ **G3**	6	0	0	1	0	0	3
23 Brendan Harris, R (1, 5) OBP: 0.311, SLG: 0.362		B SI 81 X SI 82 1-0 2 3B **2B**	B CH 78 B CH 78 X CH 78 2-0 ③ **G6-3**		C FF 88 S FF 87 F FF 89 X CH 79 0-2 ③ **G1-3**		B SI 96 S SI 94 B FF 95 C CH 85 B FF 95 F CH 85 X CH 86 3-2 ③ **G6-3**			X SI 96 0-0 ② **G4-3**		5	1	1	0	0	3
Nick Punto, S (1, 6) OBP: 0.378, SLG: 0.460		B SI 81 X CH 76 1-0 ① **G5-3**		C SI 80 B CH 77 X CH 77 1-1 2 1B 22 FC3-2 **1B**		X SI 80 0-0 22 FC6-4 2 BB 25 SF7 **1B**			B SI 89 C SI 88 B SI 88 B SI 88 C SI 89 F SI 90 X SI 89 3-2 2 1B 2 E **1B**	B SI 96 B SI 96 B CH 88 B SI 95 4-0 2 1B **BB**		4	2	3	0	1	0	1
2 Denard Span, L (1, 9) OBP: 0.466, SLG: 0.475		C CU 72 B FF 87 B FF 88 X SI 83 2-1 22 G5-3 2-H **3B**		C FF 86 C FF 87 X CU 75 0-2 25 CS 22 FC3-2 1-3 **1B**		F FF 86 B SL 81 C FF 88 B SL 80 B SL 80 B FF 87 4-2 22 FC6-4 1-2 **BB**			X SI 91 0-0 **E9** 7 SF7 1-H **1B**	B SI 94 X FF 95 1-0 7 S 1-3 **1B**		4	2	4	1	1	0	0
(9, 8)																		

Inning Stats																						
	R: 0	H: 0		R: 0	H: 1		R: 0	H: 3		R: 0	H: 1		R: 0	H: 2		R: 0	H: 1		R: 1	H: 1		R: 2	H: 3		R: 0	H: 1		R: 1	H: 1	
	E: 0	LOB: 0		E: 0	LOB: 0		E: 0	LOB: 1		E: 0	LOB: 1		E: 0	LOB: 1		E: 0	LOB: 2		E: 0	LOB: 0		E: 1	LOB: 2		E: 0	LOB: 3		E: 0	LOB: 0	
	K: 1	BB: 0		K: 0	BB: 0		K: 0	BB: 0		K: 0	BB: 0		K: 0	BB: 0		K: 0	BB: 1		K: 0	BB: 0		K: 0	BB: 1		K: 0	BB: 2		K: 0	BB: 0	
	S: 9	P: 14		S: 5	P: 7		S: 8	P: 15		S: 6	P: 11		S: 14	P: 18		S: 11	P: 17		S: 9	P: 15		S: 13	P: 21		S: 13	P: 24		S: 9	P: 20		S: 8	P: 13	

	AB	44
	R	7
	H	15
	RBI	6
	BB	5
	SO	1
	LOB	23

	1B: 10	SF: 2	WP: 0	PA: 51
	2B: 3	SAC: 0	PB: 0	
	3B: 1	DP: 1	SB: 1	
	HR: 1	HBP: 0	CS: 2	

PITCHER		IP	WLS	BF	H	R	ER	SO	BB	IBB	HBP	BLK	WP	HR	S	P	ERA	WHIP
Kenny Rogers, L ERA: 4.55	(1, 1)	7.0		30	9	3	3	1	2	0	0	0	0	0	62	97	3.86	1.571
56 Fernando Rodney, R ERA: 8.64	(8, 1)	1.0	H	4	1	1	1	0	0	0	0	0	0	0	13	21	9.00	1.000
59 Todd Jones, R ERA: 5.09	(9, 1)	0.2	B	5	3	2	1	0	0	0	0	0	0	0	12	19	13.50	4.500
44 Bobby Seay, L ERA: 3.04	(9, 1)	0.0		1	0	0	0	0	1	0	0	0	0	0	0	4	∞	∞
34 Freddy Dolsi, R ERA: 3.21	(9, 1)	2.1	L	11	2	1	1	0	1	1	0	0	0	1	18	34	3.86	1.286

PITCHER	IP	WLS	BF	H	R	ER	SO	BB	IBB	HBP	BLK	WP	HR	S	P	ERA	WHIP

Batter	1	2	3	4	5	6	7	8	9	10	11	AB	R	H	RBI	BB	SO	LOB
28 Curtis Granderson, L (1, 8) OBP: 0.353, SLG: 0.485	C SI 88 B SI 89 B SI 89 X FF 89 2-1 F7 ①		C FF 90 B SI 90 S FF 91 B SI 90 F SI 91 1 SAFE X CU 75 2-2 1-H 2B	C FF 90 D CU 76 B SI 90 F CH 82 F FF 90 F FF 90 X SI 89 2-2 G6-3 ② 2-3	B SL 86 F FF 90 T SL 84 F SL 86 T SL 84 1-2 K ③			B SL 85 F CH 84 B SI 91 S SI 90 F SL 85 S CH 85 2-3 K ②		C FF 93 F FF 94 X CU 82 0-2 G3 ②		6	0	1	1	0	2	4
14 Placido Polanco, R (1, 4) OBP: 0.354, SLG: 0.398	C FF 90 C SI 90 X SI 91 0-2 G6-3 ②		X SI 89 0-0 P6 ②	C SL 87 F FF 90 X FF 91 0-2 9 1B 3-H 1B		C FF 95 B SL 91 B SL 91 B SI 95 X FF 94 3-1 F9 ①		B SI 90 X CH 83 1-0 G5-3 ③		B FF 92 C FC 88 X CH 84 1-1 F9 ③		6	0	1	1	0	0	1
9 Carlos Guillen, S (1, 5) OBP: 0.366, SLG: 0.438	B CU 75 B CU 75 B SI 91 B FF 90 4-0 BB		S FF 90 C SI 90 F SI 90 B SI 91 X CU 74 1-2 G4-3 ③	X CU 76 0-0 1-3 1B		B CU 78 X SI 95 1-0 F7 ②			B CU 80 B FF 92 B FF 93 C FF 92 S FF 94 B FF 94 4-2 36 WP 24 S BB		B FF 94 X SI 92 1-0 F7 ①	4	0	1	0	2	0	1
24 Miguel Cabrera, R (1, 10) OBP: 0.354, SLG: 0.497 25 Ryan Raburn, R (9, PR) OBP: 0.309, SLG: 0.466 (10, 10)	F FF 91 X FF 91 0-1 G4-3 ③			F9 ③ F9		B SL 91 B SL 90 B FF 95 C FF 95 X SL 90 3-1 P3 ③			B SL 89 B SI 94 C FF 94 S FF 94 B FF 94 F SL 89 B SL 89 4-2 36 WP 1-2 BB		B FF 93 F FF 93 S FC 88 X FC 87 1-2 G6-3 ②	4 1	0 0	0 0	0 0	1 0	0 0	3 0
Matt Joyce, L (1, 9) OBP: 0.315, SLG: 0.590		X FF 87 0-0 F7 ①	B CU 75 C CU 73 B FF 90 X FF 90 2-1 HR	B SL 83 F FF 86 B CU 72 X SL 84 2-1 F8 ①			C SI 94 S CU 76 S CU 77 0-3 K ①		L FF 92 M FF 93 B FF 95 D SL 88 X FF 94 2-2 F6 ①		C CU 80 X FF 93 0-1 2B	6	1	2	1	0	1	2
33 Marcus Thames, R (1, 7) OBP: 0.344, SLG: 0.615 36 Clete Thomas, L (8, 7) OBP: 0.362, SLG: 0.366		C FF 89 C FF 89 B FF 90 F FF 90 X SL 87 1-2 19 G3-6 1B	B FF 90 F SI 90 B SL 87 B CU 76 F FF 90 X SI 91 2-2 E6 19 1B	F CH 75 F SL 84 F FF 90 X SL 82 1-2 CS 19 1B			S FF 96 F FF 96 X FF 96 0-2 G6-3 ②		C CU 80 B SL 89 I IN 78 I IN 83 I IN 84 4-1 1-2 2-3 IBB		B FF 92 C SI 90 C CU 81 F FC 89 C CU 81 1-3 K ③	4 1	1 0	3 0	0 0	0 1	0 1	0 1
19 Jeff Larish, L (1, 3) OBP: 0.306, SLG: 0.356	B FF 90 X SI 89 1-0 G3-6 ② ③ 1-2f		C CH 82 B SI 91 S CU 73 X CU 76 1-2 39 2B 1B 2-H 1B	C SL 85 F SL 83 B SI 90 X SL 83 1-2 39 BB BB 1-2 1B			B SI 95 X FF 95 1-0 2B		C SF 93 F SI 93 S FF 93 0-3 K ②			5	1	3	1	0	1	4
Ivan Rodriguez, R (1, 2) OBP: 0.331, SLG: 0.412			C FF 89 F SI 89 C FF 90 0-3 K ①	F SL 87 F SI 91 F SL 88 X SI 90 0-2 39 2B 1-2 1B	S CH 74 B CH 75 S SI 89 B FF 91 B AB 88 3-2 39 BB 1-2 2-3 BB		S SL 92 F SL 91 B SL 91 B FF 95 X SL 91 2-2 G1-3 ③		F FF 94 B FF 94 B SL 90 F FF 93 S FF 93 2-3 K ③			4	1	1	0	1	2	4
39 Ramon Santiago, S (1, 6) OBP: 0.481, SLG: 0.581			C FF 89 B SI 90 B CU 76 B FF 89 C FF 90 F FF 90 B FF 91 4-2 28 2B BB	B SI 90 X SI 89 1-0 28 G6-3 14 1B 1-H 2-H 2B	B CH 75 C SL 84 B SL 85 B SI 89 B FF 89 4-1 1-2 2-3 BB			C SI 90 F CH 83 S SL 84 0-3 K ①		B CU 79 B SI 92 C FF 93 C FF 94 B FF 94 X FF 93 3-2 G4-3 ①		3	2	1	2	2	1	0
Inning Stats	R: 0 E: 0 K: 0 S: 7 H: 0 LOB: 1 BB: 1 P: 13	R: 0 E: 0 K: 0 S: 6 H: 1 LOB: 0 BB: 0 P: 8	R: 1 E: 0 K: 1 S: 15 H: 1 LOB: 1 BB: 1 P: 22	R: 5 E: 1 K: 0 S: 25 H: 7 LOB: 2 BB: 0 P: 35	R: 0 E: 0 K: 1 S: 16 H: 2 LOB: 3 BB: 2 P: 28	R: 0 E: 0 K: 0 S: 5 H: 0 LOB: 0 BB: 0 P: 12	R: 0 E: 0 K: 1 S: 10 H: 1 LOB: 1 BB: 0 P: 13	R: 0 E: 0 K: 0 S: 8 H: 0 LOB: 0 BB: 0 P: 11	R: 0 E: 0 K: 2 S: 15 H: 0 LOB: 3 BB: 3 P: 31	R: 0 E: 0 K: 0 S: 8 H: 0 LOB: 0 BB: 0 P: 12	R: 0 E: 0 K: 1 S: 10 H: 1 LOB: 1 BB: 0 P: 13	1B: 8 2B: 4 3B: 0 HR: 1	SF: 0 SAC: 0 DP: 1 HBP: 0	WP: 1 PB: 0 SB: 1 CS: 1	PA: 51			

PITCHER		IP	WLS	BF	H	R	ER	SO	BB	IBB	HBP	BLK	WP	HR	S	P	ERA	WHIP
59 Kevin Slowey, R ERA: 4.26	(1, 1)	3.2		21	9	6	6	1	2	0	0	0	0	1	52	77	14.73	3.000
49 Craig Breslow, L ERA: 2.18	(4, 1)	1.1		7	2	0	0	1	2	0	0	0	0	0	17	29	0.00	3.000
28 Jesse Crain, R ERA: 2.61	(6, 1)	2.0		7	1	0	0	1	0	0	0	0	0	0	15	25	0.00	0.500
Dennys Reyes, L ERA: 2.81	(8, 1)	1.0		3	0	0	0	2	0	0	0	0	0	0	8	11	0.00	0.000
36 Joe Nathan, R ERA: 1.19	(9, 1)	1.0		6	0	0	0	2	2	1	0	0	1	0	15	31	0.00	2.000

PITCHER		IP	WLS	BF	H	R	ER	SO	BB	IBB	HBP	BLK	WP	HR	S	P	ERA	WHIP
54 Matt Guerrier, R ERA: 3.42	(10, 1)	2.0	W	7	1	0	0	1	0	0	0	0	0	0	18	25	0.00	0.500

Minnesota Twins @ Detroit Tigers

Comerica Park, Detroit, MI

Thu Jul 10 2008, 1:05 PM EDT

Att. 41,952 - Sunny - 82 F

livebaseballscorecards.com

AB	44
R	6
H	13
RBI	6
BB	7
SO	8
LOB	20

Batter	1	2	3	4	5	6	7	8	9	AB	R	H	RBI	BB	SO	LOB
22 Carlos Gómez, R (1, 8) OBP: 0.291, SLG: 0.357	X SI 90 0-0 ① B1-3	B SI 90 B SI 91 F SL 83 C SL 83 F SI 90 S SL 84 2-3 ③ K			L SI 89 C SL 82 F SI 92 B SL 85 S SL 85 1-3 ① K	X SL 80 0-0 ③ F8		F SL 79 F SI 91 S SL 77 0-3 ③ K		5	0	0	0	0	3	4
25 Alexi Casilla, S (1, 4) OBP: 0.358, SLG: 0.440	C SI 88 B CH 82 B SI 91 C SI 91 F SL 85 X SI 87 2-2 7 G4-3 1B		X SI 90 0-0 ① G3		B SI 89 C SI 85 B CH 83 C SI 89 B SL 83 X SI 91 3-2 7 FC4-6 1B		C FF 90 X FF 91 0-1 16 BB 21 SF8 2B		X SI 89 0-0 ① B1-3	5	1	3	0	0	0	0
7 Joe Mauer, L (1, 2) OBP: 0.417, SLG: 0.449	C SI 89 1 SAFE B SI 88 B SI 90 B SL 83 X SI 88 3-1 ② G4-3 1-2		C SI 90 C SL 83 B SI 93 B SI 94 B SL 85 F SL 84 S SL 85 3-3 ② K		B CH 82 X SI 88 1-0 ② FC4-6 1-2f		C SI 90 B SL 80 B SL 80 C SI 91 B SI 93 C SI 92 3-3 ① K		B SI 90 B SI 89 C SI 89 C SI 93 F FF 95 B FF 95 B CH 83 4-2 33 1B BB	4	0	0	0	1	2	3
33 Justin Morneau, L (1, 3) OBP: 0.390, SLG: 0.514	I I I IN 51 I 4-0 IBB		B SI 93 C CH 85 F SI 87 F SI 93 B SL 84 T SL 86 2-2 ③ K		C SI 89 B SI 91 F CH 84 1 SAFE B SL 83 B SI 86 X SL 82 3-2 ③ G4-3		I IN 79 I IN 80 I IN 82 I IN 86 4-0 16 BB IBB		F SI 95 B SI 94 B SI 95 F SI 95 B SI 95 X CH 85 3-2 1-3 1B	3	0	1	0	2	1	1
16 Jason Kubel, L (1, 10) OBP: 0.330, SLG: 0.466	B SI 92 S SL 86 S SL 84 B SL 82 X SI 94 2-2 ③ P6			C SI 90 B CH 85 X CH 85 1-1 ① P5		C SI 90 B SL 83 B SI 86 F SL 83 B SL 83 B SL 85 4-2 32 2B SF8 BB	C SL 81 B SL 80 B SI 92 C SI 91 B SI 93 B SI 92 4-2 1-2 2-3 BB		S CH 85 T CH 86 C FF 97 0-3 ② K	3	1	0	0	2	1	4
21 Delmon Young, R (1, 7) OBP: 0.329, SLG: 0.386		B SL 83 C SL 85 B SL 83 S SI 91 S SL 84 2-3 ① K		S SL 85 X SL 85 0-1 ② G5-3		X SL 83 0-0 ① F9	F SI 92 F SI 92 X SI 94 0-2 ② SF8 3-H		C CH 86 B SI 97 F CH 86 T FF 98 1-2 ③ K	4	0	0	1	0	2	3
32 Brian Buscher, L (1, 5) OBP: 0.346, SLG: 0.413 23 Brendan Harris, R (7, PH) OBP: 0.310, SLG: 0.361 (7, 5)		C SI 92 C SI 86 B SL 85 X SL 83 1-2 ② L9		X SI 92 0-0 2B 1B		1 SAFE X SI 88 0-0 1-3 2B	C SI 92 F SI 92 D SL 78 S SI 92 1-3 ③ K			3 1	1 0	2 0	0 0	0 0	0 1	0 2
Nick Punto, S (1, 6) OBP: 0.383, SLG: 0.471		B SI 92 B CH 86 F SI 92 B CH 85 C SI 92 B SI 92 4-2 2 1B BB		B SI 90 B SI 90 B SI 89 C SI 88 F SI 88 F SL 84 X SL 86 3-2 1-H 2B		F CH 85 B SL 83 X SI 91 1-1 ② SF8 3-H		S SI 90 F SI 91 F SL 78 F SI 92 B SI 93 F SI 92 B SL 78 F SL 79 B SI 92 3-2 ① F SI 90 X SI 90 G1-3		2	0	1	2	1	0	0
2 Denard Span, L (1, 9) OBP: 0.468, SLG: 0.469		1 SAFE F SI 90 B SI 86 B SL 82 F SI 86 F SI 92 X SL 83 2-2 1-3 1B		B SI 92 C SI 92 B SI 86 X SI 86 2-1 ③ L8		I I I I 4-0 IBB		B SL 80 C SI 90 X SL 80 1-1 ② B2		3	0	1	0	1	0	1
Inning Stats	R: 0 E: 0 K: 0 S: 10 H: 1 LOB: 2 BB: 1 P: 21	R: 0 E: 0 K: 2 S: 16 H: 1 LOB: 2 BB: 1 P: 27	R: 0 E: 0 K: 2 S: 9 H: 0 LOB: 0 BB: 0 P: 14	R: 1 E: 0 K: 0 S: 11 H: 2 LOB: 1 BB: 0 P: 17	R: 0 E: 0 K: 1 S: 11 H: 1 LOB: 1 BB: 0 P: 19	R: 1 E: 0 K: 0 S: 7 H: 1 LOB: 2 BB: 2 P: 16	R: 1 E: 0 K: 2 S: 13 H: 1 LOB: 2 BB: 2 P: 25	R: 0 E: 0 K: 1 S: 13 H: 0 LOB: 0 BB: 0 P: 17	R: 0 E: 0 K: 2 S: 13 H: 1 LOB: 2 BB: 1 P: 21	1B: 5 2B: 3 3B: 0 HR: 0 SF: 2 SAC: 0 DP: 0 HBP: 0						

PITCHER		IP	WLS	BF	H	R	ER	SO	BB	IBB	HBP	BLK	WP	HR	S	P	ERA	WHIP
58 Armando Galarraga, R ERA: 3.27	(1, 1)	5.2	L	27	6	2	2	5	2	2	0	0	0	0	63	113	3.18	1.412
Aquilino Lopez, R ERA: 2.68	(6, 1)	0.1		2	1	1	1	0	0	0	0	0	0	0	3	3	27.00	3.000
44 Bobby Seay, L ERA: 2.83	(7, 1)	2.0		8	0	0	0	3	1	1	0	0	0	0	24	40	0.00	0.500
56 Fernando Rodney, R ERA: 7.71	(9, 1)	1.0		5	1	0	0	2	1	0	0	0	0	0	13	21	0.00	2.000

PITCHER	IP	WLS	BF	H	R	ER	SO	BB	IBB	HBP	BLK	WP	HR	S	P	ERA	WHIP

TOP

Minnesota Twins @ Detroit Tigers

Comerica Park, Detroit, MI

Fri Jul 11 2008, 7:05 PM EDT

Att. 42,352 - Clear - 82 F

livebaseballscorecards.com

AB	33
R	3
H	8
RBI	3
BB	7
SO	10
LOB	18

WP: 0 PA: 42
PB: 0
SB: 0
CS: 0

Minnesota Twins @ Detroit Tigers

Comerica Park, Detroit, MI

Fri Jul 11 2008, 7:05 PM EDT

Att. 42,352 - Clear - 82 F

BOTTOM

livebaseballscorecards.com

Batter	1	2	3	4	5	6	7	8	9	AB	R	H	RBI	BB	SO	LOB
28 Curtis Granderson, L (1, 8) OBP: 0.355, SLG: 0.481	C SI 91 S CU 77 B CU 78 B CU 78 X FF 93 2-2 ① G4-3		B CU 76 B CU 76 B FF 91 B FF 91 4-0 14 G1-3 9 1B BB		B SI 89 F SI 89 X FF 90 1-1 ② G4-3		C FF 92 H FF 92 1-1 HBP			2	1	0	0	1	0	0
14 Placido Polanco, R (1, 4) OBP: 0.353, SLG: 0.396	C SI 92 B CH 86 B CH 85 B SI 92 B SI 90 4-1 24 1B BB		1 SAFE C SI 90 F SI 89 X SI 91 0-2 ① G1-3 1-2		B SI 89 X SI 90 1-0 ③ G6-3		C SI 90 X FF 90 0-1 ② SF9 3-H			2	0	0	1	1	0	1
9 Carlos Guillen, S (1, 5) OBP: 0.365, SLG: 0.435	S SI 91 X SI 91 0-1 ② F9		C SI 91 B FF 91 X SI 92 1-1 2-H 1B			B SI 89 F SI 89 X FF 91 1-1 ① F8	C FF 95 C FF 96 D SL 91 X FF 95 1-2 ③ F8			4	0	1	1	0	0	3
24 Miguel Cabrera, R (1, 3) OBP: 0.356, SLG: 0.500	F CU 77 F SI 92 B SI 92 X SI 92 1-2 1-2 1B		X SI 91 0-0 ② F9			B CH 83 B CH 86 C FF 90 B SI 90 X 3-1 2B		C FC 88 B CU 82 B CH 84 B SI 93 F FC 87 S FC 87 3-3 ① K		4	0	2	0	0	1	1
33 Marcus Thames, R (1, 7) OBP: 0.337, SLG: 0.601	F SI 91 B SI 92 F SI 91 D CU 78 S CH 85 2-3 ③ K		B FF 92 X SI 91 1-0 ③ F8			F SI 91 X SI 91 0-1 ② F8		S FC 88 B FC 88 S FC 87 S FF 94 1-3 ② K		4	0	0	0	0	2	4
Gary Sheffield, R (1, 10) OBP: 0.329, SLG: 0.345		X SI 90 0-0 ① F7		C SI 90 X SI 91 0-1 ① P4		B FF 91 C FF 91 F SI 91 B FF 93 X FF 92 2-2 ③ G1-3		C FF 94 B FF 94 X FF 94 1-1 ③ G6-3		4	0	0	0	0	0	1
Matt Joyce, L (1, 9) OBP: 0.323, SLG: 0.609		C SI 91 B FF 92 F SI 90 X CU 79 1-2 2B	X SI 90 0-0 ② G6-3			C CU 75 F SI 91 F CU 77 B FF 92 X FF 90 1-2 39 SH1-4 14 SF9 2B		B FF 93 S SL 87 S SI 93 B SL 89 S SL 88 2-3 ① K		4	1	2	0	0	1	0
Ivan Rodriguez, R (1, 2) OBP: 0.330, SLG: 0.410		C SI 91 B SI 91 F SI 91 F CH 84 B SI 91 S SI 91 2-3 ② K	C SI 90 X SI 91 0-1 ③ G4-3				X SI 90 0-0 39 SH1-4 1B		B SL 89 X SL 87 1-0 ② G4-3	4	0	1	0	0	1	1
39 Ramon Santiago, S (1, 6) OBP: 0.464, SLG: 0.556 19 Jeff Larish, L (9, PH) OBP: 0.300, SLG: 0.348		B CH 84 X SI 90 1-0 ③ G6-3		C SI 89 X SI 90 0-1 ① G1-3			X SI 89 0-0 ① SH1-4 1-2 2-3		C CU 82 X SI 92 0-1 ③ F7	2 1	0 0	0 0	0 0	0 0	0 0	1 0
Inning Stats	R: 0 H: 1 E: 0 LOB: 2 K: 1 BB: 1 S: 12 P: 21	R: 0 H: 1 E: 0 LOB: 1 K: 1 BB: 0 S: 9 P: 13	R: 1 H: 1 E: 0 LOB: 1 K: 0 BB: 1 S: 7 P: 13	R: 0 H: 0 E: 0 LOB: 0 K: 0 BB: 0 S: 5 P: 5	R: 0 H: 0 E: 0 LOB: 0 K: 0 BB: 0 S: 5 P: 7	R: 0 H: 1 E: 0 LOB: 1 K: 0 BB: 0 S: 9 P: 15	R: 1 H: 2 E: 0 LOB: 2 K: 0 BB: 0 S: 12 P: 15	R: 0 H: 0 E: 0 LOB: 0 K: 2 BB: 0 S: 8 P: 13	R: 0 H: 0 E: 0 LOB: 0 K: 1 BB: 0 S: 6 P: 9	1B: 3 SF: 1 2B: 3 SAC: 1 3B: 0 DP: 0 HR: 0 HBP: 1					WP: 0 PA: 36 PB: 0 SB: 0 CS: 0	

	AB	31
	R	2
	H	6
	RBI	2
	BB	2
	SO	5
	LOB	12

PITCHER		IP	WLS	BF	H	R	ER	SO	BB	IBB	HBP	BLK	WP	HR	S	P	ERA	WHIP
15 Glen Perkins, L ERA: 4.14	(1, 1)	6.2	W	29	6	2	2	2	2	0	1	0	0	0	56	85	2.70	1.200
28 Jesse Crain, R ERA: 2.58	(7, 1)	0.1	H	1	0	0	0	0	0	0	0	0	0	0	3	4	0.00	0.000
54 Matt Guerrier, R ERA: 3.35	(8, 1)	1.0	H	3	0	0	0	2	0	0	0	0	0	0	8	13	0.00	0.000
36 Joe Nathan, R ERA: 1.16	(9, 1)	1.0	S	3	0	0	0	1	0	0	0	0	0	0	6	9	0.00	0.000

PITCHER	IP	WLS	BF	H	R	ER	SO	BB	IBB	HBP	BLK	WP	HR	S	P	ERA	WHIP

Batter	1	2	3	4	5	6	7	8	9	AB	R	H	RBI	BB	SO	LOB
22 Carlos Gómez, R (1, 8) OBP: 0.290, SLG: 0.355	B SI 87 X SI 87 1-0 ① F7		F SI 87 X SI 86 0-1 ① B1-3		X CH 81 0-0 25 FC2-6 1B		C SI 89 S SL 82 X SI 90 0-2 ② G6-3		B FF 98 F SI 98 S FF 99 X FF 100 1-2 ① G4-3	5	0	1	0	0	0	0
25 Alexi Casilla, S (1, 4) OBP: 0.359, SLG: 0.444	B CH 81 C X 1-1 ② G6-3		B SI 87 C SI 86 B SL 79 X SI 87 2-1 ② F9		X SI 84 0-0 ① FC2-6 1-2f		C SI 88 B SL 80 B CH 80 F SI 88 X SI 90 2-2 7 HR 1B		C SI 99 B FF 99 B FF 98 X FF 99 2-1 7 WP 2B	5	1	2	0	0	0	1
7 Joe Mauer, L (1, 2) OBP: 0.417, SLG: 0.458	C F B X 1-2 ③ G1-3		C SI 87 X SL 81 0-1 1B		X SI 87 0-0 ② L6		C SI 88 B SL 82 1 SAFE X SI 88 1-1 1-H HR		B CU 82 F FF 98 B CU 83 F FF 99 F CU 81 B FF 98 S FF 98 3-3 ② K 2-3	5	1	2	2	0	1	2
33 Justin Morneau, L (1, 3) OBP: 0.390, SLG: 0.511		C SI 87 S SL 80 B SI 88 F SI 88 B SL 81 X SL 84 2-2 21 1B 23 1B 1B	S SL 82 X SL 78 0-1 ③ G4-3		C SI 88 F SI 88 B SI 88 D SL 80 X SL 83 2-2 ③ G6-3		X SL 83 0-0 ③ G6-3		I IN 78 I IN 80 I IN 81 I IN 84 4-0 16 WP IBB	4	1	1	0	1	0	2
Craig Monroe, R (1, 10) OBP: 0.280, SLG: 0.419 16 Jason Kubel, L (9, PH) OBP: 0.332, SLG: 0.466 (9, 10)		C SI 88 B SI 90 C SI 88 D SL 82 F CH 81 C SI 89 2-3 ① K	C SI 87 F CH 80 B SI 87 T SI 87 1-2 ① K		B CH 82 X CH 80 1-0 ① G3-1		C FF 90 B FF 91 S SL 79 B FF 92 F SL 79 F SL 78 B SL 78 B SL 80 4-2 32 2B 23 SF8 BB		B FF 97 C FF 98 S FF 99 F FF 99 F FF 100 B CU 82 B CU 84 B FF 99 4-2 BB	3 0	1 0	0 0	0 0	1 1	2 0	1 0
21 Delmon Young, R (1, 7) OBP: 0.330, SLG: 0.386		F SI 87 X SI 88 0-1 23 1B 1-2 1B	X CH 81 0-0 23 S 32 G4-3 23 1B 1B		X SL 80 0-0 ② F9		B FF 91 F SL 78 X SL 78 1-1 ① F8		F FF 98 S FF 98 F FF 98 S CU 84 0-3 ③ K2-3	5	1	2	0	0	1	4
32 Brian Buscher, L (1, 5) OBP: 0.341, SLG: 0.418		B SL 82 C SI 89 F SI 87 S SL 84 1-3 ② K	1 SAFE X SI 88 0-0 ② G4-3 1-2		B SL 81 X SI 89 1-0 ③ P4		B FF 89 B FF 90 C FF 89 1 SAFE 1 SAFE B CH 83 X FF 89 3-1 23 SF8 2B 1-3			4	0	1	0	0	1	3
23 Brendan Harris, R (1, 6) OBP: 0.316, SLG: 0.378		B CH 80 X SL 83 1-0 1-2 2-H 1B	F SI 88 B SI 88 B SI 89 F SI 88 B SI 90 X SI 90 3-2 2-H 1B				B SL 80 B SI 86 X SI 87 2-0 HR		B FF 91 B FF 90 X FF 91 2-0 ② SF8 2-3 3-H	3	1	3	4	0	0	0
2 Denard Span, L (1, 9) OBP: 0.444, SLG: 0.441		F SI 89 F SI 88 B SI 88 B SI 89 F SL 81 C SL 82 2-3 ③ K	C SI 89 C SI 89 B SL 81 X SI 89 1-2 ③ G3				B SI 89 B SI 89 B SI 87 C SI 89 C SI 89 X SI 88 3-2 ① G3		S CH 86 B FS 87 C SL 77 D CH 88 F CH 86 C FF 91 2-3 ③ K	4	0	0	0	0	2	4
Inning Stats	R: 0 E: 0 K: 0 S: 6 H: 0 LOB: 0 BB: 0 P: 9	R: 1 E: 0 K: 3 S: 18 H: 3 LOB: 2 BB: 0 P: 26	R: 0 E: 0 K: 0 S: 8 H: 1 LOB: 1 BB: 0 P: 10	R: 1 E: 0 K: 1 S: 11 H: 2 LOB: 1 BB: 0 P: 16	R: 0 E: 0 K: 0 S: 6 H: 1 LOB: 1 BB: 0 P: 8	R: 0 E: 0 K: 0 S: 3 H: 0 LOB: 0 BB: 0 P: 5	R: 3 E: 0 K: 0 S: 13 H: 3 LOB: 0 BB: 0 P: 21	R: 1 E: 0 K: 1 S: 13 H: 1 LOB: 1 BB: 1 P: 25	R: 0 E: 0 K: 2 S: 17 H: 1 LOB: 3 BB: 2 P: 31	1B: 8 2B: 2 3B: 0 HR: 2 SF: 1 SAC: 0 DP: 0 HBP: 0						

PITCHER		IP	WLS	BF	H	R	ER	SO	BB	IBB	HBP	BLK	WP	HR	S	P	ERA	WHIP
29 Nate Robertson, L ERA: 5.26	(1, 1)	7.0	L	31	10	5	5	4	0	0	0	0	0	2	65	95	6.43	1.429
Aquilino Lopez, R ERA: 2.84	(8, 1)	1.0		5	1	1	1	1	1	0	0	0	0	0	13	25	9.00	2.000
54 Joel Zumaya, R ERA: 1.74	(9, 1)	1.0		6	1	0	0	2	1	1	0	0	2	0	17	31	0.00	2.000

PITCHER	IP	WLS	BF	H	R	ER	SO	BB	IBB	HBP	BLK	WP	HR	S	P	ERA	WHIP

TOP

Minnesota Twins @ Detroit Tigers

Comerica Park, Detroit, MI

Sat Jul 12 2008, 3:55 PM EDT

Att. 41,301 - Cloudy - 79 F

livebaseballscorecards.com

AB	38
R	6
H	12
RBI	6
BB	3
SO	7
LOB	17

WP: 2 PA: 42
PB: 0
SB: 1
CS: 0

BOTTOM

Minnesota Twins @ Detroit Tigers

Comerica Park, Detroit, MI

Sat Jul 12 2008, 3:55 PM EDT
Att. 41,301 - Cloudy - 79 F

livebaseballscorecards.com

Batter	1	2	3	4	5	6	7	8	9	AB	R	H	RBI	BB	SO	LOB
28 Curtis Granderson, L (1, 8) OBP: 0.352, SLG: 0.487	C SI 89 B SL 79 B SI 90 X SI 91 2-1 F7 ①		C SL 79 F CH 82 B SI 92 F SI 91 F SL 83 S SI 92 1-3 K ②		B SI 90 X SI 90 1-0 P6 ②			C SL 77 B CH 82 B SL 77 B SI 92 X SI 90 3-1 HR ③ 3-H	B SL 89 C FF 93 B CU 81 S FF 94 S SL 90 2-3 K ③	5	1	1	2	0	2	4
14 Placido Polanco, R (1, 4) OBP: 0.352, SLG: 0.394	C SI 90 B SI 91 B SL 79 X SI 90 2-1 G6-3 ②		C CH 82 B SL 84 B CH 83 S SI 92 X SL 82 2-2 FC5-4 ③ 1-2f		B SI 89 X SI 90 1-0 F8 ③			C FF 96 B FF 96 C CU 77 X FF 96 1-2 25 WP 9 BB 25 G5-3 1B		4	1	1	0	0	0	3
9 Carlos Guillen, S (1, 5) OBP: 0.366, SLG: 0.434	C SL 77 F SI 91 B SL 80 X SL 80 1-2 F9 ③			B CH 80 F SI 90 X SI 90 1-1 HR 1B		C SL 78 F SL 84 B SI 92 B SL 80 B SL 80 X SI 92 3-2 P5 ①		B CU 78 B SI 95 B FF 96 C FF 95 B FF 95 4-1 25 WP 1-2 BB		3	1	1	0	1	0	0
24 Miguel Cabrera, R (1, 3) OBP: 0.352, SLG: 0.494		C SI 90 F SI 91 X SL 83 0-2 G5-3 ①		C SI 90 F SI 89 S SL 83 0-3 K ①		B SL 80 X CH 82 1-0 G5-3 ②		F SL 90 F SL 92 S CU 78 0-3 K ①		4	0	0	0	0	2	3
Matt Joyce, L (1, 9) OBP: 0.323, SLG: 0.633 25 Ryan Raburn, R (8, PH) OBP: 0.306, SLG: 0.461 (9, 9)		X SI 90 0-0 F8 ②		B SI 90 X SI 88 1-0 1-H HR		S SI 91 B SL 78 F SL 80 F SI 92 X SL 82 1-2 G6-3 ③		B CH 84 F SI 90 B SI 86 X CH 85 2-1 G5-3 ② 1-2 2-H		3 1	1 0	1 0	2 1	0 0	0 0	0 1
33 Marcus Thames, R (1, 7) OBP: 0.330, SLG: 0.588		F SI 91 B SI 92 B SI 92 X SI 91 2-1 L5 ③		B SL 82 B SL 80 B SI 90 C SI 90 F SI 90 S SI 91 3-3 K ②			X SI 89 0-0 F7 ①	B SL 88 F FF 93 X FF 94 1-1 G5-3 ③		4	0	0	0	0	1	1
Gary Sheffield, R (1, 10) OBP: 0.323, SLG: 0.338			C SI 91 C SI 91 S SL 82 0-3 K ①	B SL 80 T SI 91 X SI 91 1-1 P2 ③			C SI 90 F SI 90 F SI 91 X SI 92 0-2 P5 ②		F FF 93 B CU 82 C SL 89 F FF 94 B SL 90 F SL 89 B SI 94 T FF 94 3-2 K ①	4	0	0	0	0	2	0
15 Brandon Inge, R (1, 2) OBP: 0.322, SLG: 0.422			C SL 78 X SI 91 0-1 39 HBP 1B		B SI 90 B SI 91 X SI 89 2-0 39 SH1-4 1B		B SI 90 B SL 78 X SI 91 2-0 F8 ③		B SL 88 B FF 94 B SL 88 C FF 93 B FF 93 4-1 BB	3	0	2	0	1	0	0
39 Ramon Santiago, S (1, 6) OBP: 0.483, SLG: 0.565 19 Jeff Larish, L (9, PH) OBP: 0.294, SLG: 0.340			C SI 89 B SI 89 1 SAFE F SI 89 F SI 90 B SI 89 F CH 82 F SI 89 1 SAFE 4-2 14 FC5-4 HBP 1-2	F SI 90 F SI 79 F SL 81 1 SAFE B SI 90 H SI 90	1 SAFE B SI 90 1 SAFE X SI 88 1-0 SH1-4 ① 1-2			B SI 88 X SI 89 1-0 E4 28 HR 1B	F SI 93 1 SAFE F FF 93 B FF 93 B SI 93 S SL 89 2-3 K ②	1 1	1 0	1 0	0 0	0 0	0 1	0 1
Inning Stats	R: 0 E: 0 K: 0 S: 7 H: 0 LOB: 0 BB: 0 P: 12	R: 0 E: 0 K: 0 S: 6 H: 0 LOB: 0 BB: 0 P: 8	R: 0 E: 0 K: 2 S: 21 H: 1 LOB: 2 BB: 0 P: 28	R: 2 E: 0 K: 2 S: 11 H: 2 LOB: 0 BB: 0 P: 17	R: 0 E: 0 K: 0 S: 4 H: 1 LOB: 1 BB: 0 P: 9	R: 0 E: 0 K: 0 S: 8 H: 0 LOB: 0 BB: 0 P: 13	R: 0 E: 0 K: 0 S: 6 H: 0 LOB: 0 BB: 0 P: 8	R: 3 E: 1 K: 1 S: 14 H: 3 LOB: 1 BB: 1 P: 26	R: 0 E: 0 K: 3 S: 12 H: 0 LOB: 1 BB: 1 P: 23	1B: 5 2B: 0 3B: 0 HR: 2	SF: 0 SAC: 1 DP: 0 HBP: 1	WP: 1 PB: 0 SB: 0 CS: 0	PA: 37			

PITCHER		IP	WLS	BF	H	R	ER	SO	BB	IBB	HBP	BLK	WP	HR	S	P	ERA	WHIP
30 Scott Baker, R ERA: 3.47	(1, 1)	7.0	W	28	6	4	4	4	0	0	1	0	0	2	66	102	5.14	0.857
28 Jesse Crain, R ERA: 2.79	(8, 1)	0.1	H	3	1	0	0	1	1	0	0	0	0	0	7	12	0.00	6.000
Dennys Reyes, L ERA: 2.77	(8, 1)	0.1	H	1	0	1	1	0	0	0	0	0	1	0	2	4	27.00	0.000
Brian Bass, R ERA: 5.24	(8, 1)	0.1	H	1	0	0	0	0	0	0	0	0	0	0	2	3	0.00	0.000
36 Joe Nathan, R ERA: 1.13	(9, 1)	1.0	S	4	0	0	0	3	1	0	0	0	0	0	12	23	0.00	1.000

PITCHER	IP	WLS	BF	H	R	ER	SO	BB	IBB	HBP	BLK	WP	HR	S	P	ERA	WHIP

AB	33
R	5
H	7
RBI	5
BB	2
SO	8
LOB	13

Minnesota Twins @ Detroit Tigers

Comerica Park, Detroit, MI

Sun Jul 13 2008, 1:05 PM EDT

Att. 41,453 - Sunny - 84 F

TOP

livebaseballscorecards.com

Batter	1	2	3	4	5	6	7	8	9	AB	R	H	RBI	BB	SO	LOB
22 Carlos Gómez, R (1, 8) OBP: 0.287, SLG: 0.351	X FF 95 0-0 ① B1-3		B CU 78 B CU 79 C FF 96 B FF 97 C FF 96 F FF 97 X FF 96 3-2 ③ L8		C FF 95 B FF 95 B CU 83 C FF 96 C FF 97 2-3 ② K			B FF 97 S FF 97 X CU 80 1-1 ① P3		4	0	0	0	0	1	0
25 Alexi Casilla, S (1, 4) OBP: 0.357, SLG: 0.440	B FF 94 C FF 95 T FF 95 C CU 83 1-3 ② K			F FF 93 F FF 95 X CH 86 0-2 7 FC4-6 1B	C FF 93 B CU 82 B CU 80 F FF 95 X FF 96 2-2 ③ G6-3			B FF 96 B FF 96 C FF 96 B FF 96 C FF 96 X FF 97 3-2 ② F9		4	0	1	0	0	1	0
7 Joe Mauer, L (1, 2) OBP: 0.418, SLG: 0.455	B FF 95 B FF 95 B CH 85 B FF 93 4-0 BB			C FF 94 B FF 95 B CU 80 1 SAFE 1 SAFE X FF 94 2-1 ① FC4-6 33 2B 16 WP 1-2f		C FF 91 F FF 92 T CU 80 0-2 ① K		B FF 99 B FF 98 B FF 98 B FF 97 4-0 33 WP BB		2	1	0	0	2	1	1
33 Justin Morneau, L (1, 3) OBP: 0.391, SLG: 0.512	B FF 93 C FF 95 S CU 80 X CU 81 1-2 ③ F7			S CU 79 S CU 82 F CU 81 F FF 96 X FF 96 0-2 16 WP 23 1B 1-3 2B		B FF 89 C FF 93 C FF 93 F CH 86 C FF 94 1-3 ② K		C CU 80 B FF 98 B CU 79 I IN 75 I IN 80 4-1 1-2 IBB		3	1	1	0	1	1	1
16 Jason Kubel, L (1, 7) OBP: 0.331, SLG: 0.461		X FF 90 0-0 ① F7		C FF 97 S CU 83 D CU 85 B CU 80 F FF 98 F FF 97 B CU 81 B CU 81 4-2 23 1B 2-3 3-H BB		B FF 92 F FF 94 C CU 78 X FF 95 1-2 ③ G5-3		B FF 96 B FF 97 X FF 98 2-0 ③ F7		3	0	0	0	1	0	2
23 Brendan Harris, R (1, 6) OBP: 0.315, SLG: 0.376		C FF 92 C FF 93 S FF 95 0-3 ② K		F FF 96 F FF 97 D CU 82 B CU 84 X FF 96 2-2 1-2 3-H 1B			F FF 92 X CU 79 0-1 ① P3		C FF 90 S FC 87 S SI 90 0-3 ① K	4	0	1	1	0	2	0
32 Brian Buscher, L (1, 5) OBP: 0.337, SLG: 0.410		C FF 92 F FF 93 F CU 82 B CU 80 B FF 94 C FF 96 2-3 ③ K		B FF 92 F FF 95 B CH 85 C CU 81 F FF 95 S CU 83 2-3 ② K			B CH 83 B FF 94 X FF 93 2-0 1B		B CU 71 F FC 86 X FC 88 1-1 ② G4-3	4	0	1	0	0	2	2
Mike Lamb, L (1, 10) OBP: 0.257, SLG: 0.292			B CH 82 C FF 92 B CU 79 X FF 94 2-1 ① G4-3	B FF 95 B CH 83 B FF 95 C FF 95 F FF 96 X FF 96 3-2 ③ G5-3			X FF 93 0-0 ② F9		C SI 91 X FC 88 0-1 ③ L9	4	0	0	0	0	0	3
2 Denard Span, L (1, 9) OBP: 0.429, SLG: 0.423			F FF 93 C FF 94 S CU 82 0-3 ② K		F FF 92 X CH 83 0-1 ① G6-3		C CU 77 S FF 95 B CU 81 X FF 94 1-2 ③ G4-3			3	0	0	0	0	1	1
Inning Stats	R: 0 E: 0 K: 1 S: 7 H: 0 LOB: 1 BB: 1 P: 13	R: 0 E: 0 K: 2 S: 8 H: 0 LOB: 0 BB: 0 P: 10	R: 0 E: 0 K: 1 S: 9 H: 0 LOB: 0 BB: 0 P: 14	R: 2 E: 0 K: 1 S: 24 H: 3 LOB: 2 BB: 1 P: 37	R: 0 E: 0 K: 1 S: 8 H: 0 LOB: 0 BB: 0 P: 12	R: 0 E: 0 K: 2 S: 10 H: 0 LOB: 0 BB: 0 P: 12	R: 0 E: 0 K: 0 S: 7 H: 1 LOB: 1 BB: 0 P: 10	R: 0 E: 0 K: 0 S: 7 H: 0 LOB: 2 BB: 2 P: 21	R: 0 E: 0 K: 1 S: 7 H: 0 LOB: 0 BB: 0 P: 8	1B: 3 2B: 1 3B: 0 HR: 0 SF: 0 SAC: 0 DP: 0 HBP: 0						

	AB	31
	R	2
	H	4
	RBI	1
	BB	4
	SO	9
	LOB	10

WP: 2 PA: 35
PB: 0
SB: 0
CS: 0

PITCHER		IP	WLS	BF	H	R	ER	SO	BB	IBB	HBP	BLK	WP	HR	S	P	ERA	WHIP
35 Justin Verlander, R ERA: 4.15	(1, 1)	7.0	W	27	4	2	2	8	2	0	0	0	1	0	73	108	2.57	0.857
54 Joel Zumaya, R ERA: 1.59	(8, 1)	1.0	H	5	0	0	0	0	1	1	0	0	1	0	7	21	0.00	1.000
59 Todd Jones, R ERA: 4.95	(9, 1)	1.0	S	3	0	0	0	1	0	0	0	0	0	0	7	8	0.00	0.000

PITCHER	IP	WLS	BF	H	R	ER	SO	BB	IBB	HBP	BLK	WP	HR	S	P	ERA	WHIP

Batter	1	2	3	4	5	6	7	8	9	AB	R	H	RBI	BB	SO	LOB
28 Curtis Granderson, L (1, 8) OBP: 0.354, SLG: 0.484	B SI 90 C FF 91 X SI 90 1-1 ① L9	C SI 90 B FF 93 B SI 90 C CH 82 B CU 76 B SI 92 4-2 1-2 BB			B CU 75 C CH 82 B CU 76 C SI 91 F FC 89 F CH 83 B CU 77 F CH 83 F FC 89 4-2 B CU 78 9 FC4-6 14 1B 24 G6-4-3 BB		C SI 91 B CU 78 C SI 92 B FC 88 B SI 91 X FC 88 3-2 E4			2	1	0	0	2	0	0
14 Placido Polanco, R (1, 4) OBP: 0.351, SLG: 0.392	C FF 91 B FF 92 C CU 76 F FF 92 X FC 87 1-2 ② G6-3	B SI 90 X FC 92 1-0 ③ P2			B SI 91 F FF 91 X SI 92 1-1 9 FC4-6 1-2 1B		X SI 89 0-0 ② P4			4	0	1	0	0	0	3
9 Carlos Guillen, S (1, 5) OBP: 0.365, SLG: 0.432	B SI 90 B SI 91 F SI 90 X SI 92 2-1 1B		C SI 90 F SI 92 X CU 76 0-2 ① L7		B SI 91 F FC 89 B SI 90 B CH 80 X SI 90 3-1 ① FC4-6 WP 24 G6-4-3 1-2f 2-3		B SI 90 C SI 89 B SI 91 F CH 81 1 SAFE C FC 88 2-3 ③ K			4	0	1	0	0	1	3
24 Miguel Cabrera, R (1, 3) OBP: 0.349, SLG: 0.489	B FC 87 C CU 76 B FC 88 S SI 93 X SI 92 2-2 ③ F8		S CH 81 X CU 78 0-1 ② L6		C SI 91 X FC 88 0-1 ② G6-4-3 1-2 3-H			C FF 92 X FF 92 0-1 ① G3		4	0	0	1	0	0	2
Matt Joyce, L (1, 9) OBP: 0.320, SLG: 0.649		C CU 74 X CH 82 0-1 ① P5	F FC 91 X CH 82 0-1 ③ F7		B CH 84 C CU 76 B SI 91 C CU 76 X CU 77 2-2 ③ F7 2-3			B CU 78 X FF 93 1-0 HR		4	1	1	1	0	0	1
33 Marcus Thames, R (1, 10) OBP: 0.328, SLG: 0.578 25 Ryan Raburn, R (8, PR) OBP: 0.306, SLG: 0.461 (9, 10)	F SI 92 X CU 77 0-1 E5 36 HR	C CU 75 F CU 76 B FC 84 B SI 92 S FC 85 2-3 ① K				X SI 91 0-0 ① P5		B SL 87 S SL 85 C FF 92 F CU 78 B SL 85 B CH 88 B FF 94 4-2 36 G6-4-3 BB		3 0	1 0	0 0	0 0	1 0	1 0	0 0
36 Clete Thomas, L (1, 7) OBP: 0.366, SLG: 0.405	B SI 90 B SI 91 C FC 88 B SI 90 X FC 88 3-1 1-H HR	B CU 76 B CH 82 X CH 82 2-0 15 FC1-5 2B				X FC 88 0-0 ② G4-3		B FF 92 F FF 92 1 SAFE 1 SAFE B FF 92 C SL 86 X FF 93 2-2 ②③ G6-4-3 1-2f		4	1	2	2	0	0	1
15 Brandon Inge, R (1, 2) OBP: 0.316, SLG: 0.413	B CU 78 X SI 92 1-0 ② F8	C CU 76 C FF 92 F FC 85 X FC 87 0-2 ② FC1-5 2-3				C SI 91 B SI 93 F CU 77 S CH 81 1-3 ③ K2-3				3	0	0	0	0	1	1
39 Ramon Santiago, S (1, 6) OBP: 0.475, SLG: 0.551		C SI 91 S CU 78 B FC 89 X CU 78 1-2 28 BB 1B			C SI 91 C SI 90 B FF 94 C CU 76 1-3 ③ K		B SI 89 X SI 90 1-0 ① F7			3	0	1	0	0	1	1
Inning Stats	R: 0 E: 0 K: 0 S: 11 H: 1 LOB: 1 BB: 0 P: 17	R: 2 E: 1 K: 0 S: 13 H: 2 LOB: 2 BB: 1 P: 23	R: 0 E: 0 K: 0 S: 7 H: 0 LOB: 0 BB: 0 P: 7	R: 0 E: 0 K: 2 S: 11 H: 1 LOB: 1 BB: 0 P: 16	R: 1 E: 0 K: 0 S: 15 H: 1 LOB: 1 BB: 1 P: 25	R: 0 E: 0 K: 1 S: 5 H: 0 LOB: 0 BB: 0 P: 6	R: 0 E: 1 K: 1 S: 8 H: 0 LOB: 1 BB: 0 P: 14	R: 1 E: 0 K: 0 S: 9 H: 1 LOB: 1 BB: 1 P: 16		1B: 3 2B: 1 3B: 0 HR: 2 SF: 0 SAC: 0 DP: 1 HBP: 0					WP: 1 PB: 0 SB: 0 CS: 0 PA: 34	

PITCHER	IP	WLS	BF	H	R	ER	SO	BB	IBB	HBP	BLK	WP	HR	S	P	ERA	WHIP
53 Nick Blackburn, R (1, 1) ERA: 3.65	7.0	L	30	5	3	2	4	2	0	0	0	1	1	70	108	2.57	1.000
Brian Bass, R (8, 1) ERA: 5.31	1.0		4	1	1	1	0	1	0	0	0	0	1	9	16	9.00	2.000

PITCHER	IP	WLS	BF	H	R	ER	SO	BB	IBB	HBP	BLK	WP	HR	S	P	ERA	WHIP

BOTTOM

Minnesota Twins @ Detroit Tigers

Comerica Park, Detroit, MI

Sun Jul 13 2008, 1:05 PM EDT

Att. 41,453 - Sunny - 84 F

livebaseballscorecards.com

AB	31
R	4
H	6
RBI	4
BB	3
SO	4
LOB	12

Detroit Tigers @ Baltimore Orioles

Oriole Park at Camden Yards, Baltimore, MD

Thu Jul 17 2008, 7:05 PM EDT

Att. 23,224 - Partly Cloudy - 88 F

TOP

livebaseballscorecards.com

Batter	1	2	3	4	5	6	7	8	9	AB	R	H	RBI	BB	SO	LOB
28 Curtis Granderson, L (1, 8) OBP: 0.355, SLG: 0.484	B SI 89 C SI 90 S SL 81 S SL 82 1-3 ① K		T SL 80 B SL 81 B SI 89 B FF 89 X SI 90 3-1 33 2B	C SL 80 X SL 80 0-1 ③ G3-1		C SL 80 X SL 80 0-1 ③ G4-3			B SL 80 F FF 91 B SL 79 B SL 79 F FF 92 D SL 81 4-2 14 1B BB	4	1	1	0	1	1	2
14 Placido Polanco, R (1, 4) OBP: 0.349, SLG: 0.389	C SI 91 B SI 91 X SI 90 1-1 ② F9	F SL 80 X SI 89 0-1 ① G1-3		B CH 81 X SI 88 1-0 ① F8		C FF 95 X CU 76 0-1 ① G5-3		C FF 91 X SL 78 0-1 1-2 1B	5	0	1	0	0	0	1
33 Marcus Thames, R (1, 7) OBP: 0.337, SLG: 0.601 Matt Joyce, L (7, 7) OBP: 0.317, SLG: 0.642	C SI 90 C SL 80 S SI 90 0-3 ③ K	X SL 81 0-0 2-H 2B		F FF 89 B SI 89 S FF 88 B SI 90 B SL 82 F SL 80 F FF 89 D SL 80 4-2 30 1B BB		C FF 95 X FF 95 0-1 HR		F FF 92 S FF 93 C FF 94 0-3 ② K	3 1	1 0	2 0	2 0	1 0	1 1	0 2
30 Magglio Ordonez, R (1, 9) OBP: 0.374, SLG: 0.485		C FF 90 S SI 90 X FF 90 0-2 ① G6-3	B SI 90 X CH 82 1-0 ② G6-3	B CH 81 X CH 82 1-0 1-2 24 G1-4-3 1B		C FF 96 F FF 97 F FF 97 X FF 98 0-2 ② G4-3		C FF 94 X FF 92 0-1 ③ G4-3	5	0	1	0	0	0	3
24 Miguel Cabrera, R (1, 3) OBP: 0.348, SLG: 0.484		B SI 90 C SI 90 B CH 82 B CH 84 B SI 91 4-1 HR BB	S SI 91 B SI 90 X SI 90 1-1 ③ P4	F SI 89 B SI 89 X SL 81 0-2 ② ③ G1-4-3 1-2f		F CU 80 S FF 96 F FF 96 F FF 96 F FF 97 B CU 81 B CU 80 S CU 80 2-3 ③ K			3	1	0	0	1	1	3
Gary Sheffield, R (1, 10) OBP: 0.326, SLG: 0.353		C SI 90 X SI 89 0-1 1-H HR		B SI 89 B SL 80 B SI 89 B FF 89 4-0 15 G5-3 BB		C CH 81 C SI 88 B SL 81 C SL 81 1-3 ① K		B FC 94 C FF 96 X CU 77 1-1 ① F7	3	1	1	2	1	1	0
Ivan Rodriguez, R (1, 2) OBP: 0.329, SLG: 0.405		C SI 91 X CH 83 0-1 ② F7		B SL 81 F SI 89 B FF 88 F CH 82 F SI 88 C SI 89 2-3 ① K		B CH 80 C FF 89 X SI 89 1-1 ② G6-3		B FC 95 B FF 95 B FF 95 C FF 94 F FF 93 F FF 96 B CU 80 4-2 G5-4-3 BB	3	0	0	0	1	1	1
Edgar Renteria, R (1, 6) OBP: 0.307, SLG: 0.332 39 Ramon Santiago, S (8, 6) OBP: 0.475, SLG: 0.551		B SI 90 X SI 90 1-0 2B		B SL 81 B SL 81 1 SAFE B SI 89 C SI 88 B SI 89 4-1 15 G5-3 1-2 BB		B SL 80 C SL 80 X SI 90 1-1 15 HR 1B		B FF 93 X CU 76 1-0 ② ③ G5-4-3 1-2f	3 0	1 0	2 0	0 0	1 0	0 0	1 0
15 Brandon Inge, R (1, 5) OBP: 0.315, SLG: 0.429		F SL 82 F SL 81 C SI 90 0-3 ③ K	X SL 81 0-0 ② G5-3 1-2 2-3			1 SAFE F SL 80 B SI 89 F SI 89 B FF 89 1 SAFE B CH 81 X CH 83 3-2 1-H HR		C FF 92 X SL 80 0-1 ① F8	4	1	1	2	0	1	3
Inning Stats	R: 0 E: 0 K: 2 S: 8 H: 0 LOB: 0 BB: 0 P: 10	R: 2 E: 0 K: 1 S: 12 H: 2 LOB: 1 BB: 1 P: 17	R: 1 E: 0 K: 0 S: 8 H: 2 LOB: 1 BB: 0 P: 13	R: 0 E: 0 K: 1 S: 8 H: 0 LOB: 2 BB: 2 P: 18	R: 0 E: 0 K: 0 S: 9 H: 1 LOB: 1 BB: 1 P: 15	R: 2 E: 0 K: 1 S: 12 H: 2 LOB: 0 BB: 0 P: 18	R: 1 E: 0 K: 1 S: 14 H: 1 LOB: 0 BB: 0 P: 16	R: 0 E: 0 K: 0 S: 6 H: 0 LOB: 0 BB: 1 P: 12	R: 0 E: 0 K: 1 S: 11 H: 1 LOB: 2 BB: 1 P: 15	1B: 3 2B: 3 3B: 0 HR: 3 SF: 0 SAC: 0 DP: 2 HBP: 0						

	AB	34
	R	6
	H	9
	RBI	6
	BB	6
	SO	7
	LOB	16

PITCHER		IP	WLS	BF	H	R	ER	SO	BB	IBB	HBP	BLK	WP	HR	S	P	ERA	WHIP	PITCHER	IP	WLS	BF	H	R	ER	SO	BB	IBB	HBP	BLK	WP	HR	S	P	ERA	WHIP
18 Garrett Olson, L ERA: 5.79	(1, 1)	6.0	L	28	7	5	5	5	4	0	0	0	0	2	57	91	7.50	1.833																	
45 Dennis Sarfate, R ERA: 3.45	(7, 1)	2.0		7	1	1	1	1	1	0	0	0	0	1	20	28	4.50	1.000																	
Fernando Cabrera, R ERA:	(9, 1)	1.0		5	1	0	0	1	1	0	0	0	0	0	11	15	0.00	2.000																	

WP: 0 PA: 40
PB: 0
SB: 0
CS: 0

BOTTOM

Detroit Tigers @ Baltimore Orioles

Oriole Park at Camden Yards, Baltimore, MD

Thu Jul 17 2008, 7:05 PM EDT

Att. 23,224 - Partly Cloudy - 88 F

livebaseballscorecards.com

Batter	1	2	3	4	5	6	7	8	9	AB	R	H	RBI	BB	SO	LOB
1 Brian Roberts, S (1, 4) OBP: 0.377, SLG: 0.490	X SI 82 0-0 ① F8		C SI 83 X CH 77 0-1 10 1B 21 FC6-4 2B	B FF 90 C FF 89 2 SAFE D CU 74 D SI 84 B SI 83 4-1 1-2 2-3 BB		X CH 78 0-0 ②③ G5-3 2-3f			C SI 92 X FC 89 0-1 E6 17 SF8 10 SH1-3	4	1	1	0	1	0	3
10 Adam Jones, R (1, 8) OBP: 0.326, SLG: 0.409	C FF 86 S FF 87 X CH 78 0-2 ② G6-3		X CH 77 0-0 21 FC6-4 2-3 1B	F CH 78 C FF 86 S FF 87 0-3 ③ K			C SI 95 B SI 96 S SL 86 X SL 84 1-2 21 G4-6-3 1B		X SI 91 0-0 ① SH1-3 1-2 2-3	4	0	2	0	0	1	3
21 Nick Markakis, L (1, 9) OBP: 0.400, SLG: 0.487	B SI 83 C FF 86 X SI 84 1-1 ③ G1		B CU 72 C CU 72 1 SAFE B FF 87 X CH 79 2-1 ① FC6-4 17 F7-4 1-2f 3-H		B CU 71 X FF 85 1-0 ① G6-3		F SI 89 C SI 91 B SI 92 B SL 79 X SL 80 2-2 ①② G4-6-3 1-2f		B FF 90 F FC 91 S FF 92 B FF 91 B FF 92 B CU 73 4-2 BB	4	0	0	1	1	0	2
17 Aubrey Huff, L (1, 10) OBP: 0.349, SLG: 0.528		C FF 88 C FF 88 F CU 76 X CU 74 0-2 1B 6 2B 2B	B FF 89 F SI 85 X FF 88 1-1 ②③ F7-4 1-2		C FF 90 C SI 86 F CU 75 B CU 74 B FF 88 F FF 89 X 2-2 ② F7		C SL 81 X SI 92 0-1 FC6-4 1B		F FC 89 X FC 89 0-1 ② SF8 2-3 3-H	4	1	2	1	0	0	1
Kevin Millar, R (1, 3) OBP: 0.340, SLG: 0.392		B SI 81 B CH 78 C SI 83 X SI 83 2-1 6 2B 1B 2-3 1B		B FF 87 C FF 87 B CH 79 F CH 77 B SL 82 X CH 79 3-2 ① G6-3	B SI 83 B SI 82 C SI 81 X SI 82 2-1 1B		C SL 85 X SI 97 0-1 ③ FC6-4 1-2f		C SI 93 F FF 92 X SI 92 0-2 ③ G5-3	5	1	2	0	0	0	4
6 Melvin Mora, R (1, 5) OBP: 0.302, SLG: 0.399		X FF 86 0-0 1B 1-3 FC5-4/2 3-H 2B		S SI 82 B SI 84 X SL 83 1-1 HR	F CH 78 1 SAFE B CH 78 X CH 78 1-1 ③ G4-3			B FF 98 F FF 98 C CU 82 X CU 83 1-2 ① G5-3		4	1	2	2	0	0	1
Ramon Hernandez, R (1, 2) OBP: 0.287, SLG: 0.377		D SI 82 X CH 78 1-0 FC5-4-2 2-3 3-H 1B		B SI 82 B SI 82 B SI 84 C SI 84 X SI 84 3-1 ② F8		B SI 81 C CH 77 B FF 86 B CH 77 B SI 82 4-1 1B 12 FC3-2 BB		B FF 99 S FF 98 B FF 99 B FF 98 X FF 98 3-1 ② G5-3		3	0	1	1	1	0	0
Jay Payton, R (1, 7) OBP: 0.287, SLG: 0.373		C FF 87 C FF 87 X CU 73 0-2 ①② FC5-4-2 1-2 3-H		B CH 78 T CH 78 X CH 79 1-1 1 BB 12 1B 1B		X SI 83 0-0 1 G5-3 12 FC3-2 1-3 1B		F FF 98 M CU 82 F FF 99 F FF 96 X FF 99 0-2 ③ P6		4	0	2	0	0	0	2
12 Brandon Fahey, L (1, 6) OBP: 0.258, SLG: 0.344 30 Luke Scott, L (9, PH) OBP: 0.338, SLG: 0.478 Freddie Bynum, L (9, PR) OBP: 0.220, SLG: 0.223		C FF 87 B FF 87 X 1-1 ③ G6-3		X FF 88 0-0 1 BB 1-2 1B		B CU 73 B FF 86 C FF 86 X SI 84 2-1 ① FC3-2 1-2 3-H			C FC 88 X FC 87 0-1 10 SH1-3 17 SF8 2B	3 1 0	0 0 1	1 1 0	0 0 0	0 0 0	0 0 0	3 0 0
Inning Stats	R: 0 E: 0 K: 0 S: 6 H: 0 LOB: 0 BB: 0 P: 7	R: 2 E: 0 K: 0 S: 13 H: 4 LOB: 1 BB: 0 P: 17	R: 1 E: 0 K: 0 S: 7 H: 2 LOB: 0 BB: 0 P: 10	R: 1 E: 0 K: 1 S: 14 H: 3 LOB: 3 BB: 1 P: 26	R: 0 E: 0 K: 0 S: 10 H: 1 LOB: 1 BB: 0 P: 16	R: 0 E: 0 K: 0 S: 5 H: 1 LOB: 1 BB: 1 P: 11	R: 0 E: 0 K: 0 S: 10 H: 2 LOB: 1 BB: 0 P: 13	R: 0 E: 0 K: 0 S: 10 H: 0 LOB: 0 BB: 0 P: 14	R: 1 E: 1 K: 0 S: 12 H: 1 LOB: 3 BB: 1 P: 16	1B: 9 2B: 6 3B: 0 HR: 1 SF: 1 SAC: 1 DP: 4 HBP: 0						

	AB	36
	R	5
	H	14
	RBI	5
	BB	3
	SO	1
	LOB	19

PITCHER		IP	WLS	BF	H	R	ER	SO	BB	IBB	HBP	BLK	WP	HR	S	P	ERA	WHIP
Kenny Rogers, L ERA: 4.62	(1, 1)	6.0	W	28	11	4	4	1	2	0	0	0	0	1	55	87	6.00	2.167
34 Freddy Dolsi, R ERA: 3.21	(7, 1)	0.0		1	1	0	0	0	0	0	0	0	0	0	3	4	∞	∞
44 Bobby Seay, L ERA: 2.76	(7, 1)	0.2	H	2	1	0	0	0	0	0	0	0	0	0	5	7	0.00	1.500
56 Fernando Rodney, R ERA: 7.45	(7, 1)	0.1	H	1	0	0	0	0	0	0	0	0	0	0	2	2	0.00	0.000
54 Joel Zumaya, R ERA: 1.46	(8, 1)	1.0	H	3	0	0	0	0	0	0	0	0	0	0	10	14	0.00	0.000

PITCHER		IP	WLS	BF	H	R	ER	SO	BB	IBB	HBP	BLK	WP	HR	S	P	ERA	WHIP
59 Todd Jones, R ERA: 4.82	(9, 1)	1.0	S	6	1	1	0	0	1	0	0	0	0	0	12	16	0.00	2.000

WP: 0 PB: 0 SB: 0 CS: 0 PA: 41

Detroit Tigers @ Baltimore Orioles

Oriole Park at Camden Yards, Baltimore, MD

Fri Jul 18 2008, 7:05 PM EDT

Att. 29,111 - Partly Cloudy - 92 F

TOP

livebaseballscorecards.com

Batter	1	2	3	4	5	6	7	8	9	AB	R	H	RBI	BB	SO	LOB
28 Curtis Granderson, L (1, 8) OBP: 0.359, SLG: 0.488	B FF 94 X SI 94 1-0 ① F7		B SI 94 B CU 74 B SI 94 B SI 93 4-0 1B 14 FC1-5 30 G1-2-3 1-2 BB	B CU 77 B CH 86 C CH 87 X FF 94 2-1 1-3 3-H 2B		C CU 75 D CU 74 D CH 85 T CH 84 C SI 95 2-3 ③ K			C FF 89 X SL 78 0-1 G5-3 14 G4-3 1B	4	0	2	1	1	1	1
14 Placido Polanco, R (1, 4) OBP: 0.347, SLG: 0.387	C FF 94 X SI 94 0-1 ② P5		C SI 93 X SL 86 0-1 ① FC1-5 1B 1-2 2-3f	B SL 85 B SL 85 X SL 84 2-0 ③ G5-3			X SL 85 0-0 30 G6-4-3 1B		1 SAFE C FF 90 F FF 91 X FF 92 0-2 ① G4-3 1-2	5	0	1	0	0	0	5
Matt Joyce, L (1, 7) OBP: 0.324, SLG: 0.636 Gary Sheffield, R (9, PH) OBP: 0.325, SLG: 0.351	C FF 93 B FF 95 F FF 94 S SI 96 1-3 ③ K		S CU 75 X FF 96 0-1 1-2 2-3 1B	B CU 73 X CH 82 1-0 ① G3-1			X FF 93 0-0 30 G6-4-3 1-2 1B		C SL 77 B FF 91 X FF 92 1-1 ② G5-3 2-3	4 1	0 0	2 0	0 0	1 0	0 0	0 1
30 Magglio Ordonez, R (1, 9) OBP: 0.374, SLG: 0.487		C SI 92 B FF 92 B FF 93 X SI 93 2-1 24 G3 HR 2B	C SL 87 B SI 97 C SI 96 1 SAFE D SL 87 F FF 96 F FF 96 X SL 87 2-2 ② ③ G1-2-3 3-Hf	B SI 93 C SL 83 S SL 83 X FF 94 1-2 1B			S SI 80 B CU 67 X SI 80 1-1 ① ② G6-4-3 1-2f 2-3		C FF 90 F FF 92 S FF 92 0-3 ③ K	5	1	2	0	0	1	6
24 Miguel Cabrera, R (1, 3) OBP: 0.347, SLG: 0.482		F SI 94 S SI 94 X SI 94 0-2 ① G3 2-3	C FF 93 X CH 86 0-1 1B 1B 15 FC6-4 1B	C SL 85 X SL 84 0-1 ② F8			X SI 81 0-0 ③ G6-3			4	1	1	0	0	0	3
33 Marcus Thames, R (1, 10) OBP: 0.330, SLG: 0.589		B SL 86 F SI 95 F FF 95 B FF 96 F SI 96 C SL 86 2-3 ② K	F SL 85 B FF 92 C SI 92 S FF 93 1-3 ① K	C SL 84 B FC 92 F SI 94 S CU 75 1-3 ③ K				X SI 94 0-0 ① G5-3		4	0	0	0	0	3	3
Ivan Rodriguez, R (1, 2) OBP: 0.338, SLG: 0.424		B SL 86 X SI 94 1-0 3-H HR	B SI 92 X SL 82 1-0 15 FC6-4 28 2B 1B 1-2 1B			B SI 94 B FF 93 F SL 82 X SI 94 2-1 G5-4-3 1B			B SI 95 S CU 78 F SI 95 X SI 94 1-2 FC1-4-6 1B	4	2	4	2	0	0	0
Edgar Renteria, R (1, 6) OBP: 0.306, SLG: 0.331 39 Ramon Santiago, S (8, PR) OBP: 0.475, SLG: 0.551 (8, 6)		C SI 94 X FF 94 0-1 ③ G5-3	F FF 94 X FF 95 0-1 15 FC6-4 1-2 2-3 1B			1 SAFE X SL 83 0-0 ① ② G5-4-3 1-2f		X SI 93 0-0 ② FC1-4-6 15 BLK 1-2f		4 0	0 0	1 0	0 0	0 0	0 0	2 0
15 Brandon Inge, R (1, 5) OBP: 0.319, SLG: 0.427			B FF 93 B SI 94 B SI 95 C SI 92 F SI 93 F FF 94 X FF 96 3-2 14 FC1-5 28 BB 1B	C FF 96 B SI 95 X SI 95 1-1 ② FC6-4 28 2B 1-2f 2-3 3-H		C FF 95 B SI 94 B SI 96 B SL 84 B SI 93 4-1 BB		B SI 93 B CU 77 X SI 94 2-0 ③ G6-3 1-2		3	0	1	1	1	0	3

Inning Stats																								
	R: 0	H: 0	R: 2	H: 2	R: 0	H: 2	R: 2	H: 4	R: 0	H: 1	R: 0	H: 1	R: 0	H: 2	R: 0	H: 1	R: 0	H: 1	1B: 11	SF: 0	WP: 0	PA: 40
	E: 0	LOB: 0	E: 0	LOB: 0	E: 0	LOB: 2	E: 0	LOB: 2	E: 0	LOB: 1	E: 0	LOB: 1	E: 0	LOB: 1	E: 0	LOB: 2	E: 0	LOB: 1	2B: 2	SAC: 0	PB: 0	
	K: 1	BB: 0	K: 1	BB: 0	K: 0	BB: 1	K: 1	BB: 0	K: 1	BB: 0	K: 0	BB: 1	K: 0	BB: 0	K: 0	BB: 0	K: 0	BB: 0	3B: 0	DP: 3	SB: 0	
	S: 6	P: 8	S: 12	P: 17	S: 13	P: 22	S: 13	P: 20	S: 9	P: 12	S: 7	P: 15	S: 5	P: 6	S: 6	P: 9	S: 10	P: 11	HR: 1	HBP: 0	CS: 0	

PITCHER		IP	WLS	BF	H	R	ER	SO	BB	IBB	HBP	BLK	WP	HR	S	P	ERA	WHIP
46 Jeremy Guthrie, R ERA: 3.6	(1, 1)	6.0	W	30	12	4	4	5	2	0	0	0	0	1	62	96	6.00	2.333
Chad Bradford, R ERA: 2.62	(7, 1)	1.0	H	2	0	0	0	0	0	0	0	0	0	0	3	4	0.00	0.000
43 Jim Johnson, R ERA: 1.99	(8, 1)	1.0	H	4	1	0	0	0	0	0	0	1	0	0	6	9	0.00	1.000
52 George Sherrill, L ERA: 3.98	(9, 1)	1.0	S	4	1	0	0	1	0	0	0	0	0	0	10	11	0.00	1.000

PITCHER	IP	WLS	BF	H	R	ER	SO	BB	IBB	HBP	BLK	WP	HR	S	P	ERA	WHIP

BOTTOM

Detroit Tigers @ Baltimore Orioles

Oriole Park at Camden Yards, Baltimore, MD

Fri Jul 18 2008, 7:05 PM EDT

Att. 29,111 - Partly Cloudy - 92 F

livebaseballscorecards.com

Batter	1	2	3	4	5	6	7	8	9	AB	R	H	RBI	BB	SO	LOB
1 Brian Roberts, S (1, 4) OBP: 0.374, SLG: 0.485	C SI 90 B SI 92 X CH 85 1-1 G6-3 ①	B SI 89 B SI 90 C SI 90 F SL 83 F SI 88 F SI 92 S SL 86 2-3 K ③			X SI 89 0-0 F8 ①		B SL 86 C SL 86 B SL 85 X SI 90 2-1 P4 ②			4	0	0	0	0	1	1
10 Adam Jones, R (1, 8) OBP: 0.325, SLG: 0.407	X SI 92 0-0 E6 21 2B		C SL 83 B SL 84 X SL 84 1-1 G3-1 ①		B SI 91 C SI 91 S SI 83 X SL 84 1-2 G5-3 ②		X SL 88 0-0 21 HBP 1B			4	1	1	0	0	0	0
21 Nick Markakis, L (1, 9) OBP: 0.401, SLG: 0.489	X SI 92 0-0 2-H 2B		X SI 91 0-0 G3 ②		B SI 92 C SI 86 F SL 85 B SI 92 F SL 86 X SI 93 2-2 G4-3 ③		1 SAFE 1 SAFE H SI 89 1-0 1-2 HBP			3	0	1	1	0	0	0
17 Aubrey Huff, L (1, 10) OBP: 0.351, SLG: 0.537	B SI 87 C SI 86 B SI 92 F SL 83 S SL 84 2-3 K ②		B SI 91 S CH 83 S SL 86 F SL 85 B SL 85 F SL 86 B CH 82 X SL 84 3-2 HR			X SI 91 0-0 6 HR 1B	C SL 85 X SL 85 0-1 G5-3 ③			4	2	2	1	0	1	3
Kevin Millar, R (1, 3) OBP: 0.337, SLG: 0.387	B SI 92 B SL 86 C SL 84 F SI 93 B SI 93 C SL 85 3-3 K ③		X SI 93 0-0 F7 ③			B SI 91 C SI 90 B SL 84 S SL 84 B SI 92 X SL 84 3-2 F8 ①		X SI 94 0-0 F8 ①		4	0	0	0	0	1	2
6 Melvin Mora, R (1, 5) OBP: 0.305, SLG: 0.407		X SI 90 0-0 F9 ①		B SI 91 C SI 90 S SI 90 B SI 92 X SI 91 2-2 P3 ①		S SL 84 F SL 86 F SI 91 X SL 82 0-2 1-H HR		B SI 95 C FF 94 F SI 96 B SL 87 B SI 97 B SI 89 4-2 30 HR BB		3	2	1	2	1	0	0
30 Luke Scott, L (1, 7) OBP: 0.340, SLG: 0.500		C SI 91 X SI 87 0-1 HR		C SI 91 B SL 84 B SL 82 F SL 85 B SI 92 T SL 87 3-2 K ②		S SI 86 X CH 85 0-1 G4-3 ②		1 SAFE C SL 78 B SL 79 C SL 79 B SL 80 F SL 79 X SL 79 2-2 1-H HR		4	2	2	3	0	1	0
Ramon Hernandez, R (1, 2) OBP: 0.287, SLG: 0.375		T SI 92 X SI 91 0-1 P4 ②		B SI 93 X SI 91 1-0 1B		C SL 87 F SL 87 B SI 93 B SL 87 F SL 86 F SI 93 X SL 87 2-2 G5-3 ③		B SI 92 B SI 92 X SI 90 2-0 F9 ②		4	0	1	0	0	0	0
12 Brandon Fahey, L (1, 6) OBP: 0.257, SLG: 0.353		C CH 84 B SL 85 F SL 84 B SL 84 X SI 91 2-2 2B		C SI 90 B SI 90 F SI 90 C SL 83 1-3 K ③			B SI 89 F SI 88 B SI 91 S SL 83 S SL 84 2-3 K ①	C SI 91 F SL 80 B SI 92 B SL 80 F SL 80 C SI 91 2-3 K ③		4	0	1	0	0	3	1
Inning Stats	R: 1 E: 1 K: 2 S: 10 H: 1 LOB: 1 BB: 0 P: 16	R: 1 E: 0 K: 1 S: 13 H: 2 LOB: 1 BB: 0 P: 17	R: 1 E: 0 K: 0 S: 9 H: 1 LOB: 0 BB: 0 P: 13	R: 0 E: 0 K: 2 S: 10 H: 1 LOB: 1 BB: 0 P: 17	R: 0 E: 0 K: 0 S: 8 H: 0 LOB: 0 BB: 0 P: 11	R: 2 E: 0 K: 0 S: 15 H: 2 LOB: 0 BB: 0 P: 20	R: 0 E: 0 K: 1 S: 8 H: 1 LOB: 2 BB: 0 P: 13	R: 2 E: 0 K: 1 S: 12 H: 1 LOB: 0 BB: 1 P: 22		1B: 3 2B: 2 3B: 0 HR: 4	SF: 0 SAC: 0 DP: 0 HBP: 1			WP: 0 PB: 0 SB: 0 CS: 0	PA: 36	

	AB	34
	R	7
	H	9
	RBI	7
	BB	1
	SO	7
	LOB	7

PITCHER		IP	WLS	BF	H	R	ER	SO	BB	IBB	HBP	BLK	WP	HR	S	P	ERA	WHIP
58 Armando Galarraga, R ERA: 3.41	(1, 1)	6.2	L	29	8	5	4	6	0	0	0	0	0	3	71	104	5.40	1.200
49 Casey Fossum, L ERA: 7.07	(7, 1)	0.1		2	0	0	0	0	0	0	1	0	0	0	2	3	0.00	0.000
34 Freddy Dolsi, R ERA: 3.49	(8, 1)	0.1		2	0	1	1	0	1	0	0	0	0	0	3	7	27.00	3.000
44 Bobby Seay, L ERA: 3.0	(8, 1)	0.2		3	1	1	1	1	0	0	0	0	0	1	9	15	13.50	1.500

PITCHER	IP	WLS	BF	H	R	ER	SO	BB	IBB	HBP	BLK	WP	HR	S	P	ERA	WHIP

Batter	1	2	3	4	5	6	7	8	9	10	AB	R	H	RBI	BB	SO	LOB
28 Curtis Granderson, L (1, 8) OBP: 0.361, SLG: 0.486	14 2B 30 SF8 1B G4-3		K			14 E 14 PB 14 1B 1B	BB			G4-3	5	2	2	0	1	1	3
14 Placido Polanco, R (1, 4) OBP: 0.352, SLG: 0.397	24 HR 2B	24 S 24 G6-3 E 1B	FC6-4			2B 30 SF8 1B	K			G4-3 1B 2B	6	3	4	1	0	1	3
Gary Sheffield, R (1, 10) OBP: 0.333, SLG: 0.362	24 HR HBP	E1 24 G6-3 24 S		P5		30 SF8 2B		30 FC6-4 1B		1B	5	2	3	0	0	0	1
30 Magglio Ordonez, R (1, 9) OBP: 0.369, SLG: 0.482	SF8	F8		G5-3		SF8		FC6-4 24 G5-4-3			3	0	0	2	0	0	3
24 Miguel Cabrera, R (1, 3) OBP: 0.345, SLG: 0.486	HR	G6-3		L9		K		G5-4-3			5	1	1	4	0	1	3
Matt Joyce, L (1, 7) OBP: 0.327, SLG: 0.631	19 HR BB	K			P5	2B			G3		4	1	1	1	1	1	1
19 Jeff Larish, L (1, 5) OBP: 0.327, SLG: 0.408	HR		S BB		BB	K2-3			K		2	1	1	2	2	1	1
25 Ryan Raburn, R (6, 5) OBP: 0.303, SLG: 0.456											1	0	0	0	0	1	0
Ivan Rodriguez, R (9, 2) OBP: 0.338, SLG: 0.424											0	0	0	0	0	0	0
Edgar Renteria, R (1, 6) OBP: 0.307, SLG: 0.328	15 FC6-4 BB		G5-3		K		15 CS BB		F9		3	0	0	0	2	1	2
15 Brandon Inge, R (1, 2) (9, 5) OBP: 0.316, SLG: 0.416	FC6-4		14 FC6-4 BB		K		K			G5-3	4	0	0	0	1	2	3
Inning Stats	R: 6 E: 0 K: 0 S: 19 H: 4 LOB: 1 BB: 2 P: 32	R: 1 E: 1 K: 1 S: 16 H: 1 LOB: 1 BB: 0 P: 23	R: 0 E: 0 K: 1 S: 11 H: 0 LOB: 2 BB: 2 P: 23	R: 0 E: 0 K: 0 S: 5 H: 0 LOB: 0 BB: 0 P: 9	R: 0 E: 0 K: 2 S: 9 H: 0 LOB: 1 BB: 1 P: 17	R: 3 E: 1 K: 2 S: 18 H: 4 LOB: 1 BB: 0 P: 24	R: 0 E: 0 K: 2 S: 17 H: 0 LOB: 1 BB: 2 P: 31	R: 0 E: 0 K: 0 S: 5 H: 1 LOB: 0 BB: 0 P: 8	R: 0 E: 0 K: 1 S: 12 H: 0 LOB: 0 BB: 0 P: 15	R: 0 E: 0 K: 0 S: 10 H: 2 LOB: 2 BB: 0 P: 14	1B: 6 2B: 4 3B: 0 HR: 2 SF: 2 SAC: 0 DP: 1 HBP: 1						

PITCHER		IP	WLS	BF	H	R	ER	SO	BB	IBB	HBP	BLK	WP	HR	S	P	ERA	WHIP
40 Daniel Cabrera, R ERA: 4.57	(1, 1)	5.0		27	5	7	6	4	5	0	1	0	0	2	60	104	10.80	2.000
45 Dennis Sarfate, R ERA: 4.06	(6, 1)	0.0		3	3	3	3	0	0	0	0	0	0	0	9	13	∞	∞
Fernando Cabrera, R ERA:	(6, 1)	1.2	B	7	1	0	0	3	2	0	0	0	0	0	19	32	0.00	1.800
Chad Bradford, R ERA: 2.52	(7, 1)	1.1		4	1	0	0	1	0	0	0	0	0	0	12	18	0.00	0.750
Lance Cormier, R ERA: 2.92	(9, 1)	1.0		3	0	0	0	1	0	0	0	0	0	0	12	15	0.00	0.000

PITCHER		IP	WLS	BF	H	R	ER	SO	BB	IBB	HBP	BLK	WP	HR	S	P	ERA	WHIP
52 George Sherrill, L ERA: 3.89	(10, 1)	1.0	W	4	2	0	0	0	0	0	0	0	0	0	10	14	0.00	2.000

TOP

Detroit Tigers @ Baltimore Orioles

Oriole Park at Camden Yards, Baltimore, MD

Sat Jul 19 2008, 7:05 PM EDT
Att. 31,525 - Partly Cloudy - 94 F

livebaseballscorecards.com

AB	38
R	10
H	12
RBI	10
BB	7
SO	9
LOB	20

Detroit Tigers @ Baltimore Orioles

Oriole Park at Camden Yards, Baltimore, MD

Sat Jul 19 2008, 7:05 PM EDT
Att. 31,525 - Partly Cloudy - 94 F

livebaseballscorecards.com

Batter	1	2	3	4	5	6	7	8	9	10	AB	R	H	RBI	BB	SO	LOB
1 Brian Roberts, S (1, 4) OBP: 0.375, SLG: 0.489	B SI 87 C SI 88 B SI 87 F SI 89 F SI 90 B SL 82 X SI 89 3-2 F7 ①		B SI 86 C SI 90 B CH 79 0-1 6 1B 21 2B B CH 86 F FS 88 1-0 1-S 2-H 2B		B SI 88 C SL 83 B CU 76 F SL 82 B SL 85 F SL 83 B SI 89 4-2 21 CS BB		B FF 94 C FF 92 S CH 84 S FF 96 1-3 K ①		F FF 100 B FF 99 B FF 87 B FF 99 F FF 99 S FF 100 3-3 K ②		5	1	2	1	1	2	0
21 Nick Markakis, L (1, 9) OBP: 0.405, SLG: 0.489	F SI 90 B SI 90 B SL 84 C SI 91 B SI 90 F SI 90 X SI 89 3-2 6 HR 1B		C SI 89 K SL 84 0-1 17 G1-3 6 1B 2-S 1B 1B B FF 93 B SL 78 C FF 92 FF 84 4-0 IBB		1 SAFE C SI 90 X CU 77 0-1 F8 ① ② 1-2		B CH 85 S SI 98 F FF 94 F CH 86 C FF 98 1-3 K ②		B CU 83 B FF 101 S FF 100 F FF 100 B CU 84 B CU 82 4-2 6 1B BB		4	2	2	0	2	1	1
6 Melvin Mora, R (1, 5) OBP: 0.310, SLG: 0.419	F SI 87 X CH 83 0-1 1-H HR		B SI 89 C SI 90 B SI 90 B SI 90 B SI 84 3-1 17 G1-3 1B 30 1B 1-2 3-H 1B S FF 91 F FF 92 0-1 P3 ③		B SI 86 F SL 84 S SI 89 F CU 78 B SL 84 X SL 83 2-2 P3 ③		F SL 89 S FF 99 F FF 98 B CH 87 H SI 98 2-2 HBP		X FF 98 0-0 1-2 1B		5	2	3	3	0	0	3
17 Aubrey Huff, L (1, 10) OBP: 0.348, SLG: 0.530	C SI 89 X SI 90 0-1 G6-3 ②		X SL 83 0-0 G1-3 ① 1-2 2-3	C FF 90 X SI 89 0-1 2B SF8 1B		C CU 74 X SL 84 0-1 F7 ①	C FF 98 X CH 86 0-1 L4 ③		B FF 100 B FF 98 X FF 87 2-0 G4-3 ③		6	1	1	0	0	0	5
Kevin Millar, R (1, 3) OBP: 0.339, SLG: 0.395	X SI 89 0-0 F7 ③		C SI 88 F SI 88 B SI 89 X SI 88 1-2 30 1B 1B 2-3 3-H 1B	C SL 80 F SL 79 B FF 91 X SL 79 1-2 SF8 1-3 2B		B SI 89 C SI 88 X SL 84 1-1 BB 2B		F FF 99 B CU 83 S FF 100 B FF 101 S FF 100 2-3 K ①		B SL 87 C SI 95 X SL 85 1-1 G1-3 ①	6	1	3	1	0	1	0
30 Luke Scott, L (1, 7) OBP: 0.346, SLG: 0.512		B SI 88 B SI 90 X SI 90 2-0 10 FC5-4 1B	B SI 90 C SI 90 X SI 90 1-1 12 1B 1B 1-2 3-H 1B	B FF 91 B FF 91 I IN 71 I IN 67 4-0 IBB		F CU 76 F SI 89 B CU 77 S SL 86 1-3 K ②		F FF 100 X FF 100 0-1 P6 ②		C CH 88 X CH 89 0-1 HR	5	2	3	2	1	1	1
10 Adam Jones, R (1, 8) OBP: 0.323, SLG: 0.402		F SI 89 X SI 87 0-1 FC5-4 ① 1-2f	C FF 91 S SL 79 X FF 91 0-2 F8 ② S SL 82 C SL 78 X FF 91 0-2 F4 ①			H SI 90 1-0 BB HBP		F FF 100 B CU 82 F FF 98 S CU 83 1-3 K ③			4	0	0	0	0	1	6
Ramon Hernandez, R (1, 2) OBP: 0.292, SLG: 0.389		B SI 88 B SI 88 C SI 88 F SI 90 1 SAFE F SL 84 C SI 90 2-3 K ②	B FF 92 C FF 92 X SL 80 1-1 12 1B 1 2B 1-2 2-H 1B	B FF 91 X FF 92 1-0 SF8 ② 2-3 3-H		B FF 96 B CH 84 B FF 95 F FF 96 F FF 97 B FF 97 4-2 1-2 2-3 BB			X FF 98 0-0 HR		3	2	2	3	1	1	1
12 Brandon Fahey, L (1, 6) OBP: 0.260, SLG: 0.352 Jay Payton, R (6, PH) OBP: 0.286, SLG: 0.371 Juan Castro, R (7, 6)	C SI 90 X SI 91 0-1 G3 ③		X FF 92 0-0 1 2B 1-2 2-H 1B	C SL 82 X CU 78 0-1 P5 ③		S FF 98 F FF 98 T FF 97 0-2 K ③			C FF 99 F FF 98 S CU 84 0-3 K ①		3 1 1	0 0 0	1 0 0	1 0 0	0 1 0	0 3 1	3 3 0
Inning Stats	R: 2 H: 2 E: 0 LOB: 0 K: 0 BB: 0 S: 13 P: 19	R: 0 H: 1 E: 0 LOB: 1 K: 1 BB: 0 S: 9 P: 13	R: 6 H: 8 E: 0 LOB: 3 K: 0 BB: 1 S: 21 P: 33	R: 1 H: 2 E: 0 LOB: 2 K: 0 BB: 1 S: 11 P: 17	R: 0 H: 0 E: 0 LOB: 0 K: 0 BB: 1 S: 9 P: 15	R: 0 H: 1 E: 0 LOB: 3 K: 2 BB: 1 S: 12 P: 19	R: 0 H: 0 E: 0 LOB: 1 K: 2 BB: 0 S: 12 P: 16	R: 0 H: 0 E: 0 LOB: 0 K: 2 BB: 0 S: 8 P: 11	R: 1 H: 2 E: 0 LOB: 2 K: 2 BB: 1 S: 11 P: 20	R: 1 H: 1 E: 0 LOB: 0 K: 0 BB: 0 S: 4 P: 5	1B: 10 SF: 1 2B: 4 SAC: 0 3B: 0 DP: 0 HR: 3 HBP: 2						

PITCHER	IP	WLS	BF	H	R	ER	SO	BB	IBB	HBP	BLK	WP	HR	S	P	ERA	WHIP
29 Nate Robertson, L (1, 1) ERA: 5.69	2.1		15	8	7	7	1	0	0	0	0	0	1	34	50	27.00	3.429
Aquilino Lopez, R (3, 1) ERA: 3.2	1.1		11	5	2	2	0	0	2	0	0	0	0	18	30	13.50	3.750
49 Casey Fossum, L (4, 1) ERA: 6.19	2.0		8	1	0	0	1	1	0	1	0	0	0	18	27	0.00	1.000
56 Fernando Rodney, R (6, 1) ERA: 6.55	1.1	H	6	0	0	0	3	1	0	1	0	0	0	17	25	0.00	0.750
54 Joel Zumaya, R (8, 1) ERA: 1.88	2.0	B	9	2	1	1	4	1	0	0	0	0	1	19	31	4.50	1.500

PITCHER	IP	WLS	BF	H	R	ER	SO	BB	IBB	HBP	BLK	WP	HR	S	P	ERA	WHIP
34 Freddy Dolsi, R (10, 1) ERA: 3.77	0.1	L	2	1	1	1	0	0	0	0	0	0	1	4	5	27.00	3.000

AB	43
R	11
H	17
RBI	11
BB	5
SO	9
LOB	23

WP: 0 PA: 51
PB: 0
SB: 0
CS: 1

Batter	1	2	3	4	5	6	7	8	9	AB	R	H	RBI	BB	SO	LOB
28 Curtis Granderson, L (1, 8) OBP: 0.356, SLG: 0.478	B FF 87 F FF 88 B SL 82 X FF 88 2-1 ① F8	C SL 81 X SI 88 0-1 ③ L7			B SI 86 C SL 80 F SL 81 B FF 87 B CU 70 S SL 79 3-3 ① K	C FC 91 F FC 90 F CU 79 X FC 89 0-2 ③ G4-3		B FF 89 S FF 86 X FF 89 1-1 ②③ G4-6-3 1-2f		5	0	0	0	0	1	4
Ivan Rodriguez, R (1, 2) OBP: 0.332, SLG: 0.417	C SI 88 B CH 79 F SL 82 X CH 84 1-2 ② F8		C CU 70 B SL 78 B FF 87 F SI 88 X FF 87 2-2 ① G6-3		C SL 80 S SI 86 F CU 71 F FF 88 F SL 81 X CU 70 0-2 ② G5-3		X CU 76 0-0 ① L7		B SI 87 X SI 87 1-0 ① G4-3	5	0	0	0	0	0	0
Gary Sheffield, R (1, 10) OBP: 0.339, SLG: 0.359	B SI 88 B SI 88 B SI 89 C SI 89 B FF 90 4-1 24 BB 30 1B BB		B SL 82 S FF 89 F FF 89 B SL 79 F FF 89 F FF 88 S CU 72 2-3 ② K		B FF 87 B SL 81 B FF 87 B SI 88 4-0 30 FC4-6 BB	C FC 88 F FC 88 B CU 78 X FC 89 2-2 ② G1-3			B SL 78 B SL 78 B SI 88 B SI 88 4-0 30 S BB	2	0	0	0	3	1	0
30 Magglio Ordonez, R (1, 9) OBP: 0.369, SLG: 0.491	B SI 88 F SL 83 B CH 79 X SI 88 2-1 24 BB 1-2 1B		B SL 77 C SI 87 B FF 87 B SI 87 T FF 89 X FF 90 3-2 HR		1 SAFE S CU 70 X SL 82 0-1 ③ FC4-6 1-2f	C FC 88 X FC 88 0-1 ③ G4-3			B SI 89 B SI 89 C SI 88 S SL 78 F SL 79 S SI 90 2-3 ② K 1-2	5	1	2	1	0	1	2
24 Miguel Cabrera, R (1, 3) OBP: 0.348, SLG: 0.485	B SI 89 B CH 78 B FF 89 B FF 89 4-0 1-2 2-3 BB		B CU 71 B SI 86 F FF 87 B SI 87 B FF 87 4-1 BB			S SL 80 X FF 87 0-1 ① G4-3		B FC 88 X FC 88 1-0 33 2B 15 G6-3 1B	C F S 0-3 ③ K	3	1	1	0	2	1	1
33 Marcus Thames, R (1, 7) OBP: 0.333, SLG: 0.607 Matt Joyce, L (8, 7) OBP: 0.327, SLG: 0.631	S SL 82 C SL 83 F SL 83 B SI 90 B CU 73 F FF 88 S SL 82 2-3 ③ K		B SI 87 F SL 82 B SL 77 B FF 88 X SL 82 3-1 ③ F8			X CU 69 0-0 HR		C FC 88 B FC 88 F CU 77 X FC 88 1-2 15 G6-3 1-3 25 1B 2B		4 0	2 0	2 0	1 0	0 0	1 0	4 0
15 Brandon Inge, R (1, 5) OBP: 0.314, SLG: 0.418		C SI 85 B CU 71 C FF 87 C SI 86 1-3 ① K		C CU 69 F SI 87 F SL 82 F FF 86 B SL 84 X SI 89 1-2 ① F9		C FF 86 B SL 75 S SL 76 F SL 81 X SI 88 1-2 25 1B 2B		C FF 88 X FF 89 0-1 ① G6-3 2-3 3-H		4	1	1	1	0	1	1
25 Ryan Raburn, R (1, 4) OBP: 0.311, SLG: 0.457		B SI 86 C SI 87 S CH 79 S FF 89 1-3 ② K		B CU 71 X SI 87 1-0 ② G6-3		X SL 82 0-0 2-H 1B		B FF 89 B SL 82 F CH 83 B FF 89 S FF 89 F FF 89 X CH 85 3-2 39 1B 3-H 1B		4	0	2	2	0	1	0
39 Ramon Santiago, S (1, 6) OBP: 0.477, SLG: 0.547		B SI 88 X SI 87 1-0 1B		C FF 88 B SL 84 F SL 84 B FF 89 F FF 88 X SL 80 2-2 ③ G4-3		1 SAFE 1 SAFE B SI 89 F FC 90 C FC 88 S FC 89 1-3 ② K		C CH 85 B FF 87 F SL 83 F FF 87 B FF 90 B FF 89 F FF 90 F FF 86 X FF 90 3-2 28 G4-6-3 1-3 1B		4	0	2	0	0	1	1
Inning Stats	R: 0 E: 0 K: 1 S: 13 H: 1 LOB: 3 BB: 2 P: 28	R: 0 E: 0 K: 2 S: 9 H: 1 LOB: 1 BB: 0 P: 12	R: 1 E: 0 K: 1 S: 14 H: 1 LOB: 1 BB: 1 P: 28	R: 0 E: 0 K: 0 S: 10 H: 0 LOB: 0 BB: 0 P: 14	R: 0 E: 0 K: 1 S: 11 H: 0 LOB: 1 BB: 1 P: 18	R: 2 E: 0 K: 1 S: 15 H: 3 LOB: 1 BB: 0 P: 17	R: 0 E: 0 K: 0 S: 6 H: 0 LOB: 0 BB: 0 P: 8	R: 2 E: 0 K: 0 S: 18 H: 4 LOB: 1 BB: 0 P: 27	R: 0 E: 0 K: 2 S: 9 H: 0 LOB: 1 BB: 1 P: 16	1B: 6 2B: 2 3B: 0 HR: 2 SF: 0 SAC: 0 DP: 1 HBP: 0						

PITCHER		IP	WLS	BF	H	R	ER	SO	BB	IBB	HBP	BLK	WP	HR	S	P	ERA	WHIP
56 Brian Burres, L ERA: 5.02	(1, 1)	5.1	L	26	6	3	3	5	4	0	0	0	0	2	65	109	5.06	1.875
Lance Cormier, R ERA: 3.26	(6, 1)	1.2		7	2	2	2	1	0	0	0	0	0	0	17	22	10.80	1.200
Randor Bierd, R ERA: 1.88	(8, 1)	1.0		4	2	0	0	0	0	0	0	0	0	0	14	21	0.00	2.000
Alberto Castillo, L ERA:	(9, 1)	1.0		4	0	0	0	2	1	0	0	0	0	0	9	16	0.00	1.000

PITCHER	IP	WLS	BF	H	R	ER	SO	BB	IBB	HBP	BLK	WP	HR	S	P	ERA	WHIP

TOP

Detroit Tigers @ Baltimore Orioles

Oriole Park at Camden Yards, Baltimore, MD

Sun Jul 20 2008, 1:35 PM EDT
Att. 23,278 - Partly Cloudy - 96 F

livebaseballscorecards.com

AB	36
R	5
H	10
RBI	5
BB	5
SO	8
LOB	13

Detroit Tigers @ Baltimore Orioles

Oriole Park at Camden Yards, Baltimore, MD

Sun Jul 20 2008, 1:35 PM EDT

Att. 23,278 - Partly Cloudy - 96 F

BOTTOM

Batter	1	2	3	4	5	6	7	8	9	AB	R	H	RBI	BB	SO	LOB
1 Brian Roberts, S (1, 4) OBP: 0.374, SLG: 0.485	C FF 92 B CH 84 X CH 84 1-1 ① F8		X FF 92 0-0 ② F7			C FF 93 F FF 93 B SL 81 X CU 81 1-2 ② F7			B FF 92 B FF 90 B FF 89 B FF 92 4-0 21 G4-6-3 BB	3	0	0	0	1	0	0
21 Nick Markakis, L (1, 9) OBP: 0.401, SLG: 0.484	B FF 93 F FF 94 F FF 94 B FF 95 C CU 81 2-3 ② K		F FF 92 X CH 83 0-1 ③ F7			X CH 83 0-0 ③ G1-3			F FF 92 X CH 83 0-1 ①② G4-6-3 1-2f	4	0	0	0	0	1	1
6 Melvin Mora, R (1, 5) OBP: 0.310, SLG: 0.415	B FF 90 F FF 94 X FF 93 1-1 ③ F8			C CU 78 B FF 94 F CH 84 F CH 86 X FF 95 1-2 ① G4-3			B CU 78 B CU 78 C FF 92 F FF 94 X FF 95 2-2 ① L4		B FF 94 B FF 90 B FF 93 B FF 91 4-0 17 BB BB	3	0	0	0	1	0	0
17 Aubrey Huff, L (1, 3) OBP: 0.350, SLG: 0.527		B FF 93 B FF 93 B FF 92 C FF 92 B FF 94 4-1 30 2B BB		S FF 95 C FF 95 F CU 82 B CU 81 B CU 83 X FF 96 2-2 ② G6-3			F CH 84 B FF 95 F FF 94 F FF 95 F FF 95 X CH 86 1-2 ② G3		B FC 88 C CH 80 D CU 70 C FC 88 B FC 88 B FC 87 4-2 1-2 BB	2	1	0	0	2	0	0
Kevin Millar, R (1, 10) OBP: 0.338, SLG: 0.397		F FF 93 B FF 93 X FF 93 1-1 ① F7		B FF 94 C CH 85 B CU 79 C CU 79 B CU 82 F FF 95 C CU 81 3-3 ③ K			X FF 94 0-0 2B		B FF 91 B FF 90 F SI 90 B SI 90 F SI 89 X SI 91 3-2 ③ G5-3	4	0	1	0	0	1	3
30 Luke Scott, L (1, 7) OBP: 0.346, SLG: 0.514		F FF 90 B FF 93 1 SAFE X FF 93 1-1 1-H FC6-2-5-2 2B	X FF 93 0-0 ① P6				C FF 95 F FF 95 B CU 82 S CU 83 1-3 ③ K			3	0	1	1	0	1	1
Jay Payton, R (1, 8) OBP: 0.281, SLG: 0.365		B CU 77 B FF 95 B FF 94 X FF 93 3-0 ② FC6-2-5-2 3-H	B FF 93 C FF 93 X FF 94 1-1 ② G4-3					F FF 91 B FF 92 X FF 92 1-1 ① G6-3		3	0	0	0	0	0	1
Guillermo Quiroz, R (1, 2) OBP: 0.278, SLG: 0.305		X FF 93 0-0 ③ G6-3	B FF 92 B FF 93 F FF 93 B FF 95 F FF 92 X FF 95 3-2 ③ P3					C FF 90 X CH 83 0-1 G5-4-3 1B		3	0	1	0	0	0	1
Juan Castro, R (1, 6)			C FF 92 B CU 79 X CU 79 1-1 ① G1-3			B CU 77 X FF 92 1-0 ① P5		B FF 91 C FF 92 F FF 93 F FF 95 F FF 94 X CU 81 1-2 ②③ G5-4-3 1-2f		3	0	0	0	0	0	1

Inning Stats	1	2	3	4	5	6	7	8	9
	R: 0 E: 0 K: 1 S: 7 H: 0 LOB: 0 BB: 0 P: 11	R: 1 E: 0 K: 0 S: 7 H: 1 LOB: 1 BB: 1 P: 16	R: 0 E: 0 K: 0 S: 5 H: 0 LOB: 0 BB: 0 P: 6	R: 0 E: 0 K: 1 S: 12 H: 0 LOB: 0 BB: 0 P: 18	R: 0 E: 0 K: 0 S: 6 H: 0 LOB: 0 BB: 0 P: 10	R: 0 E: 0 K: 1 S: 5 H: 0 LOB: 0 BB: 0 P: 7	R: 0 E: 0 K: 1 S: 12 H: 1 LOB: 1 BB: 0 P: 16	R: 0 E: 0 K: 0 S: 9 H: 1 LOB: 0 BB: 0 P: 11	R: 0 E: 0 K: 0 S: 7 H: 0 LOB: 2 BB: 3 P: 22

	AB	28
	R	1
	H	3
	RBI	1
	BB	4
	SO	3
	LOB	8

	1B: 1	SF: 0	WP: 0	PA: 32
	2B: 2	SAC: 0	PB: 0	
	3B: 0	DP: 2	SB: 0	
	HR: 0	HBP: 0	CS: 0	

livebaseballscorecards.com

PITCHER		IP	WLS	BF	H	R	ER	SO	BB	IBB	HBP	BLK	WP	HR	S	P	ERA	WHIP
35 Justin Verlander, R ERA: 3.95	(1, 1)	8.2	W	30	3	1	1	3	3	0	0	0	0	0	65	105	1.04	0.692
59 Todd Jones, R ERA: 4.78	(9, 1)	0.1		2	0	0	0	0	1	0	0	0	0	0	5	12	0.00	3.000

PITCHER	IP	WLS	BF	H	R	ER	SO	BB	IBB	HBP	BLK	WP	HR	S	P	ERA	WHIP

TOP

Detroit Tigers @ Kansas City Royals

Kauffman Stadium, Kansas City, MO

Mon Jul 21 2008, 7:10 PM CDT

Att. 14,137 - Partly Cloudy - 97 F

livebaseballscorecards.com

Batter	1	2	3	4	5	6	7	8	9	AB	R	H	RBI	BB	SO	LOB
28 Curtis Granderson, L (1, 8) OBP: 0.361, SLG: 0.480	B FF 90 B FF 91 C SI 90 B CH 85 F FF 91 X SI 90 3-2 G4-3 ①		C CH 83 B FF 89 B CH 83 B SI 88 B SI 89 4-1 9 E 24 1B 1-2 BB		B KC 72 C KC 79 B SL 85 B SL 80 X SI 88 3-1 9 1B 24 2B 1B	B FF 94 B CH 83 C CH 83 B FF 95 F FF 92 S CH 82 3-3 K ③		X SI 88 0-0 9 2B 1-4 1B 1B F SL 82 X SL 83 0-1 9 BB 39 BB 24 2B 1-2 1B		5	4	3	0	1	1	1
14 Placido Polanco, R (1, 4) OBP: 0.350, SLG: 0.394 39 Ramon Santiago, S (8, PR) OBP: 0.485, SLG: 0.547 (8, 4)	C FF 92 F SI 91 B FF 91 X FF 92 1-2 F9 ②		C KC 73 B SI 89 F SI 88 S SL 82 1-3 K ②		1 SAFE X FF 89 0-0 F7 ①		C FF 92 B FF 94 F FF 94 X FF 97 1-2 G6-3 ① B SI 91 X FF 90 0-1 9 2B 24 WP 1-2 1B C FF 90 B FF 90 B FF 89 B FF 89 4-1 9 BB 24 2B 1-2 2-3 BB		5	0	1	0	0	1	3
										0	2	0	0	1	0	0
9 Carlos Guillen, S (1, 5) OBP: 0.372, SLG: 0.439	C FF 92 B FF 89 X CH 85 1-1 G4-3 ③		X CH 82 0-0 E9 24 1B HR 1-3 2-H 1B		1 SAFE B SI 88 B FF 88 F SI 89 X SL 80 2-1 24 2B 1-3 1B		T CH 84 F SL 85 B FF 96 B FF 97 B FF 96 F SL 82 B FF 95 4-2 3B BB	B SI 91 X FF 90 B SL 88 1-1 24 WP 1-3 24 1B 2-H 2B B FF 91 B FF 90 B FF 90 B FF 90 4-0 24 2B 1-2 2-3 1B 3-H BB		4	5	3	2	2	0	0
24 Miguel Cabrera, R (1, 3) OBP: 0.355, SLG: 0.496		S SL 80 B FF 91 F SL 86 B KC 79 B SL 81 X SI 92 3-2 G4-3 G4-3 1B	D SL 81 X FF 90 1-0 HR 2-3 3-H 1B		X SI 89 0-0 1-H 3-H 2B		F FF 94 B FF 95 F SL 83 D CH 83 F SL 83 S CH 84 2-3 K ②	C CH 84 X SI 90 1-1 1B HR 2-H 3-H 1B B FF 94 B FF 93 C FF 93 X FF 93 X FF 95 2-2 1B 1-3 2-H 3-H 2B		6	2	5	6	0	1	1
Matt Joyce, L (1, 9) OBP: 0.345, SLG: 0.679		F FF 91 B CH 82 B CH 83 B SI 89 S FF 90 X SI 91 3-2 G4-3 ① 1-2	X CH 84 0-0 1-H 3-H HR		C SL 86 B FF 90 B KC 72 S SL 81 D KC 75 S SL 83 3-3 K ②		B CH 84 X CH 84 1-0 1-H BB 3B	B SL 82 S SL 83 B FF 90 B SI 90 X SI 90 3-1 HR 1-2 1B B FF 94 B FF 93 C FF 93 X FF 93 X FF 94 2-1 1B 2-3 3-H		6	3	4	5	0	1	2
Gary Sheffield, R (1, 10) OBP: 0.339, SLG: 0.369		C SL 80 B SI 90 X SL 82 1-1 G4-3 ② 2-3	S SL 84 S SI 91 B SL 82 C FF 92 1-3 K ③		B SL 81 B SI 91 C FF 90 B FF 80 B SL 83 X SL 80 3-2 G5-3 ③		B CH 86 C SL 84 S FF 94 B FF 97 B FF 96 B FF 95 4-2 BB 25 BB BB	C FF 91 X FF 91 0-1 1-H 2-H HR B SL 84 C FF 90 F FF 90 X SL 85 1-2 G5-3 ③		5	1	1	3	1	1	4
33 Marcus Thames, R (1, 7) OBP: 0.329, SLG: 0.598 25 Ryan Raburn, R (6, 7) OBP: 0.311, SLG: 0.448		C FF 88 D SL 82 B FF 91 F SL 81 B SL 82 F SL 82 X SL 81 3-2 G5-3 ③		F SL 79 C FF 90 S SL 81 0-3 K ①		B FF 91 S FF 91 S FF 94 S SL 83 1-3 K ①	B FF 93 B CH 84 B FF 94 B FF 94 4-0 BB 1-2 BB	B FF 90 X FF 90 1-0 F8 ① B FF 90 F FC 88 B SI 91 X FF 90 2-1 G1-3 ①		3	0	0	0	0	2	1
										2	0	0	0	1	0	1
Ivan Rodriguez, R (1, 2) OBP: 0.335, SLG: 0.415			F FF 91 B SI 90 S SL 86 X FF 90 1-2 FC5-4 1B	B SI 92 X SL 87 1-0 F9 ②		B FF 95 B FF 94 B FF 94 B FF 94 4-0 BB	B SI 90 D FF 90 B FF 90 B FF 90 4-0 1-2 2-3 3-H BB	C FF 90 B CH 83 B FF 89 X FF 90 2-1 P6 ② B FF 90 C FF 90 F FF 91 B CU 75 F SL 77 C CU 76 2-3 K ②		4	0	1	1	2	1	1
Edgar Renteria, R (1, 6) OBP: 0.305, SLG: 0.323			1 SAFE B FF 89 F SI 90 F SI 90 X SI 89 1-2 FC5-4 9 1B 28 BB 9 E 1-2f ①	C KC 74 B SL 81 B SI 90 F SI 89 S FF 91 2-3 K ③		B FF 93 X SL 82 1-0 P4 ②	B SL 84 C FF 90 S FF 90 X SL 85 1-2 G4-3 ③	B FF 90 B FF 89 B FF 90 B FF 89 4-0 39 BB 28 1B 9 BB BB C FF 91 X CU 76 0-1 F7 ③		5	2	0	0	1	1	5
Inning Stats	R: 0 E: 0 K: 0 S: 8 H: 0 LOB: 0 BB: 0 P: 13	R: 0 E: 0 K: 0 S: 12 H: 1 LOB: 1 BB: 0 P: 22	R: 5 E: 1 K: 2 S: 16 H: 4 LOB: 0 BB: 1 P: 25	R: 0 E: 0 K: 2 S: 7 H: 0 LOB: 0 BB: 0 P: 10	R: 2 E: 0 K: 1 S: 12 H: 3 LOB: 1 BB: 0 P: 23	R: 0 E: 0 K: 2 S: 7 H: 0 LOB: 1 BB: 1 P: 16	R: 2 E: 0 K: 1 S: 16 H: 1 LOB: 3 BB: 4 P: 37	R: 10 E: 0 K: 0 S: 25 H: 9 LOB: 2 BB: 3 P: 50	R: 0 E: 0 K: 1 S: 8 H: 0 LOB: 0 BB: 0 P: 12	1B: 12 2B: 3 3B: 1 HR: 2	SF: 0 SAC: 0 DP: 0 HBP: 0						

	AB	45
	R	19
	H	18
	RBI	17
	BB	9
	SO	9
	LOB	19

WP: 1 PA: 54
PB: 0
SB: 0
CS: 0

PITCHER		IP	WLS	BF	H	R	ER	SO	BB	IBB	HBP	BLK	WP	HR	S	P	ERA	WHIP
44 Luke Hochevar, R (1, 1) ERA: 5.47	(1, 1)	5.0	L	24	8	7	7	5	1	0	0	0	0	1	55	93	12.60	1.800
51 Robinson Tejeda, R (6, 1) ERA: 5.3	(6, 1)	1.2		10	1	2	2	3	4	0	0	0	0	0	20	45	10.80	3.000
41 Jimmy Gobble, L (7, 1) ERA: 11.31	(7, 1)	1.0		14	7	10	10	0	4	0	0	0	1	1	20	45	90.00	11.000
Juan Carlos Oviedo, R (8, 1) ERA: 1.69	(8, 1)	0.1		3	2	0	0	0	0	0	0	0	0	0	8	13	0.00	6.000
1 Tony Pena Jr., R (9, 1) ERA:	(9, 1)	1.0		3	0	0	0	1	0	0	0	0	0	0	8	12	0.00	0.000

PITCHER	IP	WLS	BF	H	R	ER	SO	BB	IBB	HBP	BLK	WP	HR	S	P	ERA	WHIP

BOTTOM

Detroit Tigers @ Kansas City Royals

Kauffman Stadium, Kansas City, MO

Mon Jul 21 2008, 7:10 PM CDT

Att. 14,137 - Partly Cloudy - 97 F

livebaseballscorecards.com

Batter	1	2	3	4	5	6	7	8	9	AB	R	H	RBI	BB	SO	LOB
9 David DeJesus, L (1, 7) OBP: 0.362, SLG: 0.465	C FF 88 B FF 88 X CH 79 1-1 ① F8		B SI 88 B SI 89 C FF 88 B CH 78 B FF 89 4-1 30 G5-4-3 1-2 BB			B FF 88 B CH 80 F SI 87 S SI 88 F SI 87 B FF 89 F SI 87 X SI 90 3-2 ① F8		X FF 95 0-0 30 2B 30 WP 16 1B 1-3 1B		3	1	1	0	1	0	0
30 Mike Aviles, R (1, 6) OBP: 0.353, SLG: 0.506 (8, 4) (9, 6)	F FF 90 F FF 89 F SL 83 B SL 86 X FF 91 1-2 16 FC5-4 1B		B SL 84 C SI 91 2 SAFE B FF 90 B SI 92 X FF 90 3-1 ②③ G5-4-3 1-2f			C CU 74 B CU 75 X CH 81 1-1 ② G6-3		B SL 88 C SI 95 B FF 94 F SI 95 D SL 86 X SI 95 3-2 16 1B 2B 1-3 3-H		4	1	2	0	0	0	2
16 Billy Butler, R (1, 10) OBP: 0.315, SLG: 0.356 Esteban German, R (9, 4) OBP: 0.281, SLG: 0.292	C FF 92 1 SAFE X FF 91 0-1 ② FC5-4 1-2f			B SL 82 C SL 83 X FF 89 1-1 ① G5-3		C CH 81 B SL 84 B CU 75 B SI 92 X SI 91 3-2 ③ G6-3		B SL 81 C SL 80 F FF 91 B SL 79 X SL 79 2-2 11 G4-6-3 1B 2-H 3-H		4 0	0 0	1 0	2 0	0 0	0 0	1 0
11 Jose Guillen, R (1, 9) OBP: 0.294, SLG: 0.457	C FF 91 B FF 90 F FF 91 F SI 89 F FF 92 B SL 86 X SL 84 2-2 ③ F8			C FF 88 S SI 90 B FF 92 B FF 91 S SI 91 2-3 ② K			C FF 94 X SI 94 0-1 ① G4-3	B FF 90 F FF 91 X FF 91 1-1 ①② G4-6-3 1-2f		4	0	0	0	0	1	2
15 Mark Grudzielanek, R (1, 4) OBP: 0.354, SLG: 0.401 1 Tony Pena Jr., R (7, PH) OBP: 0.174, SLG: 0.201 (8, 6) (9, 1)		C CU 73 B SI 89 F SI 90 B FF 91 X FF 91 2-2 ① F8		B FF 90 F FF 91 B FF 92 C CH 80 B SI 92 X SI 90 3-2 1B			B SI 95 X FF 94 1-0 ② F9	C FF 91 X FF 91 0-1 ③ F9		2 2	0 0	1 0	0 0	0 0	0 0	0 0
4 Alex Gordon, L (1, 5) OBP: 0.336, SLG: 0.401		C FF 90 B CH 81 B FF 90 F SI 88 F CH 81 X CH 80 2-2 ② F8		F FF 92 X SI 90 0-1 ③ F7			B SI 95 B SI 95 B SI 95 B SI 95 4-0 BB		C FF 90 S FS 84 B SL 78 X SL 80 1-2 ① F7	3	0	0	0	1	0	1
Ross Gload, L (1, 3) OBP: 0.321, SLG: 0.321		C CH 81 S FF 90 X SI 91 0-2 ③ F7			B CU 73 C CH 79 S CH 80 B CH 81 X FF 90 2-2 ① L8		B SI 94 X SI 93 1-0 ③ F8		F FF 90 X FS 83 0-1 ② L8	4	0	0	0	0	0	1
14 John Buck, R (1, 2) OBP: 0.322, SLG: 0.397			C FF 89 B FF 88 F SL 84 X CU 75 1-2 ① F9		X SI 88 0-0 ② G6-3			B FF 94 X SI 94 1-0 2 1B 2B	B SL 80 C SL 79 X FS 84 1-1 1B	4	1	2	0	0	0	0
2 Joey Gathright, L (1, 8) OBP: 0.308, SLG: 0.273			X SI 89 0-0 9 S 1B		B CH 80 C CH 80 X FF 89 1-1 ③ G6-3			B FF 93 F SI 94 B SI 95 B FF 94 X SI 94 3-1 9 1B 30 WP 1B 2-H	B FF 90 F FF 90 S SL 79 B SL 78 S FS 85 2-3 ③ K	4	1	2	1	0	1	1
Inning Stats	R: 0 H: 1 E: 0 LOB: 1 K: 0 BB: 0 S: 13 P: 17	R: 0 H: 0 E: 0 LOB: 0 K: 0 BB: 0 S: 10 P: 14	R: 0 H: 1 E: 0 LOB: 1 K: 0 BB: 1 S: 7 P: 15	R: 0 H: 1 E: 0 LOB: 1 K: 1 BB: 0 S: 10 P: 16	R: 0 H: 0 E: 0 LOB: 0 K: 0 BB: 0 S: 6 P: 9	R: 0 H: 0 E: 0 LOB: 0 K: 0 BB: 0 S: 10 P: 17	R: 0 H: 0 E: 0 LOB: 1 K: 0 BB: 1 S: 4 P: 10	R: 4 H: 5 E: 0 LOB: 0 K: 0 BB: 0 S: 14 P: 24	R: 0 H: 1 E: 0 LOB: 1 K: 1 BB: 0 S: 10 P: 14	1B: 7 2B: 2 3B: 0 HR: 0	SF: 0 SAC: 0 DP: 2 HBP: 0			WP: 1 PB: 0 SB: 1 CS: 0	PA: 36		

	AB	34
	R	4
	H	9
	RBI	3
	BB	2
	SO	2
	LOB	8

PITCHER		IP	WLS	BF	H	R	ER	SO	BB	IBB	HBP	BLK	WP	HR	S	P	ERA	WHIP
31 Zach Miner, R ERA: 3.73	(1, 1)	6.0	W	21	3	0	0	1	1	0	0	0	0	0	56	88	0.00	0.667
34 Freddy Dolsi, R ERA: 4.85	(7, 1)	1.0		8	4	4	4	0	1	0	0	0	1	0	11	24	36.00	5.000
Aquilino Lopez, R ERA: 3.05	(8, 1)	2.0		7	2	0	0	1	0	0	0	0	0	0	17	24	0.00	1.000

PITCHER	IP	WLS	BF	H	R	ER	SO	BB	IBB	HBP	BLK	WP	HR	S	P	ERA	WHIP

Batter	1	2	3	4	5	6	7	8	9	AB	R	H	RBI	BB	SO	LOB
28 Curtis Granderson, L (1, 8) OBP: 0.359, SLG: 0.475	B FF 90 B FF 90 B FF 91 C FF 90 X FF 92 3-1 ① P4		B CU 76 B FC 88 F FF 90 F FF 90 F CH 82 F FC 89 B FF 91 F FF 90 X FF 90 3-2 ② F8		C FF 90 X FS 81 0-1 14 2B 24 1B 1B	B FF 90 X FF 91 1-0 ① F7			B CH 84 F FF 93 1 SAFE F FF 94 F CH 82 X SL 84 1-2 FC3 14 FC4-6 1-3	5	1	1	0	0	0	2
14 Placido Polanco, R (1, 4) OBP: 0.351, SLG: 0.406	C FF 91 B CU 78 B FF 91 B FF 92 X FF 90 3-1 ② P6		C CU 77 B FC 86 B FF 92 X FF 91 2-1 HR		X FF 91 0-0 24 1B BB 1-3 2B	1 SAFE C FF 90 X CU 80 0-1 ②③ G6-4-3 1-2f			B SL 83 B FF 94 X CH 84 2-0 ① FC4-6 30 WP 30 1B 1-2f 3-H	5	3	2	2	0	0	2
9 Carlos Guillen, S (1, 5) OBP: 0.375, SLG: 0.441	B FF 92 B FC 88 C FF 92 X CH 83 2-1 30 1B 2B		B FF 91 B FF 91 B FC 86 B FF 92 4-0 30 1B BB		B FF 90 B FS 81 F FF 92 F FC 89 B FF 92 F FF 92 F FF 91 F CU 80 F FF 91 4-2 F FC 89 F FC 87 B FC 90 BB 24 1B SF8 BB		X FC 89 0-0 ① F9		B FF 95 S CH 84 S SI 94 F FF 96 S FF 96 1-3 ② K	3	2	1	0	2	1	1
30 Magglio Ordonez, R (1, 9) OBP: 0.372, SLG: 0.492 25 Ryan Raburn, R (9, 9) OBP: 0.311, SLG: 0.448	B B D C S X 3-2 2-H 1B		F FF 90 F FF 90 1 SAFE B FC 87 X FF 91 1-2 1-3 1B		F FC 85 X FF 90 0-1 ① F4		B FF 90 B CU 79 X FC 84 2-0 ② F8		B CH 84 S CH 84 X SL 84 1-1 1-H 1B	5 0	0 0	3 0	2 0	0 0	0 0	3 0
24 Miguel Cabrera, R (1, 3) OBP: 0.353, SLG: 0.492	F FC 86 B FF 92 S FC 87 D FC 87 B FC 86 X FC 87 3-2 ③ L8		C FF 91 B FF 90 B FC 86 F FF 90 F CH 81 T FF 92 2-2 ③ K		S FC 87 B FF 92 X FC 89 1-1 BB 1-2 2-3 3-H 1B	S CU 79 B FF 90 C CU 78 X FS 81 1-2 ③ F7			X FF 93 0-0 ③ F9	5	0	1	1	0	1	4
Matt Joyce, L (1, 7) OBP: 0.341, SLG: 0.661		C FF 90 B CU 79 F FC 88 B CU 76 B FF 91 X FF 91 3-2 ① P4		F FF 90 B FF 91 B FC 87 X FF 91 2-1 ① P6	B FF 91 F FC 88 B FF 91 B FF 91 B FC 90 4-1 1-2 2-3 3-H BB			X FF 92 0-0 ① F7		3	0	0	1	1	0	0
Gary Sheffield, R (1, 10) OBP: 0.337, SLG: 0.373		B FF 91 F FF 90 B FF 92 S FF 91 S FC 88 2-3 ② K		C FF 91 X FF 92 0-1 S FC5-2 2B	C FC 88 F CU 80 F CU 80 F FS 81 B FF 92 X CU 80 1-2 ② SF8 3-H			C FF 93 F FF 94 F SL 84 S FF 92 0-3 ② K		3	0	1	1	0	2	0
Ivan Rodriguez, R (1, 2) OBP: 0.334, SLG: 0.412		B FF 91 F FF 91 S FF 91 B FF 92 F FF 92 S FC 86 2-3 ③ K		C FF 89 F FF 90 B CU 78 F FF 91 B FC 87 B FF 93 F FF 90 X FC 86 3-2 ② FC5-2 2-H	F FF 91 B FC 86 S FC 90 F CU 79 B CU 79 X FS 79 2-2 ③ P4			C SL 84 F FF 94 X FF 95 0-2 PO 1B		4	0	1	0	0	1	3
Edgar Renteria, R (1, 6) OBP: 0.307, SLG: 0.325			C FC 84 B FF 91 B FF 92 B FC 84 X FF 91 3-1 ① F9	F FC 91 B FF 89 C FC 86 F FF 92 1 SAFE F FF 91 F FC 86 X CU 74 1-2 ③ L7		C CU 78 B FF 90 X FC 86 1-1 14 G6-4-3 1B		F SL 83 1 SAFE 0-1 ③ PO 1-2	X SL 81 0-0 28 E 28 FC3 14 FC4-6 1B	4	1	2	0	0	0	1
Inning Stats	R: 1 E: 0 K: 0 S: 12 H: 2 LOB: 1 BB: 0 P: 26	R: 0 E: 0 K: 2 S: 10 H: 0 LOB: 0 BB: 0 P: 17	R: 1 E: 0 K: 1 S: 17 H: 2 LOB: 2 BB: 1 P: 32	R: 0 E: 0 K: 0 S: 15 H: 1 LOB: 1 BB: 0 P: 21	R: 3 E: 0 K: 0 S: 25 H: 3 LOB: 2 BB: 2 P: 37	R: 0 E: 0 K: 0 S: 5 H: 1 LOB: 0 BB: 0 P: 7	R: 0 E: 0 K: 0 S: 5 H: 0 LOB: 0 BB: 0 P: 8	R: 0 E: 0 K: 1 S: 9 H: 1 LOB: 0 BB: 0 P: 9	R: 2 E: 1 K: 1 S: 13 H: 2 LOB: 1 BB: 0 P: 18	1B: 8 2B: 3 3B: 0 HR: 1	SF: 1 SAC: 0 DP: 1 HBP: 0	WP: 1 PB: 0 SB: 1 CS: 0	PA: 42				

PITCHER		IP	WLS	BF	H	R	ER	SO	BB	IBB	HBP	BLK	WP	HR	S	P	ERA	WHIP
28 Kyle Davies, R ERA: 4.58	(1, 1)	4.0	L	18	5	2	2	3	1	0	0	0	0	1	54	96	4.50	1.500
Joel Peralta, R ERA: 5.82	(5, 1)	3.0		14	4	3	3	0	2	0	0	0	0	0	35	52	9.00	2.000
51 Robinson Tejeda, R ERA: 4.79	(8, 1)	2.0		9	3	2	0	2	0	0	0	0	1	0	22	27	0.00	1.500

PITCHER	IP	WLS	BF	H	R	ER	SO	BB	IBB	HBP	BLK	WP	HR	S	P	ERA	WHIP

TOP

Detroit Tigers @ Kansas City Royals

Kauffman Stadium, Kansas City, MO

Tue Jul 22 2008, 7:10 PM CDT

Att. 22,074 - Cloudy - 85 F

livebaseballscorecards.com

AB	37
R	7
H	12
RBI	7
BB	3
SO	5
LOB	16

Detroit Tigers @ Kansas City Royals

Kauffman Stadium, Kansas City, MO

Tue Jul 22 2008, 7:10 PM CDT

Att. 22,074 - Cloudy - 85 F

livebaseballscorecards.com

BOTTOM

Batter	1	2	3	4	5	6	7	8	9	AB	R	H	RBI	BB	SO	LOB
9 David DeJesus, L (1, 7) OBP: 0.358, SLG: 0.459	C FF 86 B SL 78 B SI 83 C SI 84 B SL 80 F FF 87 C FF 87 3-3 ① K		C SI 83 B SI 83 B FF 89 F SI 83 X CU 75 2-2 ② G3		X SI 82 0-0 ③ G1-3			B SI 95 C FF 95 F CH 82 B FF 97 F FF 96 X CH 86 2-2 ① F8		4	0	0	0	0	1	0
30 Mike Aviles, R (1, 6) OBP: 0.351, SLG: 0.506	X FF 88 0-0 15 E 2B		C SI 82 B CH 78 B CH 78 F SI 83 S CH 79 2-3 ③ K			X CH 76 0-0 ① G1-3		B SL 87 S CH 85 S CH 84 S FF 97 1-3 ② K		4	1	1	0	0	2	0
15 Mark Grudzielanek, R (1, 4) OBP: 0.359, SLG: 0.408	B SI 81 B SI 83 B SI 83 C SI 82 X CH 78 3-1 E7 2-H 1B			X SI 81 0-0 BB 1B		C FF 88 B FF 88 X SL 79 1-1 2B		F FF 97 B SL 86 F CH 85 F FF 98 S FF 97 1-3 ③ K		4	0	3	1	0	1	0
11 Jose Guillen, R (1, 9) OBP: 0.290, SLG: 0.452	F FF 88 B CH 78 X CH 78 1-1 ② G1-3			B SI 82 1 SAFE 1 SAFE B SI 81 F SI 81 X CH 77 2-1 ① P5		X CH 77 0-0 ② G6-3			B FF 95 B FF 96 F FF 97 S FF 96 S FF 98 2-3 ① K	4	0	0	0	0	1	3
16 Billy Butler, R (1, 10) OBP: 0.310, SLG: 0.350	B FF 88 C FF 87 X FF 88 1-1 ③ P3			B SI 81 X FF 87 1-0 ② P4		B CH 77 X CH 78 1-0 ③ G5-3			C FF 96 S CU 80 B CU 82 X FF 97 1-2 ② G6-3	4	0	0	0	0	0	3
Esteban German, R (1, 5) OBP: 0.300, SLG: 0.326		B SI 80 B SI 81 C SI 82 X SI 82 2-1 ① G6-3		C CH 76 B FF 89 F FF 88 D SL 80 B CH 77 B FF 88 4-2 1-2 BB			C SI 80 X FF 94 0-1 14 S 1B		B FF 97 B FF 96 B FF 95 C FF 96 X FF 96 3-1 3B	3	0	2	0	1	0	0
14 John Buck, R (1, 2) OBP: 0.317, SLG: 0.391		X SI 81 0-0 ② G6-3		B CH 77 F FF 88 B CH 75 D SI 82 C SI 83 S CH 79 3-3 ③ K			B FF 95 B CH 83 B FF 95 C FF 94 F FF 97 C FF 96 3-3 ① K 1-2		B FF 97 B FF 95 F FF 96 B FF 96 X FF 97 3-1 ③ G4-3	4	0	0	0	0	2	4
Ross Gload, L (1, 3) OBP: 0.318, SLG: 0.317		B SI 83 F FF 87 C SL 78 X CU 73 1-2 ③ P6			B FF 86 C FF 87 B SL 78 S CH 75 X CH 78 2-2 ① G3-1		B CH 84 X CH 85 1-0 ② L4			3	0	0	0	0	0	1
2 Joey Gathright, L (1, 8) OBP: 0.305, SLG: 0.269			B FF 86 B SI 82 B SI 82 C SI 83 X SI 83 3-1 ① B5-3		S FF 88 B FF 87 F FF 89 T CU 74 1-2 ② K		B FF 97 C CH 84 C CH 84 B FF 98 F FF 98 S FF 97 2-3 ③ K			3	0	0	0	0	2	1
Inning Stats	R: 1 E: 1 K: 1 S: 11 H: 2 LOB: 1 BB: 0 P: 19	R: 0 E: 0 K: 0 S: 6 H: 0 LOB: 0 BB: 0 P: 9	R: 0 E: 0 K: 1 S: 8 H: 0 LOB: 0 BB: 0 P: 15	R: 0 E: 0 K: 1 S: 9 H: 1 LOB: 2 BB: 1 P: 19	R: 0 E: 0 K: 1 S: 7 H: 0 LOB: 0 BB: 0 P: 10	R: 0 E: 0 K: 0 S: 5 H: 1 LOB: 1 BB: 0 P: 7	R: 0 E: 0 K: 2 S: 10 H: 1 LOB: 1 BB: 0 P: 16	R: 0 E: 0 K: 2 S: 11 H: 0 LOB: 0 BB: 0 P: 15	R: 0 E: 0 K: 1 S: 10 H: 1 LOB: 1 BB: 0 P: 19	1B: 3 2B: 2 3B: 1 HR: 0 SF: 0 SAC: 0 DP: 0 HBP: 0						

	AB	33
	R	1
	H	6
	RBI	1
	BB	1
	SO	9
	LOB	12

WP: 0 PA: 34
PB: 0
SB: 1
CS: 0

PITCHER		IP	WLS	BF	H	R	ER	SO	BB	IBB	HBP	BLK	WP	HR	S	P	ERA	WHIP
Kenny Rogers, L ERA: 4.48	(1, 1)	6.0	W	23	4	1	1	4	1	0	0	0	0	0	46	79	1.50	0.833
56 Fernando Rodney, R ERA: 5.54	(7, 1)	2.0		7	1	0	0	4	0	0	0	0	0	0	21	31	0.00	0.500
54 Joel Zumaya, R ERA: 1.76	(9, 1)	1.0		4	1	0	0	1	0	0	0	0	0	0	10	19	0.00	1.000

PITCHER	IP	WLS	BF	H	R	ER	SO	BB	IBB	HBP	BLK	WP	HR	S	P	ERA	WHIP

Detroit Tigers @ Kansas City Royals

Kauffman Stadium, Kansas City, MO

Wed Jul 23 2008, 1:10 PM CDT

Att. 16,594 - Partly Cloudy - 84 F

livebaseballscorecards.com

TOP

Batter	1	2	3	4	5	6	7	8	9	AB	R	H	RBI	BB	SO	LOB
28 Curtis Granderson, L (1, 8) OBP: 0.360, SLG: 0.479	C FF 90 B FF 92 S CH 82 B FF 94 F FF 93 F FF 94 B CU 76 B FF 93 4-2 14 1B 30 1B BB	C FF 92 B CH 82 X CU 74 1-1 G3		B FF 91 B SI 88 F FF 89 X FF 90 2-1 L4			B CU 79 C CU 79 X FF 89 1-1 30 1B 3B	B SI 94 C CH 82 S CH 84 B SL 84 F FF 93 X CH 84 2-2 F7		4	2	1	0	1	0	3
14 Placido Polanco, R (1, 4) OBP: 0.354, SLG: 0.408	X FF 92 0-0 30 1B 24 CS 1-2 1B		C FF 90 B CU 71 X CU 74 1-1 30 G5-3 9 BB 24 1B 1B	B CU 73 1 SAFE B FF 90 F FF 90 B FF 88 X FF 89 3-1 P6			B SL 86 X CH 84 1-0 G4-3		X FF 90 0-0 BB 30 1B 1B	5	2	3	0	0	0	2
9 Carlos Guillen, S (1, 5) OBP: 0.376, SLG: 0.437	L SI 91 F FF 92 S FF 93 0-3 K		B FF 90 B CH 79 B FF 91 B FF 88 4-0 30 G5-3 24 1B 1-2 BB		C CU 73 C FF 90 B SL 82 S SL 84 1-3 K		F SL 87 B CH 85 B CH 85 B CH 84 B FF 89 4-1 30 1B 24 1B BB		B CH 84 B FF 90 C FF 90 B FF 91 X FF 91 3-1 F9	3	2	0	0	2	2	3
30 Magglio Ordonez, R (1, 9) OBP: 0.375, SLG: 0.494	B FF 93 X SL 84 1-0 24 CS 1-3 2-H 1B		X SI 93 0-0 G5-3 1-2 2-3		B FF 93 C FF 92 B CU 76 C FF 92 F FF 94 B CU 77 S SL 84 3-3 K		F FF 90 B FF 90 B FF 90 T FF 91 B SL 87 F FF 90 X FF 90 3-2 24 1B 1-3 3-H 1B		F FF 89 F FF 90 B SL 83 B CH 84 X CH 84 2-2 BB 1-2 1B	5	0	3	2	0	1	2
24 Miguel Cabrera, R (1, 3) OBP: 0.354, SLG: 0.491	B FF 93 B SL 87 F FF 94 F SI 94 F FF 95 B FF 94 S FF 95 3-3 K 1-2 3-H		X SI 94 0-0 2-H 3-H 1B		B CU 72 C FF 93 F CU 72 S FF 95 1-3 K		B SI 89 X SL 88 1-0 1-2 3-H 1B		B FF 90 C FF 90 D SL 84 F FF 90 S FF 90 2-3 K	5	0	2	3	0	3	3
Matt Joyce, L (1, 7) OBP: 0.344, SLG: 0.655		X FF 92 0-0 WP 1B 2B	B CH 85 S CH 87 C FF 93 S SL 83 1-3 K			B FF 90 X CH 80 1-0 G5-3	S SI 90 S CU 79 S CU 78 0-3 K		B B B C FF 90 B FF 91 4-1 1-2 2-3 BB	4	1	1	0	1	2	3
Gary Sheffield, R (1, 10) OBP: 0.331, SLG: 0.365		F FF 93 B CU 72 C SL 82 X FF 94 1-2 F8	F CU 74 B CU 71 S FF 94 S SL 80 1-3 K			B FF 92 C FF 92 B FF 94 C SL 84 F SL 82 B SL 85 S SL 84 3-3 K		X FF 94 0-0 P3	B FF 91 B CH 84 C FF 91 B FF 91 F FF 90 F FF 91 X FF 90 3-2 P5	5	0	0	0	0	2	5
Edgar Renteria, R (1, 6) OBP: 0.309, SLG: 0.327		C SL 83 B SL 86 X FF 92 1-1 2-H 1B		F CU 73 F FF 91 F CU 74 X SL 86 0-2 G1-3		F FF 94 C FF 94 B FF 94 F SL 86 X CU 78 1-2 P4		C SL 84 B SI 96 F SL 84 B SL 84 X FF 96 2-2 15 G3 1B		4	0	2	1	0	0	0
15 Brandon Inge, R (1, 2) OBP: 0.313, SLG: 0.414		B FF 92 C FF 92 F SL 85 X CU 69 1-2 P6		B FF 93 C CU 75 X FF 92 1-1 1B			B SL 86 X FF 88 1-0 G6-3	B FF 95 B FF 93 1 SAFE T FF 94 X SI 94 2-1 G3 1-2		4	0	1	0	0	0	2
Inning Stats	R: 2 E: 0 K: 2 S: 13 H: 2 LOB: 2 BB: 1 P: 21	R: 1 E: 0 K: 0 S: 11 H: 2 LOB: 1 BB: 0 P: 15	R: 2 E: 0 K: 2 S: 10 H: 2 LOB: 1 BB: 1 P: 17	R: 0 E: 0 K: 0 S: 10 H: 1 LOB: 1 BB: 0 P: 16	R: 0 E: 0 K: 3 S: 10 H: 0 LOB: 0 BB: 0 P: 15	R: 0 E: 0 K: 1 S: 9 H: 0 LOB: 0 BB: 0 P: 14	R: 2 E: 0 K: 1 S: 13 H: 3 LOB: 2 BB: 1 P: 24	R: 0 E: 0 K: 0 S: 10 H: 1 LOB: 1 BB: 0 P: 16	R: 0 E: 0 K: 1 S: 14 H: 2 LOB: 3 BB: 1 P: 28	1B: 11 2B: 2 3B: 1 HR: 0 SF: 0 SAC: 0 DP: 1 HBP: 0	WP: 1 PB: 0 SB: 0 CS: 2 PA: 43					

	AB	39
	R	7
	H	13
	RBI	6
	BB	4
	SO	10
	LOB	23

PITCHER		IP	WLS	BF	H	R	ER	SO	BB	IBB	HBP	BLK	WP	HR	S	P	ERA	WHIP
23 Zack Greinke, R ERA: 4.06	(1, 1)	6.0	L	26	7	5	5	8	2	0	0	0	1	0	63	98	7.50	1.500
Horacio Ramirez, L ERA: 2.37	(7, 1)	1.0		7	3	2	2	1	1	0	0	0	0	0	13	24	18.00	4.000
Juan Carlos Oviedo, R ERA: 1.61	(8, 1)	1.0		4	1	0	0	0	0	0	0	0	0	0	10	16	0.00	1.000
32 Ron Mahay, L ERA: 1.74	(9, 1)	1.0		6	2	0	0	1	1	0	0	0	0	0	14	28	0.00	3.000

PITCHER		IP	WLS	BF	H	R	ER	SO	BB	IBB	HBP	BLK	WP	HR	S	P	ERA	WHIP

BOTTOM

Detroit Tigers @ Kansas City Royals

Kauffman Stadium, Kansas City, MO

Wed Jul 23 2008, 1:10 PM CDT

Att. 16,594 - Partly Cloudy - 84 F

livebaseballscorecards.com

Batter	1	2	3	4	5	6	7	8	9	AB	R	H	RBI	BB	SO	LOB
9 David DeJesus, L (1, 10) OBP: 0.360, SLG: 0.463	F SI 89 B SI 90 S CH 83 B SL 85 F SL 85 F SI 91 X SL 86 2-2 ① L6			C SL 86 B SI 91 B CH 84 F SL 84 B SI 93 X SI 92 3-2 ① G4-3			B SI 90 B CH 82 F SI 90 F SI 91 F SL 84 B SI 88 X SI 92 3-2 BB 11 1B 1B	B CU 73 F SL 81 X CU 75 1-1 2B		4	1	2	0	0	0	0
30 Mike Aviles, R (1, 6) (9, 4) OBP: 0.343, SLG: 0.494	S SL 85 X SL 86 0-1 ② G1-3			C SL 85 X SI 92 0-1 ② G5-3			X SI 89 0-0 ① F9	C SL 82 B SL 82 C SI 88 D CU 76 B SL 83 S SL 83 3-3 ③ K		4	0	0	0	0	1	2
15 Mark Grudzielanek, R (1, 4) OBP: 0.356, SLG: 0.406 Esteban German, R (6, 4) OBP: 0.304, SLG: 0.323 (9, 7)	B SI 92 X SI 90 1-0 ③ F9			C SI 92 B SI 92 X SL 85 1-1 ③ G6-3			C SL 82 B SL 82 B SI 89 B SL 83 C SI 88 B SI 90 4-2 4 1B 11 1B 1-2 BB		C FC 85 C FF 89 F FF 88 F CU 71 X CU 72 0-2 ① F8	2 1	0 0	0 0	0 0	0 1	0 0	0 0
11 Jose Guillen, R (1, 7) OBP: 0.293, SLG: 0.451 (9, 9)		F SI 90 B SI 92 F SI 91 B SL 86 C SL 84 2-3 ① K			C SL 85 B SL 85 X SI 90 1-1 ① G6-3		X SI 91 0-0 4 1B 1-2 2-H 1B		F FC 85 F FC 87 B FC 86 H SI 89 2-2 HBP	3	0	1	1	0	1	0
4 Alex Gordon, L (1, 5) OBP: 0.335, SLG: 0.399		X SI 91 0-0 ② G4-3			C SI 91 B CH 85 B SI 91 S SL 86 B CH 85 S SL 86 3-3 ② K		X SI 89 0-0 1-2 2-3 1B		C SI 89 B B CU 70 B SI 90 C FF 89 X CU 71 3-2 ② F8	4	0	1	0	0	1	1
24 Mark Teahen, L (1, 9) OBP: 0.313, SLG: 0.393 (9, 8)		X SI 91 0-0 ③ G3			C SI 93 B SI 93 B CH 85 C SL 84 S SL 85 2-3 ③ K		T SL 85 T SL 82 S SL 82 0-3 ② K		C FF 91 X CH 80 0-1 ③ G4-3	4	0	0	0	0	2	4
21 Miguel Olivo, R (1, 2) OBP: 0.282, SLG: 0.458			S SL 82 S SL 87 S SL 85 0-3 ① K			S SL 83 S SL 80 B SI 91 B SL 80 B SL 84 S SL 83 3-3 ① K	D SL 84 B SL 84 F SI 92 X SL 85 2-1 ③ F8			3	0	0	0	0	2	3
Ross Gload, L (1, 3) OBP: 0.314, SLG: 0.314			B SI 91 T SI 90 B CH 84 C SL 83 X SI 92 2-2 ② G6-3			B SI 90 X SI 90 1-0 ② F7		B FF 88 X SL 83 1-0 ① F9		3	0	0	0	0	0	0
2 Joey Gathright, L (1, 8) OBP: 0.302, SLG: 0.267 16 Billy Butler, R (8, PH) OBP: 0.309, SLG: 0.349 1 Tony Pena Jr., R (9, 6) OBP: 0.174, SLG: 0.201			C SI 92 S SL 85 T SI 89 0-2 ③ K			S SL 83 X SI 92 0-1 ③ G6-3		B SI 87 B SL 81 C SL 81 X SL 84 2-1 ② F9		2 1 0	0 0 0	0 0 0	0 0 0	0 0 0	1 0 0	0 0 0

Inning Stats	1	2	3	4	5	6	7	8	9
	R: 0 E: 0 K: 0 S: 8	H: 0 LOB: 0 BB: 0 P: 11	R: 0 E: 0 K: 1 S: 5	H: 0 LOB: 0 BB: 0 P: 7	R: 0 E: 0 K: 2 S: 9	H: 0 LOB: 0 BB: 0 P: 11	R: 0 E: 0 K: 0 S: 7	H: 0 LOB: 0 BB: 0 P: 11	R: 0 E: 0 K: 2 S: 8	H: 0 LOB: 0 BB: 0 P: 14	R: 0 E: 0 K: 1 S: 6	H: 0 LOB: 0 BB: 0 P: 10	R: 1 E: 0 K: 1 S: 14	H: 3 LOB: 3 BB: 1 P: 23	R: 0 E: 0 K: 1 S: 8	H: 1 LOB: 1 BB: 0 P: 15	R: 0 E: 0 K: 0 S: 12	H: 0 LOB: 1 BB: 0 P: 17

AB	31
R	1
H	4
RBI	1
BB	1
SO	8
LOB	10

		1B: 3	SF: 0	WP: 0	PA: 33
		2B: 1	SAC: 0	PB: 0	
		3B: 0	DP: 0	SB: 0	
		HR: 0	HBP: 1	CS: 0	

PITCHER		IP	WLS	BF	H	R	ER	SO	BB	IBB	HBP	BLK	WP	HR	S	P	ERA	WHIP
58 Armando Galarraga, R ERA: 3.27	(1, 1)	7.0	W	25	3	1	1	7	1	0	0	0	0	0	57	87	1.29	0.571
49 Casey Fossum, L ERA: 5.82	(8, 1)	1.0		4	1	0	0	1	0	0	0	0	0	0	8	15	0.00	1.000
59 Todd Jones, R ERA: 4.66	(9, 1)	1.0		4	0	0	0	0	0	0	1	0	0	0	12	17	0.00	0.000

PITCHER	IP	WLS	BF	H	R	ER	SO	BB	IBB	HBP	BLK	WP	HR	S	P	ERA	WHIP

Batter	1	2	3	4	5	6	7	8	9	AB	R	H	RBI	BB	SO	LOB
Orlando Cabrera, R (1, 6) OBP: 0.327, SLG: 0.354	X SI 87 0-0 ① G5-3		B SI 89 F SI 90 D CH 83 S SI 84 X SL 84 2-2 12 FC5-2 2-3 3-H 1B		B SI 88 B SI 90 B SI 90 B SI 89 4-0 12 BB BB		X FF 98 0-0 12 SF8 25 E 1-3 2-H 1B		C SI 91 X FC 90 0-1 ① P6	4	1	2	2	1	0	0
12 A.J. Pierzynski, L (1, 2) OBP: 0.323, SLG: 0.420	C SI 88 S SL 83 S SL 82 0-3 ② K		X SL 84 0-0 ② FC5-2 1-2 3-H		C SI 90 C SI 90 B SI 90 D SI 90 B SL 83 D FC 86 4-2 1-2 2-3 BB		F FF 98 B FF 84 F FF 86 F FF 98 D CU 81 X FF 98 2-2 ① SF8 1-2 3-H		F FC 90 X FC 90 0-1 ② F8	3	0	0	1	1	1	2
20 Carlos Quentin, R (1, 7) OBP: 0.381, SLG: 0.547	X SI 88 0-0 ③ F7		C CH 83 S SI 84 B SI 91 S SL 85 1-3 ③ K		X SI 84 0-0 ③ F7		B CU 80 B FF 98 D FF 98 B FF 97 4-0 25 PB BB		C SI 92 F FF 93 X FC 91 0-2 23 HR 1B	4	1	1	0	1	1	5
23 Jermaine Dye, R (1, 9) OBP: 0.366, SLG: 0.563		C SI 87 B CH 82 X CH 81 1-1 ① L8		C SI 88 F SL 83 B SI 89 B SL 81 X CH 82 2-2 ① F9		C SL 82 X SI 84 0-1 ① F8	X FF 98 0-0 ② P3		B FC 90 B SI 92 X FF 91 2-0 1-H HR	5	1	1	2	0	0	2
25 Jim Thome, L (1, 10) OBP: 0.385, SLG: 0.508		B SL 82 C SI 88 X SI 90 1-1 ② G3		B SL 83 C SL 82 B SI 89 F SI 90 B SL 84 F SI 91 F SI 90 B SI 91 4-2 14 G1-4-3 BB		B SI 88 B SI 90 B SI 90 C SI 88 B SI 90 4-1 BB	B FF 96 I IN 77 I IN 80 I IN 84 4-0 1-3 2-H IBB		C FC 88 B FC 89 X FF 90 1-1 ③ G4-3	2	0	0	0	3	0	0
14 Paul Konerko, R (1, 3) OBP: 0.318, SLG: 0.358 32 Brian Anderson, R (9, 8) OBP: 0.268, SLG: 0.407	C SI 88 S SL 83 T SI 91 0-2 ③ K			X CH 81 0-0 ②③ G1-4-3 1-2f		C SI 89 C SI 89 X SI 90 0-2 ② P2	F FF 97 B FF 98 F FF 98 D CU 83 C CU 82 2-3 ③ K			4 0	0 0	0 0	0 0	0 0	2 0	4 0
Nick Swisher, S (1, 8) (9, 3) OBP: 0.355, SLG: 0.406			B SI 88 B SI 87 B SI 88 B SI 89 4-0 10 2B 1B BB		C SI 87 C SL 82 C SI 90 0-3 ① K	B CH 83 C SI 89 B SL 84 F CH 83 B SI 89 X SI 90 3-2 ③ F7		C SI 94 B CH 82 C CH 82 X FF 96 1-2 ① G4-3		3	1	0	0	1	1	1
22 Josh Fields, R (1, 5) OBP: 0.500, SLG: 0.333 Juan Uribe, R (9, 5) OBP: 0.283, SLG: 0.370			C SI 88 T CH 81 B SI 89 F SI 90 C SI 91 1-3 ① K		B CH 82 X CH 82 1-0 ② G5-3		B SI 87 B CH 79 X SI 88 2-0 10 1B 1B 1B	B FF 96 B SI 95 C SI 93 B SI 95 B FF 95 4-1 10 G4-6-3 BB		3 0	1 0	1 0	0 0	1 0	1 0	1 0
10 Alexei Ramirez, R (1, 4) OBP: 0.333, SLG: 0.475			1 SAFE X SI 84 0-0 1B 12 FC5-2 1-3 2B		L SL 83 X SI 90 0-1 12 BB 2B		X CH 79 0-0 1B 12 SF8 1-2 1B	S CH 83 B CH 84 X FF 95 1-1 ②③ G4-6-3 1-2f		4	1	3	0	0	0	1
Inning Stats	R: 0 E: 0 K: 1 S: 5 H: 0 LOB: 0 BB: 0 P: 5	R: 0 E: 0 K: 1 S: 7 H: 0 LOB: 0 BB: 0 P: 9	R: 1 E: 0 K: 2 S: 12 H: 2 LOB: 2 BB: 1 P: 20	R: 0 E: 0 K: 0 S: 8 H: 0 LOB: 0 BB: 1 P: 14	R: 0 E: 0 K: 1 S: 9 H: 1 LOB: 3 BB: 2 P: 18	R: 0 E: 0 K: 0 S: 9 H: 0 LOB: 1 BB: 1 P: 16	R: 3 E: 0 K: 1 S: 11 H: 3 LOB: 2 BB: 2 P: 25	R: 0 E: 0 K: 0 S: 6 H: 0 LOB: 0 BB: 1 P: 12	R: 2 E: 0 K: 0 S: 10 H: 2 LOB: 0 BB: 0 P: 13	1B: 5 2B: 2 3B: 0 HR: 1 SF: 1 SAC: 0 DP: 2 HBP: 0						WP: 0 PB: 2 SB: 0 CS: 0 PA: 41

TOP

Chicago White Sox @ Detroit Tigers

Comerica Park, Detroit, MI

Fri Jul 25 2008, 7:05 PM EDT

Att. 44,393 - Clear - 80 F

livebaseballscorecards.com

AB	32
R	6
H	8
RBI	5
BB	8
SO	6
LOB	16

PITCHER		IP	WLS	BF	H	R	ER	SO	BB	IBB	HBP	BLK	WP	HR	S	P	ERA	WHIP
29 Nate Robertson, L ERA: 5.63	(1, 1)	6.0		27	5	3	3	5	5	0	0	0	0	0	52	86	4.50	1.667
54 Joel Zumaya, R ERA: 1.65	(7, 1)	1.0	B	6	1	1	0	1	1	1	0	0	0	0	9	21	0.00	2.000
56 Fernando Rodney, R ERA: 5.14	(8, 1)	1.0	H	3	0	0	0	0	1	0	0	0	0	0	6	12	0.00	1.000
59 Todd Jones, R ERA: 4.99	(9, 1)	1.0	L	5	2	2	2	0	0	0	0	0	0	1	10	13	18.00	2.000

PITCHER	IP	WLS	BF	H	R	ER	SO	BB	IBB	HBP	BLK	WP	HR	S	P	ERA	WHIP

Batter	1	2	3	4	5	6	7	8	9	AB	R	H	RBI	BB	SO	LOB
28 Curtis Granderson, L (1, 8) OBP: 0.360, SLG: 0.476	B FF 91 S FF 91 B SI 93 X FF 92 2-1 14 G6-3 30 E 1B		B FF 92 B FF 91 S SI 92 B FC 87 S SI 91 B SI 92 4-2 14 1B 30 1B BB	B CU 80 X FF 91 1-0 G6-3 ②		C CU 79 F CU 79 B CU 81 D CU 80 F CU 78 F FF 93 F CU 79 F CU 80 F CU 80 2-2 X FF 92 F7 ③			C FF 94 C CU 82 F FF 96 X CU 84 0-2 G4-3 ②	4	2	1	0	1	0	1
14 Placido Polanco, R (1, 4) OBP: 0.352, SLG: 0.405	B FF 92 1 SAFE X FC 86 1-0 G6-3 ① 1-2		1 SAFE C FC 84 1 SAFE B SI 91 S SI 92 B SI 92 X SI 93 2-2 30 1B 30 WP 24 2B 1-3 1B	F FF 92 B FF 92 T FC 87 S CU 80 1-3 K ③			B FF 90 C SI 90 B FC 90 X FF 93 2-1 G6-3 ①		C FC 93 B B X 2-1 G5-3 ③	5	1	1	0	0	1	1
9 Carlos Guillen, S (1, 5) OBP: 0.377, SLG: 0.445	C FF 93 D CU 78 C FF 92 B FC 88 F FC 88 B CU 79 B FF 91 4-2 30 FC4-6 BB		X FF 91 0-0 P4 ①		B FC 87 X CH 82 1-0 G4-3 ①		B FF 94 B FF 91 X SI 93 2-0 HR			3	1	1	1	1	0	2
30 Magglio Ordonez, R (1, 9) OBP: 0.379, SLG: 0.500	C SI 92 B CU 78 X SI 93 1-1 FC4-6 ② 1-2f 2-H		C CU 78 F SI 92 F SI 92 B CU 79 X CU 78 1-2 24 2B E 1-3 3-H 1B		X FC 86 0-0 24 1B CS 2B		B FF 92 X FF 91 1-0 24 G4-6-3 1B			4	1	3	1	0	0	1
24 Miguel Cabrera, R (1, 3) OBP: 0.355, SLG: 0.493	S CU 80 B CU 79 B CU 79 F SI 92 B CU 80 C CU 79 3-3 K ③		C FF 91 X FF 89 0-1 E 1-3 3-H 2B		B FC 86 X CU 79 1-0 2-3 1B		1 SAFE B FF 93 1 SAFE 1 SAFE X FF 92 1-0 G4-6-3 ② ③ 1-2f			4	0	2	1	0	1	2
Matt Joyce, L (1, 7) OBP: 0.341, SLG: 0.639		X FF 93 0-0 F8 ①	B CU 76 C CU 78 B CU 78 B FF 91 C CU 78 B CU 80 4-2 E BB		B FF 92 C CH 82 B FF 92 B CH 81 F SI 92 S CU 79 3-3 K ② ③ 3-H			S SL 81 C SI 91 B SI 92 F SL 84 B SI 93 C SL 82 2-3 K ①		3	0	0	0	1	2	2
Gary Sheffield, R (1, 10) OBP: 0.330, SLG: 0.363		C FF 92 B CU 80 F FC 88 X CU 80 1-2 CS 1B	C FC 87 B SI 92 F SI 91 D FC 87 F FC 87 B CU 81 X FC 88 3-2 E5 G6-4-3 1-2 2-3 3-H		C FC 86 S SI 90 B CH 81 B CU 79 X FC 84 2-2 G4-3 ①			C FC 88 F SL 77 B SI 90 C FC 89 1-3 K ②		4	0	1	1	0	1	2
Ivan Rodriguez, R (1, 2) OBP: 0.333, SLG: 0.410	C SI 92 F CH 84 B FF 93 F SI 94 B CU 80 X CU 78 2-2 1-2 1B ②	C FC 86 X FC 85 0-1 G6-4-3 ② ③ 1-2f				C CU 79 X CU 79 0-1 G5-3 ②		C FC 89 F SL 78 B FC 75 X SL 81 1-2 G6-3 ③		4	0	1	0	0	0	3
Edgar Renteria, R (1, 6) OBP: 0.309, SLG: 0.329		S FC 87 F FC 87 C FF 94 0-3 K ③		B FF 90 X FC 86 1-0 L7 ①		B FF 92 B FC 86 X FF 90 2-0 2B			C FF 94 X FF 94 0-1 P3 ①	4	0	1	0	0	1	1
Inning Stats	R: 1 H: 1 E: 1 LOB: 1 K: 1 BB: 1 S: 11 P: 22	R: 0 H: 2 E: 0 LOB: 1 K: 1 BB: 0 S: 11 P: 14	R: 3 H: 3 E: 1 LOB: 2 K: 0 BB: 2 S: 20 P: 34	R: 0 H: 0 E: 0 LOB: 0 K: 1 BB: 0 S: 5 P: 8	R: 0 H: 2 E: 0 LOB: 2 K: 1 BB: 0 S: 6 P: 11	R: 0 H: 1 E: 0 LOB: 1 K: 0 BB: 0 S: 14 P: 20	R: 1 H: 2 E: 0 LOB: 0 K: 0 BB: 0 S: 5 P: 11	R: 0 H: 0 E: 0 LOB: 0 K: 2 BB: 0 S: 10 P: 14	R: 0 H: 0 E: 0 LOB: 0 K: 0 BB: 0 S: 8 P: 10	1B: 7 SF: 0 2B: 4 SAC: 0 3B: 0 DP: 3 HR: 1 HBP: 0						WP: 1 PA: 38 PB: 0 SB: 0 CS: 2

PITCHER		IP	WLS	BF	H	R	ER	SO	BB	IBB	HBP	BLK	WP	HR	S	P	ERA	WHIP
34 Gavin Floyd, R ERA: 3.57	(1, 1)	6.0		28	9	4	3	4	3	0	0	0	1	0	67	109	4.50	2.000
Nick Masset, R ERA: 4.33	(7, 1)	1.0		4	2	1	1	0	0	0	0	0	0	1	5	11	9.00	2.000
57 Boone Logan, L ERA: 4.21	(8, 1)	0.1		1	0	0	0	1	0	0	0	0	0	0	4	6	0.00	0.000
53 D.J. Carrasco, R ERA: 1.54	(8, 1)	0.2	W	2	0	0	0	1	0	0	0	0	0	0	6	8	0.00	0.000
45 Bobby Jenks, R ERA: 1.78	(9, 1)	1.0	S	3	0	0	0	0	0	0	0	0	0	0	8	10	0.00	0.000

PITCHER	IP	WLS	BF	H	R	ER	SO	BB	IBB	HBP	BLK	WP	HR	S	P	ERA	WHIP

BOTTOM

Chicago White Sox @ Detroit Tigers

Comerica Park, Detroit, MI

Fri Jul 25 2008, 7:05 PM EDT

Att. 44,393 - Clear - 80 F

livebaseballscorecards.com

AB	35
R	5
H	11
RBI	4
BB	3
SO	6
LOB	15

Chicago White Sox @ Detroit Tigers

Comerica Park, Detroit, MI

Sat Jul 26 2008, 7:05 PM EDT

Att. 45,280 - Clear - 81 F

TOP

livebaseballscorecards.com

Batter	1	2	3	4	5	6	7	8	9	AB	R	H	RBI	BB	SO	LOB
Orlando Cabrera, R (1, 6) OBP: 0.325, SLG: 0.355	F9		12 1B 2B	P5		G1-3			G4-3	5	1	1	0	0	0	0
12 A.J. Pierzynski, L (1, 2) OBP: 0.324, SLG: 0.419	L3		20 HR 1B (2-H)		20 BB 23 1B 1B	P4			G3	5	2	2	1	0	0	0
20 Carlos Quentin, R (1, 7) OBP: 0.383, SLG: 0.554	1B		HR (1-H)		23 1B 25 2B BB (1-2)	K			G5-3	4	2	2	2	1	1	0
23 Jermaine Dye, R (1, 9) OBP: 0.368, SLG: 0.570	K		HR		25 2B SF8 1B (1-3 2-H)		G5-3			4	2	2	2	0	1	1
25 Jim Thome, L (1, 10) OBP: 0.383, SLG: 0.508		G6-3	K		2B (1-3 3-H)		K			4	0	1	1	0	2	0
Nick Swisher, S (1, 3) OBP: 0.352, SLG: 0.402		K	F8		SF8		P2			3	0	0	1	0	1	0
10 Alexei Ramirez, R (1, 4) OBP: 0.336, SLG: 0.473		31 1B 1B	G5-3		IBB			E5 31 G6-3		3	0	1	0	1	0	0
31 Dewayne Wise, L (1, 8) OBP: 0.327, SLG: 0.510		1B (1-3)	K	K	K			G6-3 (1-2f)		4	0	1	0	0	2	3
22 Josh Fields, R (1, 5) OBP: 0.250, SLG: 0.143		K	G5-3	F8				K		4	0	0	0	0	2	4
Juan Uribe, R (8, 5) OBP: 0.283, SLG: 0.370										0	0	0	0	0	0	0

Inning Stats	1	2	3	4	5	6	7	8	9
	R: 0 E: 0 K: 1 S: 11	H: 1 LOB: 1 BB: 0 P: 18	R: 0 E: 0 K: 2 S: 14	H: 2 LOB: 2 BB: 0 P: 27	R: 4 E: 0 K: 1 S: 27	H: 4 LOB: 0 BB: 0 P: 38	R: 0 E: 0 K: 1 S: 9	H: 0 LOB: 0 BB: 0 P: 13	R: 3 E: 0 K: 1 S: 21	H: 3 LOB: 2 BB: 2 P: 35	R: 0 E: 0 K: 1 S: 5	H: 0 LOB: 0 BB: 0 P: 7	R: 0 E: 0 K: 1 S: 10	H: 0 LOB: 0 BB: 0 P: 16	R: 0 E: 1 K: 1 S: 8	H: 0 LOB: 0 BB: 0 P: 13	R: 0 E: 0 K: 0 S: 8	H: 0 LOB: 0 BB: 0 P: 10

	AB	36
	R	7
	H	10
	RBI	7
	BB	2
	SO	9
	LOB	8

	1B: 6	SF: 1	WP: 0	PA: 39
	2B: 2	SAC: 0	PB: 0	
	3B: 0	DP: 1	SB: 0	
	HR: 2	HBP: 0	CS: 0	

PITCHER		IP	WLS	BF	H	R	ER	SO	BB	IBB	HBP	BLK	WP	HR	S	P	ERA	WHIP
35 Justin Verlander, R (ERA: 4.29)	(1, 1)	4.0	L	22	9	7	7	5	1	0	0	0	0	2	70	110	15.75	2.500
44 Bobby Seay, L (ERA: 2.73)	(5, 1)	3.0		11	1	0	0	3	0	1	0	0	0	0	27	44	0.00	0.333
34 Freddy Dolsi, R (ERA: 4.55)	(8, 1)	2.0		6	0	0	0	1	0	0	0	0	0	0	16	23	0.00	0.000

PITCHER	IP	WLS	BF	H	R	ER	SO	BB	IBB	HBP	BLK	WP	HR	S	P	ERA	WHIP

BOTTOM

Chicago White Sox @ Detroit Tigers

Comerica Park, Detroit, MI

Sat Jul 26 2008, 7:05 PM EDT

Att. 45,280 - Clear - 81 F

livebaseballscorecards.com

Batter	1	2	3	4	5	6	7	8	9	AB	R	H	RBI	BB	SO	LOB
28 Curtis Granderson, L (1, 8) OBP: 0.361, SLG: 0.478	C FF 88 S FC 86 S FC 87 0-3 K		S FC 86 B FC 87 B FC 86 B FC 85 X FF 92 3-1 G3-6 1-2f		C CU 74 B FF 90 F FC 86 B FC 86 X CH 82 2-2 P5		D SL 81 C SL 82 X SI 90 1-1 9 WP 14 S 1-3 1B		C FF 94 C FF 95 B SL 86 B CU 83 B FF 95 F FF 94 X FF 95 3-2 2B	5	0	2	0	0	1	2
14 Placido Polanco, R (1, 4) OBP: 0.352, SLG: 0.404	B FF 90 X FF 90 1-0 F8			B FF 88 C FF 90 X FF 91 1-1 9 2B 30 1B 1B	B SI 91 S CH 82 D FC 86 X CH 82 2-1 FC4-6 1-2f		C FF 91 B FF 92 B FF 94 B FF 91 B FF 92 4-1 9 WP 1-2 BB		B FF 94 B FF 94 S FF 94 F FF 94 F FF 95 B CU 82 S FF 95 3-3 K	4	1	1	0	1	1	2
9 Carlos Guillen, S (1, 5) OBP: 0.376, SLG: 0.446	C FF 91 B FF 92 X CH 84 1-1 G4-3			X FC 87 0-0 30 E 1-3 2B		C FF 89 B FF 89 B CH 80 B CH 81 C FF 90 F CH 80 X CH 82 3-2 G1-3	C FF 93 T FF 92 F FF 94 F FF 94 F CU 79 D CU 79 B FF 94 S FF 93 2-3 K 1-2 2-3 3H			4	1	1	0	0	1	2
30 Magglio Ordonez, R (1, 9) OBP: 0.383, SLG: 0.515		X FF 90 0-0 G5-3		C FC 87 X CH 83 0-1 E4 24 1B G4-6-3 2-H 3-H 1B		B CH 82 F FF 91 C CH 80 B FF 91 B FF 91 X CH 81 3-2 HR		X FF 94 0-0 2B		4	2	3	2	0	0	0
24 Miguel Cabrera, R (1, 3) OBP: 0.354, SLG: 0.491		C SI 89 C FF 91 B FF 92 F FC 86 B SI 93 X CH 84 2-2 G1-3		S CU 76 S CH 83 B CH 84 B FF 93 X CH 83 2-2 G4-6-3 2-3 1B		B CU 75 B FC 87 X CH 82 2-0 G6-3		B FF 94 C FF 94 B FF 94 S FF 94 S FF 95 2-3 K		4	0	1	0	0	1	1
Gary Sheffield, R (1, 10) OBP: 0.328, SLG: 0.374		C SI 92 F CU 78 X FF 93 0-2 HR		C FC 88 F FF 93 F FC 88 X FF 94 0-2 G4-6-3 1-2f 3-H		F FC 85 B FF 91 F FC 85 B CH 83 S CH 83 2-3 K		F FF 95 X FF 94 0-1 P4		4	1	1	1	0	1	2
33 Marcus Thames, R (1, 7) OBP: 0.323, SLG: 0.586		B CU 77 F FC 87 C FF 92 C FF 92 1-3 K		C CH 83 F CH 81 F CH 83 B FF 93 S FC 87 1-3 K			X SI 92 0-0 G2-3	S FF 94 S FF 94 F FF 93 B SL 84 B FF 94 S SL 83 2-3 K		4	0	0	0	0	3	1
Edgar Renteria, R (1, 6) OBP: 0.311, SLG: 0.331			B FF 88 C FF 90 B FC 85 X FF 91 2-1 F9		C SI 88 F CH 80 B CH 80 F FC 84 F FF 90 X FC 90 1-2 14 FC4-6 1B		C FF 89 F FC 90 B SI 93 B FF 89 B SI 93 X FC 90 3-2 28 1B 9 WP 1B		X FF 95 0-0 F8	4	1	2	0	0	0	0
15 Brandon Inge, R (1, 2) OBP: 0.312, SLG: 0.410			C FF 90 F FF 93 X CU 78 0-2 28 G3-6 1B		1 SAFE F FC 86 S CH 81 1 SAFE T CH 80 0-2 K		C FF 90 X SI 92 0-1 F8		X FF 94 0-0 P5	4	0	1	0	0	1	2
Inning Stats	R: 0 E: 0 K: 1 S: 6 H: 0 LOB: 0 BB: 0 P: 8	R: 1 E: 0 K: 1 S: 11 H: 1 LOB: 0 BB: 0 P: 14	R: 0 E: 0 K: 0 S: 7 H: 1 LOB: 0 BB: 0 P: 12	R: 3 E: 1 K: 1 S: 16 H: 4 LOB: 0 BB: 0 P: 20	R: 0 E: 0 K: 1 S: 13 H: 1 LOB: 1 BB: 0 P: 18	R: 1 E: 0 K: 1 S: 11 H: 1 LOB: 0 BB: 0 P: 21	R: 1 E: 0 K: 1 S: 15 H: 2 LOB: 2 BB: 1 P: 25	R: 0 E: 0 K: 2 S: 10 H: 1 LOB: 1 BB: 0 P: 14	R: 0 E: 0 K: 1 S: 10 H: 1 LOB: 1 BB: 0 P: 16	1B: 7 2B: 3 3B: 0 HR: 2 SF: 0 SAC: 0 DP: 2 HBP: 0						

	AB	37
	R	6
	H	12
	RBI	3
	BB	1
	SO	9
	LOB	12

PITCHER		IP	WLS	BF	H	R	ER	SO	BB	IBB	HBP	BLK	WP	HR	S	P	ERA	WHIP
50 John Danks, L ERA: 3.18	(1, 1)	6.0	W	24	8	5	4	5	0	0	0	0	0	2	64	93	6.00	1.333
53 D.J. Carrasco, R ERA: 2.19	(7, 1)	0.2	H	3	1	1	1	0	0	0	0	0	0	0	6	9	13.50	1.500
57 Boone Logan, L ERA: 4.21	(7, 1)	0.0		1	1	0	0	0	0	0	0	0	0	0	2	3	∞	∞
26 Octavio Dotel, R ERA: 2.91	(7, 1)	1.1	H	6	1	0	0	3	1	0	0	0	1	0	17	27	0.00	1.500
45 Bobby Jenks, R ERA: 1.73	(9, 1)	1.0	S	4	1	0	0	1	0	0	0	0	0	0	10	16	0.00	1.000

PITCHER	IP	WLS	BF	H	R	ER	SO	BB	IBB	HBP	BLK	WP	HR	S	P	ERA	WHIP

Batter	1	2	3	4	5	6	7	8	9	AB	R	H	RBI	BB	SO	LOB
Orlando Cabrera, R (1, 6) OBP: 0.323, SLG: 0.352	X FF 88 0-0 ① P5		B SI 90 C SI 91 X SL 85 1-1 ② B5-3		B SI 91 T SI 92 C SL 86 X CU 77 1-2 ② G6-3 2-3			X FF 94 0-0 ① F9		4	0	0	0	0	0	2
12 A.J. Pierzynski, L (1, 2) OBP: 0.323, SLG: 0.426	C SI 87 B CH 80 X SI 90 1-1 HR		B SI 91 F CU 75 F CH 82 S SL 85 1-3 ③ K		X CH 81 0-0 ③ P6			X CH 81 0-0 ② F8		4	1	1	1	0	1	2
20 Carlos Quentin, R (1, 7) OBP: 0.382, SLG: 0.550	F SI 89 B CU 76 F CH 80 F SL 85 X SI 91 1-2 ② L5			C CH 80 B SL 87 F SL 86 S CU 77 1-3 ① K	C SI 90 B SI 92 B SI 92 F CH 81 B CU 78 X SI 92 3-2 ① G4-3			B FF 95 B CH 81 C CH 81 B FF 95 B CH 83 4-1 23 BB 25 1B 1-2 BB		3	1	0	0	1	1	0
23 Jermaine Dye, R (1, 9) OBP: 0.371, SLG: 0.582	F FF 91 X SI 91 0-1 2B			B SI 92 B SL 86 X SI 91 2-0 HR	B FF 91 B FF 93 C CH 82 B SL 87 C SI 93 X SI 94 3-2 ② G5-3			B CH 83 S FF 95 B FF 95 B FF 96 S CH 84 F SI 96 B SI 98 4-2 25 1B 1-2 2-3 BB		3	1	2	1	1	0	0
25 Jim Thome, L (1, 10) OBP: 0.382, SLG: 0.505 31 Dewayne Wise, L (8, PR) OBP: 0.327, SLG: 0.510 (8, 10)	B SI 89 C CH 82 B CH 81 B SI 91 X SI 91 3-1 ③ G4-3			C SI 91 B CH 83 F SI 91 B SL 86 F SL 87 B CU 74 X SI 92 3-2 ② G4-3	S CH 83 X CH 81 0-1 ③ F8			B FF 97 C CH 85 X CH 86 1-1 1-2 2-H 3-H 1B		4 0	0 0	1 0	2 0	0 0	0 0	1 0
14 Paul Konerko, R (1, 3) OBP: 0.317, SLG: 0.357		X FF 89 0-0 ① F8		C CU 77 F SI 93 B SI 93 B CH 81 B SL 88 F SI 93 F CH 81 F CH 81 X SL 88 3-2 1B			X FF 96 0-0 ① G5-3	T FF 98 F SI 98 X SI 98 0-2 ③ G5-3		4	0	1	0	0	0	2
Nick Swisher, S (1, 8) OBP: 0.349, SLG: 0.398		C SI 89 X CH 81 0-1 ② P5		X CH 82 0-0 ③ F8			X FF 95 0-0 ② F7		F FF 95 F FF 96 F FF 97 B FF 97 B CH 85 B FF 96 S FF 97 3-3 ① K	4	0	0	0	0	1	1
10 Alexei Ramirez, R (1, 4) OBP: 0.331, SLG: 0.466		C CU 75 F SI 89 B SL 85 F CU 76 S CH 81 1-3 ③ K			F SL 77 S CU 75 B CU 76 F SI 92 B CH 81 S CU 76 2-3 ① K		C FF 95 F FF 96 X FF 96 0-2 ③ P4		F SI 98 F FF 96 B FF 98 B CH 85 B CH 86 F SI 98 S SI 98 3-3 ② K	4	0	0	0	0	3	0
Juan Uribe, R (1, 5) OBP: 0.288, SLG: 0.376			C SL 84 B SI 91 F CH 80 B CU 76 S CU 75 2-3 ① K		B SI 92 F CH 82 F SI 92 B CU 77 B SL 86 F SI 91 X CH 80 3-2 G6-3 2B			B FF 95 F FF 96 B CU 80 F FF 96 B CU 80 F FF 96 B FF 97 4-2 23 BB 20 BB 25 1B BB	C FF 98 B FF 98 F SI 97 F FF 97 B CH 87 F FF 97 B SL 88 F SI 98 S FF 97 3-3 ③ K	3	1	1	0	1	2	0
Inning Stats	R: 1 E: 0 K: 0 S: 11 H: 2 LOB: 1 BB: 0 P: 16	R: 0 E: 0 K: 1 S: 7 H: 0 LOB: 0 BB: 0 P: 8	R: 0 E: 0 K: 2 S: 8 H: 0 LOB: 0 BB: 0 P: 12	R: 1 E: 0 K: 1 S: 15 H: 2 LOB: 1 BB: 0 P: 24	R: 0 E: 0 K: 1 S: 12 H: 1 LOB: 1 BB: 0 P: 18	R: 0 E: 0 K: 0 S: 8 H: 0 LOB: 0 BB: 0 P: 14	R: 0 E: 0 K: 0 S: 5 H: 0 LOB: 0 BB: 0 P: 5	R: 2 E: 0 K: 0 S: 14 H: 1 LOB: 2 BB: 3 P: 27	R: 0 E: 0 K: 3 S: 14 H: 0 LOB: 0 BB: 0 P: 23	1B: 2 2B: 2 3B: 0 HR: 2 SF: 0 SAC: 0 DP: 0 HBP: 0						

TOP

Chicago White Sox @ Detroit Tigers

Comerica Park, Detroit, MI

Sun Jul 27 2008, 1:05 PM EDT

Att. 41,790 - Sunny - 84 F

livebaseballscorecards.com

AB	33
R	4
H	6
RBI	4
BB	3
SO	8
LOB	8

PITCHER		IP	WLS	BF	H	R	ER	SO	BB	IBB	HBP	BLK	WP	HR	S	P	ERA	WHIP
31 Zach Miner, R ERA: 3.65	(1, 1)	6.0	W	23	5	2	2	5	0	0	0	0	0	2	61	92	3.00	0.833
54 Joel Zumaya, R ERA: 2.04	(7, 1)	1.1		5	0	1	1	0	1	0	0	0	0	0	9	13	6.75	0.750
56 Fernando Rodney, R ERA: 5.17	(8, 1)	1.2		8	1	1	1	3	2	0	0	0	0	0	24	42	5.40	1.800

PITCHER	IP	WLS	BF	H	R	ER	SO	BB	IBB	HBP	BLK	WP	HR	S	P	ERA	WHIP

WP: 0 PB: 0 SB: 0 CS: 0 PA: 36

Batter	1	2	3	4	5	6	7	8	9	AB	R	H	RBI	BB	SO	LOB
28 Curtis Granderson, L (1, 8) OBP: 0.360, SLG: 0.484	B FF 89 B SI 90 C FF 89 X SL 83 2-1 ① F7		B CU 72 F FF 91 X FF 92 1-1 HR	C SL 84 X FF 84 0-1 ① F8 2-3		B CH 82 C SL 85 X SL 85 1-1 ① F7				4	1	1	1	0	0	3
14 Placido Polanco, R (1, 4) OBP: 0.354, SLG: 0.406	B FF 89 X FF 91 1-0 30 1B 2B		F FF 91 B SL 86 F SL 84 B CU 70 B CU 76 F FF 92 F FF 92 B FF 92 4-2 30 G5-3 9 BB 24 1B BB	B SL 84 X SL 84 1-0 ②③ G1-6-3 1-2f		X SL 77 0-0 ② FC1-5-1 2-3				3	2	1	0	1	0	3
9 Carlos Guillen, S (1, 5) OBP: 0.374, SLG: 0.442	B SL 85 S SL 84 B CH 84 B CH 82 F SL 86 F FF 91 S CH 81 3-3 ② K		1 SAFE B FF 91 B CH 82 B SL 83 C FF 90 B FF 89 4-1 30 G5-3 24 1B 1-2 BB		B CH 81 C SL 80 F CU 72 F SL 84 F CU 71 X CU 75 1-2 ① P6	F CU 73 S SL 80 B SL 76 X FF 84 1-2 ③ G6-3				3	1	0	0	1	1	2
30 Magglio Ordonez, R (1, 9) OBP: 0.382, SLG: 0.512	S SL 86 B SI 93 X SI 94 1-1 2-H 1B		X FF 91 0-0 ① G5-3 1-2 2-3		X FF 90 0-0 ② G5-3		C SL 79 X CU 74 0-1 ① G5-3			4	0	1	1	0	0	2
24 Miguel Cabrera, R (1, 3) OBP: 0.356, SLG: 0.491	F SI 92 F CU 77 X CU 69 0-2 ③ P4		F SL 86 B FF 94 X SI 94 1-1 2-H 3-H 1B		S SL 82 X CU 71 0-1 1B		X FF 90 0-0 ② G4-3			4	0	2	2	0	0	1
Gary Sheffield, R (1, 10) OBP: 0.324, SLG: 0.368		B FF 90 B SL 83 S FF 90 X SI 91 2-1 ① G6-3	C CU 79 C CU 70 F CU 70 S SL 85 0-3 ② K		C FF 89 X CU 78 0-1 ③ F9		B FF 90 F CU 72 T CU 68 B SL 84 F CU 68 B CU 68 F FF 92 F CU 69 F FF 90 3-2 X FF 92 ③ F8			4	0	0	0	0	1	2
33 Marcus Thames, R (1, 7) OBP: 0.323, SLG: 0.597 Matt Joyce, L (7, 7) OBP: 0.338, SLG: 0.633		X CU 75 0-0 ② G5-3	B FF 93 B FF 91 F CU 77 S FF 93 F CU 70 S CU 68 2-3 ③ K			B SL 83 F FF 90 F FF 92 X FF 91 1-2 HR		B FF 96 B FF 96 C FF 96 F FF 96 B FF 97 S FF 98 3-3 ① K		3 1	1 0	1 0	1 0	0 0	1 1	1 0
Ivan Rodriguez, R (1, 2) OBP: 0.342, SLG: 0.421		F SI 89 X CH 83 0-1 2B	X CU 76 0-0 28 F8 1B 1B			B CU 68 F FF 89 B SL 85 X FF 91 2-1 2B 1B		B FC 89 F FC 91 S FF 97 F FC 90 F FF 96 B FF 97 X FF 97 2-2 G5-4-3 1B		4	1	4	0	0	0	0
Edgar Renteria, R (1, 6) OBP: 0.313, SLG: 0.336		B SL 87 B SI 91 X FF 92 2-0 ③ L4	1 SAFE X SL 81 0-0 14 G1-6-3 1-2 1B			1 SAFE X FF 90 0-0 14 FC1-5-1 1-H 2B		X FF 93 0-0 ②③ G5-4-3 1-2f		4	0	2	1	0	0	2
Inning Stats	R: 1 H: 2 E: 0 LOB: 1 K: 1 BB: 0 S: 12 P: 19	R: 0 H: 1 E: 0 LOB: 1 K: 0 BB: 0 S: 6 P: 10	R: 3 H: 2 E: 0 LOB: 1 K: 2 BB: 2 S: 18 P: 30	R: 0 H: 2 E: 0 LOB: 1 K: 0 BB: 0 S: 5 P: 6	R: 0 H: 1 E: 0 LOB: 1 K: 0 BB: 0 S: 10 P: 11	R: 2 H: 3 E: 0 LOB: 1 K: 0 BB: 0 S: 12 P: 17	R: 0 H: 0 E: 0 LOB: 0 K: 0 BB: 0 S: 10 P: 13	R: 0 H: 1 E: 0 LOB: 0 K: 1 BB: 0 S: 9 P: 14		1B: 7 SF: 0 2B: 3 SAC: 0 3B: 0 DP: 2 HR: 2 HBP: 0						

PITCHER	IP	WLS	BF	H	R	ER	SO	BB	IBB	HBP	BLK	WP	HR	S	P	ERA	WHIP
Javier Vazquez, R (1, 1) ERA: 4.73	7.0	L	33	11	6	6	3	2	0	0	0	0	2	73	106	7.71	1.857
37 Matt Thornton, L (8, 1) ERA: 2.43	1.0		3	1	0	0	1	0	0	0	0	0	0	9	14	0.00	1.000

PITCHER	IP	WLS	BF	H	R	ER	SO	BB	IBB	HBP	BLK	WP	HR	S	P	ERA	WHIP

BOTTOM

Chicago White Sox @ Detroit Tigers

Comerica Park, Detroit, MI

Sun Jul 27 2008, 1:05 PM EDT
Att. 41,790 - Sunny - 84 F

livebaseballscorecards.com

AB	34
R	6
H	12
RBI	6
BB	2
SO	4
LOB	16

WP: 0 PA: 36
PB: 0
SB: 0
CS: 0

Batter	1	2	3	4	5	6	7	8	9	AB	R	H	RBI	BB	SO	LOB
28 Curtis Granderson, L (1, 8) OBP: 0.364, SLG: 0.489	X FF 86 0-0 ① G4-3		B FF 89 C CH 78 B SI 88 B FF 88 B FF 88 4-1 BB			C FF 85 X FF 86 0-1 2B		C FF 87 F CH 79 F SL 80 X CH 78 0-2 9 BB 1B		3	0	2	0	1	0	0
14 Placido Polanco, R (1, 4) OBP: 0.350, SLG: 0.402	C FF 84 B FF 84 C SL 81 X CH 77 1-2 ② F8		B FF 86 X FF 85 1-0 ③ F8			B FF 85 X CH 76 1-0 ① F7		L SL 79 B FF 84 C CH 77 X SI 86 1-2 ② P3		4	0	0	0	0	0	4
9 Carlos Guillen, S (1, 5) OBP: 0.373, SLG: 0.438	F SI 88 F FF 89 B CH 78 B FF 87 S SL 82 2-3 ③ K			B CU 71 B FF 84 X SI 84 2-0 ① G4-3		B FF 87 F FF 87 B FF 86 F CH 77 F FF 88 S SL 82 2-3 ② K		B FF 86 C CH 76 B FF 88 B FF 86 D SL 82 B FF 88 4-2 30 FC6-4 1-2 BB		3	0	0	0	1	2	1
30 Magglio Ordonez, R (1, 9) OBP: 0.381, SLG: 0.509		X FF 84 0-0 ① F9		C FF 85 X SL 81 0-1 24 G5-3 1B		C FF 86 F CH 78 X FF 88 0-2 ③ F9		F FF 93 B FF 93 F FS 86 D FS 89 X FF 94 2-2 ③ FC6-4 1-2f		4	0	1	0	0	0	3
24 Miguel Cabrera, R (1, 3) OBP: 0.352, SLG: 0.486		C FF 85 S SL 81 B SL 83 F FF 87 X SL 80 1-2 ② F9		F SL 80 B CH 80 F FF 87 F FF 87 B SI 89 B CH 79 X SL 82 3-2 ② G5-3 1-2			C FF 84 F FF 84 F CH 78 X SL 81 0-2 ① G4-3		F FF 93 F FS 88 B FF 93 F FF 93 S FS 89 1-3 ① K	4	0	0	0	0	1	1
Matt Joyce, L (1, 7) OBP: 0.336, SLG: 0.621		B FF 87 F CH 79 F FF 88 B SL 82 S SL 82 2-3 ③ K		S CH 77 C CH 78 B FF 89 D SL 81 F CH 80 X SL 81 2-2 ③ L3			B FF 86 X FF 86 1-0 1B		C FF 93 B FS 88 X FS 88 1-1 ② F7	4	0	1	0	0	1	1
33 Marcus Thames, R (1, 10) OBP: 0.322, SLG: 0.589			B FF 84 F CH 76 B SL 81 B FF 86 B FF 86 4-1 G3 BB		B SL 78 F FF 85 X CH 77 1-1 ① G5-3		X SL 82 0-0 ② P3		F FF 94 B SL 83 C SL 82 C FF 93 1-3 ③ K	3	0	0	0	1	1	1
Ivan Rodriguez, R (1, 2) OBP: 0.338, SLG: 0.417			1 SAFE C SL 79 F CH 76 B SI 86 B CH 77 F FF 86 X FF 88 2-2 ① L9		C FF 85 X SL 80 0-1 ② F9		C CH 75 S FF 85 B FF 86 S CH 78 1-3 ③ K			3	0	0	0	0	1	2
Edgar Renteria, R (1, 6) OBP: 0.310, SLG: 0.333			C FF 87 X SL 81 0-1 ② G3 1-2		X CH 77 0-0 ③ G5-3			B FF 84 B CH 77 C FF 83 X FF 84 2-1 ① G5-3		3	0	0	0	0	0	1
Inning Stats	R: 0 E: 0 K: 1 S: 7 H: 0 LOB: 0 BB: 0 P: 10	R: 0 E: 0 K: 1 S: 8 H: 0 LOB: 0 BB: 0 P: 11	R: 0 E: 0 K: 0 S: 9 H: 0 LOB: 2 BB: 2 P: 20	R: 0 E: 0 K: 0 S: 11 H: 1 LOB: 1 BB: 0 P: 18	R: 0 E: 0 K: 0 S: 5 H: 0 LOB: 0 BB: 0 P: 6	R: 0 E: 0 K: 1 S: 10 H: 1 LOB: 1 BB: 0 P: 13	R: 0 E: 0 K: 1 S: 9 H: 1 LOB: 1 BB: 0 P: 11	R: 0 E: 0 K: 0 S: 14 H: 1 LOB: 2 BB: 1 P: 23	R: 0 E: 0 K: 2 S: 9 H: 0 LOB: 0 BB: 0 P: 12	1B: 3 2B: 1 3B: 0 HR: 0 SF: 0 SAC: 0 DP: 0 HBP: 0						

PITCHER	IP	WLS	BF	H	R	ER	SO	BB	IBB	HBP	BLK	WP	HR	S	P	ERA	WHIP
Paul Byrd, R (1, 1) ERA: 4.93	7.2	W	30	4	0	0	4	3	0	0	0	0	0	70	107	0.00	0.913
49 Edward Mujica, R (8, 1) ERA: 3.86	1.1		4	0	0	0	2	0	0	0	0	0	0	12	17	0.00	0.000

PITCHER	IP	WLS	BF	H	R	ER	SO	BB	IBB	HBP	BLK	WP	HR	S	P	ERA	WHIP

TOP

Detroit Tigers @ Cleveland Indians

Progressive Field, Cleveland, OH

Mon Jul 28 2008, 7:05 PM EDT

Att. 24,689 - Clear - 82 F

livebaseballscorecards.com

AB	31
R	0
H	4
RBI	0
BB	3
SO	6
LOB	14

PA: 34

WP: 0 PB: 0 SB: 0 CS: 0

Batter	1	2	3	4	5	6	7	8	9	AB	R	H	RBI	BB	SO	LOB
24 Grady Sizemore, L (1, 8) OBP: 0.384, SLG: 0.544	C FF 87 S SL 80 B SL 80 F SL 79 X FF 89 1-2 G4-3 2 FC6-4 2B		X FF 87 0-0 ① P5		B SI 84 F SI 82 B SI 84 B CH 79 B SI 84 4-1 SH1-3 BB	C FF 90 S CU 75 B SL 80 X SL 79 1-2 S 1B				3	1	2	0	1	0	0
Franklin Gutierrez, R (1, 9) OBP: 0.264, SLG: 0.342	B FF 86 C CH 79 B CH 79 X SI 82 2-1 ① G4-3 2-3		B SI 81 C SI 80 S CH 77 X CH 77 1-2 2 2B 1B		X CH 80 0-0 ① SH1-3 1-2	B FF 92 F FF 92 B FF 92 C SL 80 X SL 81 2-2 ③ F9 1-2				3	1	1	0	0	0	2
12 Ben Francisco, R (1, 7) OBP: 0.336, SLG: 0.442	B SI 83 F CH 78 C FF 87 H FF 88 2-2 2 FC6-4 HBP		B SI 81 F SI 81 X CH 76 1-1 ② F7		B FF 88 C FF 87 X FF 88 1-1 ② P3		X FF 92 0-0 ① L7			3	0	0	0	0	0	2
2 Jhonny Peralta, R (1, 6) OBP: 0.311, SLG: 0.491	S CH 78 B CH 79 F SI 83 B CU 73 X CH 79 2-2 ② FC6-4 1-2f 3-H		X SI 82 0-0 1-H 2B		F FF 89 F FF 90 F FF 90 D CH 80 X CH 79 1-2 ③ G1-3		X FF 92 0-0 ② G6-3			4	0	1	2	0	0	2
10 Kelly Shoppach, R (1, 2) OBP: 0.325, SLG: 0.476	X SI 82 0-0 ③ G1-3		S CH 78 F CH 78 B FF 88 B FF 88 X CH 79 2-2 ③ G6-3			B CH 78 B SI 82 B SI 83 C SI 84 X SI 84 3-1 HR	B FF 92 B SL 81 C FF 92 B FF 92 X FF 92 3-1 2B			4	1	2	1	0	0	2
Andy Marte, R (1, 5) OBP: 0.235, SLG: 0.296		B CH 78 C CH 78 C SI 83 X CH 79 1-2 ① G5-3		B SI 81 F SI 80 B CH 77 X CH 78 2-1 ① G1-3		X SI 82 0-0 ① F8	C SL 80 F SL 78 X FF 93 0-2 ③ G6-3			4	0	0	0	0	0	1
25 Ryan Garko, R (1, 3) OBP: 0.311, SLG: 0.353		B FF 88 C FF 88 S CH 80 B FF 90 X CH 80 2-2 26 G6-3 1B		C SI 82 X FF 88 0-1 ② F7		C SI 83 B CH 78 B CH 79 X CH 79 2-1 HR 2B		C FF 90 B SL 78 X SL 81 1-1 ① P3		4	1	2	0	0	0	0
26 Andy González, R (1, 10) OBP: 0.400, SLG: 0.400		X SI 82 0-0 ② G6-3 1-2		C CH 77 X CH 79 0-1 ② FC4-6 1B		C CH 80 C FF 86 B CH 78 B FF 88 S FF 88 2-3 ② K		X FF 91 0-0 ② P3		4	0	1	0	0	1	2
Asdrúbal Cabrera, S (1, 4) OBP: 0.282, SLG: 0.262		B CH 78 B CH 78 F SI 82 F CH 78 F FF 88 X FF 89 2-2 ③ F9		L SI 81 F CH 77 1 SAFE B FF 89 1 SAFE 1 SAFE F SL 81 X CH 77 1-2 ③ FC4-6 1-2f		B FF 88 B FF 88 X CH 80 2-0 2-H HR		C FF 91 F SL 80 F FF 91 F FS 85 X FF 91 0-2 ③ G4-3		4	1	1	2	0	0	2
Inning Stats	R: 1 H: 1 E: 0 LOB: 1 K: 0 BB: 0 S: 12 P: 19	R: 0 H: 1 E: 0 LOB: 1 K: 0 BB: 0 S: 11 P: 16	R: 1 H: 2 E: 0 LOB: 1 K: 0 BB: 0 S: 10 P: 14	R: 0 H: 1 E: 0 LOB: 1 K: 0 BB: 0 S: 10 P: 13	R: 0 H: 0 E: 0 LOB: 1 K: 0 BB: 1 S: 8 P: 14	R: 3 H: 4 E: 0 LOB: 1 K: 1 BB: 0 S: 15 P: 27	R: 0 H: 1 E: 0 LOB: 1 K: 0 BB: 0 S: 7 P: 10	R: 0 H: 0 E: 0 LOB: 0 K: 0 BB: 0 S: 8 P: 9		1B: 4 SF: 0 2B: 4 SAC: 1 3B: 0 DP: 0 HR: 2 HBP: 1				WP: 0 PA: 36 PB: 0 SB: 1 CS: 0		

PITCHER		IP	WLS	BF	H	R	ER	SO	BB	IBB	HBP	BLK	WP	HR	S	P	ERA	WHIP
Kenny Rogers, L ERA: 4.62	(1, 1)	5.2	L	28	9	5	5	1	1	0	1	0	0	2	63	98	7.94	1.765
Aquilino Lopez, R ERA: 2.89	(6, 1)	2.1		8	1	0	0	0	0	0	0	0	0	0	18	24	0.00	0.429

PITCHER	IP	WLS	BF	H	R	ER	SO	BB	IBB	HBP	BLK	WP	HR	S	P	ERA	WHIP

BOTTOM

Detroit Tigers @ Cleveland Indians

Progressive Field, Cleveland, OH

Mon Jul 28 2008, 7:05 PM EDT

Att. 24,689 - Clear - 82 F

livebaseballscorecards.com

AB	33
R	5
H	10
RBI	5
BB	1
SO	1
LOB	13

Batter	1	2	3	4	5	6	7	8	9	AB	R	H	RBI	BB	SO	LOB
28 Curtis Granderson, L (1, 8) OBP: 0.364, SLG: 0.486	C SI 90 B SI 90 B CU 79 F FF 89 X SI 92 2-2 ① G5-3		C CU 79 B SI 91 B CH 82 X FF 89 2-1 14 WP 1B C SI 91 B CH 81 C SI 90 B CU 80 F SI 90 F SL 80 B FF 90 F SI 91 B SI 90 4-2 BB		C FF 88 C CH 81 B FF 91 B CH 79 B CH 79 X FF 90 3-2 ①② G5-4-3 1-2f		C FF 95 B CH 86 B FF 94 X FF 92 2-1 ③ G3-1		4	0	1	0	1	0	1
14 Placido Polanco, R (1, 4) OBP: 0.351, SLG: 0.404	C FF 90 F SI 90 X SI 89 0-2 9 1B 1B		1 SAFE 1 SAFE C CU 77 P PO 84 B CU 77 S FF 90 T FF 91 2-2 ② K 1-2 T FF 90 X SI 90 0-1 ③ G5-3			C FF 91 X FF 91 0-1 ③ F9			B FF 92 X FF 91 1-0 9 G6-3 2B	5	0	2	0	0	1	3
9 Carlos Guillen, S (1, 5) OBP: 0.373, SLG: 0.438	C SI 91 X FF 89 0-1 30 G5-4-3 1-2 1B		B FF 89 C SI 89 B CH 83 X SI 90 2-1 ③ G3		B FF 92 S FF 93 B SI 93 X FF 93 2-1 24 1B 2B 1B		C CH 79 C FF 90 B CH 82 B FF 92 S CH 80 2-3 ① K		X SI 93 0-0 ① G6-3 2-3	5	1	2	0	0	1	2
30 Magglio Ordonez, R (1, 9) OBP: 0.381, SLG: 0.506	C FF 90 X CU 79 0-1 ②③ G5-4-3 1-2f			B CU 78 F SI 90 X SI 90 1-1 2B 2B 1B	B FF 93 S SL 86 1 SAFE B SL 86 F SI 94 S SL 88 2-3 ① K		B FF 90 B FF 91 F FF 90 C CH 82 B FF 92 F FF 90 F FF 91 B FF 92 4-2 24 G4-6-3 BB		F SI 93 F SI 93 B FF 92 B SI 93 X SL 88 2-2 ② L4	4	1	1	0	1	1	4
24 Miguel Cabrera, R (1, 3) OBP: 0.353, SLG: 0.493		B SI 89 X CU 79 1-0 HR F SI 91 B FF 90 F CH 82 B CU 83 S SI 92 2-3 ① K		X SI 89 0-0 ① P1	C SL 86 1 SAFE F FF 94 X SL 87 0-2 1-2 2B 1B		C S B X 1-2 ②③ G4-6-3 1-2f		F SL 86 F SL 86 F SL 87 B FF 93 X SI 92 1-2 ③ G5-3	5	2	2	1	0	0	3
Matt Joyce, L (1, 7) OBP: 0.340, SLG: 0.625				B SL 87 C SI 89 B CU 81 F SI 89 X SI 91 2-2 1-3 2B 2B	B SI 93 B FF 94 B SL 87 C FF 93 C FF 94 3-3 ② K			X FF 94 0-0 15 HR 1B		4	2	2	0	0	2	2
Gary Sheffield, R (1, 10) OBP: 0.322, SLG: 0.370		B SI 90 C SI 91 F SI 90 B CU 80 X SI 92 2-2 ② P5		F SI 90 B CU 82 S SI 90 B SI 92 F SI 91 S CU 80 2-3 ② K	C SL 87 S SI 93 D SL 87 F SI 94 B SL 88 X FF 94 2-2 1-H 2-H 2B			B SL 83 F FF 94 S FF 93 X FF 94 1-2 ① P6		4	0	1	2	0	1	3
Edgar Renteria, R (1, 6) OBP: 0.310, SLG: 0.335		X SI 91 0-0 ③ G6-3		B CU 80 F SI 90 D SI 90 B CU 81 F SI 91 X SI 91 3-2 2-H 3-H 15 2B 2B	B SI 95 S SL 87 B SL 87 B SI 94 C FF 94 X SL 87 3-2 ③ L6			1 SAFE B FF 92 X FF 93 1-0 ② L8		4	1	1	2	0	0	2
15 Brandon Inge, R (1, 2) OBP: 0.320, SLG: 0.438			F SI 90 F SI 89 B SI 89 F SI 90 X CU 79 1-2 ① G5-3	B CU 80 X SI 89 1-0 2-H 2B		C FF 87 C FF 90 B SL 80 H FF 90 2-2 28 G5-4-3 HBP		1 SAFE 1 SAFE X FF 94 0-0 1-H HR		3	1	2	3	0	0	0
Inning Stats	R: 0 E: 0 K: 0 S: 10 H: 2 LOB: 1 BB: 0 P: 12	R: 1 E: 0 K: 1 S: 8 H: 1 LOB: 0 BB: 0 P: 13	R: 0 E: 0 K: 1 S: 12 H: 1 LOB: 1 BB: 0 P: 18	R: 3 E: 0 K: 1 S: 21 H: 4 LOB: 2 BB: 1 P: 34	R: 2 E: 0 K: 2 S: 18 H: 3 LOB: 1 BB: 0 P: 30	R: 0 E: 0 K: 0 S: 7 H: 0 LOB: 0 BB: 0 P: 12	R: 0 E: 0 K: 1 S: 10 H: 0 LOB: 0 BB: 1 P: 17	R: 2 E: 0 K: 0 S: 8 H: 2 LOB: 0 BB: 0 P: 12	R: 0 E: 0 K: 0 S: 9 H: 1 LOB: 1 BB: 0 P: 13	1B: 7 2B: 5 3B: 0 HR: 2 SF: 0 SAC: 0 DP: 3 HBP: 1						

PITCHER		IP	WLS	BF	H	R	ER	SO	BB	IBB	HBP	BLK	WP	HR	S	P	ERA	WHIP
56 Matt Ginter, R ERA: 4.2	(1, 1)	4.0	L	20	8	4	4	3	1	0	0	0	1	1	51	77	9.00	2.250
Juan Rincon, R ERA: 6.49	(5, 1)	1.0		6	3	2	2	2	0	0	0	0	0	0	18	30	18.00	3.000
50 Jensen Lewis, R ERA: 4.65	(6, 1)	2.0		6	0	0	0	1	1	0	1	0	0	0	17	29	0.00	0.500
63 Rafael Betancourt, R ERA: 6.04	(8, 1)	1.0		5	2	2	2	0	0	0	0	0	0	1	8	12	18.00	2.000
30 Masa Kobayashi, R ERA: 3.61	(9, 1)	1.0		4	1	0	0	0	0	0	0	0	0	0	9	13	0.00	1.000

PITCHER	IP	WLS	BF	H	R	ER	SO	BB	IBB	HBP	BLK	WP	HR	S	P	ERA	WHIP

TOP

Detroit Tigers @ Cleveland Indians

Progressive Field, Cleveland, OH

Tue Jul 29 2008, 7:05 PM EDT

Att. 30,625 - Clear - 82 F

livebaseballscorecards.com

AB	38
R	8
H	14
RBI	8
BB	2
SO	6
LOB	20

WP: 1 PA: 41
PB: 0
SB: 0
CS: 0

BOTTOM

Detroit Tigers @ Cleveland Indians

Progressive Field, Cleveland, OH

Tue Jul 29 2008, 7:05 PM EDT

Att. 30,625 - Clear - 82 F

livebaseballscorecards.com

Batter	1	2	3	4	5	6	7	8	9	AB	R	H	RBI	BB	SO	LOB
24 Grady Sizemore, L (1, 8) OBP: 0.384, SLG: 0.543	C SI 89 B SI 92 F SL 85 B SL 87 F SI 93 F SL 87 S SL 86 2-3 K ①			X SI 88 0-0 20 2B 2B	B SI 86 C CH 85 B SL 86 B CH 85 X SL 84 3-1 P4 ③		B SL 84 B SL 85 X SL 86 2-0 G3 ① 1-2 2-3		B SI 94 B SI 93 B SI 94 B SI 94 4-0 12 F9 DI 2 WP BB	4	2	1	0	1	1	4
20 David Dellucci, L (1, 10) OBP: 0.290, SLG: 0.385 Franklin Gutierrez, R (7, PH) OBP: 0.262, SLG: 0.339 (8, 10)	B SI 93 C SI 93 F SI 93 B CH 86 X SI 94 2-2 P4 ②			B SL 88 B CH 85 B CH 85 C SI 90 X SI 90 3-1 2-H 2B		C SI 90 X SI 87 0-1 G3 ①	C FF 99 F CU 82 X FF 99 0-2 F8 ②		C SI 95 C CH 84 B CH 85 B FF 96 X SL 87 2-2 1-2 G6-3 ①	3 2	0 0	1 0	1 0	0 0	0 3	0 3
12 Ben Francisco, R (1, 7) OBP: 0.333, SLG: 0.435	B SL 88 X SI 94 1-0 F9 ③			B SL 87 S SL 85 B SL 87 S SL 86 F SL 87 B SI 93 F SL 87 F SI 94 F SL 88 3-2 X SL 89 P5 ①		C SL 84 B SL 84 B SI 92 C SL 85 B SL 86 F SL 85 B SL 85 4-2 2 3B BB	B FF 98 F FF 97 B FF 97 X FF 96 2-1 F8 ③		B CH 84 B SI 97 C FF 97 B SI 96 X SI 96 3-1 2-3 F9 ②	4	1	0	0	1	0	4
2 Jhonny Peralta, R (1, 6) OBP: 0.312, SLG: 0.495		B SL 85 F SL 87 F SI 92 F SI 93 X SL 88 1-2 F8 ①		B SI 92 X SL 87 1-0 F8 ②		X SI 90 0-0 1-H 17 2B 3B		B FF 96 X FF 97 1-0 17 BB 25 2B 1B	F SL 88 S CH 84 B FF 98 S CH 85 1-3 3-H K ③	5	2	2	1	0	1	1
17 Shin-Soo Choo, L (1, 9) OBP: 0.358, SLG: 0.453		F SI 93 B SI 94 X SL 87 1-1 L4 ②		B SI 88 X SL 86 1-0 G3-1 ③		C SI 85 X SI 90 0-1 10 F9 3-H 2B		C FF 96 B FF 85 D FF 87 B FF 98 F FF 97 F FF 97 B FF 97 4-2 25 2B 1-2 BB		3	0	1	1	1	0	1
10 Kelly Shoppach, R (1, 2) OBP: 0.319, SLG: 0.466		B SI 94 B SI 92 B SI 93 C SI 91 X SI 93 3-1 G5-3 ③			F SI 91 B SI 92 C SL 86 B SI 92 S SL 86 2-3 K ①	C SI 93 X SL 83 0-1 2-3 F9 ②		S FF 97 F FF 96 S FF 96 0-3 K ①		4	0	0	0	0	2	3
Andy Marte, R (1, 5) OBP: 0.227, SLG: 0.286			C SL 86 B SI 92 C SL 86 B SL 83 F SL 86 X SI 92 2-2 L5 ①		X SI 92 0-0 F8 ②	C SI 96 B SI 95 B SL 86 B SI 96 F SI 96 X SI 96 3-2 G5-3 ③		X FF 96 0-0 F7 ②		4	0	0	0	0	0	3
25 Ryan Garko, R (1, 3) OBP: 0.316, SLG: 0.359			C SI 93 B SI 93 F SL 87 F SI 88 F SL 86 F SI 94 B SL 86 F SL 85 F SI 95 3-3 B SL 86 S SL 86 K ②		C SI 92 B SI 89 S SL 87 X SI 92 1-2 BB 1B		C SI 95 B SI 85 F SI 96 B SL 88 H SI 96 3-2 24 G3 BB HBP	X FF 96 0-0 1-3 2-H 2B		3	0	2	1	0	1	0
Asdrúbal Cabrera, S (1, 4) OBP: 0.286, SLG: 0.259			X SI 94 0-0 F7 ③		C SI 89 B SL 86 B SL 85 B SI 91 B SI 88 4-1 1-2 BB		C SI 95 B SI 95 B FF 96 B CH 88 B FF 96 4-1 1-2 24 G3 BB	C FF 97 B CU 81 C FF 98 S FF 98 1-3 K ③		2	0	0	0	2	1	2
Inning Stats	R: 0 E: 0 K: 1 S: 9 H: 0 LOB: 0 BB: 0 P: 14	R: 0 E: 0 K: 0 S: 8 H: 0 LOB: 0 BB: 0 P: 13	R: 0 E: 0 K: 1 S: 13 H: 0 LOB: 0 BB: 0 P: 18	R: 1 E: 0 K: 0 S: 12 H: 2 LOB: 1 BB: 0 P: 20	R: 0 E: 0 K: 1 S: 10 H: 1 LOB: 2 BB: 1 P: 20	R: 2 E: 0 K: 0 S: 13 H: 2 LOB: 1 BB: 1 P: 20	R: 0 E: 0 K: 0 S: 9 H: 0 LOB: 2 BB: 1 P: 20	R: 1 E: 0 K: 2 S: 12 H: 2 LOB: 2 BB: 1 P: 18	R: 1 E: 0 K: 1 S: 8 H: 0 LOB: 0 BB: 1 P: 18	1B: 2 2B: 4 3B: 1 HR: 0	SF: 0 SAC: 0 DP: 0 HBP: 1			WP: 1 PB: 0 SB: 0 CS: 0	PA: 40		

	AB	34
	R	5
	H	7
	RBI	4
	BB	5
	SO	6
	LOB	21

PITCHER		IP	WLS	BF	H	R	ER	SO	BB	IBB	HBP	BLK	WP	HR	S	P	ERA	WHIP
58 Armando Galarraga, R ERA: 3.36	(1, 1)	5.1	W	23	5	3	3	3	2	0	0	0	0	0	60	97	5.06	1.312
34 Freddy Dolsi, R ERA: 4.45	(6, 1)	0.2	H	4	0	0	0	0	1	0	1	0	0	0	8	18	0.00	1.500
49 Casey Fossum, L ERA: 5.71	(7, 1)	0.1	H	1	0	0	0	0	0	0	0	0	0	0	1	3	0.00	0.000
54 Joel Zumaya, R ERA: 2.33	(7, 1)	1.2	H	8	2	1	1	2	1	0	0	0	0	0	17	25	5.40	1.800
56 Fernando Rodney, R ERA: 5.4	(9, 1)	1.0		4	0	1	1	1	1	0	0	0	1	0	8	18	9.00	1.000

PITCHER	IP	WLS	BF	H	R	ER	SO	BB	IBB	HBP	BLK	WP	HR	S	P	ERA	WHIP

Batter	1	2	3	4	5	6	7	8	9	10	11	12	13	AB	R	H	RBI	BB	SO	LOB
28 Curtis Granderson, L (1, 8) OBP: 0.373, SLG: 0.491	C FF 91 S FF 92 F FC 88 B CU 74 F FF 92 F SI 92 T FF 92 1-2 ① K		B FF 92 B SI 92 C FF 90 B FF 92 X FF 91 3-1 14 FC5-4 2-H 1B		B FF 92 D SI 92 C FF 90 F SI 91 X SI 93 2-2 30 1B 14 1B 24 SF8 1-3 1B	C SL 92 F B FF 92 X SL 85 1-2 E1 14 HBP 1-2 3-H		C FF 94 B FS 89 B FS 88 B FF 93 B FF 93 4-1 14 1B 33 2B BB	C SI 92 F SL 84 B SI 93 X 1-2 14 SF8 1-2 2-3 1B		C FF 94 S CH 86 X CH 84 0-2 14 FC9-6 1B		1 SAFE B FF 93 F FF 93 X SI 92 1-1 14 G5-3 E 1-3 1B	7	3	5	2	1	1	1
14 Placido Polanco, R (1, 4) OBP: 0.351, SLG: 0.403	C SI 92 X CH 84 0-1 ② F9		D CH 84 X FF 90 1-0 ③ FC5-4 1-2f		B CH 83 F SI 92 X CH 84 1-1 24 SF8 30 1B 1-2 3-H 1B	B SL 90 H FF 92 2-0 30 FC5-4 1-2 2-3 HBP		C FF 94 X FF 93 0-1 33 2B 30 1B 1-2 1B	D SI 93 X SI 92 1-0 SF8 1-2 2-3 3-H		1 SAFE 1 SAFE 1 SAFE C FF 92 1 SAFE X SL 83 0-1 ② FC9-6 S 1-2f		B SL 87 X SL 86 1-0 ② G5-3 1-2 3-H	6	2	2	3	0	0	3
33 Marcus Thames, R (1, 7) OBP: 0.318, SLG: 0.581 Matt Joyce, L (9, 7) OBP: 0.350, SLG: 0.628	C FF 92 B FF 91 C FC 86 S CU 75 1-3 ③ K	C SI 90 B FF 90 F CH 82 S FF 91 1-3 ① K			B CU 72 F SI 92 X CH 84 1-1 ① F6	F C SL 92 S 1-3 ② K		B SL 85 B FF 94 S FF 94 X FF 95 2-1 30 1B 24 E 1-3 2-H 2B	F SL 86 F SI 92 B SL 89 D SL 89 S SI 92 2-3 ③ K		1 SAFE B FF 93 F CH 83 1 SAFE B FC 93 B FF 94 B FF 93 X FC 93 4-1 1-2 BB		B FF 94 B SI 93 X SI 92 2-0 E3 30 FC5-4 2-H 1B	6	1	1	1	0	4	7
30 Magglio Ordonez, R (1, 9) OBP: 0.378, SLG: 0.500		F SI 91 X CH 84 0-1 ① G4-3		B CH 84 X FF 90 1-0 ② P2	X CU 73 0-0 ③ 1B 1-2 2-3 1B	X SL 92 0-0 ③ FC5-4 1-2f		B FF 94 X FF 93 1-0 ② 24 E 2-3 3-H 1B		C FF 93 F FF 95 X FF 94 0-2 ① F9	X FC 93 0-0 ③ P4		B SL 86 X SI 93 1-0 ③ FC5-4 1-2f	8	1	2	1	0	0	6
24 Miguel Cabrera, R (1, 3) 39 Ramon Santiago, S (10, PR) OBP: 0.478, SLG: 0.537 (10, 5)	C FF 91 B CH 83 C SI 93 X CU 74 1-2 ② G5-3	B CH 84 X CH 83 1-0 ② HR	X FF 92 0-0 ② SF8 2-3 3-H	C SL 91 F F FF 93 F B B S FF 92 2-3 ① K	F FF 95 B SL 85 X SL 83 1-1 E7 1-H 3-H 2B	S SL 84 S SL 83 X SL 83 0-2 1B 1B					C FF 93 F SI 94 F SL 86 F SL 86 B SI 95 F SL 87 X FF 94 1-2 ① G4-3		5	1	3	4	0	1	0
Gary Sheffield, R (1, 10) OBP: 0.329, SLG: 0.376	C SI 92 C SI 92 B FF 92 F FF 92 B FF 92 F CU 74 X CH 84 2-2 ③ G4-3	C FF 91 X FC 86 0-1 1B	B FF 92 F FF 91 B SI 92 B FC 86 X SI 92 3-1 ③ 1B 1-3 3-H			C B SL 92 X SL 92 1-1 G6-3	C SI 92 X SL 85 0-1 ③ G5-3		D SL 84 B FF 94 X FF 94 2-0 1-2 1B		B SL 87 B SL 86 S FF 92 F FF 93 X SL 86 2-2 G1-6-3 1B		7	0	4	1	0	0	1
Edgar Renteria, R (1, 6) OBP: 0.306, SLG: 0.334		C FF 91 F FF 90 F CU 74 B CH 83 F FF 90 X FC 87 1-2 28 1B 2B	B CH 82 C SI 89 B FF 90 B SI 91 F SI 91 X SI 92 3-2 ③ F9		B FF 88 C FF 90 X CH 83 1-1 ① G5-3	B SL 92 S X 1-1 ③ G1-3		X SI 92 0-0 ① G5-3	B FF 94 C FF 94 S SL 83 S FF 94 1-3 ② K		1 SAFE C SL 86 B FF 92 F SL 86 F FF 94 F SL 85 X SL 86 1-2 ② ③ G1-6-3 1-2f		7	1	1	0	0	1	4
15 Brandon Inge, R (1, 2) OBP: 0.324, SLG: 0.448	C FF 91 B FF 91 F SI 92 B CU 73 F FF 92 T CH 85 2-2 ① K		C FF 89 X FF 91 0-1 HR	C FF 91 B SL 81 S FF 91 B FF 90 B CH 84 F FF 90 F FF 91 B FF 90 4-2 25 E 28 E BB			C FF 92 C SL 81 B FF 93 B SI 94 F FS 88 X FS 88 2-2 ① L8	B FF 92 B SI 92 C SI 92 S SI 92 F SI 93 F SL 88 B SL 86 B SI 92 4-2 28 1B 9 BB 14 SF8 BB	C SL 81 S SL 82 B FF 93 F FF 94 S SL 83 1-3 ③ K			B SL 85 B FF 93 F FF 92 C FF 94 F SL 87 F FF 93 X SL 86 2-2 ① G5-3	5	3	1	1	2	2	3
25 Ryan Raburn, R (1, 5) OBP: 0.309, SLG: 0.440 9 Carlos Guillen, S (9, PH) OBP: 0.376, SLG: 0.438 (9, 5) (10, 3)	C CH 83 F SI 92 B FF 91 S SI 92 1-3 ② K		L SI 90 C SI 92 X SI 92 0-2 28 1B 28 PB 14 1B 1B	C CH 80 B SL 81 S FF 89 B FF 91 B CH 78 F FF 89 X FF 90 3-2 E6 14 HBP 28 E 1-3			C FS 87 C SL 83 F FF 92 F FS 87 B FF 94 X FF 94 1-2 G6-3	B FF 91 B SI 91 B SI 92 C SI 91 B SI 90 4-1 14 SF8 28 1B 1-2 BB		C CH 84 B FF 93 X FF 93 1-1 ① G6-3		B SI 94 X FF 93 1-0 28 1B 14 G5-3 1B	4	1	1	0	0	1	2
														2	1	1	0	1	0	0
Inning Stats	R: 0 E: 0 K: 2 S: 11 H: 0 LOB: 0 BB: 0 P: 13	R: 0 E: 0 K: 0 S: 10 H: 0 LOB: 0 BB: 0 P: 13	R: 1 E: 0 K: 2 S: 15 H: 2 LOB: 1 BB: 0 P: 23	R: 1 E: 0 K: 1 S: 10 H: 2 LOB: 1 BB: 0 P: 16	R: 4 E: 0 K: 0 S: 16 H: 6 LOB: 2 BB: 0 P: 23	R: 1 E: 2 K: 1 S: 17 H: 0 LOB: 3 BB: 1 P: 29	R: 0 E: 0 K: 1 S: 10 H: 0 LOB: 0 BB: 0 P: 14	R: 4 E: 1 K: 0 S: 19 H: 4 LOB: 1 BB: 1 P: 30	R: 1 E: 0 K: 1 S: 13 H: 1 LOB: 2 BB: 2 P: 25	R: 0 E: 0 K: 2 S: 14 H: 2 LOB: 2 BB: 0 P: 18	R: 0 E: 0 K: 0 S: 9 H: 1 LOB: 2 BB: 1 P: 14	R: 0 E: 0 K: 0 S: 14 H: 1 LOB: 0 BB: 0 P: 18	R: 2 E: 1 K: 0 S: 11 H: 3 LOB: 1 BB: 0 P: 19	1B: 17 2B: 3 3B: 0 HR: 2 SF: 2 SAC: 0 DP: 1 HBP: 1	WP: 0 PB: 1 SB: 1 CS: 0 PA: 67						

PITCHER		IP	WLS	BF	H	R	ER	SO	BB	IBB	HBP	BLK	WP	HR	S	P	ERA	WHIP
31 Cliff Lee, L ERA: 2.58	(1, 1)	5.0		24	10	6	6	5	0	0	0	0	0	2	62	88	10.80	2.000
50 Jensen Lewis, R ERA: 4.61	(6, 1)	0.1	H	3	0	1	0	0	1	0	0	0	0	0	10	18	0.00	3.000
53 Rafael Perez, L ERA: 3.31	(6, 1)	1.2	H	7	0	0	0	2	0	0	1	0	0	0	17	25	0.00	0.000
49 Edward Mujica, R ERA: 5.4	(8, 1)	0.2		7	4	4	4	0	1	0	0	0	0	0	17	28	54.00	7.500
30 Masa Kobayashi, R ERA: 3.7	(8, 1)	1.1		7	1	1	1	1	2	0	0	0	0	0	15	27	6.75	2.250

PITCHER		IP	WLS	BF	H	R	ER	SO	BB	IBB	HBP	BLK	WP	HR	S	P	ERA	WHIP
63 Rafael Betancourt, R ERA: 5.79	(10, 1)	2.0		10	3	0	0	2	1	0	0	0	0	0	23	32	0.00	2.000
Juan Rincon, R ERA: 6.38	(12, 1)	2.0	L	9	4	2	1	0	0	0	0	0	0	0	25	37	4.50	2.000

TOP

Detroit Tigers @ Cleveland Indians

Progressive Field, Cleveland, OH

Wed Jul 30 2008, 7:05 PM EDT

Att. 26,598 - Partly Cloudy - 83 F

livebaseballscorecards.com

AB	59
R	14
H	22
RBI	13
BB	5
SO	10
LOB	27

Batter	1	2	3	4	5	6	7	8	9	10	11	12	13	AB	R	H	RBI	BB	SO	LOB
24 Grady Sizemore, L (1, 8) OBP: 0.384, SLG: 0.546	X SI 89 0-0 G5-4-3 1B	X 0-0 1-H 2-H HR	B SI 90 X SI 89 1-0 G3		C SL 79 B FF 91 S SL 79 B FF 91 D CH 86 F FS 86 S CH 87 3-3 K		C CH 83 C FC 88 C FC 88 0-3 K		I IN 70 I IN 66 I IN 68 4-0 1-2 IBB		F SI 88 B FF 90 C SL 81 B SL 80 S SI 91 2-3 K		B X 1-0 P5	7	1	2	3	1	3	4
Franklin Gutierrez, R (1, 9) OBP: 0.261, SLG: 0.335 20 David Dellucci, L (8, PH) OBP: 0.291, SLG: 0.385 (9, 7) 11 Jamey Carroll, R (13, PH) OBP: 0.352, SLG: 0.346	1 SAFE B CH 83 B CH 81 B SI 88 C SI 88 X SI 89 3-1 G5-4-3 1-2f	B SI 90 B SI 84 F SI 89 B CH 81 C SI 88 B SL 83 4-2 12 FC5-4 BB		X FF 91 0-0 F8	C FF 90 B CH 84 B FF 90 F SL 79 C FS 86 2-3 K			C FF 96 B SI 96 F SI 96 X SI 96 1-2 2 G4-6-3 1B	B CH 85 F SI 95 X CH 86 1-1 G3		F SL 80 B SI 90 T SI 90 B SL 79 F SI 90 C SI 91 2-3 K		C B SI 91 S 1-3 K 1-2	3 3 1	0 0 0	0 1 0	0 0 0	1 0 0	1 1 1	1 3 1
12 Ben Francisco, R (1, 10) OBP: 0.339, SLG: 0.460	B SI 90 B SI 88 F SI 88 X SI 90 2-1 HR	C SI 89 B SL 82 X CH 83 1-1 FC5-4 1-2f		C FF 91 B FF 91 F SL 79 F CH 86 B CH 87 X FF 91 2-2 P3	B FS 84 C SL 80 X SL 79 1-1 HR			C SI 97 F SI 97 B SL 86 B SL 84 X SI 97 2-2 F9		B SI 90 B SI 91 C SI 91 F SI 91 F FF 91 X SL 80 2-2 BB 2 PB 1B		C SI 90 B S X SI 91 2-2 17 BB 2 BB 1B		7	2	4	2	0	0	2
2 Jhonny Peralta, R (1, 6) OBP: 0.312, SLG: 0.490	F SL 82 T SL 82 F SL 81 F CH 84 S SI 89 0-3 K		B SI 87 B SI 88 F SI 88 F CH 83 F SI 90 F SL 83 X CH 81 2-2 G5-3	F FF 91 C FF 92 X SL 78 0-2 1B	X FF 91 0-0 G6-3			B SI 97 X SI 97 1-0 G4-6-3 1-2f		B FF 91 C SL 80 S SI 91 B FF 92 F SI 91 S SL 79 2-3 K 1-2		B CU 77 B SI 90 F SI 90 B B SI 90 4-1 17 BB 1-2 BB		6	0	1	0	1	2	2
17 Shin-Soo Choo, L (1, 7) OBP: 0.360, SLG: 0.441 (9, 9)		C SI 89 C SI 89 S SL 82 0-3 K	M SL 83 B F SI 89 F SL 82 B SL 83 F SL 83 B SI 90 B SL 82 4-2 10 2B 10 E BB	B FF 90 C SL 79 1 SAFE S FS 85 X FS 86 1-2 G3	B FS 86 F FS 85 F SL 76 B FF 89 B FS 86 F FF 91 B CH 84 4-2 10 HR BB				F FF 96 F FF 98 B FF 98 B CH 85 S CH 85 2-3 K	C SL 80 F SL 80 C SI 93 0-3 K		B SI 90 2 SAFE B SI 89 C SI 89 B L SI 90 F SI 91 B SI 91 4-2 G6-4-3 1-2 2-3 BB		4	2	0	0	3	3	2
10 Kelly Shoppach, R (1, 2) OBP: 0.336, SLG: 0.523		B SI 90 B SI 90 B SI 88 C SI 89 X SI 89 3-1 E 2B	X SI 88 0-0 E8 1-H 2B 2B	X SI 90 0-0 G4-3 2B	C FC 86 F CU 71 B SI 90 B FF 91 B FC 88 F FC 88 X CH 81 3-2 1-H HR				B SI 97 X SI 96 1-0 HR	I IN 81 I IN 87 I IN 86 I IN 87 4-0 BB IBB		B SI 89 S F B B F S 3-3 K		6	4	5	3	1	1	3
Andy Marte, R (1, 5) OBP: 0.238, SLG: 0.297		X SI 90 0-0 E7 1B 24 HR 2-H 1B	B SL 83 C SI 88 X SL 83 1-1 2-H 2B	X SL 81 0-0 G4-3 2-3	B FC 88 F FC 87 C SI 91 F SI 91 B CU 73 X SI 91 2-2 P4			C FF 98 S CH 86 B SI 99 B CH 86 F SL 88 B SI 99 S CH 86 3-3 K		B SL 79 B SL 80 C SL 80 B FF 91 B SL 80 4-2 1-2 2-3 BB		B X SI 90 1-0 G6-4-3 1-2f		6	2	2	1	1	1	4
25 Ryan Garko, R (1, 3) OBP: 0.317, SLG: 0.356 26 Andy González, R (9, PR) OBP: 0.429, SLG: 0.333 (10, 3)	1 SAFE 1 SAFE C CH 82 X SL 82 0-1 P4	C SI 89 F SL 83 F SI 90 B FF 80 D SL 83 X SI 89 2-2 G5-3	C SL 80 B SL 79 F FF 90 B FF 91 B SL 79 B FS 87 4-2 BB	B FF 89 B FC 86 B SI 89 C FC 86 S FC 86 X SI 90 3-2 G6-3				B SI 99 B CH 86 F SI 98 B SI 98 S FF 97 B CH 88 4-2 1B BB		C SL 80 C SI 92 B SL 79 S SI 92 1-3 K		B SI 90 C SI 89 B B B SI 88 4-1 FC6-4 BB		3 1	0 0	0 0	0 1	2 1	0 1	2 3
Asdrúbal Cabrera, S (1, 4) OBP: 0.295, SLG: 0.276	B SI 88 X SL 82 1-0 24 HR 1-2 1B	F SI 88 X SI 88 0-1 2-H 2B	F FF 91 B SL 80 B CH 85 C FF 91 S FS 86 2-3 K	B FC 89 F SI 91 X FC 88 1-1 G4-3				1 SAFE B FF 97 F CH 85 1 SAFE B CH 85 F SI 96 F CH 85 X SI 98 2-2 24 IBB 1-3 1B		C SI 88 B SI 90 F SI 90 F SI 91 X SL 77 1-2 1B		C SI 89 S X CU 78 0-2 FC6-4 11 DI 1-2f		7	1	4	1	0	1	3

Inning Stats																									
	R: 1	H: 2	R: 4	H: 4	R: 3	H: 3	R: 0	H: 1	R: 0	H: 1	R: 3	H: 2	R: 0	H: 1	R: 0	H: 1	R: 1	H: 2	R: 0	H: 1	R: 0	H: 1	R: 0	H: 0	
	E: 0	LOB: 0	E: 1	LOB: 1	E: 1	LOB: 1	E: 0	LOB: 1	E: 0	LOB: 2	E: 0	LOB: 0	E: 0	LOB: 0	E: 0	LOB: 1	E: 0	LOB: 3	E: 0	LOB: 3	E: 0	LOB: 2	E: 0	LOB: 1	1B: 9
	K: 1	BB: 0	K: 1	BB: 1	K: 0	BB: 1	K: 0	BB: 0	K: 2	BB: 1	K: 1	BB: 1	K: 1	BB: 0	K: 0	BB: 0	K: 2	BB: 2	K: 3	BB: 2	K: 2	BB: 0	K: 1	BB: 1	2B: 5
	S: 10	P: 15	S: 14	P: 23	S: 19	P: 29	S: 11	P: 14	S: 11	P: 20	S: 17	P: 29	S: 8	P: 12	S: 7	P: 11	S: 16	P: 33	S: 16	P: 29	S: 11	P: 16	K: 1	P: 26	K: 2	P: 14	3B: 0	SF: 0	WP: 0	PA: 65
																											HR: 5	HBP: 0	PB: 1	
																													SB: 0	
																													CS: 0	

PITCHER		IP	WLS	BF	H	R	ER	SO	BB	IBB	HBP	BLK	WP	HR	S	P	ERA	WHIP
29 Nate Robertson, L ERA: 6.06	(1, 1)	3.0		19	9	8	8	2	2	0	0	0	0	2	43	67	24.00	3.667
Aquilino Lopez, R ERA: 3.11	(4, 1)	2.2		13	3	2	2	3	2	0	0	0	0	1	31	50	6.75	1.875
59 Todd Jones, R ERA: 5.05	(6, 1)	1.1		5	1	1	1	1	0	0	0	0	0	1	16	25	6.75	0.750
34 Freddy Dolsi, R ERA: 4.32	(8, 1)	1.0		3	1	0	0	0	0	0	0	0	0	0	7	11	0.00	1.000
56 Fernando Rodney, R ERA: 5.6	(9, 1)	1.0	B	7	2	1	1	2	1	1	0	0	0	1	16	33	9.00	3.000

PITCHER		IP	WLS	BF	H	R	ER	SO	BB	IBB	HBP	BLK	WP	HR	S	P	ERA	WHIP
44 Bobby Seay, L ERA: 2.57	(10, 1)	2.0		9	2	0	0	5	1	1	0	0	0	0	27	45	0.00	1.500
49 Casey Fossum, L ERA: 5.12	(12, 1)	2.0	W	9	1	0	0	2	3	0	0	0	0	0	20	40	0.00	2.000

BOTTOM

Detroit Tigers @ Cleveland Indians

Progressive Field, Cleveland, OH

Wed Jul 30 2008, 7:05 PM EDT

Att. 26,598 - Partly Cloudy - 83 F

livebaseballscorecards.com

AB	54
R	12
H	19
RBI	10
BB	11
SO	15
LOB	30

Detroit Tigers @ Cleveland Indians

Progressive Field, Cleveland, OH

Thu Jul 31 2008, 12:05 PM EDT

Att. 34,186 - Partly Cloudy - 79 F

livebaseballscorecards.com

TOP

Batter	1	2	3	4	5	6	7	8	9	AB	R	H	RBI	BB	SO	LOB
28 Curtis Granderson, L (1, 8) OBP: 0.374, SLG: 0.491	C FF 95 B SI 94 C SI 94 B SI 95 X SI 95 2-2 39 PB 9 SF8 1B		B CH 86 B SI 94 B SI 94 C FF 94 F SI 94 X SI 95 3-2 39 G6-3 1B			C SI 93 B SI 94 B SI 94 X SI 94 2-1 ① G4-3	B FF 88 X SL 88 1-0 E3 39 1B			4	1	2	0	0	0	0
39 Ramon Santiago, S (1, 4) OBP: 0.479, SLG: 0.526	1 SAFE B SI 92 X SI 94 1-0 ① L5 1-3		C SI 92 X SI 92 0-1 ② G6-3 1-2			S CH 86 H SL 86 1-1 24 F4 9 1B E HBP	C SL 82 F SL 82 F FF 89 F SL 83 F SL 84 X FF 91 0-2 9 G6-4-3 1B 1-2			3	1	1	0	0	0	2
9 Carlos Guillen, S (1, 5) OBP: 0.374, SLG: 0.437	B FF 94 X CH 88 1-0 ② SF8 3-H		B SI 94 B SI 94 B SI 95 C SI 94 F SI 93 C SI 95 3-3 ③ K			B FF 92 B SI 91 X SI 92 2-0 E 1-2 1B	X FF 90 0-0 ② ③ G6-4-3 1-2f			3	0	1	1	0	1	3
24 Miguel Cabrera, R (1, 3) OBP: 0.352, SLG: 0.499	B SI 95 B SI 95 S SI 94 F SI 95 F SI 94 B SI 96 X SI 95 3-2 ③ G6-3			B SI 92 F CH 86 C FF 94 F SI 94 S FF 94 1-3 ① K		X SI 94 0-0 ② F4 2-3		B SL 89 C SL 83 F SL 85 S SL 84 1-3 ① K2-3		4	0	0	0	0	2	2
Matt Joyce, L (1, 9) OBP: 0.342, SLG: 0.614 30 Magglio Ordonez, R (8, PH) (8, 9) OBP: 0.377, SLG: 0.499		F FF 93 B SI 93 S SI 93 S SI 93 1-3 ① K		B FF 94 B SI 94 C FF 93 X SI 93 2-1 ② G3-1		X SI 94 0-0 E4 1-2 3-H		B FF 89 C SL 83 F SL 84 B SL 84 F SL 84 F SL 84 F FF 90 B SL 84 S SL 85 3-3 ② K		3 1	0 0	0 0	0 0	0 0	1 1	1 0
33 Marcus Thames, R (1, 10) OBP: 0.313, SLG: 0.571		B SL 84 X FF 94 1-0 ② F7		X CH 86 0-0 ③ G5-3		B SI 93 C CH 87 B SI 93 X SI 94 2-1 ③ P5		C FF 86 B SL 84 B FF 89 B SL 84 F SL 90 S SL 84 3-3 ③ K		4	0	0	0	0	1	2
Edgar Renteria, R (1, 6) OBP: 0.308, SLG: 0.337		B SI 94 B SI 94 B SI 91 C SI 93 B SI 94 4-1 BB			C SI 93 F SI 93 B SI 94 X SI 94 1-2 ① G6-3		F SI 92 B CH 86 C SI 93 F SI 93 B FF 94 X SI 93 2-2 25 1B WP 2B		C FF 91 S FF 90 B SL 87 X FF 92 1-2 ① L9	3	1	1	0	1	0	0
25 Ryan Raburn, R (1, 7) OBP: 0.307, SLG: 0.433	C SI 93 X SI 93 0-1 ③ G5-3				B SL 85 F SI 94 C CH 86 F SI 93 X SI 93 1-2 ② G4-3		L CH 86 X SI 93 0-1 E G5-3 1B 2-3		C FF 91 X SL 82 0-1 ② G5-3	4	1	1	0	0	0	1
Dane Sardinha, R (1, 2) OBP: 0.136, SLG: 0.227			B SI 93 C SI 93 F SI 92 B SI 92 X SI 94 2-2 ① G5-3		F SI 93 F FF 94 X SI 94 0-2 ③ G5-3		C SI 93 F SI 92 F SI 93 F SI 94 B SL 85 X SI 94 1-2 ① G5-3 1-H 3-H		B FF 89 F FF 90 S SL 80 B FF 92 F SL 84 S SL 85 2-3 ③ K	4	0	0	1	0	1	0
Inning Stats	R: 1 E: 0 K: 0 S: 9 H: 1 LOB: 0 BB: 0 P: 16	R: 0 E: 0 K: 1 S: 7 H: 0 LOB: 1 BB: 1 P: 13	R: 0 E: 0 K: 1 S: 11 H: 1 LOB: 1 BB: 0 P: 19	R: 0 E: 0 K: 1 S: 7 H: 0 LOB: 0 BB: 0 P: 10	R: 0 E: 0 K: 0 S: 10 H: 0 LOB: 0 BB: 0 P: 12	R: 1 E: 1 K: 0 S: 8 H: 1 LOB: 2 BB: 0 P: 15	R: 2 E: 1 K: 0 S: 19 H: 3 LOB: 1 BB: 0 P: 23	R: 0 E: 0 K: 3 S: 12 H: 0 LOB: 0 BB: 0 P: 19	R: 0 E: 0 K: 1 S: 9 H: 0 LOB: 0 BB: 0 P: 12	1B: 5 2B: 1 3B: 0 HR: 0 SF: 1 SAC: 0 DP: 1 HBP: 1						

	AB	33
	R	4
	H	6
	RBI	2
	BB	1
	SO	7
	LOB	11

WP: 1 PA: 36
PB: 2
SB: 0
CS: 0

PITCHER		IP	WLS	BF	H	R	ER	SO	BB	IBB	HBP	BLK	WP	HR	S	P	ERA	WHIP
55 Roberto Hernandez, R ERA: 4.19	(1, 1)	6.1	W	27	5	4	2	3	1	0	1	0	1	0	63	99	2.84	0.947
53 Rafael Perez, L ERA: 3.2	(7, 1)	1.2	H	6	1	0	0	3	0	0	0	0	0	0	20	28	0.00	0.600
30 Masa Kobayashi, R ERA: 3.62	(9, 1)	1.0		3	0	0	0	1	0	0	0	0	0	0	9	12	0.00	0.000

PITCHER		IP	WLS	BF	H	R	ER	SO	BB	IBB	HBP	BLK	WP	HR	S	P	ERA	WHIP

Detroit Tigers @ Cleveland Indians

Progressive Field, Cleveland, OH

Thu Jul 31 2008, 12:05 PM EDT

Att. 34,186 - Partly Cloudy - 79 F

livebaseballscorecards.com

BOTTOM

Batter	1	2	3	4	5	6	7	8	9	AB	R	H	RBI	BB	SO	LOB
24 Grady Sizemore, L (1, 10) OBP: 0.387, SLG: 0.552	B FF 89 F FF 91 F FF 94 B CU 82 B FF 95 X FF 95 3-2 F8 ①		C FF 93 D CH 84 F CH 85 B CU 80 1 SAFE 1 SAFE 1 SAFE X FF 94 2-2 F7 ①		X FF 97 0-0 1-H 2-H HR	B SL 79 H FF 88 2-0 1-2 2-3 3-H FC6-4 HBP		B SL 79 B SL 78 B FF 87 C SI 86 C FF 89 B FF 88 4-2 1-2 2-3 12 S BB		3	1	1	4	1	0	1
Franklin Gutierrez, R (1, 8) OBP: 0.257, SLG: 0.329	B FF 94 C FF 95 S CU 82 B CU 82 F CU 81 S FF 96 2-3 K ②		C CH 81 X FF 93 0-1 F8 ②		C FF 94 B CU 80 C CU 82 S FF 96 1-3 K ②	X SI 89 0-0 1-2f FC6-4 ③		B FF 92 B SL 79 C FF 91 C FF 91 X CH 87 2-2 2-3 3-H SF8 ②		4	0	0	1	0	2	4
12 Ben Francisco, R (1, 7) OBP: 0.340, SLG: 0.461	B FF 92 S CH 84 S CU 81 X FF 95 1-2 2 2B 2B		D CU 80 C FF 93 C CH 84 F CH 85 S CU 82 1-3 K ③		F FF 94 C FF 94 B FF 95 B CH 85 S CU 81 2-3 K ③		C SI 87 S SL 78 B SI 88 C SI 88 1-3 K ①	C SL 80 1 SAFE B FF 92 B FF 90 F FF 92 B SL 78 B FF 91 4-2 1-2 3-H BB		4	1	1	0	1	3	1
2 Jhonny Peralta, R (1, 6) OBP: 0.310, SLG: 0.489	B FF 93 F FF 94 B FF 94 X CH 84 2-1 2-H 2B			F CU 80 F CU 83 B FF 94 S FF 94 1-3 K ①		F FF 92 B FF 92 X FF 93 1-1 G6-3 ①	X CH 80 0-0 G6-3 ②	C FF 91 F FF 91 C FS 85 0-3 K ③		5	0	1	1	0	2	2
17 Shin-Soo Choo, L (1, 9) OBP: 0.358, SLG: 0.435	F CH 84 S FF 94 F FF 94 S CU 83 0-3 K ③			B FF 94 S FF 94 C CU 81 B CU 83 B CH 87 S FF 96 3-3 K ②		B CH 83 X CH 83 1-0 25 BB 1B 1B	C SL 79 S SI 89 B SL 80 B SL 80 B SI 89 C SL 78 3-3 K ③			4	1	1	0	0	3	1
Andy Marte, R (1, 5) OBP: 0.231, SLG: 0.287		B FF 93 C FF 92 B FF 93 B FF 93 C FF 92 F FF 93 F FF 94 X FF 95 3-2 P2 ①		B FF 95 C CU 81 B FF 96 F FF 95 F FF 96 F CH 87 B CU 84 C CU 81 3-3 K ③		F CU 79 X FF 93 0-1 F9 ②		C SI 86 S SI 86 X SI 89 0-2 F9 ①		4	0	0	0	0	1	1
25 Ryan Garko, R (1, 3) OBP: 0.319, SLG: 0.356		X FF 93 0-0 P4 ②			C CU 81 B CH 85 C CU 81 X CU 83 1-2 G1-3 ①	1 SAFE 1 SAFE B CU 80 B FF 92 1 SAFE B CH 84 B FF 92 4-0 1B 1B 24 HBP 1-2 BB		B SI 84 X SI 86 1-0 E 2B 1B		3	2	1	0	1	0	0
Sal Fasano, R (1, 2) OBP: 0.400, SLG: 0.400		B FF 94 B FF 92 C FF 94 F FF 96 F FF 95 S CU 81 2-3 K2-3 ③			C FF 94 B CU 82 B FF 96 S CH 86 F FF 96 H FF 96 3-2 BB 24 HR HBP	X CU 80 0-0 24 HBP 1B 1-2 2-H 1B		1 SAFE B SI 86 1 SAFE C SL 78 F SI 87 F SL 76 X SI 88 1-2 24 BB 1-H SF8 2B		3	2	2	2	0	1	0
Asdrúbal Cabrera, S (1, 4) OBP: 0.307, SLG: 0.279			B C B FF 94 S FF 95 B FF 94 F FF 95 B FF 94 4-2 BB		F FF 95 D CH 86 F CH 86 B FF 96 D CU 82 B CU 81 4-2 1-2 24 HR BB	B SL 79 X SI 88 1-0 24 HBP 1-2 2-3 1B		B CH 79 C SL 78 B SL 77 B SI 87 F SI 87 F SI 87 B FF 87 4-2 SF8 12 E 24 BB BB		1	2	1	0	3	0	0
Inning Stats	R: 1 E: 0 K: 2 S: 16 H: 2 LOB: 1 BB: 0 P: 24	R: 0 E: 0 K: 1 S: 10 H: 0 LOB: 0 BB: 0 P: 15	R: 0 E: 0 K: 1 S: 12 H: 0 LOB: 1 BB: 1 P: 19	R: 0 E: 0 K: 3 S: 11 H: 0 LOB: 0 BB: 0 P: 18	R: 3 E: 0 K: 2 S: 15 H: 1 LOB: 0 BB: 1 P: 26	R: 2 E: 0 K: 0 S: 8 H: 3 LOB: 3 BB: 1 P: 17	R: 0 E: 0 K: 2 S: 7 H: 0 LOB: 0 BB: 0 P: 11	R: 3 E: 1 K: 1 S: 21 H: 2 LOB: 2 BB: 3 P: 37		1B: 4 2B: 3 3B: 0 HR: 1 SF: 1 SAC: 0 DP: 0 HBP: 2			WP: 0 PB: 0 SB: 1 CS: 0 PA: 40	

	AB	R	H	RBI	BB	SO	LOB
	31	9	8	8	6	12	10

PITCHER		IP	WLS	BF	H	R	ER	SO	BB	IBB	HBP	BLK	WP	HR	S	P	ERA	WHIP
35 Justin Verlander, R ERA: 4.49	(1, 1)	5.2	L	26	5	6	6	9	3	0	1	0	0	1	70	114	9.53	1.412
50 Clay Rapada, L ERA: 4.3	(6, 1)	1.2		11	3	3	2	2	2	0	1	0	0	0	22	39	10.80	3.000
Aquilino Lopez, R ERA: 3.06	(8, 1)	0.2		3	0	0	0	1	1	0	0	0	0	0	8	14	0.00	1.500

PITCHER	IP	WLS	BF	H	R	ER	SO	BB	IBB	HBP	BLK	WP	HR	S	P	ERA	WHIP

Batter	1	2	3	4	5	6	7	8	9	AB	R	H	RBI	BB	SO	LOB
28 Curtis Granderson, L (1, 8) OBP: 0.374, SLG: 0.491	B SI 90 B SI 92 B SI 91 C SI 91 C SI 90 B SI 92 4-2 30 BB 9 BB BB BB	B SI 92 B SI 89 C SI 89 X SI 89 2-1 ③ L9		B SL 82 C SI 91 X SI 91 1-1 ③ G6-3			B SI 85 B SI 84 C SI 85 X SI 87 2-1 9 G4-3 2B	F SI 88 C FF 89 F FF 89 D SI 86 X FF 89 1-2 ③ F7		4	1	1	0	1	0	2
14 Placido Polanco, R (1, 4) OBP: 0.352, SLG: 0.400	C SI 90 B SI 91 1 SAFE C CH 77 F SI 91 X SI 90 1-2 ① F9		B SI 89 B SI 88 B SI 90 B SI 90 4-0 24 3B BB		B SI 88 B SI 87 C SI 89 C SI 88 X SI 90 2-2 ① P4		B SI 88 B SI 88 X SI 88 2-0 ① P4		B FF 90 B FF 90 B FF 91 C FF 90 B FF 90 4-1 24 DI BB	3	1	0	0	2	0	2
9 Carlos Guillen, S (1, 5) OBP: 0.372, SLG: 0.432	1 SAFE B SI 91 B SI 90 B SI 90 B SI 91 4-0 BB 30 BB 1-2 BB	B SI 88 C SI 90 F CH 78 B SI 90 S SI 91 2-3 ① K			F SI 91 F SI 92 F SI 92 B SI 91 B CH 78 X SI 90 2-2 ② L4		C SI 88 B KC 82 B KC 80 X CH 80 2-1 ② G4-3 2-3		C FF 91 C FF 92 S FF 92 0-3 ① K	4	0	0	0	1	2	3
30 Magglio Ordonez, R (1, 9) OBP: 0.380, SLG: 0.497	B FF 92 B SI 91 B SI 91 C SI 91 C SI 90 B SI 91 4-2 BB 1-2 2-3 BB		B CH 77 F SI 89 B SI 89 S CH 76 C SI 91 2-3 ② K		C CH 76 B SL 82 X SI 91 1-1 24 BB 1B		B KC 81 H SI 89 2-0 24 BB HBP		S FF 92 C CU 76 B FF 93 F FF 93 X FF 92 1-2 ② F9	3	0	1	0	1	1	2
24 Miguel Cabrera, R (1, 3) OBP: 0.354, SLG: 0.502	F SI 91 B SI 92 F SI 90 B SI 92 X CH 78 2-2 ② F3		C SL 80 S SI 91 F SI 91 X SL 81 0-2 1-H 3B		S SI 92 S SI 92 B SI 92 B SI 92 B SI 91 F SI 93 B CH 77 4-2 1-2 BB		B SI 89 B CH 82 B CH 81 C SI 88 C SI 88 B SI 89 4-2 1-2 BB		C CU 77 T FF 93 F FF 93 S FF 93 0-3 ③ K 1-2	3	0	1	1	2	1	4
Gary Sheffield, R (1, 10) OBP: 0.328, SLG: 0.371	B SI 92 S SI 92 B SI 90 B SI 91 B CH 76 4-1 1-2 2-3 3-H BB		C SI 91 F SI 91 X SI 92 0-2 ③ L8		B FF 94 B FF 93 C FF 94 F FF 95 C SI 95 2-3 ③ K		C SI 88 B SI 88 B CU 76 S SI 87 B SI 88 X SI 88 3-2 ③ G6-3			3	0	0	1	1	1	6
33 Marcus Thames, R (1, 7) OBP: 0.307, SLG: 0.561	X SI 91 0-0 ③ F7			B SI 88 B CH 75 C SI 89 B SI 88 F SI 89 F SI 89 F CH 75 C SI 89 3-3 ① K		B FF 92 B SL 86 B FF 94 C FF 92 C FF 94 T FF 95 3-2 ① K		F FF 87 B CU 76 S CU 74 B CU 78 F SI 87 F SI 88 B CU 77 F FF 87 F SI 88 3-3 ① K		4	0	0	0	0	3	3
Edgar Renteria, R (1, 6) OBP: 0.305, SLG: 0.333		C SI 90 B SL 82 F SI 90 B SI 91 B CH 76 F SI 90 C SI 89 3-3 ① K		C SI 90 F SI 90 C SI 91 0-3 ② K		B FF 94 F FF 95 X FF 95 1-1 ② F9		C FF 87 B SI 88 X SI 88 1-1 ② F8		4	0	0	0	0	2	0
15 Brandon Inge, R (1, 2) OBP: 0.327, SLG: 0.451		B SI 91 B SI 89 X SI 90 2-0 ② P5		B SI 92 F CH 76 S SI 91 F SI 92 F SI 92 B CH 77 F CH 76 X SI 91 2-2 2B		B FF 94 C FF 95 B FF 95 C FF 94 S FF 96 2-3 ③ K		B SI 86 F SI 87 B CU 76 C SI 87 B SI 85 B FF 86 4-2 BB		3	0	1	0	1	1	0
Inning Stats	R: 1 E: 0 K: 0 S: 13 H: 0 LOB: 3 BB: 4 P: 32	R: 0 E: 0 K: 1 S: 7 H: 0 LOB: 0 BB: 0 P: 14	R: 1 E: 0 K: 2 S: 13 H: 1 LOB: 1 BB: 1 P: 21	R: 0 E: 0 K: 2 S: 16 H: 1 LOB: 1 BB: 0 P: 22	R: 0 E: 0 K: 1 S: 15 H: 1 LOB: 2 BB: 1 P: 26	R: 0 E: 0 K: 2 S: 8 H: 0 LOB: 0 BB: 0 P: 14	R: 0 E: 0 K: 0 S: 10 H: 1 LOB: 3 BB: 1 P: 25	R: 0 E: 0 K: 1 S: 16 H: 0 LOB: 1 BB: 1 P: 25	R: 0 E: 0 K: 2 S: 12 H: 0 LOB: 1 BB: 1 P: 17	1B: 1 2B: 2 3B: 1 HR: 0 SF: 0 SAC: 0 DP: 0 HBP: 1						

PITCHER		IP	WLS	BF	H	R	ER	SO	BB	IBB	HBP	BLK	WP	HR	S	P	ERA	WHIP
19 Scott Kazmir, L ERA: 2.89	(1, 1)	4.2		23	3	2	2	5	6	0	0	0	0	0	61	110	3.86	1.929
50 Grant Balfour, R ERA: 1.2	(5, 1)	1.1	W	4	0	0	0	3	0	0	0	0	0	0	11	19	0.00	0.000
39 J.P. Howell, L ERA: 2.47	(7, 1)	0.2	H	5	1	0	0	0	1	0	1	0	0	0	7	19	0.00	3.000
35 Dan Wheeler, R ERA: 2.08	(7, 1)	1.1	H	5	0	0	0	1	1	0	0	0	0	0	19	31	0.00	0.750
40 Troy Percival, R ERA: 3.48	(9, 1)	1.0	S	4	0	0	0	2	1	0	0	0	0	0	12	17	0.00	1.000

PITCHER	IP	WLS	BF	H	R	ER	SO	BB	IBB	HBP	BLK	WP	HR	S	P	ERA	WHIP

TOP

Detroit Tigers @ Tampa Bay Rays

Tropicana Field, St. Petersburg, FL

Fri Aug 01 2008, 7:10 PM EDT

Att. 26,403 - Dome - 72 F

livebaseballscorecards.com

AB	31
R	2
H	4
RBI	2
BB	9
SO	11
LOB	22

WP: 0 PA: 41
PB: 0
SB: 0
CS: 0

Detroit Tigers @ Tampa Bay Rays

Tropicana Field, St. Petersburg, FL

Fri Aug 01 2008, 7:10 PM EDT

Att. 26,403 - Dome - 72 F

BOTTOM

Batter	1	2	3	4	5	6	7	8	9	AB	R	H	RBI	BB	SO	LOB
1 Akinori Iwamura, L (1, 4) OBP: 0.348, SLG: 0.375	C SI 86 B FF 88 B CH 79 F SI 87 X CH 78 2-2 13 CS 1B		X CU 72 0-0 2 G4-3 23 PB 2B 3-H	B SI 90 B SI 88 C SI 89 C SI 89 B FF 91 X SI 89 3-2 ③ G6-3		B FF 96 F FF 97 F FF 97 B CU 81 F CU 81 T FF 97 2-2 ③ K 2-3				4	1	2	1	0	1	3
2 B.J. Upton, R (1, 8) OBP: 0.380, SLG: 0.387	X CU 73 0-0 ① F8		X SI 89 0-0 ① G4-3 2-3		X SI 87 0-0 3 CS 13 S 1B		B FF 96 F FF 95 F FF 97 B CU 83 F FF 97 T FF 99 2-2 ① K			4	0	1	0	0	1	2
13 Carl Crawford, L (1, 7) OBP: 0.312, SLG: 0.402	B SI 88 C CH 79 F SI 89 B CU 73 B CH 81 X FF 90 3-2 ② 1-2 3B		C FF 90 B SL 87 B FF 89 B CH 79 B FF 89 4-1 23 PB 23 S BB		B SI 88 X CH 77 1-0 ① F8 1-2		B CU 82 T FF 98 B FF 98 F FF 97 X FF 98 2-2 ② G4-3			3	0	1	0	1	0	1
3 Evan Longoria, R (1, 5) OBP: 0.350, SLG: 0.528	C FF 91 F SL 85 B FF 90 C FF 90 1-3 ③ K		S SI 88 B FF 90 C SL 85 B SL 86 F FF 90 T CH 79 2-2 ② K		2 SAFE 2 SAFE B CU 74 S CH 79 X FF 90 1-2 ②③ L9 2-3		B FF 97 X FF 97 1-0 HR			4	1	1	1	0	2	4
23 Carlos Pena, L (1, 3) OBP: 0.338, SLG: 0.461		X SI 85 0-0 ① B1-3	C CH 80 B FF 91 C SI 90 B FF 92 B CH 80 F FF 91 C FF 92 3-3 ③ K 1-3 3-H			B SI 88 B FF 88 C SI 88 S CH 78 B CH 78 F SI 88 X SI 90 3-2 HR	C SI 90 B SI 91 S SI 91 B SI 90 B SL 79 F SI 92 F SL 78 F SI 91 S SI 91 3-3 ③ K			4	1	1	1	0	2	1
15 Cliff Floyd, L (1, 10) OBP: 0.329, SLG: 0.431 16 Willy Aybar, S (8, PH) OBP: 0.306, SLG: 0.361 (9, 10)		B SI 87 S CH 81 S CH 79 B CH 79 B SI 91 F SI 90 F CH 80 B FF 91 4-2 BB		B FF 88 X SI 89 1-0 32 BB 1B		S CH 79 T FF 90 X CH 80 0-2 30 G4-3 32 WP 2B		S SI 88 B SL 79 B SI 91 X SI 89 2-1 ① P3		2 1	1 0	2 0	0 0	1 0	0 0	0 0
30 Dioner Navarro, S (1, 2) OBP: 0.366, SLG: 0.415		S FF 88 B SI 88 X CH 81 1-1 ② L4		L FF 89 B FF 90 X FF 89 1-1 ① F7		X SI 89 0-0 ① G4-3 2-3		C SI 91 B SL 78 F SL 80 T SI 91 1-2 ② K		4	0	0	0	0	1	3
32 Eric Hinske, L (1, 9) OBP: 0.355, SLG: 0.498 26 Gabe Gross, L (7, 9) OBP: 0.322, SLG: 0.378		B CU 72 C SI 89 B FF 92 B FF 89 C SI 89 X FF 90 3-2 ③ F8		B FF 90 B CH 79 B FF 88 F FF 89 B FF 90 4-1 1-2 BB		B FF 98 B FF 98 C FF 98 B FF 98 B FF 97 4-1 1 S 8 G5-3 3-H BB		F SI 90 C SL 79 B SI 91 B SL 80 B SL 80 F SI 92 X SI 89 3-2 ③ G1-3		1 1	0 0	0 0	0 0	2 0	0 0	1 0
8 Jason Bartlett, R (1, 6) OBP: 0.294, SLG: 0.299			B FF 88 C SI 89 X SL 85 1-1 1 2B 3B	C SI 91 F SI 90 B SI 89 X CU 74 1-2 ② F8		B FF 94 F FF 96 C CU 80 F CU 82 D FF 96 D FF 96 F FF 95 1 SAFE X FF 95 3-2 ② G5-3 1-2				3	1	1	0	0	0	3
Inning Stats	R: 0 E: 0 K: 1 S: 10 H: 2 LOB: 1 BB: 0 P: 16	R: 0 E: 0 K: 0 S: 10 H: 0 LOB: 1 BB: 1 P: 18	R: 2 E: 0 K: 2 S: 13 H: 2 LOB: 1 BB: 1 P: 23	R: 0 E: 0 K: 0 S: 10 H: 1 LOB: 2 BB: 1 P: 20	R: 0 E: 0 K: 0 S: 5 H: 1 LOB: 0 BB: 0 P: 7	R: 2 E: 0 K: 1 S: 18 H: 2 LOB: 1 BB: 1 P: 30	R: 1 E: 0 K: 2 S: 14 H: 1 LOB: 0 BB: 0 P: 22	R: 0 E: 0 K: 1 S: 9 H: 0 LOB: 0 BB: 0 P: 15		1B: 3 2B: 2 3B: 2 HR: 2	SF: 0 SAC: 0 DP: 0 HBP: 0		WP: 1 PB: 1 SB: 3 CS: 2	PA: 35		

livebaseballscorecards.com

AB	31
R	5
H	9
RBI	3
BB	4
SO	7
LOB	18

PITCHER		IP	WLS	BF	H	R	ER	SO	BB	IBB	HBP	BLK	WP	HR	S	P	ERA	WHIP
31 Zach Miner, R ERA: 3.77	(1, 1)	5.1	L	25	8	4	3	3	3	0	0	0	0	1	56	95	5.06	2.062
54 Joel Zumaya, R ERA: 2.61	(6, 1)	1.1		6	1	1	1	2	1	0	0	0	1	1	18	32	6.75	1.500
44 Bobby Seay, L ERA: 2.48	(7, 1)	1.1		4	0	0	0	2	0	0	0	0	0	0	15	24	0.00	0.000

PITCHER	IP	WLS	BF	H	R	ER	SO	BB	IBB	HBP	BLK	WP	HR	S	P	ERA	WHIP

Detroit Tigers @ Tampa Bay Rays

Tropicana Field, St. Petersburg, FL

Sat Aug 02 2008, 6:10 PM EDT

Att. 36,048 - Dome - 72 F

livebaseballscorecards.com

Batter	1	2	3	4	5	6	7	8	9	AB	R	H	RBI	BB	SO	LOB
28 Curtis Granderson, L (1, 8) OBP: 0.372, SLG: 0.487	B FC 87 B FC 86 B FC 87 C FF 87 S FC 87 F FC 87 F FC 87 F FC 87 S SL 80 3-3 K 9 FC6-4		C FF 87 B CU 72 X FF 87 1-1 14 2B 1B	C FC 81 B CU 72 B FC 86 X SL 78 2-1 ③ G4-3			C CH 78 B FF 87 B CH 77 B FF 86 X FF 86 3-1 ① F9		C FF 93 B SI 93 B SI 92 X FF 92 2-1 ① G4-3	5	1	1	0	0	1	0
14 Placido Polanco, R (1, 4) OBP: 0.353, SLG: 0.403	1 SAFE C FC 86 1 SAFE X FC 86 0-1 ① F9		C CU 78 B FF 85 B FF 86 X FC 86 2-1 9 G3-1 30 1B 1-H 2B		C FC 85 X CU 76 0-1 ① F8		B CU 75 C FF 86 F CH 79 F FF 87 X CU 75 1-2 30 BB 9 1B 24 2B 1B		C FF 92 S SL 86 F FF 92 B SL 84 F SL 84 B SL 85 X FF 92 2-2 ② P4	5	2	2	1	0	0	1
9 Carlos Guillen, S (1, 5) OBP: 0.373, SLG: 0.432	B FF 87 X FF 87 1-0 ② FC6-4 1-2f		X FF 87 0-0 ① G3-1 2-3		B FC 87 B FF 85 X FF 86 2-0 ② G6-3		B FF 86 X CH 78 1-0 30 BB 24 2B 1-2 1B		F FF 92 X FF 94 0-1 1B	5	0	2	0	0	0	2
30 Magglio Ordonez, R (1, 9) OBP: 0.381, SLG: 0.496 25 Ryan Raburn, R (8, 9) OBP: 0.304, SLG: 0.429	D SL 79 F CU 78 F FF 86 F FF 87 B CU 72 B FC 88 X SL 80 3-2 ③ F8		B FF 88 B CU 77 S SL 79 X SL 79 2-1 24 1B 3-H 1B		F FC 87 X FF 87 0-1 ③ G5-3		B CU 76 B FF 86 F FF 86 B FF 86 B FF 86 4-1 24 2B 1-2 2-3 BB		B FF 94 F FF 92 X FF 93 1-1 ③ G3-1	3 1	0 0	1 0	1 0	1 0	0 0	1 1
24 Miguel Cabrera, R (1, 3) OBP: 0.360, SLG: 0.508		X FC 87 0-0 F8 1B 1B	F FF 86 X FF 86 0-1 1-2 1B			C CU 76 B CU 66 F FC 84 B CU 74 B CU 77 B CU 75 4-2 1B BB	B CU 77 F FF 85 X FF 87 1-1 ② 1-3 2-H 3-H 2B			3	0	3	1	1	0	0
Matt Joyce, L (1, 7) OBP: 0.340, SLG: 0.603		F FF 85 S FC 86 F FC 87 S CU 69 0-3 ① K	C CU 72 B FF 87 S CU 71 F SL 80 B CU 72 S CU 72 2-3 ② K			F FF 85 B CU 68 X CU 77 1-1 1-2 1B	B CH 79 F CH 78 S FF 86 B CU 77 B FF 87 S CH 78 3-3 ③ K			4	0	1	0	0	3	5
Gary Sheffield, R (1, 10) OBP: 0.326, SLG: 0.369		B CU 76 F FC 85 X FC 80 1-1 1-2 1B	B CU 77 B FF 87 S CU 78 X FC 86 2-1 ③ P3			C CU 72 C CU 68 S CU 77 0-3 ① K		X FF 93 0-0 ① G6-3		4	0	1	0	0	1	4
Edgar Renteria, R (1, 6) OBP: 0.302, SLG: 0.330		B FF 87 C FC 86 C CU 72 F FC 87 B FC 87 X CU 73 2-2 ② F8 2-3		B FC 84 C CU 75 F FC 85 B CU 72 S SL 79 2-3 ① K		C FC 85 B FF 86 S CU 77 B FC 85 X CU 69 2-2 ② F9		C FF 93 F SL 86 B CU 74 F FF 93 B FF 93 X FF 93 2-2 ② G3-1		4	0	0	0	0	1	4
15 Brandon Inge, R (1, 2) OBP: 0.321, SLG: 0.441		B SL 78 B FC 87 C SL 79 X SL 78 2-1 ③ F8		C FC 86 B CU 71 C CU 77 B FC 87 S SL 78 2-3 ② K		C CU 76 X FF 88 0-1 ③ F9		C FF 93 X FF 92 0-1 ③ L5		4	0	0	0	0	1	4
Inning Stats	R: 0 E: 0 K: 1 S: 13 H: 0 LOB: 1 BB: 0 P: 20	R: 0 E: 0 K: 1 S: 13 H: 2 LOB: 2 BB: 0 P: 18	R: 2 E: 0 K: 1 S: 15 H: 4 LOB: 2 BB: 0 P: 24	R: 0 E: 0 K: 2 S: 8 H: 0 LOB: 0 BB: 0 P: 14	R: 0 E: 0 K: 0 S: 5 H: 0 LOB: 0 BB: 0 P: 7	R: 0 E: 0 K: 1 S: 12 H: 1 LOB: 2 BB: 1 P: 19	R: 1 E: 0 K: 1 S: 13 H: 3 LOB: 2 BB: 1 P: 26	R: 0 E: 0 K: 0 S: 7 H: 0 LOB: 0 BB: 0 P: 9	R: 0 E: 0 K: 0 S: 11 H: 1 LOB: 1 BB: 0 P: 16	1B: 9 2B: 2 3B: 0 HR: 0 SF: 0 SAC: 0 DP: 0 HBP: 0						

	AB	38
	R	3
	H	11
	RBI	3
	BB	2
	SO	7
	LOB	22

	WP: 0	PA: 40
	PB: 1	
	SB: 0	
	CS: 0	

PITCHER		IP	WLS	BF	H	R	ER	SO	BB	IBB	HBP	BLK	WP	HR	S	P	ERA	WHIP
21 Andy Sonnanstine, R ERA: 4.58	(1, 1)	6.0	W	27	7	2	2	6	1	0	0	0	0	0	66	102	3.00	1.333
Al Reyes, R ERA: 4.79	(7, 1)	1.0		6	3	1	1	1	1	0	0	0	0	0	13	26	9.00	4.000
49 Jason Hammel, R ERA: 4.32	(8, 1)	2.0		7	1	0	0	0	0	0	0	0	0	0	18	25	0.00	0.500

PITCHER		IP	WLS	BF	H	R	ER	SO	BB	IBB	HBP	BLK	WP	HR	S	P	ERA	WHIP

Batter	1	2	3	4	5	6	7	8	9	AB	R	H	RBI	BB	SO	LOB
1 Akinori Iwamura, L (1, 4) OBP: 0.349, SLG: 0.376	B FF 86 F FF 85 F FF 86 F SI 83 C CU 73 1-3 K ①	C FF 87 T CU 73 B FF 88 D CU 74 T FF 89 2-2 K ②		B CU 73 1 SAFE C FF 86 F CU 73 B SL 80 1 SAFE B FF 88 F FF 87 X SI 84 3-2 2 PB 3 1B 2B 1-3	B FF 93 B CH 85 B SI 94 B SI 94 4-0 G5-3 2 2 CS BB 1-2		C SL 82 B SI 87 S SL 82 F SL 83 F CU 76 S SL 83 1-3 K ①		4	1	1	0	1	3	3
2 B.J. Upton, R (1, 8) OBP: 0.380, SLG: 0.388	B CH 76 F SI 83 B SI 82 T CH 76 B FF 88 B SI 83 4-2 23 BB 13 HBP BB	B SL 79 B SI 83 F SI 83 B FF 86 C SI 83 F SI 83 F CH 78 F SI 84 X SI 84 3-2 13 1B 2B 1-3 2-H		B CH 78 C FF 87 F FF 87 B FF 88 B CH 78 S CH 79 3-3 K ① 2-3 3-H	S SI 95 B SL 83 B SI 95 X SI 95 2-1 G5-3 ① ② 1-3 2-3		C SL 82 X SI 86 0-1 G6-3 ② 2-3		4	1	1	1	1	1	4
13 Carl Crawford, L (1, 7) OBP: 0.315, SLG: 0.401	1 SAFE C CU 73 1 SAFE H SI 80 1-1 23 BB 1-2 HBP	X FF 87 0-0 3 2B 1B 2-H 3-H		F CU 74 F FF 89 F CU 74 B CU 74 F SI 84 B FF 87 B CU 74 F CU 74 F FF 89 4-2 B CU 74 23 S 3 1B 26 BB BB	C SL 83 C SL 83 S SL 84 0-3 K ③		C SI 88 B SL 83 X SL 82 1-1 G4-3 ③		3	2	1	2	1	1	2
3 Evan Longoria, R (1, 5) OBP: 0.354, SLG: 0.540	C SI 80 F SL 79 S FF 86 0-3 K ②	B CU 73 1 SAFE 1 SAFE B CH 75 X SI 83 2-0 1-H 2B		X SI 93 0-0 26 BB 23 S 1-2 3-H 1B		B SI 88 C SL 83 X SL 83 1-1 HR		B FF 96 B FF 96 C FF 95 B FF 96 F FF 95 F FF 96 X FF 96 3-2 P6 ①		5	1	3	3	0	1	2
23 Carlos Pena, L (1, 3) OBP: 0.339, SLG: 0.456	C FF 86 F CU 72 D SL 79 B FF 87 F SI 83 B FF 87 F FF 88 B SL 79 4-2 1-2 2-3 BB	B FF 89 B FF 88 C FF 88 B CU 73 F FF 88 C FF 90 3-3 K ③		F SI 95 B SI 94 D SI 94 F CH 88 B FF 94 B FF 94 4-2 26 BB 1-2 2-3 BB		C SI 88 B CU 75 F SL 82 F SI 88 B CU 77 X SL 82 2-2 G3-1 ①		C FF 93 B SL 87 B SL 86 F SL 86 S FF 96 2-3 K ②		3	0	0	0	2	2	1
31 Jonny Gomes, R (1, 9) OBP: 0.298, SLG: 0.406 26 Gabe Gross, L (4, PH) OBP: 0.326, SLG: 0.379 (5, 9)	C SI 82 F CH 78 B SI 82 F SL 79 C FF 89 1-3 K ③		S CH 74 S CU 71 B FF 87 B CH 77 B CH 77 S CH 77 3-3 K ①	D SI 95 F SI 95 B CH 88 B SI 94 B SI 95 4-1 1-2 2-3 3-H BB	C SI 89 S SI 88 B SL 82 B CU 74 B SL 82 X SL 81 3-2 16 FC5-4 1B			B FF 93 X FF 96 1-0 F7 ③		2 2	0 0	0 1	0 1	0 1	2 0	3 0
16 Willy Aybar, S (1, 10) OBP: 0.299, SLG: 0.352		C SI 81 B SI 80 X SI 81 1-1 L7 ①	B SI 80 B SI 82 F SI 82 F CH 77 B CH 77 X CH 76 3-2 G6-3 ②	C CH 87 D SI 96 X CH 87 1-1 F5 ②		C SI 88 B SI 83 S CU 76 B SL 83 F SI 87 X SL 84 2-2 FC5-4 ② 1-2f 9 2B				4	1	0	0	0	0	4
9 Shawn Riggans, R (1, 2) OBP: 0.314, SLG: 0.422		B CH 80 S CH 80 S CH 77 B CH 78 F CH 77 B FF 87 B CH 77 4-2 8 1B 2 2B BB	F FF 87 C CU 73 S CH 79 0-3 K ③	F SI 95 B SL 85 B SI 95 B SI 95 S FF 95 F FF 95 X SI 95 3-2 G5-3 ③		D SI 84 S SI 85 X SI 89 1-1 1-H 2B ③				3	1	1	1	1	1	3
8 Jason Bartlett, R (1, 6) OBP: 0.300, SLG: 0.308		B SI 81 X SI 81 1-0 2 2B 13 1B 1-2 1B		B CU 72 C SI 81 B SI 82 C SI 82 B CH 77 X CH 77 3-2 1 2B 2 PB 1B	B SI 94 F SI 94 C SL 82 X SL 84 1-2 E5 2 CS 1 BB		B SI 86 F SL 81 S SL 82 X SL 83 1-2 2 G6-3 2B			4	2	3	0	0	0	0
Inning Stats	R: 0 E: 0 K: 3 S: 18 H: 0 LOB: 3 BB: 2 P: 29	R: 4 E: 0 K: 2 S: 20 H: 4 LOB: 1 BB: 1 P: 36	R: 0 E: 0 K: 2 S: 9 H: 0 LOB: 0 BB: 0 P: 15	R: 3 E: 0 K: 1 S: 26 H: 3 LOB: 3 BB: 3 P: 51	R: 0 E: 1 K: 1 S: 8 H: 0 LOB: 1 BB: 1 P: 15	R: 2 E: 0 K: 0 S: 16 H: 3 LOB: 1 BB: 0 P: 25	R: 0 E: 0 K: 1 S: 12 H: 1 LOB: 1 BB: 0 P: 15	R: 0 E: 0 K: 1 S: 8 H: 0 LOB: 0 BB: 0 P: 14							

BOTTOM

Detroit Tigers @ Tampa Bay Rays

Tropicana Field, St. Petersburg, FL

Sat Aug 02 2008, 6:10 PM EDT

Att. 36,048 - Dome - 72 F

livebaseballscorecards.com

AB	34
R	9
H	11
RBI	8
BB	7
SO	11
LOB	22

| | | | | | | |

TOP

Detroit Tigers @ Tampa Bay Rays

Tropicana Field, St. Petersburg, FL

Sun Aug 03 2008, 1:40 PM EDT

Att. 33,438 - Dome - 72 F

livebaseballscorecards.com

Batter	1	2	3	4	5	6	7	8	9	10	AB	R	H	RBI	BB	SO	LOB
28 Curtis Granderson, L (1, 8) OBP: 0.369, SLG: 0.490	C FF 91 X FC 88 0-1 G4-3 ①		B SI 90 F FF 91 B KC 77 B FF 91 S FF 91 X FC 89 3-2 F7 ①	C CH 82 B FF 88 F FC 89 X FC 87 1-2 G1-3 ③			B FF 90 S FF 88 S FC 86 B CH 82 F CH 81 F FC 87 X FF 89 2-2 G4-3 ①		X FF 90 0-0 HR	2 SAFE B SL 76 B SL 75 B SL 74 C FF 85 C FF 86 F SI 87 S SL 77 3-3 K ③	6	1	1	1	0	1	4
14 Placido Polanco, R (1, 4) OBP: 0.355, SLG: 0.410	C FF 92 X SI 92 0-1 G4-3 ②		X FF 93 0-0 9 1B 30 1B 1B		X FF 89 0-0 9 G4-3 30 1B 2B		C FC 87 B KC 76 B CH 81 B FF 90 X FF 90 3-1 2B		B FF 92 B FF 92 C FF 91 B FF 91 X FF 90 3-1 P2 ①		5	2	3	0	0	0	0
9 Carlos Guillen, S (1, 5) OBP: 0.371, SLG: 0.429	F FF 92 B SI 92 B FC 90 S FF 92 F CH 84 F FC 89 X CH 84 2-2 G3-1 ③		B SI 90 C CH 82 B FC 88 X SI 91 2-1 24 L6-4 30 1B 1-3 1B		X SI 90 0-0 G4-3 ① 2-3		C FF 93 C FF 94 B FF 94 F FF 94 B FF 93 S FF 94 2-3 K ②		F CH 84 C CU 77 F FF 91 B CU 77 B CH 84 X FF 91 2-2 P3 ②		5	0	1	0	0	1	2
30 Magglio Ordonez, R (1, 9) OBP: 0.381, SLG: 0.495		B FF 92 X FF 92 1-0 L3 ①	B CH 83 X FC 88 1-0 1-2 3-H 1B		B FF 91 F CH 81 C KC 77 D SI 91 X FC 88 2-2 3-H 1B		B FF 95 B FF 94 T FF 94 F FF 95 X FF 94 2-2 L9 ③		B CU 76 X FF 92 1-0 F8 ③		5	0	2	2	0	0	1
24 Miguel Cabrera, R (1, 3) OBP: 0.358, SLG: 0.512		C FF 91 T SI 91 B FC 89 C FC 90 1-3 K ② X FF 92 0-0 L6-4 ②③ 2-2			B FC 87 S CH 82 F CH 83 X FC 86 1-2 P3 ②			F FF 93 F FF 94 F FF 95 C FF 96 0-3 K ①		B SL 81 S FF 90 X CH 82 1-1 HR	5	1	1	1	0	2	3
Matt Joyce, L (1, 7) OBP: 0.342, SLG: 0.593		B FF 92 B FF 92 F FF 91 B CH 83 S FF 90 X FF 92 3-2 15 HBP 1B 1B		S CH 81 B CH 82 B FC 88 B CH 81 B FF 89 4-1 39 1B BB	F KC 75 F KC 76 S CH 83 0-3 K ③			B FF 95 B FF 93 B FF 94 C FF 93 S FF 93 S FF 93 3-3 K ②		C CU 76 C CU 77 B FF 90 X CU 76 1-2 F7 ①	4	0	1	0	1	2	1
Gary Sheffield, R (1, 10) OBP: 0.331, SLG: 0.383		C FC 88 F FF 92 F FC 86 F CH 84 D CH 85 X KC 79 1-2 15 HBP 1-2 1B		1 SAFE C FF 90 B FC 88 1 SAFE X KC 76 1-1 F8 ①		B KC 75 C FF 89 S CH 81 B FC 87 X KC 76 2-2 G6-3 ①	C FF 95 B FF 95 F FF 95 B FF 94 B FF 96 F FF 94 X FF 95 3-2 HR		B CU 74 B FF 91 C CU 76 B CU 76 C CH 85 B CU 77 4-2 15 S BB	4	1	2	1	1	0	1
15 Brandon Inge, R (1, 2) OBP: 0.327, SLG: 0.437		B FC 88 C FC 88 C KC 78 H FC 87 2-2 1-2 2-3 HBP		C FC 84 S CH 81 B CH 83 B FC 86 S FC 86 2-3 K ②		C FF 91 S KC 76 F CH 82 S KC 76 0-3 K ②	B FF 96 B FF 95 C FF 94 B FF 95 S SI 95 B FF 95 4-2 BB		B FF 90 B FF 92 B FF 91 B FF 90 4-0 1-2 BB	2	0	0	0	2	2	1
39 Ramon Santiago, S (1, 6) OBP: 0.467, SLG: 0.508 33 Marcus Thames, R (10, PH) OBP: 0.306, SLG: 0.558 Edgar Renteria, R (10, 6) OBP: 0.302, SLG: 0.330		C CH 83 B FC 88 S CH 83 B FC 89 X CH 84 2-2 L4 ③		S FF 90 S FC 87 B FC 88 X CH 83 1-2 1-2 1B	C FC 86 B CH 81 X CH 81 1-1 G3 ③		1 SAFE C SI 85 B SI 86 F CH 78 X KC 80 1-2 G5-3 ③		S CH 80 B CH 81 X SI 88 1-1 L7 ②	4 1 0	0 0 0	1 0 0	0 0 0	0 0 0	0 0 0	4 2 0
Inning Stats	R: 0 E: 0 K: 0 S: 9 H: 0 LOB: 0 BB: 0 P: 11	R: 0 E: 0 K: 1 S: 17 H: 2 LOB: 3 BB: 0 P: 27	R: 1 E: 0 K: 0 S: 8 H: 3 LOB: 1 BB: 0 P: 14	R: 0 E: 0 K: 1 S: 12 H: 1 LOB: 2 BB: 1 P: 21	R: 1 E: 0 K: 1 S: 11 H: 2 LOB: 1 BB: 0 P: 14	R: 0 E: 0 K: 1 S: 9 H: 0 LOB: 0 BB: 0 P: 12	R: 0 E: 0 K: 1 S: 14 H: 1 LOB: 1 BB: 0 P: 23	R: 1 E: 0 K: 2 S: 16 H: 1 LOB: 1 BB: 1 P: 27	R: 1 E: 0 K: 0 S: 8 H: 1 LOB: 0 BB: 0 P: 14	R: 1 E: 0 K: 1 S: 13 H: 1 LOB: 2 BB: 2 P: 27	1B: 7 2B: 3 3B: 0 HR: 3	SF: 0 SAC: 0 DP: 1 HBP: 1		WP: 0 PB: 0 SB: 1 CS: 0	PA: 46			

	AB	41
	R	5
	H	12
	RBI	5
	BB	4
	SO	8
	LOB	19

PITCHER	IP	WLS	BF	H	R	ER	SO	BB	IBB	HBP	BLK	WP	HR	S	P	ERA	WHIP
33 James Shields, R (1, 1) ERA: 3.63	6.1		29	9	2	2	4	1	0	1	0	0	0	73	111	2.84	1.579
50 Grant Balfour, R (7, 1) ERA: 1.44	1.1		6	1	1	1	3	1	0	0	0	0	1	20	34	6.75	1.500
39 J.P. Howell, L (8, 1) ERA: 2.45	0.1		1	0	0	0	0	0	0	0	0	0	0	3	4	0.00	0.000
40 Troy Percival, R (9, 1) ERA: 3.86	1.1	B	8	2	2	2	0	2	0	0	0	0	2	15	31	13.50	3.000
Trever Miller, L (10, 1) ERA: 5.0	0.2	W	2	0	0	0	1	0	0	0	0	0	0	6	10	0.00	0.000

PITCHER	IP	WLS	BF	H	R	ER	SO	BB	IBB	HBP	BLK	WP	HR	S	P	ERA	WHIP

Detroit Tigers @ Tampa Bay Rays

Tropicana Field, St. Petersburg, FL

Sun Aug 03 2008, 1:40 PM EDT

Att. 33,438 - Dome - 72 F

Batter	1	2	3	4	5	6	7	8	9	10	AB	R	H	RBI	BB	SO	LOB
1 Akinori Iwamura, L (1, 4) OBP: 0.348, SLG: 0.375	C SI 90 B SI 91 F SL 85 F CH 85 B SL 86 X SL 85 2-2 ① G6-3		T SI 92 B CH 81 B CH 81 X SL 86 2-1 ③ F7			C CH 83 X SL 85 0-1 ③ G3-1		C FF 97 B FF 97 B SL 87 F FC 93 F SL 87 X SL 86 2-2 2 HR 1B		S CH 82 X CH 82 0-1 ① SH2-4 1-2 2-3	4	1	1	0	0	0	0
2 B.J. Upton, R (1, 8) OBP: 0.382, SLG: 0.399	S SI 92 B SI 92 C SL 86 B SI 92 S SL 86 2-3 ② K			B SL 84 B SL 86 C SI 89 C SL 86 B SL 86 X SI 91 3-2 ① F8			B SL 83 S SI 89 B SL 85 X SL 84 2-1 23 1B 2B	B FF 96 B FF 96 1 SAFE B FF 96 C FF 96 X FF 96 3-1 1-H HR		B CH 83 C SI 95 F CH 83 B FF 97 B CH 84 B FF 97 4-2 23 BB 13 1B BB	4	2	2	2	1	1	0
13 Carl Crawford, L (1, 7) OBP: 0.314, SLG: 0.399	C SI 92 C CH 85 B SI 88 B SI 92 F SL 86 F SL 84 X CH 82 2-2 ③ G4-3			B CH 85 S SI 92 S SL 85 B CH 80 X SL 87 2-2 ② F7			D CH 80 X SL 82 1-0 ① P5	C FF 94 B SL 87 F FF 94 B SL 86 S SL 85 2-3 ② K		D CH 84 F SI 98 F FF 96 X FF 97 1-2 23 BB 1B 1-2 2-3 3-H	5	0	1	1	0	1	1
3 Evan Longoria, R (1, 5) OBP: 0.352, SLG: 0.536		L SI 90 B SL 85 X SL 85 1-1 23 G3-6-1 1B		C SI 92 C SL 87 B SL 85 F SI 93 X SL 85 1-2 ③ G5-3			B SI 90 C SL 84 F SI 90 S SL 86 1-3 ② K	C SL 87 C SL 87 F FF 95 X FF 96 0-2 ③ P4		B CH 85 B SI 98 F CH 84 C CH 84 S FF 97 2-3 ② K	5	0	1	0	0	2	4
23 Carlos Pena, L (1, 3) OBP: 0.339, SLG: 0.454		F SI 89 B SI 89 X CH 80 1-1 ① ② G3-6-1 1-2f			F SL 85 B CH 84 B SI 91 S SL 86 B SI 92 F SL 87 F SI 91 F SI 86 S SL 85 3-3 ① K		B CH 84 X CH 85 1-0 15 1B 2-H 1B		B SL 79 S SI 91 C SL 78 B SL 79 B SI 92 S SI 92 3-3 ① K	S CH 86 B FF 98 S CH 84 B FF 97 B CH 84 B CH 85 4-2 1-2 2-3 3-H BB	4	0	1	2	1	2	1
15 Cliff Floyd, L (1, 10) OBP: 0.329, SLG: 0.429 31 Jonny Gomes, R (9, PH) OBP: 0.296, SLG: 0.403 (10, 10)		B SL 86 X SL 85 1-0 E1			B CH 81 C SI 92 B CH 82 B SL 85 S SI 90 S SI 92 3-3 ② K		F SI 90 F CH 82 X SL 84 0-2 1-3 1B		C SL 79 B SL 77 C SI 92 C SI 92 1-3 ② K		3 1	0 0	1 0	0 0	0 0	1 1	0 0
30 Dioner Navarro, S (1, 2) OBP: 0.361, SLG: 0.409		X SI 89 0-0 ③ G4-3			C SI 91 B CH 84 X SI 90 1-1 ③ G3		B CH 83 C CH 84 F SL 84 F SL 83 D SI 87 F SL 83 B SI 90 X SL 84 3-2 ③ F8		C SI 91 B SI 91 F SI 92 B SI 91 F SL 79 X SI 92 2-2 ③ P6		4	0	0	0	0	0	3
32 Eric Hinske, L (1, 9) OBP: 0.355, SLG: 0.508 26 Gabe Gross, L (9, 9) OBP: 0.326, SLG: 0.379 16 Willy Aybar, S (10, PH) OBP: 0.303, SLG: 0.352			X SI 89 0-0 ① G2-3			C SI 89 X SL 83 0-1 ① F9		F FF 96 B SL 86 B SL 85 X FF 95 2-1 HR		C SI 91 S CH 80 B FF 94 F CH 80 B FF 94 F CH 81 B CH 83 F CH 81 B CH 83 4-2 1 SH2-4 9 HBP 13 1B BB	3 0 0	1 0 1	1 0 0	1 0 0	0 0 1	0 0 0	0 0 0
8 Jason Bartlett, R (1, 6) OBP: 0.297, SLG: 0.305 9 Shawn Riggans, R (10, PH) OBP: 0.320, SLG: 0.422			B SI 91 C SL 84 F SI 91 F SL 84 F SL 87 X SI 88 1-2 ② G5-3			X SI 91 0-0 ② G5-3		C SL 85 B SL 86 S SL 87 C FF 96 1-3 ① K		L SI 90 H SI 93 1-1 13 1B 1 SH2-4 23 BB 1-2 HBP	3 0	0 1	0 0	0 0	0 0	1 0	0 0
Inning Stats	R: 0 H: 0 E: 0 LOB: 0 K: 1 BB: 0 S: 12 P: 18	R: 0 H: 1 E: 1 LOB: 1 K: 0 BB: 0 S: 6 P: 9	R: 0 H: 0 E: 0 LOB: 0 K: 0 BB: 0 S: 8 P: 11	R: 0 H: 0 E: 0 LOB: 0 K: 0 BB: 0 S: 10 P: 16	R: 0 H: 0 E: 0 LOB: 0 K: 2 BB: 0 S: 11 P: 18	R: 0 H: 0 E: 0 LOB: 0 K: 0 BB: 0 S: 5 P: 5	R: 1 H: 3 E: 0 LOB: 2 K: 1 BB: 0 S: 15 P: 23	R: 3 H: 3 E: 0 LOB: 0 K: 2 BB: 0 S: 18 P: 28	R: 0 H: 0 E: 0 LOB: 0 K: 2 BB: 0 S: 10 P: 16	R: 2 H: 1 E: 0 LOB: 3 K: 1 BB: 3 S: 18 P: 34	1B: 5 SF: 0 2B: 1 SAC: 1 3B: 0 DP: 1 HR: 2 HBP: 1						

PITCHER		IP	WLS	BF	H	R	ER	SO	BB	IBB	HBP	BLK	WP	HR	S	P	ERA	WHIP
58 Armando Galarraga, R ERA: 3.23	(1, 1)	7.0		25	4	1	1	4	0	0	0	0	0	0	67	100	1.29	0.571
48 Kyle Farnsworth, R ERA: 4.08	(8, 1)	1.0	B	6	3	3	3	2	0	0	0	0	0	2	18	28	27.00	3.000
44 Bobby Seay, L ERA: 2.41	(9, 1)	1.0		3	0	0	0	2	0	0	0	0	0	0	10	16	0.00	0.000
56 Fernando Rodney, R ERA: 6.38	(10, 1)	0.2	L	7	1	2	2	1	3	0	1	0	0	0	18	34	27.00	6.000

PITCHER	IP	WLS	BF	H	R	ER	SO	BB	IBB	HBP	BLK	WP	HR	S	P	ERA	WHIP

BOTTOM

livebaseballscorecards.com

AB	36
R	6
H	8
RBI	6
BB	3
SO	9
LOB	9

WP: 0 PA: 41
PB: 0
SB: 0
CS: 0

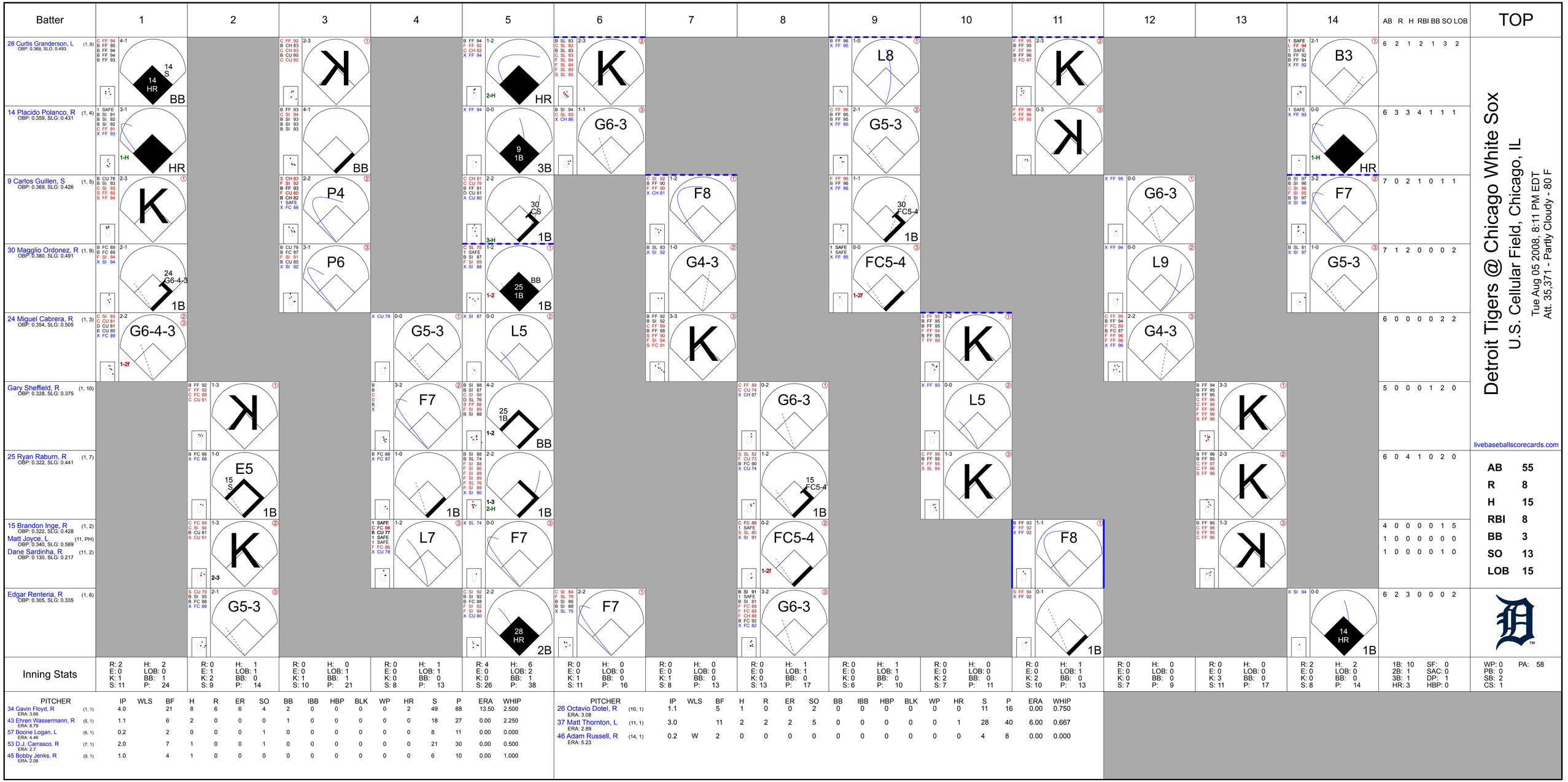
Batter
1
2
3
4
5
6
7
8
9
10
11
12
13
14
AB R H RBI BB SO LOB
TOP
28 Curtis Granderson, L (1, 8) OBP: 0.368, SLG: 0.493
14 Placido Polanco, R (1, 4) OBP: 0.359, SLG: 0.431
9 Carlos Guillen, S (1, 5) OBP: 0.369, SLG: 0.426
30 Magglio Ordonez, R (1, 9) OBP: 0.380, SLG: 0.491
24 Miguel Cabrera, R (1, 3) OBP: 0.354, SLG: 0.505
Gary Sheffield, R (1, 10) OBP: 0.328, SLG: 0.375
25 Ryan Raburn, R (1, 7) OBP: 0.322, SLG: 0.441
15 Brandon Inge, R (1, 2) OBP: 0.322, SLG: 0.428
Matt Joyce, L (11, PH) OBP: 0.340, SLG: 0.589
Dane Sardinha, R (11, 2) OBP: 0.130, SLG: 0.217
Edgar Renteria, R (1, 6) OBP: 0.305, SLG: 0.335
Detroit Tigers @ Chicago White Sox
U.S. Cellular Field, Chicago, IL
Tue Aug 05 2008, 8:11 PM EDT
Att. 35,371 - Partly Cloudy - 80 F
livebaseballscorecards.com
AB 55
R 8
H 15
RBI 8
BB 3
SO 13
LOB 15
Inning Stats
PITCHER IP WLS BF H R ER SO BB IBB HBP BLK WP HR S P ERA WHIP
34 Gavin Floyd, R (1, 1) ERA: 3.66
43 Ehren Wassermann, R (5, 1) ERA: 8.79
57 Boone Logan, L (6, 1) ERA: 4.46
53 D.J. Carrasco, R (7, 1) ERA: 2.7
45 Bobby Jenks, R (9, 1) ERA: 2.06
26 Octavio Dotel, R (10, 1) ERA: 3.08
37 Matt Thornton, L (11, 1) ERA: 2.89
46 Adam Russell, R (14, 1) ERA: 5.23

BOTTOM

Batter	1	2	3	4	5	6	7	8	9	10	11	12	13	14	AB	R	H	RBI	BB	SO	LOB
Orlando Cabrera, R (1, 6) OBP: 0.325, SLG: 0.351	F9		G6-3 1-2 2-3		12 1B 20 1B BB		K		20 S 1B		G5-3			20 2B 23 E 1B	6	2	2	0	1	1	2
12 A.J. Pierzynski, L (1, 2) OBP: 0.326, SLG: 0.430	20 1B 1B		G3 2-3 3-H		20 1B 1-3 1B		F8		P5		K			P4	7	0	2	1	0	1	3
20 Carlos Quentin, R (1, 7) OBP: 0.379, SLG: 0.557	23 G6-4-3 1-2 1B		G5-3		1-2 3-H 1B		HR		K 1-2			K		23 E HR 1-3 2B	7	2	4	2	0	2	2
23 Jermaine Dye, R (1, 9) OBP: 0.362, SLG: 0.567	G6-4-3 1-2f			25 G4-5-3 1B	G4-3		25 PB BB		F9			P6		E6 HR 2-3 3-H	6	1	1	1	1	0	6
25 Jim Thome, L (1, 10) OBP: 0.378, SLG: 0.509		G4-3		G4-5-3 1-2f		14 HR 2B	K			K		K		K	7	1	1	0	0	4	4
14 Paul Konerko, R (1, 3) OBP: 0.316, SLG: 0.364 32 Brian Anderson, R (10, PR) OBP: 0.273, SLG: 0.448 Nick Swisher, S (11, 3) OBP: 0.348, SLG: 0.407		K		BB		2-H HR		F9		BB			K		3 0 2	1 0 1	1 0 1	2 0 3	2 0 0	1 0 1	0 0 0
Ken Griffey Jr., L (1, 8) OBP: 0.357, SLG: 0.427		K		K		L9		G3		K			1B		6	0	1	0	0	3	2
10 Alexei Ramirez, R (1, 4) OBP: 0.331, SLG: 0.481			G6-3 12 G3 2B		G4-3 1B		P6		HR		G5-3			L6	6	2	3	1	0	0	2
Juan Uribe, R (1, 5) OBP: 0.275, SLG: 0.349			12 G3 G6-3 BB		G4-3 1-2f		F8		P4		G6-3			P3	5	0	0	0	1	0	2
Inning Stats	R: 0 E: 0 K: 0 S: 12 H: 2 LOB: 1 BB: 0 P: 20	R: 0 E: 0 K: 2 S: 11 H: 0 LOB: 0 BB: 0 P: 16	R: 1 E: 0 K: 0 S: 10 H: 1 LOB: 1 BB: 1 P: 19	R: 0 E: 0 K: 1 S: 12 H: 1 LOB: 1 BB: 1 P: 21	R: 1 E: 0 K: 0 S: 11 H: 3 LOB: 2 BB: 1 P: 19	R: 2 E: 0 K: 0 S: 10 H: 2 LOB: 0 BB: 0 P: 17	R: 1 E: 0 K: 2 S: 13 H: 1 LOB: 1 BB: 1 P: 22	R: 1 E: 0 K: 0 S: 8 H: 1 LOB: 0 BB: 0 P: 12	R: 0 E: 0 K: 1 S: 11 H: 1 LOB: 1 BB: 0 P: 16	R: 0 E: 0 K: 2 S: 13 H: 0 LOB: 1 BB: 1 P: 19	R: 0 E: 0 K: 1 S: 6 H: 0 LOB: 0 BB: 0 P: 9	R: 0 E: 0 K: 2 S: 7 H: 0 LOB: 0 BB: 0 P: 10	R: 0 E: 0 K: 1 S: 7 H: 1 LOB: 1 BB: 0 P: 12	R: 4 E: 1 K: 1 S: 13 H: 3 LOB: 0 BB: 0 P: 22	1B: 9 2B: 3 3B: 0 HR: 4 SF: 0 SAC: 0 DP: 3 HBP: 0						

PITCHER	IP	WLS	BF	H	R	ER	SO	BB	IBB	HBP	BLK	WP	HR	S	P	ERA	WHIP
29 Nate Robertson, L (1, 1) ERA: 6.11	5.0		24	9	4	4	3	3	0	0	0	0	1	60	101	7.20	2.400
49 Casey Fossum, L (6, 1) ERA: 5.32	0.1	H	1	0	0	0	0	0	0	0	0	0	0	2	3	0.00	0.000
Aquilino Lopez, R (6, 1) ERA: 3.17	1.1	H	6	1	1	1	1	1	0	0	0	0	0	14	24	6.75	1.500
44 Bobby Seay, L (7, 1) ERA: 2.35	1.0	H	3	0	0	0	1	0	0	0	0	0	0	6	11	0.00	0.000
48 Kyle Farnsworth, R (8, 1) ERA: 4.15	1.1	B	6	2	1	1	1	0	0	0	0	0	1	16	23	6.75	1.500

PITCHER	IP	WLS	BF	H	R	ER	SO	BB	IBB	HBP	BLK	WP	HR	S	P	ERA	WHIP
56 Fernando Rodney, R (10, 1) ERA: 5.48	3.0		10	0	0	0	5	1	0	0	0	0	0	26	38	0.00	0.333
34 Freddy Dolsi, R (13, 1) ERA: 4.04	1.0		4	1	0	0	1	0	0	0	0	0	0	7	12	0.00	1.000
54 Joel Zumaya, R (14, 1) ERA: 2.95	0.2	L	6	3	4	1	1	0	0	0	0	0	1	13	22	13.50	4.500

Detroit Tigers @ Chicago White Sox

U.S. Cellular Field, Chicago, IL

Tue Aug 05 2008, 8:11 PM EDT

Att. 35,371 - Partly Cloudy - 80 F

livebaseballscorecards.com

AB	55
R	10
H	16
RBI	10
BB	5
SO	13
LOB	23

WP: 0	PA: 60	
PB: 1		
SB: 1		
CS: 0		

Detroit Tigers @ Chicago White Sox

U.S. Cellular Field, Chicago, IL

Wed Aug 06 2008, 8:11 PM EDT

Att. 34,124 - Cloudy - 78 F

TOP

livebaseballscorecards.com

Batter	1	2	3	4	5	6	7	8	9	AB	R	H	RBI	BB	SO	LOB
25 Ryan Raburn, R (1, 8) OBP: 0.315, SLG: 0.430	B FF 90 F FF 89 X FC 89 1-1 G5-3		B CH 84 S FF 92 S FC 89 F FF 94 S CH 84 1-3 K			B FC 86 S FF 91 S FC 88 B FF 94 F FC 88 F CH 84 B FF 92 F FF 92 F FF 92 3-3 S CH 83 K		B FF 93 F FF 93 B FF 93 C FF 92 X FF 94 2-2 P5		3	0	0	0	0	2	0
Matt Joyce, L (8, PH) OBP: 0.338, SLG: 0.585										1	0	0	0	0	0	0
15 Brandon Inge, R (8, 2) OBP: 0.322, SLG: 0.428										0	0	0	0	0	0	0
14 Placido Polanco, R (1, 4) OBP: 0.358, SLG: 0.429	B FF 91 X FF 91 1-0 G5-3			B FF 90 B FF 90 C FF 90 X FF 91 2-1 F7		B FF 92 B FF 90 C FF 91 F FF 91 F FF 93 B FF 93 S FF 92 3-3 K			B FF 96 C FF 94 C SL 87 F FF 96 B CU 82 F FF 94 X SL 86 2-2 30 G3 9 G4-3 1B	4	0	1	0	0	1	0
9 Carlos Guillen, S (1, 5) OBP: 0.368, SLG: 0.424	C FF 93 B FC 89 X FC 89 1-1 G5-3			X FC 87 0-0 24 FC5-4 1B			C FF 90 B FF 91 S CH 82 B CH 82 X CH 83 2-2 G5-3		C FF 94 C FF 94 X CH 84 0-2 G4-3 1-2	4	0	1	0	0	0	1
30 Magglio Ordonez, R (1, 9) OBP: 0.379, SLG: 0.491		C FF 90 S FC 87 X FF 92 0-2 F8		F FC 86 X FF 92 0-1 P3			S CH 83 B FF 91 S FC 87 B FF 92 X FF 92 2-2 1B 2B		C SL 92 B FF 95 F FF 94 F SL 91 X SL 93 1-2 G3 2-3	4	1	1	0	0	0	2
24 Miguel Cabrera, R (1, 3) OBP: 0.353, SLG: 0.502		C FC 86 B FC 86 F FF 92 F FF 93 X FF 93 1-2 33 WP 1B		B FF 92 X CH 82 1-0 FC5-4 1-2f			B CH 82 C FF 91 X FC 86 1-1 F7		C SL 90 X FF 95 0-1 F9	4	0	1	0	0	0	3
Gary Sheffield, R (1, 10) OBP: 0.331, SLG: 0.376		B FF 93 S FC 88 S FC 88 B FF 94 F FC 88 C FF 93 2-3 K			B CH 82 F CH 83 B FC 86 B FC 87 B FF 92 4-1 L5-3 BB		B FF 91 F FF 90 F FF 92 X FF 92 1-2 2-H 1B			2	0	1	1	1	1	1
33 Marcus Thames, R (1, 7) OBP: 0.302, SLG: 0.551		S CH 83 F FC 89 B FC 89 S CH 84 1-3 K 1-2			C FF 89 S FF 91 F SI 92 X FF 92 0-2 P6		C SL 82 X FC 90 0-1 G4-3			3	0	0	0	0	1	3
Edgar Renteria, R (1, 6) OBP: 0.303, SLG: 0.332			B FF 89 C FF 91 T FC 88 B SI 92 X FC 89 2-2 G5-3		C FF 93 X FF 92 0-1 L5-3 1-1			X FF 93 0-0 G6-3		3	0	0	0	0	0	1
Dane Sardinha, R (1, 2) OBP: 0.120, SLG: 0.200			C FF 92 S FC 89 B FF 94 S CH 84 1-3 K			C FF 90 F FC 84 B FF 93 X CH 82 1-2 F7		B FF 93 F FF 92 S FF 93 F CU 76 T FF 94 1-2 K		2	0	0	0	0	1	0
28 Curtis Granderson, L (8, PH) OBP: 0.367, SLG: 0.492 (8, 8)										1	0	0	0	0	1	0

Inning Stats	1	2	3	4	5	6	7	8	9
	R: 0 E: 0 K: 0 S: 5	H: 0 LOB: 0 BB: 0 P: 8	R: 0 E: 0 K: 2 S: 14	H: 1 LOB: 1 BB: 0 P: 18	R: 0 E: 0 K: 2 S: 10	H: 0 LOB: 0 BB: 0 P: 14	R: 0 E: 0 K: 0 S: 6	H: 1 LOB: 1 BB: 0 P: 9	R: 0 E: 0 K: 0 S: 7	H: 0 LOB: 0 BB: 1 P: 11	R: 0 E: 0 K: 2 S: 14	H: 0 LOB: 0 BB: 0 P: 21	R: 1 E: 0 K: 0 S: 13	H: 2 LOB: 1 BB: 0 P: 19	R: 0 E: 0 K: 1 S: 8	H: 0 LOB: 0 BB: 0 P: 11	R: 0 E: 0 K: 0 S: 14	H: 1 LOB: 1 BB: 0 P: 17

	AB	31
	R	1
	H	5
	RBI	1
	BB	1
	SO	7
	LOB	11

1B: 4 SF: 0
2B: 2 SAC: 0
3B: 0 DP: 1
HR: 0 HBP: 0

WP: 1 PA: 32
PB: 0
SB: 0
CS: 0

PITCHER	IP	WLS	BF	H	R	ER	SO	BB	IBB	HBP	BLK	WP	HR	S	P	ERA	WHIP
50 John Danks, L (1, 1) ERA: 3.21	6.2	W	24	4	1	1	6	1	0	0	0	1	0	67	98	1.35	0.750
53 D.J. Carrasco, R (7, 1) ERA: 2.65	0.1	H	1	0	0	0	0	0	0	0	0	0	0	2	2	0.00	0.000
26 Octavio Dotel, R (8, 1) ERA: 3.02	1.0	H	3	0	0	0	1	0	0	0	0	0	0	8	11	0.00	0.000
45 Bobby Jenks, R (9, 1) ERA: 2.01	1.0		4	1	0	0	0	0	0	0	0	0	0	14	17	0.00	1.000

PITCHER	IP	WLS	BF	H	R	ER	SO	BB	IBB	HBP	BLK	WP	HR	S	P	ERA	WHIP

Detroit Tigers @ Chicago White Sox

U.S. Cellular Field, Chicago, IL

Wed Aug 06 2008, 8:11 PM EDT

Att. 34,124 - Cloudy - 78 F

livebaseballscorecards.com

Batter	1	2	3	4	5	6	7	8	9	AB	R	H	RBI	BB	SO	LOB
Orlando Cabrera, R (1, 6) OBP: 0.324, SLG: 0.350	B FF 93 S FF 94 F FF 96 F FF 97 F CU 83 X FF 96 1-2 G6-3 ①	X FF 92 0-0 G4-3 ③			X FF 95 0-0 1B		C FF 91 B CU 78 B CU 82 B CH 84 X FF 96 3-1 G6-3 ③			4	0	1	0	0	0	0
Nick Swisher, S (1, 8) (9, 3) OBP: 0.347, SLG: 0.403	B FF 95 B FF 96 C FF 96 B FF 97 F FF 96 B FF 98 4-2 23 FC5-4 20 1B 25 HR BB		B FF 94 C FF 93 B CH 84 X FF 95 2-1 G3 ①		C FF 94 S FF 94 X FF 95 0-2 F8 ③			F FF 92 B FF 94 C CU 80 C CU 81 1-3 K ①		3	1	0	0	1	1	1
20 Carlos Quentin, R (1, 7) OBP: 0.380, SLG: 0.556	B FF 95 F FF 96 X CH 85 1-1 23 FC5-4 1-2 1B		C CU 80 B CU 82 F FF 95 T CU 84 1-2 K ②			B CU 80 B CU 78 X FF 95 2-0 23 HBP 1B		X FF 96 0-0 P4 ②		4	0	2	0	0	1	0
23 Jermaine Dye, R (1, 9) OBP: 0.363, SLG: 0.568	B FF 96 F CH 85 B FF 96 S CU 82 F CU 84 X FF 96 2-2 FC5-4 ② 1-2f 25 HR 2-3		C FF 93 B CU 79 F CU 82 F CH 86 S CH 84 1-3 K ③			B FF 95 F FF 95 H FF 95 2-1 1-2 HBP		C CU 81 B FF 97 B FF 96 B CU 83 F FF 97 F FF 97 X FF 97 3-2 14 BB 10 1B 2B		3	2	1	0	0	1	2
25 Jim Thome, L (1, 10) OBP: 0.379, SLG: 0.516	C FF 95 X FF 95 0-1 1-H 3-H HR			B CH 82 B FF 92 C FF 93 S FF 95 X FF 94 2-2 F8 ①		X FF 96 0-0 F6 ①		I IN 67 I IN 70 I IN 72 I IN 74 4-0 14 BB 10 1B IBB		3	2	1	3	1	0	2
14 Paul Konerko, R (1, 3) OBP: 0.318, SLG: 0.364 32 Brian Anderson, R (8, PR) OBP: 0.273, SLG: 0.448 (9, 8)	F FF 94 B CU 82 B CU 82 X FF 96 2-1 1B			F FF 94 B CU 82 C CU 83 B CH 85 X FF 95 2-2 G4-3 ②		C CU 82 B FF 96 C CU 83 B CU 83 S CU 86 2-3 K ②		B FF 96 F FF 97 B CU 81 F FF 98 F FF 97 B FF 98 B FF 98 4-2 10 1B 1-2 2-3 BB		3 0	0 0	1 0	0 0	1 0	1 0	2 0
10 Alexei Ramirez, R (1, 4) OBP: 0.330, SLG: 0.478	X FF 94 0-0 L5 ③			C CU 81 F FF 95 B FF 95 F CU 83 F FF 96 F CH 85 T CU 82 1-2 K ③		F FF 96 B FF 95 S CH 86 B FF 96 S CH 85 2-3 K ③		S SL 82 B SL 81 D FF 92 S SL 80 B SL 80 F SL 80 X FF 92 3-2 1-3 2-H 3-H 1B ③		4	0	1	2	0	2	3
Toby Hall, R (1, 2) OBP: 0.330, SLG: 0.344		C FF 94 F CU 81 X FF 95 0-2 G6-3 ①			B FF 92 F FF 93 X FF 95 1-1 P5 ①		F FF 92 F FF 92 F CH 84 C CU 80 0-3 K ①			3	0	0	0	0	1	0
Juan Uribe, R (1, 5) OBP: 0.271, SLG: 0.343		B FF 95 B FF 94 C FF 94 F FF 94 T FF 93 2-2 K ②			B CU 80 B CH 84 F FF 95 B FF 94 X FF 94 3-1 F8 ②		C FF 94 X CH 85 0-1 G3 ②			3	0	0	0	0	1	0
Inning Stats	R: 3 H: 3 E: 0 LOB: 1 K: 0 BB: 1 S: 18 P: 28	R: 0 H: 0 E: 0 LOB: 0 K: 1 BB: 0 S: 7 P: 9	R: 0 H: 0 E: 0 LOB: 0 K: 2 BB: 0 S: 9 P: 13	R: 0 H: 0 E: 0 LOB: 0 K: 1 BB: 0 S: 12 P: 17	R: 0 H: 1 E: 0 LOB: 1 K: 0 BB: 0 S: 8 P: 12	R: 0 H: 1 E: 0 LOB: 2 K: 2 BB: 0 S: 9 P: 17	R: 0 H: 0 E: 0 LOB: 0 K: 1 BB: 0 S: 8 P: 11	R: 2 H: 2 E: 0 LOB: 2 K: 1 BB: 2 S: 15 P: 30		1B: 5 SF: 0 2B: 1 SAC: 0 3B: 0 DP: 0 HR: 1 HBP: 1						WP: 0 PA: 34 PB: 0 SB: 0 CS: 0	

BOTTOM	
AB	30
R	5
H	7
RBI	5
BB	3
SO	8
LOB	10

PITCHER		IP	WLS	BF	H	R	ER	SO	BB	IBB	HBP	BLK	WP	HR	S	P	ERA	WHIP
35 Justin Verlander, R ERA: 4.56	(1, 1)	7.2	L	33	6	5	5	8	2	1	1	0	0	1	82	130	5.87	1.043
Aquilino Lopez, R ERA: 3.14	(8, 1)	0.1		1	1	0	0	0	0	0	0	0	0	0	4	7	0.00	3.000

PITCHER	IP	WLS	BF	H	R	ER	SO	BB	IBB	HBP	BLK	WP	HR	S	P	ERA	WHIP

Batter	1	2	3	4	5	6	7	8	9	AB	R	H	RBI	BB	SO	LOB
28 Curtis Granderson, L (1, 8) OBP: 0.367, SLG: 0.499	B FF 93 X FF 91 1-0 ① G1-3	C FF 89 F FF 88 B FF 87 B FF 85 S FF 95 2-3 ③ K			C FF 92 F FF 87 S CH 83 0-3 ① K		C X 0-1 HR		B SI 95 B SI 95 X SI 95 2-0 14 SH1-4 30 3B 1B	5	2	2	1	0	2	3
14 Placido Polanco, R (1, 4) OBP: 0.357, SLG: 0.430	C SI 92 X FF 88 0-1 ② G4-3		B CU 76 F FF 86 B SI 91 F FF 92 F FF 93 B SI 94 F FF 91 X FF 91 3-2 ① P3		F FF 92 T FF 93 F FF 88 B CU 69 X SI 93 1-2 9 3B 2B		C SL 85 B SL 86 F SL 87 X SL 78 1-2 ① F9		1 SAFE 1 SAFE L SI 91 X SI 95 0-1 ① SH1-4 1-2	4	1	1	0	0	0	0
9 Carlos Guillen, S (1, 5) OBP: 0.375, SLG: 0.435	B FF 93 C FF 93 B FF 88 B FF 89 B FF 93 4-1 30 FC6-4 BB		X SI 85 0-0 24 HR 2B		X FF 88 0-0 24 1B 2-H 3B		B CH 81 C CH 79 B CU 75 S FF 92 F FF 92 F CU 74 B CH 77 B CH 82 4-2 30 G5-3 BB		I IN 79 I IN 80 I IN 79 I IN 80 4-0 30 3B IBB	2	3	2	1	3	0	0
30 Magglio Ordonez, R (1, 10) OBP: 0.376, SLG: 0.492	C SI 92 B CU 74 X FF 89 1-1 ③ FC6-4 1-2f		B FF 89 F FF 88 C FF 94 F CH 82 X FF 89 1-2 ② F8		B SI 94 F SI 94 X SI 94 1-1 ② G1-3		B SI 91 1 SAFE X SI 92 1-0 ② G5-3 1-2		F SI 87 2 SAFE F SI 89 X SL 73 0-2 1-H 2-H 2B 3B	5	1	1	2	0	0	4
24 Miguel Cabrera, R (1, 3) OBP: 0.360, SLG: 0.513		B SL 80 F FF 88 X SI 92 1-1 39 BB 15 1B 1B	X FF 90 0-0 2-H HR		X FF 89 0-0 3-H 1B		I IN 66 I IN 72 I IN 74 I IN 73 4-0 IBB		F SL 76 B SL 75 B SI 91 F SI 88 B SI 91 F SI 89 B SL 77 4-2 2B BB	3	1	3	3	2	0	0
Matt Joyce, L (1, 9) OBP: 0.333, SLG: 0.578		B FF 88 F FF 88 B FF 87 F FF 85 F FF 92 X FF 89 2-2 ① F7	C FF 77 F FF 93 B FF 93 X FF 88 1-2 ③ G3-1		S SI 85 F SI 94 S SI 94 0-3 ③ K		F FF 88 D SI 85 F FF 94 F SI 94 B FF 94 B CH 81 S SL 88 3-3 ③ K		X SI 88 0-0 1-3 3-H 2B	5	0	1	1	0	2	4
33 Marcus Thames, R (1, 7) OBP: 0.299, SLG: 0.543 25 Ryan Raburn, R (7, 7) OBP: 0.310, SLG: 0.422		1 SAFE S FF 92 B FF 87 C SI 94 F SI 93 X FF 88 1-2 ② F8	F CU 77 F CU 69 B CU 71 B SL 85 S FF 94 2-3 ① K	X SI 92 0-0 ① G6-3		C SL 79 B SL 80 S SL 83 B SI 96 X SL 80 2-2 ① G6-3	S SL 75 X SI 89 0-1 ② P4	3 2	0 0	0 0	0 0	1 0	1 2
15 Brandon Inge, R (1, 2) OBP: 0.319, SLG: 0.422		X FF 87 0-0 39 BB 1-2 1B	C FF 93 T CU 76 B FF 93 S FF 94 1-3 ② K	X FF 91 0-0 ② F7		X SI 96 0-0 ② G6-3	C SI 87 C SI 88 C SI 88 0-3 ③ K	5	0	1	0	0	2	2
39 Ramon Santiago, S (1, 6) OBP: 0.456, SLG: 0.484		B SI 93 F SL 88 F FF 89 B FF 88 F SL 79 B SI 94 F FF 88 F SL 87 B CH 82 4-2 1-2 2-3 BB	F FF 93 C FF 94 S FF 94 0-3 ③ K	C SI 90 F SI 94 F FF 94 B SI 85 S CH 80 1-3 ③ K		C SI 96 C SL 79 F SL 80 B SI 96 B CH 85 T SI 96 2-2 ③ K		3	0	0	0	1	3	0
Inning Stats	R: 0 E: 0 K: 0 S: 6 H: 0 LOB: 1 BB: 1 P: 12	R: 0 E: 0 K: 1 S: 19 H: 2 LOB: 3 BB: 1 P: 29	R: 2 E: 0 K: 0 S: 14 H: 2 LOB: 0 BB: 0 P: 19	R: 0 E: 0 K: 3 S: 9 H: 0 LOB: 0 BB: 0 P: 12	R: 2 E: 0 K: 2 S: 14 H: 3 LOB: 1 BB: 0 P: 16	R: 0 E: 0 K: 1 S: 6 H: 0 LOB: 0 BB: 0 P: 7	R: 1 E: 0 K: 1 S: 14 H: 1 LOB: 2 BB: 2 P: 27	R: 0 E: 0 K: 1 S: 8 H: 0 LOB: 0 BB: 0 P: 12	R: 3 E: 0 K: 1 S: 15 H: 3 LOB: 2 BB: 2 P: 25	1B: 4 2B: 3 3B: 2 HR: 2 SF: 0 SAC: 1 DP: 0 HBP: 0						

PITCHER	IP	WLS	BF	H	R	ER	SO	BB	IBB	HBP	BLK	WP	HR	S	P	ERA	WHIP
Javier Vazquez, R (1, 1) ERA: 4.74	7.0	L	33	8	5	5	8	3	1	0	0	0	2	82	122	6.43	1.571
46 Adam Russell, R (8, 1) ERA: 6.17	1.1		6	1	2	2	1	0	1	0	0	0	0	11	21	13.50	0.750
43 Ehren Wassermann, R (9, 1) ERA: 9.0	0.2		5	2	1	1	1	1	0	0	0	0	0	12	16	13.50	4.500

PITCHER	IP	WLS	BF	H	R	ER	SO	BB	IBB	HBP	BLK	WP	HR	S	P	ERA	WHIP

TOP

Detroit Tigers @ Chicago White Sox

U.S. Cellular Field, Chicago, IL

Thu Aug 07 2008, 8:11 PM EDT
Att. 36,383 - Partly Cloudy - 73 F

livebaseballscorecards.com

AB	37
R	8
H	11
RBI	8
BB	6
SO	10
LOB	16

WP: 0	PB: 0	SB: 0	CS: 0
PA: 44			

BOTTOM

Batter	1	2	3	4	5	6	7	8	9	AB	R	H	RBI	BB	SO	LOB
Orlando Cabrera, R (1, 6) OBP: 0.321, SLG: 0.346	S SI 89 C SI 90 B SI 89 B SI 90 X SI 92 2-2 ① F9		C SI 92 B SL 88 B FF 91 X SI 94 2-1 ③ F7		B CH 81 B SI 92 X SI 92 2-0 ① G6-3 2-3		B CU 81 B FF 97 C SI 98 X FF 97 2-1 ③ G5-3		C SI 98 B SL 88 B FF 98 X SI 97 2-1 ② G4-3 2-3	5	0	0	0	0	0	3
12 A.J. Pierzynski, L (1, 2) OBP: 0.322, SLG: 0.425	C SI 90 X SI 90 0-1 ② G6-3			B SI 90 X SI 91 1-0 ① F7	B FF 90 X CH 82 1-0 ② F7			C SI 92 F SI 93 X SI 93 0-2 ① G5-3	S CH 86 F SI 97 F FF 98 S CH 86 0-3 ③ K	5	0	0	0	0	1	2
20 Carlos Quentin, R (1, 7) OBP: 0.381, SLG: 0.562	F SL 86 B SI 90 B SI 91 X SI 92 2-1 ③ G5-3			B SI 90 H SI 90 2-0 14 1B 25 1B HBP	B SL 78 X CH 82 1-0 ③ P6			B SI 92 F SL 80 X SL 80 1-1 HR		3	1	1	1	0	0	1
25 Jim Thome, L (1, 10) OBP: 0.381, SLG: 0.514		S SI 88 B CU 73 B FF 88 X SI 89 2-1 ① L7		C SI 90 B SL 85 X CH 81 1-1 14 1B 1-2 1B		B SI 90 B SI 92 X SI 92 2-0 ① F7		B SL 81 B SL 80 B SI 93 B FF 93 4-0 14 2B BB		3	0	1	0	1	0	0
14 Paul Konerko, R (1, 3) OBP: 0.323, SLG: 0.372		C CU 75 F FF 92 B SI 92 B CH 82 F SI 91 B SL 87 X SI 93 3-2 ② F7		C SI 93 F CU 76 X SI 90 0-2 1-2 2-3 1B		C SL 76 S SL 86 F SL 84 F CU 76 B CH 80 B SI 91 B SL 85 F SI 92 X SI 92 3-2 WP 10 E 1B		X SI 92 0-0 ② 1-H 2B		4	1	3	0	0	0	0
Ken Griffey Jr., L (1, 9) OBP: 0.356, SLG: 0.424 32 Brian Anderson, R (8, PR) OBP: 0.273, SLG: 0.448 (9, 8)		F SI 92 F SI 92 B FF 90 F SI 90 F CH 82 B CH 82 C SI 93 2-3 ③ K		D CH 83 F SI 92 F CH 83 D SI 84 S CH 82 2-3 ② K		F CU 74 S SI 92 F SI 92 D CH 83 F CH 82 F SL 84 X SI 92 1-2 ② P5 1-2		C SI 93 B SI 93 H SI 92 2-1 10 S HBP		3 0	0 0	0 0	0 0	0 0	2 0	4 0
10 Alexei Ramirez, R (1, 4) OBP: 0.329, SLG: 0.475			X SI 90 0-0 ① B3	F SI 91 F SI 92 D CH 81 D CU 76 S SI 92 2-3 ③ K		C SI 92 S CU 76 F CU 76 X SI 92 1-2 2-H E6 CS 1B		C CH 84 F FF 95 B SI 93 B CH 84 X FF 96 2-2 ③ L7 1-2		4	0	1	0	0	1	5
Nick Swisher, S (1, 8) OBP: 0.350, SLG: 0.411 (9, 9)			B SI 89 X SI 91 1-0 ② P5		X SI 90 0-0 2B 2B	B CH 81 F SI 91 B CH 81 2-1 ③ CS 1-2	C FF 98 B CU 81 B FF 100 F FF 98 B CU 82 B FF 98 4-2 G6-3 BB		C SI 96 C SI 96 F CH 85 B FF 97 F CH 85 B CH 86 B FF 98 X SI 98 3-2 G4-3 2B	3	1	2	0	1	0	0
Juan Uribe, R (1, 5) OBP: 0.277, SLG: 0.354 31 Dewayne Wise, L (9, PH) OBP: 0.328, SLG: 0.500			C SI 91 B CU 76 B SI 91 X SI 93 2-1 1B		B SI 89 B CH 80 C SI 91 B SI 92 F SI 93 X SI 93 3-2 G6-3 2-H 2B		X FF 98 0-0 ① ② G6-3 1-2f		F SI 98 F CH 85 S FF 97 0-3 ① K	3 1	0 0	2 0	1 0	0 0	0 1	1 1
Inning Stats	R: 0 E: 0 K: 0 S: 7 H: 0 LOB: 0 BB: 0 P: 11	R: 0 E: 0 K: 1 S: 11 H: 0 LOB: 0 BB: 0 P: 18	R: 0 E: 0 K: 0 S: 6 H: 1 LOB: 1 BB: 0 P: 11	R: 0 E: 0 K: 2 S: 12 H: 2 LOB: 3 BB: 0 P: 20	R: 1 E: 0 K: 0 S: 7 H: 2 LOB: 1 BB: 0 P: 14	R: 1 E: 1 K: 0 S: 18 H: 2 LOB: 0 BB: 0 P: 27	R: 0 E: 0 K: 0 S: 5 H: 0 LOB: 0 BB: 1 P: 11	R: 1 E: 0 K: 0 S: 10 H: 2 LOB: 3 BB: 1 P: 19	R: 0 E: 0 K: 2 S: 14 H: 1 LOB: 1 BB: 0 P: 19	1B: 5 2B: 4 3B: 0 HR: 1	SF: 0 SAC: 0 DP: 1 HBP: 2	WP: 1 PB: 0 SB: 1 CS: 1	PA: 39			

PITCHER		IP	W/L/S	BF	H	R	ER	SO	BB	IBB	HBP	BLK	WP	HR	S	P	ERA	WHIP
31 Zach Miner, R ERA: 3.57	(1, 1)	6.0	W	25	7	2	1	3	0	0	1	0	1	0	61	101	1.50	1.167
54 Joel Zumaya, R ERA: 2.82	(7, 1)	1.0	H	3	0	0	0	0	1	0	0	0	0	0	5	11	0.00	1.000
44 Bobby Seay, L ERA: 2.54	(8, 1)	0.2	H	5	2	1	1	0	1	0	1	0	0	1	7	14	13.50	4.500
56 Fernando Rodney, R ERA: 5.16	(8, 1)	1.1	S	5	1	0	0	2	0	0	0	0	0	0	17	24	0.00	0.750

PITCHER	IP	W/L/S	BF	H	R	ER	SO	BB	IBB	HBP	BLK	WP	HR	S	P	ERA	WHIP

Detroit Tigers @ Chicago White Sox

U.S. Cellular Field, Chicago, IL

Thu Aug 07 2008, 8:11 PM EDT

Att. 36,383 - Partly Cloudy - 73 F

livebaseballscorecards.com

AB	34
R	3
H	10
RBI	2
BB	2
SO	5
LOB	17

Batter	1	2	3	4	5	6	7	8	9	AB	R	H	RBI	BB	SO	LOB
14 Mark Ellis, R (1, 4) OBP: 0.320, SLG: 0.366	B SI 81 B SI 81 C SI 81 X SI 82 2-1 G5-3		B CU 72 B SI 82 B SI 83 C SI 82 X CH 79 3-1 G3-1		X CH 77 0-0 2-3 3-H 1B		C SI 81 X FF 87 0-1 F7		B SI 95 X SI 96 1-0 G5-3	5	0	1	1	0	0	1
7 Bobby Crosby, R (1, 6) OBP: 0.309, SLG: 0.372	X SI 82 0-0 F7			C SI 82 B SI 83 C SI 83 B SI 84 X SI 83 2-2 F9	B SI 82 F FF 87 B CU 73 F CH 78 1 SAFE X CH 77 2-2 F9		S CH 76 B CH 77 B FF 87 B SI 81 F FF 87 X CH 78 3-2 P4			4	0	0	0	0	0	2
35 Frank Thomas, R (1, 10) OBP: 0.362, SLG: 0.402	C SI 81 C FF 87 B CH 62 F CH 78 F SI 83 F FF 88 F CH 78 S CH 77 1-3 K			C CU 72 B SI 84 X SI 83 1-1 L8	C FF 88 X FF 89 0-1 P4			C SI 94 X SI 94 0-1 G6-4-3 1B		4	0	1	0	0	1	2
Emil Brown, R (1, 7) OBP: 0.288, SLG: 0.394		B SI 80 X CH 76 1-0 G6-3		F FF 88 B FF 89 F SI 82 S CU 74 1-3 K		B SI 82 B CH 76 S SI 82 F SI 82 X CU 73 2-2 HR		B SI 95 F SI 95 B CH 88 F SI 95 X SI 96 2-2 1-2f G6-4-3		4	1	1	1	0	1	1
28 Carlos González, L (1, 9) OBP: 0.315, SLG: 0.413		B FF 86 F FF 88 F SI 84 S CU 73 1-3 K			B CU 72 F FF 85 X CH 77 1-1 10 1B 8 BB 11 1B 1B	B FF 89 F FF 90 C FF 89 S CU 74 1-3 K		X SI 95 0-0 8 S 1B		4	1	2	0	0	2	0
8 Kurt Suzuki, R (1, 2) OBP: 0.347, SLG: 0.378		B SI 82 C SI 84 X SI 83 1-1 L4			1 SAFE 1 SAFE B CH 80 1 SAFE B SI 83 B SI 82 B SI 82 4-0 10 1B 11 1B 1-2 BB	B SI 82 B SI 82 B SI 83 B SI 84 4-0 11 FC6-4 BB		B SI 95 C SI 96 B SL 87 B SI 94 S FF 96 F FF 95 B SI 95 4-2 1-2 BB		1	1	0	0	3	0	0
10 Daric Barton, L (1, 3) OBP: 0.317, SLG: 0.315			B FF 86 F FF 86 B CH 76 F FF 87 B CU 73 B FF 88 4-2 22 G1-6-3 11 1B BB		B FF 87 B SI 83 C FF 85 X FF 85 2-1 11 E 11 1B 14 1B 1-2 2-3 1B	C CU 72 1 SAFE F CU 72 B CU 72 F CU 72 B CH 78 X CU 72 2-2 F9		B CH 89 C SI 96 B CH 87 B SI 95 F FF 96 X SI 96 3-2 G6-3		3	1	1	0	1	0	3
11 Rajai Davis, R (1, 8) OBP: 0.236, SLG: 0.273			M SI 83 F CH 76 B FF 87 1 SAFE X CH 76 1-2 22 G1-6-3 1-2 1B		X SI 83 0-0 E4 14 1B 1-3 2-H 3-H 1B	F CU 73 C FF 87 B FF 89 X FF 88 1-2 FC6-4 1-2f			C SL 84 S SL 84 B SL 83 F SI 95 B SL 86 F SI 95 C SI 95 2-3 K	4	0	2	2	0	1	1
22 Jack Hannahan, L (1, 5) OBP: 0.309, SLG: 0.333			F CU 73 C CH 77 F SI 85 X SL 77 0-2 1-2f 2-3 G1-6-3		F CH 78 B SI 84 F CH 78 S FF 88 1-3 K		B FF 87 B FF 86 X FF 85 2-0 P2		S CH 89 B CH 89 B SI 95 S CH 90 S SI 95 2-3 K	4	0	0	0	0	2	4
Inning Stats	R: 0 E: 0 K: 1 S: 10 H: 0 LOB: 0 BB: 0 P: 13	R: 0 E: 0 K: 1 S: 6 H: 0 LOB: 0 BB: 0 P: 9	R: 0 E: 0 K: 0 S: 11 H: 1 LOB: 1 BB: 1 P: 19	R: 0 E: 0 K: 1 S: 8 H: 0 LOB: 0 BB: 0 P: 12	R: 3 E: 1 K: 1 S: 14 H: 4 LOB: 2 BB: 1 P: 24	R: 1 E: 0 K: 1 S: 13 H: 1 LOB: 1 BB: 1 P: 23	R: 0 E: 0 K: 0 S: 6 H: 0 LOB: 0 BB: 0 P: 11	R: 0 E: 0 K: 0 S: 12 H: 2 LOB: 2 BB: 1 P: 21	R: 0 E: 0 K: 2 S: 9 H: 0 LOB: 0 BB: 0 P: 14	1B: 7 2B: 0 3B: 0 HR: 1 SF: 0 SAC: 0 DP: 2 HBP: 0						

PITCHER		IP	WLS	BF	H	R	ER	SO	BB	IBB	HBP	BLK	WP	HR	S	P	ERA	WHIP
Kenny Rogers, L ERA: 4.92	(1, 1)	7.0	L	29	6	4	3	5	3	0	0	0	0	1	68	111	3.86	1.286
34 Freddy Dolsi, R ERA: 3.82	(8, 1)	2.0		8	2	0	0	2	1	0	0	0	0	0	21	35	0.00	1.500

PITCHER	IP	WLS	BF	H	R	ER	SO	BB	IBB	HBP	BLK	WP	HR	S	P	ERA	WHIP

TOP

Oakland Athletics @ Detroit Tigers

Comerica Park, Detroit, MI

Fri Aug 08 2008, 7:05 PM EDT
Att. 41,457 - Partly Cloudy - 77 F

livebaseballscorecards.com

AB	33
R	4
H	8
RBI	4
BB	4
SO	7
LOB	14



Oakland Athletics @ Detroit Tigers

Comerica Park, Detroit, MI

Fri Aug 08 2008, 7:05 PM EDT

Att. 41,457 - Partly Cloudy - 77 F

livebaseballscorecards.com

BOTTOM

Batter	1	2	3	4	5	6	7	8	9	AB	R	H	RBI	BB	SO	LOB
28 Curtis Granderson, L (1, 8) OBP: 0.366, SLG: 0.495	C FF 90 F SI 88 T CU 76 0-2 ① K		B FF 88 C CU 77 X SI 87 1-1 ① G4-3		B SI 85 B CU 76 1 SAFE C FF 87 C CU 75 D CU 77 X FF 89 3-2 ② L7			C SI 86 C SI 86 B SI 86 B CH 75 F SI 86 F CU 73 B CH 75 B SI 86 4-2 BB		3	0	0	0	1	1	1
14 Placido Polanco, R (1, 4) OBP: 0.354, SLG: 0.426	C SI 88 B FF 88 X SI 87 1-1 ② G5-3		C FF 87 S CH 76 F CH 73 X SI 86 0-2 ② G5-3		X CH 75 0-0 ③ FC5-4 1-2f			C SI 86 S SI 86 B SI 86 1 SAFE 1 SAFE F SI 86 S CU 72 1-3 ② K		4	0	0	0	0	1	2
9 Carlos Guillen, S (1, 5) OBP: 0.375, SLG: 0.434 25 Ryan Raburn, R (8, 5) OBP: 0.310, SLG: 0.422 Matt Joyce, L (8, PH) OBP: 0.331, SLG: 0.574 39 Ramon Santiago, S (9, 5) OBP: 0.456, SLG: 0.484	F SI 88 F SI 88 F CH 73 F FF 90 B CH 73 C SI 88 1-3 ③ K		C CU 78 B SI 87 X FF 88 1-1 1B			C CU 75 F SI 86 B CH 73 X CH 71 1-2 ① G6-3		X SI 85 0-0 ③ F8		3 0 1 0	0 0 0 0	1 0 0 0	0 0 0 0	0 0 0 0	1 0 0 0	0 0 1 0
30 Magglio Ordonez, R (1, 9) OBP: 0.378, SLG: 0.491		X SI 86 0-0 24 BB 1B	B SI 88 1 SAFE F FF 87 D CH 75 X FC 89 2-1 ③ L8			F CU 76 C FF 88 B FF 89 B CH 73 F FF 89 B CU 78 X FF 89 3-2 ② F8			F SI 84 B SI 86 B SI 86 B SI 86 B SI 86 4-1 24 FC6-4 BB	3	0	1	0	1	0	1
24 Miguel Cabrera, R (1, 3) OBP: 0.359, SLG: 0.509		B SI 86 C SI 88 B SI 88 C CH 75 B SI 89 1 SAFE B CH 74 4-2 ① 33 HR 1-2 BB		C CH 75 X SI 87 0-1 E6 G5-4-3		S CH 74 X FF 89 0-1 ③ F9			B SI 86 C SI 85 X SI 85 1-1 ① FC6-4 G6-4-3 1-2f	3	1	0	0	1	0	1
Gary Sheffield, R (1, 10) OBP: 0.327, SLG: 0.371		C FF 88 B FF 89 B FF 89 X CH 75 2-1 ② F7		B SI 86 B FF 86 B CH 74 C SI 86 X SI 86 3-1 ① ② G5-4-3 1-2f			B FF 87 C CH 76 F FF 88 X CH 73 1-2 ① G5-3		C SI 85 1 SAFE F SI 84 X SI 85 0-2 ② ③ G6-4-3 1-2f	4	0	0	0	0	0	3
33 Marcus Thames, R (1, 7) OBP: 0.299, SLG: 0.554		B B X SI 88 2-0 1-H HR		F CH 75 F FF 89 F CU 79 F CU 78 B CH 72 X FF 88 1-2 ③ P5			C FF 88 X FF 87 0-1 ② F7			3	1	1	2	0	0	0
Edgar Renteria, R (1, 6) OBP: 0.306, SLG: 0.335		X SI 88 0-0 1B			L CH 74 B FF 87 F CH 73 B SI 87 B SI 86 F FF 87 F FF 88 X FF 88 3-2 14 FC5-4 1B		F CU 76 X SI 87 0-1 ③ G1-3			3	0	2	0	0	0	0
15 Brandon Inge, R (1, 2) OBP: 0.315, SLG: 0.416		B SI 86 B CH 75 B SI 87 C SI 86 C CH 75 X FF 87 3-2 ③ F8			X FC 86 0-0 ① P6			B SI 86 F SI 85 B SI 85 F SI 86 C CU 74 2-3 ① K		3	0	0	0	0	1	2
Inning Stats	R: 0 E: 0 K: 2 S: 10 H: 0 LOB: 0 BB: 0 P: 12	R: 2 E: 0 K: 0 S: 10 H: 3 LOB: 1 BB: 1 P: 21	R: 0 E: 0 K: 0 S: 10 H: 1 LOB: 1 BB: 0 P: 14	R: 0 E: 1 K: 0 S: 9 H: 0 LOB: 0 BB: 0 P: 13	R: 0 E: 0 K: 0 S: 10 H: 1 LOB: 1 BB: 0 P: 16	R: 0 E: 0 K: 0 S: 9 H: 0 LOB: 0 BB: 0 P: 13	R: 0 E: 0 K: 0 S: 7 H: 0 LOB: 0 BB: 0 P: 8	R: 0 E: 0 K: 2 S: 12 H: 0 LOB: 1 BB: 1 P: 19	R: 0 E: 0 K: 0 S: 6 H: 0 LOB: 0 BB: 1 P: 11	1B: 4 2B: 0 3B: 0 HR: 1 SF: 0 SAC: 0 DP: 2 HBP: 0						

	AB	30
	R	2
	H	5
	RBI	2
	BB	3
	SO	4
	LOB	11

PITCHER		IP	WLS	BF	H	R	ER	SO	BB	IBB	HBP	BLK	WP	HR	S	P	ERA	WHIP
51 Dallas Braden, L ERA: 4.62	(1, 1)	7.0	W	26	5	2	2	2	1	0	0	0	0	1	65	97	2.57	0.857
31 Brad Ziegler, R ERA:	(8, 1)	2.0	S	7	0	0	0	2	2	0	0	0	0	0	18	30	0.00	1.000

PITCHER	IP	WLS	BF	H	R	ER	SO	BB	IBB	HBP	BLK	WP	HR	S	P	ERA	WHIP

Oakland Athletics @ Detroit Tigers

Comerica Park, Detroit, MI

Sat Aug 09 2008, 7:05 PM EDT

Att. 41,308 - Cloudy - 68 F

livebaseballscorecards.com

Batter	1	2	3	4	5	6	7	8	9	AB	R	H	RBI	BB	SO	LOB
15 Ryan Sweeney, L (1, 9) OBP: 0.345, SLG: 0.388	B SI 90 B SI 91 B SI 89 C SI 88 F SI 90 X SI 92 3-2 ① P5		C SL 87 B CH 84 X CH 84 1-1 14 FC6-4 1B		F CH 85 C SL 84 B CH 85 D SI 91 X SL 85 2-2 14 FC5-4 1-2 1B		B SL 81 C SL 80 B SL 79 B SI 91 F SI 90 C SI 91 3-3 ② K		B FF 97 C FF 97 C FF 96 C FF 94 1-3 ③ K	5	0	2	0	0	2	2
14 Mark Ellis, R (1, 4) OBP: 0.317, SLG: 0.362	C SI 92 B SI 92 F SL 86 B SL 88 B SL 86 S SL 86 3-3 ② K		1 SAFE F SL 83 D SI 90 S SI 90 X SL 86 1-2 ③ FC6-4 1-2f		C SL 87 B SL 86 X SI 92 1-1 ③ FC5-4 1-2f		F SI 91 S SI 92 B SI 92 F SI 92 F SI 92 C SL 78 1-3 ③ K			4	0	0	0	0	2	3
35 Frank Thomas, R (1, 10) OBP: 0.364, SLG: 0.421	X SI 93 0-0 HR			C SL 84 C SL 85 B SL 86 S SI 90 1-3 ① K		B SI 88 C SL 82 X SI 89 1-1 8 BB 7 WP 1B		B FF 99 B FF 98 X FF 97 2-0 ① F9		4	1	2	1	0	1	0
28 Carlos González, L (1, 8) OBP: 0.314, SLG: 0.414	B SL 88 B SI 93 F SI 91 B SL 83 X SI 91 3-1 ③ F7			F SI 90 X SL 87 0-1 32 1B 2B		B SI 88 F CH 83 B SL 83 F SL 84 S SI 86 2-3 ① K		C FF 99 C FF 98 F FF 99 B CU 82 B FF 98 X FF 98 2-2 ② G4-3		4	1	1	0	0	1	1
32 Jack Cust, L (1, 7) OBP: 0.376, SLG: 0.434		B SI 90 B SI 88 X SI 89 2-0 7 FC6-4 1B		S SL 84 B SI 89 F SI 86 S SL 85 X SI 91 1-2 7 G6-3 2-H 1B		B SI 89 C SL 88 F SI 86 B SI 88 X CH 82 2-2 ② F7		B FF 98 F FF 98 B FF 97 F FF 98 S CU 83 2-3 ③ K		4	0	2	1	0	1	1
7 Bobby Crosby, R (1, 6) OBP: 0.311, SLG: 0.374		C SI 88 B SL 84 C SL 86 X SL 86 1-2 ① FC6-4 8 G6-4-3 1-2f		B SI 89 C SL 83 F SI 89 F SL 86 X SI 90 1-2 ②③ G6-3 1-2f		S SL 85 F SI 89 B SL 86 F SL 87 D SL 87 F SL 88 B SI 91 B SL 87 4-2 8 BB 1-2 BB			B FF 97 B FF 96 B FF 96 C FF 95 X FF 95 3-1 8 1B 2B	3	0	1	0	1	0	2
8 Kurt Suzuki, R (1, 2) OBP: 0.351, SLG: 0.380		1 SAFE C SI 88 C SL 85 X SL 84 0-2 ②③ G6-4-3 1-2f			B SI 86 C SL 84 F SL 84 B SI 90 X SL 85 2-2 15 1B 1B	C SI 91 B SI 91 B SL 84 F SL 86 D SL 86 B SI 92 4-2 1-2 2-3 BB			C FF 95 F SL 87 B FF 97 B FF 98 X SL 86 2-2 2-3 1B	3	0	2	0	1	0	1
10 Daric Barton, L (1, 3) OBP: 0.314, SLG: 0.311			B SI 89 X CH 83 1-0 ① P3		C CH 82 B CH 85 F CH 84 X SL 84 1-2 ① L7	C SL 80 B SL 79 X SL 80 1-1 ③ F7			C FF 97 C FF 98 B FF 96 X FF 96 1-2 ① P4	4	0	0	0	0	0	6
22 Jack Hannahan, L (1, 5) OBP: 0.307, SLG: 0.330 Emil Brown, R (9, PH) OBP: 0.287, SLG: 0.393			L SI 90 C CH 84 X SL 85 0-2 ② P4		B SI 87 B SI 87 F SI 88 F SL 83 S SL 83 2-3 ② K		B SI 89 X SI 89 1-0 ① F7		S FF 97 S FF 98 S FF 97 0-3 ② K	3 1	0 0	0 0	0 0	0 0	1 1	1 2
Inning Stats	R: 1 E: 0 K: 1 S: 9 H: 1 LOB: 0 BB: 0 P: 18	R: 0 E: 0 K: 0 S: 7 H: 1 LOB: 0 BB: 0 P: 10	R: 0 E: 0 K: 0 S: 9 H: 1 LOB: 1 BB: 0 P: 12	R: 1 E: 0 K: 1 S: 12 H: 2 LOB: 0 BB: 0 P: 15	R: 0 E: 0 K: 1 S: 14 H: 2 LOB: 2 BB: 0 P: 22	R: 0 E: 0 K: 1 S: 16 H: 1 LOB: 3 BB: 2 P: 30	R: 0 E: 0 K: 2 S: 9 H: 0 LOB: 0 BB: 0 P: 14	R: 0 E: 0 K: 1 S: 8 H: 0 LOB: 0 BB: 0 P: 14	R: 0 E: 0 K: 2 S: 14 H: 2 LOB: 2 BB: 0 P: 21	1B: 7 2B: 2 3B: 0 HR: 1 SF: 0 SAC: 0 DP: 2 HBP: 0						

TOP	
AB	35
R	2
H	10
RBI	2
BB	2
SO	9
LOB	19

WP: 1 PA: 37
PB: 0
SB: 0
CS: 0

PITCHER		IP	WLS	BF	H	R	ER	SO	BB	IBB	HBP	BLK	WP	HR	S	P	ERA	WHIP
58 Armando Galarraga, R ERA: 3.23	(1, 1)	5.2	W	25	8	2	2	4	2	0	0	0	1	1	65	104	3.18	1.765
44 Bobby Seay, L ERA: 2.45	(6, 1)	1.1	H	4	0	0	0	2	0	0	0	0	0	0	11	17	0.00	0.000
54 Joel Zumaya, R ERA: 2.7	(8, 1)	1.0		3	0	0	0	1	0	0	0	0	0	0	8	14	0.00	0.000
48 Kyle Farnsworth, R ERA: 4.07	(9, 1)	1.0		5	2	0	0	2	0	0	0	0	0	0	14	21	0.00	2.000

PITCHER		IP	WLS	BF	H	R	ER	SO	BB	IBB	HBP	BLK	WP	HR	S	P	ERA	WHIP

BOTTOM

Oakland Athletics @ Detroit Tigers

Comerica Park, Detroit, MI

Sat Aug 09 2008, 7:05 PM EDT

Att. 41,308 - Cloudy - 68 F

Batter	1	2	3	4	5	6	7	8	9	AB	R	H	RBI	BB	SO	LOB
28 Curtis Granderson, L (1, 8) OBP: 0.366, SLG: 0.496	C SI 88 F SL 83 X SL 83 0-2 ① G4-3		C FF 89 X FF 86 0-1 ② G3		C SL 82 S FF 89 B FF 90 B SL 84 B SL 84 S FF 89 3-3 ① K		B FF 92 X FF 92 1-0 24 HR 14 SH1-4 1B	C FF 82 B FF 81 B FF 82 S FF 81 D FF 81 X FF 81 3-2 14 1B 1-H 1B 2B		5	2	2	1	0	1	0
14 Placido Polanco, R (1, 4) OBP: 0.357, SLG: 0.431	C FF 90 B FF 90 B CH 80 X FF 90 2-1 ② F8		C CH 77 C FF 91 F CH 79 B FF 92 B SL 85 X SI 91 2-2 33 S 1B		B SI 88 X CH 77 1-0 2B		X FF 91 0-0 ① SH1-4 1-2	F FF 82 B FF 82 B FF 82 X FF 81 2-1 30 1B 2-3 1B 1B		4	1	3	0	0	0	0
33 Marcus Thames, R (1, 7) OBP: 0.295, SLG: 0.544 Matt Joyce, L (8, 7) OBP: 0.335, SLG: 0.577	C CH 79 B FF 91 S FF 90 B SI 91 S SI 91 2-3 ③ K		C SI 91 X FF 91 0-1 ③ F7 1-2		F SI 90 X SL 84 0-1 ② G5-3		B FF 92 C FF 92 F FF 92 X SL 81 1-2 ② P6	C FF 82 X FF 81 0-1 30 1B 1-2 3-H 1B		4 1	0 0	0 1	0 1	0 0	1 0	3 0
30 Magglio Ordonez, R (1, 9) OBP: 0.378, SLG: 0.488 Dane Sardinha, R (9, 2) OBP: 0.120, SLG: 0.200		S CH 78 F FF 90 B FF 91 B SI 90 X FF 91 2-2 ① G6-3		X SI 88 0-0 ① G4-3	C FF 90 B FF 90 X FF 91 1-1 ③ P3		B FF 94 B FF 95 B FF 93 I IN 74 4-0 24 HR IBB	B CH 77 X FF 82 1-0 24 G4-6-3 1-2 2-H 1B		4 0	1 0	1 0	1 0	1 0	0 0	1 0
24 Miguel Cabrera, R (1, 3) OBP: 0.361, SLG: 0.523		B FF 90 B SI 91 F FF 90 C CH 81 X FF 91 2-2 ② F9		B FF 89 C SI 90 X CH 78 1-1 HR	B SL 88 B FF 93 B SL 90 B FF 94 4-0 BB BB		X FF 93 0-0 1-H 2-H HR	C FF 83 X CH 76 0-1 ② ③ G4-6-3 1-2f		4	2	2	4	1	0	2
Gary Sheffield, R (1, 10) OBP: 0.326, SLG: 0.380		C CH 79 X SI 91 0-1 HR	C FF 90 B CH 78 B FF 91 S CH 79 B CH 79 X CH 78 3-2 ② F8		B SL 88 1 SAFE C FF 94 S SL 88 B SL 88 S SL 89 2-3 ① K		B FF 92 F FF 93 X FF 94 1-1 ③ G6-3			4	1	1	1	0	1	1
25 Ryan Raburn, R (1, 5) OBP: 0.308, SLG: 0.417 (9, 9)		C FF 90 B CH 80 B CH 79 S FF 89 B FF 90 X FF 90 3-2 ③ P2		B FF 90 S CH 78 C FF 90 B CH 79 F FF 91 X CH 79 2-2 BB 1B	B FF 94 1 SAFE S FF 94 B SI 94 S FF 95 F SL 90 B SL 88 S FF 95 3-3 ② K			B FF 83 F FF 83 X FF 82 1-1 E5 15 1B G5-3		4	1	1	0	0	1	1
Edgar Renteria, R (1, 6) OBP: 0.310, SLG: 0.344			F FF 88 X FF 89 0-1 HR	F FF 88 B SI 89 1 SAFE F CH 77 B SI 90 F FF 90 1 SAFE B SL 84 F FF 90 4-2 F FF 89 B SL 85 1-2 BB	B SL 87 C SL 88 B FF 96 B FF 96 B FF 96 4-1 1-2 BB			C FF 83 X FF 82 0-1 ① G5-3 1-2		2	1	1	1	2	0	1
15 Brandon Inge, R (1, 2) OBP: 0.314, SLG: 0.413 (9, 5)			B FF 89 F FF 89 X CH 78 1-1 ① G5-3	C CH 77 S FF 91 F SL 85 B FF 90 X SL 85 1-2 ③ F8	C SL 90 B SL 89 X FF 95 1-1 ③ F7			B FF 83 X FF 82 1-0 28 2B 2-H 1B		4	1	1	1	0	0	4
Inning Stats	R: 0 E: 0 K: 1 S: 8 H: 0 LOB: 0 BB: 0 P: 12	R: 1 E: 0 K: 0 S: 11 H: 1 LOB: 0 BB: 0 P: 18	R: 1 E: 0 K: 0 S: 12 H: 2 LOB: 1 BB: 0 P: 15	R: 1 E: 0 K: 0 S: 19 H: 2 LOB: 2 BB: 1 P: 30	R: 0 E: 0 K: 1 S: 8 H: 1 LOB: 1 BB: 0 P: 13	R: 0 E: 0 K: 2 S: 10 H: 0 LOB: 2 BB: 2 P: 24	R: 3 E: 0 K: 0 S: 8 H: 2 LOB: 0 BB: 1 P: 15	R: 4 E: 1 K: 0 S: 15 H: 5 LOB: 1 BB: 0 P: 23		1B: 7 2B: 2 3B: 0 HR: 4 SF: 0 SAC: 1 DP: 1 HBP: 0				WP: 0 PB: 0 SB: 1 CS: 0 PA: 41		

livebaseballscorecards.com

AB	36
R	10
H	13
RBI	10
BB	4
SO	4
LOB	13

PITCHER		IP	WLS	BF	H	R	ER	SO	BB	IBB	HBP	BLK	WP	HR	S	P	ERA	WHIP
53 Dan Meyer, L ERA: 2.7	(1, 1)	5.0	L	22	6	3	3	2	1	0	0	0	0	3	58	88	5.40	1.400
44 Santiago Casilla, R ERA: 2.86	(6, 1)	1.0		5	0	0	0	2	2	0	0	0	0	0	10	24	0.00	2.000
Alan Embree, L ERA: 5.4	(7, 1)	1.0		6	2	3	3	0	0	1	0	0	0	1	8	15	27.00	2.000
25 Lenny DiNardo, L ERA: 7.43	(8, 1)	1.0		8	5	4	3	0	0	0	0	0	0	0	15	23	27.00	5.000

PITCHER	IP	WLS	BF	H	R	ER	SO	BB	IBB	HBP	BLK	WP	HR	S	P	ERA	WHIP

Batter	1	2	3	4	5	6	7	8	9	AB	R	H	RBI	BB	SO	LOB
15 Ryan Sweeney, L (1, 9) OBP: 0.341, SLG: 0.382	B SI 87 B SI 87 F SI 87 X SI 88 2-1 G4-3		B SI 87 F SL 82 F SI 88 S SL 82 1-3 K		B SI 89 C SL 82 X SL 81 1-1 P6			C B SI 88 X SI 89 1-1 G3 2-3		4	0	0	0	0	1	1
14 Mark Ellis, R (1, 4) OBP: 0.317, SLG: 0.361	X SI 88 0-0 G5-3			C SI 86 C SI 88 B SL 83 B CH 79 B CH 80 X SI 88 3-2 G6-3		C SI 87 F SI 88 C SI 90 0-3 K		B SL 82 B SI 88 C SI 88 X CH 82 2-1 1B 3-H		4	0	1	1	0	1	0
35 Frank Thomas, R (1, 10) OBP: 0.367, SLG: 0.419	C SI 88 C SI 88 B SL 76 F SL 82 B SI 88 X SI 88 2-2 1B			C SI 87 B CH 82 C SL 81 B SL 80 B SI 88 F SL 82 B SI 89 4-2 28 1B 1B BB		C CH 80 B SI 88 X SI 88 1-1 F9		C SI 91 B FF 93 B FF 92 F SI 92 X SL 86 2-2 G4-3		3	0	1	0	1	0	1
Emil Brown, R (1, 7) OBP: 0.289, SLG: 0.397	S SI 89 S CH 82 F SI 89 X CH 81 0-2 G4-3			B CH 82 X SI 89 1-0 28 1B 1-2 1B		F SI 89 S SL 82 B SI 88 S CH 83 1-3 K			B SI 93 F CH 82 B SI 94 X SI 92 2-1 7 G3-1 2B	4	0	2	0	0	1	1
7 Bobby Crosby, R (1, 6) OBP: 0.308, SLG: 0.371		B SI 87 C SI 88 B CH 81 X SI 87 2-1 F8		B CH 82 X SI 89 1-0 F3			C SI 86 B SL 81 X SI 86 1-1 F8		B SI 93 F SI 94 C CH 83 B CH 84 X CH 83 2-2 G3-1 2-3	4	0	0	0	0	0	3
28 Carlos González, L (1, 8) OBP: 0.313, SLG: 0.411		X SI 88 0-0 G3-1		X SL 84 0-0 1-2 2-3 1B			C SL 81 S SI 87 F SL 82 B SI 90 X SI 88 1-2 G6-3		B FF 95 X CH 84 1-0 G1-3	4	0	1	0	0	0	1
8 Kurt Suzuki, R (1, 2) OBP: 0.347, SLG: 0.376		B SI 88 C SI 88 F CH 82 T FF 84 1-2 K		X SI 90 0-0 L4			B SI 88 B SI 87 X SI 88 2-0 L9		B SI 96 B SI 94 S CH 84 C CH 84 F FF 96 B CH 85 S CH 86 3-3 K	4	0	0	0	0	2	4
10 Daric Barton, L (1, 3) OBP: 0.311, SLG: 0.308		C SI 87 C SL 80 F SI 88 X SI 88 0-2 F7			B SL 80 X SI 87 1-0 F8			B SI 87 C SL 80 F SI 87 C SL 77 1-3 K		3	0	0	0	0	1	0
22 Jack Hannahan, L (1, 5) OBP: 0.307, SLG: 0.333		X SI 87 0-0 G3-1			B SL 81 B SL 80 B SI 88 C SI 87 F SI 89 F SL 83 X SI 88 3-2 G4-3			C SI 88 C SL 76 B SI 89 F SI 88 B SI 88 F SL 82 X SL 78 2-2 15 G3 14 1B 2B		3	1	1	0	0	0	0
Inning Stats	R: 0 E: 0 K: 0 S: 11 H: 1 LOB: 1 BB: 0 P: 15	R: 0 E: 0 K: 1 S: 6 H: 0 LOB: 0 BB: 0 P: 9	R: 0 E: 0 K: 1 S: 8 H: 0 LOB: 0 BB: 0 P: 9	R: 0 E: 0 K: 0 S: 10 H: 2 LOB: 3 BB: 1 P: 19	R: 0 E: 0 K: 0 S: 7 H: 0 LOB: 0 BB: 0 P: 12	R: 0 E: 0 K: 2 S: 8 H: 0 LOB: 0 BB: 0 P: 10	R: 0 E: 0 K: 0 S: 7 H: 0 LOB: 0 BB: 0 P: 11	R: 1 E: 0 K: 1 S: 16 H: 2 LOB: 1 BB: 0 P: 24	R: 0 E: 0 K: 1 S: 10 H: 1 LOB: 1 BB: 0 P: 18	1B: 4 2B: 2 3B: 0 HR: 0 SF: 0 SAC: 0 DP: 0 HBP: 0						

PITCHER	IP	WLS	BF	H	R	ER	SO	BB	IBB	HBP	BLK	WP	HR	S	P	ERA	WHIP
29 Nate Robertson, L (1, 1) ERA: 5.84	7.2	W	29	5	1	1	5	1	0	0	0	0	0	70	104	1.17	0.783
56 Fernando Rodney, R (8, 1) ERA: 4.88	1.1	S	5	1	0	0	1	0	0	0	0	0	0	13	23	0.00	0.750

PITCHER	IP	WLS	BF	H	R	ER	SO	BB	IBB	HBP	BLK	WP	HR	S	P	ERA	WHIP

TOP

Oakland Athletics @ Detroit Tigers

Comerica Park, Detroit, MI

Sun Aug 10 2008, 1:05 PM EDT
Att. 40,743 - Cloudy - 70 F

livebaseballscorecards.com

AB	33
R	1
H	6
RBI	1
BB	1
SO	6
LOB	11

PA: 34

WP: 0
PB: 0
SB: 0
CS: 0

Oakland Athletics @ Detroit Tigers

Comerica Park, Detroit, MI

Sun Aug 10 2008, 1:05 PM EDT
Att. 40,743 - Cloudy - 70 F

livebaseballscorecards.com

BOTTOM

Batter	1	2	3	4	5	6	7	8	9	AB	R	H	RBI	BB	SO	LOB
28 Curtis Granderson, L (1, 8) OBP: 0.367, SLG: 0.501	B SI 86 F FF 87 B FF 86 X FF 86 2-1 F8 ①		C FF 85 S SL 80 B SL 83 X FF 88 1-2 F7 ①		S SL 80 X SI 86 0-1 HR	B SL 82 3 SAFE B SL 83 C SI 89 D CH 78 B SL 84 4-1 14 1B 30 1B BB		C SI 90 L SI 89 C CU 72 0-3 K ①		4	2	1	1	1	1	1
14 Placido Polanco, R (1, 4) OBP: 0.355, SLG: 0.428	C SI 86 B SI 87 X FF 87 1-1 F8 ②		C SI 87 F CH 79 B FF 88 B CU 74 X FF 87 2-2 F8 ②		X CH 78 0-0 P6 ①	C SL 84 X SI 89 0-1 30 1B 1-2 2-3 3-H 1B		B SI 90 C SI 91 X SI 90 1-1 FC5-4 ② 25 E 1-2f		5	1	1	1	0	0	1
25 Ryan Raburn, R (1, 7) OBP: 0.319, SLG: 0.423	B SI 86 B SI 87 C FF 88 B CH 80 S FF 89 B FF 89 4-2 BB		B CH 80 C SI 88 B SI 87 B CH 79 F FF 88 B FF 90 4-2 BB		X SI 85 0-0 F8 ②	S SL 83 F SL 82 B SL 82 B SL 83 S SL 84 2-3 K ②		1 SAFE B SI 90 F SI 90 C CU 72 B SI 91 1 SAFE B CU 72 X SI 90 3-2 E6 1-H 2B		3	1	1	1	2	1	3
30 Magglio Ordonez, R (1, 9) OBP: 0.378, SLG: 0.487 Matt Joyce, L (9, 9) OBP: 0.335, SLG: 0.577	B SI 86 1 SAFE C SI 86 1 SAFE B CH 76 1 SAFE F SI 88 S CH 79 2-3 K ③		B CH 78 F FF 86 1 SAFE F FF 87 B CH 80 1 SAFE X FF 88 2-2 P4 ③		B CH 79 B CU 74 C FF 87 C FF 86 B SL 83 X FF 89 3-2 24 BB 1B	B SL 82 C SI 89 X SI 90 1-1 1-2 2-H 3-H 1B		B SI 91 F CH 83 B CU 73 B SI 90 F SI 88 X SI 89 3-2 G5-3 ③		5 0	0 0	2 0	2 0	0 0	1 0	2 0
24 Miguel Cabrera, R (1, 3) OBP: 0.364, SLG: 0.525		C FF 85 B SI 86 B FF 87 B CH 80 B FF 86 4-1 G6-4-3 BB		B CU 74 B SI 86 C CH 78 X SL 79 2-1 2B	B FF 87 1 SAFE 1 SAFE B CH 79 F FF 87 B CH 79 B FF 88 4-1 1-2 BB	C SL 80 S FF 94 D SL 82 B SL 81 B FF 93 S SL 81 3-3 K ③				2	0	1	0	2	1	2
Gary Sheffield, R (1, 10) OBP: 0.322, SLG: 0.375		C FF 87 B CH 78 X CH 78 1-1 G6-4-3 ①② 1-2f		B FF 86 2 SAFE X FF 86 1-0 P5 ①	C SL 83 D SL 84 B SI 89 B SL 84 C SL 83 S SL 82 3-3 K ③		C SL 80 F FF 93 F SL 80 F SL 81 C SI 94 0-3 K ①			4	0	0	0	0	2	4
15 Brandon Inge, R (1, 5) OBP: 0.317, SLG: 0.409		C SI 88 B SI 88 B CH 80 B CH 78 B FF 89 4-1 BB BB		F FF 87 F CH 80 B FF 87 X FF 87 1-2 L9 ②		B SI 91 B SL 84 B SI 89 B SI 88 4-1 SH1-4 14 1B 1B BB	C FF 94 B FF 94 B SL 82 X FF 94 2-1 L7 ②			2	1	0	0	2	0	1
Edgar Renteria, R (1, 6) OBP: 0.314, SLG: 0.345		B SI 86 B FF 87 F FF 86 B CH 79 C SI 87 B SI 88 4-2 1-2 BB		I IN 71 I IN 71 I IN 72 I IN 72 4-0 IBB		1 SAFE B SL 84 F SI 89 S SL 82 X SI 88 1-2 14 1B SH1-4 30 1B 1-2 1B	C FF 95 S FF 95 B SL 82 B SL 81 F FF 94 C FF 93 2-3 K ③			2	1	1	0	2	1	0
Dane Sardinha, R (1, 2) OBP: 0.143, SLG: 0.185		C FF 88 B CH 81 S CH 79 B SI 89 F CH 80 B SI 90 F CH 81 C FF 89 3-3 K ③		X CH 79 0-0 L6 ③		M SL 83 B SI 90 L SL 82 X SL 83 1-2 SH1-4 ① 1-2 2-3		B SI 91 B SI 91 F SI 90 B SI 90 F SI 89 F SI 90 B SI 90 4-2 14 FC5-4 BB		2	0	0	0	1	1	4
Inning Stats	R: 0 E: 0 K: 1 S: 9 H: 0 LOB: 1 BB: 1 P: 18	R: 0 E: 0 K: 1 S: 11 H: 0 LOB: 2 BB: 3 P: 27	R: 0 E: 0 K: 0 S: 11 H: 0 LOB: 1 BB: 1 P: 20	R: 0 E: 0 K: 0 S: 7 H: 1 LOB: 2 BB: 1 P: 15	R: 1 E: 0 K: 1 S: 11 H: 2 LOB: 2 BB: 1 P: 21	R: 3 E: 0 K: 2 S: 18 H: 3 LOB: 2 BB: 2 P: 34	R: 0 E: 0 K: 2 S: 11 H: 0 LOB: 0 BB: 0 P: 15	R: 2 E: 1 K: 1 S: 14 H: 1 LOB: 0 BB: 1 P: 25		1B: 4 2B: 2 3B: 0 HR: 1 SF: 0 SAC: 1 DP: 1 HBP: 0	WP: 0 PB: 0 SB: 0 CS: 0 PA: 40					

PITCHER	IP	WLS	BF	H	R	ER	SO	BB	IBB	HBP	BLK	WP	HR	S	P	ERA	WHIP
Greg Smith, L (1, 1) ERA: 3.92	4.2	L	23	3	1	1	2	6	1	0	0	0	1	46	95	1.93	1.929
Huston Street, R (5, 1) ERA: 4.65	1.0		8	3	3	3	2	2	0	0	0	0	0	18	34	27.00	5.000
33 Joey Devine, R (6, 1) ERA: 1.05	1.1		4	0	0	0	3	0	0	0	0	0	0	14	21	0.00	0.000
13 Jerry Blevins, L (8, 1) ERA: 2.81	1.0		5	1	2	1	1	1	0	0	0	0	0	14	25	9.00	2.000

PITCHER	IP	WLS	BF	H	R	ER	SO	BB	IBB	HBP	BLK	WP	HR	S	P	ERA	WHIP

AB	29
R	6
H	7
RBI	5
BB	10
SO	8
LOB	18

Toronto Blue Jays @ Detroit Tigers

Comerica Park, Detroit, MI

Mon Aug 11 2008, 7:05 PM EDT

Att. 39,718 - Partly Cloudy - 76 F

TOP

livebaseballscorecards.com

Batter	1	2	3	4	5	6	7	8	9	AB	R	H	RBI	BB	SO	LOB
1 Joe Inglett, L (1, 4) OBP: 0.344, SLG: 0.421	C FF 93 F FF 95 F FF 96 S FF 96 0-3 ① **K**		X FF 91 0-0 ① **F7**		X FF 92 0-0 ① **SH5-3** 2-3		X FF 90 0-0 ① **F9**		B CU 76 B SI 88 C SI 87 B SL 84 X SL 84 3-1 ② **P6**	4	0	0	0	0	1	2
19 Marco Scutaro, R (1, 5) OBP: 0.343, SLG: 0.326	X FF 93 0-0 ② **G6-3**		C CU 76 B FF 92 D CH 82 1 SAFE F FF 92 X FF 92 2-2 ②③ **G6-4-3** 1-2f		B FF 95 B CH 84 C CU 80 S CU 81 D CU 81 B CH 85 4-2 10 WP 15 1B 10 SF7 BB		C FF 91 X SL 81 0-1 10 FC6 1B		C CU 76 B SI 89 C SL 83 S SL 83 1-3 ③ **K**	4	1	1	0	1	1	2
15 Alex Rios, R (1, 9) OBP: 0.330, SLG: 0.421	C FF 93 F FF 94 F FF 96 S CH 85 0-3 ③ **K2-3**			B CU 77 C CU 77 F CH 83 B CU 81 B CU 80 B FF 94 4-2 10 1B 1B BB	C CU 78 X FF 95 0-1 10 WP 1-2 3-H 1B		C SL 80 S SL 80 X FS 85 0-2 ② **F8**			3	1	1	1	1	1	1
10 Vernon Wells, R (1, 8) OBP: 0.326, SLG: 0.444		F FF 91 S CH 83 F CH 84 X FF 94 0-2 20 1B 1B 1B		1 SAFE S FF 93 D CH 84 S FF 93 X FF 93 1-2 1-3 1B 20 SF8 1B	C FF 91 B SL 79 B FF 90 X FF 90 2-1 ② **SF7** 1-2 2-H		X FF 92 0-0 ③ **FC6** 1-2f			3	2	2	1	0	0	1
Matt Stairs, L (1, 10) OBP: 0.340, SLG: 0.405		T FF 92 B FF 94 C FF 94 B CU 80 B CU 82 X FF 95 3-2 20 1B 26 SF9 1-2 1B		S CH 83 B FF 94 C CU 78 B CH 86 X FF 94 2-2 1-3 3-H 1B	S FF 91 C SL 78 S CH 85 0-3 ③ **K**			B FF 90 B FF 90 X FF 90 2-0 ① **P4**		4	1	2	1	0	1	1
20 Rod Barajas, R (1, 2) OBP: 0.307, SLG: 0.444		B FF 96 X FF 94 1-0 35 G6-3 1-3 2-H 1B		X FF 96 0-0 ① **SF8** 3-H		C FF 90 B FF 90 B FF 91 X FF 90 2-1 HR		B FF 91 F FF 91 F FF 92 B FF 90 B SL 80 F FF 91 F FF 92 S FS 86 3-3 ② **K**		3	1	2	3	0	1	0
26 Adam Lind, L (1, 7) OBP: 0.324, SLG: 0.491		C FF 94 F CH 84 F CU 83 F CU 83 D CH 85 F FF 96 X CU 82 1-2 ① **SF9** 3-H		X FF 95 0-0 ② **F7**		X FF 92 0-0 ① **G3-1**		B FS 85 F FF 91 S SL 80 F SL 79 S FS 85 1-3 ③ **K**		3	0	0	1	0	1	1
35 Lyle Overbay, L (1, 3) OBP: 0.374, SLG: 0.401		B FF 90 B CH 82 C FF 93 C FF 93 X FF 93 2-2 ②③ **G6-3** 1-2f		C FF 91 B CH 83 B CH 84 X FF 92 2-1 ③ **F8**		B FF 91 B CH 85 C FF 90 C SL 79 B FS 85 C SL 79 3-3 ② **K**			C SI 88 B SI 88 X SL 84 2-1 1B	4	0	1	0	0	1	2
6 John McDonald, R (1, 6) OBP: 0.264, SLG: 0.281			B FF 91 B FF 91 X FF 92 2-0 **E6** 19 G6-4-3		F FF 92 F FF 92 B FF 94 B CU 80 B CU 82 X FF 93 3-2 1 SH5-3 15 1B 2B	B SL 82 C SL 80 B FS 86 X FF 91 2-1 ③ **P4**			X SI 88 0-0 ① **L5**	4	1	1	0	0	0	1
Inning Stats	R: 0 E: 0 K: 2 S: 9 H: 0 LOB: 0 BB: 0 P: 9	R: 2 E: 0 K: 0 S: 17 H: 3 LOB: 0 BB: 0 P: 24	R: 0 E: 1 K: 0 S: 5 H: 0 LOB: 0 BB: 0 P: 9	R: 2 E: 0 K: 0 S: 12 H: 2 LOB: 1 BB: 1 P: 21	R: 2 E: 0 K: 1 S: 13 H: 2 LOB: 1 BB: 1 P: 22	R: 1 E: 0 K: 1 S: 8 H: 1 LOB: 0 BB: 0 P: 15	R: 0 E: 0 K: 0 S: 7 H: 1 LOB: 1 BB: 0 P: 7	R: 0 E: 0 K: 2 S: 10 H: 0 LOB: 0 BB: 0 P: 16	R: 0 E: 0 K: 1 S: 8 H: 1 LOB: 1 BB: 0 P: 14	1B: 8 2B: 1 3B: 0 HR: 1 SF: 3 SAC: 1 DP: 2 HBP: 0						

	AB	32
	R	7
	H	10
	RBI	7
	BB	2
	SO	7
	LOB	11

WP: 1 PB: 0 SB: 0 CS: 0 PA: 38

PITCHER		IP	WLS	BF	H	R	ER	SO	BB	IBB	HBP	BLK	WP	HR	S	P	ERA	WHIP
35 Justin Verlander, R ERA: 4.77	(1, 1)	4.1	L	21	7	6	6	2	2	0	0	0	0	0	51	78	12.46	2.077
Aquilino Lopez, R ERA: 3.1	(5, 1)	3.2		13	2	1	1	4	0	0	0	0	1	1	30	45	2.46	0.545
49 Casey Fossum, L ERA: 5.09	(9, 1)	1.0		4	1	0	0	1	0	0	0	0	0	0	8	14	0.00	1.000

PITCHER		IP	WLS	BF	H	R	ER	SO	BB	IBB	HBP	BLK	WP	HR	S	P	ERA	WHIP

Batter	1	2	3	4	5	6	7	8	9	AB	R	H	RBI	BB	SO	LOB
28 Curtis Granderson, L (1, 8) OBP: 0.365, SLG: 0.497	C FF 86 S SI 87 X CH 80 0-2 ① G5-3		C FF 86 B CU 75 C FC 85 B FC 85 D CH 82 X CH 82 3-2 14 G6-4-3 1B		C FF 85 C FF 85 F CU 73 S SI 86 0-3 ① K		C SI 96 B FS 88 C SI 98 F FS 86 F FS 86 B SI 98 S SI 96 2-3 ① K		C FF 88 X SL 83 0-1 ② L9	5	0	1	0	0	2	2
14 Placido Polanco, R (1, 4) OBP: 0.354, SLG: 0.426	C FF 87 B FF 87 X FC 85 1-1 ② L4		C SI 87 1 SAFE B CH 81 1 SAFE X SI 88 1-1 ①② G6-4-3 1-2f		B FC 84 X FC 85 1-0 30 FC6-4 1B		B SI 95 C SI 95 B FS 89 F SI 95 B SI 98 X SI 95 3-2 ② G1-3		B FF 89 B FF 89 C FF 89 F FF 87 S FF 89 2-3 ③ K	5	0	1	0	0	1	3
9 Carlos Guillen, S (1, 5) OBP: 0.376, SLG: 0.433	B SI 87 X FF 85 1-0 30 1B 1B		F CH 82 C SI 87 H FF 87 1-2 30 WP HBP		C FF 86 1 SAFE X FC 84 0-1 ② P2		B SI 99 S SI 97 S SI 98 S FS 88 1-3 ③ K			3	0	1	0	0	1	1
30 Magglio Ordonez, R (1, 9) OBP: 0.379, SLG: 0.486	1 SAFE B FC 85 B FC 85 X FC 85 2-0 1-2 1B		B FF 88 B CH 83 B FC 85 C CH 81 C FC 85 B SI 88 4-2 1-2 BB		B FF 86 X FC 84 1-0 ③ FC6-4 1-2f			X SI 90 0-0 ① G6-3		3	0	1	0	1	0	1
24 Miguel Cabrera, R (1, 3) OBP: 0.363, SLG: 0.529	B CH 81 B FC 86 X SL 83 2-0 ③ G3-1		S FC 85 B FF 87 B CH 82 B FC 85 S FC 85 X FC 86 3-2 ③ G6-3			B SL 79 C FC 85 B SI 86 B FC 85 T FF 87 X CH 82 3-2 HR		C SI 90 B CU 76 B SI 90 S SI 91 C SI 91 2-3 ② K		4	1	1	1	0	1	4
Matt Joyce, L (1, 7) OBP: 0.333, SLG: 0.569		C FF 86 X FC 86 0-1 ① F8		B CH 79 S CH 80 B FC 84 F CH 81 X FC 85 2-2 ① G6-3		F FC 83 X CH 81 0-1 1B		X SI 90 0-0 ③ G4-3		4	0	1	0	0	0	0
Gary Sheffield, R (1, 10) OBP: 0.321, SLG: 0.371		B FF 87 F FC 86 B SI 87 C FC 85 B FC 85 F FC 85 C FF 88 3-3 ② K		B FC 85 X SI 86 1-0 ② G5-3		B FC 85 1 SAFE B FC 85 X FF 87 2-0 ① P6		C FF 88 B SL 82 B FF 89 B FF 86 B FF 87 4-1 FC5-4 BB		3	0	0	0	1	1	1
Edgar Renteria, R (1, 6) OBP: 0.314, SLG: 0.346		B FF 88 C FF 88 B SI 88 X FC 84 2-1 ③ P5		F FF 86 B SI 87 C FF 87 X SL 80 1-2 2B		B FC 84 X FF 87 1-0 ② F9		B FF 88 C FF 88 B FF 88 X FF 88 2-1 ① FC5-4 15 2B 1-2f		4	0	1	0	0	0	2
15 Brandon Inge, R (1, 2) OBP: 0.320, SLG: 0.429			B FF 87 B FC 85 S FC 86 F FC 85 X SL 81 2-2 HR	B FF 86 B SL 81 C FF 87 C FC 86 B FF 88 C FC 86 3-3 ③ K		B FF 86 B FF 87 X FC 85 2-0 ③ F8			C FF 87 B FF 89 F FF 89 B SL 84 X SL 83 2-2 1-3 2B	4	1	2	1	0	1	2
Inning Stats	R: 0 E: 0 K: 0 S: 8 H: 2 LOB: 2 BB: 0 P: 14	R: 0 E: 0 K: 1 S: 8 H: 0 LOB: 0 BB: 0 P: 13	R: 1 E: 0 K: 0 S: 15 H: 2 LOB: 2 BB: 1 P: 29	R: 0 E: 0 K: 1 S: 10 H: 1 LOB: 1 BB: 0 P: 17	R: 0 E: 0 K: 1 S: 8 H: 1 LOB: 1 BB: 0 P: 10	R: 1 E: 0 K: 0 S: 8 H: 2 LOB: 1 BB: 0 P: 16	R: 0 E: 0 K: 2 S: 11 H: 0 LOB: 0 BB: 0 P: 17	R: 0 E: 0 K: 1 S: 5 H: 0 LOB: 0 BB: 0 P: 7	R: 0 E: 0 K: 1 S: 11 H: 1 LOB: 2 BB: 1 P: 21	1B: 5 2B: 2 3B: 0 HR: 2	SF: 0 SAC: 0 DP: 1 HBP: 1		WP: 1 PB: 0 SB: 0 CS: 0	PA: 38			

BOTTOM

Toronto Blue Jays @ Detroit Tigers

Comerica Park, Detroit, MI

Mon Aug 11 2008, 7:05 PM EDT
Att. 39,718 - Partly Cloudy - 76 F

livebaseballscorecards.com

AB	35
R	2
H	9
RBI	2
BB	2
SO	7
LOB	16

PITCHER		IP	WLS	BF	H	R	ER	SO	BB	IBB	HBP	BLK	WP	HR	S	P	ERA	WHIP
28 Shaun Marcum, R ERA: 3.42	(1, 1)	6.0	W	27	8	2	2	3	1	0	1	0	1	2	57	99	3.00	1.500
22 Brandon League, R ERA: 2.55	(7, 1)	1.0		3	0	0	0	2	0	0	0	0	0	0	11	17	0.00	0.000
37 Scott Downs, L ERA: 1.27	(8, 1)	1.0		3	0	0	0	1	0	0	0	0	0	0	5	7	0.00	0.000
52 B.J. Ryan, L ERA: 3.07	(9, 1)	1.0		5	1	0	0	1	1	0	0	0	0	0	11	21	0.00	2.000

PITCHER	IP	WLS	BF	H	R	ER	SO	BB	IBB	HBP	BLK	WP	HR	S	P	ERA	WHIP

Toronto Blue Jays @ Detroit Tigers

Comerica Park, Detroit, MI

Tue Aug 12 2008, 7:05 PM EDT

Att. 39,790 - Partly Cloudy - 75 F

TOP

livebaseballscorecards.com

Batter	1	2	3	4	5	6	7	8	9	AB	R	H	RBI	BB	SO	LOB
1 Joe Inglett, L (1, 4) OBP: 0.346, SLG: 0.418	C SI 85 B SI 88 B CH 79 X SI 87 2-1 G4-3 ①		B CH 78 C CH 78 B SI 89 X SI 88 2-1 F8 ②		X CH 88 0-0 15 FC6-4 1-2 1B		B SL 80 F SI 91 X SI 90 1-1 G4-3 ② 2-3 3-H	B FF 96 B FF 97 B FF 97 C FF 96 B FF 95 4-1 BB		4	0	1	1	1	0	1
19 Marco Scutaro, R (1, 5) OBP: 0.344, SLG: 0.330	C SI 89 C CU 73 B SL 85 F SI 89 F SI 90 B CU 75 X SI 90 2-2 F8 ②		X SI 90 0-0 2B		B SL 83 X SI 90 1-0 F8 ②		B FF 97 F FF 96 B CU 78 X FF 96 2-1 15 BB 10 2B 3-H 1B	C SL 86 F FF 98 X SL 87 0-2 G5-3 ③		5	1	2	1	0	0	3
15 Alex Rios, R (1, 9) OBP: 0.331, SLG: 0.419	F SI 89 B SI 88 B SI 90 X SI 91 2-1 10 S 1B		B SL 84 C SI 91 F SL 84 B CH 78 S CH 80 2-3 K ③		S SI 91 X SI 92 0-1 FC6-4 ③ 1-2f		C FF 95 B FF 96 F FF 96 D CU 79 B CU 79 B FF 95 4-2 10 2B 1-2 BB		B SI 90 X SI 92 1-0 E7 20 S 20 BB	4	1	1	0	1	1	3
10 Vernon Wells, R (1, 8) OBP: 0.328, SLG: 0.447	C SI 89 B SI 91 S SL 84 B SL 81 F SI 90 B CH 80 S SL 82 3-3 K ③ 1-2			C FF 88 F CH 79 B SL 84 B CU 73 F FF 90 X SL 82 2-2 1B		C SI 89 B SI 89 B CU 74 B SI 89 X SI 90 3-1 G6-3 ① 1-H 2-H	B FF 97 X FF 96 1-0 20 BB 2B		C SI 92 D SL 84 X SI 94 1-1 F9 ①	5	0	2	2	0	1	2
Matt Stairs, L (1, 10) OBP: 0.341, SLG: 0.401 36 Kevin Mench, R (9, PR) OBP: 0.320, SLG: 0.349 (9, 10)		S CH 86 B SI 89 S CH 80 C SI 89 1-3 K ①		X CH 80 0-0 F8 ①		S CH 80 F SL 85 B SI 90 B SL 83 B SI 90 X SI 89 3-2 F8 ②	I IN 83 I IN 83 I IN 83 I IN 85 4-0 20 BB IBB		I IN 67 I IN 65 I IN 68 I IN 66 4-0 20 BB 26 1B IBB	3 0	0 1	0 0	0 0	2 0	1 0	1 0
20 Rod Barajas, R (1, 2) OBP: 0.309, SLG: 0.439		B FF 89 X SL 82 1-0 G5-3 ②		F FF 90 S SL 85 F CH 79 B SI 92 B SL 84 B SI 91 X SI 92 3-2 L4 ②		C CU 73 S CU 73 C CU 73 B SI 91 B SI 92 X SL 84 2-2 G6-3 ③	B FF 96 B FF 95 2 SAFE B FF 96 B FF 97 4-0 1-2 2-3 BB		B SI 93 F CH 90 B SL 86 F SI 94 B CH 90 F SI 96 B SI 95 4-2 26 1B 1-2 2-H 2-3 BB	3	0	0	0	2	0	1
26 Adam Lind, L (1, 7) OBP: 0.332, SLG: 0.512 35 Brad Wilkerson, L (9, 7) OBP: 0.319, SLG: 0.320		C FF 88 X FF 88 0-1 HR		C SI 88 B CH 80 B CH 80 C SI 88 S SL 81 2-3 K ③			6 26 1 G4-3 1B F7		B SI 94 B CH 89 F SI 96 F SI 94 B CH 88 X SI 95 3-2 1-3 3-H 1B	5 0	2 0	3 0	2 0	0 0	1 0	4 0
35 Lyle Overbay, L (1, 3) OBP: 0.370, SLG: 0.395		B SI 89 C SI 89 B CH 81 F SI 88 C SI 90 2-3 K ③		C CH 87 B SI 88 B SL 82 X SI 89 2-1 G4-3 ①			B SL 79 C SI 90 C SI 90 C SI 92 1-3 K ① 1-3	F FF 96 F SL 89 B FF 96 F SL 87 X SI 94 1-2 L5 ①	C SI 94 B CH 87 C SI 94 X CH 88 1-2 L9 ③	5	0	0	0	0	2	4
6 John McDonald, R (1, 6) OBP: 0.273, SLG: 0.293			X CU 71 0-0 L5 ①		B FF 90 F SI 90 L SI 90 B SI 91 F SL 85 F CH 78 B SI 91 F SI 90 F SI 91 4-2 1 1B BB		B SI 90 B SI 91 C SI 90 F SI 90 F SI 91 F SI 92 F SI 91 B SL 78 F SI 91 3-2 X SI 91 1 G4-3 19 1B 1-3 2B	X FF 97 0-0 G6-3 ②		3	1	1	0	1	0	0
Inning Stats	R: 0 E: 0 K: 1 S: 13 H: 1 LOB: 1 BB: 0 P: 22	R: 1 E: 0 K: 2 S: 9 H: 1 LOB: 0 BB: 0 P: 13	R: 0 E: 0 K: 1 S: 7 H: 1 LOB: 1 BB: 0 P: 11	R: 0 E: 0 K: 1 S: 12 H: 1 LOB: 1 BB: 0 P: 19	R: 0 E: 0 K: 0 S: 14 H: 1 LOB: 2 BB: 1 P: 21	R: 0 E: 0 K: 0 S: 9 H: 0 LOB: 0 BB: 0 P: 17	R: 4 E: 0 K: 1 S: 20 H: 4 LOB: 3 BB: 3 P: 41	R: 0 E: 0 K: 0 S: 9 H: 0 LOB: 1 BB: 1 P: 14	R: 1 E: 1 K: 0 S: 12 H: 1 LOB: 3 BB: 2 P: 26	1B: 6 2B: 3 3B: 0 HR: 1 SF: 0 SAC: 0 DP: 0 HBP: 0						

	AB	37
	R	6
	H	10
	RBI	6
	BB	7
	SO	6
	LOB	19

WP: 1 PB: 0 SB: 2 CS: 0 PA: 44

PITCHER		IP	WLS	BF	H	R	ER	SO	BB	IBB	HBP	BLK	WP	HR	S	P	ERA	WHIP
31 Zach Miner, R ERA: 3.41	(1, 1)	6.0		24	5	1	1	5	1	0	0	0	0	1	64	103	1.50	1.000
44 Bobby Seay, L ERA: 2.85	(7, 1)	0.2	H	4	2	2	2	1	0	0	0	0	0	0	14	19	27.00	3.000
54 Joel Zumaya, R ERA: 3.47	(7, 1)	0.0	L	5	2	2	2	0	2	1	0	0	0	0	5	20	∞	∞
48 Kyle Farnsworth, R ERA: 3.96	(7, 1)	1.1		5	0	0	0	0	1	0	0	0	0	0	10	16	0.00	0.750
34 Freddy Dolsi, R ERA: 3.96	(9, 1)	1.0		6	1	1	1	0	1	1	0	0	1	0	12	26	9.00	2.000

PITCHER		IP	WLS	BF	H	R	ER	SO	BB	IBB	HBP	BLK	WP	HR	S	P	ERA	WHIP

Toronto Blue Jays @ Detroit Tigers

Comerica Park, Detroit, MI

Tue Aug 12 2008, 7:05 PM EDT

Att. 39,790 - Partly Cloudy - 75 F

BOTTOM

Batter	1	2	3	4	5	6	7	8	9	AB	R	H	RBI	BB	SO	LOB
28 Curtis Granderson, L (1, 8) OBP: 0.363, SLG: 0.496	B FF 94 B FF 94 X FF 95 2-0 ① F9		B KC 82 F SI 94 B SI 95 C SI 95 X KC 83 2-2 2B		C FF 95 X FF 95 0-1 ① P6	C KC 82 B KC 80 1-1 ③ CS 2-3	B SI 96 C SI 97 X SI 97 1-1 ① G3-1		B FF 88 C FF 88 X FF 88 1-1 ③ F8	5	0	1	0	0	0	2
14 Placido Polanco, R (1, 4) OBP: 0.355, SLG: 0.426	C FF 94 F SI 94 X SI 95 0-2 9 FC4-6 1B		F FF 95 X FF 94 0-1 ② L8		1 SAFE S KC 82 1 SAFE B KC 78 X SI 95 1-1 ② FC5-2 1-2 3-H		C SI 96 X FS 88 0-1 9 FC4-6 1B			4	0	2	0	0	0	3
9 Carlos Guillen, S (1, 5) OBP: 0.373, SLG: 0.429 25 Ryan Raburn, R (8, 5) OBP: 0.319, SLG: 0.423	F FF 95 B B C X 2-2 ② FC4-6 30 S 1-2f		B KC 81 B FF 95 S SI 95 B SI 96 F SI 95 S KC 82 3-3 ③ K		B FF 95 C KC 79 C SI 95 S SI 94 1-3 ③ K		S SI 96 F SI 97 F SI 98 F SI 97 D FS 87 B SI 97 X SI 97 2-2 ② FC4-6 30 WP 1-2f			4 0	0 0	0 0	0 0	0 0	2 0	5 0
30 Magglio Ordonez, R (1, 9) OBP: 0.378, SLG: 0.491	F FF 96 B SI 96 F FF 96 D KC 83 B KC 83 X FF 96 3-2 ③ G3-1 1-2			B FF 93 B SI 93 B FF 93 C FF 95 F FF 94 F FF 95 F FF 95 C KC 83 3-3 ① K		X FF 93 0-0 HR	B SI 97 F SI 97 F SI 96 B FS 86 B SI 96 X SI 97 3-2 ③ L7 1-2			4	1	1	1	0	1	2
24 Miguel Cabrera, R (1, 3) OBP: 0.360, SLG: 0.524		C FF 95 B KC 82 C KC 82 F FF 95 X KC 84 1-2 ① G5-3		C FF 94 F FF 95 S SI 95 0-3 ② K		B KC 81 B KC 81 X SI 94 2-0 ① G5-3		F SI 89 B SI 90 F SI 92 F CU 77 X CU 76 1-2 ① G5-3		4	0	0	0	0	1	0
Matt Joyce, L (1, 7) OBP: 0.331, SLG: 0.558		C FF 96 C SI 95 S KC 82 0-3 ② K		H KC 82 1-0 HBP		F FF 96 B SI 94 S KC 80 S KC 82 1-3 ② K		L SI 90 F SI 91 B CU 76 F SI 91 S SI 91 1-3 ② K		3	0	0	0	0	3	0
Gary Sheffield, R (1, 10) OBP: 0.323, SLG: 0.394		B FF 96 C KC 83 F SI 95 B KC 83 B SI 95 X FF 97 3-2 HR		B KC 81 1 SAFE C KC 80 X SI 94 1-1 ③ G5-3		B KC 83 B CH 88 B SI 94 C SI 94 X SI 94 3-1 HR		C SI 90 B SI 92 X SI 92 1-1 ③ P6		4	2	2	2	0	0	1
Edgar Renteria, R (1, 6) OBP: 0.315, SLG: 0.349		B FF 95 S KC 82 C KC 81 F KC 82 B SI 96 X SI 94 2-2 ③ G6-3			B FF 94 B FF 93 B SI 93 C FF 95 B FF 94 4-1 15 1B 14 FC5-2 BB	C FF 96 F FF 96 X FF 96 0-2 15 2B 2B			C FC 87 F FF 88 B FF 89 S SL 83 1-3 ① K	3	1	1	0	1	1	0
15 Brandon Inge, R (1, 2) OBP: 0.323, SLG: 0.435			C FF 93 B KC 81 B SI 94 S SI 94 F SI 95 B SI 95 X SI 95 3-2 ① G5-3		1 SAFE X SI 93 0-0 14 FC5-2 1-3 1B	C SI 95 D KC 81 X FF 94 1-1 28 CS 2-H 2B			B FF 88 C FF 88 B FC 88 B FF 87 X FF 89 3-1 ② F8	4	0	2	1	0	0	0
Inning Stats	R: 0 E: 0 K: 0 S: 10 H: 1 LOB: 1 BB: 0 P: 17	R: 1 E: 0 K: 1 S: 14 H: 1 LOB: 0 BB: 0 P: 20	R: 0 E: 0 K: 1 S: 12 H: 1 LOB: 1 BB: 0 P: 20	R: 0 E: 0 K: 2 S: 10 H: 0 LOB: 1 BB: 0 P: 15	R: 0 E: 0 K: 1 S: 9 H: 1 LOB: 2 BB: 1 P: 15	R: 3 E: 0 K: 1 S: 13 H: 4 LOB: 0 BB: 0 P: 21	R: 0 E: 0 K: 0 S: 12 H: 1 LOB: 1 BB: 0 P: 18	R: 0 E: 0 K: 1 S: 10 H: 0 LOB: 0 BB: 0 P: 13	R: 0 E: 0 K: 1 S: 7 H: 0 LOB: 0 BB: 0 P: 12	1B: 3 2B: 3 3B: 0 HR: 3	SF: 0 SAC: 0 DP: 0 HBP: 1	WP: 1 PB: 0 SB: 1 CS: 1	PA: 38			

livebaseballscorecards.com

	AB	35
	R	4
	H	9
	RBI	4
	BB	1
	SO	8
	LOB	13

PITCHER		IP	WLS	BF	H	R	ER	SO	BB	IBB	HBP	BLK	WP	HR	S	P	ERA	WHIP
A.J. Burnett, R ERA: 4.67	(1, 1)	6.0	W	27	8	4	4	6	1	0	1	0	0	3	68	108	6.00	1.500
22 Brandon League, R ERA: 2.41	(7, 1)	1.0	H	4	1	0	0	0	0	0	0	0	1	0	12	18	0.00	1.000
37 Scott Downs, L ERA: 1.25	(8, 1)	1.0	H	3	0	0	0	1	0	0	0	0	0	0	10	13	0.00	0.000
52 B.J. Ryan, L ERA: 3.0	(9, 1)	1.0	S	3	0	0	0	1	0	0	0	0	0	0	7	12	0.00	0.000

PITCHER	IP	WLS	BF	H	R	ER	SO	BB	IBB	HBP	BLK	WP	HR	S	P	ERA	WHIP

Batter	1	2	3	4	5	6	7	8	9	AB	R	H	RBI	BB	SO	LOB
19 Marco Scutaro, R (1, 5) OBP: 0.342, SLG: 0.326	B SI 82 X SI 82 1-0 ① G6-3		C CU 71 B CU 73 B FF 85 B SI 83 B SI 83 4-1 15 1B 10 HR 1B BB	B FF 88 F FF 87 B CH 77 X CH 77 2-1 ③ G4-3			B SI 82 S SI 83 X CU 73 1-1 E5 15 FC6-4 1B		X FF 92 0-0 ② F7	4	1	0	0	1	0	0
David Eckstein, R (1, 4) OBP: 0.355, SLG: 0.359	C SI 81 X SI 81 0-1 2B		X SI 82 0-0 15 1B 10 HR 1-2 1B		F SI 81 X FF 87 0-1 ① F9		B SI 83 F SI 82 X SI 83 1-1 15 FC6-4 1-2 1B		B FF 92 C FF 92 F SL 81 D FS 85 B FF 94 D SL 79 4-2 BB	4	1	3	0	1	0	0
15 Alex Rios, R (1, 8) OBP: 0.329, SLG: 0.417	C SI 81 B SI 82 B CH 79 F SI 82 B SL 79 X SI 83 3-2 ② P6		X SI 82 0-0 10 HR 1-2 2-3 1B		C FF 87 B SL 78 B FF 88 X SI 82 2-1 ② G6-3		F SI 83 F CH 78 B SI 82 F CU 72 B CH 79 B SI 83 X FF 91 3-2 ② FC6-4 1-2f 2-3		B FF 92 B SL 81 X FF 93 2-0 ③ G4-3	5	1	1	0	0	0	4
10 Vernon Wells, R (1, 10) OBP: 0.330, SLG: 0.457	B SI 82 B SI 83 B SI 82 B SI 82 4-0 BB		X CH 77 0-0 1-H 2-H 3-H HR		X SI 82 0-0 ③ G4-3		C SL 78 F SL 80 X FF 93 0-2 ③ F8			3	1	1	4	1	0	2
20 Rod Barajas, R (1, 2) OBP: 0.304, SLG: 0.433	C CH 78 B FF 87 B SI 83 X SI 83 2-1 ③ F7		C SI 82 X SI 81 0-1 ① G6-3			X SI 80 0-0 ① P5		C FF 92 F FF 93 F FS 84 F SL 81 X FF 92 0-2 ① G5-3		4	0	0	0	0	0	2
26 Adam Lind, L (1, 7)		B FF 85 B FF 86 X FF 85 2-0 1B	F FF 90 F SI 82 B CU 74 D CU 74 F FF 89 B CU 74 C FF 89 3-3 ② K			B FF 86 B FF 88 B FF 88 C FF 87 S SI 84 F SI 84 F FF 90 F FF 88 B CH 78 4-2 BB		B FS 82 B FS 81 F FF 92 T FF 93 S FS 84 2-3 ② K		3	0	1	0	1	2	0
35 Lyle Overbay, L (1, 3) OBP: 0.369, SLG: 0.393		B CU 70 C FF 85 B CH 78 1 SAFE B FF 85 F FF 85 F SI 84 S CH 78 3-3 ① K	B SI 83 X FF 88 1-0 ③ F8			1 SAFE 1 SAFE C CU 73 B CU 73 B FF 87 X FF 88 2-1 ② F8		B FF 92 B FS 83 F FF 93 B FF 93 F FF 94 D FS 83 4-2 36 WP BB		3	0	0	0	1	1	2
36 Kevin Mench, R (1, 9) OBP: 0.308, SLG: 0.333		C SI 82 F FF 86 D SI 84 X SI 81 1-2 ② F8		X SI 82 0-0 ① F8		X CH 77 0-0 ③ G4-3		C FF 92 S SL 80 S SL 82 0-3 ③ K 1-2		4	0	0	0	0	1	3
6 John McDonald, R (1, 6) OBP: 0.272, SLG: 0.291		S SI 81 B SI 82 B SI 82 F SI 83 X SI 82 2-2 ③ G4-3		S SI 82 B SI 81 X SI 82 1-1 ② F9			F SI 82 B FF 86 X CH 77 1-1 ① 1B		X FF 92 0-0 ① G6-3	4	0	1	0	0	0	1
Inning Stats	R: 0 E: 0 K: 0 S: 8 H: 1 LOB: 2 BB: 1 P: 18	R: 0 E: 0 K: 1 S: 11 H: 1 LOB: 1 BB: 0 P: 19	R: 4 E: 0 K: 1 S: 11 H: 3 LOB: 0 BB: 1 P: 19	R: 0 E: 0 K: 0 S: 5 H: 0 LOB: 0 BB: 0 P: 8	R: 0 E: 0 K: 0 S: 5 H: 0 LOB: 0 BB: 0 P: 7	R: 0 E: 0 K: 0 S: 9 H: 0 LOB: 1 BB: 1 P: 15	R: 0 E: 1 K: 0 S: 13 H: 2 LOB: 2 BB: 0 P: 19	R: 0 E: 0 K: 2 S: 13 H: 0 LOB: 1 BB: 1 P: 19	R: 0 E: 0 K: 0 S: 5 H: 0 LOB: 1 BB: 1 P: 11	1B: 5 2B: 1 3B: 0 HR: 1 SF: 0 SAC: 0 DP: 0 HBP: 0						

PITCHER		IP	WLS	BF	H	R	ER	SO	BB	IBB	HBP	BLK	WP	HR	S	P	ERA	WHIP
Kenny Rogers, L ERA: 4.95	(1, 1)	6.1	L	29	7	4	4	2	3	0	0	0	0	1	55	95	5.68	1.579
Francis Beltran, R ERA: 3.68	(7, 1)	2.2		10	0	0	0	2	2	0	0	0	1	0	25	40	0.00	0.750

PITCHER	IP	WLS	BF	H	R	ER	SO	BB	IBB	HBP	BLK	WP	HR	S	P	ERA	WHIP

TOP

Toronto Blue Jays @ Detroit Tigers

Comerica Park, Detroit, MI

Wed Aug 13 2008, 7:05 PM EDT

Att. 39,073 - Cloudy - 73 F

livebaseballscorecards.com

AB	34
R	4
H	7
RBI	4
BB	5
SO	4
LOB	14

WP: 1 PA: 39
PB: 0
SB: 0
CS: 0

BOTTOM

Toronto Blue Jays @ Detroit Tigers

Comerica Park, Detroit, MI

Wed Aug 13 2008, 7:05 PM EDT
Att. 39,073 - Cloudy - 73 F

Batter	1	2	3	4	5	6	7	8	9	AB	R	H	RBI	BB	SO	LOB
28 Curtis Granderson, L (1, 8) OBP: 0.359, SLG: 0.491	X FF 89 0-0 ① F8		B FF 92 S FF 91 B FF 91 B FF 90 X FF 92 3-1 ② F8		C FF 90 B FF 91 X FF 90 1-1 ③ G3			C FF 94 B SL 84 F FF 94 X FF 94 1-2 ③ F7		4	0	0	0	0	0	1
14 Placido Polanco, R (1, 4) OBP: 0.356, SLG: 0.424	C FF 87 B CH 82 F FF 89 F FF 91 B FF 90 B FF 91 F FF 92 F FF 92 F FF 91 4-2 30 S BB		X FF 91 0-0 ③ G6-3			C FF 88 B CU 72 B FF 90 B FF 89 X FF 90 3-1 ① G6-3			C SI 88 B SI 89 B SI 90 T SI 90 B SI 90 F SI 90 B SI 91 4-2 30 1B 24 G5-3 BB	2	1	0	0	2	0	0
30 Magglio Ordonez, R (1, 9) OBP: 0.379, SLG: 0.491	B FF 90 B FF 90 C SL 84 1 SAFE S FF 91 B FF 91 S SL 84 3-3 ② K 1-2			B FF 90 B SL 83 F FF 92 F FF 90 X SL 84 2-2 ① P6		F FF 90 X FF 90 0-1 24 G4-6-3 1B			X SI 90 0-0 E 24 G5-3 1-3 2B 1B	4	1	2	0	0	1	1
24 Miguel Cabrera, R (1, 3) OBP: 0.358, SLG: 0.520	S FF 91 F FF 92 S SL 83 0-3 ③ K			F FF 90 B FF 91 X FF 92 1-1 ② F9		B SL 82 F SL 83 S FF 90 F SL 84 B FF 90 X FF 91 2-2 ②③ G4-6-3 1-2f			F SI 96 X SI 97 0-1 ① G5-3 1-2 3-H	4	0	0	1	0	1	3
Gary Sheffield, R (1, 10) OBP: 0.323, SLG: 0.391 Matt Joyce, L (9, PH) OBP: 0.329, SLG: 0.554		B FF 89 X FF 90 1-0 ① P6		B FF 91 C FF 90 B FF 92 B FF 91 B FF 91 4-1 BB			B FF 92 C FF 94 C FF 94 C FF 93 1-3 ① K		B SI 98 F SI 98 B SI 97 X SI 97 2-1 E8 2-3 2B	2 1	0 1	0 0	0 0	1 0	1 0	0 1
25 Ryan Raburn, R (1, 7) OBP: 0.309, SLG: 0.409		B FF 90 X FF 90 1-0 ② F9	B FF 92 B FF 91 S SL 84 B SL 84 X FF 90 3-1 ③ P4				C FF 94 F FF 95 X FF 94 0-2 ② F7		F SI 97 F SI 97 B FS 86 S SI 96 1-3 ② K	4	0	0	0	0	1	3
Edgar Renteria, R (1, 6) OBP: 0.317, SLG: 0.351		B FF 89 B FF 90 C FF 89 B FF 90 B FF 91 4-1 BB			B FF 90 B FF 90 C SL 82 F SL 84 F FF 92 S SL 85 2-3 ① K		B FF 94 C FF 95 X FF 94 1-1 ③ G5-3		F SI 96 C SI 97 X SI 98 0-2 2-H 3-H 2B	3	0	1	2	1	1	0
15 Brandon Inge, R (1, 2) OBP: 0.318, SLG: 0.427		B FF 89 X SL 83 1-0 ③ F8			C FF 92 B CU 75 B FF 92 F FF 91 S SL 86 2-3 ② K			F FF 93 B SL 82 F FF 93 B FF 95 X FF 94 2-2 ① F8	B SI 96 F SI 96 F SI 96 C SL 85 1-3 ③ K	4	0	0	0	0	2	2
39 Ramon Santiago, S (1, 5) OBP: 0.451, SLG: 0.478			B FF 89 F FF 89 B SL 83 B FF 90 X FF 90 3-1 ① F7		B FF 91 B SL 85 B FF 91 C FF 91 C FF 91 F FF 92 F FF 92 F SL 87 F SL 85 3-2 F FF 93 X FF 92 1B			S FF 94 B FF 94 S FF 94 B FF 94 F FF 94 X FF 94 2-2 ② L5		3	0	1	0	0	0	0
Inning Stats	R: 0 E: 0 K: 2 S: 14 H: 0 LOB: 1 BB: 1 P: 21	R: 0 E: 0 K: 0 S: 4 H: 0 LOB: 1 BB: 1 P: 11	R: 0 E: 0 K: 0 S: 5 H: 0 LOB: 0 BB: 0 P: 11	R: 0 E: 0 K: 0 S: 8 H: 0 LOB: 1 BB: 1 P: 18	R: 0 E: 0 K: 2 S: 17 H: 1 LOB: 1 BB: 0 P: 25	R: 0 E: 0 K: 0 S: 8 H: 1 LOB: 0 BB: 0 P: 13	R: 0 E: 0 K: 1 S: 8 H: 0 LOB: 0 BB: 0 P: 10	R: 0 E: 0 K: 0 S: 10 H: 0 LOB: 0 BB: 0 P: 15	R: 3 E: 1 K: 2 S: 17 H: 2 LOB: 1 BB: 1 P: 25	1B: 3 2B: 1 3B: 0 HR: 0 SF: 0 SAC: 0 DP: 1 HBP: 0						

PITCHER	IP	WLS	BF	H	R	ER	SO	BB	IBB	HBP	BLK	WP	HR	S	P	ERA	WHIP
25 David Purcey, L (1, 1) ERA: 5.93	6.0	W	22	2	0	0	4	3	0	0	0	0	0	56	99	0.00	0.833
54 Jason Frasor, R (7, 1) ERA: 3.29	2.0		6	0	0	0	1	0	0	0	0	0	0	18	25	0.00	0.000
37 Scott Downs, L (9, 1) ERA: 1.4	0.0		2	1	2	1	0	1	0	0	0	0	0	4	8	∞	∞
22 Brandon League, R (9, 1) ERA: 2.29	1.0	S	5	1	1	0	2	0	0	0	0	0	0	13	17	0.00	1.000

PITCHER	IP	WLS	BF	H	R	ER	SO	BB	IBB	HBP	BLK	WP	HR	S	P	ERA	WHIP

AB	31
R	3
H	4
RBI	3
BB	4
SO	7
LOB	11

livebaseballscorecards.com

WP: 0 PB: 0 SB: 1 CS: 0 PA: 35

Batter	1	2	3	4	5	6	7	8	9	AB	R	H	RBI	BB	SO	LOB
1 Joe Inglett, L (1, 4) OBP: 0.348, SLG: 0.419	C SI 88 B SI 90 X SI 90 1-1 19 FC4-6 1B		L SL 82 F CH 84 F SL 84 B CH 84 B CH 83 S SL 86 2-3 ① K		C SI 91 X CH 85 0-1 19 1B 1B		C SL 87 F SL 85 B SI 92 C SI 93 1-3 ③ K			4	0	2	0	0	2	1
19 Marco Scutaro, R (1, 5) OBP: 0.341, SLG: 0.325	L SI 89 X SL 85 0-1 ① FC4-6 15 FC5-4 1-2f		B SI 90 C SI 88 B SL 85 X SL 85 2-1 ② F7		1 SAFE X SL 85 0-0 15 FC6-4 1-2 1B			S SI 91 X SI 91 0-1 ① G5-3		4	0	1	0	0	0	2
15 Alex Rios, R (1, 9) OBP: 0.329, SLG: 0.420	C SI 90 F SL 86 D SL 87 X SL 86 1-2 ② FC5-4 1-2f		S SL 84 D CH 85 S SL 86 B SI 93 B SL 88 F SL 87 F SL 86 F SI 91 F SL 87 3-3 ③ K		D SI 91 F SL 86 C SI 92 X SL 89 1-2 ③ FC6-4 1-2f			S SL 86 C SL 85 X SI 92 0-2 3B		4	0	1	0	0	1	4
10 Vernon Wells, R (1, 8) OBP: 0.326, SLG: 0.451	B SI 90 X SL 85 1-0 ③ G6-3			C SI 90 X SI 90 0-1 ① G5-3		X SI 91 0-0 ① G6-3		D SL 86 S SL 87 B SI 92 B SL 87 X SL 88 3-1 ② G6-3		4	0	0	0	0	0	2
Matt Stairs, L (1, 10) OBP: 0.340, SLG: 0.397		B SI 88 B SI 88 C SI 89 S SI 89 C SL 86 2-3 ① K		F CH 84 X SI 90 0-1 ② G5-3		B SI 90 F SL 84 B SI 90 B SL 87 B SI 90 4-1 BB		B SI 88 C SL 86 X SL 86 1-1 ③ G4-3		3	0	0	0	1	1	1
26 Adam Lind, L (1, 7) OBP: 0.333, SLG: 0.500		B SI 90 T CH 84 B SL 86 B CH 85 B SI 90 4-1 BB		B SI 88 B SI 90 X SI 90 2-0 ③ F7		C SL 85 B CH 84 F SI 88 B SI 87 B SI 91 F SL 87 F SI 92 X SI 87 3-2 ② F8			C SI 93 B CH 83 X CH 85 1-1 ① G3	3	0	0	0	1	0	1
35 Lyle Overbay, L (1, 3) OBP: 0.368, SLG: 0.399		X SI 89 0-0 ② F7			X SI 88 0-0 HR	F SI 86 X SI 88 0-1 ③ G4-3			C SI 94 B SI 96 B SI 94 F CH 85 B FF 96 T SI 95 3-2 ② K	4	1	1	1	0	1	2
Gregg Zaun, S (1, 2) OBP: 0.338, SLG: 0.354		C SI 89 S CH 84 B SL 84 C CH 85 1-3 ③ K			C SL 85 B SI 90 B CH 86 C SL 84 B SL 86 X SI 91 3-2 ① F7		S CH 82 B SI 91 B SL 88 C SL 86 B SI 93 X SI 92 3-2 ① L9		B SI 97 B CH 84 B SI 96 C SI 95 C FF 95 C FF 96 3-3 ③ K	4	0	0	0	0	2	1
6 John McDonald, R (1, 6) OBP: 0.274, SLG: 0.292			B SI 90 F SI 87 F SI 91 B SI 93 X SL 86 2-2 1B		C SL 85 S SL 86 B SL 87 B SL 87 C SL 87 2-3 ② K		C SI 93 B SI 91 F SL 87 X SI 94 1-2 ② F9			3	0	1	0	0	1	0

Inning Stats	1	2	3	4	5	6	7	8	9
	R: 0 E: 0 K: 0 S: 8	R: 0 E: 0 K: 2 S: 8	R: 0 E: 0 K: 2 S: 17	R: 0 E: 0 K: 0 S: 5	R: 1 E: 0 K: 1 S: 13	R: 0 E: 0 K: 0 S: 9	R: 0 E: 0 K: 1 S: 9	R: 0 E: 0 K: 0 S: 9	R: 0 E: 0 K: 2 S: 8
	H: 1 LOB: 1 BB: 0 P: 11	H: 0 LOB: 1 BB: 1 P: 15	H: 1 LOB: 1 BB: 0 P: 26	H: 0 LOB: 0 BB: 0 P: 7	H: 3 LOB: 2 BB: 0 P: 19	H: 0 LOB: 1 BB: 1 P: 16	H: 0 LOB: 0 BB: 0 P: 14	H: 1 LOB: 1 BB: 0 P: 13	H: 0 LOB: 0 BB: 0 P: 15

PITCHER		IP	WLS	BF	H	R	ER	SO	BB	IBB	HBP	BLK	WP	HR	S	P	ERA	WHIP
58 Armando Galarraga, R ERA: 3.11	(1, 1)	8.0	W	32	6	1	1	6	2	0	0	0	0	1	78	121	1.12	1.000
56 Fernando Rodney, R ERA: 4.68	(9, 1)	1.0		3	0	0	0	2	0	0	0	0	0	0	8	15	0.00	0.000

PITCHER	IP	WLS	BF	H	R	ER	SO	BB	IBB	HBP	BLK	WP	HR	S	P	ERA	WHIP

TOP

Toronto Blue Jays @ Detroit Tigers

Comerica Park, Detroit, MI

Thu Aug 14 2008, 1:05 PM EDT
Att. 41,259 - Partly Cloudy - 81 F

livebaseballscorecards.com

AB	33
R	1
H	6
RBI	1
BB	2
SO	8
LOB	14

1B: 4	SF: 0	WP: 0	PA: 35
2B: 0	SAC: 0	PB: 0	
3B: 1	DP: 0	SB: 0	
HR: 1	HBP: 0	CS: 0	

Batter	1	2	3	4	5	6	7	8	9	AB	R	H	RBI	BB	SO	LOB
28 Curtis Granderson, L (1, 8) OBP: 0.358, SLG: 0.487	C FC 91 B CU 76 X FC 91 1-1 ① F9		B CU 72 B SI 87 F FC 88 B CH 80 T SL 84 B SL 85 4-2 14 G6-4-3 BB		C CH 80 F SL 84 S CU 77 0-3 ③ K			B SL 80 X SI 89 1-0 ① F8		3	0	0	0	1	1	0
14 Placido Polanco, R (1, 4) OBP: 0.355, SLG: 0.422	B FC 92 X FC 92 1-0 ② P4		1 SAFE B SL 86 C FC 89 P PO 87 F SL 85 X SL 83 2-2 ①② G6-4-3 1-2f			B FC 89 C FC 89 C SL 84 B SL 84 X SL 86 2-2 ① F8		B FF 91 B FF 92 B FF 92 C FF 92 C FF 92 F FF 92 B FF 92 4-2 24 WP 24 1B BB		3	1	0	0	1	0	1
30 Magglio Ordonez, R (1, 9) OBP: 0.380, SLG: 0.490	F SI 92 B SI 93 B SL 87 B FC 93 C SL 87 F SL 86 B FF 93 4-2 BB		B FC 92 S SL 85 X SI 91 1-1 1B			X SI 89 0-0 ② L7		1 SAFE C FF 93 F FF 94 X FF 94 0-2 ② F8		3	0	1	0	1	0	1
24 Miguel Cabrera, R (1, 3) OBP: 0.359, SLG: 0.520	X SL 86 0-0 ③ G3-4-1		D SI 90 C SL 84 F SI 90 B SL 83 F FC 91 F SL 83 B SL 84 X SL 84 3-2 ③ G1-3			B SI 90 C SL 84 B FF 89 X SL 85 2-1 FC6-4 1B		1 SAFE S SL 83 X FF 93 0-1 BB 1-H 2B 1B		4	1	2	1	0	0	2
Gary Sheffield, R (1, 10) OBP: 0.322, SLG: 0.387		C SI 91 C SI 91 F SL 86 F CU 78 B SL 86 B SI 92 C SL 86 2-3 ① K		C SL 84 X SI 92 0-1 ① G5-3		D CH 79 C SI 89 X SL 84 1-1 ③ FC6-4 1-2f		I IN 66 I IN 66 I IN 66 I IN 66 4-0 BB 2B IBB		3	1	0	0	1	1	1
Matt Joyce, L (1, 7) OBP: 0.333, SLG: 0.550		S CH 81 F FC 92 B CH 82 B CU 78 B SI 91 S CH 81 3-3 ② K		B CU 74 S CH 80 B FC 91 B FC 90 C SL 83 X CH 80 3-2 ② G4-3			B FC 88 C CH 80 F SL 84 X CH 80 1-2 15 FC5-4 1B	B FF 93 C FF 94 B SL 83 B FF 94 1 SAFE B FF 94 4-1 2B 15 1B 1-2 2-3 BB		3	1	1	0	1	1	0
Edgar Renteria, R (1, 6) OBP: 0.319, SLG: 0.355		B SI 93 B SL 85 C SL 85 X SI 91 2-1 15 HBP 1B		C FC 91 B CU 78 B CU 77 C SL 84 F FC 91 B SL 84 F FC 91 X SL 86 3-2 ③ L5			1 SAFE L FC 89 X SL 83 0-1 ① F7	X FF 94 0-0 1-3 2-H 3-H 15 1B 2B		4	1	2	2	0	0	1
15 Brandon Inge, R (1, 5) OBP: 0.320, SLG: 0.426		H SL 85 1-0 1-2 HBP			B FC 89 B FC 88 C SL 83 X SL 84 2-1 ① F9		B CU 75 1 SAFE C FC 89 X SL 82 1-1 ② FC5-4 1-2f	C SL 81 S SL 82 B SL 82 X SI 91 1-2 2-H 3-H 1B		3	0	1	2	0	0	1
Dane Sardinha, R (1, 2) OBP: 0.125, SLG: 0.161		C FC 91 B SL 85 X SL 86 1-1 ③ G1-3			T FC 90 C FC 90 B SL 88 F CU 76 B FC 91 F SL 84 B SI 91 X SL 84 3-2 ② P4		B FC 88 X SL 84 1-0 ③ F9	F SI 90 S SL 82 S SL 82 0-3 ③ K		4	0	0	0	0	1	4
Inning Stats	R: 0 E: 0 K: 0 S: 7 H: 0 LOB: 1 BB: 1 P: 13	R: 0 E: 0 K: 2 S: 12 H: 1 LOB: 2 BB: 0 P: 21	R: 0 E: 0 K: 0 S: 13 H: 1 LOB: 1 BB: 1 P: 22	R: 0 E: 0 K: 0 S: 10 H: 0 LOB: 0 BB: 0 P: 16	R: 0 E: 0 K: 1 S: 10 H: 0 LOB: 0 BB: 0 P: 15	R: 0 E: 0 K: 0 S: 8 H: 1 LOB: 1 BB: 0 P: 13	R: 0 E: 0 K: 0 S: 8 H: 1 LOB: 1 BB: 0 P: 11	R: 5 E: 0 K: 1 S: 17 H: 3 LOB: 1 BB: 3 P: 31		1B: 6 2B: 1 3B: 0 HR: 0 SF: 0 SAC: 0 DP: 1 HBP: 1					WP: 1 PB: 0 SB: 0 CS: 0 PA: 36	

PITCHER		IP	WLS	BF	H	R	ER	SO	BB	IBB	HBP	BLK	WP	HR	S	P	ERA	WHIP
51 Jesse Litsch, R ERA: 4.2	(1, 1)	7.0		27	4	0	0	3	2	0	1	0	0	0	68	111	0.00	0.857
39 Jesse Carlson, L ERA: 2.09	(8, 1)	0.1	H	1	0	0	0	0	0	0	0	0	0	0	1	2	0.00	0.000
54 Jason Frasor, R ERA: 4.42	(8, 1)	0.1	L	6	2	3	3	0	2	1	0	0	1	0	10	22	81.00	12.000
57 Shawn Camp, R ERA: 3.6	(8, 1)	0.1		2	1	2	2	1	0	0	0	0	0	0	6	7	54.00	3.000

PITCHER	IP	WLS	BF	H	R	ER	SO	BB	IBB	HBP	BLK	WP	HR	S	P	ERA	WHIP

BOTTOM

Toronto Blue Jays @ Detroit Tigers

Comerica Park, Detroit, MI

Thu Aug 14 2008, 1:05 PM EDT
Att. 41,259 - Partly Cloudy - 81 F

livebaseballscorecards.com

AB	30
R	5
H	7
RBI	5
BB	5
SO	4
LOB	11

Baltimore Orioles @ Detroit Tigers

Comerica Park, Detroit, MI

Fri Aug 15 2008, 7:05 PM EDT

Att. 40,546 - Partly Cloudy - 77 F

livebaseballscorecards.com

Batter	1	2	3	4	5	6	7	8	9	AB	R	H	RBI	BB	SO	LOB
1 Brian Roberts, S (1, 4) OBP: 0.378, SLG: 0.473	F7	E9 1-H 2-H 1B		G4-3 2-3		SH1-3 2-3		21 G3-6-3 1B	21 BB 6 1B 1-2 BB	4	1	2	1	1	0	1
21 Nick Markakis, L (1, 9) OBP: 0.404, SLG: 0.496	G4-3	F8		G4-3		BB		G3-6-3 1-2f	6 1B 17 1B 1-2 2-3 BB	4	1	0	0	2	0	3
6 Melvin Mora, R (1, 5) OBP: 0.333, SLG: 0.466	17 1B 3B		HR	17 FC4-6 BB		SF8 3-H		P6	FC5 17 1B 1-2 2-H 3-H 1B	4	2	3	4	1	0	0
17 Aubrey Huff, L (1, 10) OBP: 0.361, SLG: 0.550 Alex Cintron, S (9, PR) OBP: 0.312, SLG: 0.382 (9, 10)	3-H 1B	P6		FC4-6 1-2f		P2			12 E 2B 1B FC5 1B	6 0	1 0	3 0	2 0	0 0	0 0	3 0
Ramon Hernandez, R (1, 2) OBP: 0.311, SLG: 0.415 Guillermo Quiroz, R (9, PH) OBP: 0.272, SLG: 0.288 (9, 2)	F8	K		G4-3		F8 2B			F8 FC5	5 1	0 0	1 0	0 0	0 0	1 0	2 2
Kevin Millar, R (1, 3) OBP: 0.338, SLG: 0.424	K	2B		G5-3		F8 2-3			12 E FC6-4 1-3 2B	5	1	2	0	0	1	1
30 Luke Scott, L (1, 7) OBP: 0.355, SLG: 0.499 Jay Payton, R (7, 8) OBP: 0.289, SLG: 0.371	1 1B 2B	12 FC4-6 BB		BB		IBB			12 E E IBB	1 0	1 1	1 0	0 0	3 1	0 0	0 0
12 Luis Montanez, R (1, 8) OBP: 0.385, SLG: 0.538 (7, 7)	K	FC4-6 1-2f				K			E3 FC6-4 1-2 2-3 3-H	5	0	0	1	0	3	8
Juan Castro, R (1, 6) OBP: 0.217, SLG: 0.253	1 1B 1 E BB			1 G4-3 2B		1 SH1-3 6 SF8 2B		F7	FC6-4 21 BB 1 BB 6 1B 1-2f 2-H 3-H	4	3	2	1	1	0	3

Inning Stats																								
	R: 1	H: 2	R: 2	H: 2	R: 1	H: 2	R: 0	H: 1	R: 0	H: 0	R: 1	H: 1	R: 0	H: 1	R: 0	H: 1	R: 6	H: 4	1B: 6	SF: 1	WP: 0	PA: 50
	E: 0	LOB: 1	E: 1	LOB: 1	E: 0	LOB: 2	E: 0	LOB: 2	E: 0	LOB: 1	E: 0	LOB: 1	E: 0	LOB: 1	E: 0	LOB: 0	E: 2	LOB: 2	2B: 6	SAC: 1	PB: 0	
	K: 0	BB: 0	K: 2	BB: 1	K: 1	BB: 1	K: 0	BB: 1	K: 1	BB: 1	K: 0	BB: 1	K: 1	BB: 1	K: 0	BB: 0	K: 0	BB: 3	3B: 1	DP: 1	SB: 0	
	S: 11	P: 18	S: 17	P: 27	S: 12	P: 21	S: 9	P: 16	S: 9	P: 15	S: 8	P: 15	S: 10	P: 16	S: 8	P: 12	S: 24	P: 44	HR: 1	HBP: 0	CS: 0	

PITCHER		IP	WLS	BF	H	R	ER	SO	BB	IBB	HBP	BLK	WP	HR	S	P	ERA	WHIP
29 Nate Robertson, L ERA: 5.87	(1, 1)	5.1	L	29	8	5	4	4	5	0	0	0	0	1	61	104	6.75	2.438
Aquilino Lopez, R ERA: 3.0	(6, 1)	1.2		7	1	0	0	1	0	1	0	0	0	0	15	24	0.00	0.600
49 Casey Fossum, L ERA: 5.25	(8, 1)	1.0		4	2	1	1	0	0	0	0	0	0	0	11	16	9.00	2.000
59 Todd Jones, R ERA: 4.97	(9, 1)	0.2		9	3	5	0	0	2	1	0	0	0	0	20	38	0.00	7.500
Francis Beltran, R ERA: 3.52	(9, 1)	0.1		1	0	0	0	0	0	0	0	0	0	0	1	2	0.00	0.000

PITCHER	IP	WLS	BF	H	R	ER	SO	BB	IBB	HBP	BLK	WP	HR	S	P	ERA	WHIP

TOP	
AB	39
R	11
H	14
RBI	9
BB	9
SO	5
LOB	23

Baltimore Orioles @ Detroit Tigers

Comerica Park, Detroit, MI

Fri Aug 15 2008, 7:05 PM EDT
Att. 40,546 - Partly Cloudy - 77 F

BOTTOM

Batter	1	2	3	4	5	6	7	8	9	AB	R	H	RBI	BB	SO	LOB
28 Curtis Granderson, L (1, 8) OBP: 0.361, SLG: 0.494	B FF 88 B FF 88 F FF 89 F FF 89 B SL 81 X SL 80 3-2 14 FC6-4 1B		C SI 88 X CU 75 0-1 3B		B FF 88 B SI 86 X SI 86 2-0 14 HR 1B	D CU 78 S CU 78 C FC 88 1-2 ③ CS 1-2	C SI 89 B SI 84 B FC 87 F FC 89 F CU 76 S FC 89 2-3 ① K		C FF 89 B SL 76 B FF 89 B FF 89 X FF 88 3-1 ② F8	5	1	3	0	0	1	0
14 Placido Polanco, R (1, 4) OBP: 0.355, SLG: 0.427 39 Ramon Santiago, S (9, 4) OBP: 0.458, SLG: 0.478	C SI 88 B CU 74 B SI 89 X SI 87 2-1 ① FC6-4 30 G6-4-3 1-2f		C CU 75 S CU 79 B FF 85 X SI 88 1-2 ② G5-3		B CU 77 B SI 86 X SI 86 2-0 1-H HR		B FC 91 X FC 88 1-0 ② G6-3		B FF 88 B FF 88 B FF 87 B FF 88 4-0 BB	4 0	1 0	1 0	2 0	0 0	0 1	2 0
30 Magglio Ordonez, R (1, 9) OBP: 0.380, SLG: 0.488	B SI 89 F SI 87 X SI 87 1-1 ②③ G6-4-3 1-2f		B SI 89 F SI 88 B FF 88 F CU 76 B FF 88 B CH 80 4-2 BB		B SI 86 S CH 79 C SI 86 B SL 80 B CH 80 X SI 86 3-2 33 FC5 1B 1B		B CU 78 F FC 88 B FC 90 C FC 89 X FC 86 2-2 ③ G6-3		B FF 88 S FF 89 C FF 89 S SL 76 1-3 ③ K	4	0	1	0	1	1	2
24 Miguel Cabrera, R (1, 3) OBP: 0.356, SLG: 0.515		S SI 86 F SI 88 F FF 89 F SL 82 B SI 89 B SI 89 X CH 80 2-2 ① G5-3	C SI 88 B CU 78 F SI 88 F CU 76 B FF 86 B FF 88 F SI 87 C SI 88 3-3 ③ K		C CU 74 F SI 86 F CU 79 F SI 88 X SI 87 0-2 ② P3			C SI 93 F SI 92 F CU 77 F SI 94 B SI 94 F SI 95 X SI 95 1-2 ① G5-3		4	0	0	0	0	1	3
Gary Sheffield, R (1, 10) OBP: 0.324, SLG: 0.392		C SI 89 X CH 82 0-1 1B 2B		B SI 88 C SI 87 B SI 88 B CU 74 C SI 88 X CU 75 3-2 ① G4-3	B CU 75 B SI 87 C SI 86 X CU 75 2-1 33 FC5 1-2 1B			C CU 79 B CU 80 S CU 79 F CU 80 B CU 81 S SI 94 2-3 ② K		4	0	2	0	0	1	0
33 Marcus Thames, R (1, 7) OBP: 0.294, SLG: 0.539		B CU 73 X FF 88 1-0 ② P6		B CH 80 X SI 88 1-0 ② G5-3	B CU 78 F CU 77 X CU 77 1-1 ③ FC5 1-2 2-3f			B SI 92 F SI 94 X SI 94 1-1 1B 1B		4	0	1	0	0	0	3
Edgar Renteria, R (1, 6) OBP: 0.320, SLG: 0.357		C SI 87 C SI 88 D SL 82 D SL 79 F CU 79 F SI 88 F SI 88 X CH 79 2-2 15 FC5-4 2-3 1B		X SI 88 0-0 E6 15 FC5-4		B FC 90 C FC 90 X FC 87 1-1 ① G1-4-3		F SI 92 X SI 92 0-1 1-2 1B	4	0	2	0	0	0	0
15 Brandon Inge, R (1, 2) OBP: 0.316, SLG: 0.419		X SI 88 0-0 ③ FC5-4 1-2f		B SI 88 B SI 86 B SI 87 C SI 87 X SI 87 3-1 ③ FC5-4 1-2f		C FC 87 F CU 77 B CU 78 B FC 88 F CU 76 X CU 77 2-2 ② G5-3		B CU 78 C SI 92 B SI 92 X SI 92 2-1 ③ P3	4	0	0	0	0	0	5
25 Ryan Raburn, R (1, 5) OBP: 0.308, SLG: 0.405			C SI 86 X SI 87 0-1 ① B2-3		B SI 87 F SI 85 B SI 87 C SI 86 X SI 88 2-2 ① G6-3	C FC 86 X FC 87 0-1 28 CS 1B			C FF 88 B FF 89 X FF 82 1-1 ① F7	4	0	1	0	0	0	0

Inning Stats	1	2	3	4	5	6	7	8	9
	R: 0 E: 0 K: 0 S: 7 H: 1 LOB: 0 BB: 0 P: 13	R: 0 E: 0 K: 0 S: 15 H: 2 LOB: 2 BB: 0 P: 20	R: 0 E: 0 K: 1 S: 14 H: 1 LOB: 2 BB: 1 P: 22	R: 0 E: 1 K: 0 S: 7 H: 0 LOB: 1 BB: 0 P: 14	R: 2 E: 0 K: 0 S: 17 H: 4 LOB: 2 BB: 0 P: 29	R: 0 E: 0 K: 0 S: 10 H: 1 LOB: 0 BB: 0 P: 14	R: 0 E: 0 K: 1 S: 8 H: 0 LOB: 0 BB: 0 P: 13	R: 0 E: 0 K: 1 S: 16 H: 2 LOB: 2 BB: 0 P: 22	R: 0 E: 0 K: 1 S: 7 H: 0 LOB: 1 BB: 1 P: 16

| | | |

Baltimore Orioles @ Detroit Tigers

Comerica Park, Detroit, MI

Sat Aug 16 2008, 7:05 PM EDT

Att. 41,727 - Partly Cloudy - 83 F

livebaseballscorecards.com

TOP

Batter	1	2	3	4	5	6	7	8	9	AB	R	H	RBI	BB	SO	LOB
1 Brian Roberts, S (1, 4) OBP: 0.378, SLG: 0.471	B FF 92 C FF 93 S FF 94 B FF 95 S FF 96 2-3 ① K		B CH 82 B FF 92 B FF 92 C FF 90 F FF 93 1 SAFE 1 SAFE X FF 92 3-2 ② FC5-6 21 2B 6 E 1-2f		F FF 91 B CU 78 B FF 93 B FF 92 B FF 93 4-1 BB		C FS 84 C FS 83 B FS 85 X FF 92 1-2 ①② G6-3 1-2f 3-H		X SI 94 0-0 1B	4	1	1	0	1	1	2
21 Nick Markakis, L (1, 9) OBP: 0.402, SLG: 0.495	C FF 94 C CU 81 B FF 96 B FF 96 F FF 95 S CU 83 2-3 ② K		C CH 83 X CH 83 0-1 6 E 1-3 2B		B FF 91 C FF 93 B FF 94 C FF 93 B FF 94 F FF 96 F FF 94 S FF 94 3-3 ③ K		C SI 90 B SI 91 X SL 79 1-1 ③ F8		X FF 95 0-0 ③ G4-3	5	1	1	0	0	2	2
6 Melvin Mora, R (1, 5) OBP: 0.336, SLG: 0.467	B FF 94 B FF 93 C FF 94 B CH 85 F FF 97 B FF 97 4-2 BB		C CU 79 X CU 83 0-1 E5 2-H 3-H			C CH 82 B CU 76 B FF 92 S CH 82 F FF 94 X CU 81 2-2 E5 1B		C FF 97 B SL 88 X FF 96 2-1 30 1B 1B		3	0	2	0	1	0	0
17 Aubrey Huff, L (1, 10) OBP: 0.358, SLG: 0.545	X FF 94 0-0 ③ F7		C FF 95 B CU 79 F FF 95 1 SAFE 1 SAFE X CU 79 1-2 ③ G4-3			B CH 83 C CH 85 C FF 95 B FF 95 X FF 95 2-2 ① G5-3		X SI 93 0-0 ① F8		4	0	0	0	0	0	4
Kevin Millar, R (1, 3) OBP: 0.337, SLG: 0.421		F FF 90 B CH 83 F FF 93 B CH 83 F CU 82 B CU 83 F FF 95 X FF 95 3-2 ① P4		F FF 94 B FF 93 C CU 78 F CH 84 B CU 80 C FF 95 2-3 ① K		B CU 81 B FF 94 B FF 92 C FF 91 B FF 93 4-1 FC6 BB		B SL 86 X FF 98 1-0 ② L5		3	0	0	0	1	1	1
30 Luke Scott, L (1, 7) OBP: 0.356, SLG: 0.499		B CH 83 C FF 94 F CU 79 X FF 95 1-2 G6-4-3 1B		B CU 77 F CU 78 F CH 84 S FF 95 1-3 ② K		B FF 96 B FF 94 S FF 93 X FF 94 2-1 ② F7		B FF 97 F FF 97 X SL 87 1-1 1-3 1B		4	0	2	0	0	1	2
Jay Payton, R (1, 8) OBP: 0.285, SLG: 0.365 12 Luis Montanez, R (8, 8) OBP: 0.385, SLG: 0.538		C FF 92 C FF 92 X CU 79 0-2 ②③ G6-4-3 1-2f		X FF 92 0-0 ③ B2		B CU 81 C SL 80 B FF 96 X FF 96 2-1 ③ FC6 1-2f		F SL 86 B FF 97 C FF 98 B FF 97 F FF 98 F FC 89 X SL 88 2-2 ③ G6-3		4 0 0 0 0 0 5 0 0 0 0 0 0 0						
Guillermo Quiroz, R (1, 2) OBP: 0.271, SLG: 0.296			C FF 92 F FF 92 B FF 92 F CU 80 C CU 80 1-3 ① K		F FF 92 B FF 93 F FF 93 X FF 96 1-2 ① G6-3		B FF 91 B FF 91 B FF 92 C FF 92 F FF 90 F FF 92 X FF 91 3-2 1B 1 G6-3 2B		B FF 93 S SI 93 F CH 83 S CH 84 1-3 ① K	4	1	1	0	0	2	0
Juan Castro, R (1, 6) OBP: 0.230, SLG: 0.265			B FF 91 X FF 93 1-0 1 FC5-6 1B		F FF 94 F CH 84 F CU 79 X CU 84 0-2 ② G4-3		C FF 91 D SL 82 B SL 82 B FF 92 X FF 92 3-1 1 G6-3 2-3 1B		C SI 93 X SL 87 0-1 ② G6-3	4	0	2	0	0	0	0
Inning Stats	R: 0 E: 0 K: 2 S: 10 H: 0 LOB: 1 BB: 1 P: 18	R: 0 E: 0 K: 0 S: 11 H: 1 LOB: 0 BB: 0 P: 15	R: 2 E: 1 K: 1 S: 15 H: 2 LOB: 1 BB: 0 P: 21	R: 0 E: 0 K: 2 S: 8 H: 0 LOB: 0 BB: 0 P: 11	R: 0 E: 0 K: 1 S: 13 H: 0 LOB: 1 BB: 1 P: 21	R: 0 E: 1 K: 0 S: 12 H: 1 LOB: 2 BB: 1 P: 24	R: 1 E: 0 K: 0 S: 11 H: 2 LOB: 0 BB: 0 P: 19	R: 0 E: 0 K: 0 S: 11 H: 2 LOB: 2 BB: 0 P: 17	R: 0 E: 0 K: 1 S: 7 H: 1 LOB: 1 BB: 0 P: 8	1B: 7 2B: 2 3B: 0 HR: 0 SF: 0 SAC: 0 DP: 2 HBP: 0						WP: 0 PB: 0 SB: 0 CS: 0 PA: 38	

AB	35
R	3
H	9
RBI	0
BB	3
SO	7
LOB	16

PITCHER		IP	WLS	BF	H	R	ER	SO	BB	IBB	HBP	BLK	WP	HR	S	P	ERA	WHIP
35 Justin Verlander, R ERA: 4.6	(1, 1)	6.0	W	25	4	2	0	6	3	0	0	0	0	0	69	110	0.00	1.167
Francis Beltran, R ERA: 4.32	(7, 1)	0.2	H	3	2	1	1	0	0	0	0	0	0	0	9	16	13.50	3.000
44 Bobby Seay, L ERA: 2.83	(7, 1)	0.1	H	1	0	0	0	0	0	0	0	0	0	0	2	3	0.00	0.000
48 Kyle Farnsworth, R ERA: 3.88	(8, 1)	1.0	H	5	2	0	0	0	0	0	0	0	0	0	11	17	0.00	2.000
56 Fernando Rodney, R ERA: 4.5	(9, 1)	1.0	S	4	1	0	0	1	0	0	0	0	0	0	7	8	0.00	1.000

PITCHER	IP	WLS	BF	H	R	ER	SO	BB	IBB	HBP	BLK	WP	HR	S	P	ERA	WHIP

Baltimore Orioles @ Detroit Tigers

Comerica Park, Detroit, MI

Sat Aug 16 2008, 7:05 PM EDT

Att. 41,727 - Partly Cloudy - 83 F

livebaseballscorecards.com

BOTTOM

Batter	1	2	3	4	5	6	7	8	9	AB	R	H	RBI	BB	SO	LOB
28 Curtis Granderson, L (1, 8) OBP: 0.365, SLG: 0.495	B FF 91 C FF 91 C FF 91 S FF 92 1-3 ① K		B FF 91 B FF 91 B FF 91 C FF 92 F FF 90 B FF 92 4-2 14 WP BB		B CH 81 X CH 89 1-0 30 BB 14 1B BB 1B	B CH 84 B FF 88 X CH 84 2-0 14 1B 2-H 1B				3	1	2	1	1	1	0
14 Placido Polanco, R (1, 4) OBP: 0.356, SLG: 0.427	C FF 91 C FF 90 B FF 91 C CU 77 1-3 ② K		B FF 91 1 SAFE B FF 91 C FF 92 F FF 92 X FF 95 2-2 ② L9 1-2		B FF 90 1 SAFE B FF 90 B FF 88 C FF 90 X FF 90 3-1 BB 30 BB 1-2 1B	1 SAFE 1 SAFE B FF 88 B FF 88 X FF 87 2-0 1-2 1B				4	0	2	0	0	1	1
30 Magglio Ordonez, R (1, 9) OBP: 0.379, SLG: 0.484	B FF 91 C FF 92 X FF 92 1-1 ③ F9		S FF 95 F FF 94 B FF 95 S CU 80 1-3 ③ K2-3		D CU 77 B FF 92 B FF 93 B FF 91 4-0 BB 1-2 2-3 BB	F SI 91 F FF 92 B FF 94 B SL 83 X SL 82 2-2 ③ G5-3				3	0	0	0	1	1	3
24 Miguel Cabrera, R (1, 3) OBP: 0.359, SLG: 0.524		B FF 91 F FF 91 F FF 89 B FF 92 X FF 90 2-2 WP 1B 1B		C CU 78 X CU 79 0-1 HR	F FF 93 X FF 94 0-1 ② L4		X FF 91 0-0 9 L3 1B			4	2	3	1	0	0	3
Gary Sheffield, R (1, 10) OBP: 0.326, SLG: 0.391		C FF 92 1 SAFE B CU 77 F CU 77 D CU 80 F FF 92 X FF 93 2-2 1-H 1B		C FF 93 F FF 92 F FF 96 X CU 80 0-2 ① G6-3	B FF 93 B FF 92 B FF 92 C FF 91 B FF 92 4-1 1-2 2-3 3-H BB		S SL 81 S SL 82 S SL 81 0-3 ① K			3	0	1	2	1	1	1
9 Carlos Guillen, S (1, 5) OBP: 0.372, SLG: 0.435		B FF 92 B FF 91 X CH 91 2-0 ① F8		X FF 92 0-0 HR	B CH 82 D CH 83 X FF 88 2-0 ③ F8		B FF 90 F SL 82 B SL 81 B SI 91 X FF 91 3-1 ②③ L3 1-1			4	1	1	1	0	0	5
Matt Joyce, L (1, 7) OBP: 0.331, SLG: 0.549		1 SAFE 1 SAFE 1 SAFE B FF 91 C FF 94 C FF 92 F FF 94 F CU 78 F FF 95 1-2 1 SAFE X FF 93 ② P6		F FF 93 X FA 92 0-1 ② P6		S FF 87 B SL 83 S FF 88 B FF 87 X FF 88 2-2 28 1B 2B		B SL 75 C SL 74 X SL 75 1-1 ① P5		4	1	1	0	0	0	1
Edgar Renteria, R (1, 6) OBP: 0.317, SLG: 0.353		B FF 93 B FF 92 F FF 91 S FF 92 S FF 94 2-3 ③ K		C CU 77 F FF 94 F CU 79 B CU 81 B FF 94 C FF 95 2-3 ③ K		X CH 85 0-0 ① B2		C CH 77 F FF 83 B SL 72 S CH 77 1-3 ② K		4	0	0	0	0	3	2
15 Brandon Inge, R (1, 2) OBP: 0.311, SLG: 0.411			B FF 90 B FF 90 F FF 90 X FF 90 2-1 ① F8		B FF 91 C FF 89 F CU 77 X CU 77 1-2 ① G6-3	B CH 85 S CH 83 F CH 84 B SL 82 F CH 84 X FF 88 2-2 ② L7		S SI 84 F CH 78 B CH 76 X CH 76 1-2 ③ G5-3		4	0	0	0	0	0	1
Inning Stats	R: 0 E: 0 K: 2 S: 8 H: 0 LOB: 0 BB: 0 P: 11	R: 1 E: 0 K: 1 S: 17 H: 2 LOB: 1 BB: 0 P: 26	R: 0 E: 0 K: 1 S: 10 H: 0 LOB: 1 BB: 1 P: 19	R: 2 E: 0 K: 1 S: 13 H: 2 LOB: 0 BB: 0 P: 15	R: 1 E: 0 K: 0 S: 10 H: 2 LOB: 3 BB: 2 P: 25	R: 1 E: 0 K: 0 S: 13 H: 3 LOB: 2 BB: 0 P: 23	R: 0 E: 0 K: 1 S: 6 H: 1 LOB: 0 BB: 0 P: 9	R: 0 E: 0 K: 1 S: 8 H: 0 LOB: 0 BB: 0 P: 11		1B: 7 2B: 2 3B: 0 HR: 2 SF: 0 SAC: 0 DP: 1 HBP: 0						

	AB	33
	R	5
	H	10
	RBI	5
	BB	3
	SO	7
	LOB	17

WP: 2 PB: 0 SB: 0 CS: 0 PA: 36

PITCHER		IP	WLS	BF	H	R	ER	SO	BB	IBB	HBP	BLK	WP	HR	S	P	ERA	WHIP
45 Dennis Sarfate, R ERA: 5.35	(1, 1)	4.2	L	23	6	4	4	5	3	0	0	0	2	2	57	93	7.71	1.929
Randor Bierd, R ERA: 3.57	(5, 1)	1.0		6	3	1	1	0	0	0	0	0	0	0	11	21	9.00	3.000
Rocky Cherry, R ERA: 6.23	(6, 1)	1.1		4	1	0	0	1	0	0	0	0	0	0	9	14	0.00	0.750
32 Jamie Walker, L ERA: 4.82	(8, 1)	1.0		3	0	0	0	1	0	0	0	0	0	0	8	11	0.00	0.000

PITCHER		IP	WLS	BF	H	R	ER	SO	BB	IBB	HBP	BLK	WP	HR	S	P	ERA	WHIP

Baltimore Orioles @ Detroit Tigers

Comerica Park, Detroit, MI

Sun Aug 17 2008, 1:05 PM EDT

Att. 40,586 - Partly Cloudy - 84 F

livebaseballscorecards.com

Batter	1	2	3	4	5	6	7	8	9	AB	R	H	RBI	BB	SO	LOB
1 Brian Roberts, S (1, 4) OBP: 0.380, SLG: 0.473	S CH 84 S SI 89 B FF 90 F CH 79 X SI 90	1-2 21 2B 2B	B SI 86 B CH 78 F SI 87 F FF 88 B CH 78 B FF 89	4-2 21 2B BB BB	C SI 87 B CU 77 B CU 74 C SL 82 S EP 65	2-3 ③ K	B FF 90 F FF 91 B FF 91 C SL 81 X FS 86	2-2 21 BB 6 2B 1B	X FF 90	0-0 ① F8	C FF 91 B FF 92 B SL 81 X FF 92	2-1 ②③ G5-4-3 1-2f	B SI 91 C SL 80 B SI 91 X SL 80	2-1 ③ F7	4	3	2	0	1	1	1
Juan Castro, R (7, PH) (7, 6) OBP: 0.225, SLG: 0.259										2	0	0	0	0	0	3
21 Nick Markakis, L (1, 9) OBP: 0.405, SLG: 0.500	X SI 89	0-0 6 1B 2-H 2B	C CH 80 B SI 90 X CH 80	1-1 BB 1-3 2B	C CU 71 B SI 87 B CU 74 F SL 80 X CU 70	2-2 ① F8	B FF 91 B FS 84 B SI 88 C FF 90 B FF 90	4-1 6 2B 1-2 BB	B SI 89 X SI 89	1-0 ② F8	F FF 90 F FS 86 X FS 85	0-2 6 HR 1B			5	3	3	1	1	0	1
6 Melvin Mora, R (1, 5) OBP: 0.342, SLG: 0.490	B SI 89 B FF 90 C SI 90 X SL 83	2-1 17 2B 1B 2-H 1B	X SI 88	0-0 ① L6	F SI 88 S CU 74 B FF 88 F EP 66 X FF 88	1-2 HR	B SL 82 B FF 91 C FF 91 F FF 91 X FS 86	2-2 17 HR 1-H 2-H 2B	X SL 80	0-0 1-3 2B	C FF 91 B SL 82 X FS 83	1-1 1-H HR			6	4	5	6	0	0	2
17 Aubrey Huff, L (1, 3) OBP: 0.363, SLG: 0.554	C CH 79 D CH 80 X SI 88	1-1 1B 1-3 FC6-4 2B	I IN 67 I IN 67 I IN 67 I IN 66	4-0 BB IBB	C CU 75 B SL 82 F SL 82 B CU 74 B CU 76 B SL 82	4-2 BB 30 HR BB	C FS 86 X FS 86	0-1 2-H HR	I IN 76 I IN 77 I IN 77 I IN 70	4-0 IBB	F FF 92 F SL 81 X FS 86	0-2 ① G4-3			3	3	2	2	3	0	0
Kevin Millar, R (1, 10) OBP: 0.339, SLG: 0.420	C SI 89 X CU 72	0-1 FC6-4 2-3 3-H 1B	F SI 89 B SI 90 F SI 90 B SI 89 B SL 85 F FF 90 B SI 91	4-2 1-2 2-3 3-H BB	1 SAFE B CU 74 B SI 87 B SI 88 C SI 88 F SI 88 B SL 83	4-2 30 HR 1-2 BB	C FF 91 F SL 80 B FF 90 B FF 91 X SL 80	2-2 ① F8	S FF 92 B FF 91 B SL 81 S SL 80 B FF 92 F FF 92 F FF 91 X FF 92	3-2 ③ P4	X FF 91	0-0 ② L6			4	1	1	2	2	0	3
30 Luke Scott, L (1, 7) OBP: 0.358, SLG: 0.518	B SI 90 F CH 79 C FF 89 B SI 88 S CH 80	2-3 ① K	C SL 81 C CU 74 S CU 72	0-3 ② K	S SL 84 X SL 82	0-1 1-H 2-H HR	B FF 91 C SL 79 B SL 77 B SL 78 F FF 91 X FF 91	3-2 2B	B FF 89 X FF 90	1-0 HR	C FS 84 C FF 92 S SL 82	0-3 ③ K			6	2	3	4	0	3	5
Ramon Hernandez, R (1, 2) OBP: 0.312, SLG: 0.415	B SI 91 B SI 89 X FF 90	2-0 ② FC6-4 BB 1-2f 3-H	B SL 82 D SL 82 B SL 82 C SI 87 X SI 87	3-1 ③ G1-3	X SI 88	0-0 1B 1B	C FF 91 F SL 79 X FF 91	0-2 ② L9	B SL 83 B FF 91 F FF 92 X SL 80	2-1 1B 1B			F SI 89 B SL 77 X SL 79	1-1 ① P2	5	0	2	1	0	0	5
Guillermo Quiroz, R (8, 2) OBP: 0.269, SLG: 0.294															1	0	0	0	0	0	0
Jay Payton, R (1, 8) OBP: 0.289, SLG: 0.366	F SL 85 B CU 74 B SI 89 B SI 90 F SI 89 F SI 90 B SI 91	4-2 1-2 BB	C SI 86 X CU 72	0-1 ① L8	X FF 91	0-0 ③ G4-6-3 1-2 1B	X SL 81	0-0 ③ G5-3	C FF 90 X FS 84	0-1 G5-4-3 1-2 1B	S SL 80 X SL 79	0-1 ② G5-3			5	0	2	0	1	0	1
Alex Cintron, S (1, 6) OBP: 0.313, SLG: 0.379 (7, 4)	X CH 79	0-0 ③ P5	B SL 81 B SL 81 X SI 86	2-0 ② G6-3	B FF 91 C FS 84 X FS 85	1-1 ②③ G4-6-3 1-2f	F FF 90 B FF 90 F FF 91 X SL 79	1-2 6 2B 1B	F FF 91 F FF 91 F FS 85 X FS 84	0-2 ① L8	F SI 92 X SI 91	0-1 1B			6	0	2	0	0	0	6
Inning Stats	R: 4 E: 0 K: 1 S: 19 H: 5 LOB: 2 BB: 1 P: 31	R: 1 E: 0 K: 1 S: 13 H: 1 LOB: 3 BB: 3 P: 29	R: 0 E: 0 K: 1 S: 6 H: 0 LOB: 0 BB: 0 P: 10	R: 4 E: 0 K: 0 S: 17 H: 4 LOB: 1 BB: 2 P: 29	R: 4 E: 0 K: 0 S: 19 H: 4 LOB: 1 BB: 1 P: 32	R: 0 E: 0 K: 0 S: 11 H: 2 LOB: 3 BB: 1 P: 20	R: 1 E: 0 K: 0 S: 11 H: 3 LOB: 1 BB: 0 P: 16	R: 2 E: 0 K: 1 S: 12 H: 2 LOB: 0 BB: 0 P: 13	R: 0 E: 0 K: 0 S: 8 H: 1 LOB: 1 BB: 0 P: 11	1B: 10 2B: 7 3B: 0 HR: 5 SF: 0 SAC: 0 DP: 2 HBP: 0	WP: 0 PB: 0 SB: 0 CS: 0 PA: 55						

	AB	47
	R	16
	H	22
	RBI	16
	BB	8
	SO	4
	LOB	27

PITCHER		IP	WLS	BF	H	R	ER	SO	BB	IBB	HBP	BLK	WP	HR	S	P	ERA	WHIP
31 Zach Miner, R ERA: 3.94	(1, 1)	1.1		14	6	5	5	1	3	1	0	0	0	0	27	52	33.75	6.750
49 Casey Fossum, L ERA: 6.23	(2, 1)	2.0	L	11	3	4	4	2	2	0	0	0	0	2	25	43	18.00	2.500
Aquilino Lopez, R ERA: 3.49	(4, 1)	2.2		16	7	4	4	0	1	1	0	0	0	1	33	56	13.50	3.000
Francis Beltran, R ERA: 6.1	(7, 1)	2.0		10	5	3	3	1	0	0	0	0	0	2	23	29	13.50	2.500
44 Bobby Seay, L ERA: 2.76	(9, 1)	1.0		4	1	0	0	0	0	0	0	0	0	0	8	11	0.00	1.000

PITCHER	IP	WLS	BF	H	R	ER	SO	BB	IBB	HBP	BLK	WP	HR	S	P	ERA	WHIP

Baltimore Orioles @ Detroit Tigers

Comerica Park, Detroit, MI

Sun Aug 17 2008, 1:05 PM EDT

Att. 40,586 - Partly Cloudy - 84 F

BOTTOM

Batter	1	2	3	4	5	6	7	8	9	AB	R	H	RBI	BB	SO	LOB
28 Curtis Granderson, L (1, 8) OBP: 0.369, SLG: 0.494	C FF 87 S SL 78 F SL 81 F FF 88 B SL 80 B SL 80 F FF 88 C FF 89 2-3 K ①	C SL 80 B FF 90 B FF 90 B FF 90 B FF 90 4-1 14 BB, 1B; 1-2 2-3 BB		C FF 90 B FF 91 F FF 92 B CH 84 X CH 84 2-2 S 1B		B SI 91 B SI 91 F FC 90 F SI 91 B CU 78 F FC 89 B FC 91 4-2 14 1B BB	B CU 78 B CU 77 B SI 91 C FC 90 B SI 90 4-1 BB		C SI 84 F SL 75 X SL 75 0-2 F9 ②	3	1	1	0	3	1	1
14 Placido Polanco, R (1, 4) OBP: 0.359, SLG: 0.431 Matt Joyce, L (7, 7) OBP: 0.328, SLG: 0.542	C FF 89 B FF 88 B FF 88 F FF 89 X FF 89 2-2 24 2B 2B	C SL 80 B CH 81 B CH 82 B SL 81 B FF 89 4-1 1B 24 1B; 1-2 2-3 3-H BB		C FF 91 C FF 91 B SL 82 1 SAFE X FF 92 1-2 L8 ②		C FC 90 X CU 79 0-1 1-2 1B	D CU 77 S FC 88 B CU 77 X FC 88 2-1 G6-3 ③		S SL 75 B SL 75 X SL 74 1-1 G3-1 ③	3 2	2 0	2 0	1 0	1 0	0 0	1 4
Gary Sheffield, R (1, 10) OBP: 0.325, SLG: 0.388	B FF 88 S SL 81 F FF 88 X SL 80 1-2 G6-3 ②	C FF 89 B SL 82 B FF 89 B FF 89 C FF 90 X FF 90 3-2 24 1B; 1-3 2-H 3-H 1B		D SL 82 S SL 80 F FF 93 1 SAFE B SL 80 B SL 80 X SL 80 3-2 G5-3 ③; 1-2		C FC 89 D CU 79 B CU 77 X FC 89 2-1 P3 ②		C SI 85 F CH 76 X CH 76 0-2 P4 ①		5	0	1	2	0	0	4
24 Miguel Cabrera, R (1, 3) OBP: 0.360, SLG: 0.526 39 Ramon Santiago, S (7, 4) OBP: 0.452, SLG: 0.471	X SI 89 0-0 2-H 2B	B SL 76 F SI 89 F SL 78 1 SAFE B SI 89 B SL 78 X SL 77 3-2 1-2 3-H 1B			F FF 91 B FF 91 F FF 92 S SL 81 1-3 K ①	B FC 88 F FC 89 D CU 78 X FC 90 2-1 G1-3 ③		C SI 85 B SL 70 F SI 85 B FF 85 F CH 75 X SI 86 2-2 F9 ②		4 1	0 0	2 0	2 0	0 0	1 0	2 0
33 Marcus Thames, R (1, 7) OBP: 0.292, SLG: 0.533 (7, 3)	C SL 79 S SI 89 B FF 89 S SL 80 1-3 K ③	F SL 76 F SI 90 B SI 90 B SI 90 F SL 79 F SI 89 F SI 90 B SL 79 X CH 81 3-2 L4 ③			B FF 92 X FF 92 1-0 1B 1B		S FC 87 X CU 76 0-1 P3 ①	F SI 86 F CH 78 X SL 71 0-2 L7 ③		5	0	1	0	0	1	3
Edgar Renteria, R (1, 6) OBP: 0.323, SLG: 0.359		B FF 88 C FF 88 B SL 81 B FF 88 X FF 89 3-1 28 BB, 25 S, 14 BB, 1B	X FF 89 0-0 F8 ①		B FF 91 F FF 91 X SL 78 1-1 1-2 1B		C FC 91 X FC 90 0-1 1B 25 1B E 1B		F SI 84 X CH 75 0-1 25 1B, 15 3B, 1B	5	3	4	0	0	0	0
25 Ryan Raburn, R (1, 9) OBP: 0.311, SLG: 0.404		B FF 88 B FF 88 B SI 88 C FF 88 C FF 89 F SL 82 S FF 89 3-3 K ①; 1-2	C FF 90 S FF 90 B FF 92 B SL 80 B FF 91 F FF 91 F FF 90 S SL 76 3-3 K ②		B SL 80 X FF 92 1-0 P3 ②		C FC 89 B CU 77 F FC 88 X CU 76 1-2 E 1B		F SI 84 B CH 77 S FF 84 F CH 77 B FF 86 X CH 76 2-2 15 3B; 1-2 1B	5	1	2	0	0	2	3
15 Brandon Inge, R (1, 5) OBP: 0.313, SLG: 0.417		B SL 80 C SL 80 B FF 90 S SL 80 B SL 81 F SL 81 B FF 90 4-2 14 BB, 28 BB, 1B, BB	C FF 91 B SL 81 F SL 79 X FF 93 1-2 F9 ③		S SL 80 B FF 93 C FF 92 B SL 80 F SL 75 S SL 83 2-3 K ③		F FC 88 C CU 77 D CU 77 X CU 78 1-2 L8 ②		B SI 86 X SI 84 1-0 1-H 2-H 3B	4	1	1	2	1	1	4
Dane Sardinha, R (1, 2) OBP: 0.135, SLG: 0.167		L FF 90 S FF 89 B SI 90 B SL 80 B FF 90 C SL 81 3-3 K ②		X FF 90 0-0 G6-3 ①		B FC 90 F FC 89 C FC 91 X CU 77 1-2 L7 ①	B CU 78 B FC 88 X FC 89 2-0 1-3 2-H E5 1B		C SI 85 X CH 77 0-1 P3 ①	5	0	1	0	0	1	3
Inning Stats	R: 1 E: 0 K: 2 S: 16 H: 2 LOB: 1 BB: 0 P: 22	R: 4 E: 0 K: 2 S: 26 H: 3 LOB: 2 BB: 3 P: 56	R: 0 E: 0 K: 1 S: 9 H: 0 LOB: 0 BB: 0 P: 13	R: 0 E: 0 K: 0 S: 10 H: 1 LOB: 1 BB: 0 P: 16	R: 0 E: 0 K: 2 S: 11 H: 2 LOB: 2 BB: 0 P: 17	R: 0 E: 0 K: 0 S: 12 H: 1 LOB: 2 BB: 1 P: 21	R: 1 E: 1 K: 0 S: 14 H: 3 LOB: 3 BB: 1 P: 24	R: 0 E: 0 K: 0 S: 10 H: 0 LOB: 0 BB: 0 P: 12	R: 2 E: 0 K: 0 S: 14 H: 3 LOB: 1 BB: 0 P: 18	1B: 12 2B: 2 3B: 1 HR: 0 SF: 0 SAC: 0 DP: 0 HBP: 0	WP: 0 PB: 0 SB: 2 CS: 0 PA: 47					

livebaseballscorecards.com

	AB	42
	R	8
	H	15
	RBI	7
	BB	5
	SO	7
	LOB	25

PITCHER		IP	WLS	BF	H	R	ER	SO	BB	IBB	HBP	BLK	WP	HR	S	P	ERA	WHIP
18 Garrett Olson, L ERA: 6.38	(1, 1)	1.2		12	4	5	5	4	3	0	0	0	0	0	33	63	27.00	4.200
Alberto Castillo, L ERA: 2.76	(2, 1)	0.1		2	1	0	0	0	0	0	0	0	0	0	9	15	0.00	3.000
Fernando Cabrera, R ERA: 3.13	(3, 1)	3.0	W	12	3	0	0	3	0	0	0	0	0	0	30	46	0.00	1.000
Lance Cormier, R ERA: 4.53	(6, 1)	2.0		12	4	1	1	0	2	0	0	0	0	0	26	45	4.50	3.000
32 Jamie Walker, L ERA: 5.1	(8, 1)	2.0		9	3	2	2	0	0	0	0	0	0	0	24	30	9.00	1.500

PITCHER	IP	WLS	BF	H	R	ER	SO	BB	IBB	HBP	BLK	WP	HR	S	P	ERA	WHIP

Detroit Tigers @ Texas Rangers

Rangers Ballpark in Arlington, Arlington, TX

Mon Aug 18 2008, 8:05 PM EDT

Att. 17,786 - Overcast - 73 F

TOP

livebaseballscorecards.com

Batter	1	2	3	4	5	6	7	8	9	AB	R	H	RBI	BB	SO	LOB
28 Curtis Granderson, L (1, 8) OBP: 0.371, SLG: 0.504	B SI 90 S SI 91 B FC 90 S FC 90 X FC 91 2-2 ① P5		B CU 76 S CH 84 B CH 85 1 SAFE F SI 91 B FC 89 B CH 84 4-2 14 G6-4-3 1-2 BB		B SI 89 C SI 90 C CU 75 S FF 90 1-3 ③ K		C FF 95 B FF 94 B FS 86 C FS 86 B CU 78 X FF 95 3-2 2-H 3B	B SI 92 B FC 90 C FC 88 B CH 87 S FF 90 X FC 90 3-2 1-H 2-H 3-H 3B		4	0	2	4	1	1	1
14 Placido Polanco, R (1, 4) OBP: 0.357, SLG: 0.427	B FC 89 B SI 90 B SI 90 C FF 89 F FF 91 B SI 91 4-2 30 CS BB		X SI 89 0-0 ②③ G6-4-3 1-2f			B SI 87 C SI 88 C CU 77 S FF 89 1-3 ① K	F FF 94 S FF 95 X FF 95 0-2 ② G6-3	C SI 92 F SI 93 C CU 78 0-3 ③ K		4	0	0	0	1	2	4
30 Magglio Ordonez, R (1, 9) OBP: 0.377, SLG: 0.480	C SI 90 F SI 90 F SI 91 S FC 90 0-3 ②③ K 1-2			F FC 89 C CU 79 B CU 71 C SI 91 1-3 ① K		X SI 90 0-0 ② F9	B FS 87 B FS 87 F FF 94 C FF 95 S FF 96 2-3 ③ K		B FF 92 B FF 91 F SL 84 B FF 92 S FF 94 F FF 92 B FF 92 4-2 24 CS BB	4	0	0	0	1	3	2
24 Miguel Cabrera, R (1, 3) OBP: 0.357, SLG: 0.520		C SI 89 X SI 90 0-1 ① F8		C CU 79 X FC 90 0-1 ② F9		B SI 90 C CU 78 B SI 91 X SI 90 2-1 ③ G5-3		B CU 79 X CU 79 1-0 ① F8	S SL 83 D SL 85 F FF 93 B CH 84 F CH 84 B FF 93 S SL 84 3-3 ①② 1-2 K	5	0	0	0	0	1	1
9 Carlos Guillen, S (1, 5) OBP: 0.374, SLG: 0.434		B SI 89 C SI 90 S SI 91 B SI 91 X FF 91 2-2 ② F7		C SI 90 B SI 91 F CU 76 B SI 92 B FC 89 F SI 90 B FC 91 4-2 BB			B SI 88 B SI 89 X SI 89 2-0 HR 1B	F SI 92 X SI 90 1-1 ② G4-3	S FF 92 S FF 94 B FF 93 B FF 94 B FF 94 B FF 93 4-2 BB	3	1	1	0	2	0	0
Gary Sheffield, R (1, 10) OBP: 0.329, SLG: 0.401		B SI 90 C SI 91 X SI 91 1-1 1B		C CU 79 D CU 78 X SI 91 1-1 ③ P4			C SI 90 B SI 90 B CU 76 C CU 79 X SI 92 2-2 1-H HR	C SI 93 F FC 90 B CU 80 B CU 81 X SI 94 2-2 1B E 1B	B SL 85 X SL 84 1-0 ③ P5	5	2	3	2	0	0	2
Matt Joyce, L (1, 7) OBP: 0.332, SLG: 0.547		B CU 74 B CU 75 B SI 90 C SI 89 X SI 91 3-1 ③ F8			X CH 82 0-0 ① G4-3		B SI 88 C CU 74 X CU 73 1-1 15 1B 2B	X SI 92 0-0 15 HBP E 28 3B 1-2 1B		4	2	2	0	0	0	1
Edgar Renteria, R (1, 6) OBP: 0.320, SLG: 0.355			X SI 89 0-0 ① G6-3		C FC 88 C CU 79 B SI 90 X CU 74 1-2 ② F9		B FF 94 S FF 94 S FF 95 F FF 95 S FF 95 1-3 ① K	B SI 92 B SI 92 X SI 92 2-0 E5 15 HBP 28 3B 1-2 2-H		4	1	0	0	0	1	2
15 Brandon Inge, R (1, 2) OBP: 0.322, SLG: 0.422			B FC 89 F SI 89 B FF 91 B FF 92 S FF 90 B FF 91 4-2 28 BB BB		B SI 88 B SI 89 C SI 89 F SI 90 X CU 79 2-2 1B		C FF 94 B FF 95 S FF 95 F FF 95 B FF 96 X FS 86 2-2 28 3B 1B 2-H	D SI 92 H SI 93 2-0 28 3B HBP 1-2 2-3		2	2	2	1	1	0	0
Inning Stats	R: 0 E: 0 K: 1 S: 9 H: 0 LOB: 1 BB: 1 P: 15	R: 0 E: 0 K: 0 S: 9 H: 1 LOB: 1 BB: 0 P: 15	R: 0 E: 0 K: 0 S: 6 H: 0 LOB: 1 BB: 2 P: 14	R: 0 E: 0 K: 1 S: 10 H: 0 LOB: 1 BB: 1 P: 16	R: 0 E: 0 K: 1 S: 10 H: 1 LOB: 1 BB: 0 P: 14	R: 0 E: 0 K: 1 S: 6 H: 0 LOB: 0 BB: 0 P: 9	R: 4 E: 0 K: 2 S: 23 H: 5 LOB: 1 BB: 0 P: 36	R: 4 E: 1 K: 1 S: 14 H: 3 LOB: 1 BB: 0 P: 25	R: 0 E: 0 K: 1 S: 10 H: 0 LOB: 1 BB: 2 P: 22	1B: 6 2B: 3 3B: 2 HR: 1	SF: 0 SAC: 0 DP: 3 HBP: 1	WP: 0 PB: 0 SB: 0 CS: 2	PA: 42				

	AB	35
	R	8
	H	10
	RBI	7
	BB	6
	SO	8
	LOB	13

PITCHER		IP	WLS	BF	H	R	ER	SO	BB	IBB	HBP	BLK	WP	HR	S	P	ERA	WHIP
39 Scott Feldman, R ERA: 5.15	(1, 1)	6.0		25	5	3	3	4	4	0	0	0	0	1	56	94	4.50	1.500
50 Frank Francisco, R ERA: 3.91	(7, 1)	1.0	L	5	2	1	1	2	0	0	0	0	0	0	17	25	9.00	2.000
Jamey Wright, R ERA: 4.39	(8, 1)	1.0		8	3	4	0	1	0	0	1	0	0	0	14	25	0.00	3.000
53 Joaquín Benoit, R ERA: 5.36	(9, 1)	1.0		4	0	0	0	1	2	0	0	0	0	0	10	22	0.00	2.000

PITCHER	IP	WLS	BF	H	R	ER	SO	BB	IBB	HBP	BLK	WP	HR	S	P	ERA	WHIP

BOTTOM

Detroit Tigers @ Texas Rangers

Rangers Ballpark in Arlington, Arlington, TX

Mon Aug 18 2008, 8:05 PM EDT

Att. 17,786 - Overcast - 73 F

Batter	1	2	3	4	5	6	7	8	9	AB	R	H	RBI	BB	SO	LOB
41 Brandon Boggs, S (1, 7) OBP: 0.341, SLG: 0.395 3 Joaquin Arias, R (8, PH) OBP: 1.000, SLG: 2.000 (9, 4)	C SI 81 S SI 81 S SI 82 0-3 K		B SI 83 B CH 78 C SI 83 B SI 83 C SI 82 B SI 84 4-2 10 G4-6-3 1-2 BB		B SI 82 X SI 82 1-0 G3 1-2	C SI 83 B FF 88 B CH 79 F SI 83 C FF 89 2-3 K		C SL 86 X FF 96 0-1 2-3 3-H 2B		3 1	0 0	0 1	0 1	1 0	2 0	2 0
10 Michael Young, R (1, 6) OBP: 0.339, SLG: 0.412	B B SI 82 X SI 82 2-0 F7		X SI 83 0-0 G4-6-3 1-2f		B SI 82 X CH 78 1-0 32 F8 22 1B 2-H 2B		X FF 92 0-0 P4	S SI 93 F SI 86 F SI 92 X FF 95 0-2 G5-3 3-H		5	1	1	2	0	0	3
32 Josh Hamilton, L (1, 8) OBP: 0.365, SLG: 0.543	B FF 87 F FF 87 F FF 89 C FF 90 1-3 K			B SI 84 X FF 86 1-0 F9	B FF 86 B CU 73 X FF 88 2-0 F8 2-3		S FF 93 B CH 86 B SL 86 S FF 94 F FF 93 F SL 86 F FF 94 X SL 87 2-2 F8	C CH 81 B FF 95 S CH 84 F FF 97 F FF 97 D CH 83 S CH 85 2-3 K		5	0	0	0	0	2	2
Milton Bradley, S (1, 10) OBP: 0.442, SLG: 0.583		X SI 81 0-0 F8		B SI 82 F FF 86 F FF 88 B SL 80 B CH 80 F CH 79 X FF 88 3-2 2B 2B	B SI 82 B SI 82 B SI 83 I IN 76 4-0 22 1B IBB		S FF 94 F FF 93 B FF 94 B FF 94 S FF 94 2-3 K		X SI 95 0-0 G6-3	4	1	1	0	1	1	0
22 Marlon Byrd, R (1, 9) OBP: 0.376, SLG: 0.461		B FF 86 F SI 81 B FF 86 C FF 87 X FF 88 2-2 G5-3		C FF 86 S SI 83 B FF 88 S SI 82 1-3 K	1 SAFE F SI 81 X CU 72 0-1 1-2 3-H 1B			C FF 96 B FF 97 F FF 96 B FF 97 F SL 86 F SL 86 X FF 93 2-2 19 1B E 2B 1B	H SI 96 1-0 WP HBP	4	1	2	1	0	1	1
Gerald Laird, R (1, 2) OBP: 0.338, SLG: 0.420		B FF 87 C FF 88 C FF 88 B SL 79 X SI 83 2-2 19 2B 1B		C FF 88 C FF 88 X FF 88 0-2 2-H 2B	B FF 88 C FF 85 C FF 87 D SL 80 X FF 89 2-2 F8			C FF 95 X SL 85 0-1 E6 19 1B 1-2 2B	B FF 94 B FF 95 C FF 94 F CH 84 S FF 97 2-3 K 1-2	5	1	2	1	0	1	4
19 Chris Davis, L (1, 3) OBP: 0.316, SLG: 0.534		B FF 88 B FF 87 X FF 86 2-0 1-H 2B		B FF 90 B FF 89 B CU 73 F FF 89 F FF 88 B CU 74 4-2 BB		C CU 71 S SL 78 X SL 78 0-2 30 FC1-4 1B		B SI 92 F SI 92 F FF 92 F FF 96 B FF 98 X SL 88 2-2 2B 3 2B 1-2 2-3 1B	X FF 95 0-0 F8	4	1	3	0	1	0	1
30 Travis Metcalf, R (1, 5) OBP: 0.200, SLG: 0.342 Frank Catalanotto, L (8, PH) OBP: 0.346, SLG: 0.401 (9, 7)			S SI 80 S SI 82 B SI 82 B SI 82 B SI 83 S SI 83 3-3 K	B SI 83 C SI 83 S CH 79 C SI 84 1-3 K	B FF 86 X CH 77 1-0 FC1-4 1-2f			B FF 96 F FF 95 X SI 93 1-1 3 2B 10 G5-3 1-3 2-H 3-H 2B		3 1	0 1	0 1	0 2	0 0	2 0	3 0
Ramón Vázquez, L (1, 4) OBP: 0.381, SLG: 0.461 (9, 5)			C FF 88 B CU 72 F CU 73 B FF 88 B CU 74 B FF 87 4-2 41 BB BB		B CU 72 X FF 86 1-0 41 G3 10 2B 1B	C CU 71 B SI 82 B SI 83 1 SAFE F FF 87 F CU 73 B FF 88 S CH 78 3-3 K		F FF 97 S SL 87 F FF 95 B SL 89 B SL 88 S SL 86 2-3 K		3	1	1	0	1	2	3
Inning Stats	R: 0 E: 0 K: 2 S: 7 H: 0 LOB: 0 BB: 0 P: 10	R: 0 E: 0 K: 0 S: 8 H: 2 LOB: 2 BB: 0 P: 14	R: 0 E: 0 K: 1 S: 8 H: 0 LOB: 1 BB: 2 P: 19	R: 1 E: 0 K: 2 S: 16 H: 2 LOB: 2 BB: 1 P: 26	R: 2 E: 0 K: 0 S: 9 H: 3 LOB: 2 BB: 1 P: 20	R: 0 E: 0 K: 2 S: 11 H: 1 LOB: 1 BB: 0 P: 17	R: 0 E: 0 K: 1 S: 10 H: 0 LOB: 0 BB: 0 P: 14	R: 4 E: 1 K: 2 S: 28 H: 4 LOB: 1 BB: 0 P: 37	R: 0 E: 0 K: 1 S: 5 H: 0 LOB: 1 BB: 0 P: 8	1B: 6 2B: 6 3B: 0 HR: 0 SF: 0 SAC: 0 DP: 1 HBP: 1						

PITCHER		IP	WLS	BF	H	R	ER	SO	BB	IBB	HBP	BLK	WP	HR	S	P	ERA	WHIP
Kenny Rogers, L ERA: 4.94	(1, 1)	6.0	W	28	8	3	3	7	3	1	0	0	0	0	59	106	4.50	1.833
Gary Glover, R ERA: 5.66	(7, 1)	1.0	H	3	0	0	0	1	0	0	0	0	0	0	10	14	0.00	0.000
48 Kyle Farnsworth, R ERA: 4.18	(8, 1)	0.2		7	4	4	2	1	0	0	0	0	0	0	23	30	27.00	6.000
56 Fernando Rodney, R ERA: 4.28	(8, 1)	1.1	S	5	0	0	0	2	0	0	1	0	1	0	10	15	0.00	0.000

PITCHER	IP	WLS	BF	H	R	ER	SO	BB	IBB	HBP	BLK	WP	HR	S	P	ERA	WHIP

livebaseballscorecards.com

AB	38
R	7
H	12
RBI	7
BB	4
SO	11
LOB	19

WP: 1 PA: 43
PB: 0
SB: 0
CS: 0

Detroit Tigers @ Texas Rangers

Rangers Ballpark in Arlington, Arlington, TX

Tue Aug 19 2008, 8:05 PM EDT

Att. 18,470 - Overcast - 79 F

TOP

Batter	1	2	3	4	5	6	7	8	9	AB	R	H	RBI	BB	SO	LOB
28 Curtis Granderson, L (1, 8) OBP: 0.374, SLG: 0.502	B FF 91 X FF 91 1-0 39 HBP 1B		B EP 58 C FF 93 B FF 93 B FS 83 B SI 89 4-1 39 1B BB		B CH 90 B SI 91 F SI 91 C SL 82 B SI 92 X SL 82 3-2 ② ③ G4-6-3 1-2f		B SL 85 B SL 84 B FF 92 C FF 92 B FF 92 4-1 39 1B 30 1B BB	C SI 90 C SI 90 B SI 92 X SI 92 1-2 ② F9		3	1	1	0	2	0	1
39 Ramon Santiago, S (1, 4) OBP: 0.461, SLG: 0.472	L FF 90 L SL 81 B FF 91 F FS 82 B FF 90 H SI 92 3-2 24 G6-4-3 1-2 HBP		B EP 58 B FF 90 C SI 93 C FF 92 B FF 92 F FF 91 X FF 91 3-2 30 G6-4-3 1-3 1B			C FF 90 X CH 89 0-1 ① F8	1 SAFE X FF 92 0-0 30 1B 24 FC6-4 1-3 1B	X SI 92 0-0 ③ F7		4	1	2	0	0	0	0
30 Magglio Ordonez, R (1, 9) OBP: 0.378, SLG: 0.478 25 Ryan Raburn, R (9, PR) OBP: 0.311, SLG: 0.404 (9, 9)	B FF 94 X SI 93 1-0 ① L6		X SI 91 0-0 ② ③ G6-4-3 1-2f			F FS 82 C SL 84 B FF 93 C SI 92 1-3 ② K	C SL 84 B SL 86 B FF 92 X FF 92 2-1 24 FC6-4 1-3 3-H 1B		B SL 82 B SI 92 B SI 93 C SI 92 F SI 93 B SL 82 4-2 9 G3 1B BB	4 0	0 1	1 0	1 0	1 0	1 0	4 0
24 Miguel Cabrera, R (1, 3) OBP: 0.353, SLG: 0.515	B FS 81 F FS 81 X SI 92 1-1 ② ③ G6-4-3 1-2f			B FS 87 F FS 78 C SI 93 X CH 83 1-2 ① L8		C SI 94 B FF 94 B FS 83 S SI 92 B SL 82 X SI 94 3-2 ③ F9	S FF 90 F FF 92 D FS 87 F FS 86 F FF 92 F FF 92 F SL 85 X SL 85 1-2 ② FC6-4 9 1B E 1-2f 3-H		X SI 92 0-0 ① F9	5	1	0	1	0	0	4
9 Carlos Guillen, S (1, 5) OBP: 0.377, SLG: 0.437		B FF 90 F SI 90 B EP 60 F FF 92 B FS 82 X SI 93 3-2 G4-3 2B		C EP 55 F FF 94 B FS 82 X SL 76 1-2 ② G4-3			C FF 90 B SI 90 F FF 93 B SI 92 B SL 83 4-2 1B HR BB X FF 91 0-0 E BB 1-3 1B		C SL 85 X CH 80 0-1 ② G3 1-2	4	2	2	0	1	0	1
Gary Sheffield, R (1, 10) OBP: 0.332, SLG: 0.403		B FF 93 S FS 80 B SI 92 B SL 82 F FF 94 F FS 84 S FF 93 3-3 ① K		B EP 58 X SI 94 1-0 ③ F8			C FF 92 C FF 97 B FF 94 B SL 80 X SI 90 2-2 1-3 HR 1B B SL 84 D SL 85 C SL 84 C FF 94 B FF 92 4-1 1-2 E BB		C SL 84 B CU 70 X SI 92 1-1 ③ 2-H 1B	4	2	2	1	1	1	1
Matt Joyce, L (1, 7) OBP: 0.335, SLG: 0.580		X EP 59 0-0 ② G4-3 2-3			C FF 91 X FF 91 0-1 HR	S FF 93 D FS 83 F FF 92 X SL 84 1-2 1-H 3-H HR B SL 84 X FF 97 1-0 E8 1-H 2-H 3-H				4	2	2	4	0	0	1
Edgar Renteria, R (1, 6) OBP: 0.319, SLG: 0.361		S SL 82 F SI 93 S SL 85 0-3 ③ K		F FF 92 F SI 92 B SI 92 B FS 83 F FF 94 S SI 93 2-3 ① K			B SL 85 B SI 92 B FF 92 X FF 92 2-1 HR B SL 86 B SI 92 C SI 92 C SI 93 X SI 94 3-2 L8			4	1	1	1	0	2	2
15 Brandon Inge, R (1, 2) OBP: 0.321, SLG: 0.419			C FF 91 C SI 89 F FF 94 B SL 84 X SI 94 1-2 ① G5-3		C FF 93 C SI 92 B SI 92 F FS 83 B FS 84 X SI 92 2-2 28 G4-6-3 1B		F FF 93 B FF 94 B SL 85 C SL 85 B FF 93 F FF 93 S FF 93 3-3 ① K	X SI 92 0-0 ① P3		4	0	1	0	0	1	0
Inning Stats	R: 0 E: 0 K: 0 S: 7 H: 1 LOB: 1 BB: 0 P: 13	R: 0 E: 0 K: 2 S: 11 H: 1 LOB: 1 BB: 0 P: 17	R: 0 E: 0 K: 0 S: 10 H: 1 LOB: 1 BB: 1 P: 18	R: 0 E: 0 K: 0 S: 7 H: 0 LOB: 0 BB: 0 P: 10	R: 1 E: 0 K: 1 S: 13 H: 2 LOB: 0 BB: 0 P: 20	R: 0 E: 0 K: 1 S: 8 H: 0 LOB: 0 BB: 0 P: 12	R: 9 E: 1 K: 1 S: 31 H: 6 LOB: 1 BB: 3 P: 58	R: 0 E: 0 K: 0 S: 5 H: 0 LOB: 0 BB: 0 P: 6	R: 1 E: 0 K: 0 S: 7 H: 1 LOB: 1 BB: 1 P: 12	1B: 8 2B: 1 3B: 0 HR: 3 SF: 0 SAC: 0 DP: 3 HBP: 1						

PITCHER		IP	WLS	BF	H	R	ER	SO	BB	IBB	HBP	BLK	WP	HR	S	P	ERA	WHIP
44 Vicente Padilla, R ERA: 4.96	(1, 1)	6.0	L	26	8	5	5	4	2	0	1	0	0	3	66	109	7.50	1.667
60 Warner Madrigal, R ERA: 5.57	(7, 1)	0.2		8	3	5	2	1	2	0	0	0	0	0	18	33	27.00	7.500
59 Josh Rupe, R ERA: 3.95	(7, 1)	2.1		8	1	1	1	0	1	0	0	0	0	0	15	24	3.86	0.857

PITCHER	IP	WLS	BF	H	R	ER	SO	BB	IBB	HBP	BLK	WP	HR	S	P	ERA	WHIP

AB	36
R	11
H	12
RBI	8
BB	5
SO	5
LOB	14

1B: 8	SF: 0	WP: 0	PA: 42
2B: 1	SAC: 0	PB: 0	
3B: 0	DP: 3	SB: 0	
HR: 3	HBP: 1	CS: 0	

livebaseballscorecards.com

Batter	1	2	3	4	5	6	7	8	9	AB	R	H	RBI	BB	SO	LOB
41 Brandon Boggs, S (1, 7) OBP: 0.342, SLG: 0.392	X SI 91 0-0 ① G4-3		B SI 91 B CH 84 C SI 90 F SL 86 S SL 86 2-3 ② K		B SI 86 B SI 91 B SL 86 C SI 90 C SI 90 F SL 87 B SI 89 4-2 BB		B SI 90 F SI 90 D SL 84 C SI 91 X SI 91 2-2 10 FC5-4 1B 1-2		C SI 87 S SL 83 F SL 81 X SL 82 0-2 ② F9	4	0	1	0	1	1	0
10 Michael Young, R (1, 6) OBP: 0.339, SLG: 0.411	C SI 91 X SI 91 0-1 32 1B 1B		C SL 85 B SI 92 F SI 92 B SI 94 B SL 87 B SL 89 4-2 BB		B SI 90 S SL 86 X CH 85 1-1 ③ F9		B SL 81 X SI 90 1-0 ① FC5-4 32 BB 1-2f 2-3		C SI 87 B CU 75 B SI 88 F SL 83 B SI 88 S SL 82 3-3 ③ K	4	0	1	0	1	1	3
32 Josh Hamilton, L (1, 8) OBP: 0.366, SLG: 0.542	F SI 90 X SL 85 0-1 1-2 1B		X SL 86 0-0 ③ G4-3			S CH 85 F SI 90 B SI 92 X SL 87 1-2 ① G3	B SL 81 B SL 80 B SI 90 B SI 90 4-0 1-2 BB			3	0	1	0	1	0	1
Milton Bradley, S (1, 10) OBP: 0.441, SLG: 0.579 21 Jarrod Saltalamacchia, C (PH) (8, 10) OBP: 0.343, SLG: 0.341	B SI 90 X SI 89 1-0 ② L4			C SI 90 B CH 83 S CH 84 F SI 93 S SL 88 1-3 ① K		B SI 86 S SI 87 S SL 87 B SI 93 B SL 87 B SL 86 4-2 22 1B 19 HR BB	C SI 92 S SL 82 F SL 80 C SL 79 0-3 ② K			2 1	1 0	0 0	0 0	1 0	1 0	2 3
22 Marlon Byrd, R (1, 9) OBP: 0.378, SLG: 0.461	F SI 91 C SL 85 B SI 92 S SL 87 1-3 ③ K			X SI 92 0-0 19 FC4-6 1B		X SL 86 0-0 1-2 19 HR 1B	X FF 93 0-0 ③ P1			4	1	2	0	0	1	5
Gerald Laird, R (1, 2) OBP: 0.333, SLG: 0.413		C SI 90 B SL 85 F SI 91 B SL 87 S SL 87 2-3 ① K		C SL 85 1 SAFE X SI 86 0-1 ② F9		F SI 91 B SI 91 B SL 87 B SL 86 X SI 91 3-1 ② L5		B FF 93 C FF 93 X SL 85 1-1 ① P3		4	0	0	0	0	1	3
19 Chris Davis, L (1, 3) OBP: 0.319, SLG: 0.551		B SI 91 B SI 92 X SI 91 2-0 3 G5-4-3 1B		D SL 86 X SI 86 1-0 ③ FC4-6 1-2f		C SL 88 T SI 87 B SI 92 X SL 88 1-2 1-H 2-H HR		S FF 94 S FF 94 S FF 93 0-3 ② K		4	1	2	3	0	1	1
3 Joaquin Arias, R (1, 4) OBP: 0.200, SLG: 0.400		C SI 91 X SI 91 0-1 ② ③ G5-4-3 1-2f			C SI 90 F SI 87 S SI 93 0-3 ① K	X SI 93 0-0 ③ G6-3		C FF 93 B CU 77 F FF 93 B SL 85 B FF 93 X FF 93 3-2 ③ F9		4	0	0	0	0	1	1
Ramón Vázquez, L (1, 5) OBP: 0.379, SLG: 0.458			B SL 84 B SI 89 X SI 88 2-0 ① F9		C SI 86 F SL 86 X SI 86 0-2 ② G3		C SI 90 F SI 91 B SI 91 F SI 91 X SI 92 1-2 10 FC5-4 41 1B 1B		B CU 74 B SI 86 C SI 85 B SI 87 X SI 86 3-1 ① G6-3	4	0	1	0	0	0	0
Inning Stats	R: 0 E: 0 K: 1 S: 9 H: 2 LOB: 2 BB: 0 P: 11	R: 0 E: 0 K: 1 S: 6 H: 1 LOB: 0 BB: 0 P: 10	R: 0 E: 0 K: 1 S: 7 H: 0 LOB: 1 BB: 1 P: 15	R: 0 E: 0 K: 1 S: 8 H: 1 LOB: 1 BB: 0 P: 10	R: 0 E: 0 K: 1 S: 11 H: 0 LOB: 1 BB: 1 P: 16	R: 3 E: 0 K: 0 S: 12 H: 2 LOB: 0 BB: 1 P: 21	R: 0 E: 0 K: 1 S: 13 H: 2 LOB: 3 BB: 1 P: 21	R: 0 E: 0 K: 1 S: 8 H: 0 LOB: 0 BB: 0 P: 12	R: 0 E: 0 K: 1 S: 9 H: 0 LOB: 0 BB: 0 P: 15	1B: 7 2B: 0 3B: 0 HR: 1	SF: 0 SAC: 0 DP: 1 HBP: 0			WP: 0 PB: 0 SB: 0 CS: 0	PA: 38	

PITCHER		IP	WLS	BF	H	R	ER	SO	BB	IBB	HBP	BLK	WP	HR	S	P	ERA	WHIP
58 Armando Galarraga, R ERA: 3.17	(1, 1)	6.0	W	26	6	3	3	5	3	0	0	0	0	1	53	83	4.50	1.500
44 Bobby Seay, L ERA: 2.72	(7, 1)	0.2		5	2	0	0	1	1	0	0	0	0	0	12	20	0.00	4.500
Gary Glover, R ERA: 5.45	(7, 1)	1.1		4	0	0	0	1	0	0	0	0	0	0	9	13	0.00	0.000
49 Casey Fossum, L ERA: 6.0	(9, 1)	1.0		3	0	0	0	1	0	0	0	0	0	0	9	15	0.00	0.000

PITCHER	IP	WLS	BF	H	R	ER	SO	BB	IBB	HBP	BLK	WP	HR	S	P	ERA	WHIP

BOTTOM

Detroit Tigers @ Texas Rangers

Rangers Ballpark in Arlington, Arlington, TX

Tue Aug 19 2008, 8:05 PM EDT

Att. 18,470 - Overcast - 79 F

livebaseballscorecards.com

AB	34
R	3
H	8
RBI	3
BB	4
SO	8
LOB	19

Batter	1	2	3	4	5	6	7	8	9	AB	R	H	RBI	BB	SO	LOB
28 Curtis Granderson, L (1, 8) OBP: 0.373, SLG: 0.505	C B X 1-1 ① F7		B X 1-0 ③ F8		B C B X 2-1 3B			C B C S 1-3 ① K		4	0	1	0	0	1	0
39 Ramon Santiago, S (1, 4) OBP: 0.462, SLG: 0.480	B C B B B 4-1 BB			C X 0-1 24 2B 2B	B X 1-0 ③ L6			C B F B F X 2-2 ② L4		3	1	1	0	1	0	1
30 Magglio Ordonez, R (1, 9) OBP: 0.377, SLG: 0.479 33 Marcus Thames, R (8, PH) OBP: 0.291, SLG: 0.530 (8, 9)	B X 1-0 ② F9			S F F S 0-3 ① K		X 0-0 2B		B C F S 1-3 ③ K		3 1	0 0	1 0	0 0	0 0	1 1	2 0
24 Miguel Cabrera, R (1, 3) OBP: 0.353, SLG: 0.514	S X 0-1 ③ F8			X 0-0 1B 2-H 2B		F X 0-1 ① P5			X 0-0 ① P3	4	0	1	1	0	0	2
9 Carlos Guillen, S (1, 5) OBP: 0.374, SLG: 0.434 25 Ryan Raburn, R (8, 5) OBP: 0.315, SLG: 0.409		C B B F C 2-3 ① K		S B X 1-1 ② L4		S B F X 1-2 ② G1-3			C X 0-1 G5-4-3 1B	3 1	0 0	0 1	0 0	0 0	1 0	2 0
Gary Sheffield, R (1, 10) OBP: 0.331, SLG: 0.401		C X 0-1 ② F8		B B C F X 2-2 2-3 1B		C X 0-1 ③ G5-3			B B F B F F X 3-2 ② ③ G5-4-3 1-2f	4	0	1	0	0	0	2
Matt Joyce, L (1, 7) OBP: 0.330, SLG: 0.571		F B C B B F X 3-2 ③ F7		X 0-0 ③ G5-3			S B S F X 1-2 ① G4-3			3	0	0	0	0	0	2
Edgar Renteria, R (1, 6) OBP: 0.317, SLG: 0.359			C C F B X 1-2 ① F9		X 0-0 ① F9		F B B F X 2-2 ② L9			3	0	0	0	0	0	0
15 Brandon Inge, R (1, 2) OBP: 0.318, SLG: 0.414			B F F B X 2-2 ② F9		B C C F X 1-2 ② F9		C S F X 0-2 ③ F9			3	0	0	0	0	0	0
Inning Stats	R: 0 H: 0 E: 0 LOB: 1 K: 0 BB: 1 S: 6 P: 12	R: 0 H: 0 E: 0 LOB: 0 K: 1 BB: 0 S: 9 P: 14	R: 0 H: 0 E: 0 LOB: 0 K: 0 BB: 0 S: 8 P: 12	R: 1 H: 3 E: 0 LOB: 2 K: 1 BB: 0 S: 13 P: 16	R: 0 H: 1 E: 0 LOB: 1 K: 0 BB: 0 S: 8 P: 12	R: 0 H: 1 E: 0 LOB: 1 K: 0 BB: 0 S: 8 P: 9	R: 0 H: 0 E: 0 LOB: 0 K: 0 BB: 0 S: 11 P: 14	R: 0 H: 0 E: 0 LOB: 0 K: 2 BB: 0 S: 10 P: 14	R: 0 H: 1 E: 0 LOB: 0 K: 0 BB: 0 S: 7 P: 10	1B: 2 2B: 3 3B: 1 HR: 0	SF: 0 SAC: 0 DP: 1 HBP: 0					

TOP

Detroit Tigers @ Texas Rangers

Rangers Ballpark in Arlington, Arlington, TX

Wed Aug 20 2008, 8:05 PM EDT

Att. 19,403 - Cloudy - 75 F

livebaseballscorecards.com

AB	32
R	1
H	6
RBI	1
BB	1
SO	4
LOB	11

WP: 0 PA: 33
PB: 0
SB: 0
CS: 0

PITCHER	IP	WLS	BF	H	R	ER	SO	BB	IBB	HBP	BLK	WP	HR	S	P	ERA	WHIP
33 Kevin Millwood, R (1, 1) ERA: 5.24	9.0	W	33	6	1	1	4	1	0	0	0	0	0	80	113	1.00	0.778

PITCHER	IP	WLS	BF	H	R	ER	SO	BB	IBB	HBP	BLK	WP	HR	S	P	ERA	WHIP

BOTTOM

Detroit Tigers @ Texas Rangers

Rangers Ballpark in Arlington, Arlington, TX

Wed Aug 20 2008, 8:05 PM EDT

Att. 19,403 - Cloudy - 75 F

Batter	1	2	3	4	5	6	7	8	9	AB	R	H	RBI	BB	SO	LOB
41 Brandon Boggs, S (1, 7) OBP: 0.346, SLG: 0.404	BBBB 4-0 10 G6-4-3 BB		BFX 1-1 HR	CBBBB 4-1 10 G4-6-3 BB	BFBBSFX 3-2 ③ F8		CBSBC 2-3 ② K			3	1	1	1	2	1	2
10 Michael Young, R (1, 6) OBP: 0.338, SLG: 0.415	CX 0-1 ①② G6-4-3 1-2f		BX 1-0 HR	CFX 0-2 ①② G4-6-3 1-2f 3-H		SBBFBX 3-2 ① F9	X 0-0 ③ FC6-4 1-2f			5	1	1	1	0	0	3
32 Josh Hamilton, L (1, 9) OBP: 0.369, SLG: 0.553	X 0-0 3B		X 0-0 ① F8	X 0-0 HR		FX 0-1 1B 1B		SFX 0-2 ① G4-3		5	1	3	1	0	0	0
Milton Bradley, S (1, 10) OBP: 0.444, SLG: 0.589 Frank Catalanotto, L (8, PH) OBP: 0.345, SLG: 0.399 (9, 10)	X 0-0 ③ G5-3		BBBB 4-0 22 2B 19 FC3-6 BB	SX 0-1 HR		BBX 2-0 1-3 1B		BBCX 2-1 ② P5		3 1	2 0	2 0	1 0	1 0	0 0	1 0
22 Marlon Byrd, R (1, 8) OBP: 0.379, SLG: 0.469 Jason Ellison, R (8, PH) OBP: 0.286, SLG: 0.231 (9, 8)		BCBX 2-1 E6 30 HR	BBBCFX 2-2 19 FC3-6 1-3 2B	SBBFFX 2-2 2B		BFX 1-1 ② L4		CCX 0-2 ③ P4		4 1	1 0	2 0	0 0	0 0	0 0	2 0
Gerald Laird, R (1, 2) OBP: 0.332, SLG: 0.408		BCBFDX 3-2 ① L7	IIII 4-0 19 FC3-6 IBB	CFX 0-2 ③ L5		CBFBDC 3-3 ③ K				3	0	0	0	1	1	4
19 Chris Davis, L (1, 3) OBP: 0.313, SLG: 0.538		X 0-0 ② L6	BX 1-0 ② FC3-6 1-2f 2-3 3-H		CX 0-1 ① F9		CSFBFS 1-3 ① K			4	0	0	1	0	1	3
30 Travis Metcalf, R (1, 5) OBP: 0.250, SLG: 0.524		CBSX 1-2 2-H HR	CBX 1-1 ③ G5-3		BBCX 2-1 1B		SSFFX 0-2 HR			4	2	3	3	0	0	2
3 Joaquin Arias, R (1, 4) OBP: 0.333, SLG: 0.667		BBX 2-0 ③ G4-3		FX 0-1 10 G4-6-3 3B	BFCX 1-2 ② P4		FX 0-1 10 FC6-4 1B			4	1	2	0	0	0	1
Inning Stats	R: 0 E: 0 K: 0 S: 4 H: 1 LOB: 1 BB: 1 P: 8	R: 2 E: 1 K: 0 S: 10 H: 1 LOB: 0 BB: 0 P: 18	R: 3 E: 0 K: 0 S: 10 H: 3 LOB: 2 BB: 2 P: 24	R: 3 E: 0 K: 0 S: 16 H: 4 LOB: 1 BB: 1 P: 22	R: 0 E: 0 K: 0 S: 11 H: 1 LOB: 1 BB: 0 P: 17	R: 0 E: 0 K: 1 S: 11 H: 2 LOB: 2 BB: 0 P: 20	R: 1 E: 0 K: 2 S: 16 H: 2 LOB: 1 BB: 0 P: 19	R: 0 E: 0 K: 0 S: 8 H: 0 LOB: 0 BB: 0 P: 10		1B: 4 2B: 2 3B: 2 HR: 6	SF: 0 SAC: 0 DP: 2 HBP: 0					

livebaseballscorecards.com

AB	37
R	9
H	14
RBI	8
BB	4
SO	3
LOB	18

WP: 0 PB: 0 SB: 0 CS: 0 PA: 41

PITCHER		IP	WLS	BF	H	R	ER	SO	BB	IBB	HBP	BLK	WP	HR	S	P	ERA	WHIP
29 Nate Robertson, L ERA: 6.09	(1, 1)	3.2	L	22	8	8	6	0	3	1	0	0	0	5	33	63	14.73	3.000
Aquilino Lopez, R ERA: 3.49	(4, 1)	2.2		14	6	1	1	2	0	0	0	0	0	1	41	59	3.38	2.250
Francis Beltran, R ERA: 5.25	(7, 1)	1.2		5	0	0	0	1	0	0	0	0	0	0	12	16	0.00	0.000

PITCHER	IP	WLS	BF	H	R	ER	SO	BB	IBB	HBP	BLK	WP	HR	S	P	ERA	WHIP

Batter	1	2	3	4	5	6	7	8	9	AB	R	H	RBI	BB	SO	LOB
28 Curtis Granderson, L (1, 8) OBP: 0.374, SLG: 0.502	B FC 87 B CH 87 B FC 85 B FC 87 4-0 30 G6-4-3 BB		B FC 88 C CH 83 B CU 69 B CH 88 B FC 87 4-1 14 2B BB		C FF 89 X FC 85 0-1 ③ P5			B FC 87 X FC 83 1-0 ① F8		2	1	0	0	2	0	0
14 Placido Polanco, R (1, 4) OBP: 0.356, SLG: 0.428	C FF 88 X FF 88 0-1 ① F7		1 SAFE C FC 88 B FC 87 X FC 86 1-1 1-H 2B			B FF 88 B CH 83 X FC 87 2-0 ① P6		B FF 89 X FC 85 1-0 ② G6-3		4	0	1	1	0	0	1
30 Magglio Ordonez, R (1, 9) OBP: 0.374, SLG: 0.475	1 SAFE 1 SAFE C FF 88 B FC 87 B CH 83 X FF 88 2-1 ②③ G6-4-3 1-2f		S FF 88 F FC 83 X FC 85 0-2 ② L9			F CU 71 X FC 86 0-1 ② F8		F FF 89 C FF 90 B FF 90 B FF 90 B FF 90 F FF 88 X FF 90 3-2 ③ F8		4	0	0	0	0	0	2
24 Miguel Cabrera, R (1, 3) OBP: 0.354, SLG: 0.527		C FC 84 B FF 88 F FC 88 B FF 88 X FC 85 2-2 HR	X FC 84 0-0 ③ G5-3			C CH 83 B FF 89 X FC 84 1-1 HR			B SI 93 S SL 84 X SI 93 1-1 ① G6-3	4	2	2	2	0	0	1
9 Carlos Guillen, S (1, 5) OBP: 0.375, SLG: 0.436		S FC 87 B FC 87 X FF 89 1-1 WP G4-3 2B		B FC 83 B FC 87 B FF 88 C FC 87 B FF 89 4-1 L6-3 BB		F CH 84 X FC 86 0-1 ③ L9			B SI 94 X SI 87 1-0 ② G1-3	3	1	1	0	1	0	0
Gary Sheffield, R (1, 10) OBP: 0.331, SLG: 0.399		B FC 86 T FC 88 B FC 87 F FF 88 S FC 85 2-3 ① K 2-3		C CH 83 F FF 89 S FF 90 0-3 ① K			C FC 83 S FF 88 B FC 84 B FF 89 X FC 85 2-2 ① P2		B FC 93 C SL 84 C SI 92 X SL 85 1-2 1B	4	0	1	0	0	2	2
Matt Joyce, L (1, 7) OBP: 0.328, SLG: 0.569		C FF 89 X FF 89 0-1 ② G4-3 3-H		S FF 89 X FC 88 0-1 ②③ L6-3 1-1			F FF 88 X FC 85 0-1 2B		B FF 93 S CH 86 F SL 85 B FF 93 1 SAFE S SL 85 2-3 ③ K	4	0	1	1	0	1	2
15 Brandon Inge, R (1, 2) OBP: 0.315, SLG: 0.409		X FC 86 0-0 ③ G4-3		C FF 89 B FC 85 B FC 85 X FF 89 2-1 ① F8			D FC 85 F FC 87 D FC 87 B FF 88 X FF 88 3-1 ② F7			3	0	0	0	0	0	1
39 Ramon Santiago, S (1, 6) OBP: 0.448, SLG: 0.462			B FC 88 X CH 82 1-0 ① G4-3		B CU 71 C FF 88 B FC 86 C FF 88 F FF 90 B FC 84 X FF 89 3-2 ② F8		B FF 88 F FF 88 C FF 89 X FC 86 1-2 ③ G4-3			3	0	0	0	0	0	1
Inning Stats	R: 0 E: 0 K: 0 S: 4 H: 0 LOB: 0 BB: 1 P: 10	R: 2 E: 0 K: 1 S: 11 H: 2 LOB: 0 BB: 0 P: 16	R: 1 E: 0 K: 0 S: 8 H: 1 LOB: 1 BB: 1 P: 14	R: 0 E: 0 K: 1 S: 6 H: 0 LOB: 0 BB: 1 P: 10	R: 0 E: 0 K: 0 S: 8 H: 0 LOB: 0 BB: 0 P: 13	R: 1 E: 0 K: 0 S: 7 H: 1 LOB: 0 BB: 0 P: 10	R: 0 E: 0 K: 0 S: 10 H: 1 LOB: 0 BB: 0 P: 16	R: 0 E: 0 K: 0 S: 6 H: 0 LOB: 0 BB: 0 P: 11	R: 0 E: 0 K: 1 S: 9 H: 1 LOB: 1 BB: 0 P: 14	1B: 1 2B: 4 3B: 0 HR: 2 SF: 0 SAC: 0 DP: 2 HBP: 0						

PITCHER		IP	WLS	BF	H	R	ER	SO	BB	IBB	HBP	BLK	WP	HR	S	P	ERA	WHIP
19 Brian Bannister, R ERA: 5.89	(1, 1)	8.0	L	30	5	4	4	2	3	0	0	0	1	2	60	100	4.50	1.000
Kip Wells, R ERA: 5.46	(9, 1)	1.0		4	1	0	0	1	0	0	0	0	0	0	9	14	0.00	1.000

PITCHER	IP	WLS	BF	H	R	ER	SO	BB	IBB	HBP	BLK	WP	HR	S	P	ERA	WHIP

TOP

Detroit Tigers @ Kansas City Royals

Kauffman Stadium, Kansas City, MO

Fri Aug 22 2008, 7:10 PM CDT

Att. 18,361 - Clear - 88 F

livebaseballscorecards.com

AB	31
R	4
H	6
RBI	4
BB	3
SO	3
LOB	10

Detroit Tigers @ Kansas City Royals

Kauffman Stadium, Kansas City, MO

Fri Aug 22 2008, 7:10 PM CDT

Att. 18,361 - Clear - 88 F

BOTTOM

livebaseballscorecards.com

Batter	1	2	3	4	5	6	7	8	9	AB	R	H	RBI	BB	SO	LOB
30 Mike Aviles, R (1, 6) OBP: 0.360, SLG: 0.505	C FF 91 F FF 92 B FF 93 B FF 93 X FF 94 2-2 CS 1B		1 SAFE B CU 76 F FF 91 1 SAFE F CU 76 1 SAFE F CH 82 B CU 78 X CU 81 2-2 G6-3 1-2 1B		C CU 79 F FF 91 X FF 92 0-2 ① P4		B FF 91 F FF 91 X FF 92 1-1 ① G6-3		B SI 93 C SI 93 B FF 95 X SI 94 2-1 2B 2B	5	1	3	0	0	0	0
Esteban German, R (1, 4) OBP: 0.292, SLG: 0.327	L FF 93 B CU 77 B CU 78 1 SAFE B FF 91 C FF 93 B FF 94 4-2 ① 1-2 BB		S CU 79 S CU 82 X CU 82 0-2 ① G6-3 1-2 2-3		B FF 90 B CU 78 F FF 94 X FF 94 2-1 ② G6-3		C FF 92 B CH 83 C FF 92 B CH 83 F CH 84 C CU 80 2-3 ② K		B CH 82 B CH 85 C SI 96 C CH 84 B FF 98 X CH 84 3-2 16 1B 2-H 2B	4	1	1	1	1	1	2
9 David DeJesus, L (1, 7) OBP: 0.353, SLG: 0.436	B FF 92 C FF 92 B FF 92 F FF 93 S CU 80 2-3 ② K		F FF 94 F FF 95 B FF 94 S FF 95 1-3 ② K		C FF 92 X FF 92 0-1 ③ L4		C CH 81 B FF 91 B CU 80 F CH 80 B CU 81 B FF 93 4-2 BB		C SI 95 B FF 97 B CH 84 B SI 97 B SI 96 4-1 16 1B 2-1 BB	3	0	0	0	2	2	3
11 Jose Guillen, R (1, 9) OBP: 0.285, SLG: 0.426	B FF 92 C CU 77 X FF 92 1-1 ③ F9		X CU 81 0-0 ③ F7			B CH 82 F FF 92 B FF 92 B CH 84 F FF 93 F FF 94 F CH 84 F FF 96 F FF 96 3-2 X FF 85 16 1B 1B 1B	C FF 94 F FF 94 D SL 82 X FF 93 1-2 ③ F9		B CH 86 C FF 96 F FF 97 S FF 97 1-3 ① K	5	0	1	0	0	1	6
24 Mark Teahen, L (1, 5) OBP: 0.312, SLG: 0.379		C CH 80 F FF 92 S CU 79 0-3 ① K		S FF 92 X CH 83 0-1 ① F8		B FF 94 F CH 83 C CU 79 T CU 80 1-2 ① K		X FF 93 0-0 ① G4-3	B FF 96 S CH 84 F FF 97 F FF 97 B CH 85 S FF 97 2-3 ② K	5	0	0	0	0	3	3
16 Billy Butler, R (1, 10) OBP: 0.316, SLG: 0.369 Jason Smith, L (9, PR) OBP: 0.211, SLG: 0.316		C FF 90 S CH 82 B CU 80 X FF 94 1-2 ② G4-3		X FF 92 0-0 ② F8		X FF 92 0-0 1B 1-2 1B		B FF 95 F FF 94 B SL 87 C FF 94 X FF 94 2-2 ② P5	B FF 95 B SI 94 X FF 95 2-0 1-3 2-H 1B	5 0	0 0	2 0	1 0	0 0	0 0	0 0
Ross Gload, L (1, 3) OBP: 0.324, SLG: 0.351		B FF 90 C CH 81 B FF 93 X FF 94 2-1 1B		C FF 89 X CH 82 0-1 14 1B 1B		S FF 92 X FF 94 0-1 FC6-4 1-2 2-3 1B		C FF 93 F CH 87 B CU 80 B SL 87 X FF 94 2-2 14 3B 1B	B CH 85 1-0 ③ 2-1 3-H	4	1	4	0	0	0	0
14 John Buck, R (1, 2) OBP: 0.296, SLG: 0.371		C FF 92 B CH 82 B CU 79 X FF 93 2-1 ③ F8		C FF 92 S FF 92 X CU 80 0-2 1-2 1B		F FF 94 S CH 84 C CU 82 0-3 ② K		S SL 87 S SL 85 B FF 93 B FF 94 F SL 87 X SL 84 2-2 1-H 3B		4	0	2	1	0	1	4
Joey Gathright, L (1, 8) OBP: 0.301, SLG: 0.264			F FF 90 B FF 92 B FF 92 B FF 91 B FF 90 4-1 G6-3 30 1B BB	X FF 94 0-0 ③ G4-3		B CU 80 F FF 94 F FF 94 F FF 96 B CU 80 F FF 96 X FF 96 2-2 ③ FC6-4 1-2f		X FF 94 0-0 ③ F9		3	0	0	0	1	0	6

| Inning Stats | | |

Batter	1	2	3	4	5	6	7	8	9	AB	R	H	RBI	BB	SO	LOB
28 Curtis Granderson, L (1, 8) OBP: 0.376, SLG: 0.500	B FF 91 B FF 92 C FF 92 B FF 91 B FF 92 4-1 30 FC6-5 14 1B BB		B FF 91 B FC 87 B FC 89 B FF 90 4-0 14 G5-3 BB		C FF 92 B CU 78 B FC 88 B FF 91 B FF 92 4-1 14 1B 30 SF9 BB		C FF 91 B FC 88 C CU 80 F FF 92 B FS 81 S FS 80 2-3 ② K		C FF 92 B FF 94 F CH 82 F CH 86 S SL 85 1-3 ① K	2	1	0	0	3	2	0
14 Placido Polanco, R (1, 4) OBP: 0.359, SLG: 0.430	C FF 92 F FC 88 X FF 91 0-2 30 FC6-5 1-2 1B		B FC 85 X FC 86 1-0 ① G5-3 1-2		1 SAFE 1 SAFE C FC 86 1 SAFE C FC 87 X FC 86 0-2 24 2-4 1-3 1B		C CU 79 X FC 86 0-1 30 1B 1B		B SL 83 B FF 95 B FF 94 C FF 93 F FF 94 T FF 95 3-2 ② K	5	0	3	0	0	1	1
30 Magglio Ordonez, R (1, 9) OBP: 0.374, SLG: 0.475 25 Ryan Raburn, R (9, PR) OBP: 0.315, SLG: 0.409 (9, 9)	B FF 90 D CH 83 F FF 92 X FC 89 2-1 ① FC6-5 1-2 2-3f		B CH 82 X FF 91 1-0 ② G6-3		X FF 92 0-0 ② SF9 3-H		C FF 91 X FF 89 0-1 1-2 1B		B CH 86 S CH 83 C FF 95 B FF 92 X CH 85 2-2 1B	4 0	0 0	2 0	1 0	0 0	0 0	3 0
24 Miguel Cabrera, R (1, 3) OBP: 0.352, SLG: 0.529	F FC 86 S FF 91 S FF 92 0-3 ② K		C CU 78 B FC 87 S FF 92 B FC 88 F FF 91 B CU 78 X CH 81 3-2 ③ F9		B FC 87 C FF 91 S FF 91 D FC 86 2-2 ③ 2-4 1-2	B CU 74 X FF 90 1-0 HR	F FC 88 B FF 92 B FF 92 F FS 81 F FF 91 F FC 87 S FF 92 2-3 ③ K		S FF 96 S CH 87 B SI 94 B FF 96 F FF 97 S CH 86 2-3 ③ K	5	1	1	1	0	3	6
9 Carlos Guillen, S (1, 5) OBP: 0.376, SLG: 0.435	C CH 83 F FF 91 S FC 88 0-3 ③ K			B FF 90 B CU 77 F FF 91 B CH 82 F FF 91 F FC 88 F FF 92 B FF 91 4-2 BLK WP SF9 BB		F FF 91 S FC 88 B CH 82 S CU 78 1-3 ① K		X FF 93 0-0 FC1-6-4 1B		3	1	1	0	1	2	2
Gary Sheffield, R (1, 10) OBP: 0.330, SLG: 0.400		C FF 91 X FF 92 0-1 G3 SF7 2B		C FC 87 C FC 86 S FC 87 0-3 ① K		B FF 93 C FC 86 C CU 77 X CU 79 1-2 ② F7		S FF 93 1 SAFE S FF 94 F FF 94 1 SAFE F FF 94 1 SAFE X SL 79 0-2 ① F7		4	1	1	0	0	1	2
Matt Joyce, L (1, 7) OBP: 0.327, SLG: 0.563		S FF 90 X FC 87 0-1 ① G3 2-3	B FF 91 D CH 83 X FF 91 2-0 ② SF9 1-H		S FC 86 H FC 88 1-1 HBP			1 SAFE X SI 92 0-0 ② FC1-6-4 1B 1-2f		2	0	0	1	0	0	2
Edgar Renteria, R (1, 6) OBP: 0.317, SLG: 0.358		S FF 92 B FF 93 B CH 84 B FF 92 X FC 88 3-1 ② SF7 3-H	C CU 76 B FC 89 X FF 92 1-1 ③ F7		C FF 91 1 SAFE B FF 91 X FC 86 1-1 ③ G6-3			X 0-0 1-2 1B		3	0	1	1	0	0	1
15 Brandon Inge, R (1, 2) OBP: 0.310, SLG: 0.402		X FF 93 0-0 ③ F9			X FF 91 0-0 ① B1-3		B FF 91 B FF 91 B FF 90 C FF 89 F FF 89 X FF 91 3-2 ① F8	B FF 93 B FF 93 X FF 92 2-0 ③ F8		4	0	0	0	0	0	2

Inning Stats																																
	R: 0	H: 1	R: 1	H: 1	R: 0	H: 0	R: 1	H: 0	R: 1	H: 1	R: 1	H: 1	R: 0	H: 2	R: 0	H: 2	R: 0	H: 1	1B: 7	SF: 3	WP: 1	PA: 40
	E: 0	LOB: 2	E: 0	LOB: 1	E: 0	LOB: 1	E: 0	LOB: 0	E: 0	LOB: 1	E: 0	LOB: 2	E: 0	LOB: 2	E: 0	LOB: 2	E: 0	LOB: 1	2B: 1	SAC: 0	PB: 0	
	K: 2	BB: 1	K: 0	BB: 0	K: 0	BB: 1	K: 1	BB: 1	K: 0	BB: 1	K: 1	BB: 0	K: 2	BB: 0	K: 0	BB: 0	K: 3	BB: 0	3B: 0	DP: 0	SB: 0	
	S: 12	P: 18	S: 7	P: 10	S: 6	P: 15	S: 10	P: 17	S: 8	P: 14	S: 10	P: 15	S: 16	P: 23	S: 9	P: 11	S: 14	P: 22	HR: 1	HBP: 1	CS: 0	

PITCHER		IP	WLS	BF	H	R	ER	SO	BB	IBB	HBP	BLK	WP	HR	S	P	ERA	WHIP
28 Kyle Davies, R ERA: 4.81	(1, 1)	6.0	L	27	4	4	4	4	4	0	1	1	1	1	53	89	6.00	1.333
Joel Peralta, R ERA: 5.29	(7, 1)	1.0		5	2	0	0	2	0	0	0	0	0	0	16	23	0.00	2.000
Juan Carlos Oviedo, R ERA: 3.34	(8, 1)	1.0		5	2	0	0	0	0	0	0	0	0	0	9	11	0.00	2.000
51 Robinson Tejeda, R ERA: 3.71	(9, 1)	1.0		4	1	0	0	3	0	0	0	0	0	0	14	22	0.00	1.000

PITCHER	IP	WLS	BF	H	R	ER	SO	BB	IBB	HBP	BLK	WP	HR	S	P	ERA	WHIP

TOP

Detroit Tigers @ Kansas City Royals

Kauffman Stadium, Kansas City, MO

Sat Aug 23 2008, 6:10 PM CDT
Att. 27,346 - Partly Cloudy - 87 F

livebaseballscorecards.com

AB	32
R	4
H	9
RBI	4
BB	4
SO	9
LOB	19

BOTTOM

Detroit Tigers @ Kansas City Royals

Kauffman Stadium, Kansas City, MO

Sat Aug 23 2008, 6:10 PM CDT
Att. 27,346 - Partly Cloudy - 87 F

livebaseballscorecards.com

Batter	1	2	3	4	5	6	7	8	9	AB	R	H	RBI	BB	SO	LOB
30 Mike Aviles, R (1, 6) OBP: 0.358, SLG: 0.502	B FF 90 C FF 91 X FF 91 1-1 13 G4-6-3 1B		X SL 83 0-0 ② P4			B FF 90 C FF 89 B SI 88 B SI 89 C SI 90 X SI 92 3-2 ② G5-3			B FF 95 C FF 93 X FF 94 1-1 ① L9	4	0	1	0	0	0	1
13 Alberto Callaspo, S (1, 4) OBP: 0.345, SLG: 0.320	X SI 91 0-0 ① ② G4-6-3 1-2f		B FF 89 B CH 79 F CH 79 X FF 91 2-1 ③ L5			C FF 90 F CH 80 B FF 89 B SL 85 B CH 78 F SI 90 B SI 92 4-2 BB			C FF 96 B FF 96 X FF 94 1-1 ② F8	3	0	0	0	1	0	2
9 David DeJesus, L (1, 7) OBP: 0.352, SLG: 0.433 (9, 8)	B SI 89 B FF 91 C SI 90 B CH 80 C FF 90 X FF 90 3-2 ③ F8			B CH 78 B SI 89 C SI 88 F FF 90 S SL 86 2-3 ① K		F SI 91 B CU 71 B FF 90 X SI 90 2-1 ③ G1-3			B FF 96 B FF 94 B FF 93 B FF 92 4-0 BB	3	0	0	0	1	1	1
11 Jose Guillen, R (1, 9) OBP: 0.283, SLG: 0.423		B FF 89 X FF 90 1-0 ① F8		F FF 91 F CU 75 B FF 90 S SI 92 1-3 ② K			B FF 88 B SI 89 B FF 89 C FF 87 C SI 87 F SI 88 X SI 90 3-2 ① G6-3		C FF 96 D SL 82 F SL 88 S FF 95 1-3 ③ K	4	0	0	0	0	2	1
16 Billy Butler, R (1, 10) OBP: 0.313, SLG: 0.365		C FF 91 B SL 86 B FF 90 X FF 91 2-1 ② F8		B FF 92 F CH 80 B CH 81 S SL 85 X SL 86 2-2 ③ F8			B FF 90 B CH 78 X SI 90 2-0 ② F8			3	0	0	0	0	0	0
Ross Gload, L (1, 3) OBP: 0.324, SLG: 0.351		C FF 90 X CH 81 0-1 14 FC6-4 1B			X FF 88 0-0 ① P4		C CH 78 F CU 73 F SL 84 B SI 91 X SI 90 1-2 ③ L5			3	0	1	0	0	0	0
14 John Buck, R (1, 2) OBP: 0.294, SLG: 0.368		C FF 91 B FF 90 X SI 92 1-1 ③ FC6-4 1-2f			F FF 90 F SI 89 B SL 86 B SI 91 F CH 80 S CH 81 2-3 ② K			B SI 90 S SI 90 F SI 92 S SI 93 1-3 ① K		3	0	0	0	0	2	1
24 Mark Teahen, L (1, 5) OBP: 0.312, SLG: 0.379			B SI 89 X SI 89 1-0 SH1-3 1B		C FF 90 B FF 90 F SI 90 X FF 91 1-2 ③ F7			B SL 82 X SI 91 1-0 ② G4-3		3	0	1	0	0	0	0
Joey Gathright, L (1, 8) OBP: 0.300, SLG: 0.263 Esteban German, R (8, PH) OBP: 0.291, SLG: 0.325 (9, 7)			C CH 78 X CH 78 0-1 ① SH1-3 1-2			X CH 79 0-0 ① G5-3		C SI 92 B SL 80 C SL 79 B SI 91 S SL 79 2-3 ③ K		1	0	0	0	0	0	0
										1	0	0	0	0	1	0
Inning Stats	R: 0 E: 0 K: 0 S: 6 H: 1 LOB: 0 BB: 0 P: 10	R: 0 E: 0 K: 0 S: 7 H: 1 LOB: 1 BB: 0 P: 11	R: 0 E: 0 K: 0 S: 6 H: 1 LOB: 1 BB: 0 P: 9	R: 0 E: 0 K: 2 S: 9 H: 0 LOB: 0 BB: 0 P: 14	R: 0 E: 0 K: 1 S: 8 H: 0 LOB: 0 BB: 0 P: 11	R: 0 E: 0 K: 0 S: 9 H: 0 LOB: 1 BB: 1 P: 18	R: 0 E: 0 K: 0 S: 9 H: 0 LOB: 0 BB: 0 P: 15	R: 0 E: 0 K: 2 S: 7 H: 0 LOB: 0 BB: 0 P: 11	R: 0 E: 0 K: 1 S: 7 H: 0 LOB: 1 BB: 1 P: 14	1B: 3 2B: 0 3B: 0 HR: 0 SF: 0 SAC: 1 DP: 1 HBP: 0						

	AB	28
	R	0
	H	3
	RBI	0
	BB	2
	SO	6
	LOB	6

PITCHER		IP	WLS	BF	H	R	ER	SO	BB	IBB	HBP	BLK	WP	HR	S	P	ERA	WHIP
31 Zach Miner, R ERA: 3.61	(1, 1)	7.0	W	24	3	0	0	3	1	0	0	0	0	0	54	88	0.00	0.571
44 Bobby Seay, L ERA: 2.66	(8, 1)	1.0		3	0	0	0	2	0	0	0	0	0	0	7	11	0.00	0.000
48 Kyle Farnsworth, R ERA: 4.1	(9, 1)	1.0		4	0	0	0	1	1	0	0	0	0	0	7	14	0.00	1.000

PITCHER	IP	WLS	BF	H	R	ER	SO	BB	IBB	HBP	BLK	WP	HR	S	P	ERA	WHIP

Detroit Tigers @ Kansas City Royals

Kauffman Stadium, Kansas City, MO

Sun Aug 24 2008, 1:10 PM CDT

Att. 16,663 - Partly Cloudy - 78 F

livebaseballscorecards.com

Batter	1	2	3	4	5	6	7	8	9	AB	R	H	RBI	BB	SO	LOB
28 Curtis Granderson, L (1, 8) OBP: 0.378, SLG: 0.499	C FF 87 B SI 88 B CU 71 X SL 85 2-1 14 G5-3 30 1B 1B	B FF 88 B CH 80 B FF 88 B FF 88 4-0 14 E 1-2 2-3 BB		C SL 86 S CH 81 B CU 75 X CU 77 1-2 ② F8			C FF 91 B CH 85 B SI 92 S CH 84 B SL 85 B CH 86 4-2 14 1B BB		C FF 91 X FC 92 0-1 ② G3	3	1	1	0	2	0	0
14 Placido Polanco, R (1, 4) OBP: 0.361, SLG: 0.432	B FF 88 1 SAFE X SI 87 1-0 ① G5-3 1-2	B SI 88 B SI 88 C SI 88 B SI 87 X SI 87 3-1 E5 1-3 2-H 3-H 1B		B FF 89 F FF 88 B SL 82 X SI 87 2-1 ③ G5-3			B FF 93 B FF 93 C SI 92 S SL 84 B FF 92 X FF 91 3-2 30 G4-6-3 1-3 1B		B FC 92 S FC 92 F FC 91 X CU 69 1-2 1B	5	0	3	2	0	0	1
30 Magglio Ordonez, R (1, 9) OBP: 0.373, SLG: 0.472	X SL 86 0-0 9 2B 2-H 1B	C SL 83 F SI 88 D CU 76 X FF 90 1-2 ③ P3			X SL 83 0-0 ① P6		C FF 92 B SI 93 F SL 85 X FF 89 1-2 ① ② G4-6-3 1-2f		B FF 92 B FF 92 B FF 91 C FC 90 X FF 90 3-1 ③ L8	5	0	1	1	0	0	5
24 Miguel Cabrera, R (1, 3) OBP: 0.353, SLG: 0.528	C FF 91 B SI 87 B CU 76 F SI 89 B FF 89 B CU 79 X SI 90 3-2 ② F9		S SL 83 B SI 86 B SL 84 F FF 90 B FF 89 B SI 88 4-2 9 G3-6-3 BB		B FF 90 B SL 84 B SI 87 C FF 89 X SI 88 3-1 1B		B SL 84 S FF 92 B SI 92 S CU 80 B FF 92 C FF 93 3-3 ③ K			3	0	1	0	1	1	2
9 Carlos Guillen, S (1, 5) OBP: 0.377, SLG: 0.438	B SI 89 X CH 79 1-0 ③ 1-H 2B		C CH 79 F FF 90 B CU 77 F CH 81 X SL 87 1-2 ① ② G3-6-3 1-2f		X CH 80 0-0 ② F8			C FF 92 S CH 86 X CH 87 0-2 1B		4	0	2	0	0	0	2
Gary Sheffield, R (1, 10) OBP: 0.329, SLG: 0.396		C FF 88 B CH 82 B SI 89 X SI 88 2-1 ① G6-3	B SL 85 B CH 81 B SI 91 C SI 88 B SI 90 4-1 33 1B BB		C SL 84 B FF 91 X SL 86 1-1 ③ P6			F FF 94 S SL 87 B SL 89 B SL 86 B SI 94 X FF 93 3-2 ① P2		3	0	0	0	1	0	2
33 Marcus Thames, R (1, 7) OBP: 0.294, SLG: 0.530		C SL 83 X CU 78 0-1 FC5-4 1B	F SL 84 B CU 78 X SL 84 1-1 FC5-4 1-2 1B			B SI 91 F SL 83 B CU 78 S FF 92 F CU 78 B SI 93 S FF 94 3-3 ① K		B SI 93 X SL 87 1-0 ② F7		4	0	2	0	0	1	1
Edgar Renteria, R (1, 6) OBP: 0.314, SLG: 0.355		B SL 84 C SI 88 B FF 88 X SI 90 2-1 ② FC5-4 28 BB 15 BB 14 E 1-2f	F SI 90 B SL 85 B SI 90 X SI 90 2-1 ③ FC5-4 1-2f			S SL 85 F SL 85 B SI 92 X CU 79 1-2 ② F7		F FF 94 B CH 88 B FF 94 F FF 94 X FF 93 2-2 ③ P5		4	1	0	0	0	0	4
15 Brandon Inge, R (1, 2) OBP: 0.310, SLG: 0.398		B FF 90 C SL 84 1 SAFE S SL 84 B FF 91 D SL 83 B SI 90 4-2 28 BB 14 E 1-2 BB		B SI 88 X FF 89 1-0 ① G5-3		B FF 92 X SL 84 1-0 ③ G5-3			B FC 90 S FC 90 B SL 79 B FF 90 S FF 91 F FC 91 X FF 91 3-2 ① F7	3	1	0	0	1	0	0

AB	34
R	3
H	10
RBI	3
BB	5
SO	2
LOB	17

Inning Stats																		
	R: 1	H: 3	R: 2	H: 2	R: 0	H: 1	R: 0	H: 0	R: 0	H: 0	R: 0	H: 1	R: 0	H: 1	R: 0	H: 1	1B: 9	SF: 0	WP: 0	PA: 39
	E: 0	LOB: 2	E: 1	LOB: 2	E: 0	LOB: 2	E: 0	LOB: 0	E: 0	LOB: 0	E: 0	LOB: 1	E: 0	LOB: 1	E: 0	LOB: 1	2B: 1	SAC: 0	PB: 0	
	K: 0	BB: 0	K: 0	BB: 2	K: 0	BB: 2	K: 0	BB: 0	K: 1	BB: 0	K: 1	BB: 1	K: 0	BB: 0	K: 0	BB: 0	3B: 0	DP: 2	SB: 0	
	S: 9	P: 16	S: 13	P: 29	S: 11	P: 23	S: 6	P: 10	S: 8	P: 13	S: 11	P: 22	S: 10	P: 16	S: 11	P: 18	HR: 0	HBP: 0	CS: 0	

PITCHER		IP	WLS	BF	H	R	ER	SO	BB	IBB	HBP	BLK	WP	HR	S	P	ERA	WHIP
31 Brandon Duckworth, R ERA: 5.4	(1, 1)	5.0	W	24	7	3	3	0	4	0	0	0	0	0	45	88	5.40	2.200
Kip Wells, R ERA: 5.12	(6, 1)	2.0	H	7	1	0	0	2	1	0	0	0	0	0	19	35	0.00	1.000
Ramon E Ramirez, R ERA: 3.05	(8, 1)	1.0		4	1	0	0	0	0	0	0	0	0	0	10	16	0.00	1.000
48 Joakim Soria, R ERA: 1.93	(9, 1)	1.0		4	1	0	0	0	0	0	0	0	0	0	11	18	0.00	1.000

PITCHER		IP	WLS	BF	H	R	ER	SO	BB	IBB	HBP	BLK	WP	HR	S	P	ERA	WHIP

BOTTOM

Detroit Tigers @ Kansas City Royals

Kauffman Stadium, Kansas City, MO

Sun Aug 24 2008, 1:10 PM CDT

Att. 16,663 - Partly Cloudy - 78 F

livebaseballscorecards.com

Batter	1	2	3	4	5	6	7	8	9	AB	R	H	RBI	BB	SO	LOB
30 Mike Aviles, R (1, 6) OBP: 0.359, SLG: 0.498	B SI 81 X SI 81 1-0 ① F9	1 SAFE B FF 87 1 SAFE B SI 82 F FF 87 X FF 86 2-1 ③ F8			B CH 76 B CH 75 1 SAFE B FF 86 C SI 82 1 SAFE X SI 82 3-1 E7 SF8 9 WP 1B 1-3	S CH 79 C CH 78 X CH 78 0-2 ② G6-3 1-2 2-3		B FF 91 F FF 92 C FF 91 B FF 91 B SL 79 B FF 91 4-2 FC6-4 BB		4	1	1	0	1	0	5
Esteban German, R (1, 7) OBP: 0.293, SLG: 0.325	C SI 80 X SI 81 0-1 9 G1-6-3 1B		C SI 82 B FF 85 B FF 85 C FF 86 F SL 78 X FF 88 2-2 ① P4		B CH 78 C FF 86 X CH 77 1-1 ② SF8 2-3 3-H	I IN 75 I IN 74 I IN 74 I IN 76 4-0 IBB		F FF 92 B FF 91 B FF 92 B FF 91 X FF 91 3-1 ③ FC6-4 1-2f		3	0	1	1	1	0	2
9 David DeJesus, L (1, 8) OBP: 0.349, SLG: 0.429 (7, 9)	B FF 86 1 SAFE X FF 85 1-0 ②③ G1-6-3 1-2f		B FF 87 B CU 72 C FF 86 L FF 87 X SL 78 2-2 ② G4-3		S SL 79 D CU 73 D FF 88 F FF 89 B SL 80 S SL 79 3-3 ③ K 3-H	B CU 71 X FF 87 1-0 ③ L7				4	0	0	0	0	1	4
11 Jose Guillen, R (1, 9) OBP: 0.285, SLG: 0.429 Joey Gathright, L (6, PR) OBP: 0.299, SLG: 0.262 (7, 8)		X SI 80 0-0 HR	F CH 77 F FF 88 B CU 75 B CH 80 B CH 78 F FF 89 F FF 89 F FF 89 S SL 79 3-3 ③ K			F CH 77 B CH 77 F CH 77 B FF 89 B SL 78 B CH 79 4-2 16 2B 21 FC6 BB	L FF 91 C FF 92 B FS 84 X FS 82 1-2 ① G4-3			2 1	1 1	1 0	1 0	1 0	1 0	0 0
16 Billy Butler, R (1, 10) OBP: 0.315, SLG: 0.368		B SI 81 B SI 81 B FF 86 B SI 83 4-0 2B 24 SF8 BB		X FF 86 0-0 ① F8		C SI 82 1 SAFE X FF 86 0-1 G4-3 24 1B 2B 1-3	C SL 84 C SL 81 X FS 86 0-2 ② L4			3	2	1	0	1	0	0
21 Miguel Olivo, R (1, 2) OBP: 0.289, SLG: 0.471		C SI 80 S CH 76 S CH 77 0-3 ① K		B FF 86 B SI 82 S CH 78 X CH 79 2-1 ② G1-3		B FF 88 X SI 80 1-0 FC6 G4-3 24 1B 3-H	F FF 92 S SL 83 B SL 85 S FS 86 1-3 ③ K			4	1	0	1	0	2	2
Ross Gload, L (1, 3) OBP: 0.324, SLG: 0.353		C FF 87 B CU 72 X SI 83 1-1 24 SF8 2B 1-3		C FF 88 B CU 74 B CU 71 B FF 88 C FF 87 S FF 88 3-3 ③ K		D CU 74 F FF 88 C CU 72 D SL 78 B SL 78 X SL 78 3-2 ① G4-3 1-2 2-3		S SL 82 S SL 83 B CH 82 B SI 89 F SI 89 X FF 85 2-2 ① G4-3		4	0	1	0	0	1	3
24 Mark Teahen, L (1, 5) OBP: 0.311, SLG: 0.378		C CU 72 X CH 78 0-1 ② SF8 2-3 3-H			X FF 86 0-0 ① L8	C CU 73 X FF 88 0-1 30 G6-3 13 1B 1B 2-H 3-H		B SL 83 C SL 83 X SI 90 1-1 ② G3		3	0	1	3	0	0	0
13 Alberto Callaspo, S (1, 4) OBP: 0.368, SLG: 0.349		B CH 77 D CH 78 B SI 83 C SI 82 B CH 78 4-1 BB			C SI 82 C SL 77 X FF 85 0-2 30 E 30 1B SF8 1B	C CH 78 B CH 79 X CH 78 1-1 30 G6-3 1B 1-2		B FF 91 C FF 91 B FF 92 X FF 92 2-1 2B		3	1	3	0	1	0	0
Inning Stats	R: 0 H: 1 E: 0 LOB: 0 K: 0 BB: 0 S: 4 P: 6	R: 2 H: 2 E: 0 LOB: 2 K: 1 BB: 2 S: 11 P: 22	R: 0 H: 0 E: 0 LOB: 0 K: 1 BB: 0 S: 13 P: 20	R: 0 H: 0 E: 0 LOB: 0 K: 1 BB: 0 S: 6 P: 11	R: 2 H: 2 E: 1 LOB: 0 K: 1 BB: 2 S: 11 P: 18	R: 3 H: 3 E: 0 LOB: 3 K: 0 BB: 2 S: 16 P: 30	R: 0 H: 0 E: 0 LOB: 0 K: 1 BB: 0 S: 9 P: 11	R: 0 H: 1 E: 0 LOB: 2 K: 0 BB: 1 S: 12 P: 24		1B: 5 SF: 2 2B: 3 SAC: 0 3B: 0 DP: 1 HR: 1 HBP: 0					WP: 1 PA: 38 PB: 0 SB: 0 CS: 0	

	AB	31
	R	7
	H	9
	RBI	6
	BB	5
	SO	5
	LOB	16

PITCHER		IP	WLS	BF	H	R	ER	SO	BB	IBB	HBP	BLK	WP	HR	S	P	ERA	WHIP
Kenny Rogers, L ERA: 5.09	(1, 1)	6.0	L	30	8	7	6	4	3	1	0	0	1	1	61	107	9.00	1.833
Francis Beltran, R ERA: 4.85	(7, 1)	1.0		3	0	0	0	1	0	0	0	0	0	0	9	11	0.00	0.000
29 Nate Robertson, L ERA: 6.06	(8, 1)	0.2		2	0	0	0	0	0	0	0	0	0	0	6	9	0.00	0.000
Aquilino Lopez, R ERA: 3.47	(8, 1)	0.1		3	1	0	0	0	1	0	0	0	0	0	6	15	0.00	6.000

PITCHER	IP	WLS	BF	H	R	ER	SO	BB	IBB	HBP	BLK	WP	HR	S	P	ERA	WHIP

TOP

Cleveland Indians @ Detroit Tigers

Comerica Park, Detroit, MI

Mon Aug 25 2008, 7:05 PM EDT

Att. 39,196 - Clear - 76 F

livebaseballscorecards.com

Batter	1	2	3	4	5	6	7	8	9	10	AB	R	H	RBI	BB	SO	LOB
24 Grady Sizemore, L (1, 8) OBP: 0.383, SLG: 0.532	B SI 90 X SI 89 1-0 HR		X SI 90 0-0 HR		F SL 84 B SI 84 X SI 85 1-1 ① G4-3		C SL 85 F SI 90 X SI 91 0-2 ① F8			B CU 76 B SL 83 C SL 83 C SL 84 X SL 85 2-2 ① P6	5	2	2	2	0	0	0
Franklin Gutierrez, R (1, 7) OBP: 0.286, SLG: 0.391	B SI 92 F SI 89 B SI 92 X SI 90 2-1 1B		C SL 87 B SL 84 F SI 90 F SI 93 B SL 86 F SL 87 X SL 87 2-2 ① F9		C SL 83 B SI 92 B CH 86 F SL 86 F SL 85 B SI 87 F SL 85 X SL 87 3-2 ② G6-3		B SI 91 C SL 86 B SI 91 B SL 86 B SI 90 4-1 2 CS BB			C SL 83 X FF 93 0-1 HR	4	1	2	1	1	0	0
12 Ben Francisco, R (1, 9) OBP: 0.342, SLG: 0.455	C SI 90 F SI 89 B SI 90 S SL 85 1-3 ① K		X SI 92 0-0 ② F8		C SL 86 X SI 92 0-1 2 BB 1B		C SL 84 D SI 86 X SL 81 1-1 ② F7			S SL 86 S SL 85 F SL 84 B SL 84 X FF 94 1-2 ② L8	5	0	1	0	0	1	2
2 Jhonny Peralta, R (1, 6) OBP: 0.323, SLG: 0.494	X SI 90 0-0 ② P6		B SI 92 X SL 87 1-0 ③ G4-3		B SI 91 S SL 85 B SL 86 B SL 86 B SI 91 4-1 1-2 BB		S SL 84 B SL 83 S SI 90 1-2 ③ CS 1-2	B FF 95 B FF 94 X FF 94 2-0 25 CS 1B		F FF 93 B FF 94 B SL 84 B FF 93 S FF 94 F FF 94 F SL 84 X FF 94 3-2 1B	4	0	2	0	1	0	1
17 Shin-Soo Choo, L (1, 10) OBP: 0.359, SLG: 0.461	B SI 89 X CH 83 1-0 ③ G1-3			B CH 83 B CH 85 X SI 89 2-0 25 1B 2B	B SI 85 B SI 86 C SL 85 T SL 86 S SL 86 2-3 ③ K			F FF 95 C FF 93 D SL 86 X SL 84 1-2 ① F9		B FF 94 X FF 93 1-0 ③ G4-3	5	1	1	0	0	1	5
25 Ryan Garko, R (1, 3) OBP: 0.328, SLG: 0.375		F SI 91 B SI 91 F SI 90 X SL 87 1-2 ① G3		C SL 85 S SL 82 X SL 86 0-2 2-H 1B	C SI 91 B SL 86 F SI 90 F SI 93 B SI 93 S SL 87 2-3 ① K			B SL 83 B FF 96 F FF 96 B SL 84 S FF 98 F FF 96 F FF 97 F FF 96 S FF 98 3-3 ②③ K 1-2			4	0	1	1	0	2	1
10 Kelly Shoppach, R (1, 2) OBP: 0.332, SLG: 0.500	B SI 92 X SL 86 1-0 ② G3		X SI 90 0-0 ① P4		C SL 86 B SL 85 S SL 84 B SI 92 B SL 84 B SL 86 4-2 1B BB				F SI 93 B SL 88 F FF 95 B CH 84 S CH 84 2-3 ① K		3	0	0	0	1	1	1
Andy Marte, R (1, 5) OBP: 0.246, SLG: 0.306	F SL 88 B SL 86 X SL 88 1-1 2B		X SL 86 0-0 ② F7		X SI 89 0-0 G6-3 1-2 1B				S CH 85 B SI 96 S CH 83 B SI 96 S CH 86 2-3 ② K		4	0	2	0	0	1	1
Asdrúbal Cabrera, S (1, 4) OBP: 0.319, SLG: 0.320	B SI 92 F SI 91 D SI 87 S SL 86 S SL 86 2-3 ③ K2-3		F SI 90 X SI 85 0-1 ③ G1-3		S SI 86 B SI 86 B SI 91 F SL 86 X SI 87 2-2 ②③ G6-3 1-2f				S CH 84 B SI 96 C CH 85 X CH 84 1-2 ③ G4-3		4	0	0	0	0	1	4
Inning Stats	R: 1 H: 2 E: 0 LOB: 1 K: 1 BB: 0 S: 8 P: 13	R: 0 H: 1 E: 0 LOB: 1 K: 1 BB: 0 S: 9 P: 14	R: 1 H: 1 E: 0 LOB: 0 K: 0 BB: 0 S: 8 P: 11	R: 1 H: 2 E: 0 LOB: 1 K: 0 BB: 0 S: 8 P: 10	R: 0 H: 1 E: 0 LOB: 2 K: 1 BB: 1 S: 13 P: 23	R: 0 H: 1 E: 0 LOB: 1 K: 1 BB: 1 S: 10 P: 18	R: 0 H: 0 E: 0 LOB: 0 K: 0 BB: 1 S: 8 P: 14	R: 0 H: 1 E: 0 LOB: 1 K: 1 BB: 0 S: 10 P: 16	R: 0 H: 0 E: 0 LOB: 0 K: 2 BB: 0 S: 9 P: 14	R: 1 H: 2 E: 0 LOB: 1 K: 0 BB: 0 S: 15 P: 22	1B: 6 2B: 3 3B: 0 HR: 3	SF: 0 SAC: 0 DP: 2 HBP: 0	WP: 0 PB: 0 SB: 0 CS: 2	PA: 42			

	AB	38
	R	4
	H	11
	RBI	4
	BB	3
	SO	7
	LOB	15

PITCHER		IP	WLS	BF	H	R	ER	SO	BB	IBB	HBP	BLK	WP	HR	S	P	ERA	WHIP
58 Armando Galarraga, R ERA: 3.2	(1, 1)	7.0		30	8	3	3	4	3	0	0	0	0	2	64	103	3.86	1.571
48 Kyle Farnsworth, R ERA: 4.02	(8, 1)	1.0		3	1	0	0	1	0	0	0	0	0	0	10	16	0.00	1.000
56 Fernando Rodney, R ERA: 4.6	(9, 1)	1.0		3	0	0	0	2	0	0	0	0	0	0	9	14	0.00	0.000
49 Casey Fossum, L ERA: 5.93	(10, 1)	0.1		1	0	0	0	0	0	0	0	0	0	0	3	5	0.00	0.000
Gary Glover, R ERA: 5.63	(10, 1)	0.2	L	4	2	1	1	0	0	0	0	0	0	1	12	17	13.50	3.000

PITCHER	IP	WLS	BF	H	R	ER	SO	BB	IBB	HBP	BLK	WP	HR	S	P	ERA	WHIP

Batter	1	2	3	4	5	6	7	8	9	10	AB	R	H	RBI	BB	SO	LOB
28 Curtis Granderson, L (1, 8) OBP: 0.377, SLG: 0.495	B FF 88 C FF 88 X FF 87 1-1 ① G3		B FF 88 C FF 87 B CH 82 T SI 87 X SI 88 2-2 14 G4-6-3 1-2 1B		M SI 90 B CU 76 C SI 88 S FC 84 1-3 ② K		F FF 90 X SL 84 0-1 ② FC1-6 1-2f 2-3		S CH 88 B FF 88 S CH 81 X CH 81 1-2 ③ G4-3		5	0	1	0	0	1	3
14 Placido Polanco, R (1, 4) OBP: 0.360, SLG: 0.429	C FF 88 B FC 84 X SI 87 1-1 24 FC5-4 1B		C SI 87 D FC 85 F CH 82 B CU 78 X FC 85 2-2 ① ② G4-6-3 1-2f 2-3		B CU 74 X SI 87 1-0 ③ G6-3		S FF 90 C SL 84 D SL 85 S SL 86 1-3 ③ K			C FF 89 B FF 85 X CH 80 1-1 ① F7	5	0	1	0	0	1	4
30 Magglio Ordonez, R (1, 9) OBP: 0.369, SLG: 0.466	C FF 87 B CH 80 X FF 88 1-1 ② L7		B FF 88 F FF 87 B SI 88 C FC 84 B CU 75 C FC 85 3-3 ③ K			F FF 87 B FF 87 F FF 88 B FF 89 B CH 82 X FF 88 3-2 ① P1		B FF 90 B SL 84 C FF 89 F FF 91 S SL 86 2-3 ① K		F FF 90 B FF 90 B SL 82 X CH 80 2-1 ② G4-3	5	0	0	0	0	2	2
24 Miguel Cabrera, R (1, 3) OBP: 0.352, SLG: 0.525	C FF 87 X SI 86 0-1 ③ FC5-4 1-2f			C SI 86 X FC 83 0-1 1B		S CH 82 B SI 87 C FF 89 S CU 77 1-3 ② K		C FF 90 X SL 84 0-1 E6 25 G3 BB		C FF 91 B CH 84 C FF 91 X CH 85 1-2 ③ G5-3	5	0	1	0	0	1	1
Gary Sheffield, R (1, 10) OBP: 0.328, SLG: 0.393		F FF 87 F FC 85 B FC 83 S CU 76 1-3 ① K		C FF 88 X CH 82 0-1 ① L9		B CH 82 B FF 88 X FC 83 2-0 ③ G6-3		B SL 86 B FF 90 B SL 86 B SL 84 4-0 25 G3 1-2 BB			3	0	0	0	1	1	1
9 Carlos Guillen, S (1, 5) OBP: 0.376, SLG: 0.436 25 Ryan Raburn, R (5, 5) OBP: 0.311, SLG: 0.403		C FF 88 S CH 82 D CH 83 B SI 88 C FC 84 2-3 ② K		F CH 82 F SI 87 B FF 87 X FC 85 1-2 ② F9			F SI 86 B CH 82 X SI 87 1-1 ① G5-3	C FF 91 B FF 90 X SL 83 1-1 1-2 2-3 ② G3			2	0	0	0	0	1	1
											2	0	0	0	0	0	2
33 Marcus Thames, R (1, 7) OBP: 0.298, SLG: 0.543 Matt Joyce, L (7, PR) OBP: 0.325, SLG: 0.560 (8, 7)		B FF 88 F FF 89 B CH 81 B SI 87 F FF 89 X FF 89 3-2 HR		F CU 73 F CU 76 B FC 84 B SI 88 1 SAFE S FC 86 2-3 ③ K			S S FF 87 B FC 85 B FC 83 X FC 84 2-2 1B WP 15 1B	S SL 85 B SL 84 S FF 90 X SL 85 1-2 ③ F8			3	1	2	1	0	1	1
											1	1	0	0	0	0	2
Edgar Renteria, R (1, 6) OBP: 0.316, SLG: 0.363		S SI 88 X FF 87 0-1 ③ G6-3			C FF 88 X FF 86 0-1 HR		D SL 83 B FF 88 F SI 90 X SI 90 2-1 28 FC1-6 15 1B 1-3 1B			B FF 89 B FS 86 B FF 90 C CH 88 X FF 89 3-1 ① F7	4	1	2	1	0	0	0
15 Brandon Inge, R (1, 2) OBP: 0.312, SLG: 0.399			B FF 87 B SI 86 X FF 88 2-0 14 G4-6-3 28 1B 1B		B SI 86 B FF 88 B FF 88 C FF 87 F SI 87 F FC 82 X FF 89 3-2 ① F7		B SL 85 X SI 90 1-0 28 FC1-6 1-2 3-H 1B			B FS 87 S FS 87 B FF 90 F FS 86 X FS 86 2-2 ② P2	4	0	2	1	0	0	0
Inning Stats	R: 0 E: 0 K: 0 S: 8 H: 1 LOB: 1 BB: 0 P: 11	R: 1 E: 0 K: 2 S: 11 H: 1 LOB: 0 BB: 0 P: 17	R: 0 E: 0 K: 1 S: 10 H: 2 LOB: 1 BB: 0 P: 19	R: 0 E: 0 K: 1 S: 10 H: 1 LOB: 1 BB: 0 P: 13	R: 1 E: 0 K: 1 S: 10 H: 1 LOB: 0 BB: 0 P: 15	R: 0 E: 0 K: 1 S: 7 H: 0 LOB: 0 BB: 0 P: 13	R: 1 E: 0 K: 1 S: 13 H: 3 LOB: 2 BB: 0 P: 20	R: 0 E: 1 K: 1 S: 10 H: 0 LOB: 2 BB: 1 P: 18	R: 0 E: 0 K: 0 S: 8 H: 0 LOB: 0 BB: 0 P: 14	R: 0 E: 0 K: 0 S: 7 H: 0 LOB: 0 BB: 0 P: 11	1B: 7 2B: 0 3B: 0 HR: 2	SF: 0 SAC: 0 DP: 1 HBP: 0	WP: 1 PB: 0 SB: 0 CS: 0	PA: 40				

PITCHER		IP	WLS	BF	H	R	ER	SO	BB	IBB	HBP	BLK	WP	HR	S	P	ERA	WHIP
57 Zach Jackson, L ERA: 4.91	(1, 1)	6.1		25	7	3	3	6	0	0	0	0	0	2	61	96	4.26	1.105
30 Masa Kobayashi, R ERA: 4.35	(7, 1)	0.0	B	2	2	0	0	0	0	0	0	0	1	0	3	6	∞	∞
53 Rafael Perez, L ERA: 3.31	(7, 1)	1.2		7	0	0	0	2	1	0	0	0	0	0	15	24	0.00	0.600
Brendan Donnelly, R ERA: 9.64	(9, 1)	1.0	W	3	0	0	0	0	0	0	0	0	0	0	8	14	0.00	0.000
50 Jensen Lewis, R ERA: 3.78	(10, 1)	1.0	S	3	0	0	0	0	0	0	0	0	0	0	7	11	0.00	0.000

PITCHER	IP	WLS	BF	H	R	ER	SO	BB	IBB	HBP	BLK	WP	HR	S	P	ERA	WHIP

BOTTOM

Cleveland Indians @ Detroit Tigers

Comerica Park, Detroit, MI

Mon Aug 25 2008, 7:05 PM EDT

Att. 39,196 - Clear - 76 F

livebaseballscorecards.com

AB	39
R	3
H	9
RBI	3
BB	1
SO	8
LOB	17

Cleveland Indians @ Detroit Tigers

Comerica Park, Detroit, MI

Tue Aug 26 2008, 7:05 PM EDT

Att. 38,774 - Clear - 76 F

livebaseballscorecards.com

TOP

Batter	1	2	3	4	5	6	7	8	9	AB	R	H	RBI	BB	SO	LOB
24 Grady Sizemore, L (1, 8) OBP: 0.382, SLG: 0.528	C FF 89 B FF 89 S CH 79 S CH 83 1-3 ① **K**		S CH 76 B CH 80 B FF 90 1 SAFE C CH 79 X CU 79 2-2 ① **P5**	S CH 85 C SL 79 X CH 86 0-2 ② **G4-3**		B FF 90 C CH 84 B FS 83 X CH 84 2-1 ③ **F7**		B SI 85 F SL 82 B SI 86 B SL 83 C SL 82 B SL 83 4-2 **BB**		4	0	0	0	1	1	1
Franklin Gutierrez, R (1, 7) OBP: 0.287, SLG: 0.389	B FF 90 X FF 90 1-0 ② **F7**		C CU 79 T CU 78 D CU 80 D CH 80 B CU 79 X CU 79 3-2 **E5** 2 1B 2 E 1-H	B FF 91 B SL 80 C SL 79 S SL 79 F FF 91 B SL 81 F SL 81 X SL 81 3-2 12 HR 1B			C FF 90 H FF 89 1-1 12 HR HBP	C SL 83 B CU 75 B CU 75 B SI 86 X SI 86 3-1 ③ **L9**		4	3	1	0	0	0	1
12 Ben Francisco, R (1, 9) OBP: 0.345, SLG: 0.473	C SI 89 F CU 77 X FF 90 0-2 ③ **F8**		C FF 90 S CH 80 D CH 81 1 SAFE 1 SAFE B CU 79 F FF 91 X FF 90 2-2 ② **F9**	X FF 90 0-0 1-H **HR**			B FF 90 X SL 80 1-0 1-H **HR**		S SI 85 C CU 72 F SL 81 B SL 81 B EP 61 F SL 83 X SL 83 2-2 25 FC5-4 1B	5	2	3	4	0	0	1
2 Jhonny Peralta, R (1, 6) OBP: 0.324, SLG: 0.493		C FF 87 F FF 88 S CU 76 0-3 ① **K**	S FF 91 X FF 90 0-1 1-H **E7** 20 2B 1B	B SL 81 B SL 80 X FF 90 2-0 ③ **G5-3**			F FF 91 B FF 90 B SL 79 B FF 90 X FF 90 3-1 **1B**		C SI 86 S SI 86 B FF 87 S CU 76 1-3 ① **K**	5	1	2	0	0	2	1
20 David Dellucci, L (1, 10) OBP: 0.316, SLG: 0.425		B SI 89 F FF 89 B CH 80 F FF 89 X FF 89 2-2 ② **P2**	C FF 90 C FF 90 B CH 80 F CH 80 D CU 80 F FF 90 B FF 91 X FF 92 3-2 11 1B 2-H **2B**		B FF 89 F SI 88 F SI 88 X SL 79 1-2 ① **F8**		C SL 82 S SI 86 D CU 71 F SL 82 S SL 83 1-3 ① **K**		F CU 75 C SL 83 X SL 81 0-2 ② **L9**	5	1	1	1	0	1	2
25 Ryan Garko, R (1, 3) OBP: 0.326, SLG: 0.371		X FF 89 0-0 ③ **P4**	D CU 79 C FF 90 B FF 91 C FF 90 B CU 80 B FF 91 4-2 11 1B **BB**		B SL 80 C SL 80 X FF 90 1-1 ② **F8**		B SI 86 S SL 82 B SL 82 X SI 86 2-1 ② **P3**		B CU 73 B EP 64 F SI 86 S SL 82 X CU 75 2-2 ③ **FC5-4** 1-2f	4	0	0	0	1	0	2
11 Jamey Carroll, R (1, 5) OBP: 0.355, SLG: 0.346			B FF 87 3-2 HR C FF 91 1-1 B CU 79 X FF 91 1-3 2-H 1B		C FF 90 B FF 89 F FF 89 F FF 90 C FF 90 1-3 ③ **K**		B SI 87 B SI 87 C SI 86 F SL 82 X SI 88 2-2 ③ **L6**			4	1	2	2	0	1	1
10 Kelly Shoppach, R (1, 2) OBP: 0.331, SLG: 0.507			B FF 91 1-1 HR C SL 79 0-2 F7			C SL 80 X SL 79 0-1 ① **L5**		X SI 85 0-0 ① **G6-3**		4	1	1	1	0	0	2
Asdrúbal Cabrera, S (1, 4) OBP: 0.318, SLG: 0.316			F SI 90 B CH 80 H CH 79 2-1 S E HBP B FF 90 B FF 89 X FF 88 2-0 ① **G4-3**			B FS 84 B CH 84 X FF 89 2-0 ② **G4-3**		C SI 86 X SI 87 0-1 ② **G6-3**		3	1	0	0	0	0	0

Inning Stats	1	2	3	4	5	6	7	8	9
	R: 0 E: 0 K: 1 S: 7	R: 0 E: 0 K: 1 S: 7	R: 6 E: 2 K: 0 S: 30	R: 2 E: 0 K: 0 S: 11	R: 0 E: 0 K: 1 S: 9	R: 0 E: 0 K: 0 S: 5	R: 2 E: 0 K: 1 S: 13	R: 0 E: 0 K: 0 S: 7	R: 0 E: 0 K: 1 S: 14
	H: 0 LOB: 0 BB: 0 P: 9	H: 0 LOB: 0 BB: 0 P: 9	H: 5 LOB: 2 BB: 1 P: 52	H: 2 LOB: 0 BB: 0 P: 18	H: 0 LOB: 0 BB: 0 P: 12	H: 0 LOB: 0 BB: 0 P: 9	H: 2 LOB: 1 BB: 0 P: 23	H: 0 LOB: 1 BB: 1 P: 14	H: 1 LOB: 1 BB: 0 P: 19

1B: 5	SF: 0	WP: 0	PA: 42
2B: 1	SAC: 0	PB: 0	
3B: 0	DP: 0	SB: 1	
HR: 4	HBP: 2	CS: 0	

	AB	38
	R	10
	H	10
	RBI	8
	BB	2
	SO	5
	LOB	11

PITCHER	IP	WLS	BF	H	R	ER	SO	BB	IBB	HBP	BLK	WP	HR	S	P	ERA	WHIP
40 Chris Lambert, R (1, 1) ERA: 6.75	2.2	L	16	5	6	2	2	1	0	1	0	0	2	41	67	6.75	2.250
Aquilino Lopez, R (3, 1) ERA: 3.86	3.1		15	4	4	4	1	0	0	1	0	0	2	32	51	10.80	1.200
49 Casey Fossum, L (7, 1) ERA: 5.34	3.0		11	1	0	0	2	1	0	0	0	0	0	30	47	0.00	0.667

PITCHER	IP	WLS	BF	H	R	ER	SO	BB	IBB	HBP	BLK	WP	HR	S	P	ERA	WHIP

Batter	1	2	3	4	5	6	7	8	9	AB	R	H	RBI	BB	SO	LOB
28 Curtis Granderson, L (1, 8) OBP: 0.375, SLG: 0.491	F FF 90 B SI 90 X FF 90 1-1 ① P6		B SI 91 C SI 90 X FC 85 1-1 ② FC4 14 FC4 1-2f		C FC 84 H SI 90 1-1 1-2 HBP			F FF 91 B CU 73 X FC 83 1-1 ① G4-3	B FF 92 F FF 92 B FS 86 B FS 86 X FF 92 3-1 ③ F7	4	0	0	0	0	0	1
14 Placido Polanco, R (1, 4) OBP: 0.357, SLG: 0.426	B SI 91 F SI 91 T FF 90 S CU 74 1-3 ② K		C CH 82 F SI 91 B FF 90 X CU 74 1-2 ③ FC4 1-2f		B SI 91 B FF 90 X SI 91 2-0 ② F9 2-3			B SI 92 C FF 90 F FC 85 X CU 75 1-2 ② F9		4	0	0	0	0	1	3
30 Magglio Ordonez, R (1, 9) OBP: 0.369, SLG: 0.468 Matt Joyce, L (8, 9) OBP: 0.328, SLG: 0.560	F FF 91 F SI 91 B FF 90 X FC 86 1-2 2B			F SI 90 X FF 90 0-1 ① F8	F SI 91 X SI 92 0-1 ③ G4-3			B FC 85 C FF 90 B FC 85 F FF 90 B CU 75 B FF 90 4-2 24 1B BB		3 0	0 0	1 0	0 0	0 1	0 0	2 0
24 Miguel Cabrera, R (1, 3) OBP: 0.351, SLG: 0.523 39 Ramon Santiago, S (8, PR) OBP: 0.448, SLG: 0.462 (9, 5)	B FF 91 B CH 82 B SI 92 C SI 90 X SI 91 3-1 ③ F9			C SI 90 B FC 84 F SI 90 X CU 74 1-2 ② G5-3		X FC 84 0-0 ① L9		C SI 90 X FF 90 0-1 1-2 1B		4 0	0 0	1 0	0 0	0 0	0 0	1 0
Gary Sheffield, R (1, 10) OBP: 0.325, SLG: 0.388		C FF 90 C FF 90 F CU 74 F FF 91 B CU 74 F FC 85 X SI 92 1-2 ① G6-3		C CH 83 X FF 90 0-1 ③ F9		B FF 90 X FF 90 1-0 ② P5		C FF 92 D SL 83 X FF 92 1-1 ③ P2		4	0	0	0	0	0	2
33 Marcus Thames, R (1, 7) OBP: 0.301, SLG: 0.543 (9, 3)		C FF 91 B SI 91 S CH 84 F FF 91 S CU 76 1-3 ② K2-3			F CH 82 B CU 75 X CH 81 1-1 25 2B 1B	C FF 90 F FF 90 S CU 75 0-3 ③ K			F FF 91 X SL 81 0-1 HR 1B	4	2	2	0	0	2	0
Edgar Renteria, R (1, 6) OBP: 0.315, SLG: 0.369		B CH 84 B FF 90 F SI 91 F SI 91 F CH 83 X CH 83 2-2 ③ G4-3			B SI 90 X SI 90 1-0 ① F8		B CU 72 C SI 90 X CH 84 1-1 ① G5-3		X FF 92 0-0 1-H HR	4	1	1	2	0	0	1
25 Ryan Raburn, R (1, 5) OBP: 0.310, SLG: 0.406 (9, 7)			B SI 90 F SI 91 X CH 82 1-1 ① G6-3		B CH 82 B SI 91 C SI 90 C SI 91 F FF 91 D CH 84 X SI 91 3-2 15 1B 1-H 2B		T CH 84 S FF 90 B FF 91 S FF 90 1-3 ② K		C FF 92 B SL 81 C FF 92 B FS 87 F FS 87 S FS 88 2-3 ① K	4	1	1	1	0	2	0
15 Brandon Inge, R (1, 2) OBP: 0.315, SLG: 0.401			B SI 89 C SI 90 B FC 86 B CH 83 X FF 89 3-1 28 FC4 1B		S SI 90 X CH 83 0-1 14 F9 28 HBP 2-H 1B		C FF 91 X CU 74 0-1 ③ G5-3		B FF 93 B FS 85 T FF 92 B SL 80 X FF 92 3-1 ② F8	4	0	2	1	0	0	0
Inning Stats	R: 0 E: 0 K: 1 S: 10 H: 1 LOB: 1 BB: 0 P: 16	R: 0 E: 0 K: 1 S: 14 H: 0 LOB: 0 BB: 0 P: 18	R: 0 E: 0 K: 0 S: 9 H: 1 LOB: 1 BB: 0 P: 15	R: 0 E: 0 K: 0 S: 7 H: 0 LOB: 0 BB: 0 P: 8	R: 2 E: 0 K: 0 S: 13 H: 3 LOB: 2 BB: 0 P: 21	R: 0 E: 0 K: 1 S: 5 H: 0 LOB: 0 BB: 0 P: 6	R: 0 E: 0 K: 1 S: 7 H: 0 LOB: 0 BB: 0 P: 9	R: 0 E: 0 K: 0 S: 11 H: 1 LOB: 2 BB: 1 P: 18	R: 2 E: 0 K: 1 S: 11 H: 2 LOB: 0 BB: 0 P: 19	1B: 5 2B: 2 3B: 0 HR: 1	SF: 0 SAC: 0 DP: 0 HBP: 1			WP: 0 PB: 0 SB: 0 CS: 0	PA: 37		

PITCHER		IP	WLS	BF	H	R	ER	SO	BB	IBB	HBP	BLK	WP	HR	S	P	ERA	WHIP
31 Cliff Lee, L ERA: 2.43	(1, 1)	7.2	W	31	6	2	2	4	1	0	1	0	0	0	74	108	2.35	0.913
63 Rafael Betancourt, R ERA: 5.3	(8, 1)	0.1		1	0	0	0	0	0	0	0	0	0	0	2	3	0.00	0.000
49 Edward Mujica, R ERA: 7.48	(9, 1)	1.0		5	2	2	2	1	0	0	0	0	0	1	11	19	18.00	2.000

PITCHER	IP	WLS	BF	H	R	ER	SO	BB	IBB	HBP	BLK	WP	HR	S	P	ERA	WHIP

BOTTOM

Cleveland Indians @ Detroit Tigers

Comerica Park, Detroit, MI

Tue Aug 26 2008, 7:05 PM EDT

Att. 38,774 - Clear - 76 F

livebaseballscorecards.com

AB	35
R	4
H	8
RBI	4
BB	1
SO	5
LOB	10

Cleveland Indians @ Detroit Tigers

Comerica Park, Detroit, MI

Wed Aug 27 2008, 7:05 PM EDT

Att. 38,519 - Partly Cloudy - 76 F

TOP

livebaseballscorecards.com

Batter	1	2	3	4	5	6	7	8	9	AB	R	H	RBI	BB	SO	LOB
24 Grady Sizemore, L (1, 8) OBP: 0.382, SLG: 0.525	B FF 94 C FF 93 S FF 95 B FF 96 F FF 96 F CH 86 F FF 96 T FF 96 2-2 ① K	C FF 94 F CU 83 B FF 95 X CU 83 1-2 2-H 3-H 1B		F FF 96 B CU 82 B CH 85 X FF 95 2-1 ③ L4		B CH 84 B CH 84 C FF 94 B FF 95 B FF 94 4-1 20 G6-3 BB		X SI 90 0-0 ① G4-3		4	0	1	2	1	1	0
20 David Dellucci, L (1, 10) OBP: 0.319, SLG: 0.427 Franklin Gutierrez, R (8, PH) OBP: 0.287, SLG: 0.388 (8, 10)	C FF 94 B CH 85 X CH 86 1-1 12 G6-3 2 1B 2B	1 SAFE 1 SAFE B CH 82 S FF 95 T FF 95 S FF 94 1-3 ③ K			B CH 82 S FF 91 H CU 80 2-1 25 BB 17 1B HBP	S FF 94 X FF 96 0-1 ② G6-3 1-2 2-3		B SI 90 F SI 91 B SL 78 X SI 91 2-1 ② F8		3 1	1 0	1 0	0 0	0 0	1 0	3 0
12 Ben Francisco, R (1, 9) OBP: 0.341, SLG: 0.466	D CU 82 B FF 94 C FF 94 X FF 96 2-1 ② G6-3 2-3		B FF 92 C FF 92 B FF 93 F FF 94 D CU 82 X FF 94 3-2 ① F7		F FF 93 C CU 81 B CU 80 D CU 81 S CH 85 2-3 ① K	C CU 81 F CU 82 S FF 95 0-3 ③ K		C SL 80 F SI 91 X SI 91 0-2 ③ F8		5	0	0	0	0	2	4
2 Jhonny Peralta, R (1, 6) OBP: 0.326, SLG: 0.493	X FF 95 0-0 3-H 1B		B FF 96 C CU 80 B FF 96 C FF 94 B CU 84 F FF 95 F FF 96 C CU 80 3-3 ② K		B CU 83 C CU 80 B FF 95 F FF 94 F FF 96 F CH 85 F CU 81 S CU 80 2-3 ② K		B SL 85 B FF 94 F FF 93 C FF 93 B SL 86 F FF 94 B FF 94 4-2 17 HR BB		B SI 88 F SI 88 B SI 89 X SI 90 2-1 17 1B 25 1B 1B	4	2	2	1	1	2	1
17 Shin-Soo Choo, L (1, 7) OBP: 0.364, SLG: 0.477	C CH 82 B CH 84 B FF 94 F FF 92 C CU 82 2-3 ③ K		S FF 95 B CH 85 X CU 80 1-1 ③ F8		B FF 93 B FF 93 1 SAFE 1 SAFE B FF 93 C FF 93 X FF 94 3-1 25 BB 1-2 1B		X FF 93 0-0 1-H HR		X SL 79 0-0 25 1B 10 1B 1-3 1B	5	2	3	2	0	1	1
25 Ryan Garko, R (1, 3) OBP: 0.331, SLG: 0.372		B FF 92 B FF 93 B FF 94 C FF 92 B FF 93 4-1 SH5-3 10 1B 24 1B BB		C CU 78 B CU 83 F FF 94 H FF 95 2-2 10 HR HBP	B FF 96 B FF 96 B CH 85 B FF 94 4-0 1-2 2-3 BB		B CH 87 C FF 93 C SL 87 F SL 86 C SL 86 1-3 ① K		X FF 96 0-0 G6-4-3 10 1B 1-2 3-H 1B	2	2	1	1	2	1	0
10 Kelly Shoppach, R (1, 2) OBP: 0.335, SLG: 0.520		X FF 93 0-0 SH5-3 24 1B 1-2 1B		B CU 80 B FF 94 X FF 94 2-0 1-H HR	C CU 82 F CU 81 B CU 82 F CU 80 X CH 86 1-2 ③ F8		B SL 84 C FF 94 S CH 87 S FF 93 1-3 ② K		T FF 95 C SL 85 F SL 83 F SL 85 F FF 96 B FF 96 X SL 85 1-2 G6-4-3 1-2 2-H 1B	5	2	3	3	0	1	3
Andy Marte, R (1, 5) OBP: 0.251, SLG: 0.310		X FF 94 0-0 ① SH5-3 1-2 2-3		X FF 95 0-0 ① F9		C FF 91 X FF 92 0-1 20 G6-3 SH1-4 1B	S FF 93 X SL 86 0-1 1B		C SL 85 X FF 97 0-1 ① ② G6-4-3 1-2f 2-3	4	0	2	0	0	0	2
Asdrúbal Cabrera, S (1, 4) OBP: 0.314, SLG: 0.311		B CU 83 S FF 95 S FF 96 S FF 97 1-3 ② K		X CH 85 0-0 ② G4-3		B FF 92 X FF 91 1-0 ① SH1-4 1-2	B CH 87 B FF 93 F FF 93 X FF 94 2-1 ③ G4-3		C FF 97 F FC 90 S FF 96 0-3 ③ K	4	0	0	0	0	2	4

	AB	R	H	RBI	BB	SO
AB	37					
R		9				
H			13			
RBI				9		
BB					4	
SO						11
LOB						18

Inning Stats																												
	R: 1	H: 2	R: 2	H: 2	R: 0	H: 0	R: 2	H: 1	R: 0	H: 1	R: 0	H: 1	R: 2	H: 2	R: 0	H: 0	R: 2	H: 4	1B: 10	SF: 0	WP: 0	PA: 45						
	E: 0	LOB: 1	E: 0	LOB: 1	E: 0	LOB: 0	E: 0	LOB: 0	E: 0	LOB: 3	E: 0	LOB: 2	E: 0	LOB: 1	E: 0	LOB: 0	E: 0	LOB: 1	2B: 1	SAC: 2	PB: 0							
	K: 2	BB: 0	K: 2	BB: 1	K: 1	BB: 0	K: 0	BB: 0	K: 2	BB: 1	K: 1	BB: 1	K: 2	BB: 1	K: 0	BB: 0	K: 1	BB: 0	3B: 0	DP: 1	SB: 0							
	S: 14	P: 21	S: 12	P: 19	S: 11	P: 18	S: 7	P: 13	S: 16	P: 30	S: 9	P: 14	S: 15	P: 23	S: 6	P: 8	S: 15	P: 18	HR: 2	HBP: 2	CS: 0							

PITCHER		IP	WLS	BF	H	R	ER	SO	BB	IBB	HBP	BLK	WP	HR	S	P	ERA	WHIP
35 Justin Verlander, R ERA: 4.53	(1, 1)	6.0	L	30	7	5	5	8	3	0	2	0	0	1	69	115	7.50	1.667
Gary Glover, R ERA: 5.95	(7, 1)	1.0		6	2	2	2	2	1	0	0	0	0	1	15	23	18.00	3.000
44 Bobby Seay, L ERA: 3.0	(8, 1)	1.0		5	2	2	2	0	0	0	0	0	0	0	9	13	18.00	2.000
48 Kyle Farnsworth, R ERA: 3.95	(9, 1)	1.0		4	2	0	0	1	0	0	0	0	0	0	12	13	0.00	2.000

PITCHER	IP	WLS	BF	H	R	ER	SO	BB	IBB	HBP	BLK	WP	HR	S	P	ERA	WHIP

Cleveland Indians @ Detroit Tigers

Comerica Park, Detroit, MI

Wed Aug 27 2008, 7:05 PM EDT
Att. 38,519 - Partly Cloudy - 76 F

BOTTOM

Batter	1	2	3	4	5	6	7	8	9	AB	R	H	RBI	BB	SO	LOB
28 Curtis Granderson, L (1, 8) OBP: 0.379, SLG: 0.500	HR	1B			1B		BB		FC4-6 HR	4	3	3	2	1	0	1
Matt Joyce, L (1, 7) OBP: 0.329, SLG: 0.556	K	G4-6-3			1B		K		K	3	0	1	0	0	1	2
33 Marcus Thames, R (7, PH) OBP: 0.299, SLG: 0.538 (8, 7)										2	0	0	0	0	2	2
30 Magglio Ordonez, R (1, 9) OBP: 0.369, SLG: 0.476	K		G6-3		G5-3		2B		HR	5	1	2	3	0	1	2
24 Miguel Cabrera, R (1, 3) OBP: 0.348, SLG: 0.518	G6-3		K		FC5		K		K	5	0	0	0	0	3	3
19 Jeff Larish, L (1, 5) OBP: 0.322, SLG: 0.396		1B	G4-3			G3		E1		4	1	1	0	0	0	0
Gary Sheffield, R (1, 10) OBP: 0.324, SLG: 0.384		BB		G5-3		F9		K		3	1	0	0	1	1	1
Edgar Renteria, R (1, 6) OBP: 0.317, SLG: 0.368		SH1-3		BB		BB		G6-3		1	0	0	0	2	0	1
15 Brandon Inge, R (1, 2) OBP: 0.314, SLG: 0.398		1B		G6-4-3		FC6-4		K		4	1	1	1	0	1	3
39 Ramon Santiago, S (1, 4) OBP: 0.450, SLG: 0.463		1B			F8		G5-3		FC4-6 1B	4	0	2	1	0	0	0
Inning Stats	R: 1 H: 1 E: 0 LOB: 0 K: 2 BB: 0 S: 14 P: 20	R: 3 H: 4 E: 0 LOB: 1 K: 0 BB: 1 S: 17 P: 28	R: 0 H: 0 E: 0 LOB: 0 K: 1 BB: 0 S: 7 P: 10	R: 0 H: 0 E: 0 LOB: 0 K: 0 BB: 1 S: 5 P: 11	R: 0 H: 2 E: 0 LOB: 2 K: 0 BB: 0 S: 12 P: 17	R: 0 H: 0 E: 0 LOB: 1 K: 0 BB: 1 S: 10 P: 19	R: 1 H: 1 E: 0 LOB: 1 K: 2 BB: 1 S: 13 P: 20	R: 0 H: 0 E: 1 LOB: 1 K: 2 BB: 0 S: 13 P: 20	R: 2 H: 2 E: 0 LOB: 0 K: 2 BB: 0 S: 16 P: 22	1B: 7 SF: 0 2B: 1 SAC: 1 3B: 0 DP: 2 HR: 2 HBP: 0						WP: 0 PA: 40 PB: 0 SB: 1 CS: 0	

PITCHER	IP	WLS	BF	H	R	ER	SO	BB	IBB	HBP	BLK	WP	HR	S	P	ERA	WHIP
55 Roberto Hernandez, R (1, 1) ERA: 4.5	6.0	W	26	7	4	4	3	3	0	0	1	0	1	65	105	6.00	1.667
53 Rafael Perez, L (7, 1) ERA: 3.42	0.1	H	2	0	1	1	0	1	0	0	0	0	0	4	10	27.00	3.000
63 Rafael Betancourt, R (7, 1) ERA: 5.15	1.2	H	7	1	0	0	4	0	0	0	0	0	0	22	30	0.00	0.600
50 Jensen Lewis, R (9, 1) ERA: 4.05	1.0		5	2	2	2	2	0	0	0	0	0	1	16	22	18.00	2.000

PITCHER	IP	WLS	BF	H	R	ER	SO	BB	IBB	HBP	BLK	WP	HR	S	P	ERA	WHIP

AB	35
R	7
H	10
RBI	7
BB	4
SO	9
LOB	15

livebaseballscorecards.com

Kansas City Royals @ Detroit Tigers

Comerica Park, Detroit, MI

Fri Aug 29 2008, 7:05 PM EDT

Att. 40,206 - Partly Cloudy - 76 F

TOP

livebaseballscorecards.com

Batter	1	2	3	4	5	6	7	8	9	AB	R	H	RBI	BB	SO	LOB
30 Mike Aviles, R (1, 6) OBP: 0.355, SLG: 0.487	C FF 90 C SI 90 F SL 87 X CU 75 0-2 G1-3		F SL 82 B SL 85 B SL 84 X SI 91 2-1 13 G4-3 1B		B FF 88 X SI 89 1-0 G5-3		C SI 90 F SI 90 X SI 91 0-2 9 L8 13 1B 2-H 1B		B SI 96 C SI 96 F FF 97 X CH 86 1-2 13 FC3-6 1-3 1B	5	0	3	1	0	0	0
13 Alberto Callaspo, S (1, 4) OBP: 0.353, SLG: 0.331	B SI 91 B FF 90 X SI 88 2-0 G3		B SI 90 F CH 80 B SI 90 1 SAFE X SI 88 2-1 G4-3 1-2		B CH 85 B FF 88 C SI 87 F SI 87 B SL 86 X SI 87 3-2 9 1B 1B		B SI 90 C SI 90 C SL 78 F SI 91 X SI 91 1-2 11 G5-4-3 1-2 1B		C SI 97 X CH 85 0-1 FC3-6 9 DI 1-2f 3-H	5	0	2	1	0	0	2
9 David DeJesus, L (1, 7) OBP: 0.351, SLG: 0.428	C SI 90 C SI 90 F FF 92 B SI 91 X SI 91 1-2 1B		B SI 88 T CH 79 B CH 78 C SI 90 D CU 73 F SI 90 X SI 91 3-2 F7		X SI 88 0-0 1-2 1B		F SI 91 C SL 78 X SL 79 0-2 L8 2-3		C FF 96 C FF 98 F FF 98 F FF 98 X CH 86 0-2 G4-3 1-2	5	0	2	0	0	0	4
11 Jose Guillen, R (1, 9) OBP: 0.282, SLG: 0.421	F FF 92 B SL 86 X SL 84 1-1 G2-3		C SI 92 X SL 87 0-1 G5-3		C SI 91 C SL 86 X FF 92 0-2 L8		X FF 93 0-0 G5-4-3 1-2f			4	0	0	0	0	0	6
24 Mark Teahen, L (1, 5) OBP: 0.309, SLG: 0.379		C SI 89 B FF 88 X FF 90 1-1 HR	C SI 88 C SI 90 B CH 80 S SL 84 1-3 K		X FF 88 0-0 F8			C FF 96 F FF 96 X FF 98 0-2 16 G5-4-3 1B		4	1	2	1	0	1	2
16 Billy Butler, R (1, 10) OBP: 0.320, SLG: 0.376		B FF 91 B SL 85 X SI 91 2-0 E6 FC5-4	C SI 91 B CH 80 B SI 92 X SI 91 2-1 2B		B SI 88 C CH 79 S SL 85 B CU 71 F SI 89 X SL 84 2-2 F8			C FF 95 B SL 86 X SL 87 1-1 G5-4-3 1-2f		4	0	1	0	0	0	1
Ross Gload, L (1, 3) OBP: 0.315, SLG: 0.343		B SI 90 F FF 89 C SL 86 X CU 73 1-2 FC5-4 1-2f	C CU 72 S SL 86 D CU 71 X SI 90 1-2 F7		S CH 78 F SI 90 B SL 86 X CH 79 1-2 G1-4-3			B FF 98 C FF 98 B SL 88 F FF 96 S SL 88 2-3 K		4	0	0	0	0	1	2
14 John Buck, R (1, 2) OBP: 0.296, SLG: 0.367		C CU 73 B SI 92 B SI 90 X SI 91 2-1 F7	B FF 90 B SI 88 F SI 92 S SL 84 B SL 87 B SI 92 4-2 BB		B FF 91 B SL 86 F SI 91 C SI 89 F SI 89 X SI 92 3-2 L8				B FF 95 B SI 95 B SI 95 B SI 95 4-0 30 1B 30 DI 13 FC3-6 BB	2	1	0	0	2	0	1
Joey Gathright, L (1, 8) OBP: 0.299, SLG: 0.264		B CH 80 S FF 90 C CU 71 1 SAFE X CU 72 1-2 G3	B CH 78 B SI 90 C SI 88 B CH 77 S SI 85 F SI 89 C FF 90 3-3 K				B SI 90 X SI 90 1-0 30 1B 2B		B SI 94 B CH 84 C SI 94 S SI 95 C FF 96 2-3 K	4	1	1	0	0	2	4
Inning Stats	R: 0 E: 0 K: 0 S: 11 H: 1 LOB: 1 BB: 0 P: 15	R: 1 E: 1 K: 0 S: 11 H: 1 LOB: 1 BB: 0 P: 18	R: 0 E: 0 K: 0 S: 10 H: 1 LOB: 1 BB: 0 P: 17	R: 0 E: 0 K: 2 S: 14 H: 1 LOB: 2 BB: 1 P: 25	R: 0 E: 0 K: 0 S: 9 H: 2 LOB: 2 BB: 0 P: 13	R: 0 E: 0 K: 0 S: 10 H: 0 LOB: 0 BB: 0 P: 16	R: 1 E: 0 K: 0 S: 12 H: 3 LOB: 1 BB: 0 P: 14	R: 0 E: 0 K: 1 S: 8 H: 1 LOB: 0 BB: 0 P: 11	R: 1 E: 0 K: 1 S: 13 H: 1 LOB: 1 BB: 1 P: 20	1B: 8 2B: 2 3B: 0 HR: 1 SF: 0 SAC: 0 DP: 2 HBP: 0						

	AB	37
	R	3
	H	11
	RBI	3
	BB	2
	SO	4
	LOB	22

	WP: 0	PA: 39
	PB: 0	
	SB: 0	
	CS: 0	

PITCHER		IP	WLS	BF	H	R	ER	SO	BB	IBB	HBP	BLK	WP	HR	S	P	ERA	WHIP
31 Zach Miner, R ERA: 3.46	(1, 1)	6.0	W	26	6	1	1	2	1	0	0	0	0	1	65	104	1.50	1.167
44 Bobby Seay, L ERA: 3.18	(7, 1)	0.1		4	3	1	1	0	0	0	0	0	0	0	11	13	27.00	9.000
Gary Glover, R ERA: 5.85	(7, 1)	0.2	H	1	0	0	0	0	0	0	0	0	0	0	1	1	0.00	0.000
48 Kyle Farnsworth, R ERA: 3.88	(8, 1)	1.0		3	1	0	0	1	0	0	0	0	0	0	8	11	0.00	1.000
56 Fernando Rodney, R ERA: 4.75	(9, 1)	1.0		5	1	1	1	1	1	0	0	0	0	0	13	20	9.00	2.000

PITCHER	IP	WLS	BF	H	R	ER	SO	BB	IBB	HBP	BLK	WP	HR	S	P	ERA	WHIP

Kansas City Royals @ Detroit Tigers

Comerica Park, Detroit, MI

Fri Aug 29 2008, 7:05 PM EDT

Att. 40,206 - Partly Cloudy - 76 F

livebaseballscorecards.com

BOTTOM

Batter	1	2	3	4	5	6	7	8	9	AB	R	H	RBI	BB	SO	LOB
28 Curtis Granderson, L (1, 8) OBP: 0.380, SLG: 0.503	B FF 91 C FF 91 B FF 91 C CH 83 X FF 92 2-2 ① F7		B FF 90 B CH 81 B FF 92 C FF 92 B FF 92 4-1 14 FC5 1-2 BB		B CH 83 C FF 91 B FC 85 X FF 92 2-1 14 1B 1-H 2-H 3B	C SI 91 B CU 78 B SI 92 S CH 86 X CU 79 2-2 ②③ G4-6-3 1-2f				3	1	1	2	1	0	1
14 Placido Polanco, R (1, 4) OBP: 0.356, SLG: 0.424	C FF 92 B CU 77 B FF 93 B FC 87 X FF 92 3-1 ② F8		C FF 92 B CU 76 X FC 88 1-1 ③ FC5 1-2 2-3f		X FC 86 0-0 24 S 30 1B 19 1B 3-H 1B		F FF 93 B SL 81 X SI 94 1-1 ① G5-3			4	1	1	1	0	0	2
30 Magglio Ordonez, R (1, 9) OBP: 0.370, SLG: 0.476	C FC 86 X FF 92 0-1 ③ G5-3			X FF 91 0-0 1B	C CH 83 X FF 91 0-1 24 S 19 1B 1-2 1B		S CH 84 B SI 94 F SI 95 F CH 87 S SL 83 1-3 ② K			4	1	2	0	0	1	0
24 Miguel Cabrera, R (1, 3) OBP: 0.346, SLG: 0.515 25 Ryan Raburn, R (6, 7) OBP: 0.308, SLG: 0.403		S FC 84 F FF 92 B FC 85 X FF 91 1-2 ① P5		F CU 76 X FF 90 0-1 ① F8	F CU 76 D FC 87 B FF 91 C FC 85 B FC 86 S FC 88 3-3 ② K 1-2 2-3		B FF 95 F FF 95 S CH 87 X SL 83 1-2 ③ G6-3			3 1	0 0	0 0	0 0	0 0	1 0	3 0
19 Jeff Larish, L (1, 5) OBP: 0.317, SLG: 0.386 (6, 3)		B CH 83 B FF 91 C FF 92 B CH 82 X FF 91 3-1 ② P5		B FF 90 X FF 92 1-0 ② F7	B CH 83 X CH 84 1-0 WP 1B 2-H 3-H 1B			B FF 91 F FF 92 S FF 94 B SI 96 F CH 86 X SI 95 2-2 ① L7		4	1	1	2	0	0	1
Gary Sheffield, R (1, 10) OBP: 0.323, SLG: 0.383		C FC 86 X FF 91 0-1 ③ F7		D FC 86 B FC 85 B CH 83 C FF 93 X FF 93 3-1 ③ F9	1 SAFE B FF 91 X FF 90 1-0 1-H 1B			C SL 86 B FF 96 X FF 95 1-1 ② F8		4	0	1	1	0	0	1
33 Marcus Thames, R (1, 7) OBP: 0.296, SLG: 0.532 Dane Sardinha, R (6, 2) OBP: 0.132, SLG: 0.162			F FF 91 B CU 79 B FC 88 C FC 87 X FF 92 2-2 ① P2		B FF 91 2-1 B FC 87 C CH 86 X FC 88 E6 28 3B 1B B FF 93 X FF 93 P2			B FF 95 X FF 94 1-0 ③ P4		3 1	1 0	0 0	0 0	0 0	0 0	1 0
Edgar Renteria, R (1, 6) OBP: 0.317, SLG: 0.368			C FF 91 S FC 86 B FF 92 B CU 79 B CU 77 X FF 92 3-2 ② F9		X FF 92 0-0 28 3B 1-2 1B	F SI 92 F FF 94 X CU 78 0-2 ① F8				3	1	1	0	0	0	0
15 Brandon Inge, R (1, 2) OBP: 0.317, SLG: 0.399 (6, 5)			C FF 92 C FC 85 B FC 86 B CU 77 X FF 91 2-2 14 FC5 28 BB 1B		L FF 90 L FC 86 B FC 87 S FC 87 1-3 ① K	B FF 91 C FF 92 B SL 83 B SI 92 F FF 92 B FF 92 4-2 28 G4-6-3 BB				2	0	1	0	1	1	2
Inning Stats	R: 0 E: 0 K: 0 S: 7 H: 0 LOB: 0 BB: 0 P: 12	R: 0 E: 0 K: 0 S: 7 H: 0 LOB: 0 BB: 0 P: 11	R: 0 E: 0 K: 0 S: 12 H: 1 LOB: 2 BB: 1 P: 24	R: 0 E: 0 K: 0 S: 6 H: 1 LOB: 1 BB: 0 P: 10	R: 6 E: 1 K: 2 S: 18 H: 6 LOB: 1 BB: 0 P: 29	R: 0 E: 0 K: 0 S: 8 H: 0 LOB: 0 BB: 0 P: 14	R: 0 E: 0 K: 1 S: 9 H: 0 LOB: 0 BB: 0 P: 12	R: 0 E: 0 K: 0 S: 7 H: 0 LOB: 0 BB: 0 P: 11		1B: 7 2B: 0 3B: 1 HR: 0	SF: 0 SAC: 0 DP: 1 HBP: 0			WP: 1 PB: 0 SB: 2 CS: 0	PA: 34	

	AB	R	H	RBI	BB	SO	LOB
AB	32						
R	6						
H	8						
RBI	6						
BB	2						
SO	3						
LOB	11						

PITCHER		IP	WLS	BF	H	R	ER	SO	BB	IBB	HBP	BLK	WP	HR	S	P	ERA	WHIP
28 Kyle Davies, R ERA: 4.76	(1, 1)	4.2	L	24	8	6	2	2	1	0	0	0	1	0	48	83	3.86	1.929
Kip Wells, R ERA: 4.63	(5, 1)	1.1		4	0	0	0	0	1	0	0	0	0	0	10	17	0.00	0.750
Juan Carlos Oviedo, R ERA: 3.16	(7, 1)	1.0		3	0	0	0	1	0	0	0	0	0	0	9	12	0.00	0.000
51 Robinson Tejeda, R ERA: 3.75	(8, 1)	1.0		3	0	0	0	0	0	0	0	0	0	0	7	11	0.00	0.000

PITCHER	IP	WLS	BF	H	R	ER	SO	BB	IBB	HBP	BLK	WP	HR	S	P	ERA	WHIP

Batter	1	2	3	4	5	6	7	8	9	AB	R	H	RBI	BB	SO	LOB
30 Mike Aviles, R (1, 6) (8, 5) OBP: 0.359, SLG: 0.490	C SI 81 F FF 87 B CH 78 F CH 78 X CH 78 1-2 G4-3		B FF 89 X SI 83 1-0 G6-3			C SI 82 B CH 77 B CH 79 X CH 77 2-1 13 G6-3 1-2 1B	B SI 85 1 SAFE D CH 82 D SI 90 1 SAFE B SI 88 4-0 13 1B 1-2 BB	B SI 85 C SL 82 X SL 82 1-1 13 BB 1-H 2-H 2B		4	0	2	2	1	0	0
13 Alberto Callaspo, S (1, 4) OBP: 0.362, SLG: 0.336	C SI 81 B CU 72 B FF 87 S SI 83 B SI 83 X SI 83 3-2 P2			B CH 77 X FF 85 1-0 11 G6-4-3 1B		B CH 77 L FF 84 B CH 80 C FF 85 X CH 78 2-2 G6-3 1-2f 2-3	C SI 90 C CH 83 X SI 90 0-2 1-2 2-H 1B	B SI 87 B SL 82 B SI 88 B SI 86 4-0 2-3 BB		4	0	2	1	1	0	2
9 David DeJesus, L (1, 8) (7, 7) OBP: 0.350, SLG: 0.426	C FF 88 X CU 73 0-1 G3-4-1			F FF 86 C FF 88 D SL 80 B FF 88 1 SAFE S CU 74 2-3 K		B SL 79 X SI 80 1-0 11 1B 16 HR 3-H 1B	X SL 84 0-0 F8	C SL 83 X SI 88 0-1 G4-3		5	1	1	1	0	1	4
11 Jose Guillen, R (1, 9) OBP: 0.284, SLG: 0.424 1 Tony Pena Jr., R (8, 6) OBP: 0.188, SLG: 0.213		X SI 81 0-0 G6-3		C FF 88 B CH 78 X CH 79 1-1 G6-4-3 1-2f		X SI 83 0-0 16 HR 1-2 1B		B SI 88 X SL 82 1-0 16 G4-3 24 2B 2B	B SI 86 F SL 81 X SL 83 1-1 16 1B 14 FC5 1B	4 1	2 1	2 1	0 1	0 0	0 0	1 0
16 Billy Butler, R (1, 10) OBP: 0.324, SLG: 0.395		B SI 81 B SI 82 B SI 83 C SI 82 X SI 83 3-1 HR			F FF 87 F FF 88 B CH 80 S SL 79 1-3 K	B FF 89 B SI 80 X FF 89 2-0 1-H 2-H HR		X CH 82 0-0 G4-3 2-3	B SI 88 F SL 83 C CU 76 X CU 74 1-2 14 E 1-3 1B	5	2	3	4	0	1	1
24 Mark Teahen, L (1, 5) (8, 9) OBP: 0.310, SLG: 0.388		C FF 88 F FF 89 B SL 79 S CU 73 1-3 K			B CU 73 B FF 88 X FF 88 2-0 HR	B FF 88 F FF 89 B FF 90 B CU 75 F SI 82 C CU 74 3-3 K		C SI 89 X SL 83 0-1 1B 3-H 2B	S CU 75 S SI 87 S CU 76 0-3 K	5	2	2	2	0	3	2
14 John Buck, R (1, 2) OBP: 0.297, SLG: 0.364		C FF 86 F FF 88 B FF 89 X SI 80 1-2 G5-3			B CH 79 B CH 78 B SI 81 C SI 83 B SI 82 4-1 F8 BB		B SI 88 F SI 89 S SL 84 B SI 90 S SL 85 2-3 K2-3	I IN 62 I IN 62 I IN 66 I IN 66 4-0 1B 1B IBB	F SI 88 B CU 76 F SL 84 X CU 77 1-2 FC5 1-3 3-H	3	1	0	1	2	1	1
Ross Gload, L (1, 3) OBP: 0.319, SLG: 0.346			F FF 86 F CU 72 F FF 88 B CU 74 X CU 74 1-2 L1-3 1B		1 SAFE X FF 87 0-0 F8 1-2		C SI 91 X SL 84 0-1 FC4-6 1B	X SI 88 0-0 1B 30 2B 1-3 2-H 1B	C SL 83 F SI 87 X FF 87 0-2 L8	5	1	3	1	0	0	2
Esteban German, R (1, 7) OBP: 0.297, SLG: 0.329 Joey Gathright, L (7, PR) OBP: 0.302, SLG: 0.267 (7, 8)			B FF 86 B CH 79 B CH 79 C SI 82 X CH 78 3-1 L1-3 1-1			C FF 86 B SL 78 B FF 87 B FF 86 C SI 83 B SI 82 4-2 13 G6-3 30 1B 9 1B BB	B SI 91 F SI 88 X CH 82 1-1 FC4-6 30 BB 13 1B 1-2f	X SI 88 0-0 30 2B 1B 1-2 3-H 1B		2 1	1 2	0 1	0 1	1 0	0 0	2 0

Inning Stats	1	2	3	4	5	6	7	8	9
	R: 0 E: 0 K: 0 S: 9 H: 0 LOB: 0 BB: 0 P: 13	R: 1 E: 0 K: 1 S: 9 H: 1 LOB: 0 BB: 0 P: 14	R: 0 E: 0 K: 0 S: 7 H: 1 LOB: 0 BB: 0 P: 12	R: 0 E: 0 K: 1 S: 6 H: 1 LOB: 0 BB: 0 P: 10	R: 1 E: 0 K: 1 S: 6 H: 1 LOB: 0 BB: 1 P: 13	R: 4 E: 0 K: 1 S: 13 H: 4 LOB: 0 BB: 1 P: 27	R: 1 E: 0 K: 1 S: 11 H: 2 LOB: 2 BB: 1 P: 18	R: 5 E: 0 K: 0 S: 10 H: 5 LOB: 1 BB: 2 P: 20	R: 1 E: 1 K: 1 S: 14 H: 2 LOB: 1 BB: 0 P: 17

| | | |

BOTTOM

Kansas City Royals @ Detroit Tigers

Comerica Park, Detroit, MI

Sat Aug 30 2008, 7:05 PM EDT

Att. 40,623 - Clear - 80 F

livebaseballscorecards.com

Batter	1	2	3	4	5	6	7	8	9	AB	R	H	RBI	BB	SO	LOB
28 Curtis Granderson, L (1, 8) OBP: 0.382, SLG: 0.511	C FF 87 B SL 87 X CH 82 1-1 30 G4-6-3 3B	B CU 76 X FF 91 1-0 ③ F8			C SL 81 B CH 77 C FF 88 X CU 77 1-2 ① L5		C FF 95 B CH 85 S CH 85 B CH 87 X SI 96 2-2 2B		B FF 91 C FF 91 X FF 92 1-1 14 G4-6-3 1-2 1B	5	1	3	0	0	0	1
14 Placido Polanco, R (1, 4) OBP: 0.356, SLG: 0.427	B SI 89 D SL 85 B SI 88 B FF 88 4-0 30 G4-6-3 BB		X SL 83 0-0 30 G6-3 3B		B SI 89 B CU 75 F SI 88 B SL 83 X SI 88 3-1 ② G6-3		X FF 95 0-0 ② P4		B FF 92 B FF 91 F FF 92 F FF 89 X FF 92 2-2 ②③ G4-6-3 1-2f	4	1	1	0	1	0	3
30 Magglio Ordonez, R (1, 9) OBP: 0.369, SLG: 0.474 25 Ryan Raburn, R (9, 9) OBP: 0.308, SLG: 0.403	X SI 90 0-0 ①② G4-6-3 1-2f 3-H		B SL 84 T FF 89 B CU 78 F SL 85 F SI 89 X CU 80 2-2 ① G6-3 3-H		X CH 80 0-0 24 FC6-4 1B		C SI 96 B SI 96 F SI 96 B FF 97 X FF 96 2-2 ③ F9			4 0	0 0	1 0	1 0	0 0	0 0	2 0
24 Miguel Cabrera, R (1, 3) OBP: 0.346, SLG: 0.516 39 Ramon Santiago, S (8, PH) OBP: 0.446, SLG: 0.458 (9, 5)	C FF 92 B SI 91 F SL 87 B SI 89 F SI 90 B SL 87 X SL 85 3-2 2B	B CU 75 T SL 82 B FF 91 F SI 90 X FF 89 2-2 ② G3			C SL 83 X SL 87 0-1 ③ FC6-4 1-2f			C FF 93 B CH 86 F FF 93 B FF 95 F FF 93 F FF 94 C FF 94 2-3 ① K		3 1	0 0	1 0	0 0	0 1	0 0	1 0
Matt Joyce, L (1, 7) OBP: 0.341, SLG: 0.571	C SL 89 F SI 91 F SI 88 B SI 91 D FF 90 F SI 89 B SI 90 F FF 88 D CH 80 4-2 BB	B CH 78 S CH 80 F SL 88 F CU 78 X FF 90 1-2 1B				C CU 75 X CU 76 0-1 19 G4-3 3B		B FF 94 T FF 94 T CH 87 B SL 87 B FF 93 F FF 93 F FF 94 B FF 95 4-2 BB		2	1	2	0	2	0	0
19 Jeff Larish, L (1, 5) OBP: 0.299, SLG: 0.361 (9, 3)	T SI 90 C CU 77 C CU 77 0-3 ③ K	B CH 78 B SI 90 F SI 89 S CH 79 F SL 86 S CH 80 2-3 ③ K				F CH 78 B FF 89 C SL 83 X CH 80 1-2 ① G4-3 3-H		X FF 91 0-0 ② P5		4	0	0	1	0	2	4
33 Marcus Thames, R (1, 10) OBP: 0.292, SLG: 0.524		C FF 89 F FF 89 B SL 87 F CU 78 F SL 84 S FF 91 1-3 ① K		B SL 83 S CU 78 S CU 79 F CU 79 S SL 86 1-3 ① K		B FF 90 B CU 74 X FF 90 2-0 ② P5		B SI 94 F FF 93 T SL 85 B SL 86 F FF 92 C FF 93 2-3 ③ K		4	0	0	0	0	3	1
Edgar Renteria, R (1, 6) OBP: 0.317, SLG: 0.367		X SI 90 0-0 1B		B SL 84 C SL 81 B FF 91 C CU 76 X SL 84 2-2 ② G1-3		F CU 75 C CU 79 B SL 86 F FF 91 B SL 86 X SI 90 2-2 ③ G6-3			F FF 90 C FF 90 X CU 67 0-2 ① G3	4	0	1	0	0	0	0
15 Brandon Inge, R (1, 2) OBP: 0.316, SLG: 0.395		B SI 91 X SI 91 1-0 ② L9		B FF 89 B FF 91 C SI 88 B FF 89 X SI 89 3-1 ③ L7			B FF 94 B SI 94 C SI 92 C FF 93 C SI 95 2-3 ① K		B FF 91 B FF 91 B FF 91 C FF 92 F FF 90 F FF 91 F FF 92 F FF 92 F FF 91 4-2 B FF 92 28 1B BB	3	0	0	0	1	1	1
Inning Stats	R: 1 H: 2 E: 0 LOB: 2 K: 1 BB: 2 S: 15 P: 27	R: 0 H: 1 E: 0 LOB: 1 K: 1 BB: 0 S: 8 P: 11	R: 1 H: 2 E: 0 LOB: 1 K: 1 BB: 0 S: 16 P: 23	R: 0 H: 0 E: 0 LOB: 0 K: 1 BB: 0 S: 9 P: 15	R: 0 H: 1 E: 0 LOB: 1 K: 0 BB: 0 S: 8 P: 12	R: 1 H: 1 E: 0 LOB: 0 K: 0 BB: 0 S: 10 P: 15	R: 0 H: 1 E: 0 LOB: 1 K: 1 BB: 0 S: 10 P: 16	R: 0 H: 0 E: 0 LOB: 1 K: 2 BB: 1 S: 14 P: 22	R: 0 H: 1 E: 0 LOB: 1 K: 0 BB: 1 S: 14 P: 21	1B: 4 SF: 0 2B: 2 SAC: 0 3B: 3 DP: 2 HR: 0 HBP: 0						

	AB	34
	R	3
	H	9
	RBI	2
	BB	4
	SO	7
	LOB	13

PITCHER		IP	WLS	BF	H	R	ER	SO	BB	IBB	HBP	BLK	WP	HR	S	P	ERA	WHIP
31 Brandon Duckworth, R ERA: 4.91	(1, 1)	6.0	W	26	7	3	3	4	2	0	0	0	0	0	66	103	4.50	1.500
Juan Carlos Oviedo, R ERA: 3.08	(7, 1)	1.0		4	1	0	0	1	0	0	0	0	0	0	10	16	0.00	1.000
Jeff Fulchino, R ERA: 8.25	(8, 1)	1.0		4	0	0	0	2	1	0	0	0	0	0	14	22	0.00	1.000
48 Joakim Soria, R ERA: 1.89	(9, 1)	1.0		4	1	0	0	0	1	0	0	0	0	0	14	21	0.00	2.000

PITCHER	IP	WLS	BF	H	R	ER	SO	BB	IBB	HBP	BLK	WP	HR	S	P	ERA	WHIP

WP: 0 PA: 38
PB: 0
SB: 0
CS: 0

Batter	1	2	3	4	5	6	7	8	9	AB	R	H	RBI	BB	SO	LOB
9 David DeJesus, L (1, 7) OBP: 0.351, SLG: 0.430	B SI 87 B SI 87 B SI 88 C SI 87 C SI 90 S SI 91 3-3 **K** ①		X CH 81 0-0 16 WP 3B		B SI 90 B SI 91 B SL 85 B SI 90 4-0 BB		B SI 91 B SI 91 F SL 84 B SI 86 C SL 85 C SI 93 3-3 **K** ②			3	1	1	0	1	2	1
30 Mike Aviles, R (1, 6) OBP: 0.358, SLG: 0.487 1 Tony Pena Jr., R (7, 6) OBP: 0.188, SLG: 0.213	C SI 91 F SI 91 X SL 86 0-2 16 1B 1B		X SI 90 0-0 **L9** ①		C SL 87 S SI 92 B SL 87 B SL 89 B SL 88 X SL 87 3-2 **G5-3** ② ③ 2-3f		B SI 92 B SI 92 B SL 86 C SL 86 F SL 86 X SI 93 3-2 **G2** ③			4 0	0 0	1 0	0 0	0 0	0 0	4 0
11 Jose Guillen, R (1, 9) OBP: 0.284, SLG: 0.429	F SI 90 B SL 87 X SL 83 1-1 **P3** ②		C SL 85 F SI 91 D SI 93 S SI 93 1-3 **K** ②			X SI 90 0-0 HR		C SL 86 B FF 94 C SL 86 B FF 95 X FF 94 2-2 **G5-3** ①		4	1	1	1	0	1	2
16 Billy Butler, R (1, 10) OBP: 0.325, SLG: 0.396	D SI 90 C SL 86 B SL 86 X SL 85 2-1 **1-3** 1B		S SL 88 B SL 86 S SL 87 B SI 93 S SL 88 2-3 **K** ③ 3-H			C SL 87 B SI 90 B SL 86 F SL 86 F SI 91 X SL 85 2-2 1B		C FF 94 C FF 94 X SL 88 0-2 **G3** ②		4	0	2	0	0	1	0
24 Mark Teahen, L (1, 5) OBP: 0.308, SLG: 0.384	B CH 85 B SI 91 C SL 87 F SL 86 F SI 93 S SL 87 2-3 **K** ③			F SL 84 B SI 85 S SL 86 B SI 91 T SL 85 2-2 **K** ①		L CH 83 X SL 83 0-1 **F8** ①		B CH 88 B FF 95 F FF 94 X SL 87 2-1 **G4-3** ③		4	0	0	0	0	2	3
21 Miguel Olivo, R (1, 2)		B SI 91 X SI 91 1-0 **F7** ①	X SI 92 0-0 **B1** ②		S SL 82 X SL 82 0-1 **F7** ②				C SI 95 S CH 83 S CH 84 0-3 **K2-3** ①	4	0	0	0	0	1	1
Ross Gload, L (1, 3) OBP: 0.316, SLG: 0.342		B SI 90 C SI 90 X SI 92 1-1 **F7** ②	C SI 90 B CH 83 B SI 85 F SL 85 S SL 86 2-3 **K** ③		B SI 89 C CH 84 F SI 92 B SL 86 B SI 93 X SL 86 3-2 **L7** ③				B SI 95 B CH 84 C SI 94 X SI 94 2-1 **G6-3** ②	4	0	0	0	0	1	1
13 Alberto Callaspo, S (1, 4) OBP: 0.380, SLG: 0.352		B SI 90 B CH 84 X SI 88 2-0 FC6 1B			C CH 82 B SL 84 B SL 82 S SL 85 F SL 86 F SL 86 B SI 92 F SI 90 X SL 86 3-2 30 G5-3 SH2-3 1B		B CH 84 X SI 88 1-0 SH1-3 1B		C SI 95 B SI 97 B CH 86 F FF 95 F FF 96 B CH 86 F SI 96 B CH 86 4-2 14 DI BB	3	0	3	0	1	0	0
Joey Gathright, L (1, 8) OBP: 0.301, SLG: 0.266 14 John Buck, R (9, PH) OBP: 0.296, SLG: 0.363		B SI 88 S CH 82 C SL 82 F SL 84 F B X 2-2 **FC6** ③ 1-2f			X SI 86 0-0 **SH2-3** ① 1-2		L CH 84 C SL 80 B SI 90 X SL 83 1-2 **SH1-3** ① 1-2		B SI 96 C SI 96 F SL 91 B FF 98 C SI 97 2-3 **K** ③ 1-2	1 1	0 0	0 0	0 0	0 0	0 1	1 1
Inning Stats	R: 0 E: 0 K: 2 S: 14 H: 2 LOB: 2 BB: 0 P: 22	R: 0 E: 0 K: 0 S: 9 H: 1 LOB: 1 BB: 0 P: 15	R: 1 E: 0 K: 2 S: 8 H: 1 LOB: 0 BB: 0 P: 11	R: 0 E: 0 K: 2 S: 7 H: 0 LOB: 0 BB: 0 P: 11	R: 0 E: 0 K: 0 S: 10 H: 1 LOB: 1 BB: 1 P: 20	R: 1 E: 0 K: 0 S: 12 H: 2 LOB: 1 BB: 0 P: 17	R: 0 E: 0 K: 1 S: 10 H: 1 LOB: 1 BB: 0 P: 18	R: 0 E: 0 K: 0 S: 8 H: 0 LOB: 0 BB: 0 P: 12	R: 0 E: 0 K: 2 S: 12 H: 0 LOB: 1 BB: 1 P: 20	1B: 6 2B: 0 3B: 1 HR: 1 SF: 0 SAC: 2 DP: 1 HBP: 0						WP: 1 PB: 0 SB: 0 CS: 0 PA: 36

PITCHER		IP	WLS	BF	H	R	ER	SO	BB	IBB	HBP	BLK	WP	HR	S	P	ERA	WHIP
58 Armando Galarraga, R ERA: 3.17	(1, 1)	7.0		29	8	2	2	7	1	0	0	0	1	1	70	114	2.57	1.286
Gary Glover, R ERA: 5.71	(8, 1)	1.0	W	3	0	0	0	0	0	0	0	0	0	0	8	12	0.00	0.000
56 Fernando Rodney, R ERA: 4.6	(9, 1)	1.0	S	4	0	0	0	2	1	0	0	0	0	0	12	20	0.00	1.000

PITCHER	IP	WLS	BF	H	R	ER	SO	BB	IBB	HBP	BLK	WP	HR	S	P	ERA	WHIP

TOP

Kansas City Royals @ Detroit Tigers

Comerica Park, Detroit, MI

Sun Aug 31 2008, 1:05 PM EDT

Att. 39,782 - Sunny - 87 F

livebaseballscorecards.com

AB	32
R	2
H	8
RBI	1
BB	2
SO	9
LOB	14

Batter	1	2	3	4	5	6	7	8	9	AB	R	H	RBI	BB	SO	LOB
28 Curtis Granderson, L (1, 8) OBP: 0.381, SLG: 0.508	B FF 94 B FF 93 C FF 92 F FF 94 B CH 86 F FF 93 X CH 86 3-2 ① F7		B FF 94 X FF 93 1-0 ③ P5			L FF 93 B SL 89 S FF 93 B FF 95 X FF 94 2-2 ① F7		B SI 93 B SI 93 B SI 91 1 SAFE B FF 93 4-0 30 BB 14 FC2-6 24 2B 1-2 BB		3	1	0	0	1	0	1
14 Placido Polanco, R (1, 4) OBP: 0.356, SLG: 0.425	B FF 92 B FF 93 F FF 94 X SL 89 2-1 ② P3			B SL 87 C FF 93 F FF 90 B FF 93 B FF 95 X SL 89 3-2 ① G6-3		B SL 89 C FF 95 X SL 89 1-1 24 HR 1B		M SI 92 B SI 92 X SI 93 1-1 ① FC2-6 30 BB 24 2B 1-2 2-3f		4	2	1	0	0	0	2
30 Magglio Ordonez, R (1, 9) OBP: 0.370, SLG: 0.473	F FF 95 S CH 85 C FF 95 0-3 ③ K			S CH 85 C SL 90 B FF 93 B FF 96 B CH 87 X CH 86 3-2 1B 1B		B FF 94 B FF 93 C FF 92 X CH 84 2-1 ② F7		D SI 92 B FF 94 B SI 93 C FF 93 B SI 93 4-1 24 2B 1-2 2-3 BB		3	0	1	0	1	1	1
24 Miguel Cabrera, R (1, 3) OBP: 0.347, SLG: 0.523		F B CU 78 B CU 77 S FF 94 X CU 80 2-2 ① G6-3		C CH 84 B SL 89 B CU 80 S CH 84 S CU 79 2-3 ② K		X FF 93 0-0 1-H HR		B CH 87 C FF 94 F CH 88 F SL 88 B FF 94 B FF 94 F FF 93 X FF 94 3-2 1-3 2-H 3-H 2B		4	1	2	4	0	1	1
Matt Joyce, L (1, 7) OBP: 0.340, SLG: 0.565		F FF 94 S SL 90 F CU 80 B FF 95 B FF 94 S SL 90 2-3 ② K		C FF 93 S SL 88 D CH 86 B CH 84 B SL 89 F FF 93 F CH 85 X SL 89 3-2 1-3 1B		B FF 95 X FF 94 1-0 ③ F7		C SI 93 C CH 88 F CH 88 X SI 94 0-2 ② G3		4	0	1	0	0	1	2
Gary Sheffield, R (1, 10) OBP: 0.322, SLG: 0.379		S FF 95 F FF 94 X FF 95 0-2 ③ F8		B CU 78 C CU 78 B CH 84 S CH 85 X CU 78 2-2 ③ L7			B CU 76 B SL 88 C SL 87 B CH 84 C SL 88 X CH 84 3-2 ① F7	B FF 94 S SL 87 D SL 89 B FF 93 B SL 88 4-1 BB		3	0	0	0	1	0	2
19 Jeff Larish, L (1, 5) OBP: 0.282, SLG: 0.338 25 Ryan Raburn, R (9, 5) OBP: 0.308, SLG: 0.403			B FF 94 B FF 94 S FF 94 S CH 85 B FF 95 S CH 86 3-3 ① K		S FF 92 F CU 78 T FF 94 0-2 ① K		C CU 77 C FF 93 B FF 92 X CU 79 1-2 ② F9	B FF 93 F FF 93 F CH 89 D SI 93 B CH 89 F FF 94 T FF 93 3-2 ③ K		4 0	0 0	0 0	0 0	0 0	3 0	3 0
39 Ramon Santiago, S (1, 6) OBP: 0.433, SLG: 0.442			B FF 94 B FF 95 C FF 93 F FF 95 F FF 95 S CU 82 2-3 ② K		X FF 93 0-0 ② P6		B FF 95 X FF 94 1-0 ③ F8			3	0	0	0	0	1	0
Dane Sardinha, R (1, 2) OBP: 0.150, SLG: 0.179 15 Brandon Inge, R (8, PH) OBP: 0.318, SLG: 0.395 (9, 2)			S FF 95 X FF 96 0-1 1B		B FF 94 B SL 90 B FF 95 C FF 90 X FF 91 3-1 ③ F7			B SI 93 H SI 92 2-0 14 FC2-6 28 BB HBP		2 0	0 0	1 0	0 0	0 0	0 0	0 0
Inning Stats	R: 0 E: 0 K: 1 S: 9 H: 0 LOB: 0 BB: 0 P: 14	R: 0 E: 0 K: 1 S: 10 H: 0 LOB: 0 BB: 0 P: 14	R: 0 E: 0 K: 2 S: 10 H: 1 LOB: 1 BB: 0 P: 16	R: 0 E: 0 K: 1 S: 17 H: 2 LOB: 2 BB: 0 P: 30	R: 0 E: 0 K: 1 S: 6 H: 0 LOB: 0 BB: 0 P: 9	R: 2 E: 0 K: 0 S: 9 H: 2 LOB: 0 BB: 0 P: 15	R: 0 E: 0 K: 0 S: 7 H: 0 LOB: 0 BB: 0 P: 12	R: 2 E: 0 K: 1 S: 17 H: 1 LOB: 3 BB: 3 P: 38		1B: 4 2B: 1 3B: 0 HR: 1 SF: 0 SAC: 0 DP: 0 HBP: 1						

PITCHER		IP	WLS	BF	H	R	ER	SO	BB	IBB	HBP	BLK	WP	HR	S	P	ERA	WHIP
55 Gil Meche, R ERA: 4.07	(1, 1)	7.0		26	5	2	2	6	0	0	0	0	0	1	68	110	2.57	0.714
Kip Wells, R ERA: 5.09	(8, 1)	0.1	L	4	0	2	2	0	2	0	1	0	0	0	3	14	54.00	6.000
Ramon E Ramirez, R ERA: 2.9	(8, 1)	0.2		4	1	0	0	1	1	0	0	0	0	0	14	24	0.00	3.000

PITCHER	IP	WLS	BF	H	R	ER	SO	BB	IBB	HBP	BLK	WP	HR	S	P	ERA	WHIP

BOTTOM

Kansas City Royals @ Detroit Tigers

Comerica Park, Detroit, MI

Sun Aug 31 2008, 1:05 PM EDT
Att. 39,782 - Sunny - 87 F

livebaseballscorecards.com

AB	30
R	4
H	6
RBI	4
BB	3
SO	7
LOB	12

Batter	1	2	3	4	5	6	7	8	9	AB	R	H	RBI	BB	SO	LOB
18 Johnny Damon, L (1, 8) OBP: 0.391, SLG: 0.465	B FF 94 C FF 94 T FF 94 F FF 96 F FF 94 F FF 96 B FF 96 B FF 97 B FF 94 4-2 1B 2 BB 13 1B BB	B FF 92 B FF 93 B FF 93 C FF 92 C FF 93 X FF 92 3-2 HR	C SI 91 X SL 79 0-1 1B 2 BB 13 1B 1-2 1B	X FF 92 0-0 ③ F9		D CH 87 B FS 86 B FF 92 C FF 91 B FF 92 4-1 2 1B BB		C CH 88 B SL 84 B SI 96 X CH 88 2-1 2 BB 1B		4	3	3	1	2	0	0
2 Derek Jeter, R (1, 6) OBP: 0.356, SLG: 0.400	B FF 95 B FF 94 F FF 94 1 SAFE 1 SAFE B FF 94 B FF 93 4-1 1B 13 1B 1-2 BB	C FF 94 B CU 81 B CU 82 X FF 95 2-1 E 1B 13 E 1B	C SI 89 B SI 91 F SI 91 B SL 78 F SL 78 B SL 79 F SL 80 B SL 78 4-2 13 1B 1B 22 SF7 1-2 2-3 BB		C FF 90 X FF 91 0-1 ① G6-3	F SI 93 D SL 83 B SI 95 F SI 95 X SI 96 2-2 BB 1-3 2-H 3-H 1B		B SI 95 B CH 88 F SI 95 1 SAFE F SI 95 B SL 85 B SI 96 4-2 FC4-6 1-2 BB		3	3	2	2	3	0	0
Bobby Abreu, L (1, 9) OBP: 0.374, SLG: 0.465	C FF 95 X CH 85 0-1 13 1B SF7 1-2 2-3 1B	B CH 84 B FF 94 F FF 94 F FF 94 B FF 94 X CH 85 3-2 E8 F8 13 S 22 1B 1-3 1B	C SL 80 X SI 91 0-1 13 1B 1-2 2-3 3-H 1B		B FF 92 C CH 85 C FF 91 S SL 80 1-3 ② K	B CH 88 B SI 94 B SI 95 C SI 94 B SI 94 4-1 1-2 BB		C SI 85 X SI 87 0-1 ③ FC4-6 1-2f		5	2	3	1	1	1	2
13 Alex Rodriguez, R (1, 5) OBP: 0.395, SLG: 0.579	B FF 95 F FF 97 X CU 84 1-1 SF7 55 1B 1-3 2-H 3-H 1B	C FF 97 B FF 95 S CH 85 D CU 84 X CU 84 2-2 E5 22 1B 55 1B 1-2 3-H	X SL 80 0-0 1-2 2-3 3-H 1B		C SL 81 X SL 79 0-1 1B	C SI 96 B CH 88 F CH 87 D SI 95 F CH 88 B SI 95 X SI 96 3-2 ③ G5-3			C SI 86 B CU 75 B SL 83 B SI 87 X SI 87 3-1 ① F9	6	2	3	4	0	0	4
Jason Giambi, L (1, 3) OBP: 0.376, SLG: 0.511 12 Cody Ransom, R (9, 3) OBP: 0.667, SLG: 2.000	X FF 94 0-0 ① SF7 1-2 3-H	C FF 95 F FF 96 B FF 95 X CH 87 1-2 ② F8 2-3	C FF 91 X FS 85 0-1 ① F7		S FS 86 C SL 75 B FF 91 S SL 79 1-3 ③ K2-3		B SI 93 B CH 87 S SI 95 B SI 96 B CH 88 4-1 55 G6-4-3 BB		C SL 82 X SL 82 0-1 ② G3	4 0	0 0	0 0	1 0	1 0	1 0	6 0
22 Xavier Nady, R (1, 7) OBP: 0.375, SLG: 0.536	B FF 94 F FF 94 S CU 81 F CU 82 F FF 95 B CH 85 F FF 96 S CU 83 2-3 ② K	B CU 78 D CU 80 B FF 92 C FF 92 1 SAFE X FF 94 3-1 55 1B 1-2 3-H 1B	F FF 92 B FF 91 S SL 80 X SL 78 1-2 ② SF7 3-H			X FF 90 0-0 ① G5-3	C SI 95 S SI 94 D SL 88 F SI 95 S SL 87 1-3 ① K		F SI 81 F SL 81 X EP 61 0-2 ③ G6-3	5	0	1	2	0	2	2
55 Hideki Matsui, L (1, 10) OBP: 0.385, SLG: 0.445	X FF 92 0-0 2-H 1B	B SI 88 C SL 76 B SI 89 B SL 78 C SI 89 F SI 89 X SI 90 3-2 1-3 2-H 1B	C FF 92 B CH 86 B FF 91 F SL 79 T FF 92 2-2 ③ K			F FF 90 C FF 91 X FS 85 0-2 ② G6-3	S SI 96 B CH 90 F SI 96 X CH 89 1-2 ② ③ G6-4-3 1-2f			5	0	2	2	0	1	3
24 Robinson Canó, L (1, 4) OBP: 0.304, SLG: 0.409	C FF 93 X FF 94 0-1 ③ L7	B SI 90 C B X 2-1 ③ G3		C FF 90 X SL 78 0-1 ① F8		X FF 92 0-0 E 1B 2 1B 1B		F CH 82 X SI 95 0-1 ① G6-3		5	1	1	0	0	0	3
Ivan Rodriguez, R (1, 2) OBP: 0.326, SLG: 0.402		C FF 94 S FF 94 S FF 93 0-3 ① K	C SI 89 F SL 77 X SL 75 0-2 2 BB 18 1B 1B 1B	X FF 91 0-0 ② F9		F FF 90 C FF 90 B FF 90 X SL 80 1-2 E5 2 1B 1-3 1B		S SL 86 B SI 95 B SL 87 S SI 96 X SI 95 2-2 ② G4-3		5	2	2	0	0	1	0
Inning Stats	R: 4 E: 0 K: 1 S: 20 H: 3 LOB: 1 BB: 2 P: 31	R: 4 E: 2 K: 1 S: 25 H: 5 LOB: 2 BB: 0 P: 44	R: 3 E: 0 K: 1 S: 20 H: 4 LOB: 2 BB: 1 P: 27	R: 0 E: 0 K: 0 S: 4 H: 0 LOB: 0 BB: 0 P: 4	R: 0 E: 0 K: 2 S: 10 H: 1 LOB: 1 BB: 0 P: 12	R: 2 E: 1 K: 0 S: 17 H: 3 LOB: 3 BB: 2 P: 31	R: 0 E: 0 K: 1 S: 8 H: 0 LOB: 0 BB: 1 P: 14	R: 0 E: 0 K: 0 S: 11 H: 1 LOB: 2 BB: 1 P: 19	R: 0 E: 0 K: 0 S: 7 H: 0 LOB: 0 BB: 0 P: 10	1B: 16 2B: 0 3B: 0 HR: 1 SF: 2 SAC: 0 DP: 1 HBP: 0						

PITCHER		IP	WLS	BF	H	R	ER	SO	BB	IBB	HBP	BLK	WP	HR	S	P	ERA	WHIP
35 Justin Verlander, R ERA: 4.74	(1, 1)	1.2	L	15	7	8	5	2	2	0	0	0	0	1	39	64	27.00	5.400
44 Bobby Seay, L ERA: 3.74	(2, 1)	0.1		6	4	3	3	0	1	0	0	0	0	0	17	26	81.00	15.000
Aquilino Lopez, R ERA: 3.92	(3, 1)	3.2		16	4	2	2	3	1	0	0	0	0	0	32	42	4.91	1.364
32 Freddy Dolsi, R ERA: 3.76	(6, 1)	2.0		10	2	0	0	1	3	0	0	0	0	0	25	48	0.00	2.500
49 Casey Fossum, L ERA: 5.13	(8, 1)	1.1		4	0	0	0	0	0	0	0	0	0	0	9	12	0.00	0.000

PITCHER	IP	WLS	BF	H	R	ER	SO	BB	IBB	HBP	BLK	WP	HR	S	P	ERA	WHIP

TOP

New York Yankees @ Detroit Tigers

Comerica Park, Detroit, MI

Mon Sep 01 2008, 1:05 PM EDT

Att. 44,336 - Sunny - 86 F

livebaseballscorecards.com

AB	42
R	13
H	17
RBI	13
BB	7
SO	6
LOB	20

WP: 0	PA: 51		
PB: 0			
SB: 1			
CS: 0			

Batter	1	2	3	4	5	6	7	8	9	AB	R	H	RBI	BB	SO	LOB
28 Curtis Granderson, L (1, 8) OBP: 0.384, SLG: 0.510	C SI 88 C SI 89 B CU 75 B SI 91 F SI 90 B SI 91 X SI 89 3-2 14 G2-3 30 2B 2B	C CH 87 C CH 84 B SI 92 F SI 91 B CU 76 X SI 93 2-2 1-2 2-3 1B		B SI 92 B SI 91 B SI 92 C SI 90 B SI 91 4-1 14 E 30 SF9 1-2 BB	B SI 89 C CH 78 B CH 80 C CH 78 F FF 89 B CH 80 F CH 79 B FF 89 4-2 14 1B 30 1B BB		B FF 92 C FF 92 B SL 82 S FF 93 S FF 94 2-3 K ①		C FF 84 C CH 73 B CH 74 F SL 77 B CH 73 X FF 86 2-2 F8 ②	4	3	2	0	2	1	1
14 Placido Polanco, R (1, 4) OBP: 0.354, SLG: 0.422	F SI 90 C SL 82 X SI 91 0-2 G2-3 2-3 ①	B SL 81 B SL 82 X SI 91 2-0 P6 ②		B SI 91 C SI 93 B SL 82 X SI 93 2-1 FC4 24 HR 1-3 2-H	C FF 89 1 SAFE F SL 82 X FF 89 0-2 30 1B 1-2 1B		B SI 93 C SI 92 F SL 81 B FF 94 X FF 94 2-2 P3 ②		C FF 85 D SL 78 B FF 88 B FF 87 X FF 87 3-1 F7 1-2 ③	6	1	1	0	0	0	6
30 Magglio Ordonez, R (1, 9) OBP: 0.372, SLG: 0.478	B SI 92 B SI 92 C SL 82 B SL 83 X SI 92 3-1 24 G4-3 3-H 2B	B SL 82 B SL 82 C SI 92 C SI 94 F SI 93 X CU 78 2-2 F7 ③		X FF 90 0-0 SF9 3-H ①	C SL 88 B SL 87 X FF 94 1-1 1-2 2-H 1B		B SI 94 F SI 94 C SL 83 X FF 94 1-2 24 WP 1B			4	0	3	3	0	0	3
24 Miguel Cabrera, R (1, 3) OBP: 0.346, SLG: 0.526	S SL 84 B SI 91 X SI 92 1-1 G4-3 2-3 ②		C SI 89 S SL 82 B SL 81 B SI 90 X SI 92 2-2 G6-3 ①	X FF 91 0-0 1-H HR	B SL 88 B FF 95 X FF 94 2-0 F2 ②		B FF 94 C SI 92 B CH 83 C SL 82 B SL 83 S SL 82 3-3 K 1-2 ③			5	1	1	2	0	1	4
Matt Joyce, L (1, 7) OBP: 0.338, SLG: 0.556 25 Ryan Raburn, R (8, PH) OBP: 0.306, SLG: 0.400 (9, 7)	B SI 92 X CH 87 1-0 G3 ③		F SI 92 C CH 83 S SI 91 0-3 K ②	B CH 79 B CH 81 B SI 89 C FF 90 C SI 90 B CH 80 4-2 BB BB	C FF 94 B FF 93 S CH 86 B FF 94 S SL 88 2-3 K ③			C SI 90 B SL 83 S FF 93 B SL 84 F SI 94 B SL 82 X SI 93 3-2 F8 ①		3	0	0	0	1	2	3
										1	0	0	0	0	0	0
Gary Sheffield, R (1, 10) OBP: 0.323, SLG: 0.387		C SI 90 B SI 91 B SL 82 X SI 91 2-1 HR	B SI 92 C SI 92 X CH 86 1-1 G4-3 ③	D SL 81 B FF 90 C FF 89 B SL 82 F FF 89 B CH 80 4-2 1-2 BB		C SL 87 B SL 86 X FF 94 1-1 F7 ①		B SI 91 B SL 82 B FF 94 C SI 91 C SI 94 C SL 83 3-3 K ②		4	1	1	1	1	1	0
19 Jeff Larish, L (1, 5) OBP: 0.289, SLG: 0.343		B SI 90 X SI 90 1-0 28 1B 39 1B 1B		X SI 90 0-0 15 HR 1B F CH 78 D CH 85 F FF 90 X CH 80 1-2 ② P6		B SL 85 F SL 85 F CH 86 B FF 95 B FF 94 S SL 87 3-3 K ②		B SI 95 B SI 94 C SI 90 F SI 94 S SL 82 2-3 K ③		5	1	2	0	0	2	2
15 Brandon Inge, R (1, 2) OBP: 0.320, SLG: 0.404		B SI 89 C FF 92 X SL 80 1-1 F7 ①		B SI 90 2-1 F SI 91 B CU 78 S SI 89 HR +H B FF 90 2-3 ③ F SL 81 F CH 78 S FF 90 K		B FF 94 B SL 88 B FF 90 B FF 92 4-0 39 S BB			C FF 85 X SL 77 0-1 G5-3 ①	4	1	1	2	1	1	3
39 Ramon Santiago, S (1, 6) OBP: 0.440, SLG: 0.444		B SI 91 X SI 90 1-0 28 1B 1-2 1B		B SI 91 B SI 90 B FF 90 C SI 90 X SI 90 3-1 14 FC4 28 BB 14 E 1B	B FF 88 B FF 87 C FF 88 C SI 90 B CH 79 X SI 88 3-2 L9 ①	C FF 92 B CH 86 B FF 94 B FF 93 C FF 93 C SL 88 3-3 K 1-2 ③			B FF 84 B FF 84 C FF 83 B FF 85 B FF 84 4-1 14 DI BB	4	1	2	0	1	1	1

BOTTOM

New York Yankees @ Detroit Tigers

Comerica Park, Detroit, MI

Mon Sep 01 2008, 1:05 PM EDT

Att. 44,336 - Sunny - 86 F

livebaseballscorecards.com

AB	40
R	9
H	13
RBI	8
BB	6
SO	9
LOB	23

Inning Stats	1	2	3	4	5	6	7	8	9	1B: 8	SF: 1	WP: 1	PA: 47
	R: 1 E: 0 K: 0 S: 12 H: 2 LOB: 1 BB: 0 P: 20	R: 1 E: 0 K: 0 S: 15 H: 4 LOB: 3 BB: 0 P: 26	R: 0 E: 0 K: 1 S: 8 H: 0 LOB: 0 BB: 0 P: 11	R: 6 E: 1 K: 1 S: 20 H: 4 LOB: 2 BB: 3 P: 42	R: 1 E: 0 K: 1 S: 16 H: 2 LOB: 2 BB: 1 P: 28	R: 0 E: 0 K: 2 S: 8 H: 0 LOB: 1 BB: 1 P: 19	R: 0 E: 0 K: 2 S: 12 H: 1 LOB: 1 BB: 0 P: 20	R: 0 E: 0 K: 2 S: 10 H: 0 LOB: 0 BB: 0 P: 18	R: 0 E: 0 K: 0 S: 9 H: 0 LOB: 1 BB: 1 P: 18	2B: 2 3B: 0 HR: 3	SAC: 0 DP: 0 HBP: 0	PB: 0 SB: 1 CS: 0	

PITCHER		IP	WLS	BF	H	R	ER	SO	BB	IBB	HBP	BLK	WP	HR	S	P	ERA	WHIP
Sidney Ponson, R ERA: 5.13	(1, 1)	3.0		20	9	7	7	1	1	0	0	0	0	2	43	76	21.00	3.333
36 Edwar Ramirez, R ERA: 3.68	(4, 1)	1.1		9	2	2	1	1	3	0	0	0	0	1	22	40	6.75	3.750
38 Brian Bruney, R ERA: 2.42	(5, 1)	1.2	W	7	1	0	0	3	1	0	0	0	0	0	14	30	0.00	1.200
48 Phil Coke, L ERA:	(7, 1)	1.0		4	1	0	0	2	0	0	0	0	1	0	12	20	0.00	1.000
43 Damaso Marte, L ERA: 4.25	(8, 1)	1.0		3	0	0	0	2	0	0	0	0	0	0	10	18	0.00	0.000

PITCHER		IP	WLS	BF	H	R	ER	SO	BB	IBB	HBP	BLK	WP	HR	S	P	ERA	WHIP
39 Chris Britton, R ERA: 3.78	(9, 1)	1.0		4	0	0	0	0	1	0	0	0	0	0	9	18	0.00	1.000

Batter	1	2	3	4	5	6	7	8	9	AB	R	H	RBI	BB	SO	LOB
9 Chone Figgins, S (1, 5) OBP: 0.376, SLG: 0.321	B FF 88 F FF 88 S CH 80 B FF 91 X CH 80 2-2 27 1B 48 2B S 1B	C FF 89 B CU 79 B SI 90 C CH 79 B CU 78 F FF 90 X CH 80 3-2 ② G1-6-3		B CH 77 B FF 88 C FF 87 B CH 78 S FF 89 F FF 88 F CU 80 B CH 80 4-2 S 2-3 BB		C FF 93 B CH 86 X FF 93 1-1 ① F8			F FF 92 B SI 95 B SI 94 B SI 93 B SI 94 4-1 G4-3 S SF8 BB	3	2	1	0	2	0	0
Garret Anderson, L (1, 10) OBP: 0.314, SLG: 0.425	C FF 90 B FF 90 X CH 81 1-1 ① F8	X FF 90 0-0 ③ G6-3		B FF 89 B CH 80 F CH 80 F CU 78 F CU 80 1 SAFE F FF 91 S FF 90 2-3 ② K 1-2		X FF 93 0-0 ② G4-1			B SI 95 S CH 84 X FF 97 1-1 ① G4-3 1-3	5	0	0	0	0	1	4
Mark Teixeira, S (1, 3) OBP: 0.407, SLG: 0.535	B FF 91 D CH 81 B FF 91 C FF 91 B CH 82 4-1 27 1B 48 2B 1-2 BB		C FF 86 S CU 77 C FF 90 0-3 ① K	B FF 90 C CU 80 D CH 82 F CU 80 X FF 91 2-2 ③ G6-3		C FF 93 B FF 94 C CH 86 B SL 87 S SL 88 2-3 ③ K			S CH 85 S FF 96 X SI 97 0-2 ② SF8 3-H	3	1	0	1	1	2	2
27 Vladimir Guerrero, R (1, 9) OBP: 0.353, SLG: 0.502	S CU 78 B FF 92 X FF 91 1-1 48 2B 1-2 2-3 1B		C FF 90 B CH 81 X CU 79 1-1 48 1B 2B		C SL 86 B FF 95 F SL 86 B FF 95 X SL 88 2-2 ① F8		B FF 93 B FF 93 X FF 93 2-0 ① G6-3		S CH 85 F SI 95 X CH 85 0-2 2B	5	1	3	0	0	0	0
48 Torii Hunter, R (1, 8) OBP: 0.347, SLG: 0.477	S CU 77 B CH 82 X CU 79 1-1 1-3 2-H 3-H 2B		C FF 87 S CH 80 B FF 90 D CH 81 B CU 80 X CU 80 3-2 44 S 2-H 1B		B FF 95 B FF 93 B FF 94 X FF 94 3-0 44 E 3 E 2B		B FF 94 S SL 86 X FF 93 1-1 ② G6-3		I IN 69 I IN 70 I IN 73 I IN 72 4-0 IBB	4	1	3	3	1	0	0
Juan Rivera, R (1, 7) OBP: 0.269, SLG: 0.413 77 Reggie Willits, S (8, 7) OBP: 0.326, SLG: 0.216	C CH 83 B FF 92 S CH 82 S CH 83 1-3 ② K		C CU 79 X FF 89 0-1 ② P6		F SL 87 F SL 86 B SL 87 S SL 87 1-3 ② K		T FF 94 X SL 85 0-1 ③ F8		C CH 85 B FF 96 C CH 84 C FF 97 1-3 ③ K	4 1	0 0	0 0	0 0	0 0	2 1	4 2
44 Mike Napoli, R (1, 2) OBP: 0.332, SLG: 0.480	C FF 91 B CH 83 B FF 92 S CU 80 D CU 80 F CH 82 H FF 91 4-2 HBP		B FF 90 X FF 90 1-0 ③ G4-3 1-2		C FF 95 B FF 94 C SL 88 B SL 88 X SL 87 2-2 E5 3 E 2-3			C FF 92 F FF 93 B FF 93 F SL 86 X FF 94 1-2 ① F8		3	0	0	0	0	0	2
3 Brandon Wood, R (1, 6) OBP: 0.188, SLG: 0.207	S FF 89 B FF 92 X FF 90 1-1 ③ F7			B FF 86 C CH 76 X FF 88 1-1 ① G5-3	X FF 94 0-0 E1 1-3 3-H			F SL 86 S SL 85 B SL 86 B SL 85 B FF 93 S FF 92 3-3 ② K		4	0	0	0	0	1	4
18 Sean Rodríguez, R (1, 4) OBP: 0.255, SLG: 0.250		B FF 86 F FF 85 F CU 76 F FF 90 X CU 77 1-2 ① F8		C FF 89 B FF 90 S FF 89 F FF 90 X CH 79 1-2 9 PB 2B	B FF 94 D FF 94 F FF 93 B SL 86 C FF 94 F FF 92 F FF 94 X FF 94 3-2 ③ F8			B FF 93 B FF 92 C FF 92 F FF 92 F SL 85 X FF 93 2-2 ③ F8		4	0	1	0	0	0	2
Inning Stats	R: 2 E: 0 K: 1 S: 18 H: 3 LOB: 3 BB: 1 P: 33	R: 0 E: 0 K: 0 S: 9 H: 0 LOB: 0 BB: 0 P: 13	R: 1 E: 0 K: 1 S: 11 H: 2 LOB: 1 BB: 0 P: 16	R: 0 E: 0 K: 1 S: 18 H: 1 LOB: 2 BB: 1 P: 28	R: 1 E: 2 K: 1 S: 16 H: 1 LOB: 2 BB: 0 P: 27	R: 0 E: 0 K: 1 S: 6 H: 0 LOB: 0 BB: 0 P: 9	R: 0 E: 0 K: 0 S: 5 H: 0 LOB: 0 BB: 0 P: 8	R: 0 E: 0 K: 1 S: 11 H: 0 LOB: 0 BB: 0 P: 17	R: 1 E: 0 K: 1 S: 12 H: 1 LOB: 2 BB: 2 P: 22	1B: 3 2B: 5 3B: 0 HR: 0 SF: 1 SAC: 0 DP: 0 HBP: 1	WP: 0 PB: 1 SB: 4 CS: 0 PA: 42					

PITCHER	IP	WLS	BF	H	R	ER	SO	BB	IBB	HBP	BLK	WP	HR	S	P	ERA	WHIP
40 Chris Lambert, R (1, 1) ERA: 6.75	4.0		21	6	3	3	3	2	0	1	0	0	0	56	90	6.75	2.000
Gary Glover, R (5, 1) ERA: 5.2	4.0		15	1	1	0	3	0	0	0	0	0	0	38	61	0.00	0.250
56 Fernando Rodney, R (9, 1) ERA: 4.73	1.0	L	6	1	1	1	1	1	1	0	0	0	0	12	22	9.00	2.000

PITCHER	IP	WLS	BF	H	R	ER	SO	BB	IBB	HBP	BLK	WP	HR	S	P	ERA	WHIP

Los Angeles Angels @ Detroit Tigers

Comerica Park, Detroit, MI

Tue Sep 02 2008, 7:05 PM EDT

Att. 35,320 - Clear - 83 F

TOP

livebaseballscorecards.com

AB	36
R	5
H	8
RBI	4
BB	4
SO	7
LOB	20

BOTTOM

Los Angeles Angels @ Detroit Tigers

Comerica Park, Detroit, MI

Tue Sep 02 2008, 7:05 PM EDT

Att. 35,320 - Clear - 83 F

Batter	1	2	3	4	5	6	7	8	9	AB	R	H	RBI	BB	SO	LOB
28 Curtis Granderson, L (1, 8) OBP: 0.387, SLG: 0.509	C FF 88 B CU 73 X SI 88 1-1 14 S 24 1B 1B		C SI 88 B CU 75 C CU 77 B FF 89 X CU 77 2-2 ① G3-1		B CU 73 B FF 90 B SI 90 C FF 89 B FF 90 4-1 30 G6-4-3 BB		B FS 87 B FS 86 C FS 87 B FS 86 C FS 87 X FF 96 3-2 ③ G4-3		B FF 93 B FF 92 B CU 80 C FF 93 B CU 82 4-1 1-2 14 FC5 BB	3	1	1	0	2	0	1
14 Placido Polanco, R (1, 4) OBP: 0.352, SLG: 0.419	B SI 89 C SI 90 B SI 90 F SI 91 B SI 90 X FF 92 3-2 ① G5-3 1-2		C SI 91 B CU 78 H FF 92 2-1 30 2B HBP		C FF 91 1 SAFE F CU 76 1 SAFE B FF 92 B FF 91 X CH 81 2-2 ① F9			B SI 92 B SI 92 C SI 92 C SI 91 B SI 92 X SI 92 3-2 ① G4-3	S FF 94 S CH 89 B CH 87 B CU 81 X CH 85 2-2 ③ FC5 1-2 2-3f	4	1	0	0	0	0	4
30 Magglio Ordonez, R (1, 9) OBP: 0.371, SLG: 0.478	C SI 91 F CH 82 B FF 93 X FF 92 1-2 ② P5		B CU 73 X SI 92 1-0 1-H 24 2B 2B		X CH 79 0-0 ② ③ G6-4-3 1-2f			B CU 79 F SI 91 B SI 91 X SI 92 2-1 ② F9		4	1	1	1	0	0	2
24 Miguel Cabrera, R (1, 3) OBP: 0.349, SLG: 0.535	B FF 92 X FF 92 1-0 2-H 1B		F CH 82 B CU 77 F CH 81 X CH 79 1-2 2-H 2B			S CU 73 B FF 91 C CU 75 B FF 91 C FF 92 2-3 ① K		B CU 79 C CU 79 B SI 93 F SI 93 X SI 94 2-2 HR		4	1	3	3	0	1	0
Gary Sheffield, R (1, 10) OBP: 0.325, SLG: 0.386	B CU 73 B SI 92 X CH 82 2-0 ③ P3		B CU 73 C CH 80 X CH 80 1-1 ② G5-3			B CU 74 B CH 80 C CH 81 B CH 80 X SI 92 3-1 CS 1B		B SI 92 B CU 80 B SI 90 C SI 90 B SI 90 4-1 BB		3	0	1	0	1	0	2
33 Marcus Thames, R (1, 7) OBP: 0.288, SLG: 0.517		F FF 89 B FF 90 B FF 90 X SI 91 2-1 E6 G6-4-3	F CU 75 B FF 93 F FF 93 D CU 78 S CH 82 2-3 ③ K			B CH 82 S CH 81 C FF 92 B FF 92 X CH 82 2-2 ② F7		C SI 91 S SI 92 X SI 93 0-2 ③ G5-3		4	0	0	0	0	1	3
Edgar Renteria, R (1, 6) OBP: 0.320, SLG: 0.371		B SI 91 L SI 91 X SI 91 1-1 ① ② G6-4-3 1-2f		B CU 73 S SI 90 X FF 91 1-1 15 L9 1B		1 SAFE C CH 81 1 SAFE 0-1 ③ CS 1-2	C FF 91 F CH 82 B CH 80 F CH 80 F FF 92 X CH 81 1-2 15 SH1-4 1B		C CU 79 F FF 94 F CU 80 X FF 93 0-2 14 FC5 28 S 1B	4	0	3	0	0	0	1
15 Brandon Inge, R (1, 2) OBP: 0.320, SLG: 0.403		B FF 91 X SI 92 1-0 1B	C CH 82 X CH 81 0-1 ① ② L9 1-2				X SI 92 0-0 ① SH1-4 1-2		B FF 93 L FF 93 1 SAFE L FF 94 F CH 84 B CH 82 S CH 84 2-3 ① K	3	0	1	0	0	1	2
25 Ryan Raburn, R (1, 5) OBP: 0.302, SLG: 0.395 Matt Joyce, L (7, PH) OBP: 0.336, SLG: 0.553 Mike Hessman, R (8, 5) 19 Jeff Larish, L (9, PH) OBP: 0.286, SLG: 0.338		C CU 74 B CU 75 F FF 92 B FF 92 X CH 81 2-2 ③ P4	S CH 81 B CH 80 C FF 92 B CH 81 X FF 93 2-2 ③ F9				C SL 84 C FS 84 S FF 96 0-3 ② K		C CU 77 B CU 79 B CH 82 S CU 80 D CH 86 1 SAFE X CU 80 3-2 ② P4	2 1 0 1	0 0 0 0	0 0 0 0	0 0 0 0	0 1 0 0	0 1 0 0	1 1 0 1
Inning Stats	R: 1 E: 0 K: 0 S: 10 H: 2 LOB: 1 BB: 0 P: 18	R: 0 E: 1 K: 0 S: 8 H: 1 LOB: 1 BB: 0 P: 14	R: 2 E: 0 K: 1 S: 13 H: 2 LOB: 1 BB: 0 P: 22	R: 0 E: 0 K: 0 S: 7 H: 1 LOB: 0 BB: 0 P: 10	R: 0 E: 0 K: 0 S: 5 H: 0 LOB: 0 BB: 1 P: 11	R: 0 E: 0 K: 1 S: 9 H: 1 LOB: 0 BB: 0 P: 16	R: 0 E: 0 K: 1 S: 12 H: 1 LOB: 1 BB: 0 P: 16	R: 1 E: 0 K: 0 S: 12 H: 1 LOB: 1 BB: 1 P: 23	R: 0 E: 0 K: 1 S: 15 H: 1 LOB: 2 BB: 1 P: 26	1B: 7 2B: 2 3B: 0 HR: 1	SF: 0 SAC: 1 DP: 2 HBP: 1	WP: 0 PB: 0 SB: 2 CS: 1	PA: 39				

livebaseballscorecards.com

AB	33
R	4
H	10
RBI	4
BB	3
SO	4
LOB	18

PITCHER		IP	WLS	BF	H	R	ER	SO	BB	IBB	HBP	BLK	WP	HR	S	P	ERA	WHIP
51 Joe Saunders, L ERA: 3.69	(1, 1)	6.1		26	8	3	3	2	1	0	1	0	0	0	58	98	4.26	1.421
66 Jose Arredondo, R ERA: 1.12	(7, 1)	0.2	H	2	0	0	0	1	0	0	0	0	0	0	6	9	0.00	0.000
62 Scot Shields, R ERA: 2.75	(8, 1)	1.0	W	5	1	1	1	0	1	0	0	0	0	1	12	23	9.00	2.000
Francisco Rodríguez, R ERA: 2.43	(9, 1)	1.0	S	5	1	0	0	1	1	0	0	0	0	0	15	26	0.00	2.000

PITCHER	IP	WLS	BF	H	R	ER	SO	BB	IBB	HBP	BLK	WP	HR	S	P	ERA	WHIP

Los Angeles Angels @ Detroit Tigers

Comerica Park, Detroit, MI

Wed Sep 03 2008, 7:05 PM EDT

Att. 36,671 - Drizzle - 75 F

livebaseballscorecards.com

Batter	1	2	3	4	5	6	7	8	9	AB	R	H	RBI	BB	SO	LOB
9 Chone Figgins, S (1, 5) OBP: 0.374, SLG: 0.318	C SI 88 F SI 90 B SI 90 S SI 90 1-3 K		B CH 77 C SI 90 B SI 90 F SI 90 X CH 76 2-2 F7 1-2		B CU 70 S CH 79 T CH 79 B SI 91 F SI 91 B CH 79 X SI 92 3-2 G5-3 3-H		B SI 87 F SI 87 C SI 87 B FF 89 F SL 77 F SI 87 F FF 87 F FF 88 B CH 80 4-2 B SL 76 1B 1B BB	X FF 94 0-0 G6-4-3 1-2f		4	1	0	1	1	1	3
Garret Anderson, L (1, 7) OBP: 0.316, SLG: 0.429	C SI 90 B CH 79 X SI 90 1-1 G4-3			B CH 79 C SI 89 B CU 73 X SI 90 2-1 G5-3	X CH 80 0-0 1B 2B		B SI 79 1 SAFE X FF 86 1-0 27 1B 1B 1-2 1B		C SI 92 F CH 83 X FF 94 0-2 FC4-6 1B	5	1	3	0	0	0	0
Mark Teixeira, S (1, 10) OBP: 0.409, SLG: 0.542	B SI 91 C SI 90 B SI 90 B SI 91 S SI 90 F SI 91 X SI 91 3-2 G4-3			B FF 90 S CH 80 B CU 73 F SI 91 X SL 85 2-2 HR	C SI 91 X SI 91 0-1 27 FC6-4 2-H 1B		B SI 86 B SI 85 C SI 86 X SI 85 2-1 27 1B 1-2 2-H 1B		S SI 94 F CH 84 X CH 83 0-2 FC4-6 27 2B 1-2f	5	1	3	3	0	0	1
27 Vladimir Guerrero, R (1, 9) OBP: 0.356, SLG: 0.505		S FF 88 X FF 90 0-1 48 G5-4-3 1B		F SL 84 B SL 84 F SI 89 D CH 80 D CU 76 F SI 92 F SI 92 X SI 92 3-2 G5-3	X SI 92 0-0 FC6-4 1-2f		F FF 96 X SL 86 0-1 1-2 2-3 1B		B SL 89 X FF 94 1-0 1-3 2B	5	0	3	0	0	0	1
48 Torii Hunter, R (1, 8) OBP: 0.346, SLG: 0.473		C FF 90 X SI 90 0-1 G5-4-3 1-2f		B SI 91 X SI 91 1-0 G1-4-3		S SL 81 B SI 90 X CH 79 1-1 G5-3	S SL 86 S SL 86 F FF 98 S FF 96 0-3 K		F SI 95 S CH 86 B FF 95 B SL 90 F CH 85 F FF 95 B SL 88 B FF 94 4-2 BB	4	0	0	0	1	1	4
8 Kendrys Morales, S (1, 3) OBP: 0.308, SLG: 0.250		C SI 90 S CH 79 B CH 78 B SI 91 S CH 79 2-3 K			B SI 88 F FF 89 X SI 89 1-1 44 1B 3 2B 1B	B SI 90 F SI 89 F CH 78 H SL 84 2-2 HBP	X FF 95 0-0 F8		F CH 85 X FF 97 0-1 P5	4	1	1	0	0	1	6
44 Mike Napoli, R (1, 2) OBP: 0.329, SLG: 0.473			C FF 88 C SI 90 B SI 90 B SI 90 B SL 84 F SI 91 X SI 90 3-2 G5-3		S SL 82 L SI 90 B CH 78 D SI 90 F SI 92 X CU 74 2-2 3 2B 18 SF8 1-2 1B	X SI 90 0-0 F8		B FF 97 B FF 95 C FF 96 F FF 95 C SL 87 2-3 K	B FF 97 F CH 84 B CH 86 B SI 94 S FF 94 S SI 94 3-3 K	5	1	1	0	0	2	4
3 Brandon Wood, R (1, 6) OBP: 0.202, SLG: 0.233			B FF 91 B SI 91 F SI 90 X SI 90 2-1 F9		B SI 90 S SL 83 X SL 81 1-1 18 SF8 9 G5-3 1-3 2-H 2B	F SI 89 F SL 82 B CH 78 B SI 91 X SL 83 2-2 P2		B SL 87 C FF 96 X SL 89 1-1 18 1B 1B		4	1	2	1	0	0	1
18 Sean Rodríguez, R (1, 4) OBP: 0.264, SLG: 0.263			B FF 90 X SI 91 1-0 9 PB 1B		X SI 91 0-0 SF8 2-3 3-H		B SI 87 C SI 86 X FF 86 1-1 G6-3	B FF 93 1 SAFE S FF 94 F FF 94 X FF 95 1-2 9 G6-4-3 1-2 1B		3	0	2	1	0	0	0

Inning Stats	1	2	3	4	5	6	7	8	9
	R: 0 E: 0 K: 1 S: 9 H: 0 LOB: 0 BB: 0 P: 14	R: 0 E: 0 K: 1 S: 7 H: 1 LOB: 0 BB: 0 P: 9	R: 0 E: 0 K: 0 S: 10 H: 1 LOB: 1 BB: 0 P: 18	R: 1 E: 0 K: 0 S: 11 H: 1 LOB: 0 BB: 0 P: 19	R: 4 E: 0 K: 0 S: 17 H: 5 LOB: 1 BB: 0 P: 24	R: 0 E: 0 K: 0 S: 8 H: 0 LOB: 0 BB: 0 P: 13	R: 1 E: 0 K: 1 S: 18 H: 3 LOB: 3 BB: 1 P: 26	R: 0 E: 0 K: 1 S: 9 H: 2 LOB: 1 BB: 0 P: 13	R: 0 E: 0 K: 1 S: 16 H: 2 LOB: 3 BB: 1 P: 24

1B: 11	SF: 1
2B: 3	SAC: 0
3B: 0	DP: 2
HR: 1	HBP: 1

WP: 0	PA: 43
PB: 1	
SB: 0	
CS: 0	

AB	39
R	6
H	15
RBI	6
BB	2
SO	5
LOB	20

PITCHER		IP	WLS	BF	H	R	ER	SO	BB	IBB	HBP	BLK	WP	HR	S	P	ERA	WHIP
31 Zach Miner, R ERA: 3.72	(1, 1)	6.0		26	8	5	5	2	0	0	1	0	0	1	62	97	7.50	1.333
50 Clay Rapada, L ERA: 4.8	(7, 1)	0.1		4	2	1	1	0	1	0	0	0	0	0	11	19	27.00	9.000
48 Kyle Farnsworth, R ERA: 3.77	(7, 1)	1.2	W	7	3	0	0	2	0	0	0	0	0	0	16	20	0.00	1.800
56 Fernando Rodney, R ERA: 4.59	(9, 1)	1.0	S	6	2	0	0	1	1	0	0	0	0	0	16	24	0.00	3.000

PITCHER		IP	WLS	BF	H	R	ER	SO	BB	IBB	HBP	BLK	WP	HR	S	P	ERA	WHIP

BOTTOM

Los Angeles Angels @ Detroit Tigers

Comerica Park, Detroit, MI

Wed Sep 03 2008, 7:05 PM EDT
Att. 36,671 - Drizzle - 75 F

livebaseballscorecards.com

Batter	1	2	3	4	5	6	7	8	9	AB	R	H	RBI	BB	SO	LOB
28 Curtis Granderson, L (1, 8) OBP: 0.389, SLG: 0.514	C SI 91 B SI 91 X SI 91 1-1 14 1B 30 1B 1B		B CU 75 B CU 73 S CH 80 C SI 88 F CH 79 X FF 90 2-2 ② G4-3		C CH 80 B SI 89 1 SAFE X SI 90 1-1 1-2 14 2B 1B		C FF 93 B FS 86 B FF 94 C FF 94 B FS 86 X FF 94 3-2 1-H 14 1B 3B	B SI 89 X SI 89 1-0 ③ L9		5	3	3	1	0	0	0
14 Placido Polanco, R (1, 4) OBP: 0.355, SLG: 0.424	1 SAFE X SI 91 0-0 30 1B 1-3 24 SF8 1B		C SI 90 X SI 91 0-1 ③ G6-3		C SI 90 F SI 91 D SL 81 X SL 82 1-2 1-H 2-H 2B		B FS 86 X FF 95 1-0 3-H 1B			4	1	3	3	0	0	0
30 Magglio Ordonez, R (1, 9) OBP: 0.372, SLG: 0.480	B FF 91 F SI 91 X FF 92 1-1 G4-6-3 1-3 3-H 1B			F SI 89 F SI 88 B CH 79 B FF 90 F SI 90 X FF 91 2-2 G4-6-3 1B 2B	T SI 90 B SI 91 F CH 80 S CH 77 1-3 ② K		X FF 95 0-0 ① F8			4	1	2	1	0	1	2
24 Miguel Cabrera, R (1, 3) OBP: 0.350, SLG: 0.534	B SI 92 F SI 91 B SI 81 X SL 84 2-1 ① SF8 3-H			I IN 73 I IN 75 I IN 74 I IN 77 4-0 G4-6-3 IBB	I IN 77 I IN 76 I IN 78 I IN 77 4-0 IBB		B FS 85 S FS 84 C FS 85 C FS 84 1-3 ② K			1	0	0	1	2	1	1
Matt Joyce, L (1, 7) OBP: 0.330, SLG: 0.542	B SI 91 F CH 82 F CH 81 B FF 89 X CH 80 2-2 ②③ G4-6-3 1-2f			B CH 80 X CH 79 1-0 ①② G4-6-3 1-2f 2-3	B CU 75 C CU 74 F CH 79 B FF 89 B CH 79 F CH 79 C FF 91 3-3 ③ K		B FF 95 B FF 94 F CH 93 B FS 85 X FF 93 3-1 ③ F7			4	0	0	0	0	1	6
Gary Sheffield, R (1, 10) OBP: 0.327, SLG: 0.387		C FF 89 X SL 82 0-1 ① P3		B SL 82 B FF 91 S SL 83 S SL 82 B SL 83 X SL 83 3-2 FC6-4 3-H 1B		C SI 88 F SI 89 B CH 78 F FF 89 F CH 76 X SL 83 1-2 ① P6		B FC 84 C FC 84 T SI 90 F SL 82 X SL 80 1-2 WP 39 SH1-4 HR 1B		4	1	2	1	0	0	0
Edgar Renteria, R (1, 6) OBP: 0.318, SLG: 0.368 39 Ramon Santiago, S (7, 6) OBP: 0.440, SLG: 0.444		S SI 91 C FF 90 B SL 84 D SI 91 D SI 90 X SI 90 3-2 ② G5-3		C SI 91 1 SAFE X SI 90 0-1 ③ FC6-4 1-2f		C SL 82 B SL 81 C SL 83 S SI 89 1-3 ② K		L FC 84 1 SAFE X SI 89 0-1 ① SH1-4 1-2		3 0	0 0	0 0	0 0	0 0	1 0	1 0
Mike Hessman, R (1, 5) OBP: 0.250, SLG: 1.000		B SL 83 X SL 83 1-0 ③ G1-4-3			X FF 87 0-0 ① L8		F SL 81 B SI 90 B SI 90 F SI 90 S CH 79 2-3 ③ K	C FC 83 F SI 89 B SL 81 B SI 90 F SL 80 B SI 90 F FC 86 F SI 90 X FC 86 3-2 2-H HR		4	1	1	2	0	1	0
15 Brandon Inge, R (1, 2) OBP: 0.322, SLG: 0.402		C FF 88 B FF 88 B SL 82 F SI 88 X SL 82 2-2 ① L1			B FF 88 C FF 88 B SI 89 B SI 89 F FF 89 B SI 91 4-2 28 1B 14 2B BB		B SL 88 B FF 93 B FF 94 C FF 94 X FF 94 3-1 28 3B 1B	F SI 89 S FC 83 X FC 82 0-2 ② P3		3	2	1	0	1	0	0
Inning Stats	R: 2 E: 0 K: 0 S: 10 H: 3 LOB: 0 BB: 0 P: 16	R: 0 E: 0 K: 0 S: 6 H: 0 LOB: 0 BB: 0 P: 10	R: 0 E: 0 K: 0 S: 9 H: 0 LOB: 0 BB: 0 P: 13	R: 1 E: 0 K: 0 S: 10 H: 2 LOB: 1 BB: 1 P: 20	R: 2 E: 0 K: 2 S: 15 H: 2 LOB: 2 BB: 2 P: 29	R: 0 E: 0 K: 2 S: 11 H: 0 LOB: 0 BB: 0 P: 15	R: 2 E: 0 K: 1 S: 12 H: 3 LOB: 1 BB: 0 P: 23	R: 2 E: 0 K: 0 S: 16 H: 2 LOB: 0 BB: 0 P: 21		1B: 8 2B: 2 3B: 1 HR: 1 SF: 1 SAC: 1 DP: 2 HBP: 0	WP: 1 PB: 0 SB: 0 CS: 0 PA: 37					

	AB	32
	R	9
	H	12
	RBI	9
	BB	3
	SO	5
	LOB	10

PITCHER		IP	WLS	BF	H	R	ER	SO	BB	IBB	HBP	BLK	WP	HR	S	P	ERA	WHIP
Jon Garland, R ERA: 4.64	(1, 1)	6.0		26	7	5	5	4	1	2	0	0	0	0	61	103	7.50	1.333
66 Jose Arredondo, R ERA: 1.46	(7, 1)	1.0	L	6	3	2	2	1	0	0	0	0	0	0	12	23	18.00	3.000
33 Justin Speier, R ERA: 5.12	(8, 1)	1.0		5	2	2	2	0	0	0	0	0	1	1	16	21	18.00	2.000

PITCHER	IP	WLS	BF	H	R	ER	SO	BB	IBB	HBP	BLK	WP	HR	S	P	ERA	WHIP

Batter	1	2	3	4	5	6	7	8	9	AB	R	H	RBI	BB	SO	LOB
24 Gary Matthews, S (1, 9) OBP: 0.315, SLG: 0.345	C SI 80 F SI 81 B FF 85 B CH 78 X CH 78 2-2 2B 2B		X SI 82 0-0 39 1B 1-2 1B 1B	C FF 92 X SL 79 0-1 39 1B 2B			C SI 87 B CH 83 B SL 82 X SI 87 2-1 G6-4-3 1B		S CH 82 C SL 83 X SL 82 0-2 ③ G5-3	5	2	4	0	0	0	0
39 Robb Quinlan, R (1, 5) OBP: 0.336, SLG: 0.328	C SI 81 B SI 82 X FF 86 1-1 ① L6		C SI 82 F SI 81 F SL 79 F FF 87 X CH 76 0-2 1B 27 1B 1-2 2-H 1B	B FF 92 C SL 81 X SL 80 1-1 2-3 1B			C SI 88 B SI 90 X SI 89 1-1 ① P4			4	1	2	1	0	0	2
Mark Teixeira, S (1, 3) OBP: 0.409, SLG: 0.544	D SI 81 B SI 81 C SI 81 X CH 77 2-1 27 PB 27 L1-5 2-H 2B		C SI 82 C FF 88 X FF 88 0-2 27 1B 1-2 2-H 1B	C FF 92 X FF 92 0-1 ③ F8			X SI 89 0-0 ② ③ G6-4-3 1-2f			4	1	2	2	0	0	3
27 Vladimir Guerrero, R (1, 10) OBP: 0.355, SLG: 0.503	B SI 80 X CH 78 1-0 ② ③ L1-5 2-3		F FF 92 B FF 93 D SL 80 S SL 80 X SL 81 2-2 1B 1-2 2-H 1B		F FF 90 S SL 79 B FF 90 F SL 79 B SL 80 F SL 78 S SL 80 2-3 ① K2-3			B SI 88 X SI 90 1-0 ① F9		4	0	1	1	0	1	1
48 Torii Hunter, R (1, 8) OBP: 0.347, SLG: 0.480		S SI 81 X CH 77 0-1 2B 1B	B FF 92 C SL 81 F FF 92 B FF 91 S SL 80 2-3 ① K		F SL 80 X FF 92 0-1 ② G5-3			C SI 88 B SI 89 B CH 83 B SI 88 X SI 89 3-1 HR		4	2	2	1	0	1	2
Juan Rivera, R (1, 7) OBP: 0.273, SLG: 0.419 77 Reggie Willits, S (8, 7) OBP: 0.326, SLG: 0.216		C CH 75 1 SAFE 1 SAFE B SI 81 1 SAFE X SI 82 1-1 3 F9 5 B2-6 1-H 2B	X FF 92 0-0 3 CS 1-3 2-H 1B		B FF 92 B SL 81 C SL 81 X FF 91 2-1 ③ F9			B CH 82 X CH 84 1-0 ② G3		4 0	0 0	2 0	2 0	0 0	0 0	0 0
3 Brandon Wood, R (1, 6) OBP: 0.194, SLG: 0.222		C SI 81 B SI 82 S SI 81 B CH 77 X CH 77 2-2 ① F9 2-3	C SL 82 B SL 81 B FF 91 F SL 80 F FF 92 D FF 88 F SL 80 F FF 92 S FS 86 3-3 ② ③ K 1-2			X FF 90 0-0 ① F8		C SI 87 F SL 82 S SL 81 0-3 ③ K		4	0	0	0	0	2	3
5 Jeff Mathis, R (1, 2) OBP: 0.281, SLG: 0.332		C FF 86 X FF 86 0-1 ② ③ B2-6 3-3f	S FF 90 F FF 91 S SL 78 0-3 ① K			X FF 90 0-0 ② F9			X SI 88 0-0 ① G6-3	4	0	0	0	0	1	1
18 Sean Rodríguez, R (1, 4) OBP: 0.264, SLG: 0.263			C SI 81 B CU 72 B CH 77 X SI 81 2-1 24 1B 39 1B 1B	B SL 81 C SL 80 F FF 92 B CH 88 F SI 88 B SL 79 B SL 81 S 4-3 ② K		C FF 90 B FF 91 B FF 90 B SL 79 X FF 90 3-1 ③ F8			B SI 87 C SI 88 B SL 83 S SL 82 F SL 82 B SI 89 C SL 82 3-3 ② K	4	1	1	0	0	2	0
Inning Stats	R: 1 E: 0 K: 0 S: 8 H: 2 LOB: 0 BB: 0 P: 14	R: 1 E: 0 K: 0 S: 9 H: 2 LOB: 0 BB: 0 P: 12	R: 4 E: 0 K: 2 S: 24 H: 6 LOB: 2 BB: 0 P: 33	R: 0 E: 0 K: 2 S: 13 H: 2 LOB: 0 BB: 0 P: 18	R: 0 E: 0 K: 1 S: 9 H: 0 LOB: 0 BB: 0 P: 13	R: 0 E: 0 K: 0 S: 4 H: 0 LOB: 0 BB: 0 P: 7	R: 0 E: 0 K: 0 S: 5 H: 1 LOB: 0 BB: 0 P: 8	R: 1 E: 0 K: 1 S: 7 H: 1 LOB: 0 BB: 0 P: 12	R: 0 E: 0 K: 1 S: 8 H: 0 LOB: 0 BB: 0 P: 11	1B: 9 2B: 7 3B: 0 HR: 1 SF: 0 SAC: 0 DP: 4 HBP: 0						

PITCHER		IP	WLS	BF	H	R	ER	SO	BB	IBB	HBP	BLK	WP	HR	S	P	ERA	WHIP
Kenny Rogers, L ERA: 5.49	(1, 1)	2.0	L	12	8	6	6	0	0	0	0	0	0	0	28	39	27.00	4.000
Aquilino Lopez, R ERA: 3.69	(3, 1)	4.0		15	4	0	0	5	0	0	0	0	0	0	39	58	0.00	1.000
29 Nate Robertson, L ERA: 6.3	(7, 1)	3.0		10	2	1	1	2	0	0	0	0	0	1	20	31	3.00	0.667

PITCHER	IP	WLS	BF	H	R	ER	SO	BB	IBB	HBP	BLK	WP	HR	S	P	ERA	WHIP

Los Angeles Angels @ Detroit Tigers

Comerica Park, Detroit, MI

Thu Sep 04 2008, 1:05 PM EDT

Att. 37,890 - Overcast - 77 F

TOP

livebaseballscorecards.com

AB	37
R	7
H	14
RBI	7
BB	0
SO	7
LOB	12

BOTTOM

Los Angeles Angels @ Detroit Tigers

Comerica Park, Detroit, MI

Thu Sep 04 2008, 1:05 PM EDT
Att. 37,890 - Overcast - 77 F

livebaseballscorecards.com

Batter	1	2	3	4	5	6	7	8	9	AB	R	H	RBI	BB	SO	LOB
28 Curtis Granderson, L (1, 8) OBP: 0.388, SLG: 0.518	C FF 96 B SL 82 F FF 96 B SL 86 B FF 97 F FF 96 F FF 98 F FF 98 S SL 87 3-3 ① **K**		C FF 93 B CH 84 F FF 96 X FF 96 1-2 ③ **G3-1**		C SL 76 B FF 95 D SL 81 C FF 94 S SL 85 2-3 ③ **K** 1-2			B SL 80 B FF 94 X FF 94 2-0 **HR**		4	1	1	1	0	2	1
14 Placido Polanco, R (1, 4) OBP: 0.356, SLG: 0.424	X FF 97 0-0 ② **G6-3**			C FF 94 C SL 82 B FF 96 X FF 96 1-2 24 F9 30 1B 1B		C SL 78 F SL 80 X SL 81 0-2 30 G5-4-3 1B		B SI 91 C SI 92 C SI 92 X SI 92 1-2 ② **F8**		4	0	2	0	0	0	0
30 Magglio Ordonez, R (1, 10) OBP: 0.373, SLG: 0.479	B FF 96 C SL 85 F SL 84 B FF 97 F FF 98 B FF 97 S SL 87 3-3 ③ **K**			B FF 96 S SL 83 X FF 95 1-1 1-2 1B		T FF 96 D SL 84 C SL 83 X FF 96 1-2 ① ② **G5-4-3** 1-2f		B SI 91 C SI 92 B SI 93 B SI 91 B SI 91 4-1 **BB**		3	0	1	0	1	1	1
24 Miguel Cabrera, R (1, 3) OBP: 0.349, SLG: 0.532		C SL 84 B SL 83 X FF 97 1-1 ① **P3**		F FF 95 X FF 96 0-1 ① **F9** 2-3		C SL 84 B SL 80 X FF 97 1-1 1B		F SI 91 D CU 80 F SI 91 F SI 90 S CU 80 1-3 ③ **K**		4	0	1	0	0	1	3
Matt Joyce, L (1, 9) OBP: 0.329, SLG: 0.534		C SL 82 C SL 82 S SL 84 0-3 ② **K**		F FF 95 D SL 86 C SL 86 S FF 96 1-3 ② **K**		B FF 96 F FF 96 F SL 84 B FF 96 X FF 96 2-2 ③ **P2**			B SI 88 F SI 88 C FC 83 F SL 80 B SL 79 B FC 84 B SI 90 4-2 **BB**	3	0	0	0	1	2	3
Edgar Renteria, R (1, 6) OBP: 0.318, SLG: 0.369		C SL 84 F FF 95 B FF 97 F FF 98 X SL 85 1-2 **2B**		F FF 97 S SL 82 X FF 96 0-2 ③ **F8**			B SL 81 F FF 94 C SL 81 F FF 94 B SL 84 C SI 96 2-3 ① **K**		L FC 83 C SL 82 B FC 83 F SI 89 B SL 79 F FC 82 F SI 89 F SI 89 S FC 82 2-3 ① **K**	4	0	1	0	0	2	3
33 Marcus Thames, R (1, 7) OBP: 0.287, SLG: 0.511		B SL 86 X SL 85 1-0 ③ **G5-3**			F FF 94 B FF 96 F SL 85 B FF 95 F FF 96 B SL 83 B SL 84 4-2 15 FC3-6 BB		T FF 95 F SL 84 B FF 96 S FF 96 1-3 ② **K**		S SL 82 B SL 79 F SI 88 B FC 84 B FC 84 X FC 85 3-2 ② **P5**	3	0	0	0	1	1	2
Mike Hessman, R (1, 5) OBP: 0.250, SLG: 0.750			B FF 96 S FF 96 C FF 96 X FF 96 1-2 ① **G6-3**		C SL 81 D FF 94 X SL 84 1-1 ① **F7**		B FF 96 C SL 87 S SL 85 B FF 97 C FF 96 2-3 ③ **K**		B SI 90 X FC 84 1-0 1-3 **2B**	4	0	1	0	0	1	1
15 Brandon Inge, R (1, 2) OBP: 0.319, SLG: 0.398 55 Dusty Ryan, R (9, 2)			X FF 95 0-0 ② **F9**		C FF 95 B FF 95 X FF 94 1-1 ② **FC3-6** 28 S 1-2f			B SL 81 B FF 95 S FF 95 B FF 96 X FF 94 3-1 ① **F8**	S FC 85 F FC 86 B SI 90 C SL 81 1-3 ③ **K**	3 1	0 0	0 0	0 0	0 0	0 1	1 2

Inning Stats	1	2	3	4	5	6	7	8	9
	R: 0 E: 0 K: 2 S: 11	H: 0 LOB: 0 BB: 0 P: 17	R: 0 E: 0 K: 1 S: 10	H: 1 LOB: 1 BB: 0 P: 13	R: 0 E: 0 K: 0 S: 7	H: 0 LOB: 0 BB: 0 P: 9	R: 0 E: 0 K: 1 S: 13	H: 2 LOB: 2 BB: 0 P: 16	R: 0 E: 0 K: 1 S: 10	H: 0 LOB: 1 BB: 1 P: 18	R: 0 E: 0 K: 0 S: 11	H: 2 LOB: 1 BB: 0 P: 15	R: 0 E: 0 K: 3 S: 11	H: 0 LOB: 0 BB: 0 P: 16	R: 1 E: 0 K: 1 S: 11	H: 1 LOB: 1 BB: 1 P: 22	R: 0 E: 0 K: 2 S: 17	H: 1 LOB: 2 BB: 1 P: 28

1B: 4 2B: 2 3B: 0 HR: 1	SF: 0 SAC: 0 DP: 1 HBP: 0	WP: 0 PB: 0 SB: 1 CS: 0	PA: 36
---	---	---	---

PITCHER		IP	WLS	BF	H	R	ER	SO	BB	IBB	HBP	BLK	WP	HR	S	P	ERA	WHIP
54 Ervin Santana, R ERA: 3.23	(1, 1)	7.1	W	28	6	1	1	8	1	0	0	0	0	1	76	112	1.23	0.955
62 Scot Shields, R ERA: 2.72	(8, 1)	0.2		3	0	0	0	1	1	0	0	0	0	0	8	14	0.00	1.500
33 Justin Speier, R ERA: 5.03	(9, 1)	1.0		5	1	0	0	2	1	0	0	0	0	0	17	28	0.00	2.000

PITCHER	IP	WLS	BF	H	R	ER	SO	BB	IBB	HBP	BLK	WP	HR	S	P	ERA	WHIP

Batter	1	2	3	4	5	6	7	8	9	AB	R	H	RBI	BB	SO	LOB
28 Curtis Granderson, L (1, 8) OBP: 0.385, SLG: 0.514 Matt Joyce, L (8, 9) OBP: 0.329, SLG: 0.534	X SI 89 0-0 ① P2		C SL 85 F SI 92 S SL 84 0-3 ③ K			C SI 91 F SI 90 F SL 84 S SL 83 0-3 ② K		B FF 92 B FF 92 F FF 92 C FF 92 X FC 86 2-2 ② F8 2-3		4 0 0 0 0 2 2 0 0 0 0 0 0 0						
14 Placido Polanco, R (1, 4) OBP: 0.355, SLG: 0.423 39 Ramon Santiago, S (8, 4) OBP: 0.440, SLG: 0.444	B SI 88 B CH 79 X SI 89 2-0 24 FC6-4 1B			B CH 79 C CH 80 B FF 90 X FF 91 2-1 ① F7		B SI 89 C CH 82 B SI 91 B CH 82 F CH 82 S SL 83 3-3 ③ K		B CH 82 F FF 92 X FC 86 1-1 ③ L3		4 0 1 0 0 1 2 0 0 0 0 0 0 0						
30 Magglio Ordonez, R (1, 9) OBP: 0.373, SLG: 0.478 25 Ryan Raburn, R (8, 8) OBP: 0.300, SLG: 0.392	B SI 88 F SI 89 F SI 89 X CH 80 1-2 ② P3			X FF 90 0-0 ② L7			B CH 80 S CH 81 B SI 89 X SI 89 2-1 G5-4-3 1B		C FF 93 B SL 86 F SL 84 S CU 81 1-3 ① K	3 0 1 0 0 0 1 1 0 0 0 0 1 0						
24 Miguel Cabrera, R (1, 3) OBP: 0.347, SLG: 0.529 19 Jeff Larish, L (8, 3) OBP: 0.282, SLG: 0.333	F SL 82 X CH 81 0-1 ③ FC6-4 1-2f			B FF 90 B FF 92 B SI 91 C SL 82 C CH 84 S SL 83 3-3 ③ K2-3			X FF 89 0-0 ① L7		B CU 79 C CU 79 F FF 94 B SL 87 S CU 80 2-3 ② K	3 0 0 0 0 1 2 1 0 0 0 0 1 0						
Gary Sheffield, R (1, 10) OBP: 0.324, SLG: 0.383		B SI 88 C SI 88 F CH 82 F SL 83 B SL 83 X CH 81 2-2 ① G6-3			B SL 80 B SI 89 B CH 80 C FF 89 X SI 91 3-1 ① F7		B CH 81 X CH 81 1-0 ②③ G5-4-3 1-2f		F FF 94 B FF 94 F SL 87 F CU 83 X CU 83 1-2 ③ P5	4 0 0 0 0 0 1						
33 Marcus Thames, R (1, 7) OBP: 0.291, SLG: 0.534		C FF 89 X SI 90 0-1 ② P3			B CH 81 B CH 82 B SI 90 C SI 90 X SI 91 3-1 HR			F CH 79 X SL 81 0-1 HR		3 2 2 2 0 0 0						
Edgar Renteria, R (1, 6) OBP: 0.318, SLG: 0.369		C CH 81 S SL 84 T SL 85 0-2 ③ K			S SL 83 S SI 91 X SI 91 0-2 ② F8			C CH 80 B SI 88 B CH 80 F CH 78 X SL 82 2-2 28 F8 BB 1B		3 0 1 0 0 1 0						
Mike Hessman, R (1, 5) OBP: 0.273, SLG: 0.600			B FF 89 B SI 90 S SI 90 C CH 83 B SL 85 S SL 84 3-3 ① K		C CH 82 F CH 81 B SL 84 F SL 83 S CH 81 1-3 ③ K			B CH 79 B SI 88 B CH 81 C SI 87 C CH 80 B CH 81 4-2 1-2 BB		2 0 0 0 1 2 0						
15 Brandon Inge, R (1, 2) OBP: 0.316, SLG: 0.394			B SI 90 F SI 90 B SI 92 S SI 90 S CH 83 2-3 ② K			C SL 80 B CH 79 C CH 80 B SL 83 C SL 83 2-3 ① K		C FC 85 C FF 91 F FC 86 B FF 92 C CU 79 1-3 ① K		3 0 0 0 0 3 2						
Inning Stats	R: 0 E: 0 K: 0 S: 7 H: 1 LOB: 1 BB: 0 P: 10	R: 0 E: 0 K: 1 S: 9 H: 0 LOB: 0 BB: 0 P: 11	R: 0 E: 0 K: 3 S: 9 H: 0 LOB: 0 BB: 0 P: 14	R: 0 E: 0 K: 1 S: 6 H: 0 LOB: 0 BB: 0 P: 11	R: 1 E: 0 K: 1 S: 11 H: 1 LOB: 0 BB: 0 P: 18	R: 0 E: 0 K: 3 S: 10 H: 0 LOB: 0 BB: 0 P: 15	R: 0 E: 0 K: 0 S: 4 H: 1 LOB: 0 BB: 0 P: 7	R: 1 E: 0 K: 1 S: 16 H: 2 LOB: 2 BB: 1 P: 26	R: 0 E: 0 K: 2 S: 10 H: 0 LOB: 0 BB: 0 P: 14	1B: 3 2B: 0 3B: 0 HR: 2 SF: 0 SAC: 0 DP: 1 HBP: 0						

TOP

Detroit Tigers @ Minnesota Twins

Hubert H. Humphrey Metrodome, Minneapolis, MN

Fri Sep 05 2008, 8:10 PM EDT

Att. 24,424 - Dome - 69 F

livebaseballscorecards.com

AB	31
R	2
H	5
RBI	2
BB	1
SO	12
LOB	10

WP: 0 PA: 32
PB: 0
SB: 0
CS: 0

PITCHER		IP	WLS	BF	H	R	ER	SO	BB	IBB	HBP	BLK	WP	HR	S	P	ERA	WHIP
47 Francisco Liriano, L ERA: 3.33	(1, 1)	7.0	W	26	5	2	2	9	1	0	0	0	0	2	63	99	2.57	0.857
54 Matt Guerrier, R ERA: 4.48	(8, 1)	1.0		3	0	0	0	1	0	0	0	0	0	0	9	13	0.00	0.000
26 Boof Bonser, R ERA: 6.11	(9, 1)	1.0		3	0	0	0	2	0	0	0	0	0	0	10	14	0.00	0.000

PITCHER	IP	WLS	BF	H	R	ER	SO	BB	IBB	HBP	BLK	WP	HR	S	P	ERA	WHIP

BOTTOM

Detroit Tigers @ Minnesota Twins

Hubert H. Humphrey Metrodome, Minneapolis, MN

Fri Sep 05 2008, 8:10 PM EDT

Att. 24,424 - Dome - 69 F

livebaseballscorecards.com

Batter	1	2	3	4	5	6	7	8	9	AB	R	H	RBI	BB	SO	LOB
2 Denard Span, L (1, 9) OBP: 0.380, SLG: 0.432	B SI 86 F SI 88 B SI 91 B SL 85 B SI 90 4-1 33 BB 25 BB 16 SF8 BB	X SI 91 0-0 ③ F7			X SI 88 0-0 ① L4		B SI 93 B SI 92 B SI 93 B SI 92 4-0 25 FC4-6 BB	S SL 82 X SL 81 0-1 ② G5-3		3	1	0	0	2	0	2
25 Alexi Casilla, S (1, 4) OBP: 0.332, SLG: 0.397 12 Adam Everett, R (8, PH) OBP: 0.269, SLG: 0.314 (9, 6)	B SI 88 C SI 88 B CH 84 1 SAFE 1 SAFE 1 SAFE B SI 89 B SI 87 4-1 16 SF8 33 BB 1-2 BB	X SI 87 0-0 ① B2			B SL 80 B SI 87 C SI 88 B SL 84 B SI 89 4-1 7 BB 33 HR 2-3 BB		B CH 90 B CH 84 C SI 93 C FF 93 X SI 93 2-2 ① FC4-6 7 S 7 1B 1-2f	B SI 88 X SI 87 1-0 ③ G5-3		2 1	2 0	0 0	0 0	2 0	0 0	1 0
7 Joe Mauer, L (1, 2) OBP: 0.414, SLG: 0.444	B SI 90 B SI 89 X SI 90 2-0 ① F7	C SI 89 B SL 85 X SL 85 1-1 ② G4-3			F SI 89 B CH 84 B SI 90 F SL 83 B SL 82 B SL 81 4-2 33 HR 1-2 BB		C CH 87 1 SAFE B CH 86 X SI 93 1-1 16 BB 21 2B 1-H 1B			3	2	1	1	1	0	2
33 Justin Morneau, L (1, 3) OBP: 0.389, SLG: 0.521	B SI 90 B SL 85 B SI 90 C SI 90 B SL 86 4-1 1-2 2-3 BB	B SI 91 X SI 90 1-0 ③ G4-3			C SI 90 X CH 85 0-1 1-H 2-H 3-H HR		B SL 81 B SI 86 X SL 81 2-0 ② P3			3	1	1	4	1	0	1
16 Jason Kubel, L (1, 10) OBP: 0.335, SLG: 0.461	C SL 85 F SL 84 B SI 92 F SL 85 B CH 86 F CH 85 X SL 86 2-2 ② SF8 2-3 3-H			C SL 86 C SI 90 B SI 90 B SI 90 T SL 84 2-2 ① K	B SI 87 X SI 88 1-0 ② F7		B SL 83 B SI 87 S SL 82 S SL 82 B CU 75 B SI 88 4-2 21 2B 32 1B 1-2 BB			2	1	0	1	1	1	0
21 Delmon Young, R (1, 7) OBP: 0.334, SLG: 0.409	X SL 85 0-0 ③ G5-3			S SL 85 S SL 84 B SI 90 X SL 84 1-2 HR	X SL 84 0-0 ③ F8		C SL 81 B SI 88 S CU 75 F CU 76 B SL 82 F CU 75 X SL 80 2-2 32 1B 1-3 2-H 2B			4	2	2	2	0	0	2
32 Brian Buscher, L (1, 5) OBP: 0.335, SLG: 0.412		C SI 89 B CH 85 S SL 84 S SL 85 1-3 ① K		B SI 91 B SL 85 B SI 88 C SI 87 X SI 89 3-1 ② P4		C SI 87 F SI 89 B SL 84 B SL 85 B SL 84 X SI 90 3-2 ① G4-3	X SI 88 0-0 2-H 3-H 1B			4	0	1	2	0	1	0
Nick Punto, S (1, 6) OBP: 0.341, SLG: 0.400 (9, 4)		L SI 90 F SI 91 F SL 87 B SL 86 B SL 83 B CH 86 F SL 85 F SI 89 F SL 86 4-2 B SL 85 BB		B SI 90 B SI 88 X SI 89 2-0 ③ P2		B SI 89 B SI 87 C SI 87 C SI 89 X SL 84 2-2 ② F8	B SL 81 C SI 86 F SL 87 F SL 82 B SI 88 T SL 82 2-2 ③ K			3	0	0	0	1	1	1
22 Carlos Gómez, R (1, 8) OBP: 0.289, SLG: 0.342		C SL 84 B SI 89 B SI 89 C SL 82 S SL 83 2-3 ② K			X SI 88 0-0 25 S 33 HR 2B	S SL 83 C SI 88 B SL 84 S SL 84 1-3 ③ K2-3		B SI 86 X SI 85 1-0 ① F8		4	1	1	0	0	2	1
Inning Stats	R: 1 E: 0 K: 0 S: 10 H: 0 LOB: 2 BB: 3 P: 26	R: 0 E: 0 K: 2 S: 13 H: 0 LOB: 1 BB: 1 P: 20	R: 0 E: 0 K: 0 S: 4 H: 0 LOB: 0 BB: 0 P: 6	R: 1 E: 0 K: 1 S: 9 H: 1 LOB: 0 BB: 0 P: 17	R: 4 E: 0 K: 0 S: 9 H: 2 LOB: 0 BB: 2 P: 18	R: 0 E: 0 K: 1 S: 9 H: 0 LOB: 0 BB: 0 P: 15	R: 4 E: 0 K: 1 S: 18 H: 3 LOB: 1 BB: 2 P: 35	R: 0 E: 0 K: 0 S: 4 H: 0 LOB: 0 BB: 0 P: 6		1B: 2 2B: 2 3B: 0 HR: 2 SF: 1 SAC: 0 DP: 0 HBP: 0						

	AB	29
	R	10
	H	6
	RBI	10
	BB	8
	SO	5
	LOB	10

WP: 0 PA: 38
PB: 0
SB: 2
CS: 0

PITCHER		IP	WLS	BF	H	R	ER	SO	BB	IBB	HBP	BLK	WP	HR	S	P	ERA	WHIP
58 Armando Galarraga, R ERA: 3.39	(1, 1)	6.0	L	27	3	6	6	4	6	0	0	0	0	2	54	102	9.00	1.500
32 Freddy Dolsi, R ERA: 4.17	(7, 1)	0.1		3	1	2	2	0	1	0	0	0	0	0	5	12	54.00	6.000
49 Casey Fossum, L ERA: 5.4	(7, 1)	1.2		8	2	2	2	1	1	0	0	0	0	0	17	29	10.80	1.800

PITCHER	IP	WLS	BF	H	R	ER	SO	BB	IBB	HBP	BLK	WP	HR	S	P	ERA	WHIP

Detroit Tigers @ Minnesota Twins

Hubert H. Humphrey Metrodome, Minneapolis, MN

Sat Sep 06 2008, 3:55 PM EDT

Att. 42,606 - Dome - 69 F

TOP

livebaseballscorecards.com

Batter	1	2	3	4	5	6	7	8	9	AB	R	H	RBI	BB	SO	LOB
28 Curtis Granderson, L (1, 8) OBP: 0.387, SLG: 0.523	C SL 80 C SI 90 F SI 91 F SL 82 S SL 84 0-3 ① K			C CH 80 B SL 77 B CH 81 B FF 90 D SI 90 4-1 30 2B 24 SF8 BB		C SL 80 B CH 82 X SL 81 1-1 14 L9-6 2B		C CH 83 D SL 82 X SL 83 1-1 1-H HR		3	2	2	2	1	1	0
14 Placido Polanco, R (1, 4) OBP: 0.355, SLG: 0.421	B SI 90 X SI 89 1-0 ② G5-3			C FF 89 F SI 88 X SI 89 0-2 ① F8		B SI 90 F SL 82 C SL 80 X SL 82 1-2 ②③ L9-6 2-2		C FC 86 F FC 85 X FF 92 0-2 30 HR 1B		4	1	1	0	0	0	2
30 Magglio Ordonez, R (1, 9) OBP: 0.376, SLG: 0.493	S SI 90 X SL 77 0-1 ③ G5-3			B SI 89 1 SAFE F SI 90 B FF 89 X SL 80 2-1 1-3 2B			B SL 77 F SL 81 X FF 89 1-1 24 1B 3B	C FC 86 B FC 86 D FC 86 X FC 86 2-1 1-H HR		4	2	3	2	0	0	0
24 Miguel Cabrera, R (1, 3) OBP: 0.350, SLG: 0.530		B FF 89 B SI 89 S SI 90 S FF 89 F SL 81 B SI 92 B FF 91 4-2 33 G5-4-3 BB		C SI 90 X SI 90 0-1 ② SF8 3-H			B SL 80 X SL 80 1-0 FC5-4 3-H 1B	B CU 79 B SI 90 S FF 92 B FF 92 B FF 92 4-2 BB		1	0	1	2	2	0	0
Gary Sheffield, R (1, 10) OBP: 0.320, SLG: 0.379		C SL 81 F FF 89 B SI 90 F FF 90 X SL 81 1-2 ① P2		F SI 90 X SI 90 0-1 ③ F8			B SL 78 F SI 89 X SI 88 1-1 ① FC5-4 1-2f	X FF 94 0-0 ② F7		4	0	0	0	0	0	4
33 Marcus Thames, R (1, 7) OBP: 0.287, SLG: 0.527 Mike Hessman, R (8, 5) OBP: 0.273, SLG: 0.600		F SI 90 T FF 91 X SI 90 0-2 ②③ G5-4-3 1-2f			F CH 81 C SI 92 X SI 92 0-2 ① F7		X SI 90 0-0 ② P6	B CU 76 F FF 93 S FF 94 S FF 94 1-3 ③ K		4 0	0 0	0 0	0 0	0 0	1 0	3 0
19 Jeff Larish, L (1, 5) OBP: 0.284, SLG: 0.324 Matt Joyce, L (8, 7) OBP: 0.332, SLG: 0.534			B SI 87 F SI 88 B SL 76 B SI 90 F SI 90 F SL 81 F SL 83 F SL 80 B SI 90 4-2 15 CS BB		X FF 90 0-0 ② G4-3		B SI 89 B SL 79 C SI 89 C SL 79 F SL 80 F SL 82 T SI 90 2-2 ③ K		B SL 83 B FF 89 B SL 83 C FF 87 F FF 89 B SL 80 4-2 15 CS BB	2 0	0 0	0 0	0 0	1 1	1 0	1 0
15 Brandon Inge, R (1, 2) OBP: 0.313, SLG: 0.388			1 SAFE S FF 88 B CH 81 X FF 90 1-1 ①② P3 1-2		S FF 90 C SI 90 F SL 83 X SL 83 0-2 ③ G5-3			C SL 81 B SI 90 S FF 91 S SL 80 1-3 ① K	1 SAFE B SI 90 C CH 75 B SL 84 X SI 89 2-1 ①② G1-3 1-2	4	0	0	0	0	1	2
39 Ramon Santiago, S (1, 6) OBP: 0.434, SLG: 0.430			C SL 76 C SL 77 S SI 91 0-3 ③ K			C SI 89 F SI 90 B SI 92 F SL 83 B SL 77 S SL 81 2-3 ① K		B SI 90 B SI 89 B SI 90 C SI 90 B SI 90 4-1 28 HR BB	X SI 88 0-0 ③ F8	3	1	0	0	1	2	0

| Inning Stats | | |

Batter	1	2	3	4	5	6	7	8	9	AB	R	H	RBI	BB	SO	LOB
2 Denard Span, L (1, 9) OBP: 0.380, SLG: 0.431	C FF 93 X FF 92 0-1 7 1B 25 1B 33 G6-4-3 1B	1 SAFE B FF 92 1 SAFE 1 SAFE 1 SAFE F FF 92 X FF 94 1-1 ③ P5			B FF 92 X FF 92 1-0 ① P6	C SL 78 S SL 76 B SL 79 X SI 86 1-2 ③ G6-3			C FF 96 F FF 95 X CH 83 0-2 25 1B 1-2 1B	5	1	2	0	0	0	2
25 Alexi Casilla, S (1, 4) OBP: 0.339, SLG: 0.401	1 SAFE B FF 92 L FF 91 B FF 93 S FF 93 X FF 95 2-2 33 G6-4-3 7 1B 1-2 1B		B FF 89 C FF 91 B CU 79 F FF 92 X FF 94 2-2 ① G6-3		B FF 92 B CH 82 B FF 92 C FF 90 C FF 91 B FF 91 4-2 7 1B BB		B FF 87 B FF 86 C FF 86 X SI 87 2-1 7 K 1B		X CH 86 0-0 1-2 2-3 1B	4	0	3	0	1	0	0
7 Joe Mauer, L (1, 2) OBP: 0.414, SLG: 0.443	B FF 95 C FF 95 B CU 82 X FF 94 2-1 33 G6-4-3 1-2 2-3 1B		B CH 83 B CH 84 C FF 91 B FF 92 X FF 93 3-1 ② F9		C CH 82 X CU 79 0-1 33 G4-6-3 1-3 1B		1 SAFE 1 SAFE M SI 88 B SL 78 S SL 76 S SL 78 1-3 ①② K 1-2		C CH 84 B FF 95 B FF 95 F CH 86 F CH 85 S FF 96 2-3 ② K	5	0	2	0	0	2	4
33 Justin Morneau, L (1, 3) OBP: 0.387, SLG: 0.519	C FF 95 B FF 94 X CH 86 1-1 ①② G6-4-3 1-2f 2-3 3-H		F CH 84 F FF 93 B FF 94 F CH 85 B FF 93 X CU 80 2-2 16 2B 2B		F CH 84 F FF 94 F FF 94 B FF 96 B FF 96 X CU 84 2-2 ②③ G4-6-3 1-2f		C SI 88 X FF 86 0-1 ③ G4-3		S FF 96 X FF 96 0-1 ③ L4	5	1	1	0	0	0	7
16 Jason Kubel, L (1, 10) OBP: 0.339, SLG: 0.464 20 Matt Tolbert, S (8, PH) OBP: 0.309, SLG: 0.352 (9, 10)	C CU 81 B CU 80 B FF 94 S FF 93 B FF 95 B CU 81 4-2 BB		B FF 93 D CH 85 B CH 85 C FF 92 X FF 94 3-1 2-H 2B			B FF 92 S FF 91 B CH 82 B FF 92 B FF 92 4-1 32 BB 21 1B 22 2B BB		C FF 92 X SL 83 0-1 ① F8		1 1 1 1 2 0 0 1 0 0 0 0 0 0						
21 Delmon Young, R (1, 7) OBP: 0.333, SLG: 0.408	C CU 83 S CH 84 S CU 82 0-3 ③ K2-3		F FF 94 S CU 82 F FF 93 S CH 84 0-3 ③ K			B FF 93 S FF 94 F FF 94 X CH 84 1-2 32 BB 22 2B 1B		B SL 85 F SL 83 F SL 84 S FF 96 1-3 ② K		4	1	1	0	0	3	3
32 Brian Buscher, L (1, 5) OBP: 0.333, SLG: 0.405		C FF 91 F CU 78 S CH 84 0-3 ① K		B FF 89 S FF 91 C FF 90 B CU 80 B CU 82 X FF 93 3-2 ① F7		B FF 93 B FF 92 B FF 94 C FF 92 F FF 92 B FF 95 4-2 22 2B 1-2 2-3 BB		B SL 83 B FF 95 B FF 95 C FF 96 S FF 96 F FF 96 F FF 94 S FF 95 3-3 ③ K		3	0	0	0	1	2	0
Nick Punto, S (1, 6) OBP: 0.340, SLG: 0.396		B FF 90 C FF 91 B FF 91 C CH 84 B FF 93 F FF 93 F CH 84 S FF 94 3-3 ② K		B FF 92 C FF 92 B CU 79 B FF 92 F FF 93 X FF 94 3-2 ② F8		X FF 95 0-0 ① F4			C FF 92 S FF 93 B FF 96 B CH 83 F FF 95 B FF 95 F FF 95 B FF 94 4-2 25 1B 2 1B BB	3	0	0	0	1	1	3
22 Carlos Gómez, R (1, 8) OBP: 0.291, SLG: 0.344		B CU 80 C CH 84 H FF 93 2-1 HBP		B CU 80 B FF 95 C FF 94 X CH 84 2-1 ③ P2		X CU 80 0-0 ② 1-H 2-H 3-H 2B			C CH 85 S CH 83 S CH 84 0-3 ① K	3	0	1	2	0	1	1
Inning Stats	R: 1 E: 0 K: 1 S: 14 H: 3 LOB: 2 BB: 1 P: 23	R: 0 E: 0 K: 2 S: 11 H: 0 LOB: 1 BB: 0 P: 17	R: 1 E: 0 K: 1 S: 15 H: 2 LOB: 1 BB: 0 P: 25	R: 0 E: 0 K: 0 S: 8 H: 0 LOB: 0 BB: 0 P: 16	R: 0 E: 0 K: 0 S: 9 H: 1 LOB: 1 BB: 1 P: 16	R: 2 E: 0 K: 0 S: 11 H: 2 LOB: 1 BB: 2 P: 21	R: 0 E: 0 K: 1 S: 7 H: 1 LOB: 0 BB: 0 P: 10	R: 0 E: 0 K: 2 S: 10 H: 0 LOB: 0 BB: 0 P: 14	R: 0 E: 0 K: 2 S: 17 H: 2 LOB: 3 BB: 1 P: 23	1B: 8 2B: 3 3B: 0 HR: 0 SF: 0 SAC: 0 DP: 2 HBP: 1						

PITCHER		IP	WLS	BF	H	R	ER	SO	BB	IBB	HBP	BLK	WP	HR	S	P	ERA	WHIP
35 Justin Verlander, R ERA: 4.78	(1, 1)	5.2		27	8	4	4	4	4	0	1	0	0	0	65	114	6.35	2.118
50 Clay Rapada, L ERA: 4.41	(6, 1)	1.1	W	4	1	0	0	1	0	0	0	0	0	0	10	14	0.00	0.750
48 Kyle Farnsworth, R ERA: 3.7	(8, 1)	1.0	H	3	0	0	0	2	0	0	0	0	0	0	10	14	0.00	0.000
56 Fernando Rodney, R ERA: 4.46	(9, 1)	1.0	S	6	2	0	0	2	1	0	0	0	0	0	17	23	0.00	3.000

PITCHER	IP	WLS	BF	H	R	ER	SO	BB	IBB	HBP	BLK	WP	HR	S	P	ERA	WHIP

BOTTOM

Detroit Tigers @ Minnesota Twins

Hubert H. Humphrey Metrodome, Minneapolis, MN

Sat Sep 06 2008, 3:55 PM EDT

Att. 42,606 - Dome - 69 F

livebaseballscorecards.com

AB	34
R	4
H	11
RBI	3
BB	5
SO	9
LOB	20

TOP

Detroit Tigers @ Minnesota Twins

Hubert H. Humphrey Metrodome, Minneapolis, MN

Sun Sep 07 2008, 2:10 PM EDT
Att. 31,236 - Dome - 68 F

livebaseballscorecards.com

Batter	1	2	3	4	5	6	7	8	9	AB	R	H	RBI	BB	SO	LOB
28 Curtis Granderson, L (1, 8) OBP: 0.391, SLG: 0.527	C FF 90 C FF 90 C SL 83 0-3 ① K	C SI 90 B SL 84 B SL 83 F FF 90 B SI 91 X SI 90 3-2 2B			B SL 82 F FF 88 F SI 88 B SL 82 B SL 81 B SI 89 4-2 30 G4-6-3 BB	C SI 90 B SL 83 D SL 86 X FF 89 2-1 1-2 2-H 1B		B SI 87 C SI 85 X SI 85 1-1 1-2 1B		4	0	3	1	1	1	0
14 Placido Polanco, R (1, 4) OBP: 0.351, SLG: 0.417	B FF 91 F FF 90 C FF 91 X CH 84 1-2 ② G6-3	B CH 82 B CH 83 F FF 89 X FF 89 2-1 ③ F8			1 SAFE P PO 80 B FF 88 C FF 87 F FF 88 X CH 81 2-2 ① F9	C SL 85 S SL 87 C CU 82 0-3 ③ K		B SI 86 F SI 86 X SI 84 1-1 ② F4		5	0	0	0	0	1	6
30 Magglio Ordonez, R (1, 9) OBP: 0.376, SLG: 0.498	B FF 90 F FF 90 B SI 90 C SI 90 F SI 92 B SL 84 X FF 92 3-2 24 1B 1B	B SL 80 X SI 87 1-0 ① F8			B FF 88 D FF 88 X CH 81 2-0 ②③ G4-6-3 1-2f	B SL 86 S SL 86 B SL 88 F SL 87 B CU 82 X FF 95 3-2 HR	S SI 86 B SI 87 T SI 86 B SI 87 S CH 78 2-3 ③ K		5	1	2	1	0	1	3
24 Miguel Cabrera, R (1, 3) OBP: 0.350, SLG: 0.534	B SI 88 F FF 90 S SI 90 B FF 90 X CH 83 2-2 1-2 1B	B SL 82 C CH 82 F CH 81 T FF 90 1-2 ② K				X CH 81 0-0 HR	C CU 81 B CU 82 S SL 86 F CU 82 X SL 88 1-2 E5 G1-3 33 SF8		B CU 80 F SI 93 S SL 88 S SI 87 1-3 ① K	5	2	2	1	0	2	0
Gary Sheffield, R (1, 10) OBP: 0.319, SLG: 0.379	C SL 82 F SI 89 X FF 90 0-2 ③ F9	F CH 82 X CH 83 0-1 ③ G6-3				B FF 88 S FF 88 F FF 89 F SI 89 F SL 82 X FF 90 1-2 33 1B 2B	C FF 95 F FF 95 B CU 83 F CU 83 F SL 89 X CU 83 1-2 ① G1-3 2-3		B CU 81 X FF 93 1-0 ② G6-3	5	1	1	0	0	0	3
33 Marcus Thames, R (1, 7) OBP: 0.290, SLG: 0.532 Matt Joyce, L (7, 7) OBP: 0.330, SLG: 0.532		F FF 87 F FF 89 B FF 91 X FF 89 1-2 ① P6		C FF 88 X CH 81 0-1 FC6-5 2B		X SI 88 0-0 ① 2-H 1B	B FF 93 X FF 94 1-0 ② SF8 3-H		B CU 81 B FF 93 X FF 93 2-0 ③ G6-3	3 1	0 0	2 0	2 0	0 0	0 0	0 0
Edgar Renteria, R (1, 6) OBP: 0.317, SLG: 0.370		X SI 89 0-0 E6 55 HR		F FF 88 X SL 82 0-1 ① FC6-5 55 FC5-4 2-3		C CH 82 X CH 82 0-1 28 1B 2B	B SL 87 X SI 91 1-0 ③ F9			4	2	1	0	0	0	1
Mike Hessman, R (1, 5) OBP: 0.267, SLG: 0.500		S SI 89 S FF 89 B FF 90 C SL 82 1-3 ② K		1 SAFE B CH 83 B FF 89 S FF 88 B FF 90 C FF 90 S SI 91 3-3 ② K		B FF 89 B FF 90 B FF 88 C SI 88 X FF 89 3-1 ② P3		B SI 85 C SI 85 B CH 77 S SI 86 F SI 87 X CH 78 2-2 28 1B 1B		4	0	1	0	0	2	3
55 Dusty Ryan, R (1, 2) OBP: 0.400, SLG: 1.000		X FF 89 0-0 1-H HR		C FF 90 B FF 90 X CH 82 1-1 ③ FC5-4 1-2f		C CH 82 B FF 90 B FF 90 B FF 89 B FF 90 4-1 28 1B BB		F SI 86 B SI 85 C SI 85 B SL 80 B SI 83 X SI 85 3-2 ① F8		3	1	1	2	1	0	2
Inning Stats	R: 0 E: 0 K: 1 S: 16 H: 2 LOB: 2 BB: 0 P: 22	R: 2 E: 1 K: 1 S: 13 H: 2 LOB: 1 BB: 0 P: 20	R: 0 E: 0 K: 1 S: 6 H: 0 LOB: 0 BB: 0 P: 8	R: 0 E: 0 K: 1 S: 9 H: 1 LOB: 1 BB: 0 P: 13	R: 0 E: 0 K: 0 S: 7 H: 0 LOB: 0 BB: 1 P: 14	R: 3 E: 0 K: 1 S: 17 H: 5 LOB: 2 BB: 1 P: 27	R: 2 E: 1 K: 0 S: 14 H: 1 LOB: 0 BB: 0 P: 21	R: 0 E: 0 K: 1 S: 14 H: 2 LOB: 2 BB: 0 P: 23	R: 0 E: 0 K: 1 S: 5 H: 0 LOB: 0 BB: 0 P: 9	1B: 6 2B: 4 3B: 0 HR: 3 SF: 1 SAC: 0 DP: 1 HBP: 0						

	AB	39
	R	7
	H	13
	RBI	7
	BB	2
	SO	7
	LOB	18

WP: 0 PB: 0 SB: 0 CS: 0 PA: 42

PITCHER		IP	WLS	BF	H	R	ER	SO	BB	IBB	HBP	BLK	WP	HR	S	P	ERA	WHIP
15 Glen Perkins, L ERA: 4.11	(1, 1)	5.2	L	27	9	5	3	4	2	0	0	0	0	2	63	97	4.76	1.941
49 Craig Breslow, L ERA: 2.27	(6, 1)	0.0		1	1	0	0	0	0	0	0	0	0	0	2	4	∞	∞
26 Boof Bonser, R ERA: 6.12	(6, 1)	1.1		6	1	2	1	1	0	0	0	0	0	1	17	24	6.75	0.750
Eddie Guardado, L ERA: 4.27	(8, 1)	1.0		5	2	0	0	1	0	0	0	0	0	0	14	23	0.00	2.000
36 Joe Nathan, R ERA: 1.05	(9, 1)	1.0		3	0	0	0	1	0	0	0	0	0	0	5	9	0.00	0.000

PITCHER		IP	WLS	BF	H	R	ER	SO	BB	IBB	HBP	BLK	WP	HR	S	P	ERA	WHIP

Batter	1	2	3	4	5	6	7	8	9	AB	R	H	RBI	BB	SO	LOB
2 Denard Span, L (1, 9) (9, 8) OBP: 0.384, SLG: 0.432	C FF 84 F FF 86 B CH 75 F CU 74 B SI 89 S CH 78 2-3 ① **K**		B SI 88 B CH 79 B FF 89 B FF 87 4-0 7 1B 33 3B **BB**		X FF 85 0-0 7 1B 25 S 33 SF7 **1B**		C SI 90 B SI 91 F SL 79 B SI 90 F SL 79 X SI 91 2-2 7 1B 25 WP 33 SF7 **1B**		C FF 93 B CH 83 F FF 95 B FF 94 X FF 95 2-2 ① **G3-1**	4	3	2	0	1	1	0
25 Alexi Casilla, S (1, 4) OBP: 0.337, SLG: 0.398	C FF 88 X CH 79 0-1 ② **P5**		C FF 88 B CH 80 B SI 89 1 SAFE X CH 79 2-1 ② **P5**		B CU 75 L CH 77 D CH 78 B FF 86 X CH 77 3-1 ① **P6** **1-2**		L SI 89 F SI 91 B SI 90 B SL 79 X SL 79 2-2 ① **G5-3** **1-2**		C SI 95 B SI 95 C CH 83 F FF 96 B CH 83 B FF 96 X SI 95 3-2 **1B**	5	0	1	0	0	0	3
7 Joe Mauer, L (1, 2) OBP: 0.416, SLG: 0.445	C FF 88 B CU 76 B CH 80 X CH 80 2-1 ③ **G6-3**		B FF 90 F CH 78 1 SAFE X CH 81 1-1 33 3B **1-3** **1B**		X FF 89 0-0 16 1B **2-3** **1B**		B SL 80 C SI 91 B SI 91 B SI 91 X SI 91 3-1 **2-3** **1B**		B CH 85 F FF 94 X FF 95 1-1 ② **F7**	5	1	3	0	0	0	1
33 Justin Morneau, L (1, 3) OBP: 0.386, SLG: 0.522		C FF 85 B FF 88 X CH 78 1-1 32 1B **E5**	B CU 76 C FF 90 F CU 79 X CU 78 1-2 **1-H** **3-H** **3B**		X FF 88 0-0 **3-H** **SF7** ②		B SI 92 C SI 90 X SI 90 1-1 **3-H** **SF7** ②		S FF 96 X FF 96 0-1 ③ **F7**	3	1	1	4	0	0	1
16 Jason Kubel, L (1, 10) OBP: 0.338, SLG: 0.462		B CU 73 F FF 88 B CH 78 F CH 78 X FF 90 2-2 ① **L4**	B CH 80 S CH 80 X FF 91 1-1 ③ **F7**		C CU 76 F CH 77 F FF 88 D CU 78 X FF 88 1-2 **1-3** **1B**		B SL 80 F SI 90 B SI 90 B SL 79 F SI 91 X SL 80 3-2 ③ **P5**			4	0	1	0	0	0	3
21 Delmon Young, R (1, 7) OBP: 0.331, SLG: 0.404		B CU 76 S SI 88 B CU 77 C CU 79 F FF 91 F FF 91 F FF 91 S CH 78 2-3 ② **K**	S CU 74 S CU 76 B FF 88 B FF 88 S CH 77 2-3 ① **K**		C CU 77 X FF 90 0-1 ③ **F9**				S FF 96 F SL 85 S SL 83 0-3 ① **K**	4	0	0	0	0	3	3
32 Brian Buscher, L (1, 5) OBP: 0.332, SLG: 0.402		B CH 78 B FF 88 S CH 78 X FF 91 2-1 **2-H** **1B**	B CH 78 C FF 89 C SI 91 F CU 77 B FF 90 B CH 80 X CH 79 3-2 ② **F7**				C SL 79 B SL 78 X SI 89 1-1 ① **F8**		B FF 94 C FF 94 F FF 95 B SL 86 X SL 84 2-2 ② **F7**	4	0	1	1	0	0	0
Nick Punto, S (1, 6) OBP: 0.342, SLG: 0.397		C CH 78 C CU 78 X CH 80 0-2 ③ **F7**		X FF 88 0-0 22 S **1B**			C SI 90 T SI 91 B SL 77 B SI 90 F SI 91 S SI 92 2-3 ② **K**		X FF 94 0-0 **1B**	4	0	2	0	0	1	1
22 Carlos Gómez, R (1, 8) OBP: 0.289, SLG: 0.342 11 Jason Pridie, L (8, PH) (9, 9)			X FF 85 0-0 ① **B1-3**	C CU 77 D CH 76 X FF 87 1-1 ③ **G5-3** **1-2**			B SL 79 X SL 78 1-0 ③ **P6**		C SL 84 C SL 85 B FF 96 S FF 94 1-3 ③ **K**	3 1	0 0	0 0	0 0	0 1	0 1	1 1
Inning Stats	R: 0 E: 0 K: 1 S: 8 H: 0 LOB: 0 BB: 0 P: 12	R: 1 E: 1 K: 1 S: 16 H: 1 LOB: 1 BB: 0 P: 23	R: 2 E: 0 K: 0 S: 10 H: 2 LOB: 1 BB: 1 P: 19	R: 0 E: 0 K: 1 S: 10 H: 1 LOB: 1 BB: 0 P: 16	R: 1 E: 0 K: 0 S: 11 H: 3 LOB: 2 BB: 0 P: 15	R: 0 E: 0 K: 1 S: 7 H: 0 LOB: 0 BB: 0 P: 11	R: 1 E: 0 K: 0 S: 14 H: 2 LOB: 1 BB: 0 P: 25	R: 0 E: 0 K: 2 S: 10 H: 1 LOB: 1 BB: 0 P: 13	R: 0 E: 0 K: 0 S: 11 H: 1 LOB: 1 BB: 0 P: 17	1B: 10 2B: 0 3B: 1 HR: 0	SF: 2 SAC: 0 DP: 0 HBP: 0		WP: 1 PB: 0 SB: 2 CS: 0		PA: 40		

PITCHER	IP	WLS	BF	H	R	ER	SO	BB	IBB	HBP	BLK	WP	HR	S	P	ERA	WHIP
40 Chris Lambert, R (1, 1) ERA: 6.17	5.0	W	24	7	4	3	3	1	0	0	0	0	0	55	85	5.40	1.600
44 Bobby Seay, L (6, 1) ERA: 3.78	2.0	H	8	2	1	1	1	0	0	0	0	1	0	21	36	4.50	1.000
48 Kyle Farnsworth, R (8, 1) ERA: 3.64	1.0	H	4	1	0	0	2	0	0	0	0	0	0	10	13	0.00	1.000
56 Fernando Rodney, R (9, 1) ERA: 4.33	1.0	S	4	1	0	0	0	0	0	0	0	0	0	11	17	0.00	1.000

PITCHER	IP	WLS	BF	H	R	ER	SO	BB	IBB	HBP	BLK	WP	HR	S	P	ERA	WHIP

BOTTOM

Detroit Tigers @ Minnesota Twins

Hubert H. Humphrey Metrodome, Minneapolis, MN

Sun Sep 07 2008, 2:10 PM EDT

Att. 31,236 - Dome - 68 F

livebaseballscorecards.com

AB	37
R	5
H	11
RBI	5
BB	1
SO	6
LOB	14

Batter	1	2	3	4	5	6	7	8	9	AB	R	H	RBI	BB	SO	LOB
11 Rajai Davis, R (1, 8) OBP: 0.285, SLG: 0.348	B FF 90 C FF 90 B SI 91 X SI 91 2-1 10 3B 1B	C SI 91 X CU 74 0-1 ② P2		F SI 91 B SI 90 X SL 83 1-1 ② F9	F FF 91 F FF 91 D SL 79 X SL 80 1-2 15 BB 1-2 2-H 3-H 1B		C SI 85 S SL 80 B CU 75 F SI 87 F CU 74 X SL 80 1-2 ② L6		X FF 94 0-0 ② FC5-4 1-2f	6	1	2	2	0	0	3
10 Daric Barton, L (1, 3) OBP: 0.314, SLG: 0.343	B SI 90 X CH 80 1-0 8 1B 1-H 3B	F SI 91 B SI 91 F SI 91 D SL 86 F CH 80 B CU 72 X SI 90 3-2 ③ G4-3		B SI 89 S SI 91 F CH 80 C SL 82 1-3 ③ K	X SL 84 0-0 ② F9		1 SAFE B FF 86 C SL 81 B CU 75 X SL 81 2-1 ③ G4-3		C FF 94 B FF 94 X FF 94 1-1 ③ G2-3	6	1	1	1	0	1	5
15 Ryan Sweeney, L (1, 9) OBP: 0.341, SLG: 0.376	C SI 91 F SI 91 X SL 85 0-2 ① P6		B SI 88 F SI 89 F SI 89 X SI 90 1-2 ① G6-3		B SI 88 F SI 89 F SI 89 X SI 90 2-1 32 FC4-6 1B B SL 82 C CU 70 B SI 86 B SL 83 4-1 1-2 2-3 BB			F FF 88 F FF 89 B FF 89 B SL 78 B SL 77 B FF 89 4-2 8 E 32 G3 BB		3	0	1	0	2	0	1
32 Jack Cust, L (1, 10) OBP: 0.369, SLG: 0.453	B CU 71 B SI 90 B SI 90 B SI 89 4-0 57 BB 8 1B BB		S CH 80 B SI 91 S SI 91 D CH 80 F SI 91 B CH 80 S SI 90 3-3 ② K		S CH 79 F FF 90 B SI 90 F SL 83 X CH 80 1-2 ① FC4-6 8 1B 22 1B 1-2f F SL 84 B CU 79 X SL 84 1-2 ③ F7			C FF 87 B SL 76 B FF 87 C SI 87 X SI 88 2-2 ① G3 1-2		4	1	0	0	1	1	5
8 Kurt Suzuki, R (1, 2) OBP: 0.356, SLG: 0.384	C SI 92 B SL 86 B SI 92 C SI 92 X SI 92 2-2 57 BB 1-2 3-H 1B		C SI 92 B SI 92 X CH 81 1-1 22 2B 1B		D CU 74 C SI 91 B SI 93 X SI 92 2-1 57 1B 22 1B 4 1B 1-2 1B	B SI 87 X SI 86 1-0 ① F9		F SI 88 B SL 78 B SL 76 F SI 87 D SI 88 X SI 86 3-2 E6 2-3		5	2	3	1	0	0	1
22 Jack Hannahan, L (1, 5) OBP: 0.304, SLG: 0.345	C SI 91 B SI 91 S CH 80 F SI 91 X CH 79 1-2 ② F5		B SI 90 B SI 90 X SI 89 2-0 1-H 2B		X SI 91 0-0 4 1B 57 1B 56 BB 1-2 2-H 1B	B SL 83 B SL 82 B SI 86 C SI 86 S SL 82 X SL 84 3-2 ② F7		F FF 87 1 SAFE F SI 87 X SL 80 0-2 ② P6		5	1	2	2	0	0	4
57 Aaron Cunningham, R (1, 7) OBP: 0.440, SLG: 0.476	F SI 92 B SI 92 C SL 85 F SL 83 B SI 92 D CH 80 F SI 92 F SI 93 F SI 92 4-2 F SI 82 F SL 84 B SI 92 1-2 2-3 BB		B SL 83 X SI 91 1-0 ③ L9		F SI 91 X SI 91 0-1 56 BB 4 1B 11 1B 1-2 2-3 1B	B SI 86 S SI 87 B CU 75 F SI 87 S CU 76 2-3 ③ K		X FF 93 0-0 ③ F8		4	1	1	0	1	1	3
4 Eric Patterson, L (1, 4) OBP: 0.295, SLG: 0.256	B CU 72 S SI 91 F SI 91 B CH 80 X CH 79 2-2 ③ F8			C FF 89 F SI 90 S SL 84 0-3 ① K	C SI 91 S CH 80 F SI 91 B SI 92 X CH 79 1-2 56 BB 11 1B 1-2 2-3 3-H 1B		X SL 80 0-0 ① B1-3		F SI 92 X FF 93 0-1 ① F8	5	1	1	1	0	1	3
56 Cliff Pennington, S (1, 6) OBP: 0.286, SLG: 0.289		B SI 88 F SI 88 C SI 90 F SI 90 X SI 89 1-2 ① L7		C CH 80 B CH 80 B SI 90 F FF 90 B SL 82 X SI 89 3-2 1B	B FF 90 F FF 90 B FF 91 D CH 86 F FF 91 B FF 91 4-2 15 BB 11 1B 1-2 2-3 3-H BB		B SI 86 H SL 80 2-0 HBP		F FF 94 B CH 84 F FF 93 B SL 86 X FF 93 2-2 11 FC5-4 1B	3	0	2	1	1	0	0
Inning Stats	R: 2 E: 0 K: 0 S: 24 H: 3 LOB: 3 BB: 2 P: 40	R: 0 E: 0 K: 0 S: 10 H: 0 LOB: 0 BB: 0 P: 14	R: 1 E: 0 K: 1 S: 11 H: 2 LOB: 1 BB: 0 P: 19	R: 0 E: 0 K: 2 S: 11 H: 1 LOB: 1 BB: 0 P: 16	R: 5 E: 0 K: 0 S: 25 H: 6 LOB: 3 BB: 2 P: 41	R: 0 E: 0 K: 1 S: 7 H: 0 LOB: 0 BB: 0 P: 13	R: 0 E: 0 K: 0 S: 8 H: 0 LOB: 1 BB: 0 P: 13	R: 0 E: 1 K: 0 S: 12 H: 0 LOB: 2 BB: 1 P: 21	R: 0 E: 0 K: 0 S: 8 H: 1 LOB: 1 BB: 0 P: 11	1B: 11 2B: 1 3B: 1 HR: 0 SF: 0 SAC: 0 DP: 0 HBP: 1						

PITCHER		IP	WLS	BF	H	R	ER	SO	BB	IBB	HBP	BLK	WP	HR	S	P	ERA	WHIP
31 Zach Miner, R ERA: 4.29	(1, 1)	4.1		26	11	8	8	3	2	0	0	0	0	0	71	110	16.61	3.000
Aquilino Lopez, R ERA: 3.69	(5, 1)	0.0		2	1	0	0	0	1	0	0	0	0	0	5	10	∞	∞
49 Casey Fossum, L ERA: 5.02	(5, 1)	2.2	W	10	0	0	0	1	1	0	1	0	0	0	20	36	0.00	0.375
50 Clay Rapada, L ERA: 4.24	(8, 1)	0.2		4	0	0	0	0	1	0	0	0	0	0	11	20	0.00	1.500
Gary Glover, R ERA: 5.05	(8, 1)	1.1		5	1	0	0	0	0	0	0	0	0	0	9	12	0.00	0.750

PITCHER	IP	WLS	BF	H	R	ER	SO	BB	IBB	HBP	BLK	WP	HR	S	P	ERA	WHIP

TOP

Oakland Athletics @ Detroit Tigers

Comerica Park, Detroit, MI

Mon Sep 08 2008, 7:05 PM EDT

Att. 37,981 - Rain - 74 F

livebaseballscorecards.com

AB	41
R	8
H	13
RBI	8
BB	5
SO	4
LOB	25

WP: 0 PA: 47
PB: 0
SB: 0
CS: 0

Oakland Athletics @ Detroit Tigers

Comerica Park, Detroit, MI

Mon Sep 08 2008, 7:05 PM EDT

Att. 37,981 - Rain - 74 F

BOTTOM

livebaseballscorecards.com

Batter	1	2	3	4	5	6	7	8	9	AB	R	H	RBI	BB	SO	LOB
28 Curtis Granderson, L (1, 8) OBP: 0.387, SLG: 0.521	C FF 90 B CU 76 X FF 89 1-1 ① G3	B FF 90 C CU 76 S CU 77 X CU 77 1-2 ① G3	X FF 92 0-0 ① G3	C FF 95 B SL 85 S SL 84 B FF 95 D SL 79 F FF 95 X FF 95 3-2 ③ F7			C FF 92 C FF 92 F SL 79 B SL 80 F SL 80 S SL 82 1-3 ① K	C FF 94 S SI 94 F SI 95 B SI 95 D CU 77 S FF 94 2-3 ③ K		6	0	0	0	0	2	2
14 Placido Polanco, R (1, 4) OBP: 0.350, SLG: 0.415	C FF 90 X SI 91 0-1 30 HR 1B	C CH 83 F CU 77 X CU 77 0-2 ② G4-3	B FF 90 B CH 82 B FF 94 C FF 93 X FF 93 3-1 ② F9		B FF 95 F FF 93 B FF 95 B SL 88 X SL 90 2-2 ① L8		B FF 93 C FF 92 F FF 94 F FF 94 C SL 80 1-3 ② K			5	1	1	0	0	1	1
30 Magglio Ordonez, R (1, 9) OBP: 0.382, SLG: 0.509 Matt Joyce, L (9, 9) OBP: 0.330, SLG: 0.532	B CH 81 F FF 90 B CU 76 B FF 90 1 SAFE C SI 89 X SI 88 3-2 1-H HR	C CU 77 B FF 90 D CU 78 B CU 76 B CU 76 4-1 24 HBP HR BB	S CH 84 X FF 92 0-1 24 HR 1B		S SL 87 B SL 89 B FF 94 B FF 95 S SI 95 B SI 97 4-2 BB		B FF 93 X FF 94 1-0 24 1B 2B			3 0	4 0	3 0	2 0	2 0	0 0	0 0
24 Miguel Cabrera, R (1, 3) OBP: 0.352, SLG: 0.539	B FF 91 B CH 84 S FF 90 X FF 86 2-1 ② F8	F CU 77 H FF 90 1-1 1-2 HR HBP	B FF 95 B CH 83 S FF 95 B FF 94 X CH 83 3-1 1-H HR		B SL 88 C FF 96 D SL 91 F SI 92 F SL 88 S SI 95 2-3 ② K		B FF 93 C FF 93 B FF 93 S FF 94 X FF 94 2-2 2-H 1B			4	2	2	3	0	1	1
Gary Sheffield, R (1, 10) OBP: 0.320, SLG: 0.396	B SI 92 B SI 91 C FF 91 C CH 85 B CU 78 F CH 85 X FF 91 3-2 HR	C CU 78 D CU 78 B FF 88 B SI 90 X FF 91 3-1 1-H 2-H 3-H HR	C FF 95 B SL 79 B FF 95 B CH 84 X CH 82 3-1 E6		C FF 94 D SL 89 S SL 87 B FF 95 B SL 90 X SL 90 3-2 ③ G6-3		C SL 79 B SL 81 X SL 81 1-1 ③ G6-3			5	2	2	5	0	0	2
33 Marcus Thames, R (1, 7) OBP: 0.290, SLG: 0.528 25 Ryan Raburn, R (4, 7) OBP: 0.296, SLG: 0.387	B FF 92 B FF 91 B FF 91 C FF 89 S FF 90 F FF 91 B FF 91 4-2 BB	C CH 82 F CU 77 X CU 77 0-2 E6 2B	X FF 94 0-0 ③ P3			B SI 94 X FF 93 1-0 ① B1		B FF 94 F FF 93 S SI 95 C CU 78 1-3 ① K		2 2	1 0	0 0	0 0	1 0	0 1	1 0
Edgar Renteria, R (1, 6) OBP: 0.320, SLG: 0.378	C CH 83 C CU 76 S CU 78 0-3 ③ K	F FF 93 B FF 94 F CH 83 D SL 84 D FF 94 X FF 94 3-2 1-H 2B		B FF 94 F FF 93 F CH 81 X FF 94 1-2 15 SF8 3B		F FF 94 B SL 86 B FF 95 F FF 96 D SL 88 F SL 89 B SL 88 4-2 S BB	X FF 94 0-0 ② L4		4	1	2	1	1	1	1
Mike Hessman, R (1, 5) OBP: 0.350, SLG: 0.647	F FF 86 B CU 76 H FF 90 2-2 15 3B HBP S FF 94 F FF 94 H SL 83 1-2 HBP			B FF 95 X FF 94 1-0 ① P4		B FF 95 B SL 88 B FF 94 X FF 93 3-0 ② F7 1-2	F FF 95 B CU 78 X FF 94 1-1 HR			3	2	1	1	0	0	2
15 Brandon Inge, R (1, 2) OBP: 0.314, SLG: 0.395	X SI 88 0-0 1-H HR 3B B CH 82 C CH 82 S FF 94 D SL 79 F CU 77 S CH 82 2-3 ③ K			B CH 85 B FF 94 X CH 83 2-0 ② SF8 3-H 3B		B SL 90 X SL 90 1-0 ③ F8	B FF 94 C SI 94 B SI 95 S SI 94 D CU 77 B SI 94 4-2 BB			3	1	1	2	1	1	3
Inning Stats	R: 3 H: 3 E: 0 LOB: 1 K: 1 BB: 1 S: 19 P: 32	R: 6 H: 3 E: 1 LOB: 2 K: 1 BB: 1 S: 25 P: 42	R: 2 H: 2 E: 1 LOB: 1 K: 0 BB: 0 S: 10 P: 19	R: 1 H: 1 E: 0 LOB: 0 K: 0 BB: 0 S: 9 P: 16	R: 0 H: 0 E: 0 LOB: 1 K: 1 BB: 1 S: 12 P: 23	R: 0 H: 0 E: 0 LOB: 1 K: 0 BB: 1 S: 6 P: 15	R: 1 H: 2 E: 0 LOB: 1 K: 2 BB: 0 S: 15 P: 21	R: 1 H: 1 E: 0 LOB: 1 K: 2 BB: 1 S: 12 P: 20		1B: 3 SF: 1 2B: 2 SAC: 0 3B: 2 DP: 0 HR: 5 HBP: 3						

	AB	37
	R	14
	H	12
	RBI	14
	BB	5
	SO	7
	LOB	13

WP: 0 PA: 46
PB: 0
SB: 1
CS: 0

PITCHER		IP	WLS	BF	H	R	ER	SO	BB	IBB	HBP	BLK	WP	HR	S	P	ERA	WHIP
47 Gio González, L ERA: 9.32	(1, 1)	1.2	L	15	5	9	8	1	2	0	2	0	0	3	35	59	43.20	4.200
55 Josh Outman, L ERA: 6.23	(2, 1)	2.1		13	4	3	3	1	0	0	1	0	0	1	28	50	11.57	1.714
44 Santiago Casilla, R ERA: 3.38	(5, 1)	2.0		8	0	0	0	1	2	0	0	0	0	0	18	38	0.00	1.000
Alan Embree, L ERA: 4.8	(7, 1)	1.0		5	2	1	1	2	0	0	0	0	0	0	15	21	9.00	2.000
60 Jeff Gray, R ERA: 9.0	(8, 1)	1.0		5	1	1	1	2	1	0	0	0	0	1	12	20	9.00	2.000

PITCHER		IP	WLS	BF	H	R	ER	SO	BB	IBB	HBP	BLK	WP	HR	S	P	ERA	WHIP

Oakland Athletics @ Detroit Tigers

Comerica Park, Detroit, MI

Tue Sep 09 2008, 7:05 PM EDT

Att. 37,240 - Partly Cloudy - 73 F

livebaseballscorecards.com

Batter	1	2	3	4	5	6	7	8	9	AB	R	H	RBI	BB	SO	LOB
11 Rajai Davis, R (1, 8) OBP: 0.288, SLG: 0.370	K		K			10 G4-3 3B		2-H SF8 3B	G4-3	5	2	2	1	0	2	3
10 Daric Barton, L (1, 3) OBP: 0.313, SLG: 0.340	G3-1			G3		3-H G4-3		15 1B IBB		3	0	0	1	1	0	0
Emil Brown, R (1, 10) OBP: 0.298, SLG: 0.391	F8			8 FC6-4 1B		F8		3-H SF8		3	0	1	1	0	0	0
15 Ryan Sweeney, L (1, 9) OBP: 0.340, SLG: 0.375		G3		L6			P5	1-3 1B		4	0	1	0	0	0	1
8 Kurt Suzuki, R (1, 2) OBP: 0.353, SLG: 0.380		G5-3		1-2f FC6-4			K	G6-3		4	0	0	0	0	1	3
7 Bobby Crosby, R (1, 6) OBP: 0.300, SLG: 0.362		G5-3			K		1B		K	4	0	1	0	0	2	0
57 Aaron Cunningham, R (1, 7) OBP: 0.414, SLG: 0.440			G3		F8		K		56 1B 1B	4	0	1	0	0	1	1
52 Jeff Baisley, R (1, 5) 4 Eric Patterson, L (8, PR) OBP: 0.295, SLG: 0.256 22 Jack Hannahan, L (8, 5) OBP: 0.303, SLG: 0.345			K		G6-3			4-2 56 S 11 3B BB	F8	2 0 1	0 1 0	0 0 0	0 0 0	1 0 0	1 0 0	0 0 1
56 Cliff Pennington, S (1, 4) OBP: 0.304, SLG: 0.310			1B			L6		1-2	1-3 1B	4	0	2	0	0	1	1
Inning Stats	R: 0 E: 0 K: 1 S: 15 H: 0 LOB: 0 BB: 0 P: 21	R: 0 E: 0 K: 0 S: 5 H: 0 LOB: 0 BB: 0 P: 8	R: 0 E: 0 K: 2 S: 9 H: 1 LOB: 1 BB: 0 P: 11	R: 0 E: 0 K: 0 S: 6 H: 1 LOB: 1 BB: 0 P: 8	R: 0 E: 0 K: 1 S: 8 H: 0 LOB: 0 BB: 0 P: 10	R: 1 E: 0 K: 0 S: 9 H: 1 LOB: 0 BB: 0 P: 11	R: 0 E: 0 K: 2 S: 8 H: 1 LOB: 1 BB: 0 P: 10	R: 2 E: 0 K: 1 S: 17 H: 2 LOB: 2 BB: 2 P: 27	R: 0 E: 0 K: 1 S: 11 H: 2 LOB: 2 BB: 0 P: 16	1B: 6 2B: 0 3B: 2 HR: 0 SF: 1 SAC: 0 DP: 0 HBP: 0						

	AB	34
	R	3
	H	8
	RBI	3
	BB	2
	SO	8
	LOB	10

WP: 0 PB: 0 SB: 1 CS: 0 PA: 37

PITCHER	IP	WLS	BF	H	R	ER	SO	BB	IBB	HBP	BLK	WP	HR	S	P	ERA	WHIP
29 Nate Robertson, L (1, 1) ERA: 6.08	7.0		25	4	1	1	6	0	0	0	0	0	0	60	79	1.29	0.571
44 Bobby Seay, L (8, 1) ERA: 3.94	0.1	H	2	0	2	2	1	1	0	0	0	0	0	6	10	54.00	3.000
56 Fernando Rodney, R (8, 1) ERA: 4.5	0.2	L	5	2	0	0	0	0	1	0	0	0	0	11	17	0.00	3.000
32 Freddy Dolsi, R (9, 1) ERA: 4.07	1.0		5	2	0	0	1	0	0	0	0	0	0	11	16	0.00	2.000

PITCHER	IP	WLS	BF	H	R	ER	SO	BB	IBB	HBP	BLK	WP	HR	S	P	ERA	WHIP

Oakland Athletics @ Detroit Tigers

Comerica Park, Detroit, MI

Tue Sep 09 2008, 7:05 PM EDT

Att. 37,240 - Partly Cloudy - 73 F

livebaseballscorecards.com

BOTTOM

Batter	1	2	3	4	5	6	7	8	9	AB	R	H	RBI	BB	SO	LOB
28 Curtis Granderson, L (1, 8) OBP: 0.383, SLG: 0.515	B FF 87 B FF 88 B FF 89 C FF 89 F FF 90 F FF 90 F FF 91 X FF 91 3-2 ① G4-3	B SL 82 B SL 81 X FF 89 2-0 ③ F9			C FF 89 F SL 81 X SL 82 0-2 ① P6			B SI 92 C SI 91 B SL 84 C SI 91 F SL 84 X SI 91 2-2 ① L9	C SI 85 F SI 86 B CH 76 B CH 76 X SI 86 2-2 ② FC3-6 1-2f 2-3	5	0	0	0	0	0	6
14 Placido Polanco, R (1, 4) OBP: 0.351, SLG: 0.417	B SI 89 B SI 89 C SI 89 B CH 84 F SI 89 X SI 90 3-2 ② G5-3		C SI 87 X SL 81 0-1 ① G6-3		B SL 83 B SI 89 X CH 84 2-0 30 G6-4-3 1B 1-2 2-3			B SL 84 B SL 84 C SI 91 B SI 92 X SI 91 3-1 24 G6-3 2B	1 SAFE C SI 86 F SI 86 B CU 73 D CU 72 S SI 86 2-3 ③ K	5	0	2	0	0	1	2
30 Magglio Ordonez, R (1, 9) OBP: 0.381, SLG: 0.506	B CU 78 C CU 77 B SI 89 B FF 90 C SI 89 F SL 82 S SL 82 3-3 ③ K		X FF 88 0-0 ② G5-3		C SL 83 B SI 90 F FF 88 F SL 82 X SL 82 1-2 ②③ G6-4-3 1-2f			B SL 85 B SL 85 B SL 83 B SL 84 4-0 24 G6-3 BB		3	0	0	0	1	1	3
24 Miguel Cabrera, R (1, 3) OBP: 0.353, SLG: 0.537		B FF 88 B FF 87 B FF 86 B SI 88 4-0 33 1B 1B 1B BB	B CU 78 C CU 78 B SI 89 B SI 89 C SL 82 X SL 83 3-2 ③ G5-3			B SI 87 B CU 78 B SL 82 C SI 88 B SI 89 4-1 33 G6-4-3 BB		F SL 84 B SL 83 B SI 91 B SL 84 F SL 84 F SL 84 X SL 82 3-2 ② G6-3 1-2 2-3		2	1	0	0	2	0	2
Gary Sheffield, R (1, 10) OBP: 0.322, SLG: 0.395		B CU 78 C CH 83 F SL 80 X SL 82 1-2 33 1B 1B 1B 1-2		B SI 90 B SL 84 C CH 83 C SL 82 X SI 90 2-2 ① G4-3		C CU 79 F SL 83 F SL 81 1 SAFE D SL 80 S SL 81 1-3 ① K		I IN 80 I IN 80 I IN 78 I IN 74 4-0 IBB		3	1	1	0	1	1	1
33 Marcus Thames, R (1, 7) OBP: 0.291, SLG: 0.526 Matt Joyce, L (7, 7) OBP: 0.329, SLG: 0.529		F FF 88 F FF 89 D SL 81 B SL 82 X FF 89 2-2 15 L4-6 1B 1-2 2-3		C FF 90 B SL 83 X SL 83 1-1 ② G6-3		B FF 89 B FF 90 C SL 82 C SL 82 X SL 82 2-2 ②③ G6-4-3 1-2f		B SI 86 C SI 86 F SI 87 D CH 76 S CH 75 2-3 ③ K		3 1	0 0	1 0	0 0	0 0	0 1	1 3
Edgar Renteria, R (1, 6) OBP: 0.320, SLG: 0.377		C SL 81 X FF 89 0-1 55 2B 1B 1-2 2-H 3-H		S CU 79 S SL 80 B SL 82 F SL 84 F SL 83 B FF 92 X CU 79 2-2 ③ F9			L FF 94 F FF 95 X SL 81 0-2 ① L8		C SI 85 B SI 85 B SI 85 F SI 86 S SI 86 2-3 ① K	4	0	1	2	0	1	0
15 Brandon Inge, R (1, 5) OBP: 0.316, SLG: 0.396		C CH 83 B SI 88 X SI 89 1-1 ①② L4-6 2-2			C SI 87 B CU 77 B FF 89 X CH 82 2-1 14 1B 55 1B 1B		C FF 94 C SL 81 F FF 94 S FF 95 0-3 ② K		X SI 86 0-0 28 FC3-6 19 1B 1B	4	0	2	0	0	1	2
55 Dusty Ryan, R (1, 2) OBP: 0.500, SLG: 1.000 19 Jeff Larish, L (9, PH) OBP: 0.293, SLG: 0.333		B SI 88 B SI 88 X SI 88 2-0 1-3 2B			S CH 83 S SL 81 X SL 81 0-2 14 1B 1-2 1B		B SL 80 B FF 94 S FF 92 S FF 94 F FF 94 S SL 81 2-3 ③ K		C SI 85 C SI 84 B SI 85 B SI 86 1 SAFE X CH 75 2-2 28 FC3-6 1-2 1B	3 1	0 0	2 1	0 0	0 0	1 0	0 0

Inning Stats	1	2	3	4	5	6	7	8	9
	R: 0 E: 0 K: 1 S: 12	R: 2 E: 0 K: 0 S: 12	R: 0 E: 0 K: 0 S: 6	R: 0 E: 0 K: 0 S: 10	R: 0 E: 0 K: 0 S: 13	R: 0 E: 0 K: 1 S: 8	R: 0 E: 0 K: 2 S: 11	R: 0 E: 0 K: 1 S: 13	R: 0 E: 0 K: 2 S: 13
	H: 0 LOB: 0 BB: 0 P: 21	H: 4 LOB: 2 BB: 1 P: 24	H: 0 LOB: 0 BB: 0 P: 9	H: 0 LOB: 0 BB: 0 P: 15	H: 3 LOB: 2 BB: 0 P: 18	H: 0 LOB: 0 BB: 1 P: 15	H: 0 LOB: 0 BB: 0 P: 13	H: 1 LOB: 3 BB: 2 P: 31	H: 2 LOB: 2 BB: 0 P: 21

1B: 8	SF: 0	WP: 0
2B: 3	SAC: 0	PA: 38
3B: 0	DP: 3	PB: 0
HR: 0	HBP: 0	SB: 0
		CS: 0

	AB	34
	R	2
	H	10
	RBI	2
	BB	4
	SO	7
	LOB	20

PITCHER		IP	WLS	BF	H	R	ER	SO	BB	IBB	HBP	BLK	WP	HR	S	P	ERA	WHIP
30 Dana Eveland, L ERA: 4.23	(1, 1)	6.0		24	7	2	2	2	2	0	0	0	0	0	61	102	3.00	1.500
33 Joey Devine, R ERA: 0.72	(7, 1)	1.0	W	3	0	0	0	2	0	0	0	0	0	0	11	13	0.00	0.000
Huston Street, R ERA: 3.98	(8, 1)	0.2	H	5	1	0	0	0	1	1	0	0	0	0	10	26	0.00	3.000
31 Brad Ziegler, R ERA: 0.53	(8, 1)	1.1	S	6	2	0	0	3	0	0	0	0	0	0	16	26	0.00	1.500

PITCHER		IP	WLS	BF	H	R	ER	SO	BB	IBB	HBP	BLK	WP	HR	S	P	ERA	WHIP

Batter	1	2	3	4	5	6	7	8	9	AB	R	H	RBI	BB	SO	LOB
11 Rajai Davis, R (1, 8) OBP: 0.281, SLG: 0.361	C SI 90 X SI 91 0-1 F9 ①	L SL 87 F SL 87 F SL 87 B SI 93 S SL 88 1-3 K ③		C SI 92 X SI 92 0-1 G3 ② 1-2 2-3			B CU 75 C FF 87 X CH 78 1-1 P5 ①		B FF 95 C FF 95 X FF 94 1-1 G5-3 ③	5	0	0	0	0	1	4
57 Aaron Cunningham, R (1, 7) OBP: 0.394, SLG: 0.414	C SI 91 F SL 87 X SL 86 0-2 L7 ②		X SL 86 0-0 P4 ①	S SL 88 B SI 93 X SI 93 1-1 1B 2-H 3-H			F FF 88 S SI 89 B CU 78 F CH 80 F CH 80 B SI 90 S FF 92 2-3 K ②			4	0	1	2	0	1	0
15 Ryan Sweeney, L (1, 9) OBP: 0.344, SLG: 0.386	C SI 91 B SI 91 B SL 86 X SL 86 2-1 HR		B SI 91 C SI 90 X CH 85 1-1 1B	B SI 90 C SI 89 B SI 90 B CH 86 C SI 91 F SL 87 F SL 85 S SI 91 3-3 K ③			C FF 87 B FF 88 B SL 76 B FF 87 F SL 77 B FF 89 4-2 BB			3	1	2	1	1	1	1
32 Jack Cust, L (1, 10) OBP: 0.368, SLG: 0.458	C SI 91 B CH 85 B SL 88 X SI 91 2-1 HR		B SL 85 B SI 88 X SI 88 2-0 P5 ②		B SI 89 C SL 78 C SL 79 B SL 78 S SL 80 2-3 K ①		C SL 74 1 SAFE B FF 87 1 SAFE X FF 88 1-1 F7 ③			4	1	1	1	0	1	2
10 Daric Barton, L (1, 3) OBP: 0.313, SLG: 0.337	B SL 87 X SI 89 1-0 P6 ③		1 SAFE B SI 89 B SL 85 F SI 90 F SI 86 1 SAFE B SI 86 C SL 86 3-3 K ③		B SI 92 C SI 90 F SI 91 B SI 91 S SL 79 2-3 K ②			C FF 87 B FF 88 B FF 88 B FF 87 B SI 87 4-1 52 G5-4-3 BB		3	0	0	0	1	2	1
52 Jeff Baisley, R (1, 5) 22 Jack Hannahan, L (8, 5) OBP: 0.303, SLG: 0.345		C SI 90 B SL 85 S SI 91 B SI 91 X SL 86 2-2 F8 ①		F SI 88 B SI 90 X SL 86 1-1 G5-3 ①	B SI 91 C SL 78 F SI 92 B SL 78 B SL 77 X SI 90 3-2 F9 ③			B SI 87 C SI 86 X SI 87 1-1 G5-4-3 ①② 1-2f		4 0	0 0	0 0	0 0	0 0	0 0	1 0
56 Cliff Pennington, S (1, 6) OBP: 0.320, SLG: 0.311		B SI 90 B SI 89 C SI 90 B SI 88 B SI 88 4-1 2B BB	X SI 90 0-0 1B 4 1B 1B			F SI 88 F SI 90 B SI 90 F SL 79 B SI 91 B SL 79 F SI 90 C SI 91 3-3 K ①		C FF 90 X SI 88 0-1 F8 ③		3	1	1	0	1	1	0
Rob Bowen, S (1, 2) OBP: 0.214, SLG: 0.275		B SI 87 X SL 84 1-0 1-3 2B	S SI 90 1 SAFE P PO 79 F SI 84 B SL 84 B SI 90 F SL 83 F SI 91 X SL 86 3-2 11 G3 4 1B 57 1B 1-3 1B		S SI 91 B SL 80 B SI 90 S SI 90 S SI 92 2-3 K ②				S FF 94 B CH 87 S FF 95 S FF 94 1-3 K ①	4	1	2	0	0	2	0
4 Eric Patterson, L (1, 4) OBP: 0.294, SLG: 0.256		C SL 86 F SL 85 B SI 93 F SL 86 F SL 86 B SI 93 B SI 93 S SL 88 3-3 K2-3 ②	B SI 92 F SL 86 B SI 87 X SI 85 2-1 11 G3 57 1B 1-2 3-H 1B		C SI 89 S SL 80 B SL 79 S SL 80 1-3 K ③				C FF 94 B SL 88 S FF 94 B FF 95 T FF 94 2-2 K ②	4	1	1	1	0	3	2
Inning Stats	R: 2 E: 0 K: 0 S: 10 H: 2 LOB: 0 BB: 0 P: 15	R: 0 E: 0 K: 2 S: 14 H: 1 LOB: 2 BB: 1 P: 25	R: 0 E: 0 K: 1 S: 7 H: 1 LOB: 1 BB: 0 P: 13	R: 3 E: 0 K: 1 S: 20 H: 4 LOB: 1 BB: 0 P: 29	R: 0 E: 0 K: 2 S: 9 H: 0 LOB: 0 BB: 0 P: 16	R: 0 E: 0 K: 3 S: 11 H: 0 LOB: 0 BB: 0 P: 17	R: 0 E: 0 K: 1 S: 11 H: 0 LOB: 1 BB: 1 P: 19	R: 0 E: 0 K: 0 S: 5 H: 0 LOB: 0 BB: 1 P: 10	R: 0 E: 0 K: 2 S: 8 H: 0 LOB: 0 BB: 0 P: 12	1B: 5 2B: 1 3B: 0 HR: 2	SF: 0 SAC: 0 DP: 1 HBP: 0					

PITCHER		IP	WLS	BF	H	R	ER	SO	BB	IBB	HBP	BLK	WP	HR	S	P	ERA	WHIP
58 Armando Galarraga, R ERA: 3.58	(1, 1)	4.0	L	21	8	5	5	4	1	0	0	0	0	2	51	82	11.25	2.250
44 Bobby Seay, L ERA: 3.78	(5, 1)	2.0		6	0	0	0	5	0	0	0	0	0	0	20	33	0.00	0.000
40 Chris Lambert, R ERA: 5.84	(7, 1)	0.2		2	0	0	0	1	0	0	0	0	0	0	7	10	0.00	0.000
50 Clay Rapada, L ERA: 3.93	(7, 1)	1.1		5	0	0	0	0	2	0	0	0	0	0	9	19	0.00	1.500
Gary Glover, R ERA: 4.94	(9, 1)	1.0		3	0	0	0	2	0	0	0	0	0	0	8	12	0.00	0.000

PITCHER	IP	WLS	BF	H	R	ER	SO	BB	IBB	HBP	BLK	WP	HR	S	P	ERA	WHIP

TOP

Oakland Athletics @ Detroit Tigers

Comerica Park, Detroit, MI

Wed Sep 10 2008, 1:05 PM EDT

Att. 37,194 - Partly Cloudy - 77 F

livebaseballscorecards.com

AB	34
R	5
H	8
RBI	5
BB	3
SO	12
LOB	11

WP: 0	PA: 37		
PB: 0			
SB: 0			
CS: 0			

Batter	1	2	3	4	5	6	7	8	9	AB	R	H	RBI	BB	SO	LOB
28 Curtis Granderson, L (1, 8) OBP: 0.384, SLG: 0.513	B FF 91 C FF 91 F FF 92 B FF 91 B CU 74 F FF 92 B FF 92 4-2 BB BB BB		F FF 91 B CU 72 B FF 92 X FF 92 2-1 ① F7		C SI 91 C CU 73 B SI 91 B SI 92 C SI 92 2-3 ① K	B SL 81 B FF 92 B FF 93 C FF 92 C FF 93 X FF 93 3-2 ③ F8			C SI 85 S CH 75 X SI 87 0-2 30 F8-6-3 1B	4	0	1	0	1	1	2
39 Ramon Santiago, S (1, 6) OBP: 0.427, SLG: 0.417 30 Magglio Ordonez, R (9, PH) OBP: 0.380, SLG: 0.505	F FF 92 B FF 90 1 SAFE C FF 90 B FF 92 1 SAFE F FF 92 S FF 93 2-3 ① K		B CH 80 X FF 92 1-0 ② G4-3		F SI 92 C CH 85 F CU 74 B SI 92 B SI 91 F SI 91 B CH 84 F SI 90 C CU 72 3-3 ② K		B SI 89 B SI 88 B SI 89 B SI 88 4-0 BB		F SI 86 X SI 85 0-1 ②③ F8-6-3 1-1	3 1	0 0	0 0	0 0	1 0	2 0	1 1
Gary Sheffield, R (1, 10) OBP: 0.321, SLG: 0.392	D CU 74 B FF 93 B SL 85 B FF 93 4-0 BB 1-2 BB		B FF 93 B SL 84 C FF 92 B FF 92 F FF 93 S SL 84 3-3 ③ K		B SI 92 F SI 91 C SI 92 X CU 74 1-2 ③ F9		C SI 89 X SL 82 0-1 ① F7			3	0	0	0	1	1	1
24 Miguel Cabrera, R (1, 3) OBP: 0.353, SLG: 0.535	B SL 85 C FF 93 S FF 92 B FF 94 C CU 74 2-3 ② K			F FF 90 F SL 82 B FF 92 X FF 92 1-2 ① L4		B SI 90 B SI 90 T SI 90 S SI 89 F SI 91 X CU 73 2-2 1B 1B 25 1B 1B	F SI 90 B SI 90 B SL 83 X SL 83 2-1 ② F9			4	1	1	0	0	1	3
Matt Joyce, L (1, 9) OBP: 0.336, SLG: 0.529	F FF 90 B FF 92 D CU 73 F FF 92 B CU 74 B FF 93 4-2 1-2 2-3 BB			F FF 91 B CH 80 B FF 91 B CH 80 B FF 91 4-1 25 BB 33 BB		C CU 74 T SI 90 X CU 72 0-2 1B 1-2 25 1B 1B	F SI 90 1 SAFE B SI 89 B SL 84 1 SAFE X SI 89 2-1 ③ F8			2	1	1	0	2	0	1
19 Jeff Larish, L (1, 5) OBP: 0.286, SLG: 0.325 Mike Hessman, R (6, PH) OBP: 0.381, SLG: 0.667 (7, 5) 14 Placido Polanco, R (8, PH) OBP: 0.350, SLG: 0.416 (9, 4)	C CU 72 C FF 92 S FF 94 0-3 ③ K			S FF 92 F CU 73 F FF 93 B FF 92 T CU 72 1-2 ② K		S SI 92 X CU 73 0-1 33 L5-3 1B 1-2 2-3		B FF 93 B FF 92 C FF 92 F FF 94 B FF 93 X FF 93 3-2 ① P2		2 1 1	0 0 0	0 1 0	0 0 0	0 0 0	2 0 0	4 0 0
33 Marcus Thames, R (1, 7) OBP: 0.290, SLG: 0.521		C FF 91 B SL 84 F FF 92 B SL 82 X FF 91 2-2 ① F8		B SL 83 B FF 92 B FF 94 C FF 90 B FF 90 4-1 25 BB 1-2 BB		F FF 93 C FF 93 B SL 87 B SL 89 F SI 96 X FF 94 2-2 ①② L5-3 1-1		B FF 95 C SL 83 S SL 80 S FF 94 1-3 ② K		3	0	0	0	1	1	3
25 Ryan Raburn, R (1, 4) OBP: 0.301, SLG: 0.386 (9, 5)		B FF 92 C FF 92 X CU 73 1-1 ② G5-3		F CU 73 B FF 93 B CU 73 C FF 92 D SL 85 B SL 85 4-2 1-2 2-3 BB		X SI 95 0-0 2-H 3-H 1B		B SL 79 F FF 93 C SL 79 S SL 79 1-3 ③ K		3	0	1	2	1	1	0
15 Brandon Inge, R (1, 2)		B FF 93 C FF 92 B FF 92 F FF 92 C FF 94 2-3 ③ K		B SL 85 B SL 83 F FF 94 S FF 94 B FF 94 F FF 94 X FF 94 3-2 ③ F7		B SI 95 B SI 96 C SI 96 B SI 96 B FF 95 4-1 BB			C SI 86 X SI 85 0-1 ① G6-3	3	0	0	0	1	1	3
Inning Stats	R: 0 E: 0 K: 3 S: 15 H: 0 LOB: 3 BB: 3 P: 31	R: 0 E: 0 K: 1 S: 8 H: 0 LOB: 0 BB: 0 P: 13	R: 0 E: 0 K: 1 S: 6 H: 0 LOB: 0 BB: 0 P: 12	R: 0 E: 0 K: 1 S: 15 H: 0 LOB: 3 BB: 3 P: 32	R: 0 E: 0 K: 2 S: 12 H: 0 LOB: 0 BB: 0 P: 18	R: 2 E: 0 K: 0 S: 18 H: 4 LOB: 2 BB: 1 P: 29	R: 0 E: 0 K: 0 S: 6 H: 0 LOB: 1 BB: 1 P: 14	R: 0 E: 0 K: 2 S: 9 H: 0 LOB: 0 BB: 0 P: 14	R: 0 E: 0 K: 0 S: 7 H: 1 LOB: 0 BB: 0 P: 7	1B: 5 2B: 2 3B: 0 HR: 0 SF: 0 SAC: 0 DP: 2 HBP: 0						

PITCHER		IP	WLS	BF	H	R	ER	SO	BB	IBB	HBP	BLK	WP	HR	S	P	ERA	WHIP
39 Sean Gallagher, R ERA: 5.01	(1, 1)	4.0		18	0	0	0	6	6	0	0	0	0	0	44	88	0.00	1.500
13 Jerry Blevins, L ERA: 3.19	(5, 1)	1.0		6	3	2	2	2	0	0	0	0	0	0	21	29	18.00	3.000
44 Santiago Casilla, R ERA: 3.33	(6, 1)	0.2	H	3	1	0	0	0	1	0	0	0	0	0	6	12	0.00	3.000
Alan Embree, L ERA: 4.77	(6, 1)	0.1	H	1	0	0	0	0	0	0	0	0	0	0	3	6	0.00	0.000
Huston Street, R ERA: 3.92	(7, 1)	1.0	W	4	0	0	0	0	1	0	0	0	0	0	6	14	0.00	1.000

PITCHER		IP	WLS	BF	H	R	ER	SO	BB	IBB	HBP	BLK	WP	HR	S	P	ERA	WHIP
33 Joey Devine, R ERA: 0.7	(8, 1)	1.0	H	3	0	0	0	2	0	0	0	0	0	0	9	14	0.00	0.000
31 Brad Ziegler, R ERA: 0.52	(9, 1)	1.0	S	3	1	0	0	0	0	0	0	0	0	0	7	7	0.00	1.000

BOTTOM

Oakland Athletics @ Detroit Tigers

Comerica Park, Detroit, MI

Wed Sep 10 2008, 1:05 PM EDT
Att. 37,194 - Partly Cloudy - 77 F

livebaseballscorecards.com

AB	30
R	2
H	5
RBI	2
BB	8
SO	10
LOB	19

Detroit Tigers @ Chicago White Sox

U.S. Cellular Field, Chicago, IL

Sun Sep 14 2008, 2:05 PM EDT

Overcast - 64 F

livebaseballscorecards.com

Batter	1	2	3	4	5	6	7	8	9	AB	R	H	RBI	BB	SO	LOB
28 Curtis Granderson, L (1, 8) OBP: 0.381, SLG: 0.509	B FF 91 C FF 90 X FF 88 1-1 ① G4-3		C CU 77 B FF 94 F FF 88 S FF 95 1-3 ③ K			C CU 79 B FF 95 S FF 94 S FF 95 1-3 ① K		B SL 85 F FF 97 F FF 96 S FF 97 1-3 ③ K		4	0	0	0	0	3	1
14 Placido Polanco, R (1, 4) OBP: 0.351, SLG: 0.419	C FF 92 F SL 88 X SL 87 0-2 ② G1-3			B SI 92 B SI 93 X FF 91 2-0 24 G3 2B		C SL 87 F FF 95 F SL 88 X SL 87 0-2 ② G4-3			C FF 93 F SL 89 B SL 84 X CU 82 1-2 30 HR 1B	4	1	2	0	0	0	0
30 Magglio Ordonez, R (1, 9) OBP: 0.381, SLG: 0.511	F SI 93 X SI 94 0-1 1B			F SL 89 F SI 93 B FF 95 S CU 73 1-3 ① K		X SL 87 0-0 ③ G5-3			F FF 95 B FF 95 X FF 93 1-1 1-H HR	4	1	2	2	0	1	1
24 Miguel Cabrera, R (1, 3) OBP: 0.350, SLG: 0.531	B SI 94 B SI 93 S SL 88 C SI 94 T SI 96 2-2 ③ K			B CU 77 X SI 93 1-0 ② G3 2-3			S SL 87 X SL 85 0-1 ① F7		X SL 89 0-0 ① F9	4	0	0	0	0	1	2
Matt Joyce, L (1, 7) OBP: 0.343, SLG: 0.531		X SI 93 0-0 ① F8		S SL 88 B SL 88 B SL 88 T FF 88 F FF 96 D CU 76 B SL 87 4-2 BB			B CU 79 X FF 94 1-0 ② 1B		C FF 95 X FF 94 0-1 G6-4-3 1B	3	0	2	0	1	0	0
Gary Sheffield, R (1, 10) OBP: 0.318, SLG: 0.388		C SI 94 X CU 81 0-1 ② G6-3		C SL 87 F SI 94 B SL 88 F FF 95 X FF 83 1-2 ③ L5			B CU 76 B CU 78 X SL 86 2-0 ③ G1-3		C SL 90 B FF 96 X SL 89 1-1 ②③ G6-4-3 1-2f	4	0	0	0	0	0	3
19 Jeff Larish, L (1, 5) OBP: 0.276, SLG: 0.313		C SI 94 B CH 81 B SI 85 F FF 89 C SI 96 2-3 ③ K			F SL 88 F FF 94 B FF 94 X FF 94 1-2 ① G5-3			B SL 86 C FF 93 S FF 93 B FF 96 X FF 95 2-2 ① P6		3	0	0	0	0	1	0
Edgar Renteria, R (1, 6) OBP: 0.318, SLG: 0.374			B FF 92 F SI 93 B SI 93 X SI 93 2-1 ① P4		S SL 78 C CU 72 S SL 88 0-3 ② K			B SI 93 S SL 87 B FF 94 B SI 93 F FF 91 F FF 92 F FF 93 F FF 92 C FF 93 3-3 ② K		3	0	0	0	0	2	0
55 Dusty Ryan, R (1, 2) OBP: 0.455, SLG: 0.778			S SL 87 B SL 85 C CU 78 B SL 86 X SL 86 2-2 ② F9		B FF 94 B CU 77 S SL 85 S FF 95 C CU 70 2-3 ③ K			C FF 94 C FF 95 B SL 87 F FF 95 B SL 86 B CU 71 F FF 94 F FF 94 B FF 94 4-2 BB		2	0	0	0	1	1	0
Inning Stats	R: 0 E: 0 K: 1 S: 10 H: 1 LOB: 1 BB: 0 P: 13	R: 0 E: 0 K: 1 S: 6 H: 0 LOB: 0 BB: 0 P: 8	R: 0 E: 0 K: 1 S: 8 H: 0 LOB: 0 BB: 0 P: 13	R: 0 E: 0 K: 1 S: 12 H: 1 LOB: 2 BB: 1 P: 21	R: 0 E: 0 K: 2 S: 9 H: 0 LOB: 0 BB: 0 P: 12	R: 0 E: 0 K: 1 S: 8 H: 0 LOB: 0 BB: 0 P: 9	R: 0 E: 0 K: 0 S: 4 H: 1 LOB: 0 BB: 0 P: 7	R: 0 E: 0 K: 2 S: 17 H: 0 LOB: 1 BB: 1 P: 27	R: 2 E: 0 K: 0 S: 10 H: 3 LOB: 0 BB: 0 P: 13	1B: 4 2B: 1 3B: 0 HR: 1 SF: 0 SAC: 0 DP: 1 HBP: 0	WP: 0 PB: 0 SB: 0 CS: 0 PA: 33					

TOP	
AB	31
R	2
H	6
RBI	2
BB	2
SO	9
LOB	7

PITCHER		IP	WLS	BF	H	R	ER	SO	BB	IBB	HBP	BLK	WP	HR	S	P	ERA	WHIP
Javier Vazquez, R ERA: 4.13	(1, 1)	7.2	W	27	3	0	0	8	2	0	0	0	0	0	71	106	0.00	0.652
37 Matt Thornton, L ERA: 2.72	(8, 1)	0.1	H	1	0	0	0	1	0	0	0	0	0	0	3	4	0.00	0.000
45 Bobby Jenks, R ERA: 2.62	(9, 1)	1.0		5	3	2	2	0	0	0	0	0	0	1	10	13	18.00	3.000

PITCHER	IP	WLS	BF	H	R	ER	SO	BB	IBB	HBP	BLK	WP	HR	S	P	ERA	WHIP

Batter	1	2	3	4	5	6	7	8	9	AB	R	H	RBI	BB	SO	LOB
Orlando Cabrera, R (1, 6) OBP: 0.331, SLG: 0.359	B FF 95 C FF 92 F FF 94 S CH 84 1-3 ① K			C CU 78 B CU 80 B FF 94 F FF 95 B CU 81 F FF 95 X FF 96 3-2 31 1B 1B	1 SAFE C CU 78 0-1 ③ CS 1-2	S FF 91 B FF 91 C CU 79 B CU 80 B CU 80 B FF 95 4-2 23 CS 31 SH5-3 BB		X FF 90 0-0 31 2B 1B		3	1	2	0	1	1	0
31 Dewayne Wise, L (1, 7) OBP: 0.318, SLG: 0.463	F FF 95 B CH 86 X FF 95 1-1 ② F8			1 SAFE X FF 93 0-0 1-2 1B		X FF 93 0-0 ① SH5-3 1-2		1 SAFE C FF 90 D CU 78 X CU 77 1-1 1-H 23 2B 2B		3	1	2	1	0	0	0
23 Jermaine Dye, R (1, 9) OBP: 0.349, SLG: 0.559	C FF 95 S CU 82 X FF 95 0-2 ③ P4			S FF 95 B CU 84 X FF 94 1-1 ① L4		B CU 81 S CU 80 C FF 96 F CH 86 X CH 85 1-2 ②③ P6 2-3		F CH 84 D CU 81 D CH 86 X FF 95 2-1 3-H 2B		4	0	1	1	0	0	3
25 Jim Thome, L (1, 10) OBP: 0.364, SLG: 0.510 38 Jason Bourgeois, R (8, PR) (9, 10)		B FF 93 X FF 93 1-0 ① P5		B FF 96 X CH 85 1-0 ② F8			B FF 91 C FF 92 B FF 92 C CU 79 B FF 95 X FF 95 3-2 ① P5	S SL 77 B SL 77 S SL 76 B FF 88 B SL 77 B SL 78 4-2 BB		3 0	0 0	0 0	0 0	1 0	0 0	2 0
10 Alexei Ramirez, R (1, 4) OBP: 0.319, SLG: 0.480		B CU 79 C FF 92 B CH 84 F CH 84 X CU 82 2-2 12 CS 1B		D CU 81 X FF 96 1-0 ③ G1-3			X FF 92 0-0 HR	B SL 86 B FF 95 X FF 94 2-0 ③ F8		4	1	2	1	0	0	4
12 A.J. Pierzynski, L (1, 2) OBP: 0.318, SLG: 0.423		B FF 94 F CH 85 F FF 95 B FF 96 X FF 96 2-2 ②③ F8 1-2			F FF 92 B CH 83 F CH 85 F FF 96 X CH 86 1-2 ① F7		B CH 84 X CH 85 1-0 ② G4-3			3	0	0	0	0	0	1
Ken Griffey Jr., L (1, 8) OBP: 0.350, SLG: 0.412 32 Brian Anderson, R (8, 8) OBP: 0.269, SLG: 0.429			B CH 84 F FF 94 S FF 94 B FF 96 X CU 82 2-2 ① G3		X CH 86 0-0 1B 2B		C FF 95 B CU 80 B FF 95 C FF 94 X FF 96 2-2 ③ F7			3 0	1 0	1 0	0 0	0 0	0 0	0 0
Nick Swisher, S (1, 3) OBP: 0.336, SLG: 0.422			C FF 94 B FF 96 C CU 80 B CH 84 B FF 96 F FF 96 F FF 96 B FF 97 4-2 G6-3 BB		F FF 95 S CU 81 S FF 96 0-3 ② K			B FF 91 B FF 92 X FF 91 2-0 ① P4		2	0	0	0	1	1	1
Juan Uribe, R (1, 5) OBP: 0.296, SLG: 0.401			X CU 80 0-0 ②③ G6-3 1-2f		C FF 95 B FF 96 B CH 86 X FF 96 2-1 CS 2-H 1B			C FF 91 X CH 83 0-1 ② F9		3	0	1	1	0	0	1
Inning Stats	R: 0 E: 0 K: 1 S: 8 H: 0 LOB: 0 BB: 0 P: 10	R: 0 E: 0 K: 0 S: 7 H: 1 LOB: 0 BB: 0 P: 12	R: 0 E: 0 K: 0 S: 8 H: 0 LOB: 0 BB: 1 P: 14	R: 0 E: 0 K: 0 S: 9 H: 2 LOB: 2 BB: 0 P: 15	R: 1 E: 0 K: 1 S: 11 H: 2 LOB: 0 BB: 0 P: 14	R: 0 E: 0 K: 0 S: 7 H: 0 LOB: 0 BB: 1 P: 12	R: 1 E: 0 K: 0 S: 8 H: 1 LOB: 0 BB: 0 P: 14	R: 2 E: 0 K: 0 S: 11 H: 3 LOB: 2 BB: 1 P: 22		1B: 5 2B: 3 3B: 0 HR: 1	SF: 0 SAC: 1 DP: 1 HBP: 0			WP: 0 PB: 0 SB: 0 CS: 3	PA: 33	

PITCHER		IP	WLS	BF	H	R	ER	SO	BB	IBB	HBP	BLK	WP	HR	S	P	ERA	WHIP
35 Justin Verlander, R ERA: 4.78	(1, 1)	7.2	L	30	9	4	4	2	2	0	0	0	0	1	66	104	4.70	1.435
50 Clay Rapada, L ERA: 3.93	(8, 1)	0.0		1	0	0	0	0	1	0	0	0	0	0	2	6	∞	∞
Gary Glover, R ERA: 4.91	(8, 1)	0.1		1	0	0	0	0	0	0	0	0	0	0	1	3	0.00	0.000

PITCHER	IP	WLS	BF	H	R	ER	SO	BB	IBB	HBP	BLK	WP	HR	S	P	ERA	WHIP

BOTTOM

Detroit Tigers @ Chicago White Sox

U.S. Cellular Field, Chicago, IL

Sun Sep 14 2008, 2:05 PM EDT

Overcast - 64 F

livebaseballscorecards.com

AB	28
R	4
H	9
RBI	4
BB	3
SO	2
LOB	12

Batter	1	2	3	4	5	6	7	8	9	AB	R	H	RBI	BB	SO	LOB
28 Curtis Granderson, L (1, 8) OBP: 0.379, SLG: 0.512	F FF 90 B CU 80 S CH 84 X CH 83 1-2 ① P6		B FC 90 F FF 94 B FF 94 X FF 94 2-1 ① G4-3 1-2		X CH 83 0-0 ③ B3			B SI 94 C SI 92 F SL 82 B SI 93 F SL 84 X SL 84 2-2 HR	S FF 97 S FC 88 B FF 97 F FF 98 B FC 90 B FF 97 X FF 98 3-2 ② F7	5	1	1	1	0	0	1
14 Placido Polanco, R (1, 4) OBP: 0.350, SLG: 0.417	B FF 92 F FF 92 F FC 88 B FF 94 X SI 94 2-2 ② L9		C CH 83 B FF 94 B FF 93 C CH 84 F FF 94 S FC 90 2-3 ② K			B FF 89 X FF 91 1-0 ① F7		B FC 89 B FC 89 C FC 90 C FF 91 F FC 91 F SI 93 B SL 83 F SI 92 X FF 91 3-2 24 BB, 30 1B, 33 HR 1B	C FF 96 B FC 88 B FF 97 X 2-1 ③ P3	5	1	1	0	0	1	1
30 Magglio Ordonez, R (1, 9) OBP: 0.382, SLG: 0.511	B FF 94 F CH 83 X FC 90 1-1 24 FC5-4 1B		F CH 83 2 SAFE X CU 80 0-1 ③ G5-3			F FF 92 F FC 88 S FF 92 0-3 ② K		C SI 93 B FC 91 X SI 93 1-1 24 BB 1-2 33 HR 1B		4	1	2	0	0	1	1
24 Miguel Cabrera, R (1, 3) OBP: 0.351, SLG: 0.530	B FF 92 B CH 83 S FF 93 S FF 94 X CH 84 2-2 ③ FC5-4 1-2f			B FF 91 F FF 90 C FF 92 B CH 83 F FF 93 F FC 89 X CH 83 2-2 33 G6-3 1B 1B		C FC 88 B FC 88 F CH 83 B FF 94 F FF 93 S FF 93 2-3 ③ K		F FF 94 C CU 78 D CU 79 B CU 79 B FF 93 B FF 93 4-2 33 HR BB 1-2 2-3		3	1	1	0	1	1	1
Gary Sheffield, R (1, 10) OBP: 0.317, SLG: 0.386		F FC 88 F CU 80 B FC 81 B FF 93 X FF 93 2-2 ① P5		B CU 81 B FF 92 X CH 84 2-0 33 G6-3 1-2 1B			S SI 90 X SL 80 0-1 ① P3	D CU 78 C FF 93 F FF 93 C FF 94 1-3 ① K		4	0	1	0	0	1	3
33 Marcus Thames, R (1, 7) OBP: 0.293, SLG: 0.530		S FC 83 B FF 94 F FC 89 B FF 93 S FF 94 2-3 ② K		F FF 90 F FF 93 B FC 82 X FC 90 1-2 ①② G6-3 1-2f 2-3			B SI 92 B SI 90 X SI 91 2-0 39 FC4-6 1B	X FF 92 0-0 HR 1-H 2-H 3-H		4	1	2	4	0	1	2
Edgar Renteria, R (1, 6) OBP: 0.318, SLG: 0.375 39 Ramon Santiago, S (7, PH) OBP: 0.420, SLG: 0.408 (7, 6)		C FF 93 S FF 94 F FC 81 B CH 84 X CH 84 1-2 1B		X CH 85 0-0 ③ G5-3			F SI 91 S FO 80 B SL 79 X FO 80 1-2 ② FC4-6 1-2f HR	C FF 96 B FC 87 F FF 97 X FF 97 1-2 ② L3		2 2	0 1	1 0	0 0	0 0	0 0	1 1
Mike Hessman, R (1, 5) OBP: 0.360, SLG: 0.727		C FF 94 1 SAFE B FF 92 F CH 82 S FF 94 1-3 ③ K			B CH 80 S FF 89 B CU 75 B FF 90 F FF 92 F FF 92 F FC 89 F FF 93 X FC 89 3-2 ① P6		S SI 91 S SL 78 B FF 92 F SL 80 F SL 78 F FF 94 F SL 78 B FF 92 X FO 82 2-2 1-H HR	X FF 97 0-0 ③ G3		4	1	1	2	0	1	1
55 Dusty Ryan, R (1, 2) OBP: 0.400, SLG: 0.583			S FC 88 B FF 92 B FC 89 B CH 83 S FF 93 B FF 93 4-2 28 G4-3 BB		B CH 83 B FC 90 S FF 92 S FF 93 S FC 90 2-3 ② K		S SI 91 B SI 91 F FF 91 B SL 78 X FF 91 2-2 ③ P6		B FF 95 S FF 96 B FF 96 F FF 97 C FF 96 2-3 ① K	3	0	0	0	1	2	0
Inning Stats	R: 0 E: 0 K: 0 S: 11 H: 1 LOB: 1 BB: 0 P: 17	R: 0 E: 0 K: 2 S: 13 H: 1 LOB: 1 BB: 0 P: 19	R: 0 E: 0 K: 1 S: 10 H: 0 LOB: 1 BB: 1 P: 18	R: 0 E: 0 K: 0 S: 10 H: 2 LOB: 1 BB: 0 P: 15	R: 0 E: 0 K: 1 S: 10 H: 0 LOB: 0 BB: 0 P: 15	R: 0 E: 0 K: 2 S: 8 H: 0 LOB: 0 BB: 0 P: 11	R: 2 E: 0 K: 0 S: 16 H: 2 LOB: 0 BB: 0 P: 23	R: 5 E: 0 K: 1 S: 22 H: 4 LOB: 0 BB: 1 P: 34	R: 0 E: 0 K: 1 S: 9 H: 0 LOB: 0 BB: 0 P: 16	1B: 7 2B: 0 3B: 0 HR: 3 SF: 0 SAC: 0 DP: 1 HBP: 0						

PITCHER		IP	WLS	BF	H	R	ER	SO	BB	IBB	HBP	BLK	WP	HR	S	P	ERA	WHIP
50 John Danks, L ERA: 3.32	(1, 1)	6.0		22	4	0	0	6	1	0	0	0	0	0	62	95	0.00	0.833
71 Scott Linebrink, R ERA: 2.57	(7, 1)	1.0		5	2	2	2	0	0	0	0	0	0	1	16	23	18.00	2.000
57 Boone Logan, L ERA: 5.57	(8, 1)	0.0		1	1	1	1	0	0	0	0	0	0	1	4	6	∞	∞
53 D.J. Carrasco, R ERA: 3.75	(8, 1)	0.0		2	2	0	0	0	0	0	0	0	0	0	8	12	∞	∞
26 Octavio Dotel, R ERA: 4.06	(8, 1)	0.1	B	3	1	4	4	1	1	0	0	0	0	1	6	11	108.00	6.000

PITCHER		IP	WLS	BF	H	R	ER	SO	BB	IBB	HBP	BLK	WP	HR	S	P	ERA	WHIP
37 Matt Thornton, L ERA: 2.64	(8, 1)	1.2	W	5	0	0	0	1	0	0	0	0	0	0	13	21	0.00	0.000

TOP

Detroit Tigers @ Chicago White Sox

U.S. Cellular Field, Chicago, IL

Sun Sep 14 2008, 2:10 PM EDT

Att. 28,238 - Overcast - 62 F

livebaseballscorecards.com

AB	36
R	7
H	10
RBI	7
BB	2
SO	8
LOB	12

WP: 0 PA: 38
PB: 0
SB: 0
CS: 0

Batter	1	2	3	4	5	6	7	8	9	AB	R	H	RBI	BB	SO	LOB
Orlando Cabrera, R (1, 6) OBP: 0.333, SLG: 0.361	B SI 81 X SI 82 1-0 25 1B 23 1B 1B		F FF 87 F FF 89 F FF 89 B CH 78 B CH 79 B CH 78 X FF 88 3-2 ① F8		B SI 82 X FF 87 1-0 32 HR 1B	B SI 89 C SI 89 S CH 80 B FF 91 X CH 82 2-2 ② G4-3		C FF 95 B SL 88 F SL 86 X FF 95 1-2 1-2 2-3 31 HR 1B		5	3	3	0	0	0	0
32 Brian Anderson, R (1, 7) OBP: 0.269, SLG: 0.443 (7, 8) 31 Dewayne Wise, L (8, PH) OBP: 0.326, SLG: 0.506 (9, 7)	B SI 83 B CH 78 C SI 83 1 SAFE X SI 81 2-1 ① F9		C CU 73 X FF 88 0-1 ② P6		B CH 76 B FF 87 F CH 80 S FF 86 1 SAFE B FF 87 X CH 79 3-2 1-H HR	X FF 90 0-0 ③ G6-3		F FF 95 X FF 96 0-1 1-H 2-H 3-H HR		4 1	1 1	1 1	2 4	0 0	0 0	1 0
23 Jermaine Dye, R (1, 9) OBP: 0.348, SLG: 0.555	B CH 78 B SI 83 X SI 84 2-0 25 1B 10 1-2 FC1-5-2 1B		F CU 73 B FF 88 B FF 88 S FF 88 S FF 89 2-3 ③ K		B CU 72 B SI 83 C SI 82 X CH 79 2-1 ② P4		B SI 94 C SL 86 X SI 94 1-1 ① G5-3	S FF 97 X FC 89 0-1 ③ P3		5	0	1	0	0	1	0
25 Jim Thome, L (1, 10) OBP: 0.366, SLG: 0.518	B SI 84 B CU 74 B SI 84 C SI 84 X SI 84 3-1 10 FC1-5-2 1-3 2-H 1B			B SI 82 B FF 87 S SI 82 B CU 73 F SI 82 F FF 88 F FF 88 X FF 88 3-2 HR	B FF 91 B CU 73 B FF 90 C FF 90 B FF 91 4-1 10 1B 2B BB		B SI 95 B FF 95 S CH 88 F SI 94 B SI 95 S CH 87 3-3 ② K			3	2	2	2	1	1	0
10 Alexei Ramirez, R (1, 4) OBP: 0.321, SLG: 0.479	B CH 79 X CH 79 1-0 ② FC1-5-2 1-2 3-H			B CH 78 B SI 80 C SI 83 B CH 78 B SI 83 4-1 BB	F FF 89 F FF 89 F FF 90 X FF 90 0-2 1-2 2B 1B		B SL 84 X SI 95 1-0 ③ G6-3			3	1	1	0	1	0	2
Ken Griffey Jr., L (1, 8) OBP: 0.350, SLG: 0.414 Jerry Owens, L (7, 7) OBP: 0.300, SLG: 0.300 (9, 8)	B SI 84 F CU 74 B SI 84 C SI 85 X CU 76 2-2 ③ F7			F FF 88 1 SAFE 1 SAFE 1 SAFE 1 SAFE B SI 83 1 SAFE C CU 72 F FF 89 1-2 ① F CU 73 X FF 90 P6	X FF 89 0-0 1-H 2-H 1B 2B			B SI 92 X SI 91 1-0 1B SH1-3 31 HR 1B		3 1	1 1	1 1	2 0	0 0	0 0	3 0
Juan Uribe, R (1, 5) OBP: 0.296, SLG: 0.401		S FF 87 S FF 87 X FF 88 0-2 ① P3		C FF 88 F CH 77 1 SAFE S FF 86 0-3 ② K	B CU 75 B SI 89 X SI 90 2-0 2-H 1B			L SL 80 B SI 90 X SL 80 1-1 ① SH1-3 1-2		3	0	1	1	0	1	1
Nick Swisher, S (1, 3) OBP: 0.336, SLG: 0.419		C SI 82 B FF 88 F CH 79 X FF 89 1-2 ② P4		F D 1 SAFE D CH 76 1 SAFE X SI 82 2-1 ③ P6	F FF 89 C CH 79 D CH 81 B FF 92 S CH 81 2-3 ③ K			I IN 72 I IN 77 I IN 78 I IN 80 4-0 1B 31 HR IBB		3	1	0	0	1	1	2
Toby Hall, R (1, 2) OBP: 0.303, SLG: 0.331		C SI 82 B CU 75 X CH 78 1-1 ③ F9			X FF 87 0-0 ① P2	B SI 87 X FF 88 1-0 ① P4		X SI 92 0-0 ② F9		4	0	0	0	0	0	2
Inning Stats	R: 1 E: 0 K: 0 S: 10 H: 3 LOB: 2 BB: 0 P: 21	R: 0 E: 0 K: 0 S: 8 H: 0 LOB: 0 BB: 0 P: 10	R: 0 E: 0 K: 1 S: 9 H: 0 LOB: 0 BB: 0 P: 14	R: 1 E: 0 K: 1 S: 16 H: 1 LOB: 1 BB: 1 P: 26	R: 5 E: 0 K: 1 S: 17 H: 5 LOB: 1 BB: 1 P: 31	R: 0 E: 0 K: 0 S: 5 H: 0 LOB: 0 BB: 0 P: 8	R: 0 E: 0 K: 1 S: 6 H: 0 LOB: 0 BB: 0 P: 11	R: 4 E: 0 K: 0 S: 11 H: 3 LOB: 0 BB: 1 P: 18		1B: 8 2B: 1 3B: 0 HR: 3 SF: 0 SAC: 1 DP: 0 HBP: 0						

BOTTOM

Detroit Tigers @ Chicago White Sox

U.S. Cellular Field, Chicago, IL

Sun Sep 14 2008, 2:10 PM EDT

Att. 28,238 - Overcast - 62 F

livebaseballscorecards.com

AB	35
R	11
H	12
RBI	11
BB	3
SO	4
LOB	11

PITCHER		IP	WLS	BF	H	R	ER	SO	BB	IBB	HBP	BLK	WP	HR	S	P	ERA	WHIP
Kenny Rogers, L ERA: 5.7	(1, 1)	4.2		24	8	7	7	2	2	0	0	0	0	2	56	94	13.50	2.143
40 Chris Lambert, R ERA: 5.27	(5, 1)	1.1		5	1	0	0	1	0	0	0	0	0	0	9	16	0.00	0.750
32 Freddy Dolsi, R ERA: 3.98	(7, 1)	1.0		3	0	0	0	1	0	0	0	0	0	0	6	11	0.00	0.000
44 Bobby Seay, L ERA: 4.09	(8, 1)	0.2	L	4	1	2	2	0	0	1	0	0	0	0	4	10	27.00	1.500
48 Kyle Farnsworth, R ERA: 3.92	(8, 1)	0.1		3	2	2	2	0	0	0	0	0	0	1	7	8	54.00	6.000

PITCHER	IP	WLS	BF	H	R	ER	SO	BB	IBB	HBP	BLK	WP	HR	S	P	ERA	WHIP

Detroit Tigers @ Texas Rangers

Rangers Ballpark in Arlington, Arlington, TX

Mon Sep 15 2008, 8:05 PM EDT

Att. 13,536 - Partly Cloudy - 75 F

TOP

livebaseballscorecards.com

Batter	1	2	3	4	5	6	7	8	9	AB	R	H	RBI	BB	SO	LOB
28 Curtis Granderson, L (1, 8) OBP: 0.376, SLG: 0.507	C FF 90 X FF 89 0-1 ① F8		C CU 77 B SI 86 B FF 94 X FF 94 2-1 ② P5		B SI 90 B SI 91 S SL 86 F SI 92 S CU 71 2-3 ② K		B SI 86 C SI 84 C SL 72 B CH 74 B SI 89 1 SAFE X SI 87 3-2 ① F8	C SI 91 B CU 80 1 SAFE 1 SAFE D FC 89 B SI 92 C FC 89 C CH 85 3-3 ② K 1-2		5	0	0	0	0	2	2
14 Placido Polanco, R (1, 4) OBP: 0.350, SLG: 0.417	C FF 91 B SI 90 X SI 89 1-1 ② F7		B FF 94 B SI 94 X FF 93 2-0 ③ P4		C FF 88 C CU 70 F SL 87 X FF 92 0-2 ③ F8		B SI 85 F SI 84 F SI 86 X SI 89 1-2 30 24 1B 1B 1-2	B SI 92 B FF 93 X FF 93 2-0 2-H 1B		5	1	2	1	0	0	0
30 Magglio Ordonez, R (1, 9) OBP: 0.380, SLG: 0.508	F FF 90 B CU 80 F FF 92 B FF 91 B FF 92 X FF 93 3-2 ③ F9			B SI 90 F SI 91 F CH 86 B SL 86 F SI 91 C CU 69 2-3 ① K		C FF 90 B FF 90 X SL 87 1-1 ① F7	X CH 87 0-0 BB 24 1B 1-2 2-H 1B	F FS 84 S FS 85 F FF 94 F FF 94 S FF 94 0-3 ③ K		5	0	1	1	0	2	1
24 Miguel Cabrera, R (1, 3) OBP: 0.353, SLG: 0.533		F FF 92 B SI 92 F FF 93 B FF 95 F FF 94 B SL 83 X FF 95 3-2 ① G4-3		B SL 86 F SI 92 B FF 89 F SI 92 X FF 90 2-2 1B HR 2B		C SL 84 B FF 91 B SL 85 X SI 92 2-1 BB BB 19 FC6-4 1B	B SI 92 F CU 80 X SI 93 1-1 BB 1-2 2-H 1B		C FF 93 B FF 94 F FF 94 B FF 94 C FF 95 2-3 ① K	5	2	3	1	0	1	0
Matt Joyce, L (1, 7) OBP: 0.357, SLG: 0.540		B FF 94 F FF 94 X FF 94 1-1 19 2B 2B		B SI 90 X SI 91 1-0 HR 2-3 1B		L CH 81 D CH 82 C SL 84 B CH 82 B CU 70 B SI 91 4-2 19 FC6-4 BB 1-2 BB	D SI 94 B CH 86 B SI 93 B SI 92 4-0 FC6-4 1-2 2-3 BB		S FS 87 B CU 78 B FS 86 B FF 94 B FF 94 4-1 FC6-4 BB	2	2	2	0	3	0	0
Gary Sheffield, R (1, 10) OBP: 0.318, SLG: 0.393		S FF 94 C FF 94 F FF 95 C SL 80 0-3 ② K		B SI 91 X SI 91 1-0 1-H HR 3-H		B SL 83 C SL 86 B CU 71 B CH 86 B FF 91 4-1 19 FC6-4 1-2 BB 2-3	B FC 88 C CU 79 F SI 94 F CU 80 S FC 91 1-3 ② K		C FF 94 B FF 94 S FF 94 D CU 81 X FF 95 2-2 ② FC6-4 DI 1-2f	4	1	1	3	1	2	5
19 Jeff Larish, L (1, 5) OBP: 0.278, SLG: 0.325 Mike Hessman, R (6, 5) OBP: 0.333, SLG: 0.667		F FF 94 B SI 87 X CH 84 1-1 2-H 2B		B SI 90 F SI 91 F SI 91 B CU 70 X SL 84 2-2 ② F7		B CH 83 X SI 92 1-0 ② FC6-4 1-2f 2-3 3-H	C CU 78 X 0-1 ③ FC6-4 1-2f		B FF 96 S FF 94 S FF 94 D CU 80 S FF 95 2-3 ③ K 1-2	3 2	0 0	1 0	2 0	0 0	0 1	2 4
15 Brandon Inge, R (1, 2) OBP: 0.312, SLG: 0.387		B FF 94 S FF 94 B FF 94 C FF 93 X SL 80 2-2 ③ L9		B FF 91 C SL 84 B CU 70 S SL 87 2-3 ③ K		B SI 85 S SI 85 F SI 86 F SI 88 B SL 74 X SI 87 2-2 ③ F7		B SI 91 F SI 91 X FC 89 1-1 ① G6-3		4	0	0	0	0	1	3
39 Ramon Santiago, S (1, 6) OBP: 0.423, SLG: 0.400			B FF 91 C FF 92 F FF 92 F SI 87 X FF 94 1-2 ① G6-3		S SI 88 X FF 91 0-1 ① G1-3		B SI 83 B SI 83 B SI 82 B SI 84 4-0 14 1B 30 1B BB	B SI 91 C CU 78 B CU 81 B SI 91 B SI 91 4-1 28 S 14 1B BB		2	2	0	0	2	0	0
Inning Stats	R: 0 E: 0 K: 0 S: 7 H: 0 LOB: 0 BB: 0 P: 11	R: 1 E: 0 K: 1 S: 15 H: 2 LOB: 1 BB: 0 P: 22	R: 0 E: 0 K: 0 S: 7 H: 0 LOB: 0 BB: 0 P: 12	R: 3 E: 0 K: 2 S: 15 H: 3 LOB: 0 BB: 0 P: 25	R: 0 E: 0 K: 1 S: 9 H: 0 LOB: 0 BB: 0 P: 11	R: 1 E: 0 K: 0 S: 12 H: 1 LOB: 2 BB: 2 P: 26	R: 2 E: 0 K: 1 S: 15 H: 3 LOB: 3 BB: 2 P: 29	R: 1 E: 0 K: 2 S: 12 H: 1 LOB: 1 BB: 1 P: 22	R: 0 E: 0 K: 2 S: 10 H: 0 LOB: 1 BB: 1 P: 20	1B: 6 2B: 3 3B: 0 HR: 1 SF: 0 SAC: 0 DP: 0 HBP: 0						

	AB	37
	R	8
	H	10
	RBI	8
	BB	6
	SO	9
	LOB	17

WP: 0 PB: 0 SB: 1 CS: 0 PA: 43

PITCHER		IP	WLS	BF	H	R	ER	SO	BB	IBB	HBP	BLK	WP	HR	S	P	ERA	WHIP
20 Brandon McCarthy, R ERA: 4.09	(1, 1)	0.2		2	0	0	0	0	0	0	0	0	0	0	4	5	0.00	0.000
46 Luis Mendoza, R ERA: 7.86	(1, 1)	2.1		9	2	1	1	1	0	0	0	0	0	0	25	40	3.86	0.857
59 Josh Rupe, R ERA: 4.78	(4, 1)	2.2		14	4	4	4	3	2	0	0	0	0	1	32	56	13.50	2.250
58 Wes Littleton, R ERA: 8.76	(6, 1)	0.2		4	1	2	2	0	1	0	0	0	0	0	10	20	27.00	3.000
Jamey Wright, R ERA: 4.86	(7, 1)	1.1	B	8	2	1	1	2	2	0	0	0	0	0	15	29	6.75	3.000

PITCHER		IP	WLS	BF	H	R	ER	SO	BB	IBB	HBP	BLK	WP	HR	S	P	ERA	WHIP
50 Frank Francisco, R ERA: 3.3	(8, 1)	1.1	W	6	1	0	0	3	1	0	0	0	0	0	16	28	0.00	1.500

Detroit Tigers @ Texas Rangers

Rangers Ballpark in Arlington, Arlington, TX

Mon Sep 15 2008, 8:05 PM EDT

Att. 13,536 - Partly Cloudy - 75 F

livebaseballscorecards.com

BOTTOM

Batter	1	2	3	4	5	6	7	8	9	AB	R	H	RBI	BB	SO	LOB
3 Joaquin Arias, R (1, 4) OBP: 0.330, SLG: 0.349 Milton Bradley, S (8, PH) OBP: 0.442, SLG: 0.577 6 German Duran, R (9, 4) OBP: 0.274, SLG: 0.342	B FF 87 B SI 87 B FF 90 B FF 87 4-0 32 FC4-6 BB		B FF 90 F SI 86 F FF 91 X CU 78 1-2 2B		B SL 80 B SI 88 B FF 88 C FF 85 B FF 90 4-1 32 PB BB	C FF 94 F SL 87 B SL 86 X FF 94 1-2 10 CS 1B		B SL 87 S FF 96 S SL 87 T FF 96 1-2 ② K		2 1 0	0 0 0	2 0 0	0 0 0	2 0 0	0 1 0	0 2 0
10 Michael Young, R (1, 6) OBP: 0.333, SLG: 0.396	C FF 85 X SL 82 0-1 ① F9		B FF 90 B SL 82 F SI 89 B FF 91 B SI 89 4-1 BB		F SI 90 1 SAFE F SL 82 F FF 90 X SL 82 0-2 ① F9	S FF 94 1 SAFE P PO 91 S FF 94 B CH 87 S SL 87 2-3 ②③ K 1-2		B SL 87 B FF 96 X FF 96 2-0 22 3B 2-H 1B		4	1	1	1	1	1	3
32 Josh Hamilton, L (1, 8) OBP: 0.369, SLG: 0.536	B SI 91 1 SAFE F SI 89 X SI 91 1-1 ② FC4-6 22 FC6-4 1-2f		C SI 92 B SI 92 S SL 83 F FF 92 B SI 92 X SL 82 2-2 ③ G4-3		B SL 85 X SL 91 1-0 ② G1-3 1-2		C SI 88 X SI 87 0-1 ① G4-3	I IN 87 I IN 88 I IN 88 I IN 90 4-0 22 3B IBB		4	1	0	0	1	0	4
22 Marlon Byrd, R (1, 7) OBP: 0.380, SLG: 0.464	C SI 88 D CH 81 B SL 81 X FF 89 2-1 ③ FC6-4 1-2f			B SI 85 X SI 87 1-0 ① F9	F SI 89 X SL 81 0-1 ③ G5-3		B SI 94 B SI 94 C CH 86 S CH 86 B SI 93 F SI 94 X CH 86 3-2 ② G6-3	B SL 87 B FF 96 C SL 83 X SL 87 2-1 1-H 2-H 3B		5	0	1	2	0	0	2
17 Nelson Cruz, R (1, 9) OBP: 0.440, SLG: 0.614		C SI 88 X FF 92 0-1 ① G6-3		B SI 87 B SI 86 B SI 87 B FF 87 4-0 51 BB 15 HR BB		F FF 94 B SL 84 C FF 94 X SL 87 1-2 ① G3	B SL 86 F SI 95 B CH 87 F SI 94 B SL 84 X SI 96 3-2 1B	B FF 96 B SL 87 B FF 95 C FF 96 B FF 95 4-1 BB		3	1	1	0	2	0	0
9 Hank Blalock, L (1, 3) OBP: 0.308, SLG: 0.421		B SI 88 C SI 89 F FF 90 B SL 81 F CU 80 F FF 91 F SI 88 S SL 82 2-3 ② K	C SI 89 F SI 91 S FF 93 0-3 ② K		B FF 92 F CH 85 X CH 85 1-1 15 BB 51 HBP 2 HR 1B	F SI 94 D CH 88 1 SAFE S CH 86 1 SAFE X CH 88 1-2 ③ G5-3	X SI 90 0-0 ③ F8		5	1	1	0	0	2	4
51 Max Ramirez, R (1, 10) OBP: 0.346, SLG: 0.386 41 Brandon Boggs, S (8, PR) OBP: 0.341, SLG: 0.408 (9, 10)		B SI 86 F SI 86 F FF 90 B SL 82 B SI 87 X FF 90 3-2 ③ F8	B SI 90 B SI 88 C SI 86 B SI 89 B SI 88 4-1 15 HR 1-2 BB		F FF 94 H FF 95 1-1 15 BB 2 HR 1-2 HBP		F FF 97 B SL 84 S SL 85 B SL 83 B SL 84 B SL 83 4-2 15 1B 2 2B BB		1 0	2 1	0 0	0 0	2 0	0 0	0 0
15 Travis Metcalf, R (1, 5) OBP: 0.292, SLG: 0.600			B FF 86 C SI 86 B FF 90 X SI 87 2-1 ① F7	C SI 88 D SL 81 B FF 89 X SI 87 2-1 1-H 2-H HR	B SL 86 B FF 94 B FF 94 B FF 94 4-0 2 HR 1-2 2-3 BB			B FF 96 1 SAFE X FF 93 1-0 2 2B 1-2 1B		3	2	2	3	1	0	0
2 Taylor Teagarden, R (1, 2) OBP: 0.425, SLG: 0.972			B SI 85 S FF 89 B SI 87 F FF 88 B FF 90 S SI 87 3-3 ② K	B SI 84 C FF 90 F FF 91 C FF 92 1-3 ③ K		X FF 95 0-0 1-H 2-H 3-H HR		L FF 95 B SL 85 M SL 85 B FF 96 X SL 84 2-2 ① 10 1B 1-H 2-H 2B		4	2	2	5	0	2	0
Inning Stats	R: 0 E: 0 K: 0 S: 6 H: 0 LOB: 1 BB: 1 P: 13	R: 0 E: 0 K: 1 S: 11 H: 0 LOB: 0 BB: 0 P: 16	R: 0 E: 0 K: 1 S: 13 H: 1 LOB: 2 BB: 1 P: 25	R: 3 E: 0 K: 2 S: 10 H: 1 LOB: 0 BB: 2 P: 22	R: 0 E: 0 K: 0 S: 8 H: 0 LOB: 1 BB: 1 P: 13	R: 4 E: 0 K: 1 S: 14 H: 3 LOB: 0 BB: 1 P: 23	R: 0 E: 0 K: 0 S: 12 H: 1 LOB: 1 BB: 0 P: 19	R: 4 E: 0 K: 1 S: 14 H: 4 LOB: 2 BB: 3 P: 34		1B: 5 2B: 2 3B: 1 HR: 2 SF: 0 SAC: 0 DP: 0 HBP: 1			WP: 0 PB: 1 SB: 0 CS: 1 PA: 42	

	AB	32
	R	11
	H	10
	RBI	11
	BB	9
	SO	6
	LOB	15

PITCHER		IP	WLS	BF	H	R	ER	SO	BB	IBB	HBP	BLK	WP	HR	S	P	ERA	WHIP
21 Dontrelle Willis, L ERA: 8.82	(1, 1)	5.0		22	2	3	3	4	5	0	0	0	0	1	48	89	5.40	1.400
Gary Glover, R ERA: 5.55	(6, 1)	1.0	B	7	3	4	4	1	1	0	1	0	0	1	14	23	36.00	4.000
50 Clay Rapada, L ERA: 3.86	(7, 1)	0.1		1	0	0	0	0	0	0	0	0	0	0	2	2	0.00	0.000
32 Freddy Dolsi, R ERA: 3.92	(7, 1)	0.2		3	1	0	0	0	0	0	0	0	0	0	10	17	0.00	1.500
48 Kyle Farnsworth, R ERA: 4.48	(8, 1)	0.2	L	8	4	4	4	1	2	1	0	0	0	0	13	33	54.00	9.000

PITCHER		IP	WLS	BF	H	R	ER	SO	BB	IBB	HBP	BLK	WP	HR	S	P	ERA	WHIP
44 Bobby Seay, L ERA: 4.06	(8, 1)	0.1		1	0	0	0	0	0	0	0	0	0	0	1	1	0.00	0.000

Batter	1	2	3	4	5	6	7	8	9	AB	R	H	RBI	BB	SO	LOB
28 Curtis Granderson, L (1, 8) OBP: 0.375, SLG: 0.504	C FC 90 F SI 89 B FF 91 B FF 90 B FF 89 B FF 92 4-2 30 G3-6-1 14 1B 24 1B BB	F FF 91 S SI 92 C FF 92 0-3 ② K	S FF 91 X FC 87 0-1 ② P4	B FF 89 F SI 86 C CH 80 F SL 78 F SI 92 F SL 80 S SI 91 1-3 ① K		3	1	0	0	1	2	0
14 Placido Polanco, R (1, 4) OBP: 0.349, SLG: 0.415	B FF 90 F FF 88 X FF 90 1-1 30 G3-6-1 1-2 1B	B FC 92 X FC 92 1-0 ③ F9	B FC 92 C SI 92 X SI 92 1-1 ③ G1-3	C SI 90 X SI 92 0-1 ② F9		4	0	1	0	0	0	0
30 Magglio Ordonez, R (1, 9) OBP: 0.381, SLG: 0.508	X FF 90 0-0 ① ② G3-6-1 1-2f 2-3	F FC 91 B FC 90 X FF 92 1-1 ① G4-3	F FF 93 F FF 90 B CU 73 B CU 73 F CU 72 X FF 94 2-2 24 FC5-6-4 1B	X SI 91 0-0 1B		4	0	2	0	0	0	2
24 Miguel Cabrera, R (1, 3) OBP: 0.353, SLG: 0.531	X FF 91 0-0 3-H 1B	S FC 91 F FC 91 F FF 93 B CU 73 F CU 72 F FF 92 F FF 86 F FF 91 F FC 94 1-2 X CU 72 G5-3	X FF 92 0-0 ① FC5-6-4 15 1B BB 1-2f	F SI 90 F SI 91 T SI 92 0-2 ③ K		4	1	1	1	0	1	2
Matt Joyce, L (1, 7) OBP: 0.355, SLG: 0.532	S FF 92 C FF 92 C CU 72 0-3 ③ K	B FA 86 S FF 87 S CU 72 S FC 86 1-3 ③ K	D SI 87 B SI 86 B FC 93 B FF 92 4-0 15 1B 15 E 1-2 BB	C SI 91 B FC 88 F CH 85 B CU 80 B SI 92 F FC 89 X SI 92 3-2 ① G5-3		3	1	0	0	1	2	1
Gary Sheffield, R (1, 10) OBP: 0.318, SLG: 0.391		B FC 91 F FC 90 B FC 90 X FC 90 2-1 ① F9	B FC 88 C FF 92 B FF 92 C FF 93 C SI 93 2-3 ① K	X FF 93 0-0 ② F8	X FC 90 0-0 15 G6-3 1B	4	0	1	0	0	1	2
15 Brandon Inge, R (1, 5) OBP: 0.311, SLG: 0.385		C FC 91 B FF 91 S FC 91 B FC 92 C FC 92 2-3 ② K	F FF 93 B FF 92 C SI 93 F SI 94 X CU 74 1-2 ② P6	C FC 94 X FF 93 0-1 E8 55 1B 1-H 2-H 1B	B SI 91 X SI 90 1-0 ② ③ G6-3 1-2f	4	1	1	1	0	1	1
55 Dusty Ryan, R (1, 2) OBP: 0.389, SLG: 0.533		C FF 93 B FC 92 B FC 92 F FC 92 F FC 86 F FF 93 B CU 72 X FF 92 3-2 ③ G6-3	B FF 94 F FF 93 X FF 92 1-1 ③ P4	S SL 86 X 0-1 2-H 1B		3	0	1	1	0	0	0
39 Ramon Santiago, S (1, 6) OBP: 0.413, SLG: 0.388		B FC 88 C SI 90 F FC 90 S CU 71 1-3 ① K	B FF 90 B SI 91 C FF 92 B FF 92 X FF 89 3-1 ① P6	X SI 86 0-0 ③ G4-3		3	0	0	0	0	1	1
Inning Stats	R: 1 H: 2 E: 0 LOB: 1 K: 1 BB: 1 S: 9 P: 14	R: 0 H: 0 E: 0 LOB: 0 K: 1 BB: 0 S: 10 P: 17	R: 0 H: 0 E: 0 LOB: 0 K: 2 BB: 0 S: 7 P: 9	R: 0 H: 0 E: 0 LOB: 0 K: 1 BB: 0 S: 14 P: 17	R: 0 H: 0 E: 0 LOB: 0 K: 1 BB: 0 S: 9 P: 13	R: 0 H: 0 E: 0 LOB: 0 K: 0 BB: 0 S: 6 P: 10	R: 3 H: 3 E: 1 LOB: 1 K: 0 BB: 1 S: 11 P: 17	R: 0 H: 1 E: 0 LOB: 1 K: 2 BB: 0 S: 12 P: 13	R: 0 H: 1 E: 0 LOB: 0 K: 0 BB: 0 S: 6 P: 10	1B: 7 SF: 0 2B: 0 SAC: 0 3B: 0 DP: 2 HR: 0 HBP: 0						

PITCHER		IP	WLS	BF	H	R	ER	SO	BB	IBB	HBP	BLK	WP	HR	S	P	ERA	WHIP
33 Kevin Millwood, R ERA: 5.15	(1, 1)	7.0		27	5	4	4	6	2	0	0	0	0	0	66	97	5.14	1.000
Kameron Loe, R ERA: 3.14	(8, 1)	1.0		4	1	0	0	2	0	0	0	0	0	0	12	13	0.00	1.000
Jamey Wright, R ERA: 4.8	(9, 1)	1.0	W	3	1	0	0	0	0	0	0	0	0	0	6	10	0.00	1.000

PITCHER	IP	WLS	BF	H	R	ER	SO	BB	IBB	HBP	BLK	WP	HR	S	P	ERA	WHIP

TOP

Detroit Tigers @ Texas Rangers

Rangers Ballpark in Arlington, Arlington, TX

Tue Sep 16 2008, 8:05 PM EDT

Att. 14,659 - Clear - 79 F

livebaseballscorecards.com

AB	32
R	4
H	7
RBI	3
BB	2
SO	8
LOB	9

WP: 0 PA: 34
PB: 0
SB: 0
CS: 0

BOTTOM

Batter	1	2	3	4	5	6	7	8	9	AB	R	H	RBI	BB	SO	LOB
41 Brandon Boggs, S (1, 7) OBP: 0.336, SLG: 0.404	B SI 88 X SI 87 1-0 P6 ①		C CH 80 B CH 80 X SI 90 1-1 SF9 ② 3-H		C SL 84 C SL 84 B SI 89 B CH 79 B SL 83 X SI 90 3-2 F8 ③			C SL 84 S CU 76 B CU 68 F SL 85 F CU 77 F SI 89 F CU 76 S EP 59 1-3 K ③		3	0	0	1	0	1	0
10 Michael Young, R (1, 6) OBP: 0.332, SLG: 0.394	C SI 89 F SL 84 F SI 90 B SI 90 F CH 79 B SL 86 X SL 84 2-2 L7 ②		C CU 75 X CH 82 0-1 L5 ③			X CH 80 0-0 G1-3 ①			C SI 93 F SI 95 F FF 97 B CH 83 B SL 90 B SI 94 F SI 95 B SI 94 4-2 32 1B 22 3B BB	3	1	0	0	1	0	1
32 Josh Hamilton, L (1, 10) OBP: 0.370, SLG: 0.536	B SI 88 B CH 80 X SI 89 2-0 G4-3 ③			X CH 79 0-0 9 1B 17 1B 1B		F SI 89 F SL 84 B SI 90 S CU 74 1-3 K ②			B CH 85 F SI 96 X SI 95 1-1 1-2 22 3B 1B	4	2	2	0	0	1	0
22 Marlon Byrd, R (1, 8) OBP: 0.381, SLG: 0.469		B CU 73 B SI 88 B SI 89 C SI 86 B SI 89 4-1 9 CS BB		C SI 89 B CU 73 1 SAFE F SI 89 D CH 81 S CH 81 2-3 K ①		B SL 83 B SL 84 B SI 89 X FF 89 3-0 G5-3 ③			F CH 84 S SI 96 F FF 97 F CH 85 F SI 96 F FF 97 X FF 97 0-2 1-H 2-H 19 1B 3B	3	1	1	2	1	1	1
9 Hank Blalock, L (1, 3) OBP: 0.311, SLG: 0.420		T SI 88 B CH 81 X CH 80 1-1 G1-3 ①② 1-2		X CU 72 0-0 17 1B 1-3 1B			B CH 79 F SI 88 X CH 80 1-1 F7 ①		I IN 75 I IN 74 I IN 79 I IN 75 4-0 19 1B 17 IBB IBB	3	0	1	0	1	0	1
17 Nelson Cruz, R (1, 9) OBP: 0.443, SLG: 0.603		B CU 74 B SL 84 S SI 89 C SI 90 X CH 81 2-2 G5-3 ③		B SI 91 F SI 92 B SI 91 S CH 84 F CH 82 B SI 92 X SI 93 3-2 19 G4-6-3 1-2 3-H 1B			B CU 74 X SL 83 1-0 F7 ②		I IN 70 I IN 72 I IN 75 I IN 70 4-0 19 1B 1-2 IBB	3	0	1	1	1	0	0
19 Chris Davis, L (1, 5) OBP: 0.325, SLG: 0.538			C SI 88 F SI 88 F SL 84 B FF 89 B CU 73 B SI 90 X SI 90 3-2 1B G5-3 41 SF9 1B	S CH 83 F SI 92 X CH 81 0-2 G4-6-3 ②③ 1-2f			C SL 83 B CH 81 B SI 89 S CH 80 X CH 80 2-2 G4-3 ③		C CH 84 F FF 94 X CH 84 0-2 1-2 2-3 3-H 1B	4	1	2	1	0	0	2
Gerald Laird, R (1, 2) OBP: 0.331, SLG: 0.411			C SI 90 B SI 90 X CH 82 1-1 G5-3 ① 1-2		C SI 88 B SI 89 B SI 89 F CH 80 X SL 83 2-2 G4-3 ①			B CH 80 F SL 84 C CH 81 C SI 92 1-3 K ①		3	0	0	0	0	1	1
Ramón Vázquez, L (1, 4) OBP: 0.373, SLG: 0.443 15 Travis Metcalf, R (8, PH) OBP: 0.286, SLG: 0.587 6 German Duran, R (9, 4) OBP: 0.274, SLG: 0.342			C SI 90 B CH 80 B CH 78 X SI 89 2-1 2-3 1B		F SL 83 B SI 90 B CH 82 F SI 90 F SL 83 B CH 80 F CH 79 F SI 90 X SL 83 3-2 G3 ②			C SI 89 B CU 74 B CU 75 X SL 83 2-1 P6 ②		2 1 0	0 0 0	1 0 0	0 0 0	0 0 0	0 0 0	0 0 0
Inning Stats	R: 0 E: 0 K: 0 S: 7 H: 0 LOB: 0 BB: 0 P: 12	R: 0 E: 0 K: 0 S: 6 H: 0 LOB: 0 BB: 1 P: 13	R: 1 E: 0 K: 0 S: 12 H: 2 LOB: 1 BB: 0 P: 19	R: 1 E: 0 K: 1 S: 12 H: 3 LOB: 1 BB: 0 P: 17	R: 0 E: 0 K: 0 S: 12 H: 0 LOB: 0 BB: 0 P: 20	R: 0 E: 0 K: 1 S: 5 H: 0 LOB: 0 BB: 0 P: 9	R: 0 E: 0 K: 0 S: 6 H: 0 LOB: 0 BB: 0 P: 10	R: 0 E: 0 K: 2 S: 12 H: 0 LOB: 0 BB: 0 P: 16	R: 3 E: 0 K: 0 S: 16 H: 3 LOB: 3 BB: 3 P: 29	1B: 7 2B: 0 3B: 1 HR: 0	SF: 1 SAC: 0 DP: 1 HBP: 0		WP: 0 PB: 0 SB: 0 CS: 1	PA: 34		

PITCHER	IP	WLS	BF	H	R	ER	SO	BB	IBB	HBP	BLK	WP	HR	S	P	ERA	WHIP
31 Zach Miner, R (1, 1) ERA: 4.16	7.1		26	5	2	2	3	1	0	0	0	0	0	63	104	2.46	0.818
49 Casey Fossum, L (8, 1) ERA: 4.93	0.2	H	2	0	0	0	1	0	0	0	0	0	0	9	12	0.00	0.000
56 Fernando Rodney, R (9, 1) ERA: 5.25	0.0	L	6	3	3	3	0	1	2	0	0	0	0	16	29	∞	∞

PITCHER	IP	WLS	BF	H	R	ER	SO	BB	IBB	HBP	BLK	WP	HR	S	P	ERA	WHIP

Detroit Tigers @ Texas Rangers

Rangers Ballpark in Arlington, Arlington, TX

Tue Sep 16 2008, 8:05 PM EDT

Att. 14,659 - Clear - 79 F

livebaseballscorecards.com

AB	29
R	5
H	8
RBI	5
BB	4
SO	4
LOB	6

Detroit Tigers @ Texas Rangers

Rangers Ballpark in Arlington, Arlington, TX

Wed Sep 17 2008, 8:05 PM EDT

Att. 17,808 - Clear - 77 F

TOP

livebaseballscorecards.com

Batter	1	2	3	4	5	6	7	8	9	AB	R	H	RBI	BB	SO	LOB
28 Curtis Granderson, L (1, 8) OBP: 0.373, SLG: 0.499	S FF 92 B FF 93 F FF 94 C FF 94 1-3 ① K	F FF 92 F FF 94 B FF 90 B FF 94 2-2 ③ CS 3-H	S CH 82 X FF 92 0-1 ① L9	B CU 76 F FF 93 B FF 93 C FF 91 B SI 92 S CH 84 3-3 ③ K	B SI 93 B FF 93 B SI 92 I IN 75 4-0 33 1B / 30 1B 1-2 2-3 IBB	S SL 80 X SL 81 0-1 ② G3-1 2-3		F FF 89 C SL 82 B CU 68 B FF 89 X FF 89 2-2 ① F9		5	1	0	0	1	2	4
33 Marcus Thames, R (1, 7) OBP: 0.295, SLG: 0.530 Matt Joyce, L (5, 7) OBP: 0.356, SLG: 0.530	S FF 94 F FF 95 C FF 96 0-3 ② K	F FF 93 B CU 74 B CU 76 B CH 84 X FF 94 3-1 24 E / 1B	0-3 ① K C CU 77 B SL 82 B CU 79 X SI 93 2-1 30 1B / 30 1B / 1-2 2-3 3-H / 1B	D SL 79 B SL 79 S SI 90 B FF 90 F FF 90 B FF 90 4-2 30 1B / 24 HR / BB		F FF 90 B FF 88 B SL 81 F SL 80 S FF 90 2-3 ② K		4 1	1 1	2 0	1 0	0 1	2 1	0 1
30 Magglio Ordonez, R (1, 9) OBP: 0.383, SLG: 0.509 39 Ramon Santiago, S (6, 4) OBP: 0.409, SLG: 0.385	X FF 95 0-0 ③ G6-3	B FF 92 F FF 93 X CH 82 1-1 ② F8	1-2 24 25 / 1B / 1B B SI 84 B SI 83 C SL 77 F SI 87 B SL 86 X SI 86 3-2 24 1B / 1-H 2-H 3-H / 1B	C SL 80 S SL 82 B FF 90 X FF 90 1-2 24 HR / 1-2 3-H / 1B		B FF 90 X FF 89 1-0 ③ F7		5 1	2 0	3 0	4 0	0 0	0 0	1 1
24 Miguel Cabrera, R (1, 3) OBP: 0.356, SLG: 0.540 19 Jeff Larish, L (6, 3) OBP: 0.286, SLG: 0.333	C FF 93 F FF 94 F SI 94 B CU 79 F FF 94 F FF 95 F FF 95 F FF 93 X CU 80 1-2 15 2B / BB / 1B	D CU 78 D CH 88 F SI 93 X FF 92 2-1 E4 1-3	0-1 1B / 2B S SL 72 C SI 86 F SI 87 X CH 77 1-2 / 1B	B FF 90 F SI 90 X SL 82 1-1 1-H 2-H / HR				B SI 90 F SI 92 C FF 90 B FF 91 X CU 75 2-2 WP / BB / SF9 / 1B		5 1	3 1	4 1	3 0	0 0	0 0	1 0
Gary Sheffield, R (1, 10) OBP: 0.320, SLG: 0.388	B FF 94 D CH 86 D CH 85 B FF 95 4-0 15 2B / 1-2 / BB	X FF 94 0-0 ③ F7	4-0 E 25 3B 1B / IBB C SI 86 X SI 86 0-1 ② F9	C FF 90 B FF 90 B FC 84 C FF 90 F SL 82 F FF 91 X SL 82 2-2 ③ G6-3				C CU 77 B SI 92 B SI 92 B CU 77 B SI 93 4-1 WP / 1-2 / BB		3	2	0	0	3	0	4
Edgar Renteria, R (1, 6) OBP: 0.319, SLG: 0.374	F FF 94 F SI 93 B FF 95 F FF 93 F FF 95 B CH 85 X CH 86 2-2 ① F7	B FF 92 F FF 92 B CU 77 C FF 92 B FF 94 B FF 92 4-2 25 BB / BB	2-2 E8 / 25 3B / 1B / 1-3 2-H 3-H SL 71 SI 86 SI 92 SI 92 2-3 ③ K	B FF 94 F FF 94 B FF 94 F FF 94 B FF 94 X FF 94 3-2 ① F8				F SI 92 B SI 92 X CU 76 1-1 ① SF9 1-2 2-H		4	1	1	3	1	1	4
25 Ryan Raburn, R (1, 4) OBP: 0.308, SLG: 0.395 (6, 9)	B FF 94 F FF 92 S CH 85 B SI 93 S FF 93 2-3 ② K	1 SAFE B FF 88 C CH 79 1 SAFE B FF 88 B FF 91 F FF 91 B FF 92 4-2 1-2 / BB	S FF 95 X SI 94 0-1 2-H 3-H / 55 1B / 3B	B SI 89 B SI 89 B FF 89 B SI 89 4-0 55 2B / BB	C FF 94 B FF 93 B FF 93 S SL 87 S SL 88 1-3 ② K			B SI 92 C SI 92 F SI 92 S FC 90 1-3 ② K		4	2	1	2	2	3	3
15 Brandon Inge, R (1, 5) OBP: 0.311, SLG: 0.385	C CU 77 X FF 93 0-1 1-H 2-H / 55 1B / 28 CS / 2B	B FF 93 B FF 93 S FF 91 C FF 92 X SI 89 2-2 ① F9	B CU 78 B FF 94 B FF 93 C FF 94 B FF 94 4-1 28 WP / 55 1B / 33 1B / BB	C FF 89 B SL 80 F SL 80 X FF 89 1-2 ① F8	F FF 93 S SL 87 B FF 94 B SL 87 X SI 93 2-2 ③ F8			F SI 92 F FC 89 C FC 90 0-3 ③ K		5	1	1	2	1	1	4
55 Dusty Ryan, R (1, 2) OBP: 0.478, SLG: 0.650	C FF 92 C SI 91 B FF 93 X CH 82 1-2 2-3 1B	F SI 92 B SI 92 F FF 93 B FF 92 F SI 91 S CH 82 2-3 ② K	X SI 92 0-0 1-2 3-H / 33 1B / 28 WP / 30 1B / 1B	C SL 80 C FF 90 B SL 81 B FF 91 X FF 90 2-2 28 G3-1 / 1-H / 30 1B / 2B			S FF 90 X FF 90 0-1 / 1B		5	2	4	2	0	1	2

Inning Stats																								
	R: 0	H: 0	R: 2	H: 3	R: 0	H: 1	R: 0	H: 0	R: 9	H: 8	R: 5	H: 3	R: 0	H: 0	R: 0	H: 1	R: 1	H: 1	1B: 12	SF: 1	WP: 2	PA: 54
	E: 0	LOB: 0	E: 0	LOB: 1	E: 1	LOB: 0	E: 0	LOB: 2	E: 1	LOB: 2	E: 0	LOB: 0	E: 0	LOB: 0	E: 0	LOB: 1	E: 0	LOB: 1	2B: 3	SAC: 0	PB: 0	
	K: 2	BB: 0	K: 1	BB: 1	K: 0	BB: 0	K: 2	BB: 2	K: 2	BB: 3	K: 0	BB: 2	K: 1	BB: 0	K: 1	BB: 0	K: 2	BB: 1	3B: 1	DP: 0	SB: 0	
	S: 7	P: 8	S: 23	P: 35	S: 9	P: 15	S: 14	P: 29	S: 30	P: 53	S: 20	P: 35	S: 9	P: 15	S: 9	P: 14	S: 12	P: 20	HR: 1	HBP: 0	CS: 1	

PITCHER		IP	WLS	BF	H	R	ER	SO	BB	IBB	HBP	BLK	WP	HR	S	P	ERA	WHIP
57 Dustin Nippert, R ERA: 6.47	(1, 1)	4.1	L	23	6	5	5	6	3	1	0	0	0	0	62	101	10.38	2.077
46 Luis Mendoza, R ERA: 8.75	(5, 1)	0.0		6	4	3	3	0	1	1	0	0	1	0	9	21	∞	∞
58 Wes Littleton, R ERA: 8.31	(5, 1)	0.2		4	2	3	3	1	0	0	0	0	0	0	12	18	40.50	3.000
Bill White, L ERA: 30.38	(6, 1)	1.0		8	3	5	5	0	2	0	0	0	0	1	20	35	45.00	5.000
60 Warner Madrigal, R ERA: 5.06	(7, 1)	1.0		3	0	0	0	1	0	0	0	0	0	0	9	15	0.00	0.000

PITCHER		IP	WLS	BF	H	R	ER	SO	BB	IBB	HBP	BLK	WP	HR	S	P	ERA	WHIP
Brian Gordon, R ERA:	(8, 1)	1.0		4	1	0	0	1	0	0	0	0	0	0	9	14	0.00	1.000
39 Scott Feldman, R ERA: 5.3	(9, 1)	1.0		5	1	1	1	2	1	0	0	0	1	0	12	20	9.00	2.000

AB	43
R	17
H	17
RBI	17
BB	9
SO	11
LOB	25

BOTTOM

Batter	1	2	3	4	5	6	7	8	9	AB	R	H	RBI	BB	SO	LOB
41 Brandon Boggs, S (1, 7) (7, 8) OBP: 0.334, SLG: 0.404	C SI 88 C CH 80 S CH 81 0-3 K ①		B SI 90 B SI 90 S CH 82 B SL 80 X CH 83 3-1 G4-3 ① 3-H			F SI 88 B SL 84 B SL 83 B SI 88 F SI 87 C SI 88 3-3 K ①	C SI 85 X SL 84 0-1 1-3 2-H 3-H 2B		B FS 85 C FF 91 F CH 86 B SL 79 S CH 86 2-3 K ①	5	0	1	3	0	3	1
10 Michael Young, R (1, 6) OBP: 0.331, SLG: 0.393 Ramón Vázquez, L (5, 6) OBP: 0.370, SLG: 0.439	C SI 90 B FF 89 X SL 77 1-1 G5-3 ②		C CU 72 B SL 83 C FS 79 F FS 80 X FS 81 1-2 G5-3 ②			B SI 89 C SI 88 B SL 84 F SI 88 F SL 83 X FF 90 2-2 F7 ②	C SI 89 X SL 83 0-1 L8 ③		F FF 92 B FF 91 C SL 80 S CH 86 1-3 K ②	2	0	0	0	0	0	0
										3	0	0	0	0	1	3
32 Josh Hamilton, L (1, 10) OBP: 0.370, SLG: 0.535 2 Taylor Teagarden, R (8, PH) OBP: 0.429, SLG: 0.946 (9, 10)	C SI 90 B FF 88 F CH 81 X FS 77 1-2 G4-3 ③		B SI 90 X CU 73 1-0 F8 ③			X SI 89 0-0 1B		B SI 87 B SI 88 B SI 87 C SI 87 B SI 87 4-1 6 G5-3 19 2B BB	C FF 92 S FF 91 B CH 86 S FS 86 1-3 K ③	3	0	1	0	0	0	0
										1	1	0	0	1	1	1
22 Marlon Byrd, R (1, 8) OBP: 0.379, SLG: 0.466 6 German Duran, R (6, PH) OBP: 0.270, SLG: 0.336 (7, 7)		B CU 70 X SI 88 1-0 F7 ①		B SL 78 B SI 90 X SI 90 2-0 F7 ①		B SI 89 B SI 89 C SI 89 X SI 88 2-1 F9 ③		X SI 88 0-0 G5-3 ① 1-2		2	0	0	0	0	0	0
										2	0	0	0	0	0	2
9 Hank Blalock, L (1, 3) OBP: 0.313, SLG: 0.418 15 Travis Metcalf, R (7, 5) OBP: 0.275, SLG: 0.563		C CH 80 B SL 77 B CH 82 B SL 79 B SI 90 4-1 17 1B BB		F SI 89 C SI 89 B SI 89 F FS 79 S FS 81 1-3 K ②		C SI 87 B SL 82 B SI 84 S SI 88 F SL 84 X CH 84 2-2 G5-3 ①		C CH 82 B CH 83 F SI 87 F CH 82 S SL 81 1-3 K ②		1	0	0	0	1	1	0
										2	0	0	0	0	1	1
17 Nelson Cruz, R (1, 9) OBP: 0.446, SLG: 0.592		B SI 90 C SL 77 X CH 82 1-1 1-2 1B		B SI 90 F SL 81 S FS 80 S SL 80 1-3 K ③		C SL 81 B SI 90 F SI 84 B SI 88 F SI 90 X SL 83 2-2 L5 ②		B SI 88 B SI 83 B CH 82 C SI 88 B SI 88 4-1 19 2B BB		3	0	1	0	1	1	0
19 Chris Davis, L (1, 5) OBP: 0.328, SLG: 0.541 (7, 3)		X CH 82 0-0 F7 ②			B SI 87 B SI 87 F SI 89 X SI 88 2-1 F7 ①		B SI 89 X SI 90 1-0 3 BB 51 BB 41 2B 1B	B SI 89 S SL 82 S FC 84 F SL 83 X SI 90 1-2 1-3 2-H 2B		4	1	2	1	0	0	2
Gerald Laird, R (1, 2) OBP: 0.330, SLG: 0.409 51 Max Ramirez, R (7, 2) OBP: 0.352, SLG: 0.378		C CU 70 B SI 90 X CH 83 1-1 G5-3 ③			X SI 89 0-0 F8 ②	B CH 82 B SI 88 F SI 89 C SI 88 D SL 84 D SL 83 4-2 3 BB 41 2B 1-2 BB		S FF 91 C FF 91 B SL 79 F FF 91 X FF 91 1-2 G6-3 ③		2	0	0	0	0	0	2
										1	1	0	0	1	0	2
3 Joaquin Arias, R (1, 4) OBP: 0.347, SLG: 0.360			B SI 89 C SI 89 X CH 82 1-1 E7 41 G4-3 1B		B SI 89 B SI 89 X SI 89 2-0 F9 ③	B SI 90 B SI 89 C SI 90 C CH 83 B SI 89 F SI 90 D SI 90 4-2 41 2B 1-2 2-3 BB			C FF 91 B FF 91 F FF 92 F FF 91 X SL 79 1-2 1B	3	1	2	0	1	0	0
Inning Stats	R: 0 E: 0 K: 1 S: 8 H: 0 LOB: 0 BB: 0 P: 10	R: 0 E: 0 K: 0 S: 7 H: 1 LOB: 2 BB: 1 P: 14	R: 1 E: 1 K: 0 S: 9 H: 1 LOB: 0 BB: 0 P: 15	R: 0 E: 0 K: 2 S: 8 H: 0 LOB: 0 BB: 0 P: 12	R: 0 E: 0 K: 0 S: 4 H: 0 LOB: 0 BB: 0 P: 8	R: 0 E: 0 K: 1 S: 10 H: 1 LOB: 1 BB: 0 P: 17	R: 2 E: 0 K: 0 S: 18 H: 2 LOB: 2 BB: 2 P: 31	R: 1 E: 0 K: 1 S: 15 H: 1 LOB: 2 BB: 2 P: 26	R: 0 E: 0 K: 3 S: 13 H: 1 LOB: 1 BB: 0 P: 18	1B: 5 2B: 2 3B: 0 HR: 0	SF: 0 SAC: 0 DP: 0 HBP: 0						

PITCHER		IP	WLS	BF	H	R	ER	SO	BB	IBB	HBP	BLK	WP	HR	S	P	ERA	WHIP
Freddy Garcia, R ERA:	(1, 1)	5.0	W	18	2	1	0	3	1	0	0	0	0	0	36	59	0.00	0.600
29 Nate Robertson, L ERA: 6.15	(6, 1)	2.2		16	4	3	3	2	4	0	0	0	0	0	39	69	10.12	3.000
Aquilino Lopez, R ERA: 3.63	(8, 1)	1.1		5	1	0	0	3	0	0	0	0	0	0	17	23	0.00	0.750

PITCHER	IP	WLS	BF	H	R	ER	SO	BB	IBB	HBP	BLK	WP	HR	S	P	ERA	WHIP

Detroit Tigers @ Texas Rangers

Rangers Ballpark in Arlington, Arlington, TX

Wed Sep 17 2008, 8:05 PM EDT

Att. 17,808 - Clear - 77 F

livebaseballscorecards.com

AB	34
R	4
H	7
RBI	4
BB	5
SO	8
LOB	14

Detroit Tigers @ Cleveland Indians

Progressive Field, Cleveland, OH

Fri Sep 19 2008, 7:05 PM EDT

Att. 33,733 - Partly Cloudy - 70 F

TOP

livebaseballscorecards.com

Batter	1	2	3	4	5	6	7	8	9	AB	R	H	RBI	BB	SO	LOB
28 Curtis Granderson, L (1, 8) OBP: 0.372, SLG: 0.499	C FF 93 B SI 93 C FF 94 S SI 94 1-3 ① K			C FF 94 B SI 94 B FF 94 B FF 93 S FF 92 X FF 93 3-2 30 G4-3 24 HR 2B		S CH 87 X SI 94 0-1 ② G4-3		B FF 94 F FF 94 F SL 83 B FS 89 S FF 93 2-3 ② K		4	1	1	0	0	2	0
14 Placido Polanco, R (1, 4) OBP: 0.348, SLG: 0.413 Edgar Renteria, R (7, 6) OBP: 0.318, SLG: 0.373	C FF 93 X SI 94 0-1 ② G5-3			C SI 94 S CH 88 F SI 93 S SI 94 0-3 ① K		C SI 93 F SI 92 X SI 92 0-2 ③ G5-3		C FF 94 F FF 93 B FS 89 B FS 89 C FF 94 2-3 ③ K		3 1	0 0	0 0	0 0	0 0	1 1	1 0
30 Magglio Ordonez, R (1, 9) OBP: 0.382, SLG: 0.507	F FF 94 B FF 94 B SI 94 B SI 92 X FF 94 3-1 ③ F9			X SI 94 0-0 ② G4-3 2-3			X FF 91 0-0 24 HR 1B		F FF 93 F FF 94 F FF 95 B FF 94 S SL 85 1-3 ① K	4	1	1	0	0	1	1
24 Miguel Cabrera, R (1, 3) OBP: 0.357, SLG: 0.550		C FF 94 X SI 93 0-1 ① P4		F SI 94 B FF 94 X SI 94 1-1 3-H HR			B FF 92 C SI 92 B SI 92 X SI 93 2-1 1-H HR		B SL 86 S FF 95 S FF 95 X FF 95 1-2 ② G6-3	4	2	2	4	0	0	0
Matt Joyce, L (1, 7) OBP: 0.354, SLG: 0.525		C FF 94 B SI 94 X FF 92 1-1 G5-4-3 1B		S CH 88 C FF 95 B CH 87 B CH 88 B CH 88 X SI 93 3-2 ③ F8			B SI 94 F CH 87 B FF 93 B SI 92 S SI 92 X SI 92 3-2 ① G6-3		S SL 86 C SL 86 B SL 86 B SL 86 F FF 92 F SL 85 F SL 86 S FF 92 2-3 ③ K	4	0	1	0	0	1	0
Gary Sheffield, R (1, 10) OBP: 0.320, SLG: 0.386 19 Jeff Larish, L (7, PR) OBP: 0.286, SLG: 0.333 (7, 10)		C SI 94 B FF 94 X SI 92 1-1 ② ③ G5-4-3 1-2f			X FF 94 0-0 ① P4		C SI 93 H SI 92 1-1 15 CS HBP			2 0	0 0	0 0	0 0	0 0	0 0	1 0
15 Brandon Inge, R (1, 5) OBP: 0.309, SLG: 0.382			X SI 93 0-0 ① G5-3		C FF 93 B SL 84 B SI 93 S SI 92 S SI 93 2-3 ② K		1 SAFE C SL 79 B FF 92 S FS 85 F FF 94 S FF 94 1-3 ② ③ K 1-2			3	0	0	0	0	2	1
39 Ramon Santiago, S (1, 6) OBP: 0.408, SLG: 0.402 (7, 4)			B FF 93 C FF 94 X SI 94 1-1 ② G3	B CH 87 B SI 93 C SI 93 C SI 93 X SI 93 2-2 ③ G4-3				B FF 92 C FF 92 F SL 81 B FF 92 X FS 86 2-2 55 SF7 3B		3	1	1	0	0	0	0
55 Dusty Ryan, R (1, 2) OBP: 0.423, SLG: 0.591			S SI 94 S SI 94 B SI 93 B SI 93 S SI 93 2-3 ③ K			T SI 92 S SL 85 B SL 85 B SI 92 S SI 92 2-3 ① K		D FF 95 B SL 82 X FF 94 2-0 ① SF7 3-H		2	0	0	1	0	2	0
Inning Stats	R: 0 E: 0 K: 1 S: 7 H: 0 LOB: 0 BB: 0 P: 11	R: 0 E: 0 K: 0 S: 6 H: 1 LOB: 0 BB: 0 P: 8	R: 0 E: 0 K: 1 S: 6 H: 0 LOB: 0 BB: 0 P: 9	R: 2 E: 0 K: 1 S: 13 H: 2 LOB: 0 BB: 0 P: 20	R: 0 E: 0 K: 1 S: 7 H: 0 LOB: 0 BB: 0 P: 11	R: 0 E: 0 K: 1 S: 8 H: 0 LOB: 0 BB: 0 P: 10	R: 2 E: 0 K: 1 S: 11 H: 2 LOB: 1 BB: 0 P: 18	R: 1 E: 0 K: 2 S: 10 H: 1 LOB: 0 BB: 0 P: 18	R: 0 E: 0 K: 2 S: 13 H: 0 LOB: 0 BB: 0 P: 17	1B: 2 2B: 2 3B: 1 HR: 2 SF: 1 SAC: 0 DP: 2 HBP: 1						

AB	30
R	5
H	6
RBI	5
BB	0
SO	10
LOB	4

WP: 0 PA: 32
PB: 0
SB: 0
CS: 1

PITCHER		IP	WLS	BF	H	R	ER	SO	BB	IBB	HBP	BLK	WP	HR	S	P	ERA	WHIP
55 Roberto Hernandez, R ERA: 5.19	(1, 1)	6.1		24	5	4	4	5	0	0	1	0	0	2	54	82	5.68	0.789
49 Edward Mujica, R ERA: 6.94	(7, 1)	1.2		5	1	1	1	3	0	0	0	0	0	0	14	23	5.40	0.600
63 Rafael Betancourt, R ERA: 5.16	(9, 1)	0.2		2	0	0	0	1	0	0	0	0	0	0	7	9	0.00	0.000
53 Rafael Perez, L ERA: 3.15	(9, 1)	0.1	W	1	0	0	0	1	0	0	0	0	0	0	6	8	0.00	0.000

PITCHER	IP	WLS	BF	H	R	ER	SO	BB	IBB	HBP	BLK	WP	HR	S	P	ERA	WHIP

BOTTOM

Detroit Tigers @ Cleveland Indians

Progressive Field, Cleveland, OH

Fri Sep 19 2008, 7:05 PM EDT

Att. 33,733 - Partly Cloudy - 70 F

livebaseballscorecards.com

Batter	1	2	3	4	5	6	7	8	9	AB	R	H	RBI	BB	SO	LOB
24 Grady Sizemore, L (1, 8) OBP: 0.381, SLG: 0.519	C SI 93 C SI 91 B SI 94 B SL 90 B SL 88 X SI 93 3-2 ① G6-3		C SI 88 X SI 84 0-1 ② G4-3			B SI 86 F SI 87 C SL 87 B SI 88 X SI 88 2-2 HR		C SI 87 X SI 88 0-1 17 HR 2B		4	2	2	1	0	0	0
20 David Dellucci, L (1, 7) OBP: 0.307, SLG: 0.409 12 Ben Francisco, R (8, PH) OBP: 0.329, SLG: 0.436 (9, 7)	B SI 94 B SI 93 F SI 93 S SI 87 F SL 89 X SI 94 2-2 ② G3		B CH 84 B SL 88 C SL 88 F SI 87 S SL 87 2-3 ③ K			C SL 87 S SI 88 B SI 93 B SI 93 X SL 87 2-2 ② G4-3		B CU 73 B SL 82 B SL 83 B SI 86 4-0 17 HR BB		3 0	0 1	0 0	0 0	0 1	1 0	0 0
17 Shin-Soo Choo, L (1, 9) OBP: 0.394, SLG: 0.557	B SI 93 B SI 92 F SI 92 B SL 88 X SI 92 3-1 HR			C SI 93 B SI 85 B SL 86 B SL 87 F SI 86 X SI 85 3-2 ① G3		F SI 88 X SL 87 0-1 1B		B SL 84 X SL 83 1-0 1-H 2-H HR		4	2	3	4	0	0	0
2 Jhonny Peralta, R (1, 6) OBP: 0.324, SLG: 0.472	C SL 88 B SI 94 S SL 89 B SI 94 S SL 89 2-3 ③ K			C SI 88 B SI 91 F CH 85 X SL 88 1-2 ② G5-3		F SL 75 1 SAFE F SL 85 1 SAFE B SL 86 P PO 82 B SL 86 S SI 93 3-3 ③ K		X SL 83 0-0 ③ F7		4	0	0	0	0	2	1
41 Victor Martinez, S (1, 2) OBP: 0.331, SLG: 0.357 10 Kelly Shoppach, R (7, 2) OBP: 0.346, SLG: 0.534 29 Josh Barfield, R (9, PR) OBP: 0.077, SLG: 0.077		C CH 85 C SI 92 X SI 93 0-2 ① F8		B SI 93 X SI 87 1-0 ③ F7			B SI 91 C SL 86 B SL 88 C SL 87 B SL 86 S SL 88 3-3 ① K		B SI 96 H SI 95 2-0 25 1B 11 1B HBP	2 1 0	0 0 1	0 0 0	0 0 0	0 0 0	0 1 0	0 0 0
48 Travis Hafner, L (1, 10) OBP: 0.319, SLG: 0.344		B SI 94 F SI 92 H SL 87 2-1 68 FC6-4 HBP			S CH 83 B SL 86 S SL 86 B SI 93 X SL 86 2-2 ① L6		X SI 91 0-0 ② G6-3		1 SAFE S SL 81 C SI 93 1 SAFE T SI 94 0-2 ① K	3	0	0	0	0	1	1
68 Michael Aubrey, L (1, 3) OBP: 0.280, SLG: 0.333 25 Ryan Garko, R (9, PH) OBP: 0.336, SLG: 0.377		B SI 91 B SL 85 X SI 89 2-0 ② FC6-4 1-2f			B SL 87 B SI 90 C SI 86 B SL 86 X SL 91 3-1 ② P4		C SI 92 F SL 85 B SI 92 X SI 86 1-2 ③ G4-3		X FF 96 0-0 11 1B 1-3 1B	3 1	0 0	0 1	0 0	0 0	0 0	1 0
Andy Marte, R (1, 5) OBP: 0.262, SLG: 0.313 11 Jamey Carroll, R (8, PH) OBP: 0.355, SLG: 0.343 (9, 5)		X SI 92 0-0 ③ F8			X SI 92 0-0 ③ P4			C SI 86 C SL 85 B SI 92 X SL 85 1-2 ① G4-3	X SL 86 0-0 1-2 3-H 1B	2 2	0 0	0 1	0 1	0 0	0 0	1 0
Asdrúbal Cabrera, S (1, 4) OBP: 0.335, SLG: 0.355			B SI 91 S SI 85 F SL 87 F SI 93 B SL 86 F SL 89 S SI 89 2-3 ① K			B SI 85 C SI 91 B SL 85 B SI 86 X SI 90 3-1 ① F9		X SI 92 0-0 ② P6		3	0	0	0	0	1	0

Inning Stats																					
	R: 1	H: 1	R: 0	H: 0	R: 0	H: 0	R: 0	H: 0	R: 0	H: 0	R: 1	H: 2	R: 0	H: 0	R: 3	H: 2	R: 1	H: 2	1B: 3	SF: 0	WP: 0	PA: 35
	E: 0	LOB: 0	E: 0	LOB: 1	E: 0	LOB: 0	E: 0	LOB: 0	E: 0	LOB: 0	E: 0	LOB: 1	E: 0	LOB: 0	E: 0	LOB: 0	E: 0	LOB: 2	2B: 1	SAC: 0	PB: 0	
	K: 1	BB: 0	K: 0	BB: 0	K: 2	BB: 0	K: 0	BB: 0	K: 0	BB: 0	K: 1	BB: 0	K: 1	BB: 1	K: 0	BB: 0	K: 1	BB: 0	3B: 0	DP: 0	SB: 0	
	S: 12	P: 22	S: 6	P: 10	S: 10	P: 14	S: 7	P: 12	S: 6	P: 11	S: 14	P: 23	S: 7	P: 11	S: 8	P: 14	S: 5	P: 7	HR: 3	HBP: 2	CS: 0	

PITCHER		IP	WLS	BF	H	R	ER	SO	BB	IBB	HBP	BLK	WP	HR	S	P	ERA	WHIP
58 Armando Galarraga, R ERA: 3.58	(1, 1)	7.2		28	4	3	3	5	0	0	1	0	0	2	68	110	3.52	0.522
49 Casey Fossum, L ERA: 5.4	(8, 1)	0.0	B	2	1	2	2	0	1	0	0	0	0	1	1	6	∞	∞
32 Freddy Dolsi, R ERA: 4.09	(8, 1)	0.1	L	2	0	1	1	0	0	0	1	0	0	0	1	3	27.00	0.000
44 Bobby Seay, L ERA: 4.03	(9, 1)	0.1		1	0	0	0	1	0	0	0	0	0	0	3	3	0.00	0.000
Gary Glover, R ERA: 5.55	(9, 1)	0.0		2	2	0	0	0	0	0	0	0	0	0	2	2	∞	∞

PITCHER	IP	WLS	BF	H	R	ER	SO	BB	IBB	HBP	BLK	WP	HR	S	P	ERA	WHIP

AB	32
R	6
H	7
RBI	6
BB	1
SO	6
LOB	4

Detroit Tigers @ Cleveland Indians

Progressive Field, Cleveland, OH

Sat Sep 20 2008, 7:05 PM EDT

Att. 36,869 - Partly Cloudy - 73 F

livebaseballscorecards.com

TOP

Batter	1	2	3	4	5	6	7	8	9	AB	R	H	RBI	BB	SO	LOB
28 Curtis Granderson, L (1, 8) OBP: 0.371, SLG: 0.502	C FF 90 C SI 88 B CU 81 B CU 81 F FF 90 F SI 92 T FF 92 2-2 ① K	B FF 84 F FF 89 F FF 91 B CU 83 X CH 83 2-2 ② FC6-4 14 FC4 1-2f 2-3			X FF 89 0-0 ① F8		B SL 90 B FF 90 S FF 90 B SL 85 F FF 91 X FF 91 3-2 1-H HR		C FF 89 B CH 81 S CH 81 B FF 92 B CH 80 X FC 89 3-2 ② G3-1 2-3	5	1	1	2	0	1	3
14 Placido Polanco, R (1, 4) OBP: 0.350, SLG: 0.416	F FF 90 C FF 91 X FF 90 0-2 30 WP 30 G6-3 2B	C CH 83 X FF 91 0-1 ③ FC4 1-2f			C SI 90 B CH 83 B SI 88 F FF 90 B FF 91 X FF 91 3-2 ② F9		B SL 84 F FF 90 B FF 90 X FF 89 2-1 1B		B SL 81 B FF 91 C FF 91 B FF 92 F FF 90 B FF 90 4-2 BB	4	1	2	0	1	0	2
30 Magglio Ordonez, R (1, 9) OBP: 0.381, SLG: 0.503	C CH 84 C FF 91 F FF 90 B CU 80 X FF 91 1-2 ② G6-3 2-H		F FF 90 B CU 79 C FF 91 B CH 84 B FF 90 B FF 91 4-2 G4-3 BB		S CH 84 F FF 92 X SI 90 0-2 ③ G5-3		S SL 85 X FF 90 0-1 ③ L5		F FF 91 X FF 92 0-1 ③ G1-3	4	0	0	1	1	0	3
24 Miguel Cabrera, R (1, 3) OBP: 0.356, SLG: 0.548	C FF 85 S FF 91 F FF 92 B CU 82 B FF 92 F FF 92 X FF 91 2-2 2B 1B	B FF 89 X CH 83 1-0 ① F7				C FF 90 B FF 89 B FF 92 F SI 89 C CU 80 2-3 ① K		B FF 91 C FF 90 X FS 89 1-1 ① G1-3		4	0	1	0	0	1	1
Gary Sheffield, R (1, 10) OBP: 0.322, SLG: 0.390	B FF 90 X FF 90 1-0 1-3 2B	B CH 84 B FF 90 C FF 90 X CH 83 2-1 ② ③ G4-3 1-2f				X FF 89 0-0 ② F7		C FF 89 C FS 88 F FF 92 F FF 92 X CH 81 0-2 1B		4	0	2	0	0	0	1
25 Ryan Raburn, R (1, 7) OBP: 0.303, SLG: 0.388	B CH 83 C FF 90 X FF 90 1-1 ③ G1-3			B X FF 89 1-0 ① P4		B FF 90 F CH 83 S SI 90 B CU 82 X FF 91 2-2 ③ G5-3		B FF 91 B FS 87 F FF 89 F FS 86 C FF 91 2-3 ② K		3	0	0	0	0	0	2
Matt Joyce, L (8, PH) (8, 7) OBP: 0.353, SLG: 0.523										1	0	0	0	0	1	1
Edgar Renteria, R (1, 6) OBP: 0.317, SLG: 0.372		B FF 89 F FF 90 X CH 84 1-1 28 FC6-4 15 BB 1B		B FF 89 B FF 88 F SI 90 X CH 83 2-1 ② G5-3			C SL 85 B SL 86 B FF 94 X FF 93 2-1 ① F8	C FS 88 X FF 92 0-1 ③ F9		4	0	1	0	0	0	1
15 Brandon Inge, R (1, 5) OBP: 0.311, SLG: 0.384		C FF 90 1 SAFE B CH 82 B FF 89 B FF 89 F FF 90 F FF 90 B FF 91 4-2 28 FC6-4 1-2 BB		X FF 91 0-0 2B			C FF 95 C FF 95 B SL 87 S FF 95 1-3 ② K		F FF 88 T FF 90 B FF 90 B FF 90 B FF 90 F FC 88 F FF 90 S FF 90 3-3 ① K	3	0	1	0	1	2	0
55 Dusty Ryan, R (1, 2) OBP: 0.414, SLG: 0.560		S FF 89 F FF 90 B FF 92 F FF 91 B FF 91 S CU 81 2-3 ① K		B FF 90 F FF 90 C FF 90 X FF 92 1-2 ③ P4			X FF 93 0-0 28 HR 1B		B CH 81 B CH 83 C FF 89 B FF 91 F FF 91 X FF 91 3-2 28 G3-1 2B	3	1	1	0	0	1	3
19 Jeff Larish, L (9, PH) OBP: 0.293, SLG: 0.353										1	0	1	0	0	0	0
Inning Stats	R: 1 E: 0 K: 1 S: 20 H: 3 LOB: 2 BB: 0 P: 27	R: 0 E: 0 K: 1 S: 14 H: 1 LOB: 2 BB: 1 P: 23	R: 0 E: 0 K: 0 S: 5 H: 0 LOB: 0 BB: 1 P: 12	R: 0 E: 0 K: 0 S: 7 H: 1 LOB: 1 BB: 0 P: 11	R: 0 E: 0 K: 0 S: 7 H: 0 LOB: 0 BB: 0 P: 10	R: 0 E: 0 K: 1 S: 7 H: 0 LOB: 0 BB: 0 P: 11	R: 2 E: 0 K: 1 S: 13 H: 3 LOB: 1 BB: 0 P: 21	R: 0 E: 0 K: 1 S: 12 H: 1 LOB: 1 BB: 0 P: 15	R: 0 E: 0 K: 1 S: 15 H: 1 LOB: 2 BB: 1 P: 28	1B: 5 2B: 4 3B: 0 HR: 1	SF: 0 SAC: 0 DP: 1 HBP: 0						

	AB	36
	R	3
	H	10
	RBI	3
	BB	3
	SO	6
	LOB	17

WP: 1 PB: 0 SB: 0 CS: 0 PA: 39

PITCHER		IP	WLS	BF	H	R	ER	SO	BB	IBB	HBP	BLK	WP	HR	S	P	ERA	WHIP
45 Jeremy Sowers, L ERA: 5.48	(1, 1)	6.0	W	24	5	1	1	3	2	0	0	0	1	0	60	94	1.50	1.167
63 Rafael Betancourt, R ERA: 5.24	(7, 1)	0.2	H	3	1	1	1	1	0	0	0	0	0	0	6	9	13.50	1.500
53 Rafael Perez, L ERA: 3.25	(7, 1)	0.1	H	3	2	1	1	0	0	0	0	0	0	1	7	12	27.00	6.000
Brendan Donnelly, R ERA: 8.25	(8, 1)	1.0	H	4	1	0	0	1	0	0	0	0	0	0	12	15	0.00	1.000
50 Jensen Lewis, R ERA: 3.9	(9, 1)	1.0	S	5	1	0	0	1	1	0	0	0	0	0	15	28	0.00	2.000

PITCHER	IP	WLS	BF	H	R	ER	SO	BB	IBB	HBP	BLK	WP	HR	S	P	ERA	WHIP

Batter	1	2	3	4	5	6	7	8	9	AB	R	H	RBI	BB	SO	LOB
24 Grady Sizemore, L (1, 8) OBP: 0.381, SLG: 0.520	C FF 95 F FF 94 B CU 82 C CU 84 1-3 ① K	C CU 79 C FF 93 T CU 83 0-2 ③ K		B CU 78 B FF 92 X FF 91 2-0 11 BB 17 1B 1-2 1B		F FF 90 1 SAFE C FF 91 1 SAFE B FF 91 B CH 84 F FF 91 B FF 92 X CH 82 3-2 1-3 2B	C SI 91 X SL 82 0-1 ③ F8			5	1	2	0	0	2	2
11 Jamey Carroll, R (1, 5) OBP: 0.358, SLG: 0.343	F FF 95 H FF 95 1-1 2 WP 17 BB 2 G6-3 HBP		B CU 80 B FF 93 S FF 94 C FF 94 X CH 85 2-2 ① F9	C FF 93 B FF 94 B FF 96 S FF 94 B FF 97 F FF 97 F FF 96 F FF 97 F FF 96 4-2 B FF 98 17 1B 1-2 2-3 BB		B FF 90 F FF 91 B FF 92 C CH 82 S FF 91 2-3 ① K		C SI 90 C SI 91 B SL 79 X SL 77 1-2 17 F9 E9 1B		3	1	1	0	1	1	2
17 Shin-Soo Choo, L (1, 7) OBP: 0.400, SLG: 0.559	B FF 94 S CH 84 1 SAFE B CU 82 F CH 84 B CU 83 B CH 85 4-2 2 G6-3 2 WP 1-2 BB		F CH 84 S FF 96 B FF 97 B CU 84 X CU 82 2-2 48 WP 2 WP 1B	B FF 97 S FF 96 S FF 97 X FF 98 1-2 1-3 2-H 3-H 1B		I I IN 62 I IN 61 I IN 58 4-0 2 G4-3 IBB		F SI 91 F SI 91 F SI 91 F SL 80 X SL 82 0-2 ① F9 2-3		3	0	2	2	2	0	1
2 Jhonny Peralta, R (1, 6) OBP: 0.323, SLG: 0.469	B CU 83 B CU 82 X FF 95 2-0 ② G6-3 1-3 2-H		C FF 94 1 SAFE 1 SAFE B FF 95 F FF 96 B CH 85 F CU 84 S FF 96 2-3 ② K 1-2	B CU 81 X FF 95 1-0 ③ F9		B FF 89 S CH 78 B FF 91 X FF 92 2-1 ② ③ G4-3 1-2f		I IN 79 I IN 83 I IN 76 I IN 75 4-0 IBB		4	0	0	1	1	1	7
48 Travis Hafner, L (1, 10) OBP: 0.317, SLG: 0.337	B FF 96 X FF 96 1-0 ③ F8		B CU 82 B CH 86 B CH 86 I 4-0 2-3 IBB		C FF 90 B FF 91 X CH 80 1-1 ① F7		C FF 86 F FF 88 F FF 90 B CU 80 B CU 79 F CH 81 X FF 91 2-2 ① P5	S SI 91 C SL 83 S SL 81 0-3 ② K		4	0	0	0	1	1	3
10 Kelly Shoppach, R (1, 2) OBP: 0.346, SLG: 0.534		C FF 93 B FF 94 B CH 86 S FF 95 X FF 96 2-2 25 G3 BLK 2B	S B B B X 3-1 ③ P5		X FF 91 0-0 ② G3-1		B FF 90 B CH 80 S CH 80 F FF 91 B FF 91 B CH 81 4-2 FC6-4 25 1B 1B BB	C SI 92 1 SAFE S SL 80 B SI 92 1 SAFE B SL 79 S SI 92 2-3 ③ K		4	2	1	0	1	1	4
25 Ryan Garko, R (1, 3) OBP: 0.340, SLG: 0.380		S FF 96 B CU 84 C CU 82 X FF 96 1-2 ① 2-3 G3		C FF 92 C FF 91 F FF 92 B F B F X 2-2 11 BB 24 1B 17 1B 1B	C FF 91 C FF 91 F FF 92 X CU 81 0-2 1B		C CH 80 X FF 91 0-1 1-2 FC6-4 1B			4	1	3	0	0	0	1
Franklin Gutierrez, R (1, 9) OBP: 0.305, SLG: 0.387		B CU 82 B CU 82 B FF 96 B FF 96 4-0 BLK BB		S B C B F X 2-2 ① F7	C FF 90 S CH 80 X FF 91 0-2 ③ F9		B FF 90 C FF 90 S CH 83 F FF 90 F CH 82 B FF 91 X CH 83 2-2 ② FC6-4 S 1B 1-2f 2-3			3	1	0	0	1	0	4
Asdrúbal Cabrera, S (1, 4) OBP: 0.337, SLG: 0.356		1 SAFE B FF 95 X FF 93 1-0 ② 1-2 3-H P3		C CH 83 F CH 84 D CU 83 C FF 93 1-3 ② K		S CH 78 F CH 81 B FF 90 B CH 83 B FF 90 X CH 82 3-2 24 2B 1B	B SI 90 C SI 90 S SI 92 1 SAFE X SI 93 1-2 1-H 3-H 1B			4	0	2	2	0	1	2
Inning Stats	R: 1 E: 0 K: 1 S: 8 H: 0 LOB: 1 BB: 1 P: 17	R: 1 E: 0 K: 1 S: 10 H: 1 LOB: 1 BB: 1 P: 18	R: 0 E: 0 K: 1 S: 12 H: 1 LOB: 2 BB: 1 P: 25	R: 2 E: 0 K: 1 S: 24 H: 3 LOB: 2 BB: 1 P: 37	R: 0 E: 0 K: 0 S: 10 H: 1 LOB: 1 BB: 0 P: 11	R: 0 E: 0 K: 1 S: 12 H: 2 LOB: 2 BB: 1 P: 26	R: 2 E: 0 K: 0 S: 19 H: 2 LOB: 1 BB: 1 P: 28	R: 0 E: 1 K: 2 S: 14 H: 1 LOB: 2 BB: 1 P: 21							

PITCHER		IP	WLS	BF	H	R	ER	SO	BB	IBB	HBP	BLK	WP	HR	S	P	ERA	WHIP
35 Justin Verlander, R ERA: 4.87	(1, 1)	4.0	L	22	5	4	4	4	3	1	1	1	3	0	54	97	9.00	2.000
40 Chris Lambert, R ERA: 5.51	(5, 1)	2.2		13	4	2	2	1	1	1	0	0	0	0	36	59	6.75	1.875
44 Bobby Seay, L ERA: 3.93	(7, 1)	1.1		7	2	0	0	2	0	1	0	0	0	0	19	27	0.00	1.500

PITCHER	IP	WLS	BF	H	R	ER	SO	BB	IBB	HBP	BLK	WP	HR	S	P	ERA	WHIP

BOTTOM

Detroit Tigers @ Cleveland Indians

Progressive Field, Cleveland, OH

Sat Sep 20 2008, 7:05 PM EDT
Att. 36,869 - Partly Cloudy - 73 F

livebaseballscorecards.com

AB	34
R	6
H	11
RBI	5
BB	7
SO	7
LOB	26

1B: 9	SF: 0	WP: 3	PA: 42
2B: 2	SAC: 0	PB: 0	
3B: 0	DP: 1	SB: 1	
HR: 0	HBP: 1	CS: 0	

Detroit Tigers @ Cleveland Indians

Progressive Field, Cleveland, OH

Sun Sep 21 2008, 1:05 PM EDT

Att. 38,109 - Sunny - 75 F

TOP

livebaseballscorecards.com

Batter	1	2	3	4	5	6	7	8	9	AB	R	H	RBI	BB	SO	LOB
28 Curtis Granderson, L (1, 8) OBP: 0.371, SLG: 0.503	B SI 86 C SL 76 F FF 85 X CU 72 1-2 24 G1-3 30 BB 1B	C FF 87 B FF 87 C FF 86 B FF 88 B SL 78 S FF 88 3-3 ③ K	C FF 86 C FF 88 B FF 87 S CH 78 1-3 ② K	X FF 96 0-0 ③ G3-1			B FF 93 S SL 85 B B X 3-1 30 1B 2B 2-H	5	1	2	1	0	2	1
14 Placido Polanco, R (1, 4) OBP: 0.352, SLG: 0.416	B SI 86 1 SAFE F SI 86 C CH 77 1 SAFE X FF 87 1-2 ① F9	F FF 86 C CU 72 B CH 77 X FF 88 1-2 30 BB 1B 1B	C FF 88 B B X 2-1 1B				B FF 92 B FF 92 B FF 92 C FF 92 B 4-1 24 G6-4-3 BB		B FF 92 X FF 92 1-0 ② F8	4	1	2	0	1	0	2
30 Magglio Ordonez, R (1, 9) OBP: 0.382, SLG: 0.502	B FF 87 S CH 78 1 SAFE 1 SAFE B FF 87 B FF 87 B FF 87 4-1 24 G1-3 1-2 BB	B FF 86 B SI 86 S SI 85 B FF 87 B FF 86 4-1 1B 1B 1-2 BB	X FF 87 0-0 ③ F8				B FF 92 F FF 93 B FF 92 X 2-1 ① F8		B SL 87 X SL 86 1-0 2-H 1B	3	0	1	1	2	0	2
24 Miguel Cabrera, R (1, 3) OBP: 0.354, SLG: 0.543	F CH 78 S SI 86 X FF 88 0-2 ② G1-3 1-2 2-3	C FF 86 B CH 78 X SI 87 1-1 ① F4	S CH 79 S FF 88 F FF 87 S FF 88 0-3 ① K				B FF 95 S FF 95 X 1-1 ②③ G6-4-3 1-2f		S S X 0-2 ③ L1-4-3	5	0	0	0	0	1	6
Gary Sheffield, R (1, 10) OBP: 0.321, SLG: 0.389	C FF 87 B FF 88 F FF 87 F FF 89 F FF 90 D CU 74 D CH 80 S FF 88 3-3 ③ K	S CH 77 X CH 77 0-1 1B 1-2 2-H 1B	B FF 87 B FF 87 C B X 3-1 ② P4					B FF 93 B FF 93 X FF 93 2-0 ① P6		4	0	1	1	0	1	2
Edgar Renteria, R (1, 6) OBP: 0.321, SLG: 0.383		C FF 85 S CH 78 F SI 87 F FF 88 X SI 88 0-2 25 1B 15 G5-4-3 2B	B FF 88 F FF 87 C FF 88 F SI 88 X CH 78 1-2 1-2 2-3 1B	B FF 88 X CU 74 1-0 HR				S SI 92 B B F S 2-3 ② K		4	2	3	1	0	1	0
25 Ryan Raburn, R (1, 7) OBP: 0.303, SLG: 0.387 Matt Joyce, L (8, PH) OBP: 0.352, SLG: 0.520 (8, 7)		C FF 86 X CH 78 0-1 15 G5-4-3 2-3 1B	C FF 88 C FF 87 S CU 73 0-3 ② K	F FF 91 B FF 91 X 1-1 ③ G5-3				X SI 96 0-0 ③ F7		3 1	0 0	1 0	0 0	0 0	1 0	3 0
15 Brandon Inge, R (1, 5) OBP: 0.307, SLG: 0.380		B FF 86 S CH 78 B FF 86 F SI 86 X CU 74 2-2 ①② G5-4-3 1-2f 3-H	B FF 88 C FF 87 F FF 88 S FF 89 1-3 ③ K			B SL 80 X FF 94 1-0 ① F9			F FF 93 B SI 91 S SI 92 F SL 86 B SI 92 T FF 93 2-2 ① K	4	0	0	0	0	2	4
55 Dusty Ryan, R (1, 2) OBP: 0.406, SLG: 0.519 19 Jeff Larish, L (9, PH) OBP: 0.301, SLG: 0.372		B SI 87 B FF 87 F FF 87 F SI 88 B FF 89 B FF 88 4-2 BB	S FF 85 B CH 77 X FF 86 1-1 ① F9			C FF 93 B B B X 3-1 ② F7			S SI 91 S SL 85 B SL 86 F SI 92 F FF 92 B B X 3-2 28 2B 2B	2 1	0 1	0 1	0 0	1 0	0 0	0 0
Inning Stats	R: 0 E: 0 K: 1 S: 15 H: 1 LOB: 2 BB: 1 P: 24	R: 1 E: 0 K: 1 S: 15 H: 2 LOB: 1 BB: 1 P: 24	R: 1 E: 0 K: 2 S: 18 H: 3 LOB: 3 BB: 1 P: 26	R: 0 E: 0 K: 1 S: 8 H: 1 LOB: 1 BB: 0 P: 12	R: 1 E: 0 K: 1 S: 9 H: 1 LOB: 0 BB: 0 P: 14	R: 0 E: 0 K: 0 S: 4 H: 0 LOB: 0 BB: 0 P: 8	R: 0 E: 0 K: 0 S: 5 H: 0 LOB: 0 BB: 1 P: 12	R: 0 E: 0 K: 1 S: 5 H: 0 LOB: 0 BB: 0 P: 9	R: 2 E: 0 K: 1 S: 16 H: 3 LOB: 1 BB: 0 P: 26	1B: 7 2B: 3 3B: 0 HR: 1 SF: 0 SAC: 0 DP: 2 HBP: 0						

	AB	36
	R	5
	H	11
	RBI	4
	BB	4
	SO	8
	LOB	20

WP: 0 PA: 40
PB: 0
SB: 0
CS: 0

PITCHER		IP	WLS	BF	H	R	ER	SO	BB	IBB	HBP	BLK	WP	HR	S	P	ERA	WHIP
46 Scott Lewis, L ERA: 1.42	(1, 1)	5.0	W	25	8	3	3	6	3	0	0	0	0	1	65	100	5.40	2.200
49 Edward Mujica, R ERA: 6.75	(6, 1)	1.0		3	0	0	0	0	0	0	0	0	0	0	4	8	0.00	0.000
59 Jon Meloan, R ERA:	(7, 1)	1.0		3	0	0	0	0	1	0	0	0	0	0	5	12	0.00	1.000
Juan Rincon, R ERA: 5.63	(8, 1)	2.0		9	3	2	2	2	0	0	0	0	0	0	21	35	9.00	1.500

PITCHER	IP	WLS	BF	H	R	ER	SO	BB	IBB	HBP	BLK	WP	HR	S	P	ERA	WHIP

Batter	1	2	3	4	5	6	7	8	9	AB	R	H	RBI	BB	SO	LOB
24 Grady Sizemore, L (1, 8) OBP: 0.380, SLG: 0.517	B FF 87 B FF 89 C SI 90 F SI 88 S 2-3 K ① F SI 88 C SI 90 S FF 93 0-3 K ① C SI 88 1 SAFE 1 SAFE F C FF 90 0-3 K ②	S C S FF 92 0-3 K ② F SI 96 H SL 84 1-1 1-2 2-3 HBP		4	0	0	0	0	4	3
12 Ben Francisco, R (1, 7) OBP: 0.332, SLG: 0.439	B SI 86 B SI 88 B FF 89 B FF 88 4-0 17 FC4-6 BB B SI 89 B SI 88 1 SAFE C X FF 90 2-1 1-2 1B 1 SAFE 0-0 CS 1-2 ③	X SI 87 0-0 G5-3 ①	B CH 87 C F FS 87 X CH 87 1-2 2 WP 2-H 2B	B FF 92 B FF 91 C FF 90 F FF 91 S FF 92 2-3 K ③				4	0	2	1	1	1	3
17 Shin-Soo Choo, L (1, 9) OBP: 0.400, SLG: 0.554	C SI 90 B SI 92 X SI 92 1-1 FC4-6 41 WP 2 BB 25 3B 1-2f ② S B SI 93 S B FF 92 B S 3-3 K ②	C B FF 90 X SI 89 1-1 2 E 41 2B 1B	B SL 81 F FF 91 B FF 91 D FF 91 C FS 85 B CH 87 4-2 2 WP BB		B SL 85 X FF 95 1-0 F8 ①				4	2	1	0	1	1	3
2 Jhonny Peralta, R (1, 10) OBP: 0.325, SLG: 0.467	B SI 90 B FF 91 B FF 89 1 SAFE C FF 88 F FF 89 B FF 90 4-2 41 BB 25 3B 1-2 BB B S SI 90 S SI 91 B FF 92 F SL 81 B SI 90 S SI 90 3-3 K ③	S 1 SAFE S 1 SAFE B 1 SAFE B B 1 SAFE 4-2 41 2B 25 SF7 1-2 BB B	B FF 92 B SL 82 S FF 92 C FF 90 F FF 91 B SL 82 B 4-2 1-2 2-3 BB		F CH 86 C SL 87 X FF 95 0-2 L1 ②				2	2	0	0	3	1	2
41 Victor Martinez, S (1, 2) OBP: 0.339, SLG: 0.365	B CH 81 B SI 90 B SI 90 B FF 90 4-0 25 3B 1-2 2-3 BB	B SI 89 B FF 92 B FF 93 B SI 89 4-0 WP 25 1B 1B BB	B SL 78 B SI 87 X SI 87 2-0 1-3 2-H 2B	B FF 92 B FF 92 B C F F S 3-3 K ③		C SI 96 C X 0-2 25 2B 1B				3	3	2	1	2	1	3
25 Ryan Garko, R (1, 3) OBP: 0.344, SLG: 0.392	C SL 78 B FF 92 X SI 92 1-1 1-H 2-H 3-H 3B	C SI 88 B SL 81 X FF 89 1-1 WP E 1-2 1B	C S X 0-2 SF7 3-H ②		C SI 96 X SL 84 0-1 24 HBP 1B 1B	X FF 92 0-0 1-H 2B ③				4	1	4	5	0	0	0
Andy Marte, R (1, 5) OBP: 0.269, SLG: 0.316	B CH 80 C SI 89 B C FF 90 B B SI 91 4-2 BB	B SI 90 X SI 90 1-0 E6 WP 1B 1-H 2-H 1B	X FS 86 0-0 F7 ③		C S SI 97 B SL 85 B X 2-2 24 HBP 1-2 1B	F SI 95 B FF 96 C X 1-2 P4 ①				4	1	2	1	1	0	1
29 Josh Barfield, R (1, 4) OBP: 0.056, SLG: 0.056	C SL 81 X 0-1 P4 ③	D SL 78 B SI 88 X CU 80 2-0 L6 ①	F FF 92 X CH 84 0-1 F9 ①	C CH 90 F CH 89 T SL 86 0-2 K ①		C CH 84 X CH 84 0-1 F9 ②				5	0	0	0	0	1	5
Asdrúbal Cabrera, S (1, 6) OBP: 0.340, SLG: 0.361		C FF 87 B SL 80 B SI 87 F SI 88 B SL 81 B FF 90 4-2 12 1B BB	C B FF 91 X 1-1 12 CS 2-H 1B	C FF 92 F SL 81 X CH 86 0-2 12 2B 2B	C SI 97 F SI 96 S 0-3 K ②		B FF 92 C CH 85 B FF 93 X FF 93 2-1 F7 ③			4	1	2	1	1	1	2
Inning Stats	R: 3 E: 0 K: 1 S: 13 H: 1 LOB: 2 BB: 4 P: 33	R: 0 E: 0 K: 3 S: 14 H: 1 LOB: 2 BB: 1 P: 26	R: 3 E: 1 K: 1 S: 9 H: 3 LOB: 0 BB: 1 P: 18	R: 2 E: 1 K: 0 S: 10 H: 2 LOB: 1 BB: 1 P: 17	R: 1 E: 0 K: 2 S: 20 H: 2 LOB: 3 BB: 2 P: 32	R: 0 E: 0 K: 3 S: 15 H: 2 LOB: 3 BB: 0 P: 20	R: 1 E: 0 K: 0 S: 8 H: 2 LOB: 1 BB: 0 P: 9	R: 0 E: 0 K: 0 S: 7 H: 0 LOB: 0 BB: 0 P: 10		1B: 8 2B: 4 3B: 1 HR: 0 SF: 1 SAC: 0 DP: 0 HBP: 1				WP: 4 PB: 0 SB: 0 CS: 1 PA: 46	

PITCHER		IP	WLS	BF	H	R	ER	SO	BB	IBB	HBP	BLK	WP	HR	S	P	ERA	WHIP
21 Dontrelle Willis, L ERA: 10.61	(1, 1)	2.1	L	18	5	6	6	4	6	0	0	0	3	0	33	74	23.14	4.714
50 Clay Rapada, L ERA: 4.58	(3, 1)	1.0		5	2	2	2	1	1	0	0	0	0	0	9	16	18.00	3.000
Aquilino Lopez, R ERA: 3.67	(4, 1)	1.2		9	2	1	1	2	2	0	0	0	1	0	24	36	5.40	2.400
32 Freddy Dolsi, R ERA: 4.0	(6, 1)	1.0		6	2	0	0	3	0	0	1	0	0	0	15	20	0.00	2.000
Gary Glover, R ERA: 5.62	(7, 1)	1.0		4	2	1	1	0	0	0	0	0	0	0	8	9	9.00	2.000

PITCHER		IP	WLS	BF	H	R	ER	SO	BB	IBB	HBP	BLK	WP	HR	S	P	ERA	WHIP
56 Fernando Rodney, R ERA: 5.11	(8, 1)	1.0		3	0	0	0	0	0	0	0	0	0	0	7	10	0.00	0.000

BOTTOM

Detroit Tigers @ Cleveland Indians

Progressive Field, Cleveland, OH

Sun Sep 21 2008, 1:05 PM EDT

Att. 38,109 - Sunny - 75 F

livebaseballscorecards.com

AB	34
R	10
H	13
RBI	9
BB	9
SO	10
LOB	22

Kansas City Royals @ Detroit Tigers

Comerica Park, Detroit, MI

Mon Sep 22 2008, 7:05 PM EDT

Att. 36,482 - Clear - 71 F

TOP

livebaseballscorecards.com

Batter	1	2	3	4	5	6	7	8	9	AB	R	H	RBI	BB	SO	LOB
9 David DeJesus, L (1, 8) (9, 9) OBP: 0.365, SLG: 0.453	X SI 87 0-0 30 1B 3B		B SL 82 B CH 79 B SI 90 C FF 86 B SI 88 4-1 30 G1-4-3 BB		C CH 81 F CH 80 1 SAFE B SI 89 X CU 73 1-2 30 1B G6-4-3 1-2 1B		C SL 77 1 SAFE B SI 85 B SI 87 1 SAFE X SI 86 2-1 BB 1-3 2B	X SI 92 0-0 30 WP 3-H 1B		4	2	4	1	1	0	0
30 Mike Aviles, R (1, 6) (8, 4) OBP: 0.349, SLG: 0.462	S FF 89 X CH 80 0-1 11 1B FC3-2 3-H 1B		C SL 84 1 SAFE F SI 90 D CH 80 X CH 80 1-2 ①② G1-4-3 1-2f		B SL 82 X SI 89 1-0 G6-4-3 11 HBP 1-3 2-H 1B		B FF 94 C FF 94 B SL 87 C FF 94 C SL 88 2-3 ① K	F FF 91 P PO 85 S FF 91 B CH 87 F FF 91 S CH 86 2-3 ③ K 1-2		5	0	2	2	0	2	4
11 Jose Guillen, R (1, 9) OBP: 0.304, SLG: 0.446 35 Mitch Maier, L (9, 8) OBP: 0.316, SLG: 0.303	C SI 90 F SI 90 X SL 85 0-2 FC3-2 1-3 1B		C SL 85 B SL 86 B SI 89 F SI 91 D CH 82 B SI 91 4-2 BB BB		S FF 90 H SI 92 1-1 G6-4-3 1-2 HBP		I IN 79 I IN 82 I IN 83 I IN 84 4-0 24 L5-4 BB IBB		C SL 81 F SL 79 B FF 91 B CH 86 X FS 86 2-2 ① P6	2 0	0 0	1 0	0 0	2 0	0 0	0 0
Ryan Shealy, R (1, 3) OBP: 0.333, SLG: 0.607	B SI 90 F SI 90 D CU 73 X CH 80 2-1 ① FC3-2 1-2 3-H		B SL 86 F SI 91 F SI 91 B FF 92 F CH 81 F SI 92 B SL 86 B SI 92 4-2 24 FC6-4 1-2 BB		X SI 90 0-0 ①② G6-4-3 1-2f 2-3 3-H		C SL 89 B FF 95 B FF 94 F SL 88 F FF 94 B SL 89 B FF 94 4-2 1-2 2-3 3-H BB		B FF 90 C SL 80 S SL 79 D FS 86 D CH 86 F FF 91 T SL 80 3-2 ② K	3	0	0	1	2	1	4
24 Mark Teahen, L (1, 7) OBP: 0.314, SLG: 0.405	C SI 89 X SI 89 0-1 ② F8		C CH 80 B FF 87 X CH 80 1-1 ③ FC6-4 1-2f		F CH 81 X FF 90 0-1 ③ F9		B SL 78 X SI 90 1-0 ②③ L5-4 2-2		S FS 86 C SL 80 B FF 90 F FS 86 X SL 79 1-2 2B	5	0	1	0	0	0	8
4 Alex Gordon, L (1, 5) OBP: 0.350, SLG: 0.427	S CH 81 S CH 79 B SL 84 S CH 80 1-3 ③ K			C SI 88 X CU 71 0-1 ① F8	B SI 88 C SI 89 C SI 89 F CH 81 B CH 80 B SI 90 C SI 90 3-3 ① K			B SI 90 X SI 90 1-0 16 1B 13 WP 2B	X FF 90 0-0 ③ F8	5	1	1	0	0	2	3
25 Kila Ka'aihue, L (1, 10) OBP: 0.350, SLG: 0.444 16 Billy Butler, R (8, PH) OBP: 0.317, SLG: 0.388 Jason Smith, L (8, PR) OBP: 0.200, SLG: 0.280 (8, 10)		S CH 80 B SL 84 B CH 80 B SI 89 X SI 88 3-1 ① G3-1		B SI 88 C CH 80 B FF 87 B SI 90 C SI 88 X CH 79 3-2 ② L4	X CH 80 0-0 ② P4		C SL 80 X SL 80 0-1 13 L9 13 WP 9 1B 2-3 1B		3 1 0	0 0 1	0 1 0	0 0 0	0 0 0	0 0 0	0 0 0
14 John Buck, R (1, 2) OBP: 0.298, SLG: 0.361		T SI 88 B CU 76 S CH 82 B SI 91 B SI 90 F SI 91 F SI 91 X CH 79 3-2 ② G5-3		C CU 74 B FF 90 B CH 82 X SI 90 2-1 ③ G6-3	X SI 90 0-0 ③ G4-3			B SI 91 F SI 91 C SL 78 1 SAFE T SI 92 1-2 ① K	4	0	0	0	0	1	2
13 Alberto Callaspo, S (1, 4) OBP: 0.368, SLG: 0.383 1 Tony Pena Jr., R (8, 6) OBP: 0.179, SLG: 0.204		C SI 89 B CH 80 B FF 88 X SI 89 2-1 ③ F7			X SI 86 0-0 9 1B 30 1B 1B		C CH 78 B SI 86 B CH 78 B SI 89 B SI 87 4-1 9 2B BB BB	C SI 92 1 SAFE F SL 79 B SI 91 B X 2-2 ② L9 1-3 3-H		3 0	2 0	1 0	0 0	1 0	0 0	1 0
Inning Stats	R: 1 H: 3 E: 0 LOB: 2 K: 1 BB: 0 S: 13 P: 16	R: 0 H: 0 E: 0 LOB: 0 K: 0 BB: 0 S: 9 P: 17	R: 0 H: 0 E: 0 LOB: 2 K: 0 BB: 3 S: 12 P: 26	R: 0 H: 0 E: 0 LOB: 0 K: 0 BB: 0 S: 7 P: 12	R: 2 H: 3 E: 0 LOB: 1 K: 0 BB: 0 S: 9 P: 12	R: 0 H: 0 E: 0 LOB: 0 K: 1 BB: 0 S: 6 P: 9	R: 1 H: 1 E: 0 LOB: 2 K: 1 BB: 3 S: 10 P: 27	R: 2 H: 3 E: 0 LOB: 2 K: 2 BB: 0 S: 15 P: 20	R: 0 H: 1 E: 0 LOB: 1 K: 1 BB: 0 S: 12 P: 18	1B: 7 SF: 0 2B: 4 SAC: 0 3B: 1 DP: 3 HR: 0 HBP: 1						

	AB	35
	R	6
	H	11
	RBI	4
	BB	6
	SO	6
	LOB	22

WP: 2 PA: 42
PB: 0
SB: 0
CS: 0

PITCHER		IP	WLS	BF	H	R	ER	SO	BB	IBB	HBP	BLK	WP	HR	S	P	ERA	WHIP
31 Zach Miner, R ERA: 4.26	(1, 1)	6.0	L	27	6	4	4	2	4	0	1	0	0	0	57	97	6.00	1.667
50 Clay Rapada, L ERA: 4.58	(7, 1)	0.0		1	1	0	0	0	0	0	0	0	0	0	2	4	∞	∞
Gary Glover, R ERA: 5.58	(7, 1)	0.1		3	0	0	0	1	1	1	0	0	0	0	6	16	0.00	3.000
44 Bobby Seay, L ERA: 4.17	(7, 1)	1.1		6	3	2	2	1	0	0	0	0	1	0	11	16	13.50	2.250
Aquilino Lopez, R ERA: 3.6	(8, 1)	1.1		5	1	0	0	2	0	0	0	0	1	0	17	24	0.00	0.750

PITCHER		IP	WLS	BF	H	R	ER	SO	BB	IBB	HBP	BLK	WP	HR	S	P	ERA	WHIP

BOTTOM

Batter	1	2	3	4	5	6	7	8	9	AB	R	H	RBI	BB	SO	LOB
28 Curtis Granderson, L (1, 8) OBP: 0.372, SLG: 0.501	B FF 93 B FF 92 B FF 92 C FF 90 C FF 91 F FF 93 B FF 92 4-2 30 G6-4-3 BB		B SI 93 D CU 80 C FF 92 B FF 93 S CH 84 X FF 94 3-2 ③ G4-3			B CU 78 B CH 81 B FF 92 B FF 92 4-0 14 1B 19 1B 1-2 BB		S CH 87 S SL 89 B CH 89 S SL 87 1-3 ② K		2	1	0	0	2	1	1
14 Placido Polanco, R (1, 4) OBP: 0.351, SLG: 0.415	C CU 77 X FF 93 0-1 ① P6		C SL 88 B CH 84 C CU 78 B SL 88 B CU 80 F FF 93 X FF 92 3-2 ① G5-3			X FF 92 0-0 19 1B 1-2 2-3 1B		C SL 86 B FF 92 B CH 88 X SL 88 2-1 ③ B2		4	0	1	0	0	0	1
30 Magglio Ordonez, R (1, 10) OBP: 0.380, SLG: 0.499	1 SAFE X FF 92 0-0 ②③ G6-4-3 1-2f		C SL 88 B CH 85 C CU 78 B FF 94 F FF 94 B FF 92 F CH 85 F FF 93 C CU 80 3-3 ② K			B FF 91 B FF 91 B FF 92 C FF 92 X FF 92 3-1 ② SF8 3-H			B SI 89 X SI 89 1-0 ① L7	3	0	0	1	0	1	1
24 Miguel Cabrera, R (1, 3) OBP: 0.353, SLG: 0.543 19 Jeff Larish, L (3, 3) OBP: 0.302, SLG: 0.371		C SL 88 S CH 83 B SL 88 X CU 76 1-2 ① G5-3		C FF 94 X FF 94 0-1 ③ F7		C CU 79 D CU 80 B FF 93 F FF 92 F CU 80 X CH 83 2-2 1-3 2-H 1B			C SI 89 X SI 88 0-1 ② G6-3	1 3	0 0	0 1	0 1	0 0	0 0	0 0
Matt Joyce, L (1, 9) OBP: 0.346, SLG: 0.511		X FF 92 0-0 ② F7			C CU 78 C SL 87 B SL 88 B CH 85 F FF 93 S CH 84 2-3 ① K	C FF 93 C FF 92 S FF 93 0-3 ③ K			F SI 88 B CU 73 S SI 87 B SI 89 B SI 88 X SI 88 3-2 ③ G4-3	4	0	0	0	0	2	2
Edgar Renteria, R (1, 6) OBP: 0.319, SLG: 0.381		B FF 94 C CU 79 F FF 93 B CU 81 X FF 94 2-2 ③ G6-3			B CU 78 F FF 92 S CH 83 X FF 93 1-2 ② L4		C FF 93 F FF 93 F CH 88 F FF 94 F CH 88 D SL 88 F SL 90 B FF 94 X FF 94 2-2 ① F8			3	0	0	0	0	0	0
25 Ryan Raburn, R (1, 7) OBP: 0.298, SLG: 0.380			S FF 92 B FF 92 X FF 92 1-1 ① P4		B CU 79 L SL 88 S FF 94 B FF 94 S CH 84 2-3 ③ K		F FF 94 B SL 88 X FF 94 1-1 ② P6			3	0	0	0	0	1	0
15 Brandon Inge, R (1, 5) OBP: 0.308, SLG: 0.379			B FF 92 F FF 93 C FF 92 X CU 80 1-2 55 E 1B			B SL 87 F FF 91 X CH 83 1-1 ① F8	B SI 95 X FF 94 1-0 ③ G4-3			3	0	1	0	0	0	0
55 Dusty Ryan, R (1, 2) OBP: 0.400, SLG: 0.500			1 SAFE B FF 92 F FF 92 X FF 93 1-1 ② G5-3 1-3			F SL 86 B CU 81 B FF 92 X FF 91 2-1 14 1B 28 BB 30 SF8 1B		B FF 91 F SI 93 S CH 86 S SL 87 1-3 ① K		3	1	1	0	0	1	1
Inning Stats	R: 0 E: 0 K: 0 S: 6 H: 0 LOB: 0 BB: 1 P: 10	R: 0 E: 0 K: 0 S: 7 H: 0 LOB: 0 BB: 0 P: 10	R: 0 E: 1 K: 0 S: 10 H: 1 LOB: 1 BB: 0 P: 16	R: 0 E: 0 K: 1 S: 12 H: 0 LOB: 0 BB: 0 P: 18	R: 0 E: 0 K: 2 S: 10 H: 0 LOB: 0 BB: 0 P: 15	R: 2 E: 0 K: 1 S: 14 H: 3 LOB: 2 BB: 1 P: 26	R: 0 E: 0 K: 0 S: 10 H: 0 LOB: 0 BB: 0 P: 14	R: 0 E: 0 K: 2 S: 8 H: 0 LOB: 0 BB: 0 P: 12	R: 0 E: 0 K: 0 S: 6 H: 0 LOB: 0 BB: 0 P: 10	1B: 4 2B: 0 3B: 0 HR: 0	SF: 1 SAC: 0 DP: 1 HBP: 0	WP: 0 PB: 0 SB: 0 CS: 0	PA: 32					

PITCHER		IP	WLS	BF	H	R	ER	SO	BB	IBB	HBP	BLK	WP	HR	S	P	ERA	WHIP
55 Gil Meche, R ERA: 4.05	(1, 1)	6.0	W	23	4	2	2	4	2	0	0	0	0	0	59	95	3.00	1.000
Ramon E Ramirez, R ERA: 2.67	(7, 1)	2.0	H	6	0	0	0	2	0	0	0	0	0	0	18	26	0.00	0.000
John Bale, L ERA: 4.56	(9, 1)	1.0		3	0	0	0	0	0	0	0	0	0	0	6	10	0.00	0.000

PITCHER	IP	WLS	BF	H	R	ER	SO	BB	IBB	HBP	BLK	WP	HR	S	P	ERA	WHIP

Kansas City Royals @ Detroit Tigers

Comerica Park, Detroit, MI

Mon Sep 22 2008, 7:05 PM EDT

Att. 36,482 - Clear - 71 F

livebaseballscorecards.com

AB	29
R	2
H	4
RBI	2
BB	2
SO	6
LOB	6

Kansas City Royals @ Detroit Tigers

Comerica Park, Detroit, MI

Tue Sep 23 2008, 7:05 PM EDT

Att. 35,121 - Clear - 73 F

TOP

livebaseballscorecards.com

Batter	1	2	3	4	5	6	7	8	9	AB	R	H	RBI	BB	SO	LOB
9 David DeJesus, L (1, 8) (7, 9) OBP: 0.367, SLG: 0.453	C SI 87 F SI 89 B CH 83 F SL 78 S FS 81 1-3 ① K		H CU 70 1-0 CS HBP		B CH 81 F SI 89 B FS 78 F SI 90 B FS 79 F CH 81 F SI 90 B SL 81 4-2 11 G6-3 30 1B 2B BB		B FF 94 F SI 94 B CH 86 B FF 94 F FF 92 F FF 93 X FF 94 3-2 30 G6-3 1B		C CU 76 B SI 89 B SI 88 F SL 84 B CU 77 X SL 84 3-2 ③ G3	3	1	1	0	1	1	1
30 Mike Aviles, R (1, 4) OBP: 0.351, SLG: 0.470	B SI 90 B SL 75 S SI 90 B SI 89 X SI 90 3-1 HR		1 SAFE C SI 88 C SL 79 S FS 80 0-3 ① K		X SI 90 0-0 11 G6-3 1-2 1B		C SL 88 X SL 89 0-1 ①② G6-3 1-2f			4	1	2	1	0	1	2
11 Jose Guillen, R (1, 9) OBP: 0.302, SLG: 0.443 35 Mitch Maier, L (7, 8) OBP: 0.316, SLG: 0.303	C SI 89 S CU 71 B FS 79 S FS 80 1-3 ② K		F SL 80 F CH 83 X FS 80 0-2 ② P5		C CU 72 D CH 83 B SI 89 S SL 82 X FS 79 2-2 ①② G6-3 1-2f 2-3		C FF 95 X FF 93 0-1 ③ G3			4 0	0 0	0 0	0 0	0 0	1 0	3 0
Ryan Shealy, R (1, 3) OBP: 0.359, SLG: 0.678	C CU 71 B SI 90 B SI 90 C CH 82 F SL 79 S SL 82 2-3 ③ K		1 SAFE B SI 90 1-0 ③ CS 1-2	B FS 81 X SI 89 1-0 HR	B SL 81 B CH 84 C SL 79 X SL 81 2-1 3-H 2B			B SI 86 B SI 86 B SI 87 B SI 87 4-0 24 G4-6-3 BB		3	1	2	2	1	1	0
24 Mark Teahen, L (1, 7) OBP: 0.312, SLG: 0.403		C SI 88 B SI 89 F CH 82 S CU 72 1-3 ① K		C SI 89 S FS 80 B CH 81 T SL 80 1-2 ① K	X CH 82 0-0 ③ G4-3			X SL 84 0-0 ①② G4-6-3 1-2f		4	0	0	0	0	2	2
16 Billy Butler, R (1, 10) OBP: 0.321, SLG: 0.390		B SI 90 X SI 90 1-0 21 2B 1B		B SI 91 B CH 82 B CH 82 B FF 90 4-0 4 HR BB		F FF 93 B SL 86 B FF 94 X FF 93 2-1 1B		B CU 75 X SI 88 1-0 ③ F8		3	1	2	0	1	0	0
4 Alex Gordon, L (1, 5) OBP: 0.351, SLG: 0.434		F SI 89 B SI 89 X CH 83 1-1 ② F7		B SI 89 F SL 77 X SL 78 1-1 1-H HR	C FF 94 S FF 95 X SL 88 0-2 ① P4				X SL 83 0-0 21 G5-4-3 1B	4	1	2	2	0	0	2
21 Miguel Olivo, R (1, 2) OBP: 0.275, SLG: 0.444		X SI 90 0-0 1-3 2B		X SL 81 0-0 ② G6-3	D SL 88 F SL 88 D FF 94 F SL 87 T SL 88 2-2 ② K				S SL 83 F CU 74 D SL 84 B SL 84 X CU 76 2-2 ①② G5-4-3 1-2f	4	0	1	0	0	1	2
1 Tony Pena Jr., R (1, 6) OBP: 0.181, SLG: 0.205		C SI 91 F SI 90 X FS 80 0-2 ③ P3		F SI 90 C SI 90 X SL 82 0-2 ③ G3	B FF 94 B FF 94 X FF 95 2-0 ③ L8				X SL 86 0-0 1B	4	0	1	0	0	0	3
Inning Stats	R: 1 E: 0 K: 3 S: 13 H: 1 LOB: 0 BB: 0 P: 20	R: 0 E: 0 K: 1 S: 10 H: 2 LOB: 2 BB: 0 P: 13	R: 0 E: 0 K: 1 S: 6 H: 0 LOB: 0 BB: 0 P: 8	R: 3 E: 0 K: 1 S: 10 H: 2 LOB: 0 BB: 1 P: 17	R: 1 E: 0 K: 0 S: 11 H: 2 LOB: 1 BB: 1 P: 19	R: 0 E: 0 K: 1 S: 9 H: 1 LOB: 0 BB: 0 P: 15	R: 0 E: 0 K: 0 S: 8 H: 1 LOB: 0 BB: 0 P: 11	R: 0 E: 0 K: 0 S: 2 H: 0 LOB: 0 BB: 1 P: 7	R: 0 E: 0 K: 0 S: 8 H: 2 LOB: 1 BB: 0 P: 13	1B: 6 2B: 2 3B: 0 HR: 3 SF: 0 SAC: 0 DP: 4 HBP: 1						

AB	33
R	5
H	11
RBI	5
BB	3
SO	7
LOB	15

WP: 0 PB: 0 SB: 0 CS: 1 PA: 38

PITCHER		IP	WLS	BF	H	R	ER	SO	BB	IBB	HBP	BLK	WP	HR	S	P	ERA	WHIP
Freddy Garcia, R ERA: 4.5	(1, 1)	5.0	L	23	7	5	5	6	2	0	1	0	0	3	50	77	9.00	1.800
Gary Glover, R ERA: 5.37	(6, 1)	2.0		7	2	0	0	1	0	0	0	0	0	0	17	26	0.00	1.000
49 Casey Fossum, L ERA: 5.13	(8, 1)	2.0		7	2	0	0	0	1	0	0	0	0	0	10	20	0.00	1.500

PITCHER	IP	WLS	BF	H	R	ER	SO	BB	IBB	HBP	BLK	WP	HR	S	P	ERA	WHIP

BOTTOM

Kansas City Royals @ Detroit Tigers

Comerica Park, Detroit, MI

Tue Sep 23 2008, 7:05 PM EDT

Att. 35,121 - Clear - 73 F

livebaseballscorecards.com

Batter	1	2	3	4	5	6	7	8	9	AB	R	H	RBI	BB	SO	LOB
28 Curtis Granderson, L (1, 8) OBP: 0.369, SLG: 0.497	B FF 92 X FF 93 1-0 ① P6		C FF 93 B CU 80 B FF 96 S FF 96 X SL 87 2-2 ② F7 1-2		B CU 74 B SI 92 X SI 90 2-0 ② F9			C SI 94 B SI 97 B CH 83 X SI 94 2-1 ① L3		4	0	0	0	0	0	2
14 Placido Polanco, R (1, 4) OBP: 0.349, SLG: 0.412	C FF 94 C FF 95 B FF 95 B SL 87 X FF 95 2-2 ② G4-3		B FF 95 B FF 96 F FF 95 X FF 96 2-1 ③ F9		C SL 87 B SL 84 B FF 94 F SI 92 F SI 94 X FF 93 2-2 ③ P4			B SI 96 X SI 95 1-0 ② G6-3		4	0	0	0	0	0	2
30 Magglio Ordonez, R (1, 9) OBP: 0.377, SLG: 0.495	F FF 95 B FF 97 B CU 71 F SI 94 F FF 96 B FF 95 F FF 94 X FF 96 3-2 ③ G4-3			X CU 76 0-0 ① G6-3		X CU 74 0-0 ① F9		F SI 97 X FF 95 0-1 ③ F8		4	0	0	0	0	0	0
24 Miguel Cabrera, R (1, 10) OBP: 0.353, SLG: 0.541		X FF 93 0-0 ① P4		C CU 72 B CU 73 F FF 94 B FF 96 B SL 89 X FF 96 3-2 ② 2B 1B		C CU 79 S SL 85 F SL 82 B SL 84 S SL 88 1-3 ② K			C SL 82 F SI 95 T SI 95 0-2 ① K	4	0	1	0	0	2	0
19 Jeff Larish, L (1, 3) OBP: 0.300, SLG: 0.376		C FF 93 X CH 80 0-1 33 1B 2B		C SI 94 B FF 94 C SL 85 B FF 95 X SI 95 2-2 ② L7		F SI 91 B FF 94 C CU 78 S SL 84 1-3 ③ K			F FF 95 X FF 96 0-1 ② F8	4	0	1	0	0	1	1
Edgar Renteria, R (1, 6) OBP: 0.318, SLG: 0.382		B FF 95 X FF 94 1-0 ② L8		B FF 94 C SI 94 B CU 74 X SI 94 2-1 1-3 2B			C CU 80 B CU 75 B SI 91 F FF 93 F SL 85 X CU 79 2-2 ① G6-3		X FF 97 0-0 ③ G6-3	4	0	1	0	0	0	1
33 Marcus Thames, R (1, 7) OBP: 0.299, SLG: 0.530		T FF 97 B FF 97 D SL 89 B FF 96 X FF 96 3-1 ③ 2-H 1B		X FF 96 0-0 ③ F8			B CU 77 B SI 95 C FF 95 F SL 87 B FF 94 F SI 94 B SL 85 4-2 BB			2	0	1	0	1	0	2
15 Brandon Inge, R (1, 5) OBP: 0.305, SLG: 0.376			B FF 95 C CU 75 B FF 95 S FF 95 S SL 88 2-3 K 28 WP		B CU 79 C SI 94 X CU 77 1-1 ① G1-4-3		B SI 94 C SL 84 B SL 81 X SI 94 2-1 ② L9			3	0	0	0	0	1	1
55 Dusty Ryan, R (1, 2) OBP: 0.395, SLG: 0.469			C SL 84 S SL 86 C SL 85 0-3 ① K		C CU 70 B FF 93 F FF 93 B SL 83 F SL 90 B SL 86 F FF 94 B SI 94 4-2 BB		X FF 92 0-0 ③ P4			2	0	0	0	1	1	2
Inning Stats	R: 0 E: 0 K: 0 S: 9 H: 0 LOB: 0 BB: 0 P: 15	R: 0 E: 0 K: 0 S: 6 H: 2 LOB: 2 BB: 0 P: 10	R: 0 E: 0 K: 2 S: 11 H: 0 LOB: 1 BB: 0 P: 17	R: 0 E: 0 K: 0 S: 10 H: 2 LOB: 2 BB: 0 P: 17	R: 0 E: 0 K: 0 S: 11 H: 0 LOB: 1 BB: 1 P: 20	R: 0 E: 0 K: 2 S: 8 H: 0 LOB: 0 BB: 0 P: 10	R: 0 E: 0 K: 0 S: 10 H: 0 LOB: 1 BB: 1 P: 18	R: 0 E: 0 K: 0 S: 5 H: 0 LOB: 0 BB: 0 P: 8	R: 0 E: 0 K: 1 S: 6 H: 0 LOB: 0 BB: 0 P: 6	1B: 2 2B: 2 3B: 0 HR: 0	SF: 0 SAC: 0 DP: 0 HBP: 0						WP: 1 PB: 1 SB: 0 CS: 0	PA: 33

	AB	31
	R	0
	H	4
	RBI	0
	BB	2
	SO	5
	LOB	11

PITCHER		IP	WLS	BF	H	R	ER	SO	BB	IBB	HBP	BLK	WP	HR	S	P	ERA	WHIP
23 Zack Greinke, R ERA: 3.47	(1, 1)	7.0	W	27	4	0	0	4	2	0	0	0	1	0	65	107	0.00	0.857
Juan Carlos Oviedo, R ERA: 3.09	(8, 1)	2.0		6	0	0	0	1	0	0	0	0	0	0	11	14	0.00	0.000

PITCHER	IP	WLS	BF	H	R	ER	SO	BB	IBB	HBP	BLK	WP	HR	S	P	ERA	WHIP

Kansas City Royals @ Detroit Tigers

Comerica Park, Detroit, MI

Wed Sep 24 2008, 7:05 PM EDT

Att. 35,899 - Clear - 76 F

TOP

livebaseballscorecards.com

Batter	1	2	3	4	5	6	7	8	9	AB	R	H	RBI	BB	SO	LOB
9 David DeJesus, L (1, 9) OBP: 0.366, SLG: 0.452	B SI 89 F SI 88 C SL 82 F SI 89 D SL 83 B SI 89 S SI 89 3-3 **K** ①		B SI 89 C SL 81 B SI 88 X SI 88 2-1 B2-3 1B		X SI 88 0-0 F7 ① C FF 86 X SI 91 0-1 G1-3 ③		X SI 90 0-0 2-3 3-H 1B			1	0	0	0	0	1	0
Joey Gathright, L (1, 8) OBP: 0.311, SLG: 0.272										4	0	2	1	0	0	2
Esteban German, R (1, 7) OBP: 0.304, SLG: 0.340	F CH 81 C SI 90 S SL 82 0-3 **K** ②		B CH 84 X SI 84 1-0 B2-3 1-2		B CH 81 1 SAFE B CH 80 B SI 88 C SI 89 B SI 88 4-1 11 FC6-4 30 1B 4 1B 1-2 BB	B FF 88 F FF 88 S FF 90 S CU 78 1-3 **K** ①	B CH 80 B FF 89 B FF 90 C FF 90 X FF 90 3-1 G5-3 ③			4	1	0	0	1	2	3
30 Mike Aviles, R (1, 4) OBP: 0.351, SLG: 0.469	C SL 81 S SL 83 B SI 90 B CH 83 F SI 91 B SL 83 F SL 83 X SI 90 3-2 **P4** ③		X SI 84 0-0 G6-3 ③		C SI 84 X SI 90 0-1 11 FC6-4 1-2 2-3 1B	B FF 90 F CH 80 F FF 91 F FF 90 X CU 78 1-2 1B		X SI 94 0-0 G6-3 ①		5	0	2	0	0	0	1
11 Jose Guillen, R (1, 10) OBP: 0.300, SLG: 0.439		S CH 83 F SI 85 X SL 83 0-2 G6-3 ①		B SL 82 X SI 88 1-0 F9 ①	B SI 83 X SI 88 1-0 FC6-4 4 1B 14 BB 1-2f 2-3 3-H ②	B FF 89 F FF 89 B CH 82 F FF 91 F FF 91 S CH 81 2-3 **K** ②		C SL 84 F SI 96 F SL 84 B CH 90 D SL 86 S SI 96 2-3 **K** ②		5	1	0	1	0	2	3
Ryan Shealy, R (1, 3) OBP: 0.368, SLG: 0.661		B SI 89 C SI 84 F SI 90 B SI 90 X SI 84 2-2 G4-3 ②		B CH 81 C SI 89 F SL 81 F SI 89 X SI 84 1-2 4 B1-3 14 1B 1B	B SI 91 B SI 89 B SI 89 C SI 90 B SI 84 4-1 14 BB 4 1B 1 BB 1-2 BB	B CH 80 X FF 90 1-0 G4-3 ③		X SI 97 0-0 1B		3	2	1	0	1	0	1
25 Kila Ka'aihue, L (8, PH) OBP: 0.381, SLG: 0.474										1	0	1	0	0	0	0
										(8, 3)						
4 Alex Gordon, L (1, 5) OBP: 0.352, SLG: 0.435		X SL 83 0-0 E1 14 BB 1 1B		X SL 81 0-0 ② B1-3 1-2	F SI 90 B SI 88 X SI 90 1-1 1 BB 14 BB 35 3B 1-2 2-3 3-H 1B		F FF 87 F CH 80 B CU 79 D CH 80 X CU 77 2-2 1 G5-3 14 1B 1B	F CH 89 B SI 97 S SL 85 S SI 96 1-3 **K** ③		4	2	2	1	0	0	1
Jason Smith, L (7, PR) OBP: 0.192, SLG: 0.269										1	1	0	0	0	1	1
										(7, 5)						
14 John Buck, R (1, 2) OBP: 0.304, SLG: 0.364		1 SAFE B CH 83 S SI 90 1 SAFE B SI 90 S SI 83 B SL 83 D CH 82 4-2 1 1B 1-2 BB		F SL 82 C SI 89 B SL 84 B SI 90 X SL 84 2-2 2-H 1B	F SI 87 B SI 88 C SI 87 B SI 89 F SL 83 B SI 89 D SI 88 4-2 1 BB 35 3B 1-2 2-3 3-H BB		S FF 88 B FF 89 F FF 90 B FF 91 B CH 81 X FF 90 3-2 1B 1 G5-3 1-2 1B		B SI 94 S SL 84 B SI 95 B CH 89 X SI 96 3-1 F8 ①	3	1	2	2	2	0	0
1 Tony Pena Jr., R (1, 6) OBP: 0.185, SLG: 0.205		X CH 83 0-0 1-3 2-H 1B ③		F SI 89 C SI 89 B SI 88 C SI 89 1-3 K ③	B CU 75 B FF 90 B FF 89 C FF 88 B FF 90 4-1 35 3B 1-2 2-3 3-H BB		X SI 90 0-0 G5-3 ① 1-2 2-3		F FF 96 S SI 97 B SI 96 B SL 86 C SL 86 2-3 K ②	4	1	1	2	1	2	3
35 Mitch Maier, L (1, 8) OBP: 0.321, SLG: 0.333			C SI 88 B SI 88 X SL 82 1-1 P6 ①		C SL 80 0-1 30 1B 11 FC6-4 BB 1B F FF 89 B CH 76 1-1 1-H 2-H 3-H 3B		B FF 89 F FF 90 F FF 91 B FF 90 S CU 80 2-3 **K** ②		S SL 85 C SI 96 B CH 89 F SL 85 S CH 89 1-3 **K** ③	5	1	2	3	0	2	3
										(1, 9)						

	AB	40
	R	10
	H	13
	RBI	10
	BB	5
	SO	10
	LOB	18

Inning Stats																								
	R: 0	H: 0	R: 1	H: 1	R: 0	H: 1	R: 1	H: 2	R: 7	H: 4	R: 0	H: 1	R: 1	H: 3	R: 0	H: 1	R: 0	H: 0	1B: 12	SF: 0	WP: 0	PA: 45		
	E: 0	LOB: 0	E: 1	LOB: 2	E: 0	LOB: 1	E: 0	LOB: 1	E: 0	LOB: 1	E: 0	LOB: 1	E: 0	LOB: 2	E: 0	LOB: 1	E: 0	LOB: 0	2B: 0	SAC: 0	PB: 0			
	K: 2	BB: 0	K: 0	BB: 1	K: 0	BB: 0	K: 1	BB: 0	K: 0	BB: 4	K: 2	BB: 0	K: 1	BB: 0	K: 2	BB: 0	K: 2	BB: 0	3B: 1	DP: 0	SB: 0			
	S: 12	P: 18	S: 10	P: 16	S: 6	P: 10	S: 12	P: 17	S: 18	P: 37	S: 12	P: 17	S: 13	P: 23	S: 9	P: 12	S: 9	P: 15	HR: 0	HBP: 0	CS: 0			

PITCHER		IP	WLS	BF	H	R	ER	SO	BB	IBB	HBP	BLK	WP	HR	S	P	ERA	WHIP
29 Nate Robertson, L ERA: 6.35	(1, 1)	4.2	L	25	7	8	7	3	4	0	0	0	0	0	53	88	13.50	2.357
40 Chris Lambert, R ERA: 5.79	(5, 1)	2.1		13	5	2	2	3	1	0	0	0	0	0	30	50	7.71	2.571
32 Freddy Dolsi, R ERA: 3.83	(8, 1)	2.0		7	1	0	0	4	0	0	0	0	0	0	18	27	0.00	0.500

PITCHER	IP	WLS	BF	H	R	ER	SO	BB	IBB	HBP	BLK	WP	HR	S	P	ERA	WHIP

BOTTOM

Kansas City Royals @ Detroit Tigers

Comerica Park, Detroit, MI

Wed Sep 24 2008, 7:05 PM EDT

Att. 35,899 - Clear - 76 F

livebaseballscorecards.com

Batter	1	2	3	4	5	6	7	8	9	AB	R	H	RBI	BB	SO	LOB
28 Curtis Granderson, L (1, 8) OBP: 0.367, SLG: 0.494 Mike Hessman, R (7, 5) OBP: 0.345, SLG: 0.769	C FF 90 B SL 75 B FC 86 F FF 89 F FC 87 F SL 77 X FF 91 2-2 ① G1-3		X FF 88 0-0 ② L9		C FF 88 X FC 87 0-1 ② F8		C CU 79 B SL 85 F SI 93 F CU 80 F FF 95 X SL 86 1-2 HR		F FF 91 F CH 84 F FF 90 S CH 83 0-3 ② K	3 2	0 1	0 1	0 1	0 0	0 1	2 2
14 Placido Polanco, R (1, 4) OBP: 0.349, SLG: 0.417	C FF 91 C SL 78 D SL 78 B FF 92 X FF 91 2-2 ② G4-3		B SL 75 X FC 85 1-0 1-2 1B		B FF 89 X FF 89 1-0 ③ G4-3		B SI 92 C FF 93 B SI 92 B FF 92 X FF 92 3-1 ③ F8		B FF 91 X FF 90 1-0 1-H 2-H HR	5	1	2	3	0	0	1
30 Magglio Ordonez, R (1, 9) OBP: 0.376, SLG: 0.494 25 Ryan Raburn, R (6, 9) OBP: 0.293, SLG: 0.373	B FF 91 C FF 90 X CH 86 1-1 ③ G4-3		C FF 89 B FF 89 F FF 89 X FF 90 1-2 ③ G6-3			C FF 89 F SL 76 S FF 91 0-3 ① K		X SI 89 0-0 ① F7	C FF 90 S CH 85 B FF 91 B FF 90 B CH 85 X FF 90 3-2 ③ G6-3	2 3	0 0	0 0	0 0	0 0	0 1	2 0
24 Miguel Cabrera, R (1, 3) OBP: 0.353, SLG: 0.540		B FC 85 X SL 75 1-0 ① L7		C FC 84 F FF 90 S FC 84 0-3 ① K		B FF 90 B FC 84 B FF 90 C FF 89 X FF 90 3-1 19 1B 1B		C FF 91 B CH 81 B SL 86 F SI 91 F SL 87 B CU 79 X SI 92 3-2 1B		4	0	2	0	0	1	0
Matt Joyce, L (1, 7) OBP: 0.345, SLG: 0.506		B FF 91 F CH 86 S FC 86 F FC 86 S SL 77 1-3 ② K		C SL 75 B FF 88 B FC 86 X FC 85 2-2 19 1B 1B		D CH 86 S FF 88 B FC 88 F FF 89 F SL 77 C FF 90 2-3 ② K		B FF 91 B FF 91 C FF 90 F FF 91 C SL 84 2-3 ② K		4	0	1	0	0	3	2
19 Jeff Larish, L (1, 10) OBP: 0.317, SLG: 0.392		F FF 90 C FC 85 B FF 90 X FC 85 1-2 1B		F FF 88 X FC 87 0-1 1-3 G6-3 1B		D CH 85 C FF 89 S SL 78 B FC 88 B FF 90 F FF 89 X FC 88 3-2 1-2 1B		S SL 85 S SL 82 B SL 86 B SL 82 B FF 92 S FF 92 3-3 ③ K		4	0	3	0	0	1	1
Edgar Renteria, R (1, 6) OBP: 0.317, SLG: 0.380 39 Ramon Santiago, S (6, 6) OBP: 0.409, SLG: 0.404		C FF 90 1 SAFE F FF 90 D FF 88 F FF 90 B FF 90 F FF 90 1 SAFE B FF 90 3-2 ③ G5-3		F FF 89 X SL 76 0-1 ② ③ G6-3 1-2f		B FF 89 B FF 89 C FF 89 X FF 89 2-1 ③ P6			B FF 91 X FF 91 1-0 14 HR BB 1B	2 2	0 1	0 1	0 0	0 0	0 0	3 2
15 Brandon Inge, R (1, 5) OBP: 0.302, SLG: 0.371 (7, 8)			B FF 90 C FC 85 B FF 90 X FF 89 2-1 ① F8		B FF 89 S FF 89 X FC 86 1-1 ① F9		B SI 92 F FF 91 X SL 84 1-1 ① G6-3		F FF 90 F FF 91 F FF 91 B FF 91 S FF 91 1-3 ① K	4	0	0	0	0	1	1
Dane Sardinha, R (1, 2) OBP: 0.205, SLG: 0.195			C FF 90 B FF 90 B FF 90 F FF 90 F FF 91 F FF 90 F FC 86 X FC 85 2-2 14 1B 1B		B FF 90 B FF 89 B FF 89 B FC 88 4-0 BB		B SI 93 B SI 93 F SI 92 B SI 91 X FF 93 3-1 ② P3		C FF 90 B FF 91 S CH 84 F FF 90 B CH 84 B FF 91 B FF 91 4-2 14 HR BB	2	1	1	0	2	0	0
Inning Stats	R: 0 E: 0 K: 0 S: 10 H: 0 LOB: 0 BB: 0 P: 15	R: 0 E: 0 K: 1 S: 14 H: 1 LOB: 1 BB: 0 P: 20	R: 0 E: 0 K: 0 S: 13 H: 2 LOB: 2 BB: 0 P: 19	R: 0 E: 0 K: 1 S: 10 H: 2 LOB: 1 BB: 0 P: 12	R: 0 E: 0 K: 0 S: 5 H: 0 LOB: 1 BB: 1 P: 11	R: 0 E: 0 K: 2 S: 15 H: 2 LOB: 2 BB: 0 P: 25	R: 1 E: 0 K: 0 S: 11 H: 1 LOB: 0 BB: 0 P: 19	R: 0 E: 0 K: 2 S: 11 H: 1 LOB: 1 BB: 0 P: 19	R: 3 E: 0 K: 2 S: 16 H: 2 LOB: 0 BB: 1 P: 26	1B: 9 2B: 0 3B: 0 HR: 2 SF: 0 SAC: 0 DP: 1 HBP: 0						

	AB	37
	R	4
	H	11
	RBI	4
	BB	2
	SO	8
	LOB	16

PITCHER	IP	WLS	BF	H	R	ER	SO	BB	IBB	HBP	BLK	WP	HR	S	P	ERA	WHIP
19 Brian Bannister, R (1, 1) ERA: 5.76	6.0	W	25	7	0	0	4	1	0	0	0	0	0	67	102	0.00	1.333
Kip Wells, R (7, 1) ERA: 6.21	1.0		4	1	1	1	0	0	0	0	0	0	1	11	19	9.00	1.000
Jimmy Gobble, L (8, 1) ERA: 9.2	1.0		4	1	0	0	2	0	0	0	0	0	0	11	19	0.00	1.000
32 Ron Mahay, L (9, 1) ERA: 3.22	1.0		6	2	3	3	2	1	0	0	0	0	1	16	26	27.00	3.000

PITCHER	IP	WLS	BF	H	R	ER	SO	BB	IBB	HBP	BLK	WP	HR	S	P	ERA	WHIP

WP: 0 PA: 39
PB: 0
SB: 0
CS: 0

Batter	1	2	3	4	5	6	7	8	9	AB	R	H	RBI	BB	SO	LOB
2 B.J. Upton, R (1, 8) OBP: 0.381, SLG: 0.392	F SI 91 X SI 90 0-1 B1		X SL 86 0-0 P6			X SL 84 0-0 P3		F SL 85 F SL 85 C SL 83 0-3 K		4	0	0	0	0	1	2
18 Ben Zobrist, S (1, 4) OBP: 0.333, SLG: 0.471	C SI 90 F SI 90 B SI 92 B SI 92 B SI 86 F SL 88 X SL 88 3-2 HR		X SI 91 0-0 G4-3			C CH 84 B SI 84 F SI 85 C SI 93 1-3 K		C SI 86 B SI 86 B SI 91 D SL 86 C SI 86 X SI 88 3-2 1-H 3-H HR		4	2	2	4	0	1	0
23 Carlos Pena, L (1, 3) OBP: 0.377, SLG: 0.495	F SI 92 B CH 85 F SL 86 B SL 87 C SL 87 2-3 K			B SI 92 X SI 91 1-0 F8			B CH 82 B SI 89 X SI 90 2-0 G3-1	S CH 84 B SI 94 B CH 85 C SI 93 B FF 95 B CH 84 4-2 BB		3	0	0	0	1	1	0
3 Evan Longoria, R (1, 5) OBP: 0.346, SLG: 0.540	S SL 86 B SI 92 S SL 85 B SL 85 S SI 88 2-3 K			B SI 94 B SL 88 B SL 86 C SI 89 B SL 86 4-1 BB			B SI 90 B SL 84 C SL 84 X SI 91 2-1 HR	B CH 85 B SI 95 C CH 85 F CH 84 F FF 95 C CH 86 2-3 K		3	1	1	1	1	2	1
16 Willy Aybar, S (1, 10) OBP: 0.329, SLG: 0.414		B SI 90 S SI 88 B SI 84 F SI 85 F SL 84 B SL 85 B SI 90 4-2 30 G3-6 BB		C CH 83 C CH 84 X CH 84 0-2 G4-3			B CH 84 C SI 91 F SL 86 B SI 92 X SI 86 2-2 30 G4-6-3 1B		C SI 92 B SI 95 B CH 84 X SI 94 2-1 L4	3	0	1	0	1	0	1
30 Dioner Navarro, S (1, 2) OBP: 0.348, SLG: 0.405 31 Jonny Gomes, R (9, PR) OBP: 0.279, SLG: 0.376		L SI 89 X CH 82 0-1 G3-6 1-2f			B SI 89 X SI 91 1-0 P6		B CH 84 X CH 83 1-0 G4-6-3 1-2f		C CH 84 F SI 95 B FF 97 X CH 85 1-2 32 DI 1B	4 0	0 0	1 0	0 0	0 0	0 0	2 0
26 Gabe Gross, L (1, 9) OBP: 0.338, SLG: 0.421		C SI 87 X SI 87 0-1 G1-6-3			B SI 90 C SL 86 B SL 85 F SI 85 X SI 87 2-2 G4-3			B SI 90 X SI 89 1-0 32 1B 18 HR 1B	C CH 87 C FF 97 F FF 98 F CH 85 B FF 98 C FF 98 1-3 K	4	1	1	0	0	1	1
32 Eric Hinske, L (1, 7) OBP: 0.333, SLG: 0.460			X SI 88 0-0 F8		B CH 84 F SL 85 F CH 84 B SI 93 B SL 86 F SL 85 X SI 93 3-2 G3			B CH 82 C SI 88 F SL 86 B SI 90 X SI 86 2-2 1-3 18 HR 1B	C FF 97 B FF 97 S CH 87 B CH 86 S FF 98 2-3 1-2 K	4	1	1	0	0	1	1
8 Jason Bartlett, R (1, 6) OBP: 0.329, SLG: 0.362			C SI 88 F SI 90 S SL 87 0-3 K			C SL 84 C SL 84 B SI 91 X SI 91 1-2 G6-3		S SL 84 B SL 84 X SI 85 1-1 L7		3	0	0	0	0	1	2
Inning Stats	R: 1 H: 1 E: 0 LOB: 0 K: 2 BB: 0 S: 12 P: 19	R: 0 H: 0 E: 0 LOB: 0 K: 0 BB: 1 S: 7 P: 11	R: 0 H: 0 E: 0 LOB: 0 K: 1 BB: 0 S: 5 P: 5	R: 0 H: 0 E: 0 LOB: 1 K: 0 BB: 1 S: 6 P: 11	R: 0 H: 0 E: 0 LOB: 0 K: 0 BB: 0 S: 8 P: 14	R: 0 H: 0 E: 0 LOB: 0 K: 1 BB: 0 S: 7 P: 9	R: 1 H: 2 E: 0 LOB: 0 K: 0 BB: 0 S: 7 P: 14	R: 3 H: 3 E: 0 LOB: 1 K: 2 BB: 1 S: 18 P: 31	R: 0 H: 1 E: 0 LOB: 2 K: 2 BB: 0 S: 13 P: 19	1B: 4 SF: 0 2B: 0 SAC: 0 3B: 0 DP: 2 HR: 3 HBP: 0						WP: 0 PA: 35 PB: 0 SB: 0 CS: 0

TOP

Tampa Bay Rays @ Detroit Tigers

Comerica Park, Detroit, MI

Thu Sep 25 2008, 1:05 PM EDT

Att. 36,259 - Sunny - 83 F

livebaseballscorecards.com

AB	32
R	5
H	7
RBI	5
BB	3
SO	8
LOB	10

PITCHER		IP	WLS	BF	H	R	ER	SO	BB	IBB	HBP	BLK	WP	HR	S	P	ERA	WHIP
58 Armando Galarraga, R ERA: 3.68	(1, 1)	7.2	W	29	6	5	5	5	2	0	0	0	0	3	64	102	5.87	1.043
56 Fernando Rodney, R ERA: 4.93	(8, 1)	1.1	S	6	1	0	0	3	1	0	0	0	0	0	19	31	0.00	1.500

PITCHER	IP	WLS	BF	H	R	ER	SO	BB	IBB	HBP	BLK	WP	HR	S	P	ERA	WHIP

Batter	1	2	3	4	5	6	7	8	9	AB	R	H	RBI	BB	SO	LOB
39 Ramon Santiago, S (1, 6) OBP: 0.419, SLG: 0.469	C SI 90 B CH 76 B SI 90 F SI 90 F SI 92 X SI 91 2-2 HR		C SI 91 C SL 82 X SI 91 0-2 HR		C SI 91 C SL 80 X CH 76 0-2 ① G1-3		B FF 93 X CH 85 1-0 33 2B 33 E 1B			4	3	3	2	0	0	0
33 Marcus Thames, R (1, 10) OBP: 0.301, SLG: 0.533	B SI 93 B CH 78 C SI 92 F SI 92 F SL 81 B SL 81 S SI 92 3-3 ① K		B SI 92 B CH 77 X CH 78 2-0 30 G5-4-3 1B		B CH 80 S SI 93 B SI 92 C SI 92 B SL 81 S SI 92 3-3 ② K		C SL 87 1 SAFE 1 SAFE X SL 86 0-1 E7 30 G6-3 24 SF9 1-H 2B			4	1	2	0	0	2	0
30 Magglio Ordonez, R (1, 9) OBP: 0.375, SLG: 0.491	B SI 92 X SI 92 1-0 ② P3		B SI 91 B SI 90 F CH 80 F SI 92 X CH 78 2-2 ① ② G5-4-3 1-2f		B SL 81 B SI 93 B CH 79 C SI 91 B CH 77 4-1 BB		S SI 78 B CU 65 F SI 78 X SI 79 1-2 ① G6-3 2-3			3	0	0	0	1	0	2
24 Miguel Cabrera, R (1, 3) OBP: 0.351, SLG: 0.538	B SI 93 B SI 92 F SI 93 F SI 94 C SI 93 2-3 ③ K		F SI 92 C SL 80 X CH 78 0-2 ③ G3-1		S SI 92 F SL 81 B SI 92 C SI 92 1-3 ③ K		B SI 78 C SI 78 B CU 65 X SI 78 2-1 ② SF9 3-H			3	0	0	1	0	2	1
Mike Hessman, R (1, 5) OBP: 0.387, SLG: 0.889 28 Curtis Granderson, L (6, PH) OBP: 0.368, SLG: 0.500 (7, 8)		S CL 80 S CH 77 B SI 92 B SI 91 B SI 91 B SI 91 4-2 25 1B BB	C SI 91 F SL 80 X CH 79 0-2 HR		F SI 94 B CU 74 X CH 84 1-1 ① L3		F SI 78 F CH 72 B CU 67 X SI 78 1-2 HR			1 2	1 1	1 1	1 1	1 0	0 0	0 0
25 Ryan Raburn, R (1, 4) OBP: 0.298, SLG: 0.372	B SI 91 B SI 90 C SI 91 B SI 91 C SI 92 X SI 91 3-2 1-2 1B		F SI 92 B SI 92 B CH 78 B SI 92 S SI 92 F SI 91 T SI 92 3-2 ① K		B FF 92 S SI 93 B SL 87 F FF 93 F FF 93 B SL 87 B FF 92 4-2 15 FC6-4 BB		F SI 78 B CU 65 X CU 65 1-1 ③ F8			3	0	1	0	1	1	0
15 Brandon Inge, R (1, 8) OBP: 0.299, SLG: 0.367 (7, 5)	B SI 93 B SI 92 F SI 92 F SI 92 S CH 78 2-3 ① K		C SI 92 B SI 91 C SI 91 F SI 91 C SI 92 1-3 ② K		B FF 92 F FF 92 S FF 93 D CU 77 F FF 93 X SL 87 2-2 ② FC6-4 S 1-2f			B FF 89 X FF 89 1-0 ① F8		4	0	0	0	0	2	3
Matt Joyce, L (1, 7) OBP: 0.347, SLG: 0.502	B SL 83 B SI 90 1 SAFE X SI 92 2-0 ② P5		B SI 93 C SL 82 X SI 92 1-1 ③ F8		B FF 93 S CH 84 C CU 77 B FF 93 B SI 93 B CH 83 4-2 55 FC6-4 1-2 BB			B FF 90 F CH 82 C FF 91 B CU 77 F FF 92 B FF 91 B CH 81 4-2 55 CS BB		2	0	0	0	2	0	2
55 Dusty Ryan, R (1, 2) OBP: 0.381, SLG: 0.528	S CH 79 S CH 78 B SI 92 D CH 80 F SI 92 B SI 92 C CH 76 3-3 ③ K		B SI 90 B CH 76 F SI 91 B SI 91 X SI 92 3-1 HR		S SL 88 X SL 88 0-1 ③ FC6-4 1-2f			1 SAFE B FF 92 C FF 93 S SL 84 F FF 92 B SL 82 F FF 92 B SL 82 X FF 92 3-2 ② ③ F9 1-2		4	1	1	1	0	1	5
Inning Stats	R: 1 E: 0 K: 2 S: 12 H: 1 LOB: 0 BB: 0 P: 20	R: 0 E: 0 K: 2 S: 13 H: 1 LOB: 2 BB: 1 P: 27	R: 1 E: 0 K: 0 S: 10 H: 2 LOB: 0 BB: 0 P: 14	R: 1 E: 0 K: 2 S: 13 H: 1 LOB: 0 BB: 0 P: 18	R: 1 E: 0 K: 2 S: 12 H: 1 LOB: 1 BB: 1 P: 23	R: 0 E: 0 K: 0 S: 13 H: 0 LOB: 2 BB: 2 P: 24	R: 3 E: 1 K: 0 S: 13 H: 3 LOB: 0 BB: 0 P: 19	R: 0 E: 0 K: 0 S: 9 H: 0 LOB: 0 BB: 1 P: 17		1B: 3 2B: 1 3B: 0 HR: 5 SF: 1 SAC: 0 DP: 1 HBP: 0						

PITCHER		IP	WLS	BF	H	R	ER	SO	BB	IBB	HBP	BLK	WP	HR	S	P	ERA	WHIP
19 Scott Kazmir, L ERA: 3.49	(1, 1)	5.0	L	22	6	4	4	8	2	0	0	0	0	4	60	102	7.20	1.600
49 Jason Hammel, R ERA: 4.66	(6, 1)	1.0		7	2	2	2	0	2	0	0	0	0	0	16	28	18.00	4.000
53 Chad Bradford, R ERA: 2.12	(7, 1)	1.0		4	1	1	1	0	0	0	0	0	0	1	10	15	9.00	1.000
40 Troy Percival, R ERA: 4.63	(8, 1)	1.0		3	0	0	0	0	1	0	0	0	0	0	9	17	0.00	1.000

PITCHER	IP	WLS	BF	H	R	ER	SO	BB	IBB	HBP	BLK	WP	HR	S	P	ERA	WHIP

BOTTOM

Tampa Bay Rays @ Detroit Tigers

Comerica Park, Detroit, MI

Thu Sep 25 2008, 1:05 PM EDT

Att. 36,259 - Sunny - 83 F

livebaseballscorecards.com

AB	30
R	7
H	9
RBI	6
BB	5
SO	8
LOB	13

WP: 0 PA: 36
PB: 0
SB: 1
CS: 1

TOP

Tampa Bay Rays @ Detroit Tigers

Comerica Park, Detroit, MI

Fri Sep 26 2008, 7:05 PM EDT

Att. 39,617 - Partly Cloudy - 77 F

livebaseballscorecards.com

Batter	1	2	3	4	5	6	7	8	9	AB	R	H	RBI	BB	SO	LOB
1 Akinori Iwamura, L (1, 4) OBP: 0.350, SLG: 0.381	B FF 93 F FF 93 B FF 93 C FF 93 B FF 94 F FF 92 F FF 93 X FF 95 3-2 ① F7		B FF 94 C FF 94 D CH 86 C FF 94 F FF 96 1 SAFE B FF 96 X CH 84 3-2 2 FC1-4 1B 1-3		F FF 90 B FF 90 C CU 79 F FF 96 S CU 81 1-3 ② K		C SI 91 T SI 92 B SL 81 C SI 92 1-3 ① K	B FF 94 B SI 94 X FF 94 2-0 2 1B 1B 1-2		5	0	2	0	0	2	0
10 Justin Ruggiano, R (8, 7) OBP: 0.257, SLG: 0.357										0	0	0	0	0	0	0
2 B.J. Upton, R (1, 8) OBP: 0.384, SLG: 0.403	B FF 94 C FF 94 B CU 78 T FF 95 B CU 82 B FF 95 4-2 23 S BB		B FF 97 T FF 92 C FF 92 X CH 85 1-2 ② FC1-4 1-2f 3-H		S FF 91 S CH 82 F FF 95 F CH 84 B CU 79 B CU 82 X FF 95 2-2 23 1B 2B		S SL 81 X SL 81 0-1 HR	F SI 89 B FF 95 C SI 95 F FF 96 X FF 95 1-2 1-2 2-3 1B		4	2	3	2	1	0	1
23 Carlos Pena, L (1, 3) OBP: 0.377, SLG: 0.494	B FF 92 1 SAFE F FF 93 B FF 95 B FF 95 F FF 94 F FF 95 S FF 97 3-3 ② K 1-2		1 SAFE F FF 92 B FF 93 B FF 93 X FF 93 2-1 ③ P5		S CH 84 X FF 94 0-1 3 1B 1B 2-H		B SL 79 F SL 80 B SL 82 X SI 92 2-1 3 1B 1B	B SI 87 B SI 89 B SI 89 C SI 87 X SI 88 3-1 ③ L8		5	0	2	1	0	1	5
3 Evan Longoria, R (1, 5) OBP: 0.347, SLG: 0.538	B FF 95 F FF 95 F FF 96 D CH 85 B CU 81 F FF 96 F FF 96 S CH 86 3-3 ③ K			C FF 91 F CH 84 C CU 81 0-3 ① K	B FF 92 F FF 93 B FF 93 X FF 95 2-1 1-3 1B		B SI 92 X SI 91 1-0 1-2 1B		C SI 97 B FF 96 F CH 85 C FF 97 1-3 ① K	5	0	2	0	0	3	1
15 Cliff Floyd, L (1, 10) OBP: 0.349, SLG: 0.455		C FF 91 X CH 82 0-1 ① G4-3		X CH 82 0-0 ② G6-3	B FF 94 F FF 95 F FF 96 S CU 84 1-3 ③ K		S SI 92 C SI 93 F SL 81 B SI 92 C SI 93 1-3 ② K		B FF 97 B FF 96 C FF 95 B FF 97 B FF 96 4-1 30 1B 30 DI 16 E BB	3	0	0	0	0	1	2
Rocco Baldelli, R (7, PH) OBP: 0.333, SLG: 0.438										1	1	0	0	1	1	2
(7, 10)																
30 Dioner Navarro, S (1, 2) OBP: 0.349, SLG: 0.407		B FF 90 X FF 92 1-0 ② F7		C FF 91 C CU 78 F FF 95 B FF 95 B CU 81 F FF 94 X CU 82 2-2 2B		B SI 91 X SI 92 1-0 ① P5	B SL 81 F SI 92 B SL 80 F SI 91 X SI 93 2-2 ③ F8		C SI 96 X FF 97 0-1 16 E 1-3 1B	5	0	2	0	0	0	2
31 Jonny Gomes, R (9, PR) OBP: 0.279, SLG: 0.376										0	0	0	0	0	0	0
26 Gabe Gross, L (1, 9) OBP: 0.338, SLG: 0.418		C FF 92 B FF 93 X CH 84 1-1 ③ P4		B FF 96 B FF 94 B FF 95 B FF 92 4-0 BB	B SI 93 C SL 81 T SL 80 B SI 93 S SL 81 2-3 ② K			C FF 93 B FF 94 B SL 87 X FF 93 2-1 ① F7	B FF 97 C CH 88 X FF 97 1-1 E3 8 DI 1-3 3-H	2	0	0	0	1	1	0
16 Willy Aybar, S (8, PH) OBP: 0.327, SLG: 0.411										2	0	0	1	0	0	1
(8, 4)																
13 Carl Crawford, L (9, PR) OBP: 0.319, SLG: 0.400										0	0	0	0	0	0	0
32 Eric Hinske, L (1, 7) OBP: 0.331, SLG: 0.457			C CH 82 B CU 77 B FF 93 B CH 82 T FF 93 T FF 94 3-2 ① K	S FF 95 B FF 95 B FF 95 F FF 96 S FF 96 2-3 ③ K		C SL 81 B SI 93 F SI 92 B SL 78 B SL 79 B SI 91 4-2 BB	C FF 94 F CH 86 B FF 94 C SL 88 1-3 ② K	X FF 98 0-0 ② P5	2	0	0	0	0	2	2
38 Fernando Perez, R (6, PH) OBP: 0.355, SLG: 0.473									0	0	0	0	1	0	0
(6, 7)																
18 Ben Zobrist, S (8, PH) OBP: 0.330, SLG: 0.466									2	0	0	0	0	1	2
(8, 9)																
8 Jason Bartlett, R (1, 6) OBP: 0.329, SLG: 0.361			C FF 92 S CU 80 B FF 96 F CU 82 B CH 85 B CU 82 F FF 95 F FF 97 B CU 82 4-2 1 1B 2 FC1-4 BB		B FF 90 C FF 90 C FF 92 S CH 83 1-3 ① K	C SI 92 X SI 92 0-1 ③ F8		S SL 89 B SL 89 X SL 88 1-1 2 1B 1 1B 1B	S CH 87 B FF 98 B CH 87 X FF 98 2-1 ③ F9 1-2	4	1	1	0	1	1	3

	AB	40
	R	4
	H	12
	RBI	4
	BB	5
	SO	13
	LOB	21

Inning Stats	1	2	3	4	5	6	7	8	9	1B: 9	SF: 0	WP: 0	PA: 45
R:	0	0	1	0	1	0	1	0	1	2B: 2	SAC: 0	PB: 0	
E:	0	0	0	0	0	0	0	0	0	3B: 0	DP: 0	SB: 1	
K:	2	0	1	2	3	1	2	1	1	HR: 1	HBP: 0	CS: 0	
S:	17	5	17	12	19	8	15	14	11				
H:	0	0	1	1	3	0	3	3	1				
LOB:	1	0	1	2	2	1	2	3	3				
BB:	1	0	1	1	0	1	0	0	1				
P:	30	7	30	20	26	15	22	24	19				

PITCHER		IP	WLS	BF	H	R	ER	SO	BB	IBB	HBP	BLK	WP	HR	S	P	ERA	WHIP
35 Justin Verlander, R ERA: 4.84	(1, 1)	5.0	W	23	5	2	2	8	3	0	0	0	0	0	70	113	3.60	1.600
44 Bobby Seay, L ERA: 4.18	(6, 1)	2.0	H	10	3	1	1	3	1	0	0	0	0	1	23	37	4.50	2.000
Gary Glover, R ERA: 5.3	(8, 1)	0.2	H	5	3	0	0	1	0	0	0	0	0	0	12	19	0.00	4.500
50 Clay Rapada, L ERA: 4.5	(8, 1)	0.1	H	1	0	0	0	0	0	0	0	0	0	0	2	5	0.00	0.000
56 Fernando Rodney, R ERA: 5.03	(9, 1)	1.0	S	6	1	1	1	1	1	0	0	0	0	0	11	19	9.00	2.000

PITCHER	IP	WLS	BF	H	R	ER	SO	BB	IBB	HBP	BLK	WP	HR	S	P	ERA	WHIP

Tampa Bay Rays @ Detroit Tigers

Comerica Park, Detroit, MI

Fri Sep 26 2008, 7:05 PM EDT

Att. 39,617 - Partly Cloudy - 77 F

livebaseballscorecards.com

Batter	1	2	3	4	5	6	7	8	9	AB	R	H	RBI	BB	SO	LOB
28 Curtis Granderson, L (1, 8) OBP: 0.367, SLG: 0.497	B FC 88 B FC 87 C FC 86 B CU 74 F FC 87 F CU 77 B FC 88 4-2 14 BB 30 2B BB	C CU 71 B FF 88 B FC 87 C FF 87 X FC 88 2-2 ② G4-3			B CU 69 X FC 85 1-0 ① G4-3		B FF 92 X FF 93 1-0 ① F8			3	1	0	0	1	0	0
14 Placido Polanco, R (1, 4) OBP: 0.350, SLG: 0.417 25 Ryan Raburn, R (2, 4) OBP: 0.293, SLG: 0.366	1 SAFE 1 SAFE P PO 85 B CU 76 B FC 86 B FC 86 4-0 30 2B 1-2 BB	C FC 87 C FC 89 X FC 88 0-2 ③ G4-3			X FC 85 0-0 ② B1-3		C FF 94 S FF 94 B FF 94 B FF 94 B FC 87 S FF 94 3-3 ② K			0 3	1 0	0 0	0 0	1 0	0 1	0 0
30 Magglio Ordonez, R (1, 9) OBP: 0.374, SLG: 0.491	F FC 87 X CU 76 0-1 24 L8-4 1-H 2-H 2B		F FC 86 F FC 86 C CU 77 0-3 ① K		B FF 86 X FC 85 1-0 ③ F9		B FF 93 S FF 95 F FF 96 B SI 96 X FF 96 2-2 ③ P4			4	0	1	2	0	1	0
24 Miguel Cabrera, R (1, 3) OBP: 0.351, SLG: 0.535	B CU 76 F FC 88 X FC 88 1-1 ①② L8-4 2-2		S CU 76 X FC 87 0-1 ② P5			B FF 86 B FC 86 B CU 74 B FC 85 4-0 15 HBP BB BB		F SI 95 C FF 95 F FF 95 S FF 95 0-3 ① K		3	0	0	0	1	1	1
Gary Sheffield, R (1, 10) OBP: 0.325, SLG: 0.407	B FC 88 B SL 79 C FC 88 X FC 88 2-1 HR		B FF 88 C CU 75 B CU 72 X CU 74 2-1 1B			B FC 85 C FC 85 C FC 84 B FC 85 S CU 74 2-3 ① K		C FF 95 X SL 89 0-1 HR		4	2	3	2	0	1	1
33 Marcus Thames, R (1, 7) OBP: 0.299, SLG: 0.528 Matt Joyce, L (7, 7) OBP: 0.346, SLG: 0.500	S FC 88 S CU 77 B FC 88 S CU 76 1-3 ③ K		F FC 83 D CU 76 F CU 75 F FC 86 B CU 73 F CU 68 S CU 77 2-3 ③ K			B FC 85 X CU 73 1-0 ② P5		C FF 94 C FF 95 B SI 95 B SI 94 S FF 94 2-3 ② K		3 1	0 0	0 0	0 0	0 0	2 1	2 0
19 Jeff Larish, L (1, 5) OBP: 0.321, SLG: 0.394 15 Brandon Inge, R (6, PH) OBP: 0.300, SLG: 0.366 (7, 5)		C FC 86 F CU 75 B CU 69 B FC 88 F FC 88 X CU 77 2-2 39 HR 1B	B FC 86 B FF 86 F FC 85 F FC 85 C FF 87 2-3 ① K			C FC 86 H FC 86 1-1 BB 1-2 HBP		B FF 95 B FF 95 F FF 94 X SI 95 2-1 ③ G4-3		2 1	1 0	1 0	0 0	0 0	1 0	0 0
Dane Sardinha, R (1, 2) OBP: 0.213, SLG: 0.186		F CU 75 1 SAFE S FC 86 B FF 85 S CU 76 1-3 ① K	C CU 74 F FC 86 B FC 87 C CU 74 1-3 ② K			B FF 94 B FF 94 B FF 95 B FF 93 4-0 1-2 2-3 BB				2	0	0	0	1	2	1
39 Ramon Santiago, S (1, 6) OBP: 0.417, SLG: 0.491		1 SAFE B FC 85 C FC 84 B FC 84 S FC 84 F FF 86 X CU 73 2-2 1-H HR	C FC 86 F FC 86 X FF 87 0-2 ③ F8			B FF 94 X SI 94 1-0 ③ L9				3	1	1	2	0	0	3
Inning Stats	R: 3 E: 0 K: 1 S: 13 H: 2 LOB: 0 BB: 2 P: 24	R: 2 E: 0 K: 1 S: 17 H: 2 LOB: 0 BB: 0 P: 24	R: 0 E: 0 K: 2 S: 12 H: 1 LOB: 1 BB: 0 P: 16	R: 0 E: 0 K: 2 S: 9 H: 0 LOB: 0 BB: 0 P: 12	R: 0 E: 0 K: 0 S: 3 H: 0 LOB: 0 BB: 0 P: 5	R: 0 E: 0 K: 1 S: 6 H: 0 LOB: 3 BB: 2 P: 19	R: 0 E: 0 K: 1 S: 7 H: 0 LOB: 0 BB: 0 P: 13	R: 1 E: 0 K: 2 S: 11 H: 1 LOB: 0 BB: 0 P: 15		1B: 2 2B: 2 3B: 0 HR: 3 SF: 0 SAC: 0 DP: 1 HBP: 1				WP: 0 PB: 0 SB: 0 CS: 0 PA: 34		

	AB	29
	R	6
	H	6
	RBI	6
	BB	4
	SO	10
	LOB	8

PITCHER		IP	WLS	BF	H	R	ER	SO	BB	IBB	HBP	BLK	WP	HR	S	P	ERA	WHIP
21 Andy Sonnanstine, R ERA: 4.38	(1, 1)	5.2	L	24	5	5	5	7	3	0	0	0	0	2	58	92	7.94	1.412
14 David Price, L ERA: 2.19	(6, 1)	1.0		5	0	0	0	1	1	0	1	0	0	0	6	16	0.00	1.000
50 Grant Balfour, R ERA: 1.54	(7, 1)	1.1		5	1	1	1	2	0	0	0	0	0	1	14	20	6.75	0.750

PITCHER		IP	WLS	BF	H	R	ER	SO	BB	IBB	HBP	BLK	WP	HR	S	P	ERA	WHIP

Batter	1	2	3	4	5	6	7	8	9	AB	R	H	RBI	BB	SO	LOB
38 Fernando Perez, R (1, 8) OBP: 0.348, SLG: 0.448	B FF 89 B FF 86 B FF 87 C FF 88 B FF 88 4-1 18 1B 18 PB 2B BB	C CU 76 B CH 78 B FF 88 X FF 84 2-1 ③ L8			B SI 84 X SI 86 1-0 ① L9		B FF 91 C FF 91 X FS 85 1-1 ② G3			3	1	0	0	1	0	0
18 Ben Zobrist, S (1, 6) OBP: 0.338, SLG: 0.492	B CH 84 1 SAFE B FF 86 C FF 88 B CU 76 C SI 86 X SI 87 3-2 1-3 2B 1B		C SI 85 C SL 82 B FF 87 X FF 88 1-2 16 L9 2B		L SI 84 B CH 77 L CU 77 X SL 82 1-2 HR		B FS 84 B FF 90 C SL 80 C FF 91 F FS 84 F CH 85 X SL 79 2-2 ③ G3			4	2	3	1	0	0	0
3 Evan Longoria, R (1, 5) OBP: 0.345, SLG: 0.535 32 Eric Hinske, L (6, 5) OBP: 0.330, SLG: 0.456	C CU 78 F SI 89 B FF 92 D SL 82 S SL 78 2-3 ① K		X FF 88 0-0 ① G5-3		C FF 88 S SI 88 B SL 81 S SI 86 1-3 ② K			X FF 91 0-0 ① P6		3 1	0 0	0 0	0 0	0 0	2 0	3 0
Rocco Baldelli, R (1, 10) OBP: 0.341, SLG: 0.447	C SI 89 X SI 89 0-1 16 G5-3 1-H 3-H 2B		H CU 75 1-0 HBP		B SL 79 B SI 84 X SI 85 2-0 ③ G5-3			X FF 91 0-0 E5		3	0	1	2	0	0	0
16 Willy Aybar, S (1, 4) OBP: 0.323, SLG: 0.406	C SL 81 T FF 91 F SL 81 F FF 89 X SL 81 0-2 ② G5-3 2-3		B SI 85 X SI 87 1-0 ② L9 2-3			B SI 84 C FF 87 X CU 77 1-1 ① G6-3		B FF 91 C FF 91 C FF 91 B SL 79 F FS 84 C SL 79 2-3 ② K		4	0	0	0	0	1	4
24 Dan Johnson, L (1, 3) OBP: 0.280, SLG: 0.455	C SI 89 F SI 92 B FF 91 F SI 91 B SL 83 F SL 82 B FF 94 D SL 83 4-2 BB		C SI 90 B SI 89 B SI 90 C FF 90 S SI 92 2-3 ③ K			C FF 90 B SL 82 B SI 90 F SI 87 B SL 77 F SI 86 F FF 89 B SI 86 4-2 BB		B FF 91 C FS 85 C FF 91 B SL 78 X FS 86 2-2 ③ G4-3		2	0	0	0	2	1	3
10 Justin Ruggiano, R (1, 7) OBP: 0.244, SLG: 0.338	S SI 89 B FF 87 S SI 85 X SI 90 1-2 ③ F8			S SI 85 B CH 78 C SI 87 B CU 79 S SI 86 2-3 ① K		B FF 90 B SL 80 X FF 90 2-0 ② L9			B SI 95 B SI 94 C FF 93 F FF 95 S CH 84 2-3 ① K	4	0	0	0	0	2	3
31 Jonny Gomes, R (1, 9) OBP: 0.274, SLG: 0.368 28 John Jaso, L (9, PH) OBP: 0.200, SLG: 0.200		B FF 87 T CU 78 C FF 86 B SL 80 S SI 85 2-3 ① K		B SI 86 B FF 90 X SI 86 2-0 ② F7		F FF 91 B FF 92 C SL 79 S SL 79 1-3 ③ K			B FF 96 B FF 94 C FF 94 S CH 84 B CH 85 X CH 86 3-2 ② F9	3 1	0 0	0 0	0 0	0 0	2 0	1 0
Michel Hernandez, R (1, 2) OBP: 0.200, SLG: 0.200 26 Gabe Gross, L (9, PH) OBP: 0.338, SLG: 0.417		B SI 84 F FF 86 B CU 76 X SI 85 2-1 ② G1-3		C SI 84 X CU 77 0-1 ③ G5-3			C FF 90 S FF 90 B FF 90 X SL 78 1-2 ① F8		C CH 85 S CH 85 F FF 98 S FF 97 0-3 ③ K	3 1	0 0	0 0	0 0	0 0	0 1	0 0
Inning Stats	R: 2 H: 2 E: 0 LOB: 2 K: 1 BB: 2 S: 21 P: 35	R: 0 H: 0 E: 0 LOB: 0 K: 1 BB: 0 S: 7 P: 13	R: 0 H: 1 E: 0 LOB: 2 K: 1 BB: 0 S: 8 P: 13	R: 0 H: 0 E: 0 LOB: 0 K: 1 BB: 0 S: 6 P: 10	R: 1 H: 1 E: 0 LOB: 0 K: 1 BB: 0 S: 8 P: 13	R: 0 H: 0 E: 0 LOB: 1 K: 1 BB: 1 S: 10 P: 18	R: 0 H: 0 E: 0 LOB: 0 K: 0 BB: 0 S: 10 P: 14	R: 0 H: 0 E: 1 LOB: 1 K: 1 BB: 0 S: 9 P: 13	R: 0 H: 0 E: 0 LOB: 0 K: 2 BB: 0 S: 10 P: 15	1B: 1 SF: 0 2B: 2 SAC: 0 3B: 0 DP: 0 HR: 1 HBP: 1						WP: 0 PA: 36 PB: 1 SB: 0 CS: 0

PITCHER		IP	WLS	BF	H	R	ER	SO	BB	IBB	HBP	BLK	WP	HR	S	P	ERA	WHIP
21 Dontrelle Willis, L ERA: 9.38	(1, 1)	5.1		24	4	3	3	5	3	0	1	0	0	1	56	95	5.06	1.312
Aquilino Lopez, R ERA: 3.48	(6, 1)	2.2	W	9	0	0	0	2	0	0	0	0	0	0	23	34	0.00	0.000
56 Fernando Rodney, R ERA: 4.91	(9, 1)	1.0	S	3	0	0	0	2	0	0	0	0	0	0	10	15	0.00	0.000

PITCHER	IP	WLS	BF	H	R	ER	SO	BB	IBB	HBP	BLK	WP	HR	S	P	ERA	WHIP

TOP

Tampa Bay Rays @ Detroit Tigers

Comerica Park, Detroit, MI

Sat Sep 27 2008, 7:05 PM EDT
Att. 40,756 - Cloudy - 72 F

livebaseballscorecards.com

AB	32
R	3
H	4
RBI	3
BB	3
SO	9
LOB	14

Tampa Bay Rays @ Detroit Tigers

Comerica Park, Detroit, MI

Sat Sep 27 2008, 7:05 PM EDT
Att. 40,756 - Cloudy - 72 F

livebaseballscorecards.com

Batter	1	2	3	4	5	6	7	8	9	AB	R	H	RBI	BB	SO	LOB
28 Curtis Granderson, L (1, 8) OBP: 0.365, SLG: 0.494	C FF 93 T CU 75 S FF 96 0-3 ① K	C B FF 93 F CH 87 X CU 77 1-2 ②③ G3-6 1-2f	X FF 94 0-0 ② FC3-6 39 BB 30 1B 1-2f	S SI 92 C CU 74 F CU 76 B SI 93 S FF 92 1-3 ① K				4	1	0	0	0	2	2
39 Ramon Santiago, S (1, 4) OBP: 0.413, SLG: 0.479	B FF 94 B FF 93 C FF 93 X FF 95 2-1 ② F7	C CH 85 X FF 93 0-1 E1 WP 30 1B	B FF 93 B FF 95 B FF 95 C FF 94 C FF 95 B CU 76 4-2 30 1B 1-2 BB	B SI 93 C FF 91 B CU 74 F FF 93 S SI 92 2-3 ② K				3	0	0	0	1	1	0
30 Magglio Ordonez, R (1, 9) OBP: 0.375, SLG: 0.491	B FF 94 F FF 94 B FF 96 F FF 94 B SL 86 F SL 86 X FF 96 3-2 ③ F7	B FF 93 S SI 92 X FF 92 1-1 WP 1-2 1B	B SL 86 X FF 96 1-0 1-2 2-H 1B	B FF 94 F FF 92 C SL 79 C CU 78 1-3 ③ K				4	0	2	1	0	1	0
24 Miguel Cabrera, R (1, 3) OBP: 0.352, SLG: 0.541		S FF 93 B FF 94 S SL 86 F FF 95 B FF 95 B SL 87 X SL 86 3-2 HR	B SL 85 X FF 94 1-0 ① F7	S SL 86 X FF 95 0-1 ③ F9			C FF 92 C SL 79 X FF 93 0-2 1B 2B		4	1	2	1	0	0	4
Gary Sheffield, R (1, 10) OBP: 0.326, SLG: 0.405		B FF 95 B FF 94 C CU 77 X FF 95 2-1 ① P6	F FF 95 B SL 87 X SL 86 1-1 ② L5 1-2 2-3	C FF 95 B SL 81 C CU 80 C FF 94 B FF 95 B FF 94 4-2 19 E 19 S 2B BB			B CU 80 C SL 80 B FF 93 B CU 79 B SL 80 4-1 1B BB		2	1	0	0	2	0	2
19 Jeff Larish, L (1, 5) OBP: 0.312, SLG: 0.382 Dane Sardinha, R (8, 2) OBP: 0.229, SLG: 0.205		B FF 94 T FF 94 B FF 94 C FF 94 S CU 76 2-3 ② K	C CU 76 F FF 94 S SL 86 0-3 ③ K	F SI 93 B SI 95 C FF 94 T CU 78 1-2 ① K 1-3			L FF 92 X FF 93 0-1 G6-4-3 1-2 2-3 1B		3 1	0 0	0 1	0 0	0 0	3 0	3 0
Matt Joyce, L (1, 7) OBP: 0.344, SLG: 0.500	X FF 94 0-0 ③ L7		C CU 74 F FF 94 B SL 86 X CU 78 1-2 FC6 15 SF8 2B	X FF 93 0-0 ② G3			C SI 94 S SI 94 F CU 77 B SL 80 S FF 91 1-3 ① K		4	1	1	0	0	1	4
Edgar Renteria, R (1, 6) OBP: 0.317, SLG: 0.381			B FF 93 X FF 91 1-0 ① F8	X FF 94 0-0 FC6 28 FC3-6 2-3	B CU 74 B FF 94 C CU 80 C SL 81 X FF 95 2-2 3-H 2B		C SL 80 X SI 94 0-1 ②③ G6-4-3 1-2f		4	0	1	1	0	0	4
15 Brandon Inge, R (1, 2) OBP: 0.300, SLG: 0.365 (8, 5)			C SL 85 B FF 95 B FF 93 B B 4-1 28 G3-6 BB	C FF 94 S SL 86 X FF 94 0-2 ① SF8 3-H	B CU 80 B FF 93 X FF 92 2-0 ③ G5-3				1	0	0	1	1	0	1
Inning Stats	R: 0 E: 0 K: 1 S: 9 H: 0 LOB: 0 BB: 0 P: 14	R: 1 E: 0 K: 1 S: 10 H: 1 LOB: 0 BB: 0 P: 17	R: 0 E: 0 K: 0 S: 5 H: 0 LOB: 0 BB: 1 P: 11	R: 0 E: 1 K: 1 S: 10 H: 1 LOB: 2 BB: 0 P: 13	R: 2 E: 0 K: 0 S: 13 H: 2 LOB: 2 BB: 1 P: 19	R: 1 E: 0 K: 1 S: 10 H: 1 LOB: 1 BB: 1 P: 19	R: 0 E: 0 K: 3 S: 10 H: 0 LOB: 0 BB: 0 P: 14	R: 0 E: 0 K: 1 S: 12 H: 2 LOB: 2 BB: 1 P: 17		1B: 3 2B: 3 3B: 0 HR: 1	SF: 1 SAC: 0 DP: 2 HBP: 0			WP: 1 PB: 0 SB: 1 CS: 0	PA: 35

	AB	30
	R	4
	H	7
	RBI	4
	BB	4
	SO	8
	LOB	20

PITCHER		IP	WLS	BF	H	R	ER	SO	BB	IBB	HBP	BLK	WP	HR	S	P	ERA	WHIP
22 Matt Garza, R ERA: 3.7	(1, 1)	5.0		22	4	3	3	3	2	0	0	0	1	1	47	74	5.40	1.200
34 Jeff Niemann, R ERA: 5.06	(6, 1)	3.0	L	13	3	1	1	5	2	0	0	0	0	0	32	50	3.00	1.667

PITCHER	IP	WLS	BF	H	R	ER	SO	BB	IBB	HBP	BLK	WP	HR	S	P	ERA	WHIP

Batter	1	2	3	4	5	6	7	8	9	10	11	AB	R	H	RBI	BB	SO	LOB
1 Akinori Iwamura, L (1, 4) OBP: 0.349, SLG: 0.380	B SI 90 X SI 88 1-0 F8 ①			C SI 88 B SI 89 C SI 89 S SI 89 1-3 K ①		X SI 89 0-0 G4-3 ①		C CU 73 S CU 75 D CU 69 X SL 86 1-2 38 BB 31 2B 1-2 1B	B SL 77 C SI 87 X FF 88 1-1 F8 ②		D CH 81 C FF 89 F CH 81 D CH 83 B FF 90 X CH 81 3-2 P6 ③ 1-2	2	0	0	0	0	1	0
24 Dan Johnson, L (4, 3) OBP: 0.276, SLG: 0.423												4	1	1	0	0	0	1
2 B.J. Upton, R (1, 8) OBP: 0.383, SLG: 0.401	F SI 89 X SL 84 0-1 G3 ②			B SL 84 B SL 84 F SI 90 S CH 80 C CH 80 2-3 K ②		B CH 79 B SI 90 F SI 90 X SI 90 2-1 F7 ②		C CU 72 B SL 81 C SL 83 F CU 75 B SL 82 B CU 74 F SL 82 B SL 82 4-2 31 2B 18 1B 1-2 2-3 BB	C SI 86 X SI 86 0-1 P4 ③			2	0	0	0	0	1	0
38 Fernando Perez, R (5, 8) OBP: 0.348, SLG: 0.433												2	1	0	0	1	0	0
3 Evan Longoria, R (1, 5) OBP: 0.343, SLG: 0.531	F SI 90 B SL 83 B SL 83 F SI 91 S CH 79 2-3 K ③			X SI 91 0-0 L9 ③		C SL 84 B CU 70 X SL 84 1-1 G1-3 ③		B SL 83 X CH 87 1-0 18 1B 32 BB 1-3 2-H 3-H 2B		B FF 88 F FF 88 X SI 90 1-1 1B ①		3	0	0	0	0	1	0
13 Carl Crawford, L (6, 7) OBP: 0.319, SLG: 0.400												0	0	0	0	0	0	0
31 Jonny Gomes, R (8, PH) OBP: 0.282, SLG: 0.383 (8, 7)												2	1	2	2	0	0	0
Rocco Baldelli, R (1, 10) OBP: 0.344, SLG: 0.475		B SI 88 F SI 90 B CH 80 S CH 79 S CH 80 2-3 K ①			B CH 86 B FF 89 F SI 88 X CH 77 2-1 HR		B SI 89 F SI 89 B SL 85 S SL 84 B SI 90 B SL 83 4-2 18 PB 16 1B BB	B SI 94 B SI 96 C SL 85 B SL 82 S SI 95 C SI 95 3-3 K ①		C FF 91 B CH 82 B FF 91 S CH 80 S CU 78 2-3 K ②	4	1	1	1	3	2	
16 Willy Aybar, S (1, 3) OBP: 0.327, SLG: 0.410 (4, 4)		F SI 90 B SI 90 B CH 79 X SI 90 2-1 G3-1 ②			S CH 77 B SI 90 B SI 90 X SI 88 2-1 32 HR 2B		D CH 80 B FF 91 C SI 87 B SI 87 F SI 90 X CH 77 3-2 18 PB 1-2 1B	B CH 89 B SI 96 B CH 89 I IN 70 4-0 32 BB 18 1B 28 2-1 IBB		B CH 82 S FF 91 S CH 82 X FF 92 1-2 F7 ③	4	1	2	0	1	0	0
18 Ben Zobrist, S (1, 6) OBP: 0.339, SLG: 0.505		B CH 79 C SI 90 C CH 80 B SL 83 B FF 91 X SI 89 3-2 G3-1 ③			C SI 89 B CH 79 F SI 91 B SI 92 F SI 92 X CH 78 2-2 G6-3 ①		C SL 81 B SI 87 S SL 83 S CU 75 1-3 K ① 1-2 2-3	F SI 95 B FF 96 B CH 89 X SI 96 2-1 32 BB 1-2 2-3 3-H 1B			F B FF 89 B CH 80 X SI 90 2-1 HR	5	1	2	2	0	1	3
26 Gabe Gross, L (1, 9) OBP: 0.336, SLG: 0.414			B SI 88 F SI 89 B CH 79 B CH 78 S SI 89 F SI 88 F SI 88 F SI 90 F SI 88 3-3 K ①		C CH 80 B SI 91 B SL 86 B SL 83 F SI 90 X SI 90 3-2 G1-3 ②		C CU 73 F SL 83 D CU 77 B CU 76 B SL 83 B SL 83 4-2 32 G4-6-3 BB	B SL 83 B CH 88 C SI 96 D SL 88 C SI 96 C SL 85 3-3 K ②			S FF 91 C CU 78 B FF 90 B CH 81 B CU 77 X FF 91 3-2 G5-3 ①	2	0	0	0	1	1	
10 Justin Ruggiano, R (5, 9) OBP: 0.247, SLG: 0.329												2	0	0	0	1	1	3
32 Eric Hinske, L (1, 7) OBP: 0.333, SLG: 0.465 (6, 5)		C SI 90 B SL 84 F CH 80 B SL 85 S CH 80 2-3 K ②			F CH 79 X SI 90 0-1 2-H HR		C SL 82 D SL 84 C CU 74 X SL 84 1-2 G4-6-3 1-2f	B FF 88 B SI 87 B SI 86 B SI 87 4-0 1-2 2-3 3-H BB			F CH 82 B CH 82 F FF 91 B FF 91 X CH 83 2-2 24 S 1B	4	1	2	3	1	1	3
28 John Jaso, L (1, 2) OBP: 0.200, SLG: 0.200		S SI 90 X SI 89 0-1 P6 ③			B CH 78 C SI 90 C CU 69 B SL 82 B CH 78 F CH 77 X SI 92 3-2 L8 ③				C SI 86 B SI 86 B SI 87 C SL 75 C SI 88 2-3 K ①		X FF 90 0-0 F8 ②	5	1	1	0	0	1	1
Inning Stats	R: 0 E: 0 K: 1 S: 6 / H: 0 LOB: 0 BB: 0 P: 9	R: 0 E: 0 K: 1 S: 8 / H: 0 LOB: 0 BB: 0 P: 15	R: 0 E: 0 K: 2 S: 13 / H: 0 LOB: 0 BB: 0 P: 18	R: 0 E: 0 K: 2 S: 7 / H: 0 LOB: 0 BB: 0 P: 10	R: 3 E: 0 K: 0 S: 17 / H: 3 LOB: 0 BB: 0 P: 29	R: 0 E: 0 K: 0 S: 5 / H: 0 LOB: 0 BB: 0 P: 8	R: 0 E: 0 K: 1 S: 13 / H: 1 LOB: 2 BB: 2 P: 26	R: 4 E: 0 K: 2 S: 19 / H: 4 LOB: 3 BB: 3 P: 44	R: 0 E: 0 K: 1 S: 7 / H: 0 LOB: 0 BB: 0 P: 10	R: 0 E: 0 K: 1 S: 8 / H: 1 LOB: 0 BB: 0 P: 12	R: 1 E: 0 K: 0 S: 12 / H: 2 LOB: 1 BB: 0 P: 22	1B: 6 2B: 2 3B: 0 HR: 3	SF: 0 SAC: 0 DP: 1 HBP: 0		WP: 0 PB: 1 SB: 1 CS: 0	PA: 46		

PITCHER		IP	WLS	BF	H	R	ER	SO	BB	IBB	HBP	BLK	WP	HR	S	P	ERA	WHIP
31 Zach Miner, R ERA: 4.27	(1, 1)	6.0		23	4	3	3	6	1	0	0	0	0	2	61	101	4.50	0.833
49 Casey Fossum, L ERA: 5.66	(7, 1)	1.0	H	6	2	3	3	1	2	0	0	0	0	0	17	29	27.00	4.000
32 Freddy Dolsi, R ERA: 3.97	(8, 1)	0.2	B	5	2	0	0	2	0	1	0	0	0	0	9	22	0.00	3.000
50 Clay Rapada, L ERA: 4.22	(8, 1)	1.1		5	0	1	1	1	1	0	0	0	0	0	8	17	6.75	0.750
40 Chris Lambert, R ERA: 5.66	(10, 1)	2.0	L	8	3	1	1	1	0	0	0	0	0	1	20	34	4.50	1.500

PITCHER	IP	WLS	BF	H	R	ER	SO	BB	IBB	HBP	BLK	WP	HR	S	P	ERA	WHIP

TOP

Tampa Bay Rays @ Detroit Tigers

Comerica Park, Detroit, MI

Sun Sep 28 2008, 1:05 PM EDT

Att. 40,373 - Sunny - 84 F

livebaseballscorecards.com

AB	41
R	8
H	11
RBI	8
BB	5
SO	11
LOB	14

Batter	1	2	3	4	5	6	7	8	9	10	11	AB	R	H	RBI	BB	SO	LOB
28 Curtis Granderson, L (1, 8) OBP: 0.366, SLG: 0.497	C FF 91 B FC 88 X FF 93 1-1 G6-3 ①		B CH 83 C CH 82 B FC 86 X SI 91 2-1 1-H 3-H HR	C FC 88 B SI 92 B CH 82 B FC 87 B SI 89 4-1 1-2 2-3 3-H BB BB		C FS 82 F FS 82 C SI 89 0-3 K ①		C FF 85 B SL 75 B SL 75 S FF 86 S FF 88 2-3 K ③		B FF 97 C SI 93 B SI 94 B SI 94 B FF 93 4-1 G6-3 BB		4	1	1	4	2	2	1
Gary Sheffield, R (1, 10) OBP: 0.326, SLG: 0.402	B SI 91 B CH 81 B FF 91 X SI 91 3-0 G5-3 ②		B FF 94 B FC 90 C FF 93 B CH 87 F FC 89 S CH 84 3-3 K ②	B FF 92 B FC 88 B SI 92 B FF 93 4-0 1-2 2-3 3-H BB		B SI 91 1 SAFE F SI 89 S CU 79 X SI 91 1-2 F9 ②			C FF 96 B FF 96 C SL 89 B FF 97 B FF 96 X FF 95 3-2 30 HR 1B	B FF 93 1 SAFE X SL 88 1-0 G6-3 ② 1-2		5	1	1	1	1	1	2
30 Magglio Ordonez, R (1, 9) OBP: 0.376, SLG: 0.496	S FF 92 F KC 77 X SI 92 0-2 G4-3 ③		T CH 83 X FC 88 0-1 24 1B 1B	B FC 90 F FF 91 B FF 93 F FF 93 S FC 88 2-3 K ②		D CU 80 F CU 77 B SI 89 C SI 89 B SI 89 B SI 89 4-2 1-2 BB			F SL 87 C FF 94 B FF 94 B FF 94 F FF 94 X SL 88 2-2 1-H HR	B FF 94 B FF 92 X FF 92 2-0 F9 ③		5	1	2	2	1	1	4
24 Miguel Cabrera, R (1, 3) OBP: 0.350, SLG: 0.538		F FF 92 X KC 80 0-1 G3 ①	F CH 83 X KC 81 0-1 1-2 1B	B FF 93 B FF 93 F FF 93 S FC 87 B FF 94 X FC 88 3-2 L5 ③		D CU 79 S SI 88 S SI 88 S CU 78 1-3 K ③			S SL 88 B SL 89 X SL 88 1-1 P4 ①		B SL 86 X FF 93 1-0 F9 ①	6	0	1	0	0	1	5
33 Marcus Thames, R (1, 7) OBP: 0.296, SLG: 0.522 Matt Joyce, L (7, 7) OBP: 0.341, SLG: 0.494		F FF 92 B FC 88 F CH 81 X CH 83 1-2 F8 ②	F FF 92 X FC 89 0-1 F8 ③		S FC 83 F FF 92 X FF 93 0-2 P4 ①		B FF 90 B FF 89 F FF 90 X FF 91 2-1 F7 ①		B FF 95 B FF 95 X FF 94 2-0 F8 ②		S FF 94 F FF 93 B CU 76 X FF 93 1-2 G4-3 ②	3 3	0 0	0 0	0 0	0 0	0 0	2 0
Edgar Renteria, R (1, 6) OBP: 0.317, SLG: 0.382 25 Ryan Raburn, R (5, 4) OBP: 0.294, SLG: 0.365 19 Jeff Larish, L (11, PH) OBP: 0.309, SLG: 0.379		B FF 93 B KC 79 F FF 92 X CH 84 2-1 G5-3 ③		C FF 90 X CH 84 0-1 39 BB 15 BB 28 BB 1B	C FC 87 S FC 86 F FF 93 B FC 92 F FC 87 F FF 93 B FF 92 F FC 88 B FC 87 3-3 S FF 85 K ②		C FF 90 B SL 82 X FF 91 1-1 P3 ②		B FF 95 B FF 95 X FF 94 2-0 55 1B 1B		B CU 78 B CH 85 F FF 94 B SI 93 F FF 93 F FF 94 C FF 94 3-3 K ③	2 3 1	1 0 0	1 1 0	0 0 0	0 1 1	0 0 0	0 0 0
55 Dusty Ryan, R (1, 2) OBP: 0.383, SLG: 0.512			B FF 89 C FF 92 S FC 88 B KC 80 B SI 92 F CH 83 X FC 88 3-2 F9 ①	B FF 92 B FC 86 F CH 83 X FC 86 2-1 F8 ①	B FF 92 X FF 93 1-0 1B		B CU 77 B FF 90 X FF 91 2-0 F8 ③		1 SAFE S SL 88 B SL 88 1 SAFE F FF 96 X FF 96 1-2 15 DI 1-3 1B			5	0	2	0	0	0	1
15 Brandon Inge, R (1, 5) OBP: 0.302, SLG: 0.366			B FF 92 S FC 87 C KC 80 B CH 86 X FF 91 2-2 39 WP 28 HR 2B	B KC 80 B KC 78 F FF 92 B FF 91 B FC 88 4-1 28 BB 39 BB 1-2 BB BB	B FF 93 F FF 85 B FF 94 B FC 85 X FF 93 3-1 F8 ③			F FF 87 B SL 75 F FF 88 X FF 86 1-2 P4 ①	B SL 88 C SL 88 B SL 90 S SL 89 S FF 91 2-3 K2-3 ③ 1-2			4	2	1	0	1	1	3
39 Ramon Santiago, S (1, 4) OBP: 0.419, SLG: 0.471 (5, 6)			B FF 91 S CH 83 F FC 88 B CH 83 B CH 84 F FC 86 F KC 80 F FF 92 B FF 92 4-2 28 HR 2-3 BB	B SI 90 B CH 83 B FF 91 B FF 92 4-0 BB BB 28 BB 1-2 2-3 BB		B SI 91 B SI 89 B SI 87 C SI 86 B SI 87 4-1 30 BB BB		B FF 87 B SI 87 C FF 86 C FF 88 F SL 79 X CH 82 2-2 G3-1 ②		B FF 95 C FF 91 X SI 94 1-1 G4-3 ①		2	1	0	0	3	0	0
Inning Stats	R: 0 E: 0 K: 0 S: 6 H: 0 LOB: 0 BB: 0 P: 10	R: 0 E: 0 K: 0 S: 7 H: 0 LOB: 0 BB: 0 P: 10	R: 3 E: 0 K: 1 S: 23 H: 4 LOB: 2 BB: 1 P: 37	R: 2 E: 0 K: 1 S: 12 H: 1 LOB: 3 BB: 4 P: 35	R: 0 E: 0 K: 1 S: 13 H: 1 LOB: 1 BB: 0 P: 20	R: 0 E: 0 K: 2 S: 12 H: 0 LOB: 2 BB: 2 P: 22	R: 0 E: 0 K: 0 S: 5 H: 0 LOB: 0 BB: 0 P: 10	R: 0 E: 0 K: 1 S: 10 H: 0 LOB: 0 BB: 0 P: 15	R: 2 E: 0 K: 1 S: 17 H: 4 LOB: 2 BB: 0 P: 30	R: 0 E: 0 K: 0 S: 5 H: 0 LOB: 1 BB: 1 P: 13	R: 0 E: 0 K: 1 S: 8 H: 0 LOB: 0 BB: 0 P: 13	1B: 7 2B: 1 3B: 0 HR: 2 SF: 0 SAC: 0 DP: 0 HBP: 0	WP: 1 PB: 0 SB: 0 CS: 0 PA: 51					

PITCHER		IP	WLS	BF	H	R	ER	SO	BB	IBB	HBP	BLK	WP	HR	S	P	ERA	WHIP
33 James Shields, R ERA: 3.56	(1, 1)	1.0		3	0	0	0	0	0	0	0	0	0	0	6	10	0.00	0.000
51 Mitch Talbot, R ERA: 11.17	(2, 1)	2.1		17	5	5	5	1	5	0	0	0	1	1	36	71	19.29	4.286
14 David Price, L ERA: 1.93	(4, 1)	1.2		6	1	0	0	2	0	0	0	0	0	0	19	31	0.00	0.600
35 Dan Wheeler, R ERA: 3.12	(6, 1)	1.0		5	0	0	0	2	2	0	0	0	0	0	12	22	0.00	2.000
40 Troy Percival, R ERA: 4.53	(7, 1)	1.0		3	0	0	0	0	0	0	0	0	0	0	5	10	0.00	0.000

PITCHER		IP	WLS	BF	H	R	ER	SO	BB	IBB	HBP	BLK	WP	HR	S	P	ERA	WHIP
Trever Miller, L ERA: 4.15	(8, 1)	1.0	H	3	0	0	0	1	0	0	0	0	0	0	10	15	0.00	0.000
36 Edwin Jackson, R ERA: 4.42	(9, 1)	2.0	W	11	4	2	2	1	1	0	0	0	0	1	22	43	9.00	2.500
49 Jason Hammel, R ERA: 4.6	(11, 1)	1.0	S	3	0	0	0	1	0	0	0	0	0	0	8	13	0.00	0.000

BOTTOM

Tampa Bay Rays @ Detroit Tigers

Comerica Park, Detroit, MI

Sun Sep 28 2008, 1:05 PM EDT
Att. 40,373 - Sunny - 84 F

livebaseballscorecards.com

AB	43
R	7
H	10
RBI	7
BB	8
SO	8
LOB	18

Detroit Tigers @ Chicago White Sox

U.S. Cellular Field, Chicago, IL

Mon Sep 29 2008, 2:05 PM EDT

Att. 35,923 - Cloudy - 61 F

TOP

livebaseballscorecards.com

Batter	1	2	3	4	5	6	7	8	9	AB	R	H	RBI	BB	SO	LOB
28 Curtis Granderson, L (1, 8) OBP: 0.365, SLG: 0.494	C SI 92 B SI 92 X FF 92 1-1 ① L3		B FF 89 F SI 92 B FF 90 B SI 91 B FF 91 4-1 S BB		C FC 86 F FF 93 B FF 92 F FF 94 F CU 82 F CU 79 F FF 93 B FF 93 F FC 88 3-3 ② K		X FF 98 0-0 E6 S		B SI 93 X FF 90 1-0 ③ F8	4	0	0	0	1	1	2
Gary Sheffield, R (1, 10) OBP: 0.326, SLG: 0.400	B FF 94 B FF 91 H SI 91 3-0 30 S HBP		1 SAFE B FC 82 C FC 86 D SI 91 F SI 92 C CU 80 2-3 ③ K 1-2		F FC 88 B FC 88 X FC 86 1-1 ③ FC5-4 1-2f		B FF 93 C FF 93 F FF 93 D SL 83 X FF 93 2-2 ② F8 1-2			3	0	0	0	0	1	4
30 Magglio Ordonez, R (1, 9) OBP: 0.376, SLG: 0.494	F FC 83 1 SAFE S FC 86 D CU 79 D SI 89 B CU 80 F FC 87 F FF 92 S SI 91 3-3 ② K 1-2			C SI 90 F SI 92 B CU 80 B CU 81 B FC 86 F FC 86 X SI 92 3-2 33 G6-4-3 1B		C FC 86 B CU 78 F FC 85 C CU 81 1-3 ① K	B FF 94 B FF 93 C FF 93 C FF 93 B FF 94 X FF 92 3-2 ③ F9		4	0	1	0	0	2	2
24 Miguel Cabrera, R (1, 3) OBP: 0.349, SLG: 0.537	S CU 81 B CU 79 X CU 82 1-1 ③ G6-3			B SI 88 F FF 91 X SI 92 1-1 ① F8		C FC 85 S CU 82 B CU 82 X CU 82 1-2 25 E 2B		C SI 93 S FF 94 S SL 82 0-3 ① K		4	1	1	0	0	1	2
33 Marcus Thames, R (1, 7) OBP: 0.292, SLG: 0.516		F SI 91 C FF 92 S CU 81 0-3 ① K		C FC 86 1 SAFE X SI 92 0-1 ②③ G6-4-3 1-2f		F FC 85 B FC 87 D FC 83 X FC 86 2-1 ② L5		F SI 93 F FO 81 F SL 81 S SL 82 0-3 ② K		4	0	0	0	0	2	2
25 Ryan Raburn, R (1, 4) OBP: 0.298, SLG: 0.368		B FC 84 S FC 83 B FC 87 B SI 90 X SI 92 3-1 ② G4-3			X SI 88 0-0 15 S 15 2B 1B	C FC 86 X CU 81 0-1 E1 2-H		B SI 94 S FF 94 F FF 94 B SL 81 B SL 81 F FF 92 X FF 92 3-2 1B		4	1	2	0	0	0	0
15 Brandon Inge, R (1, 5) OBP: 0.303, SLG: 0.369		B FF 93 B FF 91 C FF 90 S FC 86 S FC 88 2-3 ③ K			B CH 88 B SI 90 S SI 89 X SI 91 2-1 55 1B 1-H 2B	B FC 86 B FC 86 I IN 69 I IN 69 4-0 IBB		C SI 92 C SI 92 B FF 93 D SL 82 C SI 93 2-3 ③ K		3	0	1	1	1	2	1
55 Dusty Ryan, R (1, 2) OBP: 0.380, SLG: 0.500 19 Jeff Larish, L (9, PH) OBP: 0.306, SLG: 0.375			C FF 90 B CU 78 S SI 90 B CH 82 B FC 85 X SI 92 3-2 ① G6-3		B FC 85 F FC 86 B FC 86 X SI 93 2-1 FC5-4 2-3 1B	C FC 87 B CU 82 B CU 80 C FC 86 S CU 83 2-3 ③ K			F FF 88 F SI 92 B CH 82 B CH 85 F FF 91 T FF 90 2-2 ① K	3 1	0 0	1 0	0 0	0 0	1 1	2 0
39 Ramon Santiago, S (1, 6) OBP: 0.411, SLG: 0.460 Matt Joyce, L (9, PH) OBP: 0.339, SLG: 0.492			F FF 92 B CH 82 F CH 83 B FF 92 F FF 92 F CH 83 F FC 86 X CH 83 2-2 ② F8		S FC 86 B FF 92 B FC 82 C SI 92 F CU 79 S CU 81 2-3 ① K		B FF 96 F FF 98 X FF 97 1-1 ① P3		C FF 89 C FF 91 B SL 77 S FC 90 1-3 ② K	3 1	0 0	0 0	0 0	0 0	1 1	2 0

Inning Stats	1	2	3	4	5	6	7	8	9
	R: 0 E: 0 K: 1 S: 9	R: 0 E: 0 K: 2 S: 8	R: 0 E: 0 K: 1 S: 13	R: 0 E: 0 K: 0 S: 8	R: 1 E: 0 K: 2 S: 19	R: 1 E: 1 K: 2 S: 13	R: 0 E: 1 K: 0 S: 9	R: 0 E: 0 K: 3 S: 14	R: 0 E: 0 K: 2 S: 8
	H: 0 LOB: 1 BB: 0 P: 17	H: 0 LOB: 0 BB: 0 P: 13	H: 0 LOB: 1 BB: 1 P: 24	H: 1 LOB: 0 BB: 0 P: 12	H: 3 LOB: 2 BB: 0 P: 29	H: 1 LOB: 2 BB: 1 P: 23	H: 0 LOB: 1 BB: 0 P: 15	H: 1 LOB: 1 BB: 0 P: 19	H: 0 LOB: 0 BB: 0 P: 12

	AB	34
	R	2
	H	6
	RBI	1
	BB	2
	SO	13
	LOB	17

	1B: 4	SF: 0	WP: 0	PA: 37
	2B: 2	SAC: 0	PB: 0	
	3B: 0	DP: 1	SB: 4	
	HR: 0	HBP: 1	CS: 0	

PITCHER		IP	WLS	BF	H	R	ER	SO	BB	IBB	HBP	BLK	WP	HR	S	P	ERA	WHIP
34 Gavin Floyd, R ERA: 3.84	(1, 1)	6.0	W	26	5	2	1	8	1	1	1	0	0	0	70	118	1.50	1.000
37 Matt Thornton, L ERA: 2.67	(7, 1)	0.1		2	0	0	0	0	0	0	0	0	0	0	3	4	0.00	0.000
26 Octavio Dotel, R ERA: 3.76	(7, 1)	0.2		2	0	0	0	0	0	0	0	0	0	0	6	11	0.00	0.000
71 Scott Linebrink, R ERA: 3.69	(8, 1)	1.0		4	1	0	0	3	0	0	0	0	0	0	14	19	0.00	1.000
53 D.J. Carrasco, R ERA: 3.96	(9, 1)	1.0		3	0	0	0	2	0	0	0	0	0	0	8	12	0.00	0.000

PITCHER		IP	WLS	BF	H	R	ER	SO	BB	IBB	HBP	BLK	WP	HR	S	P	ERA	WHIP

Detroit Tigers @ Chicago White Sox

U.S. Cellular Field, Chicago, IL

Mon Sep 29 2008, 2:05 PM EDT

Att. 35,923 - Cloudy - 61 F

livebaseballscorecards.com

BOTTOM

Batter	1	2	3	4	5	6	7	8	9	AB	R	H	RBI	BB	SO	LOB
Orlando Cabrera, R (1, 6) OBP: 0.335, SLG: 0.371	B SI 88 B SI 88 C SI 88 B SI 89 B SI 89 4-1 31 BB 23 1B BB		C SI 90 X SL 79 0-1 ① F7		B SI 90 X SI 92 1-0 ③ G5-3	B FF 96 B FF 96 F X 2-1 ③ L3		F FF 92 B FF 92 S CH 87 B FF 92 S SL 79 2-3 ③ K		4	1	0	0	1	1	2
31 Dewayne Wise, L (1, 7) OBP: 0.301, SLG: 0.464	B SI 89 B SI 89 C SI 89 1 SAFE B CH 81 B SI 89 4-1 23 1B 1-2 BB		X SI 91 0-0 ② P6			B CH 83 C SI 91 B CH 83 B SI 91 C SI 90 B CH 84 4-2 23 S 23 WP BB	C FF 94 B CH 88 F FF 94 S SL 87 1-3 ① K			2	1	0	0	2	1	0
23 Jermaine Dye, R (1, 9) OBP: 0.343, SLG: 0.541	C CH 82 S SL 82 X FS 79 0-2 1-2 2-H 1B		B SI 92 C SI 91 X SL 73 1-1 ③ L7			C SI 90 B SL 80 D SI 89 C SI 92 B SL 87 B SL 86 4-2 BB 25 WP 10 HR 1-H BB	F SL 88 F FF 95 X FF 95 0-2 ② F9			3	1	1	1	1	0	0
25 Jim Thome, L (1, 10) OBP: 0.361, SLG: 0.498	B SI 91 C SI 90 F CH 84 B CH 84 B CH 84 S CH 84 3-3 ① K			F SI 91 C FS 80 B FS 82 B CH 83 B FS 81 X CH 85 3-2 ① G4-3		C SL 83 S SL 83 B SL 82 F SL 80 B SI 93 S SL 82 2-3 ① K 1-2	B FF 96 S FF 96 C CH 88 B FF 94 B FF 95 S SL 89 3-3 ③ K			4	0	0	0	0	3	3
14 Paul Konerko, R (1, 3) OBP: 0.346, SLG: 0.441 Nick Swisher, S (9, 3) OBP: 0.332, SLG: 0.410	B SL 80 C SI 92 B SL 82 X SI 92 2-1 ② F7			C SI 91 S FS 85 B FS 84 S FS 82 1-3 ② K		I IN 80 I IN 85 I IN 86 I IN 87 4-0 BB 10 HR IBB		X FF 92 0-0 ① F8		3 0	1 0	0 0	0 0	1 0	1 0	2 0
Ken Griffey Jr., L (1, 8) OBP: 0.353, SLG: 0.423 32 Brian Anderson, R (7, 8) OBP: 0.272, SLG: 0.436	X SI 85 0-0 ③ G3			B SI 91 C SI 90 B CH 86 X SI 85 2-1 1B		B SL 83 B SL 82 B SI 94 B SI 94 4-0 10 HR 1-2 2-3 BB		B FF 92 S FF 91 C FF 92 B SL 80 B SL 81 C FF 92 3-3 ② K		2 1	1 0	0 0	1 0	0 0	2 0	2 0
10 Alexei Ramirez, R (1, 4) OBP: 0.315, SLG: 0.476		B SL 78 C SI 90 X SL 77 1-1 ① F8		D FS 84 B SI 92 F SI 85 B FS 79 C SI 92 X SL 80 3-2 ③ G5-3		X SL 89 0-0 1-H 2-H 3-H HR		F FF 93 F FF 92 B FF 88 X FF 88 1-2 12 S 12 2B 1B		4	2	2	4	0	0	1
12 A.J. Pierzynski, L (1, 2) OBP: 0.314, SLG: 0.418		C SI 90 F FS 80 S FS 81 0-3 ② K			C SI 89 X CH 83 0-1 ① P6	F FF 94 X FF 96 0-1 2B		B FF 92 F CH 86 B SL 81 X FF 88 2-1 WP 1-H E 2B		4	1	2	1	0	1	0
Juan Uribe, R (1, 5) OBP: 0.299, SLG: 0.389		X SL 77 0-0 ③ P5			B SI 91 C SI 92 X SL 80 1-1 ② G1-3	C SL 90 B SL 90 F FF 95 X SL 91 1-2 ② G6-3		S FF 92 B FF 91 F SL 78 F FF 90 B SL 79 F FF 92 F FF 92 X SL 79 2-2 E4 2-H		4	0	0	0	0	0	1
Inning Stats	R: 1 E: 0 K: 1 S: 11 H: 1 LOB: 2 BB: 2 P: 24	R: 0 E: 0 K: 1 S: 6 H: 0 LOB: 0 BB: 0 P: 7	R: 0 E: 0 K: 0 S: 5 H: 0 LOB: 0 BB: 0 P: 6	R: 0 E: 0 K: 1 S: 11 H: 1 LOB: 1 BB: 0 P: 20	R: 0 E: 0 K: 0 S: 5 H: 0 LOB: 0 BB: 0 P: 7	R: 5 E: 0 K: 2 S: 16 H: 2 LOB: 1 BB: 4 P: 37	R: 0 E: 0 K: 2 S: 9 H: 0 LOB: 0 BB: 0 P: 13	R: 2 E: 1 K: 2 S: 18 H: 2 LOB: 1 BB: 0 P: 28		1B: 3 2B: 2 3B: 0 HR: 1 SF: 0 SAC: 0 DP: 0 HBP: 0					WP: 4 PB: 0 SB: 2 CS: 0 PA: 37	

	AB	31
	R	8
	H	6
	RBI	6
	BB	6
	SO	8
	LOB	11

PITCHER		IP	WLS	BF	H	R	ER	SO	BB	IBB	HBP	BLK	WP	HR	S	P	ERA	WHIP
Freddy Garcia, R ERA: 4.2	(1, 1)	5.0		20	2	2	2	3	3	0	0	0	0	0	40	70	3.60	1.000
58 Armando Galarraga, R ERA: 3.73	(6, 1)	0.0	L	1	0	0	0	0	1	0	0	0	1	0	2	6	∞	∞
44 Bobby Seay, L ERA: 4.47	(6, 1)	0.1		3	0	0	0	1	1	1	0	0	1	0	4	14	0.00	3.000
Gary Glover, R ERA: 5.3	(6, 1)	1.2		7	2	4	4	2	0	0	0	0	0	1	17	24	21.60	1.200
Aquilino Lopez, R ERA: 3.55	(8, 1)	1.0		6	2	2	1	2	0	0	0	0	1	0	18	28	9.00	2.000

PITCHER	IP	WLS	BF	H	R	ER	SO	BB	IBB	HBP	BLK	WP	HR	S	P	ERA	WHIP