

Detroit Tigers - 2009

Batter	1	2	3	4	5	6	7	8	9	AB	R	H	RBI	BB	SO	LOB	TOP					
Josh Anderson, L (1, 8) OBP: 0.333, SLG: 0.333 28 Brandon Jones, L (5, 8)	G2-3		K				G6-3		K	3	1	1	0	0	1	0	Atlanta Braves @ Detroit Tigers Joker Marchant Stadium, Lakeland, FL Wed Feb 25 2009, 1:05 PM EST Att: 6,086 - Sunny - 74 F					
19 Yunel Escobar, R (1, 6) OBP: 0.667, SLG: 0.500 75 Brandon Hicks, R (5, 6)	G5-3						G5-3			2	1	1	0	1	0	0						
16 Brian McCann, L (1, 2) 5 Clint Sammons, R (5, 2)										1	0	0	1	1	0	1						
22 Casey Kotchman, L (1, 3) 76 Freddie Freeman, L (4, 3)										2	0	1	0	0	0	0						
7 Jeff Francoeur, R (1, 10)	G3									4	0	0	0	0	0	3						
2 Kelly Johnson, L (1, 4) 68 Brooks Conrad, S (4, 4)		G1-3								2	0	1	0	0	0	0						
23 Matt Diaz, R (1, 7) 77 Jason Heyward, L (4, 9)										1	0	0	0	1	0	1						
14 Martin Prado, R (1, 5) 63 Diory Hernandez, R (5, 5)										2	0	0	0	0	0	1						
64 Jordan Schafer, L (1, 9) OBP: 0.250, SLG: 1.000 (4, 7)										4	2	1	1	0	2	0						
Inning Stats	R: 0 E: 0 K: 0 S: 4	H: 1 LOB: 2 BB: 1 P: 8	R: 0 E: 0 K: 0 S: 2	H: 0 LOB: 0 BB: 1 P: 6	R: 0 E: 0 K: 2 S: 8	H: 1 LOB: 1 BB: 0 P: 8	R: 0 E: 0 K: 0 S: 4	H: 1 LOB: 1 BB: 0 P: 4	R: 3 E: 1 K: 0 S: 6	H: 2 LOB: 1 BB: 1 P: 11	R: 0 E: 0 K: 3 S: 9	H: 0 LOB: 0 BB: 0 P: 9	R: 1 E: 0 K: 0 S: 5	H: 2 LOB: 1 BB: 0 P: 5	R: 0 E: 0 K: 0 S: 3	H: 0 LOB: 0 BB: 0 P: 3		R: 0 E: 0 K: 2 S: 7	H: 0 LOB: 0 BB: 0 P: 7	1B: 5 2B: 1 3B: 0 HR: 1	SF: 1 SAC: 0 DP: 1 HBP: 0	WP: 0 PB: 0 SB: 2 CS: 0
PITCHER	IP	WLS	BF	H	R	ER	SO	BB	IBB	HBP	BLK	WP	HR	S	P	ERA	WHIP					
35 Justin Verlander, R (1, 1)	2.0		8	1	0	0	0	2	0	0	0	0	0	6	14	0.00	1.500					
31 Zach Miner, R (3, 1)	2.0	H	8	2	0	0	2	0	0	0	0	0	0	12	12	0.00	1.000					
37 Brandon Lyon, R (5, 1)	1.0	B	7	2	3	0	0	1	0	0	0	0	0	6	11	0.00	3.000					
44 Bobby Seay, L (6, 1)	1.0		3	0	0	0	3	0	0	0	0	0	0	9	9	0.00	0.000					
49 Eddie Bonine, R (7, 1)	1.0		5	2	1	1	0	0	0	0	0	0	1	5	5	9.00	2.000					
75 Fu-Te Ni, L (8, 1)	1.0	W	3	0	0	0	0	0	0	0	0	0	0	0	2	0	0.00	0.000				
Kyle Bloom, L (9, 1)	1.0	S	3	0	0	0	2	0	0	0	0	0	0	0	7	7	0.00	0.000				

AB 33
R 4
H 7
RBI 4
BB 3
SO 7
LOB 7



Batter	1	2	3	4	5	6	7	8	9	AB	R	H	RBI	BB	SO	LOB	BOTTOM				
28 Curtis Granderson, L (1, 8) OBP: 0.333, SLG: 0.333 25 Ryan Raburn, R (6, 8)		G4-3					F7			3	1	1	0	0	0	2	Atlanta Braves @ Detroit Tigers Joker Marchant Stadium, Lakeland, FL Wed Feb 25 2009, 1:05 PM EST Att: 6,086 - Sunny - 74 F				
14 Placido Polanco, R (1, 4) OBP: 0.333, SLG: 0.333 39 Ramon Santiago, S (6, 4)										3	0	1	0	0	1	0					
30 Magglio Ordonez, R (1, 9) OBP: 0.667, SLG: 0.500 27 Brent Cleven, R (5, PR) (6, 9)										2	0	1	0	1	1	0					
24 Miguel Cabrera, R (1, 3) OBP: 0.333, SLG: 0.500 19 Jeff Larish, L (6, 3)										2	0	1	1	0	0	1					
9 Carlos Guillen, S (1, 7) 57 Casper Wells, R (5, PR) (6, 7)										3	0	0	0	0	0	4					
33 Marcus Thames, R (1, 10) 60 Wilkin Ramirez, R (7, PH) (8, 10)										2	0	0	0	1	0	0					
12 Gerald Laird, R (1, 2) OBP: 0.667, SLG: 1.667 55 Dusty Ryan, R (6, 2)										3	2	2	0	0	0	3					
15 Brandon Inge, R (1, 5) OBP: 1.000, SLG: 1.000 26 Mike Hessman, R (6, 5)										2	0	2	0	0	0	0					
4 Adam Everett, R (1, 6) 68 Cale Iorg, R (6, 6)										1	0	0	1	0	0	1					
Inning Stats	R: 1 E: 0 K: 0 S: 4	H: 2 LOB: 1 BB: 1 P: 8	R: 1 E: 0 K: 0 S: 5	H: 2 LOB: 0 BB: 0 P: 6	R: 0 E: 0 K: 2 S: 8	H: 1 LOB: 1 BB: 0 P: 8	R: 0 E: 0 K: 0 S: 5	H: 2 LOB: 3 BB: 0 P: 5	R: 0 E: 0 K: 1 S: 5	H: 0 LOB: 0 BB: 0 P: 5	R: 1 E: 0 K: 2 S: 9	H: 2 LOB: 2 BB: 1 P: 13	R: 1 E: 0 K: 1 S: 6	H: 1 LOB: 2 BB: 2 P: 14	R: 1 E: 0 K: 1 S: 6	H: 1 LOB: 2 BB: 2 P: 14		1B: 9 2B: 1 3B: 1 HR: 0	SF: 2 SAC: 0 DP: 1 HBP: 0	WP: 1 PB: 0 SB: 0 CS: 0	PA: 40
PITCHER	IP	WLS	BF	H	R	ER	SO	BB	IBB	HBP	BLK	WP	HR	S	P	ERA	WHIP				
49 Jair Jurrjens, R (1, 1)	2.0		10	4	2	2	0	1	0	0	0	0	0	13	13	4.50	1.500				
37 Jo-Jo Reyes, L (3, 1)	2.0		9	3	1	1	2	0	0	0	0	0	0	5	9	0.00	2.000				
46 Manny Acosta, R (5, 1)	1.0		6	1	0	0	0	1	0	0	0	0	0	5	5	0.00	0.000				
65 Stephen Marek, R (6, 1)	1.0		3	0	0	0	1	0	0	0	0	0	0	5	5	0.00	0.000				
34 Eric O'Flaherty, L (7, 1)	1.0	B	6	2	1	1	2	1	0	0	0	0	0	9	13	9.00	3.000				
67 Juan Pablo Perez, L (8, 1)	1.0	L	6	1	1	1	1	2	0	0	0	0	0	6	14	9.00	3.000				

AB 33
R 5
H 11
RBI 4
BB 5
SO 6
LOB 21



Batter	1	2	3	4	5	6	7	8	9	AB	R	H	RBI	BB	SO	LOB	TOP											
39 Ramon Santiago, S OBP: 0.600, SLG: 0.500 72 Scott Sizemore, R (6.4)	G4-3		G1-6-3					F8		2	0	0	0	1	0	1	Detroit Tigers @ Washington Nationals Space Coast Stadium, Viera, FL Thu Feb 26 2009, 1:05 PM EST Attr: 2,931 - Partly Cloudy - 78 F											
9 Carlos Guillen, S (1.7) 60 Wilkin Ramirez, R (6.7)	K			K	L4			K		3	0	0	0	0	2	3												
30 Magglio Ordonez, R OBP: 0.333, SLG: 0.200 64 Alexis Gomez, L (6.9)	G4-3			K				F8		3	0	0	0	0	1	0												
24 Miguel Cabrera, R OBP: 0.167, SLG: 0.200 62 Don Kelly, L (6.3)		G6-3		G6-3				F9		3	0	0	0	0	0	0												
19 Jeff Larish, L (1.5) 26 Mike Hessman, R (6.5)										2	0	0	0	1	1	0												
25 Ryan Raburn, R (1.8) 27 Brent Clevlen, R (6.8)										1	1	0	0	1	0	1												
20 Matt Treanor, R (1.2) 73 Alex Avila, L (6.2)										2	0	0	0	0	1	2												
4 Adam Everett, R OBP: 0.250, SLG: 0.333 46 Michael Hollimon, S (6.6)										2	0	1	0	0	0	0												
34 Clete Thomas, L OBP: 0.333, SLG: 0.333 (1.10)										3	0	1	1	0	2	2												
Inning Stats	R: 0 E: 0 K: 1 S: 5	H: 0 LOB: 0 BB: 0 P: 5	R: 0 E: 0 K: 0 S: 3	H: 0 LOB: 1 BB: 1 P: 7	R: 0 E: 1 K: 1 S: 5	H: 0 LOB: 2 BB: 0 P: 5	R: 0 E: 0 K: 2 S: 7	H: 0 LOB: 0 BB: 0 P: 7	R: 1 E: 0 K: 2 S: 9	H: 2 LOB: 3 BB: 2 P: 17	R: 0 E: 0 K: 0 S: 3	H: 0 LOB: 0 BB: 0 P: 3	R: 0 E: 0 K: 1 S: 5	H: 0 LOB: 0 BB: 0 P: 5	R: 0 E: 0 K: 0 S: 3	H: 0 LOB: 0 BB: 0 P: 3		1B: 2 2B: 0 3B: 0 HR: 0	SF: 0 SAC: 0 DP: 1 HBP: 0	WP: 0 PB: 0 SB: 0 CS: 0	PA: 33							
PITCHER	IP	WLS	BF	H	R	ER	SO	BB	IBB	HBP	BLK	WP	HR	S	P	ERA	WHIP											
40 Collin Balester, R ERA: 2.0 76 Jordan Zimmermann, R ERA: 2.0 54 Michael O'Connor, L ERA: 9.0 51 Terrell Young, R ERA: 2.0 75 Wilfredo Ledezma, L ERA: 1.0	2.0		6	0	0	0	3	0	0	0	0	0	0	0	12	12	0.00	0.000										
43 Jesus Colome, R ERA: 1.0	1.0	S	3	0	0	0	0	0	0	0	0	0	0	0	3	3	0.00	0.000										

Batter	1	2	3	4	5	6	7	8	9	AB	R	H	RBI	BB	SO	LOB	BOTTOM										
24 Nick Johnson, L (1.3) 80 Chris Marrero, R OBP: 0.500, SLG: 0.500 (4.3)	F7		G4-3					G6-3		2	0	0	0	0	0	1	Detroit Tigers @ Washington Nationals Space Coast Stadium, Viera, FL Thu Feb 26 2009, 1:05 PM EST Attr: 2,931 - Partly Cloudy - 78 F										
34 Elijah Dukes, R (1.9) 30 Justin Maxwell, R (4.9)	K							G5-3		1	0	0	0	1	1	0											
11 Ryan Zimmerman, R (1.5) 8 Jose Castillo, R OBP: 0.333, SLG: 0.333 (5.5)	F9		FC5-2-5					F7		2	0	0	0	0	2	2											
44 Adam Dunn, L (1.10) 21 Dmitri Young, S (6, PH) (7.10) 62 Jorge Padilla, R (8, PR) (9.10)		G5-3								2	0	0	0	0	2	0											
16 Josh Willingham, R (1.7) 28 Leonard Davis, L (5.7) 22 Willie Harris, L (9.7)										0	0	0	0	1	0	0											
4 Corey Patterson, L (1.8) 2 Roger Bernadina, L OBP: 0.200, SLG: 0.400 (6.8)										0	0	0	0	0	0	0											
65 Ian Desmond, R (1.6) 1 Freddie Bynum, L (6.6) (8.4)										1	0	0	0	1	0	0											
7 Pete Orr, L OBP: 0.600, SLG: 0.600 12 Alberto Gonzalez, R OBP: 1.000, SLG: 1.000 (6.6)										3	2	2	0	0	2	0											
23 Wil Nieves, R OBP: 0.500, SLG: 1.000 79 Luke Montz, R (6.2) 70 Javi Herrera, R (9.2)										2	0	1	1	0	0	1											
Inning Stats	R: 0 E: 0 K: 1 S: 5	H: 0 LOB: 0 BB: 0 P: 5	R: 0 E: 0 K: 2 S: 7	H: 0 LOB: 1 BB: 1 P: 11	R: 1 E: 0 K: 0 S: 5	H: 2 LOB: 2 BB: 1 P: 9	R: 0 E: 0 K: 0 S: 3	H: 0 LOB: 0 BB: 0 P: 3	R: 1 E: 0 K: 2 S: 9	H: 2 LOB: 1 BB: 0 P: 9	R: 0 E: 0 K: 0 S: 3	H: 0 LOB: 0 BB: 0 P: 3	R: 0 E: 0 K: 1 S: 5	H: 0 LOB: 0 BB: 0 P: 9	R: 0 E: 0 K: 1 S: 5	H: 0 LOB: 1 BB: 1 P: 9		1B: 3 2B: 1 3B: 0 HR: 0	SF: 0 SAC: 0 DP: 0 HBP: 1	WP: 0 PB: 0 SB: 0 CS: 0	PA: 33						
PITCHER	IP	WLS	BF	H	R	ER	SO	BB	IBB	HBP	BLK	WP	HR	S	P	ERA	WHIP										
36 Edwin Jackson, R ERA: 2.0 29 Nate Robertson, L ERA: 4.5 48 Rick Porcello, R ERA: 9.0 54 Joel Zumaya, R ERA: 6.1 50 Clay Rapada, L ERA: 7.1	2.0		9	2	1	1	0	1	0	0	0	0	0	8	12	4.50	1.500										
43 Macay McBride, L ERA: 8.1	1.0		4	0	0	0	1	0	0	0	0	0	0	3	3	0.00	0.000										

AB	29
R	1
H	2
RBI	1
BB	4
SO	8
LOB	9



AB	28
R	2
H	4
RBI	2
BB	4
SO	6
LOB	18



Batter	1	2	3	4	5	6	7	8	9	AB	R	H	RBI	BB	SO	LOB	TOP																																																																																																																																														
16 Angel Pagán, S OBP: 0.815, SLG: 0.500										4	1	2	0	1	0	1	New York Mets @ Detroit Tigers Joker Marchant Stadium, Lakeland, FL Sat Feb 28 2009, 1:05 PM EST Att: 7,586 - Sunny - 78 F																																																																																																																																														
10 Andy Green, R OBP: 0.300, SLG: 0.222										4	0	1	0	1	0	2																																																																																																																																															
28 Daniel Murphy, L OBP: 0.462, SLG: 0.364										5	0	1	0	0	1	4																																																																																																																																															
62 Bobby Kietly, S OBP: 0.167, SLG: 0.667										3	0	0	1	0	0	2																																																																																																																																															
67 Fernando Martínez, L OBP: 0.400, SLG: 0.250										1	0	0	0	0	0	0																																																																																																																																															
6 Nick Evans, R OBP: 0.545, SLG: 0.444										2	0	1	0	1	0	0																																																																																																																																															
63 Michel Abreu, R										0	1	0	0	1	0	0																																																																																																																																															
18 Jeremy Reed, L OBP: 0.556, SLG: 0.571										3	0	1	0	1	1	1																																																																																																																																															
4 Robinson Cancel, R OBP: 0.250, SLG: 0.250										3	0	1	0	0	0	3																																																																																																																																															
78 Josh Thole, L OBP: 0.667, SLG: 0.667										1	0	1	1	0	0	0																																																																																																																																															
90 Ramon Martínez, R										4	0	0	0	0	1	3																																																																																																																																															
3 Alex Cora, L OBP: 0.556, SLG: 0.571										3	0	1	0	0	0	0																																																																																																																																															
79 Jose Coronado, S OBP: 0.167, SLG: 0.167										1	0	0	0	0	0	0																																																																																																																																															
Inning Stats	R: 1 E: 0 K: 0 S: 5	H: 2 LOB: 3 BB: 2 P: 13	R: 0 E: 0 K: 1 S: 5	H: 0 LOB: 2 BB: 2 P: 13	R: 0 E: 1 K: 1 S: 6	H: 1 LOB: 0 BB: 0 P: 6	R: 0 E: 0 K: 0 S: 3	H: 0 LOB: 0 BB: 0 P: 3	R: 0 E: 0 K: 0 S: 4	H: 1 LOB: 1 BB: 0 P: 5	R: 0 E: 0 K: 0 S: 3	H: 1 LOB: 2 BB: 1 P: 11	R: 0 E: 0 K: 0 S: 4	H: 1 LOB: 1 BB: 0 P: 4	R: 0 E: 0 K: 0 S: 7	H: 2 LOB: 2 BB: 1 P: 11	1B: 9 2B: 0 3B: 0 HR: 0	SF: 0 SAC: 0 DP: 1 HBP: 0	WP: 0 PB: 0 SB: 1 CS: 2	PA: 39																																																																																																																																											
PITCHER	IP WLS BF H R ER SO BB IBB HBP BLK WP HR S P ERA WHIP	<table border="0"> <tr> <td>70 Jon Kibler, L ERA: 4.5</td> <td>2.0</td> <td>W</td> <td>12</td> <td>2</td> <td>1</td> <td>1</td> <td>1</td> <td>4</td> <td>0</td> <td>0</td> <td>0</td> <td>0</td> <td>0</td> <td>0</td> <td>0</td> <td>0</td> <td>26</td> <td>4.50</td> <td>3.000</td> </tr> <tr> <td>49 Eddie Bonine, R ERA: 3.0</td> <td>2.0</td> <td>H</td> <td>6</td> <td>1</td> <td>0</td> <td>0</td> <td>1</td> <td>0</td> <td>0</td> <td>0</td> <td>0</td> <td>0</td> <td>0</td> <td>0</td> <td>0</td> <td>0</td> <td>9</td> <td>0.00</td> <td>0.500</td> </tr> <tr> <td>Kyle Bloom, L ERA: 3.0</td> <td>1.0</td> <td>H</td> <td>4</td> <td>1</td> <td>0</td> <td>0</td> <td>0</td> <td>0</td> <td>0</td> <td>0</td> <td>0</td> <td>0</td> <td>0</td> <td>0</td> <td>0</td> <td>4</td> <td>5</td> <td>0.00</td> <td>1.000</td> </tr> <tr> <td>37 Brandon Lyon, R ERA: 3.0</td> <td>1.0</td> <td></td> <td>4</td> <td>1</td> <td>0</td> <td>0</td> <td>0</td> <td>0</td> <td>0</td> <td>0</td> <td>0</td> <td>0</td> <td>0</td> <td>0</td> <td>0</td> <td>4</td> <td>4</td> <td>0.00</td> <td>1.000</td> </tr> <tr> <td>44 Bobby Seay, L ERA: 3.0</td> <td>1.0</td> <td></td> <td>3</td> <td>1</td> <td>0</td> <td>0</td> <td>0</td> <td>0</td> <td>0</td> <td>0</td> <td>0</td> <td>0</td> <td>0</td> <td>0</td> <td>0</td> <td>3</td> <td>3</td> <td>0.00</td> <td>1.000</td> </tr> </table>															70 Jon Kibler, L ERA: 4.5	2.0	W	12	2	1	1	1	4	0	0	0	0	0	0	0	0	26	4.50	3.000	49 Eddie Bonine, R ERA: 3.0	2.0	H	6	1	0	0	1	0	0	0	0	0	0	0	0	0	9	0.00	0.500	Kyle Bloom, L ERA: 3.0	1.0	H	4	1	0	0	0	0	0	0	0	0	0	0	0	4	5	0.00	1.000	37 Brandon Lyon, R ERA: 3.0	1.0		4	1	0	0	0	0	0	0	0	0	0	0	0	4	4	0.00	1.000	44 Bobby Seay, L ERA: 3.0	1.0		3	1	0	0	0	0	0	0	0	0	0	0	0	3	3	0.00	1.000	<table border="0"> <tr> <td>PITCHER</td> <td>IP WLS BF H R ER SO BB IBB HBP BLK WP HR S P ERA WHIP</td> </tr> <tr> <td>Rudy Darrow, R ERA: 9.0</td> <td>1.0</td> <td></td> <td>6</td> <td>2</td> <td>1</td> <td>1</td> <td>1</td> <td>1</td> <td>0</td> <td>0</td> <td>0</td> <td>0</td> <td>0</td> <td>0</td> <td>0</td> <td>0</td> <td>7</td> <td>9.00</td> <td>3.000</td> </tr> <tr> <td>32 Freddy Dolsi, R ERA: 9.0</td> <td>1.0</td> <td></td> <td>4</td> <td>1</td> <td>0</td> <td>0</td> <td>0</td> <td>0</td> <td>0</td> <td>0</td> <td>0</td> <td>0</td> <td>0</td> <td>0</td> <td>0</td> <td>4</td> <td>4</td> <td>0.00</td> <td>1.000</td> </tr> </table>	PITCHER	IP WLS BF H R ER SO BB IBB HBP BLK WP HR S P ERA WHIP	Rudy Darrow, R ERA: 9.0	1.0		6	2	1	1	1	1	0	0	0	0	0	0	0	0	7	9.00	3.000	32 Freddy Dolsi, R ERA: 9.0	1.0		4	1	0	0	0	0	0	0	0	0	0	0	0	4	4	0.00	1.000
70 Jon Kibler, L ERA: 4.5	2.0	W	12	2	1	1	1	4	0	0	0	0	0	0	0	0	26	4.50	3.000																																																																																																																																												
49 Eddie Bonine, R ERA: 3.0	2.0	H	6	1	0	0	1	0	0	0	0	0	0	0	0	0	9	0.00	0.500																																																																																																																																												
Kyle Bloom, L ERA: 3.0	1.0	H	4	1	0	0	0	0	0	0	0	0	0	0	0	4	5	0.00	1.000																																																																																																																																												
37 Brandon Lyon, R ERA: 3.0	1.0		4	1	0	0	0	0	0	0	0	0	0	0	0	4	4	0.00	1.000																																																																																																																																												
44 Bobby Seay, L ERA: 3.0	1.0		3	1	0	0	0	0	0	0	0	0	0	0	0	3	3	0.00	1.000																																																																																																																																												
PITCHER	IP WLS BF H R ER SO BB IBB HBP BLK WP HR S P ERA WHIP																																																																																																																																																														
Rudy Darrow, R ERA: 9.0	1.0		6	2	1	1	1	1	0	0	0	0	0	0	0	0	7	9.00	3.000																																																																																																																																												
32 Freddy Dolsi, R ERA: 9.0	1.0		4	1	0	0	0	0	0	0	0	0	0	0	0	4	4	0.00	1.000																																																																																																																																												

Batter	1	2	3	4	5	6	7	8	9	AB	R	H	RBI	BB	SO	LOB	BOTTOM																																																																																																
28 Curtis Granderson, L OBP: 0.444, SLG: 0.167										0	2	0	0	3	0	0	New York Mets @ Detroit Tigers Joker Marchant Stadium, Lakeland, FL Sat Feb 28 2009, 1:05 PM EST Att: 7,586 - Sunny - 78 F																																																																																																
57 Casper Wells, R OBP: 0.750, SLG: 0.667										2	0	1	0	0	1	1																																																																																																	
14 Placido Polanco, R OBP: 0.444, SLG: 0.375										1	0	0	0	0	0	0																																																																																																	
72 Scott Sizemore, R										2	0	0	0	2	1	2																																																																																																	
30 Magglio Ordonez, R OBP: 0.400, SLG: 0.143										0	0	0	0	0	0	0																																																																																																	
27 Brent Clevlen, R										0	0	0	0	0	0	0																																																																																																	
24 Miguel Cabrera, R OBP: 0.300, SLG: 0.667										4	2	2	2	0	0	4																																																																																																	
62 Don Kelly, L OBP: 0.667, SLG: 1.667										0	0	0	0	0	0	0																																																																																																	
9 Carlos Guillen, S OBP: 0.100, SLG: 0.100										4	1	1	0	0	2	3																																																																																																	
25 Ryan Raburn, R										0	0	0	0	0	0	0																																																																																																	
Inning Stats	R: 1 E: 0 K: 1 S: 5	H: 1 LOB: 1 BB: 2 P: 13	R: 1 E: 0 K: 1 S: 8	H: 1 LOB: 0 BB: 0 P: 11	R: 0 E: 0 K: 1 S: 5	H: 0 LOB: 2 BB: 2 P: 13	R: 0 E: 0 K: 0 S: 3	H: 0 LOB: 1 BB: 1 P: 7	R: 3 E: 0 K: 0 S: 4	H: 2 LOB: 2 BB: 2 P: 14	R: 0 E: 0 K: 0 S: 3	H: 1 LOB: 0 BB: 0 P: 3	R: 1 E: 0 K: 2 S: 10	H: 1 LOB: 0 BB: 0 P: 11	R: 1 E: 0 K: 1 S: 6	H: 1 LOB: 0 BB: 0 P: 7	1B: 4 2B: 0 3B: 0 HR: 3	SF: 0 SAC: 0 DP: 3 HBP: 1	WP: 3 PB: 0 SB: 0 CS: 0	PA: 36																																																																																													
PITCHER	IP WLS BF H R ER SO BB IBB HBP BLK WP HR S P ERA WHIP	<table border="0"> <tr> <td>49 Jonathon Niese, L ERA: 9.0</td> <td>2.0</td> <td>L</td> <td>9</td> <td>2</td> <td>2</td> <td>2</td> <td>2</td> <td>2</td> <td>0</td> <td>0</td> <td>0</td> <td>0</td> <td>0</td> <td>0</td> <td>0</td> <td>0</td> <td>1</td> <td>13</td> <td>24</td> <td>9.00</td> <td>2.000</td> </tr> <tr> <td>39 Bobby Parnell, R ERA: 3.0</td> <td>2.0</td> <td></td> <td>9</td> <td>0</td> <td>0</td> <td>0</td> <td>1</td> <td>3</td> <td>0</td> <td>0</td> <td>0</td> <td>0</td> <td>0</td> <td>0</td> <td>0</td> <td>0</td> <td>8</td> <td>20</td> <td>0.00</td> <td>1.500</td> </tr> <tr> <td>68 Heriberto Ruelas, L ERA: 9.0</td> <td>1.0</td> <td></td> <td>7</td> <td>2</td> <td>3</td> <td>2</td> <td>0</td> <td>2</td> <td>0</td> <td>1</td> <td>0</td> <td>1</td> <td>0</td> <td>4</td> <td>14</td> <td>18.00</td> <td>4.000</td> </tr> <tr> <td>43 Brian Stokes, R ERA: 3.0</td> <td>2.0</td> <td></td> <td>7</td> <td>2</td> <td>1</td> <td>1</td> <td>2</td> <td>0</td> <td>0</td> <td>0</td> <td>0</td> <td>0</td> <td>1</td> <td>13</td> <td>14</td> <td>4.50</td> <td>1.000</td> </tr> <tr> <td>66 Matt DeSalvo, R ERA: 3.0</td> <td>1.0</td> <td></td> <td>4</td> <td>1</td> <td>1</td> <td>1</td> <td>1</td> <td>0</td> <td>0</td> <td>0</td> <td>0</td> <td>0</td> <td>1</td> <td>6</td> <td>7</td> <td>9.00</td> <td>1.000</td> </tr> </table>															49 Jonathon Niese, L ERA: 9.0	2.0	L	9	2	2	2	2	2	0	0	0	0	0	0	0	0	1	13	24	9.00	2.000	39 Bobby Parnell, R ERA: 3.0	2.0		9	0	0	0	1	3	0	0	0	0	0	0	0	0	8	20	0.00	1.500	68 Heriberto Ruelas, L ERA: 9.0	1.0		7	2	3	2	0	2	0	1	0	1	0	4	14	18.00	4.000	43 Brian Stokes, R ERA: 3.0	2.0		7	2	1	1	2	0	0	0	0	0	1	13	14	4.50	1.000	66 Matt DeSalvo, R ERA: 3.0	1.0		4	1	1	1	1	0	0	0	0	0	1	6	7	9.00	1.000
49 Jonathon Niese, L ERA: 9.0	2.0	L	9	2	2	2	2	2	0	0	0	0	0	0	0	0	1	13	24	9.00	2.000																																																																																												
39 Bobby Parnell, R ERA: 3.0	2.0		9	0	0	0	1	3	0	0	0	0	0	0	0	0	8	20	0.00	1.500																																																																																													
68 Heriberto Ruelas, L ERA: 9.0	1.0		7	2	3	2	0	2	0	1	0	1	0	4	14	18.00	4.000																																																																																																
43 Brian Stokes, R ERA: 3.0	2.0		7	2	1	1	2	0	0	0	0	0	1	13	14	4.50	1.000																																																																																																
66 Matt DeSalvo, R ERA: 3.0	1.0		4	1	1	1	1	0	0	0	0	0	1	6	7	9.00	1.000																																																																																																

AB	34
R	2
H	9
RBI	2
BB	5
SO	3
LOB	16



AB	28
R	7
H	7
RBI	4
BB	7
SO	6
LOB	14



Batter	1	2	3	4	5	6	7	8	9	AB	R	H	RBI	BB	SO	LOB	TOP										
28 Trae Gore, L OBP: 0.333, SLG: 0.333 1 Adam Miller, R (8, PH) (8, 8)										3	0	1	1	0	2	1	Florida Southern Mocs @ Detroit Tigers Joker Marchant Stadium, Lakeland, FL Mon Mar 02 2009, 1:05 PM EST Att: 2,349 - Sunny - 57 F										
6 Wade Kirkland, R OBP: 0.500, SLG: 1.000										4	0	2	0	0	1	1											
4 Robbie Shields, R OBP: 0.250, SLG: 0.250										4	0	1	0	0	2	3											
18 Nick Stanley, L (1, 3) (7, 2)										4	0	0	0	0	1	4											
30 Zach Maggard, R OBP: 0.500, SLG: 0.500 5 A.J. Szatkowski, R (5, 2)										2	0	1	0	0	0	0											
37 Vince Keen, R (7, 1)										1	0	0	0	0	0	0											
21 Ryan Wolfe, L (8, 1)										0	0	0	0	0	0	0											
Jared Reynolds, R (9, PH)										1	0	0	0	0	1	1											
29 Andrew Grutka, R (1, 10) (7, 3)										4	0	0	0	0	0	2											
9 William Cherry, R OBP: 0.333, SLG: 0.333										3	0	1	0	0	2	1											
44 Jordan Guida, R OBP: 0.500, SLG: 0.500 27 Braxton Chisholm, R (5, 7)										2	1	1	0	0	0	1											
3 Colin Kaline, S (1, 5)										1	0	0	0	1	1	1											
42 Tyler Lacertosa, R (6, 4)										1	0	0	0	0	1	0											
Inning Stats	R: 0 E: 0 K: 1 S: 6	H: 1 LOB: 1 BB: 0 P: 6	R: 0 E: 0 K: 1 S: 6	H: 1 LOB: 1 BB: 0 P: 7	R: 0 E: 0 K: 2 S: 8	H: 1 LOB: 2 BB: 1 P: 12	R: 0 E: 0 K: 1 S: 5	H: 0 LOB: 0 BB: 0 P: 5	R: 1 E: 0 K: 1 S: 6	H: 2 LOB: 0 BB: 0 P: 8	R: 0 E: 0 K: 2 S: 7	H: 0 LOB: 0 BB: 0 P: 7	R: 0 E: 0 K: 0 S: 3	H: 1 LOB: 0 BB: 0 P: 4	R: 0 E: 0 K: 3 S: 9	H: 0 LOB: 0 BB: 0 P: 9	R: 0 E: 0 K: 1 S: 6	H: 1 LOB: 1 BB: 0 P: 6	1B: 5 2B: 2 3B: 0 HR: 0	SF: 0 SAC: 0 DP: 0 HBP: 0	WP: 1 PB: 0 SB: 1 CS: 2	PA: 33					
PITCHER	IP	WLS	BF	H	R	ER	SO	BB	IBB	HBP	BLK	WP	HR	S	P	ERA	WHIP										
36 Edwin Jackson, R ERA: 0.00	3.0	W	13	3	0	0	4	1	0	0	0	1	0	20	25	0.00	1.333										
54 Joel Zumaya, R ERA: 9.0	1.0		3	0	0	0	1	0	0	0	0	0	0	5	5	0.00	0.000										
67 Casey Fien, R ERA: 9.0	1.0		4	2	1	1	1	0	0	0	0	0	0	6	8	9.00	2.000										
41 Zach Simons, R ERA: 9.0	2.0		6	1	0	0	2	0	0	0	0	0	0	10	11	0.00	0.500										
40 Alfredo Figaro, R ERA: 9.0	2.0		7	1	0	0	4	0	0	0	0	0	0	15	15	0.00	0.500										

Batter	1	2	3	4	5	6	7	8	9	AB	R	H	RBI	BB	SO	LOB	BOTTOM										
68 Cate Iorg, R OBP: 0.333, SLG: 1.000 39 Ramon Santiago, S (5, 6)										3	1	1	0	0	1	0	Florida Southern Mocs @ Detroit Tigers Joker Marchant Stadium, Lakeland, FL Mon Mar 02 2009, 1:05 PM EST Att: 2,349 - Sunny - 57 F										
33 Marcus Thames, R (1, 10)										2	1	0	0	1	1	1											
46 Michael Hollimon, S (5, PH) (6, 10)										1	0	0	0	1	1	2											
57 Casper Wells, R OBP: 0.400, SLG: 0.250										4	1	1	1	1	2	3											
26 Mike Hessman, R OBP: 0.333, SLG: 0.667 62 Don Kelly, L (5, 3)										3	1	1	1	0	1	1											
19 Jeff Larish, L OBP: 0.750, SLG: 2.000 (5, 5)										2	0	0	0	0	0	1											
60 Wilkin Ramirez, R OBP: 0.500, SLG: 0.333										2	1	1	3	2	0	0											
60 Wilkin Ramirez, R OBP: 0.500, SLG: 0.333										3	1	1	0	1	1	1											
64 Alexis Gomez, L OBP: 0.250, SLG: 0.250										4	0	1	0	0	0	4											
66 Will Rhymes, L OBP: 1.000, SLG: 2.500 72 Scott Sizemore, R OBP: 0.500, SLG: 1.000										2	1	2	2	0	0	0											
71 Jeff Kunkel, S (1, 2)										2	0	0	0	0	1	3											
61 Dane Sardinha, R (5, 2)										2	0	0	0	0	1	1											
Inning Stats	R: 0 E: 0 K: 0 S: 3	H: 0 LOB: 0 BB: 0 P: 3	R: 0 E: 0 K: 1 S: 7	H: 2 LOB: 3 BB: 1 P: 11	R: 6 E: 0 K: 2 S: 13	H: 4 LOB: 0 BB: 2 P: 24	R: 1 E: 0 K: 1 S: 7	H: 2 LOB: 3 BB: 2 P: 15	R: 0 E: 0 K: 2 S: 8	H: 1 LOB: 2 BB: 1 P: 12	R: 0 E: 0 K: 1 S: 5	H: 0 LOB: 0 BB: 0 P: 5	R: 0 E: 0 K: 1 S: 5	H: 0 LOB: 0 BB: 0 P: 5	R: 0 E: 1 K: 1 S: 5	H: 0 LOB: 1 BB: 1 P: 11	1B: 4 2B: 2 3B: 1 HR: 2	SF: 0 SAC: 0 DP: 0 HBP: 0	WP: 0 PB: 1 SB: 0 CS: 0	PA: 40							
PITCHER	IP	WLS	BF	H	R	ER	SO	BB	IBB	HBP	BLK	WP	HR	S	P	ERA	WHIP										
16 Max Russell, L ERA: 0.00	1.0		6	2	0	0	1	1	0	0	0	0	0	7	11	0.00	3.000										
19 Steven Batman, R ERA: 54.0	1.0	L	9	4	6	6	2	2	0	0	0	0	2	13	24	54.00	6.000										
26 Jake Guengerich, R ERA: 9.0	1.0		7	2	1	1	1	2	0	0	0	0	0	7	15	9.00	4.000										
8 Pat Szczerba, R ERA: 9.0	1.0		5	1	0	0	2	1	0	0	0	0	0	8	12	0.00	2.000										
PITCHER	IP	WLS	BF	H	R	ER	SO	BB	IBB	HBP	BLK	WP	HR	S	P	ERA	WHIP										
37 Vince Keen, R ERA: 9.0	2.0		6	0	0	0	2	0	0	0	0	0	0	10	10	0.00	0.000										
37 Vince Keen, R ERA: 9.0	7.1		6	0	0	0	2	0	0	0	0	0	0	5	11	0.00	1.000										
21 Ryan Wolfe, L ERA: 9.0	1.0		4	0	0	0	1	1	0	0	0	0	0	5	11	0.00	1.000										

Batter	1	2	3	4	5	6	7	8	9	AB	R	H	RBI	BB	SO	LOB	TOP					
63 Luis Durango, S OBP: 0.400, SLG: 0.250										5	1	2	0	1	0	0	Panama @ Detroit Tigers Joker Marchant Stadium, Lakeland, FL Wed Mar 04 2009, 1:05 PM EST Att: 2,272 - Sunny - 70 F					
10 Javier Castillo, R OBP: 0.250, SLG: 0.500										5	1	1	1	0	2	3						
22 Angel Chavez, R OBP: 0.500, SLG: 0.600										2	1	1	1	1	0	0						
6 Kevin Ramos, R OBP: 0.333, SLG: 0.333										2	0	1	0	0	0	1						
42 Julio Zuleta, R OBP: 0.500, SLG: 0.429										3	1	1	0	1	1	2						
4 Earl Agnoly, R										1	1	0	0	0	0	1						
28 Ruben Rivera, R OBP: 0.400, SLG: 0.600										5	1	2	1	0	0	6						
26 Audes De Leon, L OBP: 0.556, SLG: 0.714										3	1	2	2	2	0	0						
51 Carlos Ruiz, R OBP: 0.286, SLG: 0.333										4	1	1	1	0	1	4						
20 Concepcion Rodriguez, R										5	1	2	2	0	1	3						
2 Rubén Tejada, R										4	0	0	1	0	2	2						
Inning Stats	R: 0 E: 0 K: 1 S: 6	H: 1 LOB: 2 BB: 1 P: 11	R: 0 E: 0 K: 2 S: 7	H: 0 LOB: 1 BB: 1 P: 11	R: 0 E: 0 K: 0 S: 3	H: 0 LOB: 0 BB: 0 P: 3	R: 0 E: 0 K: 1 S: 6	H: 1 LOB: 2 BB: 1 P: 10	R: 6 E: 0 K: 1 S: 11	H: 6 LOB: 1 BB: 1 P: 15	R: 0 E: 0 K: 1 S: 6	H: 0 LOB: 2 BB: 1 P: 11	R: 2 E: 0 K: 1 S: 8	H: 3 LOB: 1 BB: 0 P: 8	R: 1 E: 1 K: 0 S: 5	H: 2 LOB: 1 BB: 0 P: 5	R: 0 E: 0 K: 0 S: 3	H: 0 LOB: 0 BB: 0 P: 3	1B: 8 2B: 5 3B: 1 HR: 0	SF: 2 SAC: 0 DP: 1 HBP: 0	WP: 1 PB: 0 SB: 3 CS: 0	PA: 46
PITCHER	IP WLS BF H R ER SO BB IBB HBP BLK WP HR S P ERA WHIP	IP WLS BF H R ER SO BB IBB HBP BLK WP HR S P ERA WHIP																				
48 Rick Porcello, R ERA:	2.0 9 1 0 0 3 2 0 0 0 0 0 0 13 22 0.00 1.500																					
Kyle Bloom, L ERA:	3.1 8 1 0 0 1 1 0 0 0 0 1 0 9 13 0.00 1.000																					
40 Chris Lambert, R ERA: 54.0	1.0 L 10 6 6 6 1 1 0 0 0 0 0 0 11 15 54.00 7.000																					
74 Ryan Perry, R ERA:	6.1 5 0 0 0 1 1 0 0 0 0 0 0 6 11 0.00 1.000																					
50 Clay Rapada, L ERA: 9.0	2.0 11 5 3 2 1 0 0 0 0 0 0 0 13 13 9.00 2.500																					
PITCHER	IP WLS BF H R ER SO BB IBB HBP BLK WP HR S P ERA WHIP	IP WLS BF H R ER SO BB IBB HBP BLK WP HR S P ERA WHIP																				
Rudy Darrow, R ERA:	9.1 1.0 3 0 0 0 0 0 0 0 0 0 0 13 22 0.00 1.500																					

Batter	1	2	3	4	5	6	7	8	9	AB	R	H	RBI	BB	SO	LOB	BOTTOM					
39 Ramon Santiago, S										3	0	0	0	0	1	0	Panama @ Detroit Tigers Joker Marchant Stadium, Lakeland, FL Wed Mar 04 2009, 1:05 PM EST Att: 2,272 - Sunny - 70 F					
68 Cale Iorg, R OBP: 0.200, SLG: 0.600										3	1	1	0	2	0	1						
77 Timo Perez, L OBP: 0.600, SLG: 0.667										5	0	1	0	0	1	3						
34 Clete Thomas, L OBP: 0.333, SLG: 0.500										4	1	1	1	1	2	2						
62 Don Kelly, L OBP: 0.286, SLG: 0.167										5	1	2	1	0	2	1						
60 Wilkin Ramirez, R OBP: 0.444, SLG: 0.625										3	0	1	1	1	0	2						
27 Brent Clevlen, R OBP: 0.500, SLG: 0.714										1	0	0	0	0	0	0						
19 Jeff Larish, L OBP: 0.375, SLG: 0.667										2	0	0	0	0	2							
63 Max St. Pierre, R										2	0	1	0	0	0	1						
73 Alex Avila, L OBP: 0.500, SLG: 0.500										2	0	1	0	0	0	1						
46 Michael Hollimon, S										0	0	0	0	0	0	0						
28 Mike Hessman, R OBP: 0.250, SLG: 0.286										3	0	0	0	1	2	5						
66 Will Rhymes, L OBP: 0.500, SLG: 1.000										4	0	1	0	0	1	4						
Inning Stats	R: 0 E: 0 K: 1 S: 6	H: 1 LOB: 0 BB: 0 P: 6	R: 0 E: 0 K: 0 S: 4	H: 0 LOB: 1 BB: 1 P: 9	R: 0 E: 0 K: 1 S: 5	H: 0 LOB: 1 BB: 1 P: 10	R: 0 E: 0 K: 1 S: 7	H: 1 LOB: 2 BB: 0 P: 7	R: 3 E: 0 K: 1 S: 9	H: 4 LOB: 1 BB: 0 P: 9	R: 0 E: 0 K: 1 S: 6	H: 1 LOB: 1 BB: 0 P: 6	R: 0 E: 0 K: 2 S: 8	H: 1 LOB: 3 BB: 2 P: 16	R: 0 E: 0 K: 1 S: 5	H: 0 LOB: 1 BB: 1 P: 9	R: 0 E: 0 K: 2 S: 8	H: 0 LOB: 0 BB: 0 P: 10	1B: 5 2B: 2 3B: 1 HR: 0	SF: 0 SAC: 0 DP: 0 HBP: 0	WP: 0 PB: 0 SB: 2 CS: 0	PA: 42
PITCHER	IP WLS BF H R ER SO BB IBB HBP BLK WP HR S P ERA WHIP	IP WLS BF H R ER SO BB IBB HBP BLK WP HR S P ERA WHIP																				
55 Ramiro Mendoza, R ERA:	1.1 9 1 0 0 2 1 0 0 0 0 0 0 12 17 0.00 1.000																					
36 Manny Corpas, R ERA:	3.1 11 5 3 3 2 0 0 0 0 0 0 0 15 15 13.50 2.500																					
81 Gilberto Mendez, R ERA: 13.5	2.0 5 1 0 0 1 2 0 0 0 0 0 0 5 13 0.00 4.500																					
40 Angel Cuan, L ERA:	7.1 7 0 0 0 4 1 0 0 0 0 0 0 15 21 0.00 0.500																					
21 Paolo Espino, R ERA:	2.0 H 7 0 0 0 4 1 0 0 0 0 0 0 15 21 0.00 0.500																					



Batter	1	2	3	4	5	6	7	8	9	AB	R	H	RBI	BB	SO	LOB	TOP							
22 Willie Harris, L (1, 7) OBP: 0.385, SLG: 0.111	F9		P5		G3-1		F9			3	0	0	0	0	0	0	Washington Nationals @ Detroit Tigers Joker Marchant Stadium, Lakeland, FL Thu Mar 05 2009, 1:05 PM EST Att.: 5,463 - Sunny - 75 F							
28 Leonard Davis, L (6, 7) OBP: 0.286, SLG: 0.167	F9		P5		G3-1		F9			1	0	0	0	0	0									
85 Lastings Millode, R (1, 8) OBP: 0.286, SLG: 0.091	G5-3		G6-3		K			K		3	0	0	0	0	1									
30 Justin Maxwell, R (6, 8) OBP: 0.385, SLG: 0.273	G5-3		G6-3		K			K		1	0	0	0	0	1									
24 Nick Johnson, L (1, 3) OBP: 0.308, SLG: 0.727	G4-3		G3-1		G4-3			G6-4-3 BB		3	0	0	0	0	0									
61 Matthew Whitney, R (6, 3) OBP: 1.000, SLG: 2.000	G4-3		G3-1		G4-3			G6-4-3 BB		0	0	0	0	1	0									
34 Elijah Dukes, R (1, 9) OBP: 0.385, SLG: 0.273		K			17 2B 16 S BB			G6-4-3 1B		2	0	1	0	1	1									
29 Ryan Langerhans, L (6, 9) OBP: 0.231, SLG: 0.091		K			17 2B 16 S BB			G6-4-3 1B		1	0	0	0	0	1									
16 Josh Willingham, R (1, 10) OBP: 0.231, SLG: 0.091	G5-3		K		17 2B 16 S BB			G6-4-3 1B		3	0	0	0	1	1									
17 Javier Valentin, S (1, 2) OBP: 0.200, SLG: 0.222		G5-3			17 2B 16 S BB			G6-4-3 1B																
73 Gustavo Molina, R (6, 2) OBP: 0.200, SLG: 0.222		G5-3			17 2B 16 S BB			G6-4-3 1B																
15 Cristian Guzman, S (1, 5) OBP: 0.333, SLG: 0.500		15 2B 6 1B BB			17 2B 16 S BB			G6-4-3 1B		2	1	1	0	1	0	2								
6 Anderson Hernandez, S (1, 4) OBP: 0.500, SLG: 0.500		15 2B 6 1B BB			17 2B 16 S BB			G6-4-3 1B		1	0	0	0	0	1	0								
10 Ronnie Belliard, R (6, 4) OBP: 0.596, SLG: 0.500		15 2B 6 1B BB			17 2B 16 S BB			G6-4-3 1B		4	1	1	0	0	2	4								
12 Alberto Gonzalez, R (1, 6) OBP: 0.462, SLG: 0.417		15 2B 6 1B BB			17 2B 16 S BB			G6-4-3 1B		3	0	0	0	0	0	1								
65 Ian Desmond, R (7, 6) OBP: 0.462, SLG: 0.417		15 2B 6 1B BB			17 2B 16 S BB			G6-4-3 1B		0	0	0	0	0	0	0								
Inning Stats	R: 0 E: 0 K: 0 S: 3	H: 0 LOB: 0 BB: 0 P: 3	R: 2 E: 0 K: 1 S: 7	H: 2 LOB: 1 BB: 1 P: 12	R: 0 E: 0 K: 0 S: 3	H: 0 LOB: 0 BB: 0 P: 3	R: 0 E: 0 K: 2 S: 8	H: 1 LOB: 2 BB: 1 P: 12	R: 0 E: 0 K: 1 S: 5	H: 0 LOB: 0 BB: 0 P: 5	R: 0 E: 0 K: 1 S: 6	H: 1 LOB: 2 BB: 1 P: 10	R: 0 E: 0 K: 1 S: 5	H: 0 LOB: 0 BB: 0 P: 5	R: 0 E: 0 K: 2 S: 4	H: 0 LOB: 0 BB: 1 P: 8	R: 0 E: 0 K: 2 S: 7	H: 0 LOB: 0 BB: 0 P: 7	1B: 2 2B: 2 3B: 0 HR: 0	SF: 0 SAC: 0 DP: 1 HBP: 0	WP: 0 PB: 0 SB: 2 CS: 0	PA: 34		
PITCHER	IP WLS BF H R ER SO BB IBB HBP BLK WP HR S P ERA WHIP	IP WLS BF H R ER SO BB IBB HBP BLK WP HR S P ERA WHIP	IP WLS BF H R ER SO BB IBB HBP BLK WP HR S P ERA WHIP	IP WLS BF H R ER SO BB IBB HBP BLK WP HR S P ERA WHIP	IP WLS BF H R ER SO BB IBB HBP BLK WP HR S P ERA WHIP	IP WLS BF H R ER SO BB IBB HBP BLK WP HR S P ERA WHIP	IP WLS BF H R ER SO BB IBB HBP BLK WP HR S P ERA WHIP	IP WLS BF H R ER SO BB IBB HBP BLK WP HR S P ERA WHIP	IP WLS BF H R ER SO BB IBB HBP BLK WP HR S P ERA WHIP	IP WLS BF H R ER SO BB IBB HBP BLK WP HR S P ERA WHIP	IP WLS BF H R ER SO BB IBB HBP BLK WP HR S P ERA WHIP	IP WLS BF H R ER SO BB IBB HBP BLK WP HR S P ERA WHIP	IP WLS BF H R ER SO BB IBB HBP BLK WP HR S P ERA WHIP	IP WLS BF H R ER SO BB IBB HBP BLK WP HR S P ERA WHIP	IP WLS BF H R ER SO BB IBB HBP BLK WP HR S P ERA WHIP	IP WLS BF H R ER SO BB IBB HBP BLK WP HR S P ERA WHIP	IP WLS BF H R ER SO BB IBB HBP BLK WP HR S P ERA WHIP	IP WLS BF H R ER SO BB IBB HBP BLK WP HR S P ERA WHIP	IP WLS BF H R ER SO BB IBB HBP BLK WP HR S P ERA WHIP	IP WLS BF H R ER SO BB IBB HBP BLK WP HR S P ERA WHIP	IP WLS BF H R ER SO BB IBB HBP BLK WP HR S P ERA WHIP	IP WLS BF H R ER SO BB IBB HBP BLK WP HR S P ERA WHIP	IP WLS BF H R ER SO BB IBB HBP BLK WP HR S P ERA WHIP	IP WLS BF H R ER SO BB IBB HBP BLK WP HR S P ERA WHIP

AB	30
R	2
H	4
RBI	2
BB	4
SO	9
LOB	11



Batter	1	2	3	4	5	6	7	8	9	AB	R	H	RBI	BB	SO	LOB	BOTTOM						
25 Ryan Raburn, R (1, 8) OBP: 0.333, SLG: 0.167	F8		14 G4-6-3 BB		FC5			39 FC1-6 1B		4	0	2	1	1	0	2	Washington Nationals @ Detroit Tigers Joker Marchant Stadium, Lakeland, FL Thu Mar 05 2009, 1:05 PM EST Att.: 5,463 - Sunny - 75 F						
14 Placido Polanco, R (1, 4) OBP: 0.438, SLG: 0.385	G5-3		14 G4-6-3 BB		FC5			39 FC1-6 1B		3	0	0	0	0	0	2							
39 Ramon Santiago, S (6, 6) OBP: 0.444, SLG: 0.500	G5-3		14 G4-6-3 BB		FC5			39 FC1-6 1B		2	1	1	0	0	0	1							
Gary Sheffield, R (1, 10) OBP: 0.429, SLG: 0.111	F8		19 BB 12 1B BB		FC5			39 FC1-6 1B		3	1	0	0	1	2	2							
71 Jeff Kunkel, S (6, PH) (9, 10)	F8		19 BB 12 1B BB		FC5			39 FC1-6 1B		1	0	0	0	0	0	1							
33 Marcus Thames, R (1, 7) OBP: 0.444, SLG: 0.714		K	19 BB 12 1B BB		FC5			39 FC1-6 1B		2	2	1	1	1	1	0							
27 Brent Cleven, R (6, 7) OBP: 0.400, SLG: 0.429		K	19 BB 12 1B BB		FC5			39 FC1-6 1B		0	1	0	0	1	0	0							
19 Jeff Larish, L (1, 3) OBP: 0.500, SLG: 1.250		K	19 BB 12 1B BB		FC5			39 FC1-6 1B		4	3	3	3	1	1	2							
12 Gerald Laird, R (1, 2) OBP: 0.400, SLG: 0.700		K	19 BB 12 1B BB		FC5			39 FC1-6 1B		2	0	1	2	0	0	0							
20 Matt Treanor, R (3, FR) OBP: 0.200, SLG: 0.444		K	19 BB 12 1B BB		FC5			39 FC1-6 1B		3	1	1	3	0	1	2							
15 Brandon Inge, R (1, 5) OBP: 0.515, SLG: 0.990		K	19 BB 12 1B BB		FC5			39 FC1-6 1B		2	0	1	0	0	1	2							
26 Mike Hessman, R (6, 5) OBP: 0.286, SLG: 0.538		K	19 BB 12 1B BB		FC5			39 FC1-6 1B		2	0	0	0	0	1	0							
64 Alexis Gomez, L (1, 9) OBP: 0.400, SLG: 0.600		K	19 BB 12 1B BB		FC5			39 FC1-6 1B		4	0	2	0	0	0	0							
4 Adam Everett, R (1, 6) OBP: 0.167, SLG: 0.182		K	19 BB 12 1B BB		FC5			39 FC1-6 1B		3	1	1	0	0	1	4							
72 Scott Sizemore, R (6, 4) OBP: 0.167, SLG: 0.182		K	19 BB 12 1B BB		FC5			39 FC1-6 1B		1	0	0	0	0	0	0							
Inning Stats	R: 0 E: 0 K: 0 S: 3	H: 3 LOB: 2 BB: 0 P: 8	R: 2 E: 0 K: 1 S: 5	H: 1 LOB: 2 BB: 4 P: 21	R: 1 E: 0 K: 1 S: 7	H: 2 LOB: 1 BB: 0 P: 8	R: 2 E: 0 K: 2 S: 13	H: 3 LOB: 2 BB: 0 P: 18	R: 0 E: 0 K: 2 S: 8	H: 1 LOB: 2 BB: 1 P: 12	R: 0 E: 0 K: 0 S: 3	H: 0 LOB: 0 BB: 0 P: 3	R: 4 E: 0 K: 1 S: 10	H: 3 LOB: 0 BB: 0 P: 11	R: 4 E: 0 K: 1 S: 10	H: 3 LOB: 0 BB: 0 P: 11	1B: 6 2B: 3 3B: 0 HR: 4	SF: 0 SAC: 0 DP: 1 HBP: 2	WP: 1 PB: 0 SB: 0 CS: 0	PA: 43			
PITCHER	IP WLS BF H R ER SO BB IBB HBP BLK WP HR S P ERA WHIP	IP WLS BF H R ER SO BB IBB HBP BLK WP HR S P ERA WHIP	IP WLS BF H R ER SO BB IBB HBP BLK WP HR S P ERA WHIP	IP WLS BF H R ER SO BB IBB HBP BLK WP HR S P ERA WHIP	IP WLS BF H R ER SO BB IBB HBP BLK WP HR S P ERA WHIP	IP WLS BF H R ER SO BB IBB HBP BLK WP HR S P ERA WHIP	IP WLS BF H R ER SO BB IBB HBP BLK WP HR S P ERA WHIP	IP WLS BF H R ER SO BB IBB HBP BLK WP HR S P ERA WHIP	IP WLS BF H R ER SO BB IBB HBP BLK WP HR S P ERA WHIP	IP WLS BF H R ER SO BB IBB HBP BLK WP HR S P ERA WHIP	IP WLS BF H R ER SO BB IBB HBP BLK WP HR S P ERA WHIP	IP WLS BF H R ER SO BB IBB HBP BLK WP HR S P ERA WHIP	IP WLS BF H R ER SO BB IBB HBP BLK WP HR S P ERA WHIP	IP WLS BF H R ER SO BB IBB HBP BLK WP HR S P ERA WHIP	IP WLS BF H R ER SO BB IBB HBP BLK WP HR S P ERA WHIP	IP WLS BF H R ER SO BB IBB HBP BLK WP HR S P ERA WHIP	IP WLS BF H R ER SO BB IBB HBP BLK WP HR S P ERA WHIP	IP WLS BF H R ER SO BB IBB HBP BLK WP HR S P ERA WHIP	IP WLS BF H R ER SO BB IBB HBP BLK WP HR S P ERA WHIP	IP WLS BF H R ER SO BB IBB HBP BLK WP HR S P ERA WHIP	IP WLS BF H R ER SO BB IBB HBP BLK WP HR S P ERA WHIP	IP WLS BF H R ER SO BB IBB HBP BLK WP HR S P ERA WHIP	IP WLS BF H R ER SO BB IBB HBP BLK WP HR S P ERA WHIP

AB	36
R	10
H	13
RBI	10
BB	5
SO	8
LOB	18



Batter	1	2	3	4	5	6	7	8	9	AB	R	H	RBI	BB	SO	LOB	TOP								
25 Ryan Raburn, R OBP: 0.333, SLG: 0.200 57 Casper Wells, R OBP: 0.429, SLG: 0.333	0-3 K		0-0 1B		0-0 G5-3		0-3 K2-3		0-3 K	3	0	1	0	0	1	0									
14 Placido Polanco, R OBP: 0.421, SLG: 0.438 66 Will Rhymes, L	0-0 G6-3 2B		0-0 L5-3		0-0 G4-3		0-3 K		0-3 K	3	1	1	0	0	0	1									
Gary Sheffield, R OBP: 0.625, SLG: 0.100 34 Clete Thomas, L OBP: 0.400, SLG: 0.250	0-0 G6-3		1-0 HBP		1-0 HBP		4-0 BB		4-0 BB	1	1	0	0	0	0	1									
33 Marcus Thames, R OBP: 0.333, SLG: 0.500 77 Timo Perez, L	0-0 E4		0-0 F7		0-0 P5		0-0 L5		0-0 L5	3	0	0	0	0	0	2									
26 Mike Hessman, R OBP: 0.278, SLG: 0.471	0-0 G5-3				0-0 K		0-0 F8		0-0 FC6-4 1B	4	0	1	0	0	1	2									
27 Brent Clevlen, R OBP: 0.385, SLG: 0.400 60 Wilkin Ramirez, R		0-0 G5-3			0-0 F9		0-0 FC6-4 1B		0-0 FC6-4 1B	3	1	1	0	0	0	0									
15 Brandon Inge, R OBP: 0.471, SLG: 0.818 62 Don Kelly, L OBP: 0.400, SLG: 1.000		0-3 K			4-0 BB		4-0 BB		0-3 K	1	0	0	0	2	1	0									
61 Dane Sardinha, R OBP: 0.500, SLG: 0.500 73 Alex Avila, L OBP: 0.500, SLG: 0.500		0-0 1B			0-0 FC6-4		0-0 FC6-4		1-0 F7	2	0	1	0	0	0	1									
4 Adam Everett, R OBP: 0.133, SLG: 0.143 68 Cale Iorg, R OBP: 0.286, SLG: 0.167	0-0 G6-3				0-0 P5		0-3 K		0-3 K	3	0	0	0	0	1	3									
Inning Stats	R: 1 E: 1 K: 1 S: 7	H: 1 LOB: 1 BB: 0 P: 7	R: 0 E: 0 K: 1 S: 6	H: 1 LOB: 1 BB: 0 P: 6	R: 0 E: 0 K: 0 S: 3	H: 1 LOB: 1 BB: 0 P: 4	R: 0 E: 0 K: 1 S: 5	H: 0 LOB: 0 BB: 1 P: 9	R: 0 E: 0 K: 0 S: 3	H: 0 LOB: 0 BB: 0 P: 3	R: 2 E: 0 K: 1 S: 7	H: 2 LOB: 2 BB: 1 P: 12	R: 0 E: 0 K: 2 S: 7	H: 0 LOB: 1 BB: 1 P: 11	R: 0 E: 0 K: 1 S: 6	H: 1 LOB: 1 BB: 0 P: 7	R: 0 E: 0 K: 3 S: 9	H: 0 LOB: 0 BB: 0 P: 9	1B: 5 2B: 2 3B: 0 HR: 0	SF: 0 SAC: 0 DP: 1 HBP: 2	WP: 0 PB: 0 SB: 1 CS: 0	PA: 38			
PITCHER	IP	WLS	BF	H	R	ER	SO	BB	IBB	HBP	BLK	WP	HR	S	P	ERA	WHIP								
52 CC Sabathia, L ERA: 7.36 91 Alfredo Aceves, R ERA: 4.15 80 Steven Jackson, R ERA: 3.0 41 Jose Veras, C ERA: 1.8 67 Anthony Claggett, R ERA: 1.8	2.0	2	9	2	1	0	2	0	0	0	0	0	0	13	13	0.00	1.000								
30 David Robertson, R ERA: 3.0	1.0	1	3	0	0	0	3	0	0	0	0	0	0	9	9	0.00	0.000								

Detroit Tigers @ New York Yankees
George M. Steinbrenner Field, Tampa, FL
Fri Mar 06 2009, 7:15 PM EST
Att: 10,694 - Clear - 67 F

AB	33
R	3
H	6
RBI	2
BB	3
SO	10
LOB	14



Batter	1	2	3	4	5	6	7	8	9	AB	R	H	RBI	BB	SO	LOB	BOTTOM								
11 Brett Gardner, L OBP: 0.471, SLG: 0.933 82 Austin Jackson, R OBP: 0.364, SLG: 0.400	0-0 F8		0-0 1B		0-0 FC3-2		1-0 G5-3		1-0 1B	3	1	1	0	0	0	2									
18 Johnny Damon, L OBP: 0.385, SLG: 0.545 79 Colin Curtis, L OBP: 0.250, SLG: 0.167	0-0 G4-3		0-0 1B		0-0 BB		0-0 L4		0-0 SF9	2	1	1	1	1	0	0									
33 Nick Swisher, S OBP: 0.400, SLG: 0.182 72 Juan Miranda, L OBP: 0.235, SLG: 0.200	4-0 BB		0-0 2B		0-0 BB		0-0 G3		0-0 F8	2	0	0	1	1	0	4									
20 Jorge Posada, S OBP: 0.545, SLG: 1.000 81 Kyle Anson, S	0-3 K		0-0 F7		0-0 FC5-3 2B		4-0 BB		0-3 K	3	0	1	0	0	1	2									
17 Shelley Duncan, R OBP: 0.417, SLG: 0.636 47 John Rodriguez, L OBP: 0.400, SLG: 0.667		0-3 K		0-0 1B		0-3 K		0-0 1B	0-0 1B	3	0	1	1	0	2	1									
12 Cody Ransom, R OBP: 0.250, SLG: 0.267 76 Kevin Russo, R	0-0 G1-3 2B		0-0 G1-3		0-0 FC5-3		4-0 BB		4-0 BB	3	1	1	0	0	0	2									
26 José Molina, R OBP: 0.231, SLG: 0.308 73 Doug Bernier, R OBP: 0.333, SLG: 0.143	0-0 G6-3		0-0 FC3-2 1B		0-0 FC3-2		0-0 G6-4-3		0-0 G6-4-3	3	0	2	0	0	0	1									
14 Angel Berroa, R OBP: 0.500, SLG: 0.769 83 Jesus Montero, R OBP: 0.667, SLG: 0.633	1-0 G6-3		0-0 FC3-2 1B		0-0 SH2-3 1B		0-0 G4-1		0-0 G4-1	3	0	1	0	0	0	1									
90 Ramiro Pena, S OBP: 0.273, SLG: 0.273 92 Eduardo Núñez, R OBP: 0.571, SLG: 0.714			0-0 1B		0-0 SH2-3		0-0 S		1-0 1B	2	1	2	1	0	0	0									
Inning Stats	R: 0 E: 0 K: 1 S: 5	H: 0 LOB: 1 BB: 1 P: 9	R: 1 E: 0 K: 1 S: 6	H: 1 LOB: 0 BB: 0 P: 7	R: 3 E: 0 K: 0 S: 7	H: 4 LOB: 1 BB: 0 P: 7	R: 0 E: 0 K: 0 S: 5	H: 2 LOB: 3 BB: 1 P: 9	R: 0 E: 0 K: 1 S: 5	H: 1 LOB: 0 BB: 0 P: 5	R: 1 E: 0 K: 0 S: 5	H: 2 LOB: 1 BB: 0 P: 6	R: 0 E: 0 K: 0 S: 3	H: 1 LOB: 2 BB: 2 P: 11	R: 2 E: 0 K: 1 S: 8	H: 3 LOB: 1 BB: 0 P: 10	1B: 9 2B: 6 3B: 0 HR: 0	SF: 1 SAC: 1 DP: 2 HBP: 0	WP: 1 PB: 1 SB: 2 CS: 0	PA: 40					
PITCHER	IP	WLS	BF	H	R	ER	SO	BB	IBB	HBP	BLK	WP	HR	S	P	ERA	WHIP								
35 Justin Verlander, R ERA: 4.91 32 Freddy Dolsi, R ERA: 37 Brandon Lyon, R ERA: 2.45 44 Bobby Seay, L ERA: 41 Zach Simons, R ERA: 10.6	2.1	1	12	4	4	3	2	1	0	0	0	0	0	15	20	11.57	2.143								
	1.2	0	9	3	0	0	0	1	0	0	0	0	0	8	12	0.00	2.400								
	1.2	0	7	3	1	1	1	0	0	0	0	0	0	9	10	5.40	1.800								
	0.2	0	5	1	0	0	0	2	0	0	0	0	0	3	11	0.00	4.500								
	1.2	0	7	3	2	2	1	0	0	0	0	1	0	9	11	10.80	1.800								

Detroit Tigers @ New York Yankees
George M. Steinbrenner Field, Tampa, FL
Fri Mar 06 2009, 7:15 PM EST
Att: 10,694 - Clear - 67 F

AB	34
R	7
H	14
RBI	6
BB	4
SO	4
LOB	21




Batter	1	2	3	4	5	6	7	8	9	AB	R	H	RBI	BB	SO	LOB	TOP					
25 Ryan Raburn, R (1,9) OBP: 0.286, SLG: 0.167 60 Wilkin Ramirez, R (7,7) OBP: 0.250, SLG: 0.143	G5-3		K		K		K			3	0	0	0	0	2	0	Detroit Tigers @ Philadelphia Phillies Bright House Networks Field, Clearwater, FL Sat Mar 07 2009, 1:05 PM EST Att: 9,681 - Sunny - 76 F					
39 Ramon Santiago, S (1,6) OBP: 0.583, SLG: 0.727 68 Cale Iorg, R (7,6) OBP: 0.250, SLG: 0.143	1B		1B		2B			K		3	0	3	0	0	0	0						
Gary Sheffield, R (1,10) OBP: 0.400, SLG: 0.077 34 Clete Thomas, L (6,PH) OBP: 0.500, SLG: 1.000	P2		K		G1-3			HR		3	0	0	0	0	1	3						
26 Mike Hessman, R (1,3) OBP: 0.364, SLG: 0.500	1B		BB		1B			K		3	0	2	0	1	1	0						
15 Brandon Inge, R (1,5) OBP: 0.526, SLG: 0.643 62 Don Kelly, L (6,3) OBP: 0.333, SLG: 0.833	K		K		K			F8		3	0	0	0	0	3	5						
19 Jeff Larish, L (1,7) OBP: 0.357, SLG: 0.833		G4-3		G4-3		K			G1-3	4	0	0	0	0	1	1						
57 Casper Wells, R (1,8) OBP: 0.273, SLG: 0.200		K		G6-3		K			K	4	0	0	0	0	3	1						
20 Matt Treanor, R (1,2) OBP: 0.167, SLG: 0.364 55 Dusty Ryan, R (6,2)		F8		L5			K		G6-3	2	0	0	0	0	0	0						
72 Scott Sizemore, R (1,4) OBP: 0.167, SLG: 0.667			HR		K		F8			3	1	1	1	0	1	0						
Inning Stats	R: 0 E: 0 K: 1 S: 7	H: 2 LOB: 2 BB: 0 P: 7	R: 0 E: 0 K: 1 S: 5	H: 0 LOB: 0 BB: 0 P: 5	R: 1 E: 0 K: 3 S: 11	H: 2 LOB: 2 BB: 1 P: 15	R: 0 E: 0 K: 0 S: 3	H: 0 LOB: 0 BB: 0 P: 3	R: 0 E: 0 K: 2 S: 8	H: 1 LOB: 1 BB: 0 P: 8	R: 0 E: 0 K: 3 S: 10	H: 1 LOB: 1 BB: 0 P: 10	R: 0 E: 0 K: 2 S: 7	H: 0 LOB: 0 BB: 0 P: 7	R: 1 E: 0 K: 2 S: 10	H: 1 LOB: 0 BB: 0 P: 11		R: 0 E: 0 K: 1 S: 5	H: 0 LOB: 0 BB: 0 P: 5	1B: 4 2B: 1 3B: 0 HR: 2	SF: 0 SAC: 0 DP: 0 HBP: 0	WP: 0 PB: 0 SB: 2 CS: 0
PITCHER	IP	WLS	BF	H	R	ER	SO	BB	IBB	HBP	BLK	WP	HR	S	P	ERA	WHIP					
50 Jamie Moyer, L (1,1) ERA: 1.5	4.0	W	17	4	1	1	5	1	0	0	0	0	1	26	30	2.25	1.250					
43 J.A. Happ, L (5,1) ERA: 2.25	3.0	H	11	2	0	0	7	0	0	0	0	0	0	25	25	0.00	0.667					
47 Scott Eyre, L (8,1) ERA: 9.0	1.0		4	1	1	1	2	0	0	0	0	0	1	10	11	9.00	1.000					
52 Mike Koplove, R (9,1) ERA:	1.0		3	0	0	0	1	0	0	0	0	0	0	5	5	0.00	0.000					

Batter	1	2	3	4	5	6	7	8	9	AB	R	H	RBI	BB	SO	LOB	BOTTOM				
4 Eric Bruntlett, R (1,6) OBP: 0.524, SLG: 0.500 9 Miguel Cairo, R (6,3) OBP: 0.214, SLG: 0.500	HR	HBP			HR	K				1	2	1	0	1	0	0	Detroit Tigers @ Philadelphia Phillies Bright House Networks Field, Clearwater, FL Sat Mar 07 2009, 1:05 PM EST Att: 9,681 - Sunny - 76 F				
19 Greg Dobbs, L (1,10) OBP: 0.364, SLG: 0.350	K	CS	F8		HR	G4-3				3	1	0	0	1	1	1					
Geoff Jenkins, L (1,7) OBP: 0.235, SLG: 0.286 22 Marcus Giles, R (6,7) OBP: 0.357, SLG: 0.273	F8		F8		SF8	K				2	0	0	1	0	0	1					
6 Ryan Howard, L (1,3) OBP: 0.421, SLG: 0.867 34 Pablo Ozuna, R (6,5) OBP: 0.600, SLG: 0.769	HR		K		HR	F7				2	2	1	3	1	1	0					
40 John Mayberry Jr., R (1,9) OBP: 0.370, SLG: 0.625 79 Jason Ellison, R (6,9) OBP: 0.200, SLG: 0.200	HR		F8		K	K				3	1	1	3	0	1	0					
28 Jayson Werth, R (1,8) OBP: 0.667, SLG: 0.500 67 Chris Walker, S (7,9)	BB		G5-3		1B	F8				2	0	1	0	1	0	0					
24 Mike Cervenak, R (1,5) 13 Jorge Velandia, R (6,6)	FC6-4		F8		G6-3	K				3	0	0	0	0	2	0					
75 Jason Donald, R (1,4) OBP: 0.348, SLG: 0.167 71 J.J. Furmaniak, R (7,4)		F9			HR	G1-3				3	1	1	0	0	0	0					
3 Lou Marson, R (1,2) 77 Tuffy Gosewisch, R (7,2)		K			SAFE	E6			P4	3	1	0	1	0	1	0					
Inning Stats	R: 3 E: 0 K: 1 S: 6	H: 1 LOB: 1 BB: 3 P: 20	R: 0 E: 0 K: 1 S: 4	H: 0 LOB: 0 BB: 0 P: 6	R: 0 E: 0 K: 1 S: 5	H: 0 LOB: 0 BB: 0 P: 5	R: 0 E: 0 K: 0 S: 3	H: 0 LOB: 0 BB: 0 P: 3	R: 5 E: 2 K: 1 S: 11	H: 4 LOB: 1 BB: 1 P: 17	R: 0 E: 0 K: 1 S: 5	H: 0 LOB: 0 BB: 0 P: 5	R: 0 E: 0 K: 2 S: 7	H: 0 LOB: 0 BB: 0 P: 7	R: 0 E: 0 K: 2 S: 7	H: 0 LOB: 0 BB: 0 P: 7		1B: 3 2B: 0 3B: 0 HR: 2	SF: 1 SAC: 0 DP: 0 HBP: 1	WP: 0 PB: 0 SB: 1 CS: 1	PA: 35
PITCHER	IP	WLS	BF	H	R	ER	SO	BB	IBB	HBP	BLK	WP	HR	S	P	ERA	WHIP				
36 Edwin Jackson, R (1,1) ERA: 5.4	3.0	L	13	1	3	3	3	3	0	1	0	0	1	15	31	9.00	1.333				
Kyle Bloom, L (4,1) ERA: 10.8	1.1		9	3	5	4	0	1	0	0	0	0	1	9	15	27.00	3.000				
74 Ryan Perry, R (5,1) ERA:	1.2		6	1	0	0	2	0	0	0	0	0	0	10	10	0.00	0.600				
40 Alfredo Figaro, R (7,1) ERA:	2.0		6	0	0	0	3	0	0	0	0	0	0	12	12	0.00	0.000				

Batter	1	2	3	4	5	6	7	8	9	AB	R	H	RBI	BB	SO	LOB	TOP										
4 Adam Everett, R (1,6) OBP: 0.200, SLG: 0.211 39 Ramon Santiago, S (6,6) OBP: 0.533, SLG: 0.615	F7		1B		1-2 1B			L8		3	0	2	0	0	0	0											
14 Placido Polanco, R (1,4) OBP: 0.360, SLG: 0.333 72 Scott Sizemore, R (8,4) OBP: 0.167, SLG: 0.667	G6-3		G6-3		G6-3			F9		4	0	0	0	0	0	4											
34 Clete Thomas, L (1,10) OBP: 0.273, SLG: 0.500	K			G3		K		K		4	0	0	0	0	3	1											
26 Mike Hessman, R (1,5) OBP: 0.308, SLG: 0.417		F9		K		K		F8		4	0	0	0	0	2	0											
25 Ryan Raburn, R (1,9) OBP: 0.280, SLG: 0.143		G5-3		19 WP HBP		K		K		3	0	0	0	0	2	0											
19 Jeff Larish, L (1,3) OBP: 0.409, SLG: 0.684				1-2 K				K		4	0	1	0	0	3	1											
27 Brent Clevlen, R (1,8) OBP: 0.368, SLG: 0.333		F9		1B				F8		3	0	1	0	0	0	1											
77 Timo Perez, L (1,7) OBP: 0.200, SLG: 0.200 60 Wilkin Ramirez, R (6,7) ERA: 9.82			55 G5-4-3 1B		77 G6-4-3 1B			K		2	0	1	0	0	0	1											
55 Dusty Ryan, R (1,2) 73 Alex Avila, L (6,2) OBP: 0.571, SLG: 0.714 68 Cale Long, R (6, PR) OBP: 0.290, SLG: 0.143 63 Max St. Pierre, R (8,2) OBP: 0.333, SLG: 0.333			1-2 G5-4-3 1B		4 1B BB			2B		1	0	0	0	1	0	1											
Inning Stats	R: 0 E: 0 K: 1 S: 5	H: 0 LOB: 0 BB: 0 P: 5	R: 0 E: 0 K: 0 S: 4	H: 1 LOB: 1 BB: 0 P: 4	R: 0 E: 0 K: 0 S: 4	H: 2 LOB: 1 BB: 0 P: 4	R: 0 E: 0 K: 2 S: 7	H: 0 LOB: 1 BB: 0 P: 9	R: 0 E: 0 K: 0 S: 4	H: 2 LOB: 2 BB: 1 P: 8	R: 0 E: 0 K: 3 S: 9	H: 0 LOB: 0 BB: 0 P: 9	R: 0 E: 0 K: 2 S: 7	H: 0 LOB: 0 BB: 0 P: 7	R: 0 E: 0 K: 1 S: 6	H: 1 LOB: 0 BB: 0 P: 6	R: 0 E: 0 K: 2 S: 7	H: 0 LOB: 0 BB: 0 P: 7	1B: 5 2B: 1 3B: 0 HR: 0	SF: 0 SAC: 0 DP: 2 HBP: 1	WP: 1 PB: 0 SB: 0 CS: 0	PA: 33					
PITCHER	IP	WLS	BF	H	R	ER	SO	BB	IBB	HBP	BLK	WP	HR	S	P	ERA	WHIP										
55 Josh Johnson, R (1,1) ERA: 0.00	5.0		20	5	0	0	3	1	0	1	0	1	0	24	30	0.00	1.200										
37 Renyel Pinto, L (6,1) ERA: 0.00	1.0	W	3	0	0	0	3	0	0	0	0	0	0	9	9	0.00	0.000										
Taylor Tankersley, L (7,1) ERA: 9.82	1.0	H	3	0	0	0	2	0	0	0	0	0	0	7	7	0.00	0.000										
53 Dan Meyer, L (8,1) ERA: 0.00	1.0	H	4	1	0	0	1	0	0	0	0	0	0	6	6	0.00	1.000										
40 Kiko Calero, R (9,1) ERA: 0.00	1.0	S	3	0	0	0	2	0	0	0	0	0	0	7	7	0.00	0.000										

Detroit Tigers @ Florida Marlins
Roger Dean Stadium, Jupiter, FL
Mon Mar 09 2009, 7:05 PM EDT
Att. 4,323 - Clear - 80 F


AB 31
R 0
H 6
RBI 0
BB 1
SO 11
LOB 10



Batter	1	2	3	4	5	6	7	8	9	AB	R	H	RBI	BB	SO	LOB	BOTTOM										
1 Emilio Bonifacio, S (1,5) OBP: 0.240, SLG: 0.136 (7,4)	27 E 24 G4-3 1B		G4-3		K		G4-3			4	0	1	0	0	1	1											
24 Cameron Maybin, R (1,8) OBP: 0.423, SLG: 0.500 65 Jai Miller, R (7,8) OBP: 0.111, SLG: 0.111	G4-3		K			K		L7		3	0	0	0	0	2	2											
27 Jeremy Hermida, L (1,7) OBP: 0.440, SLG: 0.737 7 Alejandro De Aza, L (6, PR) OBP: 0.333, SLG: 0.500 (7,7)	2 SAFE E4 G1-6-3		WP 1B			E7 2B		66 1B		3	0	1	0	0	0	1											
Dallas McPherson, L (1,3) OBP: 0.273, SLG: 0.333 66 John Lindsey, R (7,3)	G1-6-3		L8			6 1B 2B		K		3	0	1	1	0	0	4											
6 Dan Uggla, R (1,4) OBP: 0.318, SLG: 0.429 72 Chris Coghlan, L (6, PR) (7,5)		12 1B				12 S 1B				3	0	3	0	0	0	0											
12 Cody Ross, R (1,9) OBP: 0.391, SLG: 0.300 25 Brett Carroll, R (7,9) OBP: 0.222, SLG: 0.125		31 G3-1 1B				K		K		3	0	1	0	0	2	4											
31 Jay Gibbons, L (1,10) OBP: 0.308, SLG: 0.417		G3-1		G3-6-3		F9				3	0	0	0	0	5												
Robert Andino, R (1,6) OBP: 0.240, SLG: 0.440		P4				B1-3		K		3	0	0	0	0	1	1											
59 Brett Hayes, R (1,2) OBP: 0.250, SLG: 0.250 58 Mike Rabelo, S (7,2) OBP: 0.200, SLG: 0.300						L8		K		2	0	1	0	0	0	0											
Inning Stats	R: 0 E: 2 K: 0 S: 4	H: 1 LOB: 1 BB: 0 P: 4	R: 0 E: 0 K: 0 S: 4	H: 2 LOB: 1 BB: 0 P: 4	R: 0 E: 0 K: 1 S: 7	H: 2 LOB: 2 BB: 0 P: 8	R: 0 E: 0 K: 1 S: 5	H: 1 LOB: 0 BB: 0 P: 5	R: 0 E: 0 K: 1 S: 5	H: 0 LOB: 0 BB: 0 P: 5	R: 1 E: 1 K: 2 S: 10	H: 2 LOB: 3 BB: 0 P: 10	R: 0 E: 0 K: 2 S: 7	H: 0 LOB: 0 BB: 0 P: 7	R: 0 E: 0 K: 1 S: 5	H: 1 LOB: 0 BB: 0 P: 5	1B: 8 2B: 1 3B: 0 HR: 0	SF: 0 SAC: 0 DP: 2 HBP: 0	WP: 1 PB: 0 SB: 1 CS: 0	PA: 31							
PITCHER	IP	WLS	BF	H	R	ER	SO	BB	IBB	HBP	BLK	WP	HR	S	P	ERA	WHIP										
48 Rick Porcello, R (1,1) ERA: 2.25	3.0		13	5	0	0	1	0	0	0	0	0	0	15	16	0.00	1.667										
44 Bobby Seay, L (4,1) ERA: 1.93	2.0		6	1	0	0	2	0	0	0	0	0	0	10	10	0.00	0.500										
37 Brandon Lyon, R (6,1) ERA: 1.93	1.0	L	6	2	1	0	2	0	0	0	0	0	0	10	10	0.00	2.000										
32 Freddy Dolsi, R (7,1) ERA: 0.00	1.0		3	0	0	0	2	0	0	0	0	0	0	7	7	0.00	0.000										
50 Clay Rapada, L (8,1) ERA: 0.00	1.0		3	1	0	0	1	0	0	0	0	0	0	5	5	0.00	1.000										

Detroit Tigers @ Florida Marlins
Roger Dean Stadium, Jupiter, FL
Mon Mar 09 2009, 7:05 PM EDT
Att. 4,323 - Clear - 80 F

AB 31
R 1
H 9
RBI 1
BB 0
SO 8
LOB 19



Batter	1	2	3	4	5	6	7	8	9	AB	R	H	RBI	BB	SO	LOB	TOP										
66 Will Rhymes, L OBP: 0.111, SLG: 0.444	G4-3		K2-3		G4-3		G4-3			4	0	0	0	0	1	3	Detroit Tigers @ St. Louis Cardinals Roger Dean Stadium, Jupiter, FL Tue Mar 10 2009, 1:05 PM EDT Att: 5,378 - Sunny - 77 F										
12 Gerald Laird, R OBP: 0.400, SLG: 0.538 71 Jeff Kunkel, S (6, PR) (6, 2)	G6-3				G6-3	BB 33 1B 25 2B		G4-3		2	0	0	0	1	0	0											
34 Clete Thomas, L OBP: 0.267, SLG: 0.385	K					L9		K		3	0	0	0	1	2	1											
33 Marcus Thames, R OBP: 0.300, SLG: 0.556		HR			P4	BB 25 2B 15 1B		P5		4	1	2	1	0	0	1											
19 Jeff Larish, L OBP: 0.375, SLG: 0.619 25 Ryan Raburn, R OBP: 0.296, SLG: 0.217 (6, PH) (6, 9)	K				F7			K		2	0	0	0	0	1	1											
15 Brandon Inge, R OBP: 0.440, SLG: 0.500	P3					1B 62 FC6		F8		4	0	1	0	0	0	3											
62 Don Kelly, L OBP: 0.182, SLG: 0.500	L9					1B 39 G3 27 1B		K		4	0	0	0	0	1	1											
27 Brent Clevlen, R OBP: 0.409, SLG: 0.389			L8			1B 39 G3				3	0	2	0	0	0	0											
39 Ramon Santiago, S OBP: 0.444, SLG: 0.500			K		G3			K		3	0	0	0	0	2	3											
Inning Stats	R: 0 E: 0 K: 1 S: 5	H: 0 LOB: 0 BB: 0 P: 5	R: 1 E: 0 K: 1 S: 7	H: 1 LOB: 0 BB: 0 P: 7	R: 0 E: 0 K: 2 S: 7	H: 0 LOB: 0 BB: 0 P: 7	R: 0 E: 0 K: 0 S: 3	H: 0 LOB: 1 BB: 1 P: 7	R: 0 E: 0 K: 0 S: 5	H: 2 LOB: 2 BB: 0 P: 5	R: 1 E: 0 K: 0 S: 4	H: 2 LOB: 2 BB: 1 P: 8	R: 0 E: 0 K: 1 S: 6	H: 1 LOB: 1 BB: 0 P: 6	R: 0 E: 0 K: 1 S: 5	H: 0 LOB: 0 BB: 0 P: 5		R: 0 E: 0 K: 2 S: 7	H: 0 LOB: 0 BB: 0 P: 7	1B: 4 2B: 2 3B: 0 HR: 1	SF: 0 SAC: 0 DP: 1 HBP: 0	WP: 0 PB: 0 SB: 0 CS: 0	PA: 34				
PITCHER	IP	WLS	BF	H	R	ER	SO	BB	IBB	HBP	BLK	WP	HR	S	P	ERA	WHIP										
26 Kyle Lohse, R ERA: 4.5	4.1	W	16	2	1	1	4	1	0	0	0	0	1	24	28	2.08	0.692										
31 Ryan Franklin, R ERA: 2.25	1.0	H	6	2	1	1	0	1	0	0	0	0	0	5	9	9.00	3.000										
43 Trevor Miller, L ERA: 2.45	0.2	H	2	1	0	0	0	0	0	0	0	0	0	2	2	0.00	1.500										
76 Jess Todd, R ERA: 3.38	2.0	H	7	1	0	0	2	0	0	0	0	0	0	11	11	0.00	0.500										
30 Jason Motte, R ERA:	1.0	S	3	0	0	0	2	0	0	0	0	0	0	7	7	0.00	0.000										

Batter	1	2	3	4	5	6	7	8	9	AB	R	H	RBI	BB	SO	LOB	BOTTOM										
55 Skip Schumaker, L OBP: 0.400, SLG: 0.556 65 Joe Thurston, L OBP: 0.291, SLG: 0.476 70 Jarrett Hoffpauir, R OBP: 0.471, SLG: 0.462	16 HR 1B		16 1B 2B		G5-3		L6		SF7	3	2	2	0	0	0	1	Detroit Tigers @ St. Louis Cardinals Roger Dean Stadium, Jupiter, FL Tue Mar 10 2009, 1:05 PM EDT Att: 5,378 - Sunny - 77 F										
16 Chris Duncan, L OBP: 0.433, SLG: 0.692 23 Brian Barden, R OBP: 0.429, SLG: 0.500	HR		24 2B 2H 1B			24 1B 47 G4-3 BB		F8	F9	2	1	2	3	0	0	0											
5 Albert Pujols, R OBP: 0.549, SLG: 0.400 86 Allen Craig, R OBP: 0.550, SLG: 0.706			K			F9		P3		4	0	1	0	0	1	2											
24 Rick Ankiel, L OBP: 0.500, SLG: 0.520 54 Brian Barton, R OBP: 0.304, SLG: 0.650	K					47 G4-3 1B				0	0	0	0	0	0	0											
47 Ryan Ludwick, R OBP: 0.250, SLG: 0.190 88 Jon Jay, L OBP: 0.421, SLG: 0.529	P4		L5			G4-3		F7		4	0	0	1	0	0	5											
3 Khalil Greene, R OBP: 0.370, SLG: 0.458 13 Brendan Ryan, R OBP: 0.143, SLG: 0.143	F9		F9			G6-3		E5 83 SH1-4 62 BB 70 SF7		3	0	0	0	0	0	4											
62 Joe Mather, R OBP: 0.290, SLG: 0.423					G5-3		G4-3			3	0	1	0	1	0	0											
87 Bryan Anderson, L OBP: 0.250, SLG: 0.143 83 Matt Pagnozzi, R	F7					67 G1-3 BB		L7		2	0	0	0	1	0	1											
67 Tyler Greene, R OBP: 0.357, SLG: 0.320	G5-3				G1-3					2	0	0	0	2	0	1											
Inning Stats	R: 2 E: 0 K: 1 S: 10	H: 3 LOB: 1 BB: 0 P: 12	R: 0 E: 0 K: 0 S: 3	H: 1 LOB: 0 BB: 0 P: 4	R: 1 E: 0 K: 1 S: 8	H: 3 LOB: 0 BB: 0 P: 8	R: 0 E: 0 K: 0 S: 3	H: 0 LOB: 1 BB: 1 P: 7	R: 1 E: 0 K: 0 S: 4	H: 1 LOB: 1 BB: 1 P: 8	R: 0 E: 0 K: 0 S: 3	H: 0 LOB: 1 BB: 1 P: 7	R: 0 E: 0 K: 0 S: 4	H: 1 LOB: 1 BB: 0 P: 4	R: 1 E: 1 K: 0 S: 4	H: 0 LOB: 2 BB: 2 P: 12		R: 0 E: 0 K: 0 S: 3	H: 0 LOB: 0 BB: 0 P: 7	1B: 5 2B: 3 3B: 0 HR: 1	SF: 1 SAC: 1 DP: 0 HBP: 0	WP: 0 PB: 0 SB: 0 CS: 0	PA: 38				
PITCHER	IP	WLS	BF	H	R	ER	SO	BB	IBB	HBP	BLK	WP	HR	S	P	ERA	WHIP										
31 Zach Miner, R ERA: 9.0	3.0	L	15	7	3	3	2	1	0	0	0	0	0	3	7	9.00	2.333										
40 Chris Lambert, R ERA: 10.38	1.0		4	0	0	0	0	1	0	0	0	0	0	3	7	0.00	1.000										
Kyle Bloom, L ERA: 10.38	1.0		5	1	1	1	0	1	0	0	0	0	0	4	8	9.00	2.000										
49 Eddie Bonine, R ERA: 1.8	1.0		4	0	0	0	0	1	0	0	0	0	0	3	7	0.00	1.000										
74 Ryan Perry, R ERA:	1.0		4	1	0	0	0	0	0	0	0	0	0	4	4	0.00	1.000										
PITCHER	IP	WLS	BF	H	R	ER	SO	BB	IBB	HBP	BLK	WP	HR	S	P	ERA	WHIP										
75 Fu-Te Ni, L ERA:	8.1		6	0	1	0	0	1	1	0	0	0	0	4	12	0.00	1.000										

AB	32
R	2
H	6
RBI	2
BB	2
SO	8
LOB	13



Batter	1	2	3	4	5	6	7	8	9	AB	R	H	RBI	BB	SO	LOB	TOP																			
12 Cory Sullivan, L (1, 8) OBP: 0.417, SLG: 0.419	F8			HR	2B		G3	F7		5	2	2	1	0	0	1	New York Mets @ Detroit Tigers Joker Marchant Stadium, Lakeland, FL Fri Mar 13 2009, 1:05 PM EDT Att: 7,691 - Partly Cloudy - 78 F																			
99 Jose Valentin, S (1, 4) OBP: 0.310, SLG: 0.444	G4-3			HR	SF8		E6		2B	2	1	1	2	0	0	0																				
98 Matt Bouchard, R (5, 4) OBP: 0.500, SLG: 0.500				HR					1B	2	0	1	0	0	0	0																				
28 Daniel Murphy, L (1, 10) OBP: 0.426, SLG: 0.488	K				1B		F9		1B	5	0	3	2	0	1	1																				
6 Nick Evans, R (1, 3) OBP: 0.405, SLG: 0.595		P3			G3-1				F9-2	5	0	2	0	0	0	2																				
62 Bobby Kielty, S (1, 9) OBP: 0.292, SLG: 0.524	F7				L7					4	0	1	0	1	0	2																				
18 Jeremy Reed, L (1, 7) OBP: 0.371, SLG: 0.516	F8									4	2	1	0	1	0	3																				
10 Andy Green, R (1, 5) OBP: 0.359, SLG: 0.333			G5-3							3	1	0	0	1	2	2																				
76 Omir Santos, R (1, 2) OBP: 0.143, SLG: 0.143										3	1	1	1	0	1	1																				
77 René Rivera, R (6, 2) OBP: 0.333, SLG: 1.000										1	1	1	2	0	0	0																				
86 Rubén Tejada, R (1, 6) OBP: 0.333, SLG: 0.333	F7				B1					4	1	1	0	0	0	2																				
Inning Stats	R: 0 E: 0 K: 1 S: 5	H: 0 LOB: 0 BB: 0 P: 5	R: 0 E: 0 K: 0 S: 3	H: 0 LOB: 0 BB: 0 P: 3	R: 0 E: 0 K: 1 S: 5	H: 0 LOB: 0 BB: 0 P: 5	R: 2 E: 0 K: 0 S: 8	H: 3 LOB: 0 BB: 0 P: 12	R: 4 E: 0 K: 0 S: 6	H: 4 LOB: 2 BB: 2 P: 14	R: 0 E: 0 K: 1 S: 6	H: 1 LOB: 1 BB: 0 P: 6	R: 1 E: 1 K: 0 S: 6	H: 2 LOB: 2 BB: 0 P: 6	R: 2 E: 0 K: 1 S: 8	H: 2 LOB: 0 BB: 1 P: 9	R: 0 E: 0 K: 0 S: 4	H: 2 LOB: 2 BB: 1 P: 8	1B: 8 2B: 4 3B: 0 HR: 3	SF: 1 SAC: 0 DP: 1 HBP: 0	WP: 0 PA: 42 PB: 0 SB: 1 CS: 0															
PITCHER	IP	WLS	BF	H	R	ER	SO	BB	IBB	HBP	BLK	WP	HR	S	P	ERA	WHIP	PITCHER		IP	WLS	BF	H	R	ER	SO	BB	IBB	HBP	BLK	WP	HR	S	P	ERA	WHIP
36 Edwin Jackson, R (1, 1) ERA: 7.0	4.0	L	16	3	4	4	2	2	0	0	0	0	2	21	33	9.00	1.250	40 Chris Lambert, R (9, 1) ERA:		1.0		5	2	0	0	0	1	0	0	0	0	4	8	0.00	3.000	
32 Freddy Dolsi, R (5, 1) ERA: 3.96	1.0		6	4	2	2	0	0	0	0	0	0	0	6	6	18.00	4.000																			
44 Bobby Seay, L (6, 1) ERA:	1.0		4	1	0	0	1	0	0	0	0	0	0	6	6	0.00	1.000																			
37 Brandon Lyon, R (7, 1) ERA: 1.59	1.0		6	2	1	0	0	0	0	0	0	0	0	6	6	0.00	2.000																			
41 Zach Simons, R (8, 1) ERA: 13.5	1.0		5	2	2	2	1	0	0	0	0	0	1	8	9	18.00	2.000																			

Batter	1	2	3	4	5	6	7	8	9	AB	R	H	RBI	BB	SO	LOB	BOTTOM																			
15 Brandon Inge, R (1, 5) OBP: 0.414, SLG: 0.500	P6		F8		P3					2	0	0	0	0	0	0	New York Mets @ Detroit Tigers Joker Marchant Stadium, Lakeland, FL Fri Mar 13 2009, 1:05 PM EDT Att: 7,691 - Partly Cloudy - 78 F																			
26 Mike Hessman, R (4, 5) OBP: 0.281, SLG: 0.367										2	0	0	0	0	1	1																				
14 Placido Polanco, R (1, 4) OBP: 0.323, SLG: 0.296	G6-3		G6-3							3	0	1	0	0	0	0																				
72 Scott Sizemore, R (6, PR) OBP: 0.125, SLG: 0.500										1	1	0	0	0	0	0																				
Gary Sheffield, R (1, 10) OBP: 0.448, SLG: 0.500										2	0	1	0	1	1	0																				
34 Clete Thomas, L (6, PR) OBP: 0.294, SLG: 0.357	K									0	0	0	0	1	0	0																				
19 Jeff Larish, L (1, 3) OBP: 0.370, SLG: 0.625										3	1	1	0	0	0	3																				
62 Don Kelly, L (8, PH) OBP: 0.255, SLG: 0.545										1	0	1	0	0	0	0																				
27 Brent Cleven, R (1, 8) OBP: 0.333, SLG: 0.308										4	0	0	1	0	1	5																				
77 Timo Perez, L (1, 7) OBP: 0.111, SLG: 0.125										3	0	0	1	0	1	4																				
25 Ryan Raburn, R (1, 9) OBP: 0.273, SLG: 0.179										1	0	0	0	1	0	0																				
64 Alexis Gomez, L (7, 9) OBP: 0.200, SLG: 0.300										2	0	0	0	0	0	0																				
63 Max St. Pierre, R (1, 2) OBP: 0.429, SLG: 0.333										2	0	0	0	0	0	1																				
20 Matt Treanor, R (7, 2) OBP: 0.214, SLG: 0.333										1	0	0	0	1	0	0																				
4 Adam Everett, R (1, 6) OBP: 0.200, SLG: 0.333										2	1	1	1	0	1	0																				
68 Cale Iorg, R (6, 6) OBP: 0.200, SLG: 0.111										2	0	0	0	0	0	1																				
Inning Stats	R: 0 E: 0 K: 1 S: 5	H: 1 LOB: 1 BB: 1 P: 8	R: 1 E: 0 K: 0 S: 6	H: 1 LOB: 1 BB: 1 P: 12	R: 0 E: 0 K: 1 S: 5	H: 0 LOB: 0 BB: 0 P: 5	R: 0 E: 0 K: 0 S: 5	H: 2 LOB: 2 BB: 0 P: 5	R: 0 E: 0 K: 1 S: 5	H: 0 LOB: 1 BB: 1 P: 9	R: 0 E: 0 K: 1 S: 6	H: 1 LOB: 2 BB: 1 P: 10	R: 0 E: 0 K: 0 S: 3	H: 0 LOB: 0 BB: 0 P: 3	1B: 3 2B: 1 3B: 0 HR: 1	SF: 1 SAC: 0 DP: 0 HBP: 0	WP: 0 PA: 36 PB: 0 SB: 0 CS: 0																			
PITCHER	IP	WLS	BF	H	R	ER	SO	BB	IBB	HBP	BLK	WP	HR	S	P	ERA	WHIP	PITCHER		IP	WLS	BF	H	R	ER	SO	BB	IBB	HBP	BLK	WP	HR	S	P	ERA	WHIP
56 Freddy Garcia, R (1, 1) ERA: 14.4	2.1		10	2	2	2	1	1	0	0	0	0	0	12	16	0.00	0.375	47 Casey Fossum, L (9, 1) ERA: 4.05		1.0		3	0	0	0	0	0	0	0	0	3	3	0.00	0.000		
39 Bobby Parnell, R (3, 1) ERA: 4.75	2.2	W	9	0	0	0	2	1	0	0	0	0	0	5	5	9.00	2.000																			
36 Darren O'Day, R (6, 1) ERA: 2.57	1.0		5	2	1	1	0	0	0	0	0	0	0	5	5	9.00	2.000																			
92 Ron Villone, L (7, 1) ERA:	1.0		4	0	0	0	1	1	0	0	0	0	0	5	9	0.00	1.000																			
65 Kyle Snyder, R (8, 1) ERA: 3.0	1.0		5	1	0	0	1	1	0	0	0	0	0	6	10	0.00	2.000																			

AB	38
R	9
H	14
RBI	8
BB	3
SO	4
LOB	14



Batter	1	2	3	4	5	6	7	8	9	AB	R	H	RBI	BB	SO	LOB	TOP																
8 Russ Adams, L (1, 10) OBP: 0.455, SLG: 0.824										1	2	0	0	1	0	2	Toronto Blue Jays @ Detroit Tigers Joker Marchant Stadium, Lakeland, FL Sat Mar 14 2009, 1:05 PM EDT Att: 7,777 - Partly Cloudy - 82 F																
7 Curtis Thigpen, R (7, PH) OBP: 0.125, SLG: 0.313										1	0	0	0	0	0	1																	
2 Aaron Hill, R (1, 4) OBP: 0.440, SLG: 0.591										2	1	1	1	1	0	2																	
12 Howie Clark, L (4, 4) OBP: 0.500, SLG: 0.500										1	0	0	0	0	0	1																	
26 Adam Lind, L (1, 7) OBP: 0.313, SLG: 0.448										3	1	1	2	0	0	0																	
Aaron Mathews, R (5, 7) OBP: 0.250, SLG: 0.500										1	0	0	0	0	0	1																	
35 Lyle Overbay, L (1, 3) OBP: 0.200, SLG: 0.267										3	0	1	0	0	0	0																	
3 Randy Ruiz, R (5, 3) OBP: 0.308, SLG: 0.333										1	0	0	0	0	0	0																	
11 Jason Lane, R (1, 9) OBP: 0.333, SLG: 0.645										3	0	0	0	0	1	2																	
17 Adam Loewen, L (5, 9) OBP: 0.200, SLG: 0.143										1	0	0	0	0	0	0																	
19 José Bautista, R (1, 8) OBP: 0.596, SLG: 0.556										3	0	1	0	0	0	1																	
87 Todd Donovan, R (6, 8)										1	0	0	0	0	0	0																	
69 Brad Emaus, R (1, 5) OBP: 0.370, SLG: 0.583										3	0	1	0	0	0	2																	
64 Scott Campbell, L (6, 5) OBP: 0.346, SLG: 0.478										1	0	0	0	0	0	0																	
13 Raul Chavez, R (1, 2) OBP: 0.222, SLG: 0.333										3	0	0	0	0	0	1																	
12 Brian Jeroloman, L (6, 2) OBP: 0.200, SLG: 0.111										1	0	0	0	0	1	0																	
6 John McDonald, R (1, 6) OBP: 0.222, SLG: 0.174										3	0	1	0	0	1	2																	
Justin Jackson, R (7, PR) (7, 6)										1	0	0	0	0	0	0																	
Inning Stats	R: 3 E: 1 K: 0 S: 5	H: 2 LOB: 1 BB: 1 P: 11	R: 1 E: 0 K: 0 S: 3	H: 1 LOB: 1 BB: 1 P: 7	R: 0 E: 0 K: 1 S: 6	H: 1 LOB: 1 BB: 0 P: 6	R: 0 E: 1 K: 1 S: 7	H: 1 LOB: 2 BB: 0 P: 7	R: 0 E: 0 K: 0 S: 3	H: 0 LOB: 0 BB: 0 P: 3	R: 0 E: 0 K: 0 S: 4	H: 1 LOB: 1 BB: 0 P: 4	R: 0 E: 0 K: 0 S: 3	H: 0 LOB: 0 BB: 0 P: 3	R: 0 E: 0 K: 1 S: 5	H: 0 LOB: 0 BB: 0 P: 5	1B: 4 2B: 1 3B: 1 HR: 0	SF: 0 SAC: 0 DP: 1 HBP: 1	WP: 0 PB: 0 SB: 0 CS: 0	PA: 36													
PITCHER	IP WLS BF H R ER SO BB IBB HBP BLK WP HR S P ERA WHIP																																
21 Dontrelle Willis, L (1, 1) ERA: 12.3	3.0	15	4	4	4	1	2	0	1	0	0	0	0	14	24	12.00	2.000																
29 Nate Robertson, L (4, 1) ERA: 5.14	3.0	W 11	1	0	0	1	0	0	0	0	0	0	0	13	13	0.00	0.333																
49 Eddie Bonine, R (7, 1) ERA: 1.13	3.0	S 10	1	0	0	1	0	0	0	0	0	0	0	12	12	0.00	0.333																

Batter	1	2	3	4	5	6	7	8	9	AB	R	H	RBI	BB	SO	LOB	BOTTOM																	
15 Brandon Inge, R (1, 5) OBP: 0.387, SLG: 0.462										2	0	0	0	0	1	0	Toronto Blue Jays @ Detroit Tigers Joker Marchant Stadium, Lakeland, FL Sat Mar 14 2009, 1:05 PM EDT Att: 7,777 - Partly Cloudy - 82 F																	
26 Mike Hessman, R (4, 5) OBP: 0.314, SLG: 0.469										2	2	1	2	1	0	2																		
14 Placido Polanco, R (1, 4) OBP: 0.324, SLG: 0.300										3	0	1	0	0	0	0																		
66 Will Rhymes, L (5, PR) OBP: 0.182, SLG: 0.636										2	1	1	2	0	1	1																		
Gary Sheffield, R (1, 10) OBP: 0.455, SLG: 0.478										3	1	1	0	0	1	1																		
34 Clete Thomas, L (7, PH) OBP: 0.278, SLG: 0.333										1	0	0	0	0	1	1																		
19 Jeff Larish, L (1, 3) OBP: 0.406, SLG: 0.593										3	0	1	0	2	0	1																		
12 Gerald Laird, R (1, 2) OBP: 0.429, SLG: 0.737										4	1	1	2	0	0	5																		
61 Dane Sardinha, R (7, 2) OBP: 0.667, SLG: 0.667										1	0	1	0	0	0	0																		
25 Ryan Raburn, R (1, 8) OBP: 0.324, SLG: 0.200										2	2	1	0	2	0	0																		
Brennan Boesch, L (8, PH) (9, 9)										1	0	0	0	0	0	1																		
77 Timo Pérez, L (1, 7) OBP: 0.231, SLG: 0.417										4	0	2	1	0	0	1																		
Jeff Frazier, R (7, PR) (8, 7)										1	1	0	0	0	0	1																		
64 Alexis Gomez, L (1, 9) OBP: 0.286, SLG: 0.462										3	1	2	1	0	0	1																		
4 Adam Everett, R (1, 6) OBP: 0.222, SLG: 0.346										2	0	1	0	0	0	0																		
39 Ramon Santiago, S (5, 6) OBP: 0.429, SLG: 0.526										2	1	1	1	0	0	1																		
Inning Stats	R: 0 E: 0 K: 1 S: 5	H: 0 LOB: 0 BB: 0 P: 5	R: 1 E: 0 K: 0 S: 4	H: 2 LOB: 1 BB: 1 P: 8	R: 0 E: 1 K: 0 S: 4	H: 0 LOB: 3 BB: 1 P: 9	R: 0 E: 0 K: 0 S: 5	H: 2 LOB: 2 BB: 0 P: 5	R: 2 E: 0 K: 0 S: 7	H: 3 LOB: 1 BB: 1 P: 13	R: 3 E: 0 K: 1 S: 7	H: 2 LOB: 1 BB: 2 P: 16	R: 4 E: 0 K: 2 S: 12	H: 4 LOB: 1 BB: 0 P: 13	R: 0 E: 0 K: 0 S: 4	H: 1 LOB: 1 BB: 0 P: 4	1B: 7 2B: 4 3B: 1 HR: 2	SF: 1 SAC: 0 DP: 0 HBP: 1	WP: 0 PB: 2 SB: 0 CS: 1	PA: 43														
PITCHER	IP WLS BF H R ER SO BB IBB HBP BLK WP HR S P ERA WHIP																																	
44 Casey Janssen, R (1, 1) ERA: 1.8	3.0	14	2	1	1	1	2	0	1	0	0	0	0	1	18	33	13.50	3.750																
34 Mike Maroth, L (4, 1) ERA: 13.5	2.2	L 17	7	5	4	1	3	0	0	0	0	0	1	13	14	27.00	3.000																	
46 Rick Bauer, R (6, 1) ERA: 11.57	1.1	8	4	4	4	2	0	0	0	0	0	0	1	13	14	27.00	3.000																	
60 Robert Ray, R (8, 1) ERA: 3.0	1.0	4	1	0	0	0	0	0	0	0	0	0	0	4	4	0.00	1.000																	

livebaseballscorecards.com

AB 33
R 4
H 6
RBI 3
BB 2
SO 3
LOB 15

livebaseballscorecards.com

AB 36
R 10
H 14
RBI 9
BB 5
SO 4
LOB 16

Batter	1	2	3	4	5	6	7	8	9	AB	R	H	RBI	BB	SO	LOB	TOP										
39 Ramon Santiago, S OBP: 0.385, SLG: 0.435 (1, 4) (7, 6)										4	0	0	0	1	1	2	Detroit Tigers @ Washington Nationals Space Coast Stadium, Viera, FL Sun Mar 15 2009, 1:05 PM EDT Att: 4,913 - Partly Cloudy - 83 F										
34 Clete Thomas, L OBP: 0.217, SLG: 0.250 (1, 10)										5	0	0	0	0	2	2											
19 Jeff Larish, L OBP: 0.429, SLG: 0.571 (1, 5)										1	1	0	0	2	0	0											
26 Mike Hessman, R OBP: 0.306, SLG: 0.455 (8, 5)										3	1	1	0	1	0	0											
62 Don Kelly, L OBP: 0.313, SLG: 0.500 (1, 3)										3	0	1	0	0	0	3											
25 Ryan Raburn, R OBP: 0.325, SLG: 0.212 Brennan Boesch, L (8, 9)										0	0	0	0	0	0	0											
27 Brent Cleven, R OBP: 0.382, SLG: 0.321 (1, 8)										2	0	1	0	2	0	1											
60 Wilkin Ramirez, R OBP: 0.357, SLG: 0.643 Jeff Frazier, R (1, 7) (9, 7)										4	1	3	2	0	1	1											
20 Matt Treanor, R OBP: 0.176, SLG: 0.267 73 Alex Avila, L OBP: 0.625, SLG: 0.714 (1, 2) (6, 2)										3	0	0	0	0	0	5											
4 Adam Everett, R OBP: 0.200, SLG: 0.310 66 Will Rhymes, L OBP: 0.250, SLG: 0.667 (1, 6) (7, 4)										3	0	0	0	0	0	0											
Inning Stats	R: 0 E: 0 K: 1 S: 5	H: 0 LOB: 0 BB: 0 P: 7	R: 0 E: 0 K: 0 S: 15	H: 2 LOB: 2 BB: 0 P: 22	R: 0 E: 0 K: 0 S: 15	H: 0 LOB: 3 BB: 3 P: 35	R: 0 E: 0 K: 1 S: 9	H: 0 LOB: 0 BB: 1 P: 17	R: 0 E: 0 K: 1 S: 6	H: 0 LOB: 0 BB: 0 P: 9	R: 2 E: 0 K: 0 S: 14	H: 2 LOB: 1 BB: 2 P: 30	R: 0 E: 0 K: 0 S: 7	H: 0 LOB: 0 BB: 0 P: 8	R: 0 E: 0 K: 1 S: 12	H: 1 LOB: 1 BB: 1 P: 19	R: 1 E: 1 K: 1 S: 7	H: 2 LOB: 1 BB: 1 P: 12	1B: 6 2B: 2 3B: 0 HR: 0	SF: 0 SAC: 1 DP: 2 HBP: 0	WP: 1 PB: 0 SB: 1 CS: 1	PA: 38					
PITCHER	IP	WLS	BF	H	R	ER	SO	BB	IBB	HBP	BLK	WP	HR	S	P	ERA	WHIP										
40 Collin Balester, R ERA: 6.55 (1, 1)	3.0		14	2	0	0	1	3	0	0	0	1	0	35	64	0.00	1.667										
71 Gustavo Chacin, L ERA: 4.66 (4, 1)	2.1	L	10	1	2	2	2	3	0	0	0	0	0	21	44	7.71	1.714										
59 Steven Shell, R ERA: 5.63 (6, 1)	1.2		5	1	0	0	0	0	0	0	0	0	0	15	20	0.00	0.600										
75 Wilfredo Ledezma, L ERA: (8, 1)	2.0		9	3	1	0	2	1	0	0	0	0	0	19	31	0.00	2.000										


Batter	1	2	3	4	5	6	7	8	9	AB	R	H	RBI	BB	SO	LOB	BOTTOM										
85 Lastings Milledge, R OBP: 0.300, SLG: 0.296 (1, 8)										4	0	0	0	0	2	5	Detroit Tigers @ Washington Nationals Space Coast Stadium, Viera, FL Sun Mar 15 2009, 1:05 PM EDT Att: 4,913 - Partly Cloudy - 83 F										
15 Cristian Guzman, S OBP: 0.287, SLG: 0.400 1 Freddie Bynum, L OBP: 0.111, SLG: 0.333 (1, 6) (7, 6)										3	0	0	0	0	0	2											
11 Ryan Zimmerman, R OBP: 0.379, SLG: 0.400 27 Kory Casto, L OBP: 0.350, SLG: 0.353 (1, 10) (7, PH) (8, 10)										2	0	0	0	0	0	0											
24 Nick Johnson, L OBP: 0.387, SLG: 0.435 67 Brad Eldred, R OBP: 0.444, SLG: 0.938 (1, 3) (8, 3)										3	0	1	0	0	1	0											
16 Josh Willingham, R OBP: 0.280, SLG: 0.143 (1, 7)										3	0	1	0	0	0	2											
10 Ronnie Belliard, R OBP: 0.316, SLG: 0.267 8 Jose Castillo, R OBP: 0.412, SLG: 0.438 (1, 5) (6, 5)										2	0	0	0	0	0	1											
17 Javier Valentin, S OBP: 0.278, SLG: 0.500 79 Luke Montz, R OBP: 0.375, SLG: 0.308 (1, 2) (7, 2)										2	0	0	0	0	0	1											
29 Ryan Langerhans, L OBP: 0.267, SLG: 0.083 2 Roger Bernadina, L OBP: 0.250, SLG: 0.417 (1, 9) (8, 9)										2	0	0	0	0	1	0											
6 Anderson Hernandez, S OBP: 0.500, SLG: 0.333 7 Pete Orr, L OBP: 0.667, SLG: 0.667 (1, 4) (7, 4)										2	0	2	0	0	0	0											
Inning Stats	R: 0 E: 1 K: 0 S: 5	H: 1 LOB: 0 BB: 0 P: 8	R: 0 E: 0 K: 0 S: 6	H: 1 LOB: 0 BB: 0 P: 9	R: 0 E: 0 K: 1 S: 9	H: 1 LOB: 1 BB: 0 P: 15	R: 0 E: 0 K: 1 S: 6	H: 0 LOB: 0 BB: 0 P: 8	R: 0 E: 0 K: 0 S: 4	H: 0 LOB: 0 BB: 0 P: 9	R: 0 E: 0 K: 1 S: 9	H: 1 LOB: 1 BB: 0 P: 15	R: 0 E: 0 K: 2 S: 13	H: 1 LOB: 1 BB: 0 P: 18	R: 0 E: 1 K: 2 S: 15	H: 2 LOB: 3 BB: 0 P: 20		R: 0 E: 0 K: 0 S: 12	H: 1 LOB: 2 BB: 1 P: 21	1B: 7 2B: 2 3B: 0 HR: 0	SF: 0 SAC: 0 DP: 3 HBP: 1	WP: 0 PB: 0 SB: 0 CS: 0	PA: 35				
PITCHER	IP	WLS	BF	H	R	ER	SO	BB	IBB	HBP	BLK	WP	HR	S	P	ERA	WHIP										
40 Alfredo Figaro, R ERA: (1, 1)	3.0		10	2	0	0	1	0	0	0	0	0	0	6	8	0.00	0.667										
56 Fernando Rodney, R ERA: 1.8 (4, 1)	1.0		3	0	0	0	1	0	0	0	0	0	0	6	8	0.00	0.000										
59 Juan Rincon, R ERA: (5, 1)	1.0	W	3	0	0	0	0	0	0	1	0	0	0	4	9	0.00	0.000										
67 Casey Fien, R ERA: 1.8 (6, 1)	2.0	H	8	2	0	0	3	0	0	0	0	0	0	22	33	0.00	1.000										
50 Clay Rapada, L ERA: (8, 1)	1.0	H	6	2	0	0	2	0	0	0	0	0	0	15	20	0.00	2.000										



Batter	1	2	3	4	5	6	7	8	9	AB	R	H	RBI	BB	SO	LOB	TOP																		
55 Skip Schumaker, L (1,4) OBP: 0.373, SLG: 0.479										5	1	2	1	0	1	0	St. Louis Cardinals @ Detroit Tigers Joker Marchant Stadium, Lakeland, FL Mon Mar 16 2009, 1:05 PM EDT Att: 8,376 - Partly Cloudy - 83 F																		
24 Rick Ankiel, L (1,10) OBP: 0.426, SLG: 0.435										4	1	2	0	1	1	1																			
5 Albert Pujols, R (1,3) OBP: 0.310, SLG: 0.556											3	2	2	2	1	0																			
88 Jon Jay, L (7,9) OBP: 0.412, SLG: 0.469											1	0	0	0	0	1																			
16 Chris Duncan, L (1,7) OBP: 0.327, SLG: 0.477											3	0	0	0	0	1																			
62 Joe Mather, R (4,7) OBP: 0.240, SLG: 0.409											2	0	0	0	0	0																			
47 Ryan Ludwick, R (1,9) OBP: 0.273, SLG: 0.189											3	1	0	0	1	1																			
83 Matt Paganzzi, R (7,2) OBP: 0.286, SLG: 0.167											1	0	0	0	0	0																			
3 Khalil Greene, R (1,6) OBP: 0.483, SLG: 0.658										3	0	3	3	0	0	0																			
86 Allen Craig, R (7,PH) OBP: 0.538, SLG: 0.682										1	0	0	0	0	0	0																			
65 Joe Thurston, L (1,5) OBP: 0.310, SLG: 0.475										3	0	1	0	0	0	2																			
23 Brian Barden, R (7,PH) OBP: 0.391, SLG: 0.429										1	0	0	0	0	0	1																			
21 Jason LaRue, R (1,2) OBP: 0.267, SLG: 0.259										3	0	0	0	0	3	3																			
13 Brendan Ryan, R (7,6) OBP: 0.333, SLG: 0.273										1	0	0	0	0	0	0																			
28 Colby Rasmus, L (1,8) OBP: 0.320, SLG: 0.378										4	1	1	0	0	2	0																			
Inning Stats	R: 4 E: 0 K: 2 S: 11	H: 4 LOB: 1 BB: 1 P: 15	R: 0 E: 0 K: 1 S: 5	H: 0 LOB: 2 BB: 2 P: 13	R: 0 E: 0 K: 1 S: 6	H: 1 LOB: 1 BB: 0 P: 6	R: 1 E: 0 K: 0 S: 5	H: 2 LOB: 1 BB: 0 P: 5	R: 0 E: 0 K: 2 S: 7	H: 0 LOB: 0 BB: 0 P: 7	R: 1 E: 0 K: 1 S: 8	H: 1 LOB: 1 BB: 0 P: 8	R: 0 E: 0 K: 1 S: 5	H: 0 LOB: 0 BB: 0 P: 5	R: 0 E: 0 K: 1 S: 6	H: 1 LOB: 1 BB: 0 P: 6	1B: 7 2B: 3 3B: 0 HR: 1	SF: 0 SAC: 0 DP: 0 HBP: 0	WP: 0 PB: 0 SB: 0 CS: 0	PA: 41															
PITCHER	IP WLS BF H R ER SO BB IBB HBP BLK WP HR S P ERA WHIP																																		
31 Zach Miner, R (1,1) ERA: 9.69	3.0	17	5	4	4	4	3	0	0	0	0	0	0	0	0	22	34	12.00	2.667																
32 Freddy Dolsi, R (4,1) ERA: 4.95	2.0	9	4	1	1	1	0	0	0	0	0	0	0	0	0	11	11	4.50	2.000																
44 Bobby Seay, L (6,1) ERA: 1.17	2.0	8	1	1	1	3	0	0	0	0	0	0	0	0	1	15	15	4.50	0.500																
37 Brandon Lyon, R (8,1) ERA: 1.35	1.0	3	0	0	0	1	0	0	0	0	0	0	0	0	5	5	0.00	0.000																	
74 Ryan Perry, R (9,1) ERA:	1.0	W 4	1	0	0	1	0	0	0	0	0	0	0	0	6	6	0.00	1.000																	

Batter	1	2	3	4	5	6	7	8	9	AB	R	H	RBI	BB	SO	LOB	BOTTOM																			
77 Timo Perez, L (1,7) OBP: 0.389, SLG: 0.824											5	3	4	2	0	0	St. Louis Cardinals @ Detroit Tigers Joker Marchant Stadium, Lakeland, FL Mon Mar 16 2009, 1:05 PM EDT Att: 8,376 - Partly Cloudy - 83 F																			
14 Placido Polanco, R (1,4) OBP: 0.316, SLG: 0.333											3	0	1	2	0	0																				
66 Will Rhymes, L (7,FR) OBP: 0.308, SLG: 0.692											1	1	1	1	0	0																				
Gary Sheffield, R (1,10) OBP: 0.486, SLG: 0.480											2	0	1	0	2	0																				
34 Clete Thomas, L (7,PR) OBP: 0.217, SLG: 0.250											0	0	0	0	0	0																				
19 Jeff Larish, L (1,3) OBP: 0.410, SLG: 0.563											4	0	1	1	0	2																				
25 Ryan Raburn, R (1,9) OBP: 0.318, SLG: 0.216										4	0	1	0	0	2	4																				
12 Gerald Laird, R (1,2) OBP: 0.375, SLG: 0.636										3	0	0	0	0	2	1																				
61 Dane Sardinha, R (8,2) OBP: 0.500, SLG: 0.500										1	0	0	0	0	1	0																				
27 Brent Clevlen, R (1,8) OBP: 0.368, SLG: 0.496											4	1	1	1	0	1																				
15 Brandon Inge, R (1,5) OBP: 0.382, SLG: 0.483											3	0	1	0	0	0																				
26 Mike Hessman, R (8,5) OBP: 0.297, SLG: 0.441											1	0	0	0	1	0																				
4 Adam Everett, R (1,6) OBP: 0.219, SLG: 0.323											2	1	1	0	0	0																				
39 Ramon Santiago, S (7,PH) OBP: 0.393, SLG: 0.440											2	1	1	0	0	0																				
Inning Stats	R: 1 E: 0 K: 0 S: 4	H: 1 LOB: 0 BB: 1 P: 10	R: 1 E: 0 K: 1 S: 6	H: 1 LOB: 0 BB: 0 P: 8	R: 2 E: 0 K: 1 S: 8	H: 3 LOB: 1 BB: 0 P: 9	R: 0 E: 0 K: 1 S: 6	H: 1 LOB: 1 BB: 0 P: 6	R: 0 E: 0 K: 0 S: 3	H: 0 LOB: 0 BB: 0 P: 3	R: 0 E: 0 K: 0 S: 4	H: 1 LOB: 1 BB: 0 P: 4	R: 2 E: 0 K: 1 S: 8	H: 3 LOB: 3 BB: 1 P: 12	R: 0 E: 0 K: 3 S: 9	H: 0 LOB: 0 BB: 0 P: 9		R: 1 E: 0 K: 0 S: 3	H: 3 LOB: 2 BB: 0 P: 3	1B: 7 2B: 4 3B: 1 HR: 2	SF: 1 SAC: 0 DP: 1 HBP: 0	WP: 1 PB: 0 SB: 1 CS: 0	PA: 38													
PITCHER	IP WLS BF H R ER SO BB IBB HBP BLK WP HR S P ERA WHIP																																			
37 Todd Wellemeyer, R (1,1) ERA: 6.0	5.0	21	6	4	4	3	1	0	0	0	0	0	0	0	1	0	12	16	9.00	2.500																
Michael Boggs, R (6,1) ERA: 3.0	2.0	B 11	4	2	2	1	1	0	0	0	0	0	0	0	9	9	0.00	0.000																		
30 Jason Motte, R (8,1) ERA: 1.5	1.0	3	0	0	0	3	0	0	0	0	0	0	0	0	9	9	0.00	0.000																		
72 Fernando Salas, R (9,1) ERA: 7.2	0.0	L 3	3	1	1	0	0	0	0	0	0	0	0	0	3	3	∞	∞																		

AB	38
R	6
H	11
RBI	6
BB	3
SO	10
LOB	16




AB	35
R	7
H	13
RBI	7
BB	2
SO	7
LOB	9

WP	1	PA	38
PB	0		
SB	1		
CS	0		

Batter	1	2	3	4	5	6	7	8	9	AB	R	H	RBI	BB	SO	LOB	TOP										
15 Brandon Inge, R OBP: 0.400, SLG: 0.559 39 Ramon Santiago, S OBP: 0.400, SLG: 0.444	1-1 HR		0-2 K		0-0 G3		4-0 BB		0-0 F9	3	1	1	1	1	1	2											
14 Placido Polanco, R OBP: 0.318, SLG: 0.316 66 Will Rhymes, L OBP: 0.250, SLG: 0.563	0-3 K2-3		0-0 G6-3		1-2 HBP		0-3 K		0-0 G3	2	0	0	0	0	1	0											
77 Timo Perez, L OBP: 0.385, SLG: 0.667 74 Ryan Perry, R Andy Dirks, L (7, FH)	0-0 P6			4-0 BB	0-0 G4-3		0-3 K			2	0	0	0	1	0	3											
59 Juan Rincon, R 50 Clay Rapada, R																											
19 Jeff Larish, L OBP: 0.356, SLG: 0.474 62 Don Kelly, L OBP: 0.250, SLG: 0.389	0-0 F7			0-3 K		0-3 K		0-1 P5		3	0	0	0	0	2	1											
12 Gerald Laird, R OBP: 0.407, SLG: 0.640 61 Dane Sardinha, R OBP: 0.400, SLG: 0.400		0-0 1B				0-0 1B		0-0 G4-3		3	1	2	0	0	1	1											
27 Brent Cleven, R OBP: 0.349, SLG: 0.378 54 Kyle Peter, L OBP: 1.000, SLG: 1.000		0-3 K		0-0 G6-3		0-0 1B		0-0 1B	0-0 FC6-4	3	0	1	0	0	1	2											
25 Ryan Raburn, R OBP: 0.292, SLG: 0.290		0-0 G5-3			0-0 G6-3		0-0 SF7		0-0 FC6-4	3	0	0	1	0	0	2											
4 Adam Everett, R OBP: 0.237, SLG: 0.351 72 Scott Sizemore, R OBP: 0.200, SLG: 0.690		0-0 1B			0-0 G3		0-0 F9		0-0 P4	3	0	2	0	0	0	1											
38 Jeremy Bonderman, R (1, 1) 34 Clete Thomas, L OBP: 0.240, SLG: 0.238 21 Dontrelle Willis, L (3, 1) 60 Wilkin Ramirez, R OBP: 0.381, SLG: 0.550			0-3 K		4-0 BB				0-0 L9	0	0	0	0	0	0	0											
Inning Stats	R: 1 E: 0 K: 1 S: 7	H: 1 LOB: 0 BB: 0 P: 8	R: 0 E: 0 K: 1 S: 6	H: 2 LOB: 2 BB: 0 P: 6	R: 0 E: 0 K: 2 S: 7	H: 0 LOB: 0 BB: 0 P: 7	R: 0 E: 0 K: 2 S: 7	H: 0 LOB: 1 BB: 1 P: 11	R: 0 E: 0 K: 0 S: 4	H: 1 LOB: 3 BB: 1 P: 9	R: 1 E: 0 K: 1 S: 7	H: 2 LOB: 1 BB: 0 P: 7	R: 0 E: 0 K: 2 S: 9	H: 1 LOB: 2 BB: 1 P: 13	R: 0 E: 0 K: 0 S: 4	H: 1 LOB: 0 BB: 0 P: 4	R: 0 E: 0 K: 0 S: 3	H: 0 LOB: 0 BB: 0 P: 3	1B: 6 2B: 1 3B: 0 HR: 1	SF: 1 SAC: 0 DP: 0 HBP: 1	WP: 0 PA: 38 PB: 0 SB: 1 CS: 0						
PITCHER	IP	WLS	BF	H	R	ER	SO	BB	IBB	HBP	BLK	WP	HR	S	P	ERA	WHIP										
33 Javier Vazquez, R ERA: 1.93	4.2	W	19	4	1	1	6	2	0	0	0	0	1	30	39	1.93	1.286										
30 Jeff Bennett, L ERA: 10.8	1.1	H	7	2	1	1	1	0	0	1	0	0	0	8	9	6.75	1.500										
Rafael Soriano, R ERA: 10.8	1.0	H	5	1	0	0	2	1	0	0	0	0	0	9	13	0.00	2.000										
36 Boone Logan, L ERA: 1.8	1.0	H	4	1	0	0	0	0	0	0	0	0	0	4	4	0.00	1.000										
Jerome Gamble, R ERA: 1.8	1.0	S	3	0	0	0	0	0	0	0	0	0	0	3	3	0.00	0.000										

Detroit Tigers @ Atlanta Braves
Champion Stadium, Lake Buena Vista, FL
Thu Mar 19 2009, 7:05 PM EDT
Att: 9,721 - Partly Cloudy - 73 F


AB 33
R 2
H 8
RBI 2
BB 3
SO 9
LOB 19



Batter	1	2	3	4	5	6	7	8	9	AB	R	H	RBI	BB	SO	LOB	BOTTOM										
64 Jordan Schafer, L OBP: 0.417, SLG: 0.588 87 Reid Gorecki, R OBP: 0.455, SLG: 0.700	0-0 G1-3	0-0 G3-1		0-0 G4-6-3		4-0 BB		0-0 P3		3	0	0	0	1	0	3											
4 Omar Infante, R OBP: 0.386, SLG: 0.641 Rafael Soriano, R	0-0 G4-3		0-0 P4	0-0 G6-3		1-0 BB		0-0 1B		4	0	2	0	0	0	1											
36 Boone Logan, R 14 Martin Prado, R OBP: 0.400, SLG: 0.500 Jerome Gamble, R	0-0 2B		0-0 G4-3	0-0 L1-3		0-0 F7		0-0 2B		3	0	0	0	0	2												
2 Kelly Johnson, L OBP: 0.333, SLG: 0.375 68 Brooks Conrad, S OBP: 0.185, SLG: 0.269	0-0 G4-3		0-0 G4-3	0-0 L1-3		0-0 F7		0-0 2B		3	0	0	0	0	2												
20 Greg Norton, S OBP: 0.433, SLG: 0.542 76 Freddie Freeman, L OBP: 0.296, SLG: 0.333	4-0 BB		0-0 BB	0-0 1B		0-0 F9		0-0 G1-6-3		2	2	2	0	1	0	0											
7 Jeff Francoeur, R OBP: 0.405, SLG: 0.371 77 Jason Heyward, L OBP: 0.382, SLG: 0.452	0-0 F8		4-0 BB	0-0 1B		0-0 2B		0-0 1B		2	1	1	0	1	0	2											
19 Yunel Escobar, R OBP: 0.394, SLG: 0.306 63 Diory Hernandez, R OBP: 0.310, SLG: 0.308		0-0 G6-3	0-0 2B	0-0 2B		0-3 K		0-3 K		3	1	1	1	0	1	2											
23 Matt Diaz, R OBP: 0.432, SLG: 0.690 28 Brandon Jones, L OBP: 0.417, SLG: 0.500		0-0 1B	0-0 1B	0-0 1B		0-0 FC6-5		0-3 K		3	1	2	3	0	0	1											
8 David Ross, R OBP: 0.192, SLG: 0.320 27 J.C. Boscan, R OBP: 0.455, SLG: 0.444		4-0 BB	0-0 1B	0-0 1B		0-0 1B		0-0 1B		2	0	1	1	1	0	1											
33 Javier Vazquez, R 30 Jeff Bennett, R 75 Brandon Hicks, R OBP: 0.364, SLG: 0.474		0-0 SH1-4		0-0 1B		0-3 K		0-3 K		0	0	0	0	1	0	0											
Inning Stats	R: 0 E: 0 K: 0 S: 4	H: 1 LOB: 2 BB: 1 P: 8	R: 0 E: 0 K: 0 S: 4	H: 1 LOB: 1 BB: 1 P: 8	R: 3 E: 0 K: 0 S: 6	H: 3 LOB: 1 BB: 1 P: 10	R: 0 E: 0 K: 0 S: 3	H: 1 LOB: 1 BB: 1 P: 7	R: 2 E: 1 K: 2 S: 10	H: 3 LOB: 1 BB: 0 P: 10	R: 0 E: 0 K: 0 S: 3	H: 0 LOB: 1 BB: 1 P: 8	R: 0 E: 0 K: 3 S: 11	H: 2 LOB: 2 BB: 0 P: 11	R: 0 E: 0 K: 1 S: 7	H: 2 LOB: 2 BB: 0 P: 7	1B: 8 2B: 4 3B: 1 HR: 0	SF: 0 SAC: 1 DP: 1 HBP: 0	WP: 1 PA: 41 PB: 0 SB: 1 CS: 0								
PITCHER	IP	WLS	BF	H	R	ER	SO	BB	IBB	HBP	BLK	WP	HR	S	P	ERA	WHIP										
38 Jeremy Bonderman, R ERA: 12.46	2.0		16	7	5	4	1	2	0	0	0	0	0	16	24	13.50	3.375										
74 Ryan Perry, R ERA: 1.1	1.1	5	0	0	0	0	1	1	0	0	0	0	0	6	11	0.00	0.750										
59 Juan Rincon, R ERA: 1.0	1.0	5	2	0	0	3	0	0	0	0	0	0	0	11	11	0.00	2.000										
50 Clay Rapada, L ERA: 1.0	1.0	5	2	0	0	1	0	0	0	0	0	0	0	7	7	0.00	2.000										

Detroit Tigers @ Atlanta Braves
Champion Stadium, Lake Buena Vista, FL
Thu Mar 19 2009, 7:05 PM EDT
Att: 9,721 - Partly Cloudy - 73 F


AB 35
R 5
H 13
RBI 5
BB 5
SO 6
LOB 23



Batter	1	2	3	4	5	6	7	8	9	AB	R	H	RBI	BB	SO	LOB	TOP																					
15 Brandon Inge, R OBP: 0.364, SLG: 0.500 26 Mike Hessman, R OBP: 0.268, SLG: 0.395										4	0	0	0	0	2	2																						
14 Placido Polanco, R OBP: 0.300, SLG: 0.295 66 Will Rhymes, L OBP: 0.263, SLG: 0.526										3	0	0	0	0	2	1																						
Gary Sheffield, R OBP: 0.458, SLG: 0.500 34 Clete Thomas, L OBP: 0.259, SLG: 0.348										3	0	1	0	1	0	1																						
33 Marcus Thames, R OBP: 0.346, SLG: 0.565 60 Wilkin Ramirez, R OBP: 0.333, SLG: 0.458										3	0	0	0	0	2	1																						
19 Jeff Larish, L OBP: 0.389, SLG: 0.533										5	2	2	1	0	0	1																						
12 Gerald Laird, R OBP: 0.487, SLG: 0.679 61 Dane Sardinha, R OBP: 0.333, SLG: 0.333 Jeff Frazier, R										3	0	3	0	0	0	0																						
27 Brent Clevlen, R OBP: 0.362, SLG: 0.390										4	0	2	0	0	1	2																						
25 Ryan Raburn, R OBP: 0.288, SLG: 0.209 63 Max St. Pierre, R OBP: 0.375, SLG: 0.286										3	1	1	1	0	1	3																						
4 Adam Everett, R OBP: 0.244, SLG: 0.350 Brent Dlugach, R										3	0	1	0	0	1	3																						
Inning Stats	R: 0 E: 0 K: 1 S: 5	H: 0 LOB: 0 BB: 0 P: 5	R: 1 E: 0 K: 2 S: 10	H: 3 LOB: 2 BB: 0 P: 10	R: 0 E: 0 K: 2 S: 8	H: 1 LOB: 1 BB: 0 P: 8	R: 0 E: 0 K: 0 S: 4	H: 2 LOB: 1 BB: 0 P: 4	R: 0 E: 0 K: 1 S: 6	H: 1 LOB: 1 BB: 0 P: 6	R: 0 E: 0 K: 2 S: 8	H: 1 LOB: 1 BB: 0 P: 8	R: 1 E: 0 K: 1 S: 7	H: 2 LOB: 2 BB: 1 P: 11	R: 1 E: 2 K: 1 S: 8	H: 1 LOB: 3 BB: 0 P: 9	R: 0 E: 0 K: 0 S: 3	H: 0 LOB: 1 BB: 0 P: 4	1B: 10 2B: 1 3B: 0 HR: 1	SF: 1 SAC: 0 DP: 1 HBP: 1	WP: 0 PB: 0 SB: 0 CS: 0	PA: 41																
PITCHER	IP	WLS	BF	H	R	ER	SO	BB	IBB	HBP	BLK	WP	HR	S	P	ERA	WHIP	PITCHER				IP	WLS	BF	H	R	ER	SO	BB	IBB	HBP	BLK	WP	HR	S	P	ERA	WHIP
62 Joba Chamberlain, R ERA: 3.48 63 Jonathan Albaladejo, R ERA: 1.08 42 Mariano Rivera, R ERA: 1.08 36 Edwar Ramirez, R ERA: 2.25 41 Jose Veras, R ERA: 2.57	3.1		14	4	1	1	5	0	0	0	0	0	0	24	24	2.70	1.200	Zach Kroenke, L ERA: 31.5				1.0	S	4	0	0	0	0	0	0	0	0	0	3	4	0.00	0.000	

Detroit Tigers @ New York Yankees
George M. Steinbrenner Field, Tampa, FL
Sat Mar 21 2009, 1:15 PM EDT
Att: 10,803 - Partly Cloudy - 77 F


AB 38
R 3
H 11
RBI 3
BB 1
SO 10
LOB 20



Batter	1	2	3	4	5	6	7	8	9	AB	R	H	RBI	BB	SO	LOB	BOTTOM																					
53 Melky Cabrera, S OBP: 0.364, SLG: 0.410 11 Brett Gardner, L OBP: 0.452, SLG: 0.737										3	0	2	0	0	0	1																						
18 Johnny Damon, L OBP: 0.349, SLG: 0.462 47 John Rodriguez, L OBP: 0.458, SLG: 0.474										3	1	1	1	0	0	2																						
25 Mark Teixeira, S OBP: 0.472, SLG: 0.645 72 Juan Miranda, L OBP: 0.316, SLG: 0.471										2	0	1	1	1	1	1																						
55 Hideki Matsui, L OBP: 0.400, SLG: 0.458 17 Shelley Duncan, R OBP: 0.452, SLG: 0.679										2	0	0	0	1	1	3																						
22 Xavier Nady, R OBP: 0.282, SLG: 0.526 60 Todd Linden, S OBP: 0.167, SLG: 0.227										3	0	0	0	0	0	4																						
24 Robinson Cano, L OBP: 0.444, SLG: 0.640 73 Doug Bernier, R OBP: 0.393, SLG: 0.261										3	0	0	0	0	0	0																						
12 Cody Ransom, R OBP: 0.389, SLG: 0.444 74 Justin Leone, R OBP: 0.200, SLG: 0.273										3	0	1	0	0	0	1																						
26 José Molina, R OBP: 0.359, SLG: 0.333 Francisco Cervelli, R OBP: 0.231, SLG: 0.333										3	0	1	0	0	0	1																						
14 Angel Berroa, R OBP: 0.422, SLG: 0.659 92 Eduardo Núñez, R OBP: 0.483, SLG: 0.600										3	1	1	0	0	0	3																						
Inning Stats	R: 0 E: 0 K: 1 S: 6	H: 1 LOB: 2 BB: 1 P: 10	R: 0 E: 0 K: 0 S: 3	H: 0 LOB: 0 BB: 0 P: 3	R: 2 E: 0 K: 0 S: 5	H: 3 LOB: 1 BB: 1 P: 9	R: 0 E: 1 K: 0 S: 4	H: 0 LOB: 1 BB: 0 P: 4	R: 0 E: 0 K: 1 S: 6	H: 1 LOB: 1 BB: 0 P: 7	R: 0 E: 0 K: 0 S: 5	H: 2 LOB: 2 BB: 0 P: 5	R: 2 E: 0 K: 0 S: 6	H: 2 LOB: 0 BB: 0 P: 6	R: 0 E: 0 K: 0 S: 4	H: 2 LOB: 2 BB: 0 P: 5	R: 0 E: 0 K: 0 S: 3	H: 0 LOB: 1 BB: 0 P: 4	1B: 6 2B: 4 3B: 0 HR: 1	SF: 0 SAC: 0 DP: 1 HBP: 0	WP: 1 PB: 0 SB: 1 CS: 0	PA: 36																
PITCHER	IP	WLS	BF	H	R	ER	SO	BB	IBB	HBP	BLK	WP	HR	S	P	ERA	WHIP	PITCHER				IP	WLS	BF	H	R	ER	SO	BB	IBB	HBP	BLK	WP	HR	S	P	ERA	WHIP
48 Rick Porcello, R ERA: 4.26 50 Clay Rapada, L ERA: 7.88 31 Zach Miner, R ERA: 7.88 56 Fernando Rodney, R ERA: 4.5 49 Eddie Bonine, R ERA: 0.9	1.1		12	4	2	2	1	1	0	0	0	0	0	2	6	0.00	1.500	Zach Miner, R ERA: 7.88				3.0		12	3	0	0	1	0	0	0	0	0	14	15	0.00	1.000	

Detroit Tigers @ New York Yankees
George M. Steinbrenner Field, Tampa, FL
Sat Mar 21 2009, 1:15 PM EDT
Att: 10,803 - Partly Cloudy - 77 F

AB 34
R 4
H 11
RBI 4
BB 2
SO 2
LOB 20



Batter	1	2	3	4	5	6	7	8	9	AB	R	H	RBI	BB	SO	LOB	TOP										
66 Will Rhymes, L (1,4) OBP: 0.261, SLG: 0.455 64 Justin Henry, L (8,4)	G4-3		F7		F7			62 BB 45 BB 33 BB BB	E6 43 2B 34 1B	3	1	0	0	1	0	3											
12 Gerald Laird, R (1,2) OBP: 0.455, SLG: 0.645 45 Angel Flores, R (7,2)	K							33 BB 62 BB 64 BB BB	34 1B 62 1B 2B	3	0	1	0	0	1	0											
43 Andrew Graham, R (8,2) OBP: 1.000, SLG: 2.000										2	0	0	1	1	1	1											
Gary Sheffield, R (1,10) OBP: 0.418, SLG: 0.436 34 Clete Thomas, L (9,PH) OBP: 0.286, SLG: 0.375										2	0	0	1	1	1	1											
19 Jeff Larish, L (1,3) OBP: 0.379, SLG: 0.500 26 Mike Hessman, R (6,PH) OBP: 0.297, SLG: 0.381	K									1	0	1	1	0	0	0											
62 Don Kelly, L (8,PH) OBP: 0.346, SLG: 0.409	K									1	0	1	1	1	0	0											
33 Marcus Thames, R (1,9) OBP: 0.303, SLG: 0.448 54 Kyle Peter, L (8,PR) OBP: 0.500, SLG: 0.500										3	0	0	1	1	2	1											
25 Ryan Raburn, R (1,8) OBP: 0.289, SLG: 0.213 Bronson Sardinha, L (7,8) (8,9)										1	0	0	0	0	0	2											
60 Wilkin Ramirez, R (1,7) OBP: 0.300, SLG: 0.407 64 Alexis Gomez, L (8,PH) OBP: 0.320, SLG: 0.364										3	0	0	0	0	0	1											
15 Brandon Inge, R (1,5) OBP: 0.362, SLG: 0.475 78 Danny Worth, R (7,6)										2	0	0	0	1	0	0											
39 Ramon Santiago, S (1,6) OBP: 0.381, SLG: 0.378 (7,5)										1	0	0	0	0	0	3											
Inning Stats	R: 0 E: 0 K: 2 S: 7	H: 0 LOB: 1 BB: 1 P: 12	R: 0 E: 0 K: 1 S: 5	H: 0 LOB: 0 BB: 0 P: 5	R: 0 E: 0 K: 0 S: 3	H: 0 LOB: 0 BB: 0 P: 3	R: 0 E: 0 K: 2 S: 7	H: 1 LOB: 0 BB: 0 P: 7	R: 0 E: 0 K: 1 S: 6	H: 2 LOB: 3 BB: 1 P: 11	R: 0 E: 0 K: 1 S: 6	H: 1 LOB: 1 BB: 0 P: 6	R: 0 E: 0 K: 1 S: 5	H: 0 LOB: 0 BB: 0 P: 5	R: 3 E: 0 K: 1 S: 5	H: 0 LOB: 3 BB: 6 P: 29	R: 3 E: 1 K: 1 S: 9	H: 3 LOB: 1 BB: 0 P: 10	1B: 6 2B: 2 3B: 0 HR: 0	SF: 1 SAC: 0 DP: 1 HBP: 0	WP: 0 PB: 0 SB: 2 CS: 1	PA: 42					
PITCHER	IP	WLS	BF	H	R	ER	SO	BB	IBB	HBP	BLK	WP	HR	S	P	ERA	WHIP										
36 Brad Penny, R (1,1) ERA: 4.5	3.0		10	0	0	0	3	1	0	0	0	0	0	15	20	0.00	0.333										
58 Jonathan Papelbon, R (4,1) ERA: 4.5	1.0		3	1	0	0	2	1	0	0	0	0	0	7	7	0.00	1.000										
24 Takashi Saito, R (5,1) ERA: 2.25	1.0	W	6	2	0	0	1	1	0	0	0	0	0	7	11	0.00	3.000										
48 Javier López, L (6,1) ERA: 2.25	1.0	H	4	1	0	0	1	0	0	0	0	0	0	6	6	0.00	1.000										
53 Fernando Cabrera, R (7,1) ERA: 9.0	1.0		3	0	0	0	1	0	0	0	0	0	0	5	5	0.00	0.000										
89 T.J. Large, R (8,1) ERA: 81.0	0.1		6	0	3	3	0	5	0	0	0	0	0	1	21	81.00	15.000										
83 Jose Vaquedano, R (8,1) ERA: 3.0	0.2	H	3	0	0	0	1	1	0	0	0	0	0	4	8	0.00	1.500										
96 Mike James, R (9,1) ERA: 3.0	1.0		7	3	3	1	1	0	0	0	0	0	0	9	10	9.00	3.000										

Detroit Tigers @ Boston Red Sox
City of Palms Park, Ft. Myers, FL
Mon Mar 23 2009, 1:05 PM EDT
Att: 8,278 - Partly Cloudy - 75 F

AB 33
R 6
H 7
RBI 5
BB 8
SO 10
LOB 16



Batter	1	2	3	4	5	6	7	8	9	AB	R	H	RBI	BB	SO	LOB	BOTTOM										
2 Jacoby Ellsbury, L (1,8) OBP: 0.262, SLG: 0.415 13 Chip Ambres, R (6,8) OBP: 0.258, SLG: 0.269	G4-3		G4-3		L6			F9		3	0	0	0	0	0	1											
15 Dustin Pedroia, R (1,4) OBP: 0.471, SLG: 0.538 22 Nick Green, R (5,PR) OBP: 0.442, SLG: 0.565										1	0	0	0	2	1	0											
34 David Ortiz, L (1,10) OBP: 0.393, SLG: 0.591 Ronald Bermudez, R (7,PH) (8,10)										1	0	1	0	0	0	0											
20 Kevin Youkilis, R (1,3) OBP: 0.273, SLG: 0.500 55 Jeff Bailey, R (5,3) OBP: 0.500, SLG: 0.641										3	0	2	0	0	0	2											
25 Mike Lowell, R (1,5) OBP: 0.368, SLG: 0.842 70 Gil Velazquez, R (7,5) OBP: 0.333, SLG: 0.323										1	0	0	0	0	0	1											
44 Jason Bay, R (1,7) OBP: 0.489, SLG: 0.625 79 Mitchell Denning, L (7,7)										1	0	0	0	1	0	1											
54 Chris Carter, L (1,9) OBP: 0.377, SLG: 0.706										2	0	1	0	0	0	0											
12 Jed Lowrie, S (1,6) OBP: 0.471, SLG: 0.826 85 Ivan Ochoa, R (5,PR) OBP: 0.256, SLG: 0.366										4	2	3	1	0	0	0											
80 Dusty Brown, R (1,2) OBP: 0.300, SLG: 0.579 72 Luis Exposito, R (7,2) OBP: 0.500, SLG: 0.500										2	0	1	1	0	0	0											
Inning Stats	R: 0 E: 0 K: 0 S: 3	H: 1 LOB: 2 BB: 2 P: 12	R: 0 E: 0 K: 0 S: 3	H: 0 LOB: 0 BB: 0 P: 3	R: 0 E: 0 K: 1 S: 5	H: 0 LOB: 0 BB: 0 P: 5	R: 0 E: 0 K: 0 S: 3	H: 1 LOB: 0 BB: 0 P: 3	R: 3 E: 0 K: 0 S: 5	H: 3 LOB: 2 BB: 2 P: 13	R: 4 E: 0 K: 1 S: 15	H: 4 LOB: 0 BB: 0 P: 23	R: 0 E: 0 K: 1 S: 6	H: 2 LOB: 1 BB: 0 P: 6	R: 0 E: 0 K: 0 S: 5	H: 2 LOB: 2 BB: 0 P: 5	1B: 7 2B: 3 3B: 0 HR: 4	SF: 0 SAC: 0 DP: 3 HBP: 0	WP: 0 PB: 0 SB: 2 CS: 0	PA: 37							
PITCHER	IP	WLS	BF	H	R	ER	SO	BB	IBB	HBP	BLK	WP	HR	S	P	ERA	WHIP										
36 Edwin Jackson, R (1,1) ERA: 4.85	4.0		14	2	0	0	1	2	0	0	0	0	0	14	23	0.00	1.000										
56 Fernando Rodney, R (5,1) ERA: 7.11	1.0	L	7	3	3	3	0	2	0	0	0	0	0	5	13	27.00	5.000										
37 Brandon Lyon, R (6,1) ERA: 5.19	1.0		7	4	4	4	1	0	0	0	0	0	4	15	23	36.00	4.000										
50 Clay Rapada, L (7,1) ERA	1.0		4	2	0	0	1	0	0	0	0	0	0	6	6	0.00	2.000										
49 Eddie Bonine, R (8,1) ERA: 0.82	1.0		5	2	0	0	0	0	0	0	0	0	0	5	5	0.00	2.000										

Detroit Tigers @ Boston Red Sox
City of Palms Park, Ft. Myers, FL
Mon Mar 23 2009, 1:05 PM EDT
Att: 8,278 - Partly Cloudy - 75 F


AB 33
R 7
H 13
RBI 7
BB 4
SO 3
LOB 11



Batter	1	2	3	4	5	6	7	8	9	AB	R	H	RBI	BB	SO	LOB	TOP						
4 Adam Everett, R OBP: 0.262, SLG: 0.390 78 Danny Worth, R OBP: 0.500, SLG: 0.333										1	0	1	0	0	0	0							
14 Placido Polanco, R OBP: 0.293, SLG: 0.333 66 Will Rhymes, L OBP: 0.261, SLG: 0.455										4	2	1	3	1	0	3							
27 Brent Clevlen, R OBP: 0.359, SLG: 0.370 44 Bobby Seay, L										4	1	1	0	1	2	2							
59 Juan Rincon, R										3	2	0	0	2	2	3							
60 Wilkin Ramirez, R OBP: 0.314, SLG: 0.367																							
34 Clete Thomas, L Bronson Sardinha, L											5	1	2	2	0	1	2						
19 Jeff Larish, L OBP: 0.397, SLG: 0.547											5	1	3	3	0	1							
62 Don Kelly, L OBP: 0.323, SLG: 0.407																							
61 Dane Sardinha, R OBP: 0.385, SLG: 0.500											4	1	2	0	1	0	1						
29 Nate Robertson, R 31 Zach Miner, R 77 Timo Perez, L 76 Scott Williamson, R Santo De Leon, R 74 Ryan Perry, R 64 Alexis Gomez, L Christopher White, S											0	0	0	0	0	0							
Inning Stats	R: 2 E: 0 K: 1 S: 14	H: 2 LOB: 2 BB: 2 P: 28	R: 0 E: 0 K: 1 S: 6	H: 1 LOB: 2 BB: 1 P: 10	R: 0 E: 0 K: 1 S: 6	H: 1 LOB: 1 BB: 0 P: 6	R: 4 E: 0 K: 1 S: 10	H: 2 LOB: 1 BB: 3 P: 23	R: 0 E: 0 K: 1 S: 6	H: 1 LOB: 0 BB: 0 P: 6	R: 4 E: 0 K: 0 S: 10	H: 4 LOB: 1 BB: 1 P: 14	R: 0 E: 0 K: 1 S: 5	H: 1 LOB: 0 BB: 0 P: 5	R: 0 E: 0 K: 1 S: 7	H: 0 LOB: 0 BB: 0 P: 11	R: 0 E: 0 K: 1 S: 7	H: 0 LOB: 0 BB: 0 P: 8	1B: 4 2B: 7 3B: 0 HR: 1	SF: 0 SAC: 1 DP: 1 HBP: 0	WP: 0 PB: 0 SB: 0 CS: 0	PA: 45	
PITCHER	IP: 3.2 WLS: 2 BF: 22 ERA: 6.23	H: 5 R: 6 ER: 6 SO: 4	BB: 6 IBB: 0 HBP: 0 BLK: 0	WP: 0 HR: 1 S: 32 P: 62	ERA: 14.73 WHIP: 3.000	IP: 2.0 WLS: 6 BF: 6 ERA: 3.6	H: 0 R: 0 ER: 0 SO: 2	BB: 0 IBB: 0 HBP: 0 BLK: 0	WP: 0 HR: 0 S: 14 P: 19	ERA: 0.00 WHIP: 0.000													

Detroit Tigers @ New York Mets
Tradition Field, Port St. Lucie, FL
Wed Mar 25 2009, 1:10 PM EDT
Att: 5,768 - Sunny - 74 F


AB 37
R 10
H 12
RBI 10
BB 7
SO 8
LOB 19



Batter	1	2	3	4	5	6	7	8	9	AB	R	H	RBI	BB	SO	LOB	BOTTOM			
7 José Reyes, S OBP: 0.357, SLG: 0.654 3 Alex Cora, L OBP: 0.273, SLG: 0.250										3	1	2	0	0	1	2				
1 Luis Castillo, S OBP: 0.481, SLG: 0.462 99 Jose Valentin, S OBP: 0.267, SLG: 0.333										2	1	0	0	1	1	3				
15 Carlos Beltrán, S OBP: 0.429, SLG: 0.714 18 Jeremy Reed, L OBP: 0.492, SLG: 0.596										3	1	2	1	0	0	0				
21 Carlos Delgado, L OBP: 0.714, SLG: 1.000 6 Nick Evans, R OBP: 0.336, SLG: 0.544										2	1	0	0	1	0	1				
17 Fernando Tatis, R OBP: 0.500, SLG: 0.793 76 Omir Santos, R OBP: 0.200, SLG: 0.357										3	1	3	1	0	0	0				
62 Bobby Kielty, S OBP: 0.397, SLG: 0.449											4	0	0	0	1	0	5			
89 Jonathan Malo, R OBP: 0.182, SLG: 0.182											5	1	2	1	0	2	1			
23 Brian Schneider, L OBP: 0.353, SLG: 0.600 92 Ron Villone, L 39 Bobby Parnell, R 12 Cory Sullivan, L OBP: 0.315, SLG: 0.292											2	0	1	2	1	0	0			
46 Oliver Pérez, L 32 Carlos Muniz, R 9 Marlon Anderson, L 64 Elmer Dessens, R 28 Daniel Murphy, L OBP: 0.406, SLG: 0.676 43 Brian Stokes, R											0	0	0	0	0	0				
Inning Stats	R: 1 E: 1 K: 0 S: 7	H: 3 LOB: 2 BB: 1 P: 13	R: 0 E: 0 K: 2 S: 10	H: 1 LOB: 2 BB: 1 P: 16	R: 0 E: 0 K: 0 S: 5	H: 0 LOB: 0 BB: 0 P: 5	R: 5 E: 1 K: 0 S: 8	H: 5 LOB: 1 BB: 1 P: 12	R: 0 E: 0 K: 0 S: 4	H: 1 LOB: 1 BB: 0 P: 5	R: 0 E: 0 K: 2 S: 8	H: 1 LOB: 3 BB: 2 P: 16	R: 0 E: 0 K: 0 S: 4	H: 1 LOB: 1 BB: 0 P: 4	R: 0 E: 0 K: 1 S: 6	H: 0 LOB: 0 BB: 0 P: 8	1B: 10 2B: 3 3B: 0 HR: 0	SF: 0 SAC: 1 DP: 0 HBP: 0	WP: 2 PB: 0 SB: 0 CS: 1	PA: 44
PITCHER	IP: 0.2 WLS: 4 BF: 4 ERA: 6.52	H: 2 R: 1 ER: 0 SO: 3	BB: 1 IBB: 0 HBP: 0 BLK: 0	WP: 0 HR: 0 S: 11 P: 22	ERA: 0.00 WHIP: 1.200	IP: 1.0 WLS: 3 BF: 3 ERA: 1.0	H: 0 R: 0 ER: 0 SO: 1	BB: 0 IBB: 0 HBP: 0 BLK: 0	WP: 0 HR: 0 S: 6 P: 8	ERA: 0.00 WHIP: 0.000										

Detroit Tigers @ New York Mets
Tradition Field, Port St. Lucie, FL
Wed Mar 25 2009, 1:10 PM EDT
Att: 5,768 - Sunny - 74 F

AB 38
R 6
H 13
RBI 5
BB 5
SO 6
LOB 19



Batter	1	2	3	4	5	6	7	8	9	AB	R	H	RBI	BB	SO	LOB	TOP						
28 Curtis Granderson, L (1, 8) OBP: 0.423, SLG: 0.667 27 Brent Cleven, R (7, 9) OBP: 0.359, SLG: 0.370	0-3 K 24 1B	0-0 14 HR		0-0 G4-3			0-0 F8			4	2	1	1	0	1	0	Detroit Tigers @ Toronto Blue Jays Dunedin Stadium, Dunedin, FL Sat Mar 28 2009, 1:05 PM EDT Att: 4,733 - Sunny - 84 F						
14 Placido Polanco, R (1, 4) OBP: 0.297, SLG: 0.375 66 Will Rhymes, L (6, 4) OBP: 0.233, SLG: 0.448	0-0 F9	0-0 2B		0-0 G5-3			0-0 G4-3			3	1	1	2	0	0	1							
30 Magglio Ordonez, R (1, 9) OBP: 0.200, SLG: 0.059 34 Clete Thomas, L (6, 7) OBP: 0.286, SLG: 0.387	1-3 K	0-0 G6-3			0-0 L6			0-0 G6-3		3	0	0	0	0	1	1							
24 Miguel Cabrera, R (1, 3) OBP: 0.400, SLG: 0.684 19 Jeff Larish, L (6, 3) OBP: 0.395, SLG: 0.527	0-0 BB 9 1B	0-0 F9			0-0 F7			0-0 F9		3	0	1	1	0	0	0							
9 Carlos Guillen, S (1, 7) OBP: 0.300, SLG: 0.350 25 Ryan Raburn, R (6, 9) OBP: 0.276, SLG: 0.204	0-0 BB 1B		0-0 G6-3 WP 12 SF7 1B		0-0 F7			0-0 G5-3		3	1	2	0	0	0	0							
Gary Sheffield, R (1, 10) OBP: 0.387, SLG: 0.378 33 Marcus Thames, R (9, PH) OBP: 0.278, SLG: 0.406	4-0 BB 1B		1-0 G6-3		0-3 K			0-0 G6-3		2	0	0	0	1	1	1							
12 Gerald Laird, R (1, 2) OBP: 0.450, SLG: 0.611 61 Dane Sardinha, R (8, 2) OBP: 0.397, SLG: 0.462	0-0 F8		0-0 SF7		0-0 G5-3			0-3 K		2	0	0	1	0	0	3							
15 Brandon Inge, R (1, 5) OBP: 0.357, SLG: 0.510 26 Mike Hessman, R (6, 5) OBP: 0.255, SLG: 0.364		0-0 E7 28 2B		0-3 K		0-0 F8		0-0 F8		3	1	0	0	0	1	0							
78 Danny Worth, R (1, 6) OBP: 0.286, SLG: 0.167		0-0 G3		0-0 G3-1			0-0 G4-3			3	0	0	0	0	0	1							
Inning Stats	R: 1 E: 0 K: 2 S: 10	H: 2 LOB: 3 BB: 1 P: 15	R: 3 E: 1 K: 0 S: 6	H: 2 LOB: 0 BB: 0 P: 6	R: 1 E: 0 K: 1 S: 6	H: 1 LOB: 0 BB: 0 P: 7	R: 0 E: 0 K: 0 S: 3	H: 0 LOB: 0 BB: 0 P: 3	R: 0 E: 0 K: 1 S: 5	H: 0 LOB: 0 BB: 0 P: 5	R: 0 E: 0 K: 0 S: 3	H: 0 LOB: 0 BB: 0 P: 3	R: 0 E: 0 K: 1 S: 5	H: 0 LOB: 0 BB: 0 P: 5	R: 0 E: 0 K: 1 S: 5	H: 0 LOB: 0 BB: 0 P: 5		1B: 3 2B: 1 3B: 0 HR: 1	SF: 1 SAC: 0 DP: 0 HBP: 0	WP: 1 PB: 0 SB: 0 CS: 0	PA: 35		
PITCHER	IP WLS BF H R ER SO BB IBB HBP BLK WP HR S P ERA WHIP	4.0 L 20 5 5 3 3 1 0 0 0 1 1 25 31 6.75 1.500	5.1 L 20 6 0 0 1 0 0 0 0 0 0 8 3 0.00 0.000	7.1 L 30 3 0 0 0 0 0 0 0 0 0 3 3 0.00 0.000	8.1 L 30 3 0 0 0 0 0 0 0 0 0 3 3 0.00 0.000	9.1 L 30 3 0 0 0 1 0 0 0 0 0 5 5 0.00 0.000																	

Batter	1	2	3	4	5	6	7	8	9	AB	R	H	RBI	BB	SO	LOB	BOTTOM					
19 Marco Scutaro, R (1, 6) OBP: 0.267, SLG: 0.286 6 John McDonald, R (6, 6) OBP: 0.209, SLG: 0.205	0-0 P3		0-0 10 1B 15 1B		0-0 L9		0-0 G6-3		0-0 F9	3	0	1	0	0	0	1	Detroit Tigers @ Toronto Blue Jays Dunedin Stadium, Dunedin, FL Sat Mar 28 2009, 1:05 PM EDT Att: 4,733 - Sunny - 84 F					
2 Aaron Hill, R (1, 4) OBP: 0.362, SLG: 0.439 12 Howie Clark, L (5, PR) OBP: 0.308, SLG: 0.308	0-0 L5		0-0 P6		1-0 15 G5-4 HBP			0-0 30 G6-3 34 E 1B	0-0 F7	2	0	0	0	0	0	1						
15 Alex Rios, R (1, 9) OBP: 0.385, SLG: 0.421 34 Moisés Sierra, R (6, 9) OBP: 0.333, SLG: 0.500	0-3 K		0-0 10 1B		0-0 G5-4-3			0-0 FC6 30 G6-3		3	0	1	0	0	1	2						
10 Vernon Wells, R (1, 8) OBP: 0.313, SLG: 0.375 78 Sean Shifflett, L (7, 8) OBP: 0.320, SLG: 0.583		0-0 L5	0-0 1-2 2-3 1B		0-3 K			0-3 K		3	0	1	0	0	1	0						
35 Lyle Overbay, L (1, 3) OBP: 0.300, SLG: 0.407 30 Kevin Millar, R (7, 3) OBP: 0.333, SLG: 0.533		0-0 33 1B 2B	0-3 K		0-0 L5			0-0 G6-3		3	1	1	0	0	1	3						
33 Scott Rolen, R (1, 5) OBP: 0.452, SLG: 0.680 19 José Bautista, R (7, 5) OBP: 0.516, SLG: 0.519		0-0 26 G1 1B		0-0 G6-3		0-0 G1-3		0-3 K		3	0	1	1	0	0	0						
26 Adam Lind, L (1, 10) OBP: 0.321, SLG: 0.396 62 Brian Dopirak, R (7, PR) OBP: 0.273, SLG: 0.300		0-0 G1		0-0 F7			0-0 E7		0-0 1B 1B	3	0	0	0	0	0	1						
5 Michael Barrett, R (1, 2) OBP: 0.303, SLG: 0.387		0-0 G4-3		0-0 G1-3			0-0 P3		0-0 F7	4	0	0	0	0	0	3						
45 Travis Snider, L (1, 7) OBP: 0.400, SLG: 0.705 Aaron Mathews, R (7, 7) OBP: 0.321, SLG: 0.393			0-0 F7		0-0 2B		0-3 K		0-0 1B	2	0	1	0	0	0	1						
Inning Stats	R: 0 E: 0 K: 1 S: 5	H: 0 LOB: 0 BB: 0 P: 5	R: 1 E: 0 K: 0 S: 5	H: 2 LOB: 1 BB: 0 P: 5	R: 0 E: 0 K: 1 S: 8	H: 3 LOB: 3 BB: 0 P: 8	R: 0 E: 0 K: 0 S: 3	H: 0 LOB: 0 BB: 0 P: 3	R: 0 E: 0 K: 1 S: 5	H: 0 LOB: 2 BB: 0 P: 5	R: 0 E: 1 K: 1 S: 6	H: 0 LOB: 1 BB: 0 P: 6	R: 0 E: 1 K: 2 S: 9	H: 1 LOB: 2 BB: 0 P: 9	R: 0 E: 0 K: 0 S: 5	H: 2 LOB: 2 BB: 0 P: 5		1B: 7 2B: 2 3B: 0 HR: 0	SF: 0 SAC: 0 DP: 1 HBP: 1	WP: 0 PB: 0 SB: 0 CS: 0	PA: 38	
PITCHER	IP WLS BF H R ER SO BB IBB HBP BLK WP HR S P ERA WHIP	7.0 W 28 6 1 1 4 0 0 0 0 0 0 35 36 1.29 0.857	8.1 L 30 5 1 0 0 2 0 0 0 0 0 9 9 0.00 1.000	9.1 L 30 5 2 0 0 0 0 0 0 0 0 5 5 0.00 2.000																		



Batter	1	2	3	4	5	6	7	8	9	AB	R	H	RBI	BB	SO	LOB	TOP										
2 Kelly Johnson, L (1, 4) OBP: 0.313, SLG: 0.350 68 Brooks Conrad, S (8, 4) OBP: 0.189, SLG: 0.306	0-0 P5	0-0 G4-3			0-0 P5			0-3 K		4	0	0	0	0	1	1	Atlanta Braves @ Detroit Tigers Joker Marchant Stadium, Lakeland, FL Sun Mar 29 2009, 1:05 PM EDT Att: 6,389 - Cloudy - 71 F										
19 Yunel Escobar, R (1, 6) OBP: 0.353, SLG: 0.345 89 Van Pope, R (6, 5)	0-0 G5-3		0-0 F9		0-0 L3		0-0 P6-3		3	0	0	0	0	0	0	0											
18 Garret Anderson, L (1, 10)	4-0 7 HR		0-3 K		0-0 F8		0-3 K		3	1	0	0	1	2	0												
7 Jeff Francoeur, R (1, 9) OBP: 0.397, SLG: 0.444 1 Gregor Blanco, L (6, 7) OBP: 0.250, SLG: 0.235	2-2 1-H		0-0 F9		4-0 BB		0-0 G4-3		2	1	1	2	1	0	0	0											
22 Casey Kotchman, L (1, 3) OBP: 0.367, SLG: 0.586 76 Freddie Freeman, L (4, 3) OBP: 0.250, SLG: 0.333	2-2 HR		0-0 F9		0-0 F7		0-0 L5		2	1	1	1	0	0	0	0											
4 Omar Infante, R (1, 5) OBP: 0.295, SLG: 0.475	0-3 K		0-0 F9		0-3 K		0-0 64 1B		4	0	1	0	0	2	0												
64 Jordan Schafer, L (1, 7) OBP: 0.417, SLG: 0.561		0-3 K		0-0 F7		0-3 K		0-0 8 FC5-4 1B	4	0	1	0	0	2	0												
8 David Ross, R (1, 2) OBP: 0.300, SLG: 0.486		4-0 BB		0-0 L8		1-1 HR		0-0 FC5-4	3	1	1	1	1	0	2												
Josh Anderson, L (1, 8) OBP: 0.283, SLG: 0.458		0-0 F8		0-3 K		0-3 K			3	0	0	0	0	2	1												
Inning Stats	R: 3 E: 0 K: 1 S: 11	H: 2 LOB: 0 BB: 1 P: 19	R: 0 E: 0 K: 1 S: 5	H: 0 LOB: 1 BB: 1 P: 9	R: 0 E: 0 K: 1 S: 5	H: 0 LOB: 0 BB: 0 P: 5	R: 0 E: 0 K: 0 S: 3	H: 0 LOB: 0 BB: 0 P: 3	R: 0 E: 0 K: 1 S: 5	H: 0 LOB: 1 BB: 1 P: 7	R: 1 E: 0 K: 3 S: 11	H: 1 LOB: 0 BB: 0 P: 12	R: 0 E: 0 K: 2 S: 7	H: 0 LOB: 0 BB: 0 P: 7	R: 0 E: 0 K: 0 S: 5	H: 2 LOB: 2 BB: 0 P: 5		1B: 2 2B: 0 3B: 0 HR: 3	SF: 0 SAC: 0 DP: 0 HBP: 0	WP: 0 PB: 0 SB: 0 CS: 0	PA: 35						
PITCHER	IP	WLS	BF	H	R	ER	SO	BB	IBB	HBP	BLK	WP	HR	S	P	ERA	WHIP										
38 Jeremy Bonderman, R (1, 1) ERA: 8.1	1.1		8	2	3	3	2	2	0	0	0	0	2	14	26	20.25	3.000										
44 Bobby Seay, L (2, 1) ERA: 1.42	1.2	B	5	0	0	0	1	0	0	0	0	0	0	7	7	0.00	0.000										
31 Zach Miner, R (4, 1) ERA: 5.87	3.2		13	1	1	1	3	1	0	0	0	0	1	19	24	2.46	0.545										
50 Clay Rapada, L (7, 1) ERA: 1.64	2.0	W	6	0	0	0	3	0	0	0	0	0	0	12	12	0.00	0.000										
49 Eddie Bonine, R (9, 1) ERA: 0.63	0.1	S	3	2	0	0	0	0	0	0	0	0	0	3	3	0.00	6.000										

Batter	1	2	3	4	5	6	7	8	9	AB	R	H	RBI	BB	SO	LOB	BOTTOM										
28 Curtis Granderson, L (1, 8) OBP: 0.433, SLG: 0.680	0-0 G3	0-0 G4-3			0-0 1-H 2B		0-0 1-2 1B			4	0	2	1	0	0	0	Atlanta Braves @ Detroit Tigers Joker Marchant Stadium, Lakeland, FL Sun Mar 29 2009, 1:05 PM EDT Att: 6,389 - Cloudy - 71 F										
14 Placido Polanco, R (1, 4) OBP: 0.299, SLG: 0.424 66 Will Rhymes, L (7, 4) OBP: 0.226, SLG: 0.433	2-0 HR		0-0 F8		0-0 L1		0-0 F7		3	1	1	1	0	0	1	1											
30 Magglio Ordonez, R (1, 9) OBP: 0.209, SLG: 0.095 25 Ryan Raburn, R (9, 9) OBP: 0.276, SLG: 0.204	0-0 G5-3		0-0 1B		0-0 P6		0-0 G6-3		4	0	1	0	0	0	0	0											
24 Miguel Cabrera, R (1, 3) OBP: 0.333, SLG: 0.565	0-3 K		0-0 F8		0-0 F7		0-0 P5-3		4	0	0	0	0	1	0												
9 Carlos Guillen, S (1, 7) OBP: 0.292, SLG: 0.333 34 Clete Thomas, L (9, 7) OBP: 0.286, SLG: 0.387		0-0 33 2B		0-3 K		0-3 K		0-3 K	4	1	1	0	0	3	0												
33 Marcus Thames, R (1, 10) OBP: 0.308, SLG: 0.441		0-0 15 HR		0-0 G2-3		4-0 39 1B		0-0 15 SH2-3	0	0	0	0	0	0	0												
15 Brandon Inge, R (1, 5) OBP: 0.362, SLG: 0.569	2-2 2-H		0-0 F8		0-3 K		0-0 SH2-3		2	1	1	2	0	1	0												
20 Matt Treanor, R (1, 2) OBP: 0.222, SLG: 0.400 19 Jeff Laroche, L (7, PH) OBP: 0.379, SLG: 0.518 61 Dane Sardinha, R (8, 2) OBP: 0.357, SLG: 0.462	0-0 L6		0-0 28 BLK		0-0 28 2B		0-3 K		2	0	1	0	0	0	0	0											
39 Ramon Santiago, S (1, 6) OBP: 0.373, SLG: 0.356 71 Luis Palacios, R (7, PR) (8, 6)	0-0 F8		0-0 F7		0-0 28 1B		0-0 28 1B		3	0	1	0	0	0	1	0											
Inning Stats	R: 1 E: 0 K: 1 S: 6	H: 1 LOB: 0 BB: 0 P: 8	R: 3 E: 0 K: 0 S: 8	H: 3 LOB: 0 BB: 0 P: 10	R: 0 E: 0 K: 2 S: 7	H: 0 LOB: 0 BB: 0 P: 7	R: 0 E: 0 K: 0 S: 4	H: 2 LOB: 1 BB: 0 P: 4	R: 0 E: 0 K: 1 S: 5	H: 0 LOB: 0 BB: 0 P: 5	R: 1 E: 0 K: 1 S: 7	H: 2 LOB: 2 BB: 1 P: 11	R: 0 E: 0 K: 1 S: 5	H: 0 LOB: 0 BB: 0 P: 5	R: 0 E: 0 K: 0 S: 5	H: 0 LOB: 0 BB: 0 P: 5		1B: 5 2B: 2 3B: 0 HR: 2	SF: 0 SAC: 1 DP: 0 HBP: 0	WP: 0 PB: 0 SB: 0 CS: 0	PA: 32						
PITCHER	IP	WLS	BF	H	R	ER	SO	BB	IBB	HBP	BLK	WP	HR	S	P	ERA	WHIP										
33 Javier Vazquez, R (1, 1) ERA: 3.31	6.0		23	7	4	4	4	0	0	0	1	0	0	7	11	6.00	1.167										
56 Blaine Boyer, R (7, 1) ERA: 0.95	1.0	L	6	2	1	1	1	1	0	0	0	0	0	7	11	9.00	3.000										
30 Jeff Bennett, R (8, 1) ERA: 8.68	1.0		3	0	0	0	1	0	0	0	0	0	0	5	5	0.00	0.000										



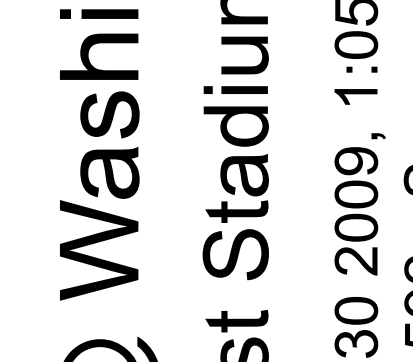
Batter	1	2	3	4	5	6	7	8	9	AB	R	H	RBI	BB	SO	LOB	TOP									
34 Clete Thomas, L OBP: 0.333, SLG: 0.500										3	1	2	2	1	1	0	Detroit Tigers @ Washington Nationals Space Coast Stadium, Viera, FL Mon Mar 30 2009, 1:05 PM EDT Att: 3,592 - Sunny - 76 F									
66 Will Rhymes, L OBP: 0.229, SLG: 0.394 Shawn Roof, R										3	0	0	0	1	2	2										
12 Gerald Laird, R OBP: 0.409, SLG: 0.550 61 Dane Sardinha, R OBP: 0.357, SLG: 0.462										4	0	0	0	0	2	0										
33 Marcus Thames, R OBP: 0.279, SLG: 0.395										4	0	0	0	1	3	0										
19 Jeff Larish, L OBP: 0.357, SLG: 0.483										4	0	0	0	0	0	0										
4 Adam Everett, R OBP: 0.244, SLG: 0.364 Audy Ciriaco, R										3	0	0	0	0	0	0										
26 Mike Hessman, R OBP: 0.255, SLG: 0.354										4	0	1	0	0	1	0										
25 Ryan Raburn, R OBP: 0.274, SLG: 0.264										4	1	1	1	0	1	2										
27 Brent Cleven, R OBP: 0.357, SLG: 0.367										3	1	1	0	0	1	0										
Inning Stats	R: 0 E: 0 K: 1 S: 5	H: 0 LOB: 1 BB: 1 P: 9	R: 0 E: 0 K: 1 S: 5	H: 0 LOB: 0 BB: 0 P: 5	R: 3 E: 0 K: 2 S: 11	H: 3 LOB: 0 BB: 0 P: 14	R: 0 E: 1 K: 1 S: 6	H: 0 LOB: 1 BB: 0 P: 6	R: 0 E: 1 K: 1 S: 7	H: 1 LOB: 2 BB: 0 P: 7	R: 0 E: 0 K: 0 S: 3	H: 0 LOB: 1 BB: 1 P: 3	R: 0 E: 0 K: 1 S: 5	H: 0 LOB: 0 BB: 0 P: 9	R: 0 E: 0 K: 0 S: 3	H: 0 LOB: 0 BB: 0 P: 3		R: 0 E: 0 K: 1 S: 5	H: 1 LOB: 1 BB: 0 P: 5	1B: 3 2B: 0 3B: 0 HR: 2	SF: 0 SAC: 0 DP: 1 HBP: 0	WP: 0 PB: 0 SB: 0 CS: 0	PA: 35			
PITCHER	IP	WLS	BF	H	R	ER	SO	BB	IBB	HBP	BLK	WP	HR	S	P	ERA	WHIP									
39 Shairon Martis, R ERA: 2.31	4.1	L	19	4	3	3	5	1	0	0	0	0	0	2	29	36	6.23	1.154								
97 Joe Beimeel, L ERA:	1.2		6	0	0	0	1	0	0	0	0	0	0	0	8	8	0.00	0.000								
65 Gary Glover, R ERA: 7.71	1.0		4	0	0	0	1	1	0	0	0	0	0	0	5	9	0.00	1.000								
57 Jason Bergmann, R ERA:	1.0		3	0	0	0	0	0	0	0	0	0	0	0	3	3	0.00	0.000								
50 Garrett Mock, R ERA: 4.5	1.0		3	1	0	0	1	0	0	0	0	0	0	0	5	5	0.00	1.000								

Batter	1	2	3	4	5	6	7	8	9	AB	R	H	RBI	BB	SO	LOB	BOTTOM									
24 Nick Johnson, L OBP: 0.370, SLG: 0.489										4	0	0	0	0	3	2	Detroit Tigers @ Washington Nationals Space Coast Stadium, Viera, FL Mon Mar 30 2009, 1:05 PM EDT Att: 3,592 - Sunny - 76 F									
15 Cristian Guzman, S OBP: 0.236, SLG: 0.315 12 Alberto Gonzalez, R OBP: 0.316, SLG: 0.405										3	1	1	0	0	0	0										
11 Ryan Zimmerman, R OBP: 0.273, SLG: 0.306 27 Kory Casto, L OBP: 0.238, SLG: 0.238										3	1	1	2	0	0	0										
44 Adam Dunn, L OBP: 0.409, SLG: 0.412 85 Lastings Milledge, R OBP: 0.274, SLG: 0.276										3	0	0	0	1	2	0										
34 Elijah Dukes, R OBP: 0.367, SLG: 0.405										4	0	0	0	0	3	1										
16 Josh Willingham, R OBP: 0.340, SLG: 0.442										3	0	0	0	0	1	0										
25 Austin Kearns, R OBP: 0.422, SLG: 0.472										2	0	0	0	1	1	0										
3 Jesus Flores, R OBP: 0.167, SLG: 0.250 23 Wil Nieves, R OBP: 0.346, SLG: 0.304										2	0	0	0	0	1	1										
22 Willie Harris, L OBP: 0.245, SLG: 0.233 13 Alex Cintron, S OBP: 0.342, SLG: 0.556										1	0	1	0	0	0	0										
Inning Stats	R: 2 E: 0 K: 3 S: 12	H: 2 LOB: 0 BB: 0 P: 12	R: 0 E: 0 K: 0 S: 2	H: 0 LOB: 1 BB: 1 P: 6	R: 0 E: 0 K: 2 S: 7	H: 0 LOB: 0 BB: 0 P: 7	R: 0 E: 0 K: 2 S: 7	H: 0 LOB: 0 BB: 0 P: 7	R: 0 E: 0 K: 2 S: 7	H: 0 LOB: 0 BB: 0 P: 7	R: 0 E: 0 K: 0 S: 3	H: 0 LOB: 0 BB: 0 P: 3	R: 0 E: 0 K: 1 S: 5	H: 0 LOB: 0 BB: 0 P: 5	R: 0 E: 0 K: 2 S: 8	H: 1 LOB: 2 BB: 1 P: 12		R: 0 E: 0 K: 0 S: 3	H: 0 LOB: 1 BB: 1 P: 7	1B: 2 2B: 0 3B: 0 HR: 1	SF: 0 SAC: 0 DP: 1 HBP: 0	WP: 0 PB: 0 SB: 0 CS: 0	PA: 32			
PITCHER	IP	WLS	BF	H	R	ER	SO	BB	IBB	HBP	BLK	WP	HR	S	P	ERA	WHIP									
58 Armando Galarraga, R ERA: 3.98	5.0		17	2	2	2	9	1	0	0	0	0	0	1	35	39	3.60	0.600								
37 Brandon Lyon, R ERA: 5.4	1.0	H	3	0	0	0	0	0	0	0	0	0	0	0	3	3	0.00	0.000								
56 Fernando Rodney, R ERA: 7.0	1.0	H	3	0	0	0	1	0	0	0	0	0	0	0	5	5	0.00	0.000								
59 Juan Rincon, R ERA:	1.0	H	5	1	0	0	2	1	0	0	0	0	0	0	8	12	0.00	2.000								
74 Ryan Perry, R ERA: 0.84	1.0	S	4	0	0	0	0	1	0	0	0	0	0	0	3	7	0.00	1.000								

AB 33
R 3
H 5
RBI 3
BB 2
SO 8
LOB 9




AB 29
R 2
H 3
RBI 2
BB 3
SO 12
LOB 4




Batter	1	2	3	4	5	6	7	8	9	AB	R	H	RBI	BB	SO	LOB	TOP										
85 Lastings Milledge, R Justin Maxwell, R	G6-3			15 FC1-6 1B		2-1 HR	F7		12 FC5-4 BB	2	0	1	0	0	0	0	Washington Nationals @ Detroit Tigers Joker Marchant Stadium, Lakeland, FL Tue Mar 31 2009, 1:05 PM EDT Att: 4,404 - Cloudy - 84 F										
15 Cristian Guzman, S 12 Alberto Gonzalez, R	G6-3			11 FC1-6 1B 24 CS		F8	F9		FC5-4	3	1	0	0	0	0	1											
11 Ryan Zimmerman, R 27 Kory Castro, L	K			24 CS 1B		K			G3-1	3	0	1	0	0	2	0											
24 Nick Johnson, L		F7		34 G5-4-3 BB		21 HR 2B			K	3	1	1	0	1	1	0											
34 Elijah Dukes, R 16 Josh Willingham, R	G5-3			3-H BB		21 HR BB			G5-3	2	0	0	0	0	0	2											
21 Dmitri Young, S 22 Willie Harris, L	G4-3			1-2 BB						4	1	2	3	0	0	0											
25 Austin Kearns, R			K						25 HR 1B	4	1	1	2	0	2	0											
10 Ronnie Belliard, R 13 Alex Cintron, S	G6-3								G4-3	3	0	1	0	0	0	0											
3 Jesus Flores, R 7 Josh Bard, S	G5-3					P3			G5-3	2	0	0	0	0	0	1											
Inning Stats	R: 0 E: 0 K: 1 S: 5	H: 0 LOB: 0 BB: 0 P: 5	R: 0 E: 0 K: 0 S: 3	H: 0 LOB: 0 BB: 0 P: 3	R: 0 E: 0 K: 1 S: 5	H: 0 LOB: 0 BB: 0 P: 5	R: 1 E: 0 K: 0 S: 4	H: 2 LOB: 1 BB: 1 P: 8	R: 0 E: 0 K: 0 S: 3	H: 0 LOB: 2 BB: 0 P: 3	R: 1 E: 0 K: 1 S: 7	H: 1 LOB: 0 BB: 0 P: 9	R: 3 E: 0 K: 1 S: 11	H: 4 LOB: 2 BB: 1 P: 16	R: 0 E: 0 K: 1 S: 5	H: 0 LOB: 0 BB: 0 P: 5		R: 2 E: 0 K: 0 S: 6	H: 2 LOB: 1 BB: 1 P: 10	1B: 5 2B: 1 3B: 0 HR: 3	SF: 0 SAC: 0 DP: 1 HBP: 0	WP: 0 PB: 0 SB: 0 CS: 2	PA: 38				
PITCHER	IP	WLS	BF	H	R	ER	SO	BB	IBB	HBP	BLK	WP	HR	S	P	ERA	WHIP										
48 Rick Porcello, R	5.0		17	2	1	0	2	1	0	0	0	0	0	20	24	0.00	0.600										
37 Brandon Lyon, R	1.0	L	4	1	1	1	1	0	0	0	0	0	1	7	9	9.00	1.000										
29 Nate Robertson, L	3.0		17	6	5	5	2	2	0	0	0	0	2	22	31	15.00	2.667										

Batter	1	2	3	4	5	6	7	8	9	AB	R	H	RBI	BB	SO	LOB	BOTTOM										
13 Josh Anderson, L Luis Salas, R	30 S BB		K						K	2	0	0	0	2	1	1	Washington Nationals @ Detroit Tigers Joker Marchant Stadium, Lakeland, FL Tue Mar 31 2009, 1:05 PM EDT Att: 4,404 - Cloudy - 84 F										
14 Placido Polanco, R Brandon Douglas, R	F8			F7	P6				G6-4-3	3	0	0	0	0	3												
30 Magglio Ordonez, R 25 Ryan Raburn, R	K			24 2B 28 G4-3 BB		28 2B 1B			G6-3	2	1	1	0	1	1												
24 Miguel Cabrera, R 19 Jeff Larish, L	K			28 G4-3 2B		F7			27 WP 27 G5-3 2B	3	0	1	0	0	1												
28 Curtis Granderson, L 27 Brent Cleven, R	K			G4-3					G5-3	3	0	1	1	0	1												
33 Marcus Thames, R	F7			2-H 2B		P2			26 G6-3 BB	3	0	0	0	1	3												
15 Brandon Inge, R 26 Mike Hessman, R	G6-3					F7			G6-3	3	0	0	0	0	2												
20 Matt Treanor, R 61 Dane Sardinha, R									K	2	0	1	0	0	0												
4 Adam Everett, R Gustavo Nunez, S	G1-3					13 BB HBP			G6-4-3	2	0	0	0	0	1												
54 Kyle Peter, L									13 FC3-6 1B	1	0	1	0	0	0												
Inning Stats	R: 0 E: 0 K: 2 S: 7	H: 0 LOB: 1 BB: 1 P: 11	R: 0 E: 0 K: 1 S: 5	H: 0 LOB: 0 BB: 0 P: 5	R: 0 E: 0 K: 1 S: 5	H: 0 LOB: 0 BB: 0 P: 5	R: 1 E: 0 K: 0 S: 4	H: 1 LOB: 1 BB: 1 P: 8	R: 0 E: 0 K: 0 S: 5	H: 2 LOB: 2 BB: 0 P: 5	R: 0 E: 0 K: 1 S: 7	H: 2 LOB: 2 BB: 0 P: 7	R: 1 E: 0 K: 1 S: 6	H: 1 LOB: 1 BB: 1 P: 11	R: 0 E: 0 K: 1 S: 5	H: 1 LOB: 0 BB: 0 P: 5	1B: 3 2B: 4 3B: 0 HR: 0	SF: 0 SAC: 0 DP: 1 HBP: 1	WP: 1 PB: 0 SB: 1 CS: 0	PA: 38							
PITCHER	IP	WLS	BF	H	R	ER	SO	BB	IBB	HBP	BLK	WP	HR	S	P	ERA	WHIP										
39 Craig Stammen, R	4.0		15	1	1	1	4	2	0	0	0	0	0	21	29	2.25	0.750										
57 Jason Bergmann, R	1.0	W	5	0	0	0	0	1	0	1	0	0	0	3	8	0.00	1.000										
50 Garrett Mock, R	1.0	H	5	2	0	0	0	0	0	0	0	0	0	5	5	0.00	2.000										
35 Ryan Wagner, R	1.0		5	2	0	0	1	0	0	0	0	0	0	7	7	0.00	2.000										
65 Gary Clover, R	1.0		5	1	1	1	1	1	0	0	0	1	0	6	11	9.00	2.000										

AB 35
R 7
H 9
RBI 6
BB 3
SO 5
LOB 10



AB 33
R 2
H 7
RBI 2
BB 4
SO 7
LOB 21



Batter	1	2	3	4	5	6	7	8	9	AB	R	H	RBI	BB	SO	LOB	TOP									
19 Yonel Escobar, R OBP: 0.346, SLG: 0.353 14 Martin Prado, R OBP: 0.354, SLG: 0.383										3	1	2	2	0	0	0										
22 Casey Ketchman, L OBP: 0.308, SLG: 0.553 20 Greg Norton, S OBP: 0.404, SLG: 0.533 68 Brooks Conrad, S OBP: 0.231, SLG: 0.351										3	1	1	2	0	0	1										
10 Chipper Jones, S OBP: 0.387, SLG: 0.846 89 Van Pape, R OBP: 0.200, SLG: 0.400										2	1	1	1	1	0	0										
16 Brian McCann, L OBP: 0.407, SLG: 0.524 93 Matt Young, L OBP: 0.200, SLG: 0.500										4	0	1	0	0	0	2										
18 Garret Anderson, L OBP: 0.429, SLG: 0.500 23 Matt Diaz, R OBP: 0.328, SLG: 0.508										3	0	0	0	0	0	2										
4 Omar Infante, R OBP: 0.303, SLG: 0.500 88 Javier Guzman, S										4	2	2	0	0	0	2										
28 Brandon Jones, L OBP: 0.364, SLG: 0.404										4	0	0	0	0	1	2										
1 Grégor Blanco, L OBP: 0.269, SLG: 0.304										4	1	2	2	0	1	0										
Clint Sammons, R OBP: 0.500, SLG: 1.000 27 J.C. Boscan, R OBP: 0.400, SLG: 0.313										3	2	2	1	0	0	1										
Inning Stats	R: 0 E: 0 K: 0 S: 4	H: 1 LOB: 2 BB: 1 P: 8	R: 5 E: 0 K: 0 S: 10	H: 5 LOB: 0 BB: 0 P: 11	R: 1 E: 0 K: 0 S: 5	H: 2 LOB: 1 BB: 0 P: 5	R: 1 E: 0 K: 0 S: 4	H: 1 LOB: 0 BB: 0 P: 4	R: 0 E: 0 K: 1 S: 5	H: 0 LOB: 0 BB: 0 P: 5	R: 1 E: 0 K: 2 S: 8	H: 1 LOB: 0 BB: 0 P: 10	R: 0 E: 0 K: 0 S: 4	H: 1 LOB: 2 BB: 0 P: 4	R: 0 E: 0 K: 0 S: 4	H: 1 LOB: 1 BB: 0 P: 4	R: 1 E: 0 K: 1 S: 7	H: 2 LOB: 1 BB: 0 P: 7	1B: 6 2B: 4 3B: 1 HR: 3	SF: 0 SAC: 0 DP: 0 HBP: 0	WP: 0 PB: 0 SB: 0 CS: 0	PA: 42				
PITCHER	IP	WLS	BF	H	R	ER	SO	BB	IBB	HBP	BLK	WP	HR	S	P	ERA	WHIP									
35 Justin Verlander, R ERA: 3.9	5.0	L	25	9	7	7	1	1	0	0	0	0	0	2	28	33	12.60	2.000								
44 Bobby Seay, L ERA: 1.98	1.0		4	1	1	1	2	0	0	0	0	0	0	1	8	10	9.00	1.000								
59 Juan Rincon, R ERA:	1.0		4	1	0	0	0	0	0	0	0	0	0	0	4	4	0.00	1.000								
56 Fernando Rodney, R ERA: 6.3	1.0		4	1	0	0	0	0	0	0	0	0	0	0	4	4	0.00	1.000								
67 Casey Fien, R ERA: 2.18	1.0		5	2	1	1	1	0	0	0	0	0	0	0	7	7	9.00	2.000								

Atlanta Braves @ Detroit Tigers
Joker Marchant Stadium, Lakeland, FL
Wed Apr 01 2009, 1:05 PM EDT
Att. 4,692 - Partly Cloudy - 83 F

AB 41
R 9
H 14
RBI 9
BB 1
SO 4
LOB 15



Batter	1	2	3	4	5	6	7	8	9	AB	R	H	RBI	BB	SO	LOB	BOTTOM									
28 Curtis Granderson, L OBP: 0.432, SLG: 0.750 Deik Scram, L										4	1	2	2	0	0	1										
14 Placido Polanco, R OBP: 0.274, SLG: 0.385 64 Justin Henry, L Gustavo Nunez, S										3	0	0	0	0	0	0										
30 Magglio Ordonez, R OBP: 0.226, SLG: 0.111										4	0	0	0	0	0	1										
24 Miguel Cabrera, R OBP: 0.367, SLG: 0.586 Ryan Roberson, R										3	0	2	0	0	0	0										
9 Carlos Guillen, S OBP: 0.250, SLG: 0.286 Chao-Ting Tang, L										4	0	0	0	0	0	3										
12 Gerald Laird, R OBP: 0.426, SLG: 0.558 20 Matt Treanor, R 45 Angel Flores, R										3	0	2	0	0	0	0										
15 Brandon Inge, R OBP: 0.349, SLG: 0.554 19 Jeff Larish, L OBP: 0.370, SLG: 0.524										2	1	1	0	0	0	1										
4 Adam Everett, R OBP: 0.240, SLG: 0.347 39 Ramon Santiago, S OBP: 0.365, SLG: 0.346										3	0	1	0	0	0	2										
13 Josh Anderson, L OBP: 0.294, SLG: 0.431										4	1	1	1	0	1	2										
Inning Stats	R: 0 E: 0 K: 0 S: 3	H: 0 LOB: 0 BB: 0 P: 3	R: 0 E: 0 K: 0 S: 4	H: 1 LOB: 1 BB: 0 P: 4	R: 2 E: 1 K: 0 S: 8	H: 3 LOB: 2 BB: 0 P: 10	R: 1 E: 0 K: 0 S: 5	H: 2 LOB: 1 BB: 0 P: 5	R: 0 E: 0 K: 0 S: 4	H: 1 LOB: 1 BB: 0 P: 4	R: 0 E: 0 K: 0 S: 3	H: 1 LOB: 1 BB: 0 P: 3	R: 0 E: 0 K: 0 S: 4	H: 1 LOB: 2 BB: 1 P: 8	R: 0 E: 0 K: 1 S: 5	H: 0 LOB: 0 BB: 0 P: 5	1B: 7 2B: 2 3B: 0 HR: 1	SF: 0 SAC: 0 DP: 1 HBP: 0	WP: 0 PB: 0 SB: 0 CS: 0	PA: 38						
PITCHER	IP	WLS	BF	H	R	ER	SO	BB	IBB	HBP	BLK	WP	HR	S	P	ERA	WHIP									
47 Tom Glavine, L ERA: 2.25	5.0	W	23	7	3	3	0	0	0	0	0	0	0	1	24	26	5.40	1.400								
30 Jeff Bennett, R ERA: 7.94	1.0		4	1	0	0	0	0	0	0	0	0	0	4	4	0.00	1.000									
36 Boone Logan, L ERA: 5.59	1.2		7	2	0	0	0	1	0	0	0	0	0	6	10	0.00	1.800									
74 Rafael Cruz, R ERA:	1.1		4	0	0	0	1	0	0	0	0	0	0	6	6	0.00	0.000									

Atlanta Braves @ Detroit Tigers
Joker Marchant Stadium, Lakeland, FL
Wed Apr 01 2009, 1:05 PM EDT
Att. 4,692 - Partly Cloudy - 83 F

AB 37
R 3
H 10
RBI 3
BB 1
SO 1
LOB 14



Batter	1	2	3	4	5	6	7	8	9	AB	R	H	RBI	BB	SO	LOB	TOP																			
19 Marco Scutaro, R OBP: 0.296, SLG: 0.400 6 John McDonald, R OBP: 0.212, SLG: 0.229	G4-3		F9		2 F8 15 HR BB		SH1-3		G1-6-3	2	1	0	0	1	0	0																				
2 Aaron Hill, R OBP: 0.367, SLG: 0.509	G6-3			HR	F8		15 G6-4-3 BB			3	1	1	1	1	0	2																				
15 Alex Rios, R OBP: 0.385, SLG: 0.516	L4			10 CS 1B	HR		G6-4-3			4	1	2	3	0	0	2																				
10 Vernon Wells, R OBP: 0.346, SLG: 0.375		26 G4-6-3 BB		33 1B 26 BB	K			P3		2	1	0	0	2	1	0																				
26 Adam Lind, L OBP: 0.348, SLG: 0.435	G4-6-3			35 F8 33 1B BB	G3-1					2	0	0	0	2	0	1																				
33 Scott Rolen, R OBP: 0.500, SLG: 0.781 19 José Bautista, R OBP: 0.410, SLG: 0.400							P4			2	0	1	1	0	0	0																				
35 Lyle Overbay, L OBP: 0.238, SLG: 0.333 30 Kevin Millar, R OBP: 0.277, SLG: 0.415	F7			1-2 2-H 1B	F8		K		F7	3	0	0	0	0	1	3																				
20 Rod Barajas, R OBP: 0.136, SLG: 0.100 5 Michael Barrett, R OBP: 0.289, SLG: 0.361			F7	G5-3	G5-3				G5-3	3	0	0	0	0	0	2																				
45 Travis Snider, L OBP: 0.431, SLG: 0.772			F7		2 F8 15 HR 1B		SH1-3 6 2B			4	1	3	0	0	0	0																				
Inning Stats	R: 0 E: 0 K: 0 S: 3	H: 0 LOB: 0 BB: 0 P: 3	R: 0 E: 0 K: 0 S: 2	H: 0 LOB: 1 BB: 1 P: 7	R: 0 E: 0 K: 0 S: 3	H: 0 LOB: 0 BB: 0 P: 3	R: 2 E: 0 K: 0 S: 7	H: 3 LOB: 2 BB: 2 P: 18	R: 3 E: 0 K: 1 S: 7	H: 2 LOB: 0 BB: 1 P: 12	R: 0 E: 0 K: 1 S: 5	H: 0 LOB: 0 BB: 0 P: 5	R: 0 E: 0 K: 0 S: 3	H: 1 LOB: 1 BB: 1 P: 7	R: 0 E: 0 K: 0 S: 3	H: 0 LOB: 1 BB: 1 P: 7	R: 0 E: 0 K: 0 S: 3	H: 1 LOB: 0 BB: 0 P: 3	1B: 4 2B: 1 3B: 0 HR: 2	SF: 0 SAC: 1 DP: 3 HBP: 1	WP: 0 PB: 0 SB: 0 CS: 1	PA: 37														
PITCHER	IP	WLS	BF	H	R	ER	SO	BB	IBB	HBP	BLK	WP	HR	S	P	ERA	WHIP	PITCHER	IP	WLS	BF	H	R	ER	SO	BB	IBB	HBP	BLK	WP	HR	S	P	ERA	WHIP	
49 Eddie Bonine, R ERA: 0.55	2.0		7	0	0	0	0	1	0	1	0	0	0	5	10	0.00	0.500	45 Cody Sattenwhite, R ERA: 0.00	1.0	S	3	1	0	0	0	0	0	0	0	0	3	7	0.00	1.000		
74 Ryan Perry, R ERA: 0.77	1.0	H	3	0	0	0	0	0	0	0	0	0	0	3	3	0.00	0.000																			
59 Josh Rainwater, R ERA: 18.0 Jon Huber, R ERA: 13.5 Matt Rusch, R ERA: 0.00	1.0	W	9	2	3	3	2	1	0	0	0	0	1	12	17	13.50	1.500																			

Toronto Blue Jays @ Detroit Tigers
Joker Marchant Stadium, Lakeland, FL
Thu Apr 02 2009, 1:05 PM EDT
Att: 4,412 - Cloudy - 83 F

AB 29
R 5
H 7
RBI 5
BB 6
SO 2
LOB 13



Batter	1	2	3	4	5	6	7	8	9	AB	R	H	RBI	BB	SO	LOB	BOTTOM																		
28 Curtis Granderson, L OBP: 0.463, SLG: 0.800 13 Josh Anderson, L OBP: 0.294, SLG: 0.451	14 G6-3 3B		30 BB 24 1B 14 1B	F8			S 24 2B BB			3	2	2	0	1	0	0																			
14 Placido Polanco, R OBP: 0.276, SLG: 0.382 Joseph Tucker, R	G6-3		30 BB 24 1B		P6		G6-3			3	1	1	1	0	0	0																			
30 Magglio Ordonez, R OBP: 0.314, SLG: 0.172 Deik Scram, L			24 1B 9 1B BB		9 CS 1B		24 2B 9 SF8 BB			2	1	2	0	2	0	0																			
24 Miguel Cabrera, R OBP: 0.382, SLG: 0.606 Ryan Roberson, R	F8		9 1B		P6					4	0	2	3	0	0	2																			
9 Carlos Guillen, S OBP: 0.281, SLG: 0.355 Jeff Frazier, R	G4-3		1-2 2-H 1B		CS		19 G4-3 15 HR 2B		SF8	3	1	2	2	0	0	1																			
12 Gerald Laird, R OBP: 0.392, SLG: 0.511 20 Matt Treanor, R OBP: 0.290, SLG: 0.407		K	F8				K		K	4	0	0	0	0	3	5																			
19 Jeff Larish, L OBP: 0.351, SLG: 0.493	G4-3		G3-1				G4-3		F7	4	0	0	0	0	0	3																			
15 Brandon Inge, R OBP: 0.348, SLG: 0.593 Santo De Leon, R		K			K				G6-3	3	1	1	2	0	2	0																			
4 Adam Everett, R OBP: 0.226, SLG: 0.327 39 Ramon Santiago, S OBP: 0.358, SLG: 0.340			G5-3		G5-3				F8	1	0	0	0	0	0	0																			
Inning Stats	R: 1 E: 0 K: 0 S: 5	H: 2 LOB: 1 BB: 0 P: 5	R: 0 E: 0 K: 2 S: 7	H: 0 LOB: 0 BB: 0 P: 7	R: 3 E: 0 K: 0 S: 7	H: 4 LOB: 2 BB: 1 P: 11	R: 0 E: 0 K: 1 S: 5	H: 0 LOB: 0 BB: 0 P: 5	R: 0 E: 0 K: 1 S: 9	H: 1 LOB: 0 BB: 0 P: 4	R: 2 E: 0 K: 1 S: 6	H: 2 LOB: 2 BB: 2 P: 16	R: 0 E: 0 K: 0 S: 3	H: 0 LOB: 0 BB: 0 P: 3	R: 0 E: 0 K: 0 S: 3	H: 0 LOB: 0 BB: 0 P: 3	1B: 6 2B: 2 3B: 1 HR: 1	SF: 1 SAC: 0 DP: 0 HBP: 0	WP: 0 PB: 0 SB: 2 CS: 1	PA: 37															
PITCHER	IP	WLS	BF	H	R	ER	SO	BB	IBB	HBP	BLK	WP	HR	S	P	ERA	WHIP	PITCHER	IP	WLS	BF	H	R	ER	SO	BB	IBB	HBP	BLK	WP	HR	S	P	ERA	WHIP
48 Scott Richmond, R ERA: 6.63	6.0	L	27	9	6	6	4	1	0	0	0	0	0	36	43	9.00	1.667																		
54 Jason Frasor, R ERA: 7.5	1.0		6	1	2	2	1	2	0	0	0	0	0	6	16	18.00	3.000																		
39 Jesse Carlson, L ERA: 3.6	1.0		3	0	0	0	0	0	0	0	0	0	0	3	3	0.00	0.000																		

Toronto Blue Jays @ Detroit Tigers
Joker Marchant Stadium, Lakeland, FL
Thu Apr 02 2009, 1:05 PM EDT
Att: 4,412 - Cloudy - 83 F

AB 32
R 8
H 10
RBI 8
BB 3
SO 5
LOB 12



Batter	1	2	3	4	5	6	7	8	9	AB	R	H	RBI	BB	SO	LOB	TOP			
28 Curtis Granderson, L (1, 8) OBP: 0.444, SLG: 0.769										4	0	1	0	0	1	0				
14 Placido Polanco, R (1, 4) OBP: 0.266, SLG: 0.366										3	0	0	0	0	0	1				
39 Ramon Santiago, S (7, 4) OBP: 0.370, SLG: 0.375										1	0	1	0	0	0	0				
30 Magglio Ordonez, R (1, 9) OBP: 0.316, SLG: 0.188										3	0	1	0	0	1	0				
13 Josh Anderson, L (7, PR) OBP: 0.304, SLG: 0.439										1	1	1	0	0	0	0				
24 Miguel Cabrera, R (1, 3) OBP: 0.378, SLG: 0.583										3	0	1	0	0	0	0				
62 Don Kelly, L (7, PR) OBP: 0.315, SLG: 0.393										1	0	0	0	0	0	2				
9 Carlos Guillen, S (1, 7) OBP: 0.286, SLG: 0.333										2	0	0	0	1	0	1				
54 Kyle Peter, L (7, 7) OBP: 0.500, SLG: 0.500										1	0	0	0	0	0	2				
33 Marcus Thames, R (1, 10) OBP: 0.300, SLG: 0.341										3	0	0	0	0	1	2				
15 Brandon Inge, R (1, 5) OBP: 0.333, SLG: 0.565										3	0	0	0	0	2	1				
20 Matt Treanor, R (1, 2) OBP: 0.265, SLG: 0.367										3	0	0	0	0	1	0				
4 Adam Everett, R (1, 6) OBP: 0.218, SLG: 0.315										2	0	0	0	0	1	0				
19 Jeff Larish, L (8, PH) OBP: 0.346, SLG: 0.485										1	0	0	0	0	0	0				
64 Justin Henry, L (8, 4)										0	0	0	0	0	0	0				
Inning Stats	R: 0 K: 2 S: 8	H: 0 LOB: 0 BB: 0 P: 11	R: 0 K: 0 S: 9	H: 0 LOB: 0 BB: 0 P: 12	R: 0 K: 2 S: 8	H: 0 LOB: 0 BB: 0 P: 12	R: 0 K: 0 S: 5	H: 0 LOB: 0 BB: 0 P: 5	R: 0 K: 1 S: 10	H: 1 LOB: 1 BB: 0 P: 10	R: 1 K: 0 S: 8	H: 2 LOB: 1 BB: 0 P: 10	R: 0 K: 1 S: 8	H: 0 LOB: 0 BB: 0 P: 12	R: 0 K: 0 S: 10	H: 2 LOB: 2 BB: 0 P: 20	1B: 3 2B: 2 3B: 0 HR: 0	SF: 0 SAC: 0 DP: 1 HBP: 0	WP: 0 PB: 0 SB: 1 CS: 0	PA: 32
PITCHER	IP	WLS	BF	H	R	ER	SO	BB	IBB	HBP	BLK	WP	HR	S	P	ERA	WHIP			
33 Javier Vazquez, R (1, 1) ERA: 2.68	4.0	W	12	0	0	0	4	0	0	0	0	0	0	30	40	0.00	0.000			
51 Michael Gonzalez, L (5, 1) ERA: 5.79	1.0	H	4	0	0	0	1	1	0	0	0	0	0	10	20	0.00	1.000			
30 Jeff Bennett, R (6, 1) ERA: 7.15	1.0	H	4	1	0	0	1	0	0	0	0	0	0	7	10	0.00	1.000			
38 Buddy Carlyle, R (7, 1) ERA: 0.9	1.0	H	4	2	1	1	0	0	0	0	0	0	0	8	10	9.00	2.000			
Jerome Gamble, R (8, 1) ERA:	1.0	H	3	0	0	0	1	0	0	0	0	0	0	8	12	0.00	0.000			
PITCHER	IP	WLS	BF	H	R	ER	SO	BB	IBB	HBP	BLK	WP	HR	S	P	ERA	WHIP			
59 Francisley Bueno, L (9, 1) ERA:	1.0	S	5	2	0	0	0	0	0	0	0	0	0	10	20	0.00	2.000			

Detroit Tigers @ Atlanta Braves
Turner Field, Atlanta, GA
Fri Apr 03 2009, 7:10 PM EDT
Att: 13,862 - Cloudy - 58 F

AB	31
R	1
H	5
RBI	0
BB	1
SO	7
LOB	9



Batter	1	2	3	4	5	6	7	8	9	AB	R	H	RBI	BB	SO	LOB	BOTTOM			
19 Yunel Escobar, R (1, 6) OBP: 0.346, SLG: 0.352										1	0	1	0	0	0	0				
75 Brandon Hicks, R (1, PR) OBP: 0.385, SLG: 0.500										2	0	0	0	1	1	1				
2 Kelly Johnson, L (1, 4) OBP: 0.313, SLG: 0.366										3	1	0	0	1	0	2				
68 Brooks Conrad, S (9, 4) OBP: 0.225, SLG: 0.342										0	0	0	0	0	0	0				
4 Omar Infante, R (1, 5) OBP: 0.292, SLG: 0.514										4	1	1	2	0	0	2				
16 Brian McCann, L (1, 2) OBP: 0.344, SLG: 0.423										3	0	0	0	0	2	2				
5 Clint Sammons, R (6, 2) OBP: 0.451, SLG: 0.920										1	0	0	0	0	0	0				
18 Garret Anderson, L (1, 7) OBP: 0.400, SLG: 0.444										3	1	1	0	0	0	0				
23 Matt Diaz, R (7, 7) OBP: 0.317, SLG: 0.492										0	0	0	0	0	0	0				
7 Jeff Francoeur, R (1, 9) OBP: 0.385, SLG: 0.415										3	0	1	0	0	0	0				
87 Reid Gorecki, R (7, 9) OBP: 0.385, SLG: 0.583										0	0	0	0	0	0	0				
22 Casey Kotchman, L (1, 3) OBP: 0.295, SLG: 0.512										3	0	0	1	0	0	1				
14 Martin Prado, R (7, 3) OBP: 0.343, SLG: 0.371										0	0	0	0	0	0	0				
24 Jordan Schafer, L (1, 8) OBP: 0.371, SLG: 0.485										2	0	0	0	1	0	0				
20 Greg Norton, S (1, 10) OBP: 0.400, SLG: 0.511										2	0	0	0	1	1	2				
Inning Stats	R: 0 K: 1 S: 9	H: 1 LOB: 2 BB: 0 P: 12	R: 0 K: 0 S: 7	H: 0 LOB: 0 BB: 0 P: 11	R: 0 K: 0 S: 6	H: 0 LOB: 1 BB: 1 P: 13	R: 3 K: 1 S: 21	H: 3 LOB: 2 BB: 2 P: 36	R: 0 K: 1 S: 8	H: 0 LOB: 1 BB: 1 P: 19	R: 0 K: 0 S: 6	H: 0 LOB: 0 BB: 0 P: 10	R: 0 K: 1 S: 7	H: 0 LOB: 0 BB: 0 P: 13	R: 0 K: 0 S: 6	H: 0 LOB: 0 BB: 0 P: 9	1B: 2 2B: 1 3B: 0 HR: 1	SF: 0 SAC: 0 DP: 1 HBP: 0	WP: 0 PB: 0 SB: 2 CS: 0	PA: 31
PITCHER	IP	WLS	BF	H	R	ER	SO	BB	IBB	HBP	BLK	WP	HR	S	P	ERA	WHIP			
31 Zach Miner, R (1, 1) ERA: 5.86	4.2	L	21	4	3	3	2	4	0	0	0	0	0	4	7	0.00	1.714			
44 Bobby Seay, L (5, 1) ERA: 1.93	0.2		2	0	0	0	1	0	0	0	0	0	0	4	7	0.00	0.000			
74 Ryan Perry, R (6, 1) ERA: 0.73	0.2		2	0	0	0	0	0	0	0	0	0	0	5	9	0.00	0.000			
37 Brandon Lyon, R (7, 1) ERA: 5.25	1.0		3	0	0	0	1	0	0	0	0	0	0	7	13	0.00	0.000			
59 Juan Rincon, R (8, 1) ERA:	1.0		3	0	0	0	0	0	0	0	0	0	0	6	9	0.00	0.000			

Detroit Tigers @ Atlanta Braves
Turner Field, Atlanta, GA
Fri Apr 03 2009, 7:10 PM EDT
Att: 13,862 - Cloudy - 58 F


AB	27
R	3
H	4
RBI	3
BB	4
SO	4
LOB	10



Batter	1	2	3	4	5	6	7	8	9	AB	R	H	RBI	BB	SO	LOB	TOP				
28 Curtis Granderson, L (1, 8) OBP: 0.308, SLG: 0.545										4	0	1	0	0	1	2					
14 Placido Polanco, R (1, 4) OBP: 0.154, SLG: 0.154										4	1	1	0	0	1	2					
30 Magglio Ordonez, R (1, 10) OBP: 0.333, SLG: 0.273										4	1	1	0	0	0	0					
24 Miguel Cabrera, R (1, 3) OBP: 0.750, SLG: 1.400										4	2	3	4	0	0	0					
9 Carlos Guillen, S (1, 7) OBP: 0.250, SLG: 0.200										4	0	0	0	0	2	1					
12 Gerald Laird, R (1, 2) OBP: 0.250, SLG: 0.182										3	0	0	0	1	0	0					
15 Brandon Inge, R (1, 5) OBP: 0.417, SLG: 1.273										3	1	1	1	0	0	0					
39 Ramon Santiago, S (1, 6) OBP: 0.250, SLG: 0.250										4	0	1	0	0	2	1					
13 Josh Anderson, L (1, 9) OBP: 0.250, SLG: 0.250										3	0	0	0	1	2	1					
Inning Stats	R: 3 H: 3 E: 0 K: 1 S: 14	H: 3 LOB: 0 BB: 0 P: 24	R: 0 H: 2 E: 0 K: 0 S: 9	H: 2 LOB: 2 BB: 0 P: 15	R: 0 H: 0 E: 0 K: 1 S: 8	H: 0 LOB: 0 BB: 0 P: 14	R: 0 H: 0 E: 0 K: 0 S: 13	H: 0 LOB: 2 BB: 1 P: 24	R: 1 H: 1 E: 0 K: 1 S: 10	H: 1 LOB: 0 BB: 0 P: 14	R: 0 H: 0 E: 0 K: 1 S: 7	H: 0 LOB: 0 BB: 0 P: 10	R: 0 H: 1 E: 0 K: 0 S: 5	H: 1 LOB: 0 BB: 0 P: 11	R: 0 H: 0 E: 0 K: 2 S: 9	H: 0 LOB: 0 BB: 0 P: 11	1B: 5 2B: 0 3B: 0 HR: 3	SF: 0 SAC: 0 DP: 1 HBP: 1	WP: 0 PB: 0 SB: 1 CS: 0	PA: 37	
PITCHER	IP WLS BF H R ER SO BB IBB HBP BLK WP HR S P ERA WHIP	IP WLS BF H R ER SO BB IBB HBP BLK WP HR S P ERA WHIP	IP WLS BF H R ER SO BB IBB HBP BLK WP HR S P ERA WHIP	IP WLS BF H R ER SO BB IBB HBP BLK WP HR S P ERA WHIP	IP WLS BF H R ER SO BB IBB HBP BLK WP HR S P ERA WHIP	IP WLS BF H R ER SO BB IBB HBP BLK WP HR S P ERA WHIP	IP WLS BF H R ER SO BB IBB HBP BLK WP HR S P ERA WHIP	IP WLS BF H R ER SO BB IBB HBP BLK WP HR S P ERA WHIP	IP WLS BF H R ER SO BB IBB HBP BLK WP HR S P ERA WHIP	IP WLS BF H R ER SO BB IBB HBP BLK WP HR S P ERA WHIP	IP WLS BF H R ER SO BB IBB HBP BLK WP HR S P ERA WHIP	IP WLS BF H R ER SO BB IBB HBP BLK WP HR S P ERA WHIP	IP WLS BF H R ER SO BB IBB HBP BLK WP HR S P ERA WHIP	IP WLS BF H R ER SO BB IBB HBP BLK WP HR S P ERA WHIP	IP WLS BF H R ER SO BB IBB HBP BLK WP HR S P ERA WHIP	IP WLS BF H R ER SO BB IBB HBP BLK WP HR S P ERA WHIP	IP WLS BF H R ER SO BB IBB HBP BLK WP HR S P ERA WHIP	IP WLS BF H R ER SO BB IBB HBP BLK WP HR S P ERA WHIP	IP WLS BF H R ER SO BB IBB HBP BLK WP HR S P ERA WHIP	IP WLS BF H R ER SO BB IBB HBP BLK WP HR S P ERA WHIP	IP WLS BF H R ER SO BB IBB HBP BLK WP HR S P ERA WHIP
51 Jesse Litsch, R (1, 1) ERA: 7.5	6.0 L	27 7	5 5	5 5	1 0	0 0	1 0	0 0	0 0	0 0	3 64	106 7.50	1.333 1.000								
54 Jason Frasor, R (7, 1) ERA:	2.0 6	1 0	0 0	1 1	0 0	0 0	0 0	0 0	0 0	12 21	0.00 0.000	1.000 0.000									
56 Brian Tallet, L (9, 1) ERA:	1.0 3	0 0	0 0	2 0	0 0	0 0	0 0	0 0	0 0	9 11	0.00 0.000	0.000 0.000									

Detroit Tigers @ Toronto Blue Jays
Rogers Centre, Toronto, ON
Wed Apr 08 2009, 7:07 PM EDT
Att. 12,145 - Roof Closed - 68 F


AB 33
R 5
H 8
RBI 5
BB 2
SO 8
LOB 7



Batter	1	2	3	4	5	6	7	8	9	AB	R	H	RBI	BB	SO	LOB	BOTTOM				
19 Marco Scutaro, R (1, 6) OBP: 0.385, SLG: 0.583										4	1	2	0	0	0	0					
2 Aaron Hill, R (1, 4) OBP: 0.231, SLG: 0.583										4	0	1	1	0	1	1					
15 Alex Rios, R (1, 9) OBP: 0.462, SLG: 0.400										3	0	1	0	1	1	0					
10 Vernon Wells, R (1, 8) OBP: 0.462, SLG: 0.545										3	0	1	0	1	0	2					
26 Adam Lind, L (1, 10) OBP: 0.385, SLG: 0.583										4	0	0	0	0	2	4					
33 Scott Rolen, R (1, 5) OBP: 0.385, SLG: 0.636										4	0	1	0	0	0	4					
35 Lyle Overbay, L (1, 3) OBP: 0.154, SLG: 0.167										4	0	0	0	0	1	3					
20 Rod Barajas, R (1, 2) OBP: 0.167, SLG: 0.100										3	0	0	0	0	0	1					
45 Travis Snider, L (1, 7) OBP: 0.200, SLG: 0.600										3	0	0	0	0	2	0					
Inning Stats	R: 1 H: 3 E: 0 K: 0 S: 11	H: 3 LOB: 2 BB: 1 P: 19	R: 0 H: 0 E: 0 K: 1 S: 8	H: 0 LOB: 0 BB: 0 P: 10	R: 0 H: 1 E: 0 K: 0 S: 8	H: 1 LOB: 1 BB: 1 P: 14	R: 0 H: 1 E: 0 K: 1 S: 10	H: 1 LOB: 2 BB: 0 P: 13	R: 0 H: 0 E: 0 K: 1 S: 5	H: 0 LOB: 0 BB: 0 P: 7	R: 0 H: 0 E: 0 K: 1 S: 8	H: 0 LOB: 0 BB: 0 P: 16	R: 0 H: 0 E: 0 K: 0 S: 7	H: 0 LOB: 0 BB: 0 P: 7	R: 0 H: 0 E: 0 K: 2 S: 9	H: 0 LOB: 0 BB: 0 P: 7	1B: 4 2B: 3 3B: 0 HR: 0	SF: 0 SAC: 0 DP: 2 HBP: 0	WP: 0 PB: 0 SB: 0 CS: 0	PA: 34	
PITCHER	IP WLS BF H R ER SO BB IBB HBP BLK WP HR S P ERA WHIP	IP WLS BF H R ER SO BB IBB HBP BLK WP HR S P ERA WHIP	IP WLS BF H R ER SO BB IBB HBP BLK WP HR S P ERA WHIP	IP WLS BF H R ER SO BB IBB HBP BLK WP HR S P ERA WHIP	IP WLS BF H R ER SO BB IBB HBP BLK WP HR S P ERA WHIP	IP WLS BF H R ER SO BB IBB HBP BLK WP HR S P ERA WHIP	IP WLS BF H R ER SO BB IBB HBP BLK WP HR S P ERA WHIP	IP WLS BF H R ER SO BB IBB HBP BLK WP HR S P ERA WHIP	IP WLS BF H R ER SO BB IBB HBP BLK WP HR S P ERA WHIP	IP WLS BF H R ER SO BB IBB HBP BLK WP HR S P ERA WHIP	IP WLS BF H R ER SO BB IBB HBP BLK WP HR S P ERA WHIP	IP WLS BF H R ER SO BB IBB HBP BLK WP HR S P ERA WHIP	IP WLS BF H R ER SO BB IBB HBP BLK WP HR S P ERA WHIP	IP WLS BF H R ER SO BB IBB HBP BLK WP HR S P ERA WHIP	IP WLS BF H R ER SO BB IBB HBP BLK WP HR S P ERA WHIP	IP WLS BF H R ER SO BB IBB HBP BLK WP HR S P ERA WHIP	IP WLS BF H R ER SO BB IBB HBP BLK WP HR S P ERA WHIP	IP WLS BF H R ER SO BB IBB HBP BLK WP HR S P ERA WHIP	IP WLS BF H R ER SO BB IBB HBP BLK WP HR S P ERA WHIP	IP WLS BF H R ER SO BB IBB HBP BLK WP HR S P ERA WHIP	IP WLS BF H R ER SO BB IBB HBP BLK WP HR S P ERA WHIP
31 Zach Miner, R (1, 1) ERA: 1.59	5.2 W	24 4	0 0	0 0	2 2	0 0	0 0	0 0	0 0	0 0	8 12	0.00 0.000	0.000 0.000								
44 Bobby Seay, L (6, 1) ERA:	1.1 H	4 0	0 0	0 0	2 0	0 0	0 0	0 0	0 0	8 16	0.00 0.000	0.000 0.000									
45 Ryan Perry, R (8, 1) ERA:	1.0 3	0 0	0 0	1 0	0 0	0 0	0 0	0 0	0 0	7 7	0.00 0.000	0.000 0.000									
56 Fernando Rodney, R (9, 1) ERA:	1.0 3	0 0	0 0	0 0	0 0	0 0	0 0	0 0	0 0	7 7	0.00 0.000	0.000 0.000									

Detroit Tigers @ Toronto Blue Jays
Rogers Centre, Toronto, ON
Wed Apr 08 2009, 7:07 PM EDT
Att. 12,145 - Roof Closed - 68 F

AB 32
R 1
H 6
RBI 1
BB 2
SO 7
LOB 15



Batter	1	2	3	4	5	6	7	8	9	AB	R	H	RBI	BB	SO	LOB	TOP										
5 Ian Kinsler, R (1,4) OBP: 0.444, SLG: 0.765	G5-3		K			F7		BB		3	0	0	0	1	1	1	Texas Rangers @ Detroit Tigers Comerica Park, Detroit, MI Fri Apr 10 2009, 1:05 PM EDT Att: 44,588 - Partly Cloudy - 51 F										
10 Michael Young, R (1,5) OBP: 0.389, SLG: 0.438	K				L8	F9		L9		4	0	0	0	0	1	2											
32 Josh Hamilton, L (1,8) OBP: 0.444, SLG: 0.462	P5				BB	FC5-4	1B	BB		2	0	1	0	2	0	0											
9 Hank Blalock, L (1,10) OBP: 0.333, SLG: 0.545		G6-3			L4	FC5-4	1B	L3		4	0	1	1	0	0	3											
17 Nelson Cruz, R (1,9) OBP: 0.444, SLG: 1.000	BB	1B			K	FC5-4	1B	HR		4	1	2	1	0	1	3											
22 Marlon Byrd, R (1,7) OBP: 0.308, SLG: 0.692	1B				G5-3		K	G6-3		4	0	1	0	0	1	0											
19 Chris Davis, L (1,3) OBP: 0.176, SLG: 0.067	1B				K		F7	G4-3		4	0	0	0	0	1	2											
21 Jarrod Saltalamacchia, R (1,2) OBP: 0.273, SLG: 0.636			G3		K		K	G3		4	0	0	0	0	2	0											
1 Elvis Andrus, R (1,6) OBP: 0.364, SLG: 0.727			K			1B		K		3	1	1	0	0	2	0											
Inning Stats	R: 0 E: 0 K: 1 S: 8	H: 0 LOB: 0 BB: 0 P: 13	R: 0 E: 0 K: 0 S: 7	H: 2 LOB: 1 BB: 0 P: 10	R: 0 E: 0 K: 2 S: 9	H: 0 LOB: 0 BB: 0 P: 14	R: 0 E: 0 K: 1 S: 12	H: 0 LOB: 1 BB: 1 P: 18	R: 0 E: 0 K: 2 S: 10	H: 0 LOB: 0 BB: 0 P: 14	R: 1 E: 0 K: 0 S: 12	H: 3 LOB: 2 BB: 0 P: 17	R: 0 E: 0 K: 2 S: 8	H: 0 LOB: 0 BB: 0 P: 11	R: 0 E: 0 K: 1 S: 10	H: 0 LOB: 2 BB: 2 P: 24	R: 1 E: 0 K: 0 S: 6	H: 1 LOB: 0 BB: 0 P: 9	1B: 5 2B: 0 3B: 0 HR: 1	SF: 0 SAC: 0 DP: 1 HBP: 0	WP: 0 PB: 0 SB: 0 CS: 0	PA: 35					
PITCHER	IP	WLS	BF	H	R	ER	SO	BB	IBB	HBP	BLK	WP	HR	S	P	ERA	WHIP										
58 Armando Galarraga, R (1,1) ERA: 1.29	7.0	W	26	5	1	1	8	1	0	0	0	0	0	66	97	1.29	0.857										
45 Ryan Perry, R (8,1) ERA:	0.2		4	0	0	0	1	2	0	0	0	0	0	8	20	0.00	3.000										
49 Eddie Bonine, R (8,1) ERA: 4.91	1.1		5	1	1	1	0	0	0	0	0	0	1	8	13	6.75	0.750										

AB	32
R	2
H	6
RBI	2
BB	3
SO	9
LOB	11



Batter	1	2	3	4	5	6	7	8	9	AB	R	H	RBI	BB	SO	LOB	BOTTOM										
28 Curtis Granderson, L (1,8) OBP: 0.333, SLG: 0.619	G3-1		K	HR	L9		BB	F9		5	2	1	2	1	1	2	Texas Rangers @ Detroit Tigers Comerica Park, Detroit, MI Fri Apr 10 2009, 1:05 PM EDT Att: 44,588 - Partly Cloudy - 51 F										
14 Placido Polanco, R (1,4) OBP: 0.316, SLG: 0.235	L7		BB	HR		G1-3	BB	FC6-4		4	3	2	1	1	0	0											
30 Magglio Ordonez, R (1,9) OBP: 0.364, SLG: 0.300	BB		BB	HBP		F9	BB	FC6-4		5	1	2	2	1	1	5											
24 Miguel Cabrera, R (1,3) OBP: 0.667, SLG: 1.222	G5-3		BB	HR		F9	BB	BB		5	1	3	6	0	0	1											
9 Carlos Guillen, S (1,7) OBP: 0.333, SLG: 0.250		P6			G3					3	0	0	1	1	0	0											
13 Josh Anderson, L (7,PR) (8,7)		SF9								0	0	0	0	0	0	0											
19 Jeff Larish, L (1,10) OBP: 0.400, SLG: 1.000	E2		K					G4-3		5	2	2	1	0	1	4											
12 Gerald Laird, R (1,2) OBP: 0.412, SLG: 0.429	1B				HR					3	2	2	1	1	0	0											
15 Brandon Inge, R (1,5) OBP: 0.429, SLG: 0.882	P3				BB		HBP	3B		3	2	1	0	2	0	2											
4 Adam Everett, R (1,6) OBP: 0.250, SLG: 0.214	F8				1B		BB	BB		4	2	1	1	1	0	3											
Inning Stats	R: 0 E: 0 K: 0 S: 10	H: 0 LOB: 1 BB: 1 P: 16	R: 1 E: 1 K: 0 S: 16	H: 2 LOB: 1 BB: 0 P: 23	R: 1 E: 0 K: 2 S: 17	H: 3 LOB: 0 BB: 0 P: 22	R: 5 E: 0 K: 1 S: 15	H: 4 LOB: 0 BB: 0 P: 26	R: 1 E: 0 K: 0 S: 8	H: 1 LOB: 1 BB: 1 P: 14	R: 0 E: 0 K: 0 S: 5	H: 0 LOB: 0 BB: 0 P: 7	R: 6 E: 0 K: 0 S: 19	H: 2 LOB: 2 BB: 5 P: 47	R: 1 E: 0 K: 0 S: 9	H: 2 LOB: 2 BB: 1 P: 17	1B: 9 2B: 2 3B: 1 HR: 2	SF: 1 SAC: 0 DP: 0 HBP: 2	WP: 1 PB: 0 SB: 0 CS: 0	PA: 48							
PITCHER	IP	WLS	BF	H	R	ER	SO	BB	IBB	HBP	BLK	WP	HR	S	P	ERA	WHIP										
37 Kris Benson, R (1,1) ERA: 12.6	5.0	L	28	10	8	7	3	2	0	1	0	1	0	66	101	12.60	2.400										
60 Warner Madrigal, R (6,1) ERA: 21.6	1.2		9	0	4	4	0	3	0	1	0	1	0	15	33	21.60	1.800										
59 Josh Rupe, R (7,1) ERA: 13.5	1.1		11	4	3	3	0	3	0	0	0	0	0	18	38	20.25	5.250										



Batter	1	2	3	4	5	6	7	8	9	AB	R	H	RBI	BB	SO	LOB	TOP										
5 Ian Kinsler, R OBP: 0.409, SLG: 0.650	G6-3		10 BB		K		G5-3			3	0	0	0	1	1	2	Texas Rangers @ Detroit Tigers Comerica Park, Detroit, MI Sat Apr 11 2009, 1:05 PM EDT Att: 28,693 - Sunny - 55 F										
10 Michael Young, R OBP: 0.364, SLG: 0.368	F8		BB		FC6 9 BB 32 1B		G1-3			3	0	0	0	1	0	2											
32 Josh Hamilton, L OBP: 0.409, SLG: 0.412	K		K		9 BB		P2			4	0	1	2	0	2	2											
9 Hank Blalock, L OBP: 0.375, SLG: 0.714	HR				BB		G3			3	1	1	1	1	1	0											
17 Nelson Cruz, R OBP: 0.364, SLG: 0.789	F8		BB		P6		P3			4	0	0	0	0	1	3											
7 David Murphy, L OBP: 0.364, SLG: 0.789	K				P6		F8			4	0	0	0	0	2	0											
19 Chris Davis, L OBP: 0.190, SLG: 0.056	K				BB 10 E 32 1B		K			3	1	0	0	1	3	0											
21 Jarrod Saltalamacchia, R OBP: 0.200, SLG: 0.467	K				P4		F8			4	0	0	0	0	2	1											
1 Elvis Andrus, R OBP: 0.286, SLG: 0.571	F8				FC5 10 E 32 1B		G6-3			3	1	0	0	0	0	1											
Inning Stats	R: 0 E: 0 K: 1 S: 9	H: 0 LOB: 0 BB: 0 P: 12	R: 1 E: 0 K: 2 S: 13	H: 1 LOB: 0 BB: 1 P: 19	R: 0 E: 0 K: 2 S: 10	H: 0 LOB: 2 BB: 2 P: 21	R: 0 E: 0 K: 2 S: 11	H: 0 LOB: 0 BB: 0 P: 15	R: 2 E: 0 K: 1 S: 15	H: 1 LOB: 3 BB: 2 P: 30	R: 0 E: 0 K: 1 S: 8	H: 0 LOB: 0 BB: 0 P: 11	R: 0 E: 0 K: 0 S: 5	H: 0 LOB: 0 BB: 0 P: 9	R: 0 E: 0 K: 0 S: 7	H: 0 LOB: 0 BB: 0 P: 14		R: 0 E: 0 K: 3 S: 9	H: 0 LOB: 0 BB: 0 P: 14	1B: 1 2B: 0 3B: 0 HR: 1	SF: 0 SAC: 0 DP: 0 HBP: 0	WP: 0 PB: 0 SB: 0 CS: 0	PA: 35				
PITCHER	IP	WLS	BF	H	R	ER	SO	BB	IBB	HBP	BLK	WP	HR	S	P	ERA	WHIP										
35 Justin Verlander, R ERA: 3.35	5.0		23	2	3	1	8	4	0	0	0	0	1	58	97	1.80	1.200										
29 Nate Robertson, L ERA: 2.45	2.0	W	6	0	0	0	1	0	0	0	0	0	0	13	20	0.00	0.000										
44 Bobby Seay, L ERA:	0.2	H	2	0	0	0	0	0	0	0	0	0	0	5	7	0.00	0.000										
45 Ryan Perry, R ERA:	0.1	H	1	0	0	0	0	0	0	0	0	0	0	2	2	0.00	0.000										
56 Fernando Rodney, R ERA:	1.0	S	3	0	0	0	3	0	0	0	0	0	0	9	14	0.00	0.000										

Batter	1	2	3	4	5	6	7	8	9	AB	R	H	RBI	BB	SO	LOB	BOTTOM										
28 Curtis Granderson, L OBP: 0.321, SLG: 0.560	G3		P2		F8		SH5-3			4	0	1	0	0	0	4	Texas Rangers @ Detroit Tigers Comerica Park, Detroit, MI Sat Apr 11 2009, 1:05 PM EDT Att: 28,693 - Sunny - 55 F										
14 Placido Polanco, R OBP: 0.333, SLG: 0.364	G4-6-3		P3		BB 30 1B 33 SF9		G5-3			5	1	2	1	0	0	4											
30 Magglio Ordonez, R OBP: 0.407, SLG: 0.304	BB		BB		BB 9 G6-3		F9			3	0	1	0	2	1	2											
24 Miguel Cabrera, R OBP: 0.560, SLG: 1.000	K		L8		G3		K			4	0	0	0	0	2	4											
9 Carlos Guillen, S OBP: 0.360, SLG: 0.222	G6-3		G6-3		BB		BB 33 FC9-6			2	0	0	0	2	0	1											
33 Marcus Thames, R OBP: 0.250, SLG: 0.545	BB		F9		SF9		FC9-6 12 1B			3	1	1	1	0	0	2											
12 Gerald Laird, R OBP: 0.476, SLG: 0.556	BB		BB		K		BB			4	1	3	0	0	1	2											
15 Brandon Inge, R OBP: 0.440, SLG: 0.789	BB		BB		G5-3		P3			2	0	0	0	2	0	3											
4 Adam Everett, R OBP: 0.350, SLG: 0.294	BB		F8		F8		BB			3	1	2	2	1	0	1											
Inning Stats	R: 0 E: 0 K: 1 S: 7	H: 1 LOB: 1 BB: 1 P: 15	R: 2 E: 0 K: 0 S: 13	H: 3 LOB: 2 BB: 1 P: 22	R: 0 E: 0 K: 0 S: 7	H: 0 LOB: 1 BB: 1 P: 13	R: 0 E: 0 K: 0 S: 10	H: 1 LOB: 1 BB: 0 P: 15	R: 1 E: 0 K: 1 S: 8	H: 2 LOB: 2 BB: 1 P: 17	R: 1 E: 0 K: 1 S: 11	H: 2 LOB: 1 BB: 1 P: 21	R: 0 E: 0 K: 1 S: 11	H: 1 LOB: 2 BB: 1 P: 22	R: 0 E: 0 K: 0 S: 6	H: 0 LOB: 1 BB: 1 P: 12		R: 0 E: 0 K: 0 S: 6	H: 0 LOB: 1 BB: 1 P: 12	1B: 7 2B: 3 3B: 0 HR: 0	SF: 1 SAC: 1 DP: 1 HBP: 0	WP: 0 PB: 0 SB: 0 CS: 1	PA: 39				
PITCHER	IP	WLS	BF	H	R	ER	SO	BB	IBB	HBP	BLK	WP	HR	S	P	ERA	WHIP										
54 Matt Harrison, L ERA: 6.35	5.2	L	29	4	4	4	2	5	0	0	0	0	0	53	99	6.35	2.471										
26 Jason Jennings, R ERA:	1.1		7	1	0	0	2	2	0	0	0	0	0	15	31	0.00	2.250										
36 C.J. Wilson, L ERA: 3.0	1.0		3	0	0	0	0	0	0	0	0	0	0	5	7	0.00	0.000										

livebaseballscores.com

livebaseballscores.com




Batter	1	2	3	4	5	6	7	8	9	AB	R	H	RBI	BB	SO	LOB	TOP										
5 Ian Kinsler, R (1,4) OBP: 0.423, SLG: 0.739	G5-3		1-H HR		10 2B		F8			3	1	2	1	0	0		Texas Rangers @ Detroit Tigers Comerica Park, Detroit, MI Sun Apr 12 2009, 1:05 PM EDT Att: 18,905 - Sunny - 55 F										
10 Michael Young, R (1,5) OBP: 0.385, SLG: 0.409	32 HR		P3		2B			G6-3		3	1	0	1	0	0												
32 Josh Hamilton, L (1,8) OBP: 0.385, SLG: 0.524	1-H HR		F7		G6-3			G1-3		4	1	1	2	0	0	2											
9 Hank Blalock, L (1,10) OBP: 0.300, SLG: 0.556	F7		L9		P5			L1		4	0	0	0	0	0	2											
17 Nelson Cruz, R (1,9) OBP: 0.346, SLG: 0.739	P6			19 G3-6-1		G6-3			B5-3	4	0	1	0	0	0	0											
7 David Murphy, L (1,7)	P6		19 G3-6-1			K			P3	3	0	0	0	1	1	0											
19 Chris Davis, L (1,3) OBP: 0.160, SLG: 0.045	F8		G3-6-1			K			F7	4	0	0	0	0	1	2											
21 Jarrod Saltalamacchia, R (1,2) OBP: 0.167, SLG: 0.389	G4-3							G4-3		3	0	0	0	0	1	1											
1 Elvis Andrus, R (1,6) OBP: 0.294, SLG: 0.529			5 HR		P4			B1		3	1	1	0	0	0	0											
Inning Stats	R: 2 E: 0 K: 0 S: 12	H: 1 LOB: 0 BB: 1 P: 20	R: 0 E: 0 K: 0 S: 8	H: 0 LOB: 0 BB: 0 P: 9	R: 2 E: 0 K: 0 S: 11	H: 2 LOB: 0 BB: 0 P: 20	R: 0 E: 0 K: 1 S: 9	H: 1 LOB: 1 BB: 1 P: 18	R: 0 E: 0 K: 0 S: 13	H: 1 LOB: 2 BB: 0 P: 20	R: 0 E: 0 K: 2 S: 7	H: 0 LOB: 0 BB: 0 P: 10	R: 0 E: 0 K: 0 S: 5	H: 0 LOB: 0 BB: 0 P: 6	R: 0 E: 0 K: 0 S: 7	H: 0 LOB: 0 BB: 0 P: 11	R: 0 E: 0 K: 0 S: 5	H: 0 LOB: 0 BB: 0 P: 5	1B: 1 2B: 2 3B: 0 HR: 2	SF: 0 SAC: 0 DP: 1 HBP: 0	WP: 0 PB: 0 SB: 1 CS: 0	PA: 34					
PITCHER	IP	WLS	BF	H	R	ER	SO	BB	IBB	HBP	BLK	WP	HR	S	P	ERA	WHIP										
36 Edwin Jackson, R (1,1) ERA: 3.38	6.0		25	5	4	4	3	3	0	0	0	0	2	60	97	6.00	1.333										
37 Brandon Lyon, R (7,1) ERA: 9.0	2.0	W	6	0	0	0	0	0	0	0	0	0	0	12	17	0.00	0.000										
56 Fernando Rodney, R (9,1) ERA:	1.0	S	3	0	0	0	0	0	0	0	0	0	0	5	5	0.00	0.000										

Batter	1	2	3	4	5	6	7	8	9	AB	R	H	RBI	BB	SO	LOB	BOTTOM										
28 Curtis Granderson, L (1,8) OBP: 0.281, SLG: 0.483	K		K			L4		E6		4	1	0	0	0	2	1	Texas Rangers @ Detroit Tigers Comerica Park, Detroit, MI Sun Apr 12 2009, 1:05 PM EDT Att: 18,905 - Sunny - 55 F										
14 Placido Polanco, R (1,4) OBP: 0.393, SLG: 0.462	24 1B		30 FC5-4			G4-3		9 2B		4	1	3	1	0	0	0											
30 Magglio Ordonez, R (1,9) OBP: 0.355, SLG: 0.259	P4		FC5-4			G6-3		9 2B		4	0	0	0	0	1	4											
24 Miguel Cabrera, R (1,3) OBP: 0.586, SLG: 0.960			L7					19 G1-3	9 G3-1	3	1	2	0	1	0	0											
9 Carlos Guillen, S (1,7) OBP: 0.345, SLG: 0.273			K					9 2B	15 1B	4	0	1	2	0	1	3											
13 Josh Anderson, L (8, PR) (9, 7)	L9		K					15 1B	2B	0	1	0	0	0	0	0											
19 Jeff Larish, L (1,10) OBP: 0.250, SLG: 0.625			K					15 1B	2B	3	0	0	0	0	1	1											
33 Marcus Thames, R (8, PH) (9, 10)	G4-3		K					15 1B	IBB	0	0	0	0	1	0	0											
12 Gerald Laird, R (1,2) OBP: 0.400, SLG: 0.455	P3					K			K	4	0	0	0	0	2	4											
15 Brandon Inge, R (1,5) OBP: 0.448, SLG: 0.870	G4-3					G3				4	1	2	3	0	0	0											
4 Adam Everett, R (1,6) OBP: 0.333, SLG: 0.286			L8			K				4	1	1	0	0	1	2											
Inning Stats	R: 0 E: 0 K: 1 S: 12	H: 2 LOB: 2 BB: 0 P: 18	R: 0 E: 0 K: 0 S: 9	H: 0 LOB: 0 BB: 0 P: 18	R: 0 E: 0 K: 1 S: 11	H: 1 LOB: 0 BB: 0 P: 19	R: 0 E: 0 K: 2 S: 10	H: 0 LOB: 0 BB: 0 P: 15	R: 0 E: 0 K: 0 S: 8	H: 0 LOB: 0 BB: 0 P: 12	R: 0 E: 0 K: 0 S: 12	H: 1 LOB: 1 BB: 0 P: 19	R: 6 E: 1 K: 2 S: 18	H: 5 LOB: 2 BB: 2 P: 36	1B: 6 2B: 2 3B: 0 HR: 1	SF: 0 SAC: 0 DP: 0 HBP: 0	WP: 0 PB: 0 SB: 0 CS: 0	PA: 36									
PITCHER	IP	WLS	BF	H	R	ER	SO	BB	IBB	HBP	BLK	WP	HR	S	P	ERA	WHIP										
33 Kevin Millwood, R (1,1) ERA: 0.64	7.0		25	4	0	0	6	0	0	0	0	0	0	70	112	0.00	0.571										
36 C.J. Wilson, L (8,1) ERA: 10.8	0.1	L	7	4	6	3	1	0	1	0	0	0	1	13	24	81.00	12.000										
60 Warner Madrigal, R (8,1) ERA: 15.43	0.2		4	1	0	0	1	0	1	0	0	0	0	5	12	0.00	1.500										


livebaseballscores.com

AB 31
R 4
H 5
RBI 4
BB 3
SO 3
LOB 7



livebaseballscores.com

AB 34
R 6
H 9
RBI 6
BB 2
SO 8
LOB 15



Batter	1	2	3	4	5	6	7	8	9	AB	R	H	RBI	BB	SO	LOB	TOP										
18 Brent Lillibridge, R OBP: 0.250, SLG: 0.200	G5-3		2B	G1-5-3	K		K		K	6	1	1	0	0	3	4	Chicago White Sox @ Detroit Tigers Comerica Park, Detroit, MI Mon Apr 13 2009, 1:05 PM EDT Att: 21,850 - Cloudy - 37 F										
7 Josh Fields, R OBP: 0.464, SLG: 0.364	F8		2B	20 HR		G6-3	K		K	5	2	1	0	1	2	2											
20 Carlos Quentin, R OBP: 0.469, SLG: 0.875		BB	2B	20 HR			L7		P6	5	3	3	4	1	0	2											
25 Jim Thome, L OBP: 0.280, SLG: 0.478	G6-3		1B	G3						4	0	1	0	1	1	1											
23 Jermaine Dye, R OBP: 0.393, SLG: 0.630		HR	K	L4						5	2	3	1	0	1	3											
14 Paul Konerko, R OBP: 0.393, SLG: 0.692		HR	2B							5	2	4	4	0	0	2											
12 A.J. Pierzynski, L OBP: 0.217, SLG: 0.182		HR	2B							4	0	1	0	1	1	5											
10 Alexei Ramirez, R OBP: 0.222, SLG: 0.160		1B	1B							5	0	1	1	0	2	6											
31 Dewayne Wise, L OBP: 0.238, SLG: 0.238			1B							3	0	1	0	0	0	2											
32 Brian Anderson, R OBP: 0.375, SLG: 0.167			1B							0	0	0	0	2	0	0											
Inning Stats	R: 0 E: 0 K: 0 S: 9	H: 0 LOB: 1 BB: 1 P: 16	R: 2 E: 0 K: 0 S: 14	H: 3 LOB: 0 BB: 2 P: 24	R: 4 E: 0 K: 1 S: 19	H: 4 LOB: 2 BB: 2 P: 33	R: 2 E: 0 K: 0 S: 9	H: 2 LOB: 0 BB: 0 P: 13	R: 0 E: 0 K: 2 S: 12	H: 2 LOB: 2 BB: 0 P: 17	R: 2 E: 0 K: 2 S: 19	H: 3 LOB: 2 BB: 1 P: 35	R: 0 E: 0 K: 2 S: 12	H: 0 LOB: 1 BB: 1 P: 17	R: 0 E: 0 K: 1 S: 12	H: 2 LOB: 2 BB: 0 P: 19	R: 0 E: 0 K: 2 S: 9	H: 0 LOB: 1 BB: 1 P: 14	1B: 8 2B: 4 3B: 0 HR: 4	SF: 0 SAC: 0 DP: 1 HBP: 0	WP: 0 PB: 0 SB: 2 CS: 0	PA: 48					
PITCHER	IP	WLS	BF	H	R	ER	SO	BB	IBB	HBP	BLK	WP	HR	S	P	ERA	WHIP										
31 Zach Miner, R ERA: 9.0	3.1	L	21	9	8	8	1	3	0	0	0	0	3	47	79	21.60	3.600										
49 Eddie Bonine, R ERA: 5.88	2.2		14	5	2	2	4	0	1	0	0	0	1	35	59	6.75	1.875										
59 Juan Rincon, R ERA: 5.68	3.0		13	2	0	0	5	2	0	0	0	0	0	30	50	0.00	1.333										

Batter	1	2	3	4	5	6	7	8	9	AB	R	H	RBI	BB	SO	LOB	BOTTOM										
28 Curtis Granderson, L OBP: 0.243, SLG: 0.412	G4-3	G4-3		G3		L7		K		5	0	0	0	0	1	3	Chicago White Sox @ Detroit Tigers Comerica Park, Detroit, MI Mon Apr 13 2009, 1:05 PM EDT Att: 21,850 - Cloudy - 37 F										
14 Placido Polanco, R OBP: 0.394, SLG: 0.500	F8		F8	G5-3		BB				4	0	1	0	1	0	0											
30 Magglio Ordonez, R OBP: 0.417, SLG: 0.276	K		BB			1B				2	2	1	0	3	1	0											
24 Miguel Cabrera, R OBP: 0.529, SLG: 0.833		G5-3	F8		K			K		5	0	1	0	0	2	4											
9 Carlos Guillen, S OBP: 0.382, SLG: 0.280		1B	BB		BB			G5-3		3	3	1	0	2	1	5											
39 Ramon Santiago, S OBP: 0.385, SLG: 0.615		1B	HR		BB					5	1	3	3	0	0	5											
15 Brandon Inge, R OBP: 0.441, SLG: 0.769	P3		BB							3	0	0	0	2	1	3											
13 Josh Anderson, L OBP: 0.250, SLG: 0.273		1B	FC6							5	0	2	3	0	1	2											
20 Matt Treanor, R OBP: 0.222, SLG: 0.556		BB								3	0	0	0	1	0	2											
19 Jeff Larish, L OBP: 0.222, SLG: 0.556		BB								1	0	0	0	0	0	1											
Inning Stats	R: 0 E: 0 K: 1 S: 8	H: 0 LOB: 0 BB: 0 P: 13	R: 1 E: 0 K: 0 S: 11	H: 3 LOB: 3 BB: 1 P: 21	R: 3 E: 0 K: 0 S: 11	H: 1 LOB: 1 BB: 3 P: 28	R: 0 E: 0 K: 0 S: 5	H: 0 LOB: 0 BB: 0 P: 7	R: 2 E: 0 K: 1 S: 14	H: 1 LOB: 2 BB: 3 P: 29	R: 0 E: 0 K: 1 S: 13	H: 2 LOB: 3 BB: 1 P: 18	R: 0 E: 0 K: 0 S: 6	H: 0 LOB: 0 BB: 0 P: 10	R: 0 E: 0 K: 2 S: 15	H: 1 LOB: 2 BB: 1 P: 23	R: 0 E: 0 K: 2 S: 12	H: 1 LOB: 1 BB: 0 P: 20	1B: 6 2B: 1 3B: 1 HR: 1	SF: 0 SAC: 0 DP: 0 HBP: 0	WP: 1 PB: 0 SB: 0 CS: 0	PA: 45					
PITCHER	IP	WLS	BF	H	R	ER	SO	BB	IBB	HBP	BLK	WP	HR	S	P	ERA	WHIP										
34 Gavin Floyd, R ERA: 6.0	5.0	W	27	5	6	6	2	7	0	0	0	0	1	49	98	10.80	2.400										
D.J. Carrasco, R ERA: 7.2	2.0		9	2	0	0	1	1	0	0	0	0	0	19	28	0.00	1.500										
37 Matt Thornton, L ERA: 7.2	1.0		5	1	0	0	2	1	0	0	0	0	0	15	23	0.00	2.000										
71 Scott Linebrink, R ERA: 7.2	1.0		4	1	0	0	2	0	0	0	0	0	0	12	20	0.00	1.000										

AB 42
R 10
H 16
RBI 10
BB 6
SO 10
LOB 27



AB 36
R 6
H 9
RBI 6
BB 9
SO 7
LOB 25



Batter	1	2	3	4	5	6	7	8	9	AB	R	H	RBI	BB	SO	LOB	TOP										
18 Brent Lillibridge, R OBP: 0.250, SLG: 0.154										3	0	0	0	1	0	3	Chicago White Sox @ Detroit Tigers Comerica Park, Detroit, MI Wed Apr 15 2009, 1:05 PM EDT Att: 20,212 - Cloudy - 49 F										
7 Josh Fields, R OBP: 0.438, SLG: 0.423										4	0	1	0	0	1	1											
20 Carlos Quentin, R Jerry Owens, L										3	0	0	0	0	1	1											
25 Jim Thome, L 15 Wilson Betemit, S										3	0	0	0	0	2	1											
23 Jermaine Dye, R 44 Corky Miller, R										3	0	1	0	0	1	0											
14 Paul Konerko, R										2	0	1	0	1	0	1											
12 A.J. Pierzynski, L										3	0	1	0	0	0	2											
10 Alexei Ramirez, R										3	0	0	0	0	0	3											
32 Brian Anderson, R										2	0	0	0	1	1	2											
Inning Stats	R: 0 E: 0 K: 2 S: 12	H: 1 LOB: 1 BB: 0 P: 17	R: 0 E: 0 K: 0 S: 10	H: 1 LOB: 1 BB: 0 P: 12	R: 0 E: 0 K: 0 S: 8	H: 0 LOB: 0 BB: 1 P: 17	R: 0 E: 0 K: 0 S: 9	H: 0 LOB: 0 BB: 0 P: 14	R: 0 E: 0 K: 1 S: 17	H: 2 LOB: 2 BB: 0 P: 25	R: 0 E: 0 K: 1 S: 8	H: 0 LOB: 0 BB: 1 P: 13	R: 0 E: 0 K: 1 S: 8	H: 0 LOB: 0 BB: 1 P: 17	R: 0 E: 0 K: 1 S: 9	H: 0 LOB: 0 BB: 1 P: 18		R: 0 E: 0 K: 1 S: 7	H: 0 LOB: 0 BB: 0 P: 10	1B: 3 2B: 0 3B: 1 HR: 0	SF: 0 SAC: 0 DP: 1 HBP: 0	WP: 2 PB: 0 SB: 0 CS: 1	PA: 32				
PITCHER	IP	WLS	BF	H	R	ER	SO	BB	IBB	HBP	BLK	WP	HR	S	P	ERA	WHIP										
58 Armando Galarraga, R ERA: 0.68	6.1	W	24	4	0	0	5	2	0	0	0	0	0	70	110	0.00	0.947										
44 Bobby Seay, L ERA:	0.2		1	0	0	0	0	0	0	0	0	0	0	2	5	0.00	0.000										
45 Ryan Perry, R ERA:	1.0		4	0	0	0	1	1	0	0	0	1	0	9	18	0.00	1.000										
56 Fernando Rodney, R ERA:	1.0		3	0	0	0	1	0	0	0	0	0	0	7	10	0.00	0.000										

Batter	1	2	3	4	5	6	7	8	9	AB	R	H	RBI	BB	SO	LOB	BOTTOM										
28 Curtis Granderson, L OBP: 0.239, SLG: 0.385										5	2	1	1	0	0	6	Chicago White Sox @ Detroit Tigers Comerica Park, Detroit, MI Wed Apr 15 2009, 1:05 PM EDT Att: 20,212 - Cloudy - 49 F										
14 Placido Polanco, R OBP: 0.368, SLG: 0.486										5	0	1	3	0	0	5											
30 Magglio Ordonez, R OBP: 0.415, SLG: 0.273										4	1	1	1	1	1	1											
24 Miguel Cabrera, R										5	1	3	2	0	0	0											
9 Carlos Guillen, S									5	0	0	0	0	0	0	4											
12 Gerald Laird, R OBP: 0.379, SLG: 0.423									4	1	1	0	0	1	1	1											
15 Brandon Inge, R OBP: 0.421, SLG: 0.700									4	1	1	0	0	1	1	1											
13 Josh Anderson, L OBP: 0.438, SLG: 0.462									2	2	2	0	2	0	0	0											
39 Ramon Santiago, S									2	1	1	2	2	1	2	1											
Inning Stats	R: 0 E: 0 K: 1 S: 8	H: 0 LOB: 0 BB: 0 P: 11	R: 0 E: 0 K: 1 S: 6	H: 0 LOB: 0 BB: 0 P: 12	R: 0 E: 0 K: 1 S: 10	H: 2 LOB: 2 BB: 0 P: 16	R: 0 E: 1 K: 0 S: 8	H: 0 LOB: 1 BB: 0 P: 13	R: 2 E: 0 K: 1 S: 19	H: 1 LOB: 1 BB: 2 P: 32	R: 3 E: 1 K: 0 S: 14	H: 4 LOB: 2 BB: 0 P: 21	R: 1 E: 0 K: 0 S: 11	H: 1 LOB: 0 BB: 1 P: 18	R: 3 E: 0 K: 0 S: 14	H: 3 LOB: 2 BB: 2 P: 33		1B: 8 2B: 2 3B: 0 HR: 1	SF: 0 SAC: 0 DP: 1 HBP: 0	WP: 2 PB: 0 SB: 0 CS: 0	PA: 41						
PITCHER	IP	WLS	BF	H	R	ER	SO	BB	IBB	HBP	BLK	WP	HR	S	P	ERA	WHIP										
52 Jose Contreras, R ERA: 6.97	5.1	L	25	5	5	4	4	2	0	0	0	0	0	4	6	6.75	1.312										
54 Clayton Richard, L ERA: 5.4	0.1		3	2	0	0	0	0	0	0	0	0	0	4	6	0.00	6.000										
47 Mike MacDougal, R ERA: 12.46	2.0		11	3	4	4	0	3	0	0	0	2	0	23	45	18.00	3.000										
D.J. Carrasco, R ERA: 6.75	0.1		2	1	0	0	0	0	0	0	0	0	0	4	9	0.00	3.000										

Batter	1	2	3	4	5	6	7	8	9	AB	R	H	RBI	BB	SO	LOB	TOP					
28 Curtis Granderson, L (1.8) OBP: 0.263, SLG: 0.346	G5-3		F8	CS	G3		G6-4-3	K		5	0	1	0	0	1	1						
14 Placido Polanco, R (1.4) OBP: 0.327, SLG: 0.417	G5-3		G5-3		F9		F9	L9		5	0	1	0	0	0	1						
30 Magglio Ordonez, R (1.9) OBP: 0.426, SLG: 0.295	G4-3		G4-3		L5		G6-4-3	BB		4	0	1	0	1	0	1						
24 Miguel Cabrera, R (1.3) OBP: 0.538, SLG: 0.787	F8									4	3	2	0	1	1	2						
9 Carlos Guillen, S (1.10) OBP: 0.308, SLG: 0.233	L6									5	1	2	0	0	1	5						
15 Brandon Inge, R (1.5) OBP: 0.412, SLG: 0.619	G5-3									4	2	1	1	1	0	3						
13 Josh Anderson, L (1.7) OBP: 0.450, SLG: 0.529										4	2	2	1	0	0	3						
39 Ramon Santiago, S (1.6) OBP: 0.370, SLG: 0.480										3	0	2	5	0	0	3						
20 Matt Treanor, R (1.2) OBP: 0.357, SLG: 0.382	G4-6-3									4	0	0	0	0	1	6						
Inning Stats	R: 0 E: 0 K: 0 S: 15	H: 2 LOB: 2 BB: 0 P: 21	R: 1 E: 0 K: 0 S: 8	H: 2 LOB: 0 BB: 0 P: 16	R: 0 E: 0 K: 0 S: 10	H: 0 LOB: 0 BB: 0 P: 19	R: 3 E: 0 K: 0 S: 14	H: 2 LOB: 0 BB: 1 P: 26	R: 0 E: 0 K: 0 S: 7	H: 0 LOB: 0 BB: 0 P: 12	R: 1 E: 0 K: 1 S: 14	H: 2 LOB: 2 BB: 1 P: 23	R: 0 E: 0 K: 0 S: 5	H: 1 LOB: 0 BB: 0 P: 7	R: 3 E: 2 K: 2 S: 14	H: 2 LOB: 1 BB: 0 P: 18	R: 0 E: 0 K: 1 S: 14	H: 1 LOB: 2 BB: 1 P: 24	1B: 9 2B: 3 3B: 0 HR: 0	SF: 0 SAC: 1 DP: 3 HBP: 0	WP: 3 PB: 0 SB: 1 CS: 1	PA: 43
PITCHER	IP	WLS	BF	H	R	ER	SO	BB	IBB	HBP	BLK	WP	HR	S	P	ERA	WHIP					
52 Carlos Silva, R (1.1) ERA: 6.35	5.0	L	21	6	4	4	0	1	0	0	0	1	0	54	94	7.20	1.400					
57 Mark Lowe, R (6.1) ERA: 1.69	1.0		6	2	1	1	1	1	0	0	0	0	0	14	23	9.00	3.000					
43 Miguel Batista, R (7.1) ERA: 1.8	2.0		10	3	3	0	2	0	0	0	0	0	0	19	25	0.00	1.500					
23 Shawn Kelley, R (9.1) ERA:	1.0		5	1	0	0	1	1	0	0	0	1	0	14	24	0.00	2.000					

Detroit Tigers @ Seattle Mariners
Safeco Field, Seattle, WA
Sun Apr 19 2009, 1:10 PM PDT
Att: 30,469 - Partly Cloudy - 63 F

AB 38
R 8
H 12
RBI 7
BB 3
SO 4
LOB 25



Batter	1	2	3	4	5	6	7	8	9	AB	R	H	RBI	BB	SO	LOB	BOTTOM					
51 Ichiro Suzuki, L (1.9) OBP: 0.286, SLG: 0.429	G3									4	0	2	0	0	0	0						
10 Endy Chavez, L (1.7) OBP: 0.446, SLG: 0.471	G6-3									4	0	2	1	0	2	1						
24 Ken Griffey Jr., L (1.10) OBP: 0.357, SLG: 0.382	G6-3									4	0	0	0	0	0	4						
29 Adrian Beltré, R (1.5) OBP: 0.241, SLG: 0.280										4	0	1	0	0	1	0						
4 Jose Lopez, R (1.3) OBP: 0.255, SLG: 0.317										4	0	1	0	0	0	1						
7 Yuniesky Betancourt, R (1.6) OBP: 0.302, SLG: 0.372										4	0	1	0	0	1	1						
Jamie Burke, R (1.2) OBP: 0.241, SLG: 0.276										3	0	0	0	0	1	2						
5 Mike Sweeney, R (9. PH) OBP: 0.241, SLG: 0.276										1	0	1	0	0	0	0						
3 Ronny Cedeno, R (1.4) OBP: 0.240, SLG: 0.348										4	1	1	1	0	0	2						
21 Franklin Gutierrez, R (1.8) OBP: 0.326, SLG: 0.395										3	1	1	0	0	1	0						
Inning Stats	R: 0 E: 0 K: 0 S: 5	H: 1 LOB: 0 BB: 0 P: 9	R: 0 E: 0 K: 0 S: 8	H: 2 LOB: 1 BB: 0 P: 12	R: 1 E: 0 K: 1 S: 12	H: 2 LOB: 0 BB: 0 P: 17	R: 0 E: 0 K: 0 S: 8	H: 0 LOB: 0 BB: 0 P: 12	R: 0 E: 0 K: 1 S: 6	H: 0 LOB: 0 BB: 0 P: 12	R: 0 E: 0 K: 1 S: 9	H: 0 LOB: 0 BB: 0 P: 14	R: 0 E: 0 K: 0 S: 8	H: 0 LOB: 0 BB: 0 P: 10	R: 1 E: 0 K: 1 S: 17	H: 3 LOB: 2 BB: 0 P: 25	R: 0 E: 0 K: 2 S: 15	H: 2 LOB: 2 BB: 0 P: 18	1B: 8 2B: 1 3B: 0 HR: 1	SF: 0 SAC: 0 DP: 2 HBP: 0	WP: 0 PB: 0 SB: 0 CS: 0	PA: 35
PITCHER	IP	WLS	BF	H	R	ER	SO	BB	IBB	HBP	BLK	WP	HR	S	P	ERA	WHIP					
48 Rick Porcello, R (1.1) ERA: 3.75	7.0	W	24	5	1	1	3	0	0	0	0	0	0	56	86	1.29	0.714					
45 Ryan Perry, R (8.1) ERA: 2.45	0.2		4	2	1	1	1	0	0	0	0	0	0	13	19	13.50	3.000					
44 Bobby Seay, L (8.1) ERA:	0.1		2	1	0	0	0	0	0	0	0	0	0	4	6	0.00	3.000					
37 Brandon Lyon, R (9.1) ERA: 5.79	1.0		5	2	0	0	2	0	0	0	0	0	0	15	18	0.00	2.000					

Detroit Tigers @ Seattle Mariners
Safeco Field, Seattle, WA
Sun Apr 19 2009, 1:10 PM PDT
Att: 30,469 - Partly Cloudy - 63 F

AB 35
R 2
H 10
RBI 2
BB 0
SO 6
LOB 11



Batter	1	2	3	4	5	6	7	8	9	AB	R	H	RBI	BB	SO	LOB	TOP		
28 Curtis Granderson, L (1, 8) OBP: 0.338, SLG: 0.531	1-1 C SI 87 B FC 88 X SI 88	2-2 B SI 89 C FC 88 B CU 76 1 SAFE X CH 81			2-1 B CU 76 B CH 83 C FC 88 X FC 86		4-1 B FA 84 B FA 83 B FA 84 B FA 84		1-1 C CH 84 B SI 88 X FC 84	4	1	2	1	1	0	0			
14 Placido Polanco, R (1, 4) OBP: 0.333, SLG: 0.410	4-0 B FF 88 B FF 88 B SI 87 B CH 85	1-1 B CU 74 C FC 87 X CU 76			0-0 X FC 88		0-0 X FF 81		0-0 X FF 81	3	0	1	2	1	0	2			
30 Magglio Ordonez, R (1, 9) OBP: 0.403, SLG: 0.298	3-2 C CU 74 B SI 90 C CU 76 B FC 88 B FC 88 F FC 89 X SI 91				3-3 B FF 86 B FF 87 B SI 89 C FC 88 X FC 86		2-2 B FF 87 B SI 89 D SI 79 X CU 77		3-1 B SI 79 B FF 93 D SI 79 X FC 93	4	0	0	0	0	1	4			
24 Miguel Cabrera, R (1, 3) OBP: 0.492, SLG: 0.672	0-1 S FF 89 X SI 89				0-0 X FF 87		2-0 B FF 87 X FF 87		1-0 B SL 80 X FC 83	4	0	1	1	0	0	2			
9 Carlos Guillen, S (1, 10) OBP: 0.338, SLG: 0.304	0-0 X SI 90				1-0 B FF 88 X SI 88		2-2 C SI 90 F FC 88 B CU 75 X SI 88		1-2 B FF 92 C SI 90 C FC 93 X SL 82	4	0	1	0	0	1	2			
15 Brandon Inge, R (1, 5) OBP: 0.422, SLG: 0.685					1-1 B FC 88 F FC 88 B CH 83 B SI 89 X FF 88		0-2 C FC 88 F CH 83 X CU 76		1-3 S FF 93 F CH 83 C SL 80	4	1	1	1	0	1	1			
13 Josh Anderson, L (1, 7) OBP: 0.423, SLG: 0.478					1-0 B CU 74 X SI 88				0-0 X FF 91	4	1	1	0	0	0	0			
20 Matt Treanor, R (1, 2) OBP: 0.214, SLG: 0.385					2-1 C FF 87 B SI 89 X FF 88				1-1 B SI 89 X FC 83	2	0	0	0	0	0	1			
19 Jeff Larish, L (7, PH) OBP: 0.383, SLG: 0.350					2-1 C FF 87 B SI 89 X FF 88				0-1 C SI 88 X SL 79	3	1	0	0	1	0	1			
12 Gerald Laird, R (7, 2) OBP: 0.383, SLG: 0.350					1-1 C FC 88 P PO 80 X SI 90				0-1 C SI 88 X SL 79	3	1	0	0	1	0	1			
4 Adam Everett, R (1, 6) OBP: 0.364, SLG: 0.345					2-1 B FF 86 C FC 87 X SI 88				4-1 B FF 87 B SI 89 B FC 86	1	2	0	0	1	0	1			
Inning Stats	R: 1 E: 0 K: 0 S: 10	H: 2 LOB: 1 BB: 1 P: 18	R: 1 E: 0 K: 0 S: 17	H: 3 LOB: 2 BB: 0 P: 25	R: 0 E: 0 K: 1 S: 5	H: 0 LOB: 0 BB: 0 P: 9	R: 0 E: 0 K: 0 S: 5	H: 0 LOB: 0 BB: 0 P: 9	R: 0 E: 0 K: 0 S: 10	H: 1 LOB: 1 BB: 0 P: 16	R: 3 E: 1 K: 0 S: 10	H: 1 LOB: 3 BB: 3 P: 27	R: 0 E: 0 K: 2 S: 7	H: 0 LOB: 0 BB: 0 P: 9	R: 0 E: 0 K: 0 S: 6	H: 0 LOB: 0 BB: 0 P: 8	1B: 6 2B: 0 3B: 0 HR: 1	SF: 0 SAC: 0 DP: 2 HBP: 0	WP: 0 PA: 37 PB: 0 SB: 2 CS: 0
PITCHER	IP WLS BF H R ER SO BB IBB HBP BLK WP HR S P ERA WHIP																		
32 Matt Palmer, R (1, 1) ERA: 6.0	6.0 W 27 6 5 4 1 3 0 0 0 0 0 1 57 100 6.00 1.500																		
57 Daniel Davidson, L (7, 1) ERA: 9.0	0.0 1 0 0 0 0 1 0 0 0 0 0 0 1 5 ∞ ∞																		
52 Jason Bulger, R (7, 1) ERA: 9.0	2.0 H 6 1 0 0 2 0 0 0 0 0 0 0 11 17 0.00 0.500																		
33 Justin Speier, R (9, 1) ERA: 3.18	1.0 3 0 0 0 0 0 0 0 0 0 0 0 6 8 0.00 0.000																		

Detroit Tigers @ Los Angeles Angels
Angel Stadium of Anaheim, Anaheim, CA

Thu Apr 23 2009, 7:05 PM PDT
Att: 38,543 - Partly Cloudy - 64 F

AB	33
R	5
H	7
RBI	5
BB	4
SO	3
LOB	13

Batter	1	2	3	4	5	6	7	8	9	AB	R	H	RBI	BB	SO	LOB	BOTTOM		
Chone Figgins, S (1, 5) OBP: 0.377, SLG: 0.281	1-0 B FF 90 X FF 90									5	1	1	1	0	0	4			
13 Maicer Izturis, S (1, 6) OBP: 0.286, SLG: 0.343	2-2 C FF 92 B FF 94 B FF 94 B FF 94 B CU 80 X FF 94									5	0	2	1	0	0	4			
53 Bobby Abreu, L (1, 9) OBP: 0.448, SLG: 0.424	1-1 B FF 93 C FC 92 X SL 88									5	0	3	2	0	1	1			
48 Tori Hunter, R (1, 10) OBP: 0.417, SLG: 0.804	3-3 B FF 93 B FF 94 B FF 94 1 SAFE B FF 93 S FF 93									5	2	2	1	0	1	4			
8 Kendrys Morales, S (1, 3) OBP: 0.311, SLG: 0.386										5	1	2	0	0	0	0			
20 Juan Rivera, R (1, 7) OBP: 0.306, SLG: 0.354										5	0	1	0	0	0	1			
24 Gary Matthews, S (1, 8) OBP: 0.353, SLG: 0.310										4	2	2	1	1	1	1			
47 Howie Kendrick, R (1, 4) OBP: 0.228, SLG: 0.309										4	2	1	0	0	1	5			
5 Jeff Mathis, R (1, 2) OBP: 0.364, SLG: 0.316										2	2	1	1	2	1	0			
Inning Stats	R: 0 E: 0 K: 1 S: 11	H: 1 LOB: 0 BB: 0 P: 18	R: 0 E: 0 K: 0 S: 7	H: 1 LOB: 1 BB: 0 P: 14	R: 0 E: 0 K: 1 S: 11	H: 1 LOB: 1 BB: 0 P: 19	R: 2 E: 0 K: 1 S: 17	H: 3 LOB: 3 BB: 2 P: 30	R: 1 E: 0 K: 1 S: 9	H: 1 LOB: 0 BB: 0 P: 12	R: 3 E: 2 K: 0 S: 14	H: 3 LOB: 1 BB: 0 P: 19	R: 4 E: 1 K: 0 S: 18	H: 5 LOB: 2 BB: 1 P: 29	R: 0 E: 0 K: 1 S: 9	H: 0 LOB: 0 BB: 0 P: 12	1B: 13 2B: 1 3B: 0 HR: 1	SF: 0 SAC: 0 DP: 0 HBP: 0	WP: 1 PA: 43 PB: 0 SB: 2 CS: 0
PITCHER	IP WLS BF H R ER SO BB IBB HBP BLK WP HR S P ERA WHIP																		
36 Edwin Jackson, R (1, 1) ERA: 2.77	5.0 L 27 6 3 4 0 2 0 0 0 0 0 1 63 104 5.40 2.200																		
49 Eddie Bonine, R (6, 1) ERA: 9.0	1.2 11 5 4 4 0 1 0 0 0 0 0 0 20 31 21.60 3.600																		
37 Brandon Lyon, R (7, 1) ERA: 4.5	1.1 5 1 0 0 1 0 0 0 0 0 0 0 13 18 0.00 0.750																		

Detroit Tigers @ Los Angeles Angels
Angel Stadium of Anaheim, Anaheim, CA

Thu Apr 23 2009, 7:05 PM PDT
Att: 38,543 - Partly Cloudy - 64 F

AB	40
R	10
H	15
RBI	7
BB	3
SO	5
LOB	20

Batter	1	2	3	4	5	6	7	8	9	AB	R	H	RBI	BB	SO	LOB	TOP					
28 Curtis Granderson, L (1, 8) OBP: 0.320, SLG: 0.500										4	0	0	0	0	2	0	Detroit Tigers @ Kansas City Royals Kauffman Stadium, Kansas City, MO Fri Apr 24 2009, 7:10 PM CDT Att: 36,197 - Clear - 79 F livebaseballscorecards.com					
14 Placido Polanco, R (1, 4) OBP: 0.329, SLG: 0.400										4	0	1	0	0	0	0						
30 Magglio Ordonez, R (1, 9) OBP: 0.380, SLG: 0.279										4	0	0	0	0	0	1						
24 Miguel Cabrera, R (1, 3) OBP: 0.471, SLG: 0.639										3	0	0	0	0	2	1						
9 Carlos Guillen, S (1, 10) OBP: 0.324, SLG: 0.288										3	0	0	0	0	2	0						
12 Gerald Laird, R (1, 2) OBP: 0.400, SLG: 0.395										3	1	2	0	0	0	0						
15 Brandon Inge, R (1, 5) OBP: 0.418, SLG: 0.661										2	0	0	0	1	2	1						
13 Josh Anderson, L (1, 7) OBP: 0.379, SLG: 0.423										3	0	0	0	0	1	2						
39 Ramon Santiago, S (1, 6) OBP: 0.294, SLG: 0.375										3	0	0	0	0	1	0						
Inning Stats	R: 0 E: 0 K: 1 S: 9	H: 1 LOB: 1 BB: 0 P: 13	R: 0 E: 0 K: 1 S: 7	H: 1 LOB: 1 BB: 1 P: 15	R: 0 E: 0 K: 0 S: 6	H: 0 LOB: 0 BB: 0 P: 9	R: 0 E: 0 K: 1 S: 7	H: 0 LOB: 0 BB: 0 P: 12	R: 1 E: 1 K: 1 S: 9	H: 1 LOB: 0 BB: 0 P: 15	R: 0 E: 0 K: 0 S: 5	H: 0 LOB: 0 BB: 0 P: 9	R: 0 E: 0 K: 2 S: 8	H: 0 LOB: 0 BB: 0 P: 11	R: 0 E: 0 K: 3 S: 9	H: 0 LOB: 0 BB: 0 P: 13		R: 0 E: 0 K: 1 S: 8	H: 0 LOB: 0 BB: 0 P: 11	1B: 2 2B: 1 3B: 0 HR: 0	SF: 0 SAC: 0 DP: 1 HBP: 0	WP: 0 PB: 0 SB: 0 CS: 0
PITCHER 23 Zack Greinke, R (1, 1) ERA:	IP: 9.0 WLS: W BF: 30	H: 3 R: 1 ER: 0 SO: 10	BB: 1 IBB: 0 HBP: 0 BLK: 0	WP: 0 HR: 0 S: 68 P: 108	ERA: 0.00 WHIP: 0.444	PITCHER IP: WLS: BF: H: R: ER: SO: BB: IBB: HBP: BLK: WP: HR: S: P: ERA: WHIP																

Batter	1	2	3	4	5	6	7	8	9	AB	R	H	RBI	BB	SO	LOB	BOTTOM			
2 Coco Crisp, S (1, 8) OBP: 0.377, SLG: 0.534										4	1	2	2	0	0	0	Detroit Tigers @ Kansas City Royals Kauffman Stadium, Kansas City, MO Fri Apr 24 2009, 7:10 PM CDT Att: 36,197 - Clear - 79 F livebaseballscorecards.com			
9 David DeJesus, L (1, 7) OBP: 0.279, SLG: 0.361										4	0	0	0	0	0	3				
24 Mark Teahen, L (1, 5) OBP: 0.409, SLG: 0.525										4	1	1	2	0	0	2				
17 Mike Jacobs, L (1, 10) OBP: 0.339, SLG: 0.574										4	0	0	0	0	2	0				
16 Billy Butler, R (1, 3) OBP: 0.350, SLG: 0.280										3	0	1	0	1	1	0				
13 Alberto Callaspo, S (1, 4) OBP: 0.400, SLG: 0.522										4	1	1	1	0	0	2				
30 Mike Aviles, R (1, 6) OBP: 0.180, SLG: 0.203										4	0	0	0	0	0	2				
21 Miguel Olivo, R (1, 2) OBP: 0.200, SLG: 0.314										3	2	2	0	0	0	0				
35 Mitch Maier, L (1, 9) OBP: 0.308, SLG: 0.200										2	1	1	0	1	1	0				
Inning Stats	R: 2 E: 0 K: 1 S: 13	H: 2 LOB: 0 BB: 0 P: 18	R: 1 E: 0 K: 1 S: 8	H: 1 LOB: 0 BB: 0 P: 13	R: 0 E: 0 K: 0 S: 4	H: 0 LOB: 0 BB: 0 P: 7	R: 0 E: 0 K: 1 S: 6	H: 0 LOB: 0 BB: 0 P: 10	R: 2 E: 1 K: 0 S: 13	H: 1 LOB: 1 BB: 1 P: 24	R: 0 E: 0 K: 1 S: 6	H: 0 LOB: 1 BB: 1 P: 13	R: 1 E: 0 K: 0 S: 13	H: 3 LOB: 1 BB: 0 P: 20	R: 0 E: 0 K: 0 S: 8	H: 1 LOB: 1 BB: 0 P: 10		1B: 5 2B: 1 3B: 0 HR: 2	SF: 0 SAC: 0 DP: 0 HBP: 0	WP: 2 PB: 0 SB: 0 CS: 0
PITCHER 48 Rick Porcello, R (1, 1) ERA: 4.5 29 Nate Robertson, L (7, 1) ERA: 3.6 45 Ryan Perry, R (8, 1) ERA: 1.69	IP: 6.0 WLS: L BF: 25	H: 4 R: 5 ER: 4 SO: 4	BB: 2 IBB: 0 HBP: 0 BLK: 0	WP: 2 HR: 2 S: 50 P: 85	ERA: 6.00 WHIP: 1.000	PITCHER IP: WLS: BF: H: R: ER: SO: BB: IBB: HBP: BLK: WP: HR: S: P: ERA: WHIP														

Detroit Tigers @ Kansas City Royals
 Kauffman Stadium, Kansas City, MO
 Fri Apr 24 2009, 7:10 PM CDT
 Att: 36,197 - Clear - 79 F

AB 29
R 1
H 3
RBI 0
BB 1
SO 10
LOB 5



Batter	1	2	3	4	5	6	7	8	9	AB	R	H	RBI	BB	SO	LOB	TOP										
28 Curtis Granderson, L (1.8) OBP: 0.325, SLG: 0.528	F8		HR	K		BB		G6-3		4	2	1	2	1	1	3											
14 Placido Polanco, R (1.4) OBP: 0.320, SLG: 0.400	F8		F9		K	2B		G5-3		5	0	1	2	0	1	0											
30 Magglio Ordonez, R (1.9) OBP: 0.368, SLG: 0.318 25 Ryan Raburn, R (0.9)	G3		G6-3		G5-3	F8		HR		5	1	1	1	0	0	1											
24 Miguel Cabrera, R (1.3) OBP: 0.452, SLG: 0.600 19 Jeff Larish, L (0.3)	G6-3		BB		G6-3		K	G6-3		4	0	0	0	1	1	0											
9 Carlos Guillen, S (1.10) OBP: 0.315, SLG: 0.270	12 HR		G4-3		L4		K	G4-3		4	1	0	0	1	1												
12 Gerald Laird, R (1.2) OBP: 0.327, SLG: 0.489	HR		FC1-5		15 1B		K			4	2	3	2	0	1	0											
15 Brandon Inge, R (1.5) OBP: 0.437, SLG: 0.661	G5-3		F8		13 3B			13 G6-4-3		3	1	2	0	1	0	0											
13 Josh Anderson, L (1.7) OBP: 0.364, SLG: 0.467	P6		FC1-5		28 S			G6-4-3		4	1	1	2	0	0	3											
4 Adam Everett, R (1.6) OBP: 0.378, SLG: 0.394	28 HR		F8		F8			2B		4	1	2	0	0	0	3											
Inning Stats	R: 0 E: 0 K: 0 S: 8	H: 0 LOB: 0 BB: 13	R: 2 E: 0 K: 0 S: 8	H: 1 LOB: 0 BB: 15	R: 2 E: 0 K: 0 S: 9	H: 2 LOB: 1 BB: 19	R: 0 E: 0 K: 1 S: 9	H: 2 LOB: 2 BB: 0	R: 0 E: 0 K: 0 S: 5	H: 0 LOB: 0 BB: 0	R: 4 E: 0 K: 0 S: 13	H: 4 LOB: 1 BB: 27	R: 0 E: 0 K: 3 S: 10	H: 0 LOB: 0 BB: 16	R: 0 E: 0 K: 0 S: 8	H: 1 LOB: 1 BB: 12	R: 1 E: 0 K: 0 S: 9	H: 1 LOB: 0 BB: 16	1B: 5 2B: 2 HR: 3	SF: 0 SAC: 0 HBP: 0	WP: 0 PB: 0 SB: 1 CS: 0	PA: 41					
PITCHER	IP	WLS	BF	H	R	ER	SO	BB	IBB	HBP	BLK	WP	HR	S	P	ERA	WHIP										
28 Kyle Davies, R (1.1) ERA: 4.88	5.1	L	26	8	7	7	2	2	0	0	0	0	2	47	86	11.81	1.875										
51 Robinson Tejeda, R (6.1) ERA: 1.69	0.2		4	1	1	1	0	1	0	0	0	0	0	5	11	13.50	3.000										
32 Ron Mahay, L (7.1) ERA: 7.71	1.0		3	0	0	0	3	0	0	0	0	0	0	10	16	0.00	0.000										
37 Juan Cruz, R (8.1) ERA: 2.35	1.0		4	1	0	0	0	1	0	0	0	0	0	8	12	0.00	2.000										
34 Jamey Wright, R (9.1) ERA: 1.0	1.0		4	1	1	1	0	0	0	0	0	0	1	9	16	9.00	1.000										

Detroit Tigers @ Kansas City Royals
Kauffman Stadium, Kansas City, MO
Sat Apr 25 2009, 6:10 PM CDT
Att: 37,522 - Cloudy - 75 F

AB 37
R 9
H 11
RBI 9
BB 4
SO 5
LOB 11



Batter	1	2	3	4	5	6	7	8	9	AB	R	H	RBI	BB	SO	LOB	BOTTOM										
2 Coco Crisp, S (1.8) OBP: 0.384, SLG: 0.525 8 Willie Bloomquist, R (0.9) OBP: 0.370, SLG: 0.533	F9		24 G4-3			24 G4-3		G4-3		3	1	1	0	1	0	0											
9 David DeJesus, L (1.7) OBP: 0.278, SLG: 0.354	K		K			17 G4-3		F8		4	0	1	0	0	2	2											
24 Mark Teahen, L (1.5) OBP: 0.414, SLG: 0.516	1B		G4-6-3			G4-3		BB		3	0	1	0	1	0	4											
17 Mike Jacobs, L (1.10) OBP: 0.317, SLG: 0.534	G6-3		G4-3			G4-3		G3		4	0	0	1	0	0	2											
11 Jose Guillen, R (1.9) OBP: 0.294, SLG: 0.143 35 Mitch Maier, L (0.8) OBP: 0.357, SLG: 0.273	13 1B		G4-3			G3-1		G6-4-3		2	0	0	0	1	0	1											
16 Billy Butler, R (1.3) OBP: 0.328, SLG: 0.259	L7		G6-3			G4-3		G6-4-3		4	0	0	0	0	0	2											
13 Alberto Callaspo, S (1.4) OBP: 0.407, SLG: 0.520	1B		G6-3			P6		1B		4	0	2	0	0	0	0											
14 John Buck, R (1.2) OBP: 0.394, SLG: 0.690	G5-3		P3			BB		F8		3	0	0	0	1	0	3											
1 Tony Pena Jr., R (1.6) OBP: 0.328, SLG: 0.690	G1-3		2 BB			G1-3				2	0	0	0	1	0	1											
Inning Stats	R: 0 E: 0 K: 1 S: 7	H: 1 LOB: 1 BB: 0	R: 0 E: 0 K: 0 S: 13	H: 1 LOB: 1 BB: 1	R: 0 E: 0 K: 0 S: 10	H: 0 LOB: 2 BB: 23	R: 0 E: 0 K: 0 S: 7	H: 0 LOB: 0 BB: 14	R: 0 E: 0 K: 0 S: 3	H: 0 LOB: 0 BB: 6	R: 1 E: 0 K: 0 S: 8	H: 2 LOB: 1 BB: 12	R: 0 E: 0 K: 0 S: 5	H: 0 LOB: 1 BB: 10	R: 0 E: 0 K: 0 S: 10	H: 0 LOB: 1 BB: 16	R: 0 E: 0 K: 0 S: 8	H: 2 LOB: 1 BB: 13	1B: 6 2B: 0 3B: 0 HR: 0	SF: 0 SAC: 0 HBP: 0	WP: 0 PB: 0 SB: 0 CS: 0	PA: 35					
PITCHER	IP	WLS	BF	H	R	ER	SO	BB	IBB	HBP	BLK	WP	HR	S	P	ERA	WHIP										
31 Zach Miner, R (1.1) ERA: 6.0	5.0	W	19	3	1	1	2	3	0	0	0	0	0	3	5	0.00	1.500										
44 Bobby Seay, L (6.1) ERA: 3.72	0.2		3	1	0	0	0	0	0	0	0	0	0	3	5	0.00	1.500										
37 Brandon Lyon, R (6.1) ERA: 3.72	1.2		6	0	0	0	0	1	0	0	0	0	0	11	19	0.00	0.600										
29 Nate Robertson, L (8.1) ERA: 3.18	0.2		3	0	0	0	0	1	0	0	0	0	0	7	12	0.00	1.500										
54 Joel Zumaya, R (9.1) ERA: 3.18	1.0		4	2	0	0	0	0	0	0	0	0	0	8	13	0.00	2.000										

Detroit Tigers @ Kansas City Royals
Kauffman Stadium, Kansas City, MO
Sat Apr 25 2009, 6:10 PM CDT
Att: 37,522 - Cloudy - 75 F

AB 30
R 1
H 6
RBI 1
BB 5
SO 2
LOB 15



Batter	1	2	3	4	5	6	7	8	9	AB	R	H	RBI	BB	SO	LOB	TOP								
2 Derek Jeter, R OBP: 0.355, SLG: 0.482	L6		18 S 1B		K		G4-3			4	1	1	0	1	1	2									
18 Johnny Damon, L OBP: 0.370, SLG: 0.457	F9		F7			G3	55 1B 24 1B	P5		5	1	1	1	0	0	2									
11 Brett Gardner, L OBP: 0.254, SLG: 0.271	F7									0	0	0	0	0	0	0									
25 Mark Teixeira, S OBP: 0.363, SLG: 0.381	F7				G3	P4	P5	55 G3-1 BB		4	0	0	0	1	0	2									
55 Hideki Matsui, L OBP: 0.391, SLG: 0.492	F7				P3					5	1	2	1	0	0	1									
24 Robinson Canó, L OBP: 0.418, SLG: 0.619	P6				33 BB 1B					5	1	2	1	0	1	2									
33 Nick Swisher, S OBP: 0.417, SLG: 0.657	G3				BB					3	3	2	1	2	0	0									
53 Melky Cabrera, S OBP: 0.413, SLG: 0.625			2 1B 1B		K2-3					3	2	2	1	2	1	2									
26 José Molina, R OBP: 0.344, SLG: 0.379	F9				G4-3					4	1	1	4	0	0	2									
19 Ramiro Pena, S OBP: 0.286, SLG: 0.211	F8				K2-3					2	0	0	0	0	1	1									
20 Jorge Posada, S OBP: 0.370, SLG: 0.508										0	0	0	1	0	0	0									
14 Angel Berroa, R OBP: 0.250, SLG: 0.250										2	1	1	0	0	0	1									
Inning Stats	R: 0 E: 0 K: 0 S: 10	H: 0 LOB: 0 BB: 0 P: 13	R: 0 E: 0 K: 0 S: 6	H: 0 LOB: 0 BB: 0 P: 9	R: 0 E: 0 K: 0 S: 14	H: 2 LOB: 0 BB: 0 P: 22	R: 0 E: 0 K: 1 S: 19	H: 1 LOB: 2 BB: 1 P: 32	R: 0 E: 0 K: 2 S: 10	H: 0 LOB: 0 BB: 0 P: 14	R: 0 E: 0 K: 1 S: 17	H: 1 LOB: 1 BB: 0 P: 27	R: 10 E: 1 K: 0 S: 29	H: 6 LOB: 2 BB: 4 P: 56	R: 0 E: 0 K: 0 S: 10	H: 0 LOB: 1 BB: 1 P: 18	R: 1 E: 0 K: 0 S: 4	H: 2 LOB: 0 BB: 0 P: 9	1B: 9 2B: 0 3B: 1 HR: 2	SF: 1 SAC: 1 DP: 1 HBP: 0	WP: 0 PB: 0 SB: 1 CS: 0	PA: 45			
PITCHER	IP	WLS	BF	H	R	ER	SO	BB	IBB	HBP	BLK	WP	HR	S	P	ERA	WHIP								
36 Edwin Jackson, R ERA: 2.25	6.0		23	4	0	0	4	1	0	0	0	0	0	76	117	0.00	0.833								
45 Ryan Perry, R ERA: 4.05	0.1	L	5	1	4	4	0	2	0	0	0	0	0	8	18	108.00	9.000								
29 Nate Robertson, L ERA: 9.0	0.1		5	3	1	0	0	1	0	0	0	0	0	12	23	0.00	12.000								
37 Brandon Lyon, R ERA: 4.91	1.1		8	2	5	4	0	2	0	0	0	0	1	19	33	27.00	3.000								
59 Juan Rincon, R ERA: 6.48	1.0		4	2	1	1	0	0	0	0	0	0	1	4	9	9.00	2.000								

New York Yankees @ Detroit Tigers
Comerica Park, Detroit, MI
Tue Apr 28 2009, 7:05 PM EDT
Att: 25,519 - Partly Cloudy - 53 F

AB 37
R 11
H 12
RBI 10
BB 6
SO 4
LOB 15



Batter	1	2	3	4	5	6	7	8	9	AB	R	H	RBI	BB	SO	LOB	BOTTOM								
28 Curtis Granderson, L OBP: 0.304, SLG: 0.470	K		BB		L4			P6		3	0	0	0	1	1	0									
14 Placido Polanco, R OBP: 0.310, SLG: 0.415	K		F7		G5-3					4	0	1	0	0	1	1									
39 Ramon Santiago, S OBP: 0.294, SLG: 0.375	K									0	0	0	0	0	0	0									
30 Magglio Ordonez, R OBP: 0.337, SLG: 0.329	G5-3				P3					3	0	0	0	0	1	0									
25 Ryan Raburn, R OBP: 0.294, SLG: 0.375										0	0	0	0	1	0	0									
24 Miguel Cabrera, R OBP: 0.452, SLG: 0.568	G4-3 1B				12 FC1-6 9 1B HBP			G4-3		3	0	1	0	0	0	2									
9 Carlos Guillen, S OBP: 0.300, SLG: 0.257	G4-3				12 FC1-6 1B			F7		4	0	1	0	0	0	1									
12 Gerald Laird, R OBP: 0.377, SLG: 0.426	K				FC1-6 15 BB					4	0	0	0	0	1	3									
15 Brandon Inge, R OBP: 0.444, SLG: 0.667	F9				1-2 2-3			G6-3		2	0	0	0	1	1	1									
13 Josh Anderson, L OBP: 0.400, SLG: 0.486										4	0	1	0	0	0	3									
4 Adam Everett, R OBP: 0.298, SLG: 0.302	K							G6-3		4	0	0	0	0	1	3									
										2	0	0	0	1	1	1									
										4	0	0	0	0	2	2									
										4	0	1	0	0	0	3									
										4	0	0	0	0	2	2									
Inning Stats	R: 0 E: 0 K: 2 S: 11	H: 0 LOB: 0 BB: 0 P: 18	R: 0 E: 0 K: 1 S: 9	H: 1 LOB: 0 BB: 0 P: 14	R: 0 E: 0 K: 1 S: 11	H: 0 LOB: 1 BB: 1 P: 20	R: 0 E: 0 K: 0 S: 9	H: 1 LOB: 3 BB: 1 P: 19	R: 0 E: 0 K: 1 S: 8	H: 0 LOB: 0 BB: 0 P: 10	R: 0 E: 0 K: 1 S: 10	H: 0 LOB: 0 BB: 0 P: 18	R: 0 E: 0 K: 1 S: 7	H: 0 LOB: 0 BB: 0 P: 11	R: 0 E: 0 K: 0 S: 9	H: 1 LOB: 2 BB: 1 P: 17	R: 0 E: 0 K: 0 S: 15	H: 1 LOB: 2 BB: 0 P: 23	1B: 3 2B: 1 3B: 0 HR: 0	SF: 0 SAC: 0 DP: 0 HBP: 2	WP: 0 PB: 0 SB: 0 CS: 0	PA: 36			
PITCHER	IP	WLS	BF	H	R	ER	SO	BB	IBB	HBP	BLK	WP	HR	S	P	ERA	WHIP								
65 Phil Hughes, R ERA: 1.00	6.0		23	2	0	0	6	2	0	0	0	0	0	7	11	0.00	0.667								
39 Mark Melancon, R ERA: 6.48	1.0		3	0	0	0	1	0	0	0	0	0	0	7	11	0.00	0.000								
36 Edwar Ramirez, R ERA: 5.73	1.0		5	1	0	0	0	1	0	0	0	0	0	9	17	0.00	2.000								
41 Jose Veras, R ERA: 5.73	1.0		5	1	0	0	0	0	0	1	0	0	0	15	23	0.00	1.000								

New York Yankees @ Detroit Tigers
Comerica Park, Detroit, MI
Tue Apr 28 2009, 7:05 PM EDT
Att: 25,519 - Partly Cloudy - 53 F

AB 31
R 0
H 4
RBI 0
BB 3
SO 7
LOB 13



Batter	1	2	3	4	5	6	7	8	9	AB	R	H	RBI	BB	SO	LOB	TOP					
24 Grady Sizemore, L OBP: 0.342, SLG: 0.484										3	0	1	1	1	0	2						
Asdrúbal Cabrera, S OBP: 0.432, SLG: 0.432										4	0	1	1	1	1	2						
41 Victor Martínez, S OBP: 0.453, SLG: 0.626										3	0	1	1	2	0	1						
17 Shin-Soo Choo, L OBP: 0.388, SLG: 0.449										5	0	0	0	0	0	7						
7 Mark DeRosa, R OBP: 0.317, SLG: 0.447										5	2	2	0	0	1	0						
2 Johnny Peralta, R OBP: 0.300, SLG: 0.321										5	2	2	2	0	1	1						
20 David Dellucci, L OBP: 0.800, SLG: 1.200										5	1	4	0	0	0	0						
12 Ben Francisco, R OBP: 0.310, SLG: 0.381										5	0	0	0	0	1	6						
10 Kelly Shoppach, R OBP: 0.333, SLG: 0.429										3	1	1	1	1	2	0						
Inning Stats	R: 0 E: 0 K: 1 S: 11	H: 0 LOB: 1 BB: 1 P: 20	R: 4 E: 1 K: 0 S: 19	H: 5 LOB: 2 BB: 1 P: 29	R: 1 E: 0 K: 0 S: 9	H: 1 LOB: 0 BB: 0 P: 13	R: 0 E: 0 K: 1 S: 12	H: 1 LOB: 2 BB: 1 P: 22	R: 0 E: 0 K: 0 S: 6	H: 1 LOB: 1 BB: 0 P: 10	R: 0 E: 0 K: 1 S: 9	H: 0 LOB: 2 BB: 2 P: 18	R: 1 E: 0 K: 2 S: 12	H: 3 LOB: 2 BB: 0 P: 20	R: 0 E: 0 K: 0 S: 7	H: 0 LOB: 0 BB: 0 P: 10	R: 0 E: 0 K: 1 S: 11	H: 1 LOB: 1 BB: 0 P: 18	1B: 8 2B: 3 HR: 1	SF: 1 SAC: 0 DP: 0 HBP: 0	WP: 0 PB: 0 SB: 0 CS: 0	PA: 44
PITCHER	IP WLS BF H R ER SO BB IBB HBP BLK WP HR S P ERA WHIP																					
58 Armando Galarraga, R ERA: 3.07	(1, 1)	5.0 L 26 8 5 5 2 3 0 0 0 0 0 1 57 94 9.00 2.200																				
29 Nate Robertson, L ERA: 7.0	(6, 1)	3.0 14 3 1 1 3 2 0 0 0 0 0 0 28 48 3.00 1.667																				
45 Ryan Perry, R ERA: 3.12	(9, 1)	1.0 4 1 0 0 1 0 0 0 0 0 0 0 11 18 0.00 1.000																				

Cleveland Indians @ Detroit Tigers
Comerica Park, Detroit, MI
Fri May 01 2009, 7:05 PM EDT
Att: 22,288 - Cloudy - 53 F

AB 38
R 6
H 12
RBI 6
BB 5
SO 6
LOB 19

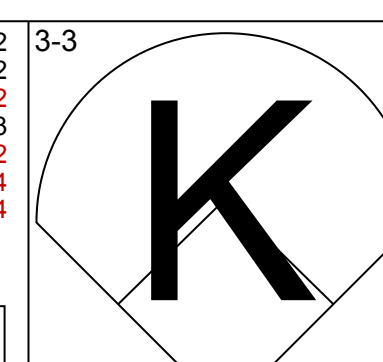
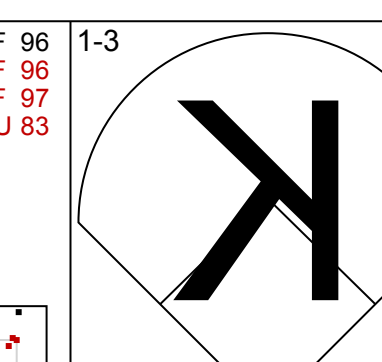
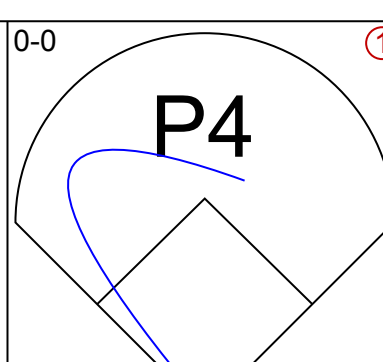
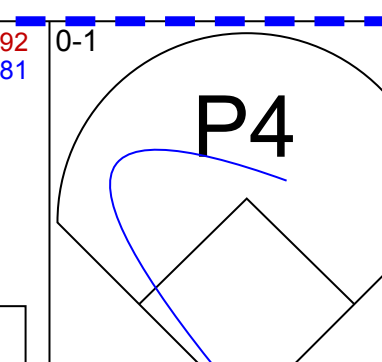
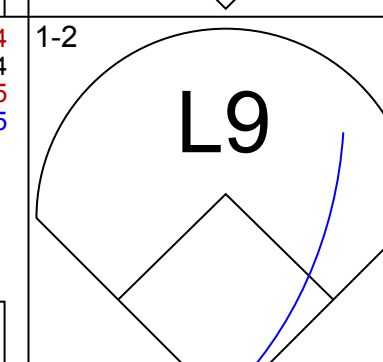
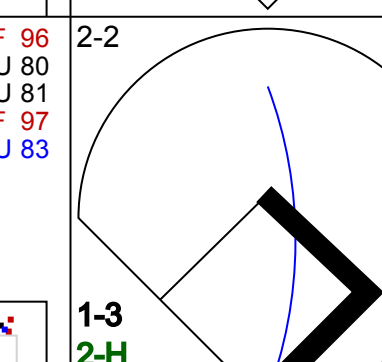
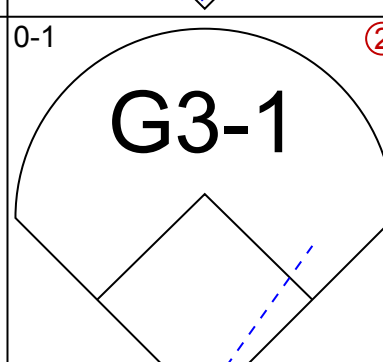
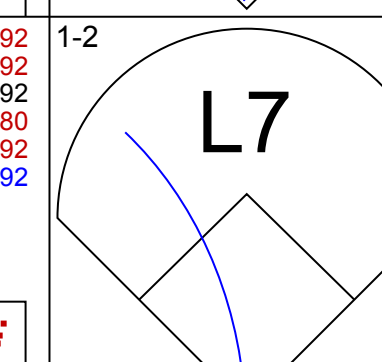
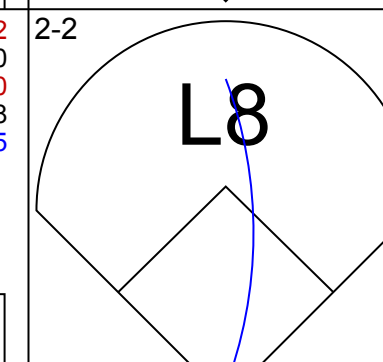
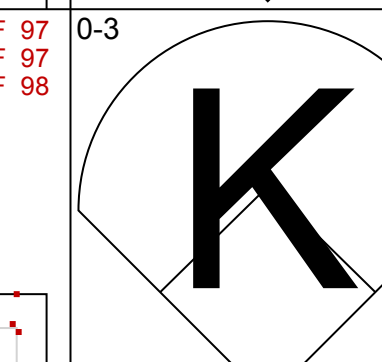
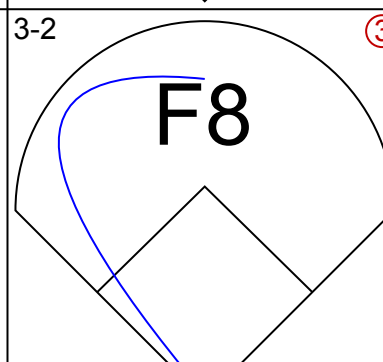
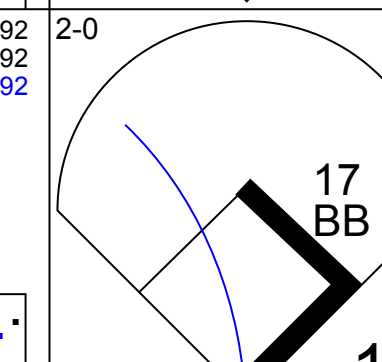
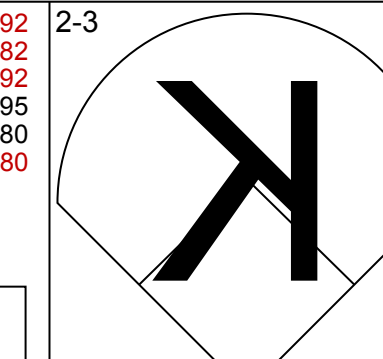
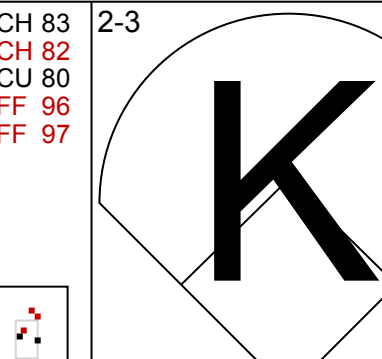
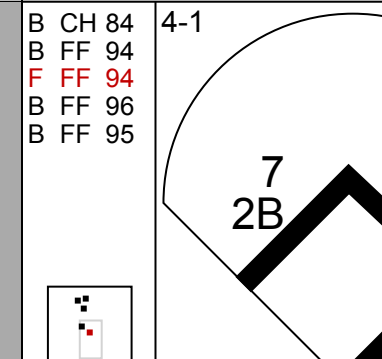



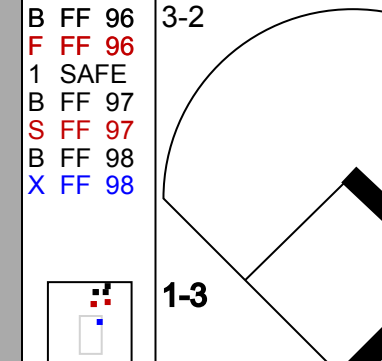
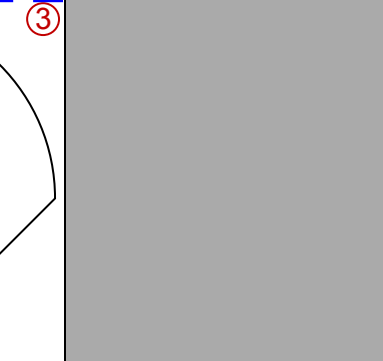


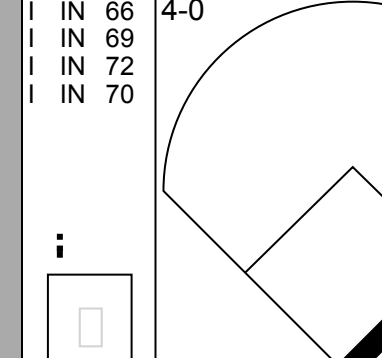
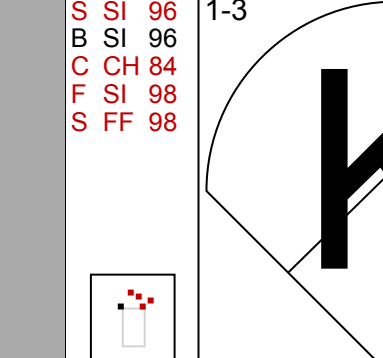

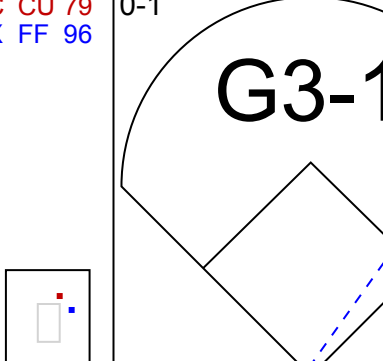
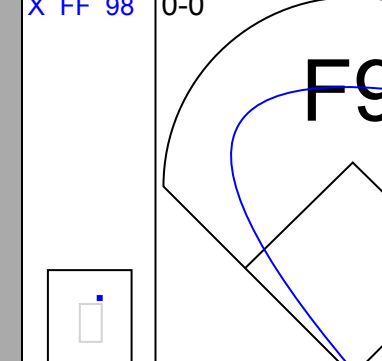
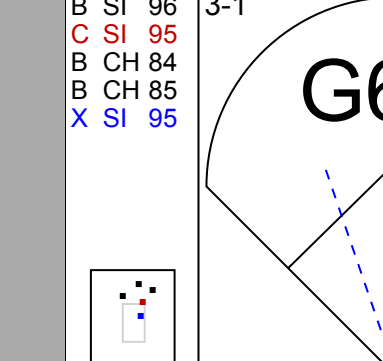

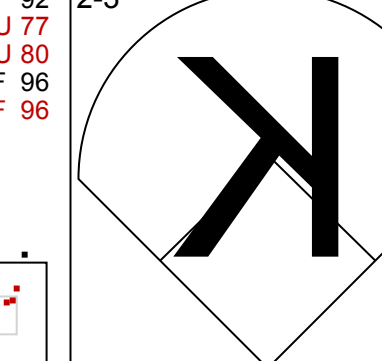
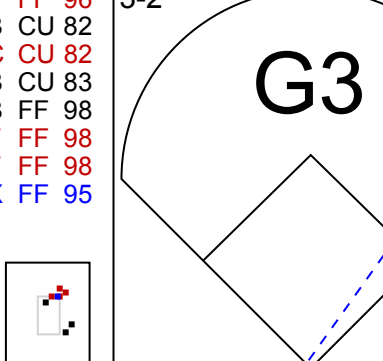
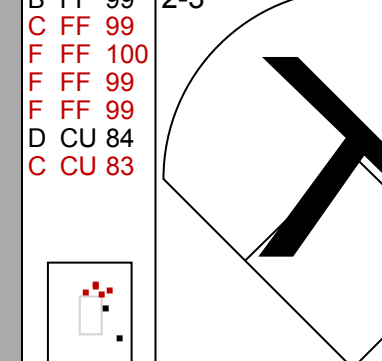
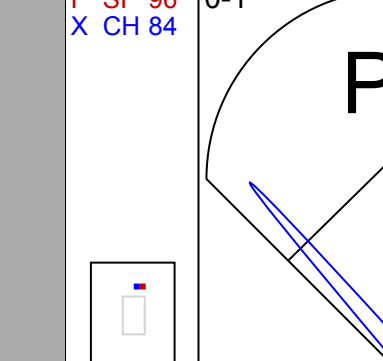

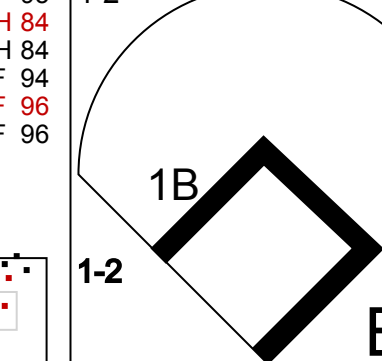
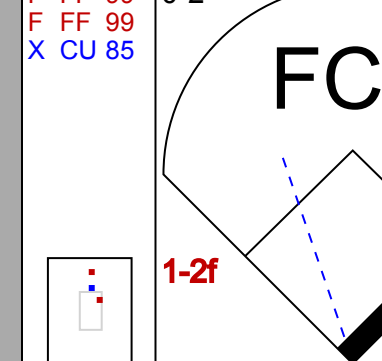


Batter	1	2	3	4	5	6	7	8	9	AB	R	H	RBI	BB	SO	LOB	BOTTOM					
28 Curtis Granderson, L OBP: 0.317, SLG: 0.495										4	1	2	0	0	1	1						
14 Placido Polanco, R OBP: 0.292, SLG: 0.389										4	1	1	1	0	0	1						
30 Magglio Ordonez, R OBP: 0.330, SLG: 0.313										4	0	1	0	0	0	3						
24 Miguel Cabrera, R OBP: 0.457, SLG: 0.593										4	1	2	3	0	0	1						
9 Carlos Guillen, S OBP: 0.295, SLG: 0.269										4	0	0	0	0	0	2						
12 Gerald Laird, R OBP: 0.348, SLG: 0.383										4	0	0	0	0	0	0						
15 Brandon Inge, R OBP: 0.438, SLG: 0.658										4	1	1	0	0	2	0						
13 Josh Anderson, L OBP: 0.354, SLG: 0.422										4	0	0	0	0	1	1						
4 Adam Everett, R OBP: 0.300, SLG: 0.326										3	1	1	1	0	0	1						
Inning Stats	R: 0 E: 0 K: 1 S: 9	H: 0 LOB: 0 BB: 0 P: 13	R: 0 E: 0 K: 0 S: 9	H: 0 LOB: 0 BB: 0 P: 13	R: 0 E: 1 K: 0 S: 7	H: 0 LOB: 1 BB: 0 P: 10	R: 0 E: 0 K: 0 S: 12	H: 1 LOB: 1 BB: 0 P: 20	R: 0 E: 0 K: 2 S: 11	H: 0 LOB: 0 BB: 0 P: 14	R: 0 E: 0 K: 0 S: 9	H: 1 LOB: 1 BB: 0 P: 14	R: 0 E: 0 K: 0 S: 4	H: 1 LOB: 0 BB: 0 P: 8	R: 5 E: 0 K: 0 S: 12	H: 5 LOB: 0 BB: 0 P: 21	R: 0 E: 0 K: 1 S: 7	H: 0 LOB: 0 BB: 0 P: 9	1B: 5 2B: 2 HR: 1	SF: 0 SAC: 0 DP: 1 HBP: 0	WP: 0 PB: 0 SB: 1 CS: 0	PA: 35
PITCHER	IP WLS BF H R ER SO BB IBB HBP BLK WP HR S P ERA WHIP																					
44 Carl Pavano, R ERA: 7.48	(1, 1)	7.1 W 27 5 2 2 3 0 0 0 0 0 0 0 64 97 2.46 0.682																				
53 Rafael Perez, L ERA: 13.5	(8, 1)	0.0 2 2 0 0 0 0 0 0 0 0 0 0 2 3 - - -																				
50 Jensen Lewis, R ERA: 5.68	(8, 1)	0.1 H 2 1 3 3 0 0 0 0 0 0 1 4 8 81.00 3.000																				
63 Rafael Betancourt, R ERA: 5.23	(8, 1)	0.1 H 1 0 0 0 0 0 0 0 0 0 0 0 3 5 0.00 0.000																				
34 Kory Wood, R ERA: 6.0	(9, 1)	1.0 S 3 0 0 0 1 0 0 0 0 0 0 0 7 9 0.00 0.000																				

Cleveland Indians @ Detroit Tigers
Comerica Park, Detroit, MI
Fri May 01 2009, 7:05 PM EDT
Att: 22,288 - Cloudy - 53 F

AB 35
R 5
H 8
RBI 5
BB 0
SO 4
LOB 10

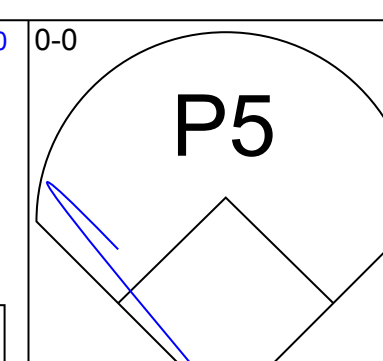
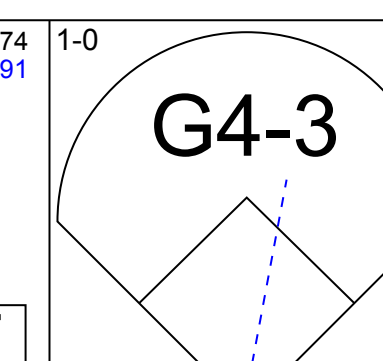
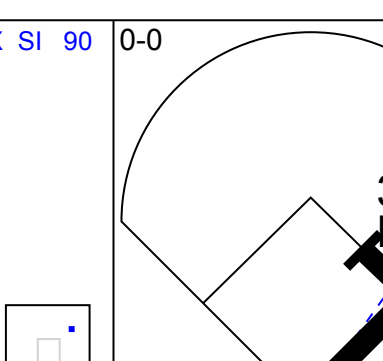
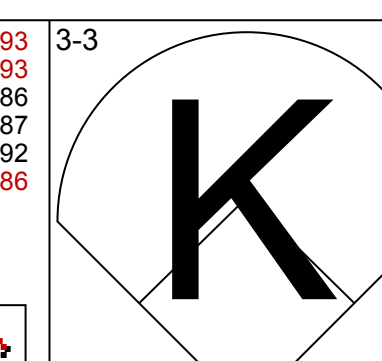
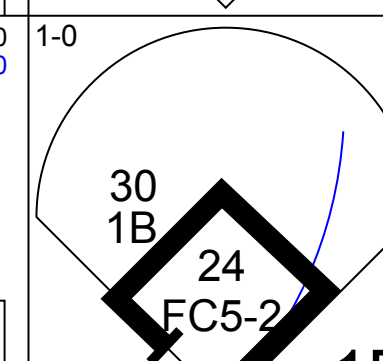
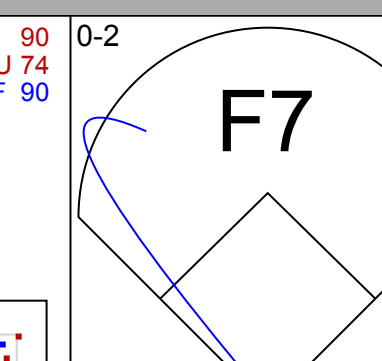
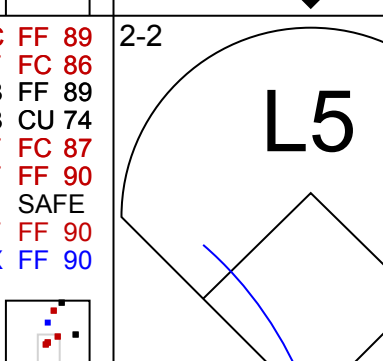
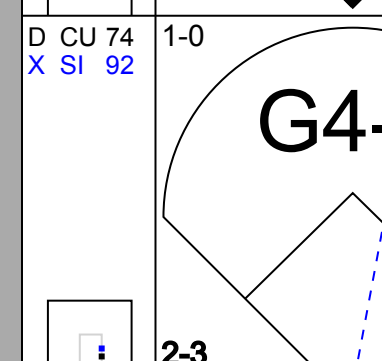
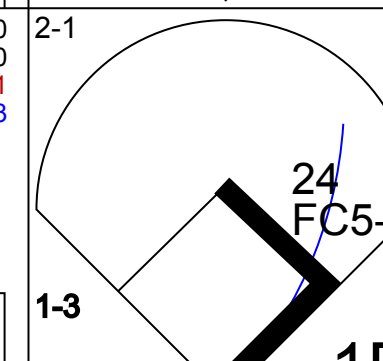
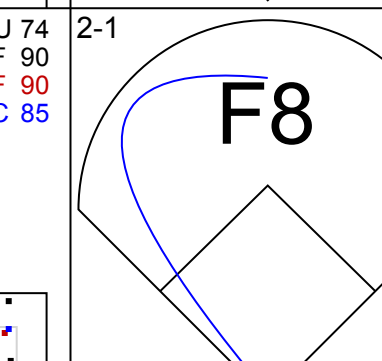
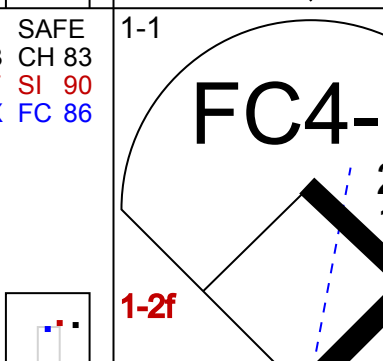
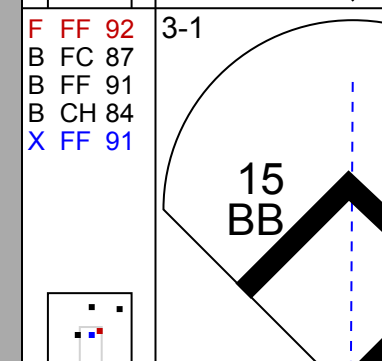
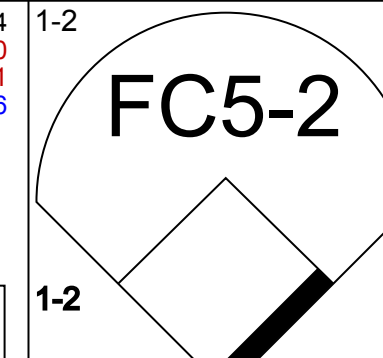
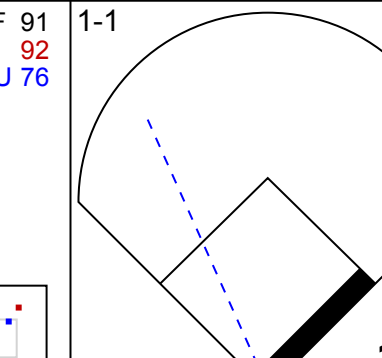
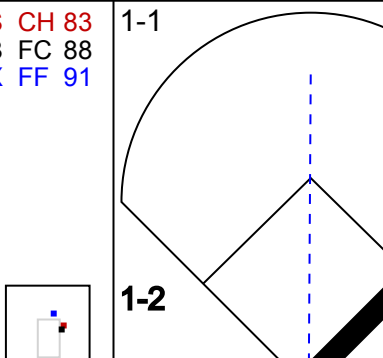
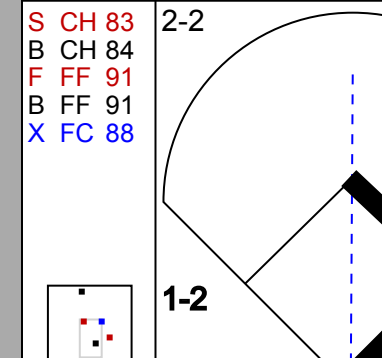
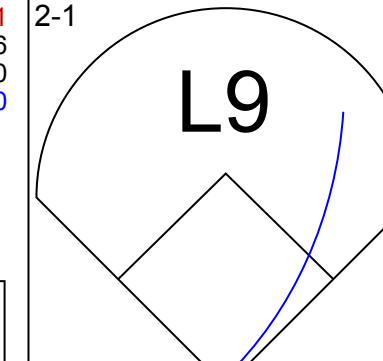
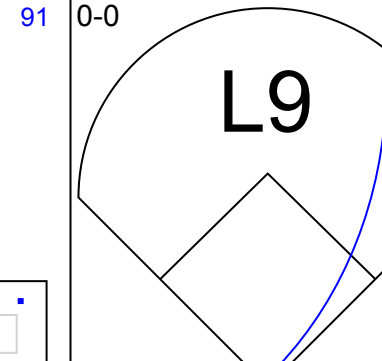
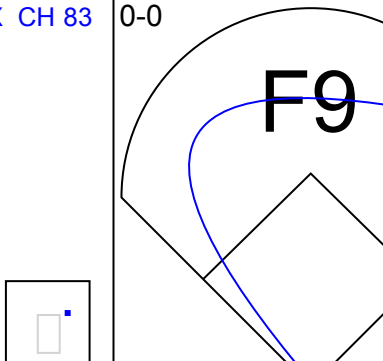
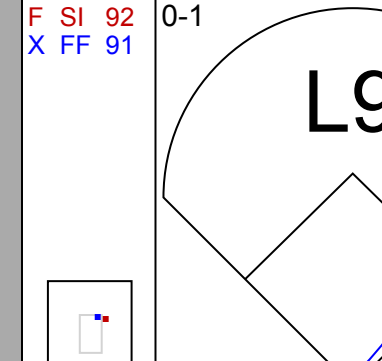



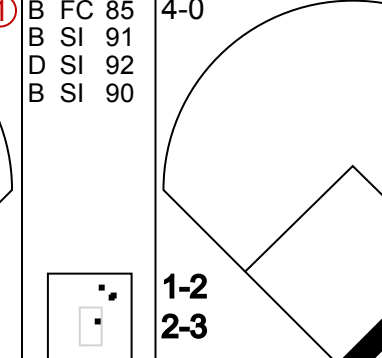
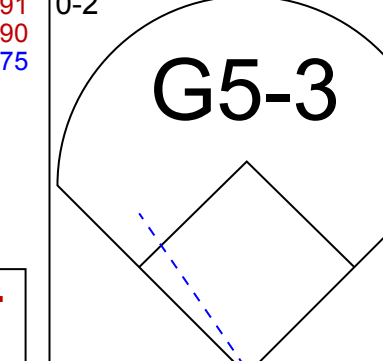
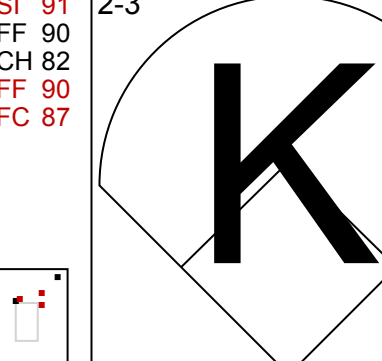
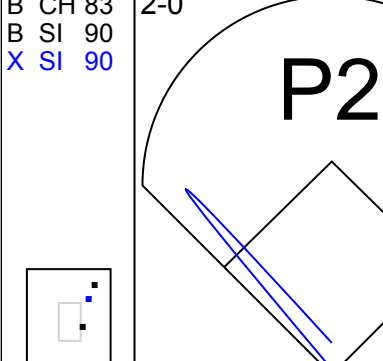



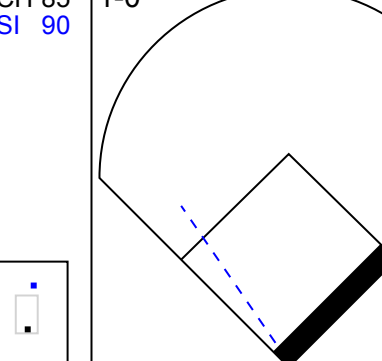
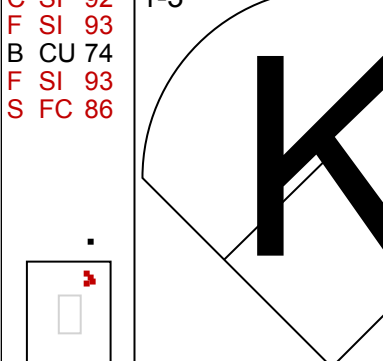
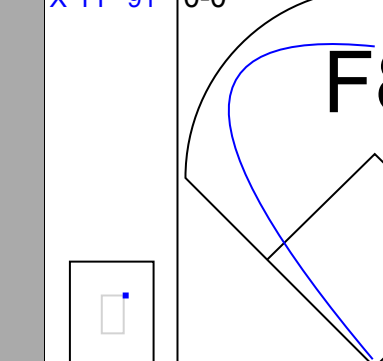


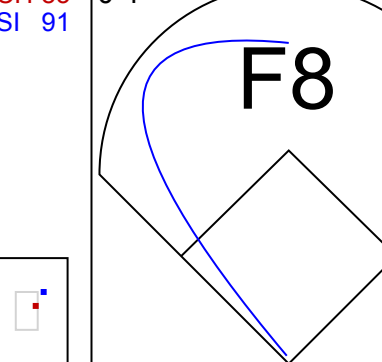

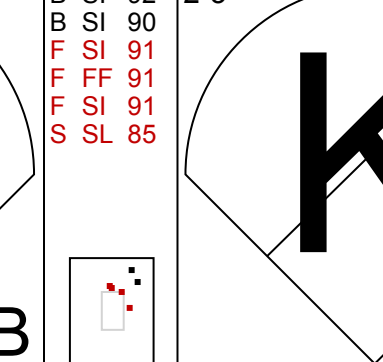
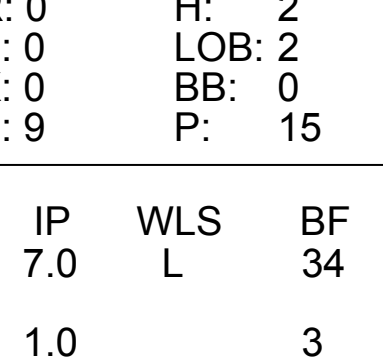
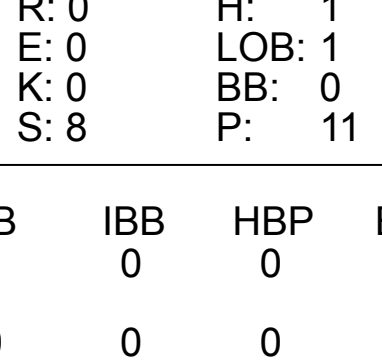
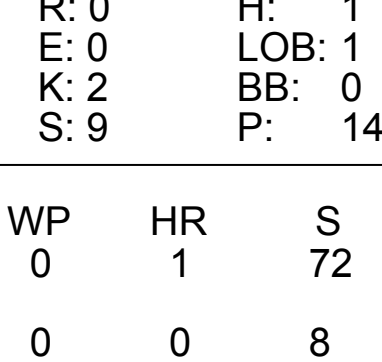
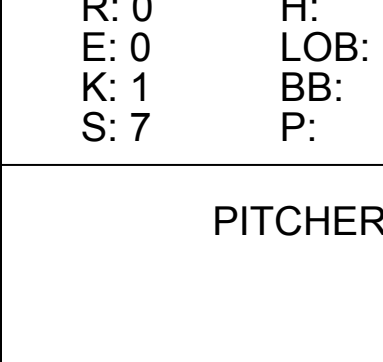
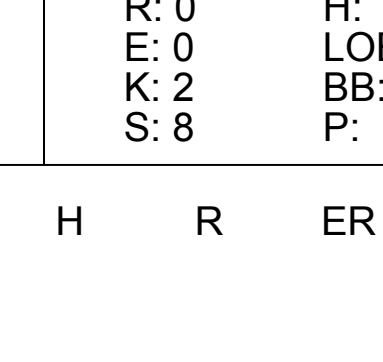


Batter	1	2	3	4	5	6	7	8	9	AB	R	H	RBI	BB	SO	LOB	TOP			
24 Grady Sizemore, L (1, 8) OBP: 0.333, SLG: 0.471											4	0	0	0	0	2	2			
Asdrúbal Cabrera, S (1, 6) OBP: 0.417, SLG: 0.415										4	0	1	1	0	0	0	0			
41 Victor Martínez, S (1, 3) OBP: 0.461, SLG: 0.633										4	0	1	0	0	1	2				
17 Shin-Soo Choo, L (1, 7) OBP: 0.402, SLG: 0.464										2	0	0	0	2	2	0				
7 Mark DeRosa, R (1, 5) OBP: 0.301, SLG: 0.431										4	0	1	0	0	1	2				
20 David Dellucci, L (1, 10) OBP: 0.538, SLG: 0.667										3	0	0	0	1	3	0				
10 Kelly Shoppach, R (1, 2) OBP: 0.327, SLG: 0.400										3	1	0	0	0	0	3				
16 Matt LaPorta, R (1, 9)										4	0	0	0	0	2	4				
1 Luis Valbuena, L (1, 4)										2	0	0	0	1	1	3				
Inning Stats	R: 0 E: 0 K: 1 S: 10	H: 0 LOB: 0 BB: 0 P: 16	R: 0 E: 0 K: 2 S: 10	H: 0 LOB: 0 BB: 0 P: 14	R: 1 E: 0 K: 3 S: 16	H: 1 LOB: 2 BB: 1 P: 27	R: 0 E: 0 K: 3 S: 10	H: 0 LOB: 0 BB: 0 P: 15	R: 0 E: 0 K: 0 S: 6	H: 0 LOB: 0 BB: 0 P: 9	R: 0 E: 0 K: 1 S: 13	H: 1 LOB: 3 BB: 2 P: 26	R: 0 E: 0 K: 0 S: 11	H: 1 LOB: 2 BB: 1 P: 19	R: 0 E: 0 K: 1 S: 8	H: 0 LOB: 0 BB: 0 P: 12	1B: 2 2B: 1 3B: 0 HR: 0	SF: 0 SAC: 0 DP: 1 HBP: 1	WP: 0 PB: 0 SB: 0 CS: 0	PA: 35
PITCHER	IP	WLS	BF	H	R	ER	SO	BB	IBB	HBP	BLK	WP	HR	S	P	ERA	WHIP			
35 Justin Verlander, R (1, 1) ERA: 3.68	7.0	W	27	2	1	1	11	2	1	1	0	0	0	75	121	1.29	0.571			
44 Bobby Seay, L (8, 1) ERA: 2.16	0.2	H	4	1	0	0	0	1	0	0	0	0	0	10	17	0.00	3.000			
54 Joel Zumaya, R (8, 1) ERA:	0.1	H	1	0	0	0	0	0	0	0	0	0	0	1	2	0.00	0.000			
56 Fernando Rodney, R (9, 1) ERA: 4.5	1.0	S	3	0	0	0	1	0	0	0	0	0	0	8	12	0.00	0.000			

Cleveland Indians @ Detroit Tigers
Comerica Park, Detroit, MI
Sun May 03 2009, 1:05 PM EDT
Att: 27,411 - Sunny - 66 F

AB 30
R 1
H 3
RBI 1
BB 4
SO 12
LOB 16



Batter	1	2	3	4	5	6	7	8	9	AB	R	H	RBI	BB	SO	LOB	BOTTOM			
28 Curtis Granderson, L (1, 8) OBP: 0.333, SLG: 0.530										5	1	2	1	0	1	1				
14 Plácido Polanco, R (1, 4) OBP: 0.305, SLG: 0.388										4	0	1	0	0	0	2				
30 Magglio Ordonez, R (1, 9) OBP: 0.340, SLG: 0.319										4	0	2	1	0	0	1				
24 Miguel Cabrera, R (1, 3) OBP: 0.465, SLG: 0.584										4	0	3	0	0	0	2				
9 Carlos Guillen, S (1, 7) OBP: 0.268, SLG: 0.244										4	0	0	0	0	0	7				
13 Josh Anderson, L (8, 7) OBP: 0.367, SLG: 0.435										0	0	0	0	0	0	0				
15 Brandon Inge, R (1, 5) OBP: 0.443, SLG: 0.671										3	1	1	1	1	1	0				
25 Ryan Raburn, R (1, 10) OBP: 0.286, SLG: 0.091										4	0	0	0	0	1	3				
4 Adam Everett, R (1, 6) OBP: 0.321, SLG: 0.404										4	0	2	0	0	1	0				
57 Dane Sardinha, R (1, 2) OBP: 0.143, SLG: 0.333										4	1	1	0	0	2	2				
Inning Stats	R: 0 E: 0 K: 0 S: 9	H: 2 LOB: 2 BB: 0 P: 15	R: 1 E: 0 K: 1 S: 13	H: 2 LOB: 1 BB: 0 P: 20	R: 0 E: 0 K: 0 S: 8	H: 1 LOB: 1 BB: 0 P: 11	R: 0 E: 0 K: 2 S: 9	H: 1 LOB: 1 BB: 0 P: 14	R: 0 E: 0 K: 0 S: 12	H: 2 LOB: 2 BB: 0 P: 16	R: 0 E: 0 K: 1 S: 7	H: 0 LOB: 0 BB: 0 P: 10	R: 2 E: 0 K: 0 S: 14	H: 4 LOB: 3 BB: 1 P: 28	R: 0 E: 0 K: 2 S: 8	H: 0 LOB: 0 BB: 0 P: 13	1B: 9 2B: 2 3B: 0 HR: 1	SF: 0 SAC: 0 DP: 0 HBP: 0	WP: 0 PB: 0 SB: 1 CS: 0	PA: 37
PITCHER	IP	WLS	BF	H	R	ER	SO	BB	IBB	HBP	BLK	WP	HR	S	P	ERA	WHIP			
31 Cliff Lee, L (1, 1) ERA: 3.92	7.0	L	34	12	3	3	4	1	0	0	0	0	0	72	114	3.86	1.857			
30 Masa Kobayashi, R (8, 1) ERA: 4.15	1.0		3	0	0	0	2	0	0	0	0	0	0	8	13	0.00	0.000			

Cleveland Indians @ Detroit Tigers
Comerica Park, Detroit, MI
Sun May 03 2009, 1:05 PM EDT
Att: 27,411 - Sunny - 66 F

AB 36
R 3
H 12
RBI 3
BB 1
SO 6
LOB 18



Batter	1	2	3	4	5	6	7	8	9	AB R H RBI BB SO LOB	TOP									
2 Denard Span, L OBP: 0.398, SLG: 0.404										5 0 4 1 0 0 0	Minnesota Twins @ Detroit Tigers Comerica Park, Detroit, MI Mon May 04 2009, 7:05 PM EDT Att: 21,298 - Partly Cloudy - 67 F									
25 Alexi Casilla, S OBP: 0.230, SLG: 0.200										5 0 1 2 0 1 3										
7 Joe Mauer, L OBP: 0.500, SLG: 0.800										5 0 0 0 0 2 4										
33 Justin Morneau, L OBP: 0.374, SLG: 0.571										4 1 1 0 0 1 2										
16 Jason Kubel, L OBP: 0.333, SLG: 0.545										3 2 1 0 1 2 0										
24 Joe Crede, R OBP: 0.301, SLG: 0.413										4 1 1 1 0 0 1										
5 Michael Cuddyer, R OBP: 0.362, SLG: 0.433										3 0 2 3 1 1 0										
21 Delmon Young, R OBP: 0.304, SLG: 0.328										2 1 0 0 0 1 2										
22 Carlos Gómez, R OBP: 0.260, SLG: 0.340										1 1 1 0 0 0 0										
8 Nick Punto, S OBP: 0.321, SLG: 0.225										4 1 0 0 0 2 3										
Inning Stats	R: 0 E: 0 K: 1 S: 7	H: 1 LOB: 0 BB: 0 P: 8	R: 1 E: 0 K: 1 S: 18	H: 2 LOB: 1 BB: 0 P: 27	R: 0 E: 0 K: 2 S: 12	H: 0 LOB: 0 BB: 0 P: 14	R: 0 E: 0 K: 1 S: 7	H: 0 LOB: 0 BB: 0 P: 12	R: 0 E: 0 K: 0 S: 8	H: 0 LOB: 0 BB: 0 P: 14	R: 5 E: 0 K: 1 S: 20	H: 5 LOB: 2 BB: 1 P: 30	R: 0 E: 0 K: 2 S: 10	H: 0 LOB: 0 BB: 0 P: 16	R: 1 E: 0 K: 0 S: 10	H: 2 LOB: 1 BB: 0 P: 17	1B: 7 2B: 3 3B: 1 HR: 0	SF: 0 SAC: 0 DP: 2 HBP: 1	WP: 0 PB: 0 SB: 0 CS: 0	PA: 39
PITCHER	IP WLS BF H R ER SO BB IBB HBP BLK WP HR S P ERA WHIP											IP WLS BF H R ER SO BB IBB HBP BLK WP HR S P ERA WHIP								
36 Edwin Jackson, R ERA: 3.08	6.0 L 25 7 5 5 7 2 0 0 0 0 0 0 0 71 105 7.50 1.500																			
37 Brandon Lyon, R ERA: 5.11	0.1 2 0 0 0 0 0 0 0 1 0 0 0 0 1 2 0.00 0.000																			
50 Clay Rapada, L ERA: 7.71	1.0 5 2 1 1 2 0 0 0 0 0 0 0 0 15 22 9.00 2.000																			
45 Ryan Perry, R ERA: 3.48	1.2 7 2 1 1 1 0 0 0 0 0 0 0 0 17 27 5.40 1.200																			


Batter	1	2	3	4	5	6	7	8	9	AB R H RBI BB SO LOB	BOTTOM									
28 Curtis Granderson, L OBP: 0.330, SLG: 0.515										3 0 0 0 1 2 1	Minnesota Twins @ Detroit Tigers Comerica Park, Detroit, MI Mon May 04 2009, 7:05 PM EDT Att: 21,298 - Partly Cloudy - 67 F									
14 Placido Polanco, R OBP: 0.303, SLG: 0.392										4 0 1 0 0 1 1										
30 Magglio Ordonez, R OBP: 0.327, SLG: 0.395										4 0 0 1 0 0 2										
24 Miguel Cabrera, R OBP: 0.467, SLG: 0.609										3 1 1 1 1 0 2										
9 Carlos Guillen, S OBP: 0.267, SLG: 0.244										4 0 1 0 0 2 0										
12 Gerald Laird, R OBP: 0.346, SLG: 0.358										4 0 0 0 0 1 2										
15 Brandon Inge, R OBP: 0.426, SLG: 0.539										4 0 0 0 0 2 2										
25 Ryan Raburn, R OBP: 0.294, SLG: 0.077										2 0 0 0 1 1 0										
4 Adam Everett, R OBP: 0.322, SLG: 0.400										3 1 1 0 0 2 3										
Inning Stats	R: 0 E: 0 K: 1 S: 6	H: 0 LOB: 0 BB: 0 P: 8	R: 0 E: 0 K: 3 S: 16	H: 1 LOB: 3 BB: 2 P: 27	R: 0 E: 0 K: 0 S: 7	H: 0 LOB: 0 BB: 1 P: 12	R: 0 E: 0 K: 0 S: 6	H: 0 LOB: 0 BB: 0 P: 8	R: 0 E: 0 K: 2 S: 11	H: 0 LOB: 0 BB: 0 P: 17		R: 1 E: 0 K: 1 S: 7	H: 1 LOB: 0 BB: 0 P: 10	R: 0 E: 0 K: 0 S: 8	H: 2 LOB: 1 BB: 0 P: 8	R: 0 E: 0 K: 2 S: 7	H: 0 LOB: 0 BB: 0 P: 10	1B: 2 2B: 1 3B: 0 HR: 1	SF: 0 SAC: 0 DP: 0 HBP: 0	WP: 0 PB: 0 SB: 0 CS: 0
PITCHER	IP WLS BF H R ER SO BB IBB HBP BLK WP HR S P ERA WHIP											IP WLS BF H R ER SO BB IBB HBP BLK WP HR S P ERA WHIP								
47 Francisco Liriano, L ERA: 5.3	7.1 W 29 4 2 2 9 3 0 0 0 0 0 0 0 1 68 2.46 0.955																			
54 Matt Guerrier, R ERA: 3.68	1.2 5 0 0 0 2 0 0 0 0 0 0 0 0 11 14 0.00 0.000																			



Batter	1	2	3	4	5	6	7	8	9	AB	R	H	RBI	BB	SO	LOB	TOP										
28 Curtis Granderson, L (1, 8) OBP: 0.323, SLG: 0.518	G3			F7			L3		1B 24 F9 14 1B	4	0	1	0	0	0	0											
14 Placido Polanco, R (1, 4) OBP: 0.314, SLG: 0.400	G6-3			P3			2B 30 BB		1B	4	0	2	0	0	0	0											
34 Clete Thomas, L (1, 9) OBP: 0.556, SLG: 0.857	G4-3			K			BB 30 BB		K	3	0	0	0	1	2	2											
24 Miguel Cabrera, R (1, 3) OBP: 0.460, SLG: 0.630	G6-3			G4-3			F8		F9	4	0	0	0	0	0	4											
30 Magglio Ordonez, R (1, 10) OBP: 0.313, SLG: 0.284	P3			K			BB		K	3	0	0	0	1	2	2											
12 Gerald Laird, R (1, 2) OBP: 0.341, SLG: 0.333	F8			G6-3			F8		K	3	0	0	0	0	0	3											
15 Brandon Inge, R (1, 5) OBP: 0.398, SLG: 0.589				F8			K		F7	3	0	0	0	0	1	0											
25 Ryan Raburn, R (1, 7) OBP: 0.250, SLG: 0.063	G6-3			G6-3			F8		F7	3	0	0	0	0	0	0											
4 Adam Everett, R (1, 6) OBP: 0.306, SLG: 0.379	P3			P3			K		K	3	0	0	0	0	2	0											
Inning Stats	R: 0 H: 0 E: 0 K: 0 S: 8	H: 0 LOB: 0 BB: 0 P: 11	R: 0 H: 0 E: 0 K: 0 S: 6	H: 0 LOB: 0 BB: 0 P: 10	R: 0 H: 0 E: 0 K: 0 S: 8	H: 0 LOB: 0 BB: 0 P: 12	R: 0 H: 0 E: 0 K: 1 S: 8	H: 0 LOB: 0 BB: 0 P: 15	R: 0 H: 0 E: 0 K: 1 S: 8	H: 0 LOB: 0 BB: 0 P: 12	R: 0 H: 1 E: 0 K: 2 S: 12	H: 3 LOB: 3 BB: 2 P: 26	R: 0 H: 0 E: 0 K: 1 S: 11	H: 0 LOB: 0 BB: 0 P: 15	R: 0 H: 2 E: 0 K: 2 S: 18	H: 2 LOB: 2 BB: 0 P: 26	1B: 2 2B: 1 3B: 0 HR: 0	SF: 0 SAC: 0 DP: 0 HBP: 0	WP: 0 PB: 0 SB: 0 CS: 0	PA: 32							
PITCHER	IP	WLS	BF	H	R	ER	SO	BB	IBB	HBP	BLK	WP	HR	S	P	ERA	WHIP										
56 Mark Buehrle, L (1, 1) ERA: 2.61	8.0	W	27	1	0	0	5	2	0	0	0	0	0	68	110	0.00	0.375										
45 Bobby Jenks, R (9, 1) ERA: 1.6	1.0		5	2	0	0	2	0	0	0	0	0	0	18	26	0.00	2.000										

Detroit Tigers @ Chicago White Sox
 U.S. Cellular Field, Chicago, IL
 Thu May 07 2009, 8:11 PM EDT
 Att: 27,475 - Partly Cloudy - 62 F


AB 30
R 0
H 3
RBI 0
BB 2
SO 7
LOB 11



Batter	1	2	3	4	5	6	7	8	9	AB	R	H	RBI	BB	SO	LOB	BOTTOM										
17 Chris Getz, L (1, 4) OBP: 0.364, SLG: 0.397	20 G5-3 23 1B BB			F7			BB			2	1	1	0	2	0	0											
7 Josh Fields, R (1, 5) OBP: 0.339, SLG: 0.375	F8			G4-3			K		K	4	0	0	0	0	2	3											
20 Carlos Quentin, R (1, 7) OBP: 0.350, SLG: 0.495	G5-3			G5-3			G6-3		P3	4	0	0	0	0	0	3											
25 Jim Thome, L (1, 10) OBP: 0.318, SLG: 0.411	23 1B 14 2B BB			G6-3			G6-3		F7	3	1	0	0	1	0	0											
23 Jermaine Dye, R (1, 9) OBP: 0.337, SLG: 0.538	14 2B 1-2 2H 1B			G3			K		P6	4	1	1	1	0	1	0											
14 Paul Konerko, R (1, 3) OBP: 0.394, SLG: 0.490	12 HR 1-1 2H 2B			F9			2B		E6	4	1	2	2	0	0	0											
12 A.J. Pierzynski, L (1, 2) OBP: 0.345, SLG: 0.506	HR			G4-3			F9		G3	4	1	1	2	0	0	2											
5 Jayson Nix, R (1, 6) OBP: 0.364, SLG: 0.800	P3			HR			K		K	3	1	1	1	0	1	1											
22 Scott Podsednik, L (1, 8) OBP: 0.261, SLG: 0.318	G1			G4-3			G5-3			3	0	0	0	0	0	0											
Inning Stats	R: 5 H: 3 E: 0 K: 0 S: 15	H: 3 LOB: 0 BB: 2 P: 29	R: 0 H: 1 E: 0 K: 0 S: 6	H: 1 LOB: 1 BB: 0 P: 9	R: 0 H: 0 E: 0 K: 0 S: 7	H: 0 LOB: 0 BB: 0 P: 10	R: 1 H: 1 E: 0 K: 0 S: 7	H: 1 LOB: 0 BB: 0 P: 10	R: 0 H: 0 E: 0 K: 1 S: 8	H: 0 LOB: 0 BB: 0 P: 11	R: 0 H: 1 E: 0 K: 2 S: 12	H: 1 LOB: 1 BB: 0 P: 16	R: 0 H: 0 E: 1 K: 0 S: 6	H: 0 LOB: 1 BB: 0 P: 11	R: 0 H: 0 E: 1 K: 0 S: 6	H: 0 LOB: 1 BB: 0 P: 11	1B: 1 2B: 3 3B: 0 HR: 2	SF: 0 SAC: 0 DP: 0 HBP: 0	WP: 0 PB: 0 SB: 0 CS: 0	PA: 34							
PITCHER	IP	WLS	BF	H	R	ER	SO	BB	IBB	HBP	BLK	WP	HR	S	P	ERA	WHIP										
58 Armando Galarraga, R (1, 1) ERA: 4.08	6.0	L	26	6	6	6	3	2	0	0	0	0	0	55	85	9.000	1.333										
45 Ryan Perry, R (7, 1) ERA: 2.92	2.0		8	0	0	0	1	1	0	0	0	0	0	14	25	0.000	0.500										

Detroit Tigers @ Chicago White Sox
 U.S. Cellular Field, Chicago, IL
 Thu May 07 2009, 8:11 PM EDT
 Att: 27,475 - Partly Cloudy - 62 F


AB 31
R 6
H 6
RBI 6
BB 3
SO 4
LOB 9



Batter	1	2	3	4	5	6	7	8	9	AB	R	H	RBI	BB	SO	LOB	TOP										
28 Curtis Granderson, L (1, 8) OBP: 0.328, SLG: 0.492										5	0	1	2	0	1	1											
14 Placido Polanco, R (1, 4) OBP: 0.313, SLG: 0.393										4	0	1	0	0	0	1											
34 Clete Thomas, L (1, 7) OBP: 0.429, SLG: 0.500										3	0	1	0	1	0	0											
24 Miguel Cabrera, R (1, 3) OBP: 0.448, SLG: 0.595										3	0	0	0	1	1	3											
19 Jeff Larish, L (1, 10) OBP: 0.296, SLG: 0.542										3	1	1	1	1	1	0											
30 Maglio Ordonez, R (1, 9) OBP: 0.333, SLG: 0.306										3	2	0	1	0	2												
13 Josh Anderson, L (8, 7)										0	0	0	0	0	0	0											
15 Brandon Inge, R (1, 5) OBP: 0.395, SLG: 0.560										3	1	1	0	1	1	1											
12 Gerald Laird, R (1, 2) OBP: 0.323, SLG: 0.304										3	1	0	0	1	1	3											
4 Adam Everett, R (1, 6) OBP: 0.319, SLG: 0.406										3	0	2	2	0	0	0											
Inning Stats	R: 0 H: 0 E: 0 K: 1 S: 9	H: 0 LOB: 0 BB: 0 P: 13	R: 4 H: 4 E: 0 K: 1 S: 19	H: 4 LOB: 1 BB: 1 P: 30	R: 0 H: 0 E: 0 K: 1 S: 5	H: 0 LOB: 0 BB: 1 P: 9	R: 1 H: 1 E: 0 K: 0 S: 10	H: 2 LOB: 0 BB: 2 P: 19	R: 0 H: 1 E: 0 K: 0 S: 11	H: 1 LOB: 1 BB: 0 P: 17	R: 0 H: 0 E: 0 K: 0 S: 8	H: 0 LOB: 1 BB: 0 P: 16	R: 0 H: 0 E: 0 K: 0 S: 17	H: 0 LOB: 1 BB: 2 P: 30	R: 0 H: 1 E: 0 K: 2 S: 15	H: 1 LOB: 0 BB: 0 P: 23	1B: 6 2B: 2 3B: 0 HR: 1	SF: 1 SAC: 0 DP: 4 HBP: 0	WP: 1 PB: 0 SB: 0 CS: 1	PA: 38							
PITCHER	IP	WLS	BF	H	R	ER	SO	BB	IBB	HBP	BLK	WP	HR	S	P	ERA	WHIP										
27 Anthony Reyes, R (1, 1) ERA: 7.2	5.0	L	22	7	5	5	3	4	0	0	0	0	1	51	87	9.00	2.200										
50 Jensen Lewis, R (6, 1) ERA: 4.86	2.0		7	1	0	0	0	0	0	0	0	0	0	19	33	0.00	0.500										
49 Tony Sipp, L (8, 1) ERA: 3.0	1.0		4	0	0	0	0	2	0	0	0	1	0	17	30	0.00	2.000										
40 Matt Herges, R (9, 1) ERA: 3.0	1.0		4	1	0	0	2	0	0	0	0	0	0	15	23	0.00	1.000										

Detroit Tigers @ Cleveland Indians
 Progressive Field, Cleveland, OH
 Sun May 10 2009, 1:05 PM EDT
 Att: 25,705 - Sunny - 55 F


AB	30
R	5
H	9
RBI	5
BB	6
SO	5
LOB	11



Batter	1	2	3	4	5	6	7	8	9	AB	R	H	RBI	BB	SO	LOB	BOTTOM										
24 Grady Sizemore, L (1, 8) OBP: 0.313, SLG: 0.424										4	1	1	1	1	2	1											
Asdrubal Cabrera, S (1, 4) OBP: 0.389, SLG: 0.414										5	0	2	1	0	0	2											
41 Victor Martinez, S (1, 3) OBP: 0.456, SLG: 0.616										3	0	0	0	2	1	1											
29 Josh Barfield, R (9, PR) OBP: 1.000, SLG: 1.000										0	0	0	0	0	0	0											
17 Shin-Soo Choo, L (1, 9) OBP: 0.403, SLG: 0.434										4	0	0	0	1	2	3											
7 Mark DeRosa, R (1, 5) OBP: 0.301, SLG: 0.431										4	0	0	0	0	1	3											
20 David Dellucci, L (1, 10) OBP: 0.313, SLG: 0.333										3	0	1	0	0	0	1											
25 Ryan Garko, R (8, PH) OBP: 0.379, SLG: 0.370										1	0	0	0	0	0	0											
12 Ben Francisco, R (1, 7) OBP: 0.327, SLG: 0.355										4	0	1	0	0	1	1											
2 Jhonny Peralta, R (1, 6) OBP: 0.294, SLG: 0.312										4	2	3	0	0	1	1											
10 Kelly Shoppach, R (1, 2) OBP: 0.358, SLG: 0.364										4	0	1	0	0	1	4											
Inning Stats	R: 0 H: 1 E: 0 K: 0 S: 15	H: 3 LOB: 2 BB: 0 P: 26	R: 1 H: 3 E: 0 K: 0 S: 14	H: 3 LOB: 0 BB: 0 P: 23	R: 0 H: 0 E: 0 K: 1 S: 8	H: 0 LOB: 1 BB: 1 P: 18	R: 0 H: 1 E: 0 K: 3 S: 12	H: 1 LOB: 1 BB: 0 P: 18	R: 0 H: 0 E: 0 K: 1 S: 5	H: 2 LOB: 2 BB: 0 P: 13	R: 0 H: 0 E: 0 K: 2 S: 12	H: 0 LOB: 0 BB: 0 P: 17	R: 0 H: 0 E: 0 K: 1 S: 6	H: 0 LOB: 0 BB: 0 P: 7	R: 2 H: 2 E: 0 K: 0 S: 18	H: 2 LOB: 2 BB: 2 P: 28	1B: 8 2B: 1 3B: 0 HR: 0	SF: 0 SAC: 0 DP: 0 HBP: 0	WP: 1 PB: 0 SB: 1 CS: 0	PA: 40							
PITCHER	IP	WLS	BF	H	R	ER	SO	BB	IBB	HBP	BLK	WP	HR	S	P	ERA	WHIP										
48 Rick Porcello, R (1, 1) ERA: 4.28	5.0	W	22	5	1	1	5	2	0	0	0	0	0	8	13	1.80	1.400										
31 Zach Miner, R (6, 1) ERA: 4.29	1.0		5	2	0	0	1	0	0	0	0	0	0	8	13	0.00	2.000										
44 Bobby Seay, L (7, 1) ERA: 1.8	1.2		5	0	0	0	3	0	0	0	0	0	0	16	22	0.00	0.000										
37 Brandon Lyon, R (8, 1) ERA: 4.97	0.1		1	0	0	0	0	0	0	0	0	0	0	2	2	0.00	0.000										
56 Fernando Rodney, R (9, 1) ERA: 5.25	1.0		7	2	2	2	0	2	0	0	0	1	0	18	28	18.00	4.000										

Detroit Tigers @ Cleveland Indians
 Progressive Field, Cleveland, OH
 Sun May 10 2009, 1:05 PM EDT
 Att: 25,705 - Sunny - 55 F

AB	36
R	3
H	9
RBI	2
BB	4
SO	9
LOB	17



Batter	1	2	3	4	5	6	7	8	9	AB	R	H	RBI	BB	SO	LOB	TOP										
28 Curtis Granderson, L (1, 8) OBP: 0.331, SLG: 0.492										4	0	1	0	1	1	1	Detroit Tigers @ Minnesota Twins Hubert H. Humphrey Metrodome, Minneapolis, MN Tue May 12 2009, 8:10 PM EDT Att: 24,807 - Dome - 70 F livebaseballscorecards.com										
14 Placido Polanco, R (1, 4) OBP: 0.319, SLG: 0.392										3	0	1	0	1	0	2											
34 Clete Thomas, L (1, 7) OBP: 0.440, SLG: 0.500										4	0	2	0	0	1	3											
24 Miguel Cabrera, R (1, 3) OBP: 0.434, SLG: 0.574										4	0	0	0	0	0	6											
19 Jeff Larish, L (1, 10) OBP: 0.355, SLG: 0.667										3	1	2	1	1	0	0											
30 Maecilio Ordonez, R (1, 9) OBP: 0.313, SLG: 0.304										4	0	1	0	0	0	1											
15 Brandon Inge, R (1, 5) OBP: 0.382, SLG: 0.538										4	0	0	0	0	2	3											
12 Gerald Laird, R (1, 2) OBP: 0.313, SLG: 0.293										3	0	0	0	0	1	3											
13 Josh Anderson, L (9, PH) OBP: 0.397, SLG: 0.411										1	0	0	0	0	0	0											
39 Ramon Santiago, S (1, 6) OBP: 0.327, SLG: 0.457										4	1	2	1	0	0	2											
Inning Stats	R: 0 E: 0 K: 0 S: 11	H: 1 LOB: 1 BB: 1 P: 18	R: 0 E: 0 K: 2 S: 14	H: 1 LOB: 1 BB: 0 P: 17	R: 0 E: 0 K: 0 S: 9	H: 2 LOB: 2 BB: 0 P: 16	R: 0 E: 0 K: 0 S: 14	H: 1 LOB: 2 BB: 0 P: 19	R: 0 E: 0 K: 0 S: 13	H: 2 LOB: 0 BB: 0 P: 17	R: 1 E: 0 K: 0 S: 8	H: 1 LOB: 0 BB: 0 P: 11	R: 1 E: 0 K: 1 S: 13	H: 1 LOB: 1 BB: 1 P: 23	R: 0 E: 0 K: 1 S: 8	H: 0 LOB: 0 BB: 0 P: 13	R: 0 E: 0 K: 1 S: 8	H: 0 LOB: 0 BB: 0 P: 11	1B: 6 2B: 1 3B: 0 HR: 2	SF: 0 SAC: 0 DP: 2 HBP: 0	WP: 1 PB: 0 SB: 0 CS: 0	PA: 37					
PITCHER	IP	WLS	BF	H	R	ER	SO	BB	IBB	HBP	BLK	WP	HR	S	P	ERA	WHIP										
59 Kevin Slowey, R (1, 1) ERA: 4.91	6.0	W	26	8	1	1	2	2	0	0	0	1	1	69	98	1.50	1.667										
26 Jesse Crain, L (7, 1) ERA: 9.0	0.0		2	1	1	1	0	1	0	0	0	0	1	4	11	∞	∞										
50 Jose Mijares, L (7, 1) ERA: 3.68	1.1	H	4	0	0	0	1	0	0	0	0	0	0	10	13	0.00	0.000										
54 Matt Guerrier, R (8, 1) ERA: 3.5	0.2	H	2	0	0	0	1	0	0	0	0	0	0	7	12	0.00	0.000										
36 Joe Nathan, R (9, 1) ERA: 1.5	1.0		3	0	0	0	1	0	0	0	0	0	0	8	11	0.00	0.000										

Batter	1	2	3	4	5	6	7	8	9	AB	R	H	RBI	BB	SO	LOB	BOTTOM										
2 Denard Span, L (1, 8) OBP: 0.372, SLG: 0.370										5	1	2	1	0	2	2	Detroit Tigers @ Minnesota Twins Hubert H. Humphrey Metrodome, Minneapolis, MN Tue May 12 2009, 8:10 PM EDT Att: 24,807 - Dome - 70 F livebaseballscorecards.com										
20 Matt Tolbert, S (1, 4) OBP: 0.320, SLG: 0.238										3	0	1	0	1	2	0											
7 Joe Mauer, L (1, 2) OBP: 0.571, SLG: 0.917										3	1	2	2	1	0	1											
33 Justin Morneau, L (1, 3) OBP: 0.385, SLG: 0.581										3	0	0	0	1	0	2											
16 Jason Kubel, L (1, 10) OBP: 0.348, SLG: 0.523										3	1	1	0	1	1	2											
5 Michael Cuddyer, R (1, 9) OBP: 0.359, SLG: 0.430										3	1	1	0	1	0	3											
24 Joe Crede, R (1, 5) OBP: 0.305, SLG: 0.442										4	1	1	2	0	1	2											
21 Delmon Young, R (1, 7) OBP: 0.322, SLG: 0.325										3	0	0	1	0	1	1											
22 Carlos Gómez, R (8, 8) OBP: 0.271, SLG: 0.327										0	1	0	0	1	0	0											
8 Nick Punto, S (1, 6) OBP: 0.310, SLG: 0.224										3	0	0	0	1	1	1											
Inning Stats	R: 0 E: 0 K: 0 S: 5	H: 1 LOB: 1 BB: 0 P: 11	R: 2 E: 0 K: 1 S: 14	H: 1 LOB: 1 BB: 1 P: 27	R: 2 E: 0 K: 0 S: 8	H: 3 LOB: 1 BB: 0 P: 10	R: 0 E: 0 K: 1 S: 10	H: 0 LOB: 0 BB: 0 P: 12	R: 0 E: 0 K: 2 S: 13	H: 0 LOB: 0 BB: 1 P: 24	R: 1 E: 1 K: 1 S: 10	H: 1 LOB: 2 BB: 2 P: 21	R: 0 E: 0 K: 2 S: 10	H: 1 LOB: 2 BB: 1 P: 17	R: 1 E: 0 K: 1 S: 16	H: 1 LOB: 1 BB: 2 P: 26	R: 1 E: 0 K: 1 S: 16	H: 1 LOB: 1 BB: 2 P: 26	1B: 6 2B: 0 3B: 0 HR: 2	SF: 0 SAC: 1 DP: 0 HBP: 0	WP: 0 PB: 1 SB: 2 CS: 1	PA: 39					
PITCHER	IP	WLS	BF	H	R	ER	SO	BB	IBB	HBP	BLK	WP	HR	S	P	ERA	WHIP										
58 Armando Galarraga, R (1, 1) ERA: 4.61	5.2	L	27	6	5	5	4	4	0	0	0	0	2	57	99	7.94	1.765										
45 Ryan Perry, R (6, 1) ERA: 3.14	2.0		10	2	1	1	4	1	1	0	0	0	0	26	42	4.50	1.500										
37 Brandon Lyon, R (8, 1) ERA: 4.88	0.1		1	0	0	0	0	1	0	0	0	0	0	3	7	0.00	3.000										

Batter	1	2	3	4	5	6	7	8	9	AB	R	H	RBI	BB	SO	LOB	TOP
18 Orlando Cabrera, R (1.6) OBP: 0.279, SLG: 0.259										4	0	0	0	0	1	0	Oakland Athletics @ Detroit Tigers Comerica Park, Detroit, MI Fri May 15 2009, 7:05 PM EDT Att: 26,770 - Drizzlie - 60 F
8 Kurt Suzuki, R (1.2) OBP: 0.374, SLG: 0.479										4	0	2	0	0	0	0	
16 Jason Giambi, L (1.3) OBP: 0.336, SLG: 0.349										3	0	0	0	0	1	2	
35 Landon Powell, S (7.3) OBP: 0.265, SLG: 0.300										1	0	1	0	0	0	0	
5 Matt Holliday, R (1.7) OBP: 0.316, SLG: 0.403										3	1	2	0	0	1	0	
11 Rajai Davis, R (7.8) OBP: 0.271, SLG: 0.185										1	0	0	0	0	1	1	
32 Jack Cust, L (1.10) OBP: 0.385, SLG: 0.456										4	0	0	0	0	0	3	
15 Ryan Sweeney, L (1.8) OBP: 0.301, SLG: 0.331										4	0	0	0	0	1	1	
29 Adam Kennedy, L (1.4) OBP: 0.400, SLG: 0.389										4	0	2	1	0	1	0	
7 Bobby Crosby, R (1.5) OBP: 0.375, SLG: 0.354										1	0	0	0	0	0	0	
22 Jack Hannah, L (3.5) OBP: 0.214, SLG: 0.385										2	0	0	0	0	1	2	
57 Aaron Cunningham, R (1.9) OBP: 0.214, SLG: 0.385										3	0	0	0	0	2	1	
Inning Stats	R: 0 H: 2 E: 0 K: 1 S: 12	WLS: W BF: 27 P: 18	H: 6 R: 1 ER: 1 SO: 6 K: 0 S: 6	H: 0 R: 0 ER: 0 SO: 0 K: 0 S: 6	H: 1 R: 0 ER: 0 SO: 0 K: 0 S: 10	H: 2 R: 0 ER: 0 SO: 0 K: 1 S: 14	H: 0 R: 0 ER: 0 SO: 0 K: 1 S: 7	H: 1 R: 0 ER: 0 SO: 0 K: 2 S: 14	H: 1 R: 0 ER: 0 SO: 0 K: 1 S: 8	H: 0 R: 0 ER: 0 SO: 0 K: 1 S: 10	H: 0 R: 0 ER: 0 SO: 0 K: 1 S: 13	1B: 6 2B: 1 3B: 0 HR: 0	SF: 0 SAC: 0 DP: 0 HBP: 0	WP: 0 PB: 0 SB: 1 CS: 0	PA: 34		
PITCHER	IP: 7.0 WLS: W BF: 27 P: 18 ERA: 2.42	WLS: W BF: 27 P: 18 ERA: 2.42	H: 6 R: 1 ER: 1 SO: 6 K: 0 S: 6	H: 0 R: 0 ER: 0 SO: 0 K: 0 S: 6	H: 1 R: 0 ER: 0 SO: 0 K: 0 S: 10	H: 2 R: 0 ER: 0 SO: 0 K: 1 S: 14	H: 0 R: 0 ER: 0 SO: 0 K: 1 S: 7	H: 1 R: 0 ER: 0 SO: 0 K: 2 S: 14	H: 1 R: 0 ER: 0 SO: 0 K: 1 S: 8	H: 0 R: 0 ER: 0 SO: 0 K: 1 S: 10	H: 0 R: 0 ER: 0 SO: 0 K: 1 S: 13	1B: 6 2B: 1 3B: 0 HR: 0	SF: 0 SAC: 0 DP: 0 HBP: 0	WP: 0 PB: 0 SB: 1 CS: 0	ERA: 1.29 WHIP: 0.857		
36 Edwin Jackson, R (1.1) ERA: 2.42	IP: 7.0 WLS: W BF: 27 P: 18 ERA: 2.42	IP: 7.0 WLS: W BF: 27 P: 18 ERA: 2.42	H: 6 R: 1 ER: 1 SO: 6 K: 0 S: 6	H: 0 R: 0 ER: 0 SO: 0 K: 0 S: 6	H: 1 R: 0 ER: 0 SO: 0 K: 0 S: 10	H: 2 R: 0 ER: 0 SO: 0 K: 1 S: 14	H: 0 R: 0 ER: 0 SO: 0 K: 1 S: 7	H: 1 R: 0 ER: 0 SO: 0 K: 2 S: 14	H: 1 R: 0 ER: 0 SO: 0 K: 1 S: 8	H: 0 R: 0 ER: 0 SO: 0 K: 1 S: 10	H: 0 R: 0 ER: 0 SO: 0 K: 1 S: 13	1B: 6 2B: 1 3B: 0 HR: 0	SF: 0 SAC: 0 DP: 0 HBP: 0	WP: 0 PB: 0 SB: 1 CS: 0	ERA: 1.29 WHIP: 0.857		
45 Ryan Perry, R (8.1) ERA: 2.93	IP: 1.0 WLS: W BF: 4 P: 4 ERA: 2.93	IP: 1.0 WLS: W BF: 4 P: 4 ERA: 2.93	H: 1 R: 0 ER: 0 SO: 2 K: 0 S: 0	H: 0 R: 0 ER: 0 SO: 0 K: 0 S: 0	H: 0 R: 0 ER: 0 SO: 0 K: 0 S: 0	H: 0 R: 0 ER: 0 SO: 0 K: 0 S: 0	H: 0 R: 0 ER: 0 SO: 0 K: 0 S: 0	H: 0 R: 0 ER: 0 SO: 0 K: 0 S: 0	H: 0 R: 0 ER: 0 SO: 0 K: 0 S: 0	H: 0 R: 0 ER: 0 SO: 0 K: 0 S: 0	H: 0 R: 0 ER: 0 SO: 0 K: 0 S: 0	1B: 0 2B: 0 3B: 0 HR: 0	SF: 0 SAC: 0 DP: 0 HBP: 0	WP: 0 PB: 0 SB: 0 CS: 0	ERA: 0.00 WHIP: 1.000		
53 Luke French, L (9.1) ERA: 2.93	IP: 1.0 WLS: W BF: 3 P: 3 ERA: 2.93	IP: 1.0 WLS: W BF: 3 P: 3 ERA: 2.93	H: 0 R: 0 ER: 0 SO: 1 K: 0 S: 0	H: 0 R: 0 ER: 0 SO: 0 K: 0 S: 0	H: 0 R: 0 ER: 0 SO: 0 K: 0 S: 0	H: 0 R: 0 ER: 0 SO: 0 K: 0 S: 0	H: 0 R: 0 ER: 0 SO: 0 K: 0 S: 0	H: 0 R: 0 ER: 0 SO: 0 K: 0 S: 0	H: 0 R: 0 ER: 0 SO: 0 K: 0 S: 0	H: 0 R: 0 ER: 0 SO: 0 K: 0 S: 0	H: 0 R: 0 ER: 0 SO: 0 K: 0 S: 0	1B: 0 2B: 0 3B: 0 HR: 0	SF: 0 SAC: 0 DP: 0 HBP: 0	WP: 0 PB: 0 SB: 0 CS: 0	ERA: 0.00 WHIP: 0.000		

AB	34
R	1
H	7
RBI	1
BB	0
SO	9
LOB	10



Batter	1	2	3	4	5	6	7	8	9	AB	R	H	RBI	BB	SO	LOB	BOTTOM
28 Curtis Granderson, L (1.8) OBP: 0.335, SLG: 0.486										4	0	1	0	1	1	2	Oakland Athletics @ Detroit Tigers Comerica Park, Detroit, MI Fri May 15 2009, 7:05 PM EDT Att: 26,770 - Drizzlie - 60 F
14 Placido Polanco, R (1.4) OBP: 0.301, SLG: 0.363									5	0	0	0	0	0	2		
34 Cleto Thomas, L (1.9) OBP: 0.415, SLG: 0.500									5	4	3	0	0	0	2		
24 Miguel Cabrera, R (1.3) OBP: 0.448, SLG: 0.606									4	4	3	1	0	0	1		
19 Jeff Larish, L (7.3) OBP: 0.375, SLG: 0.667									1	0	0	0	0	0	1		
30 Magglio Ordonez, R (1.10) OBP: 0.343, SLG: 0.331									3	2	3	2	1	0	0		
13 Josh Anderson, L (8,PH) OBP: 0.349, SLG: 0.390									1	0	0	0	0	0	1		
15 Brandon Inge, R (1.5) OBP: 0.399, SLG: 0.581									4	3	2	5	0	1	3		
25 Ryan Raburn, R (1.7) OBP: 0.233, SLG: 0.231									5	1	1	5	0	1	3		
12 Gerald Laird, R (1.2) OBP: 0.304, SLG: 0.276									3	0	0	0	1	0	0		
4 Adam Everett, R (1.6) OBP: 0.313, SLG: 0.385									4	0	0	1	0	1	2		
Inning Stats	R: 5 H: 2 E: 2 K: 0 S: 20	H: 2 R: 0 ER: 0 SO: 0 K: 1 S: 11	H: 0 R: 0 ER: 0 SO: 0 K: 1 S: 11	H: 0 R: 0 ER: 0 SO: 0 K: 1 S: 11	H: 2 R: 2 ER: 1 SO: 2 K: 0 S: 20	H: 3 R: 0 ER: 0 SO: 0 K: 2 S: 11	H: 0 R: 0 ER: 0 SO: 0 K: 1 S: 8	H: 3 R: 4 ER: 0 SO: 0 K: 0 S: 12	H: 1 R: 0 ER: 0 SO: 0 K: 0 S: 6	H: 2 R: 1 ER: 0 SO: 0 K: 0 S: 14	H: 0 R: 0 ER: 0 SO: 0 K: 0 S: 14	1B: 8 2B: 3 3B: 0 HR: 2	SF: 0 SAC: 0 DP: 1 HBP: 1	WP: 0 PB: 0 SB: 0 CS: 0	PA: 43		
PITCHER	IP: 3.1 WLS: L BF: 22 P: 22 ERA: 6.03	IP: 3.1 WLS: L BF: 22 P: 22 ERA: 6.03	H: 0 R: 0 ER: 0 SO: 0 K: 1 S: 11	H: 0 R: 0 ER: 0 SO: 0 K: 1 S: 11	H: 2 R: 2 ER: 1 SO: 2 K: 0 S: 20	H: 3 R: 0 ER: 0 SO: 0 K: 2 S: 11	H: 0 R: 0 ER: 0 SO: 0 K: 1 S: 8	H: 3 R: 4 ER: 0 SO: 0 K: 0 S: 12	H: 1 R: 0 ER: 0 SO: 0 K: 0 S: 6	H: 2 R: 1 ER: 0 SO: 0 K: 0 S: 14	H: 0 R: 0 ER: 0 SO: 0 K: 0 S: 14	1B: 8 2B: 3 3B: 0 HR: 2	SF: 0 SAC: 0 DP: 1 HBP: 1	WP: 0 PB: 0 SB: 0 CS: 0	ERA: 8.10 WHIP: 1.875		
Brett Anderson, L (1.1) ERA: 6.03	IP: 3.1 WLS: L BF: 22 P: 22 ERA: 6.03	IP: 3.1 WLS: L BF: 22 P: 22 ERA: 6.03	H: 0 R: 0 ER: 0 SO: 0 K: 1 S: 11	H: 0 R: 0 ER: 0 SO: 0 K: 1 S: 11	H: 2 R: 2 ER: 1 SO: 2 K: 0 S: 20	H: 3 R: 0 ER: 0 SO: 0 K: 2 S: 11	H: 0 R: 0 ER: 0 SO: 0 K: 1 S: 8	H: 3 R: 4 ER: 0 SO: 0 K: 0 S: 12	H: 1 R: 0 ER: 0 SO: 0 K: 0 S: 6	H: 2 R: 1 ER: 0 SO: 0 K: 0 S: 14	H: 0 R: 0 ER: 0 SO: 0 K: 0 S: 14	1B: 8 2B: 3 3B: 0 HR: 2	SF: 0 SAC: 0 DP: 1 HBP: 1	WP: 0 PB: 0 SB: 0 CS: 0	ERA: 8.10 WHIP: 1.875		
45 Dan Giese, R (4.1) ERA: 5.32	IP: 2.2 WLS: W BF: 13 P: 13 ERA: 5.32	IP: 2.2 WLS: W BF: 13 P: 13 ERA: 5.32	H: 4 R: 4 ER: 4 SO: 3 K: 1 S: 0	H: 4 R: 4 ER: 4 SO: 3 K: 1 S: 0	H: 0 R: 0 ER: 0 SO: 0 K: 0 S: 0	H: 0 R: 0 ER: 0 SO: 0 K: 0 S: 0	H: 0 R: 0 ER: 0 SO: 0 K: 0 S: 0	H: 0 R: 0 ER: 0 SO: 0 K: 0 S: 0	H: 0 R: 0 ER: 0 SO: 0 K: 0 S: 0	H: 0 R: 0 ER: 0 SO: 0 K: 0 S: 0	H: 0 R: 0 ER: 0 SO: 0 K: 0 S: 0	1B: 0 2B: 0 3B: 0 HR: 0	SF: 0 SAC: 0 DP: 0 HBP: 0	WP: 0 PB: 0 SB: 0 CS: 0	ERA: 13.50 WHIP: 1.875		
44 Santiago Casilla, R (7.1) ERA: 1.46	IP: 1.0 WLS: W BF: 3 P: 3 ERA: 1.46	IP: 1.0 WLS: W BF: 3 P: 3 ERA: 1.46	H: 1 R: 0 ER: 0 SO: 0 K: 0 S: 0	H: 0 R: 0 ER: 0 SO: 0 K: 0 S: 0	H: 0 R: 0 ER: 0 SO: 0 K: 0 S: 0	H: 0 R: 0 ER: 0 SO: 0 K: 0 S: 0	H: 0 R: 0 ER: 0 SO: 0 K: 0 S: 0	H: 0 R: 0 ER: 0 SO: 0 K: 0 S: 0	H: 0 R: 0 ER: 0 SO: 0 K: 0 S: 0	H: 0 R: 0 ER: 0 SO: 0 K: 0 S: 0	H: 0 R: 0 ER: 0 SO: 0 K: 0 S: 0	1B: 0 2B: 0 3B: 0 HR: 0	SF: 0 SAC: 0 DP: 0 HBP: 0	WP: 0 PB: 0 SB: 0 CS: 0	ERA: 0.00 WHIP: 1.000		
31 Brad Ziegler, R (8.1) ERA: 4.4	IP: 1.0 WLS: W BF: 5 P: 5 ERA: 4.4	IP: 1.0 WLS: W BF: 5 P: 5 ERA: 4.4	H: 2 R: 1 ER: 1 SO: 0 K: 0 S: 0	H: 1 R: 1 ER: 1 SO: 0 K: 0 S: 0	H: 0 R: 0 ER: 0 SO: 0 K: 0 S: 0	H: 0 R: 0 ER: 0 SO: 0 K: 0 S: 0	H: 0 R: 0 ER: 0 SO: 0 K: 0 S: 0	H: 0 R: 0 ER: 0 SO: 0 K: 0 S: 0	H: 0 R: 0 ER: 0 SO: 0 K: 0 S: 0	H: 0 R: 0 ER: 0 SO: 0 K: 0 S: 0	H: 0 R: 0 ER: 0 SO: 0 K: 0 S: 0	1B: 0 2B: 0 3B: 0 HR: 0	SF: 0 SAC: 0 DP: 0 HBP: 0	WP: 0 PB: 0 SB: 0 CS: 0	ERA: 9.00 WHIP: 2.000		

AB	39
R	14
H	13
RBI	14
BB	3
SO	4
LOB	17



Batter	1	2	3	4	5	6	7	8	9	AB	R	H	RBI	BB	SO	LOB	TOP										
18 Orlando Cabrera, R (1, 6) OBP: 0.272, SLG: 0.252	L9		F7		G5-3		F8			4	0	0	0	0	0	2	Oakland Athletics @ Detroit Tigers Comerica Park, Detroit, MI Sat May 16 2009, 7:05 PM EDT Att: 31,554 - Clear - 60 F										
8 Kurt Suzuki, R (1, 2) OBP: 0.370, SLG: 0.468	G6-3				G4-3			F9		3	0	0	0	1	0	0											
32 Jack Cust, L (1, 10) OBP: 0.374, SLG: 0.441	K		K		L4			F9		4	0	0	0	0	2	2											
5 Matt Holliday, R (1, 7) OBP: 0.314, SLG: 0.394	G1-3				HBP			G6-3		3	0	0	0	0	0	0											
16 Jason Giambi, L (1, 3) OBP: 0.333, SLG: 0.339	K				P5			K		3	0	0	0	1	2	1											
29 Adam Kennedy, L (1, 4) OBP: 0.331, SLG: 0.318	G3-1				F7			G3-1		4	0	0	0	0	0	2											
15 Ryan Sweeney, L (1, 8) OBP: 0.307, SLG: 0.343								P6		4	1	2	0	0	0	0											
7 Bobby Crosby, R (1, 5) OBP: 0.373, SLG: 0.353										3	0	1	0	0	2	3											
6 Travis Buck, L (1, 9) OBP: 0.284, SLG: 0.269										2	0	1	1	0	0	0											
57 Aaron Cunningham, R (7, PH) (7, 9)										1	0	0	0	0	0	1											
Inning Stats	R: 0 E: 0 K: 1 S: 7	H: 0 LOB: 0 BB: 0 P: 11	R: 0 E: 0 K: 1 S: 8	H: 0 LOB: 0 BB: 0 P: 11	R: 1 E: 0 K: 2 S: 11	H: 2 LOB: 2 BB: 1 P: 20	R: 0 E: 0 K: 1 S: 13	H: 1 LOB: 2 BB: 1 P: 22	R: 0 E: 0 K: 0 S: 6	H: 0 LOB: 0 BB: 0 P: 10	R: 0 E: 0 K: 0 S: 6	H: 0 LOB: 1 BB: 0 P: 12	R: 0 E: 0 K: 0 S: 13	H: 1 LOB: 1 BB: 0 P: 20	R: 0 E: 0 K: 0 S: 9	H: 0 LOB: 0 BB: 0 P: 11	R: 0 E: 0 K: 1 S: 10	H: 0 LOB: 0 BB: 0 P: 18	1B: 3 2B: 1 3B: 0 HR: 0	SF: 0 SAC: 0 DP: 0 HBP: 1	WP: 0 PB: 0 SB: 0 CS: 0	PA: 34					
PITCHER	IP	WLS	BF	H	R	ER	SO	BB	IBB	HBP	BLK	WP	HR	S	P	ERA	WHIP										
48 Rick Porcello, R (1, 1) ERA: 3.86	6.0	W	24	3	1	1	5	2	0	1	0	0	0	52	86	1.50	0.833										
44 Bobby Seay, L (7, 1) ERA: 5.4	0.1		2	1	0	0	0	0	0	0	0	0	0	5	8	0.00	3.000										
54 Joel Zumaya, R (7, 1) ERA: 1.74	1.2		5	0	0	0	0	0	0	0	0	0	0	17	23	0.00	0.000										
56 Fernando Rodney, R (9, 1) ERA: 4.5	1.0		3	0	0	0	1	0	0	0	0	0	0	10	18	0.00	0.000										

AB	31
R	1
H	4
RBI	1
BB	2
SO	6
LOB	11



Batter	1	2	3	4	5	6	7	8	9	AB	R	H	RBI	BB	SO	LOB	BOTTOM										
28 Curtis Granderson, L (1, 8) OBP: 0.331, SLG: 0.483	K	K			14 1B 24 G1	K		F8		5	1	1	0	0	3	2	Oakland Athletics @ Detroit Tigers Comerica Park, Detroit, MI Sat May 16 2009, 7:05 PM EDT Att: 31,554 - Clear - 60 F										
14 Placido Polanco, R (1, 4) OBP: 0.311, SLG: 0.371			G6-3		24 E 30 2B	G4-3		34 BB 24 BB		5	2	3	0	0	0	1											
39 Ramon Santiago, S (9, 4) OBP: 0.340, SLG: 0.480										0	0	0	0	0	0	0											
34 Cleto Thomas, L (1, 9) OBP: 0.413, SLG: 0.463	K		G4-3					24 BB 24 BB		3	1	0	0	2	2	3											
24 Miguel Cabrera, R (1, 3) OBP: 0.459, SLG: 0.626								30 G6-3 1-H 2-H		4	0	3	4	1	0	1											
19 Jeff Larish, L (9, 3) OBP: 0.375, SLG: 0.667										0	0	0	0	0	0	0											
30 Magglio Ordonez, R (1, 10) OBP: 0.338, SLG: 0.333	G5-3		P2		25 HR	F9		G6-3		5	1	1	1	0	0	6											
15 Brandon Inge, R (1, 5) OBP: 0.392, SLG: 0.562	G5-3							K		4	1	0	0	1	2	1											
25 Ryan Raburn, R (1, 7) OBP: 0.265, SLG: 0.490										4	2	2	3	0	1	0											
12 Gerald Laird, R (1, 2) OBP: 0.321, SLG: 0.319										4	0	3	1	0	0	0											
4 Adam Everett, R (1, 6) OBP: 0.310, SLG: 0.378	G5-3									4	1	1	0	0	0	3											
Inning Stats	R: 0 E: 0 K: 2 S: 15	H: 1 LOB: 2 BB: 1 P: 27	R: 1 E: 0 K: 1 S: 11	H: 2 LOB: 1 BB: 0 P: 17	R: 0 E: 0 K: 0 S: 6	H: 1 LOB: 1 BB: 0 P: 10	R: 0 E: 0 K: 1 S: 10	H: 1 LOB: 1 BB: 0 P: 17	R: 5 E: 1 K: 1 S: 21	H: 4 LOB: 0 BB: 1 P: 36	R: 1 E: 0 K: 1 S: 13	H: 2 LOB: 2 BB: 1 P: 23	R: 0 E: 0 K: 1 S: 9	H: 1 LOB: 1 BB: 0 P: 13	R: 2 E: 0 K: 1 S: 9	H: 2 LOB: 1 BB: 1 P: 16	1B: 6 2B: 7 3B: 0 HR: 1	SF: 0 SAC: 0 DP: 0 HBP: 0	WP: 1 PB: 0 SB: 0 CS: 0	PA: 42							
PITCHER	IP	WLS	BF	H	R	ER	SO	BB	IBB	HBP	BLK	WP	HR	S	P	ERA	WHIP										
51 Dallas Braden, L (1, 1) ERA: 3.64	5.0	L	26	6	1	6	5	2	0	0	0	0	1	63	107	10.80	2.200										
48 Michael Wuerz, R (6, 1) ERA: 1.83	1.0		6	2	1	1	1	1	0	0	0	1	0	13	23	9.00	3.000										
36 Russ Springer, R (7, 1) ERA: 2.25	1.0		4	1	0	0	1	0	0	0	0	0	0	9	13	0.00	1.000										
52 Kevin Cameron, R (8, 1) ERA: 3.0	1.0		6	2	2	2	1	1	0	0	0	0	0	9	16	18.00	3.000										



Batter	1	2	3	4	5	6	7	8	9	AB	R	H	RBI	BB	SO	LOB	TOP						
18 Orlando Cabrera, R (1, 6) OBP: 0.282, SLG: 0.280	G5-3																4	1	2	1	1	1	2
29 Adam Kennedy, L (1, 4) OBP: 0.414, SLG: 0.500	HR	HR	1B	BB	1B	1B	BB	F9									4	2	3	1	1	0	1
32 Jack Cust, L (1, 9) OBP: 0.368, SLG: 0.426	BB	G4-3	BB				G6-3	G5-3									4	1	0	0	1	1	5
5 Matt Holliday, R (1, 7) OBP: 0.338, SLG: 0.412	BB	BB	1B	1B			BB	BB	1B								4	1	4	0	1	0	0
16 Jason Giambi, L (1, 10) OBP: 0.336, SLG: 0.336	BB	K	BB	F7			BB	G6-5-3									4	1	1	0	1	1	4
15 Ryan Sweeney, L (1, 8) OBP: 0.303, SLG: 0.340	SF7	BB	BB	K	L5			G4-3									4	0	1	2	0	1	3
7 Bobby Crosby, R (1, 3) OBP: 0.364, SLG: 0.333	BB	BB	F9	F8			K	L8									4	1	0	0	1	1	5
35 Landon Powell, S (1, 2) OBP: 0.256, SLG: 0.314	BB		F8	K	K			G6-3									5	0	1	3	0	2	2
22 Jack Hannahan, L (1, 5) OBP: 0.219, SLG: 0.345	BB		K	F8			F8	L4									3	0	0	0	1	1	0
6 Travis Buck, L (9, PH) OBP: 0.280, SLG: 0.265	BB		K	F8			F8										1	0	0	0	0	0	0
Inning Stats	R: 5 H: 4 E: 0 K: 1 S: 26	H: 4 LOB: 3 BB: 3 P: 45	R: 1 H: 3 E: 0 K: 1 S: 13	H: 3 LOB: 2 BB: 2 P: 22	R: 0 H: 1 E: 0 K: 2 S: 14	H: 1 LOB: 2 BB: 1 P: 24	R: 0 H: 1 E: 0 K: 1 S: 7	H: 1 LOB: 1 BB: 0 P: 12	R: 1 H: 2 E: 0 K: 1 S: 11	H: 2 LOB: 1 BB: 2 P: 20	R: 0 H: 0 E: 0 K: 2 S: 14	H: 0 LOB: 2 BB: 2 P: 25	R: 0 H: 0 E: 0 K: 0 S: 4	H: 1 LOB: 0 BB: 1 P: 12	R: 0 H: 0 E: 0 K: 0 S: 9	H: 0 LOB: 0 BB: 0 P: 10	R: 0 H: 0 E: 0 K: 0 S: 7	H: 0 LOB: 0 BB: 0 P: 10	1B: 9 2B: 1 3B: 0 HR: 2	SF: 1 SAC: 0 DP: 1 HBP: 0	WP: 0 PB: 0 SB: 1 CS: 0	PA: 45	
PITCHER	IP WLS BF H R ER SO BB IBB HBP BLK WP HR S P ERA WHIP	IP WLS BF H R ER SO BB IBB HBP BLK WP HR S P ERA WHIP	IP WLS BF H R ER SO BB IBB HBP BLK WP HR S P ERA WHIP	IP WLS BF H R ER SO BB IBB HBP BLK WP HR S P ERA WHIP	IP WLS BF H R ER SO BB IBB HBP BLK WP HR S P ERA WHIP	IP WLS BF H R ER SO BB IBB HBP BLK WP HR S P ERA WHIP	IP WLS BF H R ER SO BB IBB HBP BLK WP HR S P ERA WHIP	IP WLS BF H R ER SO BB IBB HBP BLK WP HR S P ERA WHIP	IP WLS BF H R ER SO BB IBB HBP BLK WP HR S P ERA WHIP	IP WLS BF H R ER SO BB IBB HBP BLK WP HR S P ERA WHIP	IP WLS BF H R ER SO BB IBB HBP BLK WP HR S P ERA WHIP	IP WLS BF H R ER SO BB IBB HBP BLK WP HR S P ERA WHIP	IP WLS BF H R ER SO BB IBB HBP BLK WP HR S P ERA WHIP	IP WLS BF H R ER SO BB IBB HBP BLK WP HR S P ERA WHIP	IP WLS BF H R ER SO BB IBB HBP BLK WP HR S P ERA WHIP	IP WLS BF H R ER SO BB IBB HBP BLK WP HR S P ERA WHIP	IP WLS BF H R ER SO BB IBB HBP BLK WP HR S P ERA WHIP	IP WLS BF H R ER SO BB IBB HBP BLK WP HR S P ERA WHIP	IP WLS BF H R ER SO BB IBB HBP BLK WP HR S P ERA WHIP	IP WLS BF H R ER SO BB IBB HBP BLK WP HR S P ERA WHIP	IP WLS BF H R ER SO BB IBB HBP BLK WP HR S P ERA WHIP	IP WLS BF H R ER SO BB IBB HBP BLK WP HR S P ERA WHIP	IP WLS BF H R ER SO BB IBB HBP BLK WP HR S P ERA WHIP

Oakland Athletics @ Detroit Tigers
Comerica Park, Detroit, MI
Sun May 17 2009, 1:05 PM EDT
Att: 27,535 - Sunny - 56 F

AB 37
R 7
H 12
RBI 7
BB 7
SO 8
LOB 22



Batter	1	2	3	4	5	6	7	8	9	AB	R	H	RBI	BB	SO	LOB	BOTTOM							
28 Curtis Granderson, L (1, 8) OBP: 0.345, SLG: 0.503	BB	BB	F9														2	2	1	3	3	0	1	
13 Josh Anderson, L (1, 7) OBP: 0.338, SLG: 0.406	BB	BB	L7					IBB									5	0	1	2	0	0	4	
34 Clete Thomas, L (1, 9) OBP: 0.392, SLG: 0.422	BB	G3		F7			G6-3	BB									4	0	0	0	1	0	2	
24 Miguel Cabrera, R (1, 3) OBP: 0.444, SLG: 0.603	G5-3		G5-3	G6-3			E6	P4									5	0	0	0	0	0	2	
30 Magglio Ordonez, R (1, 10) OBP: 0.340, SLG: 0.338	F7		BB	K			FC4-6	BB									4	1	1	0	1	1	1	
19 Jeff Larish, L (1, 5) OBP: 0.409, SLG: 0.667	BB	BB	BB					K									3	2	2	0	1	1	0	
15 Brandon Inge, R (7, 5) OBP: 0.389, SLG: 0.557	BB	BB	BB					K									1	0	0	0	0	1	2	
12 Gerald Laird, R (1, 2) OBP: 0.315, SLG: 0.313	G5-3		BB	BB			BB	K									5	1	1	1	0	2	5	
39 Ramon Santiago, S (1, 4) OBP: 0.386, SLG: 0.611	BB	BB	BB	BB			BB	BB									4	3	4	4	0	0	0	
4 Adam Everett, R (1, 6) OBP: 0.333, SLG: 0.424	BB	BB	BB	BB			BB	SH1-3									3	2	3	1	0	0	0	
Inning Stats	R: 0 H: 0 E: 0 K: 0 S: 5	H: 0 LOB: 1 BB: 1 P: 10	R: 4 H: 4 E: 0 K: 0 S: 23	H: 4 LOB: 1 BB: 1 P: 42	R: 4 H: 5 E: 0 K: 0 S: 11	H: 5 LOB: 1 BB: 0 P: 18	R: 0 H: 0 E: 0 K: 1 S: 7	H: 0 LOB: 0 BB: 0 P: 10	R: 3 H: 3 E: 0 K: 1 S: 13	H: 3 LOB: 0 BB: 0 P: 20	R: 0 H: 0 E: 0 K: 1 S: 9	H: 0 LOB: 1 BB: 1 P: 18	R: 0 H: 1 E: 0 K: 0 S: 5	H: 1 LOB: 1 BB: 1 P: 11	R: 0 H: 0 E: 0 K: 2 S: 11	H: 0 LOB: 2 BB: 2 P: 20	R: 0 H: 0 E: 0 K: 2 S: 11	R: 0 H: 0 E: 0 K: 2 S: 11	1B: 6 2B: 4 3B: 2 HR: 2	SF: 0 SAC: 1 DP: 1 HBP: 0	WP: 0 PB: 0 SB: 0 CS: 0	PA: 43		
PITCHER	IP WLS BF H R ER SO BB IBB HBP BLK WP HR S P ERA WHIP	IP WLS BF H R ER SO BB IBB HBP BLK WP HR S P ERA WHIP	IP WLS BF H R ER SO BB IBB HBP BLK WP HR S P ERA WHIP	IP WLS BF H R ER SO BB IBB HBP BLK WP HR S P ERA WHIP	IP WLS BF H R ER SO BB IBB HBP BLK WP HR S P ERA WHIP	IP WLS BF H R ER SO BB IBB HBP BLK WP HR S P ERA WHIP	IP WLS BF H R ER SO BB IBB HBP BLK WP HR S P ERA WHIP	IP WLS BF H R ER SO BB IBB HBP BLK WP HR S P ERA WHIP	IP WLS BF H R ER SO BB IBB HBP BLK WP HR S P ERA WHIP	IP WLS BF H R ER SO BB IBB HBP BLK WP HR S P ERA WHIP	IP WLS BF H R ER SO BB IBB HBP BLK WP HR S P ERA WHIP	IP WLS BF H R ER SO BB IBB HBP BLK WP HR S P ERA WHIP	IP WLS BF H R ER SO BB IBB HBP BLK WP HR S P ERA WHIP	IP WLS BF H R ER SO BB IBB HBP BLK WP HR S P ERA WHIP	IP WLS BF H R ER SO BB IBB HBP BLK WP HR S P ERA WHIP	IP WLS BF H R ER SO BB IBB HBP BLK WP HR S P ERA WHIP	IP WLS BF H R ER SO BB IBB HBP BLK WP HR S P ERA WHIP	IP WLS BF H R ER SO BB IBB HBP BLK WP HR S P ERA WHIP	IP WLS BF H R ER SO BB IBB HBP BLK WP HR S P ERA WHIP	IP WLS BF H R ER SO BB IBB HBP BLK WP HR S P ERA WHIP	IP WLS BF H R ER SO BB IBB HBP BLK WP HR S P ERA WHIP	IP WLS BF H R ER SO BB IBB HBP BLK WP HR S P ERA WHIP	IP WLS BF H R ER SO BB IBB HBP BLK WP HR S P ERA WHIP	IP WLS BF H R ER SO BB IBB HBP BLK WP HR S P ERA WHIP

Oakland Athletics @ Detroit Tigers
Comerica Park, Detroit, MI
Sun May 17 2009, 1:05 PM EDT
Att: 27,535 - Sunny - 56 F

AB 36
R 11
H 13
RBI 11
BB 6
SO 5
LOB 17



Batter	1	2	3	4	5	6	7	8	9	AB	R	H	RBI	BB	SO	LOB	TOP					
5 Ian Kinsler, R OBP: 0.376, SLG: 0.599	G5-3		G4-3			G6-3			G5-3	4	0	0	0	0	0	0						
1 Elvis Andrus, R OBP: 0.304, SLG: 0.394	F9		G6-3			F7			G6-3	4	0	0	0	0	0	0						
10 Michael Young, R OBP: 0.389, SLG: 0.586	2B				G5-3				G5-3	4	0	1	0	0	0	0						
25 Andrew Jones, R OBP: 0.447, SLG: 0.585	BB				K					1	0	0	0	2	1	0						
22 Marlon Byrd, R OBP: 0.326, SLG: 0.460	F7				G1-3				K	3	0	0	0	0	1	3						
7 David Murphy, L OBP: 0.282, SLG: 0.299	K				G2-3				P5	3	0	0	0	0	1	1						
17 Nelson Cruz, R OBP: 0.315, SLG: 0.471	K				L9				P4	3	0	0	0	0	1	0						
19 Chris Davis, L OBP: 0.277, SLG: 0.481	K				L3				K	3	0	0	0	0	2	0						
21 Jarrod Saltalamacchia, S OBP: 0.306, SLG: 0.394	F9				K				K	3	0	0	0	0	2	0						
Inning Stats	R: 0 E: 0 K: 0 S: 10	H: 1 LOB: 2 BB: 1 P: 17	R: 0 E: 0 K: 3 S: 10	H: 0 LOB: 0 BB: 0 P: 15	R: 0 E: 0 K: 1 S: 9	H: 0 LOB: 0 BB: 0 P: 13	R: 0 E: 0 K: 1 S: 7	H: 0 LOB: 0 BB: 0 P: 13	R: 0 E: 0 K: 0 S: 10	H: 0 LOB: 0 BB: 0 P: 16	R: 0 E: 0 K: 1 S: 8	H: 0 LOB: 0 BB: 0 P: 12	R: 0 E: 0 K: 1 S: 16	H: 0 LOB: 1 BB: 1 P: 26	R: 0 E: 0 K: 2 S: 8	H: 0 LOB: 0 BB: 0 P: 11	R: 0 E: 0 K: 0 S: 7	H: 0 LOB: 0 BB: 0 P: 10	1B: 0 2B: 1 3B: 0 HR: 0	SF: 0 SAC: 0 DP: 0 HBP: 0	WP: 0 PB: 0 SB: 0 CS: 0	PA: 30
PITCHER	IP	WLS	BF	H	R	ER	SO	BB	IBB	HBP	BLK	WP	HR	S	P	ERA	WHIP					
21 Dontrelle Willis, L ERA: 3.27	6.1	W	22	1	0	0	5	2	0	0	0	0	0	61	100	0.00	0.474					
37 Brandon Lyon, R ERA: 6.75	0.1	H	1	0	0	0	1	0	0	0	0	0	0	5	6	0.00	0.000					
44 Bobby Seay, L ERA: 5.25	0.1	H	1	0	0	0	0	0	0	0	0	0	0	4	6	0.00	0.000					
54 Joel Zumaya, R ERA: 1.59	1.0		3	0	0	0	2	0	0	0	0	0	0	8	11	0.00	0.000					
56 Fernando Rodney, R ERA: 3.94	1.0		3	0	0	0	0	0	0	0	0	0	0	7	10	0.00	0.000					

Texas Rangers @ Detroit Tigers
Comerica Park, Detroit, MI
Tue May 19 2009, 7:05 PM EDT
Att: 23,756 - Clear - 74 F

AB 28
R 0
H 1
RBI 0
BB 2
SO 8
LOB 4



Batter	1	2	3	4	5	6	7	8	9	AB	R	H	RBI	BB	SO	LOB	BOTTOM					
28 Curtis Granderson, L OBP: 0.347, SLG: 0.500	14 CS 1B	14 1B		G6-3			F9	F9		5	0	2	0	0	0	1						
14 Placido Polanco, R OBP: 0.316, SLG: 0.371	24 1B 19 SF9 34 E BB	1B		G4-3			F9			3	1	1	1	1	0	0						
34 Clete Thomas, L OBP: 0.382, SLG: 0.408	19 SF9 24 1B FC1	K		P4			24 2B	1B		4	1	1	0	0	1	3						
24 Miguel Cabrera, R OBP: 0.452, SLG: 0.612	1B		13 1B 12 SF8 15 1B BB		F9		1H 2B			3	1	2	1	1	0	0						
19 Jeff Larish, L OBP: 0.396, SLG: 0.632	SF9			F8			K			2	0	0	1	1	1	1						
15 Brandon Inge, R OBP: 0.385, SLG: 0.548	G4-3		1 SAFE 13 1B 1B		F8			G5-3		4	0	1	0	0	0	4						
13 Josh Anderson, L OBP: 0.333, SLG: 0.397	G4-3					G3			G4-3	4	0	1	0	0	0	0						
12 Gerald Laird, R OBP: 0.313, SLG: 0.313	K			SF8		G5-3				3	0	1	1	0	1	0						
39 Ramon Santiago, S OBP: 0.377, SLG: 0.603	28 1B 14 1B 2B			K		L8			F8	4	1	1	0	0	1	3						
Inning Stats	R: 1 E: 1 K: 0 S: 12	H: 2 LOB: 2 BB: 1 P: 23	R: 1 E: 0 K: 2 S: 15	H: 3 LOB: 0 BB: 0 P: 22	R: 1 E: 0 K: 1 S: 12	H: 2 LOB: 1 BB: 1 P: 22	R: 0 E: 0 K: 0 S: 6	H: 0 LOB: 0 BB: 0 P: 10	R: 0 E: 0 K: 0 S: 7	H: 0 LOB: 0 BB: 0 P: 10	R: 1 E: 0 K: 0 S: 12	H: 2 LOB: 2 BB: 1 P: 16	R: 0 E: 0 K: 0 S: 6	H: 1 LOB: 1 BB: 0 P: 10	R: 0 E: 0 K: 2 S: 6	H: 0 LOB: 0 BB: 0 P: 10	1B: 8 2B: 2 3B: 0 HR: 0	SF: 2 SAC: 0 DP: 0 HBP: 0	WP: 0 PB: 0 SB: 0 CS: 1	PA: 37		
PITCHER	IP	WLS	BF	H	R	ER	SO	BB	IBB	HBP	BLK	WP	HR	S	P	ERA	WHIP					
20 Brandon McCarthy, R ERA: 5.8	7.0	L	33	9	4	3	4	3	0	0	0	0	0	72	118	3.86	1.714					
37 Kris Benson, R ERA: 7.8	1.0		4	1	0	0	0	0	0	0	0	0	0	6	10	0.00	1.000					

Texas Rangers @ Detroit Tigers
Comerica Park, Detroit, MI
Tue May 19 2009, 7:05 PM EDT
Att: 23,756 - Clear - 74 F

AB 32
R 4
H 10
RBI 4
BB 3
SO 4
LOB 12



Batter	1	2	3	4	5	6	7	8	9	AB	R	H	RBI	BB	SO	LOB	TOP										
5 Ian Kinsler, R OBP: 0.372, SLG: 0.584										4	0	0	0	1	0	1											
7 David Murphy, L OBP: 0.293, SLG: 0.300										3	1	1	0	1	1	3											
10 Michael Young, R OBP: 0.386, SLG: 0.577										4	0	1	0	0	2	1											
9 Hank Blalock, L OBP: 0.271, SLG: 0.526										4	0	1	0	0	2	1											
22 Marlon Byrd, R OBP: 0.324, SLG: 0.454										4	1	1	1	0	0	2											
17 Nelson Cruz, R OBP: 0.320, SLG: 0.493										4	1	2	1	0	2	2											
19 Chris Davis, L OBP: 0.269, SLG: 0.467										4	0	0	0	0	3	4											
2 Taylor Teagarden, R OBP: 0.310, SLG: 0.243										3	0	1	1	0	1	0											
13 Omar Vizquel, S OBP: 0.415, SLG: 0.526										1	0	0	0	0	1	0											
1 Elvis Andrus, R OBP: 0.305, SLG: 0.411										3	0	1	0	0	0	2											
32 Josh Hamilton, L OBP: 0.293, SLG: 0.466										1	0	0	0	0	0	0											
Inning Stats	R: 0 E: 0 K: 1 S: 12	H: 0 LOB: 1 BB: 1 P: 19	R: 0 E: 0 K: 2 S: 10	H: 0 LOB: 0 BB: 0 P: 14	R: 0 E: 0 K: 0 S: 10	H: 0 LOB: 0 BB: 0 P: 16	R: 0 E: 0 K: 3 S: 10	H: 0 LOB: 0 BB: 0 P: 13	R: 1 E: 0 K: 1 S: 24	H: 3 LOB: 3 BB: 1 P: 41	R: 0 E: 0 K: 1 S: 8	H: 0 LOB: 0 BB: 0 P: 11	R: 1 E: 0 K: 1 S: 14	H: 2 LOB: 1 BB: 0 P: 21	R: 1 E: 0 K: 2 S: 11	H: 3 LOB: 2 BB: 0 P: 15	R: 0 E: 0 K: 1 S: 12	H: 0 LOB: 0 BB: 0 P: 19	1B: 6 2B: 0 3B: 1 HR: 1	SF: 0 SAC: 0 DP: 0 HBP: 0	WP: 0 PB: 0 SB: 0 CS: 0	PA: 37					
PITCHER	IP	WLS	BF	H	R	ER	SO	BB	IBB	HBP	BLK	WP	HR	S	P	ERA	WHIP										
35 Justin Verlander, R ERA: 3.99	6.0	W	23	3	1	1	8	2	0	0	0	0	0	74	114	1.50	0.833										
37 Brandon Lyon, R ERA: 6.88	1.0		5	2	1	1	1	0	0	0	0	0	1	14	21	9.00	2.000										
54 Joel Zumaya, R ERA: 2.19	1.0	H	6	3	1	1	2	0	0	0	0	0	0	11	15	9.00	3.000										
56 Fernando Rodney, R ERA: 3.71	1.0	S	3	0	0	0	1	0	0	0	0	0	0	12	19	0.00	0.000										

Texas Rangers @ Detroit Tigers
Comerica Park, Detroit, MI
Wed May 20, 2009, 7:05 PM EDT
Att: 23,417 - Clear - 81 F

AB 35
R 3
H 8
RBI 3
BB 2
SO 12
LOB 16



Batter	1	2	3	4	5	6	7	8	9	AB	R	H	RBI	BB	SO	LOB	BOTTOM											
28 Curtis Granderson, L OBP: 0.339, SLG: 0.487										4	0	0	0	0	1	3												
14 Placido Polanco, R OBP: 0.314, SLG: 0.367										4	0	1	0	0	0	1												
60 Wilkin Ramirez, R OBP: 0.333, SLG: 1.333										3	1	1	1	0	2	1												
19 Jeff Larish, L OBP: 0.388, SLG: 0.615										1	0	0	0	0	0	0												
24 Miguel Cabrera, R OBP: 0.453, SLG: 0.608										4	1	2	0	0	0	0												
15 Brandon Inge, R OBP: 0.388, SLG: 0.577										4	1	2	2	0	1	2												
25 Ryan Raburn, R OBP: 0.324, SLG: 0.531										2	2	2	1	1	0	0												
34 Clete Thomas, L OBP: 0.375, SLG: 0.400										1	0	0	0	0	0	0												
12 Gerald Laird, R OBP: 0.303, SLG: 0.301										4	0	0	0	0	0	3												
13 Josh Anderson, L OBP: 0.347, SLG: 0.400										2	0	1	0	1	0	0												
4 Adam Everett, R OBP: 0.333, SLG: 0.420										3	0	1	0	0	0	2												
Inning Stats	R: 0 E: 0 K: 1 S: 13	H: 2 LOB: 2 BB: 0 P: 20	R: 1 E: 0 K: 1 S: 12	H: 2 LOB: 1 BB: 0 P: 20	R: 0 E: 0 K: 1 S: 6	H: 0 LOB: 0 BB: 0 P: 12	R: 0 E: 0 K: 0 S: 5	H: 1 LOB: 0 BB: 1 P: 11	R: 0 E: 0 K: 0 S: 8	H: 0 LOB: 0 BB: 1 P: 14	R: 4 E: 0 K: 0 S: 22	H: 5 LOB: 1 BB: 0 P: 38	R: 0 E: 0 K: 0 S: 4	H: 0 LOB: 0 BB: 0 P: 7	R: 0 E: 0 K: 1 S: 8	H: 0 LOB: 0 BB: 0 P: 14	R: 0 E: 0 K: 1 S: 12	H: 0 LOB: 0 BB: 0 P: 19	1B: 6 2B: 1 3B: 1 HR: 3	SF: 0 SAC: 0 DP: 0 HBP: 0	WP: 1 PB: 0 SB: 3 CS: 0	PA: 34						
PITCHER	IP	WLS	BF	H	R	ER	SO	BB	IBB	HBP	BLK	WP	HR	S	P	ERA	WHIP											
54 Matt Harrison, L ERA: 4.71	5.0	L	24	9	5	5	3	2	0	0	0	0	0	55	94	9.00	2.200											
26 Jason Jennings, R ERA: 3.99	2.0		7	1	0	0	0	0	0	0	0	0	1	0	15	28	0.00	0.500										
60 Warner Madrigal, R ERA: 9.82	1.0		3	0	0	0	1	0	0	0	0	0	0	8	14	0.00	0.000											

Texas Rangers @ Detroit Tigers
Comerica Park, Detroit, MI
Wed May 20, 2009, 7:05 PM EDT
Att: 23,417 - Clear - 81 F

AB 32
R 5
H 10
RBI 4
BB 2
SO 4
LOB 12



Batter	1	2	3	4	5	6	7	8	9	AB	R	H	RBI	BB	SO	LOB	TOP										
5 Ian Kinsler, R OBP: 0.367, SLG: 0.572										5	0	1	0	0	2	2											
7 David Murphy, L OBP: 0.333, SLG: 0.370										3	2	3	1	2	0	0											
10 Michael Young, R OBP: 0.374, SLG: 0.559										5	0	0	0	0	1	6											
9 Hank Blalock, L OBP: 0.270, SLG: 0.525										4	1	1	0	0	0	1											
22 Marlon Byrd, R OBP: 0.314, SLG: 0.440										4	0	0	0	0	0	2											
17 Nelson Cruz, R OBP: 0.325, SLG: 0.500										4	0	2	2	0	0	0											
19 Chris Davis, L OBP: 0.275, SLG: 0.460										2	0	0	0	2	2	0											
21 Jarrod Saltalamacchia, R OBP: 0.304, SLG: 0.383										3	0	0	0	1	3	2											
1 Elvis Andrus, R OBP: 0.311, SLG: 0.417										3	0	1	0	1	0	3											
Inning Stats	R: 1 H: 1 E: 0 K: 0 S: 7	H: 1 LOB: 0 BB: 0 P: 14	R: 0 H: 1 E: 0 K: 0 S: 9	H: 1 LOB: 2 BB: 2 P: 20	R: 0 H: 1 E: 0 K: 1 S: 9	H: 1 LOB: 0 BB: 0 P: 13	R: 0 H: 0 E: 0 K: 1 S: 9	H: 0 LOB: 0 BB: 0 P: 13	R: 0 H: 1 E: 0 K: 1 S: 11	H: 1 LOB: 2 BB: 1 P: 17	R: 0 H: 0 E: 0 K: 0 S: 7	H: 0 LOB: 0 BB: 0 P: 12	R: 0 H: 1 E: 0 K: 3 S: 12	H: 1 LOB: 1 BB: 0 P: 16	R: 2 H: 2 E: 0 K: 1 S: 14	H: 2 LOB: 2 BB: 2 P: 27	R: 0 H: 1 E: 0 K: 1 S: 12	H: 1 LOB: 1 BB: 1 P: 21	1B: 4 2B: 4 3B: 0 HR: 1	SF: 0 SAC: 0 DP: 2 HBP: 0	WP: 0 PA: 39 PB: 0 SB: 5 CS: 0						
PITCHER	IP	WLS	BF	H	R	ER	SO	BB	IBB	HBP	BLK	WP	HR	S	P	ERA	WHIP										
36 Edwin Jackson, R ERA: 2.55	8.0	W	35	7	3	3	7	5	0	0	0	0	1	78	132	3.38	1.500										
56 Fernando Rodney, R ERA: 3.5	1.0	S	4	1	0	0	1	1	0	0	0	0	0	12	21	0.00	2.000										

Texas Rangers @ Detroit Tigers
Comerica Park, Detroit, MI
Thu May 21 2009, 1:05 PM EDT
Att: 34,356 - Sunny - 79 F

AB	33
R	3
H	8
RBI	3
BB	6
SO	8
LOB	16

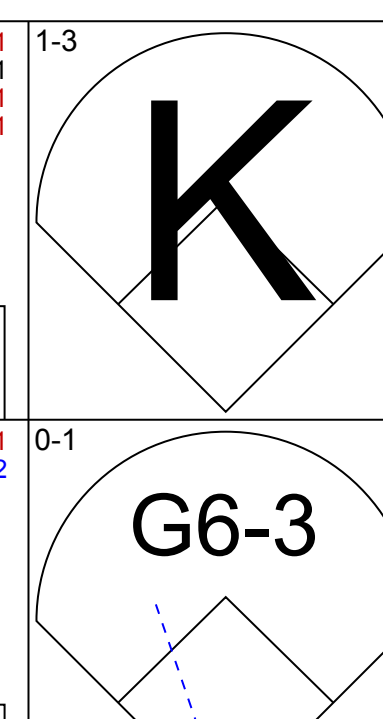
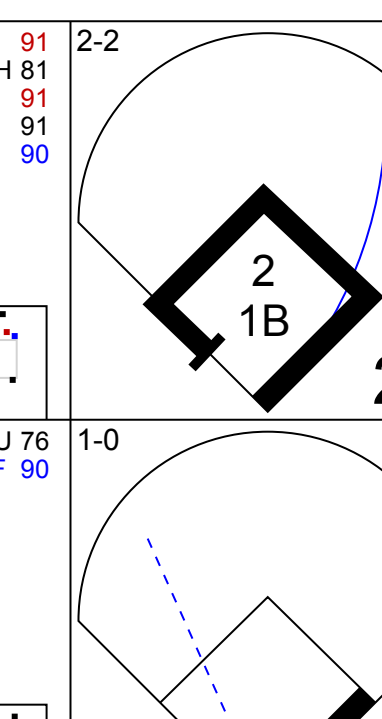
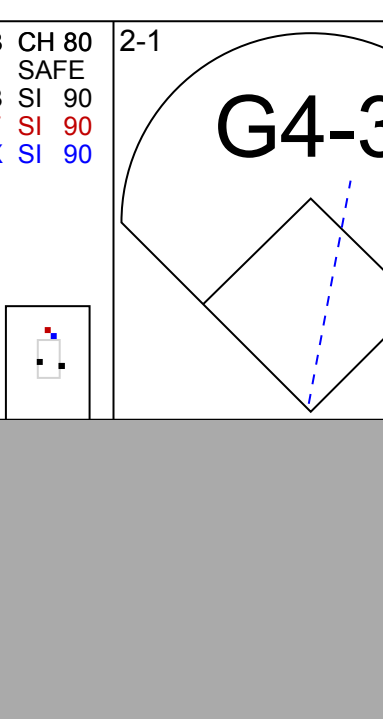
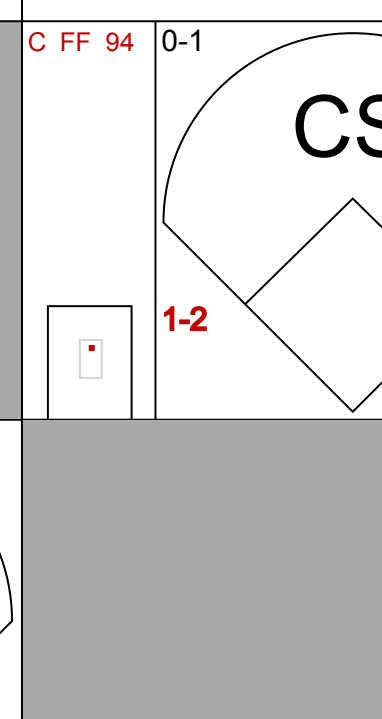
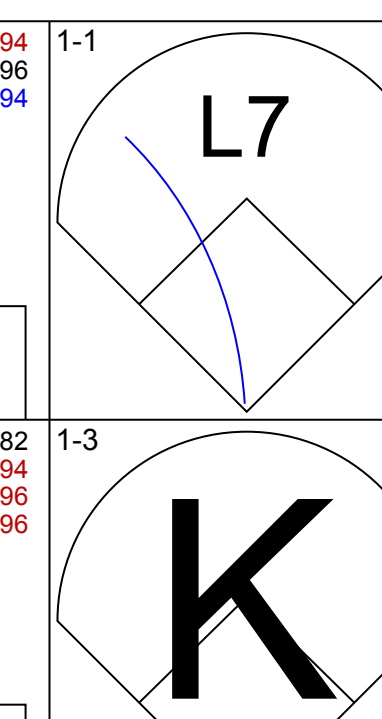
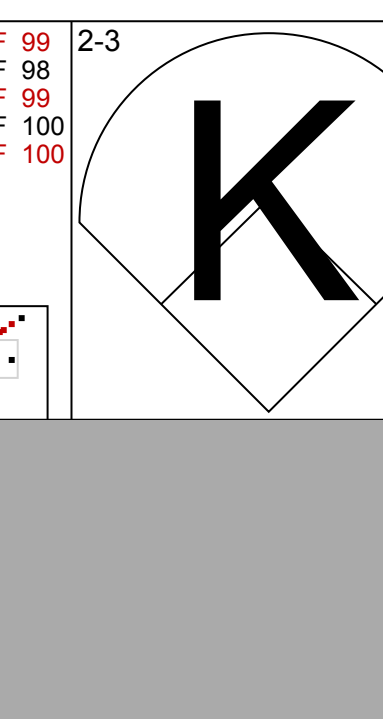
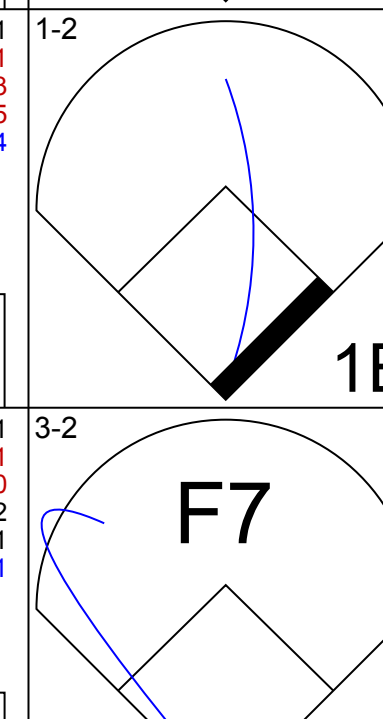

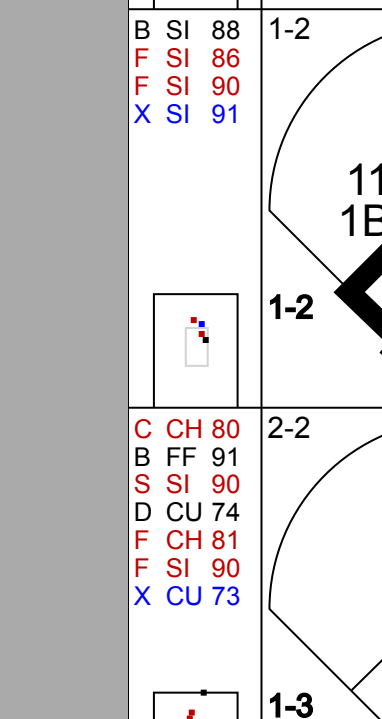
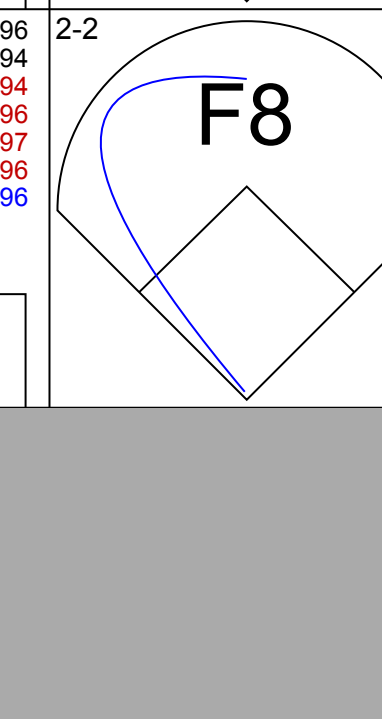

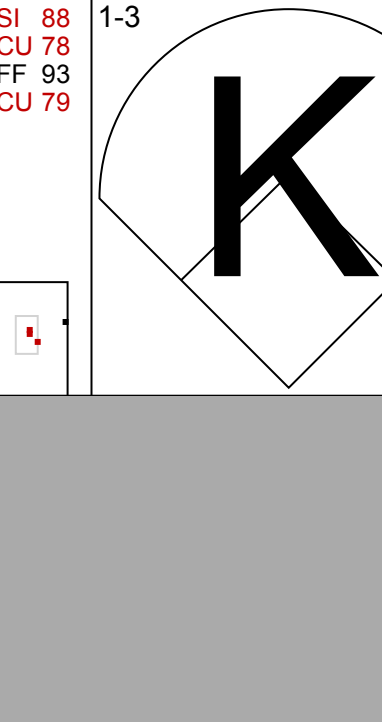
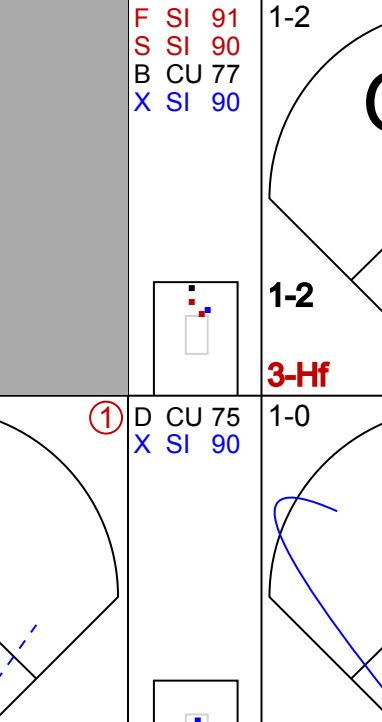



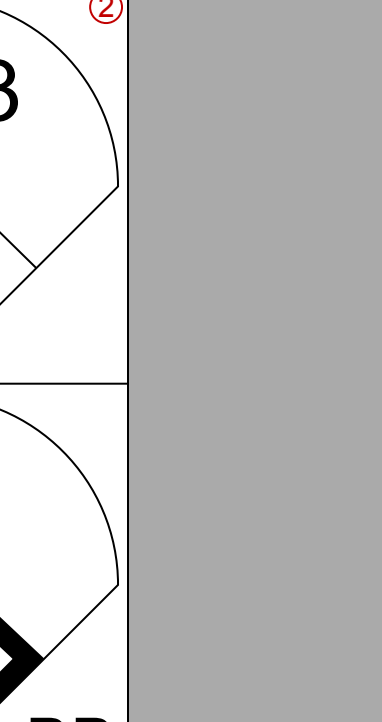


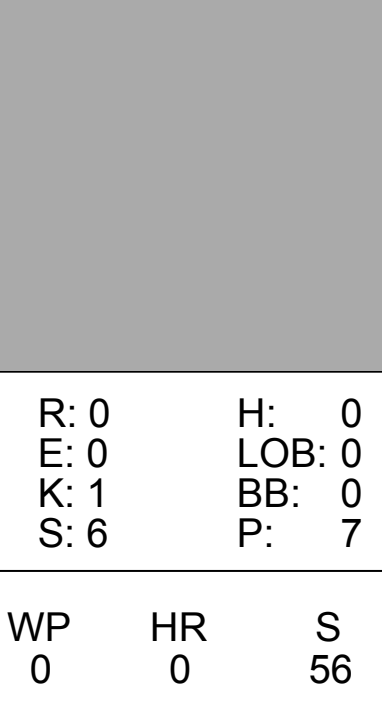
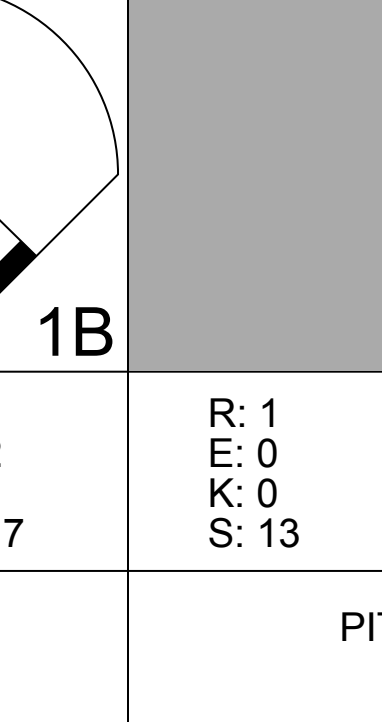

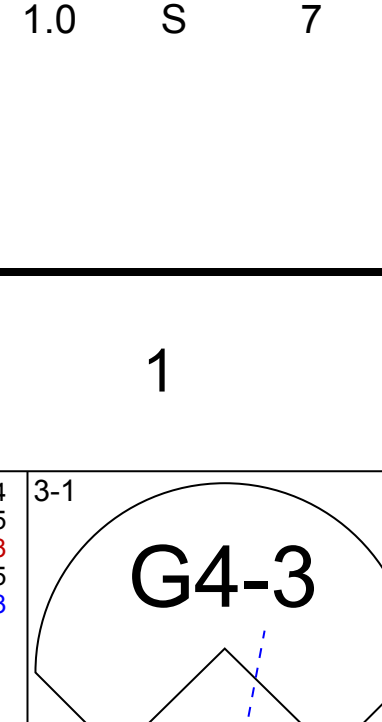
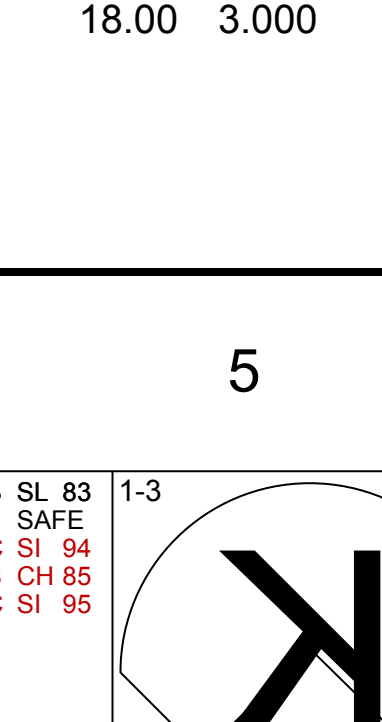
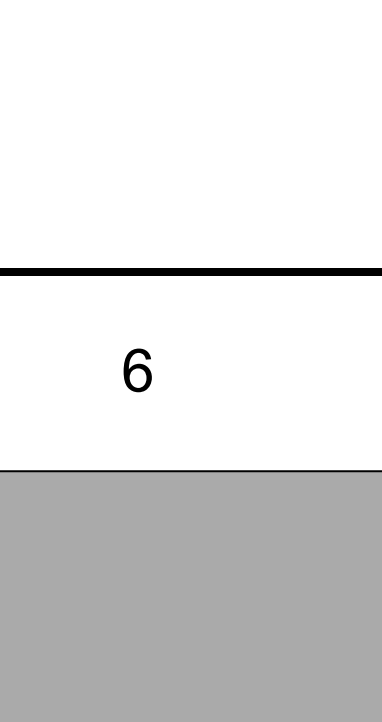
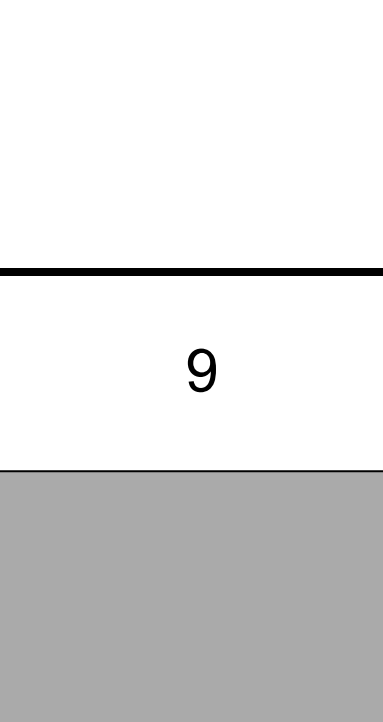
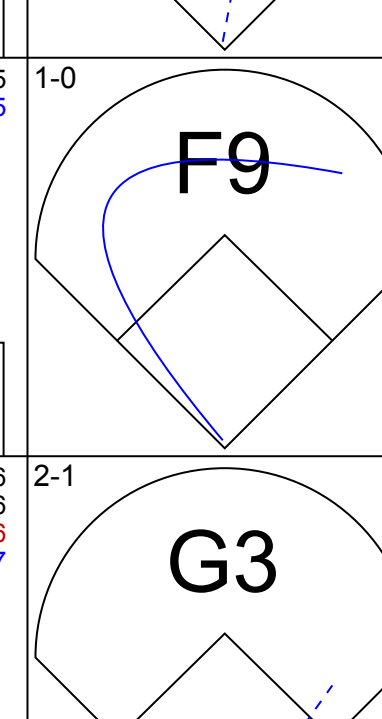
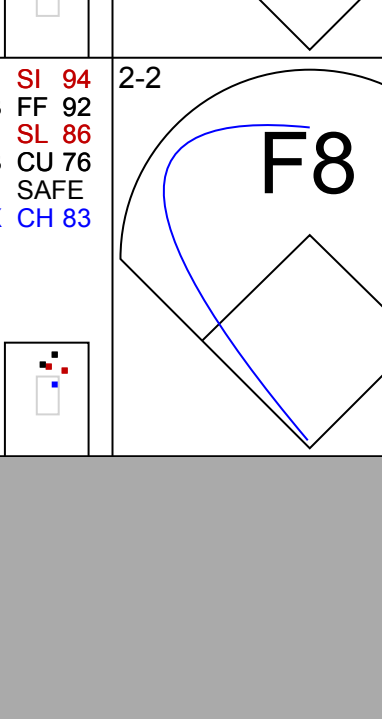






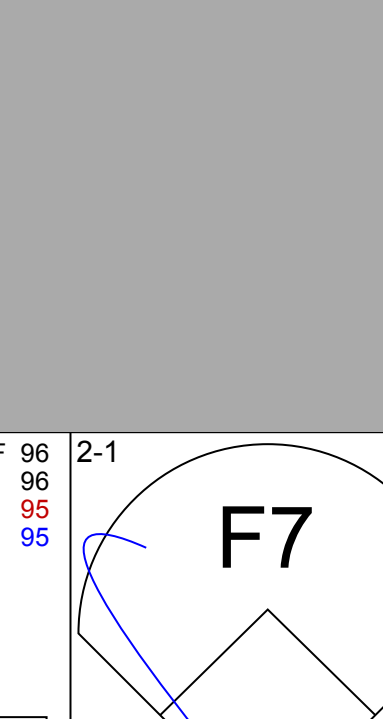

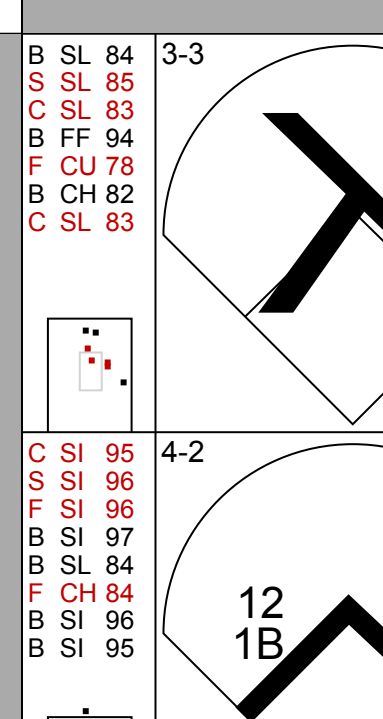
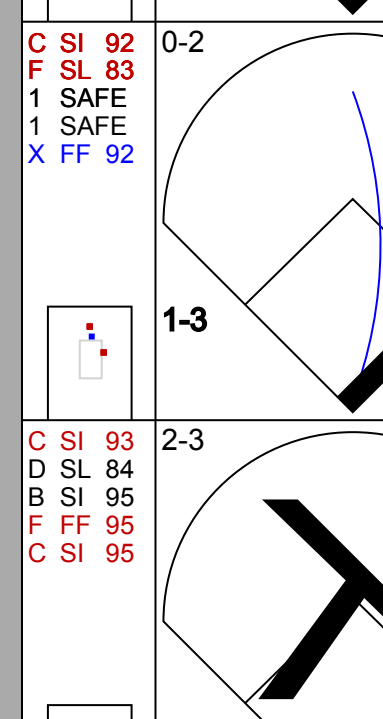


Batter	1	2	3	4	5	6	7	8	9	AB	R	H	RBI	BB	SO	LOB	BOTTOM										
28 Curtis Granderson, L OBP: 0.343, SLG: 0.503										3	1	1	2	1	0	0											
14 Placido Polanco, R OBP: 0.313, SLG: 0.364										4	1	1	0	0	0	2											
34 Clete Thomas, L OBP: 0.383, SLG: 0.453										3	1	1	1	1	0	0											
24 Miguel Cabrera, R OBP: 0.448, SLG: 0.599										4	0	1	1	0	0	0											
19 Jeff Larish, L OBP: 0.377, SLG: 0.581										4	0	1	0	0	0	2											
15 Brandon Inge, R OBP: 0.387, SLG: 0.568										2	0	0	0	1	0	1											
13 Josh Anderson, L OBP: 0.333, SLG: 0.384										3	0	0	0	0	0	1											
4 Adam Everett, R OBP: 0.344, SLG: 0.422										2	1	1	0	1	0	1											
57 Dane Sardinha, R OBP: 0.050, SLG: 0.105										3	0	0	0	0	3	2											
Inning Stats	R: 1 H: 1 E: 0 K: 0 S: 7	H: 0 LOB: 0 BB: 0 P: 11	R: 0 H: 0 E: 0 K: 0 S: 6	H: 0 LOB: 0 BB: 0 P: 8	R: 2 H: 1 E: 0 K: 1 S: 9	H: 1 LOB: 1 BB: 1 P: 18	R: 0 H: 1 E: 0 K: 0 S: 8	H: 1 LOB: 0 BB: 0 P: 14	R: 0 H: 0 E: 0 K: 1 S: 15	H: 1 LOB: 2 BB: 1 P: 23	R: 0 H: 0 E: 0 K: 0 S: 9	H: 0 LOB: 0 BB: 0 P: 14	R: 0 H: 0 E: 0 K: 0 S: 7	H: 0 LOB: 0 BB: 1 P: 13	R: 1 H: 2 E: 0 K: 1 S: 12	H: 2 LOB: 2 BB: 1 P: 20	R: 0 H: 1 E: 0 K: 1 S: 12	H: 1 LOB: 1 BB: 1 P: 21	1B: 4 2B: 0 3B: 0 HR: 2	SF: 0 SAC: 0 DP: 1 HBP: 0	WP: 0 PA: 33 PB: 0 SB: 1 CS: 1						
PITCHER	IP	WLS	BF	H	R	ER	SO	BB	IBB	HBP	BLK	WP	HR	S	P	ERA	WHIP										
33 Kevin Millwood, R ERA: 3.12	8.0	L	32	6	4	4	3	4	0	0	0	0	2	73	121	4.50	1.250										

Texas Rangers @ Detroit Tigers
Comerica Park, Detroit, MI
Thu May 21 2009, 1:05 PM EDT
Att: 34,356 - Sunny - 79 F

AB	28
R	4
H	6
RBI	4
BB	4
SO	3
LOB	9

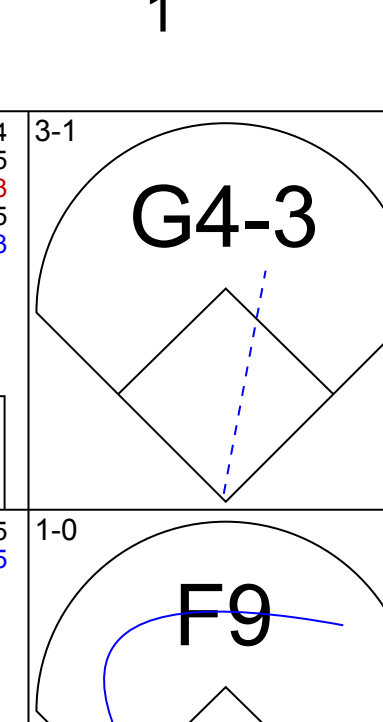
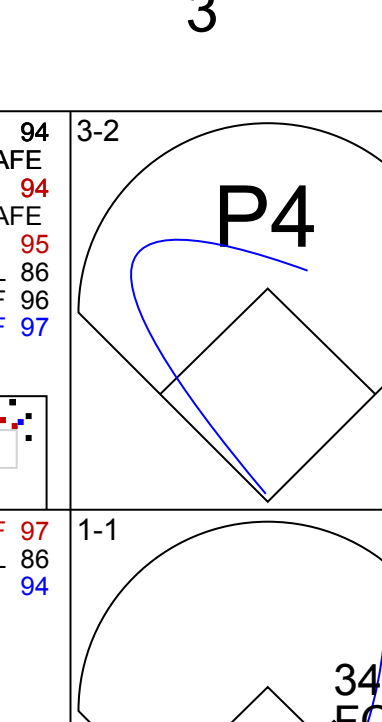
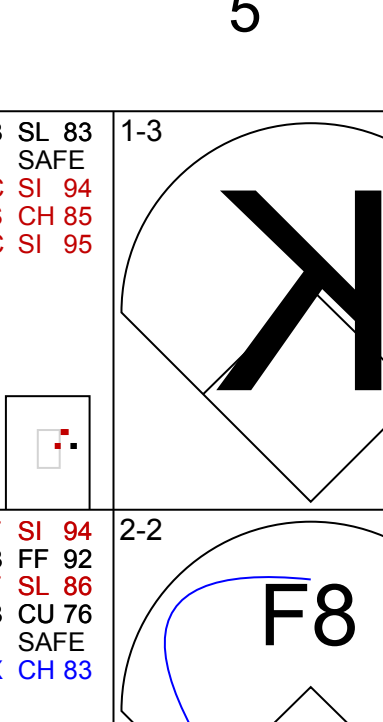
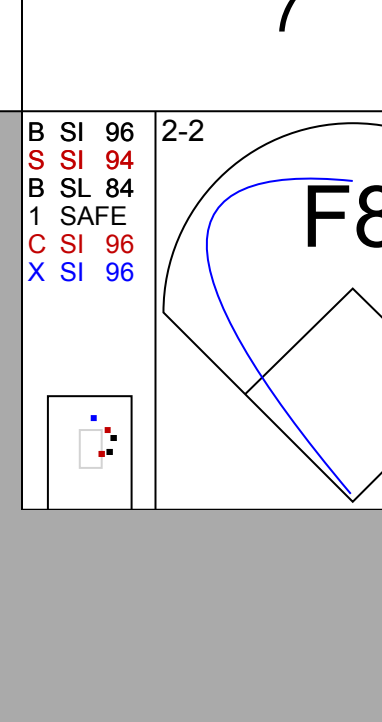
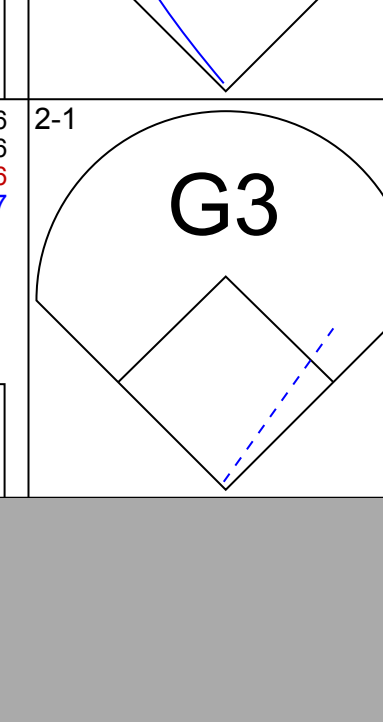
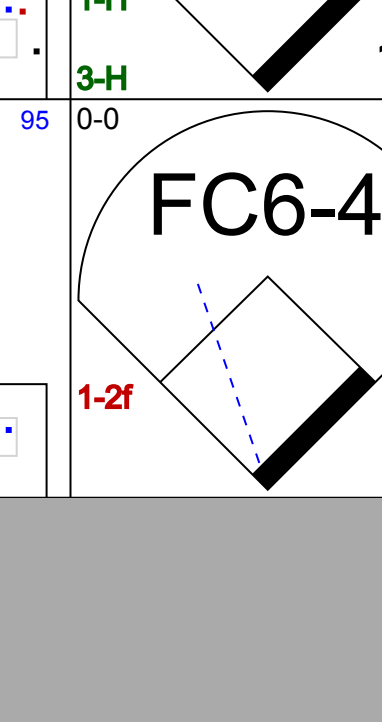

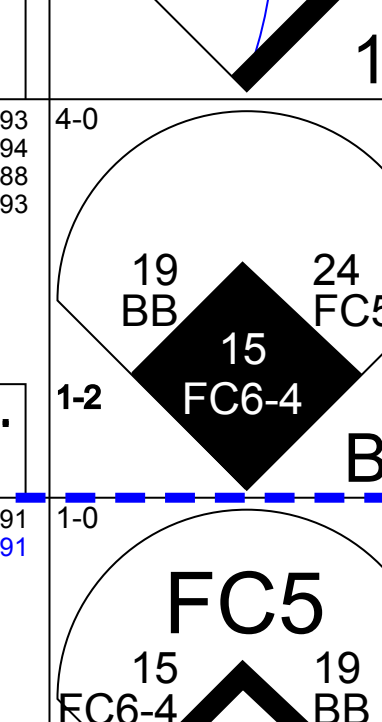



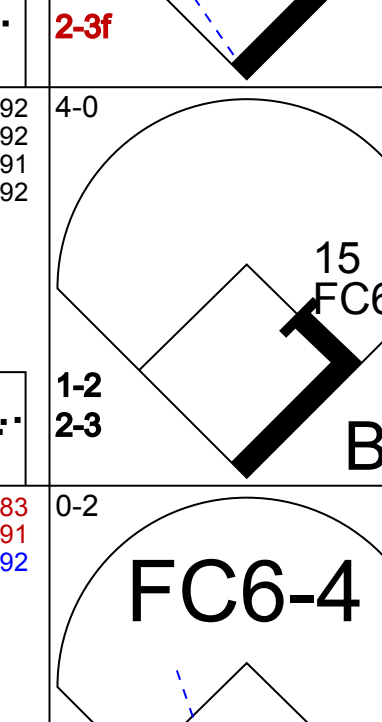
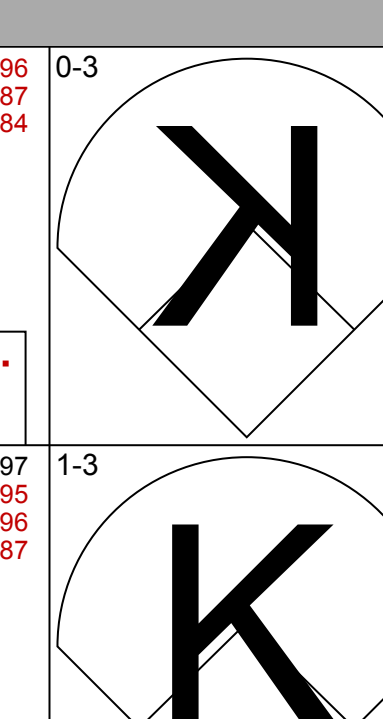
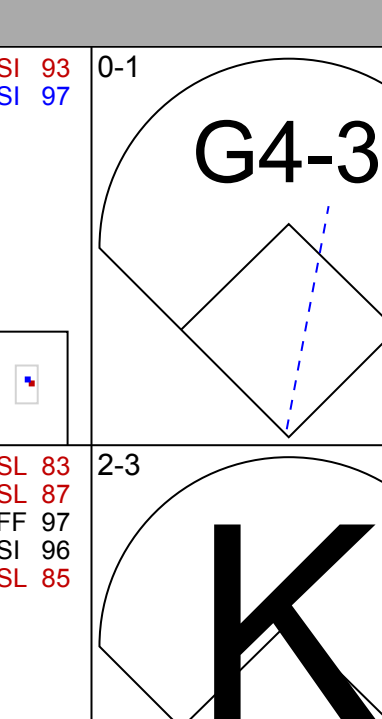
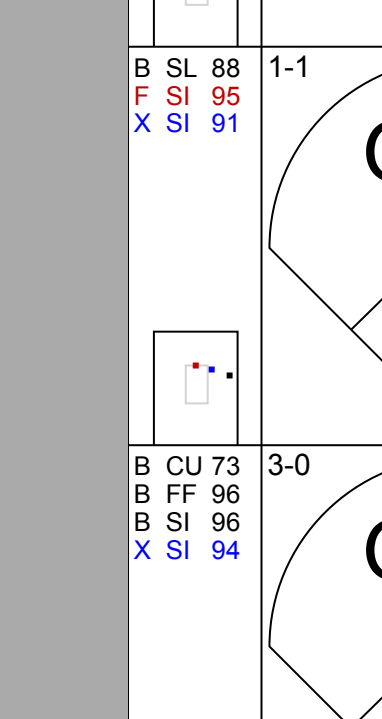
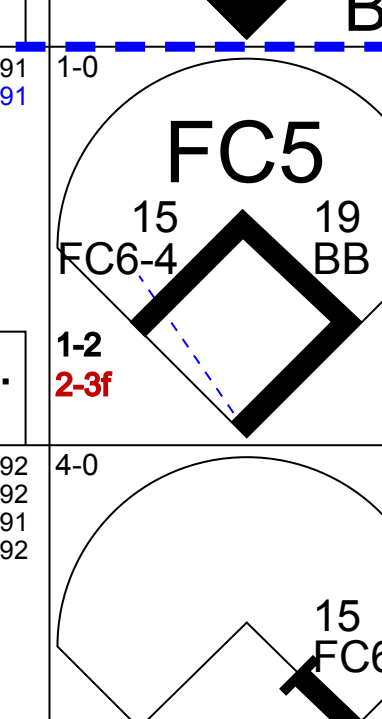
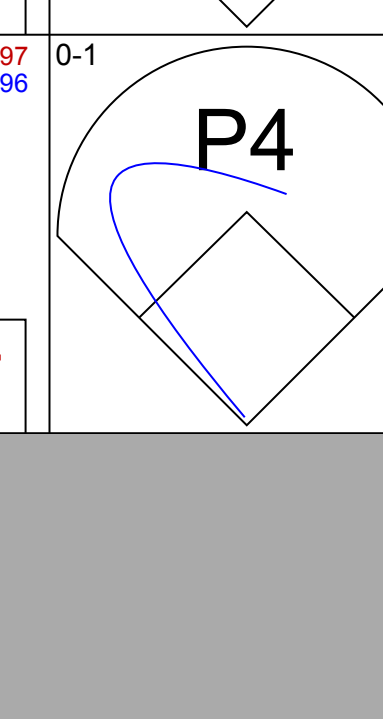
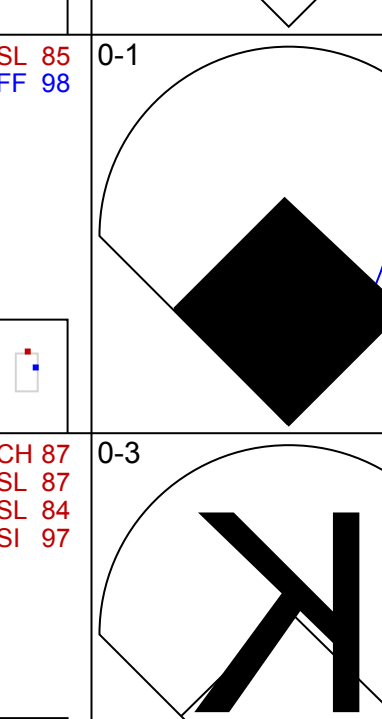

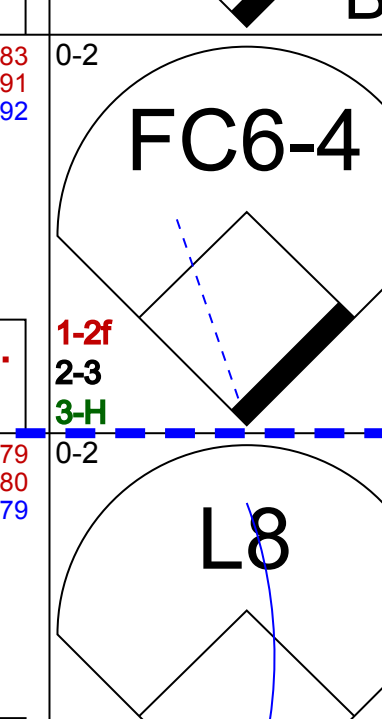


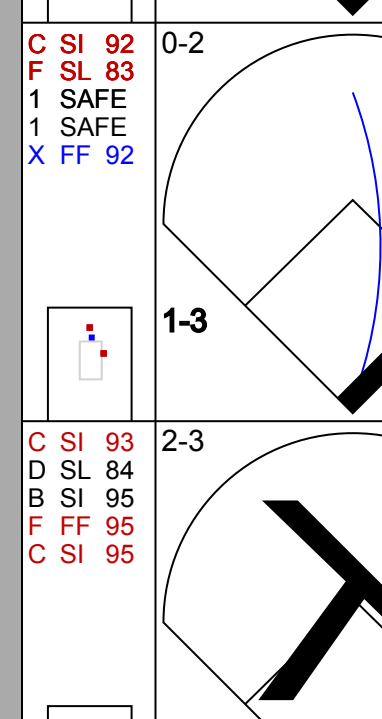

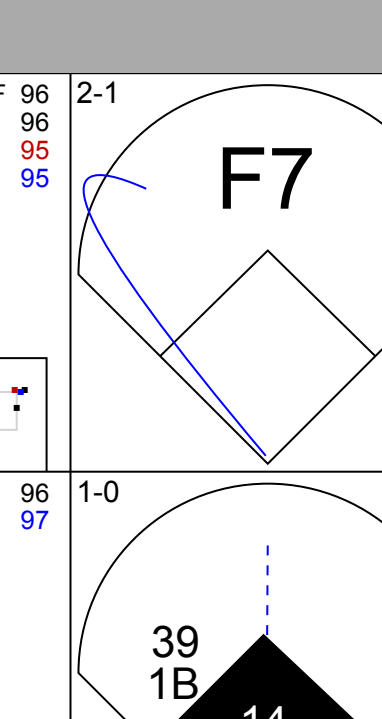
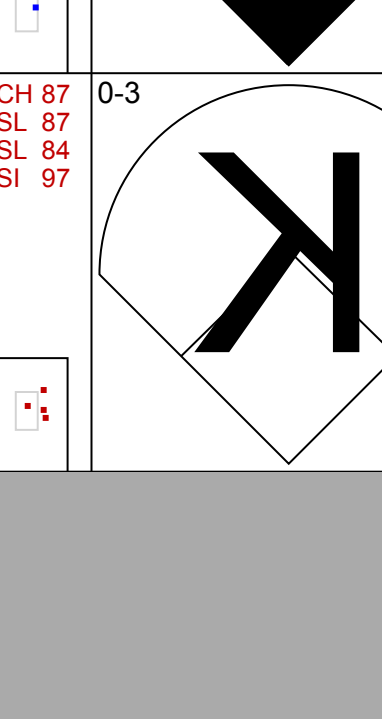
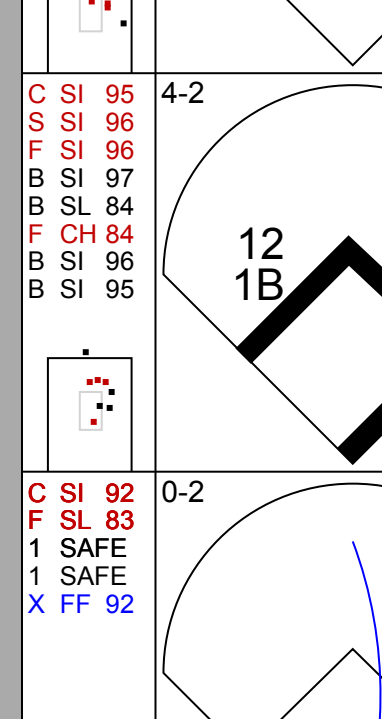
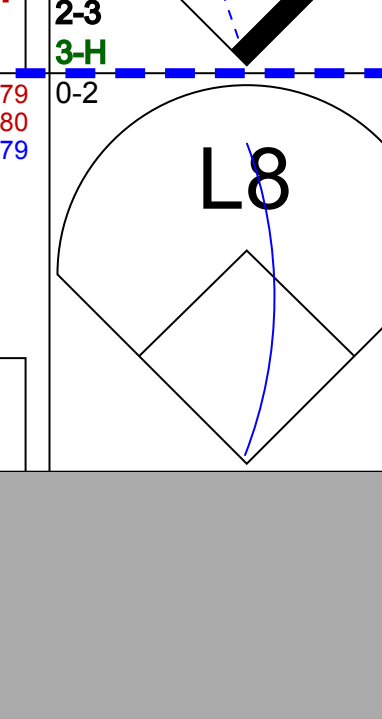
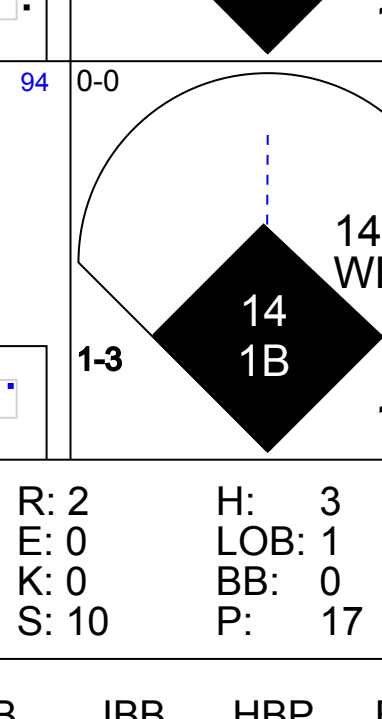
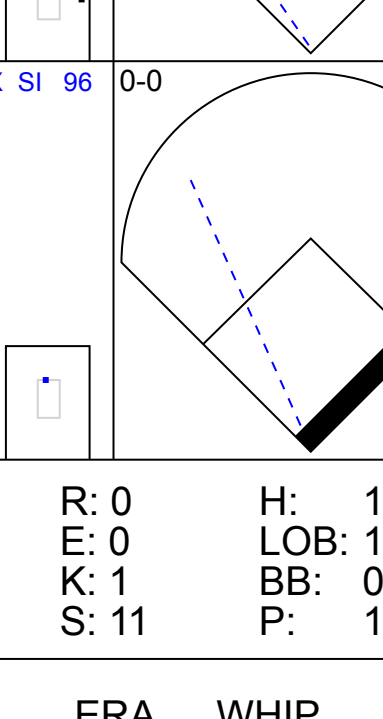
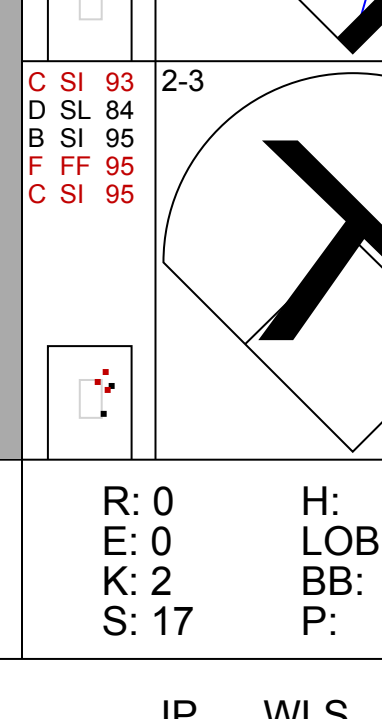





Batter	1	2	3	4	5	6	7	8	9	AB	R	H	RBI	BB	SO	LOB	TOP						
24 Dexter Fowler, S OBP: 0.326, SLG: 0.378										5	0	1	0	0	2	4							
2 Troy Tulowitzki, R OBP: 0.329, SLG: 0.427										3	1	1	0	1	1	0							
17 Todd Helton, L OBP: 0.395, SLG: 0.521										4	0	2	0	0	0	0							
11 Brad Hawpe, L OBP: 0.411, SLG: 0.600										3	1	1	1	1	0	1							
19 Ryan Spilborghs, R OBP: 0.333, SLG: 0.439										4	0	0	0	0	2	3							
7 Seth Smith, L OBP: 0.421, SLG: 0.500										4	1	1	2	0	0	1							
20 Chris Iannetta, R OBP: 0.342, SLG: 0.465										4	0	0	0	0	1	0							
27 Garrett Atkins, R OBP: 0.276, SLG: 0.291										2	0	0	0	1	0	0							
6 Omar Quintanilla, L OBP: 0.250, SLG: 0.222										0	0	0	0	0	0	0							
12 Clint Barmes, R OBP: 0.306, SLG: 0.438										2	0	1	0	1	1	0							
9 Ian Stewart, L OBP: 0.282, SLG: 0.454										1	0	1	0	0	0	0							
Inning Stats	R: 0 E: 0 K: 1 S: 12	H: 1 LOB: 1 BB: 0 P: 17	R: 0 E: 0 K: 0 S: 5	H: 0 LOB: 0 BB: 0 P: 6	R: 0 E: 0 K: 1 S: 11	H: 2 LOB: 2 BB: 0 P: 17	R: 0 E: 0 K: 1 S: 6	H: 0 LOB: 0 BB: 0 P: 7	R: 0 E: 0 K: 0 S: 9	H: 1 LOB: 2 BB: 1 P: 17	R: 1 E: 0 K: 0 S: 13	H: 2 LOB: 1 BB: 1 P: 22	R: 0 E: 0 K: 0 S: 9	H: 0 LOB: 0 BB: 1 P: 17	R: 0 E: 0 K: 1 S: 10	H: 0 LOB: 0 BB: 0 P: 14	R: 2 E: 0 K: 3 S: 19	H: 2 LOB: 2 BB: 1 P: 31	1B: 6 2B: 2 HR: 1	SF: 0 SAC: 0 HBP: 1	WP: 0 PB: 1 SB: 0 CS: 1	PA: 38	
PITCHER	IP WLS BF H R ER SO BB IBB HBP BLK WP HR S P ERA WHIP	IP WLS BF H R ER SO BB IBB HBP BLK WP HR S P ERA WHIP	IP WLS BF H R ER SO BB IBB HBP BLK WP HR S P ERA WHIP	IP WLS BF H R ER SO BB IBB HBP BLK WP HR S P ERA WHIP	IP WLS BF H R ER SO BB IBB HBP BLK WP HR S P ERA WHIP	IP WLS BF H R ER SO BB IBB HBP BLK WP HR S P ERA WHIP	IP WLS BF H R ER SO BB IBB HBP BLK WP HR S P ERA WHIP	IP WLS BF H R ER SO BB IBB HBP BLK WP HR S P ERA WHIP	IP WLS BF H R ER SO BB IBB HBP BLK WP HR S P ERA WHIP	IP WLS BF H R ER SO BB IBB HBP BLK WP HR S P ERA WHIP	IP WLS BF H R ER SO BB IBB HBP BLK WP HR S P ERA WHIP	IP WLS BF H R ER SO BB IBB HBP BLK WP HR S P ERA WHIP	IP WLS BF H R ER SO BB IBB HBP BLK WP HR S P ERA WHIP	IP WLS BF H R ER SO BB IBB HBP BLK WP HR S P ERA WHIP	IP WLS BF H R ER SO BB IBB HBP BLK WP HR S P ERA WHIP	IP WLS BF H R ER SO BB IBB HBP BLK WP HR S P ERA WHIP	IP WLS BF H R ER SO BB IBB HBP BLK WP HR S P ERA WHIP	IP WLS BF H R ER SO BB IBB HBP BLK WP HR S P ERA WHIP	IP WLS BF H R ER SO BB IBB HBP BLK WP HR S P ERA WHIP	IP WLS BF H R ER SO BB IBB HBP BLK WP HR S P ERA WHIP	IP WLS BF H R ER SO BB IBB HBP BLK WP HR S P ERA WHIP	IP WLS BF H R ER SO BB IBB HBP BLK WP HR S P ERA WHIP	IP WLS BF H R ER SO BB IBB HBP BLK WP HR S P ERA WHIP

Colorado Rockies @ Detroit Tigers
Comerica Park, Detroit, MI
Fri May 22 2009, 7:05 PM EDT
Att: 28,264 - Clear - 69 F

AB	32
R	3
H	8
RBI	3
BB	4
SO	7
LOB	9



Batter	1	2	3	4	5	6	7	8	9	AB	R	H	RBI	BB	SO	LOB	BOTTOM						
28 Curtis Granderson, L OBP: 0.335, SLG: 0.491										4	0	0	0	0	1	5							
14 Placido Polanco, R OBP: 0.317, SLG: 0.366										4	0	2	1	0	0	1							
34 Cleto Thomas, L OBP: 0.375, SLG: 0.429										3	1	0	0	1	0	1							
24 Miguel Cabrera, R OBP: 0.438, SLG: 0.583										4	0	0	0	0	1	2							
19 Jeff Larish, L OBP: 0.368, SLG: 0.543										3	0	0	0	1	2	0							
15 Brandon Inge, R OBP: 0.384, SLG: 0.581										4	1	1	2	0	1	2							
13 Josh Anderson, L OBP: 0.329, SLG: 0.368										3	0	0	0	1	1	2							
12 Gerald Laird, R OBP: 0.311, SLG: 0.311										3	1	2	0	0	0	0							
39 Ramon Santiago, S OBP: 0.391, SLG: 0.607										3	1	2	0	0	1	2							
Inning Stats	R: 0 E: 0 K: 0 S: 5	H: 0 LOB: 0 BB: 0 P: 11	R: 0 E: 0 K: 2 S: 8	H: 0 LOB: 0 BB: 0 P: 9	R: 2 E: 0 K: 0 S: 10	H: 3 LOB: 1 BB: 0 P: 17	R: 1 E: 0 K: 2 S: 11	H: 1 LOB: 0 BB: 0 P: 13	R: 0 E: 0 K: 1 S: 11	H: 1 LOB: 1 BB: 0 P: 17	R: 0 E: 0 K: 0 S: 4	H: 0 LOB: 0 BB: 0 P: 9	R: 0 E: 0 K: 2 S: 17	H: 1 LOB: 2 BB: 1 P: 28	R: 1 E: 0 K: 0 S: 9	H: 1 LOB: 2 BB: 2 P: 19	1B: 6 2B: 0 3B: 0 HR: 1	SF: 0 SAC: 0 DP: 0 HBP: 0	WP: 1 PB: 0 SB: 0 CS: 0	PA: 34			
PITCHER	IP WLS BF H R ER SO BB IBB HBP BLK WP HR S P ERA WHIP	IP WLS BF H R ER SO BB IBB HBP BLK WP HR S P ERA WHIP	IP WLS BF H R ER SO BB IBB HBP BLK WP HR S P ERA WHIP	IP WLS BF H R ER SO BB IBB HBP BLK WP HR S P ERA WHIP	IP WLS BF H R ER SO BB IBB HBP BLK WP HR S P ERA WHIP	IP WLS BF H R ER SO BB IBB HBP BLK WP HR S P ERA WHIP	IP WLS BF H R ER SO BB IBB HBP BLK WP HR S P ERA WHIP	IP WLS BF H R ER SO BB IBB HBP BLK WP HR S P ERA WHIP	IP WLS BF H R ER SO BB IBB HBP BLK WP HR S P ERA WHIP	IP WLS BF H R ER SO BB IBB HBP BLK WP HR S P ERA WHIP	IP WLS BF H R ER SO BB IBB HBP BLK WP HR S P ERA WHIP	IP WLS BF H R ER SO BB IBB HBP BLK WP HR S P ERA WHIP	IP WLS BF H R ER SO BB IBB HBP BLK WP HR S P ERA WHIP	IP WLS BF H R ER SO BB IBB HBP BLK WP HR S P ERA WHIP	IP WLS BF H R ER SO BB IBB HBP BLK WP HR S P ERA WHIP	IP WLS BF H R ER SO BB IBB HBP BLK WP HR S P ERA WHIP	IP WLS BF H R ER SO BB IBB HBP BLK WP HR S P ERA WHIP	IP WLS BF H R ER SO BB IBB HBP BLK WP HR S P ERA WHIP	IP WLS BF H R ER SO BB IBB HBP BLK WP HR S P ERA WHIP	IP WLS BF H R ER SO BB IBB HBP BLK WP HR S P ERA WHIP	IP WLS BF H R ER SO BB IBB HBP BLK WP HR S P ERA WHIP	IP WLS BF H R ER SO BB IBB HBP BLK WP HR S P ERA WHIP	IP WLS BF H R ER SO BB IBB HBP BLK WP HR S P ERA WHIP

Colorado Rockies @ Detroit Tigers
Comerica Park, Detroit, MI
Fri May 22 2009, 7:05 PM EDT
Att: 28,264 - Clear - 69 F


AB	31
R	4
H	7
RBI	3
BB	3
SO	7
LOB	15



Batter	1	2	3	4	5	6	7	8	9	AB	R	H	RBI	BB	SO	LOB	TOP					
24 Dexter Fowler, S OBP: 0.333, SLG: 0.400										3	2	2	0	0	1	0						
2 Troy Tulowitzki, R OBP: 0.327, SLG: 0.425										3	0	1	1	0	0	1						
17 Todd Helton, L OBP: 0.391, SLG: 0.535										4	1	1	2	0	2	2						
11 Brad Hawpe, L OBP: 0.400, SLG: 0.581										4	0	0	0	0	0	1						
20 Chris Iannetta, R OBP: 0.350, SLG: 0.510										3	1	2	1	0	0	0						
8 Yovit Torrealba, R OBP: 0.329, SLG: 0.425										1	0	0	0	0	1	0						
7 Seth Smith, L OBP: 0.414, SLG: 0.481										3	0	0	0	1	0	1						
19 Ryan Spilborghs, R OBP: 0.333, SLG: 0.439										0	0	0	0	0	0	0						
27 Garrett Atkins, R OBP: 0.276, SLG: 0.290										4	0	1	0	0	0	1						
9 Ian Stewart, L OBP: 0.272, SLG: 0.436										4	0	0	0	0	0	3						
12 Clint Barmes, R OBP: 0.304, SLG: 0.426											3	0	0	0	1	1						
Inning Stats	R: 1 E: 0 K: 1 S: 9	H: 1 LOB: 0 BB: 0 P: 15	R: 1 E: 0 K: 0 S: 9	H: 1 LOB: 0 BB: 0 P: 11	R: 1 E: 0 K: 0 S: 12	H: 2 LOB: 1 BB: 0 P: 16	R: 0 E: 0 K: 0 S: 7	H: 0 LOB: 1 BB: 1 P: 14	R: 0 E: 0 K: 1 S: 7	H: 0 LOB: 0 BB: 0 P: 11	R: 1 E: 0 K: 0 S: 12	H: 3 LOB: 2 BB: 0 P: 21	R: 0 E: 0 K: 1 S: 11	H: 0 LOB: 1 BB: 1 P: 12	R: 0 E: 0 K: 1 S: 11	H: 0 LOB: 0 BB: 0 P: 17	R: 0 E: 0 K: 1 S: 8	H: 0 LOB: 0 BB: 0 P: 14	1B: 3 2B: 1 3B: 1 HR: 2	SF: 1 SAC: 1 DP: 0 HBP: 0	WP: 0 PB: 0 SB: 0 CS: 0	PA: 36
PITCHER	IP WLS BF H R ER SO BB IBB HBP BLK WP HR S P ERA WHIP																					
58 Armando Galarraga, R ERA: 5.74	(1, 1)	5.1 L 23 6 4 4 2 1 0 0 0 0 0 2 49 79 6.75 1.312																				
29 Nate Robertson, L ERA: 5.25	(6, 1)	2.0 8 1 0 0 1 1 0 0 0 0 0 0 17 25 0.00 1.000																				
37 Brandon Lyon, R ERA: 6.27	(8, 1)	1.2 5 0 0 0 2 0 0 0 0 0 0 0 16 27 0.00 0.000																				

Colorado Rockies @ Detroit Tigers
Comerica Park, Detroit, MI
Sat May 23 2009, 7:05 PM EDT
Att: 37,035 - Partly Cloudy - 78 F


AB 32
R 4
H 7
RBI 4
BB 2
SO 5
LOB 9



Batter	1	2	3	4	5	6	7	8	9	AB	R	H	RBI	BB	SO	LOB	BOTTOM					
28 Curtis Granderson, L OBP: 0.328, SLG: 0.479										4	0	0	0	0	1	1						
14 Placido Polanco, R OBP: 0.310, SLG: 0.358										4	0	0	0	0	0	0						
34 Clete Thomas, L OBP: 0.353, SLG: 0.400										4	0	0	0	0	1	0						
24 Miguel Cabrera, R OBP: 0.439, SLG: 0.597										3	1	1	1	1	1	0						
30 Magglio Ordonez, R OBP: 0.344, SLG: 0.338											3	1	1	0	1	2						
13 Josh Anderson, L OBP: 0.329, SLG: 0.368										0	0	0	0	0	0	0						
15 Brandon Inge, R OBP: 0.374, SLG: 0.564										4	0	0	0	0	1	2						
25 Ryan Raburn, R OBP: 0.325, SLG: 0.514										3	1	1	0	0	0	0						
19 Jeff Larish, L OBP: 0.379, SLG: 0.543										0	0	0	0	1	0	0						
12 Gerald Laird, R OBP: 0.325, SLG: 0.336											4	0	3	1	0	1						
4 Adam Everett, R OBP: 0.333, SLG: 0.409										3	0	0	0	0	0	3						
Inning Stats	R: 0 E: 0 K: 1 S: 6	H: 0 LOB: 0 BB: 0 P: 8	R: 1 E: 0 K: 1 S: 9	H: 1 LOB: 0 BB: 0 P: 14	R: 0 E: 0 K: 0 S: 8	H: 1 LOB: 0 BB: 0 P: 14	R: 0 E: 0 K: 1 S: 6	H: 0 LOB: 0 BB: 0 P: 11	R: 2 E: 0 K: 0 S: 15	H: 3 LOB: 1 BB: 0 P: 20	R: 0 E: 0 K: 1 S: 8	H: 0 LOB: 1 BB: 1 P: 15	R: 0 E: 0 K: 0 S: 9	H: 1 LOB: 0 BB: 0 P: 13	R: 0 E: 0 K: 1 S: 8	H: 0 LOB: 0 BB: 0 P: 13	R: 0 E: 0 K: 2 S: 10	H: 0 LOB: 2 BB: 2 P: 19	1B: 4 2B: 1 3B: 0 HR: 1	SF: 0 SAC: 0 DP: 1 HBP: 0	WP: 0 PB: 0 SB: 4 CS: 0	PA: 35
PITCHER	IP WLS BF H R ER SO BB IBB HBP BLK WP HR S P ERA WHIP																					
21 Jason Marquis, R ERA: 4.45	(1, 1)	7.2 W 29 6 3 2 4 1 0 0 0 0 0 1 66 103 2.35 0.913																				
53 Randy Flores, L ERA: 3.63	(8, 1)	0.1 H 1 0 0 0 1 0 0 0 0 0 0 0 3 5 0.00 0.000																				
16 Huston Street, R ERA: 3.63	(9, 1)	1.0 S 5 0 0 0 2 2 0 0 0 0 0 0 10 19 0.00 2.000																				

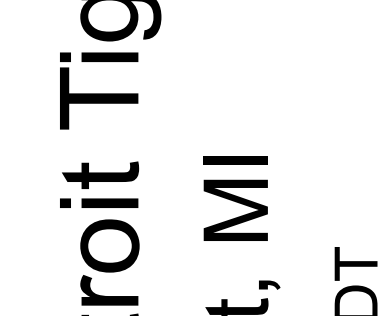
Colorado Rockies @ Detroit Tigers
Comerica Park, Detroit, MI
Sat May 23 2009, 7:05 PM EDT
Att: 37,035 - Partly Cloudy - 78 F

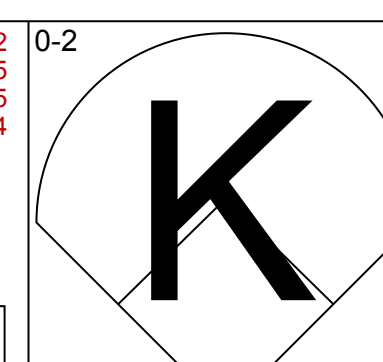
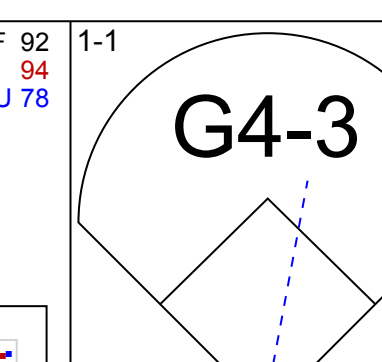
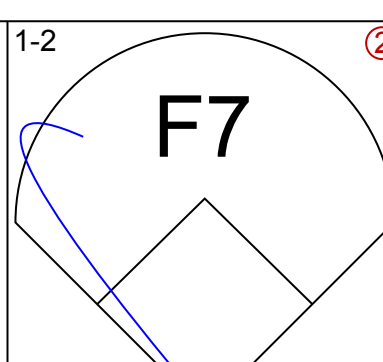
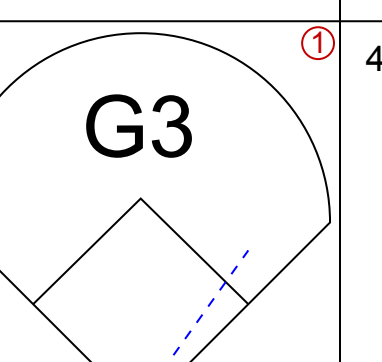
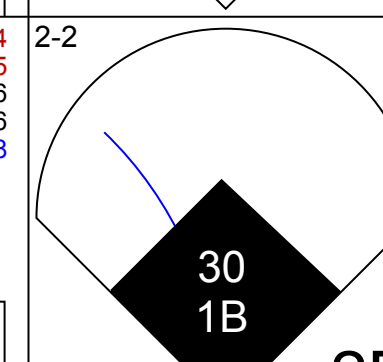
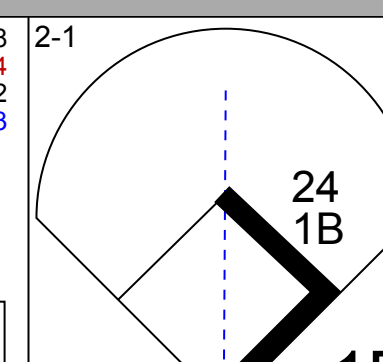
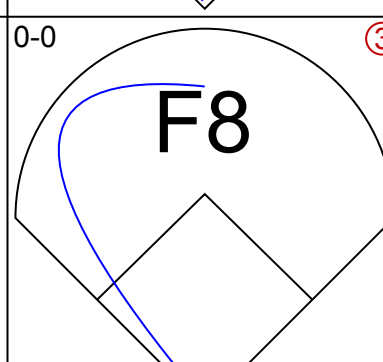
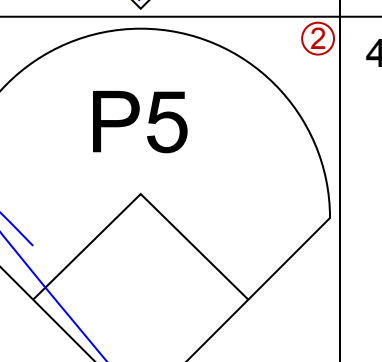
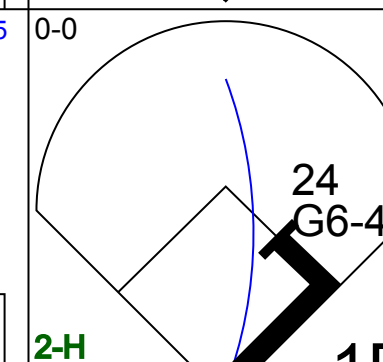
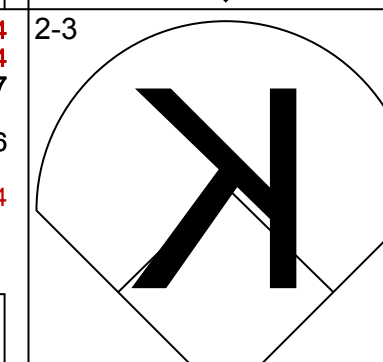
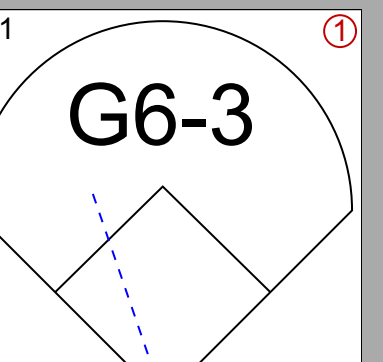
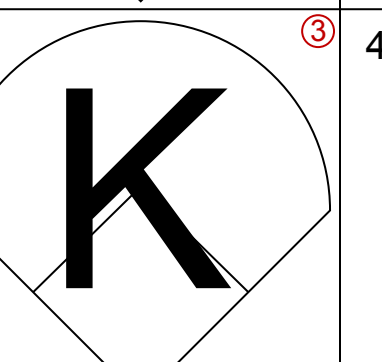
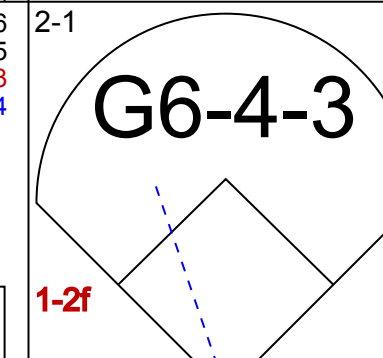
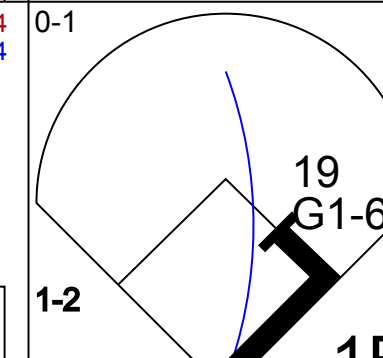



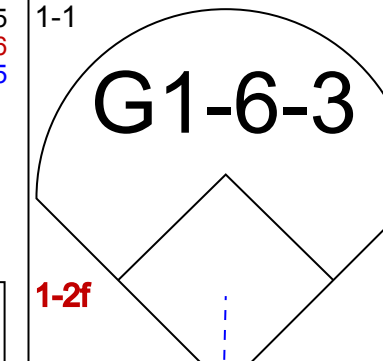



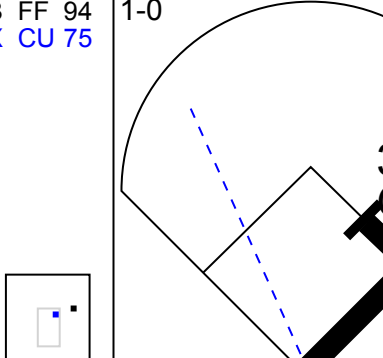
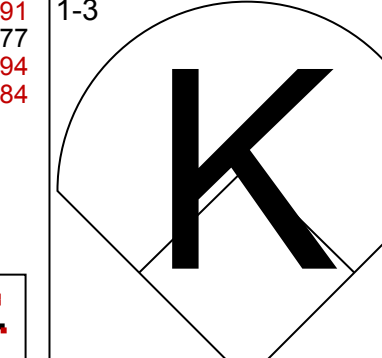


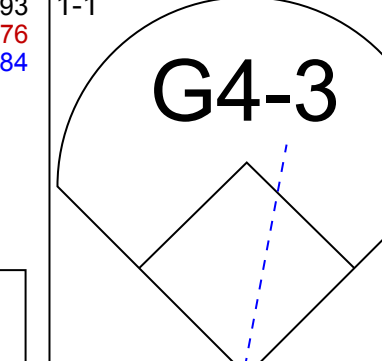
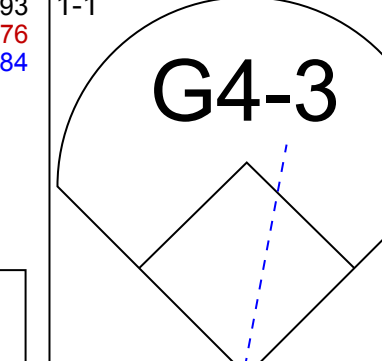

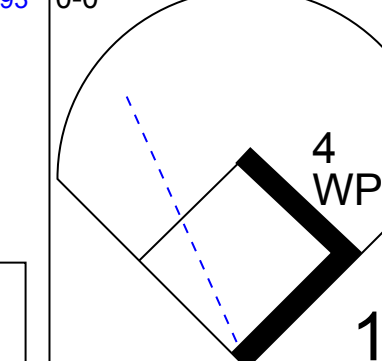

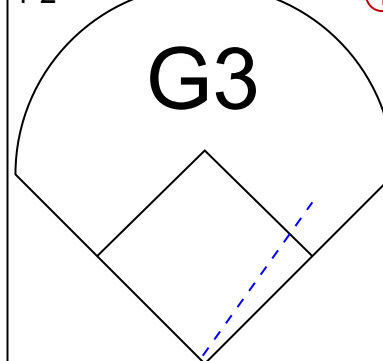
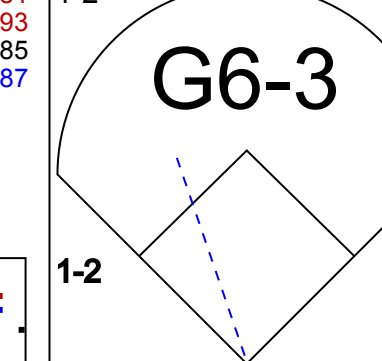
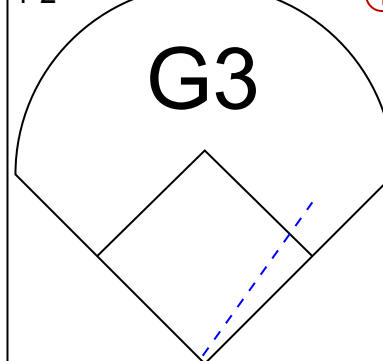

AB 32
R 3
H 6
RBI 2
BB 3
SO 7
LOB 9

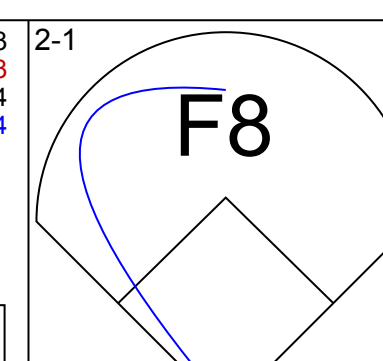
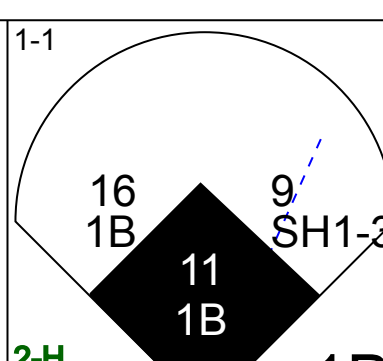
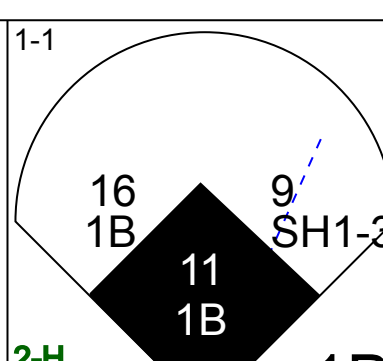

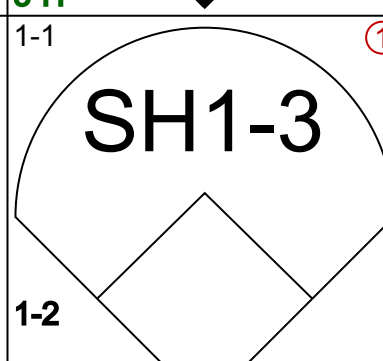

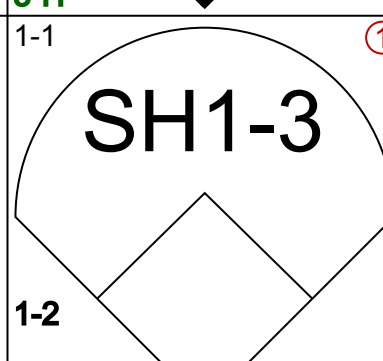
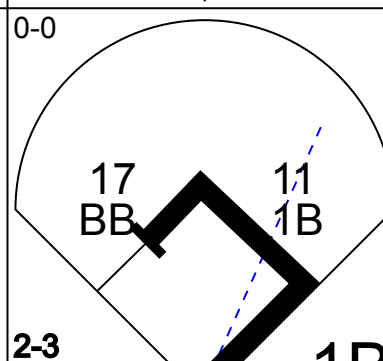


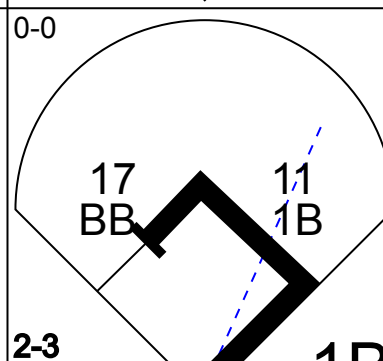

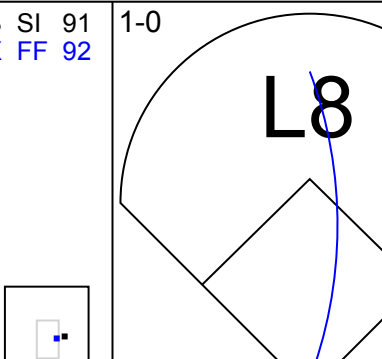
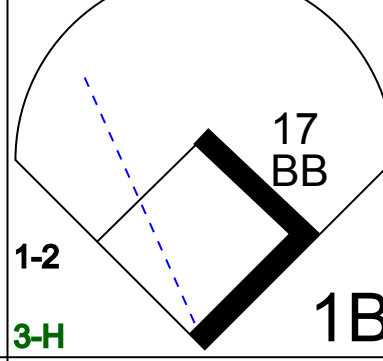
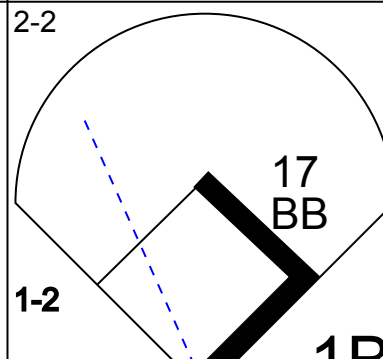
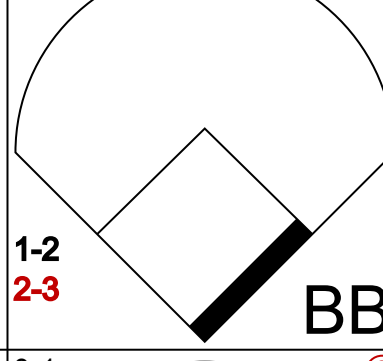
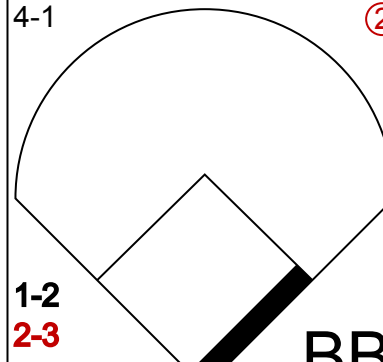
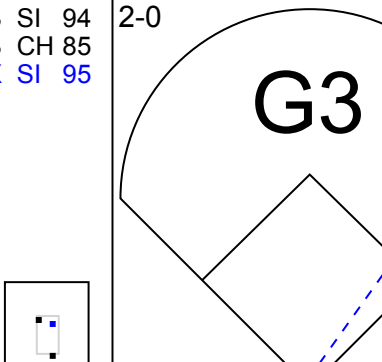

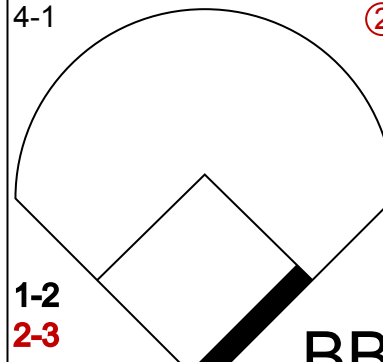

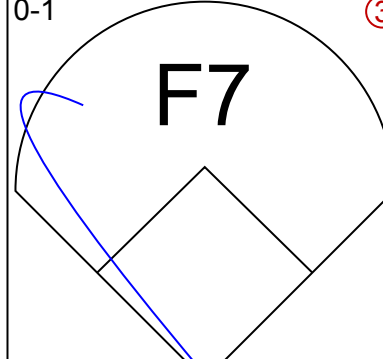

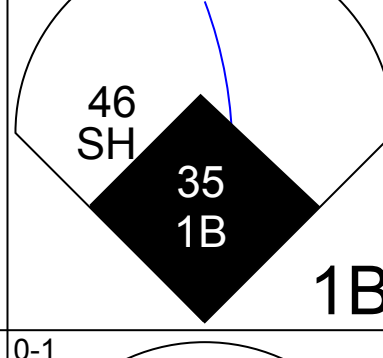

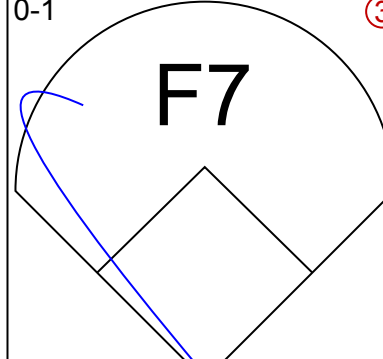


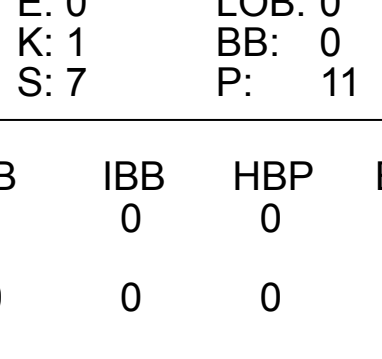
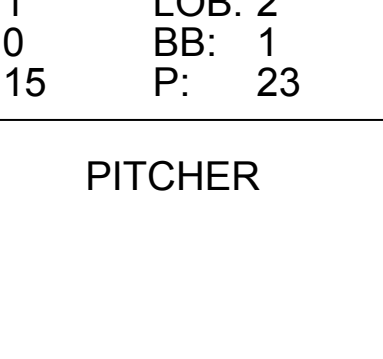
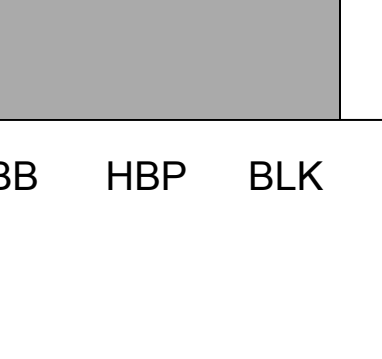
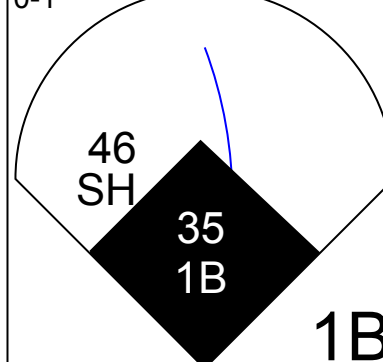




Batter	1	2	3	4	5	6	7	8	9	AB	R	H	RBI	BB	SO	LOB	TOP							
24 Dexter Fowler, S OBP: 0.344, SLG: 0.414										3	1	2	0	1	0	0	Colorado Rockies @ Detroit Tigers Comerica Park, Detroit, MI Sun May 24 2009, 1:05 PM EDT Att: 34,606 - Sunny - 67 F							
2 Troy Tulowitzki, R OBP: 0.329, SLG: 0.420										4	0	1	0	1	0	2								
17 Todd Helton, L OBP: 0.392, SLG: 0.537										5	1	2	2	0	1	2								
14 Matt Murton, R OBP: 0.321, SLG: 0.500										4	0	1	1	0	0	2								
7 Seth Smith, L OBP: 0.414, SLG: 0.481										0	0	0	0	0	0	0								
19 Ryan Spilborghs, R OBP: 0.338, SLG: 0.433										2	0	0	0	2	0	2								
27 Garrett Atkins, R OBP: 0.275, SLG: 0.296										4	0	1	0	0	1	3								
8 Yorvit Torrealba, R OBP: 0.309, SLG: 0.395										3	0	0	0	0	0	3								
12 Clint Barnes, R OBP: 0.295, SLG: 0.412										4	0	0	0	0	1	2								
9 Ian Stewart, L OBP: 0.271, SLG: 0.429										4	1	1	0	0	2	1								
Inning Stats	R: 0 E: 0 K: 0 S: 6	H: 1 LOB: 0 BB: 0 P: 8	R: 0 E: 1 K: 1 S: 6	H: 0 LOB: 1 BB: 0 P: 10	R: 0 E: 0 K: 3 S: 12	H: 1 LOB: 2 BB: 1 P: 22	R: 0 E: 0 K: 0 S: 4	H: 0 LOB: 1 BB: 1 P: 11	R: 1 E: 0 K: 0 S: 13	H: 2 LOB: 2 BB: 1 P: 22	R: 0 E: 0 K: 0 S: 5	H: 0 LOB: 1 BB: 1 P: 11	R: 2 E: 0 K: 0 S: 17	H: 3 LOB: 1 BB: 0 P: 24	R: 0 E: 0 K: 1 S: 9	H: 1 LOB: 1 BB: 0 P: 15	R: 0 E: 0 K: 0 S: 7	H: 0 LOB: 0 BB: 0 P: 8	1B: 4 2B: 4 3B: 0 HR: 0	SF: 0 SAC: 2 DP: 1 HBP: 0	WP: 0 PB: 0 SB: 2 CS: 0	PA: 39		
PITCHER	IP WLS BF H R ER SO BB IBB HBP BLK WP HR S P ERA WHIP	IP WLS BF H R ER SO BB IBB HBP BLK WP HR S P ERA WHIP	IP WLS BF H R ER SO BB IBB HBP BLK WP HR S P ERA WHIP	IP WLS BF H R ER SO BB IBB HBP BLK WP HR S P ERA WHIP	IP WLS BF H R ER SO BB IBB HBP BLK WP HR S P ERA WHIP	IP WLS BF H R ER SO BB IBB HBP BLK WP HR S P ERA WHIP	IP WLS BF H R ER SO BB IBB HBP BLK WP HR S P ERA WHIP	IP WLS BF H R ER SO BB IBB HBP BLK WP HR S P ERA WHIP	IP WLS BF H R ER SO BB IBB HBP BLK WP HR S P ERA WHIP	IP WLS BF H R ER SO BB IBB HBP BLK WP HR S P ERA WHIP	IP WLS BF H R ER SO BB IBB HBP BLK WP HR S P ERA WHIP	IP WLS BF H R ER SO BB IBB HBP BLK WP HR S P ERA WHIP	IP WLS BF H R ER SO BB IBB HBP BLK WP HR S P ERA WHIP	IP WLS BF H R ER SO BB IBB HBP BLK WP HR S P ERA WHIP	IP WLS BF H R ER SO BB IBB HBP BLK WP HR S P ERA WHIP	IP WLS BF H R ER SO BB IBB HBP BLK WP HR S P ERA WHIP	IP WLS BF H R ER SO BB IBB HBP BLK WP HR S P ERA WHIP	IP WLS BF H R ER SO BB IBB HBP BLK WP HR S P ERA WHIP	IP WLS BF H R ER SO BB IBB HBP BLK WP HR S P ERA WHIP	IP WLS BF H R ER SO BB IBB HBP BLK WP HR S P ERA WHIP	IP WLS BF H R ER SO BB IBB HBP BLK WP HR S P ERA WHIP	IP WLS BF H R ER SO BB IBB HBP BLK WP HR S P ERA WHIP	IP WLS BF H R ER SO BB IBB HBP BLK WP HR S P ERA WHIP	IP WLS BF H R ER SO BB IBB HBP BLK WP HR S P ERA WHIP

Batter	1	2	3	4	5	6	7	8	9	AB	R	H	RBI	BB	SO	LOB	BOTTOM							
13 Josh Anderson, L OBP: 0.314, SLG: 0.350										4	0	0	0	0	2	4	Colorado Rockies @ Detroit Tigers Comerica Park, Detroit, MI Sun May 24 2009, 1:05 PM EDT Att: 34,606 - Sunny - 67 F							
39 Ramon Santiago, S OBP: 0.368, SLG: 0.569										4	0	0	0	0	2	1								
34 Cleto Thomas, L OBP: 0.352, SLG: 0.387										2	0	0	0	1	1	0								
25 Ryan Raburn, R OBP: 0.317, SLG: 0.500										1	0	0	0	0	0	0								
24 Miguel Cabrera, R OBP: 0.435, SLG: 0.589										4	0	1	0	0	0	1								
28 Curtis Granderson, L OBP: 0.321, SLG: 0.468										4	0	0	0	0	0	1								
30 Magglio Ordonez, R OBP: 0.354, SLG: 0.353										3	1	2	0	1	0	0								
15 Brandon Inge, R OBP: 0.371, SLG: 0.556										4	0	1	0	0	2	3								
4 Adam Everett, R OBP: 0.343, SLG: 0.411										2	0	1	0	1	0	1								
14 Placido Polanco, R OBP: 0.308, SLG: 0.356										1	0	0	0	0	0	0								
57 Dane Sardinha, R OBP: 0.091, SLG: 0.143										2	0	1	1	0	0	0								
19 Jeff Larish, L OBP: 0.379, SLG: 0.543										0	0	0	0	0	0	0								
12 Gerald Laird, R OBP: 0.323, SLG: 0.333										1	0	0	0	0	0	1								
Inning Stats	R: 0 E: 0 K: 1 S: 7	H: 0 LOB: 1 BB: 1 P: 11	R: 1 E: 0 K: 0 S: 13	H: 2 LOB: 2 BB: 2 P: 22	R: 0 E: 0 K: 1 S: 9	H: 0 LOB: 0 BB: 0 P: 9	R: 0 E: 0 K: 1 S: 9	H: 1 LOB: 0 BB: 0 P: 13	R: 0 E: 0 K: 0 S: 10	H: 0 LOB: 0 BB: 0 P: 13	R: 0 E: 0 K: 1 S: 9	H: 2 LOB: 2 BB: 0 P: 16	R: 0 E: 0 K: 2 S: 10	H: 1 LOB: 1 BB: 0 P: 15	R: 0 E: 0 K: 0 S: 7	H: 0 LOB: 0 BB: 0 P: 8	R: 0 E: 0 K: 1 S: 7	H: 0 LOB: 0 BB: 0 P: 9	1B: 5 2B: 1 3B: 0 HR: 0	SF: 0 SAC: 0 DP: 1 HBP: 0	WP: 0 PB: 0 SB: 0 CS: 0	PA: 35		
PITCHER	IP WLS BF H R ER SO BB IBB HBP BLK WP HR S P ERA WHIP	IP WLS BF H R ER SO BB IBB HBP BLK WP HR S P ERA WHIP	IP WLS BF H R ER SO BB IBB HBP BLK WP HR S P ERA WHIP	IP WLS BF H R ER SO BB IBB HBP BLK WP HR S P ERA WHIP	IP WLS BF H R ER SO BB IBB HBP BLK WP HR S P ERA WHIP	IP WLS BF H R ER SO BB IBB HBP BLK WP HR S P ERA WHIP	IP WLS BF H R ER SO BB IBB HBP BLK WP HR S P ERA WHIP	IP WLS BF H R ER SO BB IBB HBP BLK WP HR S P ERA WHIP	IP WLS BF H R ER SO BB IBB HBP BLK WP HR S P ERA WHIP	IP WLS BF H R ER SO BB IBB HBP BLK WP HR S P ERA WHIP	IP WLS BF H R ER SO BB IBB HBP BLK WP HR S P ERA WHIP	IP WLS BF H R ER SO BB IBB HBP BLK WP HR S P ERA WHIP	IP WLS BF H R ER SO BB IBB HBP BLK WP HR S P ERA WHIP	IP WLS BF H R ER SO BB IBB HBP BLK WP HR S P ERA WHIP	IP WLS BF H R ER SO BB IBB HBP BLK WP HR S P ERA WHIP	IP WLS BF H R ER SO BB IBB HBP BLK WP HR S P ERA WHIP	IP WLS BF H R ER SO BB IBB HBP BLK WP HR S P ERA WHIP	IP WLS BF H R ER SO BB IBB HBP BLK WP HR S P ERA WHIP	IP WLS BF H R ER SO BB IBB HBP BLK WP HR S P ERA WHIP	IP WLS BF H R ER SO BB IBB HBP BLK WP HR S P ERA WHIP	IP WLS BF H R ER SO BB IBB HBP BLK WP HR S P ERA WHIP	IP WLS BF H R ER SO BB IBB HBP BLK WP HR S P ERA WHIP	IP WLS BF H R ER SO BB IBB HBP BLK WP HR S P ERA WHIP	IP WLS BF H R ER SO BB IBB HBP BLK WP HR S P ERA WHIP



Batter	1	2	3	4	5	6	7	8	9	AB	R	H	RBI	BB	SO	LOB	TOP			
28 Curtis Granderson, L (1, 8) OBP: 0.328, SLG: 0.467										4	0	0	0	0	1	0	Detroit Tigers @ Kansas City Royals Kauffman Stadium, Kansas City, MO Tue May 26 2009, 7:10 PM CDT Att: 16,366 - Partly Cloudy - 70 F			
14 Placido Polanco, R (1, 4) OBP: 0.308, SLG: 0.359										4	1	2	0	0	0	0				
30 Magglio Ordonez, R (1, 9) OBP: 0.353, SLG: 0.347										4	0	1	1	0	2	1				
24 Miguel Cabrera, R (1, 3) OBP: 0.441, SLG: 0.599										3	0	1	0	0	1	1				
19 Jeff Larish, L (1, 10) OBP: 0.358, SLG: 0.481										3	0	0	0	0	2	2				
15 Brandon Inge, R (1, 5) OBP: 0.375, SLG: 0.549										3	0	1	0	0	1	0				
34 Clete Thomas, L (1, 7) OBP: 0.342, SLG: 0.371										3	0	0	0	0	0	1				
12 Gerald Laird, R (1, 2) OBP: 0.333, SLG: 0.359										3	0	1	0	0	1	0				
4 Adam Everett, R (1, 6) OBP: 0.333, SLG: 0.398										3	0	0	0	0	0	1				
Inning Stats	R: 1 H: 2 E: 0 K: 1 S: 10	H: 2 LOB: 0 BB: 0 P: 14	R: 0 H: 0 E: 0 K: 1 S: 10	H: 0 LOB: 0 BB: 0 P: 15	R: 0 H: 0 E: 0 K: 0 S: 5	H: 0 LOB: 0 BB: 0 P: 10	R: 0 H: 2 E: 0 K: 1 S: 9	H: 1 LOB: 1 BB: 0 P: 14	R: 0 H: 0 E: 0 K: 0 S: 7	H: 0 LOB: 0 BB: 0 P: 9	R: 0 H: 0 E: 0 K: 2 S: 12	H: 0 LOB: 0 BB: 0 P: 15	R: 0 H: 1 E: 0 K: 1 S: 9	H: 1 LOB: 1 BB: 0 P: 12	R: 0 H: 0 E: 0 K: 1 S: 9	H: 0 LOB: 0 BB: 0 P: 15		1B: 5 2B: 1 3B: 0 HR: 0	SF: 0 SAC: 0 DP: 3 HBP: 0	WP: 1 PB: 0 SB: 0 CS: 0
PITCHER 23 Zack Greinke, R (1, 1) ERA: 0.84	IP: 9.0 WLS: W BF: 30 H: 6 R: 1 ER: 1 SO: 8 BB: 0 IBB: 0 HBP: 0 BLK: 0 WP: 1 HR: 0 S: 79 P: 116 ERA: 1.00 WHIP: 0.667															PITCHER IP: 9.0 WLS: W BF: 30 H: 6 R: 1 ER: 1 SO: 8 BB: 0 IBB: 0 HBP: 0 BLK: 0 WP: 1 HR: 0 S: 79 P: 116 ERA: 1.00 WHIP: 0.667				

Batter	1	2	3	4	5	6	7	8	9	AB	R	H	RBI	BB	SO	LOB	BOTTOM			
2 Coco Crisp, S (1, 8) OBP: 0.344, SLG: 0.399										2	0	0	0	0	1	0	Detroit Tigers @ Kansas City Royals Kauffman Stadium, Kansas City, MO Tue May 26 2009, 7:10 PM CDT Att: 16,366 - Partly Cloudy - 70 F			
35 Mitch Maier, L (5, 8) OBP: 0.432, SLG: 0.432										2	1	1	3	0	0	1				
9 David DeJesus, L (1, 7) OBP: 0.288, SLG: 0.378										3	0	0	0	0	0	2				
16 Billy Butler, R (1, 3) OBP: 0.355, SLG: 0.432										4	0	1	0	0	0	2				
11 Jose Guillen, R (1, 9) OBP: 0.412, SLG: 0.447										4	1	2	2	0	0	0				
8 Willie Bloomquist, R (9, 9) OBP: 0.371, SLG: 0.405										0	0	0	0	0	0	0				
17 Mike Jacobs, L (1, 10) OBP: 0.340, SLG: 0.503										3	0	1	0	1	0	0				
7 Tug Hulett, L (8, PR) (9, 10)										0	1	0	0	0	0	0				
24 Mark Teahen, L (1, 5) OBP: 0.338, SLG: 0.421										3	0	1	0	1	0	2				
13 Alberto Callaspo, S (1, 4) OBP: 0.363, SLG: 0.462										4	1	1	0	0	0	3				
21 Miguel Olivo, R (1, 2) OBP: 0.265, SLG: 0.388										4	1	1	1	0	1	3				
46 Luis Hernandez, S (1, 6) OBP: 0.250, SLG: 0.182										3	1	1	0	0	0	1				
Inning Stats	R: 0 H: 0 E: 0 K: 0 S: 6	H: 1 LOB: 0 BB: 0 P: 9	R: 0 H: 0 E: 0 K: 1 S: 7	H: 0 LOB: 0 BB: 0 P: 11	R: 0 H: 0 E: 0 K: 0 S: 9	H: 0 LOB: 0 BB: 0 P: 10	R: 0 H: 0 E: 0 K: 0 S: 5	H: 0 LOB: 0 BB: 0 P: 8	R: 3 H: 4 E: 1 K: 0 S: 15	H: 4 LOB: 2 BB: 1 P: 23	R: 1 H: 2 E: 1 K: 1 S: 15	H: 2 LOB: 2 BB: 0 P: 23	R: 2 H: 2 E: 0 K: 0 S: 13	H: 2 LOB: 1 BB: 1 P: 23	R: 0 H: 0 E: 0 K: 0 S: 6	H: 0 LOB: 0 BB: 0 P: 9	1B: 6 2B: 2 3B: 0 HR: 1	SF: 0 SAC: 2 DP: 0 HBP: 0	WP: 0 PB: 0 SB: 0 CS: 0	PA: 36
PITCHER 36 Edwin Jackson, R (1, 1) ERA: 2.88	IP: 0.1 WLS: L BF: 2 H: 4 R: 2 ER: 2 SO: 2 BB: 1 IBB: 0 HBP: 0 BLK: 0 WP: 0 HR: 0 S: 57 P: 89 ERA: 2.84 WHIP: 1.263															PITCHER IP: 0.1 WLS: L BF: 2 H: 4 R: 2 ER: 2 SO: 2 BB: 1 IBB: 0 HBP: 0 BLK: 0 WP: 0 HR: 0 S: 57 P: 89 ERA: 2.84 WHIP: 1.263				
29 Nate Robertson, L (7, 1) ERA: 5.11	IP: 0.1 WLS: L BF: 2 H: 4 R: 2 ER: 2 SO: 2 BB: 1 IBB: 0 HBP: 0 BLK: 0 WP: 0 HR: 0 S: 57 P: 89 ERA: 5.11 WHIP: 1.263															PITCHER IP: 0.1 WLS: L BF: 2 H: 4 R: 2 ER: 2 SO: 2 BB: 1 IBB: 0 HBP: 0 BLK: 0 WP: 0 HR: 0 S: 57 P: 89 ERA: 5.11 WHIP: 1.263				
37 Brandon Lyon, R (7, 1) ERA: 6.43	IP: 1.1 WLS: W BF: 7 H: 2 R: 2 ER: 2 SO: 0 BB: 1 IBB: 0 HBP: 0 BLK: 0 WP: 0 HR: 1 S: 16 P: 27 ERA: 13.50 WHIP: 1.500															PITCHER IP: 1.1 WLS: W BF: 7 H: 2 R: 2 ER: 2 SO: 0 BB: 1 IBB: 0 HBP: 0 BLK: 0 WP: 0 HR: 1 S: 16 P: 27 ERA: 13.50 WHIP: 1.500				

AB	30
R	1
H	6
RBI	1
BB	0
SO	8
LOB	6



AB	32
R	6
H	9
RBI	6
BB	2
SO	2
LOB	14



Batter	1	2	3	4	5	6	7	8	9	AB	R	H	RBI	BB	SO	LOB	TOP			
13 Josh Anderson, L (1, 7) OBP: 0.348, SLG: 0.384										5	1	4	1	0	0	0	Detroit Tigers @ Kansas City Royals Kauffman Stadium, Kansas City, MO Wed May 27 2009, 1:10 PM CDT Att: 16,568 - Overcast - 64 F			
14 Placido Polanco, R (1, 4) OBP: 0.310, SLG: 0.377										5	1	2	3	0	0	2				
30 Magglio Ordonez, R (1, 10) OBP: 0.349, SLG: 0.342										5	0	1	0	0	0	2				
24 Miguel Cabrera, R (1, 3) OBP: 0.437, SLG: 0.608										4	1	1	1	0	0	2				
28 Curtis Granderson, L (1, 8) OBP: 0.333, SLG: 0.467										2	2	1	0	2	0	0				
15 Brandon Inge, R (1, 5) OBP: 0.367, SLG: 0.535										4	0	0	0	0	0	3				
12 Gerald Laird, R (1, 2) OBP: 0.326, SLG: 0.350										3	1	0	0	0	0	0				
25 Ryan Raburn, R (1, 9) OBP: 0.333, SLG: 0.500										4	1	2	1	0	1	1				
4 Adam Everett, R (1, 6) OBP: 0.333, SLG: 0.396										3	1	1	1	0	1	1				
Inning Stats	R: 0 E: 0 K: 0 S: 8	H: 1 LOB: 0 BB: 0 P: 9	R: 2 E: 0 K: 1 S: 18	H: 3 LOB: 1 BB: 0 P: 27	R: 0 E: 0 K: 0 S: 8	H: 2 LOB: 0 BB: 0 P: 11	R: 0 E: 0 K: 0 S: 5	H: 0 LOB: 0 BB: 0 P: 9	R: 3 E: 0 K: 0 S: 11	H: 3 LOB: 0 BB: 0 P: 19	R: 3 E: 1 K: 0 S: 10	H: 3 LOB: 2 BB: 1 P: 21	R: 0 E: 0 K: 1 S: 8	H: 0 LOB: 0 BB: 0 P: 14	R: 0 E: 0 K: 0 S: 7	H: 0 LOB: 0 BB: 0 P: 10	1B: 10 2B: 0 3B: 0 HR: 2	SF: 0 SAC: 2 DP: 2 HBP: 0	WP: 0 PB: 0 SB: 2 CS: 0	PA: 39
PITCHER	IP WLS BF H R ER SO	IP WLS BF H R ER SO	IP WLS BF H R ER SO	IP WLS BF H R ER SO	IP WLS BF H R ER SO	IP WLS BF H R ER SO	IP WLS BF H R ER SO	IP WLS BF H R ER SO	IP WLS BF H R ER SO	IP WLS BF H R ER SO	IP WLS BF H R ER SO	IP WLS BF H R ER SO	IP WLS BF H R ER SO	IP WLS BF H R ER SO	IP WLS BF H R ER SO	IP WLS BF H R ER SO	ERA WHIP	ERA WHIP		
28 Kyle Davies, R (1, 1) ERA: 5.09	5.2 L 27 10 8 5 1																7.94 2.118			
52 Horacio Ramirez, L (6, 1) ERA: 7.36	0.0 1 1 0 0 0 0																∞ ∞			
56 Roman Colon, R (6, 1) ERA:	1.1 5 1 0 0 0 0																0.00 0.750			
40 Kyle Farnsworth, R (8, 1) ERA: 3.71	1.0 3 0 0 0 0 1																0.00 0.000			
37 Juan Cruz, R (9, 1) ERA: 3.0	1.0 3 0 0 0 0 0																0.00 0.000			

Batter	1	2	3	4	5	6	7	8	9	AB	R	H	RBI	BB	SO	LOB	BOTTOM					
35 Mitch Maier, L (1, 8) OBP: 0.396, SLG: 0.390										4	0	0	0	0	0	2	Detroit Tigers @ Kansas City Royals Kauffman Stadium, Kansas City, MO Wed May 27 2009, 1:10 PM CDT Att: 16,568 - Overcast - 64 F					
9 David DeJesus, L (1, 7) OBP: 0.293, SLG: 0.393										4	1	2	0	0	0	0						
16 Billy Butler, R (1, 3) OBP: 0.352, SLG: 0.428										4	0	1	1	0	0	1						
11 Jose Guillen, R (1, 9) OBP: 0.400, SLG: 0.432										4	0	0	0	0	2	1						
17 Mike Jacobs, L (1, 10) OBP: 0.337, SLG: 0.493										3	0	0	0	1	2	0						
24 Mark Teahen, L (1, 5) OBP: 0.348, SLG: 0.446										4	2	3	1	0	1	2						
13 Alberto Callaspo, S (1, 4) OBP: 0.360, SLG: 0.456										4	0	1	0	0	0	1						
14 John Buck, R (1, 2) OBP: 0.313, SLG: 0.452										3	0	0	0	1	2	2						
46 Luis Hernandez, S (1, 6) OBP: 0.250, SLG: 0.200										4	0	1	1	0	2	2						
Inning Stats	R: 1 E: 0 K: 2 S: 14	H: 2 LOB: 2 BB: 1 P: 26	R: 0 E: 0 K: 2 S: 9	H: 0 LOB: 0 BB: 0 P: 11	R: 0 E: 0 K: 0 S: 8	H: 1 LOB: 0 BB: 0 P: 10	R: 1 E: 0 K: 0 S: 9	H: 1 LOB: 0 BB: 0 P: 15	R: 0 E: 0 K: 0 S: 5	H: 0 LOB: 0 BB: 0 P: 7	R: 0 E: 0 K: 0 S: 8	H: 0 LOB: 0 BB: 0 P: 13	R: 1 E: 0 K: 1 S: 12	H: 2 LOB: 2 BB: 1 P: 20	R: 0 E: 0 K: 1 S: 8	H: 0 LOB: 0 BB: 0 P: 10	R: 0 E: 0 K: 3 S: 19	H: 2 LOB: 2 BB: 0 P: 29	1B: 6 2B: 0 3B: 1 HR: 1	SF: 0 SAC: 0 DP: 1 HBP: 0	WP: 0 PB: 0 SB: 0 CS: 0	PA: 36
PITCHER	IP WLS BF H R ER SO	IP WLS BF H R ER SO	IP WLS BF H R ER SO	IP WLS BF H R ER SO	IP WLS BF H R ER SO	IP WLS BF H R ER SO	IP WLS BF H R ER SO	IP WLS BF H R ER SO	IP WLS BF H R ER SO	IP WLS BF H R ER SO	IP WLS BF H R ER SO	IP WLS BF H R ER SO	IP WLS BF H R ER SO	IP WLS BF H R ER SO	IP WLS BF H R ER SO	IP WLS BF H R ER SO	ERA WHIP	ERA WHIP				
48 Rick Porcello, R (1, 1) ERA: 3.48	6.0 W 22 4 2 2 4																3.00 0.833					
44 Bobby Seay, L (7, 1) ERA: 5.14	0.2 3 1 1 1 1																13.50 1.500					
54 Joel Zumaya, R (7, 1) ERA: 3.07	1.1 6 1 0 0 0 1																0.00 1.500					
56 Fernando Rodney, R (9, 1) ERA: 3.32	1.0 5 2 0 0 0 3																0.00 2.000					

AB	35
R	8
H	12
RBI	7
BB	2
SO	2
LOB	11



AB	34
R	3
H	8
RBI	3
BB	2
SO	9
LOB	11



Batter	1	2	3	4	5	6	7	8	9	AB	R	H	RBI	BB	SO	LOB	TOP							
34 Clete Thomas, L (1, 7) OBP: 0.361, SLG: 0.375 25 Ryan Raburn, R (9, PH) OBP: 0.326, SLG: 0.488										2	0	1	1	2	0	0	Detroit Tigers @ Baltimore Orioles Oriole Park at Camden Yards, Baltimore, MD Thu May 28 2009, 7:05 PM EDT Att: 11,937 - Drizzlie - 73 F							
14 Placido Polanco, R (1, 4) OBP: 0.347, SLG: 0.369										4	0	0	0	0	0	3								
30 Magglio Ordonez, R (1, 9) OBP: 0.347, SLG: 0.340										4	0	1	0	0	0	3								
24 Miguel Cabrera, R (1, 3) OBP: 0.428, SLG: 0.594										4	0	0	0	0	2	3								
28 Curtis Granderson, L (1, 8) OBP: 0.341, SLG: 0.470										3	0	2	0	1	1	0								
15 Brandon Inge, R (1, 5) OBP: 0.364, SLG: 0.525										3	0	0	0	1	0	4								
19 Jeff Larish, L (1, 10) 13 Josh Anderson, L (8, PR) OBP: 0.348, SLG: 0.384										3	0	1	0	1	1	2								
12 Gerald Laird, R (1, 2) OBP: 0.331, SLG: 0.344										2	1	0	0	2	0	2								
39 Ramon Santiago, S (1, 6) OBP: 0.351, SLG: 0.534										4	0	0	0	0	1	5								
Inning Stats	R: 0 E: 0 K: 1 S: 12	H: 1 LOB: 3 BB: 2 P: 27	R: 0 E: 0 K: 1 S: 7	H: 0 LOB: 0 BB: 0 P: 12	R: 0 E: 0 K: 0 S: 9	H: 0 LOB: 0 BB: 0 P: 15	R: 0 E: 0 K: 0 S: 11	H: 1 LOB: 0 BB: 0 P: 12	R: 1 E: 0 K: 0 S: 13	H: 2 LOB: 2 BB: 1 P: 22	R: 0 E: 0 K: 2 S: 15	H: 1 LOB: 3 BB: 2 P: 29	R: 0 E: 0 K: 0 S: 4	H: 0 LOB: 1 BB: 1 P: 9	R: 0 E: 0 K: 1 S: 7	H: 0 LOB: 2 BB: 1 P: 13		R: 0 E: 0 K: 0 S: 11	H: 0 LOB: 0 BB: 0 P: 14	1B: 4 2B: 1 3B: 0 HR: 0	SF: 0 SAC: 1 DP: 2 HBP: 0	WP: 0 PB: 0 SB: 1 CS: 0	PA: 38	
PITCHER	IP: 5.2 WLS: W BF: 25 ERA: 1.59	H: 5 R: 1 ER: 1 SO: 3	BB: 4 IBB: 0 HBP: 0 BLK: 0	WP: 0 HR: 0 S: 63 P: 108	ERA: 1.59 WHIP: 1.588	IP: 1.0 WLS: H BF: 5 ERA: 4.91	H: 0 R: 0 ER: 0 SO: 1	BB: 2 IBB: 0 HBP: 0 BLK: 0	WP: 0 HR: 7 S: 17 P: 14	ERA: 0.00 WHIP: 2.000	IP: 7.1 WLS: H BF: 5 ERA: 3.28	H: 0 R: 0 ER: 0 SO: 1	BB: 1 IBB: 0 HBP: 0 BLK: 0	WP: 0 HR: 8 S: 14 P: 14	ERA: 0.00 WHIP: 0.000	IP: 9.1 WLS: 3 BF: 0 ERA: 2.61	H: 0 R: 0 ER: 0 SO: 0	BB: 0 IBB: 0 HBP: 0 BLK: 0	WP: 0 HR: 0 S: 11 P: 14	ERA: 0.00 WHIP: 0.000				

Batter	1	2	3	4	5	6	7	8	9	AB	R	H	RBI	BB	SO	LOB	BOTTOM							
1 Brian Roberts, S (1, 4) OBP: 0.376, SLG: 0.490										4	0	2	0	0	0	1	Detroit Tigers @ Baltimore Orioles Oriole Park at Camden Yards, Baltimore, MD Thu May 28 2009, 7:05 PM EDT Att: 11,937 - Drizzlie - 73 F							
Adam Jones, R (1, 8) OBP: 0.410, SLG: 0.637										4	1	1	0	0	1	4								
21 Nick Markakis, L (1, 9) OBP: 0.363, SLG: 0.490										4	0	0	0	0	1	3								
17 Aubrey Huff, L (1, 3) OBP: 0.346, SLG: 0.492										1	1	1	0	2	0	0								
6 Melvin Mora, R (1, 5) OBP: 0.339, SLG: 0.353										4	0	2	0	0	1	3								
30 Luke Scott, L (1, 10) OBP: 0.402, SLG: 0.598										4	2	2	4	0	0	3								
14 Nolan Reimold, R (1, 7) OBP: 0.304, SLG: 0.566										4	1	1	1	0	1	2								
9 Gregg Zaun, S (1, 2) OBP: 0.316, SLG: 0.304										3	0	0	0	0	1	0								
3 Cesar Izturis, S (1, 6) OBP: 0.293, SLG: 0.331										3	0	2	0	0	0	0								
Inning Stats	R: 0 E: 0 K: 1 S: 8	H: 1 LOB: 0 BB: 0 P: 12	R: 1 E: 0 K: 1 S: 9	H: 1 LOB: 1 BB: 1 P: 16	R: 0 E: 0 K: 2 S: 10	H: 1 LOB: 1 BB: 0 P: 16	R: 0 E: 0 K: 0 S: 7	H: 1 LOB: 1 BB: 0 P: 13	R: 1 E: 0 K: 0 S: 11	H: 3 LOB: 2 BB: 0 P: 18	R: 0 E: 0 K: 0 S: 8	H: 2 LOB: 1 BB: 0 P: 10	R: 0 E: 0 K: 0 S: 6	H: 0 LOB: 0 BB: 0 P: 8	R: 3 E: 0 K: 1 S: 13	H: 2 LOB: 0 BB: 1 P: 26		R: 0 E: 0 K: 1 S: 11	H: 0 LOB: 0 BB: 0 P: 14	1B: 7 2B: 1 3B: 0 HR: 3	SF: 0 SAC: 0 DP: 3 HBP: 1	WP: 0 PB: 0 SB: 0 CS: 1	PA: 34	
PITCHER	IP: 7.0 WLS: L BF: 29 ERA: 5.5	H: 10 R: 3 ER: 3 SO: 4	BB: 1 IBB: 0 HBP: 0 BLK: 0	WP: 0 HR: 2 S: 63 P: 100	ERA: 3.86 WHIP: 1.571	IP: 0.1 WLS: 0 BF: 2 ERA: 5.65	H: 0 R: 0 ER: 0 SO: 0	BB: 1 IBB: 0 HBP: 0 BLK: 0	WP: 0 HR: 3 S: 8 P: 11	ERA: 0.00 WHIP: 3.000	IP: 0.2 WLS: 0 BF: 1 ERA: 2.7	H: 1 R: 2 ER: 2 SO: 1	BB: 0 IBB: 0 HBP: 0 BLK: 0	WP: 0 HR: 1 S: 6 P: 11	ERA: 27.00 WHIP: 1.500									



Batter	1	2	3	4	5	6	7	8	9	AB	R	H	RBI	BB	SO	LOB	TOP										
13 Josh Anderson, L OBP: 0.333, SLG: 0.367	B2-3		G4-3			G1-3		P6		4	0	0	0	0	0	0	Detroit Tigers @ Baltimore Orioles Oriole Park at Camden Yards, Baltimore, MD Fri May 29 2009, 7:05 PM EDT Att: 42,704 - Cloudy - 68 F										
14 Placido Polanco, R OBP: 0.303, SLG: 0.372	F7			F9		K		2B	4	0	1	0	0	1	0												
30 Magglio Ordonez, R(1, 10) OBP: 0.356, SLG: 0.350		1B		G1-3			1B		4	1	3	0	0	0	0												
24 Miguel Cabrera, R OBP: 0.424, SLG: 0.592	L6			G5-3			1B		4	1	1	0	0	0	3												
28 Curtis Granderson, L OBP: 0.340, SLG: 0.466		G4-3			G4-3		1B		4	0	1	1	0	1	2												
15 Brandon Inge, R OBP: 0.356, SLG: 0.512	K				G6-3		G6-4-3		4	0	0	0	0	1	3												
34 Clete Thomas, L OBP: 0.360, SLG: 0.373		G5-3					L9		3	0	1	0	0	0	0												
12 Gerald Laird, R OBP: 0.324, SLG: 0.336			K			F9		G5-3	3	0	0	0	0	1	1												
4 Adam Everett, R OBP: 0.324, SLG: 0.385			F9			G6-3		F8	3	0	0	0	0	0	0												
Inning Stats	R: 0 H: 1 E: 0 K: 0 S: 10	H: 1 LOB: 1 BB: 0 P: 16	R: 0 H: 0 E: 0 K: 1 S: 7	H: 0 LOB: 0 BB: 0 P: 10	R: 0 H: 0 E: 0 K: 1 S: 8	H: 0 LOB: 0 BB: 0 P: 12	R: 0 H: 0 E: 0 K: 0 S: 6	H: 0 LOB: 1 BB: 0 P: 8	R: 0 H: 1 E: 0 K: 0 S: 13	H: 1 LOB: 1 BB: 0 P: 18	R: 0 H: 0 E: 0 K: 1 S: 8	H: 0 LOB: 0 BB: 0 P: 11	R: 2 H: 3 E: 0 K: 0 S: 11	H: 3 LOB: 0 BB: 0 P: 12	R: 0 H: 0 E: 0 K: 0 S: 9	H: 0 LOB: 0 BB: 0 P: 12		R: 0 H: 2 E: 0 K: 1 S: 12	H: 2 LOB: 2 BB: 0 P: 15	1B: 5 2B: 2 3B: 0 HR: 0	SF: 0 SAC: 0 DP: 1 HBP: 0	WP: 0 PA: 33 PB: 0 SB: 0 CS: 0					
PITCHER	IP	WLS	BF	H	R	ER	SO	BB	IBB	HBP	BLK	WP	HR	S	P	ERA	WHIP										
35 Brad Bergesen, R ERA: 4.94	8.0	W	30	7	2	2	3	0	0	0	0	0	0	76	105	2.25	0.875										
43 Jim Johnson, R ERA: 3.16	1.0		3	0	0	0	1	0	0	0	0	0	0	8	9	0.00	0.000										


Batter	1	2	3	4	5	6	7	8	9	AB	R	H	RBI	BB	SO	LOB	BOTTOM										
1 Brian Roberts, S OBP: 0.376, SLG: 0.487	FC1-4 BB		1B 21 1B	SF9		K		K		3	1	1	1	1	2	2	Detroit Tigers @ Baltimore Orioles Oriole Park at Camden Yards, Baltimore, MD Fri May 29 2009, 7:05 PM EDT Att: 42,704 - Cloudy - 68 F										
Adam Jones, R OBP: 0.411, SLG: 0.634	FC1-4 21 FC4-6		1B 17 FC5-2	1B 21 G4-6-3		G4-3			4	0	2	0	0	0	1												
21 Nick Markakis, L OBP: 0.361, SLG: 0.485	FC4-6		1B 6 1B 30 HR FC5-2	1B 17 G4-6-3		F9			4	1	1	1	0	0	3												
17 Aubrey Huff, L OBP: 0.344, SLG: 0.487	P6		FC5-2 30 HR 1B		G6-3		1B		4	1	1	0	0	0	3												
6 Melvin Mora, R OBP: 0.344, SLG: 0.353		32 F9-5 BB	1B 30 HR 1B		G1-3		G1-3		3	1	1	0	1	0	1												
30 Luke Scott, L OBP: 0.421, SLG: 0.664									3	2	3	5	1	0	0												
18 Felix Pie, L OBP: 0.271, SLG: 0.310									0	0	0	0	0	0	0												
32 Matt Wieters, S OBP: 0.292, SLG: 0.328	F9-5		G1-3		G5-3				4	0	0	0	0	1	3												
14 Nolan Reimold, R OBP: 0.317, SLG: 0.571	K			1B 3 1B SF9 2B		P6		3 FC6-5 BB	3	1	1	0	1	1	1												
3 Cesar Izturis, S OBP: 0.292, SLG: 0.328			G4-3			G6-3		FC6-5	4	0	1	0	0	0	2												
Inning Stats	R: 0 H: 0 E: 0 K: 0 S: 7	H: 0 LOB: 1 BB: 1 P: 12	R: 0 H: 1 E: 0 K: 1 S: 8	H: 1 LOB: 1 BB: 1 P: 14	R: 5 H: 5 E: 0 K: 0 S: 19	H: 5 LOB: 0 BB: 0 P: 25	R: 1 H: 3 E: 0 K: 0 S: 8	H: 3 LOB: 1 BB: 0 P: 15	R: 1 H: 1 E: 0 K: 0 S: 6	H: 1 LOB: 0 BB: 0 P: 11	R: 0 H: 0 E: 0 K: 1 S: 6	H: 0 LOB: 0 BB: 0 P: 11	R: 0 H: 1 E: 0 K: 0 S: 9	H: 1 LOB: 1 BB: 0 P: 13	R: 0 H: 0 E: 0 K: 2 S: 8	H: 0 LOB: 2 BB: 2 P: 22	R: 0 H: 0 E: 0 K: 2 S: 8	H: 0 LOB: 2 BB: 2 P: 22	1B: 8 2B: 2 3B: 0 HR: 2	SF: 1 SAC: 0 DP: 2 HBP: 0	WP: 0 PA: 37 PB: 0 SB: 0 CS: 0						
PITCHER	IP	WLS	BF	H	R	ER	SO	BB	IBB	HBP	BLK	WP	HR	S	P	ERA	WHIP										
21 Dontrelle Willis, L ERA: 5.56	5.0	L	25	10	7	7	1	2	0	0	0	0	0	48	77	12.60	2.400										
31 Zach Miner, R ERA: 4.55	1.1		4	0	0	0	1	0	0	0	0	0	0	8	14	0.00	0.000										
29 Nate Robertson, L ERA: 4.5	1.2		8	1	0	0	2	2	0	0	0	0	0	15	32	0.00	1.800										



Batter	1	2	3	4	5	6	7	8	9	AB	R	H	RBI	BB	SO	LOB	TOP								
34 Clete Thomas, L (1,9) OBP: 0.365, SLG: 0.471										5	0	1	1	0	0	2									
39 Ramon Santiago, S (1,4) OBP: 0.329, SLG: 0.500										5	0	0	0	0	0	2									
30 Magglio Ordonez, R(1,10) OBP: 0.360, SLG: 0.357										3	1	0	0	1	0	0									
28 Curtis Granderson, L (1,8) OBP: 0.339, SLG: 0.490										4	1	1	1	0	0	1									
19 Jeff Larish, L (1,3) OBP: 0.387, SLG: 0.517										3	0	2	1	1	1	0									
15 Brandon Inge, R (1,5) OBP: 0.362, SLG: 0.515										3	0	1	0	0	1	2									
13 Josh Anderson, L (1,7) OBP: 0.320, SLG: 0.351										4	0	0	0	0	0	3									
12 Gerald Laird, R (1,2) OBP: 0.320, SLG: 0.326										3	0	0	0	1	1	2									
4 Adam Everett, R (1,6) OBP: 0.331, SLG: 0.376										3	1	1	0	1	0	1									
Inning Stats	R: 0 E: 0 K: 0 S: 6	H: 0 LOB: 0 BB: 0 P: 10	R: 0 E: 0 K: 1 S: 10	H: 1 LOB: 1 BB: 0 P: 17	R: 0 E: 0 K: 1 S: 7	H: 1 LOB: 1 BB: 0 P: 12	R: 1 E: 0 K: 0 S: 14	H: 2 LOB: 2 BB: 0 P: 23	R: 0 E: 0 K: 0 S: 8	H: 0 LOB: 0 BB: 0 P: 13	R: 0 E: 0 K: 0 S: 7	H: 0 LOB: 1 BB: 1 P: 11	R: 0 E: 0 K: 0 S: 9	H: 0 LOB: 1 BB: 1 P: 16	R: 1 E: 0 K: 1 S: 12	H: 1 LOB: 1 BB: 1 P: 22	R: 1 E: 0 K: 0 S: 6	H: 1 LOB: 1 BB: 1 P: 12	1B: 3 2B: 2 HR: 1	SF: 0 SAC: 0 DP: 0 HBP: 1	WP: 0 PB: 0 SB: 0 CS: 0	PA: 38			
PITCHER	IP	WLS	BF	H	R	ER	SO	BB	IBB	HBP	BLK	WP	HR	S	P	ERA	WHIP								
49 Jason Berken, R (1,1) ERA: 2.25	7.0	L	28	4	1	1	2	2	0	1	0	0	1	61	102	1.29	0.857								
28 Danny Baez, R (8,1) ERA: 3.77	1.0		5	1	1	1	1	1	0	0	0	0	0	12	22	9.00	2.000								
27 Mark Hendrickson, L (9,1) ERA: 5.66	1.0		5	1	1	1	0	1	0	0	0	0	0	6	12	9.00	2.000								

Detroit Tigers @ Baltimore Orioles
 Oriole Park at Camden Yards, Baltimore, MD
 Sun May 31 2009, 1:35 PM EDT
 Att: 32,233 - Partly Cloudy - 76 F


AB 33
 R 3
 H 6
 RBI 3
 BB 4
 SO 3
 LOB 13



Batter	1	2	3	4	5	6	7	8	9	AB	R	H	RBI	BB	SO	LOB	BOTTOM								
1 Brian Roberts, S (1,4) OBP: 0.370, SLG: 0.473										4	0	0	0	0	0	1									
Adam Jones, R (1,8) OBP: 0.398, SLG: 0.607										3	0	0	0	1	1	0									
21 Nick Markakis, L (1,9) OBP: 0.360, SLG: 0.488										4	0	1	0	0	0	1									
17 Aubrey Huff, L (1,3) OBP: 0.338, SLG: 0.474										3	0	0	0	0	2	1									
23 Ty Wigginton, R (1,5) OBP: 0.261, SLG: 0.342										3	0	1	0	0	0	0									
30 Luke Scott, L (1,7) OBP: 0.406, SLG: 0.658										3	0	0	0	0	2	1									
32 Matt Wieters, S (1,10) OBP: 0.182, SLG: 0.455										3	0	0	0	0	1	1									
9 Gregg Zaun, S (1,2) OBP: 0.309, SLG: 0.297										3	0	0	0	0	1	1									
12 Robert Andino, R (1,6) OBP: 0.304, SLG: 0.279										1	0	0	0	1	0	0									
3 Cesar Izturis, S (9,PH) OBP: 0.295, SLG: 0.331										1	0	0	0	0	1	0									
Inning Stats	R: 0 E: 0 K: 1 S: 5	H: 0 LOB: 0 BB: 0 P: 7	R: 0 E: 0 K: 1 S: 7	H: 0 LOB: 0 BB: 0 P: 10	R: 0 E: 0 K: 1 S: 7	H: 0 LOB: 0 BB: 0 P: 11	R: 0 E: 0 K: 2 S: 10	H: 1 LOB: 1 BB: 0 P: 17	R: 0 E: 0 K: 0 S: 7	H: 0 LOB: 0 BB: 1 P: 11	R: 0 E: 0 K: 0 S: 12	H: 0 LOB: 0 BB: 0 P: 17	R: 0 E: 0 K: 0 S: 9	H: 1 LOB: 1 BB: 0 P: 14	R: 0 E: 0 K: 1 S: 12	H: 0 LOB: 1 BB: 1 P: 17	R: 0 E: 0 K: 1 S: 8	H: 0 LOB: 1 BB: 1 P: 17	1B: 1 2B: 1 HR: 0	SF: 0 SAC: 0 DP: 0 HBP: 0	WP: 0 PB: 0 SB: 0 CS: 1	PA: 30			
PITCHER	IP	WLS	BF	H	R	ER	SO	BB	IBB	HBP	BLK	WP	HR	S	P	ERA	WHIP								
36 Edwin Jackson, R (1,1) ERA: 2.3	8.0	W	26	2	0	0	7	1	0	0	0	0	0	64	101	0.00	0.375								
56 Fernando Rodney, R (9,1) ERA: 3.0	1.0	S	4	0	0	0	1	1	0	0	0	0	0	8	17	0.00	1.000								

Detroit Tigers @ Baltimore Orioles
 Oriole Park at Camden Yards, Baltimore, MD
 Sun May 31 2009, 1:35 PM EDT
 Att: 32,233 - Partly Cloudy - 76 F

AB 28
 R 0
 H 2
 RBI 0
 BB 2
 SO 8
 LOB 6



Batter	1	2	3	4	5	6	7	8	9	AB	R	H	RBI	BB	SO	LOB	TOP							
15 Dustin Pedroia, R OBP: 0.416, SLG: 0.437										4	1	1	1	1	0	4	Boston Red Sox @ Detroit Tigers Comerica Park, Detroit, MI Tue Jun 02 2009, 7:05 PM EDT Att: 25,914 - Clear - 63 F							
7 J.D. Drew, L OBP: 0.360, SLG: 0.468										5	1	2	1	0	0	3								
20 Kevin Youkilis, R OBP: 0.476, SLG: 0.657										3	0	0	1	1	0	2								
44 Jason Bay, R OBP: 0.410, SLG: 0.632										5	1	1	2	0	1	4								
25 Mike Lowell, R OBP: 0.324, SLG: 0.512										5	0	0	0	0	1	1								
34 David Ortiz, L OBP: 0.282, SLG: 0.284										5	0	1	0	0	3	1								
33 Jason Varitek, S OBP: 0.337, SLG: 0.532										3	1	2	0	1	0	0								
2 Jacoby Ellsbury, L OBP: 0.346, SLG: 0.378										3	0	3	0	1	0	0								
22 Nick Green, R OBP: 0.356, SLG: 0.411										3	1	0	0	1	0	6								
Inning Stats	R: 1 E: 0 K: 1 S: 10	H: 2 LOB: 0 BB: 0 P: 16	R: 0 E: 0 K: 1 S: 15	H: 3 LOB: 3 BB: 0 P: 23	R: 2 E: 1 K: 0 S: 11	H: 2 LOB: 0 BB: 0 P: 16	R: 0 E: 0 K: 0 S: 9	H: 1 LOB: 1 BB: 0 P: 15	R: 0 E: 0 K: 0 S: 13	H: 0 LOB: 1 BB: 1 P: 23	R: 2 E: 0 K: 1 S: 18	H: 1 LOB: 3 BB: 3 P: 35	R: 0 E: 0 K: 1 S: 11	H: 1 LOB: 2 BB: 1 P: 18	R: 0 E: 0 K: 0 S: 10	H: 0 LOB: 0 BB: 0 P: 16	R: 0 E: 0 K: 1 S: 8	H: 0 LOB: 0 BB: 0 P: 10	1B: 7 2B: 2 3B: 0 HR: 1	SF: 0 SAC: 0 DP: 2 HBP: 1	WP: 0 PB: 0 SB: 1 CS: 0	PA: 42		
PITCHER	IP WLS BF H R ER SO BB IBB HBP BLK WP HR S P ERA WHIP	IP WLS BF H R ER SO BB IBB HBP BLK WP HR S P ERA WHIP	IP WLS BF H R ER SO BB IBB HBP BLK WP HR S P ERA WHIP	IP WLS BF H R ER SO BB IBB HBP BLK WP HR S P ERA WHIP	IP WLS BF H R ER SO BB IBB HBP BLK WP HR S P ERA WHIP	IP WLS BF H R ER SO BB IBB HBP BLK WP HR S P ERA WHIP	IP WLS BF H R ER SO BB IBB HBP BLK WP HR S P ERA WHIP	IP WLS BF H R ER SO BB IBB HBP BLK WP HR S P ERA WHIP	IP WLS BF H R ER SO BB IBB HBP BLK WP HR S P ERA WHIP	IP WLS BF H R ER SO BB IBB HBP BLK WP HR S P ERA WHIP	IP WLS BF H R ER SO BB IBB HBP BLK WP HR S P ERA WHIP	IP WLS BF H R ER SO BB IBB HBP BLK WP HR S P ERA WHIP	IP WLS BF H R ER SO BB IBB HBP BLK WP HR S P ERA WHIP	IP WLS BF H R ER SO BB IBB HBP BLK WP HR S P ERA WHIP	IP WLS BF H R ER SO BB IBB HBP BLK WP HR S P ERA WHIP	IP WLS BF H R ER SO BB IBB HBP BLK WP HR S P ERA WHIP	IP WLS BF H R ER SO BB IBB HBP BLK WP HR S P ERA WHIP	IP WLS BF H R ER SO BB IBB HBP BLK WP HR S P ERA WHIP	IP WLS BF H R ER SO BB IBB HBP BLK WP HR S P ERA WHIP	IP WLS BF H R ER SO BB IBB HBP BLK WP HR S P ERA WHIP	IP WLS BF H R ER SO BB IBB HBP BLK WP HR S P ERA WHIP	IP WLS BF H R ER SO BB IBB HBP BLK WP HR S P ERA WHIP	IP WLS BF H R ER SO BB IBB HBP BLK WP HR S P ERA WHIP	IP WLS BF H R ER SO BB IBB HBP BLK WP HR S P ERA WHIP

AB 36
R 5
H 10
RBI 5
BB 5
SO 5
LOB 21



Batter	1	2	3	4	5	6	7	8	9	AB	R	H	RBI	BB	SO	LOB	BOTTOM							
34 Clete Thomas, L OBP: 0.360, SLG: 0.455										3	1	0	0	1	2	3	Boston Red Sox @ Detroit Tigers Comerica Park, Detroit, MI Tue Jun 02 2009, 7:05 PM EDT Att: 25,914 - Clear - 63 F							
14 Placido Polanco, R OBP: 0.294, SLG: 0.359										4	0	1	0	0	1	2								
30 Magglio Ordonez, R OBP: 0.358, SLG: 0.355										4	0	1	0	0	1	4								
24 Miguel Cabrera, R OBP: 0.420, SLG: 0.578										4	0	2	1	0	0	1								
28 Curtis Granderson, L OBP: 0.346, SLG: 0.495										4	0	3	0	0	0	0								
15 Brandon Inge, R OBP: 0.360, SLG: 0.509										4	0	1	0	0	3	3								
13 Josh Anderson, L OBP: 0.308, SLG: 0.337										4	0	0	0	0	1	4								
12 Gerald Laird, R OBP: 0.327, SLG: 0.328										2	0	1	0	1	0	0								
19 Jeff Larish, L OBP: 0.392, SLG: 0.508										1	0	0	0	0	1	3								
39 Ramon Santiago, S OBP: 0.326, SLG: 0.481										3	0	0	0	1	1	4								
Inning Stats	R: 1 E: 0 K: 1 S: 13	H: 3 LOB: 2 BB: 1 P: 26	R: 0 E: 0 K: 1 S: 15	H: 1 LOB: 1 BB: 0 P: 20	R: 0 E: 0 K: 1 S: 6	H: 1 LOB: 0 BB: 0 P: 10	R: 0 E: 0 K: 1 S: 9	H: 1 LOB: 0 BB: 0 P: 11	R: 0 E: 0 K: 2 S: 18	H: 0 LOB: 2 BB: 2 P: 29	R: 0 E: 0 K: 1 S: 10	H: 0 LOB: 0 BB: 0 P: 14	R: 0 E: 0 K: 0 S: 7	H: 0 LOB: 0 BB: 0 P: 11	R: 0 E: 0 K: 0 S: 9	H: 0 LOB: 0 BB: 0 P: 14	R: 0 E: 0 K: 3 S: 24	H: 3 LOB: 3 BB: 0 P: 35	1B: 9 2B: 2 3B: 0 HR: 0	SF: 0 SAC: 0 DP: 3 HBP: 0	WP: 1 PB: 0 SB: 1 CS: 0	PA: 36		
PITCHER	IP WLS BF H R ER SO BB IBB HBP BLK WP HR S P ERA WHIP	IP WLS BF H R ER SO BB IBB HBP BLK WP HR S P ERA WHIP	IP WLS BF H R ER SO BB IBB HBP BLK WP HR S P ERA WHIP	IP WLS BF H R ER SO BB IBB HBP BLK WP HR S P ERA WHIP	IP WLS BF H R ER SO BB IBB HBP BLK WP HR S P ERA WHIP	IP WLS BF H R ER SO BB IBB HBP BLK WP HR S P ERA WHIP	IP WLS BF H R ER SO BB IBB HBP BLK WP HR S P ERA WHIP	IP WLS BF H R ER SO BB IBB HBP BLK WP HR S P ERA WHIP	IP WLS BF H R ER SO BB IBB HBP BLK WP HR S P ERA WHIP	IP WLS BF H R ER SO BB IBB HBP BLK WP HR S P ERA WHIP	IP WLS BF H R ER SO BB IBB HBP BLK WP HR S P ERA WHIP	IP WLS BF H R ER SO BB IBB HBP BLK WP HR S P ERA WHIP	IP WLS BF H R ER SO BB IBB HBP BLK WP HR S P ERA WHIP	IP WLS BF H R ER SO BB IBB HBP BLK WP HR S P ERA WHIP	IP WLS BF H R ER SO BB IBB HBP BLK WP HR S P ERA WHIP	IP WLS BF H R ER SO BB IBB HBP BLK WP HR S P ERA WHIP	IP WLS BF H R ER SO BB IBB HBP BLK WP HR S P ERA WHIP	IP WLS BF H R ER SO BB IBB HBP BLK WP HR S P ERA WHIP	IP WLS BF H R ER SO BB IBB HBP BLK WP HR S P ERA WHIP	IP WLS BF H R ER SO BB IBB HBP BLK WP HR S P ERA WHIP	IP WLS BF H R ER SO BB IBB HBP BLK WP HR S P ERA WHIP	IP WLS BF H R ER SO BB IBB HBP BLK WP HR S P ERA WHIP	IP WLS BF H R ER SO BB IBB HBP BLK WP HR S P ERA WHIP	IP WLS BF H R ER SO BB IBB HBP BLK WP HR S P ERA WHIP



Batter	1	2	3	4	5	6	7	8	9	AB	R	H	RBI	BB	SO	LOB	TOP		
15 Dustin Pedroia, R OBP: 0.415, SLG: 0.432	G6-3		20 BB 44 2B 7 BB	7 BB			F7	G4-3		4	1	1	0	1	0	3			
7 J.D. Drew, L OBP: 0.374, SLG: 0.481	K		20 BB	1B						1	1	0	1	4	1	0			
20 Kevin Youkilis, R 11 Mark Kotsay, L	G6-3		44 2B 25 G5-3	F8			F7	F8		1	1	0	1	1	0	0			
44 Jason Bay, R OBP: 0.405, SLG: 0.618	K		25 G5-3 5 1B	F8			F8			5	1	1	2	0	2	2			
25 Mike Lowell, R OBP: 0.327, SLG: 0.505	G6-4-3		5 G5-3	G5-3			2 1B 5 BB 23 FC1-2	P3		4	0	2	1	1	0	2			
5 Rocco Baldelli, R OBP: 0.308, SLG: 0.449	G6-4-3		G5-4-3	G5-4-3			23 FC1-2 2 1B			3	0	1	1	1	0	2			
2 Jacoby Ellsbury, L OBP: 0.351, SLG: 0.379										3	1	1	0	0	1	1			
23 Julio Lugo, R OBP: 0.341, SLG: 0.354			7 BB 20 BB 15 BB	G5-3			K	FC1-2		3	1	0	0	1	1	3			
16 George Kottaras, L OBP: 0.255, SLG: 0.292				G3			F7	K		4	0	0	0	0	2	5			
Inning Stats	R: 0 H: 0 E: 0 K: 1 S: 11	H: 0 LOB: 0 BB: 0 P: 15	R: 0 H: 0 E: 0 K: 1 S: 4	H: 0 LOB: 0 BB: 1 P: 10	R: 6 H: 2 E: 0 K: 2 S: 18	H: 2 LOB: 1 BB: 4 P: 42	R: 0 H: 1 E: 0 K: 0 S: 11	H: 1 LOB: 2 BB: 1 P: 21	R: 0 H: 0 E: 0 K: 1 S: 8	H: 0 LOB: 0 BB: 0 P: 12	R: 0 H: 0 E: 0 K: 0 S: 11	H: 0 LOB: 1 BB: 1 P: 18	R: 0 H: 2 E: 0 K: 1 S: 16	H: 2 LOB: 3 BB: 1 P: 24	R: 0 H: 0 E: 0 K: 1 S: 12	H: 0 LOB: 1 BB: 1 P: 24	1B: 5 2B: 1 3B: 0 HR: 0	SF: 0 SAC: 0 DP: 2 HBP: 1	WP: 0 PA: 41 PB: 0 SB: 0 CS: 0
PITCHER	IP WLS BF H R ER SO	IP WLS BF H R ER SO	IP WLS BF H R ER SO	IP WLS BF H R ER SO	IP WLS BF H R ER SO	IP WLS BF H R ER SO	IP WLS BF H R ER SO	IP WLS BF H R ER SO	IP WLS BF H R ER SO	IP WLS BF H R ER SO	IP WLS BF H R ER SO	IP WLS BF H R ER SO	IP WLS BF H R ER SO	IP WLS BF H R ER SO	IP WLS BF H R ER SO	IP WLS BF H R ER SO	ERA WHIP	ERA WHIP	
21 Dontrelle Willis, L ERA: 6.84	2.1 L 12	4.0 17	4.0 17	4.0 17	4.0 17	4.0 17	4.0 17	4.0 17	4.0 17	4.0 17	4.0 17	4.0 17	4.0 17	4.0 17	4.0 17	4.0 17	19.29 2.143	2.25 1.500	
31 Zach Miner, R ERA: 5.29	0.2 2	0.2 2	0.2 2	0.2 2	0.2 2	0.2 2	0.2 2	0.2 2	0.2 2	0.2 2	0.2 2	0.2 2	0.2 2	0.2 2	0.2 2	0.2 2	0.00 0.000	0.00 0.000	
45 Ryan Perry, R ERA: 3.27	1.0 6	1.0 6	1.0 6	1.0 6	1.0 6	1.0 6	1.0 6	1.0 6	1.0 6	1.0 6	1.0 6	1.0 6	1.0 6	1.0 6	1.0 6	1.0 6	0.00 3.000	0.00 3.000	
54 Joel Zumaya, R ERA: 2.65	1.0 4	1.0 4	1.0 4	1.0 4	1.0 4	1.0 4	1.0 4	1.0 4	1.0 4	1.0 4	1.0 4	1.0 4	1.0 4	1.0 4	1.0 4	1.0 4	0.00 1.000	0.00 1.000	
56 Fernando Rodney, R ERA: 2.98																			

Boston Red Sox @ Detroit Tigers
Comerica Park, Detroit, MI
Thu Jun 04 2009, 1:05 PM EDT
Att: 31,353 - Sunny - 61 F

AB 31
R 6
H 6
RBI 6
BB 9
SO 7
LOB 22



Batter	1	2	3	4	5	6	7	8	9	AB	R	H	RBI	BB	SO	LOB	BOTTOM				
34 Clete Thomas, L OBP: 0.330, SLG: 0.412	F7		G4-3		G4-3				K	4	0	0	0	0	1	1					
39 Ramon Santiago, S OBP: 0.341, SLG: 0.462	F7		G4-3				19 1B			4	0	2	0	0	0	0					
30 Magglio Ordonez, R OBP: 0.355, SLG: 0.348	F9						F9	G1-3		4	0	1	0	0	0	2					
24 Miguel Cabrera, R OBP: 0.415, SLG: 0.568										1	1	1	0	0	0	0					
19 Jeff Larish, L OBP: 0.361, SLG: 0.463			28 1B 15 2B	F8			G1-4-6-3			2	0	0	0	1	0	2					
28 Curtis Granderson, L OBP: 0.347, SLG: 0.500										4	1	1	0	0	1	1					
15 Brandon Inge, R OBP: 0.367, SLG: 0.522			25 G6-3 4 G6-3							4	1	3	2	0	0	0					
25 Ryan Raburn, R OBP: 0.333, SLG: 0.490			G6-3							4	0	1	0	0	1	4					
4 Adam Everett, R OBP: 0.312, SLG: 0.353			G6-3							3	0	0	1	0	1	1					
14 Placido Polanco, R OBP: 0.295, SLG: 0.352										1	0	0	0	0	0	2					
57 Dane Sardinha, R OBP: 0.111, SLG: 0.154										2	0	1	0	0	1	0					
12 Gerald Laird, R OBP: 0.329, SLG: 0.321										1	0	0	0	0	1	0					
Inning Stats	R: 0 H: 0 E: 0 K: 0 S: 6	H: 3 LOB: 0 BB: 0 P: 9	R: 3 H: 3 E: 0 K: 1 S: 16	H: 3 LOB: 0 BB: 0 P: 22	R: 0 H: 1 E: 0 K: 0 S: 8	H: 1 LOB: 0 BB: 0 P: 10	R: 0 H: 1 E: 0 K: 2 S: 10	H: 1 LOB: 0 BB: 0 P: 15	R: 0 H: 1 E: 0 K: 0 S: 5	H: 1 LOB: 0 BB: 0 P: 7	R: 0 H: 1 E: 0 K: 0 S: 8	H: 1 LOB: 0 BB: 0 P: 10	R: 0 H: 1 E: 0 K: 1 S: 10	H: 1 LOB: 1 BB: 0 P: 13	R: 0 H: 1 E: 0 K: 2 S: 12	H: 1 LOB: 2 BB: 0 P: 16	R: 0 H: 1 E: 0 K: 0 S: 12	H: 1 LOB: 1 BB: 1 P: 21	1B: 8 2B: 2 3B: 0 HR: 0	SF: 0 SAC: 0 DP: 2 HBP: 0	WP: 0 PA: 35 PB: 0 SB: 0 CS: 1
PITCHER	IP WLS BF H R ER SO	IP WLS BF H R ER SO	IP WLS BF H R ER SO	IP WLS BF H R ER SO	IP WLS BF H R ER SO	IP WLS BF H R ER SO	IP WLS BF H R ER SO	IP WLS BF H R ER SO	IP WLS BF H R ER SO	IP WLS BF H R ER SO	IP WLS BF H R ER SO	IP WLS BF H R ER SO	IP WLS BF H R ER SO	IP WLS BF H R ER SO	IP WLS BF H R ER SO	IP WLS BF H R ER SO	ERA WHIP	ERA WHIP			
49 Tim Wakefield, R ERA: 4.5	6.2 8	2.5 3	6.2 8	6.2 8	6.2 8	6.2 8	6.2 8	6.2 8	6.2 8	6.2 8	6.2 8	6.2 8	6.2 8	6.2 8	6.2 8	6.2 8	4.05 1.200	0.00 0.000			
63 Justin Masterson, R ERA: 4.2	0.2 H	2 0	0.2 H	2 0	0.2 H	2 0	0.2 H	2 0	0.2 H	2 0	0.2 H	2 0	0.2 H	2 0	0.2 H	2 0	0.00 0.000	0.00 0.000			
37 Hideki Okajima, L ERA: 2.25	0.2 H	3 1	0.2 H	3 1	0.2 H	3 1	0.2 H	3 1	0.2 H	3 1	0.2 H	3 1	0.2 H	3 1	0.2 H	3 1	0.00 1.500	0.00 1.500			
58 Jonathan Papelbon, R ERA: 2.25	1.0 S	5 1	1.0 S	5 1	1.0 S	5 1	1.0 S	5 1	1.0 S	5 1	1.0 S	5 1	1.0 S	5 1	1.0 S	5 1	0.00 2.000	0.00 2.000			

Boston Red Sox @ Detroit Tigers
Comerica Park, Detroit, MI
Thu Jun 04 2009, 1:05 PM EDT
Att: 31,353 - Sunny - 61 F

AB 34
R 3
H 10
RBI 3
BB 1
SO 6
LOB 13



Batter	1	2	3	4	5	6	7	8	9	AB	R	H	RBI	BB	SO	LOB	TOP					
Chone Figgins, S OBP: 0.385, SLG: 0.383 (1, 5)										5	1	2	1	0	0	3	Los Angeles Angels @ Detroit Tigers Comerica Park, Detroit, MI Sun Jun 07 2009, 1:05 PM EDT Att: 32,074 - Partly Cloudy - 71 F					
53 Bobby Abreu, L OBP: 0.396, SLG: 0.408 (1, 9)										4	1	1	0	1	0	2						
27 Vladimir Guerrero, R OBP: 0.294, SLG: 0.325 (1, 10)										5	1	1	0	0	2	4						
8 Kendrys Morales, S OBP: 0.326, SLG: 0.475 (1, 3)										4	2	1	0	1	0	3						
20 Juan Rivera, R OBP: 0.340, SLG: 0.463 (1, 7)										5	1	3	3	0	0	2						
24 Gary Matthews, S OBP: 0.252, SLG: 0.331 (1, 8)										5	0	0	0	0	2	4						
2 Erick Aybar, S OBP: 0.310, SLG: 0.400 (1, 6)										4	0	2	1	0	0	1						
5 Jeff Mathis, R OBP: 0.319, SLG: 0.231 (8, PH)										1	0	0	0	2	1	1						
13 Maicer Izturis, S OBP: 0.309, SLG: 0.288 (8, 2)										0	0	0	0	1	0	0						
44 Mike Napoli, R OBP: 0.352, SLG: 0.479 (8, 2)										0	0	0	0	0	0	0						
47 Howie Kendrick, R OBP: 0.278, SLG: 0.343 (1, 4)										3	0	1	1	1	0	3						
Inning Stats	R: 3 E: 0 K: 1 S: 19	H: 3 LOB: 0 BB: 0 P: 29	R: 0 E: 0 K: 0 S: 7	H: 0 LOB: 0 BB: 1 P: 11	R: 0 E: 1 K: 0 S: 8	H: 1 LOB: 1 BB: 1 P: 13	R: 0 E: 0 K: 0 S: 9	H: 0 LOB: 0 BB: 1 P: 16	R: 1 E: 0 K: 2 S: 14	H: 2 LOB: 1 BB: 0 P: 19	R: 0 E: 0 K: 0 S: 12	H: 2 LOB: 1 BB: 0 P: 15	R: 1 E: 0 K: 1 S: 14	H: 1 LOB: 3 BB: 3 P: 29	R: 1 E: 0 K: 0 S: 13	H: 2 LOB: 1 BB: 0 P: 23	1B: 4 2B: 5 3B: 0 HR: 2	SF: 0 SAC: 0 DP: 2 HBP: 0	WP: 0 PB: 0 SB: 1 CS: 0	PA: 42		
PITCHER	IP WLS BF H R ER SO BB IBB HBP BLK WP HR S P ERA WHIP	IP WLS BF H R ER SO BB IBB HBP BLK WP HR S P ERA WHIP	IP WLS BF H R ER SO BB IBB HBP BLK WP HR S P ERA WHIP	IP WLS BF H R ER SO BB IBB HBP BLK WP HR S P ERA WHIP	IP WLS BF H R ER SO BB IBB HBP BLK WP HR S P ERA WHIP	IP WLS BF H R ER SO BB IBB HBP BLK WP HR S P ERA WHIP	IP WLS BF H R ER SO BB IBB HBP BLK WP HR S P ERA WHIP	IP WLS BF H R ER SO BB IBB HBP BLK WP HR S P ERA WHIP	IP WLS BF H R ER SO BB IBB HBP BLK WP HR S P ERA WHIP	IP WLS BF H R ER SO BB IBB HBP BLK WP HR S P ERA WHIP	IP WLS BF H R ER SO BB IBB HBP BLK WP HR S P ERA WHIP	IP WLS BF H R ER SO BB IBB HBP BLK WP HR S P ERA WHIP	IP WLS BF H R ER SO BB IBB HBP BLK WP HR S P ERA WHIP	IP WLS BF H R ER SO BB IBB HBP BLK WP HR S P ERA WHIP	IP WLS BF H R ER SO BB IBB HBP BLK WP HR S P ERA WHIP	IP WLS BF H R ER SO BB IBB HBP BLK WP HR S P ERA WHIP	IP WLS BF H R ER SO BB IBB HBP BLK WP HR S P ERA WHIP	IP WLS BF H R ER SO BB IBB HBP BLK WP HR S P ERA WHIP	IP WLS BF H R ER SO BB IBB HBP BLK WP HR S P ERA WHIP	IP WLS BF H R ER SO BB IBB HBP BLK WP HR S P ERA WHIP	IP WLS BF H R ER SO BB IBB HBP BLK WP HR S P ERA WHIP	IP WLS BF H R ER SO BB IBB HBP BLK WP HR S P ERA WHIP

Batter	1	2	3	4	5	6	7	8	9	AB	R	H	RBI	BB	SO	LOB	BOTTOM					
28 Curtis Granderson, L OBP: 0.341, SLG: 0.482 (1, 8)										4	1	0	0	1	2	3	Los Angeles Angels @ Detroit Tigers Comerica Park, Detroit, MI Sun Jun 07 2009, 1:05 PM EDT Att: 32,074 - Partly Cloudy - 71 F					
14 Placido Polanco, R OBP: 0.302, SLG: 0.350 (1, 4)										4	1	1	0	1	0	2						
30 Magglio Ordonez, R OBP: 0.362, SLG: 0.354 (9, 7)										4	2	1	0	1	1	2						
13 Josh Anderson, L OBP: 0.307, SLG: 0.352 (9, 7)										0	0	0	0	0	0	0						
24 Miguel Cabrera, R OBP: 0.421, SLG: 0.565 (4, PR)										1	1	0	0	2	1	2						
34 Clete Thomas, L OBP: 0.331, SLG: 0.429 (5, 7)										2	1	1	4	0	0	0						
33 Marcus Thames, R OBP: 0.280, SLG: 0.391 (1, 10)										5	1	2	0	0	1	1						
15 Brandon Inge, R OBP: 0.367, SLG: 0.508 (1, 5)										4	0	1	2	0	1	2						
25 Ryan Raburn, R OBP: 0.328, SLG: 0.462 (5, 3)										3	1	0	0	1	0	4						
12 Gerald Laird, R OBP: 0.341, SLG: 0.333 (1, 2)										1	0	1	0	2	0	0						
4 Adam Everett, R OBP: 0.313, SLG: 0.347 (1, 6)										3	1	1	2	1	0	2						
Inning Stats	R: 2 E: 0 K: 2 S: 17	H: 3 LOB: 2 BB: 1 P: 25	R: 0 E: 0 K: 0 S: 11	H: 2 LOB: 2 BB: 0 P: 18	R: 2 E: 0 K: 2 S: 13	H: 2 LOB: 2 BB: 2 P: 23	R: 0 E: 0 K: 0 S: 6	H: 0 LOB: 1 BB: 1 P: 12	R: 0 E: 0 K: 1 S: 7	H: 0 LOB: 0 BB: 0 P: 11	R: 0 E: 0 K: 1 S: 8	H: 0 LOB: 0 BB: 0 P: 13	R: 5 E: 1 K: 0 S: 13	H: 1 LOB: 0 BB: 4 P: 32	R: 1 E: 0 K: 0 S: 13	H: 2 LOB: 1 BB: 0 P: 23	1B: 7 2B: 0 3B: 0 HR: 1	SF: 0 SAC: 1 DP: 0 HBP: 0	WP: 0 PB: 0 SB: 0 CS: 0	PA: 41		
PITCHER	IP WLS BF H R ER SO BB IBB HBP BLK WP HR S P ERA WHIP	IP WLS BF H R ER SO BB IBB HBP BLK WP HR S P ERA WHIP	IP WLS BF H R ER SO BB IBB HBP BLK WP HR S P ERA WHIP	IP WLS BF H R ER SO BB IBB HBP BLK WP HR S P ERA WHIP	IP WLS BF H R ER SO BB IBB HBP BLK WP HR S P ERA WHIP	IP WLS BF H R ER SO BB IBB HBP BLK WP HR S P ERA WHIP	IP WLS BF H R ER SO BB IBB HBP BLK WP HR S P ERA WHIP	IP WLS BF H R ER SO BB IBB HBP BLK WP HR S P ERA WHIP	IP WLS BF H R ER SO BB IBB HBP BLK WP HR S P ERA WHIP	IP WLS BF H R ER SO BB IBB HBP BLK WP HR S P ERA WHIP	IP WLS BF H R ER SO BB IBB HBP BLK WP HR S P ERA WHIP	IP WLS BF H R ER SO BB IBB HBP BLK WP HR S P ERA WHIP	IP WLS BF H R ER SO BB IBB HBP BLK WP HR S P ERA WHIP	IP WLS BF H R ER SO BB IBB HBP BLK WP HR S P ERA WHIP	IP WLS BF H R ER SO BB IBB HBP BLK WP HR S P ERA WHIP	IP WLS BF H R ER SO BB IBB HBP BLK WP HR S P ERA WHIP	IP WLS BF H R ER SO BB IBB HBP BLK WP HR S P ERA WHIP	IP WLS BF H R ER SO BB IBB HBP BLK WP HR S P ERA WHIP	IP WLS BF H R ER SO BB IBB HBP BLK WP HR S P ERA WHIP	IP WLS BF H R ER SO BB IBB HBP BLK WP HR S P ERA WHIP	IP WLS BF H R ER SO BB IBB HBP BLK WP HR S P ERA WHIP	IP WLS BF H R ER SO BB IBB HBP BLK WP HR S P ERA WHIP

AB	36
R	6
H	11
RBI	6
BB	6
SO	5
LOB	23

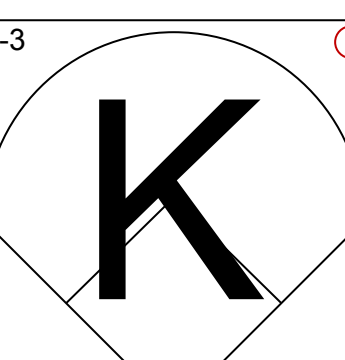
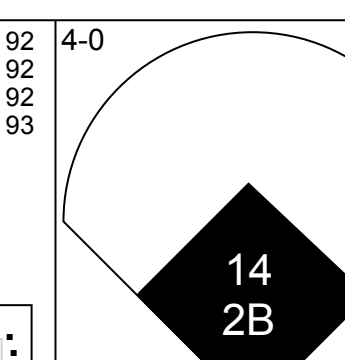
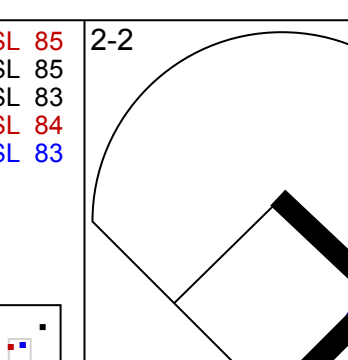
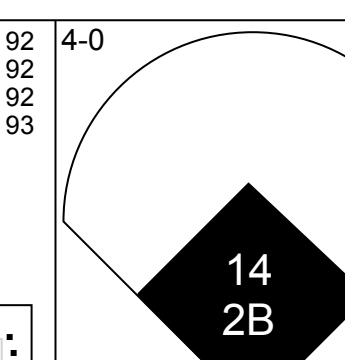
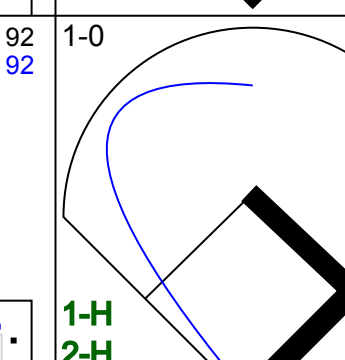
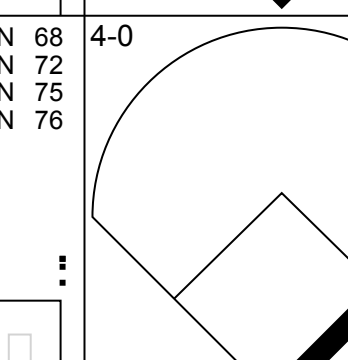
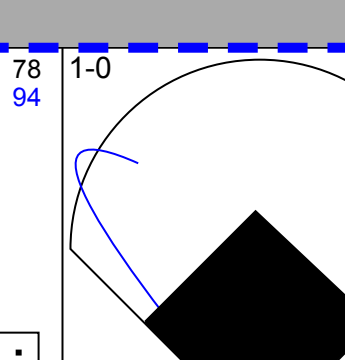

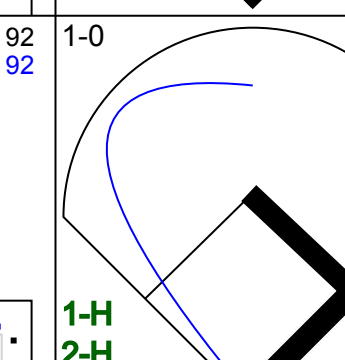
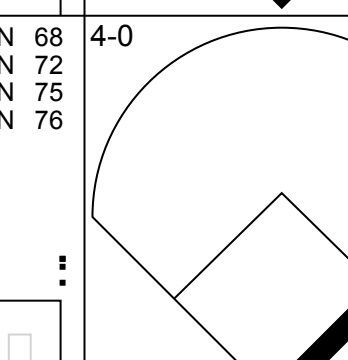
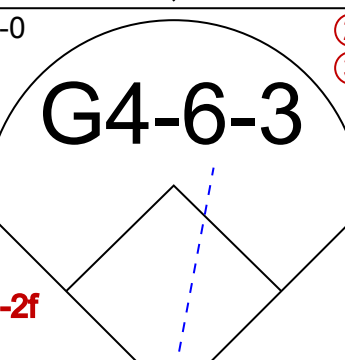
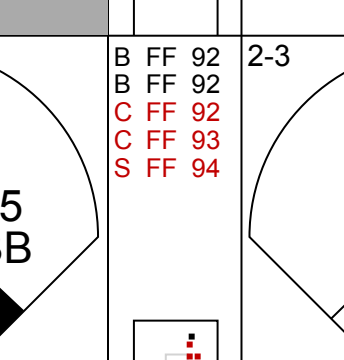

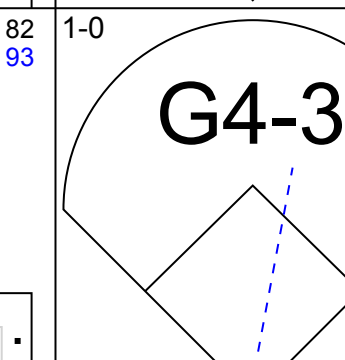
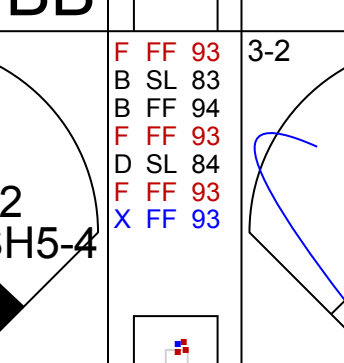
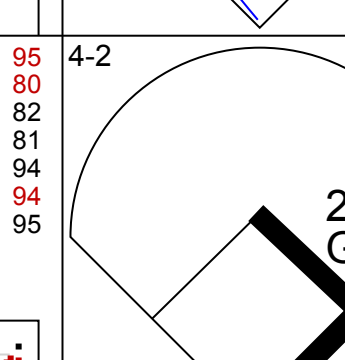
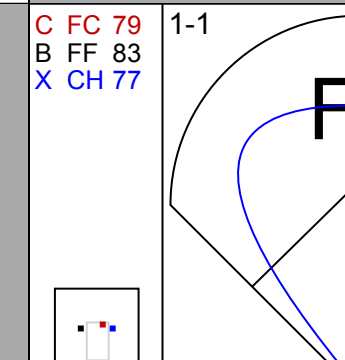

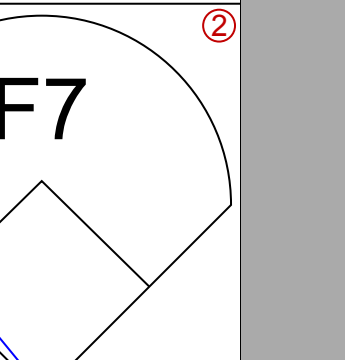
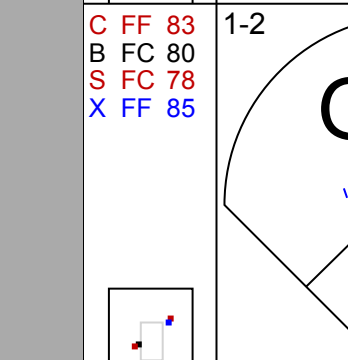

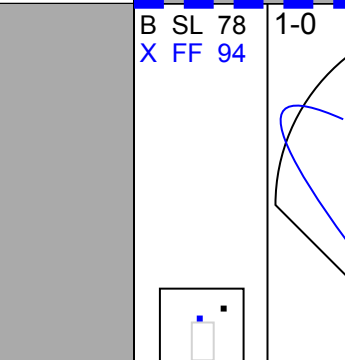
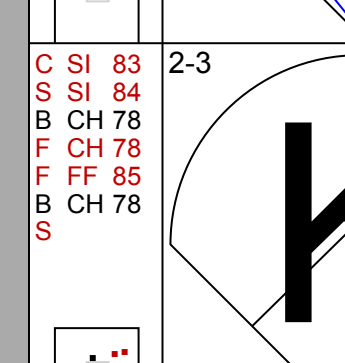

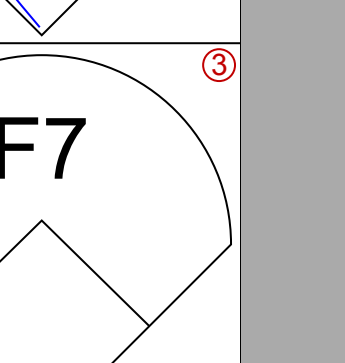

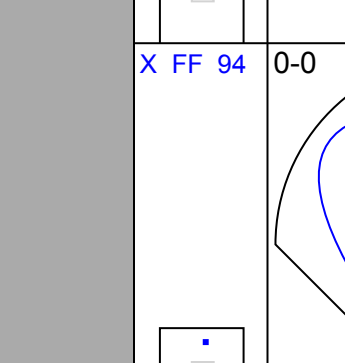
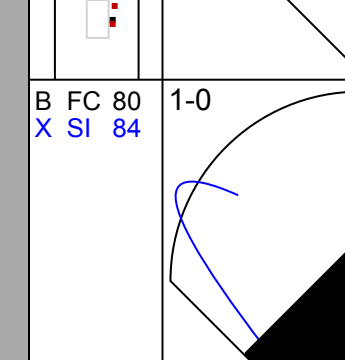
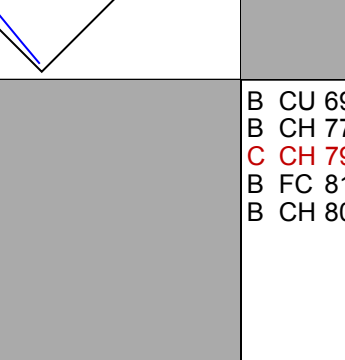
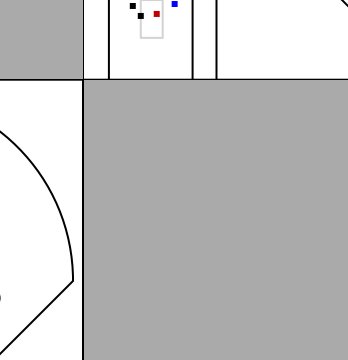
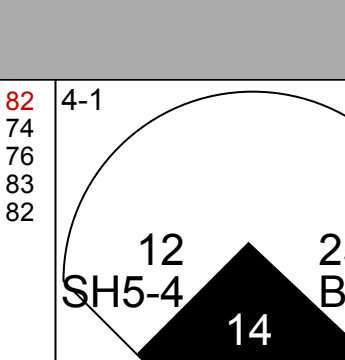
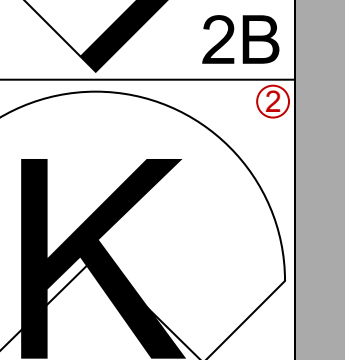
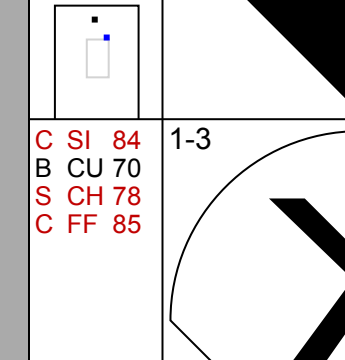
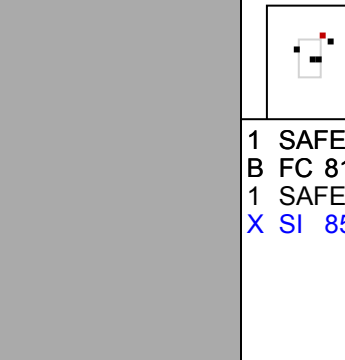
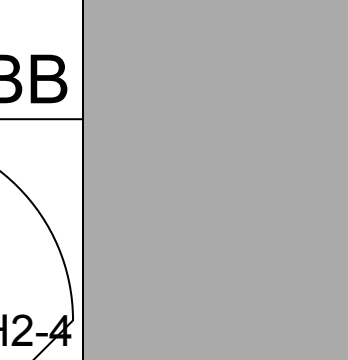
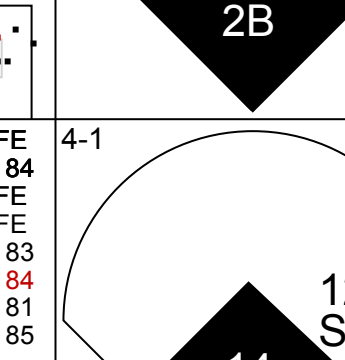
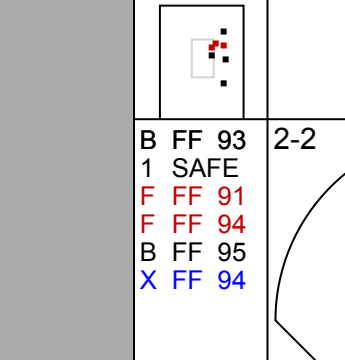
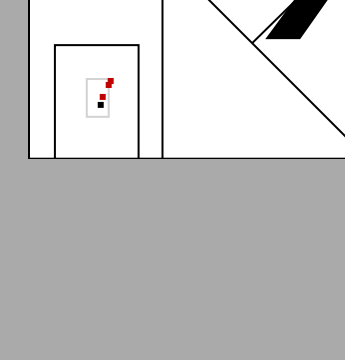
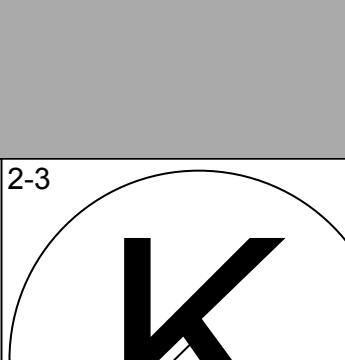
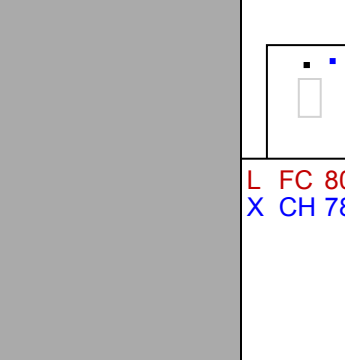
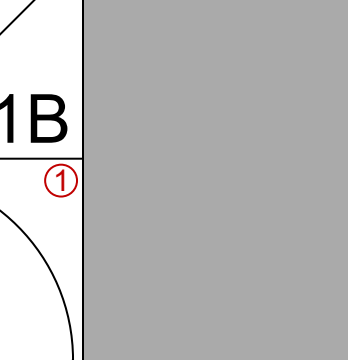
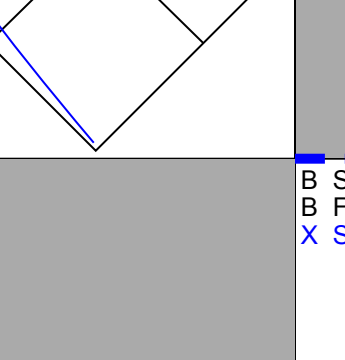
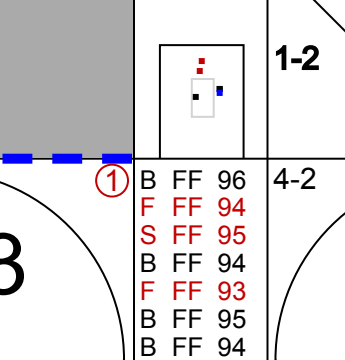

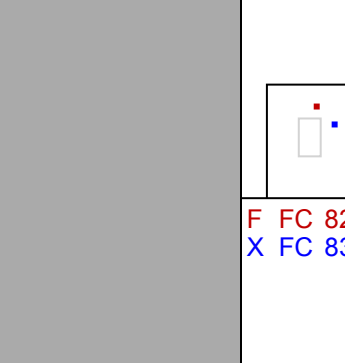
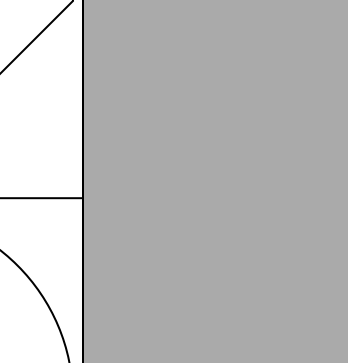
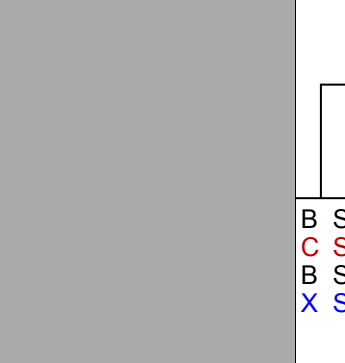
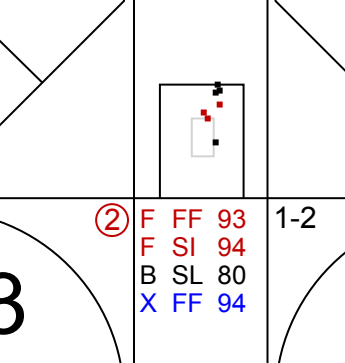


AB	31
R	9
H	8
RBI	8
BB	9
SO	6
LOB	18



Batter	1	2	3	4	5	6	7	8	9	AB	R	H	RBI	BB	SO	LOB	TOP			
13 Josh Anderson, L (1, 7) OBP: 0.299, SLG: 0.342 33 Marcus Thames, R (9, PH) OBP: 0.355, SLG: 0.519	G3		G4-3			P6			HR	3	0	0	0	0	0	0	Detroit Tigers @ Chicago White Sox U.S. Cellular Field, Chicago, IL Mon Jun 08 2009, 8:11 PM EDT Att: 30,809 - Partly Cloudy - 76 F livebaseballscorecards.com			
14 Placido Polanco, R (1, 4) OBP: 0.296, SLG: 0.341	P6			G6-3		G4-3			P6	4	0	0	0	0	0					
34 Clete Thomas, L (1, 9) OBP: 0.328, SLG: 0.431					K				F7	4	0	1	0	0	1					
24 Miguel Cabrera, R (1, 10) OBP: 0.411, SLG: 0.545						G6-3			F7	3	0	0	0	0	1					
28 Curtis Granderson, L (1, 8) OBP: 0.335, SLG: 0.469		F8				F9			F9	3	0	0	0	0	0					
15 Brandon Inge, R (1, 5) OBP: 0.372, SLG: 0.508		G4-3							K	2	0	0	0	1	1					
25 Ryan Raburn, R (1, 3) OBP: 0.318, SLG: 0.441					FC4-6				F7	3	0	0	0	0	1					
12 Gerald Laird, R (1, 2) OBP: 0.335, SLG: 0.326						F7			F8	3	0	0	0	0	1					
39 Ramon Santiago, S (1, 6) OBP: 0.320, SLG: 0.451									P5	3	0	0	0	0	1					
Inning Stats	R: 0 E: 0 K: 0 S: 11	H: 1 LOB: 1 BB: 0 P: 19	R: 0 E: 0 K: 0 S: 9	H: 0 LOB: 0 BB: 0 P: 15	R: 0 E: 0 K: 1 S: 6	H: 0 LOB: 0 BB: 0 P: 7	R: 0 E: 0 K: 1 S: 8	H: 0 LOB: 0 BB: 0 P: 15	R: 0 E: 0 K: 0 S: 7	H: 0 LOB: 0 BB: 1 P: 17	R: 0 E: 0 K: 1 S: 10	H: 0 LOB: 0 BB: 0 P: 13	R: 0 E: 0 K: 1 S: 11	H: 0 LOB: 0 BB: 0 P: 19	R: 1 E: 0 K: 0 S: 9	H: 1 LOB: 0 BB: 0 P: 13	1B: 0 2B: 1 3B: 0 HR: 1	SF: 0 SAC: 0 DP: 0 HBP: 0	WP: 0 PB: 0 CS: 0	PA: 30
PITCHER	IP WLS BF H R ER SO BB IBB HBP BLK WP HR S P ERA WHIP																			
52 Jose Contreras, R (1, 1) ERA: 6.45 37 Matt Thornton, L (9, 1) ERA: 1.93	8.0 W 26 1 0 0 3 1 0 0 0 0 0 1 9 115 0.00 0.250																			

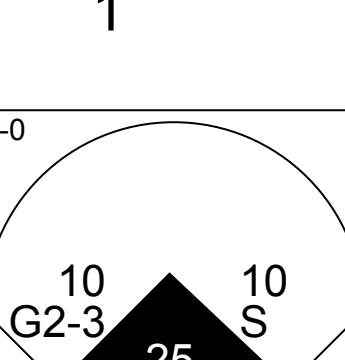
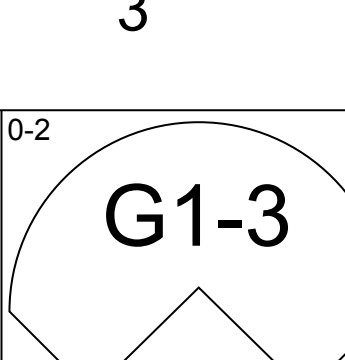
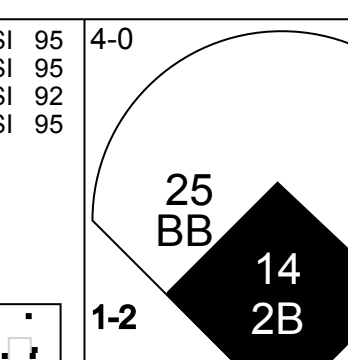
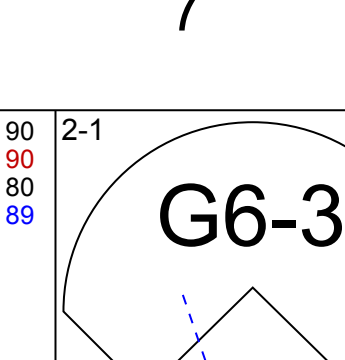
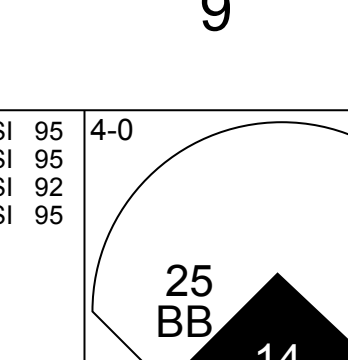
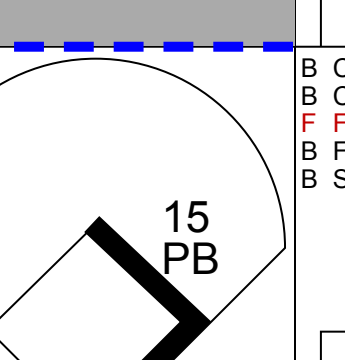
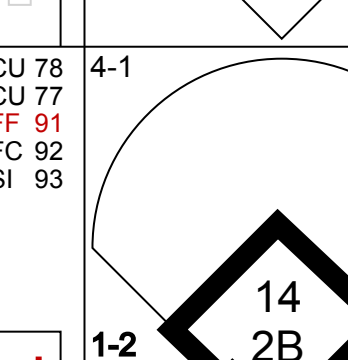
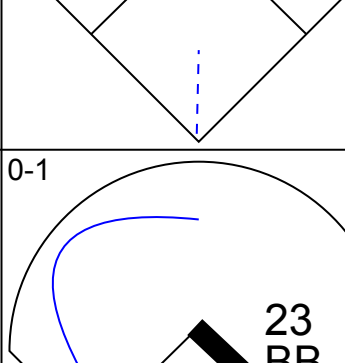
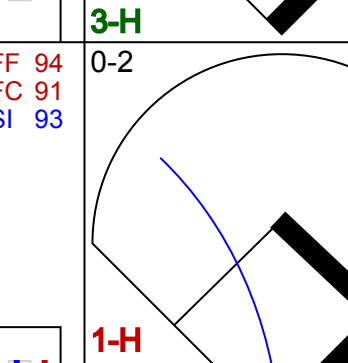
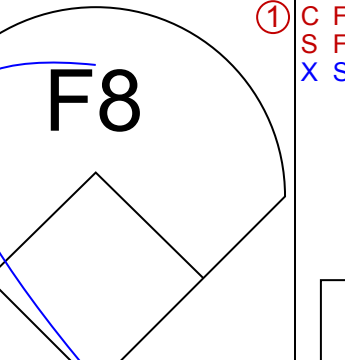
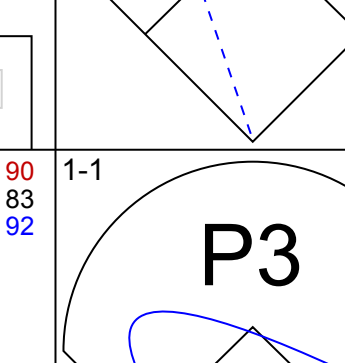
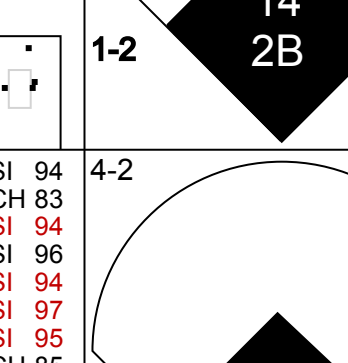
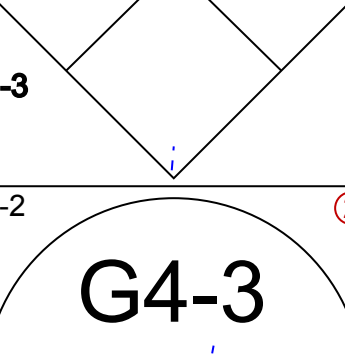
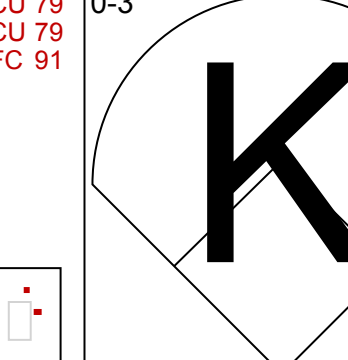
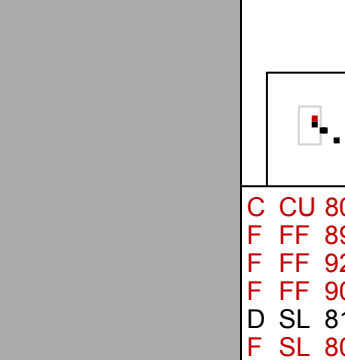

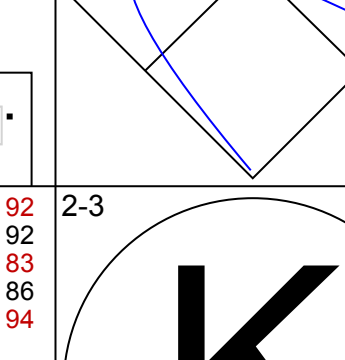
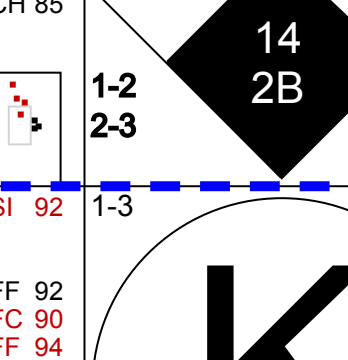
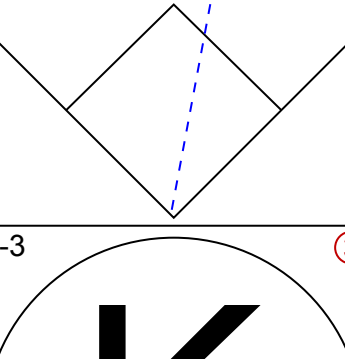
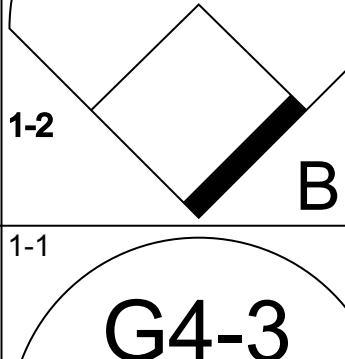
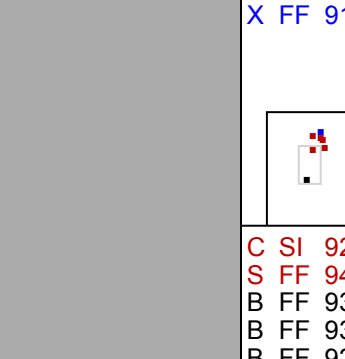
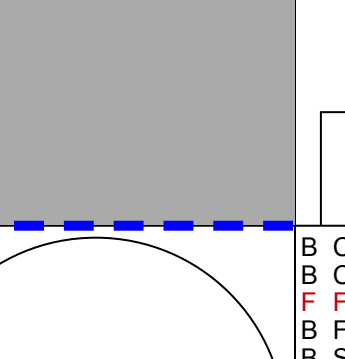
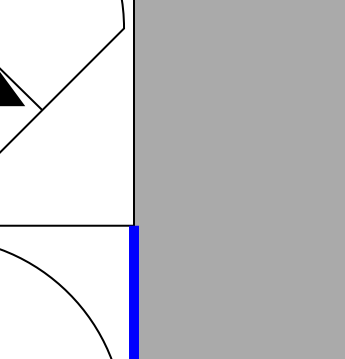
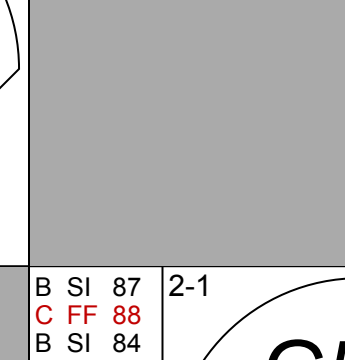
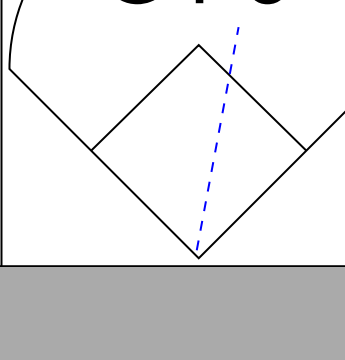
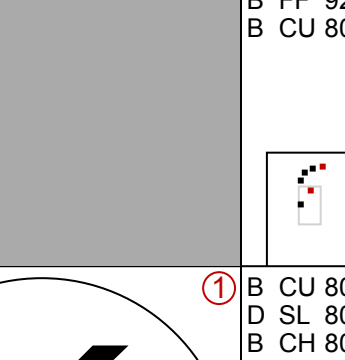


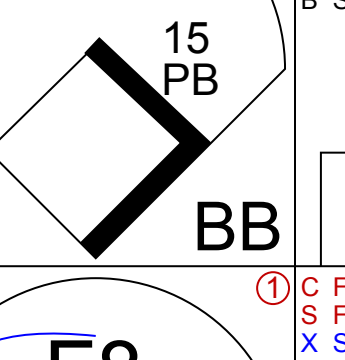
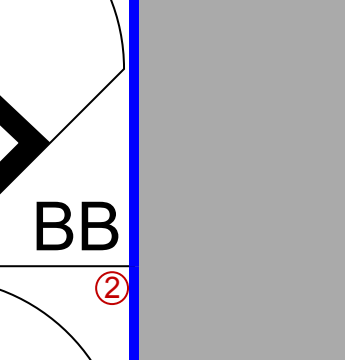
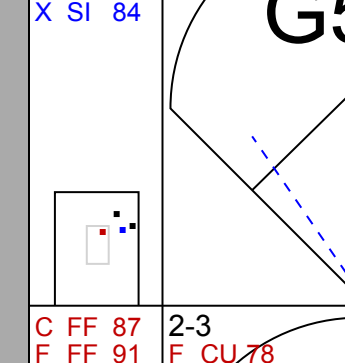

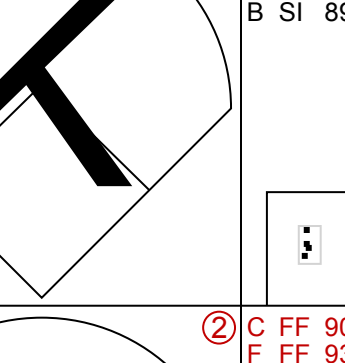
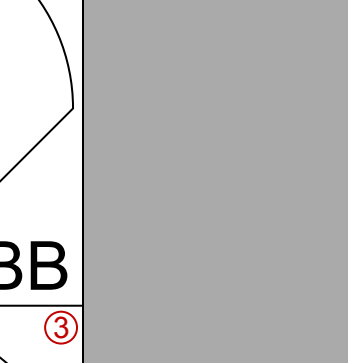
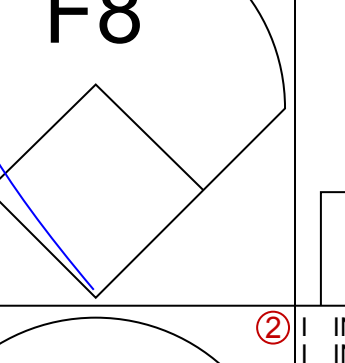
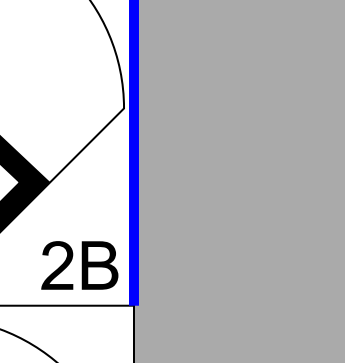
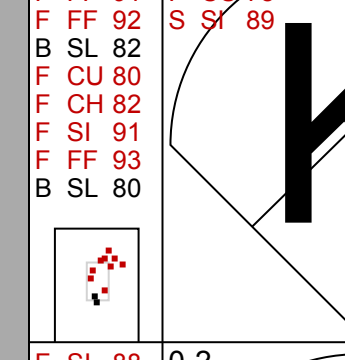
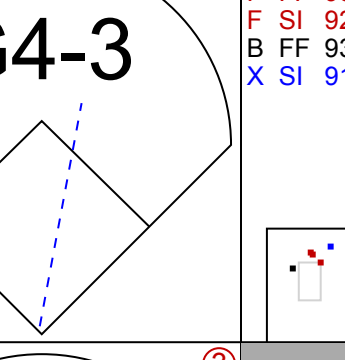
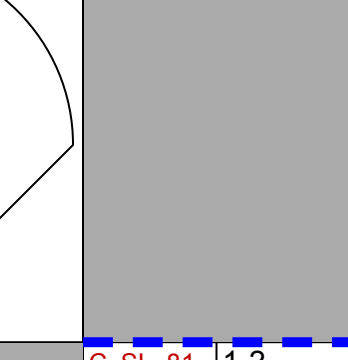
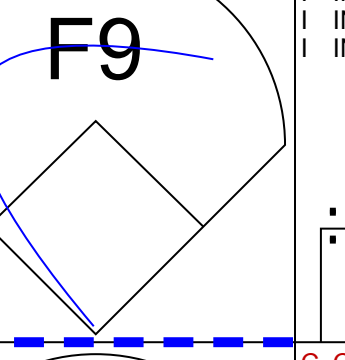
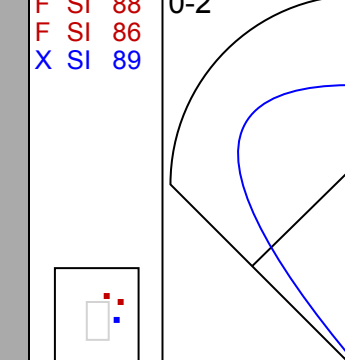
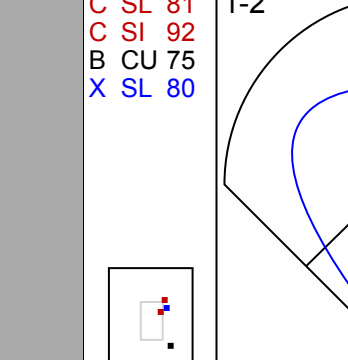
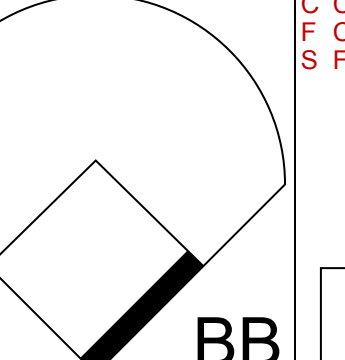
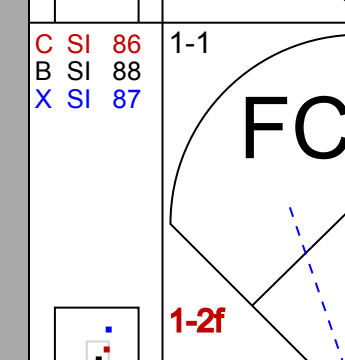
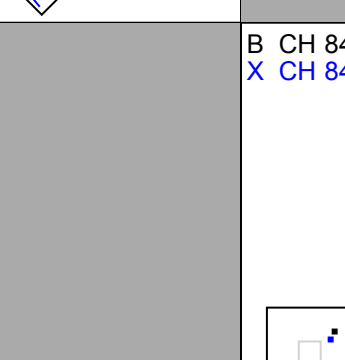
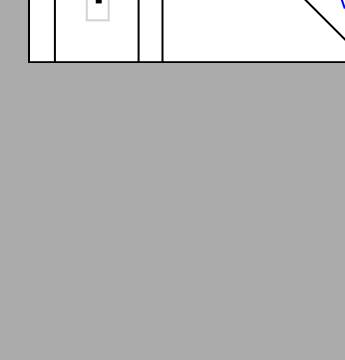
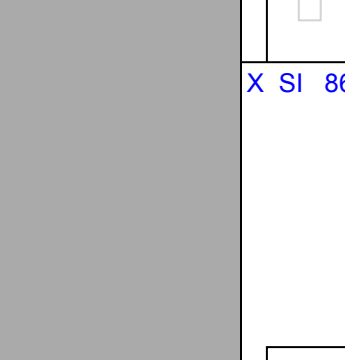
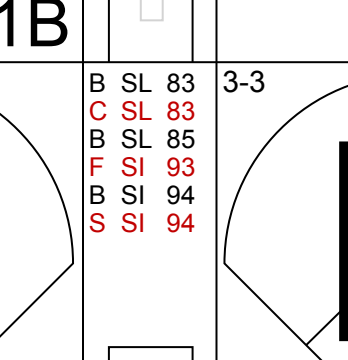
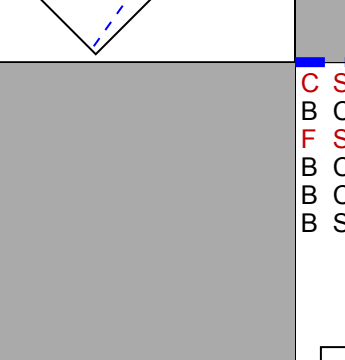
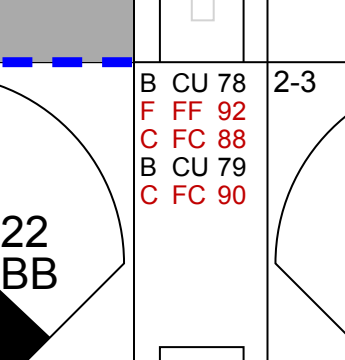
Batter	1	2	3	4	5	6	7	8	9	AB	R	H	RBI	BB	SO	LOB	BOTTOM			
22 Scott Podsednik, L (1, 7) OBP: 0.354, SLG: 0.400	F8			G4-6-3					K	4	1	1	1	0	1	1	Detroit Tigers @ Chicago White Sox U.S. Cellular Field, Chicago, IL Mon Jun 08 2009, 8:11 PM EDT Att: 30,809 - Partly Cloudy - 76 F livebaseballscorecards.com			
10 Alexei Ramirez, R (1, 6) OBP: 0.303, SLG: 0.360		HR								4	2	3	1	0	0	0				
23 Jermaine Dye, R (1, 9) OBP: 0.352, SLG: 0.595 31 Dewayne Wise, L (8, 9) OBP: 0.190, SLG: 0.150										4	2	3	0	0	1	1				
25 Jim Thome, L (1, 10) OBP: 0.387, SLG: 0.490										0	0	0	0	0	0	0				
14 Paul Konerko, R (1, 3) OBP: 0.349, SLG: 0.481										3	1	2	3	1	1	1				
15 Gordon Beckham, R (1, 5) OBP: 0.302, SLG: 0.307										4	0	1	1	0	0	3				
17 Chris Getz, L (1, 4) OBP: 0.302, SLG: 0.307										3	0	0	0	1	0	1				
32 Brian Anderson, R (1, 8) OBP: 0.317, SLG: 0.299										4	0	0	0	0	0	4				
27 Ramon Castro, R (1, 2) OBP: 0.309, SLG: 0.391										4	0	0	0	0	0	0				
Inning Stats	R: 1 E: 0 K: 0 S: 19	H: 2 LOB: 3 BB: 2 P: 31	R: 1 E: 0 K: 1 S: 15	H: 1 LOB: 0 BB: 0 P: 20	R: 2 E: 0 K: 0 S: 9	H: 2 LOB: 0 BB: 0 P: 13	R: 0 E: 0 K: 0 S: 3	H: 0 LOB: 0 BB: 1 P: 10	R: 2 E: 0 K: 0 S: 13	H: 4 LOB: 1 BB: 0 P: 22	R: 0 E: 0 K: 1 S: 6	H: 0 LOB: 0 BB: 0 P: 10	R: 0 E: 0 K: 2 S: 15	H: 1 LOB: 0 BB: 0 P: 24	R: 0 E: 0 K: 0 S: 7	H: 0 LOB: 0 BB: 0 P: 10	1B: 6 2B: 1 3B: 0 HR: 3	SF: 0 SAC: 0 DP: 1 HBP: 0	WP: 0 PB: 0 CS: 0	PA: 35
PITCHER	IP WLS BF H R ER SO BB IBB HBP BLK WP HR S P ERA WHIP																			
38 Jeremy Bonderman, R (1, 1) ERA: 13.5 31 Zach Miner, R (5, 1) ERA: 5.0 29 Nate Robertson, L (7, 1) ERA: 4.86 37 Brandon Lyon, R (8, 1) ERA: 5.47	4.0 L 22 6 1 0 0 1 3 0 0 0 0 0 0 0 13 21 0.00 0.500																			

Batter	1	2	3	4	5	6	7	8	9	10	AB	R	H	RBI	BB	SO	LOB	TOP									
28 Curtis Granderson, L OBP: 0.336, SLG: 0.470											4	1	1	0	1	1	1										
14 Placido Polanco, R OBP: 0.302, SLG: 0.349											4	0	2	3	1	0	1										
30 Magglio Ordonez, R OBP: 0.350, SLG: 0.350											3	0	0	0	1	0	2										
34 Clete Thomas, L OBP: 0.325, SLG: 0.427											1	0	0	0	0	2											
24 Miguel Cabrera, R OBP: 0.406, SLG: 0.551										5	1	1	1	0	1	1											
33 Marcus Thames, R OBP: 0.333, SLG: 0.500											5	0	1	0	0	1	1										
15 Brandon Inge, R OBP: 0.312, SLG: 0.323										2	3	1	1	3	1	1											
25 Ryan Raburn, R OBP: 0.324, SLG: 0.429											4	2	1	0	1	1	2										
12 Gerald Laird, R OBP: 0.335, SLG: 0.322										2	0	0	0	1	1	0											
4 Adam Everett, R OBP: 0.312, SLG: 0.351										5	0	1	2	0	1	4											
Inning Stats	R: 0 E: 0 K: 1 S: 6	H: 1 LOB: 0 BB: 0 P: 9	R: 1 E: 0 K: 2 S: 11	H: 1 LOB: 0 BB: 0 P: 16	R: 0 E: 0 K: 1 S: 10	H: 0 LOB: 0 BB: 0 P: 14	R: 0 E: 0 K: 0 S: 9	H: 0 LOB: 1 BB: 1 P: 15	R: 2 E: 0 K: 0 S: 10	H: 2 LOB: 1 BB: 1 P: 19	R: 0 E: 0 K: 0 S: 7	H: 0 LOB: 0 BB: 0 P: 10	R: 3 E: 0 K: 1 S: 9	H: 1 LOB: 1 BB: 3 P: 24	R: 0 E: 0 K: 2 S: 12	H: 1 LOB: 1 BB: 0 P: 17	R: 0 E: 0 K: 0 S: 7	H: 1 LOB: 2 BB: 2 P: 17	R: 1 E: 0 K: 0 S: 14	H: 1 LOB: 2 BB: 2 P: 26	1B: 2 2B: 4 3B: 0 HR: 2	SF: 0 SAC: 2 DP: 1 HBP: 0	WP: 1 PB: 0 SB: 0 CS: 0	PA: 45			
PITCHER	IP WLS BF H R ER SO BB IBB HBP BLK WP HR S P ERA WHIP	6.1 1.2 1.0 1.0	26 8 5 6	4 2 1 1	5 1 0 1	5 1 0 1	4 3 0 2	4 1 0 0	0 0 0 0	0 0 0 0	0 0 0 0	0 0 0 0	0 0 0 0	0 0 0 0	0 0 0 0	0 0 0 0	0 0 0 0	0 0 0 0	0 0 0 0	0 0 0 0	0 0 0 0	0 0 0 0	0 0 0 0	0 0 0 0	7.11 5.40 0.00 9.00	1.263 1.800 1.000 3.000	
56 Mark Buehrle, L ERA: 3.24	26 Octavio Dotel, R ERA: 2.53	39 Jimmy Gobble, L ERA: 6.3	71 Scott Linebrink, R ERA: 2.08																								

Detroit Tigers @ Chicago White Sox
U.S. Cellular Field, Chicago, IL
Tue Jun 09 2009, 8:11 PM EDT
Att: 25,676 - Cloudy - 56 F


AB 35
R 7
H 8
RBI 7
BB 8
SO 7
LOB 15



Batter	1	2	3	4	5	6	7	8	9	10	AB	R	H	RBI	BB	SO	LOB	BOTTOM										
22 Scott Podsednik, L OBP: 0.359, SLG: 0.396											4	2	1	0	2	1	0											
10 Alexei Ramirez, R OBP: 0.309, SLG: 0.359											3	1	1	0	2	0	1											
23 Jermaine Dye, R OBP: 0.349, SLG: 0.554											4	0	0	0	1	2	6											
25 Jim Thome, L OBP: 0.350, SLG: 0.484											2	0	0	1	3	1	2											
31 Dewayne Wise, L OBP: 0.190, SLG: 0.150											0	0	0	0	0	0	0											
14 Paul Konerko, R OBP: 0.304, SLG: 0.333											4	0	1	2	1	1	1											
7 Josh Fields, R OBP: 0.304, SLG: 0.333											0	0	0	0	0	0	0											
12 A.J. Pierzynski, L OBP: 0.330, SLG: 0.430											4	0	0	0	1	1	4											
15 Gordon Beckham, R OBP: 0.158, SLG: 0.059											4	0	1	0	1	1	2											
5 Jayson Nix, R OBP: 0.282, SLG: 0.413											3	1	1	0	0	0	1											
17 Chris Getz, L OBP: 0.298, SLG: 0.303											2	0	0	0	0	2												
32 Brian Anderson, R OBP: 0.320, SLG: 0.324												4	2	1	2	1	2	0										
Inning Stats	R: 1 E: 0 K: 1 S: 10	H: 0 LOB: 0 BB: 1 P: 21	R: 0 E: 0 K: 1 S: 16	H: 1 LOB: 1 BB: 0 P: 21	R: 0 E: 0 K: 0 S: 14	H: 1 LOB: 2 BB: 1 P: 20	R: 0 E: 0 K: 1 S: 6	H: 0 LOB: 0 BB: 0 P: 10	R: 2 E: 0 K: 0 S: 18	H: 3 LOB: 3 BB: 3 P: 33	R: 0 E: 0 K: 1 S: 8	H: 0 LOB: 0 BB: 0 P: 14	R: 0 E: 0 K: 1 S: 7	H: 0 LOB: 0 BB: 0 P: 12	R: 0 E: 0 K: 0 S: 8	H: 0 LOB: 2 BB: 2 P: 18	R: 3 E: 0 K: 2 S: 18	H: 1 LOB: 2 BB: 3 P: 39	R: 0 E: 0 K: 2 S: 8	H: 0 LOB: 0 BB: 0 P: 12	1B: 4 2B: 1 3B: 0 HR: 1	SF: 0 SAC: 0 DP: 1 HBP: 0	WP: 1 PB: 1 SB: 1 CS: 0	PA: 46				
PITCHER	IP WLS BF H R ER SO BB IBB HBP BLK WP HR S P ERA WHIP	5.0 2.0 0.2 0.1 0.0	24 6 3 2	3 0 0 0	3 2 0 0	3 0 0 0	0 0 0 0	0 0 0 0	0 0 0 0	0 0 0 0	0 0 0 0	0 0 0 0	0 0 0 0	0 0 0 0	0 0 0 0	0 0 0 0	0 0 0 0	0 0 0 0	0 0 0 0	0 0 0 0	0 0 0 0	0 0 0 0	0 0 0 0	0.00 1.500 0.000 3.000	1.000			
21 Dontrelle Willis, L ERA: 6.6	31 Zach Miner, R ERA: 4.74	44 Bobby Seay, L ERA: 4.76	54 Jose Zumaya, R ERA: 3.15	56 Fernando Rodney, R ERA: 4.68																								
37 Brandon Lyon, R ERA: 5.06																												

Detroit Tigers @ Chicago White Sox
U.S. Cellular Field, Chicago, IL
Tue Jun 09 2009, 8:11 PM EDT
Att: 25,676 - Cloudy - 56 F

AB 34
R 6
H 6
RBI 5
BB 12
SO 9
LOB 19



Batter	1	2	3	4	5	6	7	8	9	AB	R	H	RBI	BB	SO	LOB	TOP								
13 Josh Anderson, L OBP: 0.289, SLG: 0.330	G4-3		G4-3			G4-3		G6-4-3		4	0	0	0	0	0	2									
25 Ryan Raburn, R OBP: 0.316, SLG: 0.400	G5-3			P4		P3			24 HR	4	1	1	0	0	0	0									
34 Cleo Thomas, L OBP: 0.315, SLG: 0.412	K			G4-3				G6-3	K	4	0	0	0	0	2	1									
24 Miguel Cabrera, R OBP: 0.397, SLG: 0.535		G5-3			K			F9	F8	4	0	0	0	0	1	1									
28 Curtis Granderson, L OBP: 0.341, SLG: 0.488		P5							HR	4	1	3	2	0	0	0									
15 Brandon Inge, R OBP: 0.377, SLG: 0.507					F8			K	G5-3	4	0	0	0	0	2	2									
12 Gerald Laird, R OBP: 0.330, SLG: 0.315			G5-3		F9			F8		3	0	0	0	0	0	1									
39 Ramon Santiago, S OBP: 0.320, SLG: 0.479			G1		K			HR		3	1	1	1	0	1	1									
4 Adam Everett, R OBP: 0.315, SLG: 0.375										2	0	1	0	0	0	0									
33 Marcus Thames, R (& PH) OBP: 0.341, SLG: 0.514										1	0	1	0	0	0	0									
14 Placido Polanco, R OBP: 0.301, SLG: 0.344								F8	13 G6-4-3	0	0	0	0	0	0	0									
Inning Stats	R: 0 E: 0 K: 1 S: 7	H: 0 LOB: 0 BB: 0 P: 9	R: 0 E: 0 K: 1 S: 7	H: 0 LOB: 0 BB: 0 P: 8	R: 0 E: 0 K: 0 S: 7	H: 1 LOB: 1 BB: 0 P: 11	R: 0 E: 0 K: 1 S: 8	H: 0 LOB: 0 BB: 0 P: 16	R: 0 E: 0 K: 1 S: 15	H: 0 LOB: 0 BB: 0 P: 22	R: 0 E: 0 K: 0 S: 7	H: 0 LOB: 0 BB: 0 P: 8	R: 0 E: 0 K: 1 S: 13	H: 1 LOB: 1 BB: 0 P: 17	R: 1 E: 0 K: 0 S: 13	H: 2 LOB: 0 BB: 0 P: 20	R: 2 E: 0 K: 1 S: 15	H: 2 LOB: 0 BB: 0 P: 22	1B: 4 2B: 1 3B: 0 HR: 2	SF: 0 SAC: 0 DP: 1 HBP: 0	WP: 0 PB: 0 SB: 1 CS: 0	PA: 33			
PITCHER	IP	WLS	BF	H	R	ER	SO	BB	IBB	HBP	BLK	WP	HR	S	P	ERA	WHIP								
34 Gavin Floyd, R ERA: 4.94	8.0		28	5	1	1	5	0	0	0	0	0	1	77	111	1.12	0.625								
45 Bobby Jenks, R ERA: 3.95	1.0	W	5	2	2	2	1	0	0	0	0	0	1	15	22	18.00	2.000								

Detroit Tigers @ Chicago White Sox
 U.S. Cellular Field, Chicago, IL
 Thu Jun 11 2009, 2:05 PM EDT
 Att: 20,824 - Cloudy - 55 F

AB 33
 R 3
 H 7
 RBI 3
 BB 0
 SO 6
 LOB 8



Batter	1	2	3	4	5	6	7	8	9	AB	R	H	RBI	BB	SO	LOB	BOTTOM								
22 Scott Podsednik, L OBP: 0.354, SLG: 0.388	F7		25 1B 10 BB		F9		G3-1		1-2 3-H 1B	5	0	2	1	0	0	1									
10 Alexei Ramirez, R OBP: 0.303, SLG: 0.347	F9		25 1B BB		K		P5			3	0	0	0	1	1	1									
23 Jermaine Dye, R OBP: 0.341, SLG: 0.542	F9							G5-3		4	0	1	0	0	1	3									
31 Dewayne Wise, L OBP: 0.190, SLG: 0.150	F9									0	0	0	0	0	0	0									
25 Jim Thome, L OBP: 0.402, SLG: 0.521	HR				12 FC4-6 BB			K		3	1	2	2	1	1	0									
12 A.J. Pierzynski, L OBP: 0.328, SLG: 0.441	G6-3		F9		FC4-6			HR		4	1	1	1	0	0	6									
15 Gordon Beckham, R OBP: 0.154, SLG: 0.083	F7				F7			G5-3		4	0	0	0	0	1	0									
32 Brian Anderson, R OBP: 0.328, SLG: 0.342	17 CS 1B				F9		G6-3		17 SH 22 1B	4	1	2	0	0	0	0									
17 Chris Getz, L OBP: 0.299, SLG: 0.304	CS		K		G3			F8	22 1B 7 S	3	0	0	0	0	1	0									
7 Josh Fields, R OBP: 0.311, SLG: 0.330			10 BB 25 1B		23 2B			K	22 1B	1	1	0	0	3	1	0									
Inning Stats	R: 0 E: 0 K: 0 S: 7	H: 0 LOB: 0 BB: 0 P: 9	R: 1 E: 0 K: 0 S: 9	H: 2 LOB: 0 BB: 0 P: 15	R: 1 E: 0 K: 2 S: 19	H: 2 LOB: 3 BB: 2 P: 36	R: 0 E: 0 K: 0 S: 7	H: 0 LOB: 0 BB: 0 P: 10	R: 0 E: 0 K: 1 S: 17	H: 1 LOB: 3 BB: 2 P: 29	R: 0 E: 0 K: 1 S: 8	H: 0 LOB: 0 BB: 0 P: 14	R: 0 E: 0 K: 1 S: 8	H: 0 LOB: 0 BB: 0 P: 10	R: 1 E: 0 K: 1 S: 9	H: 1 LOB: 0 BB: 0 P: 17	R: 1 E: 1 K: 0 S: 11	H: 2 LOB: 3 BB: 1 P: 15	1B: 5 2B: 1 3B: 0 HR: 2	SF: 0 SAC: 1 DP: 0 HBP: 0	WP: 0 PB: 0 SB: 1 CS: 1	PA: 38			
PITCHER	IP	WLS	BF	H	R	ER	SO	BB	IBB	HBP	BLK	WP	HR	S	P	ERA	WHIP								
36 Edwin Jackson, R ERA: 2.24	5.0		23	5	2	2	3	4	0	0	0	0	0	19	28	0.00	0.000								
37 Brandon Lyon, R ERA: 4.66	2.1		7	0	0	0	2	0	0	0	0	0	0	6	13	13.50	1.500								
29 Nate Robertson, L ERA: 5.19	0.2		3	1	1	1	1	0	0	0	0	0	1	6	13	13.50	1.500								
54 Joel Zumaya, R ERA: 3.15	0.0	L	4	2	1	0	0	1	0	0	0	0	0	11	15	∞	∞								

Detroit Tigers @ Chicago White Sox
 U.S. Cellular Field, Chicago, IL
 Thu Jun 11 2009, 2:05 PM EDT
 Att: 20,824 - Cloudy - 55 F

AB 31
 R 4
 H 8
 RBI 4
 BB 5
 SO 6
 LOB 11



Batter	1	2	3	4	5	6	7	8	9	AB	R	H	RBI	BB	SO	LOB	TOP					
28 Curtis Granderson, L (1,8) OBP: 0.339, SLG: 0.480										4	0	0	0	1	1	4	Detroit Tigers @ Pittsburgh Pirates PNC Park, Pittsburgh, PA Fri Jun 12 2009, 7:05 PM EDT Att: 18,369 - Cloudy - 72 F					
14 Placido Polanco, R (1,4) OBP: 0.313, SLG: 0.364										4	0	4	0	0	0	0		livebaseballscores.com AB 35 R 3 H 11 RBI 3 BB 4 SO 6 LOB 18				
32 Don Kelly, L (1,7) OBP: 0.313, SLG: 0.394										2	0	0	0	1	0	2						
25 Ryan Raburn, R (9,PH) OBP: 0.313, SLG: 0.394										1	0	0	0	0	1	1						
24 Miguel Cabrera, R (1,3) OBP: 0.397, SLG: 0.530										4	0	1	0	1	0	4						
30 Magglio Ordonez, R (1,9) OBP: 0.355, SLG: 0.345										5	1	1	0	0	0	5						
56 Fernando Rodney, R (9,1)										0	0	0	0	0	0	0						
15 Brandon Inge, R (1,5) OBP: 0.355, SLG: 0.517										4	1	1	1	0	1	1						
12 Gerald Laird, R (1,2) OBP: 0.328, SLG: 0.320										4	1	1	0	0	2	1						
39 Ramon Santiago, S (1,6) OBP: 0.327, SLG: 0.474										3	0	1	0	1	0	0						
48 Rick Porcello, R (1,1) OBP: 0.667, SLG: 0.667										3	0	2	2	0	1	0						
33 Marcus Thames, R (8,PH) OBP: 0.333, SLG: 0.500										1	0	0	0	0	0	0						
31 Zach Miner, R (8,1) OBP: 0.289, SLG: 0.330										0	0	0	0	0	0	0						
13 Josh Anderson, L (9,7) OBP: 0.289, SLG: 0.330										0	0	0	0	0	0	0						
Inning Stats	R: 0 E: 0 K: 0 S: 9	H: 1 LOB: 1 BB: 0 P: 15	R: 1 E: 0 K: 2 S: 15	H: 3 LOB: 2 BB: 0 P: 24	R: 0 E: 0 K: 0 S: 6	H: 2 LOB: 1 BB: 0 P: 10	R: 0 E: 0 K: 0 S: 4	H: 0 LOB: 0 BB: 0 P: 6	R: 0 E: 0 K: 1 S: 8	H: 1 LOB: 2 BB: 1 P: 18	R: 1 E: 0 K: 1 S: 7	H: 2 LOB: 2 BB: 1 P: 16	R: 0 E: 0 K: 0 S: 7	H: 1 LOB: 1 BB: 0 P: 10	R: 1 E: 0 K: 1 S: 10	H: 1 LOB: 0 BB: 0 P: 12	R: 0 E: 0 K: 1 S: 5	H: 0 LOB: 2 BB: 2 P: 16	1B: 7 2B: 3 3B: 0 HR: 1	SF: 0 SAC: 2 DP: 1 HBP: 0	WP: 0 PB: 1 SB: 1 CS: 0	PA: 41
PITCHER	IP WLS BF H R ER SO BB IBB HBP BLK WP HR S P ERA WHIP	7.0 L 32 10 2 2 4 1 1 0 0 0 0 56 99 2.57 1.571	1.0 4 1 1 1 0 0 0 0 0 1 10 12 9.00 1.000	0.2 4 0 0 0 1 1 0 0 0 0 0 4 15 0.00 1.500	0.1 1 0 0 0 0 0 0 0 0 0 0 1 1 0.00 0.000	PITCHER										IP WLS BF H R ER SO BB IBB HBP BLK WP HR S P ERA WHIP						

Batter	1	2	3	4	5	6	7	8	9	AB	R	H	RBI	BB	SO	LOB	BOTTOM					
22 Andrew McCutchen, R (1,8) OBP: 0.326, SLG: 0.429										4	0	1	0	0	0	2	Detroit Tigers @ Pittsburgh Pirates PNC Park, Pittsburgh, PA Fri Jun 12 2009, 7:05 PM EDT Att: 18,369 - Cloudy - 72 F					
3 Nyjer Morgan, L (1,7) OBP: 0.335, SLG: 0.332										4	1	1	0	0	0	3		livebaseballscores.com AB 31 R 1 H 8 RBI 1 BB 1 SO 3 LOB 12				
12 Freddy Sanchez, R (1,4) OBP: 0.350, SLG: 0.475										4	0	1	1	0	0	0						
25 Adam LaRoche, L (1,3) OBP: 0.351, SLG: 0.450										3	0	2	0	1	0	0						
15 Andy LaRoche, R (1,5) OBP: 0.369, SLG: 0.400										4	0	0	0	0	0	4						
44 Brandon Moss, L (1,9) OBP: 0.289, SLG: 0.343										4	0	0	0	0	2	1						
35 Jason Jaramillo, S (1,2) OBP: 0.364, SLG: 0.402										3	0	2	0	0	0	0						
2 Jack Wilson, R (1,6) OBP: 0.277, SLG: 0.369										3	0	1	0	0	0	1						
45 Ian Snell, R (1,1) OBP: 0.174, SLG: 0.174										1	0	0	0	0	1	1						
34 John Grabow, L (8,1) OBP: 0.388, SLG: 0.411										0	0	0	0	0	0	0						
24 Delwyn Young, S (8,PH) OBP: 0.388, SLG: 0.411										1	0	0	0	0	0	0						
17 Sean Burnett, L (9,1) OBP: 0.289, SLG: 0.330										0	0	0	0	0	0	0						
58 Steven Jackson, R (9,1) OBP: 0.289, SLG: 0.330										0	0	0	0	0	0	0						
Inning Stats	R: 0 E: 0 K: 0 S: 8	H: 0 LOB: 0 BB: 0 P: 10	R: 0 E: 0 K: 1 S: 8	H: 1 LOB: 0 BB: 0 P: 13	R: 0 E: 0 K: 0 S: 9	H: 2 LOB: 0 BB: 0 P: 15	R: 0 E: 0 K: 0 S: 8	H: 0 LOB: 0 BB: 0 P: 12	R: 0 E: 0 K: 1 S: 8	H: 1 LOB: 1 BB: 0 P: 14	R: 1 E: 0 K: 0 S: 12	H: 2 LOB: 1 BB: 1 P: 21	R: 0 E: 0 K: 0 S: 8	H: 0 LOB: 0 BB: 0 P: 14	R: 0 E: 0 K: 0 S: 6	H: 1 LOB: 0 BB: 0 P: 12	R: 0 E: 0 K: 1 S: 11	H: 1 LOB: 1 BB: 0 P: 12	1B: 6 2B: 3 3B: 0 HR: 0	SF: 0 SAC: 1 DP: 3 HBP: 0	WP: 0 PB: 0 SB: 1 CS: 0	PA: 33
PITCHER	IP WLS BF H R ER SO BB IBB HBP BLK WP HR S P ERA WHIP	7.0 W 26 6 1 1 2 1 0 0 0 0 0 61 99 1.29 1.000	1.0 H 3 1 0 0 0 0 0 0 0 0 6 12 0.00 1.000	1.0 S 4 1 0 0 1 0 0 0 0 0 11 12 0.00 1.000	PITCHER										IP WLS BF H R ER SO BB IBB HBP BLK WP HR S P ERA WHIP							

Batter	1	2	3	4	5	6	7	8	9	AB	R	H	RBI	BB	SO	LOB	TOP					
25 Ryan Raburn, R OBP: 0.333, SLG: 0.446										3	1	2	1	1	0	0	DETROIT TIGERS @ PITTSBURGH PIRATES PNC Park, Pittsburgh, PA Sat Jun 13 2009, 7:05 PM EDT Att: 31,411 - Cloudy - 75 F					
14 Placido Polanco, R OBP: 0.312, SLG: 0.362										4	0	1	0	0	0	1						
33 Marcus Thames, R OBP: 0.394, SLG: 0.575										2	1	1	2	0	0	0						
45 Ryan Perry, R OBP: 0.312, SLG: 0.371										4	0	1	0	0	0	2						
37 Brandon Lyon, R OBP: 0.327, SLG: 0.474										0	0	0	0	0	0	0						
30 Magglio Ordonez, R OBP: 0.353, SLG: 0.348										4	0	1	0	0	1	1						
15 Brandon Inge, R OBP: 0.321, SLG: 0.312										3	0	0	0	1	2	1						
12 Gerald Laird, R OBP: 0.312, SLG: 0.312										4	0	0	0	0	0	3						
4 Adam Everett, R OBP: 0.313, SLG: 0.371										4	1	1	0	0	0	3						
58 Armando Galarraga, R OBP: 0.285, SLG: 0.325										1	0	0	0	0	1	1						
29 Nate Robertson, R OBP: 0.285, SLG: 0.325										0	0	0	0	0	0	0						
13 Josh Anderson, L OBP: 0.285, SLG: 0.325										2	0	0	0	0	0	0						
Inning Stats	R: 1 H: 2 E: 0 K: 0 S: 8	H: 2 LOB: 0 BB: 0 P: 15	R: 0 H: 0 E: 0 K: 1 S: 8	H: 0 LOB: 0 BB: 0 P: 11	R: 1 H: 2 E: 0 K: 1 S: 12	H: 2 LOB: 2 BB: 1 P: 17	R: 0 H: 1 E: 0 K: 1 S: 11	H: 1 LOB: 0 BB: 0 P: 16	R: 1 H: 1 E: 0 K: 0 S: 9	H: 1 LOB: 0 BB: 0 P: 14	R: 0 H: 0 E: 0 K: 0 S: 5	H: 0 LOB: 0 BB: 0 P: 10	R: 0 H: 0 E: 0 K: 0 S: 5	H: 0 LOB: 0 BB: 0 P: 7	R: 0 H: 0 E: 0 K: 0 S: 10	H: 0 LOB: 0 BB: 0 P: 16	R: 0 H: 1 E: 0 K: 1 S: 12	H: 1 LOB: 2 BB: 1 P: 22	1B: 4 2B: 1 3B: 0 HR: 2	SF: 1 SAC: 0 DP: 1 HBP: 0	WP: 0 PB: 0 SB: 0 CS: 0	PA: 35
PITCHER	IP: 8.0 WLS: W BF: 30	H: 6 R: 3 ER: 3 SO: 3	BB: 1 IBB: 0 HBP: 0 BLK: 0	WP: 0 HR: 2 S: 68 P: 106	ERA: 3.38 WHIP: 0.875	IP: 1.0 WLS: W BF: 5	H: 1 R: 0 ER: 0 SO: 1	BB: 1 IBB: 0 HBP: 0 BLK: 0	WP: 0 HR: 0 S: 12 P: 22	ERA: 0.00 WHIP: 2.000												

Batter	1	2	3	4	5	6	7	8	9	AB	R	H	RBI	BB	SO	LOB	BOTTOM								
22 Andrew McCutchen, R OBP: 0.333, SLG: 0.413										4	1	1	2	1	0	2	DETROIT TIGERS @ PITTSBURGH PIRATES PNC Park, Pittsburgh, PA Sat Jun 13 2009, 7:05 PM EDT Att: 31,411 - Cloudy - 75 F								
3 Nyjer Morgan, L OBP: 0.340, SLG: 0.335										4	1	1	1	1	0	5									
12 Freddy Sanchez, R OBP: 0.352, SLG: 0.488										4	1	2	4	0	1	2									
25 Adam LaRoche, L OBP: 0.357, SLG: 0.470										4	1	3	1	0	1	0									
24 Delwyn Young, S OBP: 0.393, SLG: 0.416										4	1	2	0	0	1	2									
15 Andy LaRoche, R OBP: 0.397, SLG: 0.397										4	1	1	0	0	1	4									
35 Jason Jaramillo, S OBP: 0.368, SLG: 0.414											4	1	2	0	0	1		2							
2 Jack Wilson, R OBP: 0.289, SLG: 0.386											4	2	3	1	0	2									
57 Zach Duke, L OBP: 0.276, SLG: 0.308										3	0	1	0	0	1	5									
5 Ramon Vazquez, L OBP: 0.358, SLG: 0.272										1	0	0	0	0	0	0									
43 Jesse Chavez, R ERA: 5.58										0	0	0	0	0	0	0									
Inning Stats	R: 0 H: 0 E: 0 K: 0 S: 7	H: 0 LOB: 1 BB: 0 P: 13	R: 4 H: 6 E: 0 K: 0 S: 15	H: 6 LOB: 2 BB: 0 P: 22	R: 0 H: 2 E: 0 K: 1 S: 11	H: 2 LOB: 1 BB: 0 P: 13	R: 4 H: 3 E: 0 K: 2 S: 17	H: 3 LOB: 0 BB: 1 P: 27	R: 0 H: 0 E: 0 K: 0 S: 4	H: 0 LOB: 0 BB: 0 P: 6	R: 1 H: 3 E: 0 K: 1 S: 19	H: 3 LOB: 1 BB: 0 P: 29	R: 0 H: 2 E: 0 K: 2 S: 12	H: 2 LOB: 0 BB: 0 P: 16	R: 0 H: 0 E: 0 K: 0 S: 6	H: 0 LOB: 0 BB: 0 P: 8	1B: 11 2B: 3 3B: 0 HR: 2	SF: 0 SAC: 0 DP: 3 HBP: 0	WP: 2 PB: 0 SB: 0 CS: 0	PA: 38					
PITCHER	IP: 2.0 WLS: L BF: 13	H: 4 R: 4 ER: 4 SO: 4	BB: 1 IBB: 0 HBP: 0 BLK: 0	WP: 1 HR: 1 S: 29 P: 43	ERA: 18.00 WHIP: 4.500	IP: 2.0 WLS: W BF: 9	H: 3 R: 4 ER: 4 SO: 3	BB: 0 IBB: 0 HBP: 0 BLK: 0	WP: 1 HR: 1 S: 21 P: 32	ERA: 18.00 WHIP: 1.500	IP: 2.0 WLS: W BF: 8	H: 3 R: 1 ER: 1 SO: 1	BB: 0 IBB: 0 HBP: 0 BLK: 0	WP: 0 HR: 0 S: 23 P: 35	ERA: 4.50 WHIP: 1.500	IP: 1.0 WLS: W BF: 5	H: 2 R: 0 ER: 0 SO: 2	BB: 0 IBB: 0 HBP: 0 BLK: 0	WP: 0 HR: 0 S: 12 P: 16	ERA: 0.00 WHIP: 2.000	IP: 1.0 WLS: W BF: 3	H: 0 R: 0 ER: 0 SO: 0	BB: 0 IBB: 0 HBP: 0 BLK: 0	WP: 0 HR: 0 S: 6 P: 8	ERA: 0.00 WHIP: 0.000

AB 32
R 3
H 7
RBI 3
BB 2
SO 4
LOB 12



AB 36
R 9
H 16
RBI 9
SO 6
LOB 24



Batter	1	2	3	4	5	6	7	8	9	AB	R	H	RBI	BB	SO	LOB	TOP
30 Craig Counsell, L (1,4) OBP: 0.398, SLG: 0.403	G4-3	14 BB 1B	SF7	FC3-6-5						3	0	1	1	0	0	2	Milwaukee Brewers @ Detroit Tigers Comerica Park, Detroit, MI Fri Jun 19 2009, 7:05 PM EDT Att: 34,112 - Cloudy - 75 F
14 Casey McGehee, R (1,10) OBP: 0.422, SLG: 0.481	28 HR	1B	G6-4-3							3	1	2	0	1	0	1	
8 Ryan Braun, R (1,7) OBP: 0.410, SLG: 0.566	E5 28 HR	G1-3								4	1	0	0	0	2	4	
28 Prince Fielder, L (1,3) OBP: 0.431, SLG: 0.606	HR		FC6-4 7 1B							4	1	2	3	0	0	1	
1 Corey Hart, R (1,9) OBP: 0.323, SLG: 0.457	3B		F8							4	0	1	0	0	1	2	
25 Mike Cameron, R (1,8) OBP: 0.354, SLG: 0.471	P4		K							3	0	0	0	0	1	3	
7 J.J. Hardy, R (1,6) OBP: 0.297, SLG: 0.339	P6		FC6-4							3	0	0	0	0	0	2	
24 Mat Gamel, L (1,5) OBP: 0.301, SLG: 0.382		18 G4-6-3 1B	18 30 SF7 2B							3	1	2	0	0	1	1	
18 Jason Kendall, R (1,2) OBP: 0.329, SLG: 0.278	G4-6-3		14 G6-4-3 1B							2	0	1	0	1	0	1	
Inning Stats	R: 3 E: 1 K: 0 S: 15	H: 3 LOB: 1 BB: 0 P: 26	R: 0 E: 0 K: 0 S: 12	H: 2 LOB: 2 BB: 1 P: 21	R: 0 E: 0 K: 1 S: 12	H: 1 LOB: 0 BB: 0 P: 19	R: 1 E: 0 K: 0 S: 7	H: 2 LOB: 0 BB: 0 P: 11	R: 0 E: 1 K: 1 S: 11	H: 0 LOB: 1 BB: 0 P: 16	R: 0 E: 1 K: 1 S: 10	H: 0 LOB: 1 BB: 1 P: 19	R: 0 E: 0 K: 2 S: 10	H: 1 LOB: 0 BB: 0 P: 15			
PITCHER	IP	WLS	BF	H	R	ER	SO	BB	IBB	HBP	BLK	WP	HR	S	P	ERA	WHIP
58 Armando Galarraga, R (1,1) ERA: 5.62	4.0		20	8	4	3	1	1	0	0	0	0	1	46	77	6.75	2.250
31 Zach Miner, R (5,1) ERA: 4.12	2.1	W	10	1	0	0	3	1	0	0	0	0	0	27	44	0.00	0.857
44 Bobby Seay, L (7,1) ERA: 3.92	0.1		1	0	0	0	0	0	0	0	0	0	0	1	1	0.00	0.000
54 Joel Zumaya, R (7,1) ERA: 3.22	0.1		1	0	0	0	1	0	0	0	0	0	0	3	5	0.00	0.000

AB	29
R	4
H	9
RBI	4
BB	2
SO	5
LOB	17



Batter	1	2	3	4	5	6	7	8	9	AB	R	H	RBI	BB	SO	LOB	BOTTOM
28 Curtis Granderson, L (1,8) OBP: 0.347, SLG: 0.506	33 HR 1B		P6	HR						4	2	2	2	0	1	1	Milwaukee Brewers @ Detroit Tigers Comerica Park, Detroit, MI Fri Jun 19 2009, 7:05 PM EDT Att: 34,112 - Cloudy - 75 F
14 Placido Polanco, R (1,4) OBP: 0.305, SLG: 0.363	K		G4-3	K						4	0	0	0	0	2	1	
24 Miguel Cabrera, R (1,3) OBP: 0.391, SLG: 0.538	K		HR							4	2	2	1	0	1	1	
33 Marcus Thames, R (1,10) OBP: 0.333, SLG: 0.667	HR		F8							4	2	2	4	0	0	0	
32 Don Kelly, L (1,7) OBP: 0.389, SLG: 0.500	1B		G4-3	G1-3						4	0	1	0	0	0	0	
15 Brandon Inge, R (1,5) OBP: 0.368, SLG: 0.515	L9		K2-3							3	1	1	0	0	1	1	
13 Josh Anderson, L (1,9) OBP: 0.288, SLG: 0.325			F8							2	1	1	0	0	0	0	
25 Ryan Raburn, R (6,PH) (7,9)			55 2B							0	0	0	0	0	0	0	
55 Dusty Ryan, R (1,2) OBP: 0.333, SLG: 0.667			K							3	1	1	1	0	2	2	
4 Adam Everett, R (1,6) OBP: 0.307, SLG: 0.353	F9									2	1	1	2	0	0	0	
Inning Stats	R: 2 E: 0 K: 2 S: 15	H: 3 LOB: 1 BB: 0 P: 21	R: 0 E: 0 K: 1 S: 11	H: 0 LOB: 0 BB: 0 P: 15	R: 1 E: 0 K: 0 S: 9	H: 1 LOB: 0 BB: 0 P: 13	R: 4 E: 0 K: 2 S: 15	H: 4 LOB: 0 BB: 0 P: 21	R: 0 E: 0 K: 0 S: 12	H: 0 LOB: 0 BB: 0 P: 15	R: 1 E: 0 K: 2 S: 9	H: 1 LOB: 1 BB: 0 P: 15	R: 2 E: 0 K: 0 S: 10	H: 2 LOB: 0 BB: 0 P: 16			
PITCHER	IP	WLS	BF	H	R	ER	SO	BB	IBB	HBP	BLK	WP	HR	S	P	ERA	WHIP
41 Braden Loper, R (1,1) ERA: 5.21	3.2	L	19	8	7	7	4	0	0	0	0	0	3	47	66	17.18	2.182
38 Chris Narveson, L (4,1) ERA: 12.46	2.2		13	3	3	3	3	0	0	1	0	1	1	34	50	10.12	1.125

AB	30
R	10
H	11
RBI	10
BB	0
SO	7
LOB	6



Batter	1	2	3	4	5	6	7	8	9	AB R H RBI BB SO LOB	TOP											
12 Alfonso Soriano, R (1, 7) OBP: 0.289, SLG: 0.426										5 1 1 0 0 1 2	Chicago Cubs @ Detroit Tigers Comerica Park, Detroit, MI Tue Jun 23 2009, 7:05 PM EDT Att: 38,046 - Clear - 86 F											
2 Ryan Theriot, R (1, 6) OBP: 0.339, SLG: 0.418										4 0 1 0 0 0 1												
21 Milton Bradley, S (1, 9) OBP: 0.354, SLG: 0.390										2 1 0 0 2 1 0												
25 Derrek Lee, R (1, 3) OBP: 0.367, SLG: 0.500										3 1 2 1 1 0 2												
6 Micah Hoffpauir, L (1, 10) OBP: 0.311, SLG: 0.467										3 1 1 2 1 2 4												
18 Geovany Soto, R (1, 2) OBP: 0.335, SLG: 0.347										3 0 0 1 0 2 4												
55 Koyie Hill, S (8, 2)										0 0 0 0 0 0 0												
1 Kosuke Fukudome, L (1, 8) OBP: 0.390, SLG: 0.413										4 0 0 0 0 2 3												
17 Mike Fontenot, L (1, 5) OBP: 0.320, SLG: 0.379										4 0 1 0 0 1 2												
13 Andrés Blanco, S (1, 4) OBP: 0.306, SLG: 0.298										4 0 1 0 0 0 1												
Inning Stats	R: 1 E: 0 K: 1 S: 13	H: 2 LOB: 2 BB: 1 P: 25	R: 0 E: 0 K: 2 S: 9	H: 0 LOB: 0 BB: 0 P: 11	R: 0 E: 0 K: 0 S: 4	H: 0 LOB: 2 BB: 2 P: 6	R: 0 E: 0 K: 2 S: 9	H: 1 LOB: 0 BB: 0 P: 9	R: 1 E: 0 K: 1 S: 11	H: 1 LOB: 1 BB: 1 P: 21	R: 0 E: 0 K: 1 S: 14	H: 0 LOB: 0 BB: 0 P: 20	R: 2 E: 0 K: 2 S: 14	H: 2 LOB: 0 BB: 0 P: 20	R: 0 E: 0 K: 0 S: 11	H: 1 LOB: 1 BB: 0 P: 16	1B: 5 2B: 1 3B: 0 HR: 1	SF: 1 SAC: 0 DP: 0 HBP: 0	WP: 0 PB: 0 SB: 0 CS: 1	PA: 38		
PITCHER	IP WLS BF H R ER SO BB IBB HBP BLK WP HR S P ERA WHIP	7.0 2 28 4 2 2 7 4 0 0 0 0 0 0 66 113 2.57 1.143	1.0 B 5 2 2 2 2 0 0 0 0 0 1 14 20 18.00 2.000	0.2 3 1 0 0 0 0 0 0 0 0 0 8 11 0.00 1.500	0.1 W 1 0 0 0 0 0 0 0 0 0 0 0 3 5 0.00 0.000																	

AB	32
R	4
H	7
RBI	4
BB	4
SO	9
LOB	19



Batter	1	2	3	4	5	6	7	8	9	AB R H RBI BB SO LOB	BOTTOM											
28 Curtis Granderson, L (1, 8) OBP: 0.342, SLG: 0.493										4 1 1 0 0 2 1	Chicago Cubs @ Detroit Tigers Comerica Park, Detroit, MI Tue Jun 23 2009, 7:05 PM EDT Att: 38,046 - Clear - 86 F											
14 Placido Polanco, R (1, 4) OBP: 0.341, SLG: 0.386										3 0 1 1 0 0 1												
24 Miguel Cabrera, R (1, 3) OBP: 0.394, SLG: 0.548										3 0 0 0 1 2 3												
33 Marcus Thames, R (1, 10) OBP: 0.315, SLG: 0.582										4 0 0 0 0 2 3												
32 Don Kelly, L (1, 7) OBP: 0.467, SLG: 0.538										2 2 0 0 1 0 1												
15 Brandon Inge, R (1, 5) OBP: 0.371, SLG: 0.535										4 1 2 2 0 0 1												
30 Magglio Ordonez, R (1, 9) OBP: 0.347, SLG: 0.339										2 0 0 0 1 0 1												
13 Josh Anderson, L (7, PR) OBP: 0.293, SLG: 0.328										0 0 0 0 0 0 0												
25 Ryan Raburn, R (9, PH) OBP: 0.333, SLG: 0.457										1 1 1 2 0 0 0												
12 Gerald Laird, R (1, 2) OBP: 0.314, SLG: 0.319										3 0 0 0 0 1 1												
39 Ramon Santiago, S (1, 6) OBP: 0.319, SLG: 0.441										3 0 1 0 0 0 1												
Inning Stats	R: 1 E: 0 K: 0 S: 11	H: 2 LOB: 1 BB: 0 P: 17	R: 0 E: 0 K: 0 S: 7	H: 0 LOB: 0 BB: 0 P: 11	R: 0 E: 0 K: 1 S: 10	H: 1 LOB: 1 BB: 0 P: 19	R: 0 E: 0 K: 1 S: 12	H: 1 LOB: 0 BB: 0 P: 18	R: 0 E: 0 K: 0 S: 7	H: 0 LOB: 0 BB: 0 P: 11	R: 0 E: 0 K: 0 S: 5	H: 0 LOB: 0 BB: 1 P: 12	R: 2 E: 0 K: 1 S: 10	H: 1 LOB: 1 BB: 1 P: 22	R: 0 E: 0 K: 3 S: 9	H: 0 LOB: 1 BB: 0 P: 15	R: 2 E: 0 K: 0 S: 8	H: 1 LOB: 0 BB: 1 P: 13	1B: 2 2B: 1 3B: 1 HR: 2	SF: 0 SAC: 0 DP: 1 HBP: 2	WP: 1 PB: 0 SB: 1 CS: 0	PA: 34
PITCHER	IP WLS BF H R ER SO BB IBB HBP BLK WP HR S P ERA WHIP	7.0 2 27 4 0 0 3 2 0 1 0 0 0 0 62 110 3.86 1.000	1.0 H 4 0 0 0 3 0 0 1 0 0 0 9 15 0.00 0.000	0.1 L 3 1 2 2 0 1 0 0 0 0 0 1 8 13 54.00 6.000																		

AB	29
R	5
H	6
RBI	5
BB	3
SO	7
LOB	13



Batter	1	2	3	4	5	6	7	8	9	AB	R	H	RBI	BB	SO	LOB	TOP										
12 Alfonso Soriano, R (1, 7) OBP: 0.291, SLG: 0.426	G5-3		G5-4-3			F8				5	0	2	0	0	0	3	Chicago Cubs @ Detroit Tigers Comerica Park, Detroit, MI Wed Jun 24 2009, 7:05 PM EDT Att: 36,438 - Partly Cloudy - 87 F										
2 Ryan Theriot, R (1, 6) OBP: 0.344, SLG: 0.419	G6-3			25 BB	25 BB		21 BB	25 BB		4	1	2	0	1	1	1											
25 Derrek Lee, R (1, 10) OBP: 0.376, SLG: 0.500	G6-3			5 FC5-4			21 BB			2	0	1	0	3	0	0											
6 Micah Hoffpauir, L (1, 3) OBP: 0.314, SLG: 0.465		5 FC5-4	21 BB							5	0	2	0	0	1	7											
21 Milton Bradley, S (1, 9) OBP: 0.360, SLG: 0.386		5 FC5-4				17 FC4-6				2	1	0	0	3	2	4											
5 Jake Fox, R (1, 5) OBP: 0.314, SLG: 0.400	FC5-4					17 FC4-6				4	0	1	1	0	0	6											
1 Kosuke Fukudome, L (1, 8) OBP: 0.386, SLG: 0.408										5	0	1	0	0	2	5											
18 Geovany Soto, R (1, 2) OBP: 0.338, SLG: 0.372			17 FC4-5							4	1	2	1	0	1	3											
17 Mike Fontenot, L (1, 4) OBP: 0.315, SLG: 0.371			FC4-5	12 G5-4-3						4	0	0	1	0	1	3											
Inning Stats	R: 0 E: 0 K: 0 S: 8	H: 0 LOB: 0 BB: 0 P: 13	R: 0 E: 0 K: 1 S: 14	H: 1 LOB: 1 BB: 1 P: 20	R: 0 E: 0 K: 0 S: 7	H: 1 LOB: 0 BB: 0 P: 11	R: 0 E: 0 K: 1 S: 10	H: 1 LOB: 2 BB: 1 P: 17	R: 1 E: 0 K: 1 S: 16	H: 3 LOB: 3 BB: 1 P: 26	R: 1 E: 0 K: 1 S: 14	H: 2 LOB: 2 BB: 2 P: 27	R: 1 E: 0 K: 2 S: 16	H: 1 LOB: 2 BB: 2 P: 27	R: 0 E: 0 K: 2 S: 11	H: 1 LOB: 1 BB: 0 P: 15		R: 0 E: 0 K: 2 S: 14	H: 1 LOB: 2 BB: 1 P: 24	1B: 9 2B: 1 3B: 0 HR: 1	SF: 1 SAC: 0 DP: 2 HBP: 0	WP: 0 PB: 0 SB: 0 CS: 0	PA: 43				
PITCHER	IP	WLS	BF	H	R	ER	SO	BB	IBB	HBP	BLK	WP	HR	S	P	ERA	WHIP										
48 Rick Porcello, R (1, 1) ERA: 3.55	5.0		24	7	2	2	3	4	0	0	0	0	1	59	97	3.60	2.200										
29 Nate Robertson, L (6, 1) ERA: 7.71	0.0		1	1	0	0	0	0	0	0	0	0	0	3	4	∞	∞										
31 Zach Miner, R (6, 1) ERA: 4.23	1.0	W	5	1	1	1	1	1	0	0	0	0	0	9	19	9.00	2.000										
44 Bobby Seay, L (7, 1) ERA: 3.68	0.1	H	1	0	0	0	0	0	0	0	0	0	0	4	5	0.00	0.000										
37 Brandon Lyon, R (7, 1) ERA: 4.0	0.2	H	3	0	0	0	0	1	0	0	0	0	0	10	16	0.00	1.500										
54 Joel Zumaya, R (8, 1) ERA: 3.7	1.0	H	4	1	0	0	2	0	0	0	0	0	0	11	15	0.00	1.000										
56 Fernando Rodney, R (9, 1) ERA: 3.9	1.0	S	5	1	0	0	2	1	0	0	0	0	0	14	24	0.00	2.000										

AB	35
R	3
H	11
RBI	3
BB	7
SO	8
LOB	32



Batter	1	2	3	4	5	6	7	8	9	AB	R	H	RBI	BB	SO	LOB	BOTTOM										
28 Curtis Granderson, L (1, 8) OBP: 0.343, SLG: 0.489	K					P6				4	0	1	1	1	2	3	Chicago Cubs @ Detroit Tigers Comerica Park, Detroit, MI Wed Jun 24 2009, 7:05 PM EDT Att: 36,438 - Partly Cloudy - 87 F										
14 Placido Polanco, R (1, 4) OBP: 0.319, SLG: 0.385										3	0	1	0	2	0	4											
24 Miguel Cabrera, R (1, 3) OBP: 0.398, SLG: 0.559	F8									4	1	2	2	1	0	3											
33 Marcus Thames, R (1, 10) OBP: 0.308, SLG: 0.549	F9									4	1	0	0	1	1	5											
32 Don Kelly, L (1, 7) OBP: 0.412, SLG: 0.467	F9									4	0	0	0	0	1	2											
15 Brandon Inge, R (1, 5) OBP: 0.369, SLG: 0.529	F8									3	1	0	0	1	1	1											
30 Magglio Ordonez, R (1, 9) OBP: 0.349, SLG: 0.342	L9									4	0	2	0	0	1	0											
13 Josh Anderson, L (6, PR) (9, 9) OBP: 0.293, SLG: 0.328										0	0	0	0	0	0	0											
12 Gerald Laird, R (1, 2) OBP: 0.318, SLG: 0.339										4	2	2	1	0	1	3											
4 Adam Everett, R (1, 6) OBP: 0.310, SLG: 0.350	G5-3									3	0	2	1	1	0	0											
Inning Stats	R: 0 E: 0 K: 1 S: 12	H: 0 LOB: 1 BB: 1 P: 23	R: 0 E: 0 K: 0 S: 10	H: 0 LOB: 0 BB: 0 P: 15	R: 0 E: 0 K: 1 S: 10	H: 1 LOB: 0 BB: 0 P: 16	R: 1 E: 0 K: 0 S: 7	H: 1 LOB: 0 BB: 0 P: 15	R: 1 E: 0 K: 1 S: 15	H: 2 LOB: 2 BB: 1 P: 27	R: 2 E: 0 K: 0 S: 12	H: 2 LOB: 3 BB: 3 P: 28	R: 0 E: 0 K: 2 S: 12	H: 1 LOB: 1 BB: 0 P: 14	R: 1 E: 0 K: 2 S: 16	H: 3 LOB: 3 BB: 2 P: 28	R: 1 E: 0 K: 2 S: 16	H: 3 LOB: 2 BB: 2 P: 28	1B: 8 2B: 0 3B: 0 HR: 2	SF: 0 SAC: 0 DP: 0 HBP: 0	WP: 0 PB: 0 SB: 1 CS: 0	PA: 40					
PITCHER	IP	WLS	BF	H	R	ER	SO	BB	IBB	HBP	BLK	WP	HR	S	P	ERA	WHIP										
40 Rich Harden, R (1, 1) ERA: 4.95	5.1	L	24	4	4	2	3	4	0	0	0	0	0	20	29	0.00	2.400										
47 Aaron Heilman, R (6, 1) ERA: 3.96	1.2		9	3	0	0	2	1	0	0	0	0	0	6	9	27.00	9.000										
58 Jose Ascanio, R (8, 1) ERA: 3.52	0.1		3	3	1	1	0	0	0	0	0	0	0	3	3	0.00	0.000										
45 Sean Marshall, L (8, 1) ERA: 4.36	0.1		1	0	0	0	1	0	0	0	0	0	0	3	3	0.00	0.000										
49 Carlos Marmol, R (8, 1) ERA: 3.44	0.1		3	0	0	0	1	2	0	0	0	0	0	7	16	0.00	6.000										

AB	33
R	5
H	10
RBI	5
BB	7
SO	7
LOB	21



Batter	1	2	3	4	5	6	7	8	9	AB	R	H	RBI	BB	SO	LOB	TOP			
12 Alfonso Soriano, R OBP: 0.294, SLG: 0.430										4	1	2	0	0	1	0	Chicago Cubs @ Detroit Tigers Comerica Park, Detroit, MI Thu Jun 25 2009, 1:05 PM EDT Att: 42,332 - Partly Cloudy - 93 F			
2 Ryan Theriot, R OBP: 0.342, SLG: 0.414									3	1	0	0	1	1	1					
25 Derrek Lee, R OBP: 0.370, SLG: 0.491										4	0	0	0	0	3					
6 Micah Hoffpauir, L OBP: 0.312, SLG: 0.481										4	1	1	1	0	1	2				
5 Jake Fox, R OBP: 0.359, SLG: 0.559										4	1	3	3	0	1	0				
17 Mike Fontenot, L OBP: 0.309, SLG: 0.364										4	1	0	0	0	2	2				
1 Kosuke Fukudome, L OBP: 0.388, SLG: 0.424										4	0	2	1	0	0	0				
55 Koyie Hill, S OBP: 0.316, SLG: 0.333										3	0	0	0	0	2	1				
18 Geovany Soto, R OBP: 0.336, SLG: 0.370										1	0	0	0	0	1	1				
13 Andrés Blanco, S OBP: 0.292, SLG: 0.283										3	0	0	0	0	0	0				
Inning Stats	R: 3 K: 2 S: 11	H: 2 LOB: 1 P: 20	R: 0 K: 1 S: 10	H: 0 LOB: 0 P: 16	R: 0 K: 1 S: 8	H: 1 LOB: 0 P: 13	R: 1 K: 1 S: 10	H: 2 LOB: 1 P: 16	R: 0 K: 0 S: 5	H: 1 LOB: 0 P: 17	R: 0 K: 0 S: 7	H: 0 LOB: 0 P: 13	R: 0 K: 1 S: 8	H: 0 LOB: 0 P: 11	R: 1 K: 3 S: 14	H: 2 LOB: 1 P: 20	1B: 2 2B: 4 HR: 2	SF: 0 SAC: 0 HBP: 0	WP: 0 PB: 0 SB: 0 CS: 0	PA: 35
PITCHER	IP WLS BF H R ER SO BB IBB HBP BLK WP HR S P ERA WHIP																			
58 Armando Galarraga, R ERA: 9.65	(1, 1) 6.0 W 24 6 4 4 5 1 0 0 0 0 0 1 56 90 6.00 1.167																			
44 Bobby Seay, L ERA: 3.52	(7, 1) 1.0 H 3 0 0 0 0 0 0 0 0 0 0 0 7 13 0.00 0.000																			
37 Brandon Lyon, R ERA: 3.89	(8, 1) 1.0 H 3 0 0 0 0 0 0 0 0 0 0 8 11 0.00 0.000																			
56 Fernando Rodney, R ERA: 4.06	(9, 1) 1.0 S 5 2 1 1 3 0 0 0 0 0 0 1 14 20 9.00 2.000																			

Batter	1	2	3	4	5	6	7	8	9	AB	R	H	RBI	BB	SO	LOB	BOTTOM			
28 Curtis Granderson, L OBP: 0.341, SLG: 0.484										5	1	1	0	0	1	5	Chicago Cubs @ Detroit Tigers Comerica Park, Detroit, MI Thu Jun 25 2009, 1:05 PM EDT Att: 42,332 - Partly Cloudy - 93 F			
39 Ramon Santiago, S OBP: 0.328, SLG: 0.474										3	1	2	2	0	0					
24 Miguel Cabrera, R OBP: 0.399, SLG: 0.582										4	0	2	0	0	1	1				
33 Marcus Thames, R OBP: 0.305, SLG: 0.547										4	1	1	0	0	1	3				
25 Ryan Raburn, R OBP: 0.351, SLG: 0.482										4	1	3	2	0	0	0				
15 Brandon Inge, R OBP: 0.364, SLG: 0.520										4	0	0	0	0	1	4				
30 Magglio Ordonez, R OBP: 0.293, SLG: 0.328										4	1	1	2	0	1	1				
55 Dusty Ryan, R OBP: 0.429, SLG: 0.500										3	0	1	0	1	1	0				
4 Adam Everett, R OBP: 0.320, SLG: 0.352										2	1	1	0	2	1	0				
Inning Stats	R: 0 K: 0 S: 13	H: 1 LOB: 0 P: 17	R: 0 K: 1 S: 9	H: 0 LOB: 0 P: 11	R: 2 K: 2 S: 14	H: 2 LOB: 0 P: 19	R: 3 K: 1 S: 17	H: 3 LOB: 0 P: 22	R: 1 K: 1 S: 14	H: 3 LOB: 2 P: 19	R: 0 K: 1 S: 3	H: 1 LOB: 0 P: 4	R: 0 K: 1 S: 15	H: 1 LOB: 3 P: 28	R: 0 K: 1 S: 15	H: 1 LOB: 2 P: 28	1B: 7 2B: 3 HR: 2	SF: 0 SAC: 1 DP: 1 HBP: 0	WP: 0 PB: 0 SB: 1 CS: 1	PA: 37
PITCHER	IP WLS BF H R ER SO BB IBB HBP BLK WP HR S P ERA WHIP																			
30 Ted Lilly, L ERA: 3.41	(1, 1) 6.0 L 28 10 6 6 6 1 0 0 0 0 0 0 78 107 9.00 1.833																			
22 Kevin Hart, R ERA: 4.33	(7, 1) 1.2 8 2 0 0 0 2 0 0 0 0 0 0 15 29 0.00 2.400																			
45 Sean Marshall, L ERA: 4.33	(8, 1) 0.1 1 0 0 0 0 0 0 0 0 0 0 0 3 3 0.00 0.000																			

AB	34
R	5
H	8
RBI	5
BB	1
SO	9
LOB	10

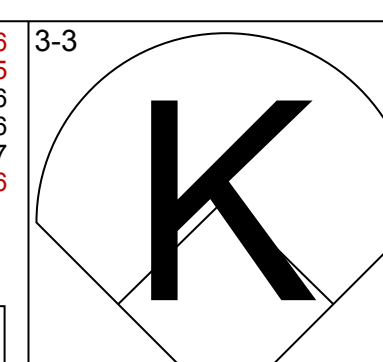
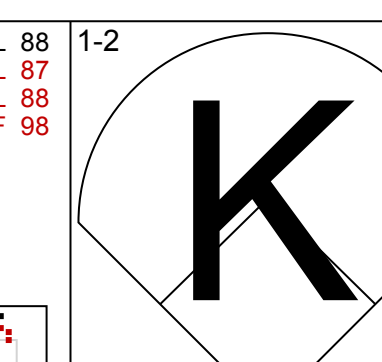
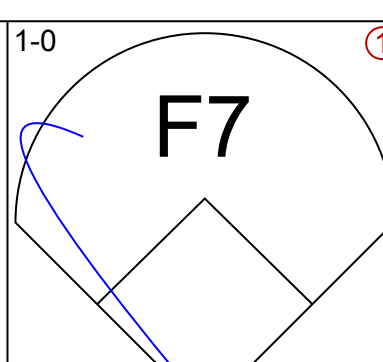
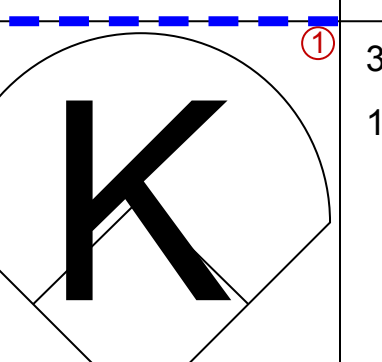
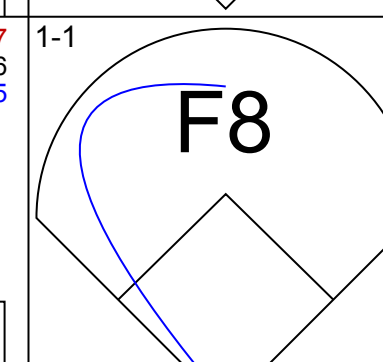
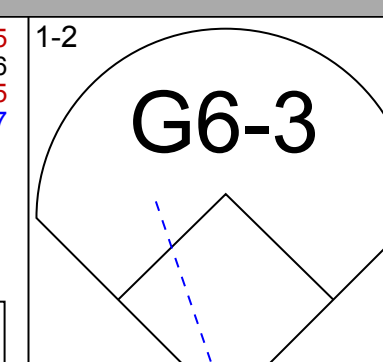
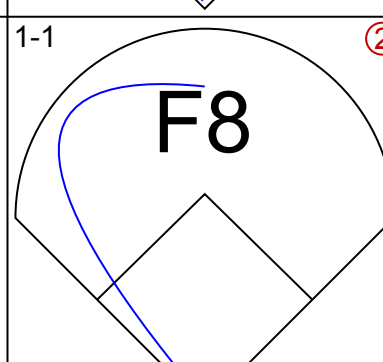
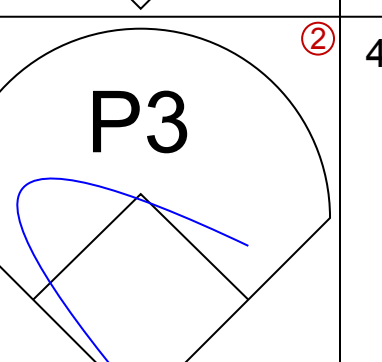
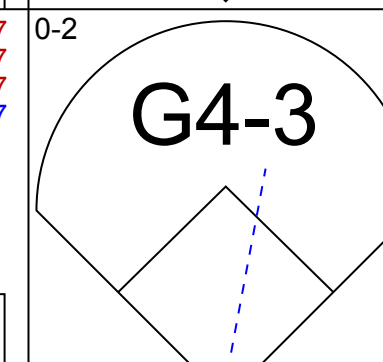
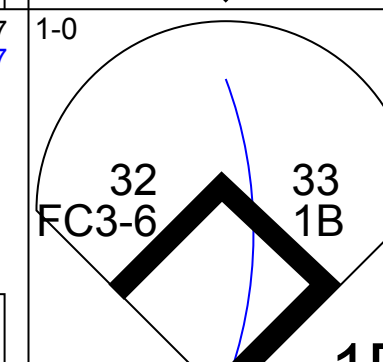
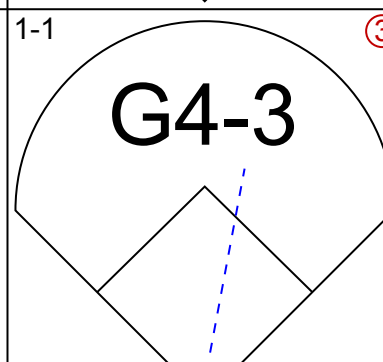
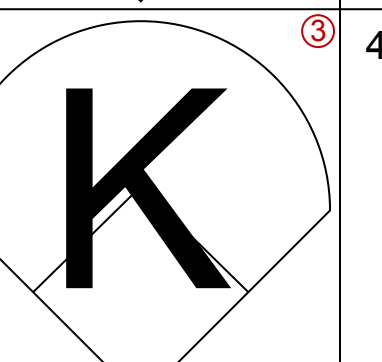
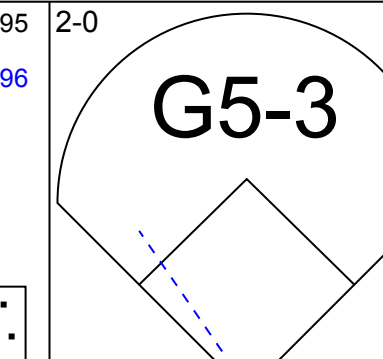
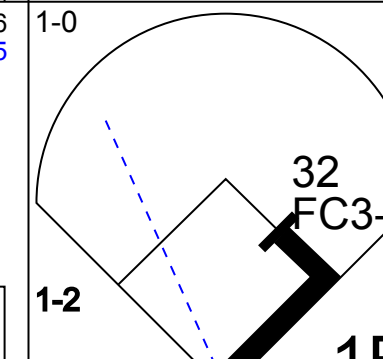
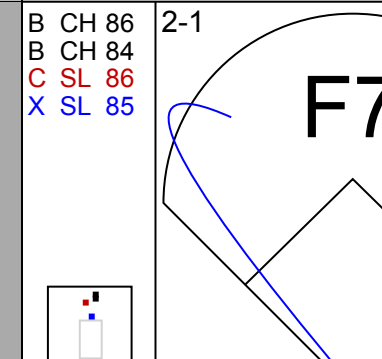
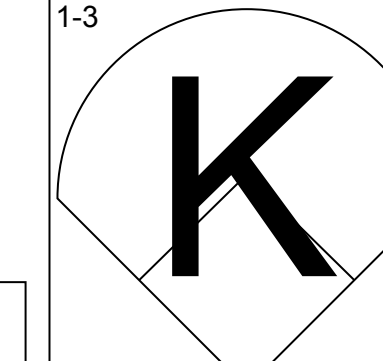
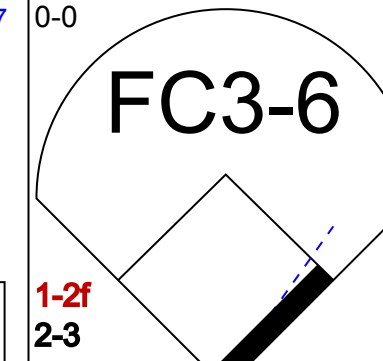
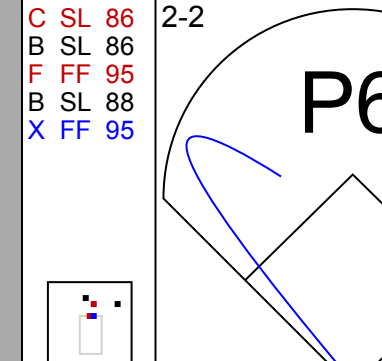
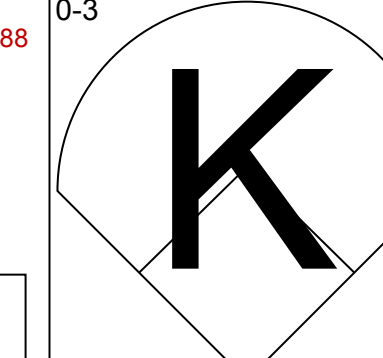
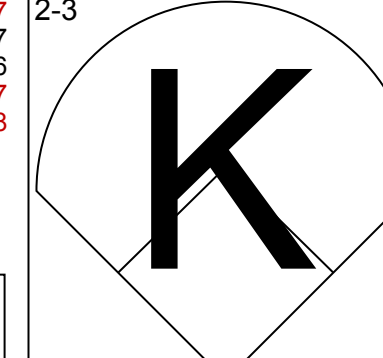
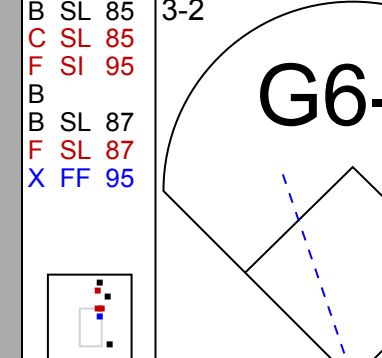
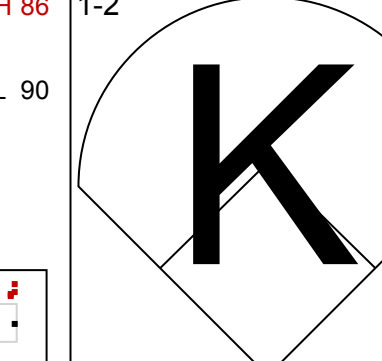
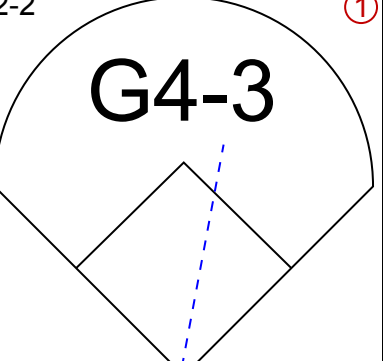
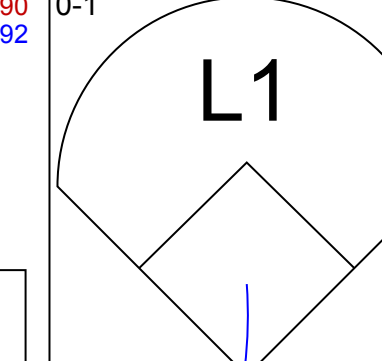
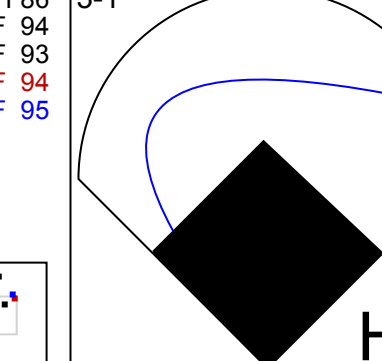
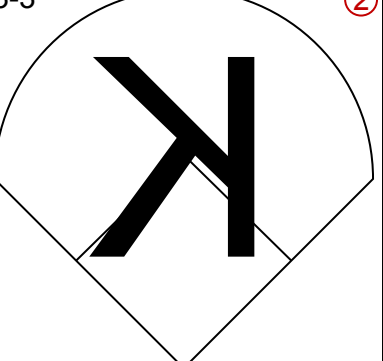
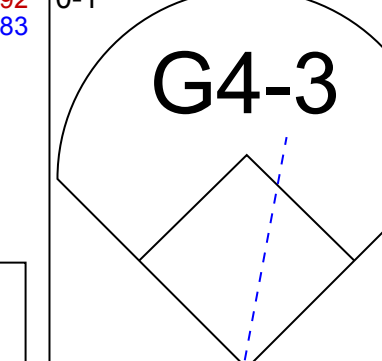
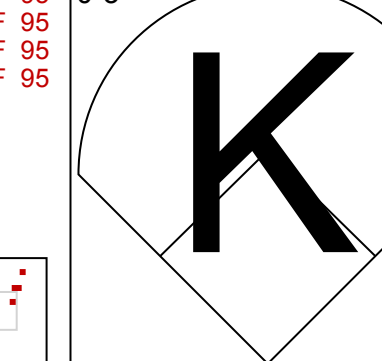
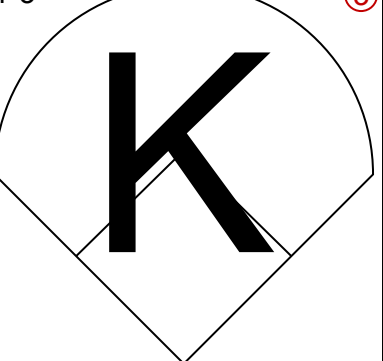
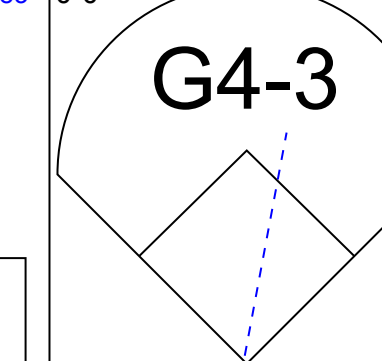


AB	33
R	6
H	12
RBI	6
BB	3
SO	7
LOB	14



Batter	1	2	3	4	5	6	7	8	9	AB	R	H	RBI	BB	SO	LOB	TOP			
28 Curtis Granderson, L (1.8) OBP: 0.342, SLG: 0.479	F8	14 HR BB		F7		K				3	1	0	0	2	1	2	Detroit Tigers @ Houston Astros Minute Maid Park, Houston, TX Fri Jun 26 2009, 7:05 PM CDT Att: 33,052 - Roof Closed - 73 F			
14 Placido Polanco, R (1.4) OBP: 0.317, SLG: 0.393 40 Freddy Dolsi, R (8.1)	G6-3	HR		G4-3		G6-3		F7		5	1	1	3	0	0	2				
24 Miguel Cabrera, R (1.3) OBP: 0.403, SLG: 0.572	HR	K		15 1B		F9		13 FC6-4 1B		4	1	2	1	1	1	0				
33 Marcus Thames, R (1.7) OBP: 0.326, SLG: 0.545 13 Josh Anderson, L (7. PR) OBP: 0.291, SLG: 0.326	15 BB			F8		15 1B		FC6-4 15 S		2	0	1	0	2	0	0				
15 Brandon Inge, R (1.5) OBP: 0.368, SLG: 0.520	BB			L8		30 G6-4-3 1B		F7		4	0	2	0	1	0	1				
30 Maglio Ordonez, R (1.9) OBP: 0.342, SLG: 0.348 54 Joel Zumaya, R (7.1)	F9			G5-3		G6-4-3		G6-3		4	0	0	0	0	0	7				
39 Ramon Santiago, S (8.4) OBP: 0.326, SLG: 0.474 25 Ryan Raburn, R (9. PH) OBP: 0.347, SLG: 0.477	F9			G6-4-3		G6-3		G6-3		4	0	0	0	0	0	0				
12 Gerald Laird, R (1.2) OBP: 0.326, SLG: 0.344	P6			L7		35 SH3-4 1B		SH1-4		3	0	2	0	1	0	0				
4 Adam Everett, R (1.6) OBP: 0.320, SLG: 0.358	14 HR 2B			L7		35 SH1-4 1B		SH1-4		3	1	1	0	0	0	2				
35 Justin Verlander, R (1.1) 29 Nate Robertson, R (6.1) 31 Zach Miner, R (6.1) 32 Don Kelly, L (7.7) OBP: 0.400, SLG: 0.452	K			SH3-4		SH1-4		K		1	0	0	0	0	1	1				
Inning Stats	R: 1 E: 0 K: 0 S: 14	H: 1 LOB: 2 BB: 2 P: 27	R: 3 E: 0 K: 2 S: 12	H: 2 LOB: 0 BB: 2 P: 24	R: 0 E: 0 K: 0 S: 8	H: 0 LOB: 0 BB: 0 P: 14	R: 0 E: 0 K: 0 S: 6	H: 1 LOB: 1 BB: 0 P: 8	R: 0 E: 0 K: 1 S: 8	H: 1 LOB: 2 BB: 1 P: 13	R: 0 E: 0 K: 0 S: 12	H: 1 LOB: 2 BB: 1 P: 24	R: 0 E: 0 K: 1 S: 15	H: 0 LOB: 2 BB: 2 P: 25	R: 0 E: 0 K: 0 S: 8	H: 1 LOB: 1 BB: 0 P: 10	1B: 6 2B: 1 3B: 0 HR: 2	SF: 0 SAC: 3 DP: 1 HBP: 0	WP: 0 PB: 0 SB: 1 CS: 0	PA: 42
PITCHER	IP WLS BF H R ER SO	IP WLS BF H R ER SO	IP WLS BF H R ER SO	IP WLS BF H R ER SO	IP WLS BF H R ER SO	IP WLS BF H R ER SO	IP WLS BF H R ER SO	IP WLS BF H R ER SO	IP WLS BF H R ER SO	IP WLS BF H R ER SO	IP WLS BF H R ER SO	IP WLS BF H R ER SO	IP WLS BF H R ER SO	IP WLS BF H R ER SO	IP WLS BF H R ER SO	IP WLS BF H R ER SO	ERA WHIP	ERA WHIP		
51 Wandy Rodriguez, L (1.1) ERA: 3.35	6.0	28	7	4	4	3	4	0	0	0	0	0	0	0	0	0	6.00	1.833		
50 Alberto Arias, R (7.1) ERA: 2.18	1.1	7	1	0	0	0	2	0	0	0	0	0	0	0	0	0	0.00	2.250		
48 Tim Lincecum, L (8.1) ERA: 3.55	0.1	2	0	0	0	1	1	0	0	0	0	0	0	0	0	0	0.00	3.000		
43 Chris Sampson, R (8.1) ERA: 2.09	0.1	W	1	0	0	0	0	0	0	0	0	0	0	0	0	0	0.00	0.000		
22 LaTroy Hawkins, R (9.1) ERA: 2.6	1.0	S	4	1	0	0	0	0	0	0	0	0	0	0	0	0	0.00	1.000		

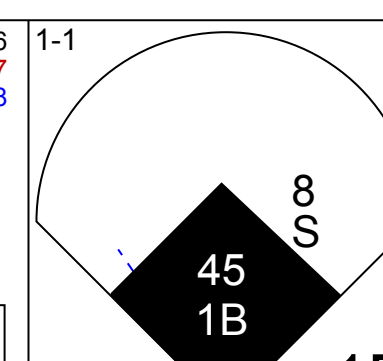
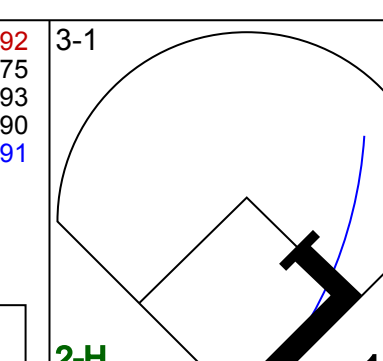
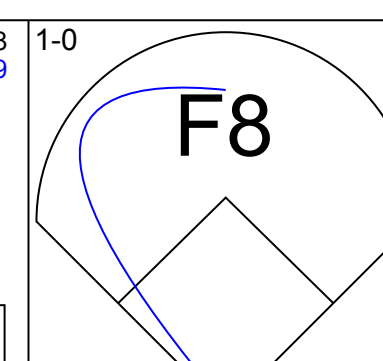
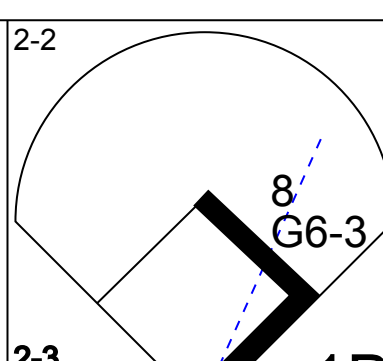
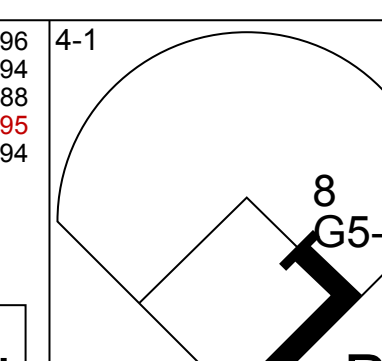
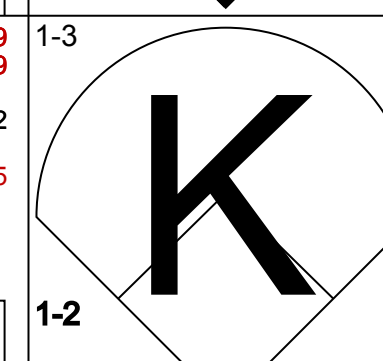
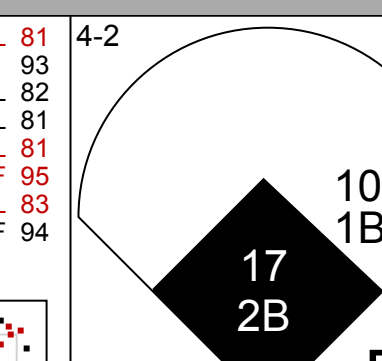
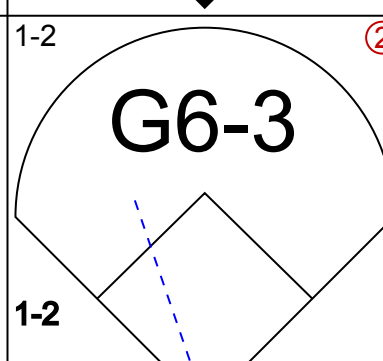
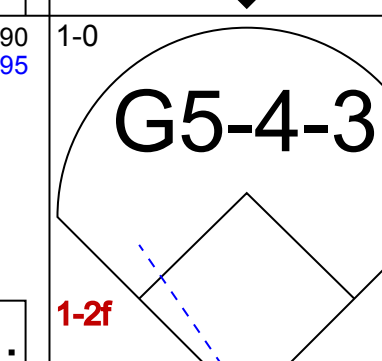
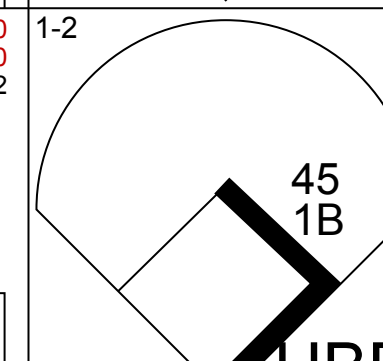
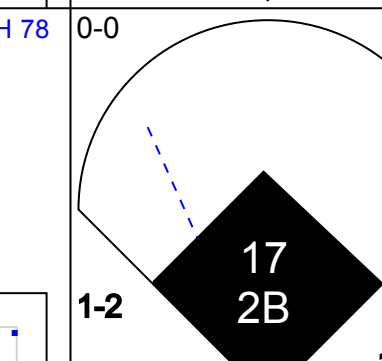
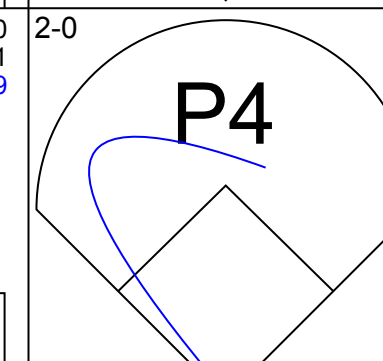
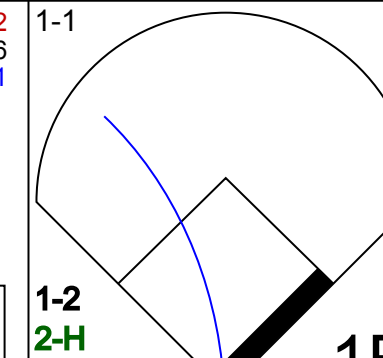
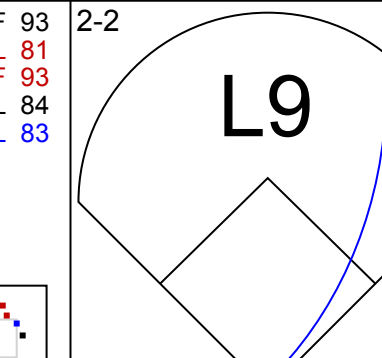
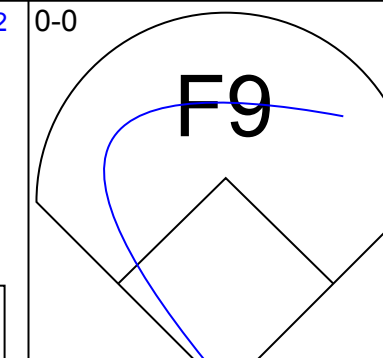
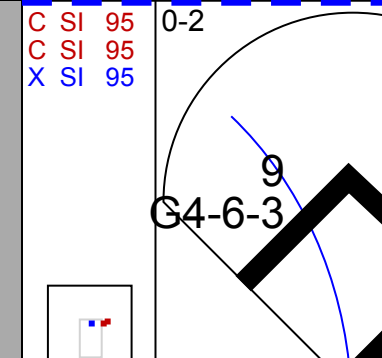
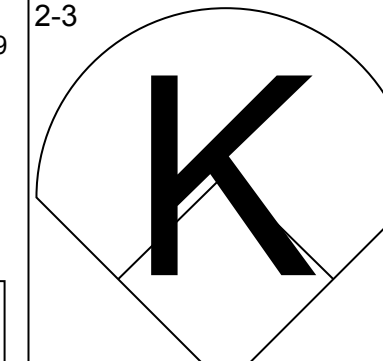
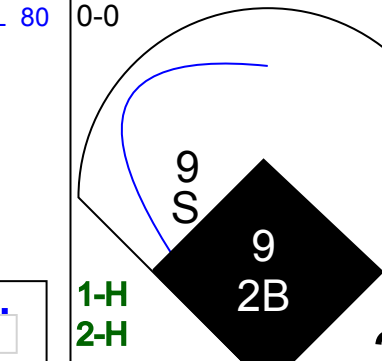
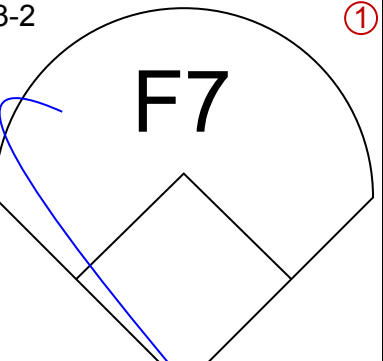
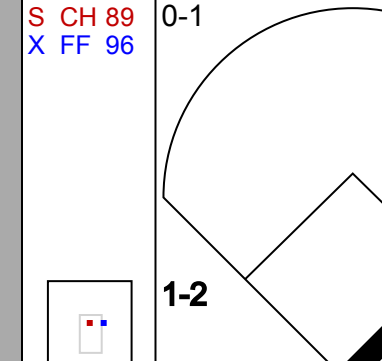
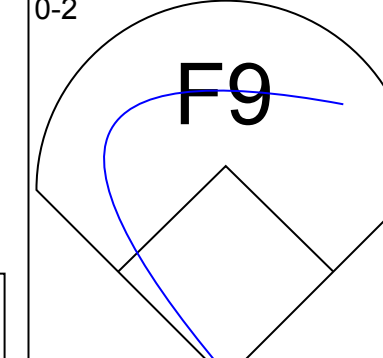
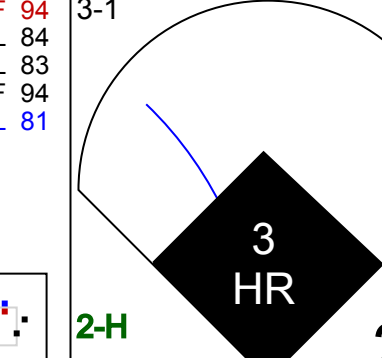
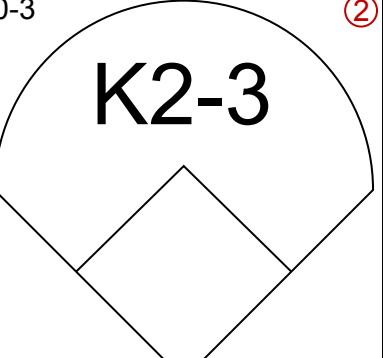
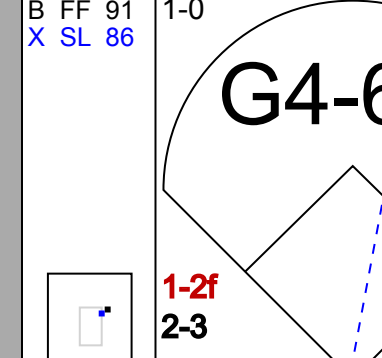
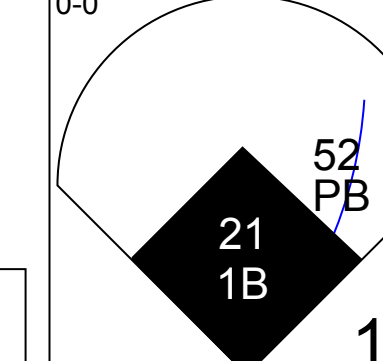
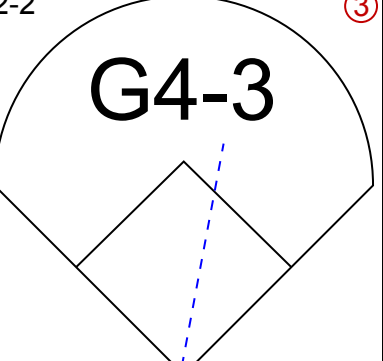
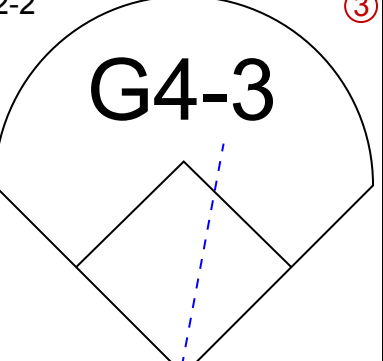
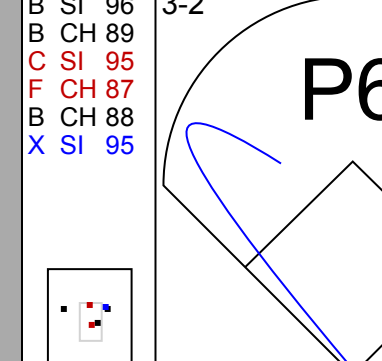
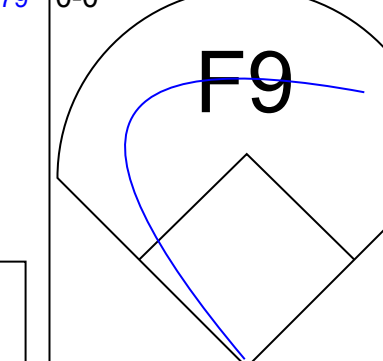
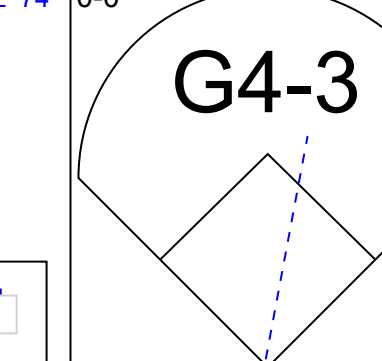
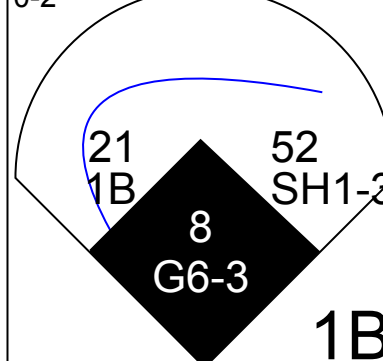
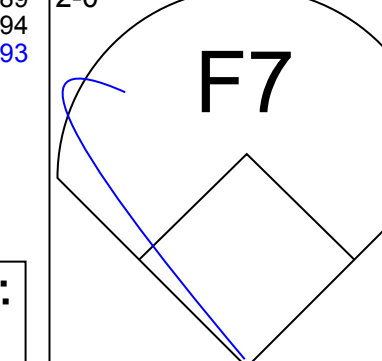
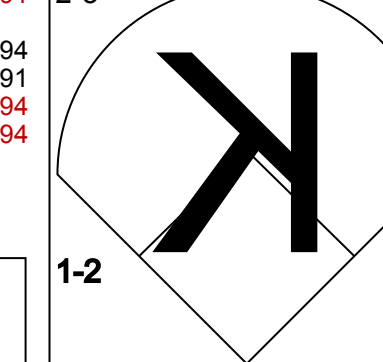
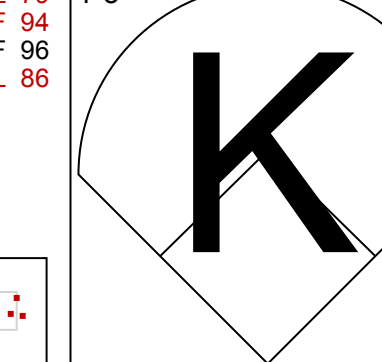
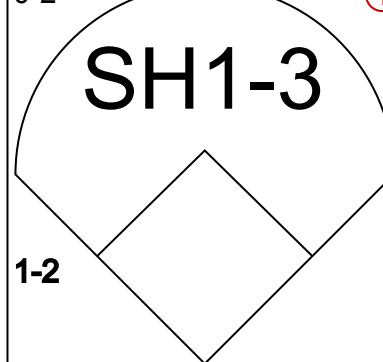
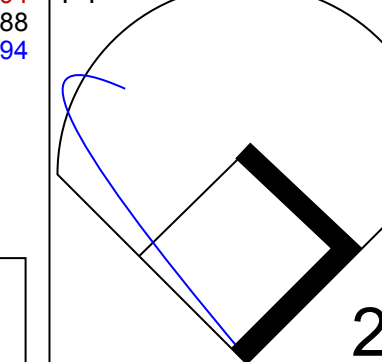
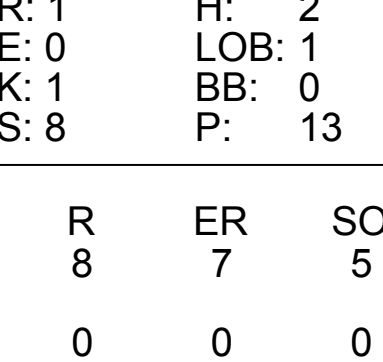
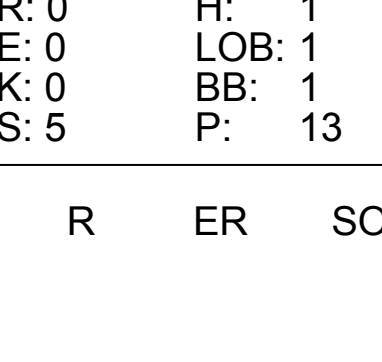
Batter	1	2	3	4	5	6	7	8	9	AB	R	H	RBI	BB	SO	LOB	BOTTOM			
21 Michael Bourn, L (1.8) OBP: 0.372, SLG: 0.409	K			8 FC6-4 1B		8 BLK 1B		8 BB		3	0	2	0	2	1	0	Detroit Tigers @ Houston Astros Minute Maid Park, Houston, TX Fri Jun 26 2009, 7:05 PM CDT Att: 33,052 - Roof Closed - 73 F			
8 Jeff Keppinger, R (1.5) OBP: 0.338, SLG: 0.394	10 1B			FC6-4 10 2B		G6-3		G6-4-3 1B		4	1	1	1	1	0	4				
10 Miguel Tejada, R (1.6) OBP: 0.356, SLG: 0.478	17 BB 1B			9 1B 2B		F9		G6-3		4	1	2	2	0	0	0				
45 Carlos Lee, R (1.7) OBP: 0.352, SLG: 0.489 22 LaTroy Hawkins, R (9.1)	P4			K		F9		L5		5	0	0	0	0	1	5				
17 Lance Berkman, S (1.3) OBP: 0.385, SLG: 0.510	BB			9 1B		BB		BB		1	0	1	0	3	0	0				
9 Hunter Pence, R (1.9) OBP: 0.393, SLG: 0.513	K			BB		G4-3		FC6-4 1B		4	0	1	1	0	1	5				
77 Ivan Rodriguez, R (1.2) OBP: 0.285, SLG: 0.402	K			K		3 SH2-3 36 1B 2B		F9		4	1	1	0	0	2	2				
3 Kazuo Matsui, S (1.4) OBP: 0.295, SLG: 0.309	G6-3			F8		SH2-3		21 BB 2 BB 1B		3	1	1	0	0	0	0				
51 Wandy Rodriguez, S (1.1) ERA: 3.4 36 Matt Kuba, S (7.1) OBP: 0.297, SLG: 0.326 50 Alberto Arias, R (7.1) 48 Tim Byrdak, L (8.1) 43 Chris Sampson, R (8.1) 2 Danin Estrada, L (8. PH) OBP: 0.217, SLG: 0.240	K			G6-3		21 1B		8 BB 10 SF7 1B		2	0	0	0	0	1	0				
Inning Stats	R: 0 E: 0 K: 2 S: 14	H: 2 LOB: 3 BB: 1 P: 23	R: 0 E: 0 K: 2 S: 11	H: 0 LOB: 0 BB: 0 P: 17	R: 2 E: 0 K: 2 S: 23	H: 2 LOB: 2 BB: 2 P: 36	R: 0 E: 0 K: 0 S: 12	H: 1 LOB: 1 BB: 0 P: 19	R: 0 E: 0 K: 0 S: 6	H: 0 LOB: 1 BB: 1 P: 11	R: 0 E: 0 K: 0 S: 12	H: 3 LOB: 1 BB: 0 P: 18	R: 0 E: 0 K: 0 S: 11	H: 1 LOB: 1 BB: 0 P: 16	R: 2 E: 0 K: 0 S: 17	H: 1 LOB: 2 BB: 3 P: 31		1B: 8 2B: 2 3B: 0 HR: 0	SF: 1 SAC: 1 DP: 1 HBP: 0	WP: 0 PB: 0 SB: 0 CS: 0
PITCHER	IP WLS BF H R ER SO	IP WLS BF H R ER SO	IP WLS BF H R ER SO	IP WLS BF H R ER SO	IP WLS BF H R ER SO	IP WLS BF H R ER SO	IP WLS BF H R ER SO	IP WLS BF H R ER SO	IP WLS BF H R ER SO	IP WLS BF H R ER SO	IP WLS BF H R ER SO	IP WLS BF H R ER SO	IP WLS BF H R ER SO	IP WLS BF H R ER SO	IP WLS BF H R ER SO	IP WLS BF H R ER SO	ERA WHIP	ERA WHIP		
35 Justin Verlander, R (1.1) ERA: 7.71	5.1	27	7	3	3	6	4	0	0	0	0	0	0	0	0	0	5.06	2.062		
29 Nate Robertson, L (6.1) ERA: 7.71	0.0	1	1	0	0	0	0	0	0	0	0	0	0	0	0	0	0.00	0.750		
31 Zach Miner, R (6.1) ERA: 4.11	1.1	H	4	1	0	0	0	0	0	0	0	0	0	0	0	0	0.00	6.000		
54 Joel Zumaya, R (7.1) ERA: 4.32	0.2	L	6	1	2	2	3	0	0	0	0	0	0	0	0	0	0.00	0.000		
40 Freddy Dolsi, R (8.1) ERA: 4.32	0.2	2	0	0	0	0	0	0	0	0	0	0	0	0	0	0	0.00	0.000		

Batter	1	2	3	4	5	6	7	8	9	AB	R	H	RBI	BB	SO	LOB	TOP											
28 Curtis Granderson, L OBP: 0.339, SLG: 0.474 25 Ryan Rabin, R OBP: 0.343, SLG: 0.471										3	0	0	0	0	2	0												
14 Placido Polanco, R OBP: 0.313, SLG: 0.387										4	0	0	0	0	0	0												
24 Miguel Cabrera, R OBP: 0.401, SLG: 0.587										4	0	1	0	0	1	0												
33 Marcus Thames, R OBP: 0.326, SLG: 0.538										3	0	1	0	0	0	0												
32 Don Kelly, L OBP: 0.368, SLG: 0.412										3	0	0	0	0	1	2												
15 Brandon Inge, R OBP: 0.384, SLG: 0.514 40 Freddy Dolsi, R										3	0	0	0	0	2	2												
12 Gerald Laird, R OBP: 0.326, SLG: 0.344 55 Dusty Ryan, R OBP: 0.300, SLG: 0.333										0	0	0	0	0	0	0												
39 Ramon Santiago, S										3	1	1	1	0	1	0												
43 Alfredo Figaro, R 13 Josh Anderson, L										2	0	0	0	0	2	0												
Inning Stats	R: 0 H: 0 E: 0 K: 1 S: 9	H: 0 LOB: 0 BB: 0 P: 13	R: 0 H: 0 E: 0 K: 2 S: 7	H: 0 LOB: 0 BB: 0 P: 10	R: 1 H: 1 E: 0 K: 3 S: 13	H: 1 LOB: 0 BB: 0 P: 18	R: 0 H: 2 E: 0 K: 1 S: 9	H: 2 LOB: 2 BB: 0 P: 14	R: 0 H: 0 E: 0 K: 2 S: 11	H: 0 LOB: 0 BB: 0 P: 17	R: 0 H: 0 E: 0 K: 0 S: 5	H: 0 LOB: 0 BB: 0 P: 8	R: 0 H: 0 E: 0 K: 0 S: 9	H: 0 LOB: 0 BB: 0 P: 16	R: 0 H: 0 E: 0 K: 0 S: 5	H: 0 LOB: 0 BB: 0 P: 5	R: 0 H: 0 E: 0 K: 2 S: 7	H: 0 LOB: 0 BB: 0 P: 10	1B: 2 2B: 0 3B: 0 HR: 1	SF: 0 SAC: 0 DP: 0 HBP: 0	WP: 0 PB: 0 SB: 0 CS: 0	PA: 30						
PITCHER	IP	WLS	BF	H	R	ER	SO	BB	IBB	HBP	BLK	WP	HR	S	P	ERA	WHIP											
52 Felipe Paulino, R ERA: 5.51	(1, 1)	7.0	W	24	3	1	1	9	0	0	0	0	0	1	63	96	1.29	0.429										
47 Jeff Fulchino, R ERA: 2.97	(8, 1)	1.0		3	0	0	0	0	0	0	0	0	0	0	5	5	0.00	0.000										
53 Wesley Wright, L ERA: 5.3	(9, 1)	1.0		3	0	0	0	2	0	0	0	0	0	0	7	10	0.00	0.000										

Detroit Tigers @ Houston Astros
Minute Maid Park, Houston, TX
Sat Jun 27 2009, 6:05 PM CDT
Att: 37,123 - Roof Closed - 73 F

AB 30
R 1
H 3
RBI 1
BB 0
SO 11
LOB 4



Batter	1	2	3	4	5	6	7	8	9	AB	R	H	RBI	BB	SO	LOB	BOTTOM											
21 Michael Bourn, L OBP: 0.379, SLG: 0.414										4	1	3	1	1	0	0												
8 Jeff Keppinger, R OBP: 0.339, SLG: 0.386										3	1	0	1	2	1	4												
10 Miguel Tejada, R OBP: 0.358, SLG: 0.476										3	1	1	0	0	0	2												
45 Carlos Lee, R OBP: 0.354, SLG: 0.489										4	0	2	1	0	0	3												
17 Lance Berkman, S OBP: 0.387, SLG: 0.514										4	1	2	2	0	1	2												
9 Hunter Pence, R OBP: 0.391, SLG: 0.513										4	1	1	1	0	1	4												
3 Kazuo Matsui, S OBP: 0.299, SLG: 0.330										4	2	2	2	0	0	1												
55 Humberto Quintero, R OBP: 0.310, SLG: 0.368										4	1	1	0	0	0	1												
52 Felipe Paulino, R OBP: 0.077, SLG: 0.077 47 Jeff Fulchino, R										2	0	0	0	0	2	1												
2 Darin Erstad, L OBP: 0.226, SLG: 0.263 53 Wesley Wright, R										0	0	0	0	0	0	0												
Inning Stats	R: 1 H: 2 E: 0 K: 2 S: 18	H: 2 LOB: 2 BB: 0 P: 24	R: 1 H: 2 E: 0 K: 1 S: 8	H: 2 LOB: 1 BB: 0 P: 13	R: 5 H: 4 E: 0 K: 1 S: 18	H: 4 LOB: 0 BB: 1 P: 29	R: 0 H: 0 E: 0 K: 0 S: 4	H: 0 LOB: 1 BB: 1 P: 11	R: 0 H: 0 E: 0 K: 1 S: 10	H: 0 LOB: 0 BB: 0 P: 15	R: 1 H: 2 E: 0 K: 0 S: 14	H: 2 LOB: 1 BB: 0 P: 18	R: 0 H: 2 E: 0 K: 0 S: 9	H: 2 LOB: 1 BB: 0 P: 13	R: 0 H: 1 E: 0 K: 0 S: 5	H: 1 LOB: 1 BB: 1 P: 13	1B: 9 2B: 3 3B: 0 HR: 1	SF: 0 SAC: 1 DP: 2 HBP: 1	WP: 0 PB: 1 SB: 2 CS: 0	PA: 38								
PITCHER	IP	WLS	BF	H	R	ER	SO	BB	IBB	HBP	BLK	WP	HR	S	P	ERA	WHIP											
43 Alfredo Figaro, R ERA: 7.36	(1, 1)	6.0	L	30	10	8	7	5	2	0	1	0	0	1	72	110	10.50	2.000										
40 Freddy Dolsi, R ERA:	(7, 1)	2.0		8	3	0	0	0	1	0	0	0	0	0	14	26	0.00	2.000										

Detroit Tigers @ Houston Astros
Minute Maid Park, Houston, TX
Sat Jun 27 2009, 6:05 PM CDT
Att: 37,123 - Roof Closed - 73 F

AB 33
R 8
H 13
RBI 8
BB 3
SO 5
LOB 18



Batter	1	2	3	4	5	6	7	8	9	AB	R	H	RBI	BB	SO	LOB	TOP			
28 Curtis Granderson, L (1, 8) OBP: 0.343, SLG: 0.488										4	1	3	1	0	1	0				
14 Placido Polanco, R (1, 4) OBP: 0.315, SLG: 0.387										3	0	1	0	0	0	1				
24 Miguel Cabrera, R (1, 3) OBP: 0.395, SLG: 0.559										4	0	0	0	0	1	2				
33 Marcus Thames, R (1, 7) OBP: 0.323, SLG: 0.518										3	0	0	0	1	1	1				
13 Josh Anderson, L (9, PR) OBP: 0.299, SLG: 0.324										4	2	2	2	0	0	0				
15 Brandon Inge, R (1, 5) OBP: 0.366, SLG: 0.525										4	0	0	0	0	2	2				
30 Magglio Ordonez, R (1, 9) OBP: 0.317, SLG: 0.342										4	0	0	0	0	2	2				
12 Gerald Laird, R (1, 2) OBP: 0.326, SLG: 0.349										3	0	1	1	0	0	0				
4 Adam Everett, R (1, 6) OBP: 0.315, SLG: 0.351										3	0	0	0	0	0	1				
36 Edwin Jackson, R (1, 1)										2	0	0	0	0	2	0				
32 Don Kelly, L (8, PH) OBP: 0.365, SLG: 0.412										0	0	0	0	0	0	0				
25 Ryan Raburn, R (8, PH) OBP: 0.340, SLG: 0.466										1	0	0	0	0	1	0				
44 Bobby Seay, L (8, 1)										0	0	0	0	0	0	0				
56 Fernando Rodney, R (9, 1)										0	0	0	0	0	0	0				
Inning Stats	R: 0 E: 0 K: 0 S: 9	H: 2 LOB: 0 BB: 0 P: 14	R: 0 E: 0 K: 1 S: 10	H: 0 LOB: 0 BB: 0 P: 14	R: 0 E: 0 K: 1 S: 8	H: 0 LOB: 0 BB: 0 P: 12	R: 0 E: 0 K: 0 S: 6	H: 1 LOB: 1 BB: 0 P: 9	R: 1 E: 0 K: 2 S: 10	H: 2 LOB: 1 BB: 0 P: 13	R: 0 E: 0 K: 1 S: 5	H: 0 LOB: 0 BB: 0 P: 8	R: 0 E: 0 K: 2 S: 8	H: 0 LOB: 0 BB: 0 P: 12	R: 2 E: 0 K: 1 S: 10	H: 1 LOB: 1 BB: 1 P: 18	1B: 4 2B: 1 3B: 0 HR: 2	SF: 0 SAC: 0 DP: 2 HBP: 1	WP: 0 PB: 0 SB: 0 CS: 1	PA: 33
PITCHER	IP: 7.1 ERA: 3.36	WLS: 2 H: 2 BF: 26	H: 6 R: 2 ER: 2 SO: 5	BB: 0 IBB: 0 HBP: 1 BLK: 0	WP: 0 HR: 1 S: 62 P: 91	ERA: 2.46 WHIP: 0.818														
48 Tim Byrdak, L (8, 1) ERA: 3.46	0.2	H: 2 L: 5	0 2 2 1	0 2 2 1	0 1 10 18	0.00 2.000														
47 Jose Valverde, R (9, 1) ERA: 3.86	1.0	L: 5	1 2 2 1	1 0 0 0	0 1 10 18	18.00 2.000														

Detroit Tigers @ Houston Astros
 Minute Maid Park, Houston, TX
 Sun Jun 28 2009, 1:05 PM CDT
 Att: 34,041 - Roof Closed - 73 F

AB	31
R	4
H	7
RBI	4
BB	1
SO	8
LOB	7



Batter	1	2	3	4	5	6	7	8	9	AB	R	H	RBI	BB	SO	LOB	BOTTOM					
21 Michael Bourn, L (1, 8) OBP: 0.377, SLG: 0.419										4	1	1	0	0	1	0						
8 Jeff Keppinger, R (1, 6) OBP: 0.343, SLG: 0.385										3	1	1	0	0	0	0						
17 Lance Berkman, S (1, 3) OBP: 0.382, SLG: 0.508										3	0	0	1	0	1	1						
45 Carlos Lee, R (1, 7) OBP: 0.353, SLG: 0.487										3	0	1	0	0	0	0						
2 Darin Erstad, L (9, 7) OBP: 0.226, SLG: 0.263										1	0	0	0	0	0	0						
36 Matt Kata, S (9, PH) OBP: 0.259, SLG: 0.269										0	0	0	0	0	0	0						
27 Geoff Blum, S (1, 5) OBP: 0.345, SLG: 0.329										3	1	1	0	0	0	2						
4 Jason Michaels, R (9, PR) OBP: 0.247, SLG: 0.299										0	0	0	0	0	0	0						
9 Hunter Pence, R (1, 9) OBP: 0.389, SLG: 0.513										4	0	1	1	0	1	2						
77 Ivan Rodriguez, R (1, 2) OBP: 0.280, SLG: 0.394										4	0	0	0	0	1	4						
3 Kazuo Matsui, S (1, 4) OBP: 0.300, SLG: 0.335										3	0	1	1	0	0	0						
23 Russ Ortiz, R (1, 1) OBP: 0.238, SLG: 0.350										3	0	0	0	0	1	1						
48 Tim Byrdak, L (8, 1) ERA: 3.39	1.0	W: 3	0 0 0 0	0 2 2 0	0 0 6 11	0.00 0.000																
47 Jose Valverde, R (9, 1) ERA: 3.94	1.0	S: 4	1 0 0 0	1 0 0 0	0 0 10 15	0.00 1.000																
Inning Stats	R: 0 E: 0 K: 0 S: 9	H: 1 LOB: 0 BB: 0 P: 16	R: 0 E: 0 K: 0 S: 6	H: 0 LOB: 0 BB: 0 P: 9	R: 0 E: 0 K: 1 S: 11	H: 0 LOB: 0 BB: 0 P: 14	R: 2 E: 0 K: 1 S: 15	H: 3 LOB: 2 BB: 0 P: 23	R: 0 E: 0 K: 1 S: 10	H: 0 LOB: 0 BB: 0 P: 14	R: 0 E: 0 K: 1 S: 5	H: 0 LOB: 0 BB: 0 P: 6	R: 1 E: 0 K: 1 S: 11	H: 1 LOB: 1 BB: 0 P: 16	R: 0 E: 0 K: 0 S: 6	H: 0 LOB: 0 BB: 0 P: 11	R: 0 E: 0 K: 0 S: 10	H: 1 LOB: 1 BB: 0 P: 15	1B: 3 2B: 2 3B: 1 HR: 0	SF: 1 SAC: 0 DP: 1 HBP: 2	WP: 0 PB: 0 SB: 0 CS: 0	PA: 34
PITCHER	IP: 7.0 ERA: 2.49	WLS: 3 H: 3 BF: 27	H: 5 R: 3 ER: 3 SO: 0	BB: 0 IBB: 0 HBP: 2 BLK: 0	WP: 0 HR: 0 S: 67 P: 98	ERA: 3.86 WHIP: 0.714																
44 Bobby Seay, L (8, 1) ERA: 3.39	1.0	W: 3	0 0 0 0	0 2 2 0	0 0 6 11	0.00 0.000																
56 Fernando Rodney, R (9, 1) ERA: 3.94	1.0	S: 4	1 0 0 0	1 0 0 0	0 0 10 15	0.00 1.000																

Detroit Tigers @ Houston Astros
 Minute Maid Park, Houston, TX
 Sun Jun 28 2009, 1:05 PM CDT
 Att: 34,041 - Roof Closed - 73 F

AB	31
R	3
H	6
RBI	3
BB	0
SO	5
LOB	10



Batter	1	2	3	4	5	6	7	8	9	AB	R	H	RBI	BB	SO	LOB	TOP										
28 Curtis Granderson, L (1.8) OBP: 0.339, SLG: 0.480	G4-3		K		L6		G4-3		K	5	0	0	0	0	2	2											
14 Placido Polanco, R (1.4) OBP: 0.311, SLG: 0.381	F8		F8		G1-3		K			4	0	0	0	0	1	1											
24 Miguel Cabrera, R (1.3) OBP: 0.397, SLG: 0.556										3	0	1	0	1	1	0											
13 Josh Anderson, L (8.7) OBP: 0.289, SLG: 0.324	BB				G4-3		K			0	0	0	0	0	0	0											
33 Marcus Thames, R (1.10) OBP: 0.330, SLG: 0.506	BB		K							2	1	0	0	2	2	2											
25 Ryan Raburn, R (1.7) OBP: 0.327, SLG: 0.446	K				G5-3		K			4	0	0	0	0	3	3											
15 Brandon Inge, R (1.5) OBP: 0.369, SLG: 0.525		F8								2	0	1	0	1	0	0											
32 Don Kelly, L (7.5) OBP: 0.359, SLG: 0.400					1B		BB		G4-3	1	0	0	0	0	0	0											
30 Magglio Ordonez, R (1.9) OBP: 0.336, SLG: 0.340			K				K			4	0	1	0	0	2	2											
12 Gerald Laird, R (1.2) OBP: 0.324, SLG: 0.352			K						F8	4	0	1	1	0	2	2											
4 Adam Everett, R (1.6) OBP: 0.319, SLG: 0.355					G4-3					4	0	2	0	0	1	4											
Inning Stats	R: 0 H: 0 E: 0 K: 1 S: 13	H: 0 LOB: 2 BB: 2 P: 28	R: 0 H: 0 E: 0 K: 2 S: 7	H: 0 LOB: 0 BB: 0 P: 13	R: 0 H: 2 E: 0 K: 2 S: 11	H: 2 LOB: 2 BB: 0 P: 18	R: 0 H: 2 E: 0 K: 1 S: 14	H: 2 LOB: 0 BB: 0 P: 22	R: 0 H: 0 E: 0 K: 0 S: 5	H: 0 LOB: 0 BB: 2 P: 8	R: 1 H: 1 E: 0 K: 3 S: 15	H: 1 LOB: 2 BB: 2 P: 26	R: 0 H: 0 E: 0 K: 2 S: 9	H: 0 LOB: 0 BB: 0 P: 12	R: 0 H: 0 E: 0 K: 2 S: 10	H: 0 LOB: 0 BB: 0 P: 13	R: 0 H: 1 E: 0 K: 1 S: 15	H: 1 LOB: 1 BB: 0 P: 18	1B: 5 2B: 1 3B: 0 HR: 0	SF: 0 SAC: 0 DP: 0 HBP: 0	WP: 0 PB: 0 SB: 2 CS: 0	PA: 37					
PITCHER	IP	WLS	BF	H	R	ER	SO	BB	IBB	HBP	BLK	WP	HR	S	P	ERA	WHIP										
49 Brett Anderson, L (1.1) ERA: 5.45	5.1	W	24	4	1	1	7	4	0	0	0	0	0	58	107	1.69	1.500										
48 Michael Wuerz, R (6.1) ERA: 2.72	1.2		6	1	0	0	4	0	0	0	0	0	0	16	20	0.00	0.600										
31 Brad Ziegler, R (8.1) ERA: 3.34	1.0		3	0	0	0	2	0	0	0	0	0	0	10	13	0.00	0.000										
36 Russ Springer, R (9.1) ERA: 5.2	1.0		4	1	0	0	1	0	0	0	0	0	0	15	18	0.00	1.000										

Detroit Tigers @ Oakland Athletics
Oakland Coliseum, Oakland, CA

AB 33
R 1
H 6
RBI 1
BB 4
SO 14
LOB 16



WP: 0 PA: 37
PB: 0
SB: 2
CS: 0

Mon Jun 29 2009, 7:05 PM PDT
Att: 10,563 - Clear - 63 F

Batter	1	2	3	4	5	6	7	8	9	AB	R	H	RBI	BB	SO	LOB	BOTTOM										
29 Adam Kennedy, L (1.5) OBP: 0.356, SLG: 0.450	FC3-6		G4-3		1B		G4-3			4	1	2	0	0	0	0											
18 Orlando Cabrera, R (1.6) OBP: 0.291, SLG: 0.315	FC3-6				P4		L6			4	0	1	0	0	0	1											
5 Matt Holliday, R (1.7) OBP: 0.373, SLG: 0.431	G4-3-6				FC6-4		L6			4	2	2	1	0	0	2											
16 Jason Giambi, L (1.3) OBP: 0.340, SLG: 0.370			G3		FC6-4		E6			3	1	0	0	1	1	1											
7 Bobby Crosby, R (7. PR) OBP: 0.292, SLG: 0.309					K		E6			0	0	0	0	0	0	0											
8 Kurt Suzuki, R (1.2) OBP: 0.330, SLG: 0.418					BB		G4-3			3	0	1	1	1	0	2											
21 Ryan Sweeney, L (1.8) OBP: 0.327, SLG: 0.351					BB		G4-3			4	1	3	2	0	0	0											
32 Jack Cust, L (1.9) OBP: 0.310, SLG: 0.406					1B		HR			3	0	0	0	0	1	4											
11 Rajai Davis, R (7.8) OBP: 0.302, SLG: 0.305					1B		K			1	0	0	0	0	0	0											
35 Landon Powell, S (1.10) OBP: 0.268, SLG: 0.375					1B		F8			4	1	1	0	0	0	0											
14 Mark Ellis, R (1.4) OBP: 0.267, SLG: 0.300					HR		K			3	1	1	2	0	1	0											
Inning Stats	R: 0 H: 1 E: 0 K: 0 S: 9	H: 1 LOB: 1 BB: 1 P: 11	R: 0 H: 1 E: 0 K: 0 S: 8	H: 1 LOB: 1 BB: 1 P: 16	R: 0 H: 0 E: 0 K: 0 S: 10	H: 0 LOB: 0 BB: 0 P: 16	R: 2 H: 3 E: 0 K: 0 S: 11	H: 3 LOB: 1 BB: 1 P: 18	R: 3 H: 4 E: 0 K: 1 S: 17	H: 4 LOB: 1 BB: 0 P: 25	R: 1 H: 1 E: 0 K: 2 S: 14	H: 1 LOB: 0 BB: 0 P: 19	R: 1 H: 1 E: 1 K: 0 S: 13	H: 1 LOB: 1 BB: 0 P: 20	R: 0 H: 0 E: 0 K: 0 S: 7	H: 0 LOB: 0 BB: 0 P: 10	R: 0 H: 0 E: 0 K: 0 S: 7	H: 0 LOB: 0 BB: 0 P: 10	1B: 8 2B: 1 3B: 0 HR: 2	SF: 0 SAC: 0 DP: 2 HBP: 0	WP: 0 PB: 0 SB: 1 CS: 1	PA: 36					
PITCHER	IP	WLS	BF	H	R	ER	SO	BB	IBB	HBP	BLK	WP	HR	S	P	ERA	WHIP										
48 Rick Porcello, R (1.1) ERA: 3.9	4.1	L	21	9	5	5	0	2	0	0	0	0	1	48	78	10.38	2.538										
59 Fujita Ni, L (5.1) ERA: 5.4	1.2		6	1	1	1	3	0	0	0	0	0	1	21	27	5.40	0.600										
40 Freddy Dolsi, R (7.1) ERA:	2.0		8	1	1	0	0	0	0	0	0	0	0	20	30	0.00	0.500										

Detroit Tigers @ Oakland Athletics
Oakland Coliseum, Oakland, CA

AB 33
R 7
H 11
RBI 6
BB 2
SO 3
LOB 10



WP: 0 PA: 36
PB: 0
SB: 1
CS: 1

Mon Jun 29 2009, 7:05 PM PDT
Att: 10,563 - Clear - 63 F

Batter	1	2	3	4	5	6	7	8	9	AB	R	H	RBI	BB	SO	LOB	TOP										
28 Curtis Granderson, L (1, 8) OBP: 0.339, SLG: 0.474	F8		SH1-3		G4-3			K		3	0	0	0	0	1	2											
14 Placido Polanco, R (1, 4) OBP: 0.308, SLG: 0.387	F8		G5-3			L5		G6-3		4	0	0	0	0	0	2											
24 Miguel Cabrera, R (1, 3) OBP: 0.395, SLG: 0.556	G2-3		L8			2B		K		4	0	1	0	0	1	1											
33 Marcus Thames, R (1, 10) OBP: 0.321, SLG: 0.473		K			G6-3			K		3	0	0	0	1	2	1											
25 Ryan Raburn, R (1, 7) OBP: 0.351, SLG: 0.480		30 G4-3 1B			30 G5-4-3 BB			F8		3	1	1	0	1	1	2											
30 Magglio Ordonez, R (1, 9) OBP: 0.335, SLG: 0.333		G4-3			G5-4-3			F7		4	0	0	0	0	1	3											
12 Gerald Laird, R (1, 2) OBP: 0.325, SLG: 0.357		2H 2B			L8			F8		3	0	1	1	0	0	0											
32 Don Kelly, L (1, 5) OBP: 0.357, SLG: 0.421		G3			2B			K		3	0	1	0	0	1	1											
4 Adam Everett, R (1, 6) OBP: 0.325, SLG: 0.371					28 SH1-3 2B			G5-3		3	0	2	0	0	0	1											
	R: 0 E: 0 K: 0 S: 7	H: 0 LOB: 0 BB: 0 P: 10	R: 1 E: 0 K: 1 S: 8	H: 2 LOB: 1 BB: 0 P: 12	R: 0 E: 0 K: 0 S: 10	H: 1 LOB: 0 BB: 0 P: 12	R: 0 E: 0 K: 0 S: 4	H: 0 LOB: 0 BB: 0 P: 10	R: 0 E: 0 K: 0 S: 11	H: 1 LOB: 1 BB: 0 P: 17	R: 0 E: 0 K: 1 S: 11	H: 1 LOB: 0 BB: 0 P: 16	R: 0 E: 0 K: 1 S: 8	H: 0 LOB: 0 BB: 0 P: 15	R: 0 E: 0 K: 1 S: 9	H: 1 LOB: 0 BB: 0 P: 13	R: 0 E: 0 K: 3 S: 9	H: 0 LOB: 1 BB: 1 P: 17	1B: 2 2B: 4 3B: 0 HR: 0	SF: 0 SAC: 1 DP: 2 HBP: 0	WP: 1 PB: 0 SB: 0 CS: 0	PA: 33					
PITCHER	IP	WLS	BF	H	R	ER	SO	BB	IBB	HBP	BLK	WP	HR	S	P	ERA	WHIP										
51 Dallas Braden, L (1, 1) ERA: 3.13	7.0	W	26	5	1	1	3	1	0	0	0	0	0	59	92	1.29	0.857										
31 Brad Ziegler, R (8, 1) ERA: 3.25	1.0	H	3	1	0	0	1	0	0	0	0	0	0	9	13	0.00	1.000										
40 Andrew Bailey, R (9, 1) ERA: 2.09	1.0		4	0	0	0	3	1	0	0	0	1	0	9	17	0.00	1.000										

Detroit Tigers @ Oakland Athletics
Oakland Coliseum, Oakland, CA
Wed Jul 01 2009, 12:35 PM PDT
Att: 21,238 - Sunny - 65 F

AB 30
R 1
H 6
RBI 1
BB 2
SO 7
LOB 13



Batter	1	2	3	4	5	6	7	8	9	AB	R	H	RBI	BB	SO	LOB	BOTTOM										
29 Adam Kennedy, L (1, 5) OBP: 0.355, SLG: 0.439	K		K		F7			K		4	0	0	0	0	3	1											
18 Orlando Cabrera, R (1, 6) OBP: 0.292, SLG: 0.318	5 2B		1B		F8			G1-3		4	0	2	0	0	0	1											
5 Matt Holliday, R (1, 7) OBP: 0.373, SLG: 0.425	1-2 BB		F9			16 BLK 16 HR 1B		7 CS BB		2	1	1	0	2	0	1											
16 Jason Giambi, L (1, 3) OBP: 0.339, SLG: 0.378								8 2B 1B		3	1	1	2	0	2	2											
7 Bobby Crosby, R (7, 3) OBP: 0.296, SLG: 0.314								1-2 1B		1	1	1	0	0	0	0											
8 Kurt Suzuki, R (1, 2) OBP: 0.324, SLG: 0.413	L7				G5-3			G6-3		4	0	1	1	0	0	2											
21 Ryan Sweeney, L (1, 8) OBP: 0.324, SLG: 0.357		L5			32 HR 1B			L9		4	1	1	0	0	1	1											
32 Jack Cust, L (1, 10) OBP: 0.315, SLG: 0.416		K			1H HR			G5-3		4	1	1	2	0	2	1											
6 Travis Buck, L (1, 9) OBP: 0.302, SLG: 0.375		F9			P5			14 G3 2B		3	0	1	0	0	0	0											
14 Mark Ellis, R (1, 4) OBP: 0.256, SLG: 0.325					G4-3			F9		3	0	0	0	0	0	1											
	R: 0 E: 0 K: 2 S: 15	H: 1 LOB: 2 BB: 1 P: 24	R: 0 E: 0 K: 1 S: 12	H: 0 LOB: 0 BB: 0 P: 17	R: 0 E: 0 K: 1 S: 10	H: 1 LOB: 1 BB: 0 P: 14	R: 2 E: 0 K: 1 S: 13	H: 2 LOB: 0 BB: 0 P: 20	R: 0 E: 0 K: 0 S: 5	H: 0 LOB: 0 BB: 0 P: 5	R: 2 E: 0 K: 1 S: 13	H: 2 LOB: 1 BB: 0 P: 22	R: 0 E: 0 K: 1 S: 12	H: 1 LOB: 1 BB: 0 P: 16	R: 1 E: 0 K: 1 S: 17	H: 2 LOB: 1 BB: 1 P: 27	1B: 5 2B: 2 3B: 0 HR: 2	SF: 0 SAC: 0 DP: 0 HBP: 0	WP: 0 PB: 0 SB: 1 CS: 1	PA: 34							
PITCHER	IP	WLS	BF	H	R	ER	SO	BB	IBB	HBP	BLK	WP	HR	S	P	ERA	WHIP										
35 Justin Verlander, R (1, 1) ERA: 3.54	6.0	L	25	6	4	4	6	1	0	0	0	0	2	68	102	6.00	1.167										
59 Fu-te Ni, L (7, 1) ERA: 3.86	0.2		3	1	0	0	1	0	0	0	0	0	0	8	10	0.00	1.500										
31 Zach Miner, R (7, 1) ERA: 4.08	0.1		1	0	0	0	0	0	0	0	0	0	0	4	6	0.00	0.000										
37 Brandon Lyon, R (8, 1) ERA: 4.03	1.0		5	2	1	1	1	1	0	0	0	0	0	17	27	9.00	3.000										

Detroit Tigers @ Oakland Athletics
Oakland Coliseum, Oakland, CA
Wed Jul 01 2009, 12:35 PM PDT
Att: 21,238 - Sunny - 65 F

AB 32
R 5
H 9
RBI 5
BB 2
SO 8
LOB 10



Batter	1	2	3	4	5	6	7	8	9	10	11	12	13	14	15	16	AB	R	H	RBI	BB	SO	LOB	TOP														
28 Curtis Granderson, L OBP: 0.343, SLG: 0.474 (1, 8)																	6	2	2	0	2	1	1															
14 Placido Polanco, R OBP: 0.316, SLG: 0.390 (1, 4)																	8	2	3	3	0	3	2															
24 Miguel Cabrera, R OBP: 0.388, SLG: 0.548 (1, 3)																	8	0	1	0	0	2	4															
33 Marcus Thames, R (1, 10) 25 Ryan Raburn, R (10, PR) OBP: 0.360, SLG: 0.485 (10, 10)																	5	1	2	2	0	0	1															
32 Dan Kelly, L (1, 7) 30 Magglio Ordonez, R (3, PH) OBP: 0.336, SLG: 0.333 (13, 9)																	3	0	2	1	0	0	1															
15 Brandon Inge, R (1, 5) OBP: 0.367, SLG: 0.513 (1, 5)																	6	1	1	0	0	2	3															
13 Josh Anderson, L (1, 9) OBP: 0.286, SLG: 0.326 (13, 7)																	7	1	1	2	0	3	3															
12 Gerald Laird, R (1, 2) OBP: 0.323, SLG: 0.371 (1, 2)																	6	2	2	2	0	0	0															
39 Ramon Santiago, S (1, 6) OBP: 0.267, SLG: 0.480 (1, 6)																	6	1	1	0	0	1	0															
Inning Stats	R: 0 E: 0 K: 3 S: 13	H: 0 LOB: 0 BB: 0 P: 16	R: 3 E: 0 K: 0 S: 11	H: 2 LOB: 0 BB: 0 P: 14	R: 3 E: 0 K: 1 S: 13	H: 3 LOB: 0 BB: 0 P: 19	R: 1 E: 0 K: 1 S: 10	H: 1 LOB: 1 BB: 1 P: 15	R: 0 E: 0 K: 0 S: 6	H: 0 LOB: 0 BB: 0 P: 7	R: 0 E: 0 K: 1 S: 7	H: 0 LOB: 0 BB: 0 P: 13	R: 0 E: 0 K: 0 S: 5	H: 0 LOB: 0 BB: 0 P: 7	R: 0 E: 0 K: 0 S: 6	H: 1 LOB: 1 BB: 0 P: 11	R: 0 E: 0 K: 2 S: 11	H: 0 LOB: 1 BB: 0 P: 6	R: 0 E: 0 K: 1 S: 9	H: 0 LOB: 0 BB: 0 P: 11	R: 0 E: 0 K: 2 S: 14	H: 0 LOB: 0 BB: 0 P: 19	R: 0 E: 0 K: 1 S: 10	H: 0 LOB: 0 BB: 0 P: 13	R: 1 E: 0 K: 0 S: 11	H: 2 LOB: 1 BB: 0 P: 14	R: 0 E: 0 K: 0 S: 4	H: 2 LOB: 1 BB: 0 P: 7	R: 3 E: 0 K: 0 S: 16	H: 5 LOB: 2 BB: 0 P: 21	1B: 11 2B: 4 3B: 1 HR: 2	SF: 1 SAC: 1 DP: 1 HBP: 2	WP: 0 PB: 0 SB: 1 CS: 0	PA: 69				
PITCHER	IP 3.0	WLS 0	BF 5	H 6	R 6	ER 4	SO 4	BB 0	IBB 0	HBP 0	BLK 0	WP 0	HR 0	S 37	P 51	ERA 18.00	WHIP 1.667																					
59 Luke French, L (1, 1) ERA: 2.30											PITCHER	IP 3.0	WLS L	BF 17	H 9	R 4	ER 4	SO 0	BB 0	IBB 0	HBP 0	BLK 0	WP 0	HR 0	S 31	P 42	ERA 12.00	WHIP 3.000										
52 Brian Duensing, L (4, 1) ERA: 4.09											39 R.A. Dickey, R (14, 1) ERA: 2.96																											
44 Bob Keppel, R (7, 1) ERA:																																						
36 Joe Nathan, R (9, 1) ERA: 1.39																																						
54 Matt Guerrier, R (10, 1) ERA: 2.65																																						

Detroit Tigers @ Minnesota Twins
Hubert H. Humphrey Metrodome, Minneapolis, MN
Fri Jul 03 2009, 8:10 PM EDT
Att. 33,368 - Dome - 69 F

AB 63
R 17
H 11
RBI 11
BB 2
SO 12
LOB 18

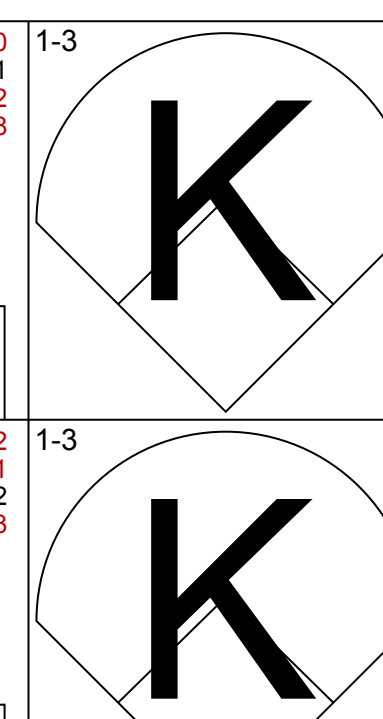
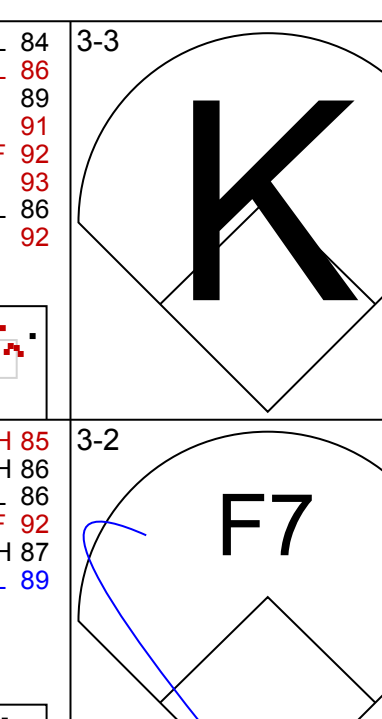
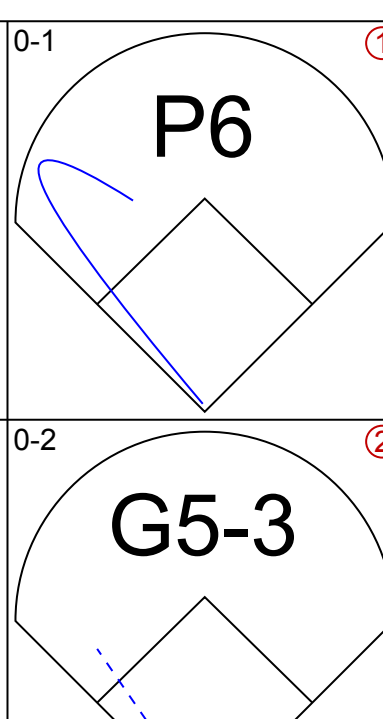
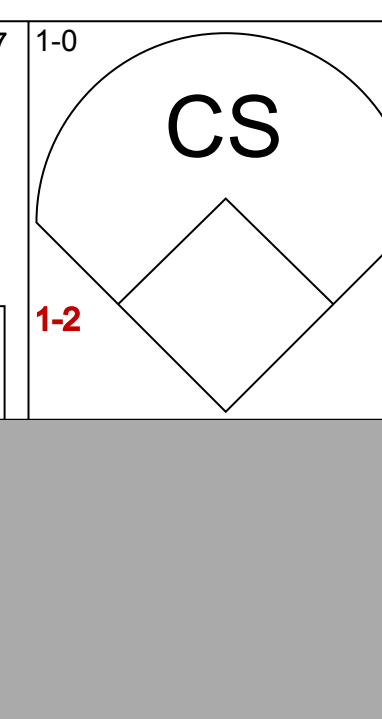
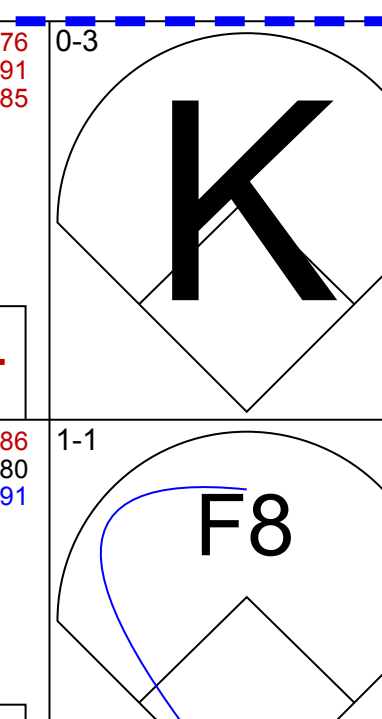
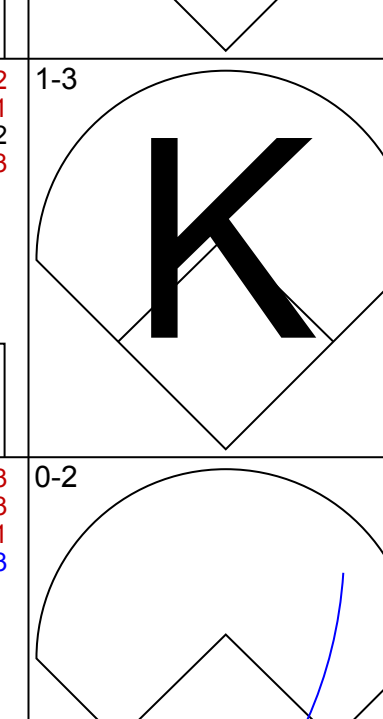
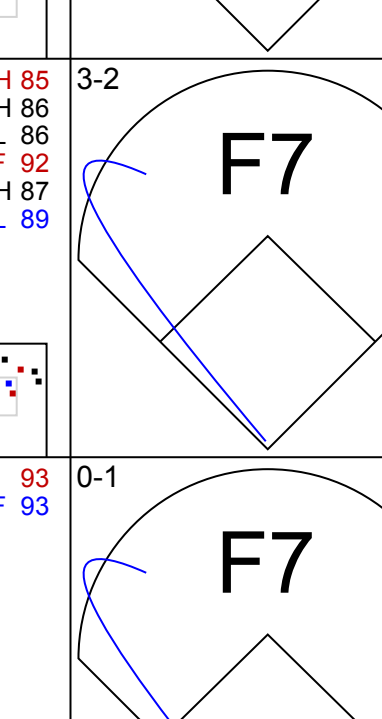
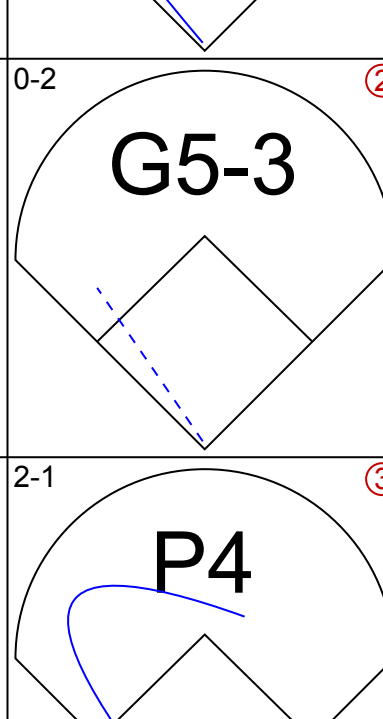
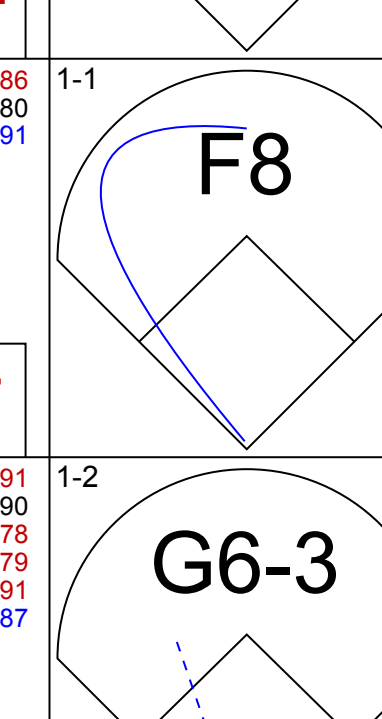
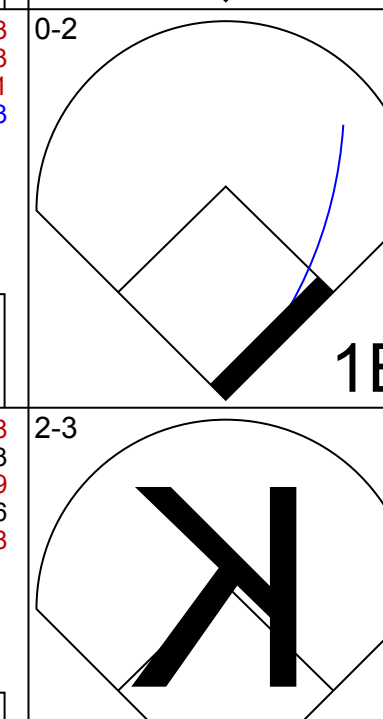
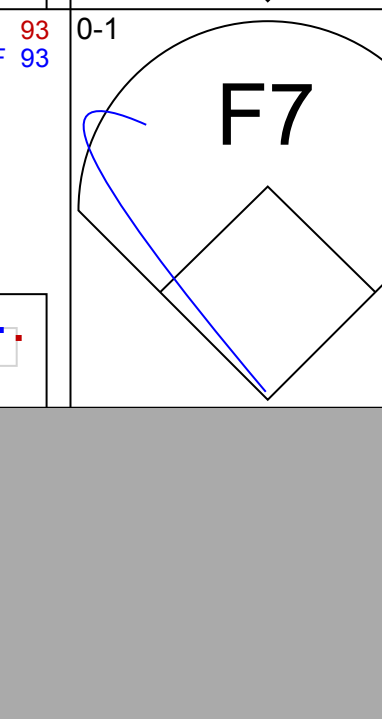
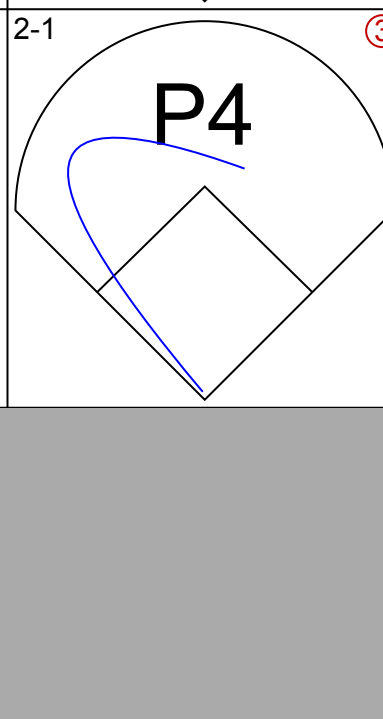
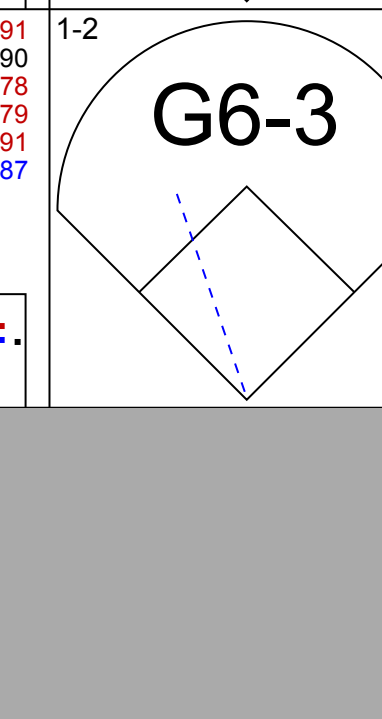
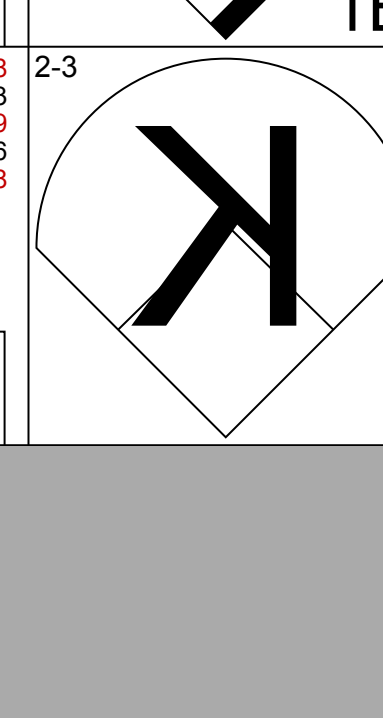
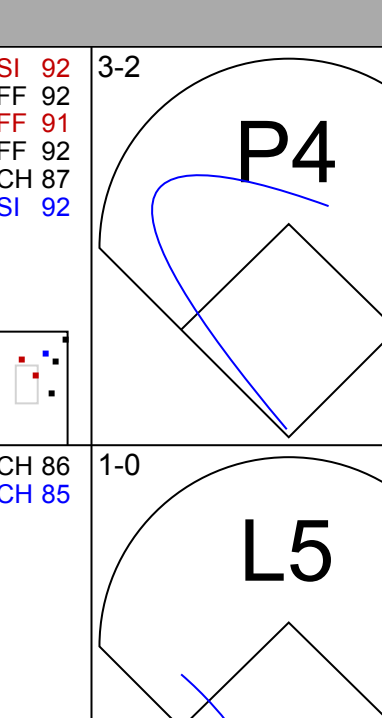
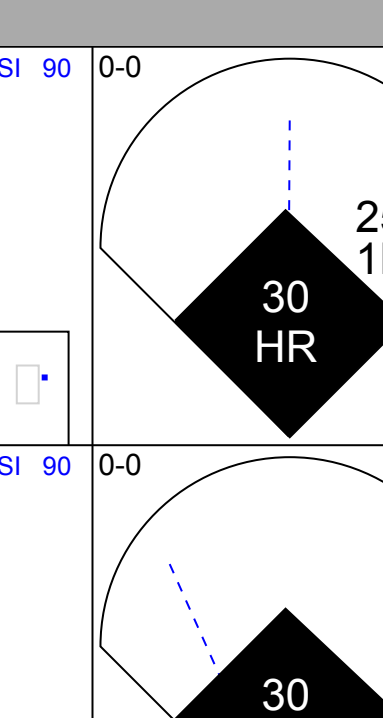
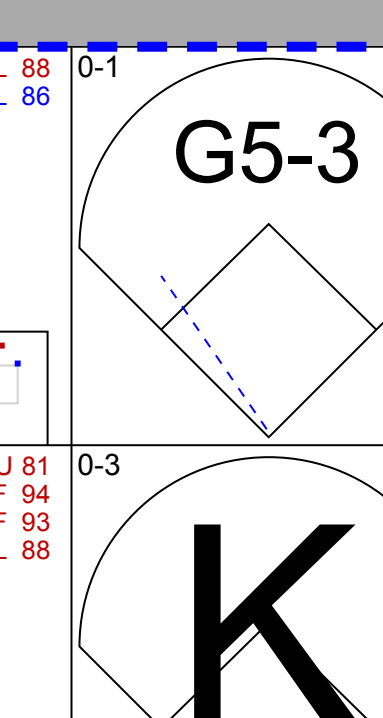
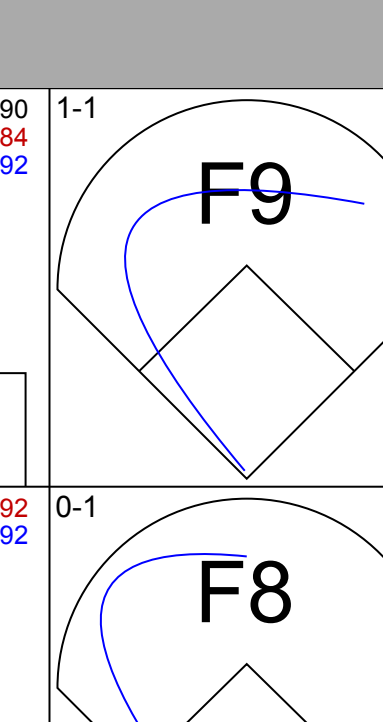
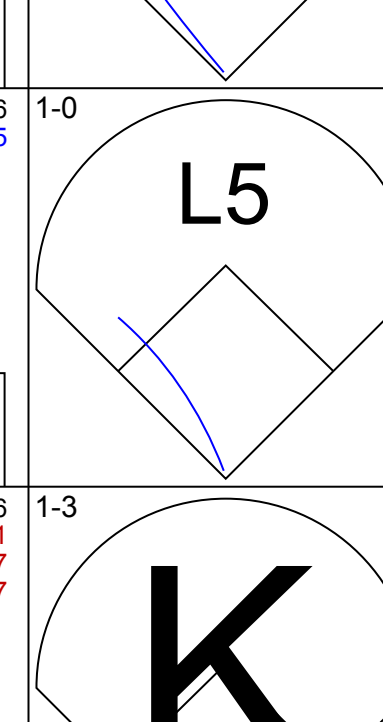
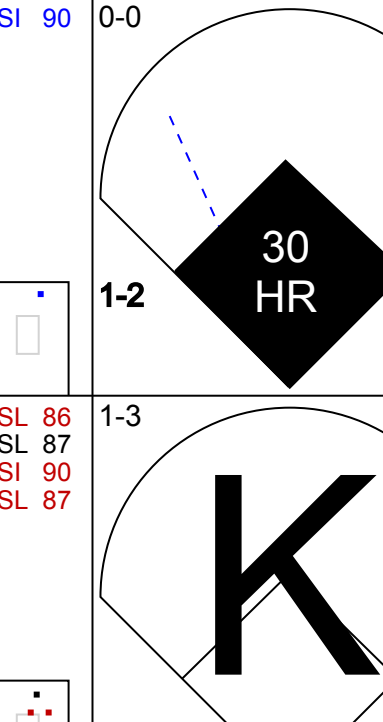
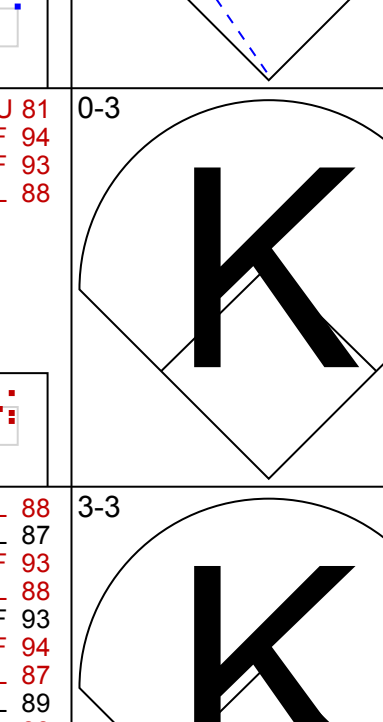
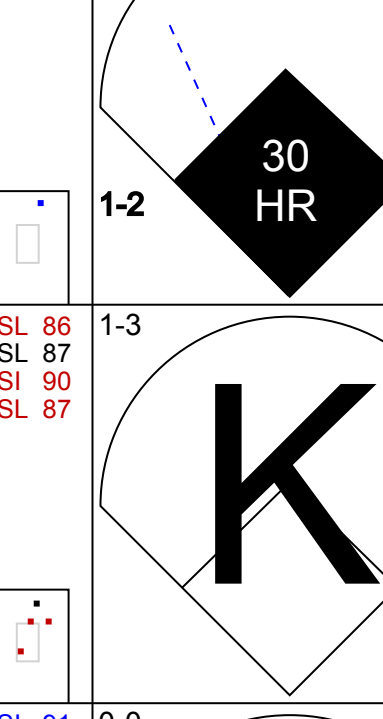
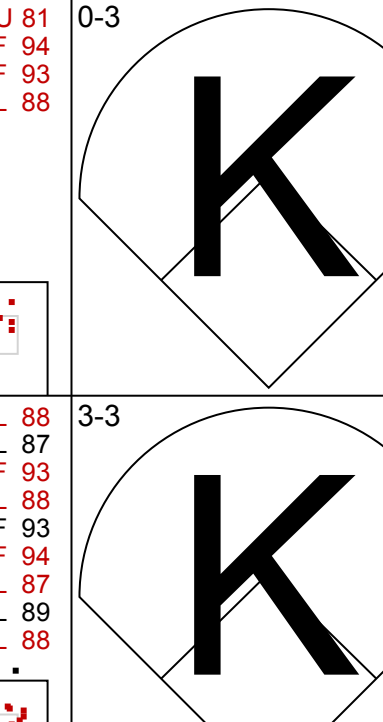
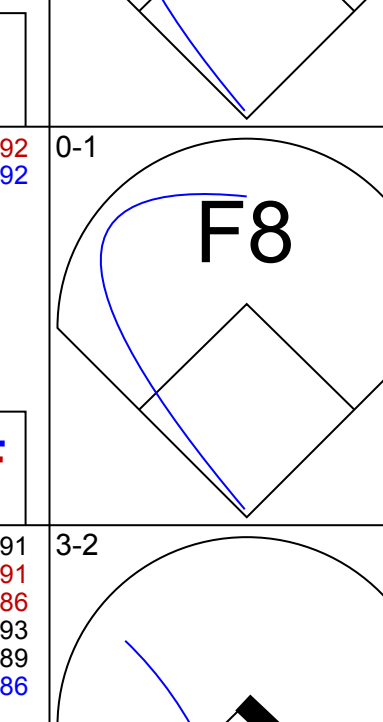
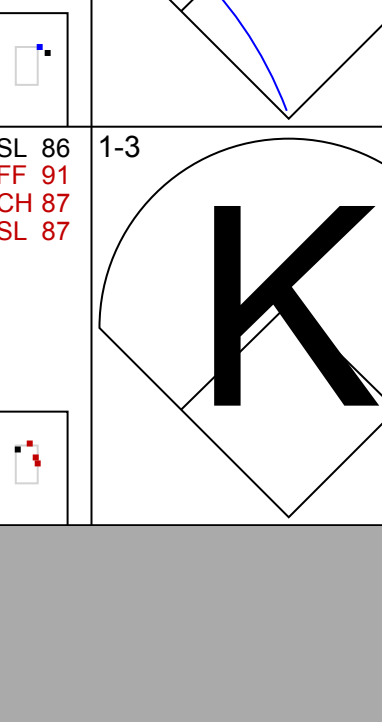
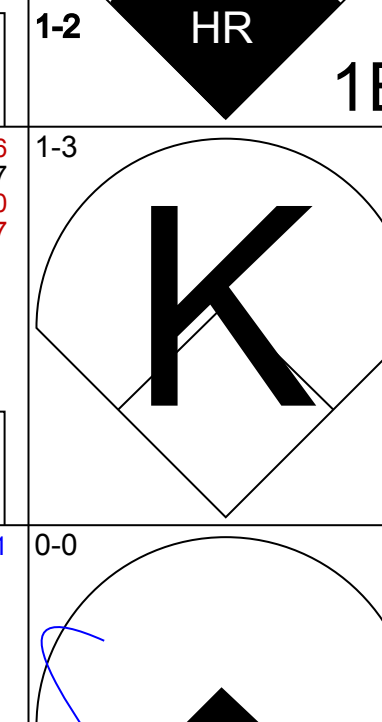
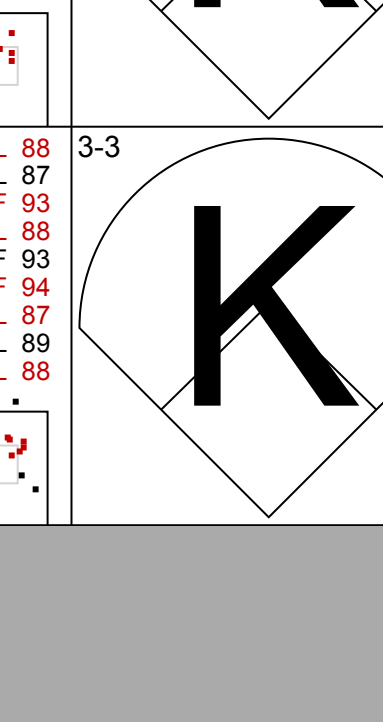
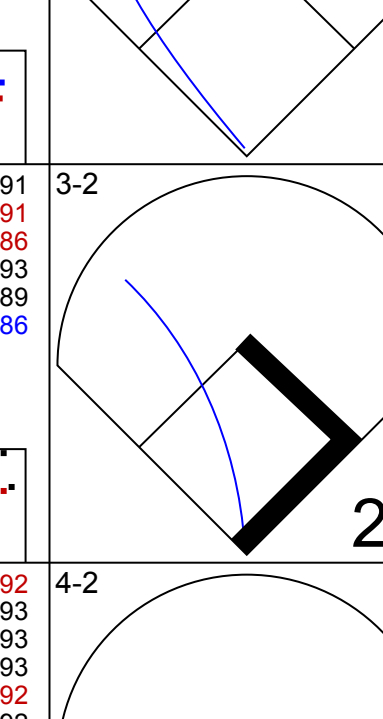
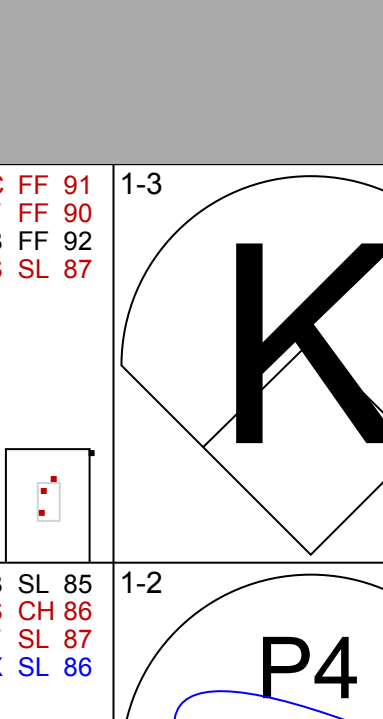
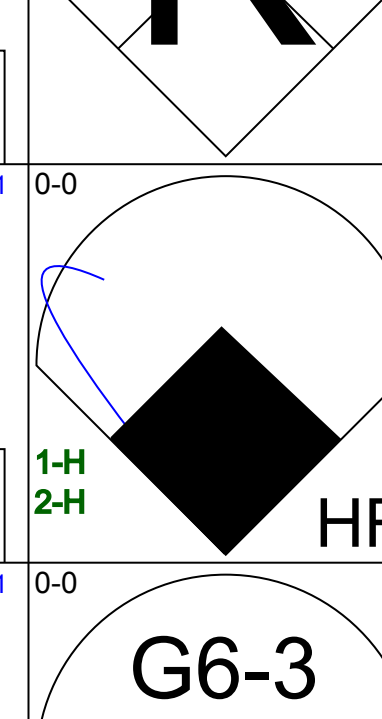

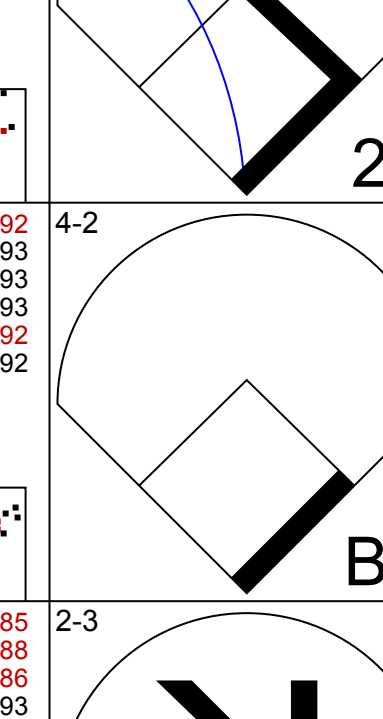
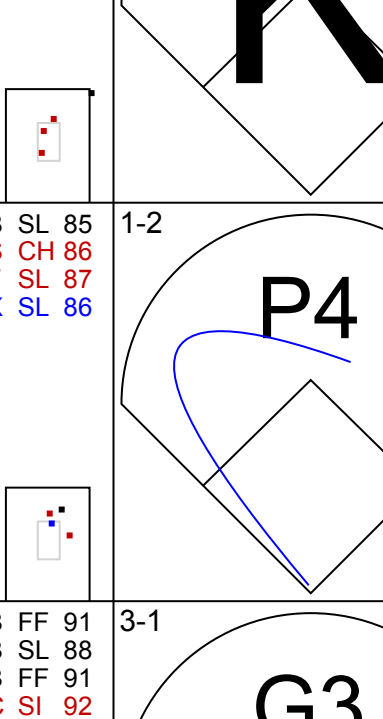
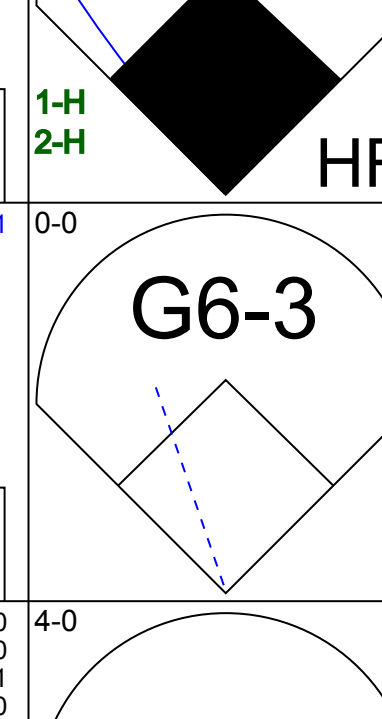
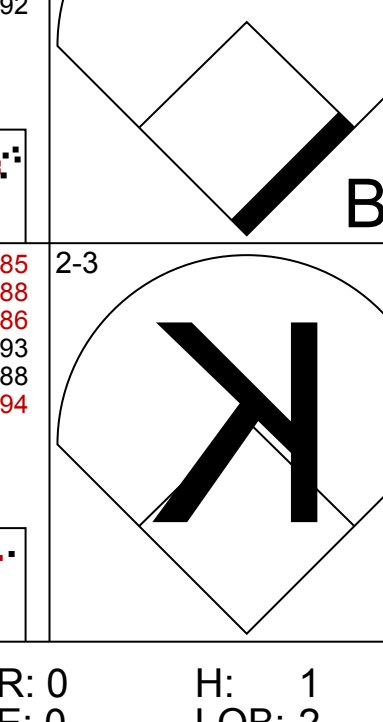
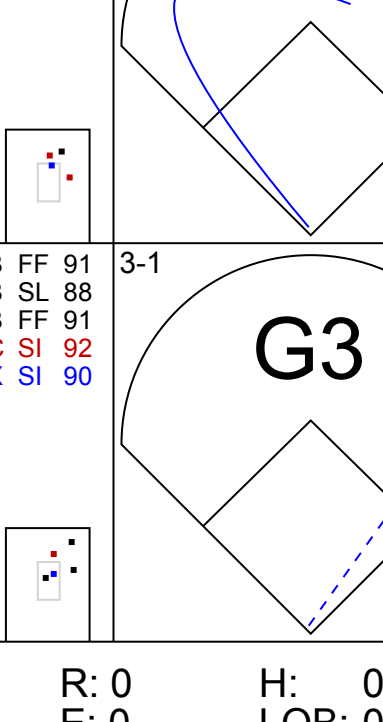
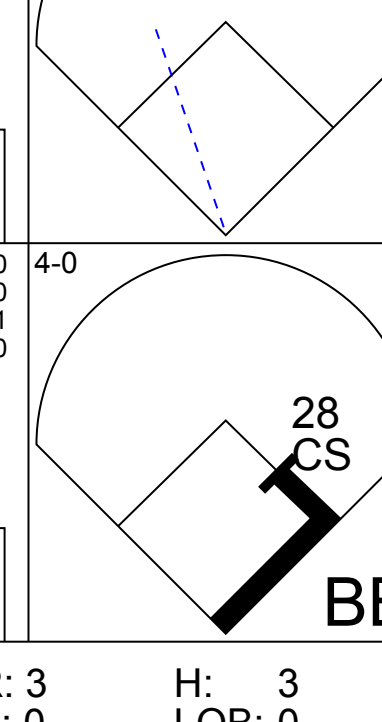


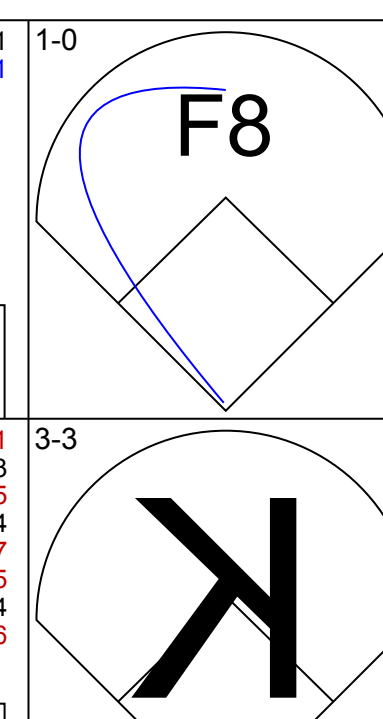
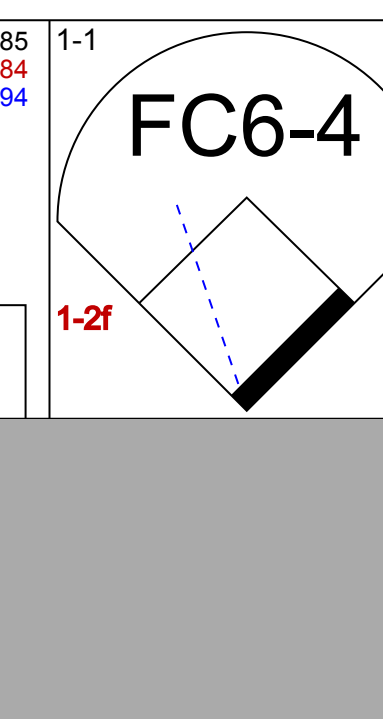
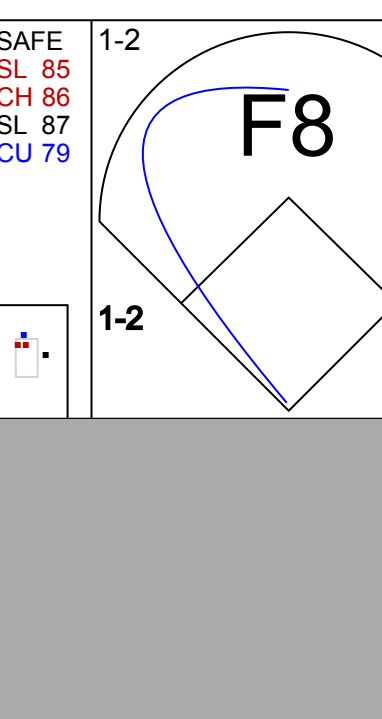
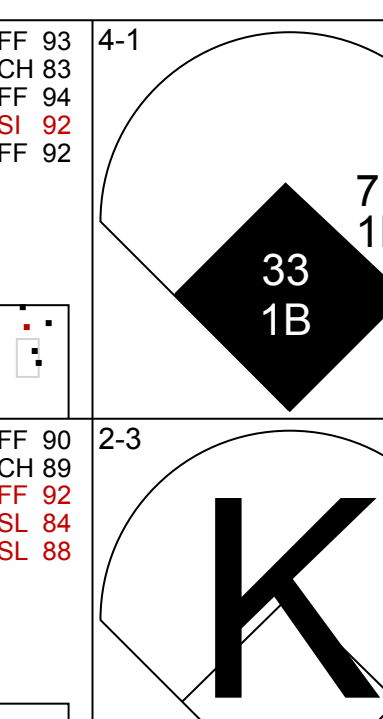
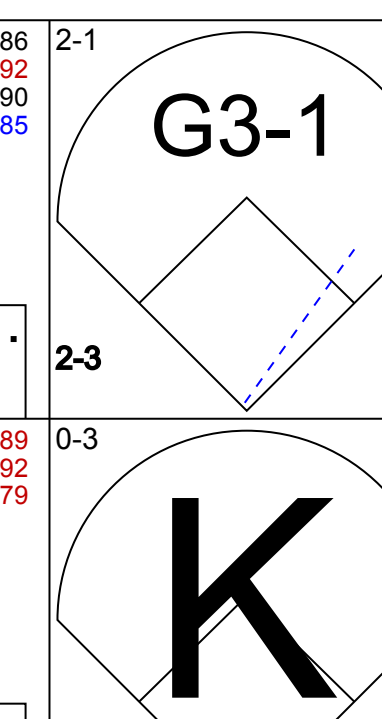
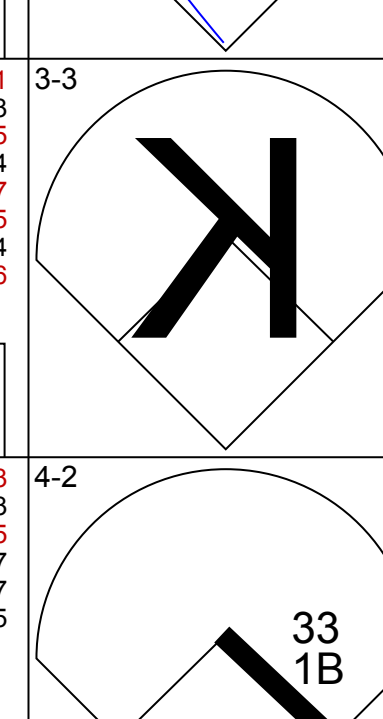
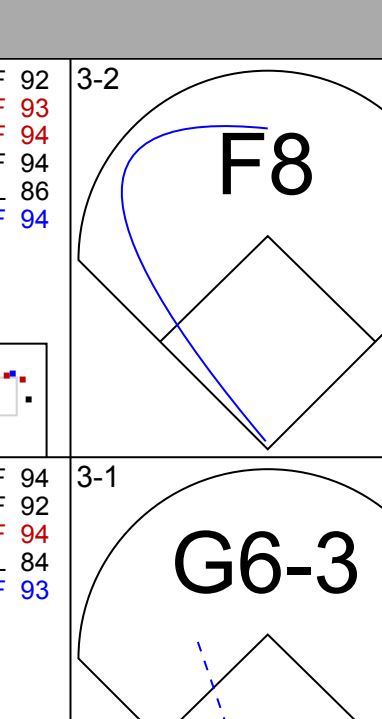
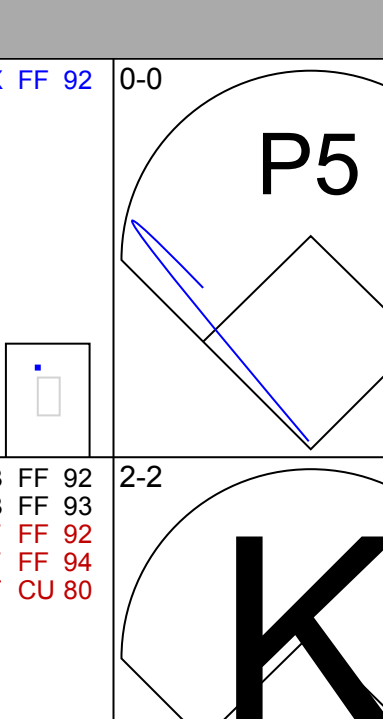
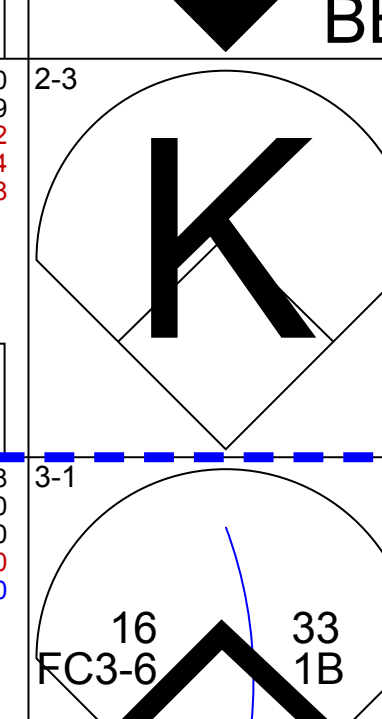
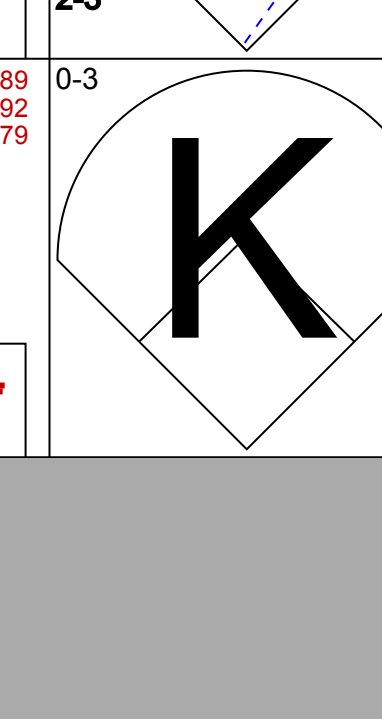
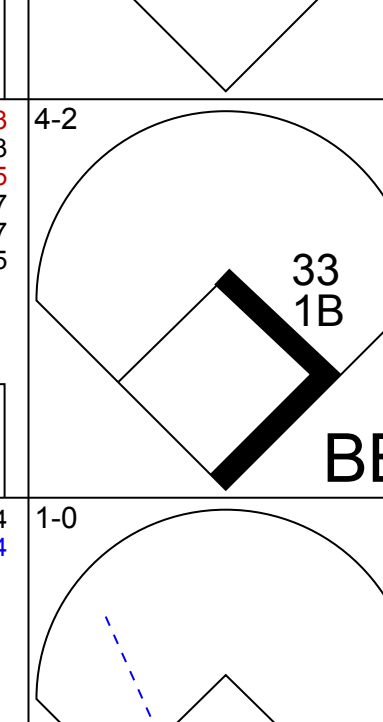
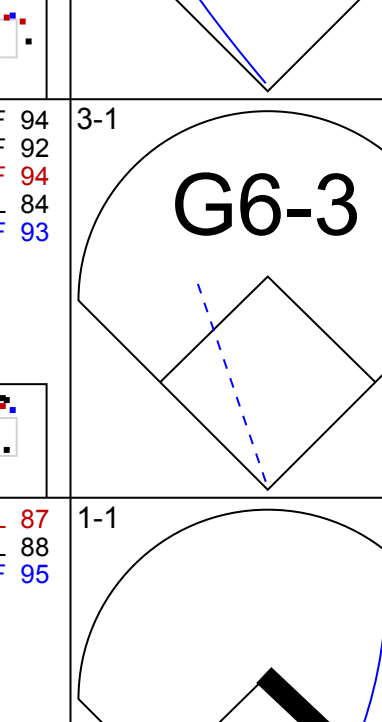
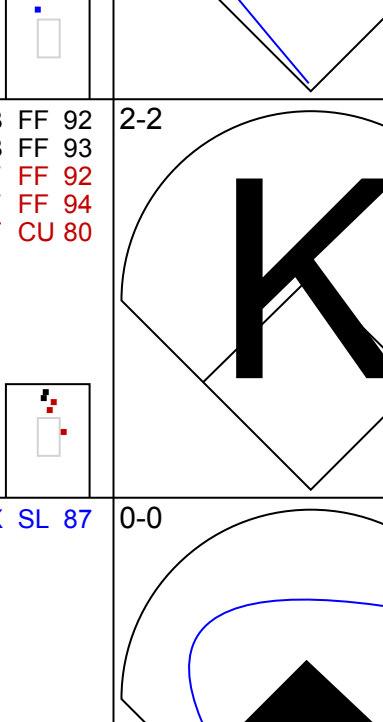
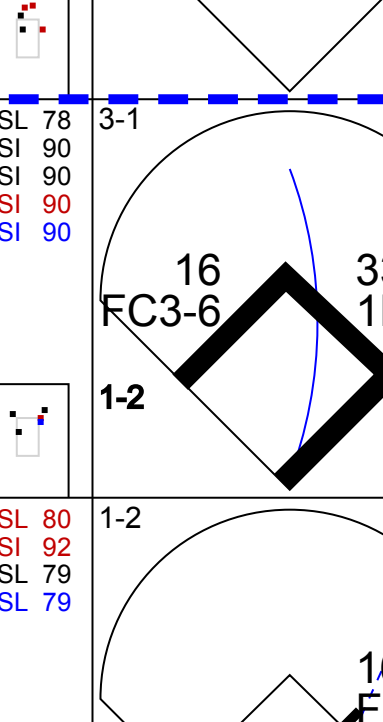
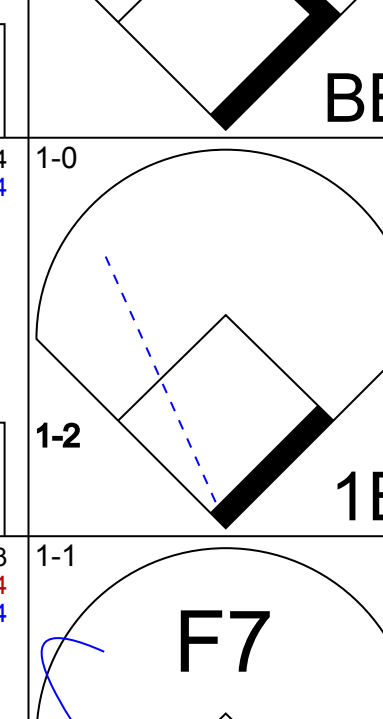
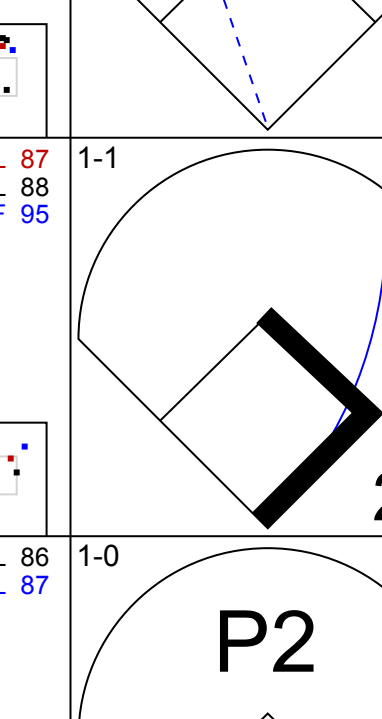
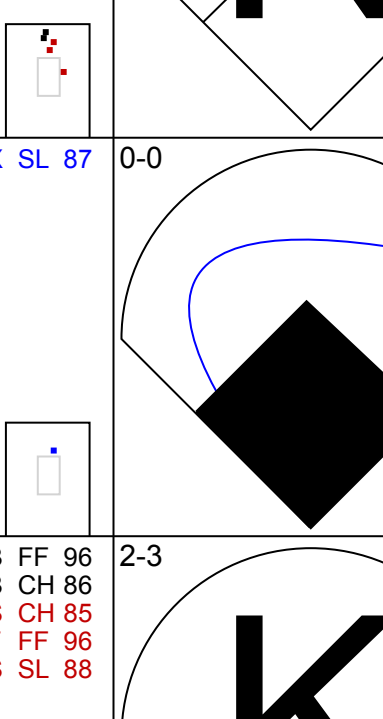
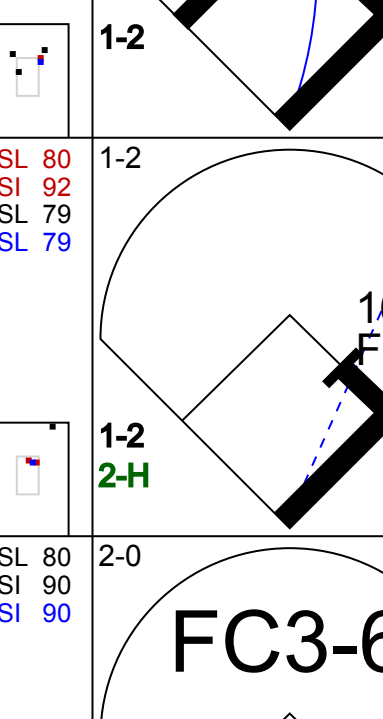
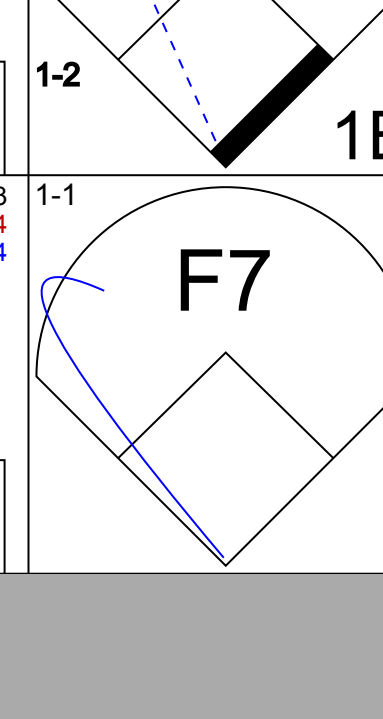
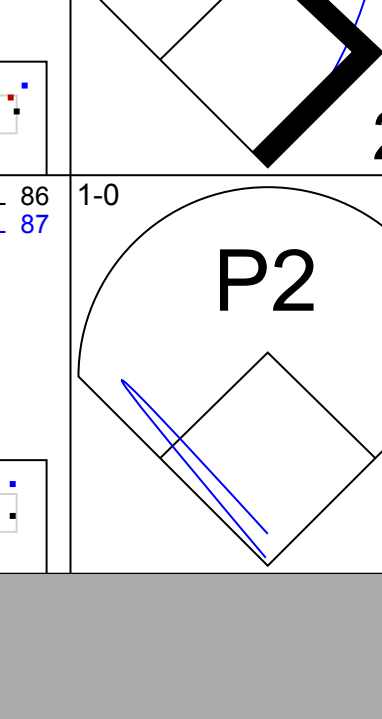
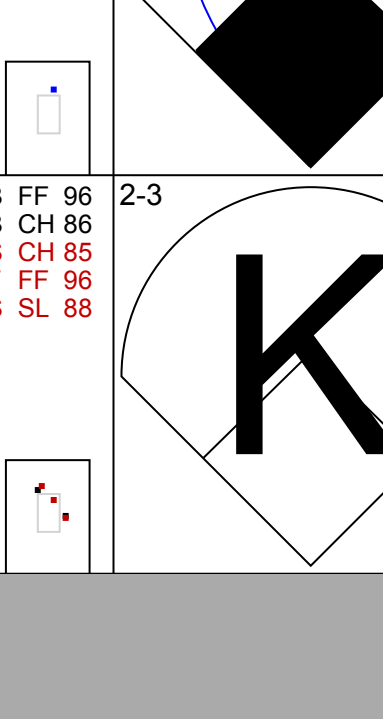
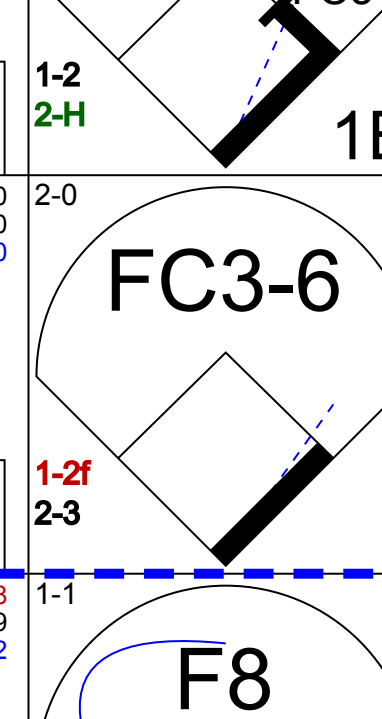
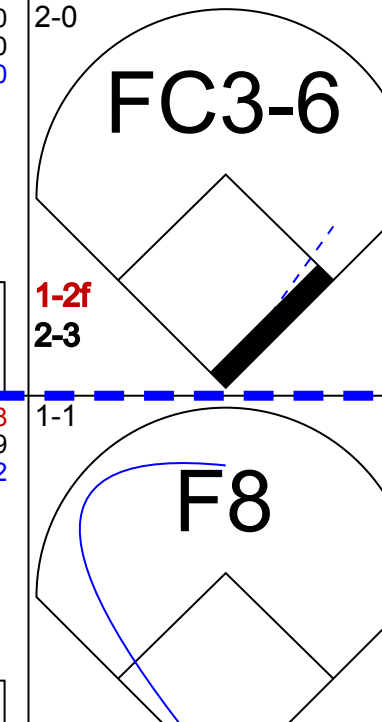
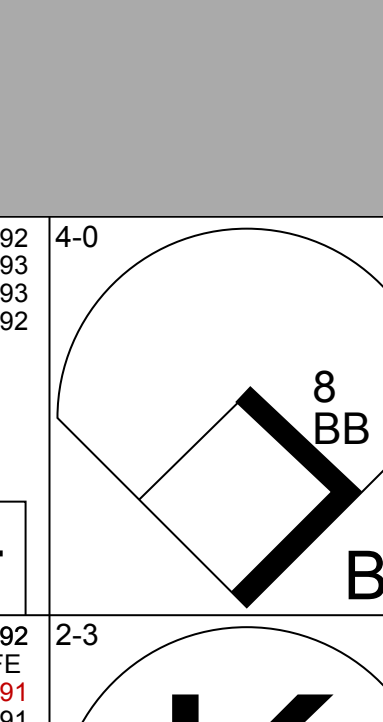
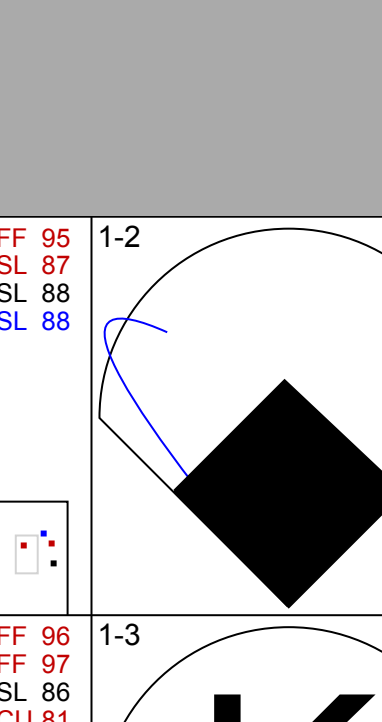
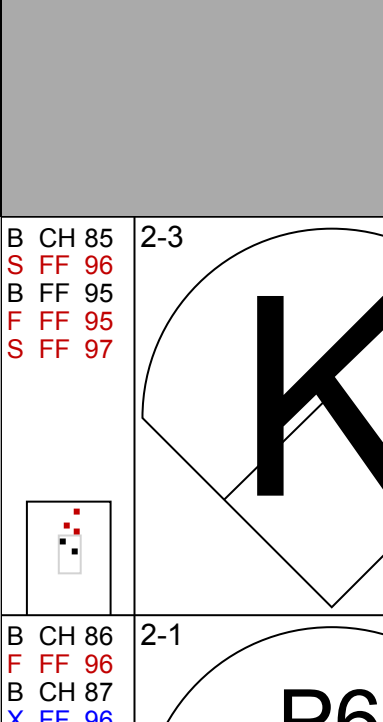
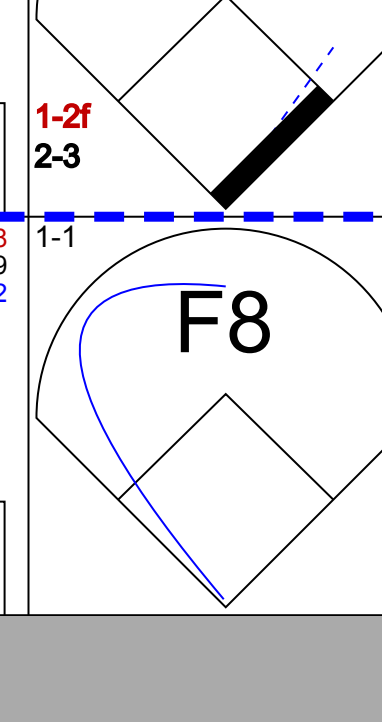
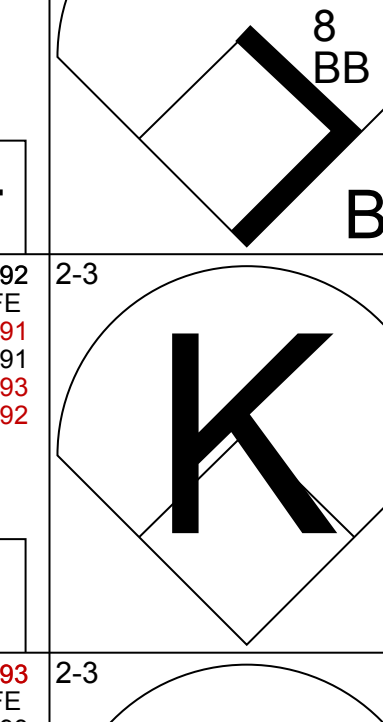
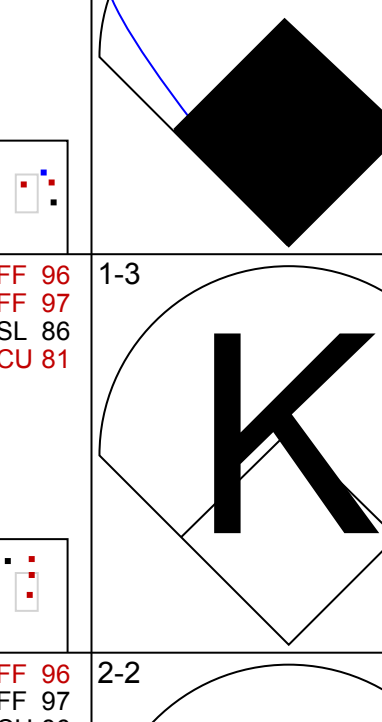
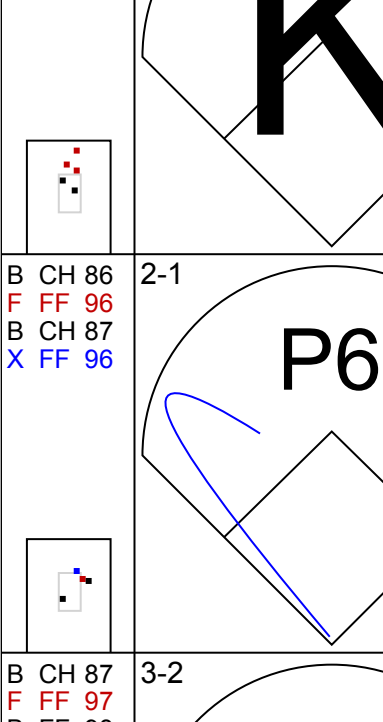
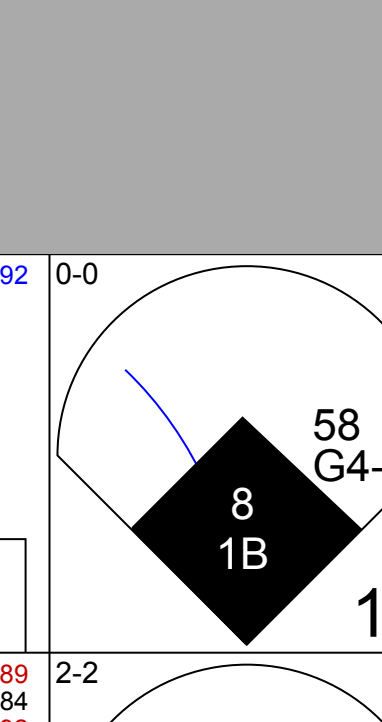
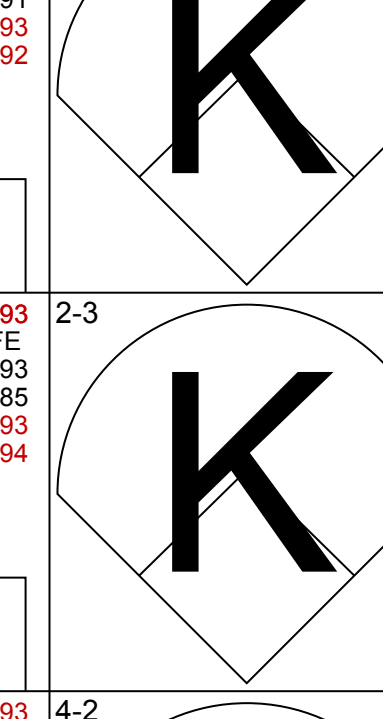
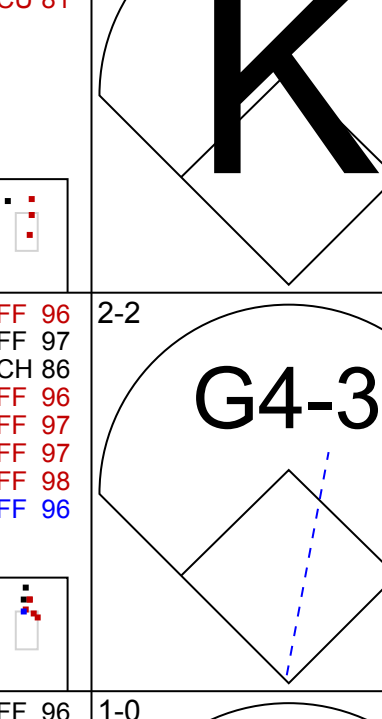
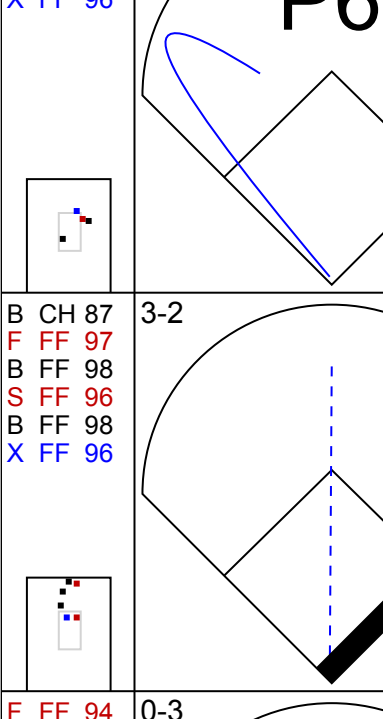
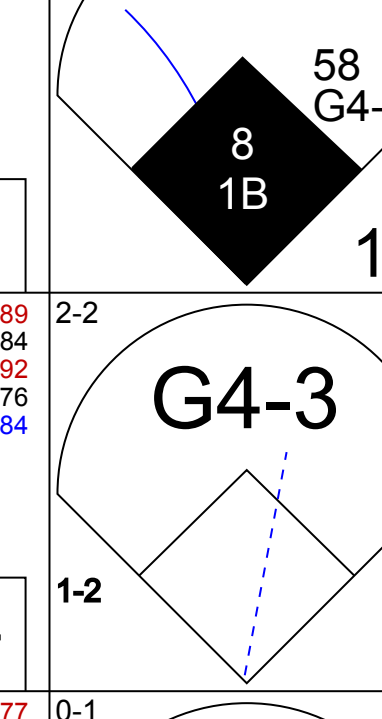
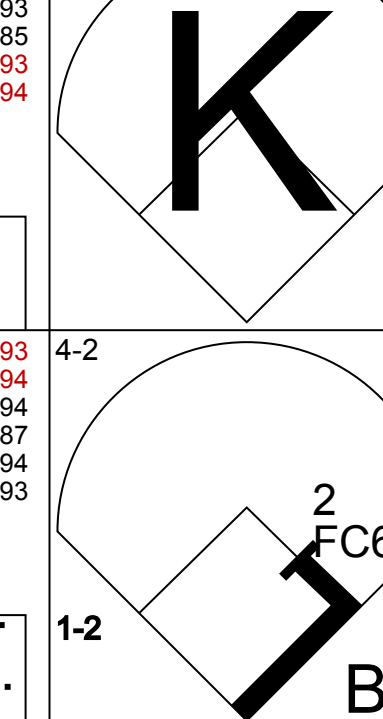
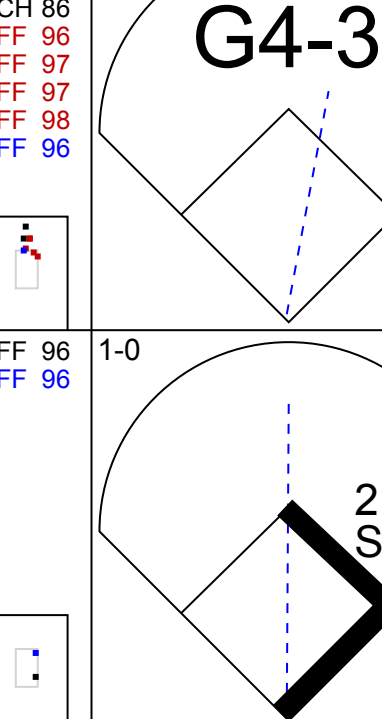
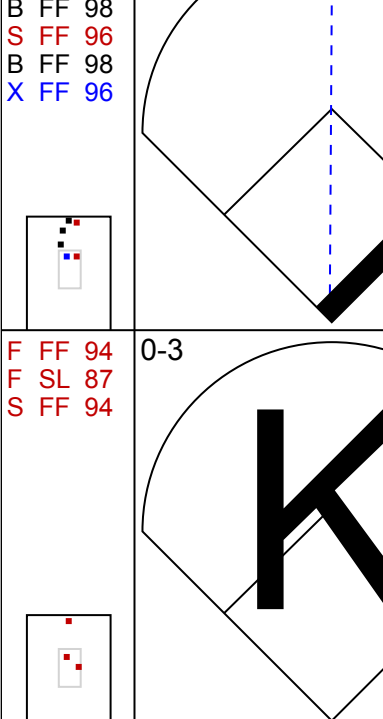
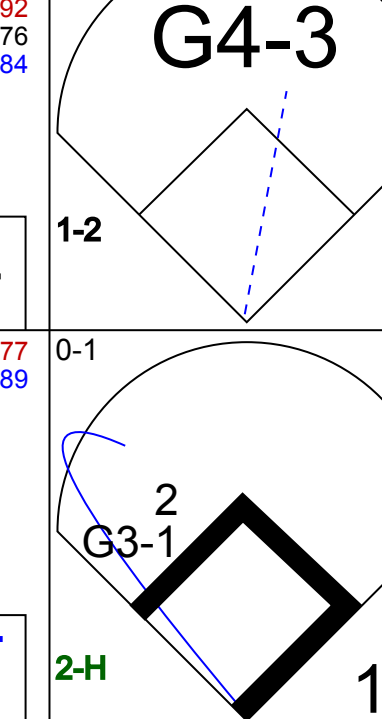
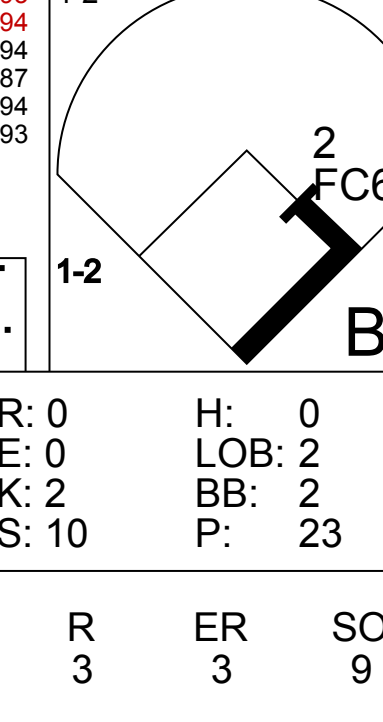
Batter	1	2	3	4	5	6	7	8	9	10	11	12	13	14	15	16	AB	R	H	RBI	BB	SO	LOB	BOTTOM														
2 Denard Span, L (1, 7) OBP: 0.386, SLG: 0.388 (11, 8)																	8	1	5	2	0	1	0															
23 Brendan Harris, R (1, 6) OBP: 0.122, SLG: 0.367 (1, 6)																	8	1	1	1	0	1	5															
7 Joe Mauer, L (1, 2) OBP: 0.464, SLG: 0.657 (1, 2)																	6	2	2	1	1	0	2															
33 Justin Morneau, L (1, 3) OBP: 0.392, SLG: 0.574 (1, 3)																	7	0	3	1	1	3	2															
5 Michael Cuddyer, R (1, 9) OBP: 0.359, SLG: 0.513 (1, 9)																	8	0	3	2	0	1	8															
24 Joe Crede, R (1, 5) OBP: 0.299, SLG: 0.445 (1, 5)																	8	1	1	1	0	0	4															
21 Delmon Young, R (1, 10) OBP: 0.292, SLG: 0.546 (1, 10)																	6	1	3	1	1	1	1															
22 Carlos Gómez, R (1, 8) OBP: 0.280, SLG: 0.328 (1, 8)																	4	1	0	0	0	0	4															
16 Jason Kubel, L (10, PH) OBP: 0.364, SLG: 0.536 (11, 7)																	3	0	0	0	0	1	0															
8 Nick Punto, S (1, 4) OBP: 0.310, SLG: 0.234 (1, 4)																	2	2	0	0	2	0	0															
32 Brian Buscher, L (11, PH) OBP: 0.336, SLG: 0.304 (11, PH)																	1	0	0	0	1	0																
20 Matt Tolbert, S (12, 4) OBP: 0.275, SLG: 0.232 (12, 4)																	2	0	0	0	1	0																
Inning Stats	R: 0 E: 0 K: 1 S: 8	H: 0 LOB: 0 BB: 0 P: 14	R: 0 E: 0 K: 1 S: 11	H: 1 LOB: 0 BB: 1 P: 18	R: 1 E: 0 K: 0 S: 10	H: 1 LOB: 0 BB: 0 P: 18	R: 0 E: 0 K: 0 S: 13	H: 2 LOB: 2 BB: 0 P: 20	R: 5 E: 0 K: 0 S: 14	H: 4 LOB: 0 BB: 1 P: 20	R: 0 E: 0 K: 0 S: 7	H: 2 LOB: 1 BB: 0 P: 13	R: 0 E: 0 K: 0 S: 6	H: 1 LOB: 1 BB: 0 P: 8	R: 0 E: 0 K: 2 S: 8	H: 0 LOB: 0 BB: 0 P: 13	R: 0 E: 0 K: 1 S: 9	H: 0 LOB: 0 BB: 0 P: 11	R: 0 E: 0 K: 0 S: 6	H: 0 LOB: 0 BB: 0 P: 10	R: 0 E: 0 K: 1 S: 9	H: 3 LOB: 0 BB: 0 P: 26	R: 0 E: 0 K: 1 S: 7	H: 0 LOB: 0 BB: 0 P: 11	R: 1 E: 1 K: 0 S: 15	H: 1 LOB: 1 BB: 0 P: 27	1B: 11 2B: 3 3B: 2 HR: 2	SF: 1 SAC: 0 DP: 2 HBP: 0	WP: 1 PB: 1 SB: 0 CS: 0	PA: 69								
PITCHER	IP 4.2	WLS 0	BF 22	H 6	R 2	ER 2	SO 3	BB 2	IBB 0	HBP 0	BLK 0	WP 0	HR 0	S 50	P 81	ERA 3.86	WHIP 1.714																					
53 Luke French, L (1, 1) ERA: 2.30											PITCHER	IP 2.0	WLS 0	BF 6	H 0	R 0	ER 0	SO 0	BB 0	IBB 0	HBP 0	BLK 0	WP 0	HR 0	S 31	P 53	ERA 0.00	WHIP 0.429										
31 Zach Miner, R (5, 1) ERA: 4.36											56 Fernando Rodney, R (2, 1) ERA: 2.11																											
59 Fu-te Ni, L (6, 1) ERA: 3.0											40 Freddy Dotsi, R (14, 1) ERA: 1.57																											
37 Brandon Lyon, R (7, 1) ERA: 3.83																																						
44 Bobby Seay, L (9, 1) ERA: 3.24																																						

Detroit Tigers @ Minnesota Twins
Hubert H. Humphrey Metrodome, Minneapolis, MN
Fri Jul 03 2009, 8:10 PM EDT
Att. 33,368 - Dome - 69 F

AB 63
R 18
H 9
RBI 9
BB 5
SO 10
LOB 26



Batter	1	2	3	4	5	6	7	8	9	AB	R	H	RBI	BB	SO	LOB	TOP			
28 Curtis Granderson, L (1, 8) OBP: 0.339, SLG: 0.468										4	0	0	0	0	3	0	Detroit Tigers @ Minnesota Twins Hubert H. Humphrey Metrodome, Minneapolis, MN Sat Jul 04 2009, 4:10 PM EDT Att: 27,238 - Dome - 68 F			
14 Placido Polanco, R (1, 4) OBP: 0.306, SLG: 0.384										4	0	0	0	0	1	0				
24 Miguel Cabrera, R (1, 3) OBP: 0.387, SLG: 0.544										4	0	1	0	0	0	0				
33 Marcus Thames, R (1, 10) OBP: 0.322, SLG: 0.490										4	1	1	0	0	1	1				
25 Ryan Raburn, R (1, 7) OBP: 0.359, SLG: 0.481										3	1	1	0	0	0	0				
32 Don Kelly, L (9, PH) OBP: 0.333, SLG: 0.386										1	0	0	0	0	1	0				
15 Brandon Inge, R (1, 5) OBP: 0.363, SLG: 0.505										4	0	0	0	0	3	2				
30 Magglio Ordonez, R (1, 9) OBP: 0.333, SLG: 0.353										3	1	2	3	0	1	0				
55 Dusty Ryan, R (1, 2) OBP: 0.294, SLG: 0.214										2	0	0	0	1	0	0				
4 Adam Everett, R (1, 6) OBP: 0.325, SLG: 0.367										2	0	0	0	1	1	2				
Inning Stats	R: 0 H: 1 E: 0 K: 3 S: 13	H: 1 LOB: 1 BB: 0 P: 17	R: 0 H: 1 E: 0 K: 1 S: 13	H: 1 LOB: 2 BB: 1 P: 23	R: 0 H: 0 E: 0 K: 1 S: 10	H: 0 LOB: 0 BB: 0 P: 16	R: 0 H: 0 E: 0 K: 1 S: 7	H: 0 LOB: 0 BB: 0 P: 12	R: 0 H: 0 E: 0 K: 0 S: 7	H: 0 LOB: 0 BB: 0 P: 9	R: 3 H: 3 E: 0 K: 1 S: 7	H: 3 LOB: 1 BB: 1 P: 13	R: 0 H: 0 E: 0 K: 2 S: 10	H: 0 LOB: 0 BB: 0 P: 12	R: 0 H: 0 E: 0 K: 2 S: 12	H: 0 LOB: 0 BB: 0 P: 15	1B: 3 2B: 1 3B: 0 HR: 1	SF: 0 SAC: 0 DP: 0 HBP: 0	WP: 0 PA: 34 PB: 0 SB: 0 CS: 1	
PITCHER	IP WLS BF H R ER SO BB IBB HBP BLK WP HR S P ERA WHIP	IP WLS BF H R ER SO BB IBB HBP BLK WP HR S P ERA WHIP	IP WLS BF H R ER SO BB IBB HBP BLK WP HR S P ERA WHIP	IP WLS BF H R ER SO BB IBB HBP BLK WP HR S P ERA WHIP	IP WLS BF H R ER SO BB IBB HBP BLK WP HR S P ERA WHIP	IP WLS BF H R ER SO BB IBB HBP BLK WP HR S P ERA WHIP	IP WLS BF H R ER SO BB IBB HBP BLK WP HR S P ERA WHIP	IP WLS BF H R ER SO BB IBB HBP BLK WP HR S P ERA WHIP	IP WLS BF H R ER SO BB IBB HBP BLK WP HR S P ERA WHIP	IP WLS BF H R ER SO BB IBB HBP BLK WP HR S P ERA WHIP	IP WLS BF H R ER SO BB IBB HBP BLK WP HR S P ERA WHIP	IP WLS BF H R ER SO BB IBB HBP BLK WP HR S P ERA WHIP	IP WLS BF H R ER SO BB IBB HBP BLK WP HR S P ERA WHIP	IP WLS BF H R ER SO BB IBB HBP BLK WP HR S P ERA WHIP	IP WLS BF H R ER SO BB IBB HBP BLK WP HR S P ERA WHIP	IP WLS BF H R ER SO BB IBB HBP BLK WP HR S P ERA WHIP				
47 Francisco Lirio, L (1, 1) ERA: 5.49	7.0	27	5	3	3	8	2	0	0	0	0	0	0	0	0	0	3.86	1.000		
54 Matt Guerrier, R (8, 1) ERA: 2.58	1.0	W	3	0	0	0	1	0	0	0	0	0	0	0	0	0	10	12	0.00	0.000
36 Joe Nathan, R (9, 1) ERA: 1.35	1.0	S	3	0	0	0	2	0	0	0	0	0	0	0	0	0	12	15	0.00	0.000

Batter	1	2	3	4	5	6	7	8	9	AB	R	H	RBI	BB	SO	LOB	BOTTOM		
2 Denard Span, L (1, 8) OBP: 0.377, SLG: 0.383										4	1	0	0	1	0	5	Detroit Tigers @ Minnesota Twins Hubert H. Humphrey Metrodome, Minneapolis, MN Sat Jul 04 2009, 4:10 PM EDT Att: 27,238 - Dome - 68 F		
23 Brendan Harris, R (1, 6) OBP: 0.316, SLG: 0.379										5	0	0	0	0	3	3			
7 Joe Mauer, L (1, 10) OBP: 0.464, SLG: 0.653										3	0	1	0	1	1	0			
33 Justin Morneau, L (1, 3) OBP: 0.398, SLG: 0.592										4	1	4	2	0	0	0			
16 Jason Kubel, L (1, 7) OBP: 0.358, SLG: 0.528										4	0	0	0	0	1	5			
22 Carlos Gómez, R (7, PR) OBP: 0.280, SLG: 0.328										0	0	0	0	0	0	0			
5 Michael Cuddyer, R (1, 9) OBP: 0.361, SLG: 0.522										3	1	1	1	1	1	2			
32 Brian Buscher, L (1, 5) OBP: 0.333, SLG: 0.302										4	0	1	0	0	2	1			
20 Matt Tolbert, S (6, PR) OBP: 0.275, SLG: 0.232										4	0	1	0	0	1	2			
58 Jose Morales, S (1, 2) OBP: 0.406, SLG: 0.413										3	0	2	1	1	1	1			
8 Nick Punto, S (1, 4) OBP: 0.319, SLG: 0.242										1B: 7 2B: 1 3B: 0 HR: 2	SF: 0 SAC: 0 DP: 0 HBP: 0	WP: 0 PA: 38 PB: 0 SB: 1 CS: 0							
Inning Stats	R: 0 H: 1 E: 0 K: 1 S: 11	H: 0 LOB: 2 BB: 1 P: 21	R: 0 H: 0 E: 0 K: 2 S: 10	H: 0 LOB: 2 BB: 2 P: 23	R: 0 H: 1 E: 0 K: 0 S: 8	H: 1 LOB: 1 BB: 0 P: 16	R: 1 H: 2 E: 0 K: 1 S: 16	H: 2 LOB: 1 BB: 0 P: 22	R: 1 H: 1 E: 0 K: 2 S: 8	H: 1 LOB: 0 BB: 0 P: 12	R: 0 H: 1 E: 0 K: 2 S: 11	H: 1 LOB: 2 BB: 1 P: 18	R: 1 H: 2 E: 0 K: 1 S: 12	H: 2 LOB: 1 BB: 1 P: 25	R: 1 H: 2 E: 0 K: 1 S: 11	H: 2 LOB: 2 BB: 0 P: 15	1B: 7 2B: 1 3B: 0 HR: 2	SF: 0 SAC: 0 DP: 0 HBP: 0	WP: 0 PA: 38 PB: 0 SB: 1 CS: 0
PITCHER	IP WLS BF H R ER SO BB IBB HBP BLK WP HR S P ERA WHIP	IP WLS BF H R ER SO BB IBB HBP BLK WP HR S P ERA WHIP	IP WLS BF H R ER SO BB IBB HBP BLK WP HR S P ERA WHIP	IP WLS BF H R ER SO BB IBB HBP BLK WP HR S P ERA WHIP	IP WLS BF H R ER SO BB IBB HBP BLK WP HR S P ERA WHIP	IP WLS BF H R ER SO BB IBB HBP BLK WP HR S P ERA WHIP	IP WLS BF H R ER SO BB IBB HBP BLK WP HR S P ERA WHIP	IP WLS BF H R ER SO BB IBB HBP BLK WP HR S P ERA WHIP	IP WLS BF H R ER SO BB IBB HBP BLK WP HR S P ERA WHIP	IP WLS BF H R ER SO BB IBB HBP BLK WP HR S P ERA WHIP	IP WLS BF H R ER SO BB IBB HBP BLK WP HR S P ERA WHIP	IP WLS BF H R ER SO BB IBB HBP BLK WP HR S P ERA WHIP	IP WLS BF H R ER SO BB IBB HBP BLK WP HR S P ERA WHIP	IP WLS BF H R ER SO BB IBB HBP BLK WP HR S P ERA WHIP	IP WLS BF H R ER SO BB IBB HBP BLK WP HR S P ERA WHIP	IP WLS BF H R ER SO BB IBB HBP BLK WP HR S P ERA WHIP			
36 Edwin Jackson, R (1, 1) ERA: 2.59	6.1	29	4	3	3	9	4	0	0	0	0	0	0	0	0	0	4.26	1.579	
44 Bobby Seay, L (7, 1) ERA: 3.2	0.1	B	3	2	0	0	0	0	0	0	0	6	12	0.00	6.000				
37 Brandon Lyon, R (7, 1) ERA: 3.92	1.1	L	6	2	1	1	1	0	0	0	0	13	18	6.75	1.500				


Batter	1	2	3	4	5	6	7	8	9	AB	R	H	RBI	BB	SO	LOB	TOP					
28 Curtis Granderson, L (1, 8) OBP: 0.341, SLG: 0.467	G4-3		BB					P3		3	0	1	0	1	0	0	Detroit Tigers @ Minnesota Twins Hubert H. Humphrey Metrodome, Minneapolis, MN Sun Jul 05 2009, 2:10 PM EDT Att: 33,274 - Dome - 68 F livebaseballscorecards.com					
39 Ramon Santiago, S (1, 4) OBP: 0.311, SLG: 0.465	G4-3					F7		F8		4	0	0	0	0	1	3						
24 Miguel Cabrera, R (1, 3) OBP: 0.385, SLG: 0.540				P4		G1-3			F7	4	0	1	0	0	0	2						
32 Don Kelly, L (1, 7) OBP: 0.308, SLG: 0.354	G4-3								E7	4	1	0	0	0	1	3						
15 Brandon Inge, R (1, 5) OBP: 0.361, SLG: 0.513				K					HR	4	1	1	2	0	2	0						
30 Magglio Ordonez, R (1, 10) OBP: 0.332, SLG: 0.352	G4-3								1B	4	0	1	0	0	1	0						
13 Josh Anderson, L (1, 9) OBP: 0.279, SLG: 0.324										4	0	1	0	0	0	1						
12 Gerald Laird, R (1, 2) OBP: 0.322, SLG: 0.368										4	0	1	0	0	1	1						
4 Adam Everett, R (1, 6) OBP: 0.323, SLG: 0.364										4	0	1	0	0	0	2						
Inning Stats	R: 0 E: 0 K: 0 S: 9	H: 1 LOB: 1 BB: 0 P: 14	R: 0 E: 0 K: 1 S: 6	H: 0 LOB: 0 BB: 0 P: 7	R: 0 E: 0 K: 1 S: 7	H: 0 LOB: 1 BB: 1 P: 15	R: 0 E: 0 K: 1 S: 6	H: 0 LOB: 0 BB: 0 P: 7	R: 0 E: 0 K: 1 S: 7	H: 0 LOB: 0 BB: 0 P: 9	R: 0 E: 0 K: 1 S: 14	H: 2 LOB: 2 BB: 0 P: 20	R: 0 E: 0 K: 1 S: 8	H: 1 LOB: 1 BB: 0 P: 12	R: 0 E: 0 K: 0 S: 5	H: 0 LOB: 0 BB: 0 P: 8	R: 2 E: 1 K: 0 S: 14	H: 3 LOB: 2 BB: 0 P: 17	1B: 6 2B: 0 3B: 0 HR: 1	SF: 0 SAC: 0 DP: 0 HBP: 0	WP: 0 PB: 0 SB: 1 CS: 0	PA: 36
PITCHER 53 Nick Blackburn, R (1, 1) ERA: 2.94	IP: 9.0 WLS: W BF: 36 H: 7 R: 2 ER: 1 SO: 6 BB: 1 IBB: 0 HBP: 0 BLK: 0 WP: 0 HR: 1 S: 76 P: 109 ERA: 1.00 WHIP: 0.889											PITCHER	IP: 9.0 WLS: W BF: 36 H: 7 R: 2 ER: 1 SO: 6 BB: 1 IBB: 0 HBP: 0 BLK: 0 WP: 0 HR: 1 S: 76 P: 109 ERA: 1.00 WHIP: 0.889									

Batter	1	2	3	4	5	6	7	8	9	AB	R	H	RBI	BB	SO	LOB	BOTTOM			
2 Denard Span, L (1, 8) OBP: 0.375, SLG: 0.384	G4-3		P4	E6						4	0	2	1	0	0	0	Detroit Tigers @ Minnesota Twins Hubert H. Humphrey Metrodome, Minneapolis, MN Sun Jul 05 2009, 2:10 PM EDT Att: 33,274 - Dome - 68 F livebaseballscorecards.com			
23 Brendan Harris, R (1, 6) OBP: 0.311, SLG: 0.373	G6-3									4	0	0	0	0	2	4				
7 Joe Mauer, L (1, 2) OBP: 0.465, SLG: 0.648	F7									3	1	1	0	1	0	0				
33 Justin Morneau, L (1, 3) OBP: 0.399, SLG: 0.601										4	1	2	2	0	0	1				
16 Jason Kubel, L (1, 10) OBP: 0.360, SLG: 0.531										4	0	2	0	0	1	2				
5 Michael Cuddyer, R (1, 9) OBP: 0.359, SLG: 0.516										3	1	0	0	1	2	2				
24 Joe Crede, R (1, 5) OBP: 0.302, SLG: 0.446										4	1	2	0	0	1	1				
21 Delmon Young, R (1, 7) OBP: 0.296, SLG: 0.349										4	1	2	1	0	1	1				
22 Carlos Gómez, R (9, 8) OBP: 0.280, SLG: 0.328										0	0	0	0	0	0	0				
8 Nick Punto, S (1, 4) OBP: 0.323, SLG: 0.244										3	1	1	0	1	1	0				
Inning Stats	R: 0 E: 0 K: 0 S: 11	H: 0 LOB: 0 BB: 0 P: 17	R: 0 E: 0 K: 1 S: 11	H: 1 LOB: 1 BB: 0 P: 19	R: 0 E: 0 K: 1 S: 8	H: 0 LOB: 0 BB: 0 P: 15	R: 0 E: 0 K: 1 S: 21	H: 6 LOB: 2 BB: 2 P: 39	R: 0 E: 0 K: 0 S: 7	H: 0 LOB: 0 BB: 1 P: 13	R: 0 E: 0 K: 3 S: 22	H: 3 LOB: 3 BB: 0 P: 31	R: 0 E: 0 K: 1 S: 10	H: 1 LOB: 1 BB: 0 P: 16	R: 0 E: 0 K: 1 S: 10	H: 1 LOB: 0 BB: 0 P: 14	1B: 10 2B: 1 3B: 0 HR: 1	SF: 0 SAC: 0 DP: 2 HBP: 0	WP: 0 PB: 0 SB: 0 CS: 1	PA: 36
PITCHER 48 Rick Porcello, R (1, 1) ERA: 4.14 59 Fujie Ni, L (5, 1) ERA: 1.8 31 Zach Miner, R (7, 1) ERA: 4.78	IP: 4.0 WLS: L BF: 20 H: 7 R: 6 ER: 4 SO: 3 BB: 1 IBB: 0 HBP: 0 BLK: 0 WP: 0 HR: 1 S: 51 P: 90 ERA: 9.00 WHIP: 2.250											PITCHER	IP: 4.0 WLS: L BF: 20 H: 7 R: 6 ER: 4 SO: 3 BB: 1 IBB: 0 HBP: 0 BLK: 0 WP: 0 HR: 1 S: 51 P: 90 ERA: 9.00 WHIP: 2.250							

Batter	1	2	3	4	5	6	7	8	9	AB	R	H	RBI	BB	SO	LOB	TOP	
9 David DeJesus, L OBP: 0.307, SLG: 0.405										2	1	0	0	2	0	0		
8 Willie Bloomquist, R OBP: 0.333, SLG: 0.388										4	1	3	3	0	1	1		
16 Billy Butler, R OBP: 0.338, SLG: 0.431										4	0	0	0	0	1	1		
24 Mark Teahen, L OBP: 0.350, SLG: 0.451										4	0	1	0	0	2	1		
11 Jose Guillen, R OBP: 0.321, SLG: 0.378										4	0	2	0	0	2	1		
1 Tony Pena Jr., R OBP: 0.130, SLG: 0.114										0	0	0	0	0	0	0		
17 Mike Jacobs, L OBP: 0.333, SLG: 0.414										4	1	1	1	0	1	3		
13 Alberto Callaspo, S OBP: 0.351, SLG: 0.450										4	0	0	0	0	0	3		
21 Miguel Olivo, R OBP: 0.278, SLG: 0.507										4	1	2	0	0	1	1		
35 Mitch Maier, L OBP: 0.295, SLG: 0.315										4	0	0	0	0	1	2		
Inning Stats	R: 0 H: 0 E: 0 K: 2 S: 9	H: 0 LOB: 0 BB: 1 P: 14	R: 0 H: 1 E: 0 K: 1 S: 11	H: 1 LOB: 1 BB: 0 P: 15	R: 0 H: 0 E: 0 K: 1 S: 6	H: 0 LOB: 0 BB: 0 P: 10	R: 0 H: 1 E: 0 K: 1 S: 10	H: 1 LOB: 0 BB: 0 P: 16	R: 0 H: 1 E: 0 K: 2 S: 10	H: 1 LOB: 1 BB: 0 P: 16	R: 2 H: 2 E: 0 K: 0 S: 11	H: 2 LOB: 1 BB: 1 P: 19	R: 1 H: 2 E: 0 K: 2 S: 15	H: 2 LOB: 1 BB: 0 P: 23	1B: 6 2B: 0 3B: 1 HR: 2	SF: 0 SAC: 0 DP: 0 HBP: 0	WP: 0 PB: 0 SB: 0 CS: 1	PA: 36
PITCHER	IP WLS BF H R ER SO BB IBB HBP BLK WP HR S P ERA WHIP																	
58 Armando Galarraga, R ERA: 5.03	(1, 1) 7.0 25 5 1 1 7 1 0 0 0 0 0 1 64 102 1.29 0.857																	
54 Joel Zumaya, R ERA: 4.25	(8, 1) 1.0 6 2 2 2 0 1 0 0 0 0 0 0 11 19 18.00 3.000																	
56 Fernando Rodney, R ERA: 4.25	(9, 1) 1.0 5 2 1 1 2 0 0 0 0 0 0 1 15 23 9.00 2.000																	

Kansas City Royals @ Detroit Tigers
Comerica Park, Detroit, MI
Mon Jul 06 2009, 7:05 PM EDT
Att: 32,134 - Partly Cloudy - 79 F


AB 34
R 4
H 9
RBI 4
BB 2
SO 9
LOB 13



Batter	1	2	3	4	5	6	7	8	9	AB	R	H	RBI	BB	SO	LOB	BOTTOM					
28 Curtis Granderson, L OBP: 0.339, SLG: 0.463										5	0	1	0	0	2	1						
14 Placido Polanco, R OBP: 0.328, SLG: 0.384										3	0	1	0	1	0	1						
24 Miguel Cabrera, R OBP: 0.383, SLG: 0.536										4	0	1	0	0	0	1						
33 Marcus Thames, R OBP: 0.328, SLG: 0.514										3	1	1	1	1	2							
13 Josh Anderson, L OBP: 0.279, SLG: 0.324										4	1	2	2	0	0	2						
25 Ryan Raburn, R OBP: 0.364, SLG: 0.519										3	0	0	0	1	2	1						
15 Brandon Inge, R OBP: 0.360, SLG: 0.507										2	0	0	0	2	0	0						
30 Magglio Ordonez, R OBP: 0.334, SLG: 0.349										3	0	1	0	1	0	2						
12 Gerald Laird, R OBP: 0.325, SLG: 0.368										3	0	0	0	0	1	3						
4 Adam Everett, R OBP: 0.319, SLG: 0.358										1	0	0	0	0	1	1						
39 Ramon Santiago, S OBP: 0.309, SLG: 0.461										1	0	0	0	0	1	1						
Inning Stats	R: 0 H: 0 E: 0 K: 1 S: 7	H: 1 LOB: 2 BB: 1 P: 14	R: 1 H: 1 E: 0 K: 1 S: 13	H: 1 LOB: 2 BB: 2 P: 25	R: 0 H: 2 E: 0 K: 1 S: 16	H: 2 LOB: 0 BB: 0 P: 24	R: 0 H: 0 E: 0 K: 1 S: 8	H: 0 LOB: 0 BB: 0 P: 14	R: 0 H: 1 E: 0 K: 1 S: 7	H: 1 LOB: 0 BB: 0 P: 11	R: 1 H: 1 E: 0 K: 0 S: 16	H: 1 LOB: 2 BB: 2 P: 30	R: 0 H: 0 E: 0 K: 0 S: 7	H: 0 LOB: 0 BB: 0 P: 13	R: 1 H: 1 E: 0 K: 0 S: 6	H: 1 LOB: 1 BB: 1 P: 12	R: 0 H: 1 E: 0 K: 2 S: 13	H: 1 LOB: 1 BB: 0 P: 20	1B: 4 2B: 1 3B: 0 HR: 2	SF: 0 SAC: 0 DP: 3 HBP: 0	WP: 2 PB: 0 SB: 0 CS: 0	PA: 37
PITCHER	IP WLS BF H R ER SO BB IBB HBP BLK WP HR S P ERA WHIP																					
55 Gil Meche, R ERA: 4.14	(1, 1) 5.2 25 5 2 2 2 5 0 0 0 0 0 0 64 114 3.18 1.765																					
37 Juan Cruz, R ERA: 4.46	(6, 1) 1.1 4 0 0 0 0 0 0 0 0 0 0 0 10 17 0.00 0.000																					
56 Roman Colon, R ERA: 3.6	(8, 1) 1.0 W 4 1 1 1 0 1 0 0 0 0 0 0 6 12 9.00 2.000																					
48 Joaquin Soria, R ERA: 1.66	(9, 1) 1.0 S 4 1 0 0 2 0 0 0 0 0 0 0 0 13 20 0.00 1.000																					

Kansas City Royals @ Detroit Tigers
Comerica Park, Detroit, MI
Mon Jul 06 2009, 7:05 PM EDT
Att: 32,134 - Partly Cloudy - 79 F

AB 31
R 3
H 7
RBI 3
BB 6
SO 7
LOB 14



Batter	1	2	3	4	5	6	7	8	9	AB	R	H	RBI	BB	SO	LOB	TOP										
13 Asdrúbal Cabrera, S OBP: 0.359, SLG: 0.412										3	0	1	0	2	0	0	Cleveland Indians @ Detroit Tigers Comerica Park, Detroit, MI Fri Jul 10, 2009, 7:05 PM EDT Att: 35,592 - Cloudy - 80 F										
24 Grady Sizemore, L OBP: 0.321, SLG: 0.447										5	0	0	0	0	0	5											
41 Victor Martínez, S OBP: 0.375, SLG: 0.469										3	0	0	0	1	0	0											
12 Ben Francisco, R OBP: 0.324, SLG: 0.388										2	0	0	0	2	1	2											
17 Shin-Soo Choo, L OBP: 0.406, SLG: 0.484										3	0	0	0	1	0	0											
48 Travis Hafner, L OBP: 0.383, SLG: 0.555										4	0	1	0	0	0	4											
2 Jhonny Peralta, R OBP: 0.329, SLG: 0.378										4	0	0	0	0	1	3											
25 Ryan Garko, R OBP: 0.362, SLG: 0.450										3	1	1	1	1	1	1											
1 Luis Valbuena, L OBP: 0.269, SLG: 0.367										4	0	1	0	0	0	2											
10 Kelly Shoppach, R OBP: 0.323, SLG: 0.374										4	0	0	0	0	2	3											
Inning Stats	R: 0 E: 0 K: 0 S: 9	H: 0 LOB: 0 BB: 0 P: 14	R: 0 E: 0 K: 1 S: 10	H: 0 LOB: 1 BB: 1 P: 18	R: 0 E: 0 K: 0 S: 4	H: 0 LOB: 0 BB: 0 P: 7	R: 0 E: 0 K: 0 S: 8	H: 1 LOB: 2 BB: 1 P: 16	R: 1 E: 0 K: 1 S: 14	H: 2 LOB: 1 BB: 0 P: 24	R: 0 E: 0 K: 0 S: 7	H: 0 LOB: 0 BB: 0 P: 11	R: 0 E: 0 K: 2 S: 14	H: 1 LOB: 1 BB: 0 P: 20	R: 0 E: 0 K: 1 S: 6	H: 0 LOB: 3 BB: 2 P: 16	R: 0 E: 1 K: 0 S: 12	H: 0 LOB: 3 BB: 2 P: 28	1B: 2 2B: 1 3B: 0 HR: 1	SF: 0 SAC: 0 DP: 0 HBP: 0	WP: 1 PB: 1 SB: 0 CS: 0	PA: 38					
PITCHER	IP	WLS	BF	H	R	ER	SO	BB	IBB	HBP	BLK	WP	HR	S	P	ERA	WHIP										
36 Edwin Jackson, R ERA: 2.52	7.0	W	27	4	1	1	4	2	0	0	0	0	1	66	110	1.29	0.857										
54 Joel Zumaya, R ERA: 4.2	0.0		0	0	0	0	0	0	0	0	0	0	0	0	0	∞	∞										
44 Bobby Seay, L ERA: 3.0	1.0	H	5	0	0	0	1	2	0	0	0	1	0	6	16	0.00	2.000										
56 Fernando Rodney, R ERA: 3.92	1.0		6	0	0	0	0	2	0	0	0	0	0	12	28	0.00	2.000										

Batter	1	2	3	4	5	6	7	8	9	AB	R	H	RBI	BB	SO	LOB	BOTTOM										
25 Ryan Raburn, R OBP: 0.352, SLG: 0.491										3	0	0	0	0	2	0	Cleveland Indians @ Detroit Tigers Comerica Park, Detroit, MI Fri Jul 10, 2009, 7:05 PM EDT Att: 35,592 - Cloudy - 80 F										
14 Plácido Polanco, R OBP: 0.317, SLG: 0.396										2	1	0	0	2	0	0											
24 Miguel Cabrera, R OBP: 0.384, SLG: 0.538										4	0	1	0	0	0	3											
33 Marcus Thames, R OBP: 0.313, SLG: 0.530										4	1	1	2	0	2	3											
15 Brandon Inge, R OBP: 0.359, SLG: 0.497										4	1	1	0	0	2	0											
30 Magglio Ordonez, R OBP: 0.330, SLG: 0.343										3	1	1	0	0	0	0											
34 Clete Thomas, L OBP: 0.318, SLG: 0.420										1	0	1	0	0	0	0											
12 Gerald Laird, R OBP: 0.331, SLG: 0.371										3	1	1	1	1	2	1											
4 Adam Everett, R OBP: 0.318, SLG: 0.349										3	0	0	0	0	1	3											
13 Josh Anderson, L OBP: 0.289, SLG: 0.336										1	0	1	2	0	0	0											
28 Curtis Granderson, L OBP: 0.338, SLG: 0.459										1	0	0	0	0	0	0											
Inning Stats	R: 0 E: 0 K: 2 S: 13	H: 1 LOB: 1 BB: 0 P: 19	R: 3 E: 0 K: 2 S: 15	H: 4 LOB: 0 BB: 0 P: 20	R: 0 E: 0 K: 0 S: 7	H: 0 LOB: 0 BB: 0 P: 9	R: 0 E: 0 K: 1 S: 18	H: 0 LOB: 1 BB: 1 P: 28	R: 0 E: 0 K: 1 S: 13	H: 0 LOB: 2 BB: 1 P: 21	R: 0 E: 0 K: 2 S: 11	H: 0 LOB: 0 BB: 0 P: 14	R: 0 E: 0 K: 0 S: 8	H: 0 LOB: 0 BB: 0 P: 11	R: 2 E: 0 K: 1 S: 11	H: 2 LOB: 1 BB: 1 P: 18	1B: 4 2B: 2 3B: 0 HR: 1	SF: 0 SAC: 1 DP: 0 HBP: 1	WP: 0 PB: 0 SB: 0 CS: 0	PA: 34							
PITCHER	IP	WLS	BF	H	R	ER	SO	BB	IBB	HBP	BLK	WP	HR	S	P	ERA	WHIP										
31 Cliff Lee, L ERA: 3.47	7.0	L	28	5	3	3	8	2	0	0	0	0	1	85	122	3.86	1.000										
38 Joe Smith, R ERA: 4.59	1.0		6	2	2	2	1	1	0	0	0	0	1	11	18	18.00	3.000										

AB 32
R 1
H 4
RBI 1
BB 6
SO 5
LOB 20



AB 29
R 5
H 7
RBI 5
BB 3
SO 9
LOB 10



Batter	1	2	3	4	5	6	7	8	9	AB	R	H	RBI	BB	SO	LOB	TOP		
13 Asdrúbal Cabrera, S OBP: 0.364, SLG: 0.416										5	1	3	1	0	0	0	Cleveland Indians @ Detroit Tigers Comerica Park, Detroit, MI Sat Jul 11 2009, 7:05 PM EDT Att: 41,782 - Clear - 83 F		
24 Grady Sizemore, L OBP: 0.322, SLG: 0.453										5	1	2	0	0	1	3			
41 Victor Martínez, S OBP: 0.374, SLG: 0.486										2	1	0	1	1	0	2			
17 Shin-Soo Choo, L OBP: 0.407, SLG: 0.486										3	1	1	0	1	0	1			
48 Travis Hafner, L OBP: 0.386, SLG: 0.561										4	0	2	2	0	1	2			
2 Jhonny Peralta, R OBP: 0.322, SLG: 0.380										4	0	1	1	0	0	3			
25 Ryan Garko, R OBP: 0.356, SLG: 0.441										4	0	0	0	0	1	2			
1 Luis Valbuena, L OBP: 0.274, SLG: 0.384										4	1	2	0	0	1	1			
12 Ben Francisco, R OBP: 0.323, SLG: 0.386										4	0	1	0	0	0	0			
Inning Stats	R: 1 H: 2 E: 0 K: 1 S: 13	H: 2 LOB: 1 BB: 0 P: 19	R: 0 H: 0 E: 0 K: 2 S: 10	H: 0 LOB: 0 BB: 0 P: 13	R: 2 H: 2 E: 0 K: 0 S: 10	H: 2 LOB: 2 BB: 2 P: 24	R: 0 H: 1 E: 0 K: 0 S: 7	H: 0 LOB: 0 BB: 0 P: 10	R: 0 H: 1 E: 0 K: 0 S: 9	H: 1 LOB: 1 BB: 0 P: 13	R: 1 H: 3 E: 0 K: 0 S: 15	H: 3 LOB: 1 BB: 0 P: 21	R: 1 H: 2 E: 0 K: 0 S: 13	H: 2 LOB: 1 BB: 0 P: 20	R: 0 H: 1 E: 0 K: 1 S: 8	H: 1 LOB: 0 BB: 0 P: 12		1B: 6 2B: 6 3B: 1 HR: 0	SF: 1 2B: 6 SAC: 0 DP: 1 HBP: 0
PITCHER	IP WLS BF H R ER SO BB IBB HBP BLK WP HR S P ERA WHIP	IP WLS BF H R ER SO BB IBB HBP BLK WP HR S P ERA WHIP	IP WLS BF H R ER SO BB IBB HBP BLK WP HR S P ERA WHIP	IP WLS BF H R ER SO BB IBB HBP BLK WP HR S P ERA WHIP	IP WLS BF H R ER SO BB IBB HBP BLK WP HR S P ERA WHIP	IP WLS BF H R ER SO BB IBB HBP BLK WP HR S P ERA WHIP	IP WLS BF H R ER SO BB IBB HBP BLK WP HR S P ERA WHIP	IP WLS BF H R ER SO BB IBB HBP BLK WP HR S P ERA WHIP	IP WLS BF H R ER SO BB IBB HBP BLK WP HR S P ERA WHIP	IP WLS BF H R ER SO BB IBB HBP BLK WP HR S P ERA WHIP	IP WLS BF H R ER SO BB IBB HBP BLK WP HR S P ERA WHIP	IP WLS BF H R ER SO BB IBB HBP BLK WP HR S P ERA WHIP	IP WLS BF H R ER SO BB IBB HBP BLK WP HR S P ERA WHIP	IP WLS BF H R ER SO BB IBB HBP BLK WP HR S P ERA WHIP	IP WLS BF H R ER SO BB IBB HBP BLK WP HR S P ERA WHIP	IP WLS BF H R ER SO BB IBB HBP BLK WP HR S P ERA WHIP	IP WLS BF H R ER SO BB IBB HBP BLK WP HR S P ERA WHIP	IP WLS BF H R ER SO BB IBB HBP BLK WP HR S P ERA WHIP	IP WLS BF H R ER SO BB IBB HBP BLK WP HR S P ERA WHIP

AB	35
R	5
H	12
RBI	5
BB	2
SO	4
LOB	14



Batter	1	2	3	4	5	6	7	8	9	AB	R	H	RBI	BB	SO	LOB	BOTTOM				
28 Curtis Granderson, L OBP: 0.337, SLG: 0.454										4	0	1	0	0	3	1	Cleveland Indians @ Detroit Tigers Comerica Park, Detroit, MI Sat Jul 11 2009, 7:05 PM EDT Att: 41,782 - Clear - 83 F				
14 Plácido Polanco, R OBP: 0.317, SLG: 0.392										3	1	0	0	1	0	1					
24 Miguel Cabrera, R OBP: 0.383, SLG: 0.544											4	1	1	2	0	1					
33 Marcus Thames, R OBP: 0.311, SLG: 0.521											4	0	1	0	0	1					
34 Clete Thomas, L OBP: 0.324, SLG: 0.423										4	1	2	0	0	0	0					
25 Ryan Raburn, R OBP: 0.348, SLG: 0.500											4	1	1	1	0	1					
15 Brandon Inge, R OBP: 0.359, SLG: 0.495										3	0	1	1	0	0	0					
12 Gerald Laird, R OBP: 0.327, SLG: 0.366										3	0	0	0	0	0	1					
4 Adam Everett, R OBP: 0.318, SLG: 0.354										3	0	1	0	0	0	0					
Inning Stats	R: 0 H: 1 E: 0 K: 1 S: 7	H: 3 LOB: 0 BB: 0 P: 10	R: 2 H: 3 E: 0 K: 0 S: 12	H: 3 LOB: 0 BB: 0 P: 15	R: 0 H: 0 E: 0 K: 1 S: 8	H: 0 LOB: 0 BB: 0 P: 10	R: 0 H: 2 E: 0 K: 1 S: 11	H: 2 LOB: 2 BB: 0 P: 18	R: 0 H: 1 E: 0 K: 1 S: 11	H: 1 LOB: 1 BB: 0 P: 18	R: 0 H: 0 E: 0 K: 1 S: 9	H: 0 LOB: 0 BB: 0 P: 12	R: 0 H: 0 E: 0 K: 0 S: 6	H: 0 LOB: 0 BB: 0 P: 7	R: 0 H: 0 E: 0 K: 1 S: 8	H: 0 LOB: 0 BB: 0 P: 11		R: 2 H: 1 E: 0 K: 0 S: 7	H: 1 LOB: 0 BB: 1 P: 14	1B: 5 2B: 2 3B: 1 HR: 1	SF: 0 2B: 2 SAC: 0 DP: 3 HBP: 0
PITCHER	IP WLS BF H R ER SO BB IBB HBP BLK WP HR S P ERA WHIP	IP WLS BF H R ER SO BB IBB HBP BLK WP HR S P ERA WHIP	IP WLS BF H R ER SO BB IBB HBP BLK WP HR S P ERA WHIP	IP WLS BF H R ER SO BB IBB HBP BLK WP HR S P ERA WHIP	IP WLS BF H R ER SO BB IBB HBP BLK WP HR S P ERA WHIP	IP WLS BF H R ER SO BB IBB HBP BLK WP HR S P ERA WHIP	IP WLS BF H R ER SO BB IBB HBP BLK WP HR S P ERA WHIP	IP WLS BF H R ER SO BB IBB HBP BLK WP HR S P ERA WHIP	IP WLS BF H R ER SO BB IBB HBP BLK WP HR S P ERA WHIP	IP WLS BF H R ER SO BB IBB HBP BLK WP HR S P ERA WHIP	IP WLS BF H R ER SO BB IBB HBP BLK WP HR S P ERA WHIP	IP WLS BF H R ER SO BB IBB HBP BLK WP HR S P ERA WHIP	IP WLS BF H R ER SO BB IBB HBP BLK WP HR S P ERA WHIP	IP WLS BF H R ER SO BB IBB HBP BLK WP HR S P ERA WHIP	IP WLS BF H R ER SO BB IBB HBP BLK WP HR S P ERA WHIP	IP WLS BF H R ER SO BB IBB HBP BLK WP HR S P ERA WHIP	IP WLS BF H R ER SO BB IBB HBP BLK WP HR S P ERA WHIP	IP WLS BF H R ER SO BB IBB HBP BLK WP HR S P ERA WHIP	IP WLS BF H R ER SO BB IBB HBP BLK WP HR S P ERA WHIP		

AB	32
R	4
H	8
RBI	4
BB	1
SO	6
LOB	5



Batter	1	2	3	4	5	6	7	8	9	AB	R	H	RBI	BB	SO	LOB	TOP																						
13 Adrúbal Cabrera, S OBP: 0.360, SLG: 0.411 11 Jamey Carroll, R OBP: 0.377, SLG: 0.338	F9		K			K	K			3	0	0	0	0	2	1																							
24 Grady Sizemore, L OBP: 0.324, SLG: 0.452	G4-6-3 1B		F7			L9				5	0	2	0	0	0	4																							
41 Víctor Martínez, S OBP: 0.374, SLG: 0.495 8 Chris Gimenez, R OBP: 0.325, SLG: 0.429	G4-6-3			F9				L5	P3	3	0	1	0	0	0	1																							
17 Shin-Soo Choo, L OBP: 0.403, SLG: 0.479		K			K		F7			4	0	0	0	0	3	2																							
48 Travis Hafner, L OBP: 0.389, SLG: 0.556	G4-3							G3		3	0	1	0	1	0	1																							
2 Jhonny Peralta, R OBP: 0.330, SLG: 0.380					K					3	1	1	0	1	2	2																							
25 Ryan Garko, R OBP: 0.354, SLG: 0.442	F9									4	0	1	0	0	1	2																							
1 Luis Valbuena, L OBP: 0.274, SLG: 0.387			L8			F7				4	0	1	0	0	1	2																							
12 Ben Francisco, R OBP: 0.329, SLG: 0.385							F8			1	0	0	0	3	0	0																							
Inning Stats	R: 0 E: 0 K: 0 S: 6	H: 1 LOB: 0 BB: 0 P: 10	R: 0 E: 0 K: 1 S: 7	H: 1 LOB: 1 BB: 0 P: 9	R: 0 E: 1 K: 1 S: 10	H: 0 LOB: 1 BB: 1 P: 20	R: 0 E: 0 K: 2 S: 15	H: 1 LOB: 1 BB: 0 P: 24	R: 0 E: 0 K: 0 S: 7	H: 0 LOB: 0 BB: 0 P: 9	R: 0 E: 0 K: 1 S: 11	H: 1 LOB: 3 BB: 2 P: 15	R: 0 E: 0 K: 3 S: 17	H: 1 LOB: 3 BB: 2 P: 29	R: 0 E: 0 K: 1 S: 11	H: 1 LOB: 1 BB: 0 P: 15	R: 1 E: 0 K: 1 S: 13	H: 1 LOB: 3 BB: 3 P: 30	1B: 5 2B: 2 HR: 0	SF: 0 SAC: 0 HBP: 0	WP: 0 PB: 0 SB: 0 CS: 0	PA: 39																	
PITCHER	IP	WLS	BF	H	R	ER	SO	BB	IBB	HBP	BLK	WP	HR	S	P	ERA	WHIP	PITCHER				IP	WLS	BF	H	R	ER	SO	BB	IBB	HBP	BLK	WP	HR	S	P	ERA	WHIP	
35 Justin Verlander, R ERA: 3.38	7.0	W	28	5	0	0	8	3	0	0	0	0	0	73	116	0.00	1.143																						
44 Bobby Seay, L ERA: 2.89	1.0		4	1	0	0	1	0	0	0	0	0	0	11	15	0.00	1.000																						
31 Zach Miner, R ERA: 4.93	0.1		5	1	1	1	1	3	0	0	0	0	0	8	21	27.00	12.000																						
59 Fu-Te Ni, L ERA: 2.25	0.2		2	0	0	0	0	0	0	0	0	0	0	5	9	0.00	0.000																						

Cleveland Indians @ Detroit Tigers
Comerica Park, Detroit, MI
Sun Jul 12 2009, 1:05 PM EDT
Att: 39,680 - Sunny - 70 F

AB 33
R 1
H 7
RBI 1
BB 6
SO 10
LOB 22



Batter	1	2	3	4	5	6	7	8	9	AB	R	H	RBI	BB	SO	LOB	BOTTOM																						
28 Curtis Granderson, L OBP: 0.338, SLG: 0.451	G1-6-3 BB		G3-1	F8		F8				4	0	1	0	1	0	3																							
14 Plácido Polanco, R OBP: 0.312, SLG: 0.386 4 Adam Everett, R OBP: 0.318, SLG: 0.354	G1-6-3		L9			F9	F9			5	0	0	0	0	0	4																							
24 Miguel Cabrera, R OBP: 0.394, SLG: 0.542 25 Ryan Raburn, R OBP: 0.346, SLG: 0.496	G6-3				P4					3	1	1	0	0	0	0																							
33 Marcus Thames, R OBP: 0.331, SLG: 0.544										4	3	4	1	0	0	0																							
34 Clete Thomas, L OBP: 0.336, SLG: 0.472										4	2	3	5	0	0	2																							
15 Brandon Inge, R OBP: 0.360, SLG: 0.515										4	2	2	3	0	0	1																							
13 Josh Anderson, L OBP: 0.282, SLG: 0.327										4	0	0	0	0	0	1																							
12 Gerald Laird, R OBP: 0.326, SLG: 0.364										4	1	1	0	0	2	1																							
39 Ramon Santiago, S OBP: 0.308, SLG: 0.451										3	1	1	0	0	0	0																							
Inning Stats	R: 0 E: 0 K: 0 S: 6	H: 0 LOB: 0 BB: 1 P: 11	R: 1 E: 0 K: 1 S: 10	H: 2 LOB: 1 BB: 0 P: 13	R: 0 E: 0 K: 0 S: 7	H: 0 LOB: 0 BB: 0 P: 10	R: 4 E: 0 K: 1 S: 14	H: 3 LOB: 1 BB: 0 P: 25	R: 3 E: 0 K: 0 S: 12	H: 3 LOB: 0 BB: 0 P: 19	R: 2 E: 1 K: 0 S: 15	H: 4 LOB: 2 BB: 0 P: 21	R: 0 E: 0 K: 0 S: 7	H: 0 LOB: 0 BB: 0 P: 11	R: 0 E: 0 K: 1 S: 12	H: 1 LOB: 1 BB: 0 P: 16	1B: 8 2B: 1 3B: 1 HR: 3	SF: 0 SAC: 0 DP: 1 HBP: 2	WP: 0 PB: 0 SB: 0 CS: 0	PA: 39																			
PITCHER	IP	WLS	BF	H	R	ER	SO	BB	IBB	HBP	BLK	WP	HR	S	P	ERA	WHIP	PITCHER				IP	WLS	BF	H	R	ER	SO	BB	IBB	HBP	BLK	WP	HR	S	P	ERA	WHIP	
16 Tomo Ohka, R ERA: 6.4	3.2	L	18	5	5	5	2	1	0	2	0	0	0	2	35	55	12.27	1.636																					
20 Mike Gosling, L ERA: 8.0	1.1		7	3	3	3	0	0	0	0	0	0	1	14	23	20.25	2.250																						
59 Winston Abreu, R ERA: 10.8	1.0		7	4	2	1	0	0	0	0	0	0	0	15	21	9.00	4.000																						
54 Chris Perez, R ERA: 5.46	1.0		3	0	0	0	0	0	0	0	0	0	0	7	11	0.00	0.000																						
63 Rafael Betancourt, R ERA: 3.46	1.0		4	1	0	0	1	0	0	0	0	0	0	12	16	0.00	1.000																						

Cleveland Indians @ Detroit Tigers
Comerica Park, Detroit, MI
Sun Jul 12 2009, 1:05 PM EDT
Att: 39,680 - Sunny - 70 F

AB 36
R 10
H 13
RBI 9
BB 1
SO 3
LOB 13



Batter	1	2	3	4	5	6	7	8	9	AB	R	H	RBI	BB	SO	LOB	TOP			
28 Curtis Granderson, L (1, 8) OBP: 0.338, SLG: 0.458	F9	K			F7		G4-3			4	0	0	0	0	1	2				
14 Placido Polanco, R (1, 4) OBP: 0.313, SLG: 0.391			G4-3		G5-3			F9		4	0	1	0	0	0	0				
24 Miguel Cabrera, R (1, 3) OBP: 0.386, SLG: 0.538						P4		K		3	0	1	0	1	1	0				
33 Marcus Thames, R (1, 10) OBP: 0.345, SLG: 0.564	K				G6-4-3			HR		4	1	2	1	0	1	3				
30 Magglio Ordonez, R (1, 9) OBP: 0.332, SLG: 0.347	F8					1B		K		3	0	1	0	1	1	2				
25 Ryan Raburn, R (1, 7) OBP: 0.336, SLG: 0.480	K					2B				4	0	0	0	0	2	3				
15 Brandon Inge, R (1, 5) OBP: 0.358, SLG: 0.505						F7		K		2	0	0	0	1	0	2				
12 Gerald Laird, R (1, 2) OBP: 0.323, SLG: 0.360								G6-3		4	0	1	0	0	0	2				
4 Adam Everett, R (1, 6) OBP: 0.309, SLG: 0.343	F8							L6		3	0	0	0	0	1	2				
Inning Stats	R: 0 H: 1 E: 0 K: 1 S: 13	H: 1 LOB: 2 BB: 1 P: 24	R: 0 H: 1 E: 0 K: 2 S: 13	H: 1 LOB: 2 BB: 1 P: 27	R: 0 H: 1 E: 0 K: 0 S: 7	H: 0 LOB: 0 BB: 0 P: 10	R: 0 H: 0 E: 0 K: 0 S: 6	H: 0 LOB: 0 BB: 0 P: 15	R: 0 H: 2 E: 0 K: 0 S: 11	H: 2 LOB: 2 BB: 0 P: 15	R: 0 H: 0 E: 0 K: 0 S: 7	H: 0 LOB: 0 BB: 0 P: 10	R: 1 H: 1 E: 0 K: 2 S: 10	H: 1 LOB: 0 BB: 0 P: 14	R: 0 H: 0 E: 0 K: 1 S: 10	H: 0 LOB: 0 BB: 0 P: 16	1B: 3 2B: 2 HR: 1	SF: 0 SAC: 0 DP: 2 HBP: 1	WP: 1 PB: 1 CS: 0	PA: 35
PITCHER	IP	WLS	BF	H	R	ER	SO	BB	IBB	HBP	BLK	WP	HR	S	P	ERA	WHIP			
52 CC Sabathia, L (1, 1) ERA: 3.66	7.0	W	28	5	0	0	4	3	0	1	0	1	0	66	114	0.00	1.143			
91 Alfredo Aceves, R (8, 1) ERA: 2.54	1.0	H	4	1	1	1	2	0	0	0	0	0	1	10	14	9.00	1.000			
42 Mariano Rivera, R (9, 1) ERA: 2.31	1.0	S	3	0	0	0	1	0	0	0	0	0	0	10	16	0.00	0.000			

Detroit Tigers @ New York Yankees
Yankee Stadium, Bronx, NY
Sat Jul 18 2009, 1:05 PM EDT
Att: 46,423 - Partly Cloudy - 80 F

AB 31
R 1
H 6
RBI 1
BB 3
SO 7
LOB 16



Batter	1	2	3	4	5	6	7	8	9	AB	R	H	RBI	BB	SO	LOB	BOTTOM			
2 Derek Jeter, R (1, 6) OBP: 0.400, SLG: 0.462						K2-3	L3			4	0	2	0	0	1	2				
18 Johnny Damon, L (1, 7) OBP: 0.364, SLG: 0.513										4	0	1	0	0	0	2				
11 Brett Gardner, L (9, 8) OBP: 0.352, SLG: 0.404	L1					F7		F7		0	0	0	0	0	0	0				
25 Mark Teixeira, S (1, 3) OBP: 0.379, SLG: 0.540										3	0	0	0	1	3	1				
13 Alex Rodriguez, R (1, 5) OBP: 0.401, SLG: 0.543										4	1	1	1	0	1	2				
55 Hideki Matsui, L (1, 10) OBP: 0.365, SLG: 0.510										3	0	0	0	0	0	2				
20 Jorge Posada, S (1, 2) OBP: 0.386, SLG: 0.503										3	0	0	0	0	1	0				
24 Robinson Cano, L (1, 4) OBP: 0.343, SLG: 0.492										3	1	1	0	0	1	0				
33 Nick Swisher, S (1, 9) OBP: 0.359, SLG: 0.461										3	0	1	0	0	1	0				
53 Melky Cabrera, S (1, 8) (9, 7)										3	0	1	1	0	0	0				
Inning Stats	R: 0 H: 1 E: 0 K: 1 S: 11	H: 0 LOB: 0 BB: 0 P: 17	R: 0 H: 0 E: 0 K: 1 S: 13	H: 0 LOB: 0 BB: 0 P: 19	R: 0 H: 0 E: 0 K: 1 S: 7	H: 0 LOB: 0 BB: 0 P: 9	R: 0 H: 1 E: 0 K: 0 S: 9	H: 1 LOB: 2 BB: 1 P: 16	R: 0 H: 0 E: 0 K: 1 S: 8	H: 0 LOB: 0 BB: 0 P: 13	R: 0 H: 1 E: 0 K: 2 S: 11	H: 1 LOB: 1 BB: 0 P: 15	R: 2 H: 4 E: 0 K: 0 S: 13	H: 4 LOB: 2 BB: 0 P: 20	R: 0 H: 0 E: 0 K: 2 S: 8	H: 0 LOB: 0 BB: 0 P: 11	1B: 4 2B: 2 3B: 0 HR: 1	SF: 0 SAC: 0 DP: 0 HBP: 0	WP: 0 PB: 0 SB: 0 CS: 1	PA: 31
PITCHER	IP	WLS	BF	H	R	ER	SO	BB	IBB	HBP	BLK	WP	HR	S	P	ERA	WHIP			
35 Justin Verlander, R (1, 1) ERA: 3.34	7.0	L	28	7	2	2	6	1	0	0	0	1	0	72	109	2.57	1.143			
44 Bobby Seay, L (8, 1) ERA: 2.79	1.0		3	0	0	0	2	0	0	0	0	0	0	8	11	0.00	0.000			

Detroit Tigers @ New York Yankees
Yankee Stadium, Bronx, NY
Sat Jul 18 2009, 1:05 PM EDT
Att: 46,423 - Partly Cloudy - 80 F

AB 30
R 2
H 7
RBI 2
BB 1
SO 8
LOB 9



Batter	1	2	3	4	5	6	7	8	9	AB	R	H	RBI	BB	SO	LOB	TOP										
28 Curtis Granderson, L (1, 8) OBP: 0.339, SLG: 0.463	G3		BB				L6			3	0	1	0	1	0	0	Detroit Tigers @ New York Yankees Yankee Stadium, Bronx, NY Sun Jul 19 2009, 2:05 PM EDT Att: 46,937 - Partly Cloudy - 80 F										
14 Placido Polanco, R (1, 4) OBP: 0.315, SLG: 0.368	BB		P3					F9		2	0	0	0	1	0	1											
24 Miguel Cabrera, R (1, 3) OBP: 0.387, SLG: 0.538	BB									4	0	2	0	0	1	3											
33 Marcus Thames, R (1, 10) OBP: 0.336, SLG: 0.547	1B		K							4	0	0	0	0	2	6											
34 Clete Thomas, L (1, 9) OBP: 0.337, SLG: 0.481			G1-3							4	1	1	1	0	3	3											
15 Brandon Inge, R (1, 5) OBP: 0.357, SLG: 0.500			HR							3	0	0	0	1	2	0											
13 Josh Anderson, L (1, 7) OBP: 0.288, SLG: 0.323										3	0	0	0	0	0	1											
30 Magglio Ordonez, R (9, PH) OBP: 0.331, SLG: 0.346										1	0	0	0	0	0	0											
12 Gerald Laird, R (1, 2) OBP: 0.322, SLG: 0.356										3	0	0	0	1	1	1											
39 Ramon Santiago, S (1, 6) OBP: 0.297, SLG: 0.435										4	0	0	0	0	1	2											
Inning Stats	R: 0 H: 1 E: 0 K: 1 S: 12	H: 1 LOB: 2 BB: 1 P: 23	R: 0 H: 0 E: 0 K: 0 S: 5	H: 0 LOB: 1 BB: 1 P: 11	R: 0 H: 0 E: 0 K: 1 S: 12	H: 0 LOB: 1 BB: 1 P: 18	R: 1 H: 1 E: 0 K: 1 S: 11	H: 1 LOB: 2 BB: 0 P: 15	R: 0 H: 1 E: 0 K: 2 S: 10	H: 0 LOB: 0 BB: 0 P: 17	R: 0 H: 0 E: 0 K: 2 S: 12	H: 0 LOB: 0 BB: 0 P: 14	R: 0 H: 0 E: 0 K: 2 S: 7	H: 0 LOB: 0 BB: 0 P: 10	R: 0 H: 1 E: 0 K: 2 S: 10	H: 0 LOB: 1 BB: 1 P: 13	R: 0 H: 0 E: 0 K: 0 S: 7	H: 0 LOB: 1 BB: 1 P: 14	1B: 2 2B: 0 3B: 1 HR: 1	SF: 0 SAC: 0 DP: 0 HBP: 1	WP: 0 PB: 0 SB: 1 CS: 0	PA: 36					
PITCHER	IP	WLS	BF	H	R	ER	SO	BB	IBB	HBP	BLK	WP	HR	S	P	ERA	WHIP										
62 Joba Chamberlain, R (1, 1) ERA: 4.05	6.2	W	27	3	1	1	8	3	0	1	1	0	1	68	107	1.35	0.900										
48 Phil Coke, L (7, 1) ERA: 3.96	0.1	H	1	0	0	0	0	0	0	0	0	0	0	1	1	0.00	0.000										
65 Phil Hughes, R (8, 1) ERA: 3.7	1.0	H	4	1	0	0	2	0	0	0	0	0	0	10	13	0.00	1.000										
42 Mariano Rivera, R (9, 1) ERA: 2.25	1.0	S	4	0	0	0	0	1	0	0	0	0	0	7	14	0.00	1.000										

Batter	1	2	3	4	5	6	7	8	9	AB	R	H	RBI	BB	SO	LOB	BOTTOM										
2 Derek Jeter, R (1, 6) OBP: 0.396, SLG: 0.456	F9		K							4	0	0	0	0	2	1	Detroit Tigers @ New York Yankees Yankee Stadium, Bronx, NY Sun Jul 19 2009, 2:05 PM EDT Att: 46,937 - Partly Cloudy - 80 F										
11 Brett Gardner, L (1, 8) OBP: 0.350, SLG: 0.398	G6-3									3	0	0	0	1	0	0											
25 Mark Teixeira, S (1, 3) OBP: 0.381, SLG: 0.551	2B									4	1	2	1	0	0	2											
13 Alex Rodriguez, R (1, 5) OBP: 0.402, SLG: 0.557	G6-3									4	1	2	1	0	1	1											
55 Hideki Matsui, L (1, 10) OBP: 0.367, SLG: 0.506										2	0	0	0	2	1	1											
20 Jorge Posada, S (1, 2) OBP: 0.389, SLG: 0.505	L4									3	0	1	0	1	0	1											
24 Robinson Cano, L (1, 4) OBP: 0.340, SLG: 0.488	G4-6-3									3	0	0	0	0	0	5											
33 Nick Swisher, S (1, 9) OBP: 0.362, SLG: 0.459										1	0	0	0	1	1	0											
53 Melky Cabrera, S (1, 7) OBP: 0.342, SLG: 0.430										3	0	0	0	0	0	2											
Inning Stats	R: 0 H: 1 E: 0 K: 0 S: 9	H: 1 LOB: 0 BB: 0 P: 15	R: 0 H: 0 E: 0 K: 0 S: 4	H: 0 LOB: 1 BB: 1 P: 10	R: 0 H: 0 E: 0 K: 1 S: 8	H: 0 LOB: 0 BB: 1 P: 15	R: 1 H: 1 E: 0 K: 0 S: 11	H: 3 LOB: 2 BB: 2 P: 22	R: 0 H: 0 E: 0 K: 1 S: 5	H: 0 LOB: 0 BB: 0 P: 7	R: 1 H: 0 E: 0 K: 1 S: 15	H: 0 LOB: 2 BB: 1 P: 26	R: 0 H: 0 E: 0 K: 1 S: 13	H: 0 LOB: 2 BB: 1 P: 23	R: 0 H: 0 E: 0 K: 1 S: 10	H: 0 LOB: 0 BB: 0 P: 15		1B: 1 2B: 2 3B: 0 HR: 2	SF: 0 SAC: 0 DP: 2 HBP: 1	WP: 0 PB: 0 SB: 0 CS: 0	PA: 33						
PITCHER	IP	WLS	BF	H	R	ER	SO	BB	IBB	HBP	BLK	WP	HR	S	P	ERA	WHIP										
36 Edwin Jackson, R (1, 1) ERA: 2.52	7.0	L	30	5	2	2	4	5	0	1	0	0	0	65	118	2.57	1.429										
37 Brandon Lyon, R (8, 1) ERA: 3.68	1.0		3	0	0	0	1	0	0	0	0	0	0	10	15	0.00	0.000										

AB	31
R	1
H	4
RBI	1
BB	4
SO	10
LOB	17



AB	27
R	2
H	5
RBI	2
BB	5
SO	5
LOB	13



Batter	1	2	3	4	5	6	7	8	9	AB	R	H	RBI	BB	SO	LOB	TOP								
51 Ichiro Suzuki, L (1.9) OBP: 0.394, SLG: 0.479										5	1	1	0	0	1	3									
30 Russell Branyan, L (1.3) OBP: 0.375, SLG: 0.562										4	0	0	0	0	1	2									
4 Jose Lopez, R (1.4) OBP: 0.300, SLG: 0.442										5	1	3	1	0	1	1									
24 Ken Griffey Jr., L (1.10) OBP: 0.331, SLG: 0.385										5	0	1	0	0	1	3									
21 Franklin Gutierrez, R (1.8) OBP: 0.354, SLG: 0.458										1	0	0	0	0	0	1									
25 Wladimir Balentien, R (2.7) OBP: 0.276, SLG: 0.372										3	2	2	2	1	1	2									
12 Ryan Langerhans, L (1.7) OBP: 0.322, SLG: 0.408										5	1	1	2	0	2	4									
2 Kenji Johjima, R (1.2) OBP: 0.298, SLG: 0.381										4	0	1	0	0	0	2									
7 Jack Hannahan, L (1.5) OBP: 0.275, SLG: 0.338										4	2	2	2	0	1	1									
3 Ronny Cedeno, R (1.6) OBP: 0.244, SLG: 0.335										4	0	2	0	0	1	0									
Inning Stats	R: 1 E: 0 K: 0 S: 11	H: 2 LOB: 1 BB: 0 P: 16	R: 0 E: 0 K: 1 S: 16	H: 2 LOB: 2 BB: 0 P: 21	R: 1 E: 0 K: 1 S: 10	H: 3 LOB: 2 BB: 0 P: 15	R: 1 E: 0 K: 1 S: 12	H: 1 LOB: 0 BB: 0 P: 18	R: 2 E: 0 K: 1 S: 9	H: 1 LOB: 0 BB: 1 P: 16	R: 1 E: 0 K: 2 S: 16	H: 2 LOB: 1 BB: 0 P: 24	R: 1 E: 0 K: 0 S: 8	H: 1 LOB: 0 BB: 0 P: 12	R: 0 E: 0 K: 2 S: 9	H: 0 LOB: 0 BB: 0 P: 13	R: 0 E: 0 K: 1 S: 14	H: 1 LOB: 2 BB: 0 P: 18	1B: 7 2B: 2 3B: 0 HR: 4	SF: 0 SAC: 0 DP: 0 HBP: 1	WP: 0 PB: 0 SB: 1 CS: 0	PA: 42			
PITCHER	IP WLS BF H R ER SO BB IBB HBP BLK WP HR S P ERA WHIP	IP WLS BF H R ER SO BB IBB HBP BLK WP HR S P ERA WHIP	IP WLS BF H R ER SO BB IBB HBP BLK WP HR S P ERA WHIP	IP WLS BF H R ER SO BB IBB HBP BLK WP HR S P ERA WHIP	IP WLS BF H R ER SO BB IBB HBP BLK WP HR S P ERA WHIP	IP WLS BF H R ER SO BB IBB HBP BLK WP HR S P ERA WHIP	IP WLS BF H R ER SO BB IBB HBP BLK WP HR S P ERA WHIP	IP WLS BF H R ER SO BB IBB HBP BLK WP HR S P ERA WHIP	IP WLS BF H R ER SO BB IBB HBP BLK WP HR S P ERA WHIP	IP WLS BF H R ER SO BB IBB HBP BLK WP HR S P ERA WHIP	IP WLS BF H R ER SO BB IBB HBP BLK WP HR S P ERA WHIP	IP WLS BF H R ER SO BB IBB HBP BLK WP HR S P ERA WHIP	IP WLS BF H R ER SO BB IBB HBP BLK WP HR S P ERA WHIP	IP WLS BF H R ER SO BB IBB HBP BLK WP HR S P ERA WHIP	IP WLS BF H R ER SO BB IBB HBP BLK WP HR S P ERA WHIP	IP WLS BF H R ER SO BB IBB HBP BLK WP HR S P ERA WHIP	IP WLS BF H R ER SO BB IBB HBP BLK WP HR S P ERA WHIP	IP WLS BF H R ER SO BB IBB HBP BLK WP HR S P ERA WHIP	IP WLS BF H R ER SO BB IBB HBP BLK WP HR S P ERA WHIP	IP WLS BF H R ER SO BB IBB HBP BLK WP HR S P ERA WHIP	IP WLS BF H R ER SO BB IBB HBP BLK WP HR S P ERA WHIP	IP WLS BF H R ER SO BB IBB HBP BLK WP HR S P ERA WHIP	IP WLS BF H R ER SO BB IBB HBP BLK WP HR S P ERA WHIP	IP WLS BF H R ER SO BB IBB HBP BLK WP HR S P ERA WHIP	
48 Rick Porcello, R (1.1) ERA: 4.4	5.0 W 25 9 5 5 4 1 0 0 0 0 0 2 58 86 9.00 2.000	5.0 W 25 9 5 5 4 1 0 0 0 0 0 0 1 9 14 13.50 3.000	5.0 W 25 9 5 5 4 1 0 0 0 0 0 0 0 7 10 0.00 0.000	5.0 W 25 9 5 5 4 1 0 0 0 0 0 0 1 11 16 6.75 0.750	5.0 W 25 9 5 5 4 1 0 0 0 0 0 0 0 6 9 0.00 0.000	5.0 W 25 9 5 5 4 1 0 0 0 0 0 0 0 6 9 0.00 0.000	5.0 W 25 9 5 5 4 1 0 0 0 0 0 0 0 6 9 0.00 0.000	5.0 W 25 9 5 5 4 1 0 0 0 0 0 0 0 6 9 0.00 0.000	5.0 W 25 9 5 5 4 1 0 0 0 0 0 0 0 6 9 0.00 0.000	5.0 W 25 9 5 5 4 1 0 0 0 0 0 0 0 6 9 0.00 0.000	5.0 W 25 9 5 5 4 1 0 0 0 0 0 0 0 6 9 0.00 0.000	5.0 W 25 9 5 5 4 1 0 0 0 0 0 0 0 6 9 0.00 0.000	5.0 W 25 9 5 5 4 1 0 0 0 0 0 0 0 6 9 0.00 0.000	5.0 W 25 9 5 5 4 1 0 0 0 0 0 0 0 6 9 0.00 0.000	5.0 W 25 9 5 5 4 1 0 0 0 0 0 0 0 6 9 0.00 0.000	5.0 W 25 9 5 5 4 1 0 0 0 0 0 0 0 6 9 0.00 0.000	5.0 W 25 9 5 5 4 1 0 0 0 0 0 0 0 6 9 0.00 0.000	5.0 W 25 9 5 5 4 1 0 0 0 0 0 0 0 6 9 0.00 0.000	5.0 W 25 9 5 5 4 1 0 0 0 0 0 0 0 6 9 0.00 0.000	5.0 W 25 9 5 5 4 1 0 0 0 0 0 0 0 6 9 0.00 0.000	5.0 W 25 9 5 5 4 1 0 0 0 0 0 0 0 6 9 0.00 0.000	5.0 W 25 9 5 5 4 1 0 0 0 0 0 0 0 6 9 0.00 0.000	5.0 W 25 9 5 5 4 1 0 0 0 0 0 0 0 6 9 0.00 0.000	5.0 W 25 9 5 5 4 1 0 0 0 0 0 0 0 6 9 0.00 0.000	
59 Fu-Te Ni, L (6.1) ERA: 2.73	0.2 H 4 2 1 1 1 0 0 0 0 0 0 1 9 14 13.50 3.000	0.2 H 4 2 1 1 1 0 0 0 0 0 0 0 0 7 10 0.00 0.000	0.2 H 4 2 1 1 1 0 0 0 0 0 0 0 0 1 11 16 6.75 0.750	0.2 H 4 2 1 1 1 0 0 0 0 0 0 0 0 6 9 0.00 0.000	0.2 H 4 2 1 1 1 0 0 0 0 0 0 0 0 6 9 0.00 0.000	0.2 H 4 2 1 1 1 0 0 0 0 0 0 0 0 6 9 0.00 0.000	0.2 H 4 2 1 1 1 0 0 0 0 0 0 0 0 6 9 0.00 0.000	0.2 H 4 2 1 1 1 0 0 0 0 0 0 0 0 6 9 0.00 0.000	0.2 H 4 2 1 1 1 0 0 0 0 0 0 0 0 6 9 0.00 0.000	0.2 H 4 2 1 1 1 0 0 0 0 0 0 0 0 6 9 0.00 0.000	0.2 H 4 2 1 1 1 0 0 0 0 0 0 0 0 6 9 0.00 0.000	0.2 H 4 2 1 1 1 0 0 0 0 0 0 0 0 6 9 0.00 0.000	0.2 H 4 2 1 1 1 0 0 0 0 0 0 0 0 6 9 0.00 0.000	0.2 H 4 2 1 1 1 0 0 0 0 0 0 0 0 6 9 0.00 0.000	0.2 H 4 2 1 1 1 0 0 0 0 0 0 0 0 6 9 0.00 0.000	0.2 H 4 2 1 1 1 0 0 0 0 0 0 0 0 6 9 0.00 0.000	0.2 H 4 2 1 1 1 0 0 0 0 0 0 0 0 6 9 0.00 0.000	0.2 H 4 2 1 1 1 0 0 0 0 0 0 0 0 6 9 0.00 0.000	0.2 H 4 2 1 1 1 0 0 0 0 0 0 0 0 6 9 0.00 0.000	0.2 H 4 2 1 1 1 0 0 0 0 0 0 0 0 6 9 0.00 0.000	0.2 H 4 2 1 1 1 0 0 0 0 0 0 0 0 6 9 0.00 0.000	0.2 H 4 2 1 1 1 0 0 0 0 0 0 0 0 6 9 0.00 0.000	0.2 H 4 2 1 1 1 0 0 0 0 0 0 0 0 6 9 0.00 0.000	0.2 H 4 2 1 1 1 0 0 0 0 0 0 0 0 6 9 0.00 0.000	
31 Zach Miner, R (6.1) ERA: 4.8	0.1 H 1 0 0 0 1 0 0 0 0 0 0 0 0 7 10 0.00 0.000	0.1 H 1 0 0 0 1 0 0 0 0 0 0 0 0 0 7 10 0.00 0.000	0.1 H 1 0 0 0 1 0 0 0 0 0 0 0 0 0 7 10 0.00 0.000	0.1 H 1 0 0 0 1 0 0 0 0 0 0 0 0 0 7 10 0.00 0.000	0.1 H 1 0 0 0 1 0 0 0 0 0 0 0 0 0 7 10 0.00 0.000	0.1 H 1 0 0 0 1 0 0 0 0 0 0 0 0 0 7 10 0.00 0.000	0.1 H 1 0 0 0 1 0 0 0 0 0 0 0 0 0 7 10 0.00 0.000	0.1 H 1 0 0 0 1 0 0 0 0 0 0 0 0 0 7 10 0.00 0.000	0.1 H 1 0 0 0 1 0 0 0 0 0 0 0 0 0 7 10 0.00 0.000	0.1 H 1 0 0 0 1 0 0 0 0 0 0 0 0 0 7 10 0.00 0.000	0.1 H 1 0 0 0 1 0 0 0 0 0 0 0 0 0 7 10 0.00 0.000	0.1 H 1 0 0 0 1 0 0 0 0 0 0 0 0 0 7 10 0.00 0.000	0.1 H 1 0 0 0 1 0 0 0 0 0 0 0 0 0 7 10 0.00 0.000	0.1 H 1 0 0 0 1 0 0 0 0 0 0 0 0 0 7 10 0.00 0.000	0.1 H 1 0 0 0 1 0 0 0 0 0 0 0 0 0 7 10 0.00 0.000	0.1 H 1 0 0 0 1 0 0 0 0 0 0 0 0 0 7 10 0.00 0.000	0.1 H 1 0 0 0 1 0 0 0 0 0 0 0 0 0 7 10 0.00 0.000	0.1 H 1 0 0 0 1 0 0 0 0 0 0 0 0 0 7 10 0.00 0.000	0.1 H 1 0 0 0 1 0 0 0 0 0 0 0 0 0 7 10 0.00 0.000	0.1 H 1 0 0 0 1 0 0 0 0 0 0 0 0 0 7 10 0.00 0.000	0.1 H 1 0 0 0 1 0 0 0 0 0 0 0 0 0 7 10 0.00 0.000	0.1 H 1 0 0 0 1 0 0 0 0 0 0 0 0 0 7 10 0.00 0.000	0.1 H 1 0 0 0 1 0 0 0 0 0 0 0 0 0 7 10 0.00 0.000	0.1 H 1 0 0 0 1 0 0 0 0 0 0 0 0 0 7 10 0.00 0.000	0.1 H 1 0 0 0 1 0 0 0 0 0 0 0 0 0 7 10 0.00 0.000
44 Bobby Seay, L (7.1) ERA: 2.97	1.1 H 5 1 1 1 1 0 0 0 0 0 0 1 11 16 6.75 0.750	1.1 H 5 1 1 1 1 0 0 0 0 0 0 0 1 11 16 6.75 0.750	1.1 H 5 1 1 1 1 0 0 0 0 0 0 0 0 6 9 0.00 0.000	1.1 H 5 1 1 1 1 0 0 0 0 0 0 0 0 6 9 0.00 0.000	1.1 H 5 1 1 1 1 0 0 0 0 0 0 0 0 6 9 0.00 0.000	1.1 H 5 1 1 1 1 0 0 0 0 0 0 0 0 6 9 0.00 0.000	1.1 H 5 1 1 1 1 0 0 0 0 0 0 0 0 6 9 0.00 0.000	1.1 H 5 1 1 1 1 0 0 0 0 0 0 0 0 6 9 0.00 0.000	1.1 H 5 1 1 1 1 0 0 0 0 0 0 0 0 6 9 0.00 0.000	1.1 H 5 1 1 1 1 0 0 0 0 0 0 0 0 6 9 0.00 0.000	1.1 H 5 1 1 1 1 0 0 0 0 0 0 0 0 6 9 0.00 0.000	1.1 H 5 1 1 1 1 0 0 0 0 0 0 0 0 6 9 0.00 0.000	1.1 H 5 1 1 1 1 0 0 0 0 0 0 0 0 6 9 0.00 0.000	1.1 H 5 1 1 1 1 0 0 0 0 0 0 0 0 6 9 0.00 0.000	1.1 H 5 1 1 1 1 0 0 0 0 0 0 0 0 6 9 0.00 0.000	1.1 H 5 1 1 1 1 0 0 0 0 0 0 0 0 6 9 0.00 0.000	1.1 H 5 1 1 1 1 0 0 0 0 0 0 0 0 6 9 0.00 0.000	1.1 H 5 1 1 1 1 0 0 0 0 0 0 0 0 6 9 0.00 0.000	1.1 H 5 1 1 1 1 0 0 0 0 0 0 0 0 6 9 0.00 0.000	1.1 H 5 1 1 1 1 0 0 0 0 0 0 0 0 6 9 0.00 0.000	1.1 H 5 1 1 1 1 0 0 0 0 0 0 0 0 6 9 0.00 0.000	1.1 H 5 1 1 1 1 0 0 0 0 0 0 0 0 6 9 0.00 0.000	1.1 H 5 1 1 1 1 0 0 0 0 0 0 0 0 6 9 0.00 0.000	1.1 H 5 1 1 1 1 0 0 0 0 0 0 0 0 6 9 0.00 0.000	1.1 H 5 1 1 1 1 0 0 0 0 0 0 0 0 6 9 0.00 0.000
37 Brandon Lyon, R (8.1) ERA: 3.63	0.2 H 2 0 0 0 1 0 0 0 0 0 0 0 0 6 9 0.00 0.000	0.2 H 2 0 0 0 1 0 0 0 0 0 0 0 0 0 6 9 0.00 0.000	0.2 H 2 0 0 0 1 0 0 0 0 0 0 0 0 0 6 9 0.00 0.000	0.2 H 2 0 0 0 1 0 0 0 0 0 0 0 0 0 6 9 0.00 0.000	0.2 H 2 0 0 0 1 0 0 0 0 0 0 0 0 0 6 9 0.00 0.000	0.2 H 2 0 0 0 1 0 0 0 0 0 0 0 0 0 6 9 0.00 0.000	0.2 H 2 0 0 0 1 0 0 0 0 0 0 0 0 0 6 9 0.00 0.000	0.2 H 2 0 0 0 1 0 0 0 0 0 0 0 0 0 6 9 0.00 0.000	0.2 H 2 0 0 0 1 0 0 0 0 0 0 0 0 0 6 9 0.00 0.000	0.2 H 2 0 0 0 1 0 0 0 0 0 0 0 0 0 6 9 0.00 0.000	0.2 H 2 0 0 0 1 0 0 0 0 0 0 0 0 0 6 9 0.00 0.000	0.2 H 2 0 0 0 1 0 0 0 0 0 0 0 0 0 6 9 0.00 0.000	0.2 H 2 0 0 0 1 0 0 0 0 0 0 0 0 0 6 9 0.00 0.000	0.2 H 2 0 0 0 1 0 0 0 0 0 0 0 0 0 6 9 0.00 0.000	0.2 H 2 0 0 0 1 0 0 0 0 0 0 0 0 0 6 9 0.00 0.000	0.2 H 2 0 0 0 1 0 0 0 0 0 0 0 0 0 6 9 0.00 0.000	0.2 H 2 0 0 0 1 0 0 0 0 0 0 0 0 0 6 9 0.00 0.000	0.2 H 2 0 0 0 1 0 0 0 0 0 0 0 0 0 6 9 0.00 0.000	0.2 H 2 0 0 0 1 0 0 0 0 0 0 0 0 0 6 9 0.00 0.000	0.2 H 2 0 0 0 1 0 0 0 0 0 0 0 0 0 6 9 0.00 0.000	0.2 H 2 0 0 0 1 0 0 0 0 0 0 0 0 0 6 9 0.00 0.000	0.2 H 2 0 0 0 1 0 0 0 0 0 0 0 0 0 6 9 0.00 0.000	0.2 H 2 0 0 0 1 0 0 0 0 0 0 0 0 0 6 9 0.00 0.000	0.2 H 2 0 0 0 1 0 0 0 0 0 0 0 0 0 6 9 0.00 0.000	0.2 H 2 0 0 0 1 0 0 0 0 0 0 0 0 0 6 9 0.00 0.000

Seattle Mariners @ Detroit Tigers
Comerica Park, Detroit, MI
Tue Jul 21 2009, 7:05 PM EDT
Att: 32,906 - Partly Cloudy - 75 F

AB 40
R 7
H 13
RBI 7
BB 1
SO 9
LOB 19



Batter	1	2	3	4	5	6	7	8	9	AB	R	H	RBI	BB	SO	LOB	BOTTOM
28 Curtis Granderson, L (1.8) OBP: 0.340, SLG: 0.462										5	1	2	0	0	0	0	
14 Placido Polanco, R (1.4) OBP: 0.316, SLG: 0.401										5	2	2	2	0	1	1	
24 Miguel Cabrera, R (1.3) OBP: 0.395, SLG: 0.554										3	3	3	1	2	0	0	
33 Marcus Thames, R (1.10) OBP: 0.338, SLG: 0.536										3	1	0	0	2	1	3	
30 Magglio Ordonez, R (1.9) OBP: 0.333, SLG: 0.357										3	2	1	4	1	0	2	
34 Clete Thomas, L (7.9) OBP: 0.338, SLG: 0.481																	

Batter	1	2	3	4	5	6	7	8	9	AB	R	H	RBI	BB	SO	LOB	TOP			
51 Ichiro Suzuki, L (1,9) OBP: 0.391, SLG: 0.474	E5 5 2B 1B		K 1-3				G6-3 2-2			4	1	2	0	0	1	0	Seattle Mariners @ Detroit Tigers Comerica Park, Detroit, MI Thu Jul 23 2009, 1:05 PM EDT Att: 32,177 - Overcast - 68 F			
30 Russell Branyan, L (1,3) OBP: 0.369, SLG: 0.561	K 1-3		F7 0-0				F8 2-0			4	0	0	0	0	2	3				
4 Jose Lopez, R (1,4) OBP: 0.296, SLG: 0.437	L8 0-0		G6-3 3-2							4	1	1	0	0	1	1				
5 Mike Sweeney, R (1,10) OBP: 0.301, SLG: 0.395										4	0	2	1	0	1	0				
25 Vladimir Valentin, R (1,7) OBP: 0.271, SLG: 0.355	K 1-3									4	0	0	1	0	2	2				
12 Ryan Langerhans, L (1,8) OBP: 0.268, SLG: 0.407										3	0	1	0	0	1	0				
32 Rob Johnson, R (1,2) OBP: 0.271, SLG: 0.329										4	0	1	0	0	0	3				
7 Jack Hannahan, L (1,5) OBP: 0.281, SLG: 0.340										4	0	1	0	0	0	3				
3 Ronny Cedeno, R (1,6) OBP: 0.236, SLG: 0.323										3	0	0	0	0	1	2				
Inning Stats	R: 1 E: 1 K: 2 S: 15	H: 2 LOB: 1 BB: 0 P: 19	R: 0 E: 0 K: 0 S: 7	H: 1 LOB: 1 BB: 0 P: 12	R: 0 E: 0 K: 1 S: 7	H: 0 LOB: 0 BB: 0 P: 11	R: 0 E: 0 K: 1 S: 10	H: 2 LOB: 2 BB: 0 P: 19	R: 1 E: 0 K: 0 S: 10	H: 3 LOB: 2 BB: 0 P: 19	R: 0 E: 0 K: 0 S: 6	H: 0 LOB: 0 BB: 0 P: 10	R: 0 E: 0 K: 3 S: 13	H: 0 LOB: 0 BB: 0 P: 17	R: 0 E: 0 K: 0 S: 8	H: 0 LOB: 0 BB: 0 P: 17	1B: 5 2B: 4 3B: 0 HR: 0	SF: 0 SAC: 0 DP: 1 HBP: 1	WP: 1 PB: 0 SB: 0 CS: 0	PA: 35
PITCHER	IP WLS BF ERA WHIP	IP WLS BF ERA WHIP	IP WLS BF ERA WHIP	IP WLS BF ERA WHIP	IP WLS BF ERA WHIP	IP WLS BF ERA WHIP	IP WLS BF ERA WHIP	IP WLS BF ERA WHIP	IP WLS BF ERA WHIP	IP WLS BF ERA WHIP	IP WLS BF ERA WHIP	IP WLS BF ERA WHIP	IP WLS BF ERA WHIP	IP WLS BF ERA WHIP	IP WLS BF ERA WHIP	IP WLS BF ERA WHIP	ERA WHIP			
53 Luke French, L (1,1) ERA: 2.22	5.1 L 24 8 2 2 6 0 0 0 1 0 0 1 0 0 57 87 3.38 1.500																			
45 Ryan Perry, R (6,1) ERA: 3.9	2.2 8 0 0 0 3 0 0 0 0 0 0 0 0 0 23 36 0.00 0.000																			
59 Fu-Te Ni, L (9,1) ERA: 2.53	1.0 3 0 0 0 0 0 0 0 0 0 0 0 0 0 8 17 0.00 0.000																			

AB	34
R	2
H	8
RBI	2
BB	0
SO	9
LOB	14



Batter	1	2	3	4	5	6	7	8	9	AB	R	H	RBI	BB	SO	LOB	BOTTOM					
28 Curtis Granderson, L (1,8) OBP: 0.341, SLG: 0.464	P6 0-0									3	0	1	1	1	0	0	Seattle Mariners @ Detroit Tigers Comerica Park, Detroit, MI Thu Jul 23 2009, 1:05 PM EDT Att: 32,177 - Overcast - 68 F					
14 Placido Polanco, R (1,4) OBP: 0.317, SLG: 0.400										4	0	1	0	0	2							
24 Miguel Cabrera, R (1,3) OBP: 0.392, SLG: 0.548										3	0	0	0	1	1							
33 Marcus Thames, R (1,10) OBP: 0.333, SLG: 0.517										4	0	0	0	0	1	2						
30 Magglio Ordonez, R (1,9) OBP: 0.329, SLG: 0.351										4	0	0	0	0	2							
25 Ryan Raburn, R (1,7) OBP: 0.327, SLG: 0.470										3	0	0	0	0	1	0						
15 Brandon Inge, R (1,5) OBP: 0.357, SLG: 0.495										2	1	1	0	1	0	0						
55 Dusty Ryan, R (1,2) OBP: 0.263, SLG: 0.188										2	0	0	0	0	0	1						
34 Clete Thomas, L (8,PH) ERA: 3.18										1	0	0	0	0	1	1						
12 Gerald Laird, R (9,2) OBP: 0.318, SLG: 0.350										0	0	0	0	0	0	0						
4 Adam Everett, R (1,6) OBP: 0.301, SLG: 0.333										2	0	0	0	0	0	0						
39 Ramon Santiago, S (8,PH) OBP: 0.289, SLG: 0.423										1	0	0	0	0	1	1						
Inning Stats	R: 0 E: 0 K: 0 S: 9	H: 1 LOB: 2 BB: 1 P: 15	R: 0 E: 0 K: 0 S: 5	H: 0 LOB: 0 BB: 0 P: 9	R: 0 E: 0 K: 0 S: 10	H: 0 LOB: 1 BB: 1 P: 21	R: 0 E: 0 K: 2 S: 9	H: 0 LOB: 0 BB: 0 P: 15	R: 0 E: 0 K: 1 S: 6	H: 1 LOB: 0 BB: 0 P: 8	R: 0 E: 0 K: 0 S: 11	H: 0 LOB: 0 BB: 0 P: 17	R: 0 E: 0 K: 0 S: 5	H: 0 LOB: 0 BB: 0 P: 8	R: 1 E: 0 K: 2 S: 12	H: 1 LOB: 1 BB: 1 P: 21	R: 0 E: 0 K: 0 S: 8	H: 0 LOB: 0 BB: 0 P: 12	1B: 2 2B: 0 3B: 1 HR: 0	SF: 0 SAC: 0 DP: 1 HBP: 0	WP: 0 PB: 0 SB: 0 CS: 0	PA: 32
PITCHER	IP WLS BF ERA WHIP	IP WLS BF ERA WHIP	IP WLS BF ERA WHIP	IP WLS BF ERA WHIP	IP WLS BF ERA WHIP	IP WLS BF ERA WHIP	IP WLS BF ERA WHIP	IP WLS BF ERA WHIP	IP WLS BF ERA WHIP	IP WLS BF ERA WHIP	IP WLS BF ERA WHIP	IP WLS BF ERA WHIP	IP WLS BF ERA WHIP	IP WLS BF ERA WHIP	IP WLS BF ERA WHIP	IP WLS BF ERA WHIP	ERA WHIP					
56 Jarrod Washburn, L (1,1) ERA: 2.71	7.0 W 24 8 1 1 2 2 0 0 0 0 0 0 0 55 93 0.00 0.571																					
57 Mark Lowe, R (8,1) ERA: 3.18	0.2 H 4 1 1 1 2 1 0 0 0 0 0 0 0 8 16 13.50 3.000																					
46 Sean White, R (8,1) ERA: 2.47	0.1 H 1 0 0 0 0 0 0 0 0 0 0 0 0 4 5 0.00 0.000																					
53 David Aardsma, R (9,1) ERA: 1.75	1.0 S 3 0 0 0 0 0 0 0 0 0 0 0 0 8 12 0.00 0.000																					



Batter	1	2	3	4	5	6	7	8	9	AB	R	H	RBI	BB	SO	LOB	TOP			
31 Dewayne Wise, L (1, 8) OBP: 0.241, SLG: 0.324	F7			G1-3			G4-3		G6-3	5	0	1	0	0	0	3	Chicago White Sox @ Detroit Tigers Comerica Park, Detroit, MI Fri Jul 24, 2009, 1:05 PM EDT Att: 27,844 - Partly Cloudy - 76 F			
10 Alexei Ramirez, R (1, 6) OBP: 0.333, SLG: 0.415	F9		P6		F9		G4-3			4	0	0	0	0	0	1				
23 Jermaine Dye, R (1, 9) OBP: 0.364, SLG: 0.544	G5-3		FC4-6 BB		L7			F9		3	0	0	0	1	0	0				
25 Jim Thome, L (1, 10) OBP: 0.395, SLG: 0.496		K	K		FC4-6 BB			F7		3	0	0	0	1	2	2				
14 Paul Konerko, R (1, 3) OBP: 0.343, SLG: 0.501	F8		FC4-6		FC4-6			F8		4	0	0	0	0	0	3				
12 A.J. Pierzynski, L (1, 2) OBP: 0.327, SLG: 0.449				E3 20 BB 15 SF9		P5				4	1	2	0	0	0	0				
20 Carlos Quentin, R (1, 7) OBP: 0.333, SLG: 0.446						P4				3	0	2	0	1	0	0				
17 Chris Getz, L (1, 4) OBP: 0.322, SLG: 0.371						K				3	0	1	0	1	1	2				
15 Gordon Beckham, R (1, 5) OBP: 0.352, SLG: 0.424										3	0	0	1	0	1	6				
Inning Stats	R: 0 E: 0 K: 0 S: 5	H: 0 LOB: 0 BB: 0 P: 8	R: 0 E: 0 K: 1 S: 13	H: 1 LOB: 3 BB: 2 P: 23	R: 0 E: 0 K: 1 S: 11	H: 1 LOB: 2 BB: 1 P: 18	R: 1 E: 1 K: 0 S: 14	H: 1 LOB: 1 BB: 0 P: 24	R: 0 E: 0 K: 0 S: 7	H: 0 LOB: 0 BB: 1 P: 12	R: 0 E: 0 K: 1 S: 6	H: 0 LOB: 0 BB: 0 P: 8	R: 0 E: 0 K: 0 S: 6	H: 0 LOB: 0 BB: 0 P: 7	R: 0 E: 0 K: 0 S: 14	H: 3 LOB: 2 BB: 0 P: 17		1B: 4 2B: 2 3B: 0 HR: 0	SF: 1 SAC: 0 DP: 1 HBP: 0	WP: 0 PB: 0 SB: 0 CS: 0
PITCHER 35 Justin Verlander, R (1, 1) ERA: 3.12	IP: 9.0 WLS: W BF: 37 H: 6 R: 1 ER: 0 SO: 4 BB: 4 IBB: 0 HBP: 0 BLK: 0 WP: 0 HR: 0 S: 83 P: 127 ERA: 0.00 WHIP: 1.11																			

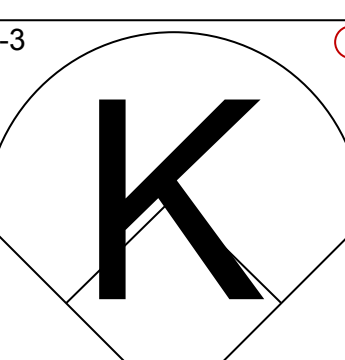
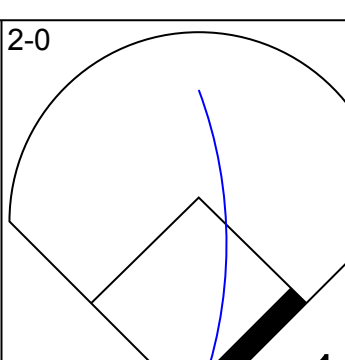
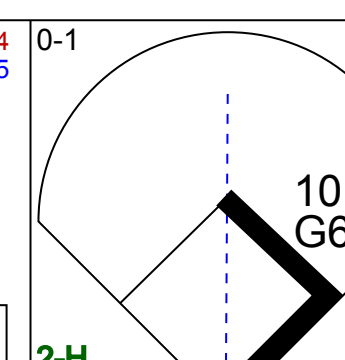
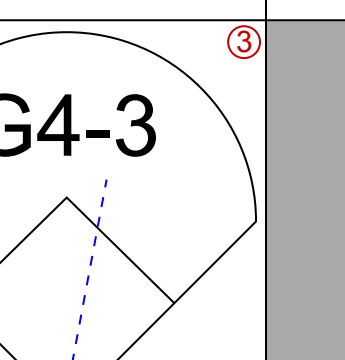
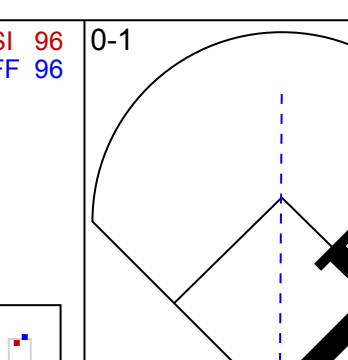
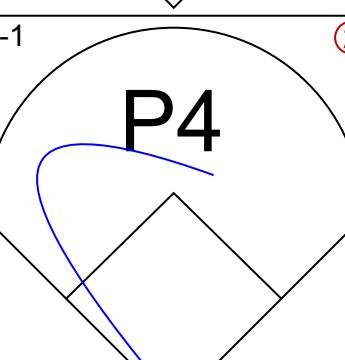
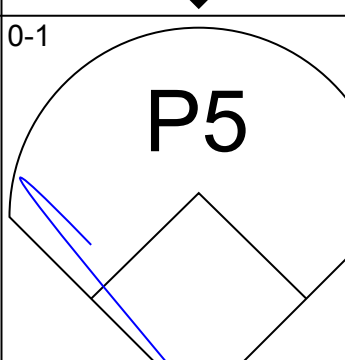
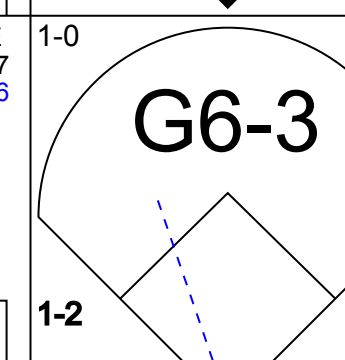
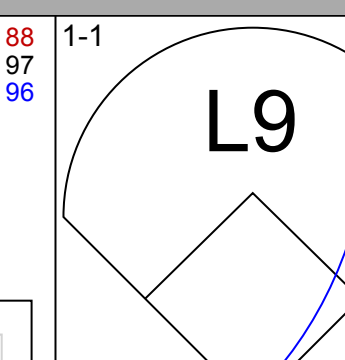
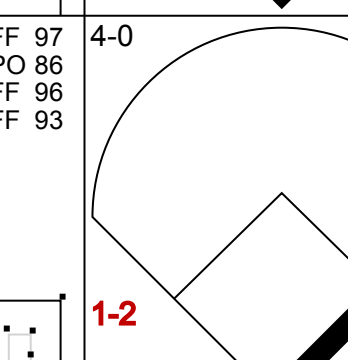
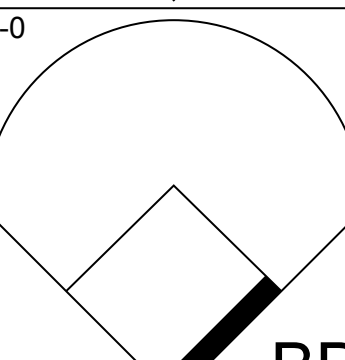
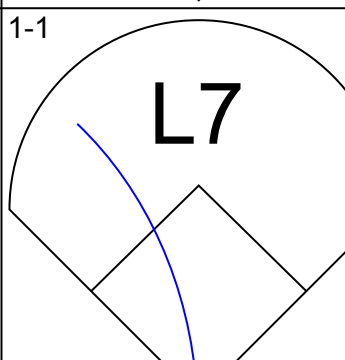
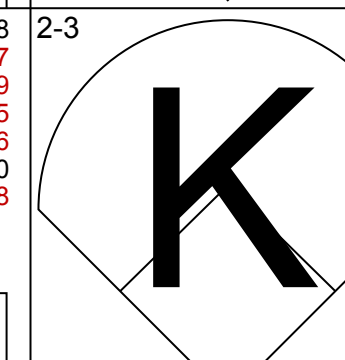
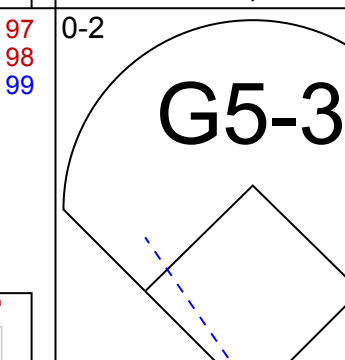
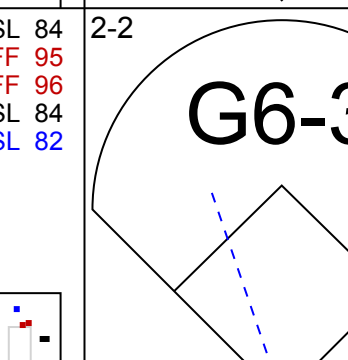
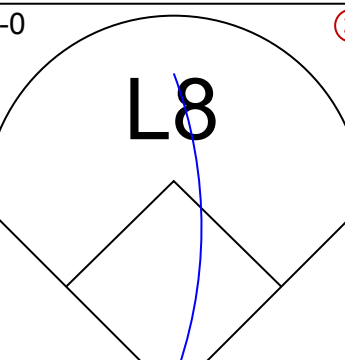
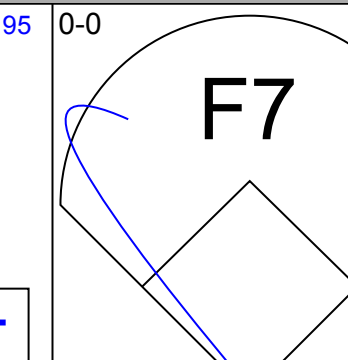
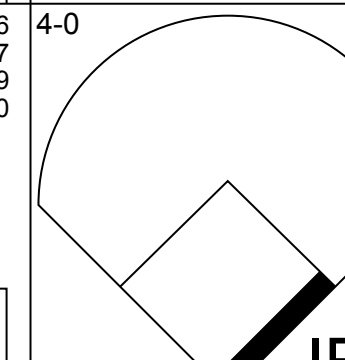
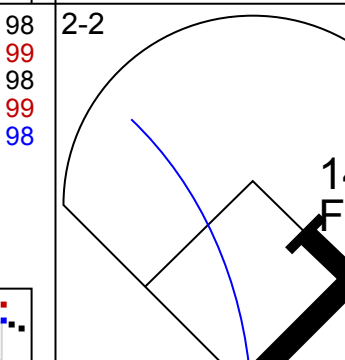

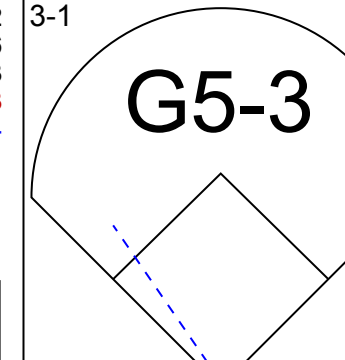
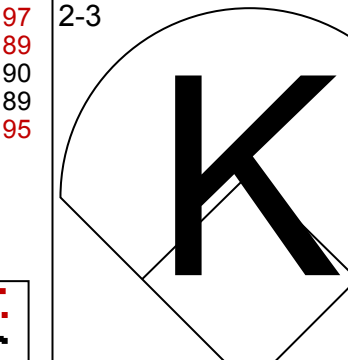
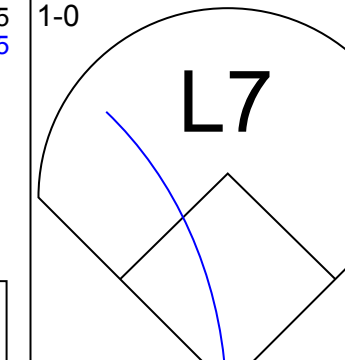
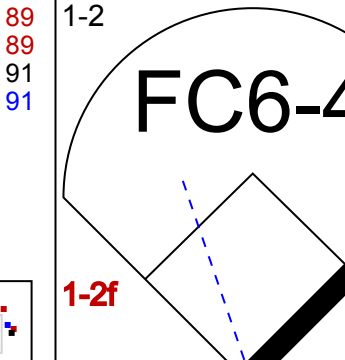

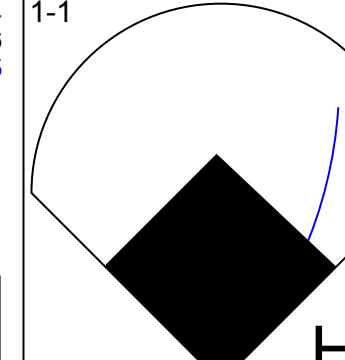
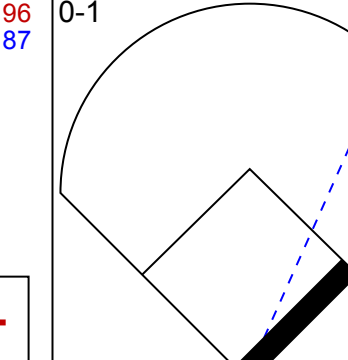
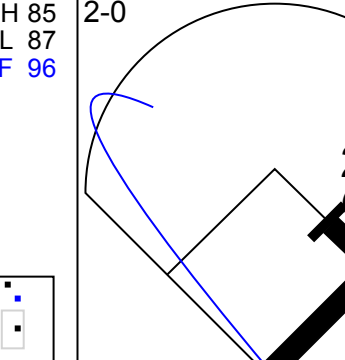
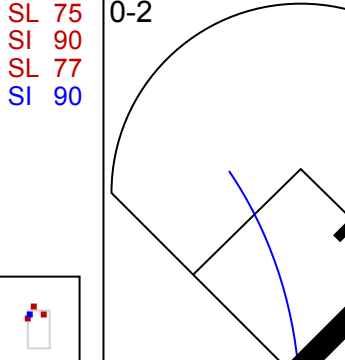

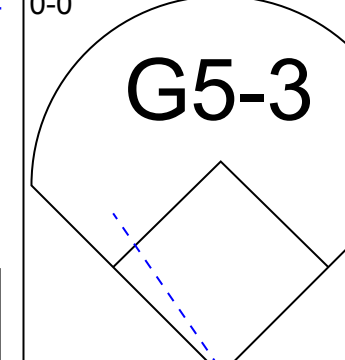
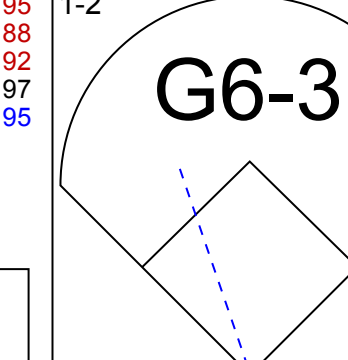
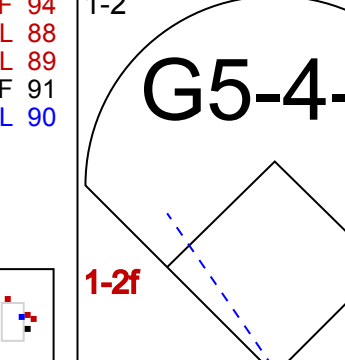
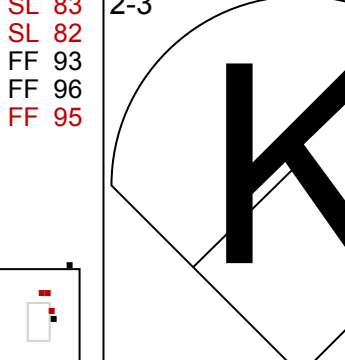

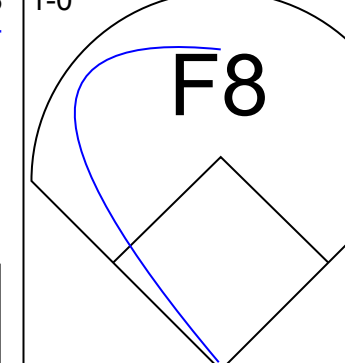
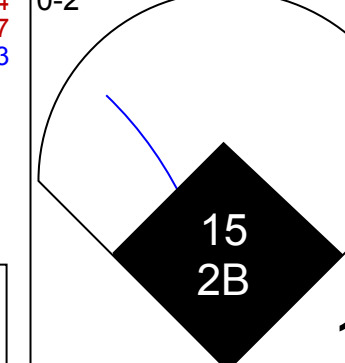
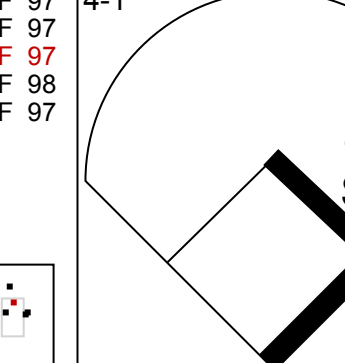
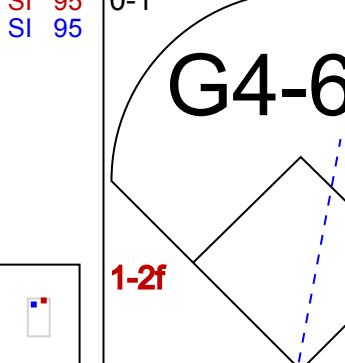

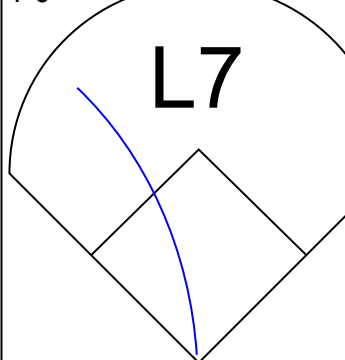
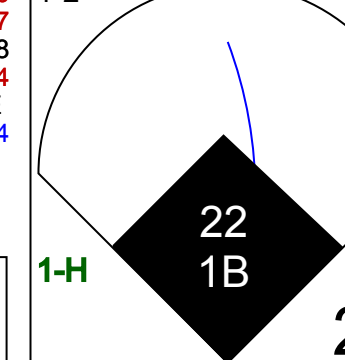
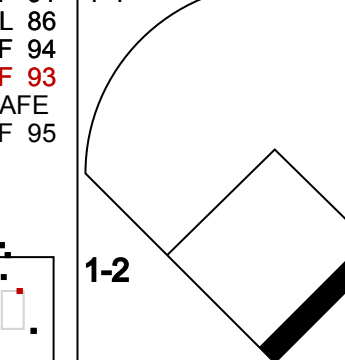
Batter	1	2	3	4	5	6	7	8	9	AB	R	H	RBI	BB	SO	LOB	BOTTOM			
28 Curtis Granderson, L (1, 8) OBP: 0.340, SLG: 0.462	K						F8			4	0	1	0	0	2	1	Chicago White Sox @ Detroit Tigers Comerica Park, Detroit, MI Fri Jul 24, 2009, 1:05 PM EDT Att: 27,844 - Partly Cloudy - 76 F			
14 Placido Polanco, R (1, 4) OBP: 0.322, SLG: 0.405			SF9				E9			3	0	3	2	0	0	0				
34 Clete Thomas, L (1, 9) OBP: 0.331, SLG: 0.461	F8		F7							3	0	0	0	1	1	3				
24 Miguel Cabrera, R (1, 3) OBP: 0.391, SLG: 0.548	FC4					G4-3				4	1	1	0	0	1	3				
9 Carlos Guillen, S (1, 10) OBP: 0.267, SLG: 0.245						L7				4	0	1	0	0	0	1				
25 Ryan Raburn, R (1, 7) OBP: 0.325, SLG: 0.471						F8				4	1	1	1	0	1	1				
15 Brandon Inge, R (1, 5) OBP: 0.356, SLG: 0.491										3	0	0	0	0	2	1				
12 Gerald Laird, R (1, 2) OBP: 0.318, SLG: 0.353										3	1	1	1	0	1	2				
4 Adam Everett, R (1, 6) OBP: 0.304, SLG: 0.336										4	2	2	1	0	1	1				
Inning Stats	R: 0 E: 0 K: 1 S: 9	H: 1 LOB: 1 BB: 0 P: 14	R: 0 E: 0 K: 2 S: 9	H: 0 LOB: 0 BB: 0 P: 15	R: 1 E: 0 K: 1 S: 12	H: 2 LOB: 1 BB: 0 P: 18	R: 1 E: 0 K: 0 S: 10	H: 2 LOB: 1 BB: 0 P: 21	R: 0 E: 0 K: 3 S: 13	H: 1 LOB: 1 BB: 0 P: 17	R: 0 E: 0 K: 0 S: 4	H: 0 LOB: 0 BB: 0 P: 5	R: 2 E: 1 K: 2 S: 20	H: 3 LOB: 2 BB: 1 P: 31	R: 1 E: 2 K: 0 S: 19	H: 1 LOB: 1 BB: 0 P: 28		1B: 7 2B: 3 3B: 0 HR: 0	SF: 1 SAC: 1 DP: 1 HBP: 1	WP: 0 PB: 0 SB: 3 CS: 0
PITCHER 52 Jose Contreras, R (1, 1) ERA: 4.8 26 Octavio Dotel, R (7, 1) ERA: 3.16	IP: 6.2 WLS: L BF: 30 H: 9 R: 4 ER: 4 SO: 8 BB: 1 IBB: 0 HBP: 0 BLK: 0 WP: 0 HR: 0 S: 73 P: 117 ERA: 5.40 WHIP: 1.500																			

Batter	1	2	3	4	5	6	7	8	9	AB	R	H	RBI	BB	SO	LOB	TOP										
22 Scott Podsednik, L (1,7) OBP: 0.364, SLG: 0.401	L8		FC6-4 10 G5-3 23 HR				K			4	1	1	0	0	1	3	Chicago White Sox @ Detroit Tigers Comerica Park, Detroit, MI Fri Jul 24, 2009, 7:05 PM EDT Att: 39,375 - Partly Cloudy - 79 F										
10 Alexei Ramirez, R (1,6) OBP: 0.332, SLG: 0.413			G5-3		CS	F7		G5-3		4	0	1	0	0	0	1											
23 Jermaine Dye, R (1,9) OBP: 0.363, SLG: 0.549			G5-4-3				K	F8		4	1	1	2	0	1	1											
25 Jim Thome, L (1,10) OBP: 0.397, SLG: 0.506				HR					K	3	1	1	1	1	2	0											
14 Paul Konerko, R (1,3) OBP: 0.342, SLG: 0.497		G6-3				G4-3			K	3	0	0	0	1	1	1											
17 Chris Getz, L (1,4) OBP: 0.324, SLG: 0.373					FC4-6 15 G5-4-3				K	4	0	2	0	0	1	1											
15 Gordon Beckham, R (1,5) OBP: 0.355, SLG: 0.422					G5-4-3			G1-3		3	0	1	0	1	0	1											
31 Dewayne Wise, L (1,8) OBP: 0.236, SLG: 0.317							SH2-4			2	0	0	0	0	1	2											
27 Ramon Castro, R (1,2) OBP: 0.318, SLG: 0.404								K		3	0	1	0	0	2	2											
Inning Stats	R: 0 E: 0 K: 0 S: 6	H: 1 LOB: 0 BB: 0 P: 7	R: 1 E: 0 K: 1 S: 11	H: 3 LOB: 1 BB: 0 P: 14	R: 2 E: 0 K: 1 S: 15	H: 2 LOB: 0 BB: 0 P: 22	R: 0 E: 0 K: 0 S: 6	H: 0 LOB: 0 BB: 1 P: 13	R: 0 E: 0 K: 1 S: 9	H: 1 LOB: 0 BB: 0 P: 11	R: 0 E: 0 K: 1 S: 8	H: 0 LOB: 1 BB: 1 P: 14	R: 0 E: 0 K: 2 S: 11	H: 1 LOB: 2 BB: 1 P: 18	R: 0 E: 0 K: 1 S: 8	H: 0 LOB: 0 BB: 0 P: 12	R: 0 E: 0 K: 2 S: 8	H: 0 LOB: 0 BB: 0 P: 12	1B: 6 2B: 0 3B: 0 HR: 2	SF: 0 SAC: 1 DP: 2 HBP: 0	WP: 0 PB: 0 SB: 0 CS: 2	PA: 35					
PITCHER	IP	WLS	BF	H	R	ER	SO	BB	IBB	HBP	BLK	WP	HR	S	P	ERA	WHIP										
49 Eddie Bonine, R (1,1) ERA: 7.07	6.0		23	7	3	3	4	2	0	0	0	0	2	55	81	4.50	1.500										
44 Bobby Seay, L (7,1) ERA: 3.09	1.0	5	1	0	0	0	2	1	0	0	0	0	0	11	18	0.00	2.000										
37 Brandon Lyon, R (8,1) ERA: 3.5	1.0	W	3	0	0	0	1	0	0	0	0	0	0	8	11	0.00	0.000										
56 Fernando Rodney, R (9,1) ERA: 3.73	1.0	S	3	0	0	0	2	0	0	0	0	0	0	8	12	0.00	0.000										

Batter	1	2	3	4	5	6	7	8	9	AB	R	H	RBI	BB	SO	LOB	BOTTOM										
28 Curtis Granderson, L (1,8) OBP: 0.339, SLG: 0.458	F8		G3							3	0	0	0	1	1	0	Chicago White Sox @ Detroit Tigers Comerica Park, Detroit, MI Fri Jul 24, 2009, 7:05 PM EDT Att: 39,375 - Partly Cloudy - 79 F										
14 Placido Polanco, R (1,4) OBP: 0.324, SLG: 0.405					F9	FC6-4				3	1	1	1	0	0	2											
30 Magglio Ordonez, R (1,9) OBP: 0.328, SLG: 0.354					G6-3	P3				4	0	1	0	0	0	3											
24 Miguel Cabrera, R (1,3) OBP: 0.392, SLG: 0.549										3	0	1	0	1	0	0											
9 Carlos Guillen, S (1,10) OBP: 0.278, SLG: 0.289										3	1	2	1	0	1	1											
25 Ryan Raburn, R (8,PH) OBP: 0.322, SLG: 0.467										1	0	0	0	0	1	3											
33 Marcus Thames, R (1,7) OBP: 0.333, SLG: 0.513										3	1	1	0	0	0	1											
34 Clete Thomas, L (7,7) OBP: 0.335, SLG: 0.481										0	0	0	1	1	0	0											
15 Brandon Inge, R (1,5) OBP: 0.355, SLG: 0.488										4	1	1	0	0	0	3											
39 Ramon Santiago, S (1,6) OBP: 0.290, SLG: 0.417										2	0	0	0	0	0	2											
55 Dusty Ryan, R (1,2) OBP: 0.273, SLG: 0.211										3	0	1	1	0	1	1											
Inning Stats	R: 0 E: 0 K: 0 S: 8	H: 0 LOB: 0 BB: 0 P: 11	R: 1 E: 0 K: 0 S: 7	H: 1 LOB: 0 BB: 0 P: 11	R: 0 E: 0 K: 1 S: 8	H: 0 LOB: 0 BB: 0 P: 12	R: 0 E: 0 K: 1 S: 11	H: 1 LOB: 1 BB: 0 P: 15	R: 2 E: 0 K: 0 S: 11	H: 3 LOB: 2 BB: 1 P: 18	R: 0 E: 0 K: 0 S: 6	H: 1 LOB: 0 BB: 0 P: 10	R: 0 E: 0 K: 0 S: 6	H: 0 LOB: 0 BB: 0 P: 8	R: 1 E: 0 K: 2 S: 18	H: 2 LOB: 3 BB: 2 P: 33	R: 0 E: 0 K: 2 S: 18	H: 0 LOB: 0 BB: 0 P: 8	1B: 5 2B: 2 3B: 0 HR: 1	SF: 0 SAC: 0 DP: 2 HBP: 2	WP: 0 PB: 0 SB: 0 CS: 0	PA: 34					
PITCHER	IP	WLS	BF	H	R	ER	SO	BB	IBB	HBP	BLK	WP	HR	S	P	ERA	WHIP										
40 Bartolo Colon, R (1,1) ERA: 4.19	7.0		27	6	3	3	2	1	0	2	0	0	0	9	17	3.86	1.000										
71 Scott Linebrink, R (8,1) ERA: 2.62	0.1	L	4	2	1	1	1	0	1	0	0	0	0	7	13	0.00	3.000										
37 Matt Thornton, L (8,1) ERA: 2.85	0.1		2	0	0	0	1	1	0	0	0	0	0	2	3	0.00	0.000										
57 Ramon Pena, R (8,1) ERA: 5.17	0.1		1	0	0	0	0	0	0	0	0	0	0	2	3	0.00	0.000										

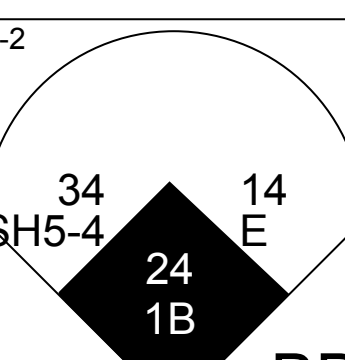
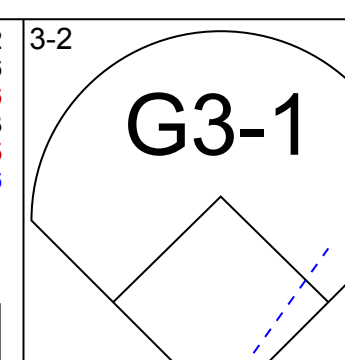
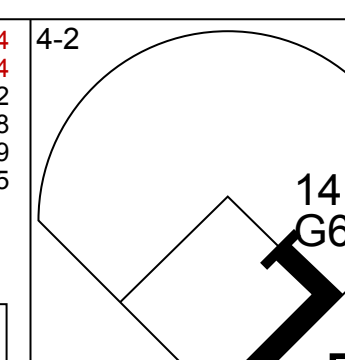
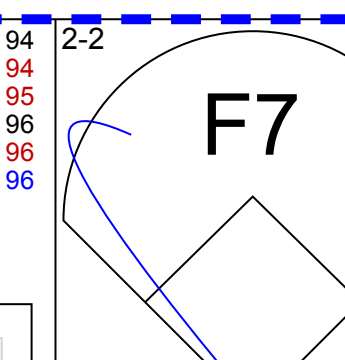
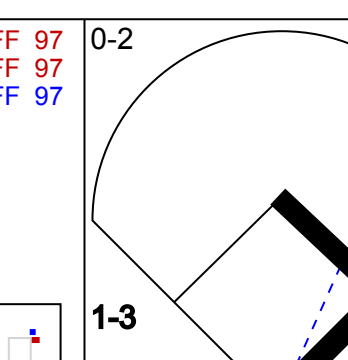
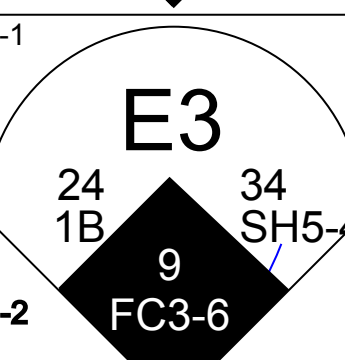
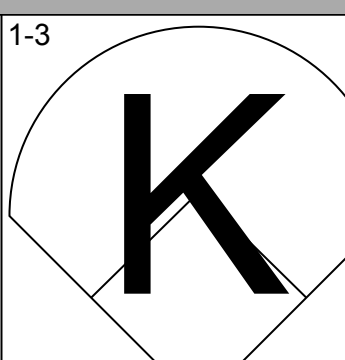
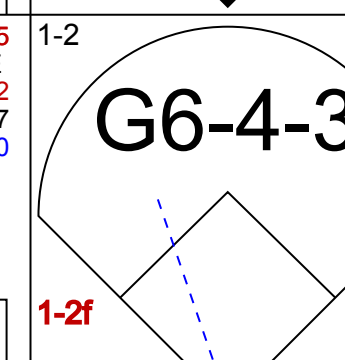

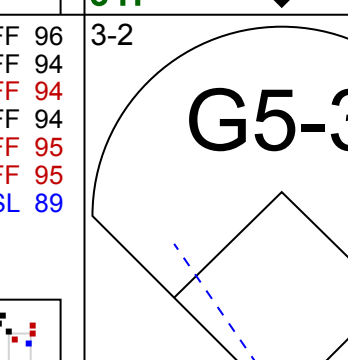
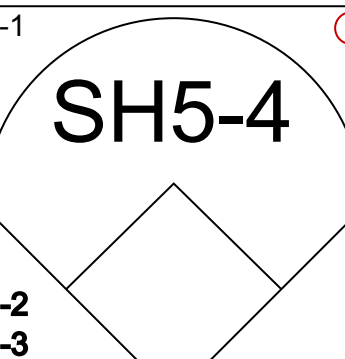
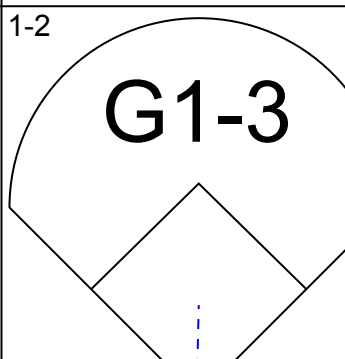
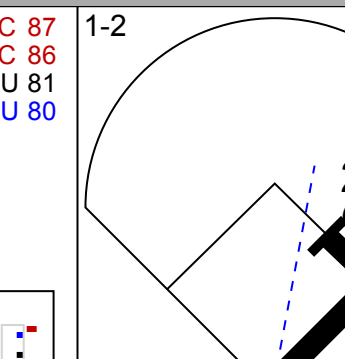
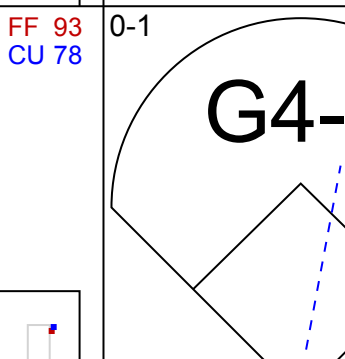

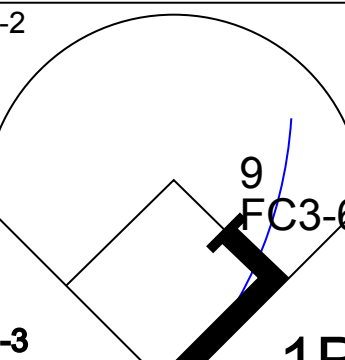
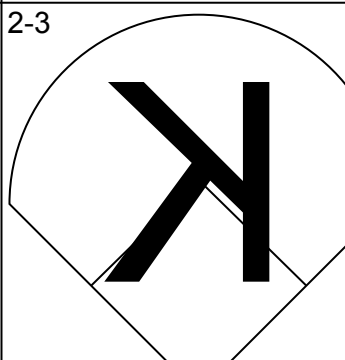



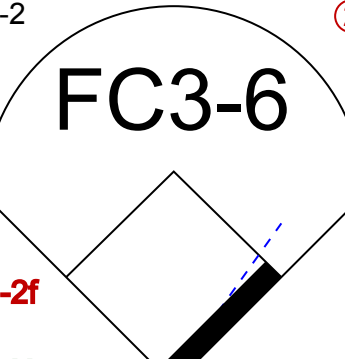
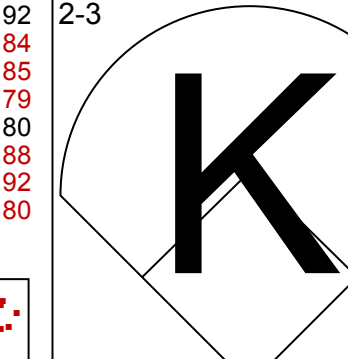

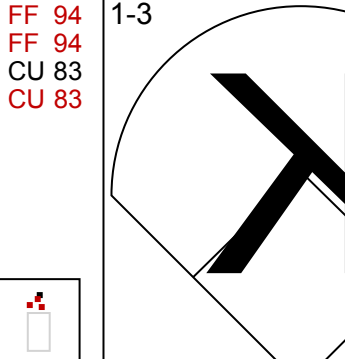

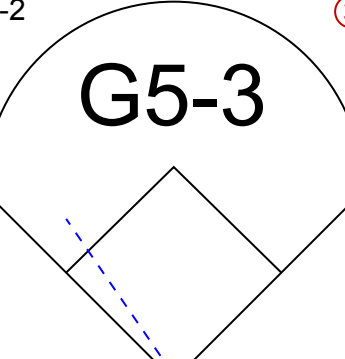
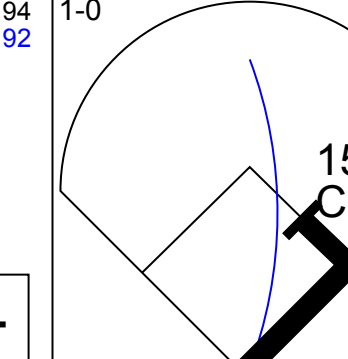
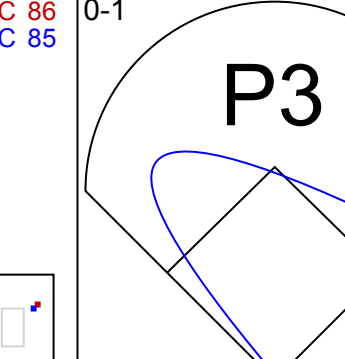
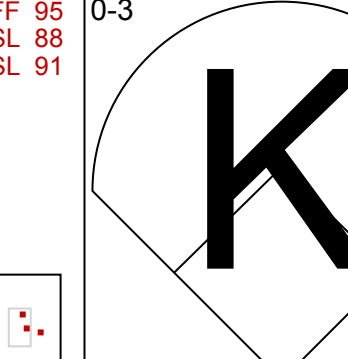
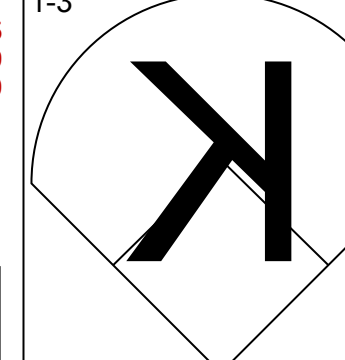
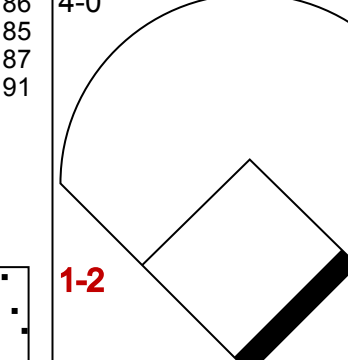
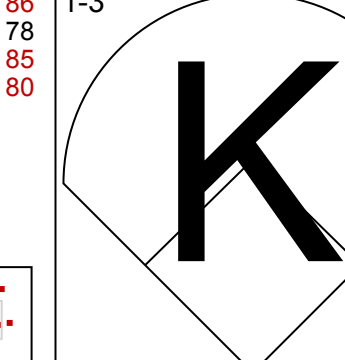
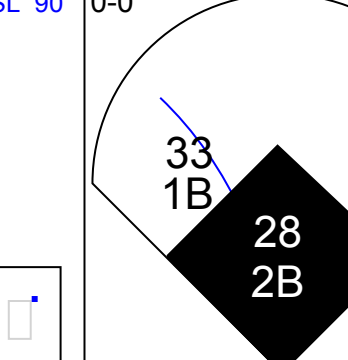
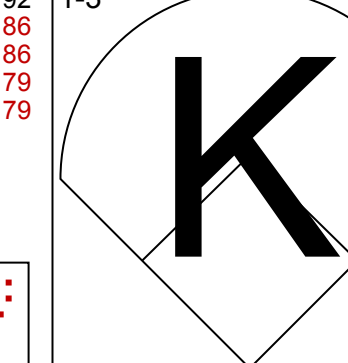
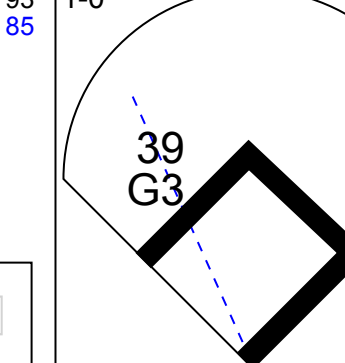
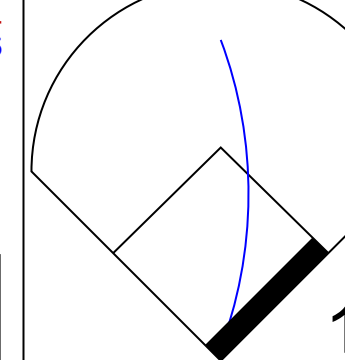

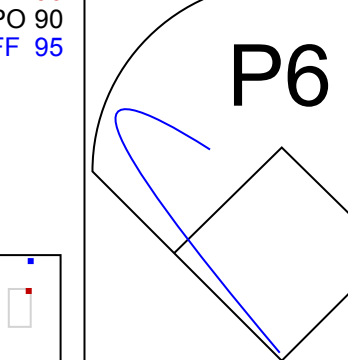
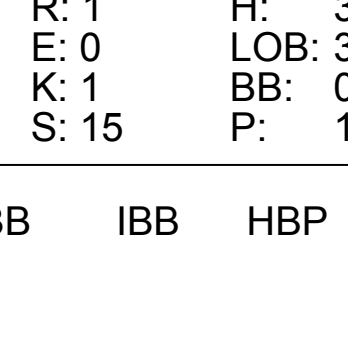

livebaseballscorecards.com

livebaseballscorecards.com

Batter	1	2	3	4	5	6	7	8	9	10	AB	R	H	RBI	BB	SO	LOB	TOP				
22 Scott Podsednik, L OBP: 0.367, SLG: 0.405 (8, 7)											5	0	3	1	0	1	2	Chicago White Sox @ Detroit Tigers Comerica Park, Detroit, MI Sat Jul 25 2009, 4:05 PM EDT Att: 41,378 - Partly Cloudy - 80 F				
10 Alexei Ramirez, R OBP: 0.331, SLG: 0.408 (1, 6)											4	0	0	0	1	0	2					
23 Jermaine Dye, R OBP: 0.360, SLG: 0.543 (1, 9)											4	0	0	0	1	1	3					
25 Jim Thome, L OBP: 0.397, SLG: 0.502 (1, 10)											4	0	1	0	1	1	1					
14 Paul Konerko, R OBP: 0.340, SLG: 0.491 (10, PR)											4	0	0	0	1	1	3					
7 Josh Fields, R OBP: 0.305, SLG: 0.359 (10, 3)											4	0	0	0	0	1	3					
12 A.J. Pierzynski, L OBP: 0.334, SLG: 0.465 (1, 2)											0	0	0	0	0	0	0					
20 Carlos Quentin, R OBP: 0.326, SLG: 0.434 (8, 8)											3	1	1	0	1	0	1					
17 Chris Getz, L OBP: 0.327, SLG: 0.372 (1, 4)											3	1	1	1	1	0	0					
15 Gordon Beckham, R OBP: 0.359, SLG: 0.427 (1, 5)																						
Inning Stats	R: 0 E: 0 K: 1 S: 7	H: 0 LOB: 1 BB: 1 P: 15	R: 1 E: 0 K: 0 S: 6	H: 1 LOB: 0 BB: 0 P: 11	R: 0 E: 0 K: 0 S: 6	H: 1 LOB: 1 BB: 0 P: 10	R: 0 E: 0 K: 1 S: 10	H: 1 LOB: 1 BB: 0 P: 13	R: 2 E: 0 K: 1 S: 16	H: 3 LOB: 2 BB: 1 P: 25	R: 0 E: 0 K: 0 S: 10	H: 1 LOB: 1 BB: 0 P: 15	R: 0 E: 0 K: 1 S: 9	H: 1 LOB: 0 BB: 0 P: 11	R: 0 E: 0 K: 0 S: 7	H: 1 LOB: 1 BB: 1 P: 13	R: 0 E: 0 K: 1 S: 6	H: 0 LOB: 1 BB: 1 P: 11	1B: 8 2B: 1 3B: 0 HR: 1	SF: 0 SAC: 0 DP: 3 HBP: 0	WP: 0 PB: 0 SB: 1 CS: 1	PA: 42
PITCHER	IP WLS BF H R ER SO BB IBB HBP BLK WP HR S P ERA WHIP	36 8 32 8 3 3 3 3 0 0 0 0 1 4 112 3.86 1.571	0.0 1 1 0 0 0 0 0 0 0 0 0 0 4 4 ∞ ∞	2.0 6 1 0 0 1 1 0 0 0 0 0 12 20 0.00 1.000	1.0 W 3 0 0 0 1 1 0 0 0 0 0 6 11 0.00 1.000	PITCHER																

AB	36
R	3
H	10
RBI	3
BB	6
SO	5
LOB	16



Batter	1	2	3	4	5	6	7	8	9	10	AB	R	H	RBI	BB	SO	LOB	BOTTOM						
28 Curtis Granderson, L OBP: 0.342, SLG: 0.460 (1, 8)											3	1	1	1	2	0	2	Chicago White Sox @ Detroit Tigers Comerica Park, Detroit, MI Sat Jul 25 2009, 4:05 PM EDT Att: 41,378 - Partly Cloudy - 80 F						
14 Placido Polanco, R OBP: 0.319, SLG: 0.399 (1, 4)											5	1	0	0	0	1	5							
34 Clete Thomas, L OBP: 0.340, SLG: 0.462 (1, 9)											4	1	2	0	0	0	0							
24 Miguel Cabrera, R OBP: 0.394, SLG: 0.548 (1, 3)											4	0	2	1	1	1	1							
9 Carlos Guillen, S OBP: 0.293, SLG: 0.294 (1, 10)											5	0	2	2	0	2	2							
25 Ryan Raburn, R OBP: 0.321, SLG: 0.461 (1, 7)											4	0	1	0	0	1	2							
15 Brandon Inge, R OBP: 0.356, SLG: 0.486 (9, PR)											3	0	1	0	1	2	0							
4 Adam Everett, R OBP: 0.304, SLG: 0.336 (10, 6)											0	1	0	0	0	0	0							
12 Gerald Laird, R OBP: 0.318, SLG: 0.357 (1, 2)											3	0	1	0	0	1	1							
33 Marcus Thames, R OBP: 0.337, SLG: 0.517 (9, PH)											1	0	1	0	0	0	0							
55 Dusty Ryan, R OBP: 0.273, SLG: 0.211 (10, 2)											0	0	0	0	0	0	0							
39 Ramon Santiago, S OBP: 0.289, SLG: 0.412 (10, 5)											4	0	1	0	0	1	3							
Inning Stats	R: 2 E: 1 K: 0 S: 17	H: 1 LOB: 1 BB: 1 P: 27	R: 0 E: 0 K: 1 S: 9	H: 1 LOB: 1 BB: 0 P: 15	R: 0 E: 0 K: 2 S: 11	H: 0 LOB: 0 BB: 0 P: 15	R: 0 E: 0 K: 2 S: 11	H: 1 LOB: 1 BB: 1 P: 19	R: 0 E: 0 K: 1 S: 8	H: 2 LOB: 1 BB: 0 P: 16	R: 0 E: 0 K: 1 S: 7	H: 1 LOB: 1 BB: 0 P: 10	R: 0 E: 0 K: 1 S: 12	H: 1 LOB: 1 BB: 0 P: 16	R: 0 E: 0 K: 1 S: 15	H: 0 LOB: 1 BB: 1 P: 23	R: 1 E: 0 K: 1 S: 15	H: 3 LOB: 3 BB: 0 P: 19	R: 1 E: 0 K: 0 S: 7	H: 3 LOB: 2 BB: 0 P: 11	1B: 10 2B: 2 3B: 0 HR: 0	SF: 0 SAC: 1 DP: 2 HBP: 0	WP: 0 PB: 0 SB: 0 CS: 1	PA: 41
PITCHER	IP WLS BF H R ER SO BB IBB HBP BLK WP HR S P ERA WHIP	6.2 1 27 6 2 1 7 3 0 0 0 0 0 71 1.35 1.350	0.1 H 3 0 0 0 0 0 0 0 0 0 0 4 6 0.00 0.000	0.2 H 3 0 0 0 0 1 0 0 0 0 0 12 19 0.00 1.500	1.1 B 7 3 1 1 2 0 0 0 0 0 0 18 23 6.75 2.250	0.0 L 3 3 1 1 0 0 0 0 0 0 0 7 11 ∞ ∞	PITCHER																	

AB	36
R	4
H	12
RBI	4
BB	4
SO	9
LOB	16



Batter	1	2	3	4	5	6	7	8	9	AB	R	H	RBI	BB	SO	LOB	TOP										
28 Curtis Granderson, L (1, 8) OBP: 0.344, SLG: 0.467										5	1	3	1	0	1	1											
14 Placido Polanco, R (1, 4) OBP: 0.318, SLG: 0.394										3	0	1	0	1	0	0											
34 Clete Thomas, L (1, 7) OBP: 0.337, SLG: 0.463										4	1	1	0	0	1	4											
24 Miguel Cabrera, R (1, 3) OBP: 0.392, SLG: 0.541										4	0	0	0	0	2	5											
9 Carlos Guillen, S (1, 10) OBP: 0.282, SLG: 0.292										4	0	1	1	0	1	0											
30 Maecio Ordonez, R (1, 9) OBP: 0.329, SLG: 0.358										4	0	1	0	0	1	1											
15 Brandon Inge, R (1, 5) OBP: 0.352, SLG: 0.477										3	0	0	0	1	1	0											
12 Gerald Laird, R (1, 2) OBP: 0.314, SLG: 0.349										3	0	0	0	1	1	2											
4 Adam Everett, R (1, 6) OBP: 0.297, SLG: 0.327										3	0	0	0	0	1	3											
33 Marcus Thames, R (9, PH) OBP: 0.333, SLG: 0.503										1	0	0	0	0	1	1											
Inning Stats	R: 1 H: 1 E: 0 K: 1 S: 9	L: 1 BB: 0 P: 13	R: 0 H: 1 E: 0 K: 1 S: 8	L: 1 BB: 2 P: 16	R: 0 H: 2 E: 0 K: 1 S: 14	L: 1 BB: 1 P: 19	R: 0 H: 0 E: 0 K: 1 S: 5	L: 0 LOB: 0 P: 7	R: 0 H: 1 E: 1 K: 1 S: 14	L: 3 BB: 1 P: 24	R: 0 H: 0 E: 0 K: 0 S: 6	L: 0 LOB: 0 P: 9	R: 0 H: 0 E: 0 K: 1 S: 11	L: 0 BB: 0 P: 16	R: 1 H: 2 E: 0 K: 1 S: 11	L: 2 BB: 0 P: 16	R: 0 H: 0 E: 0 K: 3 S: 12	L: 0 LOB: 1 P: 23	1B: 4 2B: 2 3B: 0 HR: 1	SF: 0 SAC: 0 DP: 0 HBP: 0	WP: 2 PB: 0 SB: 0 CS: 0	PA: 37					
PITCHER	IP	WLS	BF	H	R	ER	SO	BB	IBB	HBP	BLK	WP	HR	S	P	ERA	WHIP										
35 Tommy Hunter, R (1, 1) ERA: 2.0	7.0	W	28	5	1	1	6	2	0	0	0	1	1	67	104	1.29	1.000										
28 Jason Jennings, R (8, 1) ERA: 3.66	1.0	H	5	2	1	1	1	0	0	0	0	0	0	11	16	9.00	2.000										
36 C.J. Wilson, L (9, 1) ERA: 2.8	1.0	S	4	0	0	0	3	1	0	0	0	1	0	12	23	0.00	1.000										

Detroit Tigers @ Texas Rangers
Rangers Ballpark in Arlington, Arlington, TX
Mon Jul 27 2009, 8:05 PM EDT
Att: 17,173 - Cloudy - 77 F


AB 34
R 2
H 7
RBI 2
BB 3
SO 10
LOB 17



Batter	1	2	3	4	5	6	7	8	9	AB	R	H	RBI	BB	SO	LOB	BOTTOM										
5 Ian Kinsler, R (1, 4) OBP: 0.314, SLG: 0.478										4	0	0	0	0	1	2											
10 Michael Young, R (1, 5) OBP: 0.377, SLG: 0.513										4	2	3	1	0	1	0											
7 David Murphy, L (1, 7) OBP: 0.363, SLG: 0.444										3	1	0	0	1	1	1											
22 Marlon Byrd, R (1, 8) OBP: 0.320, SLG: 0.460										4	0	1	0	0	1	3											
9 Hank Bialock, L (1, 3) OBP: 0.296, SLG: 0.512										4	0	1	2	0	1	1											
17 Nelson Cruz, R (1, 10) OBP: 0.338, SLG: 0.550										3	1	1	1	1	1	1											
32 Josh Hamilton, L (1, 9) OBP: 0.273, SLG: 0.394										4	0	0	0	0	1	2											
21 Jarrod Saltalamacchia, R (1, 2) OBP: 0.292, SLG: 0.369										3	0	0	0	0	1	0											
1 Elvis Andrus, R (1, 6) OBP: 0.315, SLG: 0.353										3	1	2	0	0	0	0											
Inning Stats	R: 0 H: 1 E: 0 K: 0 S: 11	L: 0 LOB: 0 P: 18	R: 0 H: 0 E: 0 K: 0 S: 4	L: 0 LOB: 0 P: 6	R: 0 H: 0 E: 0 K: 1 S: 8	L: 0 LOB: 0 P: 11	R: 0 H: 0 E: 0 K: 2 S: 9	L: 0 LOB: 0 P: 15	R: 1 H: 1 E: 0 K: 1 S: 9	L: 1 LOB: 0 P: 15	R: 3 H: 3 E: 1 K: 1 S: 9	L: 3 LOB: 1 P: 19	R: 0 H: 1 E: 0 K: 0 S: 11	L: 1 LOB: 0 P: 16	R: 1 H: 2 E: 0 K: 3 S: 14	L: 2 BB: 1 P: 28	1B: 2 2B: 4 3B: 0 HR: 2	SF: 0 SAC: 0 DP: 0 HBP: 0	WP: 0 PB: 0 SB: 0 CS: 0	PA: 34							
PITCHER	IP	WLS	BF	H	R	ER	SO	BB	IBB	HBP	BLK	WP	HR	S	P	ERA	WHIP										
58 Armando Galarraga, R (1, 1) ERA: 4.84	7.0	L	28	6	4	4	5	1	0	0	0	0	1	61	100	5.14	1.000										
45 Ryan Perry, R (8, 1) ERA: 3.9	0.1		3	2	1	1	1	0	0	0	0	0	1	7	11	27.00	6.000										
59 Fu Te Ni, L (8, 1) ERA: 2.36	0.2		3	0	0	0	2	0	1	0	0	0	0	7	17	0.00	0.000										

Detroit Tigers @ Texas Rangers
Rangers Ballpark in Arlington, Arlington, TX
Mon Jul 27 2009, 8:05 PM EDT
Att: 17,173 - Cloudy - 77 F

AB 32
R 5
H 8
RBI 4
BB 2
SO 8
LOB 10



Batter	1	2	3	4	5	6	7	8	9	AB	R	H	RBI	BB	SO	LOB	TOP			
28 Curtis Granderson, L (1.8) OBP: 0.341, SLG: 0.462	G4-3	F7		F9			P5			4	0	0	0	0	0	3				
14 Placido Polanco, R (1.4) OBP: 0.315, SLG: 0.390	L8		G4-3		G4-3			G5-3		4	0	0	0	0	0	0				
34 Clete Thomas, L (1.7) OBP: 0.329, SLG: 0.451	K		F7		F9			F9		4	0	0	0	0	1	0				
24 Miguel Cabrera, R (1.3) OBP: 0.393, SLG: 0.541			30 BB 1B				K		P3	4	1	2	0	0	1	0				
9 Carlos Guillen, S (1.10) OBP: 0.281, SLG: 0.291		K		P6			F8			4	0	1	0	0	1	2				
30 Magcilo Ordóñez, R (1.9) OBP: 0.331, SLG: 0.357			39 BB 55 1B				K		F7	3	1	1	0	1	1	1				
15 Brandon Inge, R (1.5) OBP: 0.331, SLG: 0.475		K		55 G1-3 1B			K			4	0	1	0	0	3	3				
39 Ramon Santiago, S (1.6) OBP: 0.292, SLG: 0.420																				
4 Adam Everett, R (4.6) OBP: 0.324, SLG: 0.324			55 1B 2B		K					2	1	1	1	0	1	2				
55 Dusty Ryan, R (1.2) OBP: 0.280, SLG: 0.227							P4			2	0	0	0	0	1	1				
										3	0	1	2	0	1	2				
Inning Stats	R: 0 E: 0 K: 1 S: 11	H: 0 LOB: 0 BB: 0 P: 17	R: 3 E: 0 K: 2 S: 14	H: 3 LOB: 1 BB: 1 P: 26	R: 0 E: 0 K: 0 S: 10	H: 1 LOB: 1 BB: 0 P: 12	R: 0 E: 0 K: 1 S: 17	H: 2 LOB: 2 BB: 0 P: 24	R: 0 E: 0 K: 1 S: 9	H: 0 LOB: 0 BB: 0 P: 11	R: 0 E: 0 K: 0 S: 9	H: 0 LOB: 0 BB: 0 P: 15	R: 0 E: 0 K: 0 S: 9	H: 0 LOB: 0 BB: 0 P: 14	R: 0 E: 0 K: 2 S: 10	H: 1 LOB: 1 BB: 0 P: 12	1B: 6 2B: 1 3B: 0 HR: 0	SF: 0 SAC: 0 DP: 0 HBP: 0	WP: 0 PB: 0 SB: 0 CS: 0	PA: 35
PITCHER	IP WLS BF H R ER SO BB IBB HBP BLK WP HR S P ERA WHIP	IP WLS BF H R ER SO BB IBB HBP BLK WP HR S P ERA WHIP	IP WLS BF H R ER SO BB IBB HBP BLK WP HR S P ERA WHIP	IP WLS BF H R ER SO BB IBB HBP BLK WP HR S P ERA WHIP	IP WLS BF H R ER SO BB IBB HBP BLK WP HR S P ERA WHIP	IP WLS BF H R ER SO BB IBB HBP BLK WP HR S P ERA WHIP	IP WLS BF H R ER SO BB IBB HBP BLK WP HR S P ERA WHIP	IP WLS BF H R ER SO BB IBB HBP BLK WP HR S P ERA WHIP	IP WLS BF H R ER SO BB IBB HBP BLK WP HR S P ERA WHIP	IP WLS BF H R ER SO BB IBB HBP BLK WP HR S P ERA WHIP	IP WLS BF H R ER SO BB IBB HBP BLK WP HR S P ERA WHIP	IP WLS BF H R ER SO BB IBB HBP BLK WP HR S P ERA WHIP	IP WLS BF H R ER SO BB IBB HBP BLK WP HR S P ERA WHIP	IP WLS BF H R ER SO BB IBB HBP BLK WP HR S P ERA WHIP	IP WLS BF H R ER SO BB IBB HBP BLK WP HR S P ERA WHIP	IP WLS BF H R ER SO BB IBB HBP BLK WP HR S P ERA WHIP	IP WLS BF H R ER SO BB IBB HBP BLK WP HR S P ERA WHIP			

Detroit Tigers @ Texas Rangers
Rangers Ballpark in Arlington, Arlington, TX
Tue Jul 28 2009, 8:05 PM EDT
Att: 21,615 - Clear - 91 F

AB 34
R 3
H 7
RBI 3
BB 1
SO 10
LOB 14



Batter	1	2	3	4	5	6	7	8	9	AB	R	H	RBI	BB	SO	LOB	BOTTOM			
5 Ian Kinsler, R (1.4) OBP: 0.313, SLG: 0.482	E6			SF7		G5-3		P6		3	1	1	3	0	0	0				
13 Omar Vizquel, S (7.4) OBP: 0.337, SLG: 0.357										1	0	0	0	0	0	0				
10 Michael Young, R (1.5) OBP: 0.376, SLG: 0.513	F9			F9		E6				4	0	1	1	0	0	1				
22 Marlon Byrd, R (1.7) OBP: 0.319, SLG: 0.461	P4					F8				4	1	1	0	0	0	3				
17 Nelson Cruz, R (1.9) OBP: 0.335, SLG: 0.543	F7			K		F7		G6-3		4	0	0	0	0	1	3				
9 Hank Bialock, L (1.3) OBP: 0.295, SLG: 0.512						K				4	0	1	0	0	2	1				
25 Andruw Jones, R (1.10) OBP: 0.341, SLG: 0.531										3	1	1	0	1	0	1				
32 Josh Hamilton, L (1.8) OBP: 0.273, SLG: 0.391										4	0	1	1	0	0	2				
21 Jarrod Saltalamacchia, R (1.2) OBP: 0.291, SLG: 0.364										3	1	0	0	1	0	2				
1 Elvis Andrus, R (1.6) OBP: 0.321, SLG: 0.370										4	3	3	2	0	0	0				
Inning Stats	R: 0 E: 1 K: 0 S: 8	H: 0 LOB: 1 BB: 0 P: 11	R: 4 E: 0 K: 0 S: 16	H: 4 LOB: 1 BB: 1 P: 27	R: 0 E: 0 K: 1 S: 11	H: 1 LOB: 1 BB: 0 P: 14	R: 1 E: 0 K: 0 S: 7	H: 1 LOB: 0 BB: 0 P: 11	R: 1 E: 0 K: 1 S: 15	H: 2 LOB: 2 BB: 1 P: 25	R: 1 E: 0 K: 0 S: 11	H: 1 LOB: 1 BB: 0 P: 17	R: 0 E: 0 K: 1 S: 6	H: 0 LOB: 0 BB: 0 P: 12	R: 0 E: 0 K: 0 S: 7	H: 0 LOB: 0 BB: 0 P: 12	1B: 3 2B: 4 3B: 1 HR: 1	SF: 1 SAC: 0 DP: 0 HBP: 0	WP: 0 PB: 0 SB: 1 CS: 0	PA: 37
PITCHER	IP WLS BF H R ER SO BB IBB HBP BLK WP HR S P ERA WHIP	IP WLS BF H R ER SO BB IBB HBP BLK WP HR S P ERA WHIP	IP WLS BF H R ER SO BB IBB HBP BLK WP HR S P ERA WHIP	IP WLS BF H R ER SO BB IBB HBP BLK WP HR S P ERA WHIP	IP WLS BF H R ER SO BB IBB HBP BLK WP HR S P ERA WHIP	IP WLS BF H R ER SO BB IBB HBP BLK WP HR S P ERA WHIP	IP WLS BF H R ER SO BB IBB HBP BLK WP HR S P ERA WHIP	IP WLS BF H R ER SO BB IBB HBP BLK WP HR S P ERA WHIP	IP WLS BF H R ER SO BB IBB HBP BLK WP HR S P ERA WHIP	IP WLS BF H R ER SO BB IBB HBP BLK WP HR S P ERA WHIP	IP WLS BF H R ER SO BB IBB HBP BLK WP HR S P ERA WHIP	IP WLS BF H R ER SO BB IBB HBP BLK WP HR S P ERA WHIP	IP WLS BF H R ER SO BB IBB HBP BLK WP HR S P ERA WHIP	IP WLS BF H R ER SO BB IBB HBP BLK WP HR S P ERA WHIP	IP WLS BF H R ER SO BB IBB HBP BLK WP HR S P ERA WHIP	IP WLS BF H R ER SO BB IBB HBP BLK WP HR S P ERA WHIP	IP WLS BF H R ER SO BB IBB HBP BLK WP HR S P ERA WHIP			

Detroit Tigers @ Texas Rangers
Rangers Ballpark in Arlington, Arlington, TX
Tue Jul 28 2009, 8:05 PM EDT
Att: 21,615 - Clear - 91 F

AB 34
R 7
H 9
RBI 7
BB 2
SO 3
LOB 13



Batter	1	2	3	4	5	6	7	8	9	10	11	12	13	AB	R	H	RBI	BB	SO	LOB	TOP					
28 Curtis Granderson, L OBP: 0.342, SLG: 0.672														6	1	1	0	1	3	6						
14 Placido Polanco, R OBP: 0.317, SLG: 0.395														7	1	3	0	0	0	2						
9 Carlos Guillen, S OBP: 0.299, SLG: 0.311														6	2	1	2	1	2	4						
24 Miguel Cabrera, R OBP: 0.397, SLG: 0.950														6	0	2	0	1	1	4						
34 Cleto Thomas, L OBP: 0.337, SLG: 0.489														3	0	2	2	0	0	1						
30 Magglio Ordonez, R (PH) OBP: 0.329, SLG: 0.356														3	1	1	0	0	0	1						
33 Marcus Thames, R OBP: 0.332, SLG: 0.512														6	0	0	0	0	1	4						
15 Brandon Inge, R OBP: 0.350, SLG: 0.474														6	0	2	1	0	2	4						
12 Gerald Laird, R OBP: 0.309, SLG: 0.343														5	0	0	0	0	2	1						
39 Ramon Santiago, S OBP: 0.305, SLG: 0.418														3	0	1	0	3	0	1						
4 Adam Everett, R OBP: 0.300, SLG: 0.333														0	0	0	0	0	0	0						
Inning Stats	R: 2 E: 0 K: 1 S: 16	H: 3 LOB: 2 BB: 1 P: 29	R: 0 E: 0 K: 0 S: 12	H: 1 LOB: 2 BB: 1 P: 19	R: 0 E: 1 K: 0 S: 10	H: 0 LOB: 1 BB: 1 P: 18	R: 0 E: 0 K: 2 S: 7	H: 0 LOB: 0 BB: 0 P: 10	R: 0 E: 0 K: 2 S: 13	H: 1 LOB: 2 BB: 1 P: 22	R: 1 E: 0 K: 1 S: 13	H: 2 LOB: 0 BB: 0 P: 16	R: 0 E: 0 K: 1 S: 9	H: 1 LOB: 1 BB: 0 P: 17	R: 0 E: 0 K: 2 S: 7	H: 0 LOB: 0 BB: 0 P: 10	R: 0 E: 0 K: 0 S: 9	H: 2 LOB: 2 BB: 0 P: 11	R: 0 E: 0 K: 2 S: 7	H: 0 LOB: 0 BB: 0 P: 10	R: 0 E: 0 K: 0 S: 9	H: 2 LOB: 0 BB: 0 P: 11	1B: 10 2B: 2 3B: 0 HR: 1	SF: 0 SAC: 1 DP: 0 HBP: 0	W/P: 0 PB: 0 SB: 0 CS: 1	PA: 59
PITCHER	IP 5.0	WLS 3	BF 23	H 4	R 2	ER 2	SO 10	BB 4	IBB 0	HBP 0	BLK 0	WP 0	HR 0	S 101	P 101	ERA 3.60	WHIP 1.600									
55 Roberto Hernandez, R ERA: 7.13	1.0	H 3	3	0	0	0	2	0	0	0	0	0	0	7	10	0.00	0.000									
47 Jose Veras, R ERA: 6.21	1.0	H 5	5	1	0	0	2	1	0	0	0	0	0	13	22	0.00	2.000									
54 Chris Perez, R ERA: 4.5	0.0	H 1	1	1	1	1	0	0	0	0	0	0	0	1	2	=	=									
49 Tony Sipp, L ERA: 5.01	0.2	H 3	3	1	0	0	0	0	0	0	0	0	0	8	14	0.00	1.500									
38 Joe Smith, R ERA: 3.8																										

Detroit Tigers @ Cleveland Indians
Progressive Field, Cleveland, OH
Fri Jul 31 2009, 7:05 PM EDT
Att. 35,273 - Clear - 76 F

AB 51
R 5
H 13
RBI 5
BB 6
SO 11
LOB 28



Batter	1	2	3	4	5	6	7	8	9	10	11	12	13	AB	R	H	RBI	BB	SO	LOB	BOTTOM				
24 Grady Sizemore, L OBP: 0.320, SLG: 0.434														5	1	2	1	2	1	2					
13 Asdrubal Cabrera, S OBP: 0.330, SLG: 0.463														7	1	2	3	0	4	6					
17 Shin-Soo Choo, L OBP: 0.406, SLG: 0.476														6	0	3	1	0	0	4					
2 Johnny Peralta, R OBP: 0.338, SLG: 0.407														7	1	3	0	0	2	5					
48 Travis Hafner, L OBP: 0.380, SLG: 0.528														4	0	1	0	1	2	3					
11 Jamey Carroll, R OBP: 0.381, SLG: 0.363														2	0	1	1	0	1	2					
8 Chris Gimenez, R OBP: 0.310, SLG: 0.403														4	0	1	0	1	1	1					
25 Andy Marte, R OBP: 0.300, SLG: 0.222														6	0	0	0	0	0	5					
1 Luis Valbuena, L OBP: 0.291, SLG: 0.398														5	0	1	0	1	1	3					
26 Trevor Crowe, S OBP: 0.269, SLG: 0.268														6	3	3	0	0	1	2					
Inning Stats	R: 2 E: 0 K: 1 S: 25	H: 3 LOB: 1 BB: 0 P: 34	R: 0 E: 0 K: 0 S: 19	H: 2 LOB: 3 BB: 1 P: 31	R: 0 E: 0 K: 0 S: 14	H: 2 LOB: 2 BB: 0 P: 24	R: 1 E: 1 K: 1 S: 17	H: 1 LOB: 1 BB: 0 P: 28	R: 0 E: 0 K: 0 S: 8	H: 0 LOB: 0 BB: 0 P: 13	R: 1 E: 1 K: 1 S: 14	H: 3 LOB: 1 BB: 0 P: 18	R: 0 E: 0 K: 1 S: 10	H: 2 LOB: 2 BB: 0 P: 16	R: 0 E: 0 K: 1 S: 7	H: 0 LOB: 1 BB: 0 P: 13	R: 1 E: 0 K: 0 S: 5	H: 2 LOB: 1 BB: 0 P: 7	1B: 11 2B: 4 3B: 1 HR: 1	SF: 0 SAC: 1 DP: 1 HBP: 0	W/P: 0 PB: 0 SB: 1 CS: 0	PA: 59			
PITCHER	IP 4.0	WLS 3	BF 22	H 8	R 3	ER 2	SO 5	BB 1	IBB 0	HBP 0	BLK 0	WP 0	HR 1	S 75	P 115	ERA 4.50	WHIP 2.250								
36 Edwin Jackson, R ERA: 2.84	1.0	4	0	0	0	1	1	0	0	0	0	0	0	13	23	0.00	1.000								
31 Zach Miner, R ERA: 4.5	0.1	4	2	1	1	0	0	0	0	0	0	0	0	10	20	27.00	6.000								
59 Fu-Te Ni, L ERA: 3.09	1.1	4	0	0	0	1	0	0	0	0	0	0	0	12	15	0.00	0.000								
45 Ryan Perry, R ERA: 3.74	0.1	3	2	1	1	0	0	0	0	0	0	0	0	8	15	27.00	6.000								
44 Bobby Seay, L ERA: 3.31																									
PITCHER	IP 2.0	WLS 8	BF 8	H 1	R 0	ER 0	SO 2	BB 2	IBB 0	HBP 0	BLK 0	WP 0	HR 0	S 17	P 29	ERA 0.00	WHIP 1.500								
56 Fernando Rodney, R (8.1) ERA: 3.48	3.0	12	2	0	0	4	1	0	0	0	0	0	0	26	41	0.00	1.000								
37 Brandon Lyon, R ERA: 3.22	0.0	L	2	2	1	1	0	0	0	0	0	0	0	7	=	=	=								
41 Casey Fien, R ERA: 5.4																									

Detroit Tigers @ Cleveland Indians
Progressive Field, Cleveland, OH
Fri Jul 31 2009, 7:05 PM EDT
Att. 35,273 - Clear - 76 F


AB 52
R 6
H 17
RBI 6
BB 5
SO 13
LOB 33



Batter	1	2	3	4	5	6	7	8	9	10	11	12	AB	R	H	RBI	BB	SO	LOB	TOP		
28 Curtis Granderson, L OBP: 0.340, SLG: 0.466	G4-3		G4-3		K		G3				K			5	0	0	0	1	2	3		
14 Placido Polanco, R OBP: 0.317, SLG: 0.392	G5-3			F8			G5-3		L4				5	2	1	0	1	0	1			
30 Magglio Ordonez, R OBP: 0.328, SLG: 0.354	F9			G5-3							K		4	0	1	0	0	0	1	0		
34 Clete Thomas, L OBP: 0.339, SLG: 0.453													1	1	0	0	1	1	0			
24 Miguel Cabrera, R OBP: 0.399, SLG: 0.549		F9		G6-3									6	0	3	1	0	1	2			
33 Marcus Thames, R OBP: 0.335, SLG: 0.506													2	1	0	0	2	1	3			
9 Carlos Guillen, S OBP: 0.284, SLG: 0.356													2	0	0	0	0	0	3			
25 Ryan Raburn, R OBP: 0.331, SLG: 0.455		B1											6	0	3	1	0	0	4			
15 Brandon Inge, R OBP: 0.350, SLG: 0.470		F9											5	0	1	0	1	0	6			
55 Dusty Ryan, R OBP: 0.276, SLG: 0.200													3	0	0	0	1	2	3			
12 Gerald Laird, R OBP: 0.309, SLG: 0.343													0	0	0	0	0	0	0			
4 Adam Everett, R OBP: 0.294, SLG: 0.326													4	0	0	1	0	2	1			
Inning Stats	R: 0 E: 0 K: 0 S: 5	H: 0 LOB: 0 BB: 9	R: 0 E: 0 K: 0 S: 9	H: 0 LOB: 1 BB: 17	R: 0 E: 0 K: 0 S: 5	H: 0 LOB: 0 BB: 5	R: 0 E: 0 K: 0 S: 5	H: 0 LOB: 0 BB: 8	R: 1 E: 0 K: 1 S: 15	H: 1 LOB: 2 BB: 28	R: 0 E: 0 K: 1 S: 5	H: 2 LOB: 0 BB: 9	R: 0 E: 0 K: 2 S: 14	H: 1 LOB: 1 BB: 22	R: 0 E: 0 K: 1 S: 8	H: 1 LOB: 1 BB: 10	R: 2 E: 0 K: 1 S: 17	H: 1 LOB: 1 BB: 30	1B: 9 2B: 0 3B: 0 HR: 0	SF: 1 SAC: 1 DP: 0 HBP: 0	WP: 2 PB: 0 SB: 1 CS: 0	PA: 52
PITCHER	IP WLS BF H R ER SO BB IBB HBP BLK WP HR S P ERA WHIP	(1.1) 0.0 26 4 2 2 3 3 1 0 0 0 0 0 56 95 3.00 1.167	PITCHER												(12.1) 1.0 1.0 6 1 2 ER SO BB IBB HBP BLK WP HR S P ERA WHIP	47 Jose Veras, R ERA: 6.52	18.00 3.000					

Detroit Tigers @ Cleveland Indians
 Progressive Field, Cleveland, OH
 Sat Aug 01 2009, 7:05 PM EDT
 Alt. 31,363 - Cloudy - 79 F


AB 43
 R 4
 H 9
 RBI 3
 BB 7
 SO 10
 LOB 26



Batter	1	2	3	4	5	6	7	8	9	10	11	12	AB	R	H	RBI	BB	SO	LOB	BOTTOM		
24 Grady Sizemore, L OBP: 0.323, SLG: 0.427			FC3-6			K		F7			F9	P6	5	1	0	0	1	1	2			
13 Asdrubal Cabrera, S OBP: 0.350, SLG: 0.435				F8		G4-3							5	1	2	0	0	1	2			
17 Shin-Soo Choo, L OBP: 0.404, SLG: 0.472													5	0	1	0	0	2	4			
2 Jhonny Peralta, R OBP: 0.336, SLG: 0.405					G6-3								4	0	1	2	0	0	2			
48 Travis Hafner, L OBP: 0.376, SLG: 0.519													5	0	1	0	0	1	4			
8 Chris Ciminera, R OBP: 0.289, SLG: 0.373													5	0	0	0	0	1	1			
11 Jamey Carroll, R OBP: 0.382, SLG: 0.364													5	1	2	0	0	0	0			
26 Trevor Crowe, S OBP: 0.277, SLG: 0.289													5	0	2	0	0	0	0			
16 Wyatt Toregas, R OBP: 0.200, SLG: 0.200													5	0	1	1	0	0	3			
Inning Stats	R: 1 E: 1 K: 1 S: 12	H: 1 LOB: 1 BB: 17	R: 0 E: 0 K: 0 S: 7	H: 0 LOB: 0 BB: 8	R: 0 E: 0 K: 1 S: 9	H: 1 LOB: 1 BB: 7	R: 0 E: 0 K: 0 S: 7	H: 0 LOB: 0 BB: 11	R: 0 E: 0 K: 1 S: 13	H: 1 LOB: 0 BB: 20	R: 0 E: 0 K: 0 S: 7	H: 1 LOB: 0 BB: 10	R: 0 E: 0 K: 1 S: 11	H: 2 LOB: 1 BB: 12	R: 0 E: 1 K: 1 S: 10	H: 1 LOB: 2 BB: 14	R: 0 E: 0 K: 0 S: 12	H: 2 LOB: 1 BB: 21	1B: 8 2B: 2 3B: 1 HR: 0	SF: 1 SAC: 0 DP: 3 HBP: 0	WP: 0 PB: 0 SB: 1 CS: 0	PA: 46
PITCHER	IP WLS BF H R ER SO BB IBB HBP BLK WP HR S P ERA WHIP	(1.1) 8.0 28 4 1 1 3 1 0 0 0 0 0 0 67 91 1.12 0.625	PITCHER												(12.1) 1.0 1.0 6 1 2 ER SO BB IBB HBP BLK WP HR S P ERA WHIP	48 Rick Porcello, R ERA: 4.36	18.00 1.000					

Detroit Tigers @ Cleveland Indians
 Progressive Field, Cleveland, OH
 Sat Aug 01 2009, 7:05 PM EDT
 Alt. 31,363 - Cloudy - 79 F

AB 44
 R 3
 H 10
 RBI 3
 BB 1
 SO 6
 LOB 18



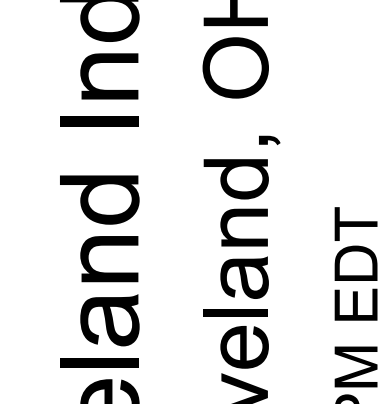
Batter	1	2	3	4	5	6	7	8	9	AB	R	H	RBI	BB	SO	LOB	TOP			
28 Curtis Granderson, L (1, 8) OBP: 0.341, SLG: 0.467										4	0	2	0	0	1	2	Detroit Tigers @ Cleveland Indians Progressive Field, Cleveland, OH Sun Aug 02 2009, 1:05 PM EDT Att: 24,718 - Partly Cloudy - 75 F			
39 Ramon Santiago, S (1, 4) OBP: 0.300, SLG: 0.413										2	0	0	1	0	1	0				
34 Cleto Thomas, L (1, 9) OBP: 0.337, SLG: 0.448										4	0	1	0	0	0	2				
24 Miguel Cabrera, R (1, 3) OBP: 0.395, SLG: 0.544										4	0	0	0	0	2	2				
9 Carlos Guillen, S (1, 10) OBP: 0.293, SLG: 0.298										3	0	0	0	1	1	0				
25 Ryan Raburn, R (1, 7) (7, 5) OBP: 0.330, SLG: 0.450										4	0	1	0	0	0	1				
15 Brandon Inge, R (1, 5) 33 Marcus Thames, R (7, 7) OBP: 0.333, SLG: 0.503										2	0	1	0	1	0	0				
12 Gerald Laird, R (1, 2) 55 Dusty Ryan, R (8, 2) OBP: 0.309, SLG: 0.343 OBP: 0.276, SLG: 0.200										3	1	1	0	0	0	3				
4 Adam Everett, R (1, 6) OBP: 0.291, SLG: 0.322										3	0	0	0	0	0	3				
Inning Stats	R: 0 E: 0 K: 0 S: 13	H: 1 LOB: 1 BB: 0 P: 18	R: 0 E: 0 K: 0 S: 8	H: 1 LOB: 1 BB: 0 P: 9	R: 0 E: 0 K: 0 S: 6	H: 0 LOB: 0 BB: 0 P: 8	R: 0 E: 0 K: 0 S: 5	H: 1 LOB: 2 BB: 1 P: 9	R: 0 E: 0 K: 1 S: 13	H: 0 LOB: 0 BB: 0 P: 16	R: 0 E: 0 K: 1 S: 5	H: 0 LOB: 0 BB: 0 P: 6	R: 1 E: 0 K: 0 S: 11	H: 2 LOB: 1 BB: 0 P: 15	R: 0 E: 0 K: 2 S: 10	H: 0 LOB: 1 BB: 1 P: 19		1B: 6 2B: 1 3B: 0 HR: 0	SF: 1 SAC: 1 DP: 1 HBP: 0	WP: 0 PB: 0 SB: 1 CS: 0
PITCHER	IP WLS BF H R ER SO BB IBB HBP BLK WP HR S P ERA WHIP																			
44 Carl Pavano, R (1, 1) ERA: 5.37	8.0 W 30 6 1 1 4 1 0 0 0 0 0 70 100 1.12 0.875																			
50 Jensen Lewis, R (9, 1) ERA: 4.91	1.0 4 0 0 0 2 1 0 0 0 0 0 10 19 0.00 1.000																			

Batter	1	2	3	4	5	6	7	8	9	AB	R	H	RBI	BB	SO	LOB	BOTTOM			
24 Grady Sizemore, L (1, 8) 8 Chris Gimenez, R (8, 7) OBP: 0.327, SLG: 0.437 OBP: 0.289, SLG: 0.373											4	2	2	2	1	1	2			
13 Adrián Cabrera, S (1, 6) OBP: 0.354, SLG: 0.450											5	2	3	2	0	1	3			
17 Shin-Soo Choo, L (1, 9) OBP: 0.404, SLG: 0.472											4	0	1	1	1	1	2			
2 Johnny Peralta, R (1, 5) OBP: 0.341, SLG: 0.408										3	2	2	0	2	1	1				
48 Travis Hafner, L (1, 10) OBP: 0.367, SLG: 0.505										5	0	0	0	0	0	6				
1 Luis Valbuena, L (1, 4) OBP: 0.293, SLG: 0.403											5	2	2	0	0	2				
25 Andy Marte, R (1, 3) OBP: 0.357, SLG: 0.333										3	2	1	2	1	1	1				
26 Trevor Crowe, S (1, 7) (8, 8) OBP: 0.276, SLG: 0.300										4	1	1	2	0	1	2				
10 Kelly Shoppach, R (1, 2) OBP: 0.340, SLG: 0.382										4	0	1	1	0	1	1				
Inning Stats	R: 1 E: 0 K: 0 S: 11	H: 2 LOB: 1 BB: 1 P: 22	R: 0 E: 0 K: 0 S: 7	H: 0 LOB: 0 BB: 0 P: 13	R: 0 E: 0 K: 0 S: 10	H: 1 LOB: 1 BB: 0 P: 14	R: 5 E: 0 K: 0 S: 17	H: 6 LOB: 1 BB: 0 P: 32	R: 0 E: 0 K: 1 S: 7	H: 1 LOB: 0 BB: 0 P: 11	R: 2 E: 0 K: 3 S: 15	H: 1 LOB: 0 BB: 1 P: 24	R: 3 E: 2 K: 2 S: 20	H: 2 LOB: 2 BB: 2 P: 32	R: 0 E: 0 K: 1 S: 10	H: 0 LOB: 1 BB: 1 P: 19	1B: 6 2B: 5 3B: 0 HR: 2	SF: 0 SAC: 0 DP: 1 HBP: 0	WP: 2 PB: 0 SB: 0 CS: 0	PA: 42
PITCHER	IP WLS BF H R ER SO BB IBB HBP BLK WP HR S P ERA WHIP																			
58 Armando Galarraga, R (1, 1) ERA: 5.22	5.2 L 29 11 8 8 3 2 0 0 0 0 0 2 61 107 12.71 2.294																			
41 Casey Fien, R (6, 1) ERA: 9.0	0.2 7 2 3 2 1 2 0 0 0 0 0 0 18 31 27.00 6.000																			
59 Fu-Te Ni, L (7, 1) ERA: 2.7	1.2 6 0 0 0 3 1 0 0 0 0 1 0 18 29 0.00 0.600																			

AB 30
R 1
H 6
RBI 1
BB 2
SO 6
LOB 14



AB 37
R 11
H 13
RBI 10
BB 5
SO 7
LOB 20



Batter	1	2	3	4	5	6	7	8	9	AB R H RBI BB SO LOB	TOP											
1 Brian Roberts, S OBP: 0.350, SLG: 0.445										4 1 2 1 0 1 0	Baltimore Orioles @ Detroit Tigers Comerica Park, Detroit, MI Mon Aug 03 2009, 7:05 PM EDT Att: 27,857 - Overcast - 80 F											
14 Nolan Reimold, R OBP: 0.367, SLG: 0.462										4 1 1 0 0 2 1												
Adam Jones, R OBP: 0.356, SLG: 0.501										4 1 1 0 0 2 1												
21 Nick Markakis, L OBP: 0.353, SLG: 0.463										4 0 1 0 0 2 0												
17 Aubrey Huff, L OBP: 0.318, SLG: 0.410										4 1 2 1 0 0 2												
23 Ty Wigington, R OBP: 0.309, SLG: 0.409										4 1 1 1 0 0 2												
30 Luke Scott, L OBP: 0.359, SLG: 0.519										3 0 1 2 1 1 0												
32 Matt Wieters, S OBP: 0.311, SLG: 0.376										4 0 0 0 0 0 3												
3 Cesar Izturis, S OBP: 0.286, SLG: 0.324										4 0 0 0 0 1 1												
Inning Stats	R: 5 E: 0 K: 0 S: 19	H: 6 LOB: 1 BB: 0 P: 25	R: 0 E: 0 K: 2 S: 11	H: 1 LOB: 0 BB: 0 P: 16	R: 0 E: 0 K: 1 S: 10	H: 1 LOB: 2 BB: 1 P: 18	R: 0 E: 0 K: 1 S: 8	H: 0 LOB: 0 BB: 0 P: 10	R: 0 E: 0 K: 0 S: 6	H: 1 LOB: 1 BB: 0 P: 7		R: 0 E: 0 K: 1 S: 11	H: 0 LOB: 0 BB: 0 P: 17	R: 0 E: 0 K: 2 S: 13	H: 0 LOB: 0 BB: 0 P: 17	R: 0 E: 0 K: 1 S: 6	H: 0 LOB: 0 BB: 0 P: 9	R: 0 E: 0 K: 1 S: 7	H: 0 LOB: 0 BB: 0 P: 11	1B: 6 2B: 2 3B: 0 HR: 1	SF: 0 SAC: 0 DP: 0 HBP: 0	WP: 0 PB: 0 SB: 0 CS: 1
PITCHER	IP WLS BF H R ER SO BB IBB HBP BLK WP HR S P ERA WHIP	8.0 33 9 5 5 8 1 0 0 0 0 1 84 119 5.62 1.250	1.0 W 3 0 0 0 1 0 0 0 0 0 0 7 11 0.00 0.000											IP WLS BF H R ER SO BB IBB HBP BLK WP HR S P ERA WHIP	8.0 33 9 5 5 8 1 0 0 0 0 1 84 119 5.62 1.250	1.0 W 3 0 0 0 1 0 0 0 0 0 0 7 11 0.00 0.000						

AB	35
R	5
H	9
RBI	5
BB	1
SO	9
LOB	10



Batter	1	2	3	4	5	6	7	8	9	AB R H RBI BB SO LOB	BOTTOM											
28 Curtis Granderson, L OBP: 0.340, SLG: 0.468										5 1 1 0 0 2 2	Baltimore Orioles @ Detroit Tigers Comerica Park, Detroit, MI Mon Aug 03 2009, 7:05 PM EDT Att: 27,857 - Overcast - 80 F											
14 Placido Polanco, R OBP: 0.332, SLG: 0.393										4 1 1 1 1 0 0												
34 Cleto Thomas, L OBP: 0.344, SLG: 0.467										4 2 2 1 1 1 1												
24 Miguel Cabrera, R OBP: 0.396, SLG: 0.554										4 1 2 3 0 0 2												
9 Carlos Guillen, S OBP: 0.292, SLG: 0.297										4 0 1 0 0 1 3												
33 Marcus Thames, R OBP: 0.332, SLG: 0.497										4 1 1 0 0 1 2												
25 Ryan Raburn, R OBP: 0.330, SLG: 0.450										0 0 0 0 0 0 0												
15 Brandon Inge, R OBP: 0.349, SLG: 0.465										4 0 0 0 0 2 2												
12 Gerald Laird, R OBP: 0.309, SLG: 0.342										4 0 1 0 0 1 1												
39 Ramon Santiago, S OBP: 0.305, SLG: 0.411										3 0 1 1 1 2 1												
Inning Stats	R: 3 E: 0 K: 0 S: 12	H: 3 LOB: 1 BB: 1 P: 20	R: 0 E: 0 K: 2 S: 9	H: 0 LOB: 0 BB: 0 P: 15	R: 0 E: 0 K: 0 S: 7	H: 0 LOB: 1 BB: 1 P: 15	R: 1 E: 0 K: 0 S: 11	H: 2 LOB: 1 BB: 0 P: 19	R: 1 E: 0 K: 1 S: 10	H: 2 LOB: 1 BB: 0 P: 13	R: 0 E: 0 K: 2 S: 10	H: 0 LOB: 1 BB: 1 P: 18	R: 0 E: 0 K: 1 S: 13	H: 1 LOB: 1 BB: 0 P: 17	R: 0 E: 0 K: 3 S: 10	H: 1 LOB: 1 BB: 0 P: 14	R: 1 E: 0 K: 1 S: 9	H: 1 LOB: 0 BB: 0 P: 15	1B: 5 2B: 2 3B: 1 HR: 2	SF: 0 SAC: 0 DP: 0 HBP: 0	WP: 3 PB: 0 SB: 0 CS: 0	PA: 39
PITCHER	IP WLS BF H R ER SO BB IBB HBP BLK WP HR S P ERA WHIP	6.0 28 7 5 5 5 3 0 0 0 0 0 59 100 7.50 1.667	1.0 4 1 0 0 1 0 0 0 0 0 0 13 17 0.00 1.000	1.2 L 7 2 1 1 4 0 0 0 0 0 1 19 29 5.40 1.200											IP WLS BF H R ER SO BB IBB HBP BLK WP HR S P ERA WHIP	6.0 28 7 5 5 5 3 0 0 0 0 0 59 100 7.50 1.667	1.0 4 1 0 0 1 0 0 0 0 0 0 13 17 0.00 1.000	1.2 L 7 2 1 1 4 0 0 0 0 0 1 19 29 5.40 1.200				

AB	36
R	6
H	10
RBI	6
BB	3
SO	10
LOB	14



Batter	1	2	3	4	5	6	7	8	9	AB	R	H	RBI	BB	SO	LOB	TOP
1 Brian Roberts, S OBP: 0.348, SLG: 0.441	G3		BB			F7		K		3	0	0	0	1	1	0	
14 Nolan Reimold, R OBP: 0.355, SLG: 0.449	K		G5-3			F7			HR	3	1	0	0	0	1	1	
Adam Jones, R OBP: 0.353, SLG: 0.503	1B			G6-3		F9			HR	4	1	2	2	0	0	0	
21 Nick Markakis, L OBP: 0.354, SLG: 0.472	K			G4-3			1B		K	4	0	1	0	0	2	1	
17 Aubrey Huff, L OBP: 0.320, SLG: 0.408		K			K		P4			4	0	1	0	0	2	1	
6 Melvin Mora, R OBP: 0.315, SLG: 0.323		G5-3				P3	L8		P4	4	0	0	0	0	0	2	
30 Luke Scott, L 18 Felix Pie, L OBP: 0.307, SLG: 0.352		G3-1			K				BB	3	0	0	0	1	2	1	
9 Gregg Zaun, S OBP: 0.355, SLG: 0.375			K			BB				3	0	0	0	1	2	2	
3 Cesar Izturis, S 23 Ty Wigington, R OBP: 0.310, SLG: 0.407		G4-3			G3			G6-3		2	0	0	0	0	0	1	
Inning Stats	R: 0 H: 1 E: 0 K: 2 S: 12	H: 0 LOB: 1 BB: 0 P: 17	R: 0 H: 0 E: 0 K: 1 S: 7	H: 0 LOB: 0 BB: 0 P: 12	R: 0 H: 0 E: 0 K: 1 S: 12	H: 0 LOB: 1 BB: 1 P: 21	R: 0 H: 0 E: 0 K: 1 S: 8	H: 0 LOB: 0 BB: 0 P: 13	R: 0 H: 0 E: 0 K: 0 S: 9	H: 0 LOB: 1 BB: 0 P: 13	R: 0 H: 1 E: 0 K: 1 S: 8	H: 0 LOB: 0 BB: 0 P: 7	R: 2 H: 2 E: 0 K: 2 S: 14	H: 2 LOB: 2 BB: 1 P: 26	1B: 3 2B: 0 3B: 0 HR: 1	SF: 0 SAC: 0 DP: 0 HBP: 1	WP: 0 PA: 35 PB: 0 SB: 2 CS: 0
PITCHER	IP	WLS	BF	H	R	ER	SO	BB	IBB	HBP	BLK	WP	HR	S	P	ERA	WHIP
36 Edwin Jackson, R ERA: 2.62	8.0	W	30	3	2	2	8	2	0	1	0	0	1	76	117	2.25	0.625
56 Fernando Rodney, R ERA: 3.45	1.0	S	5	1	0	0	2	1	0	0	0	0	0	12	21	0.00	2.000

Baltimore Orioles @ Detroit Tigers
Comerica Park, Detroit, MI
Wed Aug 05 2009, 7:05 PM EDT
Att: 28,978 - Partly Cloudy - 78 F


AB 31
R 2
H 4
RBI 2
BB 3
SO 10
LOB 9



Batter	1	2	3	4	5	6	7	8	9	AB	R	H	RBI	BB	SO	LOB	BOTTOM		
28 Curtis Granderson, L OBP: 0.337, SLG: 0.464	P5		G3-1			L9		G3		4	0	0	0	0	0	2			
14 Placido Polanco, R OBP: 0.317, SLG: 0.390	G5-3			G3		L4		34 E 24 1B		4	1	1	2	0	0	0			
34 Clete Thomas, L OBP: 0.349, SLG: 0.462	24 PO BB			F8		G4-3		E4 24 1B		3	0	1	0	1	0	0			
24 Miguel Cabrera, R OBP: 0.397, SLG: 0.551	PO	K		K		9 1B BB		1B		3	0	1	1	1	2	0			
9 Carlos Guillen, S OBP: 0.291, SLG: 0.295		F8			P4			G3		4	0	1	0	0	0	2			
30 Magglio Ordonez, R 25 Ryan Raburn, R OBP: 0.333, SLG: 0.448						1B		G5-4-3		3	1	2	1	0	0	2			
15 Brandon Inge, R OBP: 0.348, SLG: 0.464		F7			HR			28 G3 14 1B		3	1	1	0	0	1	1			
12 Gerald Laird, R OBP: 0.308, SLG: 0.338					1B			P6		3	0	1	0	0	0	1			
4 Adam Everett, R OBP: 0.295, SLG: 0.326					L9			28 G3 14 1B		3	1	1	0	0	0	0			
Inning Stats	R: 0 H: 0 E: 0 K: 0 S: 3	H: 1 LOB: 1 BB: 1 P: 11	R: 0 H: 1 E: 0 K: 1 S: 11	H: 0 LOB: 0 BB: 0 P: 15	R: 0 H: 1 E: 0 K: 0 S: 8	H: 1 LOB: 0 BB: 0 P: 12	R: 0 H: 0 E: 0 K: 1 S: 11	H: 0 LOB: 0 BB: 0 P: 19	R: 1 H: 1 E: 0 K: 1 S: 7	H: 1 LOB: 0 BB: 0 P: 14	R: 0 H: 0 E: 0 K: 0 S: 9	H: 0 LOB: 0 BB: 0 P: 13	R: 0 H: 1 E: 0 K: 0 S: 8	H: 1 LOB: 1 BB: 1 P: 16	R: 3 H: 5 E: 1 K: 0 S: 16	H: 5 LOB: 2 BB: 0 P: 21	1B: 8 2B: 0 3B: 0 HR: 1	SF: 0 SAC: 0 DP: 1 HBP: 0	WP: 0 PA: 33 PB: 0 SB: 0 CS: 0
PITCHER	IP	WLS	BF	H	R	ER	SO	BB	IBB	HBP	BLK	WP	HR	S	P	ERA	WHIP		
46 Jeremy Guthrie, R ERA: 5.28	7.1	L	27	6	3	3	3	2	0	0	0	0	0	2	109	3.68	1.091		
27 Mark Hendrickson, L ERA: 4.9	0.1		1	0	0	0	0	0	0	0	0	0	0	2	2	0.00	0.000		
26 Cla Meredith, R ERA: 9.92	0.1		4	3	1	1	0	0	0	0	0	0	0	9	10	27.00	9.000		

Baltimore Orioles @ Detroit Tigers
Comerica Park, Detroit, MI
Wed Aug 05 2009, 7:05 PM EDT
Att: 28,978 - Partly Cloudy - 78 F

AB 30
R 4
H 9
RBI 4
BB 2
SO 3
LOB 8



Batter	1	2	3	4	5	6	7	8	9	AB	R	H	RBI	BB	SO	LOB	TOP										
1 Brian Roberts, S OBP: 0.346, SLG: 0.439	F7		F8		FC6-4			14 BB 17 1B	G1-3	5	1	1	0	0	0	3											
14 Nolan Reimold, R OBP: 0.367, SLG: 0.448	P4			G6-3				17 BB 23 2B		3	1	1	0	1	0	0											
21 Nick Markakis, L OBP: 0.353, SLG: 0.469	G3			F9				17 BB G4-6-3	P3	3	0	0	0	1	0	2											
17 Aubrey Huff, L OBP: 0.320, SLG: 0.406		G1-3			P5			G4-6-3		4	0	1	1	0	0	2											
23 Ty Wigginton, R OBP: 0.313, SLG: 0.412		K						32 BB 30 G1-3		4	1	2	1	0	2	2											
30 Luke Scott, L OBP: 0.357, SLG: 0.509					G1-3			3H	P4	3	0	0	0	1	0	4											
32 Matt Wieters, S OBP: 0.314, SLG: 0.378					F8					4	0	1	0	0	0	2											
18 Felix Pie, L OBP: 0.305, SLG: 0.349			G6-3						G3	4	0	1	1	0	0	1											
12 Robert Andino, R OBP: 0.263, SLG: 0.270			G5-3						K	3	0	0	0	1	1												
Inning Stats	R: 0 H: 0 E: 0 K: 0 S: 8	H: 0 LOB: 0 BB: 0 P: 12	R: 0 H: 0 E: 0 K: 1 S: 8	H: 0 LOB: 1 BB: 1 P: 15	R: 0 H: 0 E: 0 K: 0 S: 5	H: 0 LOB: 0 BB: 0 P: 9	R: 0 H: 0 E: 0 K: 0 S: 5	H: 0 LOB: 0 BB: 0 P: 8	R: 1 H: 2 E: 0 K: 0 S: 13	H: 2 LOB: 2 BB: 1 P: 24	R: 1 H: 2 E: 0 K: 0 S: 10	H: 2 LOB: 1 BB: 1 P: 19	R: 0 H: 0 E: 0 K: 0 S: 6	H: 0 LOB: 0 BB: 0 P: 8	R: 1 H: 2 E: 0 K: 1 S: 18	H: 2 LOB: 2 BB: 1 P: 26	R: 0 H: 1 E: 0 K: 1 S: 7	H: 1 LOB: 1 BB: 0 P: 10	1B: 5 2B: 2 3B: 0 HR: 0	SF: 0 SAC: 0 DP: 1 HBP: 0	WP: 0 PA: 37 PB: 0 SB: 0 CS: 0						
PITCHER	IP	WLS	BF	H	R	ER	SO	BB	IBB	HBP	BLK	WP	HR	S	P	ERA	WHIP										
48 Rick Porcello, R ERA: 4.3	5.2	W	23	4	2	2	1	3	0	0	0	0	0	48	85	3.18	1.235										
59 Fujie Ni, L ERA: 2.25	1.1		4	0	0	0	0	0	0	0	0	0	0	7	10	0.00	0.000										
44 Bobby Seay, L ERA: 3.44	0.1		4	2	1	1	0	1	0	0	0	0	0	13	21	27.00	9.000										
37 Brandon Lyon, R ERA: 3.12	1.2	S	6	1	0	0	2	0	0	0	0	0	0	12	15	0.00	0.600										

Baltimore Orioles @ Detroit Tigers
Comerica Park, Detroit, MI
Thu Aug 06 2009, 1:05 PM EDT
Att: 31,165 - Partly Cloudy - 77 F

AB 33
R 3
H 7
RBI 3
BB 4
SO 3
LOB 17



Batter	1	2	3	4	5	6	7	8	9	AB	R	H	RBI	BB	SO	LOB	BOTTOM										
28 Curtis Granderson, L OBP: 0.342, SLG: 0.468	F7			14 BB 34 FC5-4						3	2	2	2	2	0	0											
14 Placido Polanco, R OBP: 0.318, SLG: 0.390	G6-3				G6-3					5	0	2	1	0	0	2											
34 Clete Thomas, L OBP: 0.355, SLG: 0.466					FC5-4					3	0	1	1	2	0	1											
24 Miguel Cabrera, R OBP: 0.395, SLG: 0.546	P3			K						4	0	0	0	1	2	5											
9 Carlos Guillen, S OBP: 0.294, SLG: 0.299		F9		G3						5	0	2	0	0	0	1											
30 Magglio Ordonez, R OBP: 0.331, SLG: 0.366					G5-3					4	1	1	0	0	0	4											
25 Ryan Raburn, R OBP: 0.331, SLG: 0.445					P3					1	0	0	0	0	0	1											
15 Brandon Inge, R OBP: 0.349, SLG: 0.473					G6-3					4	2	2	2	0	1	2											
13 Alex Avila, L OBP: 0.500, SLG: 0.750										4	1	2	1	0	1	0											
39 Ramon Santiago, S OBP: 0.302, SLG: 0.417										4	1	1	0	0	0	2											
Inning Stats	R: 0 H: 0 E: 0 K: 0 S: 9	H: 5 LOB: 2 BB: 1 P: 16	R: 4 H: 5 E: 0 K: 1 S: 26	H: 5 LOB: 1 BB: 1 P: 45	R: 1 H: 2 E: 0 K: 0 S: 13	H: 2 LOB: 1 BB: 0 P: 20	R: 1 H: 2 E: 0 K: 1 S: 11	H: 2 LOB: 2 BB: 1 P: 21	R: 1 H: 2 E: 0 K: 0 S: 14	H: 2 LOB: 1 BB: 0 P: 22	R: 0 H: 1 E: 0 K: 1 S: 10	H: 1 LOB: 2 BB: 1 P: 19	R: 0 H: 0 E: 0 K: 0 S: 9	H: 0 LOB: 1 BB: 1 P: 16	R: 0 H: 1 E: 0 K: 1 S: 10	H: 1 LOB: 1 BB: 0 P: 17	1B: 8 2B: 3 3B: 1 HR: 1	SF: 0 SAC: 0 DP: 0 HBP: 0	WP: 1 PA: 42 PB: 0 SB: 0 CS: 0								
PITCHER	IP	WLS	BF	H	R	ER	SO	BB	IBB	HBP	BLK	WP	HR	S	P	ERA	WHIP										
29 David Hernandez, R ERA: 3.96	3.0	L	18	7	5	5	1	2	0	0	0	1	0	35	62	6.00	2.333										
25 Brian Bass, R ERA: 4.62	3.0		16	5	2	2	2	2	0	0	0	1	0	35	62	6.00	2.333										
28 Danys Baez, R ERA: 4.27	1.0		4	0	0	0	0	1	0	0	0	0	0	9	16	0.00	1.000										
43 Jim Johnson, R ERA: 3.22	1.0		4	1	0	0	1	0	0	0	0	0	0	10	17	0.00	1.000										

Baltimore Orioles @ Detroit Tigers
Comerica Park, Detroit, MI
Thu Aug 06 2009, 1:05 PM EDT
Att: 31,165 - Partly Cloudy - 77 F

AB 37
R 7
H 13
RBI 7
SO 4
LOB 18



Batter	1	2	3	4	5	6	7	8	9	AB	R	H	RBI	BB	SO	LOB	TOP					
2 Denard Span, L (1, 8) OBP: 0.382, SLG: 0.393										5	3	5	1	0	0	0						
18 Orlando Cabrera, R (1, 6) OBP: 0.324, SLG: 0.387										5	1	1	2	0	1	6						
7 Joe Mauer, L (1, 2) OBP: 0.434, SLG: 0.615										4	1	2	3	1	1	0						
33 Justin Morneau, L (1, 3) OBP: 0.387, SLG: 0.572										4	1	1	2	1	0	1						
16 Jason Kubel, L (1, 10) OBP: 0.377, SLG: 0.548										5	1	2	1	0	2	2						
5 Michael Cuddyer, R (1, 9) OBP: 0.344, SLG: 0.486										5	1	1	0	0	2	4						
21 Delmon Young, R (1, 7) OBP: 0.288, SLG: 0.338										5	0	1	1	0	1	1						
8 Nick Punto, S (1, 5) OBP: 0.311, SLG: 0.252										3	1	1	0	1	1	0						
12 Alexi Casilla, S (1, 4) OBP: 0.261, SLG: 0.204										2	2	1	1	1	0	0						
Inning Stats	R: 2 E: 0 K: 1 S: 11	H: 2 LOB: 0 BB: 0 P: 15	R: 0 E: 0 K: 2 S: 7	H: 0 LOB: 0 BB: 0 P: 9	R: 0 E: 0 K: 0 S: 9	H: 1 LOB: 0 BB: 0 P: 12	R: 0 E: 0 K: 1 S: 7	H: 0 LOB: 0 BB: 0 P: 11	R: 2 E: 0 K: 1 S: 17	H: 2 LOB: 2 BB: 1 P: 23	R: 2 E: 0 K: 1 S: 14	H: 2 LOB: 0 BB: 1 P: 24	R: 3 E: 1 K: 0 S: 18	H: 4 LOB: 2 BB: 1 P: 27	R: 3 E: 0 K: 0 S: 18	H: 3 LOB: 1 BB: 1 P: 21	R: 0 E: 0 K: 1 S: 5	H: 1 LOB: 0 BB: 0 P: 8	1B: 10 2B: 4 3B: 1 HR: 1	SF: 1 SAC: 0 DP: 2 HBP: 0	WP: 0 PB: 0 SB: 0 CS: 1	PA: 44
PITCHER	IP WLS BF H R ER SO BB IBB HBP BLK WP HR S P ERA WHIP																					
35 Justin Verlander, R (1, 1) ERA: 3.45	6.0 L 25 7 5 5 6 2 0 0 1 0 1 62 88 7.50 1.500																					
40 Chris Lambert, R (7, 1) ERA: 32.4	1.2 14 7 6 6 1 2 0 0 0 0 0 0 31 49 32.40 5.400																					
31 Zach Miner, R (8, 1) ERA: 4.6	1.1 4 1 0 0 1 0 0 0 0 0 0 0 6 10 0.00 0.750																					

Minnesota Twins @ Detroit Tigers
Comerica Park, Detroit, MI
Sat Aug 08 2009, 7:05 PM EDT
Att: 39,685 - Partly Cloudy - 74 F

AB 38
R 11
H 15
RBI 11
BB 4
SO 8
LOB 14



Batter	1	2	3	4	5	6	7	8	9	AB	R	H	RBI	BB	SO	LOB	BOTTOM					
28 Curtis Granderson, L (1, 8) OBP: 0.344, SLG: 0.473										3	0	1	0	0	1	3						
33 Marcus Thames, R (8, Ph) OBP: 0.329, SLG: 0.494										1	0	0	0	0	0	0						
14 Placido Polanco, R (1, 4) OBP: 0.323, SLG: 0.398										3	0	1	0	0	0	2						
39 Ramon Santiago, S (8, 4) OBP: 0.300, SLG: 0.415										4	0	0	0	0	1	1						
34 Cleo Thomas, L (1, 7) OBP: 0.345, SLG: 0.448										2	0	0	0	0	0	1						
24 Miguel Cabrera, R (1, 3) OBP: 0.394, SLG: 0.549										1	0	0	0	0	0	0						
25 Ryan Raburn, R (8, 3) OBP: 0.326, SLG: 0.440										3	0	0	0	1	1	1						
9 Carlos Guillen, S (1, 10) OBP: 0.302, SLG: 0.319										4	0	2	0	0	1	1						
30 Magglio Ordonez, R (1, 9) OBP: 0.330, SLG: 0.363										4	0	2	0	0	1	1						
15 Brandon Inge, R (1, 5) OBP: 0.350, SLG: 0.468										3	0	0	0	1	2							
12 Gerald Laird, R (1, 2) OBP: 0.307, SLG: 0.337										4	0	1	0	0	0	2						
4 Adam Everett, R (1, 6) OBP: 0.291, SLG: 0.325										3	0	1	0	0	1	3						
Inning Stats	R: 0 E: 0 K: 1 S: 7	H: 1 LOB: 1 BB: 0 P: 11	R: 0 E: 0 K: 1 S: 11	H: 2 LOB: 3 BB: 0 P: 15	R: 0 E: 0 K: 0 S: 8	H: 0 LOB: 0 BB: 0 P: 13	R: 0 E: 0 K: 1 S: 10	H: 0 LOB: 0 BB: 0 P: 13	R: 0 E: 0 K: 0 S: 8	H: 2 LOB: 1 BB: 0 P: 10	R: 0 E: 0 K: 2 S: 10	H: 0 LOB: 1 BB: 0 P: 16	R: 0 E: 0 K: 0 S: 7	H: 0 LOB: 0 BB: 0 P: 12	R: 0 E: 0 K: 1 S: 9	H: 0 LOB: 0 BB: 0 P: 14	R: 0 E: 0 K: 0 S: 11	H: 1 LOB: 2 BB: 1 P: 19	1B: 5 2B: 1 3B: 0 HR: 0	SF: 0 SAC: 0 DP: 1 HBP: 2	WP: 0 PB: 0 SB: 0 CS: 0	PA: 35
PITCHER	IP WLS BF H R ER SO BB IBB HBP BLK WP HR S P ERA WHIP																					
48 Carl Pavano, R (1, 1) ERA: 5.09	7.0 W 27 5 0 0 0 0 0 0 0 0 0 9 14 0.00 0.714																					
50 Jose Mijares, L (8, 1) ERA: 2.55	1.0 3 0 0 0 1 0 0 0 0 0 0 0 9 14 0.00 0.000																					
15 Glen Perkins, L (9, 1) ERA: 5.89	1.0 5 1 0 0 0 1 0 0 0 0 0 0 11 19 0.00 2.000																					

Minnesota Twins @ Detroit Tigers
Comerica Park, Detroit, MI
Sat Aug 08 2009, 7:05 PM EDT
Att: 39,685 - Partly Cloudy - 74 F

AB 32
R 0
H 6
RBI 0
BB 1
SO 6
LOB 16



Batter	1	2	3	4	5	6	7	8	9	AB	R	H	RBI	BB	SO	LOB	TOP					
2 Denard Span, L (1, 8) OBP: 0.381, SLG: 0.389										3	0	0	0	1	2	1	Minnesota Twins @ Detroit Tigers Comerica Park, Detroit, MI Sun Aug 09 2009, 1:05 PM EDT Att: 35,423 - Sunny - 88 F					
18 Orlando Cabrera, R (1, 6) OBP: 0.323, SLG: 0.384										5	0	1	0	0	0	3						
7 Joe Mauer, L (1, 10) OBP: 0.434, SLG: 0.611										4	0	1	0	1	0	1						
33 Justin Morneau, L (1, 3) OBP: 0.385, SLG: 0.570										5	1	1	0	0	1	4						
5 Michael Cuddyer, R (1, 9) OBP: 0.325, SLG: 0.518										5	3	4	3	0	0	0						
21 Delmon Young, R (1, 7) OBP: 0.286, SLG: 0.348										5	1	1	1	0	1	2						
55 Mike Redmond, R (1, 2) OBP: 0.295, SLG: 0.371										4	1	3	1	0	0	0						
23 Brendan Harris, R (8, 5) OBP: 0.301, SLG: 0.365										4	1	1	0	0	0	1						
8 Nick Punto, S (1, 5) OBP: 0.310, SLG: 0.252										3	0	2	2	0	0	0						
12 Alexi Casilla, S (1, 4) OBP: 0.267, SLG: 0.224										1	0	0	0	0	0	1						
16 Jason Kubel, L (8, PH) OBP: 0.376, SLG: 0.547										0	0	0	0	0	0	0						
44 Bob Keppel, R (8, 1) OBP: 0.301, SLG: 0.365										0	0	0	0	0	0	0						
54 Matt Guerrier, R (8, 1) OBP: 0.301, SLG: 0.365										0	0	0	0	0	0	0						
Inning Stats	R: 0 E: 0 K: 1 S: 11	H: 1 LOB: 1 BB: 0 P: 17	R: 1 E: 0 K: 0 S: 10	H: 2 LOB: 0 BB: 0 P: 14	R: 0 E: 0 K: 0 S: 7	H: 1 LOB: 2 BB: 1 P: 16	R: 2 E: 0 K: 0 S: 9	H: 2 LOB: 0 BB: 0 P: 12	R: 0 E: 0 K: 1 S: 12	H: 1 LOB: 1 BB: 0 P: 19	R: 2 E: 0 K: 1 S: 12	H: 3 LOB: 1 BB: 0 P: 18	R: 1 E: 0 K: 1 S: 18	H: 2 LOB: 1 BB: 0 P: 23	R: 0 E: 0 K: 0 S: 12	H: 1 LOB: 2 BB: 1 P: 19	R: 1 E: 0 K: 0 S: 11	H: 1 LOB: 0 BB: 0 P: 16	1B: 8 2B: 2 3B: 1 HR: 3	SF: 0 SAC: 1 DP: 0 HBP: 0	WP: 0 PB: 0 SB: 0 CS: 0	PA: 42
PITCHER	IP WLS BF H R ER SO BB IBB HBP BLK WP HR S P ERA WHIP																					
53 Jarrod Washburn, L (1, 1) ERA: 3.12	6.0	H	28	10	5	5	3	1	0	0	0	0	0	0	0	2	61	96	7.50	1.833		
44 Bobby Seay, L (7, 1) ERA: 3.53	0.2	H	3	1	1	1	0	0	0	0	0	0	0	0	0	12	15	13.50	1.500			
45 Ryan Perry, R (7, 1) ERA: 3.89	0.1	B	2	1	0	0	1	0	0	0	0	0	0	0	6	8	0.00	3.000				
37 Brandon Lyon, R (8, 1) ERA: 3.0	1.0	W	5	1	0	0	0	0	1	0	0	0	0	0	12	19	0.00	1.000				
56 Fernando Rodney, R (9, 1) ERA: 3.86	1.0	S	4	1	1	1	0	0	0	0	0	0	0	1	11	16	9.00	1.000				

Batter	1	2	3	4	5	6	7	8	9	AB	R	H	RBI	BB	SO	LOB	BOTTOM					
28 Curtis Granderson, L (1, 8) OBP: 0.345, SLG: 0.471										4	1	1	0	1	0	2	Minnesota Twins @ Detroit Tigers Comerica Park, Detroit, MI Sun Aug 09 2009, 1:05 PM EDT Att: 35,423 - Sunny - 88 F					
14 Placido Polanco, R (1, 4) OBP: 0.327, SLG: 0.400										5	1	3	1	0	0	1						
33 Marcus Thames, R (1, 7) OBP: 0.328, SLG: 0.508										3	1	1	1	0	2	2						
34 Clete Thomas, L (6, 7) OBP: 0.341, SLG: 0.443										2	0	0	1	0	0	3						
24 Miguel Cabrera, R (1, 3) OBP: 0.394, SLG: 0.554										5	2	2	2	0	1	4						
9 Carlos Guillen, S (1, 10) OBP: 0.319, SLG: 0.333										3	1	3	0	0	0	0						
30 Magglio Ordonez, R (1, 9) OBP: 0.331, SLG: 0.365										4	1	2	0	0	0	2						
25 Ryan Raburn, R (9, 7) OBP: 0.328, SLG: 0.440										0	0	0	0	0	0	0						
15 Brandon Inge, R (1, 5) OBP: 0.347, SLG: 0.464										3	0	0	1	0	1	3						
12 Gerald Laird, R (1, 2) OBP: 0.310, SLG: 0.346										4	1	2	1	0	1	3						
39 Ramon Santiago, S (1, 6) OBP: 0.301, SLG: 0.413										3	0	1	1	0	0	1						
Inning Stats	R: 0 E: 1 K: 1 S: 10	H: 0 LOB: 1 BB: 0 P: 17	R: 0 E: 0 K: 1 S: 12	H: 0 LOB: 0 BB: 0 P: 17	R: 0 E: 0 K: 0 S: 6	H: 0 LOB: 0 BB: 0 P: 7	R: 4 E: 0 K: 0 S: 14	H: 5 LOB: 1 BB: 0 P: 20	R: 2 E: 0 K: 0 S: 13	H: 4 LOB: 2 BB: 0 P: 18	R: 0 E: 0 K: 0 S: 13	H: 2 LOB: 0 BB: 0 P: 20	R: 0 E: 0 K: 1 S: 9	H: 1 LOB: 0 BB: 0 P: 14	R: 2 E: 0 K: 1 S: 12	H: 2 LOB: 1 BB: 1 P: 20	R: 2 E: 0 K: 1 S: 11	H: 1 LOB: 0 BB: 0 P: 16	1B: 11 2B: 3 3B: 0 HR: 2	SF: 1 SAC: 1 DP: 1 HBP: 1	WP: 0 PB: 0 SB: 1 CS: 0	PA: 40
PITCHER	IP WLS BF H R ER SO BB IBB HBP BLK WP HR S P ERA WHIP																					
30 Scott Baker, R (1, 1) ERA: 4.85	4.1	W	23	9	6	6	3	0	0	0	0	0	0	0	0	27	50	12.46	2.077			
44 Bob Keppel, R (5, 1) ERA: 4.67	2.2	L	11	4	0	0	1	0	0	0	0	0	0	0	27	41	0.00	1.500				
44 Bob Keppel, R (8, 1) ERA: 4.67	2.2	L	11	4	0	0	1	0	0	0	0	0	0	27	41	0.00	1.500					
54 Matt Guerrier, R (8, 1) ERA: 2.28	1.0	L	6	2	2	2	1	0	1	0	0	0	0	12	20	18.00	2.000					

AB	39
R	7
H	14
RBI	7
BB	2
SO	4
LOB	13



Batter	1	2	3	4	5	6	7	8	9	AB R H RBI BB SO LOB	TOP
28 Curtis Granderson, L (1,8) OBP: 0.342, SLG: 0.474	P6	G4-3		K			F8		2H HR	5 1 1 2 0 1 0	Detroit Tigers @ Boston Red Sox Fenway Park, Boston, MA Tue Aug 11 2009, 7:10 PM EDT Att: 38,013 - Overcast - 68 F
14 Placido Polanco, R (1,4) OBP: 0.328, SLG: 0.400	24 HBP 34 1B	F8		K			F9		K	5 1 1 0 0 2 0	
34 Cleo Thomas, L (1,7) OBP: 0.344, SLG: 0.441	9 E 30 HBP FC6-4				K		K			3 1 1 0 1 2 0	
24 Miguel Cabrera, R (1,3) OBP: 0.397, SLG: 0.550										0 1 0 0 0 0 0	
25 Ryan Raburn, R (2,PH) OBP: 0.324, SLG: 0.435	30 FC6-4 15 1B HBP				B2				K	3 0 0 0 0 2 1	
9 Carlos Guillen, S (1,10) OBP: 0.305, SLG: 0.316	E6 30 FC6-4						F7		K	4 0 0 1 0 1 2	
30 Magglio Ordonez, R (1,9) OBP: 0.335, SLG: 0.386	FC6-4 15 1B 13 BB						G5-3		L4	4 0 1 1 0 0 2	
13 Alex Avila, L (1,2) OBP: 0.583, SLG: 1.182	15 1B BB								28 HR 2B	3 1 2 0 1 1 1	
15 Brandon Inge, R (1,5) OBP: 0.347, SLG: 0.461	1B								K	4 0 1 1 0 3 3	
39 Ramon Santiago, S (1,6) OBP: 0.294, SLG: 0.404	G4-3						F9		K	4 0 0 0 0 1 5	
Inning Stats	R: 3 H: 3 E: 0 LOB: 3 K: 0 BB: 1 S: 21 P: 35	R: 0 H: 0 E: 0 LOB: 1 K: 1 BB: 2 S: 12 P: 22	R: 0 H: 1 E: 0 LOB: 0 K: 2 BB: 0 S: 13 P: 19	R: 0 H: 0 E: 0 LOB: 0 K: 2 BB: 0 S: 12 P: 17	R: 0 H: 0 E: 0 LOB: 0 K: 1 BB: 0 S: 5 P: 5	R: 0 H: 1 E: 0 LOB: 1 K: 1 BB: 0 S: 11 P: 15	R: 0 H: 0 E: 0 LOB: 0 K: 1 BB: 0 S: 8 P: 11	R: 0 H: 0 E: 0 LOB: 0 K: 2 BB: 0 S: 10 P: 12	R: 2 H: 2 E: 0 LOB: 0 K: 3 BB: 0 S: 17 P: 24	1B: 3 SF: 0 2B: 2 SAC: 0 3B: 1 DP: 0 HR: 1 HBP: 1	WP: 0 PA: 38 PB: 0 SB: 0 CS: 0
PITCHER	IP WLS BF H R ER SO BB IBB HBP BLK WP HR S P ERA WHIP	PITCHER									
63 Junichi Tazawa, R (1,1) ERA: 4.05	5.0 W 23 4 3 1 6 2 0 0 1 0 0 0 63 98 1.80 1.200										
53 Fernando Cabrera, R (6,1) ERA: 3.07	1.0 H 4 1 0 0 1 0 0 0 0 0 0 0 11 15 0.00 1.000										
24 Takashi Saito, R (7,1) ERA: 3.07	1.0 H 3 0 0 0 1 0 0 0 0 0 0 0 8 11 0.00 0.000										
51 Daniel Bard, R (8,1) ERA: 2.88	1.0 3 0 0 0 2 0 0 0 0 0 0 0 10 12 0.00 0.000										
58 Jonathan Papelbon, R (9,1) ERA: 2.17	1.0 5 2 2 2 3 0 0 0 0 0 0 1 17 24 18.00 2.000										

Batter	1	2	3	4	5	6	7	8	9	AB R H RBI BB SO LOB	BOTTOM
2 Jacoby Ellsbury, L (1,8) OBP: 0.348, SLG: 0.406	15 G6-4-3 1B	G4-3			F8				E1 15 S 41 BLK	4 1 1 0 0 0 1	Detroit Tigers @ Boston Red Sox Fenway Park, Boston, MA Tue Aug 11 2009, 7:10 PM EDT Att: 38,013 - Overcast - 68 F
15 Dustin Pedroia, R (1,4) OBP: 0.376, SLG: 0.437	G6-4-3				41 F8 41 S 25 HR BB				41 BLK G6-3 41 BLK BB	1 1 0 0 3 0 1	
41 Victor Martinez, S (1,3) OBP: 0.363, SLG: 0.461	K				G6-4-3				G6-3	4 0 0 0 0 1 3	
20 Kevin Youkilis, R (1,5) OBP: 0.424, SLG: 0.564									P6	0 0 0 0 0 0 0	
25 Mike Lowell, R (2,PR) OBP: 0.341, SLG: 0.495		34 1B 44 HR HBP			HR				HR	3 3 2 3 0 0 1	
34 David Ortiz, L (1,10) OBP: 0.306, SLG: 0.405		44 HR 1B			F7				F8	4 1 1 0 0 1 0	
44 Jason Bay, R (1,7) OBP: 0.382, SLG: 0.508										4 1 2 3 0 0 0	
7 J.D. Drew, L (1,9) OBP: 0.371, SLG: 0.446									G4-6-3 1B	3 0 0 0 1 0 1	
33 Jason Varitek, S (1,2) OBP: 0.332, SLG: 0.426										2 0 1 0 1 1 0	
22 Nick Green, R (1,6) OBP: 0.302, SLG: 0.376									P4	3 0 0 0 0 2 2	
Inning Stats	R: 0 H: 1 E: 0 LOB: 0 K: 1 BB: 0 S: 8 P: 14	R: 3 H: 2 E: 0 LOB: 2 K: 1 BB: 2 S: 12 P: 27	R: 1 H: 1 E: 0 LOB: 0 K: 0 BB: 1 S: 6 P: 14	R: 0 H: 1 E: 0 LOB: 0 K: 1 BB: 0 S: 11 P: 13	R: 2 H: 1 E: 0 LOB: 0 K: 0 BB: 1 S: 9 P: 18	R: 0 H: 0 E: 0 LOB: 0 K: 1 BB: 0 S: 8 P: 10	R: 1 H: 0 E: 1 LOB: 1 K: 0 BB: 1 S: 9 P: 20	R: 0 H: 1 E: 0 LOB: 0 K: 1 BB: 0 S: 7 P: 8	1B: 4 SF: 0 2B: 0 SAC: 0 3B: 0 DP: 3 HR: 3 HBP: 1	WP: 0 PA: 34 PB: 0 SB: 2 CS: 1	
PITCHER	IP WLS BF H R ER SO BB IBB HBP BLK WP HR S P ERA WHIP	PITCHER									
48 Rick Porcello, R (1,1) ERA: 4.34	1.0 L 4 1 1 1 1 0 0 0 0 0 0 3 46 9.00 1.000										
40 Chris Lambert, R (2,1) ERA: 14.85	5.0 L 22 5 5 5 3 4 0 0 0 0 0 3 46 9.00 1.800										
45 Ryan Perry, R (7,1) ERA: 3.79	1.0 5 0 1 0 0 1 0 0 0 1 0 0 9 20 0.00 1.000										
44 Bobby Seay, L (8,1) ERA: 3.53	1.0 3 1 0 0 1 0 0 0 0 0 0 0 7 8 0.00 1.000										

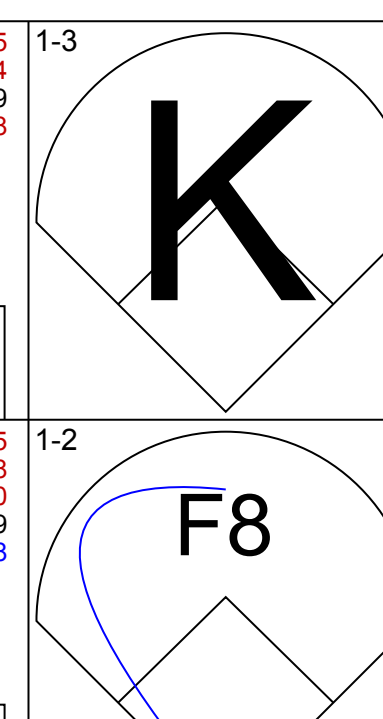
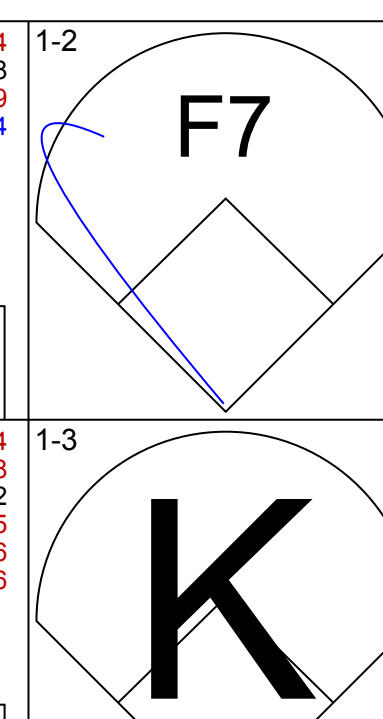
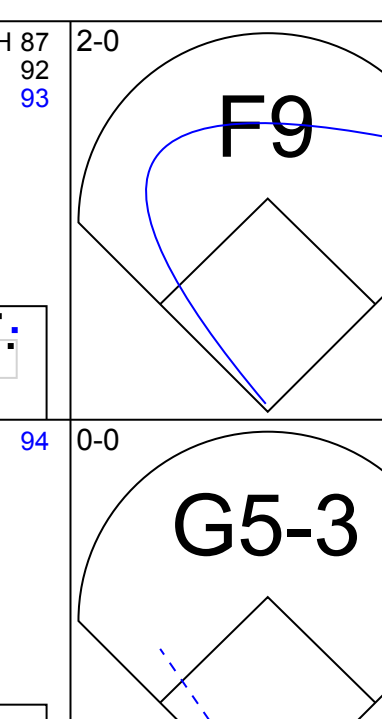
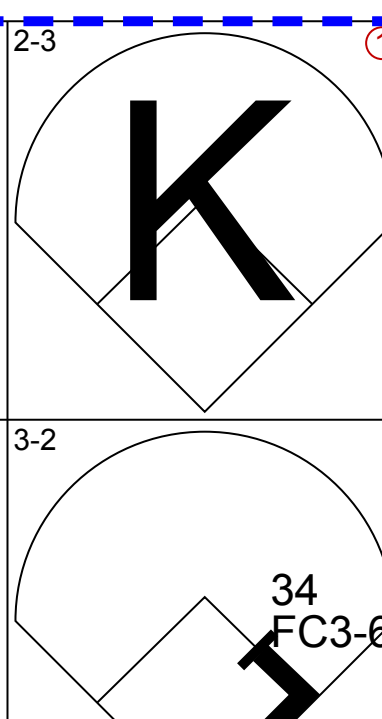
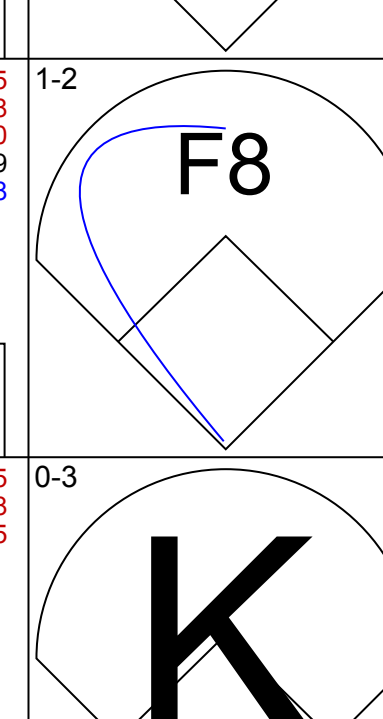
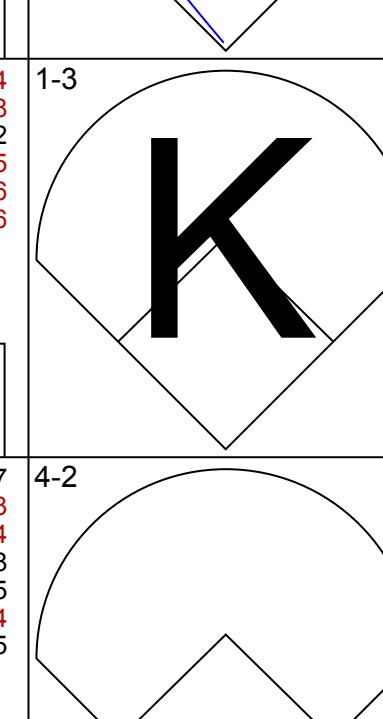
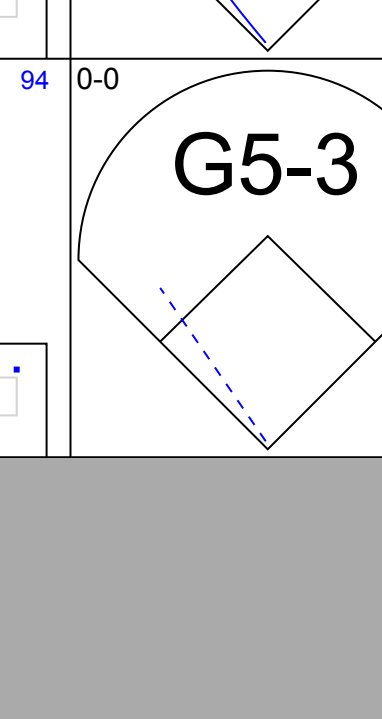
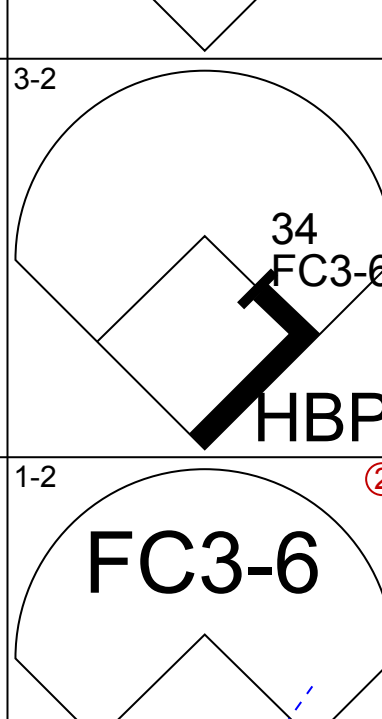
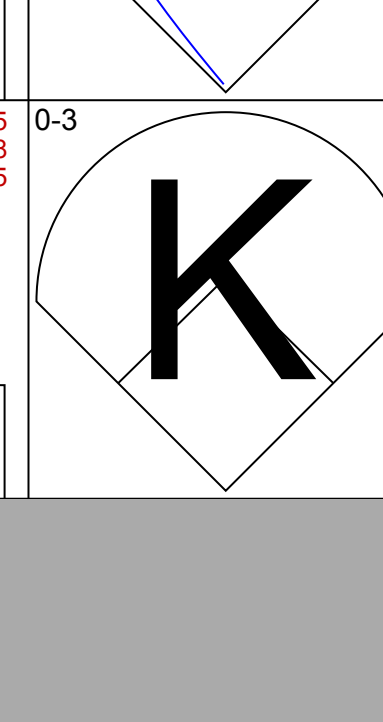
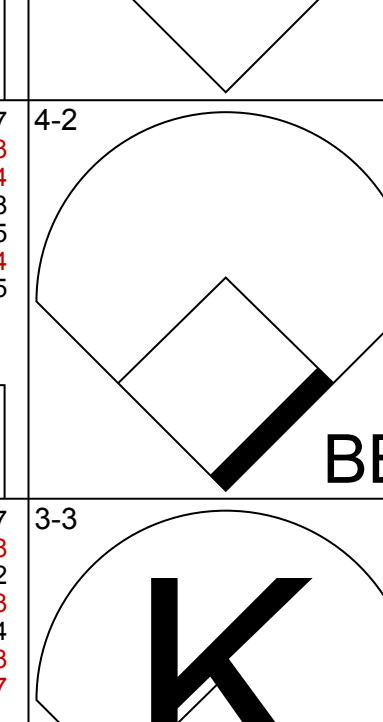

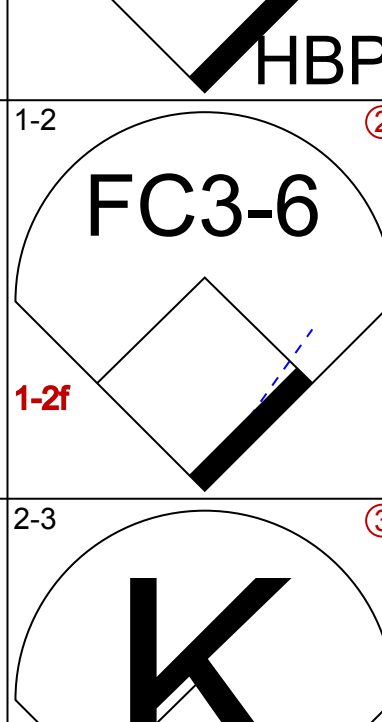

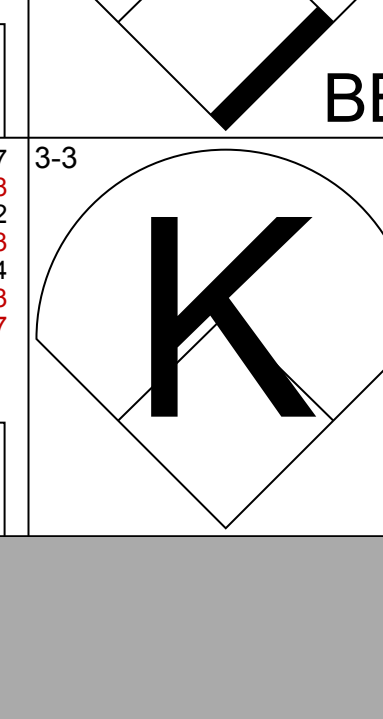


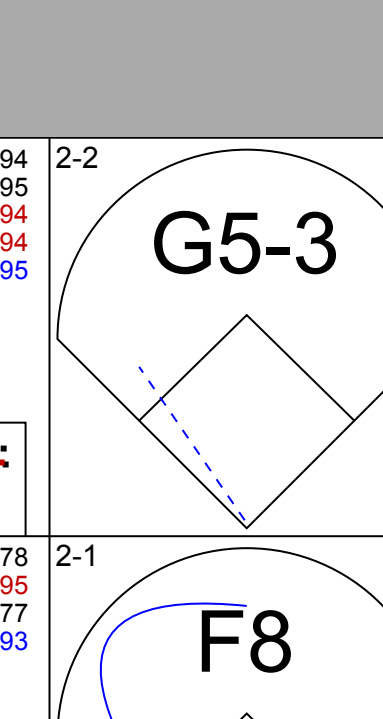
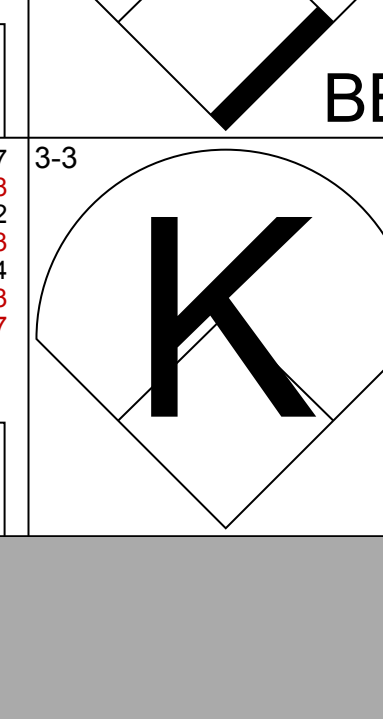



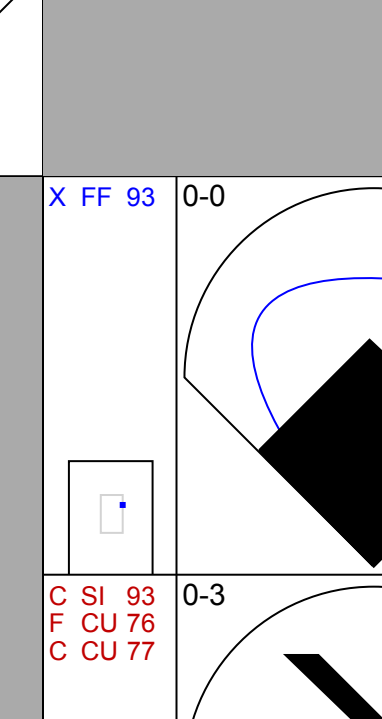


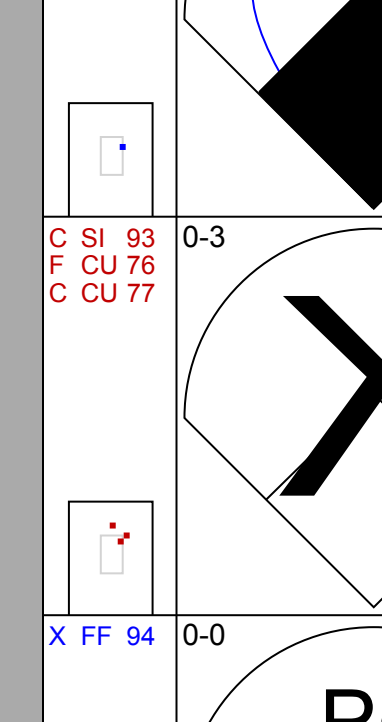


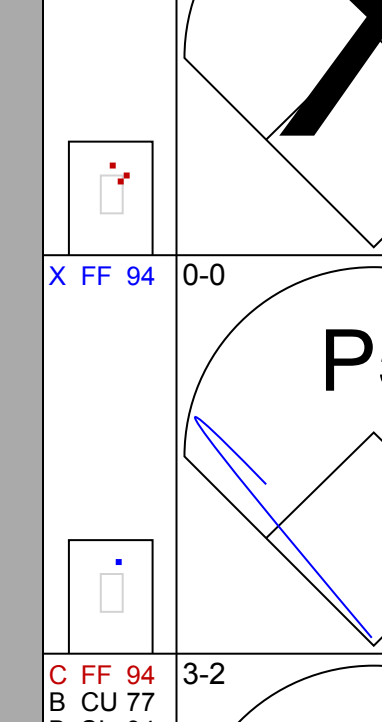

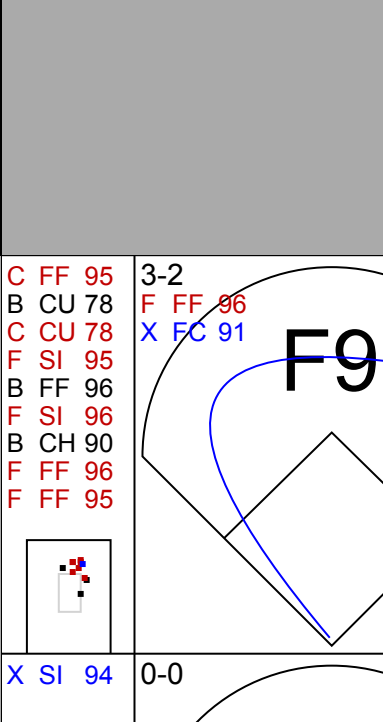
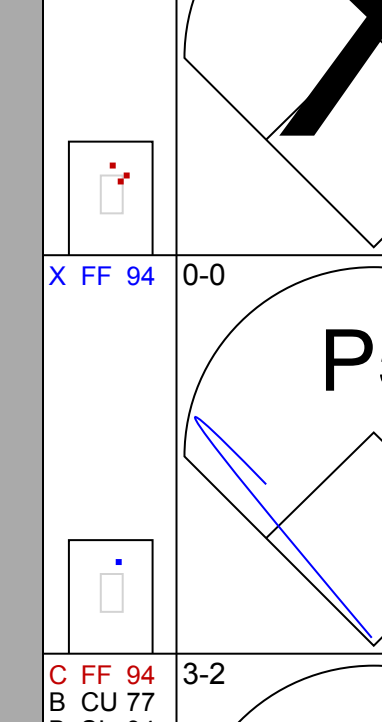
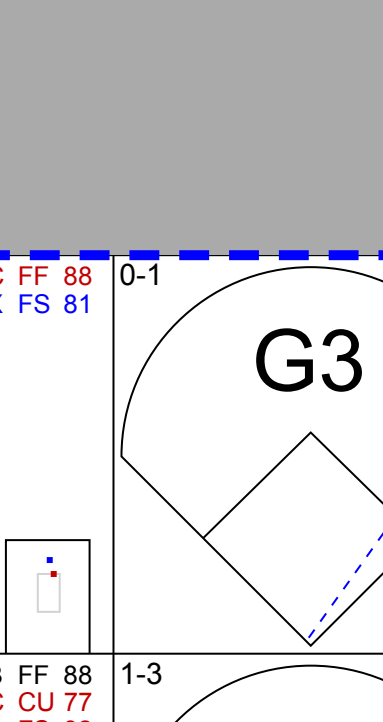
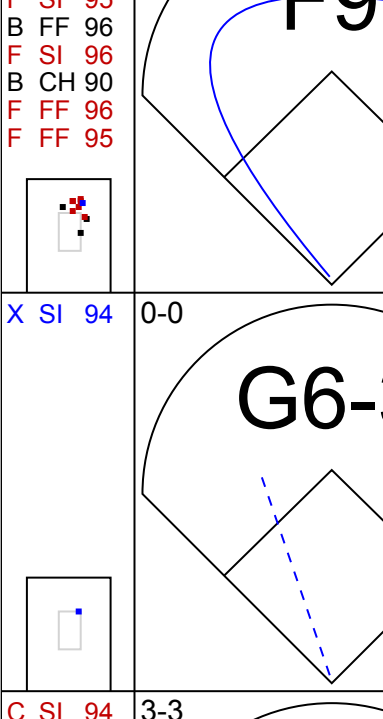
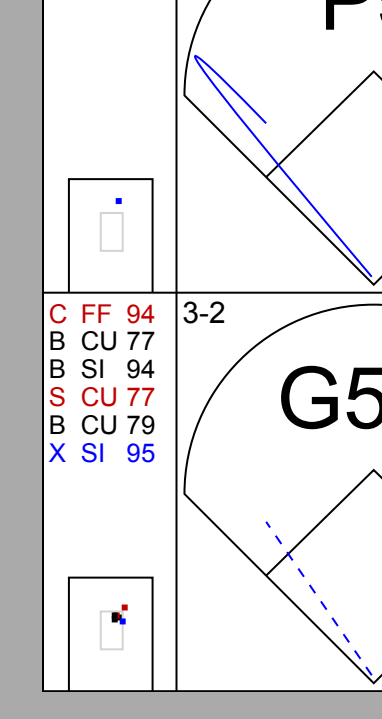
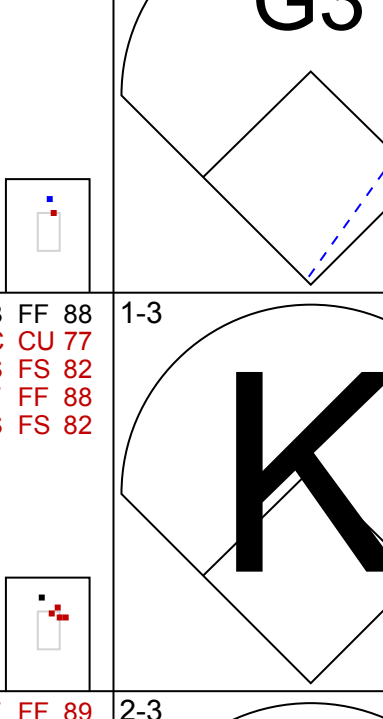
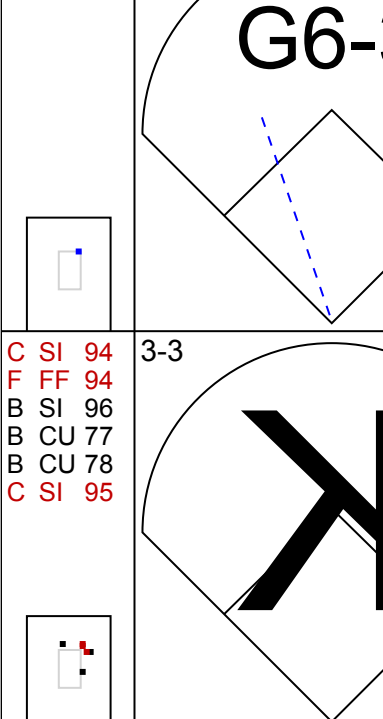
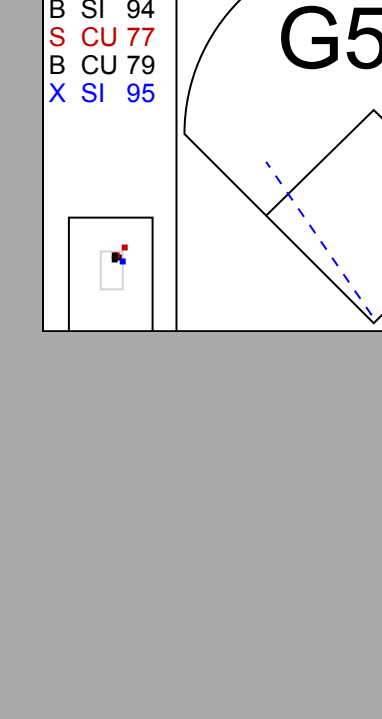
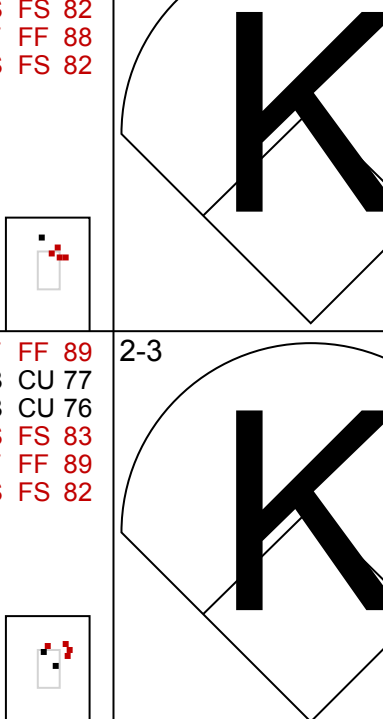
AB 35
R 5
H 7
RBI 5
BB 2
SO 13
LOB 14



AB 28
R 7
H 7
RBI 6
BB 5
SO 5
LOB 9



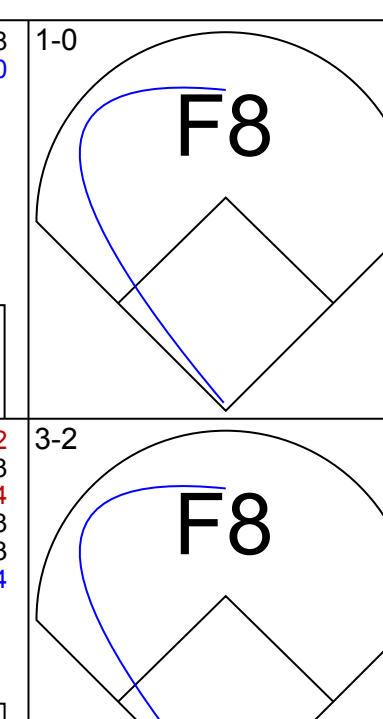
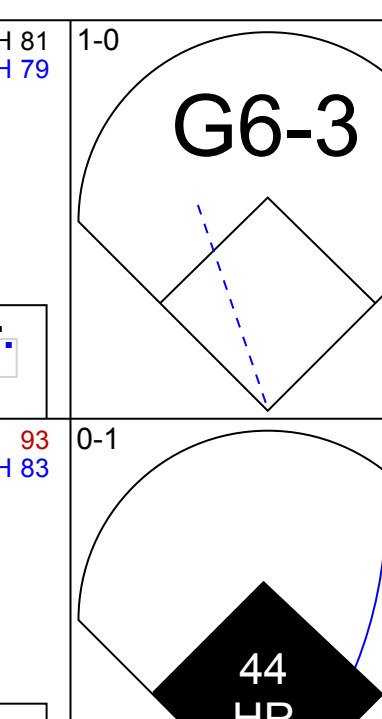
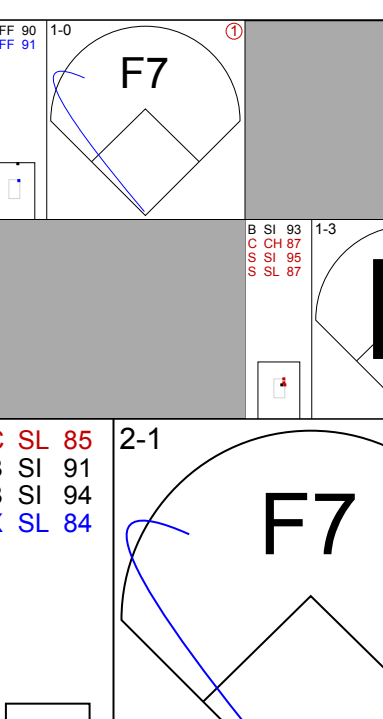
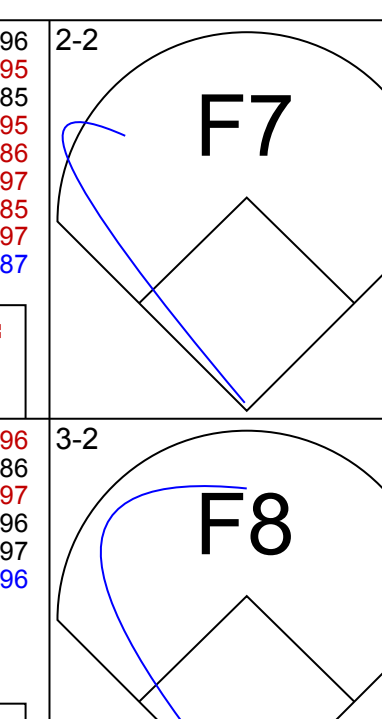
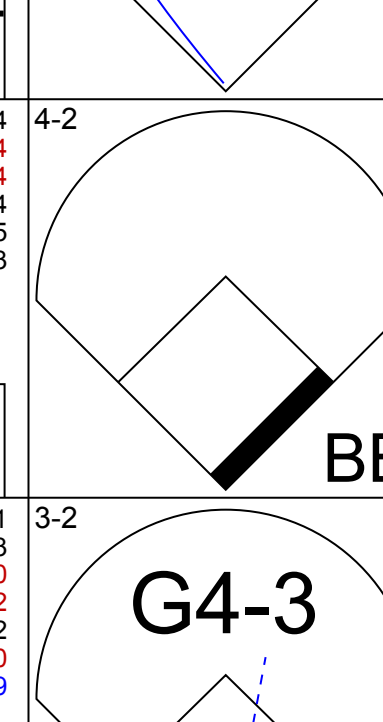
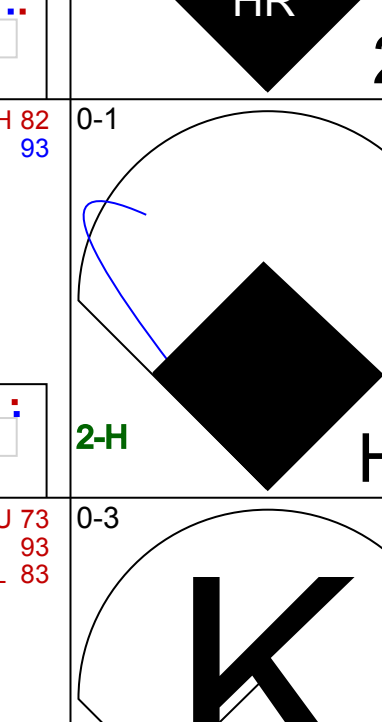
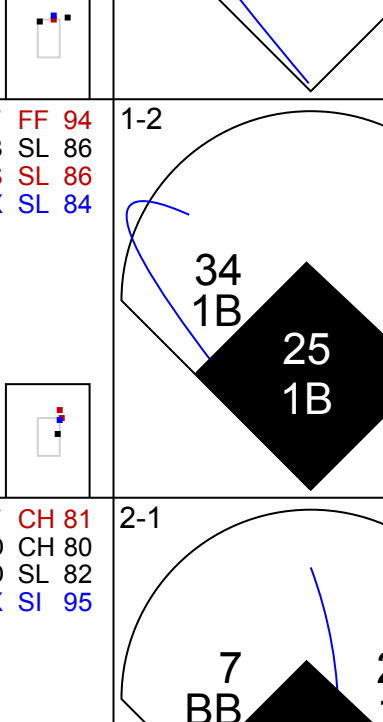

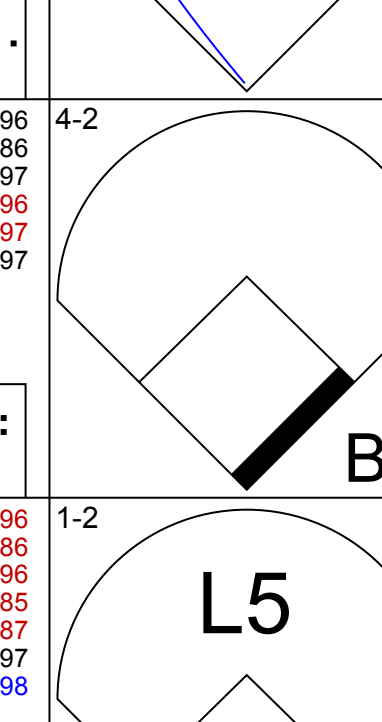


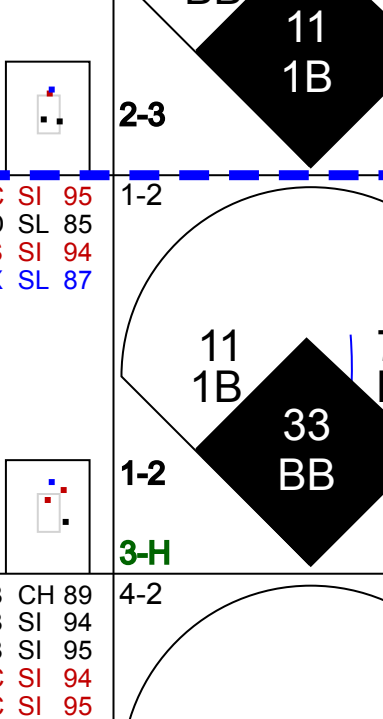




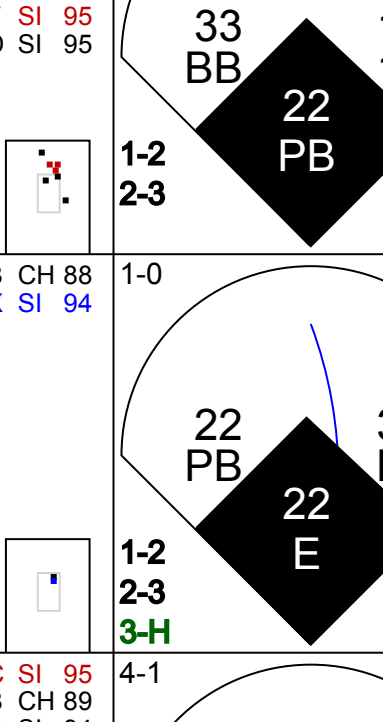
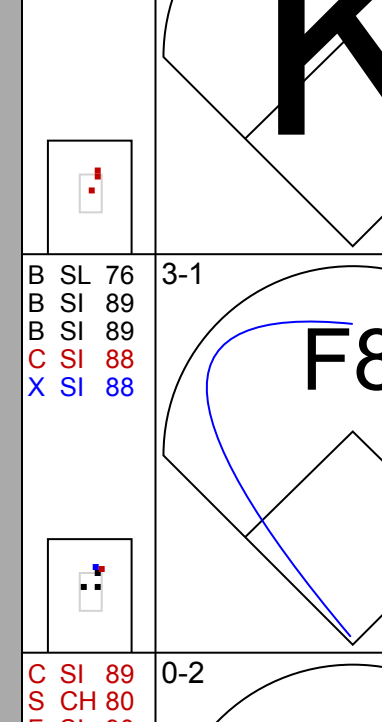


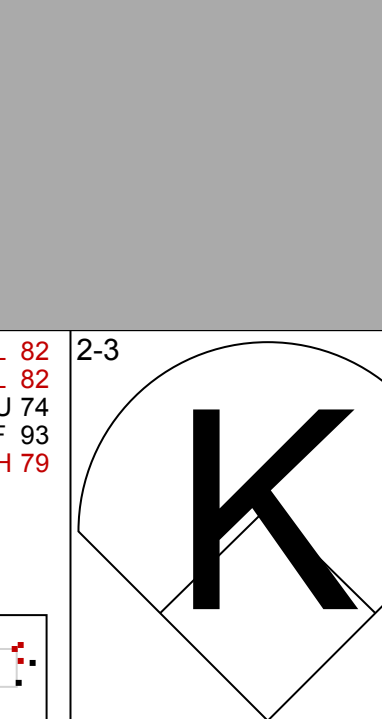
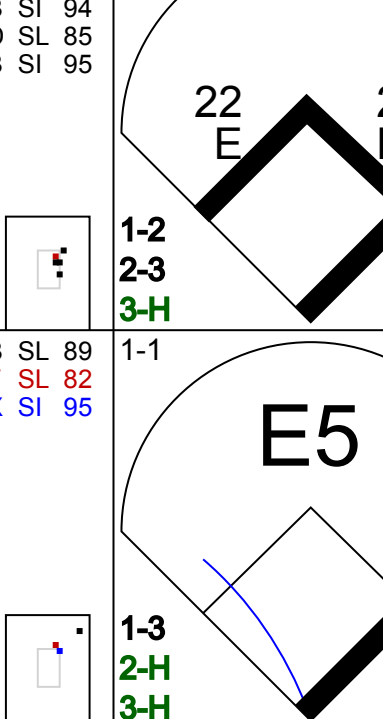
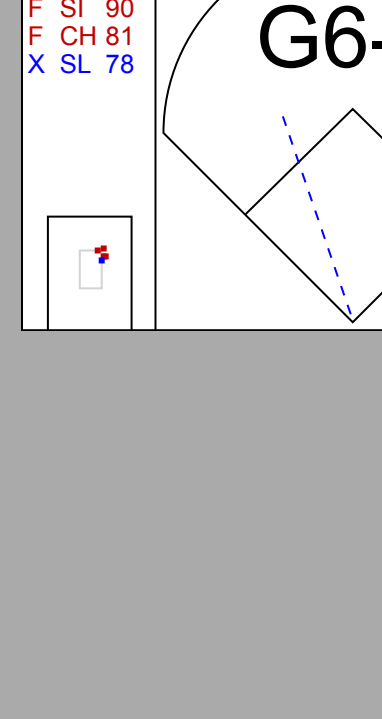
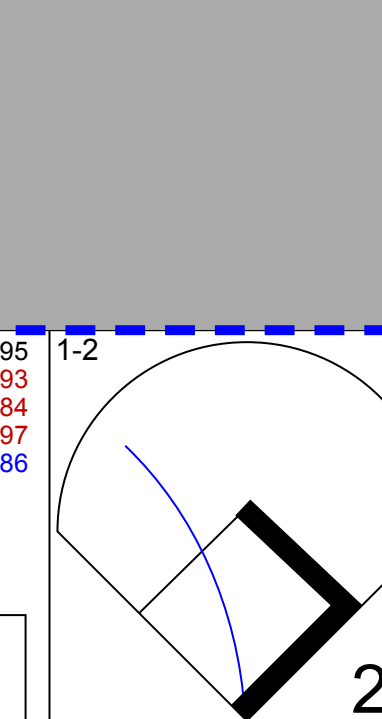

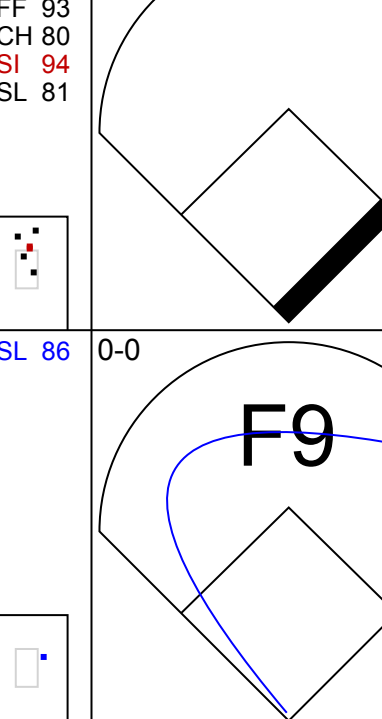

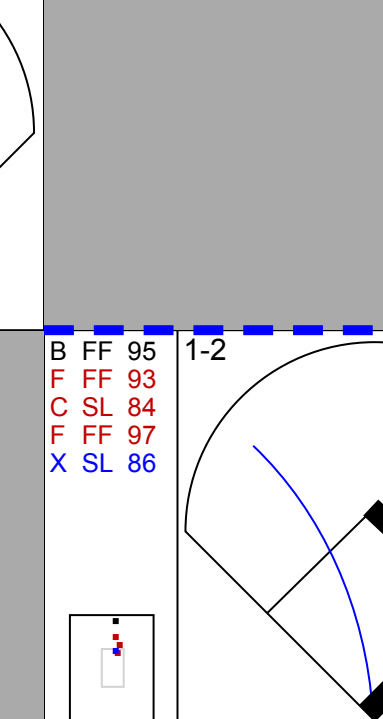
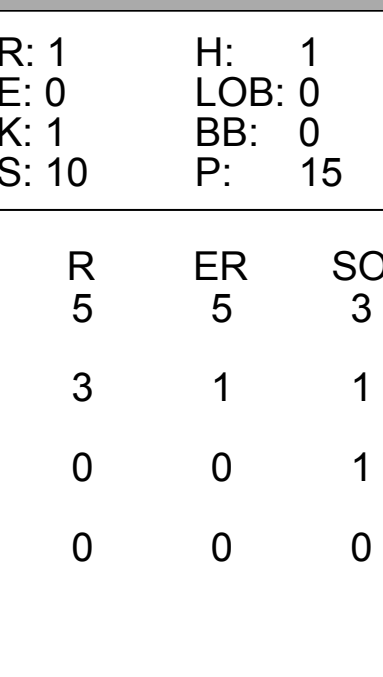
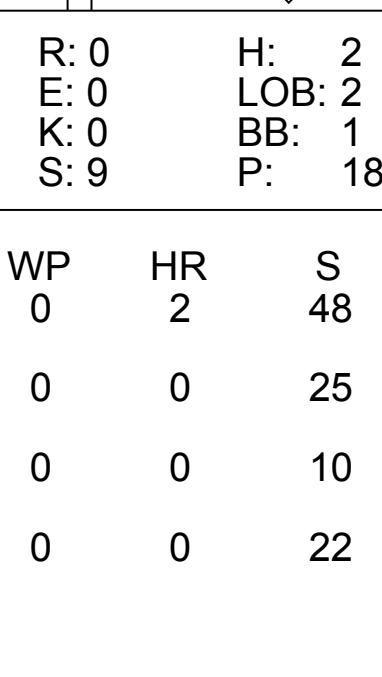
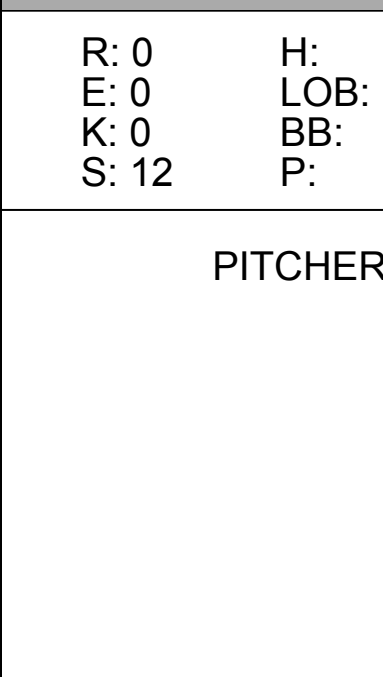
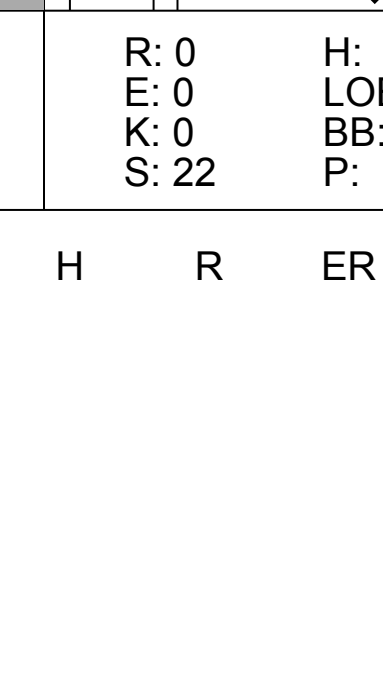
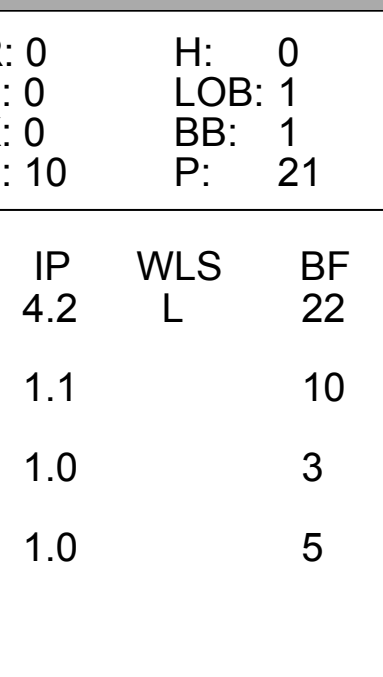
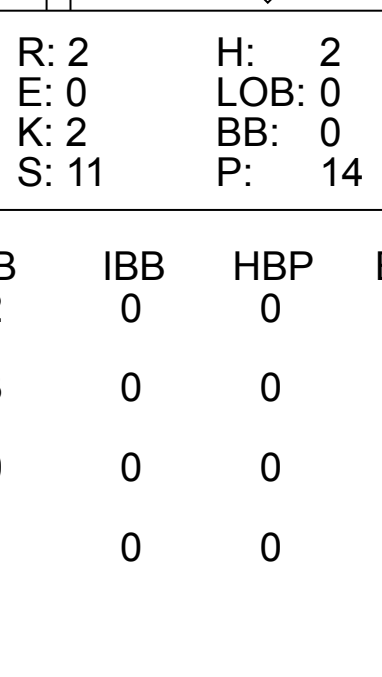
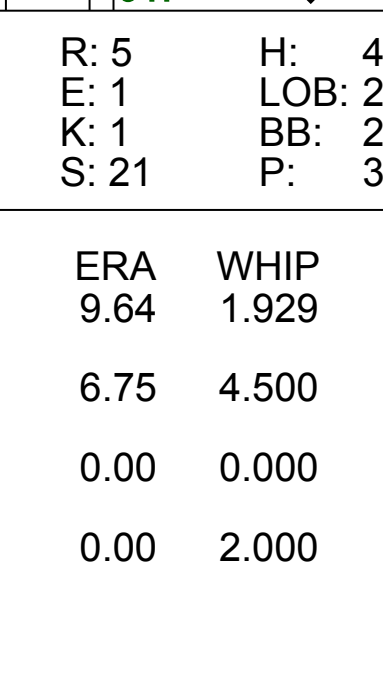
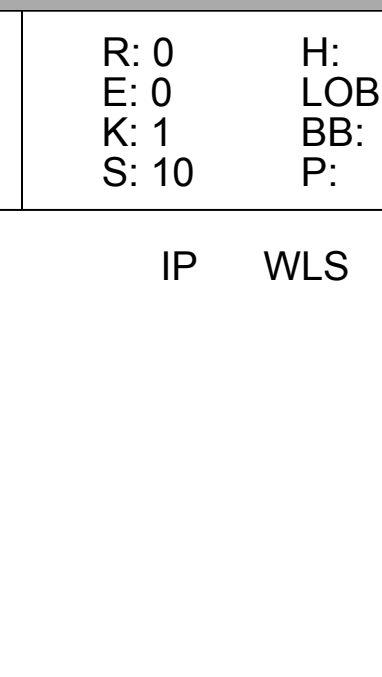
WP: 0 PA: 34
PB: 0
SB: 2
CS: 1

Batter	1	2	3	4	5	6	7	8	9	AB	R	H	RBI	BB	SO	LOB	TOP										
28 Curtis Granderson, L (1, 8) OBP: 0.339, SLG: 0.470										4	0	0	0	0	2	0											
14 Placido Polanco, R (1, 4) OBP: 0.326, SLG: 0.397										3	0	0	0	0	1	0											
39 Ramon Santiago, S (6, 4) OBP: 0.298, SLG: 0.404										0	0	0	0	0	0	0											
34 Clete Thomas, L (1, 7) OBP: 0.343, SLG: 0.435										3	0	0	0	1	1	1											
33 Marcus Thames, R (1, 10) OBP: 0.324, SLG: 0.519										4	1	1	1	0	2	2											
9 Carlos Guillen, S (1, 3) OBP: 0.311, SLG: 0.342										3	1	2	1	0	0	0											
30 Magglio Ordonez, R (1, 9) OBP: 0.332, SLG: 0.383										3	0	0	0	0	1	1											
25 Ryan Raburn, R (7, 7) OBP: 0.324, SLG: 0.435										0	0	0	0	0	0	0											
13 Alex Avila, L (1, 2) OBP: 0.407, SLG: 0.929										3	0	0	0	0	0	0											
15 Brandon Inge, R (1, 5) OBP: 0.345, SLG: 0.457										3	0	0	0	0	1	0											
4 Adam Everett, R (1, 6) OBP: 0.284, SLG: 0.317										3	0	0	0	0	2	0											
Inning Stats	R: 0 E: 0 K: 2 S: 10	H: 0 LOB: 0 BB: 0 P: 12	R: 0 E: 0 K: 0 S: 8	H: 0 LOB: 0 BB: 0 P: 15	R: 0 E: 0 K: 1 S: 12	H: 0 LOB: 0 BB: 0 P: 18	R: 0 E: 0 K: 2 S: 15	H: 0 LOB: 1 BB: 0 P: 24	R: 1 E: 0 K: 1 S: 8	H: 1 LOB: 0 BB: 0 P: 11	R: 0 E: 0 K: 0 S: 5	H: 0 LOB: 0 BB: 0 P: 7	R: 1 E: 0 K: 0 S: 9	H: 2 LOB: 0 BB: 0 P: 10	R: 0 E: 0 K: 2 S: 10	H: 0 LOB: 0 BB: 0 P: 13	R: 0 E: 0 K: 2 S: 11	H: 0 LOB: 1 BB: 0 P: 19	1B: 1 2B: 0 3B: 0 HR: 2	SF: 0 SAC: 0 DP: 1 HBP: 1	WP: 0 PB: 0 SB: 0 CS: 0	PA: 31					
PITCHER	IP	WLS	BF	H	R	ER	SO	BB	IBB	HBP	BLK	WP	HR	S	P	ERA	WHIP										
19 Josh Beckett, R (1, 1) ERA: 3.1	7.0	W	24	3	2	2	6	1	0	0	0	0	2	67	97	2.57	0.571										
37 Hideki Okajima, L (8, 1) ERA: 3.0	1.0		3	0	0	0	2	0	0	0	0	0	0	10	13	0.00	0.000										
56 Ramon E Ramirez, R (9, 1) ERA: 2.32	1.0		4	0	0	0	2	0	0	1	0	0	0	11	19	0.00	0.000										

Detroit Tigers @ Boston Red Sox
Fenway Park, Boston, MA
Wed Aug 12 2009, 7:10 PM EDT
Att: 38,124 - Cloudy - 68 F

AB 29
R 2
H 3
RBI 2
BB 1
SO 10
LOB 4



Batter	1	2	3	4	5	6	7	8	9	AB	R	H	RBI	BB	SO	LOB	BOTTOM										
2 Jacoby Ellsbury, L (1, 8) OBP: 0.345, SLG: 0.403										4	0	0	0	0	1	2											
68 Josh Reddick, L (8, 8) OBP: 0.240, SLG: 0.458										5	1	1	0	0	0	1											
15 Dustin Pedroia, R (1, 4) OBP: 0.375, SLG: 0.436										3	2	3	2	2	0	0											
44 Jason Bay, R (1, 7) OBP: 0.389, SLG: 0.525										3	2	3	2	2	0	0											
34 David Ortiz, L (1, 10) OBP: 0.308, SLG: 0.403										4	1	1	0	1	1	3											
25 Mike Lowell, R (1, 5) OBP: 0.346, SLG: 0.508										4	2	3	2	0	0	2											
3 Chris Woodward, R (7, 5) OBP: 0.289, SLG: 0.246										0	0	0	0	0	0	0											
7 J.D. Drew, L (1, 9) OBP: 0.372, SLG: 0.445										3	1	1	0	1	1	0											
11 Casey Kotchman, L (1, 3) OBP: 0.353, SLG: 0.411										4	1	1	1	0	0	2											
33 Jason Varitek, S (1, 2) OBP: 0.334, SLG: 0.423										2	0	0	1	2	1	0											
22 Nick Green, R (1, 6) OBP: 0.301, SLG: 0.378										4	0	1	0	0	1	3											
Inning Stats	R: 0 E: 0 K: 0 S: 10	H: 1 LOB: 1 BB: 1 P: 21	R: 1 E: 0 K: 1 S: 10	H: 1 LOB: 0 BB: 0 P: 15	R: 2 E: 0 K: 2 S: 11	H: 2 LOB: 0 BB: 0 P: 14	R: 0 E: 0 K: 0 S: 9	H: 2 LOB: 2 BB: 1 P: 18	R: 5 E: 1 K: 1 S: 21	H: 4 LOB: 2 BB: 2 P: 39	R: 0 E: 0 K: 0 S: 12	H: 1 LOB: 1 BB: 1 P: 19	R: 0 E: 0 K: 1 S: 10	H: 0 LOB: 0 BB: 0 P: 13	R: 0 E: 0 K: 0 S: 22	H: 1 LOB: 2 BB: 1 P: 33	1B: 5 2B: 4 3B: 0 HR: 2	SF: 0 SAC: 0 DP: 2 HBP: 0	WP: 0 PB: 1 SB: 0 CS: 0	PA: 40							
PITCHER	IP	WLS	BF	H	R	ER	SO	BB	IBB	HBP	BLK	WP	HR	S	P	ERA	WHIP										
31 Zach Miner, R (1, 1) ERA: 4.95	4.2	L	22	7	5	5	3	2	0	0	0	0	2	48	82	9.64	1.929										
40 Freddy Dolsi, R (5, 1) ERA: 1.69	1.1		10	3	3	1	1	3	0	0	0	0	0	25	44	6.75	4.500										
59 Fu-Te Ni, L (7, 1) ERA: 2.37	1.0		3	0	0	0	1	0	0	0	0	0	0	10	13	0.00	0.000										
45 Ryan Perry, R (8, 1) ERA: 3.89	1.0		5	1	0	0	0	1	0	0	0	0	0	22	33	0.00	2.000										

Detroit Tigers @ Boston Red Sox
Fenway Park, Boston, MA
Wed Aug 12 2009, 7:10 PM EDT
Att: 38,124 - Cloudy - 68 F

AB 34
R 8
H 11
RBI 6
BB 6
SO 5
LOB 14



Batter	1	2	3	4	5	6	7	8	9	AB R H RBI BB SO LOB	TOP																
51 Ichiro Suzuki, L (1,9) OBP: 0.395, SLG: 0.468										5 1 4 0 0 1 0	Seattle Mariners @ Detroit Tigers Comerica Park, Detroit, MI Tue Aug 18 2009, 7:05 PM EDT Att: 33,710 - Partly Cloudy - 83 F																
30 Russell Branyan, L (1,3) OBP: 0.354, SLG: 0.520										4 0 1 1 0 2 3																	
4 Jose Lopez, R (1,4) OBP: 0.300, SLG: 0.447										4 0 0 0 1 1 4																	
24 Ken Griffey Jr., L (1,10) OBP: 0.333, SLG: 0.390										2 0 0 1 1 1 0																	
21 Franklin Gutierrez, R (1,8) OBP: 0.349, SLG: 0.444										3 0 0 0 1 2 3																	
7 Jack Hannahan, L (1,5) OBP: 0.308, SLG: 0.325										3 0 0 0 1 1 0																	
32 Rob Johnson, R (1,2) OBP: 0.298, SLG: 0.335										4 0 0 0 0 2 4																	
12 Ryan Langerhans, L (1,7) OBP: 0.320, SLG: 0.390										4 0 1 0 0 2 0																	
16 Josh Wilson, R (1,6) OBP: 0.269, SLG: 0.310										4 2 2 1 0 1 1																	
Inning Stats	R: 0 E: 0 K: 0 S: 6	H: 1 LOB: 0 BB: 0 P: 7	R: 0 E: 0 K: 2 S: 9	H: 0 LOB: 0 BB: 0 P: 16	R: 0 E: 0 K: 1 S: 7	H: 0 LOB: 0 BB: 0 P: 10	R: 0 E: 0 K: 2 S: 14	H: 0 LOB: 0 BB: 0 P: 18	R: 0 E: 0 K: 2 S: 11	H: 0 LOB: 1 BB: 0 P: 18		R: 1 E: 0 K: 1 S: 18	H: 3 LOB: 3 BB: 1 P: 26	R: 0 E: 0 K: 3 S: 11	H: 0 LOB: 0 BB: 0 P: 17	R: 2 E: 0 K: 0 S: 9	H: 2 LOB: 3 BB: 3 P: 29	R: 0 E: 0 K: 2 S: 22	H: 2 LOB: 2 BB: 0 P: 28	1B: 6 2B: 1 3B: 0 HR: 1	SF: 2 SAC: 0 DP: 1 HBP: 0	WP: 0 PB: 0 SB: 1 CS: 0	PA: 39				
PITCHER	IP WLS BF H R ER SO BB IBB HBP BLK WP HR S P ERA WHIP											IP WLS BF H R ER SO BB IBB HBP BLK WP HR S P ERA WHIP															
48 Rick Porcello, R (1,1) ERA: 4.21	5.2	22	4	1	1	8	1	0	0	0	0	0	1	63	93	1.59	0.882										
45 Ryan Perry, R (6,1) ERA: 3.7	1.1	5	1	1	1	3	0	0	0	0	0	0	0	14	21	6.75	0.750										
44 Bobby Seay, L (8,1) ERA: 3.49	1.0	W	7	1	1	1	0	1	2	0	0	0	0	8	27	9.00	2.000										
56 Fernando Rodney, R (9,1) ERA: 3.57	1.0	S	5	2	0	0	2	0	0	0	0	0	0	22	28	0.00	2.000										

Batter	1	2	3	4	5	6	7	8	9	AB R H RBI BB SO LOB	BOTTOM																
28 Curtis Granderson, L (1,8) OBP: 0.340, SLG: 0.462										4 0 0 0 0 3 1	Seattle Mariners @ Detroit Tigers Comerica Park, Detroit, MI Tue Aug 18 2009, 7:05 PM EDT Att: 33,710 - Partly Cloudy - 83 F																
14 Placido Polanco, R (1,4) OBP: 0.322, SLG: 0.390										4 1 1 0 0 0 1																	
9 Carlos Guillen, S (1,7) OBP: 0.322, SLG: 0.358										3 0 0 0 1 0 1																	
25 Ryan Raburn, R (6, PR) (9,7) OBP: 0.323, SLG: 0.444										0 1 0 0 0 0 0																	
24 Miguel Cabrera, R (1,3) OBP: 0.400, SLG: 0.552										4 0 3 2 0 0 0																	
19 Aubrey Huff, L (1,10) OBP: 0.320, SLG: 0.403										4 0 1 0 0 0 5																	
34 Clete Thomas, L (1,9) OBP: 0.329, SLG: 0.406										3 1 0 0 1 2 3																	
15 Brandon Inge, R (1,5) OBP: 0.338, SLG: 0.453										3 0 0 0 0 1 2																	
13 Alex Avila, L (1,2) OBP: 0.522, SLG: 1.100										3 1 1 1 0 2 1																	
4 Adam Everett, R (1,6) OBP: 0.290, SLG: 0.323										2 0 1 1 0 1 0																	
39 Ramon Santiago, S (8, PH) (9,6) OBP: 0.306, SLG: 0.426										1 1 1 0 0 0 0																	
Inning Stats	R: 0 E: 0 K: 1 S: 12	H: 2 LOB: 2 BB: 0 P: 19	R: 1 E: 0 K: 1 S: 12	H: 1 LOB: 1 BB: 1 P: 21	R: 0 E: 0 K: 1 S: 9	H: 0 LOB: 0 BB: 0 P: 14	R: 0 E: 0 K: 1 S: 8	H: 1 LOB: 0 BB: 0 P: 13	R: 0 E: 0 K: 2 S: 9	H: 0 LOB: 0 BB: 0 P: 12	R: 0 E: 0 K: 1 S: 9	H: 0 LOB: 0 BB: 0 P: 12	R: 0 E: 0 K: 2 S: 10	H: 1 LOB: 1 BB: 0 P: 15	R: 4 E: 1 K: 0 S: 17	H: 3 LOB: 1 BB: 1 P: 27	1B: 7 2B: 0 3B: 0 HR: 1	SF: 0 SAC: 0 DP: 1 HBP: 0	WP: 0 PB: 0 SB: 4 CS: 0	PA: 33							
PITCHER	IP WLS BF H R ER SO BB IBB HBP BLK WP HR S P ERA WHIP											IP WLS BF H R ER SO BB IBB HBP BLK WP HR S P ERA WHIP															
34 Félix Hernández, R (1,1) ERA: 2.66	7.0	26	5	1	1	9	1	0	0	0	0	0	1	69	106	1.29	0.857										
57 Mark Lowe, R (8,1) ERA: 3.39	0.1	L	6	3	4	2	0	1	0	0	0	0	1	13	21	54.00	12.000										
46 Sean White, R (8,1) ERA: 3.05	0.2		0	0	0	0	0	0	0	0	0	0	0	4	6	0.00	0.000										

livebaseballscorecards.com

AB 33
R 3
H 8
RBI 3
BB 4
SO 13
LOB 15

livebaseballscorecards.com

AB 31
R 5
H 8
RBI 4
BB 2
SO 9
LOB 14

Batter	1	2	3	4	5	6	7	8	9	AB	R	H	RBI	BB	SO	LOB	TOP										
14 Placido Polanco, R OBP: 0.318, SLG: 0.383	F8		L9						L9-3	4	0	1	0	1	1	0	Detroit Tigers @ Oakland Athletics Oakland Coliseum, Oakland, CA Fri Aug 21 2009, 7:05 PM PDT Att: 15,927 - Clear - 66 F										
33 Marcus Thames, R OBP: 0.309, SLG: 0.481	K		G5-3						L9-3	4	0	0	0	0	2	1											
19 Aubrey Huff, L OBP: 0.318, SLG: 0.399	K								L9-3	1	0	0	0	0	0	2											
25 Ryan Raburn, R OBP: 0.333, SLG: 0.497	HR		HR						G5-3	4	2	2	2	0	1	0											
24 Miguel Cabrera, R OBP: 0.401, SLG: 0.552	G1-3		K						1B	3	1	1	0	1	1	0											
30 Magglio Ordonez, R OBP: 0.344, SLG: 0.391									1B	1	0	0	0	2	0	0											
28 Curtis Granderson, L OBP: 0.339, SLG: 0.459									1B	1	0	1	0	0	0	0											
15 Brandon Inge, R OBP: 0.334, SLG: 0.450	K		P4						P6	4	0	0	0	0	2	4											
34 Clete Thomas, L OBP: 0.333, SLG: 0.405	K		K						G4-3	4	0	1	1	0	2	2											
12 Gerald Laird, R OBP: 0.304, SLG: 0.333									BB	2	0	1	0	2	0	0											
4 Adam Everett, R OBP: 0.284, SLG: 0.316	K								B1	4	0	0	0	0	1	6											
Inning Stats	R: 1 E: 0 K: 1 S: 9	H: 1 LOB: 0 BB: 0 P: 13	R: 0 E: 0 K: 3 S: 15	H: 0 LOB: 2 BB: 2 P: 27	R: 1 E: 0 K: 1 S: 8	H: 1 LOB: 0 BB: 0 P: 14	R: 0 E: 0 K: 1 S: 8	H: 0 LOB: 0 BB: 0 P: 13	R: 0 E: 0 K: 1 S: 8	H: 1 LOB: 3 BB: 2 P: 10	R: 1 E: 0 K: 2 S: 13	H: 2 LOB: 3 BB: 2 P: 27	R: 0 E: 0 K: 1 S: 6	H: 0 LOB: 0 BB: 0 P: 9	R: 0 E: 0 K: 0 S: 6	H: 2 LOB: 1 BB: 0 P: 8	R: 0 E: 0 K: 0 S: 8	H: 0 LOB: 1 BB: 2 P: 19	1B: 5 2B: 1 3B: 0 HR: 2	SF: 0 SAC: 0 DP: 1 HBP: 0	WP: 0 PB: 0 SB: 0 CS: 0	PA: 38					
PITCHER	IP	WLS	BF	H	R	ER	SO	BB	IBB	HBP	BLK	WP	HR	S	P	ERA	WHIP										
47 Gio González, L ERA: 5.78	5.2	L	25	4	3	3	9	4	0	0	0	0	2	59	102	4.76	1.412										
31 Brad Ziegler, R ERA: 2.59	2.0		8	3	0	0	1	0	0	0	0	0	0	13	18	0.00	1.500										
52 Jay Marshall, L ERA: 9.0	0.1		1	0	0	0	0	0	0	0	0	0	0	1	1	0.00	0.000										
48 Michael Wuertz, R ERA: 3.05	1.0		4	0	0	0	0	2	0	0	0	0	0	8	19	0.00	2.000										

Batter	1	2	3	4	5	6	7	8	9	AB	R	H	RBI	BB	SO	LOB	BOTTOM										
29 Adam Kennedy, L OBP: 0.334, SLG: 0.415	F8		G6-3						K	4	0	0	0	1	1	2	Detroit Tigers @ Oakland Athletics Oakland Coliseum, Oakland, CA Fri Aug 21 2009, 7:05 PM PDT Att: 15,927 - Clear - 66 F										
11 Rajai Davis, R OBP: 0.365, SLG: 0.426	P2		F9							4	0	2	1	0	0	0											
8 Kurt Suzuki, R OBP: 0.312, SLG: 0.409	BB		F7							3	0	0	0	1	2	4											
12 Scott Hairston, R OBP: 0.334, SLG: 0.498	P4									4	0	0	0	0	1	1											
Ryan Sweeney, L OBP: 0.327, SLG: 0.377										4	1	2	0	0	0	0											
14 Mark Ellis, R OBP: 0.310, SLG: 0.423	K		G1-3							4	0	0	0	0	1	2											
32 Jack Cust, L OBP: 0.351, SLG: 0.395										4	1	3	1	0	1	1											
10 Daric Barton, L OBP: 0.318, SLG: 0.333										2	0	1	0	0	0	1											
21 Tommy Everidge, R OBP: 0.304, SLG: 0.370										1	0	0	0	0	1	1											
2 Cliff Pennington, S OBP: 0.304, SLG: 0.354										2	0	0	0	0	2	2											
5 Nomar Garciaparra, R OBP: 0.363, SLG: 0.371	K									1	0	0	0	0	0	1											
Inning Stats	R: 0 E: 0 K: 0 S: 7	H: 0 LOB: 1 BB: 1 P: 15	R: 1 E: 1 K: 2 S: 16	H: 2 LOB: 1 BB: 0 P: 26	R: 0 E: 0 K: 0 S: 6	H: 0 LOB: 0 BB: 0 P: 9	R: 0 E: 0 K: 2 S: 12	H: 1 LOB: 1 BB: 0 P: 18	R: 0 E: 0 K: 1 S: 9	H: 2 LOB: 2 BB: 0 P: 15	R: 0 E: 0 K: 0 S: 11	H: 0 LOB: 0 BB: 0 P: 16	R: 1 E: 0 K: 3 S: 16	H: 2 LOB: 2 BB: 1 P: 27	R: 0 E: 0 K: 0 S: 8	H: 0 LOB: 0 BB: 0 P: 13	R: 0 E: 0 K: 1 S: 12	H: 1 LOB: 1 BB: 0 P: 15	1B: 6 2B: 2 3B: 0 HR: 0	SF: 0 SAC: 2 DP: 0 HBP: 0	WP: 2 PB: 0 SB: 0 CS: 0	PA: 37					
PITCHER	IP	WLS	BF	H	R	ER	SO	BB	IBB	HBP	BLK	WP	HR	S	P	ERA	WHIP										
36 Edwin Jackson, R ERA: 2.86	6.0	W	25	6	2	2	5	1	0	0	0	2	0	64	104	3.00	1.167										
44 Bobby Seay, L ERA: 3.35	0.2	H	3	0	0	0	2	1	0	0	0	0	0	8	15	0.00	1.500										
37 Brandon Lyon, R ERA: 2.78	1.1	H	5	1	0	0	1	0	0	0	0	0	0	13	20	0.00	0.750										
56 Fernando Rodney, R ERA: 3.5	1.0	S	4	1	0	0	1	0	0	0	0	0	0	12	15	0.00	1.000										



Batter	1	2	3	4	5	6	7	8	9	AB	R	H	RBI	BB	SO	LOB	TOP							
28 Curtis Granderson, L (1, 8) OBP: 0.339, SLG: 0.460										4	1	1	0	0	0	1	Detroit Tigers @ Oakland Athletics Oakland Coliseum, Oakland, CA Sat Aug 22 2009, 6:05 PM PDT Att: 26,266 - Cloudy - 59 F							
14 Placido Polanco, R (1, 4) OBP: 0.320, SLG: 0.384										4	1	2	0	0	0	1								
9 Carlos Guillen, S (1, 7) OBP: 0.319, SLG: 0.366										3	0	0	1	0	0	2								
25 Ryan Raburn, R (8, PH) OBP: 0.337, SLG: 0.500										3	0	1	1	1	1	2								
24 Miguel Cabrera, R (1, 3) OBP: 0.402, SLG: 0.551										2	0	1	0	1	0	1								
19 Aubrey Huff, L (1, 10) OBP: 0.320, SLG: 0.399										4	0	0	0	0	3	5								
30 Magglio Ordonez, R (8, PH) OBP: 0.344, SLG: 0.390										4	0	0	0	0	2	4								
34 Clete Thomas, L (1, 9) OBP: 0.328, SLG: 0.397										4	0	0	0	0	1	0								
15 Brandon Inge, R (1, 5) OBP: 0.328, SLG: 0.445										3	0	0	0	1	0	0								
13 Alex Avila, L (1, 2) OBP: 0.433, SLG: 0.852										3	0	0	0	1	0	0								
39 Ramon Santiago, S (1, 6) OBP: 0.303, SLG: 0.415										3	0	0	0	1	0	0								
Inning Stats	R: 1 H: 2 E: 0 K: 0 S: 12	H: 2 LOB: 1 BB: 0 P: 19	R: 0 H: 0 E: 0 K: 3 S: 9	H: 0 LOB: 0 BB: 0 P: 14	R: 0 H: 0 E: 0 K: 0 S: 4	H: 0 LOB: 0 BB: 0 P: 7	R: 0 H: 1 E: 0 K: 1 S: 9	H: 2 LOB: 2 BB: 1 P: 16	R: 0 H: 0 E: 0 K: 0 S: 5	H: 0 LOB: 0 BB: 0 P: 9	R: 1 H: 2 E: 0 K: 0 S: 10	H: 2 LOB: 2 BB: 1 P: 17	R: 0 H: 0 E: 0 K: 0 S: 8	H: 0 LOB: 1 BB: 1 P: 16	R: 0 H: 1 E: 0 K: 2 S: 16	H: 1 LOB: 1 BB: 0 P: 20	R: 0 H: 0 E: 0 K: 1 S: 9	H: 0 LOB: 0 BB: 0 P: 11	1B: 5 2B: 1 3B: 0 HR: 0	SF: 0 SAC: 0 DP: 0 HBP: 0	WP: 0 PB: 0 SB: 1 CS: 0	PA: 36		
PITCHER	IP WLS BF H R ER SO BB IBB HBP BLK WP HR S P ERA WHIP	IP WLS BF H R ER SO BB IBB HBP BLK WP HR S P ERA WHIP	IP WLS BF H R ER SO BB IBB HBP BLK WP HR S P ERA WHIP	IP WLS BF H R ER SO BB IBB HBP BLK WP HR S P ERA WHIP	IP WLS BF H R ER SO BB IBB HBP BLK WP HR S P ERA WHIP	IP WLS BF H R ER SO BB IBB HBP BLK WP HR S P ERA WHIP	IP WLS BF H R ER SO BB IBB HBP BLK WP HR S P ERA WHIP	IP WLS BF H R ER SO BB IBB HBP BLK WP HR S P ERA WHIP	IP WLS BF H R ER SO BB IBB HBP BLK WP HR S P ERA WHIP	IP WLS BF H R ER SO BB IBB HBP BLK WP HR S P ERA WHIP	IP WLS BF H R ER SO BB IBB HBP BLK WP HR S P ERA WHIP	IP WLS BF H R ER SO BB IBB HBP BLK WP HR S P ERA WHIP	IP WLS BF H R ER SO BB IBB HBP BLK WP HR S P ERA WHIP	IP WLS BF H R ER SO BB IBB HBP BLK WP HR S P ERA WHIP	IP WLS BF H R ER SO BB IBB HBP BLK WP HR S P ERA WHIP	IP WLS BF H R ER SO BB IBB HBP BLK WP HR S P ERA WHIP	IP WLS BF H R ER SO BB IBB HBP BLK WP HR S P ERA WHIP	IP WLS BF H R ER SO BB IBB HBP BLK WP HR S P ERA WHIP	IP WLS BF H R ER SO BB IBB HBP BLK WP HR S P ERA WHIP	IP WLS BF H R ER SO BB IBB HBP BLK WP HR S P ERA WHIP	IP WLS BF H R ER SO BB IBB HBP BLK WP HR S P ERA WHIP	IP WLS BF H R ER SO BB IBB HBP BLK WP HR S P ERA WHIP	IP WLS BF H R ER SO BB IBB HBP BLK WP HR S P ERA WHIP	IP WLS BF H R ER SO BB IBB HBP BLK WP HR S P ERA WHIP

Batter	1	2	3	4	5	6	7	8	9	AB	R	H	RBI	BB	SO	LOB	BOTTOM						
29 Adam Kennedy, L (1, 5) OBP: 0.337, SLG: 0.418										5	1	3	0	0	0	2	Detroit Tigers @ Oakland Athletics Oakland Coliseum, Oakland, CA Sat Aug 22 2009, 6:05 PM PDT Att: 26,266 - Cloudy - 59 F						
11 Rajai Davis, R (1, 8) OBP: 0.383, SLG: 0.423										4	0	1	0	0	1	2							
8 Kurt Suzuki, R (1, 2) OBP: 0.313, SLG: 0.409										5	0	2	1	0	1	4							
12 Scott Hairston, R (1, 7) OBP: 0.333, SLG: 0.495										4	0	1	0	0	0	1							
Ryan Sweeney, L (1, 9) OBP: 0.329, SLG: 0.378										4	1	2	0	0	0	0							
14 Mark Ellis, R (1, 4) OBP: 0.315, SLG: 0.424										2	1	1	0	1	1	0							
32 Jack Cust, L (1, 10) OBP: 0.352, SLG: 0.393										2	0	0	0	2	1	1							
10 Daric Barton, L (1, 3) OBP: 0.292, SLG: 0.308										3	0	0	1	0	1	3							
2 Cliff Pennington, S (1, 6) OBP: 0.301, SLG: 0.348										4	0	1	1	0	0	3							
Inning Stats	R: 0 H: 1 E: 0 K: 0 S: 14	H: 3 LOB: 3 BB: 2 P: 27	R: 0 H: 1 E: 0 K: 1 S: 10	H: 1 LOB: 1 BB: 0 P: 17	R: 0 H: 1 E: 0 K: 1 S: 11	H: 1 LOB: 1 BB: 0 P: 14	R: 0 H: 0 E: 0 K: 0 S: 8	H: 0 LOB: 0 BB: 0 P: 12	R: 0 H: 1 E: 0 K: 2 S: 13	H: 1 LOB: 1 BB: 0 P: 17	R: 0 H: 2 E: 0 K: 0 S: 14	H: 2 LOB: 3 BB: 1 P: 23	R: 0 H: 0 E: 0 K: 0 S: 5	H: 2 LOB: 1 BB: 0 P: 8	R: 1 H: 2 E: 0 K: 0 S: 5	H: 2 LOB: 1 BB: 0 P: 8		1B: 11 2B: 0 3B: 0 HR: 0	SF: 1 SAC: 2 DP: 0 HBP: 0	WP: 0 PB: 0 SB: 1 CS: 0	PA: 39		
PITCHER	IP WLS BF H R ER SO BB IBB HBP BLK WP HR S P ERA WHIP	IP WLS BF H R ER SO BB IBB HBP BLK WP HR S P ERA WHIP	IP WLS BF H R ER SO BB IBB HBP BLK WP HR S P ERA WHIP	IP WLS BF H R ER SO BB IBB HBP BLK WP HR S P ERA WHIP	IP WLS BF H R ER SO BB IBB HBP BLK WP HR S P ERA WHIP	IP WLS BF H R ER SO BB IBB HBP BLK WP HR S P ERA WHIP	IP WLS BF H R ER SO BB IBB HBP BLK WP HR S P ERA WHIP	IP WLS BF H R ER SO BB IBB HBP BLK WP HR S P ERA WHIP	IP WLS BF H R ER SO BB IBB HBP BLK WP HR S P ERA WHIP	IP WLS BF H R ER SO BB IBB HBP BLK WP HR S P ERA WHIP	IP WLS BF H R ER SO BB IBB HBP BLK WP HR S P ERA WHIP	IP WLS BF H R ER SO BB IBB HBP BLK WP HR S P ERA WHIP	IP WLS BF H R ER SO BB IBB HBP BLK WP HR S P ERA WHIP	IP WLS BF H R ER SO BB IBB HBP BLK WP HR S P ERA WHIP	IP WLS BF H R ER SO BB IBB HBP BLK WP HR S P ERA WHIP	IP WLS BF H R ER SO BB IBB HBP BLK WP HR S P ERA WHIP	IP WLS BF H R ER SO BB IBB HBP BLK WP HR S P ERA WHIP	IP WLS BF H R ER SO BB IBB HBP BLK WP HR S P ERA WHIP	IP WLS BF H R ER SO BB IBB HBP BLK WP HR S P ERA WHIP	IP WLS BF H R ER SO BB IBB HBP BLK WP HR S P ERA WHIP	IP WLS BF H R ER SO BB IBB HBP BLK WP HR S P ERA WHIP	IP WLS BF H R ER SO BB IBB HBP BLK WP HR S P ERA WHIP	IP WLS BF H R ER SO BB IBB HBP BLK WP HR S P ERA WHIP



Batter	1	2	3	4	5	6	7	8	9	AB	R	H	RBI	BB	SO	LOB	TOP											
28 Curtis Granderson, L OBP: 0.341, SLG: 0.464	F8			F9		14 1B 24 2B				3	1	1	1	2	0	2	Detroit Tigers @ Los Angeles Angels Angel Stadium of Anaheim, Anaheim, CA Mon Aug 24 2009, 7:05 PM PDT Att: 38,421 - Clear - 79 F											
14 Placido Polanco, R OBP: 0.320, SLG: 0.363		30 1B 24 2B	K		F7	30 WP 24 2B	P6			5	2	2	1	0	1	3												
30 Magglio Ordonez, R OBP: 0.349, SLG: 0.391	24 2B 19 FC1-2			P4		24 HR 19 FC6-2		F7		2	1	1	0	2	0	0												
34 Clete Thomas, L OBP: 0.325, SLG: 0.393										1	0	0	0	0	0	0												
24 Miguel Cabrera, R OBP: 0.407, SLG: 0.570	19 FC1-2		K			19 FC6-2 9 HR		G6-3		5	2	3	5	0	1	0												
19 Aubrey Huff, L OBP: 0.315, SLG: 0.391	FC1-2			G1-3		FC6-2 9 HR		F7		5	1	0	0	0	0	5												
9 Carlos Guillen, S OBP: 0.321, SLG: 0.379	G6-3									4	1	2	3	0	0	2												
25 Ryan Raburn, R OBP: 0.333, SLG: 0.495					G3					1	0	0	0	0	0	0												
15 Brandon Inge, R OBP: 0.302, SLG: 0.440		G5-3		G5-3						5	1	1	0	0	1	2												
12 Gerald Laird, R OBP: 0.302, SLG: 0.331				P3		F7	G1-3			5	0	1	0	0	1	2												
39 Ramon Santiago, S OBP: 0.311, SLG: 0.416		L5				28 1B 14 1B	G1-3			3	1	1	0	0	0	1												
Inning Stats	R: 1 E: 0 K: 0 S: 14	H: 3 LOB: 2 BB: 0 P: 22	R: 0 E: 0 K: 1 S: 14	H: 1 LOB: 2 BB: 1 P: 24	R: 0 E: 0 K: 1 S: 9	H: 0 LOB: 0 BB: 0 P: 15	R: 0 E: 0 K: 0 S: 11	H: 1 LOB: 2 BB: 0 P: 17	R: 2 E: 0 K: 0 S: 13	H: 1 LOB: 0 BB: 1 P: 21	R: 7 E: 0 K: 1 S: 23	H: 6 LOB: 1 BB: 1 P: 33	R: 0 E: 0 K: 0 S: 6	H: 0 LOB: 1 BB: 1 P: 14	R: 0 E: 0 K: 0 S: 4	H: 0 LOB: 0 BB: 0 P: 8	R: 0 E: 0 K: 1 S: 6	H: 0 LOB: 0 BB: 0 P: 7	1B: 8 2B: 2 3B: 0 HR: 2	SF: 0 SAC: 0 DP: 0 HBP: 1	WP: 1 PB: 0 SB: 1 CS: 0	PA: 44						
PITCHER	IP	WLS	BF	H	R	ER	SO	BB	IBB	HBP	BLK	WP	HR	S	P	ERA	WHIP											
36 Jered Weaver, R ERA: 4.03	(1, 1)	5.1	L	27	8	5	5	2	2	0	1	0	0	1	68	109	8.44	1.875										
38 Darron Oliver, L ERA: 2.94	(6, 1)	0.0		1	1	0	0	0	0	0	0	0	0	2	3													
66 Jose Arredondo, R ERA: 5.97	(6, 1)	0.2		6	3	5	5	1	1	0	0	0	1	14	20	67.50	6.000											
59 Rafael Rodriguez, R ERA: 6.57	(7, 1)	0.2		2	0	0	0	0	0	0	0	0	0	4	6	0.00	0.000											
32 Matt Palmer, R ERA: 4.38	(7, 1)	2.1		8	0	0	0	1	1	0	0	0	0	12	23	0.00	0.429											
Batter	1	2	3	4	5	6	7	8	9	AB	R	H	RBI	BB	SO	LOB	BOTTOM											
Chone Figgins, S OBP: 0.397, SLG: 0.402			K		G6-4-3	K				5	1	2	0	0	2	4	Detroit Tigers @ Los Angeles Angels Angel Stadium of Anaheim, Anaheim, CA Mon Aug 24 2009, 7:05 PM PDT Att: 38,421 - Clear - 79 F											
53 Bobby Abreu, L OBP: 0.401, SLG: 0.448		K	F7			48 2B	27 BB	53 HR		4	2	2	3	1	1	1												
48 Toni Hunter, R OBP: 0.381, SLG: 0.548		K			20 S	20				5	0	3	1	0	2	2												
27 Vladimir Guerrero, R OBP: 0.343, SLG: 0.490	G6-3									4	0	1	0	1	1	3												
20 Juan Rivera, R OBP: 0.340, SLG: 0.509	G1-3			P5		FC6-4-5 8 2B	K	G4-3		5	1	0	0	0	1	6												
8 Kendrys Morales, S OBP: 0.350, SLG: 0.573		44 CS 13 1B		K2-3		13 1B	L4			5	1	2	1	0	2	3												
13 Maicer Izturis, S OBP: 0.360, SLG: 0.434										5	1	2	1	0	2	0												
44 Mike Napoli, R OBP: 0.372, SLG: 0.522						44 1B 2 1B				4	0	1	0	1	1	2												
2 Erick Aybar, S OBP: 0.355, SLG: 0.429			P3							3	1	2	1	1	0	0												
Inning Stats	R: 0 E: 0 K: 2 S: 14	H: 1 LOB: 1 BB: 0 P: 15	R: 0 E: 0 K: 1 S: 12	H: 2 LOB: 2 BB: 0 P: 16	R: 0 E: 0 K: 1 S: 8	H: 0 LOB: 0 BB: 0 P: 10	R: 0 E: 0 K: 2 S: 14	H: 1 LOB: 1 BB: 0 P: 18	R: 0 E: 0 K: 1 S: 11	H: 0 LOB: 2 BB: 2 P: 21	R: 4 E: 0 K: 1 S: 20	H: 6 LOB: 2 BB: 0 P: 32	R: 0 E: 0 K: 2 S: 11	H: 0 LOB: 2 BB: 2 P: 23	R: 3 E: 0 K: 0 S: 17	H: 5 LOB: 2 BB: 0 P: 21		R: 0 E: 0 K: 2 S: 9	H: 0 LOB: 0 BB: 0 P: 16	1B: 11 2B: 4 3B: 0 HR: 1	SF: 0 SAC: 0 DP: 2 HBP: 0	WP: 0 PB: 0 SB: 1 CS: 1	PA: 44					
PITCHER	IP	WLS	BF	H	R	ER	SO	BB	IBB	HBP	BLK	WP	HR	S	P	ERA	WHIP											
35 Justin Verlander, R ERA: 3.38	(1, 1)	5.2	W	27	10	4	4	7	2	0	0	0	0	76	109	6.35	2.118											
44 Bobby Seay, L ERA: 3.32	(6, 1)	0.1		2	0	0	0	1	1	0	0	0	0	4	8	0.00	3.000											
37 Brandon Lyon, R ERA: 3.15	(7, 1)	1.2		11	5	3	3	2	1	0	0	0	1	25	37	16.20	3.600											
56 Fernando Rodney, R ERA: 3.42	(8, 1)	1.1	S	4	0	0	0	2	0	0	0	0	0	11	18	0.00	0.000											

Batter	1	2	3	4	5	6	7	8	9	AB	R	H	RBI	BB	SO	LOB	TOP				
28 Curtis Granderson, L (1, 8) OBP: 0.347, SLG: 0.474										5	2	2	1	0	3	2					
14 Placido Polanco, R (1, 4) OBP: 0.321, SLG: 0.368										5	2	2	1	0	0	0					
30 Magglio Ordonez, R (1, 9) 34 Clete Thomas, L (7, 9) OBP: 0.324, SLG: 0.391										3	0	1	1	0	1	0					
24 Miguel Cabrera, R (1, 3) OBP: 0.408, SLG: 0.579										5	1	3	2	0	0	1					
19 Aubrey Huff, L (1, 10) OBP: 0.312, SLG: 0.388										4	0	0	0	0	3	3					
9 Carlos Guillen, S (1, 7) 25 Ryan Raburn, R (7, PH) OBP: 0.337, SLG: 0.495										3	0	1	0	0	0	0					
13 Alex Avila, L (1, 2) OBP: 0.395, SLG: 0.697										3	0	0	0	1	0	3					
15 Brandon Inge, R (1, 5) OBP: 0.327, SLG: 0.441										4	0	2	0	0	2	1					
39 Ramon Santiago, S (1, 6) OBP: 0.310, SLG: 0.412										4	0	1	0	0	0	3					
Inning Stats	R: 1 H: 2 E: 0 K: 2 S: 13	H: 2 LOB: 1 BB: 0 P: 21	R: 0 H: 2 E: 1 K: 1 S: 14	H: 2 LOB: 2 BB: 0 P: 23	R: 0 H: 1 E: 0 K: 1 S: 13	H: 1 LOB: 1 BB: 0 P: 19	R: 0 H: 0 E: 0 K: 1 S: 11	H: 0 LOB: 1 BB: 1 P: 19	R: 2 H: 2 E: 0 K: 0 S: 9	H: 2 LOB: 1 BB: 0 P: 12	R: 2 H: 3 E: 0 K: 1 S: 13	H: 3 LOB: 2 BB: 1 P: 25	R: 0 H: 0 E: 0 K: 2 S: 8	H: 0 LOB: 0 BB: 0 P: 10	R: 0 H: 0 E: 0 K: 0 S: 8	H: 0 LOB: 0 BB: 0 P: 9	1B: 6 2B: 2 HR: 2	SF: 1 SAC: 0 DP: 1 HBP: 0	WP: 0 PB: 0 SB: 0 CS: 0	PA: 40	
PITCHER	IP WLS BF H R ER SO BB IBB HBP BLK WP HR S P ERA WHIP	IP WLS BF H R ER SO BB IBB HBP BLK WP HR S P ERA WHIP	IP WLS BF H R ER SO BB IBB HBP BLK WP HR S P ERA WHIP	IP WLS BF H R ER SO BB IBB HBP BLK WP HR S P ERA WHIP	IP WLS BF H R ER SO BB IBB HBP BLK WP HR S P ERA WHIP	IP WLS BF H R ER SO BB IBB HBP BLK WP HR S P ERA WHIP	IP WLS BF H R ER SO BB IBB HBP BLK WP HR S P ERA WHIP	IP WLS BF H R ER SO BB IBB HBP BLK WP HR S P ERA WHIP	IP WLS BF H R ER SO BB IBB HBP BLK WP HR S P ERA WHIP	IP WLS BF H R ER SO BB IBB HBP BLK WP HR S P ERA WHIP	IP WLS BF H R ER SO BB IBB HBP BLK WP HR S P ERA WHIP	IP WLS BF H R ER SO BB IBB HBP BLK WP HR S P ERA WHIP	IP WLS BF H R ER SO BB IBB HBP BLK WP HR S P ERA WHIP	IP WLS BF H R ER SO BB IBB HBP BLK WP HR S P ERA WHIP	IP WLS BF H R ER SO BB IBB HBP BLK WP HR S P ERA WHIP	IP WLS BF H R ER SO BB IBB HBP BLK WP HR S P ERA WHIP	IP WLS BF H R ER SO BB IBB HBP BLK WP HR S P ERA WHIP	IP WLS BF H R ER SO BB IBB HBP BLK WP HR S P ERA WHIP	IP WLS BF H R ER SO BB IBB HBP BLK WP HR S P ERA WHIP	IP WLS BF H R ER SO BB IBB HBP BLK WP HR S P ERA WHIP	IP WLS BF H R ER SO BB IBB HBP BLK WP HR S P ERA WHIP

Detroit Tigers @ Los Angeles Angels
Angel Stadium of Anaheim, Anaheim, CA
Tue Aug 25 2009, 7:05 PM PDT
Att: 42,970 - Clear - 82 F

AB 37
R 5
H 12
RBI 5
BB 2
SO 9
LOB 13

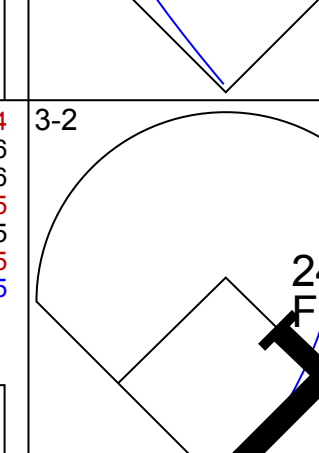



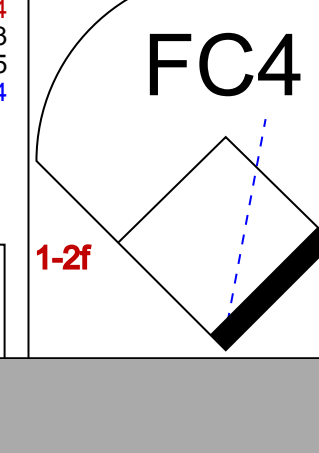
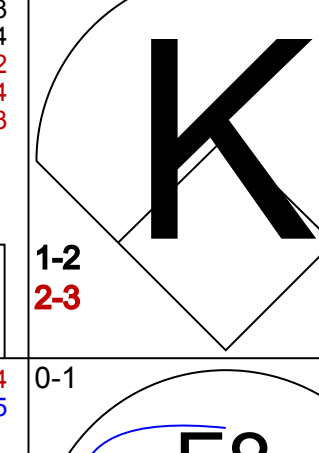
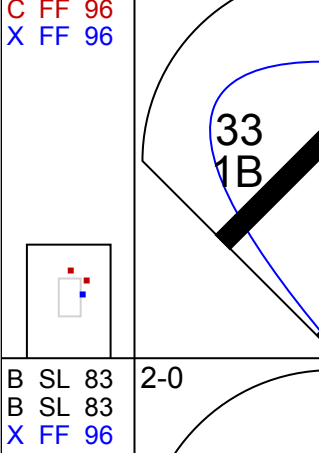
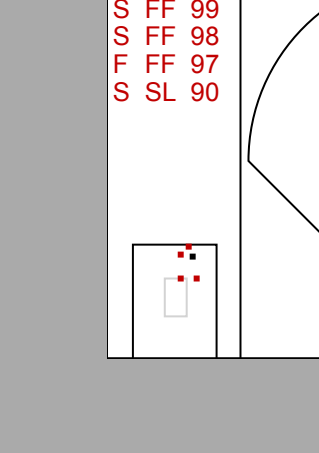

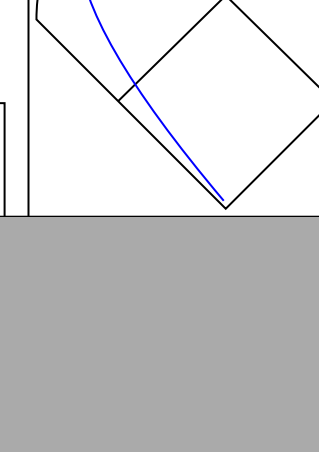
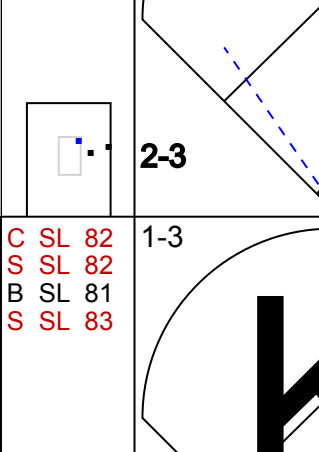




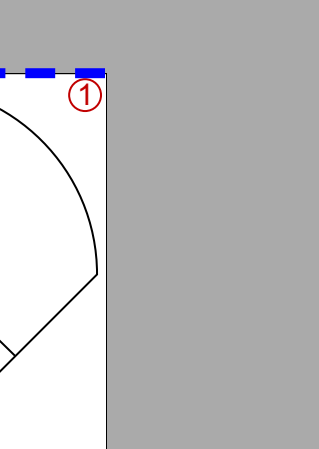
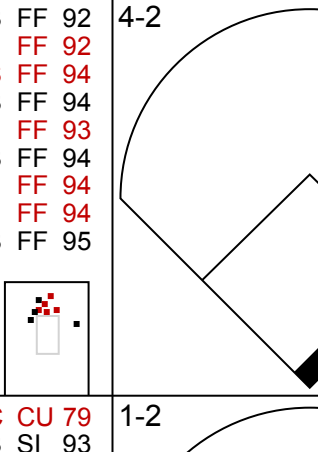
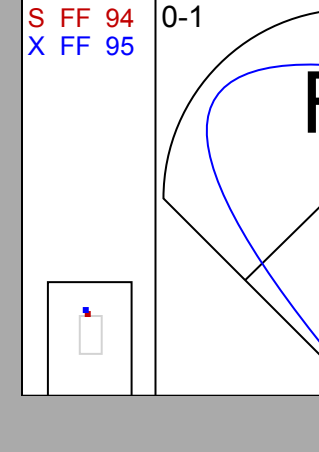
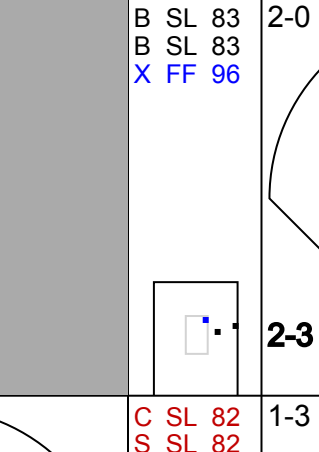
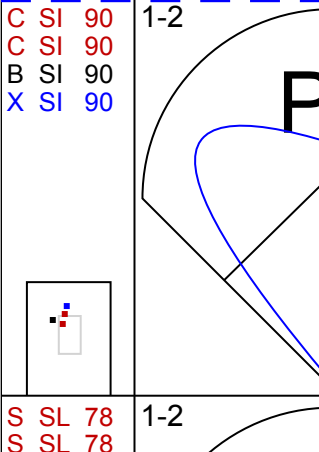

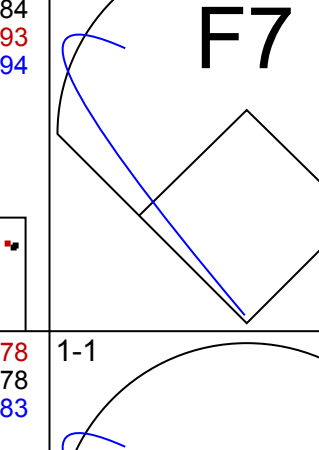

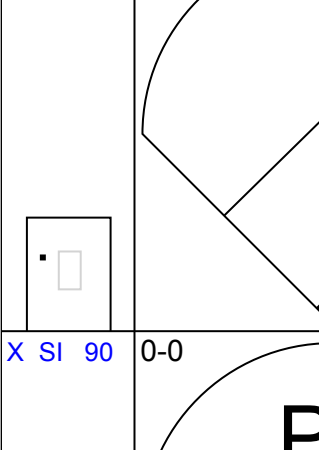
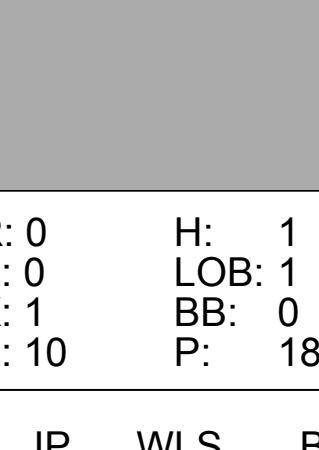
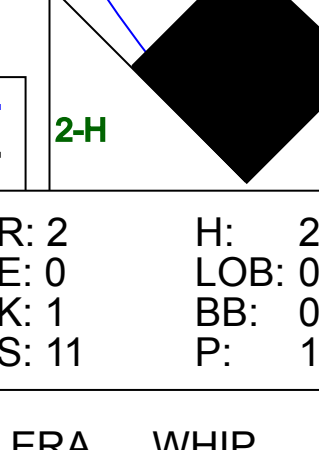
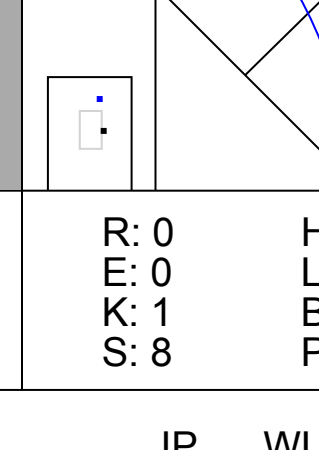
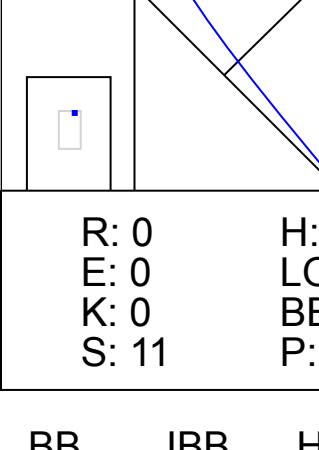
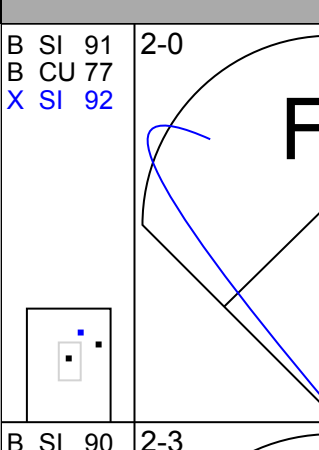
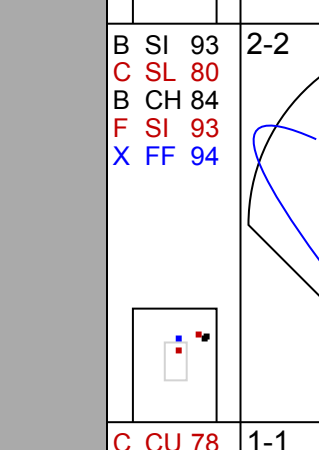

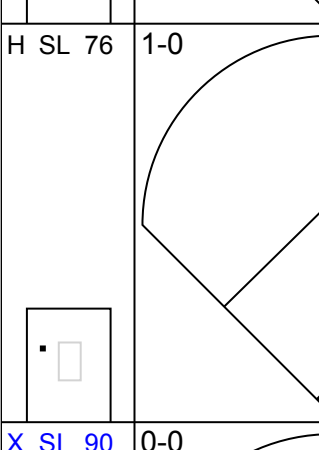
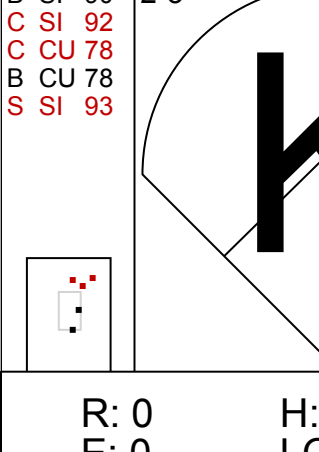
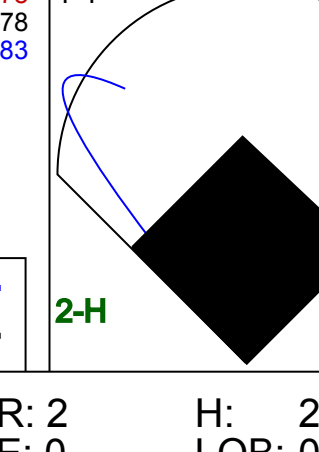
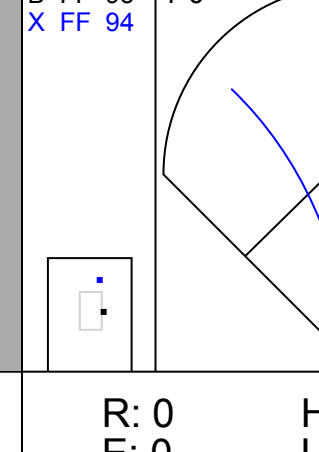
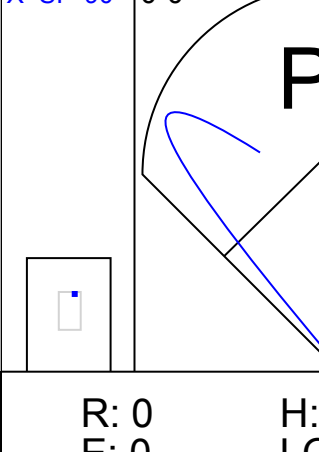


Batter	1	2	3	4	5	6	7	8	9	AB	R	H	RBI	BB	SO	LOB	BOTTOM				
Chone Figgins, S (1, 5) OBP: 0.399, SLG: 0.404										5	0	3	0	0	0	0					
53 Bobby Abreu, L (1, 9) OBP: 0.401, SLG: 0.445										3	0	0	0	2	1	2					
48 Toni Hunter, R (1, 8) OBP: 0.387, SLG: 0.549										3	0	2	0	2	0	2					
27 Vladimir Guerrero, R (1, 10) OBP: 0.341, SLG: 0.482										4	0	0	0	1	1	8					
20 Juan Rivera, R (1, 7) OBP: 0.341, SLG: 0.506										4	1	1	0	1	0	6					
2 Enck Aybar, S (1, 6) OBP: 0.354, SLG: 0.427										4	1	1	0	0	0	2					
47 Howie Kendrick, R (1, 4) 44 Mike Napoli, R (9, 2) OBP: 0.372, SLG: 0.522										4	1	2	3	0	1	0					
39 Robb Quinlan, R (1, 3) 13 Maicer Izturis, S (8, PH) OBP: 0.275, SLG: 0.347										3	0	0	0	0	0	1					
5 Jeff Mathis, R (1, 2) 8 Kendrys Morales, S (8, PH) OBP: 0.349, SLG: 0.571										3	0	0	0	0	1	1					
Inning Stats	R: 0 H: 1 E: 0 K: 0 S: 7	H: 3 LOB: 0 BB: 0 P: 20	R: 3 H: 3 E: 0 K: 0 S: 10	H: 3 LOB: 0 BB: 0 P: 20	R: 0 H: 1 E: 0 K: 0 S: 11	H: 1 LOB: 2 BB: 1 P: 24	R: 0 H: 0 E: 0 K: 1 S: 7	H: 0 LOB: 0 BB: 0 P: 11	R: 0 H: 2 E: 0 K: 2 S: 13	H: 2 LOB: 2 BB: 0 P: 19	R: 0 H: 1 E: 0 K: 0 S: 11	H: 1 LOB: 3 BB: 3 P: 27	R: 0 H: 0 E: 0 K: 1 S: 11	H: 0 LOB: 1 BB: 1 P: 18	R: 0 H: 1 E: 0 K: 0 S: 17	H: 1 LOB: 2 BB: 1 P: 24	1B: 8 2B: 0 3B: 0 HR: 1	SF: 0 SAC: 0 DP: 1 HBP: 0	WP: 0 PB: 1 SB: 0 CS: 0	PA: 41	
PITCHER	IP WLS BF H R ER SO BB IBB HBP BLK WP HR S P ERA WHIP	IP WLS BF H R ER SO BB IBB HBP BLK WP HR S P ERA WHIP	IP WLS BF H R ER SO BB IBB HBP BLK WP HR S P ERA WHIP	IP WLS BF H R ER SO BB IBB HBP BLK WP HR S P ERA WHIP	IP WLS BF H R ER SO BB IBB HBP BLK WP HR S P ERA WHIP	IP WLS BF H R ER SO BB IBB HBP BLK WP HR S P ERA WHIP	IP WLS BF H R ER SO BB IBB HBP BLK WP HR S P ERA WHIP	IP WLS BF H R ER SO BB IBB HBP BLK WP HR S P ERA WHIP	IP WLS BF H R ER SO BB IBB HBP BLK WP HR S P ERA WHIP	IP WLS BF H R ER SO BB IBB HBP BLK WP HR S P ERA WHIP	IP WLS BF H R ER SO BB IBB HBP BLK WP HR S P ERA WHIP	IP WLS BF H R ER SO BB IBB HBP BLK WP HR S P ERA WHIP	IP WLS BF H R ER SO BB IBB HBP BLK WP HR S P ERA WHIP	IP WLS BF H R ER SO BB IBB HBP BLK WP HR S P ERA WHIP	IP WLS BF H R ER SO BB IBB HBP BLK WP HR S P ERA WHIP	IP WLS BF H R ER SO BB IBB HBP BLK WP HR S P ERA WHIP	IP WLS BF H R ER SO BB IBB HBP BLK WP HR S P ERA WHIP	IP WLS BF H R ER SO BB IBB HBP BLK WP HR S P ERA WHIP	IP WLS BF H R ER SO BB IBB HBP BLK WP HR S P ERA WHIP	IP WLS BF H R ER SO BB IBB HBP BLK WP HR S P ERA WHIP	IP WLS BF H R ER SO BB IBB HBP BLK WP HR S P ERA WHIP

Detroit Tigers @ Los Angeles Angels
Angel Stadium of Anaheim, Anaheim, CA
Tue Aug 25 2009, 7:05 PM PDT
Att: 42,970 - Clear - 82 F

AB 34
R 3
H 9
RBI 3
BB 7
SO 4
LOB 23

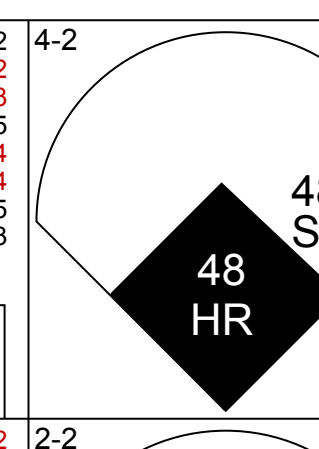
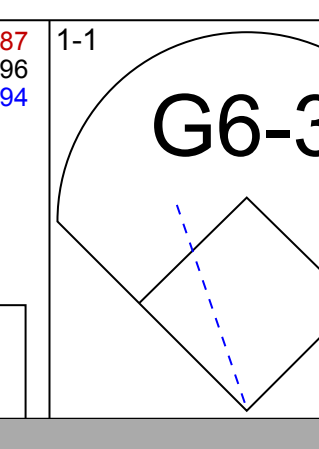
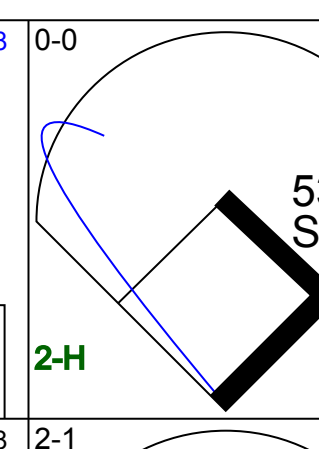
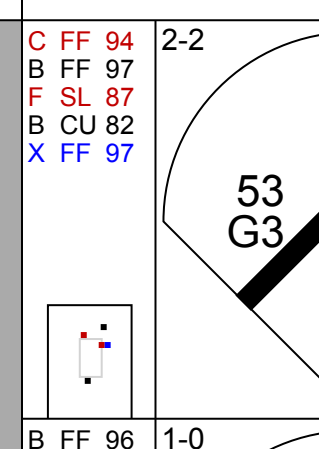
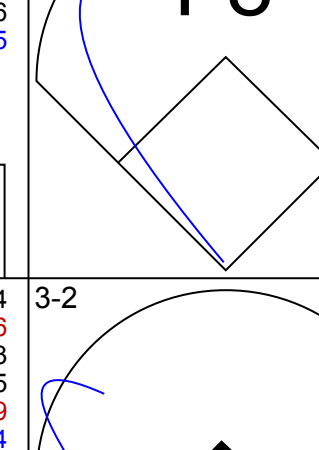
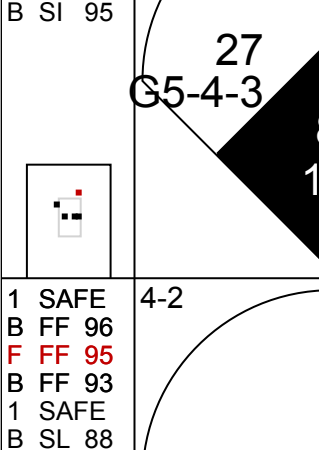
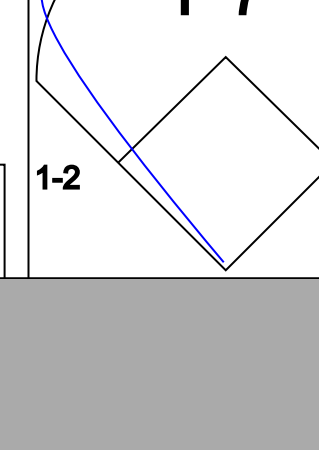
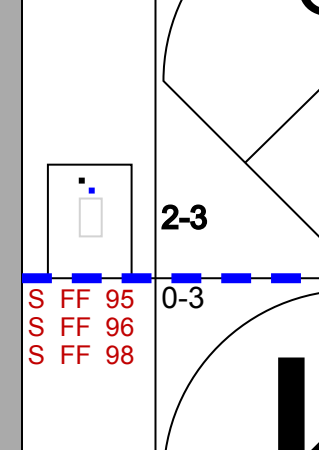
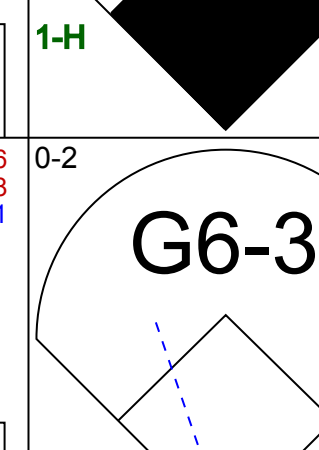
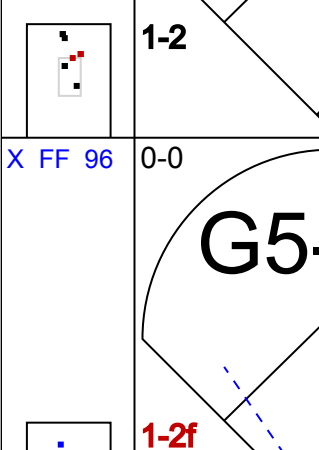
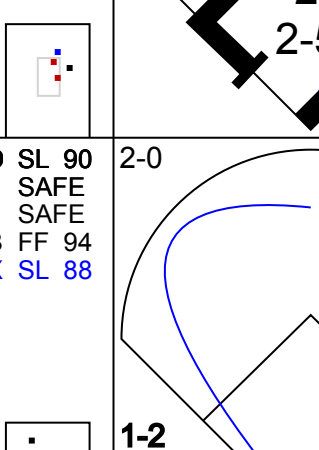
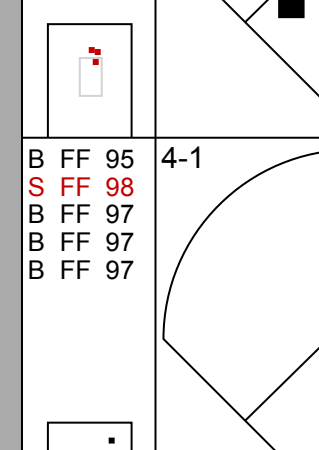
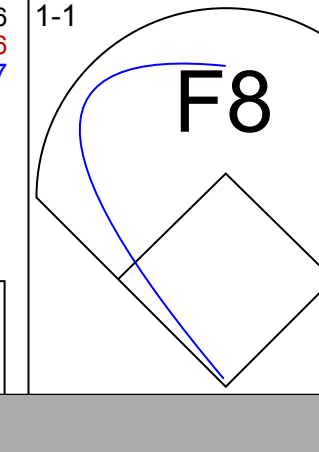
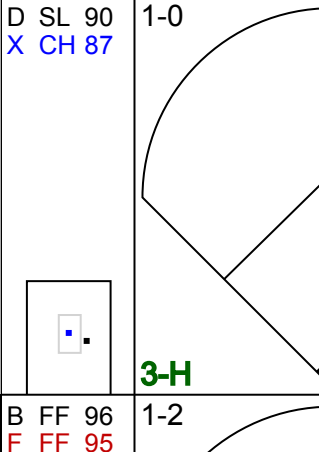
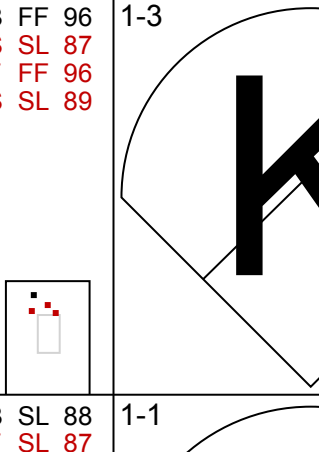
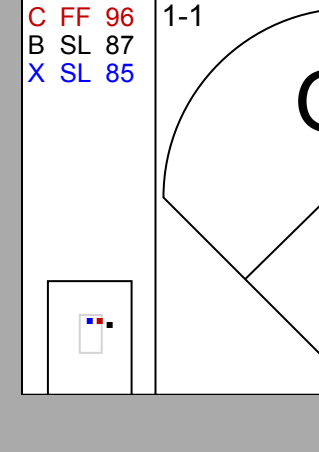

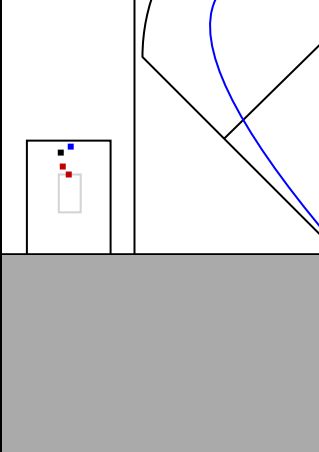
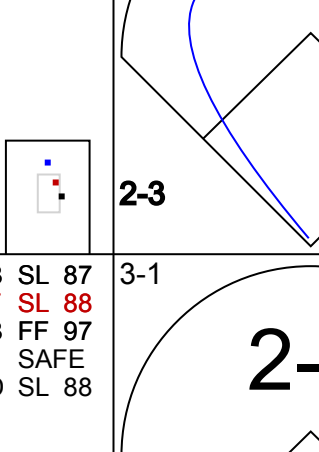

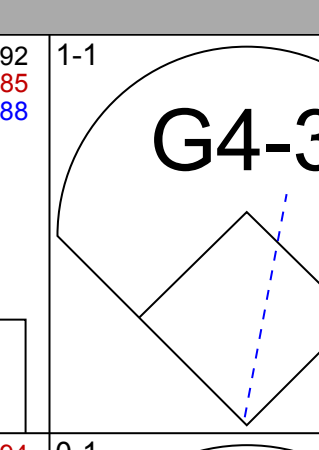
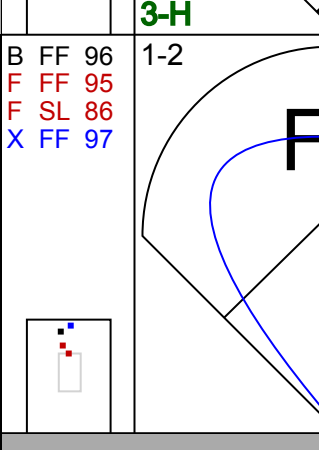
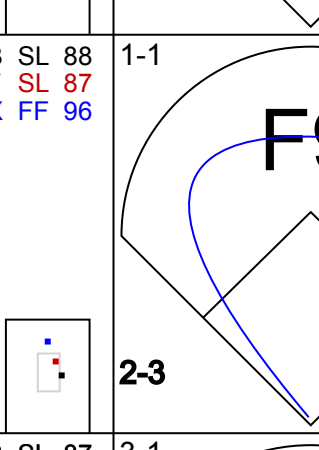
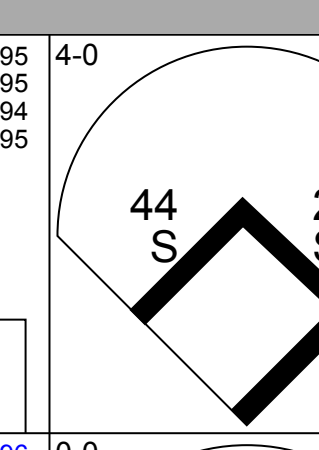
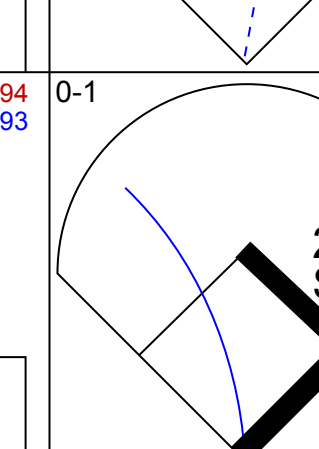
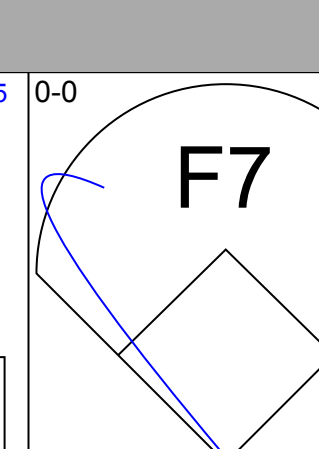
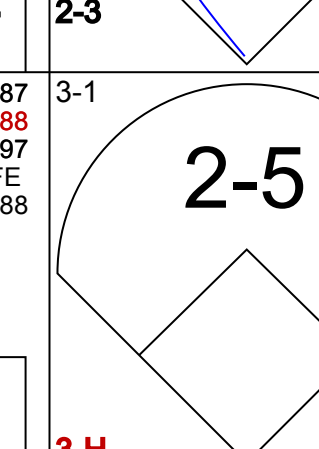
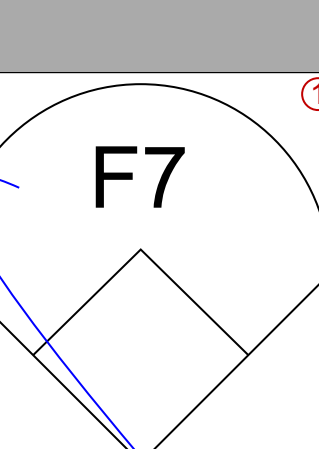
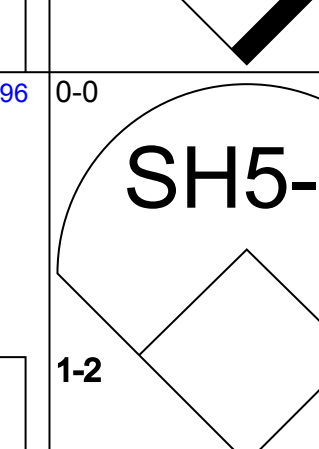
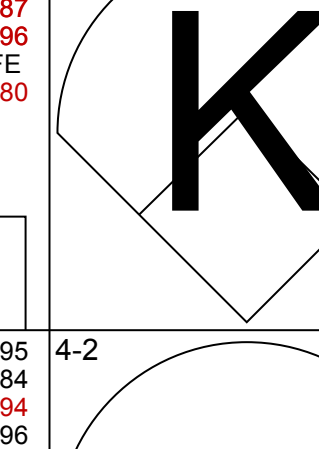
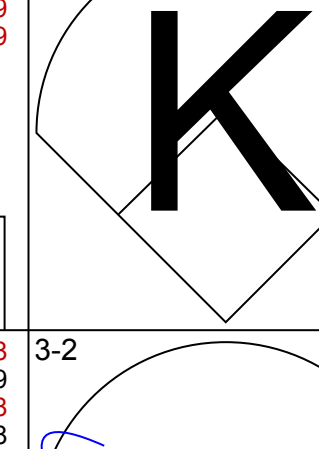
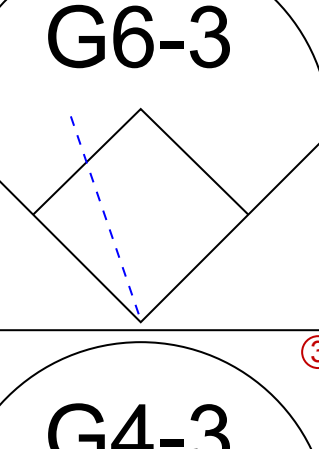
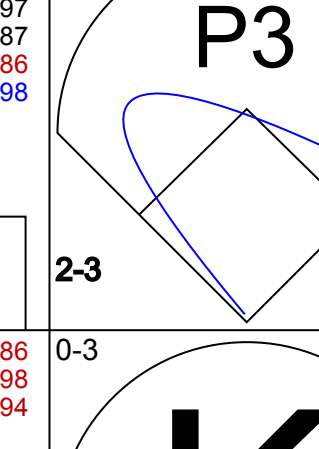
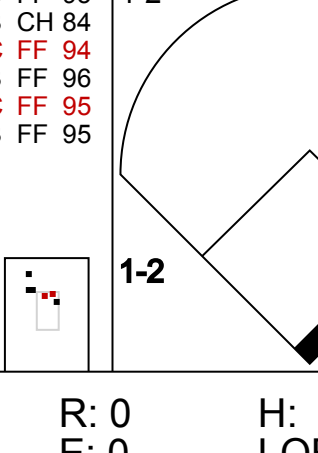
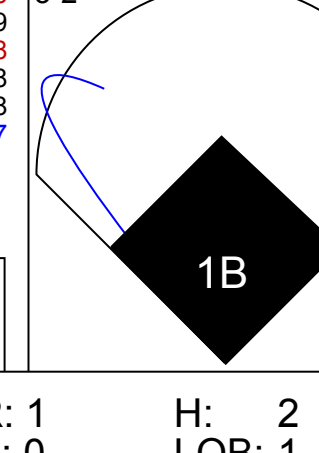
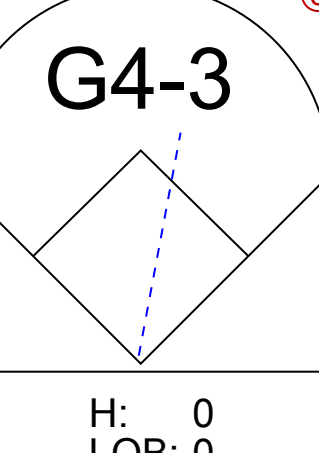
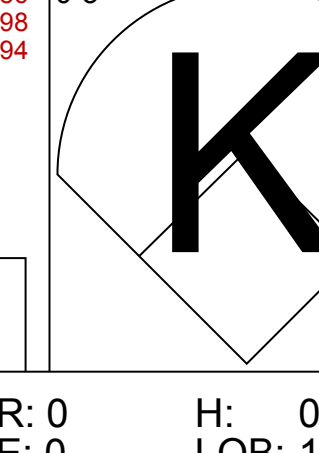


Batter	1	2	3	4	5	6	7	8	9	AB	R	H	RBI	BB	SO	LOB	TOP		
28 Curtis Granderson, L (1, 8) OBP: 0.339, SLG: 0.470										4	0	0	0	0	2	1			
14 Placido Polanco, R (1, 4) OBP: 0.320, SLG: 0.387										4	0	1	0	0	0	0			
30 Magglio Ordonez, R (1, 9) OBP: 0.348, SLG: 0.393										3	0	1	0	1	0	0			
24 Miguel Cabrera, R (1, 3) OBP: 0.407, SLG: 0.578										4	0	1	0	0	2	3			
33 Marcus Thames, R (1, 10) OBP: 0.315, SLG: 0.481										3	0	1	0	1	0	1			
25 Ryan Raburn, R (1, 7) OBP: 0.340, SLG: 0.497										3	1	1	0	0	1	3			
15 Brandon Inge, R (1, 5) OBP: 0.324, SLG: 0.437										4	0	0	0	0	3	2	AB 32		
12 Gerald Laird, R (1, 2) OBP: 0.302, SLG: 0.328										3	0	0	0	0	0	1	R 2		
4 Adam Everett, R (1, 6) OBP: 0.285, SLG: 0.327										4	1	2	2	0	1	2	H 7		
Inning Stats	R: 0 H: 1 E: 0 K: 1 S: 10	H: 1 LOB: 1 BB: 0 P: 18	R: 0 H: 0 E: 0 K: 1 S: 11	H: 0 LOB: 0 BB: 1 P: 19	R: 0 H: 0 E: 0 K: 2 S: 10	H: 0 LOB: 0 BB: 0 P: 17	R: 0 H: 1 E: 0 K: 1 S: 10	H: 2 LOB: 1 BB: 0 P: 18	R: 2 H: 2 E: 0 K: 1 S: 11	H: 2 LOB: 2 BB: 0 P: 17	R: 0 H: 1 E: 0 K: 1 S: 8	H: 1 LOB: 1 BB: 0 P: 15	R: 0 H: 0 E: 0 K: 1 S: 7	H: 0 LOB: 0 BB: 0 P: 11	R: 0 H: 0 E: 0 K: 0 S: 11	H: 0 LOB: 2 BB: 0 P: 16	1B: 4 2B: 3 HR: 1	SF: 0 SAC: 0 HBP: 2	WP: 1 PA: 36
PITCHER	IP WLS BF H R ER SO BB IBB HBP BLK WP HR S P ERA WHIP																ERA WHIP		
51 Joe Saunders, L (1, 1) ERA: 5.27	5.0 W 19 4 2 2 6 2 0 0 0 0 0 1 52 89 3.60 1.200																		
52 Jason Bulger, R (6, 1) ERA: 3.54	1.0 H 5 2 0 0 1 0 0 0 0 0 0 0 11 17 0.00 2.000																		
66 Jose Arredondo, R (7, 1) ERA: 5.86	0.2 H 3 1 0 0 1 0 0 0 0 0 0 0 5 9 0.00 1.500																		
40 Kevin Jepsen, R (7, 1) ERA: 5.11	1.1 H 4 0 0 0 1 0 0 0 0 0 0 0 10 17 0.00 0.000																		
40 Brian Fuentes, L (9, 1) ERA: 4.01	1.0 S 5 0 0 0 0 0 0 0 2 0 1 0 11 16 0.00 0.000																		

Detroit Tigers @ Los Angeles Angels
Angel Stadium of Anaheim, Anaheim, CA
Wed Aug 26 2009, 12:35 PM PDT
Att: 36,329 - Sunny - 97 F

AB 32
R 2
H 7
RBI 2
BB 2
SO 9
LOB 13



Batter	1	2	3	4	5	6	7	8	9	AB	R	H	RBI	BB	SO	LOB	BOTTOM		
Chone Figgins, S (1, 5) OBP: 0.302, SLG: 0.408										3	1	2	1	1	0	2			
53 Bobby Abreu, L (1, 9) OBP: 0.400, SLG: 0.442										3	1	0	0	1	0	3			
48 Toni Hunter, R (1, 8) OBP: 0.391, SLG: 0.560										3	1	2	2	1	1	1			
27 Vladimir Guerrero, R (1, 10) OBP: 0.343, SLG: 0.481										3	0	1	0	1	0	2			
8 Kendrys Morales, S (1, 3) OBP: 0.349, SLG: 0.568										4	0	1	1	0	1	4			
13 Maicer Izturis, S (1, 4) OBP: 0.360, SLG: 0.430										3	0	0	0	1	0	3			
2 Erick Aybar, S (1, 6) OBP: 0.354, SLG: 0.426										3	0	1	0	0	0	0	AB 29		
44 Mike Napoli, R (1, 2) OBP: 0.367, SLG: 0.516										4	0	0	0	0	2	2	R 4		
24 Gary Matthews, S (1, 7) OBP: 0.324, SLG: 0.346										3	1	1	0	1	1	1	H 8		
Inning Stats	R: 2 H: 1 E: 0 K: 0 S: 16	H: 1 LOB: 1 BB: 1 P: 26	R: 0 H: 1 E: 0 K: 1 S: 11	H: 1 LOB: 1 BB: 1 P: 18	R: 1 H: 1 E: 0 K: 0 S: 8	H: 1 LOB: 2 BB: 2 P: 18	R: 1 H: 2 E: 0 K: 1 S: 11	H: 2 LOB: 1 BB: 0 P: 16	R: 0 H: 2 E: 0 K: 1 S: 10	H: 0 LOB: 2 BB: 0 P: 18	R: 0 H: 0 E: 0 K: 0 S: 8	H: 1 LOB: 2 BB: 1 P: 18	R: 0 H: 0 E: 0 K: 1 S: 7	H: 0 LOB: 1 BB: 1 P: 14	R: 0 H: 0 E: 0 K: 0 S: 11	H: 0 LOB: 2 BB: 0 P: 16	1B: 5 2B: 2 HR: 1	SF: 0 SAC: 1 HBP: 0	WP: 0 PA: 36
PITCHER	IP WLS BF H R ER SO BB IBB HBP BLK WP HR S P ERA WHIP																ERA WHIP		
36 Edwin Jackson, R (1, 1) ERA: 2.96	6.1 L 30 8 4 4 4 3 4 0 0 0 0 0 68 115 5.68 1.895																		
45 Ryan Perry, R (7, 1) ERA: 3.74	1.2 7 0 0 0 2 2 0 0 0 0 0 0 13 25 0.00 1.200																		

Detroit Tigers @ Los Angeles Angels
Angel Stadium of Anaheim, Anaheim, CA
Wed Aug 26 2009, 12:35 PM PDT
Att: 36,329 - Sunny - 97 F

AB 29
R 4
H 8
RBI 4
BB 6
SO 5
LOB 18



Batter	1	2	3	4	5	6	7	8	9	AB	R	H	RBI	BB	SO	LOB	TOP			
8 Jason Bartlett, R (1,6) OBP: 0.397, SLG: 0.522	G4-3		SH2-3 BB		L9		G6-3		BB	3	0	0	0	2	0	2	Tampa Bay Rays @ Detroit Tigers Comerica Park, Detroit, MI Fri Aug 28 2009, 7:05 PM EDT Att: 35,030 - Overcast - 63 F			
13 Carl Crawford, L (1,7) OBP: 0.371, SLG: 0.465	BB		SH2-3		F7		G4-3		K	4	0	1	0	0	1	4				
3 Evan Longoria, R (1,5) OBP: 0.352, SLG: 0.501	E5		L5		K				K	4	0	0	0	0	2	5				
23 Carlos Pena, L (1,3) OBP: 0.354, SLG: 0.534	K		F8						G3	4	0	0	0	0	1	4				
5 Pat Burrell, R (1,10) OBP: 0.336, SLG: 0.405	K				K				F8	4	1	1	0	0	2	2				
16 Willy Aybar, S (1,4) OBP: 0.351, SLG: 0.432	G4-3				G2-3				G3	4	0	0	0	0	1	1				
9 Gregg Zaun, S (1,2) OBP: 0.352, SLG: 0.404					G4-3				G3-1	4	0	1	1	0	1	0				
26 Gabe Gross, L (1,9) OBP: 0.359, SLG: 0.398					L9					3	0	1	0	0	0	1				
19 Gabe Kapler, R (9,PH) OBP: 0.333, SLG: 0.454									HR	1	1	1	1	0	0	0				
2 B.J. Upton, R (1,8) OBP: 0.313, SLG: 0.367			E5 SH2-3						K2-3	3	0	1	0	1	1	0				
									BB	1	1	1	0	0	0	0				
Inning Stats	R: 0 H: 1 E: 1 K: 2 S: 15	H: 1 LOB: 2 BB: 0 P: 25	R: 0 H: 0 E: 0 K: 1 S: 7	H: 0 LOB: 0 BB: 0 P: 11	R: 0 H: 0 E: 1 K: 0 S: 7	H: 0 LOB: 2 BB: 1 P: 14	R: 0 H: 0 E: 0 K: 1 S: 9	H: 0 LOB: 0 BB: 0 P: 14	R: 0 H: 1 E: 0 K: 1 S: 12	H: 2 LOB: 1 BB: 1 P: 21	R: 1 H: 2 E: 0 K: 0 S: 13	H: 2 LOB: 1 BB: 0 P: 21	R: 0 H: 0 E: 0 K: 1 S: 7	H: 0 LOB: 0 BB: 0 P: 10	R: 1 H: 2 E: 0 K: 2 S: 16	H: 2 LOB: 2 BB: 1 P: 29	1B: 4 2B: 1 3B: 0 HR: 1	SF: 0 SAC: 1 DP: 0 HBP: 0	WP: 0 PB: 1 SB: 0 CS: 0	PA: 38
PITCHER	IP WLS BF H R ER SO BB IBB HBP BLK WP HR S P ERA WHIP																			
48 Rick Porcello, R (1,1) ERA: 4.27	5.2 W 25 4 1 1 5 2 0 0 0 0 0 0 0 61 104 1.59 1.059																			
59 Fujita Ni, L (6,1) ERA: 2.74	0.1 1 0 0 0 0 0 0 0 0 0 0 0 2 2 0.00 0.000																			
37 Brandon Lyon, R (7,1) ERA: 3.05	2.0 6 0 0 0 2 0 0 0 0 0 0 0 16 23 0.00 0.000																			
44 Bobby Seay, L (9,1) ERA: 3.46	0.2 4 2 1 1 1 0 0 0 0 0 0 1 10 19 13.50 3.000																			
56 Fernando Rodney, R (9,1) ERA: 3.34	0.1 2 0 0 0 1 1 0 0 0 0 0 0 6 10 0.00 3.000																			


Batter	1	2	3	4	5	6	7	8	9	AB	R	H	RBI	BB	SO	LOB	BOTTOM			
28 Curtis Granderson, L (1,8) OBP: 0.340, SLG: 0.472	G4-3		K		G4-3 2B					4	0	2	1	0	1	0	Tampa Bay Rays @ Detroit Tigers Comerica Park, Detroit, MI Fri Aug 28 2009, 7:05 PM EDT Att: 35,030 - Overcast - 63 F			
14 Placido Polanco, R (1,4) OBP: 0.318, SLG: 0.383	G4-3		P4		G4-3				G5-3	4	0	0	0	0	3					
30 Magglio Ordonez, R (1,9) OBP: 0.347, SLG: 0.390					F8				L7	3	0	0	0	1	0					
34 Clete Thomas, L (8,9) OBP: 0.324, SLG: 0.391			G3							0	0	0	0	0	0					
24 Miguel Cabrera, R (1,3) OBP: 0.404, SLG: 0.574					G4-3				G5-3	4	0	0	0	0	2	1				
19 Aubrey Huff, L (1,10) OBP: 0.312, SLG: 0.385					G4-3				K	3	1	0	0	1	1	0				
9 Carlos Guillen, S (1,7) OBP: 0.321, SLG: 0.374									F9	3	1	0	0	1	1	0				
25 Ryan Raburn, R (7,7) OBP: 0.343, SLG: 0.500										2	1	0	0	1	2	0				
15 Brandon Inge, R (1,5) OBP: 0.326, SLG: 0.444										1	0	1	0	0	0	0				
12 Gerald Laird, R (1,2) OBP: 0.307, SLG: 0.334										4	2	2	1	0	0	1				
4 Adam Everett, R (1,6) OBP: 0.284, SLG: 0.330										4	1	1	2	0	0	3				
Inning Stats	R: 0 H: 0 E: 0 K: 1 S: 15	H: 0 LOB: 1 BB: 1 P: 23	R: 1 H: 1 E: 0 K: 1 S: 9	H: 1 LOB: 0 BB: 0 P: 15	R: 0 H: 0 E: 0 K: 1 S: 5	H: 0 LOB: 0 BB: 0 P: 6	R: 5 H: 4 E: 0 K: 0 S: 15	H: 4 LOB: 1 BB: 2 P: 29	R: 0 H: 0 E: 0 K: 2 S: 12	H: 0 LOB: 0 BB: 0 P: 15	R: 0 H: 2 E: 0 K: 0 S: 10	H: 2 LOB: 2 BB: 0 P: 13	R: 0 H: 0 E: 0 K: 1 S: 7	H: 0 LOB: 0 BB: 0 P: 8	R: 0 H: 1 E: 0 K: 0 S: 11	H: 1 LOB: 1 BB: 0 P: 16	1B: 4 2B: 3 3B: 0 HR: 1	SF: 0 SAC: 0 DP: 0 HBP: 1	WP: 0 PB: 0 SB: 0 CS: 0	PA: 36
PITCHER	IP WLS BF H R ER SO BB IBB HBP BLK WP HR S P ERA WHIP																			
22 Matt Garza, R (1,1) ERA: 3.95	5.0 L 24 5 6 6 5 3 0 1 0 0 0 0 8 11 10.80 1.600																			
31 Lance Cormier, R (6,1) ERA: 3.08	0.2 4 2 0 0 0 0 0 0 0 0 0 0 8 11 0.00 3.000																			
53 Chad Bradford, R (6,1) ERA: 2.7	1.0 3 0 0 0 1 0 0 0 0 0 0 0 7 8 0.00 0.000																			
36 Randy Choate, L (7,1) ERA: 4.07	0.1 1 0 0 0 0 0 0 0 0 0 0 2 2 0.00 0.000																			
36 Rusec Springer, R (8,1) ERA: 3.88	1.0 4 1 0 0 0 0 0 0 0 0 0 0 11 16 0.00 1.000																			


AB	34
R	2
H	6
RBI	2
BB	3
SO	9
LOB	19



AB	32
R	6
H	8
RBI	6
BB	3
SO	6
LOB	10



Batter	1	2	3	4	5	6	7	8	9	AB	R	H	RBI	BB	SO	LOB	TOP		
8 Jason Bartlett, R OBP: 0.395, SLG: 0.517	G3-1		G4-3	K		FC5			FC6	4	1	0	0	1	1	4	<p>Tampa Bay Rays @ Detroit Tigers Comerica Park, Detroit, MI Sat Aug 29 2009, 4:05 PM EDT Att: 39,296 - Partly Cloudy - 71 F</p> <p>livebaseballscorecards.com</p> <p>AB 34 R 3 H 6 RBI 3 BB 4 SO 5 LOB 20</p> 		
13 Carl Crawford, L OBP: 0.397, SLG: 0.461	K		G4-3			G6-3		F8	SF8	4	0	0	1	0	1	2			
18 Ben Zobrist, S OBP: 0.405, SLG: 0.547	G5-3		G6-3			G1-3		G3	G3-1	5	0	0	1	0	0	2			
5 Pat Burrell, R OBP: 0.338, SLG: 0.404		E6	K							3	0	1	0	1	1	1			
23 Carlos Pena, L OBP: 0.353, SLG: 0.532	FC4-6		FC5-4			G3		G6-3		4	0	1	1	0	0	3			
3 Evan Longoria, R OBP: 0.352, SLG: 0.499			FC5-4			G6-3			K	4	0	1	0	0	1	2			
19 Gabe Kapler, R OBP: 0.333, SLG: 0.452						P4		G4-3		3	0	1	0	0	1	2			
26 Gabe Gross, L OBP: 0.358, SLG: 0.397	K									1	0	0	0	0	0	0			
30 Dioner Navarro, S OBP: 0.255, SLG: 0.333	L6					G5-3		F8		4	0	1	0	0	0	3			
1 Akinori Iwamura, L OBP: 0.352, SLG: 0.408			G6-3			F9				2	2	1	0	2	0	1			
Inning Stats	R: 0 H: 0 E: 0 K: 1 S: 9	H: 0 LOB: 0 BB: 0 P: 11	R: 0 H: 1 E: 1 K: 1 S: 8	LOB: 2 BB: 0 P: 15	R: 2 H: 2 E: 0 K: 1 S: 16	H: 2 LOB: 1 BB: 1 P: 25	R: 0 H: 1 E: 0 K: 1 S: 11	LOB: 1 BB: 0 P: 19	R: 0 H: 0 E: 0 K: 0 S: 9	H: 1 LOB: 1 BB: 1 P: 18	R: 0 H: 1 E: 0 K: 0 S: 8	H: 1 LOB: 1 BB: 0 P: 14	R: 0 H: 0 E: 0 K: 1 S: 18	H: 0 LOB: 0 BB: 1 P: 25	R: 1 H: 0 E: 1 K: 0 S: 9	LOB: 0 BB: 1 P: 16	1B: 6 2B: 0 3B: 0 HR: 0	SF: 1 SAC: 0 DP: 0 HBP: 0	WP: 0 PA: 39 PB: 1 SB: 2 CS: 1
PITCHER	IP WLS BF H R ER SO BB IBB HBP BLK WP HR S P ERA WHIP	IP WLS BF H R ER SO BB IBB HBP BLK WP HR S P ERA WHIP	IP WLS BF H R ER SO BB IBB HBP BLK WP HR S P ERA WHIP	IP WLS BF H R ER SO BB IBB HBP BLK WP HR S P ERA WHIP	IP WLS BF H R ER SO BB IBB HBP BLK WP HR S P ERA WHIP	IP WLS BF H R ER SO BB IBB HBP BLK WP HR S P ERA WHIP	IP WLS BF H R ER SO BB IBB HBP BLK WP HR S P ERA WHIP	IP WLS BF H R ER SO BB IBB HBP BLK WP HR S P ERA WHIP	IP WLS BF H R ER SO BB IBB HBP BLK WP HR S P ERA WHIP	IP WLS BF H R ER SO BB IBB HBP BLK WP HR S P ERA WHIP	IP WLS BF H R ER SO BB IBB HBP BLK WP HR S P ERA WHIP	IP WLS BF H R ER SO BB IBB HBP BLK WP HR S P ERA WHIP	IP WLS BF H R ER SO BB IBB HBP BLK WP HR S P ERA WHIP	IP WLS BF H R ER SO BB IBB HBP BLK WP HR S P ERA WHIP	IP WLS BF H R ER SO BB IBB HBP BLK WP HR S P ERA WHIP	IP WLS BF H R ER SO BB IBB HBP BLK WP HR S P ERA WHIP	IP WLS BF H R ER SO BB IBB HBP BLK WP HR S P ERA WHIP		
29 Nate Robertson, L ERA: 6.84	4.0	19	4	2	1	4	1	0	0	0	0	0	0	0	0	0	2.25	1.250	
31 Zach Miner, R ERA: 4.5	3.0	13	2	0	0	0	2	0	0	0	0	0	0	0	0	0	0.00	1.333	
45 Ryan Perry, R ERA: 3.59	2.0	7	0	1	0	1	1	0	0	0	0	0	0	0	0	0	0.00	0.500	

Batter	1	2	3	4	5	6	7	8	9	AB	R	H	RBI	BB	SO	LOB	BOTTOM				
28 Curtis Granderson, L OBP: 0.339, SLG: 0.471	G3-1		K					L9		4	0	1	0	0	1	3	<p>Tampa Bay Rays @ Detroit Tigers Comerica Park, Detroit, MI Sat Aug 29 2009, 4:05 PM EDT Att: 39,296 - Partly Cloudy - 71 F</p> <p>livebaseballscorecards.com</p> <p>AB 32 R 1 H 6 RBI 1 BB 1 SO 4 LOB 14</p> 				
14 Placido Polanco, R OBP: 0.315, SLG: 0.380	F9		F9			F8		L8		4	0	0	0	0	0	4					
30 Magglio Ordonez, R OBP: 0.349, SLG: 0.391						FC3-6				4	0	2	1	0	1	1					
34 Clete Thomas, L OBP: 0.324, SLG: 0.391	K									0	0	0	0	0	0	0					
24 Miguel Cabrera, R OBP: 0.401, SLG: 0.569	G4-3					L8		F9		4	0	0	0	0	1	3					
33 Marcus Thames, R OBP: 0.311, SLG: 0.474	G6-3					P6				3	0	0	0	0	0	1					
9 Carlos Guillen, S OBP: 0.320, SLG: 0.372										1	0	0	0	0	0	0					
25 Ryan Raburn, R OBP: 0.336, SLG: 0.490	G6-3					F8				4	0	0	0	0	0	1					
15 Brandon Inge, R OBP: 0.327, SLG: 0.444						G5-3				3	0	1	0	1	0	0					
12 Gerald Laird, R OBP: 0.307, SLG: 0.334						G6-3				3	0	1	0	0	0	1					
4 Adam Everett, R OBP: 0.286, SLG: 0.331			SH5-4			K				2	1	1	0	0	1	0					
Inning Stats	R: 0 H: 0 E: 0 K: 1 S: 10	H: 0 LOB: 0 BB: 0 P: 16	R: 0 H: 0 E: 0 K: 0 S: 7	LOB: 0 BB: 0 P: 13	R: 0 H: 2 E: 0 K: 1 S: 9	H: 2 LOB: 0 BB: 0 P: 11	R: 0 H: 1 E: 0 K: 0 S: 6	LOB: 1 BB: 0 P: 10	R: 0 H: 0 E: 0 K: 1 S: 7	H: 0 LOB: 0 BB: 1 P: 13	R: 0 H: 1 E: 1 K: 1 S: 14	LOB: 1 BB: 0 P: 19	R: 0 H: 0 E: 0 K: 0 S: 8	H: 0 LOB: 1 BB: 1 P: 16	R: 1 H: 2 E: 0 K: 0 S: 11	LOB: 1 BB: 0 P: 18	R: 0 H: 0 E: 0 K: 0 S: 5	LOB: 0 BB: 0 P: 6	1B: 6 2B: 0 3B: 0 HR: 0	SF: 0 SAC: 1 DP: 0 HBP: 0	WP: 1 PA: 34 PB: 0 SB: 0 CS: 0
PITCHER	IP WLS BF H R ER SO BB IBB HBP BLK WP HR S P ERA WHIP	IP WLS BF H R ER SO BB IBB HBP BLK WP HR S P ERA WHIP	IP WLS BF H R ER SO BB IBB HBP BLK WP HR S P ERA WHIP	IP WLS BF H R ER SO BB IBB HBP BLK WP HR S P ERA WHIP	IP WLS BF H R ER SO BB IBB HBP BLK WP HR S P ERA WHIP	IP WLS BF H R ER SO BB IBB HBP BLK WP HR S P ERA WHIP	IP WLS BF H R ER SO BB IBB HBP BLK WP HR S P ERA WHIP	IP WLS BF H R ER SO BB IBB HBP BLK WP HR S P ERA WHIP	IP WLS BF H R ER SO BB IBB HBP BLK WP HR S P ERA WHIP	IP WLS BF H R ER SO BB IBB HBP BLK WP HR S P ERA WHIP	IP WLS BF H R ER SO BB IBB HBP BLK WP HR S P ERA WHIP	IP WLS BF H R ER SO BB IBB HBP BLK WP HR S P ERA WHIP	IP WLS BF H R ER SO BB IBB HBP BLK WP HR S P ERA WHIP	IP WLS BF H R ER SO BB IBB HBP BLK WP HR S P ERA WHIP	IP WLS BF H R ER SO BB IBB HBP BLK WP HR S P ERA WHIP	IP WLS BF H R ER SO BB IBB HBP BLK WP HR S P ERA WHIP	IP WLS BF H R ER SO BB IBB HBP BLK WP HR S P ERA WHIP				
14 David Price, L ERA: 4.63	7.1	28	5	1	1	4	1	0	0	0	0	0	0	0	0	0	1.23	0.818			
35 Dan Wheeler, R ERA: 3.52	0.1	H	2	1	0	0	0	0	0	0	0	0	0	0	0	0	0.00	3.000			
50 Grant Balfour, R ERA: 4.21	0.1	H	1	0	0	0	0	0	0	0	0	0	0	0	0	0	0.00	0.000			
39 J.P. Howell, L ERA: 2.48	1.0	S	3	0	0	0	0	0	0	0	0	0	0	0	0	0	0.00	0.000			

Batter	1	2	3	4	5	6	7	8	9	AB	R	H	RBI	BB	SO	LOB	TOP					
8 Jason Bartlett, R (1, 6) OBP: 0.398, SLG: 0.515										1	0	0	0	2	0	1						
13 Carl Crawford, L (1, 7) OBP: 0.366, SLG: 0.459										4	0	1	0	0	0	4						
18 Ben Zobrist, S (1, 9) OBP: 0.403, SLG: 0.544										4	0	1	0	0	2	4						
23 Carlos Pena, L (1, 3) OBP: 0.351, SLG: 0.527										4	0	0	0	0	0	3						
5 Pat Burrell, R (1, 10) OBP: 0.337, SLG: 0.401									3	1	0	0	1	1	2							
3 Evan Longoria, R (1, 5) OBP: 0.351, SLG: 0.503										4	1	1	2	0	0							
9 Gregg Zaun, S (1, 2) OBP: 0.314, SLG: 0.401										4	0	1	0	0	1	0						
19 Gabe Kapler, R (0, PR) OBP: 0.333, SLG: 0.452										0	0	0	0	0	0	0						
1 Akinori Iwamura, L (1, 4) OBP: 0.383, SLG: 0.422										4	1	1	1	0	0	1						
2 B.J. Upton, R (1, 8) OBP: 0.314, SLG: 0.370										4	0	2	0	0	0	1						
Inning Stats	R: 0 H: 1 E: 0 K: 0 S: 11	H: 1 LOB: 1 BB: 0 P: 17	R: 0 H: 0 E: 0 K: 1 S: 10	H: 0 LOB: 0 BB: 0 P: 14	R: 0 H: 1 E: 0 K: 1 S: 11	H: 2 LOB: 2 BB: 1 P: 20	R: 3 H: 2 E: 0 K: 1 S: 11	H: 0 LOB: 0 BB: 1 P: 18	R: 0 H: 1 E: 0 K: 0 S: 16	H: 0 LOB: 0 BB: 0 P: 21	R: 0 H: 0 E: 0 K: 0 S: 7	H: 0 LOB: 0 BB: 0 P: 8	R: 0 H: 1 E: 0 K: 0 S: 12	H: 0 LOB: 0 BB: 0 P: 15	R: 0 H: 0 E: 0 K: 0 S: 8	H: 0 LOB: 0 BB: 0 P: 12	R: 0 H: 1 E: 0 K: 0 S: 7	H: 1 LOB: 1 BB: 0 P: 13	1B: 4 2B: 1 3B: 0 HR: 2	SF: 0 SAC: 0 DP: 0 HBP: 1	WP: 0 PB: 0 SB: 1 CS: 2	PA: 37
PITCHER	IP: 8.0 WLS: W BF: 32 ERA: 3.38	H: 6 R: 3 ER: 3 SO: 4	BB: 3 IBB: 0 HBP: 1 BLK: 0	WP: 0 HR: 2 S: 86 P: 125	ERA: 3.38 WHIP: 1.125	PITCHER	IP: 1.0 WLS: S BF: 4 ERA: 3.28	H: 1 R: 0 ER: 0 SO: 0	BB: 0 IBB: 0 HBP: 0 BLK: 0	WP: 0 HR: 0 S: 7 P: 13	ERA: 0.00 WHIP: 1.000											

Tampa Bay Rays @ Detroit Tigers
Comerica Park, Detroit, MI
Sun Aug 30 2009, 1:05 PM EDT
Att: 36,067 - Partly Cloudy - 61 F

AB 32
R 3
H 7
RBI 3
BB 3
SO 4
LOB 16



Batter	1	2	3	4	5	6	7	8	9	AB	R	H	RBI	BB	SO	LOB	BOTTOM	
28 Curtis Granderson, L (1, 8) OBP: 0.340, SLG: 0.470										3	1	1	1	1	0	0		
14 Placido Polanco, R (1, 4) OBP: 0.315, SLG: 0.385										4	1	1	3	0	0	0		
9 Carlos Guillen, S (1, 7) OBP: 0.314, SLG: 0.385										4	0	0	0	0	1	0		
25 Ryan Raburn, R (0, 7) OBP: 0.336, SLG: 0.490										0	0	0	0	0	0	0		
24 Miguel Cabrera, R (1, 3) OBP: 0.399, SLG: 0.565										3	0	0	0	0	1	0		
19 Aubrey Huff, L (1, 10) OBP: 0.312, SLG: 0.387									3	0	1	0	0	0	0	0		
15 Brandon Inge, R (1, 5) OBP: 0.325, SLG: 0.441									3	0	0	0	0	0	1	0		
34 Clete Thomas, L (1, 9) OBP: 0.332, SLG: 0.404										3	2	3	0	0	0	0		
12 Gerald Laird, R (1, 2) OBP: 0.305, SLG: 0.332										2	0	0	0	0	0	2		
30 Magglio Ordonez, R (8, PH) OBP: 0.348, SLG: 0.390										1	0	0	0	0	0	1		
13 Alex Avila, L (0, 2) OBP: 0.395, SLG: 0.697										0	0	0	0	0	0	0		
39 Ramon Santiago, S (1, 6) OBP: 0.306, SLG: 0.406										3	0	0	0	0	2	2		
Inning Stats	R: 0 H: 0 E: 0 K: 0 S: 6	H: 0 LOB: 0 BB: 0 P: 9	R: 1 H: 2 E: 0 K: 1 S: 13	H: 2 LOB: 0 BB: 0 P: 17	R: 0 H: 0 E: 0 K: 0 S: 7	H: 0 LOB: 0 BB: 0 P: 9	R: 0 H: 1 E: 0 K: 0 S: 9	H: 0 LOB: 0 BB: 0 P: 12	R: 0 H: 0 E: 0 K: 0 S: 6	H: 0 LOB: 0 BB: 0 P: 10	R: 0 H: 1 E: 0 K: 2 S: 15	H: 1 LOB: 0 BB: 0 P: 25	R: 3 H: 2 E: 0 K: 1 S: 13	H: 2 LOB: 1 BB: 1 P: 21	1B: 3 2B: 2 3B: 0 HR: 1	SF: 0 SAC: 0 DP: 0 HBP: 0	WP: 0 PB: 0 SB: 0 CS: 0	PA: 30
PITCHER	IP: 7.0 WLS: L BF: 25 ERA: 3.8	H: 2 R: 2 ER: 2 SO: 3	BB: 0 IBB: 0 HBP: 0 BLK: 0	WP: 0 HR: 0 S: 64 P: 96	ERA: 2.57 WHIP: 0.714	PITCHER	IP: 1.0 WLS: L BF: 5 ERA: 4.45	H: 1 R: 2 ER: 2 SO: 1	BB: 1 IBB: 0 HBP: 0 BLK: 0	WP: 0 HR: 1 S: 10 P: 17	ERA: 18.00 WHIP: 2.000							

Tampa Bay Rays @ Detroit Tigers
Comerica Park, Detroit, MI
Sun Aug 30 2009, 1:05 PM EDT
Att: 36,067 - Partly Cloudy - 61 F

AB 29
R 4
H 6
RBI 4
BB 1
SO 4
LOB 6



Batter	1	2	3	4	5	6	7	8	9	AB	R	H	RBI	BB	SO	LOB	TOP						
8 Jason Bartlett, R OBP: 0.400, SLG: 0.526										5	2	3	1	0	0	2							
19 Gabe Kapler, R OBP: 0.335, SLG: 0.444										3	1	0	0	2	0	4							
18 Ben Zobrist, S OBP: 0.403, SLG: 0.545										5	1	2	1	0	0	1							
5 Pat Burrell, R OBP: 0.338, SLG: 0.402										4	2	1	2	1	2	1							
3 Evan Longoria, R OBP: 0.351, SLG: 0.506										5	3	3	1	0	0	1							
23 Carlos Pena, L OBP: 0.353, SLG: 0.537										5	2	3	4	0	2	0							
16 Willy Aybar, S OBP: 0.341, SLG: 0.428										2	0	0	0	1	0	1							
1 Akinori Iwamura, L OBP: 0.378, SLG: 0.420										1	0	0	1	0	0	0							
30 Dioner Navarro, S OBP: 0.257, SLG: 0.334										5	0	2	0	0	0	0							
2 B.J. Upton, R OBP: 0.312, SLG: 0.367										4	0	0	1	0	0	3							
Inning Stats	R: 6 H: 5 E: 0 K: 0 S: 22	H: 5 LOB: 0 BB: 1 P: 32	R: 0 E: 0 K: 0 S: 6	H: 0 LOB: 0 BB: 0 P: 10	R: 0 E: 0 K: 2 S: 7	H: 0 LOB: 0 BB: 0 P: 10	R: 0 E: 0 K: 0 S: 10	H: 1 LOB: 2 BB: 1 P: 23	R: 1 E: 0 K: 0 S: 9	H: 2 LOB: 1 BB: 0 P: 13	R: 1 E: 0 K: 0 S: 6	H: 1 LOB: 1 BB: 1 P: 14	R: 3 E: 0 K: 0 S: 17	H: 4 LOB: 2 BB: 1 P: 25	R: 0 E: 0 K: 1 S: 8	H: 1 LOB: 0 BB: 0 P: 10	R: 0 E: 0 K: 1 S: 9	H: 0 LOB: 0 BB: 0 P: 14	1B: 7 2B: 5 3B: 0 HR: 2	SF: 1 SAC: 0 DP: 1 HBP: 0	WP: 0 PB: 0 SB: 0 CS: 0	PA: 44	
PITCHER	IP WLS BF H R ER SO BB IBB HBP BLK WP HR S P ERA WHIP	5.2 L 29 9 8 8 2 3 0 0 0 0 2 58 99 12.71 2.118	6.1 L 12 5 3 3 1 1 0 0 0 0 0 27 38 11.57 2.571	9.1 L 3 0 0 0 1 0 0 0 0 0 0 9 14 0.00 0.000																			

Tampa Bay Rays @ Detroit Tigers
Comerica Park, Detroit, MI
Mon Aug 31 2009, 1:05 PM EDT
Att: 26,533 - Partly Cloudy - 67 F

AB 39
R 11
H 14
RBI 11
BB 4
SO 4
LOB 13



Batter	1	2	3	4	5	6	7	8	9	AB	R	H	RBI	BB	SO	LOB	BOTTOM						
28 Curtis Granderson, L OBP: 0.337, SLG: 0.465										5	2	0	0	0	0	3							
14 Placido Polanco, R OBP: 0.317, SLG: 0.387										3	1	2	0	0	0	0							
4 Adam Everett, R OBP: 0.287, SLG: 0.336										2	0	1	1	0	1	1							
9 Carlos Guillen, S OBP: 0.325, SLG: 0.405										5	3	4	4	0	0	1							
24 Miguel Cabrera, R OBP: 0.399, SLG: 0.564										3	0	1	0	0	0	3							
33 Marcus Thames, R OBP: 0.306, SLG: 0.470										2	0	0	0	0	2	1							
19 Aubrey Huff, L OBP: 0.309, SLG: 0.384										4	0	0	0	0	0	2							
15 Brandon Inge, R OBP: 0.325, SLG: 0.439										2	0	0	0	1	1	2							
25 Ryan Raburn, R OBP: 0.335, SLG: 0.487										1	0	0	0	0	0	0							
34 Clete Thomas, L OBP: 0.331, SLG: 0.401										4	0	1	1	0	0	1							
13 Alex Avila, L OBP: 0.405, SLG: 0.676										4	1	2	0	0	2	3							
39 Ramon Santiago, S OBP: 0.309, SLG: 0.408										4	0	2	0	0	1	1							
Inning Stats	R: 2 H: 3 E: 0 K: 0 S: 9	H: 3 LOB: 0 BB: 0 P: 15	R: 0 E: 0 K: 0 S: 8	H: 1 LOB: 0 BB: 0 P: 12	R: 0 E: 0 K: 0 S: 8	H: 2 LOB: 1 BB: 0 P: 10	R: 0 E: 0 K: 1 S: 8	H: 0 LOB: 1 BB: 1 P: 18	R: 0 E: 0 K: 1 S: 7	H: 0 LOB: 0 BB: 0 P: 13	R: 1 E: 0 K: 2 S: 14	H: 2 LOB: 2 BB: 0 P: 19	R: 2 E: 0 K: 2 S: 14	H: 2 LOB: 0 BB: 0 P: 21	R: 0 E: 0 K: 0 S: 6	H: 0 LOB: 0 BB: 0 P: 9	R: 2 E: 0 K: 1 S: 18	H: 3 LOB: 1 BB: 0 P: 26	1B: 10 2B: 2 3B: 0 HR: 2	SF: 0 SAC: 0 DP: 2 HBP: 0	WP: 0 PB: 0 SB: 0 CS: 0	PA: 40	
PITCHER	IP WLS BF H R ER SO BB IBB HBP BLK WP HR S P ERA WHIP	7.0 W 31 10 5 4 0 1 0 0 0 0 6 68 108 5.14 1.571	8.1 L 3 0 0 0 0 0 0 0 0 0 6 9 0.00 0.000	9.1 L 5 3 2 2 0 0 0 0 1 0 0 13 18 27.00 4.500																			

Tampa Bay Rays @ Detroit Tigers
Comerica Park, Detroit, MI
Mon Aug 31 2009, 1:05 PM EDT
Att: 26,533 - Partly Cloudy - 67 F

AB 39
R 7
H 13
RBI 6
BB 1
SO 7
LOB 18



Batter	1	2	3	4	5	6	7	8	9	AB	R	H	RBI	BB	SO	LOB	TOP																																																																																																												
24 Grady Sizemore, L (1, 8) OBP: 0.341, SLG: 0.448										4	1	2	1	1	1		<p>Cleveland Indians @ Detroit Tigers Comerica Park, Detroit, MI Tue Sep 01 2009, 7:05 PM EDT Att: 24,225 - Clear - 71 F</p> <p>livebaseballscorecards.com</p> <p>AB 36 R 5 H 11 RBI 4 BB 2 SO 11 LOB 14</p>																																																																																																												
13 Asdrúbal Cabrera, S (1, 6) OBP: 0.367, SLG: 0.449										5	1	2	0	0	2																																																																																																														
17 Shin-Soo Choo, L (1, 10)										4	0	1	1	0	2	2																																																																																																													
2 Jhonny Peralta, R (1, 5) OBP: 0.336, SLG: 0.412										4	0	1	0	0	3																																																																																																														
1 Luis Valbuena, L (1, 4) OBP: 0.299, SLG: 0.419										4	0	1	0	0	2	1																																																																																																													
7 Matt LaPorta, R (1, 9) OBP: 0.320, SLG: 0.472										4	0	1	0	0	2	2																																																																																																													
25 Andy Marte, R (1, 3) OBP: 0.330, SLG: 0.464										4	1	1	1	0	2	1																																																																																																													
10 Kelly Shoppach, R (1, 2) OBP: 0.336, SLG: 0.386										2	1	1	0	1	1	0																																																																																																													
11 Jamey Carroll, R (9, PH) OBP: 0.372, SLG: 0.363										1	0	0	0	0	1	0																																																																																																													
23 Michael Brantley, L (1, 7) OBP: 0.500, SLG: 0.500										4	1	2	0	0	2																																																																																																														
Inning Stats	R: 1 E: 0 K: 2 S: 14	H: 2 LOB: 0 P: 23	R: 0 E: 0 K: 1 S: 12	H: 1 LOB: 1 P: 23	R: 0 E: 0 K: 1 S: 8	H: 1 LOB: 1 P: 14	R: 0 E: 0 K: 2 S: 8	H: 0 LOB: 0 P: 13	R: 3 E: 1 K: 0 S: 11	H: 5 LOB: 2 P: 17	R: 1 E: 0 K: 1 S: 14	H: 1 LOB: 0 P: 23	R: 0 E: 0 K: 1 S: 9	H: 0 LOB: 0 P: 16	R: 0 E: 0 K: 2 S: 9	H: 1 LOB: 0 P: 23	1B: 5 2B: 5 HR: 1	SF: 0 SAC: 0 HBP: 0	WP: 0 PB: 0 CS: 0	PA: 38																																																																																																									
PITCHER	IP WLS BF H R ER SO BB IBB HBP BLK WP HR S P ERA WHIP	<table border="1"> <thead> <tr> <th>PITCHER</th> <th>IP</th> <th>WLS</th> <th>BF</th> <th>H</th> <th>R</th> <th>ER</th> <th>SO</th> <th>BB</th> <th>IBB</th> <th>HBP</th> <th>BLK</th> <th>WP</th> <th>HR</th> <th>S</th> <th>P</th> <th>ERA</th> <th>WHIP</th> </tr> </thead> <tbody> <tr> <td>36 Edwin Jackson, R (1, 1) ERA: 3.09</td> <td>5.0</td> <td>W</td> <td>24</td> <td>9</td> <td>4</td> <td>4</td> <td>6</td> <td>2</td> <td>0</td> <td>0</td> <td>0</td> <td>0</td> <td>0</td> <td>53</td> <td>90</td> <td>7.20</td> <td>2.200</td> </tr> <tr> <td>31 Zach Miner, R (6, 1) ERA: 4.99</td> <td>1.0</td> <td></td> <td>4</td> <td>1</td> <td>1</td> <td>1</td> <td>1</td> <td>0</td> <td>0</td> <td>0</td> <td>0</td> <td>0</td> <td>1</td> <td>14</td> <td>23</td> <td>9.00</td> <td>1.000</td> </tr> <tr> <td>44 Bobby Seay, L (7, 1) ERA: 3.35</td> <td>1.1</td> <td>H</td> <td>4</td> <td>0</td> <td>0</td> <td>0</td> <td>2</td> <td>0</td> <td>0</td> <td>0</td> <td>0</td> <td>0</td> <td>0</td> <td>11</td> <td>16</td> <td>0.00</td> <td>0.000</td> </tr> <tr> <td>37 Brandon Lyon, R (8, 1) ERA: 3.02</td> <td>0.2</td> <td>H</td> <td>2</td> <td>0</td> <td>0</td> <td>0</td> <td>1</td> <td>0</td> <td>0</td> <td>0</td> <td>0</td> <td>0</td> <td>0</td> <td>6</td> <td>11</td> <td>0.00</td> <td>0.000</td> </tr> <tr> <td>56 Fernando Rodney, R (9, 1) ERA: 3.22</td> <td>1.0</td> <td>S</td> <td>4</td> <td>1</td> <td>0</td> <td>0</td> <td>1</td> <td>0</td> <td>0</td> <td>0</td> <td>0</td> <td>0</td> <td>0</td> <td>12</td> <td>23</td> <td>0.00</td> <td>1.000</td> </tr> </tbody> </table>																PITCHER	IP	WLS	BF	H	R	ER	SO	BB	IBB	HBP	BLK	WP	HR	S	P	ERA	WHIP	36 Edwin Jackson, R (1, 1) ERA: 3.09	5.0	W	24	9	4	4	6	2	0	0	0	0	0	53	90	7.20	2.200	31 Zach Miner, R (6, 1) ERA: 4.99	1.0		4	1	1	1	1	0	0	0	0	0	1	14	23	9.00	1.000	44 Bobby Seay, L (7, 1) ERA: 3.35	1.1	H	4	0	0	0	2	0	0	0	0	0	0	11	16	0.00	0.000	37 Brandon Lyon, R (8, 1) ERA: 3.02	0.2	H	2	0	0	0	1	0	0	0	0	0	0	6	11	0.00	0.000	56 Fernando Rodney, R (9, 1) ERA: 3.22	1.0	S	4	1	0	0	1	0	0	0	0	0	0	12	23	0.00	1.000
PITCHER	IP	WLS	BF	H	R	ER	SO	BB	IBB	HBP	BLK	WP	HR	S	P	ERA	WHIP																																																																																																												
36 Edwin Jackson, R (1, 1) ERA: 3.09	5.0	W	24	9	4	4	6	2	0	0	0	0	0	53	90	7.20	2.200																																																																																																												
31 Zach Miner, R (6, 1) ERA: 4.99	1.0		4	1	1	1	1	0	0	0	0	0	1	14	23	9.00	1.000																																																																																																												
44 Bobby Seay, L (7, 1) ERA: 3.35	1.1	H	4	0	0	0	2	0	0	0	0	0	0	11	16	0.00	0.000																																																																																																												
37 Brandon Lyon, R (8, 1) ERA: 3.02	0.2	H	2	0	0	0	1	0	0	0	0	0	0	6	11	0.00	0.000																																																																																																												
56 Fernando Rodney, R (9, 1) ERA: 3.22	1.0	S	4	1	0	0	1	0	0	0	0	0	0	12	23	0.00	1.000																																																																																																												

Batter	1	2	3	4	5	6	7	8	9	AB	R	H	RBI	BB	SO	LOB	BOTTOM																																																																								
28 Curtis Granderson, L (1, 8) OBP: 0.338, SLG: 0.466										5	0	2	0	0	3		<p>Cleveland Indians @ Detroit Tigers Comerica Park, Detroit, MI Tue Sep 01 2009, 7:05 PM EDT Att: 24,225 - Clear - 71 F</p> <p>livebaseballscorecards.com</p> <p>AB 34 R 8 H 13 RBI 8 BB 6 SO 3 LOB 15</p>																																																																								
14 Plácido Polanco, R (1, 4) OBP: 0.318, SLG: 0.393										5	1	2	1	0	1																																																																										
9 Carlos Guillen, S (1, 7) OBP: 0.351, SLG: 0.418										3	1	1	1	2	0	0																																																																									
25 Ryan Raburn, R (9, 7) OBP: 0.335, SLG: 0.487										0	0	0	0	0	0	0																																																																									
24 Miguel Cabrera, R (1, 3) OBP: 0.399, SLG: 0.562										5	2	2	0	0	3																																																																										
30 Magglio Ordonez, R (1, 9) OBP: 0.349, SLG: 0.389										3	2	1	0	1	1	1																																																																									
34 Clete Thomas, L (7, 9) OBP: 0.331, SLG: 0.401										0	0	0	0	0	0	0																																																																									
19 Aubrey Huff, L (1, 10) OBP: 0.315, SLG: 0.388										2	1	2	3	2	0	0																																																																									
15 Brandon Inge, R (1, 5) OBP: 0.325, SLG: 0.444										4	1	1	2	0	1	4																																																																									
12 Gerald Laird, R (1, 2) OBP: 0.305, SLG: 0.334										4	0	1	1	0	1	1																																																																									
4 Adam Everett, R (1, 6) OBP: 0.290, SLG: 0.336										3	0	1	0	1	0	2																																																																									
Inning Stats	R: 4 E: 0 K: 1 S: 23	H: 6 LOB: 2 P: 33	R: 0 E: 0 K: 0 S: 9	H: 1 LOB: 1 P: 18	R: 2 E: 0 K: 2 S: 13	H: 2 LOB: 1 P: 23	R: 2 E: 0 K: 0 S: 13	H: 3 LOB: 1 P: 21	R: 0 E: 0 K: 0 S: 4	H: 0 LOB: 0 P: 9	R: 0 E: 0 K: 0 S: 6	H: 1 LOB: 1 P: 11	R: 0 E: 0 K: 0 S: 8	H: 0 LOB: 2 P: 17	R: 0 E: 0 K: 0 S: 6	H: 0 LOB: 0 P: 11	1B: 7 2B: 4 3B: 0 HR: 3	SF: 0 SAC: 0 DP: 2 HBP: 0	WP: 0 PB: 0 SB: 1 CS: 0	PA: 40																																																																					
PITCHER	IP WLS BF H R ER SO BB IBB HBP BLK WP HR S P ERA WHIP	<table border="1"> <thead> <tr> <th>PITCHER</th> <th>IP</th> <th>WLS</th> <th>BF</th> <th>H</th> <th>R</th> <th>ER</th> <th>SO</th> <th>BB</th> <th>IBB</th> <th>HBP</th> <th>BLK</th> <th>WP</th> <th>HR</th> <th>S</th> <th>P</th> <th>ERA</th> <th>WHIP</th> </tr> </thead> <tbody> <tr> <td>59 Carlos Carrasco, R (1, 1) ERA: 18.0</td> <td>3.0</td> <td>L</td> <td>19</td> <td>9</td> <td>6</td> <td>6</td> <td>3</td> <td>3</td> <td>0</td> <td>0</td> <td>0</td> <td>0</td> <td>0</td> <td>31</td> <td>58</td> <td>4.50</td> <td>1.750</td> </tr> <tr> <td>16 Tomo Ohka, R (4, 1) ERA: 5.97</td> <td>4.0</td> <td></td> <td>18</td> <td>4</td> <td>2</td> <td>2</td> <td>0</td> <td>3</td> <td>0</td> <td>0</td> <td>0</td> <td>0</td> <td>0</td> <td>6</td> <td>11</td> <td>0.00</td> <td>0.000</td> </tr> <tr> <td>50 Jensen Lewis, R (8, 1) ERA: 4.89</td> <td>1.0</td> <td></td> <td>3</td> <td>0</td> <td>0</td> <td>0</td> <td>0</td> <td>0</td> <td>0</td> <td>0</td> <td>0</td> <td>0</td> <td>0</td> <td>6</td> <td>11</td> <td>0.00</td> <td>0.000</td> </tr> </tbody> </table>																PITCHER	IP	WLS	BF	H	R	ER	SO	BB	IBB	HBP	BLK	WP	HR	S	P	ERA	WHIP	59 Carlos Carrasco, R (1, 1) ERA: 18.0	3.0	L	19	9	6	6	3	3	0	0	0	0	0	31	58	4.50	1.750	16 Tomo Ohka, R (4, 1) ERA: 5.97	4.0		18	4	2	2	0	3	0	0	0	0	0	6	11	0.00	0.000	50 Jensen Lewis, R (8, 1) ERA: 4.89	1.0		3	0	0	0	0	0	0	0	0	0	0	6	11	0.00	0.000
PITCHER	IP	WLS	BF	H	R	ER	SO	BB	IBB	HBP	BLK	WP	HR	S	P	ERA	WHIP																																																																								
59 Carlos Carrasco, R (1, 1) ERA: 18.0	3.0	L	19	9	6	6	3	3	0	0	0	0	0	31	58	4.50	1.750																																																																								
16 Tomo Ohka, R (4, 1) ERA: 5.97	4.0		18	4	2	2	0	3	0	0	0	0	0	6	11	0.00	0.000																																																																								
50 Jensen Lewis, R (8, 1) ERA: 4.89	1.0		3	0	0	0	0	0	0	0	0	0	0	6	11	0.00	0.000																																																																								

Batter	1	2	3	4	5	6	7	8	9	AB	R	H	RBI	BB	SO	LOB	TOP			
24 Grady Sizemore, L (1, 8) OBP: 0.343, SLG: 0.447	G1-3		1B			F8			BB	3	0	1	0	1	0	0	Cleveland Indians @ Detroit Tigers Comerica Park, Detroit, MI Wed Sep 02 2009, 7:05 PM EDT Att: 25,840 - Clear - 73 F			
13 Asdrúbal Cabrera, S (1, 6) OBP: 0.366, SLG: 0.447	G4-3		PO			G4-3			G3-1	4	0	1	0	0	0	1				
17 Shin-Soo Choo, L (1, 9) OBP: 0.397, SLG: 0.475	1B					G6-4-3			1B	4	1	2	0	0	0	1				
2 Jhonny Peralta, R (1, 5) OBP: 0.335, SLG: 0.411	1B					G6-3			G4-6-3	4	0	1	1	0	0	2				
48 Travis Hafner, L (1, 10) OBP: 0.364, SLG: 0.492		G6-3				F7			HR	3	1	1	1	0	0	0				
1 Luis Valbuena, L (1, 4) OBP: 0.296, SLG: 0.414		G4-3				G4-3			G4-3	3	0	0	0	0	0	0				
25 Andy Marte, R (1, 3) OBP: 0.320, SLG: 0.448						F7			K	3	0	0	0	0	1	0				
23 Michael Brantley, L (1, 7) OBP: 0.429, SLG: 0.429			L1			L9			1B	3	0	1	0	0	0	0				
16 Wyatt Teregas, R (1, 2) OBP: 0.250, SLG: 0.200						F8			K	2	0	0	0	0	1	0				
7 Matt LaPorta, R (8, PH) OBP: 0.316, SLG: 0.467									K	1	0	0	0	0	1	1				
10 Kelly Shoppach, R (8, 2) OBP: 0.336, SLG: 0.386									K	0	0	0	0	0	0	0				
Inning Stats	R: 1 H: 2 K: 0 S: 8	H: 2 BB: 1 P: 11	R: 0 H: 0 K: 0 S: 8	H: 0 LOB: 0 BB: 0 P: 11	R: 0 H: 1 K: 0 S: 9	H: 1 LOB: 0 BB: 0 P: 15	R: 0 H: 1 K: 0 S: 5	H: 1 LOB: 0 BB: 0 P: 11	R: 0 H: 0 K: 1 S: 11	H: 0 LOB: 0 BB: 0 P: 15	R: 0 H: 0 K: 0 S: 3	H: 0 LOB: 0 BB: 0 P: 6	R: 1 H: 2 K: 2 S: 13	H: 2 LOB: 1 BB: 0 P: 15	R: 0 H: 1 K: 0 S: 7	H: 1 LOB: 1 BB: 1 P: 13	1B: 6 2B: 0 3B: 0 HR: 1	SF: 0 SAC: 0 DP: 2 HBP: 0	WP: 1 PB: 0 SB: 0 CS: 0	PA: 32
PITCHER	IP WLS BF H R ER SO BB IBB HBP BLK WP HR S P ERA WHIP																			
48 Rick Porcello, R (1, 1) ERA: 4.18	7.0 W 23 5 2 2 1 0 0 0 0 0 1 1 52 80 2.57 0.714																			
44 Bobby Seay, L (8, 1) ERA: 3.3	0.2 H 3 1 0 0 1 0 0 0 0 0 0 0 7 7 0.00 1.500																			
37 Brandon Lyon, R (8, 1) ERA: 3.0	0.1 H 1 0 0 0 1 0 0 0 0 0 0 0 4 6 0.00 0.000																			
56 Fernando Rodney, R (9, 1) ERA: 3.17	1.0 S 4 1 0 0 0 1 0 0 0 0 0 0 7 13 0.00 2.000																			

Batter	1	2	3	4	5	6	7	8	9	AB	R	H	RBI	BB	SO	LOB	BOTTOM			
25 Ryan Raburn, R (1, 8) OBP: 0.332, SLG: 0.480	K		1B			G6-4-3			G5-3	5	0	1	0	0	1	2	Cleveland Indians @ Detroit Tigers Comerica Park, Detroit, MI Wed Sep 02 2009, 7:05 PM EDT Att: 25,840 - Clear - 73 F			
14 Placido Polanco, R (1, 4) OBP: 0.319, SLG: 0.396	1B		L5			E5			2B	4	2	2	0	0	0	1				
30 Magglio Ordonez, R (1, 9) OBP: 0.353, SLG: 0.393	1B					F7			1B	4	0	3	1	0	0	1				
34 Clete Thomas, L (7, PR) OBP: 0.331, SLG: 0.401	1B								1B	0	0	0	0	0	0	0				
24 Miguel Cabrera, R (1, 3) OBP: 0.401, SLG: 0.563	SF9					BB			1B	1	1	1	1	2	0	0				
33 Marcus Thames, R (1, 10) OBP: 0.309, SLG: 0.468	F9					BB			1B	3	1	1	0	0	1	4				
19 Aubrey Huff, L (7, PH) OBP: 0.314, SLG: 0.388						K			K	1	0	0	0	0	1	2				
15 Brandon Inge, R (1, 5) OBP: 0.322, SLG: 0.440	F8					E5			F9	4	0	0	0	0	0	3				
60 Wilkin Ramirez, R (1, 7) OBP: 0.331, SLG: 0.714						SF8			F7	1	0	1	1	1	0	0				
28 Curtis Granderson, L (7, 8) OBP: 0.337, SLG: 0.465	BB					G1-4-3			G5-3	1	0	0	0	0	0	0				
12 Gerald Laird, R (1, 2) OBP: 0.301, SLG: 0.330	G6-4-3					G1-4-3			E6	4	0	0	0	0	0	3				
4 Adam Everett, R (1, 6) OBP: 0.289, SLG: 0.332						K			L5	3	0	0	0	1	1	2				
Inning Stats	R: 1 H: 2 K: 1 S: 12	H: 2 LOB: 1 BB: 0 P: 16	R: 0 H: 0 K: 0 S: 4	H: 0 LOB: 0 BB: 1 P: 10	R: 0 H: 1 K: 1 S: 9	H: 1 LOB: 0 BB: 0 P: 12	R: 2 H: 1 K: 0 S: 12	H: 1 LOB: 0 BB: 1 P: 20	R: 0 H: 1 K: 1 S: 13	H: 1 LOB: 3 BB: 2 P: 26	R: 0 H: 1 K: 0 S: 5	H: 1 LOB: 0 BB: 0 P: 9	R: 1 H: 3 K: 1 S: 11	H: 3 LOB: 2 BB: 0 P: 19	R: 0 H: 0 K: 0 S: 9	H: 0 LOB: 1 BB: 0 P: 13	1B: 8 2B: 1 3B: 0 HR: 0	SF: 2 SAC: 0 DP: 3 HBP: 0	WP: 0 PB: 0 SB: 0 CS: 0	PA: 37
PITCHER	IP WLS BF H R ER SO BB IBB HBP BLK WP HR S P ERA WHIP																			
32 Aaron Laffey, L (1, 1) ERA: 3.36	6.1 L 29 7 4 2 3 4 0 0 0 0 0 0 8 99 2.84 1.737																			
54 Chris Perez, R (7, 1) ERA: 3.48	0.2 4 2 0 0 1 0 0 0 0 0 0 0 8 13 0.00 3.000																			
53 Rafael Perez, L (8, 1) ERA: 6.98	1.0 4 0 0 0 0 0 0 0 0 0 0 0 9 13 0.00 0.000																			

Batter	1	2	3	4	5	6	7	8	9	10	AB	R	H	RBI	BB	SO	LOB	TOP									
24 Grady Sizemore, L OBP: 0.343, SLG: 0.445	(1, 8)		(2-1)		(1-1)			(1-2)		(1-0)	4	0	1	0	1	0	3	Cleveland Indians @ Detroit Tigers Comerica Park, Detroit, MI Thu Sep 03 2009, 1:05 PM EDT Att. 28,267 - Sunny - 75 F									
11 Jamey Carroll, R OBP: 0.369, SLG: 0.360	(1, 4)		(1-2)							(2-3)	5	1	1	0	0	1	3										
13 Andruel Cabrera, S OBP: 0.364, SLG: 0.444	(1, 6)		(1-0)							(2-2)	5	1	1	1	0	0	2										
17 Shin-Soo Choo, L OBP: 0.396, SLG: 0.476		(0-3)		(1-1)						(2-2)	4	0	1	2	0	2	0										
2 Johnny Peralta, R OBP: 0.335, SLG: 0.408		(1-1)		(1-1)						(1-H 2-H)	3	0	0	0	0	1	0										
7 Matt LaPorta, R OBP: 0.314, SLG: 0.457		(2-2)		(1-0)						(1-2)	4	0	1	0	0	0	2										
25 Andy Marte, R OBP: 0.307, SLG: 0.429		(0-3)								(0-0)	4	0	0	0	0	1	1										
23 Michael Brantley, L OBP: 0.455, SLG: 0.400			(2-3)		(0-0)					(4-2)	3	0	1	0	1	1	0										
10 Kelly Shoppach, R OBP: 0.342, SLG: 0.394			(0-0)		(4-2)					(3-1)	3	1	2	0	1	0	1										
Inning Stats	R: 0 E: 0 K: 0 S: 7	H: 0 LOB: 0 BB: 1 P: 11	R: 0 E: 0 K: 2 S: 12	H: 1 LOB: 1 BB: 0 P: 15	R: 0 E: 0 K: 1 S: 10	H: 2 LOB: 2 BB: 0 P: 16	R: 0 E: 0 K: 0 S: 5	H: 0 LOB: 0 BB: 0 P: 8	R: 0 E: 0 K: 1 S: 9	H: 1 LOB: 1 BB: 1 P: 15	R: 0 E: 0 K: 1 S: 11	H: 0 LOB: 0 BB: 0 P: 15	R: 0 E: 0 K: 1 S: 7	H: 0 LOB: 0 BB: 0 P: 10	R: 3 E: 0 K: 0 S: 26	H: 4 LOB: 2 BB: 0 P: 37	R: 0 E: 0 K: 0 S: 5		H: 0 LOB: 0 BB: 0 P: 12	R: 0 E: 0 K: 1 S: 7	H: 0 LOB: 0 BB: 0 P: 12	1B: 6 2B: 2 3B: 0 HR: 0	SF: 0 SAC: 0 DP: 2 HBP: 1	WP: 0 PB: 1 SB: 1 CS: 1	PA: 39		
PITCHER	IP 6.0	WLS 22	BF 4	H 0	R 0	ER 0	SO 4	BB 2	IBB 0	HBP 0	BLK 0	WP 0	HR 0	S 54	P 80	ERA 0.00	WHIP 1.000										
29 Nate Robertson, L ERA: 5.52	(1, 1)	1.1	H 5	1 1	1 1	1 1	0 0	0 0	0 0	0 0	0 0	0 0	0 0	14 20	6.75	0.750											
45 Ryan Perry, R ERA: 4.03	(7, 1)	0.1	B 4	3 2	2 0	0 0	0 0	0 0	0 0	0 0	0 0	0 0	0 0	13 17	54.00	9.000											
59 Flu-Te Ni, L ERA: 3.33	(8, 1)	2.1	W 8	0 0	0 0	1 1	0 0	1 0	0 0	0 0	0 0	0 0	0 0	18 34	0.00	0.429											
31 Zach Miner, R ERA: 4.52	(8, 1)																										

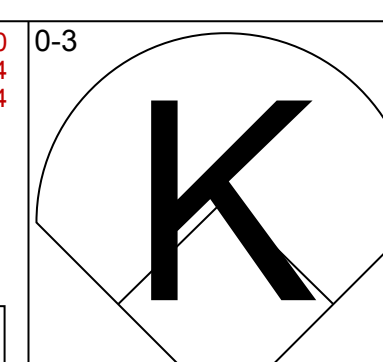
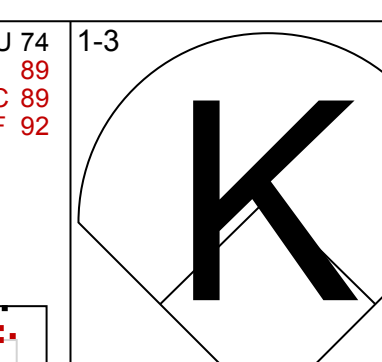
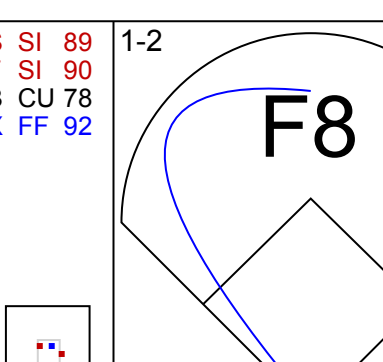
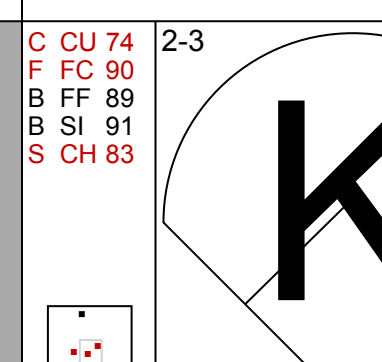
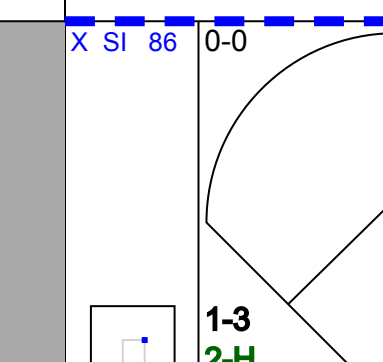
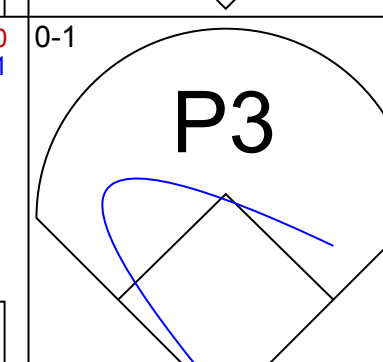
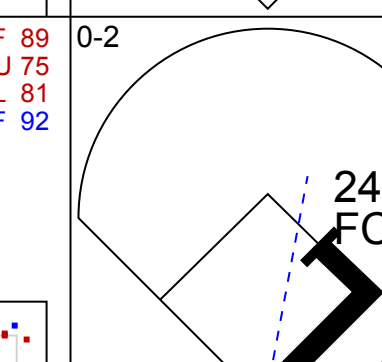

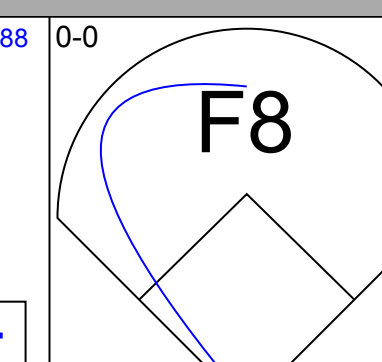
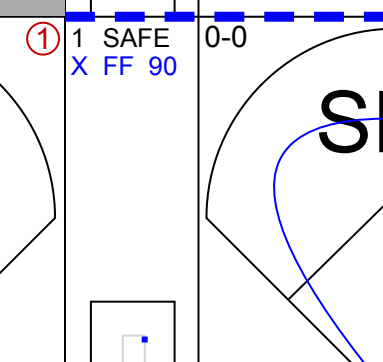
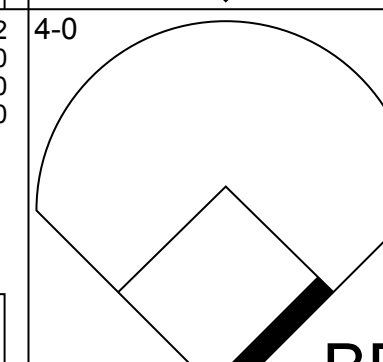
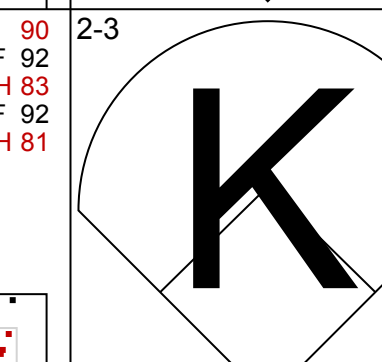

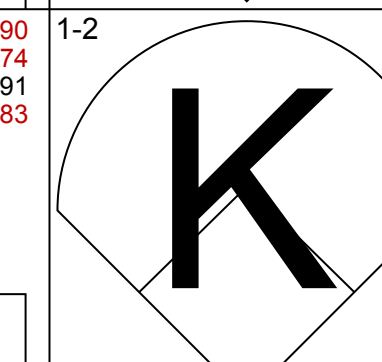
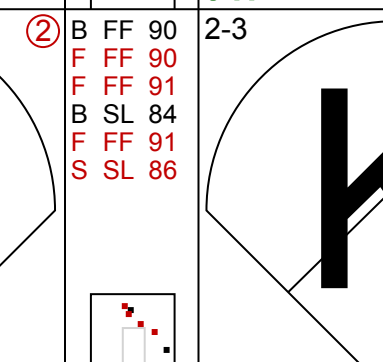
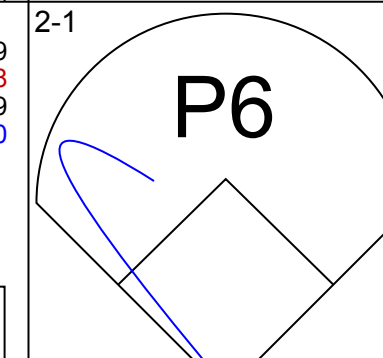
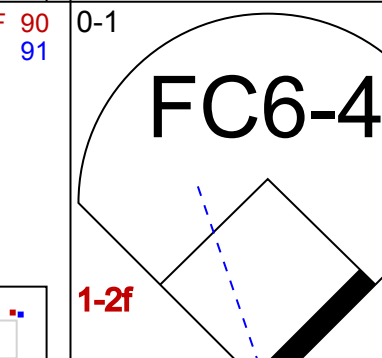

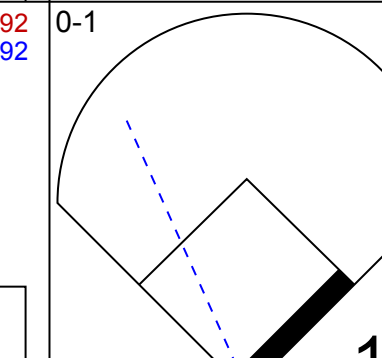
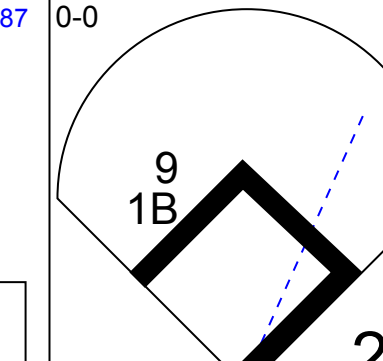
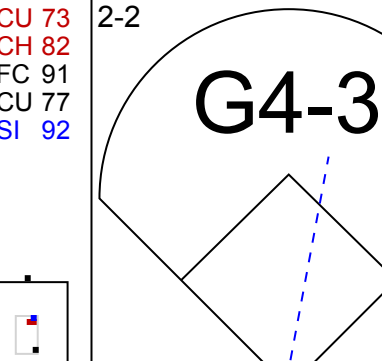
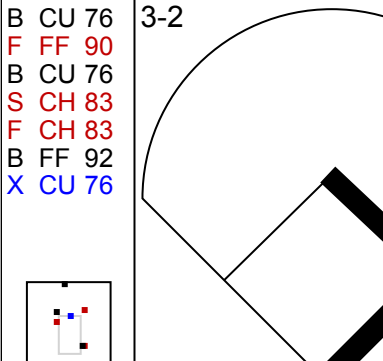
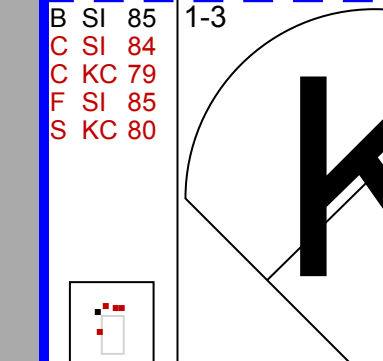
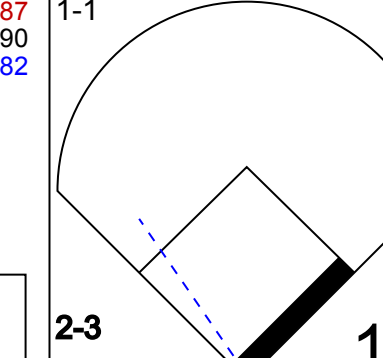
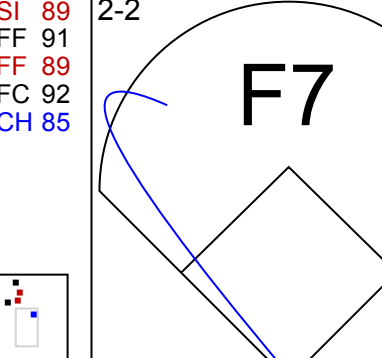
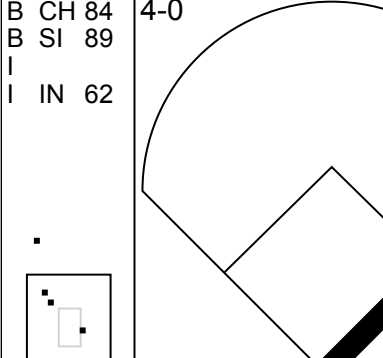
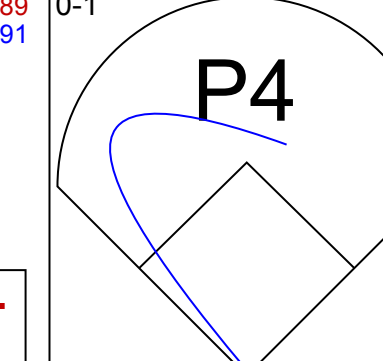
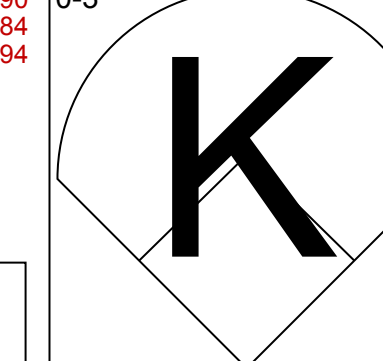


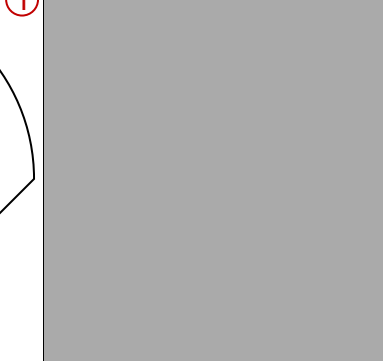
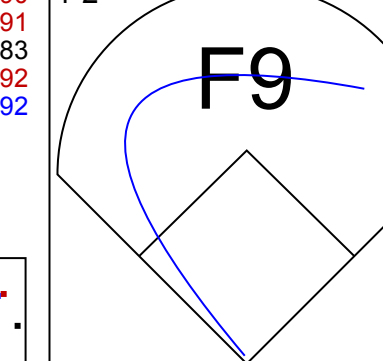


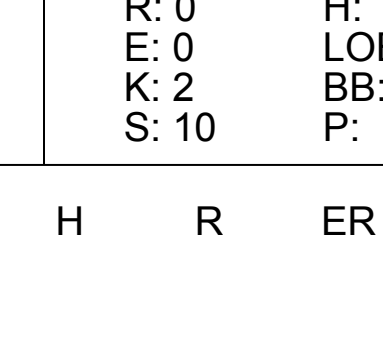




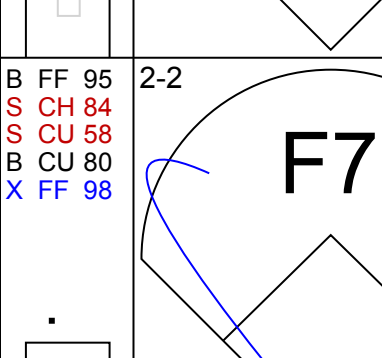

Batter	1	2	3	4	5	6	7	8	9	10	AB	R	H	RBI	BB	SO	LOB	BOTTOM									
28 Curtis Granderson, L OBP: 0.338, SLG: 0.470	(1, 8)		(0-3)		(1-0)			(4-1)		(1-2)	4	2	1	1	1	1	3	Cleveland Indians @ Detroit Tigers Comerica Park, Detroit, MI Thu Sep 03 2009, 1:05 PM EDT Att. 28,267 - Sunny - 75 F									
34 Cleto Thomas, L OBP: 0.332, SLG: 0.407	(1, 9)		(0-0)		(1-1)			(1-1)		(2-3)	4	0	1	2	0	2	0										
9 Carlos Guillen, S OBP: 0.328, SLG: 0.412	(1, 7)		(2-0)		(2-3)			(2-3)		(0-1)	3	0	0	0	0	1	2										
25 Ryan Raburn, R OBP: 0.333, SLG: 0.485	(7, PH)		(3-1)		(1-1)			(1-1)		(0-1)	2	1	1	0	0	1	1										
24 Miguel Cabrera, R OBP: 0.403, SLG: 0.562	(1, 3)		(0-1)		(0-0)			(4-0)		(4-0)	3	0	1	0	2	0	0										
19 Aubrey Huff, L OBP: 0.312, SLG: 0.385	(1, 10)				(0-0)			(3-3)		(4-1)	3	0	0	0	0	1	1										
30 Magglio Ordonez, R (PH) OBP: 0.354, SLG: 0.392	(8, 10)							(1-3)		(1-2)	1	0	0	0	1	1	2										
13 Alex Avila, L OBP: 0.400, SLG: 0.641	(1, 2)		(0-1)		(3-2)			(4-0)		(3-1)	2	0	0	0	1	0	0										
14 Placido Polanco, R (PH) OBP: 0.318, SLG: 0.395	(9, 4)				(3-2)			(3-1)		(0-1)	1	0	0	1	0	0	0										
15 Brandon Inge, R OBP: 0.320, SLG: 0.436	(1, 5)		(1-1)		(3-2)			(0-2)		(3-0)	4	0	0	0	0	0	1										
39 Ramon Santiago, S OBP: 0.308, SLG: 0.405	(1, 4)		(1-1)					(1-1)		(2-2)	4	0	1	0	0	1	0										
12 Gerald Laird, R OBP: 0.301, SLG: 0.330	(9, 2)							(1-1)		(1-1)	0	0	0	0	0	0	0										
4 Adam Everett, R OBP: 0.295, SLG: 0.331	(1, 6)		(4-0)		(4-2)			(4-1)		(2-3)	1	1	0	0	3	1	0										
Inning Stats	R: 1 E: 0 K: 1 S: 12	H: 2 LOB: 1 BB: 0 P: 20	R: 0 E: 0 K: 1 S: 9	H: 1 LOB: 2 BB: 1 P: 15	R: 0 E: 0 K: 0 S: 4	H: 0 LOB: 0 BB: 0 P: 6	R: 0 E: 0 K: 0 S: 9	H: 0 LOB: 0 BB: 0 P: 15	R: 0 E: 0 K: 1 S: 8	H: 0 LOB: 2 BB: 1 P: 16	R: 0 E: 0 K: 1 S: 7	H: 0 LOB: 1 BB: 1 P: 12	R: 2 E: 0 K: 2 S: 12	H: 1 LOB: 2 BB: 3 P: 31	R: 0 E: 0 K: 1 S: 8	H: 0 LOB: 0 BB: 0 P: 16	R: 0 E: 0 K: 2 S: 12	H: 0 LOB: 0 BB: 2 P: 17	R: 1 E: 0 K: 0 S: 5	H: 1 LOB: 2 BB: 2 P: 13	1B: 2 2B: 1 3B: 1 HR: 1	SF: 1 SAC: 0 DP: 0 HBP: 1	WP: 0 PB: 0 SB: 0 CS: 0	PA: 42			
PITCHER	IP 6.0	WLS 29	BF 3	H 0	R 0	ER 0	SO 2	BB 5	IBB 0	HBP 0	BLK 0	WP 0	HR 1	S 55	P 100	ERA 4.26	WHIP 1.421										
55 Roberto Hernandez, R ERA: 6.08	(1, 1)	0.2	0	0	0	2	0	1	0	0	0	0	0	6	15	0.00	0.000										
49 Tony Sipp, L ERA: 3.41	(7, 1)	2.0	6	0	0	0	3	0	0	0	0	0	0	20	33	0.00	0.000										
54 Chris Perez, R ERA: 3.33	(8, 1)	0.1	L	4	1	1	1	0	1	1	0	0	0	5	13	27.00	6.000										
53 Rafael Perez, L ERA: 7.15	(10, 1)																										

AB	35
R	3
H	8
RBI	3
BB	3
SO	6
LOB	12



AB	32
R	4
H	5
RBI	4
BB	8
SO	9
LOB	10

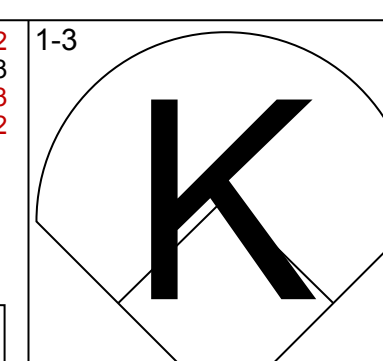
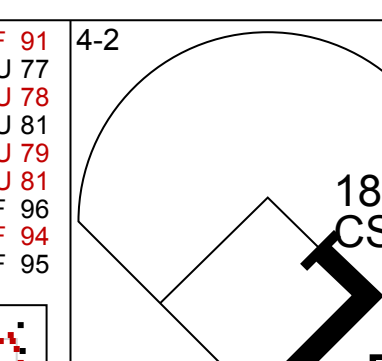


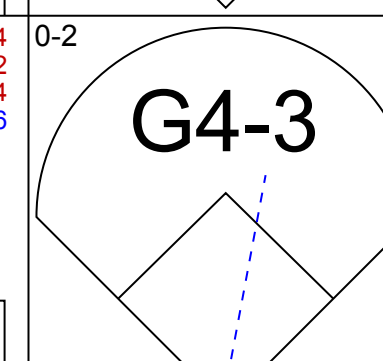
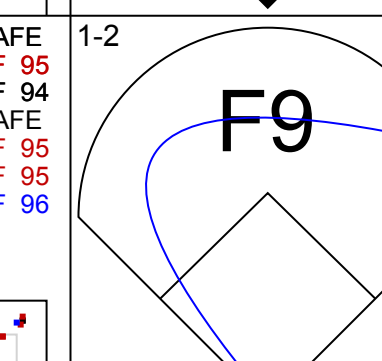


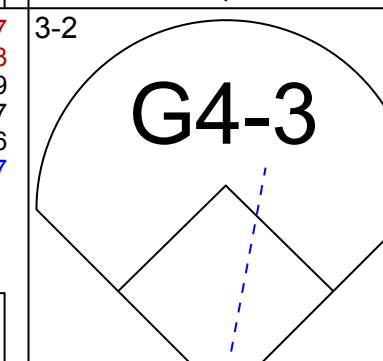
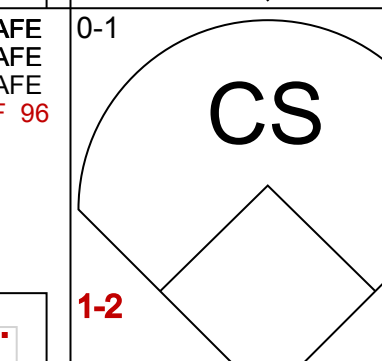

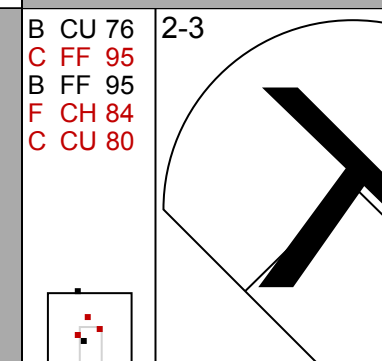

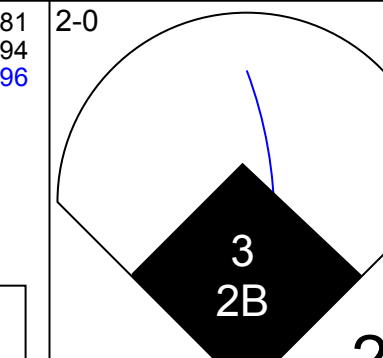
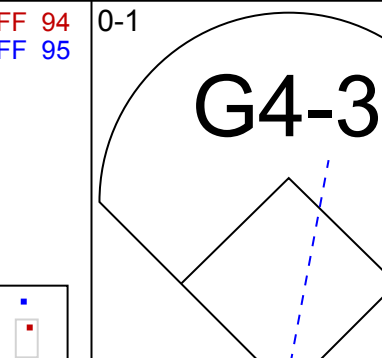


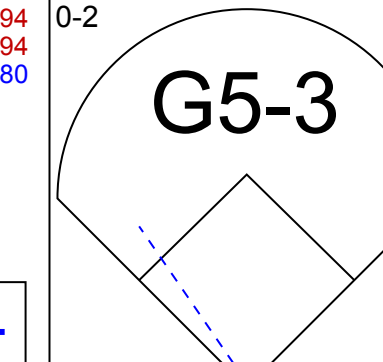
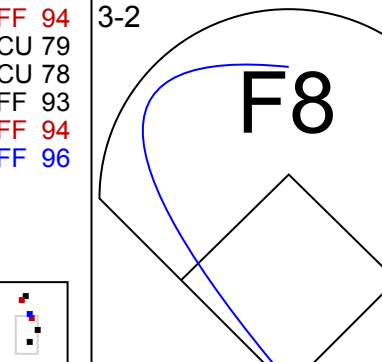

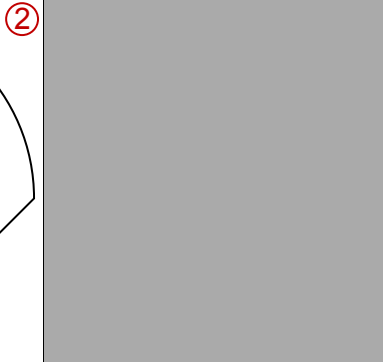
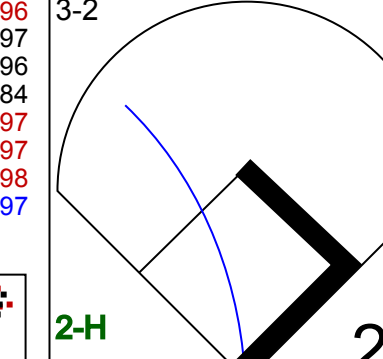


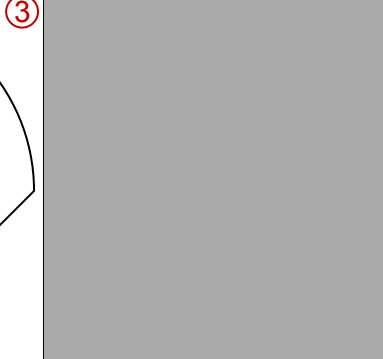
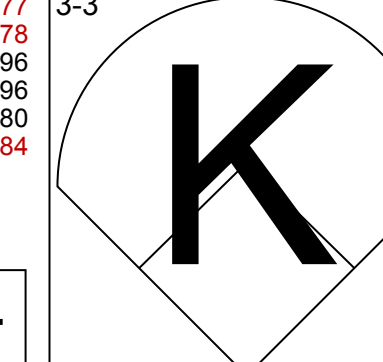

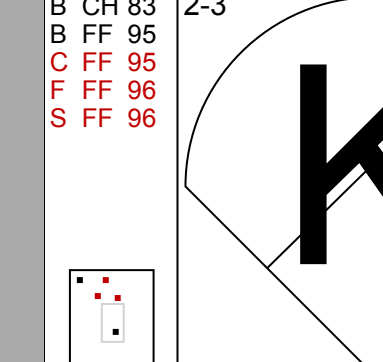
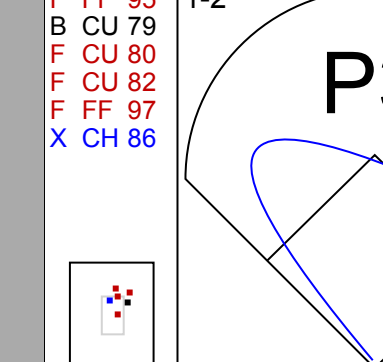


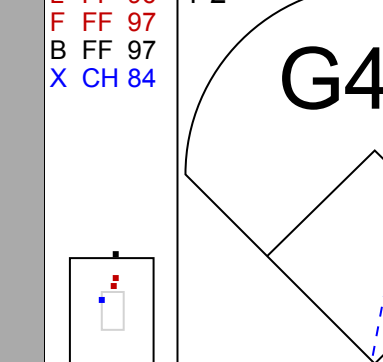
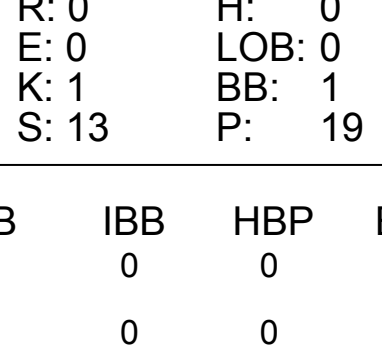
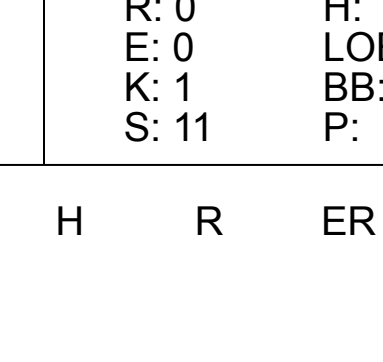


Batter	1	2	3	4	5	6	7	8	9	AB	R	H	RBI	BB	SO	LOB	TOP						
28 Curtis Granderson, L (1, 8) OBP: 0.317, SLG: 0.467										5	0	1	1	0	3	0							
14 Placido Polanco, R (1, 4) OBP: 0.317, SLG: 0.394										4	0	1	1	0	0	0							
34 Clete Thomas, L (1, 9) OBP: 0.330, SLG: 0.400										4	0	0	0	1	3	3							
24 Miguel Cabrera, R (1, 3) OBP: 0.404, SLG: 0.567										4	1	2	1	0	0	2							
19 Aubrey Huff, L (1, 10) OBP: 0.314, SLG: 0.391										3	0	2	0	0	0	0							
30 Magglio Ordonez, R (8, PH) OBP: 0.353, SLG: 0.391										1	0	0	0	0	1	1							
9 Carlos Guillen, S (1, 7) OBP: 0.331, SLG: 0.413										2	0	1	0	1	0	0							
25 Ryan Raburn, R (9, PH) OBP: 0.336, SLG: 0.485										0	1	0	0	1	0	0							
15 Brandon Inge, R (1, 5) OBP: 0.317, SLG: 0.432										4	0	0	0	0	1	5							
12 Gerald Laird, R (1, 2) OBP: 0.299, SLG: 0.327										3	0	0	0	0	1	2							
33 Marcus Thames, R (9, PH) OBP: 0.311, SLG: 0.463										0	0	0	0	1	0	0							
60 Wilkin Ramirez, R (9, PH) OBP: 0.333, SLG: 0.714										0	1	0	0	0	0	0							
13 Alex Avila, L (9, 2) OBP: 0.400, SLG: 0.641										0	0	0	0	0	0	0							
4 Adam Everett, R (1, 6) OBP: 0.295, SLG: 0.330										4	1	1	1	0	0	2							
Inning Stats	R: 0 E: 0 K: 1 S: 7	H: 0 LOB: 1 BB: 1 P: 13	R: 0 E: 0 K: 1 S: 12	H: 2 LOB: 2 BB: 0 P: 14	R: 0 E: 0 K: 2 S: 12	H: 1 LOB: 1 BB: 0 P: 15	R: 0 E: 0 K: 0 S: 9	H: 0 LOB: 0 BB: 0 P: 16	R: 0 E: 0 K: 0 S: 10	H: 0 LOB: 0 BB: 0 P: 12	R: 1 E: 0 K: 0 S: 13	H: 2 LOB: 2 BB: 1 P: 27	R: 0 E: 0 K: 1 S: 7	H: 0 LOB: 0 BB: 0 P: 11	R: 0 E: 0 K: 2 S: 10	H: 1 LOB: 1 BB: 2 P: 12	R: 3 E: 0 K: 2 S: 12	H: 2 LOB: 2 BB: 2 P: 24	1B: 5 2B: 2 3B: 0 HR: 1	SF: 1 SAC: 0 DP: 0 HBP: 0	WP: 0 PB: 0 SB: 0 CS: 0	PA: 39	
PITCHER	IP WLS BF H R ER SO BB IBB HBP BLK WP HR S P ERA WHIP	IP WLS BF H R ER SO BB IBB HBP BLK WP HR S P ERA WHIP	IP WLS BF H R ER SO BB IBB HBP BLK WP HR S P ERA WHIP	IP WLS BF H R ER SO BB IBB HBP BLK WP HR S P ERA WHIP	IP WLS BF H R ER SO BB IBB HBP BLK WP HR S P ERA WHIP	IP WLS BF H R ER SO BB IBB HBP BLK WP HR S P ERA WHIP	IP WLS BF H R ER SO BB IBB HBP BLK WP HR S P ERA WHIP	IP WLS BF H R ER SO BB IBB HBP BLK WP HR S P ERA WHIP	IP WLS BF H R ER SO BB IBB HBP BLK WP HR S P ERA WHIP	IP WLS BF H R ER SO BB IBB HBP BLK WP HR S P ERA WHIP	IP WLS BF H R ER SO BB IBB HBP BLK WP HR S P ERA WHIP	IP WLS BF H R ER SO BB IBB HBP BLK WP HR S P ERA WHIP	IP WLS BF H R ER SO BB IBB HBP BLK WP HR S P ERA WHIP	IP WLS BF H R ER SO BB IBB HBP BLK WP HR S P ERA WHIP	IP WLS BF H R ER SO BB IBB HBP BLK WP HR S P ERA WHIP	IP WLS BF H R ER SO BB IBB HBP BLK WP HR S P ERA WHIP	IP WLS BF H R ER SO BB IBB HBP BLK WP HR S P ERA WHIP	IP WLS BF H R ER SO BB IBB HBP BLK WP HR S P ERA WHIP	IP WLS BF H R ER SO BB IBB HBP BLK WP HR S P ERA WHIP	IP WLS BF H R ER SO BB IBB HBP BLK WP HR S P ERA WHIP	IP WLS BF H R ER SO BB IBB HBP BLK WP HR S P ERA WHIP	IP WLS BF H R ER SO BB IBB HBP BLK WP HR S P ERA WHIP	IP WLS BF H R ER SO BB IBB HBP BLK WP HR S P ERA WHIP
34 Jeff Niemann, R (1, 1) ERA: 3.67	7.2	31	6	1	1	6	1	1	0	0	0	0	0	10	21	40.50	4.500						
39 J.P. Howell, L (8, 1) ERA: 2.53	0.2	L	5	1	3	3	2	0	0	0	0	0	0	1	1	∞	∞						
36 Randy Choate, L (9, 1) ERA: 4.15	0.0		1	1	0	0	0	0	0	0	0	0	0	1	1	∞	∞						
36 Russ Springer, R (9, 1) ERA: 3.54	0.2		2	0	0	1	0	0	0	0	0	0	0	5	7	0.00	0.000						

Detroit Tigers @ Tampa Bay Rays
Tropicana Field, St. Petersburg, FL
Fri Sep 04 2009, 7:38 PM EDT
Att: 18,596 - Dome - 72 F

AB 34
R 4
H 8
RBI 4
BB 4
SO 9
LOB 15



Batter	1	2	3	4	5	6	7	8	9	AB	R	H	RBI	BB	SO	LOB	BOTTOM						
8 Jason Bartlett, R (1, 6) OBP: 0.397, SLG: 0.515										2	1	0	0	2	2	1							
13 Carl Crawford, L (1, 7) OBP: 0.381, SLG: 0.455										3	1	0	0	1	0	1							
18 Ben Zobrist, S (1, 4) OBP: 0.395, SLG: 0.528										4	0	0	0	0	2	2							
23 Carlos Pena, L (1, 3) OBP: 0.357, SLG: 0.543										4	1	3	1	0	0	0							
5 Pat Burrell, R (1, 10) OBP: 0.334, SLG: 0.402										4	0	0	0	0	1	4							
3 Evan Longoria, R (1, 5) OBP: 0.357, SLG: 0.520										4	0	2	2	0	1	1							
26 Gabe Gross, L (1, 9) ERA: 3.25										3	0	0	0	0	2	1							
16 Willy Aybar, S (9, PH) OBP: 0.341, SLG: 0.427										1	0	0	0	0	0	2							
30 Dioner Navarro, S (1, 2) OBP: 0.261, SLG: 0.334										3	0	0	0	0	0	1							
38 Fernando Perez, R (1, 8) OBP: 0.333, SLG: 0.333										3	0	1	0	0	1	0							
Inning Stats	R: 0 E: 0 K: 1 S: 10	H: 0 LOB: 0 BB: 0 P: 14	R: 1 E: 0 K: 1 S: 15	H: 2 LOB: 1 BB: 0 P: 26	R: 0 E: 0 K: 1 S: 13	H: 0 LOB: 0 BB: 1 P: 19	R: 0 E: 0 K: 0 S: 7	H: 0 LOB: 0 BB: 0 P: 10	R: 0 E: 0 K: 0 S: 9	H: 0 LOB: 0 BB: 0 P: 10	R: 0 E: 0 K: 1 S: 10	H: 1 LOB: 0 BB: 0 P: 14	R: 0 E: 0 K: 2 S: 10	H: 1 LOB: 1 BB: 0 P: 18	R: 0 E: 0 K: 1 S: 11	H: 0 LOB: 0 BB: 0 P: 15	R: 2 E: 0 K: 2 S: 17	H: 2 LOB: 2 BB: 2 P: 35	1B: 3 2B: 3 3B: 0 HR: 0	SF: 0 SAC: 0 DP: 0 HBP: 0	WP: 0 PB: 0 SB: 0 CS: 2	PA: 35	
PITCHER	IP WLS BF H R ER SO BB IBB HBP BLK WP HR S P ERA WHIP	IP WLS BF H R ER SO BB IBB HBP BLK WP HR S P ERA WHIP	IP WLS BF H R ER SO BB IBB HBP BLK WP HR S P ERA WHIP	IP WLS BF H R ER SO BB IBB HBP BLK WP HR S P ERA WHIP	IP WLS BF H R ER SO BB IBB HBP BLK WP HR S P ERA WHIP	IP WLS BF H R ER SO BB IBB HBP BLK WP HR S P ERA WHIP	IP WLS BF H R ER SO BB IBB HBP BLK WP HR S P ERA WHIP	IP WLS BF H R ER SO BB IBB HBP BLK WP HR S P ERA WHIP	IP WLS BF H R ER SO BB IBB HBP BLK WP HR S P ERA WHIP	IP WLS BF H R ER SO BB IBB HBP BLK WP HR S P ERA WHIP	IP WLS BF H R ER SO BB IBB HBP BLK WP HR S P ERA WHIP	IP WLS BF H R ER SO BB IBB HBP BLK WP HR S P ERA WHIP	IP WLS BF H R ER SO BB IBB HBP BLK WP HR S P ERA WHIP	IP WLS BF H R ER SO BB IBB HBP BLK WP HR S P ERA WHIP	IP WLS BF H R ER SO BB IBB HBP BLK WP HR S P ERA WHIP	IP WLS BF H R ER SO BB IBB HBP BLK WP HR S P ERA WHIP	IP WLS BF H R ER SO BB IBB HBP BLK WP HR S P ERA WHIP	IP WLS BF H R ER SO BB IBB HBP BLK WP HR S P ERA WHIP	IP WLS BF H R ER SO BB IBB HBP BLK WP HR S P ERA WHIP	IP WLS BF H R ER SO BB IBB HBP BLK WP HR S P ERA WHIP	IP WLS BF H R ER SO BB IBB HBP BLK WP HR S P ERA WHIP	IP WLS BF H R ER SO BB IBB HBP BLK WP HR S P ERA WHIP	IP WLS BF H R ER SO BB IBB HBP BLK WP HR S P ERA WHIP
35 Justin Verlander, R (1, 1) ERA: 3.41	8.0	27	2	2	2	2	2	0	0	0	0	0	0	85	126	1.12	0.625						
56 Fernando Rodney, R (9, 1) ERA: 3.41	1.0	S	7	2	2	2	2	0	0	0	0	0	0	17	35	18.00	4.000						

Detroit Tigers @ Tampa Bay Rays
Tropicana Field, St. Petersburg, FL
Fri Sep 04 2009, 7:38 PM EDT
Att: 18,596 - Dome - 72 F

AB 31
R 3
H 6
RBI 3
BB 3
SO 9
LOB 13



Batter	1	2	3	4	5	6	7	8	9	AB	R	H	RBI	BB	SO	LOB	TOP			
28 Curtis Granderson, L (1,8) OBP: 0.339, SLG: 0.465										5	0	1	0	0	2	3				
39 Ramon Santiago, S (1,4) OBP: 0.307, SLG: 0.406										4	0	0	0	0	2	2				
9 Carlos Guillen, S (1,7) OBP: 0.331, SLG: 0.414										3	0	0	0	1	2	0				
24 Miguel Cabrera, R (1,3) OBP: 0.402, SLG: 0.561										3	1	0	0	1	1	2				
19 Aubrey Huff, L (1,10) OBP: 0.312, SLG: 0.394										3	1	1	1	0	0	0				
33 Marcus Thames, R (9,PH) OBP: 0.317, SLG: 0.470										0	0	0	0	1	0	0				
60 Wilkin Ramirez, R (9,PR) OBP: 0.333, SLG: 0.714										0	1	0	0	0	0	0				
30 Maglio Ordonez, R (1,9) OBP: 0.328, SLG: 0.397										4	0	2	0	0	1	0				
25 Ryan Raburn, R (9,PR) OBP: 0.338, SLG: 0.483										0	1	0	0	0	0	0				
15 Brandon Inge, R (1,5) OBP: 0.316, SLG: 0.435										4	1	1	4	0	3	1				
12 Gerald Laird, R (1,2) OBP: 0.297, SLG: 0.325										2	0	0	0	0	0	1				
14 Placido Polanco, R (8,PH) OBP: 0.320, SLG: 0.405										2	0	2	0	0	0	0				
4 Adam Everett, R (1,6) OBP: 0.293, SLG: 0.328										2	0	0	0	0	0	0				
34 Clete Thomas, L (9,PH) OBP: 0.328, SLG: 0.398										1	0	0	0	0	1	1				
13 Alex Avila, L (8,2) OBP: 0.388, SLG: 0.674										1	0	0	0	0	1	2				
Inning Stats	R: 0 E: 0 K: 3 S: 10	H: 0 LOB: 0 BB: 0 P: 16	R: 1 E: 0 K: 3 S: 12	H: 1 LOB: 0 BB: 0 P: 19	R: 0 E: 0 K: 0 S: 7	H: 0 LOB: 0 BB: 0 P: 12	R: 0 E: 0 K: 0 S: 10	H: 0 LOB: 0 BB: 0 P: 14	R: 0 E: 0 K: 1 S: 9	H: 1 LOB: 1 BB: 0 P: 14	R: 0 E: 0 K: 1 S: 9	H: 0 LOB: 0 BB: 0 P: 14	R: 0 E: 0 K: 1 S: 9	H: 1 LOB: 1 BB: 0 P: 13	R: 4 E: 0 K: 3 S: 22	H: 3 LOB: 2 BB: 2 P: 34	1B: 3 2B: 1 3B: 1 HR: 2	SF: 0 SAC: 0 DP: 0 HBP: 0	WP: 0 PB: 0 SB: 1 CS: 0	PA: 37
PITCHER	IP: 7.0 ERA: 1.29	WLS: 5 BF: 25	H: 3 R: 1 ER: 1 SO: 9	BB: 1 IBB: 0 HBP: 0 BLK: 0	WP: 0 HR: 1 S: 67 P: 105	ERA: 1.29 WHIP: 0.571	PITCHER	IP: 0.2 ERA: 4.05	WLS: 2 BF: 2	H: 0 R: 0 ER: 0 SO: 2	BB: 0 IBB: 0 HBP: 0 BLK: 0	WP: 0 HR: 0 S: 6 P: 7	ERA: 0.00 WHIP: 0.000							

Detroit Tigers @ Tampa Bay Rays
 Tropicana Field, St. Petersburg, FL
 Sun Sep 06 2009, 1:38 PM EDT
 Att: 28,059 - Dome - 72 F

AB	34
R	5
H	7
RBI	5
BB	3
SO	13
LOB	12



Batter	1	2	3	4	5	6	7	8	9	AB	R	H	RBI	BB	SO	LOB	BOTTOM			
8 Jason Bartlett, R (1,6) OBP: 0.395, SLG: 0.510										4	0	1	0	0	0	1				
13 Carl Crawford, L (1,7) OBP: 0.380, SLG: 0.450										4	0	0	0	0	1	2				
18 Ben Zobrist, S (1,9) OBP: 0.397, SLG: 0.528										3	0	1	0	1	0	0				
23 Carlos Pena, L (1,3) OBP: 0.357, SLG: 0.538										3	0	0	0	1	2	1				
5 Pat Burrell, R (1,10) OBP: 0.333, SLG: 0.399										3	0	0	0	1	0	1				
3 Evan Longoria, R (1,5) OBP: 0.357, SLG: 0.529										4	1	1	1	0	1	3				
1 Akinori Iwamura, L (1,4) OBP: 0.361, SLG: 0.402										4	0	1	0	0	0	3				
30 Dioner Navarro, S (1,2) OBP: 0.261, SLG: 0.334										3	1	1	0	0	0	1				
9 Gregg Zaun, S (9,PH) OBP: 0.349, SLG: 0.409										1	0	0	0	0	1	0				
38 Fernando Perez, R (1,8) OBP: 0.333, SLG: 0.333										3	1	1	0	0	0	1				
Inning Stats	R: 0 E: 0 K: 0 S: 10	H: 0 LOB: 0 BB: 0 P: 13	R: 1 E: 0 K: 0 S: 13	H: 1 LOB: 0 BB: 0 P: 18	R: 2 E: 0 K: 0 S: 11	H: 3 LOB: 0 BB: 0 P: 15	R: 0 E: 0 K: 1 S: 8	H: 0 LOB: 0 BB: 0 P: 12	R: 0 E: 0 K: 1 S: 7	H: 1 LOB: 1 BB: 0 P: 11	R: 0 E: 0 K: 1 S: 10	H: 0 LOB: 0 BB: 0 P: 17	R: 0 E: 0 K: 2 S: 11	H: 0 LOB: 1 BB: 1 P: 20	R: 0 E: 0 K: 1 S: 8	H: 0 LOB: 0 BB: 0 P: 12	1B: 4 2B: 1 3B: 0 HR: 1	SF: 0 SAC: 0 DP: 1 HBP: 0	WP: 1 PB: 0 SB: 0 CS: 0	PA: 35
PITCHER	IP: 8.0 ERA: 3.1	WLS: 3 BF: 32	H: 6 R: 3 ER: 3 SO: 4	BB: 2 IBB: 1 HBP: 0 BLK: 0	WP: 1 HR: 1 S: 81 P: 126	ERA: 3.38 WHIP: 1.000	PITCHER	IP: 1.0 ERA: 2.91	WLS: 3 BF: 3	H: 0 R: 0 ER: 0 SO: 1	BB: 0 IBB: 0 HBP: 0 BLK: 0	WP: 0 HR: 0 S: 8 P: 12	ERA: 0.00 WHIP: 0.000							

Detroit Tigers @ Tampa Bay Rays
 Tropicana Field, St. Petersburg, FL
 Sun Sep 06 2009, 1:38 PM EDT
 Att: 28,059 - Dome - 72 F

AB	32
R	3
H	6
RBI	1
BB	3
SO	5
LOB	13



Batter	1	2	3	4	5	6	7	8	9	AB	R	H	RBI	BB	SO	LOB	TOP																		
25 Ryan Raburn, R (1,8) OBP: 0.345, SLG: 0.502										4	2	3	1	0	1	0	Detroit Tigers @ Kansas City Royals Kauffman Stadium, Kansas City, MO Tue Sep 08 2009, 7:10 PM CDT Att: 12,032 - Cloudy - 71 F																		
9 Carlos Guillen, S (9,PH) OBP: 0.329, SLG: 0.412										1	0	0	0	0	1	0																			
14 Placido Polanco, R (1,4) OBP: 0.321, SLG: 0.409										4	1	2	0	0	0	1																			
30 Magglio Ordonez, R (1,9) OBP: 0.357, SLG: 0.395										4	1	1	0	0	0	2																			
34 Clete Thomas, L (7,9)										1	0	0	0	0	1	1																			
24 Miguel Cabrera, R (1,3) OBP: 0.406, SLG: 0.564										3	1	2	0	2	0	0																			
33 Marcus Thames, R (1,7) OBP: 0.321, SLG: 0.473										1	0	1	2	1	0	0																			
28 Curtis Granderson, L (5,PH) OBP: 0.336, SLG: 0.467										2	0	1	0	0	1	2																			
19 Aubrey Huff, L (1,10) OBP: 0.312, SLG: 0.393										4	0	1	2	0	0	4																			
15 Brandon Inge, R (1,5) OBP: 0.314, SLG: 0.432										4	0	0	0	0	0	2																			
12 Gerald Laird, R (1,2) OBP: 0.298, SLG: 0.324										2	0	0	0	1	0	0																			
39 Ramon Santiago, S (8,PH) OBP: 0.306, SLG: 0.404										1	0	0	0	0	0	0																			
4 Adam Everett, R (1,6) OBP: 0.290, SLG: 0.324										3	0	0	0	0	0	1																			
13 Alex Avila, L (8,PH) OBP: 0.380, SLG: 0.659										1	0	0	0	0	0	0																			
Inning Stats	R: 1 E: 0 K: 1 S: 16	H: 3 LOB: 2 BB: 0 P: 21	R: 0 E: 0 K: 0 S: 10	H: 0 LOB: 0 BB: 1 P: 14	R: 2 E: 0 K: 0 S: 15	H: 2 LOB: 1 BB: 1 P: 26	R: 0 E: 0 K: 0 S: 7	H: 0 LOB: 0 BB: 0 P: 11	R: 2 E: 0 K: 0 S: 13	H: 2 LOB: 2 BB: 2 P: 26	R: 0 E: 0 K: 0 S: 7	H: 1 LOB: 1 BB: 0 P: 10	R: 0 E: 0 K: 0 S: 11	H: 1 LOB: 0 BB: 0 P: 17	R: 0 E: 0 K: 0 S: 7	H: 0 LOB: 2 BB: 0 P: 10	R: 0 E: 0 K: 3 S: 13	H: 2 LOB: 2 BB: 0 P: 17	1B: 7 2B: 3 3B: 0 HR: 1	SF: 1 SAC: 1 DP: 1 HBP: 0	WP: 0 PB: 0 SB: 0 CS: 0	PA: 41													
PITCHER	IP WLS BF H R ER SO BB IBB HBP BLK WP HR S P ERA WHIP																																		
52 Bruce Chen, L (1,1) ERA: 5.88	4.2	24	7	5	5	1	2	2	0	0	0	0	0	0	1	59	93	9.64	1.929																
57 Yasuhiro Yabuta, R (5,1) ERA: 10.13	2.1	9	2	0	0	0	0	0	0	0	0	0	0	0	0	20	32	0.00	0.857																
56 Roman Colon, R (8,1) ERA: 5.49	1.0	3	0	0	0	0	0	0	0	0	0	0	0	0	7	10	0.00	0.000																	
48 Joaquin Soria, R (9,1) ERA: 2.84	1.0	5	2	0	0	3	0	0	0	0	0	0	0	0	13	17	0.00	2.000																	

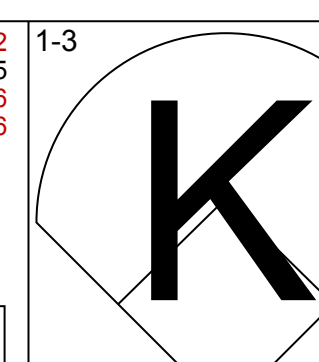
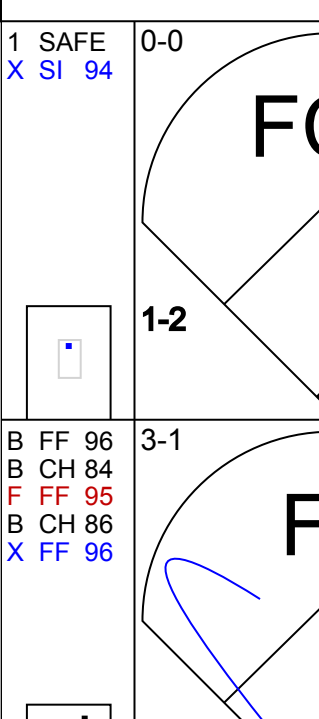
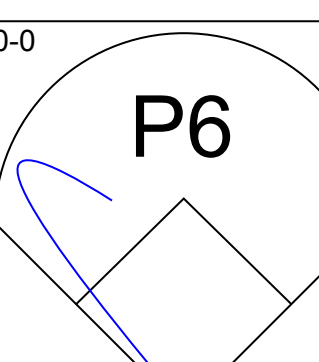
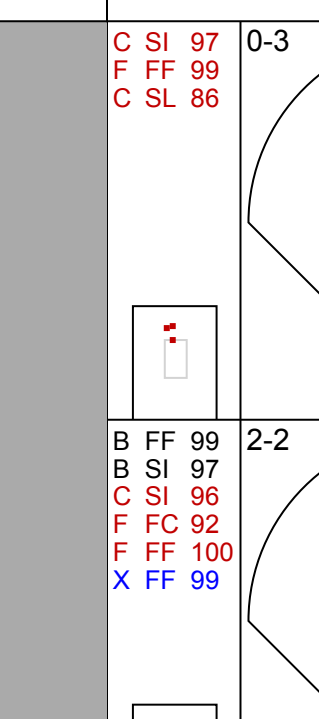

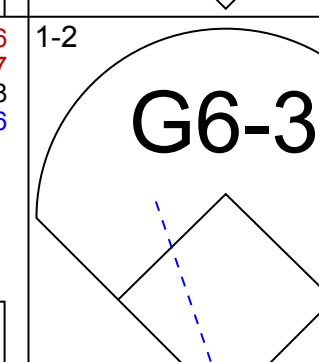
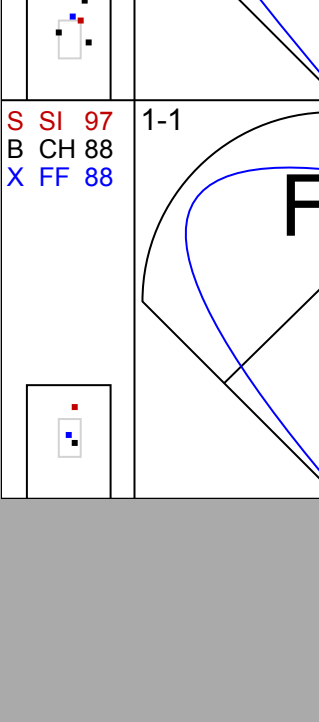
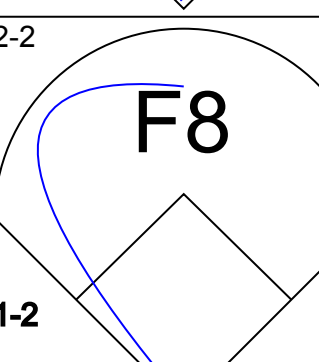
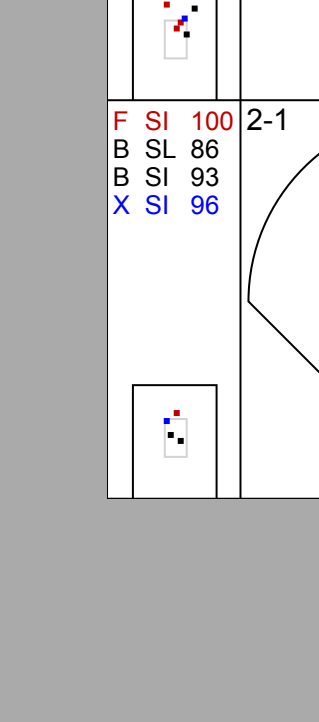
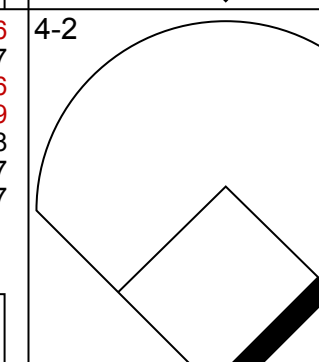

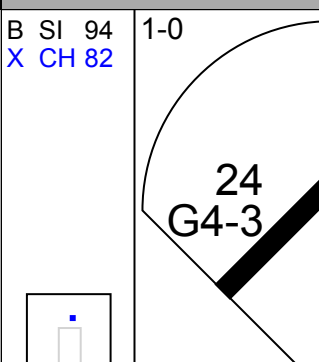

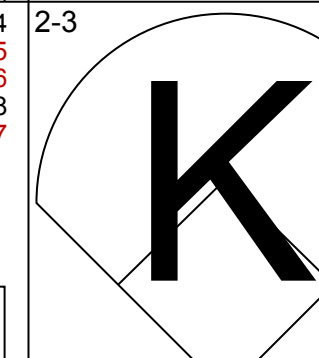
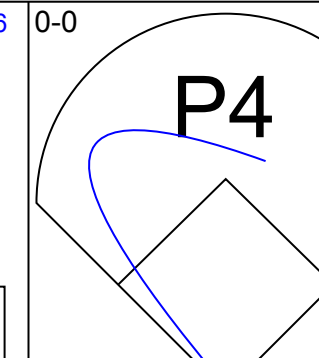
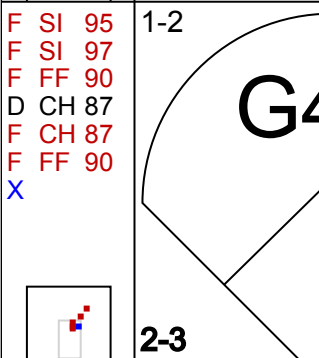
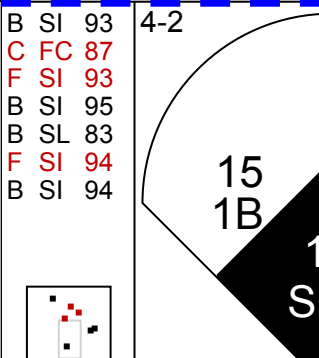

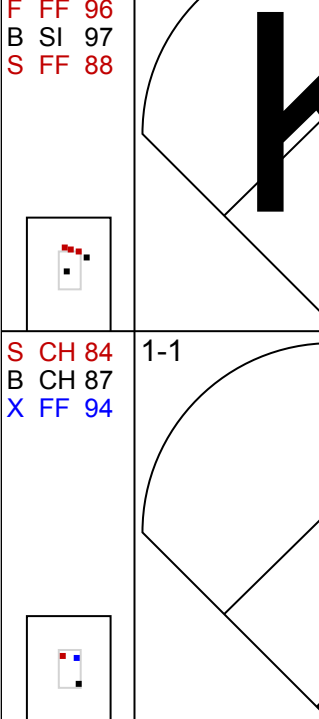

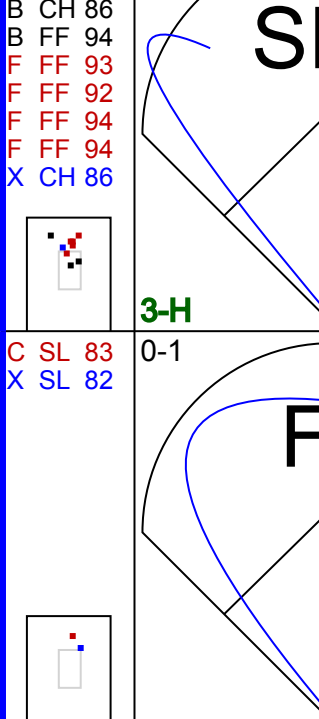

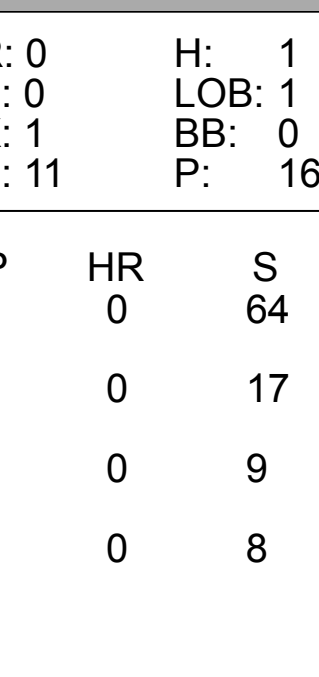
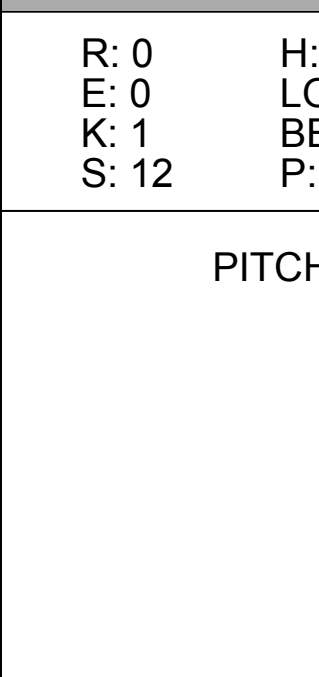
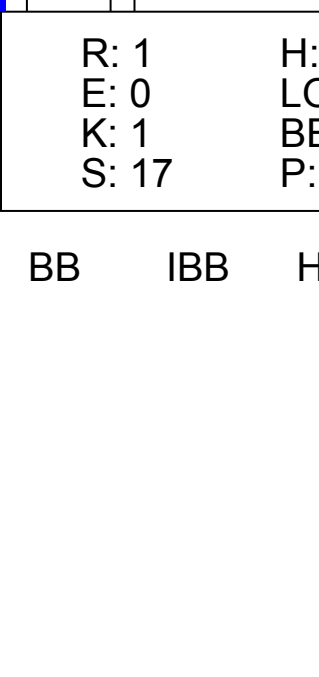
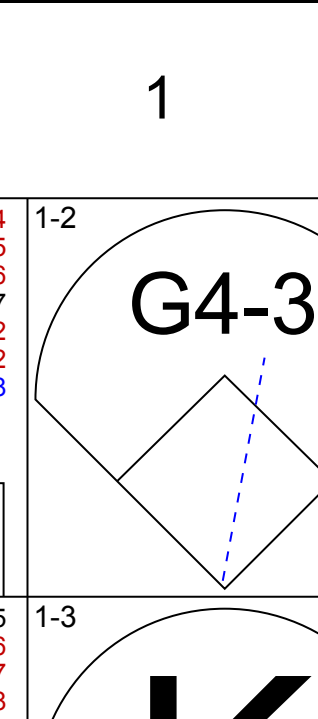
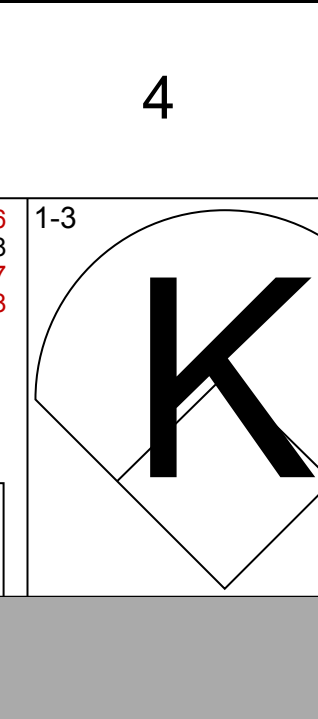
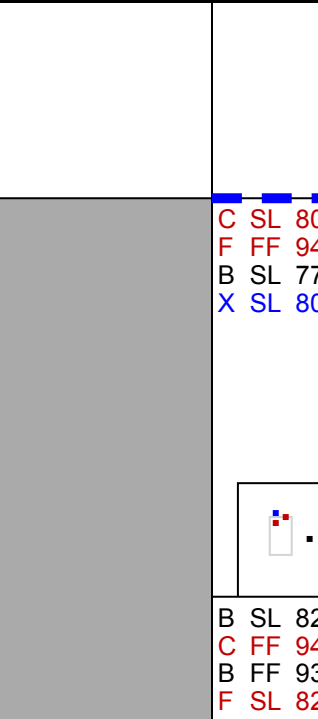

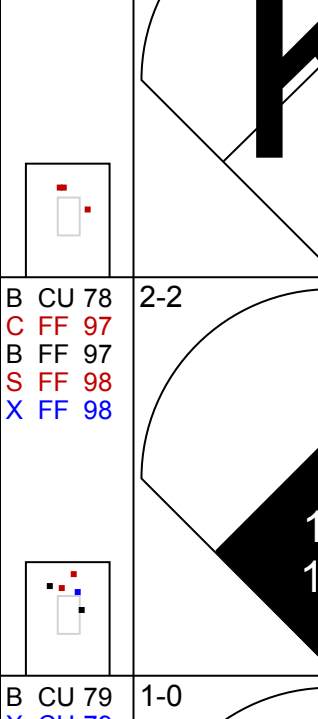
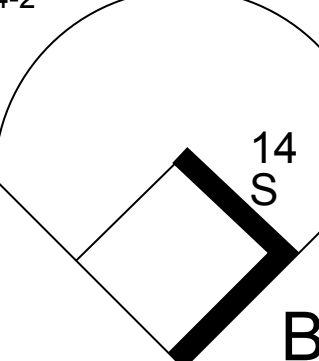
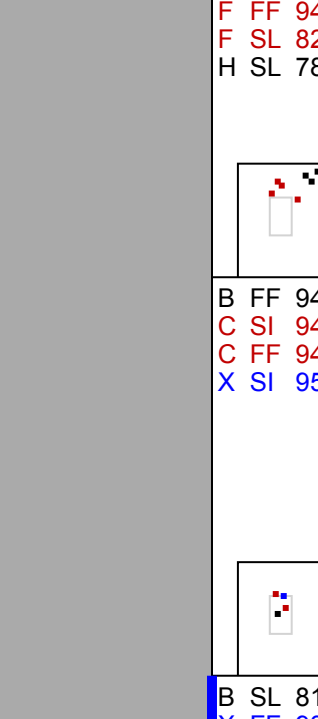

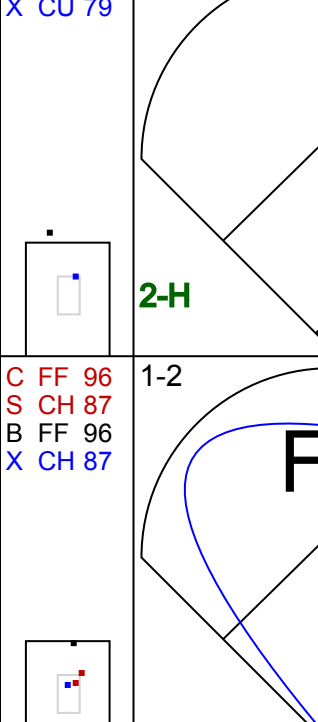
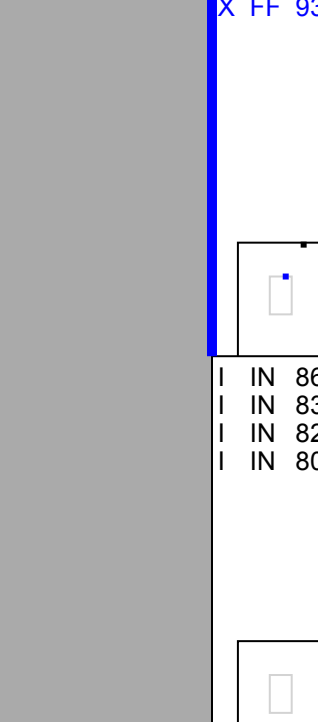
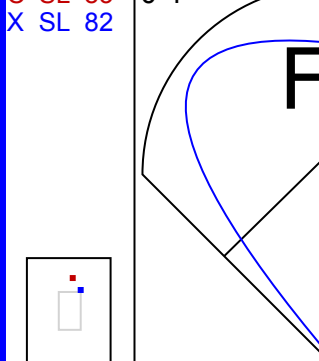

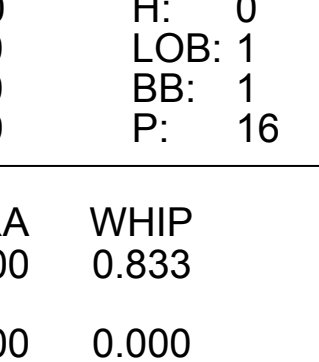
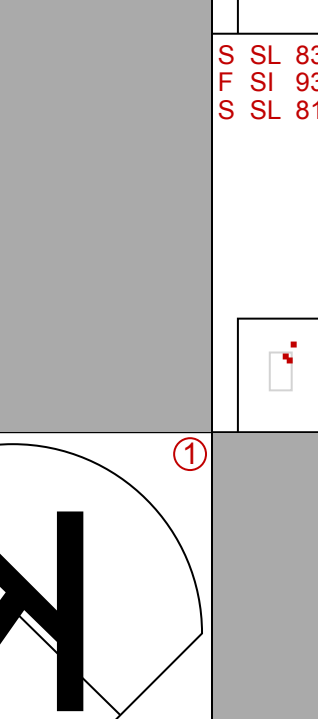
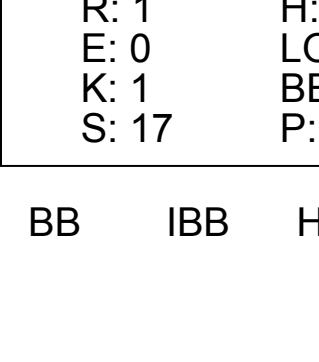
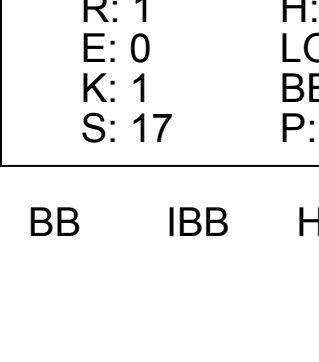
Batter	1	2	3	4	5	6	7	8	9	AB	R	H	RBI	BB	SO	LOB	BOTTOM																	
9 David DeJesus, L (1,7) OBP: 0.340, SLG: 0.433										4	1	1	1	0	1	1	Detroit Tigers @ Kansas City Royals Kauffman Stadium, Kansas City, MO Tue Sep 08 2009, 7:10 PM CDT Att: 12,032 - Cloudy - 71 F																	
12 Mitch Maier, L (1,9) OBP: 0.331, SLG: 0.364										4	2	1	1	0	0	1																		
16 Billy Butler, R (1,3) OBP: 0.355, SLG: 0.486										3	0	2	2	0	1	0																		
17 Mike Jacobs, L (1,10) OBP: 0.304, SLG: 0.422										3	1	2	1	1	0	0																		
13 Alberto Callaspo, S (1,4) OBP: 0.348, SLG: 0.435										3	1	1	0	1	0	2																		
24 Mark Teahen, L (1,5) OBP: 0.328, SLG: 0.415										4	0	0	0	0	1	5																		
3 Brayan Peña, S (1,2) OBP: 0.319, SLG: 0.466										4	0	1	1	0	0	0																		
3 Yuniesky Betancourt, R (1,6) OBP: 0.268, SLG: 0.343										3	1	1	1	1	0	1																		
1 Josh Anderson, L (1,8) OBP: 0.283, SLG: 0.302										2	1	1	0	0	1	1																		
8 Willie Bloomquist, R (7,PH) OBP: 0.256, SLG: 0.343										1	0	1	0	0	0	0																		
Inning Stats	R: 0 E: 0 K: 1 S: 7	H: 0 LOB: 0 BB: 0 P: 9	R: 2 E: 0 K: 2 S: 12	H: 3 LOB: 1 BB: 0 P: 18	R: 0 E: 0 K: 1 S: 11	H: 1 LOB: 2 BB: 1 P: 21	R: 0 E: 0 K: 0 S: 7	H: 0 LOB: 0 BB: 0 P: 9	R: 2 E: 0 K: 0 S: 7	H: 2 LOB: 0 BB: 0 P: 13	R: 0 E: 0 K: 0 S: 6	H: 0 LOB: 0 BB: 0 P: 10	R: 2 E: 0 K: 0 S: 16	H: 4 LOB: 3 BB: 1 P: 27	R: 1 E: 0 K: 0 S: 14	H: 1 LOB: 1 BB: 1 P: 26	R: 0 E: 0 K: 3 S: 13	H: 2 LOB: 2 BB: 0 P: 17	1B: 6 2B: 5 3B: 0 HR: 0	SF: 2 SAC: 1 DP: 0 HBP: 1	WP: 1 PB: 0 SB: 1 CS: 0	PA: 38												
PITCHER	IP WLS BF H R ER SO BB IBB HBP BLK WP HR S P ERA WHIP																																	
48 Rick Porcello, R (1,1) ERA: 4.26	6.0	26	7	5	5	4	1	0	0	0	0	0	0	0	52	82	7.50	1.333																
44 Bobby Seay, L (7,1) ERA: 3.6	0.2	3	1	0	0	0	0	0	1	0	0	0	0	0	5	11	0.00	1.500																
45 Ryan Perry, R (7,1) ERA: 4.03	0.0	3	2	1	1	0	1	0	0	0	0	0	0	6	11	**	**																	
59 Fu-Te Ni, L (7,1) ERA: 3.2	0.1	1	0	0	0	0	0	0	0	0	0	0	0	3	3	0.00	0.000																	
38 Jeremy Bonderman, R (8,1) ERA: 10.5	0.1	3	1	1	1	0	1	0	0	0	0	0	0	8	16	27.00	6.000																	
29 Nate Robertson, L (8,1) ERA: 5.4	0.2	2	0	0	0	0	0	0	0	0	0	0	0	6	10	0.00	0.000																	

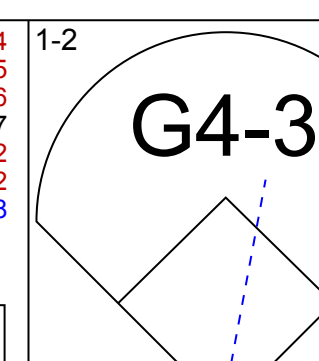
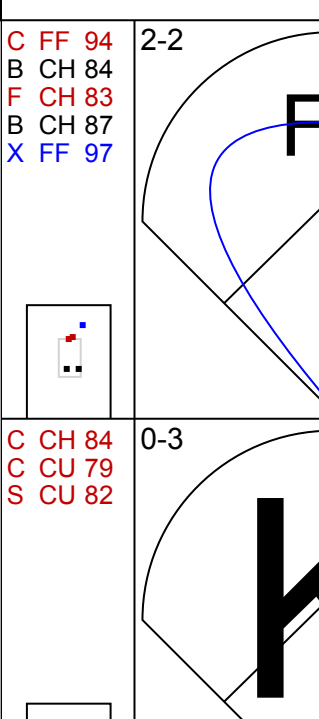
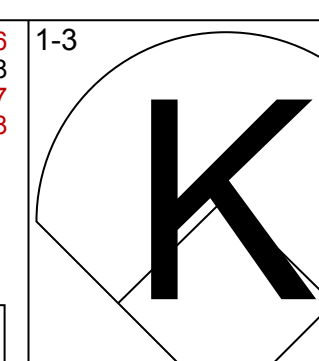
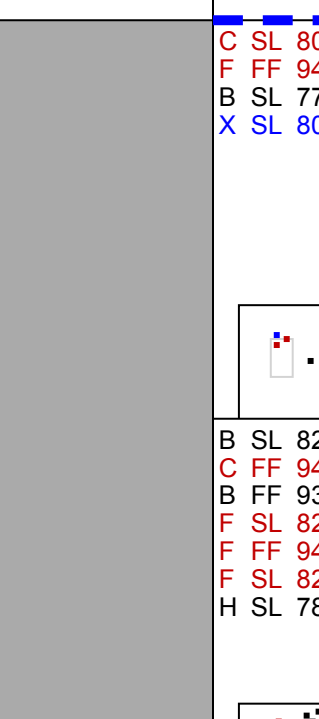
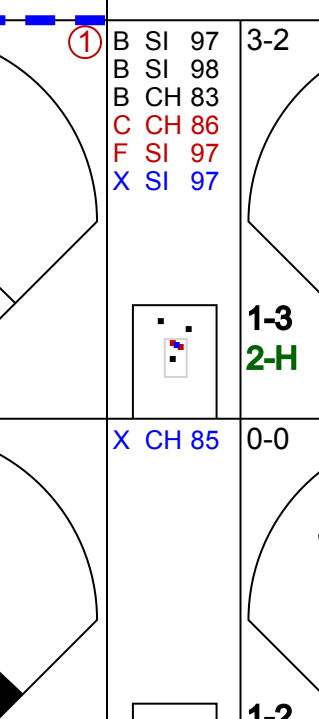

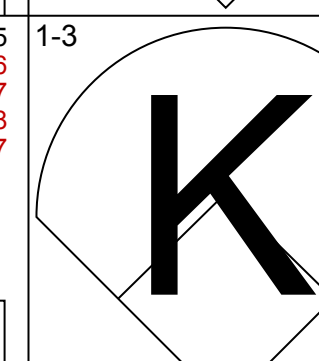
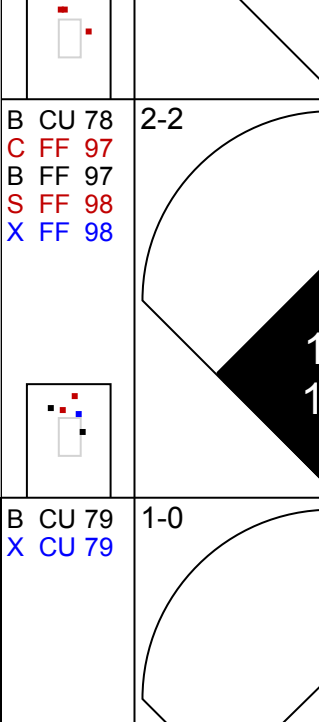
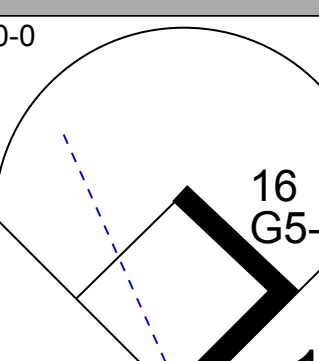
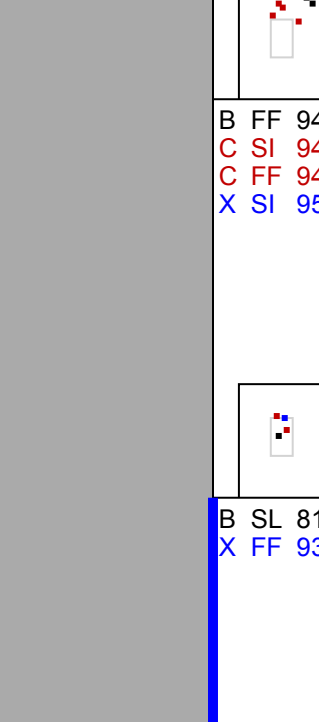
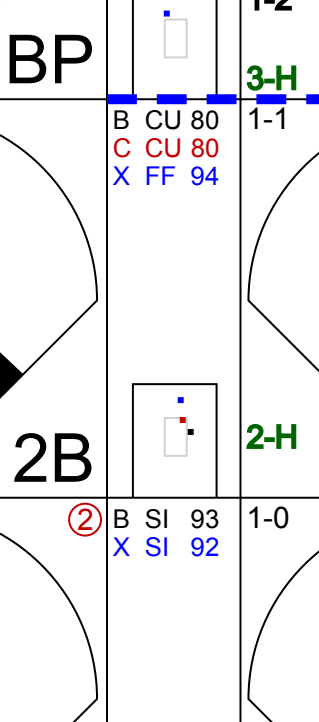
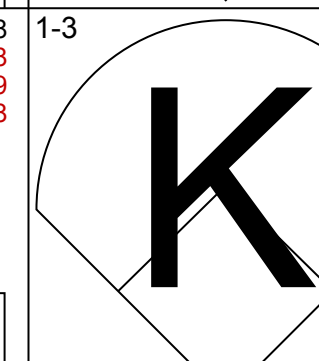
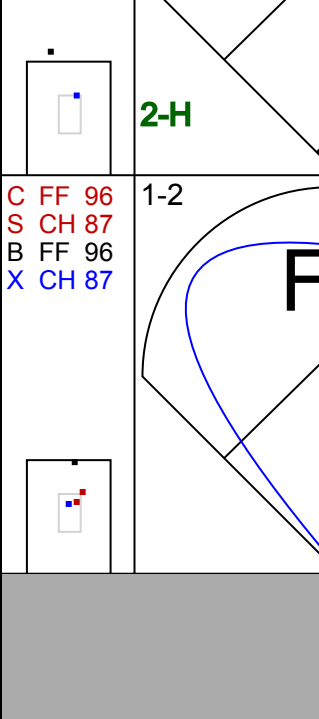
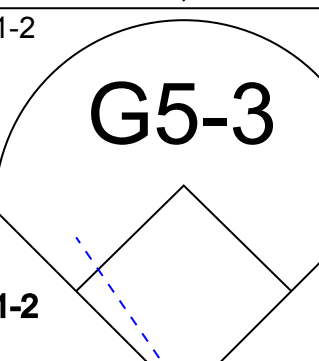



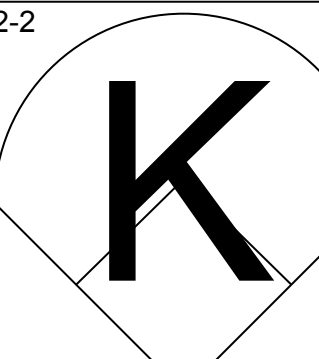
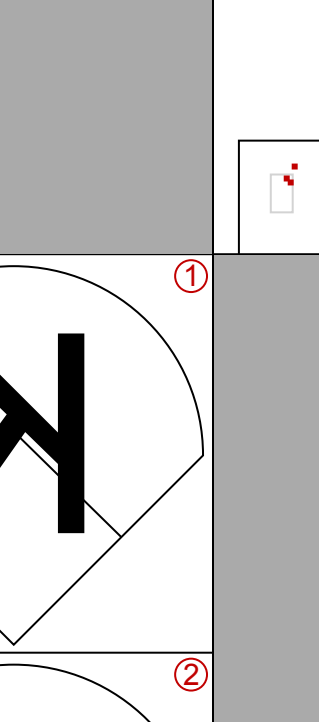
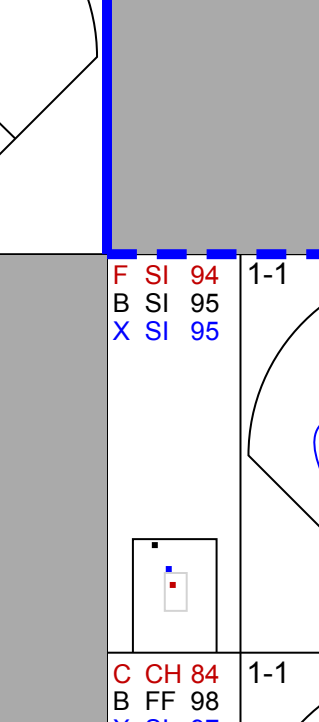

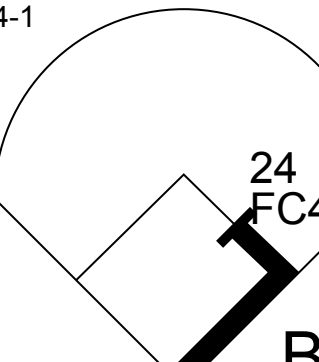
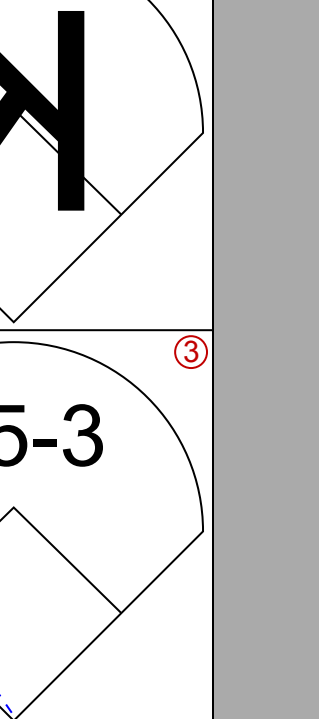
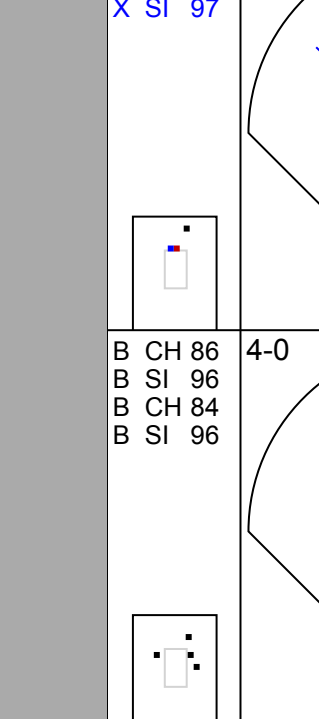
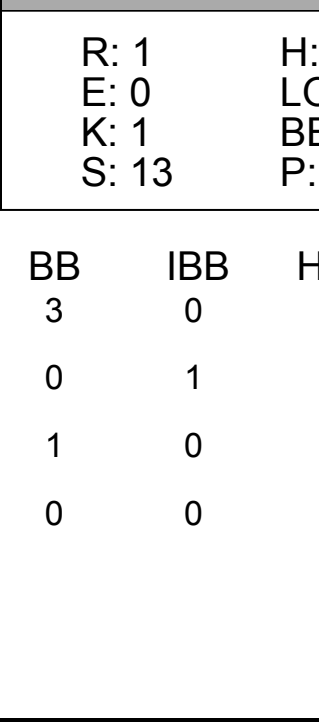
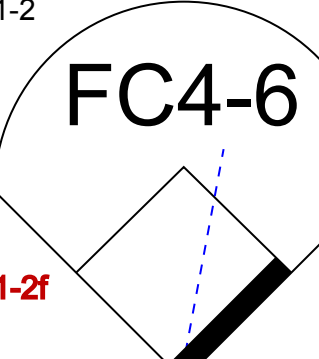

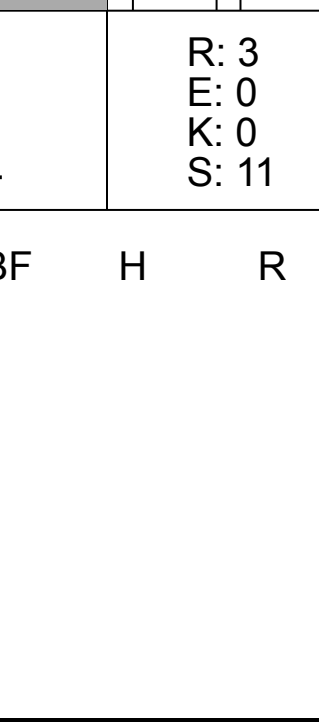
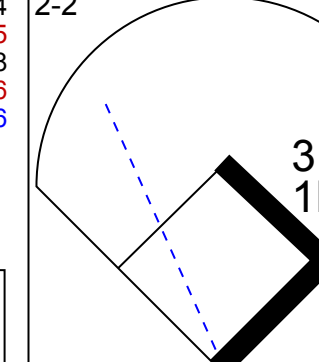

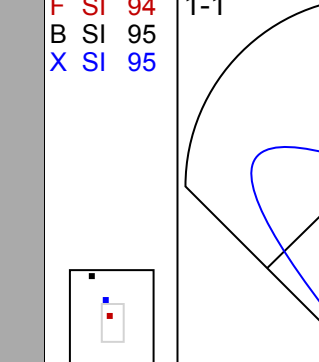

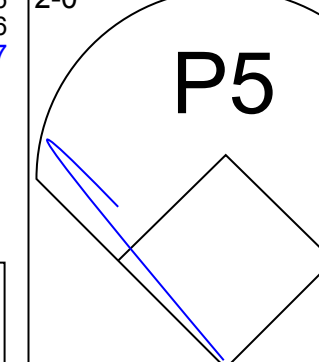

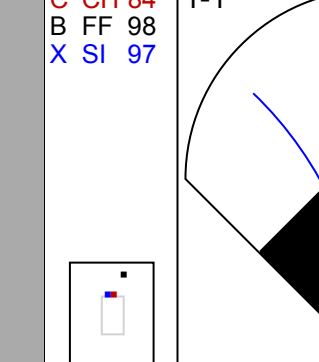

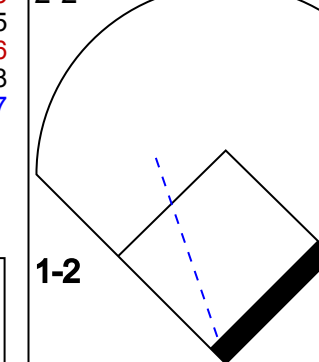

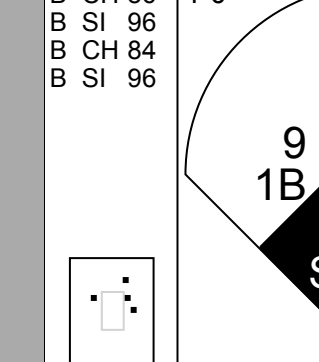
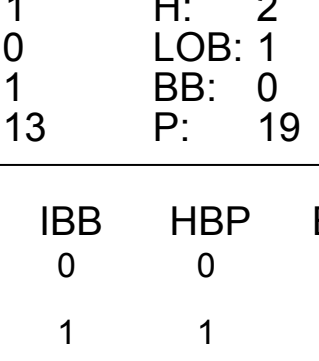
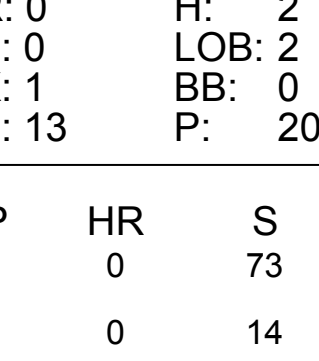
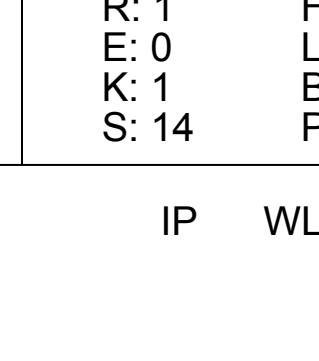
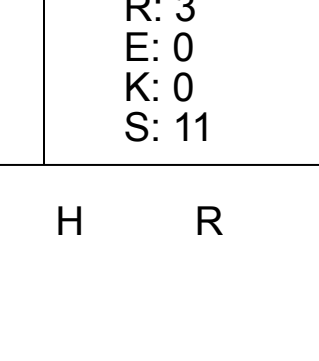
AB	35
R	5
H	11
RBI	5
BB	4
SO	4
LOB	13



AB	31
R	7
H	11
RBI	7
BB	3
SO	4
LOB	11



Batter	1	2	3	4	5	6	7	8	9	AB	R	H	RBI	BB	SO	LOB	TOP					
28 Curtis Granderson, L (1, 8) OBP: 0.332, SLG: 0.463										4	0	0	0	0	2	2	<p>Detroit Tigers @ Kansas City Royals Kauffman Stadium, Kansas City, MO Wed Sep 09 2009, 7:10 PM CDT Att: 10,584 - Overcast - 72 F</p> <p>AB 32 R 1 H 5 RBI 1 BB 3 SO 11 LOB 17</p> 					
14 Placido Polanco, R (1, 4) OBP: 0.319, SLG: 0.406										4	0	0	0	0	3							
9 Carlos Guillen, S (1, 7) OBP: 0.332, SLG: 0.415										3	0	1	0	1	0	2						
24 Miguel Cabrera, R (1, 3) OBP: 0.405, SLG: 0.561										3	1	0	0	1	1	2						
19 Aubrey Huff, L (1, 10) OBP: 0.311, SLG: 0.391										4	0	1	0	0	1	1						
34 Clete Thomas, L (1, 9) OBP: 0.326, SLG: 0.398											4	0	1	0	0	3		3				
15 Brandon Inge, R (1, 5) OBP: 0.313, SLG: 0.430											4	0	1	0	0	2		1				
12 Gerald Laird, R (1, 2) OBP: 0.298, SLG: 0.322											2	0	0	0	1	2		0				
13 Alex Avila, L (9, PH) OBP: 0.373, SLG: 0.659											0	0	0	1	0	0		0				
39 Ramon Santiago, S (1, 6) OBP: 0.306, SLG: 0.403											3	0	1	0	0	0		1				
33 Marcus Thames, R (9, PH) OBP: 0.320, SLG: 0.471										1	0	0	0	0	0	2						
Inning Stats	R: 0 H: 0 E: 0 K: 2 S: 12	WLS: 0 BF: 1 P: 20	R: 0 H: 0 E: 0 K: 3 S: 10	H: 0 LOB: 0 BB: 12	R: 0 H: 1 E: 0 K: 1 S: 10	H: 2 LOB: 2 BB: 17	R: 0 H: 1 E: 0 K: 1 S: 11	H: 1 LOB: 1 BB: 0	R: 0 H: 0 E: 0 K: 0 S: 9	H: 0 LOB: 1 BB: 16	R: 0 H: 1 E: 0 K: 1 S: 12	H: 0 LOB: 1 BB: 0	R: 0 H: 0 E: 0 K: 1 S: 8	H: 0 LOB: 0 BB: 12	R: 0 H: 0 E: 0 K: 1 S: 9	H: 0 LOB: 2 BB: 13	R: 1 H: 2 E: 0 K: 1 S: 17	H: 2 LOB: 1 BB: 28	1B: 3 2B: 2 3B: 0 HR: 0	SF: 1 SAC: 0 DP: 0 HBP: 0	WP: 0 PB: 0 SB: 1 CS: 0	PA: 36
PITCHER	IP	WLS	BF	H	R	ER	SO	BB	IBB	HBP	BLK	WP	HR	S	P	ERA	WHIP					
51 Robinson Tejeda, R (1, 1) ERA: 3.21	6.0	W	24	3	0	0	8	2	0	0	0	0	0	64	98	0.00	0.833					
40 Kyle Farnsworth, R (7, 1) ERA: 5.12	2.0	H	6	0	0	2	0	0	0	0	0	0	0	17	25	0.00	0.000					
34 Jamey Wright, R (9, 1) ERA: 4.67	0.1		4	2	1	1	1	1	0	0	0	0	0	9	17	27.00	9.000					
48 Joaquin Soria, R (9, 1) ERA: 2.6	0.2	S	2	0	0	0	0	0	0	0	0	0	0	8	11	0.00	0.000					

Batter	1	2	3	4	5	6	7	8	9	AB	R	H	RBI	BB	SO	LOB	BOTTOM					
9 David DeJesus, L (1, 7) OBP: 0.339, SLG: 0.431										5	1	1	1	0	1	2	<p>Detroit Tigers @ Kansas City Royals Kauffman Stadium, Kansas City, MO Wed Sep 09 2009, 7:10 PM CDT Att: 10,584 - Overcast - 72 F</p> <p>AB 33 R 5 H 10 RBI 5 BB 5 SO 9 LOB 17</p> 					
12 Mitch Maier, L (1, 8) OBP: 0.327, SLG: 0.364										3	1	1	1	0	2	0						
16 Billy Butler, R (1, 3) OBP: 0.357, SLG: 0.493										5	1	3	2	0	1	1						
17 Mike Jacobs, L (1, 10) OBP: 0.304, SLG: 0.421										3	0	1	1	0	1	1						
3 Brayan Peña, S (7, PH) OBP: 0.315, SLG: 0.459										2	0	1	0	2	0	1						
24 Mark Teahen, L (1, 9) OBP: 0.327, SLG: 0.412											3	0	0	0	1	4						
1 Josh Anderson, L (8, 8) OBP: 0.283, SLG: 0.302											4	0	1	0	0	1		2				
14 John Buck, R (1, 2) OBP: 0.272, SLG: 0.426											3	1	1	0	1	1						
4 Alex Gordon, L (1, 5) OBP: 0.307, SLG: 0.323											3	1	1	0	1	1						
3 Yuniesky Betancourt, R (1, 6) OBP: 0.270, SLG: 0.343											3	1	1	0	1	3						
Inning Stats	R: 0 H: 0 E: 0 K: 2 S: 13	WLS: 0 BF: 0 P: 16	R: 0 H: 1 E: 0 K: 1 S: 15	H: 1 LOB: 3 BB: 29	R: 1 H: 2 E: 0 K: 1 S: 13	H: 2 LOB: 0 BB: 19	R: 0 H: 2 E: 0 K: 1 S: 13	H: 2 LOB: 2 BB: 20	R: 0 H: 0 E: 0 K: 2 S: 7	H: 0 LOB: 0 BB: 8	R: 1 H: 1 E: 0 K: 1 S: 14	H: 1 LOB: 2 BB: 24	R: 3 H: 3 E: 0 K: 0 S: 11	H: 3 LOB: 1 BB: 22	R: 0 H: 0 E: 0 K: 0 S: 9	H: 0 LOB: 1 BB: 22	R: 1 H: 2 E: 0 K: 1 S: 17	H: 2 LOB: 1 BB: 28	1B: 6 2B: 4 3B: 0 HR: 0	SF: 0 SAC: 1 DP: 0 HBP: 1	WP: 0 PB: 0 SB: 0 CS: 0	PA: 40
PITCHER	IP	WLS	BF	H	R	ER	SO	BB	IBB	HBP	BLK	WP	HR	S	P	ERA	WHIP					
35 Justin Verlander, R (1, 1) ERA: 3.24	6.0	L	27	6	1	1	8	3	0	0	0	0	0	73	112	1.50	1.500					
44 Bobby Seay, L (7, 1) ERA: 3.72	1.0		6	1	1	1	1	0	1	1	0	0	0	14	24	9.00	1.000					
56 Fernando Rodney, R (8, 1) ERA: 3.82	0.2		5	2	3	3	0	1	0	0	0	0	0	8	17	40.50	4.500					
41 Casey Fien, R (8, 1) ERA: 8.31	0.1		2	1	0	0	0	0	0	0	0	0	0	3	5	0.00	3.000					

Batter	1	2	3	4	5	6	7	8	9	AB	R	H	RBI	BB	SO	LOB	TOP										
25 Ryan Raburn, R OBP: 0.350, SLG: 0.507										4	1	2	0	1	0	2	Detroit Tigers @ Kansas City Royals Kauffman Stadium, Kansas City, MO Thu Sep 10 2009, 1:10 PM CDT Att: 12,029 - Sunny - 78 F										
14 Placido Polanco, R OBP: 0.318, SLG: 0.404									5	0	1	1	0	1	5												
30 Magglio Ordonez, R OBP: 0.362, SLG: 0.399										4	0	3	0	1	1	0											
24 Miguel Cabrera, R OBP: 0.405, SLG: 0.558										4	0	1	0	1	1	5											
33 Marcus Thames, R OBP: 0.324, SLG: 0.473										3	0	2	0	0	0	0											
19 Aubrey Huff, L OBP: 0.313, SLG: 0.393										1	0	1	0	0	0	0											
32 Don Kelly, L OBP: 0.302, SLG: 0.347										1	0	0	0	0	0	0											
15 Brandon Inge, R OBP: 0.313, SLG: 0.429										4	1	1	0	0	1	6											
60 Wilkin Ramirez, R OBP: 0.333, SLG: 0.462										3	2	2	1	0	0	1											
28 Curtis Granderson, L										1	0	0	0	0	0	3											
12 Gerald Laird, R OBP: 0.300, SLG: 0.323									2	0	1	1	0	0	0												
4 Adam Everett, R OBP: 0.290, SLG: 0.327									4	0	1	1	0	1	1												
Inning Stats	R: 0 E: 0 K: 0 S: 13	H: 1 LOB: 1 BB: 1 P: 19	R: 0 E: 0 K: 1 S: 8	H: 1 LOB: 0 BB: 0 P: 13	R: 0 E: 0 K: 1 S: 8	H: 0 LOB: 0 BB: 0 P: 11	R: 0 E: 0 K: 1 S: 10	H: 2 LOB: 2 BB: 1 P: 20	R: 2 E: 0 K: 1 S: 17	H: 3 LOB: 2 BB: 1 P: 25	R: 2 E: 0 K: 0 S: 14	H: 4 LOB: 2 BB: 0 P: 25	R: 0 E: 0 K: 1 S: 9	H: 2 LOB: 0 BB: 0 P: 17	R: 0 E: 0 K: 0 S: 6	H: 1 LOB: 1 BB: 0 P: 11	R: 0 E: 0 K: 0 S: 13	H: 1 LOB: 0 BB: 0 P: 18	1B: 12 2B: 3 3B: 1 HR: 0	SF: 1 SAC: 0 DP: 5 HBP: 1	WP: 1 PB: 0 SB: 0 CS: 0	PA: 41					
PITCHER	IP	WLS	BF	H	R	ER	SO	BB	IBB	HBP	BLK	WP	HR	S	P	ERA	WHIP										
41 Lenny DiNardo, L ERA: 3.6	5.0		22	7	2	2	4	3	0	0	0	0	0	56	88	3.60	2.000										
57 Yasuhiro Yabuta, R ERA: 12.71	0.1	B	3	2	2	2	0	0	0	0	0	1	0	6	14	54.00	6.000										
56 Roman Colon, R ERA: 5.31	1.1	W	8	4	0	0	1	0	0	0	0	0	0	14	22	0.00	3.000										
31 Dusty Hughes, L ERA:	1.1	H	5	1	0	0	0	0	0	1	0	0	0	9	17	0.00	0.750										
53 Carlos Rosa, R ERA:	1.0	S	3	1	0	0	0	0	0	0	0	0	0	13	18	0.00	1.000										

Batter	1	2	3	4	5	6	7	8	9	AB	R	H	RBI	BB	SO	LOB	BOTTOM										
9 David DeJesus, L OBP: 0.341, SLG: 0.430										3	1	1	0	2	1	4	Detroit Tigers @ Kansas City Royals Kauffman Stadium, Kansas City, MO Thu Sep 10 2009, 1:10 PM CDT Att: 12,029 - Sunny - 78 F										
8 Willie Bloomquist, R OBP: 0.300, SLG: 0.345										4	0	2	1	1	0	3											
16 Billy Butler, R OBP: 0.358, SLG: 0.492										5	0	2	1	0	0	5											
21 Miguel Olivo, R OBP: 0.275, SLG: 0.466										5	0	1	0	0	1	5											
13 Alberto Callaspo, S OBP: 0.350, SLG: 0.440										4	1	1	2	0	0	3											
3 Brayan Peña, S OBP: 0.320, SLG: 0.457										3	0	1	0	1	0	3											
1 Josh Anderson, L OBP: 0.283, SLG: 0.302										0	1	0	0	0	0	0											
17 Mike Jacobs, L OBP: 0.303, SLG: 0.420										1	0	0	0	0	0	0											
12 Mitch Maier, L OBP: 0.334, SLG: 0.365										5	0	2	0	0	0	1											
4 Alex Gordon, L OBP: 0.314, SLG: 0.353										3	2	1	1	1	0	1											
3 Yuniesky Betancourt, R OBP: 0.275, SLG: 0.348										2	2	2	2	1	0	0											
Inning Stats	R: 1 E: 0 K: 0 S: 11	H: 2 LOB: 2 BB: 1 P: 21	R: 1 E: 0 K: 0 S: 17	H: 2 LOB: 0 BB: 0 P: 26	R: 0 E: 0 K: 0 S: 13	H: 1 LOB: 1 BB: 0 P: 17	R: 1 E: 0 K: 0 S: 17	H: 2 LOB: 2 BB: 1 P: 27	R: 0 E: 0 K: 1 S: 8	H: 0 LOB: 1 BB: 1 P: 14	R: 2 E: 0 K: 0 S: 14	H: 3 LOB: 2 BB: 1 P: 23	R: 1 E: 0 K: 1 S: 10	H: 2 LOB: 3 BB: 2 P: 22	R: 1 E: 0 K: 0 S: 8	H: 1 LOB: 0 BB: 0 P: 10	1B: 10 2B: 1 3B: 0 HR: 2	SF: 2 SAC: 0 DP: 0 HBP: 0	WP: 0 PB: 0 SB: 2 CS: 0	PA: 43							
PITCHER	IP	WLS	BF	H	R	ER	SO	BB	IBB	HBP	BLK	WP	HR	S	P	ERA	WHIP										
53 Jarrod Washburn, L ERA: 3.6	5.0		25	7	3	3	1	3	0	0	0	0	1	66	105	5.40	2.000										
31 Zach Miner, R ERA: 4.74	1.0	L	9	5	3	3	0	1	0	0	0	0	1	17	28	27.00	6.000										
59 Fu-Te Ni, L ERA: 3.2	0.0		1	0	0	0	0	1	0	0	0	0	0	2	6	∞	∞										
49 Eddie Bonine, R ERA: 6.11	2.0		8	1	1	1	1	1	0	0	0	0	1	13	21	4.50	1.000										

Detroit Tigers @ Kansas City Royals
 Kauffman Stadium, Kansas City, MO
 Thu Sep 10 2009, 1:10 PM CDT
 Att: 12,029 - Sunny - 78 F

Detroit Tigers @ Kansas City Royals
 Kauffman Stadium, Kansas City, MO
 Thu Sep 10 2009, 1:10 PM CDT
 Att: 12,029 - Sunny - 78 F

AB	36
R	4
H	15
RBI	4
BB	3
SO	5
LOB	23



Batter	1	2	3	4	5	6	7	8	9	AB	R	H	RBI	BB	SO	LOB	TOP											
19 Marco Scutaro, R OBP: 0.382, SLG: 0.414	F7		F8				HR		HR	5	2	3	2	0	0	0	Toronto Blue Jays @ Detroit Tigers Comerica Park, Detroit, MI Sat Sep 12 2009, 7:05 PM EDT Att: 36,142 - Clear - 73 F											
2 Aaron Hill, R OBP: 0.329, SLG: 0.499	K		F9			G5-4-3	G5-3		HR	5	1	1	2	0	1	1												
10 Vernon Wells, R OBP: 0.312, SLG: 0.404	F8								HR	4	2	3	1	1	0	0												
35 Lyle Overbay, L OBP: 0.374, SLG: 0.463		20 HR	G4-3				G4-3		12 WP	2	1	0	0	2	0	1												
20 Rod Barajas, R OBP: 0.274, SLG: 0.427		HR			E5				P3	4	1	2	2	0	0	2												
12 Edwin Encarnación, R OBP: 0.294, SLG: 0.332	G5-3				FC5-4		F7		K	4	0	0	0	0	1	3												
21 Randy Ruiz, R OBP: 0.360, SLG: 0.529					G3-6-1		P4		G1-3	4	0	1	0	0	0	3												
45 Travis Snider, L OBP: 0.316, SLG: 0.387	K						F7		G5-3	4	0	0	0	0	2	1												
1 Joe Inglett, L OBP: 0.347, SLG: 0.348	F9						K		F7	4	1	1	0	0	1	1												
19 José Bautista, R OBP: 0.361, SLG: 0.347										0	0	0	0	0	0	0												
Inning Stats	R: 0 H: 0 E: 0 K: 1 S: 9	H: 0 LOB: 0 BB: 0 P: 13	R: 2 H: 2 E: 0 K: 1 S: 10	H: 2 LOB: 1 BB: 1 P: 20	R: 0 H: 1 E: 0 K: 0 S: 8	H: 1 LOB: 1 BB: 0 P: 12	R: 0 H: 0 E: 1 K: 0 S: 7	H: 0 LOB: 0 BB: 0 P: 10	R: 1 H: 2 E: 0 K: 1 S: 8	H: 2 LOB: 0 BB: 0 P: 11	R: 1 H: 2 E: 0 K: 0 S: 12	H: 2 LOB: 1 BB: 0 P: 20	R: 1 H: 1 E: 0 K: 1 S: 11	H: 1 LOB: 0 BB: 0 P: 15	R: 1 H: 1 E: 0 K: 1 S: 12	H: 1 LOB: 1 BB: 1 P: 18	R: 2 H: 2 E: 0 K: 0 S: 14	H: 2 LOB: 0 BB: 1 P: 26	1B: 7 2B: 0 3B: 0 HR: 4	SF: 0 SAC: 0 DP: 2 HBP: 0	WP: 2 PB: 0 SB: 2 CS: 1	PA: 40						
PITCHER	IP	WLS	BF	H	R	ER	SO	BB	IBB	HBP	BLK	WP	HR	S	P	ERA	WHIP											
36 Edwin Jackson, R ERA: 3.22	7.0		29	8	5	5	4	1	0	0	0	1	3	65	101	6.43	1.286											
37 Brandon Lyon, R ERA: 2.96	1.0	B	5	1	1	1	1	1	0	0	0	0	1	0	12	18	9.00	2.000										
56 Fernando Rodney, R ERA: 4.0	0.2	L	5	2	2	2	0	1	0	0	0	0	1	14	26	27.00	4.500											
59 Fu-Te Ni, L ERA: 3.16	0.1		0	0	0	0	0	0	0	0	0	0	0	0	0	0.00	0.000											

AB	36
R	8
H	11
RBI	7
BB	3
SO	5
LOB	12



Batter	1	2	3	4	5	6	7	8	9	AB	R	H	RBI	BB	SO	LOB	BOTTOM										
28 Curtis Granderson, L OBP: 0.330, SLG: 0.462	HR	K			P5	G1-3			F8	5	1	1	1	0	1	2	Toronto Blue Jays @ Detroit Tigers Comerica Park, Detroit, MI Sat Sep 12 2009, 7:05 PM EDT Att: 36,142 - Clear - 73 F										
14 Placido Polanco, R OBP: 0.319, SLG: 0.404	L8	FC6-4								5	1	2	0	0	1	1											
9 Carlos Guillen, S OBP: 0.355, SLG: 0.412					F8					2	1	0	0	2	1	0											
25 Ryan Raburn, R OBP: 0.350, SLG: 0.505	24 G6-3									1	0	0	0	0	1	2											
24 Miguel Cabrera, R OBP: 0.402, SLG: 0.558	G6-3				G6-3					4	1	1	3	0	0	1											
19 Aubrey Huff, L OBP: 0.310, SLG: 0.389	L4				G4-3					4	0	0	0	0	0	1											
34 Clete Thomas, L OBP: 0.332, SLG: 0.399		13 HR							G3-1	2	1	1	0	2	0	0											
13 Alex Avila, L OBP: 0.364, SLG: 0.688										4	1	1	2	0	1	2											
12 Gerald Laird, R OBP: 0.302, SLG: 0.328		HR			K				G4-3	0	0	0	0	0	0	0											
15 Brandon Inge, R OBP: 0.316, SLG: 0.426					F8				L8	3	0	1	0	1	0	1											
39 Ramon Santiago, S OBP: 0.303, SLG: 0.397										1	0	0	0	0	1	2											
30 Magglio Ordonez, R OBP: 0.362, SLG: 0.396					K				G6-3	1	0	0	0	0	1	1											
Inning Stats	R: 1 H: 1 E: 0 K: 0 S: 12	H: 1 LOB: 1 BB: 1 P: 21	R: 2 H: 2 E: 0 K: 1 S: 13	H: 2 LOB: 1 BB: 1 P: 24	R: 0 H: 0 E: 0 K: 0 S: 7	H: 0 LOB: 0 BB: 0 P: 12	R: 0 H: 0 E: 0 K: 2 S: 10	H: 0 LOB: 1 BB: 1 P: 19	R: 0 H: 0 E: 0 K: 0 S: 4	H: 0 LOB: 0 BB: 0 P: 8	R: 0 H: 0 E: 0 K: 2 S: 7	H: 0 LOB: 0 BB: 0 P: 8	R: 0 H: 0 E: 0 K: 0 S: 7	H: 0 LOB: 0 BB: 0 P: 12	R: 0 H: 2 E: 0 K: 2 S: 13	H: 2 LOB: 2 BB: 0 P: 23	1B: 4 2B: 0 3B: 0 HR: 3	SF: 0 SAC: 0 DP: 0 HBP: 0	WP: 0 PB: 0 SB: 1 CS: 0	PA: 39							
PITCHER	IP	WLS	BF	H	R	ER	SO	BB	IBB	HBP	BLK	WP	HR	S	P	ERA	WHIP										
48 Scott Richmond, R ERA: 5.03	4.1		22	5	6	6	3	4	0	0	0	0	0	10	18	0.00	0.600										
39 Jesse Carlson, L ERA: 4.43	1.2		6	0	0	0	0	1	0	0	0	0	0	14	20	0.00	0.000										
22 Brandon League, R ERA: 4.97	2.0	W	6	0	0	0	2	0	0	0	0	0	0	6	12	0.00	1.500										
37 Scott Downs, L ERA: 2.82	0.2	H	3	1	0	0	1	0	0	0	0	0	0	7	11	0.00	3.000										
54 Jason Frasor, R ERA: 2.13	0.1	S	2	1	0	0	1	0	0	0	0	0	0	0	0	0.00	0.000										

AB	34
R	6
H	7
RBI	6
BB	5
SO	7
LOB	13



Batter	1	2	3	4	5	6	7	8	9	AB	R	H	RBI	BB	SO	LOB	TOP					
19 Marco Scutaro, R OBP: 0.383, SLG: 0.413										3	0	1	0	1	1	0	Toronto Blue Jays @ Detroit Tigers Comerica Park, Detroit, MI Sun Sep 13 2009, 1:05 PM EDT Att: 32,468 - Sunny - 79 F					
2 Aaron Hill, R OBP: 0.327, SLG: 0.496										4	0	0	1	0	0	3						
26 Adam Lind, L OBP: 0.363, SLG: 0.542										4	0	0	0	0	0	1						
10 Vernon Wells, R OBP: 0.313, SLG: 0.403										3	1	1	0	1	0	0						
35 Lyle Overbay, L OBP: 0.371, SLG: 0.458										4	0	0	0	0	2	2						
12 Edwin Encarnación, R OBP: 0.293, SLG: 0.335										4	0	1	1	0	0	1						
45 Travis Snider, L OBP: 0.312, SLG: 0.381										3	0	0	0	0	1	1						
13 Raul Chavez, R OBP: 0.299, SLG: 0.364										2	1	1	0	1	0	0						
19 José Bautista, R OBP: 0.360, SLG: 0.346										3	0	1	0	0	0	2						
Inning Stats	R: 0 E: 0 K: 1 S: 12	H: 0 LOB: 0 BB: 0 P: 18	R: 0 E: 0 K: 0 S: 7	H: 0 LOB: 0 BB: 0 P: 11	R: 0 E: 0 K: 0 S: 7	H: 1 LOB: 2 BB: 1 P: 16	R: 1 E: 0 K: 1 S: 16	H: 2 LOB: 1 BB: 0 P: 24	R: 1 E: 0 K: 0 S: 11	H: 1 LOB: 1 BB: 1 P: 20	R: 0 E: 0 K: 0 S: 7	H: 0 LOB: 0 BB: 0 P: 14	R: 0 E: 0 K: 1 S: 9	H: 1 LOB: 0 BB: 0 P: 13	R: 0 E: 0 K: 0 S: 7	H: 0 LOB: 0 BB: 1 P: 15	1B: 4 2B: 1 3B: 0 HR: 0	SF: 0 SAC: 0 DP: 2 HBP: 0	WP: 1 PB: 0 SB: 1 CS: 0	PA: 33		
PITCHER	IP WLS BF H R ER SO BB IBB HBP BLK WP HR S P ERA WHIP	IP WLS BF H R ER SO BB IBB HBP BLK WP HR S P ERA WHIP	IP WLS BF H R ER SO BB IBB HBP BLK WP HR S P ERA WHIP	IP WLS BF H R ER SO BB IBB HBP BLK WP HR S P ERA WHIP	IP WLS BF H R ER SO BB IBB HBP BLK WP HR S P ERA WHIP	IP WLS BF H R ER SO BB IBB HBP BLK WP HR S P ERA WHIP	IP WLS BF H R ER SO BB IBB HBP BLK WP HR S P ERA WHIP	IP WLS BF H R ER SO BB IBB HBP BLK WP HR S P ERA WHIP	IP WLS BF H R ER SO BB IBB HBP BLK WP HR S P ERA WHIP	IP WLS BF H R ER SO BB IBB HBP BLK WP HR S P ERA WHIP	IP WLS BF H R ER SO BB IBB HBP BLK WP HR S P ERA WHIP	IP WLS BF H R ER SO BB IBB HBP BLK WP HR S P ERA WHIP	IP WLS BF H R ER SO BB IBB HBP BLK WP HR S P ERA WHIP	IP WLS BF H R ER SO BB IBB HBP BLK WP HR S P ERA WHIP	IP WLS BF H R ER SO BB IBB HBP BLK WP HR S P ERA WHIP	IP WLS BF H R ER SO BB IBB HBP BLK WP HR S P ERA WHIP	IP WLS BF H R ER SO BB IBB HBP BLK WP HR S P ERA WHIP	IP WLS BF H R ER SO BB IBB HBP BLK WP HR S P ERA WHIP	IP WLS BF H R ER SO BB IBB HBP BLK WP HR S P ERA WHIP	IP WLS BF H R ER SO BB IBB HBP BLK WP HR S P ERA WHIP	IP WLS BF H R ER SO BB IBB HBP BLK WP HR S P ERA WHIP	
48 Rick Porcello, R ERA: 4.21	6.0	W	24	4	2	2	2	2	2	2	0	0	0	0	0	0	1	0	60	103	3.00	1.000
31 Zach Miner, R ERA: 4.59	1.0	H	3	1	0	0	1	0	0	0	0	0	0	0	0	0	0	0	9	13	0.00	1.000
37 Brandon Lyon, R ERA: 2.91	1.0	H	3	0	0	0	0	0	0	0	0	0	0	0	0	0	0	0	7	13	0.00	0.000
56 Fernando Rodney, R ERA: 3.94	1.0		3	0	0	0	1	1	0	0	0	0	0	0	0	0	0	0	9	15	0.00	1.000

Toronto Blue Jays @ Detroit Tigers
Comerica Park, Detroit, MI
Sun Sep 13 2009, 1:05 PM EDT
Att: 32,468 - Sunny - 79 F

AB	30
R	2
H	5
RBI	2
BB	3
SO	4
LOB	10



Batter	1	2	3	4	5	6	7	8	9	AB	R	H	RBI	BB	SO	LOB	BOTTOM					
25 Ryan Raburn, R OBP: 0.343, SLG: 0.493										5	0	0	0	0	3	3	Toronto Blue Jays @ Detroit Tigers Comerica Park, Detroit, MI Sun Sep 13 2009, 1:05 PM EDT Att: 32,468 - Sunny - 79 F					
14 Placido Polanco, R OBP: 0.280, SLG: 0.403										4	1	1	0	1	0	0						
30 Magglio Ordonez, R OBP: 0.365, SLG: 0.494										4	1	3	0	0	0	1						
34 Clete Thomas, L OBP: 0.335, SLG: 0.399										0	1	0	0	1	0	0						
24 Miguel Cabrera, R OBP: 0.405, SLG: 0.559										3	2	2	1	2	0	1						
33 Marcus Thames, R OBP: 0.328, SLG: 0.443										4	1	1	1	0	0	4						
60 Wilton Ramirez, R OBP: 0.417, SLG: 0.900										0	0	0	0	0	0	0						
19 Aubrey Huff, L OBP: 0.332										1	0	1	1	0	0	0						
27 Brent Dlugach, R OBP: 0.318, SLG: 0.427										0	1	0	0	0	0	0						
15 Brandon Inge, R OBP: 0.318, SLG: 0.427										4	0	2	2	0	0	1						
28 Curtis Granderson, L OBP: 0.331, SLG: 0.459										3	0	0	0	2	2	4						
12 Gerald Laird, R OBP: 0.306, SLG: 0.330										4	0	2	2	1	0	5						
4 Adam Everett, R OBP: 0.292, SLG: 0.331										4	0	1	0	0	0	5						
Inning Stats	R: 0 E: 0 K: 0 S: 5	H: 1 LOB: 0 BB: 0 P: 10	R: 1 E: 0 K: 2 S: 14	H: 2 LOB: 1 BB: 1 P: 25	R: 3 E: 0 K: 1 S: 21	H: 4 LOB: 2 BB: 1 P: 31	R: 0 E: 0 K: 1 S: 11	H: 2 LOB: 0 BB: 0 P: 14	R: 0 E: 0 K: 0 S: 9	H: 1 LOB: 1 BB: 0 P: 14	R: 0 E: 0 K: 0 S: 6	H: 1 LOB: 2 BB: 1 P: 14	R: 3 E: 0 K: 1 S: 10	H: 2 LOB: 2 BB: 3 P: 25	1B: 10 2B: 3 3B: 0 HR: 0	SF: 0 SAC: 0 DP: 1 HBP: 1	WP: 1 PB: 0 SB: 1 CS: 0	PA: 44				
PITCHER	IP WLS BF H R ER SO BB IBB HBP BLK WP HR S P ERA WHIP	IP WLS BF H R ER SO BB IBB HBP BLK WP HR S P ERA WHIP	IP WLS BF H R ER SO BB IBB HBP BLK WP HR S P ERA WHIP	IP WLS BF H R ER SO BB IBB HBP BLK WP HR S P ERA WHIP	IP WLS BF H R ER SO BB IBB HBP BLK WP HR S P ERA WHIP	IP WLS BF H R ER SO BB IBB HBP BLK WP HR S P ERA WHIP	IP WLS BF H R ER SO BB IBB HBP BLK WP HR S P ERA WHIP	IP WLS BF H R ER SO BB IBB HBP BLK WP HR S P ERA WHIP	IP WLS BF H R ER SO BB IBB HBP BLK WP HR S P ERA WHIP	IP WLS BF H R ER SO BB IBB HBP BLK WP HR S P ERA WHIP	IP WLS BF H R ER SO BB IBB HBP BLK WP HR S P ERA WHIP	IP WLS BF H R ER SO BB IBB HBP BLK WP HR S P ERA WHIP	IP WLS BF H R ER SO BB IBB HBP BLK WP HR S P ERA WHIP	IP WLS BF H R ER SO BB IBB HBP BLK WP HR S P ERA WHIP	IP WLS BF H R ER SO BB IBB HBP BLK WP HR S P ERA WHIP	IP WLS BF H R ER SO BB IBB HBP BLK WP HR S P ERA WHIP	IP WLS BF H R ER SO BB IBB HBP BLK WP HR S P ERA WHIP	IP WLS BF H R ER SO BB IBB HBP BLK WP HR S P ERA WHIP	IP WLS BF H R ER SO BB IBB HBP BLK WP HR S P ERA WHIP	IP WLS BF H R ER SO BB IBB HBP BLK WP HR S P ERA WHIP	IP WLS BF H R ER SO BB IBB HBP BLK WP HR S P ERA WHIP	
24 Ricky Romero, L ERA: 4.22	6.0	L	31	10	4	4	4	4	4	4	0	0	0	0	0	0	0	0	66	105	6.00	2.167
44 Casey Janssen, R ERA: 6.17	1.0		5	1	0	0	0	0	0	0	0	6	14	0.00	1.000							
17 Josh Roenicke, R ERA: 4.73	1.0		8	2	3	3	1	2	1	0	0	1	0	10	25	27.00	4.000					

Toronto Blue Jays @ Detroit Tigers
Comerica Park, Detroit, MI
Sun Sep 13 2009, 1:05 PM EDT
Att: 32,468 - Sunny - 79 F

AB	36
R	7
H	13
RBI	7
BB	7
SO	5
LOB	24



Batter	1	2	3	4	5	6	7	8	9	10	AB	R	H	RBI	BB	SO	LOB	TOP				
19 Marco Scutaro, R OBP: 0.383, SLG: 0.413											5	1	2	0	0	2	1					
2 Aaron Hill, R OBP: 0.327, SLG: 0.495											5	1	2	1	0	0	2					
26 Adam Lind, L OBP: 0.361, SLG: 0.544										5	1	1	3	0	0	2						
10 Vernon Wells, R OBP: 0.315, SLG: 0.405										3	0	2	0	0	1	0						
6 John McDonald, R OBP: 0.274, SLG: 0.387										1	0	0	0	0	0	0						
35 Lyle Overbay, L OBP: 0.370, SLG: 0.455										4	0	1	0	0	1	1						
12 Edwin Encarnación, R OBP: 0.296, SLG: 0.359										4	1	2	1	0	1	2						
19 José Bautista, R OBP: 0.356, SLG: 0.341										4	0	0	0	0	1	3						
31 Kyle Phillips, L OBP: 0.250, SLG: 0.250										4	0	1	0	0	1	2						
45 Travis Snider, L OBP: 0.310, SLG: 0.383										4	1	1	0	0	3	1						
Inning Stats	R: 0 E: 0 K: 1 S: 12	H: 1 LOB: 0 BB: 17	R: 0 E: 0 K: 1 S: 9	H: 0 LOB: 0 BB: 14	R: 0 E: 0 K: 2 S: 8	H: 0 LOB: 0 BB: 9	R: 0 E: 0 K: 0 S: 5	H: 0 LOB: 0 BB: 10	R: 0 E: 0 K: 2 S: 13	H: 2 LOB: 2 BB: 0 P: 22	R: 5 E: 0 K: 1 S: 15	H: 6 LOB: 0 BB: 0 P: 15	R: 0 E: 0 K: 0 S: 8	H: 0 LOB: 0 BB: 0 P: 11	R: 0 E: 0 K: 0 S: 6	H: 1 LOB: 0 BB: 0 P: 10	R: 0 E: 0 K: 1 S: 7	H: 1 LOB: 1 BB: 9 P: 9	1B: 9 2B: 2 3B: 0 HR: 2	SF: 0 SAC: 0 DP: 2 HBP: 0	WP: 0 PB: 0 SB: 0 CS: 0	PA: 39
PITCHER	IP WLS BF H R ER SO BB IBB HBP BLK WP HR S P ERA WHIP	7.0 1.0 3.0 10 5 5 9 0 0 0 0 0 2 72 104 6.43 1.429	1.0 3.0 1.0 0 0 0 0 0 0 0 0 0 0 8 11 0.00 0.000	1.0 3.0 1.0 0 0 0 0 0 0 0 0 0 0 6 10 0.00 1.000	0.2 3.0 1.0 0 0 0 1 0 0 0 0 0 0 6 8 0.00 1.500	0.1 W 1 0 0 0 0 0 0 0 0 0 1 1 0.00 0.000											IP WLS BF H R ER SO BB IBB HBP BLK WP HR S P ERA WHIP	7.0 1.0 3.0 10 5 5 9 0 0 0 0 0 2 72 104 6.43 1.429				

Toronto Blue Jays @ Detroit Tigers
Comerica Park, Detroit, MI
Mon Sep 14, 2009, 7:05 PM EDT
Att. 24,375 - Partly Cloudy - 82 F

AB 39
R 5
H 12
RBI 5
BB 0
SO 10
LOB 14



Batter	1	2	3	4	5	6	7	8	9	10	AB	R	H	RBI	BB	SO	LOB	BOTTOM				
25 Ryan Raburn, R OBP: 0.347, SLG: 0.509										3	1	2	2	0	0	0						
34 Cleto Thomas, L OBP: 0.332, SLG: 0.396										2	0	0	0	0	1	1						
14 Placido Polanco, R OBP: 0.319, SLG: 0.400										4	0	0	0	1	0	2						
30 Magglio Ordonez, R OBP: 0.358, SLG: 0.405										4	0	2	0	1	0	1						
60 Wilkin Ramirez, R OBP: 0.417, SLG: 0.900										0	0	0	0	0	0	0						
32 Don Kelly, L OBP: 0.302, SLG: 0.347										0	0	0	0	0	0	0						
24 Miguel Cabrera, R OBP: 0.402, SLG: 0.553										5	0	0	0	0	1	5						
33 Marcus Thames, R OBP: 0.320, SLG: 0.470										5	0	0	0	0	2	2						
15 Brandon Inge, R OBP: 0.321, SLG: 0.428										3	1	1	0	2	2	2						
28 Curtis Granderson, L OBP: 0.331, SLG: 0.457										3	1	0	0	2	0	2						
12 Gerald Laird, R OBP: 0.308, SLG: 0.330										3	1	1	0	0	0	2						
13 Alex Avila, L OBP: 0.368, SLG: 0.680										2	1	1	0	0	0	1						
4 Adam Everett, R OBP: 0.291, SLG: 0.330										1	0	0	0	0	1	0						
39 Ramon Santiago, S OBP: 0.305, SLG: 0.400										1	0	1	0	0	0	0						
19 Aubrey Huff, L OBP: 0.312, SLG: 0.399										1	1	1	3	0	0	0						
27 Brent Dlugach, R ERA: 2.76										0	0	0	0	0	0	0						
Inning Stats	R: 1 E: 0 K: 2 S: 14	H: 1 LOB: 2 BB: 31	R: 0 E: 0 K: 1 S: 7	H: 0 LOB: 0 BB: 12	R: 0 E: 0 K: 0 S: 6	H: 0 LOB: 0 BB: 13	R: 0 E: 0 K: 0 S: 7	H: 1 LOB: 1 BB: 10	R: 1 E: 0 K: 1 S: 14	H: 3 LOB: 2 BB: 0 P: 18	R: 0 E: 0 K: 1 S: 6	H: 0 LOB: 1 BB: 1 P: 13	R: 0 E: 0 K: 1 S: 10	H: 1 LOB: 1 BB: 0 P: 16	R: 0 E: 0 K: 1 S: 6	H: 3 LOB: 1 BB: 23	R: 1 E: 1 K: 1 S: 16	H: 3 LOB: 2 BB: 19	1B: 6 2B: 2 3B: 0 HR: 2	SF: 0 SAC: 1 DP: 1 HBP: 0	WP: 1 PB: 0 SB: 1 CS: 0	PA: 44
PITCHER	IP WLS BF H R ER SO BB IBB HBP BLK WP HR S P ERA WHIP	5.2 0.1 0.1 0.1 0.2 1.0 1.0 1.0 1.0 1.0 1.0 1.0 1.0 5.2 3.18 1.588	0.1 H 1 0 0 0 0 0 0 0 0 0 0 3 3 0.00 3.000	0.1 H 1 0 0 0 0 0 0 0 0 0 0 3 4 0.00 0.000	0.2 H 2 0 0 0 0 0 0 0 0 0 1 5 0.00 0.000	1.0 H 3 0 0 0 1 0 0 0 0 0 6 9 0.00 0.000											IP WLS BF H R ER SO BB IBB HBP BLK WP HR S P ERA WHIP	5.2 0.1 0.1 0.1 0.2 1.0 1.0 1.0 1.0 1.0 1.0 1.0 1.0 5.2 3.18 1.588				

Toronto Blue Jays @ Detroit Tigers
Comerica Park, Detroit, MI
Mon Sep 14, 2009, 7:05 PM EDT
Att. 24,375 - Partly Cloudy - 82 F

AB 37
R 6
H 9
RBI 5
BB 6
SO 7
LOB 18



Batter	1	2	3	4	5	6	7	8	9	AB	R	H	RBI	BB	SO	LOB	TOP			
9 David DeJesus, L OBP: 0.346, SLG: 0.437										3	0	1	0	0	0	2				
12 Mitch Maier, L OBP: 0.333, SLG: 0.362										4	0	3	1	0	0	1				
16 Billy Butler, R OBP: 0.353, SLG: 0.481										4	0	0	0	0	0	3				
17 Mike Jacobs, L OBP: 0.303, SLG: 0.412										3	1	1	0	1	1	2				
13 Alberto Callaspo, S OBP: 0.351, SLG: 0.448										4	1	1	0	0	1	2				
21 Miguel Olivo, R OBP: 0.283, SLG: 0.483										4	0	1	1	0	2	0				
4 Alex Gordon, L OBP: 0.316, SLG: 0.336										3	1	1	1	0	1	0				
3 Yuniesky Betancourt, R OBP: 0.272, SLG: 0.345										4	0	1	0	0	0	1				
1 Josh Anderson, L OBP: 0.280, SLG: 0.295										2	0	0	0	0	0	2				
8 Willie Bloomquist, R OBP: 0.328, SLG: 0.354										1	0	1	0	0	0	0				
Inning Stats	R: 0 E: 0 K: 0 S: 6	H: 0 LOB: 0 BB: 0 P: 10	R: 0 E: 0 K: 2 S: 10	H: 0 LOB: 0 BB: 0 P: 14	R: 1 E: 0 K: 0 S: 13	H: 3 LOB: 2 BB: 0 P: 19	R: 2 E: 0 K: 0 S: 11	H: 2 LOB: 1 BB: 0 P: 20	R: 0 E: 0 K: 1 S: 12	H: 1 LOB: 0 BB: 0 P: 19	R: 0 E: 0 K: 1 S: 10	H: 1 LOB: 0 BB: 0 P: 13	R: 0 E: 0 K: 1 S: 12	H: 2 LOB: 2 BB: 0 P: 20	R: 0 E: 0 K: 0 S: 8	H: 0 LOB: 0 BB: 0 P: 11	1B: 7 2B: 3 3B: 0 HR: 0	SF: 1 SAC: 0 DP: 1 HBP: 1	WP: 0 PB: 0 SB: 0 CS: 1	PA: 36
PITCHER	IP WLS BF H R ER SO BB IBB HBP BLK WP HR S P ERA WHIP																			
49 Eddie Bonine, R ERA: 5.96	5.0	21	6	3	3	2	1	0	1	0	0	0	0	0	52	82	5.40	1.400		
31 Zach Miner, R ERA: 4.52	1.0	3	1	0	0	1	0	0	0	0	0	0	0	5	10	0.00	1.000			
44 Bobby Seay, L ERA: 3.61	1.0	5	3	0	0	1	0	0	0	0	0	0	0	16	22	0.00	3.000			
37 Brandon Lyon, R ERA: 2.87	1.0	3	0	0	0	1	0	0	0	0	0	0	0	6	11	0.00	0.000			
56 Fernando Rodney, R ERA: 3.88	1.0	3	0	0	0	0	0	0	0	0	0	0	0	8	11	0.00	0.000			

Kansas City Royals @ Detroit Tigers
Comerica Park, Detroit, MI
Wed Sep 16 2009, 7:05 PM EDT
Att: 25,400 - Partly Cloudy - 69 F

livebaseballscores.com

AB 32
R 3
H 10
RBI 3
BB 1
SO 5
LOB 13

Batter	1	2	3	4	5	6	7	8	9	AB	R	H	RBI	BB	SO	LOB	BOTTOM			
25 Ryan Raburn, R OBP: 0.343, SLG: 0.502										3	0	0	0	0	0	2				
19 Aubrey Huff, L OBP: 0.309, SLG: 0.395										1	0	0	0	0	1	2				
34 Clete Thomas, L OBP: 0.330, SLG: 0.393										1	0	0	0	0	0	0				
14 Placido Polanco, R OBP: 0.321, SLG: 0.400										4	0	2	1	1	0	0				
30 Magglio Ordonez, R OBP: 0.362, SLG: 0.398										4	0	0	0	0	0	5				
32 Don Kelly, L OBP: 0.296, SLG: 0.340										0	0	0	0	0	0	0				
24 Miguel Cabrera, R OBP: 0.404, SLG: 0.552										3	0	2	0	1	0	2				
33 Marcus Thames, R OBP: 0.315, SLG: 0.463										4	1	0	0	0	2	5				
15 Brandon Inge, R OBP: 0.321, SLG: 0.426										3	1	1	0	1	0	0				
28 Curtis Granderson, L OBP: 0.333, SLG: 0.458										4	1	2	1	0	0	2				
12 Gerald Laird, R OBP: 0.305, SLG: 0.331										4	1	1	0	0	1	4				
4 Adam Everett, R OBP: 0.296, SLG: 0.335										4	0	2	2	0	1	0				
Inning Stats	R: 0 E: 1 K: 1 S: 18	H: 1 LOB: 2 BB: 0 P: 23	R: 0 E: 0 K: 0 S: 11	H: 0 LOB: 0 BB: 0 P: 13	R: 0 E: 0 K: 1 S: 9	H: 0 LOB: 1 BB: 1 P: 17	R: 2 E: 0 K: 0 S: 13	H: 4 LOB: 2 BB: 0 P: 17	R: 0 E: 0 K: 1 S: 10	H: 1 LOB: 1 BB: 0 P: 17	R: 2 E: 0 K: 1 S: 21	H: 4 LOB: 2 BB: 0 P: 27	R: 0 E: 0 K: 2 S: 10	H: 0 LOB: 2 BB: 2 P: 20	R: 0 E: 0 K: 0 S: 8	H: 0 LOB: 0 BB: 0 P: 14	1B: 8 2B: 2 3B: 0 HR: 0	SF: 0 SAC: 0 DP: 0 HBP: 0	WP: 0 PB: 0 SB: 1 CS: 0	PA: 38
PITCHER	IP WLS BF H R ER SO BB IBB HBP BLK WP HR S P ERA WHIP																			
41 Lenny DiNardo, L ERA: 5.23	5.1	27	9	4	4	2	1	0	0	0	0	0	0	75	104	6.75	1.875			
34 Jamey Wright, R ERA: 4.67	1.0	6	1	0	0	2	2	0	0	0	0	0	0	12	23	0.00	3.000			
56 Roman Colon, R ERA: 4.87	1.2	5	0	0	0	1	0	0	0	0	0	0	0	13	21	0.00	0.000			

Kansas City Royals @ Detroit Tigers
Comerica Park, Detroit, MI
Wed Sep 16 2009, 7:05 PM EDT
Att: 25,400 - Partly Cloudy - 69 F

livebaseballscores.com

AB 35
R 4
H 10
RBI 4
BB 3
SO 5
LOB 22

Batter	1	2	3	4	5	6	7	8	9	AB	R	H	RBI	BB	SO	LOB	TOP							
8 Willie Bloomquist, R OBP: 0.315, SLG: 0.370										5	2	4	0	0	0	0	Kansas City Royals @ Detroit Tigers Comerica Park, Detroit, MI Thu Sep 17 2009, 1:05 PM EDT Att: 26,457 - Partly Cloudy - 68 F							
12 Mitch Maier, L OBP: 0.333, SLG: 0.357										4	0	0	0	2	2	4								
16 Billy Butler, R OBP: 0.352, SLG: 0.478										5	2	1	0	0	0	5								
17 Mike Jacobs, L OBP: 0.304, SLG: 0.409										3	0	0	0	2	2	3								
13 Alberto Callaspo, S OBP: 0.353, SLG: 0.450										4	1	2	3	1	0	3								
21 Miguel Olivo, R OBP: 0.282, SLG: 0.488										5	1	1	3	0	2	4								
3 Brayan Peña, S OBP: 0.314, SLG: 0.447										0	0	0	0	0	0	0								
4 Alex Gordon, L OBP: 0.213, SLG: 0.186										4	1	1	0	1	1	3								
46 Luis Hernandez, S OBP: 0.213, SLG: 0.186										0	0	0	0	0	0	0								
3 Yuniesky Betancourt, R OBP: 0.274, SLG: 0.346										5	1	2	0	0	1	1								
1 Josh Anderson, L OBP: 0.279, SLG: 0.305										5	1	1	3	0	2	2								
Inning Stats	R: 2 H: 2 E: 0 K: 1 S: 17	H: 2 R: 1 BB: 0 P: 25	R: 0 H: 2 E: 0 K: 1 S: 10	H: 2 R: 0 BB: 0 P: 15	R: 3 H: 2 E: 0 K: 1 S: 15	H: 2 R: 0 BB: 1 P: 27	R: 0 H: 0 E: 0 K: 2 S: 10	H: 0 R: 0 BB: 0 P: 16	R: 0 H: 0 E: 0 K: 1 S: 9	H: 0 R: 0 BB: 0 P: 13	R: 3 H: 3 E: 0 K: 1 S: 18	H: 3 R: 0 BB: 2 P: 35	R: 0 H: 0 E: 0 K: 1 S: 7	H: 0 R: 0 BB: 1 P: 13	R: 1 H: 2 E: 0 K: 1 S: 17	H: 2 R: 3 BB: 3 P: 33	R: 0 H: 1 E: 0 K: 1 S: 7	H: 1 R: 0 BB: 0 P: 9	1B: 9 2B: 1 3B: 0 HR: 2	SF: 0 SAC: 0 DP: 0 HBP: 1	WP: 0 PB: 0 SB: 0 CS: 0	PA: 47		
PITCHER	IP WLS BF H R ER SO BB IBB HBP BLK WP HR S P ERA WHIP	IP WLS BF H R ER SO BB IBB HBP BLK WP HR S P ERA WHIP	IP WLS BF H R ER SO BB IBB HBP BLK WP HR S P ERA WHIP	IP WLS BF H R ER SO BB IBB HBP BLK WP HR S P ERA WHIP	IP WLS BF H R ER SO BB IBB HBP BLK WP HR S P ERA WHIP	IP WLS BF H R ER SO BB IBB HBP BLK WP HR S P ERA WHIP	IP WLS BF H R ER SO BB IBB HBP BLK WP HR S P ERA WHIP	IP WLS BF H R ER SO BB IBB HBP BLK WP HR S P ERA WHIP	IP WLS BF H R ER SO BB IBB HBP BLK WP HR S P ERA WHIP	IP WLS BF H R ER SO BB IBB HBP BLK WP HR S P ERA WHIP	IP WLS BF H R ER SO BB IBB HBP BLK WP HR S P ERA WHIP	IP WLS BF H R ER SO BB IBB HBP BLK WP HR S P ERA WHIP	IP WLS BF H R ER SO BB IBB HBP BLK WP HR S P ERA WHIP	IP WLS BF H R ER SO BB IBB HBP BLK WP HR S P ERA WHIP	IP WLS BF H R ER SO BB IBB HBP BLK WP HR S P ERA WHIP	IP WLS BF H R ER SO BB IBB HBP BLK WP HR S P ERA WHIP	IP WLS BF H R ER SO BB IBB HBP BLK WP HR S P ERA WHIP	IP WLS BF H R ER SO BB IBB HBP BLK WP HR S P ERA WHIP	IP WLS BF H R ER SO BB IBB HBP BLK WP HR S P ERA WHIP	IP WLS BF H R ER SO BB IBB HBP BLK WP HR S P ERA WHIP	IP WLS BF H R ER SO BB IBB HBP BLK WP HR S P ERA WHIP	IP WLS BF H R ER SO BB IBB HBP BLK WP HR S P ERA WHIP	IP WLS BF H R ER SO BB IBB HBP BLK WP HR S P ERA WHIP	IP WLS BF H R ER SO BB IBB HBP BLK WP HR S P ERA WHIP

Batter	1	2	3	4	5	6	7	8	9	AB	R	H	RBI	BB	SO	LOB	BOTTOM
28 Curtis Granderson, L OBP: 0.331, SLG: 0.455										4	0	0	0	0	2	2	Kansas City Royals @ Detroit Tigers Comerica Park, Detroit, MI Thu Sep 17 2009, 1:05 PM EDT Att: 26,457 - Partly Cloudy - 68 F
34 Clete Thomas, L OBP: 0.329, SLG: 0.391										1	0	0	0	0	1	3	
14 Placido Polanco, R OBP: 0.323, SLG: 0.400										3	1	1	0	1	1	0	
60 Wilkin Ramirez, R OBP: 0.385, SLG: 0.818										0	0	0	0	0	0	0	
9 Carlos Guillen, S OBP: 0.328, SLG: 0.402										4	0	0	0	0	0	3	
24 Miguel Cabrera, R OBP: 0.403, SLG: 0.555										4	1	1	2	0	1	0	
33 Marcus Thames, R OBP: 0.315, SLG: 0.463										0	0	0	0	0	0	0	
19 Aubrey Huff, L OBP: 0.311, SLG: 0.396										4	0	2	0	0	1	0	
13 Alex Avila, L OBP: 0.359, SLG: 0.625										3	0	0	0	1	2	2	
32 Don Kelly, L OBP: 0.293, SLG: 0.333										4	0	1	0	0	1	2	
15 Brandon Inge, R OBP: 0.321, SLG: 0.425																	

Batter	1	2	3	4	5	6	7	8	9	AB	R	H	RBI	BB	SO	LOB	TOP					
25 Ryan Raburn, R (1,7) OBP: 0.337, SLG: 0.494										4	0	0	0	0	0	1	Detroit Tigers @ Minnesota Twins Hubert H. Humphrey Metrodome, Minneapolis, MN Fri Sep 18 2009, 8:10 PM EDT Att: 32,693 - Dome - 69 F					
14 Placido Polanco, R (1,4) OBP: 0.324, SLG: 0.399										2	0	0	0	1	0							
30 Magglio Ordonez, R (1,9) OBP: 0.359, SLG: 0.394										4	0	0	0	0	1	2						
24 Miguel Cabrera, R (1,3) OBP: 0.400, SLG: 0.551										4	0	0	0	0	0	0						
33 Marcus Thames, R (1,10) OBP: 0.318, SLG: 0.467										4	0	2	0	0	1	0						
15 Brandon Inge, R (1,5) OBP: 0.321, SLG: 0.425										3	0	1	0	0	0	1						
13 Alex Avila, L (9,PH) OBP: 0.369, SLG: 0.625										0	0	0	0	1	0	0						
28 Curtis Granderson, L (1,8) OBP: 0.332, SLG: 0.457										4	0	2	0	0	0	3						
12 Gerald Laird, R (1,2) OBP: 0.303, SLG: 0.329										3	0	0	0	0	0	4						
19 Aubrey Huff, L (9,PH) OBP: 0.310, SLG: 0.395										1	0	0	0	0	0	2						
4 Adam Everett, R (1,6) OBP: 0.294, SLG: 0.333										2	0	0	0	0	1	1						
39 Ramon Santiago, S (8,PH) OBP: 0.315, SLG: 0.396										1	0	0	0	0	0	0						
Inning Stats	R: 0 E: 0 K: 0 S: 11	H: 0 LOB: 0 BB: 0 P: 16	R: 0 E: 0 K: 0 S: 5	H: 0 LOB: 0 BB: 0 P: 8	R: 0 E: 0 K: 1 S: 12	H: 1 LOB: 1 BB: 0 P: 18	R: 0 E: 0 K: 0 S: 10	H: 0 LOB: 0 BB: 0 P: 14	R: 0 E: 0 K: 0 S: 10	H: 1 LOB: 1 BB: 0 P: 17	R: 0 E: 0 K: 0 S: 9	H: 0 LOB: 1 BB: 1 P: 15	R: 0 E: 0 K: 0 S: 13	H: 2 LOB: 2 BB: 0 P: 23	R: 0 E: 0 K: 1 S: 9	H: 0 LOB: 1 BB: 0 P: 15	R: 0 E: 0 K: 1 S: 11	H: 1 LOB: 2 BB: 1 P: 19	1B: 3 2B: 2 3B: 0 HR: 0	SF: 0 SAC: 0 DP: 0 HBP: 1	WP: 0 PB: 0 SB: 0 CS: 0	PA: 35
PITCHER	IP WLS BF H R ER SO BB IBB HBP BLK WP HR S P ERA WHIP																					
52 Brian Duensing, L (1,1) ERA: 3.22	6.1 W 24 4 0 0 1 1 0 0 0 0 0 66 103 0.00 0.789																					
50 Jose Mijares, L (7,1) ERA: 2.17	0.2 H 2 0 0 0 0 0 0 0 0 0 0 4 8 0.00 0.000																					
60 Jon Rauch, R (8,1) ERA: 3.98	1.0 H 4 0 0 0 1 0 0 0 1 0 0 9 15 0.00 0.000																					
36 Joe Nathan, R (9,1) ERA: 2.21	1.0 S 5 1 0 0 1 1 0 0 0 0 0 0 11 19 0.00 2.000																					

Batter	1	2	3	4	5	6	7	8	9	AB	R	H	RBI	BB	SO	LOB	BOTTOM			
2 Denard Span, L (1,8) OBP: 0.389, SLG: 0.413										3	0	1	0	0	0	0	Detroit Tigers @ Minnesota Twins Hubert H. Humphrey Metrodome, Minneapolis, MN Fri Sep 18 2009, 8:10 PM EDT Att: 32,693 - Dome - 69 F			
18 Orlando Cabrera, R (1,6) OBP: 0.304, SLG: 0.364										4	0	0	0	0	2					
7 Joe Mauer, L (1,2) OBP: 0.442, SLG: 0.608										2	0	0	0	2	0	1				
16 Jason Kubel, L (1,9) OBP: 0.373, SLG: 0.532										4	2	2	0	0	1	3				
22 Carlos Gómez, R (8,8) OBP: 0.292, SLG: 0.347										0	0	0	0	0	0	0				
5 Michael Cuddyer, R (1,3) OBP: 0.336, SLG: 0.514										4	1	1	2	0	2	1				
21 Delmon Young, R (1,7) OBP: 0.288, SLG: 0.383										4	0	2	1	0	1	0				
26 Jose Morales, S (1,10) OBP: 0.411, SLG: 0.437										4	0	2	0	0	0	2				
12 Alexi Casilla, S (8,PR) OBP: 0.275, SLG: 0.249										0	0	0	0	0	0	0				
20 Matt Tolbert, S (1,5) OBP: 0.293, SLG: 0.255										4	0	1	0	0	0	3				
8 Nick Punto, S (1,4) OBP: 0.326, SLG: 0.286										2	0	0	0	1	0	2				
Inning Stats	R: 0 E: 0 K: 0 S: 6	H: 0 LOB: 1 BB: 1 P: 14	R: 0 E: 0 K: 0 S: 12	H: 1 LOB: 0 BB: 0 P: 16	R: 0 E: 0 K: 0 S: 11	H: 0 LOB: 0 BB: 0 P: 16	R: 2 E: 0 K: 0 S: 17	H: 4 LOB: 2 BB: 0 P: 24	R: 0 E: 0 K: 0 S: 5	H: 1 LOB: 0 BB: 0 P: 7	R: 1 E: 0 K: 1 S: 15	H: 2 LOB: 1 BB: 0 P: 23	R: 0 E: 0 K: 1 S: 10	H: 0 LOB: 2 BB: 2 P: 23	R: 0 E: 0 K: 2 S: 13	H: 1 LOB: 2 BB: 0 P: 19	1B: 6 2B: 2 3B: 0 HR: 1	SF: 0 SAC: 1 DP: 1 HBP: 0	WP: 0 PB: 0 SB: 1 CS: 0	PA: 35
PITCHER	IP WLS BF H R ER SO BB IBB HBP BLK WP HR S P ERA WHIP																			
48 Rick Porcello, R (1,1) ERA: 4.22	6.0 L 26 8 3 3 1 1 1 0 0 0 0 66 100 4.50 1.500																			
59 Fujie Ni, L (7,1) ERA: 2.83	1.0 5 0 0 0 1 1 1 0 0 0 0 10 23 0.00 1.000																			
45 Ryan Perry, R (8,1) ERA: 3.93	1.0 4 1 0 0 2 0 0 0 0 0 0 13 19 0.00 1.000																			



Batter	1	2	3	4	5	6	7	8	9	AB	R	H	RBI	BB	SO	LOB	TOP							
28 Curtis Granderson, L (1, 8) OBP: 0.331, SLG: 0.455										5	0	1	0	0	1	2	Detroit Tigers @ Minnesota Twins Hubert H. Humphrey Metrodome, Minneapolis, MN Sat Sep 19 2009, 4:10 PM EDT Att: 43,338 - Dome - 70 F							
14 Placido Polanco, R (1, 4) OBP: 0.328, SLG: 0.404										5	2	4	0	0	0	0								
9 Carlos Guillen, S (1, 7) OBP: 0.324, SLG: 0.395										4	0	0	0	0	2	4								
32 Don Kelly, L (7, 7) OBP: 0.293, SLG: 0.333										0	0	0	0	0	0	0								
25 Ryan Raburn, R (9, FH) OBP: 0.336, SLG: 0.492										1	0	0	0	0	0	1								
24 Miguel Cabrera, R (1, 3) OBP: 0.403, SLG: 0.553										4	0	3	1	0	0	0								
19 Aubrey Huff, L (1, 10) OBP: 0.310, SLG: 0.394										4	0	1	1	0	1	2								
30 Maglio Ordonez, R (1, 9) OBP: 0.328, SLG: 0.393										4	0	1	0	0	0	2								
34 Clete Thomas, L (8, 9) OBP: 0.329, SLG: 0.391										3	0	1	0	0	0	2								
15 Brandon Inge, R (1, 5) OBP: 0.322, SLG: 0.424										4	0	1	0	0	0	3								
12 Gerald Laird, R (1, 2) OBP: 0.303, SLG: 0.328										4	0	1	0	0	0	3								
4 Adam Everett, R (1, 6) OBP: 0.291, SLG: 0.329										4	0	0	0	0	0	2								
Inning Stats	R: 1 H: 2 E: 0 K: 2 S: 12	H: 2 LOB: 0 BB: 0 P: 14	R: 0 H: 1 E: 0 K: 0 S: 8	H: 1 LOB: 2 BB: 0 P: 13	R: 1 H: 3 E: 0 K: 0 S: 12	H: 3 LOB: 0 BB: 0 P: 20	R: 0 H: 2 E: 0 K: 1 S: 13	H: 2 LOB: 2 BB: 0 P: 14	R: 0 H: 3 E: 0 K: 0 S: 10	H: 3 LOB: 2 BB: 0 P: 16	R: 0 H: 0 E: 0 K: 0 S: 6	H: 0 LOB: 0 BB: 0 P: 8	R: 0 H: 0 E: 0 K: 1 S: 9	H: 0 LOB: 0 BB: 0 P: 16	R: 0 H: 0 E: 0 K: 0 S: 7	H: 0 LOB: 0 BB: 0 P: 11	R: 0 H: 1 E: 0 K: 0 S: 9	H: 1 LOB: 1 BB: 0 P: 15	1B: 11 2B: 1 3B: 0 HR: 0	SF: 0 SAC: 0 DP: 1 HBP: 1	WP: 1 PB: 0 SB: 0 CS: 0	PA: 39		
PITCHER	IP WLS BF H R ER SO BB IBB HBP BLK WP HR S P ERA WHIP	IP WLS BF H R ER SO BB IBB HBP BLK WP HR S P ERA WHIP	IP WLS BF H R ER SO BB IBB HBP BLK WP HR S P ERA WHIP	IP WLS BF H R ER SO BB IBB HBP BLK WP HR S P ERA WHIP	IP WLS BF H R ER SO BB IBB HBP BLK WP HR S P ERA WHIP	IP WLS BF H R ER SO BB IBB HBP BLK WP HR S P ERA WHIP	IP WLS BF H R ER SO BB IBB HBP BLK WP HR S P ERA WHIP	IP WLS BF H R ER SO BB IBB HBP BLK WP HR S P ERA WHIP	IP WLS BF H R ER SO BB IBB HBP BLK WP HR S P ERA WHIP	IP WLS BF H R ER SO BB IBB HBP BLK WP HR S P ERA WHIP	IP WLS BF H R ER SO BB IBB HBP BLK WP HR S P ERA WHIP	IP WLS BF H R ER SO BB IBB HBP BLK WP HR S P ERA WHIP	IP WLS BF H R ER SO BB IBB HBP BLK WP HR S P ERA WHIP	IP WLS BF H R ER SO BB IBB HBP BLK WP HR S P ERA WHIP	IP WLS BF H R ER SO BB IBB HBP BLK WP HR S P ERA WHIP	IP WLS BF H R ER SO BB IBB HBP BLK WP HR S P ERA WHIP	IP WLS BF H R ER SO BB IBB HBP BLK WP HR S P ERA WHIP	IP WLS BF H R ER SO BB IBB HBP BLK WP HR S P ERA WHIP	IP WLS BF H R ER SO BB IBB HBP BLK WP HR S P ERA WHIP	IP WLS BF H R ER SO BB IBB HBP BLK WP HR S P ERA WHIP	IP WLS BF H R ER SO BB IBB HBP BLK WP HR S P ERA WHIP	IP WLS BF H R ER SO BB IBB HBP BLK WP HR S P ERA WHIP	IP WLS BF H R ER SO BB IBB HBP BLK WP HR S P ERA WHIP	IP WLS BF H R ER SO BB IBB HBP BLK WP HR S P ERA WHIP

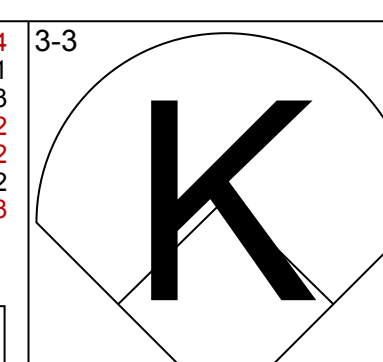
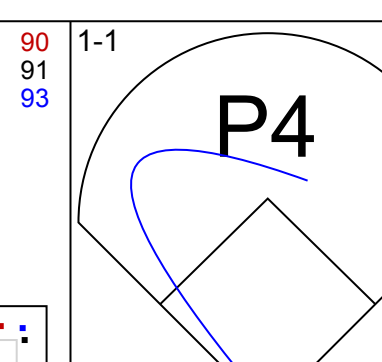
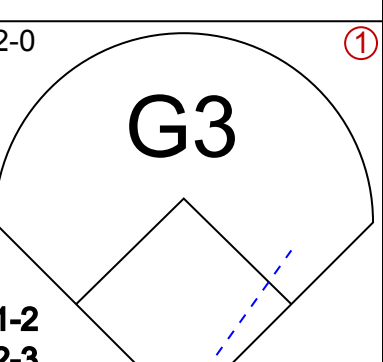
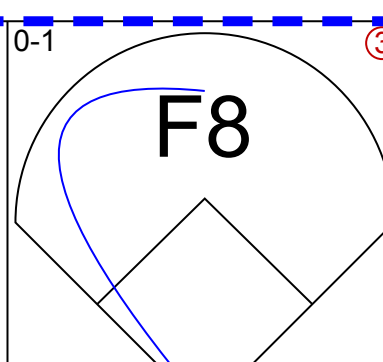
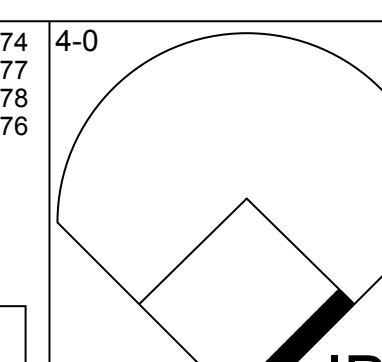
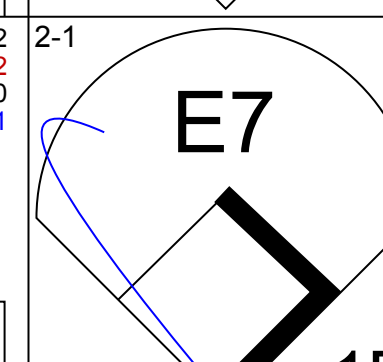
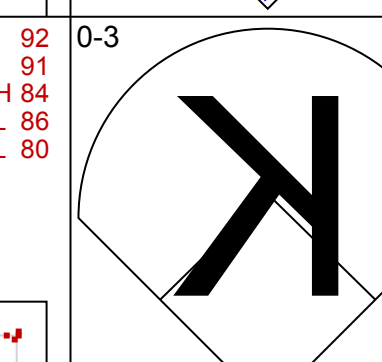
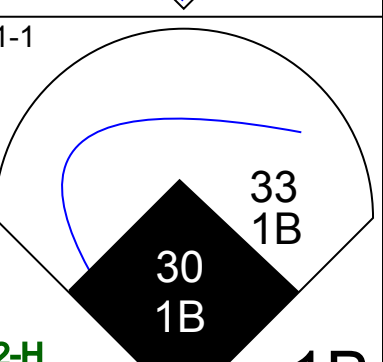
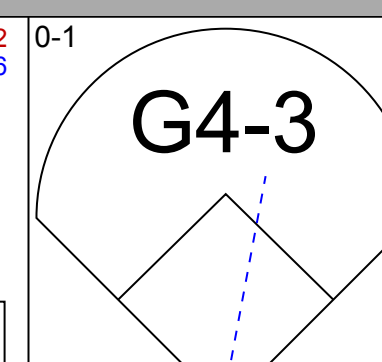
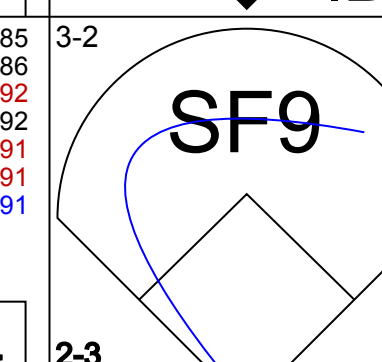
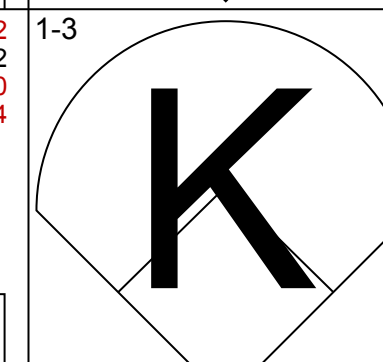
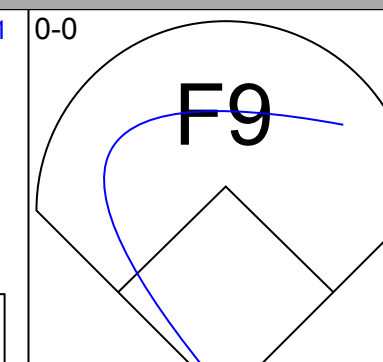
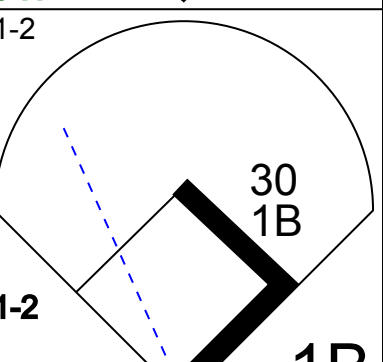

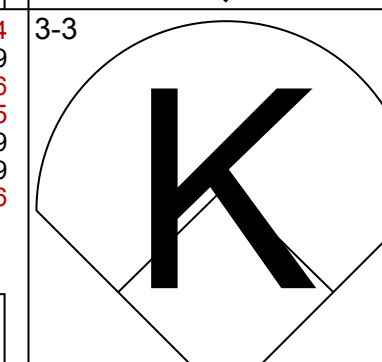
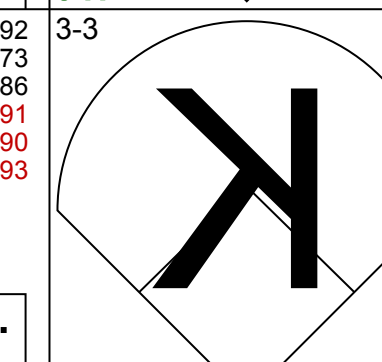
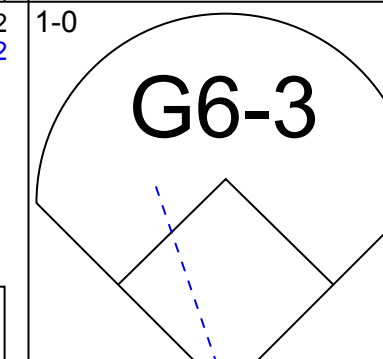
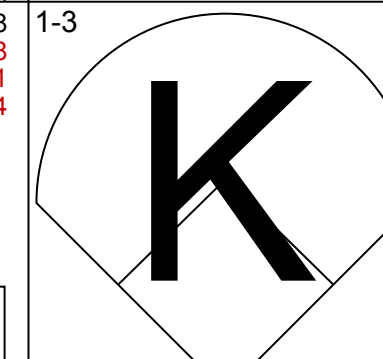
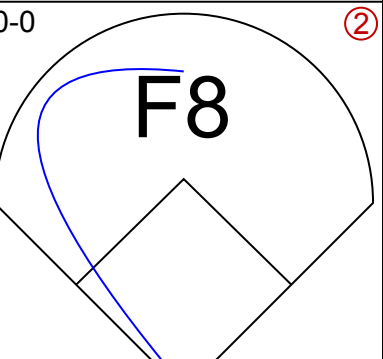
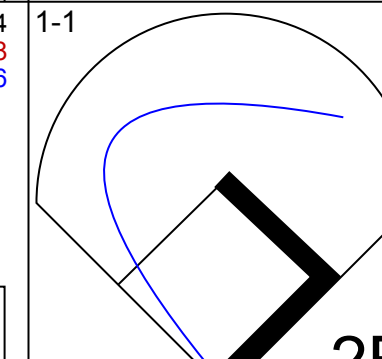

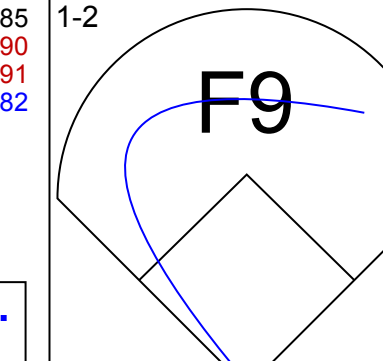
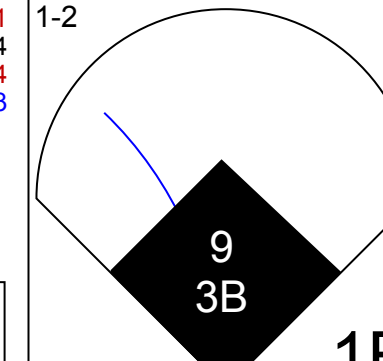
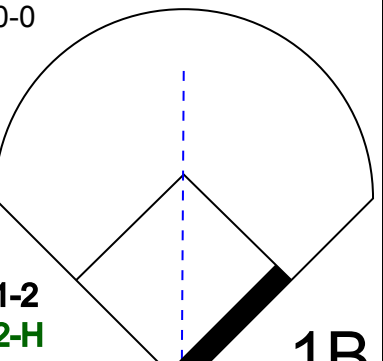
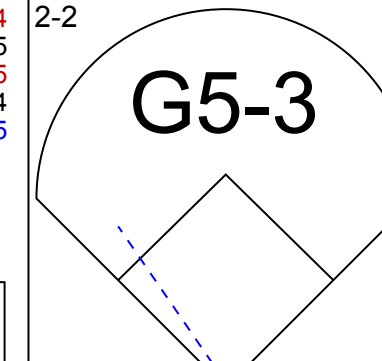

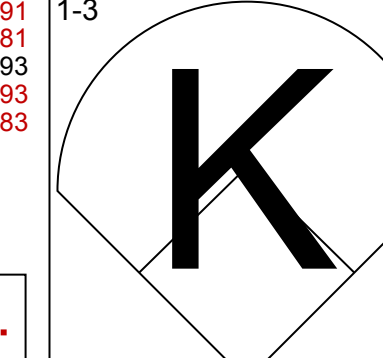
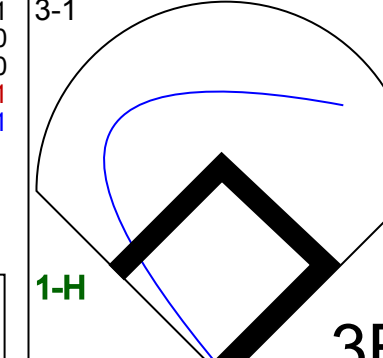
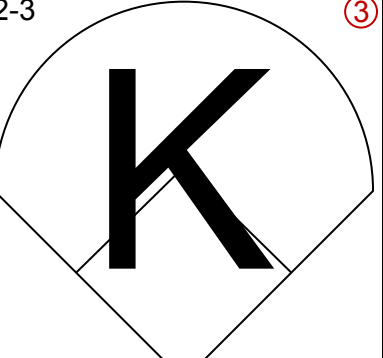
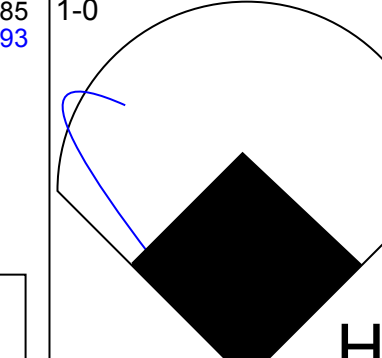
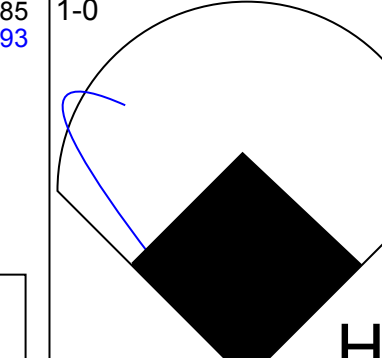
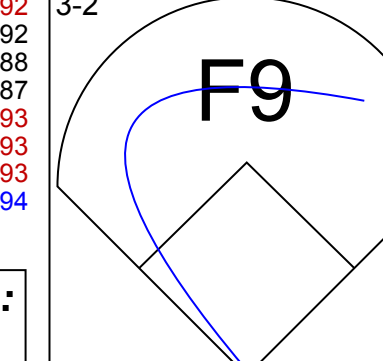
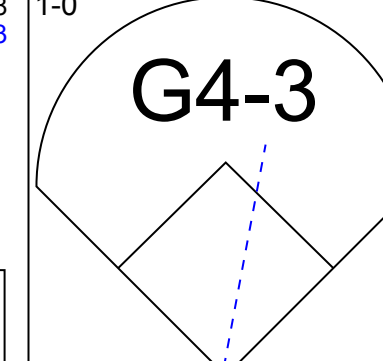
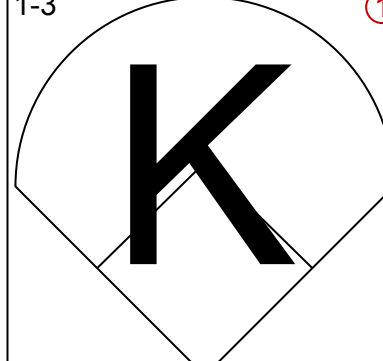
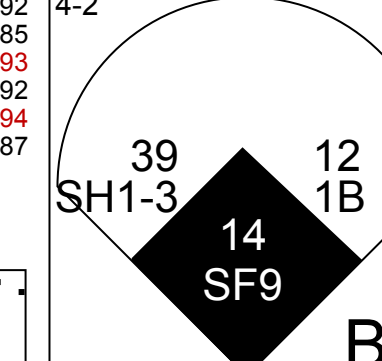
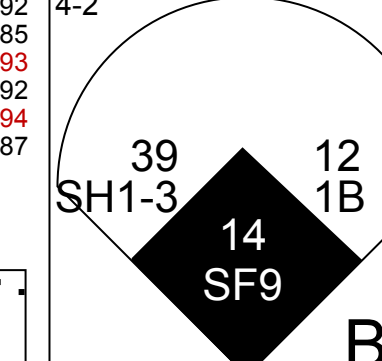
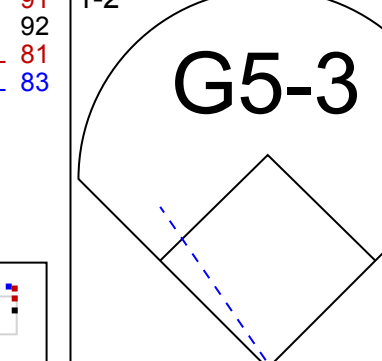
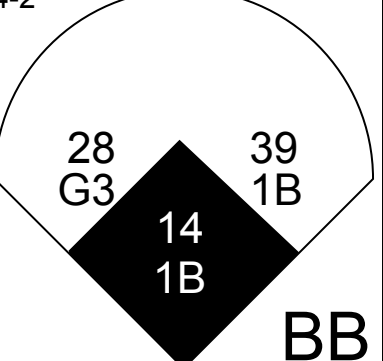
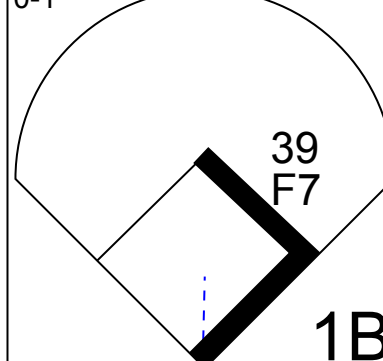
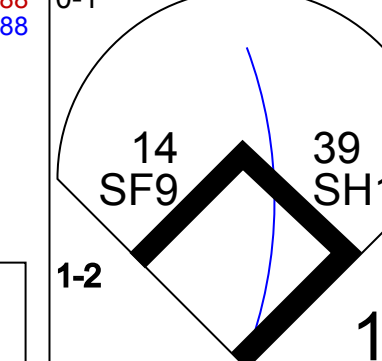
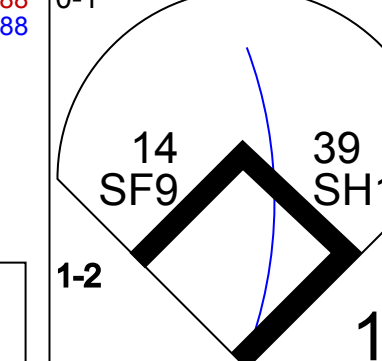
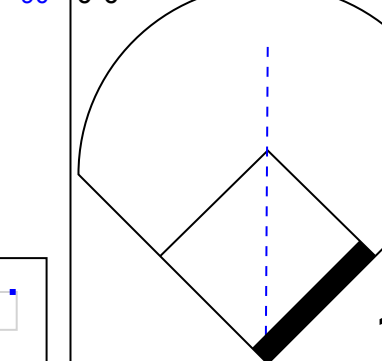
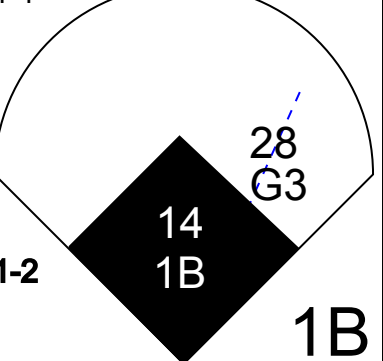
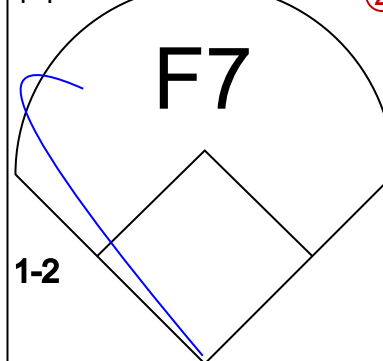
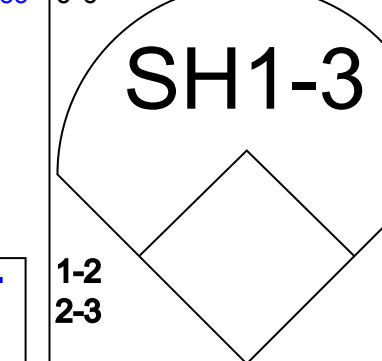
AB	38
R	2
H	12
RBI	2
BB	0
SO	4
LOB	18

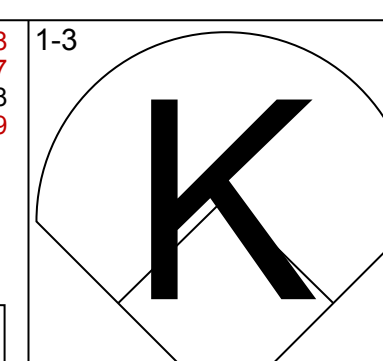
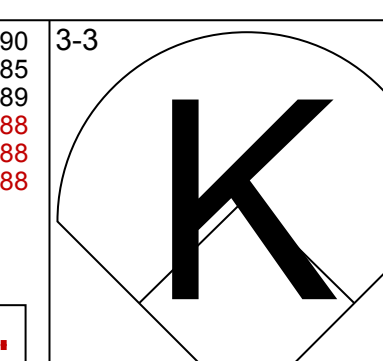
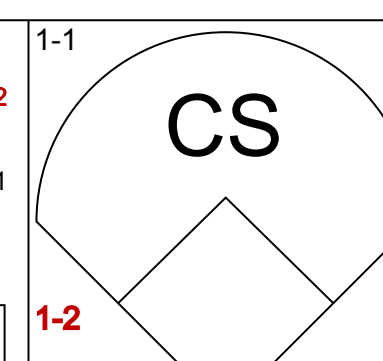
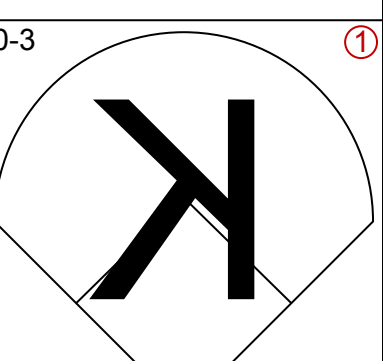
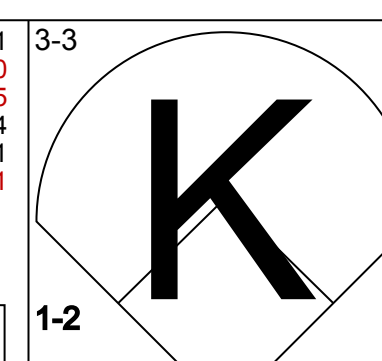
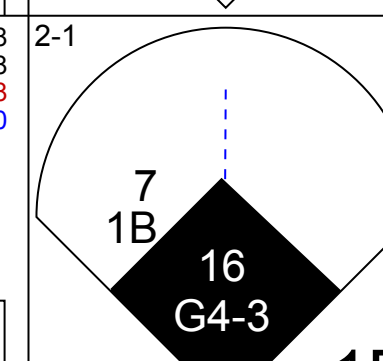
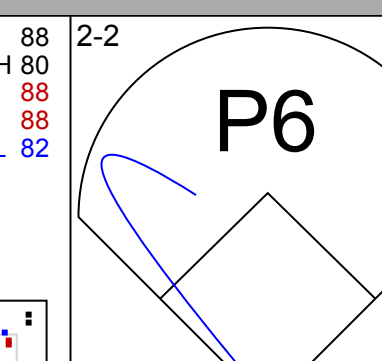
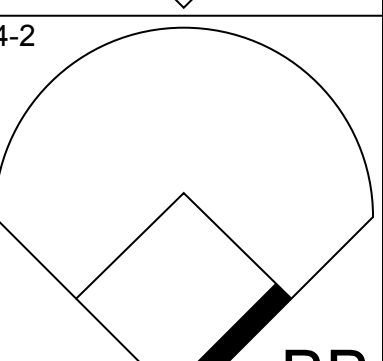
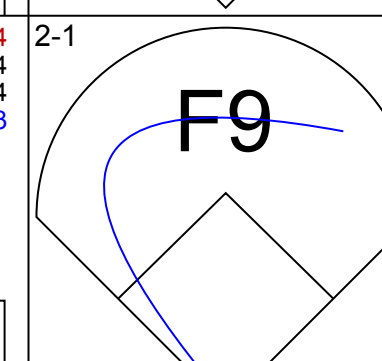
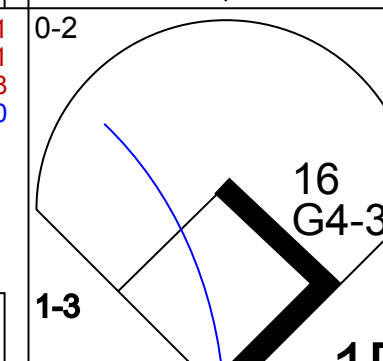
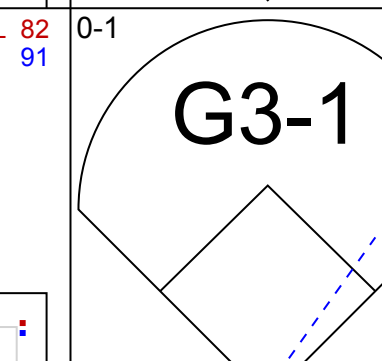
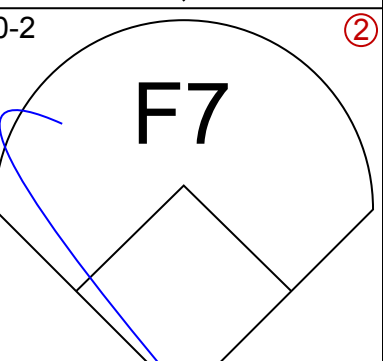
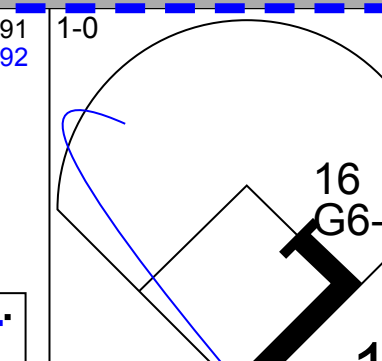
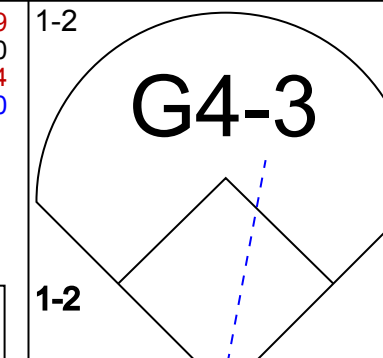
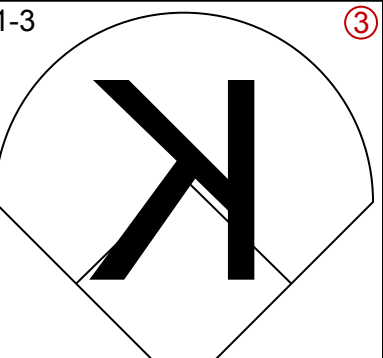
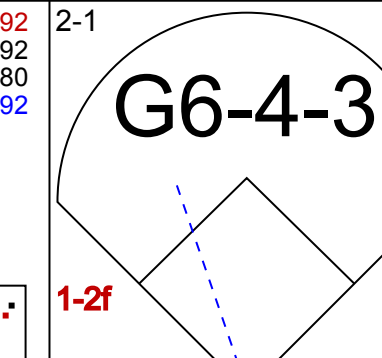
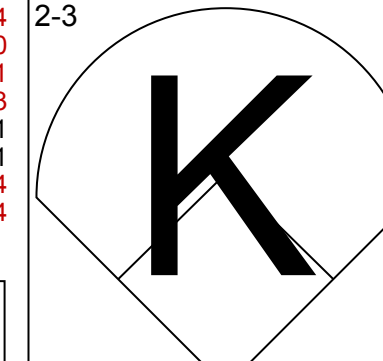
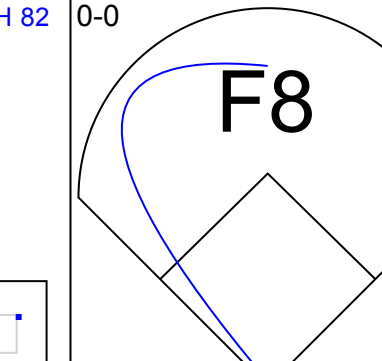
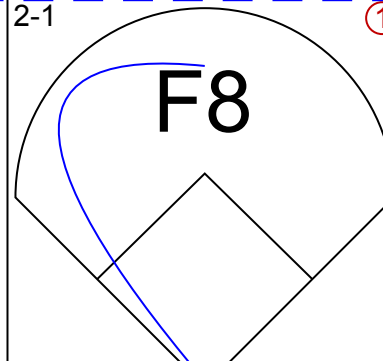
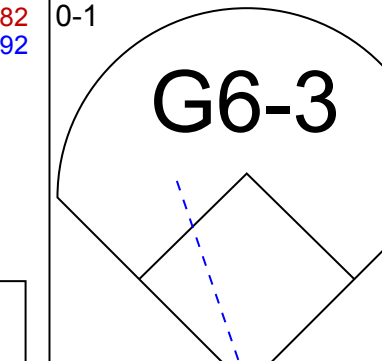
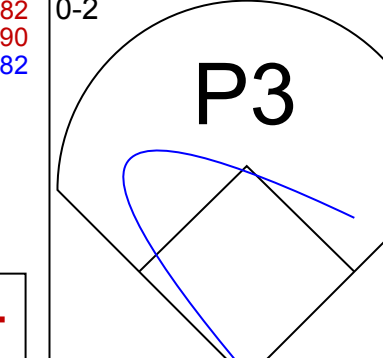
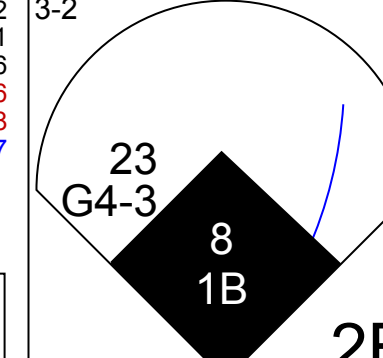

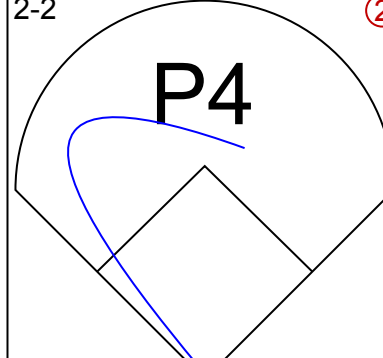

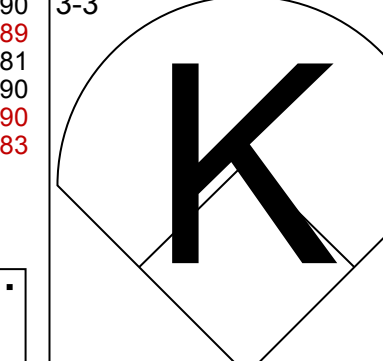
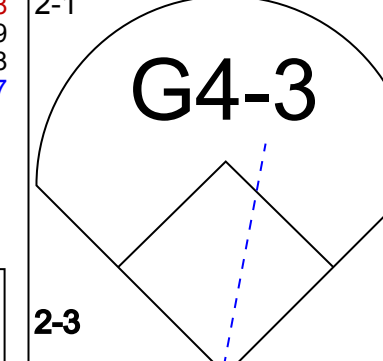
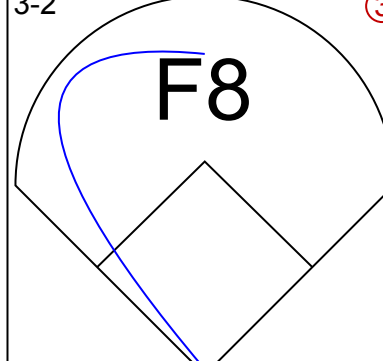
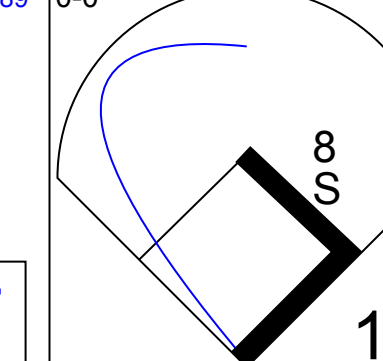
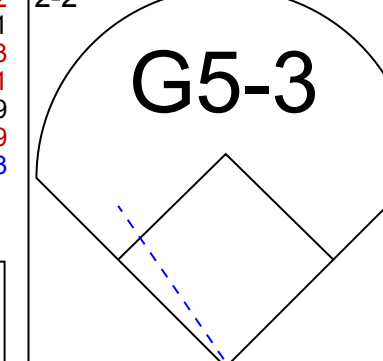

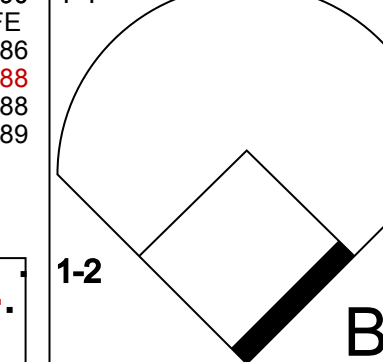
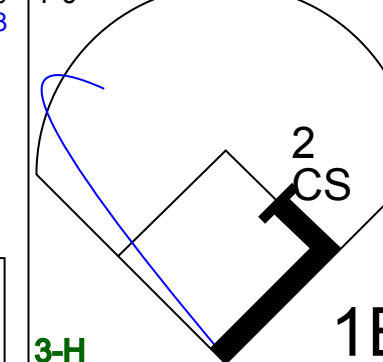


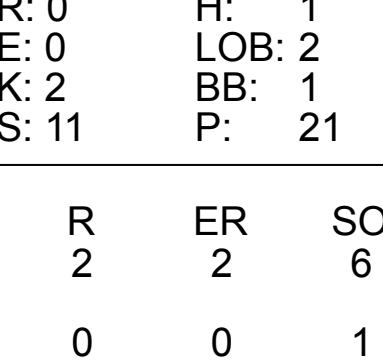
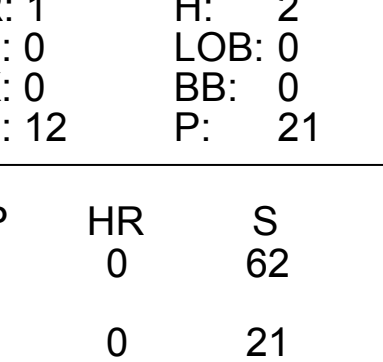
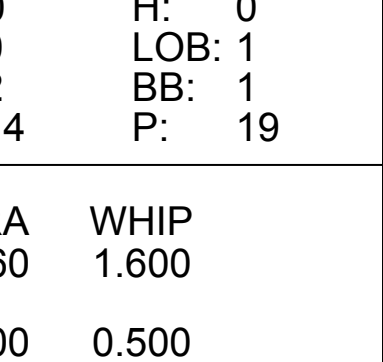
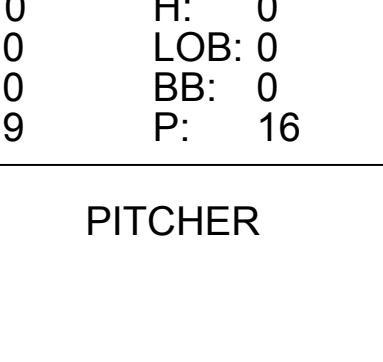
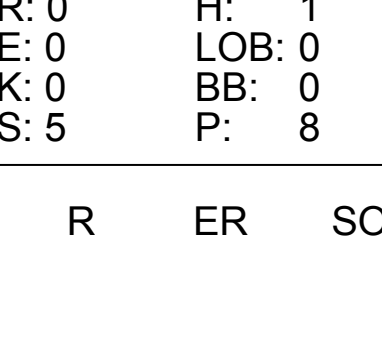


Batter	1	2	3	4	5	6	7	8	9	AB	R	H	RBI	BB	SO	LOB	BOTTOM							
2 Denard Span, L (1, 8) OBP: 0.390, SLG: 0.413										4	1	2	0	0	0	1	Detroit Tigers @ Minnesota Twins Hubert H. Humphrey Metrodome, Minneapolis, MN Sat Sep 19 2009, 4:10 PM EDT Att: 43,338 - Dome - 70 F							
18 Orlando Cabrera, R (1, 6) OBP: 0.305, SLG: 0.365										4	1	2	0	0	1	1								
7 Joe Mauer, L (1, 2) OBP: 0.442, SLG: 0.612										3	2	1	1	1	1	1								
16 Jason Kubel, L (1, 9) OBP: 0.372, SLG: 0.529										4	1	1	2	0	0	1								
5 Michael Cuddyer, R (1, 3) OBP: 0.336, SLG: 0.518										4	1	1	3	0	0	1								
21 Delmon Young, R (1, 7) OBP: 0.291, SLG: 0.386										3	0	2	0	0	1	0								
22 Carlos Gómez, R (7, FR) OBP: 0.291, SLG: 0.346										1	0	0	0	0	0	0								
26 Jose Morales, S (1, 10) OBP: 0.414, SLG: 0.433										3	0	1	0	1	1	1								
32 Brian Buscher, L (1, 5) OBP: 0.360, SLG: 0.316										3	0	0	0	0	2	4								
20 Matt Tolbert, S (9, 5) OBP: 0.235, SLG: 0.255										0	0	0	0	0	0	0								
8 Nick Punto, S (1, 4) OBP: 0.323, SLG: 0.283										3	0	0	0	0	1	3								
Inning Stats	R: 1 H: 1 E: 0 K: 0 S: 12	H: 1 LOB: 0 BB: 0 P: 20	R: 0 H: 1 E: 0 K: 1 S: 14	H: 1 LOB: 1 BB: 1 P: 22	R: 0 H: 1 E: 0 K: 2 S: 11	H: 1 LOB: 0 BB: 0 P: 15	R: 0 H: 0 E: 0 K: 1 S: 7	H: 0 LOB: 0 BB: 0 P: 10	R: 0 H: 1 E: 0 K: 1 S: 11	H: 1 LOB: 1 BB: 0 P: 16	R: 0 H: 1 E: 0 K: 0 S: 11	H: 1 LOB: 1 BB: 0 P: 18	R: 0 H: 1 E: 0 K: 0 S: 4	H: 1 LOB: 0 BB: 0 P: 7	R: 5 H: 4 E: 0 K: 2 S: 21	H: 4 LOB: 0 BB: 1 P: 31	1B: 7 2B: 1 3B: 0 HR: 2	SF: 0 SAC: 0 DP: 0 HBP: 0	WP: 0 PB: 0 SB: 0 CS: 2	PA: 34				
PITCHER	IP WLS BF H R ER SO BB IBB HBP BLK WP HR S P ERA WHIP	IP WLS BF H R ER SO BB IBB HBP BLK WP HR S P ERA WHIP	IP WLS BF H R ER SO BB IBB HBP BLK WP HR S P ERA WHIP	IP WLS BF H R ER SO BB IBB HBP BLK WP HR S P ERA WHIP	IP WLS BF H R ER SO BB IBB HBP BLK WP HR S P ERA WHIP	IP WLS BF H R ER SO BB IBB HBP BLK WP HR S P ERA WHIP	IP WLS BF H R ER SO BB IBB HBP BLK WP HR S P ERA WHIP	IP WLS BF H R ER SO BB IBB HBP BLK WP HR S P ERA WHIP	IP WLS BF H R ER SO BB IBB HBP BLK WP HR S P ERA WHIP	IP WLS BF H R ER SO BB IBB HBP BLK WP HR S P ERA WHIP	IP WLS BF H R ER SO BB IBB HBP BLK WP HR S P ERA WHIP	IP WLS BF H R ER SO BB IBB HBP BLK WP HR S P ERA WHIP	IP WLS BF H R ER SO BB IBB HBP BLK WP HR S P ERA WHIP	IP WLS BF H R ER SO BB IBB HBP BLK WP HR S P ERA WHIP	IP WLS BF H R ER SO BB IBB HBP BLK WP HR S P ERA WHIP	IP WLS BF H R ER SO BB IBB HBP BLK WP HR S P ERA WHIP	IP WLS BF H R ER SO BB IBB HBP BLK WP HR S P ERA WHIP	IP WLS BF H R ER SO BB IBB HBP BLK WP HR S P ERA WHIP	IP WLS BF H R ER SO BB IBB HBP BLK WP HR S P ERA WHIP	IP WLS BF H R ER SO BB IBB HBP BLK WP HR S P ERA WHIP	IP WLS BF H R ER SO BB IBB HBP BLK WP HR S P ERA WHIP	IP WLS BF H R ER SO BB IBB HBP BLK WP HR S P ERA WHIP	IP WLS BF H R ER SO BB IBB HBP BLK WP HR S P ERA WHIP	IP WLS BF H R ER SO BB IBB HBP BLK WP HR S P ERA WHIP

AB	32
R	6
H	10
RBI	6
BB	2
SO	7
LOB	13



Batter	1	2	3	4	5	6	7	8	9	AB	R	H	RBI	BB	SO	LOB	TOP			
28 Curtis Granderson, L (1, 8) OBP: 0.330, SLG: 0.452										4	0	0	0	1	1	4	Detroit Tigers @ Minnesota Twins Hubert H. Humphrey Metrodome, Minneapolis, MN Sun Sep 20 2009, 2:10 PM EDT Att: 36,335 - Dome - 69 F			
14 Placido Polanco, R (1, 4) OBP: 0.326, SLG: 0.405										4	1	2	3	0	1	1				
33 Marcus Thames, R (1, 10) 19 Aubrey Huff, L (6, PH) OBP: 0.309, SLG: 0.393										4	0	1	0	0	2	1				
24 Miguel Cabrera, R (1, 3) OBP: 0.401, SLG: 0.551										5	0	1	0	0	1	3				
30 Magglio Ordonez, R (1, 9) 34 Clete Thomas, L (7, 9) OBP: 0.359, SLG: 0.394										4	1	2	1	0	0	1				
9 Carlos Guillen, S (1, 7) 25 Ryan Raburn, R (5, PH) OBP: 0.325, SLG: 0.404										2	0	1	1	0	1	0				
15 Brandon Inge, R (1, 5) OBP: 0.323, SLG: 0.422										3	1	0	0	1	1	1				
12 Gerald Laird, R (1, 2) OBP: 0.306, SLG: 0.330										4	1	2	0	1	0	2				
39 Ramon Santiago, S (1, 6) OBP: 0.319, SLG: 0.399										3	1	2	0	0	0	1				
Inning Stats	R: 0 H: 1 E: 1 K: 2 S: 10	H: 1 LOB: 1 BB: 0 P: 17	R: 0 H: 0 E: 0 K: 1 S: 12	H: 0 LOB: 0 BB: 0 P: 17	R: 0 H: 1 E: 0 K: 1 S: 11	H: 1 LOB: 1 BB: 0 P: 13	R: 1 H: 2 E: 0 K: 1 S: 10	H: 2 LOB: 1 BB: 0 P: 16	R: 3 H: 4 E: 0 K: 1 S: 18	H: 4 LOB: 2 BB: 1 P: 28	R: 0 H: 1 E: 0 K: 1 S: 9	H: 1 LOB: 1 BB: 0 P: 11	R: 0 H: 1 E: 0 K: 1 S: 11	H: 1 LOB: 2 BB: 2 P: 28	R: 0 H: 1 E: 0 K: 0 S: 11	H: 1 LOB: 2 BB: 0 P: 16		1B: 10 2B: 1 3B: 1 HR: 1	SF: 1 SAC: 1 DP: 0 HBP: 0	WP: 0 PB: 0 SB: 0 CS: 0
PITCHER	IP	WLS	BF	H	R	ER	SO	BB	IBB	HBP	BLK	WP	HR	S	P	ERA	WHIP			
30 Scott Baker, R (1, 1) ERA: 4.43	4.2	L	23	8	4	4	5	1	0	0	0	0	0	58	86	7.71	1.929			
37 Ron Mahay, L (5, 1) ERA: 4.53	0.1		1	0	0	0	1	0	0	0	0	0	0	3	5	0.00	0.000			
28 Jesse Crain, R (6, 1) ERA: 5.04	0.2		3	1	0	0	1	0	0	0	0	0	0	7	9	0.00	1.500			
47 Francisco Liriano, L (6, 1) ERA: 5.79	1.1		7	2	2	2	1	1	0	0	0	0	1	16	27	13.50	2.250			
60 Jon Rauch, R (8, 1) ERA: 3.92	1.0		5	1	0	0	1	0	1	0	0	0	0	10	20	0.00	1.000			
44 Bob Keppel, R (9, 1) ERA: 4.96	1.0		5	1	0	0	0	0	0	0	0	0	0	11	16	0.00	1.000			

Batter	1	2	3	4	5	6	7	8	9	AB	R	H	RBI	BB	SO	LOB	BOTTOM					
2 Denard Span, L (1, 8) OBP: 0.387, SLG: 0.410										4	0	0	0	0	4	3	Detroit Tigers @ Minnesota Twins Hubert H. Humphrey Metrodome, Minneapolis, MN Sun Sep 20 2009, 2:10 PM EDT Att: 36,335 - Dome - 69 F					
18 Orlando Cabrera, R (1, 6) OBP: 0.306, SLG: 0.366										3	1	1	0	1	0	1						
7 Joe Mauer, L (1, 2) OBP: 0.442, SLG: 0.611										4	0	2	0	0	0	1						
16 Jason Kubel, L (1, 9) OBP: 0.371, SLG: 0.526										3	0	0	1	1	1	3						
5 Michael Cuddyer, R (1, 3) OBP: 0.333, SLG: 0.514										4	0	0	0	0	1	2						
21 Delmon Young, R (1, 7) OBP: 0.291, SLG: 0.387										4	1	1	0	0	0	0						
23 Brendan Harris, R (1, 10) OBP: 0.310, SLG: 0.360										3	0	0	0	0	1	1						
26 Jose Morales, S (6, PH) OBP: 0.420, SLG: 0.433										0	0	0	0	1	0	0						
20 Matt Tolbert, S (1, 5) OBP: 0.298, SLG: 0.262										4	0	2	0	0	0	2						
8 Nick Punto, S (1, 4) OBP: 0.325, SLG: 0.284										3	0	1	1	1	0	2						
Inning Stats	R: 1 H: 2 E: 0 K: 2 S: 18	H: 2 LOB: 1 BB: 0 P: 24	R: 0 H: 1 E: 0 K: 2 S: 11	H: 1 LOB: 2 BB: 1 P: 21	R: 0 H: 0 E: 0 K: 0 S: 7	H: 0 LOB: 1 BB: 1 P: 13	R: 1 H: 2 E: 0 K: 0 S: 12	H: 2 LOB: 0 BB: 0 P: 21	R: 0 H: 0 E: 0 K: 0 S: 14	H: 0 LOB: 0 BB: 1 P: 19	R: 0 H: 0 E: 0 K: 0 S: 9	H: 0 LOB: 0 BB: 0 P: 16	R: 0 H: 1 E: 0 K: 1 S: 12	H: 1 LOB: 0 BB: 0 P: 20	R: 0 H: 1 E: 0 K: 0 S: 5	H: 1 LOB: 0 BB: 0 P: 8	R: 0 H: 0 E: 0 K: 0 S: 10	H: 0 LOB: 1 BB: 1 P: 16	1B: 6 2B: 1 3B: 0 HR: 0	SF: 0 SAC: 0 DP: 1 HBP: 0	WP: 0 PB: 0 SB: 2 CS: 1	PA: 37
PITCHER	IP	WLS	BF	H	R	ER	SO	BB	IBB	HBP	BLK	WP	HR	S	P	ERA	WHIP					
29 Nate Robertson, L (1, 1) ERA: 5.13	5.0	W	22	5	2	2	6	3	0	0	0	0	0	21	36	0.00	0.500					
31 Zach Miner, R (6, 1) ERA: 4.51	2.0	H	7	1	0	0	1	0	0	0	0	0	0	5	8	0.00	1.000					
44 Bobby Seay, L (8, 1) ERA: 3.54	1.0		3	1	0	0	0	0	0	0	0	0	0	10	16	0.00	1.000					
56 Fernando Rodney, R (9, 1) ERA: 3.82	1.0		4	0	0	0	0	1	0	0	0	0	0	10	16	0.00	1.000					



Batter	1	2	3	4	5	6	7	8	9	AB	R	H	RBI	BB	SO	LOB	TOP		
25 Ryan Raburn, R OBP: 0.345, SLG: 0.517										3	1	2	1	2	1	2			
14 Placido Polanco, R OBP: 0.329, SLG: 0.404										4	1	1	0	1	0	3			
30 Magglio Ordonez, R OBP: 0.365, SLG: 0.490										3	0	3	0	1	0	0			
34 Clete Thomas, L OBP: 0.330, SLG: 0.392										1	1	0	0	0	0	2			
24 Miguel Cabrera, R OBP: 0.400, SLG: 0.551										4	0	1	1	0	0	5			
33 Marcus Thames, R OBP: 0.312, SLG: 0.458										3	0	0	1	0	0	3			
15 Brandon Inge, R OBP: 0.322, SLG: 0.419										3	0	0	0	1	1	2			
28 Curtis Granderson, L OBP: 0.330, SLG: 0.450										4	0	1	0	0	0	3			
12 Gerald Laird, R OBP: 0.308, SLG: 0.328										2	0	0	0	2	0	1			
4 Adam Everett, R OBP: 0.287, SLG: 0.325										4	0	0	0	0	0	3			
Inning Stats	R: 0 H: 2 E: 0 K: 0 S: 7	WLS: 2 BF: 0 P: 11	R: 0 H: 0 E: 0 K: 0 S: 6	LOB: 0 BB: 1 P: 13	R: 1 H: 2 E: 0 K: 0 S: 12	LOB: 1 BB: 0 P: 20	R: 0 H: 0 E: 0 K: 0 S: 5	LOB: 0 BB: 1 P: 7	R: 0 H: 2 E: 0 K: 0 S: 8	LOB: 1 BB: 0 P: 14	R: 0 H: 1 E: 0 K: 1 S: 8	LOB: 2 BB: 1 P: 16	R: 2 H: 1 E: 0 K: 1 S: 11	LOB: 2 BB: 2 P: 23	R: 0 H: 0 E: 0 K: 0 S: 7	LOB: 2 BB: 2 P: 19	1B: 5 2B: 2 3B: 0 HR: 1	SF: 1 SAC: 0 DP: 2 HBP: 0	WP: 0 PA: 40
PITCHER	IP: 6.2 WLS: L BF: 27 H: 7 R: 1 ER: 1 SO: 0 BB: 3 IBB: 0 HBP: 0 BLK: 0 WP: 0 HR: 1 S: 51 P: 94 ERA: 1.35 WHIP: 1.500	IP: 1.0 WLS: H BF: 6 H: 1 R: 2 ER: 2 SO: 2 BB: 2 IBB: 0 HBP: 0 BLK: 0 WP: 0 HR: 0 S: 13 P: 25 ERA: 18.00 WHIP: 3.000	IP: 1.1 WLS: S BF: 6 H: 0 R: 0 ER: 0 SO: 0 BB: 2 IBB: 0 HBP: 0 BLK: 0 WP: 0 HR: 0 S: 8 P: 20 ERA: 0.00 WHIP: 1.500																

Detroit Tigers @ Cleveland Indians
Progressive Field, Cleveland, OH
Tue Sep 22 2009, 7:05 PM EDT
Att: 23,217 - Cloudy - 74 F

AB 31
R 3
H 8
RBI 3
BB 7
SO 2
LOB 24



Batter	1	2	3	4	5	6	7	8	9	AB	R	H	RBI	BB	SO	LOB	BOTTOM			
23 Michael Brantley, L OBP: 0.395, SLG: 0.580										5	0	2	0	0	0	1				
13 Adrián Cabrera, S OBP: 0.350, SLG: 0.630										5	1	1	0	0	1	2				
17 Shin-Soo Choo, L OBP: 0.396, SLG: 0.480										4	0	3	0	0	0	0				
2 Jhonny Peralta, R OBP: 0.324, SLG: 0.388										4	0	0	0	0	0	4				
48 Travis Hafner, L OBP: 0.350, SLG: 0.465										2	0	0	0	2	0	0				
4 Numan Romero, S OBP: 0.125, SLG: 0.125										0	0	0	0	0	0	0				
7 Matt LaPorta, R OBP: 0.307, SLG: 0.455										4	0	1	0	0	0	0				
25 Andy Marte, R OBP: 0.285, SLG: 0.385										2	0	0	0	2	0	0				
11 Jamey Carroll, R OBP: 0.361, SLG: 0.354										4	0	1	0	0	1	5				
8 Chris Gimenez, R OBP: 0.254, SLG: 0.255										4	0	1	0	0	1	5				
1 Luis Valbuena, L OBP: 0.285, SLG: 0.387										4	0	1	0	0	1	5				
30 Lou Marson, R OBP: 0.362, SLG: 0.308										2	0	0	0	2	0	0				
4 Trevor Crowe, S OBP: 0.293, SLG: 0.350										4	0	2	0	0	1	2				
Inning Stats	R: 0 H: 2 E: 0 K: 0 S: 8	WLS: 2 BF: 0 P: 15	R: 0 H: 2 E: 0 K: 0 S: 7	LOB: 2 BB: 1 P: 19	R: 0 H: 0 E: 0 K: 1 S: 11	LOB: 0 BB: 0 P: 17	R: 0 H: 0 E: 0 K: 0 S: 6	LOB: 1 BB: 1 P: 14	R: 0 H: 1 E: 0 K: 0 S: 8	LOB: 0 BB: 0 P: 14	R: 0 H: 1 E: 0 K: 1 S: 10	LOB: 2 BB: 1 P: 17	R: 1 H: 2 E: 0 K: 1 S: 19	LOB: 3 BB: 2 P: 33	R: 0 H: 1 E: 0 K: 0 S: 8	LOB: 1 BB: 0 P: 10	1B: 9 2B: 2 3B: 0 HR: 0	SF: 0 SAC: 0 DP: 3 HBP: 0	WP: 0 PA: 38	
PITCHER	IP: 7.0 WLS: W BF: 27 H: 7 R: 0 ER: 0 SO: 0 BB: 3 IBB: 0 HBP: 0 BLK: 0 WP: 0 HR: 0 S: 55 P: 103 ERA: 0.00 WHIP: 1.429	IP: 0.1 WLS: H BF: 3 H: 2 R: 1 ER: 1 SO: 0 BB: 0 IBB: 0 HBP: 0 BLK: 0 WP: 0 HR: 10 S: 14 P: 27.00 ERA: 6.000	IP: 0.2 WLS: H BF: 4 H: 0 R: 0 ER: 0 SO: 1 BB: 2 IBB: 0 HBP: 0 BLK: 0 WP: 0 HR: 9 S: 19 P: 0.00 ERA: 3.000	IP: 1.0 WLS: S BF: 4 H: 1 R: 0 ER: 0 SO: 0 BB: 0 IBB: 0 HBP: 0 BLK: 0 WP: 0 HR: 8 S: 10 P: 0.00 ERA: 1.000																

Detroit Tigers @ Cleveland Indians
Progressive Field, Cleveland, OH
Tue Sep 22 2009, 7:05 PM EDT
Att: 23,217 - Cloudy - 74 F

AB 33
R 1
H 10
RBI 1
BB 5
SO 3
LOB 15



Batter	1	2	3	4	5	6	7	8	9	AB	R	H	RBI	BB	SO	LOB	TOP							
28 Curtis Granderson, L OBP: 0.328, SLG: 0.447										6	1	1	0	0	3	3	Detroit Tigers @ Cleveland Indians Progressive Field, Cleveland, OH Wed Sep 23 2009, 7:05 PM EDT Att: 13,971 - Cloudy - 72 F							
14 Placido Polanco, R OBP: 0.330, SLG: 0.404										5	1	2	0	0	1	3								
4 Adam Everett, R OBP: 0.287, SLG: 0.325										0	0	0	0	0	0	0								
34 Clete Thomas, L OBP: 0.331, SLG: 0.396										5	2	2	0	0	2	3								
24 Miguel Cabrera, R OBP: 0.402, SLG: 0.556										4	3	2	3	1	1	3								
25 Ryan Raburn, R OBP: 0.345, SLG: 0.517										0	0	0	0	0	0	0								
19 Aubrey Huff, L OBP: 0.310, SLG: 0.394										4	2	1	1	1	0	1								
9 Carlos Guillen, S OBP: 0.303, SLG: 0.439										4	2	3	4	0	0	1								
32 Don Kelly, L OBP: 0.288, SLG: 0.327										1	0	0	0	0	0	0								
15 Brandon Inge, R OBP: 0.323, SLG: 0.418										4	0	1	2	1	0	1								
12 Gerald Laird, R OBP: 0.309, SLG: 0.327										4	0	1	0	1	0	3								
39 Ramon Santiago, S OBP: 0.320, SLG: 0.399										5	0	2	0	0	1	3								
Inning Stats	R: 4 H: 4 E: 0 K: 1 S: 20	H: 4 R: 1 LOB: 2 BB: 1 P: 35	R: 0 H: 0 E: 0 K: 1 S: 9	H: 0 R: 0 LOB: 0 BB: 0 P: 16	R: 2 H: 1 E: 0 K: 1 S: 10	H: 1 R: 1 LOB: 1 BB: 2 P: 20	R: 2 H: 2 E: 0 K: 1 S: 12	H: 2 R: 0 LOB: 0 BB: 0 P: 14	R: 1 H: 3 E: 0 K: 0 S: 18	H: 3 R: 0 LOB: 2 BB: 0 P: 24	R: 2 H: 3 E: 0 K: 0 S: 15	H: 3 R: 0 LOB: 1 BB: 1 P: 28	R: 0 H: 2 E: 0 K: 3 S: 14	H: 2 R: 0 LOB: 2 BB: 0 P: 19	R: 0 H: 0 E: 0 K: 0 S: 8	H: 0 R: 0 LOB: 0 BB: 0 P: 13	R: 0 H: 0 E: 0 K: 1 S: 7	H: 0 R: 0 LOB: 0 BB: 0 P: 8	1B: 9 2B: 3 3B: 0 HR: 3	SF: 0 SAC: 0 DP: 1 HBP: 0	WP: 0 PB: 0 SB: 0 CS: 0	PA: 46		
PITCHER	IP WLS BF H R ER SO BB IBB HBP BLK WP HR S P ERA WHIP	IP WLS BF H R ER SO BB IBB HBP BLK WP HR S P ERA WHIP	IP WLS BF H R ER SO BB IBB HBP BLK WP HR S P ERA WHIP	IP WLS BF H R ER SO BB IBB HBP BLK WP HR S P ERA WHIP	IP WLS BF H R ER SO BB IBB HBP BLK WP HR S P ERA WHIP	IP WLS BF H R ER SO BB IBB HBP BLK WP HR S P ERA WHIP	IP WLS BF H R ER SO BB IBB HBP BLK WP HR S P ERA WHIP	IP WLS BF H R ER SO BB IBB HBP BLK WP HR S P ERA WHIP	IP WLS BF H R ER SO BB IBB HBP BLK WP HR S P ERA WHIP	IP WLS BF H R ER SO BB IBB HBP BLK WP HR S P ERA WHIP	IP WLS BF H R ER SO BB IBB HBP BLK WP HR S P ERA WHIP	IP WLS BF H R ER SO BB IBB HBP BLK WP HR S P ERA WHIP	IP WLS BF H R ER SO BB IBB HBP BLK WP HR S P ERA WHIP	IP WLS BF H R ER SO BB IBB HBP BLK WP HR S P ERA WHIP	IP WLS BF H R ER SO BB IBB HBP BLK WP HR S P ERA WHIP	IP WLS BF H R ER SO BB IBB HBP BLK WP HR S P ERA WHIP	IP WLS BF H R ER SO BB IBB HBP BLK WP HR S P ERA WHIP	IP WLS BF H R ER SO BB IBB HBP BLK WP HR S P ERA WHIP	IP WLS BF H R ER SO BB IBB HBP BLK WP HR S P ERA WHIP	IP WLS BF H R ER SO BB IBB HBP BLK WP HR S P ERA WHIP	IP WLS BF H R ER SO BB IBB HBP BLK WP HR S P ERA WHIP	IP WLS BF H R ER SO BB IBB HBP BLK WP HR S P ERA WHIP	IP WLS BF H R ER SO BB IBB HBP BLK WP HR S P ERA WHIP	
63 Justin Masterson, R ERA: 4.79	4.0 L	23 7	8 6	4 3	3 0	0 0	0 0	0 0	0 0	2 1	51 28	85 43	13.50 20.25	2.500 4.500										
20 Mike Gosling, L ERA: 5.57	1.1	10 5	3 3	0 0	1 0	0 0	0 0	0 0	0 0	1 0	28 19	43 28	20.25 0.00	4.500 1.800										
47 Jose Veras, R ERA: 5.51	1.2	7 3	0 0	0 0	0 0	0 0	0 0	0 0	0 0	0 0	19 8	28 13	0.00 0.000	1.800 0.000										
40 Jess Todd, R ERA: 9.33	1.0	3 0	0 0	0 0	0 0	0 0	0 0	0 0	0 0	0 0	8 7	13 8	0.00 0.000	0.000 0.000										
53 Rafael Perez, L ERA: 7.16	1.0	3 0	0 0	0 0	0 0	0 0	0 0	0 0	0 0	0 0	7 8	8 8	0.00 0.000	0.000 0.000										
Inning Stats	R: 1 H: 2 E: 0 K: 0 S: 14	H: 2 R: 1 LOB: 2 BB: 1 P: 25	R: 0 H: 0 E: 0 K: 0 S: 12	H: 2 R: 0 LOB: 3 BB: 1 P: 20	R: 0 H: 1 E: 0 K: 1 S: 11	H: 1 R: 0 LOB: 1 BB: 0 P: 17	R: 0 H: 1 E: 0 K: 0 S: 10	H: 1 R: 0 LOB: 2 BB: 1 P: 22	R: 0 H: 0 E: 0 K: 0 S: 6	H: 0 R: 0 LOB: 0 BB: 0 P: 10	R: 0 H: 0 E: 0 K: 3 S: 13	H: 0 R: 0 LOB: 1 BB: 1 P: 22	R: 2 H: 2 E: 0 K: 0 S: 11	H: 2 R: 0 LOB: 1 BB: 1 P: 19	R: 0 H: 1 E: 0 K: 0 S: 4	H: 1 R: 0 LOB: 0 BB: 0 P: 8	R: 0 H: 0 E: 0 K: 0 S: 10	H: 0 R: 0 LOB: 2 BB: 2 P: 19	1B: 7 2B: 2 3B: 0 HR: 0	SF: 0 SAC: 0 DP: 1 HBP: 0	WP: 0 PB: 0 SB: 0 CS: 0	PA: 42		
PITCHER	IP WLS BF H R ER SO BB IBB HBP BLK WP HR S P ERA WHIP	IP WLS BF H R ER SO BB IBB HBP BLK WP HR S P ERA WHIP	IP WLS BF H R ER SO BB IBB HBP BLK WP HR S P ERA WHIP	IP WLS BF H R ER SO BB IBB HBP BLK WP HR S P ERA WHIP	IP WLS BF H R ER SO BB IBB HBP BLK WP HR S P ERA WHIP	IP WLS BF H R ER SO BB IBB HBP BLK WP HR S P ERA WHIP	IP WLS BF H R ER SO BB IBB HBP BLK WP HR S P ERA WHIP	IP WLS BF H R ER SO BB IBB HBP BLK WP HR S P ERA WHIP	IP WLS BF H R ER SO BB IBB HBP BLK WP HR S P ERA WHIP	IP WLS BF H R ER SO BB IBB HBP BLK WP HR S P ERA WHIP	IP WLS BF H R ER SO BB IBB HBP BLK WP HR S P ERA WHIP	IP WLS BF H R ER SO BB IBB HBP BLK WP HR S P ERA WHIP	IP WLS BF H R ER SO BB IBB HBP BLK WP HR S P ERA WHIP	IP WLS BF H R ER SO BB IBB HBP BLK WP HR S P ERA WHIP	IP WLS BF H R ER SO BB IBB HBP BLK WP HR S P ERA WHIP	IP WLS BF H R ER SO BB IBB HBP BLK WP HR S P ERA WHIP	IP WLS BF H R ER SO BB IBB HBP BLK WP HR S P ERA WHIP	IP WLS BF H R ER SO BB IBB HBP BLK WP HR S P ERA WHIP	IP WLS BF H R ER SO BB IBB HBP BLK WP HR S P ERA WHIP	IP WLS BF H R ER SO BB IBB HBP BLK WP HR S P ERA WHIP	IP WLS BF H R ER SO BB IBB HBP BLK WP HR S P ERA WHIP	IP WLS BF H R ER SO BB IBB HBP BLK WP HR S P ERA WHIP	IP WLS BF H R ER SO BB IBB HBP BLK WP HR S P ERA WHIP	
48 Rick Porcello, R ERA: 4.14	5.0 W	24 6	1 1	1 1	3 0	0 0	0 0	0 0	0 0	0 0	53 24	94 41	1.80 9.00	1.800 2.000										
45 Ryan Perry, R ERA: 4.11	2.0	10 2	2 2	2 2	2 0	0 0	0 0	0 0	0 0	0 0	24 4	41 8	9.00 0.00	2.000 1.000										
31 Zach Miner, R ERA: 4.36	1.0	3 1	0 0	0 0	0 0	0 0	0 0	0 0	0 0	0 0	4 3	8 11	0.00 6.000	1.000 6.000										
38 Jeremy Bondeman, R ERA: 9.0	0.1	3 0	0 0	0 0	2 0	0 0	0 0	0 0	0 0	0 0	3 7	11 8	0.00 0.000	6.000 0.000										
59 Fu-Te Ni, L ERA: 2.76	0.2	2 0	0 0	0 0	0 0	0 0	0 0	0 0	0 0	0 0	7 8	8 8	0.00 0.000	0.000 0.000										
Inning Stats	R: 1 H: 2 E: 0 K: 0 S: 14	H: 2 R: 1 LOB: 2 BB: 1 P: 25	R: 0 H: 0 E: 0 K: 0 S: 12	H: 2 R: 0 LOB: 3 BB: 1 P: 20	R: 0 H: 1 E: 0 K: 1 S: 11	H: 1 R: 0 LOB: 1 BB: 0 P: 17	R: 0 H: 1 E: 0 K: 0 S: 10	H: 1 R: 0 LOB: 2 BB: 1 P: 22	R: 0 H: 0 E: 0 K: 0 S: 6	H: 0 R: 0 LOB: 0 BB: 0 P: 10	R: 0 H: 0 E: 0 K: 3 S: 13	H: 0 R: 0 LOB: 1 BB: 1 P: 22	R: 2 H: 2 E: 0 K: 0 S: 11	H: 2 R: 0 LOB: 1 BB: 1 P: 19	R: 0 H: 1 E: 0 K: 0 S: 4	H: 1 R: 0 LOB: 0 BB: 0 P: 8	R: 0 H: 0 E: 0 K: 0 S: 10	H: 0 R: 0 LOB: 2 BB: 2 P: 19	1B: 7 2B: 2 3B: 0 HR: 0	SF: 0 SAC: 0 DP: 1 HBP: 0	WP: 0 PB: 0 SB: 0 CS: 0	PA: 42		
PITCHER	IP WLS BF H R ER SO BB IBB HBP BLK WP HR S P ERA WHIP	IP WLS BF H R ER SO BB IBB HBP BLK WP HR S P ERA WHIP	IP WLS BF H R ER SO BB IBB HBP BLK WP HR S P ERA WHIP	IP WLS BF H R ER SO BB IBB HBP BLK WP HR S P ERA WHIP	IP WLS BF H R ER SO BB IBB HBP BLK WP HR S P ERA WHIP	IP WLS BF H R ER SO BB IBB HBP BLK WP HR S P ERA WHIP	IP WLS BF H R ER SO BB IBB HBP BLK WP HR S P ERA WHIP	IP WLS BF H R ER SO BB IBB HBP BLK WP HR S P ERA WHIP	IP WLS BF H R ER SO BB IBB HBP BLK WP HR S P ERA WHIP	IP WLS BF H R ER SO BB IBB HBP BLK WP HR S P ERA WHIP	IP WLS BF H R ER SO BB IBB HBP BLK WP HR S P ERA WHIP	IP WLS BF H R ER SO BB IBB HBP BLK WP HR S P ERA WHIP	IP WLS BF H R ER SO BB IBB HBP BLK WP HR S P ERA WHIP	IP WLS BF H R ER SO BB IBB HBP BLK WP HR S P ERA WHIP	IP WLS BF H R ER SO BB IBB HBP BLK WP HR S P ERA WHIP	IP WLS BF H R ER SO BB IBB HBP BLK WP HR S P ERA WHIP	IP WLS BF H R ER SO BB IBB HBP BLK WP HR S P ERA WHIP	IP WLS BF H R ER SO BB IBB HBP BLK WP HR S P ERA WHIP	IP WLS BF H R ER SO BB IBB HBP BLK WP HR S P ERA WHIP	IP WLS BF H R ER SO BB IBB HBP BLK WP HR S P ERA WHIP	IP WLS BF H R ER SO BB IBB HBP BLK WP HR S P ERA WHIP	IP WLS BF H R ER SO BB IBB HBP BLK WP HR S P ERA WHIP	IP WLS BF H R ER SO BB IBB HBP BLK WP HR S P ERA WHIP	IP WLS BF H R ER SO BB IBB HBP BLK WP HR S P ERA WHIP
23 Michael Brantley, L OBP: 0.385, SLG: 0.569										5	0	1	0	0	1	3	Detroit Tigers @ Cleveland Indians Progressive Field, Cleveland, OH Wed Sep 23 2009, 7:05 PM EDT Att: 13,971 - Cloudy - 72 F							
11 Jamey Carroll, R OBP: 0.385, SLG: 0.356										4	1	2	0	1	0	0								
13 Asdrubal Cabrera, S OBP: 0.302, SLG: 0.433										3	1	1	0	1	0	5								
4 Numan Romero, S OBP: 0.222, SLG: 0.125										0	0	0	0	1	0	0								
17 Shin-Soo Choo, L OBP: 0.397, SLG: 0.481										3	1	1	0	1	0	0								
8 Chris Gimenez, R OBP: 0.260, SLG: 0.255										0	0	0	0	1	0	0								
48 Travis Hafner, L OBP: 0.348, SLG: 0.461																								

Batter	1	2	3	4	5	6	7	8	9	AB	R	H	RBI	BB	SO	LOB	TOP			
28 Curtis Granderson, L (1, 8) OBP: 0.366, SLG: 0.443	G3		F8	G4-3		K		P6		5	0	0	1	0	1	3				
14 Placido Polanco, R (1, 4) OBP: 0.330, SLG: 0.402	24 F9 30 BB		F8	G5-3			F9	1B		4	0	1	1	1	0	1				
30 Magglio Ordonez, R (1, 9) OBP: 0.340, SLG: 0.400			E6	G5-3				G5-3		3	0	1	0	1	0	1				
34 Clete Thomas, L (7, PR) OBP: 0.330, SLG: 0.395								9 BB 2B		1	1	0	0	0	0	1				
24 Miguel Cabrera, R (1, 3) OBP: 0.398, SLG: 0.551	F9		G5-3		G6-3		K		K	5	0	0	0	0	2	4				
19 Aubrey Huff, L (1, 10) OBP: 0.311, SLG: 0.393	G1-3			9 BB 15 1B	G6-3		1 SAFE B FF 93 B FF 93 S SL 84 S SL 84 B FF 94 B FF 94 X CH 78 X CH 78	9 BB 2B	P5	4	1	1	0	1	0	2				
9 Carlos Guillen, S (1, 7) OBP: 0.340, SLG: 0.449		15 FC5-4 1B		15 BB 12 BB						3	1	3	1	1	0	0				
32 Don Kelly, L (7, 7) OBP: 0.300, SLG: 0.327				15 BB 12 BB						0	0	0	0	1	0	0				
15 Brandon Inge, R (1, 5) OBP: 0.324, SLG: 0.420	FC5-4 12 G1-3 1B			12 BB 39 1B	CS		12 SH5-3 2B		K	5	1	2	1	0	2	5				
12 Gerald Laird, R (1, 2) OBP: 0.309, SLG: 0.327	G1-3			39 1B 28 G4-3 1B			SH5-3		F9	3	1	1	1	0	0	1				
39 Ramon Santiago, S (1, 6) OBP: 0.323, SLG: 0.398	L8			14 G5-3 28 G4-3 1B			G3		14 S 1B BB	3	1	1	1	1	0	2				
Inning Stats	R: 0 E: 0 K: 0 S: 7	H: 0 LOB: 2 BB: 2 P: 18	R: 0 E: 0 K: 0 S: 8	H: 1 LOB: 1 BB: 12	R: 0 E: 1 K: 0 S: 8	H: 0 LOB: 1 BB: 0 P: 13	R: 4 E: 0 K: 0 S: 22	H: 4 LOB: 1 BB: 1 P: 35	R: 0 E: 0 K: 1 S: 9	H: 1 LOB: 0 BB: 0 P: 15	R: 1 E: 0 K: 2 S: 15	H: 2 LOB: 3 BB: 1 P: 24	R: 1 E: 0 K: 0 S: 11	H: 1 LOB: 1 BB: 1 P: 23	R: 0 E: 0 K: 2 S: 14	H: 0 LOB: 1 BB: 1 P: 23	1B: 8 2B: 2 3B: 0 HR: 0	SF: 0 SAC: 1 DP: 0 HBP: 0	WP: 0 PB: 0 SB: 1 CS: 1	PA: 44
PITCHER	IP WLS BF H R ER SO BB IBB HBP BLK WP HR S P ERA WHIP																			
59 Carlos Carrasco, R (1, 1) ERA: 9.0	5.0 L 24 6 4 4 0 3 0 0 0 0 0 0 54 93 7.20 1.800																			
50 Jensen Lewis, R (6, 1) ERA: 4.3	1.2 7 2 1 1 2 0 0 0 0 0 0 0 14 23 5.40 1.200																			
49 Tony Sipp, L (7, 1) ERA: 3.13	0.0 2 1 0 0 0 1 0 0 0 0 0 0 6 10 ∞ ∞																			
54 Chris Perez, R (7, 1) ERA: 4.42	1.1 6 1 1 1 1 1 0 0 0 0 0 0 15 29 6.75 1.500																			
34 Kerry Wood, R (9, 1) ERA: 4.15	1.0 4 0 0 0 2 1 0 0 0 0 0 0 14 23 0.00 1.000																			

Detroit Tigers @ Cleveland Indians
 Progressive Field, Cleveland, OH
 Thu Sep 24 2009, 7:05 PM EDT
 Att: 23,516 - Cloudy - 66 F

AB	36
R	6
H	10
RBI	6
BB	6
SO	5
LOB	20



Batter	1	2	3	4	5	6	7	8	9	AB	R	H	RBI	BB	SO	LOB	BOTTOM					
23 Michael Brantley, L (1, 7) OBP: 0.385, SLG: 0.571	K				F7				G4-3	5	0	2	2	0	1	0						
11 Jamey Carroll, R (1, 4) OBP: 0.363, SLG: 0.352	F9				F8			G4-6-3		4	1	0	0	1	1	4						
17 Shin-Soo Choo, L (1, 9) OBP: 0.397, SLG: 0.486	K				F9				17 WP 17 DI 17 HR BB	5	2	2	2	0	2	2						
48 Travis Hafner, L (1, 10) OBP: 0.352, SLG: 0.466										5	0	3	1	0	0	2						
4 Numan Romero, S (9, PR) OBP: 0.222, SLG: 0.125										0	0	0	0	0	0	0						
2 Jhonny Peralta, R (1, 5) OBP: 0.323, SLG: 0.386										5	0	1	0	0	2	3						
1 Luis Valbuena, L (1, 6) OBP: 0.287, SLG: 0.387										3	0	1	0	1	2	1						
4 Trevor Crowe, S (1, 8) OBP: 0.285, SLG: 0.338										4	1	1	0	0	1	5						
25 Andy Marte, R (1, 3) OBP: 0.310, SLG: 0.406										4	1	2	0	0	1	3						
16 Wyatt Torgans, R (1, 2) OBP: 0.283, SLG: 0.182										2	0	0	0	1	1	1						
13 Asdrubal Cabrera, S (9, PH) OBP: 0.359, SLG: 0.435										1	0	0	0	0	0	0						
Inning Stats	R: 0 E: 0 K: 2 S: 10	H: 0 LOB: 0 BB: 0 P: 16	R: 0 E: 0 K: 2 S: 9	H: 0 LOB: 0 BB: 0 P: 12	R: 2 E: 0 K: 1 S: 21	H: 3 LOB: 2 BB: 1 P: 37	R: 0 E: 0 K: 3 S: 13	H: 1 LOB: 1 BB: 0 P: 16	R: 0 E: 0 K: 0 S: 5	H: 0 LOB: 0 BB: 0 P: 8	R: 0 E: 0 K: 2 S: 12	H: 1 LOB: 2 BB: 1 P: 21	R: 0 E: 0 K: 1 S: 10	H: 2 LOB: 0 BB: 0 P: 16	R: 1 E: 0 K: 0 S: 10	H: 3 LOB: 1 BB: 0 P: 16	R: 2 E: 0 K: 0 S: 15	H: 2 LOB: 1 BB: 1 P: 30	1B: 9 2B: 2 3B: 0 HR: 1	SF: 0 SAC: 0 DP: 1 HBP: 0	WP: 2 PB: 0 SB: 1 CS: 0	PA: 41
PITCHER	IP WLS BF H R ER SO BB IBB HBP BLK WP HR S P ERA WHIP																					
35 Justin Verlander, R (1, 1) ERA: 3.41	7.0 W 29 7 2 2 10 2 0 0 0 0 0 0 80 126 2.57 1.286																					
44 Bobby Seay, L (8, 1) ERA: 3.88	0.0 2 2 1 1 0 0 0 0 0 0 0 0 5 9 ∞ ∞																					
37 Brandon Lyon, R (8, 1) ERA: 2.9	1.0 H 4 1 0 0 0 0 0 0 0 0 0 0 5 7 0.00 1.000																					
56 Fernando Rodney, R (9, 1) ERA: 3.97	1.0 S 6 2 2 2 0 1 0 0 0 0 1 1 15 30 18.00 3.000																					

Detroit Tigers @ Cleveland Indians
 Progressive Field, Cleveland, OH
 Thu Sep 24 2009, 7:05 PM EDT
 Att: 23,516 - Cloudy - 66 F

AB	38
R	5
H	12
RBI	5
BB	3
SO	11
LOB	21



Batter	1	2	3	4	5	6	7	8	9	AB	R	H	RBI	BB	SO	LOB	TOP
28 Curtis Granderson, L (1, 8) OBP: 0.329, SLG: 0.454 25 Ryan Rabin, R (9, PH) OBP: 0.340, SLG: 0.518										4	1	3	1	0	0	0	Detroit Tigers @ Chicago White Sox U.S. Cellular Field, Chicago, IL Sun Sep 27 2009, 2:05 PM EDT Att: 33,685 - Partly Cloudy - 72 F
14 Placido Polanco, R (1, 4) OBP: 0.335, SLG: 0.405										4	1	0	0	1	1	4	
34 Clete Thomas, L (1, 9) OBP: 0.327, SLG: 0.390										4	0	0	0	0	1	3	
24 Miguel Cabrera, R (1, 3) OBP: 0.399, SLG: 0.552										3	0	0	0	1	2	2	
19 Aubrey Huff, L (1, 10) OBP: 0.311, SLG: 0.390 33 Marcus Thames, R (8, PH) OBP: 0.316, SLG: 0.456 (8, 10)										1	0	0	0	2	0	0	
9 Carlos Guillen, S (1, 7) OBP: 0.344, SLG: 0.449										2	1	1	1	1	1	0	
15 Brandon Inge, R (1, 5) OBP: 0.317, SLG: 0.409										4	0	0	0	0	2	5	
12 Gerald Laird, R (1, 2) OBP: 0.310, SLG: 0.330										4	0	0	0	0	0	3	
39 Ramon Santiago, S (1, 6) OBP: 0.326, SLG: 0.399										4	1	2	1	0	0	0	
Inning Stats	R: 1 E: 0 K: 1 S: 10	H: 1 LOB: 0 BB: 0 P: 14	R: 0 E: 0 K: 0 S: 7	H: 0 LOB: 1 BB: 2 P: 15	R: 0 E: 0 K: 0 S: 7	H: 2 LOB: 2 BB: 0 P: 14	R: 0 E: 0 K: 1 S: 6	H: 0 LOB: 0 BB: 0 P: 10	R: 0 E: 0 K: 0 S: 10	H: 1 LOB: 1 BB: 0 P: 20	R: 0 E: 0 K: 1 S: 10	H: 0 LOB: 0 BB: 0 P: 17	R: 2 E: 0 K: 1 S: 14	H: 3 LOB: 1 BB: 0 P: 20	1B: 4 2B: 3 3B: 0 HR: 1	SF: 1 SAC: 0 DP: 1 HBP: 0	
PITCHER	IP WLS BF H R ER SO BB IBB HBP BLK WP HR S P ERA WHIP																
41 Daniel Hudson, R (1, 1) ERA: 3.24	6.0 W 25 3 2 2 4 5 0 0 0 0 0 1 52 95 3.00 1.333																
57 Ramon Pena, R (7, 1) ERA: 4.16	1.2 H 6 1 0 0 2 0 0 0 0 0 0 0 18 30 0.00 0.600																
37 Matt Thornton, L (8, 1) ERA: 2.82	1.1 S 7 3 2 2 1 0 0 0 0 0 0 0 18 27 13.50 2.250																

Batter	1	2	3	4	5	6	7	8	9	AB	R	H	RBI	BB	SO	LOB	BOTTOM		
22 Scott Podsednik, L (1, 8) OBP: 0.353, SLG: 0.409										4	1	2	1	0	0	1	Detroit Tigers @ Chicago White Sox U.S. Cellular Field, Chicago, IL Sun Sep 27 2009, 2:05 PM EDT Att: 33,685 - Partly Cloudy - 72 F		
15 Gordon Beckham, R (1, 5) OBP: 0.348, SLG: 0.465										4	2	2	1	0	0	1			
12 A.J. Pierzynski, L (1, 2) OBP: 0.334, SLG: 0.429										4	0	0	0	0	1	2			
23 Jermaine Dye, R (1, 10) OBP: 0.340, SLG: 0.454										4	0	1	1	0	0	1			
7 Mark Kotsay, L (1, 3) OBP: 0.326, SLG: 0.396										3	1	1	1	1	0	1			
10 Alexei Ramirez, R (1, 6) OBP: 0.334, SLG: 0.393										4	2	1	0	0	0	2			
20 Carlos Quentin, R (1, 7) OBP: 0.323, SLG: 0.445										4	1	2	4	0	0	0			
17 Chris Getz, L (1, 4) OBP: 0.324, SLG: 0.347										4	0	0	0	0	1	1			
51 Alex Rios, R (1, 9) OBP: 0.293, SLG: 0.396										3	1	1	0	0	1	0			
Inning Stats	R: 0 E: 0 K: 0 S: 7	H: 1 LOB: 0 BB: 0 P: 10	R: 1 E: 0 K: 0 S: 12	H: 1 LOB: 1 BB: 1 P: 22	R: 0 E: 0 K: 1 S: 8	H: 0 LOB: 0 BB: 0 P: 14	R: 0 E: 0 K: 0 S: 9	H: 0 LOB: 0 BB: 0 P: 12	R: 0 E: 0 K: 0 S: 6	H: 0 LOB: 0 BB: 0 P: 9	R: 3 E: 0 K: 1 S: 16	H: 4 LOB: 1 BB: 0 P: 26	R: 0 E: 1 K: 1 S: 10	H: 0 LOB: 1 BB: 0 P: 17	R: 4 E: 0 K: 0 S: 15	H: 4 LOB: 0 BB: 0 P: 26		1B: 5 2B: 3 3B: 1 HR: 1	SF: 0 SAC: 0 DP: 0 HBP: 0
PITCHER	IP WLS BF H R ER SO BB IBB HBP BLK WP HR S P ERA WHIP																		
36 Edwin Jackson, R (1, 1) ERA: 3.36	7.0 L 29 7 5 5 3 1 0 0 0 0 0 0 1 69 11 6.43 1.143																		
59 Fujie Ni, L (8, 1) ERA: 2.7	0.1 1 0 0 0 0 0 0 0 0 0 0 0 1 2 0.00 0.000																		
56 Fernando Rodney, R (8, 1) ERA: 4.35	0.1 4 3 3 3 0 0 0 0 0 0 0 1 9 16 81.00 9.000																		
45 Ryan Perry, R (8, 1) ERA: 4.03	0.1 1 0 0 0 0 0 0 0 0 0 0 0 4 7 0.00 0.000																		

Batter	1	2	3	4	5	6	7	8	9	10	AB	R	H	RBI	BB	SO	LOB	TOP			
2 Denard Span, L OBP: 0.393, SLG: 0.417	G4-3		1B		SF8		F9			1B	4	1	2	1	0	0	2	Minnesota Twins @ Detroit Tigers Comerica Park, Detroit, MI Tue Sep 29 2009, 12:05 PM EDT Att: 35,243 - Cloudy - 57 F			
18 Orlando Cabrera, R OBP: 0.310, SLG: 0.376	L9		P6		P4		K			1B	5	1	1	1	0	1	4				
7 Joe Mauer, L OBP: 0.442, SLG: 0.598	L4			F7		G4-3		G3-1		BB	4	0	0	0	1	0	0				
16 Jason Kubel, L OBP: 0.395, SLG: 0.518				F7		L8		1B		SH1-4	4	0	2	0	0	0	0				
22 Carlos Gómez, R OBP: 0.290, SLG: 0.341								1B			0	0	0	0	0	0	0				
5 Michael Cuddyer, R OBP: 0.340, SLG: 0.520	G3-6-3			HBP			F8				3	0	1	0	1	0	2				
21 Delmon Young, R OBP: 0.234, SLG: 0.397	G4-3			1B		G6-3		F9		IBB	4	0	1	1	0	0	2				
26 Jose Morales, S OBP: 0.395, SLG: 0.393											3	0	1	0	0	1	2				
12 Alexi Casilla, S OBP: 0.277, SLG: 0.256				G4-3			SH1-3			F9	2	0	1	0	0	0	2				
20 Matt Tolbert, S OBP: 0.306, SLG: 0.297				P5			SH1-4				2	1	1	0	0	0	0				
8 Nick Punto, S OBP: 0.338, SLG: 0.289										B1-5	2	0	1	0	1	0	1				
Inning Stats	R: 0 E: 0 K: 0 S: 8	H: 0 LOB: 0 BB: 0 P: 14	R: 0 E: 0 K: 0 S: 9	H: 1 LOB: 0 BB: 0 P: 14	R: 0 E: 0 K: 1 S: 18	H: 2 LOB: 2 BB: 0 P: 24	R: 0 E: 0 K: 0 S: 11	H: 1 LOB: 2 BB: 0 P: 16	R: 1 E: 0 K: 0 S: 10	H: 1 LOB: 0 BB: 0 P: 14	R: 0 E: 0 K: 1 S: 12	H: 1 LOB: 1 BB: 0 P: 17	R: 0 E: 0 K: 0 S: 9	H: 1 LOB: 1 BB: 0 P: 14	R: 0 E: 0 K: 0 S: 8	H: 1 LOB: 0 BB: 0 P: 10	R: 2 E: 0 K: 0 S: 11	H: 2 LOB: 2 BB: 2 P: 22	1B: 9 2B: 3 3B: 0 HR: 0	SF: 2 SAC: 4 DP: 2 HBP: 1	WP: 2 PA: 43 PB: 0 SB: 0 CS: 0
PITCHER	IP WLS BF H R ER SO	IP WLS BF H R ER SO	IP WLS BF H R ER SO	IP WLS BF H R ER SO	IP WLS BF H R ER SO	IP WLS BF H R ER SO	IP WLS BF H R ER SO	IP WLS BF H R ER SO	IP WLS BF H R ER SO	IP WLS BF H R ER SO	IP WLS BF H R ER SO	IP WLS BF H R ER SO	IP WLS BF H R ER SO	IP WLS BF H R ER SO	IP WLS BF H R ER SO	IP WLS BF H R ER SO	IP WLS BF H R ER SO	ERA WHIP	ERA WHIP	ERA WHIP	
48 Rick Porcello, R ERA: 4.04	6.1	27	7	1	1	1	1	0	0	0	111	1.42	1.263								
31 Zach Miner, R ERA: 4.23	1.2	6	1	0	0	1	0	0	0	0	13	21	0.00	0.600							
37 Brandon Lyon, R ERA: 2.99	2.0	10	3	2	2	0	1	1	0	0	1	0	19	32	9.00	2.000					

AB	33
R	3
H	11
RBI	3
BB	3
SO	2
LOB	15



Batter	1	2	3	4	5	6	7	8	9	10	AB	R	H	RBI	BB	SO	LOB	BOTTOM					
28 Curtis Granderson, L OBP: 0.329, SLG: 0.460	G4-3			P5			F7			HR	5	1	2	1	0	0	3	Minnesota Twins @ Detroit Tigers Comerica Park, Detroit, MI Tue Sep 29 2009, 12:05 PM EDT Att: 35,243 - Cloudy - 57 F					
14 Placido Polanco, R OBP: 0.332, SLG: 0.402	G6-3	G1-3		K			G5-3			L8	5	0	0	0	0	1	4						
34 Clete Thomas, L OBP: 0.327, SLG: 0.393	G4-3					P4		F8		F7	3	0	1	0	0	0	1						
25 Ryan Raburn, R OBP: 0.346, SLG: 0.514						L5					2	0	0	0	0	0	0						
24 Miguel Cabrera, R OBP: 0.399, SLG: 0.550								F9		G5-3	4	0	1	0	1	0	0						
19 Aubrey Huff, L OBP: 0.310, SLG: 0.388	G4-3					G3		G5-3			3	0	0	0	0	0	4						
33 Marcus Thames, R OBP: 0.315, SLG: 0.455											1	0	0	0	0	0	0						
9 Carlos Guillen, S OBP: 0.342, SLG: 0.444	G4-3										3	0	0	0	1	2	2						
60 Wilkin Ramirez, R OBP: 0.385, SLG: 0.818											0	0	0	0	0	0	0						
32 Don Kelly, L OBP: 0.300, SLG: 0.327											0	0	0	0	0	0	0						
12 Gerald Laird, R OBP: 0.310, SLG: 0.328											2	1	0	0	0	0	2						
15 Brandon Inge, R OBP: 0.318, SLG: 0.410											4	0	2	0	0	1	2						
39 Ramon Santiago, S OBP: 0.325, SLG: 0.397											4	0	1	1	0	0	3						
Inning Stats	R: 0 E: 0 K: 0 S: 8	H: 1 LOB: 2 BB: 1 P: 19	R: 1 E: 0 K: 0 S: 12	H: 2 LOB: 2 BB: 0 P: 22	R: 0 E: 0 K: 1 S: 13	H: 2 LOB: 2 BB: 0 P: 17	R: 0 E: 0 K: 1 S: 9	H: 1 LOB: 1 BB: 0 P: 12	R: 0 E: 0 K: 0 S: 4	H: 0 LOB: 0 BB: 0 P: 8	R: 0 E: 0 K: 2 S: 9	H: 0 LOB: 0 BB: 0 P: 15	R: 0 E: 0 K: 0 S: 10	H: 0 LOB: 0 BB: 0 P: 18	R: 0 E: 0 K: 0 S: 4	H: 0 LOB: 0 BB: 0 P: 7	R: 0 E: 0 K: 0 S: 7	H: 2 LOB: 2 BB: 1 P: 13	R: 1 E: 0 K: 0 S: 9	H: 1 LOB: 0 BB: 0 P: 12	1B: 4 2B: 2 3B: 0 HR: 1	SF: 0 SAC: 1 DP: 0 HBP: 1	WP: 0 PA: 40 PB: 0 SB: 0 CS: 0
PITCHER	IP WLS BF H R ER SO	IP WLS BF H R ER SO	IP WLS BF H R ER SO	IP WLS BF H R ER SO	IP WLS BF H R ER SO	IP WLS BF H R ER SO	IP WLS BF H R ER SO	IP WLS BF H R ER SO	IP WLS BF H R ER SO	IP WLS BF H R ER SO	IP WLS BF H R ER SO	IP WLS BF H R ER SO	IP WLS BF H R ER SO	IP WLS BF H R ER SO	IP WLS BF H R ER SO	IP WLS BF H R ER SO	IP WLS BF H R ER SO	ERA WHIP	ERA WHIP	ERA WHIP			
53 Nick Blackburn, R ERA: 4.08	7.0	29	6	1	1	4	1	0	0	0	111	1.29	1.000										
50 Jose Mijares, L ERA: 2.07	0.2	2	0	0	0	0	0	0	0	0	3	5	0.00	0.000									
60 Jon Rauch, R ERA: 3.8	1.1	5	0	0	0	0	1	0	0	0	8	15	0.00	0.750									
36 Joe Nathan, R ERA: 2.25	1.0	4	1	1	1	0	0	0	0	0	1	9	12	9.00	1.000								

AB	36
R	2
H	7
RBI	2
BB	2
SO	4
LOB	21



Batter	1	2	3	4	5	6	7	8	9	AB	R	H	RBI	BB	SO	LOB	TOP									
2 Denard Span, L OBP: 0.393, SLG: 0.419										5	2	2	0	0	0	1										
18 Orlando Cabrera, R OBP: 0.313, SLG: 0.379										4	2	3	1	0	0	0										
7 Joe Mauer, L OBP: 0.441, SLG: 0.597										4	0	1	1	0	0	2										
16 Jason Kubel, L OBP: 0.369, SLG: 0.521										3	0	2	2	0	0	1										
5 Michael Cuddyer, R OBP: 0.338, SLG: 0.516										4	0	0	0	0	2	3										
21 Delmon Young, R OBP: 0.294, SLG: 0.396										4	1	1	0	0	2	0										
22 Carlos Gómez, R 26 Jose Morales, S OBP: 0.392, SLG: 0.389										3	0	0	0	0	2	0										
20 Matt Tolbert, S OBP: 0.300, SLG: 0.291										4	0	0	0	0	0	1										
8 Nick Punto, S OBP: 0.337, SLG: 0.291										4	0	1	1	0	2	0										
Inning Stats	R: 0 H: 1 E: 0 K: 0 S: 13	H: 1 LOB: 1 BB: 0 P: 16	R: 0 H: 0 E: 0 K: 3 S: 10	H: 0 LOB: 0 BB: 0 P: 15	R: 0 H: 0 E: 0 K: 1 S: 7	H: 0 LOB: 0 BB: 0 P: 8	R: 0 H: 1 E: 0 K: 0 S: 10	H: 1 LOB: 1 BB: 0 P: 16	R: 0 H: 0 E: 0 K: 2 S: 9	H: 0 LOB: 0 BB: 0 P: 12	R: 2 H: 3 E: 0 K: 2 S: 18	H: 3 LOB: 1 BB: 0 P: 33	R: 0 H: 0 E: 0 K: 0 S: 7	H: 0 LOB: 0 BB: 0 P: 10	R: 2 H: 3 E: 0 K: 0 S: 13	H: 3 LOB: 1 BB: 0 P: 19	R: 1 H: 2 E: 0 K: 1 S: 16	H: 2 LOB: 1 BB: 0 P: 20	1B: 6 2B: 4 3B: 0 HR: 0	SF: 1 SAC: 0 DP: 0 HBP: 0	WP: 1 PB: 0 SB: 0 CS: 0	PA: 37				
PITCHER	IP	WLS	BF	H	R	ER	SO	BB	IBB	HBP	BLK	WP	HR	S	P	ERA	WHIP									
35 Justin Verlander, R ERA: 3.45	(1, 1)	8.0	W	32	8	4	4	8	0	0	0	0	1	0	87	129	4.50	1.000								
56 Fernando Rodney, R ERA: 4.41	(9, 1)	1.0	S	5	2	1	1	1	0	0	0	0	0	0	16	20	9.00	2.000								

Minnesota Twins @ Detroit Tigers
Comerica Park, Detroit, MI
Tue Sep 29 2009, 7:05 PM EDT
Att: 30,240 - Cloudy - 58 F

AB 36
R 5
H 10
RBI 5
BB 0
SO 9
LOB 9



Batter	1	2	3	4	5	6	7	8	9	AB	R	H	RBI	BB	SO	LOB	BOTTOM								
25 Ryan Raburn, R OBP: 0.347, SLG: 0.510										4	1	1	0	1	1	2									
14 Placido Polanco, R OBP: 0.333, SLG: 0.403										4	1	2	0	0	0	1									
30 Magglio Ordonez, R OBP: 0.366, SLG: 0.494 34 Clete Thomas, L OBP: 0.326, SLG: 0.391										3	0	1	2	0	0	1									
24 Miguel Cabrera, R OBP: 0.400, SLG: 0.554										3	2	1	1	1	0	1									
33 Marcus Thames, R OBP: 0.321, SLG: 0.455 60 Wilkin Ramirez, R OBP: 0.385, SLG: 0.618										2	0	1	0	2	1	0									
15 Brandon Inge, R OBP: 0.319, SLG: 0.413										4	0	2	2	0	1	2									
28 Curtis Granderson, L OBP: 0.330, SLG: 0.465										4	1	2	1	0	0	2									
12 Gerald Laird, R OBP: 0.307, SLG: 0.325										4	0	0	0	0	1	2									
4 Adam Everett, R OBP: 0.288, SLG: 0.324										4	1	2	0	0	0	2									
Inning Stats	R: 0 H: 0 E: 0 K: 0 S: 8	H: 0 LOB: 0 BB: 0 P: 14	R: 1 H: 2 E: 0 K: 0 S: 11	H: 2 LOB: 0 BB: 0 P: 16	R: 2 H: 3 E: 0 K: 1 S: 13	H: 3 LOB: 1 BB: 0 P: 18	R: 0 H: 2 E: 0 K: 2 S: 12	H: 2 LOB: 2 BB: 0 P: 14	R: 2 H: 1 E: 0 K: 0 S: 10	H: 1 LOB: 2 BB: 3 P: 25	R: 0 H: 2 E: 0 K: 0 S: 13	H: 2 LOB: 2 BB: 0 P: 21	R: 0 H: 0 E: 0 K: 1 S: 7	H: 0 LOB: 1 BB: 1 P: 15	R: 1 H: 2 E: 0 K: 0 S: 7	H: 2 LOB: 1 BB: 0 P: 14	1B: 8 2B: 2 3B: 0 HR: 2	SF: 0 SAC: 1 DP: 1 HBP: 0	WP: 0 PB: 0 SB: 0 CS: 0	PA: 38					
PITCHER	IP	WLS	BF	H	R	ER	SO	BB	IBB	HBP	BLK	WP	HR	S	P	ERA	WHIP								
52 Brian Duensing, L ERA: 3.69	(1, 1)	4.2	L	23	7	5	5	3	2	1	0	0	0	14	21	9.64	1.929								
44 Bob Keppel, R ERA: 4.7	(5, 1)	1.0		6	3	0	0	0	0	0	0	0	0	3	5	0.00	3.000								
37 Ron Mahay, L ERA: 4.44	(6, 1)	0.1		1	0	0	0	0	0	0	0	0	0	3	5	0.00	0.000								
28 Jesse Crain, R ERA: 4.66	(7, 1)	1.0		3	0	0	0	1	1	0	0	0	0	7	15	0.00	1.000								
54 Matt Guerrier, R ERA: 2.33	(8, 1)	1.0		5	2	1	1	0	0	0	0	0	1	7	14	9.00	2.000								

Minnesota Twins @ Detroit Tigers
Comerica Park, Detroit, MI
Tue Sep 29 2009, 7:05 PM EDT
Att: 30,240 - Cloudy - 58 F

AB 33
R 6
H 12
RBI 6
BB 4
SO 4
LOB 15



Batter	1	2	3	4	5	6	7	8	9	AB	R	H	RBI	BB	SO	LOB	TOP
2 Denard Span, L OBP: 0.395, SLG: 0.420	G3		HBP	G4-3			2B	BB		3	2	1	1	1	0	1	
16 Orlando Cabrera, R OBP: 0.312, SLG: 0.379	1B		F8	G1-3			G4-3	BB		5	1	2	3	0	0	5	
7 Joe Mauer, L OBP: 0.442, SLG: 0.593	F9		1B				IBB	1B		4	1	2	2	1	0	1	
5 Michael Cuddyer, R OBP: 0.339, SLG: 0.514	F9		1B				K	1B		5	0	2	1	0	1	4	
16 Jason Kubel, L OBP: 0.367, SLG: 0.517 22 Carlos Gómez, R OBP: 0.286, SLG: 0.337	G1-3		SF8				K	P3		3	0	0	1	0	2	3	
21 Delmon Young, R OBP: 0.302, SLG: 0.401	1B		1B				F8	BB		4	1	3	0	0	0	0	
23 Brendan Harris, R 20 Matt Tolbert, S	K		E5				F7	F9		4	1	0	0	0	1	2	
55 Mike Redmond, R	L8		G4-3				G6-3	K		5	0	1	0	0	1	3	
8 Nick Punto, S			SH1-4				2B	BB		3	2	2	0	1	1	1	
Inning Stats	R: 0 H: 1 E: 0 K: 0 S: 7	H: 1 LOB: 1 BB: 0 P: 8	R: 3 H: 4 E: 0 K: 0 S: 17	H: 4 LOB: 2 BB: 0 P: 25	R: 1 H: 1 E: 0 K: 0 S: 8	H: 1 LOB: 0 BB: 0 P: 10	R: 0 H: 0 E: 0 K: 1 S: 5	H: 0 LOB: 0 BB: 1 P: 14	R: 0 H: 2 E: 0 K: 2 S: 12	H: 4 LOB: 2 BB: 2 P: 38	R: 0 H: 0 E: 0 K: 1 S: 6	H: 0 LOB: 1 BB: 0 P: 12	1B: 11 2B: 2 3B: 0 HR: 0	SF: 1 SAC: 1 DP: 0 HBP: 2	WP: 0 PB: 0 SB: 0 CS: 0	PA: 45	
PITCHER	IP	WLS	BF	H	R	ER	SO	BB	IBB	HBP	BLK	WP	HR	S	P	ERA	WHIP
29 Nate Robertson, L ERA: 5.44	6.0	L	28	9	4	3	2	0	0	1	0	0	0	62	90	4.50	1.500
45 Ryan Perry, R ERA: 3.99	0.2		3	0	0	0	1	0	1	0	0	0	0	5	11	0.00	0.000
59 Fu-Te Ni, L ERA: 2.67	0.1		1	0	0	0	1	0	0	0	0	0	0	3	3	0.00	0.000
41 Casey Fien, R ERA: 10.8	0.2		4	1	2	2	1	1	0	0	0	0	0	10	20	27.00	3.000
44 Bobby Seay, L ERA: 4.25	0.0		3	2	2	2	0	1	0	0	0	0	0	8	14	∞	∞
PITCHER	IP	WLS	BF	H	R	ER	SO	BB	IBB	HBP	BLK	WP	HR	S	P	ERA	WHIP
38 Jeremy Bonderman, R ERA: 6.71	0.1		3	1	0	0	0	0	0	0	0	0	0	4	5	0.00	3.000
58 Armando Galarraga, R ERA: 5.6	1.0		3	0	0	0	1	0	0	0	0	0	0	6	11	0.00	0.000

Minnesota Twins @ Detroit Tigers
Comerica Park, Detroit, MI
Thu Oct 01 2009, 1:05 PM EDT
Att: 40,533 - Sunny - 54 F

AB 38
R 8
H 13
RBI 8
BB 3
SO 6
LOB 23



Batter	1	2	3	4	5	6	7	8	9	AB	R	H	RBI	BB	SO	LOB	BOTTOM
28 Curtis Granderson, L OBP: 0.328, SLG: 0.460	F8	P5		BB		L9		1B		4	0	1	1	1	0	2	
39 Ramon Santiago, S OBP: 0.323, SLG: 0.392	G4-3		K	P2			E5	G6-3		5	0	0	0	0	1	5	
30 Magglio Ordonez, R OBP: 0.369, SLG: 0.406	24 1B		G6-3				F8			4	0	2	0	1	0	1	
24 Miguel Cabrera, R OBP: 0.400, SLG: 0.551	1B		G6-4-3				F9-6-3	F8		4	0	1	0	1	0	3	
9 Carlos Guillen, S OBP: 0.343, SLG: 0.436	K		F7				BB	F7		3	1	0	0	2	1	4	
33 Marcus Thames, R OBP: 0.323, SLG: 0.453 19 Aubrey Huff, L OBP: 0.309, SLG: 0.387	E7		HBP				K	F7		3	1	1	0	0	1	2	
15 Brandon Inge, R OBP: 0.318, SLG: 0.412	G6-3		FC4-6				F8	L3		4	0	0	0	0	0	3	
12 Gerald Laird, R OBP: 0.310, SLG: 0.327 13 Alex Avila, L OBP: 0.366, SLG: 0.583	1B		F7				1B	E5		4	1	2	1	0	0	1	
4 Adam Everett, R OBP: 0.287, SLG: 0.322	P4		E5				F8	BB		3	0	0	0	1	0	3	
Inning Stats	R: 0 H: 2 E: 0 K: 1 S: 17	H: 2 LOB: 1 BB: 0 P: 22	R: 1 H: 2 E: 0 K: 0 S: 23	H: 0 LOB: 1 BB: 1 P: 18	R: 0 H: 0 E: 1 K: 0 S: 8	H: 0 LOB: 3 BB: 1 P: 16	R: 0 H: 1 E: 0 K: 0 S: 9	H: 1 LOB: 1 BB: 0 P: 13	R: 0 H: 0 E: 1 K: 0 S: 6	H: 0 LOB: 0 BB: 0 P: 11	R: 2 H: 1 E: 1 K: 0 S: 15	H: 1 LOB: 2 BB: 2 P: 31	1B: 7 2B: 1 3B: 0 HR: 0	SF: 0 SAC: 0 DP: 2 HBP: 1	WP: 0 PB: 0 SB: 0 CS: 0	PA: 42	
PITCHER	IP	WLS	BF	H	R	ER	SO	BB	IBB	HBP	BLK	WP	HR	S	P	ERA	WHIP
30 Scott Baker, R ERA: 4.36	5.0	W	24	5	1	0	0	3	0	0	0	0	0	68	105	0.00	1.600
60 Jon Rauch, R ERA: 3.71	0.2	H	3	1	0	0	0	0	0	0	0	0	0	7	10	0.00	1.500
37 Ron Mahay, L ERA: 4.35	0.1	H	1	0	0	0	0	0	0	0	0	0	0	2	3	0.00	0.000
54 Matt Guerrier, R ERA: 2.28	1.2	H	7	0	2	0	0	1	0	0	0	0	0	13	26	0.00	0.600
50 Jose Mijares, L ERA: 2.05	0.1		3	1	0	0	0	1	0	0	0	0	0	8	16	0.00	6.000
PITCHER	IP	WLS	BF	H	R	ER	SO	BB	IBB	HBP	BLK	WP	HR	S	P	ERA	WHIP
36 Joe Nathan, R ERA: 2.22	1.0		4	0	0	0	0	1	0	0	0	0	0	16	27	0.00	1.000

Minnesota Twins @ Detroit Tigers
Comerica Park, Detroit, MI
Thu Oct 01 2009, 1:05 PM EDT
Att: 40,533 - Sunny - 54 F

AB 35
R 3
H 7
RBI 2
BB 6
SO 3
LOB 25



Batter	1	2	3	4	5	6	7	8	9	AB	R	H	RBI	BB	SO	LOB	TOP										
22 Scott Podsednik, L (1, 8) OBP: 0.355, SLG: 0.416 5 Jayson Nix, R (9, PH) OBP: 0.307, SLG: 0.409										4	1	3	1	0	0	0											
15 Gordon Beckham, R (1, 5) OBP: 0.351, SLG: 0.465										4	2	1	0	1	1	2											
12 A.J. Pierzynski, L (1, 2) OBP: 0.334, SLG: 0.429 26 Tyler Flowers, R (9, 2) OBP: 0.350, SLG: 0.250										3	1	1	0	0	0	0											
14 Paul Konerko, R (1, 10) OBP: 0.352, SLG: 0.492										3	1	0	0	1	1	1											
23 Jermaine Dye, R (1, 9) OBP: 0.341, SLG: 0.455 31 Dewayne Wise, L (8, 9) OBP: 0.259, SLG: 0.364										3	1	1	2	1	0	0											
7 Mark Kotsay, L (1, 3) OBP: 0.327, SLG: 0.403										3	1	1	2	1	0	0											
20 Carlos Quentin, R (1, 7) OBP: 0.321, SLG: 0.448										4	1	1	2	0	1	1											
10 Alexei Ramirez, R (1, 6) OBP: 0.329, SLG: 0.388										3	0	0	1	0	1	0											
18 Brent Lillibridge, R (9, 8) OBP: 0.255, SLG: 0.189										4	0	0	0	0	2	1											
Inning Stats	R: 1 H: 1 E: 0 K: 0 S: 7	H: 1 LOB: 0 BB: 0 P: 10	R: 0 H: 0 E: 0 K: 2 S: 7	H: 0 LOB: 0 BB: 0 P: 11	R: 0 H: 1 E: 0 K: 1 S: 8	H: 1 LOB: 1 BB: 0 P: 13	R: 1 H: 2 E: 0 K: 1 S: 13	H: 2 LOB: 1 BB: 0 P: 17	R: 1 H: 1 E: 0 K: 1 S: 10	H: 1 LOB: 0 BB: 0 P: 11	R: 5 H: 4 E: 0 K: 1 S: 19	H: 4 LOB: 2 BB: 3 P: 35	R: 0 H: 0 E: 0 K: 1 S: 7	H: 0 LOB: 0 BB: 0 P: 10	R: 0 H: 0 E: 0 K: 0 S: 4	H: 0 LOB: 0 BB: 0 P: 5	1B: 4 2B: 3 3B: 0 HR: 2	SF: 1 SAC: 1 DP: 0 HBP: 0	WP: 0 PA: 39 PB: 0 SB: 0 CS: 1								
PITCHER	IP	WLS	BF	H	R	ER	SO	BB	IBB	HBP	BLK	WP	HR	S	P	ERA	WHIP										
36 Edwin Jackson, R (1, 1) ERA: 3.62	5.0	L	24	7	8	8	5	3	0	0	0	0	2	52	81	14.40	2.000										
41 Casey Fien, R (6, 1) ERA: 7.94	3.0		11	2	0	0	2	0	0	0	0	0	0	27	40	0.00	0.667										
50 Clay Rapada, L (9, 1) ERA: 5.4	1.0		3	0	0	0	0	0	0	0	0	0	0	4	5	0.00	0.000										

Chicago White Sox @ Detroit Tigers
Comerica Park, Detroit, MI
Fri Oct 02 2009, 7:05 PM EDT
Att: 34,726 - Cloudy - 58 F

livebaseballscorecards.com

AB 33
R 8
H 9
RBI 8
BB 3
SO 7
LOB 5

Batter	1	2	3	4	5	6	7	8	9	AB	R	H	RBI	BB	SO	LOB	BOTTOM										
28 Curtis Granderson, L (1, 8) OBP: 0.326, SLG: 0.457										4	0	0	0	0	2	1											
14 Placido Polanco, R (1, 4) OBP: 0.334, SLG: 0.401 27 Brent Lillibridge, R (9, 6) OBP: 0.255, SLG: 0.189										4	0	1	0	0	1	1											
30 Magglio Ordonez, R (1, 9) OBP: 0.370, SLG: 0.407										3	0	1	0	1	0	0											
24 Miguel Cabrera, R (1, 3) OBP: 0.398, SLG: 0.548										4	0	0	0	0	1	4											
19 Aubrey Huff, L (1, 10) OBP: 0.309, SLG: 0.385										3	0	0	0	1	0	3											
9 Carlos Guillen, S (1, 7) OBP: 0.339, SLG: 0.429										4	0	0	0	0	0	3											
15 Brandon Inge, R (1, 5) OBP: 0.317, SLG: 0.410 32 Don Kelly, L (8, 5) OBP: 0.300, SLG: 0.327										3	0	0	0	0	0	2											
12 Gerald Laird, R (1, 2) OBP: 0.309, SLG: 0.325 13 Alex Avila, L (7, 2) OBP: 0.375, SLG: 0.590										2	0	0	0	0	1	0											
39 Ramon Santiago, S (1, 6) OBP: 0.319, SLG: 0.388										3	0	0	0	0	0	1											
Inning Stats	R: 0 H: 1 E: 0 K: 2 S: 10	H: 1 LOB: 2 BB: 1 P: 17	R: 0 H: 0 E: 0 K: 1 S: 8	H: 0 LOB: 0 BB: 0 P: 12	R: 0 H: 0 E: 0 K: 0 S: 12	H: 0 LOB: 0 BB: 0 P: 16	R: 0 H: 0 E: 0 K: 0 S: 9	H: 0 LOB: 2 BB: 1 P: 20	R: 0 H: 0 E: 0 K: 1 S: 7	H: 0 LOB: 0 BB: 0 P: 9	R: 0 H: 0 E: 0 K: 0 S: 6	H: 0 LOB: 0 BB: 0 P: 10	R: 0 H: 0 E: 0 K: 0 S: 6	H: 0 LOB: 0 BB: 0 P: 8	R: 0 H: 1 E: 0 K: 1 S: 11	H: 1 LOB: 0 BB: 0 P: 13	R: 0 H: 1 E: 0 K: 0 S: 6	H: 1 LOB: 1 BB: 0 P: 11	1B: 3 2B: 0 3B: 0 HR: 0	SF: 0 SAC: 0 DP: 0 HBP: 0	WP: 0 PA: 33 PB: 0 SB: 0 CS: 0						
PITCHER	IP	WLS	BF	H	R	ER	SO	BB	IBB	HBP	BLK	WP	HR	S	P	ERA	WHIP										
44 Jake Peavy, R (1, 1) ERA: 3.45	8.0	W	29	2	0	0	5	2	0	0	0	0	0	69	105	0.00	0.500										
71 Scott Linebrink, R (9, 1) ERA: 4.66	1.0		4	1	0	0	0	0	0	0	0	0	0	6	11	0.00	1.000										

Chicago White Sox @ Detroit Tigers
Comerica Park, Detroit, MI
Fri Oct 02 2009, 7:05 PM EDT
Att: 34,726 - Cloudy - 58 F

livebaseballscorecards.com

AB 31
R 0
H 3
RBI 0
BB 2
SO 5
LOB 15

Batter	1	2	3	4	5	6	7	8	9	AB	R	H	RBI	BB	SO	LOB	TOP					
22 Scott Podsednik, L (1,8) OBP: 0.355, SLG: 0.415										4	0	1	1	1	0	2						
15 Gordon Beckham, R (1,5) OBP: 0.347, SLG: 0.460										5	0	0	0	0	2	6						
12 A.J. Pierzynski, L (1,2) OBP: 0.331, SLG: 0.425										5	0	0	0	0	1	4						
14 Paul Konerko, R (1,10) 31 Dewayne Wise, L (9, PR) OBP: 0.329, SLG: 0.394										3	1	0	0	2	1	1						
20 Carlos Quentin, R (1,7) OBP: 0.296, SLG: 0.461										3	2	2	1	0	0	0						
7 Mark Kotsay, L (1,3) OBP: 0.327, SLG: 0.399										2	1	0	0	3	1	2						
51 Alex Rios, R (1,9) OBP: 0.296, SLG: 0.396										5	0	4	3	0	0	0						
10 Alexei Ramirez, R (1,6) OBP: 0.329, SLG: 0.388										3	0	1	0	2	1	5						
18 Brent Lillibridge, R (1,4) OBP: 0.262, SLG: 0.172										4	0	1	0	1	0	8						
Inning Stats	R: 0 H: 1 E: 0 K: 1 S: 10	H: 1 LOB: 1 BB: 0 P: 16	R: 2 H: 2 E: 0 K: 1 S: 16	H: 2 LOB: 2 BB: 2 P: 28	R: 1 H: 1 E: 0 K: 1 S: 12	H: 1 LOB: 1 BB: 2 P: 26	R: 0 H: 0 E: 0 K: 0 S: 7	H: 0 LOB: 0 BB: 0 P: 10	R: 1 H: 1 E: 0 K: 0 S: 8	H: 1 LOB: 2 BB: 2 P: 23	R: 0 H: 0 E: 0 K: 1 S: 8	H: 0 LOB: 0 BB: 0 P: 11	R: 0 H: 0 E: 0 K: 1 S: 9	H: 0 LOB: 0 BB: 0 P: 14	R: 0 H: 2 E: 0 K: 1 S: 9	H: 2 LOB: 3 BB: 1 P: 17	R: 1 H: 2 E: 0 K: 0 S: 12	H: 2 LOB: 3 BB: 2 P: 24	1B: 6 HR: 1	SF: 0 SAC: 0 DP: 2 HBP: 2	WP: 0 PA: 45	
PITCHER	IP WLS BF H R ER SO BB IBB HBP BLK WP HR S P ERA WHIP	IP WLS BF H R ER SO BB IBB HBP BLK WP HR S P ERA WHIP	IP WLS BF H R ER SO BB IBB HBP BLK WP HR S P ERA WHIP	IP WLS BF H R ER SO BB IBB HBP BLK WP HR S P ERA WHIP	IP WLS BF H R ER SO BB IBB HBP BLK WP HR S P ERA WHIP	IP WLS BF H R ER SO BB IBB HBP BLK WP HR S P ERA WHIP	IP WLS BF H R ER SO BB IBB HBP BLK WP HR S P ERA WHIP	IP WLS BF H R ER SO BB IBB HBP BLK WP HR S P ERA WHIP	IP WLS BF H R ER SO BB IBB HBP BLK WP HR S P ERA WHIP	IP WLS BF H R ER SO BB IBB HBP BLK WP HR S P ERA WHIP	IP WLS BF H R ER SO BB IBB HBP BLK WP HR S P ERA WHIP	IP WLS BF H R ER SO BB IBB HBP BLK WP HR S P ERA WHIP	IP WLS BF H R ER SO BB IBB HBP BLK WP HR S P ERA WHIP	IP WLS BF H R ER SO BB IBB HBP BLK WP HR S P ERA WHIP	IP WLS BF H R ER SO BB IBB HBP BLK WP HR S P ERA WHIP	IP WLS BF H R ER SO BB IBB HBP BLK WP HR S P ERA WHIP	IP WLS BF H R ER SO BB IBB HBP BLK WP HR S P ERA WHIP	IP WLS BF H R ER SO BB IBB HBP BLK WP HR S P ERA WHIP	IP WLS BF H R ER SO BB IBB HBP BLK WP HR S P ERA WHIP	IP WLS BF H R ER SO BB IBB HBP BLK WP HR S P ERA WHIP	IP WLS BF H R ER SO BB IBB HBP BLK WP HR S P ERA WHIP	
43 Alfredo Figaro, R (1,1) ERA: 9.35	59 Finis Ni, L (2,1) ERA: 2.64	58 Armando Galarraga, R (2,1) ERA: 5.64	45 Ryan Perry, R (5,1) ERA: 3.79	37 Brandon Lyon, R (8,1) ERA: 2.96	56 Fernando Rodney, R (9,1) ERA: 4.42	56 Fernando Rodney, R (9,1) ERA: 4.42	56 Fernando Rodney, R (9,1) ERA: 4.42	56 Fernando Rodney, R (9,1) ERA: 4.42	56 Fernando Rodney, R (9,1) ERA: 4.42	56 Fernando Rodney, R (9,1) ERA: 4.42	56 Fernando Rodney, R (9,1) ERA: 4.42	56 Fernando Rodney, R (9,1) ERA: 4.42	56 Fernando Rodney, R (9,1) ERA: 4.42	56 Fernando Rodney, R (9,1) ERA: 4.42	56 Fernando Rodney, R (9,1) ERA: 4.42	56 Fernando Rodney, R (9,1) ERA: 4.42	56 Fernando Rodney, R (9,1) ERA: 4.42	56 Fernando Rodney, R (9,1) ERA: 4.42	56 Fernando Rodney, R (9,1) ERA: 4.42	56 Fernando Rodney, R (9,1) ERA: 4.42	56 Fernando Rodney, R (9,1) ERA: 4.42	56 Fernando Rodney, R (9,1) ERA: 4.42
Batter	1	2	3	4	5	6	7	8	9	AB	R	H	RBI	BB	SO	LOB	BOTTOM					
28 Curtis Granderson, L (1,8) OBP: 0.327, SLG: 0.457										3	0	1	0	1	1	0						
14 Placido Polanco, R (1,4) OBP: 0.335, SLG: 0.402										4	0	2	1	0	0	0						
30 Magglio Ordonez, R (1,9) OBP: 0.371, SLG: 0.408										4	0	2	0	0	0	4						
24 Miguel Cabrera, R (1,3) OBP: 0.396, SLG: 0.544										4	0	0	0	0	1	6						
9 Carlos Guillen, S (1,7) OBP: 0.338, SLG: 0.424										3	0	0	0	1	1	1						
19 Aubrey Huff, L (1,10) OBP: 0.309, SLG: 0.384										3	0	1	0	0	0	0						
25 Ryan Raburn, R (9, FH) OBP: 0.344, SLG: 0.506										1	0	0	0	0	1	1						
15 Brandon Inge, R (1,5) OBP: 0.315, SLG: 0.407										4	0	0	0	0	2	2						
12 Gerald Laird, R (1,2) OBP: 0.306, SLG: 0.322										4	0	0	0	0	1	2						
4 Adam Everett, R (1,6) OBP: 0.288, SLG: 0.325										3	1	1	0	0	1	0						
Inning Stats	R: 0 H: 1 E: 0 K: 0 S: 6	H: 1 LOB: 1 BB: 0 P: 7	R: 0 H: 1 E: 0 K: 3 S: 11	H: 1 LOB: 1 BB: 0 P: 20	R: 0 H: 1 E: 0 K: 1 S: 11	H: 1 LOB: 1 BB: 1 P: 18	R: 0 H: 0 E: 0 K: 0 S: 5	H: 0 LOB: 0 BB: 0 P: 8	R: 0 H: 1 E: 0 K: 1 S: 6	H: 1 LOB: 1 BB: 0 P: 8	R: 0 H: 0 E: 0 K: 1 S: 8	H: 0 LOB: 0 BB: 0 P: 11	R: 1 H: 3 E: 0 K: 0 S: 11	H: 3 LOB: 1 BB: 0 P: 16	R: 0 H: 0 E: 0 K: 1 S: 11	H: 0 LOB: 1 BB: 1 P: 19	1B: 6 HR: 0	SF: 0 SAC: 0 DP: 1 HBP: 0	WP: 1 PA: 35			
PITCHER	IP WLS BF H R ER SO BB IBB HBP BLK WP HR S P ERA WHIP	IP WLS BF H R ER SO BB IBB HBP BLK WP HR S P ERA WHIP	IP WLS BF H R ER SO BB IBB HBP BLK WP HR S P ERA WHIP	IP WLS BF H R ER SO BB IBB HBP BLK WP HR S P ERA WHIP	IP WLS BF H R ER SO BB IBB HBP BLK WP HR S P ERA WHIP	IP WLS BF H R ER SO BB IBB HBP BLK WP HR S P ERA WHIP	IP WLS BF H R ER SO BB IBB HBP BLK WP HR S P ERA WHIP	IP WLS BF H R ER SO BB IBB HBP BLK WP HR S P ERA WHIP	IP WLS BF H R ER SO BB IBB HBP BLK WP HR S P ERA WHIP	IP WLS BF H R ER SO BB IBB HBP BLK WP HR S P ERA WHIP	IP WLS BF H R ER SO BB IBB HBP BLK WP HR S P ERA WHIP	IP WLS BF H R ER SO BB IBB HBP BLK WP HR S P ERA WHIP	IP WLS BF H R ER SO BB IBB HBP BLK WP HR S P ERA WHIP	IP WLS BF H R ER SO BB IBB HBP BLK WP HR S P ERA WHIP	IP WLS BF H R ER SO BB IBB HBP BLK WP HR S P ERA WHIP	IP WLS BF H R ER SO BB IBB HBP BLK WP HR S P ERA WHIP	IP WLS BF H R ER SO BB IBB HBP BLK WP HR S P ERA WHIP	IP WLS BF H R ER SO BB IBB HBP BLK WP HR S P ERA WHIP	IP WLS BF H R ER SO BB IBB HBP BLK WP HR S P ERA WHIP	IP WLS BF H R ER SO BB IBB HBP BLK WP HR S P ERA WHIP	IP WLS BF H R ER SO BB IBB HBP BLK WP HR S P ERA WHIP	
43 Freddy Garcia, R (1,1) ERA: 4.34	57 Ramon Pena, R (8,1) ERA: 3.99	37 Matt Thornton, L (9,1) ERA: 2.74	37 Matt Thornton, L (9,1) ERA: 2.74	37 Matt Thornton, L (9,1) ERA: 2.74	37 Matt Thornton, L (9,1) ERA: 2.74	37 Matt Thornton, L (9,1) ERA: 2.74	37 Matt Thornton, L (9,1) ERA: 2.74	37 Matt Thornton, L (9,1) ERA: 2.74	37 Matt Thornton, L (9,1) ERA: 2.74	37 Matt Thornton, L (9,1) ERA: 2.74	37 Matt Thornton, L (9,1) ERA: 2.74	37 Matt Thornton, L (9,1) ERA: 2.74	37 Matt Thornton, L (9,1) ERA: 2.74	37 Matt Thornton, L (9,1) ERA: 2.74	37 Matt Thornton, L (9,1) ERA: 2.74	37 Matt Thornton, L (9,1) ERA: 2.74	37 Matt Thornton, L (9,1) ERA: 2.74	37 Matt Thornton, L (9,1) ERA: 2.74	37 Matt Thornton, L (9,1) ERA: 2.74	37 Matt Thornton, L (9,1) ERA: 2.74	37 Matt Thornton, L (9,1) ERA: 2.74	37 Matt Thornton, L (9,1) ERA: 2.74

Chicago White Sox @ Detroit Tigers
Comerica Park, Detroit, MI
Sat Oct 03 2009, 7:05 PM EDT
Att: 35,184 - Cloudy - 55 F

AB 34
R 5
H 9
RBI 5
BB 9
SO 6
LOB 28



Chicago White Sox @ Detroit Tigers
Comerica Park, Detroit, MI
Sat Oct 03 2009, 7:05 PM EDT
Att: 35,184 - Cloudy - 55 F


AB 33
R 1
H 7
RBI 1
BB 2
SO 8
LOB 16



Batter	1	2	3	4	5	6	7	8	9	AB	R	H	RBI	BB	SO	LOB	TOP				
22 Scott Podsednik, L (1, 10) OBP: 0.353, SLG: 0.412										4	0	0	0	0	1	2					
15 Gordon Beckham, R (1, 5) OBP: 0.347, SLG: 0.460										2	0	1	0	0	0	0					
5 Jayson Nix, R (6, 5) OBP: 0.308, SLG: 0.408										1	0	0	0	1	1	0					
20 Carlos Quentin, R (1, 7) OBP: 0.323, SLG: 0.456										4	0	0	0	0	0	3					
23 Jermaine Dye, R (1, 9) OBP: 0.340, SLG: 0.453										2	0	0	0	0	1	0					
31 Dewayne Wise, L (6, 9) OBP: 0.292, SLG: 0.366										2	0	1	0	0	0	0					
7 Mark Kotsay, L (1, 3) OBP: 0.327, SLG: 0.390										4	0	0	0	0	0	1					
51 Alex Rios, R (1, 8) OBP: 0.296, SLG: 0.395										4	1	1	0	0	0	1					
10 Alexei Ramirez, R (1, 6) OBP: 0.333, SLG: 0.389										3	1	2	0	0	0	0					
27 Ramon Castro, R (1, 2) OBP: 0.292, SLG: 0.406										3	1	1	1	0	1	1					
18 Brent Lillibridge, R (1, 4) OBP: 0.273, SLG: 0.179										2	0	1	2	1	1	1					
Inning Stats	R: 0 E: 0 K: 1 S: 6	H: 1 LOB: 0 BB: 0 P: 10	R: 0 E: 0 K: 0 S: 11	H: 0 LOB: 0 BB: 0 P: 15	R: 0 E: 0 K: 0 S: 9	H: 0 LOB: 0 BB: 1 P: 15	R: 0 E: 0 K: 0 S: 12	H: 0 LOB: 0 BB: 0 P: 19	R: 0 E: 0 K: 1 S: 13	H: 1 LOB: 1 BB: 0 P: 17	R: 0 E: 0 K: 1 S: 8	H: 0 LOB: 0 BB: 0 P: 9	R: 3 E: 0 K: 0 S: 14	H: 4 LOB: 2 BB: 1 P: 26	R: 0 E: 0 K: 0 S: 9	H: 1 LOB: 0 BB: 0 P: 11	1B: 6 2B: 2 3B: 0 HR: 0	SF: 0 SAC: 0 DP: 2 HBP: 0	WP: 1 PB: 0 SB: 0 CS: 1	PA: 34	
PITCHER	IP: 7.2 WLS: W BF: 29 ERA: 3.45	WLS: S BF: 4 ERA: 4.33	H: 6 R: 3 ER: 3 SO: 5	H: 3 R: 3 ER: 3 SO: 5	BB: 2 IBB: 0 HBP: 0 BLK: 0	BB: 0 IBB: 0 HBP: 0 BLK: 0	BB: 0 IBB: 0 HBP: 0 BLK: 0	BB: 0 IBB: 0 HBP: 0 BLK: 0	WP: 1 HR: 0 S: 79 P: 120	ERA: 3.52 WHIP: 1.043	IP: 1.1 WLS: S BF: 4 ERA: 4.33	WLS: S BF: 4 ERA: 4.33	H: 1 R: 0 ER: 0 SO: 0	H: 0 R: 0 ER: 0 SO: 0	H: 0 R: 0 ER: 0 SO: 0	H: 0 R: 0 ER: 0 SO: 0	H: 1 R: 0 ER: 0 SO: 0	1B: 6 2B: 2 3B: 0 HR: 0	SF: 0 SAC: 0 DP: 2 HBP: 0	WP: 1 PB: 0 SB: 0 CS: 1	PA: 34

Chicago White Sox @ Detroit Tigers
Comerica Park, Detroit, MI
Sun Oct 04 2009, 1:05 PM EDT
Att: 35,806 - Cloudy - 54 F


AB 31
R 3
H 7
RBI 3
BB 2
SO 5
LOB 9



Batter	1	2	3	4	5	6	7	8	9	AB	R	H	RBI	BB	SO	LOB	BOTTOM				
25 Ryan Raburn, R (1, 7) OBP: 0.352, SLG: 0.533										4	3	3	3	1	0	2					
14 Placido Polanco, R (1, 4) OBP: 0.332, SLG: 0.399										5	0	0	0	0	0	4					
30 Magglio Ordonez, R (1, 9) OBP: 0.376, SLG: 0.422										4	1	4	1	0	0	0					
34 Clete Thomas, L (7, PR) OBP: 0.325, SLG: 0.387										0	0	0	0	0	0	0					
24 Miguel Cabrera, R (1, 3) OBP: 0.395, SLG: 0.541										3	0	0	0	1	0	2					
9 Carlos Guillen, S (1, 10) OBP: 0.340, SLG: 0.423										3	0	1	1	1	0	1					
15 Brandon Inge, R (1, 5) OBP: 0.314, SLG: 0.406										4	0	1	0	0	1	4					
28 Curtis Granderson, L (1, 8) OBP: 0.325, SLG: 0.454										4	0	0	0	0	1	6					
12 Gerald Laird, R (1, 2) OBP: 0.310, SLG: 0.324										3	1	2	0	1	0	0					
4 Adam Everett, R (1, 6) OBP: 0.289, SLG: 0.326										2	0	1	0	0	1	0					
Inning Stats	R: 1 E: 0 K: 1 S: 15	H: 1 LOB: 3 BB: 3 P: 32	R: 2 E: 0 K: 0 S: 12	H: 3 LOB: 1 BB: 0 P: 16	R: 0 E: 0 K: 0 S: 7	H: 0 LOB: 0 BB: 0 P: 10	R: 0 E: 0 K: 0 S: 9	H: 1 LOB: 1 BB: 1 P: 17	R: 1 E: 0 K: 1 S: 10	H: 2 LOB: 1 BB: 0 P: 14	R: 1 E: 0 K: 1 S: 10	H: 1 LOB: 0 BB: 0 P: 15	R: 0 E: 0 K: 1 S: 13	H: 2 LOB: 3 BB: 0 P: 21	R: 0 E: 0 K: 0 S: 10	H: 2 LOB: 1 BB: 0 P: 15	1B: 8 2B: 2 3B: 0 HR: 3	SF: 0 SAC: 2 DP: 2 HBP: 0	WP: 1 PB: 0 SB: 0 CS: 0	PA: 38	
PITCHER	IP: 5.0 WLS: L BF: 25 ERA: 3.77	IP: 2.0 WLS: S BF: 9 ERA: 3.39	H: 4 R: 4 ER: 4 SO: 4	H: 4 R: 1 ER: 1 SO: 2	BB: 3 IBB: 0 HBP: 0 BLK: 0	BB: 0 IBB: 0 HBP: 0 BLK: 0	BB: 0 IBB: 0 HBP: 0 BLK: 0	BB: 0 IBB: 0 HBP: 0 BLK: 0	WP: 1 HR: 1 S: 23 P: 36	ERA: 4.50 WHIP: 1.500	IP: 1.0 WLS: S BF: 4 ERA: 6.04	IP: 1.0 WLS: S BF: 4 ERA: 6.04	H: 2 R: 0 ER: 0 SO: 0	H: 0 R: 0 ER: 0 SO: 0	H: 0 R: 0 ER: 0 SO: 0	H: 0 R: 0 ER: 0 SO: 0	H: 1 R: 0 ER: 0 SO: 0	1B: 8 2B: 2 3B: 0 HR: 3	SF: 0 SAC: 2 DP: 2 HBP: 0	WP: 1 PB: 0 SB: 0 CS: 0	PA: 38

Chicago White Sox @ Detroit Tigers
Comerica Park, Detroit, MI
Sun Oct 04 2009, 1:05 PM EDT
Att: 35,806 - Cloudy - 54 F

AB 32
R 5
H 12
RBI 5
BB 4
SO 3
LOB 19



Batter	1	2	3	4	5	6	7	8	9	10	11	12	AB	R	H	RBI	BB	SO	LOB	TOP						
28 Curtis Granderson, L (1, 8) OBP: 0.327, SLG: 0.453	F8		G4-6-3 BB		P3		FC6-4 1B		L6-3 1B		K			5	1	2	0	1	1	0						
14 Placido Polanco, R (1, 4) OBP: 0.331, SLG: 0.396	K		G4-6-3		FC6-4 1B		FC6-4		K		L4			6	0	1	0	0	2	5						
30 Magglio Ordonez, R (1, 9) OBP: 0.376, SLG: 0.428	F9				FC6-4				L6-3					5	2	2	2	0	0	3						
34 Clete Thomas, L (10, 9) OBP: 0.324, SLG: 0.385	F9		24 HR 1B		FC6-4				HR					1	0	0	0	0	0	0						
24 Miguel Cabrera, R (1, 3) OBP: 0.396, SLG: 0.547	25 1B 2B		HR		G5-3				G5-3		G6-3			5	1	2	2	1	0	0						
9 Carlos Guillen, S (8, 10) OBP: 0.355, SLG: 0.519	F8		K		P3				25 BB BB					3	0	0	0	1	1	1						
19 Aubrey Huff, L (10, 9) OBP: 0.311, SLG: 0.339	F8		K		P3				15 BB HBP					0	0	0	0	0	0	0						
25 Ryan Raburn, R (1, 7) OBP: 0.359, SLG: 0.533	1B		HR		P5				K					4	0	2	0	2	1	1						
15 Brandon Inge, R (1, 5) OBP: 0.314, SLG: 0.406	L6		P3		P3				F4		FC4-2			5	0	1	1	1	0	8						
12 Gerald Laird, R (1, 2) OBP: 0.306, SLG: 0.320	P6		G5-4-3		B3				K		G4-3			6	0	0	0	0	2	11						
39 Ramon Santiago, S (1, 6) OBP: 0.318, SLG: 0.365	L8		L8		P6				F8					4	0	1	0	0	0	1						
4 Adam Everett, R (9, PR) OBP: 0.288, SLG: 0.325	L8		P6		F8				28 1B 1B		K			1	0	0	0	0	1	0						
Inning Stats	R: 0 E: 0 K: 11	H: 0 LOB: 0 BB: 14	R: 0 E: 0 K: 9	H: 2 LOB: 2 BB: 15	R: 3 E: 0 K: 17	H: 2 LOB: 0 BB: 27	R: 0 E: 0 K: 7	H: 1 LOB: 0 BB: 12	R: 0 E: 0 K: 5	H: 1 LOB: 1 BB: 11	R: 0 E: 0 K: 12	H: 1 LOB: 2 BB: 27	R: 0 E: 0 K: 10	H: 2 LOB: 2 BB: 13	R: 1 E: 0 K: 9	H: 1 LOB: 2 BB: 12	R: 0 E: 0 K: 9	H: 0 LOB: 0 BB: 12	R: 0 E: 0 K: 14	H: 1 LOB: 3 BB: 29	1B: 8 2B: 3 3B: 0 HR: 2	SF: 0 SAC: 0 DP: 2 HBP: 1	WP: 0 PB: 0 SB: 0 CS: 0	PA: 53		
PITCHER	IP WLS BF H R ER SO BB IBB HBP BLK WP HR S P ERA WHIP	30 Scott Baker, R (1, 1) ERA: 4.37	60 Jon Rauch, R (7, 1) ERA: 3.6	50 Jose Mijares, L (7, 1) ERA: 2.36	54 Matt Guerrier, R (7, 1) ERA: 2.36	36 Joe Nathan, R (8, 1) ERA: 2.1	28 Jesse Crain, R (10, 1) ERA: 4.7	37 Ron Mahay, L (11, 1) ERA: 4.29	44 Bob Keppel, R (11, 1) ERA: 4.83	IP WLS BF H R ER SO BB IBB HBP BLK WP HR S P ERA WHIP	28 Jesse Crain, R (10, 1) ERA: 4.7	37 Ron Mahay, L (11, 1) ERA: 4.29	44 Bob Keppel, R (11, 1) ERA: 4.83	IP WLS BF H R ER SO BB IBB HBP BLK WP HR S P ERA WHIP	28 Jesse Crain, R (10, 1) ERA: 4.7	37 Ron Mahay, L (11, 1) ERA: 4.29	44 Bob Keppel, R (11, 1) ERA: 4.83	IP WLS BF H R ER SO BB IBB HBP BLK WP HR S P ERA WHIP	28 Jesse Crain, R (10, 1) ERA: 4.7	37 Ron Mahay, L (11, 1) ERA: 4.29	44 Bob Keppel, R (11, 1) ERA: 4.83	IP WLS BF H R ER SO BB IBB HBP BLK WP HR S P ERA WHIP	28 Jesse Crain, R (10, 1) ERA: 4.7	37 Ron Mahay, L (11, 1) ERA: 4.29	44 Bob Keppel, R (11, 1) ERA: 4.83	IP WLS BF H R ER SO BB IBB HBP BLK WP HR S P ERA WHIP

Detroit Tigers @ Minnesota Twins
Hubert H. Humphrey Metrodome, Minneapolis, MN

Tue Oct 06 2009, 5:07 PM EDT
Att. 54,088 - Dome - 68 F

AB 46
R 5
H 12
RBI 5
BB 6
SO 8
LOB 30



Batter	1	2	3	4	5	6	7	8	9	10	11	12	AB	R	H	RBI	BB	SO	LOB	BOTTOM					
2 Denard Span, L (1, 8) OBP: 0.392, SLG: 0.415	G3		7 BB 1B		P4		K		SH1-4		F8			5	0	1	0	0	1	1					
18 Orlando Cabrera, R (1, 6) OBP: 0.316, SLG: 0.389	G6-3		F9		F8		HR		G5-3		K			6	1	1	2	0	1	3					
7 Joe Mauer, L (1, 2) OBP: 0.444, SLG: 0.587	2B		BB		K		1B		FC6-4 IBB		G4-3			4	0	2	0	2	1	0					
16 Jason Kubel, L (1, 9) OBP: 0.389, SLG: 0.539	P6		K		HR		F8		FC6-4					4	1	1	1	0	1	4					
22 Carlos Gómez, R (8, 8) OBP: 0.287, SLG: 0.337	P6		K		HR		F8		FC6-4					2	1	1	0	0	0	2					
5 Michael Cuddyer, R (1, 3) OBP: 0.342, SLG: 0.520	G5-3		K2-3		G1-3		G1-3		G4-3		G6-3			5	1	1	0	1	1	2					
21 Delmon Young, R (1, 7) OBP: 0.308, SLG: 0.425	K		P4		23 HBP 1B		G4-3		G6-3		G6-3			5	0	1	0	1	1	1					
26 Jose Morales, S (1, 10) ERA: 3.96	K		K		K		G5-3		G5-3		20 1B L7-2 BB			2	0	0	0	0	2	0					
23 Brendan Harris, R (6, PH) OBP: 0.310, SLG: 0.362	K		K		K		G5-3		G5-3		20 1B L7-2 BB			1	0	0	0	1	0	0					
12 Alexi Casilla, S (10, PR) OBP: 0.280, SLG: 0.259	K		K		HBP		K		K		1B			5	1	2	1	0	2	3					
20 Matt Tolbert, S (1, 5) OBP: 0.303, SLG: 0.308	K		18 F9 7 E 2 1B 1B		K		F8		K		1B			4	1	1	0	1	1	3					
8 Nick Punto, S (1, 4) OBP: 0.337, SLG: 0.284	K		K		G6-3		18 HR 1B		2 SH1-4 BB		L7-2			4	1	1	0	1	1	3					
Inning Stats	R: 0 E: 0 K: 8	H: 1 LOB: 1 BB: 11	R: 0 E: 0 K: 9	H: 0 LOB: 0 BB: 13	R: 1 E: 1 K: 14	H: 2 LOB: 2 BB: 25	R: 0 E: 0 K: 10	H: 0 LOB: 0 BB: 12	R: 0 E: 0 K: 6	H: 0 LOB: 1 BB: 13	R: 0 E: 0 K: 13	H: 2 LOB: 2 BB: 27	R: 1 E: 0 K: 9	H: 2 LOB: 2 BB: 19	R: 0 E: 0 K: 7	H: 0 LOB: 0 BB: 9	R: 1 E: 0 K: 6	H: 2 LOB: 2 BB: 12	1B: 8 2B: 2 3B: 1 HR: 2	SF: 0 SAC: 1 DP: 1 HBP: 1	WP: 0 PB: 0 SB: 0 CS: 0	PA: 52			
PITCHER	IP WLS BF H R ER SO BB IBB HBP BLK WP HR S P ERA WHIP	48 Rick Porcello, R (1, 1) ERA: 3.96	31 Zach Miner, R (7, 1) ERA: 4.29	59 Fu-Te Ni, L (6, 1) ERA: 2.86	37 Brandon Lyon, R (7, 1) ERA: 2.86	56 Fernando Rodney, R (9, 1) ERA: 4.4	IP WLS BF H R ER SO BB IBB HBP BLK WP HR S P ERA WHIP	48 Rick Porcello, R (1, 1) ERA: 3.96	31 Zach Miner, R (7, 1) ERA: 4.29	59 Fu-Te Ni, L (6, 1) ERA: 2.86	37 Brandon Lyon, R (7, 1) ERA: 2.86	56 Fernando Rodney, R (9, 1) ERA: 4.4	IP WLS BF H R ER SO BB IBB HBP BLK WP HR S P ERA WHIP	48 Rick Porcello, R (1, 1) ERA: 3.96	31 Zach Miner, R (7, 1) ERA: 4.29	59 Fu-Te Ni, L (6, 1) ERA: 2.86	37 Brandon Lyon, R (7, 1) ERA: 2.86	56 Fernando Rodney, R (9, 1) ERA: 4.4	IP WLS BF H R ER SO BB IBB HBP BLK WP HR S P ERA WHIP	48 Rick Porcello, R (1, 1) ERA: 3.96	31 Zach Miner, R (7, 1) ERA: 4.29	59 Fu-Te Ni, L (6, 1) ERA: 2.86	37 Brandon Lyon, R (7, 1) ERA: 2.86	56 Fernando Rodney, R (9, 1) ERA: 4.4	IP WLS BF H R ER SO BB IBB HBP BLK WP HR S P ERA WHIP

Detroit Tigers @ Minnesota Twins
Hubert H. Humphrey Metrodome, Minneapolis, MN

Tue Oct 06 2009, 5:07 PM EDT
Att. 54,088 - Dome - 68 F

AB 44
R 6
H 12
RBI 5
BB 6
SO 11
LOB 19

