Detroit Tigers - 2010

TOP

Batter	1	2	3	4	5	6	7	8	9	AB	R	H	RBI	BB	SO	LOB
28 Trae Gore, L (1, 8)	K		K			G1-6-3 1-2f		K	K	3	0	0	0	0	2	1
13 Joel Frazer, R (7, 8)										2	0	0	0	0	2	3
3 Colin Kaline, S (1, 5) OBP: 0.750, SLG: 0.667	4-0 21 G4-6-3 BB			0-0 6 G5-4-3 1B		0-0 1B		0-0 L5		3	0	2	0	1	0	0
21 Kelvin Clark, R (1, 9)	0-0 G4-6-3 1-2f			0-0 F9		0-0 L9		0-0 K		3	0	0	0	0	0	3
1 Adam Miller, R (8, PH) (8, 9)										1	0	0	0	0	1	0
6 Wade Kirkland, R (1, 6) OBP: 0.750, SLG: 1.250		0-0 2B		0-0 G5-4-3 1-2f			0-0 5 BB 42 HBP 1B		0-0 29 1B 2B	4	1	3	0	0	0	1
42 Tyler Benzel, R (1, 10)		0-0 K			0-0 L5		1-0 5 BB HBP 1-2		0-0 K	2	0	0	0	0	1	1
10 Jared Reynolds, R (9, PH)										1	0	0	0	0	1	1
29 Andrew Grutka, R (1, 3) OBP: 0.250, SLG: 0.250		0-0 K			0-0 E9		0-0 F9		0-0 9 HBP 5 1B 2-H 1B	4	0	1	1	0	1	3
30 Zach Maggard, R (1, 2)		0-0 F8			0-0 K		4-0 BB 1-2 2-3		0-0 9 HBP 1-2 1B	2	0	0	0	0	1	2
5 A.J. Szatkowski, R (5, 2) OBP: 1.000, SLG: 1.000										1	0	1	0	1	0	0
27 Braxton Chisholm, R (1, 7)			0-0 G6-3		0-0 K		0-0 K		0-0 F4	4	0	0	0	0	2	6
4 Kyle Gibbs, R (1, 4) OBP: 0.500, SLG: 0.500			0-0 G5-3			0-0 28 G1-6-3 1B	0-0 K		1-0 1-2 2-3 HBP	2	0	1	0	0	0	0
9 Drew Morgan, L (6, 4)										1	0	0	0	0	1	3
Inning Stats	R: 0 E: 0 K: 1 S: 4 H: 0 LOB: 0 BB: 1 P: 8	R: 0 E: 0 K: 2 S: 8 H: 1 LOB: 1 BB: 0 P: 8	R: 0 E: 0 K: 1 S: 5 H: 0 LOB: 0 BB: 0 P: 5	R: 0 E: 0 K: 0 S: 3 H: 1 LOB: 0 BB: 0 P: 3	R: 0 E: 1 K: 2 S: 8 H: 0 LOB: 1 BB: 0 P: 8	R: 0 E: 0 K: 0 S: 4 H: 2 LOB: 1 BB: 0 P: 4	R: 0 E: 0 K: 2 S: 8 H: 1 LOB: 3 BB: 1 P: 13	R: 0 E: 0 K: 2 S: 7 H: 0 LOB: 0 BB: 0 P: 7	R: 1 E: 0 K: 2 S: 10 H: 3 LOB: 3 BB: 0 P: 11	1B: 6 2B: 2 3B: 0 HR: 0 SF: 0 SAC: 0 DP: 3 HBP: 2							

PITCHER		IP	WLS	BF	H	R	ER	SO	BB	IBB	HBP	BLK	WP	HR	S	P	ERA	WHIP
40 Phil Coke, L ERA:	(1, 1)	2.0	W	7	1	0	0	3	1	0	0	0	0	0	12	16	0.00	1.000
49 Eddie Bonine, R ERA:	(3, 1)	2.0	H	6	1	0	0	1	0	0	0	0	0	0	8	8	0.00	0.500
62 Enrique Gonzalez, R ERA:	(5, 1)	2.0		8	2	0	0	2	0	0	0	0	0	0	12	12	0.00	1.000
54 Joel Zumaya, R ERA:	(7, 1)	1.0		6	1	0	0	2	1	0	1	0	0	0	8	13	0.00	2.000
59 Fu-Te Ni, L ERA:	(8, 1)	1.0		3	0	0	0	2	0	0	0	0	0	0	7	7	0.00	0.000

PITCHER		IP	WLS	BF	H	R	ER	SO	BB	IBB	HBP	BLK	WP	HR	S	P	ERA	WHIP
70 Cody Satterwhite, R ERA: 9.0	(9, 1)	1.0		7	3	1	1	2	0	0	1	0	0	0	10	11	9.00	3.000

Florida Southern Mocs @ Detroit Tigers
Joker Marchant Stadium, Lakeland, FL
Tue Mar 02 2010, 1:13 PM - 3:49 PM EST
Att. 2,610 - Cloudy - 73 F

livebaseballscorecards.com

AB	33
R	1
H	8
RBI	1
BB	2
SO	12
LOB	24

BOTTOM

Batter	1	2	3	4	5	6	7	8	9	AB	R	H	RBI	BB	SO	LOB
14 Austin Jackson, R (1, 8)	L5-3	F8	G4-3		4-0 25 G4-3 BB		0-0 60 G1-3 33 1B 2B	0-0 57 HR 1-2 1B		2	0	0	0	0	0	1
34 Clete Thomas, L (3, 8) OBP: 0.750, SLG: 1.000										3	2	2	0	1	0	2
18 Johnny Damon, L (1, 7)	0-0 G4-3	0-0 G4-3		0-0 F8	0-0 G4-3 1-2		0-0 P2	2-1 HR 1-H 2-H		1	0	0	0	0	0	0
25 Ryan Raburn, R (2, 7)										3	0	0	0	0	0	2
(5, 9)																
57 Casper Wells, R (7, PH) (8, 9) OBP: 0.500, SLG: 2.000										2	1	1	3	0	0	1
30 Magglio Ordonez, R (1, 9) OBP: 1.000, SLG: 1.000	0-0 24 2B 9 2B 1B		0-0 E1 33 HR 1B	0-0 19 BB 32 SF9 2B	0-0 G6-3		0-0 G1-3 2-3	0-0 L5-3		1	1	1	0	0	0	0
26 Brennan Boesch, L (2, 9) OBP: 1.000, SLG: 1.500										2	2	2	0	0	0	0
60 Wilkin Ramirez, R (5, 7)										3	0	0	0	0	0	2
24 Miguel Cabrera, R (1, 3) OBP: 1.000, SLG: 2.000	0-0 9 2B 1-3 2B		0-0 2-H HR	1-0 19 BB 75 2B HBP		4-0 65 BB 27 1B BB	0-0 19 BB 3-H 1B			1	1	1	0	0	0	0
33 Ryan Strieby, R (2, 3) OBP: 1.000, SLG: 2.500										2	3	2	3	1	0	0
9 Carlos Guillen, S (1, 10) OBP: 1.000, SLG: 2.000	0-0 32 1B 2-H 3-H 2B		0-0 F8	4-0 75 2B 1-2 2-3 BB		0-0 F8	4-0 1-2 BB			1	0	1	2	0	0	0
19 Jeff Larish, L (3, PH) (4, 10)										2	1	0	0	2	0	1
32 Don Kelly, L (1, 5) OBP: 0.667, SLG: 1.000	0-0 2-3 1B	0-0 75 BB 27 2B 1B	0-0 SF9 3-H			4-0 27 1B 1-2 BB	0-0 L6			2	1	2	1	0	0	0
65 Kory Casto, L (5, 5)										1	0	0	0	1	0	2
12 Gerald Laird, R (1, 2)	L5-3		0-0 27 2B 1-2 BB	0-0 1-H 2-H 2B			0-3 K	0-0 L9		1	0	0	0	0	0	2
75 Eric Roof, L (2, 2) OBP: 1.000, SLG: 2.000										1	0	1	2	1	0	0
74 John Murrian, R (6, 2)										2	0	0	0	0	1	2
39 Ramon Santiago, S (1, 4)		4-0 BB	0-0 1-3 2-H 2B	0-0 G6-3		0-0 1-2 2-H 1B		0-0 34 1B 57 HR 1B		0	0	0	0	1	0	0
27 Brent Dlugach, R (3, 4) OBP: 0.750, SLG: 1.000										4	1	3	2	0	0	1
4 Adam Everett, R (1, 6)		0-0 F8	0-3 K		0-0 L5-3	0-0 F7		0-0 F8		1	0	0	0	0	0	1
73 Gustavo Nunez, S (3, 6)										3	0	0	0	0	1	4
53 Audy Ciriaco, R (8, PH) (9, 6)										1	0	0	0	0	0	1
Inning Stats	R: 2 E: 0 K: 0 S: 7 H: 4 LOB: 2 BB: 0 P: 7	R: 0 E: 0 K: 0 S: 3 H: 0 LOB: 1 BB: 1 P: 7	R: 3 E: 1 K: 1 S: 9 H: 4 LOB: 2 BB: 1 P: 13	R: 3 E: 0 K: 0 S: 5 H: 2 LOB: 1 BB: 1 P: 10	R: 0 E: 0 K: 0 S: 3 H: 0 LOB: 1 BB: 1 P: 7	R: 1 E: 0 K: 1 S: 6 H: 1 LOB: 2 BB: 2 P: 14	R: 1 E: 0 K: 0 S: 5 H: 2 LOB: 2 BB: 1 P: 9	R: 3 E: 0 K: 0 S: 7 H: 3 LOB: 0 BB: 0 P: 9		1B: 8 2B: 6 3B: 0 HR: 2 SF: 1 SAC: 0 DP: 3 HBP: 1						

PITCHER		IP	WLS	BF	H	R	ER	SO	BB	IBB	HBP	BLK	WP	HR	S	P	ERA	WHIP
44 Gus Schlosser, R ERA: 18.0	(1, 1)	1.0	L	7	4	2	2	0	0	0	0	0	0	0	7	7	18.00	4.000
24 Daniel Tillman, R ERA:	(2, 1)	1.0		4	0	0	0	0	1	0	0	0	0	0	3	7	0.00	1.000
26 Jake Guengerich, R ERA: 27.0	(3, 1)	2.0		15	6	6	6	1	2	0	1	0	0	1	14	23	27.00	4.000
31 Branden Weber, L ERA: 4.5	(5, 1)	2.0		10	1	1	1	1	3	0	0	0	0	0	9	21	4.50	2.000
33 Ryan Wolfe, L ERA: 9.0	(7, 1)	1.0		6	2	1	1	0	1	0	0	0	0	0	5	9	9.00	3.000

PITCHER		IP	WLS	BF	H	R	ER	SO	BB	IBB	HBP	BLK	WP	HR	S	P	ERA	WHIP
8 Pat Szczerba, R ERA: 27.0	(8, 1)	1.0		6	3	3	3	0	0	0	0	0	0	1	7	9	27.00	3.000

WP: 0 PB: 0 SB: 0 CS: 0 PA: 37

TOP

Batter	1	2	3	4	5	6	7	8	9	AB	R	H	RBI	BB	SO	LOB
14 Austin Jackson, R (1, 8) OBP: 0.667, SLG: 0.500	0-0 1B		4-0 20 CS BB		0-0 F8	0-3 K		0-0 32 E 1-3 1B	0-0 G1-3	2	0	1	0	1	0	1
34 Clete Thomas, L (5, 8) OBP: 0.333, SLG: 0.333 (9, 9)										3	0	1	0	0	1	4
20 Scott Sizemore, R (1, 4) OBP: 0.667, SLG: 0.500	0-0 L9		1-1 25 FC6-4 1-2 1B		4-0 24 1B 25 HBP 1-2 BB		0-0 63 1B	0-0 E5 25 FC6-4 1-3 3-H		2	0	1	0	1	0	1
32 Don Kelly, L (5, 4) OBP: 0.500, SLG: 0.500			B S 1 SAFE X							2	0	1	0	0	0	1
25 Ryan Raburn, R (1, 9) (9, 7)	0-0 L7		0-0 FC6-4 1-2f		1-0 24 1B 1-2 2-3 HBP		0-0 F9	0-0 FC6-4 1-2f		4	0	0	0	0	0	5
24 Miguel Cabrera, R (1, 10) OBP: 0.667, SLG: 0.500	0-0 P4			4-0 60 F9 33 E 27 1B BB	0-0 33 G4-6-3 1-2 2-3 3-H 1B		0-0 19 G6-4-3 1-2 1B		0-3 K	2	1	1	1	1	0	1
63 Max St. Pierre, R (7, PH) OBP: 0.500, SLG: 0.500 (7, 10)										2	0	1	0	0	1	0
33 Ryan Strieby, R (1, 3)		0-0 G4-3		0-0 FC4 27 1B 1-2	0-0 G4-6-3 1-2f		0-0 G6-4-3 1-2f		0-0 G1-3	3	0	0	0	0	0	4
19 Jeff Larish, L (5, 3)										2	0	0	0	0	0	2
60 Wilkin Ramirez, R (1, 7) OBP: 0.400, SLG: 0.400 (9, 5)		0-0 F8		0-0 F9 2-3		0-0 G3		0-0 65 E 71 G3 1B	0-0 57 WP 57 3B 1B	5	2	2	0	0	0	2
27 Brent Dlugach, R (1, 5) OBP: 1.000, SLG: 2.500	3-1 HR			0-0 13 G3-6-3 1-2 3-H 1B		0-0 G3-1		0-1 P6 1-3	1-0 71 1B 1-H 3B	2	1	2	2	0	0	0
65 Kory Casto, L (5, 5)										2	0	0	0	0	0	1
57 Casper Wells, R (9, PH) OBP: 1.000, SLG: 3.000 (9, 8)										1	1	1	1	0	0	0
13 Alex Avila, L (1, 2) OBP: 0.333, SLG: 0.667	0-3 K			0-0 G3-6-3 1-2f		0-0 2B		0-0 G3 3-H	0-0 53 1B 3-H 1B	3	0	1	0	0	1	2
71 Mike Rabelo, S (6, 2) OBP: 0.500, SLG: 0.500										2	0	1	2	0	0	0
39 Ramon Santiago, S (1, 6)			0-0 G5-3		4-0 25 HBP 20 S 24 1B BB	4-0 BB		0-0 34 1B 32 E 1B	0-0 1-2 1B	1	1	0	0	2	0	0
53 Audy Ciriaco, R (6, 6) OBP: 1.000, SLG: 1.000										2	1	2	0	0	0	0
Inning Stats	R: 0 E: 0 K: 0 S: 4 H: 1 LOB: 1 BB: 0 P: 4	R: 1 E: 0 K: 1 S: 7 H: 1 LOB: 0 BB: 0 P: 10	R: 0 E: 0 K: 0 S: 4 H: 1 LOB: 1 BB: 1 P: 9	R: 1 E: 1 K: 0 S: 4 H: 1 LOB: 1 BB: 1 P: 8	R: 1 E: 0 K: 0 S: 3 H: 1 LOB: 2 BB: 2 P: 12	R: 0 E: 0 K: 1 S: 6 H: 1 LOB: 2 BB: 1 P: 10	R: 0 E: 0 K: 0 S: 4 H: 2 LOB: 1 BB: 0 P: 4	R: 2 E: 1 K: 0 S: 8 H: 3 LOB: 2 BB: 0 P: 8	R: 2 E: 0 K: 1 S: 9 H: 4 LOB: 2 BB: 0 P: 10	1B: 12 2B: 1 3B: 0 HR: 1	SF: 0 SAC: 0 DP: 3 HBP: 1						

PITCHER		IP	WLS	BF	H	R	ER	SO	BB	IBB	HBP	BLK	WP	HR	S	P	ERA	WHIP
24 Ricky Romero, L ERA: 4.5	(1, 1)	2.0		8	2	1	1	1	0	0	0	0	0	1	11	14	4.50	1.000
30 Dana Eveland, L ERA:	(3, 1)	2.0		9	2	1	0	0	2	0	0	0	0	0	8	17	0.00	2.000
17 Josh Roenicke, R ERA: 5.4	(5, 1)	1.2		10	2	1	1	0	3	0	1	0	0	0	6	19	5.40	3.000
50 Zech Zinicola, R ERA:	(6, 1)	1.1		5	2	0	0	1	0	0	0	0	0	0	7	7	0.00	1.500
47 Merkin Valdez, R ERA: 9.0	(8, 1)	1.0		7	3	2	1	0	0	0	0	0	0	0	8	8	9.00	3.000

PITCHER		IP	WLS	BF	H	R	ER	SO	BB	IBB	HBP	BLK	WP	HR	S	P	ERA	WHIP
67 Willie Collazo, L ERA: 18.0	(9, 1)	1.0	L	7	4	2	2	1	0	0	0	0	1	0	9	10	18.00	4.000

Detroit Tigers @ Toronto Blue Jays
Dunedin Stadium, Dunedin, FL
Wed Mar 03 2010, 1:13 PM - 4:24 PM EST
Att. 3,096 - Partly Cloudy - 48 F

livebaseballscorecards.com

AB	40
R	7
H	15
RBI	6
BB	5
SO	3
LOB	24

BOTTOM

Batter	1	2	3	4	5	6	7	8	9	AB	R	H	RBI	BB	SO	LOB
19 José Bautista, R (1, 5) OBP: 0.500, SLG: 0.500	0-0 26 S 2 BB 1B		0-0 G6-3	0-0 G6-4-3 1-2f			4-0 5 G6-3 5 S BB	0-0 G5-3		2	0	1	0	0	0	0
77 Brad Emaus, R (4, 5)										2	0	0	0	1	0	3
2 Aaron Hill, R (1, 4)	4-0 26 S 1-2 BB		4-0 BB		0-0 F8		1-0 G6-3 1-3	0-0 P4		0	0	0	0	2	0	0
5 Jarrett Hoffpauir, R (4, 4)										3	0	0	0	0	0	1
26 Adam Lind, L (1, 10)	0-3 K 1-2 2-3		0-0 G3		0-0 G3-1		0-0 G5-3		0-0 P5	2	0	0	0	0	1	3
11 Brian Dopirak, R (5, PH) (6, 10)										3	0	0	0	0	0	1
10 Vernon Wells, R (1, 8) OBP: 0.500, SLG: 0.500	0-3 K			0-0 35 BB 14 2B 1B	0-3 K		0-3 K		0-3 K 21 1B	2	1	1	0	0	1	2
1 Joey Gathright, L (5, 8)										3	0	0	0	0	3	1
35 Lyle Overbay, L (1, 3)	0-0 G4-3			4-0 14 2B 7 1B 1-2 BB	0-0 P6			0-0 13 2B 18 2B 1B	0-0 13 G4-6-3 1-3 1B	1	1	0	0	1	0	2
21 Randy Ruiz, R (5, 3) OBP: 0.667, SLG: 0.667										3	1	2	0	0	0	1
14 John Buck, R (1, 2) OBP: 0.500, SLG: 1.000		0-3 K		0-0 7 1B 1-3 2-H 2B		0-0 G4-3		0-0 18 2B 70 HR 1-3 2B	0-0 G4-6-3 1-2f	2	0	1	1	0	1	0
13 Raul Chavez, R (5, 2) OBP: 0.333, SLG: 0.667										3	1	1	0	0	0	2
7 Jeremy Reed, L (1, 9) OBP: 0.500, SLG: 0.500	0-0 G3-1			0-0 11 BB 2-3 3-H 1B		0-0 P3		0-0 F9		2	0	1	1	0	0	0
74 Jorge Padilla, R (5, 9)										2	0	0	0	0	0	2
11 Alex Gonzalez, R (1, 6)	0-0 G5-3			4-0 77 G6-4-3 1-2 BB		0-0 1B		0-0 70 HR 2-3 3-H 2B		1	0	0	0	1	0	0
18 Mike McCoy, R (5, 6) OBP: 1.000, SLG: 1.500										2	1	2	1	0	0	0
45 Travis Snider, L (1, 7)		0-3 K		0-3 K		0-3 K		2-2 2-H 3-H HR		2	0	0	0	0	2	3
70 Chris Lubanski, L (5, 7) OBP: 0.500, SLG: 2.000										2	1	1	3	0	1	1
Inning Stats	R: 0 E: 0 K: 2 S: 8 H: 1 LOB: 2 BB: 1 P: 12	R: 0 E: 0 K: 1 S: 5 H: 0 LOB: 0 BB: 0 P: 5	R: 0 E: 0 K: 1 S: 5 H: 0 LOB: 1 BB: 1 P: 9	R: 2 E: 0 K: 1 S: 7 H: 3 LOB: 2 BB: 2 P: 15	R: 0 E: 0 K: 1 S: 6 H: 0 LOB: 1 BB: 0 P: 6	R: 0 E: 0 K: 1 S: 6 H: 1 LOB: 1 BB: 1 P: 6	R: 0 E: 0 K: 1 S: 5 H: 0 LOB: 1 BB: 1 P: 10	R: 4 E: 0 K: 0 S: 9 H: 4 LOB: 0 BB: 0 P: 11	R: 0 E: 0 K: 1 S: 6 H: 1 LOB: 1 BB: 0 P: 6	1B: 6 2B: 3 3B: 1 HR: 1	SF: 0 SAC: 0 DP: 2 HBP: 0						

PITCHER		IP	WLS	BF	H	R	ER	SO	BB	IBB	HBP	BLK	WP	HR	S	P	ERA	WHIP
38 Jeremy Bonderman, R ERA: 36.0	(1, 1)	2.0		8	1	0	0	3	1	0	0	0	0	0	13	17	0.00	1.000
29 Nate Robertson, L ERA: 13.5	(3, 1)	1.1	B	10	3	2	2	2	3	0	0	0	0	0	11	23	13.50	4.500
45 Ryan Perry, R ERA:	(4, 1)	1.2		5	0	0	0	1	0	0	0	0	1	0	7	7	0.00	0.000
36 Brad Thomas, L ERA:	(6, 1)	1.0	H	4	1	0	0	1	0	0	0	0	0	0	6	6	0.00	1.000
56 Jay Sborz, R ERA:	(7, 1)	1.0	H	4	0	0	0	1	1	0	0	0	0	0	5	10	0.00	1.000

PITCHER		IP	WLS	BF	H	R	ER	SO	BB	IBB	HBP	BLK	WP	HR	S	P	ERA	WHIP
55 Daniel Schlereth, L ERA: 36.0	(8, 1)	1.0	W	7	4	4	4	0	0	0	0	0	0	1	9	11	36.00	4.000
72 Robbie Weinhardt, R ERA:	(9, 1)	1.0	S	4	1	0	0	1	0	0	0	0	1	0	6	6	0.00	1.000

Batter	1	2	3	4	5	6	7	8	9	AB	R	H	RBI	BB	SO	LOB
18 Mike McCoy, R (1, 4) OBP: 0.800, SLG: 1.000 77 Brad Emaus, R (5, 4) OBP: 0.500, SLG: 0.600	C S F B S 1-3 K ① X 0-0 7 1B 11 1B 1-2 1B	B B B C B 4-1 21 F9 11 1B BB	X 0-0 74 B5-3 46 1B 1B	X 0-0 74 G4-3 2B	B C B C X 2-2 F9 ③ 1-2	2 1 1 0 1 1 0 3 1 2 0 0 0 1
7 Jeremy Reed, L (1, 8) OBP: 0.400, SLG: 0.400 74 Jorge Padilla, R (5, 8)	X 0-0 B1-3 ② D C C X 1-2 11 1B 21 1B 1-3 2-H 1B	B S S S 1-3 K ①	X 0-0 B5-3 ① 1-2 X 0-0 G4-3 ① 2-3		3 1 1 1 0 1 1 2 0 0 0 0 0 2
11 Brian Dopirak, R (1, 10) OBP: 0.333, SLG: 0.333 76 David Cooper, L (7, PH) (7, 10)	C F B F F B F X 2-2 G5-3 ③ C B F F B B X 3-2 21 1B 1-2 3-H 1B	X 0-0 1-2 1B	B B B C B 4-1 20 BB 46 1B 15 1B BB B X 1-0 G4-3 ②		3 0 2 1 0 0 0 1 1 0 0 1 0 1
21 Randy Ruiz, R (1, 3) OBP: 0.500, SLG: 0.500 46 Brett Wallace, L (5, 3) OBP: 0.500, SLG: 0.500	B S B B X 2-1 F8 ① C X 0-1 1-2 2-H 1B	C X 0-1 F9 ② 2-3	X 0-0 15 1B 20 BB 9 SF8 1-2 2-H 1B F B B B F F X 3-2 P6 ③		3 0 1 1 0 0 2 2 1 1 1 0 0 1
70 Chris Lubanski, L (1, 9) OBP: 0.200, SLG: 0.800 20 Adam Loewen, L (5, 9) OBP: 1.000, SLG: 1.000	F S B B X 2-2 F8 ② C B F B B X 3-2 F8 ③	B X 1-0 P3 ③	C F B B B F B 4-2 15 1B 1 1B 1-2 2-3 BB	C B B F B X 3-2 15 FC5-4 1B	3 0 0 0 0 0 4 1 1 1 0 1 0 0
5 Jarrett Hoffpauir, R (1, 5) OBP: 0.333, SLG: 0.200 15 Kyle Phillips, L (6, 5) OBP: 0.500, SLG: 0.500	B X 1-0 F8 ③ B X 1-0 8 CS 1B	B B B 4-0 BB S X 0-1 1 1B 1-2 2-3 3-H 1B	B B X 2-0 FC5-4 ① 1-2f 9 HR	2 0 1 0 1 0 0 2 1 1 1 0 0 1
8 José Molina, R (1, 2) 9 J.P. Arencibia, R (6, PH) OBP: 0.333, SLG: 2.000 (6, 2)	S X 0-1 G3 ① F B S S B F B F S 3-3 K ① ② 1-2	X 0-0 F7 ① B B X 2-0 SF8 ② 3-H	B B F 1 SAFE X 2-1 1-H HR	2 0 0 0 0 1 1 2 1 1 3 0 0 1
45 Travis Snider, L (1, 7) OBP: 0.400, SLG: 0.250 1 Joey Gathright, L (6, 7) OBP: 0.200, SLG: 0.200	C B F B B B 4-2 18 1B 7 1B BB C B X 1-1 1B	C C C 0-3 K ② B X 1-0 1-2 2-H 1B	S C B X 1-2 G6-3 ②	2 1 1 0 1 1 1 2 0 1 1 0 0 0
6 John McDonald, R (1, 6) OBP: 0.500, SLG: 0.500 40 Jesus Merchan, R (6, 6) OBP: 0.500, SLG: 0.500	X 0-0 F9 ② F B F S 1-3 K ③	X 0-0 G5-3 ③	X 0-0 F9 ③	X 0-0 77 S 1B	3 0 0 0 0 1 3 2 0 1 0 0 0 2
Inning Stats	R: 0 E: 0 K: 1 S: 11 H: 0 LOB: 0 BB: 0 P: 14	R: 0 E: 0 K: 0 S: 6 H: 0 LOB: 0 BB: 0 P: 11	R: 3 E: 0 K: 0 S: 18 H: 4 LOB: 2 BB: 1 P: 29	R: 0 E: 0 K: 2 S: 11 H: 2 LOB: 1 BB: 0 P: 17	R: 0 E: 0 K: 1 S: 8 H: 1 LOB: 2 BB: 1 P: 14	R: 0 E: 0 K: 1 S: 5 H: 0 LOB: 1 BB: 1 P: 9	R: 4 E: 0 K: 0 S: 12 H: 4 LOB: 2 BB: 2 P: 23	R: 0 E: 0 K: 0 S: 7 H: 1 LOB: 1 BB: 0 P: 11	R: 2 E: 0 K: 0 S: 13 H: 3 LOB: 0 BB: 0 P: 23	1B: 13 2B: 1 3B: 0 HR: 1 SF: 1 SAC: 0 DP: 1 HBP: 0						

PITCHER		IP	WLS	BF	H	R	ER	SO	BB	IBB	HBP	BLK	WP	HR	S	P	ERA	WHIP
48 Rick Porcello, R ERA:	(1, 1)	2.0		6	0	0	0	1	0	0	0	0	0	0	17	25	0.00	0.000
37 Max Scherzer, R ERA: 13.5	(3, 1)	2.0		12	6	3	3	2	1	0	0	0	0	0	29	46	13.50	3.500
21 Dontrelle Willis, L ERA:	(5, 1)	2.0	H	9	1	0	0	2	2	0	0	0	0	0	13	23	0.00	1.500
58 Armando Galarraga, R ERA: 36.0	(7, 1)	1.0	B	9	4	4	4	0	2	0	0	0	0	0	12	23	36.00	6.000
31 Zach Miner, R ERA: 9.0	(8, 1)	2.0	L	10	4	2	2	0	0	0	0	0	0	1	20	34	9.00	2.000

PITCHER	IP	WLS	BF	H	R	ER	SO	BB	IBB	HBP	BLK	WP	HR	S	P	ERA	WHIP

TOP

Toronto Blue Jays @ Detroit Tigers

Joker Marchant Stadium, Lakeland, FL

Thu Mar 04 2010, 1:08 PM - 3:59 PM EST

Att. 6,745 - Sunny - 54 F

livebaseballscorecards.com

AB	40
R	9
H	15
RBI	9
BB	5
SO	5
LOB	21

WP: 0 PA: 46
PB: 0
SB: 1
CS: 1

Batter	1	2	3	4	5	6	7	8	9	AB	R	H	RBI	BB	SO	LOB
14 Austin Jackson, R (1, 8) OBP: 0.833, SLG: 0.667 57 Casper Wells, R (5, 7) OBP: 0.667, SLG: 1.500	B B B B 4-0 18 L6-3 BB	B B C F B B 4-2 18 1B 30 1B BB	X 0-0 18 FC4-6 1-2 3-H 1B	B B B 4-0 32 G1-3 33 2B BB	F B C C 1-3 K ①				1 1 1 1 2 0 0 1 1 0 0 1 1 0
18 Johnny Damon, L (1, 7) OBP: 0.333, SLG: 0.333 34 Clete Thomas, L (5, 8) OBP: 0.200, SLG: 0.200	C X 0-1 L6-3 ① ② 1-1 B C X 1-1 30 1B 1-2 1B	X 0-0 FC4-6 ② 1-2f 2-3	S S S 0-3 K ①	F B S F F S 1-3 K ②			3 0 1 0 0 0 3 2 0 0 0 0 2 1
30 Magglio Ordonez, R (1, 9) OBP: 0.333, SLG: 0.333 32 Don Kelly, L (5, 9) OBP: 0.500, SLG: 0.500	C X 0-1 G5-3 ③ B B C B C X 3-2 1-3 2-H 1B	X 0-0 F8 ③	X 0-0 G1-3 ② 1-2 X 0-0 33 BB 1B		3 0 1 1 0 0 2 2 0 1 0 0 0 1
24 Miguel Cabrera, R (1, 3) OBP: 0.500, SLG: 0.400 33 Ryan Strieby, R (6, 3) OBP: 0.400, SLG: 0.500	C B B F X 2-2 G4-3 ① S X 0-1 P4 ③	X 0-0 20 BB 4 1B 1B	X 0-0 2-H 2B 1 SAFE C S B F 1 SAFE B B B 4-2 1-2 BB		3 1 1 0 0 0 2 1 0 1 1 1 0 0
9 Carlos Guillen, S (1, 10) OBP: 0.333, SLG: 0.333 13 Alex Avila, L (6, PH) OBP: 0.200, SLG: 0.400 (7, 10)	X 0-0 1B B C X 1-1 G3-1 ① S B F B X 2-2 F7 ①	S S S 0-3 K ③	B X 1-3 K ③		3 0 1 0 0 0 1 2 0 0 0 0 2 3
12 Gerald Laird, R (1, 2) OBP: 0.333, SLG: 0.667 66 Robinzon Diaz, R (7, 2)	F C B S 1-3 K ② X 0-0 20 E 53 1B 2B	S S S 0-3 K ②	B C B F X 2-2 G4-3 ① X 0-0 G3 ①		3 1 1 0 0 2 2 2 0 0 0 0 0 0
20 Scott Sizemore, R (1, 4) OBP: 0.500, SLG: 0.250 27 Brent Dlugach, R (6, 4) OBP: 0.750, SLG: 2.250	B D B B C X 3-1 F9 ③ B X 1-0 FC6 4 HBP 53 1B 2-3	B B B 4-0 4 1B 1-2 BB	S X 0-1 HR X 0-0 G5-3 ②		2 1 0 0 1 0 2 2 1 1 1 0 0 0
4 Adam Everett, R (1, 6) OBP: 0.667, SLG: 0.500 73 Gustavo Nunez, S (6, 6)	F B X 1-1 F8 ① H 1-0 53 1B 14 1B 1-2 HBP X 0-0 1-2 2-H 1B	X 0-0 G4-3 ② C B B F F B B 4-2 53 FC6 BB		2 1 1 1 0 0 0 1 0 0 0 1 0 0
53 Audy Ciriaco, R (1, 5) OBP: 0.429, SLG: 0.429	C B C X 1-2 L3 ② X 0-0 18 FC4-6 14 1B 1-3 2-H 3-H 1B	X 0-0 G4-3 ③	C F S 0-3 K ③ X 0-0 1-2f FC6		5 0 1 2 0 1 3
Inning Stats	R: 0 E: 0 K: 0 S: 4 H: 0 LOB: 0 BB: 1 P: 8	R: 0 E: 0 K: 1 S: 9 H: 1 LOB: 1 BB: 0 P: 15	R: 1 E: 0 K: 0 S: 14 H: 2 LOB: 2 BB: 1 P: 24	R: 3 E: 1 K: 0 S: 8 H: 3 LOB: 2 BB: 0 P: 11	R: 1 E: 0 K: 1 S: 9 H: 2 LOB: 2 BB: 1 P: 15	R: 1 E: 0 K: 2 S: 8 H: 1 LOB: 1 BB: 1 P: 12	R: 1 E: 0 K: 1 S: 9 H: 1 LOB: 0 BB: 0 P: 11	R: 0 E: 0 K: 3 S: 15 H: 1 LOB: 2 BB: 1 P: 22	R: 0 E: 0 K: 0 S: 6 H: 0 LOB: 1 BB: 1 P: 10	1B: 8 2B: 3 3B: 0 HR: 1 SF: 0 SAC: 0 DP: 1 HBP: 1						

PITCHER		IP	WLS	BF	H	R	ER	SO	BB	IBB	HBP	BLK	WP	HR	S	P	ERA	WHIP
34 Marc Rzepczynski, L ERA:	(1, 1)	2.0		7	1	0	0	1	1	0	0	0	0	0	13	23	0.00	1.000
40 Rey Gonzalez, R ERA: 13.5	(3, 1)	2.0	B	14	5	4	3	0	1	0	1	0	0	0	22	35	13.50	3.000
4 Kyle Drabek, R ERA: 9.0	(5, 1)	2.0		11	3	2	2	3	2	0	0	0	0	0	17	27	9.00	2.500
33 Zach Jackson, L ERA: 4.5	(7, 1)	2.0	W	9	2	1	1	4	1	0	0	0	0	1	24	33	4.50	1.500
20 Rommie Lewis, L ERA:	(9, 1)	1.0	S	4	0	0	0	0	1	0	0	0	0	0	6	10	0.00	1.000

PITCHER	IP	WLS	BF	H	R	ER	SO	BB	IBB	HBP	BLK	WP	HR	S	P	ERA	WHIP

BOTTOM

Toronto Blue Jays @ Detroit Tigers

Joker Marchant Stadium, Lakeland, FL

Thu Mar 04 2010, 1:08 PM - 3:59 PM EST

Att. 6,745 - Sunny - 54 F

livebaseballscorecards.com

AB	38
R	7
H	11
RBI	7
BB	6
SO	8
LOB	20

WP: 0 PA: 45
PB: 0
SB: 0
CS: 0

TOP

Batter	1	2	3	4	5	6	7	8	9	AB	R	H	RBI	BB	SO	LOB
21 Michael Bourn, L (1, 8)	G6-3		P4		P6		F7	1-H, 3-H, 2B		3	0	0	0	0	0	0
95 T.J. Steele, R (5, 9) OBP: 0.500, SLG: 1.000										2	0	1	2	0	0	0
8 Jeff Keppinger, R (1, 4) OBP: 0.167, SLG: 0.167	G6-3		G6-3		G6-3		46 1B, 16 BB, 1B	K		4	0	1	0	0	0	0
69 Oswaldo Navarro, R (7, 4)										1	0	0	0	0	1	1
27 Geoff Blum, S (1, 3) OBP: 0.333, SLG: 0.500	17 2B, 2B		G5-3		P5		1-2, BB		46 2B, BB	3	1	1	0	0	0	0
16 Chris Shelton, R (5, 3)										0	0	0	0	2	0	0
17 Lance Berkman, S (1, 10) OBP: 0.500, SLG: 1.000	2-H, 2B			K		4 WP, 23 2B, HBP	1-2, 2-3, 26 G3-6-1, 1B		1-3, 2B	2	0	1	1	0	1	0
46 J.R. Towles, R (6, PH) OBP: 0.833, SLG: 1.400										2	1	2	0	0	0	0
(6, 10)																
4 Jason Michaels, R (1, 7) OBP: 0.833, SLG: 1.800	G5-3			23 G6-3, 15 1B, 2B		1-2, 23 2B, BB	G3-6-1, 1-2f		L4	2	2	1	0	1	0	1
26 Cory Sullivan, L (6, 7)										2	0	0	0	0	0	5
23 Chris Johnson, R (1, 5) OBP: 0.667, SLG: 1.667		2B	G6-3, 2-3		15 1B, 12 G6-4-3, 1-H, 2-H, 2B			30 1B, 95 2B, 2B	P6	4	1	3	2	0	0	1
64 Drew Meyer, L (8, PR)										1	1	0	0	0	0	2
(8, 5)																
15 Jason Castro, L (1, 2) OBP: 0.375, SLG: 0.429	K		12 1B, 1B, 3-H		12 G6-4-3, 2-3, 1B		G6-3	F8		3	0	2	1	0	1	1
36 Kevin Cash, R (6, 2)										2	0	0	0	0	0	3
12 Tommy Manzella, R (1, 6) OBP: 0.333, SLG: 0.333	G5-3			1-2, 1B		G6-4-3, 1-2f, 3-H	K			3	0	1	0	0	0	2
18 Edwin Maysonet, R (6, 6) OBP: 0.667, SLG: 0.667										1	0	0	0	0	1	1
19 Brian Bogusevic, L (1, 9) OBP: 0.200, SLG: 0.400	F9			F8		F7	95 2B, 2-3, 1B			3	0	0	0	0	0	3
(5, 8)																
30 Yordany Ramirez, R (6, 8) OBP: 1.000, SLG: 2.000										1	1	1	0	0	0	0

Inning Stats	1	2	3	4	5	6	7	8	9
	R: 1 E: 0 K: 0 S: 5	H: 2 LOB: 1 BB: 0 P: 5	R: 0 E: 0 K: 1 S: 6	H: 1 LOB: 1 BB: 0 P: 6	R: 0 E: 0 K: 0 S: 3	H: 0 LOB: 0 BB: 0 P: 3	R: 1 E: 0 K: 1 S: 8	H: 3 LOB: 2 BB: 0 P: 8	R: 0 E: 0 K: 0 S: 3	H: 0 LOB: 0 BB: 0 P: 3	R: 3 E: 0 K: 0 S: 4	H: 2 LOB: 0 BB: 1 P: 9	R: 0 E: 0 K: 0 S: 4	H: 2 LOB: 2 BB: 0 P: 8	R: 2 E: 0 K: 2 S: 10	H: 3 LOB: 1 BB: 0 P: 10	R: 0 E: 0 K: 0 S: 4	H: 1 LOB: 2 BB: 1 P: 8

1B: 6	SF: 0
2B: 8	SAC: 0
3B: 0	DP: 2
HR: 0	HBP: 1

WP: 1	PA: 43
PB: 0	
SB: 0	
CS: 0	

PITCHER	IP	WLS	BF	H	R	ER	SO	BB	IBB	HBP	BLK	WP	HR	S	P	ERA	WHIP
49 Eddie Bonine, R (1, 1) ERA: 4.5	2.0	W	9	3	1	1	1	0	0	0	0	0	0	11	11	4.50	1.500
40 Phil Coke, L (3, 1) ERA: 4.5	2.0	H	9	3	1	1	1	0	0	0	0	0	0	11	11	4.50	1.500
54 Joel Zumaya, R (5, 1) ERA: 13.5	2.0	H	9	2	3	3	0	1	0	1	0	1	0	7	12	13.50	1.500
67 Phil Dumatrait, L (7, 1) ERA:	1.0	H	5	2	0	0	0	1	0	0	0	0	0	4	8	0.00	3.000
59 Fu-Te Ni, L (8, 1) ERA: 18.0	1.0		6	3	2	2	2	0	0	0	0	0	0	10	10	18.00	3.000

PITCHER	IP	WLS	BF	H	R	ER	SO	BB	IBB	HBP	BLK	WP	HR	S	P	ERA	WHIP
62 Enrique Gonzalez, R (9, 1) ERA:	1.0		5	1	0	0	0	1	0	0	0	0	0	4	8	0.00	2.000

Houston Astros @ Detroit Tigers
Joker Marchant Stadium, Lakeland, FL
Fri Mar 05 2010, 1:11 PM - 4:25 PM EST
Att. 4,743 - Sunny - 61 F

livebaseballscorecards.com

AB	39
R	7
H	14
RBI	6
BB	3
SO	4
LOB	20

BOTTOM

Batter	1	2	3	4	5	6	7	8	9	AB	R	H	RBI	BB	SO	LOB
14 Austin Jackson, R (1, 8) OBP: 0.667, SLG: 0.400	K	G5-3		1-2, BB		66 FC4, 1B	3-H, HR	G3-1, 1-2, 2-3, 3-H		2	0	0	0	1	1	0
32 Don Kelly, L (5, 8) OBP: 0.667, SLG: 1.167										2	1	2	2	0	0	0
12 Jeff Frazier, R (8, PH)										1	0	0	1	0	0	2
(9, 7)																
18 Johnny Damon, L (1, 10) OBP: 0.500, SLG: 0.600	24 FC5, 2B		30 G4-6-3, BB	G4-3		FC4, 27 HBP, 1-2f	G6-3	K		2	0	1	0	1	0	3
66 Robinzon Diaz, R (6, PH)										2	0	0	0	0	0	1
(7, 10)																
75 Eric Roof, L (8, PH)										1	0	0	0	0	1	2
(9, 10)																
30 Magglio Ordonez, R (1, 9) OBP: 0.500, SLG: 0.400	24 FC5, 9 2B, BB		G4-6-3, 1-2f		9 2B, 12 FC5, 1B	F7		34 1B, 27 BB, 53 1B, BB; 27 1B, 2-3, 3-H, 1B		2	2	1	0	1	0	1
26 Brennan Boesch, L (6, 9)										1	1	0	0	1	0	1
25 Deik Scram, L (8, PH) OBP: 1.000, SLG: 1.000										1	0	1	1	0	0	0
(9, 9)																
24 Miguel Cabrera, R (1, 3) OBP: 0.444, SLG: 0.375	FC5, 9 2B, 1-2, 2-3f		9 FC5-4, 1B		K	1-2, HBP		53 1B, 34 1B, 13 BB, BB; 34 FC4-6, 1-2, 3-H, 1B		3	0	1	0	0	1	3
27 Rawley Bishop, R (6, 3) OBP: 1.000, SLG: 1.000										1	1	1	1	1	0	0
9 Carlos Guillen, S (1, 7) OBP: 0.500, SLG: 0.833	1-H, 2-H, 2B		FC5-4, 1-2f		12 FC5, 12 E, 1-3, 2B	K		13 BB, 53 1B, 78 BB, 1B; FC4-6, 1-2f		3	1	2	1	0	0	1
34 Clete Thomas, L (6, 7) OBP: 0.250, SLG: 0.250										3	1	1	0	0	1	4
(9, 8)																
25 Ryan Raburn, R (1, 5) OBP: 0.556, SLG: 0.200		12 2B, BB		39 1B, 39 S, 1B	12 E, 39 G5-3, BB		13 2B, 78 SF9, BB	78 BB, 13 BB, 73 1B, 1B		1	3	1	0	3	0	0
53 Audy Ciriaco, R (8, 5) OBP: 0.500, SLG: 0.500										1	1	1	1	0	0	0
12 Gerald Laird, R (1, 2) OBP: 0.333, SLG: 0.667		39 WP, 4 G5-4-3, 1-H, 2B		K	FC5, 39 E, 1-3, 2-H, 3-H		78 SF9, 32 HR, 1-3, 2B	73 1B, 78 BB, 12 G3-1, 1-2, 2-3, 3-H, BB		3	2	1	2	0	1	2
13 Alex Avila, L (6, 2) OBP: 0.429, SLG: 0.667										1	2	1	1	1	0	0
39 Ramon Santiago, S (1, 4) OBP: 0.667, SLG: 0.333		4 G5-4-3, 2-3, BB		14 BB, 1-3, 1B	G5-3, 2-H, 3-H		SF9, 2-3, 3-H	12 G3-1, 73 1B, 25 1B, 1-2, 2-3, 3-H, BB		2	0	1	1	1	0	0
78 Danny Worth, R (6, 4)										0	1	0	2	1	0	0
4 Adam Everett, R (1, 6) OBP: 0.333, SLG: 0.200	G5-4-3, 1-2f, 3-H		P6		P6		P5	25 1B, 12 G3-1, 27 1B, 1-2, 2-3, 3-H, 1B		3	0	0	0	0	0	3
73 Gustavo Nunez, S (6, 6) OBP: 0.500, SLG: 0.333										2	1	1	1	0	0	1

Inning Stats	1	2	3	4	5	6	7	8	9
	R: 1 E: 0 K: 0 S: 6	H: 2 LOB: 2 BB: 1 P: 10	R: 2 E: 0 K: 0 S: 3	H: 1 LOB: 0 BB: 2 P: 11	R: 0 E: 0 K: 0 S: 3	H: 1 LOB: 1 BB: 1 P: 7	R: 0 E: 0 K: 1 S: 7	H: 2 LOB: 3 BB: 1 P: 12	R: 4 E: 2 K: 1 S: 8	H: 2 LOB: 0 BB: 1 P: 12	R: 0 E: 0 K: 1 S: 6	H: 1 LOB: 2 BB: 0 P: 7	R: 3 E: 0 K: 0 S: 5	H: 2 LOB: 0 BB: 1 P: 9	R: 7 E: 0 K: 1 S: 10	H: 5 LOB: 2 BB: 4 P: 26	R: 0 E: 0 K: 0 S: 4	H: 1 LOB: 2 BB: 1 P: 8

1B: 10	SF: 1
2B: 5	SAC: 0
3B: 0	DP: 2
HR: 1	HBP: 1

WP: 1	PA: 50
PB: 0	
SB: 1	
CS: 0	

PITCHER	IP	WLS	BF	H	R	ER	SO	BB	IBB	HBP	BLK	WP	HR	S	P	ERA	WHIP
51 Wandy Rodriguez, L (1, 1) ERA: 13.5	2.0	L	10	3	3	3	1	3	0	0	0	1	0	9	21	13.50	3.000
48 Tim Byrdak, L (3, 1) ERA:	1.0		4	1	0	0	0	1	0	0	0	0	0	3	7	0.00	2.000
22 Matt Lindstrom, R (4, 1) ERA:	0.2		5	2	0	0	1	1	0	0	0	0	0	6	11	0.00	4.500
73 Gustavo Chacin, L (4, 1) ERA: 6.75	1.1		8	2	4	1	1	1	0	0	0	0	0	9	13	6.75	2.250
65 Shane Loux, R (6, 1) ERA:	1.0		5	1	0	0	1	0	0	1	0	0	0	6	7	0.00	1.000

PITCHER	IP	WLS	BF	H	R	ER	SO	BB	IBB	HBP	BLK	WP	HR	S	P	ERA	WHIP
58 Yorman Bazardo, R (7, 1) ERA: 27.0	1.0		6	2	3	3	0	1	0	0	0	0	1	5	9	27.00	3.000
82 Polin Trinidad, L (8, 1) ERA:	0.0		6	2	6	6	0	4	0	0	0	0	0	2	18	∞	∞
54 Evan Englebrook, R (8, 1) ERA: 9.0	1.0		6	3	1	1	1	0	0	0	0	0	0	8	8	9.00	3.000

Baltimore Orioles @ Detroit Tigers

Joker Marchant Stadium, Lakeland, FL

Sat Mar 06 2010, 1:11 PM - 3:57 PM EST

Att. 6,457 - Sunny - 63 F

livebaseballscorecards.com

TOP

Batter	1	2	3	4	5	6	7	8	9	AB	R	H	RBI	BB	SO	LOB
18 Felix Pie, L (1, 7) OBP: 0.600, SLG: 1.750	F8		BB		FC6-5 12 FC5-4 1-3		F9		FC6-4 80 G5-3 1-2f 2-3 3-H	2	0	0	0	1	0	1
81 Matt Angle, L (5, PR) (5, 7) (6, 8) OBP: 0.333, SLG: 0.143			12 FC5							2	0	0	1	0	0	2
12 Robert Andino, R (1, 4) OBP: 0.111, SLG: 0.111	P4		FC5 14 G5-4-3 1-2		FC5-4 24 1B 1-2f			G4-3	G5-3 1-2 3-H	3	0	0	0	0	0	2
80 Miguel Abreu, R (7, 4) OBP: 0.375, SLG: 0.571										2	0	0	1	0	0	1
14 Nolan Reimold, R (1, 10) OBP: 0.250, SLG: 0.250	G6-3		G5-4-3 1-2f		1B 1-2			G4-3	F8	2	0	0	0	0	0	2
24 Michael Aubrey, L (5, PH) (5, 10)										3	0	1	0	0	0	1
23 Ty Wigginton, R (1, 5) OBP: 0.500, SLG: 1.000		HR		77 BB 1B	F8			K		3	1	2	1	0	0	2
66 Josh Bell, S (6, 5) OBP: 0.333, SLG: 1.600										1	0	0	0	0	1	0
2 Luis Montanez, R (1, 9) OBP: 0.250, SLG: 0.500		G5-3		K		G5-3			70 HR BB	3	0	0	0	0	1	1
82 Jonny Tucker, R (6, 7) OBP: 0.571, SLG: 0.400										0	1	0	0	1	0	0
58 Brandon Snyder, R (1, 3) OBP: 0.667, SLG: 2.400		71 FC5-4 BB		K		F8			1-H HR	2	0	0	0	1	1	1
70 Rhyne Hughes, L (6, 3)										1	1	1	2	0	0	0
77 Jeff Salazar, L (1, 8) OBP: 0.222, SLG: 0.125		K		BB 1-2		F8			69 BB 15 BB 81 FC6-4 1B	3	1	1	0	1	1	1
(6, 9)																
71 Michel Hernandez, R (1, 2) OBP: 0.250, SLG: 0.250		FC5-4 1-2f		G4-3			P5		81 FC6-4 69 BB 80 G5-3 1-2 BB	2	0	0	0	0	0	3
15 Craig Tatum, R (5, 2)										1	1	0	0	1	0	0
78 Blake Davis, L (1, 6) OBP: 0.250, SLG: 0.250			F7		18 FC6-5 1B		G6-3		81 FC6-4 1-2 2-3 BB	2	0	1	0	0	0	0
69 Pedro Florimón, S (6, 6) OBP: 0.333, SLG: 0.200										1	0	0	0	1	0	0
Inning Stats	R: 0 E: 0 K: 0 S: 3 H: 0 LOB: 0 BB: 0 P: 3	R: 1 E: 0 K: 1 S: 6 H: 1 LOB: 1 BB: 1 P: 10	R: 0 E: 0 K: 0 S: 3 H: 0 LOB: 1 BB: 0 P: 7	R: 0 E: 0 K: 2 S: 8 H: 1 LOB: 2 BB: 1 P: 12	R: 0 E: 0 K: 0 S: 5 H: 2 LOB: 2 BB: 0 P: 5	R: 0 E: 0 K: 0 S: 3 H: 0 LOB: 0 BB: 0 P: 3	R: 0 E: 0 K: 0 S: 3 H: 0 LOB: 0 BB: 0 P: 3	R: 0 E: 0 K: 1 S: 5 H: 0 LOB: 0 BB: 0 P: 5	R: 4 E: 0 K: 0 S: 5 H: 2 LOB: 1 BB: 3 P: 17	1B: 4 2B: 0 3B: 0 HR: 2 SF: 0 SAC: 0 DP: 1 HBP: 0						

PITCHER		IP	WLS	BF	H	R	ER	SO	BB	IBB	HBP	BLK	WP	HR	S	P	ERA	WHIP
35 Justin Verlander, R ERA: 3.0	(1, 1)	3.0	W	12	1	1	1	1	2	0	0	0	0	1	12	20	3.00	1.000
36 Brad Thomas, L ERA:	(4, 1)	1.0		5	1	0	0	2	1	0	0	0	0	0	8	12	0.00	2.000
46 Jose Valverde, R ERA:	(5, 1)	1.0		5	2	0	0	0	0	0	0	0	0	0	5	5	0.00	2.000
45 Ryan Perry, R ERA:	(6, 1)	1.0		3	0	0	0	0	0	0	0	0	0	0	3	3	0.00	0.000
70 Cody Satterwhite, R ERA:	(7, 1)	1.0		3	0	0	0	0	0	0	0	0	0	0	3	3	0.00	0.000

PITCHER		IP	WLS	BF	H	R	ER	SO	BB	IBB	HBP	BLK	WP	HR	S	P	ERA	WHIP
55 Daniel Schlereth, L ERA: 18.0	(8, 1)	1.0		3	0	0	0	1	0	0	0	0	0	0	5	5	0.00	0.000
56 Jay Sborz, R ERA: 36.0	(9, 1)	0.0		5	2	4	4	0	3	0	0	0	0	1	2	14	∞	∞
72 Robbie Weinhardt, R ERA:		1.0		3	0	0	0	0	0	0	0	0	0	0	3	3	0.00	0.000

AB	33
R	5
H	6
RBI	5
BB	6
SO	4
LOB	17

BOTTOM

Batter	1	2	3	4	5	6	7	8	9	AB	R	H	RBI	BB	SO	LOB
34 Clete Thomas, L (1, 8) OBP: 0.364, SLG: 0.636	HR			L4		33 3B 1B		1B		3	1	2	2	0	0	0
14 Austin Jackson, R (5, 8) OBP: 0.727, SLG: 0.571	1B									2	1	2	0	0	0	0
18 Johnny Damon, L (1, 7) OBP: 0.444, SLG: 0.625	F8			30 1B 2B		57 HR 1-H 3B		L3		3	0	1	0	0	0	2
33 Ryan Strieby, R (5, 7) OBP: 0.429, SLG: 0.833	F9									2	1	1	1	0	0	1
30 Magglio Ordonez, R (1, 9) OBP: 0.556, SLG: 0.500	24 E 24 1B 9 1B 1B	G1-3		24 G6-4-3 2-3 1B		HR 3-H				3	1	2	0	0	0	0
57 Casper Wells, R (5, 9) OBP: 0.750, SLG: 2.333										1	1	1	2	0	0	0
24 Miguel Cabrera, R (1, 3) OBP: 0.417, SLG: 0.364	E5 9 1B 32 2B 1-3 1B	G6-3		G6-4-3 1-2f		F8				3	1	1	0	0	0	2
19 Jeff Larish, L (5, 3)										1	0	0	0	0	0	0
9 Carlos Guillen, S (1, 10) OBP: 0.444, SLG: 0.667	32 2B 13 SF8 1-2 3-H 1B	G3			K		G4-3			3	1	1	1	0	1	0
60 Wilkin Ramirez, R (7, PH) (8, 10) OBP: 0.333, SLG: 0.333										1	0	0	0	0	0	0
32 Don Kelly, L (1, 5) (6, 4) OBP: 0.600, SLG: 1.000	20 BLK 20 1B 1-3 2-H 2B		20 FC6-4 1B		G4-3		E4 71 G6-4-3			4	1	2	1	0	0	0
13 Alex Avila, L (1, 2) OBP: 0.300, SLG: 0.500	SF8 3-H		F7		F8		G6-4-3 1-2f			2	0	0	1	0	0	1
71 Mike Rabelo, S (6, 2) OBP: 0.333, SLG: 0.333										1	0	0	0	0	0	1
75 Eric Roof, L (9, 2)										0	0	0	0	0	0	0
20 Scott Sizemore, R (1, 4) OBP: 0.500, SLG: 0.333	39 BB 34 1B 2-H 1B		FC6-4 1-2f			G5-3		G1-3		2	1	1	1	0	0	1
65 Kory Casto, L (6, 5)										2	0	0	0	0	0	0
39 Ramon Santiago, S (1, 6) OBP: 0.625, SLG: 0.250	34 1B 1-2 BB		F7			K		K		1	0	0	0	1	0	1
27 Brent Dlugach, R (6, 6) OBP: 0.500, SLG: 1.500										2	0	0	0	0	2	0
Inning Stats	R: 6 E: 1 K: 0 S: 12 H: 7 LOB: 2 BB: 1 P: 18	R: 0 E: 0 K: 0 S: 3 H: 0 LOB: 0 BB: 0 P: 3	R: 0 E: 0 K: 0 S: 4 H: 1 LOB: 1 BB: 0 P: 4	R: 0 E: 0 K: 0 S: 4 H: 2 LOB: 1 BB: 0 P: 4	R: 0 E: 0 K: 1 S: 5 H: 0 LOB: 0 BB: 0 P: 5	R: 3 E: 0 K: 1 S: 8 H: 3 LOB: 0 BB: 0 P: 8	R: 0 E: 1 K: 0 S: 3 H: 0 LOB: 0 BB: 0 P: 3	R: 0 E: 0 K: 1 S: 6 H: 1 LOB: 1 BB: 0 P: 6		1B: 9 2B: 2 3B: 1 HR: 2 SF: 1 SAC: 0 DP: 2 HBP: 0						

PITCHER		IP	WLS	BF	H	R	ER	SO	BB	IBB	HBP	BLK	WP	HR	S	P	ERA	WHIP
34 Kevin Millwood, R ERA: 81.0	(1, 1)	0.2	L	10	7	6	6	0	1	0	0	1	0	1	11	17	81.00	12.000
37 Matt Albers, R ERA:	(1, 1)	2.1		8	1	0	0	0	0	0	0	0	0	0	8	8	0.00	0.429
45 Dennis Sarfate, R ERA: 4.5	(4, 1)	1.0		4	2	0	0	0	0	0	0	0	0	0	4	4	0.00	2.000
26 Cla Meredith, R ERA:	(5, 1)	1.0		3	0	0	0	1	0	0	0	0	0	0	5	5	0.00	0.000
60 Brandon Erbe, R ERA: 27.0	(6, 1)	1.0		6	3	3	3	1	0	0	0	0	0	1	8	8	27.00	3.000

PITCHER		IP	WLS	BF	H	R	ER	SO	BB	IBB	HBP	BLK	WP	HR	S	P	ERA	WHIP
74 Frank Mata, R ERA:	(7, 1)	1.0		3	0	0	0	0	0	0	0	0	0	0	3	3	0.00	0.000
53 Alberto Castillo, L ERA:	(8, 1)	1.0		4	1	0	0	1	0	0	0	0	0	0	6	6	0.00	1.000

AB	36
R	9
H	14
RBI	9
BB	1
SO	3
LOB	9

WP: 0	PA: 39		
PB: 0			
SB: 0			
CS: 0			

Detroit Tigers @ Toronto Blue Jays

Dunedin Stadium, Dunedin, FL

Sun Mar 07 2010, 1:08 PM - 3:47 PM EST

Att. 4,751 - Sunny - 74 F

livebaseballscorecards.com

TOP

Batter	1	2	3	4	5	6	7	8	9	AB	R	H	RBI	BB	SO	LOB
14 Austin Jackson, R (1, 8) OBP: 0.714, SLG: 0.556	HR 1B	BB		G5-3			K		G5-3	2	1	1	0	1	0	0
57 Casper Wells, R (5, 8) OBP: 0.500, SLG: 1.400										2	0	0	0	0	1	0
18 Johnny Damon, L (1, 10) OBP: 0.417, SLG: 0.545	F8	30 S 1B			G4-3		26 G4-6-3 1B			3	0	1	1	0	0	1
19 Jeff Larish, L (7, PH) OBP: 0.250, SLG: 0.250 (7, 10)										1	0	1	0	0	0	0
30 Magglio Ordonez, R (1, 9) OBP: 0.583, SLG: 0.818	HR	G4-3			9 FC4-6 1B		G4-6-3			3	1	2	2	0	0	2
26 Brennan Boesch, L (5, 9)										1	0	0	0	0	0	1
33 Ryan Strieby, R (1, 3) OBP: 0.455, SLG: 1.000	HR		K		K			71 FC6-4 1B		4	1	2	1	0	2	1
9 Carlos Guillen, S (1, 7) OBP: 0.333, SLG: 0.500	K	G4-3			FC4-6			F8		3	0	0	0	0	1	1
60 Wilkin Ramirez, R (5, 7) OBP: 0.286, SLG: 0.286										1	0	0	0	0	0	1
25 Ryan Raburn, R (1, 5) OBP: 0.462, SLG: 0.222 (6, 4)	K	G4-3				1B		F8		4	0	1	0	0	1	1
78 Danny Worth, R (8, 4)										0	0	0	0	0	0	0
12 Gerald Laird, R (1, 2) OBP: 0.333, SLG: 0.889	G6-3		HR		K			FC6-4		3	1	1	1	0	1	1
71 Mike Rabelo, S (6, 2) OBP: 0.250, SLG: 0.250										1	0	0	0	0	0	1
20 Scott Sizemore, R (1, 4) OBP: 0.364, SLG: 0.222	F7		F8		K		K		K	3	0	0	0	0	1	1
65 Kory Casto, L (6, 5)										1	0	0	0	0	1	0
4 Adam Everett, R (1, 6) OBP: 0.333, SLG: 0.143	BB		F8		F8			G5-3		2	1	0	0	1	0	1
27 Brent Dlugach, R (6, 6) OBP: 0.429, SLG: 1.286										1	0	0	0	0	0	0
Inning Stats	R: 3 E: 0 K: 2 S: 17 H: 3 LOB: 0 BB: 0 P: 22	R: 1 E: 0 K: 0 S: 11 H: 1 LOB: 2 BB: 2 P: 19	R: 0 E: 0 K: 1 S: 8 H: 0 LOB: 0 BB: 0 P: 12	R: 1 E: 0 K: 0 S: 5 H: 1 LOB: 0 BB: 0 P: 5	R: 0 E: 0 K: 1 S: 12 H: 1 LOB: 1 BB: 0 P: 19	R: 0 E: 0 K: 2 S: 9 H: 1 LOB: 1 BB: 0 P: 14	R: 0 E: 0 K: 1 S: 9 H: 1 LOB: 0 BB: 0 P: 12	R: 0 E: 0 K: 0 S: 6 H: 1 LOB: 1 BB: 0 P: 12	R: 0 E: 0 K: 1 S: 10 H: 0 LOB: 0 BB: 0 P: 15	1B: 6 2B: 0 3B: 0 HR: 3 SF: 0 SAC: 0 DP: 1 HBP: 0						

PITCHER		IP	WLS	BF	H	R	ER	SO	BB	IBB	HBP	BLK	WP	HR	S	P	ERA	WHIP
56 Brian Tallet, L ERA: 18.0	(1, 1)	2.0	W	12	4	4	4	2	2	0	0	0	1	2	28	41	18.00	3.000
54 Jason Frasor, R ERA:	(3, 1)	1.0		3	0	0	0	1	0	0	0	0	0	0	8	12	0.00	0.000
63 Kevin Gregg, R ERA: 9.0	(4, 1)	1.0		4	1	1	1	0	0	0	0	0	0	1	5	5	9.00	1.000
37 Scott Downs, L ERA:	(5, 1)	1.0	H	4	1	0	0	1	0	0	0	0	0	0	12	19	0.00	1.000
57 Shawn Camp, R ERA:	(6, 1)	1.0	H	4	1	0	0	2	0	0	0	0	0	0	9	14	0.00	1.000

PITCHER		IP	WLS	BF	H	R	ER	SO	BB	IBB	HBP	BLK	WP	HR	S	P	ERA	WHIP
17 Josh Roenicke, R ERA: 3.38	(7, 1)	1.0	H	3	1	0	0	1	0	0	0	0	0	0	9	12	0.00	1.000
72 Danny Farquhar, R ERA:	(8, 1)	1.0	H	4	1	0	0	0	0	0	0	0	0	0	6	12	0.00	1.000
20 Rommie Lewis, L ERA:	(9, 1)	1.0	S	3	0	0	0	1	0	0	0	0	0	0	10	15	0.00	0.000

BOTTOM

Batter	1	2	3	4	5	6	7	8	9	AB	R	H	RBI	BB	SO	LOB
19 José Bautista, R (1, 5) OBP: 0.636, SLG: 1.455	HR	P3		G6-3		5 1B 1B		G5-3		3	1	1	1	0	0	1
77 Brad Emaus, R (5, 5) OBP: 0.500, SLG: 0.667										2	0	1	0	0	0	0
2 Aaron Hill, R (1, 4) OBP: 0.909, SLG: 0.800	10 BB 21 HR 26 1B 1B	BB			1B	1-3 1B				2	2	2	0	1	0	0
5 Jarrett Hoffpauir, R (5, 4) OBP: 0.429, SLG: 0.333										1	0	1	0	0	0	0
26 Adam Lind, L (1, 10) OBP: 0.364, SLG: 0.600	10 BB 21 HR 1-2 1B	F8			F8	F9				3	1	1	0	0	0	2
11 Brian Dopirak, R (6, PH) OBP: 0.333, SLG: 0.273 (7, 10)										1	0	0	0	0	0	2
10 Vernon Wells, R (1, 8) OBP: 0.636, SLG: 0.900	21 HR 1-2 2-3 BB	1-H HR			K		F8			2	2	1	2	1	1	1
74 Jorge Padilla, R (5, 8)										1	0	0	0	0	0	0
21 Randy Ruiz, R (1, 3) OBP: 0.615, SLG: 0.846	1-H 2-H 3-H HR	7 G1-6-3 1B			K		F8			3	1	2	4	0	1	0
76 David Cooper, L (6, 3)										1	0	0	0	0	0	0
7 Jeremy Reed, L (1, 9) OBP: 0.462, SLG: 0.500	11 1B 45 SF7 2B	G1-6-3 1-2f			G3		2B			3	1	1	0	0	0	1
70 Chris Lubanski, L (6, 9) OBP: 0.222, SLG: 0.667										1	0	1	0	0	0	0
14 John Buck, R (1, 2) OBP: 0.250, SLG: 0.375	K		P3		P4		K			3	0	0	0	0	1	1
75 Matt Liuzza, R (6, 2)										1	0	0	0	0	1	1
11 Alex Gonzalez, R (1, 6) OBP: 0.273, SLG: 0.222	2-3 1B		P2			F7		20 CS 1B		3	0	1	0	0	0	0
18 Mike McCoy, R (7, 6) OBP: 0.818, SLG: 0.875										1	0	1	0	0	0	0
45 Travis Snider, L (1, 7) OBP: 0.231, SLG: 0.273	3-H		G4-3			G4-3		K 1-2		2	0	0	1	0	0	0
20 Adam Loewen, L (7, 7) OBP: 0.400, SLG: 0.250										1	0	0	0	0	1	1
Inning Stats	R: 6 E: 0 K: 1 S: 11 H: 6 LOB: 1 BB: 1 P: 19	R: 2 E: 0 K: 0 S: 8 H: 2 LOB: 0 BB: 1 P: 16	R: 0 E: 0 K: 0 S: 6 H: 0 LOB: 0 BB: 0 P: 6	R: 0 E: 0 K: 1 S: 9 H: 1 LOB: 1 BB: 0 P: 12	R: 0 E: 0 K: 1 S: 5 H: 0 LOB: 0 BB: 0 P: 5	R: 0 E: 0 K: 0 S: 6 H: 2 LOB: 0 BB: 0 P: 9	R: 0 E: 0 K: 1 S: 6 H: 1 LOB: 1 BB: 0 P: 6	R: 0 E: 0 K: 1 S: 9 H: 1 LOB: 0 BB: 0 P: 15		1B: 8 2B: 2 3B: 0 HR: 3 SF: 1 SAC: 0 DP: 1 HBP: 0						

PITCHER		IP	WLS	BF	H	R	ER	SO	BB	IBB	HBP	BLK	WP	HR	S	P	ERA	WHIP
38 Jeremy Bonderman, R ERA: 20.25	(1, 1)	0.2	L	9	6	6	6	1	1	0	0	0	0	2	10	18	81.00	10.500
31 Zach Miner, R ERA: 10.8	(1, 1)	1.1		6	2	2	2	0	1	0	0	0	0	1	9	17	13.50	2.250
29 Nate Robertson, L ERA: 4.15	(3, 1)	3.0		10	1	0	0	2	0	0	0	0	0	0	20	23	0.00	0.333
58 Armando Galarraga, R ERA: 18.0	(6, 1)	1.0		5	2	0	0	0	0	0	0	0	0	0	6	9	0.00	2.000
64 Josh Rainwater, R ERA:	(7, 1)	1.0		4	1	0	0	1	0	0	0	0	0	0	6	6	0.00	1.000

PITCHER		IP	WLS	BF	H	R	ER	SO	BB	IBB	HBP	BLK	WP	HR	S	P	ERA	WHIP
55 Jared Gayhart, R ERA:	(8, 1)	1.0		3	1	0	0	1	0	0	0	0	0	0	9	15	0.00	1.000

TOP

Batter	1	2	3	4	5	6	7	8	9	AB	R	H	RBI	BB	SO	LOB
4 Omar Infante, R (1, 6) OBP: 0.154, SLG: 0.083	E5		G5-3		F8			F9	K	4	0	0	0	0	0	3
69 Brandon Hicks, R (5, 6) OBP: 0.364, SLG: 0.667	F7									2	0	0	0	0	1	1
53 Melky Cabrera, S (1, 8) OBP: 0.438, SLG: 0.308	BBBB 4-0 71 HR BB	F9	F9			F8		CBBSBX 3-2 HR		3	1	0	0	1	0	0
30 Mitch Jones, R (6, 9) OBP: 0.091, SLG: 0.400										1	1	1	1	0	0	0
71 Jason Heyward, L (1, 9) OBP: 0.611, SLG: 0.833	CBSBBX 3-2 1-H HR	F9		BBBB 4-0 BB		G6-3		F9		2	1	1	2	1	0	0
18 Brent Clevlen, R (4, 9) OBP: 0.200, SLG: 0.143 (6, 8)										2	0	0	0	0	0	0
25 Troy Glaus, R (1, 3) OBP: 0.750, SLG: 0.778	0-0 23 BB 20 1B 8 BB 1B	0-0 20 1B 8 2B 1B		SSS 0-3 K		H 1-0 20 1B HBP			0-0 77 BB 75 1B 5 BB 1B	2	2	2	0	0	0	0
70 Freddie Freeman, L (2, 3) OBP: 0.385, SLG: 0.417										2	1	1	0	0	1	1
20 Eric Hinske, L (1, 10) OBP: 0.467, SLG: 0.333	0-0 8 BB 23 BB 7 2B 1-2 1B	0-0 23 BB 8 2B 1-3 1B		CCC 0-3 K		0-0 1-2 1B			0-0 5 BB 77 BB 94 FC4-6 1-2 1B	4	2	3	0	0	1	1
75 Jesús Sucre, R (9, PH) OBP: 1.000, SLG: 1.000 (9, 10)										1	1	1	0	0	0	0
23 Matt Diaz, R (1, 7) OBP: 0.429, SLG: 0.364	BBBB 4-0 8 BB 7 2B 1-2 2-3 BB	BBBB 4-0 8 2B 1-2 BB		0-0 G6-3			SSS 0-3 K		BBBB 4-0 94 FC4-6 5 BB G6-3 1-2 2-3 BB	1	2	0	0	2	0	1
77 Cody Johnson, L (4, 7)										1	1	0	0	1	1	0
8 David Ross, R (1, 2) OBP: 0.583, SLG: 0.625	BBBB 4-0 7 2B 1-2 2-3 3-H BB	0-0 1-H 2-H 3-H 2B	0-0 7 G4-6-3 1B				BBBB 4-0 94 G6-3 BB	BBBB 4-0 94 FC4-6 1-2 2-3 3-H BB		2	0	2	4	1	0	0
5 Clint Sammons, R (5, 2) OBP: 0.500, SLG: 0.500										0	0	0	1	2	0	0
7 Brooks Conrad, S (1, 4) OBP: 0.526, SLG: 0.813	0-0 1-3 2-H 3-H 2B	SSS 0-3 K			0-0 G4-6-3 1-2f		0-0 G6-3 1-2f		0-0 FC4-6 G6-3 1-2f 2-3 3-H	3	0	1	2	0	1	2
94 J.C. Holt, L (5, 4)										2	0	0	1	0	0	3
7 Joe Thurston, L (1, 5) OBP: 0.462, SLG: 0.417	0-0 G3-1		0-0 G2		0-0 1B			0-0 G3	0-0 G6-3 1-2 3-H	4	0	1	0	0	0	2
Juan Gonzalez, S (8, 5)										1	0	0	1	0	0	1
Inning Stats	R: 5 E: 1 K: 0 S: 9 H: 4 LOB: 2 BB: 3 P: 24	R: 3 E: 0 K: 1 S: 8 H: 3 LOB: 1 BB: 1 P: 12	R: 0 E: 0 K: 0 S: 3 H: 0 LOB: 0 BB: 0 P: 3	R: 0 E: 0 K: 2 S: 7 H: 0 LOB: 1 BB: 1 P: 11	R: 0 E: 0 K: 0 S: 4 H: 2 LOB: 1 BB: 0 P: 4	R: 0 E: 0 K: 0 S: 3 H: 1 LOB: 1 BB: 0 P: 4	R: 0 E: 0 K: 1 S: 4 H: 0 LOB: 0 BB: 0 P: 8	R: 1 E: 0 K: 0 S: 6 H: 1 LOB: 0 BB: 0 P: 9	R: 3 E: 0 K: 1 S: 7 H: 2 LOB: 1 BB: 2 P: 15	1B: 9 2B: 2 3B: 0 HR: 2 SF: 0 SAC: 0 DP: 2 HBP: 1							
										WP: 0 PB: 0 SB: 0 CS: 0 PA: 46						

PITCHER		IP	WLS	BF	H	R	ER	SO	BB	IBB	HBP	BLK	WP	HR	S	P	ERA	WHIP
37 Max Scherzer, R ERA: 30.86	(1, 1)	0.1	L	8	4	5	5	0	3	0	0	0	0	1	7	22	135.00	21.000
59 Fu-Te Ni, L ERA: 16.88	(1, 1)	1.2		9	3	3	3	1	1	0	0	0	0	0	10	14	16.20	2.400
21 Dontrelle Willis, L ERA:	(3, 1)	2.0		7	0	0	0	2	1	0	0	0	0	0	10	14	0.00	0.500
54 Joel Zumaya, R ERA: 9.0	(5, 1)	1.0		4	2	0	0	0	0	0	0	0	0	0	4	4	0.00	2.000
40 Phil Coke, L ERA: 3.0	(6, 1)	1.0		4	1	0	0	0	0	0	1	0	0	0	3	4	0.00	1.000

PITCHER		IP	WLS	BF	H	R	ER	SO	BB	IBB	HBP	BLK	WP	HR	S	P	ERA	WHIP
36 Brad Thomas, L ERA:	(7, 1)	1.0		3	0	0	0	1	1	0	0	0	0	0	4	8	0.00	1.000
62 Enrique Gonzalez, R ERA: 4.5	(8, 1)	1.0		4	1	1	1	0	0	0	0	0	0	1	6	9	9.00	1.000
53 Casey Crosby, L ERA:	(9, 1)	0.0		4	2	3	3	0	2	0	0	0	0	0	2	10	∞	∞
72 Robbie Weinhardt, R ERA:		1.0		3	0	0	0	1	0	0	0	0	0	0	5	5	0.00	0.000

Atlanta Braves @ Detroit Tigers
Joker Marchant Stadium, Lakeland, FL
Mon Mar 08 2010, 1:25 PM - 4:11 PM EST
Att. 6,935 - Sunny - 70 F

livebaseballscorecards.com

AB	37
R	12
H	13
RBI	12
BB	8
SO	5
LOB	15

BOTTOM

Batter	1	2	3	4	5	6	7	8	9	AB	R	H	RBI	BB	SO	LOB
34 Clete Thomas, L (1, 8) OBP: 0.385, SLG: 0.615	P2		32 G4-3 39 G4-3 1B		2B		G5-3		P3	2	0	1	0	0	0	0
57 Casper Wells, R (5, PH) OBP: 0.444, SLG: 1.125 (6, 8)										3	0	1	0	0	0	0
39 Ramon Santiago, S (1, 6) OBP: 0.545, SLG: 0.167	1-0 24 1B 19 1B HBP		G4-3 1-2		G4-3		G6-3		G4-3	2	1	0	0	0	0	2
73 Gustavo Nunez, S (6, 6) OBP: 0.333, SLG: 0.200										2	0	0	0	0	0	0
32 Don Kelly, L (1, 5) OBP: 0.500, SLG: 0.833	SSS 0-3 K		0-0 G4-3 2-3			BBBB 4-0 66 1B 24 WP 26 WP BB		CCC 0-3 K		2	0	0	0	0	1	2
65 Kory Casto, L (6, PH) (7, 5) (9, 9)										1	1	0	0	1	1	0
24 Miguel Cabrera, R (1, 3) OBP: 0.400, SLG: 0.357	0-0 19 1B 1-3 1B		SSS 0-3 K			BX 1-0 F8 1-2		BBBB 4-0 53 F9 66 1B 60 1B BB		3	0	1	0	0	1	2
25 Ryan Raburn, R (7, 3) OBP: 0.500, SLG: 0.222										0	1	0	0	1	0	0
19 Jeff Larish, L (1, 10) OBP: 0.333, SLG: 0.333	0-0 1-3 3-H 1B			0-0 G4-3		0-0 60 WP 26 WP 60 SF7 2-3 1B		0-0 63 WP 60 1B 1-2 1B		2	0	1	1	0	0	0
66 Robinzon Diaz, R (6, PH) OBP: 0.333, SLG: 0.333 (7, 10)										2	1	2	0	0	0	0
26 Brennan Boesch, L (1, 9)	SSS 0-3 K			SSS 0-3 K		BBBB 4-0 60 WP 1-2 3-H BB		0-0 F9 2-3		2	0	0	0	1	2	2
53 Audy Ciriaco, R (8, PH) OBP: 0.444, SLG: 0.444 (9, 5)										1	0	0	0	0	0	2
60 Wilkin Ramirez, R (1, 7) OBP: 0.273, SLG: 0.300		0-0 G5-3		SSS 0-3 K		BX 1-0 SF7 1-2 2-H		0-0 63 WP 1-2 3-H 1B		3	0	1	2	0	1	0
13 Alex Avila, L (1, 2) OBP: 0.333, SLG: 0.444		BBBB 4-0 20 G5-4-3 BB			0-0 G4-3	0-0 G4-3		BSSS 1-3 K 1-2 2-3		1	0	0	0	1	0	0
63 Max St. Pierre, R (6, 2) OBP: 0.250, SLG: 0.250										2	0	0	0	0	1	3
20 Scott Sizemore, R (1, 4) OBP: 0.308, SLG: 0.182	0-0 G5-4-3 1-2f				CCC 0-3 K		SSS 0-3 K		CSS 0-3 K	2	0	0	0	0	1	1
27 Brent Dlugach, R (6, 4) OBP: 0.333, SLG: 1.000										2	0	0	0	0	2	0
Inning Stats	R: 1 E: 0 K: 2 S: 9 H: 2 LOB: 2 BB: 0 P: 10	R: 0 E: 0 K: 0 S: 2 H: 0 LOB: 0 BB: 1 P: 6	R: 0 E: 0 K: 1 S: 6 H: 1 LOB: 1 BB: 0 P: 6	R: 0 E: 0 K: 2 S: 7 H: 0 LOB: 0 BB: 0 P: 7	R: 0 E: 0 K: 1 S: 6 H: 1 LOB: 1 BB: 0 P: 6	R: 2 E: 0 K: 0 S: 4 H: 1 LOB: 1 BB: 2 P: 14	R: 0 E: 0 K: 1 S: 5 H: 0 LOB: 0 BB: 0 P: 5	R: 1 E: 0 K: 2 S: 9 H: 2 LOB: 2 BB: 1 P: 14	R: 0 E: 0 K: 1 S: 5 H: 0 LOB: 0 BB: 0 P: 5	1B: 6 2B: 1 3B: 0 HR: 0 SF: 1 SAC: 0 DP: 1 HBP: 1							
										WP: 4 PB: 0 SB: 0 CS: 0 PA: 38						

PITCHER		IP	WLS	BF	H	R	ER	SO	BB	IBB	HBP	BLK	WP	HR	S	P	ERA	WHIP
15 Tim Hudson, R ERA: 1.8	(1, 1)	3.0	W	13	3	1	1	3	1	0	1	0	0	0	17	22	3.00	1.333
37 Jo-Jo Reyes, L ERA: 2.25	(4, 1)	2.0		7	1	0	0	3	0	0	0	0	0	0	13	13	0.00	0.500
63 Lee Hyde, L ERA: 9.0	(6, 1)	1.0		6	1	2	2	0	2	0	0	0	3	0	4	14	18.00	3.000
62 Stephen Marek, R ERA: 16.2	(7, 1)	1.0		3	0	0	0	1	0	0	0	0	0	0	5	5	0.00	0.000
38 Mike Dunn, L ERA: 2.7	(8, 1)	1.0		6	2	1	1	2	1	0	0	0	1	0	9	14	9.00	3.000

PITCHER		IP	WLS	BF	H	R	ER	SO	BB	IBB	HBP	BLK	WP	HR	S	P	ERA	WHIP
74 Erik Cordier, R ERA:	(9, 1)	1.0		3	0	0	0	1	0	0	0	0	0	0	5	5	0.00	0.000

Atlanta Braves @ Detroit Tigers
Joker Marchant Stadium, Lakeland, FL
Mon Mar 08 2010, 1:25 PM - 4:11 PM EST
Att. 6,935 - Sunny - 70 F

livebaseballscorecards.com

AB	32
R	4
H	7
RBI	3
BB	4
SO	10
LOB	14

Detroit Tigers @ Washington Nationals

Space Coast Stadium, Viera, FL

Tue Mar 09 2010, 1:09 PM - 4:14 PM EST

Att. 4,305 - Cloudy - 65 F

livebaseballscorecards.com

TOP

Batter	1	2	3	4	5	6	7	8	9	AB	R	H	RBI	BB	SO	LOB
14 Austin Jackson, R (1, 8) OBP: 0.667, SLG: 0.846 57 Casper Wells, R (6, 8) OBP: 0.400, SLG: 1.000	G5-3		K 1-2		34 1B; 30 HR 2B	HR		F8		4 1	2 0	2 0	1 0	0 0	1 0	1 0
34 Clete Thomas, L (1, 7) OBP: 0.444, SLG: 0.706	G4-3		F7		30 HR 2-3 1B	26 1B 3B		BB		4	2	2	0	1	0	1
30 Magglio Ordonez, R (1, 9) OBP: 0.533, SLG: 0.929 26 Brennan Boesch, L (5, 9) OBP: 0.375, SLG: 0.167	G6-3		L9		1-H 3-H HR	24 2B 3-H 1B		K		3 2	1 1	1 1	1 1	0 0	1 1	1 1
24 Miguel Cabrera, R (1, 3) OBP: 0.368, SLG: 0.389 19 Jeff Larish, L (6, PR) OBP: 0.429, SLG: 0.333 (6, 3)		K	G5-3	G5-3	F7	1-H 2B			33 BB; 66 1B BB	4 0	0 1	1 0	1 0	0 1	1 0	0 0
9 Carlos Guillen, S (1, 10) OBP: 0.313, SLG: 0.400 33 Ryan Strieby, R (9, PH) OBP: 0.500, SLG: 1.000 (9, 10)		G5-3	32 2B BB		F8	F8			66 1B 1-2 BB	3 0	1 0	0 0	0 0	1 1	0 0	1 0
32 Don Kelly, L (1, 5) OBP: 0.563, SLG: 0.938 65 Kory Casto, L (9, PH) (9, 5)		13 1B 1B	27 1-H 2B		13 WP 2B		G1-3		P6	4 1	1 0	3 0	1 0	0 0	0 0	0 2
13 Alex Avila, L (1, 2) OBP: 0.333, SLG: 0.417 66 Robinzon Diaz, R (6, 2) OBP: 0.375, SLG: 0.375	1-2 1B	G6-3	G4-3 2-3	G6-3		G6-3	53 FC6-4 1-2 2-H 1B			3 2	0 0	1 1	0 1	0 0	0 0	2 0
27 Brent Dlugach, R (1, 4) OBP: 0.286, SLG: 0.714	K	39 FC4-6 2-H 1B	G4-3		F8					5	0	1	1	0	1	4
39 Ramon Santiago, S (1, 6) OBP: 0.500, SLG: 0.222 53 Audy Ciriaco, R (6, 6) OBP: 0.364, SLG: 0.364	14 S 1B	FC4-6 1-2f						G6-3	FC6-4 1-2f	3 2	0 0	1 0	0 0	0 0	1 0	1 2
Inning Stats	R: 0 E: 0 K: 0 S: 3 H: 0 LOB: 0 BB: 0 P: 3	R: 0 E: 0 K: 2 S: 9 H: 2 LOB: 2 BB: 0 P: 9	R: 0 E: 0 K: 1 S: 6 H: 1 LOB: 1 BB: 0 P: 6	R: 2 E: 0 K: 0 S: 5 H: 2 LOB: 1 BB: 1 P: 9	R: 3 E: 0 K: 0 S: 8 H: 4 LOB: 1 BB: 0 P: 9	R: 3 E: 0 K: 1 S: 9 H: 4 LOB: 1 BB: 0 P: 10	R: 0 E: 0 K: 0 S: 3 H: 0 LOB: 0 BB: 0 P: 3	R: 0 E: 0 K: 1 S: 5 H: 0 LOB: 1 BB: 1 P: 9	R: 1 E: 0 K: 0 S: 4 H: 1 LOB: 2 BB: 2 P: 12	1B: 7 2B: 4 3B: 1 HR: 2 SF: 0 SAC: 0 DP: 0 HBP: 0						WP: 1 PB: 0 SB: 1 CS: 0 PA: 45

PITCHER		IP	WLS	BF	H	R	ER	SO	BB	IBB	HBP	BLK	WP	HR	S	P	ERA	WHIP
37 Stephen Strasburg, R ERA:	(1, 1)	2.0		8	2	0	0	2	0	0	0	0	0	0	12	12	0.00	1.000
43 Miguel Batista, R ERA: 9.0	(3, 1)	2.0	L	10	3	2	2	1	1	0	0	0	0	0	11	15	9.00	2.000
39 Tyler Walker, R ERA: 37.13	(5, 1)	1.2		13	8	6	6	1	0	0	0	0	1	2	16	18	32.40	4.800
68 Victor Garate, L ERA: 6.75	(6, 1)	0.1		1	0	0	0	0	0	0	0	0	0	0	1	1	0.00	0.000
65 Aaron Thompson, L ERA:	(7, 1)	2.0		7	0	0	0	1	1	0	0	0	0	0	8	12	0.00	0.500

PITCHER		IP	WLS	BF	H	R	ER	SO	BB	IBB	HBP	BLK	WP	HR	S	P	ERA	WHIP
66 Atahualpa Severino, L ERA: 4.5	(9, 1)	1.0		6	1	1	1	0	2	0	0	0	0	0	4	12	9.00	3.000

BOTTOM

Batter	1	2	3	4	5	6	7	8	9	AB	R	H	RBI	BB	SO	LOB
1 Nyjer Morgan, L (1, 8) OBP: 0.267, SLG: 0.286 30 Justin Maxwell, R (7, 8)	G5-3		15 S 1B			11 G6-3; 11 S 1B		28 1B; 10 BB; 2 PB BB	28 G4-6-3 1-2 BB	3 0	0 1	2 0	0 0	0 2	0 0	0 0
15 Cristian Guzman, S (1, 6) OBP: 0.200, SLG: 0.200 10 Eric Bruntlett, R (7, 6) OBP: 0.385, SLG: 0.636	F7		G3-1 1-2			P5		2 PB; 28 1B; 6 2B 1-2 BB	F9 2-3	3 1	0 1	0 0	0 0	0 1	0 0	2 2
11 Ryan Zimmerman, R (1, 5) OBP: 0.308, SLG: 0.538 28 Michael Morse, R (7, 5) OBP: 0.368, SLG: 0.722	16 FC5-4 1B			K2-3		G6-3 1-3		2 PB; 6 2B 1-2 2-3 1B	G4-6-3 1-2f	3 2	0 1	1 1	0 1	0 0	1 0	1 2
16 Josh Willingham, R (1, 7) OBP: 0.167, SLG: 0.667 2 Roger Bernadina, L (7, 7) OBP: 0.417, SLG: 0.222	FC5-4 1-2f			P4		L6		6 2B; 38 1B 1-2 2-3 3-H BB		3 0	0 1	0 0	0 0	0 1	0 0	2 0
20 Adam Kennedy, L (1, 4) OBP: 0.308, SLG: 0.462 12 Alberto Gonzalez, R (8, PH) OBP: 0.250, SLG: 0.273 (9, 4)		G4-3		K			2B	K		3 1	0 0	1 0	0 0	0 0	1 1	0 3
6 Ian Desmond, R (1, 9) OBP: 0.563, SLG: 0.857		K			38 S BB		K	38 1B 1-3 2-H 3-H 2B		3	0	1	2	1	2	1
38 Chris Duncan, L (1, 3) OBP: 0.333, SLG: 0.200		G4-3			K 1-2		F7	2-3 3-H 1B		4	0	1	1	0	1	2
59 Josh Whitesell, L (1, 10) OBP: 0.375, SLG: 0.286			G5-3		L4		K	F8		4	0	0	0	0	1	4
23 Wil Nieves, R (1, 2) OBP: 0.200, SLG: 0.200 62 Derek Norris, R (7, 2)			G4-3		G6-3			G5-3	10 F9; 30 BB BB	2 1	0 0	0 0	0 1	0 0	1 0	1 0
Inning Stats	R: 0 E: 0 K: 0 S: 4 H: 1 LOB: 1 BB: 0 P: 4	R: 0 E: 0 K: 5 S: 5 H: 0 LOB: 0 BB: 0 P: 5	R: 0 E: 0 K: 0 S: 5 H: 1 LOB: 1 BB: 0 P: 5	R: 0 E: 0 K: 2 S: 7 H: 0 LOB: 0 BB: 0 P: 7	R: 0 E: 0 K: 1 S: 5 H: 0 LOB: 1 BB: 1 P: 9	R: 0 E: 0 K: 0 S: 5 H: 1 LOB: 1 BB: 0 P: 5	R: 0 E: 0 K: 2 S: 8 H: 1 LOB: 1 BB: 0 P: 8	R: 4 E: 0 K: 1 S: 8 H: 3 LOB: 2 BB: 3 P: 20	R: 0 E: 0 K: 0 S: 2 H: 0 LOB: 1 BB: 2 P: 10	1B: 5 2B: 2 3B: 0 HR: 0 SF: 0 SAC: 0 DP: 1 HBP: 0						WP: 0 PB: 1 SB: 3 CS: 0 PA: 39

PITCHER		IP	WLS	BF	H	R	ER	SO	BB	IBB	HBP	BLK	WP	HR	S	P	ERA	WHIP
48 Rick Porcello, R ERA:	(1, 1)	3.0	W	11	2	0	0	1	0	0	0	0	0	0	14	14	0.00	0.667
45 Ryan Perry, R ERA:	(4, 1)	1.0	H	3	0	0	0	2	0	0	0	0	0	0	7	7	0.00	0.000
46 Jose Valverde, R ERA:	(5, 1)	1.0		4	0	0	0	1	1	0	0	0	0	0	5	9	0.00	1.000
49 Eddie Bonine, R ERA: 8.31	(6, 1)	2.1		12	3	3	3	2	2	0	0	0	0	0	15	23	11.57	2.143
43 Alfredo Figaro, R ERA: 13.5	(8, 1)	0.2		5	2	1	1	1	1	0	0	0	0	0	6	10	13.50	4.500

PITCHER		IP	WLS	BF	H	R	ER	SO	BB	IBB	HBP	BLK	WP	HR	S	P	ERA	WHIP
56 Jay Sborz, R ERA: 18.0	(9, 1)	1.0		4	0	0	0	0	2	0	0	0	0	0	2	10	0.00	2.000

AB	41
R	9
H	14
RBI	9
BB	4
SO	5
LOB	16

AB	33
R	4
H	7
RBI	3
BB	6
SO	7
LOB	20

TOP

Batter	1	2	3	4	5	6	7	8	9	AB	R	H	RBI	BB	SO	LOB
14 Curtis Granderson, L (1, 8) OBP: 0.333, SLG: 0.333 27 Greg Golson, R (6, 8) OBP: 0.273, SLG: 0.600	25 BB 1B	3-H 1B		36 BB 1-2 BB		P5	E5 98 HBP 1-2 2-3		1-H HR	3 0 2 1 1 0 0 2 1 1 2 0 0 2						
36 Nick Johnson, L (1, 10) OBP: 0.500, SLG: 1.250 98 Colin Curtis, L (4, PR) OBP: 0.636, SLG: 1.000 (4, 10)	F8 ①	F9 ③		1-2 2-3 BB		G4-3 ②	1-2 2-3 3-H HBP		53 S 1B	2 0 0 0 1 0 2 2 0 1 1 0 0 0						
25 Mark Teixeira, S (1, 3) OBP: 0.286, SLG: 0.462 53 Juan Miranda, L (6, PR) OBP: 0.250, SLG: 0.375 (6, 3)	1-2 BB		HR	K ③		1B	G3		1-2 K	3 1 2 1 1 1 3 2 0 0 0 0 1 4						
24 Robinson Canó, L (1, 4) OBP: 0.643, SLG: 0.750 77 Kevin Russo, R (6, 4) OBP: 0.500, SLG: 0.545	P5 ②		E1 11 G6-3		11 1B 12 2B BB	F8 ③		F9 ①	F8 ③	3 1 0 0 1 0 3 2 0 0 0 0 0 1						
38 Marcus Thames, R (1, 9) OBP: 0.154, SLG: 0.083 73 Jamie Hoffmann, R (6, 9) OBP: 0.125, SLG: 0.188	P6 ③		F8 ①		F7 ①		78 1B 2B	K ②		3 0 0 0 0 0 4 2 1 1 0 0 1 0						
11 Brett Gardner, L (1, 7) OBP: 0.250, SLG: 0.143 78 David Winfree, R (6, 7) OBP: 0.400, SLG: 0.333		95 2B BB	G6-3 ② ③ 1-2f		12 2B 95 FC6-5-4 1-2 1B		27 E 76 1B 98 HBP 2-H 1B	1B		2 2 1 0 1 0 1 2 1 2 1 0 0 0						
12 Mike Rivera, R (1, 2) OBP: 0.100, SLG: 0.200 84 Austin Romine, R (6, 2) OBP: 0.143, SLG: 0.143		F7 ①		K ①	95 FC6-5-4 1-3 2-H 2B		F7 ①	F7 ③		3 0 1 1 0 1 1 2 0 0 0 0 0 2						
95 Jorge Vazquez, R (1, 5) OBP: 0.273, SLG: 0.400 94 Eduardo Núñez, R (6, 5) OBP: 0.357, SLG: 0.500		19 G4-3 14 1B 1-H 2B		36 BB 14 BB HBP	FC6-5-4 ② 2-3 3-H		K ②		F7 ①	2 1 1 2 0 0 1 2 0 0 0 0 1 1						
19 Ramiro Pena, S (1, 6) OBP: 0.286, SLG: 0.462 76 Reegie Corona, S (6, 6) OBP: 0.250, SLG: 0.200		G4-3 ② 2-3		K ②	F8 ③		98 HBP 27 E 1-2 1B		27 HR 1B	3 0 0 0 0 1 3 2 1 2 0 0 0 0						
Inning Stats	R: 0 E: 0 K: 0 S: 4 H: 1 LOB: 2 BB: 1 P: 8	R: 2 E: 0 K: 0 S: 5 H: 2 LOB: 1 BB: 1 P: 9	R: 1 E: 1 K: 0 S: 5 H: 1 LOB: 0 BB: 0 P: 6	R: 0 E: 0 K: 3 S: 9 H: 0 LOB: 3 BB: 2 P: 18	R: 2 E: 0 K: 0 S: 5 H: 2 LOB: 1 BB: 1 P: 9	R: 0 E: 0 K: 0 S: 4 H: 1 LOB: 1 BB: 0 P: 4	R: 2 E: 1 K: 1 S: 9 H: 3 LOB: 3 BB: 0 P: 10	R: 0 E: 0 K: 1 S: 6 H: 1 LOB: 1 BB: 0 P: 6	R: 2 E: 0 K: 1 S: 8 H: 3 LOB: 1 BB: 0 P: 9	1B: 9 2B: 3 3B: 0 HR: 2 SF: 0 SAC: 0 DP: 1 HBP: 2						

PITCHER		IP	WLS	BF	H	R	ER	SO	BB	IBB	HBP	BLK	WP	HR	S	P	ERA	WHIP
58 Armando Galarraga, R ERA: 13.5	(1, 1)	2.0		11	3	2	2	0	2	0	0	0	0	0	9	17	9.00	2.500
40 Phil Coke, L ERA: 4.5	(3, 1)	1.0		4	1	1	1	0	0	0	0	0	0	1	5	6	9.00	1.000
50 Jacob Turner, R ERA:	(4, 1)	1.0	H	6	0	0	0	3	2	0	1	0	0	0	9	18	0.00	2.000
31 Zach Miner, R ERA: 12.46	(5, 1)	1.0		6	2	2	2	0	1	0	0	0	0	0	5	9	18.00	3.000
55 Daniel Schlereth, L ERA: 12.27	(6, 1)	1.2	H	10	4	2	1	1	0	0	0	0	0	0	12	12	5.40	2.400

PITCHER		IP	WLS	BF	H	R	ER	SO	BB	IBB	HBP	BLK	WP	HR	S	P	ERA	WHIP
67 Phil Dumatrait, L ERA: 5.4	(7, 1)	2.1	L	12	4	2	2	2	0	0	1	0	0	1	15	17	7.71	1.714

BOTTOM

Batter	1	2	3	4	5	6	7	8	9	AB	R	H	RBI	BB	SO	LOB
14 Austin Jackson, R (1, 8) OBP: 0.591, SLG: 0.706 32 Don Kelly, L (7, 8) OBP: 0.529, SLG: 0.882	K ①		33 BB 25 1B 24 1B 1B	G5-3 ①		E9		G3-6-1 ① ② 1-2f		4 1 1 0 0 1 0 1 0 0 0 0 0 1						
25 Ryan Raburn, R (1, 9) OBP: 0.556, SLG: 0.583 26 Brennan Boesch, L (7, 9) OBP: 0.333, SLG: 0.143	BB		24 1B 33 BB 9 BB 1-2 1B	HR		K ②		G4-3 ③		3 2 2 1 1 1 1 1 0 0 0 0 0 0						
33 Ryan Strieby, R (1, 3) OBP: 0.471, SLG: 0.786	F9 ②		9 BB 24 1B 12 HR 1-2 2-3 BB	1B		K ③			K ①	4 1 1 0 1 2 2						
24 Miguel Cabrera, R (1, 10) OBP: 0.364, SLG: 0.381 60 Wilkin Ramirez, R (7, PH) OBP: 0.385, SLG: 0.417 (8, 10)	F8 ③		9 BB 12 HR 1-2 2-3 3-H 1B	F8 ②			57 1B 71 G4-6-3 1B		K ②	3 1 1 1 0 0 2 2 1 2 0 0 0 0						
9 Carlos Guillen, S (1, 7) OBP: 0.316, SLG: 0.353 57 Casper Wells, R (5, 7) OBP: 0.417, SLG: 0.909		P4 ①	12 HR 1-2 2-3 3-H BB	L9 ③			71 G4-6-3 1-3 1B		CS 1-2	2 1 0 1 1 0 1 2 0 1 0 0 1 1						
12 Gerald Laird, R (1, 2) OBP: 0.333, SLG: 1.000 71 Mike Rabelo, S (6, 2) OBP: 0.200, SLG: 0.200		F8 ②	1-H 2-H 3-H HR		P3 ①		G4-6-3 ① ② 1-2f 3-H			3 1 1 4 0 0 0 1 0 0 0 0 0 1						
19 Jeff Larish, L (1, 5) OBP: 0.500, SLG: 0.444 53 Audy Ciriaco, R (6, 5) OBP: 0.417, SLG: 0.364		1B	4 BLK 1B		P2 ②		HBP			3 0 2 0 0 0 0 0 0 0 0 0 0 0						
20 Scott Sizemore, R (1, 4) OBP: 0.250, SLG: 0.143 27 Brent Dlugach, R (6, 4) OBP: 0.267, SLG: 0.667		G5-3 ③	K ②		K ③		K ③			3 0 0 0 0 2 2 1 0 0 0 0 1 1						
4 Adam Everett, R (1, 6) OBP: 0.250, SLG: 0.100 73 Gustavo Nunez, S (7, 6) OBP: 0.429, SLG: 0.333			L7 ①			P6 ①		32 G3-6-1 1B		3 0 0 0 0 0 1 1 0 1 0 0 0 0						
Inning Stats	R: 0 E: 0 K: 1 S: 5 H: 0 LOB: 1 BB: 1 P: 9	R: 0 E: 0 K: 0 S: 4 H: 1 LOB: 1 BB: 0 P: 4	R: 6 E: 0 K: 1 S: 10 H: 5 LOB: 1 BB: 2 P: 19	R: 1 E: 0 K: 0 S: 6 H: 2 LOB: 1 BB: 0 P: 9	R: 0 E: 0 K: 1 S: 5 H: 0 LOB: 0 BB: 0 P: 5	R: 0 E: 1 K: 2 S: 8 H: 0 LOB: 1 BB: 0 P: 8	R: 1 E: 0 K: 1 S: 6 H: 2 LOB: 1 BB: 0 P: 7	R: 0 E: 0 K: 0 S: 3 H: 1 LOB: 0 BB: 0 P: 3	R: 0 E: 0 K: 2 S: 7 H: 1 LOB: 0 BB: 0 P: 7	1B: 10 2B: 0 3B: 0 HR: 2 SF: 0 SAC: 0 DP: 2 HBP: 1						

PITCHER		IP	WLS	BF	H	R	ER	SO	BB	IBB	HBP	BLK	WP	HR	S	P	ERA	WHIP
62 Joba Chamberlain, R ERA: 27.0	(1, 1)	2.1		15	5	6	6	1	3	0	0	0	0	1	14	27	23.14	3.429
65 Phil Hughes, R ERA: 3.86	(3, 1)	2.2		11	3	1	1	2	0	0	0	1	0	1	16	19	3.38	1.125
60 Jason Hirsh, R ERA:	(6, 1)	1.0		4	0	0	0	2	0	0	0	0	0	0	8	8	0.00	0.000
64 Andrew Brackman, R ERA: 13.5	(7, 1)	1.0		5	2	1	1	1	0	0	1	0	0	0	6	7	9.00	2.000
82 Grant Duff, R ERA: 13.5	(8, 1)	1.0	W	3	1	0	0	0	0	0	0	0	0	0	3	3	0.00	1.000

PITCHER		IP	WLS	BF	H	R	ER	SO	BB	IBB	HBP	BLK	WP	HR	S	P	ERA	WHIP
96 Ryan Pope, R ERA:	(9, 1)	1.0	S	3	1	0	0	2	0	0	0	0	0	0	7	7	0.00	1.000

New York Yankees @ Detroit Tigers
Joker Marchant Stadium, Lakeland, FL
Wed Mar 10 2010, 1:15 PM - 4:14 PM EST
Att. 9,713 - Sunny - 78 F

livebaseballscorecards.com

AB	42
R	9
H	14
RBI	9
BB	5
SO	6
LOB	28

WP: 0	PA: 49		
PB: 0			
SB: 1			
CS: 0			

livebaseballscorecards.com

AB	37
R	8
H	12
RBI	7
BB	3
SO	8
LOB	13

TOP

Batter	1	2	3	4	5	6	7	8	9	AB	R	H	RBI	BB	SO	LOB
14 Austin Jackson, R (1, 8) OBP: 0.560, SLG: 0.650	0-0 18 G3-6-1 1B			0-0 G5-3		0-0 G5-3			0-0 F7	3	0	1	0	0	0	0
57 Casper Wells, R (6, 8) OBP: 0.385, SLG: 0.833										1	0	0	0	0	0	1
18 Johnny Damon, L (1, 10) OBP: 0.333, SLG: 0.429	0-0 G3-6-1 1-2f			0-0 G4-3			SSS 0-3 K		SSS 0-3 K	3	0	0	0	0	1	1
65 Kory Casto, L (9, PH)										1	0	0	0	0	1	1
34 Clete Thomas, L (1, 9) OBP: 0.429, SLG: 0.632	0-0 G3-1			0-0 G6-3			BBBB 4-0 24 G6-3 BB			2	0	0	0	1	0	0
24 Miguel Cabrera, R (1, 3) OBP: 0.320, SLG: 0.333		0-0 G1-3			0-0 G5-3		0-0 G6-3 1-2f			3	0	0	0	0	0	1
33 Ryan Strieby, R (7, 3) OBP: 0.471, SLG: 0.786										0	0	0	0	0	0	0
19 Jeff Larish, L (1, 5) OBP: 0.462, SLG: 0.417		0-0 12 G5-4-3 1B			0-0 G6-3			0-0 G4-3		3	0	1	0	0	0	0
12 Gerald Laird, R (1, 2) OBP: 0.333, SLG: 0.857		0-0 G5-4-3 1-2f			BBBB 4-0 BB			SSS 0-3 K		2	0	0	0	1	1	1
66 Robinzon Diaz, R (8, 2) OBP: 0.375, SLG: 0.375										0	0	0	0	0	0	0
60 Wilkin Ramirez, R (1, 7) OBP: 0.313, SLG: 0.333			0-0 F8		SSS 0-3 K			0-0 G4-3		3	0	0	0	0	1	1
20 Scott Sizemore, R (1, 4) OBP: 0.333, SLG: 0.200			0-0 4 G5-4-3 1B			BBBB 4-0 4 P3-1 BB			BBBB 4-0 BB	1	0	1	0	1	0	0
25 Ryan Raburn, R (6, 4) OBP: 0.579, SLG: 0.583										0	0	0	0	1	0	0
4 Adam Everett, R (1, 6) OBP: 0.214, SLG: 0.083			0-0 G5-4-3 1-2f			0-0 P3-1 1-1f			SSS 0-3 K	2	0	0	0	0	0	2
53 Audy Ciriaco, R (7, 6) OBP: 0.385, SLG: 0.333										1	0	0	0	0	1	1
Inning Stats	R: 0 E: 0 K: 0 S: 3 H: 1 LOB: 0 BB: 0 P: 3	R: 0 E: 0 K: 0 S: 3 H: 1 LOB: 0 BB: 0 P: 3	R: 0 E: 0 K: 0 S: 3 H: 1 LOB: 0 BB: 0 P: 3	R: 0 E: 0 K: 0 S: 3 H: 0 LOB: 0 BB: 0 P: 3	R: 0 E: 0 K: 1 S: 5 H: 0 LOB: 1 BB: 1 P: 9	R: 0 E: 0 K: 0 S: 2 H: 0 LOB: 0 BB: 1 P: 6	R: 0 E: 0 K: 1 S: 4 H: 0 LOB: 0 BB: 1 P: 8	R: 0 E: 0 K: 1 S: 5 H: 0 LOB: 0 BB: 0 P: 5	R: 0 E: 0 K: 2 S: 7 H: 0 LOB: 1 BB: 1 P: 11	1B: 3 2B: 1 3B: 0 HR: 0	SF: 0 SAC: 0 DP: 5 HBP: 0						

PITCHER	IP	WLS	BF	H	R	ER	SO	BB	IBB	HBP	BLK	WP	HR	S	P	ERA	WHIP
56 Joe Blanton, R (1, 1) ERA: 4.5	4.0	W	12	3	0	0	0	0	0	0	0	0	0	12	12	0.00	0.750
57 David Herndon, R (5, 1) ERA:	1.0	H	4	0	0	0	1	1	0	0	0	0	0	5	9	0.00	1.000
79 Joe Savery, L (6, 1) ERA: 9.0	2.0	H	6	0	0	0	1	2	0	0	0	0	0	6	14	0.00	1.000
65 Yohan Flande, L (8, 1) ERA: 6.0	1.0		3	0	0	0	1	0	0	0	0	0	0	5	5	0.00	0.000
47 Scott Mathieson, R (9, 1) ERA: 4.5	1.0		4	0	0	0	2	1	0	0	0	0	0	7	11	0.00	1.000

Detroit Tigers @ Philadelphia Phillies
Bright House Networks Field, Clearwater, FL
Thu Mar 11 2010, 1:10 PM - 3:10 PM EST
Att. 8,748 - Cloudy - 75 F

livebaseballscorecards.com

AB	25
R	0
H	3
RBI	0
BB	4
SO	5
LOB	9

BOTTOM

Batter	1	2	3	4	5	6	7	8	9	AB	R	H	RBI	BB	SO	LOB
8 Shane Victorino, S (1, 8) OBP: 0.300, SLG: 0.300	0-0 26 G6-3 1B		0-0 26 1B 1-2 1B		0-0 G5-3		0-0 G1-3			3	0	2	0	0	0	0
70 Tyson Gillies, L (6, 8) OBP: 0.400, SLG: 0.857										1	0	0	0	0	0	0
27 Placido Polanco, R (1, 5) OBP: 0.450, SLG: 0.389	0-0 L7		0-0 F7 2-3		0-0 26 1B 6 1B 1B		0-0 2B			3	1	1	0	0	0	3
19 Greg Dobbs, L (6, 5) OBP: 0.385, SLG: 0.636										1	0	1	0	0	0	0
26 Chase Utley, L (1, 4) OBP: 0.667, SLG: 0.545	0-0 G6-3 1-2f		0-0 1-2 3-H 1B		0-0 6 1B 1-2 1B		0-0 F8			3	0	2	1	0	0	1
72 Ozzie Chavez, S (6, 4) OBP: 0.333, SLG: 0.556										1	0	0	0	0	0	1
6 Ryan Howard, L (1, 3) OBP: 0.300, SLG: 0.263		0-0 G4-3	0-0 F8		0-0 28 FC5-4 1-2 2-H 1B		0-0 F7			3	0	1	1	0	0	2
3 Ross Gload, L (6, 3) OBP: 0.313, SLG: 0.533										1	0	0	0	0	0	1
28 Jayson Werth, R (1, 9) OBP: 0.316, SLG: 0.375		0-0 F8		0-0 10 G6-3 10 S 1B	0-0 FC5-4 1-2f			SSS 0-3 K		3	0	1	0	0	0	2
78 Domonic Brown, L (6, 9) OBP: 0.400, SLG: 0.500										1	0	0	0	0	1	0
29 Raul Ibanez, L (1, 10) OBP: 0.150, SLG: 0.350		SSS 0-3 K		SSS 0-3 K		BBBSSX 3-2 HR		X 0-0 G4-3		4	1	1	1	0	2	1
10 Ben Francisco, R (1, 7) OBP: 0.294, SLG: 0.333			0-0 F8	SX 0-1 G6-3 1-3		0-0 G6-3		SSS 0-3 K		3	0	0	0	0	0	1
40 John Mayberry Jr., R (7, 7) OBP: 0.350, SLG: 0.650										1	0	0	0	0	1	0
23 Brian Schneider, L (1, 2) OBP: 0.364, SLG: 0.400			0-0 71 1B 2B	0-0 G4-3		0-0 F8				3	1	1	0	0	0	1
24 Paul Hoover, R (7, 2) OBP: 0.250, SLG: 0.500										0	0	0	0	0	0	0
71 Freddy Galvis, S (1, 6) OBP: 0.182, SLG: 0.182			0-0 27 F7 8 1B 26 1B 2-H 1B		0-0 G5-3	0-0 F7				3	1	1	1	0	0	0
Inning Stats	R: 0 E: 0 K: 0 S: 3 H: 1 LOB: 0 BB: 0 P: 3	R: 0 E: 0 K: 1 S: 5 H: 0 LOB: 0 BB: 0 P: 5	R: 2 E: 0 K: 0 S: 7 H: 4 LOB: 2 BB: 0 P: 7	R: 0 E: 0 K: 1 S: 7 H: 1 LOB: 1 BB: 0 P: 7	R: 1 E: 0 K: 0 S: 6 H: 3 LOB: 2 BB: 0 P: 6	R: 1 E: 0 K: 0 S: 6 H: 1 LOB: 0 BB: 0 P: 9	R: 0 E: 0 K: 0 S: 4 H: 1 LOB: 1 BB: 0 P: 4	R: 0 E: 0 K: 2 S: 7 H: 0 LOB: 0 BB: 0 P: 7		1B: 8 2B: 2 3B: 0 HR: 1	SF: 0 SAC: 0 DP: 1 HBP: 0						

PITCHER	IP	WLS	BF	H	R	ER	SO	BB	IBB	HBP	BLK	WP	HR	S	P	ERA	WHIP
35 Justin Verlander, R (1, 1) ERA: 3.86	4.0	L	17	6	2	2	2	0	0	0	0	0	0	22	22	4.50	1.500
36 Brad Thomas, L (5, 1) ERA: 2.25	1.0		6	3	1	1	0	0	0	0	0	0	0	6	6	9.00	3.000
54 Joel Zumaya, R (6, 1) ERA: 9.0	1.0		4	1	1	1	0	0	0	0	0	0	1	6	9	9.00	1.000
70 Cody Satterwhite, R (7, 1) ERA:	1.0		4	1	0	0	0	0	0	0	0	0	0	4	4	0.00	1.000
59 Fu-Te Ni, L (8, 1) ERA: 12.27	1.0		3	0	0	0	2	0	0	0	0	0	0	7	7	0.00	0.000

Detroit Tigers @ Philadelphia Phillies
Bright House Networks Field, Clearwater, FL
Thu Mar 11 2010, 1:10 PM - 3:10 PM EST
Att. 8,748 - Cloudy - 75 F

livebaseballscorecards.com

AB	34
R	4
H	11
RBI	4
BB	0
SO	4
LOB	13

Batter	1	2	3	4	5	6	7	8	9	AB	R	H	RBI	BB	SO	LOB
Inning Stats																

PITCHER	IP	WLS	BF	H	R	ER	SO	BB	IBB	HBP	BLK	WP	HR	S	P	ERA	WHIP

PITCHER	IP	WLS	BF	H	R	ER	SO	BB	IBB	HBP	BLK	WP	HR	S	P	ERA	WHIP

TOP

Philadelphia Phillies @ Detroit Tigers

Joker Marchant Stadium, Lakeland, FL

Fri Mar 12 2010, 1:05 PM EST

livebaseballscorecards.com

AB	**0**
R	**0**
H	**0**
RBI	**0**
BB	**0**
SO	**0**
LOB	**0**

1B: 0 SF: 0
2B: 0 SAC: 0
3B: 0 DP: 0
HR: 0 HBP: 0

WP: 0 PA: 0
PB: 0
SB: 0
CS: 0

Batter	1	2	3	4	5	6	7	8	9	AB	R	H	RBI	BB	SO	LOB
Inning Stats																

PITCHER	IP	WLS	BF	H	R	ER	SO	BB	IBB	HBP	BLK	WP	HR	S	P	ERA	WHIP

PITCHER	IP	WLS	BF	H	R	ER	SO	BB	IBB	HBP	BLK	WP	HR	S	P	ERA	WHIP

BOTTOM

Philadelphia Phillies @ Detroit Tigers

Joker Marchant Stadium, Lakeland, FL

Fri Mar 12 2010, 1:05 PM EST

livebaseballscorecards.com

AB	**0**
R	**0**
H	**0**
RBI	**0**
BB	**0**
SO	**0**
LOB	**0**

1B: 0 SF: 0
2B: 0 SAC: 0
3B: 0 DP: 0
HR: 0 HBP: 0

WP: 0 PA: 0
PB: 0
SB: 0
CS: 0

Batter	1	2	3	4	5	6	7	8	9	AB	R	H	RBI	BB	SO	LOB
39 Ramon Santiago, S (1, 6) OBP: 0.471, SLG: 0.182	G5-3		BB			F9		G1		2	0	0	0	1	0	0
73 Gustavo Nunez, S (6, 6) OBP: 0.375, SLG: 0.286										1	0	0	0	0	0	1
9 Carlos Guillen, S (1, 7) OBP: 0.273, SLG: 0.300	G4-3		F7			G6-3		K		3	0	0	0	0	0	2
25 Deik Scram, L (6, 7) OBP: 0.500, SLG: 0.500										1	0	0	0	0	1	1
30 Magglio Ordonez, R (1, 10) OBP: 0.500, SLG: 0.824	F8			F9			1B		G5-3	3	0	1	0	0	0	0
79 Avisaíl García, R (7, PR) (7, 10)										0	0	0	0	0	0	0
22 Wade Gaynor, R (9, PH)										1	0	0	0	0	0	0
33 Ryan Strieby, R (1, 3) OBP: 0.381, SLG: 0.611		P3		F9			K		K	4	0	0	0	0	2	1
26 Brennan Boesch, L (1, 9) OBP: 0.308, SLG: 0.182		F9		P2			K		1B	4	0	1	0	0	1	1
32 Don Kelly, L (1, 4) OBP: 0.429, SLG: 0.714		G3			G1-3		P6		K	4	0	0	0	0	1	2
(8, 5)																
57 Casper Wells, R (1, 8) OBP: 0.375, SLG: 0.800			F9		G5-3			2B		3	1	1	0	0	0	0
13 Alex Avila, L (1, 2) OBP: 0.278, SLG: 0.333			G4-3		K			G3		3	0	0	0	0	1	1
66 Robinzon Diaz, R (8, 2) OBP: 0.375, SLG: 0.375										0	0	0	0	0	0	0
53 Audy Ciriaco, R (1, 5) OBP: 0.438, SLG: 0.357			BB			G5-3		1B		2	0	1	1	1	0	0
78 Danny Worth, R (8, 4)										0	0	0	0	0	0	0
Inning Stats	R: 0 E: 0 K: 0 S: 3 H: 0 LOB: 0 BB: 0 P: 3	R: 0 E: 0 K: 0 S: 3 H: 0 LOB: 0 BB: 0 P: 3	R: 0 E: 0 K: 0 S: 3 H: 0 LOB: 2 BB: 2 P: 11	R: 0 E: 0 K: 0 S: 3 H: 0 LOB: 0 BB: 0 P: 3	R: 0 E: 0 K: 1 S: 5 H: 0 LOB: 0 BB: 0 P: 5	R: 0 E: 0 K: 0 S: 3 H: 0 LOB: 0 BB: 0 P: 3	R: 0 E: 0 K: 2 S: 8 H: 1 LOB: 1 BB: 0 P: 8	R: 1 E: 0 K: 1 S: 7 H: 2 LOB: 1 BB: 0 P: 7	R: 0 E: 0 K: 2 S: 8 H: 1 LOB: 1 BB: 0 P: 8	1B: 3 2B: 1 3B: 0 HR: 0	SF: 0 SAC: 0 DP: 0 HBP: 0			WP: 0 PB: 0 SB: 0 CS: 0		PA: 33	

PITCHER		IP	WLS	BF	H	R	ER	SO	BB	IBB	HBP	BLK	WP	HR	S	P	ERA	WHIP
46 Oliver Pérez, L ERA: 6.43	(1, 1)	4.0		14	0	0	0	0	2	0	0	0	0	0	12	20	0.00	0.500
47 Hisanori Takahashi, L ERA:	(5, 1)	3.0	W	10	1	0	0	3	0	0	0	0	0	0	16	16	0.00	0.333
76 Jenrry Mejia, R ERA: 1.23	(8, 1)	2.0		9	3	1	1	3	0	0	0	0	0	0	15	15	4.50	1.500

PITCHER	IP	WLS	BF	H	R	ER	SO	BB	IBB	HBP	BLK	WP	HR	S	P	ERA	WHIP

TOP

Detroit Tigers @ New York Mets

Digital Domain Park, Port St. Lucie, FL

Sat Mar 13 2010, 1:14 PM - 3:38 PM EST

Att. 6,803 - Sunny - 72 F

livebaseballscorecards.com

AB	31
R	1
H	4
RBI	1
BB	2
SO	6
LOB	9

Batter	1	2	3	4	5	6	7	8	9	AB	R	H	RBI	BB	SO	LOB
16 Ángel Pagán, S (1, 7) OBP: 0.273, SLG: 0.250	K		B2-3			F7	G3			4	0	0	0	0	1	2
62 Jésus Feliciano, L (8, 8) OBP: 0.500, SLG: 0.455										0	0	0	0	0	0	0
1 Luis Castillo, S (1, 4) OBP: 0.350, SLG: 0.278	1B			F7		G4-3	44 HR			4	1	2	1	0	0	1
63 Shawn Bowman, R (8, 5) OBP: 0.455, SLG: 0.444										0	0	0	0	0	0	0
5 David Wright, R (1, 5) OBP: 0.316, SLG: 0.833	F9			F8			HR			3	1	1	1	0	0	1
26 Fernando Martinez, L (7, PH) OBP: 0.550, SLG: 1.105							44 HR 1B			1	1	1	0	0	0	0
(8, 7)																
44 Jason Bay, R (1, 10) OBP: 0.300, SLG: 0.412	K			G4-3			28 HR HBP			3	2	1	3	0	1	1
28 Daniel Murphy, L (1, 3) OBP: 0.250, SLG: 0.333		G4-3			F8		HR			4	1	1	2	0	0	0
91 Kirk Nieuwenhuis, L (8, 9) OBP: 0.462, SLG: 0.400							F7			0	0	0	0	0	0	0
12 Jeff Francoeur, R (1, 9) OBP: 0.235, SLG: 0.133		K			G6-3		19 HR 1B		K	3	1	1	0	0	1	0
78 Ike Davis, L (8, 3) OBP: 0.560, SLG: 0.909										1	0	0	0	0	1	0
19 Gary Matthews, S (1, 8) OBP: 0.500, SLG: 0.941		K			K		HR		K	3	1	1	2	0	2	0
4 Henry Blanco, R (8, 2) OBP: 0.111, SLG: 0.111										1	0	0	0	0	1	0
21 Rod Barajas, R (1, 2) OBP: 0.400, SLG: 0.700			K			13 SH5-3 1B	F8		G4-3	3	0	1	0	0	1	0
65 Russ Adams, L (8, 6) OBP: 0.583, SLG: 1.000										1	0	0	0	0	0	0
13 Alex Cora, L (1, 6) OBP: 0.333, SLG: 0.333		F7				SH5-3 1-2	E4 16 G3 1 1B			2	1	0	0	0	0	0
79 Rubén Tejada, R (8, 4) OBP: 0.440, SLG: 0.409										0	0	0	0	0	0	0
Inning Stats	R: 0 E: 0 K: 2 S: 8 H: 1 LOB: 1 BB: 0 P: 8	R: 0 E: 0 K: 2 S: 7 H: 0 LOB: 0 BB: 0 P: 7	R: 0 E: 0 K: 1 S: 5 H: 0 LOB: 1 BB: 0 P: 5	R: 0 E: 0 K: 0 S: 4 H: 1 LOB: 1 BB: 0 P: 4	R: 9 E: 1 K: 0 S: 15 H: 7 LOB: 0 BB: 0 P: 22	R: 0 E: 0 K: 1 S: 5 H: 0 LOB: 0 BB: 0 P: 5				1B: 5 2B: 0 3B: 0 HR: 4	SF: 0 SAC: 1 DP: 0 HBP: 1			WP: 0 PB: 0 SB: 0 CS: 0		PA: 35	

PITCHER		IP	WLS	BF	H	R	ER	SO	BB	IBB	HBP	BLK	WP	HR	S	P	ERA	WHIP
37 Max Scherzer, R ERA: 11.37	(1, 1)	4.0		13	1	0	0	5	0	0	0	0	0	0	23	23	0.00	0.250
68 Andy Oliver, L ERA:	(5, 1)	2.0		7	1	0	0	1	0	0	0	0	0	0	9	9	0.00	0.500
45 Ryan Perry, R ERA: 10.38	(7, 1)	0.2	L	9	5	7	6	0	0	0	1	0	0	3	12	19	81.00	7.500
31 Zach Miner, R ERA: 12.71	(7, 1)	1.1		6	2	2	1	2	0	0	0	0	0	1	10	10	6.75	1.500

PITCHER	IP	WLS	BF	H	R	ER	SO	BB	IBB	HBP	BLK	WP	HR	S	P	ERA	WHIP

BOTTOM

livebaseballscorecards.com

AB	33
R	9
H	9
RBI	9
BB	0
SO	8
LOB	5

Batter	1	2	3	4	5	6	7	8	9	AB	R	H	RBI	BB	SO	LOB
2 Derek Jeter, R (1, 6) OBP: 0.294, SLG: 0.250 77 Kevin Russo, R (7, 6) OBP: 0.467, SLG: 0.500	0-0 33 G6-3 1B		0-0 ① FC4-6 33 1B 25 1B 1-2f		0-0 25 CS 1B		C S S 0-3 ② K2-3		S S S 0-3 ② K	4 1 2 0 0 1 1 1 0 0 0 0 1 3						
33 Nick Swisher, S (1, 9) OBP: 0.412, SLG: 0.429 66 Reid Gorecki, R (7, 9)	0-0 ① ② G6-3 1-2f		0-0 25 1B 1-2 1B		0-0 ① F7		0-0 ③ F8		S S S 0-3 ③ K	4 0 1 0 0 0 2 1 0 0 0 0 1 3						
25 Mark Teixeira, S (1, 3) OBP: 0.412, SLG: 0.533 12 Mike Rivera, R (7, 3) OBP: 0.091, SLG: 0.182	B B B B 4-0 BB		0-0 13 G6-4-3 1-2 2-H 1B		C X 0-1 ② 13 2B 1-2 1B			0-0 ① G5-3		2 1 2 1 1 0 0 1 0 0 0 0 0 0						
13 Alex Rodriguez, R (1, 5) OBP: 0.333, SLG: 0.308 95 Jorge Vazquez, R (7, 5) OBP: 0.250, SLG: 0.364	0-0 ③ L8		0-0 ② ③ G6-4-3 1-2f		0-0 1-H 2B			S S S 0-3 ② K2-3		3 0 1 1 0 0 3 1 0 0 0 0 1 0						
38 Marcus Thames, R (1, 7) OBP: 0.125, SLG: 0.067 90 Edwar Gonzalez, R (7, 7)		0-0 ① F8		C C C 0-3 ① K	C C C 0-3 ③ K			C C C 0-3 ③ K		3 0 0 0 0 2 1 1 0 0 0 0 1 0						
17 Francisco Cervelli, R (1, 2) OBP: 0.750, SLG: 1.000 84 Austin Romine, R (8, 2) OBP: 0.250, SLG: 0.250		0-0 73 FC5-4 1B		0-0 73 FC5-4 1B		0-0 ① G5-3			0-0 94 PB 73 1B 1B	3 0 2 0 0 0 0 1 0 1 0 0 0 0						
73 Jamie Hoffmann, R (1, 8) OBP: 0.150, SLG: 0.200		0-0 ② FC5-4 1-2f		0-0 ② FC5-4 78 HBP 1-2f		0-0 ② G4-3			0-0 94 PB 1-2 1B	4 0 1 0 0 0 2 1 0 0 0 0 1 3						
78 David Winfree, R (1, 10) OBP: 0.385, SLG: 0.273 99 Jose Gil, R (9, PH) OBP: 0.500, SLG: 0.500		0-0 ③ F8		H 1-0 1-2 HBP		0-0 ③ G6-3			S S S 0-3 ① K	2 0 0 0 0 0 1 1 0 0 0 0 1 2						
94 Eduardo Núñez, R (1, 4) OBP: 0.389, SLG: 0.438			H 1-0 2 FC4-6 HBP	0-0 ③ P6			X 0-0 ① L6		B B B B 4-0 1-2 2-3 BB	2 0 0 0 1 0 2						

Inning Stats									
	R: 0 E: 0 K: 0 S: 3	H: 1 LOB: 1 BB: 1 P: 7	R: 0 E: 0 K: 0 S: 4	H: 1 LOB: 1 BB: 0 P: 4	R: 1 E: 0 K: 0 S: 4	H: 2 LOB: 1 BB: 0 P: 5	R: 0 E: 0 K: 1 S: 6	H: 1 LOB: 2 BB: 0 P: 7	R: 1 E: 0 K: 1 S: 8	H: 3 LOB: 1 BB: 0 P: 8
	R: 0 E: 0 K: 0 S: 3	H: 0 LOB: 0 BB: 0 P: 3	R: 0 E: 0 K: 1 S: 5	H: 0 LOB: 0 BB: 0 P: 5	R: 0 E: 0 K: 2 S: 7	H: 0 LOB: 0 BB: 0 P: 7	R: 0 E: 0 K: 3 S: 11	H: 2 LOB: 3 BB: 1 P: 15	1B: 9 2B: 1 3B: 0 HR: 0	SF: 0 SAC: 0 DP: 2 HBP: 2

PITCHER	IP	WLS	BF	H	R	ER	SO	BB	IBB	HBP	BLK	WP	HR	S	P	ERA	WHIP
21 Dontrelle Willis, L (1, 1) ERA: 1.29	3.0	W	13	4	1	1	0	1	0	1	0	0	0	11	16	3.00	1.667
38 Jeremy Bonderman, R (4, 1) ERA: 11.12	3.0	H	13	4	1	1	2	0	0	1	0	0	0	17	18	3.00	1.333
29 Nate Robertson, L (7, 1) ERA: 2.84	2.0		6	0	0	0	3	0	0	0	0	0	0	12	12	0.00	0.000
46 Jose Valverde, R (9, 1) ERA:	1.0		6	2	0	0	3	1	0	0	0	0	0	11	15	0.00	3.000

PITCHER	IP	WLS	BF	H	R	ER	SO	BB	IBB	HBP	BLK	WP	HR	S	P	ERA	WHIP

TOP

New York Yankees @ Detroit Tigers

Joker Marchant Stadium, Lakeland, FL

Sat Mar 13 2010, 1:11 PM - 3:32 PM EST

Att. 8,479 - Sunny - 70 F

livebaseballscorecards.com

AB	34
R	2
H	10
RBI	2
BB	2
SO	8
LOB	20

BOTTOM

Batter	1	2	3	4	5	6	7	8	9	AB	R	H	RBI	BB	SO	LOB
20 Scott Sizemore, R (1, 4) OBP: 0.318, SLG: 0.167 32 Will Rhymes, L (7, 4)	0-0 ① F8	B B B B 4-0 18 1B 1-2 2-3 3-H BB		0-0 ③ F8		0-0 ① G6-3		0-0 ② L4		3 0 0 1 1 0 0 1 0 0 0 0 0 1						
18 Johnny Damon, L (1, 10) OBP: 0.368, SLG: 0.611 27 Rawley Bishop, R (8, PH) (9, 10) OBP: 0.750, SLG: 0.500	0-0 ② L3	0-0 1-2 2-3 3-H 1B			C B B X 2-1 HR	0-0 ② F8		0-0 ③ F8		4 1 2 2 0 0 0 1 0 0 0 0 0 1						
14 Austin Jackson, R (1, 8) OBP: 0.483, SLG: 0.542	0-0 ③ F8	S S S 0-3 ③ K			0-0 ① G6-3	0-0 ③ G4-3				4 0 0 0 0 1 3						
24 Miguel Cabrera, R (1, 3) OBP: 0.321, SLG: 0.370 19 Jeff Larish, L (6, 3) OBP: 0.429, SLG: 0.385		0-0 ① G6-3	0-0 ① F8		0-0 25 1B 12 1B 2B		S C C 0-3 ① K			3 1 1 0 0 0 0 1 0 0 0 0 1 0						
34 Clete Thomas, L (1, 9) OBP: 0.440, SLG: 0.591		0-0 25 2B 1B	0-0 ② F7		B B B B 4-0 25 1B 12 1B BB		S S S 0-3 ② K			3 2 1 0 1 1 0						
25 Ryan Raburn, R (1, 7) OBP: 0.652, SLG: 0.813		0-0 12 1B 20 BB 1-H 2B	0-0 2B		0-0 12 1B 1-2 2-3 1B		0-0 1B			4 1 4 1 0 0 0						
12 Gerald Laird, R (1, 2) OBP: 0.389, SLG: 0.824 71 Mike Rabelo, S (7, 2) OBP: 0.167, SLG: 0.167		0-0 20 BB 15 HBP 18 1B 2-3 1B	0-0 ③ G6-3		0-0 1-2 2-H 3-H 1B		0-0 ③ F9			3 1 2 2 0 0 1 1 0 0 0 0 0 1						
15 Brandon Inge, R (1, 5) 65 Kory Casto, L (4, 5) 75 Francisco Martinez, R (9, 5)	H 1-0 18 1B 20 BB 1-2 HBP			0-0 ① F7	0-3 ② K			0-0 ① P6		0 0 0 0 0 0 0 3 0 0 0 0 1 2 0 0 0 0 0 0 0						
4 Adam Everett, R (1, 6) OBP: 0.176, SLG: 0.067 8 Cale Iorg, R (7, 6)		0-0 ② P2		0-0 ② F8	0-0 ③ F9			0-0 E5		3 0 0 0 0 0 5 1 0 0 0 0 0 0						

Inning Stats									
	R: 0 E: 0 K: 0 S: 3	H: 0 LOB: 0 BB: 0 P: 3	R: 3 E: 0 K: 1 S: 9	H: 4 LOB: 3 BB: 1 P: 14	R: 0 E: 0 K: 0 S: 4	H: 1 LOB: 1 BB: 0 P: 4	R: 0 E: 0 K: 0 S: 3	H: 0 LOB: 0 BB: 0 P: 3	R: 3 E: 0 K: 1 S: 10	H: 4 LOB: 2 BB: 1 P: 16
	R: 0 E: 0 K: 0 S: 3	H: 0 LOB: 0 BB: 0 P: 3	R: 0 E: 0 K: 1 S: 8	H: 1 LOB: 1 BB: 0 P: 8	R: 0 E: 1 K: 0 S: 4	H: 0 LOB: 1 BB: 0 P: 4			1B: 6 2B: 3 3B: 0 HR: 1	SF: 0 SAC: 0 DP: 0 HBP: 1

PITCHER	IP	WLS	BF	H	R	ER	SO	BB	IBB	HBP	BLK	WP	HR	S	P	ERA	WHIP
41 Chad Gaudin, R (1, 1) ERA: 7.71	3.0	L	16	5	3	3	1	1	0	1	0	0	0	16	21	9.00	2.000
45 Sergio Mitre, R (4, 1) ERA: 3.0	4.0		18	5	3	3	3	1	0	0	0	0	1	24	30	6.75	1.500
48 Boone Logan, L (8, 1) ERA: 3.18	1.0		4	0	0	0	0	0	0	0	0	0	0	4	4	0.00	0.000

PITCHER	IP	WLS	BF	H	R	ER	SO	BB	IBB	HBP	BLK	WP	HR	S	P	ERA	WHIP

AB	35
R	6
H	10
RBI	6
BB	2
SO	4
LOB	14

WP: 0 PB: 1 SB: 0 CS: 1 PA: 38

WP: 0 PB: 0 SB: 0 CS: 0 PA: 38

TOP

Batter	1	2	3	4	5	6	7	8	9	AB	R	H	RBI	BB	SO	LOB
1 Sean Rodríguez, R (1, 9) OBP: 0.483, SLG: 1.000	0-0 3 G4-3 1B		0-0 SH1-4 1-2		0-3 K		2-2 1-H HR		0-0 G4-3 2-3	4	1	2	2	0	1	1
2 B.J. Upton, R (1, 8) OBP: 0.269, SLG: 0.577	0-3 K		0-0 P6			0-3 K	0-3 K		0-0 G6-3	3	0	0	0	0	2	2
9 Hank Blalock, L (6, 3)										2	0	0	0	0	1	2
3 Evan Longoria, R (1, 5) OBP: 0.348, SLG: 0.368	1 SAFE 0-0 G4-3 1-2		0-0 G4-3			0-3 K	4-0 24 S BB			3	0	0	0	0	1	2
37 Elliot Johnson, S (6, 8) OBP: 0.364, SLG: 0.550										0	0	0	0	1	0	0
23 Carlos Pena, L (1, 3)		0-0 F8		0-0 G3-1		0-2 G3	0-3 K 1-2			3	0	0	0	0	0	0
24 Dan Johnson, L (6, 5) OBP: 0.333, SLG: 0.333										1	0	0	0	0	1	1
16 Willy Aybar, S (1, 4) OBP: 0.375, SLG: 0.857		0-0 2B		0-0 F8			4-0 5 2B BB	0-0 F7		2	0	1	0	1	0	0
63 J.J. Furmaniak, R (7, PR) OBP: 0.278, SLG: 0.188										1	1	0	0	0	0	0
(7, 6)																
5 Pat Burrell, R (1, 10) OBP: 0.292, SLG: 0.429		0-0 L3		0-0 F7			0-0 11 HR 1-H 2B	0-0 G5-3		3	1	1	1	0	0	1
43 Ryan Shealy, R (8, PH) OBP: 0.500, SLG: 0.400										1	0	0	0	0	0	0
(8, 10)																
15 Reid Brignac, L (1, 6) OBP: 0.423, SLG: 0.583		4-0 11 FC5-4 BB			0-0 P4		0-0 F8	0-3 K		2	0	0	0	1	0	2
26 Joe Dillon, R (7, 4) OBP: 0.077, SLG: 0.154										1	0	0	0	0	1	0
11 Justin Ruggiano, R (1, 7) OBP: 0.520, SLG: 0.913		0-0 FC5-4 1-2f			0-0 F8		0-0 2-H HR		0-0 1 G4-3 41 S 1B	4	1	2	2	0	0	2
28 John Jaso, L (1, 2) OBP: 0.455, SLG: 1.000			4-0 1 SH1-4 BB		2-1 HR		0-0 1 HR 1B		1-0 G5-3 1-2	2	2	2	1	1	0	0
41 Jose Lobaton, S (8, 2) OBP: 0.125, SLG: 0.125										1	0	0	0	0	0	1

Inning Stats	1	2	3	4	5	6	7	8	9
	R: 0 H: 1 E: 0 LOB: 0 K: 1 BB: 0 S: 5 P: 5	R: 0 H: 1 E: 0 LOB: 2 K: 0 BB: 1 S: 4 P: 8	R: 0 H: 0 E: 0 LOB: 1 K: 0 BB: 1 S: 3 P: 7	R: 0 H: 0 E: 0 LOB: 0 K: 0 BB: 0 S: 3 P: 3	R: 1 H: 1 E: 0 LOB: 0 K: 1 BB: 0 S: 7 P: 9	R: 0 H: 0 E: 0 LOB: 0 K: 2 BB: 0 S: 9 P: 9	R: 5 H: 4 E: 0 LOB: 2 K: 2 BB: 2 S: 13 P: 23	R: 0 H: 0 E: 0 LOB: 0 K: 1 BB: 0 S: 5 P: 5	R: 0 H: 1 E: 0 LOB: 1 K: 0 BB: 0 S: 4 P: 5

PITCHER		IP	WLS	BF	H	R	ER	SO	BB	IBB	HBP	BLK	WP	HR	S	P	ERA	WHIP
48 Rick Porcello, R ERA:	(1, 1)	4.0		15	2	0	0	1	2	0	0	0	0	0	15	23	0.00	1.000
40 Phil Coke, L ERA: 5.4	(5, 1)	1.0	B	4	1	1	1	1	0	0	0	0	0	1	7	9	9.00	1.000
49 Eddie Bonine, R ERA: 6.75	(6, 1)	1.0	H	3	0	0	0	2	0	0	0	0	0	0	9	9	0.00	0.000
55 Daniel Schlereth, L ERA: 20.25	(7, 1)	0.1	B	5	3	4	4	0	1	0	0	0	0	1	4	8	108.00	12.000
54 Joel Zumaya, R ERA: 9.64	(7, 1)	0.2	W	4	1	1	1	2	1	0	0	0	0	1	9	15	13.50	3.000

PITCHER		IP	WLS	BF	H	R	ER	SO	BB	IBB	HBP	BLK	WP	HR	S	P	ERA	WHIP
59 Fu-Te Ni, L ERA: 9.64	(8, 1)	1.0	H	3	0	0	0	1	0	0	0	0	0	0	5	5	0.00	0.000
72 Robbie Weinhardt, R ERA:	(9, 1)	1.0	S	4	1	0	0	0	0	0	0	0	0	0	4	5	0.00	1.000

Tampa Bay Rays @ Detroit Tigers
Joker Marchant Stadium, Lakeland, FL
Sun Mar 14 2010, 1:14 PM - 4:05 PM EDT
Att. 9,671 - Sunny - 68 F

livebaseballscorecards.com

AB	33
R	6
H	8
RBI	6
BB	4
SO	7
LOB	14

BOTTOM

Batter	1	2	3	4	5	6	7	8	9	AB	R	H	RBI	BB	SO	LOB
14 Austin Jackson, R (1, 8) OBP: 0.515, SLG: 0.714	0-0 30 WP 30 2B 1B		0-0 G5-3		0-0 18 1B 3B		0-0 26 2B 3B	4-0 27 1B 66 1B BB		4	3	3	0	0	0	0
57 Casper Wells, R (8, 8) OBP: 0.412, SLG: 0.800										0	1	0	0	1	0	0
18 Johnny Damon, L (1, 7) OBP: 0.364, SLG: 0.571	0-3 K		0-3 K		0-0 30 FC6-4 3-H 1B		0-3 K	0-0 P5		3	0	1	1	0	2	1
34 Clete Thomas, L (5, PR) OBP: 0.407, SLG: 0.542										2	0	0	0	0	1	2
(6, 7)																
30 Magglio Ordonez, R (1, 9) OBP: 0.476, SLG: 0.800	1-0 1-H 2B			0-0 G6-3	0-0 FC6-4 1-2f		0-0 27 1B 66 FC4-6 3-H 2B	0-0 F7		3	0	1	1	0	0	1
26 Brennan Boesch, L (6, 9) OBP: 0.333, SLG: 0.308										2	1	1	1	0	0	1
24 Miguel Cabrera, R (1, 3) OBP: 0.355, SLG: 0.414	0-0 G6-3			0-0 9 E 2B		4-0 9 FC4-6 BB	0-0 66 FC4-6 2-3 1B	0-0 66 1B 1-2 1B		2	0	1	0	1	0	1
27 Brent Dlugach, R (6, PR) OBP: 0.353, SLG: 0.706										2	0	2	0	0	0	0
(7, 4)																
9 Carlos Guillen, S (1, 10) OBP: 0.240, SLG: 0.261	0-0 F8			0-0 E1 2-3		0-0 FC4-6 32 WP 63 BB 19 1B 1-2f	0-0 FC4-6 63 1B 32 E 1-2f 3-H	0-0 1-3 2-H 1B		3	1	0	0	0	0	3
66 Robinzon Diaz, R (7, PH) OBP: 0.400, SLG: 0.400										2	1	1	2	0	0	1
(8, 10)																
12 Gerald Laird, R (1, 2) OBP: 0.350, SLG: 0.737		0-3 K		0-3 K		4-0 32 WP 19 1B 1-2 BB	0-0 32 E 1-3 1B	0-0 F7		2	0	0	0	0	2	2
63 Max St. Pierre, R (6, 2) OBP: 0.429, SLG: 0.333										2	2	1	0	1	0	2
15 Brandon Inge, R (1, 5)				0-0 G4-3		0-3 K 1-2 2-3	0-0 E8 1-H 3-H			1	0	0	0	0	1	0
32 Don Kelly, L (4, 5) OBP: 0.375, SLG: 0.625										3	0	0	0	0	1	4
(6, 4)																
(7, 3)																
20 Scott Sizemore, R (1, 4) OBP: 0.292, SLG: 0.150	0-3 K				0-0 G4-3	0-0 2-H 3-H 1B	4-0 BB			2	0	0	0	0	1	0
19 Jeff Larish, L (6, 5) OBP: 0.500, SLG: 0.429										1	0	1	2	1	0	0
4 Adam Everett, R (1, 6) OBP: 0.150, SLG: 0.056			0-0 F7		0-0 G6-3	0-0 F7	0-0 G6-3			3	0	0	0	0	0	1
53 Audy Ciriaco, R (7, 6) OBP: 0.412, SLG: 0.333										1	0	0	0	0	0	2

Inning Stats	1	2	3	4	5	6	7	8	9
	R: 1 H: 2 E: 0 LOB: 1 K: 1 BB: 0 S: 7 P: 8	R: 0 H: 0 E: 0 LOB: 0 K: 3 BB: 0 S: 9 P: 9	R: 0 H: 0 E: 0 LOB: 0 K: 1 BB: 0 S: 5 P: 5	R: 0 H: 1 E: 1 LOB: 2 K: 1 BB: 0 S: 7 P: 7	R: 1 H: 2 E: 0 LOB: 1 K: 0 BB: 0 S: 5 P: 5	R: 2 H: 1 E: 0 LOB: 1 K: 1 BB: 2 S: 6 P: 14	R: 4 H: 4 E: 1 LOB: 2 K: 1 BB: 1 S: 10 P: 14	R: 1 H: 2 E: 0 LOB: 2 K: 0 BB: 1 S: 5 P: 9	

1B: 7	SF: 0
2B: 3	SAC: 1
3B: 2	DP: 0
HR: 0	HBP: 0

WP: 2	PA: 42
PB: 0	
SB: 0	
CS: 0	

PITCHER		IP	WLS	BF	H	R	ER	SO	BB	IBB	HBP	BLK	WP	HR	S	P	ERA	WHIP
34 Jeff Niemann, R ERA: 2.79	(1, 1)	3.2		15	3	1	1	6	0	0	0	0	1	0	27	28	2.46	0.818
54 Mike Ekstrom, R ERA: 17.36	(4, 1)	2.0		10	2	3	3	1	2	0	0	0	1	0	10	18	13.50	2.000
73 Joe Bateman, R ERA: 7.2	(6, 1)	1.0	L	8	5	4	2	1	0	0	0	0	0	0	10	10	18.00	5.000
72 Richard De Los Santos, R ERA: 9.0	(7, 1)	0.1		3	0	0	0	0	1	0	0	0	0	0	2	6	0.00	3.000
75 Heath Rollins, R ERA: 7.2	(8, 1)	1.0		6	2	1	1	0	1	0	0	0	0	0	5	9	9.00	3.000

PITCHER	IP	WLS	BF	H	R	ER	SO	BB	IBB	HBP	BLK	WP	HR	S	P	ERA	WHIP

livebaseballscorecards.com

TOP

Batter	1	2	3	4	5	6	7	8	9	AB	R	H	RBI	BB	SO	LOB
5 Jarrett Hoffpauir, R (1, 5) OBP: 0.292, SLG: 0.318	P6		1-3: 77 1B 2B		BBBB: 77 G5-3 BB		P3	F7		4	1	1	0	1	0	1
77 Brad Emaus, R (1, 4) OBP: 0.419, SLG: 0.481	F8		2-H 3-H: 11 BLK, 7 G3, 11 WP 1B		1-2: G5-3		F8	1-2f: FC5-4		5	1	1	2	0	0	2
7 Jeremy Reed, L (1, 9) OBP: 0.440, SLG: 0.478	G3-1		1-2: G3		L6		11 FC6, 21 BB, 11 E 1B		F7	5	1	1	0	0	0	2
21 Randy Ruiz, R (1, 3) OBP: 0.519, SLG: 0.769		45 1B 1B	CCC: K			11 HR 2B	BBBB: 11 E, 45 WP BB		G6-3	4	2	2	0	1	1	1
11 Brian Dopirak, R (1, 10) OBP: 0.292, SLG: 0.391		SSS: K	BCCC: 2-H: K			B X 2-H: HR	FC6, 45 WP		CCC: K	5	1	1	2	0	3	2
45 Travis Snider, L (1, 7) OBP: 0.276, SLG: 0.280 Aaron Mathews, R (7, PR) (7, 7)		1-3: 1B		G4-3		G6-3	BBBB: 1-2 3-H: BB			3 0	0 0	1 0	0 0	1 0	0 0	0 0
5 Chris Aguila, R (1, 8) OBP: 0.250, SLG: 0.750	F9			P3		3B	F7			4	0	1	0	0	0	4
8 José Molina, R (1, 2) OBP: 0.154, SLG: 0.083 9 J.P. Arencibia, R (7, 2) OBP: 0.286, SLG: 1.000	L6		CSC: K			G6-3		77 FC5-4 1B		3 1	0 0	0 1	0 0	0 0	1 0	3 0
73 Tyler Pastornicky, R (1, 6) OBP: 0.200, SLG: 0.200		5 2B, 77 1B 1B			F9	F9		F7		4	1	1	0	0	0	2
Inning Stats	R: 0 E: 0 K: 0 S: 3 / H: 0 LOB: 0 BB: 0 P: 3	R: 0 E: 0 K: 1 S: 7 / H: 2 LOB: 2 BB: 0 P: 7	R: 3 E: 0 K: 2 S: 10 / H: 3 LOB: 0 BB: 0 P: 11	R: 0 E: 0 K: 1 S: 5 / H: 0 LOB: 0 BB: 0 P: 5	R: 0 E: 0 K: 0 S: 3 / H: 0 LOB: 1 BB: 1 P: 7	R: 2 E: 0 K: 0 S: 6 / H: 3 LOB: 1 BB: 0 P: 7	R: 2 E: 1 K: 0 S: 5 / H: 1 LOB: 2 BB: 2 P: 13	R: 0 E: 0 K: 0 S: 4 / H: 1 LOB: 1 BB: 0 P: 4	R: 0 E: 0 K: 1 S: 5 / H: 0 LOB: 0 BB: 0 P: 5	1B: 6 2B: 2 3B: 1 HR: 1	SF: 0 SAC: 0 DP: 1 HBP: 0						

PITCHER	IP	WLS	BF	H	R	ER	SO	BB	IBB	HBP	BLK	WP	HR	S	P	ERA	WHIP
58 Armando Galarraga, R (1, 1) ERA: 11.57	3.0		14	5	3	3	3	0	0	0	1	1	0	20	21	9.00	1.667
50 Jacob Turner, R (4, 1) ERA:	2.0		7	0	0	0	1	1	0	0	0	0	0	8	12	0.00	0.500
36 Brad Thomas, L (6, 1) ERA: 4.76	1.2		12	4	4	2	0	2	0	0	0	1	1	10	19	10.80	3.600
62 Enrique Gonzalez, R (7, 1) ERA: 2.7	1.1	W	5	1	0	0	0	0	0	0	0	0	0	5	5	0.00	0.750
64 Josh Rainwater, R (9, 1) ERA:	1.0	S	3	0	0	0	1	0	0	0	0	0	0	5	5	0.00	0.000

Toronto Blue Jays @ Detroit Tigers

Joker Marchant Stadium, Lakeland, FL

Mon Mar 15 2010, 1:11 PM - 3:59 PM EDT

Att. 7,934 - Sunny - 68 F

livebaseballscorecards.com

AB	38
R	7
H	10
RBI	4
BB	3
SO	5
LOB	17

BOTTOM

Batter	1	2	3	4	5	6	7	8	9	AB	R	H	RBI	BB	SO	LOB
20 Scott Sizemore, R (1, 4) OBP: 0.321, SLG: 0.333 53 Audy Ciriaco, R (7, 5) OBP: 0.389, SLG: 0.313	SBX: 1-1: HR	SSS: K		F8		1-3: 1B		F8		4 1	1 0	2 0	1 0	0 0	1 0	3 1
18 Johnny Damon, L (1, 7) OBP: 0.400, SLG: 0.545 60 Wilkin Ramirez, R (5, PR) OBP: 0.278, SLG: 0.294 (6, 7)	BBBB: 24 HR BB		G5-3		BBBB: 30 G4-6-3 BB	SSS: K		P3		1 2	1 0	0 0	0 0	2 0	0 1	0 3
30 Magglio Ordonez, R (1, 9) OBP: 0.417, SLG: 0.696 26 Brennan Boesch, L (6, 9) OBP: 0.412, SLG: 0.571	SSS: K		G5-3		1-2f: G4-6-3		BSSX: HR	BBB: 19 1B, 27 2B BB		3 1	0 2	0 1	0 1	0 1	1 0	2 0
24 Miguel Cabrera, R (1, 3) OBP: 0.382, SLG: 0.563 19 Jeff Larish, L (6, 3) OBP: 0.500, SLG: 0.438	1-H: HR		2B		G4-3		SSS: K	65 BB, 27 2B 1B		3 2	1 1	2 1	2 1	0 0	0 1	1 0
9 Carlos Guillen, S (1, 10) OBP: 0.214, SLG: 0.231 65 Kory Casto, L (7, PH) (8, 10)	CSC: K		P6			G5-3	BBBB: 66 1B BB	BBB: 27 2B BB		3 0	0 1	0 0	0 0	0 2	1 0	1 0
15 Brandon Inge, R (1, 5) 27 Brent Dlugach, R (5, 5) OBP: 0.400, SLG: 0.750 (7, 4)	F8			P4		13 E 1B	SSS: K	1-H 2-H 3-H: 2B		2 3	0 1	0 2	0 3	0 0	0 1	0 1
13 Alex Avila, L (1, 2) OBP: 0.333, SLG: 0.444 66 Robinzon Diaz, R (7, PH) OBP: 0.417, SLG: 0.417 (8, 2)		G6-3		57 2B 1B		E6 57 SF9 2B		G3		3 2	1 0	2 1	1 0	0 0	0 0	0 1
57 Casper Wells, R (1, 8) OBP: 0.429, SLG: 0.833		1B	1-3: 2B			SF9	G5-3			3	0	2	1	0	0	2
73 Gustavo Nunez, S (1, 6) OBP: 0.333, SLG: 0.273		F8	CCC: K			E3 20 1B		26 BB, 19 1B 1B		4	1	1	0	0	1	3
Inning Stats	R: 3 E: 0 K: 2 S: 10 / H: 2 LOB: 0 BB: 1 P: 15	R: 0 E: 0 K: 1 S: 6 / H: 1 LOB: 1 BB: 0 P: 6	R: 0 E: 0 K: 0 S: 4 / H: 1 LOB: 1 BB: 0 P: 4	R: 0 E: 0 K: 1 S: 7 / H: 2 LOB: 2 BB: 0 P: 7	R: 0 E: 0 K: 0 S: 2 / H: 0 LOB: 1 BB: 1 P: 6	R: 2 E: 2 K: 1 S: 9 / H: 3 LOB: 2 BB: 0 P: 9	R: 1 E: 0 K: 2 S: 11 / H: 2 LOB: 2 BB: 1 P: 16	R: 4 E: 0 K: 0 S: 6 / H: 3 LOB: 1 BB: 2 P: 14	R: 0 E: 0 K: 1 S: 5 / H: 0 LOB: 0 BB: 0 P: 5	1B: 7 2B: 4 3B: 1 HR: 3	SF: 1 SAC: 0 DP: 1 HBP: 0						

PITCHER	IP	WLS	BF	H	R	ER	SO	BB	IBB	HBP	BLK	WP	HR	S	P	ERA	WHIP
34 Marc Rzepczynski, L (1, 1) ERA: 4.5	4.0		19	6	3	3	4	1	0	0	0	0	2	27	32	6.75	1.750
44 Casey Janssen, R (5, 1) ERA:	1.0		3	0	0	0	0	1	0	0	0	0	0	2	6	0.00	1.000
27 Brett Cecil, L (6, 1) ERA: 11.57	2.1	B	15	6	4	3	3	1	0	0	0	0	1	22	27	11.57	3.000
Bubbie Buzachero, R (8, 1) ERA: 40.5	0.2	L	6	2	3	3	0	2	0	0	0	0	0	4	12	40.50	6.000

Toronto Blue Jays @ Detroit Tigers

Joker Marchant Stadium, Lakeland, FL

Mon Mar 15 2010, 1:11 PM - 3:59 PM EDT

Att. 7,934 - Sunny - 68 F

livebaseballscorecards.com

AB	37
R	10
H	14
RBI	10
BB	5
SO	7
LOB	18

TOP

Batter	1	2	3	4	5	6	7	8	9	AB	R	H	RBI	BB	SO	LOB
14 Austin Jackson, R (1, 8) OBP: 0.528, SLG: 0.700	F7		18 E 1B (1-3)			BB (18 S)		K		2	0	1	0	1	0	0
26 Brennan Boesch, L (6, 9) OBP: 0.389, SLG: 0.533										1	0	0	0	0	1	0
18 Johnny Damon, L (1, 7) OBP: 0.357, SLG: 0.480	G4-3		SAFE; K (1-2, 3-H)			L9 (1-2)		K2-3		3	0	0	0	0	1	2
12 Jeff Frazier, R (6, 7)										1	0	0	0	0	1	0
30 Magglio Ordonez, R (1, 10) OBP: 0.370, SLG: 0.615	F9			F8		G3			G4-3	3	0	0	0	0	0	1
66 Robinzon Diaz, R (9, PH) OBP: 0.385, SLG: 0.385										1	0	0	0	0	0	0
57 Casper Wells, R (1, 9) OBP: 0.360, SLG: 0.682 (6, 8)		F9		F9			K		K	4	0	0	0	0	2	0
12 Gerald Laird, R (1, 2) OBP: 0.348, SLG: 0.667		L7		F8			BB (19 1B)		G1-3	2	0	0	0	1	0	0
63 Max St. Pierre, R (7, 2) OBP: 0.375, SLG: 0.286										1	0	0	0	0	0	0
15 Brandon Inge, R (1, 5)		F8			K		F7			2	0	0	0	0	1	0
32 Don Kelly, L (5, 5) (6, 4) OBP: 0.360, SLG: 0.600										1	0	0	0	0	0	1
19 Jeff Larish, L (1, 3) OBP: 0.524, SLG: 0.474			14 1B 18 E 1B		G4-3		1-2 1B			3	1	2	0	0	0	0
20 Scott Sizemore, R (1, 4) OBP: 0.300, SLG: 0.308			K		G5-3		G1-3			2	0	0	0	0	1	1
53 Audy Ciriaco, R (6, 5) OBP: 0.368, SLG: 0.294										1	0	0	0	0	0	2
4 Adam Everett, R (1, 6) OBP: 0.130, SLG: 0.048			K			G5-3		P3		3	0	0	0	0	1	1
78 Danny Worth, R (8, 6)										0	0	0	0	0	0	0
Inning Stats	R: 0 E: 0 K: 0 S: 3 H: 0 LOB: 0 BB: 0 P: 3	R: 0 E: 0 K: 0 S: 3 H: 0 LOB: 0 BB: 0 P: 3	R: 1 E: 1 K: 3 S: 11 H: 2 LOB: 1 BB: 0 P: 11	R: 0 E: 0 K: 0 S: 3 H: 0 LOB: 0 BB: 0 P: 3	R: 0 E: 0 K: 1 S: 5 H: 0 LOB: 0 BB: 0 P: 5	R: 0 E: 0 K: 0 S: 3 H: 0 LOB: 1 BB: 1 P: 8	R: 0 E: 0 K: 1 S: 6 H: 1 LOB: 2 BB: 1 P: 10	R: 0 E: 0 K: 2 S: 7 H: 0 LOB: 0 BB: 0 P: 7	R: 0 E: 0 K: 1 S: 5 H: 0 LOB: 0 BB: 0 P: 5	1B: 3 2B: 0 3B: 0 HR: 0	SF: 0 SAC: 0 DP: 0 HBP: 0			WP: 0 PB: 0 SB: 1 CS: 0		PA: 32	

PITCHER	IP	WLS	BF	H	R	ER	SO	BB	IBB	HBP	BLK	WP	HR	S	P	ERA	WHIP
35 Cole Hamels, L (1, 1) ERA: 1.69	5.0	W	17	2	1	0	4	0	0	0	0	0	0	25	25	0.00	0.400
55 Danys Baez, R (6, 1) ERA:	1.0		4	0	0	0	0	1	0	0	0	0	0	3	8	0.00	1.000
76 B.J. Rosenberg, R (7, 1) ERA:	1.0		5	1	0	0	1	1	0	0	0	0	0	6	10	0.00	2.000
58 Antonio Bastardo, L (8, 1) ERA: 9.0	1.0		3	0	0	0	2	0	0	0	0	0	0	7	7	0.00	0.000
46 Ryan Madson, R (9, 1) ERA: 6.0	1.0		3	0	0	0	1	0	0	0	0	0	0	5	5	0.00	0.000

BOTTOM

Batter	1	2	3	4	5	6	7	8	9	AB	R	H	RBI	BB	SO	LOB
11 Jimmy Rollins, S (1, 6) OBP: 0.281, SLG: 0.500	G6-3		K		29 BB 78 1B 2B	L6		F8		3	1	1	0	0	1	0
62 Brian Bocock, R (6, 6) OBP: 0.438, SLG: 0.357										2	0	0	0	0	0	1
8 Shane Victorino, S (1, 8) OBP: 0.263, SLG: 0.263	G4-3			B1-3	K		G1-3	L9		3	0	0	0	0	1	1
31 Dewayne Wise, L (6, 8) OBP: 0.273, SLG: 0.455										2	0	0	0	0	0	1
19 Greg Dobbs, L (1, 5) OBP: 0.389, SLG: 0.533	F9			6 HR BB	G5-3		78 BB 3 1B 1B			3	1	1	0	1	0	1
6 Ryan Howard, L (1, 3) OBP: 0.375, SLG: 0.414		K		1-H HR	78 1B 29 BB BB		1-2 78 BB 1B			2	1	1	2	1	1	0
3 Ross Gload, L (6, 3) OBP: 0.261, SLG: 0.409										1	0	1	0	0	0	0
29 Raul Ibanez, L (1, 7) OBP: 0.172, SLG: 0.321		P5		78 HR 2B	1-2 2-3 78 1B BB		F7			2	1	1	0	1	0	0
55 Danys Baez, R (6, 1)										0	0	0	0	0	0	0
61 Dane Sardinha, R (7, 2)										1	0	0	0	0	0	2
78 Domonic Brown, L (1, 9) OBP: 0.464, SLG: 0.750		3-2 HR		2-H HR	1-2 2-3 3-H 1B		1-2 2-3 BB			3	2	3	4	1	0	0
7 Juan Castro, R (1, 4) OBP: 0.250, SLG: 0.267		K		F8	G4-3		G6-3			4	0	0	0	0	1	6
23 Brian Schneider, L (1, 2) OBP: 0.438, SLG: 0.467			K	1B		40 G4-6-3 1B		K		3	0	2	0	0	1	0
76 B.J. Rosenberg, R (7, 1)										0	0	0	0	0	0	0
58 Antonio Bastardo, R (8, 1)										0	0	0	0	0	0	0
33 Andy Tracy, L (8, PH) OBP: 0.429, SLG: 0.200										1	0	0	0	0	1	0
46 Ryan Madson, L (9, 1)										0	0	0	0	0	0	0
35 Cole Hamels, L (1, 1)			K			G4-6-3 1-2f		BB		2	0	0	0	0	2	1
40 John Mayberry Jr., R (6, 7) OBP: 0.286, SLG: 0.500				K						1	0	0	0	1	0	1
Inning Stats	R: 0 E: 0 K: 0 S: 3 H: 0 LOB: 0 BB: 0 P: 3	R: 1 E: 0 K: 2 S: 10 H: 1 LOB: 0 BB: 0 P: 13	R: 0 E: 0 K: 3 S: 9 H: 0 LOB: 0 BB: 0 P: 9	R: 4 E: 0 K: 1 S: 11 H: 4 LOB: 1 BB: 1 P: 19	R: 1 E: 0 K: 1 S: 7 H: 2 LOB: 3 BB: 2 P: 15	R: 0 E: 0 K: 0 S: 3 H: 1 LOB: 0 BB: 0 P: 3	R: 0 E: 0 K: 0 S: 5 H: 2 LOB: 3 BB: 1 P: 9	R: 0 E: 0 K: 1 S: 5 H: 0 LOB: 1 BB: 1 P: 9		1B: 5 2B: 2 3B: 0 HR: 3	SF: 0 SAC: 0 DP: 1 HBP: 0			WP: 0 PB: 0 SB: 0 CS: 0		PA: 38	

PITCHER	IP	WLS	BF	H	R	ER	SO	BB	IBB	HBP	BLK	WP	HR	S	P	ERA	WHIP
35 Justin Verlander, R (1, 1) ERA: 6.1	3.1	L	14	3	4	4	5	1	0	0	0	0	2	27	36	10.80	1.200
40 Phil Coke, L (4, 1) ERA: 7.11	1.1		10	4	2	2	2	2	0	0	0	0	1	12	22	13.50	4.500
45 Ryan Perry, R (5, 1) ERA: 9.64	0.1		1	0	0	0	0	0	0	0	0	0	0	1	1	0.00	0.000
46 Jose Valverde, R (6, 1) ERA:	1.0		3	1	0	0	0	0	0	0	0	0	0	3	3	0.00	1.000
55 Daniel Schlereth, L (7, 1) ERA: 16.2	1.0		6	2	0	0	0	1	0	0	0	0	0	5	9	0.00	3.000

PITCHER	IP	WLS	BF	H	R	ER	SO	BB	IBB	HBP	BLK	WP	HR	S	P	ERA	WHIP
72 Robbie Weinhardt, R (8, 1) ERA:	1.0		4	0	0	0	1	1	0	0	0	0	0	5	9	0.00	1.000

Detroit Tigers @ Philadelphia Phillies
Bright House Networks Field, Clearwater, FL
Tue Mar 16 2010, 1:12 PM - 3:49 PM EDT
Att. 9,833 - Sunny - 59 F

livebaseballscorecards.com

AB	30
R	1
H	3
RBI	0
BB	2
SO	8
LOB	8

AB	33
R	6
H	10
RBI	6
BB	5
SO	8
LOB	14

TOP

Batter	1	2	3	4	5	6	7	8	9	AB	R	H	RBI	BB	SO	LOB
34 Clete Thomas, L (1, 8) OBP: 0.455, SLG: 0.536	BBBB 4-0 24 CS 9 BB BB	x 0-0 9 BB 32 BB 1-3 1B		x 0-0 32 G4-3 9 1B 2-H 1B	x 0-0 ② P4		SSS 0-3 ① K	BBBB 4-0 1-2 BB		4	1	2	1	2	1	2
32 Don Kelly, L (1, 5) OBP: 0.323, SLG: 0.500	SSS 0-3 ① K	BBBB 4-0 9 BB 1-2 BB		x 0-0 ② G4-3 1-2	x 0-0 ③ P4		x 0-0 ② F7		SSS 0-3 ① K	5	0	0	0	1	2	7
9 Carlos Guillen, S (1, 7) OBP: 0.313, SLG: 0.321 60 Wilkin Ramirez, R (6, PR) OBP: 0.250, SLG: 0.263 (6, 7)	BBBB 4-0 25 BB 24 CS 1-2 BB	BBB 4-0 24 FC6-4 1-2 2-3 3-H BB		x 0-0 2-H 1B		x 0-0 SSS 24 1B 2B	0-3 ③ K		x 0-0 ② F9	2 2	0 1	2 0	2 0	2 0	0 1	0 3
24 Miguel Cabrera, R (1, 3) OBP: 0.395, SLG: 0.543 19 Jeff Larish, L (6, PR) OBP: 0.478, SLG: 0.429 (6, 3)	BBB 3-0 ② 25 BB 1-2 2-3 BB	x 0-0 ③ FC6-4 1-2f		x 0-0 ③ F9		x 0-0 20 BB 13 BB 2-H 1B		x 0-0 ① G4-3	x 0-0 ③ F7	3 2	0 0	1 0	1 0	1 0	0 0	4 3
25 Ryan Raburn, R (1, 9) OBP: 0.607, SLG: 0.700	BBBB 4-0 1-2 2-3 BB		x 0-0 ① G5-3		x 0-0 ① 13 BB 15 1B 20 1B 1B	SSS 0-3 ① K		x 0-0 ② F9		4	1	1	0	1	1	2
15 Brandon Inge, R (1, 10) OBP: 0.273, SLG: 0.111 12 Jeff Frazier, R (8, PR) (8, 10)	SSS 0-3 ③ K		x 0-0 ② F8		x 0-0 20 1B 13 BB 39 FC4-6 1-2 1B	SSS 0-3 ② K		BBBB 4-0 BB		4 0	1 0	1 0	0 0	1 0	2 0	5 0
13 Alex Avila, L (1, 2) OBP: 0.346, SLG: 0.381 66 Robinzon Diaz, R (8, 2) OBP: 0.385, SLG: 0.385		x 0-0 ① G3-1	x 0-0 ③ F7		BBB 4-0 39 FC4-6 20 1B 1-2 2-3 BB	BBB 4-0 20 BB 1-2 BB		x 0-0 ③ G4-3		3 0	0 0	0 0	0 0	2 0	0 0	1 0
20 Scott Sizemore, R (1, 4) OBP: 0.353, SLG: 0.321 27 Brent Dlugach, R (6, 4) OBP: 0.429, SLG: 0.810		x 0-0 ② F9		BBBB 4-0 39 SH3 34 1B BB	x 0-0 39 FC4-6 1-2 2-3 3-H 1B	BBBB 4-0 1-2 2-3 BB			x 0-0 53 1B 2B	2 1	1 0	1 1	1 0	2 0	0 0	0 0
39 Ramon Santiago, S (1, 6) OBP: 0.450, SLG: 0.154 53 Audy Ciriaco, R (6, 6) OBP: 0.400, SLG: 0.333	H 1-0 34 1B 9 BB HBP			x 0-0 ① SH3 1-2	x 0-0 ① FC4-6 1-2f 2-3 3-H	CCC 0-3 ③ K			x 0-0 2-3 34 BB 1B	2 1	1 0	0 1	1 0	0 0	1 0	5 0

Inning Stats	1	2	3	4	5	6	7	8	9	1B: 8	SF: 0	WP: 0	PA: 49
	R: 0 E: 0 K: 2 S: 6 H: 0 LOB: 3 BB: 4 P: 21	R: 1 E: 0 K: 0 S: 4 H: 1 LOB: 3 BB: 2 P: 13	R: 0 E: 0 K: 0 S: 3 H: 0 LOB: 0 BB: 0 P: 3	R: 2 E: 0 K: 0 S: 5 H: 2 LOB: 1 BB: 1 P: 9	R: 2 E: 0 K: 0 S: 6 H: 3 LOB: 2 BB: 1 P: 10	R: 1 E: 0 K: 3 S: 11 H: 2 LOB: 3 BB: 2 P: 19	R: 0 E: 0 K: 2 S: 7 H: 0 LOB: 0 BB: 0 P: 7	R: 0 E: 0 K: 0 S: 3 H: 0 LOB: 1 BB: 1 P: 7	R: 0 E: 0 K: 1 S: 7 H: 2 LOB: 3 BB: 1 P: 11	2B: 2 3B: 0 HR: 0	SAC: 1 DP: 0 HBP: 1	PB: 0 SB: 0 CS: 2	

PITCHER		IP	WLS	BF	H	R	ER	SO	BB	IBB	HBP	BLK	WP	HR	S	P	ERA	WHIP
25 Kevin Hart, R ERA: 15.43	(1, 1)	1.2		12	1	1	1	2	6	0	1	0	0	0	9	33	5.40	4.200
27 Jeff Karstens, R ERA: 7.5	(2, 1)	1.1		4	0	0	0	0	0	0	0	0	0	0	4	4	0.00	0.000
77 D.J. Carrasco, R ERA: 2.57	(4, 1)	1.0	L	6	2	2	2	0	1	0	0	0	0	0	5	9	18.00	3.000
53 Brendan Donnelly, R ERA: 4.5	(5, 1)	1.0		7	3	2	2	0	1	0	0	0	0	0	6	10	18.00	4.000
23 Vinnie Chulk, R ERA: 3.86	(6, 1)	1.0		7	2	1	1	3	2	0	0	0	0	0	11	19	9.00	4.000
47 Evan Meek, R ERA: 8.44	(7, 1)	1.0		3	0	0	0	2	0	0	0	0	0	0	7	7	0.00	0.000
79 Steven Jackson, R ERA: 6.23	(8, 1)	1.0		7	2	0	0	0	2	0	0	0	0	0	5	13	0.00	4.000
78 Anthony Claggett, R ERA:	(9, 1)	1.0		3	0	0	0	1	0	0	0	0	0	0	5	5	0.00	0.000

BOTTOM

Batter	1	2	3	4	5	6	7	8	9	AB	R	H	RBI	BB	SO	LOB
22 Andrew McCutchen, R (1, 8) OBP: 0.385, SLG: 0.375 58 John Raynor, R (7, 8) OBP: 0.455, SLG: 0.667	x 0-0 46 S 46 1B 1B		x 0-0 3 CS 1B		x 0-0 ③ F8		x 0-0 2-3 3-H 1B		x 0-0 ③ FC5-4 1-2f	3 2	0 0	2 1	0 1	0 1	0 0	1 1
3 Akinori Iwamura, L (1, 4) OBP: 0.273, SLG: 0.316 98 Gift Ngoepe, R (7, 4)	x 0-0 ① F7	BSSS 1-3 ① ② K2-3 1-2				x 0-0 ① F7	x 0-0 ③ P5			3 1	0 0	0 0	0 0	0 0	1 0	2 2
46 Garrett Jones, L (1, 10) OBP: 0.207, SLG: 0.481 18 Neil Walker, S (8, PH) (9, 10) OBP: 0.615, SLG: 0.778	BX 1-0 ② 1-H 1B	H 1-0 41 2-4 HBP				SSS 0-3 ② K		x 0-0 1B		2 1	0 0	1 1	0 0	0 0	1 0	0 0
41 Ryan Doumit, S (1, 2) OBP: 0.304, SLG: 0.318 67 Erik Kratz, R (6, 2) OBP: 0.333, SLG: 0.286	x 0-0 ③ F8	D 1-0 ③ 2-4 1-2		CCC 0-3 ① K		BBBB 4-0 BB		x 0-0 ① F7		2 1	0 0	0 0	0 0	1 1	1 0	1 1
2 Bobby Crosby, R (1, 3) OBP: 0.375, SLG: 0.870 51 Steve Pearce, R (7, 3) OBP: 0.333, SLG: 0.421		BBBB 4-0 19 2B BB		x 0-0 ② F8		x 0-0 ③ P6		x 0-0 ② F8		2 1	1 0	0 0	0 0	1 0	0 0	1 1
19 Ryan Church, L (1, 9) OBP: 0.182, SLG: 0.364 61 Jonathan Van Every, L (8, 9) OBP: 0.250, SLG: 0.100		x 0-0 15 F9 1-H 5 BLK 2B		x 0-0 ③ G4-3			x 0-0 ① CCC F8		0-3 ③ K	3 1	1 0	1 0	1 0	0 0	0 1	0 1
15 Andy LaRoche, R (1, 5) OBP: 0.222, SLG: 0.346 17 Pedro Alvarez, L (7, 5) OBP: 0.385, SLG: 0.583		x 0-0 ① F9 2-3			x 0-0 1B		x 0-0 82 G4-3 58 1B 2B		x 0-0 ① G4-3	2 2	0 1	1 1	0 0	0 0	0 0	1 0
44 Brandon Moss, L (1, 7) OBP: 0.323, SLG: 0.407 31 Jose Tabata, R (7, 7)		SSS 0-3 ② K			x 0-0 ① F8		BBBB 4-0 58 1B 82 G4-3 BB		x 0-0 ② G6-3	2 1	0 0	0 0	0 0	0 1	1 0	2 0
5 Ramón Vázquez, L (1, 6) OBP: 0.300, SLG: 0.300 82 Doug Bernier, R (7, 6) OBP: 0.308, SLG: 0.100		x 0-0 ③ G4-3 3-H			CCC 0-3 ② K		x 0-0 ② G4-3 1-2 2-3		x 0-0 E6 58 FC5-4	2 2	0 0	0 0	0 0	0 0	1 2	1 2

Inning Stats	1	2	3	4	5	6	7	8	9	1B: 6	SF: 0	WP: 0	PA: 37
	R: 0 E: 0 K: 0 S: 4 H: 2 LOB: 1 BB: 0 P: 5	R: 2 E: 0 K: 1 S: 6 H: 1 LOB: 0 BB: 1 P: 10	R: 0 E: 0 K: 1 S: 4 H: 1 LOB: 1 BB: 0 P: 7	R: 0 E: 0 K: 1 S: 5 H: 0 LOB: 0 BB: 0 P: 5	R: 0 E: 0 K: 1 S: 6 H: 1 LOB: 1 BB: 0 P: 6	R: 0 E: 0 K: 1 S: 5 H: 0 LOB: 1 BB: 1 P: 9	R: 1 E: 0 K: 0 S: 5 H: 2 LOB: 2 BB: 1 P: 9	R: 0 E: 0 K: 1 S: 6 H: 1 LOB: 1 BB: 0 P: 6	R: 0 E: 1 K: 0 S: 4 H: 0 LOB: 1 BB: 0 P: 4	2B: 2 3B: 0 HR: 0	SAC: 0 DP: 0 HBP: 1	PB: 0 SB: 1 CS: 1	

PITCHER		IP	WLS	BF	H	R	ER	SO	BB	IBB	HBP	BLK	WP	HR	S	P	ERA	WHIP
29 Nate Robertson, L ERA: 3.48	(1, 1)	4.0	W	16	4	2	2	3	1	0	1	1	0	0	19	27	4.50	1.250
49 Eddie Bonine, R ERA: 5.68	(5, 1)	1.0	H	4	1	0	0	1	0	0	0	0	0	0	6	6	0.00	1.000
59 Fu-Te Ni, L ERA: 7.94	(6, 1)	1.0		4	0	0	0	1	1	0	0	0	0	0	5	9	0.00	1.000
31 Zach Miner, R ERA: 12.15	(7, 1)	1.0		6	2	1	1	0	1	0	0	0	0	0	5	9	9.00	3.000
67 Phil Dumatrait, L ERA: 4.15	(8, 1)	1.0	H	4	1	0	0	1	0	0	0	0	0	0	6	6	0.00	1.000
64 Josh Rainwater, R ERA:	(9, 1)	1.0	S	4	0	0	0	0	0	0	0	0	0	0	4	4	0.00	0.000

Detroit Tigers @ Pittsburgh Pirates
McKechnie Field, Bradenton, FL
Wed Mar 17 2010, 1:24 PM - 4:21 PM EDT
Att. 5,946 - Partly Cloudy - 63 F

livebaseballscorecards.com

AB	35
R	6
H	10
RBI	6
BB	12
SO	8
LOB	32

TOP

Batter	1	2	3	4	5	6	7	8	9	AB	R	H	RBI	BB	SO	LOB
11 Jason Bourgeois, R (1, 8) OBP: 0.263, SLG: 0.313	G6-3		1-2 HBP		BBBB 4-0 3 BB		3-H 0-0 3 S 1B		0-0 8 S 1B	3	0	2	1	1	0	0
3 Kazuo Matsui, S (1, 4) OBP: 0.364, SLG: 0.370	G1-5-3		F9		BBBB 4-0 1-2 2-3 BB		1-2 0-1 G4-3		SX 0-1 G5-3 1-2	3	0	0	0	1	0	3
8 Jeff Keppinger, R (7, 4) OBP: 0.450, SLG: 0.400										1	0	0	0	0	0	1
9 Hunter Pence, R (1, 9) OBP: 0.516, SLG: 0.963	L1			G6-3	SSS 0-3 K			BBBB 4-0 64 HR BB		3	0	0	0	0	1	3
18 Edwin Maysonet, R (6, 7) OBP: 0.429, SLG: 0.526										0	1	0	0	1	0	0
45 Carlos Lee, R (1, 10) OBP: 0.320, SLG: 0.565		G4-3		CCC 0-3 K		SSS 0-3 K		SSS 0-3 K		3	0	0	0	0	2	0
87 Drew Locke, R (8, PH) OBP: 0.400, SLG: 1.200										1	0	0	0	0	1	1
(8, 10)																
27 Geoff Blum, S (1, 3) OBP: 0.385, SLG: 0.500		F8		SSS 0-3 K		0-0 F7		0-0 F9		3	0	0	0	0	1	0
16 Chris Shelton, R (6, 3) OBP: 0.231, SLG: 0.364										1	0	0	0	0	0	1
77 Pedro Feliz, R (1, 5) OBP: 0.444, SLG: 0.615					0-0 L7	0-0 P3		BSX 1-1 1-H HR		3	0	0	0	0	0	0
64 Drew Meyer, L (6, 5) OBP: 0.222, SLG: 0.556		F8								1	1	1	2	0	0	0
15 Jason Castro, L (1, 2) OBP: 0.455, SLG: 0.444			CCC 0-3 K		CCC 0-3 K		0-0 G4-3	CCC 0-3 K		3	0	0	0	0	2	0
36 Kevin Cash, R (7, 2) OBP: 0.125, SLG: 0.250										1	0	0	0	0	1	0
12 Tommy Manzella, R (1, 6) OBP: 0.333, SLG: 0.483			BBBB 4-0 11 HBP BB		BBSX 2-1 HR		SST 0-2 K		0-0 G6-3	2	1	1	1	1	1	0
69 Oswaldo Navarro, R (7, 6) OBP: 0.308, SLG: 0.250										1	0	0	0	0	0	0
26 Cory Sullivan, L (1, 7) OBP: 0.259, SLG: 0.280			SSS 0-3 K		0-0 3 BB 11 S 1B		0-0 11 1B 3B		0-0 L4	4	1	2	0	0	1	1
(6, 9)																
Inning Stats	R: 0 E: 0 K: 0 S: 3 H: 0 LOB: 0 BB: 0 P: 3	R: 0 E: 0 K: 0 S: 3 H: 0 LOB: 0 BB: 0 P: 3	R: 0 E: 0 K: 2 S: 7 H: 0 LOB: 2 BB: 1 P: 12	R: 0 E: 0 K: 2 S: 7 H: 0 LOB: 0 BB: 0 P: 7	R: 1 E: 0 K: 2 S: 10 H: 2 LOB: 3 BB: 2 P: 20	R: 0 E: 0 K: 1 S: 5 H: 0 LOB: 0 BB: 0 P: 5	R: 1 E: 0 K: 1 S: 8 H: 2 LOB: 1 BB: 0 P: 8	R: 2 E: 0 K: 2 S: 9 H: 1 LOB: 0 BB: 1 P: 14	R: 0 E: 0 K: 0 S: 5 H: 1 LOB: 1 BB: 0 P: 5	1B: 3 2B: 0 3B: 1 HR: 2 SF: 0 SAC: 0 DP: 0 HBP: 1						

PITCHER		IP	WLS	BF	H	R	ER	SO	BB	IBB	HBP	BLK	WP	HR	S	P	ERA	WHIP
21 Dontrelle Willis, L ERA: 0.9	(1, 1)	3.0		11	0	0	0	2	1	0	1	0	0	0	13	18	0.00	0.333
45 Ryan Perry, R ERA: 8.53	(4, 1)	1.2	H	8	2	1	1	3	1	0	0	0	0	1	14	20	5.40	1.800
36 Brad Thomas, L ERA: 3.86	(5, 1)	1.1	H	5	0	0	0	2	1	0	0	0	0	0	8	12	0.00	0.750
62 Enrique Gonzalez, R ERA: 4.15	(7, 1)	1.0	H	5	2	1	1	1	0	0	0	0	0	0	8	8	9.00	2.000
Jay Sborz, R ERA: 13.5	(8, 1)	2.0	W	9	2	2	2	2	1	0	0	0	0	1	14	19	9.00	1.500

Houston Astros @ Detroit Tigers
Joker Marchant Stadium, Lakeland, FL
Thu Mar 18 2010, 1:11 PM - 4:05 PM EDT
Att. 7,166 - Cloudy - 63 F

livebaseballscorecards.com

AB	33
R	4
H	6
RBI	4
BB	4
SO	10
LOB	10

BOTTOM

Batter	1	2	3	4	5	6	7	8	9	AB	R	H	RBI	BB	SO	LOB
14 Austin Jackson, R (1, 8) OBP: 0.513, SLG: 0.667	F9		18 E 19 SF8 1B	G3-1			0-0 57 G1-3 26 SF9 2B		0-0 57 1B 26 1B 1B	3	1	1	0	0	0	1
32 Don Kelly, L (7, 8) OBP: 0.364, SLG: 0.563										2	2	2	0	0	0	0
18 Johnny Damon, L (1, 7) OBP: 0.387, SLG: 0.481	G6-3		E5 9 2B 1-3 1B		BBBB 4-0 30 1B 19 G3-6-1 BB		0-0 G1-3 2-3		0-0 26 1B 1-3 1B	2	1	1	0	1	0	0
57 Casper Wells, R (5, PR)										2	1	1	0	0	0	1
(6, 7) OBP: 0.370, SLG: 0.667																
30 Magglio Ordonez, R (1, 9) OBP: 0.367, SLG: 0.586	G4-3		SSS 0-3 K		0-0 19 G3-6-1 1-3 1B		0-0 SF9 3-H		0-0 1-2 3-H 1B	3	0	1	0	0	1	2
26 Brennan Boesch, L (5, PR) OBP: 0.400, SLG: 0.563										1	0	1	2	0	0	0
(6, 9)																
19 Jeff Larish, L (1, 3) OBP: 0.444, SLG: 0.391		BBBB 4-0 9 FC1-6 BB	0-0 SF8 3-H		0-0 G3-6-1 1-2f 3-H		0-0 G3-1			2	0	0	1	1	0	1
9 Carlos Guillen, S (1, 10) OBP: 0.314, SLG: 0.355		0-0 FC1-6 20 BB 12 WP 1-2f	0-0 2-H 2B		0-0 F9			0-0 G4-3		3	0	1	1	0	0	2
33 Ryan Strieby, R (8, PH) OBP: 0.364, SLG: 0.579										1	0	0	0	0	0	0
(9, 10)																
12 Gerald Laird, R (1, 2) OBP: 0.320, SLG: 0.609		SSS 0-3 K 1-2	0-0 G6-3			BBBB 4-0 20 G6-3 65 G4-3 BB		0-0 65 CS 1B		2	0	0	0	0	1	2
66 Robinzon Diaz, R (6, 2) OBP: 0.467, SLG: 0.429										1	0	1	0	1	0	0
65 Kory Casto, L (1, 5)		BBBB 4-0 20 BB BB		CCC 0-3 K		0-0 G4-3 1-2		SSS 0-3 2 3 K 1-2		3	0	0	0	1	2	2
20 Scott Sizemore, R (1, 4) OBP: 0.351, SLG: 0.300		BBBB 4-0 1-2 2-3 BB		0-0 L7		0-0 G6-3 2-3			0-0 G6-3	2	0	0	0	1	0	1
27 Brent Dlugach, R (7, 4) OBP: 0.409, SLG: 0.773										1	0	0	0	0	0	0
4 Adam Everett, R (1, 6) OBP: 0.154, SLG: 0.083	F8			1B		F8			F7	3	0	1	0	0	0	4
73 Gustavo Nunez, S (7, 6) OBP: 0.308, SLG: 0.250										1	0	0	0	0	0	0
Inning Stats	R: 0 E: 0 K: 0 S: 3 H: 0 LOB: 0 BB: 0 P: 3	R: 0 E: 0 K: 1 S: 5 H: 0 LOB: 3 BB: 3 P: 17	R: 2 E: 1 K: 1 S: 8 H: 3 LOB: 1 BB: 0 P: 8	R: 0 E: 0 K: 1 S: 6 H: 1 LOB: 1 BB: 0 P: 6	R: 1 E: 0 K: 0 S: 3 H: 1 LOB: 1 BB: 1 P: 7	R: 0 E: 0 K: 0 S: 3 H: 0 LOB: 1 BB: 1 P: 7	R: 1 E: 0 K: 0 S: 4 H: 1 LOB: 0 BB: 0 P: 4	R: 0 E: 0 K: 1 S: 5 H: 1 LOB: 1 BB: 0 P: 5	R: 1 E: 0 K: 0 S: 5 H: 3 LOB: 2 BB: 0 P: 5	1B: 8 2B: 3 3B: 0 HR: 0 SF: 2 SAC: 0 DP: 2 HBP: 0						

PITCHER		IP	WLS	BF	H	R	ER	SO	BB	IBB	HBP	BLK	WP	HR	S	P	ERA	WHIP
52 Felipe Paulino, R ERA: 6.0	(1, 1)	3.0		15	3	2	2	2	3	0	0	0	1	0	16	28	6.00	2.000
43 Chris Sampson, R ERA: 3.86	(4, 1)	1.0		4	1	0	0	1	0	0	0	0	0	0	6	6	0.00	1.000
37 Brandon Lyon, R ERA: 9.0	(5, 1)	1.0		4	1	1	1	0	1	0	0	0	0	0	3	7	9.00	2.000
65 Shane Loux, R ERA: 1.8	(6, 1)	1.0		4	0	0	0	0	1	0	0	0	0	0	3	7	0.00	1.000
53 Wesley Wright, L ERA: 8.53	(7, 1)	1.0		4	1	1	1	0	0	0	0	0	0	0	4	4	9.00	1.000
56 Gary Majewski, R ERA: 9.0	(8, 1)	1.2	L	8	4	1	1	1	0	0	0	0	0	0	10	10	5.40	2.400

Houston Astros @ Detroit Tigers
Joker Marchant Stadium, Lakeland, FL
Thu Mar 18 2010, 1:11 PM - 4:05 PM EDT
Att. 7,166 - Cloudy - 63 F

livebaseballscorecards.com

AB	32
R	5
H	10
RBI	4
BB	5
SO	4
LOB	16

Detroit Tigers @ Atlanta Braves

Champion Stadium, Lake Buena Vista, FL

Fri Mar 19 2010, 6:10 PM - 9:22 PM EDT

Att. 9,340 - Clear - 70 F

livebaseballscorecards.com

TOP

Batter	1	2	3	4	5	6	7	8	9	10	AB	R	H	RBI	BB	SO	LOB
25 Ryan Raburn, R (1, 8) OBP: 0.606, SLG: 0.720	G1-3		1B		K		57 1B 1-3 2B		26 FC6-4 57 1B 1B		5	0	3	0	0	1	0
18 Johnny Damon, L (1, 7) OBP: 0.412, SLG: 0.600	1B		F8		HR		2-3 3-H 1B		26 FC6-4 1-2 1B		3	1	2	1	0	0	1
57 Casper Wells, R (6, 7) OBP: 0.414, SLG: 0.692											2	0	2	1	0	0	0
30 Magglio Ordonez, R (1, 9) OBP: 0.333, SLG: 0.531	F7		K		G5-3		P6		FC6-4 1-2f 2-3		3	0	0	0	0	1	2
26 Brennan Boesch, L (6, 9) OBP: 0.364, SLG: 0.500											2	0	0	0	0	0	4
19 Jeff Larish, L (1, 3) OBP: 0.433, SLG: 0.500	P6			HR	G4-3		K		K		3	1	1	1	0	0	1
33 Ryan Strieby, R (7, PH) (7, 3) OBP: 0.333, SLG: 0.524											2	0	0	0	0	2	4
13 Alex Avila, L (1, 2) OBP: 0.379, SLG: 0.500		32 F8 20 FC5-2 2B		32 G3 4 E 2B		K		G6-3		F9	3	1	2	0	0	1	0
66 Robinzon Diaz, R (7, 2) OBP: 0.412, SLG: 0.375											2	0	0	0	0	0	0
32 Don Kelly, L (1, 5) OBP: 0.368, SLG: 0.541		F8 2-3		G3 2-3		P5		58 FC5-4 1B		58 HBP 1B	5	0	2	0	0	0	2
20 Scott Sizemore, R (1, 4) OBP: 0.325, SLG: 0.273		FC5-2 3-H		G3		G4-3		FC5-4 1-2f		53 G4-6-3 1-2 HBP	3	0	0	0	0	0	2
58 Brandon Douglas, R (7, 4)											1	0	0	0	0	0	1
4 Adam Everett, R (1, 6) OBP: 0.138, SLG: 0.074		F7		E6 3-H			F7	P6		G4-6-3 1-2f	3	0	0	0	0	0	1
53 Audy Ciriaco, R (7, 6) OBP: 0.364, SLG: 0.300											2	0	0	0	0	0	3
38 Jeremy Bonderman, R (1, 1)			K	K			25 2B 57 1B 1B		G5-3		1	0	0	0	0	1	0
34 Ben Guez, R (4, PH)											1	1	0	0	0	1	1
43 Alfredo Figaro, R (4, 1)											0	0	0	0	0	0	0
55 Daniel Schlereth, L (6, 1)											0	0	0	0	0	0	0
12 Jeff Frazier, R (7, PH) DEF SUB: CF (7, 8)											1	1	0	0	0	0	0
64 Josh Rainwater, R (7, 1)											0	0	0	0	0	0	0
67 Phil Dumatrait, R (8, 1)											0	0	0	0	0	0	0
22 Wade Gaynor, R (9, PH)											0	0	0	0	0	0	0
72 Robbie Weinhardt, R (9, 1)											1	0	0	0	0	0	0

Inning Stats	1	2	3	4	5	6	7	8	9	10
	R: 0 E: 0 K: 0 S: 4 H: 1 LOB: 1 BB: 0 P: 4	R: 0 E: 0 K: 0 S: 4 H: 1 LOB: 1 BB: 0 P: 4	R: 0 E: 0 K: 2 S: 8 H: 1 LOB: 1 BB: 0 P: 8	R: 2 E: 1 K: 1 S: 8 H: 2 LOB: 1 BB: 0 P: 8	R: 1 E: 0 K: 1 S: 6 H: 1 LOB: 0 BB: 0 P: 7	R: 0 E: 0 K: 1 S: 5 H: 0 LOB: 0 BB: 0 P: 5	R: 1 E: 0 K: 1 S: 8 H: 3 LOB: 2 BB: 0 P: 8	R: 0 E: 0 K: 0 S: 4 H: 1 LOB: 1 BB: 0 P: 4	R: 0 E: 0 K: 1 S: 7 H: 2 LOB: 2 BB: 0 P: 7	R: 0 E: 0 K: 0 S: 3 H: 1 LOB: 1 BB: 0 P: 4

1B: 8	SF: 0	WP: 0	PA: 44
2B: 3	SAC: 0	PB: 0	
3B: 0	DP: 1	SB: 0	
HR: 2	HBP: 1	CS: 0	

PITCHER		IP	WLS	BF	H	R	ER	SO	BB	IBB	HBP	BLK	WP	HR	S	P	ERA	WHIP
11 Kenshin Kawakami, R ERA: 4.61	(1, 1)	5.0		22	6	3	2	4	0	0	0	0	0	2	30	31	3.60	1.200
36 Scott Proctor, R ERA:	(6, 1)	1.0		3	0	0	0	1	0	0	0	0	0	0	5	5	0.00	0.000
13 Billy Wagner, L ERA: 5.4	(7, 1)	1.0		6	3	1	1	1	0	0	0	0	0	0	8	8	9.00	3.000
40 Takashi Saito, R ERA: 11.25	(8, 1)	1.0		4	1	0	0	0	0	0	0	0	0	0	4	4	0.00	1.000
58 Peter Moylan, R ERA:	(9, 1)	1.0		5	2	0	0	1	0	0	0	0	0	0	7	7	0.00	2.000

PITCHER		IP	WLS	BF	H	R	ER	SO	BB	IBB	HBP	BLK	WP	HR	S	P	ERA	WHIP
91 Cory Gearrin, R ERA:	(10, 1)	1.0		4	1	0	0	0	0	0	1	0	0	0	3	4	0.00	1.000

BOTTOM

Batter	1	2	3	4	5	6	7	8	9	10	AB	R	H	RBI	BB	SO	LOB
53 Melky Cabrera, S (1, 8) OBP: 0.405, SLG: 0.378	G6-3	G4-6-3 1-2f			14 CS 1B	K 1-2 2-3		G6-3		7 G4-6-3 1B	3	0	1	0	0	0	2
78 Matt Young, L (6, 8) OBP: 0.412, SLG: 0.333											3	0	1	0	0	1	2
14 Martín Prado, R (1, 4) OBP: 0.488, SLG: 0.452	10 2B HBP		25 G5-3 10 BB 1B		10 1B 25 1B 1-2 BB	BB		G6-3		G4-6-3 1-2f	1	2	1	0	2	0	0
7 Joe Thurston, L (7, 4) OBP: 0.300, SLG: 0.483											2	0	0	0	0	0	1
10 Chipper Jones, S (1, 5) OBP: 0.517, SLG: 0.609	16 2B 1-H 2B		1-2 BB		25 1B 1-2 1B	G6-3			F8	BB	2	1	2	1	1	0	0
69 Brandon Hicks, R (6, 6) OBP: 0.333, SLG: 0.391											2	0	0	0	1	0	3
16 Brian McCann, L (1, 2) OBP: 0.571, SLG: 0.913	2-H 2B		K		F7		F7		18 E 70 1B 1 1B	F9	5	0	2	1	0	1	4
5 Clint Sammons, R (9, PR) (10, 2) OBP: 0.333, SLG: 0.222											1	1	0	0	0	0	1
25 Troy Glaus, R (1, 3) OBP: 0.559, SLG: 0.481	K		G5-3 2-3f		1-2 2-H 1B		F9		1 1B 18 E 1-2 1B		4	0	1	1	0	1	3
70 Freddie Freeman, L (8, 3) OBP: 0.429, SLG: 0.400											1	0	1	0	0	0	0
19 Yunel Escobar, R (1, 6) OBP: 0.438, SLG: 0.536	P6			2B	F9		1 1B		FC6 1 1B 1-2 2-3		3	0	1	0	0	0	3
36 Scott Proctor, R (6, 1)											0	0	0	0	0	0	0
13 Billy Wagner, L (7, 1)											0	0	0	0	0	0	0
4 Omar Infante, R (7, PH) OBP: 0.353, SLG: 0.375											1	0	1	0	0	0	0
40 Takashi Saito, L (8, 1)											0	0	0	0	0	0	0
58 Peter Moylan, R (9, 1)											0	0	0	0	0	0	0
18 Brent Clevlen, R (9, PH) OBP: 0.185, SLG: 0.120											1	0	0	0	0	0	2
91 Cory Gearrin, R (10, 1)											0	0	0	0	0	0	0
71 Jason Heyward, L (1, 9) OBP: 0.605, SLG: 0.704		11 FC3-4 23 BB 1B		F8		78 S 23 1B HBP	1-2 1B		1-2 2-3 3-H 1B		2	0	1	0	0	0	1
1 Grégor Blanco, L (7, 9) OBP: 0.346, SLG: 0.238											2	0	2	1	0	0	0
23 Matt Diaz, R (1, 7) OBP: 0.432, SLG: 0.310		1-2 11 FC3-4 BB		K		1-2 78 S 1B	K		F4		2	0	1	0	1	1	1
30 Mitch Jones, R (7, 7) OBP: 0.167, SLG: 0.200											2	0	0	0	0	1	5
11 Kenshin Kawakami, R (1, 1)		1-2f 2-3 FC3-4 53 G4-6-3		F7		F7		K		F9	2	0	0	0	0	0	3
7 Brooks Conrad, S (6, 5) OBP: 0.389, SLG: 0.484											3	0	0	0	0	1	5

Inning Stats	1	2	3	4	5	6	7	8	9	10
	R: 2 E: 0 K: 1 S: 7 H: 2 LOB: 1 BB: 0 P: 8	R: 0 E: 0 K: 0 S: 3 H: 1 LOB: 1 BB: 1 P: 7	R: 0 E: 0 K: 1 S: 5 H: 1 LOB: 1 BB: 1 P: 9	R: 0 E: 0 K: 1 S: 6 H: 1 LOB: 1 BB: 0 P: 6	R: 1 E: 0 K: 0 S: 5 H: 3 LOB: 2 BB: 1 P: 9	R: 0 E: 0 K: 1 S: 6 H: 1 LOB: 3 BB: 1 P: 11	R: 0 E: 0 K: 1 S: 7 H: 2 LOB: 2 BB: 0 P: 7	R: 0 E: 0 K: 1 S: 5 H: 0 LOB: 0 BB: 0 P: 5	R: 1 E: 1 K: 0 S: 7 H: 3 LOB: 3 BB: 0 P: 7	R: 0 E: 0 K: 0 S: 3 H: 1 LOB: 1 BB: 1 P: 7

1B: 12	SF: 0	WP: 0	PA: 49
2B: 3	SAC: 0	PB: 0	
3B: 0	DP: 3	SB: 2	
HR: 0	HBP: 2	CS: 1	

PITCHER		IP	WLS	BF	H	R	ER	SO	BB	IBB	HBP	BLK	WP	HR	S	P	ERA	WHIP
38 Jeremy Bonderman, R ERA: 9.35	(1, 1)	3.0		14	4	2	2	2	2	0	1	0	0	0	15	24	6.00	2.000
43 Alfredo Figaro, R ERA: 6.75	(4, 1)	2.0		10	4	1	1	1	1	0	0	0	0	0	11	15	4.50	2.500
55 Daniel Schlereth, L ERA: 13.5	(6, 1)	1.0		6	1	0	0	1	1	0	1	0	0	0	6	11	0.00	2.000
64 Josh Rainwater, R ERA:	(7, 1)	1.0	H	5	2	0	0	1	0	0	0	0	0	0	7	7	0.00	2.000
67 Phil Dumatrait, L ERA: 3.38	(8, 1)	1.0	H	3	0	0	0	1	0	0	0	0	0	0	5	5	0.00	0.000

PITCHER		IP	WLS	BF	H	R	ER	SO	BB	IBB	HBP	BLK	WP	HR	S	P	ERA	WHIP
72 Robbie Weinhardt, R ERA: 1.29	(9, 1)	2.0	B	11	4	1	1	0	1	0	0	0	0	0	10	14	4.50	2.500

AB	43
R	4
H	13
RBI	3
BB	0
SO	7
LOB	22

AB	42
R	4
H	15
RBI	4
BB	5
SO	6
LOB	36

TOP

Batter	1	2	3	4	5	6	7	8	9	AB	R	H	RBI	BB	SO	LOB
14 Austin Jackson, R (1, 8) OBP: 0.476, SLG: 0.611	C C C 0-3 ① K		X 0-0 ② B2-3		C C C 0-3 ③ K		X 0-0 ③ P4			3	0	0	0	0	2	0
25 Deik Scram, L (7, PH) OBP: 0.333, SLG: 0.333 (7, 8)										1	0	0	0	0	0	0
34 Clete Thomas, L (1, 9) OBP: 0.486, SLG: 0.581	X 0-0 15 E 2B		X 0-0 1B			B B B B 4-0 9 2B 24 BB BB		S S S 0-3 ① K		3	2	2	0	1	1	0
15 Brandon Inge, R (1, 5) OBP: 0.286, SLG: 0.167	X 0-0 E9 2-H 1B		X 0-0 ③ G4-3			S S S 0-3 ① K		B B B B 4-0 27 G6-4-3 BB		3	0	1	1	0	1	2
32 Will Rhymes, L (6, 4)						B B B B 4-0 9 2B 1-2 BB				0	0	0	0	1	0	0
24 Miguel Cabrera, R (1, 3) OBP: 0.390, SLG: 0.514	S S S 0-3 ② K			S S S 0-3 ① K				X 0-0 ②③ G6-4-3 1-2f		2	0	0	0	1	2	1
27 Rawley Bishop, R (6, PR) OBP: 0.600, SLG: 0.333 (6, 3)										1	0	0	0	0	0	1
9 Carlos Guillen, S (1, 10) OBP: 0.316, SLG: 0.382	X 0-0 ③ F9			C C C 0-3 ② K		X 0-0 1-3 2-H 2B			S S S 0-3 ① K	3	0	1	1	0	1	1
65 Kory Casto, L (9, PH)										1	0	0	0	0	1	0
12 Gerald Laird, R (1, 2) OBP: 0.321, SLG: 0.577		X 0-0 ① F9		X 0-0 1B		S S S 0-3 ② K			X 0-0 ② G6-3	3	0	1	0	0	1	3
63 Max St. Pierre, R (6, 2) OBP: 0.333, SLG: 0.250										1	0	0	0	0	0	0
60 Wilkin Ramirez, R (1, 7) OBP: 0.217, SLG: 0.227		X 0-0 ② G6-3		S S S 0-3 ③ K		X 0-0 ③ G6-3			X 0-0 ③ G4-3	3	0	0	0	0	1	4
79 Avisaíl García, R (9, PH)										1	0	0	0	0	0	0
27 Brent Dlugach, R (1, 4) OBP: 0.360, SLG: 0.680 (6, 5)		C C C 0-3 ③ K			X 0-0 ① F9		C C C 0-3 ① K			3	0	0	0	0	2	0
39 Ramon Santiago, S (1, 6) OBP: 0.391, SLG: 0.125			X 0-0 ① G6-3		X 0-0 ② G6-3		X 0-0 ② G4-3			3	0	0	0	0	0	0
8 Cale Iorg, R (8, 6)										0	0	0	0	0	0	0
Inning Stats	R: 1 E: 1 K: 2 S: 9 H: 2 LOB: 1 BB: 0 P: 9	R: 0 E: 0 K: 1 S: 5 H: 0 LOB: 0 BB: 0 P: 5	R: 0 E: 0 K: 0 S: 4 H: 1 LOB: 1 BB: 0 P: 4	R: 0 E: 0 K: 3 S: 10 H: 1 LOB: 1 BB: 0 P: 10	R: 0 E: 0 K: 1 S: 5 H: 0 LOB: 0 BB: 0 P: 5	R: 1 E: 0 K: 2 S: 8 H: 1 LOB: 3 BB: 2 P: 16	R: 0 E: 0 K: 1 S: 5 H: 0 LOB: 0 BB: 0 P: 5	R: 0 E: 0 K: 1 S: 4 H: 0 LOB: 0 BB: 1 P: 8	R: 0 E: 0 K: 1 S: 5 H: 0 LOB: 0 BB: 0 P: 5	1B: 3 2B: 2 3B: 0 HR: 0 SF: 0 SAC: 0 DP: 1 HBP: 0							

PITCHER		IP	WLS	BF	H	R	ER	SO	BB	IBB	HBP	BLK	WP	HR	S	P	ERA	WHIP
52 CC Sabathia, L ERA: 6.43	(1, 1)	5.1	W	22	4	2	2	8	2	0	0	0	0	0	36	44	3.38	1.125
63 Jonathan Albaladejo, R ERA: 33.75	(6, 1)	0.2	H	3	1	0	0	1	0	0	0	0	0	0	5	5	0.00	1.500
42 Mariano Rivera, R ERA:	(7, 1)	1.0	H	3	0	0	0	1	0	0	0	0	0	0	5	5	0.00	0.000
47 Royce Ring, L ERA:	(8, 1)	1.0	H	3	0	0	0	1	1	0	0	0	0	0	4	8	0.00	1.000
96 Ryan Pope, R ERA:	(9, 1)	1.0		3	0	0	0	1	0	0	0	0	0	0	5	5	0.00	0.000

Detroit Tigers @ New York Yankees
George M. Steinbrenner Field, Tampa, FL
Fri Mar 19 2010, 1:15 PM - 4:01 PM EDT
Att. 10,835 - Partly Cloudy - 68 F

livebaseballscorecards.com

AB	31
R	2
H	5
RBI	2
BB	3
SO	12
LOB	12

BOTTOM

Batter	1	2	3	4	5	6	7	8	9	AB	R	H	RBI	BB	SO	LOB
2 Derek Jeter, R (1, 6) OBP: 0.323, SLG: 0.310	C C C 0-3 ① K	X 0-0 1-2 2-H 3-H 1B		B B B B 4-0 36 BB BB		X 0-0 ③ F8		X 0-0 1-2 79 1B 1B		3	0	1	2	1	1	1
89 Luis Nunez, R (7, 4) OBP: 1.000, SLG: 1.000										1	0	1	0	0	0	0
36 Nick Johnson, L (1, 10) OBP: 0.462, SLG: 0.900	X 0-0 ② G3	X 0-0 ③ G3		B B B B 4-0 1-2 2-3 BB			X 0-0 85 1B 77 SF7 2B	X 0-0 1-2 2-H 1B		2	0	0	0	1	0	2
79 Jon Weber, L (7, PH) OBP: 0.588, SLG: 0.765 (8, 10)										2	1	2	1	0	0	0
25 Mark Teixeira, S (1, 3) OBP: 0.370, SLG: 0.542	X 0-0 ③ G6-3		X 0-0 ① G1-3	X 0-0 ③ F8			X 0-0 ① G6-3	C C C 0-3 ① K		3	0	0	0	0	0	3
78 David Winfree, R (7, 7) OBP: 0.353, SLG: 0.267										2	0	0	0	0	1	3
13 Alex Rodriguez, R (1, 5) OBP: 0.333, SLG: 0.455		X 0-0 73 BB 24 1B 17 FC5-2 1B	B B X 2-0 HR		S S S 0-3 ① K		H 1-0 73 WP 85 1B HBP	S S S 0-3 ② K		3	1	2	1	0	1	0
12 Gerald Laird, R (7, 2) OBP: 0.200, SLG: 0.154										1	0	0	0	0	1	2
24 Robinson Canó, L (1, 4) OBP: 0.433, SLG: 0.500		X 0-0 17 FC5-2 27 E 73 BB 1-2 1B	X 0-0 ② G3-1		X 0-0 ② F7		X 0-0 73 WP 1-2 2-3 1B	C C C 0-3 ③ K		3	1	1	0	0	0	0
85 P.J. Pilittere, R (7, 3) OBP: 0.222, SLG: 0.222										2	0	1	0	0	1	2
38 Marcus Thames, R (1, 7) OBP: 0.185, SLG: 0.120		S S S 0-3 ① K	S S S 0-3 ③ K		X 0-0 ③ G6-3		X 0-0 ② SF7 3-H			3	0	0	0	0	2	2
77 Kevin Russo, R (7, 6) OBP: 0.429, SLG: 0.471										0	0	0	1	0	0	0
73 Jamie Hoffmann, R (1, 8) OBP: 0.240, SLG: 0.182		B B B B 4-0 27 E 17 FC5-2 2 1B 1-2 2-3 BB		B B B B 4-0 36 BB 27 S BB		X 0-0 ① L7	B B B B 4-0 1-2 2-3 BB			1	1	0	0	3	0	0
17 Francisco Cervelli, R (1, 2) OBP: 0.529, SLG: 0.667	X 0-0 ② FC5-2 27 E 2 1B 1-2 2-3 3-Hf			S S S 0-3 ① K		S S S 0-3 ② K	X 0-0 ③ L5			3	1	0	0	0	2	4
95 Jorge Vazquez, R (7, 5) OBP: 0.176, SLG: 0.250										1	0	0	0	0	0	3
27 Greg Golson, R (1, 9) OBP: 0.368, SLG: 0.588	X 0-0 E6 2 1B 1-2 2-3 3-H			S S S 0-3 ② K 1-2		X 0-0 1B		X 0-0 89 1B 79 1B 1B		4	1	2	0	0	1	3
Inning Stats	R: 0 E: 0 K: 1 S: 5 H: 0 LOB: 0 BB: 0 P: 5	R: 3 E: 1 K: 1 S: 9 H: 3 LOB: 2 BB: 1 P: 13	R: 1 E: 0 K: 1 S: 6 H: 1 LOB: 0 BB: 0 P: 8	R: 0 E: 0 K: 2 S: 7 H: 0 LOB: 3 BB: 3 P: 19	R: 0 E: 0 K: 1 S: 5 H: 0 LOB: 0 BB: 0 P: 5	R: 0 E: 0 K: 1 S: 6 H: 1 LOB: 1 BB: 0 P: 6	R: 1 E: 0 K: 0 S: 5 H: 2 LOB: 3 BB: 1 P: 10	R: 1 E: 0 K: 3 S: 12 H: 3 LOB: 2 BB: 0 P: 12		1B: 8 2B: 1 3B: 0 HR: 1 SF: 1 SAC: 0 DP: 0 HBP: 1							

PITCHER		IP	WLS	BF	H	R	ER	SO	BB	IBB	HBP	BLK	WP	HR	S	P	ERA	WHIP
48 Rick Porcello, R ERA: 0.75	(1, 1)	3.0	L	15	4	4	1	3	1	0	0	0	0	1	20	26	3.00	1.667
68 Andy Oliver, L ERA:	(4, 1)	1.0		6	0	0	0	2	3	0	0	0	0	0	7	19	0.00	3.000
40 Phil Coke, L ERA: 6.14	(5, 1)	1.0		3	0	0	0	1	0	0	0	0	0	0	5	5	0.00	0.000
46 Jose Valverde, R ERA:	(6, 1)	1.0		4	1	0	0	1	0	0	0	0	0	0	6	6	0.00	1.000
70 Cody Satterwhite, R ERA: 3.0	(7, 1)	1.0		7	2	1	1	0	1	0	1	0	1	0	5	10	9.00	3.000

livebaseballscorecards.com

AB	34
R	6
H	10
RBI	5
BB	5
SO	10
LOB	25

PITCHER		IP	WLS	BF	H	R	ER	SO	BB	IBB	HBP	BLK	WP	HR	S	P	ERA	WHIP
36 Lester Oliveros, R ERA: 9.0	(8, 1)	1.0		6	3	1	1	3	0	0	0	0	0	0	12	12	9.00	3.000

TOP

Batter	1	2	3	4	5	6	7	8	9	AB	R	H	RBI	BB	SO	LOB
11 Jimmy Rollins, S (1, 6) OBP: 0.300, SLG: 0.500	F7		G1-3			8 G5-3 1B		F8		3	0	1	0	0	0	1
7 Juan Castro, R (6, 6) OBP: 0.227, SLG: 0.238										1	0	0	0	0	0	1
8 Shane Victorino, S (1, 8) OBP: 0.259, SLG: 0.259	26 G4-6-3 1B			G4-3		G5-3 1-2			K	3	0	1	0	0	0	1
72 Ozzie Chavez, S (6, 4) OBP: 0.300, SLG: 0.500										1	0	0	0	0	1	0
26 Chase Utley, L (1, 4) OBP: 0.500, SLG: 0.333	G4-6-3 1-2f			F7		K			1B	3	0	0	0	1	2	
57 David Herndon, R (6, 1)										0	0	0	0	0	0	
52 Jose Contreras, R (7, 1)										0	0	0	0	0	0	
37 Chad Durbin, R (8, 1)										0	0	0	0	0	0	
19 Greg Dobbs, L (9, PH) OBP: 0.333, SLG: 0.429										1	0	1	0	0	0	
6 Ryan Howard, L (1, 3) OBP: 0.400, SLG: 0.444		F9		2B			G4-3		P5	3	0	1	0	0	0	0
3 Ross Gload, L (7, 3) OBP: 0.240, SLG: 0.375										1	0	0	0	0	0	1
10 Ben Francisco, R (1, 9) OBP: 0.273, SLG: 0.321		G1-3		F8			F8		K	4	0	0	0	0	1	2
40 John Mayberry Jr., R (1, 7) OBP: 0.265, SLG: 0.438		K			G5-3		K			3	0	0	0	0	2	0
12 Cody Ransom, R (1, 5) OBP: 0.227, SLG: 0.636			L7		G5-3			G5-3		3	0	0	0	0	0	0
Carlos Ruiz, R (1, 2) OBP: 0.318, SLG: 0.353			F8		G6-3			2B		3	0	1	0	0	0	0
34 Roy Halladay, R (1, 1) OBP: 0.333, SLG: 0.333			1B			K		F7		2	0	1	0	0	1	0
31 Dewayne Wise, L (6, 8) OBP: 0.267, SLG: 0.400										1	0	0	0	0	0	1
Inning Stats	R: 0 E: 0 K: 0 S: 3 H: 1 LOB: 0 BB: 0 P: 3	R: 0 E: 0 K: 1 S: 5 H: 0 LOB: 0 BB: 0 P: 5	R: 0 E: 0 K: 0 S: 4 H: 1 LOB: 1 BB: 0 P: 4	R: 0 E: 0 K: 0 S: 4 H: 1 LOB: 1 BB: 0 P: 4	R: 0 E: 0 K: 0 S: 3 H: 0 LOB: 0 BB: 0 P: 3	R: 0 E: 0 K: 2 S: 8 H: 1 LOB: 1 BB: 0 P: 8	R: 0 E: 0 K: 1 S: 5 H: 0 LOB: 0 BB: 0 P: 5	R: 0 E: 0 K: 0 S: 4 H: 1 LOB: 1 BB: 0 P: 4	R: 0 E: 0 K: 2 S: 8 H: 1 LOB: 1 BB: 0 P: 8	1B: 4 2B: 2 3B: 0 HR: 0 SF: 0 SAC: 0 DP: 1 HBP: 0						

PITCHER	IP	WLS	BF	H	R	ER	SO	BB	IBB	HBP	BLK	WP	HR	S	P	ERA	WHIP
59 Fu-Te Ni, L (1, 1) ERA: 5.19	3.0	W	10	2	0	0	1	0	0	0	0	0	0	12	12	0.00	0.667
49 Eddie Bonine, R (4, 1) ERA: 4.15	2.1	H	9	2	0	0	1	0	0	0	0	0	0	11	11	0.00	0.857
36 Brad Thomas, L (6, 1) ERA: 3.38	1.0	H	3	0	0	0	1	0	0	0	0	0	0	5	5	0.00	0.000
62 Enrique Gonzalez, R (7, 1) ERA: 3.0	1.2	H	6	1	0	0	1	0	0	0	0	0	0	8	8	0.00	0.600
45 Ryan Perry, R (9, 1) ERA: 7.36	1.0	S	4	1	0	0	2	0	0	0	0	0	0	8	8	0.00	1.000

Philadelphia Phillies @ Detroit Tigers
Joker Marchant Stadium, Lakeland, FL
Sat Mar 20 2010, 1:12 PM - 3:38 PM EDT
Att. 9,672 - Sunny - 72 F

livebaseballscorecards.com

AB	32
R	0
H	6
RBI	0
BB	0
SO	6
LOB	9

BOTTOM

Batter	1	2	3	4	5	6	7	8	9	AB	R	H	RBI	BB	SO	LOB
14 Austin Jackson, R (1, 8) OBP: 0.435, SLG: 0.550	G3	F9		G4-3 2-3			K			4	0	0	0	0	1	2
Christopher White, S (8, 8)										0	0	0	0	0	0	0
34 Clete Thomas, L (1, 9) OBP: 0.488, SLG: 0.588	2B	BB		F7			K2-3			3	0	1	0	1	1	1
26 Michael Rockett, R (8, 9)										0	0	0	0	0	0	0
9 Carlos Guillen, S (1, 7) OBP: 0.293, SLG: 0.351	P6	G3-1			F7		32 2B 1B			3	0	0	0	0	0	3
60 Wilkin Ramirez, R (6, 7) OBP: 0.250, SLG: 0.261										1	0	1	0	0	0	0
24 Miguel Cabrera, R (1, 3) OBP: 0.386, SLG: 0.525	G6-3		19 F9 2B		L8		1-3 2B			3	0	1	0	0	0	1
32 Don Kelly, L (6, 3) OBP: 0.385, SLG: 0.579										1	0	1	0	0	0	0
15 Brandon Inge, R (1, 5) OBP: 0.353, SLG: 0.286		19 BB 39 3B HBP	L3		2B		G5-3			2	1	1	0	0	0	1
36 Bryan Pounds, R (6, 5)										1	0	0	0	0	0	2
19 Jeff Larish, L (1, 10) OBP: 0.412, SLG: 0.448		39 3B 1-2 BB	F9 2-3		G3			K		3	1	0	0	1	1	2
39 Ramon Santiago, S (1, 4) OBP: 0.385, SLG: 0.263		66 G6-3 1-H 2-H 3B	G4-3			K		G3-1		3	1	1	2	0	1	1
64 Justin Henry, L (7, 4)										1	0	0	0	0	0	0
66 Robinzon Diaz, R (1, 2) OBP: 0.350, SLG: 0.316	G6-3 3-H			G6-3		K		K		3	0	0	1	0	1	0
63 Max St. Pierre, R (7, 2) OBP: 0.300, SLG: 0.222										1	0	0	0	0	1	0
27 Brent Dlugach, R (1, 6) OBP: 0.393, SLG: 0.750	2B			14 G4-3 2B		G6-3				3	0	2	0	0	0	0
78 Danny Worth, R (9, 6)										0	0	0	0	0	0	0
Inning Stats	R: 0 E: 0 K: 0 S: 4 H: 1 LOB: 0 BB: 0 P: 4	R: 3 E: 0 K: 0 S: 5 H: 2 LOB: 2 BB: 2 P: 14	R: 0 E: 0 K: 0 S: 4 H: 1 LOB: 1 BB: 0 P: 4	R: 0 E: 0 K: 0 S: 4 H: 1 LOB: 1 BB: 0 P: 4	R: 0 E: 0 K: 0 S: 4 H: 1 LOB: 1 BB: 0 P: 4	R: 0 E: 0 K: 2 S: 7 H: 0 LOB: 0 BB: 0 P: 7	R: 0 E: 0 K: 2 S: 9 H: 2 LOB: 2 BB: 0 P: 9	R: 0 E: 0 K: 2 S: 7 H: 0 LOB: 0 BB: 0 P: 7		1B: 1 2B: 2 3B: 1 HR: 0 SF: 0 SAC: 0 DP: 1 HBP: 1						

PITCHER	IP	WLS	BF	H	R	ER	SO	BB	IBB	HBP	BLK	WP	HR	S	P	ERA	WHIP
34 Roy Halladay, R (1, 1) ERA: 2.4	5.0	L	24	6	3	3	0	2	0	1	0	0	0	21	30	5.40	1.600
57 David Herndon, R (6, 1) ERA:	1.0		3	0	0	0	2	0	0	0	0	0	0	7	7	0.00	0.000
52 Jose Contreras, R (7, 1) ERA: 7.04	1.0		5	2	0	0	2	0	0	0	0	0	0	9	9	0.00	2.000
37 Chad Durbin, R (8, 1) ERA:	1.0		3	0	0	0	2	0	0	0	0	0	0	7	7	0.00	0.000

Philadelphia Phillies @ Detroit Tigers
Joker Marchant Stadium, Lakeland, FL
Sat Mar 20 2010, 1:12 PM - 3:38 PM EDT
Att. 9,672 - Sunny - 72 F

livebaseballscorecards.com

AB	32
R	3
H	8
RBI	3
BB	2
SO	6
LOB	13

Batter	1	2	3	4	5	6	7	8	9	AB	R	H	RBI	BB	SO	LOB
Inning Stats																

TOP

Detroit Tigers @ New York Yankees

George M. Steinbrenner Field, Tampa, FL

Sun Mar 21 2010, 1:05 PM EDT

livebaseballscorecards.com

AB	0
R	0
H	0
RBI	0
BB	0
SO	0
LOB	0

1B:	0	SF:	0	WP: 0	PA: 0
2B:	0	SAC:	0	PB: 0	
3B:	0	DP:	0	SB: 0	
HR:	0	HBP:	0	CS: 0	

PITCHER	IP	WLS	BF	H	R	ER	SO	BB	IBB	HBP	BLK	WP	HR	S	P	ERA	WHIP

PITCHER	IP	WLS	BF	H	R	ER	SO	BB	IBB	HBP	BLK	WP	HR	S	P	ERA	WHIP

Batter	1	2	3	4	5	6	7	8	9	AB	R	H	RBI	BB	SO	LOB
Inning Stats																

BOTTOM

Detroit Tigers @ New York Yankees

George M. Steinbrenner Field, Tampa, FL

Sun Mar 21 2010, 1:05 PM EDT

livebaseballscorecards.com

AB	0
R	0
H	0
RBI	0
BB	0
SO	0
LOB	0

1B:	0	SF:	0	WP: 0	PA: 0
2B:	0	SAC:	0	PB: 0	
3B:	0	DP:	0	SB: 0	
HR:	0	HBP:	0	CS: 0	

PITCHER	IP	WLS	BF	H	R	ER	SO	BB	IBB	HBP	BLK	WP	HR	S	P	ERA	WHIP

PITCHER	IP	WLS	BF	H	R	ER	SO	BB	IBB	HBP	BLK	WP	HR	S	P	ERA	WHIP

Detroit Tigers @ Toronto Blue Jays

Dunedin Stadium, Dunedin, FL

Mon Mar 22 2010, 1:08 PM - 3:53 PM EDT

Att. 4,640 - Overcast - 60 F

livebaseballscorecards.com

TOP

Batter	1	2	3	4	5	6	7	8	9	AB	R	H	RBI	BB	SO	LOB
14 Austin Jackson, R (1, 8) OBP: 0.420, SLG: 0.568 32 Don Kelly, L (6, 8) OBP: 0.375, SLG: 0.564	B S S S 1-3 K ①	X 0-0 G5-3 ③		X 0-0 FC5-4 ③ 1-2f		X 0-0 3B ③ 2-H	0-0 F7 ③			4 0 1 1 0 1 1 1 0 0 0 0 0 3						
20 Scott Sizemore, R (1, 4) OBP: 0.341, SLG: 0.278 32 Will Rhymes, L (7, 4)	X 0-0 30 2B 15 HR 1B	X 0-0 F9 ①	B B B B 4-0 15 2B 9 SF9 BB	S S S 0-3 K ③	X 0-0 G6-3 ①					3 2 1 0 1 1 1 1 0 0 0 0 0 0						
30 Magglio Ordonez, R (1, 9) OBP: 0.351, SLG: 0.556 25 Deik Scram, L (8, PH) OBP: 0.250, SLG: 0.250 (8, 9)	X 0-0 15 HR 1-3 2B	X 0-0 F9 ①	X 0-0 F8 ①		X 0-0 G4-3 ① C C C C	0-3 K ②				4 1 2 0 0 0 1 1 0 0 0 0 1 0						
15 Brandon Inge, R (1, 5) OBP: 0.429, SLG: 0.588 19 Jeff Larish, L (7, PR) OBP: 0.429, SLG: 0.500 (7, 5) (8, 3)	B C X 1-1 2-H 3-H HR	X 0-0 F7 ②	X 0-0 2B 1-3	B B B B 4-0 9 1B 12 1B BB	X 0-0 2B					3 1 2 3 1 0 1 1 1 1 0 0 0 0						
9 Carlos Guillen, S (1, 10) OBP: 0.304, SLG: 0.366	X 0-0 1B	X 0-0 P3 ③	X 0-0 SF9 ② 3-H			S S S 0-0 12 1B 60 E 1-3 1B				4 1 2 1 0 1 2						
25 Ryan Raburn, R (1, 3) OBP: 0.553, SLG: 0.733 (8, 5) 64 Hernán Pérez, R (9, 6)	X 0-0 F8 ②		X 0-0 HR	X 0-0 G5-3 ③			S S S 0-3 K ②		S S S 0-3 K ①	5 1 1 1 0 2 4 0 0 0 0 0 0 0						
12 Gerald Laird, R (1, 2) OBP: 0.313, SLG: 0.533 63 Max St. Pierre, R (8, 2) OBP: 0.273, SLG: 0.200	X 0-0 G5-3 ③		X 0-0 G6-3 ①		X 0-0 F8 ① 1-2	X 0-0 39 HBP 60 E 1-3 3-H 1B		X 0-0 G6-3 ②	4 0 1 1 0 0 1 1 0 0 0 0 0 0							
60 Wilkin Ramirez, R (1, 7) OBP: 0.241, SLG: 0.250		X 0-0 F9 ①	X 0-0 P3 ②		X 0-0 39 G4-3 14 3B 1B	X 0-0 E4 39 HBP 1-2 3-H		X 0-0 G5-3 ③	5 1 1 0 0 0 1							
39 Ramon Santiago, S (1, 6) OBP: 0.400, SLG: 0.273 27 Brent Dlugach, R (7, 6) OBP: 0.393, SLG: 0.750 (9, 5)		X 0-0 F8 ②	X 0-0 14 FC5-4 1B		X 0-0 G4-3 ② 1-2	H 1-0 HBP 1-2 2-3			3 0 1 0 0 0 1 0 0 0 0 0 0 0							
Inning Stats	R: 3 E: 0 K: 1 S: 10 H: 4 LOB: 1 BB: 0 P: 12	R: 0 E: 0 K: 0 S: 3 H: 0 LOB: 0 BB: 0 P: 3	R: 0 E: 0 K: 0 S: 4 H: 1 LOB: 1 BB: 0 P: 4	R: 1 E: 0 K: 0 S: 5 H: 2 LOB: 1 BB: 0 P: 5	R: 1 E: 0 K: 0 S: 4 H: 1 LOB: 1 BB: 1 P: 8	R: 1 E: 0 K: 1 S: 7 H: 2 LOB: 1 BB: 0 P: 7	R: 2 E: 1 K: 1 S: 8 H: 2 LOB: 3 BB: 1 P: 13	R: 0 E: 0 K: 2 S: 8 H: 1 LOB: 1 BB: 0 P: 8	R: 0 E: 0 K: 1 S: 5 H: 0 LOB: 0 BB: 0 P: 5	1B: 7 2B: 3 3B: 1 HR: 2 SF: 1 SAC: 0 DP: 0 HBP: 1							

AB	40
R	8
H	13
RBI	7
BB	2
SO	6
LOB	16

PITCHER		IP	WLS	BF	H	R	ER	SO	BB	IBB	HBP	BLK	WP	HR	S	P	ERA	WHIP
56 Brian Tallet, L ERA: 7.36	(1, 1)	5.0	L	24	8	5	5	1	1	0	0	0	0	2	26	32	9.00	1.800
17 Josh Roenicke, R ERA: 5.06	(6, 1)	1.2		11	4	3	2	2	1	0	0	0	0	0	14	18	10.80	3.000
31 B.J. LaMura, R ERA:	(7, 1)	0.1		2	0	0	0	0	0	0	1	0	0	0	1	2	0.00	0.000
44 Casey Janssen, R ERA:	(8, 1)	1.0		4	1	0	0	2	0	0	0	0	0	0	8	8	0.00	1.000
49 Jeremy Accardo, R ERA: 6.0	(9, 1)	1.0		3	0	0	0	1	0	0	0	0	0	0	5	5	0.00	0.000

PITCHER		IP	WLS	BF	H	R	ER	SO	BB	IBB	HBP	BLK	WP	HR	S	P	ERA	WHIP
60 Wilkin Ramirez, R OBP: 0.241, SLG: 0.250	(1, 7)	5.5		24	6	3	3	6	2	0	0	0	0	0	26	36	4.76	1.235
39 Ramon Santiago, S OBP: 0.400, SLG: 0.273	(1, 6)	1.0		4	1	0	0	0	0	0	0	0	0	0	5	6	0.00	1.000
27 Brent Dlugach, R OBP: 0.393, SLG: 0.750	(7, 6)	1.0		4	2	1	1	0	0	0	0	0	0	0	6	6	9.00	2.000
72 Robbie Weinhardt, R ERA: 1.13	(9, 1)	1.0		3	0	0	0	0	0	0	0	0	0	0	3	3	0.00	0.000

BOTTOM

Batter	1	2	3	4	5	6	7	8	9	AB	R	H	RBI	BB	SO	LOB
19 José Bautista, R (1, 5) OBP: 0.519, SLG: 1.037 58 Ryan Goins, L (5, 5)	X 0-0 F9 ①		X 0-0 26 L8 2B	X 0-0 P6 ③			C C C 0-3 K ①	X 0-0 G5-3 ②	3 0 1 0 0 0 2 2 0 0 0 0 1 1							
2 Aaron Hill, R (1, 4) OBP: 0.593, SLG: 0.722 77 Brad Emaus, R (6, 4) OBP: 0.459, SLG: 0.500	X 0-0 F8 ②		C C C 0-3 K ①		B X 1-0 L7 ①		X 0-0 7 G4-6-3 1B 1-2	X 0-0 L9 ③	3 0 0 0 0 1 1 2 0 1 0 0 0 0							
26 Adam Lind, L (1, 7) OBP: 0.296, SLG: 0.520 7 Jeremy Reed, L (5, PR) OBP: 0.421, SLG: 0.444 (6, 7)	X 0-0 L5 ③		X 0-0 L8 ② 2-3		B B B B 4-0 10 G5-4-3 BB		X 0-0 G4-6-3 ② ③ 1-2f		2 0 0 0 1 0 1 1 0 0 0 0 0 2							
10 Vernon Wells, R (1, 8) OBP: 0.407, SLG: 0.520 1 Joey Gathright, L (6, 8) OBP: 0.250, SLG: 0.226	S S S 0-3 K ①	B B B B 4-0 BB	X 0-0 G5-4-3 ② ③ 1-2f			X 0-0 9 S 76 E 1B		2 0 0 0 1 1 1 1 0 1 0 0 0 0								
35 Lyle Overbay, L (1, 3) OBP: 0.519, SLG: 0.550 76 David Cooper, L (7, 3) OBP: 0.364, SLG: 0.400	X 0-0 21 HR 2B	X 0-0 G4-3 ③			S S S 0-3 K ①	X 0-0 FC3 1-2	3 1 1 0 0 1 2 1 0 0 0 0 0 1									
14 John Buck, R (1, 2) OBP: 0.318, SLG: 0.727 13 Raul Chavez, R (7, 2) OBP: 0.273, SLG: 0.300	X 0-0 F9 ②		C C C 0-3 K ①		X 0-0 21 1B 2B	X 0-0 F6 ①	3 0 1 0 0 1 1 1 0 0 0 0 0 2									
21 Randy Ruiz, R (1, 10) OBP: 0.488, SLG: 0.718 9 J.P. Arencibia, R (8, PH) OBP: 0.235, SLG: 0.813 (9, 10)	X 0-0 2-H HR	B B B B 4-0 45 1B BB	X 0-0 45 G4-3 2-3 1B	B S S S 1-3 K ② 2-3	2 1 2 2 1 0 0 1 0 0 0 0 1 2											
45 Travis Snider, L (1, 9) OBP: 0.366, SLG: 0.611 70 Chris Lubanski, L (7, 9) OBP: 0.321, SLG: 0.583	X 0-0 11 S 1B	X 0-0 1-2 1B	X 0-0 G4-3 ② ③ 1-2f	C C C 0-3 K ③	3 0 2 0 0 0 2 1 0 0 0 0 1 2											
11 Alex Gonzalez, R (1, 6) OBP: 0.280, SLG: 0.227 6 John McDonald, R (7, PR) OBP: 0.350, SLG: 0.368 (8, 6)	B X 1-0 F7 ③ 1-2	C C C 0-3 ②	X 0-0 77 1B 1B	X 0-0 L5 ①	3 0 1 0 0 1 3 1 0 0 0 0 0 0											
Inning Stats	R: 0 E: 0 K: 0 S: 3 H: 0 LOB: 0 BB: 0 P: 3	R: 2 E: 0 K: 1 S: 8 H: 3 LOB: 1 BB: 0 P: 9	R: 0 E: 0 K: 1 S: 6 H: 1 LOB: 2 BB: 1 P: 10	R: 0 E: 0 K: 2 S: 8 H: 1 LOB: 2 BB: 1 P: 12	R: 0 E: 0 K: 0 S: 2 H: 0 LOB: 1 BB: 1 P: 7	R: 0 E: 0 K: 1 S: 6 H: 2 LOB: 1 BB: 0 P: 6	R: 0 E: 0 K: 1 S: 6 H: 2 LOB: 2 BB: 0 P: 6	R: 0 E: 1 K: 2 S: 9 H: 1 LOB: 2 BB: 0 P: 10	R: 0 E: 0 K: 0 S: 3 H: 0 LOB: 0 BB: 0 P: 3	1B: 6 2B: 3 3B: 0 HR: 1 SF: 0 SAC: 0 DP: 3 HBP: 0							

AB	35
R	2
H	10
RBI	2
BB	3
SO	8
LOB	23

PITCHER		IP	WLS	BF	H	R	ER	SO	BB	IBB	HBP	BLK	WP	HR	S	P	ERA	WHIP
29 Nate Robertson, L ERA: 3.68	(1, 1)	4.1	W	20	5	2	2	4	2	0	0	0	0	1	26	36	4.15	1.615
40 Phil Coke, L ERA: 5.63	(5, 1)	0.2	H	2	0	0	0	0	1	0	0	0	0	0	1	5	0.00	1.500
21 Dontrelle Willis, L ERA: 0.82	(6, 1)	1.0		4	2	0	0	1	0	0	0	0	0	0	6	6	0.00	2.000
46 Jose Valverde, R ERA:	(7, 1)	1.0		4	2	0	0	1	0	0	0	0	0	0	6	6	0.00	2.000
64 Josh Rainwater, R ERA:	(8, 1)	1.0		5	1	0	0	2	0	0	0	0	0	0	9	10	0.00	1.000

Washington Nationals @ Detroit Tigers

Joker Marchant Stadium, Lakeland, FL

Tue Mar 23 2010, 6:11 PM - 8:43 PM EDT

Att. 6,059 - Clear - 68 F

livebaseballscorecards.com

TOP

Batter	1	2	3	4	5	6	7	8	9	AB	R	H	RBI	BB	SO	LOB
29 Willy Taveras, R (1, 8) OBP: 0.429, SLG: 0.435	F9			11 G6-3 11 S BB	G4-6-3 1-2f			K		3	0	0	0	1	1	3
6 Ian Desmond, R (1, 6) OBP: 0.396, SLG: 0.535	F8			K	F9			44 WP BB		3	0	0	0	0	1	1
10 Eric Bruntlett, R (7, 6) OBP: 0.364, SLG: 0.517										0	0	0	0	1	0	0
11 Ryan Zimmerman, R (1, 5) OBP: 0.436, SLG: 0.895	F8			1 SAFE G6-3 1-3	F7			K		3	0	0	0	0	0	1
28 Michael Morse, R (6, 5) OBP: 0.275, SLG: 0.421										1	0	0	0	0	1	1
(8, 3)																
44 Adam Dunn, L (1, 3) OBP: 0.303, SLG: 0.214		G3		K	K			K 1-3		4	0	0	0	0	3	2
Seth Bynum, R (8, 5)										0	0	0	0	0	0	0
16 Josh Willingham, R (1, 7) OBP: 0.393, SLG: 0.885		G5-3			K	E9 7 2B			G6-3	3	0	0	0	0	1	0
Leonard Davis, L (7, PR)										1	1	0	0	0	0	0
(7, 7)																
7 Ivan Rodriguez, R (1, 2) OBP: 0.393, SLG: 0.407		G5-3			2 1B 32 1B 12 1B 1B		G6-3 2-H 2B		K	3	1	2	1	0	0	0
Devin Ivany, R (7, PR)										1	0	0	0	0	1	0
(7, 2)																
32 Kevin Mench, R (1, 10) OBP: 0.316, SLG: 0.667			F7		12 1B 2 1B 1-2 1B		G6-3 2-3		F8	4	0	1	0	0	0	1
2 Roger Bernadina, L (1, 9) OBP: 0.371, SLG: 0.267			P6		12 1B 1-2 2-3 1B					2	0	1	0	0	0	0
30 Justin Maxwell, R (7, PH) OBP: 0.245, SLG: 0.200							K			1	0	0	0	0	1	2
(7, 9)																
12 Alberto Gonzalez, R (1, 4) OBP: 0.429, SLG: 0.440			K		29 G4-6-3 1-2 2-3 3-H 1B		P4			3	0	1	1	0	1	2
Inning Stats	R: 0 E: 0 K: 0 S: 3 H: 0 LOB: 0 BB: 0 P: 3	R: 0 E: 0 K: 0 S: 9 H: 0 LOB: 0 BB: 0 P: 11	R: 0 E: 0 K: 1 S: 5 H: 0 LOB: 0 BB: 0 P: 6	R: 0 E: 0 K: 2 S: 11 H: 0 LOB: 1 BB: 1 P: 20	R: 1 E: 0 K: 1 S: 13 H: 4 LOB: 2 BB: 0 P: 15	R: 0 E: 0 K: 1 S: 6 H: 0 LOB: 0 BB: 0 P: 9	R: 1 E: 1 K: 1 S: 9 H: 1 LOB: 2 BB: 0 P: 11	R: 0 E: 0 K: 3 S: 10 H: 0 LOB: 1 BB: 1 P: 19	R: 0 E: 0 K: 1 S: 5 H: 0 LOB: 0 BB: 0 P: 5	1B: 4 2B: 1 3B: 0 HR: 0	SF: 0 SAC: 0 DP: 1 HBP: 0		WP: 1 PB: 0 SB: 1 CS: 0		PA: 34		

PITCHER		IP	WLS	BF	H	R	ER	SO	BB	IBB	HBP	BLK	WP	HR	S	P	ERA	WHIP
37 Max Scherzer, R ERA: 7.15	(1, 1)	5.0	W	19	4	1	1	4	1	0	0	0	0	0	41	55	1.80	1.000
45 Ryan Perry, R ERA: 6.48	(6, 1)	1.0		3	0	0	0	1	0	0	0	0	0	0	6	9	0.00	0.000
36 Brad Thomas, L ERA: 3.0	(7, 1)	1.0		5	1	1	0	1	0	0	0	0	0	0	9	11	0.00	1.000
55 Daniel Schlereth, L ERA: 11.57	(8, 1)	1.0		4	0	0	0	3	1	0	0	0	1	0	10	19	0.00	1.000
62 Enrique Gonzalez, R ERA: 2.57	(9, 1)	1.0		3	0	0	0	1	0	0	0	0	0	0	5	5	0.00	0.000

PITCHER	IP	WLS	BF	H	R	ER	SO	BB	IBB	HBP	BLK	WP	HR	S	P	ERA	WHIP

AB	32
R	2
H	5
RBI	2
BB	2
SO	10
LOB	13

BOTTOM

Batter	1	2	3	4	5	6	7	8	9	AB	R	H	RBI	BB	SO	LOB
14 Austin Jackson, R (1, 8) OBP: 0.444, SLG: 0.625	2B		24 G6-3 24 S 18 1B 1B	2-H 2B		G5-3		34 1B BB		4	1	3	1	0	0	0
60 Wilkin Ramirez, R (8, PH) OBP: 0.267, SLG: 0.250										0	0	0	0	1	0	0
(9, 7)																
18 Johnny Damon, L (1, 7) OBP: 0.421, SLG: 0.588	K		1-2 24 S 1B	G3-1		1-1 1B		0-0 36 G4-6-3 1-2 1B		4	0	2	0	0	1	2
34 Clete Thomas, L (6, PR) OBP: 0.500, SLG: 0.600										1	0	1	0	0	0	0
(7, 7)																
(9, 8)																
15 Brandon Inge, R (1, 5) OBP: 0.417, SLG: 0.700	G5-3		F8		HR	K		G4-6-3 1-2f		3	1	1	1	0	0	3
32 Don Kelly, L (6, PH) OBP: 0.366, SLG: 0.550										1	0	0	0	0	1	1
(7, 5)																
36 Bryan Pounds, R (8, PH)										1	0	0	0	0	0	2
(9, 5)																
24 Miguel Cabrera, R (1, 3) OBP: 0.383, SLG: 0.512	F9		G6-3 1-2 2-H		12 HR 1B	K				3	1	1	1	0	0	2
19 Jeff Larish, L (6, 3) OBP: 0.417, SLG: 0.484										1	0	0	0	0	1	1
25 Ryan Raburn, R (1, 9) OBP: 0.537, SLG: 0.697		12 G5-4-3 1B	G6-3		P4		G4-3			3	0	1	0	0	0	2
Christopher White, S (7, 9)										1	0	0	0	0	0	0
12 Gerald Laird, R (1, 10) OBP: 0.333, SLG: 0.647		G5-4-3 1-2f		20 SH2-4 4 SF9 2B	1-H HR		K			4	2	2	2	0	1	1
13 Alex Avila, L (1, 2) OBP: 0.455, SLG: 0.630		20 1B 1B		4-2 20 SH2-4 14 2B BB	2B		2-0 K			3	1	3	0	1	0	0
20 Scott Sizemore, R (1, 4) OBP: 0.348, SLG: 0.289		1-3 1B		0-0 SH2-4 1-2 2-3	3-1 G5-3		2-3 K			2	0	1	0	0	0	1
8 Cale Iorg, R (7, PH)										1	0	0	0	0	1	1
(8, 6)																
4 Adam Everett, R (1, 6) OBP: 0.125, SLG: 0.069		P3		SF9 3-H	G6-3			G4-3		2	0	0	1	0	0	3
39 Ramon Santiago, S (6, 6) OBP: 0.387, SLG: 0.261										1	0	0	0	0	0	0
(8, 4)																
Inning Stats	R: 0 E: 0 K: 1 S: 6 H: 1 LOB: 1 BB: 0 P: 6	R: 0 E: 0 K: 0 S: 10 H: 3 LOB: 2 BB: 0 P: 16	R: 1 E: 0 K: 0 S: 10 H: 2 LOB: 1 BB: 0 P: 17	R: 2 E: 0 K: 0 S: 14 H: 2 LOB: 1 BB: 1 P: 22	R: 3 E: 0 K: 0 S: 16 H: 4 LOB: 1 BB: 0 P: 20	R: 0 E: 0 K: 2 S: 9 H: 1 LOB: 1 BB: 0 P: 15	R: 0 E: 0 K: 2 S: 10 H: 1 LOB: 1 BB: 0 P: 18	R: 0 E: 0 K: 0 S: 3 H: 1 LOB: 1 BB: 1 P: 7		1B: 8 2B: 5 3B: 0 HR: 2	SF: 1 SAC: 1 DP: 2 HBP: 0		WP: 0 PB: 0 SB: 2 CS: 0		PA: 39		

PITCHER	IP	WLS	BF	H	R	ER	SO	BB	IBB	HBP	BLK	WP	HR	S	P	ERA	WHIP
19 Scott Olsen, L (1, 1) ERA: 9.64	4.1	L	25	12	6	6	1	1	0	0	0	0	2	52	74	12.46	3.000
43 Miguel Batista, R (5, 1) ERA: 5.19	1.2		6	1	0	0	2	0	0	0	0	0	0	13	22	0.00	0.600
55 Matt Capps, R (7, 1) ERA: 9.0	1.0		4	1	0	0	2	0	0	0	0	0	0	10	18	0.00	1.000
17 Sean Burnett, L (8, 1) ERA: 12.6	1.0		4	1	0	0	0	1	0	0	0	0	0	3	7	0.00	2.000

PITCHER	IP	WLS	BF	H	R	ER	SO	BB	IBB	HBP	BLK	WP	HR	S	P	ERA	WHIP

Detroit Tigers @ Washington Nationals

Space Coast Stadium, Viera, FL

Thu Mar 25 2010, 7:23 PM - 9:50 PM EDT

Att. 4,395 - Partly Cloudy - 75 F

livebaseballscorecards.com

TOP

Batter	1	2	3	4	5	6	7	8	9	AB	R	H	RBI	BB	SO	LOB
14 Austin Jackson, R (1, 8) OBP: 0.424, SLG: 0.585	0-0 ① L9	0-0 ① G6-3		0-0 ② G6-3			0-0 18 2B 1B		0-0 ① G1-3	5	1	1	0	0	0	0
18 Johnny Damon, L (1, 7) 25 Deik Scram, L (7, PR) OBP: 0.200, SLG: 0.200 (7, 7)	0-0 ② G3	0-0 30 1B 1B		0-0 ③ G4-3			0-0 1-H 2B		0-0 ② F7	4 1	0 0	2 0	1 0	0 0	0 0	0 0
30 Magglio Ordonez, R (1, 9) OBP: 0.366, SLG: 0.550 79 Avisaíl García, R (7, 9) OBP: 0.500, SLG: 0.500	0-0 19 BB 13 1B 1B	0-0 1-3 1B			0-0 ① G5-3		0-0 ② G6-3		0-0 19 2B 1B	4 1	1 1	2 1	0 0	0 0	0 0	1 0
19 Jeff Larish, L (1, 3) OBP: 0.415, SLG: 0.486	B B B B	S S S			C C C 0-3 ② K		0-0 ③ G4-3		0-0 1-H 2B	4	1	1	1	1	2	3
13 Alex Avila, L (1, 2) OBP: 0.444, SLG: 0.600 63 Max St. Pierre, R (8, PH) OBP: 0.308, SLG: 0.333 (8, 2)	0-0 20 2B 4 2B 1-2 2-H 1B	0-0 ③ L4			0-0 ③ L7			0-0 32 G4-3 8 2B 2B	0-0 ③ G6-3	3 2	1 1	1 1	1 0	0 0	0 0	2 1
20 Scott Sizemore, R (1, 4) OBP: 0.367, SLG: 0.325 32 Will Rhymes, L (8, PH) (8, 4)	0-0 4 2B 1-3 2-H 2B		0-0 ① G6-3			B B B B 4-0 27 CS BB		0-0 ① G4-3 2-3		2 1	1 0	1 0	1 0	1 0	0 0	0 1
4 Adam Everett, R (1, 6) OBP: 0.143, SLG: 0.125 8 Cale Iorg, R (8, PH) OBP: 0.333, SLG: 0.667 (8, 6)	0-0 27 1B 2B 2-H 3-H		0-0 ② L7			0-0 ① F8		0-0 3-H 2B		3 1	1 0	1 1	2 1	0 0	0 0	1 0
27 Brent Dlugach, R (1, 5) OBP: 0.375, SLG: 0.688	0-0 2-H 1B		0-0 ③ G5-3			S X 0-1 ② ③ G6-3 1-2		S S S 0-3 ② K		4	0	1	1	0	1	2
82 Andy Dirks, L (1, 10)	0-0 ③ P6			S S S 0-3 ① K			0-0 ① G6-3	0-0 ③ G4-3		4	0	0	0	0	1	2

Inning Stats	1	2	3	4	5	6	7	8	9	1B: 7	SF: 0	WP: 0	PA: 41
	R: 5 E: 0 K: 0 S: 8	R: 0 E: 0 K: 1 S: 7	R: 0 E: 0 K: 0 S: 3	R: 0 E: 0 K: 1 S: 5	R: 0 E: 0 K: 1 S: 5	R: 0 E: 0 K: 0 S: 3	R: 1 E: 0 K: 0 S: 5	R: 1 E: 0 K: 1 S: 7	R: 1 E: 0 K: 0 S: 5	2B: 6	SAC: 0	PB: 0	
	H: 5 LOB: 1 BB: 1 P: 12	H: 2 LOB: 2 BB: 0 P: 7	H: 0 LOB: 0 BB: 0 P: 3	H: 0 LOB: 0 BB: 0 P: 5	H: 0 LOB: 0 BB: 0 P: 5	H: 0 LOB: 0 BB: 1 P: 7	H: 2 LOB: 1 BB: 0 P: 5	H: 2 LOB: 1 BB: 0 P: 7	H: 2 LOB: 1 BB: 0 P: 5	3B: 0	DP: 0	SB: 0	
										HR: 0	HBP: 0	CS: 1	

PITCHER	IP	WLS	BF	H	R	ER	SO	BB	IBB	HBP	BLK	WP	HR	S	P	ERA	WHIP
51 J.D. Martin, R (1, 1) ERA: 6.3	5.0	L	23	7	5	5	3	1	0	0	0	0	0	28	32	9.00	1.600
64 Luis Atilano, R (6, 1) ERA: 8.31	1.0		3	0	0	0	0	1	0	0	0	0	0	3	7	0.00	1.000
43 Miguel Batista, R (7, 1) ERA: 5.59	1.0		5	2	1	1	0	0	0	0	0	0	0	5	5	9.00	2.000
39 Tyler Walker, R (8, 1) ERA: 16.71	1.0		5	2	1	1	1	0	0	0	0	0	0	7	7	9.00	2.000
55 Matt Capps, R (9, 1) ERA: 9.0	1.0		5	2	1	1	0	0	0	0	0	0	0	5	5	9.00	2.000

PITCHER	IP	WLS	BF	H	R	ER	SO	BB	IBB	HBP	BLK	WP	HR	S	P	ERA	WHIP

AB	39
R	8
H	13
RBI	8
BB	2
SO	4
LOB	13

BOTTOM

Batter	1	2	3	4	5	6	7	8	9	AB	R	H	RBI	BB	SO	LOB
1 Nyjer Morgan, L (1, 8) OBP: 0.240, SLG: 0.250 29 Willy Taveras, R (7, 8) OBP: 0.467, SLG: 0.480	0-0 ① P6		0-0 6 G6-3 6 WP 1-2 1B		0-0 11 S 6 S 1B		0-0 6 G5-3 1B			3 1	0 0	2 1	0 0	0 0	0 0	0 0
6 Ian Desmond, R (1, 6) OBP: 0.364, SLG: 0.500	0-0 ② F8		B X 1-0 ② G6-3 1-3 2-H		S X 0-1 ① G5-3 1-2		0-0 ② G5-3 1-2			4	0	0	0	0	0	3
11 Ryan Zimmerman, R (1, 5) OBP: 0.419, SLG: 0.833 Chase Lambin, S (8, 5)	0-0 1B		0-0 ③ G5-3		S X 0-1 FC5 2-3		0-0 ③ P6			4 0	0 0	1 0	0 0	0 0	0 0	3 0
44 Adam Dunn, L (1, 3) OBP: 0.306, SLG: 0.200 2 Roger Bernadina, L (7, 7) OBP: 0.359, SLG: 0.265	0-0 ③ G3			B B B B 4-0 7 E 16 1B 12 G5-3 BB	S S S 0-3 ② K			0-0 23 G6-3 1B		2 1	1 0	0 1	0 0	1 0	1 0	3 0
16 Josh Willingham, R (1, 7) OBP: 0.387, SLG: 0.828 30 Justin Maxwell, R (7, 9) OBP: 0.226, SLG: 0.182		0-0 ① F7		0-0 12 G5-3 7 E 1-2 1B	0-0 ③ G6-3			0-0 ① F9		3 1	0 0	1 0	0 0	0 0	0 0	2 1
7 Ivan Rodriguez, R (1, 2) OBP: 0.355, SLG: 0.367 23 Wil Nieves, R (7, 2) OBP: 0.250, SLG: 0.294		0-0 ② G6-3		0-0 FC5 12 G5-3 1-2 2-3		0-0 ① F9		0-0 ② ③ G6-3 1-2f		3 1	0 0	0 0	0 0	0 0	0 0	2 1
28 Michael Morse, R (1, 9) OBP: 0.244, SLG: 0.372 (7, 3) Jesus Valdez, R (9, PH)		0-0 ③ F8	S S S 0-3 ① K			0-0 ② G3			0-0 ① F9	3 1	0 0	0 0	0 0	1 0	3 0	3 0
12 Alberto Gonzalez, R (1, 4) OBP: 0.424, SLG: 0.467 Pedro Lopez, R (8, 4)			0-0 1 1B 6 E 1B	0-0 ② G5-3 1-2 2-3 3-H		0-0 ③ G1-3			0-0 ② G4-3	3 1	1 0	1 0	1 0	0 0	0 0	2 0
10 Eric Bruntlett, R (1, 10) OBP: 0.324, SLG: 0.455 Francisco Plasencia, L (9, PH)			S S S 0-3 ① K	0-0 ③ G5-3			0-0 ① F9		0-0 ③ F7	3 1	0 0	0 0	0 0	0 0	1 0	3 0

Inning Stats	1	2	3	4	5	6	7	8	9	1B: 7	SF: 0	WP: 1	PA: 36
	R: 0 E: 0 K: 0 S: 4	R: 0 E: 0 K: 0 S: 3	R: 1 E: 0 K: 1 S: 7	R: 1 E: 1 K: 1 S: 7	R: 0 E: 0 K: 1 S: 9	R: 0 E: 0 K: 0 S: 3	R: 0 E: 0 K: 0 S: 4	R: 0 E: 0 K: 0 S: 3	R: 0 E: 0 K: 0 S: 3	2B: 0	SAC: 0	PB: 0	
	H: 1 LOB: 1 BB: 0 P: 4	H: 0 LOB: 0 BB: 0 P: 3	H: 2 LOB: 1 BB: 0 P: 8	H: 1 LOB: 2 BB: 1 P: 11	H: 1 LOB: 2 BB: 0 P: 9	H: 0 LOB: 0 BB: 0 P: 3	H: 1 LOB: 0 BB: 0 P: 4	H: 1 LOB: 0 BB: 0 P: 3	H: 0 LOB: 0 BB: 0 P: 3	3B: 0	DP: 1	SB: 2	
										HR: 0	HBP: 0	CS: 0	

PITCHER	IP	WLS	BF	H	R	ER	SO	BB	IBB	HBP	BLK	WP	HR	S	P	ERA	WHIP
38 Jeremy Bonderman, R (1, 1) ERA: 6.92	4.1	W	21	5	2	1	2	1	0	0	0	1	0	26	31	2.08	1.385
67 Phil Dumatrait, L (5, 1) ERA: 3.0	0.2	H	2	0	0	0	1	0	0	0	0	0	0	4	4	0.00	0.000
62 Enrique Gonzalez, R (6, 1) ERA: 2.0	2.0	H	7	1	0	0	0	0	0	0	0	0	0	7	7	0.00	0.500
55 Daniel Schlereth, L (8, 1) ERA: 10.13	1.0		3	1	0	0	0	0	0	0	0	0	0	3	3	0.00	1.000
72 Robbie Weinhardt, R (9, 1) ERA: 1.0	1.0		3	0	0	0	0	0	0	0	0	0	0	3	3	0.00	0.000

PITCHER	IP	WLS	BF	H	R	ER	SO	BB	IBB	HBP	BLK	WP	HR	S	P	ERA	WHIP

AB	35
R	2
H	7
RBI	1
BB	1
SO	3
LOB	23

TOP

Batter	1	2	3	4	5	6	7	8	9	AB	R	H	RBI	BB	SO	LOB
18 Mike McCoy, R (1, 4) OBP: 0.632, SLG: 0.600	BBBB 4-0 10 S 6 BB 10 SF8 BB	x 0-0 ① G6-3	x 0-0 ② F8		x 0-0 ① F7					2	1	0	0	1	0	0
69 Ryan Schimpf, L (5, 4) OBP: 0.333, SLG: 0.333										1	0	0	0	0	0	0
6 John McDonald, R (1, 6) OBP: 0.391, SLG: 0.381	BBBB 4-0 10 SF8 10 S 1-2 BB	x 0-0 1B	x 0-0 ③ G5-3					BBBB 4-0 26 FC4-6 BB		2	0	1	0	1	0	0
73 Jonathan Diaz, R (5, 6)										0	0	0	0	1	0	0
26 Adam Lind, L (1, 10) OBP: 0.290, SLG: 0.464	SSS 0-3 ① K	x 0-0 ② P2				BBBB 4-0 10 G6-4-3 BB		x 0-0 ② FC4-6 1-2f		3	0	0	0	1	1	4
10 Vernon Wells, R (1, 8) OBP: 0.367, SLG: 0.481	BX 1-0 ② SF8 1-3 2-H	x 0-0 ③ F8				x 0-0 ① ② G6-4-3 1-2f		x 0-0 ③ G3		2	0	0	1	0	0	2
Darin Mastroianni, R (6, 8)										1	0	0	0	0	0	1
21 Randy Ruiz, R (1, 3) OBP: 0.457, SLG: 0.667	x 0-0 ③ G6-3			SSS 0-3 ① K		CCC 0-3 ③ K			x 0-0 ① G4-3	3	0	0	0	0	2	1
76 David Cooper, L (6, 3) OBP: 0.333, SLG: 0.364										1	0	0	0	0	0	0
7 Jeremy Reed, L (1, 7) OBP: 0.409, SLG: 0.429		x 0-0 ① L9		x 0-0 ② G3			x 0-0 E1 12 S		x 0-0 ② F8	3	0	0	0	0	0	0
Aaron Mathews, R (7, PR)										1	0	0	0	0	0	0
(7, 7)																
12 Edwin Encarnación, R (1, 5) OBP: 0.667, SLG: 0.500	BBBB 4-0 45 FC6 BB			x 0-0 45 S 1B			SSS 0-3 ① K 1-2		x 0-0 ③ F9	2	0	1	0	1	1	1
20 Sean Ochinko, R (7, 5) OBP: 0.333, SLG: 0.500										1	0	0	0	0	0	0
45 Travis Snider, L (1, 9) OBP: 0.341, SLG: 0.564	x 0-0 ② FC6 1-2f			SSS 0-3 ③ K 1-2			CCC 0-3 ② K			3	0	0	0	0	2	4
5 Chris Aguila, R (7, 9) OBP: 0.167, SLG: 0.500										0	0	0	0	0	0	0
8 José Molina, R (1, 2) OBP: 0.158, SLG: 0.111	x 0-0 ③ G4-3				x 0-0 ① F8		x 0-0 ③ F8			3	0	0	0	0	0	3
12 Brian Jeroloman, L (7, 2)										0	0	0	0	0	0	0
Inning Stats	R: 1 E: 0 K: 1 S: 5 H: 0 LOB: 1 BB: 2 P: 14	R: 0 E: 0 K: 0 S: 3 H: 0 LOB: 1 BB: 1 P: 7	R: 0 E: 0 K: 0 S: 4 H: 1 LOB: 1 BB: 0 P: 4	R: 0 E: 0 K: 2 S: 8 H: 1 LOB: 1 BB: 0 P: 8	R: 0 E: 0 K: 0 S: 3 H: 0 LOB: 0 BB: 0 P: 3	R: 0 E: 0 K: 1 S: 4 H: 0 LOB: 0 BB: 1 P: 8	R: 0 E: 1 K: 2 S: 8 H: 0 LOB: 2 BB: 0 P: 8	R: 0 E: 0 K: 0 S: 3 H: 0 LOB: 1 BB: 1 P: 7	R: 0 E: 0 K: 0 S: 3 H: 0 LOB: 0 BB: 0 P: 3	1B: 2 2B: 0 3B: 0 HR: 0	SF: 1 SAC: 0 DP: 1 HBP: 0						

PITCHER		IP	WLS	BF	H	R	ER	SO	BB	IBB	HBP	BLK	WP	HR	S	P	ERA	WHIP
21 Dontrelle Willis, L ERA: 1.2	(1, 1)	4.0	W	17	2	1	1	3	3	0	0	0	0	0	20	33	2.25	1.250
40 Phil Coke, L ERA: 5.0	(5, 1)	1.0	H	3	0	0	0	0	0	0	0	0	0	0	3	3	0.00	0.000
54 Joel Zumaya, R ERA: 7.94	(6, 1)	1.0	H	3	0	0	0	1	1	0	0	0	0	0	4	8	0.00	1.000
46 Jose Valverde, R ERA:	(7, 1)	1.0	H	4	0	0	0	2	0	0	0	0	0	0	8	8	0.00	0.000
59 Fu-Te Ni, L ERA: 4.66	(8, 1)	1.0		4	0	0	0	0	1	0	0	0	0	0	3	7	0.00	1.000

PITCHER		IP	WLS	BF	H	R	ER	SO	BB	IBB	HBP	BLK	WP	HR	S	P	ERA	WHIP
45 Ryan Perry, R ERA: 5.79	(9, 1)	1.0		3	0	0	0	0	0	0	0	0	0	0	3	3	0.00	0.000

Toronto Blue Jays @ Detroit Tigers
Joker Marchant Stadium, Lakeland, FL
Thu Mar 25 2010, 1:14 PM - 3:34 PM EDT
Att. 5,891 - Sunny - 73 F

livebaseballscorecards.com

AB	28
R	1
H	2
RBI	1
BB	5
SO	6
LOB	16

BOTTOM

Batter	1	2	3	4	5	6	7	8	9	AB	R	H	RBI	BB	SO	LOB
34 Clete Thomas, L (1, 9) OBP: 0.500, SLG: 0.583	H 1-0 9 FC1-6 25 BB 24 2B HBP	x 0-0 ③ G3		x 0-0 ③ FC4 1-2f			SSS 0-3 ① K	x 0-0 ③ G1-3		1	1	0	0	0	0	1
26 Michael Rockett, R (4, 9)										3	0	0	0	0	1	5
25 Ryan Raburn, R (1, 4) OBP: 0.556, SLG: 0.686	BBBB 4-0 9 FC1-6 1-2 BB		BBBB 4-0 9 G4-3 BB		x 0-0 ① G4-3		x 0-0 9 2B 1-2 1B			2	1	1	0	2	0	0
9 Carlos Guillen, S (1, 10) OBP: 0.300, SLG: 0.378	x 0-0 ① FC1-6 24 WP 24 2B 1-2f 2-3		D X 1-0 ① ② G4-3 1-2		SSS 0-3 ② K		x 0-0 24 F9 1-H 2-H 2B			4	1	1	2	0	1	3
24 Miguel Cabrera, R (1, 3) OBP: 0.392, SLG: 0.522	BX 1-0 12 F9 1-H 3-H 2B	x 0-0 ③ G5-3			BBBB 4-0 BB		x 0-0 ② F9 2-3			3	0	1	2	1	0	1
27 Rawley Bishop, R (8, 3) OBP: 0.600, SLG: 0.333										0	0	0	0	0	0	0
12 Gerald Laird, R (1, 2) OBP: 0.308, SLG: 0.595	x 0-0 ② F9 2-3			x 0-0 ① P4	SSS 0-3 ③ K		x 0-0 ③ G4-3			3	0	0	0	0	1	2
66 Robinzon Diaz, R (6, 2) OBP: 0.333, SLG: 0.300										1	0	0	0	0	0	1
60 Wilkin Ramirez, R (1, 7) OBP: 0.265, SLG: 0.250	x 0-0 ③ L9			x 0-0 15 1B 39 FC6-4 1B		x 0-0 ① F9		x 0-0 ① G6-3		4	1	1	0	0	0	1
15 Brandon Inge, R (1, 5) OBP: 0.407, SLG: 0.652	x 0-0 ① G6-3			x 0-0 39 FC6-4 32 BB 1-3 1B		SSS 0-3 ② K		x 0-0 ② G5-3		3	0	1	0	0	1	0
64 Hernán Pérez, R (7, 6)										1	0	0	0	0	0	0
32 Don Kelly, L (1, 8) OBP: 0.378, SLG: 0.535	x 0-0 1B			B 4-0 39 FC6-4 1-2 BB		x 0-0 ③ F8		x 0-0 E6 39 1B		3	0	1	0	1	0	0
28 Jamie Johnson, L (9, 8)										0	0	0	0	0	0	0
39 Ramon Santiago, S (1, 6) OBP: 0.400, SLG: 0.296	x 0-0 ② F8			x 0-0 ② FC6-4 26 FC4 1-2f 2-3 3-H			x 0-0 25 1B 9 2B 1B	x 0-0 1-2 1B		4	1	2	1	0	0	3
(7, 5)																
Inning Stats	R: 2 E: 0 K: 0 S: 4 H: 1 LOB: 1 BB: 1 P: 10	R: 0 E: 0 K: 0 S: 4 H: 1 LOB: 1 BB: 0 P: 4	R: 0 E: 0 K: 0 S: 2 H: 0 LOB: 0 BB: 1 P: 7	R: 1 E: 0 K: 0 S: 5 H: 2 LOB: 2 BB: 1 P: 9	R: 0 E: 0 K: 2 S: 7 H: 0 LOB: 1 BB: 1 P: 11	R: 0 E: 0 K: 1 S: 5 H: 0 LOB: 0 BB: 0 P: 5	R: 2 E: 0 K: 1 S: 8 H: 3 LOB: 1 BB: 0 P: 8	R: 0 E: 1 K: 0 S: 5 H: 1 LOB: 2 BB: 0 P: 5		1B: 6 2B: 2 3B: 0 HR: 0	SF: 0 SAC: 0 DP: 1 HBP: 1						

PITCHER		IP	WLS	BF	H	R	ER	SO	BB	IBB	HBP	BLK	WP	HR	S	P	ERA	WHIP
34 Marc Rzepczynski, L ERA: 5.06	(1, 1)	5.0	L	23	4	3	3	2	4	0	1	0	1	0	22	41	5.40	1.600
17 Josh Roenicke, R ERA: 4.26	(6, 1)	1.0		3	0	0	0	1	0	0	0	0	0	0	5	5	0.00	0.000
37 Scott Downs, L ERA: 3.0	(7, 1)	1.0		6	3	2	2	1	0	0	0	0	0	0	8	8	18.00	3.000
54 Jason Frasor, R ERA: 6.75	(8, 1)	1.0		5	1	0	0	0	0	0	0	0	0	0	5	5	0.00	1.000

PITCHER		IP	WLS	BF	H	R	ER	SO	BB	IBB	HBP	BLK	WP	HR	S	P	ERA	WHIP

livebaseballscorecards.com

AB	32
R	5
H	8
RBI	5
BB	4
SO	4
LOB	17

TOP

Batter	1	2	3	4	5	6	7	8	9	AB	R	H	RBI	BB	SO	LOB
32 Don Kelly, L (1, 4) (8, 3) OBP: 0.367, SLG: 0.511	G3		K		F7		1B		K	4	0	1	0	0	1	1
27 Brent Dlugach, R (9, PH) OBP: 0.364, SLG: 0.667										1	0	0	0	0	1	1
18 Johnny Damon, L (1, 8) OBP: 0.391, SLG: 0.548	G4-3		F8		E3 1-3		G4-3			4	0	0	0	0	0	2
46 Jose Valverde, R (7, 1)										0	0	0	0	0	0	0
60 Wilkin Ramirez, R (8, 7) OBP: 0.265, SLG: 0.250										0	0	0	0	0	0	0
9 Carlos Guillen, S (1, 7) OBP: 0.296, SLG: 0.388	F8		2B		P4			G3		4	0	1	0	0	0	2
49 Eddie Bonine, R (8, 1)										0	0	0	0	0	0	0
24 Miguel Cabrera, R (1, 3) OBP: 0.382, SLG: 0.500	12 1B, 15 1B, 12 E 1B		P4		G5-3			K		4	1	1	0	0	1	3
64 Justin Henry, L (8, 4)										0	0	0	0	0	0	0
15 Brandon Inge, R (1, 5) OBP: 0.433, SLG: 0.654	12 E, 39 SH3 1-2 1B			25 CS, 12 1B 1B		G1-3		K		3	1	2	0	0	0	0
75 Francisco Martinez, R (7, 5)										1	0	0	0	0	1	0
12 Gerald Laird, R (1, 2) OBP: 0.333, SLG: 0.600	E5, 39 SH3 1-3 2-H 1B			39 1B, 25 CS 1-2 1B		P3			K	3	0	2	0	0	0	0
66 Robinzon Diaz, R (7, 2) OBP: 0.318, SLG: 0.286										1	0	0	0	0	1	0
25 Ryan Raburn, R (1, 9) OBP: 0.531, SLG: 0.641	K		K 1-2 2-3			G5-3			2B 1B	4	1	1	0	0	2	4
39 Ramon Santiago, S (1, 6) OBP: 0.405, SLG: 0.310	SH3 2-3 3-H		2-H 1B				G4-3		K	2	0	1	1	0	0	0
40 Brett Anderson, R (9, PH)										1	0	0	0	0	1	1
35 Justin Verlander, R (1, 1) OBP: 0.500, SLG: 0.500	K				18 E 1B		P5		1-H 2B	2	0	1	0	0	1	1
59 Fu-Te Ni, L (6, 1)										0	0	0	0	0	0	0
12 Jeff Frazier, R (7, PH) OBP: 0.250, SLG: 0.250										1	0	0	0	0	0	0
Josh Burrus, R (7, 8) OBP: 1.000, SLG: 2.000										1	0	1	1	0	0	0

Detroit Tigers @ Atlanta Braves
Champion Stadium, Lake Buena Vista, FL
Fri Mar 26 2010, 1:11 PM - 3:42 PM EDT
Att. 7,628 - Partly Cloudy - 72 F

livebaseballscorecards.com

	AB	R	H	RBI	BB	SO	LOB
	36	3	11	2	0	9	15

Inning Stats	1	2	3	4	5	6	7	8	9
R	0	2	0	0	0	0	0	0	1
E	0	1	0	0	1	0	0	0	0
K	0	2	1	1	0	0	0	0	3
S	3	10	6	6	5	3	4	7	11
H	0	3	1	3	1	0	1	0	2
LOB	0	1	1	2	2	0	1	0	1
BB	0	0	0	0	0	0	0	0	0
P	3	10	6	6	5	3	4	7	11

1B	9
2B	3
3B	0
HR	0
SF	0
SAC	1
DP	1
HBP	0

WP	0
PB	0
SB	0
CS	2
PA	37

PITCHER	IP	WLS	BF	H	R	ER	SO	BB	IBB	HBP	BLK	WP	HR	S	P	ERA	WHIP
32 Derek Lowe, R (1, 1) ERA: 4.0	6.0	W	25	8	2	1	4	0	0	0	0	0	0	33	33	1.50	1.333
36 Scott Proctor, R (7, 1) ERA: 6.0	1.0	H	4	1	0	0	0	0	0	0	0	0	0	4	4	0.00	1.000
40 Takashi Saito, R (8, 1) ERA: 7.5	1.0	H	3	0	0	0	2	0	0	0	0	0	0	7	7	0.00	0.000
13 Billy Wagner, L (9, 1) ERA: 5.14	1.0	S	5	2	1	1	3	0	0	0	0	0	0	11	11	9.00	2.000

BOTTOM

Batter	1	2	3	4	5	6	7	8	9	AB	R	H	RBI	BB	SO	LOB
53 Melky Cabrera, S (1, 7) OBP: 0.364, SLG: 0.367	F7		G1-3 1-2		G4-3	FC4-6 1-2f				4	0	0	0	0	0	2
36 Scott Proctor, R (7, 1)										0	0	0	0	0	0	0
40 Takashi Saito, L (8, 1)										0	0	0	0	0	0	0
13 Billy Wagner, L (9, 1)										0	0	0	0	0	0	0
14 Martín Prado, R (1, 4) OBP: 0.471, SLG: 0.525	F9		G4-3 2-3		G6-3		F9			3	0	0	0	0	0	1
7 Brooks Conrad, S (6, 4) OBP: 0.348, SLG: 0.385										1	0	0	0	0	0	0
10 Chipper Jones, S (1, 5) OBP: 0.487, SLG: 0.517	K		G4-3		F7		F8			3	0	0	0	0	1	1
7 Joe Thurston, L (6, 5) OBP: 0.361, SLG: 0.514										1	0	0	0	0	0	0
16 Brian McCann, L (1, 2) OBP: 0.579, SLG: 1.000	24 BLK, 24 1B 1B			71 1B, 25 1B, 24 SF8 1B		P3	1B			3	2	2	0	0	0	0
70 Freddie Freeman, L (7, 3) OBP: 0.455, SLG: 0.448										1	0	1	0	0	0	0
25 Troy Glaus, R (1, 3) OBP: 0.523, SLG: 0.412	K			71 1B 1-2 1B		4-0 24 1B, 4 2B BB	F9			2	1	1	0	1	1	1
5 Clint Sammons, R (7, 2) OBP: 0.333, SLG: 0.250										1	0	0	0	0	0	1
71 Jason Heyward, L (1, 9) OBP: 0.500, SLG: 0.533	K			1-2 2-3 1B		P5		69 G5-3 1B		4	0	2	0	0	1	2
90 Cory Harrilchak, L (8, PR) (9, 9)										0	0	0	0	0	0	0
24 Nate McLouth, L (1, 8) OBP: 0.163, SLG: 0.205	1-H 1B			SF8 3-H		4 2B, 20 WP 1-2 1B		G5-3 1-2		2	1	2	2	0	0	0
69 Brandon Hicks, R (7, 6) OBP: 0.278, SLG: 0.313										1	0	0	0	0	0	1
4 Omar Infante, R (1, 6) OBP: 0.458, SLG: 0.488	P3			L5		20 WP, 20 1B 1-3 2-H 2B		G5-3		3	1	1	1	0	0	3
1 Grégor Blanco, L (7, 8) OBP: 0.343, SLG: 0.214										1	0	0	0	0	0	2
32 Derek Lowe, R (1, 1) OBP: 0.250, SLG: 0.250			14 G4-3, 53 G1-3 1B	F8		53 FC4-6 2-H 3-H 1B		F8		2	0	1	0	0	0	2
20 Eric Hinske, L (6, PH) OBP: 0.550, SLG: 0.567										1	0	1	1	0	0	0
78 Matt Young, L (7, 7) OBP: 0.348, SLG: 0.286										1	0	0	0	0	0	2

Inning Stats	1	2	3	4	5	6	7	8	9
R	0	1	0	1	0	3	0	0	
E	0	0	0	0	0	0	0	0	
K	1	2	0	0	0	0	0	0	
S	5	9	4	6	3	6	4	4	
H	0	2	1	3	0	3	1	1	
LOB	0	1	1	2	0	1	1	2	
BB	0	0	0	0	0	1	0	0	
P	5	9	4	6	3	11	4	4	

1B	10
2B	1
3B	0
HR	0
SF	1
SAC	0
DP	0
HBP	0

WP	1
PB	0
SB	0
CS	0
PA	36

PITCHER	IP	WLS	BF	H	R	ER	SO	BB	IBB	HBP	BLK	WP	HR	S	P	ERA	WHIP
35 Justin Verlander, R (1, 1) ERA: 5.63	5.2	L	24	6	3	3	3	1	0	0	1	0	0	29	33	4.76	1.235
59 Fu-Te Ni, L (6, 1) ERA: 6.3	0.1		4	3	2	2	0	0	0	0	0	1	0	4	5	54.00	9.000
46 Jose Valverde, R (7, 1) ERA:	1.0		4	1	0	0	0	0	0	0	0	0	0	4	4	0.00	1.000
49 Eddie Bonine, R (8, 1) ERA: 3.72	1.0		4	1	0	0	0	0	0	0	0	0	0	4	4	0.00	1.000

livebaseballscorecards.com

Batter	1	2	3	4	5	6	7	8	9	AB	R	H	RBI	BB	SO	LOB
11 Brett Gardner, L (1, 7) OBP: 0.306, SLG: 0.326 79 Jon Weber, L (8, 9) OBP: 0.583, SLG: 0.750	S S S 0-3 ① K	X 0-0 ① G3	X 0-0 ① G3	B B B B 4-0 36 BB 1-2 BB	X 0-0 85 FC5 78 1B 1B	3 0 0 0 1 1 0 1 0 1 0 0 0 0										
36 Nick Johnson, L (1, 3) OBP: 0.425, SLG: 0.667 78 David Winfree, R (7, PR) OBP: 0.348, SLG: 0.286 (7, 3)	S S S 0-3 ② K	X 0-0 ② G4-3	C C C 0-3 ② K	B B B B 4-0 20 G5-4-3 1-2 2-3 BB	X 0-0 85 FC5 1-2 1B	3 0 0 0 1 2 0 1 0 1 0 0 0 0										
20 Jorge Posada, S (1, 2) OBP: 0.457, SLG: 0.400 85 P.J. Pilittere, R (8, 2) OBP: 0.167, SLG: 0.167	X 0-0 38 WP 14 2B 2B	X 0-0 ③ F9	X 0-0 1B	X 0-0 ②③ G5-4-3 1-2f	X 0-0 ③ FC5 1-2 2-3f	4 1 2 0 0 0 3 1 0 0 0 0 0 2										
38 Marcus Thames, R (1, 10) OBP: 0.195, SLG: 0.211	B B B B 4-0 14 2B 2-3 BB	S X 0-1 HR	S S S 0-3 ③ K	S S S 0-3 ① K						3 1 1 1 1 2 1						
14 Curtis Granderson, L (1, 8) OBP: 0.409, SLG: 0.405 74 Abraham Almonte, S (8, PR) (8, 8)	X 0-0 1-3 3-H 2B	X 0-0 ① F9		S S S 0-3 ① K	X 0-0 22 FC6-5 22 S 1B					4 0 2 1 0 1 0 0 0 0 0 0 0 0						
22 Randy Winn, S (1, 9) OBP: 0.242, SLG: 0.250 92 Austin Krum, L (8, PR) (8, 7)	X 0-0 ③ P3	X 0-0 ② G6-3		C C C 0-3 ② K	B X 1-0 ② FC6-5 1-3					4 0 0 0 0 1 3 0 0 0 0 0 0 0						
19 Ramiro Pena, S (1, 6) OBP: 0.293, SLG: 0.410	X 0-0 ① G5-3	X 0-0 S 1B		S S S 0-3 ③ K	X 0-0 ③ P6					4 0 1 0 0 1 1						
Kevin Russo, R (1, 4) OBP: 0.353, SLG: 0.379	X 0-0 ② G6-3	B H 2-0 1-2 HBP		X 0-0 ① G6-3	X 0-0 ① F7	3 0 0 0 0 0 0										
97 Brandon Laird, R (1, 5) OBP: 0.320, SLG: 0.360	X 0-0 ③ G3	S C S 0-3 ③ K		X 0-0 36 BB 11 BB 1B	X 0-0 ② F7	4 0 1 0 0 1 2										
Inning Stats	R: 1 E: 0 K: 2 S: 9 H: 2 LOB: 2 BB: 1 P: 13	R: 0 E: 0 K: 0 S: 3 H: 0 LOB: 0 BB: 0 P: 3	R: 0 E: 0 K: 0 S: 3 H: 0 LOB: 0 BB: 0 P: 3	R: 1 E: 0 K: 1 S: 8 H: 2 LOB: 2 BB: 0 P: 10	R: 0 E: 0 K: 2 S: 8 H: 1 LOB: 1 BB: 0 P: 8	R: 0 E: 0 K: 3 S: 9 H: 0 LOB: 0 BB: 0 P: 9	R: 0 E: 0 K: 0 S: 3 H: 1 LOB: 3 BB: 2 P: 11	R: 0 E: 0 K: 1 S: 6 H: 1 LOB: 1 BB: 0 P: 7	R: 0 E: 0 K: 0 S: 5 H: 2 LOB: 2 BB: 0 P: 5	1B: 6 2B: 2 3B: 0 HR: 1 SF: 0 SAC: 0 DP: 1 HBP: 1						

PITCHER		IP	WLS	BF	H	R	ER	SO	BB	IBB	HBP	BLK	WP	HR	S	P	ERA	WHIP
29 Nate Robertson, L ERA: 3.66	(1, 1)	5.0	L	22	5	2	2	5	1	0	1	0	1	1	31	37	3.60	1.200
54 Joel Zumaya, R ERA: 6.75	(6, 1)	1.0		3	0	0	0	3	0	0	0	0	0	0	9	9	0.00	0.000
36 Brad Thomas, L ERA: 2.7	(7, 1)	1.0		5	1	0	0	0	2	0	0	0	0	0	3	11	0.00	3.000
45 Ryan Perry, R ERA: 5.23	(8, 1)	1.0		4	1	0	0	1	0	0	0	0	0	0	6	7	0.00	1.000
64 Josh Rainwater, R ERA:	(9, 1)	1.0		5	2	0	0	0	0	0	0	0	0	0	5	5	0.00	2.000

PITCHER	IP	WLS	BF	H	R	ER	SO	BB	IBB	HBP	BLK	WP	HR	S	P	ERA	WHIP

TOP

New York Yankees @ Detroit Tigers

Joker Marchant Stadium, Lakeland, FL

Sat Mar 27 2010, 1:18 PM - 3:50 PM EDT
Att. 10,219 - Sunny - 75 F

livebaseballscorecards.com

AB	35
R	2
H	9
RBI	2
BB	3
SO	9
LOB	12

Batter	1	2	3	4	5	6	7	8	9	AB	R	H	RBI	BB	SO	LOB
14 Austin Jackson, R (1, 8) OBP: 0.413, SLG: 0.554 32 Luis Castillo, S (9, 8)	X 0-0 ① G4-3	X 0-0 ② G4-3	B B B B 4-0 BB	X 0-0 ① G1-3						3 0 0 0 1 0 0 0 0 0 0 0 0 0						
18 Johnny Damon, L (1, 7) OBP: 0.396, SLG: 0.568 32 Don Kelly, L (4, 7) OBP: 0.373, SLG: 0.531	X 0-0 ② G5-3	X 0-0 30 1B 2B	X 0-0 ③ G6-3					X 0-0 26 FC5 2B		2 1 1 0 0 0 0 2 0 1 0 0 0 1						
30 Magglio Ordonez, R (1, 9) OBP: 0.386, SLG: 0.548 26 Michael Rockett, R (6, PR) (7, 9)	X 0-0 ③ F9		X 0-0 24 FC5-4 2-H 1B			B B B B 4-0 9 F9-2 BB		X 0-0 FC5 19 G4-6-3 2-3		2 0 1 1 1 0 0 1 0 0 0 0 0 1						
24 Miguel Cabrera, R (1, 3) OBP: 0.379, SLG: 0.491 19 Jeff Larish, L (7, 3) OBP: 0.405, SLG: 0.472		X 0-0 12 S 15 BB 1B	X 0-0 ③ FC5-4 1-2f			X 0-0 ① F9		X 0-0 ②③ G4-6-3 1-2f		3 0 1 0 0 0 2 1 0 0 0 0 0 2						
9 Carlos Guillen, S (1, 10) OBP: 0.281, SLG: 0.365 25 Ryan Raburn, R (9, PH) OBP: 0.540, SLG: 0.650		X 0-0 ① F7		X 0-0 ① P4		X 0-0 ②③ F9-2 1-1			X 0-0 27 G5-4-3 1B	3 0 0 0 0 0 2 1 0 1 0 0 0 0						
15 Brandon Inge, R (1, 5) OBP: 0.424, SLG: 0.607 27 Brent Dlugach, R (8, 5) OBP: 0.353, SLG: 0.647		B B B B 4-0 12 S 1-2 BB		S S S 0-3 ② K			X 0-0 ① F9		X 0-0 ①② G5-4-3 1-2f	2 0 0 0 1 1 0 1 0 0 0 0 0 1						
12 Gerald Laird, R (1, 2) OBP: 0.318, SLG: 0.571 66 Robinzon Diaz, R (6, 2) OBP: 0.333, SLG: 0.304		B X 1-0 ② P5 1-2 2-3		C C C 0-3 ③ K			X 0-0 ② L6		X 0-0 1B	2 0 0 0 0 1 2 2 0 1 0 0 0 0						
20 Scott Sizemore, R (1, 4) OBP: 0.358, SLG: 0.302		X 0-0 ③ F8			X 0-0 ① F9		B B B B 4-0 BB		S S S 0-3 ③ K	3 0 0 0 1 1 3						
4 Adam Everett, R (1, 6) OBP: 0.132, SLG: 0.114 71 Luis Palacios, R (8, 6)			X 0-0 ① F8		X 0-0 ② G5-3		X 0-0 ③ F7			3 0 0 0 0 0 1 0 0 0 0 0 0 0						
Inning Stats	R: 0 E: 0 K: 0 S: 3 H: 0 LOB: 0 BB: 0 P: 3	R: 0 E: 0 K: 0 S: 4 H: 1 LOB: 2 BB: 1 P: 9	R: 1 E: 0 K: 0 S: 5 H: 2 LOB: 1 BB: 0 P: 5	R: 0 E: 0 K: 2 S: 7 H: 0 LOB: 0 BB: 0 P: 7	R: 0 E: 0 K: 3 S: 3 H: 1 LOB: 1 BB: 1 P: 7	R: 0 E: 0 K: 0 S: 2 H: 0 LOB: 1 BB: 1 P: 6	R: 0 E: 0 K: 0 S: 3 H: 0 LOB: 1 BB: 1 P: 7	R: 0 E: 0 K: 1 S: 4 H: 1 LOB: 1 BB: 0 P: 4	R: 0 E: 0 K: 1 S: 6 H: 2 LOB: 1 BB: 0 P: 6	1B: 4 2B: 3 3B: 0 HR: 0 SF: 0 SAC: 0 DP: 3 HBP: 0						

PITCHER		IP	WLS	BF	H	R	ER	SO	BB	IBB	HBP	BLK	WP	HR	S	P	ERA	WHIP
34 A.J. Burnett, R ERA: 5.52	(1, 1)	6.2	W	25	3	1	1	2	3	0	0	0	0	0	26	39	1.35	0.900
30 David Robertson, R ERA: 3.6	(7, 1)	0.1	H	2	0	0	0	0	1	0	0	0	0	0	1	5	0.00	3.000
61 Chan Ho Park, R ERA:	(8, 1)	1.0	H	4	1	0	0	0	0	0	0	0	0	0	4	4	0.00	1.000
62 Joba Chamberlain, R ERA: 14.09	(9, 1)	1.0	S	4	2	0	0	1	0	0	0	0	0	0	6	6	0.00	2.000

PITCHER	IP	WLS	BF	H	R	ER	SO	BB	IBB	HBP	BLK	WP	HR	S	P	ERA	WHIP

BOTTOM

New York Yankees @ Detroit Tigers

Joker Marchant Stadium, Lakeland, FL

Sat Mar 27 2010, 1:18 PM - 3:50 PM EDT
Att. 10,219 - Sunny - 75 F

livebaseballscorecards.com

AB	31
R	1
H	6
RBI	1
BB	4
SO	3
LOB	15

Batter	1	2	3	4	5	6	7	8	9	AB	R	H	RBI	BB	SO	LOB
Inning Stats																

PITCHER	IP	WLS	BF	H	R	ER	SO	BB	IBB	HBP	BLK	WP	HR	S	P	ERA	WHIP

PITCHER	IP	WLS	BF	H	R	ER	SO	BB	IBB	HBP	BLK	WP	HR	S	P	ERA	WHIP

TOP

Detroit Tigers @ New York Yankees

George M. Steinbrenner Field, Tampa, FL

Sun Mar 28 2010, 1:05 PM EDT

livebaseballscorecards.com

AB	**0**
R	**0**
H	**0**
RBI	**0**
BB	**0**
SO	**0**
LOB	**0**

1B: 0 SF: 0
2B: 0 SAC: 0
3B: 0 DP: 0
HR: 0 HBP: 0

WP: 0 PA: 0
PB: 0
SB: 0
CS: 0

Batter	1	2	3	4	5	6	7	8	9	AB	R	H	RBI	BB	SO	LOB
Inning Stats																

PITCHER	IP	WLS	BF	H	R	ER	SO	BB	IBB	HBP	BLK	WP	HR	S	P	ERA	WHIP

PITCHER	IP	WLS	BF	H	R	ER	SO	BB	IBB	HBP	BLK	WP	HR	S	P	ERA	WHIP

BOTTOM

Detroit Tigers @ New York Yankees

George M. Steinbrenner Field, Tampa, FL

Sun Mar 28 2010, 1:05 PM EDT

livebaseballscorecards.com

AB	**0**
R	**0**
H	**0**
RBI	**0**
BB	**0**
SO	**0**
LOB	**0**

1B: 0 SF: 0
2B: 0 SAC: 0
3B: 0 DP: 0
HR: 0 HBP: 0

WP: 0 PA: 0
PB: 0
SB: 0
CS: 0

TOP

Batter	1	2	3	4	5	6	7	8	9	AB	R	H	RBI	BB	SO	LOB
15 Brandon Inge, R (1, 5) OBP: 0.405, SLG: 0.594	B X 1-0 ① 2B		X 0-0 ① L9		X 0-0 ③ L4		X 0-0 ③ L5			4	0	1	0	0	0	3
27 Brent Dlugach, R (7, 5) OBP: 0.353, SLG: 0.647										0	0	0	0	0	0	0
4 Adam Everett, R (1, 6) OBP: 0.119, SLG: 0.103	S S S 0-3 ① K		C C C 0-3 ② K			X 0-0 ① G6-3		X 0-0 ① P4		4	0	0	0	0	2	2
20 Scott Sizemore, R (1, 4) OBP: 0.351, SLG: 0.298	C C C 0-3 ② K		X 0-0 ③ G3			S S S 0-3 ② K		X 0-0 24 2B 1B		4	1	1	0	0	2	2
24 Miguel Cabrera, R (1, 3) OBP: 0.387, SLG: 0.509	X 0-0 ③ G5-3			X 0-0 ① L4		X 0-0 1B		X 0-0 1-H 2B		4	0	2	1	0	0	1
79 Avisaíl García, R (8, 9) OBP: 0.500, SLG: 0.500										0	0	0	0	0	0	0
12 Gerald Laird, R (1, 2) OBP: 0.298, SLG: 0.533		C C C 0-3 ① K		X 0-0 ② G6-3		X 0-0 ③ L8		X 0-0 ② F9		3	0	0	0	0	1	1
66 Robinzon Diaz, R (7, 2) OBP: 0.320, SLG: 0.292										1	0	0	0	0	0	1
25 Ryan Raburn, R (1, 9) OBP: 0.500, SLG: 0.591 (8, 8)		X 0-0 ② P6		S S S 0-3 ③ K			X 0-0 ① F9	X 0-0 ③ P4		4	0	0	0	0	1	1
32 Don Kelly, L (1, 8) OBP: 0.382, SLG: 0.528 (8, 3)		X 0-0 19 WP 1B			S S S 0-3 ① K		X 0-0 19 FC6-4 1B		S S S 0-3 ① K	4	0	2	0	0	2	0
19 Jeff Larish, L (1, 7) OBP: 0.370, SLG: 0.425	B X 1-0 ③ G4-3 1-2				S S S 0-3 ② K		X 0-0 ② FC6-4 1-2f 13 1B		C C C 0-3 ② K	4	1	0	0	0	2	2
13 Alex Avila, L (1, 10) OBP: 0.475, SLG: 0.636		X 0-0 2B			B B B 4-0 BB		X 0-0 2-H 1B		X 0-0 ③ L4	3	0	2	1	1	0	0
Inning Stats	R: 0 E: 0 K: 2 S: 8 H: 1 LOB: 1 BB: 0 P: 9	R: 0 E: 0 K: 1 S: 6 H: 1 LOB: 1 BB: 0 P: 7	R: 0 E: 0 K: 1 S: 6 H: 1 LOB: 1 BB: 0 P: 6	R: 0 E: 0 K: 1 S: 5 H: 0 LOB: 0 BB: 0 P: 5	R: 0 E: 0 K: 2 S: 7 H: 0 LOB: 1 BB: 1 P: 11	R: 0 E: 0 K: 1 S: 6 H: 1 LOB: 1 BB: 0 P: 6	R: 1 E: 1 K: 0 S: 5 H: 2 LOB: 1 BB: 0 P: 5	R: 1 E: 0 K: 0 S: 5 H: 2 LOB: 1 BB: 0 P: 5	R: 0 E: 0 K: 2 S: 7 H: 0 LOB: 0 BB: 0 P: 7	1B: 5 2B: 3 3B: 0 HR: 0 SF: 0 SAC: 0 DP: 0 HBP: 0						

PITCHER		IP	WLS	BF	H	R	ER	SO	BB	IBB	HBP	BLK	WP	HR	S	P	ERA	WHIP
30 Dana Eveland, L ERA: 1.23	(1, 1)	6.0		23	4	0	0	8	1	0	0	0	1	0	38	44	0.00	0.833
39 Jesse Carlson, L ERA: 13.5	(7, 1)	1.0	H	5	2	1	0	0	0	0	0	0	0	0	5	5	0.00	2.000
49 Jeremy Accardo, R ERA: 5.68	(8, 1)	1.0	B	5	2	1	1	0	0	0	0	0	0	0	5	5	9.00	2.000
47 Merkin Valdez, R ERA: 3.86	(9, 1)	1.0		3	0	0	0	2	0	0	0	0	0	0	7	7	0.00	0.000

PITCHER	IP	WLS	BF	H	R	ER	SO	BB	IBB	HBP	BLK	WP	HR	S	P	ERA	WHIP

Detroit Tigers @ Toronto Blue Jays
Dunedin Stadium, Dunedin, FL
Mon Mar 29 2010, 1:15 PM - 3:19 PM EDT
Overcast - 60 F

livebaseballscorecards.com

AB	35
R	2
H	8
RBI	2
BB	1
SO	10
LOB	13

BOTTOM

Batter	1	2	3	4	5	6	7	8	9	AB	R	H	RBI	BB	SO	LOB
19 José Bautista, R (1, 9) OBP: 0.463, SLG: 0.925	B X 1-0 ① G5-3		X 0-0 ③ G5-3			X 0-0 1-3 2 2B 2B		X 0-0 1-3 G4-6-3 1B		3	0	1	0	0	0	0
7 Jeremy Reed, L (6, PR) OBP: 0.463, SLG: 0.490 (7, 9)										1	1	1	0	0	0	0
2 Aaron Hill, R (1, 4) OBP: 0.561, SLG: 0.733	X 0-0 ② P3			S S S 0-3 ① K		X 0-0 2-H 3-H 2B		X 0-0 ② ③ G4-6-3 1-2f		3	0	1	2	0	1	0
Luis Figueroa, S (6, PR) (7, 4)										1	0	0	0	0	0	2
26 Adam Lind, L (1, 10) OBP: 0.263, SLG: 0.400	X 0-0 ③ G6-3			X 0-0 ② G4-3		X 0-0 ② F7			X 0-0 ① G6-3	3	0	0	0	0	0	1
40 Mike McDade, S (9, PH) OBP: 0.500, SLG: 0.750										1	0	0	0	0	0	0
10 Vernon Wells, R (1, 8) OBP: 0.306, SLG: 0.394		X 0-0 ① G4-3		X 0-0 ③ G4-3		X 0-0 ③ F7			S S S 0-3 ② K2-3	3	0	0	0	0	0	1
5 Chris Aguila, R (7, 8) OBP: 0.125, SLG: 0.375										1	0	0	0	0	1	0
21 Randy Ruiz, R (1, 3) OBP: 0.426, SLG: 0.600		X 0-0 ② G6-3			X 0-0 ① P3		S S S 0-3 ① K		X 0-0 ③ G5-3	4	0	0	0	0	1	0
12 Edwin Encarnación, R (1, 5) OBP: 0.214, SLG: 0.083		X 0-0 E6			X 0-0 ② P6		X 0-0 ② G6-3			3	0	0	0	0	0	0
74 John Tolisano, S (8, 5) OBP: 0.286, SLG: 0.333										0	0	0	0	0	0	0
45 Travis Snider, L (1, 7) OBP: 0.300, SLG: 0.489		S S S 0-3 ③ K			X 0-0 ③ G3		X 0-0 ③ G4-3			3	0	0	0	0	1	1
62 Eric Thames, L (8, 7) OBP: 0.333, SLG: 0.400										0	0	0	0	0	0	0
8 José Molina, R (1, 2) OBP: 0.231, SLG: 0.333			X 0-0 ① G5-3			X 0-0 ① G6-3		X 0-0 6 FC6-5 2B		2	0	0	0	0	0	0
13 Raul Chavez, R (7, 2) OBP: 0.263, SLG: 0.353										1	0	1	0	0	0	0
6 John McDonald, R (1, 6) OBP: 0.367, SLG: 0.357			X 0-0 ② G4-3			X 0-0 19 2B 2 2B 1B		B X 1-0 ① FC6-5 7 1B 2-3		3	1	1	0	0	0	1
18 Mike McCoy, R (8, PR) OBP: 0.577, SLG: 0.524 (9, 6)										0	0	0	0	0	0	0
Inning Stats	R: 0 E: 0 K: 0 S: 3 H: 0 LOB: 0 BB: 0 P: 4	R: 0 E: 0 K: 1 S: 6 H: 0 LOB: 1 BB: 0 P: 6	R: 0 E: 0 K: 0 S: 3 H: 0 LOB: 0 BB: 0 P: 3	R: 0 E: 0 K: 1 S: 5 H: 0 LOB: 0 BB: 0 P: 5	R: 0 E: 0 K: 0 S: 3 H: 0 LOB: 0 BB: 0 P: 3	R: 2 E: 0 K: 0 S: 6 H: 3 LOB: 1 BB: 0 P: 6	R: 0 E: 0 K: 1 S: 5 H: 0 LOB: 0 BB: 0 P: 5	R: 0 E: 0 K: 0 S: 4 H: 2 LOB: 2 BB: 0 P: 5	R: 0 E: 0 K: 1 S: 5 H: 0 LOB: 0 BB: 0 P: 5	1B: 2 2B: 3 3B: 0 HR: 0 SF: 0 SAC: 0 DP: 1 HBP: 0						

PITCHER		IP	WLS	BF	H	R	ER	SO	BB	IBB	HBP	BLK	WP	HR	S	P	ERA	WHIP
48 Rick Porcello, R ERA: 1.5	(1, 1)	6.0		22	3	2	2	2	0	0	0	0	0	0	26	27	3.00	0.500
54 Joel Zumaya, R ERA: 6.14	(7, 1)	0.2		2	0	0	0	1	0	0	0	0	0	0	4	4	0.00	0.000
40 Phil Coke, L ERA: 4.82	(7, 1)	0.1		1	0	0	0	0	0	0	0	0	0	0	1	1	0.00	0.000
46 Jose Valverde, R ERA:	(8, 1)	1.0		4	2	0	0	0	0	0	0	0	0	0	4	5	0.00	2.000
36 Brad Thomas, L ERA: 2.45	(9, 1)	1.0		3	0	0	0	1	0	0	0	0	0	0	5	5	0.00	0.000

PITCHER	IP	WLS	BF	H	R	ER	SO	BB	IBB	HBP	BLK	WP	HR	S	P	ERA	WHIP

Detroit Tigers @ Toronto Blue Jays
Dunedin Stadium, Dunedin, FL
Mon Mar 29 2010, 1:15 PM - 3:19 PM EDT
Overcast - 60 F

livebaseballscorecards.com

AB	32
R	2
H	5
RBI	2
BB	0
SO	4
LOB	6

TOP

Batter	1	2	3	4	5	6	7	8	9	AB	R	H	RBI	BB	SO	LOB
14 Austin Jackson, R (1, 8) OBP: 0.441, SLG: 0.576	BBBB 4-0 18 S 30 2B BB	X 0-0 2B		X 0-0 ③ G4-3			BBBB 4-0 32 HR BB	X 0-0 1-3 2-H 1B		3	2	2	1	2	0	0
18 Johnny Damon, L (1, 7) OBP: 0.392, SLG: 0.543	BBBB 4-0 1-2 30 2B BB	SSS 0-3 ② K			X 0-0 ① G6-3		BBBCX 3-1 1-H HR	X 0-0 ③ F7		2	1	0	0	1	1	1
32 Don Kelly, L (6, 7) OBP: 0.386, SLG: 0.582										2	1	1	2	0	0	2
30 Magglio Ordonez, R (1, 9) OBP: 0.383, SLG: 0.556	X 0-0 1-H 2-H 24 HR 2B	X 0-0 ③ G1-3			X 0-0 ② F9		X 0-0 ① F8		X 0-0 ① F8	3	1	1	2	0	0	1
25 Ryan Raburn, R (5, 9) OBP: 0.482, SLG: 0.565										2	0	0	0	0	0	0
24 Miguel Cabrera, R (1, 3) OBP: 0.400, SLG: 0.617	BCX 1-1 2-H HR		X 0-0 ① G6-3		X 0-0 HR		X 0-0 ② F8		X 0-0 15 1B 13 1B 1B	3	2	2	3	0	0	0
19 Jeff Larish, L (6, 3) OBP: 0.375, SLG: 0.429										2	1	1	0	0	0	0
9 Carlos Guillen, S (1, 10) OBP: 0.295, SLG: 0.352	BBBB 4-0 13 S BB		SSS 0-3 ② K		BBBB 4-0 BB		X 0-0 ③ P4		X 0-0 ② P4	2	0	0	0	2	1	0
12 Gerald Laird, R (9, PH) OBP: 0.292, SLG: 0.522 (9, 10)										1	0	0	0	0	0	1
15 Brandon Inge, R (1, 5) OBP: 0.381, SLG: 0.541	X 0-0 ① F8		X 0-0 ③ G4-3		X 0-0 ③ F8			X 0-0 ① F8	X 0-0 13 1B 1-2 1B	5	0	1	0	0	0	2
13 Alex Avila, L (1, 2) OBP: 0.467, SLG: 0.595	SSS 0-3 ② K 1-2			X 0-0 ① G3	X 0-0 ① G5-3			BBB 4-0 20 BB 14 1B BB	X 0-0 20 FC5-4 1-3 2-H 1B	4	1	1	1	1	1	1
20 Scott Sizemore, R (1, 4) OBP: 0.355, SLG: 0.353	X 0-0 ③ G1-3			SSBX 1-2 HR	X 0-0 E5 39 G4-6-3			BBBB 4-0 14 1B 1-2 BB	X 0-0 ③ FC5-4 1-2f	4	1	1	1	1	0	3
39 Ramon Santiago, S (1, 6) OBP: 0.366, SLG: 0.273		X 0-0 ① F8		X 0-0 ② F9	X 0-0 ② ③ G4-6-3 1-2f			X 0-0 ② F7		4	0	0	0	0	0	3
4 Adam Everett, R (9, 6) OBP: 0.119, SLG: 0.103										0	0	0	0	0	0	0
Inning Stats	R: 4 E: 0 K: 1 S: 8 / H: 2 LOB: 1 BB: 3 P: 21	R: 0 E: 0 K: 1 S: 6 / H: 1 LOB: 1 BB: 0 P: 6	R: 0 E: 0 K: 1 S: 5 / H: 0 LOB: 0 BB: 0 P: 5	R: 1 E: 0 K: 0 S: 6 / H: 1 LOB: 0 BB: 0 P: 7	R: 1 E: 0 K: 0 S: 4 / H: 1 LOB: 1 BB: 1 P: 8	R: 0 E: 1 K: 0 S: 3 / H: 0 LOB: 0 BB: 0 P: 3	R: 2 E: 0 K: 0 S: 5 / H: 1 LOB: 0 BB: 1 P: 12	R: 1 E: 0 K: 0 S: 4 / H: 1 LOB: 2 BB: 2 P: 12	R: 1 E: 0 K: 0 S: 6 / H: 3 LOB: 2 BB: 0 P: 6	1B: 4 2B: 2 3B: 0 HR: 4	SF: 0 SAC: 0 DP: 1 HBP: 0			WP: 0 PB: 0 SB: 2 CS: 0	PA: 44		

PITCHER		IP	WLS	BF	H	R	ER	SO	BB	IBB	HBP	BLK	WP	HR	S	P	ERA	WHIP
35 Brad Bergesen, R ERA: 5.59	(1, 1)	5.0		24	5	6	6	3	4	0	0	0	0	3	29	47	10.80	1.800
26 Cla Meredith, R ERA: 0.93	(6, 1)	1.0		3	0	0	0	0	0	0	0	0	0	0	3	3	0.00	0.000
51 Michael Gonzalez, L ERA: 7.2	(7, 1)	1.0	B	5	1	2	2	0	1	0	0	0	0	1	5	12	18.00	2.000
13 Will Ohman, L ERA: 1.08	(8, 1)	1.0	B	6	1	1	1	0	2	0	0	0	0	0	4	12	9.00	3.000
56 Ross Wolf, R ERA: 3.6	(9, 1)	1.0	L	6	3	1	1	0	0	0	0	0	0	0	6	6	9.00	3.000

Detroit Tigers @ Baltimore Orioles
Ed Smith Stadium, Sarasota, FL
Tue Mar 30 2010, 1:20 PM - 4:05 PM EDT
Att. 8,037 - Sunny - 70 F

livebaseballscorecards.com

AB	37
R	10
H	10
RBI	10
BB	7
SO	3
LOB	14

BOTTOM

Batter	1	2	3	4	5	6	7	8	9	AB	R	H	RBI	BB	SO	LOB
1 Brian Roberts, S (1, 4) OBP: 0.182, SLG: 0.200	X 0-0 ① G6-3		X 0-0 ② G6-3	X 0-0 ③ G5-3		X 0-0 ② F8	C X 0-1 1-H HR			4	0	0	0	0	0	0
12 Robert Andino, R (7, 4) OBP: 0.255, SLG: 0.489										1	1	1	2	0	0	0
18 Felix Pie, L (1, 7) OBP: 0.469, SLG: 0.750	SSS 0-3 ② K		X 0-0 10 FC6-4 1B		X 0-0 9 2B 2B	X 0-0 10 1B 2B	X 0-0 ③ G4-3			5	2	3	0	0	1	0
10 Adam Jones, R (1, 8) OBP: 0.309, SLG: 0.600	SSS 0-3 ③ K		X 0-0 ③ FC6-4 1-2f		X 0-0 ① F9	X 0-0 2-H 9 2B 1B		X 0-0 23 FC9-6 1B		4	0	1	1	0	1	2
81 Matt Angle, L (6, PR) OBP: 0.273, SLG: 0.200 (7, 8)										1	1	1	0	0	0	0
9 Miguel Tejada, R (1, 5) OBP: 0.296, SLG: 0.373		X 0-0 2 1B 1B		X 0-0 30 BB 2 3B 2B	X 0-0 30 WP 2-H 2B	X 0-0 25 E 1-H 2B		X 0-0 ① FC9-6 25 WP 25 PB 1-2f		4	1	4	2	0	0	0
23 Ty Wigginton, R (6, PR) OBP: 0.267, SLG: 0.419 (7, 5)										1	0	0	0	0	0	1
25 Garrett Atkins, R (1, 3) OBP: 0.286, SLG: 0.378	SSS 0-3 ① K		BBBB 4-0 30 BB 2 3B BB	BBBB 4-0 30 WP BB	X 0-0 E6 2-3			BB X 2-0 ② G5-3 1-3		3	1	0	0	2	1	4
30 Luke Scott, L (1, 10) OBP: 0.364, SLG: 0.543	X 0-0 ② F7		BBBB 4-0 1-2 2-3 2 3B BB	BBBB 4-0 1-2 2-3 15 FC5-4 BB	SSS 0-3 ③ K			X 0-0 ③ P4		3	1	0	0	2	1	5
2 Luis Montanez, R (1, 9) OBP: 0.360, SLG: 0.426	X 0-0 1-3 1B		X 0-0 1-H 2-H 3-H 15 G6-3 3B	SSS 0-3 ② K			X 0-0 ① F8		X 0-0 ① F9	5	1	2	3	0	1	3
15 Craig Tatum, R (1, 2) OBP: 0.320, SLG: 0.318	X 0-0 ③ L1		X 0-0 ① G6-3 3-H	X 0-0 ③ FC5-4 1-2f			X 0-0 12 HR 1B		X 0-0 CS 1B	5	1	2	1	0	0	5
80 Miguel Abreu, R (9, PR) OBP: 0.391, SLG: 0.500										0	0	0	0	0	0	0
3 Cesar Izturis, S (1, 6) OBP: 0.130, SLG: 0.133			X 0-0 ① G6-3	X 0-0 ② G5-3		X 0-0 ① G6-3	SSS 0-3 ② K		B X 1-0 ② ③ G4-3 1-2	3	0	0	0	0	0	0
Andy González, R (7, 6) OBP: 0.250, SLG: 0.250										2	0	0	0	0	1	2
Inning Stats	R: 0 E: 0 K: 2 S: 7 / H: 0 LOB: 0 BB: 0 P: 7	R: 0 E: 0 K: 1 S: 7 / H: 2 LOB: 2 BB: 0 P: 7	R: 0 E: 0 K: 0 S: 4 / H: 1 LOB: 1 BB: 0 P: 4	R: 4 E: 0 K: 0 S: 5 / H: 2 LOB: 0 BB: 2 P: 13	R: 1 E: 0 K: 1 S: 7 / H: 2 LOB: 3 BB: 2 P: 15	R: 2 E: 1 K: 1 S: 9 / H: 3 LOB: 3 BB: 0 P: 9	R: 2 E: 0 K: 1 S: 8 / H: 2 LOB: 0 BB: 0 P: 8	R: 0 E: 0 K: 0 S: 4 / H: 1 LOB: 1 BB: 0 P: 6	R: 0 E: 0 K: 0 S: 3 / H: 1 LOB: 1 BB: 0 P: 4	1B: 7 2B: 5 3B: 1 HR: 1	SF: 0 SAC: 0 DP: 0 HBP: 0			WP: 2 PB: 1 SB: 0 CS: 1	PA: 45		

PITCHER		IP	WLS	BF	H	R	ER	SO	BB	IBB	HBP	BLK	WP	HR	S	P	ERA	WHIP
21 Dontrelle Willis, L ERA: 3.26	(1, 1)	4.1		24	7	5	5	3	4	0	0	0	1	0	26	42	10.38	2.538
54 Joel Zumaya, R ERA: 5.63	(5, 1)	0.2	H	2	0	0	0	1	0	0	0	0	0	0	4	4	0.00	0.000
49 Eddie Bonine, R ERA: 5.23	(6, 1)	0.2	B	6	3	2	2	0	0	0	0	0	0	0	6	6	27.00	4.500
59 Fu-Te Ni, L ERA: 6.1	(6, 1)	0.1		1	0	0	0	1	0	0	0	0	0	0	3	3	0.00	0.000
45 Ryan Perry, R ERA: 6.35	(7, 1)	1.0	B	5	2	2	2	1	0	0	0	0	0	1	8	8	18.00	2.000
64 Josh Rainwater, R ERA:	(8, 1)	1.0	W	4	1	0	0	0	0	0	0	0	1	0	4	6	0.00	1.000
72 Robbie Weinhardt, R ERA: 0.9	(9, 1)	1.0	S	3	1	0	0	0	0	0	0	0	0	0	3	4	0.00	1.000

Detroit Tigers @ Baltimore Orioles
Ed Smith Stadium, Sarasota, FL
Tue Mar 30 2010, 1:20 PM - 4:05 PM EDT
Att. 8,037 - Sunny - 70 F

livebaseballscorecards.com

AB	41
R	9
H	14
RBI	9
BB	4
SO	6
LOB	22

TOP

Pittsburgh Pirates @ Detroit Tigers

Joker Marchant Stadium, Lakeland, FL

Wed Mar 31 2010, 1:12 PM - 3:48 PM EDT

Att. 7,628 - Sunny - 72 F

livebaseballscorecards.com

Batter	1	2	3	4	5	6	7	8	9	AB	R	H	RBI	BB	SO	LOB
3 Akinori Iwamura, L (1, 4) OBP: 0.340, SLG: 0.477	F8	F7	F7	41 1B 1-2 2-3		1-2		G4-3		5	0	2	0	0	0	1
Jose De Los Santos, R (8, 5)				1B		1B				0	0	0	0	0	0	0
22 Andrew McCutchen, R (1, 8) OBP: 0.358, SLG: 0.520	F7		46 1B 1-2	SF9 2-3 3-H		F9		P4		4	0	1	1	0	0	2
Austin McClune, R (8, 7)			1B							0	0	0	0	0	0	0
46 Garrett Jones, L (1, 9) OBP: 0.254, SLG: 0.526	K			P5		L6		E6		5	0	1	0	0	1	4
51 Steve Pearce, R (8, 9) OBP: 0.326, SLG: 0.486			1-3 1B							0	0	0	0	0	0	0
41 Ryan Doumit, S (1, 2) OBP: 0.340, SLG: 0.378		F7	F9	1-2 3-H		G5-3		G4-3		4	0	1	1	0	0	4
35 Jason Jaramillo, S (7, 2) OBP: 0.200, SLG: 0.320				1B						1	0	0	0	0	0	1
85 Lastings Milledge, R (1, 7) OBP: 0.373, SLG: 0.333		6 S 1B		E3 6 1B 15 3B G4-3			5 G3 15 1B 1B		G4-3	4	1	2	0	0	0	2
58 John Raynor, R (8, 8) OBP: 0.289, SLG: 0.429										1	0	0	0	0	0	0
6 Jeff Clement, L (1, 3) OBP: 0.339, SLG: 0.442	P4 1-2			15 3B 1-2 1B	F7		P3		P4	5	1	1	0	0	0	2
15 Andy LaRoche, R (1, 5) OBP: 0.271, SLG: 0.432	HBP			57 2B 1-H 2-H 3B	K		5 G3 1-2 1B		K	3	1	2	2	0	1	0
24 Delwyn Young, S (8, 4) OBP: 0.345, SLG: 0.660										1	0	0	0	0	1	0
57 Zach Duke, L (1, 1) OBP: 0.750, SLG: 1.500	P3		3 1B 22 SF9 3-H 2B	K		G3 1-2 2-3				2	1	1	1	0	0	2
Corey Hamman, L (4, 1)										1	0	0	0	0	1	0
53 Brendan Donnelly, R (5, 1)										0	0	0	0	0	0	0
70 Jack Taschner, L (6, 1)										0	0	0	0	0	0	0
5 Ramón Vázquez, L (7, PH) OBP: 0.206, SLG: 0.156										1	0	0	0	0	0	2
(7, 6)																
2 Bobby Crosby, R (1, 6) OBP: 0.306, SLG: 0.511		22 CS 1B	BBBB	22 SF9 3 1B 41 1B BB		BBBB 3 1B BB		G4-3		2	1	1	0	2	0	2
83 Jeff Sues, R (7, 1)										0	0	0	0	0	0	0
Inning Stats	R: 0 E: 0 K: 1 S: 5 H: 0 LOB: 0 BB: 0 P: 5	R: 0 E: 0 K: 0 S: 5 H: 1 LOB: 2 BB: 0 P: 6	R: 0 E: 0 K: 0 S: 6 H: 3 LOB: 2 BB: 0 P: 6	R: 5 E: 1 K: 0 S: 9 H: 5 LOB: 2 BB: 1 P: 13	R: 0 E: 0 K: 2 S: 7 H: 0 LOB: 0 BB: 0 P: 7	R: 0 E: 0 K: 0 S: 4 H: 1 LOB: 2 BB: 1 P: 8	R: 0 E: 0 K: 0 S: 5 H: 2 LOB: 2 BB: 0 P: 5	R: 0 E: 1 K: 0 S: 4 H: 0 LOB: 1 BB: 0 P: 4	R: 0 E: 0 K: 1 S: 5 H: 0 LOB: 0 BB: 0 P: 5	1B: 10 2B: 1 3B: 1 HR: 0	SF: 1 SAC: 0 DP: 0 HBP: 1						

AB	39
R	5
H	12
RBI	5
BB	2
SO	4
LOB	22

PITCHER		IP	WLS	BF	H	R	ER	SO	BB	IBB	HBP	BLK	WP	HR	S	P	ERA	WHIP
35 Justin Verlander, R ERA: 5.48	(1, 1)	5.1	W	29	10	5	3	3	2	0	1	0	0	0	34	43	5.06	2.250
40 Phil Coke, L ERA: 4.09	(6, 1)	1.2	H	7	2	0	0	0	0	0	0	0	0	0	7	7	0.00	1.200
36 Brad Thomas, L ERA: 2.25	(8, 1)	1.0	H	4	0	0	0	0	0	0	0	0	0	0	4	4	0.00	0.000
46 Jose Valverde, R ERA:	(9, 1)	1.0	S	3	0	0	0	1	0	0	0	0	0	0	5	5	0.00	0.000

PITCHER		IP	WLS	BF	H	R	ER	SO	BB	IBB	HBP	BLK	WP	HR	S	P	ERA	WHIP
57 Zach Duke, L ERA: 6.27	(1, 1)	3.2	L	20	9	8	8	3	1	0	0	0	0	1	27	33	19.64	2.727
Corey Hamman, L ERA:	(4, 1)	0.1		2	2	0	0	0	0	0	0	0	0	0	2	2	0.00	6.000
53 Brendan Donnelly, R ERA: 5.19	(5, 1)	1.0		3	1	0	0	1	0	0	0	0	0	0	5	5	0.00	1.000
70 Jack Taschner, L ERA: 1.64	(6, 1)	1.0		3	0	0	0	1	0	0	0	0	0	0	5	5	0.00	0.000
83 Jeff Sues, R ERA: 2.45	(7, 1)	2.0		7	1	0	0	1	0	0	0	0	0	0	9	9	0.00	0.500

BOTTOM

Pittsburgh Pirates @ Detroit Tigers

Joker Marchant Stadium, Lakeland, FL

Wed Mar 31 2010, 1:12 PM - 3:48 PM EDT

Att. 7,628 - Sunny - 72 F

livebaseballscorecards.com

Batter	1	2	3	4	5	6	7	8	9	AB	R	H	RBI	BB	SO	LOB
25 Ryan Raburn, R (1, 8) OBP: 0.475, SLG: 0.551	K	18 2B 1-2 3-H 1B		G6-4-3 1-2f 2-3		L7				3	1	1	1	0	1	2
32 Luis Castillo, S (6, 8)										1	0	0	0	0	0	0
18 Johnny Damon, L (1, 10) OBP: 0.418, SLG: 0.580	K	1-H 2-H 2B		30 2B 3-H 1B			1B			4	1	3	3	0	1	0
30 Magglio Ordonez, R (1, 9) OBP: 0.373, SLG: 0.551	G6-3	F8		24 1B 1-H 2B			F8			4	0	1	1	0	0	2
82 Andy Dirks, L (8, 9)										0	0	0	0	0	0	0
24 Miguel Cabrera, R (1, 3) OBP: 0.406, SLG: 0.609		20 1B 9 1B 39 1B 1B	G5-3	2-H 1B			P2			4	1	2	0	0	0	1
19 Jeff Larish, L (8, 3) OBP: 0.375, SLG: 0.429										0	0	0	0	0	0	0
9 Carlos Guillen, S (1, 7) OBP: 0.306, SLG: 0.364		20 1B 39 1B 1-2 1B	F7		13 G4-6-3 1B		G3			1	1	1	0	0	0	0
32 Don Kelly, L (3, 7) OBP: 0.383, SLG: 0.569										3	0	1	0	0	0	1
13 Alex Avila, L (1, 2) OBP: 0.438, SLG: 0.550	K	G3-1			G4-6-3 1-2f			K		3	0	0	0	0	1	3
66 Robinzon Diaz, R (8, 2) OBP: 0.308, SLG: 0.280										1	0	0	0	0	1	0
20 Scott Sizemore, R (1, 4) OBP: 0.369, SLG: 0.426	39 1B 25 1B 1-2 2-3 1B			HR				F9		3	2	2	1	0	1	0
32 Will Rhymes, L (7, 4)										1	0	0	0	0	0	0
39 Ramon Santiago, S (1, 5) OBP: 0.378, SLG: 0.297	25 1B 18 2B 1-3 2-H 3-H 1B			25 4 G6-4-3 BB 18 1B 1B		F8		L7		4	2	2	2	0	0	0
Santo De Leon, R (9, 5)										0	0	0	0	0	0	0
4 Adam Everett, R (1, 6) OBP: 0.133, SLG: 0.098		F7	BBBB 1-2 25 G6-4-3 BB			SSC				2	0	0	0	1	1	2
Inning Stats	R: 0 E: 0 K: 2 S: 7 H: 0 LOB: 0 BB: 0 P: 7	R: 5 E: 0 K: 1 S: 11 H: 6 LOB: 1 BB: 0 P: 11	R: 0 E: 0 K: 0 S: 3 H: 0 LOB: 0 BB: 0 P: 3	R: 3 E: 0 K: 0 S: 8 H: 5 LOB: 2 BB: 1 P: 14	R: 0 E: 0 K: 1 S: 5 H: 1 LOB: 0 BB: 0 P: 5	R: 0 E: 0 K: 1 S: 5 H: 0 LOB: 0 BB: 0 P: 5	R: 0 E: 0 K: 0 S: 4 H: 1 LOB: 1 BB: 0 P: 4	R: 0 E: 0 K: 1 S: 5 H: 0 LOB: 0 BB: 0 P: 5		1B: 10 2B: 2 3B: 1 HR: 1	SF: 0 SAC: 0 DP: 2 HBP: 0						

AB	34
R	8
H	13
RBI	8
BB	1
SO	6
LOB	11

PITCHER		IP	WLS	BF	H	R	ER	SO	BB	IBB	HBP	BLK	WP	HR	S	P	ERA	WHIP
35 Justin Verlander, R ERA: 5.48	(1, 1)	5.1	W	29	10	5	3	3	2	0	1	0	0	0	34	43	5.06	2.250
40 Phil Coke, L ERA: 4.09	(6, 1)	1.2	H	7	2	0	0	0	0	0	0	0	0	0	7	7	0.00	1.200
36 Brad Thomas, L ERA: 2.25	(8, 1)	1.0	H	4	0	0	0	0	0	0	0	0	0	0	4	4	0.00	0.000
46 Jose Valverde, R ERA:	(9, 1)	1.0	S	3	0	0	0	1	0	0	0	0	0	0	5	5	0.00	0.000

PITCHER		IP	WLS	BF	H	R	ER	SO	BB	IBB	HBP	BLK	WP	HR	S	P	ERA	WHIP
57 Zach Duke, L ERA: 6.27	(1, 1)	3.2	L	20	9	8	8	3	1	0	0	0	0	1	27	33	19.64	2.727
Corey Hamman, L ERA:	(4, 1)	0.1		2	2	0	0	0	0	0	0	0	0	0	2	2	0.00	6.000
53 Brendan Donnelly, R ERA: 5.19	(5, 1)	1.0		3	1	0	0	1	0	0	0	0	0	0	5	5	0.00	1.000
70 Jack Taschner, L ERA: 1.64	(6, 1)	1.0		3	0	0	0	1	0	0	0	0	0	0	5	5	0.00	0.000
83 Jeff Sues, R ERA: 2.45	(7, 1)	2.0		7	1	0	0	1	0	0	0	0	0	0	9	9	0.00	0.500

TOP

Batter	1	2	3	4	5	6	7	8	9	AB	R	H	RBI	BB	SO	LOB
53 Melky Cabrera, S (1, 7) OBP: 0.338, SLG: 0.354	G3-1		L6			F9		FC5-4 4 E 4 FC5 7 SF9 1-2f		2	0	0	0	0	0	0
23 Matt Diaz, R (3, 7) OBP: 0.391, SLG: 0.361										2	0	0	0	0	0	1
Cole Miles, S (8, PR) (8, 7)										0	1	0	0	0	0	0
14 Martín Prado, R (1, 4) OBP: 0.485, SLG: 0.509	E6			G5-3		F8		FC5 5 BB 1-3		2	0	0	0	0	0	0
4 Omar Infante, R (4, 4) OBP: 0.429, SLG: 0.474										2	0	0	0	0	0	1
(5, 6)																
69 Brandon Hicks, R (8, PR) OBP: 0.311, SLG: 0.316										0	0	0	0	0	0	0
(8, 6)																
10 Chipper Jones, S (1, 5) OBP: 0.440, SLG: 0.486	K			F7		K		SF9 3-H		2	0	0	0	0	1	1
7 Brooks Conrad, S (4, 5) OBP: 0.321, SLG: 0.417										1	0	0	1	0	1	0
(5, 4)																
16 Brian McCann, L (1, 2) OBP: 0.571, SLG: 0.925	F7			1B			P3	BB 1-2		2	0	1	0	0	0	1
8 David Ross, R (4, 2) OBP: 0.429, SLG: 0.483										1	0	0	0	0	0	0
5 Clint Sammons, R (7, 2) OBP: 0.385, SLG: 0.450										0	0	0	0	1	0	0
25 Troy Glaus, R (1, 3) OBP: 0.500, SLG: 0.500		G4-3		K			G4-3	K		2	0	0	0	0	1	1
70 Freddie Freeman, L (4, 3) OBP: 0.372, SLG: 0.359										2	0	0	0	0	1	2
71 Jason Heyward, L (1, 9) OBP: 0.455, SLG: 0.463		F9			P4		1B		E4	2	0	0	0	0	0	0
78 Matt Young, L (5, 9) OBP: 0.333, SLG: 0.300										2	0	1	0	0	0	0
19 Yunel Escobar, R (1, 6) OBP: 0.365, SLG: 0.500		F8			1B		1B		F7	2	0	1	0	0	0	0
7 Joe Thurston, L (5, PR) OBP: 0.333, SLG: 0.447										2	0	1	0	0	0	1
(5, 5)																
24 Nate McLouth, L (1, 8) OBP: 0.217, SLG: 0.196			G4-3		BB		P5		K	1	0	0	0	1	0	0
90 Cory Harrilchak, L (5, PR) (5, 8)										2	0	0	0	0	1	3
20 Eric Hinske, L (1, 10) OBP: 0.481, SLG: 0.568			K		L3			23 FC5-4	F8	2	0	0	0	0	1	2
Adam Milligan, L (8, PH) OBP: 0.200, SLG: 0.200								1B		2	0	1	0	0	0	1
(8, 10)																

Inning Stats	1	2	3	4	5	6	7	8	9
	R: 0 E: 1 K: 1 S: 6	R: 0 E: 0 K: 0 S: 3	R: 0 E: 0 K: 1 S: 5	R: 0 E: 0 K: 1 S: 6	R: 0 E: 0 K: 0 S: 3	R: 0 E: 0 K: 1 S: 5	R: 0 E: 0 K: 0 S: 5	R: 1 E: 1 K: 1 S: 7	R: 0 E: 1 K: 1 S: 6
	H: 0 LOB: 1 BB: 0 P: 6	H: 0 LOB: 0 BB: 0 P: 3	H: 0 LOB: 0 BB: 0 P: 5	H: 1 LOB: 1 BB: 0 P: 6	H: 1 LOB: 2 BB: 1 P: 7	H: 0 LOB: 0 BB: 0 P: 5	H: 2 LOB: 2 BB: 0 P: 5	H: 1 LOB: 2 BB: 1 P: 11	H: 0 LOB: 1 BB: 0 P: 6

PITCHER	IP	WLS	BF	H	R	ER	SO	BB	IBB	HBP	BLK	WP	HR	S	P	ERA	WHIP
49 Eddie Bonine, R (1, 1) ERA: 3.77	4.0		14	1	0	0	3	0	0	0	0	0	0	20	20	0.00	0.250
59 Fu-Te Ni, L (5, 1) ERA: 5.56	1.0		4	1	0	0	0	1	0	0	0	1	0	3	7	0.00	2.000
54 Joel Zumaya, R (6, 1) ERA: 5.0	1.0	W	3	0	0	0	1	0	0	0	0	0	0	5	5	0.00	0.000
45 Ryan Perry, R (7, 1) ERA: 5.84	1.0	H	5	2	0	0	0	0	0	0	0	0	0	5	5	0.00	2.000
64 Josh Rainwater, R (8, 1) ERA:	1.0		6	1	1	0	1	1	0	0	0	0	0	7	11	0.00	2.000

PITCHER	IP	WLS	BF	H	R	ER	SO	BB	IBB	HBP	BLK	WP	HR	S	P	ERA	WHIP
72 Robbie Weinhardt, R (9, 1) ERA: 0.82	1.0	S	4	0	0	0	1	0	0	0	0	0	0	6	6	0.00	0.000

Atlanta Braves @ Detroit Tigers
Joker Marchant Stadium, Lakeland, FL
Thu Apr 01 2010, 1:10 PM - 3:09 PM EDT
Att. 5,248 - Sunny - 76 F

livebaseballscorecards.com

AB	33
R	1
H	5
RBI	1
BB	2
SO	6
LOB	14

1B: 5	SF: 1
2B: 1	SAC: 0
3B: 0	DP: 1
HR: 0	HBP: 0

WP: 1	PA: 36
PB: 0	
SB: 0	
CS: 0	

BOTTOM

Batter	1	2	3	4	5	6	7	8	9	AB	R	H	RBI	BB	SO	LOB
14 Austin Jackson, R (1, 8) OBP: 0.431, SLG: 0.556	K		K		F9		E2 1-3 2-H			4	0	1	0	0	2	0
18 Johnny Damon, L (1, 10) OBP: 0.431, SLG: 0.585	24 2B 1B		30 BB 1B		G6-3		SF7 3-H			3	0	2	0	0	0	0
13 Alex Avila, L (7, PH) OBP: 0.429, SLG: 0.550										0	0	0	1	0	0	0
(8, 10)																
30 Magglio Ordonez, R (1, 9) OBP: 0.389, SLG: 0.549	P4		BB 1-2			32 HR 1B	K			2	0	1	0	1	0	1
21 Steven Moya, L (6, PR) (7, 9)										1	1	0	0	0	1	1
24 Miguel Cabrera, R (1, 3) OBP: 0.403, SLG: 0.612	2B 1-3		L8			P3	K			3	0	1	0	0	0	3
19 Jeff Larish, L (7, 3) OBP: 0.367, SLG: 0.419										1	0	0	0	0	1	1
32 Don Kelly, L (1, 7) OBP: 0.375, SLG: 0.597	G4-3		L9			HR 1-H		F7		4	1	1	2	0	0	4
15 Brandon Inge, R (1, 5) OBP: 0.356, SLG: 0.500		K		G5-3		G5-3		G4-3		3	0	0	0	0	1	1
Maxwell Leon, S (8, 5)										1	0	0	0	0	0	0
20 Scott Sizemore, R (1, 4) OBP: 0.377, SLG: 0.421		66 1B HBP		K		P3		1B		3	0	1	0	0	1	1
66 Robinzon Diaz, R (1, 2) OBP: 0.345, SLG: 0.321		4 G6-4-3 1-3 1B		L6			14 1B 14 E 1B	G6-3		3	1	2	0	0	0	0
Keith Hernandez, R (8, PH) (9, 2)										1	0	0	0	0	0	1
4 Adam Everett, R (1, 6) OBP: 0.146, SLG: 0.114		G6-4-3 1-2f			F9		14 E 13 SF7 1-2 1B			3	1	1	0	0	0	2

Inning Stats	1	2	3	4	5	6	7	8	9
	R: 0 E: 0 K: 1 S: 7	R: 0 E: 0 K: 1 S: 5	R: 0 E: 0 K: 1 S: 6	R: 0 E: 0 K: 1 S: 5	R: 0 E: 0 K: 0 S: 3	R: 2 E: 0 K: 0 S: 5	R: 2 E: 1 K: 2 S: 10	R: 0 E: 0 K: 0 S: 4	
	H: 2 LOB: 2 BB: 0 P: 7	H: 1 LOB: 1 BB: 0 P: 6	H: 1 LOB: 2 BB: 1 P: 10	H: 0 LOB: 0 BB: 0 P: 5	H: 0 LOB: 0 BB: 0 P: 3	H: 2 LOB: 1 BB: 0 P: 5	H: 3 LOB: 1 BB: 0 P: 10	H: 1 LOB: 1 BB: 0 P: 4	

PITCHER	IP	WLS	BF	H	R	ER	SO	BB	IBB	HBP	BLK	WP	HR	S	P	ERA	WHIP
49 Jair Jurrjens, R (1, 1) ERA: 3.21	6.0	L	25	6	2	2	4	1	0	1	0	0	1	31	36	3.00	1.167
37 Jo-Jo Reyes, L (7, 1) ERA: 3.0	1.0		6	3	2	1	2	0	0	0	0	0	0	10	10	9.00	3.000
34 Eric O'Flaherty, L (8, 1) ERA: 2.0	1.0		4	1	0	0	0	0	0	0	0	0	0	4	4	0.00	1.000

PITCHER	IP	WLS	BF	H	R	ER	SO	BB	IBB	HBP	BLK	WP	HR	S	P	ERA	WHIP

Atlanta Braves @ Detroit Tigers
Joker Marchant Stadium, Lakeland, FL
Thu Apr 01 2010, 1:10 PM - 3:09 PM EDT
Att. 5,248 - Sunny - 76 F

livebaseballscorecards.com

AB	32
R	4
H	10
RBI	3
BB	1
SO	6
LOB	15

1B: 8	SF: 1
2B: 1	SAC: 0
3B: 0	DP: 1
HR: 1	HBP: 1

WP: 0	PA: 35
PB: 0	
SB: 0	
CS: 0	

Detroit Tigers @ Houston Astros

Osceola County Stadium, Kissimmee, FL

Thu Apr 01 2010, 1:11 PM - 3:43 PM EDT

Att. 3,325 - Sunny - 73 F

TOP

Batter	1	2	3	4	5	6	7	8	9	AB	R	H	RBI	BB	SO	LOB
73 Gustavo Nunez, S (1, 6) OBP: 0.267, SLG: 0.214	S S S 0-3 ① K		x 0-0 ③ G3-1			B B B B 4-0 BB	x 0-0 1-2 3-H 1B		x 0-0 FC6-5 2B	2	0	0	0	0	1	0
64 Hernán Pérez, R (6, PH) OBP: 0.750, SLG: 1.000 (6, 6)										2	0	2	1	1	0	0
64 Justin Henry, L (1, 4) Shawn Roof, R (8, 4)	x 0-0 ② G4-3			x 0-0 ① L9		x 0-0 ① SF9 2-3 3-H	x 0-0 ② P5		x 0-0 ② FC6-5 2-3	3	0	0	1	0	0	2
										1	0	0	0	0	0	1
25 Deik Scram, L (1, 8) OBP: 0.100, SLG: 0.100	x 0-0 ③ G6-3			x 0-0 ② G6-3		S S S 0-3 ② K	x 0-0 ③ F8		x 0-0 ③ G6-3	5	0	0	0	0	1	5
79 Avisaíl García, R (1, 9) OBP: 0.500, SLG: 0.400		H 1-0 K2-3 S HBP		x 0-0 ③ G5-3		x 0-0 ③ G6-3		x 0-0 S 1B		3	0	1	0	0	0	2
82 Andy Dirks, L (1, 7) 26 Michael Rockett, R (6, 7)		x 0-0 ① F8			x 0-0 ① L7		S S S 0-3 ① K	x 0-0 ① F9		2	0	0	0	0	0	1
										2	0	0	0	0	1	1
Michael Bertram, L (1, 3) OBP: 0.750, SLG: 0.500	B S S S 1-3 ② K2-3 1-3				B B B B 4-0 75 G6-4-3 BB		x 0-0 BB 75 1B 75 1B 1B	B B B B 4-0 1-2 BB		2	1	1	0	2	1	1
75 Francisco Martinez, R (1, 5) OBP: 0.200, SLG: 0.200	S S S 0-3 ③ K				x 0-0 ② ③ G6-4-3 1-2f		x 0-0 1-2 BB 75 1B 1B	x 0-0 ② F6		4	1	1	0	0	1	4
Devin Thomas, S (1, 10)			x 0-0 ① G4-3			B B B B 4-0 75 2B 64 SF9 BB	B B B B 4-0 75 1B 64 1B 1-2 2-3 BB	x 0-0 ③ G3		2	2	0	0	2	0	2
Andy Bouchie, R (1, 2) 75 Eric Roof, L (6, PH) OBP: 0.500, SLG: 0.750 (6, 2)			x 0-0 ② F9			x 0-0 64 SF9 1-3 2B	x 0-0 64 1B 1-3 2-H 3-H 1B		x 0-0 ① G6-3	1	0	0	0	0	0	0
										3	0	2	2	0	0	0
Inning Stats	R: 0 E: 0 K: 1 S: 5 H: 0 LOB: 0 BB: 0 P: 5	R: 0 E: 0 K: 2 S: 7 H: 0 LOB: 1 BB: 0 P: 9	R: 0 E: 0 K: 0 S: 3 H: 0 LOB: 0 BB: 0 P: 3	R: 0 E: 0 K: 0 S: 3 H: 0 LOB: 0 BB: 0 P: 3	R: 0 E: 0 K: 0 S: 2 H: 0 LOB: 0 BB: 1 P: 6	R: 1 E: 0 K: 1 S: 6 H: 1 LOB: 2 BB: 2 P: 14	R: 3 E: 0 K: 1 S: 9 H: 4 LOB: 2 BB: 1 P: 13	R: 0 E: 0 K: 0 S: 4 H: 1 LOB: 2 BB: 1 P: 8	R: 0 E: 0 K: 0 S: 4 H: 1 LOB: 1 BB: 0 P: 4	1B: 5 2B: 2 3B: 0 HR: 0		SF: 1 SAC: 0 DP: 1 HBP: 1		WP: 0 PB: 0 SB: 2 CS: 0		PA: 39	

livebaseballscorecards.com

PITCHER		IP	WLS	BF	H	R	ER	SO	BB	IBB	HBP	BLK	WP	HR	S	P	ERA	WHIP
41 Casey Daigle, R ERA: 0.57	(1, 1)	4.0		13	0	0	0	3	0	0	1	0	0	0	18	20	0.00	0.000
47 Jeff Fulchino, R ERA: 1.8	(5, 1)	1.0	H	3	0	0	0	0	1	0	0	0	0	0	2	6	0.00	1.000
48 Tim Byrdak, L ERA: 8.0	(6, 1)	1.0	H	6	1	1	1	1	2	0	0	0	0	0	6	14	9.00	3.000
37 Brandon Lyon, R ERA: 7.5	(7, 1)	1.0	L	8	4	3	3	1	1	0	0	0	0	0	9	13	27.00	5.000
86 T.J. Burton, R ERA:	(8, 1)	1.0		5	1	0	0	0	1	0	0	0	0	0	4	8	0.00	2.000

PITCHER		IP	WLS	BF	H	R	ER	SO	BB	IBB	HBP	BLK	WP	HR	S	P	ERA	WHIP
22 Matt Lindstrom, R ERA:	(9, 1)	1.0		4	1	0	0	0	0	0	0	0	0	0	4	4	0.00	1.000

AB	32
R	4
H	7
RBI	4
BB	5
SO	5
LOB	19

BOTTOM

Batter	1	2	3	4	5	6	7	8	9	AB	R	H	RBI	BB	SO	LOB
21 Michael Bourn, L (1, 8) OBP: 0.319, SLG: 0.400	S S S 0-3 ① K		x 0-0 ① G3			x 0-0 ① F7		x 0-0 ② G4-3 2-3		2	0	0	0	0	1	0
26 Cory Sullivan, L (4, 7) OBP: 0.267, SLG: 0.375										2	0	0	0	0	0	1
90 Collin DeLome, L (9, 7) OBP: 0.250, SLG: 0.250										0	0	0	0	0	0	0
12 Tommy Manzella, R (1, 6) OBP: 0.286, SLG: 0.412	x 0-0 ② F9		x 0-0 ② F7			x 0-0 ② P4		x 0-0 ③ F9		4	0	0	0	0	0	2
Marcos Cabral, R (9, 6)										0	0	0	0	0	0	0
4 Jason Michaels, R (1, 9) OBP: 0.308, SLG: 0.535	x 0-0 2B		x 0-0 ③ G6-3			S S S 0-3 ③ K			x 0-0 ① G4-3	2	0	1	0	0	0	0
87 Drew Locke, R (4, 9) OBP: 0.375, SLG: 0.875										2	0	0	0	0	1	0
45 Carlos Lee, R (1, 10) OBP: 0.391, SLG: 0.659	x 0-0 ③ G5-3			x 0-0 ① G6-3			x 0-0 ① P5		S S S 0-3 ② K	2	0	0	0	0	0	1
27 Geoff Blum, S (7, PH) (8, 10) OBP: 0.246, SLG: 0.304										1	0	0	0	0	0	0
55 Humberto Quintero, R (9, PH) OBP: 0.279, SLG: 0.250										1	0	0	0	0	1	0
77 Pedro Feliz, R (1, 3) OBP: 0.421, SLG: 0.604		x 0-0 23 HR 1B		x 0-0 ② P2			x 0-0 ② F8		x 0-0 ③ F8	2	1	1	0	0	0	0
16 Chris Shelton, R (5, 3) OBP: 0.345, SLG: 0.540										2	0	0	0	0	0	0
23 Chris Johnson, R (1, 5) OBP: 0.387, SLG: 0.782	S X 0-1 1-H HR			S S S 0-3 ③ K			x 0-0 2B			2	1	1	2	0	1	0
64 Drew Meyer, L (5, 5) OBP: 0.333, SLG: 0.474 (8, 4)										1	0	1	0	0	0	0
3 Kazuo Matsui, S (1, 4) OBP: 0.377, SLG: 0.453	x 0-0 ① G6-3				x 0-0 ① P6		x 0-0 ③ G6-3			2	0	0	0	0	0	0
8 Jeff Keppinger, R (6, 4) OBP: 0.291, SLG: 0.250										1	0	0	0	0	0	1
Jhon Florentino, R (8, 5)										0	0	0	0	0	0	0
46 J.R. Towles, R (1, 2) OBP: 0.356, SLG: 0.488	S S S 0-3 ② K				x 0-0 ② P3			x 0-0 ① F8		2	0	0	0	0	1	0
36 Kevin Cash, R (6, 2) OBP: 0.294, SLG: 0.286										1	0	0	0	0	0	0
11 Jason Bourgeois, R (1, 7) OBP: 0.387, SLG: 0.500 (4, 8)	x 0-0 ③ G1-3				S S S 0-3 ③ K			x 0-0 26 G4-3 2B		3	0	1	0	0	1	0
95 Jay Austin, L (8, PR) OBP: 1.000, SLG: 1.000 (9, 8)										0	0	0	0	0	0	0
Inning Stats	R: 0 E: 0 K: 1 S: 6 H: 1 LOB: 1 BB: 0 P: 6	R: 2 E: 0 K: 1 S: 8 H: 2 LOB: 0 BB: 0 P: 8	R: 0 E: 0 K: 0 S: 3 H: 0 LOB: 0 BB: 0 P: 3	R: 0 E: 0 K: 1 S: 5 H: 0 LOB: 0 BB: 0 P: 5	R: 0 E: 0 K: 1 S: 5 H: 0 LOB: 0 BB: 0 P: 5	R: 0 E: 0 K: 1 S: 5 H: 0 LOB: 0 BB: 0 P: 5	R: 0 E: 0 K: 0 S: 4 H: 1 LOB: 1 BB: 0 P: 4	R: 0 E: 0 K: 0 S: 4 H: 1 LOB: 2 BB: 0 P: 4	R: 0 E: 0 K: 1 S: 5 H: 0 LOB: 0 BB: 0 P: 5	1B: 1 2B: 3 3B: 0 HR: 1		SF: 0 SAC: 0 DP: 1 HBP: 0		WP: 0 PB: 0 SB: 0 CS: 0		PA: 32	

PITCHER		IP	WLS	BF	H	R	ER	SO	BB	IBB	HBP	BLK	WP	HR	S	P	ERA	WHIP
Ryan Ketchner, L ERA: 4.5	(1, 1)	4.0		15	3	2	2	3	0	0	0	0	0	1	22	22	4.50	0.750
Luis Marte, R ERA:	(5, 1)	2.0	W	6	0	0	0	2	0	0	0	0	0	0	10	10	0.00	0.000
62 Zach Simons, R ERA:	(7, 1)	2.0	H	8	2	0	0	0	0	0	0	0	0	0	8	8	0.00	1.000
55 Jared Gayhart, R ERA:	(9, 1)	1.0	S	3	0	0	0	1	0	0	0	0	0	0	5	5	0.00	0.000

AB	32
R	2
H	5
RBI	2
BB	0
SO	6
LOB	5

Detroit Tigers @ Milwaukee Brewers

Miller Park, Milwaukee, WI

Fri Apr 02 2010, 7:11 PM - 9:46 PM CDT

Att. 17,260 - Partly Cloudy - 75 F

livebaseballscorecards.com

TOP

Batter	1	2	3	4	5	6	7	8	9	AB	R	H	RBI	BB	SO	LOB
14 Austin Jackson, R (1, 8) OBP: 0.429, SLG: 0.588	C FF 84 X FF 84 0-1 HR	1 SAFE D CU 68 B FC 81 1 SAFE F FC 82 S FC 80 X CU 68 2-2 ③ FC6-4 1-2f			B SL 86 F FF 92 C FF 93 X FF 94 1-2 ② G4-3		B SL 81 X SL 84 1-0 1B		B FF 93 F FF 93 B FF 93 C FF 93 S SL 78 2-3 ② K	5	1	2	1	0	1	1
18 Johnny Damon, L (1, 10) OBP: 0.413, SLG: 0.552	F FF 84 X CU 66 0-1 ① P3		B FC 79 C FF 83 F FF 83 F FF 84 B FF 86 X FF 84 2-2 ① L5		B FF 92 F FF 93 B FF 92 X SL 79 2-1 ③ G6-3		B FF 88 1 SAFE X FF 88 1-0 ③ G5-3		T FF 92 B SL 80 X FF 92 1-1 1B	5	0	1	0	0	0	1
30 Magglio Ordonez, R (1, 9) OBP: 0.404, SLG: 0.538 25 Ryan Raburn, R (6, 9) OBP: 0.459, SLG: 0.529	B FF 84 F FC 81 S FC 84 B FC 82 B CU 67 B FC 82 4-2 BB		B SI 84 B FF 84 B FC 81 B FF 84 4-0 24 G4-3 BB			C SI 94 B SL 84 F SI 93 C SI 94 1-3 ① K	F FF 88 F CU 81 B CU 81 B FC 89 B CU 79 X FC 87 3-2 ① G5-3	S SL 78 S FF 91 B FF 92 S SL 79 1-3 ③ K		1	0	0	0	2	1	0
										2	0	0	0	0	1	1
24 Miguel Cabrera, R (1, 3) OBP: 0.400, SLG: 0.614 19 Jeff Larish, L (6, 3) OBP: 0.380, SLG: 0.432	F FC 82 F SI 85 C FC 82 0-3 ② K		C FF 84 C CU 68 F CU 70 X FC 82 0-2 ② G4-3 1-2			F SL 85 X SI 94 0-1 32 G4-3 2B	B FF 89 B CH 82 B FF 88 F FF 88 X FF 88 3-1 15 1B 32 1B 13 FC3-2 1B			3	0	1	0	0	1	2
										1	0	1	0	0	0	0
32 Don Kelly, L (1, 7) OBP: 0.368, SLG: 0.576	B FC 82 B FF 85 C FC 81 S FC 84 B CU 71 C FC 82 3-3 ③ K		C CU 68 B CU 69 X FC 82 1-1 ③ F7			B SI 94 C SL 84 S SI 94 F SI 95 F SL 86 B FF 95 X SL 85 2-2 ② G4-3 2-3		X FF 89 0-0 13 FC3-2 15 1B 1-2 1B		4	0	1	0	0	1	3
15 Brandon Inge, R (1, 5) OBP: 0.388, SLG: 0.581		B CU 66 X FC 80 1-0 HR		B FF 82 C FF 83 B CH 76 C FC 82 S CU 68 2-3 ① K		B SI 95 C SL 85 S SL 85 D SI 95 B SL 86 F SL 82 B SI 94 4-2 BB		B CU 80 C CU 79 F FF 88 X CU 80 1-2 13 FC3-2 1-2 2-3 1B		3	1	2	1	1	1	0
12 Gerald Laird, R (1, 2) OBP: 0.275, SLG: 0.490 13 Alex Avila, L (7, 2) OBP: 0.420, SLG: 0.537	C FF 82 S SI 83 X FF 85 0-2 ① G4-3		B FF 84 B FF 83 X FF 84 2-0 ② F8		B SI 95 B SL 86 F SI 94 1 SAFE F SI 95 F SI 94 X SL 86 2-2 ③ F7		F FF 88 S CU 81 B CH 88 F FF 88 F CU 82 B CU 78 X CH 86 2-2 ② FC3-2 1-2 2-3 3-Hf			3	0	0	0	0	0	2
										1	0	0	0	0	0	3
20 Scott Sizemore, R (1, 4) OBP: 0.380, SLG: 0.424 78 Danny Worth, R (6, 4)	C FF 84 X CH 77 0-1 14 FC6-4 1B		B FF 83 F FF 84 X CH 74 1-1 ③ L6				X FF 88 0-0 ① G6-3	B CU 80 F FF 88 C SL 80 S CU 80 1-3 ③ K		2	0	1	0	0	0	0
										2	0	0	0	0	1	3
4 Adam Everett, R (1, 6) OBP: 0.135, SLG: 0.104	1 SAFE 1 SAFE F FC 82 D FF 85 T FF 85 S CU 68 1-3 ② K				B FF 92 C FF 92 S FF 92 F FF 93 S SL 86 1-3 ① K		C FF 88 B FF 88 C CH 81 B SL 83 S CH 84 2-3 ② K		B FF 91 X FF 91 1-0 ① F8	4	0	0	0	0	3	1

Inning Stats	1	2	3	4	5	6	7	8	9
	R: 1 E: 0 K: 2 S: 12	R: 1 E: 0 K: 1 S: 12	R: 0 E: 0 K: 0 S: 10	R: 0 E: 0 K: 1 S: 6	R: 0 E: 0 K: 1 S: 9	R: 0 E: 0 K: 1 S: 17	R: 0 E: 0 K: 1 S: 6	R: 0 E: 0 K: 1 S: 17	R: 0 E: 0 K: 2 S: 9
	H: 1 LOB: 1 BB: 1 P: 19	H: 2 LOB: 1 BB: 0 P: 16	H: 0 LOB: 1 BB: 1 P: 17	H: 0 LOB: 0 BB: 0 P: 11	H: 0 LOB: 0 BB: 0 P: 13	H: 1 LOB: 2 BB: 1 P: 26	H: 1 LOB: 1 BB: 0 P: 10	H: 3 LOB: 3 BB: 0 P: 27	H: 1 LOB: 1 BB: 0 P: 14

1B: 6 SF: 0
2B: 1 SAC: 0
3B: 0 DP: 0
HR: 2 HBP: 0

WP: 0 PA: 39
PB: 0
SB: 0
CS: 0

PITCHER	IP	WLS	BF	H	R	ER	SO	BB	IBB	HBP	BLK	WP	HR	S	P	ERA	WHIP
25 Doug Davis, L (1, 1) ERA: 5.23	4.0	W	17	3	2	2	4	2	0	0	0	0	2	40	63	4.50	1.250
32 LaTroy Hawkins, R (5, 1) ERA: 5.14	1.0	H	3	0	0	0	1	0	0	0	0	0	0	9	13	0.00	0.000
60 Todd Coffey, R (6, 1) ERA: 3.46	1.0	H	5	1	0	0	1	1	0	0	0	0	0	17	26	0.00	2.000
12 Carlos Villanueva, R (7, 1) ERA: 6.14	1.0	H	4	1	0	0	1	0	0	0	0	0	0	6	10	0.00	1.000
98 David Johnson, R (8, 1) ERA: 3.86	1.0	H	6	3	0	0	1	0	0	0	0	0	0	17	27	0.00	3.000

PITCHER	IP	WLS	BF	H	R	ER	SO	BB	IBB	HBP	BLK	WP	HR	S	P	ERA	WHIP
70 Zach Braddock, L (9, 1) ERA:	1.0	S	4	1	0	0	2	0	0	0	0	0	0	9	14	0.00	1.000

BOTTOM

Batter	1	2	3	4	5	6	7	8	9	AB	R	H	RBI	BB	SO	LOB
23 Rickie Weeks Jr., R (1, 4) OBP: 0.426, SLG: 0.526 2 Joe Inglett, L (8, 4) OBP: 0.340, SLG: 0.342	C FF 92 B FF 93 X SL 83 1-1 ① G6-3	B FF 93 C SL 83 C FF 94 S CH 82 1-3 ③ K			B SL 82 S SL 81 F FF 93 C FF 96 1-3 ③ K			C FF 94 B FF 95 B FF 94 B FS 85 X SI 95 3-1 ① F7		3	0	0	0	0	2	1
										1	0	0	0	0	0	0
27 Carlos Gómez, R (1, 8) OBP: 0.319, SLG: 0.371	S FF 92 L SI 95 B FF 95 X CH 81 1-2 8 G5-4-3 1B		F FF 89 F FF 92 B CH 83 B CH 80 F FF 94 B FF 94 F FF 94 F FF 94 X SL 83 3-2 ① G6-3			B SL 78 S SL 81 F FF 90 F FF 92 F CH 79 X FF 89 1-2 ① F8		B FS 87 B FF 95 F FF 94 X FF 95 2-1 ② G4-3		4	0	1	0	0	0	0
8 Ryan Braun, R (1, 7) OBP: 0.309, SLG: 0.490 63 Adam Stern, L (6, PR) OBP: 0.480, SLG: 0.614 (7, 7)	X SL 83 0-0 ② G5-4-3 1-2f		B FF 94 B FF 95 C FF 94 C FF 95 B CH 84 F FF 94 S FF 95 3-3 ② K			F FF 91 B FF 90 X CH 82 1-1 28 E 1B		B FS 87 X FF 95 1-0 66 S 1B		3	0	1	0	0	1	1
										1	0	1	0	0	0	0
28 Prince Fielder, L (1, 3) OBP: 0.338, SLG: 0.448 66 Taylor Green, L (7, 3) OBP: 0.263, SLG: 0.125		S SI 92 C FF 93 X FF 93 0-2 ① G3	S CH 83 S FF 96 F FF 97 B CH 85 X FF 97 1-2 ③ G4-3			C FF 94 1 SAFE 1 SAFE X FF 93 0-1 ② P5 1-2		B FF 96 C FF 96 B FS 86 C FF 96 F FS 87 B FF 96 F FF 96 X FF 95 3-2 ③ F8 1-3		3	0	0	0	0	0	1
										1	0	0	0	0	0	1
14 Casey McGehee, R (1, 5) OBP: 0.261, SLG: 0.274 30 Craig Counsell, L (6, PR) OBP: 0.378, SLG: 0.500 (7, 5)		B FF 94 F FF 93 B FF 94 B FF 93 B FF 93 4-1 9 1B 1 1B BB	S FF 90 C FF 92 X CH 81 0-2 ① F9			B SL 82 T FF 91 B FF 92 B FF 90 F FF 91 B FF 94 4-2 BB				1	1	0	0	2	0	0
										0	0	0	0	0	0	0
9 Gregg Zaun, S (1, 2) OBP: 0.511, SLG: 0.643 16 George Kottaras, L (5, 2) OBP: 0.421, SLG: 0.694		X FF 90 0-0 21 1B 1 1B 22 1B 1-3 1B	C CH 82 B CH 83 F FF 91 X FF 93 1-2 ② G4-3			X FF 92 0-0 ③ F9				2	1	1	0	0	0	0
										1	0	0	0	0	0	2
1 Corey Hart, R (1, 9) OBP: 0.190, SLG: 0.300		C SL 82 B FF 94 B FF 93 S SL 84 B SL 83 X FF 93 3-2 21 1B 22 1B 1-2 3-H 1B	B FF 92 C CH 82 B SL 84 X SI 92 2-1 ③ G5-3				X SI 92 0-0 21 G6-4-3 1B			3	1	2	1	0	0	0
21 Alcides Escobar, R (1, 6) OBP: 0.365, SLG: 0.441		C FF 92 X FF 91 0-1 22 1B 1-2 2-3 1B			B FF 88 X FF 88 1-0 ① F8		L SI 92 D SL 87 B FF 92 X SI 91 2-1 ①② G6-4-3 1-2f			3	0	1	0	0	0	1
22 Jody Gerut, L (1, 10) OBP: 0.203, SLG: 0.351		C SL 83 X SI 92 0-1 ② 1-3 2-H 3-H 1B			C FF 92 B CH 81 C CH 81 S SL 84 1-3 ② K		B CU 78 X SI 93 1-0 ③ G4-3			3	0	1	2	0	1	0

Inning Stats	1	2	3	4	5	6	7	8	9
	R: 0 E: 0 K: 0 S: 6	R: 3 E: 0 K: 1 S: 15	R: 0 E: 0 K: 1 S: 14	R: 0 E: 0 K: 0 S: 8	R: 0 E: 0 K: 2 S: 7	R: 0 E: 1 K: 0 S: 12	R: 0 E: 0 K: 0 S: 4	R: 0 E: 0 K: 0 S: 10	
	H: 1 LOB: 0 BB: 0 P: 8	H: 4 LOB: 1 BB: 1 P: 23	H: 0 LOB: 0 BB: 0 P: 21	H: 0 LOB: 0 BB: 0 P: 11	H: 0 LOB: 0 BB: 0 P: 10	H: 1 LOB: 2 BB: 1 P: 18	H: 1 LOB: 0 BB: 0 P: 7	H: 1 LOB: 1 BB: 0 P: 19	

1B: 8 SF: 0
2B: 0 SAC: 0
3B: 0 DP: 2
HR: 0 HBP: 0

WP: 0 PA: 31
PB: 0
SB: 2
CS: 0

PITCHER	IP	WLS	BF	H	R	ER	SO	BB	IBB	HBP	BLK	WP	HR	S	P	ERA	WHIP
37 Max Scherzer, R (1, 1) ERA: 6.23	6.0	L	24	6	3	3	4	2	0	0	0	0	0	62	91	4.50	1.333
36 Brad Thomas, L (7, 1) ERA: 2.08	1.0		3	1	0	0	0	0	0	0	0	0	0	4	7	0.00	1.000
46 Jose Valverde, R (8, 1) ERA:	1.0		4	1	0	0	0	0	0	0	0	0	0	10	19	0.00	1.000

PITCHER	IP	WLS	BF	H	R	ER	SO	BB	IBB	HBP	BLK	WP	HR	S	P	ERA	WHIP

TOP

Batter	1	2	3	4	5	6	7	8	9	AB	R	H	RBI	BB	SO	LOB
14 Austin Jackson, R (1, 8) OBP: 0.434, SLG: 0.616	C SI 86 F CH 81 H SI 86 1-2 30 S 30 HR HBP		S CH 79 B CH 78 B CU 68 T SI 86 F SI 86 B CU 67 X SI 86 3-2 ① F9		C SI 86 X CU 68 0-1 1-H HR		B FF 81 B FF 82 C CH 80 B SL 74 X FF 82 3-1 25 HR 1B	C FF 94 B CH 83 C FS 82 B CU 79 F FF 94 X FF 92 2-2 ② F8	C FF 91 D SL 79 X FF 92 X SL 76 1-2 ③ F9	5	3	2	2	0	0	2
18 Johnny Damon, L (1, 7) OBP: 0.415, SLG: 0.550 25 Ryan Raburn, R (3, PR) OBP: 0.469, SLG: 0.611 (3, 7)	D SI 85 C SI 86 1 SAFE X CH 80 1-1 ① F8		S CH 83 B CH 80 T SI 86 F SI 86 B CU 68 X SI 87 2-2 1B		C SI 87 X CH 80 0-1 24 1B 2B		B FF 82 C FF 81 X FF 82 1-1 1-H HR	F CH 84 B FS 83 F SI 93 X SI 94 1-2 ③ F9		2 3	0 2	1 2	0 2	0 0	0 0	1 0
30 Magglio Ordonez, R (1, 9) OBP: 0.407, SLG: 0.593 19 Jeff Larish, L (3, 9) OBP: 0.396, SLG: 0.511	B SI 86 B SI 85 X FC 80 2-0 1-H HR		C SI 86 F SI 86 1 SAFE F SI 86 F SI 86 S CU 67 0-3 ② K		F SI 86 S CH 80 B SI 85 X CH 81 1-2 ② P5		B SL 77 B FF 82 C FF 81 B FF 83 X FF 84 3-1 9 FC5-4 1B		B FF 90 B SI 88 C SI 88 B SI 90 S CH 84 X SI 86 3-2 HR	2 3	1 1	1 2	2 1	0 0	1 0	1 1
24 Miguel Cabrera, R (1, 3) OBP: 0.397, SLG: 0.603 32 Don Kelly, L (5, PR) OBP: 0.357, SLG: 0.559 (5, 3)	C CU 68 X SI 86 0-1 ② G4-3		F SI 85 F FC 80 X CU 68 0-2 ③ G6-3		X SI 85 0-0 2-H 1B		C SL 76 C FF 84 B SL 78 S SL 77 1-3 ① K		B CH 77 X SI 86 1-0 ① P5	3 2	0 0	1 0	1 0	0 1	0 1	1 1
9 Carlos Guillen, S (1, 10) OBP: 0.313, SLG: 0.356	B SI 86 X SI 86 1-0 ③ G4-3			X CH 81 0-0 15 G5-4-3 1B	B SI 85 B SI 84 C SI 85 X SI 85 2-1 ③ F8		F FF 82 X SL 75 0-1 ② FC5-4 78 S 78 HR 1-2f		B CH 77 B SI 87 S CH 78 B FF 87 F SI 86 F SI 88 B CH 78 4-2 78 FC6-4 BB	4	1	1	0	1	0	2
15 Brandon Inge, R (1, 5) OBP: 0.365, SLG: 0.543 78 Danny Worth, R (6, 5) OBP: 0.333, SLG: 1.000		X SI 85 0-0 ① F9		B CH 79 B SI 85 X SI 84 2-0 ①② G5-4-3 1-2f	C FF 89 C CH 78 F SI 88 C CU 74 0-3 ① K		B CH 73 C CH 73 C SI 88 B CU 76 X SI 86 2-2 1-H HR		C SI 87 X SL 79 0-1 ② FC6-4 20 1B 13 WP 39 2B 1-2f	3 2	0 2	0 1	0 2	0 0	1 0	1 1
12 Gerald Laird, R (1, 2) OBP: 0.296, SLG: 0.519 13 Alex Avila, L (6, 2) OBP: 0.442, SLG: 0.548	C SI 86 F SI 85 B CU 68 F SI 86 B SI 87 X SI 86 2-2 1B			X SI 84 0-0 ③ L6	B SI 89 B FF 90 F FF 88 B FC 86 X FF 88 3-1 2B		B FF 87 S CH 74 B SI 87 F CH 75 X SI 88 2-2 20 FC5-4 1B		1 SAFE D SI 86 B SL 77 B SI 86 C SI 88 C SI 89 B SI 90 4-2 20 1B 39 2B 1-2 BB	3 1	0 1	2 1	0 1	0 0	0 0	0 0
20 Scott Sizemore, R (1, 4) OBP: 0.368, SLG: 0.406	C SI 85 B SI 85 1 SAFE X SI 86 1-1 ② F9				C SI 84 B SI 79 T SI 85 B SI 85 B CU 68 F SI 86 X SI 85 3-2 ① F9		B SI 89 S CH 78 B SI 89 F SI 88 F CU 75 X SI 90 2-2 ② P3	C FF 87 1 SAFE S FF 87 X CU 76 0-2 ③ FC5-4 1-2f	C SL 78 B SI 89 S SL 81 F FF 90 D SL 80 X SI 89 2-2 39 2B 1-2 2-3 1B	5	0	1	0	0	0	3
39 Ramon Santiago, S (1, 6) OBP: 0.380, SLG: 0.317	C CU 66 B SI 85 F SI 85 1 SAFE S CU 66 1-3 ③ K		F SI 85 C CH 82 B FC 79 H SI 86 2-2 14 HR HBP	F FF 90 X CH 80 0-1 ③ F7			B FF 92 F FF 91 B FF 93 C FS 82 B FF 93 T SI 92 3-2 ① K		D CH 78 C SI 88 X SI 90 1-1 1-3 2-H 3-H 2B	4	1	1	2	0	2	2
Inning Stats	R: 2 E: 0 K: 0 S: 8 H: 1 LOB: 0 BB: 0 P: 13	R: 0 E: 0 K: 1 S: 10 H: 1 LOB: 1 BB: 0 P: 14	R: 0 E: 0 K: 1 S: 16 H: 1 LOB: 1 BB: 0 P: 21	R: 0 E: 0 K: 0 S: 3 H: 1 LOB: 0 BB: 0 P: 5	R: 3 E: 0 K: 0 S: 16 H: 3 LOB: 1 BB: 0 P: 24	R: 0 E: 0 K: 1 S: 12 H: 1 LOB: 1 BB: 0 P: 17	R: 4 E: 0 K: 1 S: 20 H: 5 LOB: 1 BB: 0 P: 32	R: 0 E: 0 K: 1 S: 10 H: 0 LOB: 0 BB: 0 P: 16	R: 3 E: 0 K: 0 S: 20 H: 3 LOB: 2 BB: 2 P: 36	1B: 8 2B: 3 3B: 0 HR: 5 SF: 0 SAC: 0 DP: 1 HBP: 2						

PITCHER		IP	WLS	BF	H	R	ER	SO	BB	IBB	HBP	BLK	WP	HR	S	P	ERA	WHIP
31 Dave Bush, R ERA: 5.32	(1, 1)	5.0		23	7	5	5	2	0	0	2	0	0	2	53	77	9.00	1.400
38 Chris Narveson, L ERA:	(6, 1)	1.0	H	4	1	0	0	1	0	0	0	0	0	0	12	17	0.00	1.000
57 Mitch Stetter, L ERA: 15.0	(7, 1)	0.2		5	3	3	3	1	0	0	0	0	0	1	11	19	40.50	4.500
52 Chris Smith, R ERA: 4.3	(7, 1)	0.1	B	3	2	1	1	0	0	0	0	0	0	1	9	13	27.00	6.000
26 Manny Parra, L ERA: 5.03	(8, 1)	1.0		3	0	0	0	1	0	0	0	0	0	0	10	16	0.00	0.000

PITCHER		IP	WLS	BF	H	R	ER	SO	BB	IBB	HBP	BLK	WP	HR	S	P	ERA	WHIP
46 Claudio Vargas, R ERA: 5.59	(9, 1)	0.2		7	3	3	3	0	2	0	0	0	1	1	17	32	40.50	7.500
70 Zach Braddock, L ERA:	(9, 1)	0.1	W	1	0	0	0	0	0	0	0	0	0	0	3	4	0.00	0.000

Detroit Tigers @ Milwaukee Brewers
Miller Park, Milwaukee, WI
Sat Apr 03 2010, 1:11 PM - 4:36 PM CDT
Att. 18,975 - Roof Closed - 70 F

livebaseballscorecards.com

AB	42
R	12
H	16
RBI	12
BB	2
SO	5
LOB	16

BOTTOM

Batter	1	2	3	4	5	6	7	8	9	AB	R	H	RBI	BB	SO	LOB
23 Rickie Weeks Jr., R (1, 4) OBP: 0.429, SLG: 0.517 30 Craig Counsell, L (4, 4) OBP: 0.367, SLG: 0.477 (6, 6)	C FF 90 B SI 91 B SI 90 B FF 91 F SI 90 X SI 90 3-2 ① G3-1		B SL 79 C SL 79 H SI 90 2-1 1-2 HBP		C FF 98 B CU 82 B SI 98 B FF 98 X SI 98 3-1 E6 8 1B 27 1B 15 HBP 1-3 2-H 3-H	C FF 90 B FF 90 B FF 88 X SL 77 2-1 8 G5-3 1-3 1B		F FF 90 B FF 90 B FF 90 X CU 78 2-1 ② P6	C SI 92 X SL 84 0-1 E1 1-2 2-H 3-H	1 4	0 1	0 1	0 1	0 0	0 0	0 3
27 Carlos Gómez, R (1, 8) OBP: 0.320, SLG: 0.370 22 Jody Gerut, L (5, PR) OBP: 0.197, SLG: 0.339 (6, 8)	C SI 90 X SL 80 0-1 ② B3		C SI 89 B SI 90 B SI 90 X SI 90 2-1 ③ G5-3		D CU 82 B FF 97 F FF 97 X FF 98 2-1 15 HBP 8 1B 14 2B 1-2 3-H 1B	F FF 88 C FF 94 B SI 92 F SL 82 X FF 91 1-2 ① P3		B CU 80 X FF 92 1-0 ③ L8		3 2	0 1	1 0	1 0	0 0	0 0	2 3
8 Ryan Braun, R (1, 7) OBP: 0.300, SLG: 0.464	C SI 90 B SI 92 B FF 91 X SI 90 2-1 ③ G5-3			B SL 79 F SI 88 B SL 82 B SL 80 X SI 88 3-1 ① G5-3	B CH 80 B FF 94 B FF 92 C SI 93 X FF 92 3-1 ② 15 HBP 14 2B 1-2 2-3 1B	B SI 87 B FF 88 B SI 87 C FF 89 T FF 88 X FF 89 3-2 ② G5-3 1-2 3-H			C SI 91 C C 0-3 ① K	5	1	1	1	0	1	1
28 Prince Fielder, L (1, 3) OBP: 0.324, SLG: 0.426 66 Taylor Green, L (6, 3) OBP: 0.286, SLG: 0.118		X SI 89 0-0 ① G3		B SI 86 S SI 89 X CH 80 1-1 ② G1-3	S CU 82 D CU 82 B CU 82 F FF 93 B FF 94 F SI 95 S CU 82 3-3 ② K	X FF 92 0-0 ③ G4-3			B F C F H 2-2 93 1B 93 DI 16 1B HBP	3 1	0 1	0 0	0 0	0 0	1 0	3 1
15 Jim Edmonds, L (1, 10) OBP: 0.382, SLG: 0.500		C SI 87 B CH 79 X FF 90 1-1 14 G4-3 1B		F SI 87 B SI 88 F FF 91 F SI 90 S CH 80 1-3 ③ K	B FF 93 H SI 92 2-0 14 2B 16 1B 1-2 2-3 3-H HBP		C SI 88 S FF 90 B FF 92 X SI 89 1-2 ① 1B		F B C D F C 2-3 ② K	4	1	2	1	0	2	1
14 Casey McGehee, R (1, 5) OBP: 0.274, SLG: 0.303 93 Ray Olmedo, S (7, PR) OBP: 0.333, SLG: 0.370 (8, 5)		F SL 80 B SI 90 B SI 89 F SI 89 X SI 90 2-2 ②③ G4-3 1-2f			C SI 86 X SI 87 0-1 ① G1-3 B CH 84 B SI 94 X FF 93 2-1 1-3 2-H 3-H 16 1B 2B B SI 89 C SI 88 F SI 90 X SI 92 2-1 1-2 3-H 21 BB 30 E 2B B FF 88 C SI 91 C FF 90 1-3 2-H 3-H 1B B SI 90 B SI 88 B FF 88 4-0 21 BB 30 E BB B FF 88 C SI 91 C FF 90 1-3 K	X SI 88 0-0 16 CS 1B		B S F X SI 93 1-2 16 1B 16 DI 1 1B 1-3 1B	4 1	1 1	2 1	2 1	0 0	0 0	1 0
9 Gregg Zaun, S (1, 2) OBP: 0.531, SLG: 0.682 16 George Kottaras, L (5, PR) OBP: 0.433, SLG: 0.692 (6, 2) 63 Adam Stern, L (9, PR) OBP: 0.480, SLG: 0.614			B SI 87 B SI 89 C SI 88 X SI 89 2-1 23 HBP 1B				C SL 79 B SL 79 1 SAFE C SI 89 B SI 90 F SI 92 1 SAFE S CU 81 2-3 ②③ K 1-2		B SI 91 X 1-0 2 BB 1 1B 30 E 1-3 3-H 1B	2 3 0	0 1 1	2 2 0	0 3 0	0 1 0	0 1 0	0 1 0
1 Corey Hart, R (1, 9) OBP: 0.221, SLG: 0.313			C SL 80 C SL 80 X FF 92 0-2 ① F8					X CH 86 0-0 1B	B SI 91 B SI 91 X SI 92 2-0 2 BB 30 E 1-2 3-H 1B	4	2	2	1	1	1	4
21 Alcides Escobar, R (1, 6) OBP: 0.369, SLG: 0.433 2 Joe Inglett, L (5, PR) OBP: 0.358, SLG: 0.350 (6, 4)			B SI 90 C SI 90 S SI 89 F SI 89 F SI 92 S SL 81 2-3 ② K		B CU 81 B SI 98 B SI 98 C FF 98 B SI 98 4-1 30 E 27 1B 1-2 2-3 BB	L FF 87 C SI 89 B SI 93 X SI 88 1-2 30 1B 8 G5-3 1B		B FF 87 X FF 87 1-0 ① F7	C SL 81 B SL 82 B SI 91 C SI 91 B FF 94 B 4-2 30 E 1-2 2-3 BB	1 2	0 2	0 1	0 0	1 1	1 0	1 1
Inning Stats	R: 0 E: 0 K: 0 S: 7 H: 0 LOB: 0 BB: 0 P: 12	R: 0 E: 0 K: 0 S: 6 H: 1 LOB: 1 BB: 0 P: 9	R: 0 E: 0 K: 1 S: 13 H: 1 LOB: 2 BB: 0 P: 21	R: 0 E: 0 K: 1 S: 8 H: 0 LOB: 0 BB: 0 P: 13	R: 8 E: 1 K: 2 S: 22 H: 5 LOB: 3 BB: 2 P: 47	R: 1 E: 0 K: 0 S: 13 H: 2 LOB: 1 BB: 0 P: 20	R: 0 E: 0 K: 1 S: 8 H: 2 LOB: 1 BB: 0 P: 11	R: 0 E: 0 K: 0 S: 5 H: 1 LOB: 1 BB: 0 P: 9	R: 4 E: 1 K: 2 S: 19 H: 3 LOB: 2 BB: 1 P: 31	1B: 13 2B: 2 3B: 0 HR: 0 SF: 0 SAC: 0 DP: 1 HBP: 3						

PITCHER		IP	WLS	BF	H	R	ER	SO	BB	IBB	HBP	BLK	WP	HR	S	P	ERA	WHIP
48 Rick Porcello, R ERA: 1.21	(1, 1)	4.1		15	2	0	0	2	0	0	1	0	0	0	36	57	0.00	0.462
54 Joel Zumaya, R ERA: 8.0	(5, 1)	0.0		5	2	3	3	0	2	0	0	0	0	0	6	19	∞	∞
40 Phil Coke, L ERA: 6.35	(5, 1)	0.1	B	4	2	3	1	1	0	0	1	0	0	0	8	18	27.00	6.000
64 Josh Rainwater, R ERA:	(5, 1)	0.1		2	1	2	2	1	0	0	0	0	0	0	6	8	54.00	3.000
21 Dontrelle Willis, L ERA: 3.22	(6, 1)	3.0		12	5	1	1	1	0	0	0	0	0	0	26	40	3.00	1.667

PITCHER		IP	WLS	BF	H	R	ER	SO	BB	IBB	HBP	BLK	WP	HR	S	P	ERA	WHIP
72 Robbie Weinhardt, R ERA: 2.31	(9, 1)	0.2	L	8	3	4	2	2	1	0	1	0	0	0	19	31	27.00	6.000

Detroit Tigers @ Milwaukee Brewers
Miller Park, Milwaukee, WI
Sat Apr 03 2010, 1:11 PM - 4:36 PM CDT
Att. 18,975 - Roof Closed - 70 F

livebaseballscorecards.com

AB	40
R	13
H	15
RBI	10
BB	3
SO	7
LOB	22

TOP

Batter	1	2	3	4	5	6	7	8	9	AB	R	H	RBI	BB	SO	LOB
14 Austin Jackson, R (1, 8) OBP: 0.200, SLG: 0.400	F9	L6			K		18 2B 2B	K		5	1	1	1	0	2	1
18 Johnny Damon, L (1, 7) 32 Don Kelly, L (8, 7) OBP: 0.400, SLG: 0.600	G4-3		F9			30 1B 24 1B 1B	24 1B 2B	G4-3		5 0	2 0	2 0	2 0	0 0	0 0	0 0
30 Magglio Ordonez, R (1, 9) OBP: 0.400, SLG: 0.600	9 E 2B		G6-3			15 FC5 24 1B 1B	K		G6-3	5	1	2	0	0	1	1
24 Miguel Cabrera, R (1, 3) OBP: 0.600, SLG: 0.500	9 E BB		G6-3			12 FC5 15 FC5 1B	9 1B 15 2B 1B		K2-3	4	1	2	2	1	1	0
9 Carlos Guillen, S (1, 10) OBP: 0.400, SLG: 0.400	E5			15 G5-4-3 1B	F7		15 2B 1B		G3	5	1	2	0	0	0	3
15 Brandon Inge, R (1, 5) OBP: 0.250, SLG: 0.500	K			G5-4-3	FC5 12 FC5		1H 2H 2B			4	0	1	2	0	1	5
12 Gerald Laird, R (1, 2)		F7		K	FC5		K			4	0	0	0	0	2	3
20 Scott Sizemore, R (1, 4)		P3			G5-3		BB			3	1	0	0	1	1	1
4 Adam Everett, R (1, 6) OBP: 0.500, SLG: 0.500 39 Ramon Santiago, S (7, PH) OBP: 0.500, SLG: 0.500 (7, 6)	1B				K		14 2B 18 2B 1B		G3	2 2	0 1	1 1	0 0	0 0	1 0	0 0
Inning Stats	R: 1 E: 1 K: 1 S: 12 H: 1 LOB: 2 BB: 1 P: 23	R: 0 E: 0 K: 0 S: 9 H: 1 LOB: 1 BB: 0 P: 15	R: 0 E: 0 K: 0 S: 4 H: 0 LOB: 0 BB: 0 P: 10	R: 0 E: 0 K: 1 S: 8 H: 1 LOB: 0 BB: 0 P: 12	R: 0 E: 0 K: 2 S: 11 H: 0 LOB: 0 BB: 0 P: 17	R: 1 E: 0 K: 0 S: 12 H: 3 LOB: 2 BB: 0 P: 19	R: 6 E: 0 K: 3 S: 26 H: 6 LOB: 1 BB: 1 P: 39	R: 0 E: 0 K: 1 S: 7 H: 0 LOB: 0 BB: 0 P: 13	R: 0 E: 0 K: 1 S: 5 H: 0 LOB: 0 BB: 0 P: 6	1B: 8 2B: 4 3B: 0 HR: 0 SF: 0 SAC: 0 DP: 1 HBP: 0							

PITCHER		IP	WLS	BF	H	R	ER	SO	BB	IBB	HBP	BLK	WP	HR	S	P	ERA	WHIP
23 Zack Greinke, R ERA: 1.5	(1, 1)	6.0		25	6	2	1	4	1	0	0	0	0	0	56	96	1.50	1.167
56 Roman Colon, R ERA:	(7, 1)	0.0		2	1	2	2	0	1	0	0	0	0	0	4	10	∞	∞
51 Robinson Tejeda, R ERA: 81.0	(7, 1)	0.1	L	4	3	2	2	1	0	0	0	0	0	0	13	17	54.00	9.000
37 Juan Cruz, R ERA: 6.75	(7, 1)	1.1		6	2	2	2	3	0	0	0	0	0	0	13	20	13.50	1.500
67 John Parrish, L ERA:	(8, 1)	0.1		1	0	0	0	0	0	0	0	0	0	0	3	5	0.00	0.000
40 Kyle Farnsworth, R ERA:	(9, 1)	1.0		3	0	0	0	1	0	0	0	0	0	0	5	6	0.00	0.000

Detroit Tigers @ Kansas City Royals
Kauffman Stadium, Kansas City, MO
Mon Apr 05 2010, 3:12 PM - 6:17 PM CDT
Att. 40,052 - Partly Cloudy - 73 F

livebaseballscorecards.com

AB	39
R	8
H	12
RBI	7
BB	2
SO	9
LOB	14

BOTTOM

Batter	1	2	3	4	5	6	7	8	9	AB	R	H	RBI	BB	SO	LOB
9 David DeJesus, L (1, 9) OBP: 0.400, SLG: 0.400	22 SH3 1B		K		22 S 16 1B 1B		P5		G1-3	5	1	2	0	0	1	4
22 Scott Podsednik, L (1, 7) OBP: 0.500, SLG: 0.333	SH3		K		16 1B BB		1-2 2-H 1B		G3-1	3	0	1	0	1	1	2
16 Billy Butler, R (1, 3) OBP: 0.250, SLG: 0.250	G5-3		G6-3		1-3 2-H 3-H 1B		P3			4	0	1	2	0	0	3
24 Rick Ankiel, L (1, 8)	G4-3			K	K			G3-1		4	0	0	0	0	2	3
6 Jose Guillen, R (1, 10) OBP: 0.250, SLG: 0.250		3 HR 1B		P2		G6-3		G6-3		4	1	1	0	0	0	0
8 Willie Bloomquist, R (1, 5)		K		K		G1-3		K		4	0	0	0	0	3	1
3 Yuniesky Betancourt, R (1, 6) OBP: 0.250, SLG: 1.000		1-H HR			P5	K			G5-3	4	1	1	2	0	1	0
18 Jason Kendall, R (1, 2) OBP: 0.500, SLG: 0.333		L7			F9		17 1B 22 1B 1B		9 G1-3 17 E BB	3	0	1	0	1	0	0
17 Chris Getz, L (1, 4) OBP: 0.500, SLG: 0.500		F9			9 1B 9 S 16 1B 1B		1-2 22 1B 1B		FC3 9 G1-3 1-2	4	1	2	0	0	0	1
Inning Stats	R: 0 E: 0 K: 0 S: 8 H: 1 LOB: 1 BB: 0 P: 11	R: 2 E: 0 K: 1 S: 16 H: 2 LOB: 0 BB: 0 P: 23	R: 0 E: 0 K: 2 S: 11 H: 0 LOB: 0 BB: 0 P: 17	R: 0 E: 0 K: 2 S: 7 H: 0 LOB: 0 BB: 0 P: 9	R: 2 E: 0 K: 1 S: 22 H: 3 LOB: 2 BB: 1 P: 33	R: 0 E: 0 K: 1 S: 6 H: 0 LOB: 0 BB: 0 P: 7	R: 0 E: 0 K: 0 S: 13 H: 3 LOB: 2 BB: 0 P: 20	R: 0 E: 0 K: 1 S: 5 H: 0 LOB: 0 BB: 0 P: 7	R: 0 E: 1 K: 0 S: 15 H: 0 LOB: 2 BB: 1 P: 24	1B: 8 2B: 0 3B: 0 HR: 1 SF: 0 SAC: 1 DP: 0 HBP: 0							

PITCHER		IP	WLS	BF	H	R	ER	SO	BB	IBB	HBP	BLK	WP	HR	S	P	ERA	WHIP
35 Justin Verlander, R ERA: 7.2	(1, 1)	5.0		22	6	4	4	6	1	0	0	0	0	1	64	93	7.20	1.400
54 Joel Zumaya, R ERA:	(6, 1)	1.0	W	4	1	0	0	1	0	0	0	0	0	0	10	12	0.00	1.000
40 Phil Coke, L ERA:	(7, 1)	0.2		3	2	0	0	0	0	0	0	0	0	0	7	11	0.00	3.000
45 Ryan Perry, R ERA:	(7, 1)	1.1	H	4	0	0	0	1	0	0	0	0	0	0	7	11	0.00	0.000
46 Jose Valverde, R ERA:	(9, 1)	1.0		5	0	0	0	0	1	0	0	0	0	0	15	24	0.00	1.000

Detroit Tigers @ Kansas City Royals
Kauffman Stadium, Kansas City, MO
Mon Apr 05 2010, 3:12 PM - 6:17 PM CDT
Att. 40,052 - Partly Cloudy - 73 F

livebaseballscorecards.com

AB	35
R	4
H	9
RBI	4
BB	2
SO	8
LOB	14

WP: 0 PB: 0 SB: 2 CS: 0 PA: 41

Detroit Tigers @ Kansas City Royals

Kauffman Stadium, Kansas City, MO

Wed Apr 07 2010, 7:12 PM - 12:44 AM CDT

Att. 10,574 - Rain - 45 F

TOP

Batter	1	2	3	4	5	6	7	8	9	10	11	AB	R	H	RBI	BB	SO	LOB
14 Austin Jackson, R (1, 8) OBP: 0.300, SLG: 0.600	C FF 96 B FF 97 X SI 96 1-1 G5-3 ①		B SI 94 X SI 94 1-0 3B			C FF 91 X KC 77 0-1 18 G4-6-3 1B		C FF 93 S FF 94 B S FF 94 1-3 K ③		B CH 82 B SI 92 S CH 82 S FF 94 S CH 84 2-3 K ②		5	0	2	0	0	2	4
18 Johnny Damon, L (1, 7) OBP: 0.200, SLG: 0.300	B SI 96 F FF 96 C FF 96 B FF 96 X SI 97 2-2 G5-3 ②		C KC 77 F SI 94 B FF 94 S KC 80 1-3 K2-3 ③			1 SAFE 1 SAFE X SI 93 0-0 G4-6-3 ① ② 1-2f			B FF 92 C FF 92 C FF 94 B CU 70 B CH 89 S FF 92 3-3 K ①	C FF 90 B FF 89 F SL 82 1 SAFE F SL 82 X FF 90 1-2 L7 ③		5	0	0	0	0	2	4
25 Ryan Raburn, R (11, 7)												0	0	0	0	0	0	0
30 Magglio Ordonez, R (1, 9) OBP: 0.400, SLG: 0.500	B FF 97 F SI 96 C SL 86 F FC 88 B SI 96 F SL 85 X SI 96 2-2 24 FC6-4 1B			B FF 92 X SI 94 1-0 G6-3 ①		C SI 92 B KC 77 F SL 85 B FF 95 X KC 77 2-2 L7 ③			B FF 93 F FF 92 B FF 92 C FF 93 B FF 92 F FF 94 S FF 93 3-3 K ②		X SI 93 0-0 24 1B 9 1B 1B	5	0	2	0	0	1	0
32 Don Kelly, L (11, PR) (11, 9)												0	1	0	0	0	0	0
24 Miguel Cabrera, R (1, 3) OBP: 0.500, SLG: 0.778	X SI 94 0-0 FC6-4 ③ 1-2f			B FC 91 C FF 94 C SL 85 F FF 96 B SL 87 T SI 95 2-2 K ②			B SI 93 F SL 86 S FF 95 X SL 86 1-2 G5-3 ①		S FF 94 F SL 83 F FF 93 B CU 68 F FF 93 F SL 82 B CH 88 F CU 68 F FF 94 2-2 X FF 93 HR		1 SAFE X FF 94 0-0 12 CS 9 1B 1-2 1B	5	1	2	1	0	1	1
9 Carlos Guillen, S (1, 10) OBP: 0.400, SLG: 0.400		B FF 94 B CH 84 X FF 96 2-0 F7 ①		B CH 86 B CH 86 X SI 95 2-0 G4-3 ③			B CH 87 X FF 93 1-0 G3 ②		C FF 92 X FF 93 0-1 15 WP 1B		C SI 93 B SI 91 X CH 88 1-1 12 CS 1-2 2-H 1B	5	0	2	1	0	0	0
15 Brandon Inge, R (1, 5) OBP: 0.222, SLG: 0.333		B SI 96 X SI 94 1-0 13 G6-4-3 1B		B FF 93 C SI 95 B SL 86 X FF 93 2-1 G5-3 ①			C SL 85 X SI 95 0-1 F8 ③		C FF 92 D SL 84 X FF 92 1-1 L7 ③ 1-2		B SL 86 D SL 86 S SI 96 D FF 96 F FF 94 X SL 88 3-2 F4 ①	5	0	1	0	0	0	3
13 Alex Avila, L (1, 2) OBP: 0.333, SLG: 0.333	B KC 79 C CH 86 1 SAFE X SI 95 1-1 G6-4-3 ② ③ 1-2f		S CH 86 B CH 87 C KC 78 C SI 96 B KC 78 X FF 96 2-2 P6 ②			B KC 76 C CH 83 X SI 95 1-1 20 SH3 1B				B SI 93 F FF 91 B SI 94 X SI 91 2-1 F7 ①	2 SAFE B SL 84 B SI 96 C SI 95 C B FC 91 X SL 88 3-2 P6 ② ③ 1-2 2-3	3	0	1	0	0	0	1
12 Gerald Laird, R (8, PR) (8, 2)												2	0	0	0	0	0	2
20 Scott Sizemore, R (1, 4)			C SI 94 B KC 79 F SI 94 X KC 79 1-2 G5-3 ①		B FF 96 B FF 93 S SI 96 F FF 94 B KC 79 B FF 96 4-2 BB			1 SAFE C SL 84 X SL 84 0-1 SH3 ① 1-2		B SI 94 B CH 83 F SI 93 C SI 93 B SI 95 B SI 94 4-2 39 1B BB		1	0	0	0	2	0	0
39 Ramon Santiago, S (1, 6) OBP: 0.333, SLG: 0.333			C FF 97 X SI 94 0-1 G4-3 ②		1 SAFE B SI 94 X SI 94 1-0 G4-3 ③			B KC 77 T FF 91 X SI 94 1-1 F7 ②		B SI 93 1 SAFE C CH 79 F CH 82 F SI 95 1 SAFE F CH 85 F SI 94 F FF 95 2-2 B CH 83 X CH 86 1-3 1B		4	0	1	0	0	0	3
Inning Stats	R: 0 E: 0 K: 0 S: 11 H: 1 LOB: 1 BB: 0 P: 16	R: 0 E: 0 K: 0 S: 4 H: 1 LOB: 0 BB: 0 P: 8	R: 0 E: 0 K: 1 S: 9 H: 1 LOB: 1 BB: 0 P: 12	R: 0 E: 0 K: 1 S: 6 H: 0 LOB: 0 BB: 0 P: 11	R: 0 E: 0 K: 0 S: 9 H: 0 LOB: 1 BB: 1 P: 18	R: 0 E: 0 K: 0 S: 6 H: 1 LOB: 0 BB: 0 P: 8	R: 0 E: 0 K: 0 S: 6 H: 0 LOB: 0 BB: 0 P: 8	R: 0 E: 0 K: 1 S: 9 H: 1 LOB: 2 BB: 0 P: 12	R: 1 E: 0 K: 2 S: 19 H: 2 LOB: 1 BB: 0 P: 28	R: 0 E: 0 K: 1 S: 18 H: 1 LOB: 2 BB: 1 P: 29	R: 1 E: 0 K: 0 S: 10 H: 3 LOB: 2 BB: 0 P: 17	1B: 9 2B: 0 3B: 1 HR: 1 SF: 0 SAC: 1 DP: 2 HBP: 0						

PITCHER		IP	WLS	BF	H	R	ER	SO	BB	IBB	HBP	BLK	WP	HR	S	P	ERA	WHIP
44 Luke Hochevar, R ERA:	(1, 1)	7.2		27	5	0	0	2	1	0	0	0	0	0	89	57	0.00	0.783
48 Joakim Soria, R ERA: 6.75	(8, 1)	1.1	B	6	2	1	1	3	0	0	0	0	1	1	32	22	6.75	1.500
51 Robinson Tejeda, R ERA: 27.0	(10, 1)	0.2		4	1	0	1	1	1	0	0	0	0	0	24	14	0.00	3.000
67 John Parrish, L ERA:	(10, 1)	0.1		1	0	0	0	0	0	0	0	0	0	0	5	4	0.00	0.000
40 Kyle Farnsworth, R ERA: 4.5	(11, 1)	1.0	W	5	3	1	1	0	0	0	0	0	0	0	17	10	9.00	3.000

PITCHER	IP	WLS	BF	H	R	ER	SO	BB	IBB	HBP	BLK	WP	HR	S	P	ERA	WHIP

	AB	R	H	RBI	BB	SO	LOB
	40	2	11	2	2	6	18

1B: 9	SF: 0
2B: 0	SAC: 1
3B: 1	DP: 2
HR: 1	HBP: 0

WP: 1	PA: 43
PB: 0	
SB: 0	
CS: 2	

livebaseballscorecards.com

BOTTOM

Batter	1	2	3	4	5	6	7	8	9	10	11	AB	R	H	RBI	BB	SO	LOB
9 David DeJesus, L (1, 9) OBP: 0.200, SLG: 0.200	B FF 91 C FF 92 C FF 93 B SL 86 X FF 93 2-2 L8 ①		C CH 81 B FF 92 B CH 83 F CH 84 B FF 95 X FF 94 3-2 L7 ③		B CH 82 B CH 82 C FF 93 F FF 93 F FF 94 C FF 93 2-3 K ③			B FF 95 B FF 93 C FF 94 X FF 94 2-1 G6-3 ①		X SI 92 0-0 G3 ② 2-3		5	0	0	0	0	1	5
22 Scott Podsednik, L (1, 7) OBP: 0.444, SLG: 0.167	C FF 92 B SI 93 B FF 92 B FF 94 B FF 93 4-1 13 G4-6-3 BB			C SL 84 B FF 92 X FF 91 1-1 G6-3 ①		C FF 91 F CH 82 B CH 83 F FF 92 X SL 86 1-2 G4-3 ①		B FF 94 B FF 93 B FF 94 B FF 94 4-0 16 S 13 S BB		B FF 93 B FF 93 C FF 95 B FF 94 C FF 95 X FF 94 3-2 G4-3 ③		3	0	0	0	2	0	1
13 Alberto Callaspo, S (1, 5) OBP: 0.200, SLG: 0.800	F FF 92 C FF 92 F FF 94 1 SAFE F FF 93 X SL 84 0-2 G4-6-3 ② ③ 1-2f			C SL 84 B CH 82 F FF 93 S CH 84 1-3 K ②		B FF 92 F CH 81 B FF 92 X FF 92 2-1 F7 ②		C CU 80 F SI 99 B SI 100 D CU 83 B CU 82 F SI 101 F CU 82 X SI 100 3-2 P3 ② 1-2			B FS 85 F FF 95 F FF 95 B FS 86 B FS 86 X FF 96 3-2 HR	5	1	1	1	0	1	2
16 Billy Butler, R (1, 3) OBP: 0.222, SLG: 0.222		C FF 92 X SL 85 0-1 F9 ①		C FF 95 X FF 93 0-1 P3 ③		C FF 93 B FF 91 B FF 93 X CH 84 2-1 L8 ③		F SI 100 C SI 100 B FF 102 B B F CU 83 F X 3-2 G4-3 ③ 2-3			S FF 97 C FS 87 X FS 87 0-2 24 2B 24 E 1B	5	0	1	0	0	0	1
8 Willie Bloomquist, R (11, PR)												0	1	0	0	0	0	0
24 Rick Ankiel, L (1, 8) OBP: 0.222, SLG: 0.333	B FF 92 B SI 92 S FF 93 C FF 95 S FF 94 2-3 K ②		S CH 81 B FF 95 F FF 92 B FF 95 X CH 83 2-2 F7 ①				X SL 74 0-0 G3 ①		C FF 88 X SL 83 0-1 6 G6-4-3 1B		X FF 96 0-0 E4 1-H 2B	5	0	2	0	0	1	0
6 Jose Guillen, R (1, 10) OBP: 0.250, SLG: 0.143	B FF 92 C FF 92 F FF 93 B FF 94 X FF 91 2-2 F8 ③		H FF 93 1-0 3 FC5-4 HBP				B SI 86 B CH 79 C SI 85 B CH 79 X SI 85 3-1 G6-3 ②		B FF 93 S CH 84 B FF 95 X SI 92 3-1 G6-4-3 ① ② 1-2f			3	0	0	0	0	0	1
3 Yuniesky Betancourt, R (1, 6) OBP: 0.375, SLG: 0.714		F FF 91 T CH 81 B FF 94 H FF 92 2-2 17 G3 HBP	F FC 90 X SL 85 0-1 FC5-4 ② 18 1B 1-2f				B SI 88 F SI 87 X CH 79 1-1 18 BB 17 1B 1B		B SI 95 B SI 92 F FF 92 B SI 93 X FF 94 3-1 G2-3 ③			3	1	1	0	0	0	1
18 Jason Kendall, R (1, 2) OBP: 0.625, SLG: 0.400		C FF 90 B FF 89 X FF 92 1-1 F7 ①	B FF 91 C FF 90 C SL 84 F FF 91 F CH 83 X SL 85 1-2 17 BB 1-3 1B				B SI 86 1 SAFE C SI 87 B SL 77 B SI 86 B SI 86 4-1 17 1B 1-2 BB			B FF 92 B FF 92 C FF 91 B FF 93 B SI 91 4-1 9 G3 17 SH3-4 BB		2	0	1	0	2	0	1
17 Chris Getz, L (1, 4) OBP: 0.571, SLG: 0.500		C FF 92 T CH 83 B FF 94 1 SAFE X FF 92 1-2 G3 ② 1-2		C FF 94 B FF 94 B FF 94 B FF 94 B FF 94 4-1 BB 1-2			B SL 75 C SL 74 X SL 76 1-1 1-3 2-H 1B ③			X FF 92 0-0 SH3-4 ① 1-2		2	0	1	1	1	0	1
Inning Stats	R: 0 E: 0 K: 0 S: 9 H: 0 LOB: 0 BB: 1 P: 15	R: 0 E: 0 K: 1 S: 8 H: 0 LOB: 0 BB: 0 P: 12	R: 0 E: 0 K: 0 S: 10 H: 0 LOB: 1 BB: 0 P: 17	R: 0 E: 0 K: 1 S: 7 H: 0 LOB: 0 BB: 0 P: 9	R: 0 E: 0 K: 1 S: 15 H: 1 LOB: 3 BB: 1 P: 25	R: 0 E: 0 K: 0 S: 8 H: 0 LOB: 0 BB: 0 P: 13	R: 1 E: 0 K: 0 S: 8 H: 2 LOB: 2 BB: 1 P: 17	R: 0 E: 0 K: 0 S: 11 H: 0 LOB: 1 BB: 1 P: 23	R: 0 E: 0 K: 0 S: 6 H: 1 LOB: 0 BB: 0 P: 12	R: 0 E: 0 K: 0 S: 6 H: 0 LOB: 1 BB: 1 P: 13	R: 2 E: 1 K: 0 S: 7 H: 3 LOB: 2 BB: 0 P: 10	1B: 5 2B: 1 3B: 0 HR: 1 SF: 0 SAC: 1 DP: 2 HBP: 2						

PITCHER		IP	WLS	BF	H	R	ER	SO	BB	IBB	HBP	BLK	WP	HR	S	P	ERA	WHIP
37 Max Scherzer, R ERA:	(1, 1)	6.0		22	1	0	0	3	2	0	2	0	0	0	57	91	0.00	0.500
59 Fu-Te Ni, L ERA: 9.0	(7, 1)	1.0		5	2	1	1	0	1	0	0	0	0	0	8	17	9.00	3.000
36 Brad Thomas, L ERA:	(8, 1)	0.1		2	0	0	0	0	1	0	0	0	0	0	2	8	0.00	3.000
54 Joel Zumaya, R ERA:	(8, 1)	0.2		2	0	0	0	0	0	0	0	0	0	0	9	15	0.00	0.000
40 Phil Coke, L ERA:	(9, 1)	2.0		7	1	0	0	0	1	0	0	0	0	0	12	25	0.00	1.000

PITCHER		IP	WLS	BF	H	R	ER	SO	BB	IBB	HBP	BLK	WP	HR	S	P	ERA	WHIP
46 Jose Valverde, R ERA: 9.0	(11, 1)	0.0	L	3	3	2	1	0	0	0	0	0	0	1	7	10	∞	∞

	AB	R	H	RBI	BB	SO	LOB
	33	3	7	2	5	3	13

WP: 0	PA: 41
PB: 0	
SB: 2	
CS: 0	

TOP

Batter	1	2	3	4	5	6	7	8	9	AB	R	H	RBI	BB	SO	LOB
14 Austin Jackson, R (1, 8) OBP: 0.333, SLG: 0.667	B FF 91 S FF 90 F FF 89 X CH 86 1-2 30 F8 2B		L FF 90 F FF 89 B FF 92 F FF 91 X FF 89 1-2 ② F9		B SL 77 B FC 86 X FF 90 2-0 ③ F8		S CH 82 B SL 88 C CU 72 F SL 85 S CH 82 1-3 ③ K		B SL 78 C SI 94 X SI 93 1-1 E8 24 1B 2-H 2B	5	1	2	1	0	1	2
18 Johnny Damon, L (1, 10) OBP: 0.200, SLG: 0.214	C FF 89 C FF 89 B FF 89 F FC 89 F FF 91 F CH 86 S FF 89 1-3 ① K		B CH 86 X CH 85 1-0 ③ G3-1			B FF 90 C FF 88 F FF 89 X FF 89 1-2 ① F7		B SL 77 B SL 84 C FF 91 S SL 86 F SL 86 B CU 75 F SL 86 B SL 87 4-2 30 1B 24 HR BB	F SI 92 B SI 92 X SI 91 1-1 ② G1-3	4	1	0	0	1	1	2
30 Magglio Ordonez, R (1, 9) OBP: 0.533, SLG: 0.786	C FF 91 D FF 89 X FF 89 1-1 ② F8 2-3			B CU 70 C CH 84 S SL 75 B FF 90 B SL 76 X FF 91 3-2 25 WP 24 1B 1B		C FF 89 B SI 89 B FF 90 B CH 86 F FF 89 F FF 92 X FC 88 3-2 HR		B SI 92 B SI 92 X SI 92 2-0 24 HR 1-2 1B	B SI 92 B FF 92 B SI 91 C SI 92 F SI 92 B SL 80 4-2 39 BB 24 1B 25 HBP BB	4	3	3	1	1	0	1
24 Miguel Cabrera, R (1, 3) OBP: 0.600, SLG: 1.000	X FF 91 0-0 ③ F8			C FF 89 S FC 88 X FF 89 0-2 25 WP 1-2 1B		B SL 74 S CH 85 B FF 91 X FF 89 2-1 9 CS 1B		F SI 92 F SI 93 X SI 94 0-2 1-H 2-H HR	S SL 80 X SI 93 0-1 25 HBP 39 BB 1-2 3-H 1B	5	1	4	4	0	0	1
9 Carlos Guillen, S (1, 7) OBP: 0.357, SLG: 0.357 39 Ramon Santiago, S (8, 4) OBP: 0.429, SLG: 0.333		C FF 89 B CH 85 B FF 88 B FF 88 X FF 88 3-1 32 WP 1B		F FC 89 B FC 89 B FF 90 X FF 89 2-1 ① F7		B FF 88 B FC 88 F FC 88 1 SAFE F FF 91 D SL 78 S CH 86 3-3 ②③ K 1-2		C SI 93 B CH 84 B SI 93 F CH 86 F FF 94 B SL 80 X SI 91 3-2 ① F7	B SI 95 B SI 93 B SI 92 C SI 92 F FF 93 B SI 91 4-2 25 HBP 1-2 2-3 BB	4 0	0 0	1 0	0 0	0 1	1 0	3 0
25 Ryan Raburn, R (1, 4) (8, 7)		B FF 88 X FF 88 1-0 ① P6		F SL 77 F FF 88 D CH 87 B FF 90 B FF 90 C FF 91 3-3 ② K 1-2 2-3			C FF 89 T CH 80 B CU 78 B SL 85 S SL 85 2-3 ① K	F SI 94 C SL 79 S FF 95 0-3 ② K	F SL 80 S SL 81 F SL 80 B SI 95 D SL 83 H CU 78 3-2 1-2 2-3 3-H HBP	4	0	0	1	0	3	3
32 Don Kelly, L (1, 5) 15 Brandon Inge, R (7, PH) OBP: 0.250, SLG: 0.417 (7, 5)		1 SAFE 1 SAFE F FF 88 S FC 88 B FF 89 B SL 76 F FF 90 X CH 87 2-2 ② F8 1-2		F FF 89 B FF 89 S FF 92 X FF 90 1-2 ③ P1			B CU 75 B CH 80 S SL 81 X FF 92 2-1 2B	B SI 92 T FF 94 S CH 83 X SI 95 1-2 ③ G6-3	B SI 94 X SI 93 1-0 ③ F9	2 3	0 0	0 1	0 0	0 0	0 0	3 3
12 Gerald Laird, R (1, 2)		B FF 89 X 1-0 ③ L8			B CH 87 T CH 85 S FC 88 F FF 90 X CH 87 1-2 ① L7		F SL 86 B CH 82 X CH 81 1-1 ② G5-3		C SI 93 X SL 79 0-1 ① B5-3	4	0	0	0	0	0	2
4 Adam Everett, R (1, 6) OBP: 0.500, SLG: 0.600			B FF 90 C FF 89 X FF 89 1-1 ① F9		C FC 87 B CU 71 S FF 91 B FF 90 X FF 92 2-2 ② F9		F SL 85 B SL 86 D SL 82 B CH 82 B FF 92 4-1 BB		C SI 93 B SI 91 B FF 93 X SI 92 2-1 14 E 2B	3	1	1	0	1	0	0
Inning Stats	R: 0 E: 0 K: 1 S: 12 H: 1 LOB: 1 BB: 0 P: 15	R: 0 E: 0 K: 0 S: 8 H: 1 LOB: 1 BB: 0 P: 15	R: 0 E: 0 K: 0 S: 7 H: 0 LOB: 0 BB: 0 P: 10	R: 0 E: 0 K: 1 S: 14 H: 2 LOB: 2 BB: 0 P: 23	R: 0 E: 0 K: 0 S: 8 H: 0 LOB: 0 BB: 0 P: 13	R: 1 E: 0 K: 1 S: 12 H: 2 LOB: 1 BB: 0 P: 21	R: 0 E: 0 K: 2 S: 12 H: 1 LOB: 2 BB: 1 P: 22	R: 3 E: 0 K: 1 S: 18 H: 2 LOB: 0 BB: 1 P: 28	R: 3 E: 1 K: 0 S: 18 H: 3 LOB: 3 BB: 2 P: 34	1B: 6 2B: 5 3B: 0 HR: 2 SF: 0 SAC: 0 DP: 1 HBP: 1	WP: 2 PB: 0 SB: 0 CS: 1 PA: 43					

PITCHER		IP	WLS	BF	H	R	ER	SO	BB	IBB	HBP	BLK	WP	HR	S	P	ERA	WHIP
19 Brian Bannister, R ERA: 1.5	(1, 1)	6.0		23	6	1	1	3	0	0	0	0	2	1	61	97	1.50	1.000
31 Dusty Hughes, L ERA: 9.0	(7, 1)	1.0	H	6	1	1	1	2	2	0	0	0	0	0	16	30	9.00	3.000
39 Luis Mendoza, R ERA: 27.0	(8, 1)	1.2	L	10	4	5	5	1	1	0	0	0	0	1	24	38	27.00	3.000
56 Roman Colon, R ERA: 54.0	(9, 1)	0.1		4	1	0	0	0	1	0	1	0	0	0	8	16	0.00	6.000

PITCHER	IP	WLS	BF	H	R	ER	SO	BB	IBB	HBP	BLK	WP	HR	S	P	ERA	WHIP

Detroit Tigers @ Kansas City Royals
Kauffman Stadium, Kansas City, MO
Thu Apr 08 2010, 1:12 PM - 6:16 PM CDT
Att. 10,909 - Sunny - 54 F

livebaseballscorecards.com

AB	38
R	7
H	12
RBI	7
BB	4
SO	6
LOB	20

BOTTOM

Batter	1	2	3	4	5	6	7	8	9	AB	R	H	RBI	BB	SO	LOB
9 David DeJesus, L (1, 9) OBP: 0.333, SLG: 0.286	B CH 85 B FF 86 B FF 88 B FF 88 4-0 13 G6-4-3 22 1B 6 1B BB		C FF 89 F SL 82 X SL 86 0-2 16 WP 22 1B 16 1B 1B		B SI 87 1 SAFE C SL 80 X FF 90 1-1 ① B5 1-2		1 SAFE B SI 92 F CH 83 1 SAFE D CH 83 X SI 91 2-1 22 1B 1-2 1B		C FF 94 B FS 86 B FS 85 X FF 95 2-1 ② G4-3	4	2	2	0	1	0	1
22 Scott Podsednik, L (1, 7) OBP: 0.571, SLG: 0.455	C FF 84 F CH 85 B FF 89 B SI 87 B FF 90 1 SAFE X FF 87 3-2 13 G6-4-3 1-2 1B		X SI 89 0-0 6 G5-3 16 1B 1-2 1B		X FF 90 0-0 13 G5-4-3 2-3 1B		C SI 91 B CH 81 X CH 83 1-1 1-2 2-3 1B		C FF 96 S FF 94 B FF 94 T FF 96 1-2 ③ K	5	0	4	0	0	1	0
13 Alberto Callaspo, S (1, 5) OBP: 0.111, SLG: 0.444	B SI 86 F SI 85 X SI 87 1-1 ①② G6-4-3 1-2f 2-3		B SL 80 B SI 86 B FF 86 C FF 89 F FF 86 F FF 89 S CU 79 3-3 ① K		1 SAFE F FF 91 1 SAFE B SI 92 X FF 91 1-1 ②③ G5-4-3 1-2f		S CH 83 B CH 83 B SI 91 F CH 84 F SL 85 X CH 86 2-2 ③ G3			4	0	0	0	0	1	9
16 Billy Butler, R (1, 3) OBP: 0.385, SLG: 0.273	B SI 90 B SI 88 B FF 89 B FF 87 4-0 6 1B BB		C SL 83 F FF 91 B FF 91 B CU 78 X FF 93 2-2 1-2 2-H 1B			B CU 80 C SI 88 B FF 90 B SL 82 X FF 91 3-1 ① F8		B FF 97 C FF 95 B FF 96 B FF 97 B FF 95 4-1 6 2B 24 SF7 BB		2	1	1	1	2	0	0
6 Jose Guillen, R (1, 10) OBP: 0.333, SLG: 0.364 30 Mike Aviles, R (8, PR) (9, 10)	C SI 87 X FF 88 0-1 1-3 3-H 1B		C FF 89 F FF 90 D SL 82 X FF 92 1-2 ②③ G5-3 2-3f			X FF 90 0-0 ② F7		B FF 95 C SL 86 F FF 97 X SL 87 1-2 24 SF7 1-3 2B		4 0	0 0	2 0	1 0	0 0	0 0	2 0
24 Rick Ankiel, L (1, 8) OBP: 0.154, SLG: 0.250	B SL 82 X SL 81 1-0 ③ P6			B FF 88 F SI 86 B FF 92 F FF 88 X SL 83 2-2 ① G4-3		C SL 85 T FF 93 F FF 93 B FF 94 S SL 88 1-3 ③ K		B SL 86 S CH 87 D SI 90 S CH 89 F CH 88 B FF 98 F CH 87 X FF 96 3-2 ① SF7 2-3 3-H		3	0	0	1	0	1	2
3 Yuniesky Betancourt, R (1, 6) OBP: 0.250, SLG: 0.455		C FF 87 X FF 87 0-1 ① F8		F CH 85 B FF 88 B SI 88 B FF 86 X FF 86 3-1 ② F7			C SI 92 X SI 92 0-1 ① G5-3	X SL 88 0-0 ② G6-3		4	0	0	0	0	0	2
18 Jason Kendall, R (1, 2) OBP: 0.500, SLG: 0.333		B FA 86 B FA 86 C FF 88 C FF 89 S FF 88 2-3 ② K		B CH 85 C FF 88 C SL 81 F FF 90 S SL 81 1-3 ③ K			C SI 92 F SI 90 F SI 93 X SL 84 0-2 17 FC4-6 1B	B FF 97 B FF 97 X FF 98 2-0 ③ F9		4	0	1	0	0	2	2
17 Chris Getz, L (1, 4) OBP: 0.455, SLG: 0.400		C FF 90 C FF 87 B SL 83 X FF 88 1-2 ③ P3			C FF 88 F FF 92 X SI 90 0-2 22 1B 9 S 1B		C SI 92 X CH 81 0-1 ② FC4-6 22 1B 9 1B 1-2f		C FF 93 B FF 95 B FF 95 F FF 94 F FF 96 X FF 95 2-2 ① F8	4	0	1	0	0	0	1
Inning Stats	R: 1 E: 0 K: 0 S: 8 H: 2 LOB: 2 BB: 2 P: 21	R: 0 E: 0 K: 1 S: 8 H: 0 LOB: 0 BB: 0 P: 11	R: 1 E: 0 K: 1 S: 14 H: 3 LOB: 1 BB: 0 P: 20	R: 0 E: 0 K: 1 S: 9 H: 0 LOB: 0 BB: 0 P: 15	R: 0 E: 0 K: 0 S: 8 H: 2 LOB: 1 BB: 0 P: 10	R: 0 E: 0 K: 1 S: 7 H: 0 LOB: 0 BB: 0 P: 11	R: 0 E: 0 K: 0 S: 16 H: 3 LOB: 3 BB: 0 P: 21	R: 1 E: 0 K: 0 S: 11 H: 1 LOB: 2 BB: 1 P: 21	R: 0 E: 1 K: 1 S: 9 H: 0 LOB: 0 BB: 0 P: 14	1B: 10 2B: 1 3B: 0 HR: 0 SF: 1 SAC: 0 DP: 3 HBP: 0	WP: 1 PB: 0 SB: 1 CS: 0 PA: 38					

PITCHER		IP	WLS	BF	H	R	ER	SO	BB	IBB	HBP	BLK	WP	HR	S	P	ERA	WHIP
21 Dontrelle Willis, L ERA: 3.0	(1, 1)	6.0		24	7	2	2	4	2	0	0	0	1	0	54	88	3.00	1.500
49 Eddie Bonine, R ERA:	(7, 1)	1.0	W	6	3	0	0	0	0	0	0	0	0	0	16	21	0.00	3.000
45 Ryan Perry, R ERA: 3.86	(8, 1)	1.0	H	5	1	1	1	0	1	0	0	0	0	0	11	21	9.00	2.000
46 Jose Valverde, R ERA: 4.5	(9, 1)	1.0		3	0	0	0	1	0	0	0	0	0	0	9	14	0.00	0.000

PITCHER	IP	WLS	BF	H	R	ER	SO	BB	IBB	HBP	BLK	WP	HR	S	P	ERA	WHIP

Detroit Tigers @ Kansas City Royals
Kauffman Stadium, Kansas City, MO
Thu Apr 08 2010, 1:12 PM - 6:16 PM CDT
Att. 10,909 - Sunny - 54 F

livebaseballscorecards.com

AB	34
R	3
H	11
RBI	3
BB	3
SO	5
LOB	19

Cleveland Indians @ Detroit Tigers

Comerica Park, Detroit, MI

Fri Apr 09 2010, 1:09 PM - 3:41 PM EDT

Att. 45,010 - Cloudy - 38 F

livebaseballscorecards.com

TOP

Batter	1	2	3	4	5	6	7	8	9	AB	R	H	RBI	BB	SO	LOB
13 Asdrúbal Cabrera, S (1, 6) OBP: 0.389, SLG: 0.353	B SL 87 B C SI 85 C F X 2-2 17 CS 1B		B SI 92 F B SI 87 X SI 90 2-1 24 FC6 1B		C FF 90 F FF 90 S FF 92 0-3 K ③			X SI 98 0-0 F8 ①		4	0	2	0	0	1	1
24 Grady Sizemore, L (1, 8) OBP: 0.316, SLG: 0.526	C SL 90 F SI 92 B CH 81 S FF 90 1-3 K ①		B SL 78 S CH 83 1 SAFE B SI 92 X SI 94 2-1 FC6 1-2f ③			B SI 88 C SI 89 B FF 90 X SI 89 2-1 2 S 1B		C FF 99 B CU 79 S FF 98 B FF 100 B FF 99 X FF 99 3-2 3B		4	0	2	0	0	1	2
17 Shin-Soo Choo, L (1, 9) OBP: 0.263, SLG: 0.125	1 SAFE B B CH 83 C SI 91 C FF 91 B C SI 91 3-3 K ②③ 1-2			C CU 76 B SI 93 B SI 89 B SI 87 F X SI 96 3-2 F7 ①		C SL 80 F SI 92 T FF 92 0-2 K ①		B CU 81 C FF 98 B FF 98 F FF 99 B CU 79 F FF 99 S FF 100 3-3 K ②		4	0	0	0	0	3	3
48 Travis Hafner, L (1, 10) OBP: 0.222, SLG: 0.353		C SI 92 F FF 89 B SL 90 F SL 89 B SL 82 F SI 87 X FF 96 2-2 HR		B SI 97 C FF 87 X SI 92 1-1 F7 ②		S SI 92 X FF 92 0-1 F8 ②		F FF 100 X FF 99 0-1 P5 ③		4	1	1	1	0	0	2
2 Jhonny Peralta, R (1, 5) OBP: 0.412, SLG: 0.385		C B SI 92 B SL 83 F B CH 82 B SL 92 4-2 26 G4-6-3 BB		B SI 87 X FF 90 1-0 F9 ③		1 SAFE C SI 91 B CH 81 X FF 92 2-1 L9 ③ 1-2			B FF 95 C FF 93 F FF 95 F FS 85 S FS 86 1-3 K ①	3	0	0	0	1	1	1
26 Austin Kearns, R (1, 7) OBP: 0.500, SLG: 0.333		B SL 80 F SI 92 X SL 88 1-1 G4-6-3 ①② 1-2f			B SI 88 F FF 90 B SI 89 B SI 89 F SI 88 X SI 90 3-2 G5-3 ①		B SI 92 B CH 81 B SI 92 C SI 91 B SI 91 4-1 1 BB		B FF 96 B FF 93 C FF 94 F FF 94 F FF 93 F FF 96 B FS 86 F FF 95 X FF 96 3-2 1 G4-6-3 1B	3	0	1	0	1	0	1
1 Luis Valbuena, L (1, 4) OBP: 0.357, SLG: 0.182		C SI 96 B X SL 90 1-1 F7 ③			C CH 79 X CH 78 0-1 F8 ②		B SL 84 C FF 92 B SL 80 B FF 91 C SI 91 F FF 93 B SI 92 4-2 52 G4-6-3 1-2 BB		C FF 95 B FS 86 C FS 84 X FS 85 1-2 G4-6-3 ②③ 1-2f	3	0	0	0	1	0	1
25 Andy Marte, R (1, 3)			B SI 86 B FF 89 C SI 89 B SI 87 S SL 87 F SI 89 X SI 95 3-2 G5-3 ①		C CU 79 B SL 80 B FF 90 B FF 90 S SI 88 B SI 89 4-2 52 WP 52 2B BB		F FF 100 X FF 100 0-1 F7 ①			2	1	0	0	1	0	2
52 Mike Redmond, R (1, 2) OBP: 0.250, SLG: 0.286			B SI 94 X SI 90 1-0 G4-6-3 ② 1-2f		B SI 88 B CU 78 X SI 90 2-0 1-H 2B		B SI 97 X FF 98 1-0 G4-6-3 ②③ 1-2f			3	0	1	1	0	0	2
Inning Stats	R: 0 E: 0 K: 2 S: 10 H: 1 LOB: 0 BB: 0 P: 16	R: 1 E: 0 K: 0 S: 11 H: 1 LOB: 0 BB: 1 P: 19	R: 0 E: 0 K: 0 S: 9 H: 1 LOB: 1 BB: 0 P: 17	R: 0 E: 0 K: 0 S: 6 H: 0 LOB: 0 BB: 0 P: 11	R: 1 E: 0 K: 1 S: 11 H: 1 LOB: 1 BB: 1 P: 20	R: 0 E: 0 K: 1 S: 9 H: 1 LOB: 1 BB: 0 P: 13	R: 0 E: 0 K: 0 S: 7 H: 0 LOB: 1 BB: 2 P: 16	R: 0 E: 0 K: 1 S: 10 H: 1 LOB: 1 BB: 0 P: 16	R: 0 E: 0 K: 1 S: 13 H: 1 LOB: 0 BB: 0 P: 18	1B: 4 2B: 1 3B: 1 HR: 1 SF: 0 SAC: 0 DP: 3 HBP: 0						

PITCHER		IP	WLS	BF	H	R	ER	SO	BB	IBB	HBP	BLK	WP	HR	S	P	ERA	WHIP
48 Rick Porcello, R ERA: 3.6	(1, 1)	5.0	W	20	5	2	2	3	2	0	0	0	1	1	49	87	3.60	1.400
40 Phil Coke, L ERA:	(6, 1)	1.0	H	5	0	0	0	1	2	0	0	0	0	0	11	21	0.00	2.000
54 Joel Zumaya, R ERA:	(7, 1)	2.0	H	6	1	0	0	1	0	0	0	0	0	0	13	20	0.00	0.500
46 Jose Valverde, R ERA: 3.0	(9, 1)	1.0	S	3	1	0	0	1	0	0	0	0	0	0	13	18	0.00	1.000

PITCHER	IP	WLS	BF	H	R	ER	SO	BB	IBB	HBP	BLK	WP	HR	S	P	ERA	WHIP

AB	30
R	2
H	7
RBI	2
BB	4
SO	6
LOB	15

BOTTOM

Batter	1	2	3	4	5	6	7	8	9	AB	R	H	RBI	BB	SO	LOB
14 Austin Jackson, R (1, 8) OBP: 0.368, SLG: 0.611	B CH 84 C FF 92 F F FF 86 C CH 81 1-3 K ①		B SI 93 F FC 92 F FC 92 X FF 92 1-2 G4-3 ③		B FF 90 F FF 90 B FF 91 F FF 90 X CH 82 2-2 30 E 30 E 1-2 2-3 3-H 1B		B SI 89 B SI 88 B SI 89 B SI 88 4-0 18 G4-3 18 S 30 2B BB			3	2	1	1	1	1	0
18 Johnny Damon, L (1, 7) OBP: 0.158, SLG: 0.167 32 Don Kelly, L (8, 7)	C F SL 82 B CH 82 B SL 81 S FF 92 2-3 K ②			B FC 89 C FF 91 F SI 86 B CH 82 X FC 94 2-2 G5-3 ①	C CH 82 F FF 92 F SL 82 X FF 91 0-2 F4 ②		B CU 76 F SI 89 1 SAFE 1 SAFE C SI 90 F CU 79 F CU 79 B FC 88 B CU 80 3-2 G4-3 ① 1-3			4 0	0 0	0 0	0 0	0 0	1 0	4 0
30 Magglio Ordonez, R (1, 9) OBP: 0.526, SLG: 0.778	F B FC 91 X FF 95 1-1 1B			B FF 89 S CH 83 X CH 83 1-1 P6 ②	B FF 91 D CH 84 X CH 82 2-0 E5 1-H 2-H 3-H		B SI 90 X SI 90 1-0 24 G3 3-H 2B			4	0	2	1	0	0	0
24 Miguel Cabrera, R (1, 3) OBP: 0.526, SLG: 0.824	X SL 81 0-0 F8 ③			C FF 91 B FF 89 B SI 96 B FC 86 S SL 84 F FF 85 B FC 90 4-2 BB	X FF 91 0-0 F9 ③		B CU 78 S CU 79 X SI 90 1-1 G3 2-3			3	0	0	0	1	0	3
9 Carlos Guillen, S (1, 10) OBP: 0.333, SLG: 0.294		C FF 90 B FC 90 X CH 81 1-1 F9 ①		X FF 90 0-0 F9 ③		C CH 82 B FF 89 B FF 90 B FF 90 B FF 90 4-1 15 2B BB	B SI 91 X FC 88 1-0 F8 ③			3	0	0	0	1	0	2
15 Brandon Inge, R (1, 5) OBP: 0.313, SLG: 0.500		B FF 88 B FC 91 C FF 92 C FF 95 F SI 95 X 2-2 G4-3 ②			X FF 88 0-0 12 FC5-4 1B	C FF 88 B FF 89 D CH 82 X FF 90 2-1 1-3 2B		C SI 88 B CU 78 C SI 89 X CU 78 1-2 G4-3 ①		4	0	2	0	0	0	0
12 Gerald Laird, R (1, 2)	F FF 91 F FF 90 B SI 95 B FF 95 X 2-2 G3 ③				C FF 89 C FF 90 B FF 90 F CH 83 X FF 90 1-2 FC5-4 4 1B 20 1B 14 1B 1-2f ①	F FF 88 F FF 90 X CH 82 0-2 G5-3 ①		F SI 90 B CU 79 X SI 90 1-1 F9 ②		4	1	0	0	0	0	3
20 Scott Sizemore, R (1, 4) OBP: 0.364, SLG: 0.125		C FC 91 B X FC 86 1-1 L9 ①			B FF 90 B FF 90 F FF 90 X FF 88 2-1 14 1B 4 1B 30 E 1-2 1B	B CH 81 F FF 90 X CH 82 1-1 P6 ②		B SI 90 F SI 90 X CU 79 1-1 L8 ③		4	1	1	0	0	0	2
4 Adam Everett, R (1, 6) OBP: 0.444, SLG: 0.500			B FF 90 F FC 91 C SI 93 X SI 94 1-2 F7 ②		C FF 89 F FF 90 X FF 91 0-2 14 1B 30 E 1-2 2-3 1B	F FF 89 B FF 87 B CH 82 C FF 88 F FF 89 F FF 91 F CH 81 X FF 90 2-2 F9 ③				3	1	1	0	0	0	2
Inning Stats	R: 0 E: 0 K: 2 S: 10 H: 1 LOB: 0 BB: 0 P: 14	R: 0 E: 0 K: 0 S: 9 H: 0 LOB: 0 BB: 0 P: 14	R: 0 E: 0 K: 0 S: 8 H: 0 LOB: 0 BB: 0 P: 11	R: 0 E: 0 K: 0 S: 9 H: 0 LOB: 1 BB: 1 P: 16	R: 4 E: 1 K: 0 S: 19 H: 4 LOB: 1 BB: 0 P: 26	R: 0 E: 0 K: 0 S: 14 H: 1 LOB: 2 BB: 1 P: 23	R: 1 E: 0 K: 0 S: 10 H: 1 LOB: 1 BB: 1 P: 20	R: 0 E: 0 K: 0 S: 7 H: 0 LOB: 0 BB: 0 P: 10		1B: 5 2B: 2 3B: 0 HR: 0 SF: 0 SAC: 0 DP: 0 HBP: 0						

PITCHER		IP	WLS	BF	H	R	ER	SO	BB	IBB	HBP	BLK	WP	HR	S	P	ERA	WHIP
28 David Huff, L ERA: 1.5	(1, 1)	6.0	L	27	6	4	1	2	2	0	0	0	0	0	69	104	1.50	1.333
31 Jamey Wright, R ERA: 3.38	(7, 1)	2.0		8	1	1	1	0	1	0	0	0	0	0	17	30	4.50	1.000

PITCHER	IP	WLS	BF	H	R	ER	SO	BB	IBB	HBP	BLK	WP	HR	S	P	ERA	WHIP

AB	32
R	5
H	7
RBI	2
BB	3
SO	2
LOB	16

TOP

Batter	1	2	3	4	5	6	7	8	9	AB	R	H	RBI	BB	SO	LOB
13 Asdrúbal Cabrera, S (1, 6) OBP: 0.364, SLG: 0.333	C FF 92 B FF 92 F FF 92 B SL 84 B CH 84 F SI 92 F SI 93 S SL 86 3-3 ① **K**			B SI 88 C FF 89 T SL 82 C FF 92 1-3 ① **K**		B SI 92 B FF 93 C FF 93 F FF 93 X SI 93 2-2 48 WP 48 1B 1B		C SI 88 B CH 81 X SI 89 1-1 ① **G5-3**		4	1	1	0	0	2	0
24 Grady Sizemore, L (1, 8) OBP: 0.304, SLG: 0.455	C SI 92 S CH 84 B FF 93 F CH 85 S SL 86 1-3 ② **K2-3**			F SI 90 S SL 84 C FF 92 0-3 ② **K**		F FF 93 C FF 85 S FF 86 0-3 ① **K**		L SI 89 H SL 76 1-1 17 HBP HBP		3	0	0	0	0	3	1
17 Shin-Soo Choo, L (1, 9) OBP: 0.304, SLG: 0.111	B SI 93 B CH 84 X FF 92 2-0 ③ **F8**			B CH 85 B CH 84 B SI 89 C SI 90 C SL 84 B SL 84 4-2 48 1B 2 WP BB		B FF 93 C FF 86 C SI 94 B SI 94 F FF 94 1 SAFE D FF 88 S SL 87 3-3 ② **K**		B SI 90 H SL 76 2-0 1-2 HBP		2	1	0	0	1	1	1
48 Travis Hafner, L (1, 10) OBP: 0.273, SLG: 0.381		C FF 91 F SI 92 S SL 85 0-3 ① **K**		B SI 90 B CH 84 B SI 90 C FF 91 X SI 91 3-1 2 WP 1-3 1B		B FF 94 B FF 93 C FF 94 C FF 94 F FF 95 B FF 89 X SI 94 3-2 2 FC4-6 1-H 1B		C SI 88 F SI 88 F SL 78 T SL 78 0-2 ② **K**		4	0	2	1	0	2	2
2 Jhonny Peralta, R (1, 5) OBP: 0.381, SLG: 0.313		C SI 92 F SI 92 X SL 85 0-2 ② **P6**		C SL 84 F FF 90 D SL 85 F FF 91 F SL 84 F FF 92 F SL 84 B SI 92 F SI 91 4-2 B SI 88 F SI 91 B SL 85 1-2 3-H BB		B SI 93 F FF 93 C FF 94 X SL 86 1-2 ③ **FC4-6** 1-2f		C SL 87 F FF 94 S SL 86 0-3 ③ **K**		3	0	0	0	1	1	3
7 Matt LaPorta, R (1, 3) OBP: 0.313, SLG: 0.400		B SL 82 S SL 84 F FF 92 F SI 91 X SL 85 1-2 ③ **L4**		B SL 84 F SI 91 F FF 91 D SI 91 X SI 92 2-2 ③ **P4**			B SI 91 B FF 92 X SI 91 2-0 ① **G5-3**		C FF 97 F FF 98 B FF 94 X FF 97 1-2 ① **G6-3**	4	0	0	0	0	0	2
12 Mark Grudzielanek, R (1, 4) OBP: 0.143, SLG: 0.143			B SI 89 F SI 89 F FF 92 F FF 92 B FF 92 X SL 85 2-2 ① **G5-3**		F SI 89 B SI 88 C SI 88 B FF 88 X FF 90 2-2 ① **G6-3**		C SI 93 B CH 86 C FF 93 F FF 94 B SL 87 X FF 93 2-2 ② **G5-3**		C FF 97 X FF 98 0-1 ② **G1-3**	4	0	0	0	0	0	0
30 Lou Marson, R (1, 2) 1 Luis Valbuena, L (9, PH) OBP: 0.333, SLG: 0.167			B FF 91 B FF 91 C SI 91 X SL 85 2-1 ② **G6-3**		B SI 90 X SI 88 1-0 ② **G5-3**		B SI 92 B FF 93 F FF 93 B FF 92 B FF 93 4-1 23 FC4-6 BB		C SL 88 T FF 98 X FF 98 0-2 ③ **P5**	2 1	0 0	0 0	0 0	1 0	0 0	0 0
23 Michael Brantley, L (1, 7) OBP: 0.286, SLG: 0.231			C FF 92 F CH 86 B SI 92 F CH 86 B SL 84 B CH 86 X SI 92 3-2 ③ **L9**		B CH 82 C FF 88 C FF 88 F SL 83 X SI 88 1-2 ③ **F8**		C SI 93 X SI 93 0-1 ③ **FC4-6** 1-2f			3	0	0	0	0	0	1
Inning Stats	R: 0 E: 0 K: 2 S: 10 H: 0 LOB: 0 BB: 0 P: 16	R: 0 E: 0 K: 1 S: 10 H: 0 LOB: 0 BB: 0 P: 11	R: 0 E: 0 K: 0 S: 10 H: 0 LOB: 0 BB: 0 P: 17	R: 1 E: 0 K: 2 S: 21 H: 1 LOB: 2 BB: 2 P: 35	R: 0 E: 0 K: 0 S: 8 H: 0 LOB: 0 BB: 0 P: 12	R: 1 E: 0 K: 2 S: 17 H: 2 LOB: 1 BB: 0 P: 26	R: 0 E: 0 K: 0 S: 8 H: 0 LOB: 1 BB: 0 P: 16	R: 0 E: 0 K: 2 S: 10 H: 0 LOB: 2 BB: 0 P: 14	R: 0 E: 0 K: 0 S: 8 H: 0 LOB: 0 BB: 0 P: 9	1B: 3 2B: 0 3B: 0 HR: 0 SF: 0 SAC: 0 DP: 0 HBP: 2						

PITCHER		IP	WLS	BF	H	R	ER	SO	BB	IBB	HBP	BLK	WP	HR	S	P	ERA	WHIP
38 Jeremy Bonderman, R ERA: 1.8	(1, 1)	5.0	W	18	1	1	1	5	2	0	0	0	1	0	59	91	1.80	0.600
36 Brad Thomas, L ERA: 3.86	(6, 1)	2.0	H	9	2	1	1	2	1	0	0	0	1	0	25	42	4.50	1.500
59 Fu-Te Ni, L ERA: 5.4	(8, 1)	0.2	H	4	0	0	0	1	0	0	2	0	0	0	7	11	0.00	0.000
45 Ryan Perry, R ERA: 2.45	(8, 1)	1.1	S	4	0	0	0	1	0	0	0	0	0	0	11	12	0.00	0.000

PITCHER		IP	WLS	BF	H	R	ER	SO	BB	IBB	HBP	BLK	WP	HR	S	P	ERA	WHIP

Cleveland Indians @ Detroit Tigers

Comerica Park, Detroit, MI

Sat Apr 10 2010, 1:08 PM - 4:06 PM EDT

Att. 35,332 - Sunny - 50 F

livebaseballscorecards.com

AB	30
R	2
H	3
RBI	1
BB	3
SO	9
LOB	10

BOTTOM

Batter	1	2	3	4	5	6	7	8	9	AB	R	H	RBI	BB	SO	LOB
14 Austin Jackson, R (1, 8) OBP: 0.292, SLG: 0.478	C SI 91 B SI 89 X SI 89 1-1 ① **G5-3**	B SL 83 1 SAFE X SI 91 1-0 ① **L9**		X FF 86 0-0 ① **G5-3**		C FF 92 B FF 90 B CH 82 F FF 91 S FF 92 2-3 ③ **K**		C FF 89 B FF 92 B CH 83 B FF 89 F FC 91 S FF 92 3-3 ③ **K**		5	0	0	0	0	2	2
18 Johnny Damon, L (1, 7) OBP: 0.261, SLG: 0.200 32 Don Kelly, L (8, 7)	B SI 89 B FC 89 C SI 89 B CH 79 C SI 92 F SI 89 X FC 89 3-2 30 HR 1B	C SI 92 B CH 78 B SI 90 B SI 89 F FF 88 B SI 91 4-2 ② 1-2 BB		C FC 85 C SI 89 B CH 77 X FF 89 1-2 ② **G3**			B FF 90 B FF 89 B FF 89 B FF 88 4-0 24 G5-3 30 BB BB			2 0	1 0	1 0	0 0	2 0	0 0	0 0
30 Magglio Ordonez, R (1, 9) OBP: 0.522, SLG: 0.857	B SI 90 B SI 89 X SI 88 2-0 1-H HR	F SI 92 B FC 88 X SI 92 1-1 ③ **L9**		B FC 87 B SI 92 X SI 92 2-0 ③ **L9**			C SI 90 F SI 90 F FF 91 B SL 82 B SL 83 F B SL 83 B SL 83 4-2 15 BB 24 G5-3 1-2 BB			3	1	1	2	1	0	1
24 Miguel Cabrera, R (1, 3) OBP: 0.522, SLG: 0.750	B SI 93 B FC 90 B SI 90 S SI 92 F FC 91 X SI 90 3-2 13 BB 15 1B 1B		C FF 87 B SI 91 B SI 92 B SI 90 4-1 9 BB 15 1B BB		C FC 86 B SL 82 F SI 93 X SI 92 1-2 ① **G6-3**		X SI 90 0-0 ① ② **G5-3** 1-2 2-3f			3	1	1	0	1	0	2
9 Carlos Guillen, S (1, 10) OBP: 0.364, SLG: 0.263	B SI 90 F SI 92 1 SAFE B FF 89 B SI 91 X SI 89 3-1 ② **F9**		B SI 89 F SI 89 F FC 88 B CH 79 F SI 92 F FC 88 B SI 90 F FC 87 B SI 90 4-2 15 1B 20 SF8 1-2 BB		C SI 84 F CH 79 X SI 93 0-2 ② **G1-6-3**		I IN 71 I IN 68 I IN 68 I IN 68 I IN 68 4-0 15 BB IBB			2	1	0	0	2	0	1
15 Brandon Inge, R (1, 5) OBP: 0.400, SLG: 0.526	B SI 91 B FF 88 X FF 89 2-0 13 BB 1-2 1B		C SI 87 D SL 84 B SI 91 F SI 92 X SL 83 2-2 13 BB 1-3 2-H 1B		C SL 83 B SI 93 B SI 93 F FC 87 C CH 78 2-3 ③ **K**		B SL 80 B SI 90 B SI 89 B FF 88 4-0 1-2 2-3 BB			3	0	2	1	1	1	0
13 Alex Avila, L (1, 2) OBP: 0.571, SLG: 0.250	B SI 90 B SI 90 F FF 89 F FF 90 B SI 92 F FC 90 B SI 91 4-2 1-2 2-3 BB		F CH 79 B FC 87 F SI 90 1 SAFE B FC 87 B SI 90 B SI 90 4-2 4 G6-4-3 1-2 BB			B FF 91 F FF 89 C FF 91 B SL 84 H FF 92 3-2 HBP	F SI 90 B SI 90 S CH 77 B CH 78 C SI 92 2-3 ③ **K**			1	0	0	0	2	1	3
20 Scott Sizemore, R (1, 4) OBP: 0.267, SLG: 0.091	C SI 92 B SL 84 C SI 92 X CH 81 1-2 ③ **P4**		B SI 93 B FC 87 C SI 92 B SI 92 X SI 88 3-1 ① **SF8** 3-H			B FF 90 C FF 90 X CH 82 1-1 ① **F7**		X CH 80 0-0 ① **L5**		3	0	0	1	0	0	4
4 Adam Everett, R (1, 6) OBP: 0.385, SLG: 0.417		B SI 90 X SI 90 1-0 18 CS 1B	F SI 89 C SI 85 X SL 83 0-2 ② ③ **G6-4-3** 1-2f			X FF 90 0-0 ② **F9**		B FF 89 F FF 90 F FF 90 F FF 91 F FF 91 B CH 84 T FF 92 2-2 ② **K**		4	0	1	0	0	1	3
Inning Stats	R: 2 E: 0 K: 0 S: 19 H: 4 LOB: 3 BB: 1 P: 38	R: 0 E: 0 K: 0 S: 6 H: 1 LOB: 1 BB: 1 P: 13	R: 2 E: 0 K: 0 S: 16 H: 1 LOB: 3 BB: 3 P: 33	R: 0 E: 0 K: 0 S: 5 H: 0 LOB: 0 BB: 0 P: 8	R: 0 E: 0 K: 1 S: 9 H: 0 LOB: 0 BB: 0 P: 12	R: 0 E: 0 K: 1 S: 8 H: 0 LOB: 1 BB: 0 P: 14	R: 0 E: 0 K: 1 S: 8 H: 0 LOB: 3 BB: 4 P: 26	R: 0 E: 0 K: 2 S: 9 H: 0 LOB: 0 BB: 0 P: 14		1B: 5 2B: 0 3B: 0 HR: 1 SF: 1 SAC: 0 DP: 2 HBP: 1						

PITCHER		IP	WLS	BF	H	R	ER	SO	BB	IBB	HBP	BLK	WP	HR	S	P	ERA	WHIP
51 Mitch Talbot, R ERA: 7.2	(1, 1)	5.0	L	24	6	4	4	1	5	0	0	0	0	1	55	104	7.20	2.200
49 Tony Sipp, L ERA: 7.71	(6, 1)	1.0		5	0	0	0	1	1	0	1	0	0	0	8	18	0.00	1.000
38 Joe Smith, R ERA: 3.38	(7, 1)	1.0		5	0	0	0	1	2	1	0	0	0	0	8	22	0.00	2.000
50 Jensen Lewis, R ERA:	(8, 1)	1.0		3	0	0	0	2	0	0	0	0	0	0	9	14	0.00	0.000

PITCHER		IP	WLS	BF	H	R	ER	SO	BB	IBB	HBP	BLK	WP	HR	S	P	ERA	WHIP

Cleveland Indians @ Detroit Tigers

Comerica Park, Detroit, MI

Sat Apr 10 2010, 1:08 PM - 4:06 PM EDT

Att. 35,332 - Sunny - 50 F

livebaseballscorecards.com

AB	26
R	4
H	6
RBI	4
BB	9
SO	5
LOB	16

Cleveland Indians @ Detroit Tigers

Comerica Park, Detroit, MI

Sun Apr 11 2010, 1:09 PM - 4:36 PM EDT

Att. 26,081 - Partly Cloudy - 54 F

TOP

Batter	1	2	3	4	5	6	7	8	9	AB	R	H	RBI	BB	SO	LOB
13 Asdrúbal Cabrera, S (1, 6) OBP: 0.333, SLG: 0.308	F FF 94 F FF 95 F FF 96 X FF 96 0-2 23 1B 48 SF7 1B	C FF 90 C CU 76 X FF 94 0-2 ② G6-3			B FF 91 C CH 81 X FF 92 1-1 G6-3 ①	F CH 79 B SI 91 C SI 88 X SI 91 1-2 ③ L9			L CH 83 X FF 93 0-1 L5 ①	5	1	1	0	0	0	3
23 Michael Brantley, L (1, 8) OBP: 0.263, SLG: 0.222	1 SAFE C FF 94 1 SAFE B FF 94 1 SAFE 1 SAFE F CH 83 X CU 81 1-2 48 SF7 17 BB 1 HR 1-3 1B	C FF 92 C FF 91 B FF 95 F FF 93 B FF 95 F FF 93 X CH 84 2-2 ③ F7			C FF 91 X FF 92 0-1 ② P5		C SI 88 B CU 78 X CU 78 1-1 ① G6-3		B SI 93 1 SAFE 1 SAFE B FF 89 X FF 93 2-0 ②③ G6-4-3 1-2f	5	1	1	0	0	0	1
17 Shin-Soo Choo, L (1, 9) OBP: 0.333, SLG: 0.286	D CU 80 S CH 84 S CH 86 F FF 97 1 SAFE B FF 97 B FF 99 B CH 88 4-2 48 SF7 1 HR 1-2 BB	C FF 91 S FF 91 B FF 93 B CU 78 X FF 94 2-2 ① F8			X CH 81 0-0 ③ P3		X CH 80 0-0 HR			3	2	1	1	1	0	0
48 Travis Hafner, L (1, 10) OBP: 0.308, SLG: 0.391	C FF 97 F FF 99 X FF 98 0-2 ① SF7 1-2 2-3 3-H	F FF 93 B FF 93 C CU 78 F FF 97 B CH 83 B CU 78 B FF 94 4-2 7 FC6-4 BB			S CH 82 B CU 76 B CU 76 F FF 93 F CU 80 F FF 95 X CH 84 2-2 2 HR 1B	C SI 90 B FF 89 F SL 79 X CU 78 1-2 ② G5-3				2	1	1	1	1	0	0
2 Jhonny Peralta, R (1, 5) OBP: 0.360, SLG: 0.450	B FF 96 C FF 96 F CU 82 F CH 87 S FF 97 1-3 ② K	X FF 94 0-0 ② P4			B SI 90 B SI 88 F SI 90 X SI 90 2-1 1-H HR	F SI 89 B SL 80 F CU 78 B FF 89 F FF 91 X SL 82 2-2 ③ G5-3				4	1	1	2	0	1	3
7 Matt LaPorta, R (1, 3) OBP: 0.350, SLG: 0.389 25 Andy Marte, R (8, 3)	F FF 97 B CU 83 C CU 81 B CU 82 B FF 99 F FF 99 B FF 98 4-2 1 HR BB	B FF 92 B FF 93 B FF 92 C FF 92 X FF 93 3-1 ③ FC6-4 1-2f			X SI 90 0-0 26 2B 1B			B CU 77 C CU 73 F SL 78 X SI 88 1-2 ① G3		3	1	1	0	1	0	1
										0	0	0	0	0	0	0
1 Luis Valbuena, L (1, 4) OBP: 0.368, SLG: 0.438	B CH 86 B CH 86 F FF 96 X FF 97 2-1 1-H 2-H 3-H HR			X FF 91 0-0 30 G4-6-3 1B	B CH 81 C CH 81 C CU 78 D SL 80 X SL 79 2-2 ① F8			C SI 87 B SI 88 X CH 81 1-1 ② G3		4	1	2	4	0	0	1
26 Austin Kearns, R (1, 7) OBP: 0.375, SLG: 0.429	C FF 94 B FF 95 S FF 96 B CU 82 F FF 98 B CH 84 F FF 97 F FF 97 S FF 97 3-3 ③ K			C FF 91 B CU 77 C FF 94 F FF 97 1 SAFE F CU 81 C SL 86 1-3 ① K	B SI 90 B CH 80 X SI 90 2-0 1-3 2B			B CU 76 F SI 89 B SL 80 B CU 76 X SI 90 3-1 ③ G4-3		4	0	1	0	0	2	1
30 Lou Marson, R (1, 2) OBP: 0.143, SLG: 0.077		C FF 90 C FF 92 X CH 83 0-2 ① F7		1 SAFE F FF 94 X FF 94 0-1 ②③ G4-6-3 1-2f	X CH 78 0-0 ② L4				C CU 76 B SI 89 B SI 89 B CU 77 F SI 90 F FF 93 F FF 95 X FF 95 3-2 23 G6-4-3 1B	4	0	1	0	0	0	3
Inning Stats	R: 5 E: 0 K: 2 S: 28 H: 3 LOB: 0 BB: 2 P: 43	R: 0 E: 0 K: 0 S: 11 H: 0 LOB: 0 BB: 0 P: 13	R: 0 E: 0 K: 0 S: 9 H: 0 LOB: 1 BB: 1 P: 18	R: 0 E: 0 K: 1 S: 8 H: 1 LOB: 0 BB: 0 P: 9	R: 0 E: 0 K: 0 S: 5 H: 0 LOB: 0 BB: 0 P: 6	R: 2 E: 0 K: 0 S: 16 H: 4 LOB: 2 BB: 0 P: 25	R: 1 E: 0 K: 0 S: 10 H: 1 LOB: 0 BB: 0 P: 14	R: 0 E: 0 K: 0 S: 7 H: 0 LOB: 0 BB: 0 P: 12	R: 0 E: 0 K: 0 S: 8 H: 1 LOB: 0 BB: 0 P: 13	1B: 6 2B: 1 3B: 0 HR: 3 SF: 1 SAC: 0 DP: 2 HBP: 0						

PITCHER		IP	WLS	BF	H	R	ER	SO	BB	IBB	HBP	BLK	WP	HR	S	P	ERA	WHIP
35 Justin Verlander, R ERA: 9.0	(1, 1)	5.0		22	5	6	6	3	3	0	0	0	0	1	66	96	10.80	1.600
49 Eddie Bonine, R ERA: 4.5	(6, 1)	3.0		13	4	2	2	0	0	0	0	0	0	2	28	44	6.00	1.333
40 Phil Coke, L ERA:	(9, 1)	1.0	W	3	1	0	0	0	0	0	0	0	0	0	8	13	0.00	1.000

PITCHER		IP	WLS	BF	H	R	ER	SO	BB	IBB	HBP	BLK	WP	HR	S	P	ERA	WHIP

livebaseballscorecards.com

AB	34
R	8
H	10
RBI	8
BB	3
SO	3
LOB	13

BOTTOM

Batter	1	2	3	4	5	6	7	8	9	AB	R	H	RBI	BB	SO	LOB
14 Austin Jackson, R (1, 8) OBP: 0.367, SLG: 0.481	B SI 89 B SI 89 B SI 88 B FS 87 4-0 32 S BB		C SI 91 B CU 80 F SI 89 B CH 79 S SI 89 2-3 ② K		B SI 88 B SI 89 X SI 88 2-1 32 1B 24 1B 1B	B CH 79 X SI 90 1-0 30 1B 1-2 2-3 1B	B FF 90 S FC 91 F FF 90 B FF 92 B FF 90 B FF 90 4-2 25 BB BB	S FF 96 F FF 95 B SL 84 X FF 95 1-2 ③ L8		4	1	2	0	2	1	2
32 Don Kelly, L (1, 7) OBP: 0.333, SLG: 0.333 25 Ryan Raburn, R (7, PH) (8, 7)	C SI 89 S FC 85 X FC 84 0-2 ① G1-3 1-2		B FC 83 X SI 90 1-0 30 BB 24 1B 1B		B SI 87 B SI 88 B SI 90 C SI 89 C SI 90 X SI 89 3-2 24 1B 1-3 1B	F SI 88 X SI 89 0-1 ② F7	B SI 85 C SL 78 B SL 77 B SI 84 B FF 87 4-1 1-2 2-3 BB		B FF 95 C FF 95 F FF 95 F FF 94 X FF 95 1-2 ① G6-3	4	0	2	0	0	0	4
										1	0	0	0	1	0	0
30 Magglio Ordonez, R (1, 9) OBP: 0.517, SLG: 0.769	C SI 88 X CU 79 0-1 ② F7		B SI 90 1 SAFE F SI 90 D CH 79 B SI 91 B SI 90 4-1 24 1B 1-2 BB		X SI 91 0-0 ① F9	S SI 90 X SI 90 0-1 24 BB 1-3 2-H 3-H 1B	B SL 81 F SI 90 B SI 91 C SL 82 X SL 83 2-2 ③ F8		B FF 95 X FF 94 1-0 24 BB 9 2B 1B	5	1	2	2	1	0	6
24 Miguel Cabrera, R (1, 3) OBP: 0.621, SLG: 0.783	B CH 76 F SI 90 B SI 91 B CU 78 B SI 89 4-1 BB		X SI 91 0-0 ③ 1-2 2-H		1 SAFE F SI 91 F SI 89 X CH 79 0-2 1-2 3-H 1B	B FC 90 B FF 91 B FF 92 C FF 91 F CH 85 B FF 93 4-2 1-2 BB		C FF 91 F FF 92 X SL 87 0-2 15 PB 9 1B 15 1B 1B	B SL 84 F FF 95 S FF 95 B FF 94 B FF 95 B SL 80 4-2 9 2B 18 BB 1-2 BB	3	2	3	1	3	0	0
9 Carlos Guillen, S (1, 10) OBP: 0.357, SLG: 0.320	B CH 78 F SI 89 F FC 84 B FC 85 F SI 89 F CH 77 X FC 84 2-2 ③ G1-3			F SI 88 B FC 86 S FC 84 B SI 90 F SI 89 F SI 88 C FC 84 2-3 ① K	F FC 85 F FC 85 S SI 90 0-3 ② K	S CH 83 X CH 83 0-1 ③ P6		C FF 91 X FF 92 0-1 15 1B 15 PB 1-2 39 G5-4-3 1B	B FF 94 X FF 94 1-0 18 BB 20 WP 1-3 2-H 2B	6	2	2	1	0	2	7
15 Brandon Inge, R (1, 5) OBP: 0.346, SLG: 0.440		C SI 88 B SI 91 X CH 79 1-1 ① G5-3		C CU 78 F SI 89 B CU 80 X SI 90 1-2 ② G6-3	C CU 78 F SI 90 F SI 90 S SI 90 1-3 ③ K		C FF 89 B CH 82 X FF 90 1-1 ① G6-3	B SL 86 S SL 91 C SL 85 D SL 85 F SL 87 F SL 86 F FF 91 X SL 86 2-2 39 G5-4-3 1-3 2-H 1B	X FF 95 0-0 ② G6-3	6	0	1	1	0	1	4
39 Ramon Santiago, S (1, 6) OBP: 0.538, SLG: 0.400		B SI 90 C SI 91 F SI 91 B FC 84 C SI 89 2-3 ② K		H FC 85 1-0 20 FC5 12 HBP HBP		B SI 88 B SI 89 C SI 88 X SI 88 2-1 14 1B 20 1B 30 1B 1B B FF 90 X CH 80 1-0 20 2B 1B X FF 91 0-0 ①② G5-4-3 1-2f 3-H		B FF 94 B SL 81 C FF 94 B FF 94 B FF 95 4-1 20 WP 18 BB BB	4	2	2	0	1	1	1
12 Gerald Laird, R (1, 2) OBP: 0.105, SLG: 0.056 18 Johnny Damon, L (9, PH) OBP: 0.292, SLG: 0.200	B SI 91 B SI 91 X SI 90 2-0 ③ F8		H SI 89 1-0 20 FC5 1-2 HBP		F SI 89 C CU 79 C SI 90 0-3 ① K	S FF 90 F FF 90 B FF 90 X FF 91 1-2 ② P3		B FF 91 S FF 86 S FF 86 B FF 87 F FF 90 X FF 91 2-2 20 1B 1B	B FF 94 B FF 94 B FF 94 B FF 93 4-0 20 WP 1-2 2-3 3-H BB	4	0	1	0	0	1	2
										0	0	0	1	1	0	0
20 Scott Sizemore, R (1, 4) OBP: 0.350, SLG: 0.313			F SI 89 B CU 80 C SI 89 B CH 78 S CH 77 2-3 ① K	S CH 78 F SI 89 B SI 88 X CH 77 1-2 ③ FC5 1-2 2-3f	B SI 90 C SI 90 X SI 90 1-1 14 1B 30 1B 1-2 1B	C CH 82 C FF 91 B FF 91 X CH 84 1-2 25 BB 1-H 2B		C FF 94 F FF 94 F FF 94 B SL 85 B SL 82 X FF 94 2-2 1-2 1B	B SL 82 1-0 WP 1-2 2-3 3-H	6	1	3	1	0	1	4
Inning Stats	R: 0 E: 0 K: 0 S: 11 H: 0 LOB: 2 BB: 0 P: 21	R: 0 E: 0 K: 1 S: 6 H: 0 LOB: 0 BB: 0 P: 11	R: 0 E: 0 K: 2 S: 9 H: 2 LOB: 2 BB: 1 P: 18	R: 0 E: 0 K: 1 S: 11 H: 0 LOB: 2 BB: 0 P: 17	R: 1 E: 0 K: 2 S: 16 H: 3 LOB: 2 BB: 0 P: 22	R: 2 E: 0 K: 1 S: 16 H: 4 LOB: 3 BB: 1 P: 24	R: 1 E: 0 K: 0 S: 15 H: 2 LOB: 3 BB: 2 P: 29	R: 2 E: 0 K: 0 S: 23 H: 5 LOB: 2 BB: 0 P: 30	R: 3 E: 0 K: 0 S: 10 H: 2 LOB: 2 BB: 3 P: 26	1B: 16 2B: 2 3B: 0 HR: 0 SF: 0 SAC: 0 DP: 1 HBP: 2						

PITCHER		IP	WLS	BF	H	R	ER	SO	BB	IBB	HBP	BLK	WP	HR	S	P	ERA	WHIP
37 Jake Westbrook, R ERA: 7.45	(1, 1)	5.2		30	9	3	3	7	3	0	2	0	0	0	65	105	4.76	2.118
50 Jensen Lewis, R ERA: 1.93	(6, 1)	1.0	H	7	2	1	1	0	2	0	0	0	0	0	15	27	9.00	4.000
32 Aaron Laffey, L ERA:	(7, 1)	0.0		1	0	0	0	0	1	0	0	0	0	0	1	5	∞	∞
38 Joe Smith, R ERA: 3.0	(7, 1)	0.1	H	1	0	0	0	0	0	0	0	0	0	0	3	5	0.00	0.000
53 Rafael Perez, L ERA: 9.0	(8, 1)	0.2		5	4	2	2	0	0	0	0	0	0	0	16	20	27.00	6.000

PITCHER		IP	WLS	BF	H	R	ER	SO	BB	IBB	HBP	BLK	WP	HR	S	P	ERA	WHIP
54 Chris Perez, R ERA: 9.0	(8, 1)	1.0	L	10	3	3	3	0	3	0	0	0	1	0	17	36	27.00	6.000

livebaseballscorecards.com

AB	43
R	9
H	18
RBI	7
BB	9
SO	7
LOB	30

WP: 1	PA: 54
PB: 1	
SB: 1	
CS: 0	

Kansas City Royals @ Detroit Tigers

Comerica Park, Detroit, MI

Mon Apr 12 2010, 1:08 PM - 4:32 PM EDT

Att. 17,058 - Sunny - 56 F

TOP

Batter	1	2	3	4	5	6	7	8	9	AB	R	H	RBI	BB	SO	LOB
9 David DeJesus, L (1, 9) OBP: 0.367, SLG: 0.393	3-2: 22 G6-3 1B			0-1: F7	1-2: 22 E 2B	2-1: 22 1B; 1-3, 2-H		2-3: K; 1-2	0-0: P5	6	2	3	1	0	1	2
22 Scott Podsednik, L (1, 7) 12 Mitch Maier, L (8, 7) OBP: 0.516, SLG: 0.481	1-1: G6-3; 1-2f			1-0: 13 S; 16 2B 1B	1-0: E1; 16 FC6-2; 2-H	0-2: 13 FC5-4; 2-H, 3-H 1B		1-2: 13 E; 16 1B; 2-H		5 0	2 0	4 0	3 0	0 0	0 0	1 0
13 Alberto Callaspo, S (1, 5) OBP: 0.259, SLG: 0.360	2-2: P5			4-2: 16 2B; 24 G6-3; 1-2 BB	1-3: K	3-1: FC5-4; 1-2f		2-2: E4; 24 E, 16 1B; 1-2		4	1	0	0	1	1	3
16 Billy Butler, R (1, 3) OBP: 0.367, SLG: 0.444		1-3: K		1-1: 24 G6-3; 6 HR; 1-3, 2-H 2B	3-2: FC6-2; 3-H		2-1: G6-3	2-0: 24 E; 1-2, 2-H 1B		5	1	2	2	0	1	1
24 Rick Ankiel, L (1, 8) OBP: 0.367, SLG: 0.556		4-2: 6 L5-3 BB		0-0: G6-3; 2-3, 3-H	1-3: K		3-1: G3	1-1: E2; 1-2, 2-3		4	0	0	1	1	1	4
6 Jose Guillen, R (1, 10) OBP: 0.310, SLG: 0.679	3-2: L5-3; 1-1			3-2: HR; 3-H		2-0: G5-3 1B	0-0	3-3: K		5	1	2	2	0	1	4
18 Jason Kendall, R (1, 2) OBP: 0.407, SLG: 0.458		0-2: G4-3	0-0: 3 1B 1B		1-1: L3	0-2: F8			0-0: 2B	5	0	2	0	0	0	1
3 Yuniesky Betancourt, R (1, 6) OBP: 0.269, SLG: 0.375		0-1: 17 L6 2B	0-1: 1-3 1B			4-1: 17 BB; 9 1B BB		0-1: G6-3	3-1: L6	4	1	2	0	1	0	1
17 Chris Getz, L (1, 4) OBP: 0.308, SLG: 0.217		1-1: L6; 2-2	2-1: F8			4-0: 9 1B; 22 1B; 1-2 BB		4-2: 9 WP; 22 1B BB	3-3: K	3	2	0	0	2	1	4
Inning Stats	R: 0 E: 0 K: 0 S: 8 H: 1 LOB: 0 BB: 0 P: 14	R: 0 E: 0 K: 1 S: 14 H: 0 LOB: 0 BB: 1 P: 22	R: 0 E: 0 K: 0 S: 7 H: 1 LOB: 0 BB: 0 P: 8	R: 4 E: 0 K: 0 S: 23 H: 5 LOB: 2 BB: 1 P: 34	R: 1 E: 1 K: 2 S: 16 H: 2 LOB: 1 BB: 0 P: 23	R: 3 E: 0 K: 0 S: 11 H: 2 LOB: 1 BB: 2 P: 27	R: 0 E: 0 K: 0 S: 9 H: 1 LOB: 1 BB: 0 P: 14	R: 2 E: 2 K: 2 S: 23 H: 2 LOB: 3 BB: 1 P: 38	R: 0 E: 0 K: 1 S: 7 H: 1 LOB: 1 BB: 0 P: 13	1B: 10 2B: 6 3B: 0 HR: 1 SF: 0 SAC: 0 DP: 3 HBP: 0							

PITCHER		IP	WLS	BF	H	R	ER	SO	BB	IBB	HBP	BLK	WP	HR	S	P	ERA	WHIP
37 Max Scherzer, R ERA: 1.64	(1, 1)	5.0	L	23	9	5	2	3	2	0	0	0	0	1	68	101	3.60	2.200
36 Brad Thomas, L ERA: 9.64	(6, 1)	2.1		13	3	4	4	0	3	0	0	0	0	0	25	50	15.43	2.571
59 Fu-Te Ni, L ERA: 2.7	(8, 1)	1.2		10	3	1	0	3	0	0	0	0	1	0	25	42	0.00	1.800

PITCHER	IP	WLS	BF	H	R	ER	SO	BB	IBB	HBP	BLK	WP	HR	S	P	ERA	WHIP

livebaseballscorecards.com

AB	41
R	10
H	15
RBI	9
BB	5
SO	6
LOB	21

BOTTOM

Batter	1	2	3	4	5	6	7	8	9	AB	R	H	RBI	BB	SO	LOB
14 Austin Jackson, R (1, 8) OBP: 0.371, SLG: 0.469	1-2: 30 G5-4-3 1B		0-1: 18 HBP; 30 E; 1-2 1B		0-3: K		0-2: F9		1-1: G5-3	5	1	2	0	0	1	0
18 Johnny Damon, L (1, 10) OBP: 0.310, SLG: 0.174	2-2: P6		3-2: 30 FC5-4; 1-2, 2-3 HBP		1-2: P6		2-2: F7		4-2: 24 DI BB	3	0	0	0	1	0	1
30 Magglio Ordonez, R (1, 9) OBP: 0.441, SLG: 0.645	0-1: G5-4-3; 1-2f			0-0: FC5-4; 1-2f, 2-H, 3-H	2-3: K		0-0: F8		3-2: F8	5	0	0	1	0	1	3
24 Miguel Cabrera, R (1, 3) OBP: 0.588, SLG: 0.704		2-1: G4-3	2-1: F9			4-1: 9 BB; 15 2B BB		0-0: 25 HBP; 9 1B 1B	2-1: F9; 1-2	4	1	1	0	1	0	2
9 Carlos Guillen, S (1, 7) OBP: 0.406, SLG: 0.464		1-3: K		0-1: HR		4-1: 15 2B; 1-2 BB		2-1: 25 HBP; 1-2 1B		3	2	2	1	1	1	0
15 Brandon Inge, R (1, 5) OBP: 0.367, SLG: 0.517		1-0: 2B		3-1: P6		3-2: X SI 93; 1-H, 2-H 2B		1-2: L1		4	0	2	2	0	0	2
13 Alex Avila, L (1, 2) OBP: 0.364, SLG: 0.125		1-1: F7		0-1: G3		0-3: K		2-1: F7		4	0	0	0	0	1	4
25 Ryan Raburn, R (1, 4) OBP: 0.455, SLG: 0.286			4-0: 18 HBP; 14 1B; 30 FC5-4 BB	3-2: 2B		2-1: F7		2-1: 1-2, 2-3 HBP		2	1	1	0	1	0	1
39 Ramon Santiago, S (1, 6) OBP: 0.412, SLG: 0.286			1-3: K	1-3		0-2: G1-3		2-2: P6		4	0	0	0	0	2	6
Inning Stats	R: 0 E: 0 K: 0 S: 8 H: 1 LOB: 0 BB: 0 P: 11	R: 0 E: 0 K: 1 S: 8 H: 1 LOB: 1 BB: 0 P: 13	R: 2 E: 1 K: 1 S: 12 H: 1 LOB: 1 BB: 1 P: 21	R: 1 E: 0 K: 1 S: 13 H: 2 LOB: 1 BB: 0 P: 20	R: 0 E: 0 K: 2 S: 10 H: 0 LOB: 0 BB: 0 P: 13	R: 2 E: 0 K: 1 S: 17 H: 1 LOB: 1 BB: 2 P: 30	R: 0 E: 0 K: 0 S: 8 H: 0 LOB: 0 BB: 0 P: 10	R: 0 E: 0 K: 0 S: 12 H: 2 LOB: 3 BB: 0 P: 21	R: 0 E: 0 K: 0 S: 9 H: 0 LOB: 1 BB: 1 P: 19	1B: 4 2B: 0 3B: 0 HR: 1 SF: 0 SAC: 0 DP: 3 HBP: 2							

PITCHER		IP	WLS	BF	H	R	ER	SO	BB	IBB	HBP	BLK	WP	HR	S	P	ERA	WHIP
44 Luke Hochevar, R ERA: 2.84	(1, 1)	5.0	W	24	6	5	4	5	3	0	1	0	0	1	60	98	7.20	1.800
67 John Parrish, L ERA:	(6, 1)	2.0	H	6	0	0	0	1	0	0	0	0	0	0	16	20	0.00	0.000
40 Kyle Farnsworth, R ERA: 2.45	(8, 1)	1.0		6	2	0	0	0	0	0	1	0	0	0	12	21	0.00	2.000
31 Dusty Hughes, L ERA: 6.0	(9, 1)	1.0		4	0	0	0	0	1	0	0	0	0	0	9	19	0.00	1.000

PITCHER	IP	WLS	BF	H	R	ER	SO	BB	IBB	HBP	BLK	WP	HR	S	P	ERA	WHIP

livebaseballscorecards.com

AB	34
R	5
H	8
RBI	4
BB	4
SO	6
LOB	19

WP: 1 PB: 0 SB: 1 CS: 0 PA: 46

Kansas City Royals @ Detroit Tigers

Comerica Park, Detroit, MI

Tue Apr 13 2010, 1:08 PM - 4:09 PM EDT

Att. 18,414 - Cloudy - 47 F

livebaseballscorecards.com

TOP

Batter	1	2	3	4	5	6	7	8	9	AB	R	H	RBI	BB	SO	LOB
9 David DeJesus, L (1, 9) OBP: 0.343, SLG: 0.455	P6		HR	K		G4-3	G4-3			5	1	1	1	0	1	3
22 Scott Podsednik, L (1, 7) OBP: 0.528, SLG: 0.484	6 S 16 1B BB		L8	1-3 1B		G1-3		1B		4	0	2	0	1	0	0
16 Billy Butler, R (1, 3) OBP: 0.400, SLG: 0.452	6 BB 1-2 1B		6 2B 13 1B BB	G4-3		1B		F9		4	1	2	0	1	0	3
6 Jose Guillen, R (1, 10) OBP: 0.353, SLG: 0.781	1-2 2-3 BB		13 1B 1-3 2B		HR	F9		K		4	2	2	1	1	1	2
24 Rick Ankiel, L (1, 8) OBP: 0.343, SLG: 0.500	K		K		P2		3 1B 18 E 1B	G4-3		5	1	1	0	0	2	6
13 Alberto Callaspo, S (1, 5) OBP: 0.281, SLG: 0.367	F7		2-H 3-H 1B		18 1B 1B		F7		G3	5	0	2	2	0	0	4
18 Jason Kendall, R (1, 2) OBP: 0.375, SLG: 0.414		F9	G5-3		1-2 1B		E3 3 1B 1-2		G6-3	5	0	1	0	0	0	2
8 Willie Bloomquist, R (1, 4)		G5-3		G4-3	L4		K			4	0	0	0	0	1	4
17 Chris Getz, L (8, 4) OBP: 0.296, SLG: 0.208									G6-3	1	0	0	0	0	0	0
3 Yuniesky Betancourt, R (1, 6) OBP: 0.300, SLG: 0.393		G5-3		22 1B 1B	G6-3		9 WP 1-3 2-H 1B			4	0	2	1	0	0	2
Inning Stats	R: 0 E: 0 K: 0 S: 19 H: 1 LOB: 3 BB: 2 P: 32	R: 0 E: 0 K: 0 S: 6 H: 0 LOB: 0 BB: 0 P: 10	R: 3 E: 0 K: 1 S: 16 H: 3 LOB: 1 BB: 1 P: 29	R: 0 E: 0 K: 1 S: 12 H: 2 LOB: 2 BB: 0 P: 16	R: 1 E: 0 K: 0 S: 10 H: 3 LOB: 2 BB: 0 P: 17	R: 0 E: 0 K: 0 S: 7 H: 1 LOB: 1 BB: 0 P: 12	R: 1 E: 1 K: 1 S: 13 H: 2 LOB: 2 BB: 0 P: 21	R: 0 E: 0 K: 1 S: 9 H: 1 LOB: 1 BB: 0 P: 10	R: 0 E: 0 K: 0 S: 8 H: 0 LOB: 0 BB: 0 P: 12	1B: 10 2B: 1 3B: 0 HR: 2	SF: 0 SAC: 0 DP: 0 HBP: 0			WP: 1 PB: 0 SB: 1 CS: 0		PA: 44	

PITCHER	IP	WLS	BF	H	R	ER	SO	BB	IBB	HBP	BLK	WP	HR	S	P	ERA	WHIP
21 Dontrelle Willis, L (1, 1) ERA: 4.91	5.0		27	9	4	4	3	3	0	0	0	0	2	63	104	7.20	2.400
54 Joel Zumaya, R (6, 1) ERA:	2.0	W	10	3	1	0	1	0	0	0	0	1	0	20	33	0.00	1.500
45 Ryan Perry, R (8, 1) ERA: 1.93	1.0	H	4	1	0	0	1	0	0	0	0	0	0	9	10	0.00	1.000
46 Jose Valverde, R (9, 1) ERA: 2.25	1.0	S	3	0	0	0	0	0	0	0	0	0	0	8	12	0.00	0.000

AB	41
R	5
H	13
RBI	5
BB	3
SO	5
LOB	26

BOTTOM

Batter	1	2	3	4	5	6	7	8	9	AB	R	H	RBI	BB	SO	LOB
14 Austin Jackson, R (1, 8) OBP: 0.375, SLG: 0.472	G6-3		K			G5-3	18 1B 24 BB 2-H 2B	32 FC3-2 1-2 2-3 BB		4	1	1	1	1	1	1
18 Johnny Damon, L (1, 7) OBP: 0.333, SLG: 0.192	BB		F9			K	24 BB 30 BB 9 2B 2-3 1B	FC3-2 30 FC5-4 1-2 2-3 3-Hf		3	1	1	0	1	1	1
32 Don Kelly, L (8, 7) OBP: 0.286, SLG: 0.286										1	0	0	0	0	0	3
30 Magglio Ordonez, R (1, 9) OBP: 0.436, SLG: 0.600	P4			F8		1B	24 BB 9 2B 1-2 BB	FC5-4 1-2f		4	1	1	0	1	0	4
24 Miguel Cabrera, R (1, 3) OBP: 0.553, SLG: 0.633	F7			F9		K	9 2B 1-2 2-3 3-H BB			3	0	0	1	1	1	2
9 Carlos Guillen, S (1, 10) OBP: 0.389, SLG: 0.469		P5		F7			K			4	0	1	2	0	1	0
15 Brandon Inge, R (1, 5) OBP: 0.382, SLG: 0.500		F8			4 FC6-4 1B		12 2B BB	G6-3		3	1	1	0	1	0	2
12 Gerald Laird, R (1, 2) OBP: 0.174, SLG: 0.182		P6			F8		20 2B 1-H 2B	14 BB 32 FC3-2 20 SH1-3 1B		4	1	2	1	0	0	1
20 Scott Sizemore, R (1, 4) OBP: 0.391, SLG: 0.421			1B	L9			14 2B 2-H 2B	SH1-3 1-2		3	1	2	1	0	0	1
4 Adam Everett, R (1, 6) OBP: 0.333, SLG: 0.357			P4		FC6-4 1-2f		P5	32 FC3-2 14 BB BB		2	0	0	0	0	0	2
39 Ramon Santiago, S (7, PH) (8, 6) OBP: 0.421, SLG: 0.267										1	0	0	0	1	0	1
Inning Stats	R: 0 E: 0 K: 0 S: 9 H: 0 LOB: 1 BB: 1 P: 15	R: 0 E: 0 K: 0 S: 7 H: 0 LOB: 0 BB: 0 P: 12	R: 0 E: 0 K: 1 S: 8 H: 1 LOB: 1 BB: 0 P: 13	R: 0 E: 0 K: 0 S: 5 H: 0 LOB: 0 BB: 0 P: 8	R: 0 E: 0 K: 0 S: 8 H: 1 LOB: 1 BB: 0 P: 12	R: 0 E: 0 K: 2 S: 10 H: 1 LOB: 1 BB: 0 P: 18	R: 6 E: 0 K: 1 S: 23 H: 5 LOB: 2 BB: 3 P: 48	R: 0 E: 0 K: 0 S: 17 H: 1 LOB: 3 BB: 2 P: 31		1B: 5 2B: 4 3B: 0 HR: 2	SF: 0 SAC: 1 DP: 0 HBP: 0			WP: 0 PB: 0 SB: 1 CS: 0		PA: 39	

PITCHER	IP	WLS	BF	H	R	ER	SO	BB	IBB	HBP	BLK	WP	HR	S	P	ERA	WHIP
19 Brian Bannister, R (1, 1) ERA: 2.19	6.1		25	4	2	2	4	2	0	0	0	0	0	54	93	2.84	0.947
56 Roman Colon, R (7, 1) ERA: 18.0	0.1		3	2	1	1	0	0	0	0	0	0	0	8	14	27.00	6.000
31 Dusty Hughes, L (7, 1) ERA: 12.0	0.0	L	2	1	0	0	0	1	0	0	0	0	0	5	12	∞	∞
37 Juan Cruz, R (7, 1) ERA: 1.93	0.2	B	6	2	3	3	0	2	0	0	0	0	0	10	21	40.50	6.000
39 Luis Mendoza, R (8, 1) ERA: 24.0	0.2		3	0	0	0	0	1	0	0	0	0	0	10	17	0.00	1.500

TOP

Batter	1	2	3	4	5	6	7	8	9	AB	R	H	RBI	BB	SO	LOB
9 David DeJesus, L (1, 9) OBP: 0.375, SLG: 0.486	B SI 91 C SI 91 B CH 82 X SI 92 2-1 ① G6-3	B SL 80 B CH 82 B SI 91 C SI 90 X SI 92 3-1 1-H 2-H 2B		L SI 91 B FF 90 B FF 91 X SI 88 2-1 22 1B 1B			B FF 96 B FF 94 C FF 94 B FF 95 B FF 95 4-1 16 WP 22 SH3 16 SF9 BB	B FF 93 L FF 93 L FF 92 L SI 91 1-3 ① K	1 SAFE C SI 90 0-1 ③ CS 1-2	4	1	2	2	1	1	2
22 Scott Podsednik, L (1, 7) OBP: 0.525, SLG: 0.486 24 Rick Ankiel, L (8, 8) OBP: 0.343, SLG: 0.500	C SI 92 C FF 93 F FF 95 B FF 95 F FF 94 F CH 82 S FF 95 1-3 ② K	C CH 81 X SI 92 0-1 ③ F8		X SI 90 0-0 16 G4-6-3 1-2 1B			X FF 95 0-0 ① SH3 1-2	C SI 92 B SL 81 X SL 86 1-1 16 SF8 1-2 2-3 1B		4 0	0 0	2 0	0 0	0 0	1 0	1 0
16 Billy Butler, R (1, 3) OBP: 0.375, SLG: 0.441	C FF 93 C FF 95 F FF 97 B SL 83 B FF 96 X FF 95 2-2 6 1B 1B		C CH 79 B FF 91 C CU 78 S SL 80 1-3 ① K	S SI 91 X SI 92 0-1 ② G4-6-3 1-2f ③			C SL 87 B SL 86 S SL 87 X FF 91 1-2 ② SF9 2-H	S CH 84 B CH 84 X FF 94 1-1 ② SF8 1-2 2-3 3-H		3	0	1	2	0	1	2
6 Jose Guillen, R (1, 10) OBP: 0.410, SLG: 0.861	C SI 92 X SI 94 0-1 1-2 1B		B FF 90 C FF 90 B SI 91 S FF 90 X SI 92 2-2 12 FC3-6 13 1B 18 1B 1B		B SI 90 B SI 90 F FF 90 B CU 78 X FF 89 3-1 ① G5-3		F FF 96 T FF 96 X FF 97 0-2 HR	I IN 69 I IN 71 I IN 68 I IN 71 4-0 IBB		4	2	3	1	1	0	0
13 Alberto Callaspo, S (1, 5) OBP: 0.297, SLG: 0.371	C SL 80 S SL 81 B FF 95 F FF 95 B CH 84 F SI 93 X SL 82 2-2 ③ G3		X SI 88 0-0 12 FC3-6 1-2 1B	B SI 89 X SI 90 1-0 ② F9			B CH 86 X FF 95 1-0 12 BB 18 1B 1B	B SL 80 X SI 93 1-0 ③ F7		5	0	2	0	0	0	5
12 Mitch Maier, L (1, 8) (8, 7)		B SI 88 B SI 88 C SI 88 F SI 88 B SI 90 X SI 90 3-2 ① G3-1	X SI 91 0-0 ② FC3-6 18 1B 1-2f 2-3	B SI 87 X SI 89 1-0 ③ F7			B SI 86 B CH 87 F FF 96 B FF 96 B FF 94 4-1 18 1B 1-2 BB		C SL 79 S SL 84 X SL 82 0-2 ① F9	4	0	0	0	1	0	2
18 Jason Kendall, R (1, 2) OBP: 0.432, SLG: 0.471		B FF 90 C SI 90 B SI 91 X SI 90 2-1 3 1B 9 2B 1B	C CU 79 B SL 79 X SI 91 1-1 1-2 3-H 1B			C SI 86 S SI 87 X SL 80 0-2 ① F8	B FF 95 F FF 96 C SL 86 X SL 86 1-2 ③ 1-2 2-H 1B		C SI 92 S SL 82 B SL 81 B CH 83 F FF 93 B CH 81 X SI 93 3-2 3 G1-3 17 E 1B	5	2	4	1	0	0	0
3 Yuniesky Betancourt, R (1, 6) OBP: 0.314, SLG: 0.394		B SI 91 X SI 92 1-0 9 2B 1-2 1B	C SI 91 X SL 80 0-1 ③ F7			B SI 87 F SI 89 L SI 92 X FF 93 1-2 ② G6-3		C SI 93 X CH 85 0-1 22 1B 17 1B 16 SF8 1B	X SI 91 0-0 ② G1-3 1-2	5	2	2	0	0	0	3
17 Chris Getz, L (1, 4) OBP: 0.281, SLG: 0.207		B SI 92 C SI 92 X SI 92 1-1 ② P6		C SI 88 B CH 79 B CH 78 X SI 88 2-1 ① F9		C SI 86 B SI 87 B CH 80 C SI 88 X FF 93 2-2 ③ G4-3		B FF 94 X FF 92 1-0 16 SF8 22 1B 1-2 1B	B CH 82 X CH 83 1-0 ② E4 9 CS 2-H	5	0	1	0	0	0	2
Inning Stats	R: 0 E: 0 K: 1 S: 19 H: 2 LOB: 2 BB: 0 P: 26	R: 2 E: 0 K: 0 S: 12 H: 3 LOB: 1 BB: 0 P: 22	R: 1 E: 0 K: 1 S: 12 H: 3 LOB: 2 BB: 0 P: 16	R: 0 E: 0 K: 0 S: 7 H: 2 LOB: 1 BB: 0 P: 11	R: 0 E: 0 K: 0 S: 4 H: 0 LOB: 0 BB: 0 P: 9	R: 0 E: 0 K: 0 S: 9 H: 0 LOB: 0 BB: 0 P: 12	R: 2 E: 0 K: 0 S: 13 H: 3 LOB: 2 BB: 2 P: 24	R: 1 E: 0 K: 1 S: 11 H: 3 LOB: 3 BB: 1 P: 20	R: 1 E: 1 K: 0 S: 10 H: 1 LOB: 0 BB: 0 P: 14	1B: 15 2B: 1 3B: 0 HR: 1 SF: 2 SAC: 1 DP: 1 HBP: 0						

PITCHER		IP	WLS	BF	H	R	ER	SO	BB	IBB	HBP	BLK	WP	HR	S	P	ERA	WHIP
48 Rick Porcello, R ERA: 4.09	(1, 1)	6.0		27	10	3	3	2	0	0	0	0	0	0	63	96	4.50	1.667
45 Ryan Perry, R ERA: 4.76	(7, 1)	1.0	L	7	3	2	2	0	2	0	0	0	1	1	13	24	18.00	5.000
40 Phil Coke, L ERA: 1.5	(8, 1)	1.1		9	4	2	1	1	0	1	0	0	0	0	18	30	6.75	3.000
49 Eddie Bonine, R ERA: 3.86	(9, 1)	0.2		2	0	0	0	0	0	0	0	0	0	0	3	4	0.00	0.000

Kansas City Royals @ Detroit Tigers
Comerica Park, Detroit, MI
Wed Apr 14 2010, 1:07 PM - 3:57 PM EDT
Att. 19,262 - Partly Cloudy - 59 F

livebaseballscorecards.com

AB	39
R	7
H	17
RBI	6
BB	3
SO	3
LOB	17

WP: 1 PA: 46
PB: 0
SB: 0
CS: 1

BOTTOM

Batter	1	2	3	4	5	6	7	8	9	AB	R	H	RBI	BB	SO	LOB
25 Ryan Raburn, R (1, 8) OBP: 0.438, SLG: 0.273	C FF 91 F FF 91 B FF 91 B CU 79 X FF 93 2-2 ① P4		B FF 92 B FF 92 F FF 92 B FC 87 X FF 92 3-1 18 FC4-6 1B		H CH 80 1-0 18 2B 24 G6-4-3 HBP		X FC 91 0-0 ② F7		X FF 92 0-0 ① B1	4	1	1	0	0	0	0
18 Johnny Damon, L (1, 7) OBP: 0.342, SLG: 0.258	C FF 92 F CH 82 B FF 92 S FF 93 1-3 ② K		1 SAFE C CH 81 X FF 91 0-1 ① FC4-6 1-2f		B FF 92 S CH 81 B CH 83 X CH 82 2-1 24 G6-4-3 1-3 2-H 2B		B FF 93 C FF 92 F FF 93 B CU 81 B FC 93 X FF 92 3-2 30 BB 1B		B FF 92 F FF 92 C FF 93 F CU 70 F CH 85 X FF 94 1-2 ② G4-3	5	0	2	1	0	1	1
30 Magglio Ordonez, R (1, 9) OBP: 0.455, SLG: 0.658	B FF 93 X FF 92 1-0 HR		C FF 92 B FC 87 F FC 88 C CU 79 1-3 ② K		B FF 91 F FC 88 B FF 92 B FC 88 F FF 93 F CU 79 B FF 93 4-2 24 G6-4-3 BB		B SL 81 T SL 81 B FF 92 B SL 81 B FF 90 4-1 24 FC5-4 1-2 BB		C FF 91 F FF 92 S SL 83 0-3 ③ K	3	1	1	1	2	2	1
24 Miguel Cabrera, R (1, 3) OBP: 0.524, SLG: 0.618	F FF 92 X FF 92 0-1 2B		B FC 88 F CH 82 F FC 88 1 SAFE B FF 93 X CU 77 2-2 ③ P3		B CU 79 F FC 90 B FC 92 X FC 88 2-1 ① ② G6-4-3 1-2f 2-3 3-H		B SL 81 B FF 91 F FF 90 F SL 81 X SL 83 2-2 ③ FC5-4 1-2f			4	0	1	0	0	0	5
9 Carlos Guillen, S (1, 10) OBP: 0.350, SLG: 0.417	X CH 82 0-0 ③ G3			X FF 91 0-0 ① P6	B CH 84 X FF 93 1-0 ③ F7			C FF 88 B SL 81 F SL 79 F FF 90 S SL 82 1-3 ① K		4	0	0	0	0	1	2
15 Brandon Inge, R (1, 5) OBP: 0.421, SLG: 0.529		B FF 91 B FC 87 X FF 91 2-0 2B		C FF 91 C FC 89 S CU 78 0-3 ② K		B FC 88 B FC 86 B FC 90 B FF 91 4-0 20 G5-4-3 BB		C FF 90 B CH 82 F SL 83 F SL 83 B FF 89 B SL 83 F FF 89 B SL 81 4-2 20 BB BB		2	0	1	0	2	1	0
12 Gerald Laird, R (1, 2) OBP: 0.185, SLG: 0.160		S FF 91 B FC 87 B CU 77 C CH 82 S FF 93 2-3 ① K		B FF 91 C FF 92 B FC 88 B CH 81 B FF 92 4-1 BB		L FC 87 1 SAFE B FC 86 B CH 82 X FF 92 2-1 ① P3		B FF 90 F FF 86 C FF 89 F SL 82 B SL 81 B CH 81 X FF 90 3-2 ② F9		3	0	0	0	1	1	3
20 Scott Sizemore, R (1, 4) OBP: 0.370, SLG: 0.364	C FF 93 X CH 82 0-1 ② F8			F FC 91 X FC 91 0-1 ③ F8		1 SAFE 1 SAFE X FC 87 0-0 ② ③ G5-4-3 1-2f		B FF 93 B FF 93 B FF 92 B FF 92 4-0 1-2 BB		3	0	0	0	1	0	3
4 Adam Everett, R (1, 6) OBP: 0.333, SLG: 0.412 32 Don Kelly, L (8, PH) OBP: 0.250, SLG: 0.250 39 Ramon Santiago, S (9, 6) OBP: 0.421, SLG: 0.267		C FC 86 B FF 93 S FC 89 X FF 94 1-2 ③ L9			C FC 92 B FC 88 B FC 88 F FF 93 F FC 87 X FF 93 2-2 18 2B 2B		B FF 92 C FC 88 F FC 88 S CU 78 1-3 ① K2-3	C FF 94 S FF 93 C FF 94 0-3 ③ K		3 1 0	1 0 0	1 0 0	0 0 0	1 0 0	1 2 0
Inning Stats	R: 1 E: 0 K: 1 S: 10 H: 2 LOB: 1 BB: 0 P: 14	R: 0 E: 0 K: 1 S: 9 H: 1 LOB: 1 BB: 0 P: 14	R: 0 E: 0 K: 1 S: 10 H: 1 LOB: 1 BB: 0 P: 16	R: 0 E: 0 K: 0 S: 7 H: 0 LOB: 1 BB: 1 P: 11	R: 2 E: 0 K: 0 S: 12 H: 2 LOB: 1 BB: 1 P: 24	R: 0 E: 0 K: 0 S: 3 H: 0 LOB: 0 BB: 1 P: 9	R: 0 E: 0 K: 1 S: 11 H: 1 LOB: 2 BB: 1 P: 21	R: 0 E: 0 K: 2 S: 15 H: 0 LOB: 2 BB: 2 P: 27	R: 0 E: 0 K: 1 S: 9 H: 0 LOB: 0 BB: 0 P: 10	1B: 2 2B: 4 3B: 0 HR: 1 SF: 0 SAC: 1 DP: 2 HBP: 1						

PITCHER		IP	WLS	BF	H	R	ER	SO	BB	IBB	HBP	BLK	WP	HR	S	P	ERA	WHIP
34 Kyle Davies, R ERA: 4.26	(1, 1)	6.2	W	29	7	3	3	5	3	0	1	0	0	1	58	99	4.05	1.500
67 John Parrish, L ERA:	(7, 1)	1.0	H	5	0	0	0	1	2	0	0	0	0	0	16	30	0.00	2.000
48 Joakim Soria, R ERA: 2.45	(8, 1)	1.1	S	5	0	0	0	2	1	0	0	0	0	0	12	17	0.00	0.750

Kansas City Royals @ Detroit Tigers
Comerica Park, Detroit, MI
Wed Apr 14 2010, 1:07 PM - 3:57 PM EDT
Att. 19,262 - Partly Cloudy - 59 F

livebaseballscorecards.com

AB	32
R	3
H	7
RBI	2
BB	6
SO	8
LOB	18

WP: 0 PA: 39
PB: 0
SB: 0
CS: 0

Detroit Tigers @ Seattle Mariners

Safeco Field, Seattle, WA

Fri Apr 16 2010, 7:11 PM - 10:07 PM PDT

Att. 40,001 - Roof Closed - 62 F

livebaseballscorecards.com

TOP

Batter	1	2	3	4	5	6	7	8	9	AB	R	H	RBI	BB	SO	LOB
14 Austin Jackson, R (1, 8) OBP: 0.386, SLG: 0.475	K			1B		G6-3		FC5-4 1B		4	1	2	0	0	1	0
18 Johnny Damon, L (1, 7) OBP: 0.333, SLG: 0.257	K			FC5-4 1B		K		FC5-4 1B		4	1	1	0	0	2	1
30 Magglio Ordonez, R (1, 9) OBP: 0.426, SLG: 0.610	G6-3			L4		G6-3		1B		3	0	0	0	0	0	2
25 Ryan Raburn, R (7, 9) OBP: 0.471, SLG: 0.333										1	0	1	0	0	0	0
24 Miguel Cabrera, R (1, 3) OBP: 0.500, SLG: 0.605		G6-3		2B			K	F7		4	0	1	2	0	1	2
9 Carlos Guillen, S (1, 10) OBP: 0.364, SLG: 0.436		K		L9			BB		2B	3	1	1	0	1	1	1
15 Brandon Inge, R (1, 5) OBP: 0.390, SLG: 0.486		G5-3		K			F7		K	3	0	0	0	0	1	2
32 Don Kelly, L (7, 5) OBP: 0.222, SLG: 0.222										1	0	0	0	0	1	1
12 Gerald Laird, R (1, 2) OBP: 0.233, SLG: 0.222			K		BB		2B	G4-3		2	0	1	0	1	1	0
13 Alex Avila, L (7, 2) OBP: 0.333, SLG: 0.111										1	0	0	0	0	0	1
20 Scott Sizemore, R (1, 4) OBP: 0.355, SLG: 0.346			F9		G1-6-3		G5-3		1B	4	0	1	1	0	0	3
4 Adam Everett, R (1, 6) OBP: 0.273, SLG: 0.333			K		K			F8	P6	4	0	0	0	0	2	1
Inning Stats	R: 0 E: 0 K: 2 S: 7 H: 0 LOB: 0 BB: 0 P: 11	R: 0 E: 0 K: 1 S: 10 H: 0 LOB: 0 BB: 0 P: 19	R: 0 E: 0 K: 2 S: 7 H: 0 LOB: 0 BB: 0 P: 9	R: 2 E: 0 K: 1 S: 13 H: 3 LOB: 1 BB: 0 P: 19	R: 0 E: 0 K: 1 S: 6 H: 0 LOB: 0 BB: 1 P: 11	R: 0 E: 0 K: 1 S: 10 H: 0 LOB: 0 BB: 0 P: 14	R: 0 E: 0 K: 1 S: 13 H: 1 LOB: 2 BB: 1 P: 27	R: 0 E: 0 K: 0 S: 9 H: 2 LOB: 2 BB: 0 P: 11	R: 1 E: 0 K: 1 S: 14 H: 2 LOB: 1 BB: 0 P: 18	1B: 5 2B: 3 3B: 0 HR: 0 SF: 0 SAC: 0 DP: 1 HBP: 0	WP: 0 PB: 1 SB: 0 CS: 0 PA: 36					

PITCHER	IP	WLS	BF	H	R	ER	SO	BB	IBB	HBP	BLK	WP	HR	S	P	ERA	WHIP
34 Félix Hernández, R (1, 1) ERA: 3.1	6.2	W	25	4	2	2	9	2	0	0	0	0	0	63	105	2.70	0.900
46 Sean White, R (7, 1) ERA:	1.1		6	2	0	0	0	0	0	0	0	0	0	12	16	0.00	1.500
57 Mark Lowe, R (9, 1) ERA: 4.91	1.0		5	2	1	1	1	0	0	0	0	0	0	14	18	9.00	2.000

BOTTOM

Batter	1	2	3	4	5	6	7	8	9	AB	R	H	RBI	BB	SO	LOB
51 Ichiro Suzuki, L (1, 9) OBP: 0.306, SLG: 0.283	G3		1B	F8	1B	F7				5	2	2	1	0	0	4
9 Chone Figgins, S (1, 4) OBP: 0.396, SLG: 0.351	BB		BB	SF9	BB		F7			1	1	0	1	3	0	0
21 Franklin Gutierrez, R (1, 8) OBP: 0.447, SLG: 0.523	K		3B	F9	1B		1B			5	1	3	3	0	1	2
4 Jose Lopez, R (1, 5) OBP: 0.319, SLG: 0.318	F7		1B				F8			4	1	2	2	0	0	2
24 Ken Griffey Jr., L (1, 10) OBP: 0.320, SLG: 0.304		F9	1B				F8			4	1	2	0	0	0	2
5 Mike Sweeney, R (7, PH) OBP: 0.308, SLG: 0.100 (8, 10)										1	0	0	0	0	0	1
15 Milton Bradley, S (1, 7) OBP: 0.275, SLG: 0.353		K	F8					F7		4	1	1	1	0	1	2
1 Eric Byrnes, R (7, 7) OBP: 0.231, SLG: 0.091						G3-1				1	0	0	0	0	0	0
13 Casey Kotchman, L (1, 3) OBP: 0.316, SLG: 0.375		L6		BB	1B	E4		K		4	2	1	0	1	1	0
32 Rob Johnson, R (1, 2) OBP: 0.391, SLG: 0.412			K	1B	BB	BB				3	2	1	1	2	2	0
2 Jack Wilson, R (1, 6) OBP: 0.216, SLG: 0.206			K	SH 1B	SF7	F4				2	0	0	1	0	1	2
Inning Stats	R: 0 E: 0 K: 1 S: 12 H: 0 LOB: 1 BB: 1 P: 21	R: 0 E: 0 K: 1 S: 8 H: 0 LOB: 0 BB: 0 P: 14	R: 3 E: 1 K: 2 S: 18 H: 4 LOB: 2 BB: 1 P: 22	R: 2 E: 1 K: 0 S: 9 H: 1 LOB: 1 BB: 1 P: 15	R: 6 E: 0 K: 0 S: 24 H: 6 LOB: 2 BB: 2 P: 37	R: 0 E: 1 K: 0 S: 8 H: 0 LOB: 2 BB: 1 P: 19	R: 0 E: 0 K: 0 S: 8 H: 1 LOB: 1 BB: 0 P: 17	R: 0 E: 0 K: 2 S: 13 H: 0 LOB: 0 BB: 0 P: 17		1B: 11 2B: 0 3B: 1 HR: 0 SF: 3 SAC: 1 DP: 0 HBP: 0	WP: 0 PB: 0 SB: 2 CS: 0 PA: 44					

PITCHER	IP	WLS	BF	H	R	ER	SO	BB	IBB	HBP	BLK	WP	HR	S	P	ERA	WHIP
38 Jeremy Bonderman, R (1, 1) ERA: 9.0	4.0	L	26	9	10	8	4	4	0	0	0	0	0	62	93	18.00	3.250
36 Brad Thomas, L (5, 1) ERA: 7.04	3.0		15	3	1	1	0	2	0	0	0	0	0	25	52	3.00	1.667
49 Eddie Bonine, R (8, 1) ERA: 3.18	1.0		3	0	0	0	2	0	0	0	0	0	0	13	17	0.00	0.000

AB	34
R	3
H	8
RBI	3
BB	2
SO	10
LOB	14

AB	34
R	11
H	12
RBI	10
BB	6
SO	6
LOB	15

TOP

Detroit Tigers @ Seattle Mariners

Safeco Field, Seattle, WA

Sat Apr 17 2010, 6:12 PM - 8:46 PM PDT

Att. 31,655 - Roof Closed - 58 F

Batter	1	2	3	4	5	6	7	8	9	AB	R	H	RBI	BB	SO	LOB
14 Austin Jackson, R (1, 8) OBP: 0.367, SLG: 0.444	C FF 87 S FF 89 B FF 90 F CH 80 C CH 80 1-3 ① K	B FF 89 C SI 88 S FF 88 B FF 89 X CH 80 2-2 ② P5	S CH 80 F CH 80 S CH 80 0-3 ② K	X SI 93 0-0 30 FC6-4 1-2 1B	B FF 92 B FF 93 C FF 94 T FF 94 B FF 95 F FF 95 X FF 95 3-2 ③ F9					5	0	1	0	0	2	3
25 Ryan Raburn, R (1, 9) OBP: 0.381, SLG: 0.250	B SI 89 X SI 88 1-0 ② G5-3	B FF 90 X FF 88 1-0 ③ L7 1-2	F CH 78 F CH 79 F CU 74 B FF 92 B CH 80 X FF 86 2-2 ③ P6	S SI 94 S SI 94 S FS 84 0-3 ② K						4	0	0	0	0	1	5
30 Magglio Ordonez, R (1, 10) OBP: 0.431, SLG: 0.659	B FF 87 F FF 87 B CH 79 B CH 78 C SI 89 B SI 89 4-2 BB	F SI 88 X CU 70 0-1 HR	B FF 89 B SI 88 X FF 88 2-0 ① F7	F SI 95 B SI 94 F SI 93 B FS 84 X SI 95 2-2 ③ FC6-4 1-2f						3	1	1	1	1	0	2
24 Miguel Cabrera, R (1, 3) OBP: 0.460, SLG: 0.548	B SI 89 X SI 89 1-0 ③ L9	B FF 89 C CH 79 B CH 78 B SI 91 X SI 88 3-1 ① L9	X CH 81 0-0 ② G6-3	B FF 96 S SL 85 X SL 86 1-1 ① G4-3						4	0	0	0	0	0	1
9 Carlos Guillen, S (1, 7) OBP: 0.375, SLG: 0.429	X FF 86 0-0 ① L7	F SI 89 F FF 89 B SI 90 C CH 79 1-3 ② K	B FF 90 B FF 89 C CU 71 F CH 80 B SL 81 F SI 90 B CH 81 4-2 BB	S SL 84 S CH 89 B SL 85 B FF 96 X CH 89 2-2 15 BB 1B						3	0	1	0	1	1	0
15 Brandon Inge, R (1, 5) OBP: 0.378, SLG: 0.450	B FF 88 C SI 87 S CH 78 F CU 72 F CH 80 F CU 70 X SL 84 1-2 ② P3	B FF 88 C CU 71 C CH 80 X CH 80 1-2 ③ G6-3	C SI 88 X CH 78 0-1 ③ P3	C FF 95 B FF 96 B FF 96 S SL 86 D SL 85 B SL 85 4-2 20 G5-4-3 1-2 BB						3	0	0	0	1	0	1
20 Scott Sizemore, R (1, 4) OBP: 0.371, SLG: 0.400	B FF 87 X SI 87 1-0 ③ P3		C FF 86 B SI 88 X CH 79 1-1 12 FC5-4 1B		B SI 88 F FF 87 B FF 88 S CH 80 F SI 90 F CH 80 B SL 82 X FF 90 3-2 12 SH5-4 18 1B 2B	C FF 95 X FF 96 0-1 ②③ G5-4-3 1-2f			4	1	2	0	0	0	2
12 Gerald Laird, R (1, 2) OBP: 0.250, SLG: 0.214 13 Alex Avila, L (9, PH) OBP: 0.308, SLG: 0.100		C FF 88 B CH 79 B CH 80 C FF 88 B CU 71 B SI 90 4-2 25 PB BB	F CH 80 F CH 79 B SI 90 1 SAFE X CH 80 1-2 ① FC5-4 4 1B 1-2f	D SI 94 X SI 92 1-0 ① SH5-4 2-3			C FF 93 B FF 94 S FF 93 S FF 95 1-3 ① K	1 0 0 0 1 0 1 1 0 0 0 0 1 0						
4 Adam Everett, R (1, 6) OBP: 0.292, SLG: 0.348 18 Johnny Damon, L (7, PH) OBP: 0.349, SLG: 0.278 39 Ramon Santiago, S (7, 6) OBP: 0.400, SLG: 0.250		C SI 88 1 SAFE X FF 89 0-1 ① B1	1 SAFE X FF 89 0-0 1-2 1B	C SI 95 X SI 95 0-1 14 1B 3-H 1B			B FF 92 C F FF 93 B FS 86 F FF 95 X FF 94 2-2 ② L7	2 0 1 0 0 0 1 1 0 1 1 0 0 0 1 0 0 0 0 0 0						
Inning Stats	R: 0 E: 0 K: 1 S: 8 H: 0 LOB: 1 BB: 1 P: 15	R: 0 E: 0 K: 0 S: 8 H: 0 LOB: 0 BB: 0 P: 10	R: 0 E: 0 K: 0 S: 8 H: 0 LOB: 1 BB: 1 P: 15	R: 1 E: 0 K: 1 S: 10 H: 1 LOB: 0 BB: 0 P: 15	R: 0 E: 0 K: 1 S: 13 H: 2 LOB: 2 BB: 0 P: 17	R: 0 E: 0 K: 0 S: 7 H: 0 LOB: 1 BB: 1 P: 13	R: 1 E: 0 K: 1 S: 15 H: 3 LOB: 2 BB: 1 P: 21	R: 0 E: 0 K: 0 S: 9 H: 1 LOB: 1 BB: 1 P: 16	R: 0 E: 0 K: 1 S: 11 H: 0 LOB: 0 BB: 0 P: 17	1B: 5 2B: 1 3B: 0 HR: 1 SF: 0 SAC: 1 DP: 1 HBP: 0						

PITCHER		IP	WLS	BF	H	R	ER	SO	BB	IBB	HBP	BLK	WP	HR	S	P	ERA	WHIP
18 Ryan Rowland-Smith, L ERA: 4.5	(1, 1)	6.0		25	4	2	2	3	3	0	0	0	0	1	59	93	3.00	1.167
43 Brandon League, R ERA: 2.7	(7, 1)	1.0	W	5	2	0	0	1	0	0	0	0	0	0	10	13	0.00	2.000
57 Mark Lowe, R ERA: 3.86	(8, 1)	1.0	H	4	1	0	0	0	1	0	0	0	0	0	9	16	0.00	2.000
53 David Aardsma, R ERA:	(9, 1)	1.0	S	3	0	0	0	1	0	0	0	0	0	0	11	17	0.00	0.000

livebaseballscorecards.com

BOTTOM

Detroit Tigers @ Seattle Mariners

Safeco Field, Seattle, WA

Sat Apr 17 2010, 6:12 PM - 8:46 PM PDT

Att. 31,655 - Roof Closed - 58 F

Batter	1	2	3	4	5	6	7	8	9	AB	R	H	RBI	BB	SO	LOB
51 Ichiro Suzuki, L (1, 9) OBP: 0.358, SLG: 0.388	X FF 92 0-0 9 S 21 1B 2B	C FF 95 F CH 86 1 SAFE 1 SAFE B CH 82 1-2 ③ CS	B FF 94 B CH 85 X FF 93 2-0 9 SF8 3B		C FF 95 F FF 95 X SL 87 0-2 1B			B SL 82 F SI 93 B SI 93 B SI 93 B FF 93 4-1 9 FC3-6 BB		3	2	3	0	1	0	0
9 Chone Figgins, S (1, 4) OBP: 0.365, SLG: 0.325	C FF 92 B FF 94 B FF 94 S FF 96 B FF 96 F FF 96 T FF 97 3-2 ① K 2-3		F FF 96 X FF 96 0-1 ① SF8 3-H	C CH 83 1 SAFE X CH 83 0-1 ③ F8				C FF 93 B FF 92 F CH 81 B SL 80 X FF 92 2-2 ① FC3-6 21 S 21 1B 1-2f		3	1	0	1	0	1	3
21 Franklin Gutierrez, R (1, 8) OBP: 0.451, SLG: 0.521	B SL 88 C CU 81 C CU 82 F FF 97 D CU 84 X CU 82 2-2 4 1B 3-H 1B		B FF 95 S FF 95 X SL 88 1-1 ② G6-3		C FF 94 C CU 81 S CH 87 0-3 ① K			B SI 99 B FF 100 C FF 101 X SI 98 2-1 1-H 1B		4	0	2	2	0	1	0
4 Jose Lopez, R (1, 5) OBP: 0.314, SLG: 0.313	1 SAFE 1 SAFE B FF 94 1 SAFE B FF 94 B FF 92 C FF 93 1 SAFE C FF 94 3-2 F FF 96 X FF 96 24 FC1-6 1-3 1B		C SL 86 X CU 79 0-1 ③ G5-3		B FF 95 F FF 96 X CU 80 1-1 ② G5-3			B CU 82 C CU 82 S FF 100 C SI 100 1-3 ② K		4	0	1	0	0	1	1
24 Ken Griffey Jr., L (1, 10) OBP: 0.276, SLG: 0.259	C CH 86 B CU 79 X FF 97 1-1 ② FC1-6 1-2f			C CU 77 C CU 78 S SL 87 0-3 ① K	B FF 96 C FF 96 F FF 96 C CU 81 1-3 ③ K			F SI 101 B CU 84 D CU 83 X FF 101 2-1 ③ L8		4	0	0	0	0	2	3
15 Milton Bradley, S (1, 7) OBP: 0.279, SLG: 0.333	B FF 97 C CH 87 F FF 97 S FF 97 1-3 ③ K			B CH 85 C CH 86 B FF 96 F FF 96 F CU 82 X SL 88 2-2 ② P4			F FF 94 B FF 94 F FF 96 B CU 80 F CH 86 B FF 96 B FF 96 4-2 13 S 13 2B BB			2	1	0	0	1	1	2
13 Casey Kotchman, L (1, 3) OBP: 0.317, SLG: 0.400		X FF 94 0-0 ① L8		F FF 96 S FF 96 X FF 96 0-2 ③ F7			1 SAFE S CH 83 1 SAFE F CH 83 B CU 80 B CU 81 X CH 87 2-2 ① 1-H 2B			3	0	1	1	0	0	0
10 Adam Moore, R (1, 2) OBP: 0.150, SLG: 0.105		B FF 92 B FF 94 C FF 93 F FF 94 F FF 96 X CU 81 2-2 ② G6-3			X FF 93 0-0 ① F7		B FF 94 C FF 95 C CU 78 B CU 80 F FF 96 F FF 97 S CH 86 2-3 ② K			3	0	0	0	0	1	0
2 Jack Wilson, R (1, 6) OBP: 0.225, SLG: 0.216		F FF 94 X FF 94 0-1 51 CS 1B			C FF 93 B FF 93 X SL 86 1-1 ② G6-3		B FF 94 B FF 94 X FF 93 2-0 ③ P6			3	0	1	0	0	0	0
Inning Stats	R: 1 E: 0 K: 2 S: 18 H: 3 LOB: 2 BB: 0 P: 28	R: 0 E: 0 K: 0 S: 9 H: 1 LOB: 0 BB: 0 P: 12	R: 1 E: 0 K: 0 S: 7 H: 1 LOB: 0 BB: 0 P: 10	R: 0 E: 0 K: 1 S: 10 H: 0 LOB: 0 BB: 0 P: 12	R: 0 E: 0 K: 0 S: 8 H: 1 LOB: 1 BB: 0 P: 9	R: 0 E: 0 K: 2 S: 8 H: 0 LOB: 0 BB: 0 P: 10	R: 1 E: 0 K: 1 S: 12 H: 1 LOB: 0 BB: 1 P: 22	R: 1 E: 0 K: 1 S: 11 H: 1 LOB: 1 BB: 1 P: 22		1B: 5 2B: 2 3B: 1 HR: 0 SF: 1 SAC: 0 DP: 0 HBP: 0						

PITCHER		IP	WLS	BF	H	R	ER	SO	BB	IBB	HBP	BLK	WP	HR	S	P	ERA	WHIP
35 Justin Verlander, R ERA: 6.88	(1, 1)	7.0	L	27	7	3	3	6	1	0	0	0	0	0	72	103	3.86	1.143
40 Phil Coke, L ERA: 2.84	(8, 1)	0.1		2	0	1	1	0	1	0	0	0	0	0	4	10	27.00	3.000
54 Joel Zumaya, R ERA:	(8, 1)	0.2		3	1	0	0	1	0	0	0	0	0	0	7	12	0.00	1.500

livebaseballscorecards.com

AB	32
R	2
H	7
RBI	2
BB	4
SO	5
LOB	16

AB	29
R	4
H	8
RBI	4
BB	2
SO	7
LOB	9

WP: 0 PB: 1 SB: 0 CS: 0 PA: 37

WP: 0 PB: 0 SB: 3 CS: 1 PA: 33

Detroit Tigers @ Seattle Mariners

Safeco Field, Seattle, WA

Sun Apr 18 2010, 1:11 PM - 4:11 PM PDT

Att. 30,430 - Partly Cloudy - 58 F

livebaseballscorecards.com

TOP

Batter	1	2	3	4	5	6	7	8	9	AB	R	H	RBI	BB	SO	LOB
14 Austin Jackson, R (1, 8) OBP: 0.389, SLG: 0.500	3B		1B	F8		K		BB 1-3 2-H		5	1	3	1	0	1	3
18 Johnny Damon, L (1, 7) OBP: 0.396, SLG: 0.308 32 Don Kelly, L (8, 7) OBP: 0.222, SLG: 0.222	BB		1B	G5-3			E6 30 G6-3	BB		3 0	1 0	2 0	0 0	2 0	0 0	2 0
30 Magglio Ordonez, R (1, 9) OBP: 0.393, SLG: 0.592	F9		F8		G5-3		G6-3	K		5	0	0	0	0	1	8
24 Miguel Cabrera, R (1, 3) OBP: 0.473, SLG: 0.630	K		HR 1-H 3-H		F7		IBB		2B	4	1	2	3	1	1	2
9 Carlos Guillen, S (1, 10) OBP: 0.358, SLG: 0.426	P3		F7		2B		G4-6-3 1-2f		G3-1 2-3	5	0	1	0	0	0	5
15 Brandon Inge, R (1, 5) OBP: 0.400, SLG: 0.429		BB	F8		K			BB 13 2B 39 FC5-2	BB 13 G4-6-3	2	0	0	0	3	1	1
13 Alex Avila, L (1, 2) OBP: 0.333, SLG: 0.214	F7	BB 39 FC3-5 20 BB		G1-3			14 1B	G4-6-3 1-2f		4	1	1	0	1	0	3
20 Scott Sizemore, R (1, 4) OBP: 0.385, SLG: 0.375	K	BB 39 FC3-5		G1-3			G1-3			2	0	0	0	2	1	3
39 Ramon Santiago, S (1, 6) OBP: 0.333, SLG: 0.200	K	FC3-5 1-2 2-3f		G3 1-2			FC5-2 14 1B 3-H			4	0	0	0	0	1	6
Inning Stats	R: 0 E: 0 K: 1 S: 11 H: 1 LOB: 2 BB: 1 P: 18	R: 0 E: 0 K: 2 S: 10 H: 0 LOB: 1 BB: 1 P: 19	R: 3 E: 0 K: 0 S: 12 H: 3 LOB: 0 BB: 0 P: 17	R: 0 E: 0 K: 0 S: 8 H: 0 LOB: 2 BB: 2 P: 18	R: 0 E: 0 K: 1 S: 9 H: 1 LOB: 1 BB: 0 P: 13	R: 0 E: 0 K: 1 S: 13 H: 0 LOB: 1 BB: 1 P: 21	R: 0 E: 1 K: 0 S: 5 H: 1 LOB: 1 BB: 1 P: 13	R: 1 E: 0 K: 1 S: 16 H: 2 LOB: 3 BB: 2 P: 33	R: 0 E: 0 K: 0 S: 9 H: 1 LOB: 1 BB: 1 P: 16	1B: 4 2B: 3 3B: 1 HR: 1 SF: 0 SAC: 0 DP: 2 HBP: 0	WP: 0 PB: 0 SB: 0 CS: 0 PA: 43					

PITCHER		IP	WLS	BF	H	R	ER	SO	BB	IBB	HBP	BLK	WP	HR	S	P	ERA	WHIP
35 Ian Snell, R ERA: 5.14	(1, 1)	5.0	L	24	5	3	3	4	4	0	0	0	0	1	50	85	5.40	1.800
54 Kanekoa Texeira, R ERA: 6.35	(6, 1)	1.0		4	0	0	0	1	1	0	0	0	0	0	13	21	0.00	1.000
46 Sean White, R ERA:	(7, 1)	1.0		4	1	0	0	0	0	1	0	0	0	0	5	13	0.00	1.000
37 Jesus Colome, R ERA: 7.5	(8, 1)	1.0		7	2	1	1	1	2	0	0	0	0	0	16	33	9.00	4.000
23 Shawn Kelley, R ERA: 2.08	(9, 1)	1.0		4	1	0	0	0	1	0	0	0	0	0	9	16	0.00	2.000

PITCHER	IP	WLS	BF	H	R	ER	SO	BB	IBB	HBP	BLK	WP	HR	S	P	ERA	WHIP

AB	34
R	4
H	9
RBI	4
BB	9
SO	6
LOB	33

BOTTOM

Batter	1	2	3	4	5	6	7	8	9	AB	R	H	RBI	BB	SO	LOB
51 Ichiro Suzuki, L (1, 9) OBP: 0.368, SLG: 0.385	G4-3		G6-3			L9-3 9 1B		SH1-4 9 1-2 BB		3	0	1	0	1	0	0
9 Chone Figgins, S (1, 4) OBP: 0.364, SLG: 0.310	BB 4 CS		K			L9-3 1-1		SH1-4 1-2 2-3		2	0	0	0	1	1	1
21 Franklin Gutierrez, R (1, 8) OBP: 0.436, SLG: 0.519	P4			F8		2B		K		4	0	1	0	0	1	3
4 Jose Lopez, R (1, 5) OBP: 0.291, SLG: 0.288	CS 1-2	P6		G1-3		K		F9		4	0	0	0	0	1	3
24 Ken Griffey Jr., L (1, 10) OBP: 0.273, SLG: 0.258		1B 1 2B 13 1B		F9			K		G4-3	4	1	1	0	0	1	0
1 Eric Byrnes, R (1, 7) OBP: 0.294, SLG: 0.214		2B 13 1B 1-3			P2		F8		BB	3	0	1	0	1	0	0
13 Casey Kotchman, L (1, 3) OBP: 0.356, SLG: 0.500		1B 2-H 3-H			HR		BB		L7	3	1	2	2	1	0	1
10 Adam Moore, R (1, 2) OBP: 0.130, SLG: 0.091 15 Milton Bradley, S (9, PH) OBP: 0.273, SLG: 0.324		K			K		B5-3		K	3 1	0 0	0 0	0 0	0 0	2 1	2 1
2 Jack Wilson, R (1, 6) OBP: 0.233, SLG: 0.225			P5		G6-3			1B 9 SH1-4 51 BB		3	0	1	0	0	0	0
Inning Stats	R: 0 E: 0 K: 0 S: 7 H: 0 LOB: 0 BB: 0 P: 14	R: 1 E: 0 K: 1 S: 11 H: 3 LOB: 1 BB: 0 P: 17	R: 0 E: 0 K: 1 S: 8 H: 0 LOB: 0 BB: 0 P: 13	R: 0 E: 0 K: 0 S: 6 H: 0 LOB: 0 BB: 0 P: 9	R: 1 E: 0 K: 1 S: 10 H: 1 LOB: 0 BB: 0 P: 14	R: 0 E: 0 K: 1 S: 11 H: 2 LOB: 1 BB: 0 P: 20	R: 0 E: 0 K: 1 S: 7 H: 0 LOB: 1 BB: 1 P: 14	R: 0 E: 0 K: 1 S: 15 H: 1 LOB: 2 BB: 1 P: 23	R: 0 E: 0 K: 1 S: 9 H: 0 LOB: 1 BB: 1 P: 17	1B: 4 2B: 3 3B: 0 HR: 1 SF: 0 SAC: 1 DP: 1 HBP: 0	WP: 0 PB: 0 SB: 0 CS: 1 PA: 36					

PITCHER		IP	WLS	BF	H	R	ER	SO	BB	IBB	HBP	BLK	WP	HR	S	P	ERA	WHIP
37 Max Scherzer, R ERA: 2.12	(1, 1)	6.0	W	22	6	2	2	4	1	0	0	0	0	1	53	87	3.00	1.167
40 Phil Coke, L ERA: 2.57	(7, 1)	0.2	H	3	0	0	0	1	1	0	0	0	0	0	6	13	0.00	1.500
45 Ryan Perry, R ERA: 3.86	(7, 1)	1.1	H	6	1	0	0	1	1	0	0	0	0	0	16	24	0.00	1.500
46 Jose Valverde, R ERA: 1.8	(9, 1)	1.0	S	4	0	0	0	1	1	0	0	0	0	0	9	17	0.00	1.000

PITCHER	IP	WLS	BF	H	R	ER	SO	BB	IBB	HBP	BLK	WP	HR	S	P	ERA	WHIP

Detroit Tigers @ Los Angeles Angels

Angel Stadium of Anaheim, Anaheim, CA

Mon Apr 19 2010, 7:09 PM - 9:27 PM PDT

Att. 36,006 - Clear - 66 F

livebaseballscorecards.com

TOP

Batter	1	2	3	4	5	6	7	8	9	AB	R	H	RBI	BB	SO	LOB
14 Austin Jackson, R (1, 8) OBP: 0.379, SLG: 0.481	C FF 89 F SI 89 C SI 89 0-3 K ①		C SL 84 F SI 87 X SL 83 0-2 18 1B 1B		B SI 88 F SI 88 B SL 85 C SI 89 C SI 89 2-3 K ③			C SL 82 B SI 86 X SL 83 1-1 L7 ①		4	0	1	0	0	2	0
18 Johnny Damon, L (1, 7) OBP: 0.404, SLG: 0.326	C SI 88 X SI 88 0-1 F7 ②		1 SAFE X SI 89 0-0 30 FC5-4 1-3 1B			B SI 87 X SI 86 1-0 G3 ①		C CU 72 B CH 82 X CH 81 1-1 24 G3-1 30 1B 1B		4	0	2	0	0	0	0
30 Magglio Ordonez, R (1, 9) OBP: 0.400, SLG: 0.585	X FF 89 0-0 G6-3 ③		B SI 90 F SL 86 C SI 90 F SI 88 F SL 88 X SI 89 1-2 FC5-4 1-2f ③			C SI 87 B SI 85 X SI 88 1-1 24 G1-4-3 1B		B SI 85 F FF 85 X SI 86 1-1 24 G3-1 1-2 1B		4	0	2	0	0	0	2
24 Miguel Cabrera, R (1, 3) OBP: 0.458, SLG: 0.620		C SI 88 B SL 84 X SL 85 1-1 F9 ①	B SI 85 C SI 88 B SI 89 X SI 85 2-1 15 F9 2B			C SI 87 C SI 89 X SL 84 0-2 G1-4-3 1-2f ②③		T SL 91 X SL 90 0-1 G3-1 1-2 2-3 ②		4	0	1	0	0	0	3
9 Carlos Guillen, S (1, 10) OBP: 0.351, SLG: 0.412		B SI 89 B SI 88 F SI 88 F SI 88 F SI 90 F SI 90 X CH 83 2-2 15 1B 1B	F SI 87 D CU 78 C CU 76 F FF 91 F CU 78 X SI 90 1-2 G1-3 ①				C CU 73 S SI 87 B SI 88 B SI 89 X FF 89 2-2 F9 ①	B B FF 95 C FF 96 C CU 83 D CU 84 X FF 95 3-2 G1-3 ③		4	0	1	0	0	0	3
15 Brandon Inge, R (1, 5) OBP: 0.407, SLG: 0.422		C SI 88 X SI 88 0-1 13 L1-3 1-2 1B	B SI 90 B SL 87 B SL 84 C SI 88 F SI 89 X SL 84 3-2 F9 2-3 ②				B SI 88 F SL 84 B SI 86 C SI 86 B SI 86 H SI 88 4-2 20 1B 13 G4-3 HBP		B SI 93 C SI 91 B SI 94 X SI 93 2-1 G6-3 ①	3	0	1	0	0	0	1
13 Alex Avila, L (1, 2) OBP: 0.273, SLG: 0.167		F SI 88 X SI 89 0-1 L1-3 1-1 ②③	C CU 74 S CH 83 B CU 77 F CH 84 F SI 91 S CU 78 1-3 K ③				B SI 87 X SI 86 1-0 G4-3 1-2 ②		C CH 81 C CH 80 F FF 94 X CH 82 0-2 F7 ②	4	0	0	0	0	1	4
20 Scott Sizemore, R (1, 4) OBP: 0.372, SLG: 0.361			B FF 88 C SI 89 B SI 87 F SI 89 X SI 90 2-2 G6-3 ①		B SI 87 F SI 87 F SL 84 S SI 86 1-3 K ①		B SL 84 C SI 89 X SI 88 1-1 2-3 1B		B SI 95 C SI 92 B SI 95 C CH 82 F SI 94 S FF 94 2-3 K ③	4	0	1	0	0	2	0
4 Adam Everett, R (1, 6) OBP: 0.259, SLG: 0.308			B SI 89 X SI 88 1-0 F7 ②		C SI 87 X SL 83 0-1 F8 ②		X SL 85 0-0 F9 ③			3	0	0	0	0	0	2
Inning Stats	R: 0 E: 0 K: 1 S: 6 H: 0 LOB: 0 BB: 0 P: 6	R: 0 E: 0 K: 0 S: 11 H: 2 LOB: 1 BB: 0 P: 14	R: 0 E: 0 K: 0 S: 13 H: 2 LOB: 2 BB: 0 P: 17	R: 0 E: 0 K: 1 S: 15 H: 1 LOB: 1 BB: 0 P: 22	R: 0 E: 0 K: 2 S: 8 H: 0 LOB: 0 BB: 0 P: 11	R: 0 E: 0 K: 0 S: 6 H: 1 LOB: 0 BB: 0 P: 8	R: 0 E: 0 K: 0 S: 9 H: 1 LOB: 2 BB: 0 P: 17	R: 0 E: 0 K: 0 S: 11 H: 2 LOB: 2 BB: 0 P: 17	R: 0 E: 0 K: 1 S: 10 H: 0 LOB: 0 BB: 0 P: 14	1B: 8 2B: 2 3B: 0 HR: 0 SF: 0 SAC: 0 DP: 2 HBP: 1						

PITCHER	IP	WLS	BF	H	R	ER	SO	BB	IBB	HBP	BLK	WP	HR	S	P	ERA	WHIP
35 Joel Pineiro, R (1, 1) ERA: 1.77	7.1	W	30	9	0	0	4	0	0	1	0	0	0	74	104	0.00	1.227
40 Kevin Jepsen, R (8, 1) ERA: 3.0	0.2	H	2	0	0	0	0	0	0	0	0	0	0	5	8	0.00	0.000
56 Fernando Rodney, R (9, 1) ERA: 5.14	1.0	S	3	0	0	0	1	0	0	0	0	0	0	10	14	0.00	0.000

AB	34
R	0
H	9
RBI	0
BB	0
SO	5
LOB	15

BOTTOM

Batter	1	2	3	4	5	6	7	8	9	AB	R	H	RBI	BB	SO	LOB
2 Erick Aybar, S (1, 6) OBP: 0.362, SLG: 0.314	B SI 87 C FF 85 C SI 86 B FF 88 X FF 87 2-2 G6-3 ①		D FF 87 C CH 84 S SI 86 X FF 90 1-2 G5-3 ① 1-2 2-3		C CU 77 F SI 87 X CU 78 0-2 F7 ①			X SI 86 0-0 B5-3 ①		4	0	0	0	0	0	2
53 Bobby Abreu, L (1, 9) OBP: 0.241, SLG: 0.375	C FF 87 F SI 88 B CU 80 X SL 82 1-2 G1-3 ②		T SL 82 X FF 92 0-1 FC6-5 48 2B 2-3 3-H ②		X SI 88 0-0 G3-1 ②			B SI 89 B SI 88 C SI 89 B CH 81 X CH 81 3-1 G3 ②		4	0	0	1	0	0	1
48 Torii Hunter, R (1, 8) OBP: 0.400, SLG: 0.521	C SI 86 F SI 90 B SL 81 S SL 82 1-3 K ③		B SI 89 C SI 87 C SI 90 1 SAFE D FF 90 F SL 80 X SL 81 2-2 1-3 2B		C CU 81 B SI 88 F SI 89 B CH 78 X CH 80 2-2 L8 ③			B CU 75 X CU 75 1-0 G5-3 ③		4	0	1	0	0	1	0
55 Hideki Matsui, L (1, 10) OBP: 0.397, SLG: 0.588		C FF 87 C SI 87 B FF 88 C SL 81 1-3 K ①	C CU 79 S FF 90 B SI 92 F SI 90 B SL 82 B SL 84 X SL 82 3-2 F7 ③			B CH 84 F CH 83 B SI 87 B SI 85 C FF 86 F FF 89 B FF 88 4-2 8 G6-4-3 BB				2	0	0	0	1	1	2
8 Kendrys Morales, S (1, 3) OBP: 0.259, SLG: 0.431		C SI 88 S CU 77 B CU 78 X SL 80 1-2 G5-3 ②		B SI 89 B FA 87 H FF 88 3-0 47 1B HBP		X FF 88 0-0 G6-4-3 1-2f ①②				2	0	0	0	0	0	1
20 Juan Rivera, R (1, 7) OBP: 0.255, SLG: 0.471		B SI 86 X CH 85 1-0 L5 ③		B CH 84 B CH 82 S CH 84 X CH 84 2-1 P5 ①		B CU 74 F FF 88 B SI 87 F CH 85 F CU 78 B FF 90 X FF 85 3-2 G6-3 ③				3	0	0	0	0	0	1
47 Howie Kendrick, R (1, 4) OBP: 0.404, SLG: 0.468			B CH 83 C FF 87 X SI 88 1-1 5 2B 5 E 1B	C CH 84 F SI 86 B FF 87 F SI 86 F CU 79 X SI 87 1-2 1-2 1B			C SI 88 B SI 88 B CU 76 B CU 75 B SI 89 4-1 5 F7-4 BB			2	1	2	0	1	0	0
5 Jeff Mathis, R (1, 2) OBP: 0.351, SLG: 0.500			B FF 85 X CH 84 1-0 E9 2 G5-3 53 FC6-5 1-H 2B	X CU 80 0-0 F9 ②			1 SAFE C CU 76 1 SAFE X CU 75 0-1 F7-4 1-2 ①②			3	1	1	0	0	0	3
3 Brandon Wood, R (1, 5) OBP: 0.143, SLG: 0.100			B SI 89 B SI 85 S SI 87 B SI 88 B SI 88 4-1 53 FC6-5 2 G5-3 BB	X SI 87 0-0 F9 ③			C CU 76 X SI 88 0-1 P3 ③			2	0	0	0	1	0	2
Inning Stats	R: 0 E: 0 K: 1 S: 9 H: 0 LOB: 0 BB: 0 P: 13	R: 0 E: 0 K: 1 S: 7 H: 0 LOB: 0 BB: 0 P: 10	R: 2 E: 1 K: 0 S: 17 H: 3 LOB: 2 BB: 1 P: 29	R: 0 E: 0 K: 0 S: 9 H: 1 LOB: 2 BB: 0 P: 15	R: 0 E: 0 K: 0 S: 7 H: 0 LOB: 0 BB: 0 P: 9	R: 0 E: 0 K: 0 S: 8 H: 0 LOB: 0 BB: 1 P: 15	R: 0 E: 0 K: 0 S: 5 H: 0 LOB: 0 BB: 1 P: 9	R: 0 E: 0 K: 0 S: 4 H: 0 LOB: 0 BB: 0 P: 8		1B: 2 2B: 3 3B: 0 HR: 0 SF: 0 SAC: 0 DP: 2 HBP: 1						

PITCHER	IP	WLS	BF	H	R	ER	SO	BB	IBB	HBP	BLK	WP	HR	S	P	ERA	WHIP
21 Dontrelle Willis, L (1, 1) ERA: 4.24	6.0	L	24	4	2	2	2	2	0	1	0	0	0	57	91	3.00	1.000
49 Eddie Bonine, R (7, 1) ERA: 2.35	2.0		6	0	0	0	0	1	0	0	0	0	0	9	17	0.00	0.500

AB	26
R	2
H	4
RBI	1
BB	3
SO	2
LOB	12

TOP

Batter	1	2	3	4	5	6	7	8	9	AB	R	H	RBI	BB	SO	LOB
14 Austin Jackson, R (1, 8) OBP: 0.381, SLG: 0.466	B SI 89 S FF 90 B SI 90 S SI 91 B SI 91 S SI 91 3-3 ① K		C SI 88 S SI 89 B SI 90 S SI 91 1-3 ① K		B FC 89 F SI 88 F CH 76 B SI 88 C FF 90 2-3 ③ K		B SI 90 B SI 89 B SI 89 B SI 88 4-0 30 BB 24 2B 1-2 BB	B FF 95 S FF 93 B FF 93 B FF 94 F FF 95 F FF 95 F FC 94 F FC 93 F FF 94 3-2 X SL 89 18 S 1-3 1B		4	1	1	0	1	3	0
18 Johnny Damon, L (1, 7) OBP: 0.404, SLG: 0.333	C SI 91 B SI 91 B FF 92 F SI 91 X SI 91 2-2 24 1B 1B		B SL 78 B SI 90 C FC 90 S FF 90 X SI 90 2-2 1B			C SI 88 B SI 88 C FF 88 B SL 77 X SI 88 2-2 ① G4-3	C CU 77 X CU 77 0-1 ② F9	C FF 92 B CU 81 C FF 94 F CU 81 C FF 95 1-3 ③ K 1-2		5	0	2	0	0	1	4
30 Magglio Ordonez, R (1, 9) OBP: 0.400, SLG: 0.561	C FC 89 B FC 90 C CH 79 S SI 91 1-3 ② K		B SI 89 S SI 90 B SI 90 F SI 89 B SI 90 S FF 89 3-3 ② K			F SI 88 F FF 89 B SI 90 X SI 89 1-2 9 15 2B 1B	B SI 89 C CU 76 C CU 78 B CU 78 B SI 90 B SI 91 4-2 24 2B 1-2 2-3 BB		B CH 81 F SI 93 B SI 93 B CH 80 X SI 91 3-1 ① G5-3	4	2	1	0	1	2	2
24 Miguel Cabrera, R (1, 3) OBP: 0.453, SLG: 0.618	X CH 78 0-0 1-3 1B		X CH 79 0-0 ③ G3			C SI 88 F SI 90 B SI 90 B SI 90 S SI 90 2-3 ② K	B CU 75 X FF 88 1-0 1-H 2-H 3-H 2B		B SI 94 X CH 81 1-0 ② F8	5	0	2	3	0	1	2
9 Carlos Guillen, S (1, 10) OBP: 0.371, SLG: 0.418	B SI 91 B FC 90 C CH 78 S SI 90 X CH 79 2-2 ③ F9			C SI 88 S SI 90 X FF 89 0-2 ① G6-3		C CH 76 S SI 89 B SI 90 B SI 90 F SI 90 B FF 89 X SI 90 3-2 1-2 15 2B 1B	B SI 91 C CU 74 B CU 76 F FF 89 F CU 77 B SI 90 F FF 90 D CU 77 4-2 BB		F SI 93 S SI 94 B SI 93 F CH 82 F SI 94 B SI 94 X SI 92 2-2 1B	4	1	2	0	1	0	2
15 Brandon Inge, R (1, 5) OBP: 0.390, SLG: 0.420		B SI 89 C SI 89 S SI 91 B CH 78 F CH 80 S SI 92 2-3 ① K		B CH 79 S CH 79 B CH 80 X SI 89 2-1 ② F8		C SL 76 C SL 80 B SL 80 B SL 79 B SI 92 X SL 78 3-2 1-H 2-H 2B	B FC 90 B SI 90 X FC 88 2-0 ③ P6		C CH 81 F SI 93 F SI 94 S SI 93 0-3 ③ K	5	0	1	2	0	2	3
25 Ryan Raburn, R (1, 4) OBP: 0.360, SLG: 0.350		C CH 80 B CH 80 B SI 91 X SI 90 2-1 3B		B SI 89 B SI 90 F SI 90 B CH 77 X FF 91 3-1 ③ P3		T FF 91 B SL 79 F FF 93 F SL 81 S SL 80 1-3 ③ K		S FF 95 S SL 89 F SL 95 F SL 89 B SL 90 F SL 90 S SL 91 1-3 ① K		4	0	1	0	0	2	1
12 Gerald Laird, R (1, 2) OBP: 0.222, SLG: 0.188		C SI 91 3 SAFE B SI 90 D CH 79 B CH 78 X CH 78 3-1 ② G5-3			L SI 88 X CH 76 0-1 ① L5		B SI 90 C SI 91 B SI 91 F SI 91 B SI 89 F SI 91 S SI 91 3-3 ① K	C SL 90 F FF 96 B SL 91 B SL 91 S FC 96 2-3 ② K		4	0	0	0	0	2	1
4 Adam Everett, R (1, 6) OBP: 0.241, SLG: 0.286 39 Ramon Santiago, S (7, PH) OBP: 0.385, SLG: 0.238 (7, 6)		B CH 81 D FF 90 C SI 91 X CH 79 2-1 ③ F8			C SI 88 B SI 89 X SI 88 1-1 ② P4		B SI 90 B SI 90 B SI 91 C SI 90 C SI 91 F SI 92 B SI 90 4-2 30 BB 14 BB 24 2B BB	B FF 94 B FF 94 C FF 95 X FF 96 2-1 14 1B 1B		2 1	0 1	0 1	0 0	0 1	0 0	1 0
Inning Stats	R: 0 E: 0 K: 2 S: 13 H: 2 LOB: 2 BB: 0 P: 21	R: 0 E: 0 K: 1 S: 10 H: 1 LOB: 1 BB: 0 P: 19	R: 0 E: 0 K: 2 S: 10 H: 1 LOB: 1 BB: 0 P: 16	R: 0 E: 0 K: 0 S: 7 H: 0 LOB: 0 BB: 0 P: 12	R: 0 E: 0 K: 1 S: 7 H: 0 LOB: 0 BB: 0 P: 10	R: 2 E: 0 K: 2 S: 20 H: 3 LOB: 1 BB: 0 P: 32	R: 3 E: 0 K: 1 S: 17 H: 1 LOB: 2 BB: 4 P: 39	R: 0 E: 0 K: 3 S: 22 H: 2 LOB: 2 BB: 0 P: 31	R: 0 E: 0 K: 1 S: 12 H: 1 LOB: 1 BB: 0 P: 18	1B: 8 2B: 2 3B: 1 HR: 0 SF: 0 SAC: 0 DP: 0 HBP: 0						

PITCHER	IP	WLS	BF	H	R	ER	SO	BB	IBB	HBP	BLK	WP	HR	S	P	ERA	WHIP
19 Scott Kazmir, L (1, 1) ERA: 7.45	5.2	W	23	6	2	2	7	0	0	0	0	0	0	60	99	3.18	1.059
52 Jason Bulger, R (6, 1) ERA: 10.8	0.1		2	1	0	0	1	0	0	0	0	0	0	7	11	0.00	3.000
62 Scot Shields, R (7, 1) ERA: 16.2	0.2		5	0	3	3	1	3	0	0	0	0	0	11	26	40.50	4.500
32 Matt Palmer, R (7, 1) ERA: 4.82	0.1	H	3	1	0	0	0	1	0	0	0	0	0	6	13	0.00	6.000
40 Kevin Jepsen, R (8, 1) ERA: 2.57	1.0	H	5	2	0	0	3	0	0	0	0	0	0	22	31	0.00	2.000

PITCHER	IP	WLS	BF	H	R	ER	SO	BB	IBB	HBP	BLK	WP	HR	S	P	ERA	WHIP
56 Fernando Rodney, R (9, 1) ERA: 4.5	1.0	S	4	1	0	0	1	0	0	0	0	0	0	12	18	0.00	1.000

Detroit Tigers @ Los Angeles Angels
Angel Stadium of Anaheim, Anaheim, CA
Tue Apr 20 2010, 7:11 PM - 10:18 PM PDT
Att. 35,266 - Cloudy - 58 F

livebaseballscorecards.com

AB	38
R	5
H	11
RBI	5
BB	4
SO	13
LOB	16

BOTTOM

Batter	1	2	3	4	5	6	7	8	9	AB	R	H	RBI	BB	SO	LOB
2 Erick Aybar, S (1, 6) OBP: 0.355, SLG: 0.327	C SI 89 L SI 91 S FF 94 0-3 ① K	D CH 81 X CH 79 1-0 ③ L3			X SI 86 0-0 48 WP 55 2B 2B	F SI 86 B SL 74 B SI 87 C SL 74 S SL 75 2-3 ② K				4	1	1	0	0	2	3
53 Bobby Abreu, L (1, 9) OBP: 0.258, SLG: 0.373	B SI 90 C SI 90 B SI 92 S SI 90 X FF 93 2-2 48 G4-6-3 1B		C SI 85 B SI 87 F SI 89 X SI 90 1-2 ① G4-3		C SI 88 D CH 80 D CH 80 2 SAFE B SL 80 B SI 88 4-1 48 S 55 2B BB	C SL 75 S SI 87 B SI 88 X SL 76 1-2 ③ F8				3	1	1	0	1	0	2
48 Torii Hunter, R (1, 8) OBP: 0.373, SLG: 0.481	C 1 SAFE X SI 91 0-1 ② ③ G4-6-3 1-2f		B FF 91 B SL 81 B SI 90 C SI 89 X 3-1 ② G5-3		C SI 90 F SI 90 D SL 82 B FF 92 S FF 92 2-3 ① K 1-2 2-3		B FF 98 C SI 98 B SI 99 B CU 81 S FF 99 S FF 99 3-3 ① K			4	0	0	0	0	2	3
55 Hideki Matsui, L (1, 10) OBP: 0.387, SLG: 0.582		C SI 87 C SI 88 B FF 92 S CH 80 1-3 ① K	F SI 87 B SI 88 C CH 82 S SI 91 1-3 ③ K		B SI 90 X SI 86 1-0 2-H 3-H 2B		C FF 99 C FF 99 F FF 101 B SI 100 F B CU 84 F FF 101 X SI 98 2-2 ② P6			4	0	1	2	0	2	0
8 Kendrys Morales, S (1, 3) OBP: 0.293, SLG: 0.455		C SI 88 X SI 89 0-1 20 1B 13 1B 1B		C CH 79 B SL 81 X SI 89 1-1 13 BB 20 WP 47 FC6-4 1B	B SI 86 S CH 78 F SL 78 D CH 80 X SI 86 2-2 ② P4		B SI 98 B S SI 98 S FF 100 F FF 99 X SI 100 2-2 1B			4	2	3	0	0	0	1
20 Juan Rivera, R (1, 7) OBP: 0.273, SLG: 0.463		C SI 91 F SI 91 B SI 94 B SI 92 X FF 93 2-2 13 1B 47 2B 1-2 1B	F SI 87 S SI 90 B SI 91 B SL 82 H SI 90 3-2 47 FC6-4 13 BB 1-2 HBP		D CH 79 B SI 85 F SI 86 X SI 87 2-1 ③ P3		X FF 99 0-0 ③ F8			3	1	1	0	0	0	2
13 Maicer Izturis, S (1, 5) OBP: 0.346, SLG: 0.286		B CH 81 X SI 91 1-0 47 2B 1-2 2-H 1B		B SI 87 B SI 89 B SI 90 C SI 87 B SI 90 4-1 47 FC6-4 1-2 2-3 BB		B SI 86 X SI 85 1-0 ① F8		B FF 98 B FF 98 C FF 98 B FF 98 C SI 97 F FF 99 X 3-2 ① F7		3	1	1	1	1	0	0
47 Howie Kendrick, R (1, 4) OBP: 0.411, SLG: 0.480		C SL 82 B SL 82 S SL 83 X SL 82 1-2 1-H 2-H 2B		C SI 90 X SI 91 0-1 ① FC6-4 44 G5-4-3 1-2f 2-3 3-H		C SI 86 B CH 79 B CH 78 B SI 86 F SI 85 B CH 79 4-2 44 E 44 1B BB		C CU 83 C CU 82 S SI 98 0-3 ② K		3	0	1	3	1	1	2
44 Mike Napoli, R (1, 2) OBP: 0.238, SLG: 0.158		C SI 89 F SI 88 C SI 92 0-3 ② K		B SL 82 D SI 90 X SI 91 2-0 ② ③ G5-4-3 1-2f		1 SAFE C SI 85 B SI 87 S CH 77 1 SAFE 1 SAFE X SI 86 1-2 E8 1-3 1B		F FF 99 F FF 100 X FF 99 0-2 ③ F8		4	0	1	0	0	1	3
Inning Stats	R: 0 E: 0 K: 1 S: 8 H: 1 LOB: 0 BB: 0 P: 10	R: 3 E: 0 K: 2 S: 16 H: 4 LOB: 1 BB: 0 P: 22	R: 0 E: 0 K: 1 S: 8 H: 0 LOB: 0 BB: 0 P: 13	R: 1 E: 0 K: 0 S: 8 H: 1 LOB: 1 BB: 1 P: 18	R: 2 E: 0 K: 1 S: 11 H: 2 LOB: 1 BB: 1 P: 22	R: 0 E: 1 K: 1 S: 12 H: 1 LOB: 2 BB: 1 P: 21	R: 0 E: 0 K: 1 S: 14 H: 1 LOB: 1 BB: 0 P: 21	R: 0 E: 0 K: 1 S: 10 H: 0 LOB: 0 BB: 0 P: 13		1B: 7 2B: 3 3B: 0 HR: 0 SF: 0 SAC: 0 DP: 2 HBP: 1						

PITCHER	IP	WLS	BF	H	R	ER	SO	BB	IBB	HBP	BLK	WP	HR	S	P	ERA	WHIP
48 Rick Porcello, R (1, 1) ERA: 6.46	4.1	L	22	8	6	6	5	2	0	1	0	2	0	46	76	12.46	2.308
59 Fu-Te Ni, L (5, 1) ERA: 1.8	1.2		7	1	0	0	1	1	0	0	0	0	0	17	30	0.00	1.200
54 Joel Zumaya, R (7, 1) ERA:	2.0		7	1	0	0	2	0	0	0	0	0	0	24	34	0.00	0.500

PITCHER	IP	WLS	BF	H	R	ER	SO	BB	IBB	HBP	BLK	WP	HR	S	P	ERA	WHIP

livebaseballscorecards.com

AB	32
R	6
H	10
RBI	6
BB	3
SO	8
LOB	16

WP: 2 PB: 0 SB: 1 CS: 0 PA: 36

TOP

Batter	1	2	3	4	5	6	7	8	9	AB	R	H	RBI	BB	SO	LOB
14 Austin Jackson, R (1, 8) OBP: 0.373, SLG: 0.443	B FF 90 C FF 90 B FF 90 S FF 91 S SI 93 2-3 ① **K**		1 **SAFE** **C FF 90** **B SI 89** **S SL 78** **B FF 90** 1 SAFE 1 SAFE B FF 90 F FC 92 3-3 ③ S SL 79 **K** **1-2**		C FF 90 C CH 77 B FF 91 B SI 88 B CH 76 F FF 92 F SI 89 D SL 79 4-2 **1-2** **2-3** **BB**			B SI 91 C SI 91 C SL 79 B FF 92 S SL 82 2-3 ① **K**		3	0	0	0	1	3	1
18 Johnny Damon, L (1, 7) OBP: 0.400, SLG: 0.333 25 Ryan Raburn, R (5, 7) OBP: 0.346, SLG: 0.333	B FF 89 F SI 90 B SI 91 B CU 73 X FF 90 3-1 30 G4-6-3 **1B**			C SI 87 C FF 88 B SI 91 B FF 92 X CU 72 2-2 ① **G3**	C CU 71 B CH 77 F CH 78 C SI 89 1-3 ③ **K**			B SL 78 X FF 92 1-0 ② **F7**		3 1	0 0	1 0	0 0	0 0	1 0	3 0
30 Magglio Ordonez, R (1, 9) OBP: 0.377, SLG: 0.525	C FF 89 1 SAFE F SI 88 X SI 91 0-2 ② ③ **G4-6-3** **1-2f**			C SL 78 S FF 90 B SL 79 F SI 90 X FF 89 1-2 ② **P6**		B FF 88 X SI 90 1-0 ① **F8**		X FF 93 0-0 ③ **F8**		4	0	0	0	0	0	1
24 Miguel Cabrera, R (1, 3) OBP: 0.456, SLG: 0.678		B FF 88 B SI 90 C FF 90 C FF 91 B SI 90 X SI 92 3-2 ① **G5-3**		C FF 90 F SI 89 X FF 91 0-2 ③ **L4**		C CH 78 F FF 89 F CH 77 X CH 77 0-2 9 1B **2B**			B SL 73 B SI 88 S SI 89 F SI 88 F SI 89 F SI 88 F SI 88 B SL 73 X SI 89 3-2 **HR**	4	2	2	1	0	0	0
9 Carlos Guillen, S (1, 10) OBP: 0.379, SLG: 0.414		F SI 89 B SI 90 X CU 72 1-1 ② **L3**			C CU 70 C FF 90 X SL 80 0-2 ① **P5**	B SI 89 S SI 88 B FF 89 F CH 79 B SI 90 F FF 90 F CU 71 X CH 78 3-2 32 L3 **1B** **2-H**			F SI 89 B CH 72 B CH 71 B SI 89 B SI 88 4-1 39 CS 12 S **BB**	3	0	1	1	1	0	0
32 Don Kelly, L (1, 5) OBP: 0.250, SLG: 0.500 15 Brandon Inge, R (9, PH) OBP: 0.383, SLG: 0.412 (9, 5)		C CU 70 F CU 71 B SI 89 F FF 92 X SI 90 1-2 ③ **F9**			B FF 89 B CH 79 F SI 88 X SI 88 2-1 **HR**	**C CU 70** **B CH 79** 1 SAFE 1 SAFE X CU 72 1-1 ② ③ **L3** **1-1**			S SI 89 F SI 89 C SL 74 0-3 ① **K**	3 1	1 0	1 0	1 0	0 0	0 1	1 1
13 Alex Avila, L (1, 2) OBP: 0.240, SLG: 0.143 12 Gerald Laird, R (9, PH) OBP: 0.243, SLG: 0.188 (9, 2)			C SI 88 B FF 90 S FF 88 X SI 89 1-2 ① **F8**		B CU 70 B FF 90 F SI 86 S CH 80 C FF 93 2-3 ② **K**		S CH 77 S CH 79 B FF 88 S CH 78 1-3 ① **K**		B SL 74 B SI 86 B CH 71 B SI 87 4-0 39 CS 39 1B **BB** **1-2**	3 0	0 1	0 0	0 0	0 1	2 0	0 0
39 Ramon Santiago, S (1, 6) OBP: 0.433, SLG: 0.292			C CU 70 B CU 73 B FF 90 F SI 88 B SL 80 B SI 90 4-2 14 S **BB**		X FF 88 0-0 14 BB 20 1B **1B**		C CU 70 B CH 80 F FF 88 X CH 77 1-2 ② **G4-3**		F SI 88 2 SAFE S SL 74 X SL 73 0-2 ② **1-H** **2-3** **1B**	3	0	2	1	1	0	0
20 Scott Sizemore, R (1, 4) OBP: 0.362, SLG: 0.350			C FF 89 X SL 78 0-1 ② **F7**		B FF 89 C FF 90 F FF 88 X SI 88 1-2 14 BB **1-2** **1B**		S FF 88 C SL 79 B FF 90 S CH 78 1-3 ③ **K**		1 SAFE C B FF 93 C CU 86 F SI 93 S CU 84 1-3 ③ **K**	4	0	1	0	0	2	2
Inning Stats	R: 0 E: 0 K: 1 S: 8 H: 1 LOB: 0 BB: 0 P: 13	R: 0 E: 0 K: 0 S: 9 H: 0 LOB: 0 BB: 0 P: 14	R: 0 E: 0 K: 1 S: 11 H: 0 LOB: 1 BB: 1 P: 19	R: 0 E: 0 K: 0 S: 10 H: 0 LOB: 0 BB: 0 P: 13	R: 1 E: 0 K: 2 S: 19 H: 3 LOB: 3 BB: 1 P: 29	R: 1 E: 0 K: 0 S: 12 H: 2 LOB: 0 BB: 0 P: 17	R: 0 E: 0 K: 2 S: 9 H: 0 LOB: 0 BB: 0 P: 12	R: 0 E: 0 K: 1 S: 5 H: 0 LOB: 0 BB: 0 P: 8	R: 2 E: 0 K: 2 S: 17 H: 2 LOB: 1 BB: 2 P: 29	1B: 5 2B: 2 3B: 0 HR: 2 SF: 0 SAC: 0 DP: 2 HBP: 0						WP: 0 PB: 0 SB: 2 CS: 2 PA: 36	

PITCHER		IP	WLS	BF	H	R	ER	SO	BB	IBB	HBP	BLK	WP	HR	S	P	ERA	WHIP
36 Jered Weaver, R ERA: 2.77	(1, 1)	7.0		27	6	2	2	6	2	0	0	0	0	1	78	117	2.57	1.143
52 Jason Bulger, R ERA: 9.0	(8, 1)	1.0	H	3	0	0	0	1	0	0	0	0	0	0	5	8	0.00	0.000
40 Brian Fuentes, L ERA: 10.8	(9, 1)	0.2	L	5	2	2	2	1	2	0	0	0	0	1	13	24	27.00	6.000
43 Brian Stokes, R ERA: 4.76	(9, 1)	0.1		1	0	0	0	1	0	0	0	0	0	0	4	5	0.00	0.000

PITCHER	IP	WLS	BF	H	R	ER	SO	BB	IBB	HBP	BLK	WP	HR	S	P	ERA	WHIP

Detroit Tigers @ Los Angeles Angels
Angel Stadium of Anaheim, Anaheim, CA
Wed Apr 21 2010, 7:08 PM - 10:02 PM PDT
Att. 35,279 - Cloudy - 54 F

livebaseballscorecards.com

AB	32
R	4
H	8
RBI	4
BB	4
SO	9
LOB	9

BOTTOM

Batter	1	2	3	4	5	6	7	8	9	AB	R	H	RBI	BB	SO	LOB
2 Erick Aybar, S (1, 6) OBP: 0.364, SLG: 0.328	B CH 87 B FA 87 B SI 88 C SI 89 B SI 89 4-1 53 S 53 1B **BB**		B CH 85 B SI 86 F CH 86 X SL 78 2-1 53 G4-3 **1B**		B FF 88 F SI 89 B CH 84 F SI 89 2 SAFE B SI 89 F FF 90 S SI 88 3-3 ② **K**			X SI 91 0-0 ① **B1-3**		3	1	1	0	1	1	1
53 Bobby Abreu, L (1, 9) OBP: 0.258, SLG: 0.365	B SI 88 C SI 89 C SL 80 X SL 82 1-2 48 G5-4-3 **1-H** **1B**		1 SAFE C SI 85 B CH 81 B SL 76 X SI 87 2-1 ① **G4-3** **1-2**		B CH 82 B SI 89 B SI 88 C SI 87 C SI 89 X SI 89 3-2 ③ **G4-3**			C SI 91 C SI 92 F FF 92 C SL 82 0-3 ② **K**		4	0	1	1	0	1	2
48 Torii Hunter, R (1, 8) OBP: 0.365, SLG: 0.482	C FF 90 1 SAFE X 0-1 ① ② **G5-4-3** **1-2f**		B CH 86 B FA 87 C SI 87 B SL 79 F FA 87 F FF 88 X SL 82 3-2 ② **F8**			X CH 86 0-0 E1 20 S		B SI 92 F SI 90 F FF 93 B SL 78 X SI 92 2-2 **2B**		4	0	1	0	0	0	2
55 Hideki Matsui, L (1, 10) OBP: 0.379, SLG: 0.552	C SI 90 B CH 85 B CH 82 C SI 90 F SL 83 B SI 90 B FF 91 4-2 8 HR **BB**		B SI 87 X CH 83 1-0 ③ **F8**			F CH 86 B CH 80 B CH 79 F SI 88 1 SAFE 1 SAFE F CH 87 X SL 81 2-2 ① **P2**		B SL 79 C SL 78 B FF 91 X FF 91 2-1 ③ **F8**		3	1	0	0	1	0	3
8 Kendrys Morales, S (1, 3) OBP: 0.290, SLG: 0.492	B FF 89 B SI 88 C FF 88 C SL 81 X SI 90 2-2 **1-H** **HR**			B SI 88 B SI 90 X SI 87 2-0 ① **F7**		1 SAFE 1 SAFE B CH 79 B SI 87 B SI 88 C SI 88 X SI 88 3-1 ② **F8**			B FS 84 C FS 86 F FS 85 S FS 87 1-3 ① **K2-3**	4	1	1	2	0	1	1
20 Juan Rivera, R (1, 7) OBP: 0.254, SLG: 0.431	C FF 88 B SL 81 S SL 80 S CH 87 1-3 ③ **K**			F SI 88 B SI 90 X FF 89 1-1 ② **G5-3**		1 SAFE B SL 81 C SL 80 F SI 89 B SL 82 B FF 91 F SI 89 S SL 82 3-3 ③ **K** **1-2**			B FS 85 B FF 94 X FS 84 2-0 ② **G6-3**	4	0	0	0	0	2	1
47 Howie Kendrick, R (1, 4) OBP: 0.383, SLG: 0.444		C CH 86 B SL 79 B FF 88 B FF 88 X SI 88 3-1 ① **G5-3**		B SL 81 F FF 89 B CH 84 X SL 79 2-1 ③ **F9**			C CU 76 X SI 89 0-1 ① **L8**		C S FS 86 X 0-2 ③ **G6-3**	4	0	0	0	0	0	0
44 Mike Napoli, R (1, 2) OBP: 0.208, SLG: 0.136		S SL 80 C SI 87 B FF 90 F SI 88 C SL 79 1-3 ② **K**			F SI 86 X SI 86 0-1 E5 3 F8		B CU 77 C CU 76 C SI 88 B SI 88 X CH 80 2-2 ② **L8**			3	0	0	0	0	1	0
3 Brandon Wood, R (1, 5) OBP: 0.133, SLG: 0.093		B CH 86 F SI 86 F FF 88 S SL 81 1-3 ③ **K**			F SI 87 S SL 80 X SI 87 0-2 ① **F8** **1-2**		B CU 76 X SI 88 1-0 ③ **G6-3**			3	0	0	0	0	1	1
Inning Stats	R: 3 E: 0 K: 1 S: 15 H: 2 LOB: 0 BB: 2 P: 27	R: 0 E: 0 K: 2 S: 9 H: 0 LOB: 0 BB: 0 P: 14	R: 0 E: 0 K: 0 S: 9 H: 1 LOB: 1 BB: 0 P: 17	R: 0 E: 0 K: 0 S: 5 H: 0 LOB: 0 BB: 0 P: 10	R: 0 E: 1 K: 1 S: 12 H: 1 LOB: 3 BB: 0 P: 18	R: 0 E: 1 K: 1 S: 11 H: 0 LOB: 1 BB: 0 P: 19	R: 0 E: 0 K: 0 S: 6 H: 0 LOB: 0 BB: 0 P: 9	R: 0 E: 0 K: 1 S: 10 H: 1 LOB: 1 BB: 0 P: 14	R: 0 E: 0 K: 1 S: 7 H: 0 LOB: 0 BB: 0 P: 10	1B: 2 2B: 1 3B: 0 HR: 1 SF: 0 SAC: 0 DP: 1 HBP: 0						WP: 0 PB: 0 SB: 2 CS: 0 PA: 34	

PITCHER		IP	WLS	BF	H	R	ER	SO	BB	IBB	HBP	BLK	WP	HR	S	P	ERA	WHIP
38 Jeremy Bonderman, R ERA: 7.2	(1, 1)	6.0		24	3	3	3	5	2	0	0	0	0	1	61	105	4.50	0.833
49 Eddie Bonine, R ERA: 2.08	(7, 1)	1.0		3	0	0	0	0	0	0	0	0	0	0	6	9	0.00	0.000
40 Phil Coke, L ERA: 2.25	(8, 1)	1.0	W	4	1	0	0	1	0	0	0	0	0	0	10	14	0.00	1.000
46 Jose Valverde, R ERA: 1.5	(9, 1)	1.0	S	3	0	0	0	1	0	0	0	0	0	0	7	10	0.00	0.000

PITCHER	IP	WLS	BF	H	R	ER	SO	BB	IBB	HBP	BLK	WP	HR	S	P	ERA	WHIP

Detroit Tigers @ Los Angeles Angels
Angel Stadium of Anaheim, Anaheim, CA
Wed Apr 21 2010, 7:08 PM - 10:02 PM PDT
Att. 35,279 - Cloudy - 54 F

livebaseballscorecards.com

AB	32
R	3
H	4
RBI	3
BB	2
SO	7
LOB	11

TOP

Batter	1	2	3	4	5	6	7	8	9	AB	R	H	RBI	BB	SO	LOB
14 Austin Jackson, R (1, 8) OBP: 0.375, SLG: 0.431	F8	G4-3		E2 (18 CS)		G6-3 (18)		K		4	0	1	0	1	1	0
18 Johnny Damon, L (1, 10) OBP: 0.431, SLG: 0.400	30 2B	24 2B	2-3			G6-3 1-2			32 BB	4	2	3	0	1	0	1
30 Magglio Ordonez, R (1, 9) OBP: 0.378, SLG: 0.523	9 1B 1-H	24 2B 9 G4-3	F8			G5-3			K	4	2	1	1	1	1	3
24 Miguel Cabrera, R (1, 3) OBP: 0.452, SLG: 0.667	F9	9 G4-3 1-3 2-H		G5-3			P4		32 BB IBB	4	0	1	1	1	0	1
9 Carlos Guillen, S (1, 7) OBP: 0.391, SLG: 0.443 32 Don Kelly, L (5, 7) OBP: 0.286, SLG: 0.462	2-H	G4-3 2-3 3-H		20 1B			G4-3		BB 1-2 2-3	3 1	0 0	2 0	2 0	0 1	0 0	1 0
15 Brandon Inge, R (1, 5) OBP: 0.369, SLG: 0.411	F8	P4		F7			2B		K	5	0	1	0	0	1	6
12 Gerald Laird, R (1, 2) OBP: 0.286, SLG: 0.229		20 SH1-4 4 SF7	20 FC6-4	20 1B			K	K	K	3	1	1	0	2	2	4
20 Scott Sizemore, R (1, 4) OBP: 0.360, SLG: 0.349		SH1-4 2-3	FC6-4 1-2f		1-3 2-H			F8		3	0	1	0	0	0	2
4 Adam Everett, R (1, 6) OBP: 0.212, SLG: 0.258		SF7 3-H		G6-3		P4		G5-3		3	0	0	1	0	0	0
Inning Stats	R: 2 E: 0 K: 0 S: 13 H: 3 LOB: 1 BB: 0 P: 24	R: 1 E: 0 K: 0 S: 7 H: 1 LOB: 0 BB: 0 P: 12	R: 2 E: 0 K: 0 S: 10 H: 2 LOB: 2 BB: 2 P: 24	R: 0 E: 1 K: 0 S: 7 H: 1 LOB: 1 BB: 1 P: 13	R: 0 E: 0 K: 0 S: 7 H: 2 LOB: 2 BB: 1 P: 16	R: 0 E: 0 K: 0 S: 12 H: 0 LOB: 1 BB: 1 P: 19	R: 0 E: 0 K: 1 S: 11 H: 1 LOB: 1 BB: 0 P: 21	R: 0 E: 0 K: 1 S: 7 H: 0 LOB: 0 BB: 0 P: 11	R: 0 E: 0 K: 3 S: 16 H: 1 LOB: 3 BB: 2 P: 29	1B: 4 2B: 7 3B: 0 HR: 0 SF: 1 SAC: 1 DP: 0 HBP: 0	WP: 0 PB: 0 SB: 0 CS: 1 PA: 43					

PITCHER		IP	WLS	BF	H	R	ER	SO	BB	IBB	HBP	BLK	WP	HR	S	P	ERA	WHIP
51 Joe Saunders, L ERA: 5.82	(1, 1)	2.2	L	16	6	5	5	0	2	0	0	0	0	0	29	59	16.88	3.000
32 Matt Palmer, R ERA: 3.29	(3, 1)	4.1		18	4	0	0	1	3	0	0	0	0	0	38	70	0.00	1.615
43 Brian Stokes, R ERA: 3.86	(8, 1)	1.1		6	1	0	0	2	0	1	0	0	0	0	12	22	0.00	0.750
52 Jason Bulger, R ERA: 8.1	(9, 1)	0.2		3	0	0	0	2	1	0	0	0	0	0	11	18	0.00	1.500

Detroit Tigers @ Los Angeles Angels
Angel Stadium of Anaheim, Anaheim, CA
Thu Apr 22 2010, 7:10 PM - 10:40 PM PDT
Att. 37,338 - Partly Cloudy - 56 F

livebaseballscorecards.com

AB	34
R	5
H	11
RBI	5
BB	7
SO	5
LOB	18

BOTTOM

Batter	1	2	3	4	5	6	7	8	9	AB	R	H	RBI	BB	SO	LOB
2 Erick Aybar, S (1, 6) OBP: 0.352, SLG: 0.306	P6	53 1B		K			G6-3	K		4	0	0	0	1	2	3
53 Bobby Abreu, L (1, 9) OBP: 0.296, SLG: 0.418	55 1B 8 1B	48 L9-3 1-3		G4-3			48 G6-3		48 G5-4-3	4	1	3	0	1	0	0
48 Torii Hunter, R (1, 10) OBP: 0.353, SLG: 0.450	55 1B 8 1B	L9-3 1-1			G1-3		G6-3 2-3		G5-4-3 1-2f	4	1	0	0	1	0	4
55 Hideki Matsui, L (1, 7) OBP: 0.380, SLG: 0.587	44 BB 8 1B 1-2 2-3		K		HR		G4-3		G3	5	1	2	1	0	1	1
8 Kendrys Morales, S (1, 3) OBP: 0.303, SLG: 0.492	44 BB 1-2 2-H 3-H		F8		G2-3			20 PB 47 1B		4	0	2	2	0	0	0
13 Maicer Izturis, S (1, 4) OBP: 0.333, SLG: 0.250 (9, 5)	F4		44 S 44 1B		F7			K		3	1	0	0	1	1	3
44 Mike Napoli, R (1, 2) OBP: 0.250, SLG: 0.160	1-2 2-3		1-H			K		K		3	0	1	1	1	2	1
3 Brandon Wood, R (1, 5) OBP: 0.125, SLG: 0.087 47 Howie Kendrick, R (8, PH) OBP: 0.393, SLG: 0.455 (9, 4)	K		K			G5-3		20 PB 1-2		3 1	0 0	0 1	0 0	0 0	2 0	4 0
77 Reggie Willits, S (1, 8) OBP: 0.400, SLG: 0.273 20 Juan Rivera, R (8, PH) OBP: 0.267, SLG: 0.431 (9, 8)		P4		F7		K		HBP 1-2 2-3		3 0	0 0	0 0	0 0	0 0	1 0	0 0
Inning Stats	R: 2 E: 0 K: 1 S: 20 H: 3 LOB: 3 BB: 2 P: 36	R: 0 E: 0 K: 0 S: 15 H: 1 LOB: 1 BB: 1 P: 23	R: 1 E: 0 K: 2 S: 16 H: 1 LOB: 1 BB: 1 P: 22	R: 0 E: 0 K: 1 S: 10 H: 0 LOB: 0 BB: 0 P: 13	R: 1 E: 0 K: 0 S: 24 H: 1 LOB: 0 BB: 0 P: 31	R: 0 E: 0 K: 2 S: 10 H: 0 LOB: 0 BB: 0 P: 11	R: 0 E: 0 K: 0 S: 10 H: 1 LOB: 1 BB: 0 P: 18	R: 0 E: 0 K: 3 S: 20 H: 2 LOB: 3 BB: 0 P: 31	R: 0 E: 0 K: 0 S: 3 H: 0 LOB: 0 BB: 1 P: 10	1B: 6 2B: 3 3B: 0 HR: 1 SF: 0 SAC: 0 DP: 0 HBP: 1	WP: 0 PB: 1 SB: 1 CS: 0 PA: 40					

PITCHER		IP	WLS	BF	H	R	ER	SO	BB	IBB	HBP	BLK	WP	HR	S	P	ERA	WHIP
35 Justin Verlander, R ERA: 6.95	(1, 1)	5.0	W	24	6	4	4	4	4	0	0	0	0	1	85	125	7.20	2.000
54 Joel Zumaya, R ERA:	(6, 1)	1.2	H	6	1	0	0	2	0	0	0	0	0	0	17	24	0.00	0.600
40 Phil Coke, L ERA: 2.16	(7, 1)	0.1	H	2	1	0	0	0	0	0	0	0	0	0	6	9	0.00	3.000
45 Ryan Perry, R ERA: 3.38	(8, 1)	1.0	H	5	1	0	0	3	0	0	1	0	0	0	17	27	0.00	1.000
46 Jose Valverde, R ERA: 1.29	(9, 1)	1.0	S	3	0	0	0	0	1	0	0	0	0	0	3	10	0.00	1.000

Detroit Tigers @ Los Angeles Angels
Angel Stadium of Anaheim, Anaheim, CA
Thu Apr 22 2010, 7:10 PM - 10:40 PM PDT
Att. 37,338 - Partly Cloudy - 56 F

livebaseballscorecards.com

AB	34
R	4
H	9
RBI	4
BB	5
SO	9
LOB	16

TOP

Batter	1	2	3	4	5	6	7	8	9	AB	R	H	RBI	BB	SO	LOB
14 Austin Jackson, R (1, 8) OBP: 0.364, SLG: 0.414	C C B S 2-3 ① K		C B FF 88 B SL 80 F FF 89 F FF 89 X SL 81 2-2 ① F9		C CH 85 F CH 86 B FF 90 T SL 80 1-2 ① K	B FC 91 1 SAFE C CH 82 1 SAFE F CU 74 S FF 93 1-3 ③ K			X FF 96 0-0 18 2B, 30 1B, 1B	5	1	1	0	0	3	2
18 Johnny Damon, L (1, 7) OBP: 0.429, SLG: 0.407	B B X 2-0 ② P4		C FF 87 X FF 89 0-1 ② F7		B CH 86 B FF 88 B CH 86 C FF 87 F FF 88 B FF 88 4-2 30 1B, 24 1B, BB		C B FF 91 X FF 90 1-1 ① F7		C FF 97 F FF 98 F FF 99 B FF 96 X FF 97 1-2 30 1B, 1-3, 2B	4	2	1	0	1	0	0
30 Magglio Ordonez, R (1, 9) OBP: 0.405, SLG: 0.529	B F B B F B 4-2 BB		B FF 89 B FF 91 B FF 89 C FF 89 B FF 89 4-1 BB		X SL 80 0-0 26 1B, 24 1B, 1-2, 2-3, 1B		X FF 91 0-0 ② G6-3		C FF 98 X FF 98 0-1 2-H, 3-H, 1B	3	0	2	2	2	0	0
24 Miguel Cabrera, R (1, 3) OBP: 0.436, SLG: 0.632	F C B X 1-2 ③ G3-1		B FF 89 S FF 89 F SL 80 F FF 92 F SL 80 B FF 92 C FF 90 2-3 ③ K		C SL 80 B FF 89 X FF 89 1-1 26 1B, 1-2, 2-H, 3-H, 1B		C FF 91 X FF 91 0-1 ③ L9		S SL 79 X SL 78 0-1 ③ F9	5	0	1	2	0	1	3
26 Brennan Boesch, L (1, 10) OBP: 0.500, SLG: 0.750		X 0-0 2B	F CH 85 C SL 80 F FF 91 X SL 81 0-2 ① F8		B FF 88 C SL 81 F FF 88 B SL 80 X FF 87 2-2 15 L4-3, 1-2, 2-3, 1B			B SI 93 F SI 93 F SL 82 S FF 93 1-3 ① K		4	0	2	0	0	1	0
15 Brandon Inge, R (1, 5) OBP: 0.348, SLG: 0.383		B SL 85 B SL 78 F FF 87 F FF 88 F FF 90 X SL 81 2-2 ① L8	C SL 80 B FF 87 X FF 90 1-1 ② F8		X FF 91 0-0 ② ③ L4-3, 1-1			B SL 84 B FF 92 C FF 92 X FF 93 2-1 ② G6-3		4	0	0	0	0	0	4
13 Alex Avila, L (1, 2) OBP: 0.276, SLG: 0.167		B SL 78 S FF 88 C FF 89 B FF 91 B SL 81 B SL 82 4-2 BB	F CH 86 C SL 79 F FF 90 F SL 79 B SL 82 X SL 82 1-2 1B			C FF 88 B CU 73 C CU 74 B CH 81 F FF 93 X 2-2 ① L5		X SI 93 0-0 ③ G6-3		3	0	1	0	1	0	0
20 Scott Sizemore, R (1, 4) 32 Don Kelly, L (9, PH) OBP: 0.340, SLG: 0.326 4 Adam Everett, R (9, 6) OBP: 0.267, SLG: 0.429 OBP: 0.212, SLG: 0.258		C SL 81 B FF 89 F FF 89 F SL 81 S FF 91 1-3 ② K	C CH 85 B FF 87 S FF 89 S FF 90 1-3 ③ K			B FF 92 B FC 92 F CH 83 F CH 83 B FF 93 S FF 93 3-3 ② K			C S FF 97 F FF 97 B FF 96 F SL 81 B FF 97 S FF 96 2-3 ① K	3 1 0	0 0 0	0 0 0	0 0 0	0 0 0	3 1 0	3 0 0
39 Ramon Santiago, S (1, 6) OBP: 0.441, SLG: 0.357 (9, 4)		B FF 88 X SL 80 1-0 ③ G4-3			B SL 77 C CH 85 C SL 77 F SL 79 X FF 88 1-2 30 1B, 24 1B, 2B	B SI 93 C CH 82 B CH 81 X CH 81 2-1 1B			C FF 95 B SL 80 B FF 97 F FF 96 F FF 98 F FF 97 F FF 98 F SL 80 F 3-2 ② L4	4	1	2	0	0	0	2
Inning Stats	R: 0 E: 0 K: 1 S: 9 H: 0 LOB: 1 BB: 1 P: 18	R: 0 E: 0 K: 1 S: 12 H: 1 LOB: 2 BB: 1 P: 20	R: 0 E: 0 K: 1 S: 12 H: 0 LOB: 1 BB: 1 P: 20	R: 0 E: 0 K: 1 S: 14 H: 1 LOB: 1 BB: 0 P: 17	R: 2 E: 0 K: 1 S: 16 H: 4 LOB: 2 BB: 1 P: 25	R: 0 E: 0 K: 2 S: 12 H: 1 LOB: 1 BB: 0 P: 20	R: 0 E: 0 K: 0 S: 5 H: 0 LOB: 0 BB: 0 P: 6	R: 0 E: 0 K: 1 S: 6 H: 0 LOB: 0 BB: 0 P: 9	R: 2 E: 0 K: 1 S: 24 H: 3 LOB: 1 BB: 0 P: 30	1B: 7 2B: 4 3B: 0 HR: 0 SF: 0 SAC: 0 DP: 1 HBP: 0						

PITCHER		IP	WLS	BF	H	R	ER	SO	BB	IBB	HBP	BLK	WP	HR	S	P	ERA	WHIP
40 Rich Harden, R ERA: 4.58	(1, 1)	4.1		23	6	2	2	5	4	0	0	0	0	0	62	99	4.15	2.308
57 Dustin Nippert, R ERA: 4.22	(5, 1)	1.2		5	1	0	0	2	0	0	0	0	0	0	13	21	0.00	0.600
50 Frank Francisco, R ERA: 10.5	(7, 1)	1.0	H	3	0	0	0	0	0	0	0	0	0	0	5	6	0.00	0.000
49 Chris Ray, R ERA: 2.57	(8, 1)	1.0	H	3	0	0	0	1	0	0	0	0	0	0	6	9	0.00	0.000
30 Neftalí Feliz, R ERA: 3.52	(9, 1)	1.0	W	6	3	2	2	1	0	0	0	0	0	0	24	30	18.00	3.000

BOTTOM

Batter	1	2	3	4	5	6	7	8	9	AB	R	H	RBI	BB	SO	LOB
1 Elvis Andrus, R (1, 6) OBP: 0.426, SLG: 0.367	B C X 1-1 ① F9		C SL 81 B SL 82 C FF 91 B SL 83 B FF 91 B FF 90 4-2 10 CS, BB		L SL 80 B FF 88 X FF 88 1-1 ① SH5-4, 1-2, 2-3			B SI 88 C CU 76 X CU 76 1-1 ① G6-3	S FF 93 F FF 94 X FF 95 0-2 1-2, 2-3, 3-H, 1B	3	0	1	1	1	0	0
10 Michael Young, R (1, 5) OBP: 0.261, SLG: 0.344	B X 1-0 27 HR, 1B		1 SAFE S SL 82 B FF 89 C FF 91 F CH 83 B FF 90 S FF 92 2-3 ② ③ K, 1-2		X FF 89 0-0 ② G6-3, 2-3, 3-H			B SI 89 B SI 89 B CU 76 C SI 88 B CU 75 4-1 32 FC3-6, BB		3	1	1	1	1	1	2
32 Josh Hamilton, L (1, 7) OBP: 0.348, SLG: 0.429	C F CH 80 S FF 92 0-3 ② K			B CH 80 S FF 91 S CH 80 B FF 91 S FF 91 2-3 ① K	B CH 81 S SI 90 F FF 90 X CH 83 1-2 ③ G3-1			1 SAFE X SL 75 0-0 ② FC3-6, 27 BB, 1-2f		4	0	0	0	0	2	3
27 Vladimir Guerrero, R (1, 10) OBP: 0.391, SLG: 0.500	1 SAFE F FF 90 C FF 90 1 SAFE 1 SAFE B FF 91 D CH 79 B CH 87 F FF 90 3-2 F CH 81 1 SAFE X FF 89 1-H HR			S FF 93 S SL 83 F SL 85 B FF 91 X SL 82 1-2 7 K2-3, 12 E, 2B		S SL 82 X SL 82 0-1 ① G5-3		B SI 86 B SI 86 B SI 85 B SI 86 4-0 1-2 BB		3	2	2	2	1	0	0
7 David Murphy, L (1, 9) OBP: 0.130, SLG: 0.227	F FF 92 B CH 81 C SL 80 F FF 90 S CH 81 1-3 ③ K			B CH 80 B CH 81 C FF 91 B FF 91 C FF 91 F FF 91 F FF 91 S SL 84 3-3 ② K2-3, 2-3		C FF 90 F FF 90 B FF 91 S CH 79 1-3 ② K		B SL 76 B SI 87 C SL 76 B SL 76 F SI 87 S SL 75 3-3 ③ K		4	0	0	0	0	4	3
12 Justin Smoak, S (1, 3) 14 Joaquin Arias, R (9, PR) OBP: 0.366, SLG: 0.400		B FF 90 B FF 90 C FF 92 S CH 81 X CH 81 2-2 ① G3	B CH 82 B FF 93 D CH 81 B FF 91 4-0 3-H, BB			F FF 90 B CH 78 F FF 91 X FF 93 1-2 ③ F8			B SI 87 C SI 88 B CH 80 B SI 87 B SI 88 4-1 17 BB, 15 SH1-4, 1, 1B, BB	2 0	0 1	0 0	0 0	0 0	2 0	0 0
15 Matt Treanor, R (1, 2) OBP: 0.310, SLG: 0.231	C FF 91 S SL 82 F FF 91 X SL 82 0-2 ② F8		B FF 89 F FF 91 S SL 83 X FF 90 1-2 ③ F9				F FF 88 F SL 80 B SL 84 S SL 82 1-3 ① K		B SI 88 L SI 86 X SI 87 1-1 ① SH1-4, 1-2	3	0	0	0	0	1	1
3 Andrés Blanco, S (1, 4) 25 Ryan Garko, R (9, PH) OBP: 0.235, SLG: 0.133	H FF 88 1-0 20 CS, HBP				C FF 88 F CH 87 X CH 80 0-2 1 SH5-4, 20 1B, 10 G6-3, 1B		X FF 90 0-0 ② G3		I IN 71 I IN 72 I IN 75 I IN 75 4-0 1 1B, 17 BB, IBB	2 0	1 0	1 0	0 0	0 1	0 0	0 0
20 Julio Borbon, L (1, 8) OBP: 0.173, SLG: 0.196 17 Nelson Cruz, R (9, PH) OBP: 0.429, SLG: 0.827	1 SAFE S FF 89 1 SAFE F FF 89 B FF 92 1-2 ③ CS, 1-2		C FF 90 X CH 80 0-1 ① F7		F FF 88 S FF 88 X FF 89 0-2 10 G6-3, 1 SH5-4, 1-2, 1B		X FF 89 0-0 ③ B3		S FF 93 B FF 96 B SL 85 B FF 93 B FF 94 4-1 1 1B, 1-2, 2-3, BB	3 0	0 0	1 0	0 0	0 1	0 0	0 0
Inning Stats	R: 2 E: 0 K: 2 S: 15 H: 2 LOB: 0 BB: 0 P: 21	R: 0 E: 0 K: 0 S: 9 H: 0 LOB: 0 BB: 0 P: 13	R: 0 E: 0 K: 1 S: 8 H: 0 LOB: 0 BB: 1 P: 14	R: 1 E: 0 K: 2 S: 15 H: 1 LOB: 1 BB: 1 P: 26	R: 1 E: 0 K: 0 S: 12 H: 2 LOB: 1 BB: 0 P: 14	R: 0 E: 0 K: 1 S: 8 H: 0 LOB: 0 BB: 0 P: 10	R: 0 E: 0 K: 1 S: 5 H: 0 LOB: 0 BB: 0 P: 6	R: 0 E: 0 K: 1 S: 7 H: 0 LOB: 0 BB: 2 P: 19	R: 1 E: 0 K: 0 S: 7 H: 1 LOB: 3 BB: 3 P: 20	1B: 4 2B: 1 3B: 0 HR: 1 SF: 0 SAC: 2 DP: 0 HBP: 1						

PITCHER		IP	WLS	BF	H	R	ER	SO	BB	IBB	HBP	BLK	WP	HR	S	P	ERA	WHIP
37 Max Scherzer, R ERA: 2.63	(1, 1)	7.0		27	5	4	3	7	2	0	1	0	0	1	72	104	3.86	1.000
49 Eddie Bonine, R ERA: 2.0	(8, 1)	0.1		2	0	0	0	0	1	0	0	0	0	0	3	8	0.00	3.000
59 Fu-Te Ni, L ERA: 3.0	(8, 1)	1.0	L	6	0	1	1	1	2	1	0	0	0	0	7	23	9.00	2.000
45 Ryan Perry, R ERA: 3.38	(9, 1)	0.0		2	1	0	0	0	1	0	0	0	0	0	4	8	∞	∞

Detroit Tigers @ Texas Rangers

Rangers Ballpark in Arlington, Arlington, TX

Fri Apr 23 2010, 8:08 PM - 11:11 PM EDT

Att. 26,445 - Partly Cloudy - 81 F

livebaseballscorecards.com

AB	36
R	4
H	10
RBI	4
BB	4
SO	9
LOB	14

AB	27
R	5
H	6
RBI	4
BB	7
SO	8
LOB	9

WP: 0	PA: 40		
PB: 0			
SB: 0			
CS: 0			

WP: 0	PA: 38		
PB: 0			
SB: 0			
CS: 2			

Detroit Tigers @ Texas Rangers

Rangers Ballpark in Arlington, Arlington, TX

Sat Apr 24 2010, 8:09 PM - 11:13 PM EDT

Att. 45,752 - Clear - 76 F

livebaseballscorecards.com

TOP

Batter	1	2	3	4	5	6	7	8	9	AB	R	H	RBI	BB	SO	LOB
14 Austin Jackson, R (1, 8) OBP: 0.366, SLG: 0.413	B FC 86 C FC 86 B FC 87 F FC 88 B FC 90 C SI 91 3-3 ① K		X FC 87 0-0 18 2B 1B 1-2	B CU 76 C FC 88 F CU 76 B FF 89 F SI 88 X CU 78 2-2 ② G3 1-2 2-3	C CU 78 B FC 87 B FF 88 F SI 90 B SI 90 X FF 89 3-2 18 BB 1B 2-3		F FC 86 T CU 77 F FC 85 B FF 89 C SI 90 1-3 ③ K			5	1	2	0	0	2	3
18 Johnny Damon, L (1, 10) OBP: 0.453, SLG: 0.426	C SI 89 B FC 89 B SI 90 B SI 90 F FC 89 F FC 90 B SI 90 4-2 24 BB BB		C SI 88 B CH 84 B CH 82 S FF 90 F B CU 76 F SI 89 F FC 90 X SI 90 3-2 30 G3 2B 1-H 2-H	B FF 89 C SI 89 S CU 78 B CU 78 B FC 88 B SI 89 4-2 30 S 30 2B BB 2-H 3-H	B CU 77 B FC 86 C SI 89 1 SAFE B FF 88 S FC 87 B FC 87 4-2 1-2 BB			B SI 88 X FC 86 1-0 ① G3		2	2	1	2	3	0	0
30 Magglio Ordonez, R (1, 9) OBP: 0.405, SLG: 0.528	B CU 75 B FC 87 F FC 88 S FF 90 1 SAFE F FF 90 B CU 74 1 SAFE X SI 90 3-2 ② P4		X FC 86 0-0 ① G3 3-H	B CU 75 C SI 91 D CU 77 B FF 89 F FF 88 X FC 88 3-2 24 2B 2B 1-H	X SI 89 0-0 ③ F9			B FC 87 C SI 89 C FC 87 B CU 81 B FC 88 B SI 89 4-2 24 G4-6-3 BB		4	1	1	2	1	0	4
24 Miguel Cabrera, R (1, 3) OBP: 0.446, SLG: 0.653	F CU 80 B SI 90 B CU 74 B SI 87 B SI 87 4-1 1-2 BB		C FC 87 X CU 74 0-1 2B	F CU 76 B SI 88 X SI 90 1-1 26 1B 2B 2-H		X FC 87 0-0 ① G6-3		C SI 88 X FC 86 0-1 ② ③ G4-6-3 1-2f		4	1	2	1	1	0	1
26 Brennan Boesch, L (1, 7) OBP: 0.375, SLG: 0.500 32 Don Kelly, L (7, 7) OBP: 0.250, SLG: 0.400	F FC 89 X FC 89 0-1 ③ F9		B CU 76 X FF 89 1-0 ② F8	X FC 86 0-0 1B 2-H	B SI 90 F SI 88 X CH 83 1-1 ② G3				C FF 92 C X FF 91 0-2 ① G6-3	4 1	0 0	1 0	1 0	0 0	0 0	3 0
15 Brandon Inge, R (1, 5) OBP: 0.338, SLG: 0.369		C FC 86 X CU 74 0-1 12 L9-3 1B	C CU 76 B SI 88 F SI 91 F FC 87 X CU 75 1-2 ③ F8	B FF 88 B FC 86 X SI 88 2-0 ③ F9		B FF 90 X FC 88 1-0 ③ G6-3			C FF 91 B FS 85 S FS 84 X FS 86 1-2 ② G6-3	5	0	1	0	0	0	2
25 Ryan Raburn, R (1, 4) OBP: 0.355, SLG: 0.320		B FC 86 X SI 89 1-0 ① F9		B FC 87 C FC 89 S CU 77 B CU 76 B SI 89 F FF 89 F SI 90 B FC 90 4-2 14 G3 39 1B 18 WP BB	C CU 76 X FC 87 0-1 ① G5-3		X FC 87 0-0 12 G5-3 1B		C FF 91 B F FF 92 B CU 79 S FS 84 2-3 ③ K	4	1	1	0	1	1	1
12 Gerald Laird, R (1, 2) OBP: 0.283, SLG: 0.211		B SI 90 B FF 88 X FF 90 2-0 ② ③ L9-3 1-1		B SI 89 C SI 91 1 SAFE X CU 78 1-1 ① F7	B SI 88 B FC 89 B FF 90 B SI 89 4-0 14 1B 39 G3 BB		M FF 87 1 SAFE 1 SAFE M FC 85 F FC 87 B SI 89 B FF 88 F FC 85 1 SAFE 3-2 ① B CU 78 X SI 90 G5-3 1-2			3	0	0	0	1	0	3
4 Adam Everett, R (1, 6) OBP: 0.235, SLG: 0.281 39 Ramon Santiago, S (3, 6) OBP: 0.432, SLG: 0.355			C FC 87 B FC 88 C SI 89 F CU 74 X SI 88 1-2 14 1B 18 2B 1B	B FF 89 1 SAFE X SI 89 1-0 14 G3 18 E 1B 1-2	C FC 86 B CH 83 X FF 86 1-1 ② G3 1-2		S FC 87 B SI 89 B FC 87 F SI 90 B SI 89 C FC 87 3-3 ② K			1 3	1 1	1 1	0 0	0 0	0 1	0 2
Inning Stats	R: 0 E: 0 K: 1 S: 13 H: 0 LOB: 2 BB: 2 P: 27	R: 0 E: 0 K: 0 S: 4 H: 1 LOB: 0 BB: 0 P: 7	R: 3 E: 0 K: 0 S: 19 H: 4 LOB: 1 BB: 0 P: 25	R: 5 E: 0 K: 0 S: 20 H: 4 LOB: 1 BB: 2 P: 38	R: 0 E: 0 K: 0 S: 10 H: 1 LOB: 3 BB: 2 P: 22	R: 0 E: 0 K: 0 S: 4 H: 0 LOB: 0 BB: 0 P: 6	R: 0 E: 0 K: 2 S: 13 H: 1 LOB: 1 BB: 0 P: 20	R: 0 E: 0 K: 0 S: 5 H: 0 LOB: 0 BB: 1 P: 10	R: 0 E: 0 K: 1 S: 9 H: 0 LOB: 0 BB: 0 P: 12	1B: 7 2B: 5 3B: 0 HR: 0 SF: 0 SAC: 0 DP: 2 HBP: 0						

PITCHER		IP	WLS	BF	H	R	ER	SO	BB	IBB	HBP	BLK	WP	HR	S	P	ERA	WHIP
39 Scott Feldman, R ERA: 5.4	(1, 1)	3.2	L	22	8	8	4	1	4	0	0	0	1	0	54	93	9.82	3.273
52 Doug Mathis, R ERA: 3.0	(4, 1)	4.1		18	3	0	0	2	3	0	0	0	0	0	34	62	0.00	1.385
50 Frank Francisco, R ERA: 9.0	(9, 1)	1.0		3	0	0	0	1	0	0	0	0	0	0	9	12	0.00	0.000

PITCHER	IP	WLS	BF	H	R	ER	SO	BB	IBB	HBP	BLK	WP	HR	S	P	ERA	WHIP

BOTTOM

Batter	1	2	3	4	5	6	7	8	9	AB	R	H	RBI	BB	SO	LOB
1 Elvis Andrus, R (1, 6) OBP: 0.424, SLG: 0.370	C FF 90 B CH 83 B SI 90 F SI 92 X FF 92 2-2 ① G5-3	X SL 84 0-0 27 1B 10 BB 1B 2-3 3-H		B SI 86 C CH 86 B CH 78 X SI 86 2-1 10 G4-6-3 1B		C SI 86 B CU 76 C SL 78 X SL 82 1-2 ③ G4-3			C FF 95 B FS 88 B FS 85 T FF 95 F FF 95 F FS 86 X FF 95 2-2 ② G1-4-3	5	0	2	1	0	0	0
10 Michael Young, R (1, 5) OBP: 0.284, SLG: 0.353	B SI 92 X SI 91 1-0 32 1B 27 2B 1B	B FF 91 B CH 84 1 SAFE B SL 84 B FF 92 4-0 27 1B 1-2 BB		B CU 74 B CU 74 C SI 87 X SI 87 2-1 ① ② G4-6-3 1-2f			B FF 100 X FF 98 1-0 ① F8		C FS 85 S FS 86 X FS 86 0-2 32 DI 1B	4	1	2	0	1	0	1
32 Josh Hamilton, L (1, 7) OBP: 0.338, SLG: 0.410	B FF 91 F FF 91 1 SAFE D CH 84 X SI 90 2-1 27 2B 1B 1-2	B CU 76 F SI 91 B FF 92 F FF 92 B CU 77 S SL 86 3-3 ② K		S SI 87 X CU 78 0-1 ③ G3-1			B FF 100 B SI 98 S FF 100 F FF 101 S SI 100 2-3 ② K		C FF 94 F FS 86 B FF 93 B FS 86 B FF 94 X FS 84 3-2 ③ L4-3 1-2	5	1	1	0	0	2	4
27 Vladimir Guerrero, R (1, 10) OBP: 0.412, SLG: 0.532	S SI 92 X CH 84 0-1 ② 1-H 2-H 2B	S SL 83 F SL 83 X CU 75 0-2 1-2 2-3 3-H 1B			C SL 74 F SL 74 F CH 79 X CH 87 0-2 E7		X CU 80 0-0 1B			4	0	3	3	0	0	0
17 Nelson Cruz, R (1, 9) OBP: 0.418, SLG: 0.804	B SL 85 B SI 90 B FF 92 F SI 91 C SI 90 X SI 92 3-2 2B	F FF 91 B FF 92 B CU 77 X SI 91 2-1 ③ G1-3			C SI 88 X CH 78 0-1 ① G6-3		C FF 98 B FF 98 B FF 96 S SI 97 S FF 98 2-3 ③ K			4	0	1	0	0	1	5
12 Justin Smoak, S (1, 3)	X FF 91 0-0 ③ P5		X SI 89 0-0 ① G6-3		C CH 80 B CU 79 B CH 78 B CH 79 F SI 87 B CH 79 4-2 14 G6-4-3 BB			B FF 98 B FF 98 B FF 98 C FF 96 F FF 97 C FF 99 3-3 ① K		3	0	0	0	1	1	1
14 Joaquin Arias, R (1, 4) OBP: 0.356, SLG: 0.386		B FF 90 C FF 90 B SL 83 F SI 91 F CU 76 B FF 92 F FF 91 F FF 92 X FF 91 3-2 20 SH5-4 2 BB 1 1B 1B	B FF 89 C FF 89 F FF 89 B CU 77 X SL 84 2-2 ② P5		B SI 87 X SI 86 1-0 ② ③ G6-4-3 1-2f			B FF 99 B SI 98 C FF 98 S FF 97 B S FF 98 3-3 ② K		4	1	1	0	0	1	2
2 Taylor Teagarden, R (1, 2) OBP: 0.200, SLG: 0.040		S FF 90 B FF 91 1 SAFE 1 SAFE 1 SAFE B CH 83 B CH 83 B FF 90 4-1 1 1B 20 SH5-4 27 1B BB 1-2	F SI 91 X SI 91 0-1 1B			C CH 84 F CH 78 B CH 81 B SL 86 X SI 87 2-2 ① G1-3		C FF 98 S FF 98 C FF 98 0-3 ③ K		3	1	1	0	1	1	0
20 Julio Borbon, L (1, 8) OBP: 0.164, SLG: 0.185		L SI 90 D CH 83 X SL 84 1-1 ① SH5-4 1-2 2-3	C CU 83 B FF 90 X FF 90 1-1 ③ G4-3			C CH 79 X CU 75 0-1 ② G6-3			B FF 93 C FS 85 B FS 84 X FF 94 2-1 ① G4-3	3	0	0	0	0	0	1
Inning Stats	R: 2 E: 0 K: 0 S: 12 H: 4 LOB: 1 BB: 0 P: 20	R: 2 E: 0 K: 1 S: 18 H: 3 LOB: 3 BB: 2 P: 35	R: 0 E: 0 K: 0 S: 8 H: 1 LOB: 1 BB: 0 P: 11	R: 0 E: 0 K: 0 S: 6 H: 1 LOB: 0 BB: 0 P: 10	R: 0 E: 1 K: 0 S: 9 H: 0 LOB: 1 BB: 1 P: 14	R: 0 E: 0 K: 0 S: 8 H: 0 LOB: 0 BB: 0 P: 11	R: 0 E: 0 K: 2 S: 8 H: 1 LOB: 1 BB: 0 P: 13	R: 0 E: 0 K: 3 S: 9 H: 0 LOB: 0 BB: 0 P: 15	R: 0 E: 0 K: 0 S: 13 H: 1 LOB: 1 BB: 0 P: 20	1B: 9 2B: 2 3B: 0 HR: 0 SF: 0 SAC: 1 DP: 2 HBP: 0						

PITCHER		IP	WLS	BF	H	R	ER	SO	BB	IBB	HBP	BLK	WP	HR	S	P	ERA	WHIP
36 Brad Thomas, L ERA: 8.44	(1, 1)	3.0		18	8	4	4	1	2	0	0	0	0	0	38	66	12.00	3.333
49 Eddie Bonine, R ERA: 1.5	(4, 1)	3.0	W	10	1	0	0	0	1	0	0	0	0	0	23	35	0.00	0.667
54 Joel Zumaya, R ERA:	(7, 1)	2.0		7	1	0	0	5	0	0	0	0	0	0	17	28	0.00	0.500
46 Jose Valverde, R ERA: 1.13	(9, 1)	1.0		4	1	0	0	0	0	0	0	0	0	0	13	20	0.00	1.000

PITCHER	IP	WLS	BF	H	R	ER	SO	BB	IBB	HBP	BLK	WP	HR	S	P	ERA	WHIP

AB	36
R	8
H	11
RBI	6
BB	7
SO	4
LOB	19

WP: 1 PA: 43
PB: 0
SB: 1
CS: 0

TOP

Batter	1	2	3	4	5	6	7	8	9	AB	R	H	RBI	BB	SO	LOB
14 Austin Jackson, R (1, 8) OBP: 0.372, SLG: 0.468	B CH 87 B FF 87 X FF 87 2-0 HR	M SL 80 X SL 81 0-1 39 1B 1-3 2B		S CH 82 S B FF 90 B FF 92 S 2-3 K ③			C SL 76 B SL 77 X FF 88 1-1 ② ③ G5-4-3 1-2f			4	1	2	1	0	1	1
39 Ramon Santiago, S (1, 6) OBP: 0.439, SLG: 0.371	B SI 88 X 1-0 18 2B 1B	X FA 88 0-0 24 G6-4-3 2-3 3-H 1B			C CU 74 C CU 74 S CU 77 0-3 ① K			C FF 86 F FF 87 B FF 88 B SL 74 X SL 75 2-2 ① G6-3		4	1	2	1	0	1	0
18 Johnny Damon, L (1, 10) OBP: 0.443, SLG: 0.431	B FF 88 D CH 82 B FF 88 C FF 87 1 SAFE X SI 86 3-1 32 1B 1-H 2B	C CU 75 B CH 83 C CU 74 B CH 84 1 SAFE B CU 80 F CU 75 F SL 81 C FF 88 3-3 ① K			C FF 89 B CU 73 B CU 80 B CH 84 C FF 90 F CU 77 S 3-3 ② K			B FF 87 X FF 86 1-0 ② G6-3		4	1	1	1	0	2	2
24 Miguel Cabrera, R (1, 3) OBP: 0.437, SLG: 0.627	C SL 82 B B CH 87 F CH 81 B FF 89 B FF 90 4-2 32 1B BB	F CU 80 1 SAFE B CH 87 S SL 82 B FF 89 X SL 80 2-2 ② ③ G6-4-3 1-2f			B X SL 81 1-0 ③ G5-3			S SL 77 X SI 87 0-1 ③ G6-3		3	0	0	0	1	0	2
26 Brennan Boesch, L (1, 9) OBP: 0.250, SLG: 0.333	F CU 75 F FF 89 S SL 82 0-3 ① K	C FF 88 F FA 88 F SL 81 C 0-3 ① K				B FF 87 X FF 87 1-0 ① F8			S FF 93 X CH 85 0-1 ① F7	4	0	0	0	0	2	2
15 Brandon Inge, R (1, 5) OBP: 0.333, SLG: 0.362	B SL 81 F CH 84 D SL 81 F CH 83 F CU 79 X CH 87 2-2 ② L7	S FF 88 S SL 83 B FF 88 S CH 80 1-3 ② K				B C CU 78 S SL 82 B FF 88 B F SL 80 S CH 83 3-3 ② K			B FF 93 X FF 93 1-0 1B	4	0	1	0	0	2	2
32 Don Kelly, L (1, 7) OBP: 0.250, SLG: 0.368	C SI 88 B FF 88 X SL 81 1-1 13 FC6-4 1-2 2-H 1B	C FF 89 B CU 75 X SL 82 1-1 ③ F8				B FF 89 F CH 84 B FF 90 C FF 88 C SL 81 2-3 ③ K			B FF 94 X FF 93 1-0 ② F7	4	0	1	1	0	1	1
13 Alex Avila, L (1, 2) OBP: 0.242, SLG: 0.143	B FA 87 C CH 83 B CU 75 X CH 82 2-1 ③ FC6-4 1-2f			B C CH 86 F FF 89 C 1-3 ① K			B CH 85 C FF 86 S CU 75 X FF 89 1-2 ① G4-3		X CH 85 0-0 ③ G3	4	0	0	0	0	1	3
20 Scott Sizemore, R (1, 4) OBP: 0.357, SLG: 0.333		B FF 88 X CH 85 1-0 14 2B 39 1B 1B		X 0-0 ② L7			C FF 88 B CH 82 B B FF 90 B FF 91 4-1 14 G5-4-3 BB			2	1	1	0	1	0	0
Inning Stats	R: 3 E: 0 K: 1 S: 17 H: 4 LOB: 2 BB: 1 P: 32	R: 1 E: 0 K: 1 S: 12 H: 3 LOB: 1 BB: 0 P: 18	R: 0 E: 0 K: 2 S: 9 H: 0 LOB: 0 BB: 0 P: 11	R: 0 E: 0 K: 2 S: 7 H: 0 LOB: 0 BB: 0 P: 10	R: 0 E: 0 K: 2 S: 8 H: 0 LOB: 0 BB: 0 P: 12	R: 0 E: 0 K: 2 S: 8 H: 0 LOB: 0 BB: 0 P: 14	R: 0 E: 0 K: 0 S: 6 H: 0 LOB: 0 BB: 0 P: 12	R: 0 E: 0 K: 0 S: 6 H: 0 LOB: 0 BB: 0 P: 9	R: 0 E: 0 K: 0 S: 5 H: 1 LOB: 1 BB: 0 P: 7	1B: 5 2B: 2 3B: 0 HR: 1 SF: 0 SAC: 0 DP: 2 HBP: 0						

PITCHER		IP	WLS	BF	H	R	ER	SO	BB	IBB	HBP	BLK	WP	HR	S	P	ERA	WHIP
48 Colby Lewis, R ERA: 3.8	(1, 1)	6.1	W	27	7	4	4	10	2	0	0	0	0	1	65	106	5.68	1.421
28 Darren Oliver, L ERA: 2.61	(7, 1)	1.2		4	0	0	0	0	0	0	0	0	0	0	8	12	0.00	0.000
30 Neftalí Feliz, R ERA: 3.12	(9, 1)	1.0		4	1	0	0	0	0	0	0	0	0	0	5	7	0.00	1.000

BOTTOM

Batter	1	2	3	4	5	6	7	8	9	AB	R	H	RBI	BB	SO	LOB
1 Elvis Andrus, R (1, 6) OBP: 0.423, SLG: 0.351	C SL 89 B FF 93 B SI 91 C SI 89 X SI 91 2-2 ① G6-3	B SL 80 B SL 82 B SI 90 B SI 88 4-0 10 2B 1-2 2-3 3-H BB	X SI 88 0-0 ③ G6-3		B CH 84 B SI 85 B SI 85 C FF 88 B SI 88 4-1 10 1B 1-2 2-3 BB		B SI 88 S SI 88 B SI 88 F SI 87 C SI 88 2-3 ② K			3	1	0	1	2	1	3
10 Michael Young, R (1, 5) OBP: 0.316, SLG: 0.389	C SI 90 X SI 91 0-1 7 HR 1B	B SL 79 F SI 89 X FF 90 1-1 17 WP 1-H 2-H 3-H 2B		B B SI 87 C SI 86 F SI 87 B CH 79 B SI 86 4-2 7 G4-6-3 BB	X SI 88 0-0 7 FC4-6 1-2 2-H 3-H 1B		C CH 79 1 SAFE B SI 87 1 SAFE F CH 81 1 SAFE F SI 89 F CH 82 B SI 89 3-2 ③ K			4	1	3	5	1	1	1
7 David Murphy, L (1, 7) OBP: 0.143, SLG: 0.333	C FF 89 C CH 80 B FF 91 F FF 92 B SI 93 F CH 81 B SI 90 X SI 90 3-2 1-H HR	C SI 88 F CH 80 T SI 91 0-2 ① K		S SI 88 X SI 90 0-1 ① ② G4-6-3 1-2f	B CU 76 X FF 86 1-0 ③ FC4-6 1-2f			F FF 90 C SL 79 C SL 77 0-3 ① K		5	1	1	2	0	2	4
27 Vladimir Guerrero, R (1, 10) OBP: 0.411, SLG: 0.515	B SI 89 C SI 88 X SL 82 1-1 17 CS 1B	F SL 80 B B X CH 79 2-1 ② G6-3		B CH 78 H SI 87 2-0 HBP		F CH 78 C SI 86 B SI 87 B CH 80 F SI 88 F CH 82 S SI 88 2-3 ① K		B SI 90 X SI 89 1-0 ② F9		4	0	1	0	0	1	1
17 Nelson Cruz, R (1, 9) OBP: 0.417, SLG: 0.767	C FF 91 B FF 92 B SI 90 F SI 90 B SI 91 X SI 89 3-2 ② 1-2 1B	S SI 90 F F SI 91 B SL 83 B SL 82 D CH 80 S SI 91 3-3 ③ K 2-3		C CU 78 B FF 88 S SI 86 D CU 79 F SI 87 S CH 77 2-3 ③ K		B SI 87 B SI 89 F SI 89 B SI 89 F SI 89 F SI 90 B SL 74 4-2 BB		S CH 80 C CH 79 B SI 91 S SI 91 1-3 ③ K		4	0	1	0	1	3	2
12 Justin Smoak, S (1, 3) OBP: 0.303, SLG: 0.233	C SI 89 S CH 79 B CH 80 B FF 92 X CH 79 2-2 ③ F8	X SI 86 0-0 ① G4-3			B FF 86 B FF 84 C CH 83 B CH 84 B FF 87 4-1 1 BB 20 BB 10 1B BB		B SI 85 F SI 87 B CH 79 S SI 87 F SI 87 S SI 87 2-3 ② K			3	1	0	0	1	1	2
15 Matt Treanor, R (1, 2) OBP: 0.303, SLG: 0.233		B SL 87 B SI 88 C SI 88 X SI 89 2-1 20 1B 3 1B 1 BB 1B	C SI 86 B CU 78 B SL 80 F SI 86 X SI 88 2-2 ② G4-3		C SI 84 F FF 87 B SI 87 X SI 88 1-2 ① F8	C SI 86 S CH 79 X SI 90 0-2 ③ F7				4	1	1	0	0	0	2
3 Andrés Blanco, S (1, 4) OBP: 0.333, SLG: 0.222		X CH 80 0-0 1 BB 20 1B 10 2B 1-2 1B	B FF 87 C SI 88 B FF 88 F F X 2-2 20 1B 1B		B SI 87 B SI 86 1 SAFE B FF 87 C CH 83 F SI 86 X FF 85 3-2 ② L8		B SI 85 C SI 87 B CH 79 B SI 88 C SI 85 B SI 88 4-2 BB			3	1	2	0	1	0	1
20 Julio Borbon, L (1, 8) OBP: 0.203, SLG: 0.211		B SI 88 L SI 89 L B SI 88 X SI 91 2-2 1 BB 10 2B 1-2 2-3 1B	C CH 77 1 SAFE F FF 89 1 SAFE X CH 78 0-2 1-3 1B		B FF 85 C SI 87 B FF 88 B FF 86 B FF 86 4-1 1 BB 10 1B 1-2 BB		C SI 87 C SL 77 1 SAFE S SL 76 0-3 ① K			3	2	2	0	1	1	1
Inning Stats	R: 2 E: 0 K: 0 S: 18 H: 4 LOB: 1 BB: 0 P: 29	R: 4 E: 0 K: 2 S: 17 H: 4 LOB: 1 BB: 1 P: 31	R: 0 E: 0 K: 0 S: 12 H: 2 LOB: 2 BB: 0 P: 16	R: 0 E: 0 K: 1 S: 8 H: 0 LOB: 1 BB: 1 P: 16	R: 2 E: 0 K: 0 S: 11 H: 1 LOB: 2 BB: 3 P: 28	R: 0 E: 0 K: 2 S: 15 H: 0 LOB: 1 BB: 1 P: 23	R: 0 E: 0 K: 3 S: 13 H: 0 LOB: 1 BB: 1 P: 22	R: 0 E: 0 K: 2 S: 7 H: 0 LOB: 0 BB: 0 P: 9		1B: 9 2B: 1 3B: 0 HR: 1 SF: 0 SAC: 0 DP: 1 HBP: 1						

PITCHER		IP	WLS	BF	H	R	ER	SO	BB	IBB	HBP	BLK	WP	HR	S	P	ERA	WHIP
48 Rick Porcello, R ERA: 7.91	(1, 1)	4.0	L	23	10	6	6	3	2	0	1	0	1	1	55	92	13.50	3.000
21 Dontrelle Willis, L ERA: 5.0	(5, 1)	1.0		7	1	2	2	0	3	0	0	0	0	0	11	28	18.00	4.000
59 Fu-Te Ni, L ERA: 2.25	(6, 1)	2.0		8	0	0	0	5	2	0	0	0	0	0	28	45	0.00	1.000
40 Phil Coke, L ERA: 1.93	(8, 1)	1.0		3	0	0	0	2	0	0	0	0	0	0	7	9	0.00	0.000

Detroit Tigers @ Texas Rangers

Rangers Ballpark in Arlington, Arlington, TX

Sun Apr 25 2010, 3:07 PM - 5:53 PM EDT

Att. 31,211 - Sunny - 74 F

livebaseballscorecards.com

AB	33
R	4
H	8
RBI	4
BB	2
SO	10
LOB	13

Detroit Tigers @ Texas Rangers

Rangers Ballpark in Arlington, Arlington, TX

Sun Apr 25 2010, 3:07 PM - 5:53 PM EDT

Att. 31,211 - Sunny - 74 F

livebaseballscorecards.com

AB	33
R	8
H	11
RBI	8
BB	7
SO	10
LOB	17

Detroit Tigers @ Texas Rangers

Rangers Ballpark in Arlington, Arlington, TX

Mon Apr 26 2010, 8:08 PM - 10:50 PM EDT

Att. 16,381 - Cloudy - 66 F

livebaseballscorecards.com

TOP

Batter	1	2	3	4	5	6	7	8	9	AB	R	H	RBI	BB	SO	LOB
14 Austin Jackson, R (1, 8) OBP: 0.385, SLG: 0.470	B FF 94 S FF 93 X FF 88 1-1 30 BB 18 BB 24 1B 1B	B CH 84 B CH 83 B SI 91 B FF 90 4-0 18 1B BB		C FC 84 B CU 73 B CH 81 C SI 90 C FF 92 2-3 ③ K		B FC 86 F SI 90 B FF 92 F FF 91 X SI 91 2-2 1B		S FF 93 F FF 94 C FF 94 0-3 ② K		4	1	2	0	1	2	1
18 Johnny Damon, L (1, 10) OBP: 0.440, SLG: 0.420	C FF 94 F FF 92 F FF 93 D CU 69 F SI 93 B FC 87 B FF 91 B FF 94 4-2 24 1B 30 BB 25 2B 1-2 BB	1 SAFE B FF 90 X SI 90 1-0 1-2 1B			B FC 82 B SI 87 X FF 91 2-0 ① G3-1	C FF 90 B FC 86 C FF 92 X CU 70 1-2 ③ G4-3		S FS 84 X CU 81 0-1 ③ F9		4	1	1	0	1	0	2
30 Magglio Ordonez, R (1, 9) OBP: 0.404, SLG: 0.507 32 Don Kelly, L (9, 7) OBP: 0.250, SLG: 0.368	B FF 92 B SI 92 C FF 92 B CH 82 F FF 92 B SI 91 4-2 24 1B 25 2B 1-2 2-3 BB	B CU 64 X SI 88 1-0 ② L7			C FC 82 X CH 81 0-1 ② F9		C FF 93 B SL 86 C SL 84 B FF 92 F SI 94 B FF 93 B SL 84 4-2 24 FC6-4 BB		B X FF 95 1-0 ① F9	3 0	1 0	0 0	0 0	2 0	0 0	2 0
24 Miguel Cabrera, R (1, 3) OBP: 0.446, SLG: 0.663	X CH 82 0-0 25 2B 1-2 2-3 3-H 1B	B SI 87 C SI 88 S CU 69 S FF 92 1-3 ③ K			C CU 74 B CH 82 B FF 93 X FC 84 2-1 15 HR 1B		S FF 93 X FF 93 0-1 ① FC6-4 15 2B 1-2f		B FF 94 B SL 79 S FF 95 X FF 95 2-1 HR	5	3	3	2	0	1	3
15 Brandon Inge, R (1, 5) OBP: 0.349, SLG: 0.473	B FF 93 S FF 92 F FC 87 C SI 91 1-3 ① K		X FF 89 0-0 ① F7		B CH 82 X FC 84 1-0 1-H HR		C SL 83 S SL 86 X SL 84 0-2 1-3 2B		C SL 78 X FF 94 0-1 HR	5	2	3	3	0	1	3
25 Ryan Raburn, R (1, 7) (9, 9) OBP: 0.361, SLG: 0.400	D CH 83 C SI 92 X FC 87 1-1 1-H 2-H 3-H 2B		B FF 90 C FF 89 C CH 81 B CU 74 B SI 90 F FF 93 S FF 90 3-3 ② K		B CH 84 F SI 92 F CU 73 B FF 91 B FF 91 X FF 92 3-2 2B		B SI 93 C SL 85 X SI 92 1-1 ② G6-3		C FF 94 S SL 77 S FF 94 0-3 ② K	5	0	2	3	0	2	2
12 Gerald Laird, R (1, 2) OBP: 0.275, SLG: 0.233	B FF 92 C FF 92 X CH 82 1-1 ② P3		X FF 92 0-0 ③ L8		X CU 72 0-0 ③ G6-3		B SL 86 C SL 84 X SI 93 1-1 ③ G5-3		C FF 93 B SL 77 B SL 77 X FF 94 2-1 ③ 2B	5	0	1	0	0	0	4
20 Scott Sizemore, R (1, 4) OBP: 0.333, SLG: 0.308	C FF 91 B CH 82 C SI 91 S SI 91 1-3 ③ K			F FC 86 B CH 82 B FF 91 F FF 90 X SI 91 2-2 ① G4-3		B FC 84 B SI 87 F FF 88 C FF 89 X SI 90 2-2 ① G4-3		F FF 91 B FF 91 C FF 90 X FS 85 1-2 ① F7		4	0	0	0	0	1	1
39 Ramon Santiago, S (1, 6) OBP: 0.422, SLG: 0.359		B FF 92 C FF 92 X CH 83 1-1 ① G6-3		C FC 84 X CU 74 0-1 ② G6-3		C FC 86 F CH 83 X FF 91 0-2 ② G3		C FS 84 B CU 79 F FF 92 X FF 92 1-2 1B		4	0	1	0	0	0	0
Inning Stats	R: 4 E: 0 K: 2 S: 19 H: 3 LOB: 1 BB: 2 P: 32	R: 0 E: 0 K: 1 S: 7 H: 1 LOB: 2 BB: 1 P: 15	R: 0 E: 0 K: 1 S: 6 H: 0 LOB: 0 BB: 0 P: 9	R: 0 E: 0 K: 1 S: 8 H: 0 LOB: 0 BB: 0 P: 12	R: 2 E: 0 K: 0 S: 10 H: 3 LOB: 1 BB: 0 P: 18	R: 0 E: 0 K: 0 S: 12 H: 1 LOB: 1 BB: 0 P: 17	R: 0 E: 0 K: 0 S: 12 H: 1 LOB: 2 BB: 1 P: 18	R: 0 E: 0 K: 1 S: 11 H: 1 LOB: 1 BB: 0 P: 13	R: 2 E: 0 K: 1 S: 10 H: 3 LOB: 1 BB: 0 P: 15	1B: 6 2B: 4 3B: 0 HR: 3 SF: 0 SAC: 0 DP: 0 HBP: 0						

PITCHER		IP	WLS	BF	H	R	ER	SO	BB	IBB	HBP	BLK	WP	HR	S	P	ERA	WHIP
54 Matt Harrison, L ERA: 5.48	(1, 1)	6.0		29	8	6	6	5	3	0	0	0	0	1	62	103	9.00	1.833
49 Chris Ray, R ERA: 2.25	(7, 1)	1.0		5	1	0	0	0	1	0	0	0	0	0	12	18	0.00	2.000
50 Frank Francisco, R ERA: 7.88	(8, 1)	1.0		4	1	0	0	1	0	0	0	0	0	0	11	13	0.00	1.000
30 Neftalí Feliz, R ERA: 4.66	(9, 1)	1.0	L	5	3	2	2	1	0	0	0	0	0	2	10	15	18.00	3.000

PITCHER	IP	WLS	BF	H	R	ER	SO	BB	IBB	HBP	BLK	WP	HR	S	P	ERA	WHIP

BOTTOM

Batter	1	2	3	4	5	6	7	8	9	AB	R	H	RBI	BB	SO	LOB
1 Elvis Andrus, R (1, 6) OBP: 0.395, SLG: 0.323	B SI 86 C SI 86 F SI 86 B CH 87 F SL 80 X FF 90 2-2 ① F8			B SI 88 F SI 90 C SI 89 S SL 82 1-3 ① K		X FF 88 0-0 ① G6-3	X FF 93 0-0 ① FC2-5 10 1B 27 1B 1-2 2-3f		C FS 84 X FS 84 0-1 ① G5-3	5	1	0	0	0	1	2
10 Michael Young, R (1, 5) OBP: 0.310, SLG: 0.377	C FF 89 B FF 90 B SL 82 X FF 89 2-1 ② G4-3			X FF 89 0-0 ② G6-3		C FF 90 X SI 90 0-1 ② G5-3	F SI 94 F FF 95 B CU 77 B CU 77 X CU 78 2-2 27 1B 1-2 2-3 1B		B FS 84 C FS 85 X FS 83 1-1 ② G5-3	5	0	1	0	0	0	0
32 Josh Hamilton, L (1, 7) OBP: 0.342, SLG: 0.455	X FF 90 0-0 ③ G6-3			B CH 84 X SI 90 1-0 HR		B SI 89 X SL 82 1-0 27 1B 7 2B 1B	S SL 80 F SL 80 S FF 92 0-3 ② K		C FS 85 F FS 86 B FS 86 B FF 95 X FS 85 2-2 ③ L6	5	2	2	1	0	1	3
27 Vladimir Guerrero, R (1, 10) OBP: 0.416, SLG: 0.514		B SI 87 S SL 80 X SI 90 1-1 ① G6-3		S SL 81 X SL 80 0-1 ③ G1-3		F SI 91 F SI 89 X SL 82 0-2 7 2B 1-2 1B	B CH 83 B SI 92 F SI 92 X CH 82 2-1 1-2 2-H 3-H 1B			4	1	2	2	0	0	0
17 Nelson Cruz, R (1, 9) OBP: 0.419, SLG: 0.758 7 David Murphy, L (6, 9) OBP: 0.167, SLG: 0.379		X FF 90 0-0 ② F7			C FF 89 C SL 81 F SL 82 X SL 80 0-2 12 2B 20 WP 1B	X SI 89 0-0 1-H 2-H 2B	X SL 80 0-0 ③ F7			2 2	1 0	1 1	0 2	0 0	0 2	0 2
12 Justin Smoak, S (1, 3) OBP: 0.375, SLG: 0.182		B C F FF 91 F CH 82 B SI 91 X SL 83 2-2 ③ G1-3			S CH 82 B SI 89 F SI 89 F SI 88 X SL 82 1-2 20 WP 1-3 2B	B SL 80 D CH 84 B SI 88 B SI 88 4-0 BB		B SI 90 B CH 80 B FF 91 C FF 90 X FF 90 3-1 ① F8		3	0	1	0	1	0	0
2 Taylor Teagarden, R (1, 2) OBP: 0.188, SLG: 0.037 25 Ryan Garko, R (6, PH) 15 Matt Treanor, R (7, 2) OBP: 0.294, SLG: 0.226		C SI 88 S SI 90 X SI 90 0-2 ① F9			B SI 89 B SI 88 F SI 89 S SL 82 B SL 83 S SI 90 3-3 ① K	C F B FF 98 S FF 99 1-3 ③ K		B FF 92 C SI 90 X SI 90 1-1 ② F9		2 1 1	0 0 0	0 0 0	0 0 0	0 0 0	1 1 0	2 2 0
3 Andrés Blanco, S (1, 4) OBP: 0.360, SLG: 0.273		C SI 90 B FF 92 X CH 85 1-1 ② L8			C FF 91 B SI 91 C FF 91 B SI 92 C SI 90 2-3 ② K		F FF 95 X FF 96 0-1 1 FC2-5 20 1B 1B	B FF 91 X SI 89 1-0 1B		4	0	2	0	0	1	2
20 Julio Borbon, L (1, 8) OBP: 0.206, SLG: 0.213		C SI 91 X SI 88 0-1 ③ G6-3			B CH 83 S SI 89 X SI 89 1-1 ③ F8 2-3 3-H		B FF 93 X SI 95 1-0 10 1B 1 FC2-5 27 1B 1-2 1B	D SL 80 C FF 92 1 SAFE 1 SAFE 1 SAFE C FF 92 F FF 92 1 SAFE S SL 79 1-3 ③ K		4	1	1	0	0	1	2
Inning Stats	R: 0 E: 0 K: 0 S: 7 H: 0 LOB: 0 BB: 0 P: 11	R: 0 E: 0 K: 0 S: 7 H: 0 LOB: 0 BB: 0 P: 10	R: 0 E: 0 K: 0 S: 7 H: 0 LOB: 0 BB: 0 P: 8	R: 1 E: 0 K: 1 S: 7 H: 1 LOB: 0 BB: 0 P: 9	R: 1 E: 0 K: 2 S: 16 H: 2 LOB: 1 BB: 0 P: 23	R: 2 E: 0 K: 1 S: 11 H: 3 LOB: 2 BB: 1 P: 17	R: 2 E: 0 K: 1 S: 13 H: 4 LOB: 2 BB: 0 P: 18	R: 0 E: 0 K: 1 S: 9 H: 1 LOB: 0 BB: 0 P: 15	R: 0 E: 0 K: 0 S: 7 H: 0 LOB: 0 BB: 0 P: 10	1B: 8 2B: 2 3B: 0 HR: 1 SF: 0 SAC: 0 DP: 0 HBP: 0						

PITCHER		IP	WLS	BF	H	R	ER	SO	BB	IBB	HBP	BLK	WP	HR	S	P	ERA	WHIP
38 Jeremy Bonderman, R ERA: 6.97	(1, 1)	5.2		24	6	4	4	3	1	0	0	0	1	1	52	74	6.35	1.235
54 Joel Zumaya, R ERA: 1.42	(6, 1)	0.2	H	5	3	2	2	1	0	0	0	0	0	0	10	14	27.00	4.500
40 Phil Coke, L ERA: 1.64	(7, 1)	1.2	W	7	2	0	0	2	0	0	0	0	0	0	15	23	0.00	1.200
46 Jose Valverde, R ERA: 1.0	(9, 1)	1.0	S	3	0	0	0	0	0	0	0	0	0	0	7	10	0.00	0.000

PITCHER	IP	WLS	BF	H	R	ER	SO	BB	IBB	HBP	BLK	WP	HR	S	P	ERA	WHIP

AB	39
R	8
H	13
RBI	8
BB	4
SO	7
LOB	18

AB	38
R	6
H	11
RBI	5
BB	1
SO	6
LOB	15

WP: 0 PB: 0 SB: 0 CS: 0 PA: 43

WP: 1 PB: 0 SB: 0 CS: 0 PA: 39

TOP

Batter	1	2	3	4	5	6	7	8	9	AB	R	H	RBI	BB	SO	LOB
2 Denard Span, L (1, 8) OBP: 0.358, SLG: 0.308	G4-3		FC4-6		3B	BB		K		4	0	1	0	1	1	1
12 Alexi Casilla, S (8, 5) OBP: 0.167, SLG: 0.167			1B							0	0	0	0	0	0	0
1 Orlando Hudson, S (1, 4) OBP: 0.359, SLG: 0.370	K		1B		P5	G1-3		F8		5	0	1	0	0	1	4
7 Joe Mauer, L (1, 2) OBP: 0.424, SLG: 0.521	G6-3		L8		G6-3		G6-3		K	5	0	0	0	0	1	3
33 Justin Morneau, L (1, 3) OBP: 0.495, SLG: 0.620		K	K		K		BB		BB	3	0	0	0	0	3	3
21 Delmon Young, R (6, 7) OBP: 0.300, SLG: 0.434										0	0	0	0	2	0	0
5 Michael Cuddyer, R (1, 9) (6, 3) (8, 8) OBP: 0.341, SLG: 0.488		G5-3		L8	K	FC5-4	FC5-4		G5-4-3	5	1	0	0	0	1	2
16 Jason Kubel, L (1, 7) (6, 9) OBP: 0.329, SLG: 0.306		2B		K	K	K	BB			3	0	1	0	1	2	0
25 Jim Thome, L (1, 10) OBP: 0.409, SLG: 0.600		BB		BB	BB	BB	BB			1	1	1	0	3	0	0
27 J.J. Hardy, R (1, 6) OBP: 0.284, SLG: 0.365		FC5-4		2B	2B	E7	F8			4	0	1	0	0	0	4
23 Brendan Harris, R (1, 5) (8, 3) OBP: 0.333, SLG: 0.316			E6	G4-3		HBP				3	0	0	0	0	1	2
Inning Stats	R: 0 E: 0 K: 1 S: 10 H: 0 LOB: 0 BB: 0 P: 17	R: 0 E: 0 K: 1 S: 12 H: 1 LOB: 2 BB: 1 P: 22	R: 0 E: 1 K: 1 S: 14 H: 1 LOB: 2 BB: 0 P: 20	R: 0 E: 0 K: 1 S: 16 H: 1 LOB: 2 BB: 1 P: 30	R: 0 E: 0 K: 1 S: 11 H: 1 LOB: 1 BB: 0 P: 16	R: 1 E: 1 K: 2 S: 13 H: 0 LOB: 3 BB: 2 P: 30	R: 1 E: 1 K: 0 S: 8 H: 1 LOB: 2 BB: 2 P: 20	R: 0 E: 0 K: 2 S: 8 H: 0 LOB: 0 BB: 0 P: 10	R: 0 E: 0 K: 1 S: 6 H: 0 LOB: 0 BB: 1 P: 13	1B: 2 2B: 2 3B: 1 HR: 0 SF: 0 SAC: 0 DP: 1 HBP: 1						

PITCHER		IP	WLS	BF	H	R	ER	SO	BB	IBB	HBP	BLK	WP	HR	S	P	ERA	WHIP
35 Justin Verlander, R ERA: 5.53	(1, 1)	5.2	L	26	4	1	0	7	3	0	0	0	1	0	71	121	0.00	1.235
49 Eddie Bonine, R ERA: 1.5	(6, 1)	0.0		2	0	0	0	0	1	0	1	0	0	0	4	12	∞	∞
59 Fu-Te Ni, L ERA: 1.69	(6, 1)	2.2		11	1	1	0	3	2	0	0	1	0	0	20	37	0.00	1.125
45 Ryan Perry, R ERA: 3.12	(9, 1)	0.2		2	0	0	0	0	1	0	0	0	0	0	3	8	0.00	1.500

Minnesota Twins @ Detroit Tigers
Comerica Park, Detroit, MI
Tue Apr 27 2010, 7:10 PM - 9:59 PM EDT
Att. 22,008 - Clear - 52 F

livebaseballscorecards.com

AB	33
R	2
H	5
RBI	0
BB	7
SO	10
LOB	19

BOTTOM

Batter	1	2	3	4	5	6	7	8	9	AB	R	H	RBI	BB	SO	LOB
14 Austin Jackson, R (1, 8) OBP: 0.379, SLG: 0.453	F8			BB				L6		3	0	0	0	1	0	1
18 Johnny Damon, L (1, 10) OBP: 0.443, SLG: 0.438	F7			G4-6-3		2B			1B	4	0	2	0	0	0	1
30 Magglio Ordonez, R (1, 9) OBP: 0.387, SLG: 0.481	F9			K		G4-3			FC6-4	4	0	0	0	0	1	2
24 Miguel Cabrera, R (1, 3) OBP: 0.438, SLG: 0.655		G5-3			2B		K		K	4	0	1	0	0	2	1
15 Brandon Inge, R (1, 5) OBP: 0.333, SLG: 0.449		K			G5-3		K		K	4	0	0	0	0	3	2
25 Ryan Raburn, R (1, 7) OBP: 0.333, SLG: 0.364		K			K		L8			3	0	0	0	0	2	1
12 Gerald Laird, R (1, 2) OBP: 0.278, SLG: 0.239		K			1B			G5-3		3	0	1	0	0	1	0
20 Scott Sizemore, R (1, 4) OBP: 0.333, SLG: 0.309		G4-3			K			1B		3	0	1	0	0	1	2
39 Ramon Santiago, S (1, 6) OBP: 0.396, SLG: 0.333		K				B1-3		K		3	0	0	0	0	2	1
Inning Stats	R: 0 E: 0 K: 0 S: 5 H: 0 LOB: 0 BB: 0 P: 8	R: 0 E: 0 K: 2 S: 10 H: 0 LOB: 0 BB: 0 P: 18	R: 0 E: 0 K: 2 S: 7 H: 0 LOB: 0 BB: 0 P: 11	R: 0 E: 0 K: 1 S: 9 H: 0 LOB: 0 BB: 1 P: 17	R: 0 E: 0 K: 2 S: 13 H: 2 LOB: 2 BB: 0 P: 17	R: 0 E: 0 K: 0 S: 7 H: 1 LOB: 1 BB: 0 P: 9	R: 0 E: 0 K: 2 S: 13 H: 0 LOB: 0 BB: 0 P: 17	R: 0 E: 0 K: 1 S: 10 H: 1 LOB: 1 BB: 0 P: 15	R: 0 E: 0 K: 2 S: 13 H: 1 LOB: 1 BB: 0 P: 18	1B: 3 2B: 2 3B: 0 HR: 0 SF: 0 SAC: 0 DP: 1 HBP: 0						

PITCHER		IP	WLS	BF	H	R	ER	SO	BB	IBB	HBP	BLK	WP	HR	S	P	ERA	WHIP
47 Francisco Liriano, L ERA: 0.93	(1, 1)	8.0	W	28	4	0	0	10	1	0	0	0	0	0	74	112	0.00	0.625
60 Jon Rauch, R ERA: 1.8	(9, 1)	1.0	S	4	1	0	0	2	0	0	0	0	0	0	13	18	0.00	1.000

livebaseballscorecards.com

WP: 1	PA: 41
PB: 0	
SB: 0	
CS: 0	

Minnesota Twins @ Detroit Tigers

Comerica Park, Detroit, MI

Wed Apr 28 2010, 7:09 PM - 10:16 PM EDT

Att. 19,900 - Partly Cloudy - 58 F

TOP

Batter	1	2	3	4	5	6	7	8	9	AB	R	H	RBI	BB	SO	LOB
2 Denard Span, L (1, 8) OBP: 0.360, SLG: 0.305	B FF 92 B FF 93 C FF 92 F FF 92 S FF 94 2-3 K ①		F CH 80 X CH 82 0-1 G6-3 ①	C FF 94 C FF 94 B FF 95 X FF 94 1-2 1 1B 1-2 3-H 1B		B SL 85 C SL 85 X SI 91 1-1 G6-3 ② 2-3			B FF 95 C FF 97 B FS 87 C FF 96 B FF 96 B FF 97 4-2 7 L1-3 BB	4	0	1	1	1	1	1
1 Orlando Hudson, S (1, 4) OBP: 0.361, SLG: 0.372	C FF 94 B FF 93 X SL 84 1-1 25 HR 1B		B FF 93 B FF 93 C FF 93 F FF 93 F CH 83 X CH 83 2-2 L8 ②	C CH 82 D FF 93 X CH 82 1-1 1-3 2-H 1B		B SI 92 S SI 92 C SI 92 T CH 85 1-2 K ③			B FF 97 B FS 88 C FF 97 B FF 97 X FF 96 3-1 F7 ①	5	1	2	1	0	1	2
7 Joe Mauer, L (1, 2) OBP: 0.411, SLG: 0.500	C FF 92 C FF 93 F FF 95 1 SAFE X CH 83 0-2 F7 ②		C FF 94 F CH 84 F FF 96 B SL 84 F FF 94 F FF 93 B FF 95 F CH 84 F SL 84 2-2 F FF 83 F FF 95 X CH 84 1B	C SI 92 B CU 79 X FF 93 1-1 F7 ③			B SI 94 B SI 93 X FF 94 2-0 F7 ①		C FS 89 F FS 89 X FS 87 0-2 L1-3 ②③ 1-1	5	0	1	0	0	0	4
25 Jim Thome, L (1, 10) OBP: 0.417, SLG: 0.667	C FF 93 B CH 82 1 SAFE B FF 93 X FF 93 2-1 1-H HR		S CH 84 F FF 93 B CH 85 B CH 84 B FF 94 S CH 83 3-3 K ③		C SI 90 B SL 83 T SI 90 X CH 86 1-2 16 FC4-6 1B		C FF 94 B SL 83 C SL 81 S SL 82 1-3 K ②			4	1	2	2	0	2	1
5 Michael Cuddyer, R (1, 3) OBP: 0.337, SLG: 0.488	C FF 92 X SL 84 0-1 G6-3 ③			X FF 90 0-0 16 1B 2B	B SI 91 B SI 91 X FF 91 2-0 F8 ①		B FF 94 S SI 94 S CH 83 F SI 94 F FF 94 S SL 82 1-3 K ③			4	1	1	0	0	1	1
16 Jason Kubel, L (1, 9) OBP: 0.350, SLG: 0.333		C FF 90 B FF 92 X FF 92 1-1 21 FC5-4 1B		C FF 92 X FF 92 0-1 21 1B 2 1B 2-H 1B	S SL 84 F SL 85 X SL 85 0-2 FC4-6 ② 1-2f			C SI 93 B SL 82 B SL 82 S SI 93 B SL 83 X SI 94 3-2 21 G4-3 1B		4	1	3	1	0	0	1
21 Delmon Young, R (1, 7) OBP: 0.297, SLG: 0.421		B SL 82 T FF 91 F FF 91 F CH 83 B FF 92 X CH 81 2-2 FC5-4 ① 38 CS 27 G1-3 1-2f		B SL 83 B SL 82 F FF 90 X CH 81 2-1 2 1B 1 1B 2-3 1B	F FF 92 F FF 92 F CU 85 C FF 93 0-3 K ③			C FF 93 X SI 93 0-1 G4-3 ① 1-2	4	1	1	0	0	1	3
27 J.J. Hardy, R (1, 6) OBP: 0.282, SLG: 0.372		1 SAFE B FF 92 X SL 84 1-0 G1-3 ② 1-2		C SL 83 1 SAFE F SL 84 F SL 86 C FF 92 0-3 K ①		C FF 91 X CH 84 0-1 2 G6-3 2B		B FF 93 C SI 92 X CH 84 1-1 F7 ②	4	0	1	0	0	1	4
38 Luke Hughes, R (1, 5) OBP: 0.250, SLG: 1.000		B FF 92 F FF 92 B SL 84 B FF 93 3-1 CS ③ 2-3	B SL 80 B FF 91 F FF 92 F FF 93 X FF 92 2-2 HR	C SL 82 X FF 91 0-1 P2 ②		X FF 91 0-0 G5-3 ①		C FF 93 F SL 82 S SL 82 0-3 K ③		4	1	1	1	0	1	4
Inning Stats	R: 2 E: 0 K: 1 S: 13 H: 2 LOB: 0 BB: 0 P: 18	R: 0 E: 0 K: 0 S: 8 H: 1 LOB: 0 BB: 0 P: 15	R: 1 E: 0 K: 1 S: 22 H: 2 LOB: 1 BB: 0 P: 31	R: 3 E: 0 K: 1 S: 18 H: 5 LOB: 2 BB: 0 P: 23	R: 0 E: 0 K: 1 S: 11 H: 1 LOB: 1 BB: 0 P: 14	R: 0 E: 0 K: 1 S: 8 H: 1 LOB: 1 BB: 0 P: 10	R: 0 E: 0 K: 2 S: 9 H: 0 LOB: 0 BB: 0 P: 13	R: 0 E: 0 K: 1 S: 10 H: 1 LOB: 1 BB: 0 P: 14	R: 0 E: 0 K: 0 S: 7 H: 0 LOB: 0 BB: 0 P: 14	1B: 9 2B: 3 3B: 0 HR: 2 SF: 0 SAC: 0 DP: 1 HBP: 0						

PITCHER		IP	WLS	BF	H	R	ER	SO	BB	IBB	HBP	BLK	WP	HR	S	P	ERA	WHIP
37 Max Scherzer, R ERA: 4.23	(1, 1)	3.2		20	10	6	6	3	0	0	0	0	0	2	59	84	14.73	2.727
36 Brad Thomas, L ERA: 6.92	(4, 1)	2.1	W	9	2	0	0	2	0	0	0	0	0	0	21	27	0.00	0.857
40 Phil Coke, L ERA: 1.38	(7, 1)	2.0		7	1	0	0	3	0	0	0	0	0	0	19	27	0.00	0.500
46 Jose Valverde, R ERA: 0.9	(9, 1)	1.0		3	0	0	0	0	1	0	0	0	0	0	7	14	0.00	1.000

PITCHER	IP	WLS	BF	H	R	ER	SO	BB	IBB	HBP	BLK	WP	HR	S	P	ERA	WHIP

livebaseballscorecards.com

AB	38
R	6
H	13
RBI	6
BB	1
SO	8
LOB	21

BOTTOM

Batter	1	2	3	4	5	6	7	8	9	AB	R	H	RBI	BB	SO	LOB
14 Austin Jackson, R (1, 8) OBP: 0.390, SLG: 0.467	B SI 89 X SI 89 1-0 18 1B 30 1B 2B	B SL 86 B SL 87 F SI 92 X SI 92 2-1 FC6-4 ③ 1-2f		D SI 86 B SI 91 B SI 92 C SI 91 C SI 92 B SL 83 4-2 18 G4-3 30 1B 1-2 2-3 BB		C CU 75 C FF 93 B SL 86 B SL 84 X SI 92 2-2 18 E 24 HBP 1B	X FF 95 0-0 L9 ①			4	3	2	0	1	0	2
18 Johnny Damon, L (1, 10) OBP: 0.430, SLG: 0.423	B SI 90 B CH 83 B SI 90 C SI 90 X SI 90 3-1 24 G5-4-3 30 1B 2-3 1B		B SI 89 C SI 89 C SI 90 S SL 84 1-3 K ①	S SI 91 S SI 92 B SI 94 X SI 93 1-2 G4-3 ② 1-2 2-3 3-H		C FF 88 F SI 88 B FF 88 F SL 80 1 SAFE B FF 88 F SI 88 X SI 87 2-2 E8 24 HBP 26 2B 1-3	C FF 94 C CH 84 C CU 76 0-3 K ②			5	1	1	1	0	2	3
30 Magglio Ordonez, R (1, 9) OBP: 0.408, SLG: 0.506	B SI 90 X SL 85 1-0 24 G5-4-3 1-2 3-H 1B		B SL 81 B SL 81 X SI 92 2-0 26 WP 2B	F SI 93 X SI 92 0-1 2-H 3-H 1B		B SI 86 B SL 81 B SL 80 B SI 85 4-0 24 HBP 26 2B BB	B CU 75 X CH 84 1-0 L7 ③			4	1	3	3	1	0	0
24 Miguel Cabrera, R (1, 3) OBP: 0.426, SLG: 0.625	X SI 90 0-0 G5-4-3 ①② 1-2f 2-3		C SI 91 X SI 92 0-1 G5-3 ② 1-2	F SL 83 F SI 92 B SI 93 C SL 85 1-3 K ③		B SI 86 B SL 82 F SI 85 H SL 80 3-1 26 2B 15 2B 1-2 2-3 3-H HBP		B FF 93 C CH 84 X CU 75 1-1 F8 ①		4	1	0	1	0	1	4
26 Brennan Boesch, L (1, 7) OBP: 0.313, SLG: 0.500 32 Don Kelly, L (7, 7) OBP: 0.238, SLG: 0.350	X SL 86 0-0 G3-1 ③		C SI 90 S SI 93 F SI 94 B CH 84 F SL 85 F SI 93 X SI 93 1-2 G6-3 ③ 2-3		X SL 81 0-0 15 G6-3 2B	X FF 96 0-0 15 2B 1-3 2-H 3-H 2B		B CU 74 X SI 94 1-0 L8 ②		4 1	1 0	2 0	2 0	0 0	0 0	2 0
15 Brandon Inge, R (1, 5) OBP: 0.337, SLG: 0.494		B SL 80 S SL 84 S SL 81 S SL 87 1-3 K ①		B SI 90 B SI 90 X SI 90 2-0 HR	C SI 92 X SI 90 0-1 G6-3 ① 2-3	X FF 95 0-0 25 2B 2-H 3-H 2B		C FF 96 F FF 96 B SL 87 S CU 76 1-3 K ③		5	2	2	3	0	2	1
25 Ryan Raburn, R (1, 4) OBP: 0.349, SLG: 0.389		B SI 92 C SI 87 C SI 92 B SL 84 F SL 88 B SI 93 T SI 94 3-2 K ②		B SI 90 B SI 91 B SI 91 B SI 91 4-0 14 BB 39 1B 18 G4-3 BB	C SI 93 B FF 93 S SL 87 B SI 92 F FF 94 T SI 92 2-2 K ②	C SL 86 X SL 86 0-1 13 F8 2-H 2B				3	1	1	1	2	1
13 Alex Avila, L (1, 2) OBP: 0.243, SLG: 0.129	B SL 82 F SI 90 B SI 91 B SI 93 B CH 85 4-1 39 1B BB			C SL 85 F SI 90 B SI 92 F SI 92 S SI 90 1-3 K ① 2-H 3-H	B SI 92 B FF 94 F SI 93 X SI 92 2-1 G6-3 ③	B SI 94 B CH 84 X FF 95 2-0 F8 ② 2-3				3	0	0	0	1	1	3
39 Ramon Santiago, S (1, 6) OBP: 0.404, SLG: 0.348	C SI 90 X SI 91 0-1 14 FC6-4 1-2 1B			C SI 91 X CH 83 0-1 18 G4-3 14 BB 30 1B 1-2 1B		B CU 74 C FF 93 C FF 93 X FF 92 1-2 P6 ③ B SL 86 F SL 86 X SI 94 1-1 G4-3 ③				4	1	2	0	0	0	1
Inning Stats	R: 1 E: 0 K: 0 S: 6 H: 3 LOB: 1 BB: 0 P: 11	R: 0 E: 0 K: 2 S: 12 H: 1 LOB: 2 BB: 1 P: 22	R: 0 E: 0 K: 1 S: 12 H: 1 LOB: 1 BB: 0 P: 16	R: 4 E: 0 K: 2 S: 17 H: 3 LOB: 1 BB: 2 P: 30	R: 0 E: 0 K: 1 S: 9 H: 1 LOB: 1 BB: 0 P: 13	R: 6 E: 1 K: 0 S: 19 H: 4 LOB: 1 BB: 1 P: 34	R: 0 E: 0 K: 1 S: 5 H: 0 LOB: 0 BB: 0 P: 6	R: 0 E: 0 K: 1 S: 6 H: 0 LOB: 0 BB: 0 P: 9		1B: 6 2B: 6 3B: 0 HR: 1 SF: 0 SAC: 0 DP: 1 HBP: 1						

PITCHER		IP	WLS	BF	H	R	ER	SO	BB	IBB	HBP	BLK	WP	HR	S	P	ERA	WHIP
30 Scott Baker, R ERA: 5.72	(1, 1)	4.0		23	9	5	5	5	3	0	0	0	1	1	48	80	11.25	3.000
31 Alex Burnett, R ERA: 3.12	(5, 1)	1.1		5	1	1	1	1	0	0	0	0	0	0	14	21	6.75	0.750
32 Ron Mahay, L ERA:	(6, 1)	0.0	L	1	0	0	0	0	0	0	0	0	0	0	5	7	∞	∞
17 Pat Neshek, R ERA: 4.15	(6, 1)	0.0	B	2	0	0	0	0	1	0	1	0	0	0	1	8	∞	∞
28 Jesse Crain, R ERA: 7.2	(6, 1)	2.2		11	3	5	4	2	0	0	0	0	0	0	18	25	13.50	1.125

PITCHER	IP	WLS	BF	H	R	ER	SO	BB	IBB	HBP	BLK	WP	HR	S	P	ERA	WHIP

livebaseballscorecards.com

AB	37
R	11
H	13
RBI	11
BB	4
SO	8
LOB	17

TOP

Batter	1	2	3	4	5	6	7	8	9	AB	R	H	RBI	BB	SO	LOB
2 Denard Span, L (1, 8) OBP: 0.346, SLG: 0.291	C FF 86 C SI 89 B SL 81 T SL 81 1-2 ① **K**		M SL 84 B SI 89 B SI 88 1 SAFE 1 SAFE F FF 90 B FF 90 S SL 83 3-3 ②③ **K** **1-2**			C SI 89 B FF 91 F CU 79 X SL 83 1-2 ② **F8**		B FF 100 C FF 100 B SI 99 F FF 100 B FF 100 X FF 100 3-2 ③ **F7**		4	0	0	0	0	2	1
1 Orlando Hudson, S (1, 4) OBP: 0.366, SLG: 0.371	B SI 86 C FF 88 B SI 87 F SI 86 F FF 89 B FF 89 X FF 87 3-2 ② **G5-3**			B SI 88 B FF 91 B FF 88 C SI 88 X SI 87 3-1 ① **F8**		B FF 90 C SI 87 B FF 91 X SI 85 2-1 5 1B **1B**			B FS 85 B FF 95 C FS 85 B FS 85 F FF 96 B FF 96 4-2 5 G4-6-3 **BB**	3	0	1	0	1	0	0
5 Michael Cuddyer, R (1, 3) OBP: 0.343, SLG: 0.483	F SI 87 B SI 89 B SI 88 B SI 86 C FF 90 B SI 86 4-2 **BB**			B SL 81 X SI 86 1-0 ② **F8**		C FF 92 F FF 92 B FF 92 B SI 92 1 SAFE X FF 92 2-2 **1-2** **1B**			C FF 97 B FF 97 C FF 96 X FF 97 1-2 ①② **G4-6-3** **1-2f**	3	0	1	0	1	0	1
25 Jim Thome, L (1, 10) OBP: 0.385, SLG: 0.605	F CU 78 B SI 90 B FF 91 C FF 89 C FF 92 2-3 ③ **K**			F SL 84 B SL 88 X FF 90 1-1 ③ **G6-3**		F SI 91 F SI 91 B FF 94 B SL 84 B SL 85 X SL 82 3-2 ③ **F9**			C FF 97 B FF 96 S FF 96 S FF 97 1-3 ③ **K**	4	0	0	0	0	2	3
16 Jason Kubel, L (1, 9) OBP: 0.349, SLG: 0.324		C FF 89 B SI 88 X FF 92 1-1 ① **G4-3**			B SL 83 S SL 81 S SL 82 F SL 85 C FF 92 1-3 ① **K**		B SL 83 B SL 85 B FF 89 B FF 88 4-0 21 G4-6-3 **BB**			2	0	0	0	1	1	0
21 Delmon Young, R (1, 7) OBP: 0.284, SLG: 0.400		B SI 87 X SI 88 1-0 ② **L9**			C CU 78 B FF 88 B SI 90 F SI 86 X SL 82 2-2 ② **L3**		C FF 98 B FF 99 B FF 99 B FF 100 X FF 98 3-1 ①② **G4-6-3** **1-2f**			3	0	0	0	0	0	1
23 Brendan Harris, R (1, 6) OBP: 0.333, SLG: 0.317		C SI 87 B SI 88 B SI 89 C SI 87 F FF 90 X SL 82 2-2 ③ **P2**			B SI 87 X SI 87 1-0 **1B**		C FF 101 B FF 100 C FF 101 X FF 100 1-2 ③ **G5-3**			3	0	1	0	0	0	0
38 Luke Hughes, R (1, 5) OBP: 0.286, SLG: 0.714			B FF 87 S SI 85 X SI 87 1-1 2 CS **1B**		B SL 83 1 SAFE F CU 78 B SI 90 B SI 90 S SI 87 S FF 91 3-3 ③ **K**			C FF 98 B FF 97 B FF 99 F FF 99 F FF 101 S FF 100 2-3 ① **K**		3	0	1	0	0	2	1
41 Drew Butera, R (1, 2) OBP: 0.125, SLG: 0.125 7 Joe Mauer, L (8, PH) OBP: 0.407, SLG: 0.494 (8, 2)			C FF 88 B SI 88 1 SAFE B FF 90 1 SAFE F SI 87 C SI 89 2-3 ① **K**			C FF 88 S SI 87 X FF 90 0-2 ① **G4-3**		C FF 100 C CU 82 S FF 100 0-3 ② **K**		2 1	0 0	0 0	0 0	0 0	1 1	1 0
Inning Stats	R: 0 E: 0 K: 2 S: 12 H: 0 LOB: 1 BB: 1 P: 22	R: 0 E: 0 K: 0 S: 7 H: 0 LOB: 0 BB: 0 P: 11	R: 0 E: 0 K: 2 S: 8 H: 1 LOB: 1 BB: 0 P: 14	R: 0 E: 0 K: 0 S: 5 H: 0 LOB: 0 BB: 0 P: 10	R: 0 E: 0 K: 2 S: 11 H: 1 LOB: 1 BB: 0 P: 18	R: 0 E: 0 K: 0 S: 14 H: 2 LOB: 2 BB: 0 P: 22	R: 0 E: 0 K: 0 S: 5 H: 0 LOB: 0 BB: 1 P: 13	R: 0 E: 0 K: 2 S: 10 H: 0 LOB: 0 BB: 0 P: 15	R: 0 E: 0 K: 1 S: 8 H: 0 LOB: 0 BB: 1 P: 14	1B: 4 2B: 1 3B: 0 HR: 0 SF: 0 SAC: 0 DP: 3 HBP: 0						WP: 0 PB: 0 SB: 0 CS: 1 PA: 31	

PITCHER	IP	WLS	BF	H	R	ER	SO	BB	IBB	HBP	BLK	WP	HR	S	P	ERA	WHIP
21 Dontrelle Willis, L (1, 1) ERA: 3.75	6.0	W	23	4	0	0	6	2	0	0	0	0	0	57	101	0.00	1.000
54 Joel Zumaya, R (7, 1) ERA: 1.23	2.0	H	5	0	0	0	2	0	0	0	0	0	0	15	24	0.00	0.000
46 Jose Valverde, R (9, 1) ERA: 0.82	1.0	S	3	0	0	0	1	1	0	0	0	0	0	8	14	0.00	1.000

PITCHER	IP	WLS	BF	H	R	ER	SO	BB	IBB	HBP	BLK	WP	HR	S	P	ERA	WHIP

Minnesota Twins @ Detroit Tigers
Comerica Park, Detroit, MI
Thu Apr 29 2010, 1:06 PM - 3:24 PM EDT
Att. 25,595 - Partly Cloudy - 59 F

livebaseballscorecards.com

AB	28
R	0
H	4
RBI	0
BB	3
SO	9
LOB	8

BOTTOM

Batter	1	2	3	4	5	6	7	8	9	AB	R	H	RBI	BB	SO	LOB
14 Austin Jackson, R (1, 8) OBP: 0.394, SLG: 0.468	B FF 89 X SI 89 1-0 18 E 18 S 18 SF7 **1B**		X SI 91 0-0 ③ **G6-3**		C CH 80 B CH 80 X SI 92 1-1 **2-H** **1B**			X CH 82 0-0 ① **B5-3**		4	1	2	1	0	0	0
18 Johnny Damon, L (1, 10) OBP: 0.412, SLG: 0.407	1 SAFE B SI 89 X SI 91 1-0 ① **SF7** **1-H**			B SI 90 F SI 90 X CH 82 1-1 ① **F7**	B FF 91 X SL 81 1-0 ③ **G4-3**			X SL 80 0-0 ② **G3-1**		3	0	0	1	0	0	1
30 Magglio Ordonez, R (1, 9) OBP: 0.412, SLG: 0.517	B FF 89 X SI 90 1-0 ② **G6-3**			B SI 90 X SI 91 1-0 24 S **1B**		C SI 88 S SL 83 B CH 80 C SI 90 1-3 ① **K**		C SI 88 B FS 83 B FS 82 X SI 90 2-1 32 1B **2B**		4	1	2	0	0	1	0
24 Miguel Cabrera, R (1, 3) OBP: 0.419, SLG: 0.604	C FS 84 F FS 85 F SI 91 B FF 85 F FF 91 X SI 92 1-2 ③ **G1-3**			B SI 90 C SL 84 C CH 81 B CH 81 B CH 81 S SL 84 3-3 ② **K** **1-2**		X FS 85 0-0 ② **P3**		B CH 82 B SI 90 I IN 62 I IN 68 4-0 32 1B **IBB**		3	0	0	0	1	1	1
26 Brennan Boesch, L (1, 7) OBP: 0.316, SLG: 0.444 32 Don Kelly, L (7, 7) OBP: 0.273, SLG: 0.381		B CH 80 F CH 80 X SI 91 1-1 ① **P4**		B SI 91 S CH 82 B FF 91 B SI 91 B SI 91 4-1 **BB**		B SI 90 C CH 81 C CH 80 F SI 91 S CH 82 1-3 ③ **K**		B SI 89 B SI 91 X SI 91 2-0 **1-2** **2-H** **1B**		2 1	0 0	0 1	0 1	1 0	1 0	0 0
15 Brandon Inge, R (1, 5) OBP: 0.323, SLG: 0.471		C SI 90 F CH 80 S CH 83 0-3 ② **K**		B SI 91 B SI 90 B SI 92 C SI 90 X FS 83 3-1 ③ **F7**			B FS 82 X FF 89 1-0 ① **F8**	B CH 82 S CH 80 X SL 82 1-1 ③ **F8**		4	0	0	0	0	1	4
12 Gerald Laird, R (1, 2) OBP: 0.281, SLG: 0.245		X SI 90 0-0 ③ **P4**			C SL 82 F SI 90 B FS 84 F FF 90 X SI 91 1-2 ① **F8**		C SI 90 X SI 90 0-1 **1B**			3	0	1	0	0	0	0
20 Scott Sizemore, R (1, 4) OBP: 0.333, SLG: 0.328			B SI 89 X SI 90 1-0 ① **G5-3**		C SI 89 B CH 80 X SI 90 1-1 14 1B **2B**		C SL 83 1 SAFE B SI 90 P PO 86 F SI 90 S CH 80 2-3 ② **K**			3	1	1	0	0	1	1
4 Adam Everett, R (1, 6) OBP: 0.216, SLG: 0.257			B FF 90 C SI 90 X SL 85 1-1 ② **L9**		B FS 83 B SI 89 X SI 91 2-0 ② **P6**		B FF 89 C FS 83 S SL 82 F SI 90 X CH 80 1-2 ③ **G3**			3	0	0	0	0	0	2
Inning Stats	R: 1 E: 0 K: 0 S: 8 H: 1 LOB: 0 BB: 0 P: 12	R: 0 E: 0 K: 1 S: 6 H: 0 LOB: 0 BB: 0 P: 7	R: 0 E: 0 K: 0 S: 4 H: 0 LOB: 0 BB: 0 P: 6	R: 0 E: 0 K: 1 S: 9 H: 1 LOB: 2 BB: 1 P: 21	R: 1 E: 0 K: 0 S: 10 H: 2 LOB: 1 BB: 0 P: 16	R: 0 E: 0 K: 2 S: 8 H: 0 LOB: 0 BB: 0 P: 10	R: 0 E: 0 K: 1 S: 11 H: 1 LOB: 1 BB: 0 P: 14	R: 1 E: 0 K: 0 S: 7 H: 2 LOB: 2 BB: 1 P: 16		1B: 5 2B: 2 3B: 0 HR: 0 SF: 1 SAC: 0 DP: 0 HBP: 0						WP: 0 PB: 0 SB: 2 CS: 0 PA: 33	

PITCHER	IP	WLS	BF	H	R	ER	SO	BB	IBB	HBP	BLK	WP	HR	S	P	ERA	WHIP
48 Carl Pavano, R (1, 1) ERA: 3.73	8.0	L	33	7	3	2	5	1	1	0	0	0	0	63	102	2.25	1.000

PITCHER	IP	WLS	BF	H	R	ER	SO	BB	IBB	HBP	BLK	WP	HR	S	P	ERA	WHIP

Minnesota Twins @ Detroit Tigers
Comerica Park, Detroit, MI
Thu Apr 29 2010, 1:06 PM - 3:24 PM EDT
Att. 25,595 - Partly Cloudy - 59 F

livebaseballscorecards.com

AB	30
R	3
H	7
RBI	3
BB	2
SO	5
LOB	9

Batter	1	2	3	4	5	6	7	8	9	AB	R	H	RBI	BB	SO	LOB
2 Erick Aybar, S (1, 6) OBP: 0.330, SLG: 0.333	B SI 93 C SI 92 F FF 94 B FF 96 F SI 94 X SI 93 2-2 ① L9		B CH 80 B SI 90 C SI 90 C SI 91 F SL 84 X FF 94 2-2 53 2B 48 HR 1B		C SI 88 X SI 89 0-1 ① G4-3		C FF 98 X CH 87 0-1 ② G5-3		C FF 94 X FS 87 0-1 ① G3	5	1	1	0	0	0	0
53 Bobby Abreu, L (1, 9) OBP: 0.353, SLG: 0.521	C SI 94 B FF 94 B FF 95 C SI 93 F SI 92 B SI 93 F SI 91 X SI 92 3-2 48 1B 55 G4-3 1B		C SL 83 C CH 82 1 SAFE 1 SAFE D CH 83 X SI 92 1-2 48 HR 1-3 2B		C SI 87 B SI 90 C SI 89 B SI 92 X SI 91 2-2 ② G4-3		C FF 98 B FF 99 X FF 97 1-1 2B		C FS 87 B FS 88 C FF 96 B FF 99 F FS 88 F FS 89 B FS 89 C FS 89 3-3 ② K	5	2	3	0	0	1	0
48 Torii Hunter, R (1, 8) OBP: 0.378, SLG: 0.535	B FF 94 B FF 95 F SI 93 1 SAFE X SI 94 2-1 55 G4-3 1-3 1B		X SL 84 0-0 2-H 3-H HR		B FF 91 C SI 90 F SI 90 C SI 92 1-3 ③ K		C FF 96 X FF 98 0-1 ③ G4-3		X FF 97 0-0 ③ G5-3	5	1	2	3	0	1	1
55 Hideki Matsui, L (1, 10) OBP: 0.350, SLG: 0.477	X SI 94 0-0 ② G4-3 2-3 3-H		B SI 89 B CH 82 C SI 90 B SI 89 C SI 90 X SI 90 3-2 ① G3		B SI 87 X SI 86 1-0 20 2B 1B			B SI 93 X SI 93 1-0 ① G4-3		4	1	1	1	0	0	1
8 Kendrys Morales, S (1, 3) OBP: 0.347, SLG: 0.523	D CH 84 X CH 82 1-0 ③ G4-3		B SI 89 C SI 91 X SI 91 1-1 ② G4-3		C CH 79 B FF 92 B SI 89 C SI 90 X SI 91 2-2 ① L8			B SL 81 C SI 94 X FF 94 1-1 47 WP 20 BB 47 G4-3 1B		4	1	1	0	0	0	2
20 Juan Rivera, R (1, 7) OBP: 0.299, SLG: 0.420		B FF 92 S SL 84 X SL 82 1-1 ① G5-3	B FF 92 X SI 90 1-0 ③ G5-3			B SI 91 B SI 91 B SI 87 C SI 89 F SI 89 F SI 90 X SI 90 3-2 1-H 2B		B CH 81 B CH 82 B FF 94 C SI 92 B SI 93 4-1 47 G4-3 47 WP 1-2 BB		3	0	1	1	1	0	0
47 Howie Kendrick, R (1, 4) OBP: 0.341, SLG: 0.390		C FF 93 B SL 83 C FF 94 B SI 94 S SL 84 2-3 ② K		B SI 88 F SI 89 X SL 81 1-1 ① L5		D SL 86 C FF 94 C SL 86 B FF 96 C FF 96 2-3 ② K		C FF 94 B SL 81 B SL 81 S CH 82 X SI 94 2-2 ② G4-3 1-3 2-H		4	0	0	1	0	2	2
44 Mike Napoli, R (1, 2) OBP: 0.300, SLG: 0.214		C FF 94 B FF 96 X SL 85 1-1 3B		C SI 89 B SI 90 C SI 91 X SI 91 1-2 ② G6-3		S FF 97 F FF 98 F SL 86 B FF 91 B FF 98 S SL 88 2-3 ③ K		S CH 82 D CH 80 S SI 94 D SL 82 F CH 82 F SI 94 B FF 94 B FF 94 4-2 BB		3	0	1	0	1	1	1
3 Brandon Wood, R (1, 5) OBP: 0.200, SLG: 0.235		C SL 83 B FF 96 F SI 92 F FF 96 D SL 86 S FF 96 2-3 ③ K		C SI 90 B SI 89 B FF 93 S SI 91 F SI 91 F CH 82 F SI 90 F FF 93 B SL 84 3-2 X SI 91 F8			B FF 96 F FF 95 B SL 87 F FF 96 S FF 97 2-3 ① K	X FF 92 0-0 ③ F9		4	0	0	0	0	2	3
Inning Stats	R: 1 E: 0 K: 0 S: 13 H: 2 LOB: 1 BB: 0 P: 21	R: 0 E: 0 K: 2 S: 11 H: 1 LOB: 1 BB: 0 P: 17	R: 3 E: 0 K: 0 S: 14 H: 3 LOB: 0 BB: 0 P: 22	R: 0 E: 0 K: 0 S: 12 H: 0 LOB: 0 BB: 0 P: 17	R: 0 E: 0 K: 1 S: 8 H: 0 LOB: 0 BB: 0 P: 11	R: 1 E: 0 K: 2 S: 15 H: 2 LOB: 1 BB: 0 P: 25	R: 0 E: 0 K: 1 S: 9 H: 1 LOB: 1 BB: 0 P: 12	R: 1 E: 0 K: 0 S: 12 H: 1 LOB: 2 BB: 2 P: 24	R: 0 E: 0 K: 1 S: 8 H: 0 LOB: 0 BB: 0 P: 11	1B: 5 2B: 3 3B: 1 HR: 1 SF: 0 SAC: 0 DP: 0 HBP: 0						

PITCHER		IP	WLS	BF	H	R	ER	SO	BB	IBB	HBP	BLK	WP	HR	S	P	ERA	WHIP
48 Rick Porcello, R ERA: 8.03	(1, 1)	5.1	W	24	8	5	5	3	0	0	0	0	0	1	66	102	8.44	1.500
45 Ryan Perry, R ERA: 2.61	(6, 1)	1.2		6	1	0	0	3	0	0	0	0	0	0	16	23	0.00	0.600
40 Phil Coke, L ERA: 1.93	(8, 1)	1.0		6	1	1	1	0	2	0	0	0	1	0	12	24	9.00	3.000
46 Jose Valverde, R ERA: 0.75	(9, 1)	1.0		3	0	0	0	1	0	0	0	0	0	0	8	11	0.00	0.000

PITCHER		IP	WLS	BF	H	R	ER	SO	BB	IBB	HBP	BLK	WP	HR	S	P	ERA	WHIP

TOP

Los Angeles Angels @ Detroit Tigers

Comerica Park, Detroit, MI

Fri Apr 30 2010, 7:08 PM - 9:50 PM EDT

Att. 31,725 - Clear - 81 F

livebaseballscorecards.com

AB	37
R	6
H	10
RBI	6
BB	2
SO	7
LOB	10

Batter	1	2	3	4	5	6	7	8	9	AB	R	H	RBI	BB	SO	LOB
14 Austin Jackson, R (1, 8) OBP: 0.422, SLG: 0.495	B FF 89 C FF 89 B SI 89 B SI 89 X SI 88 3-1 E5 18 3B 1B	C SL 86 B SL 85 X SI 89 1-1 1B		B SI 88 C FF 88 B SL 84 B SL 84 X SI 87 3-1 18 2B 1B	C FC 89 X SI 91 0-1 18 WP 1B		B CU 76 F FC 90 C FC 89 X CU 75 1-2 18 1B 18 S 1B			5	2	5	0	0	0	0
18 Johnny Damon, L (1, 10) OBP: 0.431, SLG: 0.459	L SI 89 X CU 77 0-1 30 SF9 2-H 3B	1 SAFE C SI 88 X SI 88 0-1 ③ G5-3		B CH 82 X SI 88 1-0 24 1B 26 HR 1-H 2B	C CU 76 B SI 87 D CU 78 B SI 91 C SI 90 F FF 90 B SI 92 4-2 1-2 BB		F SI 92 B FC 89 1 SAFE B CU 77 X FC 89 2-1 1-3 1B			4	2	3	2	1	0	1
30 Magglio Ordonez, R (1, 9) OBP: 0.400, SLG: 0.506 32 Don Kelly, L (5, 7) OBP: 0.250, SLG: 0.348	B SI 90 X SI 88 1-0 ① SF9 3-H		C SI 88 B SI 88 B SL 85 X FF 88 2-1 ① G5-3	B SI 86 X SI 87 1-0 E6 24 1B 26 HR	C CU 76 D CU 78 B SI 91 F FC 90 B CU 77 X FC 91 3-2 ③ P6		F FC 89 D CU 79 B FC 89 X SI 92 2-1 ③ F8			2 2	1 0	0 0	1 0	0 0	0 0	1 4
24 Miguel Cabrera, R (1, 3) OBP: 0.427, SLG: 0.615	X SI 88 0-0 26 E 2B		B SI 88 X SI 90 1-0 ② G4-3	B SI 88 X SL 84 1-0 26 HR 1-2 2-3 1B		B SI 91 B SI 90 C FC 88 B CU 76 S FC 90 X FC 89 3-2 ① G6-3		B FF 88 B FF 95 X FF 94 2-0 15 1B 1B		5	1	3	0	0	0	0
26 Brennan Boesch, L (1, 7) OBP: 0.292, SLG: 0.522 (5, 9)	X CU 75 0-0 E3 12 FC6-4 2-3		X SI 89 0-0 ③ G5-3	F CU 77 X SI 90 0-1 1-H 2-H 3-H HR		B SI 90 B CU 75 F FF 91 B FC 91 X FC 89 3-1 ② F8		C CH 80 S CH 81 F FF 96 B CH 80 X FF 97 1-2 ① P5		5	1	1	4	0	0	2
15 Brandon Inge, R (1, 5) OBP: 0.337, SLG: 0.473	F SL 86 C SI 88 B SI 89 T SL 84 1-2 ② K			B SI 89 C SI 88 B SL 84 B SL 84 B SI 87 4-2 12 HR BB C CU 76 S CU 76 3-2 K B SI 87 T SAFE X SI 87 1-0 1-H HR F CU 77 X FC 91 0-1 G4-3	X CU 76 0-0 1B X FC 90 0-0 ③ F7		B CU 86 S CH 79 X CH 82 1-1 1-2 1B B FF 89 C SI 95 F SI 95 S CH 80 1-3 ② K		4 5	1 1	2 1	0 2	1 0	2 1	2 5
20 Scott Sizemore, R (1, 4) OBP: 0.324, SLG: 0.365		C SI 88 B SL 86 B FF 88 C FF 88 B FF 89 F SI 88 F SI 89 X SI 89 3-2 ① G6-3		C SI 87 X SI 89 0-1 HR	C FC 89 X FC 88 0-1 ① F8		X CU 74 0-0 ① G5-3	F CH 82 C CU 86 S FF 96 0-3 ③ K		5	1	1	1	0	1	2
4 Adam Everett, R (1, 6) OBP: 0.195, SLG: 0.231		X SI 89 0-0 ② F9		C SI 87 X SL 84 0-1 ① F9	C FF 89 C CU 76 F CU 76 B FC 89 X SI 92 1-2 ② G6-3		B FC 88 B FC 88 C FC 88 B SI 91 F FC 88 X FF 89 3-2 ② G5-3			4	0	0	0	0	0	0
Inning Stats	R: 2 E: 2 K: 1 S: 12 H: 3 LOB: 2 BB: 0 P: 17	R: 0 E: 0 K: 0 S: 10 H: 1 LOB: 1 BB: 0 P: 14	R: 0 E: 0 K: 0 S: 4 H: 0 LOB: 0 BB: 0 P: 7	R: 8 E: 1 K: 1 S: 19 H: 6 LOB: 0 BB: 1 P: 30	R: 0 E: 0 K: 0 S: 15 H: 1 LOB: 2 BB: 1 P: 23	R: 0 E: 0 K: 0 S: 7 H: 1 LOB: 1 BB: 0 P: 13	R: 0 E: 0 K: 0 S: 11 H: 2 LOB: 2 BB: 0 P: 19	R: 0 E: 0 K: 2 S: 13 H: 2 LOB: 2 BB: 0 P: 18		1B: 10 2B: 2 3B: 1 HR: 3 SF: 1 SAC: 0 DP: 0 HBP: 0						

PITCHER		IP	WLS	BF	H	R	ER	SO	BB	IBB	HBP	BLK	WP	HR	S	P	ERA	WHIP
35 Joel Pineiro, R ERA: 5.76	(1, 1)	3.1	L	23	10	10	9	1	1	0	0	0	0	3	40	63	24.30	3.300
32 Matt Palmer, R ERA: 4.58	(4, 1)	3.2		16	4	0	0	1	1	0	0	0	1	0	38	60	0.00	1.364
43 Brian Stokes, R ERA: 3.97	(8, 1)	1.0		5	2	0	0	2	0	0	0	0	0	0	13	18	0.00	2.000

PITCHER		IP	WLS	BF	H	R	ER	SO	BB	IBB	HBP	BLK	WP	HR	S	P	ERA	WHIP

BOTTOM

Los Angeles Angels @ Detroit Tigers

Comerica Park, Detroit, MI

Fri Apr 30 2010, 7:08 PM - 9:50 PM EDT

Att. 31,725 - Clear - 81 F

livebaseballscorecards.com

AB	41
R	10
H	16
RBI	10
BB	2
SO	4
LOB	17

WP: 1 PA: 39
PB: 0
SB: 1
CS: 0

TOP

Batter	1	2	3	4	5	6	7	8	9	AB	R	H	RBI	BB	SO	LOB
2 Erick Aybar, S (1, 6) OBP: 0.327, SLG: 0.330	B C X 1-1 47 CS 1B			C FF 90 S SL 82 F FF 92 B SL 85 X SI 92 1-2 ① G3-1	F CH 86 C SI 91 S SL 84 0-3 ③ K2-3		1 SAFE D CH 81 X SI 92 1-0 ③ FC6 1-2f			4	0	1	0	0	1	3
47 Howie Kendrick, R (1, 4) OBP: 0.337, SLG: 0.384	C D 1 SAFE S S 1-3 ①② K 1-2			X SI 91 0-0 53 E 53 E 1B		C SI 89 X SI 90 0-1 ① G5-3		C CU 76 X FF 89 0-1 ① G5-3		4	1	1	0	0	1	1
53 Bobby Abreu, L (1, 9) OBP: 0.340, SLG: 0.500	C B X 1-1 ③ L8			1 SAFE C CH 84 B CH 84 C SI 91 B CH 85 B CH 85 X CH 85 3-2 E9 8 CS 1-H		B SL 81 C SI 91 S SL 82 B SI 92 B SL 82 C SI 93 3-3 ② K		B SI 89 X SI 88 1-0 ② G4-3		4	0	0	0	0	1	0
55 Hideki Matsui, L (1, 10) OBP: 0.346, SLG: 0.467		X SI 88 0-0 ① G3		F SI 90 B FF 92 B CH 84 F CH 83 S SL 84 2-3 ② K		C SI 92 B SI 92 X CH 86 1-1 8 1B 20 1B 1B		C SL 77 B SL 79 C SI 89 B SI 90 F SL 79 S SI 90 2-3 ③ K		4	0	1	0	0	2	1
8 Kendrys Morales, S (1, 3) OBP: 0.364, SLG: 0.533		B SI 87 B SI 87 X SI 90 2-0 20 G6-3 1B		B CH 85 B SI 91 F SI 90 B CH 84 3-1 ③ CS 1-2	C SI 90 S SL 83 B SL 82 B SL 83 F SI 93 B SL 84 X SI 93 3-2 44 2B 3 1B 1B	C CH 85 B SI 87 S SI 85 X SL 85 1-2 20 1B 1-2 1B			C CH 79 X SI 88 0-1 ① G6-3	4	1	3	0	0	0	0
20 Juan Rivera, R (1, 7) OBP: 0.297, SLG: 0.412		B SI 89 X SL 78 1-0 ②③ G6-3 1-2f			B FF 93 C SI 90 F SI 90 F SI 91 F FF 91 B SL 82 F SL 85 F FF 93 F SI 92 2-2 ① F8	X FF 93 0-0 ③ 1-2 2-H 1B			B FF 96 B FF 96 X FF 96 2-0 ② F9	4	0	1	0	0	0	2
44 Mike Napoli, R (1, 2) OBP: 0.315, SLG: 0.283		B SI 89 C SI 90 C SL 81 X SI 92 1-2 3 L1-4 2B			C FF 92 B FF 92 B SL 84 C SL 83 F FF 94 X SL 84 2-2 3 1B 1-3 2B		B SI 91 C FF 90 S SL 85 B SL 83 S SL 84 2-3 ① K		B FC 89 B FF 98 B FF 97 X FF 96 3-0 ③ F8	4	0	2	0	0	1	0
3 Brandon Wood, R (1, 5) OBP: 0.219, SLG: 0.254		C SI 90 B SI 90 S SL 82 X SI 91 1-2 ①② L1-4 2-2			F SI 92 B FF 91 F SL 82 X SL 85 1-2 2-3 3-H 1B		C SI 90 B FF 90 B CU 80 B SI 90 F SI 91 X SI 91 3-2 2 FC6 1B			3	0	2	1	0	0	1
77 Reggie Willits, S (1, 8) OBP: 0.316, SLG: 0.200		B SI 93 B FF 91 C FF 90 F SI 91 X SI 92 2-2 ③ F9			X SI 92 0-0 ② L4		C SI 91 F CH 84 S SL 82 0-3 ② K			3	0	0	0	0	1	3
Inning Stats	R: 0 E: 0 K: 1 S: 7 H: 1 LOB: 0 BB: 0 P: 10	R: 0 E: 0 K: 0 S: 3 H: 1 LOB: 0 BB: 0 P: 6	R: 0 E: 0 K: 0 S: 9 H: 1 LOB: 0 BB: 0 P: 13	R: 1 E: 2 K: 1 S: 12 H: 1 LOB: 0 BB: 0 P: 21	R: 1 E: 0 K: 1 S: 24 H: 3 LOB: 2 BB: 0 P: 32	R: 0 E: 0 K: 1 S: 11 H: 3 LOB: 2 BB: 0 P: 16	R: 0 E: 0 K: 2 S: 10 H: 1 LOB: 1 BB: 0 P: 16	R: 0 E: 0 K: 1 S: 7 H: 0 LOB: 0 BB: 0 P: 10	R: 0 E: 0 K: 0 S: 4 H: 0 LOB: 0 BB: 0 P: 9	1B: 9 2B: 3 3B: 0 HR: 0 SF: 0 SAC: 0 DP: 2 HBP: 0						

PITCHER		IP	WLS	BF	H	R	ER	SO	BB	IBB	HBP	BLK	WP	HR	S	P	ERA	WHIP
38 Jeremy Bonderman, R ERA: 5.74	(1, 1)	6.0		24	10	2	1	4	0	0	0	0	0	0	66	98	1.50	1.667
49 Eddie Bonine, R ERA: 1.35	(7, 1)	1.1		5	1	0	0	2	0	0	0	0	0	0	12	18	0.00	0.750
59 Fu-Te Ni, L ERA: 1.54	(8, 1)	1.0		3	0	0	0	1	0	0	0	0	0	0	7	10	0.00	0.000
45 Ryan Perry, R ERA: 2.45	(9, 1)	0.2	W	2	0	0	0	0	0	0	0	0	0	0	2	7	0.00	0.000

PITCHER		IP	WLS	BF	H	R	ER	SO	BB	IBB	HBP	BLK	WP	HR	S	P	ERA	WHIP

Los Angeles Angels @ Detroit Tigers
Comerica Park, Detroit, MI
Sat May 01 2010, 1:07 PM - 4:04 PM EDT
Att. 31,042 - Cloudy - 67 F

livebaseballscorecards.com

AB	34
R	2
H	11
RBI	1
BB	0
SO	7
LOB	11

BOTTOM

Batter	1	2	3	4	5	6	7	8	9	AB	R	H	RBI	BB	SO	LOB
14 Austin Jackson, R (1, 8) OBP: 0.412, SLG: 0.481	C SI 91 B SI 92 B SI 92 F SI 92 X SI 92 2-2 24 BB 18 1B 15 SF8 1B	B SI 92 1 SAFE B CH 79 C SI 91 B CH 80 F SI 92 S CH 79 3-3 ③ K 1-2		C FC 92 X SI 91 0-1 ③ G6-3		B CH 79 F SI 90 F SI 91 F SI 93 X CH 78 1-2 ③ L7			B SI 92 C SI 93 C SI 93 B SI 93 X SI 92 2-2 ① L4	5	1	1	0	0	1	3
18 Johnny Damon, L (1, 7) OBP: 0.439, SLG: 0.511	X SI 90 0-0 15 SF8 24 BB 1-2 1B		B SL 80 C SI 90 B SL 80 S SI 91 X SI 92 2-2 ① L5		C SL 78 F SL 79 B SI 90 B SI 91 X SI 90 2-2 30 E 24 1B 2B		C CU 82 F CU 82 F FF 96 F SL 90 B SL 92 F FF 98 F FF 97 B CU 84 X FF 99 2-2 ① G5-3		B SI 93 B SI 92 X SI 91 2-0 HR	5	2	3	1	0	0	0
30 Magglio Ordonez, R (1, 10) OBP: 0.394, SLG: 0.489	F SI 92 F SI 92 X SI 92 0-2 ① P4		F SI 92 F SI 93 B SI 94 B SI 94 B CH 79 B CH 77 4-2 24 FC4 BB		X CH 78 0-0 FC6 24 1B 2-3		F SL 92 X SL 92 0-1 ② G1-3			3	0	0	0	1	0	3
24 Miguel Cabrera, R (1, 3) OBP: 0.430, SLG: 0.606	C SI 92 F SI 92 D CH 78 B CH 78 B CH 79 B CH 80 4-2 1-2 2-3 BB		B SI 92 F CH 80 B SI 93 C SI 92 X SI 92 2-2 ② FC4 15 S 1-2f		S CH 79 X SI 91 0-1 1-2 3-H 1B		F SL 92 X SL 92 0-1 ③ G4-3			3	0	1	1	1	0	1
15 Brandon Inge, R (1, 5) OBP: 0.324, SLG: 0.457	B CH 78 F SI 92 B SI 91 F SI 92 F CH 79 F SI 93 X SI 92 2-2 ② SF8 2-3 3-H		C SI 91 C SL 80 B SI 92 B CH 79 X SI 92 2-2 ③ P6 1-2		C SI 91 X SI 90 0-1 ① F7			C SI 94 X CH 81 0-1 ① P6		3	0	0	1	0	0	3
25 Ryan Raburn, R (1, 9) OBP: 0.362, SLG: 0.425	C CH 81 S SI 93 F SI 94 S SI 93 0-3 ③ K			C CH 77 X CH 77 0-1 4 G1-4-3 2B	F SI 92 B SI 93 S CH 81 F SI 92 S SI 92 1-3 ② K			B SI 96 B SI 94 B SI 94 X SI 94 3-0 12 FC3-6 1B		4	0	2	0	0	2	4
12 Gerald Laird, R (1, 2) OBP: 0.258, SLG: 0.276		B SI 91 C CH 79 B SI 92 C SI 90 S SI 93 2-3 ① K		S SI 90 S SI 92 B SI 91 C SI 91 1-3 ① K	F CH 78 F SI 92 C SI 92 0-3 ③ K			S SI 95 X SI 96 0-1 ② FC3-6 20 E 20 S 1-2f		4	0	0	0	0	3	4
20 Scott Sizemore, R (1, 4) OBP: 0.333, SLG: 0.354		B SI 92 B SI 93 C CH 79 S CH 80 S SI 93 2-3 ② K		C SI 92 B SL 79 C SI 92 B SI 92 F CH 78 F SI 93 B SI 91 B CH 79 4-2 4 G1-4-3 BB		B CH 75 C SI 89 B CH 78 X CH 79 2-1 ① F7		B SI 96 1 SAFE B SI 96 F SI 97 B SI 98 S SI 98 F SI 97 F SI 97 B SI 98 4-2 1-3 BB		2	0	0	0	2	1	0
4 Adam Everett, R (1, 6) OBP: 0.205, SLG: 0.220 39 Ramon Santiago, S (8, PH) OBP: 0.396, SLG: 0.340 (9, 6)	B SL 80 B SI 92 B SI 92 B SI 92 4-0 14 S BB		B SI 92 X SI 92 1-0 ② G1-4-3 1-2 2-3	B FC 90 B FC 92 B FC 90 C SI 90 X SI 91 3-1 ② F7	B CH 82 S CH 85 B FF 98 B CH 85 X SI 98 3-1 ③ G6-3					2 1	0 0	0 0	1 0	0 0	2 2	2 2
Inning Stats	R: 1 E: 0 K: 1 S: 18 H: 2 LOB: 2 BB: 1 P: 26	R: 0 E: 0 K: 3 S: 9 H: 0 LOB: 1 BB: 1 P: 20	R: 0 E: 0 K: 0 S: 11 H: 0 LOB: 1 BB: 1 P: 21	R: 0 E: 0 K: 1 S: 12 H: 1 LOB: 2 BB: 1 P: 18	R: 1 E: 1 K: 2 S: 15 H: 2 LOB: 2 BB: 0 P: 18	R: 0 E: 0 K: 0 S: 8 H: 0 LOB: 0 BB: 0 P: 14	R: 0 E: 0 K: 0 S: 11 H: 0 LOB: 0 BB: 0 P: 13	R: 0 E: 0 K: 0 S: 11 H: 1 LOB: 2 BB: 1 P: 21	R: 1 E: 0 K: 0 S: 4 H: 1 LOB: 0 BB: 0 P: 8	1B: 4 2B: 2 3B: 0 HR: 1 SF: 1 SAC: 0 DP: 0 HBP: 0						

PITCHER		IP	WLS	BF	H	R	ER	SO	BB	IBB	HBP	BLK	WP	HR	S	P	ERA	WHIP
19 Scott Kazmir, L ERA: 5.57	(1, 1)	6.0		28	5	2	1	7	4	0	0	0	0	0	73	117	1.50	1.500
40 Kevin Jepsen, R ERA: 1.64	(7, 1)	1.0		3	0	0	0	0	0	0	0	0	0	0	11	13	0.00	0.000
56 Fernando Rodney, R ERA: 2.84	(8, 1)	1.0		5	1	0	0	0	1	0	0	0	0	0	11	21	0.00	2.000
62 Scot Shields, R ERA: 11.37	(9, 1)	0.1	L	2	1	1	1	0	0	0	0	0	0	1	4	8	27.00	3.000

PITCHER		IP	WLS	BF	H	R	ER	SO	BB	IBB	HBP	BLK	WP	HR	S	P	ERA	WHIP

livebaseballscorecards.com

AB	32
R	3
H	7
RBI	3
BB	5
SO	7
LOB	22

TOP

Batter	1	2	3	4	5	6	7	8	9	AB	R	H	RBI	BB	SO	LOB
2 Erick Aybar, S (1, 6) OBP: 0.324, SLG: 0.326	L8		G3-1			K				4	0	1	1	0	1	0
53 Bobby Abreu, L (1, 9) OBP: 0.336, SLG: 0.490	F8			G1-3			F8			4	0	1	0	0	0	0
48 Torii Hunter, R (1, 8) OBP: 0.373, SLG: 0.522	1B			L3			G5-3		F9	4	0	1	0	0	0	2
55 Hideki Matsui, L (1, 10) OBP: 0.333, SLG: 0.448	G6-3			G6-3			F7		G4-3	4	0	0	0	0	0	3
8 Kendrys Morales, S (1, 3) OBP: 0.353, SLG: 0.516		F7			F9			K		3	0	0	0	0	1	0
47 Howie Kendrick, R (1, 4) OBP: 0.326, SLG: 0.371		K			G4-3			G5-3		3	0	0	0	0	1	0
44 Mike Napoli, R (1, 2) OBP: 0.298, SLG: 0.265		K			K			K		3	0	0	0	0	3	0
3 Brandon Wood, R (1, 5) OBP: 0.211, SLG: 0.243			L9			L9			K	3	0	0	0	0	1	0
77 Reggie Willits, S (1, 7) OBP: 0.286, SLG: 0.176			B5-3			F7			2 1B 2 DI	2	0	0	0	0	0	0
13 Maicer Izturis, S (9, PH) OBP: 0.341, SLG: 0.294										1	1	1	0	0	0	0
Inning Stats	R: 0 E: 0 K: 0 S: 12 H: 1 LOB: 1 BB: 0 P: 15	R: 0 E: 0 K: 2 S: 10 H: 0 LOB: 0 BB: 0 P: 16	R: 0 E: 0 K: 0 S: 8 H: 0 LOB: 0 BB: 0 P: 13	R: 0 E: 0 K: 0 S: 6 H: 0 LOB: 0 BB: 0 P: 7	R: 0 E: 0 K: 1 S: 8 H: 0 LOB: 0 BB: 0 P: 13	R: 0 E: 0 K: 1 S: 12 H: 0 LOB: 0 BB: 0 P: 16	R: 0 E: 0 K: 0 S: 8 H: 0 LOB: 0 BB: 0 P: 12	R: 0 E: 0 K: 2 S: 11 H: 0 LOB: 0 BB: 0 P: 15	R: 1 E: 0 K: 1 S: 17 H: 3 LOB: 2 BB: 0 P: 25	1B: 4 2B: 0 3B: 0 HR: 0 SF: 0 SAC: 0 DP: 0 HBP: 0	WP: 0 PB: 0 SB: 0 CS: 0 PA: 31					

PITCHER	IP	WLS	BF	H	R	ER	SO	BB	IBB	HBP	BLK	WP	HR	S	P	ERA	WHIP
35 Justin Verlander, R (1, 1) ERA: 4.5	8.1	W	28	3	1	1	7	0	0	0	0	0	0	86	120	1.08	0.360
46 Jose Valverde, R (9, 1) ERA: 0.71	0.2		3	1	0	0	0	0	0	0	0	0	0	6	12	0.00	1.500

BOTTOM

Batter	1	2	3	4	5	6	7	8	9	AB	R	H	RBI	BB	SO	LOB
14 Austin Jackson, R (1, 8) OBP: 0.420, SLG: 0.495	2B		1B		G1-3	1B		K		5	0	3	1	0	1	4
18 Johnny Damon, L (1, 10) OBP: 0.420, SLG: 0.484	K		K		G3	L7		G4-3		5	0	0	0	0	2	7
30 Magglio Ordonez, R (1, 9) OBP: 0.389, SLG: 0.474	K		G6-3		BB		K			3	1	0	0	1	2	2
24 Miguel Cabrera, R (1, 3) OBP: 0.424, SLG: 0.592	K			P3	1B		F7			4	0	1	1	0	1	1
26 Brennan Boesch, L (1, 7) OBP: 0.296, SLG: 0.538		G1-3		P6	2B					3	0	1	1	0	0	0
32 Don Kelly, L (7, 7) OBP: 0.240, SLG: 0.333							P2			1	0	0	0	0	0	0
15 Brandon Inge, R (1, 5) OBP: 0.321, SLG: 0.449		1B		K	K			L8		4	0	1	0	0	2	2
13 Alex Avila, L (1, 2) OBP: 0.293, SLG: 0.206		F8			1B	2B		BB		3	2	2	0	1	0	1
20 Scott Sizemore, R (1, 4) OBP: 0.346, SLG: 0.368		K			1B		SH1-3		1B	3	1	2	0	0	1	1
39 Ramon Santiago, S (1, 6) OBP: 0.386, SLG: 0.333		G3			1B		P5		E1	4	1	1	1	0	0	3
Inning Stats	R: 0 E: 0 K: 3 S: 16 H: 1 LOB: 1 BB: 0 P: 25	R: 0 E: 0 K: 1 S: 14 H: 1 LOB: 1 BB: 0 P: 22	R: 0 E: 0 K: 1 S: 13 H: 1 LOB: 1 BB: 0 P: 19	R: 0 E: 0 K: 1 S: 7 H: 0 LOB: 0 BB: 0 P: 14	R: 4 E: 0 K: 1 S: 21 H: 5 LOB: 2 BB: 1 P: 34	R: 1 E: 0 K: 0 S: 13 H: 2 LOB: 1 BB: 0 P: 18	R: 0 E: 0 K: 1 S: 7 H: 0 LOB: 0 BB: 0 P: 7	R: 0 E: 1 K: 1 S: 18 H: 1 LOB: 3 BB: 1 P: 27		1B: 8 2B: 3 3B: 0 HR: 0 SF: 0 SAC: 1 DP: 0 HBP: 0	WP: 2 PB: 0 SB: 0 CS: 0 PA: 38					

PITCHER	IP	WLS	BF	H	R	ER	SO	BB	IBB	HBP	BLK	WP	HR	S	P	ERA	WHIP
36 Jered Weaver, R (1, 1) ERA: 3.19	4.2	L	22	7	4	4	6	1	0	0	0	2	0	67	107	7.71	1.714
52 Jason Bulger, R (5, 1) ERA: 7.0	1.1		7	3	1	1	1	0	0	0	0	0	0	17	25	6.75	2.250
43 Brian Stokes, R (7, 1) ERA: 3.65	1.0		3	0	0	0	1	0	0	0	0	0	0	7	7	0.00	0.000
62 Scot Shields, R (8, 1) ERA: 9.82	1.0		6	1	0	0	1	1	0	0	0	0	0	18	27	0.00	2.000

Los Angeles Angels @ Detroit Tigers
Comerica Park, Detroit, MI
Sun May 02 2010, 1:08 PM - 3:49 PM EDT
Att. 25,603 - Cloudy - 69 F

livebaseballscorecards.com

AB	31
R	1
H	4
RBI	1
BB	0
SO	7
LOB	5

Detroit Tigers @ Minnesota Twins

Target Field, Minneapolis, MN

Mon May 03 2010, 7:11 PM - 9:39 PM CDT

Att. 38,728 - Cloudy - 55 F

TOP

Batter	1	2	3	4	5	6	7	8	9	AB	R	H	RBI	BB	SO	LOB
14 Austin Jackson, R (1, 8) OBP: 0.427, SLG: 0.526	C SI 90 X SI 91 0-1 ① L3		X SL 81 0-0 ② F9		B SL 82 X SI 90 1-0 18 G3-1 18 WP 30 G3 1-2 1B		F SI 90 F SI 92 B SL 84 F SL 82 X SL 82 1-2 18 F8 2B		C FF 90 B FF 91 X FF 90 1-1 1-H 3B	5	1	3	1	0	0	0
18 Johnny Damon, L (1, 10) OBP: 0.414, SLG: 0.469 13 Alex Avila, L (9, PH) OBP: 0.286, SLG: 0.200	C SI 89 F CH 82 F SI 91 S SI 93 0-3 ② K		B CH 82 S SI 90 B SI 90 B SI 91 B SI 91 4-1 BB		S CH 83 B SI 90 B SL 85 F SI 91 F SI 93 F SL 83 F SI 93 X SI 92 2-2 ① G3-1 1-3 2-H		X SI 91 0-0 ② F8 2-3		B FF 90 C SI 90 F FF 91 F CU 77 C CU 76 1-3 ③ K	3 1	0 0	0 0	1 0	1 0	1 0	2 1
30 Magglio Ordonez, R (1, 9) OBP: 0.385, SLG: 0.465 4 Adam Everett, R (7, 6) OBP: 0.205, SLG: 0.220	S SI 90 X SI 90 0-1 24 E 1B		C SL 84 C SL 81 B SL 81 B SI 92 X SI 90 2-2 ③ F9		F SI 91 X SL 86 0-1 ② G3 3-H		B SI 92 B SI 88 X SI 92 2-0 ③ G5-3			4 0	0 0	1 0	1 0	0 0	0 0	2 0
24 Miguel Cabrera, R (1, 3) OBP: 0.430, SLG: 0.594 32 Don Kelly, L (7, 3) OBP: 0.231, SLG: 0.320	S SL 83 X SI 89 0-1 E7 1-3 1B			C SI 90 B CH 83 X SI 90 1-1 26 2B 1B	F SL 87 C SI 92 X SI 93 0-2 ③ L8			B FF 90 F FF 90 F FF 90 C CU 74 1-3 ① K		3 1	1 0	2 0	0 0	0 0	0 1	0 0
26 Brennan Boesch, L (1, 7) OBP: 0.323, SLG: 0.567	B SI 91 C SI 91 F CH 84 F SL 84 F SI 93 B SL 83 S SI 93 2-3 ③ K			S SI 90 B SI 89 T SI 90 B SL 81 F SI 90 F SI 91 F SI 92 X SI 90 2-2 1-H 2B		B SI 89 C SI 90 X CH 82 1-1 ① G3		X FF 91 0-0 15 G5-4-3 1B	4	0	2	1	0	1	2
15 Brandon Inge, R (1, 5) OBP: 0.319, SLG: 0.451		B SI 89 F SI 90 C SI 91 C SL 86 1-3 ① K		X SI 91 0-0 ① P4		C SI 90 X CH 85 0-1 25 G4-3 2B		B FF 91 B FF 90 X FF 90 2-0 ②③ G5-4-3 1-2f		4	0	1	0	0	1	2
25 Ryan Raburn, R (1, 4) OBP: 0.333, SLG: 0.386 (7, 9)		C SL 81 F SL 86 S SL 82 0-3 ② K		S SL 82 C SI 92 S SL 82 0-3 ② K		C SI 90 X SI 92 0-1 ② G4-3 2-3			C FF 91 B SL 84 B SI 92 X FF 89 2-1 ① F9	4	0	0	0	0	2	2
12 Gerald Laird, R (1, 2) OBP: 0.243, SLG: 0.258		F SI 90 F SI 92 X SL 84 0-2 ③ G5-3		X SI 91 0-0 ③ F9		C SL 83 B SL 83 X SL 82 1-1 ③ F7			C FF 91 X FF 92 0-1 ② G6-3	4	0	0	0	0	0	2
39 Ramon Santiago, S (1, 6) OBP: 0.393, SLG: 0.321 (7, 4)			C SI 88 B SI 89 F SI 90 S SL 83 1-3 ① K		F SI 88 B SI 90 B CH 83 B SI 91 F SI 90 B SI 92 4-2 18 WP 14 1B 18 G3-1 BB		B SI 89 B SI 89 C SI 90 X SI 91 2-1 ① P5		B FF 91 B FF 90 C FF 89 B FF 89 B FF 88 4-1 14 3B BB	2	2	0	0	2	1	0
Inning Stats	R: 0 E: 1 K: 2 S: 15 H: 2 LOB: 2 BB: 0 P: 17	R: 0 E: 0 K: 2 S: 9 H: 0 LOB: 0 BB: 0 P: 10	R: 0 E: 0 K: 1 S: 8 H: 0 LOB: 1 BB: 1 P: 15	R: 1 E: 0 K: 1 S: 13 H: 2 LOB: 1 BB: 0 P: 16	R: 2 E: 0 K: 0 S: 14 H: 1 LOB: 0 BB: 1 P: 21	R: 0 E: 0 K: 0 S: 8 H: 1 LOB: 1 BB: 0 P: 10	R: 0 E: 0 K: 0 S: 8 H: 1 LOB: 1 BB: 0 P: 13	R: 0 E: 0 K: 1 S: 5 H: 1 LOB: 0 BB: 0 P: 8	R: 1 E: 0 K: 1 S: 11 H: 1 LOB: 1 BB: 1 P: 19	1B: 5 2B: 3 3B: 1 HR: 0 SF: 0 SAC: 0 DP: 1 HBP: 0						WP: 1 PB: 0 SB: 0 CS: 0 PA: 38

PITCHER	IP	WLS	BF	H	R	ER	SO	BB	IBB	HBP	BLK	WP	HR	S	P	ERA	WHIP
30 Scott Baker, R (1, 1) ERA: 5.35	7.0	W	30	7	3	3	6	2	0	0	0	1	0	75	102	3.86	1.286
31 Alex Burnett, R (8, 1) ERA: 3.75	2.0		8	2	1	1	2	1	0	0	0	0	0	16	27	4.50	1.500

PITCHER	IP	WLS	BF	H	R	ER	SO	BB	IBB	HBP	BLK	WP	HR	S	P	ERA	WHIP

livebaseballscorecards.com

AB	35
R	4
H	9
RBI	4
BB	3
SO	8
LOB	13

BOTTOM

Batter	1	2	3	4	5	6	7	8	9	AB	R	H	RBI	BB	SO	LOB
2 Denard Span, L (1, 8) OBP: 0.368, SLG: 0.356	B FF 91 B FF 91 C FF 91 F FF 91 S CH 80 2-3 ① K	B FF 91 C FF 90 F FF 90 F FF 89 X CH 81 1-2 1 G6-3 1-H 2-H 3B		F CH 87 X FF 89 0-1 ① G3-1	C SL 85 F SI 92 B CU 78 B SI 92 X FF 93 3-2 ③ G4-3			B SI 90 X FF 91 1-0 12 G5-4-3 1B		5	1	2	2	0	1	1
1 Orlando Hudson, S (1, 4) OBP: 0.380, SLG: 0.407 12 Alexi Casilla, S (8, PH) OBP: 0.222, SLG: 0.222 (9, 4)	B FF 92 X FF 92 1-0 33 BB 25 1B 1B	F FF 91 X FF 91 0-1 ① G6-3 3-H		C FF 88 S CH 81 B CH 81 X FF 91 1-2 ② F8		X SI 90 0-0 ① P6		B FF 90 B SI 91 X SI 90 2-0 ①② G5-4-3 1-2f		4 1	1 0	1 0	1 0	0 0	0 1	0 1
33 Justin Morneau, L (1, 3) OBP: 0.482, SLG: 0.656	C FF 92 B CH 83 B CH 81 1 SAFE B FF 93 C FF 92 F CH 82 B CH 81 4-2 25 1B 5 HR 1-2 BB	B FF 91 X CH 81 1-0 1B		X CH 81 0-0 ③ G4-3		C SI 91 B SI 91 B SL 84 X SL 84 2-1 25 FC4-6 1B		C SI 92 B SI 92 B SI 92 C SI 91 C SI 92 2-3 ③ K		4	1	2	0	1	1	0
25 Jim Thome, L (1, 10) OBP: 0.400, SLG: 0.604	X FF 91 0-0 5 HR 1-3 2-H 1B	C FF 92 X FF 91 0-1 ② F7			B FF 89 S CH 80 B FF 90 B FF 90 X FF 89 3-1 ① F8	C SI 92 B FF 91 X SI 92 1-1 ② FC4-6 1-2f				4	1	1	1	0	0	2
5 Michael Cuddyer, R (1, 9) OBP: 0.353, SLG: 0.486	B SL 82 C FF 92 B FF 93 X SL 81 2-1 1-H 3-H HR	X FF 91 0-0 ③ P3			B FF 90 B FF 89 B FF 89 B FF 90 4-0 16 WP 27 1B BB	X SI 91 0-0 ③ G1-3				3	2	1	3	1	0	2
16 Jason Kubel, L (1, 7) OBP: 0.344, SLG: 0.304	C FF 92 C FF 92 B FF 93 F CH 83 B FF 92 X CH 82 2-2 ② G3-1		X FF 89 0-0 ① F9		B CH 80 F CH 81 B FF 90 B FF 89 B CH 80 4-1 27 1B 44 2B 1-2 BB		X CU 83 0-0 ① G1			3	1	0	0	1	0	0
27 J.J. Hardy, R (1, 6) OBP: 0.291, SLG: 0.375	C FF 91 B FF 92 F FF 92 X CH 82 1-2 ③ F7		B FF 89 B FF 89 C FF 90 C FF 90 X FF 92 2-2 2B		B FF 89 X FF 88 1-0 44 2B 8 SF8 1-2 2-H 1B		C SI 90 F CH 85 B SL 85 F SI 92 F CU 76 X SI 91 1-2 ② G5-3			4	1	2	1	0	0	0
44 Wilson Ramos, R (1, 2) OBP: 0.778, SLG: 1.111		F FF 91 B SL 85 S SL 83 X FF 91 1-2 8 BB 2 3B 1B	B SL 84 X FF 90 1-0 ② G5-3		B CH 84 X SI 90 1-0 1-3 2-H 2B		X CH 84 0-0 2B			4	1	3	1	0	0	1
8 Nick Punto, S (1, 5) OBP: 0.275, SLG: 0.361		B FF 90 C FF 91 B CH 82 B FF 92 C FF 91 B FF 90 4-2 2 3B 1-2 BB	B FF 90 C CH 81 B FF 90 B FF 90 X FF 90 3-1 ③ G3		B SI 91 B SI 92 C CH 84 F CH 86 X SI 91 2-2 ② SF8 3-H		B SI 92 B SI 90 X SI 90 2-0 ③ G4-3			2	1	0	1	1	0	2
Inning Stats	R: 4 E: 0 K: 1 S: 17 H: 3 LOB: 0 BB: 1 P: 29	R: 3 E: 0 K: 0 S: 15 H: 3 LOB: 1 BB: 1 P: 22	R: 0 E: 0 K: 0 S: 7 H: 1 LOB: 1 BB: 0 P: 13	R: 0 E: 0 K: 1 S: 6 H: 0 LOB: 0 BB: 0 P: 7	R: 3 E: 0 K: 0 S: 11 H: 2 LOB: 1 BB: 2 P: 29	R: 0 E: 0 K: 0 S: 6 H: 1 LOB: 1 BB: 0 P: 9	R: 0 E: 0 K: 0 S: 8 H: 1 LOB: 1 BB: 0 P: 11	R: 0 E: 0 K: 1 S: 5 H: 1 LOB: 0 BB: 0 P: 10		1B: 7 2B: 3 3B: 1 HR: 1 SF: 1 SAC: 0 DP: 1 HBP: 0						WP: 1 PB: 0 SB: 0 CS: 0 PA: 39

PITCHER	IP	WLS	BF	H	R	ER	SO	BB	IBB	HBP	BLK	WP	HR	S	P	ERA	WHIP
37 Max Scherzer, R (1, 1) ERA: 6.47	4.1	L	25	8	10	10	1	4	0	0	0	1	1	49	87	20.77	2.769
36 Brad Thomas, L (5, 1) ERA: 5.4	3.2		14	4	0	0	1	0	0	0	0	0	0	26	43	0.00	1.091

PITCHER	IP	WLS	BF	H	R	ER	SO	BB	IBB	HBP	BLK	WP	HR	S	P	ERA	WHIP

livebaseballscorecards.com

AB	34
R	10
H	12
RBI	10
BB	4
SO	2
LOB	9

TOP

Batter	1	2	3	4	5	6	7	8	9	AB	R	H	RBI	BB	SO	LOB
14 Austin Jackson, R (1, 8) OBP: 0.430, SLG: 0.521	BB			1B	G6-3		G4-3			3	1	1	0	1	0	1
18 Johnny Damon, L (1, 10) OBP: 0.408, SLG: 0.461	FC5-4			1B	F8			G6-3		4	1	1	0	0	0	2
30 Magglio Ordonez, R (1, 9) OBP: 0.388, SLG: 0.466	G1-6-3			1B		1B		G6-3		4	0	2	1	0	0	1
24 Miguel Cabrera, R (1, 3) OBP: 0.432, SLG: 0.591		1B		1B		K		G3		4	0	2	1	0	1	1
26 Brennan Boesch, L (1, 7) OBP: 0.314, SLG: 0.618		FC1-6		F6		FC4-6			HR	4	1	1	1	0	0	4
15 Brandon Inge, R (1, 5) OBP: 0.316, SLG: 0.443		G6-4-3		L8		1B			K	4	0	1	0	0	1	3
20 Scott Sizemore, R (1, 4) OBP: 0.329, SLG: 0.347			G6-3	F9	FC5				G1-3	4	0	0	0	0	0	4
12 Gerald Laird, R (1, 2) OBP: 0.236, SLG: 0.250			G6-3		G5-3		G4-3		2B	2	0	0	0	0	0	0
13 Alex Avila, L (5, 2) OBP: 0.295, SLG: 0.243										2	0	1	0	0	0	0
4 Adam Everett, R (1, 6) OBP: 0.213, SLG: 0.250			P4		2B		F9		1B	3	0	1	0	0	0	0
39 Ramon Santiago, S (9, PH) OBP: 0.403, SLG: 0.333										1	0	1	0	0	0	0
(9, 6)																
Inning Stats	R: 0 E: 0 K: 0 S: 4 H: 0 LOB: 0 BB: 1 P: 9	R: 0 E: 0 K: 0 S: 6 H: 1 LOB: 0 BB: 0 P: 7	R: 0 E: 0 K: 0 S: 7 H: 0 LOB: 0 BB: 0 P: 9	R: 2 E: 0 K: 0 S: 11 H: 4 LOB: 2 BB: 0 P: 16	R: 0 E: 0 K: 0 S: 7 H: 1 LOB: 1 BB: 0 P: 12	R: 0 E: 0 K: 1 S: 11 H: 2 LOB: 2 BB: 0 P: 14	R: 0 E: 0 K: 0 S: 5 H: 0 LOB: 0 BB: 0 P: 7	R: 0 E: 0 K: 0 S: 7 H: 0 LOB: 0 BB: 0 P: 11	R: 1 E: 0 K: 1 S: 9 H: 3 LOB: 2 BB: 0 P: 10	1B: 8 2B: 2 3B: 0 HR: 1 SF: 0 SAC: 0 DP: 2 HBP: 0	WP: 0 PB: 0 SB: 0 CS: 0 PA: 36					

PITCHER		IP	WLS	BF	H	R	ER	SO	BB	IBB	HBP	BLK	WP	HR	S	P	ERA	WHIP
53 Nick Blackburn, R ERA: 5.79	(1, 1)	9.0	W	36	11	3	3	2	1	0	0	0	0	1	67	95	3.00	1.333

Detroit Tigers @ Minnesota Twins
Target Field, Minneapolis, MN
Tue May 04 2010, 7:12 PM - 9:43 PM CDT
Att. 39,020 - Cloudy - 70 F

livebaseballscorecards.com

AB	35
R	3
H	11
RBI	3
BB	1
SO	2
LOB	16

BOTTOM

Batter	1	2	3	4	5	6	7	8	9	AB	R	H	RBI	BB	SO	LOB
2 Denard Span, L (1, 8) OBP: 0.364, SLG: 0.352	K	1 G4-3 1B			G3		G3			4	0	1	0	0	1	0
1 Orlando Hudson, S (1, 4) OBP: 0.376, SLG: 0.396	BB	G4-3			G6-3		K			3	1	0	0	1	1	2
33 Justin Morneau, L (1, 3) OBP: 0.474, SLG: 0.638	K	G4-3			K			5 G5-4-3 1B		4	0	1	0	0	2	3
25 Jim Thome, L (1, 10) OBP: 0.391, SLG: 0.596	2B		K			K		F8		4	1	1	1	0	2	1
5 Michael Cuddyer, R (1, 9) OBP: 0.358, SLG: 0.491	BB		G1-3			2B		G5-4-3		3	1	1	0	1	0	1
21 Delmon Young, R (1, 7) OBP: 0.337, SLG: 0.452	1B		F8			1B			G6-3	4	0	2	1	0	0	0
27 J.J. Hardy, R (1, 6) OBP: 0.299, SLG: 0.400	FC6-4		F9			1B			3B	4	1	2	1	0	0	2
44 Wilson Ramos, R (1, 2) OBP: 0.583, SLG: 0.833		K	G6-3			G6-4-3			WP	4	0	0	0	0	1	2
8 Nick Punto, S (1, 5) OBP: 0.279, SLG: 0.342		1 G4-3 2 1B BB	F9				K			2	0	0	0	1	1	0
Inning Stats	R: 2 E: 0 K: 2 S: 16 H: 2 LOB: 2 BB: 2 P: 32	R: 0 E: 0 K: 1 S: 15 H: 1 LOB: 2 BB: 1 P: 22	R: 0 E: 0 K: 1 S: 7 H: 0 LOB: 0 BB: 0 P: 11	R: 0 E: 0 K: 0 S: 9 H: 0 LOB: 0 BB: 0 P: 15	R: 0 E: 0 K: 1 S: 5 H: 0 LOB: 0 BB: 0 P: 7	R: 1 E: 0 K: 1 S: 14 H: 3 LOB: 1 BB: 0 P: 22	R: 0 E: 0 K: 2 S: 9 H: 0 LOB: 0 BB: 0 P: 13	R: 0 E: 0 K: 0 S: 7 H: 1 LOB: 0 BB: 0 P: 11	R: 1 E: 0 K: 0 S: 6 H: 1 LOB: 0 BB: 0 P: 11	1B: 5 2B: 1 3B: 1 HR: 0 SF: 0 SAC: 0 DP: 2 HBP: 0	WP: 1 PB: 0 SB: 1 CS: 0 PA: 35					

PITCHER		IP	WLS	BF	H	R	ER	SO	BB	IBB	HBP	BLK	WP	HR	S	P	ERA	WHIP
21 Dontrelle Willis, L ERA: 3.99	(1, 1)	5.1		23	4	3	3	6	3	0	0	0	0	0	57	97	5.06	1.312
54 Joel Zumaya, R ERA: 1.1	(6, 1)	1.2		6	2	0	0	2	0	0	0	0	0	0	18	25	0.00	1.200
40 Phil Coke, L ERA: 1.88	(8, 1)	0.1		2	1	0	0	0	0	0	0	0	0	0	5	8	0.00	3.000
45 Ryan Perry, R ERA: 3.0	(8, 1)	1.0	L	4	1	1	1	0	0	0	0	0	1	0	8	14	9.00	1.000

Detroit Tigers @ Minnesota Twins
Target Field, Minneapolis, MN
Tue May 04 2010, 7:12 PM - 9:43 PM CDT
Att. 39,020 - Cloudy - 70 F

livebaseballscorecards.com

AB	32
R	4
H	8
RBI	3
BB	3
SO	8
LOB	11

TOP

Batter	1	2	3	4	5	6	7	8	9	AB	R	H	RBI	BB	SO	LOB
14 Austin Jackson, R (1, 8) OBP: 0.421, SLG: 0.508	B FF 88 S FF 87 B SI 88 X FF 88 2-1 F9 ①		C SI 89 B SL 85 F FF 88 C SI 90 1-3 K ②		B CU 75 B FF 91 X FF 88 2-0 1B		B FF 93 C SL 85 B CU 74 X FF 93 2-1 F8 ②		C SL 84 X SL 85 0-1 L3 ③	5	0	1	0	0	1	1
18 Johnny Damon, L (1, 7) OBP: 0.402, SLG: 0.452 25 Ryan Raburn, R (4, 7) OBP: 0.321, SLG: 0.370 (8, 9)	B FF 88 C FF 88 B CH 82 C FF 89 F FF 89 F SL 85 F FF 90 F FF 90 B CU 78 3-2 X FF 91 P4 ②		X SI 90 0-0 F8 ③		X FF 86 0-0 P4 ③		C FF 95 S FF 96 X FF 94 0-2 F7 ③			2 2	0 0	0 0	0 0	0 0	0 0	1 1
30 Maggio Ordonez, R (1, 10) OBP: 0.376, SLG: 0.449	F SI 88 B FF 88 B SL 84 X SI 90 2-1 G6-3 ③			X CH 82 0-0 G5-3 ①		C FF 90 F SL 84 F CH 85 B CH 84 X FF 90 1-2 L9 ①		X FC 86 0-0 F9 ①		4	0	0	0	0	0	0
24 Miguel Cabrera, R (1, 3) OBP: 0.450, SLG: 0.655		B SI 88 C FF 88 B CH 83 F FF 89 X SL 85 2-2 26 G6-4-3 1B		C SL 86 X CH 83 0-1 HR		X CH 84 0-0 HR		C FF 91 B FF 90 B FC 86 F FC 84 B FC 87 B FF 91 4-2 BB		3	2	3	2	1	0	0
26 Brennan Boesch, L (1, 9) OBP: 0.342, SLG: 0.622 15 Brandon Inge, R (8, PH) OBP: 0.314, SLG: 0.439 (8, 5)		B SI 88 F FF 88 B FF 89 X FF 88 2-1 G6-4-3 ①② 1-2f		X FF 89 0-0 1B		F FF 92 B SL 86 X FF 89 1-1 13 BB 1B		X SI 88 0-0 F8 ②		3 1	0 0	2 0	0 0	0 0	0 0	1 1
32 Don Kelly, L (1, 5) OBP: 0.200, SLG: 0.276 (8, 7)		B FF 88 C FF 88 C FF 89 F SL 87 F SL 85 S FF 90 1-3 K ③		1 SAFE B CH 82 1 SAFE X CU 75 1-0 P6 ②		B CH 83 F SI 88 F FF 88 F SL 86 C SI 89 1-3 K ②		X SL 80 0-0 P5 ③		4	0	0	0	0	2	3
13 Alex Avila, L (1, 2) OBP: 0.333, SLG: 0.425			S FF 89 F SI 90 B FF 89 X FF 87 1-2 HR	F SI 88 B SI 89 B SL 84 X FF 89 2-1 F8 ③		F FF 90 B CH 83 F SI 90 B FF 91 B SL 85 D CH 84 4-2 1-2 BB			B FF 90 X FC 91 1-0 HR	3	2	2	2	1	0	1
20 Scott Sizemore, R (1, 4) OBP: 0.314, SLG: 0.329		B SI 89 C FF 90 F SI 91 F FF 88 X FF 90 1-2 P4 ①		C CU 73 F FF 88 F FF 91 F FF 89 B FF 90 B FF 86 B SI 90 F FF 89 X FF 90 3-2 F7 ①		S FF 94 S SL 86 B SL 87 S FF 94 1-3 K ③			B SL 85 B FF 90 S FF 90 B FF 91 C FF 90 S FF 90 3-3 K ①	4	0	0	0	0	2	2
39 Ramon Santiago, S (1, 6) OBP: 0.394, SLG: 0.316			F CH 83 B FF 89 C SL 85 B FF 91 B CU 77 B FF 90 4-2 BB		X FF 90 0-0 G3-1 ②		C FF 94 B SI 92 X SI 93 1-1 B1-3 ①		C FF 90 B SL 83 X SL 83 1-1 G3 ②	3	0	0	0	1	0	0
Inning Stats	R: 0 E: 0 K: 0 S: 11 H: 0 LOB: 0 BB: 0 P: 18	R: 0 E: 0 K: 1 S: 10 H: 1 LOB: 0 BB: 0 P: 15	R: 1 E: 0 K: 1 S: 13 H: 1 LOB: 1 BB: 1 P: 20	R: 1 E: 0 K: 0 S: 7 H: 2 LOB: 1 BB: 0 P: 10	R: 0 E: 0 K: 0 S: 9 H: 1 LOB: 1 BB: 0 P: 14	R: 1 E: 0 K: 2 S: 16 H: 2 LOB: 2 BB: 1 P: 24	R: 0 E: 0 K: 0 S: 7 H: 0 LOB: 0 BB: 0 P: 10	R: 0 E: 0 K: 0 S: 5 H: 0 LOB: 1 BB: 1 P: 9	R: 1 E: 0 K: 1 S: 8 H: 1 LOB: 0 BB: 0 P: 13	1B: 4 2B: 0 3B: 0 HR: 4 SF: 0 SAC: 0 DP: 1 HBP: 0						

PITCHER		IP	WLS	BF	H	R	ER	SO	BB	IBB	HBP	BLK	WP	HR	S	P	ERA	WHIP
59 Kevin Slowey, R ERA: 3.93	(1, 1)	5.2	W	25	7	3	3	3	2	0	0	0	0	3	63	97	4.76	1.588
28 Jesse Crain, R ERA: 5.27	(6, 1)	1.1	H	4	0	0	0	1	0	0	0	0	0	0	10	14	0.00	0.000
54 Matt Guerrier, R ERA: 1.98	(8, 1)	0.1	H	2	0	0	0	0	1	0	0	0	0	0	3	7	0.00	3.000
52 Brian Duensing, L ERA: 1.54	(8, 1)	0.2	H	2	0	0	0	0	0	0	0	0	0	0	2	2	0.00	0.000
60 Jon Rauch, R ERA: 2.25	(9, 1)	1.0	S	4	1	1	1	1	0	0	0	0	0	1	8	13	9.00	1.000

PITCHER		IP	WLS	BF	H	R	ER	SO	BB	IBB	HBP	BLK	WP	HR	S	P	ERA	WHIP

BOTTOM

Batter	1	2	3	4	5	6	7	8	9	AB	R	H	RBI	BB	SO	LOB
2 Denard Span, L (1, 8) OBP: 0.381, SLG: 0.366	C SI 88 X FF 90 0-1 1 BB 33 2B 1B		B SI 89 B CH 78 C SI 88 B SI 87 B SI 88 4-1 1 FC5-6-4 BB	X CH 80 0-0 33 BB 1 S 3-H 1B		1 SAFE 1 SAFE B SL 74 X SL 74 1-0 1-3 1B		C SI 90 C SI 91 S SL 80 0-3 K ②		4	1	3	1	1	1	1
1 Orlando Hudson, S (1, 4) OBP: 0.377, SLG: 0.386	B SI 90 C SI 89 D CH 80 1 SAFE B SI 89 B SI 90 4-1 33 2B 5 G6-3 1-2 BB		L SI 88 1 SAFE X SI 91 0-1 FC5-6-4 16 2B 1-2f ①	B SI 88 H SL 80 2-0 33 BB 1-2 HBP		X SI 86 0-0 P3 ②		C SI 90 F SI 91 X SI 92 0-2 F9 ③		3	2	0	0	1	0	4
33 Justin Morneau, L (1, 3) OBP: 0.483, SLG: 0.646	C SI 91 X CH 81 0-1 5 G6-3 1-3 2-H 2B		B SL 83 X CH 80 1-0 F7 ②	B FF 90 C SI 90 B SI 89 F SL 82 B FF 92 D SL 83 4-2 1-2 2-3 BB		I IN 68 I IN 69 I IN 70 I IN 71 4-0 IBB				2	0	1	1	2	0	1
16 Jason Kubel, L (1, 10) OBP: 0.340, SLG: 0.313	F SI 93 B FF 92 B SL 90 F FF 92 S SL 82 2-3 K ①		B SI 92 X SI 89 1-0 1-H 2B ②	C CH 81 X CH 81 0-1 P6 ③		S SL 75 B SL 77 C SI 89 D SL 79 S SL 76 2-3 K ③				4	0	1	1	0	2	8
5 Michael Cuddyer, R (1, 9) OBP: 0.346, SLG: 0.474	C SI 90 B FF 94 B SI 92 B SI 91 S SL 82 F FF 93 X SI 92 3-2 G6-3 2-3 3-H ②		S SI 92 B SI 92 B FF 92 S SL 81 D SL 81 X SI 91 3-2 G4-3 ③		B SL 80 B SI 89 C SI 87 C SI 88 F SI 89 B SL 81 F SI 88 X SI 88 3-2 F8 ①		B FF 89 C SI 88 C FF 89 F SL 83 F SI 88 X SL 83 1-2 P3 ①			4	0	0	1	0	0	2
21 Delmon Young, R (1, 7) OBP: 0.322, SLG: 0.429	B SI 92 X SI 91 1-0 F8 ③			C SI 89 X SI 88 0-1 G4-3 ①	X SI 89 0-0 G5-3 ②		C FF 90 C SL 83 B SL 84 X FF 90 1-2 F8 ②			4	0	0	0	0	0	1
44 Wilson Ramos, R (1, 2) OBP: 0.438, SLG: 0.625		X FF 90 0-0 G1-3 ①		C SI 89 S SL 80 F FF 90 S SL 80 0-3 K ②	B SI 88 X SI 88 1-0 G5-3 ③		C CU 76 B CU 78 B SL 81 C CU 76 B SL 80 X CU 77 3-2 F8 ③			4	0	0	0	0	1	0
12 Alexi Casilla, S (1, 6) OBP: 0.308, SLG: 0.250		B SI 88 C FF 88 C SI 89 B SL 81 C FF 91 2-3 K ②	B SI 87 B SI 89 B SI 89 C SI 88 B SI 86 4-1 8 E BB		C SI 86 X CH 77 0-1 F7 ①		X FF 89 0-0 8 G4-3 1B		3	1	1	0	1	1	0
8 Nick Punto, S (1, 5) OBP: 0.277, SLG: 0.333		L SI 88 X SL 80 0-1 G5-3 ③	C SI 89 B FF 88 X SI 89 1-1 E9 2 1B 1-H		B SI 87 B SI 86 C SI 87 X SI 87 2-1 2 1B 1B		B SI 88 L SI 87 X SI 89 1-1 G4-3 1-2 ①			4	1	1	0	0	0	1
Inning Stats	R: 2 E: 0 K: 1 S: 13 H: 2 LOB: 2 BB: 1 P: 23	R: 0 E: 0 K: 1 S: 6 H: 0 LOB: 0 BB: 0 P: 8	R: 1 E: 0 K: 0 S: 8 H: 1 LOB: 1 BB: 1 P: 17	R: 2 E: 1 K: 1 S: 14 H: 1 LOB: 3 BB: 2 P: 25	R: 0 E: 0 K: 0 S: 7 H: 0 LOB: 0 BB: 0 P: 11	R: 0 E: 0 K: 1 S: 9 H: 2 LOB: 2 BB: 1 P: 18	R: 0 E: 0 K: 0 S: 11 H: 0 LOB: 0 BB: 0 P: 16	R: 0 E: 0 K: 1 S: 9 H: 1 LOB: 1 BB: 0 P: 10		1B: 5 2B: 2 3B: 0 HR: 0 SF: 0 SAC: 0 DP: 1 HBP: 1						

PITCHER		IP	WLS	BF	H	R	ER	SO	BB	IBB	HBP	BLK	WP	HR	S	P	ERA	WHIP
48 Rick Porcello, R ERA: 7.5	(1, 1)	5.1	L	27	5	5	3	3	4	0	1	0	0	0	52	90	5.06	1.688
59 Fu-Te Ni, L ERA: 1.46	(6, 1)	0.2		4	1	0	0	1	0	1	0	0	0	0	5	12	0.00	1.500
49 Eddie Bonine, R ERA: 1.23	(7, 1)	1.1		5	1	0	0	0	0	0	0	0	0	0	14	20	0.00	0.750
40 Phil Coke, L ERA: 1.8	(8, 1)	0.2		2	0	0	0	1	0	0	0	0	0	0	6	6	0.00	0.000

PITCHER		IP	WLS	BF	H	R	ER	SO	BB	IBB	HBP	BLK	WP	HR	S	P	ERA	WHIP

Detroit Tigers @ Minnesota Twins
Target Field, Minneapolis, MN
Wed May 05 2010, 12:12 PM - 2:49 PM CDT
Att. 39,037 - Overcast - 53 F

livebaseballscorecards.com

AB	34
R	4
H	8
RBI	4
BB	3
SO	5
LOB	11

WP: 0 PB: 0 SB: 0 CS: 0 PA: 37

Detroit Tigers @ Cleveland Indians

Progressive Field, Cleveland, OH

Sat May 08 2010, 1:07 PM - 4:16 PM EDT

Att. 18,428 - Cloudy - 51 F

TOP

Batter	1	2	3	4	5	6	7	8	9	AB	R	H	RBI	BB	SO	LOB
14 Austin Jackson, R (1, 8) OBP: 0.420, SLG: 0.512	C S S 0-3 ① K		L SL 84 C SL 84 B SI 93 B SI 92 X SL 86 2-2 18 S 1B		B SI 91 B SI 87 B FF 90 C SI 90 F SI 90 X SI 90 3-2 ① L9		B CU 79 B FF 96 X FF 95 2-0 30 BB 24 1B 2B	B FF 93 C SL 81 F FF 91 B SL 82 F FF 90 X FF 90 2-2 E6 1-2 3-H		5	1	2	0	0	1	1
18 Johnny Damon, L (1, 7) OBP: 0.409, SLG: 0.443 32 Don Kelly, L (8, 7) OBP: 0.200, SLG: 0.276	C B B F F F B B 4-2 30 G4-3 BB		B SI 92 C SI 91 1 SAFE B SI 92 F SL 83 F SI 93 B SL 85 C SL 83 3-3 ③ K 1-2		B SI 80 C FF 90 B FF 91 F SI 89 F FF 92 B SI 91 F FF 91 B SI 91 4-2 30 1B BB		F FF 97 B SL 90 B SL 91 B FF 97 B FF 95 4-1 30 BB 24 1B BB	B SL 81 F FF 91 B FF 88 F SL 80 S FF 91 2-3 ③ K		2 0	1 0	0 0	0 0	3 0	2 0	3 0
30 Magglio Ordonez, R (1, 9) OBP: 0.377, SLG: 0.441	C B C SI 91 X SI 91 1-2 ② G4-3 1-2			B SI 88 X SI 90 1-0 ① L9	B SL 81 C SL 80 F SL 82 F SL 83 F SI 92 X SI 92 1-2 24 G6-4-3 1-2 1B		B FF 97 F FF 97 B CU 82 B FF 94 F FF 94 B FF 96 4-2 24 1B 1-2 2-3 BB		B CU 75 F SI 92 X SL 84 1-1 ① G4-3	4	0	1	0	1	0	1
24 Miguel Cabrera, R (1, 3) OBP: 0.455, SLG: 0.647	S SI 92 B SI 91 F SI 92 S 1-3 ③ K			B SI 93 B SI 94 F SI 90 B SI 90 B SI 90 4-1 15 1B 26 1B 20 2B BB	F SI 90 S SI 90 F SI 92 B SI 91 X 1-2 ② ③ G6-4-3 1-2f		B FF 95 X FF 96 1-0 1-3 2-H 3-H 1B		B SL 84 B FF 93 C FF 93 B FF 93 B FF 94 4-1 26 2B BB	3	1	1	2	2	1	3
26 Brennan Boesch, L (1, 10) OBP: 0.349, SLG: 0.619		F SI 91 S SI 91 F SI 92 B SL 85 B SL 85 X SL 85 2-2 ① F9		X SI 89 0-0 15 1B 20 2B 1-2 1B		B SI 87 X CH 82 1-0 ① G3	S SI 91 S SL 82 S SL 82 0-3 ③ K		C FF 94 F FF 93 X SL 84 0-2 1-3 2B	5	1	2	0	0	1	2
15 Brandon Inge, R (1, 5) OBP: 0.317, SLG: 0.432		B SI 96 B SI 89 S SI 93 F SL 82 S SL 86 2-3 ② K		C SL 84 X SI 91 0-1 20 2B 1-2 2-3 1B		B SL 80 C SI 85 B SI 93 B SL 79 F SI 89 S SI 92 3-3 ② K		F FF 89 B SL 79 B SL 84 C FF 90 X SL 81 2-2 ① F8	B FF 94 B SL 85 B FF 94 B FF 94 4-0 13 G4-6-3 BB	4	1	1	0	1	2	0
13 Alex Avila, L (1, 2) OBP: 0.302, SLG: 0.378		C SI 94 F SI 94 C SI 95 0-3 ③ K		B SI 91 B SI 92 X SI 90 2-0 ② P4		B CH 81 S SI 89 B SI 88 F SI 92 X SI 92 2-2 ③ F7		X FF 91 0-0 ② G4-3	C FF 94 B CU 84 F FF 94 F SL 87 B FF 94 X FF 95 2-2 ② ③ G4-6-3 1-2f	5	0	0	0	0	1	6
20 Scott Sizemore, R (1, 4) OBP: 0.322, SLG: 0.342			B SI 92 C SI 90 C SL 85 S SL 85 1-3 ① K	B SI 90 X SI 89 1-0 1-H 2-H 3-H 2B			C FF 96 F FF 96 C CU 80 0-3 ① K	B FF 91 C FF 90 B FF 90 B FF 90 B FF 90 4-1 39 1B 14 E BB		3	1	1	3	1	2	0
39 Ramon Santiago, S (1, 6) OBP: 0.386, SLG: 0.311			F SI 92 B SL 86 B SI 93 X SI 93 2-1 ② B1-3	C SL 84 B SI 94 F SI 91 B SL 84 S SI 93 2-3 ③ K			F FF 95 B FF 97 B SL 90 B FF 95 X FF 95 3-1 ② F7	C SL 82 F FF 91 B FF 90 D SL 83 B FF 90 X FF 90 3-2 14 E 1-3 1B		4	0	1	0	0	1	1
Inning Stats	R: 0 E: 0 K: 2 S: 13 H: 0 LOB: 1 BB: 1 P: 19	R: 0 E: 0 K: 2 S: 10 H: 0 LOB: 0 BB: 0 P: 14	R: 0 E: 0 K: 2 S: 13 H: 1 LOB: 1 BB: 0 P: 21	R: 3 E: 0 K: 1 S: 10 H: 3 LOB: 1 BB: 1 P: 20	R: 0 E: 0 K: 0 S: 16 H: 1 LOB: 1 BB: 1 P: 25	R: 0 E: 0 K: 1 S: 7 H: 0 LOB: 0 BB: 0 P: 13	R: 2 E: 0 K: 2 S: 13 H: 2 LOB: 2 BB: 2 P: 27	R: 1 E: 1 K: 1 S: 15 H: 1 LOB: 2 BB: 1 P: 28	R: 0 E: 0 K: 0 S: 10 H: 1 LOB: 2 BB: 2 P: 21	1B: 6 2B: 3 3B: 0 HR: 0 SF: 0 SAC: 0 DP: 2 HBP: 0						

livebaseballscorecards.com

PITCHER		IP	WLS	BF	H	R	ER	SO	BB	IBB	HBP	BLK	WP	HR	S	P	ERA	WHIP
63 Justin Masterson, R ERA: 5.23	(1, 1)	6.0		25	5	3	3	8	3	0	0	0	0	0	69	112	4.50	1.333
34 Kerry Wood, R ERA: 27.0	(7, 1)	0.2	L	6	2	2	2	1	2	0	0	0	0	0	10	24	27.00	6.000
49 Tony Sipp, L ERA: 2.25	(7, 1)	1.1		7	1	1	0	2	1	0	0	0	0	0	18	31	0.00	1.500
57 Hector Ambriz, R ERA: 1.8	(9, 1)	1.0		5	1	0	0	0	2	0	0	0	0	0	10	21	0.00	3.000

AB	35
R	6
H	9
RBI	5
BB	8
SO	11
LOB	17

BOTTOM

Batter	1	2	3	4	5	6	7	8	9	AB	R	H	RBI	BB	SO	LOB
12 Mark Grudzielanek, R (1, 4) OBP: 0.273, SLG: 0.245	B FF 92 F FF 93 X FF 94 1-1 ① P3			C CU 78 X FF 94 0-1 ① L3		C FF 91 B CU 79 X FF 93 1-1 48 1B 24 E 26 1B 1B	B CU 81 F FF 99 X FF 100 1-1 1B		F FS 88 B FS 85 B FF 94 X FS 84 2-1 ③ G6-3	5	1	2	0	0	0	0
24 Grady Sizemore, L (1, 8) OBP: 0.281, SLG: 0.311	B FF 91 C FF 95 C FF 96 B CH 87 S CH 86 2-3 ② K			B FF 94 B FF 94 B FF 95 C FF 94 C FF 95 B FF 96 4-2 17 BB 48 1B BB		B FF 93 S FF 94 C CU 80 1 SAFE C FF 95 1-3 ① K 1-2	S SI 100 B FF 100 C FF 85 S FF 99 1-3 ③ K			3	1	0	0	1	3	2
17 Shin-Soo Choo, L (1, 9) OBP: 0.432, SLG: 0.476	B FF 94 F SI 91 B FF 96 B CH 86 C FF 93 S CH 86 3-3 ③ K			1 SAFE B FF 95 F CH 85 F FF 97 B CU 83 B FF 97 F FF 98 B FF 99 4-2 26 WP 48 1B 1-2 BB		B CH 89 B FF 94 C FF 92 S CH 84 B CU 82 D CH 86 4-2 48 1B 26 1B BB		F FF 99 X FF 99 0-1 48 2B 26 SF9 1B		2	2	1	0	2	1	0
48 Travis Hafner, L (1, 10) OBP: 0.347, SLG: 0.393		C SI 92 B FF 92 S CH 85 C FF 96 1-3 ① K		S CH 87 B FF 97 C FF 96 F FF 98 X FF 97 1-2 26 WP 1-2 2-H 1B		C FF 94 B CU 80 B CU 81 F FF 97 B FF 97 X SI 96 3-2 2 FC6-4 26 1B 1-2 2-3 1B		B FF 100 X FF 99 1-0 26 SF9 1-3 2B		4	0	3	1	0	1	0
26 Austin Kearns, R (1, 7) OBP: 0.405, SLG: 0.557		C FF 94 C FF 95 B CH 88 F CU 80 F SL 86 F SI 96 B CH 86 F FF 96 F FF 97 2-3 S CU 82 ② K		C FF 95 B CU 79 F FF 97 F CU 83 F CU 82 S FF 98 1-3 ② K 1-2 2-3		X SL 89 0-0 2 FC6-4 1-2 2-H 3-H 1B		X FF 100 0-0 SF9 2-3 3-H		3	0	1	3	0	2	2
2 Jhonny Peralta, R (1, 5) OBP: 0.312, SLG: 0.359		C CU 78 S FF 96 S FF 97 0-3 ③ K		C FF 97 S FF 97 B FF 98 F FF 98 F CH 87 F CU 82 X FF 98 1-2 ③ G6-3		X FF 96 0-0 ② FC6-4 1-2f 2-3		C CU 83 F FF 100 S FF 101 0-3 ② K		4	0	0	0	0	2	5
1 Luis Valbuena, L (1, 6) OBP: 0.313, SLG: 0.303			B FF 92 C CH 83 X CH 86 1-1 ① L8		B FF 90 C FF 91 B FF 92 F FF 94 B FF 96 B FF 93 4-2 7 CS BB	C FF 96 F FF 96 X FF 98 0-2 ③ G1-3		C CU 83 S CU 84 B FF 102 B FF 101 S FF 102 2-3 ③ K		3	0	0	0	1	1	3
7 Matt LaPorta, R (1, 3) OBP: 0.263, SLG: 0.230			B FF 93 X FF 94 1-0 ② F9		C FF 93 B FF 93 B SL 87 B FF 95 X SI 95 3-1 ① ② F9 1-2		C FF 99 S FF 101 B FF 101 S FF 101 1-3 ① K		X FF 94 0-0 ① G5-3	4	0	0	0	0	1	1
30 Lou Marson, R (1, 2) OBP: 0.262, SLG: 0.267 33 Russell Branyan, L (9, PH) OBP: 0.270, SLG: 0.294			C FF 95 F CH 88 B FF 96 F CH 86 F CU 82 B CU 81 B FF 96 C FF 97 3-3 ③ K		C FF 93 B CU 79 C CU 78 B CH 85 C CU 80 2-3 ③ K		B FF 99 B FF 100 F FF 99 F FF 98 S FF 100 2-3 ② K		C FS 86 B FS 84 C FF 94 F FS 87 F FF 94 B FS 86 S FF 96 2-3 ② K	3 1	0 0	0 0	0 0	0 0	3 1	0 0
Inning Stats	R: 0 E: 0 K: 2 S: 8 H: 0 LOB: 0 BB: 0 P: 14	R: 0 E: 0 K: 3 S: 14 H: 0 LOB: 0 BB: 0 P: 17	R: 0 E: 0 K: 1 S: 8 H: 0 LOB: 0 BB: 0 P: 13	R: 1 E: 0 K: 1 S: 22 H: 1 LOB: 2 BB: 2 P: 33	R: 0 E: 0 K: 1 S: 8 H: 0 LOB: 0 BB: 1 P: 17	R: 2 E: 1 K: 1 S: 15 H: 3 LOB: 1 BB: 1 P: 24	R: 0 E: 0 K: 3 S: 11 H: 1 LOB: 1 BB: 0 P: 16	R: 1 E: 0 K: 2 S: 10 H: 2 LOB: 1 BB: 0 P: 13	R: 0 E: 0 K: 1 S: 8 H: 0 LOB: 0 BB: 0 P: 12	1B: 6 2B: 1 3B: 0 HR: 0 SF: 1 SAC: 0 DP: 0 HBP: 0						

PITCHER		IP	WLS	BF	H	R	ER	SO	BB	IBB	HBP	BLK	WP	HR	S	P	ERA	WHIP
35 Justin Verlander, R ERA: 4.5	(1, 1)	6.0	W	25	4	3	3	9	4	0	0	0	1	0	75	118	4.50	1.333
54 Joel Zumaya, R ERA: 1.47	(7, 1)	2.0	H	9	3	1	1	5	0	0	0	0	0	0	21	29	4.50	1.500
46 Jose Valverde, R ERA: 0.66	(9, 1)	1.0	S	3	0	0	0	1	0	0	0	0	0	0	8	12	0.00	0.000

AB	32
R	4
H	7
RBI	4
BB	4
SO	15
LOB	13

Detroit Tigers @ Cleveland Indians

Progressive Field, Cleveland, OH

Sun May 09 2010, 1:07 PM - 4:22 PM EDT

Att. 16,980 - Partly Cloudy - 48 F

livebaseballscorecards.com

TOP

Batter	1	2	3	4	5	6	7	8	9	AB	R	H	RBI	BB	SO	LOB
14 Austin Jackson, R (1, 8) OBP: 0.420, SLG: 0.508	P4		18 G1-3 24 1B 1B		18 BB 30 2B 1B	G3			K	5	2	2	0	0	1	3
18 Johnny Damon, L (1, 7) OBP: 0.409, SLG: 0.431	30 S 30 2B BB		G1-3 1-2		30 2B 26 SF8 1-2 BB		G4-3		F5	3	2	0	0	2	0	3
30 Magglio Ordonez, R (1, 9) OBP: 0.385, SLG: 0.461	1-H 2B		24 1B BB		1-3 2-H 2B		G3-1		FC4-6 1-2f	4	0	2	2	1	0	2
24 Miguel Cabrera, R (1, 3) OBP: 0.457, SLG: 0.639	K		1-2 2-H 1B		IBB		P4			3	0	1	1	1	1	1
26 Brennan Boesch, L (1, 10) OBP: 0.326, SLG: 0.591 25 Ryan Raburn, R (8, PH) OBP: 0.315, SLG: 0.362 (8, 10)	G4-3		P5		SF8 3-H			K		2 1	0 0	0 0	1 0	0 0	0 1	3 0
15 Brandon Inge, R (1, 5) OBP: 0.315, SLG: 0.426		13 CS 1B		P6	G3			K		4	0	1	0	0	1	2
13 Alex Avila, L (1, 2) OBP: 0.286, SLG: 0.354 12 Gerald Laird, R (8, PH) OBP: 0.233, SLG: 0.246 (8, 2)	K 1-2		K	K	G4-3			K		3 1	0 0	0 0	0 0	0 0	2 1	1 0
20 Scott Sizemore, R (1, 4) OBP: 0.319, SLG: 0.337	F9			K	G5-3				39 BB 1B	4	0	1	0	0	1	0
39 Ramon Santiago, S (1, 6) OBP: 0.392, SLG: 0.313			G4-3		G4-3 1B				30 FC4-6 1-2 BB	3	0	1	0	1	0	0
Inning Stats	R: 1 E: 0 K: 1 S: 13 H: 1 LOB: 1 BB: 1 P: 24	R: 0 E: 0 K: 1 S: 6 H: 1 LOB: 0 BB: 0 P: 7	R: 1 E: 0 K: 0 S: 10 H: 2 LOB: 2 BB: 1 P: 18	R: 0 E: 0 K: 2 S: 9 H: 0 LOB: 0 BB: 0 P: 15	R: 2 E: 0 K: 0 S: 20 H: 2 LOB: 2 BB: 2 P: 34	R: 0 E: 0 K: 0 S: 14 H: 1 LOB: 1 BB: 0 P: 21	R: 0 E: 0 K: 0 S: 8 H: 0 LOB: 0 BB: 0 P: 11	R: 0 E: 0 K: 3 S: 12 H: 0 LOB: 0 BB: 0 P: 18	R: 0 E: 0 K: 1 S: 14 H: 1 LOB: 2 BB: 1 P: 23	1B: 6 2B: 2 3B: 0 HR: 0	SF: 1 SAC: 0 DP: 0 HBP: 0			WP: 0 PB: 0 SB: 1 CS: 1	PA: 39		

PITCHER	IP	WLS	BF	H	R	ER	SO	BB	IBB	HBP	BLK	WP	HR	S	P	ERA	WHIP
51 Mitch Talbot, R (1, 1) ERA: 3.43	5.0	W	24	6	4	4	4	3	1	0	0	0	0	58	98	7.20	1.800
32 Aaron Laffey, L (6, 1) ERA: 2.7	1.2	H	6	1	0	0	0	0	0	0	0	0	0	20	29	0.00	0.600
34 Kerry Wood, R (7, 1) ERA: 18.0	0.1	H	1	0	0	0	0	0	0	0	0	0	0	2	3	0.00	0.000
49 Tony Sipp, L (8, 1) ERA: 2.08	1.0	H	3	0	0	0	3	0	0	0	0	0	0	12	18	0.00	0.000
54 Chris Perez, R (9, 1) ERA: 2.61	1.0	S	5	1	0	0	1	1	0	0	0	0	0	14	23	0.00	2.000

BOTTOM

Batter	1	2	3	4	5	6	7	8	9	AB	R	H	RBI	BB	SO	LOB
13 Asdrúbal Cabrera, S (1, 6) OBP: 0.339, SLG: 0.380	K	K 1-2		G3		K	G6-3			5	0	0	0	0	3	3
24 Grady Sizemore, L (1, 8) OBP: 0.277, SLG: 0.306	G6-3	G3 2-3		1B		G6-3		F9		5	0	1	0	0	0	1
17 Shin-Soo Choo, L (1, 9) OBP: 0.431, SLG: 0.481	2B	48 1B 3-H 1B		F8		G4-3		E4 48 HBP		5	0	2	1	0	0	1
48 Travis Hafner, L (1, 10) OBP: 0.368, SLG: 0.395 1 Luis Valbuena, L (8, PR) OBP: 0.313, SLG: 0.303 (9, 10)	BB	1-3 1B		G4-3			33 BB 26 BB 12 1B BB	26 G4-6-3 1-2 HBP		2 0	1 0	1 0	0 0	2 0	0 0	1 0
26 Austin Kearns, R (1, 7) OBP: 0.405, SLG: 0.541	K	G1-3			33 SH1-3 12 1B 1B		12 1B 33 BB 25 SF7 1-2 BB	G4-6-3 1-2f		4	2	1	0	1	1	6
33 Russell Branyan, L (1, 3) OBP: 0.300, SLG: 0.286		12 1B 12 WP 25 3B BB	K		SH1-3 1-2		25 E 12 1B 1-2 2-3 BB			1	1	0	0	2	1	0
12 Mark Grudzielanek, R (1, 4) OBP: 0.305, SLG: 0.281		25 3B 1-3 1B	F9		25 S 2-H 1B		25 E 1-0 1-2 2-3 3-H 1B			4	1	3	2	0	0	0
25 Andy Marte, R (1, 5) OBP: 0.375, SLG: 0.417		30 1B 1-H 3-H 3B	BB		P3 1-2		SF7 1-2 2-3 3-H			2	1	1	3	1	0	1
30 Lou Marson, R (1, 2) OBP: 0.261, SLG: 0.266		24 G3 13 S 17 1B 3-H 1B	G6-3		F8		K			4	1	1	1	0	1	4
Inning Stats	R: 0 E: 0 K: 2 S: 11 H: 1 LOB: 2 BB: 1 P: 20	R: 4 E: 0 K: 1 S: 24 H: 5 LOB: 2 BB: 1 P: 35	R: 0 E: 0 K: 1 S: 10 H: 0 LOB: 1 BB: 1 P: 18	R: 0 E: 0 K: 0 S: 7 H: 1 LOB: 1 BB: 0 P: 15	R: 1 E: 0 K: 0 S: 9 H: 2 LOB: 1 BB: 0 P: 17	R: 0 E: 0 K: 1 S: 7 H: 0 LOB: 0 BB: 0 P: 11	R: 2 E: 1 K: 1 S: 16 H: 1 LOB: 2 BB: 3 P: 32	R: 0 E: 1 K: 0 S: 9 H: 0 LOB: 2 BB: 0 P: 15		1B: 8 2B: 1 3B: 1 HR: 0	SF: 1 SAC: 1 DP: 1 HBP: 1			WP: 1 PB: 0 SB: 2 CS: 0	PA: 41		

PITCHER	IP	WLS	BF	H	R	ER	SO	BB	IBB	HBP	BLK	WP	HR	S	P	ERA	WHIP
37 Max Scherzer, R (1, 1) ERA: 6.81	5.0	L	27	9	5	5	4	3	0	0	0	1	0	61	105	9.00	2.400
59 Fu-Te Ni, L (6, 1) ERA: 2.03	1.0		4	0	1	1	1	1	0	0	0	0	0	9	17	9.00	1.000
45 Ryan Perry, R (7, 1) ERA: 3.46	1.0		6	1	1	1	1	2	0	0	0	0	0	14	26	9.00	3.000
40 Phil Coke, L (8, 1) ERA: 1.76	0.1		3	0	0	0	0	0	0	0	1	0	0	7	13	0.00	0.000
49 Eddie Bonine, R (8, 1) ERA: 1.17	0.2		1	0	0	0	0	0	0	0	0	0	0	2	2	0.00	0.000

TOP

Batter	1	2	3	4	5	6	7	8	9	AB	R	H	RBI	BB	SO	LOB
2 Derek Jeter, R (1, 6) OBP: 0.324, SLG: 0.436	G4-3		L8		K		G5-3	L9		5	0	0	0	0	1	3
33 Nick Swisher, S (1, 9) OBP: 0.394, SLG: 0.577	BB		25 HR BB		25 G1-6-3 1B		K		K	3	1	1	0	2	2	0
25 Mark Teixeira, S (1, 3) OBP: 0.336, SLG: 0.403	L7		HR		G1-6-3		P5		K	5	1	1	2	0	1	3
13 Alex Rodriguez, R (1, 5) OBP: 0.381, SLG: 0.464	F7		24 CS 1B			20 WP 24 G3 BB		20 BB 24 1B 38 1B 1B	K	4	1	2	0	1	1	1
24 Robinson Canó, L (1, 4) OBP: 0.406, SLG: 0.647		11 FC5-4 20 1B BB	G4-3			G3		38 1B 20 BB 11 FC4-6 1B		3	1	1	0	1	0	2
20 Jorge Posada, S (1, 2) OBP: 0.365, SLG: 0.547 17 Francisco Cervelli, R (8, PR) OBP: 0.481, SLG: 0.467 (8, 2)		11 FC5-4 1B		F8		11 BB BB		11 FC4-6 38 1B BB		2 0	0 0	1 0	0 0	2 0	0 0	0 0
38 Marcus Thames, R (1, 10) OBP: 0.455, SLG: 0.541	F7		F8			P4		11 FC4-6 1B		4	0	1	1	0	0	4
11 Brett Gardner, L (1, 8) OBP: 0.418, SLG: 0.406	FC5-4		G5-3			BB		FC4-6		3	0	0	1	1	0	4
22 Randy Winn, S (1, 7) OBP: 0.250, SLG: 0.300	P3				33 1B 1B	F7		P5		4	0	1	0	0	0	7
Inning Stats	R: 0 E: 0 K: 0 S: 9 H: 0 LOB: 1 BB: 1 P: 19	R: 0 E: 0 K: 0 S: 12 H: 1 LOB: 2 BB: 1 P: 23	R: 2 E: 0 K: 0 S: 15 H: 2 LOB: 0 BB: 1 P: 26	R: 0 E: 0 K: 0 S: 6 H: 0 LOB: 0 BB: 0 P: 11	R: 0 E: 0 K: 1 S: 7 H: 2 LOB: 1 BB: 0 P: 12	R: 0 E: 0 K: 0 S: 8 H: 0 LOB: 3 BB: 3 P: 21	R: 0 E: 0 K: 1 S: 7 H: 0 LOB: 0 BB: 0 P: 8	R: 2 E: 0 K: 0 S: 12 H: 3 LOB: 2 BB: 1 P: 26	R: 0 E: 0 K: 3 S: 9 H: 0 LOB: 0 BB: 0 P: 14	1B: 7 2B: 0 3B: 0 HR: 1 SF: 0 SAC: 0 DP: 1 HBP: 0						

PITCHER		IP	WLS	BF	H	R	ER	SO	BB	IBB	HBP	BLK	WP	HR	S	P	ERA	WHIP
36 Brad Thomas, L ERA: 5.49	(1, 1)	3.0		14	3	2	2	0	3	0	0	0	0	1	36	68	6.00	2.000
49 Eddie Bonine, R ERA: 1.02	(4, 1)	2.1	W	10	2	0	0	1	2	0	0	0	1	0	16	34	0.00	1.714
54 Joel Zumaya, R ERA: 2.25	(6, 1)	1.2	H	10	3	2	2	1	2	0	0	0	0	0	19	33	10.80	3.000
40 Phil Coke, L ERA: 1.69	(8, 1)	0.2	H	2	0	0	0	0	0	0	0	0	0	0	2	5	0.00	0.000
45 Ryan Perry, R ERA: 3.38	(8, 1)	0.1	H	1	0	0	0	0	0	0	0	0	0	0	3	6	0.00	0.000

PITCHER		IP	WLS	BF	H	R	ER	SO	BB	IBB	HBP	BLK	WP	HR	S	P	ERA	WHIP
46 Jose Valverde, R ERA: 0.61	(9, 1)	1.0	S	3	0	0	0	3	0	0	0	0	0	0	9	14	0.00	0.000

New York Yankees @ Detroit Tigers
Comerica Park, Detroit, MI
Mon May 10 2010, 7:11 PM - 10:25 PM EDT
Att. 34,365 - Clear - 54 F

livebaseballscorecards.com

AB	33
R	4
H	8
RBI	4
BB	7
SO	5
LOB	24

BOTTOM

Batter	1	2	3	4	5	6	7	8	9	AB	R	H	RBI	BB	SO	LOB
14 Austin Jackson, R (1, 8) OBP: 0.408, SLG: 0.493	K	G6-3			G6-3					4	0	0	1	0	2	2
18 Johnny Damon, L (1, 10) OBP: 0.412, SLG: 0.455	K	G4-3			HR		30 G6-4-3 BB			3	1	1	1	1	1	1
30 Magglio Ordonez, R (1, 9) OBP: 0.381, SLG: 0.454	24 E 24 1B 26 1B 1B		F8		G5-3		G6-4-3			4	1	1	0	0	0	1
24 Miguel Cabrera, R (1, 3) OBP: 0.465, SLG: 0.648	E5 26 1B 1B		K		15 WP 2B			26 3B BB		3	2	2	0	1	1	0
26 Brennan Boesch, L (1, 7) OBP: 0.360, SLG: 0.638 32 Don Kelly, L (8, 7) OBP: 0.200, SLG: 0.276	15 FC6-4 1B		G4-3		IBB		3B			3 0	0 0	2 0	3 0	1 0	0 0	0 0
15 Brandon Inge, R (1, 5) OBP: 0.305, SLG: 0.412	FC6-4			K	K		G6-3			4	0	0	0	0	2	4
20 Scott Sizemore, R (1, 4) OBP: 0.316, SLG: 0.326		4 SH5-4 12 1B 14 G6-3 BB		G4-3		G4-3		K		3	1	0	0	1	1	0
12 Gerald Laird, R (1, 2) OBP: 0.247, SLG: 0.250		14 G6-3 4 SH5-4 1B		BB		F8		K		3	0	1	0	1	1	0
4 Adam Everett, R (1, 6) OBP: 0.220, SLG: 0.255		SH5-4		F7		14 S 1B		K		3	0	1	0	0	1	1
Inning Stats	R: 2 E: 1 K: 2 S: 11 H: 3 LOB: 1 BB: 0 P: 18	R: 1 E: 0 K: 0 S: 6 H: 1 LOB: 1 BB: 1 P: 12	R: 0 E: 0 K: 1 S: 7 H: 0 LOB: 0 BB: 0 P: 14	R: 0 E: 0 K: 1 S: 8 H: 0 LOB: 1 BB: 1 P: 18	R: 1 E: 0 K: 1 S: 16 H: 2 LOB: 2 BB: 1 P: 27	R: 0 E: 0 K: 1 S: 10 H: 1 LOB: 1 BB: 0 P: 16	R: 1 E: 0 K: 0 S: 8 H: 1 LOB: 1 BB: 2 P: 18	R: 0 E: 0 K: 3 S: 10 H: 0 LOB: 0 BB: 0 P: 14		1B: 5 2B: 1 3B: 1 HR: 1 SF: 0 SAC: 1 DP: 1 HBP: 0						

PITCHER		IP	WLS	BF	H	R	ER	SO	BB	IBB	HBP	BLK	WP	HR	S	P	ERA	WHIP
45 Sergio Mitre, R ERA: 3.86	(1, 1)	4.1	L	20	5	4	3	4	2	0	0	0	0	1	37	69	6.23	1.615
30 David Robertson, R ERA: 10.61	(5, 1)	1.2		8	2	0	0	2	0	1	0	0	1	0	21	36	0.00	1.200
48 Boone Logan, L ERA: 3.38	(7, 1)	1.0		5	1	1	1	0	2	0	0	0	0	0	8	18	9.00	3.000
62 Joba Chamberlain, R ERA: 2.45	(8, 1)	1.0		3	0	0	0	3	0	0	0	0	0	0	10	14	0.00	0.000

PITCHER	IP	WLS	BF	H	R	ER	SO	BB	IBB	HBP	BLK	WP	HR	S	P	ERA	WHIP

livebaseballscorecards.com

AB	30
R	5
H	8
RBI	5
BB	5
SO	9
LOB	9

WP: 1	PA: 36
PB: 0	
SB: 1	
CS: 0	

New York Yankees @ Detroit Tigers

Comerica Park, Detroit, MI

Wed May 12 2010, 1:07 PM - 3:24 PM EDT

Att. 27,376 - Cloudy - 49 F

livebaseballscorecards.com

TOP

Batter	1	2	3	4	5	6	7	8	9	AB	R	H	RBI	BB	SO	LOB
2 Derek Jeter, R (1, 6) OBP: 0.315, SLG: 0.423	C SI 91 S SI 92 X SI 93 0-2 G6-3 ①		X SI 90 0-0 G3-1 ①		C SI 89 B FF 90 X SL 81 1-1 F7 ①			C FF 95 B FF 97 X SL 86 1-1 L4 ①		4	0	0	0	0	0	0
11 Brett Gardner, L (1, 8) OBP: 0.412, SLG: 0.394	B SI 92 C SI 92 X SI 93 1-1 G6-3 ②		B SI 89 B SI 90 B SI 89 B SI 89 4-0 25 G3 25 S BB		B SI 88 B FF 89 X SI 89 2-0 G4-3 ②			C FF 97 B FF 98 F FF 95 F FF 96 F FF 96 X CH 87 1-2 F8 ②		3	0	0	0	1	0	0
25 Mark Teixeira, S (1, 3) OBP: 0.327, SLG: 0.390	B SI 92 C SI 90 B SI 93 X SI 92 2-1 G4-3 ③		B FF 92 B SI 91 C SI 90 X CH 82 2-1 G3 ② 1-3		B SI 87 B SI 88 X SI 90 2-0 G4-3 ③			C FF 95 S FF 97 B FF 93 F FF 97 C FF 97 1-3 K		4	0	0	0	0	1	1
13 Alex Rodriguez, R (1, 10) OBP: 0.370, SLG: 0.448		X SI 90 0-0 G5-3 ①	B SI 93 X SI 93 1-0 F9 ③			C CU 78 C SL 80 B FF 92 B SI 90 X SI 89 2-2 G6-3 ①			S FS 87 X FF 96 0-1 G6-3 ①	4	0	0	0	0	0	1
24 Robinson Canó, L (1, 4) OBP: 0.401, SLG: 0.634		C SI 89 X SI 92 0-1 33 1B 1B		C SI 90 B FF 91 F FF 91 F FF 92 B SI 92 X CH 82 2-2 G4-3 ①		X SI 89 0-0 G4-3 ②			B FS 87 X FS 86 1-0 F7 ②	4	0	1	0	0	0	0
20 Jorge Posada, S (1, 2) OBP: 0.371, SLG: 0.551 27 Kevin Russo, R (9, PR)		C SI 91 B FF 92 X FF 91 1-1 F8 ②		B SI 89 F SI 90 X SI 90 1-1 2B		C SI 87 C SI 89 X SI 91 0-2 G5-3 ③			B FF 96 F FS 86 F FF 96 B FF 96 B FS 87 B FS 87 4-2 33 DI BB	3 0	0 0	1 0	0 0	1 0	0 0	1 0
33 Nick Swisher, S (1, 9) OBP: 0.389, SLG: 0.565		F SI 92 1 SAFE C SI 91 F FF 94 F SL 82 F FF 94 X CH 82 0-2 22 BB 1-3 1B		B SL 81 C SL 79 S FF 91 S FF 93 1-3 K ②			S SI 87 X SI 87 0-1 L1-6-3 ①		B FF 96 C FS 86 B FF 96 C FS 87 S FS 88 2-3 K ③ 1-2	4	0	1	0	0	2	2
22 Randy Winn, S (1, 7) OBP: 0.314, SLG: 0.323		B SI 90 B SI 90 B SI 90 B SI 88 4-0 1-2 BB		B SI 90 B CH 83 B SI 91 C SI 90 B SI 90 4-1 BB			B SI 86 C SI 88 B SI 89 S SI 88 X SI 89 2-2 19 G5-4-3 1B			1	0	1	0	2	0	0
19 Ramiro Pena, S (1, 5) OBP: 0.179, SLG: 0.192		F SI 90 F SI 91 X FF 93 0-2 F8 ③		C SL 79 F SI 91 S FF 92 0-3 K ③			C CH 79 F CH 79 B FF 90 B FF 90 X SI 88 2-2 G5-4-3 ②③ 1-2f			3	0	0	0	0	1	6
Inning Stats	R: 0 E: 0 K: 0 S: 7 H: 0 LOB: 0 BB: 0 P: 10	R: 0 E: 0 K: 0 S: 14 H: 2 LOB: 3 BB: 1 P: 19	R: 0 E: 0 K: 0 S: 4 H: 0 LOB: 1 BB: 1 P: 11	R: 0 E: 0 K: 2 S: 13 H: 1 LOB: 2 BB: 1 P: 21	R: 0 E: 0 K: 0 S: 4 H: 0 LOB: 0 BB: 0 P: 9	R: 0 E: 0 K: 0 S: 7 H: 0 LOB: 0 BB: 0 P: 9	R: 0 E: 0 K: 0 S: 8 H: 1 LOB: 0 BB: 0 P: 12	R: 0 E: 0 K: 1 S: 11 H: 0 LOB: 0 BB: 0 P: 14	R: 0 E: 0 K: 1 S: 8 H: 0 LOB: 2 BB: 1 P: 15	1B: 3 2B: 1 3B: 0 HR: 0 SF: 0 SAC: 0 DP: 1 HBP: 0						WP: 0 PB: 0 SB: 1 CS: 0 PA: 34	

PITCHER		IP	WLS	BF	H	R	ER	SO	BB	IBB	HBP	BLK	WP	HR	S	P	ERA	WHIP
48 Rick Porcello, R ERA: 6.08	(1, 1)	7.0	W	27	4	0	0	2	3	0	0	0	0	0	57	91	0.00	1.000
45 Ryan Perry, R ERA: 3.14	(8, 1)	1.0	H	3	0	0	0	1	0	0	0	0	0	0	11	14	0.00	0.000
46 Jose Valverde, R ERA: 0.57	(9, 1)	1.0	S	4	0	0	0	1	1	0	0	0	0	0	8	15	0.00	1.000

AB	30
R	0
H	4
RBI	0
BB	4
SO	4
LOB	11

BOTTOM

Batter	1	2	3	4	5	6	7	8	9	AB	R	H	RBI	BB	SO	LOB
14 Austin Jackson, R (1, 8) OBP: 0.404, SLG: 0.486	F FF 88 S FF 90 X SL 85 0-2 F7 ①		C SL 84 S FF 90 B SL 74 B FF 91 1 SAFE S FF 90 2-3 K ③			C FF 88 B SI 89 X CU 77 1-1 18 1B 30 FC6-4 1B		B FF 94 B FF 93 F FF 93 X FF 93 2-1 F8 ①		4	1	1	0	0	1	1
18 Johnny Damon, L (1, 7) OBP: 0.407, SLG: 0.448 32 Don Kelly, L (9, 7) OBP: 0.200, SLG: 0.276	B FF 89 B SI 88 C FF 88 C FF 90 B CH 79 S FF 89 3-3 K ②			B CH 80 C SL 73 B SI 89 F SI 88 X CH 80 2-2 L6 ①		C SL 74 1 SAFE X CH 83 0-1 30 FC6-4 1-3 1B		S FF 93 F FF 94 F SL 81 S SL 79 0-3 K ②		4 0	0 0	1 0	0 0	0 0	2 0	0 0
30 Magglio Ordonez, R (1, 10) OBP: 0.371, SLG: 0.439	C SI 91 C CU 76 B CU 68 S SL 85 1-3 K ③			C SI 88 X CH 83 0-1 G3 ②		B SI 88 X SI 88 1-0 FC6-4 24 1B 26 1B 1-2f 3-H		B FF 93 X FF 92 1-0 G4-3 ③		4	1	0	1	0	1	1
24 Miguel Cabrera, R (1, 3) OBP: 0.462, SLG: 0.640		C CU 75 B X FF 90 1-1 G6-3 ①		B FF 89 C FF 89 S FF 90 B FF 86 X CU 72 2-2 F8 ③		S SL 86 X SI 89 0-1 26 1B 1-2 1B				3	0	1	0	0	0	0
26 Brennan Boesch, L (1, 9) OBP: 0.358, SLG: 0.620		X FF 89 0-0 P2 ②			C CU 75 F FF 89 F FF 90 F CH 77 B SL 84 S CH 82 1-3 K ①	F SL 78 X CH 82 0-1 15 G6-4-3 1-3 2-H 1B				3	0	1	1	0	1	0
15 Brandon Inge, R (1, 5) OBP: 0.299, SLG: 0.402		C FF 88 C CU 76 B FF 90 F FF 91 B CU 70 B CU 75 S SL 84 3-3 K ③			F SI 90 X SI 90 0-1 G5-3 ②	F FF 88 X FF 88 0-1 G6-4-3 ②③ 1-2f				3	0	0	0	0	1	2
39 Ramon Santiago, S (1, 4) OBP: 0.390, SLG: 0.303			X SI 88 0-0 F7 ①		B SI 89 C SI 89 B CH 83 F SL 81 B CH 83 B SI 89 4-2 12 BB BB		B SI 89 B SL 83 C FF 87 F FF 89 X CU 76 2-2 F8 ①			2	0	0	0	1	0	0
12 Gerald Laird, R (1, 2) OBP: 0.263, SLG: 0.257			C CH 84 S FF 90 X CH 78 0-2 1B		B SL 82 B SL 84 B FF 88 B FF 87 4-0 1-2 BB		S FF 90 B FF 90 S FF 90 B SL 85 B FF 90 F FF 89 X FF 90 3-2 F7 ②			2	0	1	0	1	0	0
4 Adam Everett, R (1, 6) OBP: 0.208, SLG: 0.240			F SL 83 1 SAFE 1 SAFE X SI 86 0-1 F7 ②		C CU 76 S FF 88 S SI 89 0-3 K ③		B FF 87 C SL 83 S CU 75 S FF 90 1-3 K ③			3	0	0	0	0	2	3
Inning Stats	R: 0 E: 0 K: 2 S: 9 H: 0 LOB: 0 BB: 0 P: 13	R: 0 E: 0 K: 1 S: 7 H: 0 LOB: 0 BB: 0 P: 11	R: 0 E: 0 K: 1 S: 9 H: 1 LOB: 1 BB: 0 P: 11	R: 0 E: 0 K: 2 S: 8 H: 0 LOB: 0 BB: 0 P: 12	R: 0 E: 0 K: 2 S: 12 H: 0 LOB: 2 BB: 2 P: 21	R: 2 E: 0 K: 0 S: 11 H: 4 LOB: 1 BB: 0 P: 13	R: 0 E: 0 K: 1 S: 10 H: 0 LOB: 0 BB: 0 P: 16	R: 0 E: 0 K: 1 S: 7 H: 0 LOB: 0 BB: 0 P: 10		1B: 5 2B: 0 3B: 0 HR: 0 SF: 0 SAC: 0 DP: 1 HBP: 0						WP: 0 PB: 0 SB: 0 CS: 0 PA: 30	

PITCHER		IP	WLS	BF	H	R	ER	SO	BB	IBB	HBP	BLK	WP	HR	S	P	ERA	WHIP
31 Javier Vazquez, R ERA: 8.1	(1, 1)	7.0	L	27	5	2	2	7	2	0	0	0	0	0	66	97	2.57	1.000
48 Boone Logan, L ERA: 2.84	(8, 1)	1.0		3	0	0	0	1	0	0	0	0	0	0	7	10	0.00	0.000

AB	28
R	2
H	5
RBI	2
BB	2
SO	8
LOB	7

Batter	1	2	3	4	5	6	7	8	9	AB	R	H	RBI	BB	SO	LOB
2 Derek Jeter, R (1, 10) OBP: 0.311, SLG: 0.411	C FF 88 C SI 88 X SI 89 0-2 ① G6-3		B SL 82 B SI 89 B FF 90 C FF 90 B FF 90 4-1 ② 11 S 25 1B BB		X SI 89 0-0 ③ G6-3			B FF 94 F SI 94 F FF 95 S SL 83 1-3 ① K	B SL 79 B FF 92 C FF 94 X FF 93 2-1 ② FC6-2 11 1B 25 1B 1-2 2-3 3-Hf	4	2	0	0	1	1	3
11 Brett Gardner, L (1, 8) (7, 7) (8, 8) OBP: 0.420, SLG: 0.404	B SI 89 C FF 89 C FF 89 F FF 89 F FF 91 X FF 90 1-2 13 S 13 1B 1B		C SI 89 B FF 89 1 SAFE C SL 82 B SI 90 F SL 84 F SL 82 F SI 92 C SI 91 2-3 ② K 1-2			C FF 89 B SI 89 X SI 88 1-1 13 G5-3 25 F8 1B		C SI 92 B SL 82 C SI 93 F FF 95 C SI 95 1-3 ② K	C FF 93 C SL 82 B SL 83 F FF 94 X SL 82 1-2 25 1B 13 2B 1B 1-2 2-3 3-H	5	2	3	1	0	2	1
25 Mark Teixeira, S (1, 3) OBP: 0.329, SLG: 0.391	X SI 88 0-0 ② F8		X SI 90 0-0 2-H 1B			C SL 81 1 SAFE P PO 85 B SL 80 X SI 87 2-1 ① F8 1-2		B CH 85 B SI 95 F FF 94 X SI 95 2-1 E6 13 FC6-4	B CH 82 C FF 93 X FF 94 1-1 13 2B 22 WP 1B 1-2 2-H 3-H	5	1	2	3	0	0	2
13 Alex Rodriguez, R (1, 5) 27 Kevin Russo, R (9, PR) (9, 5) OBP: 0.371, SLG: 0.455	1 SAFE 1 SAFE C SI 88 B SI 89 X SL 83 1-1 1-H 1B		C SL 81 S SL 83 F FF 91 B SI 88 S SI 89 1-3 ③ K		X SI 89 0-0 ② G5-3 2-3	B SI 91 X FF 90 1-0 ③ F9		F CH 83 F CH 84 X SI 94 0-2 ③ FC6-4 1-2f	B FF 95 B FF 95 B SI 94 C FF 93 X FF 93 3-1 22 WP 1-3 2-H 2B	5 0	0 0	2 0	2 0	0 0	1 0	3 0
24 Robinson Canó, L (1, 4) OBP: 0.401, SLG: 0.619	X SI 88 0-0 ③ F7			C FF 88 B CH 84 X FF 89 1-1 ① F8					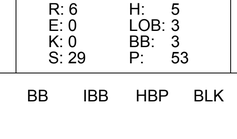	3	0	0	0	1	0	2
33 Nick Swisher, S (1, 9) 22 Randy Winn, S (8, 7) OBP: 0.381, SLG: 0.551 OBP: 0.324, SLG: 0.313		F FA 89 B SL 81 F SL 80 X SI 90 1-2 ① F8		C SL 80 B SI 88 C SL 80 S SL 82 1-3 ② K			B FF 89 B FF 89 F FF 88 B SI 90 X SI 88 3-1 ① F7		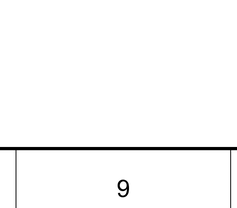	3 1	0 1	0 0	0 0	0 1	1 0	0 1
38 Marcus Thames, R (1, 7) 26 Greg Golson, R (7, 8) (8, 9) OBP: 0.426, SLG: 0.500 OBP: 0.500, SLG: 0.500		B FF 90 F SI 88 B FF 90 S SL 83 F SI 90 F FF 93 S SL 84 2-3 ② K		S SI 90 B SI 88 C SL 82 F FF 91 S FF 91 1-3 ③ K			F SL 82 X FF 91 0-1 ② G5-3		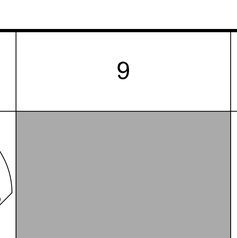	3 2	0 0	0 1	0 0	0 0	2 0	0 3
17 Francisco Cervelli, R (1, 2) OBP: 0.482, SLG: 0.490		C FF 92 F FF 92 B FF 92 F SL 84 F SL 84 F SI 92 X SL 84 1-2 ③ F7		B SI 87 B SI 87 F SI 87 C FF 88 S SI 90 2-3 ① K			B SL 81 X SI 89 1-0 2B		B SI 92 X CH 81 1-0 2 FC6-2 19 BB 11 1B 1B 1-2 2-H	4	1	2	1	0	1	0
19 Ramiro Pena, S (1, 6) OBP: 0.188, SLG: 0.172			B SI 89 C SI 89 F FF 89 B CH 86 X SL 84 2-2 ① L8		C SI 89 F SL 81 X SI 90 0-2 ② F8		C SI 89 S SL 82 S SL 83 0-3 ③ K		F SI 92 B FF 93 F SI 93 F SL 80 F SI 93 B FF 93 F SL 82 B FF 93 B SI 92 4-2 11 1B 2 FC6-2 25 1B BB 1-2 2-3	3	1	0	0	1	1	1
Inning Stats	R: 1 E: 0 K: 0 S: 12 H: 2 LOB: 1 BB: 0 P: 14	R: 0 E: 0 K: 1 S: 14 H: 0 LOB: 0 BB: 0 P: 18	R: 1 E: 0 K: 2 S: 15 H: 1 LOB: 1 BB: 1 P: 24	R: 0 E: 0 K: 2 S: 9 H: 0 LOB: 0 BB: 0 P: 12	R: 0 E: 0 K: 1 S: 7 H: 0 LOB: 0 BB: 0 P: 9	R: 0 E: 0 K: 0 S: 7 H: 1 LOB: 1 BB: 0 P: 10	R: 0 E: 0 K: 1 S: 8 H: 1 LOB: 1 BB: 0 P: 12	R: 0 E: 1 K: 2 S: 12 H: 0 LOB: 1 BB: 0 P: 16	R: 6 E: 0 K: 0 S: 29 H: 5 LOB: 3 BB: 3 P: 53	1B: 8 2B: 2 3B: 0 HR: 0 SF: 0 SAC: 0 DP: 0 HBP: 1						

PITCHER		IP	WLS	BF	H	R	ER	SO	BB	IBB	HBP	BLK	WP	HR	S	P	ERA	WHIP
38 Jeremy Bonderman, R ERA: 5.08	(1, 1)	7.0	L	27	5	2	2	7	1	0	0	0	0	0	72	99	2.57	0.857
40 Phil Coke, L ERA: 3.63	(8, 1)	1.1		9	2	4	4	2	1	0	1	0	0	0	24	35	27.00	2.250
43 Alfredo Figaro, R ERA: 27.0	(9, 1)	0.2		7	3	2	2	0	1	1	0	0	1	0	17	34	27.00	6.000

PITCHER	IP	WLS	BF	H	R	ER	SO	BB	IBB	HBP	BLK	WP	HR	S	P	ERA	WHIP

TOP

New York Yankees @ Detroit Tigers
Comerica Park, Detroit, MI
Wed May 12 2010, 7:09 PM - 10:15 PM EDT
Att. 28,514 - Cloudy - 51 F

livebaseballscorecards.com

AB	38
R	8
H	10
RBI	7
BB	4
SO	9
LOB	16

Batter	1	2	3	4	5	6	7	8	9	AB	R	H	RBI	BB	SO	LOB
14 Austin Jackson, R (1, 8) OBP: 0.400, SLG: 0.479	B FF 92 X FF 94 1-0 ① G5-3		B FF 92 F FC 89 F FC 89 S FF 93 1-3 ③ K		F FF 94 F FF 92 S FF 92 0-3 ③ K			F FF 96 F FF 97 B FF 95 X FF 97 1-2 18 G4-3 1B		4	0	1	0	0	2	0
18 Johnny Damon, L (1, 10) OBP: 0.403, SLG: 0.437	C FF 94 B FF 91 B FF 94 F FF 93 F FF 90 F FF 94 X FF 95 2-2 ② G4-3			C KC 77 B FF 88 B FF 92 B FF 93 B FF 92 4-1 26 1B 30 1B BB		B FC 87 B FF 90 X FF 92 2-0 ① P4		C FF 95 1 SAFE X FF 96 0-1 ② G4-3 1-2		3	0	0	0	1	0	1
30 Magglio Ordonez, R (1, 9) OBP: 0.367, SLG: 0.433	F FF 94 F FC 89 B FF 94 B FF 95 F FF 91 F FF 91 F FF 95 X FC 89 2-2 ③ F9			B FF 89 X FF 90 1-0 26 1B 1-2 1B		B FF 91 F FF 92 B KC 78 X FF 93 2-1 ② L7		B FF 96 T FF 96 B FF 95 S SL 90 S SL 88 2-3 ③ K		4	0	1	0	0	1	1
24 Miguel Cabrera, R (1, 3) OBP: 0.456, SLG: 0.636		F FF 93 B FF 92 B FC 90 X FC 90 2-1 2B		X FF 93 0-0 ① L6		C FC 89 F FF 94 S FF 91 0-3 ③ K			B FC 90 X FC 90 1-0 ① F9	4	0	1	0	0	1	2
26 Brennan Boesch, L (1, 7) OBP: 0.368, SLG: 0.611		S KC 77 F FF 93 F KC 77 B FF 94 F FF 94 B KC 77 F FC 88 B FF 95 S KC 78 3-3 ① K		F FF 93 S FC 89 B FF 94 F FF 93 X KC 77 1-2 1-2 2-3 1B			B FF 92 S FF 91 F FC 87 F FF 94 X KC 76 1-2 13 G6-4-3 1B		B FC 90 C FC 90 F FC 91 X FC 90 1-2 ② G5-3	4	0	2	0	0	1	1
13 Alex Avila, L (1, 2) OBP: 0.267, SLG: 0.327		B FF 94 B FF 91 C KC 78 F FF 94 B FC 91 S KC 77 3-3 ② K		F FF 89 F FF 89 S FF 93 0-3 ② K			F FC 88 B FF 92 1 SAFE X FC 88 1-1 ①② G6-4-3 1-2f		S FC 90 F FC 90 F FC 90 B FC 91 F FC 90 C FC 89 1-3 ③ K	4	0	0	0	0	3	5
32 Don Kelly, L (1, 5) OBP: 0.212, SLG: 0.281		C FF 93 S FF 93 F FF 94 F KC 78 S FF 93 0-3 ③ K		S FC 89 F FF 93 B FF 94 X FF 94 1-2 ③ P4			X FC 89 0-0 1B			3	0	1	0	0	1	4
39 Ramon Santiago, S (1, 6) OBP: 0.375, SLG: 0.290			B FF 92 C FF 92 F FF 89 C FF 92 1-3 ① K		F FF 91 X FC 89 0-1 ① F9		F FF 92 F FF 92 B FF 93 X FF 94 1-2 ③ P3			3	0	0	0	0	1	1
20 Scott Sizemore, R (1, 4) OBP: 0.307, SLG: 0.315			C FF 93 B FF 93 X FC 89 1-1 ② P2		X FF 93 0-0 ② B2-3			C FF 95 B FF 96 F FF 96 X SL 88 1-2 ① G5-3		3	0	0	0	0	0	0
Inning Stats	R: 0 E: 0 K: 0 S: 12 H: 0 LOB: 0 BB: 0 P: 17	R: 0 E: 0 K: 3 S: 16 H: 1 LOB: 1 BB: 0 P: 24	R: 0 E: 0 K: 2 S: 8 H: 0 LOB: 0 BB: 0 P: 11	R: 0 E: 0 K: 1 S: 13 H: 2 LOB: 3 BB: 1 P: 20	R: 0 E: 0 K: 1 S: 6 H: 0 LOB: 0 BB: 0 P: 6	R: 0 E: 0 K: 0 S: 6 H: 0 LOB: 0 BB: 0 P: 10	R: 0 E: 0 K: 1 S: 10 H: 2 LOB: 1 BB: 0 P: 13	R: 0 E: 0 K: 1 S: 11 H: 1 LOB: 1 BB: 0 P: 15	R: 0 E: 0 K: 1 S: 9 H: 0 LOB: 0 BB: 0 P: 12	1B: 5 2B: 1 3B: 0 HR: 0 SF: 0 SAC: 0 DP: 1 HBP: 0						

PITCHER		IP	WLS	BF	H	R	ER	SO	BB	IBB	HBP	BLK	WP	HR	S	P	ERA	WHIP
65 Phil Hughes, R ERA: 1.38	(1, 1)	7.0	W	26	5	0	0	8	1	0	0	0	0	0	71	101	0.00	0.857
62 Joba Chamberlain, R ERA: 2.3	(8, 1)	1.0	H	4	1	0	0	1	0	0	0	0	0	0	11	15	0.00	1.000
42 Mariano Rivera, R ERA:	(9, 1)	1.0		3	0	0	0	1	0	0	0	0	0	0	9	12	0.00	0.000

PITCHER	IP	WLS	BF	H	R	ER	SO	BB	IBB	HBP	BLK	WP	HR	S	P	ERA	WHIP

BOTTOM

New York Yankees @ Detroit Tigers
Comerica Park, Detroit, MI
Wed May 12 2010, 7:09 PM - 10:15 PM EDT
Att. 28,514 - Cloudy - 51 F

livebaseballscorecards.com

AB	32
R	0
H	6
RBI	0
BB	1
SO	10
LOB	15

New York Yankees @ Detroit Tigers

Comerica Park, Detroit, MI

Thu May 13 2010, 1:07 PM - 3:45 PM EDT

Att. 31,130 - Cloudy - 50 F

TOP

Batter	1	2	3	4	5	6	7	8	9	AB	R	H	RBI	BB	SO	LOB
2 Derek Jeter, R (1, 6) OBP: 0.314, SLG: 0.407	X FF 94 0-0 ① 11 FC6-4 1B		C FF 94 B FF 94 B FF 95 S SL 88 X FF 96 2-2 ① G6-3		H FF 95 1-0 11 G2-3 HBP		C FF 97 S FF 98 B CH 87 S CH 87 1-3 ② K		B SI 89 C CH 81 X SI 88 1-1 ② G6-3	4	0	1	0	0	1	1
11 Brett Gardner, L (1, 8) OBP: 0.411, SLG: 0.394	L FF 94 1 SAFE 1 SAFE F FF 95 F FF 95 F FF 96 B FF 96 X FF 96 1-2 ① FC6-4 25 E 1-2f		C FF 95 B CH 86 S FF 96 B CU 81 B CU 82 F FF 96 F FF 97 X FF 97 3-2 ② P5		C FF 95 C CU 81 X CU 81 0-2 ② G2-3 1-2		B CH 84 B FF 97 C FF 95 F FF 96 X FF 98 2-2 1-2 1B		C SI 89 B CU 77 B CH 82 B SI 89 C SI 87 X SI 89 3-2 ③ F8	5	0	1	0	0	0	2
25 Mark Teixeira, S (1, 10) OBP: 0.327, SLG: 0.382	1 SAFE B FF 96 1 SAFE 1 SAFE B CH 85 S CH 84 F FF 97 C CU 80 2-3 ② K 1-2		F CH 86 B CU 80 B FF 96 B FF 96 B FF 95 4-1 13 FC5-4 BB		B FF 97 B FF 97 F FF 98 F FF 97 B FF 97 X CH 86 3-2 ③ G3		C FF 101 B FF 100 B FF 100 F FF 101 X FF 102 2-2 ③ F7			3	0	0	0	1	1	4
13 Alex Rodriguez, R (1, 5) OBP: 0.361, SLG: 0.440	B FF 96 C FF 97 S FF 97 X FF 98 1-2 ③ P3		X FF 97 0-0 ③ FC5-4 1-2f			B FF 95 X FF 96 1-0 ① P5		X FF 100 0-0 ① G4-3		4	0	0	0	0	0	2
24 Robinson Canó, L (1, 4) OBP: 0.397, SLG: 0.605		F FF 94 F FF 94 B FF 95 F FF 95 X CH 87 1-2 ① G4-3		X CU 78 0-0 ① G6-3		C FF 95 B CU 80 X CH 86 1-1 ② G6-3		B FF 100 S FF 100 B SI 100 F SI 100 F FF 101 B FF 101 B FF 101 4-2 20 E BB		3	0	0	0	1	0	0
20 Jorge Posada, S (1, 2) OBP: 0.376, SLG: 0.561		B FF 96 X CH 85 1-0 22 BB 1B		F FF 94 X FF 94 0-1 ② G4-3		C FF 94 B CU 80 B CU 81 X FF 96 2-1 2B		C FF 99 X SI 99 0-1 FC6 1-2		4	0	2	0	0	0	1
53 Juan Miranda, L (1, 3)		B FF 96 F FF 96 X CU 80 1-1 ② F8		B FF 95 B FF 94 B FF 93 B FF 94 4-0 BB		F CH 87 B FF 96 X FF 96 1-1 ③ P6		B SI 99 F FF 98 F SI 100 X FF 101 1-2 ② P5		3	0	0	0	1	0	4
22 Randy Winn, S (1, 7) (7, 9) OBP: 0.317, SLG: 0.286		C FF 94 F FF 96 B FF 95 B CH 86 B CH 86 F FF 96 F FF 96 B FF 96 4-2 26 FC6-4 BB 1-2		C CH 84 B CU 77 B CU 79 S FF 97 F FF 97 B CU 81 F FF 97 F FF 97 S CH 85 3-3 ③ K			C FF 93 B CU 76 F FF 93 F FF 95 B CU 78 F SL 87 X CU 81 2-2 ① F7	F FF 100 F FF 101 B FF 101 X CU 82 1-2 ③ F7		3	0	0	0	1	1	3
26 Greg Golson, R (1, 9) OBP: 0.250, SLG: 0.250 38 Marcus Thames, R (7, PH) OBP: 0.429, SLG: 0.488 (7, 7)		C CU 81 C CU 82 X CU 82 0-2 ③ FC6-4 1-2f			B FF 95 L FF 94 F FF 94 S CH 86 1-3 ① K		B CU 80 F FF 97 B FF 97 B SL 88 B FF 97 4-1 11 1B BB		F SI 90 F SL 79 S FF 88 0-3 ① K	2 1	0 0	0 0	0 1	0 1	1 1	2 0
Inning Stats	R: 0 E: 1 K: 1 S: 12 H: 1 LOB: 1 BB: 0 P: 16	R: 0 E: 0 K: 0 S: 14 H: 1 LOB: 2 BB: 1 P: 21	R: 0 E: 0 K: 0 S: 10 H: 0 LOB: 1 BB: 1 P: 19	R: 0 E: 0 K: 1 S: 9 H: 0 LOB: 1 BB: 1 P: 16	R: 0 E: 0 K: 1 S: 9 H: 0 LOB: 1 BB: 0 P: 14	R: 0 E: 0 K: 0 S: 7 H: 1 LOB: 1 BB: 0 P: 12	R: 0 E: 0 K: 1 S: 15 H: 1 LOB: 2 BB: 1 P: 26	R: 0 E: 1 K: 0 S: 12 H: 0 LOB: 2 BB: 1 P: 18	R: 0 E: 0 K: 1 S: 8 H: 0 LOB: 0 BB: 0 P: 12	1B: 3 2B: 1 3B: 0 HR: 0	SF: 0 SAC: 0 DP: 0 HBP: 1			WP: 0 PB: 0 SB: 0 CS: 0	PA: 38		

PITCHER		IP	WLS	BF	H	R	ER	SO	BB	IBB	HBP	BLK	WP	HR	S	P	ERA	WHIP
35 Justin Verlander, R ERA: 3.88	(1, 1)	6.2	W	29	4	0	0	4	4	0	1	0	0	0	73	119	0.00	1.200
54 Joel Zumaya, R ERA: 2.11	(7, 1)	1.1		6	0	0	0	0	1	0	0	0	0	0	15	23	0.00	0.750
49 Eddie Bonine, R ERA: 0.96	(9, 1)	1.0		3	0	0	0	1	0	0	0	0	0	0	8	12	0.00	0.000

livebaseballscorecards.com

AB	32
R	0
H	4
RBI	0
BB	5
SO	5
LOB	19

BOTTOM

Batter	1	2	3	4	5	6	7	8	9	AB	R	H	RBI	BB	SO	LOB
14 Austin Jackson, R (1, 8) OBP: 0.390, SLG: 0.466	F FF 93 F SI 92 B FF 93 F CH 86 B FF 93 C FF 94 2-3 ① K		X FF 94 0-0 ① ② G4-6-3 1-2f		C CH 88 X FF 94 0-1 ③ G5-3		B FF 94 C FF 93 B FF 91 X FF 92 2-1 ② F9			4	0	0	0	0	1	1
18 Johnny Damon, L (1, 10) OBP: 0.405, SLG: 0.439	X FF 93 0-0 ② B1-3		C FF 94 B SL 81 S SL 81 B SL 81 X SL 80 2-2 ③ G3			C FF 92 X SI 92 0-1 30 24 2B 1B	C CU 79 B SI 93 X CH 85 1-1 30 1B 1B			4	1	2	0	0	0	0
30 Magglio Ordonez, R (1, 9) OBP: 0.371, SLG: 0.435	X FF 93 0-0 ③ G5-3			X SI 93 0-0 ① G6-3		B CH 85 1 SAFE X CH 86 1-0 24 2B 1B 1-2	B FF 92 F CH 84 B FF 93 F FF 92 B CU 80 X FF 94 3-2 24 FC6-4 1B 1-3			4	1	2	0	0	0	0
24 Miguel Cabrera, R (1, 3) OBP: 0.458, SLG: 0.662		C FF 92 F SI 92 S SL 82 0-3 ① K		C CH 87 B FF 95 B FF 94 X SI 93 2-1 HR		X SI 92 0-0 12 2B 2B 1-H 2-H	D CU 79 C SI 95 X CU 79 1-1 ③ FC6-4 1-2f			4	2	2	3	0	1	2
26 Brennan Boesch, L (1, 7) OBP: 0.383, SLG: 0.684 32 Don Kelly, L (7, 7) OBP: 0.206, SLG: 0.273		S SL 81 X FF 94 0-1 12 1B 2B		B SI 94 F SL 82 F FF 95 X SL 82 1-2 HR		C FF 94 S SL 81 F SL 81 F SL 81 B FF 94 B SL 82 S SL 82 2-3 ① K		C FF 92 B CU 77 X CH 83 1-1 ① L8		3 1	2 0	2 0	1 0	0 0	1 0	1 0
15 Brandon Inge, R (1, 5) OBP: 0.290, SLG: 0.389		B FF 93 X FF 92 1-0 ② F9		B FF 95 B CH 87 X CH 87 2-0 ② G5-3		S CH 87 F FF 94 X SL 81 0-2 ② F8		B FF 93 B FF 92 B FF 92 C FF 92 X FF 91 3-1 ② G6-3		4	0	0	0	0	0	2
12 Gerald Laird, R (1, 2) OBP: 0.274, SLG: 0.284		B FF 94 B SI 92 X FF 94 2-0 20 PB 2-H 1B		B SI 92 B CH 88 X FF 95 2-0 ③ G6-3		C SI 93 D SL 81 B CH 88 S CH 87 B FF 94 X CH 88 3-2 2-H 2B		X SI 93 0-0 ③ G4-3		4	0	2	2	0	0	0
20 Scott Sizemore, R (1, 4) OBP: 0.298, SLG: 0.304		C FF 94 S CH 85 T CH 86 0-2 ③ K 1-2			B FF 94 X FF 94 1-0 ① L8	C FF 94 B CH 87 C FF 93 X FF 94 1-2 ③ L9				3	0	0	0	0	1	2
4 Adam Everett, R (1, 6) OBP: 0.214, SLG: 0.245			X SI 92 0-0 14 G4-6-3 1B		C FF 94 F SL 82 B FF 94 B SL 80 F CH 86 F FF 94 X CH 86 2-2 ② P6		B FF 95 B FF 93 F FF 92 C FF 94 C CU 80 2-3 ① K			3	0	1	0	0	1	0
Inning Stats	R: 0 E: 0 K: 1 S: 6 H: 0 LOB: 0 BB: 0 P: 8	R: 1 E: 0 K: 2 S: 10 H: 2 LOB: 1 BB: 0 P: 13	R: 0 E: 0 K: 0 S: 5 H: 1 LOB: 0 BB: 0 P: 7	R: 2 E: 0 K: 0 S: 8 H: 2 LOB: 0 BB: 0 P: 15	R: 0 E: 0 K: 0 S: 8 H: 0 LOB: 0 BB: 0 P: 11	R: 3 E: 0 K: 1 S: 18 H: 4 LOB: 1 BB: 0 P: 25	R: 0 E: 0 K: 1 S: 12 H: 2 LOB: 2 BB: 1 P: 21	R: 0 E: 0 K: 0 S: 5 H: 0 LOB: 0 BB: 0 P: 9		1B: 6 2B: 3 3B: 0 HR: 2	SF: 0 SAC: 0 DP: 1 HBP: 0			WP: 0 PB: 1 SB: 0 CS: 0	PA: 34		

PITCHER		IP	WLS	BF	H	R	ER	SO	BB	IBB	HBP	BLK	WP	HR	S	P	ERA	WHIP
52 CC Sabathia, L ERA: 3.71	(1, 1)	6.0	L	26	9	6	6	4	0	0	0	0	0	2	55	79	9.00	1.500
41 Iván Nova, R ERA:	(7, 1)	2.0		8	2	0	0	1	0	0	0	0	0	0	17	30	0.00	1.000

livebaseballscorecards.com

AB	34
R	6
H	11
RBI	6
BB	0
SO	5
LOB	8

Batter	1	2	3	4	5	6	7	8	9	AB	R	H	RBI	BB	SO	LOB
10 Marco Scutaro, R (1, 6) OBP: 0.362, SLG: 0.352	C FF 93 C FF 93 F FF 96 X CH 83 0-2 15 HR 1B	B FF 91 C CH 81 1 SAFE F FF 90 F FF 93 F FF 92 X CH 80 1-2 ①② G6-4-3 1-2f		1 SAFE B SL 83 B SL 84 X FF 90 2-0 ③ FC5-4 1-2f			B SL 86 B SI 90 F SI 93 X FF 92 2-1 ① F9		C SI 89 B SI 90 C SI 89 X SI 91 1-2 ③ P5	5	1	1	0	0	0	3
15 Dustin Pedroia, R (1, 4) OBP: 0.361, SLG: 0.547	B FF 93 1 SAFE F FF 93 1 SAFE B FF 93 1 SAFE F FF 92 B FF 92 X FF 94 3-2 1-H HR	B FF 93 F CH 82 S FF 91 F FF 92 X SL 85 1-2 ③ G5-3			C FF 88 F FF 91 B CH 80 F CH 79 F FF 93 B SL 85 X SL 83 2-2 ① F8		C FF 93 F CH 83 F FF 93 B SI 93 X SI 94 1-2 ②③ G4-6-3 1-2f			4	1	1	2	0	0	1
41 Victor Martinez, S (1, 2) OBP: 0.290, SLG: 0.352	C FF 92 B CH 83 F FF 93 X FF 94 1-2 ① G6-3		C FF 90 C FF 91 B FF 94 F CH 81 B CH 81 F FF 92 X FF 93 2-2 ① F8		C CH 81 B CH 82 C FF 93 X CH 82 1-2 ② F7			B CH 82 B SI 90 X SI 91 2-0 ① G5-3		4	0	0	0	0	0	0
20 Kevin Youkilis, R (1, 3) OBP: 0.433, SLG: 0.536	C FF 93 C FF 91 B FF 91 B SL 87 B FF 94 B CH 83 4-2 7 1B 34 HR BB		C SL 81 X FF 90 0-1 ② G5-3		C FF 92 F CH 82 F FF 94 B FF 94 X FF 93 1-2 ③ F8			C SI 91 C CH 85 B SL 86 F FF 92 X SI 92 1-2 2B		3	1	1	0	1	0	0
7 J.D. Drew, L (1, 9) OBP: 0.364, SLG: 0.475	C FF 93 B FF 92 B CH 83 F CH 83 B FF 94 X CH 82 3-2 34 HR 1-3 1B		C FF 91 C FF 92 F FF 95 B SL 84 X FF 93 1-2 ③ F8			F FF 92 B SL 85 S SL 85 C SI 94 1-3 ① K		C FF 85 F FF 86 X FF 91 0-2 ② F7		4	1	1	0	0	1	1
34 David Ortiz, L (1, 10) OBP: 0.283, SLG: 0.483	B FF 93 1 SAFE B FF 91 B FF 93 F FF 94 X FF 92 3-1 1-H 3-H HR		C FF 90 B CH 81 B CH 81 F FF 92 B FF 93 F CH 82 F FF 94 X FF 93 3-2 HR			S SL 86 B FF 94 F SI 94 F FF 88 B SL 85 S SL 86 2-3 ② K		C FF 93 B FF 93 B FF 93 B FF 86 F FF 92 F FF 93 S SL 86 3-3 ③ K		4	2	2	4	0	2	1
29 Adrián Beltré, R (1, 5) OBP: 0.343, SLG: 0.424	C FF 92 B FF 94 B SL 83 T FF 92 F FF 94 B FF 94 F FF 93 X FF 92 3-2 ② P3		C FF 91 B SL 84 F SL 82 F FF 91 S CH 82 1-3 ① K			F CH 86 X SI 93 0-1 1B			X SI 89 0-0 ① G5-3	4	0	1	0	0	1	0
32 Jeremy Hermida, L (1, 7) OBP: 0.306, SLG: 0.442 22 Bill Hall, R (9, PH) OBP: 0.357, SLG: 0.383 (9, 7)	B FF 92 X CH 82 1-0 ③ G3-1		B FF 91 B FF 91 F SI 92 B FF 92 B FF 92 4-1 54 FC5-4 BB			B FF 86 X FF 93 1-0 ③ F7			B SI 89 B SI 89 F SI 89 X CH 80 2-1 HR	2 1	0 1	0 1	0 1	1 0	0 0	1 0
54 Darnell McDonald, R (1, 8) OBP: 0.321, SLG: 0.437		C FF 90 B FF 90 S SL 83 X SL 84 1-2 10 G6-4-3 1B	F FF 91 X SI 91 0-1 ② FC5-4 10 FC5-4 1-2f				F SI 91 X CH 84 0-1 15 G4-6-3 1B		C SI 88 B SI 90 C SI 89 F SL 77 X SI 90 1-2 ② P3	4	0	2	0	0	0	1
Inning Stats	R: 5 E: 0 K: 0 S: 23 H: 4 LOB: 0 BB: 1 P: 41	R: 0 E: 0 K: 0 S: 12 H: 1 LOB: 0 BB: 0 P: 15	R: 0 E: 0 K: 0 S: 11 H: 0 LOB: 0 BB: 0 P: 14	R: 1 E: 0 K: 1 S: 13 H: 1 LOB: 1 BB: 1 P: 23	R: 0 E: 0 K: 0 S: 12 H: 0 LOB: 0 BB: 0 P: 16	R: 0 E: 0 K: 2 S: 10 H: 1 LOB: 1 BB: 0 P: 14	R: 0 E: 0 K: 0 S: 8 H: 1 LOB: 0 BB: 0 P: 11	R: 0 E: 0 K: 1 S: 12 H: 1 LOB: 1 BB: 0 P: 18	R: 1 E: 0 K: 0 S: 10 H: 1 LOB: 0 BB: 0 P: 14	1B: 5 2B: 1 3B: 0 HR: 4 SF: 0 SAC: 0 DP: 2 HBP: 0						

PITCHER		IP	WLS	BF	H	R	ER	SO	BB	IBB	HBP	BLK	WP	HR	S	P	ERA	WHIP
37 Max Scherzer, R ERA: 7.29	(1, 1)	5.0	L	22	6	6	6	1	2	0	0	0	0	3	71	109	10.80	1.600
36 Brad Thomas, L ERA: 4.76	(6, 1)	3.0		11	3	0	0	3	0	0	0	0	0	0	30	43	0.00	1.000
59 Fu-Te Ni, L ERA: 2.51	(9, 1)	1.0		4	1	1	1	0	0	0	0	0	0	1	10	14	9.00	1.000

PITCHER	IP	WLS	BF	H	R	ER	SO	BB	IBB	HBP	BLK	WP	HR	S	P	ERA	WHIP

TOP

Boston Red Sox @ Detroit Tigers

Comerica Park, Detroit, MI

Fri May 14 2010, 7:07 PM - 10:03 PM EDT

Att. 31,732 - Clear - 67 F

livebaseballscorecards.com

AB	35
R	7
H	10
RBI	7
BB	2
SO	4
LOB	8

Batter	1	2	3	4	5	6	7	8	9	AB	R	H	RBI	BB	SO	LOB
14 Austin Jackson, R (1, 8) OBP: 0.390, SLG: 0.461	B FF 92 C FF 92 B FF 90 B SI 92 B FF 92 4-1 18 G6-3 26 1B BB	C FC 89 S SI 94 B SI 95 F SI 91 B FF 96 F SI 94 C CH 81 2-3 ③ K			S CH 82 X CH 82 0-1 ③ G5-3		C SL 84 S FF 99 B FF 100 S FF 98 1-3 ② K		C FF 88 X FS 83 0-1 1B	4	1	1	0	1	2	4
18 Johnny Damon, L (1, 10) OBP: 0.392, SLG: 0.422	1 SAFE C FF 93 1 SAFE C CH 80 F SI 93 B CU 74 1 SAFE F FF 94 1 SAFE 2-2 B FC 90 F SI 93 F FC 90 X CH 82 G6-3 1-2 ① 1-2	C CH 81 F CU 77 B FC 90 B SI 94 B FC 91 X SI 93 3-2 ① G6-3			B SI 94 S CH 80 X FC 90 1-1 ① G4-3	X FF 100 0-0 ③ G5-3			C FF 88 X FS 83 0-1 ③ F7	5	0	0	0	0	0	5
30 Magglio Ordonez, R (1, 9) OBP: 0.387, SLG: 0.448	B FF 94 F FF 94 B SI 95 F SI 93 F SI 95 B FF 94 B FC 89 4-2 15 FC5 26 1B BB	C CU 78 B CH 84 F FF 96 B FC 90 F SI 93 F SI 95 B CU 78 X SI 95 3-2 24 G4-6-3 1B			B CH 82 X SI 94 1-0 24 G1-3 1B		B FF 99 X SI 98 1-0 26 E 24 WP 15 SF8 1B			3	1	3	0	1	0	0
24 Miguel Cabrera, R (1, 3) OBP: 0.446, SLG: 0.642	X FF 93 0-0 ② P3	B SI 95 X SI 92 1-0 ②③ G4-6-3 1-2f			F CH 80 S CH 80 X SI 95 0-2 ② G1-3 1-2			S FF 99 B SI 98 F FF 96 B SL 85 S SL 84 2-3 ① K 1-2		4	0	0	0	0	1	5
26 Brennan Boesch, L (1, 7) OBP: 0.375, SLG: 0.656	F SI 94 X CH 81 0-1 15 FC5 1-2 2-H 1B			F FC 89 B SI 96 S SI 91 B FC 90 B FF 95 F FF 94 X CH 80 3-2 ① F8		B FF 89 B FF 95 X CH 78 2-0 ③ F8		X FF 98 0-0 E1 12 2-5 20 BB 2-3		4	0	1	1	0	0	2
15 Brandon Inge, R (1, 5) OBP: 0.289, SLG: 0.383	D CU 76 C CH 80 S CH 81 X SI 96 1-2 ③ FC5 1-2 2-3f			X SI 94 0-0 ② F8			B FF 93 B SI 93 B FF 93 B FF 92 4-0 39 HBP 12 BB BB	C FF 97 B SI 97 B SL 82 C SL 84 B FF 97 X FF 97 3-2 ② SF8 3-H		2	0	0	1	1	0	2
20 Scott Sizemore, R (1, 4) OBP: 0.296, SLG: 0.295		B SI 94 S SI 92 B CH 81 X FF 93 2-1 ① P4		C SI 94 C FC 91 S CH 83 0-3 ③ K			F SI 92 C CU 76 B CH 81 F SI 94 F SI 95 D CU 78 X CH 80 2-2 ① F9	C SL 83 B FF 97 B FF 97 B FF 96 S FF 97 B FF 97 4-2 1-2 BB		3	0	0	0	1	1	1
12 Gerald Laird, R (1, 2) OBP: 0.273, SLG: 0.273		B SI 94 X SI 92 1-0 ② G5-3		B FF 93 B SI 90 C SI 93 X SI 92 2-1 ① F7			1 SAFE B SI 93 B FC 87 B FF 94 C SI 92 B SI 91 4-1 39 HBP 1-2 BB	C FF 97 S SL 83 0-2 ③ 2-5 2-3	C FF 87 C FS 82 B FF 86 S CU 77 1-3 ① K	3	0	0	0	1	1	0
39 Ramon Santiago, S (1, 6) OBP: 0.381, SLG: 0.282		B SI 94 C SI 94 C FC 91 B SI 96 B FC 89 B SI 94 4-2 BB			F SI 95 C CU 76 B FF 93 C CU 77 1-3 ② K		H FF 98 1-0 1-2 2-3 HBP		B FF 87 B FF 87 C FF 87 X FF 86 2-1 ② P6	2	0	0	0	1	1	0
Inning Stats	R: 1 E: 0 K: 0 S: 17 H: 1 LOB: 2 BB: 2 P: 28	R: 0 E: 0 K: 1 S: 10 H: 0 LOB: 1 BB: 1 P: 19	R: 0 E: 0 K: 0 S: 9 H: 1 LOB: 0 BB: 0 P: 16	R: 0 E: 0 K: 1 S: 8 H: 0 LOB: 0 BB: 0 P: 11	R: 0 E: 0 K: 1 S: 7 H: 0 LOB: 0 BB: 0 P: 10	R: 0 E: 0 K: 0 S: 7 H: 1 LOB: 1 BB: 0 P: 11	R: 0 E: 0 K: 1 S: 10 H: 0 LOB: 3 BB: 2 P: 22	R: 1 E: 1 K: 1 S: 12 H: 1 LOB: 2 BB: 1 P: 22	R: 0 E: 0 K: 1 S: 9 H: 1 LOB: 1 BB: 0 P: 12	1B: 5 2B: 0 3B: 0 HR: 0 SF: 1 SAC: 0 DP: 1 HBP: 1						

PITCHER		IP	WLS	BF	H	R	ER	SO	BB	IBB	HBP	BLK	WP	HR	S	P	ERA	WHIP
11 Clay Buchholz, R ERA: 3.46	(1, 1)	6.1	W	26	3	1	1	3	5	0	0	0	0	0	64	111	1.42	1.263
51 Daniel Bard, R ERA: 2.75	(7, 1)	1.2		9	1	1	0	2	1	0	1	0	1	0	16	28	0.00	1.200
37 Hideki Okajima, L ERA: 4.38	(9, 1)	1.0		4	1	0	0	1	0	0	0	0	0	0	9	12	0.00	1.000

PITCHER	IP	WLS	BF	H	R	ER	SO	BB	IBB	HBP	BLK	WP	HR	S	P	ERA	WHIP

BOTTOM

Boston Red Sox @ Detroit Tigers

Comerica Park, Detroit, MI

Fri May 14 2010, 7:07 PM - 10:03 PM EDT

Att. 31,732 - Clear - 67 F

livebaseballscorecards.com

AB	30
R	2
H	5
RBI	2
BB	6
SO	6
LOB	19

TOP

Batter	1	2	3	4	5	6	7	8	9	10	11	12	AB	R	H	RBI	BB	SO	LOB
10 Marco Scutaro, R (1, 6) OBP: 0.361, SLG: 0.347	B CH 84 B CH 84 B FF 85 B FF 86 4-0 20 BB BB		C CH 84 C CH 84 C FF 89 0-3 K	S CH 83 B CH 83 C CH 83 X CU 80 1-2 20 BB 15 BB 34 1B 1B	X SI 88 0-0 G5-3		C FF 95 F FF 97 B FF 96 X FF 96 1-2 F9			X SI 98 0-0 SH1-4 1-2		C FF 96 C FF 98 X FF 99 0-2 G6-3	5	1	1	0	1	1	0
15 Dustin Pedroia, R (1, 4) OBP: 0.360, SLG: 0.533	B FF 86 C FF 85 B SI 86 X FF 89 2-1 F9		B CH 84 F CH 83 B CU 75 B CH 83 C SI 85 B CH 85 4-2 20 BB 34 1B BB	B FF 85 B CH 83 B SI 85 B CH 84 4-0 20 BB 34 1B 1-2 BB		C CH 78 B CU 75 C SI 87 X SL 80 1-2 F8		C FF 96 B SL 87 B SL 85 B FF 95 X FF 96 3-1 P3		F FF 99 X FF 99 0-1 G6-3 2-3		4	1	0	0	2	0	3
41 Victor Martinez, S (1, 2) OBP: 0.285, SLG: 0.338	B SI 87 D SI 86 C FF 89 F SI 87 S FF 88 2-3 K		C CU 77 B CU 77 C SI 89 1 SAFE S FF 90 1-3 K	B SI 90 B CH 80 X SI 90 2-0 P5		B CH 80 C CH 80 B SL 83 X SI 89 2-1 F8		F FF 97 B CH 88 B CH 88 F FF 97 B FF 98 B FF 97 4-2 20 E BB		X FF 99 0-0 L3		5	0	0	0	1	2	6
20 Kevin Youkilis, R (1, 3) OBP: 0.448, SLG: 0.532	C FF 87 B SI 87 B SI 86 B SI 85 B SI 88 4-1 1-2 BB		B SI 88 B CU 76 B CU 75 C FF 88 B FF 87 4-1 34 1B 7 2B 1-2 BB	C SI 90 D SL 84 C CU 77 B SL 84 B SL 81 B CU 76 4-2 34 1B 1-2 2-3 BB		B SI 89 C SI 88 S CH 81 F SI 89 B FF 90 B CU 76 B SI 90 4-2 BB		B SL 87 X FF 95 1-0 E3 1-2		B SI 100 B FF 100 B FF 100 B SI 100 4-0 34 1B BB		1	1	0	0	5	0	1
34 David Ortiz, L (1, 10) OBP: 0.295, SLG: 0.484	C SL 80 B SL 86 B FF 91 C FF 90 B FF 93 S FF 92 3-3 K		D SL 84 X FF 89 1-0 29 BB 7 2B 1-3 2-H 1B	C SI 91 B CH 81 F SL 79 X SL 83 1-2 1-2 2-H 3-H 1B		S SI 88 X SI 89 0-1 L5		S SL 82 B FF 94 T SI 94 D SL 83 B SL 82 S FF 94 3-3 K		B SI 100 B FF 101 X SI 100 2-0 7 G6-4-3 1-2 1B		6	1	3	2	0	2	5
29 Adrian Beltré, R (1, 5) OBP: 0.349, SLG: 0.431		C FF 86 B SI 89 C CU 76 X SL 81 1-2 7 BB 1B	B FF 91 S SI 86 B SI 87 F FF 90 F FF 91 B FF 90 F SI 88 B FF 89 4-2 7 2B 1-2 BB		X SI 88 0-0 7 F8 22 HR 2B		C SI 86 B CU 78 F CU 76 F SL 80 B FF 88 F SI 89 B CH 81 X CU 77 3-2 P5		S CH 80 F SI 93 X CH 79 0-2 G4-3		C FF 100 C FF 98 B FF 100 F SI 99 B SI 101 F CU 84 F FF 102 S FF 101 2-3 K		5	1	2	0	1	1	2
7 J.D. Drew, L (1, 9) OBP: 0.370, SLG: 0.476		B FF 88 B FF 86 B FF 87 B FF 86 4-0 54 G4-3 1-2 BB	B FF 90 X FF 89 1-0 1-3 2-H 3-H 2B	X SI 87 0-0 F8 2-3		C CH 81 B FF 89 B SL 80 B CH 80 B FF 89 4-1 BB		B SL 80 C SI 94 T FF 94 B SL 82 B SL 81 X FF 94 3-2 P5		B FF 101 X FF 99 1-0 G6-4-3 1-2f		4	0	1	2	2	0	3
22 Bill Hall, R (1, 7) OBP: 0.350, SLG: 0.431 32 Jeremy Hermida, L (9, PH) OBP: 0.299, SLG: 0.430 (9, 7)		C SI 84 B SI 90 B FF 88 X CH 84 2-1 P2	C SI 87 B FF 90 B CU 75 F FF 85 B FF 88 X FF 87 3-2 F9	C CU 76 B CH 79 F SI 89 B FF 90 F FF 89 X SL 84 2-2 3-H HR		F FF 96 X FF 95 0-1 L8		C FF 100 F FF 100 C FF 101 0-3		B FS 86 B FF 95 B FF 96 C FF 95 X FF 95 3-1 F7		4 2	1 0	1 0	2 0	0 0	0 1	5 0
54 Darnell McDonald, R (1, 8) OBP: 0.305, SLG: 0.413 25 Mike Lowell, R (10, PH) OBP: 0.377, SLG: 0.434 44 Jonathan Van Every, L (10, PR) OBP: 0.263, SLG: 0.353 (10, 8)		C CH 84 X FF 88 0-1 G4-3 1-2f	B FF 87 C FF 86 F CH 84 S FF 88 1-3 K	C SI 90 F SI 88 B FF 90 B CU 77 F CU 75 C SI 90 2-3 K		B SL 86 B FF 96 S FF 95 F FF 96 S FF 97 2-3 K		X FF 100 0-0 15 G6-3 10 SH1-4 1B		C FS 88 B FS 88 S FS 88 X FS 88 1-2 G4-3		4 1 1	0 0 0	0 1 0	0 0 0	0 0 0	3 0 0	3 0 0
Inning Stats	R: 0 E: 0 K: 2 S: 9 H: 0 LOB: 2 BB: 2 P: 24	R: 0 E: 0 K: 0 S: 7 H: 1 LOB: 1 BB: 1 P: 14	R: 3 E: 0 K: 2 S: 18 H: 2 LOB: 2 BB: 3 P: 36	R: 1 E: 0 K: 1 S: 12 H: 2 LOB: 2 BB: 2 P: 25	R: 2 E: 0 K: 1 S: 11 H: 2 LOB: 0 BB: 0 P: 15	R: 0 E: 0 K: 0 S: 10 H: 0 LOB: 1 BB: 1 P: 17	R: 0 E: 0 K: 1 S: 11 H: 0 LOB: 1 BB: 1 P: 20	R: 0 E: 1 K: 1 S: 11 H: 0 LOB: 2 BB: 1 P: 23	R: 0 E: 0 K: 1 S: 9 H: 0 LOB: 0 BB: 0 P: 12	R: 0 E: 0 K: 0 S: 5 H: 1 LOB: 2 BB: 0 P: 5	R: 0 E: 0 K: 1 S: 8 H: 1 LOB: 1 BB: 1 P: 17	R: 0 E: 0 K: 0 S: 8 H: 0 LOB: 0 BB: 0 P: 12	1B: 6 2B: 2 3B: 0 HR: 1	SF: 0 SAC: 1 DP: 2 HBP: 0	WP: 0 PB: 0 SB: 0 CS: 0	PA: 55			

PITCHER		IP	WLS	BF	H	R	ER	SO	BB	IBB	HBP	BLK	WP	HR	S	P	ERA	WHIP
21 Dontrelle Willis, L ERA: 4.68	(1, 1)	3.1		20	4	4	4	5	7	0	0	0	0	0	40	86	10.80	3.300
49 Eddie Bonine, R ERA: 1.66	(4, 1)	3.0		14	3	2	2	1	3	0	0	0	0	1	33	58	6.00	2.000
45 Ryan Perry, R ERA: 2.87	(7, 1)	1.1		6	0	0	0	1	1	0	0	0	0	0	13	24	0.00	0.750
40 Phil Coke, L ERA: 3.44	(8, 1)	1.0		3	0	0	0	1	0	0	0	0	0	0	9	15	0.00	0.000
54 Joel Zumaya, R ERA: 1.9	(9, 1)	2.1		9	2	0	0	2	1	0	0	0	0	0	16	25	0.00	1.286

PITCHER		IP	WLS	BF	H	R	ER	SO	BB	IBB	HBP	BLK	WP	HR	S	P	ERA	WHIP
46 Jose Valverde, R ERA: 0.54	(12, 1)	1.0	W	3	0	0	0	0	0	0	0	0	0	0	8	12	0.00	0.000

Boston Red Sox @ Detroit Tigers
Comerica Park, Detroit, MI
Sat May 15 2010, 7:07 PM - 11:42 PM EDT
Att. 40,742 - Partly Cloudy - 62 F

livebaseballscorecards.com

AB	42
R	6
H	9
RBI	6
BB	12
SO	10
LOB	28

BOTTOM

Batter	1	2	3	4	5	6	7	8	9	10	11	12	AB	R	H	RBI	BB	SO	LOB
14 Austin Jackson, R (1, 8) OBP: 0.382, SLG: 0.446	C FF 93 F FC 88 B FF 94 X FC 88 1-2 G5-3		X FF 94 0-0 G5-3		B CU 77 X CH 85 1-0 G5-3		B CH 85 F FC 88 F CU 79 B FF 95 F FC 90 F CU 81 F FC 89 B FF 94 B FC 90 4-2 BB		B SL 82 B FF 94 B FS 90 F FF 94 X FF 95 2-2 G4-3		B CH 81 B FF 93 C CH 82 B FF 94 F FF 95 X FF 92 3-2 G6-3		5	0	0	0	1	0	2
57 Casper Wells, R (1, 7) 18 Johnny Damon, L (9, PH) OBP: 0.387, SLG: 0.415 (10, 7)	B FF 93 X FF 93 1-0 G6-3		B FF 94 X CH 86 1-0 G5-3			B CH 83 B FF 92 S FF 92 F CH 84 C FF 93 2-3 K	C FF 94 S FC 90 B FF 93 C FF 93 1-3 K		X FF 94 0-0 P5		C FF 94 B FF 91 B FF 92 B FF 92 C FF 90 C CH 81 3-3 K		4 2	0 0	0 0	0 0	0 0	2 1	2 1
30 Magglio Ordonez, R (1, 9) OBP: 0.391, SLG: 0.471	B FF 94 S FC 88 F CH 88 S CU 80 1-3 K		C FF 94 B FC 89 C FF 94 F FF 94 X SI 94 1-2 G6-3			B CH 85 X CH 84 1-0 24 1B 26 3B 1B	B FF 87 F FF 88 B FF 87 C FF 87 F FF 86 X FS 83 3-2 HR	C FF 95 S FF 96 B FF 95 S FF 96 1-3 K				B FF 92 X CU 77 1-0 26 1B 39 BB 1B	6	3	3	1	0	2	1
24 Miguel Cabrera, R (1, 3) OBP: 0.448, SLG: 0.631		C FF 93 B FC 88 B FC 88 C FF 94 B CU 79 B CH 86 4-2 12 FC6-4 BB	B FF 92 C FF 92 B FF 92 X FF 92 2-1 F9			F FC 89 C FF 94 B CU 80 B FC 87 X FC 89 2-2 26 3B 1-2 1B	B FF 87 F FF 88 F FF 88 F FF 88 B FF 86 B FS 82 F FF 88 B FF 88 4-2 26 1B 15 2B BB		C FF 94 B FF 96 F FS 91 F FF 96 X FS 91 1-2 L4		C FF 94 X FF 92 0-1 P3	4	2	1	0	2	0	1
26 Brennan Boesch, L (1, 10) OBP: 0.400, SLG: 0.701	F FF 93 F FC 89 F FC 89 1 SAFE F CU 78 F SI 92 B CU 80 S FF 92 1-3 K		F FC 88 S SI 91 B CU 79 B FC 89 S SI 91 2-3 K			B SI 92 C SI 92 F SI 92 F FF 94 X CU 80 1-2 1-H 2-H 15 SF7 3B	X FF 87 0-0 15 2B 1-2 1B		X FF 94 0-0 2B		B SI 87 X SI 87 1-0 39 BB 15 BB 1-3 1B	6	1	4	2	0	2	1
15 Brandon Inge, R (1, 5) OBP: 0.297, SLG: 0.389	F SI 92 F CH 86 X FC 88 0-2 F8		B FF 93 B FF 93 B FF 92 C SI 92 B FF 92 4-1 BB			B FC 89 X CU 77 1-0 SF7 3-H	B FS 82 S FS 82 F CU 77 X FS 82 1-2 1-3 2-H 2B	S FF 95 B FF 95 B SL 84 F FF 95 S FF 95 2-3 K			B SI 93 B SL 87 B SL 88 C SL 86 B FF 92 4-1 39 BB 1-2 BB	3	0	1	2	2	1	2
12 Gerald Laird, R (1, 2) 13 Alex Avila, L (12, PH) OBP: 0.262, SLG: 0.321	1 SAFE B FF 92 F FC 87 C CU 77 1 SAFE X CU 79 1-2 FC6-4 1-2f		X CH 85 0-0 G5-3			F FF 94 B FC 88 B SI 93 C SI 93 F FC 89 C CU 79 2-3 K	S FS 82 F FF 87 B FF 87 T FF 87 1-2 K		B FF 95 S FF 95 B FF 96 X FF 95 1-2 F7		C FF 94 S CH 89 F CH 90 S FF 92 0-3 K	5 1	0 0	0 0	0 0	2 1	5 3
20 Scott Sizemore, R (1, 4) OBP: 0.297, SLG: 0.289 39 Ramon Santiago, S (8, PH) OBP: 0.391, SLG: 0.278 (9, 4)			B FF 91 B CH 84 F FF 91 B FC 87 B FF 91 4-1 4 2B BB		B FF 91 B FF 90 F FF 90 S FF 91 S FC 88 2-3 K		F FF 92 S CU 77 S FC 89 0-3 K	B FF 86 X FF 86 1-0 L5			B FF 93 F FF 92 B CU 76 B FF 92 B FF 91 4-1 4 SH1-4 BB	B FF 95 F FF 92 B FF 93 B FF 93 4-0 1-2 2-3 3-H BB	2 1	1 0	0 0	0 1	1 2	2 0	0 2
4 Adam Everett, R (1, 6) OBP: 0.217, SLG: 0.263			B FF 93 C FF 92 F FC 88 X CU 78 1-2 1-H 2B		F FF 92 B CH 86 C CH 86 S FC 90 1-3 K		C FF 93 C FF 94 C FF 89 0-3 K	X FF 94 0-0 P5			B FF 93 B FF 91 L FF 91 X FF 90 2-1 SH1-4 1-2		4	0	1	1	0	2	2
Inning Stats	R: 0 E: 0 K: 1 S: 7 H: 0 LOB: 0 BB: 0 P: 10	R: 0 E: 0 K: 1 S: 14 H: 0 LOB: 1 BB: 1 P: 20	R: 1 E: 0 K: 0 S: 10 H: 1 LOB: 1 BB: 1 P: 17	R: 0 E: 0 K: 1 S: 7 H: 0 LOB: 1 BB: 1 P: 15	R: 0 E: 0 K: 2 S: 7 H: 0 LOB: 0 BB: 0 P: 11	R: 3 E: 0 K: 2 S: 16 H: 3 LOB: 0 BB: 0 P: 25	R: 0 E: 0 K: 3 S: 14 H: 0 LOB: 1 BB: 1 P: 19	R: 2 E: 0 K: 1 S: 16 H: 3 LOB: 2 BB: 1 P: 26	R: 0 E: 0 K: 1 S: 7 H: 0 LOB: 0 BB: 0 P: 10	R: 0 E: 0 K: 1 S: 11 H: 1 LOB: 1 BB: 0 P: 15	R: 0 E: 0 K: 1 S: 9 H: 0 LOB: 1 BB: 1 P: 21	R: 1 E: 0 K: 1 S: 9 H: 2 LOB: 3 BB: 2 P: 19	1B: 5 2B: 3 3B: 1 HR: 1	SF: 1 SAC: 1 DP: 0 HBP: 0	WP: 0 PB: 0 SB: 0 CS: 0	PA: 53			

PITCHER		IP	WLS	BF	H	R	ER	SO	BB	IBB	HBP	BLK	WP	HR	S	P	ERA	WHIP
31 Jon Lester, L ERA: 3.91	(1, 1)	7.0		29	4	4	4	10	4	0	0	0	0	0	75	117	5.14	1.143
37 Hideki Okajima, L ERA: 5.54	(8, 1)	0.2	B	6	3	2	2	1	1	0	0	0	0	1	15	25	27.00	6.000
58 Jonathan Papelbon, R ERA: 1.47	(8, 1)	2.1		8	1	0	0	2	0	0	0	0	0	0	19	26	0.00	0.429
17 Manny Delcarmen, R ERA: 2.41	(11, 1)	1.1	L	6	1	1	1	1	1	0	0	0	0	0	12	25	6.75	1.500
60 Scott Schoeneweis, L ERA: 8.53	(12, 1)	0.0		1	1	0	0	0	0	0	0	0	0	0	1	2	∞	∞

PITCHER		IP	WLS	BF	H	R	ER	SO	BB	IBB	HBP	BLK	WP	HR	S	P	ERA	WHIP
56 Ramon E Ramirez, R ERA: 5.4	(12, 1)	0.1		3	0	0	0	1	2	0	0	0	0	0	5	13	0.00	6.000

Boston Red Sox @ Detroit Tigers
Comerica Park, Detroit, MI
Sat May 15 2010, 7:07 PM - 11:42 PM EDT
Att. 40,742 - Partly Cloudy - 62 F

livebaseballscorecards.com

AB	43
R	7
H	10
RBI	7
BB	8
SO	15
LOB	22

Boston Red Sox @ Detroit Tigers

Comerica Park, Detroit, MI

Sun May 16 2010, 1:08 PM - 4:01 PM EDT

Att. 35,454 - Sunny - 61 F

TOP

Batter	1	2	3	4	5	6	7	8	9	AB	R	H	RBI	BB	SO	LOB
10 Marco Scutaro, R (1, 6) OBP: 0.362, SLG: 0.344	B SI 90 B SI 91 B SI 92 B SI 91 4-0 7 BB		B SI 91 B SI 92 X SI 91 2-0 ① G5-3		B SL 84 B SI 92 B SI 91 C SI 89 C SI 92 F SI 92 F SI 92 X SI 90 3-2 ③ P2		B CH 78 C CH 78 X SI 89 1-1 32 BB 1-3 1B		F FF 97 X FF 98 0-1 ② F3	4	0	1	0	1	0	3
32 Jeremy Hermida, L (1, 7) OBP: 0.304, SLG: 0.434	B SI 91 C SI 92 X SI 91 1-1 ① F8		F SI 91 B CH 84 F SI 92 B SL 86 F SL 86 B SI 92 F SI 92 F SL 87 X SL 86 3-2 2-H 2B			B SI 90 B SI 90 B SI 90 C SI 88 X SI 88 3-1 ① F7	C SL 75 B SL 76 B SI 88 B SL 75 B SI 86 4-1 1-2 BB		B FS 88 C FF 97 D FS 89 B FF 97 F FF 97 X FS 88 3-2 ③ G3	4	0	1	1	1	0	3
7 J.D. Drew, L (1, 9) OBP: 0.367, SLG: 0.465	C SI 92 B SI 92 B SL 87 1 SAFE B SI 92 C SI 92 F SI 92 1 SAFE B SI 90 4-2 1-2 BB		S CH 85 B SI 93 C SL 87 S SL 85 1-3 ② K			F SL 85 C SL 86 X SL 83 0-2 ② L8	D SL 77 C SL 76 F SI 90 S SL 77 1-3 ③ K			3	0	0	0	1	2	4
20 Kevin Youkilis, R (1, 3) OBP: 0.449, SLG: 0.531	C SI 91 X SI 93 0-1 ② L9		B SI 86 C SI 93 C SL 87 X SI 93 1-2 ③ F9			X SI 91 0-0 34 BB 1B		C FF 95 F FF 96 B SL 87 B SL 88 X FF 95 2-2 25 G5-4-3 1B		4	0	2	0	0	0	3
34 David Ortiz, L (1, 10) OBP: 0.294, SLG: 0.469	B SI 92 S SI 93 C SL 87 C SI 94 1-3 ③ K			F SI 90 B SI 92 B SL 85 B SI 91 F SI 92 F SI 92 X SI 91 3-2 ① F7		F SI 90 F CH 82 B SL 87 F SL 86 F CH 84 B SL 86 B SL 84 F SI 90 B SI 91 4-2 1-2 BB		B FF 96 C FF 95 S CH 88 F FF 97 F CH 87 F FF 97 F FF 98 S SL 89 1-3 ① K		3	0	0	0	1	2	3
25 Mike Lowell, R (1, 5) OBP: 0.354, SLG: 0.404		B SI 90 C SI 90 S SL 85 B SL 88 F SL 87 X SI 92 2-2 ① G5-3		X SL 86 0-0 ② G4-3		C FF 91 X SL 82 0-1 ③ P2		F SL 88 X FF 96 0-1 ②③ G5-4-3 1-2f		4	0	0	0	0	0	3
33 Jason Varitek, S (1, 2) OBP: 0.404, SLG: 0.805		S SI 92 B SI 93 B SL 85 F SI 91 X SI 92 2-2 ② F9		S SI 93 B SL 86 C SL 86 B SL 86 F SI 92 S SL 86 2-3 ③ K			F SI 90 B SI 91 F SI 90 X SI 90 1-2 ① G5-3		C FF 95 B FS 87 B FS 88 B FF 95 C FS 86 B FS 88 4-2 54 1B BB	3	0	0	0	1	1	0
22 Bill Hall, R (1, 4) OBP: 0.328, SLG: 0.400		C SI 93 C SI 87 S SL 88 0-3 ③ K			X SI 90 0-0 ① L3		B FF 92 C SL 81 F FF 93 B SL 85 F SL 83 B SL 84 S SL 85 3-3 ② K		F FF 96 C FS 88 S FS 88 0-3 ① K	4	0	0	0	0	3	1
44 Jonathan Van Every, L (1, 8) OBP: 0.286, SLG: 0.421 54 Darnell McDonald, R (7, PH) OBP: 0.321, SLG: 0.429 (7, 8)			B SI 89 B SI 88 C SI 90 X SI 91 2-1 32 2B 2B		C SI 90 B SI 91 C SL 85 S SL 84 1-3 ② K		B SI 87 X SI 88 1-0 10 1B 1B		S FS 89 X FS 88 0-1 1-2 1B	2 2	1 0	1 2	0 0	0 0	1 0	0 0
Inning Stats	R: 0 E: 0 K: 1 S: 10 H: 0 LOB: 2 BB: 2 P: 20	R: 0 E: 0 K: 1 S: 10 H: 0 LOB: 0 BB: 0 P: 14	R: 1 E: 0 K: 1 S: 15 H: 2 LOB: 1 BB: 0 P: 24	R: 0 E: 0 K: 1 S: 9 H: 0 LOB: 0 BB: 0 P: 14	R: 0 E: 0 K: 1 S: 9 H: 0 LOB: 0 BB: 0 P: 13	R: 0 E: 0 K: 0 S: 13 H: 1 LOB: 2 BB: 1 P: 20	R: 0 E: 0 K: 2 S: 14 H: 2 LOB: 3 BB: 1 P: 25	R: 0 E: 0 K: 1 S: 12 H: 1 LOB: 0 BB: 0 P: 15	R: 0 E: 0 K: 1 S: 12 H: 1 LOB: 2 BB: 1 P: 19	1B: 5 2B: 2 3B: 0 HR: 0 SF: 0 SAC: 0 DP: 1 HBP: 0						

PITCHER		IP	WLS	BF	H	R	ER	SO	BB	IBB	HBP	BLK	WP	HR	S	P	ERA	WHIP
58 Armando Galarraga, R ERA: 1.59	(1, 1)	5.2	W	23	3	1	1	5	3	0	0	0	0	0	64	103	1.59	1.059
38 Jeremy Bonderman, R ERA: 4.93	(6, 1)	1.0	H	3	0	0	0	1	0	0	0	0	0	0	9	13	0.00	0.000
59 Fu-Te Ni, L ERA: 2.45	(7, 1)	0.1		4	2	0	0	1	1	0	0	0	0	0	7	14	0.00	9.000
45 Ryan Perry, R ERA: 2.7	(8, 1)	1.0		3	1	0	0	1	0	0	0	0	0	0	12	15	0.00	1.000
46 Jose Valverde, R ERA: 0.51	(9, 1)	1.0		5	1	0	0	1	1	0	0	0	0	0	12	19	0.00	2.000

livebaseballscorecards.com

AB	33
R	1
H	7
RBI	1
BB	5
SO	9
LOB	20

BOTTOM

Batter	1	2	3	4	5	6	7	8	9	AB	R	H	RBI	BB	SO	LOB
18 Johnny Damon, L (1, 7) OBP: 0.403, SLG: 0.424 14 Austin Jackson, R (8, 8) OBP: 0.382, SLG: 0.446	B FF 91 B FF 90 B FF 91 C FF 91 B FF 92 4-1 30 L6-3 BB	B FF 91 C FF 91 C FF 92 F SI 87 B FF 92 B FF 93 B FF 92 4-2 1-2 2-3 3-H BB		B FF 90 B FF 90 C FF 90 F SI 91 X CU 80 2-2 39 S 39 HR 1B		C FF 87 X CU 79 0-1 30 CS 1B				2 0	1 0	2 0	1 0	2 0	0 0	0 0
39 Ramon Santiago, S (1, 6) OBP: 0.385, SLG: 0.316	M FF 91 F SI 91 B CU 81 C CU 80 1-3 ① K	X FF 93 0-0 ③ F7		C FF 89 B CU 78 F CU 80 F FF 90 X CU 79 1-2 1-H HR		C CU 77 1 SAFE X FF 87 0-1 ② F9				4	1	1	2	0	1	5
30 Magglio Ordonez, R (1, 10) OBP: 0.394, SLG: 0.472	B FF 91 F FF 91 F FF 92 1 SAFE X FF 94 1-2 ②③ L6-3 1-1		B FC 84 C FF 90 F FF 91 B CU 80 X FF 92 2-2 26 1B 15 FC6-4 1B	C FF 90 F FF 90 X FF 92 0-2 1B		B FF 89 1 SAFE F FF 89 1 SAFE B FF 89 2-1 ③ CS 1-2	X FF 88 0-0 ① F8			4	1	2	0	0	0	1
24 Miguel Cabrera, R (1, 3) OBP: 0.443, SLG: 0.618		B FF 91 C FF 91 B CU 82 T FF 91 F FF 92 B FF 92 B FF 93 4-2 13 BB 32 1B 29 1B BB	X FF 90 0-0 ① P3	C FF 90 B FC 85 B FF 91 F FF 91 S CU 80 2-3 ③ K			C FF 90 B CU 80 F FF 90 B FF 92 F FF 92 B FF 92 F FF 92 X FF 91 3-2 ② G6-3			3	1	0	0	1	1	2
26 Brennan Boesch, L (1, 9) OBP: 0.392, SLG: 0.676 57 Casper Wells, R (8, 9)		X FF 91 0-0 ① L9	X SI 87 0-0 15 FC6-4 1-3 1B		C CU 79 X FF 90 0-1 ① P3		B CU 81 B CU 80 C CU 78 F SI 91 F FF 93 S FC 83 2-3 ③ K2-3			4 0	0 0	1 0	0 0	0 0	1 0	1 0
15 Brandon Inge, R (1, 5) OBP: 0.289, SLG: 0.378		B FF 91 F FF 92 B CU 80 1 SAFE B CU 78 S SI 91 F SI 90 1 SAFE 1 SAFE 3-2 ② X FF 91 P4	F SI 91 F FF 90 X FF 92 0-2 ② FC6-4 1-2f 3-H		B FF 90 C FC 83 X CU 80 1-1 ② P3			X FF 88 0-0 ① G5-3		4	0	0	1	0	0	2
32 Don Kelly, L (1, 8) OBP: 0.237, SLG: 0.297 (8, 7)		X FF 90 0-0 29 1B 13 BB 18 BB 1-2 1B	1 SAFE F FF 89 X CU 78 0-1 ③ L7		C FF 90 F CU 81 F FF 92 B FF 92 X FF 92 1-2 13 S 1B			C SI 88 X SL 78 0-1 ② G3-1		4	1	2	0	0	0	1
13 Alex Avila, L (1, 2) OBP: 0.262, SLG: 0.304	C FF 92 B FF 91 C CU 80 B FF 92 F CU 81 F CU 82 B FF 92 F CU 79 F CU 81 4-2 F FF 92 B CU 79 18 BB 29 1B 1-2 2-3 BB			X FF 89 0-0 ① F9	F SI 91 1 SAFE B FF 87 B FF 88 C CU 78 D CU 81 F CU 79 C FF 91 3-3 ③ K 1-2			S SL 79 S SL 79 S SL 79 0-3 ③ K		3	0	0	0	1	2	1
29 Danny Worth, R (1, 4) OBP: 0.333, SLG: 0.333	C FF 92 X CU 80 0-1 18 BB 1-2 2-3 3-H 1B			X FF 89 0-0 ② F9		X FF 88 0-0 ① P2				3	0	1	1	0	0	0
Inning Stats	R: 0 E: 0 K: 1 S: 7 H: 0 LOB: 0 BB: 1 P: 13	R: 2 E: 0 K: 0 S: 23 H: 2 LOB: 3 BB: 3 P: 38	R: 1 E: 0 K: 0 S: 10 H: 2 LOB: 1 BB: 0 P: 12	R: 2 E: 0 K: 1 S: 15 H: 3 LOB: 1 BB: 0 P: 20	R: 0 E: 0 K: 1 S: 12 H: 1 LOB: 1 BB: 0 P: 17	R: 0 E: 0 K: 0 S: 6 H: 1 LOB: 0 BB: 0 P: 8	R: 0 E: 0 K: 1 S: 10 H: 0 LOB: 0 BB: 0 P: 15	R: 0 E: 0 K: 1 S: 6 H: 0 LOB: 0 BB: 0 P: 6		1B: 8 2B: 1 3B: 0 HR: 1 SF: 0 SAC: 0 DP: 1 HBP: 0						

PITCHER		IP	WLS	BF	H	R	ER	SO	BB	IBB	HBP	BLK	WP	HR	S	P	ERA	WHIP
41 John Lackey, R ERA: 4.86	(1, 1)	7.0	L	32	9	5	5	4	4	0	0	0	0	1	83	123	6.43	1.857
60 Scott Schoeneweis, L ERA: 7.9	(8, 1)	1.0		3	0	0	0	1	0	0	0	0	0	0	6	6	0.00	0.000

livebaseballscorecards.com

AB	31
R	5
H	9
RBI	5
BB	4
SO	5
LOB	13

TOP

Batter	1	2	3	4	5	6	7	8	9	AB	R	H	RBI	BB	SO	LOB
1 Juan Pierre, L (1, 7) OBP: 0.307, SLG: 0.260	C SI 90 B SI 90 B FF 92 B SI 90 C SI 91 B SI 92 4-2 25 BB 11 1B 14 1B BB	B CH 84 X SI 92 1-0 ③ G4-3		B SI 93 X SI 92 1-0 1-H 2-H 11 1B 2B			B CH 84 C SI 86 X SI 89 1-1 ① G4-3		B SI 88 X SI 87 1-0 ① B2-3	4	2	1	2	1	0	1
11 Omar Vizquel, S (1, 4) OBP: 0.244, SLG: 0.200	C SI 91 1 SAFE X SI 91 0-1 14 1B 25 BB 1-2 1B		C SI 87 B FF 90 C SI 90 F CH 80 X SI 92 1-2 ① G2-3	C SI 91 F SI 90 X SI 93 0-2 2-H 1B			B SI 87 C SI 88 F SI 88 X SI 89 1-2 ② F9		B SI 88 C SI 89 X SI 90 1-1 ② F7	5	0	2	1	0	0	0
25 Andruw Jones, R (1, 9) OBP: 0.363, SLG: 0.571	B SI 93 B SI 92 C SI 91 S SI 92 B SI 94 F SI 93 B SI 93 4-2 14 1B 1-2 2-3 BB		B FF 91 B SL 83 B SI 92 C SI 91 X SI 91 3-1 14 S 1B	B SL 81 1 SAFE S SI 91 D SI 90 X SI 91 2-1 ③ P3			B SL 82 B SI 90 B SI 90 B SI 88 4-0 14 CS BB		C SI 91 B CH 82 C CU 77 B CU 78 F FF 90 B CH 80 S CU 75 3-3 ③ K	3	0	1	0	2	1	1
14 Paul Konerko, R (1, 3) OBP: 0.374, SLG: 0.631	B SL 84 C SI 92 X SI 93 1-1 12 G4-6-3 1-2 2-3 3-H 1B		C SI 92 1 SAFE 1 SAFE B SI 91 F SI 92 B SI 92 B SL 82 S SL 81 3-3 ② K 1-2		B SL 79 C SI 88 X SI 90 1-1 ① F9		S SI 90 C SL 81 0-2 ③ CS 1-2	B FF 100 X FF 100 1-0 ① P5		4	0	1	1	0	1	1
51 Alex Rios, R (1, 8) OBP: 0.350, SLG: 0.564	C SI 92 B SL 82 S SL 83 C SL 82 1-3 ① K		X SI 93 0-0 ③ L9		C SI 88 B SI 90 X SI 89 1-1 ② G6-3			X FF 101 0-0 E7 12 2B 20 2B		4	1	0	0	0	1	4
12 A.J. Pierzynski, L (1, 2) OBP: 0.254, SLG: 0.298	C CH 82 X SI 94 0-1 ②③ G4-6-3 1-2f			F CH 80 X SI 90 0-1 ① F7	X SI 88 0-0 ③ G4-3			X FF 98 0-0 20 2B 1-3 2B		4	1	1	0	0	0	3
20 Carlos Quentin, R (1, 10) OBP: 0.321, SLG: 0.383		C SI 90 F SI 91 F SL 81 B FF 92 B FF 93 X SI 93 2-2 23 FC4-6 1B		B SI 91 X SI 90 1-0 23 1B 1 2B 1B	X SI 88 0-0 ① F8			B SI 99 X SI 99 1-0 5 F8 2-H 3-H 2B		4	1	3	2	0	0	0
23 Mark Teahen, L (1, 5) OBP: 0.325, SLG: 0.337 5 Jayson Nix, R (8, PH) OBP: 0.333, SLG: 0.200 (8, 5)		B FF 91 B CH 81 C SI 91 1 SAFE D SI 90 X SI 91 3-1 ① FC4-6 10 G1-3 1-2f		F CH 82 F SI 92 F FF 93 B FF 92 F SI 93 X SL 82 1-2 1 2B 1B	B SI 87 C SI 89 X SI 89 1-1 ② G4-3			F FF 93 B CH 80 B CH 80 B SL 80 F SI 93 X CH 83 3-2 ② F8 2-3	3 1	1 0	1 0	0 0	0 0	0 0	1 1
10 Alexei Ramirez, R (1, 6) OBP: 0.258, SLG: 0.328		F SI 93 S SI 92 D SL 83 X SL 81 1-2 ② G1-3 1-2		C SI 93 F SI 93 B SI 94 F SI 94 F FF 94 X SL 82 1-2 ② F8	X SI 88 0-0 ③ G6-3			B SL 80 S SL 80 F FF 94 F SL 80 F FF 95 F CH 83 X CH 82 1-2 ③ P6		4	0	0	0	0	0	4
Inning Stats	R: 1 E: 0 K: 1 S: 14 H: 2 LOB: 2 BB: 2 P: 24	R: 0 E: 0 K: 0 S: 10 H: 1 LOB: 1 BB: 0 P: 17	R: 0 E: 0 K: 1 S: 10 H: 1 LOB: 1 BB: 0 P: 17	R: 3 E: 0 K: 0 S: 19 H: 4 LOB: 1 BB: 0 P: 25	R: 0 E: 0 K: 0 S: 5 H: 0 LOB: 0 BB: 0 P: 7	R: 0 E: 0 K: 0 S: 4 H: 0 LOB: 0 BB: 0 P: 5	R: 0 E: 0 K: 0 S: 7 H: 0 LOB: 0 BB: 1 P: 13	R: 2 E: 1 K: 0 S: 13 H: 2 LOB: 1 BB: 0 P: 19	R: 0 E: 0 K: 1 S: 7 H: 0 LOB: 0 BB: 0 P: 12	1B: 7 2B: 3 3B: 0 HR: 0 SF: 0 SAC: 0 DP: 1 HBP: 0						

PITCHER	IP	WLS	BF	H	R	ER	SO	BB	IBB	HBP	BLK	WP	HR	S	P	ERA	WHIP
48 Rick Porcello, R (1, 1) ERA: 5.93	7.0	L	30	8	4	4	2	3	0	0	0	0	0	69	108	5.14	1.571
54 Joel Zumaya, R (8, 1) ERA: 2.25	0.1		4	2	2	1	0	0	0	0	0	0	0	4	6	27.00	6.000
40 Phil Coke, L (8, 1) ERA: 3.32	0.2		2	0	0	0	0	0	0	0	0	0	0	9	13	0.00	0.000
49 Eddie Bonine, R (9, 1) ERA: 1.59	1.0		3	0	0	0	1	0	0	0	0	0	0	7	12	0.00	0.000

BOTTOM

Batter	1	2	3	4	5	6	7	8	9	AB	R	H	RBI	BB	SO	LOB
14 Austin Jackson, R (1, 8) OBP: 0.383, SLG: 0.447	C SI 86 B SI 86 X SL 80 1-1 ① G6-3		X SI 87 0-0 ① B1-3		C FF 90 X CH 82 0-1 18 WP 2B		B FF 94 B FF 95 F FF 96 B FF 95 B FF 96 4-1 18 G4-3 1-2 BB		C FF 95 F SL 91 F CH 84 F FF 90 S FF 96 0-3 ② K	4	0	1	0	1	1	1
18 Johnny Damon, L (1, 10) OBP: 0.396, SLG: 0.438	B FF 86 B SI 85 F FF 86 B FS 79 X FF 86 3-1 HR		C SI 85 F CU 70 X FS 79 0-2 ② G3		C SI 88 B FS 84 F SL 83 S SL 81 1-3 ② K 2-3		B FF 96 F FF 95 F FF 96 B CH 86 F CH 87 X SL 86 2-2 ② G4-3 1-2 2-3		C FF 94 C FF 95 F CU 84 B FF 96 B CH 84 S CH 85 2-3 ③ K	5	1	1	1	0	2	4
30 Magglio Ordonez, R (1, 9) OBP: 0.402, SLG: 0.469	C SL 81 F CH 80 B FS 80 F CH 79 F CH 78 X CH 82 1-2 ② F8		B CU 69 F CH 81 F SL 78 B FF 87 F FS 79 B CH 82 F SL 79 B SL 83 4-2 BB		D CH 83 C FS 84 B SL 82 F SI 89 B CU 73 B FS 82 4-2 BB		B SL 84 S SL 85 B FF 96 C FF 94 B FF 97 D SL 86 4-2 BB			1	0	0	0	3	0	0
24 Miguel Cabrera, R (1, 3) OBP: 0.433, SLG: 0.601	B SI 88 B CH 81 F FF 88 X CU 70 2-1 ③ G5-3		C SL 82 S FS 79 S FS 80 0-3 ③ K		X SI 90 0-0 ③ L9		B FF 97 X FF 96 1-0 ③ L9			4	0	0	0	0	1	6
26 Brennan Boesch, L (1, 7) OBP: 0.397, SLG: 0.680		F FS 79 X FS 78 0-1 15 1B 2B		F SL 80 X SL 80 0-1 15 F8 15 S 1B		C CU 72 X SI 89 0-1 ① P5		F FF 93 B FS 87 S FF 94 F FF 93 X FS 84 1-2 ① F8		4	1	2	0	0	0	0
15 Brandon Inge, R (1, 5) OBP: 0.288, SLG: 0.374		B SI 88 X SL 79 1-0 39 L9 39 WP 2-H 1B		C SI 88 B CH 81 B CH 81 F SI 89 B FS 79 X SI 89 3-2 ① F8 1-3		C SI 89 F CH 80 F FS 80 B FS 81 X SL 85 2-2 ② P3		C FF 92 C FS 85 F FF 94 B FF 94 B FF 94 S FS 86 2-3 ② K		4	0	1	1	0	1	1
39 Ramon Santiago, S (1, 4) OBP: 0.368, SLG: 0.300		B CH 79 L CH 80 X SL 79 1-1 ① L9 1-3		B FS 83 B CH 80 C SL 81 B CH 81 F SL 82 X SL 79 3-2 ② G3-1		C CU 73 B FS 79 B CH 82 F SL 83 X FS 81 2-2 ③ G3		C F SL 87 F FF 93 B FS 86 X FS 86 1-2 ③ F7		4	0	0	0	0	0	2
12 Gerald Laird, R (1, 2) OBP: 0.250, SLG: 0.247 13 Alex Avila, L (9, PH) OBP: 0.258, SLG: 0.298		C SL 82 B SL 82 X SL 83 1-1 ② G6-3		B SL 84 S SL 82 X SL 82 1-1 ③ L7			C FF 96 B SL 85 F SL 84 B SL 85 C SL 84 2-3 ① K		B FF 96 C FF 96 C FF 96 F FF 97 B CU 82 F FF 96 F FF 96 X CH 84 2-2 ① G6-3	3 1	0 0	0 0	0 0	0 0	1 0	2 0
4 Adam Everett, R (1, 6) OBP: 0.222, SLG: 0.267 32 Don Kelly, L (9, PH) OBP: 0.256, SLG: 0.316		F FF 87 D SL 85 B SL 81 F SL 81 F CH 80 F SL 80 F SI 88 X CH 81 2-2 ③ P5			S SL 82 C SI 88 B FS 80 F FS 79 S SL 83 1-3 ① K		B FF 95 X FF 94 1-0 18 G4-3 14 BB 1B		B FF 94 B FF 95 C FF 95 C FF 94 X FF 95 2-2 1B	3 1	0 0	1 1	0 0	0 0	1 0	1 0
Inning Stats	R: 1 E: 0 K: 0 S: 11 H: 1 LOB: 0 BB: 0 P: 18	R: 1 E: 0 K: 0 S: 13 H: 2 LOB: 1 BB: 0 P: 18	R: 0 E: 0 K: 1 S: 11 H: 0 LOB: 1 BB: 1 P: 15	R: 0 E: 0 K: 0 S: 10 H: 1 LOB: 1 BB: 0 P: 17	R: 0 E: 0 K: 2 S: 12 H: 1 LOB: 2 BB: 1 P: 18	R: 0 E: 0 K: 0 S: 9 H: 0 LOB: 0 BB: 0 P: 13	R: 0 E: 0 K: 1 S: 12 H: 1 LOB: 3 BB: 2 P: 26	R: 0 E: 0 K: 1 S: 12 H: 0 LOB: 0 BB: 0 P: 16	R: 0 E: 0 K: 2 S: 18 H: 1 LOB: 1 BB: 0 P: 24	1B: 4 2B: 2 3B: 0 HR: 1 SF: 0 SAC: 0 DP: 0 HBP: 0						

PITCHER	IP	WLS	BF	H	R	ER	SO	BB	IBB	HBP	BLK	WP	HR	S	P	ERA	WHIP
43 Freddy Garcia, R (1, 1) ERA: 4.5	6.0	W	25	5	2	2	3	2	0	0	0	2	1	66	99	3.00	1.167
46 Sergio Santos, R (7, 1) ERA: 0.63	1.0	H	6	1	0	0	1	2	0	0	0	0	0	12	26	0.00	3.000
40 J.J. Putz, R (8, 1) ERA: 4.15	1.0		3	0	0	0	1	0	0	0	0	0	0	12	16	0.00	0.000
45 Bobby Jenks, R (9, 1) ERA: 5.79	1.0		4	1	0	0	2	0	0	0	0	0	0	18	24	0.00	1.000

Chicago White Sox @ Detroit Tigers
Comerica Park, Detroit, MI
Tue May 18 2010, 1:08 PM - 3:51 PM EDT
Att. 28,155 - Cloudy - 52 F

livebaseballscorecards.com

AB	36
R	6
H	10
RBI	6
BB	3
SO	3
LOB	16

livebaseballscorecards.com

AB	34
R	2
H	7
RBI	2
BB	4
SO	7
LOB	17

WP: 0 PA: 40
PB: 0
SB: 1
CS: 1

WP: 2 PA: 38
PB: 0
SB: 1
CS: 0

TOP

Batter	1	2	3	4	5	6	7	8	9	AB	R	H	RBI	BB	SO	LOB
14 Austin Jackson, R (1, 8) OBP: 0.383, SLG: 0.446	C SI 86 B FF 88 S CH 73 C FF 89 1-3 ① **K**		C CH 73 B SI 88 S FF 85 X CH 71 1-2 ① **G3**		B FF 86 F FF 86 F FF 86 B FC 82 X SI 87 2-2 ② **L3**		D SL 84 C SL 83 B SL 83 D SL 82 S FF 88 X SL 83 3-2 **57 2B 1B** 2-H		X SI 95 0-0 **57 FC6-5 18 WP 1B**	5	1	2	1	0	1	1
18 Johnny Damon, L (1, 10) OBP: 0.396, SLG: 0.433	C FF 87 B SI 87 X CU 77 1-1 **24 BB 1B**		C FC 82 X CU 81 0-1 ② **G1-3**		B SI 88 C SI 87 F SI 88 B FC 81 B SI 87 X CH 74 3-2 ③ **G4-3**		I IN 78 I IN 72 I I IN 71 4-0 **57 2B IBB**		C FF 96 B SL 84 S FF 97 F SI 98 S SL 85 1-3 ① **K** 1-2	4	1	1	0	1	1	2
57 Casper Wells, R (1, 7) OBP: 0.222, SLG: 0.333 (7, 9)	F SI 87 B FF 88 X CH 73 1-1 ② **P3**		F CH 71 F FC 87 X SI 86 0-2 **1B**		F CH 73 F FF 87 X CH 67 0-2 ① **F8**		X SL 83 0-0 **2B** 1-H 2-H		B SI 99 D FF 97 F SI 99 S FF 99 X 2-2 ② **FC6-5** 2-3	5	0	2	2	0	0	2
24 Miguel Cabrera, R (1, 3) OBP: 0.426, SLG: 0.586	1 SAFE B CH 74 B CH 74 B FF 89 B SI 81 4-0 **BB** 1-2		X FC 85 0-0 ③ **F8**		C CU 76 X CH 71 0-1 ② **G6-3**		F SI 89 F FF 90 B FF 91 X FF 90 1-2 ③ **F8**		B FF 98 B FF 98 F FF 97 S FF 98 F SL 84 C SL 84 2-3 ③ **K**	4	0	0	0	1	1	3
26 Brennan Boesch, L (1, 9) OBP: 0.383, SLG: 0.654 32 Don Kelly, L (7, 7) OBP: 0.275, SLG: 0.316	F FF 88 B CU 78 X SI 88 1-1 ③ **P6**			B FF 87 B CH 74 F FC 88 X SI 87 2-1 ① **P6**		B CH 73 C FC 88 B FF 89 X FC 82 2-1 ③ **G4-3**		C FF 91 B CU 76 H FF 91 2-1 **12 G5-3 29 1B HBP**		3 0	0 1	0 0	0 0	0 0	0 0	2 0
15 Brandon Inge, R (1, 5) OBP: 0.288, SLG: 0.392		X SI 84 0-0 ① **P2**		F SI 86 B CH 72 B FF 85 X CH 73 2-1 ② **G5-3**			B CU 72 X CU 72 1-0 **HR**	C FF 90 C FF 91 D CU 79 1 SAFE B FF 93 F FF 91 S CU 77 2-3 ① **K**		4	1	1	1	0	1	1
12 Gerald Laird, R (1, 2) OBP: 0.250, SLG: 0.247		B SI 84 X SI 86 1-0 ② **P3**		C CU 74 C FF 88 B CH 70 B SI 86 C SI 86 2-3 ③ **K**			X FF 83 0-0 **29 SH1-4 14 1B 1B**	S FF 92 B SI 93 S CU 79 B FF 93 X CU 78 2-2 ② **G5-3** 1-2		4	1	1	0	0	1	1
29 Danny Worth, R (1, 4) OBP: 0.667, SLG: 0.667		F SI 85 B CH 72 C FF 87 X CH 70 1-2 **1B**			B CU 72 X FF 85 1-0 **4 G6-3 1B**		L FF 86 1 SAFE X FF 86 0-1 ① **SH1-4** 1-2	S FF 91 B FF 92 D CU 79 X FF 92 2-1 **1B** 2-H		3	0	3	1	0	0	0
4 Adam Everett, R (1, 6) OBP: 0.209, SLG: 0.250		1 SAFE C FF 86 1 SAFE B SI 87 B FF 85 F SI 85 X CH 73 2-2 ③ **P5**			B CH 72 1 SAFE 1 SAFE X SI 84 1-0 ① **G6-3** 1-2		B FF 88 S CH 82 B FF 87 S CH 84 X SL 85 2-2 ② **P4**	C FF 92 F FF 92 B CU 79 D CU 79 C FF 92 2-3 ③ **K**		4	0	0	0	0	1	4
Inning Stats	R: 0 E: 0 K: 0 S: 9 H: 1 LOB: 2 BB: 1 P: 17	R: 0 E: 0 K: 0 S: 8 H: 1 LOB: 1 BB: 0 P: 12	R: 0 E: 0 K: 0 S: 9 H: 1 LOB: 1 BB: 0 P: 10	R: 0 E: 0 K: 1 S: 7 H: 0 LOB: 0 BB: 0 P: 13	R: 0 E: 0 K: 0 S: 8 H: 1 LOB: 1 BB: 0 P: 15	R: 0 E: 0 K: 0 S: 7 H: 0 LOB: 0 BB: 0 P: 9	R: 4 E: 0 K: 0 S: 14 H: 4 LOB: 1 BB: 1 P: 25	R: 1 E: 0 K: 2 S: 13 H: 1 LOB: 1 BB: 0 P: 23	R: 0 E: 0 K: 2 S: 12 H: 1 LOB: 1 BB: 0 P: 17	1B: 8 2B: 1 3B: 0 HR: 1 SF: 0 SAC: 1 DP: 0 HBP: 1						

PITCHER	IP	WLS	BF	H	R	ER	SO	BB	IBB	HBP	BLK	WP	HR	S	P	ERA	WHIP
51 Dallas Braden, L (1, 1) ERA: 3.45	6.0	L	25	6	2	2	2	1	0	0	0	0	1	50	79	3.00	1.167
48 Michael Wuertz, R (7, 1) ERA: 3.86	1.0		6	2	2	2	0	0	1	0	0	0	0	12	22	18.00	2.000
57 Cedrick Bowers, L (8, 1) ERA: 9.0	1.0		5	1	1	1	2	0	0	1	0	0	0	13	23	9.00	1.000
63 Henry Alberto Rodriguez, R (9, 1) ERA: 8.1	1.0		4	1	0	0	2	0	0	0	0	1	0	12	17	0.00	1.000

BOTTOM

Batter	1	2	3	4	5	6	7	8	9	AB	R	H	RBI	BB	SO	LOB
2 Cliff Pennington, S (1, 6) OBP: 0.315, SLG: 0.354	C FF 95 F FF 94 B FF 96 X CU 80 1-2 ① **G4-3**			C FF 94 B FF 95 B FF 95 T FF 95 S FF 96 2-3 ① **K**		C FF 95 S FF 96 B CU 81 X CH 86 1-2 ③ **G4-3**			F FF 92 B FF 94 S FF 93 F FF 96 B CU 80 B CH 85 X FF 96 3-2 ① **P5**	4	0	0	0	0	1	0
10 Daric Barton, L (1, 3) OBP: 0.386, SLG: 0.410	C FF 93 B FF 96 C FF 95 B CU 81 B CH 85 B FF 96 4-2 **G6-4-3 BB**			C FF 94 B CH 86 C CH 85 C CU 81 1-3 ② **K**			B FF 93 B CH 83 F FF 94 F FF 93 X FF 94 2-2 ① **F8**		C FF 94 X CH 85 0-1 ② **G1-3**	3	0	0	0	1	1	0
Ryan Sweeney, L (1, 9) OBP: 0.352, SLG: 0.390	1 SAFE C FF 95 1 SAFE X FF 94 0-1 ② ③ **G6-4-3** 1-2f			F FF 94 B FF 96 S FF 96 X CH 86 1-2 ③ **G1-3**			C CH 84 C CU 79 B CH 87 B CU 80 S FF 96 2-3 ② **K**		F FF 96 F FF 96 F FF 96 B CU 80 F CU 81 B FF 95 B FF 96 S FF 96 3-3 ③ **K**	4	0	0	0	0	2	1
8 Kurt Suzuki, R (1, 2) OBP: 0.345, SLG: 0.480		C FF 95 X FF 95 0-1 ① **L8**			F FF 95 X FF 96 0-1 **32 G4-3 1B**		C CU 76 F SL 83 X FF 97 0-2 ③ **G1-3**			3	0	1	0	0	0	0
32 Jack Cust, L (1, 7) OBP: 0.444, SLG: 0.375		B FF 95 C FF 95 B FF 96 B CH 84 X FF 96 3-1 ② **P5**			F FF 96 1 SAFE X CH 83 0-1 ① **G4-3** 1-2			C FF 92 X CH 84 0-1 **3 FC4-6 5 1B 7 SF7 1B**		3	1	1	0	0	0	1
5 Kevin Kouzmanoff, R (1, 5) OBP: 0.286, SLG: 0.352		B FF 96 F FF 95 B FF 96 B FF 96 S FF 96 F FF 98 X FF 96 3-2 ③ **F8**			C CU 79 B CU 80 C CU 81 F CU 82 B FF 98 F FF 97 X CU 81 2-2 ② **F8**			B SL 84 X FF 96 1-0 **3 FC4-6** 1-2 **1B**		3	0	1	0	0	0	1
3 Eric Chavez, L (1, 10) OBP: 0.286, SLG: 0.346			X CH 84 0-0 **11 G1-6-3 1B**		C FF 98 B FF 97 X FF 97 1-1 ③ **G5-3**			S FF 97 F FF 97 B CU 81 B FF 97 X CH 87 2-2 ① **FC4-6** 1-2f 2-3		3	0	1	0	0	0	3
7 Adam Rosales, R (1, 4) OBP: 0.326, SLG: 0.380			X FF 95 0-0 ① **F9**			F FF 96 B CU 78 X FF 96 1-1 ① **F8**		S FF 98 B FF 98 C CU 82 X CH 87 1-2 ② **SF7** 3-H		2	0	0	1	0	0	1
11 Rajai Davis, R (1, 8) OBP: 0.285, SLG: 0.307 1 Eric Patterson, L (8, PH) OBP: 0.263, SLG: 0.500 (9, 8)			C FF 95 1 SAFE S FF 96 F FF 96 F SL 88 X CU 83 0-2 ② ③ **G1-6-3** 1-2f			B FF 94 X FF 96 1-0 ② **P4**		C FF 97 C FF 97 B FF 97 S FF 98 1-3 ③ **K**		2 1	0 0	0 0	0 0	0 1	0 1	1 1
Inning Stats	R: 0 E: 0 K: 0 S: 7 H: 0 LOB: 0 BB: 1 P: 12	R: 0 E: 0 K: 0 S: 8 H: 0 LOB: 0 BB: 0 P: 14	R: 0 E: 0 K: 0 S: 7 H: 1 LOB: 0 BB: 0 P: 7	R: 0 E: 0 K: 2 S: 9 H: 0 LOB: 0 BB: 0 P: 13	R: 0 E: 0 K: 0 S: 11 H: 1 LOB: 1 BB: 0 P: 14	R: 0 E: 0 K: 0 S: 6 H: 0 LOB: 0 BB: 0 P: 9	R: 0 E: 0 K: 1 S: 9 H: 0 LOB: 0 BB: 0 P: 13	R: 1 E: 0 K: 1 S: 12 H: 2 LOB: 1 BB: 0 P: 17	R: 0 E: 0 K: 1 S: 11 H: 0 LOB: 0 BB: 0 P: 17	1B: 4 2B: 0 3B: 0 HR: 1 SF: 1 SAC: 0 DP: 0 HBP: 1						

PITCHER	IP	WLS	BF	H	R	ER	SO	BB	IBB	HBP	BLK	WP	HR	S	P	ERA	WHIP
35 Justin Verlander, R (1, 1) ERA: 3.43	9.0	W	30	4	1	1	5	1	0	0	0	0	0	80	116	1.00	0.556

Detroit Tigers @ Oakland Athletics
Oakland Coliseum, Oakland, CA
Wed May 19 2010, 7:10 PM - 9:36 PM PDT
Att. 19,284 - Cloudy - 57 F

livebaseballscorecards.com

AB	36
R	5
H	10
RBI	5
BB	2
SO	6
LOB	16

AB	28
R	1
H	4
RBI	1
BB	1
SO	5
LOB	9

WP: 1 PA: 40
PB: 0
SB: 0
CS: 0

TOP

Batter	1	2	3	4	5	6	7	8	9	AB	R	H	RBI	BB	SO	LOB
14 Austin Jackson, R (1, 8) OBP: 0.384, SLG: 0.441	BB		1B	G6-4-3			K		G3-1	4	1	1	0	1	1	1
18 Johnny Damon, L (1, 7) 32 Don Kelly, L (7, 7) OBP: 0.293, SLG: 0.333	P3		2B	K	1B		1B		1B	4 1	1 0	2 1	0 0	0 0	1 0	1 0
30 Magglio Ordonez, R (1, 10) OBP: 0.408, SLG: 0.470	K		1B	HR	1B		BB		FC5-4	4	1	2	2	1	1	2
24 Miguel Cabrera, R (1, 3) OBP: 0.428, SLG: 0.603	K		1B		HR		G1-4-6-3			4	1	2	2	0	1	3
26 Brennan Boesch, L (1, 9) 57 Casper Wells, R (8, 9) OBP: 0.222, SLG: 0.333		K	F8		K			G4-3		4 0	0 0	0 0	0 0	0 0	2 0	2 0
15 Brandon Inge, R (1, 5) OBP: 0.287, SLG: 0.388		L6	P6		F9			1B		4	0	1	0	0	0	2
13 Alex Avila, L (1, 2) OBP: 0.271, SLG: 0.311		1B		1B		F9		F8		4	1	2	0	0	0	1
39 Ramon Santiago, S (1, 6) OBP: 0.364, SLG: 0.298		G4-3		G6-4-3		G4-3		F7		4	0	1	1	0	0	2
29 Danny Worth, R (1, 4) OBP: 0.400, SLG: 0.400			P4	K		K			G6-3	4	0	0	0	0	2	1
Inning Stats	R: 0 E: 0 K: 2 S: 10 H: 0 LOB: 1 BB: 1 P: 20	R: 0 E: 0 K: 1 S: 12 H: 1 LOB: 1 BB: 0 P: 21	R: 2 E: 0 K: 0 S: 11 H: 4 LOB: 2 BB: 0 P: 15	R: 1 E: 0 K: 1 S: 15 H: 2 LOB: 0 BB: 0 P: 22	R: 2 E: 0 K: 2 S: 12 H: 2 LOB: 0 BB: 0 P: 17	R: 0 E: 0 K: 1 S: 11 H: 0 LOB: 0 BB: 0 P: 17	R: 0 E: 0 K: 1 S: 10 H: 1 LOB: 1 BB: 1 P: 21	R: 0 E: 0 K: 0 S: 10 H: 1 LOB: 1 BB: 0 P: 17	R: 0 E: 0 K: 0 S: 13 H: 1 LOB: 1 BB: 0 P: 17	1B: 10 2B: 1 3B: 0 HR: 1 SF: 0 SAC: 0 DP: 2 HBP: 0	WP: 0 PB: 0 SB: 1 CS: 0 PA: 39					

PITCHER	IP	WLS	BF	H	R	ER	SO	BB	IBB	HBP	BLK	WP	HR	S	P	ERA	WHIP
66 Tyson Ross, R (1, 1) ERA: 4.39	4.0	L	19	7	3	3	4	1	0	0	0	0	0	48	78	6.75	2.000
54 Vin Mazzaro, R (5, 1) ERA: 6.75	5.0		20	5	2	2	4	1	0	0	0	0	1	56	89	3.60	1.200

BOTTOM

Batter	1	2	3	4	5	6	7	8	9	AB	R	H	RBI	BB	SO	LOB
2 Cliff Pennington, S (1, 6) OBP: 0.318, SLG: 0.358	F7		BB		K		2B		K	4	1	1	0	1	2	1
10 Daric Barton, L (1, 3) OBP: 0.392, SLG: 0.412	L3		K		1B		1B		BB	4	0	2	1	1	1	2
Ryan Sweeney, L (1, 9) OBP: 0.348, SLG: 0.380	L7		BB		K		P5		G6-3	4	0	0	0	1	1	4
8 Kurt Suzuki, R (1, 2) OBP: 0.341, SLG: 0.462		K	HBP		F8		K			3	0	0	1	0	2	2
32 Jack Cust, L (1, 7) OBP: 0.409, SLG: 0.316		BB	L9			F8		G3-1		3	0	0	0	1	0	3
5 Kevin Kouzmanoff, R (1, 5) OBP: 0.285, SLG: 0.356		F7		P4		2B		K		4	0	1	0	0	1	1
3 Eric Chavez, L (1, 10) OBP: 0.276, SLG: 0.333		K		G3-1		K		K		4	0	0	0	0	3	2
7 Adam Rosales, R (1, 4) OBP: 0.331, SLG: 0.379			BB	1B		K			P4	3	1	1	0	1	1	1
11 Rajai Davis, R (1, 8) 1 Eric Patterson, L (9, PH) OBP: 0.279, SLG: 0.300 OBP: 0.273, SLG: 0.500			F7	K			G4-3		BB	3 0	0 0	0 0	0 0	0 1	1 0	2 0
Inning Stats	R: 0 E: 0 K: 2 S: 11 H: 0 LOB: 0 BB: 0 P: 16	R: 0 E: 0 K: 2 S: 11 H: 0 LOB: 1 BB: 1 P: 16	R: 1 E: 0 K: 1 S: 10 H: 0 LOB: 3 BB: 3 P: 26	R: 0 E: 0 K: 1 S: 14 H: 1 LOB: 1 BB: 0 P: 20	R: 0 E: 0 K: 2 S: 8 H: 1 LOB: 1 BB: 0 P: 10	R: 0 E: 0 K: 2 S: 11 H: 1 LOB: 1 BB: 0 P: 15	R: 1 E: 0 K: 1 S: 10 H: 2 LOB: 1 BB: 0 P: 14	R: 0 E: 0 K: 2 S: 10 H: 0 LOB: 0 BB: 0 P: 12	R: 0 E: 0 K: 1 S: 16 H: 0 LOB: 2 BB: 2 P: 24	1B: 3 2B: 2 3B: 0 HR: 0 SF: 0 SAC: 0 DP: 0 HBP: 1	WP: 0 PB: 0 SB: 0 CS: 0 PA: 39					

PITCHER	IP	WLS	BF	H	R	ER	SO	BB	IBB	HBP	BLK	WP	HR	S	P	ERA	WHIP
38 Jeremy Bonderman, R (1, 1) ERA: 4.43	6.0	W	26	3	1	1	8	4	0	1	0	0	0	65	103	1.50	1.167
40 Phil Coke, L (7, 1) ERA: 3.54	1.1		6	2	1	1	1	0	0	0	0	0	0	13	17	6.75	1.500
45 Ryan Perry, R (8, 1) ERA: 2.6	0.2	H	2	0	0	0	2	0	0	0	0	0	0	7	9	0.00	0.000
46 Jose Valverde, R (9, 1) ERA: 0.48	1.0	S	5	0	0	0	1	2	0	0	0	0	0	16	24	0.00	2.000

Detroit Tigers @ Oakland Athletics
Oakland Coliseum, Oakland, CA
Thu May 20 2010, 12:38 PM - 3:28 PM PDT
Att. 24,146 - Sunny - 61 F

livebaseballscorecards.com

AB	37
R	5
H	12
RBI	5
BB	2
SO	8
LOB	15

TOP

Batter	1	2	3	4	5	6	7	8	9	AB	R	H	RBI	BB	SO	LOB
14 Austin Jackson, R (1, 8) OBP: 0.386, SLG: 0.448	B FF 91 F FF 91 B SI 90 F FF 90 F FF 91 F SI 93 F SI 92 F FF 92 F FF 93 2-2 X SL 79 39 G4-3 30 SF9 2B		B FF 88 B FC 86 B FF 91 C FF 91 X FF 91 3-1 39 BB 1B		C FF 90 F FF 92 B FF 90 C FF 91 1-3 ②			B FF 92 C FF 92 B SI 92 F SI 92 S SI 90 2-3 ①		4	1	2	0	0	2	0
39 Ramon Santiago, S (1, 6) OBP: 0.359, SLG: 0.287	B FF 92 X FF 91 1-0 ① G4-3 2-3		1 SAFE B SI 90 1 SAFE B FF 91 C SI 91 1 SAFE C FC 87 B SL 81 B SI 91 4-2 1-2 BB		S FC 88 F SI 92 X SI 91 0-2 ③ F8			S SI 93 X SI 93 0-1 ② G3-1		3	0	0	0	1	0	1
30 Magglio Ordonez, R (1, 9) OBP: 0.404, SLG: 0.464	B FF 91 S FF 93 B FF 92 X FF 92 2-1 ② SF9 3-H		D CU 72 X FF 93 1-0 ③ F9			C FF 91 X SI 90 0-1 ① G6-3		B FF 94 B FF 93 B SI 91 B SI 90 4-0 BB		2	0	0	1	1	0	2
24 Miguel Cabrera, R (1, 3) OBP: 0.418, SLG: 0.588	B SL 80 C SL 78 C FF 92 X FF 92 1-2 ③ P4			X FF 91 0-0 ① F9		C FF 91 F FF 90 X FF 91 0-2 ② G6-3		C SI 91 S SL 86 X SL 86 0-2 ③ G1-3		4	0	0	0	0	0	1
26 Brennan Boesch, L (1, 7) OBP: 0.360, SLG: 0.605		S FC 87 F FF 91 B SI 90 S FC 87 1-3 ① K		X FC 88 0-0 ② P5		S FC 88 F FC 87 X FF 92 0-2 1B			B FF 94 B FF 94 C FC 95 F FF 93 S SL 88 2-3 ① K2-3	4	0	1	0	0	2	0
15 Brandon Inge, R (1, 5) OBP: 0.286, SLG: 0.391		X FF 89 0-0 ② G6-3		B FF 91 C SI 92 B SL 79 X FC 85 2-1 2B		C FF 91 B FF 91 C SI 89 F FF 91 B FF 90 C FF 92 2-3 ③			B FF 95 B FF 94 C FF 94 S SL 87 S FF 98 2-3 ②	4	0	1	0	0	2	1
13 Alex Avila, L (1, 2) OBP: 0.270, SLG: 0.297		B SI 90 B FF 91 F SI 91 S FF 88 S SL 79 2-3 ③ K		B SL 79 F FF 92 C SI 90 F FF 93 B FF 92 B FF 92 B SL 79 4-2 29 FC6-4 BB			B CH 86 B SI 91 B SI 91 C FF 92 X FF 91 3-1 ① G4-3		C FF 95 B FF 96 C FF 95 S SL 88 1-3 ③ K	3	0	0	0	1	2	0
29 Danny Worth, R (1, 4) OBP: 0.308, SLG: 0.308			X FF 91 0-0 ① G3	B FC 88 C SI 90 B FF 92 X FC 83 2-1 ③ FC6-4 1-2f			B SL 77 C FF 91 B CU 66 F FF 92 B FF 92 X SI 92 3-2 ② G5-3			3	0	0	0	0	0	2
21 Dontrelle Willis, L (1, 1) 49 Eddie Bonine, R (6, 1) 32 Don Kelly, L (7, PH) OBP: 0.286, SLG: 0.325 36 Brad Thomas, L (7, 1)			X FF 90 0-0 ② F9		B SL 76 F FC 87 B CU 66 X FC 86 2-1 ① F9		S FC 87 B FF 88 F FF 91 B SL 77 F SL 78 B CU 71 C FC 86 3-3 ③ K			2 0 1 0	0 0 0 0	0 0 0 0	0 0 0 0	0 0 1 0	0 0 0 0	0 0 0 0
Inning Stats	R: 1 E: 0 K: 0 S: 14 H: 1 LOB: 0 BB: 0 P: 20	R: 0 E: 0 K: 2 S: 7 H: 0 LOB: 0 BB: 0 P: 10	R: 0 E: 0 K: 0 S: 7 H: 1 LOB: 2 BB: 1 P: 15	R: 0 E: 0 K: 0 S: 9 H: 1 LOB: 2 BB: 1 P: 17	R: 0 E: 0 K: 1 S: 8 H: 0 LOB: 0 BB: 0 P: 11	R: 0 E: 0 K: 1 S: 12 H: 1 LOB: 1 BB: 0 P: 14	R: 0 E: 0 K: 1 S: 9 H: 0 LOB: 0 BB: 0 P: 18	R: 0 E: 0 K: 1 S: 8 H: 0 LOB: 1 BB: 1 P: 14	R: 0 E: 0 K: 3 S: 9 H: 0 LOB: 0 BB: 0 P: 14	1B: 2 2B: 2 3B: 0 HR: 0	SF: 1 SAC: 0 DP: 0 HBP: 0			WP: 0 PB: 0 SB: 0 CS: 0		PA: 34	

PITCHER		IP	WLS	BF	H	R	ER	SO	BB	IBB	HBP	BLK	WP	HR	S	P	ERA	WHIP
58 Chad Billingsley, R ERA: 3.66	(1, 1)	7.0	W	27	4	1	1	5	2	0	0	0	0	0	66	105	1.29	0.857
54 Ronald Belisario, R ERA: 4.85	(8, 1)	1.0	H	4	0	0	0	1	1	0	0	0	0	0	8	14	0.00	1.000
51 Jonathan Broxton, R ERA: 1.02	(9, 1)	1.0	S	3	0	0	0	3	0	0	0	0	0	0	9	14	0.00	0.000

PITCHER		IP	WLS	BF	H	R	ER	SO	BB	IBB	HBP	BLK	WP	HR	S	P	ERA	WHIP

livebaseballscorecards.com

Detroit Tigers @ Los Angeles Dodgers
Dodger Stadium, Los Angeles, CA
Fri May 21 2010, 7:14 PM - 9:45 PM PDT
Att. 44,282 - Clear - 65 F

AB	30
R	1
H	4
RBI	1
BB	3
SO	9
LOB	7

BOTTOM

Batter	1	2	3	4	5	6	7	8	9	AB	R	H	RBI	BB	SO	LOB
14 Jamey Carroll, R (1, 6) OBP: 0.387, SLG: 0.313	B FF 84 C CH 82 C CH 84 B SI 88 X CH 84 2-2 E5 3 G4-6-3		B CH 83 C CH 84 F SI 87 S SL 79 1-3 ③ K		B CH 83 B CH 80 C FF 86 B FF 87 C FF 86 B FF 85 4-2 3 2B 99 WP BB	B SI 88 C SI 90 C CU 78 B SI 89 X SI 88 2-2 ③ G5-3				3	1	0	0	1	1	2
3 Ronnie Belliard, R (1, 3) OBP: 0.364, SLG: 0.466 54 Ronald Belisario, R (8, 1) 51 Jonathan Broxton, R (9, 1)	C SI 84 B FF 87 F FF 84 X FF 88 1-2 ① ② G4-6-3 1-2f			C FF 88 X SL 80 0-1 ① G6-3	B FF 87 1 SAFE C FF 86 1 SAFE B CH 86 1 SAFE X FF 88 2-1 99 WP 99 1B 1-3 2B		C SI 91 F CU 85 X CH 84 0-2 ① G6-3			4 0 0	1 0 0	1 0 0	0 0 0	0 0 0	0 0 0	1 0 0
99 Manny Ramirez, R (1, 7) OBP: 0.463, SLG: 0.507 30 Xavier Paul, L (9, 9) OBP: 0.317, SLG: 0.462	B FF 87 X FF 86 1-0 ③ G4-3			X SI 88 0-0 ② G5-3	B FF 89 F SI 88 S FF 90 B FF 89 X SI 88 2-2 27 G4-3 2-H 3-H 1B		C SI 93 B CH 85 X SI 92 1-1 ② G4-3			4 0	0 0	1 0	1 0	0 0	0 0	0 0
27 Matt Kemp, R (1, 8) OBP: 0.349, SLG: 0.485		B SI 85 B CH 83 X CH 84 2-0 ① G5-3		B SI 87 F FF 88 C SL 82 B FF 87 F CU 80 B FF 88 X SI 86 3-2 5 BB 23 WP 21 HBP 1B	S SI 86 S CU 76 X CU 78 0-2 ② ③ G4-3 1-2f		C SI 93 C CU 85 S SL 86 0-3 ③ K			4	1	1	0	0	1	1
23 Casey Blake, R (1, 5) OBP: 0.344, SLG: 0.452		C FF 85 C SI 87 B FF 88 B FF 84 B SI 84 X FF 89 3-2 ② G4-3		B CH 83 B SI 84 B CH 84 C CH 83 B FF 87 4-1 21 HBP 5 BB 1-2 BB	C CU 73 B CH 83 F CH 84 B CU 76 X CH 84 2-2 ① F7			F SI 91 C FF 93 H SL 85 1-2 5 2B HBP		2	0	0	0	1	0	0
5 Reed Johnson, R (1, 9) OBP: 0.306, SLG: 0.406 (9, 7)		C FF 86 F FF 85 F FF 87 B CU 76 X FF 88 1-2 1B		B CH 84 B FF 87 B SI 84 C CH 86 S CH 82 F CH 84 F CH 82 F CH 86 B CU 76 4-2 21 HBP 1-2 2-3 BB	F CH 84 X CU 75 0-1 21 1B 17 1B 1B			X SI 92 0-0 1-3 2B		3	1	3	0	1	0	0
21 Nick Green, R (1, 4) OBP: 0.222, SLG: 0.125		B CH 82 X CH 82 1-0 ③ P6		B FF 85 F SI 85 H CH 78 2-1 1-2 2-3 3-H HBP	1 SAFE X CH 84 0-0 17 1B 1-2 1B			B FF 92 B SI 92 S SI 91 F FF 93 B SL 85 S SI 92 3-3 ① K		3	0	1	1	0	1	3
17 A.J. Ellis, R (1, 2) OBP: 0.316, SLG: 0.313			C CH 84 C SI 87 B SI 88 X SL 76 1-2 ① G4-3	C SI 87 F FF 89 B FF 90 X SL 84 1-2 ③ L4		C CU 76 X SI 90 0-1 1-2 2-H 1B		C SI 93 B FF 85 X SI 92 1-1 ② L3		4	0	1	1	0	0	5
58 Chad Billingsley, R (1, 1) OBP: 0.222, SLG: 0.125 7 James Loney, L (8, 3) OBP: 0.335, SLG: 0.440		F CH 84 B FF 87 F CH 84 C CU 80 1-3 ② K			C CH 84 X CU 75 0-1 ① G5-3	X SI 86 0-0 ② B1		B SL 85 F SI 93 X SI 93 1-1 ③ G4-3		3 1	0 0	0 0	0 0	0 0	1 0	2 2
Inning Stats	R: 0 E: 1 K: 0 S: 7 H: 0 LOB: 0 BB: 0 P: 11	R: 0 E: 0 K: 2 S: 9 H: 1 LOB: 1 BB: 0 P: 16	R: 0 E: 0 K: 2 S: 9 H: 0 LOB: 0 BB: 0 P: 12	R: 1 E: 0 K: 0 S: 17 H: 1 LOB: 3 BB: 2 P: 31	R: 2 E: 0 K: 0 S: 12 H: 2 LOB: 0 BB: 1 P: 20	R: 1 E: 0 K: 0 S: 12 H: 3 LOB: 2 BB: 0 P: 16	R: 0 E: 0 K: 1 S: 8 H: 0 LOB: 0 BB: 0 P: 9	R: 0 E: 0 K: 1 S: 10 H: 1 LOB: 2 BB: 0 P: 16		1B: 6 2B: 2 3B: 0 HR: 0	SF: 0 SAC: 0 DP: 2 HBP: 2			WP: 2 PB: 0 SB: 0 CS: 0		PA: 36	

PITCHER		IP	WLS	BF	H	R	ER	SO	BB	IBB	HBP	BLK	WP	HR	S	P	ERA	WHIP
21 Dontrelle Willis, L ERA: 4.97	(1, 1)	5.1	L	25	6	4	4	2	3	0	1	0	2	0	60	98	6.75	1.688
49 Eddie Bonine, R ERA: 1.54	(6, 1)	0.2		3	1	0	0	0	0	0	0	0	0	0	6	8	0.00	1.500
36 Brad Thomas, L ERA: 4.38	(7, 1)	2.0		8	1	0	0	2	0	0	1	0	0	0	18	25	0.00	0.500

PITCHER		IP	WLS	BF	H	R	ER	SO	BB	IBB	HBP	BLK	WP	HR	S	P	ERA	WHIP

livebaseballscorecards.com

Detroit Tigers @ Los Angeles Dodgers
Dodger Stadium, Los Angeles, CA
Fri May 21 2010, 7:14 PM - 9:45 PM PDT
Att. 44,282 - Clear - 65 F

AB	31
R	4
H	8
RBI	3
BB	3
SO	4
LOB	16

TOP

Batter	1	2	3	4	5	6	7	8	9	AB	R	H	RBI	BB	SO	LOB
18 Johnny Damon, L (1, 8) (7, 7) OBP: 0.393, SLG: 0.433	C SI 88 F FF 88 F CH 77 B FF 87 X FF 88 · 1-2 ① F8	B FC 85 B FF 88 C FF 87 X CH 77 · 2-1 ③ G4-3			B FF 87 C SI 87 F FC 85 X SI 87 · 1-2 ① L9		F FF 94 B FF 93 F FF 94 B SL 87 X SL 86 · 2-2 ② F9		B FF 93 C FF 93 X SL 86 · 1-1 24 FC5-4 39 1B 26 2B 1B	5	1	1	0	0	0	1
39 Ramon Santiago, S (1, 4) (7, 6) OBP: 0.370, SLG: 0.315	C FF 88 B FF 89 B FF 88 F FF 89 B CU 71 X SI 89 · 3-2 E8 30 1B 2B		C SI 88 M CH 78 F CH 79 B SI 87 C SI 87 · 1-3 ① K		X FF 87 · 0-0 30 G5-4-3 1B		F FF 94 X SI 93 · 0-1 E5 30 BB 1-2		C FF 92 B FF 94 F FF 93 X FF 93 · 1-2 24 FC5-4 1B	5	1	3	0	0	1	1
30 Magglio Ordonez, R (1, 9) OBP: 0.407, SLG: 0.461 54 Joel Zumaya, R (7, 1) 13 Alex Avila, L (9, PH) OBP: 0.267, SLG: 0.292	B FF 88 C FC 87 X FC 85 · 1-1 24 2B 26 G4-3 3-H 1B		X FF 88 · 0-0 ② G4-3		1 SAFE C FF 89 S FF 87 1 SAFE X SI 88 · 0-2 ② ③ G5-4-3 1-2f		C SL 87 B SL 86 B FF 94 B FF 94 F FF 95 B FF 94 · 4-2 1-2 2-3 BB		B FF 94 C FF 94 C SI 94 S SL 88 · 1-3 ① K	3	1	1	1	1	0	1
										0	0	0	0	0	0	0
										1	0	0	0	0	1	2
24 Miguel Cabrera, R (1, 3) OBP: 0.418, SLG: 0.588	X SI 88 · 0-0 26 G4-3 1-3 2B		B FC 85 B FC 85 B CH 79 X · 3-0 ③ G4-3			C FC 83 F FC 84 B CH 79 F FF 87 X SI 88 · 1-2 1B	F SL 88 X SL 85 · 0-1 ③ G1-3		X SI 95 · 0-0 ② FC5-4 26 2B 1-2f 2-3	5	0	2	0	0	0	5
26 Brennan Boesch, L (1, 7) (7, 9) OBP: 0.362, SLG: 0.637	X CH 80 · 0-0 ② G4-3 2-3 3-H			F FC 83 B FC 85 B FC 84 S CH 80 S CH 78 · 2-3 ① K		C FC 84 X FC 85 · 0-1 ① F9		B SI 90 B SI 91 X SI 90 · 2-0 HR	X SL 87 · 0-0 1-3 3-H 2B	5	1	2	3	0	1	2
15 Brandon Inge, R (1, 5) OBP: 0.289, SLG: 0.383	B SI 87 B CH 77 B CH 78 B SI 89 · 4-0 BB			C FF 87 F FF 86 B CH 80 X FF 88 · 1-2 ② G5-3		X FF 87 · 0-0 ② F7		C SI 90 B SI 90 B CU 77 C SI 91 B CU 76 B SI 90 · 4-2 12 G6-4-3 BB	B SL 88 F SI 96 B SL 88 S FF 97 C FF 97 · 2-3 ③ K	3	0	0	0	2	1	3
12 Gerald Laird, R (1, 2) OBP: 0.250, SLG: 0.247	D CU 68 B FC 84 C FF 88 X FF 87 · 2-1 ③ L7			B FF 87 F FC 85 X CU 70 · 1-1 4 1B 1B		C FF 88 X FC 85 · 0-1 ③ L7		B SI 91 F SI 92 B SI 91 X SI 91 · 2-1 ① ② G6-4-3 1-2f		4	0	1	0	0	0	4
4 Adam Everett, R (1, 6) OBP: 0.217, SLG: 0.258 14 Austin Jackson, R (7, PH) OBP: 0.393, SLG: 0.451 (7, 8) 29 Danny Worth, R (8, PR) OBP: 0.308, SLG: 0.308 (8, 4)		B FC 83 C FF 86 X FC 85 · 1-1 ① F9		B FC 84 F FF 88 X FC 85 · 1-1 1-2 1B			C FF 87 C FC 83 B CU 69 X FF 86 · 1-2 30 BB 39 E 1B	C SI 91 C CU 76 B CU 79 B CU 75 F SI 91 H SI 92 · 3-2 HBP		2	0	1	0	0	0	0
										1	0	1	0	0	0	0
										0	0	0	0	0	0	0
58 Armando Galarraga, R (1, 1) 59 Fu-Te Ni, L (5, 1) 32 Don Kelly, L (7, PH) OBP: 0.286, SLG: 0.325 25 Ryan Raburn, R (7, PH) OBP: 0.304, SLG: 0.347 (7, 4) (8, 8)		C FF 87 C FF 88 S FC 84 · 0-3 ② K		C X FF 88 · 0-1 ③ G4-3			B FF 92 F FF 92 C SL 85 X FF 93 · 1-2 ① P6	S SL 80 X SL 80 · 0-1 ③ F8		2	0	0	0	0	1	2
										0	0	0	0	0	0	0
										0	0	0	0	0	0	0
										2	0	0	0	0	0	2
Inning Stats	R: 2 E: 1 K: 0 S: 13 · H: 3 LOB: 2 BB: 1 P: 24	R: 0 E: 0 K: 1 S: 7 · H: 0 LOB: 0 BB: 0 P: 10	R: 0 E: 0 K: 1 S: 6 · H: 0 LOB: 0 BB: 0 P: 10	R: 0 E: 0 K: 1 S: 12 · H: 2 LOB: 2 BB: 0 P: 17	R: 0 E: 0 K: 0 S: 7 · H: 1 LOB: 0 BB: 0 P: 8	R: 0 E: 0 K: 0 S: 9 · H: 1 LOB: 1 BB: 0 P: 10	R: 0 E: 1 K: 0 S: 15 · H: 1 LOB: 3 BB: 1 P: 23	R: 1 E: 0 K: 0 S: 10 · H: 1 LOB: 1 BB: 1 P: 21	R: 1 E: 0 K: 2 S: 13 · H: 3 LOB: 2 BB: 0 P: 18	1B: 8 2B: 3 3B: 0 HR: 1 · SF: 0 SAC: 0 DP: 2 HBP: 1							

PITCHER		IP	WLS	BF	H	R	ER	SO	BB	IBB	HBP	BLK	WP	HR	S	P	ERA	WHIP
48 John Ely, R (1, 1) ERA: 3.41	(1, 1)	6.0	W	26	8	2	2	3	1	0	0	0	0	0	57	83	3.00	1.500
56 Hung-Chih Kuo, L (7, 1) ERA: 1.93	(7, 1)	1.0		5	0	0	0	0	1	0	0	0	0	0	12	19	0.00	1.000
38 Ramon Troncoso, R (8, 1) ERA: 5.06	(8, 1)	0.2		4	1	1	1	0	1	0	1	0	0	1	8	19	13.50	3.000
36 Jeff Weaver, R (8, 1) ERA: 3.38	(8, 1)	0.1	H	1	0	0	0	0	0	0	0	0	0	0	2	2	0.00	0.000
51 Jonathan Broxton, R (9, 1) ERA: 1.45	(9, 1)	1.0	S	6	3	1	1	2	0	0	0	0	0	0	13	18	9.00	3.000

BOTTOM

Batter	1	2	3	4	5	6	7	8	9	AB	R	H	RBI	BB	SO	LOB
55 Russell Martin, R (1, 2) OBP: 0.357, SLG: 0.379	C SI 89 B SI 91 B SI 92 C SI 92 B SL 86 F SI 92 F SI 92 B SI 92 · 4-2 30 E 30 1B 99 SF7 BB		B SI 91 C SI 91 C SL 85 F SL 85 F SL 85 B SI 89 F SI 91 X SL 85 · 2-2 ① G5-3	X SL 84 · 0-0 ③ P3			C FF 100 S FF 99 B FF 100 F CU 82 B FF 100 B FF 100 X FF 99 · 3-2 ② G6-3			3	1	0	0	1	0	1
30 Xavier Paul, L (1, 9) OBP: 0.356, SLG: 0.476	X SI 89 · 0-0 E3 1-3 1B		C SI 91 C SI 91 B SL 86 X SL 86 · 1-2 ② L6		B X SI 88 · 1-0 99 G4-6-3 1B		B FF 97 F FF 97 F FF 99 B CU 82 F FF 99 B FF 99 B SI 97 · 4-2 BB			3	0	2	0	1	0	0
99 Manny Ramirez, R (1, 7) OBP: 0.487, SLG: 0.487 51 Jonathan Broxton, R (9, 1)	B SI 89 S SL 83 S SL 85 B SI 92 X SL 86 · 2-2 ① SF7 3-H		B SI 85 B SI 91 F SI 90 F SI 92 C SI 92 · 2-3 ③ K		S SL 85 F SI 88 X SL 83 · 0-2 ① ② G4-6-3 1-2f		C FF 98 B FF 98 C FF 98 S FF 99 · 1-3 ③ K			3	0	0	1	0	2	2
										0	0	0	0	0	0	0
27 Matt Kemp, R (1, 8) OBP: 0.352, SLG: 0.509	C SI 91 F SL 84 B SI 88 1 SAFE S SL 87 · 1-3 ② K			B SL 84 X SL 84 · 1-0 7 1B 2B	B SI 90 C SI 91 X SL 84 · 1-1 HR			C FF 97 S FF 98 B FF 98 C FF 99 · 1-3 ① K		4	2	2	1	0	2	1
7 James Loney, L (1, 3) OBP: 0.339, SLG: 0.441	B SI 89 B SI 90 1 SAFE 1 SAFE B SI 88 F SI 91 X SI 90 · 3-1 ③ L8			X SI 91 · 0-0 23 1B 33 3B 2-H 1B	C SL 76 B SL 77 X SI 88 · 1-1 23 CS 1B			S FF 97 F FF 98 S FF 99 · 0-3 ② K		4	1	2	1	0	1	1
23 Casey Blake, R (1, 5) OBP: 0.354, SLG: 0.482	C SI 90 B SI 92 B SI 91 F SL 84 F SL 86 F SI 92 F SL 86 X SL 85 · 2-2 HR			1 SAFE C SI 89 F SI 90 X SL 85 · 0-2 33 3B 1-2 1B	1 SAFE 1 SAFE B SI 87 C CH 78 F SI 87 1 SAFE · 1-2 ③ CS 1-2	B CH 77 C SI 87 F SI 87 B SI 88 F SI 88 X CH 79 · 2-2 33 G4-6-3 1B		C CU 80 B CU 82 X FF 99 · 1-1 ③ G1-3		4	2	3	1	0	0	0
33 Blake DeWitt, L (1, 4) OBP: 0.359, SLG: 0.397	B SI 90 C SI 89 B SI 90 X SI 90 · 2-1 ① P6			X SI 89 · 0-0 1-H 2-H 3B		C SL 76 B SI 87 B SI 88 S SI 87 X SI 88 · 2-2 ① ② G4-6-3 1-2f				3	0	1	2	0	0	1
14 Jamey Carroll, R (1, 6) OBP: 0.377, SLG: 0.303	B SI 89 C SI 89 X SI 90 · 1-1 ② F7			F SI 90 C SL 84 B SI 91 F SL 84 D SL 86 F SI 90 X SI 88 · 2-2 ① G5-3		C SI 88 X SI 88 · 0-1 ③ F9				3	0	0	0	0	0	1
48 John Ely, R (1, 1) 56 Hung-Chih Kuo, L (7, 1) 9 Garret Anderson, L (7, PH) OBP: 0.158, SLG: 0.231 38 Ramon Troncoso, R (8, 1) 36 Jeff Weaver, R (8, 1) OBP: 1.000, SLG: 1.000 5 Reed Johnson, R (9, 7) OBP: 0.306, SLG: 0.406		C SI 90 S SI 92 B SI 92 C SI 92 · 1-3 ③ K		S SL 85 P PO 74 X SL 84 · 1-1 ② G5-3			B FF 99 B FF 99 X FF 99 · 2-0 ① P5			2	0	0	0	0	1	1
										0	0	0	0	0	0	0
										1	0	0	0	0	0	0
										0	0	0	0	0	0	0
										0	0	0	0	0	0	0
Inning Stats	R: 1 E: 1 K: 1 S: 13 · H: 1 LOB: 1 BB: 1 P: 23	R: 1 E: 0 K: 1 S: 13 · H: 1 LOB: 0 BB: 0 P: 19	R: 0 E: 0 K: 1 S: 12 · H: 0 LOB: 0 BB: 0 P: 17	R: 3 E: 0 K: 1 S: 15 · H: 4 LOB: 1 BB: 0 P: 18	R: 1 E: 0 K: 0 S: 10 · H: 3 LOB: 0 BB: 0 P: 14	R: 0 E: 0 K: 0 S: 9 · H: 1 LOB: 0 BB: 0 P: 13	R: 0 E: 0 K: 1 S: 11 · H: 0 LOB: 1 BB: 1 P: 21	R: 0 E: 0 K: 2 S: 8 · H: 0 LOB: 0 BB: 0 P: 10		1B: 6 2B: 1 3B: 1 HR: 2 · SF: 1 SAC: 0 DP: 2 HBP: 0						

PITCHER		IP	WLS	BF	H	R	ER	SO	BB	IBB	HBP	BLK	WP	HR	S	P	ERA	WHIP
58 Armando Galarraga, R (1, 1) ERA: 5.23	(1, 1)	4.2	L	22	8	6	5	3	1	0	0	0	0	2	59	85	9.64	1.929
59 Fu-Te Ni, L (5, 1) ERA: 2.25	(5, 1)	1.1		4	2	0	0	0	0	0	0	0	0	0	13	19	0.00	1.500
54 Joel Zumaya, R (7, 1) ERA: 2.08	(7, 1)	2.0		7	0	0	0	3	1	0	0	0	0	0	19	31	0.00	0.500

Detroit Tigers @ Los Angeles Dodgers
Dodger Stadium, Los Angeles, CA
Sat May 22 2010, 4:12 PM - 7:11 PM PDT
Att. 45,117 - Partly Cloudy - 67 F

livebaseballscorecards.com

AB	38
R	4
H	12
RBI	4
BB	3
SO	5
LOB	23

WP: 0 PB: 0 SB: 0 CS: 0 · PA: 42

TOP

Batter	1	2	3	4	5	6	7	8	9	AB	R	H	RBI	BB	SO	LOB
18 Johnny Damon, L (1, 8) OBP: 0.393, SLG: 0.439	C SI 90 B SI 91 X SI 92 1-1 39 SH3 30 1B 2B	C FF 91 X FF 91 0-1 ③ P5			B SL 82 F FF 89 X FF 90 1-1 ① G3		X CU 76 0-0 ③ F9		B SL 75 B FF 88 X FF 88 2-0 39 FC5-4 2-H 1B	5	1	2	1	0	0	1
39 Ramon Santiago, S (1, 6) OBP: 0.366, SLG: 0.313 46 Jose Valverde, R (9, 1)	F CU 80 X FF 90 0-1 ① SH3 2-3		C CU 80 X FF 91 0-1 ① G4-3		C CU 80 F FF 90 B FF 92 B SI 91 B SI 92 X SI 92 3-2 30 G5-4-3 1B			C SI 93 B SI 94 S SI 93 T SI 94 1-2 ① K	F SL 74 F FF 88 X SL 74 0-2 ③ FC5-4 1-2f	4 0	0 0	1 0	0 0	1 0	0 0	1 0
30 Magglio Ordonez, R (1, 9) OBP: 0.409, SLG: 0.481	F SI 92 D FS 86 F SI 92 B SI 92 X SI 94 2-2 24 HR 3-H 1B		C SI 91 B FS 85 X FS 84 1-1 ② P4		1 SAFE X FS 83 0-0 ②③ G5-4-3 1-2f			B SI 93 X SI 93 1-0 HR		4	2	2	2	0	0	1
24 Miguel Cabrera, R (1, 3) OBP: 0.415, SLG: 0.598	C SL 84 X SI 92 0-1 1-H HR		S SL 85 B FS 88 B FS 84 X FS 84 2-1 E5 26 S			C SL 84 F SL 85 C SL 86 0-3 ① K		F SL 86 B SI 94 F SI 94 B SI 93 X SL 87 2-2 ② F8		4	1	1	2	0	1	0
26 Brennan Boesch, L (1, 7) OBP: 0.357, SLG: 0.617 32 Don Kelly, L (8, 7) OBP: 0.286, SLG: 0.325	B FF 91 F FF 92 B FS 87 T FF 91 F FF 91 F FS 88 X SI 88 2-2 ② G6-3		B FF 91 1 SAFE F FF 90 F FF 91 F FS 88 D FS 88 F FF 91 F FF 91 B SL 85 3-3 ③ S FF 92 K 1-2			B FF 91 F FF 92 F FF 92 B FF 93 B FS 87 B FS 89 4-2 15 FC6-4 BB			B SI 95 X SI 94 1-0 ③ G4-3		3 0	0 0	0 0	0 0	1 0	1 0	1 0
15 Brandon Inge, R (1, 5) OBP: 0.288, SLG: 0.376	C SI 92 B SL 85 B SL 84 X SI 92 2-1 ③ F8			B SL 83 S SL 83 S SL 84 S SL 85 1-3 ① K		B SL 85 F SI 92 X SL 85 1-1 ② FC6-4 1-2f			B SI 92 C SI 93 B SL 84 B SI 93 C SI 91 F SI 92 B SI 93 4-2 29 1B 12 G4-3 4 SH1-3 BB	3	1	0	0	1	1	1
12 Gerald Laird, R (1, 2) OBP: 0.241, SLG: 0.237		X SI 90 0-0 ① F7		C SL 85 X SI 92 0-1 ② L3		1 SAFE C FS 84 F FS 85 B FS 87 B SL 85 1 SAFE F SL 85 S SL 84 2-3 ③ K			F SI 91 X SI 92 0-1 ① G4-3 1-2	4	0	0	0	0	1	2
29 Danny Worth, R (1, 4) OBP: 0.412, SLG: 0.412		B SI 91 X SI 92 1-0 48 SH1-4 1B		X SL 84 0-0 1B			B SL 78 B SL 77 B SI 88 C SI 86 X SI 87 3-1 ① G6-3		C SI 90 X SI 91 0-1 4 SH1-3 18 1B 2-3 1B	4	1	3	0	0	0	0
48 Rick Porcello, R (1, 1) 25 Ryan Raburn, R (7, PH) OBP: 0.298, SLG: 0.340 45 Ryan Perry, R (7, 1) 40 Phil Coke, L (8, 1) 21 Dontrelle Willis, L (9, PH) 4 Adam Everett, R (9, PH) OBP: 0.217, SLG: 0.258 (9, 6)		X FS 87 0-0 ② SH1-4 1-2		S SI 92 S SL 84 1 SAFE B SL 84 B SL 85 F SI 92 S SL 85 2-3 ③ K			B SL 80 X SI 90 1-0 ② F9		S SL 73 B FF 87 B FF 88 X SL 74 2-1 ② SH1-3 1-2 3-H	1 1 0 0 0 0	0 0 0 0 0 0	0 0 0 0 0 0	0 0 0 0 0 0	1 0 0 0 0 1	1 0 0 0 0 0	1 0 0 0 0 0
Inning Stats	R: 3 E: 0 K: 0 S: 16 H: 3 LOB: 0 BB: 0 P: 23	R: 0 E: 0 K: 0 S: 5 H: 1 LOB: 1 BB: 0 P: 6	R: 0 E: 1 K: 1 S: 12 H: 0 LOB: 1 BB: 0 P: 18	R: 0 E: 0 K: 2 S: 10 H: 1 LOB: 1 BB: 0 P: 13	R: 0 E: 0 K: 0 S: 6 H: 1 LOB: 0 BB: 0 P: 10	R: 0 E: 0 K: 2 S: 11 H: 0 LOB: 1 BB: 1 P: 18	R: 0 E: 0 K: 0 S: 4 H: 0 LOB: 0 BB: 0 P: 8	R: 0 E: 0 K: 1 S: 8 H: 1 LOB: 0 BB: 0 P: 13	R: 2 E: 0 K: 0 S: 13 H: 2 LOB: 1 BB: 1 P: 21	1B: 6 2B: 1 3B: 0 HR: 2 SF: 0 SAC: 3 DP: 1 HBP: 0						WP: 0 PB: 0 SB: 1 CS: 0 PA: 38	

PITCHER		IP	WLS	BF	H	R	ER	SO	BB	IBB	HBP	BLK	WP	HR	S	P	ERA	WHIP
18 Hiroki Kuroda, R ERA: 3.03	(1, 1)	6.0	L	25	6	3	3	5	1	0	0	0	0	1	60	88	4.50	1.167
36 Jeff Weaver, R ERA: 3.09	(7, 1)	1.0		3	0	0	0	0	0	0	0	0	0	0	4	8	0.00	0.000
54 Ronald Belisario, R ERA: 6.28	(8, 1)	1.1		7	2	3	3	1	1	0	0	0	0	1	15	24	20.25	2.250
52 George Sherrill, L ERA: 7.36	(9, 1)	0.2		3	1	0	0	0	0	0	0	0	0	0	6	10	0.00	1.500

PITCHER		IP	WLS	BF	H	R	ER	SO	BB	IBB	HBP	BLK	WP	HR	S	P	ERA	WHIP

livebaseballscorecards.com

Detroit Tigers @ Los Angeles Dodgers

Dodger Stadium, Los Angeles, CA

Sun May 23 2010, 1:12 PM - 3:54 PM PDT

Att. 46,053 - Partly Cloudy - 64 F

AB	33
R	6
H	9
RBI	6
BB	2
SO	6
LOB	8

BOTTOM

Batter	1	2	3	4	5	6	7	8	9	AB	R	H	RBI	BB	SO	LOB
55 Russell Martin, R (1, 2) OBP: 0.358, SLG: 0.376	C SI 93 B SI 93 X SI 92 1-1 27 L1-4 27 BLK 1B			B FF 91 B SI 91 F SI 90 B SI 91 C SI 90 X SI 92 3-2 ① P6	B SL 82 C SI 93 B FF 94 B SI 94 B FF 94 4-1 30 1B BB		C FF 94 C FF 95 B SI 95 B SL 86 F FF 94 B SL 86 X FF 94 3-2 ① F8		B FF 96 C FS 85 X FS 86 1-1 ②③ G4-6-3 1-2f	4	0	1	0	1	0	1
30 Xavier Paul, L (1, 9) OBP: 0.367, SLG: 0.478	C SI 91 F CH 82 S SI 94 0-3 ① K			F SI 90 X SI 91 0-1 7 FC1-4 27 1B 1B	B SI 90 X SI 92 1-0 1-2 2-H 3-H 1B		X FF 95 0-0 ② F7			4	0	2	2	0	1	1
27 Matt Kemp, R (1, 8) OBP: 0.350, SLG: 0.503	B SI 94 B SI 92 F SI 91 C SL 84 X SI 94 2-2 ②③ L1-4 1-2			1 SAFE B SL 83 F FF 92 1 SAFE 1 SAFE B SL 83 X SL 83 2-1 7 FC1-4 1-2 1B	C SI 93 X SI 92 0-1 ③ F8		S SL 87 S FF 96 B FF 96 B SL 89 B FF 96 S FF 96 3-3 ③ K			4	0	1	0	0	1	3
7 James Loney, L (1, 3) OBP: 0.337, SLG: 0.434		X SI 91 0-0 ① G4-3		B FF 93 C FF 93 B SI 92 F SI 92 X FF 95 2-2 ② FC1-4 1-2f 2-3		B CH 78 F SL 80 X SI 89 1-1 ① G6-3		B FF 95 B FF 93 B FF 94 C FF 95 F FF 95 B FF 94 4-2 9 1B BB		3	0	0	0	1	0	2
23 Casey Blake, R (1, 5) OBP: 0.352, SLG: 0.472		B SI 90 C FF 91 C FF 94 F FF 95 F SI 94 B SI 93 B SI 94 F SI 92 B FF 95 4-2 9 G3-6-3 BB		B SL 83 C SL 81 C SL 82 X SI 94 1-2 ③ G5-3		C SI 87 C SI 88 B SL 82 X SL 83 1-2 ② P5		F FF 96 X SL 86 0-1 ① F9		3	0	0	0	1	0	3
9 Garret Anderson, L (1, 7) OBP: 0.178, SLG: 0.246		1 SAFE B SI 92 X SI 91 1-0 ②③ G3-6-3 1-2f			C CH 78 B CH 82 F SI 91 X CH 81 1-2 ① G3	C SI 87 X SI 88 0-1 14 1B 33 1B 1B		X SI 93 0-0 3 G4-6-3 1-2 1B		4	0	2	0	0	0	1
33 Blake DeWitt, L (1, 4) OBP: 0.366, SLG: 0.403 3 Ronnie Belliard, R (8, PH) OBP: 0.358, SLG: 0.458 (9, 4)		B SI 90 C SI 89 B CH 81 X SI 90 2-1 ① G4-3			B SI 89 F SI 90 B SL 82 X SI 91 2-1 14 E 14 1B 30 1B 1B	C SL 79 C SI 90 F FF 93 F SI 91 X SL 81 0-2 14 1B 1-2 1B		C CH 82 B SL 80 X SI 94 1-1 ②③ G4-6-3 1-2f		3 1	1 0	2 0	0 0	0 0	0 2	0 2
14 Jamey Carroll, R (1, 6) OBP: 0.381, SLG: 0.311		C SI 90 F SI 91 F SI 94 B SL 83 B SL 82 X SI 90 2-2 ② G6-3			1 SAFE D SL 82 B SI 90 T SI 90 B SI 90 X SI 91 3-1 E9 18 SH1-4 1-3 30 1B 1B	C SI 89 X SI 91 0-1 1-2 2-3 1B			C FF 94 F FF 94 B FF 96 S FS 86 1-3 ① K	4	1	2	0	0	1	0
18 Hiroki Kuroda, R (1, 1) 99 Manny Ramirez, R (6, PH) OBP: 0.440, SLG: 0.481 36 Jeff Weaver, R (7, 1) OBP: 1.000, SLG: 1.000 54 Ronald Belisario, R (8, 1) 52 George Sherrill, L (9, 1) 5 Reed Johnson, R (9, PH) OBP: 0.315, SLG: 0.414		B SI 92 B SI 91 C SI 90 C SI 91 B SI 91 C SI 92 3-3 ③ K			B SI 89 X SI 90 1-0 ② SH1-4 1-2	X SI 92 0-0 ③ G5-3			B FS 86 C FF 95 X FF 96 1-1 55 G4-6-3 1B	1 1 0 0 0 1	0 0 0 0 0 0	0 0 0 0 0 1	0 0 0 0 0 0	1 0 0 0 0 0	0 3 0 0 0 0	0 0 0 0 0 0
Inning Stats	R: 0 E: 0 K: 1 S: 8 H: 1 LOB: 0 BB: 0 P: 11	R: 0 E: 0 K: 0 S: 7 H: 0 LOB: 0 BB: 1 P: 12	R: 0 E: 0 K: 1 S: 9 H: 0 LOB: 0 BB: 0 P: 16	R: 0 E: 0 K: 0 S: 13 H: 2 LOB: 2 BB: 0 P: 21	R: 2 E: 1 K: 0 S: 12 H: 3 LOB: 3 BB: 1 P: 24	R: 0 E: 0 K: 0 S: 15 H: 3 LOB: 3 BB: 0 P: 17	R: 0 E: 0 K: 1 S: 8 H: 0 LOB: 0 BB: 0 P: 14	R: 0 E: 0 K: 0 S: 7 H: 1 LOB: 0 BB: 1 P: 12	R: 0 E: 0 K: 1 S: 7 H: 1 LOB: 0 BB: 0 P: 10	1B: 11 2B: 1 3B: 0 HR: 0 SF: 0 SAC: 0 DP: 4 HBP: 0						WP: 0 PB: 0 SB: 0 CS: 0 PA: 37	

PITCHER		IP	WLS	BF	H	R	ER	SO	BB	IBB	HBP	BLK	WP	HR	S	P	ERA	WHIP
48 Rick Porcello, R ERA: 5.58	(1, 1)	6.0	W	27	9	2	2	2	2	0	0	1	0	0	64	101	3.00	1.833
45 Ryan Perry, R ERA: 2.41	(7, 1)	1.1	H	5	0	0	0	1	1	0	0	0	0	0	12	22	0.00	0.750
40 Phil Coke, L ERA: 3.43	(8, 1)	0.2	H	2	1	0	0	0	0	0	0	0	0	0	3	4	0.00	1.500
46 Jose Valverde, R ERA: 0.46	(9, 1)	1.0		3	1	0	0	1	0	0	0	0	0	0	7	10	0.00	1.000

PITCHER		IP	WLS	BF	H	R	ER	SO	BB	IBB	HBP	BLK	WP	HR	S	P	ERA	WHIP

livebaseballscorecards.com

Detroit Tigers @ Los Angeles Dodgers

Dodger Stadium, Los Angeles, CA

Sun May 23 2010, 1:12 PM - 3:54 PM PDT

Att. 46,053 - Partly Cloudy - 64 F

AB	33
R	2
H	11
RBI	2
BB	3
SO	4
LOB	16

TOP

Batter	1	2	3	4	5	6	7	8	9	AB	R	H	RBI	BB	SO	LOB
14 Austin Jackson, R (1, 8) OBP: 0.388, SLG: 0.450	B SI 86 C SI 87 C CH 80 C FF 88 1-3 ① K	C FF 87 X CH 79 0-1 1-3 3-H 2B		C SI 88 B FC 85 F FC 84 X SI 88 1-2 ③ G4-3			C FF 87 B FF 87 X FF 88 1-1 ① G6-3		C FF 94 S FF 94 B FF 96 S FF 96 1-3 ③ K	5	0	1	1	0	2	0
39 Ramon Santiago, S (1, 6) OBP: 0.362, SLG: 0.310	X FF 87 0-0 30 1B 1B	B FF 89 F FF 89 X CH 83 1-1 ② G5-3			C CH 82 F SI 89 F FF 87 B CU 75 X FF 88 1-2 ① G4-3		F FF 89 X FF 88 0-1 ② F8			4	0	1	0	0	0	2
18 Johnny Damon, L (1, 10) OBP: 0.385, SLG: 0.428	X SI 87 0-0 ② P2	C SI 89 B FF 90 F SI 89 X SI 88 1-2 ③ F7			B SI 88 B SI 89 C FF 88 B CH 82 X FF 88 3-1 ② F9		C SI 88 B FF 88 B SI 88 X CH 82 2-1 ③ G3			4	0	0	0	0	0	3
30 Magglio Ordonez, R (1, 9) OBP: 0.411, SLG: 0.478	D CU 74 1 SAFE C SI 88 B SI 89 1 SAFE 1 SAFE X SI 88 2-1 1-2 1B		C SI 88 X FC 85 0-1 ① G3-1		B SI 89 B SI 89 X SI 89 2-0 ③ G5-3			T SL 79 F FF 93 B SL 84 B FF 93 F SL 82 B FF 93 B FF 93 4-2 BB		3	0	1	0	1	0	0
26 Brennan Boesch, L (1, 7) OBP: 0.353, SLG: 0.602	X SI 88 0-0 ③ F7		B FF 88 X CH 82 1-0 15 1B 1B		S SI 87 B SI 88 X SI 88 1-1 ① G6-3			C FF 93 X FF 93 0-1 ① F7		4	0	1	0	0	0	3
15 Brandon Inge, R (1, 5) OBP: 0.293, SLG: 0.398		C SI 87 S FF 88 B FF 87 B SI 90 X FC 84 2-2 ① P4	1 SAFE S FC 83 B SI 88 1 SAFE S FC 85 1 SAFE B FF 89 X CH 80 2-2 1-3 32 L4-3 1B			C FC 84 B SI 89 X FF 88 1-1 HR		C FF 92 B FF 92 C SL 84 S FF 92 1-3 ② K		4	1	2	1	0	1	1
32 Don Kelly, L (1, 3) OBP: 0.283, SLG: 0.318		B FF 88 C CH 81 F SI 88 B SI 89 F CH 81 F FF 89 X CU 74 2-2 13 E 13 FC6 29 1B 1B	C FF 88 B SI 88 B SI 86 1 SAFE X SI 86 2-1 ② ③ L4-3 1-1			F FF 89 B FF 90 X FF 90 1-1 ② F8		B FF 93 X FF 92 1-0 ③ F8		4	1	1	0	0	0	3
13 Alex Avila, L (1, 2) OBP: 0.266, SLG: 0.290		B CH 81 X SI 88 1-0 FC6 29 1B 14 2B 1-3		F SI 87 B FF 89 F FF 87 B FC 85 B SI 89 X SI 89 3-2 ① F9		C CH 82 B CU 76 F FF 91 B FF 90 F SI 90 X SI 89 2-2 29 FC6-4 1B			B FF 93 B FF 92 C FF 93 F FF 94 F FF 95 F FF 95 X FF 94 2-2 ① P6	4	1	1	0	0	0	1
29 Danny Worth, R (1, 4) OBP: 0.400, SLG: 0.400 25 Ryan Raburn, R (9, PH) OBP: 0.293, SLG: 0.333		B SI 89 B SI 89 C FF 89 X FF 89 2-1 14 2B 1-3 3-H 1B		C SI 88 X FF 88 0-1 ② G1-3		C SI 89 X SI 88 0-1 ③ FC6-4 1-2f			B FF 95 C FF 95 B FF 94 X FF 94 2-1 ② F8	3 1	0 0	1 0	1 0	0 0	0 0	1 0
Inning Stats	R: 0 E: 0 K: 1 S: 8 H: 2 LOB: 2 BB: 0 P: 11	R: 2 E: 1 K: 0 S: 18 H: 3 LOB: 2 BB: 0 P: 27	R: 0 E: 0 K: 0 S: 8 H: 2 LOB: 1 BB: 0 P: 13	R: 0 E: 0 K: 0 S: 8 H: 0 LOB: 0 BB: 0 P: 12	R: 0 E: 0 K: 0 S: 7 H: 0 LOB: 0 BB: 0 P: 13	R: 1 E: 0 K: 0 S: 12 H: 2 LOB: 1 BB: 0 P: 17	R: 0 E: 0 K: 0 S: 6 H: 0 LOB: 0 BB: 0 P: 9	R: 0 E: 0 K: 1 S: 9 H: 0 LOB: 1 BB: 1 P: 15	R: 0 E: 0 K: 1 S: 10 H: 0 LOB: 0 BB: 0 P: 15	1B: 7 2B: 2 3B: 0 HR: 1 SF: 0 SAC: 0 DP: 1 HBP: 0						

PITCHER		IP	WLS	BF	H	R	ER	SO	BB	IBB	HBP	BLK	WP	HR	S	P	ERA	WHIP
58 Doug Fister, R ERA: 2.03	(1, 1)	7.0		30	9	3	2	1	0	0	0	0	0	1	67	102	2.57	1.286
23 Shawn Kelley, R ERA: 2.16	(8, 1)	1.0	W	4	0	0	0	1	1	0	0	0	0	0	9	15	0.00	1.000
53 David Aardsma, R ERA: 3.0	(9, 1)	1.0	S	3	0	0	0	1	0	0	0	0	0	0	10	15	0.00	0.000

BOTTOM

Batter	1	2	3	4	5	6	7	8	9	AB	R	H	RBI	BB	SO	LOB
51 Ichiro Suzuki, L (1, 9) OBP: 0.387, SLG: 0.425	B FF 94 X FF 95 1-0 ① G3		C FF 96 B CU 78 C CU 79 F FF 96 S FF 97 1-3 ① K		B CH 85 C CH 85 F CH 85 X CU 80 1-2 ③ G1-3			B CU 78 T FF 95 C CU 80 C CU 81 1-3 ① K		4	0	0	0	0	2	0
9 Chone Figgins, S (1, 4) OBP: 0.309, SLG: 0.259	C FF 93 B CH 85 S CH 86 F CU 79 S FF 95 1-3 ② K		C FF 96 B FF 96 B FF 96 S CH 86 B CU 79 F FF 96 B FF 96 4-2 BB			S FF 94 F FF 95 B SL 87 S CU 80 1-3 ① K		B FF 96 B FF 95 C FF 94 F FF 96 X FF 97 2-2 15 1B 2B		3	1	1	0	1	2	0
21 Franklin Gutierrez, R (1, 8) OBP: 0.374, SLG: 0.438	C FF 95 X FF 94 0-1 15 HR 1B		1 SAFE C FF 96 B FF 95 1 SAFE 1 SAFE F CU 80 F CH 86 T FF 97 1-2 ② K			C FF 97 B SL 87 X FF 96 1-1 HR		C FF 98 B CU 81 B CU 81 B FF 98 B FF 98 4-1 15 1B 4 SF8 BB		3	3	2	1	1	1	1
15 Milton Bradley, S (1, 10) OBP: 0.314, SLG: 0.383	1 SAFE X FF 94 0-0 1-H HR		1 SAFE C CH 84 B CH 85 1 SAFE F FF 95 B CU 80 S CH 87 2-3 ③ K			S CH 85 C CU 80 C CU 79 0-3 ② K		B CH 87 F CH 87 F FF 98 B CU 82 X CH 88 2-2 1-3 2-H 1B		4	1	2	3	0	2	1
4 Jose Lopez, R (1, 5) OBP: 0.241, SLG: 0.264	B FF 95 F SI 94 X FF 96 1-1 ③ F8			C CU 77 F FF 95 F FF 95 B CH 86 X CU 80 1-2 ① G1-3		X FF 96 0-0 1B		F FF 98 X FF 99 0-1 ② SF8 3-H		3	0	1	1	0	0	0
13 Casey Kotchman, L (1, 3) OBP: 0.280, SLG: 0.324		F FF 93 B FF 94 F FF 94 B FF 96 F CH 84 B FF 96 F FF 95 X FF 94 3-2 ① F9		F FF 96 B FF 96 S CH 86 X CU 80 1-2 ② G5-3		B CH 84 X FF 95 1-0 ③ P5		B FF 98 B FF 98 F FF 96 X FF 99 2-1 ③ F8		4	0	0	0	0	0	2
26 Josh Bard, S (1, 2) OBP: 0.385, SLG: 0.571	X FF 94 0-0 ② F7			S FF 96 X FF 96 0-1 ③ P5			B FF 95 B CH 85 B FF 95 C FF 95 C FF 95 X FF 96 3-2 ① F7			3	0	0	0	0	0	0
16 Josh Wilson, R (1, 6) OBP: 0.353, SLG: 0.400	C FF 95 X FF 94 0-1 2B				X FF 95 0-0 ① G4-3		B CU 79 B CU 77 F FF 97 X FF 98 2-1 ② P3			3	0	1	0	0	0	0
55 Michael Saunders, L (1, 7) OBP: 0.306, SLG: 0.485	B CH 84 C FF 95 B FF 96 B FF 96 S FF 96 X FF 96 3-2 ③ G5-3				B FF 95 L FF 95 F FF 95 F FF 96 B CH 88 C CU 79 2-3 ② K		X FF 96 0-0 ③ G4-3			3	0	0	0	0	1	1
Inning Stats	R: 2 E: 0 K: 1 S: 10 H: 2 LOB: 0 BB: 0 P: 13	R: 0 E: 0 K: 0 S: 11 H: 1 LOB: 1 BB: 0 P: 17	R: 0 E: 0 K: 3 S: 14 H: 0 LOB: 1 BB: 1 P: 22	R: 0 E: 0 K: 0 S: 9 H: 0 LOB: 0 BB: 0 P: 11	R: 0 E: 0 K: 1 S: 8 H: 0 LOB: 0 BB: 0 P: 11	R: 1 E: 0 K: 2 S: 10 H: 2 LOB: 1 BB: 0 P: 13	R: 0 E: 0 K: 0 S: 6 H: 0 LOB: 0 BB: 0 P: 11	R: 2 E: 0 K: 1 S: 14 H: 2 LOB: 1 BB: 1 P: 25		1B: 3 2B: 2 3B: 0 HR: 2 SF: 1 SAC: 0 DP: 0 HBP: 0						

PITCHER		IP	WLS	BF	H	R	ER	SO	BB	IBB	HBP	BLK	WP	HR	S	P	ERA	WHIP
35 Justin Verlander, R ERA: 3.74	(1, 1)	7.1	L	31	7	5	5	8	2	0	0	0	0	2	78	117	6.14	1.227
54 Joel Zumaya, R ERA: 2.03	(8, 1)	0.2		2	0	0	0	0	0	0	0	0	0	0	4	6	0.00	0.000

Detroit Tigers @ Seattle Mariners
Safeco Field, Seattle, WA
Tue May 25 2010, 7:11 PM - 9:27 PM PDT
Att. 21,016 - Cloudy - 59 F

livebaseballscorecards.com

AB	36
R	3
H	9
RBI	3
BB	1
SO	3
LOB	14

AB	30
R	5
H	7
RBI	5
BB	2
SO	8
LOB	5

WP: 0 PB: 0 SB: 0 CS: 0 PA: 37

Detroit Tigers @ Seattle Mariners

Safeco Field, Seattle, WA

Wed May 26 2010, 12:42 PM - 3:26 PM PDT

Att. 22,426 - Roof Closed - 54 F

livebaseballscorecards.com

TOP

Batter	1	2	3	4	5	6	7	8	9	AB	R	H	RBI	BB	SO	LOB
14 Austin Jackson, R (1, 8) OBP: 0.388, SLG: 0.449	G1-3		K	1B		1B			F8	5	0	2	1	0	1	0
18 Johnny Damon, L (1, 10) OBP: 0.380, SLG: 0.417	F7		BB	G6-3		L7			K	4	1	0	0	1	1	3
25 Ryan Raburn, R (1, 3) OBP: 0.286, SLG: 0.321	1B		F8		F8		K		F9	5	0	1	0	0	1	1
30 Magglio Ordonez, R (1, 9) OBP: 0.418, SLG: 0.509	2B		HR		G3		1B			4	1	3	2	0	0	0
26 Brennan Boesch, L (1, 7) OBP: 0.358, SLG: 0.608		1B	2B		F7		K			4	0	2	0	0	1	1
32 Don Kelly, L (7, 7) OBP: 0.283, SLG: 0.318										0	0	0	0	0	0	0
15 Brandon Inge, R (1, 5) OBP: 0.286, SLG: 0.388		K	F8			K	F9			4	0	0	0	0	2	3
12 Gerald Laird, R (1, 2) OBP: 0.241, SLG: 0.238		1B		G6-3		L4		G5-3		4	0	1	0	0	0	0
29 Danny Worth, R (1, 4) OBP: 0.333, SLG: 0.333		F5		F9		E5		G6-3		4	1	0	0	0	0	2
4 Adam Everett, R (1, 6) OBP: 0.233, SLG: 0.275		K		BB		2B		G5-3		3	1	1	1	1	1	2
Inning Stats	R: 0 E: 0 K: 0 S: 12	R: 0 E: 0 K: 2 S: 15	R: 2 E: 0 K: 1 S: 16	R: 0 E: 0 K: 0 S: 8	R: 0 E: 0 K: 0 S: 19	R: 2 E: 1 K: 1 S: 12	R: 0 E: 0 K: 2 S: 8	R: 0 E: 0 K: 0 S: 7	R: 0 E: 0 K: 1 S: 10							
	H: 2 LOB: 2 BB: 0 P: 18	H: 2 LOB: 2 BB: 0 P: 23	H: 2 LOB: 1 BB: 1 P: 27	H: 1 LOB: 2 BB: 1 P: 14	H: 0 LOB: 0 BB: 0 P: 27	H: 2 LOB: 1 BB: 0 P: 16	H: 1 LOB: 1 BB: 0 P: 11	H: 0 LOB: 0 BB: 0 P: 12	H: 0 LOB: 0 BB: 0 P: 17							

PITCHER		IP	WLS	BF	H	R	ER	SO	BB	IBB	HBP	BLK	WP	HR	S	P	ERA	WHIP
38 Jason Vargas, L ERA: 3.12	(1, 1)	5.0		23	7	2	2	3	2	0	0	1	0	1	70	109	3.60	1.800
18 Ryan Rowland-Smith, L ERA: 7.3	(6, 1)	0.2		4	1	2	0	1	0	0	0	0	0	0	8	11	0.00	1.500
43 Brandon League, R ERA: 3.42	(6, 1)	2.1	W	9	2	0	0	2	0	0	0	0	0	0	19	28	0.00	0.857
53 David Aardsma, R ERA: 2.81	(9, 1)	1.0	S	3	0	0	0	1	0	0	0	0	0	0	10	17	0.00	0.000

PITCHER		IP	WLS	BF	H	R	ER	SO	BB	IBB	HBP	BLK	WP	HR	S	P	ERA	WHIP

AB	37
R	4
H	10
RBI	4
BB	2
SO	7
LOB	12

1B:	6
2B:	3
3B:	0
HR:	1
SF:	0
SAC:	0
DP:	0
HBP:	0

WP: 0 PB: 0 SB: 1 CS: 0 PA: 39

BOTTOM

Batter	1	2	3	4	5	6	7	8	9	AB	R	H	RBI	BB	SO	LOB
51 Ichiro Suzuki, L (1, 9) OBP: 0.377, SLG: 0.414	F7	G6-4-3			K		G6-3	K		5	0	0	0	0	2	3
9 Chone Figgins, S (1, 4) OBP: 0.308, SLG: 0.255	BB		K		K		P2			3	0	0	0	1	2	0
21 Franklin Gutierrez, R (1, 8) OBP: 0.382, SLG: 0.442	BB		K		1B			1B		3	1	2	0	1	1	0
15 Milton Bradley, S (1, 10) OBP: 0.321, SLG: 0.381	FC4-6		HBP		1B					3	0	1	0	0	1	3
5 Mike Sweeney, R (1, 3) OBP: 0.377, SLG: 0.603	FC5-4		1B		G6-3			HR		4	1	2	2	0	0	4
13 Casey Kotchman, L (9, 3) OBP: 0.280, SLG: 0.324										0	0	0	0	0	0	0
4 Jose Lopez, R (1, 5) OBP: 0.241, SLG: 0.264		K	G2-3			G5-3		1B		4	1	1	0	0	1	2
26 Josh Bard, S (1, 2) OBP: 0.370, SLG: 0.545		E1		F8		K		2B		1	0	0	0	0	0	0
32 Rob Johnson, R (2, PR) OBP: 0.296, SLG: 0.313 (3, 2)										3	2	1	0	0	1	0
16 Josh Wilson, R (1, 6) OBP: 0.361, SLG: 0.406		1B		G6-3		P6		1B		4	0	2	2	0	0	0
55 Michael Saunders, L (1, 7) OBP: 0.300, SLG: 0.459		1B		P5			G3-1	K		4	0	1	1	0	1	1
Inning Stats	R: 0 E: 0 K: 0 S: 8	R: 1 E: 1 K: 1 S: 9	R: 0 E: 0 K: 2 S: 9	R: 0 E: 0 K: 0 S: 4	R: 0 E: 0 K: 2 S: 13	R: 0 E: 0 K: 1 S: 10	R: 0 E: 0 K: 0 S: 5	R: 4 E: 0 K: 3 S: 21								
	H: 0 LOB: 2 BB: 2 P: 17	H: 2 LOB: 1 BB: 0 P: 14	H: 1 LOB: 2 BB: 0 P: 15	H: 0 LOB: 0 BB: 0 P: 8	H: 2 LOB: 2 BB: 0 P: 17	H: 0 LOB: 0 BB: 0 P: 15	H: 0 LOB: 1 BB: 0 P: 7	H: 5 LOB: 1 BB: 0 P: 33								

PITCHER		IP	WLS	BF	H	R	ER	SO	BB	IBB	HBP	BLK	WP	HR	S	P	ERA	WHIP
38 Jeremy Bonderman, R ERA: 3.78	(1, 1)	7.0		29	5	1	0	6	2	0	1	0	0	0	58	93	0.00	1.000
45 Ryan Perry, R ERA: 4.26	(8, 1)	0.1	L	6	5	4	4	1	0	0	0	0	0	1	14	23	108.00	15.000
40 Phil Coke, L ERA: 3.32	(8, 1)	0.2		2	0	0	0	2	0	0	0	0	0	0	7	10	0.00	0.000

PITCHER		IP	WLS	BF	H	R	ER	SO	BB	IBB	HBP	BLK	WP	HR	S	P	ERA	WHIP

AB	34
R	5
H	10
RBI	5
BB	2
SO	9
LOB	13

1B:	8
2B:	1
3B:	0
HR:	1
SF:	0
SAC:	0
DP:	1
HBP:	1

WP: 0 PB: 0 SB: 0 CS: 0 PA: 37

TOP

Batter	1	2	3	4	5	6	7	8	9	AB	R	H	RBI	BB	SO	LOB
11 Rajai Davis, R (1, 8) OBP: 0.298, SLG: 0.319	10 SH1-3 · 8 1B 2B	FC4-6 · 1-2f 2-3		F9		8 G5-4-3 · 1-2 1B		L8		5	1	2	0	0	0	3
10 Daric Barton, L (1, 3) OBP: 0.388, SLG: 0.405	SH1-3 · 2-3	G3		K		K		1-3 2B		4	0	1	0	0	2	4
8 Kurt Suzuki, R (1, 10) OBP: 0.333, SLG: 0.404	7 BB · 5 BB · 3-H 1B		7 G4-3 · 5 WP · 50 1B BB	G5-3		G5-4-3 · 1-2f		F9		4	1	1	1	1	0	4
5 Kevin Kouzmanoff, R (1, 5) OBP: 0.293, SLG: 0.351	7 BB · 1-2 BB	G6-3 · 1-2			G6-3		F9		L9	4	0	0	0	1	0	1
7 Adam Rosales, R (1, 6) OBP: 0.344, SLG: 0.404	50 G4-6-3 · 1-2 2-3 BB	G4-3 · 2-3		L9		F9		14 HBP · 18 1B 2B		4	1	1	0	1	0	1
50 Jake Fox, R (1, 7) OBP: 0.278, SLG: 0.325	G4-6-3 · 1-2f		14 1B · 3-H 1B		14 1B 1B		14 WP · 14 S 1B		IN 72 · IN 74 · IN 74 · IN 76 · 18 1B · 14 HBP · 35 SF9-2-5 IBB	4	0	3	1	0	0	3
1 Eric Patterson, L (7, PR) OBP: 0.272, SLG: 0.480										0	0	0	0	0	0	0
(7, 7)																
Ryan Sweeney, L (9, PH) OBP: 0.355, SLG: 0.386 (9, 9)										0	1	0	0	1	0	0
14 Mark Ellis, R (1, 4) OBP: 0.351, SLG: 0.314		11 FC4-6 · 18 CI 1B	G6-3 · 1-3 1B		G6-3 · 1-2 1B		G6-3 · 1-3		18 1B · 35 SF9-2-5 · 1-2 2-3 HBP	4	0	3	0	0	0	1
18 Gabe Gross, L (1, 9) OBP: 0.308, SLG: 0.370 (9, 7)		CI · 11 FC4-6 · 1-2	K		K			L4	1-2 2-3 3-H 1B	4	0	1	1	0	2	4
35 Landon Powell, S (1, 2) OBP: 0.385, SLG: 0.381		K		HR		11 1B BB		10 2B 1B	SF9-2-5 · 2-3 3-H	3	1	2	2	1	1	2
Inning Stats	R: 1 E: 0 K: 0 S: 8 · H: 2 LOB: 2 BB: 2 P: 21	R: 0 E: 1 K: 1 S: 12 · H: 1 LOB: 2 BB: 0 P: 18	R: 1 E: 0 K: 1 S: 13 · H: 2 LOB: 2 BB: 1 P: 22	R: 1 E: 0 K: 1 S: 10 · H: 1 LOB: 0 BB: 0 P: 16	R: 0 E: 0 K: 1 S: 11 · H: 2 LOB: 2 BB: 0 P: 16	R: 0 E: 0 K: 1 S: 10 · H: 1 LOB: 1 BB: 1 P: 18	R: 0 E: 0 K: 0 S: 7 · H: 1 LOB: 2 BB: 0 P: 10	R: 0 E: 0 K: 0 S: 11 · H: 2 LOB: 2 BB: 0 P: 16	R: 2 E: 0 K: 0 S: 7 · H: 2 LOB: 1 BB: 1 P: 14	1B: 10 2B: 4 3B: 0 HR: 1 · SF: 1 SAC: 1 DP: 3 HBP: 1						

PITCHER		IP	WLS	BF	H	R	ER	SO	BB	IBB	HBP	BLK	WP	HR	S	P	ERA	WHIP
21 Dontrelle Willis, L (1, 1) ERA: 4.98		5.1		29	9	3	3	5	4	0	0	0	1	1	61	107	5.06	2.438
58 Armando Galarraga, R (6, 1) ERA: 4.5		1.2		5	1	0	0	0	0	0	0	0	1	0	10	14	0.00	0.600
40 Phil Coke, L (8, 1) ERA: 3.22		0.2		4	2	0	0	0	0	0	0	0	0	0	10	14	0.00	3.000
45 Ryan Perry, R (8, 1) ERA: 5.03		0.2	L	5	1	2	2	0	0	1	1	0	0	0	4	10	27.00	1.500
59 Fu-Te Ni, L (9, 1) ERA: 2.25		0.0		1	1	0	0	0	0	0	0	0	0	0	2	3	∞	∞

PITCHER		IP	WLS	BF	H	R	ER	SO	BB	IBB	HBP	BLK	WP	HR	S	P	ERA	WHIP
54 Joel Zumaya, R (9, 1) ERA: 1.98		0.2		1	0	0	0	0	0	0	0	0	0	0	2	3	0.00	0.000

Oakland Athletics @ Detroit Tigers
Comerica Park, Detroit, MI
Fri May 28 2010, 7:07 PM - 9:49 PM EDT
Att. 40,210 - Clear - 80 F

livebaseballscorecards.com

AB	36
R	5
H	14
RBI	5
BB	5
SO	5
LOB	23

BOTTOM

Batter	1	2	3	4	5	6	7	8	9	AB	R	H	RBI	BB	SO	LOB
14 Austin Jackson, R (1, 8) OBP: 0.380, SLG: 0.439	F9		G4-3		G4-3			G4-3		4	0	0	0	0	0	1
18 Johnny Damon, L (1, 10) OBP: 0.378, SLG: 0.419	P5		F7			G4-3		2B		4	0	1	0	0	0	0
30 Magglio Ordonez, R (1, 9) OBP: 0.414, SLG: 0.503	24 HR 1B			K		G5-3		G5-3		4	1	1	0	0	2	1
24 Miguel Cabrera, R (1, 3) OBP: 0.421, SLG: 0.653	1-H HR			HR					HR	4	3	3	4	0	0	0
26 Brennan Boesch, L (1, 7) OBP: 0.345, SLG: 0.585	K			G4-3			K		L4	4	0	0	0	0	2	0
9 Carlos Guillen, S (1, 4) OBP: 0.397, SLG: 0.453		13 G3-6-1 BB		F7			2B		G3	3	0	1	0	1	0	0
15 Brandon Inge, R (1, 5) OBP: 0.286, SLG: 0.385	K				4 F8 · 13 G1-3 1B		K		P4	4	0	1	0	0	2	2
13 Alex Avila, L (1, 2) OBP: 0.256, SLG: 0.278	G3-6-1 · 1-2f				G1-3 · 1-2		G3			3	0	0	0	0	0	3
4 Adam Everett, R (1, 6) OBP: 0.227, SLG: 0.268			G4-3		F8 · 2-3			F7		2	0	0	0	0	0	1
39 Ramon Santiago, S (8, PH) OBP: 0.359, SLG: 0.307 (9, 6)										1	0	0	0	0	0	0
Inning Stats	R: 2 E: 0 K: 1 S: 12 · H: 2 LOB: 0 BB: 0 P: 15	R: 0 E: 0 K: 1 S: 13 · H: 0 LOB: 0 BB: 1 P: 20	R: 0 E: 0 K: 0 S: 8 · H: 0 LOB: 0 BB: 0 P: 10	R: 1 E: 0 K: 1 S: 8 · H: 1 LOB: 0 BB: 0 P: 12	R: 0 E: 0 K: 0 S: 7 · H: 1 LOB: 1 BB: 0 P: 11	R: 0 E: 0 K: 1 S: 7 · H: 0 LOB: 0 BB: 0 P: 11	R: 0 E: 0 K: 2 S: 10 · H: 1 LOB: 1 BB: 0 P: 17	R: 0 E: 0 K: 0 S: 8 · H: 1 LOB: 1 BB: 0 P: 12	R: 1 E: 0 K: 0 S: 12 · H: 1 LOB: 0 BB: 0 P: 17	1B: 2 2B: 2 3B: 0 HR: 3 · SF: 0 SAC: 0 DP: 3 HBP: 0						

PITCHER		IP	WLS	BF	H	R	ER	SO	BB	IBB	HBP	BLK	WP	HR	S	P	ERA	WHIP
15 Ben Sheets, R (1, 1) ERA: 4.91		7.0		26	5	3	3	6	1	0	0	0	0	2	65	96	3.86	0.857
31 Brad Ziegler, R (8, 1) ERA: 2.42		1.0	W	4	1	0	0	0	0	0	0	0	0	0	8	12	0.00	1.000
40 Andrew Bailey, R (9, 1) ERA: 1.37		1.0	S	4	1	1	1	0	0	0	0	0	0	1	12	17	9.00	1.000

PITCHER		IP	WLS	BF	H	R	ER	SO	BB	IBB	HBP	BLK	WP	HR	S	P	ERA	WHIP

Oakland Athletics @ Detroit Tigers

Comerica Park, Detroit, MI

Sat May 29 2010, 7:07 PM - 9:41 PM EDT

Att. 39,750 - Clear - 78 F

TOP

Batter	1	2	3	4	5	6	7	8	9	AB	R	H	RBI	BB	SO	LOB
11 Rajai Davis, R (1, 8) OBP: 0.301, SLG: 0.333	B SI 91 B SI 91 C SI 93 X SI 92 2-1 ① F8	B SL 81 F FF 92 X FF 93 1-1 ③ L9			B SL 80 F SL 81 S SL 82 F SI 92 X SI 91 1-2 10 S 3B 1B		F SI 90 F SL 82 X FF 93 0-2 3B	B SI 91 F SI 90 B SL 80 X SI 90 2-1 ③ F9		5	1	2	0	0	0	3
10 Daric Barton, L (1, 3) OBP: 0.393, SLG: 0.409	C SI 93 S FF 95 B FF 96 B SI 94 B CH 84 X SI 93 3-2 32 WP 2B		B SI 88 C FF 89 S CH 80 B CH 80 F SI 93 B FF 92 F SI 90 X SI 92 3-2 ① F7		C FF 92 B CH 82 T CH 83 F SI 93 B SL 82 F CH 82 B SI 91 X SI 92 3-2 ② F7 1-2		B FF 86 M SL 85 C FF 93 B SL 86 B FF 94 B FF 86 4-2 G6-4-3 BB		B FS 86 B FS 86 C FF 96 B FF 97 B FF 96 4-1 2B BB	3	0	1	0	2	0	1
Ryan Sweeney, L (1, 9) OBP: 0.361, SLG: 0.406	B SI 94 C CH 83 F FF 95 B FF 95 F SI 96 D CH 84 B FF 95 4-2 32 WP BB		C SI 90 F CH 81 B FF 93 X SI 93 1-2 ② G3		X CH 83 0-0 2-H 3B		F FF 94 1 SAFE 1 SAFE B FF 92 F FF 88 X FF 93 1-2 ②③ G6-4-3 1-2f		B FS 89 C FF 97 D FS 88 X FF 96 2-1 1-3 2B	4	0	2	1	1	0	2
8 Kurt Suzuki, R (1, 2) OBP: 0.320, SLG: 0.385	B SL 83 C SI 94 C SI 93 B FF 96 X SI 94 2-2 ② F7		B FF 93 X FF 93 1-0 ③ P4		C SI 92 X SL 83 0-1 ③ F8			C CH 84 X CH 86 0-1 ① G5-3	B FS 88 C FF 98 X FF 97 1-1 ① G6-3	5	0	0	0	0	0	5
32 Jack Cust, L (1, 10) OBP: 0.410, SLG: 0.281 1 Eric Patterson, L (8, PR) OBP: 0.268, SLG: 0.474 (8, 10)	B FF 94 S CH 84 B CH 84 C CH 83 C FF 96 2-3 ③ K 1-2 2-3		C SI 90 B SI 90 B SI 91 F SI 91 X SI 93 2-2 ① P5		B CU 78 C SI 89 B FF 90 X SI 89 2-1 1B			F FF 93 B SL 87 B SL 87 X FF 93 2-1 18 BB 5 BB 14 2B 1B	C FF 96 S FF 97 F FF 97 F FF 98 S FS 89 0-3 ② K	4 1	0 1	2 0	0 0	1 1	2 2
5 Kevin Kouzmanoff, R (1, 5) OBP: 0.291, SLG: 0.344		B SI 90 X SI 90 1-0 ① F9		B SL 82 X FF 92 1-0 ② F9		B SL 81 S SL 82 B SL 81 1 SAFE B SI 92 X SI 90 3-1 ① F9		B CH 85 1 SAFE B SI 94 B FF 94 F FF 93 D SI 93 4-1 18 BB 14 2B 1-2 BB	F FS 89 F FF 97 F FF 98 S FS 89 0-3 ③ K2-3	4	1	0	0	1	1	3
18 Gabe Gross, L (1, 7) OBP: 0.305, SLG: 0.355		X SI 90 0-0 ② L7		B CH 81 F CH 82 B SI 91 X SI 90 2-1 ③ L9		1 SAFE X SI 90 0-0 ② F7		B FF 94 B FF 93 C FF 94 F FF 93 B FF 95 B FF 94 4-2 14 2B 1-2 2-3 BB		3	1	0	0	1	0	1
14 Mark Ellis, R (1, 4) OBP: 0.377, SLG: 0.418		B SI 91 C FF 92 F FF 94 X SI 93 1-2 2 BB 1B			X SI 90 0-0 HR	1 SAFE X SI 92 0-0 ③ F7		B CU 75 C CU 76 X SI 90 1-1 2 SF9 1-H 2-H 3-H 2B		4	2	3	4	0	0	1
2 Cliff Pennington, S (1, 6) OBP: 0.297, SLG: 0.333		B SI 90 F SI 92 B FF 93 1 SAFE B SI 92 F SI 92 B SI 91 4-2 1-2 BB			C SI 90 X CH 81 0-1 ① F8		C SI 88 C SI 88 B CH 79 X CH 78 1-2 ① L9	X CH 82 0-0 ② SF9 3-H		2	0	0	1	1	0	0
Inning Stats	R: 0 E: 0 K: 0 S: 14 H: 1 LOB: 2 BB: 1 P: 27	R: 0 E: 0 K: 0 S: 9 H: 1 LOB: 2 BB: 1 P: 16	R: 0 E: 0 K: 0 S: 9 H: 0 LOB: 0 BB: 0 P: 14	R: 0 E: 0 K: 0 S: 6 H: 0 LOB: 0 BB: 0 P: 11	R: 2 E: 0 K: 0 S: 15 H: 3 LOB: 1 BB: 0 P: 19	R: 0 E: 0 K: 0 S: 6 H: 1 LOB: 1 BB: 0 P: 11	R: 0 E: 0 K: 0 S: 11 H: 1 LOB: 1 BB: 1 P: 17	R: 4 E: 0 K: 0 S: 12 H: 2 LOB: 1 BB: 2 P: 25	R: 0 E: 0 K: 2 S: 14 H: 1 LOB: 2 BB: 1 P: 21	1B: 4 2B: 3 3B: 2 HR: 1 SF: 1 SAC: 0 DP: 1 HBP: 0						

PITCHER		IP	WLS	BF	H	R	ER	SO	BB	IBB	HBP	BLK	WP	HR	S	P	ERA	WHIP
48 Rick Porcello, R ERA: 5.27	(1, 1)	6.1	L	28	7	2	2	1	2	0	0	0	1	1	65	105	2.84	1.421
36 Brad Thomas, L ERA: 5.26	(7, 1)	1.0		6	1	3	3	0	3	0	0	0	0	0	12	27	27.00	4.000
49 Eddie Bonine, R ERA: 1.88	(8, 1)	0.2		3	1	1	1	0	0	0	0	0	0	0	5	8	13.50	1.500
46 Jose Valverde, R ERA: 0.44	(9, 1)	1.0		5	1	0	0	2	1	0	0	0	0	0	14	21	0.00	2.000

livebaseballscorecards.com

AB	35
R	6
H	10
RBI	6
BB	6
SO	3
LOB	20

BOTTOM

Batter	1	2	3	4	5	6	7	8	9	AB	R	H	RBI	BB	SO	LOB
14 Austin Jackson, R (1, 8) OBP: 0.383, SLG: 0.446	C FF 94 B FF 95 F FF 95 B FF 95 X SL 85 2-2 ① G1-3		F CH 86 F SI 93 B FF 94 F SI 95 S SL 87 1-3 ③ K			B SL 84 S CH 85 X SL 85 1-1 18 2B 1B			B FF 88 B CH 76 X FF 89 2-0 2B	4	0	2	0	0	1	0
18 Johnny Damon, L (1, 10) OBP: 0.380, SLG: 0.427	B FF 95 X FF 94 1-0 1B			B FF 92 C FF 93 F SL 84 F FF 93 B SL 86 X SI 94 2-2 ① G4-3		C SL 84 X FF 92 0-1 1-3 2B			C FF 90 X FF 91 0-1 ① F7	4	0	2	0	0	0	1
30 Magglio Ordonez, R (1, 9) OBP: 0.406, SLG: 0.491	X SI 92 0-0 ② L9			C KC 79 X CH 86 0-1 ② G3-4-1		B CU 73 X SI 86 1-0 ③ L5			B FF 91 F FF 92 B FF 92 F FF 92 X SL 86 2-2 ② G5-3	4	0	0	0	0	0	4
24 Miguel Cabrera, R (1, 3) OBP: 0.418, SLG: 0.644	X KC 79 0-0 ③ G4-3			B KC 79 X CH 86 1-0 ③ G1-3			C SI 86 B CU 73 B CU 73 X SI 86 2-1 9 G6-4-3 1B		B FF 91 B FF 93 S FF 93 S FF 92 F FF 94 F FF 92 F FF 93 C CH 78 2-3 ③ K	4	0	1	0	0	1	2
25 Ryan Raburn, R (1, 7) OBP: 0.273, SLG: 0.305		C FF 90 B FF 94 X CH 85 1-1 ① G1-3			F SI 89 C KC 78 B FF 93 F SL 85 X FF 93 1-2 ① L8		F SI 85 F SI 85 X CU 73 0-2 ① F7			3	0	0	0	0	0	1
9 Carlos Guillen, S (1, 4) OBP: 0.382, SLG: 0.433		C SI 91 S FF 94 B SL 86 S SL 86 1-3 ② K2-3			B CH 86 F CH 86 C SL 84 S SL 87 1-3 ② K		B SI 87 X SI 85 1-0 ②③ G6-4-3 1-2f			3	0	0	0	0	2	1
15 Brandon Inge, R (1, 5) OBP: 0.281, SLG: 0.378		B KC 79 B CH 85 B SI 91 C FF 93 X FF 95 3-1 ③ L9			C CH 85 B SI 93 B SL 86 X CH 87 2-1 ③ L7			C SI 86 F SI 86 X CU 74 0-2 ① L7		3	0	0	0	0	0	0
12 Gerald Laird, R (1, 2) OBP: 0.235, SLG: 0.231			C SI 90 C SL 84 B SL 86 X FF 95 1-2 ① L7			C KC 76 B CH 83 X 1-1 ① G5-3		S SI 85 B CU 73 X SI 87 1-1 ② G6-3		3	0	0	0	0	0	0
4 Adam Everett, R (1, 6) OBP: 0.218, SLG: 0.257			C SI 91 F SI 92 B SL 88 F SL 86 B FF 94 C SL 86 2-3 ② K			F CH 85 C FF 92 X SL 86 0-2 ② G5-3		B SI 88 B SI 87 S SI 86 F SI 87 S CU 74 2-3 ③ K		3	0	0	0	0	2	0
Inning Stats	R: 0 E: 0 K: 0 S: 6 H: 1 LOB: 1 BB: 0 P: 9	R: 0 E: 0 K: 1 S: 7 H: 0 LOB: 0 BB: 0 P: 12	R: 0 E: 0 K: 2 S: 11 H: 0 LOB: 0 BB: 0 P: 15	R: 0 E: 0 K: 0 S: 7 H: 0 LOB: 0 BB: 0 P: 10	R: 0 E: 0 K: 1 S: 9 H: 0 LOB: 0 BB: 0 P: 13	R: 0 E: 0 K: 0 S: 10 H: 2 LOB: 2 BB: 0 P: 13	R: 0 E: 0 K: 0 S: 6 H: 1 LOB: 0 BB: 0 P: 9	R: 0 E: 0 K: 1 S: 8 H: 0 LOB: 0 BB: 0 P: 11	R: 0 E: 0 K: 1 S: 12 H: 1 LOB: 1 BB: 0 P: 18	1B: 3 2B: 2 3B: 0 HR: 1 SF: 0 SAC: 0 DP: 1 HBP: 0						

PITCHER		IP	WLS	BF	H	R	ER	SO	BB	IBB	HBP	BLK	WP	HR	S	P	ERA	WHIP
49 Brett Anderson, L ERA: 1.88	(1, 1)	5.2	W	20	3	0	0	4	0	0	0	0	0	0	49	70	0.00	0.529
31 Brad Ziegler, R ERA: 2.19	(6, 1)	2.1	H	7	1	0	0	1	0	0	0	0	0	0	15	22	0.00	0.429
56 Craig Breslow, L ERA: 2.21	(9, 1)	1.0		4	1	0	0	1	0	0	0	0	0	0	12	18	0.00	1.000

livebaseballscorecards.com

AB	31
R	0
H	5
RBI	0
BB	0
SO	6
LOB	9

TOP

Batter	1	2	3	4	5	6	7	8	9	AB	R	H	RBI	BB	SO	LOB
11 Rajai Davis, R (1, 8) OBP: 0.311, SLG: 0.335	B FF 93 C FF 94 C FF 94 B FF 93 B CH 83 F FF 94 B FF 93 4-2 10 S BB		B FF 94 B FF 94 C FF 94 C FF 95 B CH 84 F FF 97 B CH 82 4-2 1-2 BB		C FF 93 B SL 84 C SL 82 S SL 86 1-3 ② K		B SI 94 X SI 94 1-0 10 HR 1B		S FF 98 F FF 99 C FF 100 0-3 ③ K	2 1	1 0	1 0	0 0	2 0	1 1	1 0
10 Daric Barton, L (1, 3) OBP: 0.390, SLG: 0.422	B FF 93 C FF 94 C CH 83 F CH 84 1 SAFE S FF 95 1-3 ① K 1-2		B CH 84 C FF 95 B FF 93 C CH 83 S CH 85 2-3 ② K		B FF 95 F FF 94 B CH 82 F FF 92 F FF 95 F CH 83 C CH 83 3-3 ③ K		X FF 94 0-0 1-H HR			4	1	1	2	0	3	4
Ryan Sweeney, L (1, 9) OBP: 0.354, SLG: 0.397	C FF 95 F FF 94 S FF 96 0-3 ② K		C FF 96 F FF 97 X CH 86 0-2 ③ G4-3			F FF 92 F FF 95 S FF 96 0-3 ① K	C SL 82 X SL 82 0-1 ③ P4			4	0	0	0	0	2	3
5 Kevin Kouzmanoff, R (1, 5) OBP: 0.285, SLG: 0.337	X SL 84 0-0 ③ P3			X FF 91 0-0 ① L7		C FF 92 B FF 94 F FF 94 B CH 84 F FF 94 F FF 95 B SL 84 F FF 93 F CH 84 3-3 ② K		B FF 100 S FF 101 F FF 101 F FF 102 B CU 83 X FF 101 2-2 ① F8		4	0	0	0	0	1	1
32 Jack Cust, L (1, 10) OBP: 0.419, SLG: 0.314		C FF 93 B CH 83 C FF 94 S FF 96 1-3 ① K		C FF 94 B CH 84 X CH 83 1-1 2B	B CH 83 B FF 95 B FF 95 C FF 93 C FF 95 F FF 97 B FF 99 4-2 14 HBP BB		F SI 100 B CU 81 F FF 100 S FF 102 1-3 ② K		3	0	1	0	1	2	0
14 Mark Ellis, R (1, 4) OBP: 0.385, SLG: 0.404		C FF 95 S FF 96 S FF 97 0-3 ② K		B SL 83 C FF 93 C FF 95 D SL 86 C SL 83 2-3 ② K		H FF 93 1-0 1-2 HBP		B FF 101 B FF 101 F FF 101 B FF 101 F FF 99 B FF 100 4-2 BB		2	0	0	0	1	2	1
18 Gabe Gross, L (1, 7) OBP: 0.298, SLG: 0.346 50 Jake Fox, R (6, PH) OBP: 0.272, SLG: 0.318 (6, 7)		S FF 96 B FF 95 B FF 96 B FF 95 F FF 96 F FF 96 S CH 86 3-3 ③ K		F CH 85 F FF 95 F FF 97 S CH 84 0-3 ③ K		C SL 80 S SL 82 S SL 82 0-3 ③ K2-3		B FF 99 F FF 98 B FF 99 X FF 98 2-1 ③ F9		2 2	0 0	0 0	0 0	0 1	2 3	1 4
35 Landon Powell, S (1, 2) OBP: 0.375, SLG: 0.370			C FF 93 B FF 95 B FF 94 B CH 83 F FF 94 C FF 96 3-3 ① K		F CH 81 C FF 95 X FF 94 0-2 1B		C SI 93 X CH 85 0-1 ① P4		B FF 99 F FF 99 S FF 99 B CU 83 B FF 99 X FF 99 3-2 ① F8	4	0	1	0	0	1	0
2 Cliff Pennington, S (1, 6) OBP: 0.296, SLG: 0.328			B FF 94 B FF 94 C FF 94 B FF 94 C FF 96 B FF 97 4-2 11 S BB		F FF 93 B FF 93 L FF 92 F FF 93 F CH 83 S FF 95 1-3 ① K		C SI 94 B SL 81 F FF 95 F FF 94 X SL 81 1-2 ② P3		C FF 99 F SI 100 B FF 100 X 1-2 ② L8	3	0	0	0	1	1	1
Inning Stats	R: 0 E: 0 K: 2 S: 12 H: 0 LOB: 1 BB: 1 P: 17	R: 0 E: 0 K: 3 S: 10 H: 0 LOB: 0 BB: 0 P: 14	R: 0 E: 0 K: 2 S: 14 H: 0 LOB: 2 BB: 2 P: 27	R: 0 E: 0 K: 2 S: 10 H: 1 LOB: 1 BB: 0 P: 13	R: 0 E: 0 K: 3 S: 16 H: 1 LOB: 1 BB: 0 P: 21	R: 0 E: 0 K: 3 S: 16 H: 0 LOB: 2 BB: 1 P: 24	R: 2 E: 0 K: 0 S: 10 H: 2 LOB: 0 BB: 0 P: 12	R: 0 E: 0 K: 1 S: 11 H: 0 LOB: 1 BB: 1 P: 20	R: 0 E: 0 K: 1 S: 9 H: 0 LOB: 0 BB: 0 P: 13	1B: 2 2B: 1 3B: 0 HR: 1 SF: 0 SAC: 0 DP: 0 HBP: 1						

PITCHER		IP	WLS	BF	H	R	ER	SO	BB	IBB	HBP	BLK	WP	HR	S	P	ERA	WHIP
37 Max Scherzer, R ERA: 6.42	(1, 1)	5.2	W	24	2	0	0	14	4	0	1	0	0	0	75	113	0.00	1.059
40 Phil Coke, L ERA: 3.8	(6, 1)	1.1	H	6	2	2	2	1	0	0	0	0	0	1	13	15	13.50	1.500
54 Joel Zumaya, R ERA: 1.84	(8, 1)	2.0	S	7	0	0	0	2	1	0	0	0	0	0	20	33	0.00	0.500

PITCHER | IP | WLS | BF | H | R | ER | SO | BB | IBB | HBP | BLK | WP | HR | S | P | ERA | WHIP

Oakland Athletics @ Detroit Tigers

Comerica Park, Detroit, MI

Sun May 30 2010, 1:08 PM - 3:56 PM EDT

Att. 32,510 - Sunny - 80 F

livebaseballscorecards.com

AB	31
R	2
H	4
RBI	2
BB	5
SO	17
LOB	15

BOTTOM

Batter	1	2	3	4	5	6	7	8	9	AB	R	H	RBI	BB	SO	LOB
14 Austin Jackson, R (1, 8) OBP: 0.379, SLG: 0.444	X FF 89 0-0 18 SH1-3 30 1B 2B	B CH 75 C FF 89 F FF 90 B CH 72 F CH 73 B CH 72 S CH 74 3-3 ③ K		C CU 79 X FF 88 0-1 ③ G6-3		B FC 84 S CH 72 B FF 88 C CH 71 D CH 71 S CH 72 3-3 ③ K		C FF 94 B SI 94 B SI 93 F FF 95 F SL 87 X SI 94 2-2 ② FC6-2 18 E 30 1B 2-3 3-H		5	2	1	0	0	2	3
18 Johnny Damon, L (1, 10) OBP: 0.387, SLG: 0.428	L FF 88 B SI 88 X FC 83 1-1 ① SH1-3 2-3		C CU 78 B FF 87 X FC 82 1-1 24 2B 1B		B CU 75 B SI 86 B FF 89 C FF 86 S SI 87 F SI 88 B FF 90 4-2 25 FC5-4 BB		C SI 94 B SI 95 F SI 94 S FF 95 1-3 ① K	B FF 94 B FF 94 B FF 93 3 SAFE C SI 91 F FF 94 F FF 94 B FF 93 4-2 30 1B 24 HR 1-2 3-H BB		2	2	1	0	2	1	0
30 Magglio Ordonez, R (1, 9) OBP: 0.411, SLG: 0.492	X FC 85 0-0 24 1B 3-H 1B		F FF 89 B FF 89 X FF 89 1-1 ① L7		X CU 79 0-0 ① L7		C SI 95 B SI 95 B SI 94 B SI 94 B FF 95 4-1 24 1B BB	B SI 92 X SI 93 1-0 24 HR 1-3 2-H 1B		4	1	2	2	1	0	2
24 Miguel Cabrera, R (1, 3) OBP: 0.427, SLG: 0.670	B SI 89 C CH 75 B FC 85 C FF 89 X CH 74 2-2 9 FC1-6-4 1-2 1B		1 SAFE B FF 90 X CH 72 1-0 1-H 2B		F CU 78 B SI 86 B SI 85 C SI 86 F FF 89 C SI 87 2-3 ② K		X SI 95 0-0 1-2 1B	X SL 86 0-0 1-H 3-H HR		5	1	4	4	0	1	1
25 Ryan Raburn, R (1, 7) OBP: 0.261, SLG: 0.290 32 Don Kelly, L (7, PH) OBP: 0.292, SLG: 0.326 (8, 7)	B FC 86 S SI 88 C FF 90 S CH 73 1-3 ② K		S CU 78 B FF 89 B FC 84 X FF 88 2-1 ② P4		B CU 78 X FC 85 1-0 ③ FC5-4 1-2f		X SI 94 0-0 ② L8	F FF 91 X CH 83 0-1 1B		3 2	0 0	1 1	0 0	0 0	1 0	4 2
9 Carlos Guillen, S (1, 4) OBP: 0.370, SLG: 0.458	B FC 85 F SI 89 X FF 90 1-1 ③ FC1-6-4 1-2f		C CH 75 F FF 90 B CH 73 F FF 89 S CH 73 1-3 ③ K			X CU 75 0-0 HR	X SI 94 0-0 ③ G3	C SI 90 X FF 92 0-1 ③ P5		5	1	1	1	0	1	6
15 Brandon Inge, R (1, 5) OBP: 0.296, SLG: 0.417		F SI 87 C FC 84 B FF 89 X FF 89 1-2 12 1B 2B		C CU 76 S CU 76 B FF 89 B FF 89 F CH 73 F FF 89 X CH 72 2-2 HR		C FC 82 X FC 82 0-1 12 G4-3 2B		B SL 85 C SI 91 B SL 84 B SI 93 F SI 92 B FF 94 4-2 39 SH5-4 12 SH 14 FC6-2 BB		3	2	3	1	1	0	0
12 Gerald Laird, R (1, 2) OBP: 0.246, SLG: 0.243	X CH 76 0-0 39 G6-4-3 2-H 1B		S CH 74 F FF 90 X FF 90 0-2 39 G6-3 1B			X SI 85 0-0 ① G4-3 2-3	X SI 91 0-0 SH 14 FC6-2 39 SH5-4 18 E 1-2			3	1	2	1	0	0	1
39 Ramon Santiago, S (1, 6) OBP: 0.350, SLG: 0.298	F FC 85 B CH 72 F FC 84 F FF 89 1 SAFE B FF 90 X CH 75 2-2 ①② G6-4-3 1-2f		L CU 77 B CU 76 1 SAFE 1 SAFE B FF 89 X CH 74 2-1 ①② G6-3 1-2			X FC 84 0-0 ② G6-3		B SI 92 X FF 91 1-0 ① SH5-4 1-2 2-3		3	0	0	0	0	0	3
Inning Stats	R: 1 E: 0 K: 1 S: 12 H: 3 LOB: 2 BB: 0 P: 17	R: 1 E: 0 K: 1 S: 12 H: 2 LOB: 0 BB: 0 P: 18	R: 1 E: 0 K: 1 S: 11 H: 2 LOB: 1 BB: 0 P: 17	R: 1 E: 0 K: 0 S: 12 H: 2 LOB: 0 BB: 0 P: 16	R: 0 E: 0 K: 1 S: 9 H: 0 LOB: 1 BB: 1 P: 16	R: 1 E: 0 K: 1 S: 8 H: 2 LOB: 1 BB: 0 P: 11	R: 0 E: 0 K: 1 S: 7 H: 1 LOB: 2 BB: 1 P: 12	R: 5 E: 2 K: 0 S: 17 H: 3 LOB: 1 BB: 2 P: 29		1B: 8 2B: 4 3B: 0 HR: 3 SF: 0 SAC: 3 DP: 1 HBP: 0						

PITCHER		IP	WLS	BF	H	R	ER	SO	BB	IBB	HBP	BLK	WP	HR	S	P	ERA	WHIP
51 Dallas Braden, L ERA: 3.6	(1, 1)	6.0	L	28	11	5	5	5	1	0	0	0	0	2	64	95	7.50	2.000
54 Vin Mazzaro, R ERA: 5.4	(7, 1)	2.0		14	4	5	0	1	3	0	0	0	0	1	24	41	0.00	3.500

PITCHER | IP | WLS | BF | H | R | ER | SO | BB | IBB | HBP | BLK | WP | HR | S | P | ERA | WHIP

livebaseballscorecards.com

AB	35
R	10
H	15
RBI	9
BB	4
SO	6
LOB	22

TOP

Batter	1	2	3	4	5	6	7	8	9	AB	R	H	RBI	BB	SO	LOB
11 Rajai Davis, R (1, 8) OBP: 0.315, SLG: 0.339	C FF 95 B FF 96 F FF 96 B FF 97 F FF 98 X FF 97 2-2 10 2B 1B		C FF 95 B FF 95 B CU 78 B FF 95 X FF 94 3-1 ① P6			C FF 95 C CU 79 S CU 82 0-3 ① K		X FF 96 0-0 10 S FC4-6 1B		4	2	2	0	0	1	0
10 Daric Barton, L (1, 3) OBP: 0.396, SLG: 0.429	1 SAFE C FF 95 B FF 95 B FF 96 B FF 96 X FF 96 3-1 1B 8 G6-4-3 1-H 2B		B FF 95 C CH 85 C CH 85 B CU 80 F FF 96 F FF 97 B FF 98 B FF 97 4-2 G4-6-3 BB			B CH 87 F FF 96 C CU 79 C SL 88 1-3 ② K		B FF 96 B CH 88 B FF 96 B FF 97 4-0 FC4-6 1-3 BB		2	1	1	1	2	1	0
Ryan Sweeney, L (1, 9) OBP: 0.352, SLG: 0.393	X CH 87 0-0 8 G6-4-3 2-3 1B		1 SAFE B FF 96 F FF 97 F FF 97 B FF 98 X FF 98 2-2 ②③ G4-6-3 1-2f			F FF 97 B FF 98 B FF 97 F FF 96 X FF 98 2-2 ③ L8		C SI 96 B SI 96 1 SAFE B FC 89 F CH 88 X FF 96 2-2 ② FC4-6 1-2f 3-H		4	0	1	1	0	0	2
8 Kurt Suzuki, R (1, 2) OBP: 0.317, SLG: 0.389	C FF 98 F FF 98 B FF 98 X CU 82 1-2 ①② G6-4-3 1-2f 3-H			C FF 94 B CU 80 X FF 95 1-1 ① P3			C CU 78 X CU 79 0-1 5 1B 2B	X FC 88 0-0 ③ G6-3		4	1	1	0	0	0	2
32 Jack Cust, L (1, 10) OBP: 0.383, SLG: 0.282	B FF 95 F FF 96 B CU 78 C CH 86 B CU 81 F FF 98 S FF 97 3-3 ③ K			S CH 87 S FF 96 B CU 80 C CU 80 1-3 ② K			B FF 97 B FF 97 S FF 98 F FF 98 B FF 99 C FF 99 3-3 ① K		C SL 75 B SL 76 S SI 88 F SL 78 F SI 90 X SI 90 1-2 ① G4-3	4	0	0	0	0	3	1
5 Kevin Kouzmanoff, R (1, 5) OBP: 0.284, SLG: 0.335		C CU 78 C CU 79 B FF 94 F FF 96 B CH 88 S CU 79 2-3 ① K		B FF 96 B FF 96 F FF 94 F FF 96 X CU 80 2-2 ③ G1-3			F FF 99 C CU 81 B CU 84 B CU 81 B CU 82 X FF 100 3-2 2-H 1B		S CH 80 X CH 81 0-1 ② P3	4	0	1	1	0	1	0
18 Gabe Gross, L (1, 7) OBP: 0.307, SLG: 0.366	C FF 95 B FF 97 X FF 96 1-1 1B				S FF 96 B FF 95 B CH 87 X CH 86 2-1 ① F9		1 SAFE 1 SAFE F FF 98 1 SAFE X FF 98 0-1 ② L9		C SL 77 B SL 79 C SL 77 B SL 79 X SI 90 2-2 2B	4	0	2	0	0	0	1
7 Adam Rosales, R (1, 4) OBP: 0.335, SLG: 0.393	X FF 97 0-0 ② F9				C FF 98 B CU 80 C CU 81 F FF 98 C CU 80 1-3 ② K		F FF 98 1 SAFE S CH 88 1 SAFE S CU 82 0-3 ③ K		B SI 89 B CH 80 S CH 79 X SI 88 2-1 ③ F9	4	0	0	0	0	2	3
2 Cliff Pennington, S (1, 6) OBP: 0.291, SLG: 0.322		C CH 86 1 SAFE B CU 79 1 SAFE B FF 96 F FF 96 X FF 97 2-2 ③ P5			B FF 96 B FF 96 B FF 95 C FF 94 F FF 95 X FF 95 3-2 ③ F7			X FF 96 0-0 ① G3		3	0	0	0	0	0	1
Inning Stats	R: 2 E: 0 K: 1 S: 14 H: 3 LOB: 0 BB: 0 P: 23	R: 0 E: 0 K: 1 S: 10 H: 1 LOB: 1 BB: 0 P: 15	R: 0 E: 0 K: 0 S: 9 H: 0 LOB: 0 BB: 1 P: 18	R: 0 E: 0 K: 1 S: 8 H: 0 LOB: 0 BB: 0 P: 12	R: 0 E: 0 K: 1 S: 9 H: 0 LOB: 0 BB: 0 P: 15	R: 0 E: 0 K: 2 S: 9 H: 0 LOB: 0 BB: 0 P: 12	R: 1 E: 0 K: 2 S: 13 H: 2 LOB: 1 BB: 0 P: 19	R: 1 E: 0 K: 0 S: 6 H: 1 LOB: 1 BB: 1 P: 12	R: 0 E: 0 K: 0 S: 12 H: 1 LOB: 1 BB: 0 P: 17	1B: 5 2B: 3 3B: 0 HR: 0 SF: 0 SAC: 0 DP: 2 HBP: 0						

PITCHER		IP	WLS	BF	H	R	ER	SO	BB	IBB	HBP	BLK	WP	HR	S	P	ERA	WHIP
35 Justin Verlander, R ERA: 3.75	(1, 1)	7.0	L	26	6	3	3	8	1	0	0	0	0	0	72	114	3.86	1.000
45 Ryan Perry, R ERA: 5.23	(8, 1)	1.0		5	1	1	1	0	1	0	0	0	0	0	6	12	9.00	2.000
59 Fu-Te Ni, L ERA: 2.12	(9, 1)	1.0		4	1	0	0	0	0	0	0	0	0	0	12	17	0.00	1.000

PITCHER		IP	WLS	BF	H	R	ER	SO	BB	IBB	HBP	BLK	WP	HR	S	P	ERA	WHIP

Oakland Athletics @ Detroit Tigers
Comerica Park, Detroit, MI
Mon May 31 2010, 3:49 PM - 6:35 PM EDT
Att. 23,641 - Partly Cloudy - 70 F

livebaseballscorecards.com

AB	33
R	4
H	8
RBI	3
BB	2
SO	8
LOB	10

BOTTOM

Batter	1	2	3	4	5	6	7	8	9	AB	R	H	RBI	BB	SO	LOB
32 Don Kelly, L (1, 8) OBP: 0.320, SLG: 0.340 14 Austin Jackson, R (7, PH) OBP: 0.380, SLG: 0.445 (8, 8)	B SI 91 B SI 92 B SI 90 B FF 89 4-0 18 E BB		D KC 79 X SI 89 1-0 ① SH1-4 1-2 2-3		B KC 78 C CH 80 X CH 81 1-1 1B		C CU 72 S CU 74 B SI 93 F SI 92 X SI 92 1-2 1-3 2-H 1B		B FF 95 C FF 94 F FF 95 F FF 92 B FF 95 S FC 90 2-3 ③ K 1-2	1 2	0 0	1 1	0 1	1 0	0 1	0 1
18 Johnny Damon, L (1, 10) OBP: 0.380, SLG: 0.418	C FF 94 B FF 94 B FF 92 F SI 91 1 SAFE X FF 94 2-2 ① P6 1-2		B FF 92 C CH 80 B CH 83 F SI 92 F SI 90 F FF 94 S CH 84 2-3 ② K		X SI 91 0-0 ③ G3		B SI 92 B SL 85 X SI 93 2-0 ③ F8			4	0	0	0	0	1	6
30 Magglio Ordonez, R (1, 9) OBP: 0.403, SLG: 0.481	F SI 93 X SI 94 0-1 ② G5-3		C KC 77 B FF 93 B CH 83 X FF 93 2-1 ③ F8			C SI 90 X SL 82 0-1 ① F8		B FF 92 C FF 91 F FF 92 X FF 95 1-2 ① L9		4	0	0	0	0	0	3
24 Miguel Cabrera, R (1, 3) OBP: 0.419, SLG: 0.656	C SI 94 C FF 94 F FF 94 B SL 86 B FF 94 S CH 84 2-3 ③ K			B SI 92 S SI 89 X KC 78 1-1 ① L8		X SI 92 0-0 ② G6-3		C FF 93 S FF 94 B FF 94 F FF 94 B FF 94 S CH 87 2-3 ② K		4	0	0	0	0	2	1
26 Brennan Boesch, L (1, 7) OBP: 0.360, SLG: 0.579		B CH 80 B SI 92 C SI 89 B FF 93 S SI 90 B SI 91 4-2 15 G5-4-3 BB		C CH 81 B FF 93 B SI 92 F SI 91 B FF 93 B CH 82 4-2 9 G1-3 15 1B BB		X SI 91 0-0 ③ F8		B FF 93 B FF 91 C FF 90 B CH 86 B CH 85 4-1 BB		1	0	0	0	3	0	0
9 Carlos Guillen, S (1, 4) OBP: 0.353, SLG: 0.434	C SI 93 1 SAFE B FF 92 C KC 80 B SI 92 C SI 92 2-3 ① K		B KC 76 B SI 92 1 SAFE X SI 92 2-0 ② G1-3 1-2			B KC 76 S SI 90 B CH 82 X SI 89 2-1 ① G6-3		B FF 95 B FF 94 F FF 94 F FF 95 B FF 96 X FF 94 3-2 ③ L8		4	0	0	0	0	1	3
15 Brandon Inge, R (1, 5) OBP: 0.300, SLG: 0.419	X SI 93 0-0 ②③ G5-4-3 1-2f		D KC 79 X SI 91 1-0 ③ 2-H 1B			B SL 84 C SI 90 B CH 84 F SI 90 X FF 92 2-2 39 1B 14 1B 1B		B FF 95 B FF 95 C FF 95 B FF 94 S FF 94 F FF 95 X FF 95 3-2 ① F9		4	1	2	0	0	0	1
13 Alex Avila, L (1, 2) OBP: 0.274, SLG: 0.297 12 Gerald Laird, R (7, PH) OBP: 0.242, SLG: 0.239 (8, 2)			B SI 86 X SI 91 1-0 32 SH1-4 39 BB 1B		B SI 89 B KC 75 F SI 88 F CH 82 B SI 90 F SI 90 X SI 90 3-2 39 G4-6-3 1B		B CU 72 F SI 92 F SI 92 S SI 93 1-3 ② K		B FF 96 C FF 95 X FF 91 1-1 ② F8	2 2	0 0	2 0	0 0	0 1	0 1	0 1
39 Ramon Santiago, S (1, 6) OBP: 0.363, SLG: 0.302			B SI 91 B SI 91 B SI 90 B FF 91 4-0 32 SH1-4 1-2 BB		C SI 91 B KC 80 X SI 91 1-1 ①② G4-6-3 1-2f		C SI 92 X SI 92 0-1 14 1B 1-2 1B		B FF 94 C FF 95 B CU 77 B FF 94 C FF 94 B FF 95 4-2 14 DI BB	2	0	1	0	2	0	1
Inning Stats	R: 0 E: 1 K: 1 S: 9 H: 3 LOB: 1 BB: 1 P: 17	R: 0 E: 0 K: 1 S: 6 H: 0 LOB: 0 BB: 1 P: 12	R: 0 E: 0 K: 0 S: 9 H: 1 LOB: 2 BB: 1 P: 19	R: 0 E: 0 K: 0 S: 6 H: 1 LOB: 2 BB: 1 P: 14	R: 0 E: 0 K: 0 S: 9 H: 2 LOB: 1 BB: 0 P: 14	R: 0 E: 0 K: 0 S: 4 H: 0 LOB: 0 BB: 0 P: 4	R: 1 E: 0 K: 1 S: 15 H: 3 LOB: 2 BB: 0 P: 23	R: 0 E: 0 K: 1 S: 11 H: 0 LOB: 1 BB: 1 P: 21	R: 0 E: 0 K: 1 S: 12 H: 1 LOB: 1 BB: 1 P: 22	1B: 7 2B: 0 3B: 0 HR: 0 SF: 0 SAC: 1 DP: 2 HBP: 0						

PITCHER		IP	WLS	BF	H	R	ER	SO	BB	IBB	HBP	BLK	WP	HR	S	P	ERA	WHIP
53 Trevor Cahill, R ERA: 3.02	(1, 1)	6.1	W	25	5	1	1	3	4	0	0	0	0	0	48	89	1.42	1.421
13 Jerry Blevins, L ERA: 5.09	(7, 1)	0.2	H	4	2	0	0	1	0	0	0	0	0	0	10	14	0.00	3.000
48 Michael Wuertz, R ERA: 4.5	(8, 1)	0.2	H	3	0	0	0	1	1	0	0	0	0	0	8	15	0.00	1.500
40 Andrew Bailey, R ERA: 1.29	(8, 1)	1.1	S	5	0	0	0	1	1	0	0	0	0	0	15	28	0.00	0.750

PITCHER		IP	WLS	BF	H	R	ER	SO	BB	IBB	HBP	BLK	WP	HR	S	P	ERA	WHIP

Oakland Athletics @ Detroit Tigers
Comerica Park, Detroit, MI
Mon May 31 2010, 3:49 PM - 6:35 PM EDT
Att. 23,641 - Partly Cloudy - 70 F

livebaseballscorecards.com

AB	30
R	1
H	7
RBI	1
BB	6
SO	6
LOB	17

Cleveland Indians @ Detroit Tigers

Comerica Park, Detroit, MI

Tue Jun 01 2010, 7:07 PM - 9:41 PM EDT

Att. 19,446 - Clear - 79 F

TOP

Batter	1	2	3	4	5	6	7	8	9	AB	R	H	RBI	BB	SO	LOB
4 Trevor Crowe, S (1, 8) OBP: 0.312, SLG: 0.324	C SI 90 B FF 92 F FF 91 X SI 92 1-2 F9 ①		X SI 94 0-0 F7 ③			X FF 91 0-0 B3 ①	B SL 83 C SL 81 X SI 90 1-1 1-2 2-3 1B		C SI 90 X CH 82 0-1 G4-3 ②	5	0	1	0	0	0	1
17 Shin-Soo Choo, L (1, 9) OBP: 0.386, SLG: 0.458	B SI 92 S FF 92 B FF 93 B FF 93 F SI 92 F FF 93 X SI 93 3-2 G3 ②			C SI 91 B SL 82 S SI 92 X SI 92 1-2 F7 ①		C SL 83 S SL 83 B FF 92 B SI 92 X SL 84 2-2 HR	X SI 92 0-0 F8 ③		C SI 91 B CU 76 B FF 90 B SI 89 F SI 90 B CU 77 4-2 BB	4	1	1	1	1	0	3
26 Austin Kearns, R (1, 7) OBP: 0.367, SLG: 0.432	B FF 92 X FF 92 1-0 G6-3 ③			B SL 84 B SL 82 B FF 92 B SI 90 4-0 BB		B FF 92 B FF 91 F SI 90 B SI 91 B SI 92 4-1 BB		X FF 89 0-0 P5 ① 1 SAFE F FF 91 S CU 77 F CU 76 1 SAFE S CU 77	0-3 K ③	3	0	0	0	2	1	1
48 Travis Hafner, L (1, 10) OBP: 0.387, SLG: 0.399		C FF 92 X FF 92 0-1 F8 ①		C SI 91 X SI 92 0-1 F7 ②		C FF 92 F SI 91 B SL 84 1 SAFE S SL 82 1-3 K ②		C CH 86 B FF 92 H SL 82 2-1 33 F9 2 1B 12 1B HBP		3	1	0	0	0	1	2
2 Jhonny Peralta, R (1, 5) OBP: 0.330, SLG: 0.420		X FF 93 0-0 33 G4-6-3 1B		B SI 90 C SL 83 F FF 91 F FF 92 F SI 92 X FF 93 1-2 G4-3 ③		X FF 91 0-0 F9 ③		B SI 91 S SI 91 X SI 89 1-1 12 1B 1-2 1B		4	0	2	0	0	0	2
33 Russell Branyan, L (1, 3) OBP: 0.309, SLG: 0.505		B FF 92 X FF 92 1-0 G4-6-3 ② ③ 1-2f			C SL 81 B FF 92 X FF 89 1-1 HR		F FF 90 X SI 86 0-1 G3-1 ①	X FF 92 0-0 F9 ② 2-3		4	1	1	1	0	0	3
12 Mark Grudzielanek, R (1, 4) OBP: 0.348, SLG: 0.291			S SI 92 X FF 91 0-1 G6-3 ①		B FF 91 F SI 91 X SI 91 1-1 F9 ①		X FF 89 0-0 4 1B 16 1B 1B	B SL 84 D SL 84 B FF 89 C SI 89 X SI 90 3-1 30 FC6-4 1-2 3-H 1B		4	0	2	1	0	0	0
30 Lou Marson, R (1, 2) OBP: 0.262, SLG: 0.267			C SI 91 S SL 84 B SI 93 X FF 92 1-2 P3 ②		X SI 90 0-0 G5-3 ②		F SI 90 B FF 90 X SL 82 1-1 F9 ②	C SL 82 D SL 82 X SI 90 1-1 FC6-4 ③ 1-2f		4	0	0	0	0	0	3
16 Jason Donald, R (1, 6) OBP: 0.320, SLG: 0.511			C SI 92 B SI 92 X FF 93 1-1 3B		B SI 90 C SL 83 C SL 83 F SL 82 F SL 84 X FF 91 1-2 G4-3 ③		X SI 91 0-0 4 1B 1-2 1B		B CU 73 C CU 74 S CU 74 S CU 76 1-3 K ①	4	0	2	0	0	1	0
Inning Stats	R: 0 E: 0 K: 0 S: 8 H: 0 LOB: 0 BB: 0 P: 13	R: 0 E: 0 K: 0 S: 4 H: 1 LOB: 0 BB: 0 P: 5	R: 0 E: 0 K: 0 S: 8 H: 1 LOB: 1 BB: 0 P: 10	R: 0 E: 0 K: 0 S: 10 H: 0 LOB: 1 BB: 1 P: 16	R: 1 E: 0 K: 0 S: 10 H: 1 LOB: 0 BB: 0 P: 13	R: 1 E: 0 K: 1 S: 9 H: 1 LOB: 1 BB: 1 P: 16	R: 0 E: 0 K: 0 S: 9 H: 3 LOB: 3 BB: 0 P: 11	R: 1 E: 0 K: 0 S: 9 H: 2 LOB: 2 BB: 0 P: 16	R: 0 E: 0 K: 2 S: 11 H: 0 LOB: 1 BB: 1 P: 16	1B: 6 2B: 0 3B: 1 HR: 2 SF: 0 SAC: 0 DP: 1 HBP: 1						

PITCHER	IP	WLS	BF	H	R	ER	SO	BB	IBB	HBP	BLK	WP	HR	S	P	ERA	WHIP
38 Jeremy Bonderman, R (1, 1) ERA: 3.72	8.0	L	35	9	3	3	1	2	0	1	0	0	2	67	100	3.38	1.375
49 Eddie Bonine, R (9, 1) ERA: 1.8	1.0		4	0	0	0	2	1	0	0	0	0	0	11	16	0.00	1.000

PITCHER	IP	WLS	BF	H	R	ER	SO	BB	IBB	HBP	BLK	WP	HR	S	P	ERA	WHIP

livebaseballscorecards.com

AB	35
R	3
H	9
RBI	3
BB	3
SO	3
LOB	15

BOTTOM

Batter	1	2	3	4	5	6	7	8	9	AB	R	H	RBI	BB	SO	LOB
14 Austin Jackson, R (1, 8) OBP: 0.373, SLG: 0.436	C SI 90 B SI 89 B SI 90 F SI 91 F CU 79 B CU 80 F SI 92 F SI 92 F SI 91 3-2 F SI 92 F SI 92 X SI 92 G6-3 ①		C CU 78 X CU 82 0-1 G6-3 ②		C SI 92 C CH 79 B CU 82 X CH 80 1-2 G5-3 ③			B CU 80 B SI 91 B SI 91 C SI 90 X SI 92 3-1 2-3 G4-3 ②		4	0	0	0	0	0	1
18 Johnny Damon, L (1, 7) OBP: 0.382, SLG: 0.422	B FF 91 B SI 91 X SI 92 2-0 L9 ②		B SI 91 C CH 80 B SL 89 X SI 91 2-1 2B			C FF 89 X CH 79 0-1 F8 ①		B SI 90 F SI 91 F SI 92 B SI 92 B SI 92 F SI 93 B SI 92 4-2 BB		3	0	1	0	1	0	0
30 Magglio Ordonez, R (1, 9) OBP: 0.395, SLG: 0.470	C SI 92 B SI 92 X CU 80 1-1 G5-3 ③		B CU 80 X SI 90 1-0 F9 ③			C SI 90 X FF 91 0-1 P4 ②		F FF 94 B FF 94 B SL 81 X FF 94 2-1 P5 ③		4	0	0	0	0	0	3
24 Miguel Cabrera, R (1, 3) OBP: 0.421, SLG: 0.658		B SI 91 C SI 90 B CU 81 F SI 91 B CH 80 X SI 92 3-2 26 G3-1 9 1B 2B	F SI 89 X CU 80 0-1 1B ①			X SI 91 0-0 F8 ③			B FF 92 C FF 95 B SL 89 X FF 95 2-1 G4-3 ①	4	1	2	0	0	0	0
26 Brennan Boesch, L (1, 10) OBP: 0.356, SLG: 0.564		S SL 85 F SL 86 X CH 82 0-2 G3-1 ① 2-3	H SL 86 1-0 9 G4-3 HBP				B CH 78 F CH 80 X SL 86 1-1 P6 ①		S FF 96 S SL 91 C FF 95 0-3 K ②	3	0	0	0	0	1	1
9 Carlos Guillen, S (1, 4) OBP: 0.348, SLG: 0.425		B SI 91 S CH 80 X SL 86 1-1 15 1B 3-H 1B	B SI 89 B SI 90 X SI 90 2-0 G4-3 ② 1-2				F SI 92 F SL 87 B SI 91 B SL 85 F SI 91 F SI 93 S CH 80 2-3 K ②		B FF 95 C FF 94 S SL 90 X SL 90 1-2 E3 15 DI 13 1B	4	1	1	1	0	1	1
15 Brandon Inge, R (1, 5) OBP: 0.304, SLG: 0.418		C SI 91 F SI 90 X SI 92 0-2 12 G6-4-3 1-2 1B	C CU 77 B CU 79 B CU 81 C SI 89 B CH 80 X SI 91 3-2 G4-3 ③				B SI 93 F SI 92 X SI 91 1-1 L8 ③		C FF 94 B CU 79 B FF 95 B FF 96 B FF 96 4-1 13 1B 1-2 BB	3	0	1	0	1	0	1
12 Gerald Laird, R (1, 2) 32 Don Kelly, L (8, PH) 13 Alex Avila, L (9, 2) OBP: 0.238, SLG: 0.234 OBP: 0.333, SLG: 0.340 OBP: 0.282, SLG: 0.307		X SI 90 0-0 G6-4-3 ② ③ 1-2f			C SI 89 B CU 81 B CU 79 X SI 91 2-1 G6-3 ①			F SI 90 B SL 85 F SL 85 H SI 91 2-2 39 FC4-6 HBP	B FF 94 C FF 95 B SL 90 F FF 95 F FF 94 F FF 96 B SL 91 F FF 96 F FF 95 3-2 X FF 95 1-3 2-H 1B	2 0 1	0 0 0	0 0 1	0 0 1	0 0 0	0 0 0	2 0 0
39 Ramon Santiago, S (1, 6) OBP: 0.352, SLG: 0.291			C SI 90 F CH 79 B SL 85 X SI 91 1-2 P6 ①		C CH 80 X SI 90 0-1 L7 ②			B SI 91 B SI 90 F SI 91 X SI 92 2-1 FC4-6 14 G4-3 1-2f	C FF 95 B FF 95 C SL 90 X FF 95 1-2 F7 ③	4	0	0	0	0	0	3
Inning Stats	R: 0 E: 0 K: 0 S: 12 H: 0 LOB: 0 BB: 0 P: 18	R: 1 E: 0 K: 0 S: 12 H: 3 LOB: 1 BB: 0 P: 16	R: 0 E: 0 K: 0 S: 8 H: 1 LOB: 1 BB: 0 P: 12	R: 0 E: 0 K: 0 S: 6 H: 1 LOB: 1 BB: 0 P: 12	R: 0 E: 0 K: 0 S: 7 H: 0 LOB: 0 BB: 0 P: 10	R: 0 E: 0 K: 0 S: 5 H: 0 LOB: 0 BB: 0 P: 5	R: 0 E: 0 K: 1 S: 9 H: 0 LOB: 0 BB: 0 P: 13	R: 0 E: 1 K: 0 S: 11 H: 0 LOB: 2 BB: 1 P: 24	R: 1 E: 1 K: 1 S: 19 H: 1 LOB: 2 BB: 1 P: 30	1B: 4 2B: 2 3B: 0 HR: 0 SF: 0 SAC: 0 DP: 1 HBP: 2						

PITCHER	IP	WLS	BF	H	R	ER	SO	BB	IBB	HBP	BLK	WP	HR	S	P	ERA	WHIP
37 Jake Westbrook, R (1, 1) ERA: 4.36	7.2	W	29	5	1	1	1	1	0	2	0	0	0	68	106	1.17	0.783
54 Chris Perez, R (8, 1) ERA: 3.38	0.1	H	1	0	0	0	0	0	0	0	0	0	0	2	4	0.00	0.000
34 Kerry Wood, R (9, 1) ERA: 9.72	1.0	S	6	1	1	0	1	1	0	0	0	0	0	19	30	0.00	2.000

PITCHER	IP	WLS	BF	H	R	ER	SO	BB	IBB	HBP	BLK	WP	HR	S	P	ERA	WHIP

livebaseballscorecards.com

AB	32
R	2
H	6
RBI	2
BB	2
SO	2
LOB	12

WP: 0 PB: 0 SB: 0 CS: 0 PA: 39

Cleveland Indians @ Detroit Tigers

Comerica Park, Detroit, MI

Wed Jun 02 2010, 7:08 PM - 8:51 PM EDT

Att. 17,738 - Partly Cloudy - 73 F

livebaseballscorecards.com

TOP

Batter	1	2	3	4	5	6	7	8	9	AB	R	H	RBI	BB	SO	LOB
4 Trevor Crowe, S (1, 8) OBP: 0.296, SLG: 0.307	B SI 91 B SI 92 C SI 90 F SI 92 X SI 93 2-2 ① F8			F SI 92 C SL 87 X SL 86 0-2 ① G3			X SI 91 0-0 ① G4-3		C SI 92 B SI 93 C SL 86 B SL 86 X SI 92 2-2 ③ G5-3 1-3	4	0	0	0	0	0	1
17 Shin-Soo Choo, L (1, 9) OBP: 0.381, SLG: 0.451	B SI 93 C SI 93 X SI 94 1-1 ② G3-1			C SL 86 B SI 86 B SI 94 X SI 92 2-1 ② F8			C SI 91 F SL 86 X SL 86 0-2 ② L8			3	0	0	0	0	0	0
26 Austin Kearns, R (1, 7) OBP: 0.361, SLG: 0.423	X SI 92 0-0 ③ L3			C SI 93 F SL 88 F SI 92 C SL 89 0-3 ③ K			C SI 93 X SI 94 0-1 ③ G6-3			3	0	0	0	0	1	0
48 Travis Hafner, L (1, 10) OBP: 0.380, SLG: 0.391		C SI 91 F SI 93 X SI 94 0-2 ① G6-3			B SL 84 B SI 92 F SI 91 S SL 87 B SI 92 X SI 92 3-2 ① F7			C SI 91 B SI 85 X SL 87 1-1 ① G6-3		3	0	0	0	0	0	0
2 Jhonny Peralta, R (1, 5) OBP: 0.325, SLG: 0.412		C SI 95 F SI 94 X SI 93 0-2 ② L4			X SI 94 0-0 ② G1-3			C SL 86 T SL 85 B SI 94 S SL 87 1-3 ② K		3	0	0	0	0	1	0
33 Russell Branyan, L (1, 3) OBP: 0.301, SLG: 0.490		C SI 94 F SI 94 B SI 94 X SI 94 1-2 ③ G4-3			B SI 93 C SL 86 X SI 93 1-1 ③ G1-5-3			C SI 93 B SL 85 F SL 86 X SI 92 1-2 ③ G4-3		3	0	0	0	0	0	0
12 Mark Grudzielanek, R (1, 4) OBP: 0.339, SLG: 0.283			C SI 93 X SI 93 0-1 ① F8			C SI 91 S SL 86 F SL 88 B SI 92 S SL 87 1-3 ① K			X SI 91 0-0 ① F8	3	0	0	0	0	1	0
52 Mike Redmond, R (1, 2) OBP: 0.264, SLG: 0.300			C SI 93 B SI 91 B SI 93 X SI 93 2-1 ② G6-3			C SI 93 X SI 92 0-1 ② F8			C SL 87 B SL 85 F SI 92 X SL 86 1-2 ② G6-3	3	0	0	0	0	0	0
16 Jason Donald, R (1, 6) OBP: 0.321, SLG: 0.500			C SI 94 F SI 94 B SI 94 X SL 89 1-2 ③ G6-3			X SL 88 0-0 ③ L9			C SL 86 B SL 86 X SL 86 1-1 4 DI 1B	3	0	1	0	0	0	0
Inning Stats	R: 0 E: 0 K: 0 S: 6 H: 0 LOB: 0 BB: 0 P: 9	R: 0 E: 0 K: 0 S: 9 H: 0 LOB: 0 BB: 0 P: 10	R: 0 E: 0 K: 0 S: 7 H: 0 LOB: 0 BB: 0 P: 10	R: 0 E: 0 K: 1 S: 9 H: 0 LOB: 0 BB: 0 P: 11	R: 0 E: 0 K: 0 S: 6 H: 0 LOB: 0 BB: 0 P: 10	R: 0 E: 0 K: 1 S: 7 H: 0 LOB: 0 BB: 0 P: 8	R: 0 E: 0 K: 0 S: 6 H: 0 LOB: 0 BB: 0 P: 6	R: 0 E: 0 K: 1 S: 8 H: 0 LOB: 0 BB: 0 P: 11	R: 0 E: 0 K: 0 S: 9 H: 1 LOB: 1 BB: 0 P: 13	1B: 1 2B: 0 3B: 0 HR: 0 SF: 0 SAC: 0 DP: 0 HBP: 0						

PITCHER	IP	WLS	BF	H	R	ER	SO	BB	IBB	HBP	BLK	WP	HR	S	P	ERA	WHIP
58 Armando Galarraga, R (1, 1) ERA: 2.57	9.0	W	28	1	0	0	3	0	0	0	0	0	0	67	88	0.00	0.111

PITCHER	IP	WLS	BF	H	R	ER	SO	BB	IBB	HBP	BLK	WP	HR	S	P	ERA	WHIP

AB	28
R	0
H	1
RBI	0
BB	0
SO	3
LOB	1

BOTTOM

Batter	1	2	3	4	5	6	7	8	9	AB	R	H	RBI	BB	SO	LOB
14 Austin Jackson, R (1, 8) OBP: 0.379, SLG: 0.442	B SI 92 B SI 92 C SI 92 F SI 92 B SI 92 X FF 93 3-2 18 G1-6-3 1B		X FF 94 0-0 18 S 1B			B SL 87 X SI 92 1-0 G5-3		C SI 92 B SI 87 B SI 92 C SI 92 X SI 93 2-2 18 1B 30 1B 1B		4	1	3	0	0	0	0
18 Johnny Damon, L (1, 7) 32 Don Kelly, L (9, 7) OBP: 0.380, SLG: 0.418 OBP: 0.333, SLG: 0.340	C SI 92 X SI 92 0-1 ① ② G1-6-3 1-2f		P PO 87 C FF 92 S CH 84 B CH 86 D CH 86 X SI 93 3-2 ③ G4-3 1-2			B SI 93 C SI 93 X SI 92 1-1 ② L8		F SI 92 C SI 93 X SI 93 0-2 30 1B 1-2 30 E 1B		4 0	1 0	1 0	0 0	0 0	0 0	2 0
30 Magglio Ordonez, R (1, 9) OBP: 0.393, SLG: 0.466	B SI 94 F SI 93 X SI 93 1-1 ③ G4-3			F SL 87 B SL 87 X SI 93 1-1 ① G5-3		T CH 87 X SL 88 0-1 ③ G6-3		C SI 93 X SI 93 0-1 E9 1-H 2-H 1B		4	0	1	1	0	0	0
24 Miguel Cabrera, R (1, 3) OBP: 0.422, SLG: 0.670		B SI 92 X SI 93 1-0 HR		C CH 87 B SL 88 C SL 88 X SL 88 1-2 ② G6-3			F SI 94 S CH 87 X SL 88 0-2 9 FC3-6 26 1B 1B	S CH 87 S CH 88 B CH 88 B SL 89 F CH 86 F SL 86 S SI 93 2-3 ③ K		4	1	2	1	0	1	1
26 Brennan Boesch, L (1, 10) OBP: 0.355, SLG: 0.558		B CH 87 X CH 87 1-0 ① G4-3		B SI 93 S CH 86 F CH 87 S CH 88 1-3 ③ K			X SI 92 0-0 9 FC3-6 1-2 1B			3	0	1	0	0	1	0
9 Carlos Guillen, S (1, 4) OBP: 0.337, SLG: 0.410		B FF 95 C CH 87 X CH 88 1-1 ② G3			X SI 94 0-0 ① L4		B SI 93 X SI 92 1-0 ① FC3-6 15 G5-4-3 1-2f 2-3			3	0	0	0	0	0	2
15 Brandon Inge, R (1, 5) OBP: 0.300, SLG: 0.411		B SI 94 F FF 94 B SI 93 X SI 92 2-1 ③ L5			C SI 94 B SL 87 B SI 93 F FF 93 B SL 87 S SI 93 3-3 ② K		B SI 93 B SI 92 B SI 93 C SI 90 C SI 92 F SI 93 X SI 92 3-2 ② ③ G5-4-3 1-2f			3	0	0	0	0	1	2
13 Alex Avila, L (1, 2) OBP: 0.284, SLG: 0.308			X FF 92 0-0 ① L8		C SI 94 B CH 87 X SI 93 1-1 1B			X SI 93 0-0 ① F7		3	0	1	0	0	0	0
39 Ramon Santiago, S (1, 6) OBP: 0.344, SLG: 0.283			C SI 92 X SI 92 0-1 ② F7		B SI 92 X FF 92 1-0 ③ L8			C SI 93 F SI 91 X SI 92 0-2 ② G4-3		3	0	0	0	0	0	1
Inning Stats	R: 0 E: 0 K: 0 S: 7 H: 1 LOB: 0 BB: 0 P: 11	R: 1 E: 0 K: 0 S: 6 H: 1 LOB: 0 BB: 0 P: 11	R: 0 E: 0 K: 0 S: 8 H: 1 LOB: 1 BB: 0 P: 10	R: 0 E: 0 K: 1 S: 8 H: 0 LOB: 0 BB: 0 P: 11	R: 0 E: 0 K: 1 S: 7 H: 1 LOB: 1 BB: 0 P: 12	R: 0 E: 0 K: 0 S: 5 H: 0 LOB: 0 BB: 0 P: 7	R: 0 E: 0 K: 0 S: 9 H: 2 LOB: 1 BB: 0 P: 13	R: 2 E: 1 K: 1 S: 17 H: 3 LOB: 1 BB: 0 P: 21		1B: 8 2B: 0 3B: 0 HR: 1 SF: 0 SAC: 0 DP: 2 HBP: 0						

PITCHER	IP	WLS	BF	H	R	ER	SO	BB	IBB	HBP	BLK	WP	HR	S	P	ERA	WHIP
55 Roberto Hernandez, R (1, 1) ERA: 3.53	8.0	L	31	9	3	2	3	0	0	0	0	0	1	67	96	2.25	1.125

PITCHER	IP	WLS	BF	H	R	ER	SO	BB	IBB	HBP	BLK	WP	HR	S	P	ERA	WHIP

AB	31
R	3
H	9
RBI	2
BB	0
SO	3
LOB	8

PA: 28

WP: 0
PB: 0
SB: 1
CS: 0

PA: 31

Cleveland Indians @ Detroit Tigers

Comerica Park, Detroit, MI

Thu Jun 03 2010, 1:06 PM - 4:23 PM EDT

Att. 28,169 - Cloudy - 74 F

TOP

Batter	1	2	3	4	5	6	7	8	9	AB	R	H	RBI	BB	SO	LOB
4 Trevor Crowe, S (1, 8) OBP: 0.291, SLG: 0.300	C SI 91 X FF 94 0-1 ① G4-3		F SI 91 S CH 81 B FF 94 1 SAFE F FF 93 B SL 82 1 SAFE F SI 91 F SI 92 2-2 ① X SI 93 F7 1-2	X SI 89 0-0 ① F7		B SI 88 C SI 88 B CH 80 X SI 87 2-1 1B		B SI 90 B CH 82 B SI 90 C SI 89 C SI 90 F SI 90 X SI 90 3-2 ② F8		5	0	1	0	0	0	5
17 Shin-Soo Choo, L (1, 9) OBP: 0.381, SLG: 0.460	C SI 92 B SL 83 B SI 92 S SI 92 F FF 95 X SI 91 2-2 ② F8		X CH 82 0-0 2-H 2B	B SI 89 B SI 90 F FF 90 1 SAFE X SL 81 2-1 48 G4-3 1-3 3-H 2B		1 SAFE B SL 86 B FF 92 B FF 92 C FF 93 X FF 93 3-1 ② F7		F FF 94 F SL 82 F FF 95 X FF 95 0-2 ③ F7		5	0	2	2	0	0	3
48 Travis Hafner, L (1, 10) OBP: 0.372, SLG: 0.381 47 Shelley Duncan, R (9, PH) OBP: 0.400, SLG: 0.308	B SI 91 B SI 91 C SI 92 C SI 92 X FF 95 2-2 ③ F9		C SI 92 B SI 92 F SI 92 B FF 94 B SI 90 S CH 81 3-3 ② K	B SI 90 S CH 80 F SI 91 X SI 91 1-2 ② G4-3 2-3 3-H		C SI 93 1 SAFE B SI 93 X FF 94 1-1 ③ G4-3			C FF 94 F FF 96 S FS 88 0-3 ① K	4 1	0 0	0 0	1 0	0 0	1 1	3 0
2 Jhonny Peralta, R (1, 5) OBP: 0.317, SLG: 0.401		B SI 90 C SL 80 F FF 93 S SI 93 1-3 ① K	B SL 82 C SL 79 B FF 94 X SL 81 2-1 G5-3	F SI 90 X SI 89 0-1 ③ F8			B CU 80 B FF 100 T FF 100 F FF 100 X FF 101 2-2 ① F9		B FF 97 C FF 96 B FF 96 C FS 88 X FS 88 2-2 ② F7	5	0	0	0	0	1	2
33 Russell Branyan, L (1, 3) OBP: 0.305, SLG: 0.481		X SI 91 0-0 7 E 1B		F SI 89 H FF 91 1-1 1 1B 7 BB 30 E HBP	F CH 78 X SI 86 0-1 ① F8		T FF 101 X FF 101 0-1 ② F8		B FF 97 C FS 88 B FS 87 B FS 86 S FF 97 S FF 96 3-3 ③ K	4	1	1	0	0	1	0
7 Matt LaPorta, R (1, 7) OBP: 0.283, SLG: 0.270		B SL 81 C SI 91 X SI 92 1-1 E6 30 FC6-4 1-2		B SI 90 C SI 90 B SL 82 B SI 91 B SI 90 4-1 1 1B 30 E 1-2 BB	C CU 78 B SL 79 C SI 89 B SI 89 X SL 80 2-2 ② G6-3		B FF 100 X FF 100 1-0 ③ P6			3	1	0	0	1	0	1
1 Luis Valbuena, L (1, 4) OBP: 0.281, SLG: 0.248		B SI 92 D SI 92 X SI 92 2-0 ② F8		C CH 80 S SL 82 X SL 82 0-2 30 E 16 E 1-2 2-3 1B	B CH 78 F SI 87 X SI 88 1-1 2B			C SI 89 X CH 80 0-1 E4 30 BB		4	1	2	0	0	0	2
30 Lou Marson, R (1, 2) OBP: 0.261, SLG: 0.260		S SI 93 X SI 94 0-1 ③ FC6-4 1-2f		C SL 81 F SI 92 D SL 82 B FF 92 X SI 92 2-2 E5 16 E 17 2B 1-3 2-H 3-H	B SL 80 X SI 90 1-0 ③ F8			C SI 89 S CU 77 D SL 80 D CU 77 F SI 90 B FF 91 B FF 88 4-2 1-2 BB		3	1	0	1	1	0	4
16 Jason Donald, R (1, 6) OBP: 0.316, SLG: 0.481			B SI 89 F SI 89 B SL 83 X SI 92 2-1 4 BLK 17 2B 1B	X SL 82 0-0 E4 17 2B 48 G4-3 2-3 3-H		B CU 77 B CU 78 X SI 88 2-0 ① G5-3			C CU 74 B SL 84 F CU 76 S SL 82 1-3 ① K	4	2	1	1	0	1	3
Inning Stats	R: 0 E: 0 K: 0 S: 9 H: 0 LOB: 0 BB: 0 P: 13	R: 0 E: 1 K: 1 S: 9 H: 1 LOB: 2 BB: 0 P: 13	R: 1 E: 0 K: 1 S: 14 H: 2 LOB: 0 BB: 0 P: 23	R: 5 E: 2 K: 0 S: 17 H: 2 LOB: 1 BB: 1 P: 27	R: 0 E: 0 K: 0 S: 8 H: 1 LOB: 1 BB: 0 P: 12	R: 0 E: 0 K: 0 S: 7 H: 1 LOB: 1 BB: 0 P: 15	R: 0 E: 0 K: 0 S: 6 H: 0 LOB: 0 BB: 0 P: 9	R: 0 E: 1 K: 1 S: 16 H: 0 LOB: 2 BB: 1 P: 24	R: 0 E: 0 K: 2 S: 9 H: 0 LOB: 0 BB: 0 P: 14	1B: 4 2B: 3 3B: 0 HR: 0	SF: 0 SAC: 0 DP: 0 HBP: 1	WP: 0 PB: 0 SB: 0 CS: 0	PA: 41			

PITCHER		IP	WLS	BF	H	R	ER	SO	BB	IBB	HBP	BLK	WP	HR	S	P	ERA	WHIP
48 Rick Porcello, R ERA: 5.25	(1, 1)	5.1		28	7	6	3	2	1	0	1	1	0	0	60	95	5.06	1.500
36 Brad Thomas, L ERA: 5.13	(6, 1)	0.2	W	2	0	0	0	0	0	0	0	0	0	0	4	8	0.00	0.000
54 Joel Zumaya, R ERA: 1.78	(7, 1)	1.0	H	3	0	0	0	0	0	0	0	0	0	0	6	9	0.00	0.000
49 Eddie Bonine, R ERA: 1.75	(8, 1)	0.2		4	0	0	0	1	1	0	0	0	0	0	12	20	0.00	1.500
40 Phil Coke, L ERA: 3.75	(8, 1)	0.1		1	0	0	0	0	0	0	0	0	0	0	4	4	0.00	0.000

PITCHER		IP	WLS	BF	H	R	ER	SO	BB	IBB	HBP	BLK	WP	HR	S	P	ERA	WHIP
46 Jose Valverde, R ERA: 0.42	(9, 1)	1.0		3	0	0	0	2	0	0	0	0	0	0	9	14	0.00	0.000

livebaseballscorecards.com

BOTTOM

Batter	1	2	3	4	5	6	7	8	9	AB	R	H	RBI	BB	SO	LOB
14 Austin Jackson, R (1, 8) OBP: 0.387, SLG: 0.463	C FF 89 C CU 78 X FF 91 0-2 25 G6-4-3 1B		B CH 80 C CH 84 B FF 90 B FF 88 X FF 90 3-1 25 1B 2B	B SL 80 C FF 87 X CH 81 1-1 1-3 2B		B FF 92 B SL 80 C FF 91 B FF 92 X FF 93 3-1 25 SH1-4 30 2B 2B	C FF 92 B FF 92 B FF 92 T FF 93 B FF 93 S SL 84 3-3 ② K 1-2 3-H	B FF 87 B FF 86 C FF 91 B SL 87 X FF 91 3-2 ③ L8		6	2	4	0	0	1	2
25 Ryan Raburn, R (1, 7) OBP: 0.264, SLG: 0.292 32 Don Kelly, L (7, 7) OBP: 0.346, SLG: 0.340	B FF 90 X CH 82 1-0 ①② G6-4-3 1-2f		B CH 83 X CH 79 1-0 30 3B 2-H 1B	C FF 89 F FF 88 S FF 89 0-3 ② K		B FF 93 X FF 91 1-0 ① SH1-4 2-3	B FF 92 B FF 92 B SL 83 C FF 91 F FF 93 B FF 91 4-2 30 HR 2-3 BB			3 0	1 1	1 0	1 0	0 1	1 0	3 0
30 Magglio Ordonez, R (1, 9) OBP: 0.397, SLG: 0.500	F FF 91 F FF 92 B SL 84 F FF 86 X FF 93 1-2 ③ P5		B FF 91 F FF 90 B CU 77 F FF 90 X CU 76 2-2 24 SF9 1-H 3B	F FF 91 F FF 90 X FF 90 0-2 ③ G4-3		B SL 81 F FF 92 B FF 93 X FF 94 2-1 26 FC3-6 3-H 2B	B FF 90 T FF 92 F FF 92 X SL 82 1-2 1-H 3-H HR			5	2	3	5	0	0	2
24 Miguel Cabrera, R (1, 3) OBP: 0.426, SLG: 0.684		B FF 90 B FF 90 S FF 90 B FF 92 B FF 91 4-1 26 BB 9 2B BB	X FF 91 0-0 ① SF9 3-H		B FF 88 X FF 89 1-0 ① L9	I IN 70 I IN 70 I IN 70 I IN 68 4-0 26 FC3-6 IBB	B FF 92 C FF 92 B FF 91 F FF 92 B FF 91 X FF 92 3-2 HR			2	2	1	2	2	0	0
26 Brennan Boesch, L (1, 10) OBP: 0.373, SLG: 0.581		B FF 91 B SL 82 F FF 90 B CH 82 F FF 91 B FF 91 4-2 9 2B 1-2 BB	B CU 79 X SL 81 1-0 9 FC6-2 3B		B FF 88 B CH 80 C FF 89 B FF 90 F CH 82 F FF 89 F FF 90 X FF 91 3-2 9 2B 15 1B 1B	X FF 94 0-0 ② FC3-6 1-2f 2-3	F SL 85 S SL 86 F SL 85 X FF 92 0-2 1B			4	2	3	0	1	0	2
9 Carlos Guillen, S (1, 4) OBP: 0.340, SLG: 0.432 39 Ramon Santiago, S (8, 4) OBP: 0.344, SLG: 0.283	X FF 91 0-0 1-H 2-H 2B	B CH 82 S CH 82 X CH 83 1-1 ② FC6-2 15 FC6-4 3-H	X FF 88 0-0 15 1B 1-3 2B	L FF 92 F CU 75 B FF 94 F FF 94 F SL 82 F FF 94 S FF 94 1-3 ③ K	D FF 87 F FF 87 X FF 87 1-1 ③ G5-3				5 0	0 0	2 0	2 0	0 0	1 0	4 0
15 Brandon Inge, R (1, 5) OBP: 0.302, SLG: 0.411	C FF 90 S CH 81 X CH 84 0-2 ① G1-3		C FF 91 X CH 83 0-1 ③ FC6-4 1-2f		C FF 91 X FF 91 0-1 2-3 3-H 1B		C FF 92 B FF 91 F CH 84 B FF 92 S SL 83 2-3 ① K	X SL 90 0-0 4 FC6-4 1B		5	0	2	1	0	1	2
12 Gerald Laird, R (1, 2) OBP: 0.244, SLG: 0.228	C FF 90 L CU 78 B FF 85 F FF 91 X CU 78 1-2 ② G5-3			B FF 89 C FF 88 F FF 90 H FF 91 2-2 14 2B HBP	B FF 89 S FF 88 1 SAFE B FF 88 L FF 87 S FF 89 2-3 ② K		B FF 92 B FF 92 B FF 92 C FF 91 B FF 93 4-1 4 1B 14 WP BB	F FF 87 F FF 87 S FF 88 0-3 ① K		3	1	0	0	1	2	4
4 Adam Everett, R (1, 6) OBP: 0.217, SLG: 0.253	F FF 91 F FF 92 F FF 92 D CU 80 X FF 92 1-2 ③ G3-1			B FC 84 X FF 86 1-0 ① F7	F FF 89 F FF 90 B FF 89 T FF 89 1-2 ③ K		B FF 92 B FF 92 C FF 91 F FF 92 F FF 92 F FF 93 B FF 93 X FF 92 3-2 32 WP 14 WP 30 HR 1-3 1B	C FF 91 X FF 87 0-1 ② FC6-4 1-2f		5	1	1	0	0	1	5
Inning Stats	R: 0 E: 0 K: 0 S: 8 H: 1 LOB: 0 BB: 0 P: 10	R: 2 E: 0 K: 0 S: 15 H: 1 LOB: 1 BB: 2 P: 25	R: 3 E: 0 K: 0 S: 12 H: 4 LOB: 0 BB: 0 P: 20	R: 0 E: 0 K: 1 S: 11 H: 1 LOB: 2 BB: 0 P: 15	R: 1 E: 0 K: 2 S: 15 H: 3 LOB: 2 BB: 0 P: 22	R: 1 E: 0 K: 1 S: 12 H: 2 LOB: 1 BB: 1 P: 23	R: 5 E: 0 K: 2 S: 26 H: 4 LOB: 1 BB: 2 P: 47	R: 0 E: 1 K: 1 S: 9 H: 1 LOB: 1 BB: 0 P: 12		1B: 7 2B: 6 3B: 2 HR: 2	SF: 1 SAC: 1 DP: 1 HBP: 1	WP: 2 PB: 0 SB: 0 CS: 0	PA: 46			

PITCHER		IP	WLS	BF	H	R	ER	SO	BB	IBB	HBP	BLK	WP	HR	S	P	ERA	WHIP
28 David Huff, L ERA: 6.08	(1, 1)	3.0		17	6	5	5	0	2	0	1	0	0	0	37	59	15.00	2.667
50 Jensen Lewis, R ERA: 4.05	(4, 1)	2.0		10	4	1	1	3	0	0	0	0	0	0	24	33	4.50	2.000
57 Hector Ambriz, R ERA: 4.6	(6, 1)	1.0	L	6	2	1	1	1	0	1	0	0	0	0	12	23	9.00	2.000
49 Tony Sipp, L ERA: 6.2	(7, 1)	0.2		7	3	5	5	2	2	0	0	0	2	2	20	40	67.50	7.500
53 Rafael Perez, L ERA: 6.61	(7, 1)	1.1		6	2	0	0	1	0	0	0	0	0	0	15	19	0.00	1.500

PITCHER	IP	WLS	BF	H	R	ER	SO	BB	IBB	HBP	BLK	WP	HR	S	P	ERA	WHIP

TOP

Batter	1	2	3	4	5	6	7	8	9	AB	R	H	RBI	BB	SO	LOB
14 Austin Jackson, R (1, 8) OBP: 0.379, SLG: 0.452	C SI 84 F CU 76 B FF 90 B FF 91 X SL 83 2-2 ① G6-3		B SI 85 F SI 85 F FF 88 F FF 92 C CU 74 1-3 ② K		F SI 85 X CH 80 0-1 ② F7		B FF 93 F FF 92 F FF 95 F FF 96 B CH 86 S CH 84 2-3 ① K		C SI 93 B SI 94 X SI 93 1-1 ① G5-3	5	0	0	0	0	2	3
18 Johnny Damon, L (1, 7) OBP: 0.380, SLG: 0.423	C SI 85 C SL 83 B FF 90 X FF 91 1-2 ② G6-3		C SI 86 X SI 86 0-1 2B		B SL 83 S SL 85 X SL 86 1-1 ③ G1-3		C FF 94 B CH 82 F SI 95 X SI 97 1-2 24 1B 1B		C SI 93 B SI 94 F SI 93 X CH 87 1-2 ② G1-3 2-3	5	0	2	0	0	0	3
30 Magglio Ordonez, R (1, 9) OBP: 0.397, SLG: 0.495	F SI 85 B CH 80 B SI 85 C SL 82 F FF 90 B FF 90 X SL 81 3-2 1B		C CH 80 F SI 86 X CH 80 0-2 ③ G6-3			B CU 74 B CH 77 F SI 83 F SI 85 F FF 89 B CH 78 B FF 86 4-2 24 1B 26 HR BB	F SI 93 X SI 93 0-1 ② F9		C SI 94 X SI 94 0-1 ③ G4-3	4	1	1	0	1	0	3
24 Miguel Cabrera, R (1, 3) OBP: 0.427, SLG: 0.680	S FF 87 F CH 81 X SL 87 0-2 ③ L7			C CU 76 B CH 78 B SL 84 B CH 78 C FF 87 F FF 90 S FF 90 3-3 ① K		B SI 85 B CH 78 S SI 86 F SL 85 X FF 88 2-2 26 HR 1B 1-3	B FF 95 X SI 94 1-0 1B 1-2			4	1	2	0	0	1	1
26 Brennan Boesch, L (1, 10) OBP: 0.377, SLG: 0.612		B SI 84 X SL 82 1-0 2B		B FF 87 B SI 85 S SI 84 F SL 83 C FF 91 2-3 ② K		X SI 93 0-0 1-H 3-H HR	F SI 95 S SI 98 B SI 98 F FF 99 S SI 100 1-3 ③ K			4	1	2	3	0	2	2
25 Ryan Raburn, R (1, 4) OBP: 0.253, SLG: 0.279 39 Ramon Santiago, S (8, PH) OBP: 0.341, SLG: 0.281 (8, 4)		B CH 80 F SL 81 F CH 80 F FF 90 F SL 84 X FF 90 1-2 ① F9		B SI 84 F SI 82 X FF 87 1-1 ③ F9		B SI 94 S SI 94 S FF 96 B FC 91 S FC 92 2-3 ① K		C SI 92 B CH 82 B CH 82 F SI 92 F FF 96 F FF 96 F FF 96 B SI 96 X SI 96 3-2 ① F8		3 1	0 0	0 0	0 0	0 0	1 0	1 0
15 Brandon Inge, R (1, 5) OBP: 0.301, SLG: 0.407		C SI 86 C SL 84 B CH 80 S FF 92 1-3 ② K			X SL 82 0-0 ① F7	B FC 91 B SI 96 S SI 96 B FC 93 F SI 94 X FC 92 3-2 1B		S SI 97 X FF 96 0-1 ② F9		4	0	1	0	0	1	1
12 Gerald Laird, R (1, 2) OBP: 0.244, SLG: 0.222		B SI 88 X CH 80 1-0 ③ G6-3			B SI 84 B SI 83 C SI 82 F SI 86 B FF 89 B FF 90 4-2 4 WP BB	1 SAFE B SI 96 1 SAFE B FF 92 F SI 95 C SI 92 B FF 99 C FF 95 3-3 ② K		C FF 96 F FF 96 B FF 98 F SI 98 C CH 87 1-3 ③ K		3	0	0	0	1	2	2
4 Adam Everett, R (1, 6) OBP: 0.221, SLG: 0.247 32 Don Kelly, L (9, PH) OBP: 0.340, SLG: 0.333			C SI 84 T SL 84 X FF 90 0-2 ① P4		C SI 86 F SL 84 B CH 79 B SL 84 B FF 89 B FF 87 4-2 1-2 BB	F SI 96 B FF 97 S FF 98 F FF 98 B FF 99 F SI 95 S FF 92 2-3 ③ K			B SI 91 C SI 92 B CH 86 X SI 92 2-1 E7 18 G1-3	2 1	0 0	0 0	0 0	1 0	1 0	1 0
Inning Stats	R: 0 E: 0 K: 0 S: 13 H: 1 LOB: 1 BB: 0 P: 19	R: 0 E: 0 K: 1 S: 10 H: 1 LOB: 1 BB: 0 P: 14	R: 0 E: 0 K: 1 S: 12 H: 1 LOB: 1 BB: 0 P: 13	R: 0 E: 0 K: 2 S: 9 H: 0 LOB: 0 BB: 0 P: 15	R: 0 E: 0 K: 0 S: 9 H: 0 LOB: 2 BB: 2 P: 18	R: 3 E: 0 K: 3 S: 21 H: 3 LOB: 1 BB: 1 P: 37	R: 0 E: 0 K: 2 S: 14 H: 2 LOB: 2 BB: 0 P: 19	R: 0 E: 0 K: 1 S: 12 H: 0 LOB: 0 BB: 0 P: 16	R: 0 E: 1 K: 0 S: 9 H: 0 LOB: 1 BB: 0 P: 13	1B: 5 2B: 2 3B: 0 HR: 1 SF: 0 SAC: 0 DP: 0 HBP: 0						WP: 1 PB: 0 SB: 0 CS: 0 PA: 39

PITCHER		IP	WLS	BF	H	R	ER	SO	BB	IBB	HBP	BLK	WP	HR	S	P	ERA	WHIP
52 Bruce Chen, L ERA: 2.95	(1, 1)	5.0	W	22	4	2	2	4	3	0	0	0	1	0	59	91	3.60	1.400
40 Kyle Farnsworth, R ERA: 2.7	(6, 1)	1.0	H	5	2	1	1	3	0	0	0	0	0	1	15	25	9.00	2.000
51 Robinson Tejeda, R ERA: 3.94	(7, 1)	2.0		8	2	0	0	3	0	0	0	0	0	0	26	35	0.00	1.000
53 Kanekoa Texeira, R ERA: 5.03	(9, 1)	1.0		4	0	0	0	0	0	0	0	0	0	0	9	13	0.00	0.000

PITCHER	IP	WLS	BF	H	R	ER	SO	BB	IBB	HBP	BLK	WP	HR	S	P	ERA	WHIP

Detroit Tigers @ Kansas City Royals
Kauffman Stadium, Kansas City, MO
Fri Jun 04 2010, 7:12 PM - 9:56 PM CDT
Att. 21,930 - Cloudy - 88 F

livebaseballscorecards.com

AB	36
R	3
H	8
RBI	3
BB	3
SO	10
LOB	17

BOTTOM

Batter	1	2	3	4	5	6	7	8	9	AB	R	H	RBI	BB	SO	LOB
22 Scott Podsednik, L (1, 7) OBP: 0.355, SLG: 0.367	C FF 94 B FF 96 F FF 94 B FF 96 X CH 83 2-2 ① G4-3	B SI 95 C CH 84 B SI 95 B FF 96 F FF 96 B FF 96 4-2 18 1B 9 1B BB			C FF 93 C FF 93 X FF 95 0-2 18 1B 9 SF7 1B	F FF 98 B SI 99 B SI 99 X SI 98 2-1 1-3 2-H 18 1B 1B				3	3	2	1	1	0	0
18 Jason Kendall, R (1, 2) OBP: 0.358, SLG: 0.353	B FF 93 B SI 95 B FF 95 B FF 94 4-0 16 1B BB	X FF 94 0-0 9 1B 1-3 2-H 1B			C FF 93 P PO 90 X CH 84 1-1 6 L6-4 16 1B 1-3 1B	B FF 91 C SI 98 B FF 98 D FF 91 X FF 98 3-1 9 CS 2-H 3-H 1B				3	0	3	3	1	0	0
9 David DeJesus, L (1, 9) OBP: 0.380, SLG: 0.464	C FF 93 B CH 82 S CH 82 F FF 96 F CH 83 S FF 98 1-3 ② K	B CH 84 X CH 83 1-0 ③ 1-3 3-H 1B			B SL 82 B FF 94 F CH 82 B FF 93 X FF 94 3-1 ① SF7 3-H	S SL 77 C SI 91 1 SAFE 0-2 ③ CS 1-2	X SI 89 0-0 ① G4-3			3	0	1	2	0	1	1
16 Billy Butler, R (1, 3) OBP: 0.384, SLG: 0.470	B FF 94 F FF 94 X FF 95 1-1 1-2 1B		C SL 85 X FF 94 0-1 ① G4-3		B FF 91 X FF 92 1-0 1-2 1B		C SI 91 B CH 82 X SI 92 1-1 ② G4-3			4	0	2	0	0	0	0
6 Jose Guillen, R (1, 10) OBP: 0.322, SLG: 0.469	C FF 94 B FF 94 T CH 82 C FF 98 1-3 ③ K		B SI 94 C FF 93 C FF 95 F SI 98 B FF 97 F CH 84 F FF 98 B FF 95 S FF 95 3-3 ② K		B CH 82 X CH 83 1-0 ② ③ L6-4 2-2		B SI 92 C SI 92 B SI 84 C SI 92 B SI 93 X SI 92 3-2 1B			4	0	1	0	0	2	4
13 Alberto Callaspo, S (1, 5) OBP: 0.316, SLG: 0.473		C FF 94 B FF 96 X CH 84 1-1 ① F8	B SL 85 B SL 85 X FF 95 2-0 ③ F7			S SL 80 F FF 94 X FF 94 0-2 3 1B 22 1B 1B	X SI 91 0-0 ③ G3-4-3			4	1	1	0	0	0	1
13 Mike Aviles, R (1, 4) OBP: 0.333, SLG: 0.404 (8, 6)		C SI 94 B SI 96 X SL 86 1-1 12 2B 3 SF7 1B		X FF 92 0-0 ① F8		B FF 97 B FF 96 X FF 96 2-0 ① P4		C SI 89 B SL 78 S CU 75 B CU 77 B CU 77 X SI 90 3-2 ① F8		4	1	1	0	0	0	1
12 Mitch Maier, L (1, 8) OBP: 0.331, SLG: 0.353		X FF 93 0-0 1-3 18 1B 2B		C SI 94 B FF 94 B FF 95 X FF 94 2-1 ② L4		X FF 98 0-0 ② F8		C CH 81 X CH 81 0-1 ② G6-3		4	1	1	0	0	0	1
3 Yuniesky Betancourt, R (1, 6) OBP: 0.308, SLG: 0.417 17 Chris Getz, L (8, 4) OBP: 0.289, SLG: 0.227		B FF 96 X CH 82 1-0 ② SF7 3-H		C FF 93 C FF 95 B FF 93 F FF 93 B CH 85 F FF 93 B SL 88 X FF 94 3-2 ③ F9		C FF 91 B SI 99 X FF 92 1-1 22 1B 18 1B 1-2 1B		X SI 91 0-0 ③ G4-3		2 1	1 0	1 0	1 0	0 0	0 0	0 0
Inning Stats	R: 0 E: 0 K: 2 S: 13 H: 1 LOB: 2 BB: 1 P: 22	R: 3 E: 0 K: 0 S: 10 H: 4 LOB: 2 BB: 1 P: 18	R: 0 E: 0 K: 1 S: 9 H: 0 LOB: 0 BB: 0 P: 14	R: 0 E: 0 K: 0 S: 8 H: 0 LOB: 0 BB: 0 P: 13	R: 1 E: 0 K: 0 S: 10 H: 3 LOB: 1 BB: 0 P: 15	R: 3 E: 0 K: 0 S: 13 H: 4 LOB: 0 BB: 0 P: 21	R: 0 E: 0 K: 0 S: 7 H: 1 LOB: 1 BB: 0 P: 11	R: 0 E: 0 K: 0 S: 6 H: 0 LOB: 0 BB: 0 P: 9		1B: 12 2B: 2 3B: 0 HR: 0 SF: 2 SAC: 0 DP: 1 HBP: 0						WP: 0 PB: 0 SB: 0 CS: 1 PA: 37

PITCHER		IP	WLS	BF	H	R	ER	SO	BB	IBB	HBP	BLK	WP	HR	S	P	ERA	WHIP
37 Max Scherzer, R ERA: 6.66	(1, 1)	5.0	L	24	9	5	5	3	2	0	0	0	0	0	53	85	9.00	2.200
45 Ryan Perry, R ERA: 5.91	(6, 1)	0.2		5	3	2	2	0	0	0	0	0	0	0	8	16	27.00	4.500
59 Fu-Te Ni, L ERA: 2.04	(6, 1)	0.2		1	0	0	0	0	0	0	0	0	0	0	3	3	0.00	0.000
49 Eddie Bonine, R ERA: 1.65	(7, 1)	1.2		6	1	0	0	0	0	0	0	0	0	0	12	19	0.00	0.600

PITCHER	IP	WLS	BF	H	R	ER	SO	BB	IBB	HBP	BLK	WP	HR	S	P	ERA	WHIP

Detroit Tigers @ Kansas City Royals
Kauffman Stadium, Kansas City, MO
Fri Jun 04 2010, 7:12 PM - 9:56 PM CDT
Att. 21,930 - Cloudy - 88 F

livebaseballscorecards.com

TOP

Batter	1	2	3	4	5	6	7	8	9	AB	R	H	RBI	BB	SO	LOB
14 Austin Jackson, R (1, 8) OBP: 0.371, SLG: 0.442	B FF 92 F FF 95 F SI 94 S SI 95 1-3 **K** ①		B SI 95 C FC 90 X SI 94 1-1 **F9** ③		C FC 89 B FF 94 X FF 96 1-1 **G4-3** ③		B FC 89 C FC 89 C FF 94 D SL 87 X CH 85 2-2 **P2** ③		1 SAFE 1 SAFE S SL 85 B SL 86 1 SAFE 1 SAFE F FF 92 X CU 79 1-2 **F9** ①	5	0	0	0	0	1	6
32 Don Kelly, L (1, 7) OBP: 0.310, SLG: 0.302	B FF 95 B FF 96 S FF 94 F FF 95 F SL 86 F CH 88 T FF 97 2-2 **K** ②			C KC 72 B FC 88 F FF 94 B CH 85 F SI 95 B CH 84 C FC 91 3-3 **K** ①		B CH 81 S FC 90 B KC 77 B CH 81 C SI 95 X FF 96 3-2 **F8** ①		X SI 95 0-0 **F7** ①	S FF 91 F FF 93 D CU 77 F FF 93 1 SAFE B SL 89 F FF 89 B CU 76 X SL 82 3-2 **F8** ②	5	0	0	0	0	2	1
18 Johnny Damon, L (1, 10) OBP: 0.372, SLG: 0.412	C FF 96 F CH 84 F FF 98 X CH 86 0-2 **G1-3** ③			B KC 74 B CH 84 F FF 96 B FC 89 S FF 95 F SI 96 F SI 97 S FC 93 3-3 **K** ②		B SI 94 S FC 90 X CH 86 1-1 **F9** ②		C SI 96 B FF 95 F CH 87 B FF 96 F FF 97 X SL 86 2-2 **F7** ②	B SI 91 F FF 93 1 SAFE F SL 85 1 SAFE X CU 78 1-2 **G1-3** ③	5	0	0	0	0	1	1
24 Miguel Cabrera, R (1, 3) OBP: 0.429, SLG: 0.691		B FF 94 T SI 94 B FC 91 F SI 95 B CH 86 S FC 90 3-3 **K** ①		S FC 91 S SL 84 X SI 97 0-2 **G1-6-3** ③		B KC 76 B FC 90 F SL 84 X SI 95 2-1 **HR**		B FF 97 S SL 88 X FF 97 1-1 26 WP 9 2B 1B		4	2	2	1	0	1	0
26 Brennan Boesch, L (1, 9) OBP: 0.388, SLG: 0.610		F FC 90 X FF 93 0-1 1B			B KC 72 F FC 89 B FC 88 B CH 82 B FF 94 4-1 13 BB 9 1B BB	C FC 88 S CH 83 B CH 84 F FF 96 S CH 84 1-3 **K** ③		B SI 96 F CH 89 B FF 96 D SL 90 F CH 88 B FF 96 4-2 9 2B 1-2 BB		2	1	1	0	2	1	0
9 Carlos Guillen, S (1, 4) OBP: 0.347, SLG: 0.446		1 SAFE X SI 94 0-0 **F8** ②			X FF 92 0-0 13 BB 1-2 1B		C FC 88 X KC 77 0-1 **G4-3** ①	X FF 97 0-0 15 1B 1-H 2-H 2B		4	1	2	2	0	0	1
15 Brandon Inge, R (1, 5) OBP: 0.300, SLG: 0.404		F SI 94 B FC 89 F SI 94 1 SAFE F FC 90 S CH 85 1-3 **K** ③			C FC 88 F SI 94 D SL 86 S SI 95 1-3 **K** ①		S FC 89 C SL 84 S CH 86 0-3 **K** ②	B FF 95 F FF 96 X FF 95 1-1 1B 2-H		4	0	1	1	0	3	3
13 Alex Avila, L (1, 2) OBP: 0.304, SLG: 0.321			X SI 91 0-0 39 G4-3 1B		B SI 89 C SL 83 B FC 89 B FC 88 B SI 93 4-1 1-2 2-3 BB		C CH 81 B KC 79 F CH 84 F SL 88 F FF 96 X KC 80 1-2 39 1B 1B	X CH 87 0-0 **G4-3** ③		3	0	2	0	1	0	1
39 Ramon Santiago, S (1, 6) OBP: 0.346, SLG: 0.288			B SI 92 X FF 94 1-0 **G4-3** ① ② 1-2f		S FC 90 C SL 87 S CH 85 0-3 **K** ②		X SI 94 0-0 1-2 1B		B SL 84 B FF 90 X CH 84 2-0 1B	4	0	2	0	0	1	4
Inning Stats	R: 0 E: 0 K: 2 S: 12 H: 0 LOB: 0 BB: 0 P: 15	R: 0 E: 0 K: 2 S: 10 H: 1 LOB: 1 BB: 0 P: 14	R: 0 E: 0 K: 0 S: 4 H: 1 LOB: 0 BB: 0 P: 6	R: 0 E: 0 K: 2 S: 12 H: 0 LOB: 0 BB: 0 P: 18	R: 0 E: 0 K: 2 S: 11 H: 1 LOB: 3 BB: 2 P: 21	R: 1 E: 0 K: 1 S: 11 H: 1 LOB: 0 BB: 0 P: 18	R: 0 E: 0 K: 1 S: 14 H: 2 LOB: 2 BB: 0 P: 17	R: 3 E: 0 K: 0 S: 13 H: 3 LOB: 1 BB: 1 P: 21	R: 0 E: 0 K: 0 S: 12 H: 1 LOB: 1 BB: 0 P: 19	1B: 8 2B: 1 3B: 0 HR: 1 SF: 0 SAC: 0 DP: 1 HBP: 0						

PITCHER		IP	WLS	BF	H	R	ER	SO	BB	IBB	HBP	BLK	WP	HR	S	P	ERA	WHIP
44 Luke Hochevar, R ERA: 4.74	(1, 1)	7.0	L	28	6	1	1	10	2	0	0	0	0	1	74	109	1.29	1.143
38 Blake Wood, R ERA: 3.55	(8, 1)	1.0		7	3	3	3	0	1	0	0	0	1	0	13	21	27.00	4.000
31 Dusty Hughes, L ERA: 3.98	(9, 1)	1.0		4	1	0	0	0	0	0	0	0	0	0	12	19	0.00	1.000

PITCHER	IP	WLS	BF	H	R	ER	SO	BB	IBB	HBP	BLK	WP	HR	S	P	ERA	WHIP

Detroit Tigers @ Kansas City Royals
Kauffman Stadium, Kansas City, MO
Sat Jun 05 2010, 6:11 PM - 9:08 PM CDT
Att. 24,383 - Clear - 91 F

livebaseballscorecards.com

AB	36
R	4
H	10
RBI	4
BB	3
SO	10
LOB	17

BOTTOM

Batter	1	2	3	4	5	6	7	8	9	AB	R	H	RBI	BB	SO	LOB
22 Scott Podsednik, L (1, 7) OBP: 0.348, SLG: 0.358	B FF 94 X FF 94 1-0 **F8** ①		C FF 96 B CH 86 X FF 97 1-1 **F8** ③		C FF 98 X FF 98 0-1 **G4-3** ③		C CH 86 1 SAFE 1 SAFE B CU 81 1 SAFE F FF 98 C CU 82 1-3 **K** ③		C FS 88 X FS 88 0-1 **E3** 18 DI	5	0	0	0	0	1	3
18 Jason Kendall, R (1, 2) OBP: 0.359, SLG: 0.360	C FF 94 B FF 94 C CU 78 B CU 80 X FF 96 2-2 **F8** ②			C FF 95 T FF 96 X CU 81 0-2 16 BLK 1B		C FF 97 C FF 98 X FF 98 0-2 **F9** ①		C FF 95 B CH 85 F FF 96 F CU 82 F CU 81 F FF 98 F CH 88 B FF 97 F FF 99 2-2 X CU 82 9 1B 6 1B 2B	B FF 97 B FS 88 C FF 97 F FF 98 F FF 98 X FF 99 2-2 **F9** ③ 1-2	5	1	2	0	0	0	1
9 David DeJesus, L (1, 9) OBP: 0.378, SLG: 0.460	B FF 94 B FF 95 X FF 96 2-0 **G3-1** ③			1 SAFE 1 SAFE C FF 95 F FF 98 1 SAFE B CU 80 C CU 80 1-3 **K** ①		B FF 98 F CH 90 C CH 87 B CU 81 F CU 82 S FF 99 2-3 **K** ②		C FF 98 F FF 99 F FF 98 X FF 98 0-2 6 1B 16 BB 13 FC3-6 2-3 1B		4	1	1	0	0	2	1
16 Billy Butler, R (1, 3) OBP: 0.386, SLG: 0.473		C FF 95 S CH 87 X FF 97 0-2 **F8** ①		B FF 98 B FF 99 C CU 80 F FF 98 X CH 89 2-2 **G5-3** ② 1-2	B CH 89 F CH 87 B FF 100 C CU 82 F FF 99 X FF 101 2-2 2B		B B FF 100 B SI 100 B FF 100 4-0 13 FC3-6 6 1B 1-2 BB		3	0	1	0	1	0	1
6 Jose Guillen, R (1, 10) OBP: 0.325, SLG: 0.467 8 Willie Bloomquist, R (8, PR) OBP: 0.262, SLG: 0.382 (9, 10)		C FF 95 X FF 96 0-1 **P3** ②		B FF 97 C FF 98 X FF 98 1-1 **G1-3** ③		F FF 100 B FF 100 B CU 83 B CU 82 F FF 100 F FF 101 B CU 82 4-2 BB		B SI 102 B SI 101 C FF 95 B FF 96 X FF 96 3-1 13 FC3-6 1B 1-2 2-3 3-H		3 0	0 0	1 0	1 0	1 0	0 0	1 0
13 Alberto Callaspo, S (1, 5) OBP: 0.315, SLG: 0.466		C FF 95 B CU 78 B CU 78 F FF 96 B FF 98 F FF 98 B FF 97 4-2 BB			S CH 85 B CU 79 C CU 79 T FF 97 1-2 **K** ① B CU 81 B CU 81 C CH 88 F FF 100 X FF 100 2-2 **G4-3** ③		S CH 84 F FF 95 B SL 84 B FF 88 X FF 96 2-2 **FC3-6** ① 13 G4-6-3 1-2f 2-3 3-H		3	0	0	1	1	1	4
13 Mike Aviles, R (1, 4) OBP: 0.331, SLG: 0.398		1 SAFE 1 SAFE X FF 97 0-0 **F9** ③			B CU 79 F FF 96 X FF 97 1-1 3 G5-3 12 E 1B		C CU 78 B CU 79 X FF 98 1-1 **G6-3** ①	C FF 96 F FF 97 X FF 97 0-2 **G4-6-3** ② ③ 1-2f		4	0	1	0	0	0	3
12 Mitch Maier, L (1, 8) OBP: 0.323, SLG: 0.343			C FF 94 X CH 86 0-1 **G3** ①		C CH 85 B CU 79 1 SAFE X FF 96 1-1 **FC4** 3 G5-3 1-2		B CH 86 X FF 95 1-0 **G6-3** ②		C FS 86 X FS 86 0-1 **G3** ①	4	0	0	0	0	0	1
3 Yuniesky Betancourt, R (1, 6) OBP: 0.307, SLG: 0.411			B CU 79 X CU 78 1-0 **P6** ②		X CU 83 0-0 **G5-3** ② 1-2 2-3		B FF 95 B SL 88 B FF 97 B FF 96 4-0 BB		C FF 98 X FF 99 0-1 **G4-3** ②	3	0	0	0	1	0	2
Inning Stats	R: 0 E: 0 K: 0 S: 5 H: 0 LOB: 0 BB: 0 P: 10	R: 0 E: 0 K: 0 S: 9 H: 0 LOB: 1 BB: 1 P: 13	R: 0 E: 0 K: 0 S: 5 H: 0 LOB: 0 BB: 0 P: 7	R: 0 E: 0 K: 1 S: 11 H: 1 LOB: 1 BB: 0 P: 15	R: 0 E: 1 K: 1 S: 10 H: 1 LOB: 2 BB: 0 P: 13	R: 0 E: 0 K: 1 S: 17 H: 1 LOB: 2 BB: 1 P: 27	R: 0 E: 0 K: 1 S: 6 H: 0 LOB: 1 BB: 1 P: 13	R: 2 E: 0 K: 0 S: 20 H: 3 LOB: 2 BB: 1 P: 31	R: 0 E: 1 K: 0 S: 10 H: 0 LOB: 1 BB: 0 P: 12	1B: 4 2B: 2 3B: 0 HR: 0 SF: 0 SAC: 0 DP: 1 HBP: 0						

PITCHER		IP	WLS	BF	H	R	ER	SO	BB	IBB	HBP	BLK	WP	HR	S	P	ERA	WHIP
35 Justin Verlander, R ERA: 3.65	(1, 1)	7.0	W	30	5	2	2	4	3	0	0	1	0	0	75	112	2.57	1.143
54 Joel Zumaya, R ERA: 1.78	(8, 1)	0.0		1	0	0	0	0	1	0	0	0	0	0	0	4	∞	∞
40 Phil Coke, L ERA: 3.7	(8, 1)	0.1	H	2	1	0	0	0	0	0	0	0	0	0	5	10	0.00	3.000
46 Jose Valverde, R ERA: 0.39	(8, 1)	1.2	S	5	0	0	0	0	0	0	0	0	0	0	13	15	0.00	0.000

PITCHER	IP	WLS	BF	H	R	ER	SO	BB	IBB	HBP	BLK	WP	HR	S	P	ERA	WHIP

Detroit Tigers @ Kansas City Royals
Kauffman Stadium, Kansas City, MO
Sat Jun 05 2010, 6:11 PM - 9:08 PM CDT
Att. 24,383 - Clear - 91 F

livebaseballscorecards.com

AB	34
R	2
H	6
RBI	2
BB	4
SO	4
LOB	17

TOP

Batter	1	2	3	4	5	6	7	8	9	AB	R	H	RBI	BB	SO	LOB
14 Austin Jackson, R (1, 8) OBP: 0.369, SLG: 0.439	C FF 91 B CH 86 B FF 91 X FF 90 2-1 ① F8		B FF 89 S FF 90 X CH 87 1-1 ③ G1-3			X FF 89 0-0 ② 30 G6-4-3 1B		X FF 95 0-0 ② L9		4	0	1	0	0	0	1
18 Johnny Damon, L (1, 10) OBP: 0.374, SLG: 0.411	C FF 92 F CH 87 F FF 89 B FF 89 B SL 79 S CH 87 2-3 ② K			B FF 91 F CH 86 B CH 86 X FF 88 2-1 30 S 30 1B 1B		C FF 88 B FF 89 F CH 86 B FF 89 C SL 78 2-3 ① K		B SI 94 B FF 96 C SI 94 B SI 94 B FF 96 4-1 1-2 BB		3	1	1	0	1	2	1
30 Magglio Ordonez, R (1, 9) OBP: 0.395, SLG: 0.490	S FF 92 B SL 78 C FF 93 B FF 94 B FA 88 F FF 91 X FF 90 3-2 ③ F8			B FF 90 F FF 89 B CH 85 D FF 89 X FF 90 3-1 1-H 1B		1 SAFE S FF 90 X FF 89 0-1 ②③ G6-4-3 1-2f		C SI 95 D SI 95 B C FF 96 B FF 96 X SI 95 3-2 ③ G5-3		4	0	1	1	0	0	3
24 Miguel Cabrera, R (1, 3) OBP: 0.421, SLG: 0.678		C FF 89 B SL 77 B FF 89 X CH 87 2-1 ① F9		X FF 90 0-0 ① F8			B FC 88 X CH 86 1-0 ① G5-3		S FF 92 F FF 93 F FF 92 B CU 70 S CH 87 1-3 ① K	4	0	0	0	0	1	1
26 Brennan Boesch, L (1, 7) OBP: 0.384, SLG: 0.606		B FF 90 F FF 90 F FF 92 C FF 90 1-3 ② K		C SL 77 D CH 85 F FF 88 B FF 90 B SL 78 X FC 88 3-2 ② L8			X CH 86 0-0 ② G1-3		B FF 93 X FF 93 1-0 9 G4-3 2B	4	0	1	0	0	1	1
9 Carlos Guillen, S (1, 4) OBP: 0.343, SLG: 0.432		C FF 89 F FF 92 B SL 78 B FF 91 F FF 89 B FF 90 B FF 90 4-2 BB		X FF 88 0-0 ③ G4-3			C FF 90 C FF 88 X SL 78 0-2 ③ G1-3		B FF 93 F FF 92 F FF 93 X CU 68 1-2 ② G4-3 2-3	3	0	0	0	1	0	2
32 Don Kelly, L (1, 5) OBP: 0.306, SLG: 0.316		X FF 89 0-0 ③ G4-3			C CH 86 X FF 90 0-1 ① G5-3			B FC 84 B FF 89 B FC 86 C FC 87 C CH 87 X FC 87 3-2 13 G4-3 39 WP 2B	B FF 93 C FF 93 X FF 92 1-1 ③ P1	4	1	1	0	0	0	2
13 Alex Avila, L (1, 2) OBP: 0.295, SLG: 0.310			C FC 87 B CH 86 B CH 86 F FF 89 X CH 87 2-2 ① G4-3		F FF 88 B CH 86 F SL 79 B CH 86 B FF 90 X FF 90 3-2 ② G6-3			B CH 85 X CH 85 1-0 ① G4-3 2-3		3	0	0	0	0	0	1
39 Ramon Santiago, S (1, 6) OBP: 0.345, SLG: 0.289			C FF 89 F FF 92 C SL 78 0-3 ② K		F FF 90 C SL 78 F FF 92 C FC 89 0-3 ③ K			F FF 90 B SL 80 X FF 89 1-1 18 BB 1B 3-H		3	0	1	0	0	2	0
Inning Stats	R: 0 E: 0 K: 1 S: 10 H: 0 LOB: 0 BB: 0 P: 17	R: 0 E: 0 K: 1 S: 9 H: 0 LOB: 1 BB: 1 P: 16	R: 0 E: 0 K: 1 S: 8 H: 0 LOB: 0 BB: 0 P: 11	R: 1 E: 0 K: 0 S: 9 H: 2 LOB: 1 BB: 0 P: 17	R: 0 E: 0 K: 1 S: 9 H: 0 LOB: 0 BB: 0 P: 12	R: 0 E: 0 K: 1 S: 6 H: 1 LOB: 0 BB: 0 P: 8	R: 0 E: 0 K: 0 S: 5 H: 0 LOB: 0 BB: 0 P: 6	R: 1 E: 0 K: 0 S: 11 H: 2 LOB: 2 BB: 1 P: 23	R: 0 E: 0 K: 1 S: 10 H: 1 LOB: 1 BB: 0 P: 14	1B: 4 2B: 2 3B: 0 HR: 0 SF: 0 SAC: 0 DP: 1 HBP: 0						

PITCHER		IP	WLS	BF	H	R	ER	SO	BB	IBB	HBP	BLK	WP	HR	S	P	ERA	WHIP
19 Brian Bannister, R ERA: 4.5	(1, 1)	7.1	W	27	5	2	2	5	1	0	0	0	1	0	62	98	2.46	0.818
38 Blake Wood, R ERA: 3.38	(8, 1)	0.2		3	0	0	0	0	1	0	0	0	0	0	5	12	0.00	1.500
48 Joakim Soria, R ERA: 2.49	(9, 1)	1.0		4	1	0	0	1	0	0	0	0	0	0	10	14	0.00	1.000

PITCHER	IP	WLS	BF	H	R	ER	SO	BB	IBB	HBP	BLK	WP	HR	S	P	ERA	WHIP

Detroit Tigers @ Kansas City Royals
Kauffman Stadium, Kansas City, MO
Sun Jun 06 2010, 1:11 PM - 3:26 PM CDT
Att. 22,240 - Sunny - 81 F

livebaseballscorecards.com

AB	32
R	2
H	6
RBI	1
BB	2
SO	6
LOB	12

BOTTOM

Batter	1	2	3	4	5	6	7	8	9	AB	R	H	RBI	BB	SO	LOB
8 Willie Bloomquist, R (1, 7) OBP: 0.258, SLG: 0.367	B FF 90 C SI 91 C FF 91 B SL 85 X SI 92 2-2 ① G4-3	X SL 85 0-0 ② F8 2-3		1 SAFE C SI 91 0-1 ③ CS 1-2	F SI 89 X SI 90 0-1 ① G4-3	B FF 93 X SL 84 1-0 1-2 2-H 1B		C FF 95 X SI 94 0-1 ② G3		5	0	1	1	0	0	3
18 Jason Kendall, R (1, 2) OBP: 0.360, SLG: 0.361	B SI 92 C FF 90 B FF 92 X SI 92 2-1 ② G6-3	C SI 92 C SL 84 X SL 84 0-2 3-H 1B			C SI 89 C SI 90 X SI 91 0-2 16 S 1B	X FF 95 0-0 ③ F7		B FF 94 C SI 95 X SI 88 1-1 ③ G6-3		5	0	2	1	0	0	4
9 David DeJesus, L (1, 9) OBP: 0.380, SLG: 0.460	B SI 91 F SI 90 C SL 83 B SI 93 F SI 93 B FF 91 X SI 94 3-2 16 6 HR 1B	B FF 89 X SI 90 1-0 ③ F9			B SI 90 X FF 90 1-0 ② F8		C FF 92 B SL 85 X FF 93 1-1 16 G5-4-3 1B			4	1	2	0	0	0	2
16 Billy Butler, R (1, 3) OBP: 0.384, SLG: 0.469	B SL 83 B SI 92 C SI 92 1 SAFE X SI 92 2-1 1-2 6 HR 1B		X FF 89 0-0 ① L7		C SI 92 B SL 83 C SL 82 S SL 84 1-3 ③ K 1-2		C FF 93 F FF 86 B FF 93 X FF 87 1-2 ①② G5-4-3 1-2f			4	1	1	0	0	1	2
6 Jose Guillen, R (1, 10) 24 Wilson Betemit, S (7, PH) (8, 10) OBP: 0.500, SLG: 1.000	B SI 93 F SI 94 C SL 84 F SL 84 X SI 93 1-2 1-H 2-H HR		C FF 90 B FF 90 C SL 82 B SL 82 X SI 91 2-2 ② F8			C FF 90 B FF 91 S SL 82 X SL 83 1-2 ① G5-3	B SL 87 B FF 94 C SI 93 B FF 93 X FF 93 3-1 2B			3 1	1 0	1 1	3 0	0 0	0 0	0 0
13 Alberto Callaspo, S (1, 5) OBP: 0.314, SLG: 0.463	B FF 93 B FF 91 X SI 91 2-0 ③ G5-3		B SL 81 X SL 81 1-0 ③ F7			B SL 81 B FF 90 B FF 92 C FF 90 X FF 89 3-1 13 2B 3 SF8 1B	X SI 93 0-0 ③ F8			4	1	1	0	0	0	1
13 Mike Aviles, R (1, 4) OBP: 0.336, SLG: 0.410		C FF 91 S SL 82 F SL 83 S SL 83 0-3 ① K		X SI 87 0-0 ① F8		C SL 82 X SL 82 0-1 1-3 8 1B 2B		C SI 92 S CH 85 F SL 86 X FF 94 0-2 12 FC5-4 1B		4	1	2	0	0	1	0
12 Mitch Maier, L (1, 8) OBP: 0.333, SLG: 0.349		B SI 92 B SI 92 C SI 89 X SI 89 2-1 3 2B 1B		C SL 79 X SI 90 0-1 8 CS 1B		I IN 70 I IN 69 I IN 70 I IN 70 4-0 8 1B IBB		X FF 94 0-0 ① FC5-4 3 2B 1-2f		3	1	2	0	1	0	1
3 Yuniesky Betancourt, R (1, 6) OBP: 0.310, SLG: 0.425		D SI 93 X FF 91 1-0 8 F8 18 1B 1-H 2B		C SL 82 X SL 82 0-1 ② F8		C SI 92 B SI 94 X SI 92 1-1 ② SF8 3-H		B FF 94 X FF 94 1-0 1-3 2B		3	1	2	2	0	0	1
Inning Stats	R: 3 E: 0 K: 0 S: 16 H: 3 LOB: 0 BB: 0 P: 28	R: 2 E: 0 K: 1 S: 12 H: 3 LOB: 1 BB: 0 P: 16	R: 0 E: 0 K: 0 S: 5 H: 0 LOB: 0 BB: 0 P: 8	R: 0 E: 0 K: 0 S: 6 H: 1 LOB: 0 BB: 0 P: 6	R: 0 E: 0 K: 1 S: 9 H: 1 LOB: 1 BB: 0 P: 11	R: 2 E: 0 K: 0 S: 11 H: 3 LOB: 2 BB: 1 P: 21	R: 0 E: 0 K: 0 S: 8 H: 2 LOB: 1 BB: 0 P: 13	R: 0 E: 0 K: 0 S: 10 H: 2 LOB: 2 BB: 0 P: 12		1B: 10 2B: 4 3B: 0 HR: 1 SF: 1 SAC: 0 DP: 1 HBP: 0						

PITCHER		IP	WLS	BF	H	R	ER	SO	BB	IBB	HBP	BLK	WP	HR	S	P	ERA	WHIP
38 Jeremy Bonderman, R ERA: 4.4	(1, 1)	5.2	L	28	11	7	7	2	0	1	0	0	0	1	58	89	11.12	1.941
45 Ryan Perry, R ERA: 5.82	(6, 1)	0.1		1	0	0	0	0	0	0	0	0	0	0	1	1	0.00	0.000
36 Brad Thomas, L ERA: 4.76	(7, 1)	2.0		9	4	0	0	0	0	0	0	0	0	0	18	25	0.00	2.000

PITCHER	IP	WLS	BF	H	R	ER	SO	BB	IBB	HBP	BLK	WP	HR	S	P	ERA	WHIP

Detroit Tigers @ Kansas City Royals
Kauffman Stadium, Kansas City, MO
Sun Jun 06 2010, 1:11 PM - 3:26 PM CDT
Att. 22,240 - Sunny - 81 F

livebaseballscorecards.com

AB	36
R	7
H	15
RBI	7
BB	1
SO	2
LOB	14

TOP

Batter	1	2	3	4	5	6	7	8	9	AB	R	H	RBI	BB	SO	LOB
14 Austin Jackson, R (1, 8) OBP: 0.361, SLG: 0.429	C FF 93 B FF 94 X FF 94 1-1 ① G6-3		C FC 85 S FF 92 S CU 79 0-3 ① K		B FF 92 C FC 82 B FC 84 F FF 91 X CU 78 2-2 ② F9		1 SAFE 1 SAFE L FF 94 1 SAFE B FF 93 1 SAFE F FF 95 F FF 95 1 SAFE 1-2 T FF 84 ① K	B FF 94 X FF 93 1-0 ① F8		5	0	0	0	0	2	2
18 Johnny Damon, L (1, 10) OBP: 0.374, SLG: 0.408	C FF 94 X SI 93 0-1 ② G4-3		B FF 92 C FF 92 X SI 92 1-1 25 BB 1B		C FF 91 B CH 85 B CU 78 X FF 92 2-1 ③ P5		B B FF 95 B FF 95 C FF 96 B FF 95 4-1 25 2B 25 E 1-2 BB	C SI 94 X FF 94 0-1 ② P6		4	1	1	0	1	0	1
25 Ryan Raburn, R (1, 7) OBP: 0.278, SLG: 0.324 32 Don Kelly, L (7, 7) OBP: 0.317, SLG: 0.328	B FF 94 B FF 93 B FF 93 C FF 92 F FF 94 S FC 84 3-3 ③ K		B FF 92 B FF 90 B SI 92 B FF 91 4-0 1-2 BB			X FF 90 0-0 24 F8 9 1B 2B	B FF 97 F FF 96 B FF 97 X FF 96 2-1 1-H 2-H E4 26 HR 2B	B SI 95 T SI 94 X FO 85 1-1 1-3 24 FC5-4 1B		3 1	2 0	2 1	1 0	1 0	1 0	0 0
24 Miguel Cabrera, R (1, 3) OBP: 0.417, SLG: 0.665		X SI 92 0-0 ① F9	S FC 86 D FC 86 X FC 86 1-1 ② F9			B FC 86 S FC 83 B CU 79 D FF 92 X FF 91 3-1 ① F8 2-3	I IN 85 I IN 87 I IN 87 I IN 87 4-0 26 HR IBB	B FF 94 D FC 88 X FF 92 2-0 ③ FC5-4 1-2f		4	1	0	0	1	0	5
26 Brennan Boesch, L (1, 9) OBP: 0.385, SLG: 0.621		B FF 93 C FC 82 S SI 93 B CU 80 S CU 80 2-3 ② K	C CU 80 F CU 80 B FF 92 D CU 80 S CU 79 2-3 ③ K			C FC 84 B CU 78 S CU 78 S CU 79 1-3 ② K2-3	B FF 95 S FF 95 B FF 95 S FF 95 F FF 96 F FF 96 F FF 97 D SL 83 X FF 97 3-2 1-H 3-H HR		F CU 72 F CU 72 B SL 84 B CU 74 X CU 73 2-2 9 G5-4-3 1B	5	1	2	3	0	3	3
9 Carlos Guillen, S (1, 4) OBP: 0.355, SLG: 0.470		C FF 90 B CH 86 F SI 92 B CU 79 B FF 92 F FF 93 X SI 93 3-2 15 1B 1B	B FF 90 S FC 83 X FF 92 1-1 ① G3-1			S FC 83 X CU 77 0-1 15 1B 3-H 1B	B FO 83 S FO 82 F FF 94 B SL 83 X FO 83 2-2 HR		F FF 94 C FF 93 D CU 75 X CU 72 1-2 ①② G5-4-3 1-2f	5	1	3	2	0	0	1
15 Brandon Inge, R (1, 5) OBP: 0.302, SLG: 0.404		B FF 92 B FF 92 F FF 92 D FC 86 F FF 92 X FF 92 3-2 13 BB 1-3 1B	C FF 93 C CU 79 B FF 92 B CU 80 C FC 83 2-3 ② K			B FC 82 F FF 92 B FF 90 X FC 82 2-1 1-2 1B	F FC 88 S FF 94 B FF 95 B SL 82 B SL 81 S FF 94 3-3 ② K		B FF 94 C SL 87 S FF 92 X CU 77 1-2 ③ F7	5	0	2	0	0	2	0
13 Alex Avila, L (1, 2) OBP: 0.293, SLG: 0.299		D FC 82 B SI 92 S FC 83 B FC 84 B SI 92 4-1 1-2 BB	B FF 93 B FF 91 B FC 92 C FF 92 C FF 91 F FF 92 S FC 85 3-3 ③ K2-3			B FC 82 X FF 91 1-0 ③ G6-3	B SI 94 F FO 83 X FO 84 1-1 ③ F9			3	0	0	0	1	1	2
39 Ramon Santiago, S (1, 6) OBP: 0.350, SLG: 0.296		B FC 82 C FF 92 C FF 91 C CU 78 1-3 ③ K			B FF 90 X FF 91 1-0 ① F8		X FF 94 0-0 18 BB 25 2B 1B	F SI 93 B FC 89 S FO 83 B SL 81 F FF 94 X FF 93 2-2 32 1B 1B		4	1	2	0	0	1	3
Inning Stats	R: 0 E: 0 K: 1 S: 7 H: 0 LOB: 0 BB: 0 P: 11	R: 0 E: 0 K: 2 S: 15 H: 2 LOB: 3 BB: 1 P: 28	R: 0 E: 0 K: 2 S: 10 H: 1 LOB: 2 BB: 1 P: 18	R: 0 E: 0 K: 2 S: 9 H: 0 LOB: 0 BB: 0 P: 15	R: 0 E: 0 K: 0 S: 6 H: 0 LOB: 0 BB: 0 P: 11	R: 1 E: 0 K: 1 S: 11 H: 3 LOB: 2 BB: 0 P: 18	R: 6 E: 1 K: 2 S: 22 H: 4 LOB: 0 BB: 2 P: 42	R: 0 E: 0 K: 0 S: 10 H: 2 LOB: 2 BB: 0 P: 16	R: 0 E: 0 K: 0 S: 9 H: 1 LOB: 0 BB: 0 P: 13	1B: 9 2B: 2 3B: 0 HR: 2	SF: 0 SAC: 0 DP: 1 HBP: 0						

PITCHER		IP	WLS	BF	H	R	ER	SO	BB	IBB	HBP	BLK	WP	HR	S	P	ERA	WHIP
34 Gavin Floyd, R ERA: 6.18	(1, 1)	6.0		26	6	1	1	8	2	0	0	0	0	0	58	101	1.50	1.333
37 Matt Thornton, L ERA: 3.81	(7, 1)	0.1	L	6	3	5	5	1	1	1	0	0	0	1	14	28	135.00	12.000
71 Scott Linebrink, R ERA: 5.55	(7, 1)	1.2		8	3	1	1	1	0	0	0	0	0	1	18	30	5.40	1.800
67 Randy Williams, L ERA: 5.24	(9, 1)	1.0		3	1	0	0	0	0	0	0	0	0	0	9	13	0.00	1.000

PITCHER	IP	WLS	BF	H	R	ER	SO	BB	IBB	HBP	BLK	WP	HR	S	P	ERA	WHIP

Detroit Tigers @ Chicago White Sox
U.S. Cellular Field, Chicago, IL
Tue Jun 08 2010, 8:10 PM - 11:09 PM EDT
Att. 20,776 - Overcast - 61 F

livebaseballscorecards.com

AB	39
R	7
H	13
RBI	6
BB	4
SO	10
LOB	17

BOTTOM

Batter	1	2	3	4	5	6	7	8	9	AB	R	H	RBI	BB	SO	LOB
1 Juan Pierre, L (1, 7) OBP: 0.321, SLG: 0.284	C SI 90 B SI 92 B SI 92 F SI 93 F SI 93 X SI 93 2-2 14 S 51 WP 1B		C SI 91 S SL 88 B SI 93 F SL 88 B SI 91 B SI 93 F SL 89 X SL 88 3-2 11 CS 1B		B SI 87 B SI 86 B SI 88 C SI 88 C SI 88 X SI 89 3-2 ① G6-3		C SI 92 X FF 85 0-1 E5 11 G5-4-3			4	0	2	0	0	0	0
11 Omar Vizquel, S (1, 5) OBP: 0.288, SLG: 0.268	X SI 89 0-0 ① P5		1 SAFE C SL 85 P PO 82 X SI 92 1-1 ②③ G6-3 1-2		C SI 89 B SL 86 X SI 90 1-1 ② P6		C SI 92 F FF 93 F FF 94 X FF 93 0-2 ②③ G5-4-3 1-2f			4	0	0	0	0	0	3
51 Alex Rios, R (1, 8) OBP: 0.374, SLG: 0.583	C SI 91 B SI 87 F SL 85 X SL 88 1-2 ② F9 1-2			B SI 91 B SI 90 X SI 89 2-0 ① G5-3	B SL 85 X SI 90 1-0 14 S 1B			B FF 101 F FF 101 X FF 101 1-1 ① P3		4	0	1	0	0	0	1
14 Paul Konerko, R (1, 3) OBP: 0.393, SLG: 0.610	S SL 87 S SL 87 D SL 89 B SI 93 B SI 93 B SL 90 4-2 2-3 BB			B SI 91 C SI 91 F SI 92 X SL 89 1-2 7 HR 1B	B SI 89 C SL 84 1 SAFE B SI 92 F SI 92 B SL 87 D SL 86 4-2 1-2 BB			B SI 100 B CU 82 X FF 101 2-0 7 G1-3 2B		2	1	2	0	2	0	0
7 Mark Kotsay, L (1, 10) OBP: 0.295, SLG: 0.369	D SI 92 X SI 92 1-0 ③ P5			C SI 90 B SI 90 C CH 84 F SI 92 F CH 84 B SI 90 F SI 90 F SL 85 B CH 83 3-2 X SI 90 1-H HR	B SI 92 F SI 91 D SI 90 C SL 86 B SL 86 X SL 87 3-2 ③ G4-3			B FF 99 B FF 99 C FF 98 B SI 100 F FF 100 F FF 100 X FF 101 3-2 ② G1-3 2-3		4	1	1	2	0	0	5
20 Carlos Quentin, R (1, 9) OBP: 0.311, SLG: 0.386		B SI 89 C SI 89 B SL 87 C SI 92 X SI 92 2-2 ① G6-3		S SL 86 F SI 92 B SL 87 B SL 88 B SI 92 X SI 91 3-2 ② P5		B SI 93 B FF 93 B FF 93 C SI 94 C SI 93 X FF 93 3-2 ① P5		B CU 82 F SI 100 C CU 82 B CU 84 X FF 101 2-2 ③ G1-3		4	0	0	0	0	0	1
12 A.J. Pierzynski, L (1, 2) OBP: 0.257, SLG: 0.326		B SI 91 X SI 91 1-0 ② F9		C CH 84 B SI 90 B CH 85 B SL 85 X SI 90 3-1 10 1B 1B		B SI 94 X FF 95 1-0 ② G4-3			B FF 94 B FS 86 B FF 94 C FF 94 X FF 93 3-1 ① G3-1	4	0	1	0	0	0	0
10 Alexei Ramirez, R (1, 6) OBP: 0.289, SLG: 0.385		C SI 91 C SL 89 B SL 88 X SL 85 1-2 ③ G6-3		B SL 85 C SI 90 B SI 90 X SL 86 2-1 1-2 1B		B FF 94 X FF 94 1-0 ③ F9			B FF 97 B FF 94 C FF 96 X FF 96 2-1 ② G4-3	4	0	1	0	0	0	0
15 Gordon Beckham, R (1, 4) OBP: 0.279, SLG: 0.237			F SI 89 F SI 91 B SL 87 S SL 89 1-3 ① K	C SL 86 B SI 91 C SL 86 S SL 86 1-3 ③ K			C FF 92 B CH 85 B FF 86 X SI 92 2-1 ① F8		C FF 96 F FF 97 F FS 85 B FF 95 B FS 86 B FF 96 X FF 96 3-2 ③ G4-3	4	0	0	0	0	2	2
Inning Stats	R: 0 E: 0 K: 0 S: 11 H: 1 LOB: 2 BB: 1 P: 19	R: 0 E: 0 K: 0 S: 7 H: 0 LOB: 0 BB: 0 P: 11	R: 0 E: 0 K: 1 S: 11 H: 1 LOB: 0 BB: 0 P: 15	R: 2 E: 0 K: 1 S: 21 H: 4 LOB: 2 BB: 0 P: 36	R: 0 E: 0 K: 0 S: 11 H: 1 LOB: 2 BB: 1 P: 23	R: 0 E: 0 K: 0 S: 5 H: 0 LOB: 0 BB: 0 P: 10	R: 0 E: 0 K: 0 S: 8 H: 0 LOB: 0 BB: 0 P: 10	R: 0 E: 0 K: 0 S: 10 H: 1 LOB: 1 BB: 0 P: 18	R: 0 E: 0 K: 0 S: 8 H: 0 LOB: 0 BB: 0 P: 16	1B: 6 2B: 1 3B: 0 HR: 1	SF: 0 SAC: 0 DP: 1 HBP: 0						

PITCHER		IP	WLS	BF	H	R	ER	SO	BB	IBB	HBP	BLK	WP	HR	S	P	ERA	WHIP
58 Armando Galarraga, R ERA: 2.77	(1, 1)	5.0		23	7	2	2	2	2	0	0	0	1	1	61	104	3.60	1.800
36 Brad Thomas, L ERA: 4.45	(6, 1)	2.0	W	6	0	0	0	0	0	0	0	0	0	0	13	20	0.00	0.000
54 Joel Zumaya, R ERA: 1.72	(8, 1)	1.0		4	1	0	0	0	0	0	0	0	0	0	10	18	0.00	1.000
46 Jose Valverde, R ERA: 0.37	(9, 1)	1.0		3	0	0	0	0	0	0	0	0	0	0	8	16	0.00	0.000

PITCHER	IP	WLS	BF	H	R	ER	SO	BB	IBB	HBP	BLK	WP	HR	S	P	ERA	WHIP

Detroit Tigers @ Chicago White Sox
U.S. Cellular Field, Chicago, IL
Tue Jun 08 2010, 8:10 PM - 11:09 PM EDT
Att. 20,776 - Overcast - 61 F

livebaseballscorecards.com

AB	34
R	2
H	8
RBI	2
BB	2
SO	2
LOB	12

WP: 0 PB: 0 SB: 0 CS: 0 — PA: 43

WP: 1 PB: 0 SB: 2 CS: 1 — PA: 36

TOP

Batter	1	2	3	4	5	6	7	8	9	AB	R	H	RBI	BB	SO	LOB
14 Austin Jackson, R (1, 8) OBP: 0.360, SLG: 0.426	P4		1B		F8		K			4	0	1	0	0	1	0
18 Johnny Damon, L (1, 10) OBP: 0.377, SLG: 0.420	G1-3		1-3			3B		P5		4	1	2	0	0	0	0
25 Ryan Raburn, R (1, 7) OBP: 0.265, SLG: 0.311	K		1-2f			SF7		F8		3	0	0	1	0	1	2
24 Miguel Cabrera, R (1, 3) OBP: 0.414, SLG: 0.671		G3		F9		HR		G5-3		4	1	1	1	0	0	0
26 Brennan Boesch, L (1, 9) OBP: 0.395, SLG: 0.644		HR		F7		BB			1B	3	1	2	1	1	0	0
9 Carlos Guillen, S (1, 4) OBP: 0.351, SLG: 0.462		P4		1B		K			K	4	0	1	0	0	2	2
15 Brandon Inge, R (1, 5) OBP: 0.301, SLG: 0.401		1B		F7		F9			P6	4	0	1	0	0	0	3
13 Alex Avila, L (1, 2) 12 Gerald Laird, R (9, PH) OBP: 0.242, SLG: 0.220		F8				F9		K	K	3 1	0 0	0 0	0 0	0 0	1 1	1 1
29 Danny Worth, R (1, 6) OBP: 0.296, SLG: 0.296				P4		F9		P4		3	0	0	0	0	0	0
Inning Stats	R: 0 E: 0 K: 1 S: 7 H: 0 LOB: 0 BB: 0 P: 10	R: 1 E: 0 K: 0 S: 9 H: 2 LOB: 1 BB: 0 P: 12	R: 0 E: 0 K: 0 S: 8 H: 2 LOB: 1 BB: 0 P: 11	R: 0 E: 0 K: 0 S: 7 H: 1 LOB: 1 BB: 0 P: 13	R: 0 E: 0 K: 0 S: 9 H: 0 LOB: 0 BB: 0 P: 13	R: 2 E: 0 K: 1 S: 14 H: 2 LOB: 1 BB: 1 P: 23	R: 0 E: 0 K: 2 S: 8 H: 0 LOB: 0 BB: 0 P: 14	R: 0 E: 0 K: 0 S: 5 H: 0 LOB: 0 BB: 0 P: 9	R: 0 E: 0 K: 2 S: 10 H: 1 LOB: 1 BB: 0 P: 16	1B: 5 2B: 0 3B: 1 HR: 2 SF: 1 SAC: 0 DP: 1 HBP: 0	WP: 0 PB: 0 SB: 0 CS: 0 PA: 35					

PITCHER	IP	WLS	BF	H	R	ER	SO	BB	IBB	HBP	BLK	WP	HR	S	P	ERA	WHIP
43 Freddy Garcia, R (1, 1) ERA: 4.82	7.0	W	28	7	3	3	4	1	0	0	0	0	2	62	96	3.86	1.143
40 J.J. Putz, R (8, 1) ERA: 2.61	1.0		3	0	0	0	0	0	0	0	0	0	0	5	9	0.00	0.000
67 Randy Williams, L (9, 1) ERA: 5.01	1.0		4	1	0	0	2	0	0	0	0	0	0	10	16	0.00	1.000

PITCHER	IP	WLS	BF	H	R	ER	SO	BB	IBB	HBP	BLK	WP	HR	S	P	ERA	WHIP

Detroit Tigers @ Chicago White Sox
U.S. Cellular Field, Chicago, IL
Wed Jun 09 2010, 8:10 PM - 10:42 PM EDT
Att. 21,959 - Clear - 79 F

livebaseballscorecards.com

AB	33
R	3
H	8
RBI	3
BB	1
SO	6
LOB	9

BOTTOM

Batter	1	2	3	4	5	6	7	8	9	AB	R	H	RBI	BB	SO	LOB
1 Juan Pierre, L (1, 7) OBP: 0.319, SLG: 0.283	G4-3		G4-3	K		G4-3		1B		5	1	1	1	0	1	1
11 Omar Vizquel, S (1, 5) OBP: 0.306, SLG: 0.303	K			1B			F9	2B		5	2	3	3	0	1	0
51 Alex Rios, R (1, 8) OBP: 0.372, SLG: 0.576 18 Brent Lillibridge, R (8, PH) OBP: 0.500, SLG: 2.000 (9, 8)	F8			1B F8			G6-3	HR		4 1	1 1	1 1	0 3	0 0	0 0	1 0
14 Paul Konerko, R (1, 3) OBP: 0.393, SLG: 0.610		F7		E5	1B		K			5	1	2	1	0	1	0
20 Carlos Quentin, R (1, 9) OBP: 0.313, SLG: 0.387		G4-3		1B	G5-4-3			P2		5	2	2	0	0	0	1
7 Mark Kotsay, L (1, 10) OBP: 0.301, SLG: 0.373		G3		1B	1B			K		4	1	2	1	0	1	1
10 Alexei Ramirez, R (1, 6) OBP: 0.293, SLG: 0.399		HR		F4	G5-3			BB		3	2	1	1	1	0	3
27 Ramon Castro, R (1, 2) OBP: 0.321, SLG: 0.500		G6-3		HR		K		1B		4	2	2	4	0	1	0
15 Gordon Beckham, R (1, 4) OBP: 0.283, SLG: 0.243		G6-3		2B		G5-6-3		BB		3	2	1	0	1	0	0
Inning Stats	R: 0 E: 0 K: 1 S: 8 H: 0 LOB: 0 BB: 0 P: 10	R: 0 E: 0 K: 0 S: 6 H: 0 LOB: 0 BB: 0 P: 11	R: 1 E: 0 K: 0 S: 10 H: 1 LOB: 0 BB: 0 P: 14	R: 7 E: 1 K: 1 S: 22 H: 8 LOB: 1 BB: 0 P: 30	R: 0 E: 0 K: 0 S: 12 H: 2 LOB: 1 BB: 0 P: 14	R: 0 E: 0 K: 1 S: 6 H: 0 LOB: 0 BB: 0 P: 9	R: 0 E: 0 K: 1 S: 10 H: 0 LOB: 0 BB: 0 P: 18	R: 7 E: 0 K: 1 S: 22 H: 5 LOB: 0 BB: 2 P: 40		1B: 10 2B: 3 3B: 0 HR: 3 SF: 0 SAC: 0 DP: 1 HBP: 0	WP: 2 PB: 0 SB: 0 CS: 0 PA: 41					

PITCHER	IP	WLS	BF	H	R	ER	SO	BB	IBB	HBP	BLK	WP	HR	S	P	ERA	WHIP
48 Rick Porcello, R (1, 1) ERA: 6.09	3.1	L	18	8	8	8	1	0	0	0	0	1	2	40	57	21.60	2.400
49 Eddie Bonine, R (4, 1) ERA: 2.3	4.0		17	5	3	3	4	1	0	0	0	1	0	44	66	6.75	1.500
59 Fu-Te Ni, L (8, 1) ERA: 3.93	0.2		6	3	4	4	0	1	0	0	0	0	1	12	23	54.00	6.000

PITCHER	IP	WLS	BF	H	R	ER	SO	BB	IBB	HBP	BLK	WP	HR	S	P	ERA	WHIP

Detroit Tigers @ Chicago White Sox
U.S. Cellular Field, Chicago, IL
Wed Jun 09 2010, 8:10 PM - 10:42 PM EDT
Att. 21,959 - Clear - 79 F

livebaseballscorecards.com

AB	39
R	15
H	16
RBI	14
BB	2
SO	5
LOB	7

Detroit Tigers @ Chicago White Sox

U.S. Cellular Field, Chicago, IL

Thu Jun 10 2010, 2:08 PM - 4:22 PM EDT

Att. 26,004 - Sunny - 67 F

livebaseballscorecards.com

TOP

Batter	1	2	3	4	5	6	7	8	9	AB	R	H	RBI	BB	SO	LOB
14 Austin Jackson, R (1, 8) OBP: 0.358, SLG: 0.421	G6-3		G6-3			K		18 BB 1-2 BB		3	0	0	0	1	1	0
18 Johnny Damon, L (1, 7) OBP: 0.379, SLG: 0.415	G6-3			G6-3		BB		1-2 2-3 BB		2	0	0	0	2	0	0
25 Ryan Raburn, R (1, 10) OBP: 0.253, SLG: 0.295	F9			P6		F8		P3		4	0	0	0	0	0	4
24 Miguel Cabrera, R (1, 3) OBP: 0.415, SLG: 0.665		G6-3		BB			26 G4-6-3 BB	K		2	0	0	0	2	1	3
26 Brennan Boesch, L (1, 9) OBP: 0.384, SLG: 0.626		P6		G4-3			G4-6-3 1-2f		K	4	0	0	0	0	1	2
9 Carlos Guillen, S (1, 4) OBP: 0.356, SLG: 0.458		1B			K		BB		G1-3	3	0	1	0	1	1	0
15 Brandon Inge, R (1, 5) OBP: 0.300, SLG: 0.398		G5-3			K		F8		1B	4	0	1	0	0	1	2
12 Gerald Laird, R (1, 2) OBP: 0.243, SLG: 0.221			F8		K			18 BB 14 BB 1B	G6-3	4	0	1	0	0	1	1
29 Danny Worth, R (1, 6) OBP: 0.276, SLG: 0.276 39 Ramon Santiago, S (8, PH) OBP: 0.347, SLG: 0.294 (8, 6)			G5-3			F8		K		2 1	0 0	0 0	0 0	0 0	0 1	0 1
Inning Stats	R: 0 E: 0 K: 0 S: 7 H: 0 LOB: 0 BB: 0 P: 10	R: 0 E: 0 K: 0 S: 7 H: 1 LOB: 1 BB: 0 P: 12	R: 0 E: 0 K: 0 S: 10 H: 0 LOB: 0 BB: 0 P: 13	R: 0 E: 0 K: 0 S: 9 H: 0 LOB: 1 BB: 1 P: 16	R: 0 E: 0 K: 3 S: 12 H: 0 LOB: 0 BB: 0 P: 19	R: 0 E: 0 K: 1 S: 12 H: 0 LOB: 1 BB: 1 P: 22	R: 0 E: 0 K: 0 S: 9 H: 0 LOB: 1 BB: 2 P: 19	R: 0 E: 0 K: 2 S: 13 H: 1 LOB: 3 BB: 2 P: 28	R: 0 E: 0 K: 1 S: 9 H: 1 LOB: 1 BB: 0 P: 12	1B: 3 2B: 0 3B: 0 HR: 0 SF: 0 SAC: 0 DP: 1 HBP: 0						

PITCHER	IP	WLS	BF	H	R	ER	SO	BB	IBB	HBP	BLK	WP	HR	S	P	ERA	WHIP
50 John Danks, L (1, 1) ERA: 3.27	7.0	W	25	1	0	0	4	4	0	0	0	0	0	66	111	0.00	0.714
46 Sergio Santos, R (8, 1) ERA: 1.71	1.0	H	6	1	0	0	2	2	0	0	0	0	0	13	28	0.00	3.000
45 Bobby Jenks, R (9, 1) ERA: 4.91	1.0	S	4	1	0	0	1	0	0	0	0	0	0	9	12	0.00	1.000

AB	29
R	0
H	3
RBI	0
BB	6
SO	7
LOB	13

BOTTOM

Batter	1	2	3	4	5	6	7	8	9	AB	R	H	RBI	BB	SO	LOB
1 Juan Pierre, L (1, 7) OBP: 0.315, SLG: 0.279	K		G6-3			SH5-4 2-3		F7		3	0	0	0	0	1	1
11 Omar Vizquel, S (1, 5) OBP: 0.318, SLG: 0.346	HR			G4-3		SH5-3 3-H		51 FC6-4 BB		2	1	1	2	1	0	0
51 Alex Rios, R (1, 8) OBP: 0.366, SLG: 0.565	K			F9		K		FC6-4 1-2f		4	0	0	0	0	2	2
14 Paul Konerko, R (1, 10) OBP: 0.392, SLG: 0.605	K			1B			G4-3			3	0	1	0	0	1	0
20 Carlos Quentin, R (1, 9) OBP: 0.308, SLG: 0.380		F8		K			P4			3	0	0	0	0	1	1
7 Mark Kotsay, L (1, 3) OBP: 0.295, SLG: 0.364		P5			G6-3		K			3	0	0	0	0	1	0
12 A.J. Pierzynski, L (1, 2) OBP: 0.258, SLG: 0.343		G3-1			K			HR		3	1	1	1	0	1	0
10 Alexei Ramirez, R (1, 6) OBP: 0.299, SLG: 0.400			G1-3		15 CS 1B			15 SH5-4 BB		2	0	1	0	1	0	0
15 Gordon Beckham, R (1, 4) OBP: 0.285, SLG: 0.251			F8		CS 1-2	1 SH5-4 11 SH5-3 2B		SH5-4 1-2		2	1	1	0	0	0	0
Inning Stats	R: 1 E: 0 K: 3 S: 13 H: 1 LOB: 0 BB: 0 P: 21	R: 0 E: 0 K: 0 S: 6 H: 0 LOB: 0 BB: 0 P: 10	R: 0 E: 0 K: 0 S: 6 H: 0 LOB: 0 BB: 0 P: 8	R: 0 E: 0 K: 1 S: 12 H: 1 LOB: 1 BB: 1 P: 17	R: 0 E: 0 K: 3 S: 9 H: 1 LOB: 0 BB: 0 P: 13	R: 1 E: 0 K: 1 S: 13 H: 1 LOB: 0 BB: 0 P: 19	R: 0 E: 0 K: 1 S: 7 H: 0 LOB: 0 BB: 0 P: 12	R: 1 E: 0 K: 0 S: 10 H: 1 LOB: 2 BB: 2 P: 19		1B: 2 2B: 1 3B: 0 HR: 2 SF: 0 SAC: 3 DP: 0 HBP: 0						

PITCHER	IP	WLS	BF	H	R	ER	SO	BB	IBB	HBP	BLK	WP	HR	S	P	ERA	WHIP
37 Max Scherzer, R (1, 1) ERA: 6.3	7.1	L	27	5	3	3	7	1	0	0	0	0	2	69	107	3.68	0.818
40 Phil Coke, L (8, 1) ERA: 3.6	0.2		3	0	0	0	0	1	0	0	0	0	0	7	12	0.00	1.500

AB	25
R	3
H	5
RBI	3
BB	2
SO	7
LOB	4

TOP

Batter	1	2	3	4	5	6	7	8	9	AB	R	H	RBI	BB	SO	LOB
22 Andrew McCutchen, R (1, 8) OBP: 0.375, SLG: 0.480	B FF 94 X FF 94 1-0 ① G5-3		X FF 96 0-0 3-H 2B		1 SAFE C CU 80 B CU 81 1 SAFE 1 SAFE F FF 96 1 SAFE D CH 87 B CH 87 3-2 ② G4-3 F CU 80 X FF 98 1-2			B FF 93 F FF 93 X FF 94 1-1 41 G6-4-3 46 1B 2B		4	1	2	1	0	0	1
18 Neil Walker, S (1, 5) OBP: 0.358, SLG: 0.468	C FF 94 S FF 95 F FF 95 F FF 96 F CU 79 C CU 80 0-3 ② K		X CH 86 0-0 ③ F7		C CU 79 X CU 80 0-1 ③ G4-3			B FF 95 B FF 95 B FF 95 B FF 95 4-0 41 G6-4-3 BB		3	0	0	0	1	1	2
41 Ryan Doumit, S (1, 3) OBP: 0.352, SLG: 0.440	B FF 94 X FF 96 1-0 ③ F8			B CH 83 C CH 86 F CU 78 X FF 95 1-2 ① F7		S CH 84 B FF 95 B FF 96 X FF 95 2-1 ① G5-3		B SI 94 F SI 94 B CH 84 X SI 93 2-1 ①② G6-4-3 1-2f 2-3		4	0	0	0	0	0	2
46 Garrett Jones, L (1, 9) OBP: 0.344, SLG: 0.432		X FF 92 0-0 ① L8		B FF 93 S FF 95 B CU 79 X FF 95 2-1 85 S 1B		B FF 94 C FF 94 F FF 96 F FF 96 F FF 97 B CU 79 B CU 79 F FF 97 F FF 98 3-2 ② P5 X FF 98		D SI 95 F SL 82 X FF 94 1-1 3-H 1B		4	0	2	1	0	0	0
19 Ryan Church, L (1, 10) OBP: 0.234, SLG: 0.324		F FF 94 B FF 94 X FF 95 1-1 ② P6		B CH 83 X FF 95 1-0 ② L8		C FF 93 S CH 86 X FF 97 0-2 ③ F9		C SL 82 C SL 82 S SL 80 0-3 ③ K		4	0	0	0	0	1	2
85 Lastings Milledge, R (1, 7) OBP: 0.329, SLG: 0.333		X FF 94 0-0 ③ P4		1 SAFE 1 SAFE F FF 96 B CU 80 C CU 81 B CH 88 D CU 81 B FF 97 4-2 1-2 BB			C FF 94 B CU 77 B FF 94 X FF 94 2-1 1B		C FF 97 S FS 88 S FS 87 0-3 ① K	3	0	1	0	1	1	0
3 Akinori Iwamura, L (1, 4) OBP: 0.289, SLG: 0.258			B FF 94 B CH 86 B CH 84 C FF 94 F FF 94 B FF 95 4-2 35 G1-3 5 SH1-4 22 2B BB	F FF 97 X FF 98 0-1 ③ F7			1 SAFE 1 SAFE F CH 85 1 SAFE X CH 85 0-1 ① L9		S FF 96 B FS 87 B FS 87 B FF 97 B FF 96 4-1 5 G5-3 BB	2	1	0	0	2	0	3
5 Ronny Cedeno, R (1, 6) OBP: 0.282, SLG: 0.342			1 SAFE X FF 95 0-0 ① SH1-4 1-2		C FF 94 B CU 78 C CU 78 F CH 85 F CU 79 B FF 96 S FF 97 2-3 ① K		1 SAFE B FF 95 X FF 95 1-0 ② F8		B FF 96 C FF 96 S FF 95 X FS 88 1-2 ② G5-3 1-2	3	0	0	0	0	1	2
35 Jason Jaramillo, S (1, 2) OBP: 0.262, SLG: 0.278			C CU 77 B FF 95 F FF 95 X CU 80 1-2 ② G1-3 2-3		B FF 96 B FF 96 B FF 95 B FF 94 4-0 22 G4-3 BB		C CH 83 D CH 84 B FF 96 C FF 95 D CU 81 F CH 84 S FF 96 3-3 ③ K		B FS 87 C FF 96 F FF 97 S FS 87 1-3 ③ K2-3	3	0	0	0	1	2	3
Inning Stats	R: 0 E: 0 K: 1 S: 8 H: 0 LOB: 0 BB: 0 P: 10	R: 0 E: 0 K: 0 S: 4 H: 0 LOB: 0 BB: 0 P: 5	R: 1 E: 0 K: 0 S: 8 H: 1 LOB: 1 BB: 1 P: 13	R: 0 E: 0 K: 0 S: 10 H: 1 LOB: 2 BB: 1 P: 18	R: 0 E: 0 K: 1 S: 11 H: 0 LOB: 1 BB: 1 P: 20	R: 0 E: 0 K: 0 S: 12 H: 0 LOB: 0 BB: 0 P: 17	R: 0 E: 0 K: 1 S: 9 H: 1 LOB: 1 BB: 0 P: 15	R: 1 E: 0 K: 1 S: 9 H: 2 LOB: 1 BB: 1 P: 17	R: 0 E: 0 K: 2 S: 10 H: 0 LOB: 1 BB: 1 P: 16	1B: 3 2B: 2 3B: 0 HR: 0	SF: 0 SAC: 1 DP: 1 HBP: 0	WP: 0 PB: 0 SB: 1 CS: 0	PA: 36				

PITCHER		IP	WLS	BF	H	R	ER	SO	BB	IBB	HBP	BLK	WP	HR	S	P	ERA	WHIP
35 Justin Verlander, R ERA: 3.56	(1, 1)	7.0	W	29	4	2	2	3	4	0	0	0	0	0	64	105	2.57	1.143
40 Phil Coke, L ERA: 3.46	(8, 1)	1.0		3	1	0	0	1	0	0	0	0	0	0	7	10	0.00	1.000
46 Jose Valverde, R ERA: 0.36	(9, 1)	1.0		4	0	0	0	2	1	0	0	0	0	0	10	16	0.00	1.000

PITCHER		IP	WLS	BF	H	R	ER	SO	BB	IBB	HBP	BLK	WP	HR	S	P	ERA	WHIP

Pittsburgh Pirates @ Detroit Tigers
Comerica Park, Detroit, MI
Fri Jun 11 2010, 7:08 PM - 9:50 PM EDT
Att. 33,236 - Clear - 79 F

livebaseballscorecards.com

AB	30
R	2
H	5
RBI	2
BB	5
SO	6
LOB	15

BOTTOM

Batter	1	2	3	4	5	6	7	8	9	AB	R	H	RBI	BB	SO	LOB
14 Austin Jackson, R (1, 8) OBP: 0.351, SLG: 0.412	C FF 88 B FF 91 B SL 79 X SI 91 2-1 ① G5-3		C SI 93 F SL 83 F SL 82 B FF 93 B FF 93 S SL 83 2-3 ② K		X SI 88 0-0 ① B3	C FF 91 F SI 92 B SL 82 S SI 93 1-3 ③ K		X CH 81 0-0 ③ L8		5	0	0	0	0	2	4
18 Johnny Damon, L (1, 10) OBP: 0.381, SLG: 0.422	C SI 92 C SI 92 B FF 93 S SL 83 1-3 ② K		B FF 94 B SI 94 S SI 93 B FF 94 C CH 84 S SL 84 3-3 ③ K		B SI 86 X CH 85 1-0 2B		X FF 89 0-0 1B			4	0	2	0	0	2	2
32 Don Kelly, L (1, 7) OBP: 0.299, SLG: 0.306	C SI 92 S FF 93 X SL 84 0-2 ③ G4-3			C SI 89 B SI 91 X CH 82 1-1 ① G3-1	F CH 80 B SI 90 B CH 82 F CH 80 C SL 82 2-3 ② K		C FF 89 B FF 90 S CU 82 B SL 82 F SI 89 B CU 80 X SI 90 3-2 ① P5			4	0	0	0	0	1	2
24 Miguel Cabrera, R (1, 3) OBP: 0.409, SLG: 0.653		F SI 91 B SI 93 X SI 92 1-1 ① F9		X SL 79 0-0 ② P6	B SL 80 F SL 80 F SI 92 D SL 81 X SL 81 2-2 ③ G6-3		C CH 82 B FF 90 S SI 90 D CU 78 S CU 81 2-3 ② K			4	0	0	0	0	1	2
26 Brennan Boesch, L (1, 9) OBP: 0.387, SLG: 0.643		C SI 92 X SI 93 0-1 ② G5-3		X FF 92 0-0 HR		B CH 78 X CH 79 1-0 13 S 13 1B 1B	F FF 90 B CU 79 B SL 82 F FF 89 B FF 91 X FF 91 3-2 ③ G6-3			4	2	2	1	0	0	1
9 Carlos Guillen, S (1, 4) OBP: 0.352, SLG: 0.459		B SI 92 C SI 92 B FF 93 B SI 92 X SI 92 3-1 ③ P6		B SI 90 B CH 81 X SI 91 2-0 15 2B 2B		X SI 88 0-0 ① F8		F SI 87 F CH 81 F CU 79 C CH 81 0-3 ① K		4	1	1	0	0	1	1
15 Brandon Inge, R (1, 5) OBP: 0.308, SLG: 0.409			B FF 89 X FF 91 1-0 13 1B 1B	C SL 79 S SL 81 B SL 83 X SL 83 1-2 13 1B 2-H 2B		C FF 89 1 SAFE 1 SAFE 1 SAFE B SL 80 F CH 81 1 SAFE X SI 91 1-2 ② F9		X SI 88 0-0 13 BB 1B		4	1	3	1	0	0	1
13 Alex Avila, L (1, 2) OBP: 0.311, SLG: 0.312	F SI 90 F SI 92 F SL 82 F FF 92 1 SAFE B SL 81 X SL 82 1-2 39 PB 1-3 1B			B SI 92 F SI 90 F FF 91 B SL 81 B SI 92 X SI 91 3-2 2-H 1B		1 SAFE 1 SAFE B SI 90 B SI 91 X FF 90 2-0 39 S 39 HR 1-H 1B		B FF 89 F SI 87 B SI 88 C FF 88 B CU 79 F FF 89 B FF 88 4-2 1-2 BB		3	1	3	2	1	0	0
39 Ramon Santiago, S (1, 6) OBP: 0.345, SLG: 0.315	B SI 92 S FF 91 F SI 92 S SL 82 1-3 ① K 1-2			B FF 90 X CH 81 1-0 ③ G4-3		F SI 90 B FF 90 B CH 82 X CH 81 2-1 1-H HR		F SI 89 X CH 83 0-1 ② F7		4	1	1	2	0	1	5
Inning Stats	R: 0 E: 0 K: 1 S: 8 H: 0 LOB: 0 BB: 0 P: 11	R: 0 E: 0 K: 0 S: 6 H: 0 LOB: 0 BB: 0 P: 10	R: 0 E: 0 K: 3 S: 16 H: 2 LOB: 2 BB: 0 P: 24	R: 3 E: 0 K: 0 S: 12 H: 4 LOB: 1 BB: 0 P: 20	R: 0 E: 0 K: 1 S: 8 H: 1 LOB: 1 BB: 0 P: 13	R: 3 E: 0 K: 1 S: 11 H: 3 LOB: 0 BB: 0 P: 18	R: 0 E: 0 K: 1 S: 11 H: 1 LOB: 1 BB: 0 P: 19	R: 0 E: 0 K: 1 S: 11 H: 1 LOB: 2 BB: 1 P: 15		1B: 7 2B: 3 3B: 0 HR: 2	SF: 0 SAC: 0 DP: 1 HBP: 0	WP: 0 PB: 1 SB: 2 CS: 0	PA: 37				

PITCHER		IP	WLS	BF	H	R	ER	SO	BB	IBB	HBP	BLK	WP	HR	S	P	ERA	WHIP
49 Ross Ohlendorf, R ERA: 4.95	(1, 1)	6.0	L	28	10	6	6	6	0	0	0	0	0	2	61	96	9.00	1.667
59 Dana Eveland, L ERA: 6.1	(7, 1)	2.0		9	2	0	0	2	1	0	0	0	0	0	22	34	0.00	1.500

PITCHER		IP	WLS	BF	H	R	ER	SO	BB	IBB	HBP	BLK	WP	HR	S	P	ERA	WHIP

Pittsburgh Pirates @ Detroit Tigers
Comerica Park, Detroit, MI
Fri Jun 11 2010, 7:08 PM - 9:50 PM EDT
Att. 33,236 - Clear - 79 F

livebaseballscorecards.com

AB	36
R	6
H	12
RBI	6
BB	1
SO	8
LOB	18

TOP

Batter	1	2	3	4	5	6	7	8	9	10	AB	R	H	RBI	BB	SO	LOB
31 Jose Tabata, R (1, 7) OBP: 0.429, SLG: 0.500	B FF 89 X FF 90 1-0 ① F9		B FF 88 B FF 88 C SI 90 X FF 90 2-1 ① G5-3		C FF 89 X SL 80 0-1 ② L9			B FF 100 B FF 100 C FF 100 B FF 101 X FF 99 3-1 18 S 18 1B 2B		C CH 86 B SL 82 S SL 81 B FF 96 B SL 83 B FF 95 4-2 BB	4	1	1	0	1	0	0
18 Neil Walker, S (1, 4) OBP: 0.361, SLG: 0.455	C FF 88 F SI 90 B FF 92 S SL 83 1-3 ② K		B FF 92 C SI 94 C SL 83 F SI 93 F FF 93 F SL 86 B SL 85 D SL 84 F FF 94 4-2 B SI 94 22 CS BB		B FF 90 C SI 90 B SI 86 F SL 83 B FF 93 S SL 85 3-3 ③ K			F FF 99 B FF 100 B FF 99 X FF 100 2-1 22 1B 2-H 1B		C FF 95 D SL 79 X FF 94 1-1 ② F7	4	0	1	1	1	2	1
22 Andrew McCutchen, R (1, 8) OBP: 0.372, SLG: 0.474	C FF 90 C SL 81 B SI 92 X SL 81 1-2 ③ L8		C SL 80 B SI 93 1 SAFE B FF 92 C FF 92 S SL 85 2-3 ② ③ K 1-2			C FF 91 B SL 85 B FF 92 X SI 92 2-1 ① G4-3		B CU 79 C FF 99 D CU 81 1 SAFE C FF 98 X FF 101 2-2 1-2 1B		B CH 82 B CH 82 B SI 93 C SI 92 X SI 92 3-1 ③ L9	5	0	1	0	0	1	2
46 Garrett Jones, L (1, 10) OBP: 0.346, SLG: 0.447		B CH 86 B SI 89 X SI 89 2-0 19 2B 1B		B FF 91 C SI 88 S SL 81 F SL 84 X SL 83 1-2 HR		F FF 92 B FF 90 B SI 93 F SI 93 X SI 94 2-2 ② G4-3		C FF 98 S FF 99 F FF 99 S CU 81 0-3 ② K			4	2	2	1	0	1	2
41 Ryan Doumit, S (1, 3) 2 Bobby Crosby, R (8, 3) OBP: 0.311, SLG: 0.305		C SI 89 B FF 90 F FF 91 S SL 84 1-3 ① K		X SI 89 0-0 2B		B SI 93 C SL 85 X FF 92 1-1 ③ F9		B CU 81 F FF 99 B FF 99 B CU 79 X FF 100 3-1 ③ G4-3			4 0	0 0	1 0	0 0	0 0	1 0	3 0
19 Ryan Church, L (1, 9) OBP: 0.235, SLG: 0.330		C FF 91 B SI 91 B FF 90 1 SAFE X FF 88 2-1 15 1B 1-H 2B		F FF 92 F FF 92 B SL 83 S CH 85 1-3 ① K			F FF 92 X FF 93 0-1 ① L7		B FS 85 S FS 86 F FS 87 B FF 96 S FS 87 2-3 ① K		4	0	1	1	0	2	1
15 Andy LaRoche, R (1, 5) OBP: 0.305, SLG: 0.327		C SL 83 B SL 84 F FF 92 B FF 94 X SL 82 2-2 5 1B 2-3 1B		X SL 82 0-0 ② G5-3			B FF 93 X FF 92 1-0 ② F7		B FS 87 C FF 95 S FF 96 B FS 86 B FS 88 S FS 87 3-3 ② K		4	0	1	0	0	1	1
5 Ronny Cedeno, R (1, 6) OBP: 0.281, SLG: 0.340		L FF 92 X FF 93 0-1 35 G3-6-1 1-2 1B		B SL 83 S SL 82 S SL 81 S SL 84 1-3 ③ K			X FF 92 0-0 ③ L9		S FS 86 S FS 86 C FS 85 0-3 ③ K		4	0	1	0	0	2	1
35 Jason Jaramillo, S (1, 2) OBP: 0.246, SLG: 0.259		F SI 92 D SL 83 X SL 82 1-1 ② ③ G3-6-1 1-2f			X SI 90 0-0 ① G3			B CU 82 F FF 100 X FF 101 1-1 ① F8		B SL 82 B CH 85 S FF 95 X SI 95 2-1 ① G4-3	4	0	0	0	0	0	3
Inning Stats	R: 0 E: 0 K: 1 S: 7 H: 0 LOB: 0 BB: 0 P: 10	R: 1 E: 0 K: 1 S: 13 H: 4 LOB: 2 BB: 0 P: 21	R: 0 E: 0 K: 1 S: 11 H: 0 LOB: 0 BB: 1 P: 19	R: 1 E: 0 K: 2 S: 12 H: 2 LOB: 1 BB: 0 P: 15	R: 0 E: 0 K: 1 S: 6 H: 0 LOB: 0 BB: 0 P: 9	R: 0 E: 0 K: 0 S: 7 H: 0 LOB: 0 BB: 0 P: 12	R: 0 E: 0 K: 0 S: 4 H: 0 LOB: 0 BB: 0 P: 5	R: 1 E: 0 K: 1 S: 15 H: 3 LOB: 2 BB: 0 P: 26	R: 0 E: 0 K: 3 S: 9 H: 0 LOB: 0 BB: 0 P: 14	R: 0 E: 0 K: 0 S: 8 H: 0 LOB: 1 BB: 1 P: 18	1B: 5 2B: 3 3B: 0 HR: 1 SF: 0 SAC: 0 DP: 1 HBP: 0						

PITCHER		IP	WLS	BF	H	R	ER	SO	BB	IBB	HBP	BLK	WP	HR	S	P	ERA	WHIP
38 Jeremy Bonderman, R (1, 1) ERA: 4.21	(1, 1)	7.0		26	6	2	2	6	1	0	0	0	0	1	60	91	2.57	1.000
54 Joel Zumaya, R (8, 1) ERA: 1.95	(8, 1)	1.0	B	6	3	1	1	1	0	0	0	0	0	0	15	26	9.00	3.000
46 Jose Valverde, R (9, 1) ERA: 0.34	(9, 1)	1.0		3	0	0	0	3	0	0	0	0	0	0	9	14	0.00	0.000
40 Phil Coke, L (10, 1) ERA: 3.33	(10, 1)	1.0	W	4	0	0	0	0	1	0	0	0	0	0	8	18	0.00	1.000

PITCHER	IP	WLS	BF	H	R	ER	SO	BB	IBB	HBP	BLK	WP	HR	S	P	ERA	WHIP

Pittsburgh Pirates @ Detroit Tigers
Comerica Park, Detroit, MI
Sat Jun 12 2010, 7:05 PM - 10:33 PM EDT
Att. 34,501 - Partly Cloudy - 87 F

livebaseballscorecards.com

AB	37
R	3
H	9
RBI	3
BB	2
SO	10
LOB	14

BOTTOM

Batter	1	2	3	4	5	6	7	8	9	10	AB	R	H	RBI	BB	SO	LOB
14 Austin Jackson, R (1, 8) OBP: 0.352, SLG: 0.412	C SI 88 B SI 85 X FF 86 1-1 ① G6-3	C CU 72 X CU 74 0-1 ③ G6-3		F FF 88 X FF 88 0-1 ③ F9			B FF 95 B FF 94 F FF 95 X FF 95 2-1 18 1B 18 S 24 FC1-5 1B	B FF 97 F SL 86 1 SAFE S SL 85 P PO 86 2-2 ③ CS 1-2	C FF 95 B SL 85 C SL 84 B SL 84 X SL 85 2-2 24 L8 32 S 1B		5	0	2	0	0	0	3
18 Johnny Damon, L (1, 10) OBP: 0.385, SLG: 0.426	F FF 88 B SI 88 T SL 84 B SL 80 X CU 74 2-2 ② G3-1		C CU 70 B CU 70 B SI 87 B SI 87 X SI 89 3-1 24 1B 1B		B SI 86 B SL 82 X SI 88 2-0 26 1B 25 E 1B		1 SAFE B FF 95 F FF 96 T FF 96 F FF 97 X CU 85 1-2 24 FC1-5 1-3 26 E 1B		1 SAFE C FF 95 1 SAFE X FF 95 0-1 ① F7		5	1	3	0	0	0	1
25 Ryan Raburn, R (1, 7) OBP: 0.253, SLG: 0.284 32 Don Kelly, L (8, 7) OBP: 0.309, SLG: 0.306	B SI 85 B CH 81 B SI 88 C SI 85 B FF 87 4-1 BB		C CU 72 C CU 74 B SI 89 F CH 84 F CH 81 F CH 82 F SI 89 S CU 72 1-3 ① K		B FF 88 S CH 80 D CH 82 F SI 88 1 SAFE X CU 74 2-2 ① G5-3 1-2		B FF 96 1 SAFE B FF 96 S FF 96 F FF 97 F FF 97 S FF 97 2-3 ① K		P PO 85 B FF 96 B FF 94 B FF 95 4-0 26 DI 1-2 BB		3 0	0 0	0 0	0 0	1 1	2 0	4 0
24 Miguel Cabrera, R (1, 3) OBP: 0.409, SLG: 0.646	C FF 89 B FF 86 C FF 86 1 SAFE F SI 88 B SL 83 B FF 90 S SL 84 3-3 ③ K		B SL 85 C SI 86 X CU 74 1-1 1-3 1B		C FF 89 B SI 88 B FF 88 F CU 71 B SI 88 B SI 90 4-2 26 1B BB		S FF 97 F SI 98 B FF 96 X FF 97 1-2 FC1-5 26 E 1-2 26 E 3-H		S SL 86 S SL 87 X SL 86 0-2 ② L8 2-3		4	1	1	0	1	1	5
26 Brennan Boesch, L (1, 9) OBP: 0.388, SLG: 0.635	B FF 86 X SI 87 1-0 9 1B 12 SF9-6-5 1B		X SL 80 0-0 ② F7		X SL 82 0-0 9 G4-3 1-2 2-3 1B		B FC 95 F SI 96 S FF 97 B FF 97 F FF 98 X FF 98 2-2 E3 1-H 2-H		B FF 96 F SL 85 B FF 98 F SL 86 S SL 88 2-3 ③ K 1-2		5	1	2	0	0	1	4
9 Carlos Guillen, S (1, 4) OBP: 0.354, SLG: 0.483	C CH 80 1 SAFE F SI 87 F SL 83 F SI 89 B CH 81 B CH 78 B SI 89 X SI 89 3-2 12 SF9-6-5 15 BB 1-3 1B		B SI 88 X CH 81 1-0 ③ L6		S CU 74 X CU 74 0-1 ② ③ G4-3 1-2f		B SI 96 B SI 96 F SI 96 F SI 96 F CU 83 F CU 84 X FC 96 2-2 ③ G3			B FF 90 B FS 88 X FF 89 2-0 HR	5	1	2	1	0	0	6
15 Brandon Inge, R (1, 5) OBP: 0.311, SLG: 0.408	C CU 72 C CU 74 B SI 90 F SL 83 B SI 90 B CU 74 F FF 90 F SL 86 F SI 91 4-2 29 2B 1-2 BB		B SI 87 X CH 78 1-0 12 FC5-4 1B		F CH 81 B SI 88 X CU 74 1-1 ① G6-3			B FF 95 B FF 95 X FF 95 2-0 ① G6-3			3	0	1	0	1	0	0
12 Gerald Laird, R (1, 2) OBP: 0.243, SLG: 0.224	F SI 90 X SI 89 0-1 ① ② SF9-6-5 2-3 3-H		F SI 86 B SL 84 X CH 78 1-1 ① FC5-4 29 G6-3 1-2f		C FF 87 C SI 85 B SL 81 X FF 87 1-2 ② L8			B FF 95 F FF 95 X FF 96 1-1 14 CS 1B			3	0	1	1	0	0	1
29 Danny Worth, R (1, 6) OBP: 0.273, SLG: 0.303	F SI 89 1 SAFE B FF 87 X FF 85 1-1 1-3 2B			C CU 70 F CU 72 1 SAFE F CU 73 B FF 88 X SI 89 1-2 ② G6-3 1-2		X SI 88 0-0 ③ G4-3		C SL 84 F FF 97 B SL 86 S SL 85 1-3 ② K			4	0	1	0	0	1	2
Inning Stats	R: 0 E: 0 K: 1 S: 10 H: 0 LOB: 1 BB: 1 P: 20	R: 1 E: 0 K: 0 S: 19 H: 3 LOB: 2 BB: 1 P: 28	R: 0 E: 0 K: 1 S: 13 H: 2 LOB: 2 BB: 0 P: 19	R: 0 E: 0 K: 0 S: 9 H: 1 LOB: 1 BB: 0 P: 12	R: 0 E: 1 K: 0 S: 9 H: 2 LOB: 2 BB: 1 P: 17	R: 0 E: 0 K: 0 S: 6 H: 0 LOB: 0 BB: 0 P: 8	R: 2 E: 1 K: 1 S: 22 H: 2 LOB: 1 BB: 0 P: 32	R: 0 E: 0 K: 1 S: 9 H: 1 LOB: 0 BB: 0 P: 14	R: 0 E: 0 K: 1 S: 12 H: 1 LOB: 2 BB: 1 P: 19	R: 1 E: 0 K: 0 S: 1 H: 1 LOB: 0 BB: 0 P: 3	1B: 11 2B: 2 3B: 0 HR: 1 SF: 1 SAC: 0 DP: 2 HBP: 0						

PITCHER		IP	WLS	BF	H	R	ER	SO	BB	IBB	HBP	BLK	WP	HR	S	P	ERA	WHIP
28 Paul Maholm, L ERA: 3.63	(1, 1)	6.0		27	8	1	1	2	3	0	0	0	0	0	66	104	1.50	1.833
47 Evan Meek, R ERA: 0.74	(7, 1)	1.0	B	6	2	2	0	1	0	0	0	0	0	0	22	32	0.00	2.000
Joel Hanrahan, R ERA: 4.88	(8, 1)	2.0		8	2	0	0	2	1	0	0	0	0	0	21	33	0.00	1.500
53 Brendan Donnelly, R ERA: 6.27	(10, 1)	0.0	L	1	1	1	1	0	0	0	0	0	0	1	1	3	∞	∞

PITCHER	IP	WLS	BF	H	R	ER	SO	BB	IBB	HBP	BLK	WP	HR	S	P	ERA	WHIP

Pittsburgh Pirates @ Detroit Tigers
Comerica Park, Detroit, MI
Sat Jun 12 2010, 7:05 PM - 10:33 PM EDT
Att. 34,501 - Partly Cloudy - 87 F

livebaseballscorecards.com

AB	37
R	4
H	13
RBI	2
BB	4
SO	5
LOB	26

Pittsburgh Pirates @ Detroit Tigers

Comerica Park, Detroit, MI

Sun Jun 13 2010, 1:08 PM - 3:39 PM EDT

Att. 31,243 - Partly Cloudy - 71 F

livebaseballscorecards.com

TOP

Batter	1	2	3	4	5	6	7	8	9	AB	R	H	RBI	BB	SO	LOB
31 Jose Tabata, R (1, 7) OBP: 0.389, SLG: 0.438	C SI 89, F SI 90, X SL 88 — 0-2 — L8		1 SAFE, B SI 90, X SI 90 — 1-0 — FC6-4, 1-2f		B SI 89, C SL 87, B SI 91, X SL 87 — 2-1 — 1B			L SI 89, B SL 84, B SI 89, B SI 90, X SI 89 — 3-1 — G6-3		4	0	1	0	0	0	1
18 Neil Walker, S (1, 4) OBP: 0.342, SLG: 0.429	C SI 90, C SI 91, F SI 92, B SL 87, X SI 92 — 1-2 — L7		1 SAFE, X SI 90 — 0-0 — F8		P PO 84, 1 SAFE, C SI 90, 1 SAFE, 1 SAFE, S CH 81, 1 SAFE, X SL 87 — 1-2 — L9			X SI 89 — 0-0 — F9		4	0	0	0	0	0	2
22 Andrew McCutchen, R (1, 8) OBP: 0.374, SLG: 0.475	B SI 91, S SL 86, X SL 86 — 1-1 — G5-3			B SI 91, C SI 90, C SI 87, B SI 92, B SL 89, X SL 88 — 3-2 — 46 BLK, 46 2B, 1B		F SL 85, B SI 90, F SL 86, B SI 91, B SL 88, X SI 91 — 3-2 — F7		B SI 89, B CH 84, S SL 86, X SL 86 — 2-1 — 1B		4	1	2	0	0	0	0
46 Garrett Jones, L (1, 3) OBP: 0.349, SLG: 0.465		B SI 89, C SI 89, X SL 82 — 1-1 — HR		1 SAFE, F SI 91, S SI 91, B SI 92, X SI 92 — 1-2 — 1-H, 2B		B SI 90, X SI 90 — 1-0 — F8		B FF 92, B FF 85, X FF 93 — 2-0 — G4-3		4	1	2	2	0	0	1
41 Ryan Doumit, S (1, 2) OBP: 0.348, SLG: 0.443		C SI 91, X SI 91 — 0-1 — P5		X CH 84 — 0-0 — F9		B SI 91, X CH 82 — 1-0 — G3			B FF 94, C FS 84, C FS 84, X FS 86 — 1-2 — 19 G3, 24 SF7, 2B	4	1	1	0	0	0	1
19 Ryan Church, L (1, 9) OBP: 0.227, SLG: 0.319		C SI 91, B CH 84, S CH 82, B SL 84, X SI 91 — 2-2 — F8		B SL 85, B SI 92, B CH 82, C SI 90, S SI 91, X CH 84 — 3-2 — L9			B SI 89, F SI 89, F SI 90, B CH 82, X SL 86 — 2-2 — L8		F FS 88, B FS 85, X FS 85 — 1-1 — G3, 2-3	4	0	0	0	0	0	2
24 Delwyn Young, S (1, 10) OBP: 0.271, SLG: 0.433		C SI 91, B SI 92, F SL 87, X SL 88 — 1-2 — G3-1		F SI 92, F SI 92, X SL 89 — 0-2 — G4-3			B CH 81, B SI 90, B SI 90, C SI 88, C SI 90, B SI 90 — 4-2 — 15 G1-3, BB		B FS 86, X FS 86 — 1-0 — SF7, 3-H	2	0	0	1	1	0	1
15 Andy LaRoche, R (1, 5) OBP: 0.300, SLG: 0.322 3 Akinori Iwamura, L (9, PH) OBP: 0.288, SLG: 0.256			C SL 83, B SL 86, S SL 86, X SL 87 — 1-2 — G5-3		C SI 88, B SL 86, X SL 86 — 1-1 — G6-3		1 SAFE, X SL 84 — 0-0 — G1-3, 1-2		B FS 85, C FF 95, X FS 86 — 1-1 — F8	3 1	0 0	0 0	0 0	0 0	0 0	1 0
5 Ronny Cedeno, R (1, 6) OBP: 0.282, SLG: 0.340			F SI 90, B SL 86, X SL 87 — 1-1 — 31 FC6-4, 1B		C SI 91, B SI 90, B SI 92, X SL 89 — 2-1 — P6		F SL 86, F SL 88, D SL 88, X SI 92 — 1-2 — P5			3	0	1	0	0	0	1
Inning Stats	R: 0, E: 0, K: 0, S: 9 — H: 0, LOB: 0, BB: 0, P: 11	R: 1, E: 0, K: 0, S: 10 — H: 1, LOB: 0, BB: 0, P: 14	R: 0, E: 0, K: 0, S: 7 — H: 1, LOB: 1, BB: 0, P: 10	R: 1, E: 0, K: 0, S: 13 — H: 2, LOB: 1, BB: 0, P: 20	R: 0, E: 0, K: 0, S: 10 — H: 1, LOB: 1, BB: 0, P: 15	R: 0, E: 0, K: 0, S: 5 — H: 0, LOB: 0, BB: 0, P: 10	R: 0, E: 0, K: 0, S: 9 — H: 0, LOB: 1, BB: 1, P: 16	R: 0, E: 0, K: 0, S: 6 — H: 1, LOB: 1, BB: 0, P: 13	R: 1, E: 0, K: 0, S: 8 — H: 1, LOB: 0, BB: 0, P: 12	1B: 4, 2B: 2, 3B: 0, HR: 1 — SF: 1, SAC: 0, DP: 0, HBP: 0				WP: 0, PB: 0, SB: 0, CS: 0 — PA: 35		

PITCHER		IP	WLS	BF	H	R	ER	SO	BB	IBB	HBP	BLK	WP	HR	S	P	ERA	WHIP
58 Armando Galarraga, R (1, 1) ERA: 2.67		7.2		30	6	2	2	0	1	0	0	1	0	1	68	106	2.35	0.913
36 Brad Thomas, L (8, 1) ERA: 4.4		0.1	W	1	0	0	0	0	0	0	0	0	0	0	1	3	0.00	0.000
46 Jose Valverde, R (9, 1) ERA: 0.66		1.0	S	4	1	1	1	0	0	0	0	0	0	0	8	12	9.00	1.000

PITCHER	IP	WLS	BF	H	R	ER	SO	BB	IBB	HBP	BLK	WP	HR	S	P	ERA	WHIP

BOTTOM

Batter	1	2	3	4	5	6	7	8	9	AB	R	H	RBI	BB	SO	LOB
14 Austin Jackson, R (1, 8) OBP: 0.352, SLG: 0.412 25 Ryan Raburn, R (1, PH) OBP: 0.242, SLG: 0.271 (2, 7)	C SI 88, B FC 87, F FF 90, B FC 83, X SL 82 — 2-2 — G6-3		B FF 90, X FC 85 — 1-0 — G3-1		C FF 90, F SL 80, X CU 74 — 0-2 — P5			1 SAFE, B SI 90, 1 SAFE, B SI 89, L FC 88, 1 SAFE, L FC 88, X SL 80 — 2-2 — F7		0 4	0 0	0 0	0 0	0 0	0 0	0 1
39 Ramon Santiago, S (1, 6) OBP: 0.336, SLG: 0.306	C SI 88, X SI 91 — 0-1 — G5-3		X SI 88 — 0-0 — L8			C SI 87, C CU 71, B CU 73, X SI 89 — 1-2 — G4-3		1 SAFE, C SI 91, F FC 89, B FF 92, F CU 77, F FC 89, S SL 79 — 1-3 — K, 1-2		4	0	0	0	0	1	1
18 Johnny Damon, L (1, 10) OBP: 0.395, SLG: 0.431	C SI 88, B FC 88, S SI 91, F CU 75, F FF 90, F FF 90, X CH 81 — 1-2 — 1B		B SI 88, B CU 72, B SI 87, C FF 88, B SI 88 — 4-1 — BB			C SI 88, F FF 90, F CU 74, B FF 91, F SL 78, X SI 85 — 1-2 — 24 G4-6-3, 1B		B CU 74, C SI 87, B SI 85, B SL 81, B SI 86 — 4-1 — 24 HR, BB		2	1	2	0	2	0	0
24 Miguel Cabrera, R (1, 3) OBP: 0.406, SLG: 0.652	B CU 73, X SL 81 — 1-0 — F8		B CU 75, C CU 74, D SL 82, X SL 82 — 2-1 — L4			1 SAFE, F CH 80, X FF 91 — 0-1 — G4-6-3, 1-2f		B FC 93, S FC 94, X FF 92 — 1-1 — 1-H, 2-H, HR		4	1	1	3	0	0	3
26 Brennan Boesch, L (1, 9) OBP: 0.384, SLG: 0.625		C SI 87, B CH 80, B SI 90, X SI 85 — 2-1 — 32 FC3-6, 15 1B, 1B		X CH 79 — 0-0 — G1-3			B SI 90, X SI 84 — 1-0 — G4-3	F FF 94, F FF 95, X CU 80 — 0-2 — G3-1		4	0	1	0	0	0	0
15 Brandon Inge, R (1, 5) OBP: 0.311, SLG: 0.407		X SL 82 — 0-0 — 32 FC3-6, 1-2, 1B		C FF 89, C CU 72, C FF 91 — 0-3 — K			C SI 88, B SI 89, F FC 86, B CU 74, F FF 88, F SI 88, F SI 82, X FF 90 — 2-2 — F8			3	0	1	0	0	1	0
13 Alex Avila, L (1, 2) OBP: 0.312, SLG: 0.344		C SI 90, L FF 90, B SL 77, S FF 92 — 1-3 — K		F SI 89, B CH 80, X SI 86 — 1-1 — F7			X SI 86 — 0-0 — HR			3	1	1	1	0	1	2
32 Don Kelly, L (1, 7) OBP: 0.296, SLG: 0.292 (2, 8)		X SI 88 — 0-0 — FC3-6, 1-2f, 2-3			C SI 87, C SI 90, X FF 91 — 0-2 — F7		B FF 90, C SI 88, S CH 78, X FF 90 — 1-2 — F7			3	0	0	0	0	0	2
29 Danny Worth, R (1, 4) OBP: 0.257, SLG: 0.286 9 Carlos Guillen, S (8, PH) OBP: 0.359, SLG: 0.487 (9, 4)		1 SAFE, B CU 74, B SI 90, B SI 89, C FF 88, F FF 91, X FF 91 — 3-2 — P4			B SI 90, C SI 87, B CH 80, C FF 90, F FF 90, F FF 91, C SL 82 — 2-3 — K			C SI 88, B FF 90, B CH 80, B SI 89, X SI 89 — 3-1 — 39 WP, 24 HR, 1B		2 1	0 1	0 1	0 0	0 0	1 0	2 0
Inning Stats	R: 0, E: 0, K: 0, S: 12 — H: 1, LOB: 1, BB: 0, P: 16	R: 0, E: 0, K: 1, S: 10 — H: 2, LOB: 2, BB: 0, P: 16	R: 0, E: 0, K: 0, S: 5 — H: 0, LOB: 1, BB: 1, P: 12	R: 0, E: 0, K: 1, S: 6 — H: 0, LOB: 0, BB: 0, P: 7	R: 0, E: 0, K: 1, S: 11 — H: 0, LOB: 0, BB: 0, P: 13	R: 0, E: 0, K: 0, S: 10 — H: 1, LOB: 0, BB: 0, P: 12	R: 1, E: 0, K: 0, S: 11 — H: 1, LOB: 0, BB: 0, P: 15	R: 3, E: 0, K: 1, S: 16 — H: 2, LOB: 0, BB: 1, P: 27		1B: 5, 2B: 0, 3B: 0, HR: 2 — SF: 0, SAC: 0, DP: 1, HBP: 0				WP: 1, PB: 0, SB: 0, CS: 0 — PA: 32		

PITCHER		IP	WLS	BF	H	R	ER	SO	BB	IBB	HBP	BLK	WP	HR	S	P	ERA	WHIP
27 Jeff Karstens, R ERA: 4.5	(1, 1)	7.0		27	6	2	2	3	1	0	0	0	0	1	67	96	2.57	1.000
77 D.J. Carrasco, R ERA: 3.78	(8, 1)	0.2	H	2	0	0	0	1	0	0	0	0	1	0	8	11	0.00	0.000
48 Javier López, L ERA: 2.35	(8, 1)	0.0	L	1	0	0	0	0	1	0	0	0	0	0	1	5	∞	∞
29 Octavio Dotel, R ERA: 5.7	(8, 1)	0.1	B	2	1	2	2	0	0	0	0	0	0	1	5	6	54.00	3.000

PITCHER	IP	WLS	BF	H	R	ER	SO	BB	IBB	HBP	BLK	WP	HR	S	P	ERA	WHIP

AB	33
R	3
H	7
RBI	3
BB	1
SO	0
LOB	10

AB	30
R	4
H	7
RBI	4
BB	2
SO	4
LOB	11

Washington Nationals @ Detroit Tigers

Comerica Park, Detroit, MI

Tue Jun 15 2010, 7:07 PM - 10:03 PM EDT

Att. 24,821 - Cloudy - 76 F

livebaseballscorecards.com

TOP

Batter	1	2	3	4	5	6	7	8	9	AB	R	H	RBI	BB	SO	LOB
15 Cristian Guzman, S (1, 4) OBP: 0.325, SLG: 0.372	B FF 94 C FF 92 C FF 94 F FF 94 S CH 83 1-3 ① K		F FF 91 C FF 92 F FF 94 F FF 93 B CH 86 S CH 84 1-3 ① K	C CH 82 X CH 83 0-1 ② G4-3			B SI 92 X FF 94 1-0 ① G4-3		B FS 84 B FS 84 B FS 85 C FS 85 B FS 85 4-1 BB	4	0	0	0	1	2	0
1 Nyjer Morgan, L (1, 8) OBP: 0.314, SLG: 0.335	B FF 94 F FF 94 X SL 82 1-1 11 E, 11 S, 11 SF9, 1B		C FF 92 C FF 94 B FF 95 X CH 86 1-2 11 S, 16 1B, 1B	B FF 93 C FF 92 B FF 94 X FF 94 2-1 ③ F8			C FF 94 C FF 95 B FF 96 S FF 96 1-3 ② K		B FS 85 B FF 96 C FS 86 X FS 84 2-1 ③ G4-3	5	2	2	0	0	1	2
11 Ryan Zimmerman, R (1, 5) OBP: 0.393, SLG: 0.568	C FF 92 X CH 83 0-1 ② SF9 1-H		B SL 84 1 SAFE 1 SAFE 1 SAFE B CH 85 F CH 84 F FF 94 1 SAFE C FF 94 2-3 ② K 1-2		C SL 81 B FF 91 C FF 90 B FF 90 C FF 92 2-3 ① K		C CH 84 B SL 82 B FF 95 X CH 88 2-2 ③ G5-3			3	0	0	1	0	2	1
44 Adam Dunn, L (1, 10) OBP: 0.381, SLG: 0.570	C FF 94 C FF 96 B FF 96 B CH 85 B CH 86 C FF 96 3-3 ③ K		B CH 84 B CH 84 B FF 96 I IN 70 4-0 16 1B, 7 1B, IBB		B FF 93 C FF 94 F FF 94 B FF 94 F CH 84 S CH 86 2-3 ② K			S FF 94 F FF 95 F SL 82 S FF 94 0-3 ① K		3	1	0	0	1	3	0
16 Josh Willingham, R (1, 7) OBP: 0.422, SLG: 0.507		B FF 90 F CH 82 S SL 84 B FF 90 B FF 94 B CH 84 4-2 2 1B, BB	S FF 93 C FF 95 X FF 95 0-2 7 1B 1-3 2-H 1B		C FF 92 B FF 92 B SL 84 B SL 83 X FF 92 3-1 1B			B FF 102 B FF 100 F FF 100 X FF 99 2-1 ② P3		3	0	2	1	1	0	0
7 Ivan Rodriguez, R (1, 2) OBP: 0.362, SLG: 0.455		C FF 91 1 SAFE F FF 91 1 SAFE B FF 92 B FF 93 B FF 92 X FF 92 3-2 ① F9	C CH 82 X FF 93 0-1 1-2 1B 3-H		1 SAFE F FF 92 1 SAFE 1 SAFE F FF 91 1 SAFE P PO 88 D CH 83 T CH 82 2-2 ③ K			B FF 101 F FF 100 F FF 101 X FF 100 1-2 ③ G6-3		4	0	1	1	0	1	2
2 Roger Bernadina, L (1, 9) OBP: 0.356, SLG: 0.442		B FF 93 S CH 84 X CH 83 1-1 1-3 1B	B FF 94 B FF 93 F FF 94 F CH 83 C FF 92 2-3 ③ K				L FF 91 C FF 92 B FF 94 X CH 82 1-2 ① G4-3		H FF 94 1-0 6 DI, HBP	3	0	1	0	0	1	2
38 Michael Morse, R (1, 3) OBP: 0.486, SLG: 0.633		B SL 86 B SL 83 S FF 93 1 SAFE F FF 93 1 SAFE F CH 84 F FF 96 F FF 96 2-3 ② K 1 SAFE S SL 85		C SL 82 F FF 92 X FF 94 0-2 HR			B SL 84 B FF 93 F FF 93 X FF 93 2-1 ② F9		B FF 95 C FS 84 F FS 85 S FS 85 1-3 ① K	4	1	1	1	0	2	3
6 Ian Desmond, R (1, 6) OBP: 0.305, SLG: 0.411		X SL 83 0-0 ③ F7		C FF 92 B FF 91 S CH 83 X CH 85 1-2 ① G5-3			X FF 92 0-0 ③ G4-3		B FS 84 C FS 84 B FF 94 S FS 84 S FS 84 2-3 ② K 1-2	4	0	0	0	0	1	3
Inning Stats	R: 1 E: 0 K: 2 S: 11 H: 1 LOB: 0 BB: 0 P: 16	R: 0 E: 0 K: 1 S: 14 H: 1 LOB: 2 BB: 1 P: 24	R: 2 E: 0 K: 3 S: 19 H: 3 LOB: 2 BB: 1 P: 29	R: 1 E: 0 K: 0 S: 10 H: 1 LOB: 0 BB: 0 P: 13	R: 0 E: 0 K: 3 S: 13 H: 1 LOB: 1 BB: 0 P: 21	R: 0 E: 0 K: 0 S: 6 H: 0 LOB: 0 BB: 0 P: 9	R: 0 E: 0 K: 1 S: 7 H: 0 LOB: 0 BB: 0 P: 11	R: 0 E: 0 K: 1 S: 9 H: 0 LOB: 0 BB: 0 P: 12	R: 0 E: 0 K: 2 S: 9 H: 0 LOB: 2 BB: 1 P: 19	1B: 6 2B: 0 3B: 0 HR: 1 SF: 1 SAC: 0 DP: 0 HBP: 1	WP: 0 PB: 0 SB: 2 CS: 0 PA: 38					

PITCHER		IP	WLS	BF	H	R	ER	SO	BB	IBB	HBP	BLK	WP	HR	S	P	ERA	WHIP
37 Max Scherzer, R ERA: 6.14	(1, 1)	6.0	W	27	7	4	3	9	1	1	0	0	0	1	73	112	4.50	1.333
40 Phil Coke, L ERA: 3.18	(7, 1)	1.1	H	4	0	0	0	2	0	0	0	0	0	0	11	15	0.00	0.000
54 Joel Zumaya, R ERA: 1.91	(8, 1)	0.2	H	2	0	0	0	0	0	0	0	0	0	0	5	8	0.00	0.000
46 Jose Valverde, R ERA: 0.64	(9, 1)	1.0	S	5	0	0	0	2	1	0	1	0	0	0	9	19	0.00	1.000

AB	33
R	4
H	7
RBI	4
BB	3
SO	13
LOB	13

BOTTOM

Batter	1	2	3	4	5	6	7	8	9	AB	R	H	RBI	BB	SO	LOB
25 Ryan Raburn, R (1, 8) OBP: 0.260, SLG: 0.315 32 Don Kelly, L (8, 8) OBP: 0.296, SLG: 0.292	B FF 90 B SI 90 C SI 90 S SI 86 C SL 82 2-3 ① K	F SL 80 C FF 89 B FF 88 F FF 89 D CU 75 B CU 76 B SI 90 4-2 18 FC3-2 1-2 2-3 3-H BB		B SI 84 X SI 89 1-0 18 30 2B, 18 G3, 1B	B CH 79 X FF 87 1-0 1-H 2-H HR		C FF 92 F SL 83 B FF 90 B SL 82 X SI 89 2-2 ② F7			4	2	2	4	1	1	0
										0	0	0	0	0	0	0
18 Johnny Damon, L (1, 10) OBP: 0.387, SLG: 0.422	C FF 88 X CU 80 0-1 ② G6-3	X SI 90 0-0 ② FC3-2 1-2 2-3 3-Hf		B CU 77 S CU 80 C SI 88 B SI 88 X CU 77 2-2 ① G3 1-2	C CU 79 F SI 89 F SL 79 F FF 89 B CU 74 X SI 88 1-2 ① P5		C FF 90 B CH 81 X CH 79 1-1 ③ G4-3			5	0	0	0	0	0	4
30 Magglio Ordonez, R (1, 9) OBP: 0.403, SLG: 0.507	C SI 90 B CU 75 C SI 87 B FF 91 X SI 88 2-2 24 BB, 1B	B FF 90 X FF 90 1-0 ③ F7		F CU 78 F CH 83 B FF 89 F FF 88 F CU 77 B FF 89 X SI 85 2-2 26 BB, 9 SF7 2-H 2B	B FF 92 X SL 83 1-0 2B			B SI 90 X SI 90 1-0 1B		5	1	4	1	0	0	3
24 Miguel Cabrera, R (1, 3) OBP: 0.410, SLG: 0.652	B SI 89 B CH 84 C CH 84 B FF 89 B SL 81 4-1 26 FC6-4 1-2 BB		C FF 88 B FF 88 X CU 79 1-1 26 G4-3 9 FC3, 2B	I IN 67 I IN 64 I IN 65 I IN 65 4-0 26 BB, IBB	B SL 84 B FF 92 F SL 83 B SL 84 X SL 83 3-1 ② F8			C SI 91 F SI 91 B SI 90 F SI 86 S SL 82 1-3 ① K		3	1	1	0	2	1	2
26 Brennan Boesch, L (1, 7) OBP: 0.379, SLG: 0.609	B FF 90 B SL 82 F CH 84 F SI 90 X FF 89 2-2 ③ FC6-4 1-2f		X SI 89 0-0 ① G4-3 2-3	B SL 80 F SL 80 T SI 88 B FF 88 B CU 76 B SI 89 4-2 15 FC5-4 1-2 2-3 BB	F CH 81 F FF 91 F SL 83 X SL 82 0-2 ③ G6-3			F SI 90 C SL 82 C SL 81 0-3 ② K		4	0	0	0	1	1	5
9 Carlos Guillen, S (1, 4) OBP: 0.353, SLG: 0.479		F FF 88 B CU 79 X FF 84 1-1 12 1B, 15 1B, 29 FC6-2, 1B	F SI 89 X FF 88 0-1 FC3 12 1B 3-H	X CH 84 0-0 ② SF7 3-H		X FF 90 0-0 ① F9		B SI 91 F SI 92 X SI 92 1-1 ③ P6		4	0	1	2	0	0	1
15 Brandon Inge, R (1, 5) OBP: 0.310, SLG: 0.404		B FF 88 B CH 83 S CH 83 S FF 88 F CU 80 X SI 89 2-2 29 FC6-2, 12 1B, 25 BB 1-2 1B	B CU 80 B CH 83 F SI 89 S FF 89 F FF 89 X CH 83 2-2 ② P4	C CH 83 F SI 89 X FF 88 0-2 ③ FC5-4 1-2f		S SL 83 B FF 93 B FF 93 S SL 83 X FF 93 2-2 ② P4				4	1	1	0	0	0	3
12 Gerald Laird, R (1, 2) OBP: 0.257, SLG: 0.240	C CH 84 X SI 89 0-1 25 BB, 29 FC6-2, 18 FC3-2, 1B 1-2 2-3	B SI 90 X SI 89 1-0 29 FC5-4 1-3 1B			X CH 82 0-0 29 E, 25 HR, 1B	B SL 84 C SL 83 X FF 92 1-1 ③ F8				4	1	3	0	0	0	0
29 Danny Worth, R (1, 6) OBP: 0.231, SLG: 0.256	X SL 81 0-0 ① FC6-2, 18 FC3-2, 25 BB 1-2 2-3 3-Hf	B FF 88 C SI 90 1 SAFE B CU 80 F FF 88 X FF 88 2-2 ③ FC5-4 1-2f			B FF 87 L CH 82 B FF 86 X SI 87 2-1 E4, 25 HR 1-2		B FF 91 B FF 91 X FF 91 2-0 ① G6-3			4	1	0	0	0	0	6
Inning Stats	R: 0 E: 0 K: 1 S: 12 H: 1 LOB: 2 BB: 1 P: 22	R: 1 E: 0 K: 0 S: 14 H: 3 LOB: 3 BB: 1 P: 22	R: 1 E: 0 K: 0 S: 13 H: 2 LOB: 2 BB: 0 P: 19	R: 2 E: 0 K: 0 S: 15 H: 2 LOB: 2 BB: 2 P: 28	R: 3 E: 1 K: 0 S: 16 H: 3 LOB: 1 BB: 0 P: 24	R: 0 E: 0 K: 0 S: 6 H: 0 LOB: 0 BB: 0 P: 9	R: 0 E: 0 K: 0 S: 6 H: 0 LOB: 0 BB: 0 P: 11	R: 0 E: 0 K: 2 S: 10 H: 1 LOB: 1 BB: 0 P: 13		1B: 8 2B: 3 3B: 0 HR: 1 SF: 1 SAC: 0 DP: 0 HBP: 0	WP: 0 PB: 0 SB: 2 CS: 0 PA: 42					

PITCHER		IP	WLS	BF	H	R	ER	SO	BB	IBB	HBP	BLK	WP	HR	S	P	ERA	WHIP
31 John Lannan, L ERA: 5.45	(1, 1)	4.1	L	29	10	7	6	1	3	1	0	0	0	1	63	104	12.46	3.000
39 Tyler Walker, R ERA: 3.67	(5, 1)	2.2		9	1	0	0	0	0	0	0	0	0	0	19	31	0.00	0.375
17 Sean Burnett, L ERA: 3.0	(8, 1)	1.0		4	1	0	0	2	0	0	0	0	0	0	10	13	0.00	1.000

AB	37
R	7
H	12
RBI	7
BB	4
SO	3
LOB	24

TOP

Batter	1	2	3	4	5	6	7	8	9	AB	R	H	RBI	BB	SO	LOB
1 Nyjer Morgan, L (1, 8) OBP: 0.310, SLG: 0.329	B FF 95 B FF 95 C FF 95 F FF 97 F FF 97 F FF 98 C CU 81 2-3 ① K		B FF 94 F FF 95 L CU 79 S CU 79 1-3 ① K		B FF 97 B FF 97 C FF 96 B FF 96 L FF 95 S FF 98 3-3 ③ K			X FF 95 0-0 ① G5-3 1-2		4	0	0	0	0	3	1
15 Cristian Guzman, S (1, 4) OBP: 0.323, SLG: 0.369	X FF 96 0-0 ② L7		B CH 86 S CH 87 C CU 79 S CU 80 1-3 ② K			B FF 95 C FF 96 F FF 96 B FF 96 X CU 80 2-2 44 G4-1 7 1B 1B		C CH 84 C CU 78 F CU 82 S FF 97 0-3 ② K		4	1	1	0	0	2	1
44 Adam Dunn, L (1, 3) OBP: 0.379, SLG: 0.578	B FF 97 X FF 95 1-0 HR		C FF 96 B CH 88 F CU 80 F FF 96 X CH 88 1-2 ③ F8			1 SAFE B FF 96 1 SAFE X CH 84 1-0 ① G4-1 1-2		C CU 80 F FF 97 B FF 97 B CU 80 C CU 81 2-3 ③ K		4	1	1	1	0	1	2
11 Ryan Zimmerman, R (1, 5) OBP: 0.387, SLG: 0.557	C FF 96 C FF 97 B CU 82 C CU 80 1-3 ③ K			S SL 87 F FF 96 X CH 88 0-2 ① G5-3		C FF 98 B FF 99 C FF 99 B FF 99 S FF 101 2-3 ② K			C FF 93 B SL 88 X SL 89 1-1 ① G4-3	4	0	0	0	0	2	1
7 Ivan Rodriguez, R (1, 2) OBP: 0.365, SLG: 0.456		F FF 94 F FF 95 S CH 87 0-3 ① K		C FF 96 B SL 90 X SL 89 1-1 2 FC4-6 1B		B FF 98 C FF 99 X FF 99 1-1 2 CS 2-H 1B			B FF 94 C FF 94 B FF 94 X SL 89 2-1 ② G5-3	4	0	2	1	0	1	0
2 Roger Bernadina, L (1, 9) OBP: 0.353, SLG: 0.460		C FF 96 X FF 95 0-1 HR		F CH 86 B CU 80 B CU 79 X CH 86 2-1 ② FC4-6 22 S 1-2f		S CH 87 B CU 81 F FF 98 F CU 82 B CH 88 2-2 ③ CS 1-2	B FF 95 F FF 95 C FF 96 B FF 96 X FF 97 2-2 ① P6		B FF 94 X SI 94 1-0 ③ F7	4	1	1	1	0	0	1
22 Willie Harris, L (1, 7) OBP: 0.250, SLG: 0.337		C FF 96 X CH 88 0-1 ② G3-1		1 SAFE 1 SAFE C FF 96 1 SAFE B FF 96 F FF 97 F FF 98 B CH 88 D CU 81 3-2 T FF 88 ③ K 1-2			B FF 94 L FF 96 S CH 86 B CU 79 F CU 81 F FF 96 X CH 85 2-2 ② P5			3	0	0	0	0	1	1
38 Michael Morse, R (1, 10) OBP: 0.500, SLG: 0.636		B FF 97 X FF 95 1-0 1B			X SL 86 0-0 6 G6-3 1B		B FF 96 S CH 86 B CU 79 X FF 96 2-1 ③ G1-3			3	0	2	0	0	0	0
6 Ian Desmond, R (1, 6) OBP: 0.305, SLG: 0.407		C CU 80 C CU 81 F FF 98 B CH 89 S CU 81 1-3 ③ K			B FF 96 F FF 98 X FF 97 1-1 ① ② G6-3 1-2f			C FF 94 H CU 77 1-1 1 G5-3 HBP		2	0	0	0	0	1	2
Inning Stats	R: 1 E: 0 K: 2 S: 10 H: 1 LOB: 0 BB: 0 P: 14	R: 1 E: 0 K: 2 S: 12 H: 2 LOB: 1 BB: 0 P: 14	R: 0 E: 0 K: 2 S: 10 H: 0 LOB: 0 BB: 0 P: 13	R: 0 E: 0 K: 1 S: 11 H: 1 LOB: 1 BB: 0 P: 17	R: 0 E: 0 K: 1 S: 6 H: 1 LOB: 0 BB: 0 P: 10	R: 1 E: 0 K: 1 S: 12 H: 2 LOB: 0 BB: 0 P: 20	R: 0 E: 0 K: 0 S: 10 H: 0 LOB: 0 BB: 0 P: 16	R: 0 E: 0 K: 2 S: 9 H: 0 LOB: 1 BB: 0 P: 12	R: 0 E: 0 K: 0 S: 5 H: 0 LOB: 0 BB: 0 P: 9	1B: 5 2B: 0 3B: 0 HR: 2		SF: 0 SAC: 0 DP: 1 HBP: 1		WP: 0 PB: 0 SB: 1 CS: 1	PA: 34	

PITCHER	IP	WLS	BF	H	R	ER	SO	BB	IBB	HBP	BLK	WP	HR	S	P	ERA	WHIP
35 Justin Verlander, R (1, 1) ERA: 3.54	8.0	W	30	7	3	3	11	0	0	1	0	0	2	80	116	3.38	0.875
21 Enrique Gonzalez, R (9, 1) ERA:	1.0		3	0	0	0	0	0	0	0	0	0	0	5	9	0.00	0.000

PITCHER	IP	WLS	BF	H	R	ER	SO	BB	IBB	HBP	BLK	WP	HR	S	P	ERA	WHIP

Washington Nationals @ Detroit Tigers
Comerica Park, Detroit, MI
Wed Jun 16 2010, 7:08 PM - 9:32 PM EDT
Att. 24,767 - Partly Cloudy - 77 F

livebaseballscorecards.com

AB	32
R	3
H	7
RBI	3
BB	0
SO	11
LOB	9

BOTTOM

Batter	1	2	3	4	5	6	7	8	9	AB	R	H	RBI	BB	SO	LOB
32 Don Kelly, L (1, 8) OBP: 0.276, SLG: 0.275	C FF 84 X SI 84 0-1 ① G4-3	B SI 86 X SI 86 1-0 ② SF8 3-H		X SI 84 0-0 ③ G4-3			B SI 82 X CH 77 1-0 ① G5-3	B SI 92 B SI 93 X SI 93 2-0 E4		4	0	0	1	0	0	0
18 Johnny Damon, L (1, 10) OBP: 0.380, SLG: 0.412	C FF 84 F CH 80 X FF 84 0-2 ② P5	X CH 78 0-0 ③ P2			B SI 82 C SI 83 F SL 78 B FF 84 B SI 82 X SI 83 3-2 ① P6		B FF 83 C FF 83 F FF 82 B FF 84 X FF 82 2-2 ② L4	C SI 94 B SI 93 F SI 93 F SL 86 S CH 87 1-3 ③ K		5	0	0	0	0	1	2
30 Magglio Ordonez, R (1, 9) OBP: 0.405, SLG: 0.505	X SI 86 0-0 ③ F9		B SL 78 B SI 85 F SI 85 B SI 84 B SI 85 4-1 24 G5-3 26 1B BB		C FF 85 S CU 66 B FF 86 B SI 84 B SL 81 F SI 86 T SL 81 3-2 ② K		B SI 85 X SI 85 1-0 24 1B 26 HR 1B			3	2	1	0	1	1	0
24 Miguel Cabrera, R (1, 3) OBP: 0.411, SLG: 0.648		C SI 84 C SL 77 B CU 64 B CU 63 B SI 88 B CU 69 4-2 9 BB 26 1B 15 BB BB	B SI 86 B SL 81 C SL 79 B SI 86 C SI 86 X SI 86 3-2 ① G5-3 1-2		C SI 86 B SL 82 F SL 83 B SI 86 S CU 65 2-3 ③ K		B SI 86 X SL 83 1-0 26 HR 1-2 1B			3	2	1	0	1	1	1
26 Brennan Boesch, L (1, 7) OBP: 0.387, SLG: 0.631		X SI 85 0-0 15 BB 9 BB 12 1B 1-2 1B	X CH 78 0-0 2-H 1B			B SI 82 B SI 83 T SI 84 X SL 80 2-1 ① G3	C SI 85 2 SAFE B SI 85 X SI 85 1-1 1-H 2-H HR			4	2	3	4	0	0	0
9 Carlos Guillen, S (1, 4) OBP: 0.365, SLG: 0.488		F CH 78 F SI 85 D CH 77 B SI 85 B SI 85 B CH 79 4-2 15 BB 12 1B 1-2 2-3 BB	X SI 84 0-0 ② P5			B SI 83 X FF 82 1-0 2B	B FF 86 B CU 70 B SI 85 B FF 85 4-0 BB			2	1	1	0	2	0	1
15 Brandon Inge, R (1, 5) OBP: 0.313, SLG: 0.401		B SL 80 B SL 79 B SI 86 C SI 85 C SI 85 B SL 79 4-2 39 SH3-4 12 1B 32 SF8 1-2 2-3 3-H BB	F SI 85 X CU 68 0-1 ③ F7			B SL 81 B SL 81 B SL 82 B SL 81 4-0 BB	F FF 91 B SI 91 B SL 84 S SL 85 X SI 92 2-2 ③ F9			2	1	0	1	2	0	2
12 Gerald Laird, R (1, 2) OBP: 0.257, SLG: 0.241	C SL 78 C SI 85 F SI 86 D CU 66 B SL 78 X SL 79 2-2 39 SH3-4 1-2 2-H 3-H 1B			F SI 83 X CU 67 0-1 ① F7		C SI 84 B SL 81 S SL 80 B SI 85 X CU 63 2-2 ② F6		B SI 92 X SI 92 1-0 ① G5-3		4	0	1	2	0	0	2
39 Ramon Santiago, S (1, 6) OBP: 0.329, SLG: 0.299	B SI 86 F FF 80 X SI 85 1-1 ① SH3-4 1-2 2-3			B FF 84 X SI 83 1-0 ② G4-3		C SI 84 X SL 82 0-1 ③ G3-1		F SI 92 B SI 93 S SL 85 F SL 84 X SI 93 1-2 ② G4-3		3	0	0	0	0	0	2
Inning Stats	R: 0 E: 0 K: 0 S: 6 H: 0 LOB: 0 BB: 0 P: 6	R: 4 E: 0 K: 0 S: 15 H: 2 LOB: 1 BB: 3 P: 31	R: 1 E: 0 K: 0 S: 8 H: 1 LOB: 1 BB: 1 P: 15	R: 0 E: 0 K: 0 S: 4 H: 0 LOB: 0 BB: 0 P: 5	R: 0 E: 0 K: 2 S: 10 H: 0 LOB: 0 BB: 0 P: 18	R: 0 E: 0 K: 0 S: 8 H: 1 LOB: 2 BB: 1 P: 17	R: 3 E: 0 K: 0 S: 11 H: 3 LOB: 1 BB: 1 P: 23	R: 0 E: 1 K: 1 S: 10 H: 0 LOB: 1 BB: 0 P: 15		1B: 5 2B: 1 3B: 0 HR: 1		SF: 1 SAC: 1 DP: 0 HBP: 0		WP: 0 PB: 0 SB: 0 CS: 0	PA: 38	

PITCHER	IP	WLS	BF	H	R	ER	SO	BB	IBB	HBP	BLK	WP	HR	S	P	ERA	WHIP
61 Livan Hernandez, R (1, 1) ERA: 2.94	6.2	L	33	7	8	8	2	6	0	0	0	0	1	59	110	10.80	1.950
43 Miguel Batista, R (7, 1) ERA: 4.72	0.1		1	0	0	0	0	0	0	0	0	0	0	3	5	0.00	0.000
55 Matt Capps, R (8, 1) ERA: 3.26	1.0		4	0	0	0	1	0	0	0	0	0	0	10	15	0.00	0.000

PITCHER	IP	WLS	BF	H	R	ER	SO	BB	IBB	HBP	BLK	WP	HR	S	P	ERA	WHIP

Washington Nationals @ Detroit Tigers
Comerica Park, Detroit, MI
Wed Jun 16 2010, 7:08 PM - 9:32 PM EDT
Att. 24,767 - Partly Cloudy - 77 F

livebaseballscorecards.com

AB	30
R	8
H	7
RBI	8
BB	6
SO	3
LOB	10

TOP

Batter	1	2	3	4	5	6	7	8	9	AB	R	H	RBI	BB	SO	LOB
15 Cristian Guzman, S (1, 10) OBP: 0.326, SLG: 0.372	C FF 91 S FF 92 B FF 93 C SI 92 1-3 ① K			C SI 88 F SL 83 B SI 92 S SL 83 1-3 ① K		B CH 86 B SI 92 C SI 87 X SI 92 2-1 3-H 1B		B SI 90 X CH 81 1-0 11 F9 2 FC1-2 44 1B 1-3 1B		4	1	2	1	0	2	0
2 Roger Bernadina, L (1, 8) OBP: 0.343, SLG: 0.445	X FF 93 0-0 ② F8			C SL 81 C SI 90 F SL 84 B SI 92 F SI 94 S SL 82 1-3 ② K		F SI 92 C SL 82 D SL 83 F SI 92 B SI 93 B SL 83 X FF 93 3-2 ② L7		C SL 77 B SL 78 C SI 88 B SI 90 X SL 78 2-2 ① FC1-2 16 PB 44 1B 1-2 3-H		4	0	0	0	0	1	3
11 Ryan Zimmerman, R (1, 5) OBP: 0.384, SLG: 0.551	C FF 92 B SI 87 X SI 92 1-1 ③ F8			C SI 93 C SL 85 X SI 93 0-2 1B		D SL 84 C SI 92 X SL 83 1-1 ③ F7		F FF 100 X CU 80 0-1 ② F9 2-3		4	0	1	0	0	0	3
44 Adam Dunn, L (1, 3) OBP: 0.381, SLG: 0.589		F SI 91 X CH 86 0-1 ① L7		X SI 92 0-0 ③ F8			B SL 80 B SL 80 C SI 90 X SL 82 2-1 HR	X FF 102 0-0 16 PB 1-2 3-H 1B		4	1	2	2	0	0	1
16 Josh Willingham, R (1, 7) OBP: 0.415, SLG: 0.498		B SL 81 B SL 81 C FF 92 X SI 93 2-1 ② F8			B SI 92 B SL 81 S SI 92 F SI 92 B SL 85 S SI 93 3-3 ① K		S FF 90 B SI 91 X SL 83 1-1 ① G4-3	F FF 100 B CU 79 B CU 80 S SI 99 B FF 101 F FF 100 F FF 101 F FF 100 X FF 100 3-2 ③ P2 1-2 2-3		4	0	0	0	0	1	2
38 Michael Morse, R (1, 9) OBP: 0.476, SLG: 0.595		F SI 92 S SL 84 B SL 84 X SI 93 1-2 ③ G5-3			B SL 84 S SI 92 X SL 84 1-1 ② F8		X SL 82 0-0 6 FC5-4 1B		S SI 89 S SI 89 B FF 89 X SL 84 1-2 E3 20 FC3-6	4	0	1	0	0	0	0
20 Adam Kennedy, L (1, 4) OBP: 0.321, SLG: 0.329			C SI 89 B SL 81 F SI 90 F SI 92 B SL 83 X SL 83 2-2 ① F9		B SI 94 F SI 93 X CH 86 1-1 ③ G6-3		X SI 90 0-0 ② F8		C SI 90 B FF 89 F CH 83 B SI 89 F SL 82 D CU 79 X SI 90 3-2 ① FC3-6 1-2f	4	0	0	0	0	0	2
6 Ian Desmond, R (1, 6) OBP: 0.304, SLG: 0.408			B SL 83 S SI 92 B SI 92 S SL 84 S SI 93 2-3 ② K			C SI 90 X SI 91 0-1 23 WP 15 1B 2B	B SI 91 D SL 82 X SI 90 2-0 ③ FC5-4 1-2f		C SI 90 S CU 77 D CU 78 S CU 80 1-3 ② K	4	1	1	0	0	2	2
23 Wil Nieves, R (1, 2) OBP: 0.206, SLG: 0.247 22 Willie Harris, L (9, PH) OBP: 0.248, SLG: 0.333			C FF 94 F SI 93 S SL 84 0-3 ③ K			C SI 91 F SL 83 F SL 85 F SL 84 B SL 85 F FF 94 B SL 84 B SI 93 S SL 84 3-3 ① K 2-3		C SI 89 F SL 78 B SI 90 X SL 77 1-2 15 1B 2 FC1-2 1B	X SI 91 0-0 ③ G4-3	3 1	0 0	1 0	0 0	0 0	2 0	1 1
Inning Stats	R: 0 E: 0 K: 1 S: 6 H: 0 LOB: 0 BB: 0 P: 8	R: 0 E: 0 K: 0 S: 7 H: 0 LOB: 0 BB: 0 P: 10	R: 0 E: 0 K: 2 S: 10 H: 0 LOB: 0 BB: 0 P: 14	R: 0 E: 0 K: 2 S: 12 H: 1 LOB: 1 BB: 0 P: 14	R: 0 E: 0 K: 1 S: 7 H: 0 LOB: 0 BB: 0 P: 12	R: 1 E: 0 K: 1 S: 16 H: 2 LOB: 1 BB: 0 P: 25	R: 1 E: 0 K: 0 S: 7 H: 2 LOB: 1 BB: 0 P: 12	R: 1 E: 0 K: 0 S: 16 H: 3 LOB: 2 BB: 0 P: 23	R: 0 E: 1 K: 1 S: 11 H: 0 LOB: 1 BB: 0 P: 16	1B: 6 2B: 1 3B: 0 HR: 1	SF: 0 SAC: 0 DP: 0 HBP: 0	WP: 1 PB: 1 SB: 0 CS: 0	PA: 36				

PITCHER		IP	WLS	BF	H	R	ER	SO	BB	IBB	HBP	BLK	WP	HR	S	P	ERA	WHIP
38 Jeremy Bonderman, R ERA: 4.06	(1, 1)	7.0	W	26	5	2	2	7	0	0	0	0	1	1	65	95	2.57	0.714
59 Fu-Te Ni, L ERA: 4.34	(8, 1)	0.1		3	2	1	1	0	0	0	0	0	0	0	7	11	27.00	6.000
54 Joel Zumaya, R ERA: 1.87	(8, 1)	0.2		3	1	0	0	0	0	0	0	0	0	0	9	12	0.00	1.500
49 Eddie Bonine, R ERA: 2.23	(9, 1)	1.0		4	0	0	0	1	0	0	0	0	0	0	11	16	0.00	0.000

PITCHER	IP	WLS	BF	H	R	ER	SO	BB	IBB	HBP	BLK	WP	HR	S	P	ERA	WHIP

Washington Nationals @ Detroit Tigers

Comerica Park, Detroit, MI

Thu Jun 17 2010, 1:05 PM - 3:48 PM EDT

Att. 33,630 - Partly Cloudy - 70 F

livebaseballscorecards.com

AB	36
R	3
H	8
RBI	3
BB	0
SO	8
LOB	15

BOTTOM

Batter	1	2	3	4	5	6	7	8	9	AB	R	H	RBI	BB	SO	LOB
25 Ryan Raburn, R (1, 4) OBP: 0.269, SLG: 0.333 29 Danny Worth, R (6, PR) OBP: 0.225, SLG: 0.250 (7, 4)	B FF 87 X FF 88 1-0 30 G6-4-3 39 SH 1B	X SL 79 0-0 ③ F8			C FF 87 B SI 88 X SL 78 1-1 ① F8	C SI 92 C CH 86 F FF 92 B FF 91 B FF 91 X FF 92 2-2 39 1B 2B	B SI 90 X SI 90 1-0 ③ G4-3			4 1	0 1	2 0	0 0	0 0	0 0	1 2
39 Ramon Santiago, S (1, 6) OBP: 0.346, SLG: 0.326	X FF 87 0-0 SH 30 G6-4-3 1-2		B FF 88 X SI 87 1-0 26 E 26 1B 1B		F CH 82 B CH 80 F SI 89 X SL 80 1-2 30 1B 24 2B 1B	F SI 91 F SL 86 X FF 92 0-2 30 1B 24 1B 2-H 1B		X FF 92 0-0 30 1B 2B		4	3	4	1	0	0	0
30 Magglio Ordonez, R (1, 9) OBP: 0.409, SLG: 0.507	C FF 89 B SL 80 C FF 88 X SI 89 1-2 ① ② G6-4-3 1-2f 2-3		B SL 77 F SI 88 X SI 88 1-1 ① F7		X SI 86 0-0 24 2B 1-2 1B	B SL 82 X SI 92 1-0 24 1B 1-2 1B		B FC 88 F CH 81 X FF 92 1-1 24 G6-4-3 2-H 1B		5	1	3	1	0	0	3
24 Miguel Cabrera, R (1, 3) OBP: 0.411, SLG: 0.647	C FF 88 B FF 88 B SL 80 F SL 79 S SI 90 2-3 ③ K		C SI 88 1 SAFE C SI 88 F FF 90 1 SAFE B FF 88 B SL 78 B SL 81 X SI 90 3-2 ② F9		C SL 77 F SI 88 F FF 86 B SL 79 X SI 88 1-2 9 1B 1-H 2-H 2B	C FF 93 B FF 87 X SI 88 1-1 1-2 2-H 1B	F SL 82 B FF 92 F FF 92 X SL 82 1-2 ③ G6-3	S CH 80 D CH 80 B FC 85 X CH 80 2-1 ① ② G6-4-3 1-2f		5	1	2	3	0	1	3
26 Brennan Boesch, L (1, 7) OBP: 0.393, SLG: 0.628		C FF 87 F SI 88 B SI 90 F CH 82 B CH 83 B CH 81 X SI 89 3-2 ① F7	B SI 89 X CH 81 1-0 E7 1-3 1B		I I IN 52 I IN 52 I IN 52 4-0 9 1B IBB			B CH 81 B FF 93 X FF 93 2-0 1B		4	0	2	0	1	0	2
9 Carlos Guillen, S (1, 10) OBP: 0.366, SLG: 0.484		F SI 88 C SI 90 X SL 81 0-2 15 1B 13 2B 1B	X CH 82 0-0 ③ G1-3		F SI 93 B SI 96 B FF 94 T FF 95 B SI 95 X FF 94 3-2 ② 15 WP 1-3 2-H 1B		B SI 90 X SI 90 1-0 ① G6-3	F CH 81 B FF 94 C CH 80 S FF 94 1-3 ③ K		5	1	2	1	0	1	3
15 Brandon Inge, R (1, 5) OBP: 0.316, SLG: 0.403		B SI 88 1 SAFE X SI 88 1-0 13 2B 1-2 1B		B SI 86 F FF 87 C SI 88 F FF 89 F SL 79 X SL 79 1-2 ① P6	C SI 95 S SL 83 B SL 87 S SL 85 1-3 ③ K 1-2		S SI 90 B SI 91 X CH 84 1-1 32 G3-1 13 1B 1B			4	1	2	0	0	1	1
13 Alex Avila, L (1, 2) OBP: 0.319, SLG: 0.360		B SI 88 B SI 87 B SI 89 C SI 88 X SI 89 3-1 1-H 2-H 2B		C FF 88 B SL 83 C FF 90 B FF 91 X FF 90 2-2 ② G4-3		C SL 80 C SL 81 B FF 91 C FF 92 1-3 ① K	F SI 90 B SI 91 X SI 92 1-1 32 G3-1 1-2 1B			4	0	2	2	0	1	0
32 Don Kelly, L (1, 8) OBP: 0.263, SLG: 0.260		C FF 89 F FF 89 F SI 90 X SI 89 0-2 ② F7		C SI 88 F CH 80 B SI 90 B SI 91 B CH 81 X FF 90 3-2 ③ G4-3		X FF 92 0-0 ② G5-3	B SL 80 X SI 91 1-0 ② G3-1 1-2 2-3			4	0	0	0	0	0	3
Inning Stats	R: 0 E: 1 K: 1 S: 8 H: 1 LOB: 1 BB: 0 P: 12	R: 2 E: 0 K: 0 S: 15 H: 3 LOB: 1 BB: 0 P: 22	R: 0 E: 1 K: 0 S: 9 H: 2 LOB: 2 BB: 0 P: 15	R: 0 E: 0 K: 0 S: 11 H: 0 LOB: 0 BB: 0 P: 17	R: 3 E: 0 K: 1 S: 16 H: 4 LOB: 1 BB: 1 P: 27	R: 2 E: 0 K: 1 S: 17 H: 4 LOB: 2 BB: 0 P: 23	R: 0 E: 0 K: 0 S: 7 H: 2 LOB: 2 BB: 0 P: 12	R: 1 E: 0 K: 1 S: 9 H: 3 LOB: 1 BB: 0 P: 15		1B: 15 2B: 4 3B: 0 HR: 0	SF: 0 SAC: 1 DP: 2 HBP: 0	WP: 1 PB: 0 SB: 0 CS: 0	PA: 42				

PITCHER		IP	WLS	BF	H	R	ER	SO	BB	IBB	HBP	BLK	WP	HR	S	P	ERA	WHIP
56 Luis Atilano, R ERA: 4.77	(1, 1)	4.1	L	23	9	5	5	1	0	1	0	0	0	0	53	83	10.38	2.077
22 Drew Storen, R ERA: 1.46	(5, 1)	0.2		2	1	0	0	1	0	0	0	0	1	0	6	10	0.00	1.500
45 Doug Slaten, L ERA: 2.84	(6, 1)	1.0		7	4	2	2	1	0	0	0	0	0	0	17	23	18.00	4.000
17 Sean Burnett, L ERA: 2.86	(7, 1)	1.0		5	2	0	0	0	0	0	0	0	0	0	7	12	0.00	2.000
36 Tyler Clippard, R ERA: 1.69	(8, 1)	1.0		5	3	1	1	1	0	0	0	0	0	0	9	15	9.00	3.000

PITCHER	IP	WLS	BF	H	R	ER	SO	BB	IBB	HBP	BLK	WP	HR	S	P	ERA	WHIP

AB	40
R	8
H	19
RBI	8
BB	1
SO	4
LOB	18

Batter	1	2	3	4	5	6	7	8	9	AB	R	H	RBI	BB	SO	LOB
2 Kelly Johnson, L (1, 10) OBP: 0.374, SLG: 0.520	B SI 89 C SI 89 B SI 90 C SI 91 F SI 92 B SL 89 B SL 88 F SI 91 B SI 91 4-2 10 1B BB		B SI 89 F SI 89 B CH 81 F SI 90 B SL 88 C SI 90 3-3 ①		C SI 91 B CH 84 X CH 82 1-1 6 1B 2B	B FF 93 B FF 93 C FF 92 B FF 94 S FF 94 F FF 93 S FF 93 3-3 ①		C SL 81 B SL 82 X FF 95 1-1 F7 ②		4	1	1	0	1	2	2
6 Stephen Drew, L (1, 6) OBP: 0.350, SLG: 0.448	B SI 90 X SI 89 1-0 F8 ①		B SI 90 X SI 91 1-0 G4-3 ②		C SI 90 D CH 82 X SI 91 1-1 26 E 10 1B 24 1B 2-H 1B	B FF 94 B FF 86 S FF 94 B FF 94 X FF 94 3-1 1-2 2-H 1B		X SI 95 0-0 G4-3 ③		5	1	2	2	0	0	1
10 Justin Upton, R (1, 9) OBP: 0.326, SLG: 0.434	B SI 90 X SI 91 1-0 1-2 1B		F SI 92 X SI 88 0-1 G5-3 ③		C SL 84 X SL 86 0-1 26 E 24 1B 1-2 1B	C CU 76 S CU 78 C FF 91 0-3 ②			C FF 95 X FS 85 0-1 L7 ①	5	1	2	0	0	1	2
26 Miguel Montero, L (1, 2) OBP: 0.459, SLG: 0.636	C CH 83 B SI 91 X SI 92 1-1 F5 ②			C SI 90 B CH 83 X SL 86 1-1 HR	F SI 92 C SI 91 B SI 91 D CH 85 F SI 91 B SI 86 2 SAFE B SI 91 4-2 3 FC5 24 1B 1-2 2-3 BB	X CH 84 0-0 G1-3 ③			C FS 86 C FS 86 S FS 86 0-3 K ②	4	1	1	1	1	1	4
24 Chris Young, R (1, 8) OBP: 0.345, SLG: 0.492	B SL 87 B SI 92 C SL 86 X SL 87 2-1 G1-3 ③			C SL 86 S SL 85 X SL 87 0-2 G4-3 ①	S SL 88 C SI 92 D SL 88 B SL 88 X SL 88 2-2 3 FC5 1-2 2-H 3-H 1B		C SI 89 X FF 89 0-1 G1-3 ①		X FF 96 0-0 P4 ③	5	0	1	2	0	0	2
25 Adam LaRoche, L (1, 3) OBP: 0.349, SLG: 0.458		B SI 89 F SI 88 B SI 89 S SI 90 F SI 91 B SL 88 S SI 91 3-3 K ①		B SI 90 F SI 90 X SI 91 1-1 1B	C FF 93 B SL 85 B SL 86 S FF 93 F SI 93 F FF 94 D SL 86 S FF 94 3-3 K ②		C SI 90 C CH 82 B SL 85 X CH 83 1-2 1B			4	0	2	0	0	2	2
3 Tony Abreu, S (1, 5) OBP: 0.284, SLG: 0.354 (8, 4)		B SI 89 X SI 90 1-0 P5 ②		B SI 90 F SI 91 C SL 86 B SI 92 F SL 85 B SI 92 X SI 91 3-2 P5 ②	X SI 93 0-0 FC5 ③ 1-2 2-3f		C FF 89 C SI 90 F CU 78 X FF 90 0-2 P5 ②			4	0	0	0	0	0	4
8 Gerardo Parra, L (1, 7) OBP: 0.307, SLG: 0.387		C SI 91 B SI 92 B SI 91 F SL 88 B SI 92 X SI 91 3-2 E3		B SL 90 X SI 90 1-0 F8 ③	X FF 92 0-0 11 BB 6 1B 1B	S CH 83 X CH 83 0-1 F8 ③				4	1	1	0	0	0	2
11 Augie Ojeda, S (1, 4) OBP: 0.206, SLG: 0.167 4 Rusty Ryal, R (8, PH) OBP: 0.342, SLG: 0.386 (8, 5)		B SI 89 X SI 88 1-0 P4 ③			B SI 88 C SI 89 F CH 81 X SL 88 1-2 G4-3 ①	C SI 92 F FF 93 1 SAFE F FF 93 F SL 86 B FF 94 B FF 92 B SI 93 F FF 93 4-2 B FF 94 6 1B 1-2 BB		C CU 77 B SI 89 B SI 90 F CU 77 B CU 76 X CU 77 3-2 P4 ①		2 1	0 0	0 0	0 0	1 0	0 0	1 0
Inning Stats	R: 0 E: 0 K: 0 S: 10 H: 1 LOB: 2 BB: 1 P: 19	R: 0 E: 1 K: 1 S: 9 H: 0 LOB: 1 BB: 0 P: 17	R: 0 E: 0 K: 1 S: 6 H: 0 LOB: 0 BB: 0 P: 10	R: 1 E: 0 K: 0 S: 12 H: 2 LOB: 1 BB: 0 P: 18	R: 3 E: 1 K: 1 S: 21 H: 4 LOB: 2 BB: 1 P: 33	R: 1 E: 0 K: 2 S: 16 H: 2 LOB: 2 BB: 1 P: 26	R: 0 E: 0 K: 0 S: 11 H: 1 LOB: 1 BB: 0 P: 12	R: 0 E: 0 K: 0 S: 6 H: 0 LOB: 0 BB: 0 P: 10	R: 0 E: 0 K: 1 S: 6 H: 0 LOB: 0 BB: 0 P: 6	1B: 8 2B: 1 3B: 0 HR: 1	SF: 0 SAC: 0 DP: 0 HBP: 0		WP: 0 PB: 0 SB: 0 CS: 0	PA: 41			

PITCHER		IP	WLS	BF	H	R	ER	SO	BB	IBB	HBP	BLK	WP	HR	S	P	ERA	WHIP
58 Armando Galarraga, R ERA: 3.32	(1, 1)	4.1		23	7	4	4	2	2	0	0	0	0	1	52	88	8.31	2.077
36 Brad Thomas, L ERA: 4.55	(5, 1)	1.0		6	2	1	1	2	1	0	0	0	0	0	18	31	9.00	3.000
49 Eddie Bonine, R ERA: 2.1	(6, 1)	2.0		7	1	0	0	1	0	0	0	0	0	0	18	22	0.00	0.500
40 Phil Coke, L ERA: 3.1	(8, 1)	0.2	W	2	0	0	0	0	0	0	0	0	0	0	3	4	0.00	0.000
46 Jose Valverde, R ERA: 0.61	(9, 1)	1.0	S	3	0	0	0	1	0	0	0	0	0	0	6	6	0.00	0.000

TOP

Arizona Diamondbacks @ Detroit Tigers

Comerica Park, Detroit, MI

Fri Jun 18 2010, 7:09 PM - 10:05 PM EDT

Att. 37,438 - Clear - 87 F

livebaseballscorecards.com

AB	38
R	5
H	10
RBI	5
BB	3
SO	6
LOB	20

Batter	1	2	3	4	5	6	7	8	9	AB	R	H	RBI	BB	SO	LOB
25 Ryan Raburn, R (1, 8) OBP: 0.266, SLG: 0.323	B FF 88 B FF 88 B FF 88 C FF 88 B FF 87 4-1 18 FC3-6 BB	B CH 76 F SI 89 F SI 89 D CH 82 X FF 91 2-2 SF8 ① 3-H		1 SAFE C CU 78 1 SAFE B CU 80 B CU 80 F SI 88 B SL 81 X CU 79 3-2 G5-3 ③			B FF 92 F SI 95 B SL 86 X SI 95 2-1 L6 ①	B SL 86 S SL 86 C SI 94 B SL 88 S SL 88 2-3 K ③		3	0	0	1	1	1	3
18 Johnny Damon, L (1, 10) OBP: 0.378, SLG: 0.409	C FF 87 B FF 89 1 SAFE X FF 89 1-1 FC3-6 30 HR 1-2f ①	C SL 80 D FF 92 F SI 88 C FF 93 1-3 K ②			C SI 88 X CH 82 0-1 30 1B 32 SF8 1B		F SI 94 C SI 96 F SI 96 B FF 96 B SI 95 F SL 86 X SI 96 2-2 G6-3 ②			4	2	1	0	0	1	2
30 Magglio Ordonez, R (1, 9) OBP: 0.410, SLG: 0.521	C FF 88 F SI 88 B FF 91 B FF 88 B CU 78 X FF 89 3-2 1-H HR	B SI 89 C SI 87 X CH 80 1-1 G6-3 ③			F CU 79 X SL 84 0-1 26 G4-3 1-3 1B		S SI 96 F CH 86 B FF 96 F SI 96 B CH 89 X CH 87 2-2 G4-3 ③			4	1	2	2	0	0	1
24 Miguel Cabrera, R (1, 3) OBP: 0.412, SLG: 0.645 32 Don Kelly, L (5, 3) OBP: 0.256, SLG: 0.257	B FF 88 B FF 90 B FF 88 C FF 88 C FF 87 B FF 90 4-2 BB		C CH 82 X CU 79 0-1 G3-1 ①		X SL 82 0-0 SF8 ① 3-H			B SI 94 X SI 93 1-0 G3 ①		1 1	0 0	0 1	0 0	1 0	0 0	0 0
26 Brennan Boesch, L (1, 7) OBP: 0.390, SLG: 0.617	C SL 82 F SL 83 1 SAFE S SL 84 0-3 K ②		C FF 92 C FF 90 B FF 92 S SL 84 1-3 K ②		B FF 90 F FF 91 X SI 91 1-1 G4-3 ② 2-3			S SL 86 B SL 87 B SL 86 B SI 92 C SI 93 F SL 85 F SL 86 F SI 93 B SL 86 4-2 9 G6-3 15 3B BB		3	1	0	0	1	2	2
9 Carlos Guillen, S (1, 4) OBP: 0.356, SLG: 0.470	B SI 88 C CU 80 F SL 80 C FF 89 1-3 K ③		X SI 87 0-0 G6-3 ③		B CH 82 F CH 79 B FF 91 X CH 82 2-1 F9 ③			F SI 93 X SI 92 0-1 G6-3 ② 1-2		4	0	0	0	0	1	3
15 Brandon Inge, R (1, 5) OBP: 0.323, SLG: 0.421		B FF 88 X FF 89 1-0 13 WP 29 2B 2B		C CH 84 C FF 90 B CU 79 B SL 81 X SL 79 2-2 G5-3 ①		B SL 86 X SI 95 1-0 13 G4-6-3 1B		C SL 85 B SI 94 B SI 93 X SI 95 2-1 13 1B 2-H 3B		4	2	3	1	0	0	0
13 Alex Avila, L (1, 2) OBP: 0.325, SLG: 0.359		B FF 90 C FF 89 B FF 92 B SI 89 F SI 90 B FF 92 4-2 29 2B 25 SF8 2-3 BB		C SL 81 X FF 90 0-1 L9 ②		C SI 95 B SI 94 X SI 94 1-1 ① ② G4-6-3 1-2f		F SI 95 B SL 88 X SI 94 1-1 29 1B 3-H 1B		3	1	1	1	1	0	1
29 Danny Worth, R (1, 6) OBP: 0.273, SLG: 0.302		C CU 80 B FF 86 F SI 86 B SL 81 F SL 80 F SI 88 B SI 86 X CU 78 3-2 1-3 3-H 2B		B CH 79 B SI 86 B FF 87 C FF 87 B FF 88 4-1 BB		X FF 94 0-0 11 BB 6 1B 1B		X SL 86 0-0 1-2 1B		3	0	2	1	1	0	0
Inning Stats	R: 2 E: 0 K: 2 S: 14 H: 1 LOB: 1 BB: 2 P: 27	R: 2 E: 0 K: 1 S: 17 H: 2 LOB: 1 BB: 1 P: 29	R: 0 E: 0 K: 1 S: 6 H: 0 LOB: 0 BB: 0 P: 7	R: 0 E: 0 K: 0 S: 9 H: 0 LOB: 1 BB: 1 P: 18	R: 1 E: 0 K: 0 S: 9 H: 2 LOB: 1 BB: 0 P: 12	R: 0 E: 0 K: 0 S: 5 H: 1 LOB: 0 BB: 0 P: 7	R: 0 E: 0 K: 0 S: 11 H: 0 LOB: 0 BB: 0 P: 17	R: 2 E: 0 K: 1 S: 16 H: 3 LOB: 2 BB: 1 P: 26		1B: 5 2B: 2 3B: 1 HR: 1	SF: 2 SAC: 0 DP: 1 HBP: 0		WP: 1 PB: 0 SB: 0 CS: 0	PA: 37			

PITCHER		IP	WLS	BF	H	R	ER	SO	BB	IBB	HBP	BLK	WP	HR	S	P	ERA	WHIP
35 Dontrelle Willis, L ERA: 4.78	(1, 1)	5.0		24	5	5	5	4	4	0	0	0	1	1	55	93	9.00	1.800
55 Blaine Boyer, R ERA: 6.0	(6, 1)	2.0		6	1	0	0	0	0	0	0	0	0	0	16	24	0.00	0.500
50 Chad Qualls, R ERA: 8.87	(8, 1)	1.0	L	7	3	2	2	1	1	0	0	0	0	0	16	26	18.00	4.000

Batter	1	2	3	4	5	6	7	8	9	AB	R	H	RBI	BB	SO	LOB
2 Kelly Johnson, L (1, 4) OBP: 0.371, SLG: 0.512	C SI 88 F FF 91 F SI 90 S CH 81 0-3 ① **K**	S CH 80 X SI 90 0-1 ③ **G4-3**			C SI 87 F FF 90 T FF 93 0-2 ① **K**	C FF 94 B CU 79 B SI 94 X FF 95 2-1 ③ **G4-3**			C SI 94 B CH 88 F FF 95 B CH 88 B FF 94 B SL 88 4-2 6 BB 10 1B **BB**	4	0	0	0	1	2	1
6 Stephen Drew, L (1, 6) OBP: 0.351, SLG: 0.442	X SI 88 0-0 ② **F7**		C SI 87 B FF 90 X CH 78 1-1 ① **L4**		C FF 90 C SI 89 B CH 81 X SL 80 1-2 ② **L8**		B CH 88 F FF 94 B FF 94 B SL 91 B FF 93 4-1 10 G6-3 **BB**		B SI 93 1 SAFE F FF 92 1 SAFE P PO 83 B SL 89 B FF 92 4-1 10 1B 1-2 **BB**	3	0	0	0	2	0	0
10 Justin Upton, R (1, 9) OBP: 0.328, SLG: 0.434	C FF 92 B SI 91 B SI 89 B FF 82 X SI 89 3-1 **1B**		B FF 90 C CH 79 C FF 92 B SL 84 C CH 80 2-3 ② **K**		B CU 77 S SI 88 F FF 91 X SI 89 1-2 ③ **G5-3**		X SL 89 0-0 ① ② **G6-3** 1-2f		C SL 88 F FF 93 X FF 93 0-2 ③ 1-2 2-H **1B**	5	0	2	0	0	1	1
26 Miguel Montero, L (1, 10) OBP: 0.463, SLG: 0.703	C SI 89 1 SAFE X CH 80 0-1 ③ **G4-3**		B FF 92 B SI 90 B SI 89 X SI 90 3-0 **1B**			B SI 87 X SI 87 1-0 **HR**	C SL 91 B FF 95 B CU 81 F FF 95 X FF 94 2-2 ③ **G4-3**			4	1	2	1	0	0	1
24 Chris Young, R (1, 8) OBP: 0.341, SLG: 0.484		B SI 88 C FF 89 B SI 90 X SI 89 2-1 E7 25 F8 27 HR	C SL 81 B CU 79 C SI 93 X CH 82 1-2 ③ **G4-3**			B SL 80 B FF 90 C SI 89 X SI 88 2-1 ① **F8**		B SL 87 C SL 88 B FF 94 X SL 89 2-1 ① **F8**		4	1	0	0	0	0	1
25 Adam LaRoche, L (1, 3) OBP: 0.351, SLG: 0.463		X SI 90 0-0 ① **F8** 2-3		C SI 90 B CH 80 X CH 79 1-1 8 G3-6-3 27 1B **1B**		B SI 88 X SI 87 1-0 8 3B **2B**		C SL 90 S CU 80 B FF 93 B SL 90 B FF 94 F FF 94 F SL 90 F FF 94 S SL 90 3-3 ② **K**		4	1	2	0	0	1	1
27 Mark Reynolds, R (1, 5) OBP: 0.331, SLG: 0.478		T SI 93 B SL 82 X SI 92 1-1 **HR** 3-H		X FF 91 0-0 8 G3-6-3 1-2 **1B**		D SL 80 B SI 90 C SI 90 F CH 81 F SL 80 B FF 94 B SI 92 4-2 8 3B **BB**		F CU 81 S FF 95 B FF 96 B FF 94 T SI 95 2-2 ③ **K**		3	2	2	2	1	1	0
8 Gerardo Parra, L (1, 7) OBP: 0.305, SLG: 0.398	X SI 89 0-0 ② **F7**		B SI 90 X FF 91 1-0 ① ② **G3-6-3** 1-2f 2-3			C SL 74 X SI 86 0-1 19 SF8 1-H 2-H **3B**			S SL 89 B FF 93 S CU 82 F FF 94 B FF 95 X SL 90 2-2 ① **L8**	4	1	1	2	0	0	2
19 Chris Snyder, R (1, 2) OBP: 0.342, SLG: 0.429	B SL 80 B FF 90 C SI 88 X SI 89 2-1 **1B**		B CH 84 C FF 93 S SL 82 F FF 95 F SL 81 F FF 94 F CH 80 B FF 94 B FF 93 3-3 ③ **K**			X SL 89 0-0 ② **SF8** 3-H			B FF 95 X FF 95 1-0 ② **F9**	3	0	1	1	0	1	1
Inning Stats	R: 0 E: 0 K: 1 S: 9 H: 1 LOB: 1 BB: 0 P: 12	R: 2 E: 1 K: 0 S: 10 H: 2 LOB: 1 BB: 0 P: 15	R: 0 E: 0 K: 1 S: 9 H: 1 LOB: 1 BB: 0 P: 16	R: 0 E: 0 K: 1 S: 11 H: 2 LOB: 1 BB: 0 P: 16	R: 0 E: 0 K: 1 S: 9 H: 0 LOB: 0 BB: 0 P: 11	R: 4 E: 0 K: 0 S: 12 H: 3 LOB: 0 BB: 1 P: 22	R: 0 E: 0 K: 0 S: 5 H: 0 LOB: 0 BB: 1 P: 11	R: 0 E: 0 K: 2 S: 11 H: 0 LOB: 0 BB: 0 P: 18	R: 0 E: 0 K: 0 S: 12 H: 1 LOB: 2 BB: 2 P: 22	1B: 6 2B: 1 3B: 1 HR: 2 SF: 1 SAC: 0 DP: 2 HBP: 0	WP: 0 PB: 0 SB: 0 CS: 0 PA: 39					

PITCHER		IP	WLS	BF	H	R	ER	SO	BB	IBB	HBP	BLK	WP	HR	S	P	ERA	WHIP
48 Rick Porcello, R ERA: 6.14	(1, 1)	5.1	L	25	8	5	4	4	1	0	0	0	0	2	55	85	6.75	1.688
59 Fu-Te Ni, L ERA: 4.82	(6, 1)	0.0		1	1	0	0	0	0	0	0	0	0	0	2	2	∞	∞
21 Enrique Gonzalez, R ERA:	(6, 1)	3.2		13	1	1	1	2	3	0	0	0	0	0	31	56	2.46	1.091

TOP

Arizona Diamondbacks @ Detroit Tigers

Comerica Park, Detroit, MI

Sat Jun 19 2010, 7:07 PM - 9:56 PM EDT

Att. 40,681 - Clear - 85 F

livebaseballscorecards.com

AB	34
R	6
H	10
RBI	6
BB	4
SO	6
LOB	8

Batter	1	2	3	4	5	6	7	8	9	AB	R	H	RBI	BB	SO	LOB
32 Don Kelly, L (1, 8) OBP: 0.264, SLG: 0.266	C FF 91 X FF 92 0-1 18 E 30 1B **1B**	C SI 94 S SL 85 B SL 85 B SI 96 X SL 84 2-2 ② **F9**			F SI 94 X FF 94 0-1 ① **P5**		C SL 83 B CH 84 X FF 94 1-1 ① **P6**		C SI 93 F SI 92 X CH 81 0-2 30 2B **1B**	5	2	2	0	0	0	2
18 Johnny Damon, L (1, 10) OBP: 0.375, SLG: 0.409	C FF 93 F SL 83 1 SAFE X SI 93 0-2 E5 30 1B 1-3	B FF 94 X FF 96 1-0 ③ **L6**			C SL 84 X FF 95 0-1 ② **G6-3** 2-3		C FF 95 B FF 95 X FF 95 1-1 30 E 24 G5-3 **2B**		C SI 92 X SI 94 0-1 ② **P6**	5	1	1	0	0	0	4
30 Magglio Ordonez, R (1, 9) OBP: 0.410, SLG: 0.522	B FF 94 B SL 83 X FF 92 2-0 24 BB 1-3 3-H **1B**		B FF 94 X FF 92 1-0 ① **P4**		B SL 84 X FF 94 1-0 ③ **G6-3**		B FF 94 C FF 93 B FF 92 X SL 85 2-1 26 2-6 E5 24 G5-3 2-3		B CH 81 F CH 82 X SI 93 1-1 1-H **2B**	5	0	2	2	0	0	2
24 Miguel Cabrera, R (1, 3) OBP: 0.411, SLG: 0.638	B SL 84 B SL 84 F SL 85 F FF 94 B FF 95 B FF 93 4-2 9 G4-6-3 1-2 **BB**		F FF 92 X FF 93 0-1 ② **G4-3**			B CU 77 C FF 93 X FF 94 1-1 26 1B 13 1B **1B**	B SL 86 X SL 85 1-0 ② **G5-3** 1-2 3-H		B SI 94 F CH 82 F SI 92 T CH 83 1-2 ③ **K**	4	1	1	1	1	1	2
26 Brennan Boesch, L (1, 7) OBP: 0.387, SLG: 0.608	C SL 84 B SL 84 F SI 94 D SL 85 S FF 93 2-3 ① **K**		X SL 84 0-0 ③ **G3**			B FF 94 X SL 83 1-0 13 1B 1-2 **1B**	F CH 84 F FF 96 B FF 97 1-2 ③ **2-6** 2-3	B CH 84 S FF 95 X FF 97 1-1 ① **G3-1**		4	0	1	0	0	1	3
9 Carlos Guillen, S (1, 4) OBP: 0.347, SLG: 0.456	F FF 94 F FF 95 B FF 95 X CH 86 1-2 ② ③ **G4-6-3** 1-2f			C SL 84 S FF 95 B FF 95 X SI 95 1-2 ① **G4-3**		X FF 94 0-0 ① **F7**		S CH 85 F SL 86 F SL 83 B CH 86 T FF 97 1-2 ② **K**		4	0	0	0	0	1	5
15 Brandon Inge, R (1, 5) OBP: 0.326, SLG: 0.420		C FF 93 B SL 83 S SL 83 B SL 84 B FF 94 B FF 94 4-2 13 WP 13 1B **BB**		B SL 84 C FF 95 C SI 94 B SL 87 X SL 84 2-2 ② **G6-3**		C SL 84 S SL 84 S SL 85 0-3 ② **K**		B FF 96 F SL 83 X FF 97 1-1 13 WP **1B**		3	1	1	0	1	1	2
13 Alex Avila, L (1, 2) OBP: 0.331, SLG: 0.364		S SL 85 B CH 85 X SI 93 1-1 39 SH1 1-H **1B**		B FF 95 C SL 82 B CU 79 F FF 96 S CH 86 2-3 ③ **K**		B SL 85 F FF 94 X FF 96 1-1 39 FC6 1-2 2-H **1B**		C CH 83 B CH 83 B SI 92 F CH 83 S CH 82 2-3 ③ **K** 1-2		4	0	2	2	0	2	1
39 Ramon Santiago, S (1, 6) OBP: 0.346, SLG: 0.333	C FF 93 X FF 94 0-1 ① **SH1** 1-2			X FF 94 0-0 18 G6-3 **2B**		C CH 83 X FF 96 0-1 ③ **FC6** 1-2f			C SI 93 S CH 82 F CH 80 B SI 92 F SI 93 X CH 80 1-2 ① **F7**	3	0	1	0	0	0	2
Inning Stats	R: 1 E: 1 K: 1 S: 14 H: 2 LOB: 2 BB: 1 P: 23	R: 1 E: 0 K: 0 S: 10 H: 1 LOB: 1 BB: 1 P: 18	R: 0 E: 0 K: 0 S: 4 H: 0 LOB: 0 BB: 0 P: 5	R: 0 E: 0 K: 1 S: 9 H: 0 LOB: 0 BB: 0 P: 14	R: 0 E: 0 K: 0 S: 6 H: 1 LOB: 1 BB: 0 P: 7	R: 1 E: 0 K: 1 S: 11 H: 3 LOB: 2 BB: 0 P: 14	R: 1 E: 1 K: 0 S: 9 H: 1 LOB: 1 BB: 0 P: 15	R: 0 E: 0 K: 2 S: 11 H: 1 LOB: 1 BB: 0 P: 16	R: 1 E: 0 K: 1 S: 15 H: 2 LOB: 1 BB: 0 P: 18	1B: 8 2B: 3 3B: 1 HR: 1 SF: 0 SAC: 1 DP: 2 HBP: 0	WP: 2 PB: 0 SB: 0 CS: 0 PA: 40					

PITCHER		IP	WLS	BF	H	R	ER	SO	BB	IBB	HBP	BLK	WP	HR	S	P	ERA	WHIP
36 Edwin Jackson, R ERA: 5.05	(1, 1)	7.2	W	35	9	4	3	4	2	0	0	0	1	0	71	107	3.52	1.435
22 Aaron Heilman, R ERA: 3.48	(8, 1)	1.1	S	6	2	1	1	2	0	0	0	0	1	0	18	23	6.75	1.500

BOTTOM

Arizona Diamondbacks @ Detroit Tigers

Comerica Park, Detroit, MI

Sat Jun 19 2010, 7:07 PM - 9:56 PM EDT

Att. 40,681 - Clear - 85 F

livebaseballscorecards.com

AB	37
R	5
H	11
RBI	5
BB	2
SO	6
LOB	23

PITCHER		IP	WLS	BF	H	R	ER	SO	BB	IBB	HBP	BLK	WP	HR	S	P	ERA	WHIP

TOP

Batter	1	2	3	4	5	6	7	8	9	AB	R	H	RBI	BB	SO	LOB
6 Stephen Drew, L (1, 6) OBP: 0.346, SLG: 0.435	C FF 94 C FF 95 B SL 84 F FF 96 B CH 85 S CH 86 2-3 ① **K**	X FF 94 0-0 ③ L7			C FF 93 1 SAFE B FF 93 1 SAFE B FF 93 X CH 83 2-1 ①② G6-3 1-2f			X FF 100 0-0 ② F7		4	0	0	0	0	1	2
3 Tony Abreu, S (1, 4) OBP: 0.271, SLG: 0.337	C FF 95 C SL 84 B FF 97 F SL 84 B FF 96 B CH 86 X FF 96 3-2 ② G5-3	X FF 92 0-0 ① L7			C SL 83 X SL 83 0-1 ③ G3-1			B CU 80 F FF 101 F FF 100 B FF 101 B SI 83 F FF 101 F FF 101 X FF 100 3-2 ③ F7		4	0	0	0	0	0	0
10 Justin Upton, R (1, 9) OBP: 0.326, SLG: 0.429	C FF 95 B CH 86 B FF 95 F FF 95 B FF 95 B FF 96 4-2 ② 26 1B 24 2B BB	C CH 84 S CH 84 C FF 96 0-3 ② **K**				X FF 95 0-0 ① F9			B FS 84 F FF 94 S FS 85 S FS 86 1-3 ① **K**	3	1	0	0	1	2	0
26 Miguel Montero, L (1, 2) OBP: 0.444, SLG: 0.659	**B FF 93** **F FF 94** 1 SAFE **F FF 95** 1 SAFE 1 SAFE B FF 95 F FF 93 X CH 85 2-2 24 2B **1-3** 1B	B FF 95 C FF 95 F CH 86 B FF 98 X FF 96 2-2 ③ F7				C FF 92 F FF 96 X FF 97 0-2 ② L8			B FF 97 X FS 86 1-0 ② G3	4	0	1	0	0	0	0
24 Chris Young, R (1, 8) OBP: 0.343, SLG: 0.486	C SL 84 C FF 93 B SL 85 X FF 95 1-2 **1-3** **3-H** 2B			B FF 94 B FF 95 C FF 94 B CH 84 S FF 96 B FF 97 4-2 25 S BB		C FF 96 B SL 84 X SL 85 1-1 ③ F8			B FS 86 X FF 96 1-0 ③ P3	3	0	1	1	1	0	0
25 Adam LaRoche, L (1, 10) OBP: 0.347, SLG: 0.457	C FF 96 B FF 95 B CH 86 B FF 95 S FF 95 F FF 97 X FF 96 3-2 ③ G3-1			**S CH 85** **B FF 94** **S FF 94** 1 SAFE 1 SAFE F FF 94 F FF 95 F CH 84 1 SAFE 2-3 ① **K** **1-2**		S SL 84 C FF 96 B FF 95 B FF 97 F FF 95 B CH 86 S CH 86 3-3 ① **K**			3	0	0	0	0	2	3
27 Mark Reynolds, R (1, 5) OBP: 0.327, SLG: 0.472		C FF 93 S FF 95 F FF 96 F CH 85 F FF 96 B SL 85 B SL 84 S FF 95 2-3 ① **K**		C SL 84 B SL 86 F FF 95 2 SAFE B CH 85 S FF 97 2-3 ② **K**			B CH 83 F FF 97 C SL 87 S SL 87 1-3 ② **K**			3	0	0	0	0	3	1
8 Gerardo Parra, L (1, 7) OBP: 0.299, SLG: 0.389		C FF 93 B CH 85 F FF 94 X CH 86 1-2 ② G6-3		B CH 83 B FF 95 C FF 95 F CH 84 F FF 95 X CH 84 2-2 ③ L7			C SL 84 F FF 96 F FF 98 B SL 85 S CH 85 1-3 ③ **K**			3	0	0	0	0	1	1
4 Rusty Ryal, R (1, 3) OBP: 0.354, SLG: 0.397		X FF 94 0-0 1B			C FF 93 S SL 85 B SL 86 X FF 94 1-2 6 G6-3 1B			B FF 99 B FF 99 S FF 100 B FF 99 S FF 99 S FF 100 3-3 ① **K**		3	0	2	0	0	1	0
Inning Stats	R: 1 E: 0 K: 1 S: 21 H: 2 LOB: 2 BB: 1 P: 36	R: 0 E: 0 K: 1 S: 11 H: 1 LOB: 1 BB: 0 P: 14	R: 0 E: 0 K: 1 S: 7 H: 0 LOB: 0 BB: 0 P: 9	R: 0 E: 0 K: 2 S: 16 H: 0 LOB: 1 BB: 1 P: 26	R: 0 E: 0 K: 0 S: 7 H: 1 LOB: 0 BB: 1 P: 10	R: 0 E: 0 K: 0 S: 6 H: 0 LOB: 0 BB: 0 P: 7	R: 0 E: 0 K: 3 S: 11 H: 0 LOB: 0 BB: 0 P: 16	R: 0 E: 0 K: 1 S: 9 H: 0 LOB: 0 BB: 0 P: 15	R: 0 E: 0 K: 1 S: 5 H: 0 LOB: 0 BB: 0 P: 8	1B: 3 2B: 1 3B: 0 HR: 0 SF: 0 SAC: 0 DP: 1 HBP: 0				WP: 0 PB: 0 SB: 1 CS: 0	PA: 32	

PITCHER	IP	WLS	BF	H	R	ER	SO	BB	IBB	HBP	BLK	WP	HR	S	P	ERA	WHIP
37 Max Scherzer, R (1, 1) ERA: 5.67	7.0	W	26	4	1	1	8	2	0	0	0	0	0	79	118	1.29	0.857
54 Joel Zumaya, R (8, 1) ERA: 1.82	1.0	H	3	0	0	0	1	0	0	0	0	0	0	9	15	0.00	0.000
46 Jose Valverde, R (9, 1) ERA: 0.59	1.0	S	3	0	0	0	1	0	0	0	0	0	0	5	8	0.00	0.000

Arizona Diamondbacks @ Detroit Tigers
Comerica Park, Detroit, MI
Sun Jun 20 2010, 1:07 PM - 3:41 PM EDT
Att. 41,417 - Sunny - 79 F

livebaseballscorecards.com

AB	30
R	1
H	4
RBI	1
BB	2
SO	10
LOB	7

BOTTOM

Batter	1	2	3	4	5	6	7	8	9	AB	R	H	RBI	BB	SO	LOB
32 Don Kelly, L (1, 8) (9, 7) OBP: 0.264, SLG: 0.265	C FF 88 X FF 89 0-1 ① G3-1		B CH 78 X SI 88 1-0 ① F9			C SI 88 C KC 76 X KC 75 0-2 ① F9	B SI 94 X SI 94 1-0 18 FC4 **1-2** 1B			4	0	1	0	0	0	0
18 Johnny Damon, L (1, 10) OBP: 0.369, SLG: 0.402	B SI 88 C SI 88 F KC 76 F FF 90 B KC 76 S CH 80 2-3 ② **K**		C KC 76 C SI 90 B FF 90 B FF 90 F KC 79 X CH 82 2-2 ② L9			X SL 84 0-0 ② F8	C CU 81 B FF 94 B CH 85 C CU 82 X FF 95 2-2 ③ FC4 **1-2f**			4	0	0	0	0	1	2
30 Magglio Ordonez, R (1, 9) OBP: 0.408, SLG: 0.522	B FF 90 F FF 89 B CH 80 X FF 90 2-1 2B		F FF 87 F SI 89 B CH 81 X CH 82 1-2 ③ G6-3			C SL 84 B KC 76 X FF 88 2-1 ③ F9		B SI 94 S CU 83 X FF 95 1-1 ① P4		4	0	1	0	0	0	0
24 Miguel Cabrera, R (1, 3) OBP: 0.409, SLG: 0.632	D SL 85 B CH 80 C KC 75 X SI 89 2-1 ③ F8			C SL 83 F CH 78 F KC 76 X KC 76 0-2 ① F9			C FF 87 X FF 88 0-1 26 HR 1B	F FF 95 B CU 83 B CU 84 C CU 82 F CU 83 F FF 95 B FF 96 S CU 84 3-3 ② **K**		4	1	1	0	0	1	1
26 Brennan Boesch, L (1, 7) 14 Austin Jackson, R (9, 8) OBP: 0.384, SLG: 0.617 OBP: 0.352, SLG: 0.412		B KC 73 B SL 84 C SI 88 F FF 89 S KC 76 2-3 ① **K**		X CH 81 0-0 ② L3			F FF 90 B KC 76 X KC 76 1-1 **1-H** HR	B SI 94 B CH 85 S CH 88 X FF 95 2-1 ③ P6		4 0	1 0	1 0	2 0	0 0	1 0	0 0
9 Carlos Guillen, S (1, 4) OBP: 0.353, SLG: 0.482		B SI 89 F SI 90 X CH 81 1-1 13 E 1B		S SI 90 C FF 90 S FF 91 0-3 ③ **K**			F SI 89 B KC 75 F FF 89 X FF 90 1-2 HR			3	1	2	1	0	1	0
15 Brandon Inge, R (1, 5) OBP: 0.322, SLG: 0.415		B KC 75 C SI 90 B SI 89 C SI 91 F CH 81 1 SAFE X FF 90 2-2 ② P3			C FF 86 B SI 88 F FF 89 X KC 76 1-2 ① F9		B SL 82 F FF 88 B KC 76 C CH 80 B KC 74 F CH 81 F FF 91 X FF 91 3-2 ① F8			3	0	0	0	0	0	1
13 Alex Avila, L (1, 2) OBP: 0.323, SLG: 0.355		1 SAFE X SI 90 0-0 E4 **1-3**			C FF 88 X FF 90 0-1 ② G3-1		B CH 80 C FF 89 S CH 81 F CH 80 F FF 90 B CH 81 F CH 80 S FF 91 2-3 ② **K**			3	0	0	0	0	1	1
39 Ramon Santiago, S (1, 6) OBP: 0.345, SLG: 0.333		B SI 91 C FF 89 F CH 82 B CH 82 F KC 78 F FF 91 B CH 80 S CH 81 3-3 ③ **K**			B FF 90 F SI 89 F CH 79 F KC 78 F FF 92 B FF 91 X CH 82 2-2 ③ G4-3		B FF 91 F SI 90 B CH 80 X FF 91 2-1 32 1B 1B			3	0	1	0	0	1	2
Inning Stats	R: 0 E: 0 K: 1 S: 10 H: 1 LOB: 1 BB: 0 P: 16	R: 0 E: 1 K: 2 S: 15 H: 1 LOB: 2 BB: 0 P: 23	R: 0 E: 0 K: 0 S: 8 H: 0 LOB: 0 BB: 0 P: 12	R: 0 E: 0 K: 1 S: 8 H: 0 LOB: 0 BB: 0 P: 8	R: 0 E: 0 K: 0 S: 10 H: 0 LOB: 0 BB: 0 P: 13	R: 0 E: 0 K: 0 S: 6 H: 0 LOB: 0 BB: 0 P: 8	R: 3 E: 0 K: 1 S: 24 H: 5 LOB: 2 BB: 0 P: 36	R: 0 E: 0 K: 1 S: 10 H: 0 LOB: 0 BB: 0 P: 16		1B: 4 2B: 1 3B: 0 HR: 2 SF: 0 SAC: 0 DP: 1 HBP: 0				WP: 0 PB: 0 SB: 1 CS: 0	PA: 32	

PITCHER	IP	WLS	BF	H	R	ER	SO	BB	IBB	HBP	BLK	WP	HR	S	P	ERA	WHIP
31 Ian Kennedy, R (1, 1) ERA: 3.6	6.2	L	27	6	3	3	5	0	0	0	0	0	2	77	109	4.05	0.900
58 Juan Gutierrez, R (7, 1) ERA: 8.37	1.1		5	1	0	0	1	0	0	0	0	0	0	14	23	0.00	0.750

Detroit Tigers @ New York Mets

Citi Field, Flushing, NY

Tue Jun 22 2010, 7:12 PM - 11:26 PM EDT

Att. 32,363 - Cloudy - 74 F

TOP

Batter	1	2	3	4	5	6	7	8	9	AB	R	H	RBI	BB	SO	LOB
14 Austin Jackson, R (1, 8) OBP: 0.353, SLG: 0.413	B FF 86 F FF 88 X SI 88 1-1 G4-3 ①		B FF 89 C FC 82 F CU 74 F FC 85 H FF 90 2-2 12 CS HBP		B SI 86 X SI 87 1-0 12 1B 1-H 2B	B FF 91 S FF 90 B FF 91 C FF 91 B FF 93 S FF 92 3-3 K ①		B FF 95 B FF 95 C SI 96 F FF 96 B FF 98 S FF 95 3-3 K ③		4	1	1	1	0	2	1
12 Gerald Laird, R (1, 2) OBP: 0.255, SLG: 0.239	C FF 89 B FC 83 B FF 90 X FF 89 2-1 P4 ②		C FF 88 B SI 89 1 SAFE F SL 85 C FC 84 1-3 K ② ③ 1-2		B FC 81 X FF 88 1-0 24 F9 30 G5-3 26 1B 2-H 1B	C FF 92 B SL 82 S FF 93 F FF 95 B FF 94 F FF 94 C FF 94 2-3 K ②			B FF 92 C CU 75 B CU 77 F FF 92 F FF 95 X CH 84 2-2 G5-3 ①	5	1	1	1	0	2	1
30 Magglio Ordonez, R (1, 9) OBP: 0.404, SLG: 0.513	B SI 89 B FC 85 B FC 84 B FF 88 4-0 BB	C SI 87 X FC 81 0-1 G5-3 ①	F SI 88 B CU 74 S CU 73 B SI 90 X CU 75 2-2 G5-3 ① 1-2	S FF 95 B FF 94 S FF 92 B SL 84 F FF 94 B FF 95 S SL 83 3-3 K ③				T FF 94 B CU 76 X SI 94 1-1 G3 ②	4	0	0	0	1	1	1
24 Miguel Cabrera, R (1, 3) OBP: 0.409, SLG: 0.630	C CU 74 F FF 89 F FF 88 T FC 85 0-2 K ③	C FC 83 B SI 87 B FF 88 X FC 88 2-1 26 HR 2B	X FC 83 0-0 F9 ② 2-3		B CU 79 B FF 92 B FF 92 B FF 90 4-0 9 G6-4-3 BB		X SI 94 0-0 L9 ③	4	1	1	0	1	1	2
26 Brennan Boesch, L (1, 7) OBP: 0.392, SLG: 0.635		B FF 87 B FC 82 C FF 88 B FF 89 S FF 90 F FF 90 B FF 90 4-2 BB	B FF 88 B FF 88 X SI 88 2-0 2-H HR	B SL 83 X SL 85 1-0 15 BB 9 1B 29 1B 3-H 1B			C FF 92 X SL 83 0-1 F9 ①		3	2	2	3	1	0	1
9 Carlos Guillen, S (1, 4) OBP: 0.350, SLG: 0.476		C CU 73 B SI 88 F SI 89 D CU 75 S FF 88 2-3 K ①	X SI 88 0-0 G4-3 ②	B CU 73 C FC 80 F CU 74 X SI 89 1-2 29 1B 15 BB 1-2 1B			C FF 92 B CH 86 S FF 92 D SL 82 F FF 92 X FF 93 2-2 G6-4-3 ② ③ 1-2f		4	0	1	0	0	1	2
15 Brandon Inge, R (1, 5) OBP: 0.325, SLG: 0.418		B CU 73 X SI 88 1-0 P3 ②	X SI 87 0-0 2B	B FC 86 B FC 84 B FF 88 B FF 88 4-0 29 1B 1-2 2-3 BB				B FF 96 B FF 93 C FF 94 F FF 96 S FF 97 2-3 K ①	3	0	1	0	1	1	1
29 Danny Worth, R (1, 6) OBP: 0.292, SLG: 0.304		B SI 88 B SI 89 F FF 88 X FF 89 2-1 L9 ③	B CU 74 C FC 83 B FF 88 X FF 87 2-1 F7 ③	B FF 93 C FF 93 F FF 93 X SL 81 1-2 1-2 2-3 3-H 1B				B FF 95 C FF 94 B FF 98 S FF 94 F FF 98 B SL 87 B FF 96 4-2 BB	3	0	1	1	1	0	2
35 Justin Verlander, R (1, 1) 56 Jay Sborz, R (3, 1) 36 Brad Thomas, L (3, 1) 25 Ryan Raburn, R (5, PH) OBP: 0.270, SLG: 0.320 59 Fu-Te Ni, L (5, 1) 32 Don Kelly, L (8, PH) OBP: 0.261, SLG: 0.262 21 Enrique Gonzalez, R (8, 1)			T FF 88 B CU 73 S SI 88 S FF 89 1-3 K ①		C FC 83 X FC 88 2-1 14 2B HBP			C FF 96 F FS 91 X FF 95 0-2 P5 ②	1 0 0 1 0 0 1 0	0 0 0 1 0 0 0 0	0 0 0 1 0 0 0 0	0 0 0 0 0 0 0 0	0 0 0 1 0 0 1 0	1 0 0 0 0 0 0 0	0 0 0 3 0 0 1 0
Inning Stats	R: 0 E: 0 K: 1 S: 8 H: 0 LOB: 1 BB: 1 P: 15	R: 0 E: 0 K: 1 S: 9 H: 0 LOB: 1 BB: 1 P: 18	R: 0 E: 0 K: 2 S: 9 H: 0 LOB: 0 BB: 0 P: 13	R: 2 E: 0 K: 0 S: 9 H: 3 LOB: 1 BB: 0 P: 15	R: 4 E: 0 K: 1 S: 17 H: 5 LOB: 3 BB: 1 P: 31	R: 0 E: 0 K: 3 S: 12 H: 0 LOB: 0 BB: 0 P: 20	R: 0 E: 0 K: 0 S: 6 H: 0 LOB: 0 BB: 1 P: 12	R: 0 E: 0 K: 2 S: 12 H: 0 LOB: 1 BB: 1 P: 21	R: 0 E: 0 K: 0 S: 7 H: 0 LOB: 0 BB: 0 P: 10	1B: 4 2B: 3 3B: 0 HR: 1	SF: 0 SAC: 0 DP: 1 HBP: 2	WP: 0 PB: 0 SB: 0 CS: 1	PA: 40			

PITCHER		IP	WLS	BF	H	R	ER	SO	BB	IBB	HBP	BLK	WP	HR	S	P	ERA	WHIP
49 Jonathon Niese, L ERA: 4.17	(1, 1)	4.2		25	7	6	6	4	3	0	2	0	0	1	46	84	11.57	2.143
38 Fernando Nieve, R ERA: 5.34	(5, 1)	2.1	W	8	1	0	0	4	1	0	0	0	0	0	24	40	0.00	0.857
39 Bobby Parnell, R ERA:	(8, 1)	1.0		4	0	0	0	2	1	0	0	0	0	0	12	21	0.00	1.000
18 Ryota Igarashi, R ERA: 8.56	(9, 1)	1.0		3	0	0	0	0	0	0	0	0	0	0	7	10	0.00	0.000

livebaseballscorecards.com

BOTTOM

Batter	1	2	3	4	5	6	7	8	9	AB	R	H	RBI	BB	SO	LOB
7 José Reyes, S (1, 6) OBP: 0.321, SLG: 0.411	C FF 95 F FF 94 B FF 96 X CU 79 1-2 16 3B 1B	B CH 85 X SI 94 1-0 F8 ②	C CU 82 B CU 84 X FF 92 1-1 16 S 16 1B 1-3 2-H 1B	B SL 85 B CH 84 B FF 91 C SI 91 C SI 91 X SI 91 3-2 16 2B 2-3 1B		C SL 73 B SI 88 F SI 87 F SI 87 S CH 80 1-3 K 16 1B 5 2B	X SI 88 0-0 P2 ③			6	3	3	1	0	1	1
16 Ángel Pagán, S (1, 8) OBP: 0.363, SLG: 0.447	1 SAFE L FF 93 1 SAFE X FF 94 0-1 5 SF9 1-H 3B	1 SAFE C FF 94 S CU 78 1 SAFE D CU 80 1 SAFE X CH 86 1-2 G1-3 ③	1 SAFE B FF 91 C SL 82 C SL 83 X SL 83 1-2 29 2B 5 1B 1-H 3-H 1B	S SL 85 S CH 85 B CH 86 X SI 92 1-2 1-3 3-H 2B		1 SAFE 1 SAFE C SI 86 C SL 74 1 SAFE X SI 88 0-2 5 2B 29 1B 1-2 1B		F FF 92 X SL 88 0-1 G4-3 ①		6	3	4	4	0	0	1
5 David Wright, R (1, 5) OBP: 0.380, SLG: 0.516	C FF 96 F FF 96 D CH 86 F CH 88 X FF 97 1-2 SF9 ① 3-H	B FF 92 B FF 94 B SL 87 B FF 96 4-2 29 1B 44 2B BB F FF 92 X FF 91 0-1 29 2B 1-2 1B	I SAFE I IN 52 I IN 63 I IN 57 4-0 44 FC6-4 IBB			B SL 74 X CH 78 1-0 29 1B 44 SF9 1-3 2-H 2B		C SL 86 B FF 94 B FF 93 X SL 87 2-1 29 G6-3 1B		3	3	3	2	2	0	0
29 Ike Davis, L (1, 3) OBP: 0.347, SLG: 0.450	F FF 94 B CU 79 C CU 79 B CU 80 S CH 86 2-3 K ②	B FF 95 1 SAFE C CH 84 0-1 44 2B 12 HBP 1-3 1B F FF 92 B CH 84 B SL 83 X SI 91 2-1 21 BB 1-H 2-H 2B	B SL 84 B SI 92 S FF 92 C SI 92 S SL 85 2-3 K ②			C SI 86 S SL 76 X SL 76 0-2 44 SF9 2-3 3-H 1B		X SI 93 0-0 G6-3 ② ③ 1-2f		6	1	3	3	0	2	4
44 Jason Bay, R (1, 7) OBP: 0.371, SLG: 0.428	B FF 94 B FF 96 B FF 96 C FF 95 F FF 96 F FF 96 F FF 98 F FF 97 B CH 86 4-2 21 S BB	B FF 95 C CU 79 X FF 96 2-0 12 HBP 11 FC5 1-3 3-H 2B B SI 91 D CH 85 B SI 92 F SI 91 F SI 91 B FF 92 4-2 21 BB BB	S SI 92 X CH 84 0-1 FC6-4 ③ 1-2f			B SI 86 B SI 87 X SI 85 2-0 SF9 ① 1-2 3-H				2	1	1	2	2	0	3
21 Rod Barajas, R (1, 2) OBP: 0.283, SLG: 0.471	B FF 96 1 SAFE C FF 96 1 SAFE B CU 78 B FF 97 B FF 97 4-1 BB 1-2	B CU 83 F CU 84 H FF 93 H SL 83 0-2 11 FC5 12 HBP HBP B SI 92 B SI 92 X SI 92 F SI 92 C FF 92 B FF 92 4-1 BB 1-2 2-3	B SI 86 C SI 86 X CH 78 1-1 F9 ① 1-2	C SI 86 S SI 88 X SI 88 0-2 P4 ②					2	0	0	0	2	0	1
12 Jeff Francoeur, R (1, 9) OBP: 0.321, SLG: 0.415	B CU 80 S CU 80 S CU 79 B CH 86 B FF 98 X FF 97 3-2 G1-3 ③	H FF 93 1-0 7 1B 11 FC5 1-2 2-3 3-H HBP C FF 92 X CH 84 0-1 L7 ③	C SI 87 X CH 80 0-1 11 G3 11 S 1B	B SI 86 S SI 87 X SI 88 1-1 F8 ③					4	1	1	1	0	0	6
11 Rubén Tejada, R (1, 4) OBP: 0.319, SLG: 0.326		B FF 92 C FF 94 C FF 94 X 1-2 1B	B FF 92 B FF 92 C FF 92 X FF 92 2-1 FC5 7 1B 16 1B 1-2 2-3f 3-H	B SI 90 C FF 90 B SI 91 F SI 90 B FF 91 B FF 90 4-2 7 1B 49 SH2-4 16 2B BB	B SI 87 B SI 85 X SI 86 2-0 G3 ② 1-3		B SI 86 X SI 85 1-0 P6 ①		4	2	1	1	1	0	3
49 Jonathon Niese, L (1, 1) OBP: 0.261, SLG: 0.150 38 Fernando Nieve, R (5, 1) 17 Fernando Tatis, R (7, PH) OBP: 0.254, SLG: 0.333 39 Bobby Parnell, R (8, 1) 18 Ryota Igarashi, R (9, 1)		1 SAFE L FF 93 1 SAFE B SI 95 L FF 95 C FF 96 1-3 K ①	B SI 92 L FF 92 B FF 92 C FF 92 L FF 92 3-3 K ②	B FF 90 L SI 89 L FF 90 X SL 84 1-2 SH2-4 ① 1-2	B SI 87 C SI 87 B SI 88 X SI 87 2-1 G6-3 ③		C SI 86 F SI 87 C SI 87 0-3 K ②		2 1 1 0 0	0 0 0 0 0	0 0 0 0 0	0 0 0 0 0	2 0 1 0 0	3 1 0 0 0	
Inning Stats	R: 2 E: 0 K: 1 S: 21 H: 2 LOB: 2 BB: 2 P: 36	R: 0 E: 0 K: 1 S: 10 H: 1 LOB: 1 BB: 0 P: 14	R: 8 E: 0 K: 1 S: 27 H: 6 LOB: 3 BB: 3 P: 53	R: 1 E: 0 K: 1 S: 16 H: 2 LOB: 3 BB: 2 P: 31	R: 0 E: 0 K: 0 S: 7 H: 1 LOB: 1 BB: 0 P: 12	R: 3 E: 0 K: 1 S: 17 H: 3 LOB: 1 BB: 0 P: 22	R: 0 E: 0 K: 1 S: 5 H: 0 LOB: 0 BB: 0 P: 6	R: 0 E: 0 K: 0 S: 5 H: 1 LOB: 0 BB: 0 P: 7		1B: 11 2B: 4 3B: 1 HR: 0	SF: 2 SAC: 1 DP: 1 HBP: 2	WP: 1 PB: 0 SB: 3 CS: 0	PA: 49			

PITCHER		IP	WLS	BF	H	R	ER	SO	BB	IBB	HBP	BLK	WP	HR	S	P	ERA	WHIP
35 Justin Verlander, R ERA: 3.94	(1, 1)	2.0	L	14	5	5	5	2	3	0	0	0	0	0	36	61	22.50	4.000
56 Jay Sborz, R ERA: 67.5	(3, 1)	0.2		7	3	3	3	1	0	0	2	0	0	0	14	24	40.50	4.500
36 Brad Thomas, L ERA: 4.64	(3, 1)	1.1		11	3	3	3	1	3	1	0	0	0	0	24	49	20.25	4.500
59 Fu-Te Ni, L ERA: 5.4	(5, 1)	3.0		14	4	3	3	2	0	0	0	0	1	0	29	40	9.00	1.333
21 Enrique Gonzalez, R ERA:	(8, 1)	1.0		3	1	0	0	0	0	0	0	0	0	0	5	7	0.00	1.000

livebaseballscorecards.com

AB 33
R 6
H 8
RBI 6
BB 5
SO 10
LOB 15

AB 37
R 14
H 16
RBI 14
BB 7
SO 6
LOB 23

Detroit Tigers @ New York Mets

Citi Field, Flushing, NY

Wed Jun 23 2010, 7:12 PM - 9:36 PM EDT

Att. 35,045 - Partly Cloudy - 88 F

livebaseballscorecards.com

TOP

Batter	1	2	3	4	5	6	7	8	9	AB	R	H	RBI	BB	SO	LOB
18 Johnny Damon, L (1, 8) OBP: 0.367, SLG: 0.400	B KN 71 B FF 84 C FF 83 X FF 83 2-1 ① F8		C KN 72 B KN 77 T KN 73 F KN 78 F KN 79 X KN 79 1-2 39 SH2-3 39 S 1B		C KN 75 B KN 79 X KN 74 1-1 ② F8			B KN 72 X FF 83 1-0 ② F8		4	0	1	0	0	0	0
39 Ramon Santiago, S (1, 6) OBP: 0.345, SLG: 0.329	B KN 72 F KN 72 B KN 76 B FF 84 B FF 83 4-1 26 BB 30 1B BB		B KN 72 B FF 83 X FF 84 2-0 ① SH2-3 1-3		F FF 85 F KN 75 C KN 80 0-3 ③ K			X KN 73 0-0 ③ G4-3		2	0	0	0	1	1	0
30 Magglio Ordonez, R (1, 9) OBP: 0.401, SLG: 0.508	1 SAFE S KN 74 B KN 76 X KN 73 1-1 26 BB 1-2 1B		X FF 85 0-0 ② G1-3			B KN 72 C FF 84 F KN 76 B KN 80 S KN 74 2-3 ① K			X FF 89 0-0 ① F8	4	0	1	0	0	1	1
24 Miguel Cabrera, R (1, 3) OBP: 0.407, SLG: 0.624	F KN 77 X KN 80 0-1 ② F8		X KN 78 0-0 ③ G5-3			F KN 75 B KN 78 B KN 80 F KN 71 F KN 80 F FF 80 F KN 78 F KN 78 F KN 73 2-2 X KN 78 ② G5-3			B FF 91 B FF 92 T FF 91 F FF 91 X CH 80 2-2 26 G6-3 1B	4	0	1	0	0	0	3
26 Brennan Boesch, L (1, 7) OBP: 0.389, SLG: 0.624	F KN 76 B KN 78 B KN 78 C KN 78 B KN 79 B KN 79 4-2 1-2 2-3 BB			X KN 73 0-0 ① G3		X KN 73 0-0 ③ G3-1			D CH 81 F FF 91 S SI 91 B SI 91 F SI 91 B CH 83 F SI 91 X SI 92 3-2 ② G6-3 1-2	3	0	0	0	1	0	1
9 Carlos Guillen, S (1, 4) OBP: 0.342, SLG: 0.463	C KN 76 C KN 77 X KN 80 0-2 ③ G4-3			X FF 83 0-0 ② G3			X KN 73 0-0 ① G3		F CH 82 B SI 92 B SI 91 B SI 92 S FF 91 S FF 92 3-3 ③ K	4	0	0	0	0	1	4
15 Brandon Inge, R (1, 5) OBP: 0.325, SLG: 0.417 40 Phil Coke, L (7, 1) 21 Enrique Gonzalez, R (8, 1)		C KN 73 B KN 77 B KN 75 B KN 71 X FF 82 3-1 ① F8		B FF 84 C KN 73 B KN 78 X KN 74 2-1 1B			C FF 84 S KN 76 S KN 79 0-3 ② K			3 0 0	0 0 0	1 0 0	0 0 0	0 0 0	1 0 0	0 0 0
13 Alex Avila, L (1, 2) OBP: 0.323, SLG: 0.354		B KN 73 X KN 72 1-0 38 B3-4 1B		B KN 74 1 SAFE C KN 74 B KN 76 1 SAFE B KN 74 X KN 73 3-1 ③ F7			B KN 71 C FF 83 B KN 76 B KN 72 X FF 83 3-1 ③ G4-3			3	0	1	0	0	0	1
38 Jeremy Bonderman, R (1, 1) 54 Joel Zumaya, R (7, 1) 25 Ryan Raburn, R (7, 5) OBP: 0.268, SLG: 0.316		X FF 82 0-0 ② ③ B3-4 1-1f			B FF 84 C FF 82 B FF 85 F FF 84 F KN 77 S KN 79 2-3 ① K			C KN 76 B FF 84 B KN 71 X FF 83 2-1 ① G5-3		2 0 1	0 0 0	0 0 0	0 0 0	1 0 0	1 0 0	1 0 0
Inning Stats	R: 0 E: 0 K: 0 S: 12 H: 1 LOB: 3 BB: 2 P: 23	R: 0 E: 0 K: 0 S: 4 H: 1 LOB: 0 BB: 0 P: 8	R: 0 E: 0 K: 0 S: 8 H: 1 LOB: 1 BB: 0 P: 11	R: 0 E: 0 K: 0 S: 6 H: 1 LOB: 1 BB: 0 P: 11	R: 0 E: 0 K: 2 S: 9 H: 0 LOB: 0 BB: 0 P: 12	R: 0 E: 0 K: 1 S: 12 H: 0 LOB: 0 BB: 0 P: 16	R: 0 E: 0 K: 1 S: 6 H: 0 LOB: 0 BB: 0 P: 9	R: 0 E: 0 K: 0 S: 4 H: 0 LOB: 0 BB: 0 P: 7	R: 0 E: 0 K: 1 S: 12 H: 1 LOB: 1 BB: 0 P: 20	1B: 5 2B: 1 3B: 0 HR: 0 SF: 0 SAC: 0 DP: 1 HBP: 0						

PITCHER		IP	WLS	BF	H	R	ER	SO	BB	IBB	HBP	BLK	WP	HR	S	P	ERA	WHIP
43 R.A. Dickey, R ERA: 2.33	(1, 1)	8.0	W	29	4	0	0	4	2	0	0	0	0	0	61	97	0.00	0.750
75 Francisco Rodríguez, R ERA: 2.19	(9, 1)	1.0		4	1	0	0	1	0	0	0	0	0	0	12	20	0.00	1.000

PITCHER		IP	WLS	BF	H	R	ER	SO	BB	IBB	HBP	BLK	WP	HR	S	P	ERA	WHIP

AB	30
R	0
H	5
RBI	0
BB	2
SO	5
LOB	11

BOTTOM

Batter	1	2	3	4	5	6	7	8	9	AB	R	H	RBI	BB	SO	LOB
7 José Reyes, S (1, 6) OBP: 0.327, SLG: 0.434	C SI 88 X FF 88 0-1 3B		C FF 92 F CH 84 X FF 93 0-2 16 S 5 2B 1B		B CH 84 B SI 92 C FF 90 X FF 91 2-1 HR		F FF 99 X SI 99 0-1 ① FC4-2 27 G4-3 29 1B 1-2 2-3 3-Hf			4	3	3	1	0	0	3
16 Ángel Pagán, S (1, 8) OBP: 0.363, SLG: 0.443 27 Jésus Feliciano, L (7, PH) OBP: 0.235, SLG: 0.188 (8, 8)	B FF 90 F FF 90 F SL 82 S SL 83 1-3 ① K		1 SAFE B FF 88 P PO 87 C SI 91 D SL 83 B SI 91 4-1 5 2B 1-2 BB		F CH 85 F FF 91 X SL 81 0-2 ③ F8		F FF 98 B CU 79 X FF 100 1-1 ② G4-3 1-2 2-3 3-H			2 1	0 0	0 0	0 1	1 0	1 0	1 2
5 David Wright, R (1, 5) OBP: 0.382, SLG: 0.518	X SI 90 0-0 ② G5-3		C SL 81 X SL 81 0-1 1-3 2-H 2B			F SI 90 S FF 90 B SL 82 S SL 82 1-3 ① K	B FF 98 B FF 99 F FF 98 F FF 99 B CU 79 F FF 99 B FF 98 4-2 29 1B BB			3	0	1	1	1	1	1
29 Ike Davis, L (1, 3) OBP: 0.350, SLG: 0.451	F FF 92 X SL 83 0-1 ③ G3		B FF 90 B FF 92 X SI 92 2-0 ③ G6-3			B SL 83 B SL 80 C FF 90 B SL 81 X SI 90 3-1 44 FC6-4 1B	S SL 81 C SL 81 X SL 81 0-2 ③ 1-3 2-H 3-H 1B			4	0	2	2	0	0	3
44 Jason Bay, R (1, 7) OBP: 0.369, SLG: 0.423		C FF 91 X SL 82 0-1 ① F7		C SL 80 X FF 91 0-1 ① F8		B FF 91 C FF 90 B FF 90 F FF 91 X SL 82 2-2 ② FC6-4 12 FC6-4 1-2f		B FF 91 B SL 86 B FF 92 B FF 92 4-0 BB		3	0	0	0	1	0	1
12 Jeff Francoeur, R (1, 9) OBP: 0.316, SLG: 0.408		F FF 90 B SI 91 S SL 83 S SL 82 1-3 ② K		X FF 91 0-0 ② F7		X SI 91 0-0 ③ FC6-4 1-2f		F SL 87 D CU 80 S FF 93 D SL 86 X SL 87 2-2 ① L9		4	0	0	0	0	1	2
4 Henry Blanco, R (1, 2) OBP: 0.347, SLG: 0.431		X FF 91 0-0 ③ G6-3		C FF 91 X SL 82 0-1 ③ F7			X FF 90 0-0 43 WP 11 1B 7 FC4-2 1B	X FF 92 0-0 ② F8		4	0	1	0	0	0	1
11 Rubén Tejada, R (1, 4) OBP: 0.314, SLG: 0.319			C SI 90 X FF 90 0-1 ① G6-3		C SL 80 F FF 90 X FF 90 0-2 ① G5-3		B FF 89 1 SAFE B SI 89 X SI 89 2-0 7 FC4-2 43 WP 27 G4-3 1-2 1B	B FF 91 F FF 92 C SL 84 X FF 92 1-2 ③ G4-3		4	1	1	0	0	0	1
43 R.A. Dickey, R (1, 1) OBP: 0.364, SLG: 0.300 75 Francisco Rodríguez, R (9, 1)			C FF 90 B FF 91 X FF 90 1-1 ② G2-3		C SI 90 X SI 91 0-1 ② G5-3		B FF 97 B FF 99 B FF 98 B FF 97 4-0 27 G4-3 7 FC4-2 29 1B 1-2 2-3 BB			2 0	1 0	0 0	0 0	1 0	0 0	0 0
Inning Stats	R: 0 E: 0 K: 1 S: 8 H: 1 LOB: 1 BB: 0 P: 9	R: 0 E: 0 K: 1 S: 6 H: 0 LOB: 0 BB: 0 P: 7	R: 1 E: 0 K: 0 S: 12 H: 2 LOB: 2 BB: 1 P: 18	R: 0 E: 0 K: 0 S: 5 H: 0 LOB: 0 BB: 0 P: 5	R: 1 E: 0 K: 0 S: 10 H: 1 LOB: 0 BB: 0 P: 12	R: 0 E: 0 K: 1 S: 9 H: 1 LOB: 1 BB: 0 P: 15	R: 3 E: 0 K: 0 S: 12 H: 3 LOB: 0 BB: 2 P: 23	R: 0 E: 0 K: 0 S: 7 H: 0 LOB: 1 BB: 1 P: 14		1B: 4 2B: 1 3B: 1 HR: 1 SF: 0 SAC: 1 DP: 0 HBP: 0						

PITCHER		IP	WLS	BF	H	R	ER	SO	BB	IBB	HBP	BLK	WP	HR	S	P	ERA	WHIP
38 Jeremy Bonderman, R ERA: 4.2	(1, 1)	6.0	L	26	7	4	4	3	1	0	0	0	0	1	52	70	6.00	1.333
54 Joel Zumaya, R ERA: 2.04	(7, 1)	0.2		4	0	0	0	0	2	0	0	0	1	0	7	16	0.00	3.000
40 Phil Coke, L ERA: 3.07	(7, 1)	0.1		1	1	1	1	0	0	0	0	0	0	0	3	3	27.00	3.000
21 Enrique Gonzalez, R ERA:	(8, 1)	1.0		4	0	0	0	0	1	0	0	0	0	0	7	14	0.00	1.000

PITCHER		IP	WLS	BF	H	R	ER	SO	BB	IBB	HBP	BLK	WP	HR	S	P	ERA	WHIP

AB	31
R	5
H	8
RBI	5
BB	4
SO	3
LOB	15

WP: 1	PA: 35
PB: 0	
SB: 1	
CS: 0	

Detroit Tigers @ New York Mets

Citi Field, Flushing, NY

Thu Jun 24 2010, 7:12 PM - 10:32 PM EDT
Att. 31,319 - Partly Cloudy - 91 F

livebaseballscorecards.com

TOP

Batter	1	2	3	4	5	6	7	8	9	AB R H RBI BB SO LOB
14 Austin Jackson, R (1, 8) OBP: 0.350, SLG: 0.407	C FF 88, B CU 65, B FF 87, B CH 77, F FF 88, B FF 89; 4-2; BB; 30 S; 25 1B; 24 SF8	C CH 79, X CU 68; 0-1; L3 ③		C CH 79, B FF 88, F CH 78, D SL 81, B FF 88, C FF 88; 3-3; ꓘ ③		C SL 82, X CU 74; 0-1; G1-4-3 ①		C SI 95, S CU 76, B SI 95, C SI 95; 1-3; ꓘ ②		4 1 0 0 1 2 3
25 Ryan Raburn, R (1, 4) OBP: 0.293, SLG: 0.366; 39 Ramon Santiago, S (6, 4) OBP: 0.343, SLG: 0.327	F CH 77, T CH 76, X FF 87; 0-2; 1B; 24 SF8; 30 S; 1-2		C CU 66, B CH 78, F CH 77, B SL 80, B CH 79, F FF 89, F SI 89, F CH 79, B CH 80; 4-2; BB; 30 HR		B CH 77, X FF 86; 1-0; HR	B FF 88, B SL 83, X SI 86; 2-0; 1B; 30 G4-3		C SI 94, B, S FF 95, B SI 95, B SI 95, S SI 95; 3-3; K ③		3 2 3 1 1 0 0; 1 0 0 0 0 1 1
30 Maggio Ordonez, R (1, 9) OBP: 0.401, SLG: 0.519	F FF 88, F CH 76, B FF 86, S CH 79; 1-3; K ①; 1-2; 2-3		X CH 77; 0-0; HR; 1-H		C SI 87, B CU 68, T FF 88, F SL 79, X FF 88; 1-2; 1B; 26 BB; 24 1B; 15 BB	X SI 87; 0-0; G4-3 ② ③; 1-2f			B FF 94, F FF 93, C SI 93, F FF 94, X FF 95; 1-2; G2-3 ①	5 2 2 2 0 1 3
24 Miguel Cabrera, R (1, 3) OBP: 0.407, SLG: 0.622	S FF 88, S CH 79, F FF 87, D CH 79, B FF 88, F CH 79, X CH 79; 2-2; SF8 ②; 2-3; 3-H		X CU 69; 0-0; G5-3 ①		B CH 78, S SI 87, B SI 87, B CU 66, T CH 78, X CH 78; 3-2; 1B; 15 BB; 26 BB; 29 FC5-4; 1-2		B FF 95, F FF 94, S SL 86, B FF 96, B SL 86, S FF 96; 3-3; K ①		F FF 94, X SL 82; 0-1; 1B; 26 2B	4 1 2 1 0 1 0
26 Brennan Boesch, L (1, 7) OBP: 0.399, SLG: 0.632; 32 Don Kelly, L (9, 7) OBP: 0.261, SLG: 0.262	S SL 79, C FF 88, X SL 78; 0-2; P6 ③		X SI 87; 0-0; 1B; 12 G5-3; 15 BB		D SL 79, B SI 86, C FF 88, B FF 88, C FF 89, B SI 89; 4-2; BB; 29 FC5-4; 15 BB; 1-2; 2-3		B FF 95, F FF 95, B FS 90, S FF 95, X SI 99; 2-2; 1B		B SI 87, F SI 85, X SI 87; 1-1; 2B; 1-3	4 0 3 0 1 0 1; 0 0 0 0 0 0 0
15 Brandon Inge, R (1, 5) OBP: 0.333, SLG: 0.418		S CH 77, B CH 86, S CH 78, D CH 80, X FF 89; 2-2; 1B; 29 2B	B CU 67, S CH 77, B SL 88, B CH 76, S CH 78, B CH 78; 4-2; BB; 1-2		B SI 88, S SL 82, B SL 81, B SI 88, B SI 87; 4-1; BB; 29 FC5-4; 1-2; 2-3; 3-H		B SL 86, C FF 95, S FF 94, B FF 96, T FF 95; 2-2; K ②		I IN 60, I IN 62, I IN 64, I IN 63; 4-0; IBB; 9 G6-4-3	2 0 1 1 3 1 1
12 Gerald Laird, R (1, 2) OBP: 0.248, SLG: 0.232; 40 Phil Coke, L (7, 1); 54 Joel Zumaya, R (8, 1); 9 Carlos Guillen, S (9, PH) OBP: 0.340, SLG: 0.459; 46 Jose Valverde, R (9, 1)		B SI 87, F CH 76, 1 SAFE, X CH 76; 1-1; F8 ①	B FF 87, B FF 87, F FF 88, X FF 87; 2-1; G5-3 ② ③; 2-3f		C SI 88, X SI 87; 0-1; F9 ①		B FF 94, C FF 94, F FF 95, T KC 84; 1-2; K ③		B CH 75, F SI 88, X CH 76; 1-1; G6-4-3 ② ③; 1-2f	4 0 0 0 0 1 7; 0 0 0 0 0 0 0; 0 0 0 0 0 0 0; 1 0 0 0 0 0 3; 0 0 0 0 0 0 0
29 Danny Worth, R (1, 6) OBP: 0.288, SLG: 0.320		B SI 87, X CH 86; 1-0; 2B; 1-3		C FF 88, C CH 77, X SI 87; 0-2; F8 ①	B SI 87, C SI 88, F FF 87, F SL 84, F SI 87, X SI 87; 1-2; FC5-4 ②; 1-2f; 2-3; 3-H			B SI 93, B FF 92, X SI 92; 2-0; L7 ①		4 0 1 1 0 0 2
58 Armando Galarraga, R (1, 1); 49 Eddie Bonine, R (7, 1); 13 Alex Avila, L (7, 2) OBP: 0.328, SLG: 0.354		S CH 77, S CH 78, B CH 79, C FF 89; 1-3; ꓘ ②		F FF 87, F FF 88, S CH 78; 0-3; K ②	C SI 88, F SI 87, D SL 84, S SL 83; 1-3; K ③			B SI 93, B CU 75, S SI 93, B FF 94, S FF 92, B SI 94; 4-2; BB		3 0 0 0 0 3 4; 0 0 0 0 0 0 0; 0 0 0 0 1 0 0

Inning Stats	1	2	3	4	5	6	7	8	9		
	R: 1 H: 1 E: 0 LOB: 1 K: 1 BB: 1 S: 16 P: 23	R: 0 H: 2 E: 0 LOB: 2 K: 1 BB: 0 S: 11 P: 16	R: 2 H: 2 E: 0 LOB: 1 K: 0 BB: 2 S: 12 P: 22	R: 0 H: 0 E: 0 LOB: 0 K: 2 BB: 0 S: 9 P: 12	R: 3 H: 3 E: 0 LOB: 2 K: 1 BB: 2 S: 21 P: 36	R: 0 H: 1 E: 0 LOB: 0 K: 0 BB: 0 S: 4 P: 6	R: 0 H: 1 E: 0 LOB: 1 K: 3 BB: 0 S: 12 P: 20	R: 0 H: 0 E: 0 LOB: 1 K: 2 BB: 1 S: 9 P: 19	R: 0 H: 2 E: 0 LOB: 2 K: 0 BB: 1 S: 10 P: 17	1B: 8 2B: 2 3B: 0 HR: 2 SF: 1 SAC: 0 DP: 3 HBP: 0	WP: 0 PB: 0 SB: 2 CS: 0 PA: 43

AB	35
R	6
H	12
RBI	6
BB	7
SO	10
LOB	25

PITCHER		IP	WLS	BF	H	R	ER	SO	BB	IBB	HBP	BLK	WP	HR	S	P	ERA	WHIP
47 Hisanori Takahashi, L (ERA: 3.78)	(1, 1)	4.0	L	23	8	6	6	4	4	0	0	0	0	2	58	92	13.50	3.000
64 Elmer Dessens, R (ERA: 0.77)	(5, 1)	2.0		7	1	0	0	1	1	0	0	0	0	0	15	23	0.00	1.000
39 Bobby Parnell, R (ERA:)	(7, 1)	1.0		4	1	0	0	3	0	0	0	0	0	0	12	20	0.00	1.000
18 Ryota Igarashi, R (ERA: 7.98)	(8, 1)	1.0		4	0	0	0	2	1	0	0	0	0	0	9	19	0.00	1.000
38 Fernando Nieve, R (ERA: 5.28)	(9, 1)	0.1		2	1	0	0	0	0	0	0	0	0	0	6	7	0.00	3.000
25 Pedro Feliciano, L (ERA: 1.86)	(9, 1)	0.2		3	1	0	0	0	0	1	0	0	0	0	4	10	0.00	1.500

BOTTOM

Batter	1	2	3	4	5	6	7	8	9	AB R H RBI BB SO LOB
7 José Reyes, S (1, 6) OBP: 0.331, SLG: 0.433	B SI 88, B SI 89, B SI 87, C SI 89, B SI 89; 4-1; BB		B SI 89, S SL 85, B CH 86, S SL 85, F SL 87, F SL 88, X SI 91; 2-2; P6 ③			C SI 88, B CH 81, B CH 81, B SI 90, B SI 88; 4-1; BB; 27 1B; 5 2B	B CH 81, B SI 90, X SI 89; 2-0; 1B; 27 1B; 1-2		B FF 93, B FS 82, C SI 92, X SI 94; 2-1; F8 ①	3 1 1 0 2 0 0
27 Jésus Feliciano, L (1, 8) OBP: 0.318, SLG: 0.333	C SI 88, C SI 90, X SL 87; 0-2; P6 ①			C SL 84, B CH 87, X SI 89; 1-1; 2B; 5 1B; 29 G4-6-3		B SL 79, C SI 89, X CH 80; 1-1; 1B; 5 2B; 29 G6-3; 1-3	B SI 93, C FF 93, D SL 81, F SI 93, X SL 80; 2-2; 1B; 1-2; 2-3		B FS 84, X FF 93; 1-0; F7 ②	5 2 3 0 0 0 1
5 David Wright, R (1, 5) OBP: 0.382, SLG: 0.519	B SI 90, X SL 85; 1-0; P4 ②			C SL 85, B SI 90, F SI 90, F SL 84, B SI 91, B SI 90, X SL 87; 3-2; 1B; 29 G4-6-3; 2-3		B SI 87, S SI 88, X SI 89; 1-1; 2B; 44 1B; 1-3; 3-H	B SI 94, B SI 94, S SI 93, S CH 84, F SI 93, F SI 94, S SI 95; 2-3; K ②		C FS 84, F FS 85, S FS 85; 0-3; K ③	5 1 2 1 0 2 4
29 Ike Davis, L (1, 3) OBP: 0.344, SLG: 0.442	B SI 90, B CH 85, C SL 84, 1 SAFE, X SI 89; 2-1; F8 ③			S SL 84, B CH 82, X CH 82; 1-1; G4-6-3 ① ②; 1-2f; 3-H		F SI 90, S SL 86, X CH 86; 0-2; G6-3 ①; 3-H	F FF 93, B SI 94, B SL 82, F SI 93, X SL 81; 2-2; F8 ③			4 0 0 1 0 0 6
44 Jason Bay, R (1, 7) OBP: 0.371, SLG: 0.422		F SI 89, X SI 90; 0-1; F8 ①		B SI 91, B SI 91, B SL 85, B SI 89; 4-0; BB; 12 FC5-4		F SI 90, X SL 85; 0-1; 1B; 13 F9; 2-H		B FF 99, B FF 98, C FF 98, F FF 98, X CU 80; 2-2; F9 ①		3 0 1 1 1 0 0
12 Jeff Francoeur, R (1, 9) OBP: 0.314, SLG: 0.405; 39 Bobby Parnell, R (7, 1); 18 Ryota Igarashi, R (8, 1); 17 Fernando Tatis, R (8, PH) OBP: 0.250, SLG: 0.328; 38 Fernando Nieve, R (9, 1); 25 Pedro Feliciano, L (9, 1)		C SI 91, F SI 88, B SL 88, S SL 88; 1-3; K ②		X SL 86; 0-0; FC5-4 ③; 1-2f		D SI 88, X SI 89; 1-0; F9 ② ③; 1-2		X FF 97; 0-0; G6-3 ②		2 0 0 0 0 1 1; 0 0 0 0 0 0 0; 0 0 0 0 0 0 0; 1 0 0 0 0 0 0; 0 0 0 0 0 0 0; 0 0 0 0 0 0 0
4 Henry Blanco, R (1, 2) OBP: 0.342, SLG: 0.420		F SI 90, B SI 91, F SI 90, F SI 91, X SL 88; 1-2; P6 ③			B SL 81, C SI 88, S SL 83, F SL 85, X SL 87; 1-2; G5-3 ①		B SI 89, C SI 88, B CU 76, C CU 76, B CU 78, S CU 75; 3-3; K ①	X FF 99; 0-0; 1B; 11 1B		4 0 1 0 0 1 0
11 Rubén Tejada, R (1, 4) OBP: 0.327, SLG: 0.320			C SI 88, B SI 90, C SL 85, F SI 90, X SL 86; 1-2; F9 ①		B SI 90, X SL 85; 1-0; G1-3 ②		C SI 90, H SI 89; 1-1; HBP; 23 WP; 23 1B	X SI 96; 0-0; 1B; 1-2		3 1 1 0 0 0 0
47 Hisanori Takahashi, L (1, 1) OBP: 0.100, SLG: 0.100; 64 Elmer Dessens, R (5, 1); 23 Chris Carter, L (5, 9) OBP: 0.263, SLG: 0.418; 13 Alex Cora, L (6, PH) OBP: 0.304, SLG: 0.284			B SI 89, B SI 89, C SI 88, X CH 87; 2-1; G6-3 ②		B SI 88, F SI 89, X SI 90; 1-1; F7 ③		C CH 83, F SI 90, B CH 82, F SL 83, F CU 77, X SL 84; 1-2; 1B; 27 1B; 7 1B; 1-H	B SI 98, B SI 98, F FF 99, X FF 100; 2-1; F7 ③		1 0 0 0 0 0 0; 0 0 0 0 0 0 0; 3 0 1 1 0 0 2; 1 0 0 0 0 0 1

Inning Stats	1	2	3	4	5	6	7	8	9		
	R: 0 H: 0 E: 0 LOB: 1 K: 0 BB: 1 S: 7 P: 14	R: 0 H: 0 E: 0 LOB: 0 K: 1 BB: 0 S: 9 P: 11	R: 0 H: 0 E: 0 LOB: 0 K: 0 BB: 0 S: 11 P: 16	R: 1 H: 2 E: 0 LOB: 1 K: 0 BB: 1 S: 9 P: 18	R: 0 H: 0 E: 0 LOB: 0 K: 0 BB: 0 S: 7 P: 10	R: 3 H: 3 E: 0 LOB: 1 K: 0 BB: 1 S: 11 P: 18	R: 1 H: 3 E: 0 LOB: 3 K: 2 BB: 0 S: 21 P: 34	R: 0 H: 2 E: 0 LOB: 2 K: 0 BB: 0 S: 8 P: 12	R: 0 H: 0 E: 0 LOB: 0 K: 1 BB: 0 S: 6 P: 9	1B: 8 2B: 2 3B: 0 HR: 0 SF: 0 SAC: 0 DP: 1 HBP: 1	WP: 1 PB: 0 SB: 0 CS: 0 PA: 39

AB	35
R	5
H	10
RBI	4
BB	3
SO	4
LOB	15

PITCHER		IP	WLS	BF	H	R	ER	SO	BB	IBB	HBP	BLK	WP	HR	S	P	ERA	WHIP
58 Armando Galarraga, R (ERA: 3.68)	(1, 1)	6.0	W	24	5	4	4	1	3	0	0	0	0	0	54	87	6.00	1.333
49 Eddie Bonine, R (ERA: 2.34)	(7, 1)	0.1	H	4	2	1	1	1	0	0	1	0	1	0	10	17	27.00	6.000
40 Phil Coke, L (ERA: 3.0)	(7, 1)	0.2	H	3	1	0	0	1	0	0	0	0	0	0	11	17	0.00	1.500
54 Joel Zumaya, R (ERA: 1.98)	(8, 1)	1.0	H	5	2	0	0	0	0	0	0	0	0	0	8	12	0.00	2.000
46 Jose Valverde, R (ERA: 0.57)	(9, 1)	1.0	S	3	0	0	0	1	0	0	0	0	0	0	6	9	0.00	0.000

PITCHER	IP	WLS	BF	H	R	ER	SO	BB	IBB	HBP	BLK	WP	HR	S	P	ERA	WHIP

livebaseballscorecards.com

TOP

Batter	1	2	3	4	5	6	7	8	9	AB	R	H	RBI	BB	SO	LOB
18 Johnny Damon, L (1, 8) OBP: 0.366, SLG: 0.395	S FF 88 S CH 79 S CH 79 0-3 ① **K**		C SI 89 B SI 89 X SI 90 1-1 ① **G6-3**		T FF 90 B SI 90 C CH 80 X SI 90 1-2 ② **P6**		C SI 93 S FF 93 F FF 93 D SL 89 D SI 94 F SL 86 B FF 95 B SI 94 4-2 **BB** 1-2			3	0	0	0	1	1	1
49 Eddie Bonine, R (7, 1)										0	0	0	0	0	0	0
36 Brad Thomas, L (8, 1)										0	0	0	0	0	0	0
39 Ramon Santiago, S (1, 6) OBP: 0.341, SLG: 0.325	B FF 90 B FF 90 X SI 89 2-0 24 1B, 26 1B **1B**		C SI 89 B SI 90 F CH 79 B FF 91 X CU 78 2-2 ② **G4-3**		F CH 79 X SI 89 0-1 ③ **F8**		B SI 94 X SI 94 1-0 ③ **G4-3**			4	1	1	0	0	0	3
30 Magglio Ordonez, R (1, 9) OBP: 0.396, SLG: 0.510	1 SAFE C SI 90 B SI 91 B FF 92 B SI 90 C CH 79 1 SAFE X FF 91 3-2 ② **F9**		F FF 89 B SI 90 B FF 88 F CH 81 F CH 80 S CH 79 2-3 ③ **K**			C CU 78 C CH 79 B SI 90 F CH 80 S CH 81 1-3 ① **K**		B SI 91 X 1-0 ① **G4-3**		4	0	0	0	0	2	1
24 Miguel Cabrera, R (1, 3) OBP: 0.408, SLG: 0.620	B SI 91 S CH 81 1 SAFE X SI 90 1-1 26 1B, **1-3** **1B**			B CU 79 F CH 79 F FF 90 X CU 80 1-2 ① **F8**		B SI 90 B SI 90 S CH 80 B CH 80 C SI 90 F FF 91 X CH 81 3-2 **1B**		X 0-0 ② **G5-3**		4	0	2	0	0	0	0
26 Brennan Boesch, L (1, 7) OBP: 0.396, SLG: 0.624	B CH 81 C CH 80 B FF 90 X CH 80 2-1 **1-3** 3-H **1B**			S CH 79 B CH 81 B SI 90 X SI 89 2-1 ② **L3**		X SI 90 0-0 ② **F7**		S SL 85 B SL 86 C SL 84 F SI 95 S SL 86 1-3 ③ **K**		4	0	1	1	0	1	1
9 Carlos Guillen, S (1, 4) OBP: 0.337, SLG: 0.461	C SI 89 B SI 91 B SI 90 1 SAFE F CH 80 X SI 90 2-2 ③ **F8**			T SI 89 C SI 90 B CU 80 B CH 80 B CH 80 X FF 91 3-2 **2B**		F SI 90 B SI 90 F SI 88 X CH 81 1-2 ③ **G1-3**			B FF 97 C FF 96 T FF 96 S FF 96 1-3 ① **K**	4	0	1	0	0	1	3
15 Brandon Inge, R (1, 5) OBP: 0.332, SLG: 0.413		F SI 88 B FF 90 X CU 78 1-1 ① **F7**		D SI 90 B SI 89 X CH 79 2-0 ③ **G5-3**			C SI 88 B FF 89 S CH 79 B CH 80 B SI 89 B SI 89 4-2 18 **BB**		F FF 96 C SL 83 S SL 84 0-3 ② **K2-3**	3	0	0	0	1	1	1
13 Alex Avila, L (1, 2) OBP: 0.328, SLG: 0.362 14 Austin Jackson, R (9, PH) OBP: 0.349, SLG: 0.405		C CU 78 S CH 81 B FF 90 B CH 80 F CH 80 S SI 91 2-3 ② **K**			S CH 79 X SI 90 0-1 **2B**		X FF 88 0-0 ① **F7**		C FF 96 C FF 97 S FF 98 0-3 ③ **K**	3	0	1	0	0	1	1
										1	0	0	0	0	1	0
41 Andy Oliver, L (1, 1) 25 Ryan Raburn, R (7, PH) OBP: 0.291, SLG: 0.363 (7, 8)		C SI 90 X SI 90 0-1 ③ **G1-3**			L FF 88 L SI 88 M SI 87 0-3 ① **K**		F FF 88 F CH 79 B SI 89 X CH 79 1-2 ② **P6**			2	0	0	0	0	1	1
										1	0	0	0	0	0	1
Inning Stats	R: 1 E: 0 K: 1 S: 14 H: 3 LOB: 2 BB: 0 P: 24	R: 0 E: 0 K: 1 S: 8 H: 0 LOB: 0 BB: 0 P: 11	R: 0 E: 0 K: 1 S: 9 H: 0 LOB: 0 BB: 0 P: 14	R: 0 E: 0 K: 0 S: 9 H: 1 LOB: 1 BB: 0 P: 17	R: 0 E: 0 K: 1 S: 10 H: 1 LOB: 1 BB: 0 P: 11	R: 0 E: 0 K: 1 S: 12 H: 1 LOB: 1 BB: 0 P: 17	R: 0 E: 0 K: 0 S: 11 H: 0 LOB: 2 BB: 2 P: 21	R: 0 E: 0 K: 1 S: 6 H: 0 LOB: 0 BB: 0 P: 8	R: 0 E: 0 K: 3 S: 9 H: 0 LOB: 0 BB: 0 P: 10	1B: 4 2B: 2 3B: 0 HR: 0 SF: 0 SAC: 0 DP: 0 HBP: 0						

PITCHER		IP	WLS	BF	H	R	ER	SO	BB	IBB	HBP	BLK	WP	HR	S	P	ERA	WHIP
54 Kris Medlen, R ERA: 3.15	(1, 1)	6.2	W	27	6	1	1	5	1	0	0	0	0	0	68	105	1.35	1.050
34 Eric O'Flaherty, L ERA: 2.25	(7, 1)	0.1	H	2	0	0	0	0	1	0	0	0	0	0	5	10	0.00	3.000
58 Peter Moylan, R ERA: 3.07	(8, 1)	0.2	H	2	0	0	0	0	0	0	0	0	0	0	2	3	0.00	0.000
39 Jonny Venters, L ERA: 1.44	(8, 1)	0.1	H	1	0	0	0	1	0	0	0	0	0	0	4	5	0.00	0.000
13 Billy Wagner, L ERA: 1.19	(9, 1)	1.0	S	3	0	0	0	3	0	0	0	0	0	0	9	10	0.00	0.000

PITCHER	IP	WLS	BF	H	R	ER	SO	BB	IBB	HBP	BLK	WP	HR	S	P	ERA	WHIP

Detroit Tigers @ Atlanta Braves
Turner Field, Atlanta, GA
Fri Jun 25 2010, 7:37 PM - 10:15 PM EDT
Att. 36,634 - Cloudy - 88 F

livebaseballscorecards.com

AB	33
R	1
H	6
RBI	1
BB	2
SO	9
LOB	13

BOTTOM

Batter	1	2	3	4	5	6	7	8	9	AB	R	H	RBI	BB	SO	LOB
14 Martín Prado, R (1, 4) OBP: 0.370, SLG: 0.470	B FF 94 B SI 94 C FF 94 C FF 94 X FF 97 2-2 22 FC6-4 **1B**		C FF 92 C CH 84 X FF 93 0-2 ① **F7**		C FF 94 B CH 87 B SI 94 B FF 94 F FF 94 X FF 94 3-2 ③ **F9**			X FF 90 0-0 ① **F9**		4	0	1	0	0	0	0
22 Jason Heyward, L (1, 9) OBP: 0.366, SLG: 0.455	X FF 96 0-0 ① **FC6-4** 10 G4-6-3 **1-2f**		B SL 82 C FF 94 F SL 83 F FF 96 T SL 83 1-2 ② **K**			B FF 92 B FF 92 X SI 92 2-0 ① **G6-3**		C FF 87 B SI 93 B SI 91 B FF 93 X SI 92 3-1 ② **P5**		4	0	0	0	0	1	1
10 Chipper Jones, S (1, 5) OBP: 0.386, SLG: 0.380 13 Billy Wagner, L (9, 1)	S FF 94 1 SAFE B FF 96 C SL 85 B FF 97 X SL 83 2-2 ② ③ **G4-6-3** **1-2f**		X FF 95 0-0 ③ **P4**			F FF 92 F FF 94 B SL 83 B SL 82 X FF 93 2-2 25 FC1-4 **1B**		B CH 86 B SI 94 B SI 93 C FF 92 F SI 93 F FF 94 X SI 93 3-2 **1B**		4	0	2	0	0	0	1
										0	0	0	0	0	0	0
25 Troy Glaus, R (1, 3) OBP: 0.371, SLG: 0.477		C FF 95 B CH 86 B CH 86 X FF 95 2-1 ① **G6-3**		C FF 94 X SL 81 0-1 ① **F7**		B CH 83 X SI 93 1-0 ② **FC1-4** 16 WP **1-2f**		X SI 94 0-0 ③ **G6-3**		4	0	0	0	0	0	2
16 Brian McCann, L (1, 2) OBP: 0.378, SLG: 0.444		B FF 95 B SL 82 B FF 96 C FF 96 B FF 95 4-1 19 FC5-4 **BB**		C FF 93 B SL 84 F SL 82 B SL 83 B FF 94 F FF 95 X CH 82 3-2 **HR**		C FF 93 F SI 95 D SL 84 F FF 96 B SL 83 B FF 94 S FF 94 3-3 ③ **K** **1-2**				2	1	1	1	1	1	1
19 Yunel Escobar, R (1, 6) OBP: 0.348, SLG: 0.294		C FF 95 X CH 87 0-1 ② **FC5-4** 4 53 1B **1-2f**		C CH 86 B SI 88 C SI 95 B FF 96 B FF 96 X FF 96 3-2 ② **F9**			X FF 89 0-0 ① **F9**			3	1	0	0	0	0	1
4 Omar Infante, R (1, 7) OBP: 0.335, SLG: 0.373 (9, 5)		B SI 97 X FF 94 1-0 53 1B **1-2** **1B**		C FF 95 X SL 85 0-1 ③ **G5-3**			C SI 91 B CU 80 F FF 88 B CU 75 F FF 90 X FF 90 2-2 ② **F7**			3	0	1	0	0	0	0
53 Melky Cabrera, S (1, 8) OBP: 0.325, SLG: 0.339 (9, 7)		B FF 95 C FF 94 S SL 83 F SL 84 F FF 95 D SL 84 F SL 80 B SI 95 X SL 82 3-2 **1-3** 2-H **1B**			B FF 93 B SI 93 C FF 93 F FF 93 B CH 86 X SI 93 3-2 ① **G6-3**		B FF 88 B SI 90 C SI 88 B SL 82 X SI 89 3-1 ③ **F7**			3	0	1	1	0	0	0
54 Kris Medlen, S OBP: 0.333, SLG: 0.278 34 Eric O'Flaherty, L (1, 1) 58 Peter Moylan, R (7, 1) 39 Jonny Venters, L (8, 1) 7 Brooks Conrad, S (8, 1) OBP: 0.323, SLG: 0.590 1 Grégor Blanco, L (8, PH) OBP: 0.455, SLG: 0.421 (9, 8)		S FF 94 T FF 95 C FF 97 0-3 ③ **K**		C SI 94 B SI 94 F FF 94 B SL 83 B FF 93 S FF 93 3-3 ② **K**				C FF 88 B CU 76 B CU 76 S FF 88 X CU 77 2-2 **HR**		2	0	0	0	0	2	2
										0	0	0	0	0	0	0
										0	0	0	0	0	0	0
										0	0	0	0	0	0	0
										1	1	1	1	0	0	0
										0	0	0	0	0	0	0
Inning Stats	R: 0 E: 0 K: 0 S: 7 H: 1 LOB: 0 BB: 0 P: 11	R: 1 E: 0 K: 1 S: 15 H: 2 LOB: 2 BB: 1 P: 25	R: 0 E: 0 K: 1 S: 8 H: 0 LOB: 0 BB: 0 P: 9	R: 1 E: 0 K: 0 S: 11 H: 1 LOB: 0 BB: 0 P: 17	R: 0 E: 0 K: 1 S: 9 H: 0 LOB: 0 BB: 0 P: 18	R: 0 E: 0 K: 1 S: 9 H: 1 LOB: 1 BB: 0 P: 17	R: 0 E: 0 K: 0 S: 7 H: 0 LOB: 0 BB: 0 P: 12	R: 1 E: 0 K: 0 S: 12 H: 2 LOB: 1 BB: 0 P: 20		1B: 5 2B: 0 3B: 0 HR: 2 SF: 0 SAC: 0 DP: 1 HBP: 0						

PITCHER		IP	WLS	BF	H	R	ER	SO	BB	IBB	HBP	BLK	WP	HR	S	P	ERA	WHIP
41 Andy Oliver, L ERA: 3.0	(1, 1)	6.0	L	23	5	2	2	4	1	0	0	0	1	1	59	97	3.00	1.000
49 Eddie Bonine, R ERA: 2.5	(7, 1)	1.1		5	1	1	1	0	0	0	0	0	0	1	11	18	6.75	0.750
36 Brad Thomas, L ERA: 4.54	(8, 1)	0.2		3	1	0	0	0	0	0	0	0	0	0	8	14	0.00	1.500

PITCHER	IP	WLS	BF	H	R	ER	SO	BB	IBB	HBP	BLK	WP	HR	S	P	ERA	WHIP

Detroit Tigers @ Atlanta Braves
Turner Field, Atlanta, GA
Fri Jun 25 2010, 7:37 PM - 10:15 PM EDT
Att. 36,634 - Cloudy - 88 F

livebaseballscorecards.com

AB	30
R	3
H	7
RBI	3
BB	1
SO	4
LOB	8

Detroit Tigers @ Atlanta Braves

Turner Field, Atlanta, GA

Sat Jun 26 2010, 4:09 PM - 7:32 PM EDT

Att. 39,184 - Partly Cloudy - 92 F

TOP

Batter	1	2	3	4	5	6	7	8	9	AB	R	H	RBI	BB	SO	LOB
14 Austin Jackson, R (1, 8) OBP: 0.351, SLG: 0.405	B FF 91 X FF 91 1-0 24 S 1B		B FF 91 B SI 90 F FF 91 S FC 86 F FC 86 B FC 87 S FO 82 3-3 ③ K			B FO 82 B FC 87 S FF 88 C FF 89 B FO 83 B FF 88 4-2 24 WP 39 1B 24 G6-3 BB		B SI 95 C SI 94 B SI 95 C SL 84 F SL 85 X FF 95 2-2 ② F8	B SI 90 B SI 90 C SI 91 B SI 92 F SI 91 F SI 92 C SI 93 3-3 ③ K	3	1	1	0	1	1	0
39 Ramon Santiago, S (1, 6) OBP: 0.339, SLG: 0.323	B FF 91 1 SAFE C FF 90 1 SAFE F FO 86 F FO 85 B CU 75 X FO 86 2-2 ① F7			X FF 90 0-0 ① G6-3		1 SAFE X FF 90 0-0 24 WP 1-2 1B		B SI 95 X SI 93 1-0 ③ G6-3		4	0	1	0	0	0	1
30 Magglio Ordonez, R (1, 9) OBP: 0.394, SLG: 0.504	X CU 73 0-0 ② F7			B CU 72 F FO 84 F FO 83 B FC 88 B FC 86 F CU 72 B FF 90 4-2 BB		B FF 90 C FO 83 X FC 86 1-1 ① F9			B FF 90 S FF 92 B FF 92 F FF 93 F SI 93 B SL 83 F FF 95 X FF 92 3-2 ① L6	3	0	0	0	1	0	3
24 Miguel Cabrera, R (1, 3) OBP: 0.406, SLG: 0.626	1 SAFE B CU 72 C FO 86 S FF 89 2 SAFE F FC 89 S FC 88 1-3 ③ K 1-2			B FO 85 1 SAFE B FO 83 C FF 88 F FF 90 1 SAFE S FO 85 2-3 ② K		B FF 91 C FF 90 B FF 91 F FF 90 F FC 87 X FO 84 2-2 ② G6-3 1-2 2-H			X SI 91 0-0 HR	4	1	1	2	0	2	3
26 Brennan Boesch, L (1, 7) OBP: 0.389, SLG: 0.611		X FF 91 0-0 ① P5		C FF 91 B FF 89 B FO 83 S FO 84 C FF 87 2-3 ③ K		X FO 86 0-0 ③ G4-3			C SL 81 S CU 82 B FF 92 B SI 92 C SL 82 2-3 ② K	4	0	0	0	0	2	2
9 Carlos Guillen, S (1, 4) OBP: 0.335, SLG: 0.452		C FF 90 B FF 91 C CU 73 B FF 90 F FF 89 B CU 71 X FF 92 3-2 ② F9			F FF 90 B FF 89 B FO 82 B FF 89 X FF 89 3-1 ① G4-3		C FO 82 S FF 89 S FF 89 0-3 ① K		B SI 91 C SL 82 B CU 82 S FF 92 B SI 92 B FF 92 4-2 29 BB 15 BB 12 BB BB	3	1	0	0	1	1	0
15 Brandon Inge, R (1, 5) OBP: 0.334, SLG: 0.409		F FO 83 S FO 85 B FF 92 X FF 91 1-2 ③ F9			B CU 71 B FO 82 C FO 82 B FF 89 B FF 89 4-1 BB		C FO 83 C FO 83 B FF 90 F FO 83 B CU 71 S FO 82 2-3 ② K		B SL 84 B SL 82 S FF 93 B FF 92 S FF 93 F FF 93 F FF 92 F FF 92 F FF 91 4-2 F FF 92 F SL 82 B SL 81 12 BB 29 BB 1-2 BB	2	0	0	0	2	1	0
13 Alex Avila, L (1, 2) OBP: 0.321, SLG: 0.353 29 Danny Worth, R (9, PH) OBP: 0.302, SLG: 0.320			B FF 90 B FF 91 X FF 91 2-0 ① P5		1 SAFE X FF 89 0-0 ② F8		B FF 90 B FO 82 X FF 89 2-0 ③ F8		B SI 93 B SI 92 B SI 92 B SI 92 4-0 12 BB 1-2 2-3 BB	3	0	0	0	0	0	1
										0	0	0	0	1	0	0
37 Max Scherzer, R (1, 1) 54 Joel Zumaya, R (6, 1) 25 Ryan Raburn, R (8, PH) OBP: 0.288, SLG: 0.359 21 Enrique Gonzalez, R (8, 1) 59 Fu-Te Ni, L (8, 1) 12 Gerald Laird, R (9, PH) OBP: 0.253, SLG: 0.232			B FF 90 C FF 90 F CU 72 X FO 84 1-2 ② G4-3		C FF 90 F FF 90 B FF 87 X CU 71 1-2 ③ G5-3			C FF 95 S SI 96 B SL 85 C SL 84 1-3 ① K	B SI 92 B CH 84 B SI 93 C SI 91 F SI 93 B SI 93 4-2 1-2 2-3 3-H BB	2 0 1 0 0 0 0	0 0 0 0 0 0 0	0 0 0 0 0 0 1	0 0 0 0 0 0 1	0 0 1 0 0 0 0	2 0 0 0 0 0 0	1 0 0 0 0 0 0
Inning Stats	R: 0 E: 0 K: 1 S: 10 H: 1 LOB: 1 BB: 0 P: 14	R: 0 E: 0 K: 0 S: 8 H: 0 LOB: 0 BB: 0 P: 12	R: 0 E: 0 K: 1 S: 8 H: 0 LOB: 0 BB: 0 P: 14	R: 0 E: 0 K: 2 S: 10 H: 0 LOB: 1 BB: 1 P: 18	R: 0 E: 0 K: 0 S: 7 H: 0 LOB: 1 BB: 1 P: 15	R: 1 E: 0 K: 0 S: 10 H: 1 LOB: 1 BB: 1 P: 17	R: 0 E: 0 K: 2 S: 8 H: 0 LOB: 0 BB: 0 P: 12	R: 0 E: 0 K: 1 S: 8 H: 0 LOB: 0 BB: 0 P: 12	R: 2 E: 0 K: 2 S: 25 H: 1 LOB: 3 BB: 4 P: 49	1B: 2 2B: 0 3B: 0 HR: 1		SF: 0 SAC: 1 DP: 0 HBP: 0		WP: 1 PB: 0 SB: 1 CS: 0		PA: 37

PITCHER		IP	WLS	BF	H	R	ER	SO	BB	IBB	HBP	BLK	WP	HR	S	P	ERA	WHIP
11 Kenshin Kawakami, R ERA: 4.48	(1, 1)	7.0	W	26	2	1	1	6	3	0	0	0	1	0	61	102	1.29	0.714
39 Jonny Venters, L ERA: 1.39	(8, 1)	1.0	H	3	0	0	0	1	0	0	0	0	0	0	8	12	0.00	0.000
40 Takashi Saito, R ERA: 3.95	(9, 1)	0.2	H	5	1	2	2	1	2	0	0	0	0	1	19	32	27.00	4.500
34 Eric O'Flaherty, L ERA: 2.25	(9, 1)	0.0		2	0	0	0	0	2	0	0	0	0	0	2	10	∞	∞
58 Peter Moylan, R ERA: 3.03	(9, 1)	0.1	S	1	0	0	0	1	0	0	0	0	0	0	4	7	0.00	0.000

livebaseballscorecards.com

AB	30
R	3
H	3
RBI	3
BB	7
SO	9
LOB	14

BOTTOM

Batter	1	2	3	4	5	6	7	8	9	AB	R	H	RBI	BB	SO	LOB
14 Martín Prado, R (1, 4) OBP: 0.373, SLG: 0.473	C FF 91 B SL 80 B SL 82 F FF 94 F CH 85 F FF 94 X CH 84 2-2 2B		C FF 94 C FF 94 F FF 94 X SL 83 0-2 ③ G6-3		C SL 84 X FF 95 0-1 1-2 1B		B FF 97 X FF 95 1-0 ② G6-3	I IN 74 I IN 74 I IN 74 I IN 74 I IN 76 4-0 53 FC5-4 IBB		4	0	2	0	1	0	1
53 Melky Cabrera, S (1, 9) (9, 7) OBP: 0.322, SLG: 0.333	B FF 94 X FF 95 1-0 ① F8			S CH 83 B FF 94 B FF 94 F CH 85 B FF 96 F CH 86 S FF 96 3-3 ① K	S CH 86 B CH 86 C FF 96 C FF 96 1-3 ③ K		D FF 97 B FF 99 B FF 98 B FF 98 4-0 10 HR BB	C SI 91 F CH 82 X SL 78 0-2 ③ FC5-4 1-2f		4	1	0	0	1	2	6
10 Chipper Jones, S (1, 5) OBP: 0.388, SLG: 0.394	C FF 96 B FF 95 X FF 94 1-1 ② F8			B CH 85 S FF 96 F FF 98 B FF 97 B CH 87 F FF 96 B FF 97 4-2 25 HBP BB		C SL 92 X FF 94 0-1 ① G4-3	B FF 99 X FF 100 1-0 1-H 2-H HR			3	1	1	3	1	0	1
16 Brian McCann, L (1, 2) OBP: 0.375, SLG: 0.438	B FF 96 B FF 95 F FF 96 B CH 85 S FF 95 S FF 98 3-3 ③ K			C CH 83 S FF 96 B FF 97 S FF 96 1-3 ② K		B FF 94 B CH 84 B FF 95 C FF 93 B FF 94 4-1 25 BB BB	C FF 99 B FF 85 F FF 99 F FF 99 S CU 82 1-3 ③ K			3	0	0	0	1	3	2
25 Troy Glaus, R (1, 3) OBP: 0.376, SLG: 0.477		C FF 92 F FF 94 B FF 93 B FF 93 F FF 95 X CH 86 2-2 ① G5-3		C FF 95 H CH 85 1-1 1-2 HBP		B FF 93 C FF 93 B CH 84 S FF 94 B FF 95 F FF 95 B FF 94 4-2 1-2 BB		B F FF 94 B SL 87 F FF 94 F SL 88 X SL 88 2-2 20 2B 1B		2	1	1	0	1	0	0
20 Eric Hinske, L (1, 7) OBP: 0.371, SLG: 0.538 22 Jason Heyward, L (8, PR) OBP: 0.366, SLG: 0.455 (9, 9)		C FF 94 F FF 94 S FF 96 0-3 ② K		C CH 84 X FF 97 0-1 ③ F7		C FF 94 F FF 94 B FF 94 C CH 84 1-3 ② K		S FF 94 B FF 94 B SL 94 X FF 94 2-1 19 F7 1-H 2B		4 0	0 0	1 0	1 0	0 0	2 0	4 0
19 Yunel Escobar, R (1, 6) OBP: 0.347, SLG: 0.293		B FF 93 X FF 94 1-0 1 CS 1B			B SL 90 F FC 92 F CH 82 T SL 84 1-2 ① K	B FF 100 F FF 98 B CU 78 S FF 99 F FF 98 B SI 100 F FF 100 X FF 99 3-2 ③ P4		B SL 88 C SL 89 S FF 94 F SL 86 B FF 93 X CU 79 2-2 ① F7 2-3		4	0	1	0	0	1	3
1 Grégor Blanco, L (1, 8) OBP: 0.500, SLG: 0.400		B FF 93 1-0 ③ CS 1-2	S FF 92 B FF 94 C FF 95 F FF 94 X CH 86 1-2 ① G3-1		B SL 82 C FF 94 B CH 83 C FF 94 B FF 92 F FF 94 F CH 85 B FF 94 4-2 11 FC1-6 BB		B FF 98 B FF 100 C FF 99 S FF 98 B FF 100 F FF 100 B FF 99 4-2 7 SH2-4 10 HR BB	P PO 76 B SL 74 S SI 88 B SI 90 F SI 88 F SI 90 F SL 76 B SI 90 4-2 4 F9 BB		1	1	0	0	3	0	0
11 Kenshin Kawakami, R OBP: 0.192, SLG: 0.120 7 Brooks Conrad, S OBP: 0.323, SLG: 0.590 39 Jonny Venters, L 4 Omar Infante, R OBP: 0.333, SLG: 0.370 40 Takashi Saito, L 34 Eric O'Flaherty, L 58 Peter Moylan, R	(1, 1) (7, PH) (8, 1) (8, PH) (9, 1) (9, 1) (9, 1)		C FF 91 C FF 91 F FF 96 S SL 84 0-3 ② K	X FF 88 0-0 ② FC1-6 14 1B 1-2f		B FF 97 1 SAFE C FF 98 X FF 96 1-1 ① SH2-4 1-2	X SI 90 0-0 ② F9 1-2		2 0 0 1 0 0 0	0 0 0 0 0 0 0	0 0 0 0 0 0 0	0 0 0 0 0 0 0	1 0 0 0 0 0 0	0 0 0 3 0 0 0	1 0 0 0 0 0 0
Inning Stats	R: 0 E: 0 K: 1 S: 11 H: 1 LOB: 1 BB: 0 P: 18	R: 0 E: 0 K: 1 S: 8 H: 1 LOB: 0 BB: 0 P: 12	R: 0 E: 0 K: 1 S: 12 H: 0 LOB: 0 BB: 0 P: 13	R: 0 E: 0 K: 2 S: 13 H: 0 LOB: 2 BB: 1 P: 22	R: 0 E: 0 K: 2 S: 13 H: 1 LOB: 2 BB: 1 P: 19	R: 0 E: 0 K: 1 S: 14 H: 0 LOB: 2 BB: 2 P: 26	R: 3 E: 0 K: 1 S: 11 H: 1 LOB: 0 BB: 2 P: 23	R: 1 E: 0 K: 0 S: 19 H: 2 LOB: 3 BB: 2 P: 32		1B: 3 2B: 2 3B: 0 HR: 1		SF: 0 SAC: 1 DP: 0 HBP: 1		WP: 0 PB: 0 SB: 0 CS: 1		PA: 39

PITCHER		IP	WLS	BF	H	R	ER	SO	BB	IBB	HBP	BLK	WP	HR	S	P	ERA	WHIP
37 Max Scherzer, R ERA: 5.26	(1, 1)	5.2		24	3	0	0	8	4	0	1	0	0	0	66	102	0.00	1.235
54 Joel Zumaya, R ERA: 2.63	(6, 1)	1.1	L	7	1	3	3	1	2	0	0	0	0	1	16	31	20.25	2.250
21 Enrique Gonzalez, R ERA: 1.29	(8, 1)	0.1		3	2	1	1	0	0	0	0	0	0	0	10	16	27.00	6.000
59 Fu-Te Ni, L ERA: 5.24	(8, 1)	0.2		4	0	0	0	0	1	1	0	0	0	0	9	16	0.00	1.500

AB	28
R	4
H	6
RBI	4
BB	8
SO	9
LOB	21

TOP

Batter	1	2	3	4	5	6	7	8	9	AB	R	H	RBI	BB	SO	LOB
14 Austin Jackson, R (1, 8) OBP: 0.355, SLG: 0.408	B FF 91 T FF 91 X FF 92 1-1 39 E 39 1B 1B		C FF 93 F SL 86 B SL 85 C FF 93 1-3 ② K	F FF 87 X CU 76 0-1 39 CS 2-H 3-H 1B		B SL 85 B SL 85 T CH 84 C SI 92 X SL 85 2-2 18 BB 24 1B 1-3 1B	C FC 92 B FC 92 B FF 96 C FC 92 B FF 96 C FC 91 3-3 ③ K			5	2	3	2	0	2	2
39 Ramon Santiago, S (1, 6) OBP: 0.335, SLG: 0.321	1 SAFE X FF 91 0-0 18 FC3-6 1-H 1B		B FF 92 B FF 90 S FF 92 B FF 93 C FF 93 S FF 95 3-3 ③ K	B SI 91 B SI 91 C CH 84 2-1 ③ CS 1-2	B SI 91 B CH 85 C SI 91 B SL 84 X CH 85 3-1 ① G1-3	1 SAFE B SI 91 1 SAFE B SI 91 X SI 90 2-0 ② SF8 3-H		C FF 95 S CH 88 X FF 95 0-2 ① P4		4	0	1	2	0	1	0
18 Johnny Damon, L (1, 7) OBP: 0.365, SLG: 0.391 40 Phil Coke, L (8, 1) 46 Jose Valverde, R (9, 1)	B FF 92 X CH 86 1-0 ① FC3-6 24 S 1-2f			C SL 84 X CH 82 0-1 24 S 26 1B 1B	C SI 92 B SL 84 F CH 85 B FF 93 F CH 86 B CH 86 X CH 86 3-2 ② L3	C SI 91 F SI 91 B SI 90 F CH 85 1 SAFE B FF 92 B CH 85 B CH 85 4-2 24 1B 1-2 BB		S FF 94 F CH 88 B CH 87 X FC 91 1-2 ② G4-3		4 0 0	1 0 0	1 0 0	0 0 0	1 0 0	0 0 0	1 0 0
24 Miguel Cabrera, R (1, 3) OBP: 0.409, SLG: 0.624	S SL 85 B FF 93 C CU 74 F CH 84 S FF 89 1-3 ② K 1-2			C FF 91 F FF 91 B FF 94 B FF 92 B SL 87 B SL 85 4-2 26 1B 32 1B 1-2 BB	B FF 93 X SI 93 1-0 26 HR 1B	B SI 92 B SL 85 X SI 92 2-0 1-2 2-H 1B		C FF 96 X FF 95 0-1 ③ F9		4	2	2	1	1	1	1
26 Brennan Boesch, L (1, 9) OBP: 0.389, SLG: 0.621	C FF 93 B CH 86 X SL 86 1-1 ③ P4			X FF 93 0-0 32 1B 9 BB 12 1B 1-3 2-H 1B	C SI 92 F SL 85 B CH 85 X CH 85 1-2 1-H HR	F FF 94 X FF 94 0-1 ③ F9			C FF 92 X SL 87 0-1 ① G4-3	5	2	2	3	0	0	3
9 Carlos Guillen, S (1, 4) OBP: 0.351, SLG: 0.462 15 Brandon Inge, R (8, 5) OBP: 0.337, SLG: 0.412		B FF 88 F FF 90 B CH 81 X CH 82 2-1 12 G5-4-3 1B		B FF 93 B SL 82 B CH 83 B FF 92 4-0 12 1B 32 1B 35 G6-2-3 1-2 BB	T SI 93 B SI 94 B SI 92 F SI 92 X SL 85 2-2 1B		X FF 94 0-0 35 SH1-4 12 1B 1B		B SI 91 S FF 91 B SI 91 X SI 91 2-1 32 FC1-6 1B	3 1	0 0	3 1	0 0	1 0	0 0	0 0
32 Don Kelly, L (1, 5) OBP: 0.258, SLG: 0.258 (8, 7)		B SL 83 B SL 82 S FF 91 F FF 92 X FF 92 2-2 ① L7		S SL 86 B CU 75 F SL 86 X CH 85 1-2 35 G6-2-3 12 1B 14 1B 1-2 2-3 3-H 1B	F SI 90 S CH 86 B SI 92 X SI 92 1-2 ③ F7		B FF 94 B CH 87 F CH 86 1 SAFE X FF 94 2-1 ① F9		F FF 92 C SI 93 F SL 87 X SI 93 0-2 ② FC1-6 1-2f	5	1	1	1	0	0	4
12 Gerald Laird, R (1, 2) OBP: 0.264, SLG: 0.245		B SL 82 X CH 84 1-0 ②③ G5-4-3 1-2f		B SL 86 B SL 84 F FF 94 F FF 94 B FF 88 X FF 95 3-2 35 G6-2-3 14 1B 1-2 2-3 3-H 1B		B FF 92 C SL 86 X CH 86 1-1 14 1B 14 S 39 SF8 1B	B FC 90 F CH 88 C FF 94 X CH 87 1-2 35 SH1-4 1-2 1B		B FF 92 X SI 91 1-0 ③ G4-3	5	2	3	1	0	0	2
35 Justin Verlander, R (1, 1) 29 Danny Worth, R (8, 4) OBP: 0.302, SLG: 0.320			F FF 89 B FF 93 F FF 93 B SL 86 S SL 84 2-3 ① K	C FF 95 X FF 95 0-1 ①② G6-2-3 1-2 2-3 3-Hf		L SI 90 B SI 90 B SI 90 C SI 91 L SI 91 2-3 ① K	L FF 94 B FF 94 C FF 94 X SI 95 1-2 ② SH1-4 1-2 2-3			3 0	0 0	0 0	0 0	0 0	2 0	4 0
Inning Stats	R: 1 E: 1 K: 1 S: 10 H: 2 LOB: 1 BB: 0 P: 14	R: 0 E: 0 K: 0 S: 6 H: 1 LOB: 0 BB: 0 P: 11	R: 0 E: 0 K: 3 S: 9 H: 0 LOB: 0 BB: 0 P: 15	R: 5 E: 0 K: 0 S: 16 H: 5 LOB: 0 BB: 2 P: 30	R: 2 E: 0 K: 0 S: 16 H: 3 LOB: 1 BB: 0 P: 27	R: 2 E: 0 K: 1 S: 15 H: 3 LOB: 2 BB: 1 P: 28	R: 0 E: 0 K: 1 S: 12 H: 2 LOB: 2 BB: 0 P: 19	R: 0 E: 0 K: 0 S: 8 H: 0 LOB: 0 BB: 0 P: 9	R: 0 E: 0 K: 0 S: 9 H: 1 LOB: 1 BB: 0 P: 12	1B: 16 2B: 0 3B: 0 HR: 1 SF: 1 SAC: 1 DP: 2 HBP: 0				WP: 0 PB: 0 SB: 3 CS: 1	PA: 45	

PITCHER		IP	WLS	BF	H	R	ER	SO	BB	IBB	HBP	BLK	WP	HR	S	P	ERA	WHIP
48 Tommy Hanson, R ERA: 4.5	(1, 1)	3.2	L	19	8	6	5	4	2	0	0	0	0	0	40	67	12.27	2.727
50 Cristhian Martinez, R ERA: 5.59	(4, 1)	2.0		12	6	4	4	1	1	0	0	0	0	1	30	56	18.00	3.500
43 Jesse Chavez, R ERA: 5.7	(6, 1)	2.1		9	2	0	0	1	0	0	0	0	0	0	22	30	0.00	0.857
34 Eric O'Flaherty, L ERA: 2.17	(9, 1)	1.0		4	1	0	0	0	0	0	0	0	0	0	9	12	0.00	1.000

Detroit Tigers @ Atlanta Braves
Turner Field, Atlanta, GA
Sun Jun 27 2010, 1:39 PM - 4:53 PM EDT
Att. 26,034 - Sunny - 91 F

livebaseballscorecards.com

AB	39
R	10
H	17
RBI	10
BB	3
SO	6
LOB	17

BOTTOM

Batter	1	2	3	4	5	6	7	8	9	AB	R	H	RBI	BB	SO	LOB
14 Martín Prado, R (1, 4) OBP: 0.376, SLG: 0.477 (9, 3)	B FF 95 F FF 95 B FF 96 B FF 96 F FF 96 F FF 97 F FF 97 F FF 97 X FF 98 3-2 16 WP 16 S 1B		B FF 96 C CH 85 B SL 87 B FF 96 X FF 96 3-1 ③ G6-3		B SL 85 C FF 94 X FF 94 1-1 20 1B 2B		C CH 88 H CU 73 1-1 20 G1-6-3 HBP		C FF 95 F FF 96 B FF 96 X FS 86 1-2 ② P3	4	1	2	0	0	0	1
7 Brooks Conrad, S (1, 5) OBP: 0.329, SLG: 0.569 (9, 4)	1 SAFE C FF 96 1 SAFE F FF 96 D CH 87 B CU 79 S CH 87 2-3 ① K			X FF 94 0-0 20 F9 20 S 25 2B 1B	C CH 85 H CU 80 1-1 20 1B 16 2B HBP		F FF 94 B CU 78 C CU 77 B CU 78 X FF 96 2-2 ① L6		B FS 85 C FF 96 S FS 85 F FS 86 S FS 86 1-3 ③ K	4	2	1	0	0	2	3
20 Eric Hinske, L (1, 7) OBP: 0.368, SLG: 0.531	1 SAFE F FF 97 X FF 96 0-1 ② F8			1 SAFE F FF 95 B CU 78 B CU 79 B FF 97 F FF 97 X FF 97 3-2 ① F9 1-3	X FF 96 0-0 16 2B 25 FC3-2 1-3 2-H 1B		F CH 85 S CH 84 F CU 78 B CH 87 B CH 86 X FF 96 2-2 ②③ G1-6-3 1-2f			4	0	1	1	0	0	3
16 Brian McCann, L (1, 2) OBP: 0.379, SLG: 0.443 8 David Ross, R (8, 2) OBP: 0.397, SLG: 0.354	1 SAFE B CU 78 B CU 80 S CH 87 D CH 88 C FF 97 F FF 98 F CH 88 S FF 98 3-3 ③ K 1-3			B FF 98 B FF 97 B CH 88 B FF 96 4-0 25 2B 53 SF9 BB	B CU 79 C CU 78 B CU 79 X CH 87 2-1 25 FC3-2 1-3 3-H 2B			X SI 93 0-0 ① F9		2 1	1 0	1 0	1 0	1 0	1 0	1 0
25 Troy Glaus, R (1, 3) OBP: 0.374, SLG: 0.477 34 Eric O'Flaherty, L (9, 1)		C FF 96 B FF 95 B FF 97 F FF 97 B FF 98 X FF 98 3-2 ① F8		C CU 80 X FF 97 0-1 53 SF9 1-3 3-H 2B	C CU 79 D CU 81 B CU 79 X FF 99 2-1 ② FC3-2 2-3 3-H			C FF 94 C CH 85 B CH 86 F FF 94 X SI 95 1-2 ② G6-3		4 0	0 0	1 0	1 0	0 0	0 0	2 0
53 Melky Cabrera, S (1, 9) OBP: 0.319, SLG: 0.330 43 Jesse Chavez, R (6, 1) 18 Brandon Hicks, R (8, PH) (9, 5)		X FF 94 0-0 ② F9		X CH 87 0-0 ② SF9 2-3 3-H	C FF 97 X FF 97 0-1 ③ F7			F FF 95 B FF 94 S SL 81 B FF 94 B SL 82 B SI 95 4-2 BB		2 0 0	0 0 0	0 0 0	1 0 0	0 0 1	0 0 0	2 0 0
19 Yunel Escobar, R (1, 6) OBP: 0.345, SLG: 0.289		C FF 95 B FF 94 X FF 95 1-1 ③ F9		C CU 79 B CU 80 B FF 98 B FF 98 C FF 98 F FF 99 B FF 98 4-2 BB		X FF 92 0-0 ① F9		S CH 83 B FF 94 S CH 86 X CH 84 1-2 ③ G4-3		3	0	0	0	1	0	1
1 Grégor Blanco, L (1, 8) OBP: 0.433, SLG: 0.333			B FF 95 F FF 94 C FF 95 B CU 79 S FF 97 2-3 ① K	B FF 97 B FF 97 C FF 96 S FF 98 F FF 98 F FF 98 B CH 87 F FF 98 F FF 98 3-2 ③ F FF 97 X FF 98 G4-3		F FF 90 C CU 76 C CU 77 0-3 ② K			X FS 83 0-0 ① G4-3	4	0	0	0	0	2	2
48 Tommy Hanson, R (1, 1) OBP: 0.133, SLG: 0.138 50 Cristhian Martinez, R (4, 1) 4 Omar Infante, R (6, 9) OBP: 0.335, SLG: 0.372			C FF 96 B FF 97 S FF 97 S FF 98 1-3 ② K		C FF 95 F FF 94 S FF 94 0-3 ① K	X FF 92 0-0 ③ L6			C FS 82 X FS 83 0-1 1B	1 1 2	0 0 0	0 0 1	0 0 0	0 0 0	1 1 0	0 0 0
Inning Stats	R: 0 E: 0 K: 2 S: 16 H: 1 LOB: 1 BB: 0 P: 24	R: 0 E: 0 K: 0 S: 6 H: 0 LOB: 0 BB: 0 P: 10	R: 0 E: 0 K: 2 S: 8 H: 0 LOB: 0 BB: 0 P: 14	R: 2 E: 0 K: 0 S: 18 H: 2 LOB: 2 BB: 2 P: 32	R: 2 E: 0 K: 1 S: 13 H: 3 LOB: 2 BB: 0 P: 19	R: 0 E: 0 K: 1 S: 5 H: 0 LOB: 0 BB: 0 P: 5	R: 0 E: 0 K: 0 S: 8 H: 0 LOB: 0 BB: 0 P: 13	R: 0 E: 0 K: 0 S: 10 H: 0 LOB: 1 BB: 1 P: 16	R: 0 E: 0 K: 1 S: 10 H: 1 LOB: 1 BB: 0 P: 12	1B: 4 2B: 3 3B: 0 HR: 1 SF: 1 SAC: 0 DP: 2 HBP: 2				WP: 1 PB: 0 SB: 2 CS: 0	PA: 38	

PITCHER		IP	WLS	BF	H	R	ER	SO	BB	IBB	HBP	BLK	WP	HR	S	P	ERA	WHIP
35 Justin Verlander, R ERA: 4.02	(1, 1)	7.0	W	30	6	4	4	6	2	0	2	0	1	0	74	117	5.14	1.143
40 Phil Coke, L ERA: 2.9	(8, 1)	1.0		4	0	0	0	0	1	0	0	0	0	0	10	16	0.00	1.000
46 Jose Valverde, R ERA: 0.56	(9, 1)	1.0		4	1	0	0	1	0	0	0	0	0	0	10	12	0.00	1.000

Detroit Tigers @ Atlanta Braves
Turner Field, Atlanta, GA
Sun Jun 27 2010, 1:39 PM - 4:53 PM EDT
Att. 26,034 - Sunny - 91 F

livebaseballscorecards.com

AB	32
R	4
H	7
RBI	4
BB	3
SO	7
LOB	15

TOP

Batter	1	2	3	4	5	6	7	8	9	AB	R	H	RBI	BB	SO	LOB
14 Austin Jackson, R (1, 8) OBP: 0.360, SLG: 0.410	F SI 92 H SI 93 1-1 25 1B 39 1B 24 2B HBP	C SL 84 F CH 86 B SI 95 X SL 85 1-2 39 1B 39 S 25 FC6-4 1B		C SI 94 B SI 92 D SI 94 F SL 85 S SI 93 2-3 ② K			X SL 83 0-0 39 SH 25 1B 1B	F SI 90 1 SAFE B SI 89 F SI 90 1 SAFE X FF 89 1-2 ② G1-3 1-2		4	3	2	0	0	1	2
39 Ramon Santiago, S (1, 4) OBP: 0.344, SLG: 0.327	X SI 92 0-0 25 1B 24 2B 1-2 1B	1 SAFE 1 SAFE F SI 93 T SI 94 D SL 87 F SL 86 X CH 87 1-2 25 FC6-4 1-3 1B		B SI 94 B SI 92 C SI 92 B SI 93 B SL 84 4-1 25 FC5-4 1-2 BB			X SI 92 0-0 SH 25 1B 1-2	C FC 86 S FC 85 F FF 91 F FF 90 X CH 82 0-2 ③ G4-3		3	1	2	0	1	0	1
25 Ryan Raburn, R (1, 7) OBP: 0.293, SLG: 0.361 32 Don Kelly, L (9, 7) OBP: 0.258, SLG: 0.258	B SL 84 X SI 94 1-0 24 2B 26 2B 1-2 2-3 1B	D SL 87 X CH 85 1-0 ② FC6-4 1-2f 3-H		B SI 94 S SL 86 B SI 93 X SI 93 2-1 ③ FC5-4 1-2f			X SI 91 0-0 1-2 2-H 1B		S FF 95 B CU 75 S SL 87 S SL 86 1-3 ① K	5 0	1 0	2 0	2 0	0 0	1 0	3 0
24 Miguel Cabrera, R (1, 3) OBP: 0.412, SLG: 0.629	B SI 94 S SL 86 S SI 94 X SL 87 1-2 26 2B 1-3 2-H 3-H 2B	F CH 87 B SI 95 S SI 94 D SL 87 1 SAFE B SI 94 T SL 87 3-2 ③ K			C SI 91 B SI 93 B SI 94 B SL 86 B SI 94 4-1 9 CS 26 G4-3 BB		F SI 91 B FF 92 B SI 91 S FC 87 B FC 87 S FC 88 3-3 ① K		X FF 93 0-0 2B	4	1	2	2	1	2	3
26 Brennan Boesch, L (1, 9) OBP: 0.385, SLG: 0.616	S SI 94 X SL 86 0-1 9 1B 2-H 3-H 2B		C SL 85 B SI 93 B SI 94 X SI 93 2-1 ① F9		C SI 94 B SI 95 X SI 94 1-1 ① G4-3 1-2		F FF 91 F FF 92 F FF 92 S FC 86 0-3 ② K		C SL 86 B FF 95 B SL 84 F SL 83 F SL 84 F FF 95 F FF 96 F SL 87 F SL 84 2-3 ② S CU 75 K	5	0	1	2	0	2	4
9 Carlos Guillen, S (1, 10) OBP: 0.352, SLG: 0.457	B SI 95 B SI 95 X CH 86 2-0 12 G4-6-3 2-3 1B	X CH 86 0-0 ② G5-3			F SI 92 B SL 85 C CH 88 F FF 94 B SL 87 B SL 83 S SL 85 3-3 ②③ K 2-3		X FF 92 0-0 ③ P6		I IN 63 I IN 69 I IN 66 I IN 64 4-0 IBB	4	0	1	0	1	1	3
15 Brandon Inge, R (1, 5) OBP: 0.331, SLG: 0.404	C SI 95 B SI 94 F SL 86 S SL 85 1-3 ① K	C SI 95 S CH 88 X SI 94 0-2 ③ G6-3				C SL 83 S CH 84 S SL 86 0-3 ① K		S FC 85 C FC 87 B FF 90 F FC 85 S CU 78 1-3 ① K	B SL 87 F SL 86 F FF 96 X CU 77 1-2 ③ P3	5	0	0	0	0	3	4
12 Gerald Laird, R (1, 2) OBP: 0.263, SLG: 0.265	B FF 94 X SI 94 1-0 ②③ G4-6-3 1-2f			L SL 84 S CH 85 B SI 93 B SI 94 X SL 87 2-2 ① G4-3		C SI 93 S CH 85 B SI 94 F SL 87 S CH 86 1-3 ② K		B FF 90 B FF 90 X FF 89 2-0 HR		4	1	1	1	0	1	2
29 Danny Worth, R (1, 6) OBP: 0.316, SLG: 0.333		B SI 92 X SI 93 1-0 ① G4-3		B SI 94 C CH 86 X CH 85 1-1 39 S 1B		X SI 92 0-0 ③ F8		B FF 90 X FF 91 1-0 14 G1-3 1B		4	0	2	0	0	0	0
Inning Stats	R: 4 E: 0 K: 1 S: 13 H: 5 LOB: 1 BB: 0 P: 20	R: 1 E: 0 K: 1 S: 12 H: 2 LOB: 1 BB: 0 P: 19	R: 0 E: 0 K: 0 S: 6 H: 0 LOB: 0 BB: 0 P: 8	R: 0 E: 0 K: 1 S: 11 H: 1 LOB: 2 BB: 1 P: 22	R: 0 E: 0 K: 1 S: 7 H: 0 LOB: 0 BB: 0 P: 15	R: 0 E: 0 K: 2 S: 8 H: 0 LOB: 0 BB: 0 P: 9	R: 1 E: 1 K: 2 S: 11 H: 2 LOB: 2 BB: 0 P: 14	R: 1 E: 0 K: 1 S: 14 H: 2 LOB: 1 BB: 0 P: 19	R: 0 E: 0 K: 2 S: 15 H: 1 LOB: 2 BB: 1 P: 23	1B: 9 2B: 3 3B: 0 HR: 1 SF: 0 SAC: 1 DP: 1 HBP: 1	WP: 0 PB: 0 SB: 2 CS: 1 PA: 43					

PITCHER		IP	WLS	BF	H	R	ER	SO	BB	IBB	HBP	BLK	WP	HR	S	P	ERA	WHIP
47 Francisco Liriano, L ERA: 3.47	(1, 1)	6.0	L	29	9	6	6	6	2	0	1	0	0	0	59	95	9.00	1.833
54 Matt Guerrier, R ERA: 1.75	(7, 1)	2.0		9	3	1	1	3	0	0	0	0	0	1	23	31	4.50	1.500
28 Jesse Crain, R ERA: 4.26	(9, 1)	1.0		5	1	0	0	2	0	1	0	0	0	0	15	23	0.00	1.000

Detroit Tigers @ Minnesota Twins
Target Field, Minneapolis, MN
Mon Jun 28 2010, 7:11 PM - 10:29 PM CDT
Att. 40,681 - Partly Cloudy - 73 F

livebaseballscorecards.com

AB	38
R	7
H	13
RBI	7
BB	3
SO	11
LOB	22

BOTTOM

Batter	1	2	3	4	5	6	7	8	9	AB	R	H	RBI	BB	SO	LOB
2 Denard Span, L (1, 8) OBP: 0.347, SLG: 0.367	C FF 89 H FF 91 1-1 1 2B 7 SF7 HBP		C FF 92 S SL 83 X FF 91 0-2 33 1B 7 BB 1B	X SL 81 0-0 ②③ G4-6-3 1-2f		C SL 86 1 SAFE X FF 87 0-1 ③ F8			C FF 94 B FS 85 B FF 94 F FS 87 S FS 85 2-3 ① K	4	1	1	0	0	1	2
1 Orlando Hudson, S (1, 4) OBP: 0.357, SLG: 0.392	B FF 91 1 SAFE C FF 90 C FF 91 X SL 82 1-2 1-3 2B		B FF 91 C FF 90 X FF 90 1-1 ① F7		B FF 89 X FF 90 1-0 ① F8		B SI 93 X FF 94 1-0 33 E 16 1B 1B		B FS 86 C FS 85 F FF 96 S FS 85 1-3 ② K	5	1	2	0	0	1	1
7 Joe Mauer, L (1, 2) OBP: 0.378, SLG: 0.428	C FF 91 X FF 92 0-1 ① SF7 3-H		1 SAFE B FF 92 B FF 90 1 SAFE B SI 92 B FF 90 4-0 33 1B 1-2 BB		C SL 79 X FF 91 0-1 ② G3-1		B FF 95 C SL 80 S FF 94 X FF 94 1-2 ① F8		B FS 88 C FS 87 B FS 88 S FS 85 X FS 86 2-2 ③ P6	3	0	0	1	1	0	1
33 Justin Morneau, L (1, 3) OBP: 0.449, SLG: 0.612	B FF 92 B FF 91 C FF 91 B FF 93 B FF 91 4-1 16 G4-6-3 BB		C FF 93 S FF 92 X FF 92 0-2 16 G1-6-3 1-2 2-3 1B		B FF 91 B FF 91 X FF 90 2-0 1B		B SL 81 F FF 94 S SL 82 B SL 83 1 SAFE F SI 95 F FF 96 F SL 82 C SI 95 2-3 ② K 1-2			3	0	2	0	1	1	1
16 Jason Kubel, L (1, 9) OBP: 0.349, SLG: 0.444	S SL 82 D SL 82 B FF 91 X FF 92 2-1 ②③ G4-6-3 1-2f		C FF 92 F SL 83 F SL 83 B SL 83 F SL 81 F FF 93 X FF 92 1-2 ②③ G1-6-3 1-2f		C SL 80 B CH 84 B FF 90 X FF 91 2-1 ③ G4-3		C SL 81 B SI 94 C FF 94 B FF 94 X SL 82 2-2 2-H 1B			4	0	1	1	0	0	6
5 Michael Cuddyer, R (1, 5) OBP: 0.326, SLG: 0.406		X FF 90 0-0 ① L7		C SL 79 F SL 80 B SI 91 X FF 88 1-2 25 3B 1B		F FF 89 X SL 83 0-1 ① F8	F FF 99 X FF 99 0-1 ③ L8			4	1	1	0	0	0	1
25 Jim Thome, L (1, 10) OBP: 0.387, SLG: 0.541		B SI 90 F SI 91 B SL 82 B FF 92 B FF 91 4-1 BB		T FF 90 B FF 88 X FF 90 1-1 21 1B 1-H 3B		X FF 91 0-0 HR		B FF 98 C FF 98 F FF 99 B FF 99 B FF 100 X FF 98 3-2 ① G3		3	2	2	2	1	0	0
21 Delmon Young, R (1, 7) OBP: 0.331, SLG: 0.479	C FF 90 F FF 91 D SL 82 X FF 90 1-2 ② F8			S SL 81 X SL 82 0-1 8 FC3-6 3-H 1B		B FF 90 B FF 90 F FF 91 X SL 81 2-1 8 FC9-6 1B		B FF 85 B FF 99 B FF 97 C FF 97 C FF 98 F FF 99 T FS 85 3-2 ② K		4	0	2	1	0	1	1
8 Nick Punto, S (1, 6) OBP: 0.330, SLG: 0.329	B FF 88 C SL 80 B FF 89 B FF 91 X FF 91 3-1 ③ F7			F FF 90 1 SAFE F FF 90 F FF 90 X SL 80 0-2 ① FC3-6 2 G4-6-3 1-2f		B SI 92 B SI 91 C SI 90 F SI 92 X SI 91 2-2 ② FC9-6 1-2f		C FS 85 F FS 87 B FF 95 F FF 95 F FS 87 X FS 86 1-2 ③ F9		4	0	0	0	0	0	3
Inning Stats	R: 1 E: 0 K: 0 S: 9 H: 1 LOB: 1 BB: 1 P: 17	R: 0 E: 0 K: 0 S: 7 H: 0 LOB: 1 BB: 1 P: 15	R: 0 E: 0 K: 0 S: 14 H: 2 LOB: 2 BB: 1 P: 20	R: 2 E: 0 K: 0 S: 12 H: 3 LOB: 0 BB: 0 P: 14	R: 0 E: 0 K: 0 S: 6 H: 1 LOB: 1 BB: 0 P: 11	R: 1 E: 0 K: 0 S: 10 H: 2 LOB: 1 BB: 0 P: 14	R: 1 E: 1 K: 1 S: 15 H: 2 LOB: 1 BB: 0 P: 21	R: 0 E: 0 K: 1 S: 12 H: 0 LOB: 0 BB: 0 P: 19	R: 0 E: 0 K: 2 S: 9 H: 0 LOB: 0 BB: 0 P: 14	1B: 8 2B: 1 3B: 1 HR: 1 SF: 1 SAC: 0 DP: 3 HBP: 1	WP: 0 PB: 0 SB: 0 CS: 0 PA: 39					

PITCHER		IP	WLS	BF	H	R	ER	SO	BB	IBB	HBP	BLK	WP	HR	S	P	ERA	WHIP
38 Jeremy Bonderman, R ERA: 4.36	(1, 1)	5.1	W	26	9	4	4	0	3	0	1	0	0	1	53	84	6.75	2.250
36 Brad Thomas, L ERA: 4.46	(6, 1)	0.2	H	2	0	0	0	0	0	0	0	0	0	0	5	7	0.00	0.000
40 Phil Coke, L ERA: 2.84	(7, 1)	0.2	H	4	2	1	0	1	0	0	0	0	0	0	13	19	0.00	3.000
54 Joel Zumaya, R ERA: 2.58	(7, 1)	0.2	H	2	0	0	0	0	0	0	0	0	0	0	5	8	0.00	0.000
46 Jose Valverde, R ERA: 0.53	(8, 1)	1.2	S	5	0	0	0	3	0	0	0	0	0	0	18	27	0.00	0.000

Detroit Tigers @ Minnesota Twins
Target Field, Minneapolis, MN
Mon Jun 28 2010, 7:11 PM - 10:29 PM CDT
Att. 40,681 - Partly Cloudy - 73 F

livebaseballscorecards.com

TOP

Batter	1	2	3	4	5	6	7	8	9	AB	R	H	RBI	BB	SO	LOB
14 Austin Jackson, R (1, 8) OBP: 0.358, SLG: 0.411	G1-3		1 SAFE 1-3 18 2B		K		P4			4	1	1	0	0	1	0
18 Johnny Damon, L (1, 10) OBP: 0.367, SLG: 0.397	30 G5-3 1B		30 G4-3 24 1B 2-H 3-H		P3		G4-3			4	1	2	2	0	0	0
30 Magglio Ordonez, R (1, 9) OBP: 0.389, SLG: 0.498 25 Ryan Raburn, R (6, 7) OBP: 0.290, SLG: 0.358	G5-3 1-2		G4-3 2-3		G6-3			G6-3		3 1	0 0	0 0	0 0	0 0	0 0	2 0
24 Miguel Cabrera, R (1, 3) OBP: 0.414, SLG: 0.630 32 Don Kelly, L (6, 3) OBP: 0.255, SLG: 0.256	K		0-0 3-H			1-1 9 G1-3 15 G4-3 26 1B 1B		K		3 1	1 0	2 0	1 0	0 0	1 1	1 0
26 Brennan Boesch, L (1, 7) OBP: 0.382, SLG: 0.609 (6, 9)		G5-3	F7			0-1 15 G4-3 9 G1-3 1-2 1B		K		4	0	1	0	0	1	1
9 Carlos Guillen, S (1, 4) OBP: 0.352, SLG: 0.451 29 Danny Worth, R (6, 4) OBP: 0.310, SLG: 0.327		4-2 15 G4-6-3 BB	G6-3		G1-3 1-2 2-3			F8	2-2	2 1	0 0	0 0	0 0	1 0	0 0	2 0
15 Brandon Inge, R (1, 5) OBP: 0.330, SLG: 0.399		1-1 G4-6-3 1-2f	4-1 BB		3-2 G4-3 2-3 3-H			F9	2-0	3	0	0	1	1	0	2
13 Alex Avila, L (1, 2) OBP: 0.312, SLG: 0.341			3-2 K	F7	F8			G3		4	0	0	0	0	1	2
39 Ramon Santiago, S (1, 6) OBP: 0.344, SLG: 0.327			1-0 14 2B 18 2B 1B	2-3			G6-3			3	1	1	0	0	1	1
Inning Stats	R: 0 E: 0 K: 1 S: 9 H: 1 LOB: 1 BB: 0 P: 14	R: 0 E: 0 K: 0 S: 5 H: 0 LOB: 0 BB: 1 P: 11	R: 3 E: 0 K: 1 S: 14 H: 4 LOB: 1 BB: 0 P: 23	R: 0 E: 0 K: 1 S: 8 H: 0 LOB: 1 BB: 1 P: 15	R: 0 E: 0 K: 1 S: 9 H: 0 LOB: 0 BB: 0 P: 9	R: 1 E: 0 K: 0 S: 9 H: 2 LOB: 1 BB: 0 P: 13	R: 0 E: 0 K: 0 S: 8 H: 0 LOB: 0 BB: 0 P: 12	R: 0 E: 0 K: 2 S: 13 H: 0 LOB: 0 BB: 0 P: 18	R: 0 E: 0 K: 0 S: 6 H: 0 LOB: 0 BB: 0 P: 11	1B: 5 2B: 2 3B: 0 HR: 0 SF: 0 SAC: 0 DP: 1 HBP: 0						

PITCHER	IP	WLS	BF	H	R	ER	SO	BB	IBB	HBP	BLK	WP	HR	S	P	ERA	WHIP
53 Nick Blackburn, R (1, 1) ERA: 6.02	7.0	W	29	7	4	4	4	2	0	0	0	0	0	62	97	5.14	1.286
52 Brian Duensing, L (8, 1) ERA: 1.89	1.0		3	0	0	0	2	0	0	0	0	0	0	13	18	0.00	0.000
50 Jose Mijares, L (9, 1) ERA: 2.3	1.0		3	0	0	0	0	0	0	0	0	0	0	6	11	0.00	0.000

Detroit Tigers @ Minnesota Twins
Target Field, Minneapolis, MN
Tue Jun 29 2010, 7:10 PM - 10:08 PM CDT
Att. 40,593 - Clear - 72 F

livebaseballscorecards.com

AB	33
R	4
H	7
RBI	4
BB	2
SO	6
LOB	11

BOTTOM

Batter	1	2	3	4	5	6	7	8	9	AB	R	H	RBI	BB	SO	LOB
2 Denard Span, L (1, 8) OBP: 0.356, SLG: 0.394	1 2B 3B		1 G4-3 33 1B 1B	1-H 2-H 3B	1-H 2-H 3-H 3B		1 G4-6-3 1-2 BB			4	2	4	5	1	0	0
1 Orlando Hudson, S (1, 4) OBP: 0.358, SLG: 0.393	7 F8 16 2B 3-H 2B		G4-3 1-2	G3-1	BB		G4-6-3 1-2f			4	1	1	1	1	0	4
7 Joe Mauer, L (1, 2) OBP: 0.378, SLG: 0.431	F8 2-3		F7		16 PB 5 2B 1B G1-3			18 1B 20 G3-2-5-2 2B		5	1	2	0	0	0	4
33 Justin Morneau, L (1, 3) OBP: 0.445, SLG: 0.604	K2-3		3-2 2-H 1B		K	K		P6		5	0	1	1	0	3	3
16 Jason Kubel, L (1, 9) OBP: 0.352, SLG: 0.447 18 Jason Repko, R (8, PH) OBP: 0.400, SLG: 0.400 (9, 9)	2-2 3-H 2B		F7		4-2 1-2 5 2B BB	G4-3		1-0 20 G3-2-5-2 2-3 1B		3 1	1 0	1 1	1 0	1 0	0 0	1 0
5 Michael Cuddyer, R (1, 5) OBP: 0.325, SLG: 0.408 20 Matt Tolbert, S (8, 5) OBP: 0.288, SLG: 0.326	L4			F9	8 BB 2 3B 1-H 2-H 2B	G6-3		G3-2-5-2 1-2 3-Hf		4 1	1 0	1 0	2 0	0 0	0 0	1 2
25 Jim Thome, L (1, 10) OBP: 0.390, SLG: 0.561		G6-3		8 BB 2 3B BB	K		HR			3	2	1	1	1	1	1
21 Delmon Young, R (1, 7) OBP: 0.330, SLG: 0.473		K		F8	8 BB 2 3B IBB		G6-3			3	1	0	0	1	1	1
8 Nick Punto, S (1, 6) OBP: 0.338, SLG: 0.331		G3		2 3B BB	2 3B BB		2 BB 1B			2	2	1	0	2	0	0
Inning Stats	R: 2 E: 0 K: 1 S: 16 H: 3 LOB: 1 BB: 0 P: 24	R: 0 E: 0 K: 1 S: 11 H: 0 LOB: 0 BB: 0 P: 14	R: 1 E: 0 K: 0 S: 17 H: 2 LOB: 1 BB: 0 P: 23	R: 2 E: 0 K: 0 S: 16 H: 1 LOB: 1 BB: 2 P: 25	R: 5 E: 0 K: 2 S: 22 H: 3 LOB: 2 BB: 4 P: 46	R: 0 E: 0 K: 1 S: 7 H: 0 LOB: 0 BB: 0 P: 11	R: 1 E: 0 K: 0 S: 13 H: 2 LOB: 1 BB: 1 P: 23	R: 0 E: 0 K: 0 S: 8 H: 2 LOB: 1 BB: 0 P: 11		1B: 5 2B: 5 3B: 3 HR: 1 SF: 0 SAC: 0 DP: 1 HBP: 0						

PITCHER	IP	WLS	BF	H	R	ER	SO	BB	IBB	HBP	BLK	WP	HR	S	P	ERA	WHIP
58 Armando Galarraga, R (1, 1) ERA: 4.5	4.0	L	21	7	6	6	2	2	0	0	0	0	0	62	91	13.50	2.250
59 Fu-Te Ni, L (5, 1) ERA: 6.65	0.2		8	2	4	4	2	3	1	0	0	0	0	18	37	54.00	7.500
21 Enrique Gonzalez, R (5, 1) ERA: 1.74	3.1		13	4	1	1	1	1	0	0	0	0	1	30	49	2.70	1.500

Detroit Tigers @ Minnesota Twins
Target Field, Minneapolis, MN
Tue Jun 29 2010, 7:10 PM - 10:08 PM CDT
Att. 40,593 - Clear - 72 F

livebaseballscorecards.com

AB	35
R	11
H	13
RBI	11
BB	7
SO	5
LOB	17

TOP

Batter	1	2	3	4	5	6	7	8	9	AB	R	H	RBI	BB	SO	LOB
14 Austin Jackson, R (1, 8) OBP: 0.357, SLG: 0.409	C FF 89 X FF 89 0-1 30 G5-4-3 1B			C FF 88 X CU 75 0-1 ① F7	C FF 88 C FF 89 B FF 89 B SL 85 X CU 77 2-2 ① F8		B FC 86 F FF 90 1 SAFE B FF 91 F FF 90 F FC 86 B FF 91 F FC 86 F FC 86 3-3 ② C FC 86 K		4	0	1	0	0	1	2
18 Johnny Damon, L (1, 7) OBP: 0.362, SLG: 0.391	C FF 87 1 SAFE D CH 83 B SL 84 C FF 88 X FF 88 2-2 ① F9			C FF 89 F CH 83 S SI 90 0-3 ② K	C FF 89 B FF 90 F FF 90 B FF 90 F FF 90 X SI 91 2-2 ② L6		C FF 90 S SL 80 B FF 91 F SL 80 B SL 82 X FF 91 2-2 ③ P4		4	0	0	0	0	1	3
30 Magglio Ordonez, R (1, 10) OBP: 0.388, SLG: 0.494	F FF 89 S CU 76 1 SAFE B FF 88 1 SAFE F FF 89 B CU 76 F CH 82 X SL 84 2-2 ②③ G5-4-3 1-2f			F SL 85 B FF 89 B CU 76 F SL 86 F SI 90 X CH 84 2-2 24 2B 1B	F CU 75 B CU 74 X FF 89 1-1 ③ G1-3		F FC 91 B SL 85 X FF 92 1-1 ① G5-3		4	1	1	0	0	0	1
24 Miguel Cabrera, R (1, 3) OBP: 0.412, SLG: 0.628		B FF 88 X FF 88 1-0 ① F9		F FF 89 B FF 89 F FF 89 X SI 89 1-2 1-H 2B		C SI 91 S CH 83 F SI 92 X SI 92 0-2 ① G4-3		B SL 84 F FF 92 F FF 92 B SL 87 X FF 92 2-2 E5 9 1B	4	0	1	1	0	0	0
26 Brennan Boesch, L (1, 9) OBP: 0.380, SLG: 0.602		S FF 89 T FF 89 X SI 90 0-2 9 G3-6-3 1B		B FF 87 F SL 86 F FF 90 S SI 90 1-3 ③ K		C SI 91 F SI 91 X SI 92 0-2 ② P3		B FC 92 F FF 93 X FC 93 1-1 ② P4	4	0	1	0	0	1	2
9 Carlos Guillen, S (1, 4) OBP: 0.349, SLG: 0.446	B CH 81 X FF 88 1-0 ②③ G3-6-3 1-2f				F FF 88 B SL 84 F FF 89 S SI 89 1-3 ① K		C CH 84 B CU 73 X SI 91 1-1 ③ G1-3		B FF 92 F FF 92 B CU 75 S FF 93 B FC 92 F FC 90 X FC 92 3-2 15 DI 1-3 1B	4	0	1	0	0	1	1
15 Brandon Inge, R (1, 5) OBP: 0.329, SLG: 0.395		C CU 74 B CH 83 B SI 88 X FF 88 2-1 ① G3-1			C FF 89 B CU 76 B FF 87 F FF 91 B SI 90 B FF 90 4-2 BB		X FF 89 0-0 ① F7	F SL 87 S FC 92 D SL 86 F FF 94 F FC 92 S CU 75 1-3 ③ K 1-2	3	0	0	0	1	1	2
12 Gerald Laird, R (1, 2) OBP: 0.265, SLG: 0.273		C SL 84 B FF 88 F FF 88 X SI 89 1-2 ② G6-3			X CU 73 0-0 ② F8		L FF 91 B SI 89 X FC 86 1-1 39 1B 2B		3	0	1	0	0	0	1
29 Danny Worth, R (1, 6) OBP: 0.300, SLG: 0.316 39 Ramon Santiago, S (8, PH) OBP: 0.347, SLG: 0.331 (8, 6)		C CU 74 F SI 90 B FF 87 S FF 90 1-3 ③ K		B CU 75 S FF 87 B SI 90 X FF 89 2-1 ③ P4			X SI 89 0-0 2-3 1B		2 1	0 0	0 1	0 0	1 0	1 0	1 0
Inning Stats	R: 0 E: 0 K: 0 S: 10 H: 1 LOB: 0 BB: 0 P: 14	R: 0 E: 0 K: 0 S: 5 H: 1 LOB: 0 BB: 0 P: 7	R: 0 E: 0 K: 1 S: 8 H: 0 LOB: 0 BB: 0 P: 12	R: 1 E: 0 K: 2 S: 15 H: 2 LOB: 1 BB: 0 P: 19	R: 0 E: 0 K: 1 S: 8 H: 0 LOB: 1 BB: 1 P: 15	R: 0 E: 0 K: 0 S: 9 H: 0 LOB: 0 BB: 0 P: 14	R: 0 E: 0 K: 0 S: 9 H: 0 LOB: 0 BB: 0 P: 10	R: 0 E: 0 K: 1 S: 14 H: 2 LOB: 2 BB: 0 P: 20	R: 0 E: 1 K: 1 S: 16 H: 1 LOB: 2 BB: 0 P: 24	1B: 5 2B: 2 3B: 0 HR: 0 SF: 0 SAC: 0 DP: 2 HBP: 0						

PITCHER		IP	WLS	BF	H	R	ER	SO	BB	IBB	HBP	BLK	WP	HR	S	P	ERA	WHIP
59 Kevin Slowey, R ERA: 4.57	(1, 1)	6.0	W	21	4	1	1	4	1	0	0	0	0	0	55	81	1.50	0.833
52 Brian Duensing, L ERA: 1.83	(7, 1)	1.0		3	0	0	0	0	0	0	0	0	0	0	9	10	0.00	0.000
54 Matt Guerrier, R ERA: 1.72	(8, 1)	0.2		4	2	0	0	1	0	0	0	0	0	0	10	14	0.00	3.000
50 Jose Mijares, L ERA: 2.25	(8, 1)	0.1	H	1	0	0	0	0	0	0	0	0	0	0	4	6	0.00	0.000
60 Jon Rauch, R ERA: 2.4	(9, 1)	1.0		5	1	0	0	1	0	0	0	0	0	0	16	24	0.00	1.000

PITCHER	IP	WLS	BF	H	R	ER	SO	BB	IBB	HBP	BLK	WP	HR	S	P	ERA	WHIP

Detroit Tigers @ Minnesota Twins
Target Field, Minneapolis, MN
Wed Jun 30 2010, 12:11 PM - 2:43 PM CDT
Att. 40,671 - Sunny - 71 F

livebaseballscorecards.com

AB	33
R	1
H	7
RBI	1
BB	1
SO	6
LOB	13

BOTTOM

Batter	1	2	3	4	5	6	7	8	9	AB	R	H	RBI	BB	SO	LOB
2 Denard Span, L (1, 8) OBP: 0.356, SLG: 0.392	B FF 92 B FF 92 C FF 91 B FF 93 B FF 91 4-1 1 G4-3 BB		F SL 82 X SL 84 0-1 ③ G4-3		L FF 91 X SL 82 0-1 ① SH2-4 1-2 2-3		B SL 85 X SL 87 1-0 ② G3-1			2	0	0	0	1	0	0
1 Orlando Hudson, S (1, 4) OBP: 0.356, SLG: 0.393	1 SAFE C FF 92 C FF 93 F FF 93 X SL 84 0-2 ①② G4-3 1-2f			C SL 82 B FF 91 X SI 93 1-1 33 2B 1B	X SL 80 0-0 ② SF8 3-H		B SI 90 B SI 90 C SL 86 X SI 89 2-1 ③ G4-3			3	1	1	1	0	0	1
21 Delmon Young, R (1, 7) OBP: 0.328, SLG: 0.469	B SI 94 C FF 92 B FF 93 B FF 93 F FF 91 C FF 93 3-3 ③ K			B FF 92 B CH 83 1 SAFE X SI 92 2-0 ① F9	X SL 81 0-0 ③ 2-H 1B			C SL 85 X CU 78 0-1 ① G5-3		4	0	1	1	0	1	1
33 Justin Morneau, L (1, 3) OBP: 0.446, SLG: 0.618		C SL 81 B FF 93 F FF 92 F FF 92 F FF 94 C FF 95 1-3 ① K		X FF 91 0-0 25 PB 1-H 2B		X SL 81 0-0 HR		B SI 90 B SI 90 F SI 90 F SL 87 B SL 87 X SL 87 3-2 ② G4-3		4	1	2	2	0	1	0
16 Jason Kubel, L (1, 9) OBP: 0.354, SLG: 0.452 20 Matt Tolbert, S (8, PR) OBP: 0.288, SLG: 0.326 (9, 5)		B FF 93 B FF 94 S FF 94 F FF 93 X SL 84 2-2 ② G4-3		B SL 83 S SL 81 B SL 82 C SL 82 X SI 93 2-2 ② F7		F FF 92 B FF 91 S SL 82 X FF 93 1-2 5 E 2B		B SL 87 X SI 90 1-0 1B		4 0	1 0	2 0	0 0	0 0	0 0	1 0
5 Michael Cuddyer, R (1, 5) OBP: 0.330, SLG: 0.414 (9, 9)		B FF 93 B FF 93 X FF 92 2-0 25 WP 2B		B CH 85 D CH 84 I IN 61 I IN 53 4-0 25 PB IBB		X FF 92 0-0 E7 25 CS 2-H 1B		T FF 91 F FF 90 1 SAFE B FF 91 F SL 88 B FF 91 X FF 90 2-2 ③ F9		3	0	2	0	1	0	1
25 Jim Thome, L (1, 10) OBP: 0.382, SLG: 0.547		B SL 82 B SL 84 C SL 82 S SL 84 B FF 94 F FF 94 S SL 85 3-3 ③ K 2-3		B FF 92 B FF 91 S SL 83 F FF 93 B FF 93 T SI 93 3-2 ③ K 1-2 2-3		F FF 92 F CH 83 B FF 93 F FF 92 D SL 82 D SL 82 S SL 82 3-3 ①② K 1-2				3	0	0	0	0	3	4
8 Nick Punto, S (1, 6) OBP: 0.338, SLG: 0.331		F SI 90 F FF 92 S FF 93 0-3 ① K			B SI 90 B SI 92 C SI 93 X FF 91 2-1 2 41 SH SH2-4 1 SF8 1B	B SI 92 C SL 81 X SL 81 1-1 ③ F8				3	1	1	0	0	1	0
41 Drew Butera, R (1, 2) OBP: 0.213, SLG: 0.267		B FF 92 F FF 94 B SI 94 T FF 93 B FF 93 F FF 93 F FF 94 X FF 93 3-2 ② F8			X SI 91 0-0 SH 2 SH2-4 21 1B 1-2		S SI 92 B SI 92 F SL 86 B FF 91 F FF 91 F FF 92 X SL 85 2-2 ① F7			2	1	0	0	0	0	0
Inning Stats	R: 0 E: 0 K: 1 S: 8 H: 0 LOB: 0 BB: 1 P: 15	R: 0 E: 0 K: 2 S: 13 H: 1 LOB: 1 BB: 0 P: 21	R: 0 E: 0 K: 1 S: 10 H: 0 LOB: 0 BB: 0 P: 13	R: 1 E: 0 K: 1 S: 10 H: 2 LOB: 2 BB: 1 P: 22	R: 2 E: 1 K: 0 S: 7 H: 2 LOB: 1 BB: 0 P: 9	R: 2 E: 1 K: 1 S: 11 H: 3 LOB: 0 BB: 0 P: 16	R: 0 E: 0 K: 0 S: 8 H: 0 LOB: 0 BB: 0 P: 13	R: 0 E: 0 K: 0 S: 10 H: 1 LOB: 1 BB: 0 P: 16		1B: 4 2B: 4 3B: 0 HR: 1 SF: 1 SAC: 2 DP: 2 HBP: 0						

PITCHER		IP	WLS	BF	H	R	ER	SO	BB	IBB	HBP	BLK	WP	HR	S	P	ERA	WHIP
41 Andy Oliver, L ERA: 3.0	(1, 1)	6.0	L	26	8	5	2	6	1	1	0	0	1	1	59	96	3.00	1.500
53 Casey Fien, R ERA:	(7, 1)	2.0		7	1	0	0	0	0	0	0	0	0	0	18	29	0.00	0.500

PITCHER	IP	WLS	BF	H	R	ER	SO	BB	IBB	HBP	BLK	WP	HR	S	P	ERA	WHIP

Detroit Tigers @ Minnesota Twins
Target Field, Minneapolis, MN
Wed Jun 30 2010, 12:11 PM - 2:43 PM CDT
Att. 40,671 - Sunny - 71 F

livebaseballscorecards.com

AB	28
R	5
H	9
RBI	4
BB	2
SO	6
LOB	8

WP: 0	PA: 34
PB: 0	
SB: 0	
CS: 0	

WP: 1	PA: 33
PB: 1	
SB: 0	
CS: 1	

TOP

Batter	1	2	3	4	5	6	7	8	9	AB	R	H	RBI	BB	SO	LOB
51 Ichiro Suzuki, L (1, 10) OBP: 0.385, SLG: 0.424	G4-3		FC4-6			G3				4	0	1	0	0	0	1
9 Chone Figgins, S (1, 4) OBP: 0.333, SLG: 0.275	F7		G4-3			1B			9 1B 1B	4	0	2	0	0	0	1
30 Russell Branyan, L (1, 3) OBP: 0.332, SLG: 0.492	K			15 FC1-6 1B		K			L7-6-3 1-1	3	0	1	0	0	2	1
13 Casey Kotchman, L (8, 3) OBP: 0.267, SLG: 0.289									13 L7-6-3 1-2 1B	1	0	0	0	0	0	2
15 Milton Bradley, S (1, 9) OBP: 0.297, SLG: 0.376		F9		FC1-6 4 G6-4-3 1-2f			G4-3			3	0	0	0	0	0	1
12 Ryan Langerhans, L (8, 9) OBP: 0.418, SLG: 0.375									BB	0	0	0	0	1	0	0
4 Jose Lopez, R (1, 5) OBP: 0.271, SLG: 0.329		G5-3		G6-4-3 1-2f			21 G5-4-3 BB		K	3	0	0	0	1	1	3
21 Franklin Gutierrez, R (1, 8) OBP: 0.350, SLG: 0.426		HR			K		G5-4-3 1-2f			3	1	1	1	0	1	1
2 Jack Wilson, R (1, 6) OBP: 0.270, SLG: 0.340		K			F8			B1		3	0	0	0	0	1	0
32 Rob Johnson, R (1, 2) OBP: 0.311, SLG: 0.311			51 FC4-6 BB		K			K		2	0	0	0	1	2	0
55 Michael Saunders, L (1, 7) OBP: 0.258, SLG: 0.438		K				F8		G4-3		3	0	0	0	0	1	1
Inning Stats	R: 0 E: 0 K: 1 S: 8 H: 0 LOB: 0 BB: 0 P: 15	R: 1 E: 0 K: 1 S: 9 H: 1 LOB: 0 BB: 0 P: 15	R: 0 E: 0 K: 1 S: 8 H: 0 LOB: 1 BB: 1 P: 16	R: 0 E: 0 K: 0 S: 6 H: 1 LOB: 0 BB: 0 P: 9	R: 0 E: 0 K: 2 S: 12 H: 0 LOB: 0 BB: 0 P: 16	R: 0 E: 0 K: 1 S: 10 H: 1 LOB: 1 BB: 0 P: 16	R: 0 E: 0 K: 0 S: 8 H: 0 LOB: 0 BB: 1 P: 14	R: 0 E: 0 K: 1 S: 6 H: 0 LOB: 0 BB: 0 P: 9	R: 0 E: 0 K: 1 S: 15 H: 2 LOB: 2 BB: 1 P: 22	1B: 4 2B: 1 3B: 0 HR: 1	SF: 0 SAC: 0 DP: 3 HBP: 0		WP: 0 PB: 0 SB: 0 CS: 0	PA: 32		

PITCHER	IP	WLS	BF	H	R	ER	SO	BB	IBB	HBP	BLK	WP	HR	S	P	ERA	WHIP
37 Max Scherzer, R (1, 1) ERA: 4.88	8.0	W	27	3	1	1	7	2	0	0	0	0	1	67	110	1.12	0.625
40 Phil Coke, L (9, 1) ERA: 2.76	1.0		5	2	0	0	1	1	0	0	0	0	0	15	22	0.00	3.000

Seattle Mariners @ Detroit Tigers
Comerica Park, Detroit, MI
Fri Jul 02 2010, 7:07 PM - 9:38 PM EDT
Att. 32,512 - Clear - 78 F

livebaseballscorecards.com

AB	29
R	1
H	5
RBI	1
BB	3
SO	8
LOB	11

BOTTOM

Batter	1	2	3	4	5	6	7	8	9	AB	R	H	RBI	BB	SO	LOB
14 Austin Jackson, R (1, 8) OBP: 0.355, SLG: 0.406	G5-3	2-H 3-H 1B			K		G5-3			4	0	1	2	0	1	0
39 Ramon Santiago, S (1, 6) OBP: 0.345, SLG: 0.329	P6	K			G4-3		18 HR 1B			4	1	1	0	0	1	1
18 Johnny Damon, L (1, 10) OBP: 0.364, SLG: 0.402	K		K		30 1B 26 E BB		1-H HR			3	2	1	2	1	2	0
30 Magglio Ordonez, R (1, 9) OBP: 0.386, SLG: 0.490		K	F7		26 E 1-2 1B		K			4	0	1	0	0	2	0
26 Brennan Boesch, L (1, 7) OBP: 0.386, SLG: 0.605		15 1B 9 G1-5-3 32 2B 1B	F9		E9 1-3 2-H 1B		1B			4	1	3	1	0	0	0
9 Carlos Guillen, S (1, 4) OBP: 0.342, SLG: 0.436		G1-5-3 1-2		F7	G3		G6-3			4	0	0	0	0	0	4
15 Brandon Inge, R (1, 5) OBP: 0.331, SLG: 0.396		13 BB 32 2B 2-3 1B		G6-3		B FF 86 F FF 85 F SL 78 B SL 77 B FF 88 X FF 88 3-2 13 CS 1B		C SI 96 B SL 90 S SI 96 S FS 86 1-3 K2-3		4	1	2	0	0	1	0
13 Alex Avila, L (1, 2) OBP: 0.317, SLG: 0.336		32 2B 14 1B 1-2 BB		BB		B SI 87 F FF 88 1 SAFE B FF 88 1 SAFE B FF 88 F FF 87 S FF 88 3-3 K 1-2		X SI 97 0-0 G1-3		2	1	0	0	2	1	1
32 Don Kelly, L (1, 3) OBP: 0.255, SLG: 0.266		14 1B 1-3 2-H 3-H 2B		P6		C FF 88 F SL 79 B FF 89 T FF 88 1-2 K		B SI 97 B SI 97 X SI 98 2-0 G4-3		4	1	1	2	0	1	1
Inning Stats	R: 0 E: 0 K: 1 S: 12 H: 0 LOB: 0 BB: 0 P: 18	R: 4 E: 0 K: 2 S: 21 H: 4 LOB: 1 BB: 1 P: 35	R: 0 E: 0 K: 1 S: 6 H: 0 LOB: 0 BB: 0 P: 10	R: 0 E: 0 K: 0 S: 10 H: 0 LOB: 1 BB: 1 P: 14	R: 1 E: 1 K: 1 S: 14 H: 2 LOB: 2 BB: 1 P: 26	R: 0 E: 0 K: 2 S: 9 H: 1 LOB: 0 BB: 0 P: 16	R: 2 E: 0 K: 1 S: 13 H: 3 LOB: 1 BB: 0 P: 26	R: 0 E: 0 K: 1 S: 5 H: 0 LOB: 0 BB: 0 P: 8		1B: 8 2B: 2 3B: 0 HR: 1	SF: 0 SAC: 0 DP: 1 HBP: 0		WP: 0 PB: 0 SB: 0 CS: 1	PA: 36		

PITCHER	IP	WLS	BF	H	R	ER	SO	BB	IBB	HBP	BLK	WP	HR	S	P	ERA	WHIP
58 Doug Fister, R (1, 1) ERA: 3.22	4.2	L	23	6	5	5	5	3	0	0	0	0	0	61	99	9.64	1.929
33 Chad Cordero, R (5, 1) ERA: 2.7	1.1		4	1	0	0	2	0	0	0	0	0	0	11	20	0.00	0.750
46 Sean White, R (7, 1) ERA: 7.58	0.2		4	2	2	2	1	0	0	0	0	0	1	10	21	27.00	3.000
49 Garrett Olson, L (7, 1) ERA: 5.79	0.1		2	1	0	0	0	0	0	0	0	0	0	3	5	0.00	3.000
43 Brandon League, R (8, 1) ERA: 3.0	1.0		3	0	0	0	1	0	0	0	0	0	0	5	8	0.00	0.000

TOP

Batter	1	2	3	4	5	6	7	8	9	AB	R	H	RBI	BB	SO	LOB
51 Ichiro Suzuki, L (1, 9) OBP: 0.385, SLG: 0.422	C FF 94 F FF 96 B CU 81 B CU 81 S FF 96 / 2-3 K ①		S CH 86 B CH 88 F FF 96 S CU 81 / 1-3 K ③			B FF 92 F FF 94 F FF 95 F FF 96 X CU 78 / 1-2 L7 ①	B CH 88 B CH 88 X FF 98 / 2-0 1-2 2-3 1B		F FF 97 B FS 87 B FS 88 B FF 97 B FS 87 / 4-1 BB	4	0	1	0	1	2	0
9 Chone Figgins, S (1, 4) OBP: 0.331, SLG: 0.273	C FF 95 B FF 97 B FF 96 B FF 96 F FF 94 F FF 96 F FF 96 S FF 96 / 3-3 K ②			B FF 93 B FF 94 C FF 94 B FF 93 X FF 93 / 3-1 F7 ①		C FF 93 X FF 95 / 0-1 1B	B CU 82 F FF 98 X CH 88 / 1-1 G4-3 ③		X FF 97 / 0-0 L5 ③	5	0	1	0	0	1	5
15 Milton Bradley, S (1, 10) OBP: 0.297, SLG: 0.370	B FF 95 B FF 94 F FF 97 F FF 97 B FF 97 F FF 97 S FF 97 / 3-3 K ③			B FF 95 B FF 95 B FF 95 F FF 95 B FF 97 / 4-1 21 G1 4 1B BB		C CU 78 1 SAFE B CU 79 F CU 79 S FF 96 / 1-3 K ②		C FF 96 T FF 96 F FF 96 B FF 95 S FF 96 / 1-3 K ①		3	0	0	0	1	3	1
4 Jose Lopez, R (1, 5) OBP: 0.270, SLG: 0.328		X FF 94 / 0-0 L8 ①		1 SAFE C FF 96 1 SAFE S CU 80 X CU 81 / 0-2 21 G1 1-2 1B		1 SAFE 1 SAFE S SL 89 1 SAFE 1 SAFE F SL 89 X FF 97 / 0-2 G5-3 ③		S SL 84 S SL 87 B FF 96 F SL 85 F FF 96 X FF 96 / 1-2 G5-3 ②		4	0	1	0	0	0	1
21 Franklin Gutierrez, R (1, 8) OBP: 0.349, SLG: 0.421		C FF 93 B CU 79 F FF 95 X FF 97 / 1-2 P3 ②		S SL 87 S SL 89 B FF 91 B FF 97 X SL 90 / 2-2 1-2 2-3 G1 ②			B FF 95 C FF 95 B CU 79 X SL 88 / 2-1 L4 ①	B FF 96 B FF 95 B FF 95 B FF 94 / 4-0 BB		3	0	0	0	1	0	2
13 Casey Kotchman, L (1, 3) OBP: 0.271, SLG: 0.298		C FF 93 C FF 94 F CU 79 B CU 81 X CH 88 / 1-2 1B		C CU 81 S FF 97 S FF 98 / 0-3 K ③			C FF 92 B CU 78 F FF 96 X FF 96 / 1-2 26 1B 55 1B 2B	B FF 95 C FF 94 B CH 87 F FF 95 X FF 95 / 2-2 G1-3 ③		4	1	2	0	0	1	3
26 Josh Bard, S (1, 2) OBP: 0.353, SLG: 0.464		X FF 94 / 0-0 F7 ③			C CH 84 X FF 95 / 0-1 G4-3 ①			X CH 85 / 0-0 51 1B 55 1B 2-3 1B	B FS 85 C FF 94 C FS 85 B FS 87 S FS 87 / 2-3 K ①	4	0	1	0	0	1	1
55 Michael Saunders, L (1, 7) OBP: 0.266, SLG: 0.435			B FF 93 F FF 94 B CU 78 F FF 95 F CH 87 C CU 80 / 2-3 K ①		C FF 95 B CH 87 B CU 79 S CH 86 F CU 81 S FF 97 / 2-3 K ②			S CU 80 B FF 96 C FF 97 X FF 97 / 1-2 51 1B 1-2 3-H 1B	B FS 87 C FF 95 B FS 87 F FF 95 B FS 87 B FS 87 / 4-2 16 G6-3 16 DI BB	3	0	1	1	1	2	0
2 Jack Wilson, R (1, 6) OBP: 0.265, SLG: 0.333 30 Russell Branyan, L (7, PH) OBP: 0.330, SLG: 0.489 16 Josh Wilson, R (7, 6) OBP: 0.325, SLG: 0.356			C FF 95 F FF 96 B FF 97 F CH 87 S CU 81 / 1-3 K ②		X FF 94 / 0-0 G6-3 ③		B FF 97 F FF 97 S FF 97 C FF 98 / 1-3 K ②		B FF 97 C FF 96 B FF 97 X FS 86 / 2-1 1-3 G6-3 ②	2 1 1	0 0 0	0 0 0	0 0 0	0 0 0	1 1 0	0 2 1
Inning Stats	R: 0 E: 0 K: 3 S: 12 / H: 0 LOB: 0 BB: 0 P: 20	R: 0 E: 0 K: 0 S: 9 / H: 1 LOB: 1 BB: 0 P: 11	R: 0 E: 0 K: 3 S: 11 / H: 0 LOB: 0 BB: 0 P: 15	R: 0 E: 0 K: 1 S: 12 / H: 1 LOB: 2 BB: 1 P: 21	R: 0 E: 0 K: 1 S: 8 / H: 0 LOB: 0 BB: 0 P: 10	R: 0 E: 0 K: 1 S: 12 / H: 1 LOB: 1 BB: 0 P: 14	R: 1 E: 0 K: 1 S: 15 / H: 4 LOB: 3 BB: 0 P: 23	R: 0 E: 0 K: 1 S: 12 / H: 0 LOB: 1 BB: 1 P: 20	R: 0 E: 0 K: 1 S: 9 / H: 0 LOB: 2 BB: 2 P: 21	1B: 6 2B: 1 3B: 0 HR: 0	SF: 0 SAC: 0 DP: 0 HBP: 0					

PITCHER		IP	WLS	BF	H	R	ER	SO	BB	IBB	HBP	BLK	WP	HR	S	P	ERA	WHIP
35 Justin Verlander, R ERA: 3.85	(1, 1)	7.0	W	29	7	1	1	10	1	0	0	0	0	0	79	114	1.29	1.143
45 Ryan Perry, R ERA: 5.56	(8, 1)	1.0		4	0	0	0	1	1	0	0	0	0	0	12	20	0.00	1.000
46 Jose Valverde, R ERA: 0.51	(9, 1)	1.0		5	0	0	0	1	2	0	0	0	0	0	9	21	0.00	2.000

PITCHER IP WLS BF H R ER SO BB IBB HBP BLK WP HR S P ERA WHIP

Seattle Mariners @ Detroit Tigers
Comerica Park, Detroit, MI
Sat Jul 03 2010, 7:08 PM - 9:48 PM EDT
Att. 32,430 - Clear - 84 F

livebaseballscorecards.com

AB	34
R	1
H	7
RBI	1
BB	4
SO	12
LOB	16

SEATTLE MARINERS™

BOTTOM

Batter	1	2	3	4	5	6	7	8	9	AB	R	H	RBI	BB	SO	LOB
14 Austin Jackson, R (1, 8) OBP: 0.353, SLG: 0.403	B SI 86 C CH 79 F FF 86 B FF 87 X CH 80 / 2-2 G6-3 ①		C SI 88 F FF 86 F FF 88 B FC 85 F CH 79 F SI 87 B FF 88 S CH 79 / 2-3 K ③		B CH 79 B CH 80 X SI 87 / 2-0 25 2B 25 E 1B	S CH 78 B FF 90 F FF 90 B FF 90 X CH 78 / 2-2 L5 ②		S CH 82 X SI 90 / 0-1 G6-3 ③		5	1	1	0	0	1	1
25 Ryan Raburn, R (1, 7) OBP: 0.297, SLG: 0.372 32 Don Kelly, L (7, 7) OBP: 0.255, SLG: 0.266	C KC 73 X CH 80 / 0-1 G6-3 ②			B SI 87 X SI 86 / 1-0 F9 ①	F FF 87 B FF 87 1 SAFE F CH 78 1 SAFE B FF 87 X CH 78 / 2-2 E7 1-H 30 2B 2B	B FF 90 X SL 84 / 1-0 1B				4 0	1 0	2 0	0 0	0 0	0 0	0 0
30 Magglio Ordonez, R (1, 10) OBP: 0.384, SLG: 0.490	S SI 87 B FF 87 F CH 80 B SI 88 B SI 88 F FF 89 X SI 88 / 3-2 L9 ③			F FF 88 F CH 79 F CH 78 B CH 79 F CH 80 S FF 88 / 1-3 K ②	F FF 88 B FF 86 F SI 88 B FF 88 X KC 75 / 2-2 26 1B 9 1B 3-H 2B	X SL 84 / 0-0 L7 ③				4	1	1	1	0	1	1
24 Miguel Cabrera, R (1, 3) OBP: 0.416, SLG: 0.631		B FF 86 B SI 86 F CH 80 B FF 89 S CH 80 X SI 89 / 3-2 9 F8 2B		B CH 80 B FF 88 B FF 87 C SI 88 F CH 80 F FF 89 F CH 80 B SI 86 / 4-2 9 1B 26 1B 15 1B BB	I IN 62 I IN 62 I IN 62 I IN 62 / 4-0 9 1B 26 1B 15 G5-3 IBB		X CH 78 / 0-0 L8 ①			2	2	1	0	2	0	0
26 Brennan Boesch, L (1, 9) OBP: 0.388, SLG: 0.603		X SI 87 / 0-0 P6 ①		B CH 79 F SI 86 X SI 88 / 1-1 9 1B 15 1B 1-2 1B	F SI 88 D CH 78 B CH 79 F FF 88 X FC 85 / 2-2 15 G5-3 9 1B 1-2 2-3 1B		C CH 79 F FF 88 F FF 90 S CH 78 / 0-3 K ②			4	1	2	0	0	1	1
9 Carlos Guillen, S (1, 4) OBP: 0.345, SLG: 0.438		B CH 79 X CH 80 / 1-0 F8 ② 2-3		C FF 87 C FF 87 X SI 86 / 0-2 15 1B 1-2 2-3 1B	F FF 89 X SL 85 / 0-1 15 G5-3 1-2 2-3 3-H 1B		C FF 90 X CH 79 / 0-1 F7 ③			4	0	2	1	0	0	1
15 Brandon Inge, R (1, 5) OBP: 0.333, SLG: 0.401		C FF 89 B FF 87 B FF 87 X CH 81 / 2-1 G5-3 ③		C SI 88 S CH 80 B SI 87 B FF 87 F FF 88 X CH 80 / 2-2 1-2 2-H 3-H 1B	C FF 90 B FF 90 F CH 78 F FF 88 B CH 78 X SL 84 / 2-2 G5-3 ② 1-2 2-3 3-H			S SL 83 X SI 89 / 0-1 2B		4	0	2	3	0	0	3
12 Gerald Laird, R (1, 2) OBP: 0.259, SLG: 0.266			C FF 87 B FF 88 B FF 87 C SI 89 F FF 88 F SI 88 B FF 88 X SI 88 / 3-2 L7 ①	C CH 78 B FF 88 C KC 73 S FF 87 / 1-3 K ③	F FF 90 S FF 90 B FF 90 B SL 85 X FF 90 / 2-2 G4-3 ③			B SI 89 F SI 89 F SI 90 X SL 84 / 1-2 F9 ①		4	0	0	0	0	1	5
29 Danny Worth, R (1, 6) OBP: 0.281, SLG: 0.295			C CH 80 B CH 79 X FF 88 / 1-1 L7 ②		X FF 86 / 0-0 G4-3 ①	C FF 89 T SL 84 B FF 89 C CH 78 / 1-3 K ①		F SL 84 B SI 88 F SI 89 C CU 77 / 1-3 K ②		4	0	0	0	0	2	1
Inning Stats	R: 0 E: 0 K: 0 S: 9 / H: 0 LOB: 0 BB: 0 P: 14	R: 0 E: 0 K: 0 S: 7 / H: 1 LOB: 1 BB: 0 P: 13	R: 0 E: 0 K: 1 S: 13 / H: 0 LOB: 0 BB: 0 P: 19	R: 2 E: 0 K: 2 S: 22 / H: 3 LOB: 2 BB: 1 P: 32	R: 4 E: 1 K: 0 S: 20 / H: 5 LOB: 2 BB: 1 P: 36	R: 0 E: 0 K: 1 S: 8 / H: 1 LOB: 1 BB: 0 P: 12	R: 0 E: 0 K: 1 S: 7 / H: 0 LOB: 0 BB: 0 P: 7	R: 0 E: 0 K: 1 S: 10 / H: 1 LOB: 1 BB: 0 P: 12		1B: 7 2B: 4 3B: 0 HR: 0	SF: 0 SAC: 0 DP: 0 HBP: 0					

PITCHER		IP	WLS	BF	H	R	ER	SO	BB	IBB	HBP	BLK	WP	HR	S	P	ERA	WHIP
38 Jason Vargas, L ERA: 3.22	(1, 1)	4.1	L	23	8	6	6	3	1	1	0	0	0	0	62	101	12.46	2.077
37 Brian Sweeney, R ERA:	(5, 1)	2.2		10	2	0	0	2	0	0	0	0	0	0	24	32	0.00	0.750
39 David Pauley, R ERA:	(8, 1)	1.0		4	1	0	0	1	0	0	0	0	0	0	10	12	0.00	1.000

PITCHER IP WLS BF H R ER SO BB IBB HBP BLK WP HR S P ERA WHIP

livebaseballscorecards.com

AB	35
R	6
H	11
RBI	5
BB	2
SO	6
LOB	13

DETROIT™

Seattle Mariners @ Detroit Tigers

Comerica Park, Detroit, MI

Sun Jul 04 2010, 1:07 PM - 3:55 PM EDT

Att. 24,899 - Sunny - 86 F

TOP

Batter	1	2	3	4	5	6	7	8	9	AB	R	H	RBI	BB	SO	LOB
51 Ichiro Suzuki, L (1, 9) OBP: 0.383, SLG: 0.419	G6-3		FC3-6 30 HR 1-2f		K	9 FC1-4-6 1B		L9		5	1	1	0	0	1	3
12 Ryan Langerhans, L (8, 9) OBP: 0.418, SLG: 0.375										0	0	0	0	0	0	0
9 Chone Figgins, S (1, 4) OBP: 0.338, SLG: 0.280	30 G4-6-3 1B		30 HR 1-2 BB		30 1B 21 1B	FC1-4-6 1-2f		4 1B 1-2 2-3		4	2	3	0	1	0	1
30 Russell Branyan, L (1, 10) OBP: 0.332, SLG: 0.503	G4-6-3 1-2f		1-H 2-H HR		21 1B 13 HR 1-3 1B		F9	F8		5	2	2	3	0	0	4
4 Jose Lopez, R (1, 5) OBP: 0.272, SLG: 0.332		G4-3	L7		F7			2B 1-2 2-3 3-H 1B		5	0	2	1	0	0	2
21 Franklin Gutierrez, R (1, 8) OBP: 0.350, SLG: 0.421		13 E 13 S 1B	F8		13 HR 1-2 3-H 1B		G5-3	F9		5	1	2	1	0	0	4
13 Casey Kotchman, L (1, 3) OBP: 0.288, SLG: 0.325		BB 1-3	1B	1B	HR 1-H 2-H		IBB	1B		3	1	3	3	2	0	0
16 Josh Wilson, R (1, 6) OBP: 0.316, SLG: 0.346		K	K	G5-3	G5-3		G1-3	F9		5	0	0	0	0	2	6
32 Rob Johnson, R (1, 2) OBP: 0.307, SLG: 0.307		K	F7		G5-3			9 1B 55 BB 4 1B 1B	K	5	1	1	0	0	2	4
55 Michael Saunders, L (1, 7) OBP: 0.271, SLG: 0.429			51 FC3-6 1B	P6	K			4 1B 9 1B 1-2 BB	L9	4	0	1	0	1	1	2
Inning Stats	R: 0 E: 0 K: 0 S: 5 H: 1 LOB: 0 BB: 0 P: 8	R: 0 E: 0 K: 2 S: 13 H: 1 LOB: 2 BB: 1 P: 22	R: 3 E: 0 K: 0 S: 7 H: 2 LOB: 0 BB: 1 P: 14	R: 0 E: 0 K: 1 S: 10 H: 1 LOB: 1 BB: 0 P: 14	R: 4 E: 0 K: 1 S: 20 H: 4 LOB: 0 BB: 0 P: 29	R: 0 E: 0 K: 1 S: 8 H: 1 LOB: 1 BB: 0 P: 14	R: 0 E: 0 K: 0 S: 7 H: 1 LOB: 2 BB: 1 P: 14	R: 1 E: 0 K: 0 S: 18 H: 3 LOB: 3 BB: 1 P: 26	R: 0 E: 0 K: 1 S: 10 H: 1 LOB: 1 BB: 0 P: 15	1B: 12 2B: 1 3B: 0 HR: 2 SF: 0 SAC: 0 DP: 1 HBP: 0	WP: 0 PB: 0 SB: 2 CS: 0 PA: 45					

PITCHER	IP	WLS	BF	H	R	ER	SO	BB	IBB	HBP	BLK	WP	HR	S	P	ERA	WHIP
38 Jeremy Bonderman, R (1, 1) ERA: 4.81	5.0	L	25	9	7	7	4	2	0	0	0	0	2	55	87	12.60	2.200
36 Brad Thomas, L (6, 1) ERA: 4.29	1.1		5	1	0	0	1	0	0	0	0	0	0	10	19	0.00	0.750
49 Eddie Bonine, R (7, 1) ERA: 2.7	0.2		5	2	1	1	0	0	1	0	0	0	0	6	11	13.50	3.000
55 Daniel Schlereth, L (8, 1) ERA:	1.0		6	2	0	0	0	1	0	0	0	0	0	17	24	0.00	3.000
21 Enrique Gonzalez, R (9, 1) ERA: 1.59	1.0		4	1	0	0	1	0	0	0	0	0	0	10	15	0.00	1.000

livebaseballscorecards.com

AB	41
R	8
H	15
RBI	8
BB	4
SO	6
LOB	26

BOTTOM

Batter	1	2	3	4	5	6	7	8	9	AB	R	H	RBI	BB	SO	LOB
14 Austin Jackson, R (1, 8) OBP: 0.354, SLG: 0.401	30 1B 24 1B 1B		K		K		K		18 WP BB	4	1	1	0	1	3	2
18 Johnny Damon, L (1, 10) OBP: 0.358, SLG: 0.394	F7	F7			G4-3		FC6 1-2f		G1-3 1-2 2-3	5	0	0	0	0	0	5
30 Magglio Ordonez, R (1, 9) OBP: 0.383, SLG: 0.489	24 1B 1-2 1B		P4		L8			32 1B 1B	G6-3	3	0	1	0	0	0	0
39 Ramon Santiago, S (8, 4) OBP: 0.347, SLG: 0.331										2	0	1	0	0	0	2
24 Miguel Cabrera, R (1, 3) OBP: 0.419, SLG: 0.630	25 FC6-4 1-2 2-H 1B			26 1B BB	L8			F7 1-2 1B		2	0	1	1	1	0	0
32 Don Kelly, L (7, 3) OBP: 0.262, SLG: 0.274										1	0	1	0	0	0	0
26 Brennan Boesch, L (1, 7) OBP: 0.390, SLG: 0.605	P5			1-2 1B	2B			L7		4	0	2	0	0	0	4
25 Ryan Raburn, R (1, 4) OBP: 0.288, SLG: 0.359	FC6-4 1-2f			F9	K			K		4	0	0	0	0	2	7
(8, 9)																
15 Brandon Inge, R (1, 5) OBP: 0.332, SLG: 0.399		K		K			13 1B 1B			4	0	1	0	0	3	4
12 Gerald Laird, R (1, 2) OBP: 0.256, SLG: 0.263		F9		K			18 FC6 1-2 1B		G4-3	2	0	0	0	0	1	2
13 Alex Avila, L (6, 2) OBP: 0.319, SLG: 0.339										2	0	1	0	0	0	0
29 Danny Worth, R (1, 6) OBP: 0.279, SLG: 0.308		K			F9		K		18 WP 2B	4	0	1	0	0	2	2
Inning Stats	R: 1 E: 0 K: 0 S: 15 H: 3 LOB: 2 BB: 0 P: 20	R: 0 E: 0 K: 2 S: 7 H: 0 LOB: 0 BB: 0 P: 10	R: 0 E: 0 K: 1 S: 8 H: 0 LOB: 0 BB: 0 P: 12	R: 0 E: 0 K: 2 S: 9 H: 1 LOB: 2 BB: 1 P: 13	R: 0 E: 0 K: 1 S: 7 H: 0 LOB: 0 BB: 0 P: 8	R: 0 E: 0 K: 1 S: 12 H: 1 LOB: 1 BB: 0 P: 16	R: 0 E: 0 K: 2 S: 14 H: 2 LOB: 2 BB: 0 P: 18	R: 0 E: 0 K: 2 S: 11 H: 2 LOB: 2 BB: 0 P: 14	R: 0 E: 0 K: 0 S: 8 H: 1 LOB: 1 BB: 1 P: 13	1B: 8 2B: 2 3B: 0 HR: 2 SF: 0 SAC: 0 DP: 1 HBP: 0	WP: 1 PB: 0 SB: 0 CS: 0 PA: 39					

PITCHER	IP	WLS	BF	H	R	ER	SO	BB	IBB	HBP	BLK	WP	HR	S	P	ERA	WHIP
36 Cliff Lee, L (1, 1) ERA: 2.34	8.0	W	34	9	1	1	11	1	0	0	0	0	0	83	111	1.12	1.250
43 Brandon League, R (9, 1) ERA: 2.93	1.0		5	1	0	0	0	1	0	0	0	1	0	8	13	0.00	2.000

livebaseballscorecards.com

AB	37
R	1
H	10
RBI	1
BB	2
SO	11
LOB	28

Batter	1	2	3	4	5	6	7	8	9	AB	R	H	RBI	BB	SO	LOB
6 Corey Patterson, L (1, 7) OBP: 0.335, SLG: 0.409	B FF 94 B SI 95 C FF 94 F FF 94 X FF 95 2-2 E9 9 S 9 G5-3	F SL 83 X SL 85 0-1 ② G3 1-2		C CH 78 B FF 86 B FF 87 X SI 87 2-1 9 FC6-4-5 2B	C FF 93 X FF 86 0-1 ③ L9			S SL 82 C SL 82 F SL 81 S FF 95 0-3 ② K		5	1	1	0	0	1	3
9 Miguel Tejada, R (1, 5) OBP: 0.307, SLG: 0.373	F FF 94 B CH 83 D CH 85 X FF 95 2-1 ① G5-3 2-H	B CH 85 C CH 86 B FF 94 B FF 95 F FF 95 F SL 85 F FF 95 X CH 85 3-2 ① E4 21 BB 23 2B 2-H 1B		X SI 87 0-0 ① FC6-4-5 2-3		B FF 92 C SI 91 B FF 86 X FF 93 2-1 ① G4-3		B CH 84 B SI 95 C SI 94 F FF 95 X FF 95 2-2 ③ P4		5	1	1	1	0	0	1
21 Nick Markakis, L (1, 9) OBP: 0.397, SLG: 0.431	X FF 94 0-0 ② G4-3	B SL 84 B FF 94 B SL 83 C FF 95 B FF 94 4-1 23 2B 10 WP 1-2 BB		C CH 82 B CH 81 F FF 88 B SI 89 X CH 81 3-2 ② G6-3		C FF 92 B CU 78 F FF 93 B SI 94 B SL 86 X FF 93 3-2 ② G6-3			B FF 93 B FS 82 F FF 95 B FF 94 B FF 94 4-1 10 G4-3 23 1B 32 1B BB	3	2	0	0	2	0	1
23 Ty Wigginton, R (1, 10) OBP: 0.339, SLG: 0.451	C FF 95 H FF 96 1-1 HBP	C CU 79 B CU 79 S CU 77 B FF 91 X CU 78 2-2 10 WP 1-3 2-H 2B		C CH 82 C FF 90 B FF 89 F FF 90 B CU 79 B SI 91 B CH 82 4-2 BB		B FF 86 F SI 94 X FF 93 1-1 ③ G5-3			B FF 95 F FF 95 B FS 86 X FF 96 2-1 10 G4-3 32 1B 1-2 1B	3	1	2	1	1	0	0
10 Adam Jones, R (1, 8) OBP: 0.293, SLG: 0.437	C FF 94 1 SAFE T FF 95 1 SAFE F SL 85 F FF 95 F FF 95 F SL 86 S FF 95 0-3 ③ K	B FF 91 S CU 77 C FF 92 B CH 83 F CU 78 F SI 91 X CU 79 2-2 ③ G6-3 2-3 3-H		F CU 78 S SI 88 X CU 76 0-2 ③ F9			B FF 94 B FF 94 X FF 96 2-0 1B	X FF 96 0-0 ① G4-3 1-2 2-3	5	0	1	0	0	1	6
32 Matt Wieters, S (1, 2) OBP: 0.311, SLG: 0.344		B FF 92 B FF 92 C FF 93 T FF 94 F FF 95 X SL 84 2-2 ① F9	C FF 87 X CH 82 0-1 ① G4-3		C FF 87 X CU 74 0-1 2 1B 1B		C FF 96 B FF 96 D SL 86 T FF 95 X FF 96 2-2 ① F8		F FS 86 X FS 86 0-1 40 G3 9 1B 2-H 3-H 1B	5	0	2	2	0	0	1
9 Jake Fox, R (1, 3) OBP: 0.274, SLG: 0.374	B FF 95 B FF 94 X FF 93 2-0 2 3B 1B	F SI 89 X CU 77 0-1 HR			S SI 89 F SI 88 B FF 89 F SI 88 D CU 77 X CU 78 2-2 ① F8		B FF 96 B SI 96 B FF 95 C FF 94 X FF 94 3-1 ② F8		F FF 97 B FS 85 X FS 87 1-1 40 G3 1-2 1B	5	2	3	1	0	0	2
2 Julio Lugo, R (1, 4) OBP: 0.308, SLG: 0.293 40 Scott Moore, L (9, PH) OBP: 0.290, SLG: 0.354	B FF 94 B CH 84 B FF 94 C FF 95 X FF 95 3-1 3 1B 1-H 3B	B SI 89 C FF 89 B FF 87 X FF 89 2-1 3 G4-6-3 1B		1 SAFE B SI 89 B CU 78 B CU 77 C SI 89 F SI 89 F FF 89 1 SAFE 1 SAFE 3-2 F SI 90 X CU 77 1-3 1B			B FF 96 F FF 94 C SL 86 B SL 86 C SL 86 2-3 ③ K		C FS 88 S FS 88 B FS 87 X FS 88 1-2 ② G3 1-2 2-3	4 1	1 0	3 0	1 0	0 0	1 0	1 2
3 Cesar Izturis, S (1, 6) OBP: 0.285, SLG: 0.278	C FF 94 F SL 85 F SL 85 F FF 96 X FF 95 0-2 6 G3 9 E 3-H 1B	1 SAFE 1 SAFE C CH 82 B SI 87 F FF 88 X CH 80 1-2 ② ③ G4-6-3 1-2f			F SI 93 X FF 93 0-1 ② P3			B SI 94 C FF 94 F FF 95 F FF 94 B SL 81 C SL 81 2-3 ① K	X FF 96 0-0 ③ P6	5	1	1	1	0	1	5
Inning Stats	R: 1 E: 1 K: 1 S: 14 H: 0 LOB: 1 BB: 0 P: 19	R: 5 E: 1 K: 0 S: 28 H: 5 LOB: 1 BB: 1 P: 46	R: 1 E: 0 K: 0 S: 9 H: 2 LOB: 0 BB: 0 P: 12	R: 0 E: 0 K: 0 S: 12 H: 1 LOB: 2 BB: 1 P: 21	R: 0 E: 0 K: 0 S: 15 H: 2 LOB: 2 BB: 0 P: 20	R: 0 E: 0 K: 0 S: 8 H: 0 LOB: 0 BB: 0 P: 14	R: 0 E: 0 K: 1 S: 9 H: 1 LOB: 1 BB: 0 P: 18	R: 0 E: 0 K: 2 S: 11 H: 0 LOB: 0 BB: 0 P: 15	R: 2 E: 0 K: 0 S: 12 H: 3 LOB: 2 BB: 1 P: 20	1B: 10 2B: 2 3B: 1 HR: 1	SF: 0 SAC: 0 DP: 1 HBP: 1	WP: 1 PB: 0 SB: 1 CS: 0	PA: 45			

PITCHER		IP	WLS	BF	H	R	ER	SO	BB	IBB	HBP	BLK	WP	HR	S	P	ERA	WHIP
41 Andy Oliver, L ERA: 5.93	(1, 1)	1.2		12	4	6	5	1	1	0	1	0	0	0	34	53	27.00	3.000
49 Eddie Bonine, R ERA: 2.75	(2, 1)	2.2	W	14	6	1	1	0	1	0	0	0	1	1	40	61	3.38	2.625
36 Brad Thomas, L ERA: 4.1	(5, 1)	1.2	H	5	0	0	0	0	0	0	0	0	0	0	12	18	0.00	0.000
45 Ryan Perry, R ERA: 5.32	(7, 1)	1.0	H	4	1	0	0	1	0	0	0	0	0	0	9	18	0.00	1.000
40 Phil Coke, L ERA: 2.67	(8, 1)	1.0		3	0	0	0	2	0	0	0	0	0	0	11	15	0.00	0.000

PITCHER		IP	WLS	BF	H	R	ER	SO	BB	IBB	HBP	BLK	WP	HR	S	P	ERA	WHIP
46 Jose Valverde, R ERA: 1.0	(9, 1)	1.0		7	3	2	2	0	1	0	0	0	0	0	12	20	18.00	4.000

TOP

Baltimore Orioles @ Detroit Tigers

Comerica Park, Detroit, MI

Mon Jul 05 2010, 1:07 PM - 4:49 PM EDT

Att. 26,432 - Sunny - 90 F

livebaseballscorecards.com

AB	41
R	9
H	14
RBI	7
BB	3
SO	4
LOB	22

Batter	1	2	3	4	5	6	7	8	9	AB	R	H	RBI	BB	SO	LOB
14 Austin Jackson, R (1, 8) OBP: 0.353, SLG: 0.406	B FC 86 B FC 86 C SI 86 X SI 87 2-1 ① L4	C FF 89 X FF 89 0-1 ① G5-3	B CU 74 X CU 75 1-0 ② G5-3		1 SAFE B FF 86 1 SAFE X FF 86 1-0 1-H 30 1B 3B	1 SAFE X SI 92 0-0 1-3 1B		C CU 80 F FF 94 F FF 95 S CU 82 0-3 ① K		6	1	2	1	0	1	0
18 Johnny Damon, L (1, 10) OBP: 0.361, SLG: 0.400	B FC 88 C FC 87 B SI 89 X SI 89 2-1 30 BB 24 2B 1B	B FF 90 C FF 90 F FF 90 B CU 75 B FF 90 X FF 89 3-2 24 2B 9 1B 1B	C FF 88 S CU 75 B FF 89 B CH 81 B FF 88 F CU 74 F FF 88 F FF 88 X CU 73 3-2 2B		S FS 80 B FS 79 B SI 88 B SI 88 F FF 88 X FF 88 3-2 ① G6-3	1 SAFE C CU 81 S SI 92 F SI 93 D CU 81 X SI 94 1-2 ③ F8		B FF 94 B FF 94 C FF 94 X FF 94 2-1 E5		6	2	3	0	0	0	3
30 Magglio Ordonez, R (1, 9) OBP: 0.387, SLG: 0.489 32 Don Kelly, L (8, 7) OBP: 0.260, SLG: 0.271	B FC 88 1 SAFE C SI 87 B FC 84 B SI 88 F SI 88 F FC 88 F SL 83 4-2 F SL 82 B FF 90 24 2B 1-2 BB	B FF 89 F FF 88 B FF 88 1 SAFE F FF 88 B FF 90 F FF 89 X CH 82 3-2 ② F8	X FF 88 0-0 ③ F9		B SL 83 X FF 90 1-0 26 BB 3-H 1B		X SI 93 0-0 9 BB 26 BB 15 2B 1B	F FF 94 F SI 94 C CU 84 F CU 82 B FF 93 F FF 94 B FF 95 S FF 95 3-3 ② K		4 1	2 0	2 0	1 0	1 0	0 1	2 1
24 Miguel Cabrera, R (1, 3) OBP: 0.417, SLG: 0.631	B FF 90 F SL 82 X FF 90 1-1 9 1B 1-H 2-H 2B	X FF 91 0-0 9 1B 1-3 2B		B CH 80 C CH 80 B FF 88 F FF 88 B FF 86 X CH 80 3-2 ① F9	X FF 88 0-0 ② F7		B FF 90 F SI 92 F SI 92 F SI 92 S SI 92 1-3 ① K	F FF 95 X FF 95 0-1 ③ F8		6	2	2	2	0	1	3
26 Brennan Boesch, L (1, 7) OBP: 0.398, SLG: 0.603 (8, 9)	S FF 88 F FF 89 B CU 71 B FF 89 B FF 91 B FF 92 4-2 9 1B 15 2B BB	B CU 76 B CU 76 C FF 90 S CU 76 B FF 91 B CU 77 4-2 9 1B 15 1B BB		X FF 87 0-0 ② G4-3	B FF 87 B FS 78 B FF 88 B FF 88 4-0 1-2 BB		B CU 80 B CU 79 B SI 93 B SI 93 4-0 9 BB 15 2B 1-2 BB			1	3	0	0	4	0	0
9 Carlos Guillen, S (1, 4) OBP: 0.357, SLG: 0.450	X SL 83 0-0 15 2B 13 G4-3 1-3 3-H 1B	C CH 82 B FF 90 B SI 90 B CH 82 X SI 88 3-1 15 1B 1-2 2-H 3-H 1B		C SI 88 B FF 87 X CH 81 1-1 2B	B FF 89 F FF 88 F FF 89 S FS 81 1-3 ③ K		B FF 95 B FF 95 F FF 96 B FF 96 B FF 96 4-1 15 2B 1-2 2-3 BB			4	1	3	3	1	1	2
15 Brandon Inge, R (1, 5) OBP: 0.340, SLG: 0.411	C FF 89 B SI 89 S SI 89 F FF 90 X SL 82 1-2 13 G4-3 1-3 3-H 2B	B FF 89 B FF 89 X FF 90 2-0 1-2 2-H 1B		I IN 61 I IN 61 I IN 61 I IN 59 4-0 IBB		X SI 93 0-0 ① F9	B CU 80 F FF 95 X FF 96 1-1 1-3 2-H 3-H 2B			4	0	3	4	1	0	0
13 Alex Avila, L (1, 2) OBP: 0.315, SLG: 0.333	B FF 89 S CH 82 B CH 81 S SL 81 B SI 90 X CH 82 3-2 ② G4-3 2-3 3-H	C FF 88 B FF 89 C CU 76 B FF 89 S FF 90 2-3 ③ K		B FF 88 C CU 73 B FF 87 F FF 89 S FF 89 2-3 ③ K		B SI 92 X SI 93 1-0 14 1B 1B	B FF 95 X FF 96 1-0 ② F7			5	0	1	1	0	2	7
39 Ramon Santiago, S (1, 6) OBP: 0.343, SLG: 0.328	C SL 85 F SI 89 B CU 72 F CU 70 F SL 80 C SI 88 1-3 ③ K		C FF 87 B CU 74 X FF 88 1-1 ① F7		C FF 85 X FF 86 0-1 14 3B 1B	B SI 92 1 SAFE F SI 92 C CU 81 B CU 80 F SI 94 S SI 94 2-3 ② K	B FF 96 F FF 95 T FF 96 B FF 96 S CU 82 2-3 ③ K			5	1	1	0	0	3	4
Inning Stats	R: 1 E: 0 K: 1 S: 14 H: 2 LOB: 1 BB: 0 P: 19	R: 3 E: 0 K: 1 S: 18 H: 4 LOB: 2 BB: 1 P: 35	R: 0 E: 0 K: 0 S: 10 H: 1 LOB: 1 BB: 0 P: 15	R: 0 E: 0 K: 1 S: 9 H: 1 LOB: 2 BB: 1 P: 19	R: 2 E: 0 K: 1 S: 11 H: 3 LOB: 2 BB: 1 P: 21	R: 0 E: 0 K: 1 S: 11 H: 2 LOB: 2 BB: 0 P: 15	R: 2 E: 0 K: 2 S: 12 H: 2 LOB: 2 BB: 2 P: 25	R: 0 E: 1 K: 2 S: 13 H: 0 LOB: 1 BB: 0 P: 18		1B: 10 2B: 6 3B: 1 HR: 0	SF: 0 SAC: 0 DP: 0 HBP: 0	WP: 0 PB: 0 SB: 0 CS: 0	PA: 49			

PITCHER		IP	WLS	BF	H	R	ER	SO	BB	IBB	HBP	BLK	WP	HR	S	P	ERA	WHIP
34 Kevin Millwood, R ERA: 5.77	(1, 1)	1.0		9	4	5	5	1	2	0	0	0	0	0	27	45	45.00	6.000
27 Mark Hendrickson, L ERA: 5.52	(2, 1)	3.0	L	17	6	3	3	2	1	1	0	0	0	0	37	69	9.00	2.333
19 Koji Uehara, R ERA: 4.5	(5, 1)	1.0		7	3	2	2	1	1	0	0	0	0	0	11	21	18.00	4.000
37 Matt Albers, R ERA: 5.35	(6, 1)	1.1		8	3	2	2	2	1	0	0	0	0	0	16	25	13.50	3.000
29 David Hernandez, R ERA: 4.4	(7, 1)	1.2		8	1	0	0	3	1	0	0	0	0	0	20	33	0.00	1.200

PITCHER		IP	WLS	BF	H	R	ER	SO	BB	IBB	HBP	BLK	WP	HR	S	P	ERA	WHIP

BOTTOM

Baltimore Orioles @ Detroit Tigers

Comerica Park, Detroit, MI

Mon Jul 05 2010, 1:07 PM - 4:49 PM EDT

Att. 26,432 - Sunny - 90 F

livebaseballscorecards.com

AB	42
R	12
H	17
RBI	12
BB	7
SO	9
LOB	22

TOP

Batter	1	2	3	4	5	6	7	8	9	10	11	AB	R	H	RBI	BB	SO	LOB
6 Corey Patterson, L (1, 10) OBP: 0.328, SLG: 0.396	B3		BB		G3	K		F9	P6		L3	6	0	0	0	1	1	7
9 Miguel Tejada, R (1, 5) OBP: 0.310, SLG: 0.374	F9		1B		F8		1B	IBB		G6-3		5	1	2	0	1	0	0
21 Nick Markakis, L (1, 9) OBP: 0.398, SLG: 0.442	E6		F5		1B		HR	1B		G4-3		6	1	3	3	0	0	2
23 Ty Wigginton, R (1, 3) OBP: 0.339, SLG: 0.448	G4-3		F8		1B		G6-3	K		1B		6	0	2	0	0	1	5
40 Scott Moore, L (10, PR) OBP: 0.290, SLG: 0.354 (10, 3)												0	0	0	0	0	0	0
10 Adam Jones, R (1, 8) OBP: 0.300, SLG: 0.438		1B		HBP	FC6-4	K				1B	BB	4	1	2	0	1	1	2
32 Matt Wieters, S (1, 2) OBP: 0.315, SLG: 0.356		G6-4-3		BB		2B	3B					5	1	2	0	1	0	4
18 Felix Pie, L (1, 7) OBP: 0.429, SLG: 0.577		1B		F8		FC3-5	1B				G3	6	0	2	1	0	0	4
2 Julio Lugo, R (1, 4) OBP: 0.321, SLG: 0.303		K		1B		F8	CS				BB	5	0	3	1	1	1	2
3 Cesar Izturis, S (1, 6) OBP: 0.286, SLG: 0.276			G3	K2-3		BB						5	1	1	0	1	1	5
Inning Stats	R: 0 E: 0 K: 0 S: 8 H: 0 LOB: 1 BB: 0 P: 14	R: 0 E: 0 K: 1 S: 12 H: 2 LOB: 1 BB: 0 P: 16	R: 0 E: 0 K: 0 S: 7 H: 1 LOB: 2 BB: 1 P: 11	R: 0 E: 0 K: 1 S: 6 H: 1 LOB: 2 BB: 1 P: 14	R: 0 E: 0 K: 0 S: 8 H: 2 LOB: 2 BB: 0 P: 10	R: 0 E: 0 K: 1 S: 7 H: 1 LOB: 2 BB: 1 P: 16	R: 3 E: 0 K: 1 S: 21 H: 4 LOB: 0 BB: 0 P: 32	R: 1 E: 0 K: 1 S: 14 H: 2 LOB: 2 BB: 1 P: 23	R: 1 E: 1 K: 0 S: 13 H: 2 LOB: 2 BB: 0 P: 16	R: 0 E: 0 K: 0 S: 12 H: 1 LOB: 2 BB: 1 P: 18	R: 0 E: 0 K: 0 S: 7 H: 1 LOB: 1 BB: 1 P: 13	1B: 14 2B: 2 3B: 1 HR: 1	SF: 0 SAC: 0 DP: 2 HBP: 1					

PITCHER	IP	WLS	BF	H	R	ER	SO	BB	IBB	HBP	BLK	WP	HR	S	P	ERA	WHIP
58 Armando Galarraga, R (1, 1) ERA: 4.45	6.2		33	10	3	3	4	3	0	1	0	0	1	63	104	4.05	1.950
40 Phil Coke, L (7, 1) ERA: 2.67	0.0		1	1	0	0	0	0	0	0	0	0	0	3	5	∞	∞
21 Enrique Gonzalez, R (7, 1) ERA: 2.25	0.2		2	1	1	1	0	0	0	0	0	0	0	10	14	13.50	1.500
55 Daniel Schlereth, L (8, 1) ERA:	1.2		10	3	1	0	1	0	1	0	0	0	0	20	29	0.00	1.800
46 Jose Valverde, R (10, 1) ERA: 0.97	1.0		5	1	0	0	0	1	0	0	0	0	0	12	18	0.00	2.000

PITCHER	IP	WLS	BF	H	R	ER	SO	BB	IBB	HBP	BLK	WP	HR	S	P	ERA	WHIP
45 Ryan Perry, R (11, 1) ERA: 5.11	1.0	W	4	1	0	0	0	1	0	0	0	0	0	7	13	0.00	2.000

Baltimore Orioles @ Detroit Tigers
Comerica Park, Detroit, MI
Tue Jul 06 2010, 7:08 PM - 11:03 PM EDT
Att. 22,532 - Clear - 91 F
livebaseballscorecards.com

AB	48
R	5
H	17
RBI	5
BB	6
SO	5
LOB	31

BOTTOM

Batter	1	2	3	4	5	6	7	8	9	10	11	AB	R	H	RBI	BB	SO	LOB
32 Don Kelly, L (1, 8) OBP: 0.259, SLG: 0.270	K		F9		30 BB		G3-4-3	G5-3			18 HR	4	0	1	0	0	1	1
14 Austin Jackson, R (8, PH) OBP: 0.354, SLG: 0.407 (9, 8)					1B						1B	2	1	1	0	0	0	2
18 Johnny Damon, L (1, 10) OBP: 0.363, SLG: 0.411	F9		30 1B		P6		G3		24 HR		HR	5	2	2	2	1	0	2
30 Magglio Ordonez, R (1, 9) OBP: 0.387, SLG: 0.485	F8		1B		BB		K		K			4	0	1	0	1	2	2
24 Miguel Cabrera, R (1, 3) OBP: 0.420, SLG: 0.647		1B	K		P4			3B	HR			5	2	3	2	0	1	4
26 Brennan Boesch, L (1, 7) OBP: 0.394, SLG: 0.594		F9	F9			K			F7			5	1	1	1	0	1	3
9 Carlos Guillen, S (1, 4) OBP: 0.353, SLG: 0.443		FC3-6		F7	1B			K	G1-3			5	1	1	0	0	1	2
15 Brandon Inge, R (1, 5) OBP: 0.341, SLG: 0.418		1B		G5-3		F9		3B		K2-3		5	0	2	1	0	1	1
13 Alex Avila, L (1, 2) OBP: 0.312, SLG: 0.328		1B		K		F7		K		F8		5	0	1	1	0	2	2
39 Ramon Santiago, S (1, 6) OBP: 0.345, SLG: 0.322		L9			B1		BB	BB		P4		3	0	0	0	2	0	2
Inning Stats	R: 0 E: 0 K: 0 S: 8 H: 0 LOB: 0 BB: 0 P: 13	R: 1 E: 0 K: 0 S: 10 H: 3 LOB: 2 BB: 0 P: 13	R: 0 E: 0 K: 1 S: 14 H: 2 LOB: 2 BB: 0 P: 17	R: 0 E: 0 K: 1 S: 11 H: 0 LOB: 0 BB: 0 P: 16	R: 0 E: 0 K: 0 S: 9 H: 1 LOB: 2 BB: 1 P: 17	R: 0 E: 0 K: 1 S: 8 H: 1 LOB: 1 BB: 0 P: 11	R: 0 E: 0 K: 1 S: 10 H: 0 LOB: 1 BB: 1 P: 17	R: 2 E: 0 K: 2 S: 22 H: 3 LOB: 2 BB: 1 P: 34	R: 2 E: 0 K: 1 S: 12 H: 1 LOB: 0 BB: 1 P: 19	R: 0 E: 0 K: 1 S: 6 H: 0 LOB: 0 BB: 0 P: 9	R: 2 E: 0 K: 0 S: 4 H: 2 LOB: 0 BB: 0 P: 5	1B: 9 2B: 0 3B: 2 HR: 2	SF: 0 SAC: 0 DP: 0 HBP: 0					

PITCHER	IP	WLS	BF	H	R	ER	SO	BB	IBB	HBP	BLK	WP	HR	S	P	ERA	WHIP
34 Jake Arrieta, R (1, 1) ERA: 4.96	6.1		28	7	1	1	4	2	0	0	0	0	0	64	96	1.42	1.421
13 Will Ohman, L (7, 1) ERA: 2.84	0.1	H	1	0	0	0	0	0	0	0	0	0	0	3	3	0.00	0.000
49 Jason Berken, R (7, 1) ERA: 2.11	0.2	H	5	3	2	2	2	0	0	0	0	0	0	17	25	27.00	4.500
55 Alfredo Simon, R (8, 1) ERA: 3.68	1.2	B	8	1	2	2	2	2	0	0	0	0	1	20	33	10.80	1.800
29 David Hernandez, R (10, 1) ERA: 4.63	1.0	L	5	2	2	2	1	0	0	0	0	0	1	10	14	18.00	2.000

PITCHER	IP	WLS	BF	H	R	ER	SO	BB	IBB	HBP	BLK	WP	HR	S	P	ERA	WHIP

Baltimore Orioles @ Detroit Tigers
Comerica Park, Detroit, MI
Tue Jul 06 2010, 7:08 PM - 11:03 PM EDT
Att. 22,532 - Clear - 91 F

AB	43
R	7
H	13
RBI	7
BB	4
SO	9
LOB	21

WP: 0	PA: 47
PB: 0	
SB: 1	
CS: 2	

TOP

Batter	1	2	3	4	5	6	7	8	9	AB	R	H	RBI	BB	SO	LOB
2 Julio Lugo, R (1, 4) OBP: 0.314, SLG: 0.295	G4-3			K		P6	FC5			4	0	0	0	0	1	3
9 Miguel Tejada, R (1, 5) OBP: 0.310, SLG: 0.370	K			G6-3		F7		HBP		3	0	0	0	0	1	1
21 Nick Markakis, L (1, 9) OBP: 0.399, SLG: 0.441	K			1B		BB		G3-6-1		3	0	1	0	1	1	1
23 Ty Wigginton, R (1, 3) OBP: 0.334, SLG: 0.442		P4		FC6-4		F9		L5		4	0	0	0	0	0	3
10 Adam Jones, R (1, 8) OBP: 0.302, SLG: 0.448		K			G2-3		2B		3B	4	2	2	0	0	1	0
32 Matt Wieters, S (1, 2) OBP: 0.314, SLG: 0.356		K			F9		E8		SF9	3	0	1	1	0	1	0
18 Felix Pie, L (1, 7) OBP: 0.406, SLG: 0.600			F8		3B		G4-6-3		P3	4	0	1	0	0	0	1
25 Josh Bell, S (1, 10) 9 Jake Fox, R (9, PH) OBP: 0.214, SLG: 0.214 OBP: 0.272, SLG: 0.371		K			P5		BB		K	3 1	0 0	1 0	0 0	1 1	1 0	1 0
3 Cesar Izturis, S (1, 6) OBP: 0.291, SLG: 0.278			F7			1B	BB			2	0	1	0	1	0	0
Inning Stats	R: 0 E: 0 K: 2 S: 11 H: 0 LOB: 0 BB: 0 P: 17	R: 0 E: 0 K: 2 S: 8 H: 0 LOB: 0 BB: 0 P: 11	R: 0 E: 0 K: 1 S: 6 H: 0 LOB: 0 BB: 0 P: 10	R: 0 E: 0 K: 1 S: 7 H: 1 LOB: 1 BB: 0 P: 12	R: 0 E: 0 K: 0 S: 10 H: 1 LOB: 1 BB: 0 P: 13	R: 0 E: 0 K: 0 S: 11 H: 1 LOB: 2 BB: 1 P: 19	R: 1 E: 1 K: 0 S: 14 H: 3 LOB: 2 BB: 1 P: 21	R: 0 E: 0 K: 0 S: 6 H: 0 LOB: 0 BB: 0 P: 9	R: 1 E: 0 K: 1 S: 10 H: 1 LOB: 0 BB: 0 P: 13	1B: 4 2B: 1 3B: 2 HR: 0 SF: 1 SAC: 0 DP: 2 HBP: 1	WP: 0 PB: 0 SB: 0 CS: 0 PA: 35					

PITCHER	IP	WLS	BF	H	R	ER	SO	BB	IBB	HBP	BLK	WP	HR	S	P	ERA	WHIP
37 Max Scherzer, R (1, 1) ERA: 4.61	7.0	W	28	6	1	1	6	2	0	0	0	0	0	67	103	1.29	1.143
34 Robbie Weinhardt, R (8, 1) ERA: 9.0	1.0	H	4	1	1	1	0	0	0	1	0	0	0	9	14	9.00	1.000
40 Phil Coke, L (9, 1) ERA: 2.6	1.0	S	3	0	0	0	1	0	0	0	0	0	0	7	8	0.00	0.000

BOTTOM

Batter	1	2	3	4	5	6	7	8	9	AB	R	H	RBI	BB	SO	LOB
14 Austin Jackson, R (1, 8) OBP: 0.355, SLG: 0.408	2B		K	BB		G4-3		L3		4	1	1	0	1	1	1
18 Johnny Damon, L (1, 10) OBP: 0.362, SLG: 0.412	SH1-3		2B	G4-3		G4-3		G4-3		4	0	1	0	0	0	4
30 Magglio Ordonez, R (1, 9) OBP: 0.381, SLG: 0.477	G4-3		G6-3		G4-3	G6-3		F8		5	0	0	1	0	0	2
24 Miguel Cabrera, R (1, 3) OBP: 0.424, SLG: 0.647	1B		BB		F9		9 G4-3 26 BB 1B			3	0	2	0	1	0	0
26 Brennan Boesch, L (1, 7) OBP: 0.396, SLG: 0.595	F8		G3		9 1B 2B		9 G4-3 BB			3	1	1	0	1	0	3
9 Carlos Guillen, S (1, 4) OBP: 0.351, SLG: 0.439		G4-3		F7	15 2B 1B		G4-3			4	1	1	1	0	0	2
15 Brandon Inge, R (1, 5) OBP: 0.346, SLG: 0.424		K		14 BB 12 1B 1B	2B		29 FC5-4 IBB			3	0	2	1	1	1	0
12 Gerald Laird, R (1, 2) OBP: 0.256, SLG: 0.262		K		14 BB	G4-3		F6			4	0	1	0	0	1	4
29 Danny Worth, R (1, 6) OBP: 0.292, SLG: 0.362			HR	L8		18 G4-3 14 G4-3 1B	FC5-4			4	1	2	1	0	0	5
Inning Stats	R: 1 E: 0 K: 0 S: 8 H: 2 LOB: 1 BB: 0 P: 12	R: 0 E: 0 K: 2 S: 7 H: 0 LOB: 0 BB: 0 P: 9	R: 1 E: 0 K: 1 S: 15 H: 2 LOB: 2 BB: 1 P: 21	R: 0 E: 0 K: 0 S: 14 H: 2 LOB: 3 BB: 1 P: 24	R: 2 E: 0 K: 0 S: 10 H: 3 LOB: 1 BB: 0 P: 12	R: 0 E: 0 K: 0 S: 12 H: 1 LOB: 1 BB: 0 P: 13	R: 0 E: 0 K: 0 S: 10 H: 1 LOB: 3 BB: 2 P: 22	R: 0 E: 0 K: 0 S: 10 H: 0 LOB: 0 BB: 0 P: 17		1B: 6 2B: 4 3B: 0 HR: 1 SF: 0 SAC: 1 DP: 0 HBP: 0	WP: 0 PB: 0 SB: 0 CS: 0 PA: 39					

PITCHER	IP	WLS	BF	H	R	ER	SO	BB	IBB	HBP	BLK	WP	HR	S	P	ERA	WHIP
35 Brad Bergesen, R (1, 1) ERA: 6.4	6.0	L	32	11	4	4	3	3	0	0	0	0	1	70	101	6.00	2.333
37 Matt Albers, R (7, 1) ERA: 5.09	2.0		7	0	0	0	0	0	1	0	0	0	0	16	29	0.00	0.000

Baltimore Orioles @ Detroit Tigers

Comerica Park, Detroit, MI

Wed Jul 07 2010, 7:07 PM - 9:29 PM EDT

Att. 22,837 - Clear - 91 F

livebaseballscorecards.com

AB	31
R	2
H	7
RBI	1
BB	2
SO	7
LOB	10

TOP

Batter	1	2	3	4	5	6	7	8	9	AB	R	H	RBI	BB	SO	LOB
2 Denard Span, L (1, 8) OBP: 0.348, SLG: 0.376	C FF 94 B FF 96 B CU 79 X FF 97 2-1 1 K 1B		B FF 94 F FF 95 X CH 88 2-1 ③ F7		C FF 94 C CU 78 B CU 80 B FF 97 X FF 97 2-2 ③ F7		B SI 92 F SI 91 F FF 92 B SL 82 F SI 90 F SI 93 X FF 93 2-2 ③ G3		B FS 87 C FS 88 B FS 88 B FS 86 C FS 88 S FS 88 3-3 ② K	5	0	1	0	0	1	2
1 Orlando Hudson, S (1, 4) OBP: 0.344, SLG: 0.386	1 SAFE 1 SAFE B FF 95 1 SAFE 1 SAFE C FF 96 S FF 96 B CU 81 S FF 96 2-3 ①② K 1-2			B FF 95 B FF 95 X FF 93 2-0 7 BB 16 1B 1B		B CH 85 B CH 86 X FF 94 2-0 7 1B 1B		B SI 95 B SI 95 X FF 95 2-0 ① G5-3	B FF 96 C FS 87 X FS 87 1-1 ③ G5-3	5	1	2	0	0	1	3
7 Joe Mauer, L (1, 2) OBP: 0.372, SLG: 0.430	B FF 95 C FF 95 C FF 96 S CH 89 1-3 ③ K			1 SAFE B FF 95 1 SAFE C FF 96 B FF 97 F FF 96 F SL 88 D CU 82 F FF 99 4-2 B FF 80 16 E 16 1B 1-2 BB		1 SAFE B FF 95 C CH 87 C CU 79 1 SAFE B CU 80 D CU 82 F FF 96 1 SAFE 3-2 ① 1 SAFE X FF 97 25 1B 16 1B 1-2 1B		B SI 96 B FF 95 C FF 96 X SI 96 2-1 ② G3		3	1	1	0	1	1	0
25 Jim Thome, L (1, 10) OBP: 0.392, SLG: 0.581		C FF 93 B CU 78 B CU 78 B FF 94 F FF 95 B FF 95 4-2 BB		F FF 97 B FF 98 B CU 81 F FF 98 B CU 81 C FF 99 3-3 ① K		X FF 97 0-0 5 1B 16 1B 1-2 1B		B FF 95 F FF 95 C SL 83 B SI 93 B SL 83 B SI 95 4-2 BB		2	0	1	0	2	1	2
16 Jason Kubel, L (1, 9) OBP: 0.342, SLG: 0.440		C FF 94 C CU 80 B CU 80 S CU 82 1-3 ① K		X FF 90 0-0 E8 1-3 2-H 1B		B CU 80 F FF 97 B FF 97 F FF 97 B FF 98 F FF 98 X FF 97 3-2 5 1B 1-2 2-H 1B		B SL 82 X FF 95 1-0 ③ F8		4	0	2	2	0	1	2
5 Michael Cuddyer, R (1, 3) OBP: 0.329, SLG: 0.419		X FF 95 0-0 ② F9		F SL 91 T SL 91 B FF 98 S CU 82 1-3 ② K		B FF 96 B FF 97 F FF 97 B FF 98 X FF 99 3-1 21 G4-3 1-2 2-3 1B			B FF 94 C FF 94 B FF 96 X FF 94 2-1 21 1B 27 1B 2B	4	1	2	0	0	1	3
21 Delmon Young, R (1, 7) OBP: 0.339, SLG: 0.504		B FF 96 F FF 95 S CU 79 S SL 88 1-3 ③ K		B CU 81 S SL 89 B SL 90 C CU 82 F FF 99 F FF 98 X CU 82 2-2 ③ L8		D SL 80 F FF 89 X FF 91 1-1 ②③ G4-3 1-2f			B SL 84 B FF 95 F FF 94 B FF 95 X FF 94 3-1 27 1B 27 S 2-3 1B	4	0	1	0	0	1	6
27 J.J. Hardy, R (1, 6) OBP: 0.273, SLG: 0.346			C FF 92 S CU 78 B CU 79 S SL 88 1-3 ① K2-3		C FF 94 B FF 96 C FF 95 B CH 87 F CU 81 X CU 82 2-2 ① G6-3		C FF 91 C FF 90 S FF 92 0-3 ① K		B FF 94 B FS 87 C FF 94 S FF 96 X FF 95 2-2 8 PB 1-3 3-H 1B	4	0	1	1	0	2	0
8 Nick Punto, S (1, 5) OBP: 0.320, SLG: 0.311			C FF 92 L FF 95 X SL 87 0-2 ② G3		X FF 93 0-0 ② F7		C FF 92 B FF 93 B FF 93 B FF 92 C FF 92 C FF 92 3-3 ② K		B FF 96 C FF 96 F FS 88 X FS 88 1-2 ① F7 1-2	4	0	0	0	0	1	2
Inning Stats	R: 0 E: 0 K: 2 S: 8 H: 1 LOB: 0 BB: 0 P: 13	R: 0 E: 0 K: 2 S: 9 H: 0 LOB: 1 BB: 1 P: 15	R: 0 E: 0 K: 1 S: 8 H: 0 LOB: 0 BB: 0 P: 11	R: 1 E: 1 K: 2 S: 17 H: 2 LOB: 2 BB: 1 P: 29	R: 0 E: 0 K: 0 S: 8 H: 0 LOB: 0 BB: 0 P: 12	R: 1 E: 0 K: 0 S: 14 H: 5 LOB: 2 BB: 0 P: 26	R: 0 E: 0 K: 2 S: 11 H: 0 LOB: 0 BB: 0 P: 16	R: 0 E: 0 K: 0 S: 6 H: 0 LOB: 0 BB: 1 P: 15	R: 1 E: 0 K: 1 S: 15 H: 3 LOB: 2 BB: 0 P: 27	1B: 10 2B: 1 3B: 0 HR: 0 SF: 0 SAC: 0 DP: 1 HBP: 0	WP: 0 PB: 1 SB: 1 CS: 0 PA: 38					

PITCHER		IP	WLS	BF	H	R	ER	SO	BB	IBB	HBP	BLK	WP	HR	S	P	ERA	WHIP
35 Justin Verlander, R ERA: 3.82	(1, 1)	5.1	W	24	8	2	2	7	2	0	0	0	0	0	62	103	3.38	1.875
34 Robbie Weinhardt, R ERA: 3.38	(6, 1)	1.2	H	4	0	0	0	2	0	0	0	0	0	0	13	19	0.00	0.000
40 Phil Coke, L ERA: 2.52	(8, 1)	1.0		4	0	0	0	0	1	0	0	0	0	0	6	15	0.00	1.000
45 Ryan Perry, R ERA: 5.47	(9, 1)	0.0		2	2	1	1	0	0	0	0	0	0	0	4	9	∞	∞
46 Jose Valverde, R ERA: 0.95	(9, 1)	1.0		4	1	0	0	1	0	0	0	0	0	0	11	18	0.00	1.000

Minnesota Twins @ Detroit Tigers
Comerica Park, Detroit, MI
Fri Jul 09 2010, 7:08 PM - 10:21 PM EDT
Att. 42,549 - Partly Cloudy - 83 F

livebaseballscorecards.com

AB	35
R	3
H	11
RBI	3
BB	3
SO	10
LOB	20

BOTTOM

Batter	1	2	3	4	5	6	7	8	9	AB	R	H	RBI	BB	SO	LOB
14 Austin Jackson, R (1, 8) OBP: 0.356, SLG: 0.405	C SI 94 B SL 87 B CH 84 B SL 83 B SI 94 4-1 25 G3 25 S 30 1B BB	X SI 93 0-0 ① SH2-4 1-2 2-3	C FF 94 X FF 94 0-1 ②③ L4-3 1-1			B FF 93 B CH 85 B SI 93 B FF 92 4-0 25 FC5-4 BB		B SL 87 S SL 86 C SL 86 F FF 95 X CU 76 1-2 ②③ G5-4-3 1-2f		2	1	0	0	2	0	2
25 Ryan Raburn, R (1, 7) 32 Don Kelly, L (6, PR) (7, 7) OBP: 0.287, SLG: 0.350 / 0.259, SLG: 0.270	S FF 95 1 SAFE B FF 93 X SL 86 1-1 ① G3 1-3	B SI 94 S FF 93 B CH 86 F SI 94 F FF 94 H SL 87 3-2 30 1B 24 SF9 HBP		B FF 93 X FF 94 1-0 ① F8		B SI 92 X SI 92 1-0 ② FC5-4 24 WP 30 1B 1-2f				3 0	1 0	0 0	0 0	0 0	0 0	2 0
30 Magglio Ordonez, R (1, 10) OBP: 0.386, SLG: 0.481	B SI 94 B SI 94 S SL 86 F FF 95 X SL 87 2-2 24 1B 26 1B 3-H 1B	C SL 86 X SI 95 0-1 26 HBP 9 3B 1-3 2-H 3-H 1B		X SL 90 0-0 ② G4-3		B SL 83 C SI 92 X FF 94 1-1 24 WP 1-2 1B				4	2	3	3	0	0	0
24 Miguel Cabrera, R (1, 3) OBP: 0.422, SLG: 0.644	B FF 93 F SL 89 B SI 94 B FF 93 X CH 86 3-1 26 1B 1-3 1B	F SI 94 X SI 94 0-1 ② SF9 3-H		B CU 79 B SI 94 C FF 94 B SI 94 X SI 93 3-1 ③ G5-3		S FC 87 S FC 88 B FC 88 B FC 88 S FF 88 2-3 ③ K 1-2 2-3				3	0	1	1	0	1	2
26 Brennan Boesch, L (1, 9) OBP: 0.402, SLG: 0.600	F SI 94 X SI 95 0-1 1-3 3-H 1B	H SI 94 1-0 9 3B 1-2 HBP			B SI 92 F SI 94 B FF 92 X FF 94 2-1 15 G6-4-3 2B		B SL 81 F FF 94 F FF 92 F FF 95 S SL 83 1-3 ① K			3	1	2	1	0	1	0
9 Carlos Guillen, S (1, 4) OBP: 0.354, SLG: 0.451	S SL 86 S SL 87 S SL 87 0-3 ② K	B CH 85 C SL 86 X CH 85 1-1 1-H 2-H 3B			F SI 93 F SL 88 B FF 94 F FF 94 X SI 93 1-2 15 G6-4-3 1B		S CH 85 B FF 94 F FF 93 F SL 84 X CH 86 1-2 ② G5-3			4	0	2	2	0	1	2
15 Brandon Inge, R (1, 5) OBP: 0.341, SLG: 0.418	B SL 85 C FF 94 S SI 95 F SL 85 X CH 87 1-2 ③ G5-3	S SL 86 S FF 94 B SL 90 B SL 87 S FF 94 2-3 ③ K			S FF 94 F FF 93 B FF 92 B SI 92 F SL 87 F FF 94 X SL 88 2-2 ①② G6-4-3 1-2f 2-3		F CH 86 B FF 91 B FF 92 C FF 93 S FF 94 2-3 ③ K			4	0	0	0	0	2	5
12 Gerald Laird, R (1, 2) OBP: 0.261, SLG: 0.263		B SI 93 F FF 92 F SI 94 F SL 86 B SL 86 B SL 86 B SL 83 4-2 14 SH2-4 29 1B 30 1B BB	C FF 93 X FF 94 0-1 ① L9		C SL 88 X SL 88 0-1 ③ G6-3			B FF 96 B SL 86 B FF 95 C FF 94 F FF 96 F FF 95 X SL 86 3-2 29 FC6-4 1B		3	1	1	0	1	0	1
29 Danny Worth, R (1, 6) OBP: 0.303, SLG: 0.370		1 SAFE 1 SAFE 1 SAFE C FF 91 X SI 92 0-1 14 SH2-4 30 1B 1-2 1B	X FF 93 0-0 14 L4-3 1B			F SI 91 S CH 82 B CH 84 F SL 84 S CH 84 1-3 ① K		B FF 95 B FF 95 X FF 95 2-0 ① FC6-4 14 G5-4-3 1-2f		4	1	2	0	0	1	1
Inning Stats	R: 2 E: 0 K: 1 S: 17 H: 3 LOB: 2 BB: 1 P: 28	R: 5 E: 0 K: 1 S: 18 H: 3 LOB: 1 BB: 1 P: 29	R: 0 E: 0 K: 0 S: 5 H: 1 LOB: 0 BB: 0 P: 5	R: 0 E: 0 K: 0 S: 4 H: 0 LOB: 0 BB: 0 P: 8	R: 0 E: 0 K: 0 S: 13 H: 2 LOB: 1 BB: 0 P: 18	R: 0 E: 0 K: 2 S: 10 H: 1 LOB: 3 BB: 1 P: 19	R: 0 E: 0 K: 2 S: 11 H: 0 LOB: 0 BB: 0 P: 15	R: 0 E: 0 K: 0 S: 9 H: 1 LOB: 0 BB: 0 P: 15		1B: 9 2B: 2 3B: 1 HR: 0 SF: 1 SAC: 1 DP: 3 HBP: 2	WP: 1 PB: 0 SB: 1 CS: 0 PA: 37					

PITCHER		IP	WLS	BF	H	R	ER	SO	BB	IBB	HBP	BLK	WP	HR	S	P	ERA	WHIP
47 Francisco Liriano, L ERA: 3.86	(1, 1)	1.2	L	15	6	7	7	1	2	0	2	0	0	0	32	52	37.80	4.800
31 Alex Burnett, R ERA: 3.6	(2, 1)	3.1		11	3	0	0	1	0	0	0	0	0	0	25	36	0.00	0.900
52 Brian Duensing, L ERA: 1.66	(6, 1)	0.2		4	1	0	0	1	1	0	0	0	0	0	7	14	0.00	3.000
54 Matt Guerrier, R ERA: 3.0	(6, 1)	0.1		1	0	0	0	1	0	0	0	0	1	0	3	5	0.00	0.000
50 Jose Mijares, L ERA: 2.41	(7, 1)	1.0		3	0	0	0	2	0	0	0	0	0	0	11	15	0.00	0.000

PITCHER		IP	WLS	BF	H	R	ER	SO	BB	IBB	HBP	BLK	WP	HR	S	P	ERA	WHIP
28 Jesse Crain, R ERA: 3.93	(8, 1)	1.0		3	1	0	0	0	0	0	0	0	0	0	9	15	0.00	1.000

Minnesota Twins @ Detroit Tigers

Comerica Park, Detroit, MI

Sat Jul 10 2010, 4:11 PM - 6:48 PM EDT

Att. 41,461 - Sunny - 84 F

livebaseballscorecards.com

TOP

Batter	1	2	3	4	5	6	7	8	9	AB	R	H	RBI	BB	SO	LOB
2 Denard Span, L (1, 8) OBP: 0.347, SLG: 0.378	B FF 93 C FF 92 F FF 93 X SL 82 1-2 ① L8		C SL 82 X SL 82 0-1 1 1-3 1B 2B		B SI 92 B SI 93 C SI 93 X SL 83 2-1 ③ F8			C SI 94 F SL 82 C SL 81 0-3 ② K		4	1	1	0	0	1	0
1 Orlando Hudson, S (1, 4) OBP: 0.349, SLG: 0.391	X FF 93 0-0 1B		F FF 92 X FF 93 0-1 7 G3-6-3 2-H 3-H 1B			B SL 78 X SL 79 1-0 ① F7		B SI 95 S FF 95 B FF 94 X SI 94 2-1 1B		4	0	3	2	0	0	0
7 Joe Mauer, L (1, 2) OBP: 0.368, SLG: 0.424	B FF 93 C SL 82 B FF 93 1 SAFE B SI 93 F SI 93 X SI 94 3-2 ② F7		B SI 90 1 SAFE B FF 91 X FF 91 2-0 ②③ G3-6-3 1-2f			B SI 90 C SL 79 B FF 90 F FF 91 F SL 82 F SI 93 B SL 82 X FF 92 3-2 ② F7		B SL 82 C FF 95 S SL 81 S FF 95 1-3 ③ K		4	0	0	0	0	1	3
25 Jim Thome, L (1, 10) OBP: 0.382, SLG: 0.564	B SI 93 C FF 93 F SI 94 S SL 82 1-3 ③ K			B SL 81 F FF 91 B SL 81 F FF 92 X FF 92 2-2 ① F7		B FF 92 C SI 91 F SI 92 B SL 83 X SL 82 2-2 ③ F8			B FS 85 C FS 86 C FS 86 B FS 87 B FS 86 S FS 87 3-3 ① K	4	0	0	0	0	2	1
16 Jason Kubel, L (1, 9) OBP: 0.341, SLG: 0.441		C SL 80 F SL 82 B SL 83 F SL 82 F SI 94 B SL 83 F FF 93 B SI 94 F FF 94 3-2 ① X SI 84 F8		C FF 92 F FF 92 S SL 84 0-3 ② K2-3			C CU 79 X FF 93 0-1 5 L9 21 G4-3 2B		C FS 88 F FS 87 B FS 87 F FF 95 F FS 87 F FS 87 B FS 84 F FS 88 3-3 B FF 86 S FS 86 ② K	4	1	1	0	0	2	0
5 Michael Cuddyer, R (1, 3) OBP: 0.328, SLG: 0.426		B SI 93 C SI 93 F SI 92 F SI 94 F FF 94 B SL 84 F SL 83 X FF 93 2-2 ② G5-3		C FF 93 B FF 93 B FF 93 X FF 92 2-1 HR			C FF 89 S SI 90 F SI 91 X SL 81 0-2 ① L9 2-3		C FF 95 B FS 87 F FF 95 B FF 98 F FS 87 X FS 86 2-2 ③ G5-3	4	1	1	1	0	0	1
21 Delmon Young, R (1, 7) OBP: 0.336, SLG: 0.498		B FF 93 B FF 94 S SI 92 X SL 83 2-1 ③ F7		F SL 82 X FF 92 0-1 ③ G5-3			X FF 93 0-0 ② G4-3 3-H			3	0	0	1	0	0	0
27 J.J. Hardy, R (1, 6) OBP: 0.268, SLG: 0.340			B FF 92 B FF 92 C FF 93 B SI 92 X SI 92 3-1 ① G6-3		F SI 92 S SL 84 X SL 83 0-2 ① P5		C SI 90 B SI 92 S SL 82 B SI 91 B SI 93 X SI 88 3-2 ③ F8			3	0	0	0	0	0	0
8 Nick Punto, S (1, 5) OBP: 0.320, SLG: 0.308			B FF 91 F SI 93 B FF 93 B FF 93 B FF 93 4-1 2 2B 1 1B BB		X FF 92 0-0 ② F7			L SI 89 C SI 90 B SI 91 F SI 92 X SI 91 1-2 ① G4-3		2	1	0	0	1	0	0
Inning Stats	R: 0 E: 0 K: 1 S: 10 H: 1 LOB: 1 BB: 0 P: 15	R: 0 E: 0 K: 0 S: 15 H: 0 LOB: 0 BB: 0 P: 22	R: 2 E: 0 K: 0 S: 8 H: 2 LOB: 0 BB: 1 P: 17	R: 1 E: 0 K: 1 S: 10 H: 1 LOB: 0 BB: 0 P: 14	R: 0 E: 0 K: 0 S: 6 H: 0 LOB: 0 BB: 0 P: 8	R: 0 E: 0 K: 0 S: 9 H: 0 LOB: 0 BB: 0 P: 15	R: 1 E: 0 K: 0 S: 10 H: 1 LOB: 0 BB: 0 P: 13	R: 0 E: 0 K: 2 S: 12 H: 1 LOB: 0 BB: 0 P: 16	R: 0 E: 0 K: 2 S: 15 H: 0 LOB: 0 BB: 0 P: 23	1B: 3 2B: 2 3B: 0 HR: 1 SF: 0 SAC: 0 DP: 1 HBP: 0						

PITCHER		IP	WLS	BF	H	R	ER	SO	BB	IBB	HBP	BLK	WP	HR	S	P	ERA	WHIP
38 Jeremy Bonderman, R ERA: 4.79	(1, 1)	6.0	W	22	4	3	3	2	1	0	0	0	0	1	58	91	4.50	0.833
55 Daniel Schlereth, L ERA: 3.38	(7, 1)	0.0		1	1	1	1	0	0	0	0	0	0	0	2	2	∞	∞
34 Robbie Weinhardt, R ERA: 2.25	(7, 1)	1.1		4	0	0	0	0	0	0	0	0	0	0	12	16	0.00	0.000
40 Phil Coke, L ERA: 2.48	(8, 1)	0.2	H	3	1	0	0	2	0	0	0	0	0	0	8	11	0.00	1.500
46 Jose Valverde, R ERA: 0.92	(9, 1)	1.0	S	3	0	0	0	2	0	0	0	0	0	0	15	23	0.00	0.000

PITCHER	IP	WLS	BF	H	R	ER	SO	BB	IBB	HBP	BLK	WP	HR	S	P	ERA	WHIP

AB	32
R	4
H	6
RBI	4
BB	1
SO	6
LOB	5

WP: 0 PB: 0 SB: 0 CS: 0 PA: 33

BOTTOM

Batter	1	2	3	4	5	6	7	8	9	AB	R	H	RBI	BB	SO	LOB
14 Austin Jackson, R (1, 8) OBP: 0.358, SLG: 0.408	X SI 91 0-0 18 G6-3 30 FC5-2 2B		F CU 79 F SI 85 S SI 92 0-3 ① K		L SI 91 B SI 92 B SI 91 C FC 89 F SI 92 B SI 91 B SI 93 4-2 18 HR BB	X CU 76 0-0 ② F7				3	1	1	0	1	1	0
18 Johnny Damon, L (1, 10) OBP: 0.361, SLG: 0.420	M SI 91 X CH 84 0-1 ① G6-3 2-3		B CU 81 B SI 92 B SI 93 C SI 92 X SI 92 3-1 ② F8		B SI 90 F SI 92 B SI 92 F SI 92 X SI 92 2-2 1-H 2-H HR	C FF 90 F CH 84 B FF 90 S CU 76 1-3 ③ K				4	1	1	3	0	1	1
30 Magglio Ordonez, R (1, 9) OBP: 0.384, SLG: 0.488	X SI 92 0-0 ② FC5-2 24 HR 3-H		C SI 92 B SI 92 C SI 91 B SI 91 X SI 92 2-2 HR		B SL 81 X SI 91 1-0 ① G5-3		F SI 90 F FF 90 X CU 77 0-2 ① P5			4	2	1	1	0	0	1
24 Miguel Cabrera, R (1, 3) OBP: 0.423, SLG: 0.650	D FC 88 C FC 89 X FC 89 1-1 1-H HR		C SI 91 X SI 92 0-1 ③ G5-3		B SI 92 F FF 94 C SL 84 B SL 85 B FF 95 B SI 94 4-2 26 2B BB		C FF 91 B FF 87 X CU 76 1-1 ② G5-3			3	1	1	2	1	0	0
26 Brennan Boesch, L (1, 7) OBP: 0.399, SLG: 0.598 32 Don Kelly, L (9, 7) OBP: 0.259, SLG: 0.270	X CU 79 0-0 ③ G4-3			B SI 91 X SI 91 1-0 ① G6-3	C FF 92 B FF 93 X FF 95 1-1 1-3 2B		C SI 91 C FF 86 B CH 86 B FF 91 X CU 77 2-2 ③ F7			4 0	0 0	1 0	0 0	0 0	0 0	0 0
9 Carlos Guillen, S (1, 4) OBP: 0.352, SLG: 0.452		B SI 91 B SI 91 F SI 92 F SI 92 X CH 83 2-2 ① F7		C SI 92 X CH 84 0-1 15 G4-3 2B	B SI 94 F SL 84 B SI 93 F CH 86 S SL 84 2-3 ② K			S CH 84 B SL 82 B SI 89 X SL 82 2-1 ① G5-3		4	0	1	0	0	1	2
15 Brandon Inge, R (1, 5) OBP: 0.343, SLG: 0.416		C CU 79 B CU 80 X SI 92 1-1 ② G5-3		B FF 89 C SI 91 X SI 92 1-1 ② G4-3 2-3	I IN 72 I IN 75 I IN 73 I IN 73 4-0 IBB			B FF 88 B FF 90 B SI 90 B FF 87 4-0 BB		2	0	0	0	2	0	1
13 Alex Avila, L (1, 2) OBP: 0.310, SLG: 0.348	C SI 92 B SI 93 B SI 93 B SI 92 X SI 93 3-1 HR			B SI 92 B SI 89 X SI 91 2-0 ③ G4-3	C SL 82 B SL 84 X SL 82 1-1 ③ L9			B SL 81 X FF 90 1-0 ② F8		4	1	1	1	0	0	5
39 Ramon Santiago, S (1, 6) OBP: 0.343, SLG: 0.326		C SI 92 X SI 92 0-1 ③ G5-3			B SI 92 X SI 91 1-0 18 HR 2B	C FF 91 C CU 74 B SL 86 X FF 90 1-2 ① F8		C SL 81 B SI 89 F SL 80 B CH 82 C SL 82 2-3 ③ K		4	1	1	0	0	1	1
Inning Stats	R: 2 E: 0 K: 0 S: 7 H: 2 LOB: 0 BB: 0 P: 8	R: 1 E: 0 K: 0 S: 9 H: 1 LOB: 0 BB: 0 P: 15	R: 1 E: 0 K: 1 S: 10 H: 1 LOB: 0 BB: 0 P: 15	R: 0 E: 0 K: 0 S: 6 H: 1 LOB: 1 BB: 0 P: 10	R: 3 E: 0 K: 1 S: 17 H: 3 LOB: 3 BB: 3 P: 37	R: 0 E: 0 K: 1 S: 7 H: 0 LOB: 0 BB: 0 P: 9	R: 0 E: 0 K: 0 S: 8 H: 0 LOB: 0 BB: 0 P: 11	R: 0 E: 0 K: 1 S: 6 H: 0 LOB: 1 BB: 1 P: 15		1B: 4 2B: 4 3B: 0 HR: 4 SF: 0 SAC: 0 DP: 0 HBP: 0						

PITCHER		IP	WLS	BF	H	R	ER	SO	BB	IBB	HBP	BLK	WP	HR	S	P	ERA	WHIP
53 Nick Blackburn, R ERA: 6.4	(1, 1)	4.0	L	20	7	7	7	1	1	0	0	0	0	4	39	62	15.75	2.000
52 Brian Duensing, L ERA: 1.62	(5, 1)	1.0		6	1	0	0	1	1	1	0	0	0	0	10	23	0.00	2.000
59 Kevin Slowey, R ERA: 4.64	(6, 1)	2.0		6	0	0	0	1	0	0	0	0	0	0	15	20	0.00	0.000
32 Ron Mahay, L ERA: 3.81	(8, 1)	1.0		4	0	0	0	1	1	0	0	0	0	0	6	15	0.00	1.000

PITCHER	IP	WLS	BF	H	R	ER	SO	BB	IBB	HBP	BLK	WP	HR	S	P	ERA	WHIP

AB	32
R	7
H	8
RBI	7
BB	4
SO	4
LOB	11

WP: 0 PB: 0 SB: 0 CS: 0 PA: 36

Minnesota Twins @ Detroit Tigers

Comerica Park, Detroit, MI

Sun Jul 11 2010, 1:08 PM - 3:53 PM EDT

Att. 39,689 - Sunny - 83 F

livebaseballscorecards.com

TOP

Batter	1	2	3	4	5	6	7	8	9	AB	R	H	RBI	BB	SO	LOB
2 Denard Span, L (1, 8) OBP: 0.348, SLG: 0.375	C FF 93 B SL 82 F FF 94 B FF 96 B SL 85 F FF 96 B FF 96 4-2 1 BB 25 1B BB	B FF 96 C FF 94 X SL 85 1-1 ③ G6-3			B SL 83 B FF 92 B FF 93 B FF 93 4-0 25 WP 21 HBP 5 2B BB	X FF 90 0-0 ③ G4-3		X SI 92 0-0 ③ G3		3	2	0	0	2	0	1
1 Orlando Hudson, S (1, 4) OBP: 0.350, SLG: 0.389	B FF 94 B FF 94 1 SAFE C FF 94 F CH 84 B CH 84 B FF 95 4-2 25 1B 16 1B 1-2 BB	C SI 92 B CH 84 F FF 93 B SL 86 X SL 82 2-2 21 2B 1B			1 SAFE B FF 94 C CH 81 B CH 83 1 SAFE 1 SAFE X FF 94 2-1 ① F8		C CH 80 B FF 88 B SI 87 B CH 79 X SI 88 3-1 ① F7		B FF 91 F SI 90 B SL 85 F FF 92 X FF 92 2-2 ① L3	4	1	1	0	1	0	1
21 Delmon Young, R (1, 7) OBP: 0.340, SLG: 0.502	X CH 84 0-0 ① L7	F FF 94 B SL 85 B SL 84 1 SAFE 1 SAFE F FF 94 X FF 95 2-2 1-3 2B			1 SAFE B CH 82 H FF 95 2-0 25 WP 5 2B 1-2 HBP		B FF 88 F CU 76 F SI 90 X SL 84 1-2 ② F8		X SI 92 0-0 5 BB 1B	4	1	2	0	0	0	2
25 Jim Thome, L (1, 10) OBP: 0.377, SLG: 0.552	B FF 95 X SI 95 1-0 16 1B 1-3 2-H 1B	C SL 85 F SL 84 B FF 94 X SL 84 1-2 ① L6			C FF 92 S FF 94 D SL 84 B SL 85 T FF 95 2-2 ② K 1-2 2-3		F SI 90 B FF 90 X CH 82 1-1 ③ G6-3		F SI 93 1 SAFE S SI 93 B SL 85 X FF 92 1-2 ② P5	5	0	1	1	0	1	5
5 Michael Cuddyer, R (1, 3) OBP: 0.334, SLG: 0.432	C FF 94 X CH 84 0-1 ② P3	I IN 57 I IN 54 I IN 56 I IN 52 4-0 16 G6-4-3 IBBB			F CH 84 B FF 91 F FF 92 D CU 80 B SI 93 F CH 83 X SI 91 3-2 2-H 3-H 2B			C FF 89 B CU 76 S CU 76 X FF 89 1-2 16 1B 22 2B 1B	1 SAFE B FF 93 B FF 93 B SI 92 B SI 92 4-0 1-2 BB	3	1	2	2	2	0	2
16 Jason Kubel, L (1, 9) OBP: 0.345, SLG: 0.442	B SL 87 B FF 96 X SI 95 2-0 1-2 3-H 1B	B SL 84 S SL 83 F SL 84 B FF 95 X SL 84 2-2 ②③ G6-4-3 1-2f			I IN 75 I IN 77 I IN 77 I IN 76 4-0 22 FC5-4 IBBB			1 SAFE C SL 84 F SL 84 F FF 85 1 SAFE X SI 91 0-2 22 2B 41 SF7 1-2 1B	X FF 86 0-0 ③ F7	4	1	2	1	1	0	5
22 Danny Valencia, R (1, 5) OBP: 0.375, SLG: 0.345 27 J.J. Hardy, R (9, 6) OBP: 0.268, SLG: 0.340	B SI 95 X FF 94 1-0 ③ P3			X FF 93 0-0 ① G6-3	C CU 77 S CU 77 X CU 77 0-2 ③ FC5-4 1-2f			B CU 83 X SI 91 1-0 41 SF7 1-3 2-H 2B		4 0	0 0	1 0	1 0	0 0	0 0	4 0
8 Nick Punto, S (1, 6) OBP: 0.319, SLG: 0.307 (9, 5)		T FF 93 F FF 94 B FF 95 F SL 83 X FF 95 1-2 ① G4-3		C FF 93 B SL 86 B FF 93 B FF 92 F FF 94 F FF 94 X FF 95 3-2 41 CS 1B		C FF 88 C SI 88 F SL 84 B FF 89 B CH 81 F CH 83 S SL 83 2-3 ① K		B SI 92 B SI 92 X SI 92 2-0 ① F8	4	0	1	0	0	1	2
41 Drew Butera, R (1, 2) OBP: 0.185, SLG: 0.235		B FF 94 B FF 95 S FF 93 F FF 95 C SL 85 2-3 ② K		B FF 93 1 SAFE S FF 93 1 SAFE B FF 94 B FF 94 C FF 94 S FF 94 3-3 ②③ K 1-2		C CU 77 B CU 77 X FF 91 1-1 ② F7		C SI 92 P PO 82 F SI 91 F FF 94 B FF 86 F FF 93 B CH 85 X FF 94 3-2 ② SF7 2-3 3-H	3	0	0	1	0	2	1
Inning Stats	R: 2 E: 0 K: 0 S: 11 H: 2 LOB: 2 BB: 2 P: 23	R: 0 E: 0 K: 1 S: 9 H: 0 LOB: 0 BB: 0 P: 13	R: 0 E: 0 K: 0 S: 12 H: 2 LOB: 2 BB: 1 P: 23	R: 0 E: 0 K: 1 S: 8 H: 1 LOB: 1 BB: 0 P: 14	R: 2 E: 0 K: 1 S: 12 H: 1 LOB: 2 BB: 2 P: 29	R: 0 E: 0 K: 1 S: 8 H: 0 LOB: 0 BB: 0 P: 11	R: 0 E: 0 K: 0 S: 7 H: 0 LOB: 0 BB: 0 P: 12	R: 2 E: 0 K: 0 S: 16 H: 3 LOB: 1 BB: 0 P: 22	R: 0 E: 0 K: 0 S: 8 H: 1 LOB: 2 BB: 1 P: 15	1B: 7 2B: 4 3B: 0 HR: 0 SF: 1 SAC: 0 DP: 2 HBP: 1	WP: 1 PB: 0 SB: 0 CS: 1 PA: 42					

PITCHER		IP	WLS	BF	H	R	ER	SO	BB	IBB	HBP	BLK	WP	HR	S	P	ERA	WHIP
41 Andy Oliver, L ERA: 6.38	(1, 1)	4.2	L	22	5	4	4	3	3	1	1	0	1	0	45	88	7.71	1.714
49 Eddie Bonine, R ERA: 2.81	(5, 1)	2.1		10	2	1	1	1	0	1	0	0	0	0	25	41	3.86	0.857
36 Brad Thomas, L ERA: 4.12	(8, 1)	2.0		10	3	1	1	0	1	0	0	0	0	0	21	33	4.50	2.000

PITCHER	IP	WLS	BF	H	R	ER	SO	BB	IBB	HBP	BLK	WP	HR	S	P	ERA	WHIP

AB	34
R	6
H	10
RBI	6
BB	6
SO	4
LOB	23

BOTTOM

Batter	1	2	3	4	5	6	7	8	9	AB	R	H	RBI	BB	SO	LOB
14 Austin Jackson, R (1, 8) OBP: 0.354, SLG: 0.403	F SL 84 X SI 91 0-1 ① G6-3			C CH 81 C SL 85 B SI 91 S CH 82 1-3 ① K		C CH 82 C SI 92 T SI 92 0-2 ③ K		X CH 82 0-0 ② F8		4	0	0	0	0	2	2
18 Johnny Damon, L (1, 10) OBP: 0.362, SLG: 0.421	C FF 91 F SI 91 S SI 90 0-3 ② K			C FF 91 B SL 83 F SL 84 T FF 87 1-2 ② K			C CH 80 X SI 91 0-1 30 1B 24 2B 1B	F CH 81 B SL 82 X SI 92 1-1 2-H 1B		4	1	2	1	0	2	0
30 Magglio Ordonez, R (1, 9) OBP: 0.382, SLG: 0.485	C SI 90 C FF 86 X FF 87 0-2 ③ G5-3			F SI 92 F SI 92 F SI 87 B SI 87 X SI 86 1-2 ③ F9			X FS 86 0-0 24 2B 26 G5-3 1-2 1B	X FC 88 0-0 ③ G1-3		4	1	1	0	0	0	1
24 Miguel Cabrera, R (1, 3) OBP: 0.423, SLG: 0.651		C CH 82 B SI 92 S CH 82 F SI 92 F SI 92 B SI 92 B CH 83 X SI 92 3-2 ① G6-3			C FF 90 X FF 85 0-1 ① G4-3		B CH 81 F SI 91 B SL 86 C CH 82 B SI 92 X SI 92 3-2 1-3 2-H 2B		B FF 92 B FF 92 B FF 92 B FF 93 4-0 BB	3	0	1	1	1	0	0
26 Brennan Boesch, L (1, 7) OBP: 0.397, SLG: 0.593		C FF 92 F SI 93 X FF 87 0-2 ② G4-3			X CH 81 0-0 9 G6-3 1B		F SI 92 F SI 90 F SI 92 D CH 82 X SI 94 1-2 ① G5-3 3-H		X SL 84 0-0 ① P6	4	0	1	1	0	0	2
9 Carlos Guillen, S (1, 4) OBP: 0.345, SLG: 0.443		B SI 92 X FF 92 1-0 ③ F8			C CH 81 X SI 90 0-1 ②③ G6-3 1-2f		F SI 92 D CH 82 X SI 92 1-1 ② F8		B FF 91 C SL 83 F FF 91 S CU 76 1-3 ② K	4	0	0	0	0	1	3
15 Brandon Inge, R (1, 5) OBP: 0.342, SLG: 0.411			B SI 91 B SI 90 C FF 91 X CH 82 2-1 ① F7		C FS 84 T SI 92 B SI 86 B FF 91 F SI 92 B FF 85 F SI 91 B FF 86 4-2 13 S BB		S SI 92 X SI 86 0-1 ③ F9		B SL 84 X FF 92 1-0 ③ F7	3	0	0	0	1	0	2
13 Alex Avila, L (1, 2) OBP: 0.304, SLG: 0.340			C CH 81 C CH 81 B SI 93 F SI 92 B SI 92 F CH 83 C SI 92 2-3 ② K		B SI 92 S CH 82 S CH 82 B CH 82 B SI 90 S CH 82 3-3 ① K 1-2			F SI 90 F SI 91 X CH 81 0-2 ① F8		3	0	0	0	0	2	1
39 Ramon Santiago, S (1, 6) OBP: 0.343, SLG: 0.332			C SI 93 F SI 92 B SI 93 F SI 93 X FS 84 1-2 ③ G4-3		C SI 92 S SI 93 F SI 91 X CH 82 0-2 ② F7			L SL 82 X SI 92 0-1 18 1B 2B		3	1	1	0	0	0	1
Inning Stats	R: 0 E: 0 K: 1 S: 8 H: 0 LOB: 0 BB: 0 P: 8	R: 0 E: 0 K: 0 S: 9 H: 0 LOB: 0 BB: 0 P: 13	R: 0 E: 0 K: 1 S: 11 H: 0 LOB: 0 BB: 0 P: 16	R: 0 E: 0 K: 2 S: 10 H: 0 LOB: 0 BB: 0 P: 13	R: 0 E: 0 K: 0 S: 5 H: 1 LOB: 0 BB: 0 P: 5	R: 0 E: 0 K: 2 S: 14 H: 0 LOB: 1 BB: 1 P: 21	R: 2 E: 0 K: 0 S: 14 H: 3 LOB: 1 BB: 0 P: 19	R: 1 E: 0 K: 0 S: 9 H: 2 LOB: 1 BB: 0 P: 10	R: 0 E: 0 K: 1 S: 5 H: 0 LOB: 1 BB: 1 P: 11	1B: 4 2B: 2 3B: 0 HR: 0 SF: 0 SAC: 0 DP: 2 HBP: 1	WP: 0 PB: 0 SB: 1 CS: 0 PA: 34					

PITCHER		IP	WLS	BF	H	R	ER	SO	BB	IBB	HBP	BLK	WP	HR	S	P	ERA	WHIP
48 Carl Pavano, R ERA: 3.58	(1, 1)	7.2	W	29	6	3	3	6	1	0	0	0	0	0	79	104	3.52	0.913
54 Matt Guerrier, R ERA: 2.97	(8, 1)	0.1	H	1	0	0	0	0	0	0	0	0	0	0	1	1	0.00	0.000
60 Jon Rauch, R ERA: 2.38	(9, 1)	1.0	S	4	0	0	0	1	1	0	0	0	0	0	5	11	0.00	1.000

PITCHER	IP	WLS	BF	H	R	ER	SO	BB	IBB	HBP	BLK	WP	HR	S	P	ERA	WHIP

Detroit Tigers @ Cleveland Indians

Progressive Field, Cleveland, OH

Fri Jul 16 2010, 7:09 PM - 10:10 PM EDT

Att. 22,295 - Clear - 80 F

livebaseballscorecards.com

TOP

Batter	1	2	3	4	5	6	7	8	9	AB	R	H	RBI	BB	SO	LOB
14 Austin Jackson, R (1, 8) OBP: 0.356, SLG: 0.410	1B		F8			3B		G6-3		4	1	2	0	0	0	0
18 Johnny Damon, L (1, 10) OBP: 0.361, SLG: 0.419	P5		K			G1-3		1B		4	0	1	0	0	1	2
30 Magglio Ordonez, R (1, 9) OBP: 0.384, SLG: 0.488	K 1-2			2B		K		1B		4	1	2	0	0	2	2
24 Miguel Cabrera, R (1, 3) OBP: 0.424, SLG: 0.648	1B			F9		BB		K		3	0	1	1	1	1	3
26 Brennan Boesch, L (1, 7) OBP: 0.391, SLG: 0.583	G4-3			G6-3		K			G4-3	4	0	0	1	0	1	3
9 Carlos Guillen, S (1, 4) OBP: 0.344, SLG: 0.436		F7		BB			P4		G1-3	3	0	0	0	1	0	0
15 Brandon Inge, R (1, 5) OBP: 0.341, SLG: 0.409		1B		CS	K		F9		G5-3	4	0	1	0	0	1	0
13 Alex Avila, L (1, 2) OBP: 0.299, SLG: 0.333		K 1-2			G4-3		G6-3			3	0	0	0	0	1	1
39 Ramon Santiago, S (1, 6) OBP: 0.338, SLG: 0.326			F7		G4-3			F8		3	0	0	0	0	0	0
Inning Stats	R: 1 E: 0 K: 1 S: 22 H: 2 LOB: 1 BB: 0 P: 32	R: 0 E: 0 K: 1 S: 7 H: 1 LOB: 1 BB: 0 P: 13	R: 0 E: 0 K: 1 S: 8 H: 0 LOB: 0 BB: 0 P: 8	R: 1 E: 0 K: 0 S: 13 H: 1 LOB: 0 BB: 1 P: 22	R: 0 E: 0 K: 1 S: 8 H: 0 LOB: 0 BB: 0 P: 12	R: 0 E: 0 K: 2 S: 16 H: 1 LOB: 2 BB: 1 P: 30	R: 0 E: 0 K: 0 S: 7 H: 0 LOB: 0 BB: 0 P: 12	R: 0 E: 0 K: 1 S: 14 H: 2 LOB: 2 BB: 0 P: 19	R: 0 E: 0 K: 0 S: 8 H: 0 LOB: 0 BB: 0 P: 12	1B: 5 2B: 2 3B: 1 HR: 0 SF: 0 SAC: 0 DP: 1 HBP: 0	WP: 0 PB: 0 SB: 1 CS: 2 PA: 35					

PITCHER		IP	WLS	BF	H	R	ER	SO	BB	IBB	HBP	BLK	WP	HR	S	P	ERA	WHIP
37 Jake Westbrook, R ERA: 4.67	(1, 1)	5.2	W	21	5	2	2	5	1	0	0	0	0	0	69	105	3.18	1.059
38 Joe Smith, R ERA: 5.17	(6, 1)	0.0		1	0	0	0	0	1	0	0	0	0	0	1	5	∞	∞
49 Tony Sipp, L ERA: 5.29	(6, 1)	1.1	H	4	0	0	0	1	0	0	0	0	0	0	11	19	0.00	0.000
56 Frank Herrmann, R ERA: 2.65	(8, 1)	1.0		5	2	0	0	1	0	0	0	0	0	0	14	19	0.00	2.000
53 Rafael Perez, L ERA: 3.94	(9, 1)	1.0		3	0	0	0	0	0	0	0	0	0	0	8	12	0.00	0.000

BOTTOM

Batter	1	2	3	4	5	6	7	8	9	AB	R	H	RBI	BB	SO	LOB
23 Michael Brantley, L (1, 8) OBP: 0.167, SLG: 0.178	G3	P5		G4-3		1B	F7			5	1	1	0	0	0	3
12 Jayson Nix, R (1, 4) OBP: 0.286, SLG: 0.425	K	K		K		E5 1-3		G6-3		5	1	1	0	0	3	2
41 Carlos Santana, S (1, 2) OBP: 0.424, SLG: 0.557	BB		BB	F7		SF9 1-2		G5-3		2	0	0	1	2	0	1
48 Travis Hafner, L (1, 10) OBP: 0.359, SLG: 0.406 47 Shelley Duncan, R (8, PH) (9, 10) OBP: 0.349, SLG: 0.514	BB		K		1B	HR		1B		3 1	1 0	2 1	1 0	1 0	1 0	1 0
26 Austin Kearns, R (1, 9) OBP: 0.353, SLG: 0.418	F9		P4		K	HR		FC6-4		5	1	1	2	0	1	5
7 Matt LaPorta, R (1, 3) OBP: 0.324, SLG: 0.384		BB	G6-3		K	G5-3				3	1	0	0	1	1	2
4 Trevor Crowe, S (1, 7) OBP: 0.310, SLG: 0.349		3B		2B	K	BB				3	2	2	1	1	1	1
25 Andy Marte, R (1, 5) OBP: 0.282, SLG: 0.368		BB		HR	P3		K			3	1	1	2	1	1	3
16 Jason Donald, R (1, 6) OBP: 0.327, SLG: 0.427		FC6-4		2B		G6-3	K			4	0	1	1	0	1	2
Inning Stats	R: 0 E: 0 K: 1 S: 12 H: 0 LOB: 2 BB: 2 P: 22	R: 2 E: 0 K: 1 S: 16 H: 1 LOB: 1 BB: 2 P: 26	R: 0 E: 0 K: 1 S: 9 H: 0 LOB: 1 BB: 1 P: 18	R: 2 E: 0 K: 1 S: 15 H: 3 LOB: 1 BB: 0 P: 23	R: 0 E: 0 K: 3 S: 14 H: 1 LOB: 2 BB: 0 P: 20	R: 4 E: 1 K: 0 S: 17 H: 4 LOB: 0 BB: 0 P: 22	R: 0 E: 0 K: 2 S: 8 H: 0 LOB: 1 BB: 1 P: 15	R: 0 E: 0 K: 0 S: 11 H: 1 LOB: 1 BB: 0 P: 17		1B: 5 2B: 2 3B: 1 HR: 2 SF: 1 SAC: 0 DP: 1 HBP: 0	WP: 1 PB: 0 SB: 1 CS: 2 PA: 41					

PITCHER		IP	WLS	BF	H	R	ER	SO	BB	IBB	HBP	BLK	WP	HR	S	P	ERA	WHIP
37 Max Scherzer, R ERA: 4.74	(1, 1)	5.0	L	26	5	4	4	7	5	0	0	0	1	1	66	109	7.20	2.000
34 Robbie Weinhardt, R ERA: 6.23	(6, 1)	0.1		3	2	2	2	0	0	0	0	0	0	0	9	13	54.00	6.000
36 Brad Thomas, L ERA: 4.5	(6, 1)	0.2		4	2	2	2	0	0	0	0	0	0	1	8	9	27.00	3.000
21 Enrique Gonzalez, R ERA: 2.08	(7, 1)	1.0		4	0	0	0	2	1	0	0	0	0	0	8	15	0.00	1.000
55 Daniel Schlereth, L ERA: 2.45	(8, 1)	1.0		4	1	0	0	0	0	0	0	0	0	0	11	17	0.00	1.000

Detroit Tigers @ Cleveland Indians

Progressive Field, Cleveland, OH

Sat Jul 17 2010, 1:07 PM - 4:00 PM EDT

Att. 20,090 - Sunny - 86 F

livebaseballscorecards.com

TOP

Batter	1	2	3	4	5	6	7	8	9	AB	R	H	RBI	BB	SO	LOB
14 Austin Jackson, R (1, 8) OBP: 0.354, SLG: 0.408	B SI 92 C FF 92 X SI 91 1-1 26 BB 24 S 9 1B 1B	C SL 88 B SI 92 B SL 88 B SI 90 F SI 92 X SI 92 3-2 ② ③ G5-4-3 1-2f			C SI 93 B SL 88 F SL 85 F SI 94 S SL 87 1-3 ① K		B SL 88 F SL 88 B SL 88 C SL 87 X SL 88 2-2 ③ G6-3			4	1	1	0	0	1	2
18 Johnny Damon, L (1, 10) OBP: 0.365, SLG: 0.425	B SI 92 X SI 92 1-0 ① P5		B CH 86 B CH 89 B SI 91 C FF 91 B SI 92 4-1 24 G5-4-3 30 BB BB		B CH 87 X CH 87 1-0 30 G5-4-3 1B			C CH 86 X CH 88 0-1 2B		3	0	2	0	1	0	1
30 Magglio Ordonez, R (1, 9) OBP: 0.382, SLG: 0.483	F SI 91 X SL 86 0-1 ② F9		C SI 92 B SI 92 F SI 92 B SL 86 F SI 91 F CH 86 F SL 86 B SI 92 B SL 84 4-2 24 G5-4-3 1-2 BB		B SL 89 B SI 90 X SL 87 2-0 ② ③ G5-4-3 1-2f			X SI 92 0-0 ① G5-3		3	0	0	0	1	0	3
24 Miguel Cabrera, R (1, 3) OBP: 0.422, SLG: 0.642	D SL 88 B SI 93 F SL 87 S SI 93 F SI 94 B FF 90 B SL 90 4-2 26 BB 9 1B 1-2 BB		X SI 93 0-0 ① ② G5-4-3 1-2f 2-3			B SL 87 B CH 87 C SL 85 X SI 93 2-1 ① G4-3		B SI 92 B SL 82 C SI 92 C SL 82 T FF 94 2-2 ② K		3	1	0	0	1	1	3
26 Brennan Boesch, L (1, 7) OBP: 0.389, SLG: 0.576	B CH 88 S CH 88 B CH 88 B SI 95 S CH 87 B SL 86 4-2 9 1B 15 2B 1-2 2-3 BB		S CH 88 F CH 88 B SI 93 X CH 86 1-2 ③ G6-3			F SI 94 B CH 87 F CH 88 B SL 89 F SI 93 X CH 88 2-2 ② G1-3		B SL 87 X SL 87 1-0 ③ G5-3		3	1	0	0	1	0	2
9 Carlos Guillen, S (1, 4) OBP: 0.342, SLG: 0.433	C SI 94 X SI 94 0-1 15 2B 1-3 2-H 3-H 1B			X SI 92 0-0 ① G3		B SI 93 S CH 88 B CH 88 F SI 94 B CH 87 X SI 94 3-2 ③ G4-3			S FF 96 F FF 95 X FF 95 0-2 ① L7	4	0	1	2	0	0	0
15 Brandon Inge, R (1, 5) OBP: 0.343, SLG: 0.412	X SI 93 0-0 ③ 1-H 3-H 2B			B FF 92 F SL 86 C SL 86 C SL 87 1-3 ② K			B SL 86 C SL 86 S SL 86 B SL 88 F SI 94 C SL 88 2-3 ① K		S FF 95 B FF 95 B FF 96 F FF 95 B FF 96 B FF 94 4-2 13 S BB	3	0	1	1	1	2	0
13 Alex Avila, L (1, 2) OBP: 0.304, SLG: 0.329		B SI 92 C FF 92 B CH 87 B SI 92 B SI 92 4-1 14 G5-4-3 BB		S CH 88 C CH 88 B SI 93 B CH 86 B SI 93 B FF 92 4-2 BB			X SI 94 0-0 ② G4-3		B FF 94 B FF 94 S FF 94 B FF 94 S FF 95 S FF 94 3-3 ② K 1-2	2	0	0	0	2	1	1
39 Ramon Santiago, S (1, 6) OBP: 0.336, SLG: 0.325		B SI 92 C FF 91 X SI 92 1-1 ① F8		S SI 92 F SI 92 B SL 87 B CH 86 X SI 92 2-2 ③ G6-3			B SI 93 B SI 92 B SI 93 C SI 92 F SI 93 X SI 92 3-2 E8 1B		C FF 95 F FF 94 B SL 81 X FF 94 1-2 ③ F7	4	0	1	0	0	0	3
Inning Stats	R: 3 E: 0 K: 0 S: 13 H: 3 LOB: 2 BB: 2 P: 23	R: 0 E: 0 K: 0 S: 6 H: 0 LOB: 0 BB: 1 P: 14	R: 0 E: 0 K: 0 S: 10 H: 0 LOB: 1 BB: 2 P: 19	R: 0 E: 0 K: 1 S: 9 H: 0 LOB: 1 BB: 1 P: 16	R: 0 E: 0 K: 1 S: 6 H: 1 LOB: 0 BB: 0 P: 10	R: 0 E: 0 K: 0 S: 9 H: 0 LOB: 0 BB: 0 P: 16	R: 0 E: 1 K: 1 S: 11 H: 1 LOB: 1 BB: 0 P: 18	R: 0 E: 0 K: 1 S: 7 H: 1 LOB: 1 BB: 0 P: 10	R: 0 E: 0 K: 1 S: 11 H: 0 LOB: 1 BB: 1 P: 19	1B: 4 2B: 2 3B: 0 HR: 0 SF: 0 SAC: 0 DP: 3 HBP: 0						

PITCHER		IP	WLS	BF	H	R	ER	SO	BB	IBB	HBP	BLK	WP	HR	S	P	ERA	WHIP
55 Roberto Hernandez, R ERA: 3.65	(1, 1)	7.0	W	29	6	3	3	3	6	0	0	0	0	0	66	118	3.86	1.714
38 Joe Smith, R ERA: 4.96	(8, 1)	0.2	H	2	0	0	0	1	0	0	0	0	0	0	4	6	0.00	0.000
53 Rafael Perez, L ERA: 3.9	(8, 1)	0.1	H	1	0	0	0	0	0	0	0	0	0	0	1	2	0.00	0.000
54 Chris Perez, R ERA: 2.55	(9, 1)	1.0	S	4	0	0	0	1	1	0	0	0	0	0	11	19	0.00	1.000

BOTTOM

Batter	1	2	3	4	5	6	7	8	9	AB	R	H	RBI	BB	SO	LOB
23 Michael Brantley, L (1, 8) OBP: 0.193, SLG: 0.195	B FF 94 C FF 94 S CH 85 B CU 79 X FF 95 2-2 ① F8		B FF 96 X FF 95 1-0 41 G4-3 12 S 2-H 1B		X FF 96 0-0 41 BB 12 BB 1B	B CU 80 B FF 97 B CH 88 C FF 97 B CH 87 4-1 12 WP 1-2 2-3 BB		C FF 99 C SL 86 F FF 97 F FF 97 B SL 85 F SL 86 F FF 98 X FF 98 1-2 ③ L5		4	0	2	1	1	0	0
12 Jayson Nix, R (1, 4) OBP: 0.285, SLG: 0.414	C FF 93 C CU 78 B SL 88 F SL 88 C CU 79 1-3 ② K		1 SAFE S FF 96 1 SAFE S SL 88 B SL 88 B CU 80 C CU 80 2-3 ① K 1-2		1 SAFE 1 SAFE B SL 88 T FF 96 1 SAFE 1 SAFE S FF 96 1 SAFE D CH 87 4-2 1 SAFE B FF 96 B FF 96 41 BB 1-2 BB	F SL 90 B SL 89 B CU 82 C FF 100 X CH 89 2-2 ③ P3 1-2 2-3 3-H				3	0	0	0	1	2	3
41 Carlos Santana, S (1, 2) OBP: 0.419, SLG: 0.540	T FF 94 B FF 95 B CH 86 S CH 86 B CH 86 F FF 96 F FF 95 C CH 86 3-3 ③ K		X CH 88 0-0 ② G4-3 2-3		B CH 88 D CH 88 F FF 98 D CH 88 S FF 97 F FF 97 F FF 98 B FF 97 4-2 1-2 2-3 BB		X FF 94 0-0 ① F9			3	0	0	0	1	1	1
48 Travis Hafner, L (1, 10) OBP: 0.357, SLG: 0.401		B FF 94 B FF 94 C FF 94 F FF 94 F FF 95 X FF 96 2-2 ① L9	B CU 78 C CU 80 C CU 81 B CU 81 D CU 81 B FF 99 4-2 BB		S CH 88 S CH 89 S CU 81 0-3 ② K		F SI 94 B SL 82 B SL 82 X FF 94 2-1 ② G4-3			3	0	0	0	1	1	3
7 Matt LaPorta, R (1, 3) OBP: 0.323, SLG: 0.387		X FF 94 0-0 ② F9	X FF 96 0-0 ③ F8		F FF 98 C CU 81 B CU 82 F FF 98 S CU 81 1-3 ③ K		X FF 94 0-0 4 1B 2B			4	1	1	0	0	1	5
47 Shelley Duncan, R (1, 9) 26 Austin Kearns, R (7, PR) (8, 9) OBP: 0.368, SLG: 0.513 OBP: 0.353, SLG: 0.418		B FF 95 C SL 86 F FF 96 B CU 79 B CU 78 B FF 95 4-2 BB		C CU 78 B FF 96 F FF 96 T CH 89 1-2 ① K		S FF 95 X CU 79 0-1 23 WP 16 1B 12 WP 1B	I IN 72 I IN 74 I IN 70 I IN 76 4-0 4 1B IBB			2 0	1 0	1 0	0 0	2 0	1 0	0 0
4 Trevor Crowe, S (1, 7) OBP: 0.309, SLG: 0.347		1 SAFE F FF 95 F CH 88 C CU 79 0-3 ③ K		C FF 96 B CH 86 X CH 87 1-1 ② G4-1		B FF 96 1 SAFE X CH 87 1-0 ① F7	S CH 82 B CH 83 F SI 95 X SL 82 1-2 ③ 1-3 2-H 1B			4	0	1	1	0	1	2
25 Andy Marte, R (1, 5) OBP: 0.280, SLG: 0.361			C FF 93 B CU 77 C CU 78 B SL 86 B CU 78 X FF 96 3-2 16 2B 1B	C CU 78 B SL 89 X FF 96 1-1 ③ F7		C FF 96 S SL 89 B CU 80 B CH 89 S CU 80 2-3 ② K		X FF 96 0-0 ① F9		4	1	1	0	0	1	1
16 Jason Donald, R (1, 6) OBP: 0.331, SLG: 0.435			1 SAFE X FF 96 0-0 23 1B 1-H 2B		C FF 95 C CU 79 S CU 79 0-3 ① K	F SL 88 B CU 79 S FF 97 F CU 79 X FF 98 1-2 12 WP 23 WP 1B		C SL 85 S SL 87 B SL 86 C FF 97 1-3 ② K		4	1	2	1	0	2	0
Inning Stats	R: 0 E: 0 K: 2 S: 12 H: 0 LOB: 0 BB: 0 P: 18	R: 0 E: 0 K: 1 S: 10 H: 0 LOB: 1 BB: 1 P: 16	R: 2 E: 0 K: 1 S: 12 H: 3 LOB: 2 BB: 1 P: 22	R: 0 E: 0 K: 1 S: 7 H: 0 LOB: 0 BB: 0 P: 10	R: 0 E: 0 K: 3 S: 17 H: 1 LOB: 3 BB: 2 P: 26	R: 1 E: 0 K: 1 S: 14 H: 2 LOB: 2 BB: 1 P: 24	R: 1 E: 0 K: 0 S: 7 H: 2 LOB: 2 BB: 1 P: 14	R: 0 E: 0 K: 1 S: 11 H: 0 LOB: 0 BB: 0 P: 13		1B: 6 2B: 2 3B: 0 HR: 0 SF: 0 SAC: 0 DP: 0 HBP: 0						

PITCHER		IP	WLS	BF	H	R	ER	SO	BB	IBB	HBP	BLK	WP	HR	S	P	ERA	WHIP
35 Justin Verlander, R ERA: 3.86	(1, 1)	6.0		29	6	3	3	9	5	0	0	0	2	0	72	116	4.50	1.833
40 Phil Coke, L ERA: 2.65	(7, 1)	1.0	L	5	2	1	1	0	0	1	0	0	0	0	7	14	9.00	2.000
45 Ryan Perry, R ERA: 5.26	(8, 1)	1.0		3	0	0	0	1	0	0	0	0	0	0	11	13	0.00	0.000

AB	29
R	3
H	6
RBI	3
BB	7
SO	5
LOB	15

AB	31
R	4
H	8
RBI	3
BB	6
SO	10
LOB	15

WP: 0 PB: 0 SB: 2 CS: 0 PA: 36

WP: 2 PB: 0 SB: 1 CS: 0 PA: 37

Detroit Tigers @ Cleveland Indians

Progressive Field, Cleveland, OH

Sat Jul 17 2010, 7:06 PM - 12:16 AM EDT

Att. 20,902 - Partly Cloudy - 86 F

TOP

Batter	1	2	3	4	5	6	7	8	9	10	11	AB	R	H	RBI	BB	SO	LOB
14 Austin Jackson, R (1, 8) OBP: 0.355, SLG: 0.411	C SI 90 F SI 90 B CH 81 X CH 82 1-2 30 BB 2B	B FC 90 1 SAFE F FF 92 X SI 93 1-1 25 1B 1-2 1B		X SL 82 0-0 ② L6			S FF 89 C FF 90 B FF 90 B CH 78 B FF 90 C FF 88 3-3 ① K		B FF 96 F FF 96 B FF 96 C SL 83 F SL 85 F FF 95 F SL 85 S FF 94 2-3 ② K			5	0	2	0	0	2	2
25 Ryan Raburn, R (1, 4) OBP: 0.293, SLG: 0.350 9 Carlos Guillen, S (9, PH) OBP: 0.341, SLG: 0.431 (9, 4)	B SI 93 C SI 93 S SI 90 F SI 91 H CH 80 2-2 30 BB HBP	B FF 91 S CH 82 B SI 93 C CH 81 F FC 91 B SL 85 X SI 90 3-2 1-2 2-H 1B		S CH 80 B FF 90 C SI 92 F SL 84 B SI 92 X SI 89 2-2 ③ G5-3			X CH 80 0-0 ② P4		B SI 96 F FF 95 F FF 94 X FF 96 1-2 ③ F9			3 1	0 0	1 0	1 0	0 0	0 0	1 1
30 Magglio Ordonez, R (1, 10) OBP: 0.379, SLG: 0.477	S CH 81 C FC 91 B SI 91 B SI 92 B FC 90 B SI 94 4-2 15 FC5-4 1-2 2-3 BB	X FF 90 0-0 ③ G4-3			C FF 88 F CH 80 B SI 95 B SI 92 C SL 84 2-3 ① K		X CH 83 0-0 ③ G5-3			B SI 93 C SI 92 C SI 93 F SL 82 F SI 92 X SI 92 1-2 ① G2-3		4	0	0	0	1	1	2
24 Miguel Cabrera, R (1, 3) OBP: 0.419, SLG: 0.635	B FF 89 B FC 89 C SI 93 F CH 80 F SI 94 S FF 92 2-3 ① K		B SI 90 B FF 88 F FF 88 B SI 93 S FC 87 T SI 93 3-2 ① K		B SI 93 X SI 88 1-0 26 FC4-6 1B			X SI 96 0-0 ① P3		B SI 94 C SI 92 X SL 84 1-1 ② F9		5	0	1	0	0	2	3
26 Brennan Boesch, L (1, 9) OBP: 0.393, SLG: 0.575	X FC 91 0-0 ② F3		C CH 79 F SI 90 F SI 90 B SI 92 F FC 91 B SI 94 B CH 81 B FF 90 4-2 BB		C SI 90 F SI 93 B CH 81 B CH 80 X FC 90 2-2 ② FC4-6 1-2f			B SI 95 X SI 94 1-0 1B		B SL 88 B FF 86 F SL 87 X SL 87 2-1 1B		4	0	2	0	1	0	4
15 Brandon Inge, R (1, 5) OBP: 0.338, SLG: 0.405	S FF 90 B SI 94 S FC 91 B CH 80 F CH 81 F SL 87 X FF 92 2-2 ③ FC5-4 1-2f		S SI 93 C SL 82 X SL 84 0-2 ② P6		S SI 93 F FC 91 D CH 82 F SI 94 F FC 90 F SI 93 S CH 82 1-3 ③ K			C SI 95 S FF 96 F FF 97 X FF 89 0-2 ② L7		C FF 88 X FF 87 0-1 ③ F9		5	0	0	0	0	1	7
32 Don Kelly, L (1, 7) OBP: 0.265, SLG: 0.286		B SI 87 C FC 87 B CH 78 F SI 90 X FC 90 2-2 12 F9 29 FC5-2 2B	B SI 90 C SI 90 F CH 80 F SI 92 B CH 80 X FF 89 2-2 ③ G4-3			C FF 89 B CH 80 B CH 77 S FF 89 S FF 90 2-3 ① K		1 SAFE B SI 96 S SI 94 S FF 96 1 SAFE F FF 96 F SI 94 B SI 95 B SI 95 3-2 X SI 95 ③ F8		C FF 85 B SL 86 X SL 85 1-1 13 G4-6-3 1B	5	0	2	0	0	1	2
12 Gerald Laird, R (1, 2) OBP: 0.257, SLG: 0.259 18 Johnny Damon, L (9, PH) OBP: 0.367, SLG: 0.430 13 Alex Avila, L (9, 2) OBP: 0.302, SLG: 0.327	S FC 90 X SL 83 0-1 ① F9 2-3		C SI 89 X FC 87 0-1 ① F8			C FF 90 C FF 90 F FF 91 F CH 84 X FF 91 0-2 ② F9			C FF 96 B FF 95 F FF 96 X FF 96 1-2 29 SH5-3 2B		T SL 86 1 SAFE L SL 87 X SL 85 0-2 ① ② G4-6-3 1-2f	3 1 1	0 0 0	0 1 0	0 0 0	0 0 0	0 0 0	1 0 1
29 Danny Worth, R (1, 6) OBP: 0.300, SLG: 0.377	C SI 91 S FC 90 B SI 92 X SL 85 1-2 ② FC5-2 14 1B 25 1B 3-H	C SI 88 C SI 92 X SI 88 0-2 2B		C FF 89 C FF 88 B FF 90 X CH 83 1-2 ③ G3		X FF 95 0-0 ① SH5-3 2-3		B FF 86 B FF 86 C FF 89 F FF 89 S SL 86 2-3 ③ K	4	1	1	0	0	1	1
Inning Stats	R: 0 E: 0 K: 1 S: 18 H: 1 LOB: 3 BB: 1 P: 29	R: 1 E: 0 K: 0 S: 15 H: 3 LOB: 2 BB: 0 P: 22	R: 0 E: 0 K: 1 S: 14 H: 0 LOB: 1 BB: 1 P: 23	R: 0 E: 0 K: 0 S: 10 H: 1 LOB: 1 BB: 0 P: 12	R: 0 E: 0 K: 2 S: 13 H: 1 LOB: 1 BB: 0 P: 19	R: 0 E: 0 K: 1 S: 11 H: 0 LOB: 0 BB: 0 P: 14	R: 0 E: 0 K: 1 S: 5 H: 0 LOB: 0 BB: 0 P: 8	R: 0 E: 0 K: 0 S: 11 H: 1 LOB: 1 BB: 0 P: 15	R: 0 E: 0 K: 1 S: 13 H: 1 LOB: 1 BB: 0 P: 17	R: 0 E: 0 K: 0 S: 11 H: 1 LOB: 1 BB: 0 P: 15	R: 0 E: 0 K: 1 S: 8 H: 1 LOB: 0 BB: 0 P: 11	1B: 6 2B: 4 3B: 0 HR: 0 SF: 0 SAC: 1 DP: 1 HBP: 1	WP: 0 PB: 0 SB: 0 CS: 0 PA: 45					

PITCHER		IP	WLS	BF	H	R	ER	SO	BB	IBB	HBP	BLK	WP	HR	S	P	ERA	WHIP
51 Mitch Talbot, R ERA: 3.89	(1, 1)	5.0		24	6	1	1	4	2	0	1	0	0	0	70	105	1.80	1.600
50 Jensen Lewis, R ERA: 3.52	(6, 1)	2.0		6	0	0	0	2	0	0	0	0	0	0	16	22	0.00	0.000
56 Frank Herrmann, R ERA: 2.5	(8, 1)	1.0		4	1	0	0	0	0	0	0	0	0	0	11	15	0.00	1.000
54 Chris Perez, R ERA: 2.48	(9, 1)	1.0		4	1	0	0	1	0	0	0	0	0	0	13	17	0.00	1.000
38 Joe Smith, R ERA: 4.76	(10, 1)	0.2		2	0	0	0	0	0	0	0	0	0	0	7	9	0.00	0.000

PITCHER		IP	WLS	BF	H	R	ER	SO	BB	IBB	HBP	BLK	WP	HR	S	P	ERA	WHIP
53 Rafael Perez, L ERA: 3.74	(10, 1)	1.1	W	5	2	0	0	1	0	0	0	0	0	0	12	17	0.00	1.500

BOTTOM

Batter	1	2	3	4	5	6	7	8	9	10	11	AB	R	H	RBI	BB	SO	LOB
23 Michael Brantley, L (1, 8) OBP: 0.182, SLG: 0.183	C SI 91 X SI 92 0-1 ① G6-3		B SI 91 C SI 91 X FF 87 1-1 ③ F8		C CH 83 F FF 95 X FF 95 0-2 ③ G3-1			1 SAFE C FF 91 X CH 82 0-1 ② P6			B SI 92 C FF 91 X SL 81 1-1 ② F7	5	0	0	0	0	0	3
12 Jayson Nix, R (1, 4) OBP: 0.281, SLG: 0.405	B FF 93 F FF 92 F SL 82 S FF 95 1-3 ② K			C CU 77 B SL 84 F FF 92 B CU 79 X SI 92 2-2 ① G5-3		X FF 90 0-0 ① F7		F SL 85 X SL 84 0-1 ③ G5-3			C SL 82 B FF 92 F FF 90 X SL 85 1-2 41 BB 26 1B 1B	5	1	1	0	0	1	1
41 Carlos Santana, S (1, 10) OBP: 0.433, SLG: 0.573	X SI 91 0-0 26 FC6 1B			C SI 91 B CH 83 B CH 82 B CH 81 X SI 92 3-1 HR		C FF 92 C SI 91 B FF 94 X CH 82 1-2 ② F9			S CH 85 S CH 85 B SI 95 F FF 95 B CH 85 F CH 85 B CH 86 B FF 96 4-2 26 G6-4-3 BB		B FF 91 B SI 91 C FF 90 B FF 91 B SI 91 4-1 26 1B 1-2 BB	3	1	2	1	2	0	0
26 Austin Kearns, R (1, 9) OBP: 0.350, SLG: 0.414	C FF 91 F SI 92 D CH 85 B FF 95 X SI 92 2-2 ③ FC6 1-2f			C FF 93 S FF 88 C SI 94 0-3 ② K		X SI 92 0-0 ③ L4			S FF 96 B SI 96 S CH 86 B CH 83 X SI 95 2-2 ① ② G6-4-3 1-2f		B FF 91 F SI 90 C SI 91 B FF 94 F FF 92 B FF 94 X SI 91 3-2 1-2 2-H 1B	5	0	1	1	0	1	2
7 Matt LaPorta, R (1, 3) OBP: 0.321, SLG: 0.384		B SI 90 C FF 90 B SI 92 C SI 90 C SI 92 2-3 ① K		S CU 79 B CU 79 B SL 85 F FF 93 S SI 92 2-3 ③ K	C SL 83 S SI 90 X SL 84 0-2 4 G1-6-3 1B				S CH 87 S CH 86 X CH 83 0-2 ③ G6-3			4	0	1	0	0	2	0
4 Trevor Crowe, S (1, 7) OBP: 0.304, SLG: 0.341	B FF 92 C SI 92 C CH 83 X SI 85 1-2 ② G4-3		C CU 78 X FF 92 0-1 ① G6-3			X FF 92 0-0 ① ② G1-6-3 1-2f				C FF 95 X SL 85 0-1 ③ F8		4	0	0	0	0	0	1
25 Andy Marte, R (1, 5) OBP: 0.267, SLG: 0.342	C SL 86 B FF 87 X FF 94 1-1 ③ G6-3		B SL 85 B SL 85 S SL 85 C FF 93 S SI 93 2-3 ② K				B CU 78 B SL 83 B SL 84 C FF 91 S SL 86 F SL 85 F SI 93 X SL 86 3-2 ③ P2			C SL 83 S SL 85 B SL 84 B SL 85 F FF 96 X SL 84 2-2 ② P5		4	0	0	0	0	1	0
8 Chris Gimenez, R (1, 2) OBP: 0.143, SLG: 0.143			C FF 90 B SL 85 S SI 91 X SI 92 1-2 ① G4-3		B FF 93 X FF 92 1-0 20 1B 1B			C SL 82 F SI 90 B SL 80 F SI 91 S SL 85 1-3 ① K		X FF 96 0-0 ③ P6		4	0	1	0	0	1	0
20 Anderson Hernandez, S (1, 6) OBP: 0.270, SLG: 0.295			C SI 91 F FF 93 B CH 82 X SI 92 1-2 ② F8		F SI 91 B SL 87 X CH 82 1-1 1-2 1B			C SI 90 B SI 90 B FF 90 X FF 88 2-1 1B			B SI 90 S SI 89 F SI 91 F FF 92 S SI 94 1-3 ① K	4	0	2	0	0	1	0
Inning Stats	R: 0 E: 0 K: 1 S: 9 H: 1 LOB: 1 BB: 0 P: 12	R: 0 E: 0 K: 1 S: 8 H: 0 LOB: 0 BB: 0 P: 12	R: 0 E: 0 K: 0 S: 8 H: 0 LOB: 0 BB: 0 P: 11	R: 1 E: 0 K: 2 S: 11 H: 1 LOB: 0 BB: 0 P: 18	R: 0 E: 0 K: 1 S: 11 H: 2 LOB: 2 BB: 0 P: 15	R: 0 E: 0 K: 0 S: 5 H: 0 LOB: 0 BB: 0 P: 6	R: 0 E: 0 K: 0 S: 9 H: 1 LOB: 0 BB: 0 P: 12	R: 0 E: 0 K: 1 S: 10 H: 1 LOB: 1 BB: 0 P: 13	R: 0 E: 0 K: 0 S: 10 H: 0 LOB: 0 BB: 1 P: 16	R: 0 E: 0 K: 0 S: 7 H: 0 LOB: 0 BB: 0 P: 9	R: 1 E: 0 K: 1 S: 14 H: 2 LOB: 2 BB: 1 P: 24	1B: 7 2B: 0 3B: 0 HR: 1 SF: 0 SAC: 0 DP: 2 HBP: 0	WP: 0 PB: 0 SB: 0 CS: 0 PA: 40					

PITCHER		IP	WLS	BF	H	R	ER	SO	BB	IBB	HBP	BLK	WP	HR	S	P	ERA	WHIP
21 Rick Porcello, R ERA: 5.83	(1, 1)	8.0		29	6	1	1	6	0	0	0	0	0	1	71	99	1.12	0.750
40 Phil Coke, L ERA: 2.58	(9, 1)	1.0		3	0	0	0	0	1	0	0	0	0	0	10	16	0.00	1.000
45 Ryan Perry, R ERA: 5.06	(10, 1)	1.0		3	0	0	0	0	0	0	0	0	0	0	7	9	0.00	0.000
34 Robbie Weinhardt, R ERA: 7.2	(11, 1)	0.2	L	5	2	1	1	1	1	0	0	0	0	0	14	24	13.50	4.500

PITCHER		IP	WLS	BF	H	R	ER	SO	BB	IBB	HBP	BLK	WP	HR	S	P	ERA	WHIP

livebaseballscorecards.com

AB	41
R	1
H	10
RBI	1
BB	2
SO	8
LOB	25

AB	38
R	2
H	8
RBI	2
BB	2
SO	7
LOB	7

TOP

Batter	1	2	3	4	5	6	7	8	9	AB	R	H	RBI	BB	SO	LOB
32 Don Kelly, L (1, 5) OBP: 0.265, SLG: 0.284	B SI 91 C SI 90 X SI 90 1-1 ① L7		B SI 92 F SI 91 1 SAFE S CH 82 S CH 83 1-3 ②③ K 1-2			B SI 92 C SI 92 X SI 92 1-1 18 E 18 FC3 30 2B 1B		C FF 92 X FF 94 0-1 ①② G6-4-3 1-2f		4	1	1	0	0	1	2
18 Johnny Damon, L (1, 10) OBP: 0.369, SLG: 0.429	C SI 91 F SI 92 B SI 92 F SI 92 B SL 84 B CH 84 B SI 89 4-2 30 G5-4-3 BB			C CH 81 X SL 82 0-1 ① G3		B CH 83 X SI 90 1-0 FC3 30 2B 24 SF9 1-3		X FF 94 0-0 1B		3	1	1	0	1	0	1
30 Magglio Ordonez, R (1, 9) OBP: 0.378, SLG: 0.477	C SI 91 F SI 90 D SL 86 B SL 84 X SI 90 2-2 ②③ G5-4-3 1-2f			B SI 91 B SL 82 F SI 91 C SI 92 B SL 83 C SI 91 3-3 ② K		B SL 85 B SL 83 F SI 89 F SI 92 X SI 91 2-2 1-3 3-H 2B		S SL 84 D SL 84 F SL 84 B FF 94 F SL 85 S SL 85 2-3 ③ K		4	0	1	1	0	2	2
24 Miguel Cabrera, R (1, 3) OBP: 0.415, SLG: 0.629		X SI 89 0-0 ① G5-3		B SL 83 S SL 82 C SI 91 C SI 92 B SI 92 C SI 93 2-3 ③ K		B SL 84 X SL 85 1-0 ② SF9 3-H			B SL 87 X SL 83 1-0 ① F8	3	0	0	1	0	1	0
26 Brennan Boesch, L (1, 7) OBP: 0.387, SLG: 0.566		B CH 80 C CH 82 B SL 82 F SI 91 S SI 93 2-3 ② K			B CH 81 B CH 78 B SI 89 C SI 90 F SI 90 X SI 91 3-2 ① G4-3	X CH 84 0-0 ③ G3-1			X FF 94 0-0 ② F7	4	0	0	0	0	1	1
9 Carlos Guillen, S (1, 4) OBP: 0.339, SLG: 0.432		C SI 90 B SI 92 X SI 90 1-1 2B			B CH 82 F SI 91 X SI 91 1-1 ② F9		C CH 82 C SL 85 B SL 84 F CH 83 F SL 87 B SI 92 B CH 84 F SI 91 X SI 92 3-2 ① G4-3		B FF 93 B FF 94 C FF 93 F FF 94 F FF 95 F FF 95 X FF 94 2-2 ③ G3	4	0	1	0	0	0	0
25 Ryan Raburn, R (1, 8) OBP: 0.294, SLG: 0.349		S SL 81 X SL 83 0-1 ③ G5-3			C SI 91 B SL 85 X SI 90 1-1 12 FC5-4 1B		X SL 82 0-0 ② F8			3	0	1	0	0	0	1
12 Gerald Laird, R (1, 2) OBP: 0.253, SLG: 0.254			C SI 92 B SI 92 X SL 83 1-1 ① F8		B SL 81 X SI 90 1-0 ③ FC5-4 1-2f		C SI 90 F SL 85 X SL 85 0-2 ③ G4-3			3	0	0	0	0	0	1
29 Danny Worth, R (1, 6) OBP: 0.305, SLG: 0.380 39 Ramon Santiago, S (8, PH) OBP: 0.339, SLG: 0.328 (8, 6)			B SI 91 B CH 81 F SI 90 X SI 91 2-1 32 K 1B			C SI 91 C SI 90 X SL 84 0-2 ① L8		B FF 92 B FF 92 C FF 92 X FF 93 2-1 32 G6-4-3 1B		2 1	0 0	1 1	0 0	0 0	0 0	0 0
Inning Stats	R: 0 E: 0 K: 0 S: 8 H: 0 LOB: 0 BB: 1 P: 15	R: 0 E: 0 K: 1 S: 8 H: 1 LOB: 1 BB: 0 P: 11	R: 0 E: 0 K: 1 S: 7 H: 1 LOB: 0 BB: 0 P: 11	R: 0 E: 0 K: 2 S: 8 H: 0 LOB: 0 BB: 0 P: 13	R: 0 E: 0 K: 0 S: 8 H: 1 LOB: 1 BB: 0 P: 14	R: 2 E: 1 K: 0 S: 11 H: 2 LOB: 1 BB: 0 P: 16	R: 0 E: 0 K: 0 S: 10 H: 0 LOB: 0 BB: 0 P: 13	R: 0 E: 0 K: 1 S: 9 H: 2 LOB: 1 BB: 0 P: 13	R: 0 E: 0 K: 0 S: 7 H: 0 LOB: 0 BB: 0 P: 10	1B: 5 2B: 2 3B: 0 HR: 0 SF: 1 SAC: 0 DP: 2 HBP: 0							

PITCHER		IP	WLS	BF	H	R	ER	SO	BB	IBB	HBP	BLK	WP	HR	S	P	ERA	WHIP
58 Jeanmar Gómez, R ERA:	(1, 1)	7.0	W	26	5	2	0	4	1	0	0	0	0	0	60	93	0.00	0.857
57 Hector Ambriz, R ERA: 5.46	(8, 1)	2.0		7	2	0	0	1	0	0	0	0	0	0	16	23	0.00	1.000

PITCHER	IP	WLS	BF	H	R	ER	SO	BB	IBB	HBP	BLK	WP	HR	S	P	ERA	WHIP

Detroit Tigers @ Cleveland Indians
Progressive Field, Cleveland, OH
Sun Jul 18 2010, 1:06 PM - 3:50 PM EDT
Att. 19,102 - Partly Cloudy - 83 F

livebaseballscorecards.com

AB	31
R	2
H	7
RBI	2
BB	1
SO	5
LOB	8

BOTTOM

Batter	1	2	3	4	5	6	7	8	9	AB	R	H	RBI	BB	SO	LOB
23 Michael Brantley, L (1, 8) OBP: 0.204, SLG: 0.209	B FF 92 B FF 91 C FF 92 B FF 93 C FF 92 X FF 94 3-2 ① F8		B SL 81 C FF 94 B FF 94 F FF 94 B SL 83 B FF 93 4-2 41 S BB	B SL 84 C FF 94 X FF 93 1-1 E5 41 BB 12 1B 2-H 1B		B CH 82 B CH 82 B SI 89 C SI 89 X FF 88 3-1 ② G3		C FS 88 B FS 87 B FS 88 X FF 94 2-1 12 1B 2B		4	1	2	0	1	0	0
12 Jayson Nix, R (1, 4) OBP: 0.293, SLG: 0.421	B FF 94 X FF 94 1-0 2 IHR 2B		B FF 93 B CH 81 C FF 93 F FF 93 S SL 85 2-3 ① K	1 SAFE X FF 90 0-0 41 BB 1-2 1B		C CU 76 B CU 78 T CH 82 X SL 82 1-2 ③ P4		C FS 87 B FS 88 F FS 87 X FS 88 1-2 2-H 1B		5	1	3	1	0	1	1
41 Carlos Santana, S (1, 2) OBP: 0.432, SLG: 0.557	B FF 94 B FF 94 C CH 83 B CH 83 B FF 95 4-1 2 IHR BB		C SL 86 D SL 84 D SL 84 B CH 83 C CH 85 X FF 95 3-2 ② F9 1-2	F CH 82 D CU 78 B CU 76 B CH 82 S CH 82 B CH 83 4-2 1-2 2-3 BB			C CH 83 F SL 82 F FF 90 S CU 76 0-3 ① K	X FF 91 0-0 ③ G3		3	1	0	0	2	1	2
26 Austin Kearns, R (1, 9) OBP: 0.352, SLG: 0.413	C FF 94 B FF 95 B CH 83 F FF 95 C FF 96 2-3 ② K		B SL 84 B SL 84 F FF 94 S FF 95 B FF 94 B SL 83 4-2 BB	F FF 90 B SL 84 B SI 90 C FF 92 B SL 82 X FF 91 3-2 ③ L5			C CH 82 B CU 77 X SL 81 1-1 2 FC5-4 1B			3	0	1	0	1	1	5
2 Jhonny Peralta, R (1, 5) OBP: 0.313, SLG: 0.403	B SL 85 X FF 95 1-0 1-H 2-H IHR		C SL 84 F SL 84 S FF 94 0-3 ③ K		C CU 75 S CU 76 F SL 83 X FF 89 0-2 ① F7		B SI 91 X CH 81 1-0 ② FC5-4 7 3B 1-2f			4	2	1	3	0	1	3
7 Matt LaPorta, R (1, 10) OBP: 0.325, SLG: 0.394	B FF 96 C CH 84 X SL 85 1-1 ③ G6-3			F FF 92 B SL 85 B SL 82 B FF 92 F FF 93 F FF 94 B FF 94 4-2 25 G4-3 4 BB 16 G6-3 BB	S FF 90 X SI 90 0-1 ② F8		C CH 83 F SI 89 B FF 89 1 SAFE B CU 78 B CU 78 F CU 76 X FF 91 3-2 1-H 3B			3	1	1	1	1	0	0
4 Trevor Crowe, S (1, 7) OBP: 0.307, SLG: 0.341		C FF 94 F FF 94 F SL 85 B FF 95 S FF 95 1-3 ① K		B FF 93 B FF 93 C FF 92 F FF 93 B FF 93 B FF 94 4-2 25 G4-3 23 E 1-2 BB	B CH 82 C SI 90 B CU 77 F SI 90 F FF 91 B CU 75 X SI 90 3-2 1B		F CU 77 X CU 76 0-1 ③ F9			3	1	1	0	1	1	1
25 Andy Marte, R (1, 3) OBP: 0.267, SLG: 0.338		C FF 95 C SL 86 X SL 85 0-2 16 CS 1B		C FF 94 X CH 83 0-1 ① G4-3 1-2 2-3	X CU 77 0-0 ③ L7			B FS 84 X FF 94 1-0 ① G5-3		4	0	1	0	0	0	3
16 Jason Donald, R (1, 6) OBP: 0.324, SLG: 0.424		S SL 84 1 SAFE 1 SAFE B FF 95 B FF 96 X FF 94 2-1 ②③ F8 1-2		S SL 84 X SL 85 0-1 ② G6-3 3-H		C CU 76 S CU 75 F SL 81 X FF 90 0-2 ① P4		S FF 95 C FF 96 B FF 96 F FS 87 B FF 97 F FS 86 X FS 87 2-2 ② G4-3		4	0	0	1	0	0	2
Inning Stats	R: 3 E: 0 K: 1 S: 11 H: 2 LOB: 0 BB: 1 P: 23	R: 0 E: 0 K: 1 S: 9 H: 1 LOB: 0 BB: 0 P: 12	R: 0 E: 0 K: 2 S: 13 H: 0 LOB: 2 BB: 2 P: 26	R: 2 E: 1 K: 0 S: 17 H: 2 LOB: 3 BB: 3 P: 33	R: 0 E: 0 K: 0 S: 11 H: 1 LOB: 1 BB: 0 P: 14	R: 0 E: 0 K: 0 S: 9 H: 0 LOB: 0 BB: 0 P: 13	R: 1 E: 0 K: 1 S: 13 H: 2 LOB: 1 BB: 0 P: 18	R: 1 E: 0 K: 0 S: 12 H: 2 LOB: 1 BB: 0 P: 18		1B: 6 2B: 2 3B: 1 HR: 1 SF: 0 SAC: 0 DP: 2 HBP: 0						

PITCHER		IP	WLS	BF	H	R	ER	SO	BB	IBB	HBP	BLK	WP	HR	S	P	ERA	WHIP
41 Andy Oliver, L ERA: 7.36	(1, 1)	3.2	L	19	4	5	5	4	5	0	0	0	0	0	44	81	12.27	2.455
49 Eddie Bonine, R ERA: 2.8	(4, 1)	3.1		15	4	1	1	1	1	0	0	0	0	0	39	58	2.70	1.500
46 Jose Valverde, R ERA: 1.13	(8, 1)	0.2		4	2	1	1	0	0	0	0	0	0	0	11	17	13.50	3.000
21 Enrique Gonzalez, R ERA: 2.03	(8, 1)	0.1		1	0	0	0	0	0	0	0	0	0	0	1	1	0.00	0.000

PITCHER	IP	WLS	BF	H	R	ER	SO	BB	IBB	HBP	BLK	WP	HR	S	P	ERA	WHIP

livebaseballscorecards.com

AB	33
R	7
H	10
RBI	6
BB	6
SO	5
LOB	17

TOP

Batter	1	2	3	4	5	6	7	8	9	10	11	12	13	14	AB	R	H	RBI	BB	SO	LOB
1 Elvis Andrus, R (1, 6) OBP: 0.358, SLG: 0.318	G6-3			G5-3		K		G6-3		G1-3			1-2 FC6-4 1B		7	1	2	0	0	1	3
10 Michael Young, R (1, 5) OBP: 0.355, SLG: 0.467	5 HR BB		27 32 1B 1B	P4		F8			17 BB 27 E 1B		K		FC6-4 5 G5-4-3		6	2	2	0	1	1	3
5 Ian Kinsler, R (1, 4) OBP: 0.394, SLG: 0.417	1-H HR		SF7 3-H			F8	G3-1		K				G5-4-3		6	1	1	3	0	1	2
27 Vladimir Guerrero, R (1, 10) OBP: 0.368, SLG: 0.539	P3		32 1B 17 1B BB			G6-3	32 1B 17 1B 1B		E8 17 BB 1-2		P3			G5-3	6	2	1	0	1	0	1
32 Josh Hamilton, L (1, 7) OBP: 0.396, SLG: 0.625	L8		17 1B 1-3 2-H 1B			FC5-4	17 1B 1-2 1B		K			7 1B 1B		G5-3	6	1	4	1	1	1	2
17 Nelson Cruz, R (1, 9) OBP: 0.384, SLG: 0.604		G1-3	19 S 1-3 3-H 1B				19 G4-6-3 1-3 2-H 1B		BB			F8		17 HR BB	6	1	3	4	1	0	2
19 Chris Davis, L (1, 3) OBP: 0.244, SLG: 0.234		F7	K 1-2			G3	G4-6-3 1-2		G3			L6		P5	7	0	0	0	0	1	8
15 Matt Treanor, R (1, 2) OBP: 0.309, SLG: 0.358 7 David Murphy, L (12, PH) OBP: 0.323, SLG: 0.379 11 Bengie Molina, R (12, 2) OBP: 0.313, SLG: 0.361		1B	G5-3			E8 20 1B 1B		G5-3		P6		1-3 1B		F9	5 1 1	0 0 0	2 1 1	0 0 0	0 0 0	0 0 0	2 0 0
20 Julio Borbon, L (1, 8) OBP: 0.305, SLG: 0.362	K2-3			F9		2-3 1B		1 G6-3 1B		G1-3		F9		G6-3	7	0	2	0	0	1	4
Inning Stats	R: 2 E: 0 K: 0 S: 10 H: 1 LOB: 0 BB: 1 P: 19	R: 0 E: 0 K: 1 S: 8 H: 1 LOB: 1 BB: 0 P: 9	R: 3 E: 0 K: 1 S: 18 H: 4 LOB: 2 BB: 1 P: 32	R: 0 E: 0 K: 0 S: 7 H: 0 LOB: 0 BB: 0 P: 10	R: 0 E: 0 K: 0 S: 7 H: 1 LOB: 1 BB: 0 P: 7	R: 0 E: 1 K: 1 S: 9 H: 2 LOB: 2 BB: 0 P: 14	R: 1 E: 0 K: 0 S: 12 H: 3 LOB: 1 BB: 0 P: 15	R: 0 E: 0 K: 0 S: 6 H: 1 LOB: 0 BB: 0 P: 10	R: 0 E: 1 K: 2 S: 18 H: 1 LOB: 3 BB: 1 P: 27	R: 0 E: 0 K: 0 S: 8 H: 1 LOB: 0 BB: 0 P: 11	R: 0 E: 0 K: 1 S: 8 H: 0 LOB: 0 BB: 0 P: 12	R: 0 E: 0 K: 0 S: 11 H: 2 LOB: 2 BB: 0 P: 18	R: 0 E: 0 K: 0 S: 8 H: 1 LOB: 0 BB: 0 P: 9	R: 2 E: 0 K: 0 S: 14 H: 2 LOB: 1 BB: 1 P: 22	1B: 17 2B: 0 3B: 0 HR: 2	SF: 1 SAC: 0 DP: 3 HBP: 0				

PITCHER	IP	WLS	BF	H	R	ER	SO	BB	IBB	HBP	BLK	WP	HR	P	ERA	WHIP
38 Jeremy Bonderman, R (1, 1) ERA: 4.98	5.1		27	9	5	5	2	2	0	0	0	1	1	55	8.44	2.062
34 Robbie Weinhardt, R (6, 1) ERA: 5.87	2.2		10	4	1	1	1	0	0	0	0	0	0	22	3.38	1.500
46 Jose Valverde, R (9, 1) ERA: 1.11	1.0		6	1	0	0	2	1	0	0	0	0	0	18	0.00	2.000
40 Phil Coke, L (10, 1) ERA: 2.52	1.0		3	0	0	0	0	0	0	0	0	0	0	8	0.00	0.000
45 Ryan Perry, R (11, 1) ERA: 4.71	2.0		8	2	0	0	1	0	0	0	0	0	0	19	0.00	1.000

PITCHER	IP	WLS	BF	H	R	ER	SO	BB	IBB	HBP	BLK	WP	HR	S	P	ERA	WHIP
21 Enrique Gonzalez, R (13, 1) ERA: 2.93	2.0	L	9	3	2	2	0	1	0	0	0	0	1	22	31	9.00	2.000

Texas Rangers @ Detroit Tigers
Comerica Park, Detroit, MI
Mon Jul 19 2010, 7:07 PM - 11:58 PM EDT
Att. 26,626 - Partly Cloudy - 78 F

livebaseballscorecards.com

AB	58
R	8
H	19
RBI	8
BB	4
SO	6
LOB	27

WP: 1 PA: 63
PB: 0
SB: 1
CS: 0

BOTTOM

Batter	1	2	3	4	5	6	7	8	9	10	11	12	13	14	AB	R	H	RBI	BB	SO	LOB
14 Austin Jackson, R (1, 8) OBP: 0.358, SLG: 0.413	18 FC6-4 BB	F9		K		2B		18 1B BB		G4-3		1-2 1B		K	6	0	2	0	2	2	2
18 Johnny Damon, L (1, 10) OBP: 0.370, SLG: 0.425	FC6-4 30 G5-3 24 1B 1-2f		30 G6-4-3 BB	F9		L3		1-2 2-H 1B			26 1B 24 WP BB	G4-3			5	1	1	1	2	0	4
30 Magglio Ordonez, R (1, 9) OBP: 0.379, SLG: 0.482	G5-3 1-2		G6-4-3 1-2f		HR	BB			K		F9			BB	5	1	1	1	2	1	5
24 Miguel Cabrera, R (1, 3) OBP: 0.418, SLG: 0.645	2-H 1B		HR		HR	F9			F9		26 1B 1-2 IBB			K	6	2	3	3	1	1	5
26 Brennan Boesch, L (1, 7) OBP: 0.381, SLG: 0.555	P6		E4 9 1B		F7	F8			G1-3		9 G6-4-3 1-2 2-3 1B			K	7	0	1	0	0	1	2
9 Carlos Guillen, S (1, 4) OBP: 0.333, SLG: 0.423		G4-3	15 HBP 1-3 1B		G1-3	F8			G3-1		G6-4-3 1-2f			F9	7	0	1	0	0	0	4
15 Brandon Inge, R (1, 5) OBP: 0.342, SLG: 0.413 32 Don Kelly, L (5, 5) OBP: 0.254, SLG: 0.272		13 1B 3B			E3	K			F8			G4-3		K	1 5	1 0	1 0	0 0	0 0	0 2	0 0
13 Alex Avila, L (1, 2) OBP: 0.301, SLG: 0.325 25 Ryan Raburn, R (10, PH) OBP: 0.292, SLG: 0.346 12 Gerald Laird, R (11, 2) OBP: 0.250, SLG: 0.251		3-H 1B	G3-1		G4-3			G6-3		K		K		F9	4 1 2	0 0 0	1 0 0	1 0 0	0 0 0	4 0 1	0 0 0
39 Ramon Santiago, S (1, 6) OBP: 0.342, SLG: 0.328	F7			F9		K		E5 18 1B 1B		L6				G6-3	6	1	2	0	1	1	1
Inning Stats	R: 1 E: 0 K: 0 S: 11 H: 1 LOB: 1 BB: 1 P: 16	R: 1 E: 0 K: 1 S: 15 H: 2 LOB: 3 BB: 1 P: 29	R: 0 E: 0 K: 0 S: 7 H: 0 LOB: 0 BB: 0 P: 8	R: 2 E: 1 K: 0 S: 9 H: 2 LOB: 1 BB: 0 P: 14	R: 0 E: 0 K: 1 S: 13 H: 1 LOB: 2 BB: 1 P: 25	R: 0 E: 0 K: 1 S: 6 H: 0 LOB: 0 BB: 0 P: 9	R: 1 E: 1 K: 1 S: 21 H: 2 LOB: 2 BB: 1 P: 31	R: 0 E: 0 K: 0 S: 6 H: 0 LOB: 0 BB: 0 P: 9	R: 0 E: 0 K: 1 S: 9 H: 0 LOB: 0 BB: 0 P: 17	R: 0 E: 0 K: 0 S: 9 H: 1 LOB: 2 BB: 2 P: 22	R: 0 E: 0 K: 0 S: 13 H: 2 LOB: 2 BB: 0 P: 19	R: 0 E: 0 K: 2 S: 13 H: 0 LOB: 1 BB: 1 P: 22	R: 0 E: 0 K: 2 S: 13 H: 1 LOB: 1 BB: 0 P: 17	1B: 8 2B: 1 3B: 0 HR: 3	SF: 0 SAC: 0 DP: 2 HBP: 1				

PITCHER	IP	WLS	BF	H	R	ER	SO	BB	IBB	HBP	BLK	WP	HR	S	P	ERA	WHIP
54 Matt Harrison, L (10, 1) ERA: 4.23	4.0	W	17	2	0	0	4	3	1	0	0	1	0	44	80	0.00	1.250
30 Neftali Feliz, R (14, 1) ERA: 3.76	1.0	S	4	1	0	0	2	0	0	0	0	0	0	13	17	0.00	1.000

Texas Rangers @ Detroit Tigers

Comerica Park, Detroit, MI

Tue Jul 20 2010, 7:06 PM - 9:51 PM EDT

Att. 27,576 - Cloudy - 79 F

TOP

Batter	1	2	3	4	5	6	7	8	9	AB	R	H	RBI	BB	SO	LOB
1 Elvis Andrus, R (1, 6) OBP: 0.359, SLG: 0.320	X SI 90 0-0 5 3B 1B		C SI 91 F SL 87 B SL 88 B SI 91 X SI 92 2-2 ① G5-3		B SI 91 B SL 86 X SI 90 2-0 ② F8		1 SAFE X CH 82 0-0 1-2 1B		X CU 81 0-0 ② SH1-4 3-H	4	1	2	1	0	0	2
10 Michael Young, R (1, 5) OBP: 0.353, SLG: 0.466	C SI 90 B SI 92 F SI 92 F SL 87 S CH 85 1-3 ① K		C SI 93 C SI 92 B SL 90 F SI 92 B SI 93 F SI 93 B SL 90 F SI 93 X SI 93 3-2 ② F8		B SI 92 X SI 92 1-0 ③ F8		C SL 86 S SL 87 C SI 91 0-3 ② K		B FF 90 B FF 94 X SI 92 2-0 5 HR 2B	5	1	1	0	0	2	5
5 Ian Kinsler, R (1, 4) OBP: 0.394, SLG: 0.435	C SL 87 X SL 87 0-1 32 SF8 1-H 3B		C SI 93 B SL 89 X SI 91 1-1 ③ G6-3			C SI 90 F CH 86 B SI 92 C SI 91 1-3 ① K	C SI 91 C SL 89 F SI 93 F SL 87 X SL 89 0-2 ③ P4		F FF 94 B SI 90 B FF 90 C FF 95 F FF 95 X FF 91 2-2 2-H HR	5	2	2	3	0	1	2
32 Josh Hamilton, L (1, 10) OBP: 0.399, SLG: 0.638	B SI 93 B CH 85 C SI 94 X SL 88 2-1 ② SF8 3-H			F SI 90 B CH 84 F CH 84 B SL 88 B SI 91 S SL 88 3-3 ① K		B SI 86 B SL 89 S SI 90 X SI 93 2-1 17 1B 2B		B SI 88 S SL 82 C CH 83 B SL 85 X CH 82 2-2 1B	S SL 88 F SL 88 B FF 94 F SL 89 X FF 93 1-2 HR	4	2	3	2	0	1	0
17 Nelson Cruz, R (1, 9) OBP: 0.380, SLG: 0.594	C SI 93 X SI 92 0-1 ③ F9			C SL 87 B SL 88 X SI 90 1-1 ② G5-3		B SL 88 X SI 92 1-0 2-H 1B		S SL 84 B SI 89 D CH 84 B SL 84 X SI 88 3-1 ① F8	X FF 93 0-0 ③ F9	5	0	1	1	0	0	1
7 David Murphy, L (1, 7) OBP: 0.322, SLG: 0.390		B SI 90 X SI 90 1-0 HR		C SI 92 B CH 85 F CH 85 F SI 92 B SI 92 F SL 89 X SL 88 2-2 ③ F9		B CH 83 C SI 89 X CH 83 1-1 ② F9		1 SAFE 1 SAFE F FF 93 C CU 84 1 SAFE D SL 86 1 SAFE S SL 85 1-3 ② K		4	1	1	1	0	1	2
11 Bengie Molina, R (1, 2) OBP: 0.308, SLG: 0.355		C SL 87 X SI 91 0-1 ① F8			C SI 88 C SL 87 S SL 88 0-3 ① K	C SL 86 X CH 84 0-1 ③ G1-3		F SI 93 B FF 86 F FF 92 X CH 87 1-2 ③ G5-3		4	0	0	0	0	1	2
19 Chris Davis, L (1, 3) OBP: 0.256, SLG: 0.259		C SI 92 B CH 85 S SL 88 F SI 92 B SI 86 S SL 89 2-3 ② K			C SI 90 X SI 91 0-1 20 1B 1B		B CH 81 F SI 90 C SL 84 B SL 86 X CH 84 2-2 ① F9		X FF 92 0-0 20 SH5-4 1 SH1-4 2B	4	1	2	0	0	1	0
20 Julio Borbon, L (1, 8) OBP: 0.309, SLG: 0.363		X SI 92 0-0 ③ F7			1 SAFE L SI 90 C SL 86 X SL 86 0-2 1-2 1B		B SI 90 B SL 86 C SI 88 F SL 86 B SL 88 B SI 91 4-2 1 1B BB		B SL 85 B SL 85 L SI 92 X SI 93 2-1 ① SH5-4 2-3	2	0	1	0	1	0	0
Inning Stats	R: 2 E: 0 K: 1 S: 11 H: 2 LOB: 0 BB: 0 P: 14	R: 1 E: 0 K: 1 S: 8 H: 1 LOB: 0 BB: 0 P: 11	R: 0 E: 0 K: 0 S: 11 H: 0 LOB: 0 BB: 0 P: 17	R: 0 E: 0 K: 1 S: 10 H: 0 LOB: 0 BB: 0 P: 16	R: 0 E: 0 K: 1 S: 10 H: 2 LOB: 2 BB: 0 P: 13	R: 1 E: 0 K: 1 S: 10 H: 2 LOB: 1 BB: 0 P: 15	R: 0 E: 0 K: 1 S: 14 H: 1 LOB: 2 BB: 1 P: 20	R: 0 E: 0 K: 1 S: 11 H: 1 LOB: 1 BB: 0 P: 18	R: 4 E: 0 K: 0 S: 14 H: 4 LOB: 0 BB: 0 P: 21	1B: 6 2B: 3 3B: 1 HR: 3 SF: 1 SAC: 2 DP: 0 HBP: 0						

PITCHER		IP	WLS	BF	H	R	ER	SO	BB	IBB	HBP	BLK	WP	HR	S	P	ERA	WHIP
58 Armando Galarraga, R ERA: 4.5	(1, 1)	7.1	L	32	9	4	4	6	1	0	0	0	0	1	79	116	4.91	1.364
36 Brad Thomas, L ERA: 4.61	(8, 1)	1.0		4	1	1	1	1	0	0	0	0	0	0	9	13	9.00	1.000
53 Casey Fien, R ERA: 10.13	(9, 1)	0.2		5	3	3	3	0	0	0	0	0	0	2	11	16	40.50	4.500

livebaseballscorecards.com

AB	37
R	8
H	13
RBI	8
BB	1
SO	7
LOB	14

BOTTOM

Batter	1	2	3	4	5	6	7	8	9	AB	R	H	RBI	BB	SO	LOB
14 Austin Jackson, R (1, 8) OBP: 0.357, SLG: 0.411	C FF 93 B FF 92 B FF 92 F FF 94 F FF 94 S FF 92 2-3 ① K			L FC 87 X FF 91 0-1 1B		C FF 92 F SI 87 S FF 91 0-3 ② K		B SL 76 C FF 89 B FF 89 C FF 90 1 SAFE X FF 89 2-2 ② F8		4	0	1	0	0	2	2
18 Johnny Damon, L (1, 7) OBP: 0.369, SLG: 0.421	C SI 92 B FF 94 F FF 92 B CU 79 B CH 85 B FF 92 4-2 30 G6-4-3 BB			F FF 89 1 SAFE 1 SAFE F SI 91 X FF 89 0-2 ① F8		C SI 91 S FF 89 X FF 91 0-2 ③ F7		C FF 90 B FF 89 F FF 90 B FF 89 B SL 76 S SL 77 3-3 ③ K		3	0	0	0	1	1	3
30 Magglio Ordonez, R (1, 10) OBP: 0.375, SLG: 0.476	B FF 91 X FF 92 1-0 ② ③ G6-4-3 1-2f			1 SAFE B FF 89 X FF 90 1-0 ② P3			B FF 87 B FF 88 C FF 89 X FF 88 2-1 ① G6-3		B FF 90 C SI 90 B CU 78 X FC 87 2-1 ① F8	4	0	0	0	0	0	2
24 Miguel Cabrera, R (1, 3) OBP: 0.419, SLG: 0.646		C FF 93 B FF 90 S FF 89 B FF 91 X SI 92 2-2 ① F7		B FF 89 X FF 91 1-0 ③ P6			X FF 90 0-0 25 FC6-4 2B		C FF 88 X CU 80 0-1 26 G5-4-3 1B	4	0	2	0	0	0	1
26 Brennan Boesch, L (1, 9) OBP: 0.380, SLG: 0.549		B SI 91 X FF 89 1-0 ② G3-1			B SI 91 B SI 90 F SI 90 F CH 85 F FF 92 B CU 76 X FF 92 3-2 ① P3		B FF 90 B FF 88 B FF 88 B SI 88 4-0 25 FC6-4 BB		B FF 90 B SI 90 X SI 91 2-0 ②③ G5-4-3 1-2f	3	0	0	0	1	0	1
25 Ryan Raburn, R (1, 4) OBP: 0.286, SLG: 0.338		B FF 92 X FF 91 1-0 ③ F9			B FF 89 C FF 90 F FF 90 B SI 90 X SI 91 2-2 ② G6-3		B FF 88 X FF 90 1-0 ② FC6-4 1-2f 2-3			3	0	0	0	0	0	2
13 Alex Avila, L (1, 2) OBP: 0.295, SLG: 0.318			B SI 92 C SI 92 B FF 90 C FF 92 F SI 93 S FF 93 2-3 ① K		B CU 78 F SI 91 B CH 86 B SI 91 X SI 91 3-1 ③ G4-3		B FF 88 1 SAFE B SI 89 X FF 89 2-0 ③ L4			3	0	0	0	0	1	2
32 Don Kelly, L (1, 5) 39 Ramon Santiago, S (8, PH) OBP: 0.345, SLG: 0.328 (9, 6)			C SI 92 X CH 85 0-1 ② L5			F FF 90 X CH 83 0-1 29 G4-3 1B		C FF 89 B SL 76 B SL 76 B FF 89 C FF 89 F FF 88 F FF 90 B FF 88 4-2 29 FC6-4 BB		2	0	1	0	0	0	0
29 Danny Worth, R (1, 6) OBP: 0.294, SLG: 0.366 (9, 5)			B FF 91 S FF 90 F FF 92 F CU 79 F FF 92 X CU 80 1-2 ③ G5-3			C FF 88 F CU 76 F CU 79 F SI 88 F FF 90 F SI 88 1 SAFE X FF 89 0-2 ① G4-3 1-2		S FF 89 X FF 89 0-1 ① FC6-4 1-2f	0	0	0	0	0	0	2
Inning Stats	R: 0 E: 0 K: 1 S: 7 H: 0 LOB: 0 BB: 1 P: 14	R: 0 E: 0 K: 0 S: 5 H: 0 LOB: 0 BB: 0 P: 9	R: 0 E: 0 K: 1 S: 11 H: 0 LOB: 0 BB: 0 P: 14	R: 0 E: 0 K: 0 S: 7 H: 1 LOB: 1 BB: 0 P: 9	R: 0 E: 0 K: 0 S: 9 H: 0 LOB: 0 BB: 0 P: 17	R: 0 E: 0 K: 1 S: 15 H: 1 LOB: 1 BB: 0 P: 15	R: 0 E: 0 K: 0 S: 5 H: 1 LOB: 2 BB: 1 P: 14	R: 0 E: 0 K: 1 S: 12 H: 0 LOB: 1 BB: 1 P: 21	R: 0 E: 0 K: 0 S: 5 H: 1 LOB: 0 BB: 0 P: 9	1B: 3 2B: 1 3B: 0 HR: 0 SF: 0 SAC: 0 DP: 2 HBP: 0						

PITCHER		IP	WLS	BF	H	R	ER	SO	BB	IBB	HBP	BLK	WP	HR	S	P	ERA	WHIP
35 Tommy Hunter, R ERA: 2.09	(1, 1)	7.0	W	25	3	0	0	3	2	0	0	0	0	0	59	92	0.00	0.714
28 Darren Oliver, L ERA: 1.29	(8, 1)	1.0		4	0	0	0	1	1	0	0	0	0	0	12	21	0.00	1.000
52 Doug Mathis, R ERA: 6.64	(9, 1)	1.0		3	1	0	0	0	0	0	0	0	0	0	5	9	0.00	1.000

livebaseballscorecards.com

AB	29
R	0
H	4
RBI	0
BB	3
SO	4
LOB	15

TOP

Batter	1	2	3	4	5	6	7	8	9	AB	R	H	RBI	BB	SO	LOB
1 Elvis Andrus, R (1, 6) OBP: 0.358, SLG: 0.319	B FF 92 C FF 93 B SL 85 S FF 94 F FF 95 B CH 85 X FF 95 3-2 ① F9		B SL 85 C FF 94 B FF 94 X FF 94 2-1 10 CS 1B			C FF 92 B FF 92 B FF 92 B FF 93 C FF 94 X FF 94 3-2 ① G6-3		B FF 95 C FF 95 B SL 84 F FF 96 X FF 95 2-2 ② G4-3		4	0	1	0	0	0	0
10 Michael Young, R (1, 5) OBP: 0.354, SLG: 0.471	C FF 94 B SL 84 C SL 84 F FF 96 B FF 95 B FF 94 F FF 95 F FF 95 B SL 85 4-2 BB		B FF 94 F FF 92 B FF 96 B SL 86 3-1 ③ CS 1-2	F SL 83 C FF 93 B FF 96 X CH 85 1-2 3B		X FF 94 0-0 ② F9		C FF 96 S CH 86 B CH 86 S SL 85 1-3 ③ K		3	0	1	0	1	1	0
5 Ian Kinsler, R (1, 4) OBP: 0.395, SLG: 0.434	B FF 92 X FF 93 1-0 ② F9			B CH 85 B FF 95 B FF 96 C FF 95 F FF 94 F FF 97 S CH 86 3-3 ① K		C SL 85 B FF 95 C FF 94 F FF 96 F FF 93 B SL 87 X SL 85 2-2 E7 1B			B FS 84 B FS 86 B FF 94 B FF 94 4-0 32 WP 27 HBP 32 G6-3 BB	3	1	1	0	1	1	2
27 Vladimir Guerrero, R (1, 10) OBP: 0.367, SLG: 0.534	S SL 86 B SL 86 S SL 85 B FF 97 C FF 95 2-3 ③ K			F CH 85 S SL 87 S SL 88 0-3 ② K		C FF 95 B FF 96 F FF 97 B FF 97 X SL 86 2-2 ③ G4-3			H FF 94 1-0 32 G6-3 32 WP 1-2 HBP	3	0	0	0	0	2	3
32 Josh Hamilton, L (1, 8) OBP: 0.395, SLG: 0.631		C FF 93 X FF 94 0-1 ① G6-3		X CH 86 0-0 ③ G3			S CH 84 F CH 84 F FF 95 B FF 96 B SL 87 F FF 94 S SL 86 2-3 ① K2-3		B FS 87 B FS 87 C FF 95 F FF 95 B FS 89 X FF 96 3-2 ① G6-3 1-3 2-H	4	0	0	1	0	1	2
17 Nelson Cruz, R (1, 9) OBP: 0.378, SLG: 0.587		B FF 94 C SL 85 X FF 94 1-1 ② F9			B SL 85 S SL 86 S SL 86 F SL 86 B FF 93 X FF 94 2-2 ① G4-3		B FF 95 X FF 94 1-0 7 BB 1B		B FF 96 C FF 96 B FF 96 C FF 95 S FF 96 2-3 ② K	4	0	1	0	0	1	1
7 David Murphy, L (1, 7) OBP: 0.321, SLG: 0.385		B FF 95 C FF 95 X CH 84 1-1 ③ L4			B CH 84 B FF 95 C FF 96 C FF 96 F FF 88 B SL 87 X FF 96 3-2 ② G4-3		B FF 95 C CH 84 F FF 94 B FF 96 B SL 86 B CH 85 4-2 11 G6-4-3 1-2 BB		B FF 96 C FF 94 D FS 88 X FF 97 2-1 ③ G4-3	3	0	0	0	1	0	1
11 Bengie Molina, R (1, 2) OBP: 0.308, SLG: 0.352			C FF 92 F FF 92 B FF 94 F FF 96 F CH 84 X FF 93 1-2 ① F9		B FF 94 B FF 95 B FF 95 B FF 94 4-0 BB		C SL 85 F FF 93 F FF 93 B FF 95 X SL 87 1-2 ②③ G6-4-3 1-2f			2	0	0	0	1	0	2
19 Chris Davis, L (1, 3) OBP: 0.247, SLG: 0.250			B FF 95 X CH 85 1-0 ② F7		B FF 96 C FF 95 F FF 96 F CH 85 S FF 96 1-3 ③ K			C SI 95 F FF 96 S SI 95 0-3 ① K		3	0	0	0	0	2	1
Inning Stats	R: 0 E: 0 K: 1 S: 13 H: 0 LOB: 1 BB: 1 P: 23	R: 0 E: 0 K: 0 S: 6 H: 0 LOB: 0 BB: 0 P: 8	R: 0 E: 0 K: 0 S: 9 H: 1 LOB: 0 BB: 0 P: 16	R: 0 E: 0 K: 2 S: 11 H: 1 LOB: 1 BB: 0 P: 15	R: 0 E: 0 K: 1 S: 12 H: 0 LOB: 1 BB: 0 P: 22	R: 0 E: 1 K: 0 S: 12 H: 1 LOB: 1 BB: 0 P: 19	R: 0 E: 0 K: 1 S: 12 H: 1 LOB: 1 BB: 1 P: 20	R: 0 E: 0 K: 2 S: 9 H: 0 LOB: 0 BB: 0 P: 12	R: 1 E: 0 K: 1 S: 8 H: 0 LOB: 1 BB: 1 P: 20	1B: 3 2B: 0 3B: 1 HR: 0 SF: 0 SAC: 0 DP: 1 HBP: 1						

PITCHER		IP	WLS	BF	H	R	ER	SO	BB	IBB	HBP	BLK	WP	HR	S	P	ERA	WHIP
37 Max Scherzer, R ERA: 4.43	(1, 1)	7.0	W	26	4	0	0	5	3	0	0	0	0	0	75	123	0.00	1.000
40 Phil Coke, L ERA: 2.45	(8, 1)	1.0		3	0	0	0	2	0	0	0	0	0	0	9	12	0.00	0.000
46 Jose Valverde, R ERA: 1.3	(9, 1)	1.0		5	0	1	1	1	1	0	1	0	1	0	8	20	9.00	1.000

Texas Rangers @ Detroit Tigers
Comerica Park, Detroit, MI
Wed Jul 21 2010, 7:08 PM - 9:41 PM EDT
Att. 28,704 - Partly Cloudy - 87 F

livebaseballscorecards.com

AB	29
R	1
H	4
RBI	1
BB	4
SO	8
LOB	12

BOTTOM

Batter	1	2	3	4	5	6	7	8	9	AB	R	H	RBI	BB	SO	LOB
14 Austin Jackson, R (1, 8) OBP: 0.361, SLG: 0.415	X FF 90 0-0 18 BB 1B	S FF 93 B SL 87 C FF 92 F FF 91 X FF 92 1-2 ③ F9			C CU 75 F FF 89 B FF 91 B SL 82 X SL 85 2-2 30 E 1B		D CH 85 L SL 82 1 SAFE L FF 90 X SL 85 1-2 30 1B 18 G3 24 SF9 1-2 1B			4	1	3	0	0	0	0
18 Johnny Damon, L (1, 10) OBP: 0.370, SLG: 0.420	B FF 90 B FF 90 B SI 88 C FF 89 1 SAFE B FF 92 4-1 1-2 BB		C CU 76 F FF 91 X CU 79 0-2 24 1B 1B		1 SAFE X FF 91 0-0 ① F9		L FF 90 C FF 92 B FF 91 X SL 81 1-2 ① G3 1-2 2-3			3	0	1	0	1	0	3
30 Magglio Ordonez, R (1, 9) OBP: 0.373, SLG: 0.473 29 Danny Worth, R (8, 5) OBP: 0.294, SLG: 0.366	B SL 86 C SL 85 X CH 85 1-1 ① F5		C FF 90 S FF 91 C SL 84 0-3 ① K		1 SAFE F SL 84 S FF 92 X SL 88 0-2 ② G6-3 1-3		X CH 85 0-0 24 E 2-3 3-H 1B			4 0	0 0	1 0	1 0	0 0	1 0	4 0
24 Miguel Cabrera, R (1, 3) OBP: 0.417, SLG: 0.643	S FF 92 S SL 84 X CH 85 0-2 ② F8		X SL 85 0-0 1-2 1B		S SL 86 S SL 87 X SL 85 0-2 ③ G5-3		B FF 92 X SL 84 1-0 ② SF9 1-2 3-H			3	0	1	1	0	0	3
26 Brennan Boesch, L (1, 7) (8, 9) OBP: 0.375, SLG: 0.540	X FF 92 0-0 ③ P6		X FF 91 0-0 ② F9			C CU 76 X FF 92 0-1 ① P4	F FF 93 C CU 78 B FF 93 B SL 86 F FF 93 B CU 80 C SL 86 3-3 ③ K			4	0	0	0	0	1	5
9 Carlos Guillen, S (1, 4) OBP: 0.336, SLG: 0.422		B FF 90 C FF 90 B CU 79 C FF 90 B SL 86 B FF 91 4-2 12 HR BB	B FF 91 C SI 90 D CU 77 D FF 90 F FF 92 C CU 79 3-3 ③ K			F FF 90 B FF 92 F FF 90 X SL 87 1-2 1B		B FF 91 B SI 92 F SI 91 X SI 91 2-1 ① G6-3		3	1	1	0	1	1	2
32 Don Kelly, L (1, 5) (8, 7) OBP: 0.250, SLG: 0.267	B FF 91 C FF 90 F FF 91 S FF 92 1-3 ① K		F FF 90 F FF 92 B FF 86 B FF 92 S SL 86 2-3 ① K			X FF 92 0-0 ② P6		F FF 91 B FF 92 X FF 90 1-1 ② L8		4	0	0	0	0	2	2
12 Gerald Laird, R (1, 2) OBP: 0.255, SLG: 0.274	1 SAFE B FF 91 X CH 84 1-0 1-H HR		B SL 86 C FF 92 F FF 92 X FF 94 1-2 ② F9			1 SAFE F FF 92 B FF 91 S FF 92 1 SAFE F SL 86 X CH 84 1-2 ③ F8		B CU 80 X FC 87 1-0 1B		4	1	2	2	0	0	1
39 Ramon Santiago, S (1, 6) OBP: 0.343, SLG: 0.327	F FF 90 X FF 92 0-1 ② G3		B CU 79 X FF 92 1-0 ③ L4				C CU 75 B CU 76 C FF 91 X CU 79 1-2 18 G3 14 1B 30 1B 1B	B FF 91 B CU 78 C FF 92 1 SAFE F FF 90 F SI 92 X CU 80 2-2 ③ G4-3		4	1	1	0	0	0	1
Inning Stats	R: 0 E: 0 K: 0 S: 8 H: 1 LOB: 2 BB: 1 P: 13	R: 2 E: 0 K: 1 S: 12 H: 1 LOB: 2 BB: 1 P: 19	R: 0 E: 0 K: 2 S: 11 H: 2 LOB: 2 BB: 0 P: 14	R: 0 E: 0 K: 1 S: 7 H: 0 LOB: 0 BB: 0 P: 11	R: 0 E: 1 K: 0 S: 10 H: 1 LOB: 1 BB: 0 P: 12	R: 0 E: 0 K: 0 S: 10 H: 1 LOB: 1 BB: 0 P: 12	R: 2 E: 1 K: 1 S: 15 H: 3 LOB: 1 BB: 0 P: 22	R: 0 E: 0 K: 0 S: 9 H: 1 LOB: 1 BB: 0 P: 15		1B: 9 2B: 1 3B: 0 HR: 1 SF: 1 SAC: 0 DP: 0 HBP: 0						

PITCHER		IP	WLS	BF	H	R	ER	SO	BB	IBB	HBP	BLK	WP	HR	S	P	ERA	WHIP
48 Colby Lewis, R ERA: 3.52	(1, 1)	7.0	L	32	9	4	4	5	2	0	0	0	0	1	73	103	5.14	1.571
52 Doug Mathis, R ERA: 6.33	(8, 1)	1.0		4	1	0	0	0	0	0	0	0	0	0	9	15	0.00	1.000

Texas Rangers @ Detroit Tigers
Comerica Park, Detroit, MI
Wed Jul 21 2010, 7:08 PM - 9:41 PM EDT
Att. 28,704 - Partly Cloudy - 87 F

livebaseballscorecards.com

AB	33
R	4
H	10
RBI	4
BB	2
SO	5
LOB	21

WP: 1 PB: 0 SB: 0 CS: 1 PA: 35

WP: 0 PB: 0 SB: 0 CS: 0

Toronto Blue Jays @ Detroit Tigers

Comerica Park, Detroit, MI

Thu Jul 22 2010, 1:08 PM - 3:36 PM EDT

Att. 34,476 - Partly Cloudy - 81 F

TOP

Batter	1	2	3	4	5	6	7	8	9	AB	R	H	RBI	BB	SO	LOB
1 Dewayne Wise, L (1, 7) OBP: 0.263, SLG: 0.541	C FF 92 F FF 92 B CU 78 F CU 78 X FF 96 1-2 ① L4	B CH 85 X FF 95 1-0 3B		B FF 89 C FF 91 X FF 92 1-1 5 FC6-4 1B			C CH 86 F CU 78 F CU 78 S CH 87 0-3 ② K		C FF 97 C FF 96 F FF 96 S FS 87 0-3 ③ K	5	0	2	0	0	2	1
5 Yunel Escobar, R (1, 6) OBP: 0.345, SLG: 0.319	L FF 93 B FF 94 B CH 85 X SL 87 2-1 ② G5-3	C CU 78 X CU 79 0-1 ② G5-3		1 SAFE 1 SAFE F FF 93 1 SAFE F FF 93 X CU 77 0-2 ③ FC6-4 1-2f			X FF 93 0-0 ③ 2B			4	0	1	0	0	0	2
19 José Bautista, R (1, 9) OBP: 0.353, SLG: 0.542	C FF 94 B FF 94 X FF 95 1-1 26 BB 2B	S FF 95 S FF 96 B FF 96 B CH 87 F FF 97 B SL 88 S SL 89 3-3 ③ K			B FF 93 X SL 86 1-0 ① G2-3			C CU 79 B CU 78 C CU 79 B CH 88 F FF 97 X FF 97 2-2 ① P5		4	0	1	0	0	1	1
10 Vernon Wells, R (1, 8) OBP: 0.322, SLG: 0.515	D CU 79 C SL 88 B FF 96 S FF 95 B FF 97 B FF 97 4-2 26 BB BB	B SL 86 X FF 95 1-0 ① P5			B FF 93 B FF 95 X FF 94 2-0 ② P4			B FF 96 X FF 97 1-0 2 S 1B		3	0	1	0	1	0	0
26 Adam Lind, L (1, 10) OBP: 0.272, SLG: 0.370	B FF 95 B FF 96 B FF 96 C FF 95 B FF 96 4-1 1-2 2-3 BB	B FF 91 B FF 93 B FF 95 C FF 93 F FF 95 F FF 95 X CH 86 3-2 ② G1-3			C CH 85 F CH 84 F CU 80 F CU 79 B CH 86 F CH 86 F FF 95 F CH 88 F CU 80 3-3 ③ K			F FF 97 1 SAFE 1 SAFE B FF 96 B CH 87 X CH 87 2-1 ② F8		3	0	0	0	1	1	1
2 Aaron Hill, R (1, 4) OBP: 0.282, SLG: 0.374	C SL 89 X FF 98 0-1 ③ P6	C FF 93 X FF 94 0-1 2B				B SL 85 C SL 86 X FF 95 1-1 E5 35 CS		1 SAFE B SL 88 C SL 87 1 SAFE B SL 89 C SL 88 X FF 98 2-2 ③ F7 1-2		4	0	1	0	0	0	4
35 Lyle Overbay, L (1, 3) OBP: 0.329, SLG: 0.413		X FF 92 0-0 14 HR 2B	B CH 86 X CH 86 1-0 ③ G4-3			S CH 87 B CH 88 S CH 86 C CU 78 1-3 ①② 1-2 K			C FF 95 B FS 87 F FS 86 B FS 87 F FS 88 S FF 96 2-3 ① K	4	1	1	0	0	2	2
14 John Buck, R (1, 2) OBP: 0.314, SLG: 0.525		X FF 94 0-0 2-H HR		C SL 84 C CU 76 S CH 85 0-3 ① K		F FF 95 C CU 78 X CU 79 0-2 ③ F8			C FS 89 X FS 88 0-1 ② G6-3	4	1	1	2	0	1	0
12 Edwin Encarnación, R (1, 5) OBP: 0.310, SLG: 0.472		C FF 94 B FF 94 X SL 88 1-1 ① G5-3		C FF 92 X FF 93 0-1 ② F8			S SL 86 C CU 78 F CU 80 X FF 96 0-2 ① G6-3		X FS 88 0-0 1B	4	0	1	0	0	0	0
Inning Stats	R: 0 E: 0 K: 0 S: 13 H: 1 LOB: 3 BB: 2 P: 25	R: 2 E: 0 K: 1 S: 11 H: 3 LOB: 1 BB: 0 P: 16	R: 0 E: 0 K: 0 S: 9 H: 1 LOB: 1 BB: 0 P: 14	R: 0 E: 0 K: 1 S: 10 H: 1 LOB: 1 BB: 0 P: 11	R: 0 E: 0 K: 1 S: 12 H: 0 LOB: 0 BB: 0 P: 18	R: 0 E: 1 K: 1 S: 8 H: 0 LOB: 0 BB: 0 P: 10	R: 0 E: 0 K: 1 S: 9 H: 1 LOB: 1 BB: 0 P: 9	R: 0 E: 0 K: 0 S: 10 H: 1 LOB: 1 BB: 0 P: 17	R: 0 E: 0 K: 2 S: 11 H: 1 LOB: 1 BB: 0 P: 13	1B: 3 2B: 4 3B: 1 HR: 1 SF: 0 SAC: 0 DP: 0 HBP: 0						

PITCHER		IP	WLS	BF	H	R	ER	SO	BB	IBB	HBP	BLK	WP	HR	S	P	ERA	WHIP
35 Justin Verlander, R ERA: 3.76	(1, 1)	8.0	W	33	8	2	2	5	2	0	0	0	0	1	82	120	2.25	1.250
46 Jose Valverde, R ERA: 1.27	(9, 1)	1.0	S	4	1	0	0	2	0	0	0	0	0	0	11	13	0.00	1.000

livebaseballscorecards.com

AB	35
R	2
H	9
RBI	2
BB	2
SO	7
LOB	11

WP: 0 PA: 37
PB: 0
SB: 1
CS: 1

BOTTOM

Batter	1	2	3	4	5	6	7	8	9	AB	R	H	RBI	BB	SO	LOB
14 Austin Jackson, R (1, 8) OBP: 0.360, SLG: 0.413	F FF 90 X FF 91 0-1 ① L1			B CU 79 S CH 83 X FF 92 1-1 ① G1-3	D CH 84 X FF 91 1-0 30 FC5 18 1B 1-2 3-H 1B		B FF 89 B CH 83 1 SAFE C FF 90 L FF 91 B CU 75 S CH 83 3-3 ②③ K 1-2			4	0	1	1	0	1	1
18 Johnny Damon, L (1, 7) OBP: 0.374, SLG: 0.426	B FF 92 B FF 90 S FF 90 X FF 91 2-1 ② F8			B FF 90 X FF 92 1-0 24 1B 2B	C SL 79 X FF 92 0-1 30 FC5 1-2 2-3 1B			B CU 72 B FF 90 B SI 89 C FF 89 B FF 91 4-1 30 1B 24 2B BB		3	2	2	0	1	0	0
30 Magglio Ordonez, R (1, 10) OBP: 0.375, SLG: 0.472	X SI 89 0-0 ③ F8			B FF 91 B FF 92 B CH 84 B FF 90 4-0 24 1B 25 K2-5 BB	B CH 82 X FF 91 1-0 ③ FC5 1-2 2-3f			X SI 89 0-0 24 2B 25 1B 1-2 1B		3	1	1	0	1	0	3
24 Miguel Cabrera, R (1, 3) OBP: 0.420, SLG: 0.650		B CU 75 F CH 83 B SL 82 B FF 89 C FF 90 F CH 84 X CH 85 3-2 ① L8		X FF 91 0-0 1-3 2-H 1B		X CU 79 0-0 25 FC3-5 2B		B SL 81 S CH 84 B SI 90 S SL 81 X CH 85 2-2 25 1B 12 SF8 1-3 2-H 2B		4	1	3	2	0	0	0
25 Ryan Raburn, R (1, 9) OBP: 0.285, SLG: 0.336		B FF 90 B FF 90 X FF 92 2-0 ② F7		F CH 83 F FF 93 D CH 84 S CH 83 1-3 ②③ K2-5 3-Hf		X FF 91 0-0 ① FC3-5 2-3		C SI 89 F SL 81 X SI 90 0-2 12 SF8 20 G5-3 2-3 3-H 1B		4	0	1	1	0	1	3
20 Scott Sizemore, R (1, 5) OBP: 0.287, SLG: 0.277 32 Don Kelly, L (9, 5) OBP: 0.250, SLG: 0.267	B FF 92 B CH 84 S FF 91 X CH 85 2-1 ③ G6-3			C FF 91 F CU 74 F CU 76 B FF 91 F CH 83 X FF 90 1-2 ① P3	B CH 87 F FF 89 X FF 91 1-1 ② L6			X SI 89 0-0 ① G5-3 1-2		4 0	0 0	0 0	0 0	0 0	0 0	3 0
12 Gerald Laird, R (1, 2) OBP: 0.250, SLG: 0.269		B FF 91 C FF 90 C CH 84 B FF 93 F FF 90 F FF 91 F CH 84 S FF 93 2-3 ① K		X FF 91 0-0 ② B1-3	B FF 92 B SI 90 B FF 90 C FF 90 X FF 90 3-1 ③ F7			P PO 84 S SL 80 S SL 81 X SL 80 1-2 ② SF8 2-3 3-H		3	0	0	1	0	1	1
39 Ramon Santiago, S (1, 4) OBP: 0.346, SLG: 0.327		B FF 91 B FF 90 C FF 90 B FF 88 B FF 90 4-1 29 L4-3 BB		B FF 90 X FF 91 1-0 29 1B 14 1B 1B			C CU 73 X CH 81 0-1 ① B1-3	B SL 80 B SI 85 F CH 83 B SI 90 C CH 84 C SL 79 3-3 ③ K		3	1	1	0	1	1	1
29 Danny Worth, R (1, 6) OBP: 0.307, SLG: 0.369		C FF 89 B FF 91 B CH 86 F FF 92 F CU 75 1 SAFE F FF 92 X SL 82 2-2 ②③ L4-3 1-1		F FF 90 B FF 92 1 SAFE F FF 91 D SL 82 B FF 91 1 SAFE X FF 90 3-2 18 1B 14 1B 1-3 1B			B FF 90 B CU 73 B FF 90 B FF 89 4-0 14 CS BB			2	0	1	0	1	0	1
Inning Stats	R: 0 E: 0 K: 0 S: 5 H: 0 LOB: 0 BB: 0 P: 7	R: 0 E: 0 K: 0 S: 7 H: 0 LOB: 0 BB: 0 P: 14	R: 0 E: 0 K: 1 S: 12 H: 0 LOB: 0 BB: 1 P: 20	R: 1 E: 0 K: 1 S: 7 H: 2 LOB: 2 BB: 1 P: 14	R: 1 E: 0 K: 0 S: 14 H: 4 LOB: 3 BB: 0 P: 21	R: 0 E: 0 K: 0 S: 6 H: 1 LOB: 1 BB: 0 P: 10	R: 0 E: 0 K: 1 S: 5 H: 0 LOB: 1 BB: 1 P: 12	R: 3 E: 0 K: 1 S: 16 H: 3 LOB: 1 BB: 1 P: 25		1B: 7 2B: 6 3B: 0 HR: 0 SF: 1 SAC: 0 DP: 3 HBP: 0						

PITCHER		IP	WLS	BF	H	R	ER	SO	BB	IBB	HBP	BLK	WP	HR	S	P	ERA	WHIP
24 Ricky Romero, L ERA: 3.52	(1, 1)	7.0	L	29	7	3	3	3	4	0	0	0	0	0	57	103	3.86	1.571
57 Shawn Camp, R ERA: 2.76	(8, 1)	1.0		6	3	2	2	1	0	0	0	0	0	0	15	20	18.00	3.000

livebaseballscorecards.com

AB	30
R	5
H	10
RBI	5
BB	4
SO	4
LOB	13

WP: 0 PA: 35
PB: 0
SB: 0
CS: 1

Batter	1	2	3	4	5	6	7	8	9	AB	R	H	RBI	BB	SO	LOB
1 Dewayne Wise, L (1, 7) OBP: 0.279, SLG: 0.548	C SI 92 B CH 84 T SI 93 X FF 95 1-2 10 WP 10 G6-3 5 G6-3 1B		L SI 91 X SI 91 0-1 ① G4-3 2-3		X SI 87 0-0 5 1B 19 FC4-6 2B		C FF 91 B FF 90 C CH 83 X FF 91 1-2 ① G3-1		B FF 98 X FF 96 1-0 ③ G4-3	5	2	2	0	0	0	2
5 Yunel Escobar, R (1, 6) OBP: 0.344, SLG: 0.318	B SI 92 1 SAFE 1 SAFE X SI 92 1-0 ① G6-3 1-2		B SI 92 X SI 92 1-0 ② G5-3		X SL 83 0-0 19 FC4-6 2-3 1B		C FF 89 X FF 91 0-1 ② G4-3			4	0	1	0	0	0	2
19 José Bautista, R (1, 9) OBP: 0.355, SLG: 0.540	C SL 86 B FF 89 B SI 94 B SL 84 B FF 94 4-1 10 WP BB		X SI 93 0-0 26 BB 10 BB 3-H 1B		C SL 84 F SI 92 B FF 93 D CH 83 X SI 93 2-2 ① FC4-6 10 G5-3 10 S 1-2f 3-H		C SL 80 B FF 93 B FF 91 B FF 92 F SI 90 X FF 93 3-2 ③ F9			3	0	1	2	1	0	1
10 Vernon Wells, R (1, 8) OBP: 0.321, SLG: 0.511	C FF 94 B SI 93 X SL 85 1-1 ② G6-3 1-2 2-H		B SL 86 B SL 84 B FF 93 B FF 91 4-0 26 BB 1-2 BB		F SI 92 C SI 91 B SI 92 D SI 86 F SI 92 F FF 93 F SI 91 D SL 86 X SL 85 3-2 ② G5-3 1-3			X SL 81 0-0 E5 2 CS		3	0	0	1	1	0	2
26 Adam Lind, L (1, 10) OBP: 0.275, SLG: 0.368	X CU 78 0-0 ③ F7		C SI 93 D SI 85 S CH 84 B CH 82 B SI 92 F CH 83 B FF 93 4-2 1-2 2-3 BB		B SI 92 B SI 90 I IN 69 I IN 67 4-0 2 FC5-4 IBB			1 SAFE 1 SAFE B SL 85 F FF 92 F FF 92 X SL 85 1-2 ① L9		2	0	0	0	2	0	2
2 Aaron Hill, R (1, 4) OBP: 0.279, SLG: 0.369		C SI 90 C FF 92 B SI 93 X SI 92 1-2 ① G5-3	B SL 84 B FF 93 F SI 93 F SI 93 F SI 93 B SL 83 F SI 92 X FF 92 3-2 ③ P2		F SL 85 X SI 92 0-1 ③ FC5-4 1-2f			C SL 86 1 SAFE B FF 86 B FF 92 X SI 92 2-1 ②③ F8 1-2		4	0	0	0	0	0	6
35 Lyle Overbay, L (1, 3) OBP: 0.328, SLG: 0.411		C SI 91 C SI 91 B FF 94 X CH 84 1-2 ② G6-3		X CH 81 0-0 ① F7		F CH 80 S FF 88 B FF 88 X FF 89 1-2 ① L8			B SL 84 X FF 92 1-0 1B	4	0	1	0	0	0	0
14 John Buck, R (1, 2) OBP: 0.309, SLG: 0.517		B FF 91 C SI 85 F SI 92 X SI 92 1-2 ③ G6-3		S SI 90 B SL 86 B SI 91 S SI 84 X SL 84 2-2 ② F7		C SL 83 S SL 83 B SL 83 B FF 91 X SI 89 2-2 ② G6-3			C SL 85 S FF 94 F FF 95 S SL 85 0-3 ① K	4	0	0	0	0	1	1
12 Edwin Encarnación, R (1, 5) OBP: 0.309, SLG: 0.473			B SL 82 S SL 84 F FF 91 B SL 85 X SI 91 2-2 1 G4-3 19 1B 2B	C SI 90 B SI 90 C SL 82 F SI 92 F SL 84 F SL 83 B SI 85 F SI 91 X FF 91 2-2 ③ P2		F SL 82 B SI 89 B SI 86 F SI 88 B CU 76 F SI 90 F FF 90 X SL 84 3-2 ③ F8			C FF 95 F FF 97 D SL 86 X SL 86 1-2 ② P4	4	1	1	0	0	0	1
Inning Stats	R: 1 E: 0 K: 0 S: 8 H: 1 LOB: 1 BB: 1 P: 15	R: 0 E: 0 K: 0 S: 9 H: 0 LOB: 0 BB: 0 P: 12	R: 1 E: 0 K: 0 S: 15 H: 2 LOB: 3 BB: 2 P: 29	R: 0 E: 0 K: 0 S: 11 H: 0 LOB: 0 BB: 0 P: 15	R: 1 E: 0 K: 0 S: 13 H: 2 LOB: 2 BB: 1 P: 22	R: 0 E: 0 K: 0 S: 11 H: 0 LOB: 0 BB: 0 P: 17	R: 0 E: 0 K: 0 S: 8 H: 0 LOB: 0 BB: 0 P: 12	R: 0 E: 1 K: 0 S: 6 H: 0 LOB: 0 BB: 0 P: 9	R: 0 E: 0 K: 1 S: 9 H: 1 LOB: 1 BB: 0 P: 12	1B: 4 2B: 2 3B: 0 HR: 0 SF: 0 SAC: 0 DP: 0 HBP: 0						WP: 1 PB: 0 SB: 1 CS: 1 PA: 37

PITCHER		IP	WLS	BF	H	R	ER	SO	BB	IBB	HBP	BLK	WP	HR	S	P	ERA	WHIP
21 Rick Porcello, R ERA: 5.55	(1, 1)	6.0	L	27	5	3	3	0	3	1	0	0	1	0	67	110	4.50	1.333
34 Robbie Weinhardt, R ERA: 5.19	(7, 1)	1.0		4	0	0	0	0	0	0	0	0	0	0	9	13	0.00	0.000
36 Brad Thomas, L ERA: 4.5	(8, 1)	1.0		3	1	0	0	0	0	0	0	0	0	0	6	10	0.00	1.000
45 Ryan Perry, R ERA: 4.55	(9, 1)	1.0		3	0	0	0	1	0	0	0	0	0	0	8	10	0.00	0.000

PITCHER	IP	WLS	BF	H	R	ER	SO	BB	IBB	HBP	BLK	WP	HR	S	P	ERA	WHIP

TOP

Toronto Blue Jays @ Detroit Tigers

Comerica Park, Detroit, MI

Sat Jul 24 2010, 7:07 PM - 10:04 PM EDT

Att. 39,391 - Partly Cloudy - 83 F

livebaseballscorecards.com

AB	33
R	3
H	6
RBI	3
BB	4
SO	1
LOB	17

Batter	1	2	3	4	5	6	7	8	9	AB	R	H	RBI	BB	SO	LOB
14 Austin Jackson, R (1, 8) OBP: 0.363, SLG: 0.415	C FF 88 F FF 89 B CU 76 B SI 90 S FC 84 2-3 ① K		C SL 82 B FF 89 X CH 83 1-1 30 BB 24 2B 1B		C FF 89 X CU 76 0-1 39 CS 1B		B SL 82 T FF 94 X SL 82 1-1 1B		C CU 83 B FC 88 B FF 95 B FF 94 X FF 94 3-1 ③ L8	5	1	3	0	0	1	0
25 Ryan Raburn, R (1, 7) OBP: 0.277, SLG: 0.326	C FF 90 F SI 90 S SL 83 0-3 ② K		1 SAFE L FF 84 1 SAFE F FF 89 F FF 88 B FC 84 S CH 83 1-3 ② K		1 SAFE B FF 88 S FC 84 1 SAFE F CH 82 B SI 88 1 SAFE X FC 86 2-2 ② L5		X FF 95 0-0 ③ L9			4	0	0	0	0	2	3
30 Magglio Ordonez, R (1, 10) OBP: 0.378, SLG: 0.474 39 Ramon Santiago, S (5, PH) OBP: 0.347, SLG: 0.329 (6, 10)	F FF 90 C FF 90 F FF 89 B CH 83 B SI 90 F CH 82 X SI 90 2-2 1B		F SI 88 B FF 87 F FF 89 X FF 85 1-2 ③ 2B		B SI 88 P PO 81 1 SAFE C FF 89 2-1 ③ CS 1-2	B CH 81 C FF 87 C CU 72 S CH 80 1-3 ① K		X SI 90 0-0 26 BB 1B		1 2	0 0	1 1	0 0	1 0	0 1	0 0
24 Miguel Cabrera, R (1, 3) OBP: 0.421, SLG: 0.654	B FF 89 F SI 89 S SI 89 X CH 83 1-2 ③ G4-3		C FF 88 B FF 87 F FF 89 X FF 85 1-2 ③ 1-H 2-H 2B			B SI 87 X SI 87 1-0 26 G1-3 20 1B 2B		B CU 77 F SI 91 F SI 91 B SI 91 X SI 91 2-2 ① F8		4	1	2	1	0	0	2
26 Brennan Boesch, L (1, 9) OBP: 0.373, SLG: 0.535		B SI 88 X CH 83 1-0 ① G1-3		C CU 75 B CH 81 S CH 81 B FF 88 B CH 82 S CH 84 3-3 ① K		B CU 74 X CH 82 1-0 ② G1-3 2-3		B SI 91 C CU 78 1 SAFE B SI 91 C SI 90 B SI 90 B SI 91 4-2 1-2 BB		3	0	0	0	1	1	1
9 Carlos Guillen, S (1, 4) OBP: 0.337, SLG: 0.427 20 Scott Sizemore, R (6, 4) OBP: 0.291, SLG: 0.282	C FF 89 B FF 89 S CU 75 B SI 89 X CH 84 2-2 ② G4-1		B CU 72 C CU 75 F CH 82 X FF 88 1-2 2B		S SL 82 D CH 83 B SL 82 C SL 83 X CH 84 2-2 3-H 1B		T SI 91 B CU 77 F SI 92 F SI 92 S CU 77 1-3 ② K		2 2	0 0	1 1	0 1	0 0	0 1	0 2
12 Gerald Laird, R (1, 2) OBP: 0.250, SLG: 0.269	B FF 90 X FF 89 1-0 1B		C SI 87 B SI 87 X FF 86 1-1 ② G5-3		F FF 94 X FF 94 0-1 ③ L8		B SI 90 X SI 90 1-0 ③ G6-3		4	0	1	0	0	0	4
32 Don Kelly, L (1, 5) OBP: 0.244, SLG: 0.260 18 Johnny Damon, L (9, PH) OBP: 0.373, SLG: 0.425	B FF 88 S CH 84 X SI 88 1-1 ③ F7		C CU 76 X CH 82 0-1 ③ F7				C FF 93 X CH 88 0-1 ① G4-3		C FF 92 B CU 80 B FF 93 X FF 93 2-1 ① G4-3	3 1	0 0	0 0	0 0	0 0	0 0	2 0
29 Danny Worth, R (1, 6) OBP: 0.293, SLG: 0.352		C FF 87 B CU 75 F SI 88 F CH 81 B FC 84 F CH 82 F SI 88 X FC 88 2-2 ① P3		C FF 87 X CU 75 0-1 ① L7			F FF 94 F FF 94 B SL 84 F FF 94 B CH 87 F FF 94 X SL 84 2-2 ② G6-3		B FF 95 F FF 94 B FC 90 F FF 94 B CU 81 F FF 94 F FF 95 X FF 94 3-2 ② F7	4	0	0	0	0	0	0
Inning Stats	R: 0 E: 0 K: 2 S: 14 H: 1 LOB: 1 BB: 0 P: 19	R: 0 E: 0 K: 0 S: 7 H: 1 LOB: 1 BB: 0 P: 12	R: 1 E: 0 K: 1 S: 18 H: 2 LOB: 2 BB: 1 P: 26	R: 0 E: 0 K: 1 S: 10 H: 1 LOB: 1 BB: 0 P: 15	R: 0 E: 0 K: 0 S: 8 H: 1 LOB: 0 BB: 0 P: 12	R: 1 E: 0 K: 1 S: 10 H: 2 LOB: 1 BB: 0 P: 15	R: 0 E: 0 K: 0 S: 10 H: 1 LOB: 1 BB: 0 P: 13	R: 0 E: 0 K: 1 S: 11 H: 1 LOB: 2 BB: 1 P: 19	R: 0 E: 0 K: 0 S: 9 H: 0 LOB: 0 BB: 0 P: 17	1B: 7 2B: 3 3B: 0 HR: 0 SF: 0 SAC: 0 DP: 0 HBP: 0						WP: 0 PB: 0 SB: 0 CS: 1 PA: 38

PITCHER		IP	WLS	BF	H	R	ER	SO	BB	IBB	HBP	BLK	WP	HR	S	P	ERA	WHIP
28 Shaun Marcum, R ERA: 3.36	(1, 1)	5.2	W	24	8	2	2	5	1	0	0	0	0	0	65	97	3.18	1.588
54 Jason Frasor, R ERA: 4.26	(6, 1)	1.1	H	5	1	0	0	0	0	0	0	0	0	0	12	15	0.00	0.750
37 Scott Downs, L ERA: 2.45	(8, 1)	1.0	H	5	1	0	0	1	1	0	0	0	0	0	11	19	0.00	2.000
63 Kevin Gregg, R ERA: 3.82	(9, 1)	1.0	S	3	0	0	0	0	0	0	0	0	0	0	9	17	0.00	0.000

PITCHER	IP	WLS	BF	H	R	ER	SO	BB	IBB	HBP	BLK	WP	HR	S	P	ERA	WHIP

BOTTOM

Toronto Blue Jays @ Detroit Tigers

Comerica Park, Detroit, MI

Sat Jul 24 2010, 7:07 PM - 10:04 PM EDT

Att. 39,391 - Partly Cloudy - 83 F

livebaseballscorecards.com

AB	35
R	2
H	10
RBI	2
BB	2
SO	6
LOB	14

Batter	1	2	3	4	5	6	7	8	9	AB	R	H	RBI	BB	SO	LOB
1 Dewayne Wise, L (1, 7) OBP: 0.255, SLG: 0.500	B SI 89 X SI 89 1-0 P5 ①		B SL 88 B SL 87 B SI 90 C SI 90 F SI 91 X SI 91 3-2 P6 ③			B SL 87 S SL 87 F SL 89 C SI 93 1-3 K ①		C FF 90 B CH 82 F SI 88 X FF 92 1-2 F8 ②		4	0	0	0	0	1	0
5 Yunel Escobar, R (1, 6) OBP: 0.345, SLG: 0.321	X SI 91 0-0 1B			B SI 88 B SL 86 C SL 87 X SI 91 2-1 P5 ①		S SL 88 L SL 89 X SL 88 0-2 L8 ②		X SI 89 0-0 1B		4	0	2	0	0	0	0
19 José Bautista, R (1, 9) OBP: 0.354, SLG: 0.539	C SL 85 D SL 87 F SL 87 F SI 92 1 SAFE T SL 87 1-2 K ②			B SL 89 B SI 92 X SI 92 2-0 26 2-6 2B		X SI 92 0-0 L8 ③		B SL 82 F SL 81 1 SAFE X FF 88 1-1 F7 ③		4	0	1	0	0	1	2
10 Vernon Wells, R (1, 8) OBP: 0.323, SLG: 0.519	F SI 90 D SL 88 X SL 87 1-1 P3 ③			S SI 92 F SI 91 S SI 93 0-3 K ②			B SL 86 B SI 87 X SL 86 2-0 HR		S FS 85 X FS 86 0-1 35 HR 1B	4	2	2	1	0	1	2
26 Adam Lind, L (1, 10) OBP: 0.274, SLG: 0.370		C SI 88 B SI 91 B CH 84 F SI 90 S SL 88 2-3 K ①		S SL 87 F SL 87 D SL 89 F SL 89 D CH 85 2-2 2-6 2-3 ③	X SI 90 0-0 L8 ①		X SI 90 0-0 35 G4-3 2B		C FS 86 1 SAFE F FS 87 F FF 98 S FS 89 0-3 K ①	4	0	1	0	0	2	1
2 Aaron Hill, R (1, 4) OBP: 0.276, SLG: 0.365		B SI 92 C SL 87 X SL 89 1-1 P4 ②			C SI 90 B SI 92 B SI 92 B SL 86 X SI 90 3-1 L8 ②		B SI 91 B SL 86 S SL 87 X SL 86 2-1 G5-3 ①		B FS 88 S FS 88 1 SAFE S FS 88 1 SAFE 1 SAFE S FS 88 1-3 K ②	4	0	0	0	0	1	2
35 Lyle Overbay, L (1, 3) OBP: 0.327, SLG: 0.418		B SI 91 B SI 92 B SI 91 C SI 90 X SI 91 3-1 L8 ③			T SI 91 B SI 92 B SI 91 F SL 88 S SL 89 2-3 K ③		F SL 85 B SI 91 B CH 84 X SL 86 2-1 G4-3 ② 2-3		C FS 89 X FS 88 0-1 1-H HR	4	1	1	2	0	1	1
12 Edwin Encarnación, R (1, 5) OBP: 0.308, SLG: 0.468			B SL 85 S SL 86 F SL 87 X SI 90 1-2 G6-3 ①			X SI 91 0-0 8 HR 1B	X SL 87 0-0 F7 ③		C FF 98 F FF 96 B FS 86 B FS 86 B FF 95 S FS 85 3-3 K ③	4	1	1	0	0	1	1
8 José Molina, R (1, 2) OBP: 0.337, SLG: 0.411			X SI 92 0-0 G5-3 ②			1 SAFE S SL 84 P PO 82 1 SAFE L SL 85 X SI 90 1-2 1-H HR		X SI 89 0-0 F7 ①		3	1	1	2	0	0	0
Inning Stats	R: 0 E: 0 K: 1 S: 8 H: 1 LOB: 1 BB: 0 P: 11	R: 0 E: 0 K: 1 S: 7 H: 0 LOB: 0 BB: 0 P: 13	R: 0 E: 0 K: 0 S: 7 H: 0 LOB: 0 BB: 0 P: 11	R: 0 E: 0 K: 1 S: 9 H: 1 LOB: 1 BB: 0 P: 15	R: 0 E: 0 K: 1 S: 6 H: 0 LOB: 0 BB: 0 P: 11	R: 2 E: 0 K: 1 S: 12 H: 2 LOB: 0 BB: 0 P: 13	R: 1 E: 0 K: 0 S: 7 H: 2 LOB: 1 BB: 0 P: 13	R: 0 E: 0 K: 0 S: 7 H: 1 LOB: 1 BB: 0 P: 9	R: 2 E: 0 K: 3 S: 14 H: 2 LOB: 0 BB: 0 P: 18	1B: 4 2B: 2 3B: 0 HR: 3 SF: 0 SAC: 0 DP: 0 HBP: 0	WP: 0 PB: 0 SB: 0 CS: 0 PA: 35					

PITCHER		IP	WLS	BF	H	R	ER	SO	BB	IBB	HBP	BLK	WP	HR	S	P	ERA	WHIP
58 Armando Galarraga, R ERA: 4.43	(1, 1)	7.0		27	6	3	3	5	0	0	0	0	0	2	56	87	3.86	0.857
34 Robbie Weinhardt, R ERA: 4.66	(8, 1)	1.0		4	1	0	0	0	0	0	0	0	0	0	7	9	0.00	1.000
46 Jose Valverde, R ERA: 1.65	(9, 1)	1.0	L	5	2	2	2	3	0	0	0	0	0	1	14	18	18.00	2.000

PITCHER	IP	WLS	BF	H	R	ER	SO	BB	IBB	HBP	BLK	WP	HR	S	P	ERA	WHIP

Toronto Blue Jays @ Detroit Tigers

Comerica Park, Detroit, MI

Sun Jul 25 2010, 1:07 PM - 3:42 PM EDT

Att. 38,526 - Partly Cloudy - 78 F

livebaseballscorecards.com

AB	35
R	5
H	9
RBI	5
BB	0
SO	8
LOB	9

Batter	1	2	3	4	5	6	7	8	9	AB	R	H	RBI	BB	SO	LOB
14 Austin Jackson, R (1, 8) OBP: 0.366, SLG: 0.427	B FF 88 F SI 87 B SL 85 B SI 88 F FF 90 F FF 90 S CH 82 3-3 K ①			C CU 76 B CH 80 B FF 90 B FF 89 F FF 91 X FF 92 3-2 25 G5-3 39 1B 1B		S CH 81 B FF 91 X FF 91 2-1 25 WP 25 2B 2B		C SI 89 C SL 80 F SL 80 B SI 90 X SL 80 1-2 24 1B 3B	C FC 86 C FC 88 B FF 94 B FS 86 B FC 87 X FC 90 3-2 F9 ③	5	2	3	0	0	1	0
39 Ramon Santiago, S (1, 4) OBP: 0.350, SLG: 0.329	B FF 89 C FF 90 B FF 89 S CH 82 C FF 90 2-3 K ②			C SI 89 B CU 75 1 SAFE X CH 80 1-1 25 G5-3 1-2 1B		B FF 89 X FF 89 1-0 G6-3 ②		B SI 90 B SI 89 S CH 84 B SI 89 B SI 88 4-1 24 1B BB		3	0	1	0	1	1	1
25 Ryan Raburn, R (1, 7) OBP: 0.277, SLG: 0.331	B SI 89 F FF 88 S FF 91 X SI 91 1-2 F8 ③			F FF 88 B FF 88 D CH 82 X FF 90 2-1 G5-3 ①② 1-2 2-3f		B CH 80 X FF 90 1-0 2-H 2B		F SL 81 S SL 80 X SL 80 0-2 P3 ①		4	0	1	1	0	0	4
24 Miguel Cabrera, R (1, 10) OBP: 0.422, SLG: 0.651		C FF 89 F FF 90 B FF 91 B FC 87 F SL 85 C CH 82 2-3 K ①		F FF 89 C FF 90 B FF 90 B FF 90 F SL 83 C SL 86 2-3 K ③		I IN 60 I IN 61 I IN 61 I IN 62 4-0 IBB		B SL 80 X SI 90 1-0 26 BB 1-3 3-H 1B		3	0	1	1	1	2	1
26 Brennan Boesch, L (1, 9) OBP: 0.371, SLG: 0.529		B CU 77 C SL 83 X FF 90 1-1 F8 ②			X CH 81 0-0 F9 ①	S SL 83 X SL 82 0-1 G4-3 ③		B SI 90 B CU 75 B SI 89 C SI 90 S SI 91 F SI 90 B SI 91 4-2 1-2 BB		3	0	0	0	1	0	2
20 Scott Sizemore, R (1, 5) OBP: 0.281, SLG: 0.271	B CH 80 B SI 90 F FF 90 B FF 91 F SI 91 X CH 83 3-2 L7 ③				X SI 87 0-0 G5-3 ②		C SI 85 X CH 79 0-1 G6-3 ①	C SI 91 T SI 91 S SI 91 0-3 K ②		4	0	0	0	0	1	3
19 Jeff Larish, L (1, 3) OBP: 0.250, SLG: 0.250			C FF 89 X FF 89 0-1 G4-3 ①		C FF 89 F SL 83 F FF 90 S SL 84 0-3 K ③		C CH 81 S SL 82 X SL 83 0-2 29 WP 1B	C SI 91 S SI 91 C SI 92 0-3 K ③		4	0	1	0	0	2	3
12 Gerald Laird, R (1, 2) OBP: 0.246, SLG: 0.265 28 Will Rhymes, L (9, PH)			F SI 86 X FF 89 0-1 F9 ②			B CH 86 B CH 79 C FF 89 F SI 88 B SL 87 X SI 89 3-2 P3 ①	B SI 88 F SI 87 S FF 89 F FF 90 X CH 81 1-2 F8 ②		B FF 92 B FF 92 C FF 91 B FF 92 F FF 92 S FF 92 3-3 K ①	3 1	0 0	0 0	0 0	0 1	0 0	1 0
29 Danny Worth, R (1, 6) OBP: 0.295, SLG: 0.385 18 Johnny Damon, L (9, PH) OBP: 0.372, SLG: 0.423			C SI 89 B FF 91 C CH 82 X FF 92 1-2 G3 ③			C FF 89 X CU 77 0-1 HR	C SI 88 B CH 81 B FF 88 C FF 89 T CH 81 2-2 K ③ 1-2		C FF 92 S CU 82 X FS 86 0-2 G4-3 ②	3 1	1 0	1 0	1 0	0 0	1 0	1 0
Inning Stats	R: 0 E: 0 K: 2 S: 10 H: 0 LOB: 0 BB: 0 P: 16	R: 0 E: 0 K: 1 S: 9 H: 0 LOB: 0 BB: 0 P: 15	R: 0 E: 0 K: 0 S: 7 H: 0 LOB: 0 BB: 0 P: 8	R: 0 E: 0 K: 1 S: 11 H: 2 LOB: 1 BB: 0 P: 19	R: 0 E: 0 K: 1 S: 6 H: 0 LOB: 0 BB: 0 P: 6	R: 2 E: 0 K: 0 S: 11 H: 3 LOB: 2 BB: 1 P: 22	R: 0 E: 0 K: 1 S: 12 H: 1 LOB: 1 BB: 0 P: 15	R: 1 E: 0 K: 2 S: 18 H: 2 LOB: 3 BB: 2 P: 28	R: 0 E: 0 K: 1 S: 9 H: 0 LOB: 0 BB: 0 P: 15	1B: 4 2B: 2 3B: 1 HR: 1 SF: 0 SAC: 0 DP: 1 HBP: 0	WP: 2 PB: 0 SB: 0 CS: 0 PA: 37					

PITCHER		IP	WLS	BF	H	R	ER	SO	BB	IBB	HBP	BLK	WP	HR	S	P	ERA	WHIP
27 Brett Cecil, L ERA: 3.89	(1, 1)	7.0		27	6	2	2	6	0	1	0	0	2	1	66	101	2.57	0.857
57 Shawn Camp, R ERA: 2.92	(8, 1)	0.1	B	4	2	1	1	0	1	0	0	0	0	0	9	15	27.00	9.000
37 Scott Downs, L ERA: 2.41	(8, 1)	0.2	W	3	0	0	0	2	1	0	0	0	0	0	9	13	0.00	1.500
63 Kevin Gregg, R ERA: 3.72	(9, 1)	1.0	S	3	0	0	0	1	0	0	0	0	0	0	9	15	0.00	0.000

PITCHER	IP	WLS	BF	H	R	ER	SO	BB	IBB	HBP	BLK	WP	HR	S	P	ERA	WHIP

Toronto Blue Jays @ Detroit Tigers

Comerica Park, Detroit, MI

Sun Jul 25 2010, 1:07 PM - 3:42 PM EDT

Att. 38,526 - Partly Cloudy - 78 F

livebaseballscorecards.com

AB	34
R	3
H	8
RBI	3
BB	3
SO	9
LOB	16

Toronto Blue Jays @ Detroit Tigers

Comerica Park, Detroit, MI

Sun Jul 25 2010, 6:05 PM - 8:55 PM EDT

Att. 37,093 - Clear - 81 F

TOP

Batter	1	2	3	4	5	6	7	8	9	AB	R	H	RBI	BB	SO	LOB
15 Fred Lewis, L (1, 7) OBP: 0.342, SLG: 0.458	B FF 89 F FF 88 F FF 89 F FF 89 S SL 82 1-3 ① K	F SL 82 F FF 91 B SL 82 S SL 84 1-3 ② K	C FF 88 X SL 84 0-1 1-H 3B	C CH 80 X SI 88 0-1 ① L8	C FS 88 F FS 89 S FF 96 0-3 ② K	5	0	1	1	0	3	1
5 Yunel Escobar, R (1, 6) OBP: 0.343, SLG: 0.319	B FF 90 S SI 90 C SI 91 F FF 91 B SL 81 X FF 91 2-2 35 CS 1B	X FF 92 0-0 ③ G5-3	C SL 82 D SL 84 F FF 93 D SL 85 B SL 84 X SL 83 3-2 ③ G6-3	B FF 89 B CU 76 C CU 75 C SI 89 B CU 76 C CU 75 3-3 ② K	S FS 88 S FS 88 F FS 88 B FF 97 B FS 88 S FS 89 2-3 ③ K	5	0	1	0	0	2	2
19 José Bautista, R (1, 9) OBP: 0.355, SLG: 0.548	B SI 91 X FF 90 1-0 ② F7	C SL 81 F FF 93 B SL 84 B SL 84 X SI 90 2-2 35 G4-3 1B	X FF 89 0-0 HR	B CH 81 C CU 76 F FF 88 B SL 83 F CH 82 X SL 84 2-2 ③ F9		4	1	2	1	0	0	1
35 Lyle Overbay, L (1, 3) OBP: 0.327, SLG: 0.416	1 SAFE B SI 90 1 SAFE 1 SAFE C SI 90 D SL 82 C FF 90 2-2 ③ CS 1-2	C SL 80 C SI 89 B SL 82 X FF 89 1-2 ① G4-3	X FF 88 0-0 ① G4-3 1-2	B FF 93 S SL 80 F SI 90 S SL 83 1-3 ① K	B FF 95 S FF 94 B SL 83 X FF 94 2-1 26 G3-6-1 14 1B 1B	4	0	1	0	0	1	1
14 John Buck, R (1, 2) OBP: 0.312, SLG: 0.517	X FF 90 0-0 ② F8	S SL 83 C SL 82 F SL 83 S SL 84 0-3 ② K	F SI 91 C SI 90 B FF 90 F FF 91 F FF 93 X SL 84 1-2 12 BB 1 1B 1B	S CH 84 S CH 84 X CH 86 0-2 26 G3-6-1 1-2 1B	4	1	2	0	0	1	1
26 Adam Lind, L (1, 10) OBP: 0.274, SLG: 0.368	B SI 89 F SI 88 B SI 89 X SI 90 2-1 1B	X FF 92 0-0 ③ G6-3	B SL 81 B FF 89 B SI 89 C SI 88 F SI 88 X FF 89 3-2 ② P4	S FF 95 F FF 95 F FF 95 D SL 84 D SL 85 X SI 94 2-2 ① ② G3-6-1 1-2f 2-3	4	0	1	0	0	0	4
12 Edwin Encarnación, R (1, 5) OBP: 0.311, SLG: 0.466	S SL 83 S SL 84 D SL 84 B SI 93 F SL 82 F FF 93 B SL 84 F SI 89 F SL 84 3-3 ③ K		C FF 89 F FF 88 F FF 92 B SL 84 B SL 82 X SL 82 2-2 15 3B 1B	C SI 89 B SI 89 B SI 88 B SI 92 B FF 90 4-1 1 1B 6 1B 1-2 BB	C CH 86 B FF 94 X FF 95 1-1 ③ P3	3	2	1	0	1	1	2
1 Dewayne Wise, L (1, 8) OBP: 0.294, SLG: 0.580		X SI 88 0-0 6 G5-3 1B	B FF 90 L FF 89 X SI 90 1-1 ① F9	C FF 91 B SL 83 F SI 91 F SL 83 B CU 81 F SI 92 B SL 84 X SL 84 3-2 6 1B 1-2 2-H 1B	C FF 95 X FS 87 0-1 HR	4	1	3	2	0	0	1
6 John McDonald, R (1, 4) OBP: 0.238, SLG: 0.397 10 Vernon Wells, R (9, PH) OBP: 0.322, SLG: 0.518	P PO 88 1 SAFE X SI 90 1-0 ① G5-3 1-2		B SL 81 1 SAFE B SI 90 C SI 89 F SI 93 S SL 84 2-3 ② K	X SI 89 0-0 ③ 1-3 2-H 1B	X FS 88 0-0 ① F8	3 1	0 0	1 0	1 0	0 0	1 0	2 0
Inning Stats	R: 0 E: 0 K: 1 S: 11 H: 1 LOB: 0 BB: 0 P: 17	R: 0 E: 0 K: 1 S: 13 H: 1 LOB: 1 BB: 0 P: 19	R: 0 E: 0 K: 1 S: 7 H: 1 LOB: 1 BB: 0 P: 8	R: 0 E: 0 K: 1 S: 9 H: 1 LOB: 1 BB: 0 P: 11	R: 1 E: 0 K: 1 S: 14 H: 2 LOB: 1 BB: 0 P: 22	R: 3 E: 0 K: 1 S: 19 H: 4 LOB: 2 BB: 1 P: 31	R: 0 E: 0 K: 1 S: 9 H: 0 LOB: 0 BB: 0 P: 14	R: 0 E: 0 K: 0 S: 11 H: 2 LOB: 1 BB: 0 P: 16	R: 1 E: 0 K: 2 S: 10 H: 1 LOB: 0 BB: 0 P: 12	1B: 10 2B: 0 3B: 1 HR: 2	SF: 0 SAC: 0 DP: 1 HBP: 0	WP: 0 PB: 0 SB: 0 CS: 1	PA: 39			

livebaseballscorecards.com

AB	37
R	5
H	13
RBI	5
BB	1
SO	9
LOB	15

PITCHER		IP	WLS	BF	H	R	ER	SO	BB	IBB	HBP	BLK	WP	HR	S	P	ERA	WHIP
38 Jeremy Bonderman, R ERA: 5.05	(1, 1)	5.2		25	8	4	4	6	1	0	0	0	0	1	67	99	6.35	1.588
36 Brad Thomas, L ERA: 4.5	(6, 1)	0.0		1	1	0	0	0	0	0	0	0	0	0	5	8	∞	∞
49 Eddie Bonine, R ERA: 2.72	(6, 1)	1.1		4	1	0	0	1	0	0	0	0	0	0	10	15	0.00	0.750
40 Phil Coke, L ERA: 2.4	(8, 1)	1.0	W	4	2	0	0	0	0	0	0	0	0	0	11	16	0.00	2.000
46 Jose Valverde, R ERA: 1.81	(9, 1)	1.0	S	4	1	1	1	2	0	0	0	0	0	1	10	12	9.00	1.000

BOTTOM

Batter	1	2	3	4	5	6	7	8	9	AB	R	H	RBI	BB	SO	LOB
14 Austin Jackson, R (1, 8) OBP: 0.368, SLG: 0.433	C FF 89 X SI 90 0-1 ① G4-3	F CU 76 B SI 91 F SI 91 B FF 92 X SL 87 2-2 ② G4-3			C CU 74 X SL 83 0-1 18 1B 3B	C SI 89 F SL 88 B CU 80 B SI 90 F SL 88 X FF 90 2-2 39 HBP 24 2B 1B			4	2	2	0	0	0	0
28 Will Rhymes, L (1, 4) 39 Ramon Santiago, S (8, PH) OBP: 0.352, SLG: 0.329 (9, 4)	C FC 90 X FC 91 0-1 ② P5	B FF 91 B FF 90 C FC 90 X FC 91 2-1 ③ G6-3		B FC 90 X SI 87 1-0 ① G1-3		S CH 83 F CH 84 B SI 91 H CU 80 2-2 24 2B 25 2B 1-2 HBP			3 0	0 1	0 0	0 0	0 0	0 0	1 0
18 Johnny Damon, L (1, 7) OBP: 0.374, SLG: 0.427	C FC 91 B SI 89 X FC 91 1-1 ③ G6-3			X FF 88 0-0 2B		B SI 89 F SL 85 F CH 80 F FF 92 B CU 76 X SI 90 2-2 24 1B 26 SF8 3-H 1B		B SL 88 B SL 87 S SI 90 F FF 90 X SL 89 2-2 ① F6	4	1	2	1	0	0	2
24 Miguel Cabrera, R (1, 3) OBP: 0.423, SLG: 0.653		B CU 74 S SI 88 X SL 88 1-1 ① L8		B SI 90 C SI 90 B CU 79 F FC 90 D CU 78 F CH 82 S SL 86 3-3 ① K		C FF 91 X SI 90 0-1 1-3 1B		F FF 93 F FF 92 X FF 94 0-2 25 2B 1-3 2-H 2B	4	1	2	1	0	1	1
26 Brennan Boesch, L (1, 9) OBP: 0.376, SLG: 0.530		C FC 91 B SI 90 B FC 91 S CH 82 F FC 93 F CH 83 X FC 92 2-2 19 S 1B		B CU 77 B CH 82 C CH 81 B CH 81 B CH 80 4-1 19 G4-6-3 BB		X SL 88 0-0 ② SF8 3-H		I IN 58 I IN 62 I IN 60 I IN 62 4-0 25 2B IBB	1	1	1	1	2	0	0
19 Jeff Larish, L (1, 10) OBP: 0.167, SLG: 0.167 25 Ryan Raburn, R (6, PH) OBP: 0.280, SLG: 0.340 (7, 10)		C FC 90 S SL 86 F FC 90 C CH 82 0-3 ② K 1-2		X SI 90 0-0 ② ③ G4-6-3 1-2f		C SI 92 B CH 85 B SI 92 X SI 92 2-1 ③ F9		B SL 82 S SL 82 F FF 95 B SL 83 X SL 83 2-2 20 CS 1-H 2-H 3-H 2B	2 2	0 0	0 1	0 3	0 0	1 1	3 1
32 Don Kelly, L (1, 5) OBP: 0.256, SLG: 0.260 20 Scott Sizemore, R (7, PH) OBP: 0.276, SLG: 0.266 (8, 5)		B CH 81 B FC 90 S SI 90 B FC 91 F FC 90 B FC 92 4-2 BB		B FF 88 C FC 88 B SI 88 F FF 87 B SL 86 B FF 89 4-2 13 G4-6-3 BB			B FF 90 F SI 91 S SI 92 B SI 93 X SI 92 2-2 ① F8	S FF 94 C FF 95 S FF 94 0-3 ② ③ K 2-3	0 2	0 0	0 0	0 0	2 0	0 1	0 1
13 Alex Avila, L (1, 2) OBP: 0.291, SLG: 0.313		C CH 80 B FF 91 C FC 90 B CH 82 C SL 87 2-3 ③ K			B FC 88 X SI 89 1-0 ① ② G4-6-3 1-2f		B FF 90 X SI 92 1-0 ② P6		3	0	0	0	0	1	3
29 Danny Worth, R (1, 6) OBP: 0.286, SLG: 0.372			F FF 90 X SI 91 0-1 ① F9		C SI 90 S FF 91 B FC 92 B SL 86 X SI 90 2-2 ③ G4-3		B FF 91 C SI 91 F SI 91 F CH 86 B FF 90 F SI 90 X SI 91 2-2 ③ G6-3		3	0	0	0	0	0	0
Inning Stats	R: 0 E: 0 K: 0 S: 6 H: 0 LOB: 0 BB: 0 P: 7	R: 0 E: 0 K: 2 S: 16 H: 1 LOB: 2 BB: 1 P: 25	R: 0 E: 0 K: 0 S: 7 H: 0 LOB: 0 BB: 0 P: 11	R: 0 E: 0 K: 1 S: 7 H: 1 LOB: 1 BB: 1 P: 14	R: 0 E: 0 K: 0 S: 6 H: 0 LOB: 0 BB: 1 P: 13	R: 2 E: 0 K: 0 S: 12 H: 3 LOB: 1 BB: 0 P: 17	R: 0 E: 0 K: 0 S: 9 H: 0 LOB: 0 BB: 0 P: 14	R: 4 E: 0 K: 1 S: 18 H: 3 LOB: 0 BB: 1 P: 30		1B: 4 2B: 3 3B: 1 HR: 0	SF: 1 SAC: 0 DP: 2 HBP: 1	WP: 0 PB: 0 SB: 1 CS: 1	PA: 34			

livebaseballscorecards.com

AB	28
R	6
H	8
RBI	6
BB	4
SO	4
LOB	12

PITCHER		IP	WLS	BF	H	R	ER	SO	BB	IBB	HBP	BLK	WP	HR	S	P	ERA	WHIP
51 Jesse Litsch, R ERA: 5.48	(1, 1)	5.1		22	5	2	2	3	3	0	0	0	0	0	51	82	3.38	1.500
56 Brian Tallet, L ERA: 6.27	(6, 1)	2.0	H	8	1	2	2	0	0	0	1	0	0	0	21	34	9.00	0.500
54 Jason Frasor, R ERA: 4.66	(8, 1)	0.2	L	4	2	2	2	1	0	1	0	0	0	0	9	15	27.00	3.000

TOP

Batter	1	2	3	4	5	6	7	8	9	AB	R	H	RBI	BB	SO	LOB
14 Austin Jackson, R (1, 8) OBP: 0.365, SLG: 0.429	C FF 92 C FF 93 S FF 91 0-3 **K** ①			F FF 92 X SL 85 0-1 G6-3 ①			B FF 91 B FF 90 C FF 90 S FF 92 B FF 93 X FF 93 3-2 F8 ①			3	0	0	0	0	1	0
28 Will Rhymes, L (1, 4)	X FF 90 0-0 F8 ②			B FF 92 C FF 92 C FF 92 X FF 92 1-2 G3-1 ②			B CU 73 B SL 90 C FF 92 F FF 92 B FF 92 X FF 93 3-2 G4-3 ②			3	0	0	0	0	0	0
18 Johnny Damon, L (1, 10) OBP: 0.371, SLG: 0.423	B FF 91 F FF 91 B FF 91 F FF 93 F FF 93 B FF 93 F FF 93 X FF 93 3-2 L6 ③			B FF 92 F FF 92 C FF 93 B CH 87 F FF 92 F CH 85 B FF 93 X FF 93 3-2 G4-3 ③			X FF 93 0-0 F8 ③			3	0	0	0	0	0	0
24 Miguel Cabrera, R (1, 3) OBP: 0.420, SLG: 0.647		S FF 92 S FF 92 B SL 87 F FF 92 B SL 87 S FF 93 2-3 **K** ①			F FF 93 X CH 87 0-1 F8 ①			C FF 93 C CU 76 B FF 90 B SL 86 F FF 93 X FF 91 2-2 L7 ①		3	0	0	0	0	1	0
26 Brennan Boesch, L (1, 9) OBP: 0.376, SLG: 0.527		B FF 91 B FF 91 S FF 92 C FF 91 B FF 91 F FF 91 B CU 75 4-2 25 G5-4-3 BB			B FF 92 S FF 93 B FF 92 C FF 92 B FF 92 F FF 93 X FF 92 3-2 P6 ②			B CU 73 F FF 91 F FF 91 F CU 75 B FF 91 B FF 92 C FF 92 3-3 **K** ②		2	0	0	0	1	1	0
25 Ryan Raburn, R (1, 7) OBP: 0.274, SLG: 0.333		B SL 90 F FF 91 X FF 91 1-1 G5-4-3 ② ③ 1-2f			B FF 93 X FF 92 1-0 G6-3 ③			C FF 92 S SL 84 F FF 92 S SL 84 0-3 **K** ③		3	0	0	0	0	1	1
32 Don Kelly, L (1, 5) OBP: 0.250, SLG: 0.254			C FF 91 C FF 92 B FF 90 X FF 92 1-2 F7 ①			F FF 91 F FF 91 B CU 75 X CU 75 1-2 G6-3 ①			F FF 92 B FF 92 B FF 91 B FF 91 F FF 91 X FF 93 3-2 G4-3 ①	3	0	0	0	0	0	0
12 Gerald Laird, R (1, 2) OBP: 0.243, SLG: 0.260			B FF 92 B FF 94 S FF 93 F FF 93 S FF 93 2-3 **K** ②			B FF 92 S FF 93 X FF 93 1-1 F8 ②			F FF 91 S SL 84 F FF 92 C SL 85 0-3 **K** ②	3	0	0	0	0	2	0
29 Danny Worth, R (1, 6) OBP: 0.280, SLG: 0.365 39 Ramon Santiago, S (9, PH) OBP: 0.351, SLG: 0.327			B FF 92 F FF 92 F FF 92 F FF 92 B CU 77 X FF 93 2-2 L9 ③			C CU 74 X FF 92 0-1 F9 ③			B CU 76 F FF 92 X FF 91 1-1 F9 ③	2 1	0 0	0 0	0 0	0 0	0 0	0 0
Inning Stats	R: 0 E: 0 K: 1 S: 9 H: 0 LOB: 0 BB: 0 P: 12	R: 0 E: 0 K: 1 S: 9 H: 0 LOB: 0 BB: 1 P: 16	R: 0 E: 0 K: 1 S: 10 H: 0 LOB: 0 BB: 0 P: 15	R: 0 E: 0 K: 0 S: 10 H: 0 LOB: 0 BB: 0 P: 14	R: 0 E: 0 K: 0 S: 7 H: 0 LOB: 0 BB: 0 P: 11	R: 0 E: 0 K: 0 S: 7 H: 0 LOB: 0 BB: 0 P: 9	R: 0 E: 0 K: 0 S: 7 H: 0 LOB: 0 BB: 0 P: 13	R: 0 E: 0 K: 2 S: 12 H: 0 LOB: 0 BB: 0 P: 17	R: 0 E: 0 K: 1 S: 9 H: 0 LOB: 0 BB: 0 P: 13	1B: 0 2B: 0 3B: 0 HR: 0	SF: 0 SAC: 0 DP: 1 HBP: 0	WP: 0 PB: 0 SB: 0 CS: 0	PA: 27			

PITCHER		IP	WLS	BF	H	R	ER	SO	BB	IBB	HBP	BLK	WP	HR	S	P	ERA	WHIP
22 Matt Garza, R ERA: 4.06	(1, 1)	9.0	W	27	0	0	0	6	1	0	0	0	0	0	80	120	0.00	0.111

Detroit Tigers @ Tampa Bay Rays
Tropicana Field, St. Petersburg, FL
Mon Jul 26 2010, 7:12 PM - 9:47 PM EDT
Att. 17,009 - Dome - 72 F

livebaseballscorecards.com

AB	26
R	0
H	0
RBI	0
BB	1
SO	6
LOB	1

BOTTOM

Batter	1	2	3	4	5	6	7	8	9	AB	R	H	RBI	BB	SO	LOB
18 Ben Zobrist, S (1, 9) OBP: 0.372, SLG: 0.385	B FC 90 B FF 92 C FF 92 X FC 92 2-1 G4-3 ①		S CH 83 B CH 84 X CH 85 1-1 P2 ③ 2-3			B FC 93 B FF 93 C FF 94 C CH 83 B SL 84 B CH 83 4-2 3 BB 13 CI 20 HR BB	C SL 87 B CH 87 X CH 88 1-1 G5-3 ③			3	1	0	0	1	0	1
13 Carl Crawford, L (1, 7) OBP: 0.367, SLG: 0.510	C FF 92 B CH 83 X CH 84 1-1 L8 ②			X SL 80 0-0 F8 ①		1 SAFE 1 SAFE B FF 93 F FC 92 1 SAFE 1 SAFE F FF 93 1-2 CI 3 BB 20 HR 1-2		B FF 90 B SL 87 X FF 90 2-0 HR		3	2	1	1	0	0	0
3 Evan Longoria, R (1, 5) OBP: 0.382, SLG: 0.501	C FF 92 B SL 85 X SL 83 1-1 F7 ③			F FF 91 B FF 92 F FF 92 F CH 83 T FF 95 1-2 **K** ②		B SL 81 B SL 83 C SL 82 B FC 92 F FC 94 B CH 81 4-2 20 HR BB 1-2 2-3		C SL 85 B SL 86 C SL 86 X FF 93 1-2 G4-3 ①		3	1	0	0	1	1	0
23 Carlos Pena, L (1, 3) OBP: 0.325, SLG: 0.426		B FF 90 C FF 92 C FF 92 T FF 94 1-2 **K** ①		X FF 93 0-0 G6-3 ③		B CH 82 F CH 82 S FC 93 B FF 94 B FF 93 S FC 93 3-3 **K** ②		B FF 92 X CH 86 1-0 G3-1 ②		4	0	0	0	0	2	3
20 Matt Joyce, L (1, 10) OBP: 0.378, SLG: 0.470		B CU 82 F FF 93 X CH 83 1-1 G3 ②			C FF 91 F FF 92 T FF 92 0-2 **K** ①	B CH 82 F FF 93 B FF 93 B FF 93 F FF 93 X FC 94 3-2 HR 1-H 2-H 3-H		F FF 87 S SL 87 C SL 88 0-3 **K** ③		4	1	1	4	0	2	0
8 Jason Bartlett, R (1, 6) OBP: 0.328, SLG: 0.337		F FF 90 B FC 92 S FC 92 B FF 95 T FF 93 2-2 **K** ③			C CU 81 B SL 85 F FF 92 B SL 90 F FF 93 B CH 84 F FF 93 F FC 94 F SL 83 4-2 2 S 15 S BB	C SL 83 F FC 91 B CH 83 X FC 91 1-2 1B				2	0	1	0	1	1	0
15 Reid Brignac, L (1, 4) OBP: 0.335, SLG: 0.425			C CU 83 F FF 92 F FF 94 B CH 83 B CH 85 X FF 95 2-2 F7 ①		1 SAFE B CH 82 B CH 83 X CH 83 2-0 L9 ② 1-2	1 SAFE C CH 82 F CH 83 1 SAFE F SI 92 S SI 90 0-3 **K** ③				3	0	0	0	0	1	2
2 B.J. Upton, R (1, 8) OBP: 0.315, SLG: 0.390			B SL 84 C SL 84 B FF 93 F FC 92 B CH 84 B FF 94 4-2 18 WP 10 S BB		F SL 85 S FF 94 B FF 95 B FC 93 C SL 86 2-3 **K** ③ 2-3		C SL 83 B FF 91 B FF 90 S SL 84 F SL 86 C SL 85 2-3 **K** ①			2	0	0	0	1	2	1
10 Kelly Shoppach, R (1, 2) OBP: 0.330, SLG: 0.278			B SL 82 S SL 82 1 SAFE B SL 82 S FC 92 C FF 93 2-3 **K** ② 1-2			C SL 80 B FF 92 B FF 92 C SL 81 S CU 82 2-3 **K** ①	S FF 92 F FF 92 S FF 93 0-3 **K** ②			3	0	0	0	0	3	1
Inning Stats	R: 0 E: 0 K: 0 S: 6 H: 0 LOB: 0 BB: 0 P: 10	R: 0 E: 0 K: 2 S: 8 H: 0 LOB: 0 BB: 0 P: 12	R: 0 E: 0 K: 1 S: 11 H: 0 LOB: 1 BB: 1 P: 20	R: 0 E: 0 K: 1 S: 6 H: 0 LOB: 0 BB: 0 P: 7	R: 0 E: 0 K: 2 S: 15 H: 0 LOB: 1 BB: 1 P: 23	R: 4 E: 1 K: 3 S: 22 H: 2 LOB: 1 BB: 2 P: 40	R: 0 E: 0 K: 2 S: 9 H: 0 LOB: 0 BB: 0 P: 12	R: 1 E: 0 K: 1 S: 8 H: 1 LOB: 0 BB: 0 P: 12		1B: 1 2B: 0 3B: 0 HR: 2	SF: 0 SAC: 0 DP: 1 HBP: 0	WP: 1 PB: 0 SB: 3 CS: 0	PA: 32			

PITCHER		IP	WLS	BF	H	R	ER	SO	BB	IBB	HBP	BLK	WP	HR	S	P	ERA	WHIP
37 Max Scherzer, R ERA: 4.45	(1, 1)	5.2	L	24	2	4	3	8	4	0	0	0	1	1	64	108	4.76	1.059
36 Brad Thomas, L ERA: 4.46	(6, 1)	0.1		1	0	0	0	1	0	0	0	0	0	0	4	4	0.00	0.000
21 Enrique Gonzalez, R ERA: 3.12	(7, 1)	2.0		7	1	1	1	3	0	0	0	0	0	1	17	24	4.50	0.500

Detroit Tigers @ Tampa Bay Rays
Tropicana Field, St. Petersburg, FL
Mon Jul 26 2010, 7:12 PM - 9:47 PM EDT
Att. 17,009 - Dome - 72 F

livebaseballscorecards.com

AB	27
R	5
H	3
RBI	5
BB	4
SO	12
LOB	8

Batter	1	2	3	4	5	6	7	8	9	AB	R	H	RBI	BB	SO	LOB
14 Austin Jackson, R (1, 8) OBP: 0.363, SLG: 0.429	X FF 90 0-0 ① F7		C FF 90 B KC 76 F KC 75 F FF 90 B CH 81 F CH 82 F FC 84 B CH 83 S FF 90 3-3 ① K		C FF 90 X KC 75 0-1 ② G1-3		B FF 89 1 SAFE B KC 80 S FF 90 1 SAFE 1 SAFE C FF 90 X CH 82 2-2 ① P4		B FF 93 C FC 91 C SL 81 F SL 84 B SL 84 F FC 94 X FC 93 2-2 28 1B 2B	5	0	1	0	0	1	3
28 Will Rhymes, L (1, 4) OBP: 0.167, SLG: 0.167	C FF 90 B SI 89 X FF 90 1-1 24 FC6-4 1B		B CH 80 X FF 89 1-0 ② P4		D KC 76 B FF 92 B FF 92 C FF 90 X FF 90 3-1 ③ P6		1 SAFE X CH 82 0-0 ② FC3-6 24 IBB 18 1B 1-2f		B SI 95 X FF 91 1-0 18 BB 2-3 1B	5	0	2	0	0	0	3
18 Johnny Damon, L (1, 10) OBP: 0.374, SLG: 0.424	B FF 90 C FF 90 X CH 82 1-1 ② F9		B KC 74 B FF 90 C FF 89 C FF 90 B FC 84 C FF 90 3-3 ③ K			C FF 89 X KC 75 0-1 24 2B 25 1B 1B	1 SAFE B SI 86 F SI 85 B SI 86 B SI 86 F SI 86 X SI 86 3-2 24 IBB 1-2 1B		S FF 93 B FC 92 F FF 93 B FC 93 F FC 91 F FC 93 B FF 94 F FC 94 F SL 85 4-2 B FC 82 24 G5-4-3 1-2 BB	4	1	2	0	1	1	1
24 Miguel Cabrera, R (1, 3) OBP: 0.422, SLG: 0.651	X FF 91 0-0 ③ FC6-4 1-2f			C FF 88 B CH 81 B KC 75 F FF 89 X CH 82 2-2 26 G1 13 2-1 2B		C KC 81 B SI 89 X SI 90 1-1 25 E 1-3 2B	I IN 75 I IN 72 I IN 74 I IN 74 4-0 1-2 2-3 IBB		T FC 91 F FF 94 B FF 94 F SL 85 B SL 85 X SL 84 2-2 ②③ G5-4-3 1-2f	4	1	2	0	1	0	4
26 Brennan Boesch, L (1, 9) OBP: 0.371, SLG: 0.519		C FF 90 X CH 80 0-1 ① G4-3		F SI 90 S KC 77 X FC 84 0-2 ① G1 2-3		X KC 76 0-0 ① L3	C FC 93 S FF 94 S FF 94 0-3 ③ K			4	0	0	0	0	1	6
25 Ryan Raburn, R (1, 7) OBP: 0.274, SLG: 0.331		C FF 89 S KC 81 B CH 81 S CH 82 1-3 ② K		C FF 90 S KC 76 B FF 89 T KC 76 1-2 ② K		C KC 76 X SI 89 0-1 E6 2-H 3-H 1B		B FF 94 M SL 84 B SL 86 C FF 95 C FF 95 2-3 ① K		4	0	1	1	0	3	1
13 Alex Avila, L (1, 2) OBP: 0.295, SLG: 0.313	B FF 90 F FF 90 C CH 83 B CH 83 B FC 84 B FF 90 4-2 20 1B BB			C KC 75 F FC 85 B KC 76 1-2 ③ 2-1 3-H	C CH 81 F FC 83 B FC 84 B KC 76 X CH 83 2-2 20 2B 1B	B CH 82 X SI 90 1-0 ② F7		B FF 94 S FF 94 C FF 95 S FF 94 1-3 ② K		3	0	1	0	1	1	1
20 Scott Sizemore, R (1, 5) OBP: 0.283, SLG: 0.283		C FF 91 F FC 82 X FF 91 0-2 1-2 1B			C FC 83 X KC 81 0-1 1-3 2B	B FC 90 F FF 90 F CH 82 B FF 90 D KC 77 S FF 91 3-3 ③ K		B FF 94 C FF 93 C FF 95 B FF 95 S FF 94 2-3 ③ K		4	0	2	0	0	2	1
39 Ramon Santiago, S (1, 6) OBP: 0.349, SLG: 0.326		F FF 92 C KC 76 F CH 83 S FC 85 0-3 ③ K			F FF 92 S KC 76 F KC 75 B FC 88 T KC 76 1-2 ① K		F FF 89 X KC 74 0-1 28 FC3-6 1B		B FC 92 F FF 92 F FF 92 F SL 84 F FC 94 F FC 94 B SI 86 X SL 84 2-2 ① F9	4	0	1	0	0	2	4
Inning Stats	R: 0 E: 0 K: 0 S: 6 H: 1 LOB: 1 BB: 0 P: 8	R: 0 E: 0 K: 2 S: 14 H: 1 LOB: 2 BB: 1 P: 19	R: 0 E: 0 K: 2 S: 10 H: 0 LOB: 0 BB: 0 P: 17	R: 0 E: 0 K: 1 S: 11 H: 1 LOB: 1 BB: 0 P: 15	R: 0 E: 0 K: 1 S: 13 H: 2 LOB: 2 BB: 0 P: 19	R: 2 E: 1 K: 1 S: 11 H: 3 LOB: 1 BB: 0 P: 16	R: 0 E: 0 K: 1 S: 12 H: 2 LOB: 3 BB: 1 P: 21	R: 0 E: 0 K: 3 S: 9 H: 0 LOB: 0 BB: 0 P: 14	R: 0 E: 0 K: 0 S: 22 H: 2 LOB: 2 BB: 1 P: 33	1B: 8 2B: 4 3B: 0 HR: 0	SF: 0 SAC: 0 DP: 1 HBP: 0			WP: 0 PB: 0 SB: 0 CS: 0	PA: 40		

PITCHER		IP	WLS	BF	H	R	ER	SO	BB	IBB	HBP	BLK	WP	HR	S	P	ERA	WHIP
33 James Shields, R ERA: 4.79	(1, 1)	6.2	W	30	9	2	2	7	1	0	0	0	0	0	71	102	2.70	1.500
36 Randy Choate, L ERA: 6.2	(7, 1)	0.0		2	1	0	0	0	0	1	0	0	0	0	3	10	∞	∞
50 Grant Balfour, R ERA: 2.13	(7, 1)	0.1	H	1	0	0	0	1	0	0	0	0	0	0	3	3	0.00	0.000
53 Joaquín Benoit, R ERA: 0.79	(8, 1)	1.0	H	3	0	0	0	3	0	0	0	0	0	0	9	14	0.00	0.000
29 Rafael Soriano, R ERA: 1.86	(9, 1)	1.0	S	5	2	0	0	0	1	0	0	0	0	0	22	33	0.00	3.000

TOP

Detroit Tigers @ Tampa Bay Rays
Tropicana Field, St. Petersburg, FL
Tue Jul 27 2010, 7:10 PM - 10:02 PM EDT
Att. 19,843 - Dome - 72 F

livebaseballscorecards.com

AB	37
R	2
H	12
RBI	1
BB	3
SO	11
LOB	24

Batter	1	2	3	4	5	6	7	8	9	AB	R	H	RBI	BB	SO	LOB
18 Ben Zobrist, S (1, 4) OBP: 0.371, SLG: 0.383 (1, 8)	C FF 92 F CH 85 B FF 92 F FF 93 X FF 94 1-2 ① F8		C CH 84 1 SAFE 1 SAFE X CH 85 0-1 ① FC3-6 3 S 1-2f			C CU 76 B FF 95 F FF 96 X FF 96 1-2 ① G6-3		X CU 75 0-0 13 FC8-6 1B		4	0	1	0	0	0	1
13 Carl Crawford, L (1, 7) OBP: 0.365, SLG: 0.507	L FF 92 B FF 93 B FF 94 F CH 85 B CH 87 F FF 95 S FF 94 3-3 ② K		1 SAFE F FF 93 F CU 78 B CU 76 F FF 94 X FF 94 1-2 ② F7			X CH 87 0-0 23 S 20 2B 1B		S CH 84 1 SAFE 1 SAFE X CH 84 0-1 ① FC8-6 3 F9 3 S 1-2f		4	1	1	0	0	1	2
3 Evan Longoria, R (1, 5) OBP: 0.380, SLG: 0.497	B FF 93 B FF 94 B FF 94 B FF 95 4-0 23 HR BB		B CU 76 1 SAFE C SL 86 S CH 85 F CU 79 1 SAFE 1 SAFE D SL 87 X FF 96 2-2 ③ L4 1-2			1 SAFE X FF 96 0-0 ② F8		1 SAFE 1 SAFE 1 SAFE C SL 88 F SL 88 B CH 85 X SL 86 1-2 ② F9 1-3		3	1	0	0	1	0	3
23 Carlos Pena, L (1, 3) OBP: 0.327, SLG: 0.434	1 SAFE C FF 93 B CH 84 1 SAFE X FF 93 1-1 1-H HR			C FF 93 C CU 77 X FF 94 0-2 ① F9		B CU 77 1 SAFE 1 SAFE B CU 77 F CH 85 B FF 95 S CH 85 B FF 96 4-2 20 2B 1-3 BB		D CH 85 C CU 78 B CU 78 F CH 86 S FF 97 2-3 ③ K		3	1	1	2	1	1	1
20 Matt Joyce, L (1, 9) OBP: 0.376, SLG: 0.478	F FF 94 B FF 94 F CH 85 B CU 77 T CU 78 2-2 ③ K			C FF 94 S FF 94 S FF 95 0-3 ② K		X FF 96 0-0 1-3 3-H 2B				3	0	1	1	0	2	0
16 Willy Aybar, S (1, 10) OBP: 0.313, SLG: 0.401		B FF 92 B FF 92 B FF 93 B FF 91 4-0 15 L3 BB		F FF 94 B FF 95 B CH 86 X CH 85 2-1 ③ P3		B CH 85 F CH 85 C CU 78 B FF 96 X CU 79 2-2 ③ G4-3				2	0	0	0	1	0	2
28 John Jaso, L (1, 2) OBP: 0.382, SLG: 0.360		1 SAFE C CH 84 B CH 84 X FF 93 1-1 ① L6			B CH 84 S FF 93 S FF 94 S FF 95 1-3 ① K		B CH 84 C CH 82 S CH 83 C CU 76 1-3 ① K			3	0	0	0	0	2	1
2 B.J. Upton, R (1, 8) OBP: 0.315, SLG: 0.390 15 Reid Brignac, L (1, 4) OBP: 0.330, SLG: 0.419		1 SAFE B CH 85 C FF 93 B CU 77 1 SAFE X CH 84 2-1 ②③ L3 1-1			C FF 93 S FF 95 B CU 79 B CU 77 X FF 95 2-2 ② G4-3		F FF 92 B FF 94 F CH 83 X CU 77 1-2 ② F9			0 3	0 0	0 0	0 0	0 0	0 0	0 1
8 Jason Bartlett, R (1, 6) OBP: 0.328, SLG: 0.337			X FF 91 0-0 18 FC3-6 1B		B FF 95 C SL 85 S SL 87 X CU 80 1-2 ③ G6-3		B CU 74 B SL 86 X FF 93 2-0 ③ F9			3	0	1	0	0	0	0
Inning Stats	R: 2 E: 0 K: 0 S: 13 H: 1 LOB: 0 BB: 0 P: 24	R: 0 E: 0 K: 0 S: 4 H: 0 LOB: 0 BB: 1 P: 11	R: 0 E: 0 K: 0 S: 11 H: 1 LOB: 1 BB: 0 P: 14	R: 0 E: 0 K: 1 S: 8 H: 0 LOB: 0 BB: 0 P: 10	R: 0 E: 0 K: 1 S: 9 H: 0 LOB: 0 BB: 0 P: 13	R: 1 E: 0 K: 0 S: 11 H: 2 LOB: 2 BB: 1 P: 18	R: 0 E: 0 K: 1 S: 7 H: 0 LOB: 0 BB: 0 P: 11	R: 0 E: 0 K: 1 S: 9 H: 1 LOB: 1 BB: 0 P: 12		1B: 3 2B: 2 3B: 0 HR: 1	SF: 0 SAC: 0 DP: 1 HBP: 0			WP: 0 PB: 0 SB: 4 CS: 0	PA: 31		

PITCHER		IP	WLS	BF	H	R	ER	SO	BB	IBB	HBP	BLK	WP	HR	S	P	ERA	WHIP
35 Justin Verlander, R ERA: 3.74	(1, 1)	8.0	L	31	5	3	3	6	3	0	0	0	0	1	72	113	3.38	1.000

BOTTOM

Detroit Tigers @ Tampa Bay Rays
Tropicana Field, St. Petersburg, FL
Tue Jul 27 2010, 7:10 PM - 10:02 PM EDT
Att. 19,843 - Dome - 72 F

livebaseballscorecards.com

AB	28
R	3
H	5
RBI	3
BB	3
SO	6
LOB	11

TOP

Batter	1	2	3	4	5	6	7	8	9	AB	R	H	RBI	BB	SO	LOB
28 Will Rhymes, L (1, 4) OBP: 0.235, SLG: 0.294	B FC 91 C FC 92 X SI 92 1-1 18 2B 1B		B FC 92 X FF 92 1-0 ② G4-3		C CU 78 D FS 85 X FC 89 1-1 ② F9		B FC 93 C FC 92 X CU 82 1-1 24 IBB 2B		B FF 90 C FF 90 B FC 90 X FC 90 2-1 ② F7	5	1	2	0	0	0	1
18 Johnny Damon, L (1, 7) OBP: 0.377, SLG: 0.437	C FC 91 S CH 83 B SL 89 X SI 92 1-2 19 1B 1-H 2B		C FC 91 B FF 92 S FF 91 X FF 91 1-2 HR		F SI 92 C CU 79 S FS 86 0-3 ③ K		B FC 92 B FC 92 B FC 92 C FC 92 B FC 93 4-1 24 IBB BB		B FC 91 S FF 90 X FF 92 1-1 ③ F8	4	2	2	2	1	1	1
19 Jeff Larish, L (1, 10) OBP: 0.200, SLG: 0.200	S FF 92 S FF 93 X FS 85 0-2 26 G4-3 2-H 1B		F SI 92 B SI 93 S FS 85 B SI 92 B CU 80 F SI 92 X SI 92 3-2 ③ G5-3			C SI 90 B FF 91 X SI 91 1-1 ① G4-3 F FC 92 X CU 79 0-1 HR	C FF 93 F FC 93 B CU 80 S FC 94 1-3 ② K I IN 74 I IN 76 I IN 75 I IN 73 1-2 2-3 4-0 IBB			4	0	1	1	0	1	2
24 Miguel Cabrera, R (1, 3) OBP: 0.425, SLG: 0.658	X SL 86 0-0 ① L8			C SL 87 B SI 91 B CH 83 B FC 92 F SI 91 F SI 92 B FF 93 4-2 25 1B BB						2	1	1	1	2	0	1
26 Brennan Boesch, L (1, 9) OBP: 0.366, SLG: 0.512	X SI 92 0-0 ② ③ G4-3 1-2f			B FF 91 X FF 92 1-0 ① L4		C CH 84 S FS 85 B FS 85 C CU 82 1-3 ② K	F FF 94 C FC 92 B FF 93 X FF 92 1-2 ③ F7			4	0	0	0	0	1	5
25 Ryan Raburn, R (1, 8) OBP: 0.279, SLG: 0.331		B FF 90 F FC 90 B FF 91 F FC 92 B CU 78 X FC 92 3-2 ① P3		X FF 92 0-0 20 G6-4-3 1-2 1B		F FC 90 B FF 92 F SL 86 B CU 78 B CU 78 B FC 91 4-2 20 1B BB		B FF 93 B FF 94 B FF 94 C FF 92 X FF 94 3-1 ① G5-3		3	0	1	0	1	0	0
20 Scott Sizemore, R (1, 5) OBP: 0.282, SLG: 0.282		B FC 92 C SI 92 B SI 92 B FC 91 X SI 91 3-1 ② G6-3		C SL 85 B FF 91 X FS 84 1-1 ② ③ G6-4-3 1-2f		C FC 90 1 SAFE X CU 78 0-1 1-2 1B		X FF 91 0-0 ② G5-3		4	0	1	0	0	0	2
13 Alex Avila, L (1, 2) OBP: 0.294, SLG: 0.311		C FF 91 B FC 91 X SI 92 1-1 ③ G6-3			B FC 89 C FC 92 B CU 77 B SI 90 C FC 92 X FC 91 3-2 29 G5-3 1B	C CU 76 B FS 84 S CU 78 B FS 84 B CU 77 T FS 85 3-2 ③ K		C FF 93 B CH 80 B FF 94 B FF 93 S FF 94 S FF 94 3-3 ③ K		4	0	1	0	0	2	2
29 Danny Worth, R (1, 6) OBP: 0.275, SLG: 0.357 39 Ramon Santiago, S (7, PH) OBP: 0.347, SLG: 0.323 (7, 6)			C FC 90 B FC 90 F FF 91 B SL 87 F SL 86 B CU 79 T FF 91 3-2 ① K		B FF 92 C SL 85 B SL 87 F FF 91 F FF 91 D FS 85 X SI 93 3-2 ① G5-3 1-2		C CU 80 C FC 93 F FC 94 S CU 82 0-3 ① K		C FF 90 X FF 90 0-1 ① F7	2 2	0 0	0 0	0 0	0 0	1 1	1 0
Inning Stats	R: 2 E: 0 K: 0 S: 10 H: 3 LOB: 0 BB: 0 P: 12	R: 0 E: 0 K: 0 S: 7 H: 0 LOB: 0 BB: 0 P: 14	R: 1 E: 0 K: 1 S: 12 H: 1 LOB: 0 BB: 0 P: 20	R: 0 E: 0 K: 0 S: 7 H: 1 LOB: 1 BB: 1 P: 13	R: 0 E: 0 K: 1 S: 12 H: 1 LOB: 1 BB: 0 P: 19	R: 1 E: 0 K: 2 S: 14 H: 2 LOB: 2 BB: 1 P: 23	R: 0 E: 0 K: 2 S: 13 H: 1 LOB: 3 BB: 2 P: 24	R: 0 E: 0 K: 1 S: 6 H: 0 LOB: 0 BB: 0 P: 12	R: 0 E: 0 K: 0 S: 6 H: 0 LOB: 0 BB: 0 P: 9	1B: 5 2B: 2 3B: 0 HR: 2 SF: 0 SAC: 0 DP: 2 HBP: 0						

PITCHER		IP	WLS	BF	H	R	ER	SO	BB	IBB	HBP	BLK	WP	HR	S	P	ERA	WHIP
34 Jeff Niemann, R ERA: 3.08	(1, 1)	6.0	W	26	8	4	4	4	2	0	0	0	0	2	62	101	6.00	1.667
50 Grant Balfour, R ERA: 2.08	(7, 1)	1.0	H	6	1	0	0	2	1	1	0	0	0	0	13	24	0.00	2.000
53 Joaquín Benoit, R ERA: 0.76	(8, 1)	1.0	H	3	0	0	0	1	0	0	0	0	0	0	6	12	0.00	0.000
29 Rafael Soriano, R ERA: 1.82	(9, 1)	1.0	S	3	0	0	0	0	0	0	0	0	0	0	6	9	0.00	0.000

PITCHER	IP	WLS	BF	H	R	ER	SO	BB	IBB	HBP	BLK	WP	HR	S	P	ERA	WHIP

Detroit Tigers @ Tampa Bay Rays
Tropicana Field, St. Petersburg, FL
Wed Jul 28 2010, 7:11 PM - 10:05 PM EDT
Att. 16,209 - Dome - 72 F

livebaseballscorecards.com

AB	34
R	4
H	9
RBI	4
BB	4
SO	7
LOB	15

BOTTOM

Batter	1	2	3	4	5	6	7	8	9	AB	R	H	RBI	BB	SO	LOB
18 Ben Zobrist, S (1, 8) OBP: 0.371, SLG: 0.384 1 Sean Rodríguez, R (4, 8) OBP: 0.297, SLG: 0.409	C FF 88 B FF 89 B CH 82 X FF 88 2-1 23 S 20 1B 1B	C CU 77 B FF 88 B SL 80 C FF 88 B FF 90 X CH 81 3-2 ③ G4-3		C CU 76 X CU 76 0-1 ① F8 2-3	C B CH 86 B SI 91 X SI 90 2-1 ③ P5 1-2 2-3			F SL 84 B FF 95 F FF 94 X SL 84 1-2 13 FC6-4 1B		2 3	1 0	1 1	0 0	0 0	0 0	1 3
13 Carl Crawford, L (1, 7) OBP: 0.363, SLG: 0.503	C FF 88 1 SAFE X CU 76 0-1 ① P5		C CU 81 B FF 87 F CH 86 X FF 88 1-2 3 1B 23 1B 1B	F SI 91 B CH 81 F SI 91 F CH 83 X CH 84 1-2 ② G4-3 3-H		C CH 82 B CU 77 B SI 90 X SI 90 2-1 ① G6-3		X FF 94 0-0 ② FC6-4 3 HR 1-2f		5	2	1	1	0	0	2
3 Evan Longoria, R (1, 5) OBP: 0.385, SLG: 0.508	1 SAFE F FF 89 X SL 83 0-1 ② F9		X CU 81 0-0 20 FC3-6 16 FC6-4 23 1B 1-2 1B	B SI 91 B X SI 91 2-0 23 HBP 1B		B CH 82 B SI 91 B SI 91 C SI 92 B SI 90 4-1 23 1B BB		1 SAFE 1 SAFE C FF 93 1 SAFE P PO 87 F FF 93 1 SAFE X SL 86 1-2 1-H HR		4	2	3	2	1	0	1
23 Carlos Pena, L (1, 3) OBP: 0.333, SLG: 0.436	B SL 81 C FF 89 B CU 78 B CH 83 B FF 89 4-1 20 1B 1-3 BB		X FF 88 0-0 20 FC3-6 1-2 2-H 1B	B CH 83 C SI 92 1 SAFE F CH 84 H SL 82 2-2 1-2 HBP		B SI 93 B SI 91 C SI 91 X CH 84 2-1 20 G5-4-3 1-2 1B		C SL 85 B SL 85 C FF 94 B FF 94 F SL 85 C FF 95 2-3 ③ K		3	0	2	1	1	1	0
20 Matt Joyce, L (1, 9) OBP: 0.371, SLG: 0.466 19 Gabe Kapler, R (9, 9) OBP: 0.303, SLG: 0.306	B SL 83 S CU 76 B CU 78 X FF 89 2-1 1-2 3-H 1B		X SL 81 0-0 ① FC3-6 16 FC6-4 1-2f 2-3	D SL 82 B CU 81 S SI 91 X SL 82 2-1 ③ G3		S CH 83 B CH 84 B CH 84 X SI 90 2-1 ② ③ G5-4-3 1-2f				4 0	0 0	1 0	1 0	0 0	0 0	6 0
16 Willy Aybar, S (1, 10) OBP: 0.311, SLG: 0.398	B SI 89 F CU 76 1 SAFE D SL 84 B CH 82 F FF 89 C FF 88 3-3 ③ K		B SL 82 C FF 89 1 SAFE X CH 82 1-1 ② FC6-4 1-2f 3-H		C SI 91 X CH 84 0-1 15 FC1-6 28 1B 8 FC1-2 1B		B S F CH 84 X FF 94 1-2 ① P6			4	0	1	1	0	1	3
28 John Jaso, L (1, 2) OBP: 0.380, SLG: 0.358		B SL 85 C FF 88 C SL 81 F CU 81 X CU 76 1-2 ① F9	B CU 77 C CH 80 B FF 88 C FF 88 X FF 88 2-2 ③ G6-3		X SI 90 0-0 15 FC1-6 1-2 1B		C SL 82 F FF 93 S 0-3 ② K			4	0	1	0	0	1	1
15 Reid Brignac, L (1, 4) OBP: 0.333, SLG: 0.425		C FF 88 C FF 88 X SL 81 0-2 8 G5-3 1B		B FF 86 F CH 85 X CU 74 1-1 8 1B 2B	X SI 90 0-0 ① FC1-6 1 WP 8 FC1-2 1-2f 2-3		S FF 94 X SL 82 0-1 ③ G4-3			4	1	2	0	0	0	2
8 Jason Bartlett, R (1, 6) OBP: 0.327, SLG: 0.336		1 SAFE B FF 89 1 SAFE F FF 88 1 SAFE P PO 82 X FF 88 2-1 ② G5-3 1-2		D FF 88 B FF 87 X CH 86 2-0 1 F8 13 G4-3 2-H 1B	1 SAFE X CH 82 0-0 ② FC1-2 1 WP 1-2 3-H			S FF 92 B SL 83 F FF 93 B SL 84 B FF 94 X FF 93 3-2 ① G1-3		4	1	1	1	0	0	3
Inning Stats	R: 1 E: 0 K: 1 S: 13 H: 2 LOB: 2 BB: 1 P: 24	R: 0 E: 0 K: 0 S: 13 H: 1 LOB: 1 BB: 0 P: 18	R: 2 E: 0 K: 0 S: 11 H: 3 LOB: 0 BB: 0 P: 15	R: 2 E: 0 K: 0 S: 14 H: 3 LOB: 2 BB: 0 P: 24	R: 0 E: 0 K: 0 S: 7 H: 2 LOB: 2 BB: 1 P: 9	R: 0 E: 0 K: 0 S: 7 H: 1 LOB: 1 BB: 1 P: 17	R: 0 E: 0 K: 1 S: 8 H: 0 LOB: 0 BB: 0 P: 9	R: 2 E: 0 K: 1 S: 15 H: 2 LOB: 0 BB: 0 P: 21		1B: 12 2B: 1 3B: 0 HR: 1 SF: 0 SAC: 0 DP: 1 HBP: 1						

PITCHER		IP	WLS	BF	H	R	ER	SO	BB	IBB	HBP	BLK	WP	HR	S	P	ERA	WHIP
49 Eddie Bonine, R ERA: 3.44	(1, 1)	3.1	L	19	8	5	5	1	1	0	0	0	0	0	42	65	13.50	2.700
36 Brad Thomas, L ERA: 4.2	(4, 1)	2.2		13	4	0	0	0	1	0	1	0	1	0	23	42	0.00	1.875
40 Phil Coke, L ERA: 2.34	(7, 1)	1.0		3	0	0	0	1	0	0	0	0	0	0	8	9	0.00	0.000
45 Ryan Perry, R ERA: 4.99	(8, 1)	1.0		5	2	2	2	1	0	0	0	0	0	1	15	21	18.00	2.000

PITCHER	IP	WLS	BF	H	R	ER	SO	BB	IBB	HBP	BLK	WP	HR	S	P	ERA	WHIP

Detroit Tigers @ Tampa Bay Rays
Tropicana Field, St. Petersburg, FL
Wed Jul 28 2010, 7:11 PM - 10:05 PM EDT
Att. 16,209 - Dome - 72 F

livebaseballscorecards.com

AB	37
R	7
H	14
RBI	7
BB	2
SO	3
LOB	22

TOP

Batter	1	2	3	4	5	6	7	8	9	AB	R	H	RBI	BB	SO	LOB
14 Austin Jackson, R (1, 8) OBP: 0.361, SLG: 0.426	B SI 93 S SI 92 F SI 93 B SI 94 B SI 94 X SI 94 3-2 G4-3 ①		S SI 95 C FF 96 S SI 95 0-3 K ①		C FF 93 B FF 93 B FF 93 F SI 93 F SI 95 C SI 95 2-3 K ②		B CH 81 1 SAFE S SI 94 B SI 93 F B SI 94 F SI 94 X FC 84 1-H 3-2 24 IBB 39 HBP 1B		C FC 86 B CU 75 B SL 82 S FC 86 T FC 87 2-2 K ②	5	0	1	1	0	3	2
39 Ramon Santiago, S (1, 6) OBP: 0.352, SLG: 0.330	C SI 94 X SI 94 0-1 2B		F SI 95 C SI 96 X SI 96 0-2 FC4-6 ② 1-2f 3-H		C KC 77 X CH 83 0-1 1B		H SI 94 1-0 24 IBB 1-2 HBP		C FC 87 B SL 84 X SL 86 1-1 G1-3 ③	4	0	2	1	0	0	1
18 Johnny Damon, L (1, 10) OBP: 0.373, SLG: 0.432	B SI 94 B FF 94 C SI 94 X SI 95 2-1 L6 ②		1 SAFE X SI 95 0-0 F9 ③		C FF 95 1 SAFE C SI 95 F SI 95 S CH 88 0-3 K ③		B SL 76 F FF 86 S SL 76 D SL 76 F SI 87 S SI 88 2-3 K ②			4	0	0	0	0	2	5
24 Miguel Cabrera, R (1, 3) OBP: 0.423, SLG: 0.653	S SI 95 B SI 95 S SI 96 S SI 96 1-3 K ③			C SI 91 B CH 81 S SI 92 F SI 94 B FF 94 S SI 95 2-3 K ①		S SI 93 F SI 94 B FF 94 C FF 95 1-3 K ①	I IN 76 I IN 77 I IN 79 I IN 76 4-0 1-2 2-3 IBB			3	0	0	0	1	3	1
26 Brennan Boesch, L (1, 9) OBP: 0.365, SLG: 0.509		S FF 92 F SI 94 C SI 95 0-3 K ①		S SI 95 S SI 95 F SI 96 B SI 96 X SI 96 1-2 25 BB 1B		F FF 95 B SI 94 S FF 94 S FC 88 1-3 K ②	B SI 87 X SI 88 1-0 G3-1 ③			4	0	1	0	0	2	3
25 Ryan Raburn, R (1, 7) OBP: 0.284, SLG: 0.331		B SI 93 C SI 94 S FF 94 S FF 95 1-3 K ②		B CH 82 B FF 95 S CH 82 1 SAFE B CH 81 S SI 94 F SI 94 F SI 96 F CH 82 4-2 F SI 95 F SI 95 B SI 94 1-2 BB		B KC 77 B SI 94 X 2-0 1B		B FC 87 X FS 87 1-0 P6 ①		3	0	1	0	1	1	0
12 Gerald Laird, R (1, 2) OBP: 0.239, SLG: 0.256 32 Don Kelly, L (8, PH) OBP: 0.248, SLG: 0.252 13 Alex Avila, L (8, 2) OBP: 0.294, SLG: 0.311		B SI 94 X SI 93 1-0 F9 ③		C SI 95 F FF 95 F SI 96 F FF 96 D KC 79 B SI 95 X CH 82 2-2 F9 ②		F SI 95 B SI 95 C KC 77 B FF 95 X FF 95 2-2 G4-3 ③		B FC 88 S FC 87 B SL 88 F SL 82 S FC 87 2-3 K ②		3 1 0	0 0 0	0 0 0	0 0 0	0 0 0	0 1 0	3 0 0
28 Will Rhymes, L (1, 4) OBP: 0.286, SLG: 0.429			B FF 91 X SI 90 1-0 39 FC4-6 3B	X SI 94 0-0 F9 ③			B KC 75 B SI 92 C SI 92 X SI 92 2-1 29 FC1-6 1B	B CU 73 X SL 86 1-0 G3 ③		4	1	2	0	0	0	2
29 Danny Worth, R (1, 5) OBP: 0.274, SLG: 0.347			B FF 93 F SI 93 B FF 94 B SI 95 F FF 95 B SI 96 4-2 39 FC4-6 BB		B SI 91 X SI 93 1-0 P5 ①		C CH 82 X SI 93 0-1 FC1-6 ① 14 BLK 14 1B 1-2f		C FC 87 S SL 82 B CU 74 X SL 83 1-2 F9 ①	3	1	0	0	1	0	1
Inning Stats	R: 0 E: 0 K: 1 S: 10 H: 1 LOB: 1 BB: 0 P: 16	R: 0 E: 0 K: 2 S: 7 H: 0 LOB: 0 BB: 0 P: 9	R: 1 E: 0 K: 1 S: 10 H: 1 LOB: 1 BB: 1 P: 15	R: 0 E: 0 K: 1 S: 21 H: 1 LOB: 2 BB: 1 P: 30	R: 0 E: 0 K: 2 S: 12 H: 1 LOB: 1 BB: 0 P: 15	R: 0 E: 0 K: 2 S: 10 H: 1 LOB: 1 BB: 0 P: 16	R: 1 E: 0 K: 1 S: 13 H: 2 LOB: 3 BB: 1 P: 26	R: 0 E: 0 K: 1 S: 5 H: 0 LOB: 0 BB: 0 P: 9	R: 0 E: 0 K: 1 S: 8 H: 0 LOB: 0 BB: 0 P: 12	1B: 5 2B: 1 3B: 0 HR: 0 SF: 0 SAC: 0 DP: 0 HBP: 1						WP: 0 PB: 0 SB: 0 CS: 0 PA: 38	

PITCHER	IP	WLS	BF	H	R	ER	SO	BB	IBB	HBP	BLK	WP	HR	S	P	ERA	WHIP
14 David Price, L (1, 1) ERA: 2.9	6.1	W	29	7	2	2	9	2	0	1	1	0	0	78	115	2.84	1.421
36 Randy Choate, L (7, 1) ERA: 6.04	0.2	H	3	0	0	0	1	0	1	0	0	0	0	5	12	0.00	0.000
35 Dan Wheeler, R (8, 1) ERA: 2.97	2.0	S	6	0	0	0	2	0	0	0	0	0	0	13	21	0.00	0.000

livebaseballscorecards.com

Detroit Tigers @ Tampa Bay Rays
Tropicana Field, St. Petersburg, FL
Thu Jul 29 2010, 12:12 PM - 2:48 PM EDT
Att. 26,716 - Dome - 72 F

AB	34
R	2
H	7
RBI	2
BB	3
SO	12
LOB	18

BOTTOM

Batter	1	2	3	4	5	6	7	8	9	AB	R	H	RBI	BB	SO	LOB
1 Sean Rodríguez, R (1, 4) OBP: 0.300, SLG: 0.409 (9, 8)	B SL 85 S SL 87 F SL 88 X SL 81 1-2 F9 ①		F SL 81 H FF 88 1-1 13 1B 23 1B HBP		B SL 86 X CU 79 1-0 G6-3 ①			B CU 72 F SL 86 B SI 86 X SL 86 2-1 13 G4-3 13 BLK 23 1B 1B		3	2	1	0	0	0	0
13 Carl Crawford, L (1, 7) OBP: 0.362, SLG: 0.500	X SI 88 0-0 G4-3 ②		X CH 80 0-0 23 1B 1-2 2-3 1B		C CU 74 B FF 89 X SL 88 1-1 P6 ②			F SI 87 B FF 89 S CH 81 F SL 84 B FF 90 X CH 81 2-2 G4-3 ① 1-3		4	0	1	0	0	0	1
3 Evan Longoria, R (1, 5) OBP: 0.384, SLG: 0.504	B SL 88 C SL 88 C SL 84 B FF 90 C FF 90 2-3 K ③		C FF 91 S SI 91 S FF 91 0-3 K ②		B CU 75 B SL 80 F FF 88 B FF 89 X SI 88 3-1 G6-3 ③			I IN 61 I IN 67 I IN 66 I IN 68 4-0 23 1B IBB		3	0	0	0	1	2	3
23 Carlos Pena, L (1, 3) OBP: 0.337, SLG: 0.448		F SI 87 B CH 80 B CH 79 F SI 87 B SI 90 F FF 89 X FF 88 3-2 HR	B FF 90 X CH 82 1-0 20 BB 1-3 2-H 3-H 1B			B CU 74 F CU 74 F FF 88 F SL 89 X SL 82 1-2 F7 ①		S SL 82 1 SAFE X SL 82 0-1 1-2 3-H 1B		4	1	3	4	0	0	0
20 Matt Joyce, L (1, 9) OBP: 0.370, SLG: 0.453 8 Jason Bartlett, R (8, PH) OBP: 0.326, SLG: 0.335 (9, 6)		C SI 88 S CU 75 S CU 77 0-3 K ①	B CH 81 B CH 81 B SI 89 C FF 88 F FF 89 B CH 81 4-2 1-2 BB			B CU 74 F SI 86 B CU 75 B SL 87 X FF 86 3-1 G3-1 ②		T SI 92 F CH 85 B FF 93 B SI 93 S SI 93 2-3 K ②		2 1	0 0	0 0	0 0	1 0	1 0	0 2
16 Willy Aybar, S (1, 10) OBP: 0.305, SLG: 0.388		F SI 87 X CH 80 0-1 G3 ②	X SI 90 0-0 F8 ③			S CH 84 C SL 86 B FF 89 B SI 89 F SL 82 S SI 89 2-3 K ③		C CH 84 B CH 86 C SI 93 X CH 86 1-2 F9 ③		4	0	0	0	0	1	5
15 Reid Brignac, L (1, 6) OBP: 0.329, SLG: 0.419 (9, 4)		B SI 88 B SI 87 B SI 87 C FF 87 C SI 87 F FF 87 F SL 88 F CH 80 S FF 90 3-3 K ③		C CH 76 X CU 74 0-1 F7 ①			X SL 84 0-0 F7 ①			3 1 0	0 0 0	0 1 0	0 4 0	0 2 0	1 9 0	0 12 0
10 Kelly Shoppach, R (1, 2) OBP: 0.330, SLG: 0.280			B CU 78 F FF 87 S FF 88 X SL 81 1-2 13 1B 19 G5-3 23 1B 1B	F SL 85 S SI 87 S FF 89 0-3 K ②			S SI 86 F FF 87 F FF 88 S SL 89 0-3 K ②			3	1	1	0	0	2	0
19 Gabe Kapler, R (1, 8) OBP: 0.296, SLG: 0.297 (9, 9)			B FF 88 B FF 88 B FF 89 C SI 86 X FF 88 3-1 G5-3 ① 1-2	C CU 74 C FF 89 B FF 90 X FF 89 1-2 G4-3 ③			C SL 79 F SI 87 S SI 90 0-3 K ③			3	0	0	0	0	1	1
Inning Stats	R: 0 E: 0 K: 1 S: 7 H: 0 LOB: 0 BB: 0 P: 10	R: 1 E: 0 K: 2 S: 15 H: 1 LOB: 0 BB: 0 P: 21	R: 2 E: 0 K: 1 S: 14 H: 3 LOB: 3 BB: 1 P: 24	R: 0 E: 0 K: 1 S: 8 H: 0 LOB: 0 BB: 0 P: 9	R: 0 E: 0 K: 0 S: 5 H: 0 LOB: 0 BB: 0 P: 10	R: 0 E: 0 K: 1 S: 10 H: 0 LOB: 0 BB: 0 P: 16	R: 0 E: 0 K: 2 S: 8 H: 0 LOB: 0 BB: 0 P: 8	R: 1 E: 0 K: 1 S: 14 H: 2 LOB: 2 BB: 1 P: 25		1B: 5 2B: 0 3B: 1 HR: 1 SF: 0 SAC: 0 DP: 0 HBP: 1						WP: 0 PB: 0 SB: 0 CS: 0 PA: 33	

PITCHER	IP	WLS	BF	H	R	ER	SO	BB	IBB	HBP	BLK	WP	HR	S	P	ERA	WHIP
21 Rick Porcello, R (1, 1) ERA: 5.5	7.1	L	30	5	4	4	8	1	1	1	1	0	1	73	112	4.91	0.818
40 Phil Coke, L (8, 1) ERA: 2.3	0.2		3	1	0	0	1	0	0	0	0	0	0	8	11	0.00	1.500

livebaseballscorecards.com

Detroit Tigers @ Boston Red Sox

Fenway Park, Boston, MA

Fri Jul 30 2010, 7:13 PM - 11:01 PM EDT

Att. 37,832 - Cloudy - 75 F

livebaseballscorecards.com

TOP

Batter	1	2	3	4	5	6	7	8	9	AB	R	H	RBI	BB	SO	LOB
14 Austin Jackson, R (1, 8) OBP: 0.359, SLG: 0.423	F FF 93 X FC 90 0-1 28 2B 1B	C FF 94 F CU 78 C FF 96 0-3 K ②		X FF 93 0-0 G4-3 ②		C FF 90 B CH 84 1 SAFE C SI 90 1 SAFE X CU 78 1-2 G5-3 1-2 ② ③		B KN 67 F KN 66 B KN 67 S KN 66 F KN 68 B KN 68 F KN 67 X KN 67 3-2 G5-3 2-H 3-H ②		5	1	1	1	0	1	3
28 Will Rhymes, L (1, 4) OBP: 0.308, SLG: 0.462	C FF 93 B FC 90 1 SAFE B FC 89 X FF 92 2-1 24 G6-3 1-H 2B	B CU 79 D FF 95 F FC 90 B SI 94 X FC 92 3-1 F7 ③		B SI 92 C FF 94 X SI 93 1-1 G1-3 ③			B CU 74 C FF 92 B CU 76 F FF 90 B FC 87 F FF 94 X FF 95 3-2 25 CS 26 1B 1B	B KN 67 C FF 73 X KN 66 1-1 G4-3 ③		5	0	2	1	0	0	2
26 Brennan Boesch, L (1, 9) OBP: 0.363, SLG: 0.503	B FF 95 S FF 95 F FF 95 S FF 96 1-3 K ①	B FF 93 F FF 94 S FF 93 B CU 78 B CU 79 T FF 95 3-2 K ①	S FF 90 X FC 88 0-1 L7 ①				C FF 93 F FF 94 1 SAFE B FC 89 1 SAFE F SI 92 F FF 95 B FC 88 B SI 91 3-2 X FF 93 25 BB 27 1B 1-2 1B		X KN 64 0-0 P5 ①	5	0	1	0	0	2	1
24 Miguel Cabrera, R (1, 3) OBP: 0.425, SLG: 0.651	S FF 95 D CH 88 B FF 94 X SI 94 2-1 G6-3 2-3 ② 1B	X FF 94 0-0 27 WP 25 1B 1B	C FC 88 C CH 85 B CU 77 B FF 94 B FC 89 X FF 95 3-2 27 HR 1B				C SL 87 D SL 86 S SL 89 B SL 87 D SL 89 S SL 89 3-3 K ①		H KN 64 1-0 HBP	4	1	2	0	0	1	3
25 Ryan Raburn, R (1, 7) OBP: 0.287, SLG: 0.329 32 Don Kelly, L (9, 7) OBP: 0.248, SLG: 0.252	C FC 91 C CU 76 B FF 96 S CU 79 1-3 K2-1-3 ③	F FF 94 X FC 91 0-1 27 WP 1-2 1B	C FC 89 C SI 94 B FF 93 D CU 79 S CH 86 2-3 K ②				B FF 93 F SL 87 B SL 88 D SL 88 B SL 87 4-1 27 1B 1-2 2-3 BB ②		B KN 65 F KN 65 B KN 65 S KN 64 X KN 65 2-2 F7 ②	4 0	0 0	1 0	0 0	1 0	2 0	3 0
27 Jhonny Peralta, R (1, 5) OBP: 0.315, SLG: 0.411		B SI 90 X CH 83 1-0 HR	F FF 95 F FC 91 D CU 80 B CU 79 B FC 91 B CU 78 4-2 12 FC6-4 1-2 2-3 BB	C FF 94 B CH 86 B FF 95 B FC 91 X FC 90 3-1 1-H HR		F FF 93 B SL 88 B SL 90 D SL 88 X FF 92 3-1 1-2 2-H 1B ③		B KN 65 S KN 65 T KN 64 B KN 66 F KN 66 S CU 60 2-3 K ③	4	2	3	3	1	1	1
53 Jeff Frazier, R (1, 10)		C FF 93 F CU 75 F FF 94 S CU 79 0-3 K ① B SI 95 S SI 94 F FC 91 S CU 80 1-3 K ②	B SI 93 B FF 92 X FF 92 2-0 G5-3 ③				B KN 66 C KN 67 B KN 67 F KN 67 B KN 67 B FF 74 4-2 29 SH1-4 12 1B 14 WP BB		3	1	0	0	1	2	3
12 Gerald Laird, R (1, 2) OBP: 0.244, SLG: 0.261		B SI 93 X SI 94 1-0 29 1B 1B B SI 95 X SI 94 1-0 FC6-4 1-2f ③		B SI 89 X FF 89 1-0 G6-3 ①			B FF 74 X FF 73 1-0 14 WP 29 SH1-4 14 G5-3 1-2 1B		4	1	2	0	0	0	3
29 Danny Worth, R (1, 6) OBP: 0.284, SLG: 0.350		X SI 95 0-0 1-2 1B	B CH 84 B SI 91 B CH 84 C FC 91 C FC 88 X FF 93 3-2 G6-3 ①			C FF 92 B FC 89 B SI 92 F FC 88 B CU 75 F FF 93 B FF 91 4-2 14 CS BB		X KN 66 0-0 SH1-4 1-2 2-3 ①	2	0	1	0	1	0	0
Inning Stats	R: 1 E: 0 K: 2 S: 12 H: 2 LOB: 1 BB: 0 P: 18	R: 1 E: 0 K: 2 S: 12 H: 3 LOB: 2 BB: 0 P: 17	R: 0 E: 0 K: 2 S: 12 H: 2 LOB: 3 BB: 1 P: 21	R: 0 E: 0 K: 0 S: 6 H: 0 LOB: 0 BB: 0 P: 10	R: 2 E: 0 K: 1 S: 11 H: 2 LOB: 0 BB: 0 P: 21	R: 0 E: 0 K: 0 S: 7 H: 0 LOB: 0 BB: 1 P: 13	R: 0 E: 0 K: 1 S: 15 H: 3 LOB: 2 BB: 1 P: 31	R: 2 E: 0 K: 0 S: 11 H: 1 LOB: 0 BB: 1 P: 20	R: 0 E: 0 K: 1 S: 8 H: 0 LOB: 1 BB: 0 P: 13	1B: 10 2B: 1 3B: 0 HR: 2 SF: 0 SAC: 1 DP: 0 HBP: 1						

PITCHER		IP	WLS	BF	H	R	ER	SO	BB	IBB	HBP	BLK	WP	HR	S	P	ERA	WHIP
31 Jon Lester, L ERA: 3.05	(1, 1)	6.0	L	30	11	4	4	7	2	0	0	0	1	2	69	115	6.00	2.167
Ramon E Ramirez, R ERA: 4.46	(7, 1)	1.0		3	1	0	0	1	1	0	0	0	0	0	6	16	0.00	2.000
49 Tim Wakefield, R ERA: 5.65	(8, 1)	2.0		9	1	2	2	1	1	0	1	0	1	0	19	33	9.00	1.000

BOTTOM

Batter	1	2	3	4	5	6	7	8	9	AB	R	H	RBI	BB	SO	LOB
10 Marco Scutaro, R (1, 6) OBP: 0.348, SLG: 0.392	C SI 91 B SL 88 F SI 89 F SI 92 B SI 91 F SL 88 X SI 93 2-2 L8 ①	C SI 92 F SI 92 F SI 92 B SI 88 B SI 88 X SL 87 2-2 FC6-4 1-2f ③			B SI 91 C SI 91 X SI 92 1-1 HR		L SL 82 B SL 80 F FF 91 B FF 88 B FF 93 F FF 92 F FF 92 F FF 91 F FF 92 3-2 X FF 93 1-2 1B ①		B FF 96 B FS 88 C FS 87 B FS 88 B FS 88 4-1 20 BB 12 BB 34 HR BB	4	2	2	1	1	0	1
12 Jed Lowrie, S (1, 4) OBP: 0.333, SLG: 0.348	B SI 92 B SI 92 C SI 91 B SI 93 B SI 92 4-1 41 BB 20 HBP BB		X SI 90 0-0 P4 ①		C SI 91 B SL 89 S SL 88 B SI 89 X SL 90 2-2 L6 ②		C FF 89 F SL 82 B FF 92 C FF 90 1-3 K ②		B FS 88 B FF 95 C FS 89 F FS 87 B FS 87 B FS 88 4-2 20 BB 34 HR 1-2 BB	3	1	0	0	2	1	1
20 Kevin Youkilis, R (1, 3) OBP: 0.412, SLG: 0.568	B SI 91 B SL 86 C SL 85 H SI 90 3-1 41 BB 1-2 HBP		C SI 89 B SL 88 C SI 89 B SI 90 F SL 88 F SI 90 F SL 90 B SI 92 S SI 90 3-3 K ②		C SI 90 C SI 93 X SI 92 0-2 41 WP 34 BB 1B		C SL 82 B SL 85 F SI 91 X FF 92 1-2 L4 ③		B FS 88 B FF 95 B FS 87 B FF 95 4-0 34 HR 1-2 2-3 BB	3	1	1	0	1	1	1
34 David Ortiz, L (1, 10) OBP: 0.368, SLG: 0.535	T SI 92 B CH 82 F CH 84 D SI 89 S SL 88 2-3 K ②		B SI 92 F SI 92 F SI 89 S SI 88 1-3 K ③		B CH 85 C CH 84 F CU 79 B CU 80 F FF 89 B FF 93 B SL 88 4-2 41 WP 1-2 BB			C FF 95 B SL 84 C SL 84 F SI 95 B SL 85 F SI 95 S FF 95 2-3 K ①	F FF 96 B FS 89 X FF 96 1-1 1-H 2-H 3-H HR	4	1	1	4	1	3	2
41 Victor Martinez, S (1, 2) OBP: 0.346, SLG: 0.475	B SL 88 B SL 88 C CH 83 B SL 89 B SI 91 4-1 1-2 2-3 BB			B SI 89 X SI 90 1-0 29 1B 2B	F FF 93 B SI 94 B CH 88 X SL 90 2-1 F7 1-2 2-3 ③			B SL 83 S FF 94 B SL 84 F SI 96 X FF 96 2-2 54 WP 2B	C FS 87 B FS 88 B FS 87 F FS 88 F FS 88 S FS 88 2-3 K ②	4	0	2	0	1	1	2
29 Adrian Beltré, R (1, 5) OBP: 0.372, SLG: 0.555	B SL 90 C SI 92 F SI 92 X SL 90 1-2 G1-3 ③			F SL 86 B SI 89 X SL 87 1-1 23 G5-4-3 2-3 1B		C SI 90 F SI 90 F SL 81 F FF 93 S SI 92 0-3 K ①		B FF 95 F CH 85 S SL 84 S SL 85 1-3 K ② B FS 86 B FS 87 C FS 87 F FS 87 F FF 96 F FS 88 X FS 88 2-2 2B	5	0	2	0	0	2	4
32 Jeremy Hermida, L (1, 9) OBP: 0.257, SLG: 0.348 54 Darnell McDonald, R (8, PH) OBP: 0.324, SLG: 0.392 (9, 9) 7 J.D. Drew, L (9, PH) OBP: 0.352, SLG: 0.464 22 Bill Hall, R (9, PR) OBP: 0.320, SLG: 0.445		B SI 89 F SI 89 X SI 85 1-1 G4-3 ①	B SI 89 B SL 85 F SL 86 B CH 86 X SI 91 3-1 F7 ①		C FF 94 B SI 92 C SI 91 B FF 93 B SI 92 X SI 91 3-2 G4-3 ②			B FF 86 F FF 95 B FF 96 S FF 94 B FF 96 F FF 94 B FF 94 4-2 2-3 BB	I IN 65 I IN 68 I IN 69 I IN 64 4-0 IBB	3 0 0 0	0 0 0 0	0 0 0 0	0 0 0 0	0 1 1 0	0 0 0 0	2 0 0 0
23 Mike Cameron, R (1, 8) OBP: 0.328, SLG: 0.401		X SI 91 0-0 10 FC6-4 1B		C SL 88 X SI 92 0-1 G5-4-3 1-2f ② ③		F SI 91 B FF 93 S FF 92 B FF 93 B FF 90 S SI 93 3-3 K ③		S FS 87 C FS 89 F FS 87 B FF 96 S FS 89 1-3 K ③	C FF 95 B FF 95 B FF 94 B FF 94 F FF 94 C FS 88 3-3 K ③	5	0	1	0	0	3	6
3 Eric Patterson, L (1, 7) OBP: 0.268, SLG: 0.442		F SI 89 B SI 89 C SI 90 B SL 89 B SL 86 X SI 91 3-2 P4 ②			C SI 88 F SI 90 B SL 87 X SL 90 1-2 G4-3 ①		C FF 91 S FF 92 F SI 92 B SI 92 B FF 94 F FF 93 B SI 92 B FF 93 4-2 10 CS BB		B FS 86 C FS 86 B FS 86 B FS 87 F FS 88 F FS 87 S FS 88 3-3 K ①	3	0	0	0	1	1	1
Inning Stats	R: 0 E: 0 K: 1 S: 14 H: 0 LOB: 3 BB: 2 P: 30	R: 0 E: 0 K: 0 S: 10 H: 1 LOB: 1 BB: 0 P: 16	R: 0 E: 0 K: 2 S: 10 H: 0 LOB: 0 BB: 0 P: 14	R: 0 E: 0 K: 0 S: 7 H: 2 LOB: 1 BB: 0 P: 12	R: 1 E: 0 K: 0 S: 16 H: 2 LOB: 2 BB: 1 P: 26	R: 0 E: 0 K: 2 S: 11 H: 0 LOB: 0 BB: 0 P: 17	R: 0 E: 0 K: 1 S: 17 H: 1 LOB: 1 BB: 1 P: 26	R: 0 E: 0 K: 3 S: 18 H: 1 LOB: 2 BB: 1 P: 28	R: 4 E: 0 K: 3 S: 21 H: 2 LOB: 2 BB: 4 P: 48	1B: 4 2B: 3 3B: 0 HR: 2 SF: 0 SAC: 1 DP: 0 HBP: 1						

PITCHER		IP	WLS	BF	H	R	ER	SO	BB	IBB	HBP	BLK	WP	HR	S	P	ERA	WHIP
58 Armando Galarraga, R ERA: 4.28	(1, 1)	4.2		21	5	1	1	3	2	0	1	0	0	1	52	87	1.93	1.500
21 Enrique Gonzalez, R ERA: 3.06	(5, 1)	0.1		2	0	0	0	0	1	0	0	0	1	0	5	11	0.00	3.000
34 Robbie Weinhardt, R ERA: 3.86	(6, 1)	2.0	W	7	1	0	0	3	1	0	0	0	0	0	28	43	0.00	1.000
40 Phil Coke, L ERA: 2.27	(8, 1)	0.2		3	1	0	0	2	0	0	0	0	0	0	11	16	0.00	1.500
46 Jose Valverde, R ERA: 2.54	(8, 1)	1.1		11	2	4	4	4	4	1	0	0	1	1	28	60	27.00	4.500

AB	36
R	6
H	13
RBI	5
BB	4
SO	9
LOB	19

WP: 2	PA: 42		
PB: 0			
SB: 0			
CS: 1			

TOP

Batter	1	2	3	4	5	6	7	8	9	AB	R	H	RBI	BB	SO	LOB
14 Austin Jackson, R (1, 8) OBP: 0.357, SLG: 0.423	C FF 92 S FF 94 F FC 91 C FF 95 0-3 ① K	F FF 90 S FC 91 C FF 94 0-3 ② K		C SL 80 X SI 91 0-1 ② G4-3 2-3			L SL 80 C FF 91 F FF 92 F FF 92 B FF 91 X SL 82 1-2 28 SH5-4 2B		B FF 87 S FS 83 F FF 87 B FF 88 X FF 87 2-2 ② G5-3	5	0	1	0	0	2	3
28 Will Rhymes, L (1, 4) OBP: 0.300, SLG: 0.414	B FF 93 B SI 93 C FF 92 F FF 92 B FS 81 B FF 94 4-2 24 HR BB	F FC 91 F FF 92 C FF 93 0-3 ③ K		C FF 92 X FF 92 0-1 ③ L7			X FF 91 0-0 ① SH5-4 2-3		X FF 87 0-0 ③ B3	3	1	0	0	1	1	3
26 Brennan Boesch, L (1, 9) OBP: 0.358, SLG: 0.497	1 SAFE B FF 91 F FF 92 B FC 91 F FC 90 F FF 93 F FF 93 1 SAFE X FC 92 2-2 ② P5	B FS 79 B FF 92 F FF 91 X FF 91 2-1 ① F7	B FS 78 B FF 91 B FS 78 F FF 92 C SL 81 2-3 ① K			S FF 91 B FC 91 F FF 92 F FF 92 S CH 85 1-3 ② K			4	0	0	0	0	2	2
24 Miguel Cabrera, R (1, 3) OBP: 0.428, SLG: 0.660	B FF 92 X FF 93 1-0 1-H HR	B SI 93 F SI 93 F FC 91 B SL 84 B SL 84 X SI 94 3-2 ② G5-3	B SL 80 X FF 92 1-0 1B				I IN 71 I IN 73 I IN 74 I IN 74 4-0 IBB			3	1	2	2	1	0	0
27 Jhonny Peralta, R (1, 5) OBP: 0.314, SLG: 0.408	C FC 91 F SL 82 X FF 94 0-2 ③ F8	B SL 82 S SL 81 B FF 94 B FC 92 F FF 92 B SL 83 4-2 BB	B SI 90 B SI 91 C FF 93 C SL 80 F SI 92 X SL 81 2-2 ② P5			B FF 90 X FF 90 1-0 ③ F9			3	0	0	0	1	0	3
32 Don Kelly, L (1, 7) OBP: 0.241, SLG: 0.244	B FF 90 S FF 91 F FC 90 X FF 91 1-2 ① G3-1	F FC 91 B FF 93 F FC 90 X SL 81 1-2 ③ G4-3	B FF 93 F FF 91 X FF 91 1-1 ③ P6					B FF 90 L SL 86 B CH 84 F SL 87 B FF 91 X FF 92 3-2 ① F7		4	0	0	0	0	0	2
53 Jeff Frazier, R (1, 10) OBP: 0.375, SLG: 0.429	B SI 88 F FF 92 F SL 79 B FF 93 X SL 82 2-2 12 1B 39 1B 1B		B FF 90 F FF 91 B FF 90 F FC 89 X SL 83 2-2 39 2B 2B			B FF 89 B SI 91 C FF 90 X SL 81 2-1 ① G6-3		C FF 91 B FF 92 X SL 88 1-1 ② G6-3		4	2	2	0	0	0	0
12 Gerald Laird, R (1, 2) OBP: 0.244, SLG: 0.261	X FF 90 0-0 39 1B 1-2 1B	C SL 79 B FF 90 C SL 80 B FF 91 S FC 92 2-3 ① K			F FF 92 X SI 91 0-1 ② B1-3		C FF 91 S FF 91 B FF 92 S CU 80 1-3 ③ K		4	0	1	0	0	2	1
39 Ramon Santiago, S (1, 6) OBP: 0.354, SLG: 0.338	C FF 92 X FF 91 0-1 1-2 2-H 1B	B FF 92 B FF 92 X FF 91 2-0 14 G4-3 2-H 2B			F FF 92 B SL 81 X FF 92 1-1 ③ F7				X FF 87 0-0 ① P3	4	0	2	2	0	0	0
Inning Stats	R: 2 E: 0 K: 1 S: 15 H: 1 LOB: 0 BB: 1 P: 22	R: 1 E: 0 K: 2 S: 15 H: 3 LOB: 2 BB: 0 P: 18	R: 0 E: 0 K: 0 S: 10 H: 0 LOB: 1 BB: 1 P: 20	R: 1 E: 0 K: 1 S: 11 H: 2 LOB: 1 BB: 0 P: 17	R: 0 E: 0 K: 1 S: 10 H: 1 LOB: 1 BB: 0 P: 16	R: 0 E: 0 K: 0 S: 6 H: 0 LOB: 0 BB: 0 P: 9	R: 0 E: 0 K: 1 S: 11 H: 1 LOB: 2 BB: 1 P: 18	R: 0 E: 0 K: 1 S: 8 H: 0 LOB: 0 BB: 0 P: 13	R: 0 E: 0 K: 0 S: 5 H: 0 LOB: 0 BB: 0 P: 7	1B: 4 2B: 3 3B: 0 HR: 1	SF: 0 SAC: 1 DP: 0 HBP: 0	WP: 0 PB: 0 SB: 0 CS: 0	PA: 38				

PITCHER		IP	WLS	BF	H	R	ER	SO	BB	IBB	HBP	BLK	WP	HR	S	P	ERA	WHIP
18 Daisuke Matsuzaka, R ERA: 4.22	(1, 1)	6.0		28	8	4	4	5	2	0	0	0	0	1	72	108	6.00	1.667
62 Dustin Richardson, L ERA: 2.35	(7, 1)	0.2		3	0	0	0	1	0	1	0	0	0	0	5	10	0.00	0.000
48 Scott Atchison, R ERA: 4.06	(7, 1)	1.1		4	0	0	0	1	0	0	0	0	0	0	9	15	0.00	0.000
37 Hideki Okajima, L ERA: 5.63	(9, 1)	1.0	W	3	0	0	0	0	0	0	0	0	0	0	5	7	0.00	0.000

Detroit Tigers @ Boston Red Sox

Fenway Park, Boston, MA

Sat Jul 31 2010, 4:14 PM - 7:42 PM EDT

Att. 37,498 - Cloudy - 72 F

livebaseballscorecards.com

AB	34
R	4
H	8
RBI	4
BB	3
SO	7
LOB	14

BOTTOM

Batter	1	2	3	4	5	6	7	8	9	AB	R	H	RBI	BB	SO	LOB
10 Marco Scutaro, R (1, 6) OBP: 0.346, SLG: 0.390	C FF 91 F SL 84 B FF 94 B FF 94 S FF 94 2-3 ① K		B SL 85 B SL 84 C FF 94 S FF 94 B FF 94 X FF 93 3-2 2-3 1B			C FF 91 B SL 86 B SL 84 B FF 93 C FF 94 X FF 95 3-2 ① F8	C FF 96 B FF 96 X SL 86 1-1 ② F9		B SI 94 B SI 95 C SI 92 F SI 95 B SL 83 X FF 96 3-2 ① F7	5	0	1	0	0	1	2
7 J.D. Drew, L (1, 9) OBP: 0.357, SLG: 0.464 3 Eric Patterson, L (7, PR) OBP: 0.268, SLG: 0.442 (8, 8) 12 Jed Lowrie, S (9, PH) OBP: 0.357, SLG: 0.417	B FF 94 C FF 94 B CH 85 B CH 85 B FF 95 4-1 BB		S CH 85 1 SAFE X FF 96 0-1 ② L6			X CH 84 0-0 20 2B 1B	B FC 88 B CH 86 B SI 96 B SI 94 4-0 20 HBP BB		B CH 85 B SI 95 C F SI 95 F CH 86 D SL 84 F FF 96 X SI 95 3-2 1-3 34 2B 2B	2 0 1	0 0 1	1 0 1	0 0 1	2 0 0	0 0 0	2 0 0
20 Kevin Youkilis, R (1, 3) OBP: 0.414, SLG: 0.569	C FF 93 B FF 94 B SL 85 F FF 94 B FF 94 X FF 94 3-2 ② P5	C SL 84 B FF 94 F CH 84 D SL 87 F SL 85 B FF 94 X FF 95 3-2 ③ F8				B FF 92 C SL 85 F FF 92 F CH 86 F FF 97 F FF 96 X SL 85 1-2 1-3 2B	D FC 88 H FF 95 2-0 1-2 2-3 HBP		I IN 62 I IN 67 I IN 71 I IN 66 4-0 34 2B IBB	3	1	1	0	1	0	3
34 David Ortiz, L (1, 10) OBP: 0.369, SLG: 0.537	C FF 96 X CH 84 0-1 ③ L7			B CH 84 X CH 84 1-0 29 G4-6-3 1B		B FF 96 C CH 86 S FF 97 S FF 98 1-3 ② K	B FF 96 S SL 86 B FF 97 F FF 97 F FF 95 S SI 88 2-3 ③ K		B SL 84 D SL 83 F FF 96 X FF 96 2-1 1-H 2-H 3-H 2B	5	0	2	3	0	2	6
41 Victor Martinez, S (1, 2) OBP: 0.348, SLG: 0.476		C FF 92 F FF 94 X FF 96 0-2 29 G6-4-3 1B		B FF 93 B CH 84 X FF 94 2-0 ① F7		B CH 86 X CH 85 1-0 ③ F8		C FF 95 X FF 96 0-1 29 FC9-4-6 1B		4	0	2	0	0	0	3
29 Adrián Beltré, R (1, 5) OBP: 0.371, SLG: 0.552	B SL 85 C SL 85 B FF 94 S SL 84 F CH 84 B SL 87 F FF 94 X SL 85 3-2 ① ② G6-4-3 1-2f			F FF 94 X FF 94 0-1 ② ③ G4-6-3 1-2f			B SL 82 B FF 92 B FF 91 C FF 90 F FF 92 X FF 94 3-2 22 1B 55 1B 1B	F FF 96 B SL 86 B SL 86 F SL 86 X SL 86 2-2 ① FC9-4-6 1-2f		4	1	1	0	0	0	3
22 Bill Hall, R (1, 4) OBP: 0.323, SLG: 0.446	C FF 94 B FF 96 B FF 94 X FF 95 2-1 ③ G5-3				C SL 82 B SL 85 F SL 84 B FF 94 F FF 95 F CH 84 X SL 84 2-2 55 G3-6 1B		F FF 92 C SL 85 B FF 96 D CH 84 F FF 95 F CH 82 X CH 82 2-2 ① 1-3 1B	B FF 96 C FF 95 B SI 95 F FF 95 B FF 95 X FF 95 3-2 ② L7		4	0	2	0	0	0	1
55 Ryan Kalish, L (1, 7) OBP: 0.500, SLG: 0.500		C FF 94 F CH 84 B CH 85 F FF 95 X CH 87 1-2 10 1B 54 G4-3 1B			C FF 93 F FF 95 F FF 98 B SL 87 B SL 84 1 SAFE F FF 95 X CH 84 2-2 ① ② G3-6 1-2f		B SL 84 B SL 84 F FF 94 B FF 92 X SI 92 3-1 54 2B 3-H 1B	C SL 87 B SL 87 S SL 86 S SL 87 1-3 ③ K		4	1	2	1	0	1	2
54 Darnell McDonald, R (1, 8) OBP: 0.327, SLG: 0.398 (8, 9)		C SL 84 F FF 92 F CH 85 X FF 92 0-2 ① G4-3 1-2			B FF 93 B FF 92 C FF 93 F FF 94 S FF 95 2-3 ③ K		B SL 86 X FF 96 1-0 20 HBP 1-H 2B		B FF 95 F FF 94 X SL 86 1-1 12 2B 34 2B 1B	4	1	2	1	0	1	1
Inning Stats	R: 0 E: 0 K: 1 S: 9 H: 0 LOB: 1 BB: 1 P: 18	R: 0 E: 0 K: 0 S: 10 H: 1 LOB: 0 BB: 0 P: 15	R: 0 E: 0 K: 0 S: 17 H: 2 LOB: 2 BB: 0 P: 24	R: 0 E: 0 K: 0 S: 4 H: 1 LOB: 0 BB: 0 P: 7	R: 0 E: 0 K: 1 S: 13 H: 1 LOB: 0 BB: 0 P: 19	R: 0 E: 0 K: 1 S: 14 H: 2 LOB: 0 BB: 0 P: 20	R: 2 E: 0 K: 1 S: 17 H: 4 LOB: 3 BB: 1 P: 35	R: 0 E: 0 K: 1 S: 11 H: 1 LOB: 1 BB: 0 P: 17	R: 3 E: 0 K: 0 S: 12 H: 3 LOB: 1 BB: 1 P: 25	1B: 11 2B: 4 3B: 0 HR: 1	SF: 0 SAC: 1 DP: 0 HBP: 1	WP: 0 PB: 0 SB: 0 CS: 0	PA: 40				

PITCHER		IP	WLS	BF	H	R	ER	SO	BB	IBB	HBP	BLK	WP	HR	S	P	ERA	WHIP
37 Max Scherzer, R ERA: 4.28	(1, 1)	6.1		25	9	1	1	3	1	0	0	0	0	0	75	116	1.42	1.579
36 Brad Thomas, L ERA: 4.4	(7, 1)	0.0		1	1	0	0	0	0	0	0	0	0	0	2	5	∞	∞
45 Ryan Perry, R ERA: 5.01	(7, 1)	1.2	H	10	3	2	2	2	1	0	1	0	0	0	20	37	10.80	2.400
40 Phil Coke, L ERA: 2.66	(9, 1)	0.1	L	4	2	2	2	0	0	1	0	0	0	0	10	22	54.00	6.000

livebaseballscorecards.com

AB	36
R	5
H	15
RBI	5
BB	3
SO	5
LOB	23

TOP

Batter	1	2	3	4	5	6	7	8	9	AB	R	H	RBI	BB	SO	LOB
14 Austin Jackson, R (1, 8) OBP: 0.354, SLG: 0.418	F FF 94 X FF 95 0-1 ① G4-3		B FF 97 F FC 91 S CH 83 B SI 96 S FF 96 2-3 ③ K			S CH 83 X FF 94 0-1 ② G4-3		B CH 83 X FF 96 1-0 ③ G4-3		4	0	0	0	0	1	0
28 Will Rhymes, L (1, 4) OBP: 0.294, SLG: 0.375	C FF 96 C CH 84 B FC 93 X FC 93 1-2 ② P5			B FF 92 F FF 93 F FC 89 X FF 95 1-2 ① P4		B FF 94 B CH 82 B FF 94 B FF 93 4-0 BB			C FF 92 B FC 90 X FC 90 1-1 E4 25 BB 24 2B	3	1	0	0	1	0	0
25 Ryan Raburn, R (1, 7) OBP: 0.292, SLG: 0.329	C FF 96 F CU 80 B FF 97 B FC 92 X SI 96 2-2 1B			C CH 81 F FC 90 B CH 83 F FC 93 B CH 82 S FC 90 2-3 ② K		1 SAFE B FF 94 B FC 88 S FF 95 S FF 94 S FC 90 2-3 ③ K			B FF 93 1 SAFE B SI 93 B FF 94 C FF 93 1 SAFE C FF 93 F SI 93 F FF 93 4-2 1 SAFE B FF 93 1-2 24 2B BB	3	1	1	0	1	2	1
24 Miguel Cabrera, R (1, 3) OBP: 0.429, SLG: 0.660 32 Don Kelly, L (9, PR) OBP: 0.241, SLG: 0.244 (9, 3)	S FF 94 S FF 90 B CU 79 S FF 96 1-3 ③ K			B FF 95 X CH 83 1-0 ③ L5			B CH 83 B FC 89 B FC 93 C SI 93 B FF 93 4-1 26 FC6-4 BB		X FF 96 0-0 27 1B 1-H 2-H 2B	3 0	0 1	1 0	2 0	1 0	1 0	1 0
26 Brennan Boesch, L (1, 9) OBP: 0.354, SLG: 0.490		C CH 81 X FC 89 0-1 ① F9			B FF 92 F FF 93 B CU 77 F FF 94 X FF 95 2-2 ① G5-3		X FF 93 0-0 ① FC6-4 1-2f		F FF 95 S FF 96 S FF 97 0-3 ① K	4	0	0	0	0	1	2
27 Jhonny Peralta, R (1, 5) OBP: 0.316, SLG: 0.412		S CH 82 B FC 92 S CH 81 B CH 83 S SI 96 2-3 ② K			B SI 94 F FC 90 B CH 83 S CH 83 X CH 82 2-2 2B		X FF 93 0-0 ② P3		X FF 97 0-0 53 G5-4-3 2-H 1B	4	0	2	1	0	1	1
53 Jeff Frazier, R (1, 10) OBP: 0.250, SLG: 0.273		B FF 96 X SI 95 1-0 ③ G5-3			F FF 94 X FC 92 0-1 ② L3		C FF 94 X FF 95 0-1 ③ F9		F FF 95 B FS 89 B SL 83 X FS 89 2-1 ②③ G5-4-3 1-2f	4	0	0	0	0	0	4
13 Alex Avila, L (1, 2) OBP: 0.295, SLG: 0.308			C FF 94 B FC 90 F FC 92 B FF 95 B FC 90 F FF 94 B SI 95 4-2 39 G6-4-3 BB		B FF 94 X SI 94 1-0 ③ G6-3			X FF 92 0-0 ① G4-3		2	0	0	0	1	0	1
39 Ramon Santiago, S (1, 6) OBP: 0.350, SLG: 0.333			C SI 94 F FC 90 B CU 77 B CU 77 X SI 94 2-2 ①② G6-4-3 1-2f			C FF 90 B CU 77 B CU 75 X SI 94 2-1 ① F7		C SI 93 S CH 82 B FC 91 X FC 90 1-2 ② G5-3		3	0	0	0	0	0	1
Inning Stats	R: 0 E: 0 K: 1 S: 11 H: 1 LOB: 1 BB: 0 P: 15	R: 0 E: 0 K: 1 S: 6 H: 0 LOB: 0 BB: 0 P: 9	R: 0 E: 0 K: 1 S: 9 H: 0 LOB: 0 BB: 1 P: 17	R: 0 E: 0 K: 1 S: 8 H: 0 LOB: 0 BB: 0 P: 12	R: 0 E: 0 K: 0 S: 9 H: 1 LOB: 1 BB: 0 P: 14	R: 0 E: 0 K: 1 S: 7 H: 0 LOB: 1 BB: 1 P: 15	R: 0 E: 0 K: 0 S: 5 H: 0 LOB: 1 BB: 1 P: 9	R: 0 E: 0 K: 0 S: 5 H: 0 LOB: 0 BB: 0 P: 7	R: 3 E: 1 K: 1 S: 13 H: 2 LOB: 1 BB: 1 P: 20	1B: 2 2B: 2 3B: 0 HR: 0 SF: 0 SAC: 0 DP: 2 HBP: 0						WP: 0 PB: 0 SB: 0 CS: 0 PA: 34	

PITCHER	IP	WLS	BF	H	R	ER	SO	BB	IBB	HBP	BLK	WP	HR	S	P	ERA	WHIP
11 Clay Buchholz, R (1, 1) ERA: 2.59	8.0		30	2	2	2	5	4	0	0	0	0	0	66	109	2.25	0.750
58 Jonathan Papelbon, R (9, 1) ERA: 3.05	1.0	W	4	2	1	0	1	0	0	0	0	0	0	7	9	0.00	2.000

PITCHER	IP	WLS	BF	H	R	ER	SO	BB	IBB	HBP	BLK	WP	HR	S	P	ERA	WHIP

BOTTOM

Batter	1	2	3	4	5	6	7	8	9	AB	R	H	RBI	BB	SO	LOB
10 Marco Scutaro, R (1, 6) OBP: 0.347, SLG: 0.390	B FF 94 C FF 96 X FF 96 1-1 7 S 1B	C CU 80 C CU 81 C CU 82 0-3 ② K		X FF 91 0-0 ① F8			C FF 92 C FF 93 X CU 78 0-2 ① G6-3		B FF 88 L FF 86 X FF 88 1-1 E1 1-2 2-H 1B	5	0	2	0	0	1	2
7 J.D. Drew, L (1, 9) OBP: 0.356, SLG: 0.460	B FF 95 B CH 87 B FF 96 B FF 94 4-0 1-2 BB	B CH 88 S FF 97 B CU 81 C CU 81 B CU 81 S FF 99 3-3 ③ K		B CH 89 C FF 91 X FF 91 1-1 ② F7			C FF 94 B CH 86 T CH 86 B FF 97 X FF 97 2-2 ② F9			3	0	0	0	1	1	2
20 Kevin Youkilis, R (1, 3) OBP: 0.412, SLG: 0.565	C FF 98 F FF 96 S SL 89 0-3 ① K		B FF 94 B FF 95 F FF 95 X FF 96 2-1 34 BB 29 1B 1B	B FF 92 C FF 92 F FF 96 F SL 85 B CH 86 X CU 80 2-2 ③ P4			C FF 94 F SL 86 X FF 99 0-2 ③ F8			4	1	1	0	0	1	2
34 David Ortiz, L (1, 10) OBP: 0.370, SLG: 0.535	B FF 97 B CH 88 C CH 87 F FF 97 S FF 98 2-3 ② K		B CH 87 C CH 87 1 SAFE C CU 80 B FF 96 B CH 86 F FF 97 B CH 88 4-2 29 1B 55 SF8 1-2 BB		S FF 92 S FF 92 B CH 86 F FF 97 S CU 77 1-3 ① K			F FF 93 B SI 92 F CU 85 X SI 93 1-2 1B		3	1	1	0	1	2	2
41 Victor Martinez, S (1, 2) OBP: 0.343, SLG: 0.469	B CU 80 B FF 97 C FF 96 B FF 97 F FF 97 X FF 99 3-2 ③ F8		C CU 79 C CU 80 X SL 89 0-2 ① F5		C CU 75 C CU 77 X CU 80 0-2 ② F7			C FF 93 X SI 95 0-1 ① P4		4	0	0	0	0	0	5
29 Adrian Beltré, R (1, 5) OBP: 0.372, SLG: 0.551		B FF 95 F FF 95 S FF 96 B SL 88 X FF 98 2-2 12 1B 3 1B 1B	S SL 89 S SL 90 F CU 81 X FF 98 0-2 12 WP 55 SF8 1-3 2-H 1B		B FF 91 B FF 93 F FF 93 F FF 94 B SL 85 X FF 98 3-2 ③ F9			F SI 94 C FF 88 F FF 93 S FF 87 0-3 ② K		4	1	2	1	0	1	1
55 Ryan Kalish, L (1, 7) OBP: 0.250, SLG: 0.286	B FF 97 B CH 88 1 SAFE B FF 96 C FF 97 X FF 97 3-1 ① P3	X FF 98 0-0 ② SF8 1-2 3-H				C FF 91 C FF 91 B FF 95 F FF 94 C FF 95 1-3 K		B FF 94 D FF 93 B SI 93 C FF 93 X FF 94 3-1 ③ G3		3	0	0	1	0	1	2
12 Jed Lowrie, S (1, 4) OBP: 0.406, SLG: 0.444 54 Darnell McDonald, R (9, PR) OBP: 0.327, SLG: 0.398	B FF 96 1 SAFE X FF 96 1-0 3 1B 1-3 1B	B FF 98 F FF 98 F CU 81 B CU 81 D CU 79 B FF 97 4-2 2-3 BB			B FF 92 C CH 90 F FF 93 X FF 94 1-2 ② G3-1				C SI 91 C FF 92 F SL 84 F SL 84 F FF 93 X FF 86 0-2 10 1B 3 BB 10 E 1B	3 0	0 1	2 0	0 0	1 0	0 0	0 0
3 Eric Patterson, L (1, 8) OBP: 0.273, SLG: 0.440	X FF 97 0-0 1-2 3-H 1B	L FF 97 B FF 97 B FF 97 C FF 97 B CU 81 F FF 96 S FF 98 3-3 ③ K				F CH 90 C FF 93 B FF 96 C FF 94 1-3 ③ K			B SI 92 B FF 93 B FF 92 B FF 93 4-0 10 E 1-2 BB	3	0	1	1	1	2	2
Inning Stats	R: 0 E: 0 K: 2 S: 11 H: 1 LOB: 2 BB: 1 P: 21	R: 1 E: 0 K: 2 S: 13 H: 3 LOB: 2 BB: 0 P: 22	R: 2 E: 0 K: 1 S: 19 H: 2 LOB: 2 BB: 2 P: 32	R: 0 E: 0 K: 0 S: 7 H: 0 LOB: 0 BB: 0 P: 10	R: 0 E: 0 K: 1 S: 10 H: 0 LOB: 0 BB: 0 P: 14	R: 0 E: 0 K: 2 S: 10 H: 0 LOB: 0 BB: 0 P: 13	R: 0 E: 0 K: 0 S: 9 H: 0 LOB: 0 BB: 0 P: 11	R: 0 E: 0 K: 1 S: 11 H: 1 LOB: 1 BB: 0 P: 15	R: 1 E: 1 K: 0 S: 8 H: 2 LOB: 2 BB: 1 P: 13	1B: 9 2B: 0 3B: 0 HR: 0 SF: 1 SAC: 0 DP: 0 HBP: 0						WP: 1 PB: 0 SB: 1 CS: 0 PA: 37	

PITCHER	IP	WLS	BF	H	R	ER	SO	BB	IBB	HBP	BLK	WP	HR	S	P	ERA	WHIP
35 Justin Verlander, R (1, 1) ERA: 3.74	7.0		30	6	3	3	8	3	0	0	0	1	0	79	123	3.86	1.286
36 Brad Thomas, L (8, 1) ERA: 4.3	1.0	L	6	2	1	0	1	1	0	0	0	0	0	17	25	0.00	3.000
34 Robbie Weinhardt, R (9, 1) ERA: 3.86	0.0		1	1	0	0	0	0	0	0	0	0	0	2	3	∞	∞

PITCHER	IP	WLS	BF	H	R	ER	SO	BB	IBB	HBP	BLK	WP	HR	S	P	ERA	WHIP

Detroit Tigers @ Boston Red Sox
Fenway Park, Boston, MA
Sun Aug 01 2010, 1:38 PM - 4:26 PM EDT
Att. 37,479 - Partly Cloudy - 77 F

livebaseballscorecards.com

AB	30
R	3
H	4
RBI	3
BB	4
SO	6
LOB	11

AB	32
R	4
H	9
RBI	3
BB	4
SO	9
LOB	18

TOP

Batter	1	2	3	4	5	6	7	8	9	AB	R	H	RBI	BB	SO	LOB
1 Juan Pierre, L (1, 7) OBP: 0.337, SLG: 0.307	G3-1			CS		G4-3	F9			5	2	2	2	0	0	2
11 Omar Vizquel, S (1, 5) OBP: 0.350, SLG: 0.343	G4-3		SF7		F8		FC8-4	HR		2	0	0	1	1	0	0
24 Dayan Viciedo, R (7, 5) OBP: 0.328, SLG: 0.552							BB			1	1	1	1	0	0	0
51 Alex Rios, R (1, 8) OBP: 0.350, SLG: 0.496	G4-3		1B		HR		FC8-4	1B		4	3	2	2	0	0	1
18 Brent Lillibridge, R (7, 8) OBP: 0.424, SLG: 0.750										1	0	1	0	0	0	0
14 Paul Konerko, R (1, 3) OBP: 0.373, SLG: 0.565		F9	1B		BB		F7	1B		4	0	1	1	1	0	2
20 Carlos Quentin, R (1, 9) OBP: 0.338, SLG: 0.490		K	F7		BB					4	1	1	0	1	2	2
7 Mark Kotsay, L (1, 10) OBP: 0.300, SLG: 0.343		G3-1		F7	P4					4	1	1	1	0	0	2
27 Ramon Castro, R (8, PH) OBP: 0.394, SLG: 0.593										1	0	0	0	0	0	1
(8, 10)																
10 Alexei Ramirez, R (1, 6) OBP: 0.324, SLG: 0.438			1B		F7			1B		5	3	4	2	0	0	2
12 A.J. Pierzynski, L (1, 2) OBP: 0.275, SLG: 0.351			G4-3	1B	F8		F8	BB		4	0	1	0	1	0	2
15 Gordon Beckham, R (1, 4) OBP: 0.301, SLG: 0.356			BB	SF7	G1-4-3					3	1	1	2	1	0	1
Inning Stats	R: 0 E: 0 K: 0 S: 8 H: 0 LOB: 0 BB: 0 P: 13	R: 0 E: 0 K: 1 S: 11 H: 0 LOB: 0 BB: 0 P: 15	R: 4 E: 0 K: 0 S: 14 H: 4 LOB: 1 BB: 1 P: 28	R: 1 E: 0 K: 0 S: 7 H: 2 LOB: 0 BB: 0 P: 12	R: 2 E: 0 K: 0 S: 12 H: 2 LOB: 2 BB: 2 P: 27	R: 0 E: 0 K: 0 S: 6 H: 0 LOB: 0 BB: 0 P: 9	R: 4 E: 0 K: 0 S: 16 H: 4 LOB: 2 BB: 2 P: 29	R: 1 E: 0 K: 1 S: 11 H: 2 LOB: 1 BB: 0 P: 18	R: 0 E: 0 K: 0 S: 5 H: 1 LOB: 0 BB: 0 P: 7	1B: 10 2B: 2 3B: 0 HR: 3 SF: 2 SAC: 0 DP: 1 HBP: 0	WP: 0 PB: 0 SB: 2 CS: 1 PA: 46					

PITCHER	IP	WLS	BF	H	R	ER	SO	BB	IBB	HBP	BLK	WP	HR	S	P	ERA	WHIP
21 Rick Porcello, R (1, 1) ERA: 5.91	4.1	L	22	8	7	7	1	2	0	0	0	0	2	47	83	14.54	2.308
21 Enrique Gonzalez, R (5, 1) ERA: 4.43	2.2		15	4	4	4	0	3	0	0	0	0	0	27	50	13.50	2.625
36 Brad Thomas, L (8, 1) ERA: 4.31	2.0		8	3	1	1	1	0	0	0	0	0	1	16	25	4.50	1.500

Chicago White Sox @ Detroit Tigers
Comerica Park, Detroit, MI
Tue Aug 03 2010, 1:07 PM - 3:31 PM EDT
Att. 26,141 - Overcast - 82 F

livebaseballscorecards.com

AB	38
R	12
H	15
RBI	12
BB	5
SO	2
LOB	15

BOTTOM

Batter	1	2	3	4	5	6	7	8	9	AB	R	H	RBI	BB	SO	LOB
14 Austin Jackson, R (1, 8) OBP: 0.357, SLG: 0.422	G5-4-3				FC6-4			1B		4	0	3	1	0	0	1
18 Johnny Damon, L (1, 10) OBP: 0.369, SLG: 0.427	L7		F9			G3-1		F5		4	0	0	0	0	0	5
53 Jeff Frazier, R (1, 7) OBP: 0.250, SLG: 0.267	G5-4-3		G6-3			P2		1B		4	0	1	1	0	0	3
24 Miguel Cabrera, R (1, 3) OBP: 0.426, SLG: 0.654		L1-6-3	F8			F7		P4		3	0	0	0	0	0	0
32 Don Kelly, L (8, 3) OBP: 0.239, SLG: 0.242										1	0	0	0	0	0	2
27 Jhonny Peralta, R (1, 5) OBP: 0.315, SLG: 0.410		F9		FC3-6			K		L5	4	0	1	0	0	1	0
26 Brennan Boesch, L (1, 9) OBP: 0.350, SLG: 0.484		G3		FC3-6			P2		L4	4	0	0	0	0	0	1
25 Ryan Raburn, R (1, 4) OBP: 0.291, SLG: 0.323			BB	PO	G6-3		L8		P5	3	0	0	0	1	0	0
12 Gerald Laird, R (1, 2) OBP: 0.246, SLG: 0.262			FC6-4		G6-3			P6		3	1	1	0	0	0	1
29 Danny Worth, R (1, 6) OBP: 0.295, SLG: 0.358			1B		L9			1B		3	1	2	0	0	0	1
Inning Stats	R: 0 E: 0 K: 0 S: 8 H: 1 LOB: 0 BB: 0 P: 12	R: 0 E: 0 K: 0 S: 5 H: 0 LOB: 0 BB: 0 P: 8	R: 1 E: 0 K: 0 S: 13 H: 2 LOB: 2 BB: 1 P: 20	R: 0 E: 0 K: 0 S: 6 H: 1 LOB: 0 BB: 0 P: 11	R: 0 E: 0 K: 0 S: 6 H: 1 LOB: 1 BB: 0 P: 9	R: 0 E: 0 K: 0 S: 6 H: 0 LOB: 0 BB: 0 P: 12	R: 0 E: 0 K: 1 S: 9 H: 0 LOB: 0 BB: 0 P: 14	R: 1 E: 0 K: 0 S: 10 H: 3 LOB: 2 BB: 0 P: 17	R: 0 E: 0 K: 0 S: 5 H: 0 LOB: 0 BB: 0 P: 7	1B: 8 2B: 0 3B: 0 HR: 0 SF: 0 SAC: 0 DP: 1 HBP: 0	WP: 0 PB: 0 SB: 2 CS: 1 PA: 35					

PITCHER	IP	WLS	BF	H	R	ER	SO	BB	IBB	HBP	BLK	WP	HR	S	P	ERA	WHIP
56 Mark Buehrle, L (1, 1) ERA: 4.05	7.2	W	29	7	2	2	1	1	0	0	0	0	0	59	98	2.35	1.043
71 Scott Linebrink, R (8, 1) ERA: 4.33	1.1		5	1	0	0	0	0	0	0	0	0	0	9	12	0.00	0.750

Chicago White Sox @ Detroit Tigers
Comerica Park, Detroit, MI
Tue Aug 03 2010, 1:07 PM - 3:31 PM EDT
Att. 26,141 - Overcast - 82 F

livebaseballscorecards.com

AB	33
R	2
H	8
RBI	2
BB	1
SO	1
LOB	14

Batter	1	2	3	4	5	6	7	8	9	AB	R	H	RBI	BB	SO	LOB
1 Juan Pierre, L (1, 7) OBP: 0.336, SLG: 0.307	B FF 88 L FF 87 B FF 92 S FF 90 F SL 83 X SL 82 2-2 ① G6-3		B CH 86 B SI 87 C SI 88 F FF 89 X SI 87 2-2 ③ G3			B SI 86 C SI 87 B SL 83 F FF 90 F SL 84 X FF 91 2-2 11 1B 1B		C FF 91 B FF 93 F FF 91 B FF 92 F FF 91 F FF 93 F SL 93 X SL 84 2-2 ② P5		4	0	1	0	0	0	0
11 Omar Vizquel, S (1, 5) OBP: 0.362, SLG: 0.353	C SI 88 B SL 79 B FF 88 B SI 90 B FF 90 4-1 51 G5-3 BB			C CH 86 B FF 89 B SI 86 C FF 87 F SI 88 X SL 80 2-2 14 1B 1B		B FF 89 C SI 89 B FA 87 C FF 88 1 SAFE B FF 90 X FF 90 3-2 1-3 51 G5-4-3 1B		X SI 93 0-0 1B		3	0	3	0	1	0	0
51 Alex Rios, R (1, 8) OBP: 0.347, SLG: 0.491	C FF 91 C SL 81 B SI 90 F SL 83 B SL 82 X SI 91 2-2 ② G5-3 1-2			C FF 88 S SL 80 1 SAFE S SL 81 0-3 ① K		S SL 82 C FF 91 F SL 82 X SL 81 0-2 ②③ G5-4-3 1-2f		C SL 83 B FF 92 X SI 91 1-1 ③ L4		4	0	0	0	0	1	5
14 Paul Konerko, R (1, 10) OBP: 0.375, SLG: 0.573	F FF 90 B FF 91 B SL 82 B SL 81 F SI 90 F SI 91 S SL 82 3-3 ③ K			C SL 81 B FF 90 F FF 89 X SL 80 1-2 10 G5-4-3 1-2 1B			B SL 77 X FF 88 1-0 HR		B FF 96 C FF 95 F FF 95 B SL 87 B FF 96 S FF 95 3-3 ① K	4	1	2	1	0	2	1
10 Alexei Ramirez, R (1, 6) OBP: 0.323, SLG: 0.435		F FF 87 L SI 87 S SL 83 0-3 ① K		B FF 88 X SI 89 1-0 ②③ G5-4-3 1-2f			B FF 89 F SL 81 F SI 88 X SL 81 1-2 ① F7		X FF 96 0-0 7 G1-3 1B	4	0	1	0	0	1	2
7 Mark Kotsay, L (1, 3) OBP: 0.295, SLG: 0.338		F FF 88 B FF 87 B SL 81 X FF 89 2-1 ② F9			B SL 78 X CH 86 1-0 ① G4-3		C SI 86 B CH 84 B FF 89 X FF 90 2-1 ② G4-3		C FF 96 X FF 96 0-1 ② G1-3 1-2	4	0	0	0	0	0	1
27 Ramon Castro, R (1, 2) OBP: 0.386, SLG: 0.571		C FF 90 X SI 90 0-1 ③ L5			X FF 89 0-0 ② P5		C SI 92 X SL 85 0-1 1B		F FF 96 X FF 96 0-1 ③ G5-3	4	0	1	0	0	0	1
25 Andruw Jones, R (1, 9) OBP: 0.309, SLG: 0.442			S CH 85 S FF 90 F FF 91 B SI 88 F SL 81 F FF 91 S SL 81 1-3 ① K		C SL 81 T SI 87 B SI 92 S SL 84 1-3 ③ K		X SI 90 0-0 ③ G4-3			3	0	0	0	0	2	1
15 Gordon Beckham, R (1, 4) OBP: 0.298, SLG: 0.353			S FF 90 B FF 87 B SL 79 X FF 89 2-1 ② F7			C FF 88 B FF 88 B SI 89 B FF 90 X FF 89 3-1 ① F8		C FF 92 S FF 90 F FF 91 F SI 91 F SL 86 X SI 92 0-2 ① G3		3	0	0	0	0	0	0
Inning Stats	R: 0 E: 0 K: 1 S: 13 H: 0 LOB: 1 BB: 1 P: 24	R: 0 E: 0 K: 1 S: 7 H: 0 LOB: 0 BB: 0 P: 9	R: 0 E: 0 K: 1 S: 11 H: 0 LOB: 0 BB: 0 P: 16	R: 0 E: 0 K: 1 S: 11 H: 2 LOB: 1 BB: 0 P: 15	R: 0 E: 0 K: 1 S: 5 H: 0 LOB: 0 BB: 0 P: 7	R: 0 E: 0 K: 0 S: 13 H: 2 LOB: 1 BB: 0 P: 21	R: 1 E: 0 K: 0 S: 9 H: 2 LOB: 1 BB: 0 P: 13	R: 0 E: 0 K: 0 S: 15 H: 1 LOB: 1 BB: 0 P: 18	R: 0 E: 0 K: 1 S: 8 H: 1 LOB: 1 BB: 0 P: 11	1B: 7 2B: 0 3B: 0 HR: 1 SF: 0 SAC: 0 DP: 2 HBP: 0						

PITCHER		IP	WLS	BF	H	R	ER	SO	BB	IBB	HBP	BLK	WP	HR	S	P	ERA	WHIP
38 Jeremy Bonderman, R ERA: 4.84	(1, 1)	6.2	W	24	5	1	1	5	1	0	0	0	0	1	66	102	1.35	0.900
34 Robbie Weinhardt, R ERA: 3.46	(7, 1)	1.1		6	2	0	0	0	0	0	0	0	0	0	18	21	0.00	1.500
45 Ryan Perry, R ERA: 4.86	(9, 1)	1.0		4	1	0	0	1	0	0	0	0	0	0	8	11	0.00	1.000

PITCHER		IP	WLS	BF	H	R	ER	SO	BB	IBB	HBP	BLK	WP	HR	S	P	ERA	WHIP

TOP

Chicago White Sox @ Detroit Tigers

Comerica Park, Detroit, MI

Tue Aug 03 2010, 7:07 PM - 9:32 PM EDT

Att. 24,826 - Clear - 84 F

livebaseballscorecards.com

AB	33
R	1
H	8
RBI	1
BB	1
SO	6
LOB	11

Batter	1	2	3	4	5	6	7	8	9	AB	R	H	RBI	BB	SO	LOB
14 Austin Jackson, R (1, 8) OBP: 0.358, SLG: 0.420	B FF 86 B FF 88 B FC 86 C FC 88 S FF 88 B FC 88 4-2 18 FC4-6 28 BB 26 FC4-6 BB	B FF 90 S FF 90 X FC 87 1-1 ② L9	S FF 90 C FC 88 S CU 75 0-3 ② K		S FC 89 C FF 90 S FF 94 0-3 ③ K			1 SAFE B SI 95 1 SAFE L FF 94 X SL 87 1-1 E1 28 G3 18 FC4 1-H 1B		4	2	1	0	1	2	4
28 Will Rhymes, L (1, 4) OBP: 0.308, SLG: 0.361	1 SAFE B FF 88 D CH 81 1 SAFE B FF 88 B FF 90 4-0 18 FC4-6 1-2 BB	C FF 90 X FC 89 0-1 18 E 2-H 1B	B FF 90 C FF 90 X FF 90 1-1 ③ FC6 1-2f			B FC 86 X CH 81 1-0 ① G3		F FF 95 B SL 85 F CH 86 B FF 95 X CH 86 2-2 ① G3 2-3		4	1	1	1	1	0	3
18 Johnny Damon, L (1, 10) OBP: 0.372, SLG: 0.432	B FF 88 C FC 88 X FC 86 1-1 ① FC4-6 26 FC4-6 24 BB 1-2f 2-3	1 SAFE C FF 87 B CU 69 X FF 88 1-1 E6 26 2B 1-H 2B		B CH 82 C FC 88 X FF 89 1-1 24 G4-3 1B		B CH 80 F CH 80 X CU 68 1-1 1B		X CH 86 0-0 FC4 3-H		5	1	3	2	0	0	2
24 Miguel Cabrera, R (1, 3) OBP: 0.426, SLG: 0.649	B FC 88 F FC 87 B FC 85 B FC 83 B FC 85 4-1 26 FC4-6 1-2 BB	B CH 64 I IN 72 I IN 75 I IN 76 4-0 26 2B IBB		S FF 91 B FF 92 1 SAFE X FC 88 1-1 ① G4-3 1-2		1 SAFE B FF 89 B FF 89 B FF 90 S FF 92 1 SAFE T FC 89 1 SAFE X FF 91 3-2 ② F9		B SL 88 C FF 94 S FF 91 F FF 88 B SL 89 F SL 88 X FF 88 2-2 ② P3		3	0	0	0	2	0	3
26 Brennan Boesch, L (1, 9) OBP: 0.348, SLG: 0.483	B FC 86 X FC 87 1-0 ② FC4-6 1-2f 2-3 3-H	X FC 87 0-0 1-3 3-H 2B		F FF 90 F CU 72 X CU 77 0-2 ② F7		B CU 70 S CH 82 X CH 82 1-1 ③ F7		S FF 88 S SL 83 B FF 96 X FF 88 1-2 ③ F7		5	0	1	2	0	0	5
27 Jhonny Peralta, R (1, 5) OBP: 0.312, SLG: 0.405	B FF 91 F FC 85 T FF 90 S CU 77 1-3 ③ K	C SL 89 B CU 72 B FF 91 F FF 91 F FF 92 B FC 84 F FC 88 X FF 92 3-2 ③ F8		B FF 90 F FC 88 X FF 89 1-1 ③ P3			C FF 94 F SI 94 X SL 82 0-2 ① P5			4	0	0	0	0	1	5
25 Ryan Raburn, R (1, 7) OBP: 0.290, SLG: 0.322 32 Don Kelly, L (8, 7) OBP: 0.239, SLG: 0.242		B FC 86 B FF 88 C FF 89 B FC 87 C FC 88 X FF 88 3-2 13 2B 1B	X FF 88 0-0 ① F7		C FC 85 X CU 70 0-1 ① F7		S SL 85 B SL 82 T FC 88 B FF 96 S SI 95 2-3 ② K			4 0	1 0	1 0	0 0	0 0	1 0	0 0
13 Alex Avila, L (1, 2) OBP: 0.299, SLG: 0.318		1 SAFE 1 SAFE C FF 89 1 SAFE C SL 87 B CU 75 X FC 88 1-2 28 1B 1-H 2B	C FF 89 B CU 71 X FC 88 1-1 39 BB 1B		C FF 90 B CU 72 C CU 70 S CU 79 1-3 ② K		B FO 82 B FO 83 X SI 95 2-0 ③ G5-3			4	1	2	1	0	1	0
39 Ramon Santiago, S (1, 6) OBP: 0.356, SLG: 0.338		C FF 90 X FC 88 0-1 ① G3	F FF 90 B CH 82 B FC 89 C FF 90 B FF 92 1 SAFE B FF 89 4-2 28 FC6 1-2 BB		B FC 88 X CH 82 1-0 1B			X FF 95 0-0 14 1B 14 E 1B		3	1	2	0	1	0	1
Inning Stats	R: 1 E: 0 K: 1 S: 9 H: 0 LOB: 2 BB: 3 P: 24	R: 4 E: 1 K: 0 S: 20 H: 5 LOB: 2 BB: 1 P: 33	R: 0 E: 0 K: 1 S: 10 H: 1 LOB: 2 BB: 1 P: 16	R: 0 E: 0 K: 0 S: 9 H: 1 LOB: 1 BB: 0 P: 12	R: 0 E: 0 K: 2 S: 9 H: 1 LOB: 1 BB: 0 P: 11	R: 0 E: 0 K: 0 S: 8 H: 1 LOB: 1 BB: 0 P: 14	R: 0 E: 0 K: 1 S: 7 H: 0 LOB: 0 BB: 0 P: 11	R: 2 E: 1 K: 0 S: 15 H: 2 LOB: 1 BB: 0 P: 21		1B: 8 2B: 3 3B: 0 HR: 0 SF: 0 SAC: 0 DP: 0 HBP: 0						

PITCHER		IP	WLS	BF	H	R	ER	SO	BB	IBB	HBP	BLK	WP	HR	S	P	ERA	WHIP
52 Carlos Torres, R ERA: 7.5	(1, 1)	6.0	L	32	9	5	5	4	4	1	0	0	0	0	65	110	7.50	2.167
71 Scott Linebrink, R ERA: 4.21	(7, 1)	1.0		3	0	0	0	1	0	0	0	0	0	0	7	11	0.00	0.000
57 Ramon Pena, R ERA: 4.88	(8, 1)	1.0		6	2	2	1	0	0	0	0	0	0	0	15	21	9.00	2.000

PITCHER		IP	WLS	BF	H	R	ER	SO	BB	IBB	HBP	BLK	WP	HR	S	P	ERA	WHIP

Batter	1	2	3	4	5	6	7	8	9	AB	R	H	RBI	BB	SO	LOB
1 Juan Pierre, L (1, 7) OBP: 0.335, SLG: 0.305	B SI 90 F SI 90 B SI 92 X SI 90 2-1 51 BB 14 1B 1B	1 SAFE B SI 90 B SI 90 C SI 88 C CH 83 X CH 83 2-2 ①② G6-4-3 1-2f	L CH 82 1 SAFE P PO 82 X CH 81 1-1 ① P6	C CH 84 B SI 91 F SL 87 X SL 88 1-2 ② G6-3	X FF 89 0-0 ② F7	5	1	1	0	0	0	3
11 Omar Vizquel, S (1, 5) OBP: 0.364, SLG: 0.353	B SI 89 X SI 90 1-0 ① F9	C CH 86 S SL 89 B SL 90 B SL 89 B SI 92 B SI 91 4-2 BB	1 SAFE B CH 82 1 SAFE C SI 89 F SI 90 X CH 85 1-2 51 G4-6-3 1-3 1B	X CH 85 0-0 ③ F8	C SI 87 1 SAFE 1 SAFE P PO 84 B CH 82 1 SAFE F SI 88 B SI 87 3-2 ③ CS 1-2	3	0	1	0	1	0	1
51 Alex Rios, R (1, 8) OBP: 0.348, SLG: 0.490	B SI 91 B SI 91 B SI 90 C SI 91 1 SAFE B SI 91 4-1 14 1B 1-2 BB	C SL 87 X SL 88 0-1 ③ G6-3	X SL 87 0-0 ②③ G4-6-3 1-2f	B SI 91 C SI 89 B SI 90 X SI 91 2-1 7 BLK 1B	3	0	1	0	1	0	3
14 Paul Konerko, R (1, 3) OBP: 0.378, SLG: 0.582	B SL 86 B SL 86 X SI 91 2-0 ② 1-3 2-H 1B	B SI 88 B SI 91 C SI 91 S SL 87 F SI 92 B SL 89 B SL 86 4-2 20 HR BB	B SI 90 B SI 88 X SL 84 2-0 HR	S SL 87 F SL 87 1 SAFE F SI 91 B SL 88 F CH 85 B SI 91 F SL 87 S SI 87 2-3 ① K	3	2	2	2	1	1	1
20 Carlos Quentin, R (1, 9) OBP: 0.337, SLG: 0.497 25 Andruw Jones, R (8, 9) OBP: 0.309, SLG: 0.442	X SI 92 0-0 ③ F7	X SI 90 0-0 1-H HR	B SL 88 B SI 90 B SI 89 C SI 90 X SI 92 3-1 ① P2	X SI 91 0-0 ② F7	4 0	1 0	1 0	2 0	0 0	0 0	2 0
7 Mark Kotsay, L (1, 10) OBP: 0.298, SLG: 0.338	X SI 91 0-0 ① F8	C CH 85 B SI 92 X CH 84 1-1 ① F7	B CH 82 C SI 90 X SL 88 1-1 1B	C CH 84 1 SAFE 1 SAFE B SL 86 B SL 87 B SI 92 B SI 92 4-1 1-2 BB	3	0	1	0	1	0	0
10 Alexei Ramirez, R (1, 6) OBP: 0.320, SLG: 0.431	C SI 90 X SI 90 0-1 ② G6-3	B SL 88 S SL 85 X SL 86 1-1 ② G6-3	C SL 87 B SL 87 X SI 91 1-1 ② F9	C CU 77 F SI 89 D CU 77 F FF 90 B FF 90 B CU 78 F CU 76 F CU 76 S CH 81 3-3 ③ K	4	0	0	0	0	1	3
12 A.J. Pierzynski, L (1, 2) OBP: 0.272, SLG: 0.347	C SI 90 S CH 84 B SI 93 B CH 86 X SL 90 2-2 ③ G3-1	B SI 89 F SI 91 F SL 86 B SI 91 X SL 89 2-2 ③ G3	F CH 85 X SI 90 0-1 ③ F8	F CH 80 X SI 88 0-1 ① G6-3	4	0	0	0	0	0	1
15 Gordon Beckham, R (1, 4) OBP: 0.303, SLG: 0.356	C SI 91 B SI 90 B SL 89 B SI 91 B SI 92 4-1 1 G6-4-3 BB	C SL 85 B SL 87 S SL 84 B SI 89 F SI 90 F SI 90 X SL 90 2-2 11 1B 1B	F SI 90 S SL 85 X SI 91 0-2 ① L9	B SI 87 X CH 81 1-0 11 CS 1B	3	0	2	0	1	0	0
Inning Stats	R: 1 E: 0 K: 0 S: 6 H: 2 LOB: 1 BB: 1 P: 15	R: 0 E: 0 K: 0 S: 6 H: 0 LOB: 0 BB: 0 P: 8	R: 0 E: 0 K: 0 S: 8 H: 0 LOB: 1 BB: 2 P: 18	R: 2 E: 0 K: 0 S: 11 H: 1 LOB: 0 BB: 1 P: 19	R: 0 E: 0 K: 0 S: 12 H: 2 LOB: 1 BB: 0 P: 15	R: 1 E: 0 K: 0 S: 9 H: 2 LOB: 1 BB: 0 P: 16	R: 0 E: 0 K: 0 S: 7 H: 0 LOB: 0 BB: 0 P: 8	R: 0 E: 0 K: 2 S: 16 H: 1 LOB: 2 BB: 1 P: 27	R: 0 E: 0 K: 0 S: 7 H: 1 LOB: 0 BB: 0 P: 10	1B: 7 2B: 0 3B: 0 HR: 2	SF: 0 SAC: 0 DP: 2 HBP: 0	WP: 0 PB: 0 SB: 0 CS: 1	PA: 38			

PITCHER		IP	WLS	BF	H	R	ER	SO	BB	IBB	HBP	BLK	WP	HR	S	P	ERA	WHIP
58 Armando Galarraga, R ERA: 4.32	(1, 1)	7.2	L	33	8	4	4	1	5	0	0	1	0	2	69	117	4.70	1.696
49 Eddie Bonine, R ERA: 3.35	(8, 1)	1.1		4	1	0	0	1	0	0	0	0	0	0	13	19	0.00	0.750

PITCHER		IP	WLS	BF	H	R	ER	SO	BB	IBB	HBP	BLK	WP	HR	S	P	ERA	WHIP

TOP

Chicago White Sox @ Detroit Tigers

Comerica Park, Detroit, MI

Wed Aug 04 2010, 7:09 PM - 9:59 PM EDT

Att. 31,770 - Partly Cloudy - 84 F

livebaseballscorecards.com

AB	32
R	4
H	9
RBI	4
BB	5
SO	2
LOB	14

Batter	1	2	3	4	5	6	7	8	9	AB	R	H	RBI	BB	SO	LOB
14 Austin Jackson, R (1, 8) OBP: 0.358, SLG: 0.420	C SI 94 F FF 96 B SL 88 X SL 86 1-2 24 F8 18 1B 1B	C SL 88 B FF 97 X FF 97 1-1 ③ F9	M SL 88 1 SAFE D FF 97 X SL 87 1-1 ③ G6-3 1-2	X FF 96 0-0 1B	B FF 96 C FF 95 S FF 96 F FF 96 F SL 87 X FC 97 1-2 ① L9	5	0	2	0	0	0	3
28 Will Rhymes, L (1, 4) OBP: 0.295, SLG: 0.341	1 SAFE C SI 94 F SI 95 X FF 96 0-2 ① P6	C SI 95 X CH 86 0-1 18 E 1B	B SL 86 X SI 93 1-0 ① G1-3	F SI 94 B FF 94 F SI 94 F FF 97 1 SAFE X FF 97 1-2 ② F7	B FC 96 C FF 95 C SL 88 B SL 86 B CU 82 X FF 96 3-2 ② G6-3	5	0	1	0	0	0	2
18 Johnny Damon, L (1, 10) OBP: 0.370, SLG: 0.429	B SI 96 F FF 94 1 SAFE F SI 95 X SL 90 1-2 1-2 1B	1 SAFE X SI 95 0-0 FC3 1-2	C FF 95 B CH 87 S CH 87 C FF 97 1-3 ② K	F SI 94 F FF 96 X FF 97 0-2 ③ G3	C FF 96 X FC 96 0-1 ③ L4	5	0	1	0	0	1	2
24 Miguel Cabrera, R (1, 3) OBP: 0.426, SLG: 0.647	B SI 94 F SL 88 F FF 95 X SL 88 1-2 ② F8 2-3	S SL 89 D SL 87 X SL 87 1-1 ① F7	X FF 97 0-0 1B	B FF 93 B SI 92 B SI 92 B FF 93 4-0 26 BB 15 E BB	3	1	1	0	1	0	4
26 Brennan Boesch, L (1, 9) OBP: 0.347, SLG: 0.478	F FF 97 F FF 97 T FF 98 0-2 ③ K	X SL 86 0-0 ② F5	T FF 96 F FF 97 B FF 97 S SL 89 1-3 ③ K2-3	B FS 86 B FS 86 B FF 96 B SI 95 4-0 15 E 1-2 BB	3	0	0	0	1	2	5
27 Jhonny Peralta, R (1, 6) OBP: 0.309, SLG: 0.401	S SL 85 C SL 83 B SL 83 B SL 88 S SL 86 2-3 ① K	F FF 96 B FF 95 B SL 88 F SL 86 F SI 94 F SL 89 S SL 90 2-3 ③ K	F FF 93 B SL 86 S FF 94 X FF 96 1-2 ① F8	B FF 94 C FF 94 X FF 95 1-1 ① L8	4	0	0	0	0	2	4
15 Brandon Inge, R (1, 5) OBP: 0.346, SLG: 0.418	X FF 96 0-0 13 FC3-6 1B	B FF 95 F FF 95 C SL 87 X SL 81 1-2 13 G6-4-3 1B	B FF 96 C FF 95 X SL 87 1-1 ② F7	X FF 95 0-0 E9 1-3 2-H 1B	4	0	3	1	0	0	0
13 Alex Avila, L (1, 2) OBP: 0.294, SLG: 0.313 25 Ryan Raburn, R (8, PH) OBP: 0.289, SLG: 0.320 (9, 7)	X SI 95 0-0 ② FC3-6 32 1B 1-2f	X SI 95 0-0 ①② G6-4-3 1-2f	X FF 97 0-0 ③ G3	B FF 95 X FF 96 1-0 ② P4	3 1	0 0	0 0	0 0	0 0	0 0	2 2
32 Don Kelly, L (1, 7) OBP: 0.248, SLG: 0.252 53 Jeff Frazier, R (8, PH) OBP: 0.235, SLG: 0.250 12 Gerald Laird, R (9, 2) OBP: 0.246, SLG: 0.262	C SI 97 F FF 96 B SI 98 X CH 88 1-2 1-2 1B	B FF 97 C SI 96 B SI 96 X FF 95 2-1 14 S 1B	B SI 94 C FF 93 B FF 97 F SI 93 S SL 88 2-3 ① K2-1-3	B FF 95 C FF 95 F FF 96 B FF 96 S FF 95 2-3 ③ K	3 1 0	0 0 0	2 0 0	0 0 0	1 1 0	0 2 0	0 0 0
Inning Stats	R: 0 E: 0 K: 1 S: 15 H: 2 LOB: 2 BB: 0 P: 18	R: 0 E: 0 K: 1 S: 10 H: 2 LOB: 2 BB: 0 P: 14	R: 0 E: 1 K: 1 S: 11 H: 1 LOB: 2 BB: 0 P: 14	R: 0 E: 0 K: 0 S: 8 H: 2 LOB: 1 BB: 0 P: 12	R: 0 E: 0 K: 2 S: 8 H: 1 LOB: 1 BB: 0 P: 11	R: 0 E: 0 K: 0 S: 6 H: 0 LOB: 0 BB: 0 P: 8	R: 0 E: 0 K: 1 S: 11 H: 1 LOB: 0 BB: 0 P: 14	R: 1 E: 1 K: 1 S: 7 H: 1 LOB: 2 BB: 2 P: 19	R: 0 E: 0 K: 0 S: 10 H: 0 LOB: 0 BB: 0 P: 14	1B: 10 2B: 0 3B: 0 HR: 0	SF: 0 SAC: 0 DP: 1 HBP: 0	WP: 0 PB: 0 SB: 1 CS: 0	PA: 39			

PITCHER		IP	WLS	BF	H	R	ER	SO	BB	IBB	HBP	BLK	WP	HR	S	P	ERA	WHIP
33 Edwin Jackson, R ERA: 4.97	(1, 1)	7.0	W	31	9	1	1	6	1	0	0	0	0	0	69	95	1.29	1.429
40 J.J. Putz, R ERA: 1.82	(8, 1)	0.1		3	1	0	0	0	1	0	0	0	0	0	3	8	0.00	6.000
37 Matt Thornton, L ERA: 2.4	(8, 1)	0.2	H	2	0	0	0	1	0	0	0	0	0	0	4	7	0.00	0.000
45 Bobby Jenks, R ERA: 4.58	(9, 1)	1.0	S	3	0	0	0	0	0	0	0	0	0	0	10	14	0.00	0.000

PITCHER		IP	WLS	BF	H	R	ER	SO	BB	IBB	HBP	BLK	WP	HR	S	P	ERA	WHIP

BOTTOM

Chicago White Sox @ Detroit Tigers

Comerica Park, Detroit, MI

Wed Aug 04 2010, 7:09 PM - 9:59 PM EDT

Att. 31,770 - Partly Cloudy - 84 F

livebaseballscorecards.com

AB	37
R	1
H	10
RBI	1
BB	2
SO	7
LOB	26

TOP

Batter	1	2	3	4	5	6	7	8	9	10	11	AB	R	H	RBI	BB	SO	LOB
1 Juan Pierre, L (1, 7) OBP: 0.335, SLG: 0.307	B FF 90 X FF 92 1-0 11 CS 11 S 1B		B FF 92 X CH 83 1-0 ① FC1-6 11 CS 1-2f		B CH 84 F CH 84 B FF 93 X CH 84 2-1 11 1B 3-H 1B			B FF 94 C SI 94 X FF 95 1-1 ① L6		B FS 89 C FF 96 X FF 96 1-1 ② F8		5	0	2	1	0	0	1
11 Omar Vizquel, S (1, 5) OBP: 0.365, SLG: 0.351	C FF 91 L FF 93 F CH 85 F FF 96 B FF 96 B CH 83 S CH 84 2-3 ①② K 1-3		B FF 93 1 SAFE F FF 94 1 SAFE B FF 94 B FF 95 F FF 94 B FF 96 4-2 ② 51 S 1-2 BB		F FF 93 1 SAFE X FF 93 0-1 51 G4-3 1-2 1B			F SI 93 B CH 85 S CH 86 B SL 83 B CH 84 F FF 93 S SI 94 3-3 ② K		C FF 96 X FF 95 0-1 ③ P4		4	0	1	0	1	2	1
51 Alex Rios, R (1, 8) OBP: 0.344, SLG: 0.483	C FF 94 B FF 94 F SL 84 C FF 95 1-3 ③ K		F FF 93 C FF 93 B FF 96 X CH 87 1-2 ③ G6-3 1-2		F FF 92 X FF 91 0-1 ②③ G4-3 1-2f			S CH 85 S CH 85 S CH 83 0-3 ③ K			B FS 86 C FF 95 F FF 95 B FS 89 B FF 97 X FF 95 3-2 ① F9	5	0	0	0	0	2	3
14 Paul Konerko, R (1, 10) OBP: 0.379, SLG: 0.581 18 Brent Lillibridge, R (9, PR) OBP: 0.441, SLG: 0.758 (9, 10)		X FF 91 0-0 ① F9		B FF 92 S SL 85 X SL 83 1-1 ① F9		C FF 91 B FF 91 B FF 92 X FF 93 2-1 10 CS 1B			C FF 91 X FF 90 0-1 7 HR 1B		S FS 89 C FS 87 B FS 87 X FS 88 1-2 25 1B 7 3B 1B	4 1	0 2	2 1	0 0	0 0	0 0	0 0
20 Carlos Quentin, R (1, 9) OBP: 0.336, SLG: 0.494 25 Andruw Jones, R (9, 9) OBP: 0.312, SLG: 0.444		B FF 91 C SL 82 X FF 92 1-1 7 1B 1B		B SL 81 S SL 82 B CH 85 S FF 95 S FF 95 2-3 ② K		B SL 81 B SL 83 S FF 92 X FF 92 2-1 ① F8			1 SAFE X SL 85 0-0 ① F9		F FF 96 F FF 96 1 SAFE X FS 88 0-2 7 3B 1-2 1B	4 1	0 1	1 1	0 0	0 0	1 0	2 0
7 Mark Kotsay, L (1, 3) OBP: 0.304, SLG: 0.364	F FF 92 1 SAFE C FF 92 B FF 95 X FF 94 1-2 1B			C FF 93 F FF 96 C FF 97 0-3 ③ K		B CH 84 C FF 94 F FF 94 B FF 96 S CH 83 2-3 ② K			1 SAFE B FF 92 X FF 90 1-0 1-H HR		D FS 88 C FF 96 C FF 96 X FF 97 1-2 1-H 2-H 3B	5	1	3	4	0	2	1
10 Alexei Ramirez, R (1, 6) OBP: 0.318, SLG: 0.426	F SL 82 X SL 83 0-1 ② F8				B SL 80 B SL 82 B FF 92 C FF 92 B FF 93 4-1 27 2B 15 WP BB	F FF 92 F FF 93 B FF 95 1-2 ③ CS 1-2	X SL 81 0-0 ① F7		C FF 93 C SL 84 B SL 85 B SI 91 F SL 83 S FF 93 2-3 ② K		B FF 97 X FF 97 1-0 ② F9	4	1	0	0	1	1	4
27 Ramon Castro, R (1, 2) OBP: 0.373, SLG: 0.559	B SL 84 C SL 82 S SL 87 S SL 86 1-3 ③ K				B FF 93 S SL 82 X CU 81 1-1 15 WP 1 1B 1-3 2B		B FF 91 B C FF 92 F FF 92 B CH 85 X FF 93 3-2 ② L9		C SL 85 F FF 92 F SL 85 F FF 92 B SI 90 B FF 91 X FF 92 2-2 ③ L4		S FF 96 B FF 95 S FF 96 X FF 97 1-2 ③ G4-3	5	1	1	0	0	1	4
15 Gordon Beckham, R (1, 4) OBP: 0.302, SLG: 0.355			S SL 82 B SL 85 B FF 92 X SL 83 2-1 1 FC1-6 1B		C FF 93 C FF 93 B CH 85 S CH 84 1-3 ① K 2-3 3-H		F FF 92 B CH 84 F SL 81 B FF 92 F FF 94 X CH 83 2-2 ③ G5-3			C FF 95 B FS 88 C FF 95 F FF 96 S FS 88 1-3 ① K		4	0	1	0	0	2	1
Inning Stats	R: 0 E: 0 K: 2 S: 9 H: 1 LOB: 0 BB: 0 P: 13	R: 0 E: 0 K: 1 S: 11 H: 2 LOB: 2 BB: 0 P: 14	R: 0 E: 0 K: 0 S: 8 H: 1 LOB: 1 BB: 1 P: 16	R: 0 E: 0 K: 2 S: 8 H: 0 LOB: 0 BB: 0 P: 11	R: 2 E: 0 K: 1 S: 12 H: 3 LOB: 1 BB: 1 P: 20	R: 0 E: 0 K: 1 S: 9 H: 1 LOB: 0 BB: 0 P: 16	R: 0 E: 0 K: 0 S: 8 H: 1 LOB: 0 BB: 0 P: 13	R: 0 E: 0 K: 2 S: 9 H: 0 LOB: 0 BB: 0 P: 13	R: 2 E: 0 K: 1 S: 13 H: 2 LOB: 1 BB: 0 P: 18	R: 0 E: 0 K: 1 S: 8 H: 0 LOB: 0 BB: 0 P: 10	R: 2 E: 0 K: 0 S: 16 H: 3 LOB: 1 BB: 0 P: 23	1B: 10 2B: 1 3B: 1 HR: 1 SF: 0 SAC: 0 DP: 1 HBP: 0						

PITCHER		IP	WLS	BF	H	R	ER	SO	BB	IBB	HBP	BLK	WP	HR	S	P	ERA	WHIP
37 Max Scherzer, R ERA: 4.19	(1, 1)	7.0		27	8	2	2	7	2	0	0	0	1	0	65	103	2.57	1.429
40 Phil Coke, L ERA: 2.6	(8, 1)	1.0		3	0	0	0	2	0	0	0	0	0	0	9	13	0.00	0.000
34 Robbie Weinhardt, R ERA: 4.5	(9, 1)	1.0		5	2	2	2	1	0	0	0	0	0	1	13	18	18.00	2.000
46 Jose Valverde, R ERA: 2.81	(10, 1)	2.0	L	9	3	2	2	1	0	0	0	0	0	0	24	33	9.00	1.500

PITCHER		IP	WLS	BF	H	R	ER	SO	BB	IBB	HBP	BLK	WP	HR	S	P	ERA	WHIP

Chicago White Sox @ Detroit Tigers
Comerica Park, Detroit, MI
Thu Aug 05 2010, 1:06 PM - 4:24 PM EDT
Att. 34,156 - Partly Cloudy - 84 F

livebaseballscorecards.com

AB	42
R	6
H	13
RBI	5
BB	2
SO	11
LOB	17

BOTTOM

Batter	1	2	3	4	5	6	7	8	9	10	11	AB	R	H	RBI	BB	SO	LOB
14 Austin Jackson, R (1, 8) OBP: 0.358, SLG: 0.415	C CH 82 X CU 67 0-1 ① G6-3	B SL 77 C SI 87 B SL 80 B FS 81 B SL 78 4-1 1-2 BB			C SL 78 X FS 77 0-1 ② F7		S SL 79 F FS 79 F FS 79 B SL 80 F SL 81 B FS 80 S SL 78 2-3 ② K		B FF 95 S FF 94 F FF 94 C FC 96 1-3 ② K		B FF 96 D FF 97 B FF 95 B FF 95 4-0 1-2 BB	4	0	0	0	2	2	2
28 Will Rhymes, L (1, 4) OBP: 0.298, SLG: 0.341 25 Ryan Raburn, R (7, PH) OBP: 0.289, SLG: 0.337 (8, 4)	B FS 82 B CH 82 C CH 82 X CH 76 2-1 26 1B 24 BB 1B	L CU 69 X SL 79 0-1 ③ F8			C SI 85 F CU 70 X FS 78 0-2 ③ G4-3		S FF 95 C FF 96 B FF 97 X SL 84 1-2 ③ G6-3		B SL 86 S FF 94 X SL 87 1-1 1-H 2-H HR		F FF 97 F FF 96 B CH 87 X FF 96 1-2 ③ G4-3	3 3	0 1	1 1	0 3	0 0	0 0	2 2
18 Johnny Damon, L (1, 10) OBP: 0.368, SLG: 0.424	B CH 84 B CH 77 F SI 84 1 SAFE X SL 76 2-1 ② F8		C CU 67 F SL 75 B FS 78 S FS 76 1-3 ① K			S CU 70 X FS 77 0-1 ① F8		C FF 95 B SL 83 F FF 96 B FF 96 B SL 84 F FF 98 B FF 98 4-2 24 BB BB	B FC 97 B FC 94 F FF 94 C SL 86 X FF 96 2-2 ③ G6-3			4	0	0	0	1	1	1
24 Miguel Cabrera, R (1, 3) OBP: 0.430, SLG: 0.646	C SI 84 B SL 77 1 SAFE B FS 79 1 SAFE B SL 81 C CH 79 B SL 77 4-2 26 1B 1-2 BB		B FF 87 C CU 67 C FF 87 B SI 88 X FS 78 2-2 26 L1-3 1B			B FF 86 C SI 86 B SI 88 B SI 88 C CH 79 B SL 79 4-2 27 1B BB		B FF 96 B FF 96 B FF 97 S FF 97 B FF 98 4-1 27 G6-4-3 1-2 BB		B SL 88 B FF 96 X FF 95 2-0 ① F8		2	0	1	0	3	0	0
26 Brennan Boesch, L (1, 9) OBP: 0.345, SLG: 0.474	X CH 79 0-0 1-2 2-3 1B		S CH 79 X CH 80 0-1 ②③ L1-3 1-1			F CH 80 X CU 70 0-1 ② F7		S SI 97 F FF 97 T FF 97 0-2 ① K		S CH 88 S CH 89 B CH 87 S CH 88 1-3 ② K		5	0	1	0	0	2	4
27 Jhonny Peralta, R (1, 6) OBP: 0.308, SLG: 0.398	B SL 77 X CH 79 1-0 ③ F8			C FS 84 B FS 76 F CU 67 B SL 78 F CH 81 X SL 80 2-2 ① F8		C CH 81 X CH 81 0-1 1-2 1B		B SI 93 X SI 92 1-0 ②③ G6-4-3 1-2f		F SL 86 X FF 96 0-1 ③ G6-3		5	0	1	0	0	0	5
15 Brandon Inge, R (1, 5) OBP: 0.342, SLG: 0.411		C SL 74 B FS 76 B SL 76 F SL 79 X CH 80 2-2 ① G6-3		C CH 78 X FS 78 0-1 ② G1-3		B SL 81 X SL 80 1-0 ③ F8			F FF 95 B SL 89 F SL 88 F FF 97 B SL 86 B FF 96 S FF 91 3-3 ① K		C FF 95 S SL 89 C SL 84 0-3 ① K	5	0	0	0	0	2	2
32 Don Kelly, L (1, 7) OBP: 0.253, SLG: 0.279	C CH 83 F FS 75 X FS 76 0-2 ② L3		C CU 68 B CU 70 S CH 79 S CH 79 1-3 ③ K				C CU 69 B CU 71 B FS 77 F CH 80 B SL 78 X CH 78 3-2 HR		C FF 96 X FF 93 0-1 39 HBP 25 HR 1B		C FF 96 B CH 87 B CH 87 B FF 95 C FF 96 X FF 97 3-2 ② G6-3	5	2	2	1	0	1	0
12 Gerald Laird, R (1, 2) OBP: 0.247, SLG: 0.260 39 Ramon Santiago, S (9, PH) OBP: 0.358, SLG: 0.338 13 Alex Avila, L (10, 2) OBP: 0.298, SLG: 0.316		B FF 85 B FF 86 B FF 85 B CH 84 4-0 14 S BB			C FF 84 S SL 76 B FS 79 X FS 77 1-2 ① G5-3		C FF 86 B SI 87 S SL 79 F SL 81 B SL 80 S SL 79 2-3 ① K		C FF 95 B CH 86 S CH 85 H CU 84 2-2 25 HR 1-2 HBP		B FF 96 B FF 96 C FF 95 F FF 97 X CH 90 2-2 14 BB 1B	2 0 1	0 1 0	0 0 1	0 0 0	1 0 0	1 0 0	0 0 0
Inning Stats	R: 0 E: 0 K: 0 S: 10 H: 2 LOB: 3 BB: 1 P: 19	R: 0 E: 0 K: 0 S: 9 H: 0 LOB: 2 BB: 2 P: 19	R: 0 E: 0 K: 1 S: 8 H: 1 LOB: 0 BB: 0 P: 11	R: 0 E: 0 K: 1 S: 9 H: 0 LOB: 0 BB: 0 P: 12	R: 0 E: 0 K: 0 S: 8 H: 0 LOB: 0 BB: 0 P: 9	R: 0 E: 0 K: 0 S: 9 H: 1 LOB: 2 BB: 1 P: 14	R: 1 E: 0 K: 2 S: 15 H: 1 LOB: 0 BB: 0 P: 23	R: 0 E: 0 K: 1 S: 8 H: 0 LOB: 1 BB: 2 P: 17	R: 3 E: 0 K: 2 S: 16 H: 2 LOB: 0 BB: 0 P: 25	R: 0 E: 0 K: 1 S: 6 H: 0 LOB: 0 BB: 0 P: 9	R: 0 E: 0 K: 1 S: 12 H: 1 LOB: 2 BB: 1 P: 22	1B: 6 2B: 1 3B: 0 HR: 2 SF: 0 SAC: 0 DP: 2 HBP: 1						

PITCHER		IP	WLS	BF	H	R	ER	SO	BB	IBB	HBP	BLK	WP	HR	S	P	ERA	WHIP
43 Freddy Garcia, R ERA: 4.54	(1, 1)	6.2		28	5	1	1	4	4	0	0	0	0	1	65	103	1.35	1.350
37 Matt Thornton, L ERA: 2.36	(7, 1)	0.2	H	4	0	0	0	1	2	0	0	0	0	0	10	19	0.00	3.000
40 J.J. Putz, R ERA: 1.79	(8, 1)	0.2	H	1	0	0	0	0	0	0	0	0	0	0	1	2	0.00	0.000
45 Bobby Jenks, R ERA: 5.13	(9, 1)	1.0	B	6	2	3	3	2	0	0	1	0	0	1	16	25	27.00	2.000
46 Sergio Santos, R ERA: 1.53	(10, 1)	2.0	W	8	1	0	0	2	1	0	0	0	0	0	18	31	0.00	1.000

PITCHER		IP	WLS	BF	H	R	ER	SO	BB	IBB	HBP	BLK	WP	HR	S	P	ERA	WHIP

Chicago White Sox @ Detroit Tigers
Comerica Park, Detroit, MI
Thu Aug 05 2010, 1:06 PM - 4:24 PM EDT
Att. 34,156 - Partly Cloudy - 84 F

livebaseballscorecards.com

AB	39
R	4
H	8
RBI	4
BB	7
SO	9
LOB	18

Los Angeles Angels @ Detroit Tigers

Comerica Park, Detroit, MI

Fri Aug 06 2010, 7:07 PM - 9:52 PM EDT

Att. 35,106 - Cloudy - 79 F

livebaseballscorecards.com

TOP

Batter	1	2	3	4	5	6	7	8	9	AB	R	H	RBI	BB	SO	LOB
53 Bobby Abreu, L (1, 7) OBP: 0.348, SLG: 0.415	P6	F8			F7		BB			3	0	0	0	1	0	0
2 Erick Aybar, S (1, 6) OBP: 0.334, SLG: 0.364	6 FC5-4 1B		B1-3		6 G6-3 1B		CS	P6		4	0	2	0	0	0	0
6 Alberto Callaspo, S (1, 5) OBP: 0.306, SLG: 0.399	FC5-4 48 HR		K		G6-3			1B		4	1	1	0	0	1	2
48 Torii Hunter, R (1, 9) OBP: 0.374, SLG: 0.505	HR		BB		G4-3			K		3	1	1	2	1	1	2
77 Reggie Willits, S (8, 9) OBP: 0.361, SLG: 0.313										0	0	0	0	0	0	0
55 Hideki Matsui, L (1, 10) OBP: 0.323, SLG: 0.407	G6-3		G4-3			F9		K		4	0	0	0	0	1	2
13 Maicer Izturis, S (1, 4) OBP: 0.299, SLG: 0.352		47 2B 1B		46 G5-4-3 1B		46 CS 1B			G4-3	4	1	3	0	0	0	0
47 Howie Kendrick, R (1, 3) OBP: 0.305, SLG: 0.412		46 SH3-4 25 G6-3 2B		K		F9			G5-3	4	1	1	1	0	1	2
46 Bobby Wilson, R (1, 2) OBP: 0.273, SLG: 0.377		SH3-4		G5-4-3		CS	F7		1B	3	0	1	0	0	0	1
25 Peter Bourjos, R (1, 8) OBP: 0.200, SLG: 0.143		G6-3		G5-3			L8		L7	4	0	0	1	0	0	2
Inning Stats	R: 2 E: 0 K: 0 S: 13 H: 2 LOB: 0 BB: 0 P: 18	R: 2 E: 0 K: 0 S: 11 H: 2 LOB: 0 BB: 0 P: 18	R: 0 E: 0 K: 1 S: 7 H: 0 LOB: 1 BB: 1 P: 13	R: 0 E: 0 K: 1 S: 13 H: 1 LOB: 1 BB: 0 P: 14	R: 0 E: 0 K: 0 S: 14 H: 1 LOB: 1 BB: 0 P: 19	R: 0 E: 0 K: 0 S: 6 H: 1 LOB: 0 BB: 0 P: 10	R: 0 E: 0 K: 0 S: 12 H: 0 LOB: 0 BB: 1 P: 21	R: 0 E: 0 K: 2 S: 12 H: 1 LOB: 1 BB: 0 P: 17	R: 0 E: 0 K: 0 S: 7 H: 1 LOB: 1 BB: 0 P: 10	1B: 7 2B: 1 3B: 0 HR: 1 SF: 0 SAC: 1 DP: 0 HBP: 0							

PITCHER		IP	WLS	BF	H	R	ER	SO	BB	IBB	HBP	BLK	WP	HR	S	P	ERA	WHIP
35 Justin Verlander, R ERA: 3.81	(1, 1)	7.0	L	28	7	4	4	2	2	0	0	0	0	1	76	113	5.14	1.286
45 Ryan Perry, R ERA: 4.58	(8, 1)	2.0		8	2	0	0	2	0	0	0	0	0	0	19	27	0.00	1.000

AB	33
R	4
H	9
RBI	4
BB	2
SO	4
LOB	11

BOTTOM

Batter	1	2	3	4	5	6	7	8	9	AB	R	H	RBI	BB	SO	LOB
14 Austin Jackson, R (1, 8) OBP: 0.355, SLG: 0.411	K		K		G1-3			G6-3		4	0	0	0	0	2	0
26 Brennan Boesch, L (1, 9) OBP: 0.346, SLG: 0.483	K		HR		25 PO 1B			G3-1		4	1	2	1	0	1	0
25 Ryan Raburn, R (1, 7) OBP: 0.294, SLG: 0.337	K		P3		PO	27 G5-3 BB		1B		3	0	1	0	1	1	0
24 Miguel Cabrera, R (1, 3) OBP: 0.431, SLG: 0.643		27 1B BB		27 BB 18 E BB		F9		G4-3		2	1	0	0	2	0	2
27 Jhonny Peralta, R (1, 6) OBP: 0.312, SLG: 0.398		1B		18 FC5-4 BB		G5-3			BB	2	0	1	0	2	0	1
18 Johnny Damon, L (1, 10) OBP: 0.364, SLG: 0.419		K		FC5-4		K			L9	4	0	0	0	0	2	5
15 Brandon Inge, R (1, 5) OBP: 0.338, SLG: 0.406		F6		P4			G6-3		K	4	0	0	0	0	1	4
13 Alex Avila, L (1, 2) OBP: 0.294, SLG: 0.311		G6-3		G4-3			K		K	3	0	0	0	0	1	3
53 Jeff Frazier, R (9, PH) OBP: 0.222, SLG: 0.235										1	0	0	0	0	1	1
28 Will Rhymes, L (1, 4) OBP: 0.280, SLG: 0.319			K		K		G6-3			3	0	0	0	0	2	0
Inning Stats	R: 0 E: 0 K: 3 S: 10 H: 0 LOB: 0 BB: 0 P: 16	R: 0 E: 0 K: 1 S: 9 H: 1 LOB: 2 BB: 1 P: 16	R: 1 E: 0 K: 2 S: 14 H: 1 LOB: 0 BB: 0 P: 19	R: 1 E: 1 K: 0 S: 9 H: 0 LOB: 1 BB: 2 P: 19	R: 0 E: 0 K: 1 S: 7 H: 1 LOB: 1 BB: 0 P: 11	R: 0 E: 0 K: 1 S: 13 H: 0 LOB: 1 BB: 1 P: 22	R: 0 E: 0 K: 1 S: 9 H: 0 LOB: 0 BB: 0 P: 12	R: 0 E: 0 K: 0 S: 10 H: 1 LOB: 1 BB: 0 P: 19	R: 0 E: 0 K: 2 S: 11 H: 0 LOB: 1 BB: 1 P: 19	1B: 3 2B: 0 3B: 0 HR: 1 SF: 0 SAC: 1 DP: 0 HBP: 0							

PITCHER		IP	WLS	BF	H	R	ER	SO	BB	IBB	HBP	BLK	WP	HR	S	P	ERA	WHIP
36 Jered Weaver, R ERA: 2.96	(1, 1)	7.0	W	27	3	2	1	9	4	0	0	0	0	1	71	115	1.29	1.000
56 Fernando Rodney, R ERA: 4.03	(8, 1)	1.0	H	4	1	0	0	0	0	0	0	0	0	0	10	19	0.00	1.000
40 Brian Fuentes, L ERA: 3.51	(9, 1)	1.0	S	4	0	0	0	2	1	0	0	0	0	0	11	19	0.00	1.000

AB	30
R	2
H	4
RBI	1
BB	5
SO	11
LOB	16

Batter	1	2	3	4	5	6	7	8	9	AB	R	H	RBI	BB	SO	LOB
53 Bobby Abreu, L (1, 7) OBP: 0.348, SLG: 0.416	B CH 86 B SI 87 C FF 88 C FF 88 X FF 89 2-2 13 BB 20 1B 2B	C FF 91 F SL 82 S SL 82 0-3 ③ K			B FF 90 B SI 87 B SI 87 B FF 90 4-0 2 WP 6 1B BB	C SI 86 B CH 82 B CH 80 X CH 81 2-1 ① L7	C FF 91 B CH 84 C CU 79 X CH 86 1-2 ③ G6-3			4	2	1	0	1	1	1
77 Reggie Willits, S (8, 7) OBP: 0.361, SLG: 0.313										0	0	0	0	0	0	0
2 Erick Aybar, S (1, 6) OBP: 0.335, SLG: 0.372	T SI 88 X SI 92 0-1 G3		C CH 86 B SI 88 C SL 79 S SL 82 1-3 K 55 G3-6-1 6 BB		F FF 89 F SI 88 B SL 84 S SL 83 1-3 ① K2-3 1-2	C CU 75 B CU 73 X CU 81 1-1 6 1B 1B		B FF 91 B SL 88 B FF 92 C FF 92 X FF 92 3-1 HR		5	1	2	1	0	2	2
6 Alberto Callaspo, S (1, 5) (8, 4) OBP: 0.311, SLG: 0.403	C SL 81 X SL 81 0-1 ② L8		B SI 88 F FF 88 1 SAFE B FF 90 1 SAFE B SI 89 F FF 91 B SI 93 4-2 55 G3-6-1 1-2 BB		B SI 91 B SI 89 C SI 88 F SI 89 X SL 83 2-2 55 WP 13 2B 2-H 1B	B SI 87 X SI 88 1-0 55 G3-6-1 1-2 1B		B CH 85 F FF 93 X FF 90 1-1 3 FC5-4 55 BB 1B		4	1	3	1	1	0	1
55 Hideki Matsui, L (1, 10) OBP: 0.327, SLG: 0.404	B SI 89 B CH 85 B SI 87 C FF 90 B SI 87 4-1 13 BB 20 1B BB		B SI 88 X FF 91 1-0 ①② G3-6-1 1-2f 2-3		B FF 92 B SL 86 B FF 91 B FF 92 4-0 13 2B 44 1B 1-2 BB	X CH 81 0-0 ②③ G3-6-1 1-2f		D FF 92 B CH 87 B FF 93 D SI 91 4-0 3 FC5-4 1-2 BB		2	2	0	0	3	0	4
13 Maicer Izturis, S (1, 4) OBP: 0.309, SLG: 0.364	B FF 92 B SI 90 B FF 90 C SI 91 B SI 92 4-1 20 1B 1-2 2-3 BB		F FF 92 D SL 84 F SI 94 B SL 84 X SI 92 3-2 ③ L3		B SI 92 C SI 91 B SI 92 F SI 92 X CH 84 2-2 44 1B 46 FC6 1-3 2-H 2B		B SI 86 B FF 87 X FF 87 2-0 20 2B 44 2B 1B	B SL 90 F FF 92 C SL 89 X SL 89 1-2 ① FC5-4 20 G6-3 1-2f 2-3		3	2	2	1	1	0	1
3 Brandon Wood, R (8, PH) (8, 5) OBP: 0.184, SLG: 0.224										1	0	0	0	0	0	2
20 Juan Rivera, R (1, 9) OBP: 0.318, SLG: 0.432	C SL 82 B SL 81 B SI 92 S SL 83 B SL 84 F FF 94 X SI 93 3-2 44 FC6-4 1-3 2-H 3-H 1B			B SI 88 B SI 87 F SI 91 C SI 88 X FF 90 2-2 ① G2-3	C CU 77 D CH 83 F SI 89 D CH 83 B SL 85 B CU 81 4-2 44 1B 46 E BB		X SI 89 0-0 44 2B 1-3 2B	B SL 89 X SL 88 1-0 ②③ G6-3 1-2f		4	2	2	2	1	0	2
44 Mike Napoli, R (1, 3) OBP: 0.326, SLG: 0.486	X FF 89 0-0 ③ FC6-4 1-2f			B SI 91 C SL 83 C SL 82 F SL 82 F SL 83 S SL 83 1-3 ② K	B SL 83 B SL 84 F SI 91 X SI 88 2-1 46 FC6 1-2 2-3 3-H 1B		X CU 80 0-0 25 F8 2-H 3-H 2B		C FF 91 B SL 87 X SL 87 1-1 ① F9	5	0	2	3	0	1	2
46 Bobby Wilson, R (1, 2) OBP: 0.268, SLG: 0.364		C CH 85 X SI 90 0-1 ① L7		B SI 92 B FF 92 X SI 89 2-0 1B	F SL 81 B SL 83 B FF 90 F CU 80 X SI 89 2-2 ② FC6 1-2f 2-H 3-H		F SL 85 F SL 84 F FF 93 S SL 86 0-3 ① K		X FF 91 0-0 ② F9	5	0	1	1	0	1	2
25 Peter Bourjos, R (1, 8) OBP: 0.150, SLG: 0.105		C FF 88 S SL 80 B SL 84 X SI 91 1-2 ② G5-3		S SL 85 B FF 92 S SL 84 D SL 83 S SL 84 2-3 ③ K	C SI 88 X SL 82 0-1 ③ L9		X SL 86 0-0 ② F8 2-3		C SL 87 B FF 92 F FF 93 X FF 93 1-2 ③ L9	5	0	0	0	0	1	3
Inning Stats	R: 2 E: 0 K: 0 S: 14 H: 2 LOB: 2 BB: 2 P: 27	R: 0 E: 0 K: 1 S: 8 H: 0 LOB: 0 BB: 0 P: 9	R: 0 E: 0 K: 1 S: 9 H: 0 LOB: 1 BB: 1 P: 18	R: 0 E: 0 K: 2 S: 12 H: 1 LOB: 1 BB: 0 P: 19	R: 5 E: 1 K: 1 S: 18 H: 3 LOB: 1 BB: 3 P: 39	R: 0 E: 0 K: 0 S: 6 H: 2 LOB: 1 BB: 0 P: 10	R: 2 E: 0 K: 1 S: 11 H: 3 LOB: 1 BB: 0 P: 14	R: 1 E: 0 K: 0 S: 8 H: 2 LOB: 1 BB: 1 P: 18	R: 0 E: 0 K: 0 S: 6 H: 0 LOB: 0 BB: 0 P: 8	1B: 8 2B: 4 3B: 0 HR: 1 SF: 0 SAC: 0 DP: 3 HBP: 0						

PITCHER		IP	WLS	BF	H	R	ER	SO	BB	IBB	HBP	BLK	WP	HR	S	P	ERA	WHIP
38 Jeremy Bonderman, R ERA: 4.96	(1, 1)	4.1	L	21	4	4	4	5	4	0	0	0	2	0	49	86	8.31	1.846
36 Brad Thomas, L ERA: 4.69	(5, 1)	0.0		2	1	0	0	0	1	0	0	0	1	0	3	9	∞	∞
49 Eddie Bonine, R ERA: 3.59	(5, 1)	1.2		11	6	5	4	0	1	0	0	0	0	0	18	32	21.60	4.200
21 Enrique Gonzalez, R ERA: 4.24	(7, 1)	3.0		11	2	1	1	1	1	0	0	0	0	1	22	35	3.00	1.000

PITCHER	IP	WLS	BF	H	R	ER	SO	BB	IBB	HBP	BLK	WP	HR	S	P	ERA	WHIP

TOP

Los Angeles Angels @ Detroit Tigers

Comerica Park, Detroit, MI

Sat Aug 07 2010, 7:06 PM - 9:54 PM EDT

Att. 38,783 - Cloudy - 79 F

livebaseballscorecards.com

AB	38
R	10
H	13
RBI	9
BB	7
SO	6
LOB	20

Batter	1	2	3	4	5	6	7	8	9	AB	R	H	RBI	BB	SO	LOB
14 Austin Jackson, R (1, 8) OBP: 0.354, SLG: 0.410	F SI 93 B SI 92 B SI 92 X SI 93 2-1 E1 25 WP 25 G4-3 1B		C CH 81 S SI 94 B SI 94 S SL 84 1-3 ② K			C FC 89 B FC 87 X FC 90 1-1 ① G5-3		B FF 93 B FF 93 F FF 94 F FF 92 X SL 81 2-2 E3		4	1	1	0	0	1	0
39 Ramon Santiago, S (1, 6) OBP: 0.357, SLG: 0.336	F SI 93 F CH 81 X CH 81 0-2 ① G5-3		B SI 93 C SI 93 C SI 94 B SL 82 X SL 83 2-2 ③ 1B			X SI 95 0-0 ② F7		B FF 94 C FF 93 B FF 93 F FF 93 X FF 93 2-2 ② L7		4	0	1	0	0	0	2
25 Ryan Raburn, R (1, 9) (8, 5) OBP: 0.293, SLG: 0.331	C SI 93 B SI 94 B CH 82 C SI 93 B SI 94 X SI 92 3-2 ② G4-3 2-H			X SI 92 0-0 ① F8		B FF 90 B FF 90 B SI 94 C FF 93 B SI 93 4-1 24 1B BB		C FF 93 B SL 81 S SL 82 S SL 80 1-3 ③ K		3	0	0	1	1	1	1
24 Miguel Cabrera, R (1, 3) OBP: 0.433, SLG: 0.642	B SI 93 B SI 94 F SI 94 B SI 94 F SI 94 F SI 94 B CH 81 4-2 27 FC5-4 BB			C SI 92 B SI 93 F SI 92 B SL 84 F SI 93 C SI 93 2-3 ② K	F SI 95 S FC 89 D SL 83 X FC 91 1-2 1B			C FF 97 C FF 97 B FC 97 S SL 90 1-3 ① K		2	0	1	0	1	1	0
26 Brennan Boesch, L (8, 9) OBP: 0.345, SLG: 0.482										1	0	0	0	0	1	0
27 Jhonny Peralta, R (1, 10) OBP: 0.309, SLG: 0.394	C SI 94 B SI 93 X CH 81 1-1 ③ FC5-4 1-2f			B SI 92 S SI 92 C SI 92 B SL 83 X CH 81 2-2 ③ P6	F SI 96 B SI 96 B FC 89 F SI 94 X SI 96 2-2 ③ F9		C SI 94 F SI 95 B SL 78 X SL 79 1-2 ① G1-3		B FC 97 X FC 96 1-0 ② L8	4	0	0	0	0	0	3
15 Brandon Inge, R (1, 5) OBP: 0.336, SLG: 0.404		C SI 94 C SI 94 F SI 86 B SI 94 B SL 82 B CH 83 F SI 94 S SI 94 3-3 ① K			C SI 90 S SI 92 B SL 83 X SI 91 1-2 ① L9				B FC 97 X FF 95 1-0 ③ G1-3	2	0	0	0	0	1	0
32 Don Kelly, L (7, PH) (8, 3) OBP: 0.250, SLG: 0.275										2	0	0	0	0	0	0
53 Jeff Frazier, R (1, 7) OBP: 0.238, SLG: 0.250	C SI 94 F SI 94 X SL 85 0-2 ② P5				C SI 93 X SI 92 0-1 12 G5-3 1B		B FC 89 F FF 90 X SI 93 1-1 ② F8			3	0	1	0	0	0	0
12 Gerald Laird, R (1, 2) OBP: 0.243, SLG: 0.256	B SI 94 C SI 94 F SI 93 B SL 84 X SI 93 2-2 ③ L8				F SI 92 B CH 79 X CH 80 1-1 ② G5-3 1-2		B FC 89 C FC 89 F SI 95 B SI 95 X SI 95 2-2 ③ G6-3			3	0	0	0	0	0	1
28 Will Rhymes, L (1, 4) OBP: 0.264, SLG: 0.300			C SI 91 C SI 94 B SL 85 B SL 84 X SI 93 2-2 ① G1-3		X SI 92 0-0 ③ G1-4-3			C FF 92 X FF 93 0-1 ① G1-3		3	0	0	0	0	0	1
Inning Stats	R: 1 E: 1 K: 0 S: 14 H: 1 LOB: 1 BB: 1 P: 24	R: 0 E: 0 K: 1 S: 11 H: 0 LOB: 0 BB: 0 P: 16	R: 0 E: 0 K: 1 S: 9 H: 1 LOB: 1 BB: 0 P: 14	R: 0 E: 0 K: 1 S: 8 H: 0 LOB: 0 BB: 0 P: 12	R: 0 E: 0 K: 0 S: 8 H: 1 LOB: 1 BB: 0 P: 10	R: 0 E: 0 K: 0 S: 10 H: 1 LOB: 2 BB: 1 P: 18	R: 0 E: 0 K: 0 S: 8 H: 0 LOB: 0 BB: 0 P: 12	R: 0 E: 1 K: 1 S: 11 H: 0 LOB: 1 BB: 0 P: 16	R: 0 E: 0 K: 1 S: 5 H: 0 LOB: 0 BB: 0 P: 8	1B: 4 2B: 0 3B: 0 HR: 0 SF: 0 SAC: 0 DP: 0 HBP: 0						

PITCHER		IP	WLS	BF	H	R	ER	SO	BB	IBB	HBP	BLK	WP	HR	S	P	ERA	WHIP
19 Scott Kazmir, L ERA: 6.57	(1, 1)	5.0	W	18	3	1	0	3	1	0	0	0	1	0	50	76	0.00	0.800
45 Francisco Rodriguez, R ERA: 4.05	(6, 1)	2.0		8	1	0	0	0	1	0	0	0	0	0	18	30	0.00	1.000
58 Michael Kohn, R ERA: 5.4	(8, 1)	1.0		4	0	0	0	1	0	0	0	0	0	0	11	16	0.00	0.000
40 Kevin Jepsen, R ERA: 4.3	(9, 1)	1.0		3	0	0	0	1	0	0	0	0	0	0	5	8	0.00	0.000

PITCHER	IP	WLS	BF	H	R	ER	SO	BB	IBB	HBP	BLK	WP	HR	S	P	ERA	WHIP

BOTTOM

Los Angeles Angels @ Detroit Tigers

Comerica Park, Detroit, MI

Sat Aug 07 2010, 7:06 PM - 9:54 PM EDT

Att. 38,783 - Cloudy - 79 F

livebaseballscorecards.com

AB	31
R	1
H	4
RBI	1
BB	2
SO	5
LOB	8

TOP

Batter	1	2	3	4	5	6	7	8	9	AB	R	H	RBI	BB	SO	LOB
53 Bobby Abreu, L (1, 10) OBP: 0.347, SLG: 0.414	C SI 91 B SI 90 B FF 92 B SI 92 F SI 92 X SI 93 3-2 ① **G5-3**		C SI 89 B CU 77 F SI 92 F CU 77 B CH 84 B SI 94 X CH 84 3-2 ② **G6-3**		B SI 89 C FF 91 B FF 92 X SI 91 2-1 6 FC5 2 HBP 1B		C SI 91 X SI 93 0-1 ① **G6-3** 3-H		B FS 87 C FF 96 X FF 96 1-1 ② **F9** 1-2	5	0	1	1	0	0	1
2 Erick Aybar, S (1, 6) OBP: 0.333, SLG: 0.368	C SI 92 C CU 75 X CH 83 0-2 ② **F8**		C SI 91 S SL 87 C FF 96 0-3 ③ **K**		T SI 91 B SI 92 H SL 87 2-1 6 FC5 HBP 1-2		X SI 92 0-0 ② **B1**		B FF 97 B FF 96 C FF 96 F FF 96 X FS 88 2-2 ③ **G4-3**	4	0	0	0	0	1	1
6 Alberto Callaspo, S (1, 5) OBP: 0.309, SLG: 0.399	C FF 91 B CU 74 X FF 94 1-1 ③ **G4-3**			B SI 89 C CH 82 F SL 84 B FF 94 B SL 85 X SI 92 3-2 E1 13 1B 20 WP	B SI 85 B CH 84 X SI 93 2-0 ③ **FC5** 1-2 2-3f		B FF 92 C FF 90 X SI 92 1-1 ③ **G4-3**			4	1	0	0	0	0	2
13 Maicer Izturis, S (1, 4) OBP: 0.314, SLG: 0.380		C SI 89 B CU 76 C FF 92 B CH 81 X FF 93 2-2 ① **G4-3**		B CH 83 1 SAFE X SL 84 1-0 20 WP 1B 1-3		C SI 86 X CU 73 0-1 20 1B 3B		C FF 94 F FF 96 F SL 85 S FF 95 0-3 ① **K**		4	1	2	0	0	1	0
20 Juan Rivera, R (1, 9) OBP: 0.320, SLG: 0.433		B SI 91 X FF 91 1-0 77 1B 1B		F SI 92 D SL 86 B SI 95 S SI 85 B SL 84 X SI 93 3-2 ① **G5-3** 1-2 3-H		C SL 83 X SI 91 0-1 77 1B 1B 3-H		B FF 96 X FF 94 1-0 ② **P6**		4	0	2	1	0	0	1
47 Howie Kendrick, R (1, 3) OBP: 0.304, SLG: 0.411		B SI 93 C SI 92 S SI 86 S SL 86 1-3 ② **K**		B SL 86 X SI 93 1-0 ② **G6-3**		B SI 92 C SI 90 S SI 92 T SL 85 1-2 ① **K**		B FF 94 B FF 95 X FF 94 2-0 77 S 1B		4	0	1	0	0	2	3
77 Reggie Willits, S (1, 7) OBP: 0.366, SLG: 0.320		C SI 91 1 SAFE X SI 94 0-1 1-3 1B		C SI 94 D CU 78 S SI 85 B FF 94 F CU 78 X SI 94 2-2 ③ **L4**		C SI 92 S CH 83 F FF 94 D SI 94 F CH 84 B CH 83 F FF 94 B SL 85 X SI 92 3-2 ② 5 1B 1-3 1B		C FF 96 F SL 86 X FF 97 0-2 ③ **G4-3** 1-2		4	1	2	0	0	0	2
5 Jeff Mathis, R (1, 2) OBP: 0.246, SLG: 0.331		C SL 85 D SL 86 X SL 86 1-1 ③ **L8**			C FF 90 B CU 72 S SL 84 S SI 93 1-3 ① **K**	X SI 92 0-0 ③ 2-H 1B			C FF 93 S FF 94 S FF 96 0-3 ① **K**	4	0	1	1	0	2	2
25 Peter Bourjos, R (1, 8) OBP: 0.208, SLG: 0.182			L SI 90 C SL 85 B SL 85 X SI 93 1-2 ① **G1-3**		B CU 75 F SI 91 C SL 84 B SL 84 X SI 91 2-2 ② **G5-3**		C FF 90 C SI 91 B SL 85 F FF 91 F FF 91 X FF 92 1-2 E7 53 G6-3 2B		B FF 95 B FF 95 B FF 95 B FF 96 4-0 53 DI BB	3	1	1	0	1	0	0
Inning Stats	R: 0 E: 0 K: 0 S: 8 H: 0 LOB: 0 BB: 0 P: 12	R: 0 E: 0 K: 1 S: 11 H: 2 LOB: 2 BB: 0 P: 16	R: 0 E: 0 K: 1 S: 10 H: 0 LOB: 0 BB: 0 P: 14	R: 1 E: 1 K: 0 S: 12 H: 1 LOB: 1 BB: 0 P: 22	R: 0 E: 0 K: 1 S: 10 H: 1 LOB: 2 BB: 0 P: 19	R: 2 E: 0 K: 1 S: 14 H: 4 LOB: 1 BB: 0 P: 18	R: 1 E: 1 K: 0 S: 10 H: 1 LOB: 0 BB: 0 P: 12	R: 0 E: 0 K: 1 S: 9 H: 1 LOB: 1 BB: 0 P: 12	R: 0 E: 0 K: 1 S: 8 H: 0 LOB: 1 BB: 1 P: 15	1B: 8 2B: 1 3B: 1 HR: 0	SF: 0 SAC: 0 DP: 0 HBP: 1				WP: 1 PB: 0 SB: 1 CS: 0		PA: 38

PITCHER		IP	WLS	BF	H	R	ER	SO	BB	IBB	HBP	BLK	WP	HR	S	P	ERA	WHIP
21 Rick Porcello, R ERA: 5.74	(1, 1)	6.0	W	26	8	3	2	4	0	0	1	0	1	0	65	101	3.00	1.333
34 Robbie Weinhardt, R ERA: 4.2	(7, 1)	1.0	H	4	1	1	0	0	0	0	0	0	0	0	10	12	0.00	1.000
45 Ryan Perry, R ERA: 4.46	(8, 1)	1.0	H	4	1	0	0	1	0	0	0	0	0	0	9	12	0.00	1.000
46 Jose Valverde, R ERA: 2.76	(9, 1)	1.0		4	0	0	0	1	1	0	0	0	0	0	8	15	0.00	1.000

Los Angeles Angels @ Detroit Tigers
Comerica Park, Detroit, MI
Sun Aug 08 2010, 1:08 PM - 3:57 PM EDT
Att. 32,037 - Sunny - 80 F

livebaseballscorecards.com

AB	36
R	4
H	10
RBI	3
BB	1
SO	6
LOB	12

BOTTOM

Batter	1	2	3	4	5	6	7	8	9	AB	R	H	RBI	BB	SO	LOB
28 Will Rhymes, L (1, 4) OBP: 0.310, SLG: 0.352	B FF 92 C FF 92 X FF 93 1-1 ① **F7**		B SL 85 X FF 92 1-0 1-2 1B		F SL 86 F FF 93 X FF 93 0-2 18 2B 2B 3-H	B SL 79 B FF 92 C FF 92 S FF 93 B FF 92 F FF 93 X FF 92 3-2 1-3 3-H 1B		B SI 92 B SI 92 B SI 91 C FF 90 B FF 91 4-1 18 1B 14 1B 1-2 2-3 BB		4	2	3	2	1	0	0
18 Johnny Damon, L (1, 10) OBP: 0.367, SLG: 0.425	B FF 94 C FF 93 X FF 94 1-1 1B		B FF 93 F CH 86 B CH 87 C SL 86 C FF 94 2-3 ② **K**		X SL 85 0-0 2-H 2B	B FF 92 F FF 91 B FF 93 X SL 80 2-1 ③ **G4-3**		C CU 79 D CU 79 X SI 91 1-1 14 1B 14 WP 1-3 2-H 3-H 1B		5	0	3	3	0	1	4
26 Brennan Boesch, L (1, 9) OBP: 0.342, SLG: 0.476 14 Austin Jackson, R (8, 8) OBP: 0.355, SLG: 0.411	C FF 92 F FF 92 S FF 92 0-3 ② **K**		S SL 87 2 SAFE 0-1 ③ **CS** 2-3	B FC 90 C FF 91 X CH 85 1-1 ① **P3**	F CH 86 B FF 92 C FC 92 B FF 92 C FF 93 2-3 ③ **K**		F CU 79 T SI 93 F FF 94 F CU 80 F SI 94 B SI 94 B CU 80 B SI 94 X SI 94 3-2 ① **F8**	C SL 90 S FC 94 D SL 91 1 SAFE F FC 95 B SL 90 X FC 96 2-2 27 WP 1-3 3-H 1B		4 1	0 0	0 1	0 1	0 0	2 0	2 0
24 Miguel Cabrera, R (1, 3) OBP: 0.430, SLG: 0.636	F FF 93 X FF 92 0-1 ③ **F9**			X FF 92 0-0 ② **P3**		B FF 91 C FF 91 B SL 84 X FF 93 2-1 ① **L9**	B SI 94 B SI 93 X SI 93 2-0 27 WP 1B	X FF 97 0-0 ② **L4**		5	0	1	0	0	0	3
27 Jhonny Peralta, R (1, 6) OBP: 0.308, SLG: 0.391		X FF 91 0-0 ① **F9**		C FF 93 X FF 92 0-1 ③ **G5-3**		X FF 92 0-0 15 BB 25 1B 13 1B 1B	C SI 92 B SL 82 X SI 92 1-1 ② **L7** 1-2	C FF 97 D FF 97 S SL 88 B SL 90 D SL 91 X FF 97 3-2 ③ **G5-3** 1-2		5	1	1	0	0	0	3
25 Ryan Raburn, R (1, 7) OBP: 0.297, SLG: 0.341 (8, 9)		C FF 93 B FF 93 S SL 85 X SL 84 1-2 ② **G5-3**			C SL 84 B FF 88 X FF 93 1-1 13 SH2-3 32 1B 2B	X SL 85 0-0 15 BB 13 1B 1-2 1B	B SI 92 C SI 92 D SL 82 B SI 92 X SI 92 3-1 ③ **F8**			4	2	2	0	0	0	1
15 Brandon Inge, R (1, 5) OBP: 0.335, SLG: 0.400		B FF 93 S SL 86 B FF 93 C SL 86 F FF 94 C FF 94 2-3 ③ **K**			F FF 92 T SL 85 B FF 94 X SL 86 1-2 E5 32 1B 13 SH2-3 28 2B	S FF 93 B FF 93 B FF 93 S SL 87 F FF 94 B FF 93 B SL 86 4-2 13 1B 28 1B 1-2 2-3 BB		B SI 91 B SI 91 C SI 91 B SI 91 X SI 90 3-1 ① **G5-3**		3	2	0	0	1	1	1
13 Alex Avila, L (1, 2) OBP: 0.304, SLG: 0.315			B FF 91 C FF 92 B CH 85 B CH 85 B FF 93 4-1 26 CS 28 1B BB		C CH 86 X SL 86 0-1 ① **SH2-3** 1-2 2-3	B FC 93 X FF 92 1-0 28 1B 1-3 2-H 3-H 1B		S SI 92 B SI 92 B SI 91 B SI 93 B SI 93 4-1 28 BB 32 BB 18 1B BB		1	1	1	2	2	0	0
32 Don Kelly, L (1, 8) OBP: 0.256, SLG: 0.276 (8, 7)			B FF 91 C FF 93 C CH 85 B FC 92 F FF 93 F SL 85 B FF 92 X FF 94 3-2 ① **L8**		B FF 92 B CH 86 X SL 84 2-0 ② 2-3 3-H 1B	B FF 91 S FF 90 S FF 92 1 SAFE F FF 93 S SL 80 1-3 ② **K**		B SI 91 B SI 92 B SI 92 B SI 91 4-0 28 BB 18 1B 1-2 BB		3	1	1	1	1	1	3
Inning Stats	R: 0 E: 0 K: 1 S: 9 H: 1 LOB: 1 BB: 0 P: 11	R: 0 E: 0 K: 1 S: 8 H: 0 LOB: 0 BB: 0 P: 11	R: 0 E: 0 K: 1 S: 11 H: 1 LOB: 1 BB: 1 P: 21	R: 0 E: 0 K: 0 S: 5 H: 0 LOB: 0 BB: 0 P: 6	R: 3 E: 1 K: 1 S: 15 H: 4 LOB: 1 BB: 0 P: 21	R: 3 E: 0 K: 1 S: 18 H: 4 LOB: 2 BB: 1 P: 31	R: 0 E: 0 K: 0 S: 11 H: 1 LOB: 0 BB: 0 P: 20	R: 3 E: 0 K: 0 S: 14 H: 2 LOB: 2 BB: 3 P: 35		1B: 10 2B: 3 3B: 0 HR: 0	SF: 0 SAC: 1 DP: 0 HBP: 0				WP: 3 PB: 0 SB: 0 CS: 1		PA: 42

PITCHER		IP	WLS	BF	H	R	ER	SO	BB	IBB	HBP	BLK	WP	HR	S	P	ERA	WHIP
22 Trevor Bell, R ERA: 6.03	(1, 1)	5.1	L	26	9	6	4	4	2	0	0	0	0	0	56	85	6.75	2.062
58 Michael Kohn, R ERA: 4.76	(6, 1)	0.2		3	1	0	0	1	0	0	0	0	0	0	10	16	0.00	1.500
62 Scot Shields, R ERA: 6.05	(7, 1)	1.1		9	2	3	3	0	3	0	0	0	1	0	17	42	20.25	3.750
40 Kevin Jepsen, R ERA: 4.23	(8, 1)	0.2		3	1	0	0	0	0	0	0	0	2	0	8	13	0.00	1.500

Los Angeles Angels @ Detroit Tigers
Comerica Park, Detroit, MI
Sun Aug 08 2010, 1:08 PM - 3:57 PM EDT
Att. 32,037 - Sunny - 80 F

livebaseballscorecards.com

AB	35
R	9
H	13
RBI	9
BB	5
SO	5
LOB	17

TOP

Batter	1	2	3	4	5	6	7	8	9	AB	R	H	RBI	BB	SO	LOB
28 John Jaso, L (1, 2) OBP: 0.385, SLG: 0.387	B SI 90 C SI 89 F CH 84 F SL 91 X SI 93 1-2 18 FC3 13 F7-2 2B		B SI 91 X SI 90 1-0 1-3 1B		B SI 91 C CH 82 B CH 82 X SI 91 2-1 ① P4		1 SAFE X FF 92 0-0 ① FC1-6 1-2f		B SL 86 X FF 97 1-0 13 PB 18 1B 13 1B 3-H 1B	5	1	3	1	0	0	1
18 Ben Zobrist, S (1, 4) (8, 3) OBP: 0.364, SLG: 0.373	B SI 92 B SI 92 B SL 88 C SI 92 F SI 92 X SI 93 3-2 FC3 3 CS 2-3		C SI 90 1 SAFE X CH 83 0-1 ② SF8 3-H		S CH 83 B SI 91 C SI 92 B SL 89 B SL 88 B SI 92 4-2 3 2B BB		1 SAFE B SL 86 C SI 92 B FF 92 F SI 91 B SL 86 F SI 92 F SI 92 X FF 92 3-2 ② P2		B FF 96 C FF 96 C SL 86 B SL 85 F FF 96 F SL 86 X FF 96 2-2 13 1B 13 PB 1-2 1B	3	1	1	1	1	0	2
13 Carl Crawford, L (1, 7) OBP: 0.351, SLG: 0.477	X SI 93 0-0 ① ② F7-2 3-H		B CH 83 S SL 88 F SL 89 X SI 87 1-2 ③ G3		B SI 90 B CH 82 F SI 91 X SI 91 2-1 ② F9		1 SAFE S CU 85 1 SAFE B CU 84 B FF 93 F FF 93 S FF 86 2-3 ③ K		C FF 97 X FF 98 0-1 3 G5-4-3 1-3 2-H 1B	5	0	1	1	0	1	5
3 Evan Longoria, R (1, 5) OBP: 0.374, SLG: 0.484	B SI 93 S SI 92 C SL 88 F SL 90 B SL 87 1 SAFE F SL 90 B SI 89 3-2 ③ CS 1-2	F SI 91 C SI 91 X SI 93 0-2 ① F9	C SL 87 X SL 88 0-1 24 BB 16 BB 20 SF8 1B	X SI 93 0-0 1-H 2B				B CH 86 S CH 86 F CH 87 X SI 96 1-2 ① F9	F FF 95 X SL 85 0-1 ② ③ G5-4-3 1-2f	5	1	2	1	0	0	2
16 Willy Aybar, S (1, 10) OBP: 0.317, SLG: 0.381		C SI 90 X CH 84 0-1 ② L3	B SI 90 1 SAFE C CH 82 B CH 83 1 SAFE S CH 83 1 SAFE F SL 88 B SL 89 4-2 F CH 83 B SL 88 20 SF8 24 BB 1-2 BB	S CH 84 X CH 85 0-1 ③ G4-3			B FF 95 B FF 96 C SI 95 X SI 95 2-1 2B		3	0	1	0	1	0	1
24 Dan Johnson, L (1, 3) OBP: 0.417, SLG: 0.375 1 Sean Rodríguez, R (8, PH) OBP: 0.308, SLG: 0.414 (8, 4)		B SI 91 X SI 92 1-0 ③ G3-1	B SI 92 B CH 84 C SI 93 C SL 90 B SL 91 F SI 91 B SI 92 4-2 8 FC5-4 1-2 2-3 BB		F FF 92 F SL 85 B SL 87 D SI 92 B FF 93 F FF 92 X FF 93 3-2 ① F7	S SL 82 S SL 83 B SL 83 F FF 95 C SI 96 1-3 ② K		2 1	0 0	0 0	0 0	1 1	0 1	0 1
20 Matt Joyce, L (1, 9) OBP: 0.336, SLG: 0.462		B SI 90 F SL 85 X SL 88 1-1 HR	B SI 93 X SI 94 1-0 ① SF8 2-3 3-H		B SL 86 F FF 93 B SL 84 F FF 92 B FF 92 X FF 92 3-2 ② F7	C SL 83 B SL 84 C SL 84 S SL 84 1-3 ③ K		3	1	1	2	0	1	1
2 B.J. Upton, R (1, 8) OBP: 0.317, SLG: 0.408		X SI 93 0-0 ① F9	L SL 87 B SL 88 C SI 93 D SL 90 B SI 93 S SL 88 3-3 ② K		B CH 86 S SI 92 F SI 92 X SI 94 1-2 ③ G1-3			X FF 95 0-0 8 SH5-4 28 1B 2B	4	1	1	0	0	1	2
8 Jason Bartlett, R (1, 6) OBP: 0.322, SLG: 0.334		B SI 93 B SI 92 C SI 92 C SL 89 B SL 89 B SI 92 4-2 28 1B 18 SF8 BB	S SL 89 B SL 89 B SL 89 X SL 90 2-1 ③ FC5-4 1-2f			B SI 91 X SI 91 1-0 28 FC1-6 1B		B FF 94 X FF 94 1-0 ① SH5-4 2-3	2	1	1	0	1	0	2
Inning Stats	R: 0 E: 0 K: 0 S: 12 H: 1 LOB: 0 BB: 0 P: 19	R: 0 E: 0 K: 0 S: 6 H: 0 LOB: 0 BB: 0 P: 7	R: 2 E: 0 K: 0 S: 11 H: 2 LOB: 1 BB: 1 P: 18	R: 1 E: 0 K: 1 S: 15 H: 1 LOB: 2 BB: 2 P: 29	R: 1 E: 0 K: 0 S: 9 H: 1 LOB: 1 BB: 1 P: 17	R: 0 E: 0 K: 0 S: 10 H: 0 LOB: 0 BB: 0 P: 17	R: 0 E: 0 K: 1 S: 10 H: 1 LOB: 1 BB: 0 P: 16	R: 0 E: 0 K: 2 S: 12 H: 1 LOB: 1 BB: 0 P: 17	R: 2 E: 0 K: 0 S: 12 H: 4 LOB: 1 BB: 0 P: 16	1B: 6 2B: 5 3B: 0 HR: 1 SF: 2 SAC: 1 DP: 2 HBP: 0	WP: 0 PB: 1 SB: 0 CS: 1 PA: 41					

PITCHER		IP	WLS	BF	H	R	ER	SO	BB	IBB	HBP	BLK	WP	HR	S	P	ERA	WHIP
58 Armando Galarraga, R ERA: 4.48	(1, 1)	5.0	L	23	5	4	4	1	4	0	0	0	0	1	53	90	7.20	1.800
36 Brad Thomas, L ERA: 4.5	(6, 1)	2.0		7	1	0	0	1	0	0	0	0	0	0	20	33	0.00	0.500
40 Phil Coke, L ERA: 2.54	(8, 1)	1.0		4	1	0	0	2	0	0	0	0	0	0	12	17	0.00	1.000
45 Ryan Perry, R ERA: 4.58	(9, 1)	1.0		6	4	2	1	0	0	0	0	0	0	0	12	16	9.00	4.000

PITCHER	IP	WLS	BF	H	R	ER	SO	BB	IBB	HBP	BLK	WP	HR	S	P	ERA	WHIP

Tampa Bay Rays @ Detroit Tigers
Comerica Park, Detroit, MI
Mon Aug 09 2010, 7:07 PM - 10:18 PM EDT
Att. 23,932 - Cloudy - 79 F

livebaseballscorecards.com

AB	33
R	6
H	11
RBI	6
BB	4
SO	4
LOB	17

BOTTOM

Batter	1	2	3	4	5	6	7	8	9	AB	R	H	RBI	BB	SO	LOB
14 Austin Jackson, R (1, 8) OBP: 0.351, SLG: 0.406	B FF 94 F FF 95 F FF 96 S FF 97 1-3 ① K	C KC 80 B FF 98 F FF 98 S FF 98 1-3 ③ K		B SI 96 F SI 96 F FF 97 F FF 99 B FF 98 B FF 98 X SI 96 3-2 ③ F8		B SI 93 B SL 86 F SI 92 B SI 92 X SI 91 3-1 ③ FC6-4 1-2f			C FF 95 B FF 91 F FF 91 F FF 94 F SL 84 F FF 95 S FF 89 1-3 ① K	5	0	0	0	0	3	5
39 Ramon Santiago, S (1, 10) OBP: 0.357, SLG: 0.335	B FF 96 C FF 96 F KC 80 C FF 97 1-3 ② K		F SI 94 F SI 92 B FF 97 F FF 96 X SI 96 1-2 ① L9		C SI 89 F SI 94 F FF 96 B FF 96 B FC 86 X SI 95 2-2 25 WP 25 1B 1B		B SI 90 B SI 89 B SI 91 B SI 90 4-0 BB		C FF 94 B SI 95 X FF 91 1-1 ② L7	4	1	1	0	1	1	0
25 Ryan Raburn, R (1, 9) (7, 7) OBP: 0.299, SLG: 0.342	B FF 97 C FF 96 X KC 80 1-1 1B		C KC 78 F SI 96 B SI 96 F FC 89 X SI 97 1-2 ② F7		C CH 84 F FF 97 B SI 97 B KC 82 B KC 79 X SI 97 3-2 1-H 1B		X SI 92 0-0 ① F9		C FF 94 X FC 90 0-1 ③ G5-3	5	0	2	1	0	0	1
24 Miguel Cabrera, R (1, 3) OBP: 0.429, SLG: 0.632	C FF 96 B FF 98 F FF 97 1 SAFE B FF 98 F FF 98 1 SAFE B FF 98 X FF 98 3-2 ③ G6-3		B SI 96 S FF 97 B FF 98 B SI 98 B FF 97 4-1 BB		F FF 98 B FF 98 F FF 98 S FF 98 1-3 ① K		C SI 94 F SI 92 S SL 88 0-3 ② K			3	0	0	0	1	2	3
9 Carlos Guillen, S (1, 4) OBP: 0.336, SLG: 0.421		C FF 95 S SI 95 B FF 96 B FF 96 B FF 95 B FF 96 4-2 27 PB 12 2B BB	B KC 78 F SI 96 F SI 96 B SI 98 S SI 98 2-3 ③ K		S FF 98 B FF 99 1 SAFE S SI 98 1 SAFE F FF 99 B FF 98 F SI 98 S FF 98 2-3 ② K		B FF 95 X FF 95 1-0 ③ P5			3	1	0	0	1	2	3
27 Jhonny Peralta, R (1, 6) OBP: 0.307, SLG: 0.388	F SI 96 F FF 98 B FF 98 B FF 99 D KC 81 B FF 98 4-2 12 2B 1-2 BB		B KC 75 C KC 76 B KC 77 X SI 94 2-1 ① G6-3	F FF 97 F SI 99 S FF 100 0-3 ③ K				F FF 93 B SL 87 B SL 86 X FF 95 2-1 ① L5		3	0	0	0	1	1	1
15 Brandon Inge, R (1, 5) OBP: 0.332, SLG: 0.395	B FF 97 F FF 97 F FF 98 B FF 99 T FF 98 2-2 ① K		B FF 95 X SI 94 1-0 ② F9			F SI 92 C SI 92 S SL 87 0-3 ① K2-3		C SI 95 X SL 87 0-1 ② G6-3		4	0	0	0	0	2	2
53 Jeff Frazier, R (1, 7) 26 Brennan Boesch, L (6, PH) OBP: 0.342, SLG: 0.485 (7, 9) OBP: 0.261, SLG: 0.273	F SI 97 B FF 98 C KC 80 S SI 97 1-3 ② K		B KC 77 B SI 96 C SI 95 X SI 96 2-1 12 BB 1B			S SI 92 X SI 91 0-1 ② G1-3		B FF 95 X FF 95 1-0 HR		2 2	0 1	1 1	0 1	0 0	1 0	2 0
12 Gerald Laird, R (1, 2) OBP: 0.253, SLG: 0.268 18 Johnny Damon, L (8, PH) OBP: 0.366, SLG: 0.423 13 Alex Avila, L (9, 2) OBP: 0.304, SLG: 0.315	B FF 97 C FF 97 B SI 98 F FF 98 X SI 98 2-2 1-3 2-H 2B		B SI 96 B KC 80 B CH 86 B FF 97 4-0 1-2 BB			X SI 90 0-0 14 FC6-4 1B		B FF 95 C FF 94 S CH 83 B CH 86 F CH 85 F FF 95 S FF 96 2-3 ③ K		2 1 0	0 0 0	2 0 0	1 0 0	1 1 0	0 0 0	0 0 0
Inning Stats	R: 0 E: 0 K: 2 S: 12 H: 1 LOB: 1 BB: 0 P: 18	R: 1 E: 0 K: 3 S: 16 H: 1 LOB: 2 BB: 2 P: 30	R: 0 E: 0 K: 1 S: 12 H: 0 LOB: 1 BB: 1 P: 20	R: 0 E: 0 K: 0 S: 9 H: 1 LOB: 2 BB: 1 P: 21	R: 1 E: 0 K: 3 S: 18 H: 2 LOB: 1 BB: 0 P: 26	R: 0 E: 0 K: 1 S: 8 H: 1 LOB: 1 BB: 0 P: 11	R: 0 E: 0 K: 1 S: 5 H: 0 LOB: 1 BB: 1 P: 10	R: 1 E: 0 K: 1 S: 10 H: 1 LOB: 0 BB: 0 P: 15	R: 0 E: 0 K: 1 S: 10 H: 0 LOB: 0 BB: 0 P: 12	1B: 5 2B: 1 3B: 0 HR: 1 SF: 0 SAC: 0 DP: 0 HBP: 0	WP: 1 PB: 1 SB: 0 CS: 0 PA: 39					

PITCHER		IP	WLS	BF	H	R	ER	SO	BB	IBB	HBP	BLK	WP	HR	S	P	ERA	WHIP
14 David Price, L ERA: 2.84	(1, 1)	5.0	W	24	5	2	2	9	4	0	0	0	1	0	67	115	3.60	1.800
55 Chad Qualls, R ERA: 8.02	(6, 1)	1.2	H	7	1	0	0	2	1	0	0	0	0	0	12	19	0.00	1.200
53 Joaquín Benoit, R ERA: 1.33	(7, 1)	1.1	H	5	1	1	1	1	0	0	0	0	0	1	11	17	6.75	0.750
29 Rafael Soriano, R ERA: 1.81	(9, 1)	1.0	S	3	0	0	0	1	0	0	0	0	0	0	10	12	0.00	0.000

PITCHER	IP	WLS	BF	H	R	ER	SO	BB	IBB	HBP	BLK	WP	HR	S	P	ERA	WHIP

Tampa Bay Rays @ Detroit Tigers

Comerica Park, Detroit, MI

Tue Aug 10 2010, 7:07 PM - 9:55 PM EDT

Att. 26,114 - Partly Cloudy - 85 F

livebaseballscorecards.com

TOP

Batter	1	2	3	4	5	6	7	8	9	AB	R	H	RBI	BB	SO	LOB
28 John Jaso, L (1, 2) OBP: 0.382, SLG: 0.387	G5-3		P5		P5		G5-3		3 PB 16 BB 2B	5	1	1	1	0	0	3
18 Ben Zobrist, S (1, 4) OBP: 0.360, SLG: 0.369	G4-3		F9		K			F8	SF7	4	0	0	1	0	1	3
13 Carl Crawford, L (1, 7) OBP: 0.352, SLG: 0.475	F7			L4		F8		3 2B 1B	16 BB 3 PB 24 BB IBB	4	2	1	0	1	0	0
3 Evan Longoria, R (1, 5) OBP: 0.375, SLG: 0.485		G5-3		20 G3-1 1B		G6-3		16 WP 2B	K	5	0	2	1	0	1	2
20 Matt Joyce, L (1, 9) OBP: 0.346, SLG: 0.468		16 G4-6-3 BB		G3-1		E9 2B		K	24 BB 16 BB 2 BB IBB	3	1	1	0	2	1	2
16 Willy Aybar, S (1, 10) OBP: 0.319, SLG: 0.375		G4-6-3		P5		F7				3	0	0	1	2	0	3
24 Dan Johnson, L (1, 3) OBP: 0.483, SLG: 0.353			8 1B BB	8 2B 8 E BB			8 G6-3 2 G3-4-3 28 WP BB	G4-3	2 BB	1	2	0	1	4	0	2
2 B.J. Upton, R (1, 8) OBP: 0.318, SLG: 0.407			K	L5			G3-4-3			4	1	1	1	1	1	3
8 Jason Bartlett, R (1, 6) OBP: 0.326, SLG: 0.342			1B	E7			G6-3		G3-1	5	1	3	0	0	0	4

Inning Stats									
	R: 0 E: 0 K: 0 S: 12 H: 0 LOB: 0 BB: 0 P: 16	R: 0 E: 0 K: 0 S: 5 H: 0 LOB: 0 BB: 1 P: 11	R: 0 E: 0 K: 1 S: 16 H: 1 LOB: 2 BB: 1 P: 26	R: 0 E: 0 K: 0 S: 5 H: 1 LOB: 1 BB: 0 P: 7	R: 1 E: 1 K: 1 S: 15 H: 1 LOB: 1 BB: 1 P: 27	R: 0 E: 1 K: 0 S: 8 H: 1 LOB: 1 BB: 0 P: 13	R: 1 E: 0 K: 0 S: 6 H: 0 LOB: 0 BB: 1 P: 11	R: 1 E: 0 K: 1 S: 16 H: 2 LOB: 2 BB: 1 P: 22	R: 5 E: 0 K: 1 S: 15 H: 3 LOB: 3 BB: 5 P: 43

1B: 5 SF: 1 2B: 4 SAC: 0 3B: 0 DP: 1 HR: 0 HBP: 0

WP: 2 PA: 45 PB: 1 SB: 0 CS: 0

PITCHER	IP	WLS	BF	H	R	ER	SO	BB	IBB	HBP	BLK	WP	HR	S	P	ERA	WHIP
37 Max Scherzer, R (1, 1) ERA: 4.03	7.0	L	28	4	2	1	2	4	0	0	0	1	0	67	111	1.29	1.143
40 Phil Coke, L (8, 1) ERA: 2.68	1.0		6	2	1	1	1	1	0	0	0	1	0	16	22	9.00	3.000
34 Robbie Weinhardt, R (9, 1) ERA: 6.89	0.2		8	3	5	5	1	1	2	0	0	0	0	12	30	67.50	6.000
21 Enrique Gonzalez, R (9, 1) ERA: 4.18	0.1		3	0	0	0	0	2	0	0	0	0	0	3	13	0.00	6.000

PITCHER	IP	WLS	BF	H	R	ER	SO	BB	IBB	HBP	BLK	WP	HR	S	P	ERA	WHIP

BOTTOM

Batter	1	2	3	4	5	6	7	8	9	AB	R	H	RBI	BB	SO	LOB
14 Austin Jackson, R (1, 8) OBP: 0.353, SLG: 0.407	26 G3-6 1B			K			G5-3			4	0	2	0	0	1	0
18 Johnny Damon, L (1, 10) OBP: 0.365, SLG: 0.422	F8			K			26 1B 1B		G4-3	4	0	1	0	0	1	2
26 Brennan Boesch, L (1, 9) OBP: 0.342, SLG: 0.484	G3-6			P5			24 G6-4-3 1B			3	0	1	0	0	0	1
24 Miguel Cabrera, R (1, 3) OBP: 0.426, SLG: 0.627		P5			K		G6-4-3			3	0	0	0	0	1	2
9 Carlos Guillen, S (1, 4) OBP: 0.332, SLG: 0.416		F8			F7			F7		3	0	0	0	0	0	0
27 Jhonny Peralta, R (1, 6) OBP: 0.305, SLG: 0.385		K			F8			K		3	0	0	0	0	2	0
15 Brandon Inge, R (1, 5) OBP: 0.329, SLG: 0.392			K			F7		K		3	0	0	0	0	2	0
25 Ryan Raburn, R (1, 7) OBP: 0.295, SLG: 0.337			K		K	K			K	3	0	0	0	0	3	0
13 Alex Avila, L (1, 2) OBP: 0.300, SLG: 0.310			F7			F7			F7	3	0	0	0	0	0	0

Inning Stats									
	R: 0 E: 0 K: 0 S: 7 H: 1 LOB: 0 BB: 0 P: 9	R: 0 E: 0 K: 1 S: 8 H: 0 LOB: 0 BB: 0 P: 11	R: 0 E: 0 K: 2 S: 11 H: 0 LOB: 0 BB: 0 P: 16	R: 0 E: 0 K: 2 S: 10 H: 0 LOB: 0 BB: 0 P: 18	R: 0 E: 0 K: 1 S: 9 H: 0 LOB: 0 BB: 0 P: 13	R: 0 E: 0 K: 1 S: 8 H: 0 LOB: 0 BB: 0 P: 10	R: 0 E: 0 K: 0 S: 8 H: 2 LOB: 1 BB: 0 P: 9	R: 0 E: 0 K: 2 S: 10 H: 0 LOB: 0 BB: 0 P: 11	R: 0 E: 0 K: 1 S: 10 H: 1 LOB: 1 BB: 0 P: 13

1B: 4 SF: 0 2B: 0 SAC: 0 3B: 0 DP: 2 HR: 0 HBP: 0

WP: 0 PA: 29 PB: 0 SB: 0 CS: 0

PITCHER	IP	WLS	BF	H	R	ER	SO	BB	IBB	HBP	BLK	WP	HR	S	P	ERA	WHIP
58 Jeremy Hellickson, R (1, 1) ERA: 1.29	7.0	W	22	3	0	0	7	0	0	0	0	0	0	61	86	0.00	0.429
53 Joaquín Benoit, R (8, 1) ERA: 1.3	1.0	H	3	0	0	0	2	0	0	0	0	0	0	10	11	0.00	0.000
54 Mike Ekstrom, R (9, 1) ERA: 7.36	1.0		4	1	0	0	1	0	0	0	0	0	0	10	13	0.00	1.000

PITCHER	IP	WLS	BF	H	R	ER	SO	BB	IBB	HBP	BLK	WP	HR	S	P	ERA	WHIP

TOP

Batter	1	2	3	4	5	6	7	8	9	AB	R	H	RBI	BB	SO	LOB
24 Dan Johnson, L (1, 3) OBP: 0.441, SLG: 0.286	4-2 18 SH3-4 BB	2-0 ③ P2			2-3 ① K		2-2 ① F8		3-1 ③ F9	4	0	0	0	1	1	5
18 Ben Zobrist, S (1, 4) OBP: 0.357, SLG: 0.366	0-1 ① SH3-4 1-2		2-2 ① F9		3-3 ② K		2-1 ②③ G4-6-3 1-2f			3	0	0	0	0	1	2
13 Carl Crawford, L (1, 7) OBP: 0.351, SLG: 0.473	2-2 ② P5		0-1 3 S 1B		3-2 ③ F7			3-2 ① L8		4	0	1	0	0	0	2
3 Evan Longoria, R (1, 5) OBP: 0.374, SLG: 0.487	2-0 ③ G5-3		2-3 ② K 1-2			1-0 20 1B 3B		2-2 ② F8		4	1	1	0	0	1	2
20 Matt Joyce, L (1, 9) OBP: 0.358, SLG: 0.473		3-2 8 G3 16 G1-3 1B	2-3 ③ K			1-0 8 L9-6 2 1B 3-H 1B		4-2 BB		3	0	2	1	1	1	1
16 Willy Aybar, S (1, 10) OBP: 0.313, SLG: 0.368	2-1 ① G1-3 1-2	1-3 ① K			1-0 P6		1-2 G3			4	0	0	0	0	1	3
2 B.J. Upton, R (1, 8) OBP: 0.322, SLG: 0.407	4-2 8 G3 BB	0-3 ② K			3-2 1-2 1B				4-2 8 E 8 S 28 G3 BB	2	1	1	0	2	1	0
8 Jason Bartlett, R (1, 6) OBP: 0.322, SLG: 0.337	0-1 ② G3 1-2 2-3	2-3 ③ K			0-0 ②③ L9-6 2-2				2-1 ① F9 1-3	4	0	0	0	0	1	5
10 Kelly Shoppach, R (1, 2) OBP: 0.343, SLG: 0.276 28 John Jaso, L (9, PH) OBP: 0.381, SLG: 0.386	4-1 BB				2-1 2B		4-1 18 G4-6-3 BB		2-1 ② G3 3-H	1 1	0 0	1 0	0 1	2 0	0 0	0 0
Inning Stats	R: 0 E: 0 K: 0 S: 9 H: 0 LOB: 1 BB: 1 P: 17	R: 0 E: 0 K: 0 S: 15 H: 1 LOB: 3 BB: 2 P: 30	R: 0 E: 0 K: 2 S: 15 H: 1 LOB: 1 BB: 0 P: 21	R: 0 E: 0 K: 3 S: 11 H: 0 LOB: 0 BB: 0 P: 14	R: 0 E: 0 K: 2 S: 14 H: 1 LOB: 1 BB: 0 P: 24	R: 1 E: 0 K: 0 S: 7 H: 3 LOB: 1 BB: 0 P: 13	R: 0 E: 0 K: 0 S: 6 H: 0 LOB: 0 BB: 1 P: 14	R: 0 E: 0 K: 0 S: 13 H: 0 LOB: 1 BB: 1 P: 23	R: 1 E: 0 K: 0 S: 8 H: 0 LOB: 0 BB: 1 P: 19	1B: 4 2B: 2 3B: 1 HR: 0 SF: 0 SAC: 1 DP: 2 HBP: 0						

PITCHER		IP	WLS	BF	H	R	ER	SO	BB	IBB	HBP	BLK	WP	HR	S	P	ERA	WHIP
35 Justin Verlander, R ERA: 3.72	(1, 1)	6.0	W	26	6	1	1	7	3	0	0	0	0	0	71	119	1.50	1.500
45 Ryan Perry, R ERA: 4.38	(7, 1)	1.2	H	6	0	0	0	0	2	0	0	0	0	0	16	33	0.00	1.200
46 Jose Valverde, R ERA: 2.68	(8, 1)	1.1	S	5	0	1	0	0	1	0	0	0	0	0	11	23	0.00	0.750

Tampa Bay Rays @ Detroit Tigers
Comerica Park, Detroit, MI
Wed Aug 11 2010, 1:08 PM - 4:17 PM EDT
Att. 28,815 - Partly Cloudy - 83 F

livebaseballscorecards.com

AB	30
R	2
H	6
RBI	2
BB	6
SO	7
LOB	20

BOTTOM

Batter	1	2	3	4	5	6	7	8	9	AB	R	H	RBI	BB	SO	LOB
14 Austin Jackson, R (1, 8) OBP: 0.352, SLG: 0.406	1-2 ① G6-3		2-0 26 1B 1B		3-3 ② K	0-0 ② F9				4	0	1	0	0	1	1
18 Johnny Damon, L (1, 7) OBP: 0.364, SLG: 0.420 32 Don Kelly, L (7, 7) OBP: 0.256, SLG: 0.276	0-2 ② G6-3		0-0 ② P3		1-1 24 BB 26 HBP 1B	2-1 ③ F8				4 0	0 0	1 0	0 0	0 0	0 0	2 0
26 Brennan Boesch, L (1, 9) OBP: 0.347, SLG: 0.484	0-0 ③ F7		0-0 24 IBB 1-3 1B		2-2 24 BB 1-2 HBP		2-2 24 G5-4-3 HBP			2	0	1	0	0	0	0
24 Miguel Cabrera, R (1, 3) OBP: 0.429, SLG: 0.629		0-1 15 E 2B	4-0 IBB 1-2		4-0 1-2 2-3 BB		2-0 ①② G5-4-3 1-2f			2	1	1	0	2	0	1
27 Jhonny Peralta, R (1, 6) OBP: 0.304, SLG: 0.382		2-1 ① L5	2-1 ③ L6		2-2 ③ L5			4-2 BB		3	0	0	0	1	0	7
9 Carlos Guillen, S (1, 10) OBP: 0.327, SLG: 0.409		0-2 ② G5-3		2-3 ① K		1-0 ① F7	0-0 ③ G4-3			4	0	0	0	0	1	2
15 Brandon Inge, R (1, 5) OBP: 0.331, SLG: 0.393		0-1 E8 2-H 1B		1-3 ② K2-3		3-2 25 HR 1B		2-3 ① K		4	1	2	1	0	2	0
25 Ryan Raburn, R (1, 4) OBP: 0.299, SLG: 0.355 39 Ramon Santiago, S (9, 4) OBP: 0.357, SLG: 0.335		2-2 ③ P3		1-0 ③ F8		1-0 1-H HR		1-2 12 G6-4-3 1B		4 0	1 0	2 0	2 0	0 0	0 0	1 0
12 Gerald Laird, R (1, 2) OBP: 0.253, SLG: 0.264			1-1 ① G6-3		1-3 ① K	4-1 BB		1-0 ②③ G6-4-3 1-2f		3	0	0	0	1	1	1
Inning Stats	R: 0 E: 0 K: 0 S: 9 H: 0 LOB: 1 BB: 0 P: 10	R: 1 E: 1 K: 0 S: 18 H: 2 LOB: 3 BB: 0 P: 22	R: 0 E: 0 K: 0 S: 7 H: 2 LOB: 3 BB: 1 P: 16	R: 0 E: 0 K: 2 S: 9 H: 0 LOB: 0 BB: 0 P: 13	R: 0 E: 0 K: 2 S: 15 H: 1 LOB: 1 BB: 1 P: 28	R: 2 E: 0 K: 0 S: 10 H: 2 LOB: 1 BB: 1 P: 21	R: 0 E: 0 K: 0 S: 9 H: 0 LOB: 1 BB: 1 P: 17	R: 0 E: 0 K: 1 S: 7 H: 1 LOB: 0 BB: 0 P: 11		1B: 6 2B: 1 3B: 0 HR: 1 SF: 0 SAC: 0 DP: 2 HBP: 2						

PITCHER		IP	WLS	BF	H	R	ER	SO	BB	IBB	HBP	BLK	WP	HR	S	P	ERA	WHIP
22 Matt Garza, R ERA: 3.92	(1, 1)	5.2	L	28	7	3	3	4	2	1	1	0	0	1	66	106	4.76	1.588
36 Randy Choate, L ERA: 5.04	(6, 1)	0.1		2	0	0	0	0	0	0	1	0	0	0	5	9	0.00	0.000
55 Chad Qualls, R ERA: 7.83	(7, 1)	1.0		3	0	0	0	0	1	0	0	0	0	0	6	12	0.00	1.000
35 Dan Wheeler, R ERA: 2.63	(8, 1)	1.0		3	1	0	0	1	0	0	0	0	0	0	7	11	0.00	1.000

TOP

Batter	1	2	3	4	5	6	7	8	9	AB	R	H	RBI	BB	SO	LOB
14 Austin Jackson, R (1, 8) OBP: 0.354, SLG: 0.405	C FF 87 B SI 86 X CH 80 1-1 ① F7		B CH 80 B CH 81 F FF 86 C CH 81 B FF 89 F CH 81 F FC 86 B FF 90 4-2 BB			B SI 87 C SI 86 X FF 84 1-1 ① 1B 27 E 27 BB 24 1B	1 SAFE B FF 96 C FF 94 B FF 95 D FF 96 F FF 95 B FF 95 4-2 BB 1-2 27 FC5-4		B FF 92 F FF 96 B FS 90 B SL 90 C SI 98 F FF 96 C FS 90 3-3 ② K	3	1	1	0	2	1	1
18 Johnny Damon, L (1, 10) OBP: 0.360, SLG: 0.414	B FF 88 X FF 88 1-0 ② G4-3		F FF 88 C SI 88 S FC 80 0-3 ③ K			C FF 87 1 SAFE F FC 82 1 SAFE B SI 86 B CH 79 F CH 79 C FF 88 2-3 ② K	B FF 96 F FF 96 C SL 83 D CH 88 S CH 88 2-3 ② K		C FF 92 X SI 91 0-1 ③ F9 1-2	5	0	0	0	0	3	6
27 Jhonny Peralta, R (1, 6) OBP: 0.304, SLG: 0.379	F SI 88 F FF 89 B FF 90 F FF 89 B CU 75 F FC 84 X CH 81 2-2 ③ G5-3			B SI 85 F FC 81 F FF 83 F FF 89 B CU 72 F CH 80 B FF 87 F FC 82 F CH 81 3-2 ① P4 X CH 81		B CH 80 F FF 88 B SI 87 C FC 84 B FF 87 1 SAFE B CH 80 4-2 1-3 24 1B 9 1B E2 BB	X FF 95 0-0 ③ FC5-4 1-2f			3	1	0	0	1	0	2
24 Miguel Cabrera, R (1, 3) OBP: 0.427, SLG: 0.625		B FF 88 B FC 83 F CH 81 X CH 80 2-1 ① G6-3		B CH 80 C CH 80 X FF 89 1-1 ② G4-3		F FC 84 F FF 89 1 SAFE B SI 87 B CH 80 B FF 88 X FF 84 3-2 1-2 3-H 9 1B 1B		F FF 96 F FF 97 S FF 96 0-3 ① K		4	0	1	1	0	1	0
9 Carlos Guillen, S (1, 4) OBP: 0.326, SLG: 0.406		C FF 88 X SI 87 0-1 ② G4-3		X FF 88 0-0 ③ L8		X CH 80 0-0 1-2 2-H 1B		C SL 84 B FF 96 X FF 98 1-1 ② L1-3		4	0	1	1	0	0	0
15 Brandon Inge, R (1, 5) OBP: 0.330, SLG: 0.400		F SI 88 B CU 73 X CU 72 1-1 ③ G5-3			C CH 78 B FF 88 X FF 87 1-1 ① P6	B FC 85 X CH 80 1-0 ③ F8		C FF 96 B FF 96 F FF 97 X FF 95 1-2 HR		4	1	1	1	0	0	2
26 Brennan Boesch, L (1, 9) OBP: 0.343, SLG: 0.478			C FF 86 B CU 74 X FF 87 1-1 ① F8		X FC 80 0-0 ② F8		F FF 84 X CU 72 0-1 ① G1-3 F FF 84 X CU 72 0-1 ① G1-3	C FF 95 S SL 86 C FF 96 0-3 ③ K		4	0	0	0	0	1	0
25 Ryan Raburn, R (1, 7) OBP: 0.307, SLG: 0.383			B FC 84 B CH 80 X SI 87 2-0 12 F8 2B		C SI 87 C FC 82 F FC 81 B FF 87 B CH 80 S CH 80 2-3 ③ K		B FF 83 B SI 87 X CH 80 2-0 HR		X FF 97 0-0 39 FC4-6 1B	4	1	3	1	0	1	0
12 Gerald Laird, R (1, 2) OBP: 0.254, SLG: 0.265 39 Ramon Santiago, S (9, PH) OBP: 0.356, SLG: 0.333			C FF 88 B FC 83 B CH 81 B CH 81 F SI 87 X CH 81 3-2 ② F8 2-3			F SI 84 C CU 68 X FF 86 0-2 ① G4-3 F FF 96 X FF 95 0-1 14 BB 1B			S SI 96 C FS 89 B FS 89 X FS 89 1-2 ① FC4-6 18 DI 1-2f	3 1	0 0	1 0	0 0	0 0	0 1	1 1
Inning Stats	R: 0 E: 0 K: 0 S: 8 H: 0 LOB: 0 BB: 0 P: 12	R: 0 E: 0 K: 0 S: 6 H: 0 LOB: 0 BB: 0 P: 9	R: 0 E: 0 K: 1 S: 13 H: 1 LOB: 2 BB: 1 P: 23	R: 0 E: 0 K: 0 S: 10 H: 0 LOB: 0 BB: 0 P: 14	R: 0 E: 0 K: 1 S: 7 H: 0 LOB: 0 BB: 0 P: 10	R: 2 E: 1 K: 1 S: 16 H: 3 LOB: 2 BB: 1 P: 27	R: 1 E: 0 K: 1 S: 11 H: 2 LOB: 2 BB: 1 P: 19	R: 1 E: 0 K: 2 S: 11 H: 1 LOB: 0 BB: 0 P: 13	R: 0 E: 0 K: 1 S: 10 H: 1 LOB: 1 BB: 0 P: 14	1B: 5 2B: 1 3B: 0 HR: 2 SF: 0 SAC: 0 DP: 0 HBP: 0						

PITCHER		IP	WLS	BF	H	R	ER	SO	BB	IBB	HBP	BLK	WP	HR	S	P	ERA	WHIP
56 Mark Buehrle, L ERA: 4.05	(1, 1)	6.1	W	26	5	3	3	3	2	0	0	0	0	1	63	100	4.26	1.105
46 Sergio Santos, R ERA: 1.42	(7, 1)	0.2	H	4	1	0	0	1	1	0	0	0	0	0	8	14	0.00	3.000
37 Matt Thornton, L ERA: 2.4	(8, 1)	1.0		4	1	1	1	2	0	0	0	0	0	1	11	13	9.00	1.000
40 J.J. Putz, R ERA: 1.91	(9, 1)	1.0		4	1	0	0	1	0	0	0	0	0	0	10	14	0.00	1.000

Detroit Tigers @ Chicago White Sox
U.S. Cellular Field, Chicago, IL
Fri Aug 13 2010, 8:10 PM - 11:52 PM EDT
Att. 34,834 - Partly Cloudy - 86 F

livebaseballscorecards.com

AB	35
R	4
H	8
RBI	4
BB	3
SO	7
LOB	13

BOTTOM

Batter	1	2	3	4	5	6	7	8	9	AB	R	H	RBI	BB	SO	LOB
1 Juan Pierre, L (1, 7) OBP: 0.337, SLG: 0.307	C CH 86 B FF 88 B FF 86 B CH 87 C FF 88 X SI 90 3-2 ① G6-3		C SI 89 X SL 84 0-1 ③ P6		B FF 87 C SI 87 X FF 90 1-1 ② F8		X SI 91 0-0 3-H 3B			4	0	1	1	0	0	1
11 Omar Vizquel, S (1, 5) OBP: 0.355, SLG: 0.347	X SI 89 0-0 ② G1-3			B CH 86 B CH 85 C SI 86 X FF 88 2-1 51 CS 1B	B FF 94 B SI 87 C SI 86 S SL 84 X SL 82 2-2 ③ F9		C SI 92 X CH 84 0-1 ① G3			4	0	1	0	0	0	1
51 Alex Rios, R (1, 8) OBP: 0.343, SLG: 0.476	C SI 90 B SI 93 X FF 93 1-1 ③ L9			B SL 82 B SI 89 B SL 80 C SI 88 F SI 88 S SL 83 3-3 ① ② K 1-2		C FF 91 F SI 91 X SL 84 0-2 ① G5-3	C CH 84 S CH 86 F SL 85 B FF 91 S SL 85 1-3 ② K			4	0	0	0	0	2	2
14 Paul Konerko, R (1, 10) OBP: 0.380, SLG: 0.568		X FF 88 0-0 ① G4-3		B SL 84 C SL 84 X SL 84 1-1 ③ F9		B SL 84 B SL 82 C CH 87 B SI 89 B SL 81 4-1 23 HR BB	B CH 83 B CU 79 C SI 91 F SL 85 B FF 91 B FF 90 B FF 91 4-2 BB			2	1	0	0	2	0	0
23 Mark Teahen, L (1, 9) OBP: 0.344, SLG: 0.411 25 Andruw Jones, R (8, 9) OBP: 0.307, SLG: 0.437		C FF 88 S SL 84 B SL 84 F SI 94 S SL 84 1-3 ② K			C SL 81 B SI 88 C SL 81 X FF 92 1-2 12 SH5-4 10 1B 7 FC1 1B	B SI 86 B SI 90 X SI 88 2-0 1-H HR	X CH 84 0-0 ③ G3			4 0	2 0	2 0	2 0	0 0	1 0	2 0
10 Alexei Ramirez, R (1, 6) OBP: 0.319, SLG: 0.433		B SL 85 C SL 82 F SL 84 F FF 93 S SL 85 1-3 ③ K			1 SAFE C SI 89 X SI 89 0-1 7 FC1 12 SH5-4 15 HR 1-2 1B	S SL 80 B SL 81 B SL 82 B FF 93 X SI 91 3-1 ② G5-3		C CH 82 X SL 81 0-1 HR		4	2	2	1	0	1	0
12 A.J. Pierzynski, L (1, 2) OBP: 0.273, SLG: 0.349			B FF 88 X CH 86 1-0 ① G1-3		X SI 89 0-0 ① SH5-4 1-2 2-3	F SL 78 F SI 93 F FF 92 F SL 83 F SL 83 X SL 82 0-2 7 S 1B		C SI 90 B SI 90 F SI 89 F SL 83 F FF 91 X SL 85 1-2 ① F8		3	0	1	0	0	0	0
7 Mark Kotsay, L (1, 3) OBP: 0.307, SLG: 0.378			X SI 91 0-0 1B		S SL 85 B SL 84 B SI 93 S SL 83 X SL 84 2-2 FC1 15 HR 2-3 3-H	T SI 91 B SI 88 F SL 78 B SL 81 F SL 81 B CH 87 S SL 79 3-3 ③ K 1-2		F SI 89 X CH 82 0-1 ② G4-3		4	1	1	1	0	1	2
15 Gordon Beckham, R (1, 4) OBP: 0.313, SLG: 0.380			X SI 88 0-0 ② F8		P PO 87 X SI 90 1-0 1-H 3-H HR		B CU 79 B CU 78 B SI 92 C SI 91 X FF 90 3-1 1 3B	X SI 90 0-0 ③ F8		4	2	2	3	0	0	1
Inning Stats	R: 0 E: 0 K: 0 S: 6 H: 0 LOB: 0 BB: 0 P: 10	R: 0 E: 0 K: 2 S: 9 H: 0 LOB: 0 BB: 0 P: 11	R: 0 E: 0 K: 0 S: 5 H: 1 LOB: 1 BB: 0 P: 6	R: 0 E: 0 K: 1 S: 7 H: 1 LOB: 0 BB: 0 P: 13	R: 4 E: 0 K: 0 S: 16 H: 3 LOB: 0 BB: 0 P: 22	R: 2 E: 0 K: 1 S: 17 H: 2 LOB: 1 BB: 1 P: 29	R: 1 E: 0 K: 1 S: 13 H: 2 LOB: 2 BB: 1 P: 21	R: 1 E: 0 K: 0 S: 10 H: 1 LOB: 0 BB: 0 P: 11		1B: 5 2B: 1 3B: 2 HR: 3 SF: 0 SAC: 1 DP: 1 HBP: 0						

PITCHER		IP	WLS	BF	H	R	ER	SO	BB	IBB	HBP	BLK	WP	HR	S	P	ERA	WHIP
38 Jeremy Bonderman, R ERA: 5.16	(1, 1)	6.0	L	26	7	6	6	4	1	0	0	0	0	2	60	91	9.00	1.333
49 Eddie Bonine, R ERA: 3.79	(7, 1)	2.0		10	3	2	2	1	1	0	0	0	0	1	23	32	9.00	2.000

Detroit Tigers @ Chicago White Sox
U.S. Cellular Field, Chicago, IL
Fri Aug 13 2010, 8:10 PM - 11:52 PM EDT
Att. 34,834 - Partly Cloudy - 86 F

livebaseballscorecards.com

AB	33
R	8
H	10
RBI	8
BB	2
SO	5
LOB	9

WP: 0 PB: 0 SB: 1 CS: 1 PA: 38

TOP

Batter	1	2	3	4	5	6	7	8	9	AB	R	H	RBI	BB	SO	LOB
14 Austin Jackson, R (1, 8) OBP: 0.351, SLG: 0.400	L9		K		G6-3		G6-3		K	5	0	0	0	0	2	1
18 Johnny Damon, L (1, 10) OBP: 0.361, SLG: 0.418	F8		26 WP 1B		G4-3			2B		4	0	2	0	0	0	1
26 Brennan Boesch, L (1, 9) OBP: 0.339, SLG: 0.473 32 Don Kelly, L (9, 7) OBP: 0.256, SLG: 0.276	K		K		K			K		4 0	0 0	0 0	0 0	0 0	4 0	3 0
24 Miguel Cabrera, R (1, 3) OBP: 0.428, SLG: 0.623		25 FC5 15 BB 1B	IBB			G6-3		P4		3	0	1	0	1	0	1
9 Carlos Guillen, S (1, 4) OBP: 0.325, SLG: 0.416		K	K			HR		G5-3		4	1	1	1	0	2	4
15 Brandon Inge, R (1, 5) OBP: 0.332, SLG: 0.399		13 BB 25 FC5 BB		F8		K			13 HR 1B	3	1	1	0	1	1	0
25 Ryan Raburn, R (1, 7) OBP: 0.306, SLG: 0.380 (9, 9)		FC5 13 BB		13 CS 1B		K			K	4	0	1	0	0	2	3
13 Alex Avila, L (1, 2) OBP: 0.303, SLG: 0.326		BB		K			K		HR	3	1	1	2	1	2	1
39 Ramon Santiago, S (1, 6) OBP: 0.355, SLG: 0.332		K			18 G4-3 14 G6-3 1B		G4-3		K	4	0	1	0	0	2	3
Inning Stats	R: 0 E: 0 K: 1 S: 6 H: 0 LOB: 0 BB: 0 P: 8	R: 0 E: 0 K: 2 S: 14 H: 1 LOB: 3 BB: 2 P: 28	R: 0 E: 0 K: 3 S: 14 H: 1 LOB: 2 BB: 1 P: 25	R: 0 E: 0 K: 1 S: 7 H: 1 LOB: 0 BB: 0 P: 10	R: 0 E: 0 K: 1 S: 12 H: 1 LOB: 1 BB: 0 P: 17	R: 1 E: 0 K: 2 S: 8 H: 1 LOB: 0 BB: 0 P: 14	R: 0 E: 0 K: 1 S: 8 H: 0 LOB: 0 BB: 0 P: 10	R: 0 E: 0 K: 1 S: 9 H: 1 LOB: 1 BB: 0 P: 16	R: 2 E: 0 K: 3 S: 15 H: 2 LOB: 0 BB: 0 P: 21	1B: 5 2B: 1 3B: 0 HR: 2 SF: 0 SAC: 0 DP: 0 HBP: 0				WP: 1 PB: 0 SB: 0 CS: 1		PA: 37

PITCHER	IP	WLS	BF	H	R	ER	SO	BB	IBB	HBP	BLK	WP	HR	S	P	ERA	WHIP
33 Edwin Jackson, R (1, 1) ERA: 4.67	7.0		28	5	1	1	11	2	1	0	0	1	1	69	112	1.29	1.000
37 Matt Thornton, L (8, 1) ERA: 2.35	1.0	H	4	1	0	0	1	0	0	0	0	0	0	9	16	0.00	1.000
40 J.J. Putz, R (9, 1) ERA: 2.28	1.0	L	5	2	2	2	3	0	0	0	0	0	1	15	21	18.00	2.000

Detroit Tigers @ Chicago White Sox
U.S. Cellular Field, Chicago, IL
Sat Aug 14 2010, 7:07 PM - 9:59 PM EDT
Att. 36,548 - Clear - 83 F

livebaseballscorecards.com

AB	34
R	3
H	8
RBI	3
BB	3
SO	15
LOB	17

BOTTOM

Batter	1	2	3	4	5	6	7	8	9	AB	R	H	RBI	BB	SO	LOB
1 Juan Pierre, L (1, 7) OBP: 0.340, SLG: 0.309	51 G6-3 11 G5-3 1B		11 1B 1B		FC4 3-H		11 S 11 1B BB			3	1	2	1	1	0	1
11 Omar Vizquel, S (1, 5) OBP: 0.358, SLG: 0.350	G5-3		51 G4-6-3 1B		F6		1B			4	0	2	1	0	0	3
51 Alex Rios, R (1, 8) OBP: 0.341, SLG: 0.472	G6-3		G4-6-3		G5-3			G3		4	0	0	0	0	0	5
14 Paul Konerko, R (1, 3) OBP: 0.381, SLG: 0.566	BB			20 G5-4-3 1B		L5		K		3	0	1	0	1	1	0
23 Mark Teahen, L (1, 10) OBP: 0.335, SLG: 0.400	K			K		G3		F9		4	0	0	0	0	2	3
20 Carlos Quentin, R (1, 9) OBP: 0.337, SLG: 0.499 25 Andruw Jones, R (9, 9) OBP: 0.306, SLG: 0.435		12 G4-3 1B		G5-4-3		1B			K	3 1	0 0	2 0	0 0	0 0	0 1	1 0
12 A.J. Pierzynski, L (1, 2) OBP: 0.273, SLG: 0.348	G4-3				10 FC5-4 1B	F9			L8	4	0	1	0	0	0	2
10 Alexei Ramirez, R (1, 6) OBP: 0.319, SLG: 0.431	G3			FC5-4 15 1B 1 FC4			G6-3		1B	4	1	1	0	0	0	1
15 Gordon Beckham, R (1, 4) OBP: 0.313, SLG: 0.378			K	1 FC4 1B			F7		F9	4	0	1	0	0	1	1
Inning Stats	R: 0 E: 0 K: 1 S: 10 H: 1 LOB: 2 BB: 1 P: 19	R: 0 E: 0 K: 0 S: 3 H: 1 LOB: 0 BB: 0 P: 5	R: 0 E: 0 K: 1 S: 12 H: 2 LOB: 1 BB: 0 P: 17	R: 0 E: 0 K: 1 S: 11 H: 1 LOB: 0 BB: 0 P: 18	R: 1 E: 0 K: 0 S: 16 H: 2 LOB: 2 BB: 0 P: 25	R: 0 E: 0 K: 0 S: 11 H: 1 LOB: 1 BB: 0 P: 15	R: 1 E: 0 K: 0 S: 7 H: 1 LOB: 1 BB: 1 P: 16	R: 0 E: 0 K: 1 S: 7 H: 0 LOB: 0 BB: 0 P: 8	R: 0 E: 0 K: 1 S: 9 H: 1 LOB: 1 BB: 0 P: 15	1B: 10 2B: 1 3B: 0 HR: 0 SF: 0 SAC: 0 DP: 3 HBP: 0				WP: 0 PB: 0 SB: 1 CS: 0		PA: 36

PITCHER	IP	WLS	BF	H	R	ER	SO	BB	IBB	HBP	BLK	WP	HR	S	P	ERA	WHIP
21 Rick Porcello, R (1, 1) ERA: 5.53	7.0		29	9	2	2	3	2	0	0	0	0	0	70	115	2.57	1.571
34 Robbie Weinhardt, R (8, 1) ERA: 6.61	0.2		2	0	0	0	1	0	0	0	0	0	0	4	5	0.00	0.000
40 Phil Coke, L (8, 1) ERA: 2.61	1.1	W	5	1	0	0	1	0	0	0	0	0	0	12	18	0.00	0.750

livebaseballscorecards.com

TOP

Batter	1	2	3	4	5	6	7	8	9	AB	R	H	RBI	BB	SO	LOB
14 Austin Jackson, R (1, 8) OBP: 0.355, SLG: 0.401	B FF 88 F FF 88 B SL 79 F FF 89 F SL 78 B SI 89 F SI 88 X SI 89 3-2 26 G3-1 26 S 1B		C SL 79 X SL 80 0-1 18 2B 9 1B 1B	C SI 91 B SI 91 B FF 89 C SI 90 X SI 90 2-2 L7		C CH 87 C SL 84 B SI 93 S SL 84 1-3 K		B FF 94 F FF 95 C FF 94 B FF 95 B FF 95 B SI 97 4-2 18 3B BB	I IN 72 I IN 74 I IN 74 I IN 74 4-0 32 1B 15 FC5-4 IBB	4	3	2	0	2	1	1
18 Johnny Damon, L (1, 7) OBP: 0.361, SLG: 0.425 32 Don Kelly, L (8, 7) OBP: 0.261, SLG: 0.281	C SI 88 S CH 81 B CH 82 S FF 88 1-3 K		1 SAFE P PO 81 B CH 82 1 SAFE F SI 89 1 SAFE X CH 83 2-1 1-3 9 1B 2B	C SL 81 D SI 89 X SI 90 1-1 F7			C SI 95 B SI 96 F SL 82 B SI 96 F SI 95 S SI 96 2-3 K	X SI 95 0-0 1-H 2-H 15 E 3B	C FF 95 B SL 84 X FF 96 1-1 15 FC5-4 1-3 2-H 3-H 1B	5 1	2 0	2 1	2 2	0 0	2 0	2 0
26 Brennan Boesch, L (1, 9) OBP: 0.337, SLG: 0.469 53 Jeff Frazier, R (7, PH) OBP: 0.250, SLG: 0.261 (7, 9) 15 Brandon Inge, R (8, PH) OBP: 0.330, SLG: 0.397 (8, 5)	B CH 81 X CH 83 1-0 G3-1 1-3		X CH 83 0-0 P6		X CU 70 0-0 L6		C FF 96 S SL 86 S SL 86 0-3 K	C SL 89 B SL 88 C FF 95 D FS 88 X FF 95 2-2 E8 3-H	C SI 95 B SL 87 C SL 84 X SL 83 1-2 FC5-4 1-2f 3-H	3 1 2	0 0 0	0 0 0	0 0 1	0 1 0	0 0 1	3 0 1
24 Miguel Cabrera, R (1, 3) OBP: 0.433, SLG: 0.630	I IN 77 I IN 77 I IN 78 I IN 76 4-0 IBB		I IN 77 I IN 78 I IN 77 I IN 76 4-0 9 1B IBB		B FF 89 B FS 79 B CU 72 X FF 89 3-0 27 HR 1B		B FF 97 B FF 96 X FF 98 2-0 HR	I IN 63 I IN 61 I IN 64 I IN 63 4-0 IBB	B FF 93 B FF 88 C SL 87 F SL 85 F SI 95 X FF 89 2-2 G1-3	3	2	2	1	3	0	1
9 Carlos Guillen, S (1, 10) OBP: 0.326, SLG: 0.415	S SL 80 B SI 90 C SI 91 B SI 91 X CH 84 2-2 G3		B SL 82 F SL 84 B FF 90 B SI 91 C SI 90 X SL 83 3-2 1-3 2-H 3-H 1B		C SI 88 C SL 83 B SI 88 S SL 81 1-3 K		B FF 96 F CH 89 C CH 88 B SL 87 F SL 86 B FF 96 X FF 97 3-2 1B	C SL 86 X SL 86 0-1 F8		5	0	2	2	0	1	5
27 Jhonny Peralta, R (1, 5) OBP: 0.305, SLG: 0.395 (8, 6)		S SI 88 C FS 78 B FS 80 X SI 90 1-2 G4-3	X SI 91 0-0 F8		B FF 90 X SI 89 1-0 1-H HR		D CH 89 X FF 96 1-0 F9		B SL 81 B FF 93 X FF 92 2-0 HR	5	2	2	3	0	0	3
25 Ryan Raburn, R (1, 4) OBP: 0.308, SLG: 0.395 (8, 9)		C CU 68 S FS 79 B FS 80 F FS 80 B FF 89 C SL 79 2-3 K	C SL 77 B FS 78 B SL 80 F SI 89 F SL 80 X CH 82 2-2 HR	C SL 83 B FS 80 B FS 82 X SL 82 2-1 P5			B FF 94 X SL 87 1-0 39 S 18 3B 1B	B FF 94 B SL 84 C FF 94 X FF 94 2-1 F9	5	2	2	1	0	1	0
13 Alex Avila, L (1, 2) OBP: 0.306, SLG: 0.333		C SI 89 S FS 80 F SL 80 S FS 81 0-3 K	B SI 88 B SL 80 C CH 81 B SI 89 C SI 88 X CH 83 3-2 2B			C SI 95 B SL 83 S SI 95 B SI 97 B SI 95 F SI 94 X SI 95 3-2 G6-3		B FF 93 S SI 95 S SI 96 C FF 95 1-3 K	F SI 95 C CH 83 B SL 88 F SI 94 B CH 87 B FF 95 X FF 94 3-2 39 2B 32 1B 1B	5	1	2	0	0	2	1
39 Ramon Santiago, S (1, 6) OBP: 0.352, SLG: 0.333 (8, 4)		B FF 87 C FF 88 C SL 80 B FS 81 B CH 82 F FF 90 X SI 89 3-2 G6-3	X SI 88 0-0 F7		B SI 96 B SI 93 C SI 93 X SI 94 2-1 L8			C FF 94 1 SAFE B FF 93 1 SAFE B SI 94 F SI 93 S FF 94 2-3 K 1-2	1 SAFE X FF 94 0-0 32 1B 1-3 2B	5	1	1	0	0	1	2
Inning Stats	R: 0 E: 0 K: 1 S: 12 H: 1 LOB: 2 BB: 1 P: 23	R: 0 E: 0 K: 2 S: 11 H: 0 LOB: 0 BB: 0 P: 14	R: 2 E: 0 K: 0 S: 14 H: 3 LOB: 2 BB: 1 P: 25	R: 1 E: 0 K: 0 S: 13 H: 2 LOB: 1 BB: 0 P: 21	R: 2 E: 0 K: 1 S: 8 H: 2 LOB: 0 BB: 0 P: 15	R: 0 E: 0 K: 1 S: 9 H: 0 LOB: 0 BB: 0 P: 15	R: 1 E: 0 K: 2 S: 13 H: 2 LOB: 1 BB: 0 P: 21	R: 3 E: 1 K: 2 S: 15 H: 2 LOB: 2 BB: 2 P: 29	R: 4 E: 0 K: 0 S: 17 H: 4 LOB: 1 BB: 1 P: 32	1B: 8 2B: 3 3B: 1 HR: 4 SF: 0 SAC: 0 DP: 0 HBP: 0					WP: 0 PB: 0 SB: 2 CS: 0	PA: 49	

PITCHER	IP	WLS	BF	H	R	ER	SO	BB	IBB	HBP	BLK	WP	HR	S	P	ERA	WHIP
43 Freddy Garcia, R (1, 1) ERA: 5.07	5.0		25	8	5	5	4	0	2	0	0	0	2	58	98	9.00	1.600
49 Chris Sale, L (6, 1) ERA:	1.1		4	0	0	0	2	0	0	0	0	0	0	13	21	0.00	0.000
46 Sergio Santos, R (7, 1) ERA: 1.63	0.2	H	4	2	1	1	1	0	0	0	0	0	1	9	15	13.50	3.000
40 J.J. Putz, R (8, 1) ERA: 2.64	1.0	L	8	2	3	2	2	1	1	0	0	0	0	15	29	18.00	3.000
57 Ramon Pena, R (9, 1) ERA: 5.6	1.0		8	4	4	4	0	0	1	0	0	0	1	17	32	36.00	4.000

Detroit Tigers @ Chicago White Sox
U.S. Cellular Field, Chicago, IL
Sun Aug 15 2010, 2:09 PM - 5:38 PM EDT
Att. 36,287 - Partly Cloudy - 83 F

livebaseballscorecards.com

AB	44
R	13
H	16
RBI	12
BB	5
SO	9
LOB	19

BOTTOM

Batter	1	2	3	4	5	6	7	8	9	AB	R	H	RBI	BB	SO	LOB
1 Juan Pierre, L (1, 7) OBP: 0.341, SLG: 0.310	C SI 90 X SI 92 0-1 G3-1		C SI 92 F SL 88 B SI 93 D SI 87 F SL 90 B SI 90 X SI 92 3-2 1-3 1B		C SI 92 B CH 84 B CH 83 B SI 92 C SI 90 F SI 91 H SI 92 4-2 14 WP 10 G6-3 20 G5-3 HBP	C SI 92 B FF 91 F FF 94 F FF 93 X SI 93 1-2 G4-3		B FF 97 C SL 87 X FC 88 1-1 SH1-4 1-2		3	1	1	0	0	0	1
10 Alexei Ramirez, R (1, 6) OBP: 0.317, SLG: 0.430	C SI 91 B SL 88 S SL 88 S SL 90 1-3 K		S SI 89 F SI 90 F SI 93 X SI 93 0-2 SF8 3-H		C SI 90 F SL 88 X SL 88 0-2 G6-3 1-2	C FF 92 F FF 93 X FF 94 0-2 14 HR 3-H 1B		B FC 88 F FF 96 F SL 86 S FC 88 1-3 K		4	1	1	2	0	2	2
14 Paul Konerko, R (1, 3) OBP: 0.383, SLG: 0.572	B SI 93 F SI 93 F SI 94 X SI 92 1-2 1B		C SL 88 S SI 87 S SL 90 0-3 K		B SL 87 B SL 85 B SI 93 C SI 91 B SL 89 4-1 20 G5-3 23 2B 2-3 BB	1 SAFE X FF 92 0-0 1-H HR		D FC 88 C FF 97 B SL 87 C FF 97 X SL 88 2-2 F9		4	2	2	2	1	1	2
20 Carlos Quentin, R (1, 9) OBP: 0.335, SLG: 0.493	B SI 89 B SI 90 X SI 93 2-0 P5		F SL 89 B SI 87 X SI 93 1-1 F8		X SI 88 0-0 G5-3 1-2 3-H 1B	B SL 84 S FF 92 F SL 85 S SI 94 1-3 K			B SI 94 B FF 93 B FF 93 C FF 93 C FF 95 B FF 96 4-2 27 G6-4-3 BB	4	0	0	1	1	1	3
23 Mark Teahen, L (1, 5) OBP: 0.333, SLG: 0.403 11 Omar Vizquel, S (8, 5) OBP: 0.356, SLG: 0.349		C SI 92 F CH 84 C SL 90 0-3 K	C SI 92 S SL 88 B SL 90 B SL 90 F SI 90 B SI 85 S SL 89 3-3 K		D CH 84 D SI 91 F SL 89 C SI 92 D SL 88 F SL 88 X SI 92 3-2 27 1B 2-H 2B		C SI 92 B FF 85 B SL 85 F CF 92 X SI 92 2-2 G4-3		B SI 94 B FF 93 B SI 92 C FF 93 C FF 93 X FF 93 3-2 P6	4 1	1 0	1 0	1 0	0 0	2 0	0 1
27 Ramon Castro, R (1, 2) OBP: 0.371, SLG: 0.556	C SI 90 S SI 94 X SL 90 0-2 1B		F SL 88 S SI 94 B SL 90 X SI 93 1-2 G5-3		B SI 92 C SI 92 B SI 90 X SL 88 2-1 2-H 1B		C SI 92 B FF 93 T SI 92 F FF 92 F SI 93 B CH 86 X CH 85 2-2 G2-3		C SI 94 S SI 95 X SI 95 0-2 G6-4-3 1-2f	5	0	2	1	0	0	1
7 Mark Kotsay, L (1, 10) OBP: 0.306, SLG: 0.374	F SI 92 B CH 83 X SI 92 1-1 F7		B SI 86 F SI 93 C SI 94 B SL 90 B SL 88 B SI 94 4-2 25 1B BB		X SI 91 0-0 P4		B FF 93 X SI 92 1-0 G6-3			3	0	0	0	1	0	2
25 Andruw Jones, R (1, 8) OBP: 0.313, SLG: 0.457	B SI 93 B SI 94 X SI 94 2-0 F9		B SI 92 C SL 87 F SL 88 B SL 89 B SI 94 F SL 90 X SL 90 3-2 1-3 1B			S FF 92 S FF 89 B SL 84 X SL 83 1-2 15 SH1-4 10 1B 2B		X SI 97 0-0 HR		4	2	3	1	0	0	1
15 Gordon Beckham, R (1, 4) OBP: 0.315, SLG: 0.379			B SI 92 S SI 92 B SI 91 S SL 88 X SI 91 2-2 1 1B 1 BLK 10 SF8 1B	C SI 89 F SI 93 F SI 91 B SL 89 S SI 94 1-3 K		L FF 90 X FF 91 0-1 SH1-4 2-3		B FF 96 B FF 96 B SI 97 B FF 96 4-0 1 SH1-4 BB	2 1	1 1	0 1	1 2	1 1	1 2	2 2
Inning Stats	R: 0 E: 0 K: 1 S: 9 H: 1 LOB: 1 BB: 0 P: 13	R: 0 E: 0 K: 1 S: 9 H: 1 LOB: 1 BB: 0 P: 12	R: 1 E: 0 K: 1 S: 16 H: 2 LOB: 1 BB: 0 P: 22	R: 0 E: 0 K: 2 S: 17 H: 1 LOB: 2 BB: 1 P: 29	R: 3 E: 0 K: 0 S: 15 H: 2 LOB: 1 BB: 1 P: 28	R: 3 E: 0 K: 1 S: 16 H: 3 LOB: 0 BB: 0 P: 19	R: 0 E: 0 K: 0 S: 9 H: 0 LOB: 0 BB: 0 P: 14	R: 1 E: 0 K: 1 S: 9 H: 1 LOB: 1 BB: 1 P: 17	R: 0 E: 0 K: 0 S: 8 H: 0 LOB: 0 BB: 1 P: 15	1B: 7 2B: 2 3B: 1 HR: 2 SF: 1 SAC: 2 DP: 1 HBP: 1					WP: 1 PB: 0 SB: 0 CS: 0	PA: 42	

PITCHER	IP	WLS	BF	H	R	ER	SO	BB	IBB	HBP	BLK	WP	HR	S	P	ERA	WHIP
58 Armando Galarraga, R (1, 1) ERA: 4.53	5.0		25	7	4	3	5	2	0	1	1	1	0	66	104	5.40	1.800
34 Robbie Weinhardt, R (6, 1) ERA: 7.79	1.0	B	6	3	3	3	1	0	0	0	0	0	1	16	19	27.00	3.000
36 Brad Thomas, L (7, 1) ERA: 4.41	1.0	W	3	0	0	0	0	0	0	0	0	0	0	9	14	0.00	0.000
45 Ryan Perry, R (8, 1) ERA: 4.5	1.0	H	5	1	1	1	1	1	0	0	0	0	1	9	17	9.00	2.000
40 Phil Coke, L (9, 1) ERA: 2.55	1.0		3	0	0	0	0	1	0	0	0	0	0	8	15	0.00	1.000

TOP

Batter	1	2	3	4	5	6	7	8	9	AB	R	H	RBI	BB	SO	LOB
14 Austin Jackson, R (1, 8) OBP: 0.355, SLG: 0.400	C FF 84 B SL 82 F FF 87 B FF 89 F CU 72 B SL 84 S FF 88 3-3 ① **K**	F FF 85 S SI 90 X FF 89 0-2 ② **F8** **2-3**		F FF 88 B CU 68 B FF 90 X SI 86 2-1 ② **G6-3**		C SI 89 B SI 88 B SL 81 X SI 86 2-1 18 S **1B**		C FF 94 F FF 93 F FF 92 B FF 93 F CU 76 B CU 77 B FF 92 F SL 88 F FF 93 4-2 B FF 92 **1-2** **BB**		4	0	1	0	1	1	2
18 Johnny Damon, L (1, 10) OBP: 0.362, SLG: 0.422	C SI 87 F FF 85 B CH 72 F CH 78 F SL 83 F SI 89 F CH 76 B FF 90 F FF 88 2-2 ② X CU 72 **L1**	C CU 73 B SL 84 B SI 89 B CH 80 F FF 86 B FF 89 4-2 **1-2** **BB**		C FF 87 B CU 70 B CH 80 S CU 73 B FF 87 F SI 86 F FF 89 B CH 74 4-2 **BB**		1 SAFE 1 SAFE C SI 87 X CH 82 0-1 ② **P5** **1-2**		B FF 92 F FF 92 B FF 93 F SL 89 C FF 94 2-3 ③ **K**		3	0	0	0	2	1	3
26 Brennan Boesch, L (1, 9) OBP: 0.335, SLG: 0.465 32 Don Kelly, L (9, 7) OBP: 0.261, SLG: 0.281	C CU 74 F SL 85 X CH 77 0-2 **1B**	B FF 89 F SI 89 F FF 89 D CU 75 F FF 89 F CU 69 F SL 81 B FF 90 S SL 80 3-3 ③ **K**		F SI 87 F CH 80 D CH 73 D SL 78 1 SAFE F FF 88 X SI 89 2-2 ③ **G4-3**		B CU 77 F CH 81 B SI 89 B SI 87 X CH 81 3-1 ③ **G2-3**			S FF 94 B FF 95 X SL 86 1-1 ① **P5**	5 0	0 0	1 0	0 0	0 0	1 0	5 0
24 Miguel Cabrera, R (1, 3) OBP: 0.432, SLG: 0.634	S SL 84 B SI 85 F SI 86 D SL 85 1 SAFE S FF 89 2-3 ③ **K**		B SI 88 F FF 88 B FF 89 S FF 89 B CU 73 B FF 90 4-2 15 FC1-4 9 1B **BB**		F SI 88 F SI 90 B SL 80 F CH 83 X SI 90 1-2 **E6** 15 BB		B CH 82 F SI 88 X CH 81 1-1 ① **G5-3**		S FF 96 C CU 81 B SL 87 F FF 94 F FF 94 X SL 86 1-2 **HR**	4	1	1	1	1	1	1
9 Carlos Guillen, S (1, 4) OBP: 0.327, SLG: 0.419		X SI 87 0-0 25 HR **2B** B CH 77 F FF 88 F SL 83 X FF 89 1-2 15 FC1-4 **1B**			X SI 88 0-0 ① **F7**		B SI 88 F CH 82 F SI 89 F CU 79 F SI 90 B SL 78 F CH 82 B SI 90 X CH 82 3-2 ② **G4-3**		B CU 78 F FF 93 C CU 80 F FF 94 S SL 86 1-3 ② **K**	5	1	2	0	0	1	1
25 Ryan Raburn, R (1, 7) (9, 9) OBP: 0.305, SLG: 0.405		B SL 84 B SI 88 C FF 84 B CU 73 F SL 84 F FF 88 X CU 71 3-2 **2-H** **HR** F FF 88 X SL 84 0-1 ① **L8**			F SI 89 S CU 79 C SI 89 0-3 ② **K**		C FF 92 B FF 92 X SL 87 1-1 ③ **G6-3**		F FF 93 B SL 86 B SL 84 F SL 84 S FF 95 2-3 ③ **K**	5	1	1	2	0	2	3
15 Brandon Inge, R (1, 5) OBP: 0.329, SLG: 0.394	F FF 85 S FF 88 C FF 89 0-3 ① **K**	F SL 83 B FF 89 B FF 89 D CU 70 X SI 88 3-1 ② **FC1-4** **1-2f** **2-3**			C CU 77 B SI 89 F CU 79 B FF 87 B CH 80 D SI 90 4-2 **1-2** **BB**			B FF 92 C SL 88 C FF 93 F CU 76 B FF 92 B CU 76 X FF 93 3-2 ① **F8**		3	0	0	0	1	1	2
27 Jhonny Peralta, R (1, 6) OBP: 0.305, SLG: 0.393	X FF 86 0-0 14 F8 13 BB **1B**	B CU 76 1 SAFE B CU 75 F SI 86 B FF 89 F SI 85 C FF 89 3-3 ③ **K**			C CU 77 B SI 90 X SI 88 1-1 ③ **F9**			S SL 88 B FF 92 F SL 88 C CU 75 1-3 ② **K**		4	0	1	0	0	2	4
13 Alex Avila, L (1, 2) OBP: 0.309, SLG: 0.330	B CU 74 1 SAFE B SI 87 B SI 88 B FF 86 4-0 18 BB **1-2** **BB**			C FF 86 B FF 87 C FF 87 B CH 74 S FF 87 2-3 ① **K**		X SI 87 0-0 ① **G4-3**		B FF 92 F FF 91 B FF 93 C FF 92 B SL 89 B FF 93 4-2 14 BB **BB**		2	0	0	0	2	1	0
Inning Stats	R: 0 E: 0 K: 2 S: 18 H: 1 LOB: 1 BB: 0 P: 25	R: 2 E: 0 K: 2 S: 20 H: 3 LOB: 3 BB: 2 P: 34	R: 0 E: 0 K: 1 S: 13 H: 1 LOB: 2 BB: 1 P: 24	R: 0 E: 0 K: 1 S: 13 H: 0 LOB: 1 BB: 1 P: 23	R: 0 E: 1 K: 1 S: 12 H: 0 LOB: 2 BB: 1 P: 18	R: 0 E: 0 K: 0 S: 7 H: 1 LOB: 1 BB: 0 P: 12	R: 0 E: 0 K: 0 S: 10 H: 0 LOB: 0 BB: 0 P: 15	R: 0 E: 0 K: 2 S: 18 H: 0 LOB: 2 BB: 2 P: 32	R: 1 E: 0 K: 2 S: 14 H: 1 LOB: 0 BB: 0 P: 19	1B: 4 2B: 1 3B: 0 HR: 2 SF: 0 SAC: 0 DP: 0 HBP: 0						

PITCHER		IP	WLS	BF	H	R	ER	SO	BB	IBB	HBP	BLK	WP	HR	S	P	ERA	WHIP
31 Javier Vazquez, R ERA: 4.89	(1, 1)	4.0	L	21	5	2	2	6	4	0	0	0	0	1	64	106	4.50	2.250
45 Sergio Mitre, R ERA: 3.46	(5, 1)	2.2		11	1	0	0	1	1	0	0	0	0	0	27	42	0.00	0.750
39 Kerry Wood, R ERA: 4.76	(7, 1)	1.1		6	0	0	0	2	2	0	0	0	0	0	20	35	0.00	1.500
62 Joba Chamberlain, R ERA: 5.02	(9, 1)	1.0		4	1	1	1	2	0	0	0	0	0	1	14	19	9.00	1.000

Detroit Tigers @ New York Yankees
Yankee Stadium, Bronx, NY
Mon Aug 16 2010, 7:11 PM - 10:58 PM EDT
Att. 46,098 - Cloudy - 80 F

livebaseballscorecards.com

AB	35
R	3
H	7
RBI	3
BB	7
SO	11
LOB	21

BOTTOM

Batter	1	2	3	4	5	6	7	8	9	AB	R	H	RBI	BB	SO	LOB
2 Derek Jeter, R (1, 6) OBP: 0.339, SLG: 0.387	B FF 92 C FF 91 B FF 92 F FF 90 B FF 93 C FF 94 3-3 ① **K**		B SL 82 C FF 91 X SL 84 1-1 ②③ **G5-3** **2-3f**			C SL 82 B FF 94 F FF 92 B SL 86 B CH 85 X FF 92 3-2 26 G1-3 **1B**		X SL 86 0-0 ② **G6-3**	B FF 86 B FF 95 C FF 95 F FF 95 F FF 94 B FF 95 X FF 94 3-2 ②③ **G6-4-3** **1-2f**	5	0	1	0	0	1	5
33 Nick Swisher, S (1, 9) OBP: 0.363, SLG: 0.520 26 Austin Kearns, R (6, PH) OBP: 0.358, SLG: 0.425 (7, 9)	F FF 93 B SL 84 C SL 83 C FF 96 1-3 ② **K**			C FF 93 S SL 85 F FF 96 B CH 85 B FF 94 F FF 94 S SL 84 2-3 ① **K**		C FF 91 B FF 92 X FF 92 1-1 ② **G1-3** **1-2**		B FF 95 C FF 94 B FF 95 F FF 95 B FF 94 X FF 95 3-2 25 BB **1B**		2 2	0 0	0 1	0 0	0 0	2 0	0 1
25 Mark Teixeira, S (1, 3) OBP: 0.361, SLG: 0.489	B FF 94 F FF 95 X CH 86 1-1 ③ **G4-3**			B FF 95 F FF 95 F FF 94 F CH 86 X FF 94 1-2 **E6**		B FF 95 C CH 84 C FF 95 S FF 97 1-3 ③ **K**		B FS 83 D FF 93 B FS 84 C FS 86 C FS 86 F FS 85 D FS 87 4-2 **1-2** **BB**		3	0	0	0	1	1	1
13 Alex Rodriguez, R (1, 5) OBP: 0.334, SLG: 0.486 19 Ramiro Pena, S (5, 5) OBP: 0.239, SLG: 0.214 38 Marcus Thames, R (8, PH) OBP: 0.403, SLG: 0.462 62 Joba Chamberlain, R (9, 1)		F FF 91 F CH 84 B FF 93 F FF 93 B SL 87 S FF 92 2-3 ① **K**		B SL 84 B SL 84 B FF 94 S FF 94 S FF 94 F FF 96 F CH 82 F FF 93 X CH 82 3-2 ② **F9**			B SI 93 F SI 93 F SI 94 X SL 81 1-2 ① **P3**	C FS 86 B FS 86 B FF 95 S FS 86 B FF 94 X FS 87 3-2 ③ **G6-3**		2 1 1 0	0 0 0 0	0 0 0 0	0 0 0 0	1 0 0 0	1 0 2 0
24 Robinson Canó, L (1, 4) OBP: 0.383, SLG: 0.547		B FF 92 B CH 83 F FF 94 F CH 84 X FF 95 2-2 ② **G4-3**		B CH 83 B CH 83 C FF 94 B CH 84 F FF 94 X CH 84 3-2 ③ **G3-1**			B SL 82 X SI 94 1-0 ② **L6**		B FF 94 B FF 92 B FS 86 B FF 94 4-0 20 FC3-6 **BB**	3	0	0	0	1	0	1
20 Jorge Posada, S (1, 10) OBP: 0.356, SLG: 0.451 (9, 2)		C CH 83 B CH 84 C FF 94 B FF 94 B FF 94 S FF 93 3-3 ③ **K**			C CH 81 C FF 92 B FF 92 F SL 82 B FF 93 X CH 84 2-2 ① **L8**		X FF 94 0-0 14 2B **1B**		F FF 94 X FS 86 0-1 ① **FC3-6** 17 BB 14 1B 11 BB **1-2f**	4	1	1	0	0	1	1
14 Curtis Granderson, L (1, 8) OBP: 0.314, SLG: 0.428			B FF 92 C CH 83 F FF 94 B FF 95 X FF 93 2-2 2 G5-3 17 G4-6-3 **1B**		B FF 92 F CH 82 B CH 84 B FF 92 B CH 83 4-1 11 CS **BB**		B SL 82 B SL 83 X FF 93 2-0 **1-3** **2B**		C FF 95 X FS 87 0-1 11 BB 17 BB **1B** **1-2**	3	0	3	0	1	0	0
17 Francisco Cervelli, R (1, 2) (9, 5) OBP: 0.317, SLG: 0.303			B FF 91 B FF 91 C FF 91 B FF 90 F FF 92 F FF 93 1 SAFE X FF 93 3-2 ① **G4-6-3** **1-2**		B FF 90 1 SAFE B FF 91 B FF 92 C FF 92 1 SAFE X FF 92 3-1 ② **F8**		S SL 86 D SL 87 X FF 94 1-1 ③ **G6-3**		B FF 96 B FF 95 B FS 86 C FF 95 B FF 94 4-1 11 BB **1-2** **2-3** **BB**	3	0	0	0	1	0	4
11 Brett Gardner, L (1, 7) OBP: 0.379, SLG: 0.382			B CH 85 B FF 93 C FF 92 B FF 92 C FF 93 2 SAFE F FF 93 B CH 82 4-2 **BB**		B FF 92 1-0 ③ **CS** **1-2**	C FF 92 C FF 92 F SL 82 F FF 94 B FF 93 X SL 83 1-2 ① **F8**		B FF 95 C FF 94 B FF 94 F FF 94 B SL 85 X FF 94 3-2 ① **G6-3**	B FF 96 B FF 94 B FF 94 C FF 94 B FF 94 4-1 2 G6-4-3 **1-2** **2-3** **3-H** **BB**	2	0	0	1	2	0	0
Inning Stats	R: 0 E: 0 K: 2 S: 8 H: 0 LOB: 0 BB: 0 P: 13	R: 0 E: 0 K: 2 S: 10 H: 0 LOB: 0 BB: 0 P: 17	R: 0 E: 0 K: 0 S: 12 H: 1 LOB: 1 BB: 1 P: 22	R: 0 E: 1 K: 1 S: 18 H: 0 LOB: 1 BB: 0 P: 27	R: 0 E: 0 K: 0 S: 7 H: 0 LOB: 0 BB: 1 P: 17	R: 0 E: 0 K: 1 S: 13 H: 1 LOB: 2 BB: 0 P: 19	R: 0 E: 0 K: 0 S: 8 H: 2 LOB: 2 BB: 0 P: 13	R: 0 E: 0 K: 0 S: 13 H: 1 LOB: 2 BB: 1 P: 26	R: 1 E: 0 K: 0 S: 10 H: 1 LOB: 2 BB: 3 P: 25	1B: 5 2B: 1 3B: 0 HR: 1 SF: 0 SAC: 0 DP: 2 HBP: 0						

PITCHER		IP	WLS	BF	H	R	ER	SO	BB	IBB	HBP	BLK	WP	HR	S	P	ERA	WHIP
37 Max Scherzer, R ERA: 3.86	(1, 1)	6.0	W	21	2	0	0	6	2	0	0	0	0	0	68	115	0.00	0.667
40 Phil Coke, L ERA: 2.52	(7, 1)	0.2	H	4	2	0	0	0	0	0	0	0	0	0	6	10	0.00	3.000
45 Ryan Perry, R ERA: 4.39	(7, 1)	1.0	H	4	1	0	0	0	0	0	0	0	0	0	9	16	0.00	1.000
46 Jose Valverde, R ERA: 2.79	(8, 1)	1.1	S	8	1	1	1	0	4	0	0	0	0	0	16	38	6.75	3.750

Detroit Tigers @ New York Yankees
Yankee Stadium, Bronx, NY
Mon Aug 16 2010, 7:11 PM - 10:58 PM EDT
Att. 46,098 - Cloudy - 80 F

livebaseballscorecards.com

AB	31
R	1
H	6
RBI	1
BB	6
SO	6
LOB	16

TOP

Batter	1	2	3	4	5	6	7	8	9	AB	R	H	RBI	BB	SO	LOB
14 Austin Jackson, R (1, 8) OBP: 0.354, SLG: 0.405	X FF 91 0-0 HR		B CU 78 S SI 92 F SI 94 C SI 92 1-3 ① K		C CH 86 B SI 94 F SI 94 F SL 82 F FF 94 C SL 81 1-3 ③ K		S CH 87 D CH 88 F SI 94 S SL 81 1-3 ③ K			4	1	1	1	0	3	2
39 Ramon Santiago, S (1, 4) OBP: 0.351, SLG: 0.332	B FF 91 F SI 91 B CU 76 X FF 91 2-1 ① F8		1 SAFE B CH 86 B CH 86 B SI 92 C FF 92 X SI 93 3-1 ②③ G6-4-3 1-2f			C FF 93 C CH 87 B FF 94 F SL 81 X FF 94 1-2 ① G5-3		B FF 92 C FF 91 F FC 92 B KC 77 X FF 91 2-2 1B		4	0	1	0	0	0	1
18 Johnny Damon, L (1, 10) OBP: 0.363, SLG: 0.421	C FF 92 B SL 82 C SL 82 X FF 93 1-2 ② F8			B SI 93 F FF 93 B SI 94 F SI 93 F SL 82 B FF 95 B SL 81 4-2 27 F8 24 WP BB		C FF 94 B FF 94 B FF 95 X FF 94 2-1 1B		X FF 91 0-0 ① P5		3	0	1	0	1	0	1
24 Miguel Cabrera, R (1, 3) OBP: 0.431, SLG: 0.629	B FF 92 B SI 92 B SI 91 B SI 92 4-0 BB			B SI 93 B FF 92 F FF 93 X FF 92 2-1 ① G5-3 1-2		C CU 76 F SI 93 X FF 94 0-2 ② F8		D KC 81 S FC 92 X FC 93 1-1 ② F9		3	0	0	0	1	0	3
27 Jhonny Peralta, R (1, 6) OBP: 0.302, SLG: 0.389	C CU 78 F FF 93 X FF 92 0-2 ③ L1			C SL 81 X CH 86 0-1 ② F8 2-3		B SI 91 B CH 85 D SI 93 C FF 93 X SI 92 3-1 ③ G5-3		C FC 90 D KC 81 C KC 80 D KC 80 X KC 78 2-2 ③ F8		4	0	0	0	0	0	4
25 Ryan Raburn, R (1, 7) OBP: 0.305, SLG: 0.399		B CU 78 F SI 93 F FF 93 B FF 93 S CH 88 2-3 ① K		B CH 87 F CH 87 B FF 95 B SI 94 B SI 94 4-1 BB			B FF 93 B CU 76 C SI 92 X SI 93 2-1 ① F9		C FC 91 F FF 92 B FC 92 F FC 92 F FF 93 B FC 92 X FF 92 2-2 ① G6-3	3	0	0	0	1	1	0
15 Brandon Inge, R (1, 5) OBP: 0.331, SLG: 0.403		C CU 78 B SI 94 F SI 93 F CH 88 X CH 87 1-2 ② G6-3		B CH 87 B SI 93 B SI 93 C FF 92 C CH 86 S FF 95 3-3 ③ K			C FF 93 X CH 88 0-1 HR		B FC 92 S FC 92 X FF 92 1-1 26 G1-3 1B	4	1	2	1	0	1	2
26 Brennan Boesch, L (1, 9) OBP: 0.332, SLG: 0.460		F SL 82 B SI 94 F SI 94 S SL 82 1-3 ③ K			C SL 80 S FF 94 B SL 82 S SL 81 1-3 ① K		F FF 94 S SL 81 B FF 96 B SL 82 F SL 81 B FF 94 S SL 82 3-3 ② K		X FC 92 0-0 ② G1-3 1-2	4	0	0	0	0	3	1
12 Gerald Laird, R (1, 2) OBP: 0.256, SLG: 0.267 13 Alex Avila, L (7, PH) (7, 2) OBP: 0.311, SLG: 0.332			F FF 93 B FF 93 B CH 87 X CH 88 2-1 39 G6-4-3 1B		C FF 94 C SI 95 T FF 95 0-2 ② K		X FF 94 0-0 1B		B FC 92 C FC 91 F FC 92 F FC 91 B FC 91 X FC 91 2-2 ③ G6-3	2 2	0 0	1 1	0 0	0 0	1 0	0 1
Inning Stats	R: 1 E: 0 K: 0 S: 9 H: 1 LOB: 1 BB: 1 P: 16	R: 0 E: 0 K: 2 S: 10 H: 0 LOB: 0 BB: 0 P: 14	R: 0 E: 0 K: 1 S: 7 H: 1 LOB: 0 BB: 0 P: 13	R: 0 E: 0 K: 1 S: 11 H: 0 LOB: 2 BB: 2 P: 24	R: 0 E: 0 K: 3 S: 11 H: 0 LOB: 0 BB: 0 P: 13	R: 0 E: 0 K: 0 S: 11 H: 1 LOB: 1 BB: 0 P: 17	R: 1 E: 0 K: 2 S: 12 H: 2 LOB: 1 BB: 0 P: 18	R: 0 E: 0 K: 0 S: 9 H: 1 LOB: 1 BB: 0 P: 14	R: 0 E: 0 K: 0 S: 12 H: 1 LOB: 1 BB: 0 P: 17	1B: 5 2B: 0 3B: 0 HR: 2 SF: 0 SAC: 0 DP: 1 HBP: 0				WP: 1 PB: 0 SB: 0 CS: 0		PA: 36

PITCHER		IP	WLS	BF	H	R	ER	SO	BB	IBB	HBP	BLK	WP	HR	S	P	ERA	WHIP
52 CC Sabathia, L ERA: 3.12	(1, 1)	7.0	W	28	5	2	2	9	3	0	0	0	1	2	71	115	2.57	1.143
30 David Robertson, R ERA: 3.77	(8, 1)	1.0		4	1	0	0	0	0	0	0	0	0	0	9	14	0.00	1.000
42 Mariano Rivera, R ERA: 1.04	(9, 1)	1.0		4	1	0	0	0	0	0	0	0	0	0	12	17	0.00	1.000

PITCHER	IP	WLS	BF	H	R	ER	SO	BB	IBB	HBP	BLK	WP	HR	S	P	ERA	WHIP

Detroit Tigers @ New York Yankees
Yankee Stadium, Bronx, NY
Tue Aug 17 2010, 7:09 PM - 10:18 PM EDT
Att. 46,906 - Partly Cloudy - 87 F

livebaseballscorecards.com

AB	33
R	2
H	7
RBI	2
BB	3
SO	9
LOB	15

BOTTOM

Batter	1	2	3	4	5	6	7	8	9	AB	R	H	RBI	BB	SO	LOB
11 Brett Gardner, L (1, 7) OBP: 0.383, SLG: 0.387	C FF 92 B FF 94 B FF 94 X FF 95 2-1 25 F8 2 BB 33 1B 1B	1 SAFE X FF 91 0-0 ① SH1-4 1-2		B FF 96 B FF 97 B FF 97 C FF 93 B FF 94 4-1 2 S BB		B FF 92 X FF 92 1-0 2 1B 2B	B SI 90 B SI 90 B FF 90 C FF 90 C FF 90 X FF 90 3-2 ③ F7			3	2	2	0	1	0	2
2 Derek Jeter, R (1, 6) OBP: 0.341, SLG: 0.387	1 SAFE B FF 92 1 SAFE 1 SAFE B FF 93 B FF 93 C FF 94 B FF 95 4-1 24 BB 33 1B 1-2 BB	S SL 85 F SL 85 F FF 93 B FF 94 B CH 84 F CH 86 F FF 92 B FF 94 B FF 94 4-2 BB		B FF 94 1 SAFE C SL 84 C FF 93 F FF 95 S SL 87 1-3 ② K 1-2		D CU 81 C FF 92 S CU 80 F CU 81 X SI 92 1-2 25 S 1B 2-H		C SL 86 F SL 83 B SL 86 S CU 76 1-3 ① K		3	1	1	1	2	2	1
25 Mark Teixeira, S (1, 3) OBP: 0.358, SLG: 0.483	B FF 96 B CH 86 F FF 95 B CH 85 X FF 95 3-1 ① F8 2-3	B FF 94 B CH 84 S CH 84 X CH 83 2-1 ② P4		B CU 77 C CU 77 B FF 94 F FF 94 S FF 94 2-3 ③ K		B SI 93 F SI 91 B SI 90 S CU 81 D CU 81 F SI 92 C CU 80 3-3 ③ K 1-2		C FF 91 B CH 85 C CH 86 B CU 80 S SL 89 2-3 ② K		5	0	0	0	0	3	6
24 Robinson Canó, L (1, 4) OBP: 0.383, SLG: 0.551	C CU 77 S FF 94 B FF 96 F FF 96 B CH 85 B CU 78 B CH 85 4-2 20 BB 33 1B 38 G1-2-3 1-2 BB	F CU 78 F FF 94 B FF 95 B CU 79 X CU 79 2-2 ③ F8			S CH 81 C FF 90 T CU 75 0-2 ① K		F SI 91 X CU 80 0-1 HR	B CH 86 B CH 85 X SL 88 2-0 ③ G3-1		4	1	1	1	1	1	2
33 Nick Swisher, S (1, 9) OBP: 0.364, SLG: 0.518	B FF 95 C FF 96 B CU 80 B FF 96 X FF 94 3-1 20 BB 1-2 2-H 3-H 1B		F FF 89 C CU 74 X CU 77 0-2 ① G3-1		B CU 73 B CH 82 F FF 89 B CH 89 F CH 89 F FF 94 X CH 83 3-2 ② P6		B CU 78 F SI 91 B SI 92 H CU 80 3-1 14 BB 38 1B 19 SF9 HBP			3	1	1	2	0	0	0
20 Jorge Posada, S (1, 2) OBP: 0.361, SLG: 0.451	B FF 92 B FF 94 F FF 94 B CH 85 F FF 94 F CH 83 B FF 94 4-2 1-2 2-3 BB		C FF 90 H FF 91 1-1 14 S HBP		C CH 89 X FF 89 0-1 1B		C SI 90 C SI 90 1 SAFE 1 SAFE C CU 80 0-3 ① K			2	0	1	0	1	1	1
38 Marcus Thames, R (1, 10) OBP: 0.399, SLG: 0.455	B FF 95 X FF 96 1-0 ②③ G1-2-3 3-Hf		C CU 83 F SL 85 S FF 93 0-3 ② K		F FF 91 B SL 82 C SL 84 C SL 86 1-3 ③ K		F SI 88 X FF 87 0-1 19 SF9 14 BB 1-2 1B			4	0	1	0	0	2	5
14 Curtis Granderson, L (1, 8) OBP: 0.316, SLG: 0.437		B FF 91 S CH 82 B CU 77 X FF 92 2-1 HR	C CH 83 F CH 83 F FF 92 B CU 76 B CU 77 X CH 84 2-2 ③ G3 1-2			S FF 92 F FF 92 B CU 81 S CU 81 1-3 ① K2-3	C SL 84 F CU 83 B SL 83 B SL 84 D SI 91 B CU 82 4-2 1-2 2-3 BB			3	1	1	1	1	1	1
19 Ramiro Pena, S (1, 5) OBP: 0.239, SLG: 0.217		C FF 91 B FF 91 F FF 93 F CH 84 F FF 94 X CU 76 1-2 11 SH1-4 1B		B FF 90 B FF 90 C FF 90 F FF 92 X FF 93 2-2 ① P6		C SI 91 F FF 93 B SI 92 S CU 81 1-3 ② K2-3	B FF 91 X FF 90 1-0 ② SF9 2-3 3-H			3	0	1	1	0	1	0
Inning Stats	R: 2 E: 0 K: 0 S: 14 H: 2 LOB: 2 BB: 3 P: 35	R: 1 E: 0 K: 0 S: 18 H: 2 LOB: 2 BB: 1 P: 29	R: 0 E: 0 K: 1 S: 11 H: 0 LOB: 1 BB: 0 P: 14	R: 0 E: 0 K: 2 S: 11 H: 0 LOB: 1 BB: 1 P: 20	R: 0 E: 0 K: 2 S: 12 H: 1 LOB: 1 BB: 0 P: 16	R: 1 E: 0 K: 3 S: 15 H: 2 LOB: 1 BB: 0 P: 22	R: 2 E: 0 K: 1 S: 14 H: 2 LOB: 2 BB: 1 P: 25	R: 0 E: 0 K: 2 S: 7 H: 0 LOB: 0 BB: 0 P: 12		1B: 6 2B: 1 3B: 0 HR: 2 SF: 1 SAC: 1 DP: 1 HBP: 2				WP: 0 PB: 0 SB: 3 CS: 0		PA: 40

PITCHER		IP	WLS	BF	H	R	ER	SO	BB	IBB	HBP	BLK	WP	HR	S	P	ERA	WHIP
35 Justin Verlander, R ERA: 3.77	(1, 1)	5.0	L	25	5	3	3	5	5	0	1	0	0	1	66	114	5.40	2.000
55 Daniel Schlereth, L ERA: 7.2	(6, 1)	1.1		8	3	3	3	4	0	0	1	0	0	1	21	31	20.25	2.250
34 Robbie Weinhardt, R ERA: 7.79	(7, 1)	0.0		1	1	0	0	0	0	0	0	0	0	0	2	2	∞	∞
36 Brad Thomas, L ERA: 4.35	(7, 1)	0.2		3	0	0	0	0	1	0	0	0	0	0	6	14	0.00	1.500
21 Enrique Gonzalez, R ERA: 4.01	(8, 1)	1.0		3	0	0	0	2	0	0	0	0	0	0	7	12	0.00	0.000

PITCHER	IP	WLS	BF	H	R	ER	SO	BB	IBB	HBP	BLK	WP	HR	S	P	ERA	WHIP

Detroit Tigers @ New York Yankees
Yankee Stadium, Bronx, NY
Tue Aug 17 2010, 7:09 PM - 10:18 PM EDT
Att. 46,906 - Partly Cloudy - 87 F

livebaseballscorecards.com

AB	30
R	6
H	9
RBI	6
BB	6
SO	11
LOB	18

Detroit Tigers @ New York Yankees

Yankee Stadium, Bronx, NY

Wed Aug 18 2010, 7:10 PM - 10:15 PM EDT

Att. 46,479 - Cloudy - 79 F

livebaseballscorecards.com

TOP

Batter	1	2	3	4	5	6	7	8	9	AB	R	H	RBI	BB	SO	LOB
14 Austin Jackson, R (1, 8) OBP: 0.355, SLG: 0.405	B SI 87 C SI 88 S FC 85 X SI 89 1-2 39 CS 1B		C FC 85 X CU 79 0-1 ③ F9		C SI 90 C FC 84 B SI 90 B FF 89 X SI 90 2-2 ② G1-3		B FF 93 S FF 93 F FF 94 X CU 76 1-2 1-2 2-3 1B		C FC 91 S FC 91 B FC 93 B FC 91 S FC 92 2-3 ① K	5	0	2	0	0	1	0
39 Ramon Santiago, S (1, 4) OBP: 0.348, SLG: 0.330	1 SAFE B SI 88 1 SAFE S SI 88 X CH 83 1-1 ① 25 G6-4-3 1-2 1B			B CU 75 C CU 76 F SI 89 X CU 78 1-2 ① L4	B CU 76 B FC 84 B SI 90 C SI 90 X SI 90 3-1 ③ F7		B SL 89 S FF 93 F SL 90 C SL 89 1-3 ② K		C FC 91 X FC 91 0-1 ② G4-3	5	0	1	0	0	1	3
25 Ryan Raburn, R (1, 9) OBP: 0.302, SLG: 0.399	B SI 88 S FC 85 X SI 89 1-1 ② ③ G6-4-3 1-2f			C SI 88 B FC 85 F SI 90 F CU 78 B SI 89 B SI 90 F SI 90 F CU 78 S FC 85 3-3 ② K	S FF 93 F FF 96 X CU 82 0-2 2B	F SL 89 D SL 89 F FF 93 S SL 91 1-3 ③ K			B FF 92 F FF 92 S FC 91 B FC 90 X FC 90 2-2 ③ F8	5	0	1	0	0	2	4
24 Miguel Cabrera, R (1, 3) OBP: 0.433, SLG: 0.644		B CH 85 X SI 86 1-0 HR		C SI 90 C FC 85 X FC 84 0-2 HR	X FF 96 0-0 ① G6-3			B FF 92 F SI 92 H SI 91 2-1 27 BB 18 1B 15 SF7 HBP		3	3	2	2	0	0	1
18 Johnny Damon, L (1, 10) OBP: 0.364, SLG: 0.421		B SI 87 X CH 82 1-0 ① F9		B SI 90 C CU 78 F SI 89 D SL 86 B CU 79 B SI 90 B CU 78 4-2 27 S BB	B FF 93 C FF 93 F SL 87 D SL 86 S SL 86 2-3 ② K			B FF 90 B FF 91 X FF 91 2-0 13 FC5 27 BB 1-2 1B		3	0	1	0	1	1	1
27 Jhonny Peralta, R (1, 6) OBP: 0.301, SLG: 0.387		C CU 77 X FC 85 0-1 ② L6		C SI 89 B SI 90 1 SAFE S FC 86 B SI 90 X FC 85 2-2 ③ G3-1 1-2	B FF 96 F FF 94 X SL 87 1-1 ③ F8			B FF 92 F FF 92 C SL 80 D SL 80 B SL 82 B FF 91 4-2 13 FC5 1-2 2-3 BB		3	0	0	0	1	0	2
15 Brandon Inge, R (1, 5) OBP: 0.330, SLG: 0.403		B SI 88 C SI 89 B CH 85 C CU 77 B SI 90 X SI 90 3-2 ③ F8			C SI 88 B FC 88 B SI 88 C SI 89 C SI 89 2-3 ① K		B FF 92 F FF 92 X FF 92 1-1 14 1B 32 1B 1B	B FC 92 C FF 91 C FF 92 B FC 90 F KC 80 B KC 80 X FC 91 3-2 ① SF7 3-H		3	0	1	1	0	1	0
13 Alex Avila, L (1, 2) OBP: 0.310, SLG: 0.327			B CU 74 B FF 88 X SI 88 2-0 ① L8		B FF 88 S CH 84 S CH 84 B SI 90 B CH 84 B SI 90 4-2 32 HR BB		B FF 92 C FF 90 S SL 82 D SL 82 C SL 80 2-3 ① K	C KC 79 B FC 92 C FC 91 D KC 81 X KC 78 2-2 ② FC5 1-2 2-3f		3	1	0	0	1	1	3
32 Don Kelly, L (1, 7) OBP: 0.267, SLG: 0.307			B SI 88 C SI 88 B CH 85 X CU 78 2-1 ② P4		B SI 89 F SI 89 B SI 88 S SI 89 X CU 78 2-2 1-H HR		B FF 92 B FF 91 C FF 92 X FF 92 2-1 14 1B 1-2 1B	B FC 90 B FC 91 C FF 91 S FF 91 F FF 92 X KC 79 2-2 ③ G1-3		4	1	2	2	0	0	2
Inning Stats	R: 0 E: 0 K: 0 S: 7 H: 2 LOB: 0 BB: 0 P: 10	R: 1 E: 0 K: 0 S: 7 H: 1 LOB: 0 BB: 0 P: 12	R: 0 E: 0 K: 0 S: 5 H: 0 LOB: 0 BB: 0 P: 9	R: 1 E: 0 K: 1 S: 17 H: 1 LOB: 1 BB: 1 P: 27	R: 2 E: 0 K: 1 S: 13 H: 1 LOB: 0 BB: 1 P: 26	R: 0 E: 0 K: 1 S: 9 H: 1 LOB: 1 BB: 0 P: 12	R: 0 E: 0 K: 3 S: 16 H: 3 LOB: 3 BB: 0 P: 24	R: 1 E: 0 K: 0 S: 15 H: 1 LOB: 2 BB: 1 P: 30	R: 0 E: 0 K: 1 S: 8 H: 0 LOB: 0 BB: 0 P: 12	1B: 6 2B: 1 3B: 0 HR: 3 SF: 1 SAC: 0 DP: 1 HBP: 1	WP: 0 PB: 0 SB: 1 CS: 1 PA: 39					

PITCHER		IP	WLS	BF	H	R	ER	SO	BB	IBB	HBP	BLK	WP	HR	S	P	ERA	WHIP
40 Dustin Moseley, R ERA: 4.76	(1, 1)	5.0	W	20	5	4	4	2	2	0	0	0	0	3	49	84	7.20	1.400
62 Joba Chamberlain, R ERA: 4.92	(6, 1)	1.0	H	4	1	0	0	1	0	0	0	0	0	0	9	12	0.00	1.000
48 Boone Logan, L ERA: 2.79	(7, 1)	0.1	H	3	2	0	0	1	0	0	0	0	0	0	7	12	0.00	6.000
39 Kerry Wood, R ERA: 4.66	(7, 1)	0.2	H	3	1	0	0	2	0	0	0	0	0	0	9	12	0.00	1.500
41 Chad Gaudin, R ERA: 6.31	(8, 1)	0.0		3	1	1	1	0	1	0	1	0	0	0	4	12	∞	∞

PITCHER		IP	WLS	BF	H	R	ER	SO	BB	IBB	HBP	BLK	WP	HR	S	P	ERA	WHIP
30 David Robertson, R ERA: 3.68	(8, 1)	1.0	H	3	0	0	0	0	0	0	0	0	0	0	11	18	0.00	0.000
42 Mariano Rivera, R ERA: 1.02	(9, 1)	1.0		3	0	0	0	1	0	0	0	0	0	0	8	12	0.00	0.000

AB	34
R	5
H	10
RBI	5
BB	3
SO	7
LOB	16

BOTTOM

Batter	1	2	3	4	5	6	7	8	9	AB	R	H	RBI	BB	SO	LOB
11 Brett Gardner, L (1, 7) OBP: 0.383, SLG: 0.388	H SI 91 1-0 25 HR HBP	B SI 87 1 SAFE B SI 87 C SI 86 1 SAFE X SI 86 2-1 ③ F9		X SI 90 0-0 25 E 3-H 2B		C FF 90 X SL 83 0-1 ② F8		B FF 87 C SL 85 C SL 86 C CU 78 1-3 ① K		4	2	1	1	0	1	1
2 Derek Jeter, R (1, 6) OBP: 0.340, SLG: 0.384	B SI 89 C SI 86 1 SAFE C SL 80 S SI 89 1-3 ① K	B SL 78 X SL 79 1-0 ① G6-3	B SI 86 X SL 79 1-0 ② G5-3			T FF 91 B CH 84 B SL 85 X SI 91 2-1 ③ G1-3		B FF 90 B FF 91 C SL 87 B FF 91 B FF 92 4-1 24 BB 25 BB BB		4	0	0	0	1	1	2
25 Mark Teixeira, S (1, 3) OBP: 0.362, SLG: 0.495	C SI 88 B SL 85 1 SAFE X SL 85 1-1 1-H HR	C SI 86 B SI 88 B SI 88 F SI 88 B SL 82 F SL 80 F SI 89 F SI 90 F SL 80 3-2 X SL 79 2B	B SI 88 B SI 86 B CH 84 X SI 86 3-0 E3 2-H				C SI 88 F CH 82 B SI 90 X FF 90 2-2 33 2B 26 2B 1B	B CH 86 F FF 90 F CH 86 B FF 92 B SI 92 B SI 93 4-2 33 G3-2 24 BB 1-2 BB		4	2	3	2	1	0	0
24 Robinson Canó, L (1, 4) OBP: 0.385, SLG: 0.557	C SI 88 X FF 90 0-1 HR	B SI 88 D SL 80 B CH 85 B SI 88 4-0 BB	B SL 75 B SI 86 S SI 86 X CH 86 2-1 ③ F9				X CU 83 0-0 ① F9	B CH 87 B SI 93 B SI 93 C FF 92 B SI 94 4-1 1-2 2-3 BB		3	1	1	1	2	0	2
33 Nick Swisher, S (1, 10) OBP: 0.363, SLG: 0.517	C SL 82 B SL 79 F SI 89 B SL 82 F SL 80 S SI 90 2-3 ② K	B SI 87 C SL 78 C SL 80 B SL 79 B SI 88 S SL 81 3-3 ② K			B CH 78 X CH 81 1-0 ① F7		X SI 90 0-0 26 2B 1-3 2B	X SL 90 0-0 ② ③ G3-2 2-3f		5	1	1	0	0	2	5
20 Jorge Posada, S (1, 2) OBP: 0.360, SLG: 0.446	B SI 87 X SI 86 1-0 ③ F8		B SL 81 X SI 88 1-0 ③ G4-1		C SL 73 B CH 78 B SL 74 F CH 81 B SL 79 X CH 83 3-2 ② L9		I IN 55 I IN 54 I IN 55 I IN 55 4-0 26 2B IBB			3	0	0	0	1	0	2
14 Curtis Granderson, L (1, 8) OBP: 0.315, SLG: 0.443		C CH 85 X SL 79 0-1 ① F7		C CH 83 B SL 81 X CH 84 1-1 ① G3	B FF 89 B CH 80 B CH 83 C CH 81 X CH 84 3-1 HR		F SL 86 B SL 84 S SL 85 S CH 84 1-3 ② K			4	1	1	1	0	1	3
26 Austin Kearns, R (1, 9) OBP: 0.359, SLG: 0.427		C SI 89 B SI 90 F SL 82 B SI 91 X SL 82 2-2 ② G6-3		B SL 79 C SI 88 B SL 80 S SL 81 F SI 89 B FF 90 B SL 82 4-2 19 3B BB	C CH 85 X SL 76 0-1 ③ F7		D SL 84 X SL 85 1-0 1-3 2-H 3-H 2B			3	1	1	2	1	0	0
19 Ramiro Pena, S (1, 5) OBP: 0.248, SLG: 0.239		B SI 89 B SI 89 B SI 89 C SI 87 F SI 88 F SL 80 B SI 87 4-2 BB		B SI 86 B SL 78 X CH 86 2-0 1-H 11 2B 3B		F FF 90 T SI 91 F FF 91 X FF 91 0-2 ① P4	C FF 89 D CH 84 X SL 88 1-1 ③ P5			3	1	1	1	1	0	2
Inning Stats	R: 3 E: 0 K: 2 S: 12 H: 2 LOB: 0 BB: 0 P: 18	R: 0 E: 0 K: 0 S: 10 H: 0 LOB: 1 BB: 1 P: 18	R: 0 E: 0 K: 1 S: 12 H: 1 LOB: 2 BB: 1 P: 24	R: 3 E: 1 K: 0 S: 11 H: 2 LOB: 1 BB: 1 P: 24	R: 1 E: 0 K: 0 S: 8 H: 1 LOB: 0 BB: 0 P: 15	R: 0 E: 0 K: 0 S: 8 H: 0 LOB: 0 BB: 0 P: 10	R: 2 E: 0 K: 1 S: 11 H: 3 LOB: 2 BB: 1 P: 20	R: 0 E: 0 K: 1 S: 8 H: 0 LOB: 2 BB: 3 P: 21		1B: 1 2B: 4 3B: 1 HR: 3 SF: 0 SAC: 0 DP: 1 HBP: 1	WP: 0 PB: 0 SB: 1 CS: 0 PA: 41					

PITCHER		IP	WLS	BF	H	R	ER	SO	BB	IBB	HBP	BLK	WP	HR	S	P	ERA	WHIP
38 Jeremy Bonderman, R ERA: 5.37	(1, 1)	5.0	L	26	6	7	6	3	3	0	1	0	0	3	53	99	10.80	1.800
36 Brad Thomas, L ERA: 4.56	(6, 1)	1.2		8	2	2	2	1	0	1	0	0	0	0	16	25	10.80	1.200
21 Enrique Gonzalez, R ERA: 3.81	(7, 1)	1.1		7	1	0	0	1	3	0	0	0	0	0	11	26	0.00	3.000

PITCHER	IP	WLS	BF	H	R	ER	SO	BB	IBB	HBP	BLK	WP	HR	S	P	ERA	WHIP

Detroit Tigers @ New York Yankees

Yankee Stadium, Bronx, NY

Thu Aug 19 2010, 1:09 PM - 4:05 PM EDT

Att. 48,143 - Sunny - 87 F

livebaseballscorecards.com

TOP

Batter	1	2	3	4	5	6	7	8	9	AB	R	H	RBI	BB	SO	LOB
14 Austin Jackson, R (1, 8) OBP: 0.354, SLG: 0.404	B FF 92 B FF 92 F FF 92 X FF 92 2-1 ① F9		B FF 89 X FC 84 1-0 ① F9		C FF 92 F FF 92 B FF 92 S FF 91 1-3 ③ K		C SI 89 D CH 82 C CU 78 X SI 89 1-2 2-3 3-H 1B			4	0	1	1	0	1	0
28 Will Rhymes, L (1, 4) OBP: 0.323, SLG: 0.362	C FF 91 F FF 92 F KC 76 F FF 92 F FF 92 X KC 75 0-2 24 HR 1B		C FF 89 B FF 89 X FF 91 1-1 1B			X FF 90 0-0 ① F8	C SI 89 S CH 82 D CH 83 X CH 82 1-2 ③ F8			4	1	2	0	0	0	2
25 Ryan Raburn, R (1, 9) OBP: 0.302, SLG: 0.401 (7, 7)	L FF 92 C FF 91 S FF 92 0-3 ② K		1 SAFE X FF 90 0-0 ② F8			C FF 88 B FF 92 B FF 92 F FC 88 S FF 92 2-3 ② K		B SI 89 X SI 88 1-0 26 1B 2B		4	1	1	0	0	2	2
24 Miguel Cabrera, R (1, 3) OBP: 0.433, SLG: 0.649 26 Brennan Boesch, L (7, 9) OBP: 0.333, SLG: 0.461	S FF 93 F FF 92 1 SAFE F FF 92 B FF 93 B FC 90 B FF 93 X KC 76 3-2 1-H HR		X FF 91 0-0 ③ F8			C FF 94 X FF 92 0-1 ③ P6		B SI 86 X SI 88 1-0 27 G6-4-3 2-H 1B		3 1	1 0	1 1	2 1	0 0	0 0	1 0
18 Johnny Damon, L (1, 10) OBP: 0.361, SLG: 0.416	C FF 92 C KC 76 B FF 92 C FF 92 1-3 ③ K		B KC 72 B KC 72 B FF 90 C FF 91 C FF 90 F FF 90 X FF 91 3-2 ① P3				B FF 90 B FF 88 F SI 87 F SI 87 B CH 81 F SI 86 S SI 89 3-3 ① K	S CH 81 X SI 88 0-1 ① F7		4	0	0	0	0	2	1
27 Jhonny Peralta, R (1, 6) OBP: 0.303, SLG: 0.395 (7, 5)		C KC 73 F FC 87 X FF 88 0-2 13 FC4-6 1B	X FF 90 0-0 ② F8				F SI 89 B CU 79 X SI 88 1-1 HR	B CU 78 B CH 81 S CH 80 B CU 79 X SI 90 3-1 ② ③ G6-4-3 1-2f		4	1	2	1	0	0	1
15 Brandon Inge, R (1, 5) OBP: 0.330, SLG: 0.402 39 Ramon Santiago, S (7, 6) OBP: 0.350, SLG: 0.330		S FF 91 S FF 92 B FF 92 B FF 92 B FF 92 F FF 92 F FF 92 X FF 92 3-2 ① F9	C FF 91 S FF 92 B FF 92 F FF 92 B FF 91 S FF 92 2-3 ③ K				X SI 89 0-0 13 2B 14 1B 1B		B SI 88 C SI 87 B SL 81 B SI 88 B SI 87 4-1 13 G4-6-3 BB	3 0	1 0	1 0	0 0	0 1	1 0	1 0
13 Alex Avila, L (1, 2) OBP: 0.309, SLG: 0.330		F FF 91 1 SAFE B FF 91 F FC 88 F KC 75 F FF 91 B FF 92 X KC 74 2-2 ② FC4-6 1-2f			B KC 72 B FF 90 C FF 90 S FF 91 T FF 91 2-2 ① K		B SI 89 C CH 80 B SI 88 F SI 88 D CH 82 X SI 88 3-2 14 1B 1-3 2B		B CH 79 C CH 79 X SI 88 1-1 ① ② G4-6-3 1-2f	4	0	1	0	0	1	2
32 Don Kelly, L (1, 7) OBP: 0.261, SLG: 0.299 (7, 3)		F FF 92 X CH 84 0-1 ③ G3			C FF 90 X FC 86 0-1 ② G4-3		B SI 89 B SI 88 B CH 81 C SI 89 F SI 89 S CH 80 3-3 ② K		B SI 87 C SI 88 F CH 81 B SL 80 F CH 82 B SL 79 S CH 81 3-3 ③ K	4	0	0	0	0	2	3
Inning Stats	R: 2 E: 0 K: 2 S: 18 H: 2 LOB: 0 BB: 0 P: 24	R: 0 E: 0 K: 0 S: 15 H: 1 LOB: 1 BB: 0 P: 20	R: 0 E: 0 K: 0 S: 5 H: 1 LOB: 1 BB: 0 P: 7	R: 0 E: 0 K: 1 S: 9 H: 0 LOB: 0 BB: 0 P: 14	R: 0 E: 0 K: 2 S: 8 H: 0 LOB: 0 BB: 0 P: 11	R: 0 E: 0 K: 1 S: 6 H: 0 LOB: 0 BB: 0 P: 8	R: 2 E: 0 K: 2 S: 19 H: 4 LOB: 2 BB: 0 P: 31	R: 1 E: 0 K: 0 S: 6 H: 2 LOB: 0 BB: 0 P: 11	R: 0 E: 0 K: 1 S: 7 H: 0 LOB: 0 BB: 1 P: 15	1B: 6 2B: 2 3B: 0 HR: 2	SF: 0 SAC: 0 DP: 2 HBP: 0	WP: 0 PB: 0 SB: 0 CS: 0	PA: 36			

PITCHER		IP	WLS	BF	H	R	ER	SO	BB	IBB	HBP	BLK	WP	HR	S	P	ERA	WHIP
65 Phil Hughes, R ERA: 3.9	(1, 1)	6.0	W	22	4	2	2	6	0	0	0	0	0	1	61	84	3.00	0.667
45 Sergio Mitre, R ERA: 3.86	(7, 1)	3.0	S	14	6	3	3	3	1	0	0	0	0	1	32	57	9.00	2.333

BOTTOM

Batter	1	2	3	4	5	6	7	8	9	AB	R	H	RBI	BB	SO	LOB
11 Brett Gardner, L (1, 7) OBP: 0.381, SLG: 0.384	B SI 89 C SI 90 X FF 90 1-1 ① G1-3		B SI 87 B SI 90 C SI 89 B CH 80 C SI 89 X SI 89 3-2 ③ G4-3		C SI 88 B CU 74 B CH 79 X SI 90 2-1 ② G4-3	B SI 91 B SI 91 B SI 90 4-0 2 S 2 3B 2-3 3-H BB	C SI 88 B CH 82 X CH 80 1-1 ③ FC6-4 1-2f			4	1	0	0	1	0	1
2 Derek Jeter, R (1, 6) OBP: 0.339, SLG: 0.387 12 Eduardo Núñez, R (7, 6)	C SI 90 C SI 91 X SL 84 0-2 ② L3			C SL 80 F SI 89 F FF 91 F CH 82 X SI 92 0-2 ① G6-3	C CU 74 X SI 90 0-1 ③ G3	C FF 89 F SI 90 B SL 82 F SI 89 F FF 90 F FF 90 D SL 85 B SI 86 F SI 92 3-2 X FF 89 24 HR 1-H 3-H 3B		B FF 91 X FF 92 1-0 ① P2		4 1	1 0	1 0	2 0	0 0	0 0	0 0
25 Mark Teixeira, S (1, 3) OBP: 0.362, SLG: 0.492	C SI 90 F SI 92 B SI 92 X CH 82 1-2 ③ L4			B CU 74 F FF 91 X SI 91 1-1 24 1B 33 1B 1B		C CU 71 C SI 85 B SI 90 B FF 90 B SI 90 B CH 79 4-2 24 2B BB X CH 81 G6-3		F FF 94 B FS 85 X FS 83 1-1 ② F8		4	2	1	0	1	0	1
24 Robinson Canó, L (1, 4) OBP: 0.387, SLG: 0.566		C SI 88 B SL 83 X CH 80 1-1 ① G6-3		X CH 81 0-0 33 1B 14 1B 1-3 1B		F SI 87 B SI 89 B FF 90 1-1 20 1B 1-H 2B C SI 86 B SI 89 B CH 82 B CH 81 X SI 90 3-1 3-H HR		S FS 86 B FF 95 F FS 85 B FS 85 S FS 86 2-3 ③ K		5	3	3	3	0	1	0
33 Nick Swisher, S (1, 9) OBP: 0.366, SLG: 0.518		B SI 91 B SI 90 X SI 89 2-0 ② G4-3		B SL 81 B SI 90 B SI 90 X SI 90 3-0 14 1B 1-2 3-H 1B		C CU 75 C SI 88 B SI 89 B SI 90 X FF 89 4-1 20 1B 26 2B BB C CU 77 1-0 X CU 78 1B				3	1	2	1	1	0	0
20 Jorge Posada, S (1, 2) OBP: 0.361, SLG: 0.445		B CU 75 C SI 90 F CU 74 B SL 84 B SI 92 F SI 90 B FF 91 4-2 BB		B CH 82 C SI 91 X SI 91 1-1 ② F7		B SI 89 B SI 90 B SI 89 X SI 89 3-0 14 BB 26 2B 1-3 2-H 1B X CH 81 0-0 ③ G4-3				3	1	1	1	1	0	3
14 Curtis Granderson, L (1, 8) OBP: 0.317, SLG: 0.442		C CH 81 S SI 91 S FF 92 0-3 ③ K		C CU 74 X SI 91 0-1 1-2 2-H 1B		B SI 90 B SI 90 F FF 90 B SI 91 B FF 91 4-1 26 2B 11 PB 1-2 BB	F SI 85 B CH 81 F CH 78 F SL 81 F SL 80 B FF 87 F CH 79 B SL 82 X CH 81 3-2 ① F8			3	1	1	1	1	1	1
26 Austin Kearns, R (1, 10) OBP: 0.361, SLG: 0.431			B SI 86 C FF 88 B SI 89 F SI 89 B SL 83 C FF 91 3-3 ① K	B SI 90 F SI 91 B SL 83 B FF 92 F SI 88 F SI 90 X SI 90 3-2 ③ F8		C SI 89 B SI 90 F SI 90 F SI 91 B SL 82 F SI 92 X SI 90 2-2 11 PB 2 3B 1-3 2-H 3-H 2B	C SI 87 X SI 87 0-1 11 FC6-4 1B			4	1	2	2	0	1	2
19 Ramiro Pena, S (1, 5) OBP: 0.240, SLG: 0.230			B FF 90 B SI 90 C FF 90 B SI 90 X SI 90 3-1 G3-1		B CU 73 X FF 88 1-0 ① G4-3	X SI 91 0-0 ① G1-3	S SI 88 F SI 87 B FF 87 F SI 88 X SL 82 1-2 ② P5			4	0	0	0	0	0	3
Inning Stats	R: 0 E: 0 K: 0 S: 8 H: 0 LOB: 0 BB: 0 P: 10	R: 0 E: 0 K: 1 S: 9 H: 0 LOB: 1 BB: 1 P: 16	R: 0 E: 0 K: 1 S: 8 H: 1 LOB: 0 BB: 0 P: 17	R: 2 E: 0 K: 0 S: 17 H: 4 LOB: 2 BB: 0 P: 25	R: 0 E: 0 K: 0 S: 5 H: 0 LOB: 0 BB: 0 P: 8	R: 9 E: 0 K: 0 S: 26 H: 6 LOB: 1 BB: 4 P: 55	R: 0 E: 0 K: 0 S: 14 H: 1 LOB: 1 BB: 0 P: 19	R: 0 E: 0 K: 1 S: 6 H: 0 LOB: 0 BB: 0 P: 10		1B: 7 2B: 2 3B: 1 HR: 1 SF: 0 SAC: 0 DP: 0 HBP: 0	WP: 0 PB: 1 SB: 1 CS: 0	PA: 40			

PITCHER		IP	WLS	BF	H	R	ER	SO	BB	IBB	HBP	BLK	WP	HR	S	P	ERA	WHIP
21 Rick Porcello, R ERA: 5.76	(1, 1)	5.0	L	24	6	6	6	2	3	0	0	0	0	0	53	94	10.80	1.800
55 Daniel Schlereth, L ERA: 9.0	(6, 1)	0.0		1	0	0	0	0	1	0	0	0	0	0	1	5	∞	∞
34 Robbie Weinhardt, R ERA: 9.17	(6, 1)	0.1		4	2	3	3	0	1	0	0	0	0	0	13	22	81.00	9.000
49 Eddie Bonine, R ERA: 3.83	(6, 1)	1.2		8	3	2	2	0	0	0	0	0	0	1	20	29	10.80	1.800
46 Jose Valverde, R ERA: 2.73	(8, 1)	1.0		3	0	0	0	1	0	0	0	0	0	0	6	10	0.00	0.000

Cleveland Indians @ Detroit Tigers

Comerica Park, Detroit, MI

Fri Aug 20 2010, 7:07 PM - 9:37 PM EDT

Att. 33,936 - Clear - 81 F

TOP

Batter	1	2	3	4	5	6	7	8	9	AB	R	H	RBI	BB	SO	LOB
4 Trevor Crowe, S (1, 8) OBP: 0.306, SLG: 0.346	G4-3			G4-3		L8			F8	4	0	0	0	0	0	1
13 Asdrúbal Cabrera, S (1, 6) OBP: 0.340, SLG: 0.371	L8			K		F7			P3	4	0	0	0	0	1	1
17 Shin-Soo Choo, L (1, 9) OBP: 0.386, SLG: 0.462	F7			K			1B		G4-3	4	0	1	0	0	1	0
48 Travis Hafner, L (1, 10) OBP: 0.370, SLG: 0.437		K			P6		F7			3	0	0	0	0	1	1
47 Shelley Duncan, R (1, 7) OBP: 0.322, SLG: 0.426		K			G5-3		P6			3	0	0	0	0	1	1
12 Jayson Nix, R (1, 5) OBP: 0.314, SLG: 0.440		G3			2B		K			3	0	1	0	0	1	1
7 Matt LaPorta, R (1, 3) OBP: 0.314, SLG: 0.366			G4-3		G3				F7	3	0	0	0	0	0	1
1 Luis Valbuena, L (1, 4) OBP: 0.250, SLG: 0.230			K			K			G3	3	0	0	0	0	2	0
6 Lou Marson, R (1, 2) OBP: 0.263, SLG: 0.272			K2-3			1B			F9	3	0	1	0	0	1	0
Inning Stats	R: 0 E: 0 K: 0 S: 6 H: 0 LOB: 0 BB: 0 P: 7	R: 0 E: 0 K: 2 S: 8 H: 0 LOB: 0 BB: 0 P: 12	R: 0 E: 0 K: 2 S: 10 H: 0 LOB: 0 BB: 0 P: 15	R: 0 E: 0 K: 2 S: 12 H: 0 LOB: 0 BB: 0 P: 16	R: 0 E: 0 K: 0 S: 8 H: 1 LOB: 1 BB: 0 P: 12	R: 0 E: 0 K: 1 S: 11 H: 1 LOB: 1 BB: 0 P: 13	R: 0 E: 0 K: 1 S: 18 H: 1 LOB: 1 BB: 0 P: 25	R: 0 E: 0 K: 0 S: 8 H: 0 LOB: 0 BB: 0 P: 12	R: 0 E: 0 K: 0 S: 7 H: 0 LOB: 0 BB: 0 P: 11	1B: 2 2B: 1 3B: 0 HR: 0	SF: 0 SAC: 0 DP: 0 HBP: 0						

PITCHER		IP	WLS	BF	H	R	ER	SO	BB	IBB	HBP	BLK	WP	HR	S	P	ERA	WHIP
58 Armando Galarraga, R ERA: 4.21	(1, 1)	7.0	W	24	3	0	0	8	0	0	0	0	0	0	73	100	0.00	0.429
45 Ryan Perry, R ERA: 4.29	(8, 1)	1.0		3	0	0	0	0	0	0	0	0	0	0	8	12	0.00	0.000
40 Phil Coke, L ERA: 2.47	(9, 1)	1.0		3	0	0	0	0	0	0	0	0	0	0	7	11	0.00	0.000

AB	30
R	0
H	3
RBI	0
BB	0
SO	8
LOB	6

livebaseballscorecards.com

BOTTOM

Batter	1	2	3	4	5	6	7	8	9	AB	R	H	RBI	BB	SO	LOB
14 Austin Jackson, R (1, 8) OBP: 0.356, SLG: 0.406	1B	1B		FC6-2		K		1B		5	1	3	1	0	1	4
28 Will Rhymes, L (1, 4) OBP: 0.328, SLG: 0.365	1B	G3		1B		K		F7		5	1	2	1	0	1	7
18 Johnny Damon, L (1, 10) OBP: 0.357, SLG: 0.411	G3	K		F8			L9	K		5	0	0	0	0	2	8
24 Miguel Cabrera, R (1, 3) OBP: 0.432, SLG: 0.646	1B		K		G6-3		1B	K		5	0	2	1	0	2	3
26 Brennan Boesch, L (1, 9) OBP: 0.333, SLG: 0.459	G5-3		G4-3		G6-3		1B			4	0	1	0	0	0	0
27 Jhonny Peralta, R (1, 6) OBP: 0.300, SLG: 0.391		F8	G6-3		K		G6-4-3			4	0	0	0	0	1	2
15 Brandon Inge, R (1, 5) OBP: 0.337, SLG: 0.415	1B	1B		BB		2B		3B		3	2	3	0	1	0	0
32 Don Kelly, L (1, 7) OBP: 0.278, SLG: 0.323	1B	1B		1B		1B		2B		4	2	4	1	0	0	0
12 Gerald Laird, R (1, 2) OBP: 0.261, SLG: 0.269		1B		SH5-3		F9		BB		2	0	1	1	1	0	2
Inning Stats	R: 2 E: 1 K: 0 S: 15 H: 3 LOB: 0 BB: 0 P: 23	R: 2 E: 0 K: 1 S: 20 H: 4 LOB: 2 BB: 0 P: 31	R: 0 E: 0 K: 1 S: 7 H: 0 LOB: 0 BB: 0 P: 10	R: 1 E: 0 K: 0 S: 15 H: 2 LOB: 2 BB: 1 P: 22	R: 0 E: 0 K: 1 S: 7 H: 0 LOB: 0 BB: 0 P: 8	R: 0 E: 0 K: 2 S: 12 H: 2 LOB: 2 BB: 0 P: 19	R: 0 E: 0 K: 0 S: 6 H: 2 LOB: 1 BB: 0 P: 13	R: 1 E: 0 K: 2 S: 18 H: 3 LOB: 3 BB: 1 P: 29		1B: 13 2B: 2 3B: 1 HR: 0	SF: 0 SAC: 1 DP: 1 HBP: 0						

PITCHER		IP	WLS	BF	H	R	ER	SO	BB	IBB	HBP	BLK	WP	HR	S	P	ERA	WHIP
63 Justin Masterson, R ERA: 5.33	(1, 1)	6.0	L	29	11	5	5	5	1	0	0	0	0	0	76	113	7.50	2.000
57 Hector Ambriz, R ERA: 5.83	(7, 1)	2.0		11	5	1	1	2	1	0	0	0	0	0	24	42	4.50	3.000

AB	37
R	6
H	16
RBI	5
BB	2
SO	7
LOB	26

livebaseballscorecards.com

TOP

Batter	1	2	3	4	5	6	7	8	9	AB	R	H	RBI	BB	SO	LOB
4 Trevor Crowe, S (1, 8) OBP: 0.305, SLG: 0.345	P5		48 1B; 13 1B; 1-2; 1B		G4-6-3; 1-2f			G1-3		4	0	1	0	0	0	1
13 Asdrúbal Cabrera, S (1, 6) OBP: 0.338, SLG: 0.369	G3-1		48 1B; 1-2; 2-3; 1B		K			B1-3		4	0	1	0	0	1	0
17 Shin-Soo Choo, L (1, 9) OBP: 0.382, SLG: 0.457	E4; 48 S; 48 E		K			L8; 1B		G3		4	1	0	0	0	1	3
48 Travis Hafner, L (1, 10) OBP: 0.372, SLG: 0.438	E9; 1-H		12 G6-4-3; 1-2; 2-3; 3-H; 1B			K; 1B			F7	4	0	2	1	0	0	0
12 Jayson Nix, R (1, 5) OBP: 0.308, SLG: 0.431	K		G6-4-3; 1-2f			K			K	4	0	0	0	0	3	5
47 Shelley Duncan, R (1, 7) OBP: 0.315, SLG: 0.415		G6-3		P5		K			P3	4	0	0	0	0	1	1
7 Matt LaPorta, R (1, 3) OBP: 0.311, SLG: 0.362		P6		F7			G6-3			3	0	0	0	0	0	0
16 Jason Donald, R (1, 4) OBP: 0.310, SLG: 0.386		K		F8			K			3	0	0	0	0	2	0
8 Chris Gimenez, R (1, 2) OBP: 0.273, SLG: 0.276			13 1B; 4 1B; 48 1B; BB		4 G4-6-3; BB		K			1	1	0	0	2	1	0
Inning Stats	R: 1 E: 2 K: 1 S: 18 H: 0 LOB: 1 BB: 0 P: 24	R: 0 E: 0 K: 1 S: 8 H: 0 LOB: 0 BB: 0 P: 13	R: 1 E: 0 K: 1 S: 14 H: 3 LOB: 2 BB: 1 P: 21	R: 0 E: 0 K: 0 S: 6 H: 0 LOB: 0 BB: 0 P: 11	R: 0 E: 0 K: 1 S: 14 H: 0 LOB: 0 BB: 1 P: 18	R: 0 E: 0 K: 2 S: 13 H: 1 LOB: 1 BB: 0 P: 17	R: 0 E: 0 K: 2 S: 12 H: 0 LOB: 0 BB: 0 P: 15	R: 0 E: 0 K: 0 S: 8 H: 0 LOB: 0 BB: 0 P: 9	R: 0 E: 0 K: 1 S: 6 H: 0 LOB: 0 BB: 0 P: 10	1B: 4 2B: 0 3B: 0 HR: 0 SF: 0 SAC: 0 DP: 2 HBP: 0						

PITCHER		IP	WLS	BF	H	R	ER	SO	BB	IBB	HBP	BLK	WP	HR	S	P	ERA	WHIP
37 Max Scherzer, R ERA: 3.73	(1, 1)	7.0	W	27	4	2	1	8	2	0	0	0	0	0	85	119	1.29	0.857
40 Phil Coke, L ERA: 2.42	(8, 1)	1.0	H	3	0	0	0	0	0	0	0	0	0	0	8	9	0.00	0.000
46 Jose Valverde, R ERA: 2.68	(9, 1)	1.0	S	3	0	0	0	1	0	0	0	0	0	0	6	10	0.00	0.000

PITCHER	IP	WLS	BF	H	R	ER	SO	BB	IBB	HBP	BLK	WP	HR	S	P	ERA	WHIP

Cleveland Indians @ Detroit Tigers
Comerica Park, Detroit, MI
Sat Aug 21 2010, 7:09 PM - 9:36 PM EDT
Att. 38,088 - Cloudy - 71 F

livebaseballscorecards.com

AB	31
R	2
H	4
RBI	1
BB	2
SO	9
LOB	10

BOTTOM

Batter	1	2	3	4	5	6	7	8	9	AB	R	H	RBI	BB	SO	LOB
14 Austin Jackson, R (1, 8) OBP: 0.357, SLG: 0.411	28 SH3; 25 2B; 2B		G4-3		25 G4-3; 26 2B; 2B		G5-3			4	2	2	0	0	0	0
28 Will Rhymes, L (1, 4) OBP: 0.314, SLG: 0.348	SH3; 2-3		G4-1		F9		B1-3			3	0	0	0	0	0	1
25 Ryan Raburn, R (1, 7) OBP: 0.301, SLG: 0.403	26 FC6; 27 WP; 3-H; 2B		F8		G4-3; 2-3		G4-3			4	1	1	1	0	0	1
24 Miguel Cabrera, R (1, 10) OBP: 0.435, SLG: 0.647	26 FC6; IBB			27 1B; 15 SF8; 2B	26 2B; IBB			F8		2	1	1	0	2	0	0
26 Brennan Boesch, L (1, 9) OBP: 0.334, SLG: 0.462	FC6; 27 E; 1-2f; 2-3			F7	1-3; 3-H; 2B			E4; 27 G4-3; 1B		4	0	2	1	0	0	3
27 Jhonny Peralta, R (1, 6) OBP: 0.300, SLG: 0.390	F8; 1-3; 3-H			2-3; 1B	P6			G4-3; 2-3		4	0	1	0	0	0	4
15 Brandon Inge, R (1, 5) OBP: 0.336, SLG: 0.413		F9		SF8; 3-H		G6-3		13 BB; BB		2	0	0	1	1	0	0
13 Alex Avila, L (1, 2) OBP: 0.308, SLG: 0.325		P5		F8		K		1-2; BB		3	0	0	0	1	1	1
32 Don Kelly, L (1, 3) OBP: 0.277, SLG: 0.340		L8			0-1; HR	K	K	F7		4	1	1	1	0	1	3
Inning Stats	R: 2 E: 0 K: 0 S: 11 H: 2 LOB: 1 BB: 1 P: 18	R: 0 E: 0 K: 0 S: 8 H: 0 LOB: 0 BB: 0 P: 13	R: 0 E: 0 K: 0 S: 9 H: 0 LOB: 0 BB: 0 P: 13	R: 1 E: 0 K: 0 S: 14 H: 2 LOB: 1 BB: 0 P: 19	R: 2 E: 0 K: 0 S: 15 H: 3 LOB: 2 BB: 1 P: 25	R: 0 E: 0 K: 2 S: 10 H: 0 LOB: 0 BB: 0 P: 13	R: 0 E: 0 K: 0 S: 6 H: 0 LOB: 0 BB: 0 P: 10	R: 0 E: 1 K: 0 S: 13 H: 1 LOB: 3 BB: 2 P: 26		1B: 2 2B: 5 3B: 0 HR: 1 SF: 1 SAC: 1 DP: 0 HBP: 0						

PITCHER		IP	WLS	BF	H	R	ER	SO	BB	IBB	HBP	BLK	WP	HR	S	P	ERA	WHIP
43 Josh Tomlin, R ERA: 3.86	(1, 1)	6.0	L	27	7	5	5	2	0	2	0	0	1	1	67	101	7.50	1.167
39 Justin Germano, R ERA:	(7, 1)	1.0		3	0	0	0	0	0	0	0	0	0	0	6	10	0.00	0.000
38 Joe Smith, R ERA: 4.55	(8, 1)	1.0		6	1	0	0	0	2	0	0	0	0	0	13	26	0.00	3.000

PITCHER	IP	WLS	BF	H	R	ER	SO	BB	IBB	HBP	BLK	WP	HR	S	P	ERA	WHIP

Cleveland Indians @ Detroit Tigers
Comerica Park, Detroit, MI
Sat Aug 21 2010, 7:09 PM - 9:36 PM EDT
Att. 38,088 - Cloudy - 71 F

livebaseballscorecards.com

AB	30
R	5
H	8
RBI	4
BB	4
SO	2
LOB	13

WP: 0 PB: 0 SB: 1 CS: 0 PA: 33

WP: 1 PB: 0 SB: 0 CS: 0 PA: 36

TOP

Batter	1	2	3	4	5	6	7	8	9	AB	R	H	RBI	BB	SO	LOB
4 Trevor Crowe, S (1, 8) OBP: 0.304, SLG: 0.343	F FF 92 C CU 74 B FF 93 F CU 76 S FF 94 1-3 ① **K**		C CH 83 X CH 84 0-1 ② **G1-3**		B FF 91 B CH 83 X FF 92 2-0 ② 13 FC4-6 1B		C FF 92 F CH 85 B FF 94 F FF 94 F FF 94 X CU 79 1-2 ③ **F8**			4	0	1	0	0	1	2
13 Asdrúbal Cabrera, S (1, 6) OBP: 0.335, SLG: 0.365 1 Luis Valbuena, L (6, 4) OBP: 0.249, SLG: 0.229	F FF 92 B CH 84 F CH 84 X CU 76 1-2 ② **F9**		B CU 75 C CU 76 F FF 94 B FF 94 B CH 84 C FF 93 3-3 ③ **K**		X FF 92 0-0 ③ **FC4-6** 1-2f			C CH 84 S CU 75 B CU 78 F CU 78 B FF 94 X CH 84 2-2 ① **P6**		3 1	0 0	0 0	0 0	0 0	1 0	2 0
17 Shin-Soo Choo, L (1, 9) OBP: 0.385, SLG: 0.467 8 Chris Gimenez, R (8, 9) OBP: 0.273, SLG: 0.276	F FF 90 X FF 92 0-1 **HR**			C CU 75 X CU 76 0-1 48 FC5-4 1B		S CH 83 B FF 92 X CH 83 1-1 ① **F8**		S FF 91 B FF 90 S FF 92 F FF 92 B FF 93 X CH 85 2-2 **1B**		4 0	1 0	3 0	1 0	0 0	0 0	0 0
48 Travis Hafner, L (1, 10) OBP: 0.370, SLG: 0.435	C FF 91 S CH 83 F FF 92 C CU 83 0-3 ③ **K**			1 SAFE B SI 90 B FF 92 X FF 92 2-0 ① **FC5-4** 25 BB 1-2f		C FF 91 B CU 76 C CU 78 X CU 78 1-2 **1B**		S CH 84 B CU 78 D FF 94 S CH 83 S CH 84 2-3 ② **K**		4	0	1	0	0	2	2
12 Jayson Nix, R (1, 5) OBP: 0.303, SLG: 0.423		B FF 90 F SL 83 B SL 83 B FF 93 F FF 92 X FF 93 3-2 ① **G3**		C SL 83 S FF 93 C FF 94 0-3 ② **K**		X FF 93 0-0 ② **L5**		B SL 84 X SL 85 1-0 ③ **P3**		4	0	0	0	0	1	3
25 Andy Marte, R (1, 3) OBP: 0.300, SLG: 0.365		C FF 93 X FF 93 0-1 ② **F7**		C SL 84 B SL 84 C SL 84 F SL 84 B FF 93 D CU 77 B FF 93 4-2 **BB** 1-2		C FF 93 X SL 84 0-1 ③ **G1-3**			B FF 91 X FF 91 1-0 ① **F8**	3	0	0	0	1	0	1
47 Shelley Duncan, R (1, 7) OBP: 0.308, SLG: 0.405		C SL 83 B SL 85 X FF 94 1-1 ③ **F8**		C SL 85 S SL 86 X FF 96 0-2 ③ **F8**			C FF 91 C CU 76 T SL 84 0-2 ① **K**		B CH 81 B FF 91 C FF 91 B FF 93 F FF 91 F FF 94 X FF 94 3-2 ② **F7**	4	0	0	0	0	1	2
16 Jason Donald, R (1, 4) OBP: 0.309, SLG: 0.384 (6, 6)			C FF 91 B CU 75 C CU 76 F FF 92 F CH 83 B FF 94 F FF 94 S SL 86 2-3 ① **K**		X FF 92 0-0 ① **P6**		B FF 92 X FF 92 1-0 **1B**		B FF 94 C SL 80 F SL 82 S FF 94 1-3 ③ **K**	4	0	1	0	0	2	0
6 Lou Marson, R (1, 2) OBP: 0.264, SLG: 0.279			X FF 94 0-0 **2B**		B FF 91 F FF 92 B CU 78 F FF 94 S CU 78 2-3 ② **K**		B SL 85 F FF 92 F FF 92 X FF 94 1-2 ② **F9**			3	0	1	0	0	1	1
Inning Stats	R: 1 E: 0 K: 2 S: 13 H: 1 LOB: 0 BB: 0 P: 15	R: 0 E: 0 K: 0 S: 7 H: 0 LOB: 0 BB: 0 P: 11	R: 0 E: 0 K: 2 S: 12 H: 1 LOB: 1 BB: 0 P: 17	R: 0 E: 0 K: 1 S: 12 H: 1 LOB: 2 BB: 1 P: 18	R: 0 E: 0 K: 1 S: 6 H: 1 LOB: 1 BB: 0 P: 10	R: 0 E: 0 K: 0 S: 8 H: 1 LOB: 1 BB: 0 P: 10	R: 0 E: 0 K: 1 S: 12 H: 1 LOB: 1 BB: 0 P: 15	R: 0 E: 0 K: 1 S: 12 H: 1 LOB: 1 BB: 0 P: 19	R: 0 E: 0 K: 1 S: 8 H: 0 LOB: 0 BB: 0 P: 13	1B: 5 2B: 1 3B: 0 HR: 1 SF: 0 SAC: 0 DP: 0 HBP: 0						

PITCHER		IP	WLS	BF	H	R	ER	SO	BB	IBB	HBP	BLK	WP	HR	S	P	ERA	WHIP
35 Justin Verlander, R ERA: 3.65	(1, 1)	8.0	W	32	7	1	1	8	1	0	0	0	0	1	82	115	1.12	1.000
43 Alfredo Figaro, R ERA: 10.8	(9, 1)	1.0		3	0	0	0	1	0	0	0	0	0	0	8	13	0.00	0.000

PITCHER	IP	WLS	BF	H	R	ER	SO	BB	IBB	HBP	BLK	WP	HR	S	P	ERA	WHIP

Cleveland Indians @ Detroit Tigers
Comerica Park, Detroit, MI
Sun Aug 22 2010, 1:07 PM - 3:39 PM EDT
Att. 35,104 - Cloudy - 73 F

livebaseballscorecards.com

AB	34
R	1
H	7
RBI	1
BB	1
SO	9
LOB	13

BOTTOM

Batter	1	2	3	4	5	6	7	8	9	AB	R	H	RBI	BB	SO	LOB
14 Austin Jackson, R (1, 8) OBP: 0.356, SLG: 0.409	C SI 89 S SL 84 B SL 82 X SI 88 1-2 24 E 28 1B 1B	C CH 87 X CH 80 0-1 **E5** 28 2B 26 2B	B CH 87 B SI 87 S SI 88 F CH 81 F SL 81 B SI 87 F SI 88 F SI 88 1 SAFE 3-2 ① **G4-6-3** 1-2		C FF 94 B CU 79 F SL 84 X SI 94 1-2 ② **F9**			C FF 94 B SL 84 B FF 93 X FF 93 2-1 ① **F8**		5	2	1	0	0	0	1
28 Will Rhymes, L (1, 4) OBP: 0.347, SLG: 0.394	C SI 88 1 SAFE B SI 88 X SI 88 1-1 24 E 27 1B 1-2 1B	M CH 86 F SI 88 B SI 89 X SI 87 1-2 26 2B 1-3 2B	C CH 86 B SI 88 X SL 82 1-1 **E8** 18 1B 2-H 1B		B SI 93 B FF 92 C SI 91 C SI 90 X CU 80 2-2 **1B**			B FF 93 C FF 93 B FF 93 F FF 94 B FF 94 F FF 92 S FF 92 3-3 ② **K**		5	3	4	1	0	1	0
18 Johnny Damon, L (1, 10) OBP: 0.355, SLG: 0.409	B SI 88 X SI 88 1-0 ① **F6**	C SI 87 C SI 88 B SL 82 F SL 82 B SI 88 T CH 82 2-2 ① **K**	X SI 87 0-0 24 G5-3 1B 3-H		C SI 94 B CU 77 S SI 93 C SI 94 1-3 ③ **K**			X CH 86 0-0 ③ **G4-3**		5	0	1	1	0	2	5
24 Miguel Cabrera, R (1, 3) OBP: 0.435, SLG: 0.645 25 Ryan Raburn, R (9, 7) OBP: 0.301, SLG: 0.403	X SI 89 0-0 **E8** 27 1B 1-3 1B 2-H	I IN 75 I IN 76 I IN 76 I IN 76 4-0 26 2B **27 SF8** IBB	C SI 89 F CH 83 X SI 90 0-2 ② **G5-3** 1-2			F SL 84 S SL 84 X SL 86 0-2 ① **G4-3**				3 0	2 0	1 0	1 0	1 0	0 0	1 0
26 Brennan Boesch, L (1, 9) OBP: 0.336, SLG: 0.464	I IN 71 I IN 71 I IN 73 I IN 74 4-0 15 1B 27 1B IBB	B SI 88 X CH 78 1-0 **2B** 1-3 2-H 3-H	B SI 88 B SI 88 X SI 89 2-0 ③ **G5-3**			B SL 85 F SL 85 F SL 84 S SL 86 1-3 ② **K**				3	0	1	2	1	1	1
27 Jhonny Peralta, R (1, 6) OBP: 0.300, SLG: 0.389	C SI 89 B SL 83 X SL 84 1-1 15 1B **1B** 1-2 2-H 3-H	F SI 88 C SI 88 B SL 83 X SL 84 1-2 ② **SF8** 3-H		F SI 93 C CU 78 X SI 94 0-2 ① **G4-3**		B SL 84 F SL 85 C SL 85 B SL 85 F SL 84 X SL 89 2-2 ③ **F9**				3	0	1	3	0	0	0
15 Brandon Inge, R (1, 5) OBP: 0.337, SLG: 0.412	X SI 89 0-0 **1B** 1-2 2-3	B SI 88 F CH 81 F CH 80 B SI 88 F SI 87 F CH 81 B SI 88 B SI 89 4-2 **BB**		B SI 93 C SI 93 B CU 78 B SI 92 F SI 92 X FF 90 3-2 ② **G4-3**			B FF 88 S FF 89 S FF 89 B FF 89 X FF 89 2-2 ① **P4**			3	0	1	0	1	0	0
32 Don Kelly, L (1, 7) OBP: 0.271, SLG: 0.331 (9, 3)	C SI 89 F SI 89 F SI 89 B SL 84 B SI 88 B CH 81 X SI 89 3-2 ② **P5**	F CH 86 B CH 80 X CH 85 1-1 ③ **F7**		X SI 93 0-0 ③ **F8**			F FF 90 C SL 80 B SL 79 X FF 90 1-2 ② **P5**			4	0	0	0	0	0	5
12 Gerald Laird, R (1, 2) OBP: 0.261, SLG: 0.269	B SL 84 C SI 88 X SI 89 1-1 ③ **G4-3**		B CH 87 X CH 80 1-0 14 G4-6-3 28 E 1B		B SI 93 S SL 83 F SI 93 S SL 84 1-3 ① **K**		B FF 89 S SL 80 S FF 89 S FF 90 1-3 ③ **K**			4	1	1	0	0	2	3
Inning Stats	R: 3 E: 1 K: 0 S: 16 H: 5 LOB: 3 BB: 1 P: 28	R: 3 E: 1 K: 1 S: 19 H: 2 LOB: 2 BB: 2 P: 33	R: 2 E: 1 K: 0 S: 15 H: 3 LOB: 1 BB: 0 P: 22	R: 0 E: 0 K: 0 S: 7 H: 0 LOB: 0 BB: 0 P: 10	R: 0 E: 0 K: 2 S: 12 H: 1 LOB: 0 BB: 0 P: 17	R: 0 E: 0 K: 1 S: 10 H: 0 LOB: 0 BB: 0 P: 13	R: 0 E: 0 K: 1 S: 9 H: 0 LOB: 0 BB: 0 P: 13	R: 0 E: 0 K: 1 S: 7 H: 0 LOB: 0 BB: 0 P: 12		1B: 9 2B: 2 3B: 0 HR: 0 SF: 1 SAC: 0 DP: 0 HBP: 0						

PITCHER		IP	WLS	BF	H	R	ER	SO	BB	IBB	HBP	BLK	WP	HR	S	P	ERA	WHIP
58 Jeanmar Gómez, R ERA: 3.06	(1, 1)	3.0	L	23	10	8	5	1	1	2	0	0	0	0	50	83	15.00	3.667
56 Frank Herrmann, R ERA: 4.13	(4, 1)	2.0		7	1	0	0	2	0	0	0	0	0	0	19	27	0.00	0.500
53 Rafael Perez, L ERA: 3.17	(6, 1)	1.0		3	0	0	0	1	0	0	0	0	0	0	10	13	0.00	0.000
49 Tony Sipp, L ERA: 4.72	(7, 1)	1.0		3	0	0	0	1	0	0	0	0	0	0	9	13	0.00	0.000
54 Chris Perez, R ERA: 2.17	(8, 1)	1.0		3	0	0	0	1	0	0	0	0	0	0	7	12	0.00	0.000

PITCHER	IP	WLS	BF	H	R	ER	SO	BB	IBB	HBP	BLK	WP	HR	S	P	ERA	WHIP

Cleveland Indians @ Detroit Tigers
Comerica Park, Detroit, MI
Sun Aug 22 2010, 1:07 PM - 3:39 PM EDT
Att. 35,104 - Cloudy - 73 F

livebaseballscorecards.com

AB	35
R	8
H	11
RBI	8
BB	3
SO	6
LOB	16

WP: 0 PB: 0 SB: 0 CS: 0 PA: 35

TOP

Batter	1	2	3	4	5	6	7	8	9	AB	R	H	RBI	BB	SO	LOB
7 Grégor Blanco, L (1, 8) OBP: 0.359, SLG: 0.362	1-1 30 1B; 16 1B; 1B	B SI 86 X FF 87 1-0 F7 ③			B SL 76 C SL 75 B SI 89 F FF 89 F SL 80 F SL 78 X SL 80 2-2 18 SH5-3; 30 G6-3; 2B		F FF 91 B CU 83 B CU 82 F FF 90 F CU 83 F FF 91 B FF 91 X FF 90 3-2 G6-3 ②		X SI 88 0-0 SF8 ② 3-H	4	2	2	1	0	0	1
18 Jason Kendall, R (1, 2) OBP: 0.318, SLG: 0.302 3 Brayan Peña, S (7, PH) OBP: 0.221, SLG: 0.180 (7, 2)	C SI 87 X SI 87 0-1 L8 ①	S FF 88 X FF 88 0-1 G5-3 ①	F SI 87 X SL 79 0-1 SH5-3 ① 2-3				B SI 91 B FF 91 X SI 90 2-0 F8 ③		X CH 82 0-0 G4-3 ③	2 2	0 0	0 0	0 0	0 0	0 0	1 2
30 Kila Ka'aihue, L (1, 10) OBP: 0.209, SLG: 0.175	1 SAFE C SI 87 X SI 87 0-1 16 1B; 1-2; 1B	C SI 90 B SL 81 B SL 78 C SI 89 F SL 79 F SL 81 F FF 91 S SL 79 2-3 K ②			B SL 79 D SL 78 X FF 88 2-0 G6-3 ② 3-H			B SI 91 X FF 91 1-0 F8 ①		4	0	1	1	0	1	0
16 Billy Butler, R (1, 3) OBP: 0.380, SLG: 0.459	B SL 79 B SL 78 C SI 88 B SI 88 C SI 89 X SL 81 3-2 24 WP; 1-3 2-H; 1B	B SL 80 B FF 91 C FF 89 B FF 90 F SI 89 X SI 90 3-2 2B	C FF 89 S SL 81 S SL 80 0-3 K ③					B FF 92 F SI 90 X SI 91 1-1 G6-3 ②		4	0	2	1	0	1	0
24 Wilson Betemit, S (1, 5) OBP: 0.418, SLG: 0.566 13 Mike Aviles, R (7, 5) OBP: 0.325, SLG: 0.363	B SL 78 F SL 78 B FF 88 F FF 88 F SL 80 S SL 81 2-3 K ② 1-2	C SL 79 F FF 89 X SL 80 0-2 P6 ③		X SI 88 0-0 F8 ①			B SI 91 F SI 91 X CU 79 1-1 P6 ③		3 1	0 0	0 0	0 0	1 0	3 0
4 Alex Gordon, L (1, 7) OBP: 0.295, SLG: 0.368 26 Jai Miller, R (7, 7) OBP: 0.200, SLG: 0.200	B SI 87 B SI 89 X SI 86 2-0 G4-3 ③			B CH 84 B SL 75 X FF 89 2-0 G4-3 ①	B SI 87 C SI 88 B SL 79 B FF 90 X FF 87 3-1 F7 ②				C SI 88 B SL 81 X CU 74 1-1 12 FC3-6; 1B	3 1	0 0	0 1	0 0	0 0	0 0	2 0
12 Mitch Maier, L (1, 9) OBP: 0.332, SLG: 0.378		C SI 88 F FF 88 B SL 80 F SL 79 F SL 79 B SI 90 B SI 89 X FF 91 3-2 G4-3 ①	B SI 89 F FF 89 X SI 87 1-1 1B		C FF 89 F SL 80 B SI 89 X SL 81 1-2 1B				B SI 87 S CH 80 X CH 81 1-1 FC3-6; 17 1B; 3 1B; 7 SF8; 1-2f ①	4	1	2	0	0	0	1
3 Yuniesky Betancourt, R (1, 6) OBP: 0.290, SLG: 0.429		C SL 80 X FF 90 0-1 17 FC3-6; 1B	B SI 89 X SL 78 1-0 P4 ②		F SL 80 F FF 87 X SI 88 0-2 F9 ③				X SI 88 0-0 17 1B; 1-2; 1B	4	0	2	0	0	0	2
17 Chris Getz, L (1, 4) OBP: 0.297, SLG: 0.272		B SI 90 C SI 90 C FF 88 B FF 88 F SL 80 X SI 88 2-2 FC3-6; 1-2f ②	B SI 88 1 SAFE X SI 87 1-0 G6-3 ③				B FF 90 C FF 90 B FF 89 F FF 89 F FF 91 X SI 90 2-2 G5-3 ①		C CH 80 F CH 79 B SI 89 F SL 82 B CU 81 X FF 89 2-2 1-2 2-3; 1B	4	0	1	0	0	0	2
Inning Stats	R: 1 E: 0 K: 1 S: 14 H: 3 LOB: 2 BB: 0 P: 22	R: 0 E: 0 K: 0 S: 12 H: 1 LOB: 1 BB: 0 P: 18	R: 0 E: 0 K: 1 S: 15 H: 1 LOB: 1 BB: 0 P: 20	R: 0 E: 0 K: 0 S: 5 H: 1 LOB: 1 BB: 0 P: 10	R: 1 E: 0 K: 1 S: 11 H: 1 LOB: 0 BB: 0 P: 15	R: 0 E: 0 K: 0 S: 9 H: 1 LOB: 1 BB: 0 P: 13	R: 0 E: 0 K: 0 S: 10 H: 0 LOB: 0 BB: 0 P: 17	R: 0 E: 0 K: 0 S: 5 H: 0 LOB: 0 BB: 0 P: 8	R: 1 E: 0 K: 0 S: 11 H: 3 LOB: 2 BB: 0 P: 15	1B: 9 2B: 2 3B: 0 HR: 0 SF: 1 SAC: 1 DP: 0 HBP: 0						

PITCHER		IP	WLS	BF	H	R	ER	SO	BB	IBB	HBP	BLK	WP	HR	S	P	ERA	WHIP
38 Jeremy Bonderman, R ERA: 5.27	(1, 1)	6.0	W	26	8	2	2	3	0	0	0	0	1	0	66	98	3.00	1.333
36 Brad Thomas, L ERA: 4.47	(7, 1)	1.0		3	0	0	0	0	0	0	0	0	0	0	10	17	0.00	0.000
55 Daniel Schlereth, L ERA: 7.5	(8, 1)	1.0		3	0	0	0	0	0	0	0	0	0	0	5	8	0.00	0.000
49 Eddie Bonine, R ERA: 3.92	(9, 1)	1.0		6	3	1	1	0	0	0	0	0	0	0	11	15	9.00	3.000

PITCHER		IP	WLS	BF	H	R	ER	SO	BB	IBB	HBP	BLK	WP	HR	S	P	ERA	WHIP

BOTTOM

Batter	1	2	3	4	5	6	7	8	9	AB	R	H	RBI	BB	SO	LOB
14 Austin Jackson, R (1, 8) OBP: 0.358, SLG: 0.407	B CH 77 B CH 76 B CH 76 C CH 76 F CH 77 B SI 84 4-2 18 1B; 28 SH1-3; 24 1B; BB	F SI 80 X FF 88 0-1 L8 ③		C SL 80 B SI 84 X CU 73 1-1 G5-3 ③		B FF 92 C FF 92 B CH 84 S CH 82 B FC 88 B FF 92 4-2 28 1B; 18 E; BB B SL 85 B SL 85 B FF 93 B FF 95 4-0 1-2 BB				2	2	0	0	3	0	2
28 Will Rhymes, L (1, 4) OBP: 0.354, SLG: 0.413	D CH 78 X CH 80 1-0 SH1-3 ① 1-2	C CH 77 B CU 70 F SL 80 F EP 68 X SI 84 1-2 G6-3 ①			B SL 79 B SL 79 C CH 79 S CU 78 X SL 79 2-2 E9; 25 2B; 2B	1 SAFE 1 SAFE C FF 91 B FF 91 O CH 83 X CH 83 2-1 18 E; 25 1B; 1-2; 1B C FF 95 X CU 79 0-1 G4-3 ③				4	2	2	0	0	0	2
18 Johnny Damon, L (1, 10) OBP: 0.358, SLG: 0.410	C CH 80 S EP 67 B SI 86 B EP 68 B EP 67 X SI 80 3-2 25 1B; 24 1B; 27 BB; 2-3; 1B	B CH 77 F SL 79 L EP 68 X EP 69 1-2 F7 ②			B FF 86 C SL 81 B CU 72 F FF 85 T CU 71 2-2 K ①	C FF 92 B CU 76 D CH 85 X FF 92 2-1 E9; 25 1B; 1-3 2-H; 1B	C FF 91 B FS 83 F SL 83 B FF 94 B FF 94 4-2 BB			4	2	2	1	1	1	1
24 Miguel Cabrera, R (1, 3) OBP: 0.437, SLG: 0.643 32 Don Kelly, L (9, 3) OBP: 0.271, SLG: 0.331	C SL 80 B SI 84 D CU 72 F SL 80 X SI 83 2-2 27 BB; 25 1B; 1-2; 3-H; 1B	X CH 76 0-0 G6-3 ③			I IN 60 I IN 61 I IN 61 I IN 60 4-0 25 2B; 15 SF9; IBB	I IN 70 I IN 73 I IN 74 I IN 74 4-0 25 1B; 27 1B; IBB	T FF 95 F FF 94 S FF 96 0-3 K ①			3 0	0 0	1 0	1 0	2 0	1 0	1 0
25 Ryan Raburn, R (1, 7) OBP: 0.310, SLG: 0.413	C SL 81 X SL 80 0-1 27 BB; 1-2 2-3; 1B			B CH 76 B CH 73 B CH 78 C CH 77 B CH 78 4-1 27 2B; BB	X FF 91 0-0 15 SF9; 1-3 3-H; 2B	X FC 87 0-0 15 WP; 27 1B; 15 2B; 1-3 2-H 3-H; 1B	C FF 94 B FF 96 F FF 94 B FF 95 S SL 86 2-3 K ②			4	2	3	3	1	1	1
27 Jhonny Peralta, R (1, 6) OBP: 0.306, SLG: 0.395 39 Ramon Santiago, S (7, PH) OBP: 0.349, SLG: 0.328 (8, 6)	C CU 72 S SI 83 B FF 87 D CU 76 B SL 81 B SI 82 4-2 15 G5-4-3; 1-2 2-3 3-H; BB			F SL 81 F SI 84 B CU 77 1 SAFE 1 SAFE 1 SAFE 1 SAFE B CU 76 X SI 83 2-2 12 F8; 1-H; 2B	I IN 72 I IN 71 I IN 74 I IN 76 4-0 IBB	B FC 88 X SL 86 1-0 15 WP; 15 2B; 1-2 3-H; 1B	X FF 95 0-0 L6 ③			2 1	1 0	2 0	3 0	2 0	0 1	0
15 Brandon Inge, R (1, 5) OBP: 0.338, SLG: 0.414	B SI 81 X SL 80 1-0 G5-4-3 ② ③; 1-2f			B SL 80 S SI 83 B SI 83 B SL 82 B SI 82 4-1 BB	C SL 85 B SI 92 B FC 87 S CH 84 X FF 92 2-2 SF9 ② 2-3 3-H	B CU 76 C FF 92 B FF 92 X CH 84 2-1 12 1B; 1-H 2-H; 2B		B SL 83 F FF 92 S FF 94 T FF 95 1-2 K ①		3	1	1	3	1	1	3
57 Casper Wells, R (1, 9) OBP: 0.182, SLG: 0.273 26 Brennan Boesch, L (5, PH) OBP: 0.333, SLG: 0.460 (6, 9)		C CH 80 B SL 79 B CU 70 C CH 74 X FF 86 2-2 F8 ①	S CH 75 F CH 76 S SI 85 0-3 K ①	S CH 84 X CH 84 0-1 G4-3 ③		B FF 94 F FS 82 S FF 94 B FF 95 X FF 94 2-2 F7 ②		C SL 83 S SL 86 B FF 94 S SL 85 1-3 K ②		2 3	0 0	0 0	0 0	1 1	2 3	
12 Gerald Laird, R (1, 2) OBP: 0.260, SLG: 0.267		F CH 79 B SI 83 F CH 75 B FF 87 F SI 84 F CU 76 F SL 82 F FF 88 X SI 87 2-2 G6-3 ②	C SI 83 F SI 83 X SL 82 0-2 F8 ② 2-3			X FF 91 0-0 F9 ① B FF 94 B FF 94 X FF 95 2-0 14 BB; 2-H; 1B		F FF 94 B FF 94 S SL 86 F FF 95 B CU 79 B FF 93 X FF 93 3-2 F7 ③		5	0	1	1	0	0	2
Inning Stats	R: 2 E: 0 K: 0 S: 14 H: 3 LOB: 2 BB: 2 P: 29	R: 0 E: 0 K: 0 S: 12 H: 0 LOB: 0 BB: 0 P: 16	R: 0 E: 0 K: 0 S: 8 H: 0 LOB: 0 BB: 0 P: 10	R: 1 E: 0 K: 1 S: 13 H: 1 LOB: 2 BB: 2 P: 24	R: 2 E: 1 K: 1 S: 12 H: 2 LOB: 2 BB: 2 P: 26	R: 7 E: 1 K: 0 S: 17 H: 6 LOB: 2 BB: 3 P: 40	R: 0 E: 0 K: 2 S: 9 H: 0 LOB: 1 BB: 1 P: 15	R: 0 E: 0 K: 2 S: 10 H: 0 LOB: 0 BB: 0 P: 15		1B: 8 2B: 4 3B: 0 HR: 0 SF: 1 SAC: 1 DP: 1 HBP: 0						

PITCHER		IP	WLS	BF	H	R	ER	SO	BB	IBB	HBP	BLK	WP	HR	S	P	ERA	WHIP
52 Bruce Chen, L ERA: 4.88	(1, 1)	4.1	L	22	5	5	5	2	4	1	0	0	0	0	53	93	10.38	2.077
57 Jesse Chavez, R ERA: 6.19	(5, 1)	1.0		12	6	7	7	0	1	2	0	0	1	0	17	38	63.00	7.000
56 Greg Holland, R ERA: 5.59	(6, 1)	2.2		11	1	0	0	4	2	0	0	0	0	0	25	44	0.00	1.125

PITCHER		IP	WLS	BF	H	R	ER	SO	BB	IBB	HBP	BLK	WP	HR	S	P	ERA	WHIP

Kansas City Royals @ Detroit Tigers
Comerica Park, Detroit, MI
Mon Aug 23 2010, 7:06 PM - 9:55 PM EDT
Att. 30,552 - Partly Cloudy - 76 F

livebaseballscorecards.com

AB	36
R	3
H	11
RBI	3
BB	0
SO	3
LOB	14

WP: 1 PA: 38
PB: 0
SB: 0
CS: 0

Kansas City Royals @ Detroit Tigers

Comerica Park, Detroit, MI

Tue Aug 24 2010, 7:08 PM - 9:43 PM EDT

Att. 29,043 - Cloudy - 74 F

livebaseballscorecards.com

TOP

Batter	1	2	3	4	5	6	7	8	9	AB	R	H	RBI	BB	SO	LOB
7 Grégor Blanco, L (1, 8) OBP: 0.356, SLG: 0.354	B SI 88 C SI 88 F SI 90 B SL 86 F FF 92 B SL 87 F SI 93 C SI 91 3-3 ① K			C FF 87 F CU 73 F FF 91 F SI 92 B SL 85 B SL 84 B CH 81 X SI 91 3-2 ① F7	L CH 81 B SI 90 B FF 90 B SI 87 B SI 89 4-1 18 G6-4-3 1-2 BB			X FF 94 0-0 ① F8	3	0	0	0	1	1	0
18 Jason Kendall, R (1, 2) OBP: 0.315, SLG: 0.300	C FF 92 X SL 87 0-1 ② G6-3			C SL 86 X FF 88 0-1 ② G5-3	B SI 88 B SI 88 C SI 87 X SI 88 2-1 ②③ G6-4-3 1-2f			B FF 94 C FF 93 S FF 94 B SL 86 X FF 96 2-2 ② G5-3	4	0	0	0	0	0	2
30 Kila Ka'aihue, L (1, 10) OBP: 0.211, SLG: 0.224	B CU 76 F FF 91 B FF 92 X SI 90 2-1 ③ P6			B FF 90 B CH 81 X SI 90 2-0 ③ F9			X SI 85 0-0 ① F7		X FF 95 0-0 HR	4	1	1	1	0	0	0
16 Billy Butler, R (1, 3) OBP: 0.379, SLG: 0.457		C SI 90 F CH 80 B SI 88 F SL 86 X SI 92 1-2 ① G6-3			B SI 89 F SI 89 B SI 89 C SL 83 F SI 92 F SI 90 X SL 84 2-2 1B		B CU 71 C FF 88 B SL 83 F SI 87 F SI 85 S SL 85 2-3 ② K		T FF 94 B SL 86 C SL 85 F FF 92 B SL 85 X FF 95 2-2 ③ G6-3	4	0	1	0	0	1	0
24 Wilson Betemit, S (1, 5) OBP: 0.411, SLG: 0.556		B SI 91 F SI 90 F CU 75 F SI 92 F SL 85 B FF 93 S CH 81 2-3 ② K			C SI 89 F SI 90 S SI 92 0-3 ① K		X CH 78 0-0 ③ F8			3	0	0	0	0	2	1
4 Alex Gordon, L (1, 7) OBP: 0.296, SLG: 0.363		X SI 90 0-0 ③ F7			B SI 89 C SI 87 F SI 91 B SI 92 X CH 82 2-2 ② F8			B SI 90 B SI 91 F SI 90 B SI 90 B SI 91 4-1 BB		2	0	0	0	1	0	1
12 Mitch Maier, L (1, 9) OBP: 0.329, SLG: 0.374			B FF 88 C SI 88 X CH 79 1-1 ① F7		C SI 90 B SI 91 B SL 86 X SI 90 2-1 ③ F7			X SI 91 0-0 ① P6		3	0	0	0	0	0	2
3 Yuniesky Betancourt, R (1, 6) OBP: 0.288, SLG: 0.426			B CU 75 B FF 92 B SI 90 C SI 89 X SI 89 3-1 ② F8			C SI 88 X CU 72 0-1 ① G5-3		B SI 90 B SI 90 F SI 90 F SI 89 F CU 80 F CU 80 S CU 80 2-3 ② K		3	0	0	0	0	1	1
17 Chris Getz, L (1, 4) OBP: 0.297, SLG: 0.273			X SI 91 0-0 ③ B3			B FF 88 B SI 88 C SI 89 X SI 89 2-1 7 BB 1B		B SI 91 C SI 88 X SI 89 1-1 ③ F7		3	0	1	0	0	0	1
Inning Stats	R: 0 E: 0 K: 1 S: 9 H: 0 LOB: 0 BB: 0 P: 14	R: 0 E: 0 K: 1 S: 10 H: 0 LOB: 0 BB: 0 P: 13	R: 0 E: 0 K: 0 S: 5 H: 0 LOB: 0 BB: 0 P: 9	R: 0 E: 0 K: 0 S: 8 H: 0 LOB: 0 BB: 0 P: 13	R: 0 E: 0 K: 1 S: 13 H: 1 LOB: 1 BB: 0 P: 19	R: 0 E: 0 K: 0 S: 7 H: 1 LOB: 1 BB: 1 P: 15	R: 0 E: 0 K: 1 S: 6 H: 0 LOB: 0 BB: 0 P: 8	R: 0 E: 0 K: 1 S: 9 H: 0 LOB: 1 BB: 1 P: 16	R: 1 E: 0 K: 0 S: 9 H: 1 LOB: 0 BB: 0 P: 13	1B: 2 2B: 0 3B: 0 HR: 1 SF: 0 SAC: 0 DP: 1 HBP: 0						

PITCHER		IP	WLS	BF	H	R	ER	SO	BB	IBB	HBP	BLK	WP	HR	S	P	ERA	WHIP
21 Rick Porcello, R ERA: 5.43	(1, 1)	7.0	W	23	2	0	0	4	1	0	0	0	0	0	58	91	0.00	0.429
55 Daniel Schlereth, L ERA: 6.43	(8, 1)	1.0		4	0	0	0	1	1	0	0	0	0	0	9	16	0.00	1.000
45 Ryan Perry, R ERA: 4.4	(9, 1)	1.0		4	1	1	1	0	0	0	0	0	0	1	9	13	9.00	1.000

AB	29
R	1
H	3
RBI	1
BB	2
SO	5
LOB	8

BOTTOM

Batter	1	2	3	4	5	6	7	8	9	AB	R	H	RBI	BB	SO	LOB
14 Austin Jackson, R (1, 8) OBP: 0.359, SLG: 0.409 57 Casper Wells, R (8, 8) OBP: 0.182, SLG: 0.273	F FF 91 S FC 86 B FF 92 X FC 88 1-2 28 SH5-3 28 S 24 SF9 1B	B FC 88 F FF 88 C FF 91 S FF 91 1-3 ③ K		L FC 89 D CH 80 L CH 81 T FF 91 1-2 ① K	X FF 90 0-0 1-3 2-H 28 2B 2B		C SI 89 B SI 90 B CH 84 S SI 88 F SI 90 F SI 90 S SL 80 2-3 ① K			5 0	2 0	2 0	1 0	0 0	3 0	3 0
28 Will Rhymes, L (1, 4) OBP: 0.361, SLG: 0.430	1 SAFE B CH 88 S CH 82 X FF 90 1-1 ① SH5-3 1-3		C SI 89 X FC 88 0-1 24 G4-6-3 18 1B 1B	X FC 87 0-0 ② L3	B FF 91 X FC 88 1-0 2-H 3-H 2B		C SI 90 B SI 90 B CH 84 X CH 84 2-1 ② G6-3			4	0	2	2	0	0	1
18 Johnny Damon, L (1, 10) OBP: 0.361, SLG: 0.409	B FF 92 S FC 88 H FC 88 2-1 HBP		C FC 86 B FC 87 X SI 90 1-1 24 G4-6-3 1-2 1B	S CH 82 B FF 92 S FC 86 D CU 78 D CH 80 B FC 88 4-2 BB	C SI 88 B SI 89 X SI 89 1-1 ③ G6-3		T CH 83 B SI 89 B CH 84 B CH 83 X SI 90 3-1 ③ L5			3	0	1	0	1	0	1
24 Miguel Cabrera, R (1, 3) OBP: 0.437, SLG: 0.642 32 Don Kelly, L (8, PR) OBP: 0.271, SLG: 0.331 (9, 3)	S CH 82 X FF 92 0-1 ② SF9 3-H	B FC 88 C CU 76 B FC 89 F CH 81 X FF 88 2-2 ① G4-6-3 1-2f 2-3		F FC 89 B FF 91 F FC 88 X FF 91 1-2 ③ L6		B SI 90 B SI 90 F SI 89 X SI 89 2-1 27 1B 25 1B 15 SF8 1B		B FB 86 B SL 85 X SL 80 2-0 1B	4 0	1 0	2 0	1 0	0 0	0 0	4 0
25 Ryan Raburn, R (1, 7) OBP: 0.316, SLG: 0.427	B FF 91 B FC 88 X FC 88 2-0 ③ F9		B FC 88 F FF 91 C CU 77 F CH 80 B FF 91 D CU 78 B FC 88 4-2 BB		B FC 88 X FF 89 1-0 HR	C SI 90 D SI 89 F SI 90 X SI 91 1-2 15 SF8 27 1B 26 FC4-6 1B		C SL 84 C FF 88 B CU 72 B SL 84 B FF 89 X SL 82 3-2 ① F7		4	2	2	1	1	0	2
27 Jhonny Peralta, R (1, 6) OBP: 0.309, SLG: 0.400 (9, 5)		C FF 91 X CU 75 0-1 2B	C FC 88 S FC 87 T FC 86 0-2 ③ K		F FC 87 S CH 80 B FF 90 X CH 79 1-2 26 1B 14 2B 1B	B SI 90 X SI 90 1-0 26 FC4-6 1-2 2-3 1B		B SL 84 S SL 84 F FF 90 B SI 88 D CU 75 F FF 89 F FF 90 F SL 83 X FF 89 3-2 ② F7		5	1	3	0	0	1	3
15 Brandon Inge, R (1, 5) OBP: 0.336, SLG: 0.413 39 Ramon Santiago, S (9, 6) OBP: 0.349, SLG: 0.328	C FF 91 B FC 85 S FC 87 B CH 80 F CU 76 F FF 91 D CU 77 X CH 81 3-2 ① F8			F FF 88 C CU 75 B FC 86 B FC 86 B FF 91 F FF 92 X FC 88 3-2 26 2B 1B	B FF 89 C FC 86 B SI 90 F FC 87 C CU 76 2-3 ① K	F SI 90 C SI 91 X SI 91 0-2 ① SF8 2-3 3-H		B FF 89 D CH 81 X CH 82 2-0 ③ F7	4 0	1 0	1 0	1 0	0 0	1 0	3 0
26 Brennan Boesch, L (1, 9) OBP: 0.335, SLG: 0.463	B CH 81 S CH 80 F FC 89 F CU 77 D CU 79 S CH 80 2-3 ② K			X FC 86 0-0 1-H 13 2B 2B	B CH 80 X CH 80 1-0 14 2B 28 2B 1-2 1B	X CH 85 0-0 ② FC4-6 1-2f 3-H				4	2	2	2	0	1	2
13 Alex Avila, L (1, 2) OBP: 0.311, SLG: 0.330	S CH 81 D CU 76 B CH 81 B FC 87 C FC 87 F FC 88 B FF 91 4-2 BB			B FF 91 X FC 86 1-0 2-H 2B	C FC 87 F FF 90 D CU 77 D CU 77 X CH 81 2-2 ② F8	F CH 86 D CH 85 F SI 90 X SL 78 1-2 ③ F8				3	0	1	1	1	0	3
Inning Stats	R: 1 E: 0 K: 0 S: 9 H: 1 LOB: 1 BB: 0 P: 15	R: 0 E: 0 K: 2 S: 17 H: 1 LOB: 2 BB: 1 P: 27	R: 0 E: 0 K: 1 S: 13 H: 2 LOB: 2 BB: 1 P: 20	R: 2 E: 0 K: 1 S: 15 H: 3 LOB: 2 BB: 1 P: 25	R: 4 E: 0 K: 1 S: 15 H: 5 LOB: 1 BB: 0 P: 24	R: 2 E: 0 K: 0 S: 13 H: 3 LOB: 1 BB: 0 P: 18	R: 0 E: 0 K: 1 S: 9 H: 0 LOB: 0 BB: 0 P: 16	R: 0 E: 0 K: 0 S: 11 H: 1 LOB: 1 BB: 0 P: 21		1B: 10 2B: 5 3B: 0 HR: 1 SF: 2 SAC: 1 DP: 1 HBP: 1						

PITCHER		IP	WLS	BF	H	R	ER	SO	BB	IBB	HBP	BLK	WP	HR	S	P	ERA	WHIP
34 Kyle Davies, R ERA: 5.41	(1, 1)	4.2	L	29	12	7	7	5	3	0	1	0	0	1	67	108	13.50	3.214
53 Kanekoa Texeira, R ERA: 4.48	(5, 1)	2.1		10	3	2	2	1	0	0	0	0	0	0	24	37	7.71	1.286
31 Dusty Hughes, L ERA: 4.47	(8, 1)	1.0		4	1	0	0	0	0	0	0	0	0	0	11	21	0.00	1.000

AB	36
R	9
H	16
RBI	9
BB	3
SO	6
LOB	22

TOP

Batter	1	2	3	4	5	6	7	8	9	10	11	12	AB	R	H	RBI	BB	SO	LOB
7 Grégor Blanco, L (1, 8) OBP: 0.342, SLG: 0.338	X SI 85 0-0 G4-3 ①		B SI 86 B SI 86 B SI 88 C SI 87 C SI 88 C SI 87 3-3 K ①		1 SAFE B SL 83 X SL 84 1-0 F8 ③		C SL 78 B SI 91 C SI 91 D SL 79 S FF 91 2-3 K ③		X SI 90 0-0 G4-3 ③		B FF 91 X FF 91 1-0 P5 ③		6	0	0	0	0	2	4
13 Mike Aviles, R (1, 6) OBP: 0.322, SLG: 0.359	B SI 84 X SI 87 1-0 F8 ②		B SL 83 X SL 83 1-0 G4-3 ②			C SI 89 X SI 88 0-1 F8 ①		F SL 82 X FF 94 0-1 30 S 30 2B 1B		B CH 91 F FF 90 F FF 92 F FF 94 S SL 83 1-3 K ①		X SL 78 0-0 F7 ①	6	1	1	0	0	1	0
8 Willie Bloomquist, R (1, 5) OBP: 0.280, SLG: 0.366	B SI 86 B SI 86 B SI 86 C SI 88 F SI 89 X SI 89 3-2 2B		C SI 89 X SL 85 0-1 F8 ③			C SL 82 C SI 89 X SI 88 0-2 L9 ②		F FF 94 B FF 92 F SL 83 C FF 94 1-3 K ①		C SL 80 C FF 91 X FF 96 0-2 G3 ②		S SL 80 F SL 81 B FF 93 B FF 94 B SL 82 X FF 92 3-2 HR	6	1	2	1	0	1	1
16 Billy Butler, R (1, 10) OBP: 0.377, SLG: 0.454 4 Alex Gordon, L (10, PR) OBP: 0.301, SLG: 0.363 (10, 10)	B SI 86 C SL 85 B SI 86 F SI 86 T SL 87 2-2 K ③			F SL 85 X SI 89 0-1 F8 ①		C SI 90 B SI 88 F SI 90 X SI 91 1-2 G6-3 ③		D SL 87 B SL 84 X FF 94 2-0 F9 ②		C FF 93 F FF 94 B FF 95 B SL 84 F SL 84 B FF 96 X SL 80 3-2 30 WP 1B		C FF 90 B FF 92 B SL 80 F FF 90 B FF 91 F FF 91 B FF 92 4-2 BB	5	0	1	0	0	1	2
													0	0	0	0	1	0	0
30 Kila Ka'aihue, L (1, 3) OBP: 0.247, SLG: 0.296		C SI 85 B CH 79 B CH 80 F SL 84 F SL 86 B CH 83 B SI 86 4-2 3 FC6-4 BB		C CH 80 T SL 86 B SL 86 B SL 87 X SL 86 2-2 G1-3 ②			B CH 78 F SL 84 F SI 89 F SL 87 B SL 88 X SL 85 2-2 HR	B FS 83 C FS 83 S FS 83 X FS 85 1-2 3 2B 1-H 2B		D CH 82 B FF 92 I IN 74 I IN 74 4-0 1-2 IBB		B SL 80 C FF 92 C FF 92 B SL 81 X FF 93 2-2 P5 ②	4	2	2	2	2	0	1
3 Brayan Peña, S (1, 2) OBP: 0.230, SLG: 0.209		B SI 87 1 SAFE B CH 80 C SI 88 C SI 89 B SL 85 F SI 88 X SI 90 3-2 FC6-4 26 1B ① 1-2f			X CH 80 0-0 P5 ③		F SI 90 X CH 82 0-1 12 1B 1B	B FS 86 C FS 84 C FF 93 B FF 93 X FS 86 2-2 12 WP 2-H 2B		B FF 90 B FF 92 I IN 74 I IN 74 2-1 G1-3 ③		P PO 72 D FF 93 X FF 90 2-0 P6 ③	6	0	2	1	0	0	4
12 Mitch Maier, L (1, 9) OBP: 0.330, SLG: 0.374		F SI 89 B SI 90 S CH 83 B CH 83 F SL 86 F SL 86 B SI 90 X CH 83 3-2 F9 ②			C SI 86 X SI 89 0-1 G6-3 ①		B SI 90 B SI 90 B SI 90 X CH 82 2-1 1-2 1B	B FF 93 F FF 93 B FF 95 F FF 94 B FF 94 X FF 94 3-2 F7 ③ 2-3			C CH 88 F CH 88 X FF 92 0-2 26 FC2-6 1B		5	0	2	0	0	0	2
26 Jai Miller, R (1, 7) OBP: 0.200, SLG: 0.200		1 SAFE B SI 90 X SI 91 1-0 1-2 1B			C SL 84 B SL 84 S SL 86 S SL 87 1-3 K ②		B SL 85 F SL 85 C SI 90 F SI 91 F SL 86 B SL 87 F SL 86 D SI 86 F SI 87 3-3 S SL 87 K ①		X SI 89 0-0 L3 ①		B FF 89 L CH 89 X FF 92 1-1 FC2-6 1-2f ①		5	0	1	0	0	2	3
17 Chris Getz, L (1, 4) OBP: 0.295, SLG: 0.268		B SL 85 C SI 90 F SI 91 X SL 88 1-2 G4-3 ③			B SI 88 B SI 89 C SI 87 B SI 89 B SI 88 4-1 BB		B SI 91 C FF 92 S SI 90 S FF 91 1-3 K ②		C SI 90 M SI 89 X SI 90 0-2 F8 ②		X FF 90 0-0 L9 ②		4	0	0	0	1	1	5
Inning Stats	R: 0 E: 0 K: 1 S: 8 H: 1 LOB: 1 BB: 0 P: 14	R: 0 E: 0 K: 0 S: 16 H: 1 LOB: 2 BB: 1 P: 28	R: 0 E: 0 K: 1 S: 6 H: 0 LOB: 0 BB: 0 P: 10	R: 0 E: 0 K: 0 S: 6 H: 0 LOB: 0 BB: 0 P: 8	R: 0 E: 0 K: 1 S: 7 H: 0 LOB: 1 BB: 1 P: 13	R: 0 E: 0 K: 0 S: 8 H: 0 LOB: 0 BB: 0 P: 9	R: 1 E: 0 K: 3 S: 21 H: 3 LOB: 2 BB: 0 P: 31	R: 2 E: 0 K: 1 S: 15 H: 3 LOB: 1 BB: 0 P: 24	R: 0 E: 0 K: 0 S: 5 H: 0 LOB: 0 BB: 0 P: 5	R: 0 E: 0 K: 1 S: 13 H: 1 LOB: 2 BB: 1 P: 23	R: 0 E: 0 K: 0 S: 7 H: 1 LOB: 1 BB: 0 P: 9	R: 1 E: 0 K: 0 S: 12 H: 1 LOB: 1 BB: 1 P: 22	1B: 6 2B: 3 3B: 0 HR: 2	SF: 0 SAC: 0 DP: 0 HBP: 0					

PITCHER	IP	WLS	BF	H	R	ER	SO	BB	IBB	HBP	BLK	WP	HR	S	P	ERA	WHIP
58 Armando Galarraga, R (1, 1) ERA: 4.04	6.1		26	5	1	1	4	2	0	0	0	0	0	6	104	1.42	1.105
40 Phil Coke, L (7, 1) ERA: 2.39	0.2	H	2	0	0	0	2	0	0	0	0	0	0	6	9	0.00	0.000
45 Ryan Perry, R (8, 1) ERA: 4.53	0.2	H	3	1	1	1	1	0	0	0	0	0	0	6	9	13.50	1.500
46 Jose Valverde, R (8, 1) ERA: 2.83	0.1	B	3	2	1	1	0	0	0	0	0	1	0	9	15	27.00	6.000
36 Brad Thomas, L (9, 1) ERA: 4.39	1.0		3	0	0	0	0	0	0	0	0	0	0	5	5	0.00	0.000

PITCHER	IP	WLS	BF	H	R	ER	SO	BB	IBB	HBP	BLK	WP	HR	S	P	ERA	WHIP
43 Alfredo Figaro, R (10, 1) ERA: 5.79	3.0	L	14	3	1	1	1	1	1	0	0	1	1	32	54	3.00	1.333

Kansas City Royals @ Detroit Tigers
Comerica Park, Detroit, MI
Wed Aug 25 2010, 1:06 PM - 4:58 PM EDT
Att. 31,231 - Partly Cloudy - 75 F

livebaseballscorecards.com

AB	47
R	4
H	11
RBI	4
BB	4
SO	8
LOB	22

BOTTOM

Batter	1	2	3	4	5	6	7	8	9	10	11	12	AB	R	H	RBI	BB	SO	LOB
14 Austin Jackson, R (1, 8) OBP: 0.356, SLG: 0.406	C FF 88 B FF 88 F FF 88 X SL 77 1-2 18 BLK 28 S 1B	B CU 76 C FF 90 B FF 89 F CH 75 B FF 89 X CH 75 3-2 F8 ② 2-3			B FF 90 C FF 76 F CH 90 F SL 77 B FF 91 F SL 77 X FF 90 3-2 G4-3 ②		B CU 74 F FF 88 C CH 74 B FF 87 F CH 73 B FF 88 X CH 74 3-2 G5-3 ② 1-2 2-3			C FF 88 F SI 88 F FF 89 S CU 78 0-3 K ①		S FF 90 C FC 88 S SL 81 0-3 K ①	6	0	1	0	0	2	3
28 Will Rhymes, L (1, 4) OBP: 0.348, SLG: 0.412	1 SAFE L FF 87 1 SAFE L FF 87 1 SAFE B FF 88 X CH 75 1-2 G5-3 ① 1-2	C FF 87 S CH 76 X CH 77 0-2 F8 ③			B FF 89 C FF 88 B FF 91 X CU 76 2-1 F7 ③		X FF 89 0-0 F7 ③			B SI 88 C SI 88 F SI 89 F CU 79 X FF 90 1-2 18 G3 1B		C FF 88 F FF 88 F CU 68 X CH 85 0-2 G6-3 ②	6	0	1	0	0	0	4
18 Johnny Damon, L (1, 10) OBP: 0.356, SLG: 0.403	B FF 86 B CH 75 S CH 75 F FF 88 2 SAFE F CH 77 X CU 76 2-2 F9 ② 2-3		C SI 86 B CH 76 X CH 78 1-1 G4-3 ①			S CU 76 X FF 89 0-1 E5 26 FC6-4		B SL 82 X SL 82 1-0 L6 ①		1 SAFE B FF 89 C FF 88 B SI 87 X SI 89 2-1 G3 ② 1-2		C FF 90 B FF 88 C FF 92 B FF 92 S CH 75 2-3 K ③	6	0	0	0	0	1	2
24 Miguel Cabrera, R (1, 3) OBP: 0.436, SLG: 0.641	F FF 88 B CU 76 X CU 76 1-1 G6-3 ③		C SL 77 X CH 76 0-1 G6-3 ②			B FF 88 F CH 76 F FF 89 X CH 77 1-2 L8 ①		C FC 86 T FF 92 B FF 92 X CH 83 1-2 2B		I IN 74 I IN 75 I IN 76 I IN 75 4-0 IBB			4	0	1	0	1	0	2
26 Brennan Boesch, L (1, 9) OBP: 0.333, SLG: 0.462		C CH 75 B CH 75 X SL 77 1-1 25 1B 39 3B 2B	B FF 88 B FF 88 X CH 77 2-0 P2 ③			1 SAFE C FF 89 C FF 87 B FF 90 F CH 77 1 SAFE X FF 89 1-2 FC6-4 25 S ② 1-2f				B CU 78 X CH 82 1-0 F9 ③			5	1	1	0	0	0	4
25 Ryan Raburn, R (1, 7) OBP: 0.314, SLG: 0.422	B FF 87 X FF 88 1-0 39 3B 2-3 1B			C FF 88 X CH 76 0-1 P6 ①		S SL 77 B FF 88 F FF 88 X FF 90 1-2 P2 ③ 1-2		B FC 87 S FC 87 X FC 86 1-2 G3-1 ③			C CU 77 B CH 81 X FF 88 1-1 P4 ①		5	1	1	0	0	0	2
15 Brandon Inge, R (1, 5) OBP: 0.335, SLG: 0.408		S CU 76 C FF 88 S CH 75 0-3 K ①			X FF 88 0-0 G5-3 ②		C CU 74 F FF 88 B FF 88 F CU 75 B FF 90 B CH 73 X CH 74 3-2 G6-3 ①		C SI 91 F CU 79 B SL 80 B FF 90 X SI 90 2-2 G3 ①		C CU 77 F CH 82 B FF 90 B CU 78 F FF 88 B CH 83 B CH 82 4-2 39 1B BB		4	0	0	0	1	1	2
39 Ramon Santiago, S (1, 6) OBP: 0.353, SLG: 0.341		1 SAFE D FF 87 C CU 75 1 SAFE F CH 76 X SL 77 1-2 12 2B 1-H 3-H 3B			C FF 88 B FF 89 X CH 77 1-1 P3 ③		F FF 88 X FF 88 0-1 14 G5-3 12 1B 1B		C CH 84 B CU 79 B CH 82 F FF 89 C FF 90 2-3 K ②		1 SAFE B FF 88 B FF 87 X CH 81 2-0 1-2 12 G5-4-3 1B		5	1	3	2	0	1	0
12 Gerald Laird, R (1, 2) OBP: 0.263, SLG: 0.274		X FF 90 0-0 14 F8 3-H 2B			F FF 88 C CU 76 F FF 90 B CH 76 B FF 90 F CU 75 F FF 88 X CH 76 2-2 P6 ①		1 SAFE 1 SAFE X FF 87 0-0 14 G5-3 1-2 1B		C CU 78 C CU 79 F CU 80 B FF 90 F SI 90 B CU 81 X FF 90 2-2 F9 ③		C SI 90 F FF 89 F FF 89 B CU 77 X CH 83 1-2 G5-4-3 ② ③ 1-2f		5	0	2	1	0	0	2
Inning Stats	R: 0 E: 0 K: 0 S: 12 H: 1 LOB: 1 BB: 0 P: 17	R: 3 E: 0 K: 1 S: 16 H: 4 LOB: 1 BB: 0 P: 22	R: 0 E: 0 K: 0 S: 5 H: 0 LOB: 0 BB: 0 P: 8	R: 0 E: 0 K: 0 S: 5 H: 0 LOB: 0 BB: 0 P: 6	R: 0 E: 0 K: 0 S: 12 H: 0 LOB: 0 BB: 0 P: 19	R: 0 E: 1 K: 0 S: 12 H: 0 LOB: 1 BB: 0 P: 15	R: 0 E: 0 K: 0 S: 12 H: 2 LOB: 2 BB: 0 P: 18	R: 0 E: 0 K: 0 S: 8 H: 1 LOB: 1 BB: 0 P: 11	R: 0 E: 0 K: 1 S: 12 H: 0 LOB: 0 BB: 0 P: 18	R: 0 E: 0 K: 1 S: 11 H: 1 LOB: 2 BB: 1 P: 19	R: 0 E: 0 K: 0 S: 10 H: 1 LOB: 1 BB: 1 P: 18	R: 0 E: 0 K: 2 S: 10 H: 0 LOB: 0 BB: 0 P: 12	1B: 6 2B: 3 3B: 1 HR: 0	SF: 0 SAC: 0 DP: 1 HBP: 0					

PITCHER	IP	WLS	BF	H	R	ER	SO	BB	IBB	HBP	BLK	WP	HR	S	P	ERA	WHIP
37 Sean O'Sullivan, R (1, 1) ERA: 4.96	7.0		29	7	3	3	1	0	0	0	1	0	0	74	105	3.86	1.000
31 Dusty Hughes, L (8, 1) ERA: 4.43	0.1		1	0	0	0	0	0	0	0	0	0	0	1	2	0.00	0.000
57 Jesse Chavez, R (8, 1) ERA: 6.1	0.2		3	1	0	0	0	0	0	0	0	0	0	7	9	0.00	1.500
59 Philip Humber, R (9, 1) ERA: 4.22	3.0	W	12	2	0	0	2	1	1	0	0	0	0	33	55	0.00	1.000
48 Joakim Soria, R (12, 1) ERA: 1.83	1.0	S	3	0	0	0	2	0	0	0	0	0	0	10	12	0.00	0.000

PITCHER	IP	WLS	BF	H	R	ER	SO	BB	IBB	HBP	BLK	WP	HR	S	P	ERA	WHIP

Kansas City Royals @ Detroit Tigers
Comerica Park, Detroit, MI
Wed Aug 25 2010, 1:06 PM - 4:58 PM EDT
Att. 31,231 - Partly Cloudy - 75 F

livebaseballscorecards.com

AB	46
R	3
H	10
RBI	3
BB	2
SO	5
LOB	21

TOP

Batter	1	2	3	4	5	6	7	8	9	AB	R	H	RBI	BB	SO	LOB
14 Austin Jackson, R (1, 8) OBP: 0.357, SLG: 0.406	B FF 90 X FF 90 1-0 ① G1-6-3		B CH 82 B FF 90 X FF 90 2-0 ③ L4	F FF 90 B CU 75 X FF 89 1-1 ③ G4-3			B SI 90 X FF 90 1-0 18 1B 39 1B 27 BB 1B	C SI 89 X CH 85 0-1 1B		5	1	2	0	0	0	0
39 Ramon Santiago, S (1, 4) OBP: 0.354, SLG: 0.342	X FF 91 0-0 ② F9			B SI 89 C FF 89 B CH 81 X SI 88 2-1 24 F8 18 BB 25 FC5 1B	C FF 88 B CU 74 B SI 88 B FF 87 X FF 88 3-1 ① G6-3		C SI 90 B FF 90 X FF 89 1-1 27 BB 18 1B 1-2 1B	X SI 88 0-0 ③ F7		5	1	2	0	0	0	1
18 Johnny Damon, L (1, 10) OBP: 0.359, SLG: 0.403	B SI 90 B FF 90 B FF 91 B FF 90 4-0 BB			1 SAFE B FF 89 B FF 90 B FF 89 1 SAFE C FF 89 B FF 89 4-1 25 E 25 FC5 27 HR 1-2 BB	F FF 89 X CU 76 0-1 ② G3		B FC 89 F FC 88 B CH 83 B FC 89 X FC 88 3-1 27 BB 1-2 2-3 1B		C SI 88 X SI 89 0-1 ① L7	3	1	1	0	2	0	0
24 Miguel Cabrera, R (1, 3) OBP: 0.434, SLG: 0.638	C FF 92 S FF 91 X SL 83 0-2 ③ G4-3			B CH 82 X FF 89 1-0 ① F8 2-3	C FF 90 S SL 83 S CU 76 0-3 ③ K		B SI 91 X FC 88 1-0 ① L6		F SL 80 B SI 89 B SI 89 X SL 82 2-1 2B	5	0	1	0	0	1	6
25 Ryan Raburn, R (1, 7) OBP: 0.312, SLG: 0.418		C FF 89 B FF 90 X SI 89 1-1 15 G6-4-3 1B		B FF 90 F FF 92 X FF 92 1-1 FC5 27 HR 1-3 3-H	B FF 88 B CU 74 F FF 88 S CH 82 B CU 76 S CH 82 3-3 ① K		F SI 91 F SL 84 B SI 91 B FC 90 B FF 90 S FC 88 3-3 ② K		F SI 89 C SI 89 F SI 89 X SL 82 0-2 ② F8	5	1	1	1	0	2	5
27 Jhonny Peralta, R (1, 6) OBP: 0.310, SLG: 0.405		C FF 91 B FF 91 C CH 82 S CH 82 1-3 ① K		D CH 83 X FF 91 1-0 1-H 3-H HR	B CU 76 S CH 82 F CH 83 B CU 78 F CU 74 B FF 91 S CH 83 3-3 ② K		C SL 86 B FC 90 B SI 90 B FC 90 C FC 89 B FC 88 4-2 1-2 2-3 3-H BB		C SI 89 B SI 90 F SL 81 S SI 90 1-3 ③ K	4	1	1	4	1	3	2
15 Brandon Inge, R (1, 5) OBP: 0.334, SLG: 0.405		1 SAFE B SI 90 B SI 90 S SI 89 F CH 82 X SI 92 2-2 ② ③ G6-4-3 1-2f		B SI 89 B SI 88 B SI 89 C FF 90 X SI 90 3-1 ② G6-3		B FF 89 B CH 84 B SI 88 B FF 88 4-0 57 BB BB	F FC 90 B SL 85 X FC 90 1-1 ③ P3			3	0	0	0	1	0	4
57 Casper Wells, R (1, 9) OBP: 0.267, SLG: 0.231			B FF 89 S CH 81 B FF 86 X FF 89 2-1 ① G1-4-3	S CH 83 B CH 82 B FF 91 B CH 80 B SI 88 4-1 12 HR BB	B FF 89 B FF 89 C FF 90 B CH 83 B FF 88 4-1 1-2 BB			B SI 88 B SI 88 B SI 88 C SI 87 S SI 88 F SI 88 C SI 89 3-3 ① K		2	1	0	0	2	1	0
12 Gerald Laird, R (1, 2) OBP: 0.262, SLG: 0.286			B FF 90 F FF 90 B SI 88 C CH 82 X FF 88 2-2 ② G6-3	B FF 89 B FF 90 X FF 89 2-0 1-H HR		C FC 88 S FF 90 X SL 87 0-2 ③ L8		X SI 89 0-0 ② F8		4	1	1	2	0	0	2
Inning Stats	R: 0 E: 0 K: 0 S: 5 H: 0 LOB: 1 BB: 1 P: 10	R: 0 E: 0 K: 1 S: 8 H: 1 LOB: 0 BB: 0 P: 12	R: 0 E: 0 K: 0 S: 6 H: 0 LOB: 0 BB: 0 P: 12	R: 6 E: 1 K: 0 S: 13 H: 3 LOB: 0 BB: 2 P: 32	R: 0 E: 0 K: 1 S: 7 H: 0 LOB: 0 BB: 0 P: 10	R: 0 E: 0 K: 2 S: 11 H: 0 LOB: 2 BB: 2 P: 25	R: 1 E: 0 K: 1 S: 13 H: 3 LOB: 3 BB: 1 P: 27	R: 0 E: 0 K: 1 S: 8 H: 1 LOB: 1 BB: 0 P: 11	R: 0 E: 0 K: 0 S: 11 H: 1 LOB: 1 BB: 0 P: 14	1B: 6 2B: 1 3B: 0 HR: 2 SF: 0 SAC: 0 DP: 1 HBP: 0						

PITCHER	IP	WLS	BF	H	R	ER	SO	BB	IBB	HBP	BLK	WP	HR	S	P	ERA	WHIP
24 Ricky Romero, L (1, 1) ERA: 3.54	5.2	L	26	4	6	3	4	5	0	0	0	0	2	47	98	4.76	1.588
44 Casey Janssen, R (6, 1) ERA: 3.79	1.1		8	3	1	1	1	1	0	0	0	0	0	16	30	6.75	3.000
57 Shawn Camp, R (8, 1) ERA: 2.81	1.0		4	1	0	0	1	0	0	0	0	0	0	8	11	0.00	1.000
43 Jesse Carlson, L (9, 1) ERA: 1.93	1.0		4	1	0	0	1	0	0	0	0	0	0	11	14	0.00	1.000

Detroit Tigers @ Toronto Blue Jays

Rogers Centre, Toronto, ON

Thu Aug 26 2010, 7:10 PM - 9:35 PM EDT

Att. 16,088 - Partly Cloudy - 70 F

livebaseballscorecards.com

AB	36
R	7
H	9
RBI	7
BB	6
SO	7
LOB	20

BOTTOM

Batter	1	2	3	4	5	6	7	8	9	AB	R	H	RBI	BB	SO	LOB
15 Fred Lewis, L (1, 7) OBP: 0.336, SLG: 0.435	C SI 91 F FF 94 B FF 94 B FF 93 S CH 84 2-3 ① K		C SI 94 F FF 95 B FF 95 B FF 94 X FF 95 3-2 5 CS 5 S 1B			C FF 91 F CH 82 F FF 96 B CH 83 S CH 84 1-3 ① K		B CH 83 T FF 94 S FF 95 F FF 97 S CH 85 1-3 ③ K		4	0	1	0	0	3	2
5 Yunel Escobar, R (1, 6) OBP: 0.333, SLG: 0.319	B FF 93 B FF 93 X FF 92 2-0 ② F9		1 SAFE B FF 93 S CH 84 1 SAFE F CH 83 P PO 91 B FF 94 3-2 ③ CS 1-3	F FF 92 F FF 91 B FF 94 X CH 85 1-2 ① G5-3		F CH 83 B FF 92 B FF 90 B FF 94 X FF 91 3-1 ② ③ G6-4-3 1-2f			B SI 88 F SI 87 X CH 82 1-1 ① G4-3	4	0	0	0	0	0	1
19 José Bautista, R (1, 9) OBP: 0.376, SLG: 0.607	B FF 94 B SL 84 B FF 94 C FF 94 B FF 95 4-1 BB			B SL 86 B SL 85 X FF 94 2-0 2B			C SI 90 X CH 80 0-1 HR		B SI 88 X SI 87 1-0 ② G5-3	3	1	2	1	1	0	0
10 Vernon Wells, R (1, 8) OBP: 0.325, SLG: 0.510	F SL 85 B SL 86 S FF 92 C FF 93 1-3 ③ K			B FF 93 C FF 91 X FF 94 1-1 ② F8			S FF 90 B FF 91 S SL 83 X FF 93 1-2 ① G4-3		B SI 90 B SI 88 F SI 88 B SI 88 X SI 88 3-1 2B	4	0	1	0	0	1	2
26 Adam Lind, L (1, 10) OBP: 0.290, SLG: 0.404		S FF 91 S FF 94 B FF 95 B FF 94 F FF 94 B CH 86 F CH 84 X FF 96 3-2 ① F8		X CH 84 0-0 ③ L3			C FF 91 C FF 94 X FF 94 0-2 ② G5-3		C CH 82 F CH 79 X SL 81 0-2 ③ F7	4	0	0	0	0	0	2
14 John Buck, R (1, 2) OBP: 0.314, SLG: 0.493		C SL 83 F FF 93 B FF 94 B CH 86 S FF 95 2-3 ② K			F FF 92 S CH 84 B FF 94 X CH 86 1-2 ① G5-3		F FF 91 X FF 90 0-1 ③ P6			3	0	0	0	0	1	0
35 Lyle Overbay, L (1, 3) OBP: 0.335, SLG: 0.430		B FF 94 B CH 86 S FF 94 F FF 95 B FF 95 X FF 93 3-2 ③ F8			B FF 94 C CH 84 S CH 84 F SI 96 S CH 85 1-3 ② K			C CH 82 C FF 92 C FF 95 0-3 ① K		3	0	0	0	0	2	0
2 Aaron Hill, R (1, 4) OBP: 0.278, SLG: 0.384			F FF 90 B SL 84 B SL 85 F SL 83 C FF 94 2-3 ① K		B FF 93 S FF 93 B FF 94 S FF 93 B FF 93 X FF 94 3-2 ③ F8			B SL 87 B FF 93 F SI 92 S FF 92 X FF 94 2-2 ② F9		3	0	0	0	0	1	0
12 Edwin Encarnación, R (1, 5) OBP: 0.314, SLG: 0.454			F FF 94 X CH 84 0-1 ② 1B			X SL 82 0-0 5 G6-4-3 1B		C FF 93 X SI 95 0-1 1B		3	0	3	0	0	0	0
Inning Stats	R: 0 E: 0 K: 2 S: 8 H: 0 LOB: 1 BB: 1 P: 17	R: 0 E: 0 K: 1 S: 11 H: 0 LOB: 0 BB: 0 P: 19	R: 0 E: 0 K: 1 S: 11 H: 2 LOB: 0 BB: 0 P: 18	R: 0 E: 0 K: 0 S: 7 H: 1 LOB: 1 BB: 0 P: 11	R: 0 E: 0 K: 1 S: 10 H: 0 LOB: 0 BB: 0 P: 15	R: 0 E: 0 K: 1 S: 7 H: 1 LOB: 0 BB: 0 P: 11	R: 1 E: 0 K: 0 S: 10 H: 1 LOB: 0 BB: 0 P: 11	R: 0 E: 0 K: 2 S: 12 H: 1 LOB: 1 BB: 0 P: 15	R: 0 E: 0 K: 0 S: 8 H: 1 LOB: 1 BB: 0 P: 13	1B: 4 2B: 2 3B: 0 HR: 1 SF: 0 SAC: 0 DP: 1 HBP: 0						

PITCHER	IP	WLS	BF	H	R	ER	SO	BB	IBB	HBP	BLK	WP	HR	S	P	ERA	WHIP
37 Max Scherzer, R (1, 1) ERA: 3.6	8.0	W	28	6	1	1	8	1	0	0	0	0	1	76	117	1.12	0.875
49 Eddie Bonine, R (9, 1) ERA: 3.86	1.0		4	1	0	0	0	0	0	0	0	0	0	8	13	0.00	1.000

WP	0
PB	0
SB	0
CS	0
PA	42

TOP

Batter	1	2	3	4	5	6	7	8	9	10	11	AB	R	H	RBI	BB	SO	LOB
14 Austin Jackson, R (1, 8) OBP: 0.357, SLG: 0.409	C SI 87 X CU 75 0-1 G5-3	B SI 89 X CH 81 1-0 P3			X FF 88 0-0 18 G4-6-3 1-2 1B		B SI 88 S SI 88 F SI 88 X SL 82 1-2 G1-3		X FF 91 0-0 18 1B 3B	B SL 81 B SL 80 F CH 84 X CH 85 2-1 E6 25 BB 1-2		6	1	2	0	0	0	3
28 Will Rhymes, L (1, 4) OBP: 0.348, SLG: 0.409 25 Ryan Raburn, R (7, PH) OBP: 0.315, SLG: 0.418 (7, 9) (8, 7)	B FF 87 C CH 79 F SI 88 X CH 80 1-2 18 1B 1B	C SI 85 B FF 86 F SI 85 B CH 82 S CH 78 2-3 K			X SI 86 0-0 F9		X SI 90 0-0 18 G1-3 1B		C FF 92 B FF 92 B FF 92 F FF 92 F FF 92 S FC 89 2-3 K	B SL 80 F CH 85 B SI 89 B CH 85 S SI 85 F SI 86 F SI 85 B SI 89 4-2 1-2 2-3 BB		3 2	0 0	1 1	0 1	0 1	1 1	2 1
18 Johnny Damon, L (1, 10) OBP: 0.358, SLG: 0.402	B SI 88 S CH 81 F FF 89 D CH 77 X CH 82 2-2 1-2 1B	C FF 87 B FF 86 B CH 82 F FF 88 B FF 87 X CH 79 3-2 G3			S CH 84 B CH 78 F CU 77 B FF 88 X CH 83 2-2 1-2f G4-6-3		C SI 88 1 SAFE S SL 80 F SI 89 B SL 83 X SI 89 1-2 G1-3		B FF 94 S FF 94 B FF 92 S FF 94 F FF 92 B FF 93 F FF 93 F FF 94 X FF 94 3-2 27 FC5 24 1B 3-H 1B	C FF 89 B SI 86 F SI 89 X SL 81 1-2 F9		6	0	2	1	0	0	6
24 Miguel Cabrera, R (1, 3) OBP: 0.437, SLG: 0.643	F SI 88 X SI 88 0-1 F8	S CH 81 B FF 87 B FF 86 S CH 82 B CH 82 B CH 83 4-2 BB				C FC 84 F CH 80 B FF 85 B CH 82 X CH 81 2-2 HR	I IN 70 I IN 68 I IN 69 I IN 70 4-0 IBB		S FC 88 X FF 93 0-1 27 FC5 1-2 1B		C SI 88 X SL 77 0-1 F9	4	1	2	1	2	0	2
26 Brennan Boesch, L (1, 9) OBP: 0.331, SLG: 0.459 39 Ramon Santiago, S (7, PH) OBP: 0.350, SLG: 0.338 (7, 4)	B FF 89 X CH 82 1-0 G3	F CH 81 X CH 80 0-1 L9				F SI 87 X CH 81 0-1 G6-3	S FF 94 C FF 94 F FF 94 S CH 88 0-3 K		S FF 94 B FF 93 F FF 93 X FS 86 1-2 L9		F CH 83 X SI 88 0-1 G5-3	3 3	0 0	0 0	0 0	0 1	0 4	3 4
27 Jhonny Peralta, R (1, 6) OBP: 0.310, SLG: 0.406		B FF 86 B CH 82 F FC 85 F SI 87 B CH 80 X FF 86 3-2 2B		F FF 85 B CU 74 B CH 81 S CH 80 B FF 88 X CH 81 3-2 F8		C CU 75 X FC 84 0-1 32 1B 1B		X FF 94 0-0 P3	C FC 88 F CU 81 D FC 88 X FF 92 1-2 2-3f FC5		C SL 79 X SL 77 0-1 F7	6	0	2	0	0	0	2
32 Don Kelly, L (1, 7) OBP: 0.272, SLG: 0.331 57 Casper Wells, R (8, PH) OBP: 0.294, SLG: 0.214 (8, 9)		C FF 87 B FF 87 X SI 87 1-1 P6		X SI 86 0-0 G4-1		1 SAFE C FF 87 S CH 81 F FF 88 X CH 82 0-2 13 S 1-3 1B		X SI 89 0-0 F9		C SL 80 C CH 84 B SL 80 B SL 81 B SI 89 B SI 89 4-2 25 BB 14 E BB		3 1	0 0	1 0	0 0	0 1	0 0	1 0
15 Brandon Inge, R (1, 5) OBP: 0.335, SLG: 0.409		B FF 85 C FF 88 B CU 75 B SI 88 B FF 88 4-1 BB		C SI 88 B CU 76 F CH 83 S CH 83 2-3 K		S FF 87 1 SAFE C CH 80 C CH 82 0-3 K		F SI 90 B SI 91 X SI 89 1-1 3B		L SI 88 C SL 80 F CH 84 X SL 81 0-2 P4		4	0	1	0	1	2	3
13 Alex Avila, L (1, 2) OBP: 0.309, SLG: 0.327		B CH 82 S SI 88 S CH 83 S CH 80 1-3 K			F CH 83 B SI 87 S CH 79 B FF 88 B CH 82 X CH 80 3-2 14 1B 1B	F SI 88 F FF 88 D CH 78 B FF 89 X CH 82 2-2 1-2 F8		B SI 91 X SI 90 1-0 G4-3		B CH 84 F SI 88 B CH 84 X CH 85 2-1 F7		5	0	1	0	0	1	6
Inning Stats	R: 0 E: 0 K: 0 S: 11 H: 2 LOB: 2 BB: 0 P: 15	R: 0 E: 0 K: 1 S: 10 H: 1 LOB: 2 BB: 1 P: 20	R: 0 E: 0 K: 1 S: 10 H: 0 LOB: 1 BB: 1 P: 19	R: 0 E: 0 K: 1 S: 7 H: 0 LOB: 0 BB: 0 P: 12	R: 0 E: 0 K: 0 S: 8 H: 2 LOB: 1 BB: 0 P: 13	R: 1 E: 0 K: 1 S: 17 H: 3 LOB: 2 BB: 0 P: 21	R: 0 E: 0 K: 1 S: 12 H: 1 LOB: 2 BB: 1 P: 18	R: 0 E: 0 K: 0 S: 5 H: 1 LOB: 1 BB: 0 P: 7	R: 1 E: 0 K: 1 S: 19 H: 3 LOB: 2 BB: 0 P: 26	R: 0 E: 1 K: 0 S: 17 H: 0 LOB: 3 BB: 2 P: 30	R: 0 E: 0 K: 0 S: 6 H: 0 LOB: 0 BB: 0 P: 6	1B: 9 2B: 1 3B: 2 HR: 1 SF: 0 SAC: 0 DP: 1 HBP: 0	WP: 0 PB: 0 SB: 1 CS: 0 PA: 51					

PITCHER		IP	WLS	BF	H	R	ER	SO	BB	IBB	HBP	BLK	WP	HR	S	P	ERA	WHIP
28 Shaun Marcum, R ERA: 3.61	(1, 1)	6.0		27	8	1	1	4	2	0	0	0	0	1	63	100	1.50	1.667
43 Jesse Carlson, L ERA: 1.69	(7, 1)	0.2		4	1	0	0	0	0	1	0	0	0	0	8	14	0.00	1.500
54 Jason Frasor, R ERA: 4.2	(7, 1)	0.2		2	0	0	0	1	0	0	0	0	0	0	5	5	0.00	0.000
37 Scott Downs, L ERA: 2.29	(8, 1)	0.2	H	3	1	0	0	0	0	0	0	0	0	0	4	6	0.00	1.500
63 Kevin Gregg, R ERA: 3.38	(9, 1)	1.0	B	6	3	1	1	1	0	0	0	0	0	0	19	26	9.00	3.000

PITCHER		IP	WLS	BF	H	R	ER	SO	BB	IBB	HBP	BLK	WP	HR	S	P	ERA	WHIP
57 Shawn Camp, R ERA: 2.72	(10, 1)	2.0	W	9	0	0	0	0	2	0	0	0	0	0	23	36	0.00	1.000

Detroit Tigers @ Toronto Blue Jays
Rogers Centre, Toronto, ON
Fri Aug 27 2010, 7:10 PM - 10:41 PM EDT
Att. 20,298 - Cloudy - 73 F

livebaseballscorecards.com

AB	46
R	2
H	13
RBI	2
BB	5
SO	6
LOB	33

BOTTOM

Batter	1	2	3	4	5	6	7	8	9	10	11	AB	R	H	RBI	BB	SO	LOB
45 Travis Snider, L (1, 7) OBP: 0.298, SLG: 0.428 (6, 9)	X FF 94 0-0 F8		B FF 97 B FF 97 X CH 86 2-0 F8			C FF 94 B FF 95 S FF 96 B CU 79 C CU 80 2-3 K		C CU 76 B CH 85 F FF 96 F FF 96 B CU 80 F CU 80 X CH 87 2-2 G4-3		B SL 86 C SL 86 S SI 89 S CH 89 1-3 K		5	0	0	0	0	2	0
5 Yunel Escobar, R (1, 6) OBP: 0.336, SLG: 0.319	X FF 96 0-0 L4			B CU 77 C FF 95 B CU 79 F FF 98 B SL 87 F FF 98 X FF 98 3-2 G4-3		F FF 98 B FF 97 B CU 78 B FF 98 C FF 96 X FF 98 3-2 19 2B 1B		B SL 88 B B FF 98 B FF 96 4-0 BB		B SL 88 B FF 97 B FF 96 B FF 96 4-0 19 BB BB		3	0	1	0	2	0	0
19 José Bautista, R (1, 9) OBP: 0.380, SLG: 0.616 (6, 3)	B FF 96 C FF 96 B SL 86 B SL 88 C FF 96 B CU 80 4-2 10 S BB			B FF 99 B FF 99 X FF 97 2-0 HR		C FF 98 B SL 88 X CU 80 1-1 2B		S CH 86 B CH 86 F SL 89 F FF 98 D CH 87 X CU 82 2-2 F8		D SL 88 D SL 88 B FF 97 F FF 96 F SL 86 B SL 87 4-2 1-2 BB		3	1	2	1	2	0	1
10 Vernon Wells, R (1, 8) OBP: 0.322, SLG: 0.504	B SL 86 B CU 80 B FF 97 F FF 97 X FF 96 3-1 G5-3 1-2			C SL 86 C CU 80 F CH 86 B FF 98 F FF 98 X SL 87 1-2 F9		X FF 99 0-0 G4-3		C FF 96 X FF 98 0-1 F9		C SL 87 B FF 97 S SL 86 F SL 87 B FF 95 S SL 88 2-3 K		5	0	0	0	0	1	6
26 Adam Lind, L (1, 10) OBP: 0.289, SLG: 0.408		B CH 86 X CH 86 1-0 P5		C CH 86 B FF 97 B CU 79 F FF 98 F SL 88 X FF 98 3-2 G3-1			B FF 94 B CH 85 X FF 94 2-0 HR		B SL 85 C FF 90 B SL 83 X FF 91 2-1 G4-3		F FF 94 C SL 81 B SL 82 C SL 82 1-3 K	5	1	1	1	0	1	0
14 John Buck, R (1, 2) OBP: 0.315, SLG: 0.492 6 John McDonald, R (11, PR) OBP: 0.262, SLG: 0.430		F FF 95 C CU 78 S FF 96 0-3 K			C CU 77 S SL 88 B SL 90 S SL 88 1-3 K		B SL 87 C SL 88 S FF 97 B CU 79 S SL 90 2-3 K		S SL 85 X SL 87 0-1 2 FC6-4 1B		S CH 86 F SI 93 X CH 86 0-2 15 BB 2 1B 1B	5 0	0 1	2 0	0 0	0 0	3 0	0 0
35 Lyle Overbay, L (1, 3) OBP: 0.334, SLG: 0.428 15 Fred Lewis, L (6, 7) OBP: 0.336, SLG: 0.433		F FF 95 B CU 78 B CU 78 X CH 88 2-1 G5-3			B FF 94 T FF 96 F FF 96 C CU 79 1-3 K		S CH 85 B FF 96 S FF 97 B CU 80 S CH 87 2-3 K		B FF 97 C SL 86 F SL 87 F FF 98 F SL 86 B SI 88 C FF 98 2-3 K		D SL 82 B SI 93 B SI 93 B FF 93 4-0 2 1B 1-2 BB	2 2	0 0	0 0	0 1	0 2	1 1	0 1
2 Aaron Hill, R (1, 4)			B FF 95 X FF 96 1-0 G6-3		C FF 97 F FF 97 S SL 88 0-3 K		B FF 97 X FF 96 1-0 2B		X SL 87 0-0 FC6-4 1-2f		F CH 84 X CH 85 0-1 1-2 2-H 1B	5	0	2	1	0	1	1
12 Edwin Encarnación, R (1, 5) OBP: 0.310, SLG: 0.447			B FF 94 B SL 85 F FF 95 F FF 96 F CU 80 F SL 89 F SL 87 X CH 86 2-2 G5-3			C SL 87 B CU 78 B CU 78 X SL 86 2-1 F8	S SL 88 B SL 89 F CU 80 B FF 98 S SL 90 2-3 K			X FF 95 0-0 F8		4	0	0	0	0	1	1
Inning Stats	R: 0 E: 0 K: 0 S: 6 H: 0 LOB: 1 BB: 1 P: 13	R: 0 E: 0 K: 1 S: 6 H: 0 LOB: 0 BB: 0 P: 9	R: 0 E: 0 K: 0 S: 8 H: 0 LOB: 0 BB: 0 P: 13	R: 1 E: 0 K: 0 S: 14 H: 1 LOB: 0 BB: 0 P: 23	R: 0 E: 0 K: 3 S: 9 H: 0 LOB: 0 BB: 0 P: 11	R: 0 E: 0 K: 1 S: 11 H: 2 LOB: 2 BB: 0 P: 19	R: 1 E: 0 K: 3 S: 11 H: 2 LOB: 1 BB: 0 P: 20	R: 0 E: 0 K: 0 S: 11 H: 0 LOB: 1 BB: 1 P: 19	R: 0 E: 0 K: 1 S: 10 H: 1 LOB: 1 BB: 0 P: 14	R: 0 E: 0 K: 2 S: 10 H: 0 LOB: 2 BB: 2 P: 21	R: 1 E: 0 K: 1 S: 8 H: 2 LOB: 2 BB: 1 P: 13	1B: 4 2B: 2 3B: 0 HR: 2 SF: 0 SAC: 0 DP: 0 HBP: 0	WP: 0 PB: 0 SB: 1 CS: 0 PA: 44					

PITCHER		IP	WLS	BF	H	R	ER	SO	BB	IBB	HBP	BLK	WP	HR	S	P	ERA	WHIP
35 Justin Verlander, R ERA: 3.58	(1, 1)	8.0		31	5	2	2	8	2	0	0	0	0	2	76	127	2.25	0.875
36 Brad Thomas, L ERA: 4.37	(9, 1)	0.1		1	0	0	0	0	0	0	0	0	0	0	2	4	0.00	0.000
45 Ryan Perry, R ERA: 4.37	(9, 1)	1.2		8	1	0	0	3	2	0	0	0	0	0	18	31	0.00	1.800
40 Phil Coke, L ERA: 2.55	(11, 1)	0.1	L	4	2	1	1	1	1	0	0	0	0	0	8	13	27.00	9.000

PITCHER		IP	WLS	BF	H	R	ER	SO	BB	IBB	HBP	BLK	WP	HR	S	P	ERA	WHIP

Detroit Tigers @ Toronto Blue Jays

Rogers Centre, Toronto, ON

Sat Aug 28 2010, 1:12 PM - 4:01 PM EDT

Att. 27,119 - Sunny - 75 F

livebaseballscorecards.com

TOP

Batter	1	2	3	4	5	6	7	8	9	AB	R	H	RBI	BB	SO	LOB
28 Will Rhymes, L (1, 4) OBP: 0.347, SLG: 0.418	B FF 93 B FF 92 B FF 91 C FF 90 C SI 92 X SI 93 3-2 39 FC1-5-6-4 2B		1 SAFE C SI 89 F FF 93 B FF 94 C FF 96 1-3 ①		F SI 90 B FF 93 F FF 94 X SL 86 1-2 FC1-2 1-2 3-H ②			S SI 92 X SI 92 0-1 39 BB 1B	F FC 86 D FC 86 X FC 88 2-1 2-H 3-H 2B	3	0	1	0	0	1	3
57 Casper Wells, R (8, PH) OBP: 0.368, SLG: 0.375										2	0	2	2	0	0	0
(8, 7)																
39 Ramon Santiago, S (1, 6) OBP: 0.348, SLG: 0.333	X SI 93 0-0 ① ② FC1-5-6-4 2-3		F FF 92 F FF 94 S SL 87 0-3 ② K		C KC 78 S SL 86 C SL 88 0-3 ③ K			B FF 91 F FF 92 B SI 92 S CH 84 B FF 91 F CH 83 B FF 92 4-2 1-2 BB	B CU 80 S F FF 92 S CU 81 1-3 ③ K	4	0	0	0	1	3	5
18 Johnny Damon, L (1, 10) OBP: 0.357, SLG: 0.400	B FF 94 S FS 88 S B SL 88 S SI 95 2-3 ③ K		B FF 89 B FF 94 C FF 90 B FF 94 S FF 94 F FF 96 X FF 96 3-2 ③ G3			C FS 87 B SL 84 X FS 86 1-1 24 G6-4-3 1B		C FF 92 C CU 81 S CU 81 0-3 ② K		4	0	1	0	0	2	3
24 Miguel Cabrera, R (1, 3) OBP: 0.435, SLG: 0.646		C FF 92 B SI 90 S FF 94 X FF 95 1-2 HR		B KC 82 B KC 76 C SL 84 X SL 86 2-1 ① F7		B FF 93 S SL 86 F SL 85 X SL 87 1-2 ① ② G6-4-3 1-2f		B FF 92 S SI 92 X CH 85 1-1 ③ F9		4	1	1	1	0	0	3
26 Brennan Boesch, L (1, 9) OBP: 0.329, SLG: 0.455		B FS 87 S FF 95 F FF 95 S SL 88 1-3 ① K		B FS 86 F FF 92 S FF 93 B FF 97 S SL 87 2-3 ② K		B KC 77 S FF 95 S FF 94 S SL 88 1-3 ③ K			B SI 89 F SI 88 H SI 91 2-1 25 2B 13 G3 HBP	3	0	0	0	0	3	0
14 Austin Jackson, R (9, PH) OBP: 0.358, SLG: 0.409										0	1	0	0	0	0	0
25 Ryan Raburn, R (1, 7) OBP: 0.318, SLG: 0.424		B SL 85 F SI 92 B FF 94 C SL 87 B SL 86 X SL 88 3-2 1B		B KC 79 B FF 92 B SI 92 C SI 93 X FF 93 3-1 F8			C FF 92 B FF 92 B FF 93 F SL 81 X CH 86 2-2 ① G5-3		1 SAFE X SI 89 0-0 13 G3 57 2B 1-3 2B	4	1	2	0	0	0	0
(8, 4)																
15 Brandon Inge, R (1, 5) OBP: 0.332, SLG: 0.405	1 SAFE S FF 93 B FF 92 S SL 85 F FF 96 B SL 86 S SL 86 1 SAFE 2-3 ② K				C KC 79 X FS 88 0-1 E5 13 1B 28 FC1-2		C SL 83 B FF 94 B FF 93 F SL 81 F CH 86 S FF 93 2-3 ② K		B SI 91 F SI 90 B FF 90 D SL 86 C SI 91 F SI 90 S SI 90 3-3 ① K	4	0	0	0	0	3	3
32 Don Kelly, L (1, 8) OBP: 0.268, SLG: 0.326	C FF 92 B SI 93 1 SAFE B SL 86 F FF 95 C 2-3 ③ K				B FS 88 C FF 90 D SI 89 X SI 92 2-1 ① P5		B FF 94 C FF 94 F CH 86 C SL 81 1-3 ③ K		B FF 91 B SI 91 F FF 90 B FF 90 B SI 91 4-1 13 G3 57 2B BB	3	0	0	0	0	2	2
27 Jhonny Peralta, R (9, PH) OBP: 0.311, SLG: 0.406										0	1	0	0	1	0	0
13 Alex Avila, L (1, 2) OBP: 0.312, SLG: 0.327			B FS 89 B SI 89 F FF 90 B FF 94 B FF 94 4-1 BB		1 SAFE B FS 84 C FF 91 B FF 92 X FF 90 2-1 28 FC1-2 1-3 1B			C SI 91 B FF 90 F CU 81 B FF 92 B CU 82 S FF 91 3-3 ① K	B SI 91 B SI 90 B FF 90 C SI 89 X SI 89 3-1 G3 1-2 2-3 3-H ② G3	3	0	1	1	1	2	
Inning Stats	R: 0 E: 0 K: 1 S: 7 H: 1 LOB: 0 BB: 0 P: 12	R: 1 E: 0 K: 3 S: 16 H: 2 LOB: 1 BB: 0 P: 25	R: 0 E: 0 K: 2 S: 11 H: 0 LOB: 1 BB: 1 P: 19	R: 0 E: 0 K: 1 S: 7 H: 0 LOB: 0 BB: 0 P: 14	R: 0 E: 1 K: 1 S: 12 H: 1 LOB: 2 BB: 0 P: 17	R: 0 E: 0 K: 1 S: 8 H: 1 LOB: 0 BB: 0 P: 11	R: 0 E: 0 K: 2 S: 10 H: 0 LOB: 0 BB: 0 P: 15	R: 0 E: 0 K: 2 S: 13 H: 1 LOB: 2 BB: 1 P: 21	R: 3 E: 0 K: 2 S: 14 H: 2 LOB: 1 BB: 1 P: 29	1B: 4 2B: 4 3B: 0 HR: 1 SF: 0 SAC: 0 DP: 2 HBP: 1	WP: 0 PB: 0 SB: 0 CS: 0 PA: 38					

PITCHER		IP	WLS	BF	H	R	ER	SO	BB	IBB	HBP	BLK	WP	HR	S	P	ERA	WHIP
23 Brandon Morrow, R ERA: 4.27	(1, 1)	6.0	W	23	5	1	1	9	1	0	0	0	0	1	61	98	1.50	1.000
54 Jason Frasor, R ERA: 4.11	(7, 1)	1.0		3	0	0	0	2	0	0	0	0	0	0	10	15	0.00	0.000
56 Brian Tallet, L ERA: 6.11	(8, 1)	1.0		5	1	0	0	2	1	0	0	0	0	0	13	21	0.00	2.000
37 Scott Downs, L ERA: 2.79	(9, 1)	0.2		5	1	3	3	1	1	0	1	0	0	0	9	21	40.50	3.000
63 Kevin Gregg, R ERA: 3.35	(9, 1)	0.1	S	2	1	0	0	1	0	0	0	0	0	0	5	8	0.00	3.000

BOTTOM

Batter	1	2	3	4	5	6	7	8	9	AB	R	H	RBI	BB	SO	LOB
15 Fred Lewis, L (1, 10) OBP: 0.336, SLG: 0.429	B FF 89 B CH 88 B FF 90 B FF 88 4-0 5 1B 5 S 19 3B BB	C CH 80 X CH 80 0-1 ③ F7		X FF 95 0-0 ② FC1-5-2 5 FC6-4 1-2 3-H		F FF 91 B FF 86 C SL 83 S SL 85 1-3 ③ K				3	1	0	0	1	1	3
5 Yunel Escobar, R (1, 6) OBP: 0.338, SLG: 0.321	B FF 90 C FF 91 C SL 80 X SL 83 1-2 19 3B 1-3 1B		C FF 91 B CH 82 X FF 92 1-1 26 2B 1B	X FF 95 0-0 ③ FC6-4 1-2f			X SI 92 0-0 ① G6-3			4	2	2	0	0	0	2
19 José Bautista, R (1, 9) OBP: 0.383, SLG: 0.623	F FF 94 X SL 82 0-1 10 G6-3 1-H 3-H 3B		B SL 80 X FF 94 1-0 ① F8		F FF 89 B SL 81 B SL 81 B SL 79 B FF 94 4-1 10 G6-4-3 BB		C SI 92 F CU 81 X CU 80 0-2 ② 2B			3	1	2	2	1	0	1
10 Vernon Wells, R (1, 8) OBP: 0.320, SLG: 0.500	D SL 83 X FF 94 1-0 ① G6-3 3-H		C SI 95 1 SAFE B FF 94 S SL 82 S SL 84 1-3 ② K		1 SAFE F FF 94 D SL 83 X FF 95 1-1 ① ② G6-4-3 1-2f		C SI 93 B FF 93 X CU 81 1-1 ③ F9			4	0	0	1	0	1	2
26 Adam Lind, L (1, 3) OBP: 0.291, SLG: 0.411	B FF 94 X FF 92 1-0 2 FC5-4 1B		1 SAFE B CH 81 F FF 93 B SL 82 S FF 93 X FF 96 2-2 1-H 2B		X FF 94 0-0 ③ F7			C FF 93 C CU 81 B CU 82 C CU 81 1-3 ① K		4	0	2	1	0	1	0
2 Aaron Hill, R (1, 4) OBP: 0.279, SLG: 0.387	B FF 94 F FF 93 B FF 94 B FF 94 X FF 94 3-1 ② FC5-4 1-2f		F FF 95 F FF 95 X FF 95 0-2 ③ P4			C SL 80 S SL 82 X FF 94 0-2 E9 45 2B 2B		C CU 82 B CU 82 B FF 94 B SI 92 S SI 92 S SI 92 3-3 ② K		4	1	1	0	0	1	2
45 Travis Snider, L (1, 7) OBP: 0.306, SLG: 0.445	D CH 83 F CH 83 B FF 92 B FF 93 F FF 93 X FF 93 3-2 ③ L5			X CH 81 0-0 12 1B 15 FC1-5-2 2B		C FF 91 B SL 82 B FF 90 B FF 91 X FF 91 3-1 3-H 2B		B CU 81 T SI 93 X CU 81 1-1 6 1B 1B		4	0	3	1	0	0	1
12 Edwin Encarnación, R (1, 5) OBP: 0.310, SLG: 0.446 6 John McDonald, R (8, 5) OBP: 0.269, SLG: 0.436		C FF 89 B CH 77 B SL 81 X FF 91 2-1 ① F8		F FF 96 X SL 84 0-1 15 FC1-5-2 2-3 1B		C CH 83 B SL 85 B FF 92 F FF 90 F SL 84 X FF 91 2-2 ① G4-3		1 SAFE F SI 92 B CU 80 X SI 93 1-1 1-2 1B		3	0	1	0	0	0	1
										1	0	1	0	0	0	0
8 José Molina, R (1, 2) OBP: 0.322, SLG: 0.374		C FF 91 C SL 81 X FF 95 0-2 ② G6-3		X FF 93 0-0 ① P3		F SI 91 F CH 84 S CH 84 0-3 ② K		B SI 92 S SI 93 X FF 92 1-1 ③ G5-3		4	0	0	0	0	1	5
Inning Stats	R: 3 E: 0 K: 0 S: 12 H: 3 LOB: 1 BB: 1 P: 25	R: 0 E: 0 K: 0 S: 7 H: 0 LOB: 0 BB: 0 P: 9	R: 1 E: 0 K: 1 S: 12 H: 2 LOB: 1 BB: 0 P: 17	R: 0 E: 0 K: 0 S: 6 H: 2 LOB: 2 BB: 0 P: 6	R: 0 E: 0 K: 0 S: 4 H: 0 LOB: 0 BB: 1 P: 9	R: 1 E: 1 K: 2 S: 15 H: 2 LOB: 1 BB: 0 P: 21	R: 0 E: 0 K: 0 S: 6 H: 1 LOB: 0 BB: 0 P: 7	R: 0 E: 0 K: 2 S: 12 H: 2 LOB: 2 BB: 0 P: 19		1B: 6 2B: 1 3B: 1 HR: 0 SF: 0 SAC: 0 DP: 1 HBP: 0	WP: 0 PB: 0 SB: 1 CS: 0 PA: 36					

PITCHER		IP	WLS	BF	H	R	ER	SO	BB	IBB	HBP	BLK	WP	HR	S	P	ERA	WHIP
43 Alfredo Figaro, R ERA: 7.45	(1, 1)	5.0	L	24	8	5	5	1	2	0	0	0	0	0	44	69	9.00	2.000
36 Brad Thomas, L ERA: 4.29	(6, 1)	1.0		4	1	0	0	2	0	0	0	0	0	0	12	18	0.00	1.000
55 Daniel Schlereth, L ERA: 5.0	(7, 1)	2.0		8	3	0	0	2	0	0	0	0	0	0	18	26	0.00	1.500

Detroit Tigers @ Toronto Blue Jays

Rogers Centre, Toronto, ON

Sun Aug 29 2010, 1:16 PM - 3:54 PM EDT

Att. 26,624 - Sunny - 75 F

livebaseballscorecards.com

TOP

Batter	1	2	3	4	5	6	7	8	9	AB	R	H	RBI	BB	SO	LOB
14 Austin Jackson, R (1, 8) OBP: 0.358, SLG: 0.408	G6-3		K	L9	K	IBB		25 HR 1B		4	1	1	0	1	2	1
28 Will Rhymes, L (1, 4) OBP: 0.350, SLG: 0.411	25 WP 24 2B BB		FC3-6 1-2f		G1-3	K		25 HR 1B		4	2	1	0	1	1	4
25 Ryan Raburn, R (1, 7) OBP: 0.319, SLG: 0.446	K 1-2		K	L9			HR	HR		5	2	2	4	0	2	2
24 Miguel Cabrera, R (1, 3) OBP: 0.437, SLG: 0.647 32 Don Kelly, L (8, 3) OBP: 0.268, SLG: 0.326	2-H 2B			L9		26 BB 27 1B 57 2B BB	15 S 15 HR 1B	F9		4 0	2 0	2 0	1 0	1 0	0 0	0 0
27 Jhonny Peralta, R (1, 6) OBP: 0.312, SLG: 0.405	K			15 E 57 1B BB		26 BB 1-2 57 2B 1B	F9	G3		4	2	1	0	1	1	2
15 Brandon Inge, R (1, 5) OBP: 0.330, SLG: 0.410		K	E4 57 1B 1-2		P3	1-H HR	L1-3			5	1	1	2	0	1	3
26 Brennan Boesch, L (1, 10) OBP: 0.329, SLG: 0.453		F9	K		57 2B 1-2 2-3 BB	1B			G4-3	4	0	1	0	1	1	2
57 Casper Wells, R (1, 9) OBP: 0.375, SLG: 0.429		L5		1-2 2-H 1B	1-3 2-H 3-H 2B	F8			F8	5	0	2	3	0	0	1
13 Alex Avila, L (1, 2) OBP: 0.310, SLG: 0.324			28 FC3-6 1B	K	G4-3	L7			G4-3	5	0	1	0	0	1	5
Inning Stats	R: 1 E: 0 K: 2 S: 10 H: 1 LOB: 1 BB: 1 P: 18	R: 0 E: 0 K: 1 S: 7 H: 0 LOB: 0 BB: 0 P: 10	R: 0 E: 0 K: 2 S: 10 H: 1 LOB: 1 BB: 0 P: 17	R: 1 E: 1 K: 2 S: 12 H: 1 LOB: 2 BB: 1 P: 18	R: 0 E: 0 K: 1 S: 5 H: 0 LOB: 0 BB: 0 P: 7	R: 2 E: 0 K: 1 S: 15 H: 2 LOB: 3 BB: 3 P: 31	R: 3 E: 0 K: 0 S: 17 H: 4 LOB: 1 BB: 0 P: 22	R: 3 E: 0 K: 0 S: 15 H: 3 LOB: 0 BB: 0 P: 23	R: 0 E: 0 K: 0 S: 5 H: 0 LOB: 0 BB: 0 P: 5	1B: 7 2B: 2 3B: 0 HR: 3 SF: 0 SAC: 0 DP: 0 HBP: 0						

PITCHER		IP	WLS	BF	H	R	ER	SO	BB	IBB	HBP	BLK	WP	HR	S	P	ERA	WHIP
34 Marc Rzepczynski, L ERA: 6.03	(1, 1)	5.2	L	28	5	4	3	8	4	1	0	0	1	0	56	97	4.76	1.588
43 Jesse Carlson, L ERA: 5.4	(6, 1)	1.1		8	4	3	3	1	0	0	0	0	0	2	20	26	20.25	3.000
56 Brian Tallet, L ERA: 6.44	(8, 1)	1.0		6	3	3	3	0	0	0	0	0	0	1	15	23	27.00	3.000
44 Casey Janssen, R ERA: 3.73	(9, 1)	1.0		3	0	0	0	0	0	0	0	0	0	0	5	5	0.00	0.000

PITCHER	IP	WLS	BF	H	R	ER	SO	BB	IBB	HBP	BLK	WP	HR	S	P	ERA	WHIP

AB 40 R 10 H 12 RBI 10 BB 5 SO 9 LOB 20

WP: 1 PB: 0 SB: 1 CS: 0 PA: 45

BOTTOM

Batter	1	2	3	4	5	6	7	8	9	AB	R	H	RBI	BB	SO	LOB
15 Fred Lewis, L (1, 7) OBP: 0.335, SLG: 0.428	G5-3			G4-3	G4-3				6 1B 26 HR 1B	4	1	1	0	0	0	0
6 John McDonald, R (1, 6) OBP: 0.278, SLG: 0.467	K			G5-3		HR			1-2 26 HR 1B	4	2	2	1	0	1	0
19 José Bautista, R (1, 5) OBP: 0.382, SLG: 0.620	P5			1B	P3				K	4	0	1	0	0	1	2
10 Vernon Wells, R (1, 8) OBP: 0.318, SLG: 0.497 18 Mike McCoy, R (8, 8) OBP: 0.255, SLG: 0.255	G6-3			F9			F8		F9	3 1	0 0	0 0	0 0	0 0	0 0	1 2
26 Adam Lind, L (1, 3) OBP: 0.290, SLG: 0.416	F7				F7		G6-3		HR	4	1	1	3	0	0	0
14 John Buck, R (1, 10) OBP: 0.314, SLG: 0.489	K				K		G6-3		1B	4	0	1	0	0	2	0
2 Aaron Hill, R (1, 4) OBP: 0.279, SLG: 0.386		F9			1B			F8	F8	4	0	1	0	0	0	1
45 Travis Snider, L (1, 9) OBP: 0.302, SLG: 0.438		G1-3			F7			G4-3		3	0	0	0	0	0	1
8 José Molina, R (1, 2) OBP: 0.316, SLG: 0.366		K				G1-3		P3		3	0	0	0	0	1	0
Inning Stats	R: 1 E: 0 K: 3 S: 10 H: 2 LOB: 0 BB: 0 P: 20	R: 0 E: 0 K: 1 S: 7 H: 0 LOB: 0 BB: 0 P: 10	R: 0 E: 0 K: 1 S: 8 H: 0 LOB: 0 BB: 0 P: 13	R: 0 E: 0 K: 1 S: 9 H: 0 LOB: 0 BB: 0 P: 14	R: 0 E: 0 K: 1 S: 12 H: 1 LOB: 1 BB: 0 P: 19	R: 1 E: 0 K: 0 S: 13 H: 1 LOB: 0 BB: 0 P: 19	R: 0 E: 0 K: 0 S: 5 H: 0 LOB: 0 BB: 0 P: 9	R: 0 E: 0 K: 0 S: 7 H: 0 LOB: 0 BB: 0 P: 10	R: 3 E: 0 K: 1 S: 20 H: 4 LOB: 1 BB: 0 P: 26	1B: 5 2B: 2 3B: 0 HR: 2 SF: 0 SAC: 0 DP: 0 HBP: 0						

PITCHER		IP	WLS	BF	H	R	ER	SO	BB	IBB	HBP	BLK	WP	HR	S	P	ERA	WHIP
21 Rick Porcello, R ERA: 5.2	(1, 1)	7.0	W	24	3	1	1	4	0	0	0	0	0	1	66	101	1.29	0.429
40 Phil Coke, L ERA: 2.5	(8, 1)	1.0		3	0	0	0	0	0	0	0	0	0	0	7	10	0.00	0.000
46 Jose Valverde, R ERA: 3.27	(9, 1)	1.0		7	4	3	3	1	0	0	0	0	0	1	20	26	27.00	4.000

PITCHER	IP	WLS	BF	H	R	ER	SO	BB	IBB	HBP	BLK	WP	HR	S	P	ERA	WHIP

AB 34 R 4 H 7 RBI 4 BB 0 SO 5 LOB 7

WP: 0 PB: 0 SB: 0 CS: 0 PA: 34

TOP

Batter	1	2	3	4	5	6	7	8	9	AB	R	H	RBI	BB	SO	LOB
14 Austin Jackson, R (1, 8) OBP: 0.355, SLG: 0.404	C SI 91 B CH 83 B SI 91 F SI 91 X SI 94 2-2 E6 24 FC4-6 28 1B 27 1B	B CH 83 C SI 91 F CH 85 X SL 83 1-2 ① F8		F CH 85 X SI 92 0-1 ② G3 1-2 2-3		B CH 84 F SI 90 1 SAFE B CH 81 B CH 86 X SI 91 3-1 ③ F8		C FF 96 F SL 83 C SL 83 0-3 ③ K		5	1	0	0	0	1	6
28 Will Rhymes, L (1, 4) OBP: 0.352, SLG: 0.410	D SI 92 X SI 90 1-0 24 FC4-6 1-2 1B	B SL 82 S SI 91 B SI 91 X FF 92 2-1 ② FC5-4 1-2f 2-H		X SI 92 0-0 ③ G6-3			C CU 77 X SL 80 0-1 ① L3		C SI 94 X SI 94 0-1 25 FC5-4 1B	5	0	2	0	0	0	3
25 Ryan Raburn, R (1, 7) OBP: 0.314, SLG: 0.438	B SL 81 B SI 91 F SI 90 F SI 90 F SI 93 F SI 92 X CH 84 2-2 ① F8	1 SAFE B SL 83 X CH 83 1-0 ③ P6			F SL 81 B CH 82 X CH 82 1-1 ① L7		C SI 90 F SI 90 B SI 92 X SL 81 1-2 ② F8		F SI 93 1 SAFE B SI 93 F SL 85 B FF 95 F SI 93 F SI 94 X SI 94 2-2 ① FC5-4 24 G6-3 24 WP 1-2f	5	0	0	0	0	0	4
24 Miguel Cabrera, R (1, 3) OBP: 0.435, SLG: 0.643	X SI 92 0-0 ② FC4-6 27 1B 15 1B 1-2f 2-3		B CU 72 C CH 84 C SL 82 B CH 86 B SI 93 S SL 80 3-3 ① K		B FF 90 F SI 91 B CU 72 B CH 81 X CH 84 3-2 ② G5-3		B CH 85 X SI 91 1-0 27 1B 1B		S SI 94 F SI 95 B FF 95 B FF 94 X SI 96 2-2 ② G6-3 1-3	5	1	1	0	0	1	3
27 Jhonny Peralta, R (1, 6) OBP: 0.315, SLG: 0.407	B SI 92 X SI 91 1-0 15 1B 1-3 3-H 1B		B CU 72 B SL 80 X SI 91 2-0 ② G4-3		B SI 91 B SI 89 B SI 90 C FF 90 X FF 91 3-1 1B		C SI 91 B SI 91 X SI 92 1-1 1-3 1B		C SI 94 T SI 94 F FF 95 B FF 95 S SI 94 1-3 ③ K	5	0	3	1	0	1	1
15 Brandon Inge, R (1, 5) OBP: 0.330, SLG: 0.408	F SI 90 S SI 91 1 SAFE B SI 91 X SI 93 1-2 1-2 3-H 1B		B CH 84 X SI 91 1-0 ③ G6-3		X SI 90 0-0 ③ F8		B FC 86 B FF 92 S FC 86 B FF 91 1 SAFE S FC 86 F FC 87 X FC 88 3-2 ③ F8			4	0	1	1	0	0	3
18 Johnny Damon, L (1, 10) OBP: 0.355, SLG: 0.397	B SL 81 F SL 81 F SI 91 X SL 84 1-2 ③ F8			C SL 79 F CU 71 B CU 72 S SL 81 1-3 ① K		B SI 88 B SL 79 F FF 90 C SI 90 X SI 91 2-2 ① G1-3		B FF 89 C FF 90 B SL 84 X SI 88 2-1 ① G4-3		4	0	0	0	0	1	2
57 Casper Wells, R (1, 9) OBP: 0.444, SLG: 0.583 26 Brennan Boesch, L (8, PH) OBP: 0.329, SLG: 0.452 (8, 9)		X SI 89 0-0 28 E 2B		C CH 84 B SI 91 X CH 84 1-1 14 G3 2B		X SI 89 0-0 1B		C SL 84 X SL 85 0-1 ② G1-3		3	1	3	0	0	0	0
13 Alex Avila, L (1, 2) OBP: 0.316, SLG: 0.323		B SI 90 B SL 80 C SI 90 B SL 83 F SI 92 B SI 92 4-2 28 FC5-4 BB		C SL 81 H SI 92 1-1 14 G3 HBP		1 SAFE 1 SAFE X SI 89 0-0 ② F7		B CU 73 C SL 85 B CH 84 B SL 84 B SL 84 4-1 BB		1	0	0	0	2	0	1
Inning Stats	R: 2 E: 1 K: 0 S: 17 H: 3 LOB: 2 BB: 0 P: 25	R: 1 E: 1 K: 0 S: 9 H: 1 LOB: 1 BB: 1 P: 17	R: 0 E: 0 K: 1 S: 5 H: 0 LOB: 0 BB: 0 P: 11	R: 0 E: 0 K: 1 S: 9 H: 1 LOB: 2 BB: 0 P: 12	R: 0 E: 0 K: 0 S: 8 H: 1 LOB: 1 BB: 0 P: 15	R: 0 E: 0 K: 0 S: 7 H: 1 LOB: 1 BB: 0 P: 12	R: 0 E: 0 K: 0 S: 12 H: 2 LOB: 2 BB: 0 P: 18	R: 0 E: 0 K: 1 S: 8 H: 0 LOB: 1 BB: 1 P: 14	R: 0 E: 0 K: 1 S: 14 H: 1 LOB: 1 BB: 0 P: 19	1B: 8 2B: 2 3B: 0 HR: 0 SF: 0 SAC: 0 DP: 0 HBP: 1	WP: 1 PB: 0 SB: 0 CS: 0 PA: 41					

PITCHER		IP	WLS	BF	H	R	ER	SO	BB	IBB	HBP	BLK	WP	HR	S	P	ERA	WHIP
52 Brian Duensing, L ERA: 2.04	(1, 1)	6.2		32	9	3	0	2	1	0	1	0	0	0	63	103	0.00	1.500
54 Matt Guerrier, R ERA: 3.49	(7, 1)	0.1	W	1	0	0	0	0	0	0	0	0	0	0	4	7	0.00	0.000
44 Randy Flores, L ERA: 2.89	(8, 1)	0.1	H	1	0	0	0	0	0	0	0	0	0	0	2	4	0.00	0.000
28 Jesse Crain, R ERA: 2.56	(8, 1)	0.2	H	3	0	0	0	1	1	0	0	0	0	0	6	10	0.00	1.500
55 Matt Capps, R ERA: 2.55	(9, 1)	1.0	S	4	1	0	0	1	0	0	0	0	1	0	14	19	0.00	1.000

PITCHER	IP	WLS	BF	H	R	ER	SO	BB	IBB	HBP	BLK	WP	HR	S	P	ERA	WHIP

Detroit Tigers @ Minnesota Twins
Target Field, Minneapolis, MN
Tue Aug 31 2010, 7:12 PM - 10:13 PM CDT
Att. 40,186 - Overcast - 79 F

livebaseballscorecards.com

AB	38
R	3
H	10
RBI	2
BB	2
SO	4
LOB	23

BOTTOM

Batter	1	2	3	4	5	6	7	8	9	AB	R	H	RBI	BB	SO	LOB
2 Denard Span, L (1, 8) OBP: 0.336, SLG: 0.352	C SI 86 B CH 82 L SI 90 F CH 85 B SI 91 B CH 83 F SI 90 X SI 90 3-2 1 S 1B		F SI 90 B SL 83 C SL 86 B SL 84 B SL 87 F SL 86 X SI 91 3-2 ② F7		B SI 91 X SI 90 1-0 ③ F8		L SI 94 D SL 81 X SI 92 1-1 ① SH1-4 1-2			3	0	1	0	0	0	1
1 Orlando Hudson, S (1, 4) OBP: 0.358, SLG: 0.402	S SI 89 B SI 90 B SI 91 F SL 86 T SL 87 2-2 ① K 1-2		C CH 83 X CH 83 0-1 1B			C SL 82 C SI 89 B SL 88 S SI 90 1-3 ① K	F CH 82 F FF 93 S SL 81 0-3 ② K			4	0	1	0	0	3	3
7 Joe Mauer, L (1, 2) OBP: 0.404, SLG: 0.480	C SI 89 B CH 82 X SI 91 1-1 ② P6		C SI 90 F SI 90 B SL 88 X SL 87 1-2 ③ G4-3			X SI 88 0-0 16 F8 5 1B 2B	B SI 93 C SL 82 F SI 94 B FF 94 H CH 85 3-2 5 BB 16 HBP 21 1B HBP			3	2	1	0	0	0	2
16 Jason Kubel, L (1, 9) OBP: 0.337, SLG: 0.441 44 Randy Flores, L (8, 1) 28 Jesse Crain, R (8, 1) 55 Matt Capps, R (9, 1)	C SL 87 F SL 88 B SL 84 X SI 93 1-2 ③ G2-3			B SL 87 B SL 82 X SI 87 2-0 ① G4-3		B SL 85 F SL 86 B CH 84 B SL 87 F SI 90 F SL 87 X SL 87 3-2 ② F8 2-3	D SL 83 H SI 94 2-0 5 BB 21 1B 1-2 2-3 HBP			3 0 0 0	0 0 0 0	0 0 0 0	0 0 0 0	0 0 0 0	0 0 0 0	2 0 0 0
5 Michael Cuddyer, R (1, 3) OBP: 0.341, SLG: 0.427		B SI 88 C SI 89 X SI 89 1-1 ① F9		X SI 89 0-0 ② P4		B SL 86 S SL 87 B SL 88 X SI 92 2-1 21 1B 22 2B 3-H 1B	B SL 85 D SL 86 B FF 94 B FF 94 4-0 21 1B 1-2 2-3 3-H BB			3	1	1	2	1	0	0
21 Delmon Young, R (1, 10) OBP: 0.337, SLG: 0.495 (8, 7)		B SL 84 F SL 86 X SL 87 1-1 ② G3		C SI 89 F SL 88 X SL 86 0-2 ③ G1-3		F SL 87 X SL 86 0-1 22 2B 1-2 1B	B FF 95 C FF 95 X SL 86 1-1 ③ 1-2 2-H 3-H 1B			4	0	2	1	0	0	0
22 Danny Valencia, R (1, 5) OBP: 0.373, SLG: 0.446		C SI 88 B SL 86 S SL 85 F SL 88 B SI 90 X SL 88 2-2 2B	X SL 85 0-0 18 FC1-6 1B	C SI 93 X SL 88 0-1 1-3 2-H 2B		F FF 95 X SL 86 0-1 ① G6-3			4	0	3	1	0	0	0
18 Jason Repko, R (1, 7) OBP: 0.292, SLG: 0.407 (8, 9)		D SL 86 B SI 92 B SI 92 C SI 91 F SI 92 X SI 93 3-2 ③ F8	C SL 84 X SL 85 0-1 ① FC1-6 1-2f	B SI 93 B SI 94 S SL 86 X SL 87 2-1 ③ F8		B SL 86 B FF 95 X FF 95 2-0 12 CS 1B				4	0	1	0	0	0	4
27 J.J. Hardy, R (1, 6) OBP: 0.308, SLG: 0.385 12 Alexi Casilla, S (7, PR) OBP: 0.343, SLG: 0.413 (8, 6)			C SI 88 X SL 84 0-1 ① G4-3	C SI 89 B SL 85 X SL 86 1-1 ② F9		C CH 85 B CH 84 B FF 94 B FF 93 F FF 94 B FF 94 4-2 16 HBP 2 SH1-4 5 BB BB	P PO 90 C FF 94 B FF 95 B FF 95 X FF 95 3-1 ② ③ G3-1 1-2			2 1	0 1	0 1	0 0	1 0	0 0	1 1
Inning Stats	R: 0 E: 0 K: 1 S: 13 H: 1 LOB: 1 BB: 0 P: 20	R: 0 E: 0 K: 0 S: 11 H: 1 LOB: 1 BB: 0 P: 18	R: 0 E: 0 K: 0 S: 11 H: 1 LOB: 1 BB: 0 P: 15	R: 0 E: 0 K: 0 S: 5 H: 0 LOB: 0 BB: 0 P: 7	R: 0 E: 0 K: 0 S: 6 H: 1 LOB: 1 BB: 0 P: 8	R: 2 E: 0 K: 1 S: 16 H: 4 LOB: 2 BB: 0 P: 24	R: 2 E: 0 K: 1 S: 11 H: 1 LOB: 2 BB: 2 P: 26	R: 0 E: 0 K: 0 S: 6 H: 1 LOB: 0 BB: 0 P: 10		1B: 7 2B: 3 3B: 0 HR: 0 SF: 0 SAC: 1 DP: 0 HBP: 2	WP: 0 PB: 0 SB: 1 CS: 1 PA: 36					

PITCHER		IP	WLS	BF	H	R	ER	SO	BB	IBB	HBP	BLK	WP	HR	S	P	ERA	WHIP
58 Armando Galarraga, R ERA: 3.98	(1, 1)	6.0		26	8	2	2	2	0	0	0	0	0	0	62	92	3.00	1.333
40 Phil Coke, L ERA: 2.8	(7, 1)	0.2	L	5	0	2	2	1	1	0	2	0	0	0	9	19	27.00	1.500
45 Ryan Perry, R ERA: 4.24	(7, 1)	1.1	B	5	2	0	0	0	1	0	0	0	0	0	8	17	0.00	2.250

PITCHER	IP	WLS	BF	H	R	ER	SO	BB	IBB	HBP	BLK	WP	HR	S	P	ERA	WHIP

Detroit Tigers @ Minnesota Twins

Target Field, Minneapolis, MN

Wed Sep 01 2010, 7:12 PM - 10:01 PM CDT

Att. 39,438 - Clear - 74 F

livebaseballscorecards.com

TOP

Batter	1	2	3	4	5	6	7	8	9	10	AB	R	H	RBI	BB	SO	LOB
14 Austin Jackson, R (1, 8) OBP: 0.355, SLG: 0.406	F8		K		2B			24 BB 27 1B 1B	CS 1-2	F8	5	1	2	0	0	1	2
28 Will Rhymes, L (1, 4) OBP: 0.345, SLG: 0.400	57 F7-3 1B		G6-3		G3			B3		G6-3	5	0	1	0	0	0	4
57 Casper Wells, R (1, 7) OBP: 0.433, SLG: 0.556 18 Johnny Damon, L (8, PH) OBP: 0.355, SLG: 0.397 25 Ryan Raburn, R (8, PH) OBP: 0.312, SLG: 0.434 (8, 7)	F7-3 1-1			27 1B 1B		G6-3		K		F7	3 0 2	0 0 0	1 0 0	0 0 0	0 0 0	0 0 1	1 0 1
24 Miguel Cabrera, R (1, 3) OBP: 0.433, SLG: 0.638		K	F8			G4-3		27 1B 1-2 BB			3	0	0	0	1	1	1
27 Jhonny Peralta, R (1, 10) OBP: 0.317, SLG: 0.408		K	39 FC6-4 1-2 1B			K		1-2 2-H 1B			4	0	2	1	0	2	0
15 Brandon Inge, R (1, 5) OBP: 0.327, SLG: 0.404		F7	K				K	G6-3			4	0	0	0	0	2	4
39 Ramon Santiago, S (1, 6) OBP: 0.350, SLG: 0.331			12 SH5-4 26 1B HBP	FC6-4 1-2f			G5-3		14 CS BB		2	0	0	0	1	0	2
26 Brennan Boesch, L (1, 9) OBP: 0.333, SLG: 0.452			12 SH5-4 1-2 1B		12 L6-3 BB		HBP		K		2	0	1	0	1	1	1
12 Gerald Laird, R (1, 2) OBP: 0.260, SLG: 0.284 13 Alex Avila, L (9, PH) OBP: 0.315, SLG: 0.321 (9, 2)			SH5-4 1-2 2-3		L6-3 1-1		K		K		2 1	0 0	0 0	0 0	0 0	1 1	2 1

Inning Stats	1	2	3	4	5	6	7	8	9	10
	R: 0 E: 0 K: 0 S: 8 H: 1 LOB: 0 BB: 0 P: 12	R: 0 E: 0 K: 2 S: 9 H: 0 LOB: 0 BB: 0 P: 13	R: 0 E: 0 K: 1 S: 9 H: 1 LOB: 2 BB: 0 P: 16	R: 0 E: 0 K: 1 S: 12 H: 2 LOB: 2 BB: 0 P: 20	R: 0 E: 0 K: 0 S: 8 H: 1 LOB: 1 BB: 1 P: 16	R: 0 E: 0 K: 1 S: 7 H: 0 LOB: 0 BB: 0 P: 10	R: 0 E: 0 K: 2 S: 9 H: 0 LOB: 1 BB: 0 P: 17	R: 1 E: 0 K: 1 S: 17 H: 2 LOB: 2 BB: 1 P: 26	R: 0 E: 0 K: 2 S: 7 H: 0 LOB: 0 BB: 1 P: 15	R: 0 E: 0 K: 0 S: 4 H: 0 LOB: 0 BB: 0 P: 4

1B: 6 2B: 3 3B: 0 HR: 0 | SF: 0 SAC: 1 DP: 2 HBP: 2 | WP: 0 PB: 0 SB: 0 CS: 1 | PA: 40

PITCHER		IP	WLS	BF	H	R	ER	SO	BB	IBB	HBP	BLK	WP	HR	S	P	ERA	WHIP
47 Francisco Liriano, L ERA: 3.27	(1, 1)	7.0		27	5	0	0	7	1	0	2	0	0	0	62	104	0.00	0.857
28 Jesse Crain, R ERA: 2.7	(8, 1)	0.1	H	2	1	1	1	0	0	0	0	0	0	0	7	9	27.00	3.000
44 Randy Flores, L ERA: 2.86	(8, 1)	0.1	H	1	0	0	0	1	0	0	0	0	0	0	3	4	0.00	0.000
54 Matt Guerrier, R ERA: 3.47	(8, 1)	0.1	B	3	1	0	0	0	1	0	0	0	0	0	7	13	0.00	6.000
55 Matt Capps, R ERA: 2.51	(9, 1)	1.0		3	0	0	0	2	1	0	0	0	0	0	7	15	0.00	1.000

PITCHER		IP	WLS	BF	H	R	ER	SO	BB	IBB	HBP	BLK	WP	HR	S	P	ERA	WHIP
60 Jon Rauch, R ERA: 3.33	(10, 1)	1.0	W	3	0	0	0	0	0	0	0	0	0	0	4	4	0.00	0.000

BOTTOM

Batter	1	2	3	4	5	6	7	8	9	10	AB	R	H	RBI	BB	SO	LOB
2 Denard Span, L (1, 8) OBP: 0.336, SLG: 0.350	G4-3		K			12 G6-3 BB			C CH 81 B CH 85 X FF 94 G4-3		3	0	0	0	1	1	1
12 Alexi Casilla, S (1, 4) OBP: 0.336, SLG: 0.403 25 Jim Thome, L (9, PH) OBP: 0.393, SLG: 0.587 20 Matt Tolbert, S (9, PR) OBP: 0.286, SLG: 0.340 (10, 4)	K			G4-1		G6-3 1-2f			C FF 97 B FF 98 X CH 86 1-1 1B		3 1 0	0 0 0	0 1 0	0 0 0	0 0 0	1 0 0	1 0 0
7 Joe Mauer, L (1, 2) OBP: 0.403, SLG: 0.477	L6			F7			G6-4-3 1B		T FF 96 F FF 97 X FF 97 0-2 F7		4	0	1	0	0	0	1
5 Michael Cuddyer, R (1, 3) OBP: 0.340, SLG: 0.425	G4-3			P5			K			S SL 86 B FF 96 X SL 86 1-1 21 S 22 1B 1B	4	1	1	0	0	1	1
21 Delmon Young, R (1, 7) OBP: 0.336, SLG: 0.495	K				22 1B 26 SF8-6-3 2B		G6-4-3 1-2f			D FF 96 B FF 94 B FF 95 C FF 95 S FF 95 F SL 85 F FF 95 1 SAFE S FF 95 3-3 K 1-2	4	1	1	0	0	2	2
22 Danny Valencia, R (1, 5) OBP: 0.375, SLG: 0.447	K				X SL 84 0-0 26 SF8-6-3 2-3 1B			X FF 90 0-0 P4		B FF 96 C FF 96 C FF 97 B FF 97 D SL 88 X FF 95 3-2 2-H 1B	4	0	2	1	0	1	0
26 Jose Morales, S (1, 10)		K			F FF 93 B CH 83 X CH 84 1-1 SF8-6-3 1-1 3-H			B FF 90 C CH 81 F SL 85 F FF 93 F FF 93 F CH 84 B CH 84 F CH 85 C FF 95 2-3 K		2	0	0	1	0	2	0
18 Jason Repko, R (1, 9) OBP: 0.283, SLG: 0.393		K			B FF 93 B FF 94 X FF 94 2-0 L7			C SL 84 S SL 84 S FF 96 0-3 K			3	0	0	0	0	2	0
27 J.J. Hardy, R (1, 6) OBP: 0.305, SLG: 0.381			C FF 93 F FF 95 B FF 96 B CH 85 B CH 84 X FF 94 3-2 E9			C FF 90 X SL 83 0-1 G1-3			B FF 90 C FF 92 S SL 85 X SL 85 1-2 G6-3		3	0	0	0	0	0	0

Inning Stats	1	2	3	4	5	6	7	8	9	10
	R: 0 E: 0 K: 1 S: 6 H: 0 LOB: 0 BB: 0 P: 7	R: 0 E: 0 K: 2 S: 10 H: 0 LOB: 0 BB: 0 P: 12	R: 0 E: 1 K: 3 S: 12 H: 0 LOB: 1 BB: 0 P: 19	R: 0 E: 0 K: 0 S: 8 H: 0 LOB: 0 BB: 0 P: 11	R: 1 E: 0 K: 0 S: 6 H: 2 LOB: 0 BB: 0 P: 9	R: 0 E: 0 K: 0 S: 8 H: 0 LOB: 0 BB: 1 P: 14	R: 0 E: 0 K: 1 S: 5 H: 1 LOB: 0 BB: 0 P: 8	R: 0 E: 0 K: 2 S: 11 H: 0 LOB: 0 BB: 0 P: 13	R: 0 E: 0 K: 0 S: 10 H: 1 LOB: 1 BB: 0 P: 13	R: 1 E: 0 K: 1 S: 10 H: 2 LOB: 1 BB: 0 P: 17

1B: 5 2B: 2 3B: 0 HR: 0 | SF: 1 SAC: 0 DP: 3 HBP: 0 | WP: 0 PB: 0 SB: 1 CS: 0 | PA: 33

PITCHER		IP	WLS	BF	H	R	ER	SO	BB	IBB	HBP	BLK	WP	HR	S	P	ERA	WHIP
37 Max Scherzer, R ERA: 3.45	(1, 1)	9.0		30	4	1	1	9	1	0	0	0	0	0	76	106	1.00	0.556
45 Ryan Perry, R ERA: 4.4	(10, 1)	0.1	L	3	2	1	1	1	0	0	0	0	0	0	10	17	27.00	6.000

AB	33
R	1
H	7
RBI	1
BB	3
SO	10
LOB	19

AB	31
R	2
H	6
RBI	2
BB	1
SO	10
LOB	6

Detroit Tigers @ Minnesota Twins

Target Field, Minneapolis, MN

Thu Sep 02 2010, 7:11 PM - 11:57 PM CDT

Att. 39,551 - Partly Cloudy - 70 F

livebaseballscorecards.com

TOP

Batter	1	2	3	4	5	6	7	8	9	10	11	12	13	AB	R	H	RBI	BB	SO	LOB
14 Austin Jackson, R (1, 8) OBP: 0.359, SLG: 0.411	1-2 18 BB 28 BB 26 FC4-6 1B	0-1 3B			1-0 18 F8 28 1B 24 G6-3 1B		4-2 18 G3-1 28 E BB	1-1 E6 28 1B 1-3		0-3 K ①	4-0 28 FC6-4 IBB		1-3 K ③	6	3	3	0	2	2	1
28 Will Rhymes, L (1, 4) OBP: 0.350, SLG: 0.396	4-0 26 FC4-6 18 BB 1-2 BB	2-2 L7 ③			1-0 24 G6-3 1B		2-2 FC6 18 G3-1 1-2	2-1 2-H 3-H 1B		2-2 L4 ②	1-1 FC6-4 1-2f ③			6	0	2	2	1	0	5
18 Johnny Damon, L (1, 10) OBP: 0.354, SLG: 0.394	4-2 26 FC4-6 1-2 2-3 BB		3-2 F7 ①		2-2 F8 ① 2-3		1-2 G3-1 ② 1-2 2-3	0-0 G4-3 ③		1-1 57 S 1B		1-1 G4-3 ①		6	0	1	0	1	0	5
24 Miguel Cabrera, R (1, 3) OBP: 0.431, SLG: 0.634	0-3 K ①		1-3 K ②		0-0 G6-3 ② 1-2 3-H		0-1 F7 ③		1-1 HR	3-3 K ③ 1-2		1-1 G3 ②		3	0	0	1	0	2	4
57 Casper Wells, R (6, 7) (8, 9) OBP: 0.412, SLG: 0.613														4	1	1	1	0	1	3
26 Brennan Boesch, L (1, 9) OBP: 0.330, SLG: 0.449	X SL 81 0-0 FC4-6 ② 1-2f 2-3 3-H		C FF 92 B FF 91 S SI 90 B CH 84 X CH 83 2-2 G3 ③		X SI 89 0-0 L8 ③			S SI 87 F SI 88 F FF 85 F SL 82 X CU 70 1-2 G6-3 ① B CU 76 X FF 88 1-0 HR	C SL 85 B FF 96 X SL 86 1-1 HR	0-3 K ①	B SI 89 X SI 89 1-0 27 1B 25 1B 2B	B SL 78 F CH 80 F SI 91 B SL 80 X SI 91 2-2 27 FC6-4 1B		3	0	0	1	0	0	3
15 Brandon Inge, R (8, PH) (8, 5) OBP: 0.328, SLG: 0.407														4	1	2	0	0	1	0
27 Jhonny Peralta, R (1, 5) (8, 3) OBP: 0.318, SLG: 0.414	D SI 91 C SL 80 F SI 90 B SI 92 F SI 91 S SI 92 2-3 K ③	B CU 78 C CU 80 C CH 84 B FF 92 S SI 87 2-3 K ①		S SI 88 F SI 88 F FF 88 B FF 89 B CU 83 F CU 79 B SI 89 X SI 88 3-2 G5-3 ①				C FF 96 F FF 96 B SL 85 B FF 96 F SL 84 F FF 95 B CU 75 D SL 85 4-2 13 FC4-6 25 1B BB		C SI 90 B CH 83 F CH 83 F SI 91 X SI 91 1-2 12 SH5-4 25 1B 2-3 1B	B SL 79 F SI 88 B FF 92 F SI 90 X SI 92 2-2 FC6-4 1-2f ③		6	1	2	1	1	2	3
32 Don Kelly, L (1, 7) (6, 3) OBP: 0.269, SLG: 0.343		B CH 85 X SI 87 1-0 HR		B SI 90 B CU 81 B SI 89 C FF 90 X SI 90 3-1 F8 ②		F CH 82 F FF 91 B CH 83 X CU 81 1-2 F8 ②		B CU 77 B FF 91 X FF 91 2-0 HR		X SI 91 0-0 12 SH5-4 1-2 3-H 1B		F SI 92 F CU 81 F FC 90 S SI 94 0-3 K ①	3	1	1	1	0	0	0
25 Ryan Raburn, R (8, PH) (8, 7) OBP: 0.318, SLG: 0.450														4	1	3	2	0	1	0
13 Alex Avila, L (1, 2) OBP: 0.317, SLG: 0.328	C CH 81 F SL 79 C SL 81 0-3 K ①		C CH 82 C CU 80 X CU 82 0-2 39 1B 2B			F SI 90 B FF 90 B CH 83 F CH 82 F FF 90 B FF 91 S SI 89 3-3 K ③		X FF 89 0-0 14 E 28 1B 1B	X SL 83 0-0 FC4-6 ② 1-2f 2-3	X SI 90 0-0 SH5-4 ① 1-2 2-3		F SI 94 B SI 94 X SI 94 1-1 HR	5	1	2	0	0	2	2
12 Gerald Laird, R (11, PH) (11, 2) OBP: 0.263, SLG: 0.299														1	1	1	1	0	0	0
39 Ramon Santiago, S (1, 6) OBP: 0.346, SLG: 0.326	B SL 79 B SI 89 F SI 90 S SI 91 X SL 81 2-2 F9 ②		C SI 88 B FF 90 X SI 88 1-1 2-H 1B ③				B FF 90 C FC 90 F FF 89 X FF 90 1-2 F8 ①	F FF 88 B SI 89 C FC 86 F FF 90 F FF 89 S FC 86 1-3 K ②	C FF 96 D SL 85 F SL 95 C SL 83 1-3 K ③	X SI 90 0-0 G3 ②		B SI 93 F FC 90 B CU 80 S SI 93 F SI 94 F SI 94 B CH 83 X SI 93 3-2 F7 ②	7	0	1	0	0	2	5
Inning Stats	R: 1 E: 0 K: 2 S: 16 H: 1 LOB: 2 BB: 2 P: 26	R: 1 E: 0 K: 1 S: 15 H: 2 LOB: 1 BB: 0 P: 20	R: 0 E: 0 K: 1 S: 9 H: 0 LOB: 0 BB: 0 P: 15	R: 0 E: 0 K: 1 S: 10 H: 2 LOB: 2 BB: 0 P: 16	R: 1 E: 0 K: 0 S: 11 H: 2 LOB: 1 BB: 0 P: 15	R: 0 E: 0 K: 1 S: 12 H: 0 LOB: 0 BB: 0 P: 19	R: 0 E: 1 K: 0 S: 13 H: 0 LOB: 2 BB: 1 P: 21	R: 4 E: 1 K: 1 S: 17 H: 4 LOB: 1 BB: 0 P: 25	R: 1 E: 0 K: 2 S: 15 H: 2 LOB: 2 BB: 1 P: 21	R: 0 E: 0 K: 2 S: 13 H: 1 LOB: 1 BB: 0 P: 19	R: 1 E: 0 K: 0 S: 10 H: 3 LOB: 3 BB: 1 P: 17	R: 0 E: 0 K: 0 S: 10 H: 1 LOB: 1 BB: 0 P: 16	R: 1 E: 0 K: 2 S: 14 H: 1 LOB: 0 BB: 0 P: 19	1B: 11 2B: 2 3B: 1 HR: 5 SF: 0 SAC: 1 DP: 0 HBP: 0						

PITCHER		IP	WLS	BF	H	R	ER	SO	BB	IBB	HBP	BLK	WP	HR	S	P	ERA	WHIP
30 Scott Baker, R (1, 1) ERA: 4.6		2.0		11	3	2	2	3	2	0	0	0	0	1	31	46	9.00	2.500
49 Jeff Manship, R (3, 1) ERA: 2.38		4.0		15	4	1	1	3	0	0	0	0	0	0	42	65	2.25	1.000
60 Jon Rauch, R (7, 1) ERA: 3.26		1.0	H	5	0	0	0	0	1	0	0	0	0	0	13	21	0.00	1.000
44 Randy Flores, L (8, 1) ERA: 3.14		0.1		2	1	1	1	0	0	0	0	0	0	1	5	7	27.00	3.000
54 Matt Guerrier, R (8, 1) ERA: 3.58		0.2	B	6	3	3	1	1	0	0	0	0	0	1	12	18	13.50	4.500

PITCHER		IP	WLS	BF	H	R	ER	SO	BB	IBB	HBP	BLK	WP	HR	S	P	ERA	WHIP
28 Jesse Crain, R (9, 1) ERA: 2.76		2.0	B	10	3	1	1	4	1	0	1	0	0	0	28	40	4.50	2.000
52 Brian Duensing, L (11, 1) ERA: 2.09		2.0		11	4	1	1	0	0	0	1	0	0	0	20	33	4.50	2.000
53 Nick Blackburn, R (13, 1) ERA: 6.04		1.0	L	4	1	1	1	2	0	0	0	0	0	1	14	19	9.00	1.000

AB	58
R	10
H	19
RBI	10
BB	5
SO	13
LOB	31

WP: 0 PB: 0 SB: 1 CS: 0 PA: 64

BOTTOM

Batter	1	2	3	4	5	6	7	8	9	10	11	12	13	AB	R	H	RBI	BB	SO	LOB
2 Denard Span, L (1, 8) OBP: 0.333, SLG: 0.346	C FF 94 B CH 84 X FF 95 1-1 P6 ①	X FF 97 0-0 G4-3 ③		S CH 87 F CH 87 B SL 88 X CH 88 1-2 L7 ③		B FF 91 X FF 93 1-0 G3-4-1 ①		B SI 92 X SL 79 1-0 G3 ② 2-3			B FS 87 B FF 94 B FF 93 B FF 95 4-0 5 E 12 1B 21 FC4 BB	D FS 86 X SI 95 1-0 G3 ③		6	1	0	0	1	0	5
12 Alexi Casilla, S (1, 4) (11, 6) OBP: 0.333, SLG: 0.397	C FF 94 B FF 95 C CH 86 F SL 88 X CH 86 1-2 G3 ②		C FF 91 B CU 75 B FF 93 C FF 94 C FF 94 3-3 K ①		B FF 92 B FF 92 C FF 92 L FF 92 F FF 95 B FF 96 X FF 93 3-2 G4-3 ①	C CH 83 X CH 84 0-1 F9 ②		B SI 92 B SI 92 X SI 92 2-0 3-H 1B			B FF 94 X FF 95 1-0 21 FC4 5 E 1-2 1B		L FS 86 F FS 88 C FS 87 0-3 K ①	7	0	2	1	0	2	0
7 Joe Mauer, L (1, 2) OBP: 0.402, SLG: 0.473	B FF 94 X FF 95 1-0 G3-1 ③		B CH 85 B FF 96 B CH 85 C FF 94 B FF 95 4-1 21 FC6-4 BB		S CH 84 B CH 85 B CU 76 X FF 95 2-1 21 FC1 21 E 5 1B 1B	C FF 91 C CU 76 B SL 88 B CH 82 T CH 84 2-2 K ③		1 SAFE C SI 92 B SL 79 D SL 80 X SI 93 2-1 G3 ③			C FS 87 C FF 94 S FF 96 0-3 K ①		C FS 86 B FS 87 X FF 94 1-1 G3-1 ②	6	1	1	0	1	2	3
5 Michael Cuddyer, R (1, 3) OBP: 0.341, SLG: 0.425		B FF 94 C SL 86 X SL 87 1-1 22 1B 21 1B 26 1B 1B	1 SAFE B FF 96 X FF 93 1-0 F8 ②		B SL 86 X FF 94 1-0 21 E 22 SF9 1-2 1B		F CU 76 C CU 83 B FF 88 F SL 84 X FF 88 1-2 21 F8 22 1B 1B		X FF 89 0-0 G5-3 ①		F FS 87 B FS 86 X FS 86 1-1 FC5 21 FC4 1-2 2-3		C FF 93 X FF 94 0-1 L4 ③	7	3	3	0	0	0	3
21 Delmon Young, R (1, 7) OBP: 0.334, SLG: 0.490	X FF 94 0-0 22 1B 26 1B 1-2 1B	X FF 97 0-0 FC6-4 ③ 1-2f			B FF 95 X SL 87 1-0 FC1 26 1B 18 1B 1-3 2-H		X CU 82 0-0 F8 ① 1-2		B FF 90 B FF 90 X FF 90 2-0 G6-3 ②		X FF 94 0-0 FC4 ② 1-2f 2-3 3-H			6	2	1	1	0	0	5
22 Danny Valencia, R (1, 5) OBP: 0.378, SLG: 0.451	B CU 78 B CU 79 F FF 97 X FF 96 2-1 27 FC3-6 26 1B 1-2 2-3 1B			C FF 94 C CU 77 X FF 94 0-2 27 WP 26 1B 27 SF8 1B	S SL 90 B SL 88 B CU 80 X FF 96 2-1 SF9 ② 3-H		B FF 90 C FC 90 F FF 89 X FF 90 1-2 F8 ①		B FF 90 C FF 90 B FF 89 X FF 92 2-1 F9 ③		C FF 95 B FS 86 X FF 96 1-1 G4-3 ③			5	1	3	2	0	0	2
26 Jose Morales, S (1, 10) OBP: 0.286, SLG: 0.250	C FF 97 C CU 80 F FF 97 X CU 82 0-2 27 FC3-6 1-2 2-H 3-H 1B			C CH 84 1 SAFE 1 SAFE B CH 84 X FF 95 1-1 27 SF8 27 WP 1-2 1B	1 SAFE B FF 94 B CH 84 1 SAFE B CH 84 X FF 94 F FF 92 3-1 18 1B 1-2 1B		T FF 89 F FF 89 B FF 88 F CU 75 F FF 88 F CH 81 X FF 88 1-2 G3-6-1 ② ③ 1-2f			C FF 88 S FF 91 S FF 89 0-3 K ①		C FS 86 C FS 86 S FS 86 0-3 K ①	6	0	3	2	0	2	1
18 Jason Repko, R (1, 9) OBP: 0.286, SLG: 0.382	C FF 96 B FF 95 L SL 87 C CU 81 1-3 K ①			L SL 86 L SL 87 S SL 89 0-3 K ①	B CU 80 S FF 95 X SL 87 1-1 1-3 2-H 1B			B SL 77 B CH 89 B CH 88 B CH 89 4-0 2 PB 27 SH1-3 12 1B BB		C SL 80 C SL 79 B SL 82 F SL 81 F SL 83 S FF 89 1-3 K ②		C FS 87 B FS 87 F FS 86 F FS 88 C FF 94 1-3 K ②	5	1	1	1	1	4	4
27 J.J. Hardy, R (1, 6) OBP: 0.302, SLG: 0.378	B FF 96 C CU 78 D CU 81 C FF 97 F CH 86 X SL 88 2-2 FC3-6 ② 1-2f 2-3			C FF 96 B CU 80 B FF 96 X CU 79 2-1 SF8 ② 1-3 2-H	B FF 96 B SL 88 X SL 88 2-0 P6 ③			X FF 90 0-0 SH1-3 ① 1-2		S SL 83 B CH 84 S SL 83 S CU 77 1-3 K ③		C FF 94 C FS 87 C FS 86 X FS 87 1-2 1B	2	0	0	1	0	0	4
25 Jim Thome, L (10, PH) OBP: 0.391, SLG: 0.584														1	0	0	0	0	1	0
20 Matt Tolbert, S (11, 4) OBP: 0.298, SLG: 0.353														1	0	1	0	0	0	0
Inning Stats	R: 0 E: 0 K: 0 S: 7 H: 0 LOB: 0 BB: 0 P: 10	R: 2 E: 0 K: 1 S: 17 H: 4 LOB: 2 BB: 0 P: 23	R: 0 E: 0 K: 1 S: 6 H: 0 LOB: 1 BB: 1 P: 14	R: 1 E: 0 K: 1 S: 13 H: 2 LOB: 1 BB: 0 P: 17	R: 3 E: 1 K: 0 S: 15 H: 4 LOB: 2 BB: 0 P: 30	R: 0 E: 0 K: 1 S: 7 H: 0 LOB: 0 BB: 0 P: 10	R: 1 E: 0 K: 0 S: 13 H: 2 LOB: 0 BB: 0 P: 17	R: 1 E: 0 K: 0 S: 5 H: 1 LOB: 1 BB: 1 P: 14	R: 0 E: 0 K: 0 S: 4 H: 0 LOB: 0 BB: 0 P: 8	R: 0 E: 0 K: 3 S: 11 H: 0 LOB: 0 BB: 0 P: 13	R: 1 E: 1 K: 1 S: 9 H: 1 LOB: 2 BB: 1 P: 16	R: 0 E: 0 K: 2 S: 11 H: 1 LOB: 1 BB: 0 P: 14	R: 0 E: 0 K: 1 S: 7 H: 0 LOB: 0 BB: 0 P: 8	1B: 15 2B: 0 3B: 0 HR: 0 SF: 2 SAC: 1 DP: 1 HBP: 0						

PITCHER		IP	WLS	BF	H	R	ER	SO	BB	IBB	HBP	BLK	WP	HR	S	P	ERA	WHIP
35 Justin Verlander, R (1, 1) ERA: 3.61		6.0		30	10	6	3	4	1	0	0	0	1	0	65	104	4.50	1.833
49 Eddie Bonine, R (7, 1) ERA: 3.94		1.0		4	2	1	1	0	0	0	0	0	0	0	13	17	9.00	2.000
43 Alfredo Figaro, R (8, 1) ERA: 8.1		0.1		2	0	1	1	0	1	0	0	0	0	0	1	5	27.00	3.000
40 Phil Coke, L (8, 1) ERA: 2.77		0.2		3	1	0	0	0	0	0	0	0	0	0	4	9	0.00	1.500
38 Robbie Weinhardt, R (9, 1) ERA: 8.38		1.2		5	0	0	0	2	0	0	0	0	0	0	12	17	0.00	0.000

PITCHER		IP	WLS	BF	H	R	ER	SO	BB	IBB	HBP	BLK	WP	HR	S	P	ERA	WHIP
36 Brad Thomas, L (10, 1) ERA: 4.26		0.1		1	0	0	0	1	0	0	0	0	0	0	3	4	0.00	0.000
46 Jose Valverde, R (11, 1) ERA: 3.1		3.0	W	13	2	1	0	4	1	0	0	0	0	0	27	38	0.00	1.000

AB	52
R	9
H	15
RBI	8
BB	3
SO	11
LOB	27

WP: 1 PB: 1 SB: 0 CS: 0 PA: 58

TOP

Batter	1	2	3	4	5	6	7	8	9	10	11	AB	R	H	RBI	BB	SO	LOB
28 Will Rhymes, L (1, 4) OBP: 0.350, SLG: 0.405	G1-3			F8		L1	18 WP BB		P6		25 1B 1-H 2-H 3B	5	1	1	2	1	0	0
18 Johnny Damon, L (1, 10) OBP: 0.353, SLG: 0.390	K			25 G4-6-3 BB		G4-3	K 1-2 2-3 3-H		G4-3		25 1B 14 SH1-3 IBB	4	1	0	0	2	2	2
25 Ryan Raburn, R (1, 7) OBP: 0.325, SLG: 0.462	G6-3			G4-6-3 1-2f			32 1B 26 1B 15 1B BB	HR		14 SH1-3 BB	14 SH1-3 1-3 3-H 1B	4	2	2	2	2	0	1
26 Brennan Boesch, L (1, 9) OBP: 0.330, SLG: 0.447 14 Austin Jackson, R (8, 8) OBP: 0.359, SLG: 0.411		P5			P6		32 1B 15 1B 1-2 1B	K		SH1-3 1-2	SH1-3 1-2 3-H	4	1	1	0	0	1	0
												0	0	0	1	0	0	0
27 Jhonny Peralta, R (1, 6) OBP: 0.316, SLG: 0.410		G5-3			32 1B 1B		L5	G1-3		K	F7	6	0	1	0	0	1	4
32 Don Kelly, L (1, 3) OBP: 0.277, SLG: 0.350		G3-1			1B		15 1B 13 1B 1-2 2-3 1B	15 1B 1B		G6-3		5	1	3	0	0	0	1
15 Brandon Inge, R (1, 5) OBP: 0.329, SLG: 0.407			F9		F9		57 1B 13 1B 1-2 2-H 3-H 1B	13 FC4-6 1-2 1B			G6-3	5	0	2	2	0	0	2
13 Alex Avila, L (1, 2) OBP: 0.318, SLG: 0.329		K			F7		57 1B 18 WP 1-2 2-H 1B	FC4-6 1-2f			28 3B 57 E 1B	5	2	2	1	0	1	4
57 Casper Wells, R (1, 8) OBP: 0.385, SLG: 0.556 (8, 9)		K				G5-3	18 WP 28 BB 1-3 2-H 1B		G6-3		E5 28 3B 1-2	5	1	1	0	0	1	1
Inning Stats	R: 0 E: 0 K: 1 S: 17 H: 0 LOB: 0 BB: 0 P: 25	R: 0 E: 0 K: 0 S: 8 H: 0 LOB: 0 BB: 0 P: 12	R: 0 E: 0 K: 2 S: 8 H: 0 LOB: 0 BB: 0 P: 12	R: 0 E: 0 K: 0 S: 7 H: 0 LOB: 0 BB: 1 P: 12	R: 0 E: 0 K: 0 S: 10 H: 2 LOB: 2 BB: 0 P: 17	R: 0 E: 0 K: 0 S: 5 H: 0 LOB: 0 BB: 0 P: 5	R: 4 E: 0 K: 1 S: 21 H: 5 LOB: 2 BB: 2 P: 38	R: 1 E: 0 K: 1 S: 13 H: 3 LOB: 2 BB: 0 P: 21	R: 0 E: 0 K: 0 S: 14 H: 0 LOB: 0 BB: 0 P: 20	R: 0 E: 0 K: 1 S: 6 H: 0 LOB: 1 BB: 1 P: 11	R: 4 E: 1 K: 0 S: 15 H: 3 LOB: 1 BB: 1 P: 28	1B: 11 2B: 0 3B: 1 HR: 1 SF: 0 SAC: 2 DP: 1 HBP: 0						

PITCHER		IP	WLS	BF	H	R	ER	SO	BB	IBB	HBP	BLK	WP	HR	S	P	ERA	WHIP
23 Zack Greinke, R ERA: 3.87	(1, 1)	6.1		26	6	4	4	3	2	0	0	0	0	0	68	105	5.68	1.263
51 Robinson Tejeda, R ERA: 3.24	(7, 1)	0.2	B	3	1	0	0	1	1	0	0	0	1	0	8	16	0.00	3.000
38 Blake Wood, R ERA: 5.23	(8, 1)	1.0		6	3	1	1	1	0	0	0	0	0	1	13	21	9.00	3.000
48 Joakim Soria, R ERA: 1.74	(9, 1)	1.0		3	0	0	0	0	0	0	0	0	0	0	14	20	0.00	0.000
55 Gil Meche, R ERA: 6.39	(10, 1)	1.0		4	0	0	0	1	1	0	0	0	0	0	6	11	0.00	1.000

PITCHER		IP	WLS	BF	H	R	ER	SO	BB	IBB	HBP	BLK	WP	HR	S	P	ERA	WHIP
57 Jesse Chavez, R ERA: 6.71	(11, 1)	1.0	L	8	3	4	2	0	0	1	0	0	0	0	15	28	18.00	3.000

BOTTOM

Batter	1	2	3	4	5	6	7	8	9	10	11	AB	R	H	RBI	BB	SO	LOB
7 Grégor Blanco, L (1, 8) OBP: 0.349, SLG: 0.341	12 BB BB	12 FC3-2 2-H 3B		K		K			G6-3		G3	5	0	1	1	1	2	0
12 Mitch Maier, L (1, 9) OBP: 0.330, SLG: 0.387	24 G3-6-3 1-2 BB	FC3-2 16 1B 3-H		G3			F7		G6-3			4	0	0	0	1	0	1
16 Billy Butler, R (1, 3) OBP: 0.380, SLG: 0.451 13 Mike Aviles, R (9, PR) OBP: 0.322, SLG: 0.360 30 Kila Ka'aihue, L (10, 3) OBP: 0.250, SLG: 0.283	L9			F8			G5-3		1B			5	0	2	0	0	0	2
												0	0	0	0	0	0	0
												0	0	0	0	0	0	0
24 Wilson Betemit, S (1, 10) OBP: 0.402, SLG: 0.545	G3-6-3 1-2f	F7			G4-3		F7		G4-3			5	0	0	0	0	0	5
11 Josh Fields, R (1, 5) OBP: 0.200, SLG: 0.200		4 BB 3 2B 1B	F9		G6-3			K		K		5	1	1	0	0	2	0
4 Alex Gordon, L (1, 7) OBP: 0.313, SLG: 0.379		3 2B 3 1B 1-2 BB	G3		BB			HR		K		3	2	1	1	2	1	0
3 Brayan Peña, S (1, 2) OBP: 0.302, SLG: 0.265		3 1B 1-3 2-H 2B	BB		L9			BB		P5		3	1	1	1	2	0	1
17 Chris Getz, L (1, 4) OBP: 0.303, SLG: 0.275		F8	1B			3 G5-4-3 1B		K			G6-3	5	0	2	0	0	1	3
3 Yuniesky Betancourt, R (1, 6) OBP: 0.288, SLG: 0.430		7 3B 2-H 3-H 1B	F7		F7	G5-4-3 1-2f		L4			F8	5	1	1	2	0	0	4
Inning Stats	R: 0 E: 0 K: 0 S: 9 H: 0 LOB: 1 BB: 2 P: 21	R: 4 E: 0 K: 0 S: 16 H: 5 LOB: 2 BB: 1 P: 26	R: 0 E: 0 K: 0 S: 9 H: 1 LOB: 2 BB: 1 P: 17	R: 0 E: 0 K: 1 S: 5 H: 0 LOB: 0 BB: 0 P: 10	R: 0 E: 0 K: 0 S: 7 H: 0 LOB: 1 BB: 1 P: 13	R: 0 E: 0 K: 1 S: 5 H: 1 LOB: 0 BB: 0 P: 6	R: 0 E: 0 K: 0 S: 6 H: 0 LOB: 0 BB: 0 P: 9	R: 1 E: 0 K: 2 S: 14 H: 1 LOB: 1 BB: 1 P: 21	R: 0 E: 0 K: 0 S: 11 H: 1 LOB: 1 BB: 0 P: 20	R: 0 E: 0 K: 2 S: 8 H: 0 LOB: 0 BB: 0 P: 13	R: 0 E: 0 K: 0 S: 7 H: 0 LOB: 0 BB: 0 P: 10	1B: 6 2B: 1 3B: 1 HR: 1 SF: 0 SAC: 0 DP: 2 HBP: 0						

PITCHER		IP	WLS	BF	H	R	ER	SO	BB	IBB	HBP	BLK	WP	HR	S	P	ERA	WHIP
38 Jeremy Bonderman, R ERA: 5.25	(1, 1)	7.1		32	7	4	4	3	5	0	0	0	0	0	62	109	4.91	1.636
55 Daniel Schlereth, L ERA: 6.0	(8, 1)	0.0	B	2	1	1	1	0	1	0	0	0	0	1	4	9	∞	∞
38 Robbie Weinhardt, R ERA: 7.71	(8, 1)	1.2		6	1	0	0	1	0	0	0	0	0	0	16	25	0.00	0.600
45 Ryan Perry, R ERA: 4.22	(10, 1)	2.0	W	6	0	0	0	2	0	0	0	0	0	0	15	23	0.00	0.000

PITCHER		IP	WLS	BF	H	R	ER	SO	BB	IBB	HBP	BLK	WP	HR	S	P	ERA	WHIP

Detroit Tigers @ Kansas City Royals
Kauffman Stadium, Kansas City, MO
Fri Sep 03 2010, 7:14 PM - 10:39 PM CDT
Att. 17,835 - Clear - 71 F

livebaseballscorecards.com

AB	43
R	9
H	13
RBI	8
BB	5
SO	6
LOB	15

AB	40
R	5
H	9
RBI	5
BB	6
SO	6
LOB	16

Detroit Tigers @ Kansas City Royals

Kauffman Stadium, Kansas City, MO

Sat Sep 04 2010, 6:11 PM - 9:07 PM CDT

Att. 21,483 - Clear - 77 F

livebaseballscorecards.com

TOP

Batter	1	2	3	4	5	6	7	8	9	AB	R	H	RBI	BB	SO	LOB
14 Austin Jackson, R (1, 8) OBP: 0.363, SLG: 0.419	4-2 25 1B, 24 2B, BB	B SI 84, S SI 84, B SI 85, F SL 84, T FF 89 2-2 ③ K			S SI 83, F SI 86, B FF 87, B FF 86, X CH 78 2-2 HR	C SI 94, S CH 86, F FF 94, X CU 84 0-2 1B		X SI 95 0-0 18 PB, 1-3, 2-H, 1B		4	2	3	2	1	1	1
18 Johnny Damon, L (1, 10) OBP: 0.356, SLG: 0.393	C SI 84, 1 SAFE, 1 SAFE, F SL 84, 1 SAFE, C CU 72 0-3 ① K	C SI 82, X FF 85 0-1 25 G6-3, 27 SF7, 2B			B SI 83, X SI 83 1-0 15 BB, 24 E, 1B	1 SAFE, 1 SAFE, F FF 93, B CU 79, F FF 92, 1 SAFE, C CU 81 1-3 ③ K		F SL 87, 1 SAFE, B SI 94, B SI 97, B SI 95, 1 SAFE, S SL 87, B CH 88 4-2 25 G6-4-3, 1-3, 3-H, BB		4	1	2	0	1	2	2
25 Ryan Raburn, R (1, 7) OBP: 0.323, SLG: 0.457	X FF 88 0-0 24 2B, 1-3, 1B	F FF 88, B SL 83, T CH 79, F FF 86, B SI 86, F CH 78, X CH 78 2-2 ① G6-3, 2-3			X CH 78 0-0 ① F9		C CU 79, F CH 87, F CU 81, C FF 94 0-3 ① K	F SL 87, B FF 98, 1 SAFE, X FF 95 1-1 ② ③ G6-4-3, 1-2f		5	1	1	0	0	1	5
24 Miguel Cabrera, R (1, 3) OBP: 0.433, SLG: 0.635	X SL 83 0-0 1-H, 3-H, 2B	I IN 63, I IN 64, I IN 64, I IN 63 4-0 27 SF7, IBB			B SI 86, F CH 79, B SL 86, X SI 86 2-1 E5, 15 BB, 1-2		B SI 94, F FF 93, B FF 92, B CH 88, F SI 92, X CU 82 3-2 ② F9		B FF 97, B FF 96, X FF 97 2-0 1B	4	0	2	2	1	0	1
27 Jhonny Peralta, R (1, 6) OBP: 0.315, SLG: 0.408	B FF 87, C SI 83, S CH 80, S FF 90 1-3 ② K	X FF 87 0-0 ② SF7, 1-2, 3-H			F CH 79, B CH 79, F SI 84, B FF 90, F FF 90, C SL 81 2-3 ② K		B SI 94, B SI 93, F SI 94, B SI 93, B SI 94 4-1 BB		X FF 97 0-0 ① F8	3	0	0	1	1	2	4
15 Brandon Inge, R (1, 5) OBP: 0.328, SLG: 0.403	C SI 86, F SL 85, B FF 90, F CU 75, D SL 80, X CH 79 2-2 ③ G6-3	F SI 84, B SI 85, S CH 78, F CH 78, F FF 90, D CH 77, F SI 86, F FF 91, S CH 80 2-3 ③ K			B SI 86, F CH 80, C SL 86, B FF 88, B FF 91, F CH 79, B SL 85 4-2 1-2, 2-3, BB		B SI 92, C FF 90, X SI 91 1-1 ③ F9		F FF 97, C, S SL 88 0-3 ② K	4	0	0	0	1	2	4
57 Casper Wells, R (1, 9) OBP: 0.357, SLG: 0.513 32 Don Kelly, L (8, PH) OBP: 0.275, SLG: 0.346 (8, 9)		B SI 83, F SI 83, X CH 77 1-1 ① G6-3		C SI 82, F SL 84, B CU 77, B CH 78, F SI 85, C FF 90 2-3 ① K	B CU 80, B SI 92, X SI 93 2-0 ③ F8			F FF 90, F FF 90, F FF 91, X SL 87 0-2 ① G4-3	X 0-0 ③ F7	3 2	0 0	0 0	0 0	1 0	3 1
63 Max St. Pierre, R (1, 2) OBP: 0.250, SLG: 0.250 26 Brennan Boesch, L (8, PR) OBP: 0.330, SLG: 0.447 13 Alex Avila, L (8, 2) OBP: 0.318, SLG: 0.329		B SI 82, X SI 84 1-0 ② G6-3		B SI 83, S CH 78, B SI 86, C SI 85, F FF 88, X CH 79 2-2 ② P4		C FF 92, F SI 91, B CU 82, C CU 81 1-3 ① K		C FF 91, S SI 84, B SI 83, B FF 93, F FF 92, B CU 69, X FF 92 3-2 28 1B, 14 1B, 1B		4 0 0	0 1 0	1 0 0	0 0 0	0 0 0	1 0 0	0 0 0
28 Will Rhymes, L (1, 4) OBP: 0.354, SLG: 0.408		C SI 84, B SL 84, B SL 84, T SI 84, F CU 72, X CH 80 2-2 1B		C SI 84, B FF 89, B SL 86, F SL 83, X CU 73 2-2 ③ P5		C SI 94, X CH 86 0-1 ② G4-3		X FF 92 0-0 14 1B, 18 PB, 1-2, 1B		4	1	2	0	0	0	0
Inning Stats	R: 2 E: 0 K: 2 S: 14 H: 2 LOB: 1 BB: 1 P: 21	R: 0 E: 0 K: 1 S: 10 H: 1 LOB: 1 BB: 0 P: 16	R: 1 E: 0 K: 1 S: 15 H: 1 LOB: 1 BB: 1 P: 23	R: 0 E: 0 K: 1 S: 11 H: 0 LOB: 0 BB: 0 P: 17	R: 1 E: 1 K: 1 S: 15 H: 2 LOB: 3 BB: 1 P: 28	R: 0 E: 0 K: 2 S: 12 H: 1 LOB: 1 BB: 0 P: 14	R: 0 E: 0 K: 1 S: 10 H: 0 LOB: 1 BB: 1 P: 18	R: 2 E: 0 K: 0 S: 14 H: 3 LOB: 2 BB: 1 P: 22	R: 0 E: 0 K: 1 S: 6 H: 1 LOB: 1 BB: 0 P: 8	1B: 8 2B: 2 3B: 0 HR: 1 SF: 1 SAC: 0 DP: 1 HBP: 0						

PITCHER		IP	WLS	BF	H	R	ER	SO	BB	IBB	HBP	BLK	WP	HR	S	P	ERA	WHIP
52 Bruce Chen, L ERA: 4.89	(1, 1)	4.2		24	6	4	4	6	2	1	0	0	0	1	64	102	7.71	1.714
59 Philip Humber, R ERA: 2.87	(5, 1)	2.1		9	1	0	0	3	1	0	0	0	0	0	23	35	0.00	0.857
31 Dusty Hughes, L ERA: 4.53	(8, 1)	0.1	L	3	2	2	1	0	0	0	0	0	0	0	9	12	27.00	6.000
38 Blake Wood, R ERA: 5.14	(8, 1)	0.2		3	1	0	0	0	1	0	0	0	0	0	5	10	0.00	3.000
56 Greg Holland, R ERA: 7.62	(9, 1)	1.0		4	1	0	0	1	0	0	0	0	0	0	6	8	0.00	1.000

PITCHER	IP	WLS	BF	H	R	ER	SO	BB	IBB	HBP	BLK	WP	HR	S	P	ERA	WHIP

AB	37
R	6
H	11
RBI	5
BB	5
SO	10
LOB	21

WP: 0 PB: 2 SB: 0 CS: 0 PA: 43

BOTTOM

Batter	1	2	3	4	5	6	7	8	9	AB	R	H	RBI	BB	SO	LOB
7 Grégor Blanco, L (1, 8) OBP: 0.347, SLG: 0.339	C SI 92, F FF 94, F CH 85, B FF 94, X SL 87 1-2 ① G3		C FF 91, F CU 77, B SI 93, B SI 91, F SI 94, B SI 94, X SI 92 3-2 12 1B, 16 1B, 1B		L FF 90, X CH 82 0-1 ② B1-3		B CH 81, F SI 90, B FF 90, S CH 81, C SI 91 2-3 ③ K			4	1	1	0	0	1	0
12 Mitch Maier, L (1, 9) OBP: 0.332, SLG: 0.386	C SI 92, B SI 93, F SI 94, B FF 96, F SL 86, B SI 93, B SI 92 4-2 BB	X SI 92 0-0 16 1B, 30 1B, 1-3, 1B			B SI 88, C SI 90, B SL 85, C SI 90, X CH 82 2-2 ③ F9			B SI 96, B FF 95, B FF 95, C FF 96, C SI 96, X FF 96 3-2 ① G3		3	1	1	0	1	0	0
16 Billy Butler, R (1, 3) OBP: 0.382, SLG: 0.454	B SI 92, C SI 92, B SI 93, C SL 84, X SI 93 2-2 ② F8		B FF 94, C SI 94, X SI 94 1-1 30 1B, 1-3, 3-H, 1B			X CU 74 0-0 30 HR, 1B		B FF 96, X FF 95 1-0 11 1B, 1B		4	1	3	1	0	0	1
30 Kila Ka'aihue, L (1, 10) OBP: 0.260, SLG: 0.323	B SI 92, B FF 93, B FF 94, C FF 90, C SI 92, S SI 93 3-3 ③ K		C SI 94, B FF 95, B FF 94, C CH 82, X FF 94 2-2 1-2, 3-H, 1B			C SI 90, B SI 92, B SI 93, X SI 93 2-1 1-H, HR		B SL 82, F FF 97, C SL 83, C SL 86 1-3 ② K		4	1	2	3	0	2	2
11 Josh Fields, R (1, 5) OBP: 0.333, SLG: 0.333		C SI 90, X SL 84 0-1 22 G1-6-3, 1B	B FF 94, C SI 94, S SL 86, S SI 94 1-3 ③ K			B FF 91, X SI 91 1-0 ① G5-3		B CH 85, B FF 97, X FF 95 2-0 1-2, 1B		4	0	2	0	0	1	2
4 Alex Gordon, L (1, 7) OBP: 0.306, SLG: 0.370	C SI 91, F FF 93, B FF 93, C SI 92 1-3 ① K	B CU 73, F FF 91, X SI 90 1-1 ① G4-3			F FF 91, B SI 89, C CH 81, F SI 92, F SI 92, F SL 85, X SI 92 2-2 ② F8			C FF 96, B FF 97, B SL 85, X FF 97 2-1 ③ G4-3		4	0	0	0	0	1	3
22 Lucas May, R (1, 2) 3 Brayan Peña, S (9, PH) OBP: 0.309, SLG: 0.265	C SI 93, B SL 87, S SI 93, X FF 96 1-2 ② ③ G1-6-3, 1-2f	F SL 84, B CU 75, F SI 91, F SL 85, F SI 93, B SI 93, F SI 93, F SI 92, S CH 83 2-3 ② K			C SI 90, B SI 90, B SL 86, X SI 90 2-1 ③ G5-3				B FF 95, B FF 95, B FF 95, B FF 96 4-0 3 G6-4-3, BB	3 0	0 0	0 0	0 0	0 1	1 0	1 0
17 Chris Getz, L (1, 4) OBP: 0.299, SLG: 0.271 24 Wilson Betemit, S (9, PH) OBP: 0.400, SLG: 0.542		C SI 89, X SI 91 0-1 ① G3	B SI 91, X SI 89 1-0 ③ G1-3				C FF 88, X SI 88 0-1 ① L6		B FS 89, C FF 98, F FF 97, S FS 90 1-3 ① K	3 1	0 0	0 0	0 0	0 1	0 1	0 1
3 Yuniesky Betancourt, R (1, 6) OBP: 0.286, SLG: 0.426		C CU 76, X SL 87 0-1 ② G5-3			B SI 88, B SI 89, F SI 89, X SI 91 2-1 ① G5-3		C SL 82, X SL 83 0-1 ② F7		B FF 97, X FF 95 1-0 ② ③ G6-4-3, 1-2f	4	0	0	0	0	0	1
Inning Stats	R: 0 E: 0 K: 1 S: 13 H: 0 LOB: 1 BB: 1 P: 23	R: 0 E: 0 K: 1 S: 8 H: 1 LOB: 0 BB: 0 P: 10	R: 2 E: 0 K: 1 S: 17 H: 4 LOB: 2 BB: 0 P: 24	R: 0 E: 0 K: 1 S: 10 H: 0 LOB: 0 BB: 0 P: 14	R: 0 E: 0 K: 0 S: 7 H: 0 LOB: 0 BB: 0 P: 11	R: 2 E: 0 K: 0 S: 12 H: 2 LOB: 0 BB: 0 P: 19	R: 0 E: 0 K: 1 S: 7 H: 0 LOB: 0 BB: 0 P: 9	R: 0 E: 0 K: 1 S: 10 H: 2 LOB: 2 BB: 0 P: 19	R: 0 E: 0 K: 1 S: 4 H: 0 LOB: 0 BB: 1 P: 10	1B: 8 2B: 0 3B: 0 HR: 1 SF: 0 SAC: 0 DP: 1 HBP: 0						

PITCHER		IP	WLS	BF	H	R	ER	SO	BB	IBB	HBP	BLK	WP	HR	S	P	ERA	WHIP
21 Rick Porcello, R ERA: 5.2	(1, 1)	7.0	W	28	7	4	4	5	1	0	0	0	0	1	74	110	5.14	1.143
40 Phil Coke, L ERA: 2.72	(8, 1)	1.0	H	5	2	0	0	1	0	0	0	0	0	0	10	19	0.00	2.000
46 Jose Valverde, R ERA: 3.05	(9, 1)	1.0	S	3	0	0	0	1	1	0	0	0	0	0	4	10	0.00	1.000

PITCHER	IP	WLS	BF	H	R	ER	SO	BB	IBB	HBP	BLK	WP	HR	S	P	ERA	WHIP

TOP

Batter	1	2	3	4	5	6	7	8	9	AB	R	H	RBI	BB	SO	LOB
14 Austin Jackson, R (1, 8) OBP: 0.361, SLG: 0.416	C FF 94 B FC 90 X FC 90 1-1 ① P4		C CU 78 B CH 85 F FF 94 F FC 90 B FC 91 F FC 92 C FF 96 2-3 ② K		B FF 94 F CH 84 B FF 96 F FC 92 X FC 91 2-2 E3 28 S 1-3		C SL 89 X CU 78 0-1 ③ G5-3			4	0	0	0	0	1	1
28 Will Rhymes, L (1, 4) OBP: 0.366, SLG: 0.405	C FF 94 F FF 95 B CU 80 B CU 79 B FF 94 F FF 95 B FF 96 4-2 BB		B CU 79 C CH 85 B CH 86 F FF 94 X CU 82 2-2 ③ G4-3		1 SAFE B FF 93 B FF 94 B FF 94 B FF 94 4-0 1-2 BB			C SI 90 B SI 92 B CH 81 B FF 91 B FF 91 4-1 18 G4-6-3 BB		1	0	0	0	3	0	0
18 Johnny Damon, L (1, 10) OBP: 0.353, SLG: 0.390	S FF 95 S SI 96 X FC 91 0-2 ② F8			B CH 84 F FF 94 B FF 94 C CH 84 B FC 91 X CH 85 3-2 ① G6-3	D CU 79 B FF 95 S CH 84 B FF 95 F FF 95 S CH 85 3-3 ③ K			1 SAFE C FF 91 B SI 90 X FF 90 1-1 ①② G4-6-3 1-2f		4	0	0	0	0	1	5
24 Miguel Cabrera, R (1, 3) OBP: 0.430, SLG: 0.630	B FF 96 D FF 91 F CH 86 C FF 95 B FC 90 S CH 85 3-3 ③ K			S CU 79 X FF 95 0-1 ② G1-3		B FF 95 B FF 94 F FC 91 C FC 89 B FF 95 X CU 79 3-2 ① F8		B CH 83 B CH 82 X CH 81 2-0 ③ F9		4	0	0	0	0	1	1
27 Jhonny Peralta, R (1, 6) OBP: 0.315, SLG: 0.406		X FC 89 0-0 ① F8		F FF 94 B FF 95 B CH 85 B FC 91 X FC 91 3-1 ③ F8		F CH 84 F FF 95 F FF 94 F FC 92 B FF 95 X FC 90 1-2 1B			B FC 88 X FC 88 1-0 ① G4-3	4	0	1	0	0	0	0
26 Brennan Boesch, L (1, 9) OBP: 0.327, SLG: 0.442		B FF 93 X CH 85 1-0 ② F8			B CU 76 F FF 94 B FF 94 X CH 86 2-1 ① G3	B CH 85 C FC 92 X CH 85 1-1 ② F7			C FC 88 C FF 94 B CU 68 B CH 85 B CH 87 C FF 89 3-3 ② K	4	0	0	0	0	1	1
57 Casper Wells, R (1, 7) OBP: 0.370, SLG: 0.581		B FF 93 S FF 94 B FF 96 B FC 92 F FC 92 F FF 95 X FF 95 3-2 1B			C CU 79 X FC 91 0-1 HR	S FF 95 1 SAFE F FF 94 B FF 92 B FF 95 X CU 80 2-2 ③ F7			C FF 89 B FC 91 F SL 81 T FF 95 1-2 ③ K	4	1	2	1	0	1	1
15 Brandon Inge, R (1, 5) OBP: 0.326, SLG: 0.400		B FF 94 F CH 84 X CH 84 1-1 ③ F7			F CH 84 B FF 95 F FF 95 X CU 80 1-2 ② P4		B SL 89 S FF 93 F SI 93 X SL 88 1-2 ① G6-3			3	0	0	0	0	0	1
13 Alex Avila, L (1, 2) OBP: 0.319, SLG: 0.326			B FF 92 F FF 92 F FC 90 B CU 79 C CH 85 2-3 ① K		C CU 79 B CH 85 C FF 95 B FF 94 F CH 84 B FF 94 F FF 95 B CU 80 4-2 14 E 14 BLK BB		C FF 94 C FF 95 B FF 96 B CU 79 T FF 95 2-2 ② K			2	0	0	0	1	2	0
Inning Stats	R: 0 E: 0 K: 1 S: 11 H: 0 LOB: 1 BB: 1 P: 19	R: 0 E: 0 K: 0 S: 8 H: 1 LOB: 1 BB: 0 P: 13	R: 0 E: 0 K: 2 S: 11 H: 0 LOB: 0 BB: 0 P: 17	R: 0 E: 0 K: 0 S: 7 H: 0 LOB: 0 BB: 0 P: 13	R: 1 E: 1 K: 1 S: 17 H: 1 LOB: 3 BB: 2 P: 33	R: 0 E: 0 K: 0 S: 13 H: 1 LOB: 1 BB: 0 P: 20	R: 0 E: 0 K: 1 S: 8 H: 0 LOB: 0 BB: 0 P: 11	R: 0 E: 0 K: 0 S: 4 H: 0 LOB: 0 BB: 1 P: 11	R: 0 E: 0 K: 2 S: 7 H: 0 LOB: 0 BB: 0 P: 12	1B: 2 2B: 0 3B: 0 HR: 1 SF: 0 SAC: 0 DP: 1 HBP: 0						

PITCHER	IP	WLS	BF	H	R	ER	SO	BB	IBB	HBP	BLK	WP	HR	S	P	ERA	WHIP
34 Kyle Davies, R (1, 1) ERA: 5.09	6.0	W	25	3	1	1	4	3	0	0	1	0	1	67	115	1.50	1.000
55 Gil Meche, R (7, 1) ERA: 6.27	1.0	H	3	0	0	0	1	0	0	0	0	0	0	8	11	0.00	0.000
51 Robinson Tejeda, R (8, 1) ERA: 3.18	1.0	H	3	0	0	0	0	1	0	0	0	0	0	4	11	0.00	1.000
48 Joakim Soria, R (9, 1) ERA: 1.71	1.0	S	3	0	0	0	2	0	0	0	0	0	0	7	12	0.00	0.000

PITCHER	IP	WLS	BF	H	R	ER	SO	BB	IBB	HBP	BLK	WP	HR	S	P	ERA	WHIP

Detroit Tigers @ Kansas City Royals
Kauffman Stadium, Kansas City, MO
Sun Sep 05 2010, 1:10 PM - 3:56 PM CDT
Att. 19,061 - Sunny - 81 F

livebaseballscorecards.com

AB	30
R	1
H	3
RBI	1
BB	4
SO	7
LOB	10

BOTTOM

Batter	1	2	3	4	5	6	7	8	9	AB	R	H	RBI	BB	SO	LOB
12 Mitch Maier, L (1, 8) OBP: 0.329, SLG: 0.381	B SI 85 C SI 86 B SI 87 B SI 90 C SI 89 X SI 90 3-2 ① F7	B SI 92 X SI 92 1-0 ②③ G4-6-3 1-2f		C SI 90 B SI 85 X SI 93 1-1 ③ F7		B CH 85 B FF 93 C FF 93 1 SAFE X FF 93 2-1 ③ G4-3				4	0	0	0	0	0	3
13 Mike Aviles, R (1, 4) OBP: 0.322, SLG: 0.356	C SI 88 X SI 84 0-1 ② G6-3		B SL 83 X SI 86 1-0 ① F8		B CH 81 B SL 83 C SI 89 B SI 92 B SI 90 4-1 30 G3 BB		X SI 89 0-0 ① G6-3			3	0	0	0	1	0	0
16 Billy Butler, R (1, 3) OBP: 0.383, SLG: 0.456	B SI 88 B SI 91 C SI 88 C SI 89 F SI 88 X SI 91 2-2 30 BB 24 2B 1B		B SI 91 X SI 91 1-0 4 BB 2B		B SL 83 X SI 92 1-0 ① F9		C SI 90 F CH 82 D SL 82 B CH 82 X CH 82 2-2 ② G6-3			4	1	2	0	0	0	1
30 Kila Ka'aihue, L (1, 10) OBP: 0.269, SLG: 0.316	B SI 91 B SI 91 B SI 91 C SI 87 B SI 90 4-1 24 2B 1-2 BB		B SI 83 C SI 92 B SI 84 F SI 93 S SI 90 2-3 ② K		B SI 91 C SI 92 F SI 92 1 SAFE D SL 88 1 SAFE B SI 92 X SI 93 3-2 ② G3 1-2		B SI 90 B CH 82 B SI 90 B SI 90 4-0 BB			2	0	0	0	2	1	2
24 Wilson Betemit, S (1, 5) OBP: 0.402, SLG: 0.544	C SI 92 D SI 83 X SI 84 1-1 1-3 2-H 2B		B SI 87 D SI 89 B SI 93 B SI 92 4-0 4 BB BB		C SI 88 X SL 88 0-1 ③ G4-3		C FF 93 B FF 94 C FF 94 B CU 84 B CU 83 X FF 95 3-2 ③ L4			3	0	1	1	1	0	2
4 Alex Gordon, L (1, 7) OBP: 0.311, SLG: 0.387	F SI 93 F SL 85 S SI 89 0-3 ③ K		B SI 89 C SI 93 B SI 92 B SI 94 F SI 93 B SI 94 4-2 1-2 2-3 BB			X FF 92 0-0 HR		C FF 94 B CU 82 B CU 81 X SI 94 2-1 ① P4		3	1	1	1	1	1	2
3 Brayan Peña, S (1, 2) OBP: 0.307, SLG: 0.276		C SI 90 B SI 92 X SI 91 1-1 2B	C SI 93 F SI 91 F SI 90 B SI 91 B SI 91 B SI 94 X SI 94 3-2 ③ F9			C FF 92 S FF 86 F SL 86 X CH 84 0-2 ① G6-3		B SI 94 C FF 94 C FF 95 X CU 82 1-2 ② G6-3		4	0	1	0	0	0	3
26 Jai Miller, R (1, 9) OBP: 0.304, SLG: 0.286		B SI 84 B SI 92 S SI 92 F SI 88 F SI 93 B SI 90 B SI 92 4-2 12 G4-6-3 BB		C SI 90 B SL 86 F SI 88 B SI 88 X SI 88 2-2 ① P3		S SL 84 H CU 80 1-1 3 FC4-6 HBP		X FF 94 0-0 1B		2	0	1	0	1	0	0
3 Yuniesky Betancourt, R (1, 6) OBP: 0.283, SLG: 0.422		C SI 94 F SI 88 B SI 94 B SI 89 F SI 86 F SI 88 D SI 88 X SI 94 3-2 ① F8		X SI 93 0-0 ② F9		1 SAFE B FF 93 X FF 94 1-0 ② FC4-6 1-2f		B FF 93 1 SAFE X SI 93 1-0 ③ L8		4	0	0	0	0	0	4
Inning Stats	R: 1 E: 0 K: 1 S: 15 H: 2 LOB: 2 BB: 1 P: 25	R: 0 E: 0 K: 0 S: 11 H: 1 LOB: 1 BB: 1 P: 20	R: 0 E: 0 K: 1 S: 11 H: 1 LOB: 3 BB: 2 P: 26	R: 0 E: 0 K: 0 S: 6 H: 0 LOB: 0 BB: 0 P: 9	R: 0 E: 0 K: 0 S: 7 H: 0 LOB: 1 BB: 1 P: 15	R: 1 E: 0 K: 0 S: 9 H: 1 LOB: 1 BB: 0 P: 13	R: 0 E: 0 K: 0 S: 7 H: 0 LOB: 1 BB: 1 P: 16	R: 0 E: 0 K: 0 S: 7 H: 1 LOB: 1 BB: 0 P: 11		1B: 2 2B: 3 3B: 0 HR: 1 SF: 0 SAC: 0 DP: 1 HBP: 1						

PITCHER	IP	WLS	BF	H	R	ER	SO	BB	IBB	HBP	BLK	WP	HR	S	P	ERA	WHIP
58 Armando Galarraga, R (1, 1) ERA: 3.89	5.0		23	4	1	1	2	5	0	0	0	0	0	50	95	1.80	1.800
36 Brad Thomas, L (6, 1) ERA: 4.34	1.0	L	5	1	1	1	0	0	0	1	0	0	1	9	13	9.00	1.000
49 Eddie Bonine, R (7, 1) ERA: 3.9	0.2		3	0	0	0	0	1	0	0	0	0	0	4	10	0.00	1.500
55 Daniel Schlereth, L (7, 1) ERA: 5.23	1.1		5	1	0	0	0	0	0	0	0	0	0	10	17	0.00	0.750

PITCHER	IP	WLS	BF	H	R	ER	SO	BB	IBB	HBP	BLK	WP	HR	S	P	ERA	WHIP

Detroit Tigers @ Kansas City Royals
Kauffman Stadium, Kansas City, MO
Sun Sep 05 2010, 1:10 PM - 3:56 PM CDT
Att. 19,061 - Sunny - 81 F

livebaseballscorecards.com

AB	29
R	2
H	6
RBI	2
BB	6
SO	2
LOB	17

Chicago White Sox @ Detroit Tigers

Comerica Park, Detroit, MI

Mon Sep 06 2010, 1:06 PM - 4:06 PM EDT

Att. 32,924 - Partly Cloudy - 74 F

livebaseballscorecards.com

TOP

Batter	1	2	3	4	5	6	7	8	9	10	AB	R	H	RBI	BB	SO	LOB
1 Juan Pierre, L (1, 7) OBP: 0.348, SLG: 0.320	F7	G3		11 1B 1-2 3-H 1B		G6-3			B5-3		5	0	1	1	0	0	3
11 Omar Vizquel, S (1, 6) (8, 5) OBP: 0.351, SLG: 0.336	K		F7 2-1	0-1 1-2 2-H 1B			L9		F7 1-2		5	0	1	0	0	1	0
20 Carlos Quentin, R (1, 9) OBP: 0.338, SLG: 0.488	P4		K 2-3		BB 4-2		L4 1-2		K 1-3		4	0	0	0	1	2	0
99 Manny Ramirez, R (1, 10) OBP: 0.412, SLG: 0.505 30 Alejandro De Aza, L (10, PR) (10, 10)	1B	25 1B 23 BB 12 1B 1B	1B		K 1-3		K 2-3			E7 2-2 51 1B 12 1B 1B	5 0	1 1	3 0	0 0	0 0	2 0	1 0
23 Mark Teahen, L (1, 5) (8, 3) OBP: 0.343, SLG: 0.405		25 1B 4-2 12 1B 1-2 BB	L9 1-1		K 1-3			G4-3 1-1		K 3-3	4	1	0	0	1	2	3
25 Andruw Jones, R (1, 8) OBP: 0.334, SLG: 0.483 18 Brent Lillibridge, R (8, PR) OBP: 0.295, SLG: 0.533 (8, 8) 51 Alex Rios, R (10, PH) OBP: 0.342, SLG: 0.475 (10, 8)	12 1B 0-2 1-2 2-3 1B			7 1B 12 WP 3-2 1 1B HBP	G4-3 0-0			10 S 1-1 10 1B 1B		10 HBP 12 1B 1-0 2-3 1B	3 0 1	1 1 0	2 0 1	0 0 0	0 0 0	0 0 0	1 0 0
12 A.J. Pierzynski, L (1, 2) OBP: 0.296, SLG: 0.379	1B 2-1 1-2 2-H 3-H			L7 1-2		G4-3 0-0		F9 2-1		10 HBP 1-2 3-H 1B	5	0	2	3	0	0	2
7 Mark Kotsay, L (1, 3) OBP: 0.314, SLG: 0.391 10 Alexei Ramirez, R (8, PH) OBP: 0.313, SLG: 0.435 (8, 6)	L7 2-2			1 1B 11 1B 0-0 2-3 1B		1B 1-0		15 S 3-2 1-H 1B		HBP 1-1 15 G1-4-6-3 1-2 2-3	3 1	0 0	2 1	0 1	0 1	0 0	2 0
15 Gordon Beckham, R (1, 4) OBP: 0.319, SLG: 0.386	K 0-3			P4 0-0		F8 1-0		F7 2-0 1-2		G1-4-6-3 0-1 1-2f	5	0	0	0	0	1	9
Inning Stats	R: 0 E: 0 K: 1 S: 6 H: 0 LOB: 0 BB: 0 P: 10	R: 2 E: 0 K: 1 S: 22 H: 3 LOB: 2 BB: 1 P: 32	R: 0 E: 0 K: 1 S: 11 H: 1 LOB: 1 BB: 0 P: 17	R: 1 E: 0 K: 0 S: 11 H: 3 LOB: 2 BB: 0 P: 15	R: 0 E: 0 K: 2 S: 9 H: 0 LOB: 1 BB: 1 P: 15	R: 0 E: 0 K: 1 S: 6 H: 1 LOB: 1 BB: 0 P: 9	R: 0 E: 0 K: 1 S: 9 H: 0 LOB: 0 BB: 0 P: 12	R: 1 E: 0 K: 0 S: 10 H: 2 LOB: 2 BB: 0 P: 19	R: 0 E: 0 K: 1 S: 8 H: 0 LOB: 0 BB: 0 P: 12	R: 1 E: 1 K: 1 S: 13 H: 3 LOB: 2 BB: 1 P: 21	1B: 13 2B: 0 3B: 0 HR: 0 SF: 0 SAC: 0 DP: 1 HBP: 2						WP: 1 PB: 0 SB: 0 CS: 0 PA: 45	

PITCHER		IP	WLS	BF	H	R	ER	SO	BB	IBB	HBP	BLK	WP	HR	S	P	ERA	WHIP
37 Max Scherzer, R ERA: 3.51	(1, 1)	7.1		33	9	4	4	6	2	0	1	0	1	0	78	116	4.91	1.500
40 Phil Coke, L ERA: 2.7	(8, 1)	0.1	H	1	0	0	0	0	0	0	0	0	0	0	2	4	0.00	0.000
45 Ryan Perry, R ERA: 4.11	(8, 1)	1.1	B	5	1	0	0	1	0	0	0	0	0	0	12	21	0.00	0.750
46 Jose Valverde, R ERA: 3.15	(10, 1)	1.0	L	6	3	1	1	1	0	0	1	0	0	0	13	21	9.00	3.000

PITCHER	IP	WLS	BF	H	R	ER	SO	BB	IBB	HBP	BLK	WP	HR	S	P	ERA	WHIP

AB	41
R	5
H	13
RBI	5
BB	2
SO	8
LOB	21

BOTTOM

Batter	1	2	3	4	5	6	7	8	9	10	AB	R	H	RBI	BB	SO	LOB
14 Austin Jackson, R (1, 8) OBP: 0.359, SLG: 0.416	28 1B 0-0 18 1B 2B		K 2-3		P4 0-0		G4-3 1-0			K 2-3	5	1	1	0	0	2	0
28 Will Rhymes, L (1, 4) OBP: 0.360, SLG: 0.397	18 1B 1-0 32 1B 2-3 1B		K 2-3		K 0-3		L6 0-0			L6 1-1	5	1	1	0	0	2	0
18 Johnny Damon, L (1, 10) OBP: 0.355, SLG: 0.391	32 1B 1-1 1-2 3-H 1B		L8 2-2		BB 4-2			24 FC6-4 3-2 1B		F7 3-2	4	0	2	1	1	0	0
24 Miguel Cabrera, R (1, 3) OBP: 0.428, SLG: 0.627	L9 3-2			32 HR 0-0 1B	L9 0-0			FC6-4 1-1 1-2f			4	1	1	0	0	0	4
32 Don Kelly, L (1, 7) OBP: 0.281, SLG: 0.368 25 Ryan Raburn, R (8, PH) OBP: 0.322, SLG: 0.456 (9, 7)	15 G6-4-3 1-0 1-2 2-H 1B			1-H HR 0-0		L3 2-1		F7 0-0			3 1	1 0	2 0	3 0	0 0	0 0	0 1
15 Brandon Inge, R (1, 5) OBP: 0.325, SLG: 0.399	G6-4-3 1-2 1-2f			1B 0-0		L9 2-1		K 3-3			4	0	1	0	0	1	3
26 Brennan Boesch, L (1, 9) OBP: 0.327, SLG: 0.441 57 Casper Wells, R (9, PH) OBP: 0.362, SLG: 0.568 (10, 9)		K 2-3		F8 1-0		1B 2-2			K 0-3		3 1	0 0	1 0	0 0	0 0	1 1	1 0
13 Alex Avila, L (1, 2) OBP: 0.315, SLG: 0.322 27 Jhonny Peralta, R (9, PH) OBP: 0.314, SLG: 0.406 (10, 6)		K 2-3		L7 2-1		F8 1-2			P4 1-0		3 1	0 0	0 0	0 0	0 0	1 0	2 0
39 Ramon Santiago, S (1, 6) OBP: 0.341, SLG: 0.322 63 Max St. Pierre, R (10, 2) OBP: 0.250, SLG: 0.250		G4-3 2-2		G4-3 0-0			K 1-3		F8 1-1		4 0	0 0	0 0	0 0	0 0	1 0	1 0
Inning Stats	R: 2 E: 0 K: 0 S: 11 H: 4 LOB: 1 BB: 0 P: 18	R: 0 E: 0 K: 2 S: 9 H: 0 LOB: 0 BB: 0 P: 15	R: 0 E: 0 K: 2 S: 11 H: 0 LOB: 0 BB: 0 P: 17	R: 2 E: 0 K: 0 S: 7 H: 3 LOB: 1 BB: 0 P: 10	R: 0 E: 0 K: 1 S: 8 H: 0 LOB: 1 BB: 1 P: 12	R: 0 E: 0 K: 0 S: 12 H: 1 LOB: 1 BB: 0 P: 19	R: 0 E: 0 K: 1 S: 5 H: 0 LOB: 0 BB: 0 P: 7	R: 0 E: 0 K: 1 S: 14 H: 1 LOB: 1 BB: 0 P: 21	R: 0 E: 0 K: 1 S: 6 H: 0 LOB: 0 BB: 0 P: 8	R: 0 E: 0 K: 1 S: 10 H: 0 LOB: 0 BB: 0 P: 16	1B: 7 2B: 1 3B: 0 HR: 1 SF: 0 SAC: 0 DP: 1 HBP: 0						WP: 0 PB: 0 SB: 0 CS: 0 PA: 39	

PITCHER		IP	WLS	BF	H	R	ER	SO	BB	IBB	HBP	BLK	WP	HR	S	P	ERA	WHIP
33 Edwin Jackson, R ERA: 4.39	(1, 1)	7.1		31	9	4	4	6	1	0	0	0	0	1	71	110	4.91	1.364
49 Chris Sale, L ERA: 0.66	(8, 1)	2.2	W	8	0	0	0	3	0	0	0	0	0	0	22	33	0.00	0.000

PITCHER	IP	WLS	BF	H	R	ER	SO	BB	IBB	HBP	BLK	WP	HR	S	P	ERA	WHIP

AB	38
R	4
H	9
RBI	4
BB	1
SO	9
LOB	12

Chicago White Sox @ Detroit Tigers

Comerica Park, Detroit, MI

Tue Sep 07 2010, 7:07 PM - 9:57 PM EDT

Att. 24,905 - Clear - 82 F

livebaseballscorecards.com

TOP

Batter	1	2	3	4	5	6	7	8	9	AB	R	H	RBI	BB	SO	LOB
1 Juan Pierre, L (1, 7) OBP: 0.348, SLG: 0.323	G5-3				1B		F9		L6	5	1	2	0	0	0	4
11 Omar Vizquel, S (1, 4) OBP: 0.351, SLG: 0.336	G3		1B		CS	K		K		3	0	1	1	0	1	0
18 Brent Lillibridge, R (6, 4) OBP: 0.290, SLG: 0.525										1	0	0	0	0	1	0
51 Alex Rios, R (1, 8) OBP: 0.342, SLG: 0.472	BB		K			K		E1		3	0	0	0	1	2	1
99 Manny Ramirez, R (1, 10) OBP: 0.413, SLG: 0.500	G5-3		K			HBP		HBP		2	0	0	0	0	1	2
30 Alejandro De Aza, L (8, PR) (8, 10)										0	0	0	0	0	0	0
23 Mark Teahen, L (1, 5) OBP: 0.336, SLG: 0.397		K		L5		G3		G6-4-3		4	0	0	0	0	1	3
20 Carlos Quentin, R (1, 9) OBP: 0.335, SLG: 0.484		K		G6-3			K		K	3	0	0	0	0	2	0
22 Brent Morel, R (9, PH)										1	0	0	0	0	1	0
12 A.J. Pierzynski, L (1, 2) OBP: 0.299, SLG: 0.383	1B		G4-3				2B		K	3	0	2	0	0	0	0
17 Tyler Flowers, R (8, 2)										1	0	0	0	0	1	0
7 Mark Kotsay, L (1, 3) OBP: 0.311, SLG: 0.387		G4-3			F7		F7		K	3	0	0	0	0	0	2
24 Dayan Viciedo, R (9, PH) OBP: 0.277, SLG: 0.451									BB	0	0	0	0	1	0	0
10 Alexei Ramirez, R (1, 6) OBP: 0.313, SLG: 0.434			G4-3		G6-3		E3		1B	4	0	1	0	0	0	1
Inning Stats	R: 0 E: 0 K: 0 S: 13 H: 0 LOB: 1 BB: 1 P: 20	R: 0 E: 0 K: 2 S: 11 H: 1 LOB: 1 BB: 0 P: 15	R: 1 E: 0 K: 2 S: 14 H: 2 LOB: 1 BB: 0 P: 22	R: 0 E: 0 K: 0 S: 8 H: 0 LOB: 0 BB: 0 P: 13	R: 0 E: 0 K: 0 S: 12 H: 1 LOB: 0 BB: 0 P: 20	R: 0 E: 0 K: 2 S: 14 H: 0 LOB: 1 BB: 0 P: 19	R: 0 E: 1 K: 1 S: 10 H: 1 LOB: 2 BB: 0 P: 12	R: 0 E: 1 K: 1 S: 12 H: 0 LOB: 2 BB: 0 P: 21	R: 0 E: 0 K: 2 S: 15 H: 1 LOB: 2 BB: 1 P: 25	1B: 4 2B: 2 3B: 0 HR: 0 SF: 0 SAC: 0 DP: 1 HBP: 2	WP: 1 PB: 0 SB: 0 CS: 1 PA: 38					

PITCHER		IP	WLS	BF	H	R	ER	SO	BB	IBB	HBP	BLK	WP	HR	S	P	ERA	WHIP
35 Justin Verlander, R ERA: 3.53	(1, 1)	7.0	W	28	5	1	1	7	1	0	1	0	1	0	82	121	1.29	0.857
38 Robbie Weinhardt, R ERA: 7.04	(8, 1)	2.0		9	1	0	0	3	1	0	1	0	0	0	27	46	0.00	1.000

PITCHER	IP	WLS	BF	H	R	ER	SO	BB	IBB	HBP	BLK	WP	HR	S	P	ERA	WHIP

BOTTOM

Batter	1	2	3	4	5	6	7	8	9	AB	R	H	RBI	BB	SO	LOB
14 Austin Jackson, R (1, 8) OBP: 0.360, SLG: 0.415	F9		E3	SH5-3		L4-6		BB		4	1	1	0	1	0	2
28 Will Rhymes, L (1, 4) OBP: 0.357, SLG: 0.392	1B		SH5-3	FC6-4			K	F8		4	1	1	0	0	1	3
18 Johnny Damon, L (1, 10) OBP: 0.356, SLG: 0.397	HR		K	F8			G6-3	1B		5	1	2	2	0	1	3
24 Miguel Cabrera, R (1, 3) OBP: 0.428, SLG: 0.624	F7		IBB		G6-3		1B	K		2	1	0	0	1	0	0
25 Ryan Raburn, R (7, 7) OBP: 0.323, SLG: 0.456										2	0	1	0	0	1	2
32 Don Kelly, L (1, 7) (7, 3) OBP: 0.280, SLG: 0.365	G3-1		E9		G4-3		K			4	1	1	1	0	1	1
26 Brennan Boesch, L (1, 9) OBP: 0.329, SLG: 0.443		G3	1B		1B			1B		3	1	2	1	0	0	0
57 Casper Wells, R (8, 9) OBP: 0.375, SLG: 0.578										1	1	1	0	0	0	0
27 Jhonny Peralta, R (1, 6) OBP: 0.317, SLG: 0.411	1B		2B		CS	G6-3		1B		4	1	3	2	0	0	0
15 Brandon Inge, R (1, 5) OBP: 0.329, SLG: 0.408	F7			BB		1B		HR		3	1	2	3	1	0	1
13 Alex Avila, L (1, 2) OBP: 0.314, SLG: 0.318	G4-3			K		BB		F8		3	0	0	0	1	1	2
Inning Stats	R: 2 E: 0 K: 0 S: 9 H: 2 LOB: 0 BB: 0 P: 15	R: 0 E: 0 K: 0 S: 12 H: 1 LOB: 1 BB: 0 P: 18	R: 4 E: 2 K: 1 S: 14 H: 3 LOB: 1 BB: 1 P: 26	R: 0 E: 0 K: 1 S: 14 H: 1 LOB: 2 BB: 1 P: 23	R: 0 E: 0 K: 0 S: 16 H: 1 LOB: 0 BB: 0 P: 19	R: 0 E: 0 K: 0 S: 12 H: 1 LOB: 1 BB: 1 P: 19	R: 0 E: 0 K: 2 S: 9 H: 1 LOB: 1 BB: 0 P: 14	R: 3 E: 0 K: 1 S: 19 H: 4 LOB: 2 BB: 1 P: 35		1B: 11 2B: 2 3B: 0 HR: 2 SF: 0 SAC: 1 DP: 1 HBP: 0	WP: 0 PB: 0 SB: 1 CS: 1 PA: 41					

PITCHER		IP	WLS	BF	H	R	ER	SO	BB	IBB	HBP	BLK	WP	HR	S	P	ERA	WHIP
43 Freddy Garcia, R ERA: 4.88	(1, 1)	2.0	L	9	3	2	2	0	0	0	0	0	0	1	21	33	9.00	1.500
58 Lucas Harrell, R ERA: 0.84	(3, 1)	4.0		19	6	4	0	2	2	1	0	0	0	0	56	87	0.00	2.000
52 Carlos Torres, R ERA: 8.44	(7, 1)	1.1		8	4	3	3	2	0	0	0	0	0	1	20	32	20.25	3.000
47 Gregory Infante, R ERA:	(8, 1)	0.2		4	1	0	0	1	1	0	0	0	0	0	8	17	0.00	3.000

PITCHER	IP	WLS	BF	H	R	ER	SO	BB	IBB	HBP	BLK	WP	HR	S	P	ERA	WHIP

livebaseballscorecards.com

Chicago White Sox @ Detroit Tigers

Comerica Park, Detroit, MI

Wed Sep 08 2010, 7:06 PM - 9:08 PM EDT

Att. 25,995 - Partly Cloudy - 64 F

livebaseballscorecards.com

TOP

Batter	1	2	3	4	5	6	7	8	9	AB	R	H	RBI	BB	SO	LOB
1 Juan Pierre, L (1, 7) OBP: 0.346, SLG: 0.320	G6-3			F7		F7		G3		4	0	0	0	0	0	0
11 Omar Vizquel, S (1, 4) OBP: 0.353, SLG: 0.348	K			HR		51 G1-3 1B			P4	4	1	2	1	0	1	0
51 Alex Rios, R (1, 8) OBP: 0.341, SLG: 0.471	K			K		G1-3 (1-2)			14 G5-4-3 1B	4	0	1	0	0	2	1
14 Paul Konerko, R (1, 3) OBP: 0.396, SLG: 0.579		G5-3		99 BB 1B		G5-3			G5-4-3 (1-2f)	4	0	1	0	0	0	2
99 Manny Ramirez, R (1, 10) OBP: 0.412, SLG: 0.495		P3		BB (1-2)			G5-3			2	0	0	0	1	0	0
23 Mark Teahen, L (1, 5) OBP: 0.332, SLG: 0.391		G3-1		K			G3			3	0	0	0	0	1	2
25 Andruw Jones, R (1, 9) OBP: 0.331, SLG: 0.477			K		K		K			3	0	0	0	0	3	0
12 A.J. Pierzynski, L (1, 2) OBP: 0.297, SLG: 0.381			G4-3		G4-3			G3		3	0	0	0	0	0	0
10 Alexei Ramirez, R (1, 6) OBP: 0.311, SLG: 0.431			G5-3		G4-3			K		3	0	0	0	0	1	0
Inning Stats	R: 0 E: 0 K: 2 S: 10 H: 0 LOB: 0 BB: 0 P: 16	R: 0 E: 0 K: 0 S: 4 H: 0 LOB: 0 BB: 0 P: 5	R: 0 E: 0 K: 1 S: 7 H: 0 LOB: 0 BB: 0 P: 11	R: 1 E: 0 K: 2 S: 15 H: 2 LOB: 2 BB: 1 P: 26	R: 0 E: 0 K: 1 S: 9 H: 0 LOB: 0 BB: 0 P: 14	R: 0 E: 0 K: 0 S: 8 H: 1 LOB: 1 BB: 0 P: 14	R: 0 E: 0 K: 1 S: 9 H: 0 LOB: 0 BB: 0 P: 15	R: 0 E: 0 K: 1 S: 8 H: 0 LOB: 0 BB: 0 P: 13	R: 0 E: 0 K: 0 S: 6 H: 1 LOB: 0 BB: 0 P: 9	1B: 3 2B: 0 3B: 0 HR: 1 SF: 0 SAC: 0 DP: 1 HBP: 0						

PITCHER	IP	WLS	BF	H	R	ER	SO	BB	IBB	HBP	BLK	WP	HR	S	P	ERA	WHIP
38 Jeremy Bonderman, R (1, 1) ERA: 5.03	8.0	W	28	3	1	1	8	1	0	0	0	0	1	70	114	1.12	0.500
40 Phil Coke, L (9, 1) ERA: 2.65	1.0		3	1	0	0	0	0	0	0	0	0	0	6	9	0.00	1.000

PITCHER	IP	WLS	BF	H	R	ER	SO	BB	IBB	HBP	BLK	WP	HR	S	P	ERA	WHIP

AB	30
R	1
H	4
RBI	1
BB	1
SO	8
LOB	5

BOTTOM

Batter	1	2	3	4	5	6	7	8	9	AB	R	H	RBI	BB	SO	LOB
14 Austin Jackson, R (1, 8) OBP: 0.360, SLG: 0.414	G4-3		1B	IBB		G4-3				3	0	1	0	1	0	0
28 Will Rhymes, L (1, 4) OBP: 0.347, SLG: 0.381	F8		P4	P2		G4-3				4	0	0	0	0	0	3
25 Ryan Raburn, R (1, 7) OBP: 0.325, SLG: 0.460	G6-3			57 E 15 1B 57 FC5 1B	26 G4-3 57 1B 2B		G4-3			4	2	2	0	0	0	0
26 Brennan Boesch, L (1, 10) OBP: 0.328, SLG: 0.440		57 G1-6-3 BB		P3	G4-3 (2-3)		G1-3			3	0	0	0	1	0	2
57 Casper Wells, R (1, 9) OBP: 0.365, SLG: 0.551		G1-6-3 (1-2f)		FC5 27 BB 15 1B (1-3)	27 1B (3-H) 1B		P3			4	1	1	1	0	0	2
27 Jhonny Peralta, R (1, 6) OBP: 0.319, SLG: 0.410		E5		15 1B 13 2B BB (1-2)	1-3 1B			L9		3	1	1	0	1	0	0
15 Brandon Inge, R (1, 5) OBP: 0.328, SLG: 0.406		K		13 2B 1B (1-2 2-H 3-H)	K			G1-3		4	1	1	2	0	2	3
32 Don Kelly, L (1, 3) OBP: 0.279, SLG: 0.363			13 G4-6-3 1B	K	F7				P5	4	0	1	0	0	1	4
13 Alex Avila, L (1, 2) OBP: 0.314, SLG: 0.322			G4-6-3 (1-2f)	1-H 2-H 2B		K				3	0	1	2	0	1	1
Inning Stats	R: 0 E: 0 K: 0 S: 8 H: 0 LOB: 0 BB: 0 P: 11	R: 0 E: 1 K: 1 S: 10 H: 0 LOB: 1 BB: 1 P: 21	R: 0 E: 0 K: 0 S: 12 H: 2 LOB: 1 BB: 0 P: 14	R: 4 E: 1 K: 1 S: 13 H: 3 LOB: 2 BB: 2 P: 24	R: 1 E: 0 K: 1 S: 13 H: 3 LOB: 2 BB: 0 P: 16	R: 0 E: 0 K: 1 S: 8 H: 0 LOB: 0 BB: 0 P: 8	R: 0 E: 0 K: 0 S: 6 H: 0 LOB: 0 BB: 0 P: 7	R: 0 E: 0 K: 0 S: 9 H: 0 LOB: 0 BB: 0 P: 12		1B: 6 2B: 2 3B: 0 HR: 0 SF: 0 SAC: 0 DP: 2 HBP: 0						

PITCHER	IP	WLS	BF	H	R	ER	SO	BB	IBB	HBP	BLK	WP	HR	S	P	ERA	WHIP
50 John Danks, L (1, 1) ERA: 3.54	6.0	L	29	8	5	2	4	2	1	0	0	0	0	64	94	3.00	1.667
57 Ramon Pena, R (7, 1) ERA: 5.4	2.0		6	0	0	0	0	0	0	0	0	0	0	15	19	0.00	0.000

PITCHER	IP	WLS	BF	H	R	ER	SO	BB	IBB	HBP	BLK	WP	HR	S	P	ERA	WHIP

AB	32
R	5
H	8
RBI	5
BB	3
SO	4
LOB	15

WP: 0	PA: 31
PB: 0	
SB: 0	
CS: 0	

Chicago White Sox @ Detroit Tigers

Comerica Park, Detroit, MI

Thu Sep 09 2010, 1:06 PM - 3:18 PM EDT

Att. 29,995 - Partly Cloudy - 69 F

livebaseballscorecards.com

TOP

Batter	1	2	3	4	5	6	7	8	9	AB	R	H	RBI	BB	SO	LOB
1 Juan Pierre, L (1, 7) OBP: 0.343, SLG: 0.318	G3			G6-3		G3		F7		4	0	0	0	0	0	0
11 Omar Vizquel, S (1, 4) (8, 5) OBP: 0.358, SLG: 0.352	K			51 HR 1B		51 FC6-4 1B			BB	3	1	2	0	1	1	0
51 Alex Rios, R (1, 8) OBP: 0.340, SLG: 0.475	G5-3			HR		FC6-4			FC6-4 99 FC5-4	4	1	1	2	0	0	2
14 Paul Konerko, R (1, 3) OBP: 0.395, SLG: 0.576		G5-3		L6			20 G4-3 27 WP 99 WP 1B		F7	4	1	1	0	0	0	1
99 Manny Ramirez, R (1, 10) OBP: 0.406, SLG: 0.486		F9		K			G6-3		FC5-4	4	0	0	0	0	1	2
20 Carlos Quentin, R (1, 9) OBP: 0.333, SLG: 0.481		P4			P3		G4-3			3	0	0	0	0	0	1
27 Ramon Castro, R (1, 2) OBP: 0.349, SLG: 0.530			G5-3		G5-3		G5-3			3	0	0	0	0	0	0
10 Alexei Ramirez, R (1, 6) OBP: 0.309, SLG: 0.429			P3		L7			G5-3		3	0	0	0	0	0	0
22 Brent Morel, R (1, 5)			K			F8		F7		2	0	0	0	0	1	0
7 Mark Kotsay, L (8, PH) OBP: 0.310, SLG: 0.385										1	0	0	0	0	0	0
18 Brent Lillibridge, R (8, 4) OBP: 0.290, SLG: 0.525										0	0	0	0	0	0	0

Inning Stats	1	2	3	4	5	6	7	8	9
	R: 0 E: 0 K: 1 S: 9	H: 0 LOB: 0 BB: 0 P: 12	R: 0 E: 0 K: 0 S: 5	H: 0 LOB: 0 BB: 0 P: 7	R: 0 E: 0 K: 1 S: 7	H: 0 LOB: 0 BB: 0 P: 13	R: 2 E: 0 K: 1 S: 9	H: 2 LOB: 0 BB: 0 P: 13	R: 0 E: 0 K: 0 S: 11	H: 0 LOB: 0 BB: 0 P: 17	R: 0 E: 0 K: 0 S: 10	H: 1 LOB: 1 BB: 0 P: 15	R: 1 E: 0 K: 0 S: 9	H: 1 LOB: 0 BB: 0 P: 16	R: 0 E: 0 K: 0 S: 7	H: 0 LOB: 0 BB: 0 P: 12	R: 0 E: 0 K: 0 S: 7	H: 0 LOB: 1 BB: 1 P: 14

PITCHER	IP	WLS	BF	H	R	ER	SO	BB	IBB	HBP	BLK	WP	HR	S	P	ERA	WHIP
21 Rick Porcello, R (1, 1) ERA: 5.1	8.0	W	28	4	3	3	3	0	0	0	0	2	1	67	105	3.38	0.500
45 Ryan Perry, R (9, 1) ERA: 4.03	1.0	S	4	0	0	0	0	1	0	0	0	0	0	7	14	0.00	1.000

AB	31
R	3
H	4
RBI	2
BB	1
SO	3
LOB	6

1B: 3	2B: 0	3B: 0	HR: 1	SF: 0	SAC: 0	DP: 0	HBP: 0	WP: 2	PB: 0	SB: 0	CS: 0	PA: 32					

BOTTOM

Batter	1	2	3	4	5	6	7	8	9	AB	R	H	RBI	BB	SO	LOB
14 Austin Jackson, R (1, 8) OBP: 0.359, SLG: 0.411	28 1B 18 1B BB	K		K		K		K		4	1	0	0	1	4	3
28 Will Rhymes, L (1, 4) OBP: 0.358, SLG: 0.391	18 1B 25 G4-6-3 1B		18 E 25 G6-3 1B	25 1B 18 1B 1B		L6				4	2	3	0	0	0	0
18 Johnny Damon, L (1, 10) OBP: 0.361, SLG: 0.403	25 G4-6-3 1B		E9 26 G6-3 27 1B 1B	26 FC5 25 1B 1B			57 FC5-4 25 1B 27 SF7 1B			4	2	4	1	0	0	0
25 Ryan Raburn, R (1, 7) OBP: 0.327, SLG: 0.460	G4-6-3		G6-3	26 FC5 1B			57 FC5-4 1B			4	0	2	2	0	0	2
26 Brennan Boesch, L (1, 9) OBP: 0.326, SLG: 0.437	G4-3		G6-3	FC5			FC5-4			3	0	0	0	0	0	4
57 Casper Wells, R (7, PH) (8, 9) OBP: 0.358, SLG: 0.540										1	0	0	0	0	0	2
27 Jhonny Peralta, R (1, 6) OBP: 0.318, SLG: 0.410		F8	1B	1B	L1-3		SF7			3	0	1	2	0	0	0
32 Don Kelly, L (1, 3) OBP: 0.279, SLG: 0.360		15 1B 1B	F8		G5-3		K			4	0	1	0	0	1	2
15 Brandon Inge, R (1, 5) OBP: 0.327, SLG: 0.405		1B		G5-3	F8				F9	4	0	1	0	0	0	0
13 Alex Avila, L (1, 2) OBP: 0.313, SLG: 0.321		F7		18 1B 28 1B 25 1B 1B		F8			K	4	1	1	0	0	1	2

Inning Stats	1	2	3	4	5	6	7	8	9
	R: 2 E: 0 K: 0 S: 11	H: 2 LOB: 0 BB: 1 P: 17	R: 0 E: 0 K: 1 S: 12	H: 2 LOB: 2 BB: 0 P: 20	R: 2 E: 1 K: 0 S: 9	H: 3 LOB: 1 BB: 0 P: 16	R: 1 E: 0 K: 1 S: 15	H: 4 LOB: 3 BB: 0 P: 24	R: 0 E: 0 K: 0 S: 9	H: 0 LOB: 0 BB: 0 P: 14	R: 0 E: 0 K: 1 S: 6	H: 0 LOB: 0 BB: 0 P: 12	R: 1 E: 0 K: 1 S: 8	H: 2 LOB: 1 BB: 0 P: 17	R: 0 E: 0 K: 2 S: 9	H: 0 LOB: 0 BB: 0 P: 14	R: 0 E: 0 K: 0 S: 7	H: 0 LOB: 1 BB: 1 P: 14

PITCHER	IP	WLS	BF	H	R	ER	SO	BB	IBB	HBP	BLK	WP	HR	S	P	ERA	WHIP
34 Gavin Floyd, R (1, 1) ERA: 3.91	6.0	L	31	13	6	5	3	1	0	0	0	0	0	64	108	7.50	2.333
37 Matt Thornton, L (7, 1) ERA: 2.55	1.0		3	0	0	0	1	0	0	0	0	0	0	6	12	0.00	0.000
46 Sergio Santos, R (8, 1) ERA: 2.2	1.0		3	0	0	0	2	0	0	0	0	0	0	9	14	0.00	0.000

AB	35
R	6
H	13
RBI	5
BB	1
SO	6
LOB	15

1B: 13	2B: 0	3B: 0	HR: 0	SF: 1	SAC: 0	DP: 1	HBP: 0	WP: 0	PB: 0	SB: 0	CS: 0	PA: 37					

TOP

Batter	1	2	3	4	5	6	7	8	9	AB	R	H	RBI	BB	SO	LOB
1 Brian Roberts, S (1, 4) OBP: 0.349, SLG: 0.399	C SI 86 F SI 89 B SI 91 F SL 85 S SL 88 1-3 K ①	F SI 88 F CH 80 1 SAFE 1 SAFE B CH 81 F SL 84 F SI 90 B SL 87 X SL 84 2-2 F8 ②	F SI 83 B SI 92 B SI 91 B CH 80 F SI 90 F SI 90 B SL 84 4-2 BB		X SI 92 0-0 F8 ①	B SI 91 F SI 90 C CU 80 B CU 81 F SI 90 X SI 90 2-2 SF7 ① 3-H	3	0	0	1	1	1	1
23 Ty Wigginton, R (1, 5) OBP: 0.316, SLG: 0.425 2 Julio Lugo, R (8, PR) OBP: 0.300, SLG: 0.286 37 Josh Bell, S (8, 5) OBP: 0.230, SLG: 0.323	C SI 90 B SL 85 X SI 91 1-1 F8 ②	B SL 84 1 SAFE S SL 84 D SL 85 X SI 91 2-1 F8 ③	B SI 90 S SL 82 B SL 83 1 SAFE X SL 83 2-1 F7 ③		C CH 83 F SI 92 B SL 80 F CH 83 B SL 81 B CH 84 F SI 93 X SI 93 3-2 21 E 21 1B 32 SF9 1B	1 SAFE 1 SAFE F SI 90 B CU 80 B SI 91 X SI 91 2-1 G4-6-3 ②③ 1-2f	4 0 1	0 1 0	1 0 0	0 0 0	0 0 0	2 0 2
21 Nick Markakis, L (1, 9) OBP: 0.366, SLG: 0.422	C SI 91 C SI 90 X SI 85 0-2 G4-3 ③	X SI 86 0-0 P4 ①	B CH 78 C SI 88 F SL 86 F SI 90 X SI 86 1-2 P5 ①	1 SAFE 1 SAFE X SI 91 0-0 E8 32 SF9 30 WP 10 1B 1-3 1B			4	1	1	0	0	0	0
30 Luke Scott, L (1, 10) OBP: 0.356, SLG: 0.552	X SI 88 0-0 32 1B 10 G4-6-3 1B	B SI 88 C CH 81 B CH 79 C SL 83 X SI 82 2-2 P6 ②	C SL 85 B CH 81 F SI 90 B SL 85 F SL 85 F SI 91 B SI 83 F SL 85 S SL 87 3-3 K ②	B SL 79 I IN 65 I IN 71 I IN 70 4-0 10 1B 1-2 IBB			3	1	1	0	1	1	0
32 Matt Wieters, S (1, 2) OBP: 0.327, SLG: 0.394	C SI 87 S SI 88 B SI 89 D SL 86 X SI 89 2-2 10 G4-6-3 1-3 1B	F SI 90 X CH 79 0-1 G4-3 ③	C CH 82 B SI 91 C SL 86 B SL 88 X SI 90 2-2 F8 ③	X SI 91 0-0 SF9 ② 2-3 3-H			3	0	1	1	0	0	0
10 Adam Jones, R (1, 8) OBP: 0.320, SLG: 0.439	S SL 83 B SI 86 F SI 90 X SL 85 1-2 G4-6-3 ①② 1-2f 3-H	C SI 90 H SI 89 1-1 9 HR HBP	B SL 81 S SL 83 B SL 83 B SI 90 X SI 90 3-1 G5-3 ①	X SI 88 0-0 1-2 3-H 1B			3	1	1	1	0	0	1
18 Felix Pie, L (1, 7) OBP: 0.303, SLG: 0.410	X CH 82 0-0 P4 ③	C SI 87 X SI 88 0-1 F7 ①	B SI 90 B CH 79 B SI 89 B SI 87 4-0 BB	X SI 89 0-0 G4-3 ③			3	0	0	0	1	0	4
9 Jake Fox, R (1, 3) OBP: 0.265, SLG: 0.400 6 Corey Patterson, L (9, PR) OBP: 0.320, SLG: 0.413 29 Brandon Snyder, R (9, 3)	B SL 80 F SI 89 X SL 84 1-1 P6 ①	S SL 84 X CH 82 0-1 1-H HR	B SI 88 S SI 89 X SL 83 1-1 L6 ②	S SI 90 B SL 82 F SI 87 X SL 79 1-2 3 FC3 1 SF7 2B			4 0 0	1 1 0	2 0 0	2 0 0	0 0 0	0 0 0	1 0 0
3 Cesar Izturis, S (1, 6) OBP: 0.275, SLG: 0.270	X SI 88 0-0 1B	F CH 81 B SI 86 F SI 90 F SL 87 F SI 88 B SL 88 X SI 91 2-2 P5 ②	B CH 78 F SI 88 X SI 88 1-1 F9 ③	C SI 90 B SI 91 C SI 90 X CU 81 1-2 FC3 37 G4-6-3 2-3			4	0	1	0	0	0	2
Inning Stats	R: 0 E: 0 K: 1 S: 9 H: 0 LOB: 0 BB: 0 P: 11	R: 1 E: 0 K: 0 S: 8 H: 2 LOB: 0 BB: 0 P: 11	R: 0 E: 0 K: 0 S: 10 H: 1 LOB: 1 BB: 0 P: 15	R: 0 E: 0 K: 0 S: 6 H: 0 LOB: 0 BB: 0 P: 8	R: 2 E: 0 K: 0 S: 15 H: 1 LOB: 1 BB: 1 P: 24	R: 0 E: 0 K: 1 S: 13 H: 0 LOB: 0 BB: 0 P: 19	R: 0 E: 0 K: 0 S: 6 H: 0 LOB: 1 BB: 1 P: 15	R: 2 E: 1 K: 0 S: 10 H: 3 LOB: 3 BB: 1 P: 17	R: 1 E: 0 K: 0 S: 12 H: 1 LOB: 1 BB: 0 P: 18	1B: 6 2B: 1 3B: 0 HR: 1	SF: 2 SAC: 0 DP: 2 HBP: 1	WP: 1 PB: 0 SB: 0 CS: 0	PA: 38			

PITCHER	IP	WLS	BF	H	R	ER	SO	BB	IBB	HBP	BLK	WP	HR	S	P	ERA	WHIP
58 Armando Galarraga, R (1, 1) ERA: 3.89	7.0		27	4	3	3	2	2	0	1	0	0	1	67	103	3.86	0.857
40 Phil Coke, L (8, 1) ERA: 2.93	0.2	L	5	2	2	2	0	0	1	0	0	1	0	8	15	27.00	3.000
38 Robbie Weinhardt, R (8, 1) ERA: 7.33	0.1		3	2	1	1	0	0	0	0	0	0	0	5	6	27.00	6.000
55 Daniel Schlereth, L (9, 1) ERA: 4.76	1.0		3	0	0	0	0	0	0	0	0	0	0	9	14	0.00	0.000

BOTTOM

Batter	1	2	3	4	5	6	7	8	9	AB	R	H	RBI	BB	SO	LOB
14 Austin Jackson, R (1, 8) OBP: 0.361, SLG: 0.417	B FC 85 B FF 85 X SI 84 2-0 18 WP 28 SH5-3 24 2B 1B	B FC 85 C SI 85 B FS 80 B SI 85 X SI 85 3-1 P3 ②	B FC 83 F CH 84 X SL 79 1-1 1B	B FF 90 X FF 92 1-0 3B	C FF 86 B FF 87 F FF 87 X FF 88 1-2 F9 ①		5	1	3	0	0	0	0
28 Will Rhymes, L (1, 4) OBP: 0.349, SLG: 0.380	X FC 86 0-0 SH5-3 ① 1-2	C FC 84 F FF 85 B SI 85 F SI 85 X CU 69 1-2 G4-3 ③	1 SAFE 1 SAFE B CH 84 B SI 86 X SI 87 2-0 L4 ③	F FF 93 F FF 93 D CU 81 T FF 93 1-2 K ①	B FF 87 C FF 86 F FF 87 S SI 88 1-3 K ②		4	0	0	0	0	2	2
18 Johnny Damon, L (1, 10) OBP: 0.361, SLG: 0.401	C FC 86 B FC 86 B CH 80 X FC 86 2-1 P3 ② 2-3	C CH 81 B CU 66 B CH 77 X SL 79 2-1 25 2B 1B	B FF 84 B SI 85 S SL 78 B SL 76 C FC 86 F FS 80 F FS 81 F FC 88 B SI 88 4-2 24 HR BB	B CU 82 S CU 80 X FF 93 1-1 P6 ②	C SI 87 X FF 87 0-1 F8 ③		4	1	1	0	1	0	2
24 Miguel Cabrera, R (1, 3) OBP: 0.430, SLG: 0.633	B SI 85 B SI 86 B FF 86 C FS 81 X CH 85 3-1 25 WP 3-H 2B	B CH 83 X CH 83 1-0 P2 ① 1-3 2B	B CH 82 B CH 82 C SI 85 F FC 84 F CH 79 X CH 76 2-2 1-H HR	I IN 74 I IN 80 I IN 83 I IN 80 4-0 IBB			3	1	2	3	1	0	1
25 Ryan Raburn, R (1, 7) OBP: 0.329, SLG: 0.464	D FS 82 C SI 87 S CU 70 B CU 70 B SI 87 C SI 86 3-3 K ③ 2-3	B CH 82 X CH 84 1-0 1-3 2B	F CH 78 B SI 86 F SI 90 F SL 87 F SI 88 B SL 88 X SI 91 2-2 15 FC4-6 27 1B 1B	S CU 80 S CU 82 S CU 81 0-3 K ③			4	0	2	0	0	2	3
26 Brennan Boesch, L (1, 9) OBP: 0.323, SLG: 0.433	T FF 85 S FF 86 B FF 86 B SI 87 X CU 70 2-2 F7 ①	B FF 88 F FF 86 S FF 87 B FF 87 S SI 88 2-3 K ②	F FF 87 X FF 86 0-1 P4 ①	B CU 79 B SI 92 F SI 93 X SI 93 2-1 F7 ①			4	0	0	0	0	1	3
27 Jhonny Peralta, R (1, 6) OBP: 0.318, SLG: 0.408	B FF 87 C SL 82 B SI 87 X SI 87 2-1 F8 ②	X SI 87 0-0 F8 ③	B SL 80 C SI 86 B SL 80 F SI 86 X SI 87 2-2 15 FC4-6 1-2 1B	B SI 93 B SI 92 F SI 93 B SI 93 X SI 95 3-1 G4-3 ②			4	0	1	0	0	0	2
15 Brandon Inge, R (1, 5) OBP: 0.327, SLG: 0.404	B FF 86 C FF 86 F FF 87 F CU 69 B SI 87 B CU 68 F SI 87 X SL 80 3-2 G6-3 ③	F CH 80 C CU 64 B SI 86 S SL 78 1-3 K ①	C SI 86 B SI 87 B SI 86 X SL 81 2-1 FC4-6 ② 1-2f 2-3	B CU 79 X SI 94 1-0 1B			4	0	1	0	0	1	2
13 Alex Avila, L (1, 2) OBP: 0.309, SLG: 0.316	X FC 84 0-0 F7 ①	B SI 85 X CH 83 1-0 G1-3 ②	X SI 88 0-0 G4-3 ③	S SI 92 X CH 85 0-1 L8 ③			4	0	0	0	0	0	3
Inning Stats	R: 1 E: 0 K: 1 S: 9 H: 2 LOB: 1 BB: 0 P: 19	R: 0 E: 0 K: 0 S: 10 H: 0 LOB: 0 BB: 0 P: 17	R: 0 E: 0 K: 0 S: 7 H: 0 LOB: 0 BB: 0 P: 11	R: 0 E: 0 K: 1 S: 8 H: 2 LOB: 2 BB: 0 P: 14	R: 0 E: 0 K: 1 S: 7 H: 1 LOB: 1 BB: 1 P: 12	R: 2 E: 0 K: 0 S: 21 H: 3 LOB: 2 BB: 1 P: 33	R: 0 E: 0 K: 2 S: 9 H: 1 LOB: 2 BB: 1 P: 16	R: 0 E: 0 K: 1 S: 7 H: 1 LOB: 1 BB: 0 P: 13	R: 0 E: 0 K: 1 S: 8 H: 0 LOB: 0 BB: 0 P: 10	1B: 6 2B: 2 3B: 1 HR: 1	SF: 0 SAC: 1 DP: 0 HBP: 0	WP: 2 PB: 0 SB: 0 CS: 0	PA: 39			

PITCHER	IP	WLS	BF	H	R	ER	SO	BB	IBB	HBP	BLK	WP	HR	S	P	ERA	WHIP
34 Kevin Millwood, R (1, 1) ERA: 5.3	6.0		27	8	3	2	3	1	0	0	0	2	1	62	106	3.00	1.500
29 David Hernandez, R (7, 1) ERA: 4.46	1.0	W	5	1	0	0	2	0	1	0	0	0	0	9	16	0.00	1.000
43 Jim Johnson, R (8, 1) ERA: 5.06	1.0	H	4	1	0	0	0	0	0	0	0	0	0	7	13	0.00	1.000
19 Koji Uehara, R (9, 1) ERA: 2.62	1.0	S	3	0	0	0	1	0	0	0	0	0	0	8	10	0.00	0.000

Baltimore Orioles @ Detroit Tigers

Comerica Park, Detroit, MI

Fri Sep 10 2010, 7:09 PM - 10:00 PM EDT

Att. 28,575 - Clear - 69 F

livebaseballscorecards.com

AB	32
R	6
H	8
RBI	5
BB	3
SO	2
LOB	13

Baltimore Orioles @ Detroit Tigers

Comerica Park, Detroit, MI

Sat Sep 11 2010, 7:32 PM - 10:14 PM EDT

Att. 28,139 - Overcast - 56 F

livebaseballscorecards.com

TOP

Batter	1	2	3	4	5	6	7	8	9	AB	R	H	RBI	BB	SO	LOB
1 Brian Roberts, S (1, 4) OBP: 0.355, SLG: 0.404	0-1: 21 FC3-6, 23 BB 1B		1-1: P5		1-2: 30 1B 1B	3-2: L6		1-0: 1B		5	0	3	0	0	0	1
23 Ty Wigginton, R (1, 3) OBP: 0.315, SLG: 0.422	4-2: 21 FC3-6, 1-2 BB		0-0: G6-3		2-3: K	1-2: SF8, 3-H		0-2: L4		3	0	0	1	1	1	2
21 Nick Markakis, L (1, 9) OBP: 0.365, SLG: 0.420	1-2: FC3-6, 1-2f 2-3		2-2: F8		0-3: K	0-1: 1B			0-1: G3	5	0	1	0	0	1	3
30 Luke Scott, L (1, 10) OBP: 0.355, SLG: 0.548	0-0: P5			2-1: P3	0-1: 1-2 1B	1-2: G6-3			2-2: F7	5	0	1	0	0	0	3
32 Matt Wieters, S (1, 2) OBP: 0.328, SLG: 0.397	1-1: F7			0-0: 18 1B, 10 1B 1B	0-3: K		2-2: L9		2-0: 18 1B 2B	5	1	2	0	0	1	4
10 Adam Jones, R (1, 8) OBP: 0.326, SLG: 0.446		0-0: 18 FC1-6 1B		2-2: 18 1B, 1-2 1B		1-1: 18 WP, 18 2B 2B	0-0: 18 G6-4-3 1B		4-0: 18 1B IBB	4	1	4	0	1	0	0
18 Felix Pie, L (1, 7) OBP: 0.309, SLG: 0.419		1-1: FC1-6, 1-2f		0-1: 1-2 2-3 1B		1-1: 37 1B, 3 3B, 2-H 2B	2-2: G6-4-3, 1-2f		3-1: 1-3 2-H 1B	5	1	3	2	0	0	2
37 Josh Bell, S (1, 5) OBP: 0.229, SLG: 0.319		0-0: P5		0-3: K		0-1: 3 3B, 2-3 1B		0-0: G6-3	0-1: L4	5	1	1	0	0	1	6
3 Cesar Izturis, S (1, 6) OBP: 0.275, SLG: 0.274		0-1: P5		0-3: K		0-0: 23 SF8, 1-H 3-H 3B		1-1: F9		4	1	1	2	0	1	4

Inning Stats	1	2	3	4	5	6	7	8	9
	R: 0 E: 0 K: 0 S: 11	R: 0 E: 0 K: 0 S: 6	R: 0 E: 0 K: 0 S: 6	R: 0 E: 0 K: 2 S: 17	R: 0 E: 0 K: 3 S: 14	R: 4 E: 0 K: 0 S: 18	R: 0 E: 0 K: 0 S: 7	R: 0 E: 0 K: 0 S: 7	R: 1 E: 0 K: 0 S: 12
	H: 1 LOB: 2 BB: 1 P: 17	H: 1 LOB: 1 BB: 0 P: 7	H: 0 LOB: 0 BB: 0 P: 9	H: 3 LOB: 3 BB: 0 P: 21	H: 2 LOB: 2 BB: 0 P: 17	H: 5 LOB: 1 BB: 0 P: 25	H: 1 LOB: 0 BB: 0 P: 11	H: 1 LOB: 1 BB: 0 P: 9	H: 2 LOB: 2 BB: 1 P: 23

1B: 12	SF: 1
2B: 3	SAC: 0
3B: 1	DP: 1
HR: 0	HBP: 0

WP: 1 PA: 44
PB: 0
SB: 0
CS: 0

PITCHER	IP	WLS	BF	H	R	ER	SO	BB	IBB	HBP	BLK	WP	HR	S	P	ERA	WHIP
37 Max Scherzer, R (1, 1) ERA: 3.6	6.0	L	31	12	4	4	5	1	0	0	0	1	0	72	96	6.00	2.167
36 Brad Thomas, L (7, 1) ERA: 4.3	2.2		12	4	1	1	0	0	1	0	0	0	0	24	41	3.38	1.500
45 Ryan Perry, R (9, 1) ERA: 4.01	0.1		1	0	0	0	0	0	0	0	0	0	0	2	2	0.00	0.000

BOTTOM

Batter	1	2	3	4	5	6	7	8	9	AB	R	H	RBI	BB	SO	LOB
14 Austin Jackson, R (1, 8) OBP: 0.360, SLG: 0.415	2-0: G6-3		3-3: K		0-3: K			1-2: 18 FC1-6 1B	0-2: K	5	0	1	0	0	3	0
25 Ryan Raburn, R (1, 9) OBP: 0.331, SLG: 0.468	0-2: 18 G6-3 2B		0-0: 24 1B 1B		0-0: F8			0-3: K		4	0	2	0	0	1	1
18 Johnny Damon, L (1, 10) OBP: 0.358, SLG: 0.398	2-2: G6-3 2-3		2-1: F8			3-1: P2		3-1: FC1-6, 24 1B, 32 1B 1-2f		4	1	0	0	0	0	3
24 Miguel Cabrera, R (1, 3) OBP: 0.431, SLG: 0.632	1-0: P3		3-2: 1-2 1B			2-2: G5-6-3		0-0: 32 1B, 27 2B, 1-3 1B		4	1	2	0	0	0	1
32 Don Kelly, L (1, 7) OBP: 0.278, SLG: 0.358		3-2: P6	0-1: P5			2-3: K		0-1: 27 2B, 1-2 3-H 1B		4	1	1	1	0	1	2
27 Jhonny Peralta, R (1, 6) OBP: 0.319, SLG: 0.411		1-0: 13 1B 1B		2-0: G6-3			1-0: P2	0-0: 1-H 2-H 2B		4	0	2	2	0	0	0
15 Brandon Inge, R (1, 5) OBP: 0.324, SLG: 0.400		2-3: K		3-2: G6-3			0-1: P4	2-1: L8		4	0	0	0	0	1	2
13 Alex Avila, L (1, 2) OBP: 0.312, SLG: 0.316		3-2: 1-3 1B		1-0: F7			4-0: BB		2-2: L8	3	0	1	0	1	0	0
39 Ramon Santiago, S (1, 4) OBP: 0.337, SLG: 0.318		1-1: L5			0-1: B1-3		3-1: F8		3-3: K	4	0	0	0	0	1	3

Inning Stats	1	2	3	4	5	6	7	8	9
	R: 0 E: 0 K: 0 S: 8	R: 0 E: 0 K: 1 S: 18	R: 0 E: 0 K: 1 S: 12	R: 0 E: 0 K: 0 S: 5	R: 0 E: 0 K: 1 S: 7	R: 0 E: 0 K: 1 S: 9	R: 0 E: 0 K: 0 S: 5	R: 3 E: 0 K: 1 S: 14	R: 0 E: 0 K: 2 S: 12
	H: 1 LOB: 1 BB: 0 P: 13	H: 2 LOB: 2 BB: 0 P: 28	H: 2 LOB: 2 BB: 0 P: 20	H: 0 LOB: 0 BB: 0 P: 11	H: 0 LOB: 0 BB: 0 P: 7	H: 0 LOB: 0 BB: 0 P: 16	H: 0 LOB: 1 BB: 1 P: 13	H: 4 LOB: 1 BB: 0 P: 20	H: 0 LOB: 0 BB: 0 P: 17

1B: 7	SF: 0
2B: 2	SAC: 0
3B: 0	DP: 0
HR: 0	HBP: 0

WP: 0 PA: 37
PB: 0
SB: 0
CS: 0

PITCHER	IP	WLS	BF	H	R	ER	SO	BB	IBB	HBP	BLK	WP	HR	S	P	ERA	WHIP
46 Jeremy Guthrie, R (1, 1) ERA: 3.74	7.0	W	27	5	0	0	4	1	0	0	0	0	0	64	108	0.00	0.857
37 Matt Albers, R (8, 1) ERA: 4.43	1.0		7	4	3	3	1	0	0	0	0	0	0	14	20	27.00	4.000
19 Koji Uehara, R (9, 1) ERA: 2.55	1.0	S	3	0	0	0	2	0	0	0	0	0	0	12	17	0.00	0.000

TOP

Batter	1	2	3	4	5	6	7	8	9	AB	R	H	RBI	BB	SO	LOB
1 Brian Roberts, S (1, 4) OBP: 0.353, SLG: 0.398	B FF 93 S CH 85 B CU 77 F FF 95 F CU 79 B FF 96 F FF 95 F FF 96 F FF 96 3-3 F CH 86 C FF 96 ①		B FF 92 C FF 94 S FF 94 F FF 96 X CH 87 1-2 G4-3 ③			B CH 84 B FF 94 B FF 92 C FF 93 B FF 93 4-1 21 1B 23 S 30 FC1-5-2 BB		B FF 92 X FF 93 1-0 F8 ①		3	0	0	0	1	1	0
23 Ty Wigginton, R (1, 5) OBP: 0.315, SLG: 0.421	X FF 96 0-0 1B			F FF 94 C CU 78 S CH 86 0-3 K ①		B SL 87 F SL 86 1 SAFE 1 SAFE 1 SAFE C SL 86 S CH 87 1-3 K 1-2 ①		B CU 76 C CU 76 B CU 77 S SL 84 F FF 97 X CU 79 2-2 L9 ②		4	0	1	0	0	2	1
21 Nick Markakis, L (1, 9) OBP: 0.364, SLG: 0.418	T FF 94 X FF 95 0-1 P6 ②			B FF 93 B CH 85 F CH 85 F FF 96 F CU 80 S FF 96 2-3 K ②		C CH 86 F FF 95 F FF 95 F CU 78 B FF 96 X CH 87 1-2 30 FC1-5-2 2-3 1B		C FF 96 S FF 96 S FF 96 0-3 K ③		4	0	1	0	0	2	1
30 Luke Scott, L (1, 10) OBP: 0.354, SLG: 0.543	S CH 85 B CH 87 S CH 86 B CU 79 S CH 87 2-3 K ③			B CU 77 C FF 96 C CU 78 F CH 89 B CU 80 B FF 97 X CH 87 3-2 G6-3 ③		X CH 86 0-0 FC1-5-2 1-3 3-H ②			C FF 92 B SL 80 S FF 92 F FF 93 B SL 79 B SL 82 B SI 93 4-2 10 G5-4-3 BB	3	0	0	0	1	1	3
10 Adam Jones, R (1, 8) OBP: 0.324, SLG: 0.442		S SL 86 F SL 87 S FF 94 0-3 K ①			B FF 94 F SL 87 B CU 79 S FF 98 F CH 87 X FF 97 2-2 F8 ①	C CU 80 B FF 96 S FF 97 S CH 88 1-3 K ③			F SI 92 X CH 82 0-1 G5-4-3 1-2f ① ②	4	0	0	0	0	2	3
18 Felix Pie, L (1, 7) OBP: 0.308, SLG: 0.416		C FF 95 C CU 76 B FF 95 X CU 80 1-2 G3-1 ②			X CH 87 0-0 9 S 9 3B 1B		B CH 84 S CH 84 B CH 86 F FF 94 F SL 88 B CU 79 S FF 95 3-3 K ①		F FF 93 S SL 81 C SL 82 0-3 K ③	4	1	1	0	0	2	0
9 Jake Fox, R (1, 2) OBP: 0.266, SLG: 0.410		S FF 95 X SL 88 0-1 P2 ③			S SL 88 D CU 80 1 SAFE 1 SAFE S FF 93 B CU 81 B FF 97 X SL 90 3-2 29 WP 1-H 3B		X FF 95 0-0 P5 ②			3	1	1	1	0	0	0
11 Robert Andino, R (1, 6) OBP: 0.143, SLG: 0.143			C FF 93 X FF 94 0-1 G6-3 ①		P PO 86 B FF 98 F FF 97 F FF 98 B CU 82 C CU 81 3-3 K ②		B FF 92 F FF 94 X FF 95 1-1 29 BLK 1B			3	0	1	0	0	1	1
29 Brandon Snyder, R (1, 3)			B FF 93 X SL 87 1-0 P6 ②		B CU 79 F FF 98 B CU 80 X FF 98 2-1 G4-3 3-H ③		1 SAFE C CU 78 C CU 78 B FF 96 S FF 97 1-3 K 1-2 ③			3	0	0	0	0	1	1
Inning Stats	R: 0 E: 0 K: 2 S: 14 H: 1 LOB: 1 BB: 0 P: 19	R: 0 E: 0 K: 1 S: 8 H: 0 LOB: 0 BB: 0 P: 9	R: 0 E: 0 K: 0 S: 7 H: 0 LOB: 0 BB: 0 P: 9	R: 0 E: 0 K: 2 S: 11 H: 0 LOB: 0 BB: 0 P: 16	R: 2 E: 0 K: 1 S: 14 H: 2 LOB: 0 BB: 0 P: 23	R: 0 E: 0 K: 2 S: 13 H: 1 LOB: 2 BB: 1 P: 20	R: 0 E: 0 K: 2 S: 10 H: 1 LOB: 1 BB: 0 P: 15	R: 0 E: 0 K: 1 S: 8 H: 0 LOB: 0 BB: 0 P: 11	R: 0 E: 0 K: 1 S: 8 H: 0 LOB: 0 BB: 1 P: 12	1B: 4 2B: 0 3B: 1 HR: 0 SF: 0 SAC: 0 DP: 1 HBP: 0						

PITCHER		IP	WLS	BF	H	R	ER	SO	BB	IBB	HBP	BLK	WP	HR	S	P	ERA	WHIP
35 Justin Verlander, R ERA: 3.48	(1, 1)	8.0	W	30	5	2	2	11	1	0	0	1	1	0	85	122	2.25	0.750
40 Phil Coke, L ERA: 2.88	(9, 1)	1.0		3	0	0	0	1	1	0	0	0	0	0	8	12	0.00	1.000

PITCHER		IP	WLS	BF	H	R	ER	SO	BB	IBB	HBP	BLK	WP	HR	S	P	ERA	WHIP

BOTTOM

Batter	1	2	3	4	5	6	7	8	9	AB	R	H	RBI	BB	SO	LOB
28 Will Rhymes, L (1, 4) OBP: 0.353, SLG: 0.379	B FF 87 B FF 88 C FF 87 B FF 89 B FF 88 4-1 BB		C FF 86 F FF 87 X CH 76 0-2 P5 ①		C FF 88 B KC 74 F CH 76 X FF 89 1-2 L7 ③			C FF 91 C FF 92 F FF 92 B FF 93 B SL 82 X FF 93 2-2 25 2B 24 2B 1B		3	1	1	0	1	0	0
25 Ryan Raburn, R (1, 9) (9, 7) OBP: 0.330, SLG: 0.469	C FF 88 F FF 88 B FF 87 F KC 74 X FF 89 1-2 F9 ①		C KC 72 X KC 74 0-1 G5-3 ②			B CH 83 S SL 83 X FF 88 1-1 P4 ①		X CH 77 0-0 24 2B 1-3 2B		4	1	1	0	0	0	1
32 Don Kelly, L (1, 7) OBP: 0.274, SLG: 0.353 14 Austin Jackson, R (8, PH) OBP: 0.361, SLG: 0.415 (9, 8)	B FF 88 X CH 77 1-0 P3 ②		C FF 88 X FF 86 0-1 G3 ③			B FF 88 C CH 77 F CH 75 B KC 76 X FF 90 2-2 G3 ②		B CU 80 S FF 92 S CU 80 B FF 93 F CU 80 D FF 91 B FF 93 4-2 24 2B BB		3 0	0 1	0 0	0 0	0 1	0 0	1 0
24 Miguel Cabrera, R (1, 3) OBP: 0.429, SLG: 0.631	S FF 91 B FF 91 B FF 89 C SL 86 S FF 92 2-3 K ③			C KC 75 B FF 90 F FF 86 S FF 88 1-3 K ①		B CH 77 F FF 91 B FF 90 B KC 77 X FF 92 3-1 G4-3 ③		X FF 94 0-0 15 HR 1-H 2-H 3-H 2B		4	1	1	3	0	2	1
27 Jhonny Peralta, R (1, 6) OBP: 0.317, SLG: 0.408		X FF 87 0-0 G6-3 ①		C FF 90 B FF 88 F CH 76 X KC 75 1-2 G5-3 ②			B SL 81 B FF 89 F FC 88 F SL 84 F FF 88 S FF 91 2-3 K ①	B FF 92 B CU 79 F FF 92 B FF 92 X FF 92 3-1 L4 ①		4	0	0	0	0	1	1
26 Brennan Boesch, L (1, 10) OBP: 0.327, SLG: 0.432		B KC 72 B FF 87 B FF 86 B FF 86 4-0 15 1B 15 S 57 FC6-4 BB		B FF 89 B FF 88 F FF 88 B CH 78 B FF 88 4-1 BB			S CH 78 T CH 77 B CH 76 B KC 77 B FF 90 B FF 90 4-2 15 G6-3 15 S BB	C CU 79 B CU 79 F CU 80 F FF 92 B CU 78 F FF 92 F FF 91 F CU 80 B FF 92 3-3 S CU 78 K ②		1	1	0	0	3	1	1
15 Brandon Inge, R (1, 5) OBP: 0.325, SLG: 0.408		B FF 88 C FF 88 S SL 84 X KC 75 1-2 57 FC6-4 1-3 1B		C FF 89 X FF 88 0-1 F9 ③			B SL 84 F FF 89 B CH 76 S FF 90 B FF 89 X FF 92 3-2 G6-3 1-3 ②	B FF 94 B FS 87 F FF 94 B FF 93 X FF 94 3-1 2-H HR		4	1	2	2	0	0	2
57 Casper Wells, R (1, 8) (9, 9) OBP: 0.368, SLG: 0.519		F SL 84 B FF 88 B FF 89 X SL 85 2-1 FC6-4 1-2f 3-H ②			S FF 87 B FF 86 B FF 89 B FF 88 B FF 87 4-1 13 G4-6-3 BB		C FF 91 B FF 91 F FF 90 B FF 89 F FF 92 D SL 87 B FF 92 4-2 BB	B FF 94 S FF 94 B CU 80 X FS 86 2-1 P5 ③		2	0	0	1	2	0	1
13 Alex Avila, L (1, 2) OBP: 0.308, SLG: 0.313		B FF 88 1 SAFE B CH 75 F FF 88 F FF 88 S FF 89 2-3 K ③			B FF 88 1 SAFE B CH 76 X FF 88 2-0 G4-6-3 1-2f ① ②		F FF 92 B FF 93 X FF 93 1-1 G4-3 ③			3	0	0	0	0	1	4
Inning Stats	R: 0 E: 0 K: 1 S: 9 H: 0 LOB: 1 BB: 1 P: 17	R: 1 E: 0 K: 1 S: 9 H: 1 LOB: 1 BB: 1 P: 18	R: 0 E: 0 K: 0 S: 7 H: 0 LOB: 0 BB: 0 P: 7	R: 0 E: 0 K: 1 S: 9 H: 0 LOB: 1 BB: 1 P: 15	R: 0 E: 0 K: 0 S: 5 H: 0 LOB: 0 BB: 1 P: 12	R: 0 E: 0 K: 0 S: 7 H: 0 LOB: 0 BB: 0 P: 13	R: 0 E: 0 K: 1 S: 14 H: 1 LOB: 1 BB: 2 P: 28	R: 5 E: 0 K: 1 S: 22 H: 4 LOB: 0 BB: 1 P: 39		1B: 2 2B: 2 3B: 0 HR: 1 SF: 0 SAC: 0 DP: 1 HBP: 0						

PITCHER		IP	WLS	BF	H	R	ER	SO	BB	IBB	HBP	BLK	WP	HR	S	P	ERA	WHIP
24 Chris Tillman, R ERA: 6.32	(1, 1)	6.2		26	1	1	1	4	6	0	0	0	0	0	58	107	1.35	1.050
51 Michael Gonzalez, L ERA: 5.5	(7, 1)	0.1	L	3	2	2	2	0	0	0	0	0	0	0	7	10	54.00	6.000
29 David Hernandez, R ERA: 4.67	(8, 1)	0.2	B	4	1	1	1	1	1	0	0	0	0	0	13	23	13.50	3.000
55 Alfredo Simon, R ERA: 4.98	(8, 1)	0.1		2	1	2	2	0	0	0	0	0	0	1	4	9	54.00	3.000

PITCHER		IP	WLS	BF	H	R	ER	SO	BB	IBB	HBP	BLK	WP	HR	S	P	ERA	WHIP

Baltimore Orioles @ Detroit Tigers

Comerica Park, Detroit, MI

Sun Sep 12 2010, 1:10 PM - 3:50 PM EDT

Att. 24,170 - Sunny - 72 F

livebaseballscorecards.com

AB	31
R	2
H	5
RBI	1
BB	2
SO	12
LOB	10

WP: 1	PA: 33		
PB: 0			
SB: 2			
CS: 0			

TOP

Batter	1	2	3	4	5	6	7	8	9	AB	R	H	RBI	BB	SO	LOB
14 Austin Jackson, R (1, 8) OBP: 0.358, SLG: 0.411	C SI 94 F SL 84 F SI 94 S SL 84 0-3 ① **K**	B SI 91 1 SAFE S SI 93 S CH 83 F SI 93 B SL 83 B SI 92 F SI 93 S SI 93 3-3 ③ **K**		L SI 90 S SI 90 X FF 91 0-2 ① **G6-3**	B CU 76 C CU 74 F SI 91 S FF 95 1-3 ③ **K**			C CU 73 X SI 91 0-1 ② **G6-3**		5	0	0	0	0	3	5
20 Scott Sizemore, R (1, 4) OBP: 0.299, SLG: 0.294 28 Will Rhymes, L (6, PH) OBP: 0.348, SLG: 0.374 (6, 4)	C SI 93 B SI 92 B SI 92 B SI 93 F SI 94 B SI 94 4-2 25 BB **BB**		C SI 91 X SI 92 0-1 24 E, 25 HBP, 27 SF7 **1B**	B CH 81 F CH 79 S SL 82 D SL 82 F SI 91 F CH 81 B SI 90 X SL 81 3-2 **2-H** **1B**		B FF 91 C SI 90 B FF 92 B FF 93 C FF 92 F FF 93 X FF 93 3-2 ① **P4**		B FF 91 B FF 92 C FF 92 X CH 79 2-1 ③ **F7**		2 2	1 0	2 0	1 0	1 0	0 0	0 0
25 Ryan Raburn, R (1, 7) OBP: 0.331, SLG: 0.464	B SI 93 B SI 94 F SI 93 1 SAFE B SI 93 B SI 93 4-1 **1-2** **BB**		B SI 91 S SL 81 F SI 91 F SI 92 H SL 83 2-2 24 E, 57 1B **1-2** **HBP**	B KC 78 X FF 91 1-0 ② **F7**		B CU 75 B CU 76 S FF 92 C FF 94 F FF 94 C SI 92 2-3 ② **K**			B SI 90 B FF 90 B FF 89 C FF 88 X FF 89 3-1 ① **G5-3**	3	1	0	0	1	1	1
24 Miguel Cabrera, R (1, 3) OBP: 0.426, SLG: 0.626 18 Johnny Damon, L (9, PH) OBP: 0.359, SLG: 0.403	C SI 92 B CH 82 B SI 93 S SI 93 C SI 92 2-3 ② **K**		S FF 92 C SI 92 X SL 82 0-2 E4, 57 1B **1-2** **2-3**	F SI 91 B CH 80 B SI 91 F CH 83 F CH 82 1 SAFE F SI 93 S SL 82 2-3 ③ **K**		B FF 94 X SI 91 1-0 ③ **G5-3**			F FF 92 F FF 92 F FF 93 X FF 92 0-2 **3B**	4 1	0 0	0 1	0 0	0 0	2 0	5 0
27 Jhonny Peralta, R (1, 10) OBP: 0.314, SLG: 0.404	C KC 76 C SI 93 B KC 78 B SI 92 X SI 94 2-2 ③ **G5-3**		C SI 91 X SI 91 0-1 ① **SF7** **3-H**		X SI 92 0-0 ① **L3**		X FF 90 0-0 ① **F8**		S FF 96 B FF 96 B SL 83 X FF 97 2-1 ② **P4**	4	0	0	1	0	0	3
15 Brandon Inge, R (1, 5) OBP: 0.326, SLG: 0.405		C SI 92 B KC 74 F SI 92 H SI 91 2-2 57 1B, 39 SF9 **HBP**	X CH 81 0-0 ② **F7**		B SI 91 C CH 80 B FF 93 B SI 91 F FF 91 B SI 94 4-2 12 HBP, 57 1B **BB**		C FF 91 B CU 73 B CU 74 C FF 90 X FF 93 2-2 ② **G4-3**		B FF 97 F FF 96 B FF 96 B SL 82 C FC 96 S FF 95 3-3 ③ **K**	3	1	0	0	1	1	3
57 Casper Wells, R (1, 9) OBP: 0.410, SLG: 0.554		F SI 92 X SI 92 0-1 **1-3** **1B**	B KC 73 C SI 90 X CH 81 1-1 **1-2** **2-H** **1B**		S FF 92 X FF 92 0-1 12 HBP **1-2** **1B**		B FF 93 B FF 90 F FF 93 F SI 90 B FF 94 X CH 79 3-2 **1B**			4	0	4	1	0	0	0
12 Gerald Laird, R (1, 2) OBP: 0.263, SLG: 0.296		F SL 82 C SI 92 B SI 93 1 SAFE F KC 76 1 SAFE S SI 92 1-3 ① **K**	X CH 80 0-0 ③ **F9**		H SI 92 1-0 **1-2** **2-3** **HBP**		B FF 90 X FF 92 1-0 ③ **F9**			3	0	0	0	0	1	5
39 Ramon Santiago, S (1, 6) OBP: 0.333, SLG: 0.315		C SI 91 B FF 91 1 SAFE B KC 75 B SL 82 X SI 92 3-1 ② **SF9** **3-H**		X SI 89 0-0 **E9** 20 1B	F B FF 93 C CU 76 S FF 94 1-3 ② **K**			C B CH 79 X FF 91 1-1 ① **P6**		3	1	0	1	0	1	3
Inning Stats	R: 0 E: 0 K: 2 S: 13 H: 0 LOB: 2 BB: 2 P: 25	R: 1 E: 0 K: 2 S: 15 H: 1 LOB: 1 BB: 0 P: 24	R: 2 E: 1 K: 0 S: 14 H: 2 LOB: 2 BB: 0 P: 17	R: 1 E: 1 K: 1 S: 15 H: 1 LOB: 1 BB: 0 P: 21	R: 0 E: 0 K: 2 S: 11 H: 1 LOB: 3 BB: 1 P: 18	R: 0 E: 0 K: 1 S: 9 H: 0 LOB: 0 BB: 0 P: 15	R: 0 E: 0 K: 0 S: 8 H: 1 LOB: 1 BB: 0 P: 14	R: 0 E: 0 K: 0 S: 6 H: 0 LOB: 0 BB: 0 P: 9	R: 0 E: 0 K: 1 S: 11 H: 1 LOB: 1 BB: 0 P: 19	1B: 6 2B: 0 3B: 1 HR: 0 SF: 2 SAC: 0 DP: 0 HBP: 3				WP: 0 PB: 0 SB: 0 CS: 0	PA: 42	

PITCHER		IP	WLS	BF	H	R	ER	SO	BB	IBB	HBP	BLK	WP	HR	S	P	ERA	WHIP
45 Derek Holland, L ERA: 4.12	(1, 1)	4.0		22	4	4	1	5	2	0	2	0	0	0	57	87	2.25	1.500
57 Dustin Nippert, R ERA: 4.59	(5, 1)	4.1	W	18	3	0	0	3	1	0	1	0	0	0	40	65	0.00	0.923
64 Alexi Ogando, R ERA: 1.31	(9, 1)	0.2		2	0	0	0	1	0	0	0	0	0	0	5	10	0.00	0.000

Detroit Tigers @ Texas Rangers
Rangers Ballpark in Arlington, Arlington, TX
Tue Sep 14 2010, 8:07 PM - 11:16 PM EDT
Att. 24,452 - Clear - 90 F

livebaseballscorecards.com

AB	34
R	4
H	7
RBI	4
BB	3
SO	9
LOB	25

BOTTOM

Batter	1	2	3	4	5	6	7	8	9	AB	R	H	RBI	BB	SO	LOB
1 Elvis Andrus, R (1, 6) OBP: 0.354, SLG: 0.313	B CH 85 C SI 86 F SI 87 B SL 78 B SL 80 F FF 88 X CH 86 3-2 ① **G6-3**		B FF 88 B CH 86 C SI 86 C SL 78 B SL 79 S SL 79 3-3 ② **K**	B SI 89 C SL 78 B SI 86 X SI 87 2-1 **1-2** **2-3** **3-H** 10 FC6-4		C FF 90 B FF 90 B SL 78 X SI 87 2-1 10 1B, 7 E **1B**	X SI 86 0-0 **1-2** **2-3** 10 2B **1B**			5	2	2	0	0	1	2
10 Michael Young, R (1, 5) OBP: 0.337, SLG: 0.457 8 Jorge Cantu, R (8, 5) OBP: 0.304, SLG: 0.386	C SI 87 B SL 79 C SL 78 X SI 88 1-2 7 2B, 27 G6-3 **1B**		C SI 88 X SI 88 0-1 ③ **F7**	B SL 77 S SI 90 F SI 90 B SI 89 X SI 88 2-2 **1-2f** ③ **FC6-4**		C FF 87 1 SAFE P PO 84 F FF 87 1 SAFE X SL 76 1-2 7 E, 17 1B **1-3** **1B**	X CH 80 0-0 7 G4-3, 27 SF8 **1-H** **2-H** **3-H** **2B**			5 0	3 0	3 0	3 0	0 0	0 0	3 0
7 David Murphy, L (1, 7) OBP: 0.354, SLG: 0.444	C CH 86 B CH 86 C CH 85 X CH 85 1-2 27 G6-3 **1-3** **2B**			C CH 84 B SL 78 X SL 78 1-1 ① **HR**	C CH 83 B CH 86 X CH 85 1-1 27 1B **2B**	B FF 86 X FF 86 1-0 E4, 17 1B, 5 1B **1-2** **3-H**	X CH 81 0-0 ① **G4-3** **2-3**			5	2	3	2	0	0	2
27 Vladimir Guerrero, R (1, 10) OBP: 0.349, SLG: 0.502	X CH 78 0-0 ② **G6-3** **2-3** **3-H**			H CH 84 1-0 17 FC6-4 **HBP**	X SL 77 0-0 18 BB **2-3** **1B**	X FF 88 0-0 ② **L7**	X SL 81 0-0 ② **SF8** **3-H**			3	0	1	2	0	0	3
17 Nelson Cruz, R (1, 9) OBP: 0.365, SLG: 0.569	C SL 76 B CH 86 F CH 85 B SL 78 X SL 77 2-2 ③ **G3**			F SI 86 F CH 85 F CH 86 X SL 78 0-2 ① **FC6-4** 5 WP, 18 1B **1-2f**	S CH 85 B SL 78 B SL 77 C SL 76 F CH 85 D SL 76 X SL 78 3-2 ① **P6**	X SL 79 0-0 5 1B **1-3** **2-H** **1B**	B CH 80 C CU 80 C SL 80 B SL 81 B SL 80 C FF 87 3-3 ③ **K**			5	1	1	1	0	1	4
5 Ian Kinsler, R (1, 4) OBP: 0.388, SLG: 0.421		C CH 85 B CH 77 C SL 76 B SL 79 B SL 77 B SI 86 4-2 18 CS **BB**		B CH 86 B SL 78 B CH 86 C CH 86 B SL 77 4-1 20 BB, 18 1B, 1 E **1-2** **BB**	F SI 86 C CH 87 B FF 88 X SL 76 1-2 ② **P2**	C SI 87 F FF 88 B SI 90 B SI 89 X SI 89 2-2 **1-3** **3-H** **1B**		B SL 79 B FF 93 B FF 90 B FF 91 4-0 15 G5-4-3 **BB**		2	1	1	1	3	0	2
18 Mitch Moreland, L (1, 3) OBP: 0.362, SLG: 0.434	S SI 85 C SI 87 B SL 79 F SI 89 F SL 79 X SI 86 1-2 ① ② F8 **1-2**			B SL 77 X CH 85 1-0 1 E, 20 BB **1-2** **2-H** **1B**	B SL 77 B SI 87 B CH 86 B CH 83 4-0 **1-2** **BB**	B FF 88 F FF 87 C FF 89 B SI 90 X FF 87 2-2 ③ **G3**		B FF 91 C FF 90 X FF 90 1-1 ① **P5**		4	0	1	1	1	0	4
15 Matt Treanor, R (1, 2) OBP: 0.295, SLG: 0.327	X CH 87 0-0 ③ **F7**			B SL 80 C SL 76 F CH 85 S SI 87 1-3 ② **K**	S SL 78 S SL 78 D SL 78 X SL 78 1-2 ③ **G6-3**		X SI 87 0-0 1 1B, 20 1B, 10 2B **1B**	C SL 80 C SL 81 F SL 84 B FF 94 F SL 83 F FF 95 B FF 95 X SL 81 2-2 ② ③ **G5-4-3** **1-2f**		5	1	1	0	0	1	6
20 Julio Borbon, L (1, 8) OBP: 0.306, SLG: 0.348		B CH 84 C CH 84 B CH 77 B SI 87 X SI 86 3-1 ① **P6**		B SL 78 S SL 77 B SL 79 B SI 87 B CH 85 4-1 1 E **1-2** **2-3** **BB**		B SI 93 C SI 92 C CU 81 F CU 81 B CU 81 X SI 92 2-2 ① **G6-3**	X SI 87 0-0 1 1B, 10 2B **1-2** **1B**			3	1	1	0	1	0	0
Inning Stats	R: 1 E: 0 K: 0 S: 14 H: 2 LOB: 1 BB: 0 P: 21	R: 0 E: 0 K: 0 S: 8 H: 0 LOB: 0 BB: 1 P: 13	R: 0 E: 0 K: 1 S: 7 H: 0 LOB: 0 BB: 0 P: 13	R: 3 E: 1 K: 1 S: 17 H: 2 LOB: 3 BB: 2 P: 33	R: 0 E: 0 K: 0 S: 13 H: 2 LOB: 3 BB: 1 P: 23	R: 3 E: 1 K: 0 S: 19 H: 4 LOB: 2 BB: 0 P: 28	R: 4 E: 0 K: 1 S: 9 H: 4 LOB: 0 BB: 0 P: 12	R: 0 E: 0 K: 0 S: 8 H: 0 LOB: 0 BB: 1 P: 15		1B: 10 2B: 3 3B: 0 HR: 1 SF: 1 SAC: 0 DP: 1 HBP: 1				WP: 1 PB: 0 SB: 0 CS: 1	PA: 44	

PITCHER		IP	WLS	BF	H	R	ER	SO	BB	IBB	HBP	BLK	WP	HR	S	P	ERA	WHIP
38 Jeremy Bonderman, R ERA: 5.04	(1, 1)	5.0		26	6	4	3	2	4	0	1	0	1	1	59	103	5.40	2.000
55 Daniel Schlereth, L ERA: 4.63	(6, 1)	0.1		1	0	0	0	0	0	0	0	0	0	0	4	6	0.00	0.000
38 Robbie Weinhardt, R ERA: 7.5	(6, 1)	0.2	L	7	4	3	1	0	0	0	0	0	0	0	15	22	13.50	6.000
49 Eddie Bonine, R ERA: 4.43	(7, 1)	1.0		7	4	4	4	1	0	0	0	0	0	0	9	12	36.00	4.000
43 Alfredo Figaro, R ERA: 7.36	(8, 1)	1.0		3	0	0	0	0	1	0	0	0	0	0	8	15	0.00	1.000

Detroit Tigers @ Texas Rangers
Rangers Ballpark in Arlington, Arlington, TX
Tue Sep 14 2010, 8:07 PM - 11:16 PM EDT
Att. 24,452 - Clear - 90 F

livebaseballscorecards.com

Detroit Tigers @ Texas Rangers

Rangers Ballpark in Arlington, Arlington, TX

Wed Sep 15 2010, 8:09 PM - 11:03 PM EDT

Att. 34,964 - Clear - 90 F

TOP

Batter	1	2	3	4	5	6	7	8	9	AB	R	H	RBI	BB	SO	LOB
14 Austin Jackson, R (1, 8) OBP: 0.357, SLG: 0.408	S FF 89 B FF 88 S SL 84 B FF 91 B SL 84 F SL 83 F FF 90 B SL 84 4-2 28 SH5-3 28 S 18 G3 BB	X CH 83 0-0 ③ G4-3			C FF 89 X SL 82 0-1 ① F9	C FF 89 B FF 90 C FF 88 F FF 88 S FF 90 1-3 ③ K		B FF 89 F SI 90 C FF 89 F FF 88 X SL 75 1-2 ② F8		4	1	0	0	1	1	3
28 Will Rhymes, L (1, 4) OBP: 0.342, SLG: 0.367 20 Scott Sizemore, R (8, PH) OBP: 0.296, SLG: 0.292 (8, 4)	T FF 87 B CU 77 X FF 89 1-1 ① SH5-3 1-3	B FF 87 B FF 87 C FF 88 B FF 88 F FF 88 X FF 89 3-2 ① G6-3	B FF 88 C FF 87 F CU 77 X SL 83 1-2 FC1 24 SF9 18 BB 25 2B 1-2			B FF 90 C FF 91 X SI 90 1-1 ① F8	B SI 88 B FF 88 X FF 88 2-0 ③ P6		3 1	1 0	0 0	0 0	0 0	0 0	1 0
18 Johnny Damon, L (1, 10) OBP: 0.360, SLG: 0.406	B FF 89 X FF 89 1-0 ② G3 3-H	B CU 77 B CU 76 X SI 88 2-0 ② G4-3	C CU 77 F FF 90 D SL 85 B CU 78 F CU 79 B FF 91 B CU 77 4-2 25 2B 1-2 2-3 BB			C FF 91 X FC 85 0-1 24 SF8 3B		C FF 94 B SI 94 B SL 77 F FF 95 F FF 96 B SL 77 X FF 96 3-2 ① P5	4	2	1	1	1	0	0
24 Miguel Cabrera, R (1, 3) OBP: 0.426, SLG: 0.627	F FF 91 B FF 90 B FF 91 B FF 92 B FF 90 4-1 25 2B BB	C SL 84 F SL 86 X FF 90 0-2 2B	X SL 85 0-0 ② SF9 2-3 3-H			X FF 93 0-0 ② SF8 3-H	S FF 95 S FF 96 B FF 98 X FF 97 1-2 ② G5-3		2	1	1	2	1	0	0
25 Ryan Raburn, R (1, 7) OBP: 0.335, SLG: 0.482	C FF 91 X FF 90 0-1 1-H 2B	S SL 84 B FF 92 F SL 84 B CU 79 X SL 83 2-2 ③ G6-3	B FF 90 S SL 83 1 SAFE X CH 85 1-1 1-H 3-H 2B			B FF 93 B FF 92 B SI 91 C FF 90 X SI 91 3-1 HR	C FF 95 B SL 79 X SL 79 1-1 ③ F8	5	1	3	4	0	0	1
26 Brennan Boesch, L (1, 9) OBP: 0.325, SLG: 0.429 57 Casper Wells, R (7, PH) OBP: 0.419, SLG: 0.561 (7, 9)	X FF 89 0-0 ③ P4			F CU 76 B FF 90 B FF 90 C CU 76 S SL 85 2-3 ① K	F FF 90 F FF 91 X SL 84 0-2 ③ L4		B FF 95 S FF 95 F FF 96 B SL 82 X SL 82 2-2 27 1B 1B		3 1	0 1	0 0	0 0	0 0	1 0	2 0
27 Jhonny Peralta, R (1, 6) OBP: 0.314, SLG: 0.403		C FF 89 F FF 86 S SL 84 0-3 ① K	C SL 86 X SL 86 0-1 ② G6-3	C SL 86 X SL 86 0-1 ② G6-3		B FF 89 X FF 88 1-0 E6 13 G3	1 SAFE F FF 96 1 SAFE B FF 96 F FF 96 F FF 97 1 SAFE X FF 97 1-2 1-2 1B		4	0	1	0	0	1	0
15 Brandon Inge, R (1, 5) OBP: 0.324, SLG: 0.401		B FF 90 C FF 89 B FF 91 F FF 91 B SL 85 X FF 90 3-2 ② F8	C FF 91 B FF 92 B SI 86 F FF 92 X SL 86 2-2 ③ G5-3		C CH 82 X SL 83 0-1 ① F8	C FF 96 T FF 97 X FF 97 0-2 ③ P3		4	0	0	0	0	0	3
13 Alex Avila, L (1, 2) OBP: 0.309, SLG: 0.313 12 Gerald Laird, R (8, PH) OBP: 0.262, SLG: 0.294 (8, 2)		B FF 88 C FF 89 X CH 86 1-1 E1			X CH 86 0-0 18 BB 28 E 24 SF9 1B	B CU 75 B CH 83 F FF 89 X CH 83 2-1 ② G3 2-3		C FF 88 B FF 89 S SI 89 B FF 89 C FF 88 2-3 ① K		3 1	1 0	1 0	0 0	0 0	0 1	1 0
Inning Stats	R: 2 E: 0 K: 0 S: 11 H: 1 LOB: 1 BB: 2 P: 21	R: 0 E: 1 K: 1 S: 9 H: 0 LOB: 1 BB: 0 P: 13	R: 0 E: 0 K: 0 S: 10 H: 1 LOB: 1 BB: 0 P: 17	R: 0 E: 0 K: 1 S: 8 H: 0 LOB: 0 BB: 0 P: 12	R: 3 E: 1 K: 0 S: 15 H: 2 LOB: 1 BB: 1 P: 21	R: 0 E: 1 K: 1 S: 9 H: 0 LOB: 1 BB: 0 P: 13	R: 2 E: 0 K: 0 S: 17 H: 4 LOB: 2 BB: 0 P: 24	R: 0 E: 0 K: 1 S: 8 H: 0 LOB: 0 BB: 0 P: 13	R: 0 E: 0 K: 0 S: 9 H: 0 LOB: 0 BB: 0 P: 14	1B: 3 2B: 3 3B: 1 HR: 1 SF: 2 SAC: 1 DP: 0 HBP: 0						

PITCHER		IP	WLS	BF	H	R	ER	SO	BB	IBB	HBP	BLK	WP	HR	S	P	ERA	WHIP
48 Colby Lewis, R ERA: 3.84	(1, 1)	6.0	W	28	4	5	2	3	3	0	0	0	0	0	62	97	3.00	1.167
54 Matt Harrison, L ERA: 4.32	(7, 1)	0.2		4	2	2	2	0	0	0	0	0	0	1	7	11	27.00	3.000
64 Alexi Ogando, R ERA: 1.3	(7, 1)	0.1	H	3	2	0	0	0	0	0	0	0	0	0	10	13	0.00	6.000
28 Darren Oliver, L ERA: 2.5	(8, 1)	1.0		3	0	0	0	1	0	0	0	0	0	0	8	13	0.00	0.000
30 Neftalí Feliz, R ERA: 3.0	(9, 1)	1.0		3	0	0	0	0	0	0	0	0	0	0	9	14	0.00	0.000

PITCHER	IP	WLS	BF	H	R	ER	SO	BB	IBB	HBP	BLK	WP	HR	S	P	ERA	WHIP

livebaseballscorecards.com

AB	35
R	7
H	8
RBI	7
BB	3
SO	4
LOB	11

BOTTOM

Batter	1	2	3	4	5	6	7	8	9	AB	R	H	RBI	BB	SO	LOB
1 Elvis Andrus, R (1, 6) OBP: 0.355, SLG: 0.313	C SI 86 F SI 89 X SI 91 0-2 ① F9		B SL 82 B SL 85 C SI 90 F SI 90 X SL 87 2-2 10 1B 7 E 1B	B SL 84 X SL 85 1-0 7 HR 1-2 2-3 1B		C CH 85 B FF 86 X CU 79 1-1 ① G6-3		B FF 93 X FS 82 1-0 ① G5-3		5	2	2	0	0	0	0
10 Michael Young, R (1, 5) OBP: 0.338, SLG: 0.457	C SI 90 B SL 84 S SI 90 F SI 91 F SI 92 B SL 87 X SI 91 2-2 ② L8		B SI 90 1 SAFE B SL 85 X SI 90 2-0 7 E 27 G5-4-3 1-3 1B	F SI 91 F SI 90 F SI 92 B SI 91 X SI 92 1-2 ② SF9 2-3 3-H		F CU 79 X FF 86 0-1 7 FC5-4 1B		B FF 85 B FS 85 X FF 92 2-0 ② G6-3		4	1	2	1	0	0	0
7 David Murphy, L (1, 7) OBP: 0.355, SLG: 0.449	C SI 90 X SI 92 0-1 ③ P5		C SL 86 B SI 91 F SI 83 X SI 92 1-2 E1 27 G5-4-3 2-3 3-H	X CH 81 0-0 1-H 3-H HR		S SI 91 B CU 80 C SI 91 B CU 81 X SI 91 2-2 ② FC5-4 27 S 1-2f		B FF 93 B FS 85 B FS 84 B FF 92 4-0 27 CS BB		4	1	1	4	1	0	2
27 Vladimir Guerrero, R (1, 10) OBP: 0.348, SLG: 0.506		B SI 90 B SI 91 X SI 89 2-0 HR	B SL 85 X SI 91 1-0 ① G5-4-3 1-2f 3-H	F SL 86 ② C SL 82 B CU 80 X FF 87 1-2 ③ P4		S SL 83 B SL 84 X FF 94 1-1 ③ G6-3 1-2		B FS 83 B FF 92 2-0 ③ CS 1-2		4	1	1	1	0	0	2
17 Nelson Cruz, R (1, 9) OBP: 0.371, SLG: 0.577		C SL 84 B SL 84 B SI 90 F SL 86 X SI 91 2-2 5 SH 2B	B SI 92 B SL 85 F SL 86 B SI 90 B SL 84 4-1 BB		X CU 74 0-0 5 1B 2B		B FC 92 S FF 93 B SL 85 B FF 94 F FF 95 B SL 84 4-2 5 HR BB			2	3	2	0	2	0	0
5 Ian Kinsler, R (1, 4) OBP: 0.390, SLG: 0.432		X SL 85 0-0 SH 2-H	C SL 84 T SI 91 F SL 88 X SL 87 0-2 ③ F9		C FF 87 X FF 88 0-1 2-H 1B		B FF 93 X FF 93 1-0 1-H HR			3	1	2	3	0	0	1
18 Mitch Moreland, L (1, 3) OBP: 0.359, SLG: 0.427 19 Chris Davis, L (8, 3) OBP: 0.270, SLG: 0.265		C SI 90 F CH 81 S SL 86 0-3 ① K		F SI 88 B SL 86 B CH 80 X SI 90 2-1 1 1B 20 1B 10 SF9 1B	X FF 88 0-0 ① F8		X FF 95 0-0 ① G3-1			4 0	1 0	1 0	0 0	0 0	1 0	2 0
11 Bengie Molina, R (1, 2) OBP: 0.286, SLG: 0.311		C SL 84 F SL 85 X SI 92 0-2 ② P3		P PO 81 F SI 90 T SL 82 F SL 85 T SL 85 1-2 ① K	X CU 81 0-0 ② P4		B SL 86 B FF 95 S FF 94 X FF 94 2-1 ② P4			4	0	0	0	0	1	3
20 Julio Borbon, L (1, 8) OBP: 0.306, SLG: 0.347		B SL 87 B SI 83 C SI 92 B SL 88 X SI 91 3-1 ③ P3		B SI 90 B SI 89 X SI 90 2-0 10 SF9 1 1B 7 HR 1-2 1B	1 SAFE C SI 86 1 SAFE X CH 80 0-1 ③ L8		B FF 96 X FF 94 1-0 ③ G4-3			4	1	1	0	0	0	2
Inning Stats	R: 0 E: 0 K: 0 S: 10 H: 0 LOB: 0 BB: 0 P: 12	R: 2 E: 1 K: 1 S: 13 H: 2 LOB: 1 BB: 0 P: 20	R: 2 E: 1 K: 0 S: 13 H: 2 LOB: 1 BB: 1 P: 23	R: 4 E: 0 K: 1 S: 17 H: 4 LOB: 0 BB: 0 P: 24	R: 1 E: 0 K: 0 S: 7 H: 2 LOB: 1 BB: 0 P: 7	R: 0 E: 0 K: 0 S: 9 H: 1 LOB: 1 BB: 0 P: 13	R: 2 E: 0 K: 0 S: 7 H: 1 LOB: 0 BB: 1 P: 15	R: 0 E: 0 K: 0 S: 2 H: 0 LOB: 0 BB: 1 P: 11		1B: 7 2B: 2 3B: 0 HR: 3 SF: 1 SAC: 1 DP: 1 HBP: 0						

PITCHER		IP	WLS	BF	H	R	ER	SO	BB	IBB	HBP	BLK	WP	HR	S	P	ERA	WHIP
58 Armando Galarraga, R ERA: 4.27	(1, 1)	3.2	L	21	8	8	7	2	1	0	0	0	0	2	50	75	17.18	2.455
49 Eddie Bonine, R ERA: 4.45	(4, 1)	1.2		8	3	1	1	0	0	0	0	0	0	0	14	16	5.40	1.800
55 Daniel Schlereth, L ERA: 4.5	(6, 1)	0.1		1	0	0	0	0	0	0	0	0	0	0	3	5	0.00	0.000
45 Ryan Perry, R ERA: 4.25	(6, 1)	1.1		6	1	2	2	0	1	0	0	0	0	1	9	18	13.50	1.500
46 Jose Valverde, R ERA: 3.1	(8, 1)	1.0		3	0	0	0	0	1	0	0	0	0	0	2	11	0.00	1.000

PITCHER	IP	WLS	BF	H	R	ER	SO	BB	IBB	HBP	BLK	WP	HR	S	P	ERA	WHIP

livebaseballscorecards.com

AB	34
R	11
H	12
RBI	9
BB	3
SO	2
LOB	12

WP: 0 PB: 0 SB: 1 CS: 1 — PA: 41

Detroit Tigers @ Chicago White Sox

U.S. Cellular Field, Chicago, IL

Fri Sep 17 2010, 8:13 PM - 10:49 PM EDT

Att. 28,563 - Clear - 68 F

TOP

Batter	1	2	3	4	5	6	7	8	9	AB	R	H	RBI	BB	SO	LOB
14 Austin Jackson, R (1, 8) OBP: 0.357, SLG: 0.413	F8		K			28 S 1B	HR		FC6-4 26 1B	5	1	2	2	0	1	2
28 Will Rhymes, L (1, 4) OBP: 0.331, SLG: 0.357	G3			P5		G3-1	L6		SF7	4	0	0	1	0	0	1
18 Johnny Damon, L (1, 10) OBP: 0.359, SLG: 0.404	24 S BB			G3			F8	K		3	0	0	0	1	1	0
26 Brennan Boesch, L (9, PH) OBP: 0.326, SLG: 0.430 (9, 10)									1B	1	0	1	0	0	0	0
24 Miguel Cabrera, R (1, 3) OBP: 0.424, SLG: 0.623	K			K			32 1B 25 WP 1B	K	K	5	1	1	0	0	4	3
32 Don Kelly, L (1, 7) OBP: 0.274, SLG: 0.351		K			F9		25 WP 27 1B 1B	G6-3		4	1	1	0	0	1	0
25 Ryan Raburn, R (1, 9) OBP: 0.343, SLG: 0.484		27 G6-4-3 BB			27 L7-4 27 E BB		27 1B 13 2B BB		27 2B 1B	1	2	1	0	3	0	0
27 Jhonny Peralta, R (1, 6) OBP: 0.315, SLG: 0.406		G6-4-3			L7-4		13 2B 1B		15 2B 2B	4	2	2	2	0	0	2
15 Brandon Inge, R (1, 5) OBP: 0.323, SLG: 0.402			K			G5-3	K		14 FC6-4 28 SF7 2B	4	1	1	1	0	2	2
13 Alex Avila, L (1, 2) OBP: 0.311, SLG: 0.317			P6			F9	14 HR 2B		14 FC6-4 BB	3	1	1	2	1	0	0
Inning Stats	R: 0 E: 0 K: 1 S: 13 H: 0 LOB: 1 BB: 1 P: 23	R: 0 E: 0 K: 1 S: 5 H: 0 LOB: 0 BB: 1 P: 11	R: 0 E: 0 K: 2 S: 8 H: 0 LOB: 0 BB: 0 P: 9	R: 0 E: 0 K: 1 S: 10 H: 0 LOB: 0 BB: 0 P: 15	R: 0 E: 1 K: 0 S: 8 H: 0 LOB: 0 BB: 1 P: 16	R: 0 E: 0 K: 0 S: 6 H: 1 LOB: 1 BB: 0 P: 12	R: 6 E: 0 K: 1 S: 24 H: 5 LOB: 0 BB: 1 P: 38	R: 0 E: 0 K: 2 S: 10 H: 0 LOB: 0 BB: 0 P: 15	R: 3 E: 0 K: 1 S: 17 H: 4 LOB: 2 BB: 1 P: 27	1B: 6 2B: 4 3B: 0 HR: 1	SF: 1 SAC: 0 DP: 2 HBP: 0	WP: 1 PB: 0 SB: 2 CS: 0	PA: 40			

PITCHER		IP	WLS	BF	H	R	ER	SO	BB	IBB	HBP	BLK	WP	HR	S	P	ERA	WHIP
33 Edwin Jackson, R ERA: 4.6	(1, 1)	6.1	L	25	4	4	4	5	4	0	0	0	1	0	59	103	5.68	1.263
71 Scott Linebrink, R ERA: 4.39	(7, 1)	0.1		3	2	2	2	1	0	0	0	0	0	1	12	16	54.00	6.000
49 Chris Sale, L ERA: 1.02	(7, 1)	1.1		4	0	0	0	2	0	0	0	0	0	0	13	20	0.00	0.000
52 Carlos Torres, R ERA: 10.03	(9, 1)	1.0		8	4	3	3	1	1	0	0	0	0	0	17	27	27.00	5.000

livebaseballscorecards.com

AB	34
R	9
H	10
RBI	8
BB	5
SO	9
LOB	10

BOTTOM

Batter	1	2	3	4	5	6	7	8	9	AB	R	H	RBI	BB	SO	LOB
1 Juan Pierre, L (1, 7) OBP: 0.339, SLG: 0.315	10 CS HBP			G4-3		L4		G4-3		3	0	0	0	0	0	0
10 Alexei Ramirez, R (1, 6) OBP: 0.309, SLG: 0.431 30 Alejandro De Aza, L (9, PH)	K			P3		G5-3			F7	3	0	0	0	0	1	1
										1	0	0	0	0	0	0
99 Manny Ramirez, R (1, 10) OBP: 0.415, SLG: 0.483 24 Dayan Viciedo, R (9, PH) OBP: 0.279, SLG: 0.447	F9			HR		K			23 WP 1B	3	1	1	1	0	1	0
										1	0	1	0	0	0	0
25 Andruw Jones, R (1, 8) OBP: 0.333, SLG: 0.487 17 Tyler Flowers, R (9, PH)		K		BB			K		P2	2	0	0	0	1	2	0
										1	0	0	0	0	0	1
23 Mark Teahen, L (1, 9) OBP: 0.325, SLG: 0.380		K		K			K		K	4	0	0	0	0	4	2
27 Ramon Castro, R (1, 2) OBP: 0.348, SLG: 0.520		K			G5-3		BB			2	0	0	0	1	1	0
7 Mark Kotsay, L (1, 3) OBP: 0.303, SLG: 0.375			K		F7		K			3	0	0	0	0	2	1
22 Brent Morel, R (1, 5) OBP: 0.308, SLG: 0.833			G6-3		HR			F8		3	1	1	1	0	0	0
18 Brent Lillibridge, R (1, 4) OBP: 0.273, SLG: 0.492			L3		G6-3			K		3	0	0	0	0	1	0
Inning Stats	R: 0 E: 0 K: 1 S: 9 H: 0 LOB: 0 BB: 0 P: 13	R: 0 E: 0 K: 3 S: 9 H: 0 LOB: 0 BB: 0 P: 17	R: 0 E: 0 K: 1 S: 10 H: 0 LOB: 0 BB: 1 P: 14	R: 1 E: 0 K: 1 S: 15 H: 1 LOB: 1 BB: 1 P: 22	R: 1 E: 0 K: 0 S: 8 H: 1 LOB: 0 BB: 0 P: 11	R: 0 E: 0 K: 1 S: 8 H: 0 LOB: 0 BB: 0 P: 11	R: 0 E: 0 K: 3 S: 13 H: 0 LOB: 1 BB: 1 P: 22	R: 0 E: 0 K: 1 S: 7 H: 0 LOB: 0 BB: 0 P: 11	R: 0 E: 0 K: 1 S: 7 H: 1 LOB: 1 BB: 0 P: 9	1B: 1 2B: 1 3B: 0 HR: 2	SF: 0 SAC: 0 DP: 1 HBP: 1	WP: 1 PB: 0 SB: 2 CS: 1	PA: 32			

PITCHER		IP	WLS	BF	H	R	ER	SO	BB	IBB	HBP	BLK	WP	HR	S	P	ERA	WHIP
37 Max Scherzer, R ERA: 3.54	(1, 1)	8.0	W	28	2	2	2	11	2	0	1	0	0	2	79	121	2.25	0.500
45 Ryan Perry, R ERA: 4.17	(9, 1)	1.0		4	1	0	0	1	0	0	0	0	1	0	7	9	0.00	1.000

livebaseballscorecards.com

AB	29
R	2
H	3
RBI	2
BB	2
SO	12
LOB	5

TOP

Batter	1	2	3	4	5	6	7	8	9	AB	R	H	RBI	BB	SO	LOB
14 Austin Jackson, R (1, 8) OBP: 0.356, SLG: 0.411	B SI 91 X SI 92 1-0 ① G4-3	D CU 80 C SI 93 S SL 87 B SI 92 S SL 87 2-3 ② K		B CU 78 T SI 92 L SI 92 B SL 88 C SI 92 2-3 ② K		X SI 94 0-0 ② F8		B FF 97 1 SAFE X FF 95 1-0 1-3 20 HR 1B		5	1	1	0	0	2	4
28 Will Rhymes, L (1, 4) OBP: 0.341, SLG: 0.369 20 Scott Sizemore, R (8, PH) OBP: 0.301, SLG: 0.322 (8, 4)	C SI 92 B SL 88 B CH 83 B SI 92 B SI 93 4-1 18 2B 25 1B BB	B CH 82 X SI 92 1-0 ③ G6-3		D CH 83 C SI 91 B SI 91 X CH 83 2-1 1-3 3-H 2B		X SI 95 0-0 1-2 1B		1 SAFE C SI 96 X SI 96 0-1 1-H 3-H HR		3 1	1 1	2 1	1 3	1 0	0 0	1 0
18 Johnny Damon, L (1, 10) OBP: 0.358, SLG: 0.404	C SI 92 B SI 92 1 SAFE B SI 92 X SI 93 2-1 1-3 25 1B 2B		F SI 91 X CU 77 0-1 ① B1-3	C CH 83 B SI 91 F CU 77 C SI 92 1-3 ③ K		F FF 95 X SL 82 0-1 ③ P6		B SL 82 F SI 98 B SL 84 X SI 97 2-1 ③ G6-3		5	1	1	0	0	1	5
24 Miguel Cabrera, R (1, 3) OBP: 0.421, SLG: 0.617	S SI 92 D SL 88 X SI 92 1-1 ② P3		B SL 88 B FF 90 X SI 92 2-0 ② L6		X SL 86 0-0 ① G1-3		C SL 83 F FF 96 B SL 84 B SL 84 X FF 97 2-2 ① G1-6-3		B FF 96 F FF 96 B CH 86 F FF 97 X FF 98 2-2 ① G1-3	5	0	0	0	0	0	2
26 Brennan Boesch, L (1, 9) OBP: 0.331, SLG: 0.435 57 Casper Wells, R (7, PH) OBP: 0.406, SLG: 0.542 (7, 9)	C SL 88 B FF 92 F SI 92 F SI 92 B FF 90 D SL 89 B CH 82 4-2 25 1B BB		B CU 80 X SL 87 1-0 2B		B SI 90 X SI 91 1-0 1B		B FF 96 C FF 96 S FF 97 B FF 97 S FF 97 2-3 ② K		F FF 97 B CH 85 S SL 85 B CH 84 F CH 86 F FF 98 F CH 86 S FF 97 2-3 ② K	2 2	0 0	2 0	0 0	1 0	0 2	0 0
25 Ryan Raburn, R (1, 7) OBP: 0.341, SLG: 0.479	C SI 92 X SI 93 0-1 27 FC5-4 1-2 2-H 3-H 1B		C CU 77 S SL 88 B SI 93 B SL 88 S SL 86 2-3 ③ K		C SI 92 F SL 85 C SI 93 0-3 ② K		B SL 86 F FF 96 B FF 97 F FF 97 S SL 85 2-3 ③ K		S SL 84 S CH 87 S CH 86 0-3 ③ K	5	0	1	2	0	4	2
27 Jhonny Peralta, R (1, 6) OBP: 0.313, SLG: 0.403	B CU 80 B SI 93 X SI 93 2-0 ③ FC5-4 1-2f			B SL 86 X SI 92 1-0 ① L8	C SI 93 1 SAFE X SI 92 0-1 ③ F9			F FF 95 B SL 86 F FF 96 B SL 85 S CH 90 2-3 ① K		4	0	0	0	0	1	3
15 Brandon Inge, R (1, 5) OBP: 0.324, SLG: 0.403		B SI 92 X SI 92 1-0 13 S 1B		C SI 92 F CU 78 B SI 92 B SL 87 B SL 89 X SI 93 3-2 13 1B 28 2B 1B		B SI 93 C SL 83 X SI 94 1-1 ① G5-3		C FF 96 B FF 95 B CH 90 X FF 95 2-1 ② F9		4	1	2	0	0	0	0
13 Alex Avila, L (1, 2) OBP: 0.317, SLG: 0.321 12 Gerald Laird, R (8, PR) OBP: 0.262, SLG: 0.294 (8, 2)		C CH 81 S CU 79 F SI 91 B CH 82 D CH 83 X SI 93 2-2 ① L6 1-2		1 SAFE F FF 90 B SI 90 F SI 90 D SL 86 B SI 90 X SI 91 3-2 28 2B 1-3 1B		B SL 84 B CH 86 B SI 94 B FF 93 4-0 28 1B BB		B FF 96 X FF 96 1-0 14 1B 20 HR 1B		3 0	0 1	2 0	0 0	1 0	0 0	1 0
Inning Stats	R: 2 E: 0 K: 0 S: 12 H: 2 LOB: 2 BB: 2 P: 26	R: 0 E: 0 K: 1 S: 9 H: 1 LOB: 1 BB: 0 P: 15	R: 0 E: 0 K: 1 S: 7 H: 1 LOB: 1 BB: 0 P: 12	R: 1 E: 0 K: 2 S: 15 H: 3 LOB: 2 BB: 0 P: 27	R: 0 E: 0 K: 1 S: 7 H: 1 LOB: 1 BB: 0 P: 8	R: 0 E: 0 K: 0 S: 6 H: 1 LOB: 2 BB: 1 P: 11	R: 0 E: 0 K: 2 S: 9 H: 0 LOB: 0 BB: 0 P: 15	R: 3 E: 0 K: 1 S: 11 H: 3 LOB: 1 BB: 0 P: 19	R: 0 E: 0 K: 2 S: 12 H: 0 LOB: 0 BB: 0 P: 16	1B: 8 2B: 3 3B: 0 HR: 1	SF: 0 SAC: 0 DP: 0 HBP: 0			WP: 0 PB: 0 SB: 1 CS: 0	PA: 42	

PITCHER		IP	WLS	BF	H	R	ER	SO	BB	IBB	HBP	BLK	WP	HR	S	P	ERA	WHIP
58 Lucas Harrell, R ERA: 4.74	(1, 1)	5.0		25	8	3	3	5	2	0	0	0	0	0	50	88	5.40	2.000
57 Ramon Pena, R ERA: 5.23	(6, 1)	0.2		4	1	0	0	0	1	0	0	0	0	0	4	9	0.00	3.000
37 Matt Thornton, L ERA: 3.06	(6, 1)	1.1		4	0	0	0	2	0	0	0	0	0	0	11	17	0.00	0.000
46 Sergio Santos, R ERA: 2.87	(8, 1)	0.2	L	4	2	2	2	1	0	0	0	0	0	0	7	13	27.00	3.000
49 Chris Sale, L ERA: 1.5	(8, 1)	0.1		2	1	1	1	0	0	0	0	0	0	1	4	6	27.00	3.000

PITCHER		IP	WLS	BF	H	R	ER	SO	BB	IBB	HBP	BLK	WP	HR	S	P	ERA	WHIP
47 Gregory Infante, R ERA:	(9, 1)	1.0		3	0	0	0	2	0	0	0	0	0	0	12	16	0.00	0.000

Detroit Tigers @ Chicago White Sox
U.S. Cellular Field, Chicago, IL
Sat Sep 18 2010, 4:11 PM - 6:52 PM EDT
Att. 27,828 - Cloudy - 62 F

livebaseballscorecards.com

BOTTOM

Batter	1	2	3	4	5	6	7	8	9	AB	R	H	RBI	BB	SO	LOB
1 Juan Pierre, L (1, 7) OBP: 0.337, SLG: 0.313	B FF 95 F FF 97 X FF 94 1-1 ① G1-3		B FF 97 C CH 89 D CU 80 X FF 98 2-1 ② P5		X CH 88 0-0 ② FC1-4-6 10 BB 51 2B 1-2f 3-H		B FF 94 C FF 96 B CH 88 B FF 97 X FF 95 3-1 ③ L4			4	1	0	1	0	0	3
10 Alexei Ramirez, R (1, 6) OBP: 0.309, SLG: 0.428	C CU 78 B FF 97 C CU 80 F FF 97 F CH 89 X FF 97 1-2 ② G4-3		F FF 99 C CU 80 B CU 82 X FF 98 1-2 ③ G3-1		1 SAFE 1 SAFE B SL 88 1 SAFE B FF 97 B SL 89 B FF 99 4-0 51 2B 1-2 BB			C FF 95 F FF 95 X SL 87 0-2 ① G5-3		3	0	0	0	1	0	2
51 Alex Rios, R (1, 8) OBP: 0.335, SLG: 0.464	X FF 96 0-0 ③ F8			C SL 87 S SL 89 S SL 89 0-3 ① K	B FF 99 X SL 90 1-0 1-3 2-H 2B			C FF 95 C FF 96 F FF 98 B CH 89 F CH 88 S SL 90 1-3 ② K		4	0	1	1	0	2	0
14 Paul Konerko, R (1, 3) OBP: 0.400, SLG: 0.599		B CU 78 C FF 98 B CU 80 X FF 98 2-1 ① G5-3		C FF 97 F FF 97 B CU 82 B CU 81 C SL 89 2-3 ② K	F FF 101 C CU 82 B FF 100 T FF 100 1-2 ③ K			C FF 96 S FF 96 F FF 99 F SL 89 X SL 89 0-2 ③ G5-3		4	0	0	0	0	2	2
99 Manny Ramirez, R (1, 10) OBP: 0.410, SLG: 0.475		B FF 96 B CU 80 S FF 98 S FF 98 F FF 99 S FF 98 2-3 ② K		F FF 98 C FF 98 C SL 90 0-3 ③ K		X FF 95 0-0 ① L4			F FF 95 X FF 96 0-1 ① G4-3	4	0	0	0	0	2	0
12 A.J. Pierzynski, L (1, 2) OBP: 0.300, SLG: 0.386		B FF 98 C CH 88 C CU 81 X FF 98 1-2 ③ L8			S FF 96 S FF 96 F CH 90 X CU 81 0-2 ① G1-3	B FF 96 F FF 96 F FF 89 X SL 89 1-2 ② F9			B CH 87 X FF 96 1-0 ② G3	4	0	0	0	0	0	0
22 Brent Morel, R (1, 5) OBP: 0.294, SLG: 0.750			C CU 79 B CU 81 C SL 87 B CU 82 F CH 90 S SL 88 2-3 ① K		C SL 89 B CU 80 S SL 88 F FF 99 X CU 81 1-2 23 2B 2B	C FF 94 F CH 88 B FF 90 C CU 80 1-3 ③ K			C FF 97 C CU 81 F CU 81 F FF 97 B CH 88 X SL 90 1-2 ③ G5-3	4	1	1	0	0	2	0
23 Mark Teahen, L (1, 9) OBP: 0.329, SLG: 0.389			B CH 89 B FF 97 F CH 89 B FF 98 F FF 96 X FF 98 3-2 18 1B 1B		X FF 97 0-0 18 1B 1 FC1-4-6 2-H 2B		F FF 96 X FF 96 0-1 ① G4-3			3	1	2	1	0	0	0
18 Brent Lillibridge, R (1, 4) OBP: 0.290, SLG: 0.500			1 SAFE 1 SAFE X FF 96 0-0 1-2 1B		B FF 97 D SL 89 B SL 88 C FF 98 X FF 98 3-1 1 FC1-4-6 2-3 1B		X FF 95 0-0 ② G4-3			3	0	2	0	0	0	0
Inning Stats	R: 0 E: 0 K: 0 S: 8 H: 0 LOB: 0 BB: 0 P: 10	R: 0 E: 0 K: 1 S: 9 H: 0 LOB: 0 BB: 0 P: 14	R: 0 E: 0 K: 1 S: 13 H: 2 LOB: 2 BB: 0 P: 21	R: 0 E: 0 K: 3 S: 9 H: 0 LOB: 0 BB: 0 P: 11	R: 3 E: 0 K: 1 S: 16 H: 4 LOB: 2 BB: 1 P: 26	R: 0 E: 0 K: 1 S: 7 H: 0 LOB: 0 BB: 0 P: 9	R: 0 E: 0 K: 0 S: 5 H: 0 LOB: 0 BB: 0 P: 8	R: 0 E: 0 K: 1 S: 13 H: 0 LOB: 0 BB: 0 P: 14	R: 0 E: 0 K: 0 S: 8 H: 0 LOB: 0 BB: 0 P: 10	1B: 3 2B: 3 3B: 0 HR: 0	SF: 0 SAC: 0 DP: 0 HBP: 0			WP: 0 PB: 0 SB: 0 CS: 0	PA: 34	

PITCHER		IP	WLS	BF	H	R	ER	SO	BB	IBB	HBP	BLK	WP	HR	S	P	ERA	WHIP
35 Justin Verlander, R ERA: 3.46	(1, 1)	9.0	W	34	6	3	3	8	1	0	0	0	0	0	88	123	3.00	0.778

PITCHER		IP	WLS	BF	H	R	ER	SO	BB	IBB	HBP	BLK	WP	HR	S	P	ERA	WHIP

TOP

Batter	1	2	3	4	5	6	7	8	9	10	11	AB	R	H	RBI	BB	SO	LOB
14 Austin Jackson, R (1, 8) OBP: 0.355, SLG: 0.412	B FF 89 S FF 90 B FF 92 X FF 91 2-1 F8 ①			B FF 91 C CH 84 F CH 84 X CH 83 1-2 F9 ①		S FF 92 B FC 88 X 1-1 B5-3 ①	D CH 85 C FC 88 D CH 84 X CH 86 2-1 28 PB 28 2B 2-3 3-H 1B	C FC 91 B FF 92 X FF 87 1-1 G4-3 ③		F FF 96 B SL 86 F FF 95 X CH 89 1-2 1-3 2-H 2B	6	1	2	2	0	0	0
20 Scott Sizemore, R (1, 4) OBP: 0.302, SLG: 0.347 28 Will Rhymes, L (7, PH) OBP: 0.341, SLG: 0.375 (7, 4)	C FC 91 B CU 77 B FC 88 F FC 88 F FC 88 X CH 84 2-2 G5-3 ②			B CU 76 X CH 84 1-0 HR		B FF 93 C FC 89 F FC 87 B FF 93 S FF 93 2-3 K ②	1 SAFE P PO 85 B FF 91 X FF 92 2-0 1-H 3-H 2B			X FF 96 0-0 P6 ① C FF 97 B FF 96 X CH 89 1-1 G3 ③	3 3	1 0	1 1	1 2	0 0	1 0	0 2
25 Ryan Raburn, R (1, 7) OBP: 0.339, SLG: 0.478	B FF 91 C FC 87 X FF 92 1-1 F9 ③			B FC 87 X FC 87 1-0 24 F8 2B		C CH 85 B FF 94 C FF 92 X CH 85 1-2 G5-3 ③	B SL 88 B FF 93 B FF 94 X FF 94 3-0 L7 ②			X FF 95 0-0 F9 ② B FF 96 X FF 96 1-0 G4-3 ③		5	0	1	0	0	0	1
24 Miguel Cabrera, R (1, 3) OBP: 0.417, SLG: 0.611		B CU 76 C FC 88 F FC 88 F FF 92 S CH 84 1-3 K ①		F FF 92 X FF 92 0-1 F8 ② 2-3			P4 ① K ①					5	0	0	0	0	2	2
27 Jhonny Peralta, R (1, 6) OBP: 0.313, SLG: 0.400		C FF 92 X FF 92 0-1 F8 ②		B FF 92 D CH 85 S FC 88 B FF 94 B CH 86 4-1 BB			B CU 77 S FC 90 F F FF 92 B B CH 86 B FC 90 4-2 57 HR BB	C FC 87 S CU 80 F CU 80 F FF 93 S CU 79 0-3 K ①		B FF 95 B FF 94 B FF 96 C FF 95 X FF 96 3-1 G5-3 ①	3	1	0	0	2	1	0
57 Casper Wells, R (1, 9) OBP: 0.391, SLG: 0.563		C FF 92 F FF 92 B FF 93 C FF 93 1-3 K ③		D FC 89 X FF 93 1-0 F9 ③			X FF 93 0-0 1-H HR	B FC 89 B FF 88 B FF 89 C FF 90 C FF 89 F FF 90 C FF 90 3-3 K ②		X FF 96 0-0 P3 ②	5	1	1	2	0	2	2
15 Brandon Inge, R (1, 5) OBP: 0.323, SLG: 0.400			C FF 91 B CH 83 S FC 84 X FF 92 1-2 F8 ①		B FF 91 S FC 87 S FC 88 F FF 92 S CH 85 1-3 K ①		B CH 83 B CH 84 B FF 92 B FF 91 4-0 12 26 1B 12 2B BB	C FF 94 F CU 80 S CU 80 0-3 K ③		F FF 96 B FF 95 B CH 91 F FF 95 F CH 88 S SL 86 2-3 K 12 1B	4	2	0	0	1	3	0
26 Brennan Boesch, L (1, 10) OBP: 0.331, SLG: 0.433			C FF 92 F FF 93 F FF 92 X CH 84 0-2 G3 ②		B FC 88 C FC 90 B FF 93 F FF 93 X FF 93 2-2 P4 ②		X FC 87 0-0 12 2B 14 1B 1-2 1B		B FF 89 S FF 89 F FF 89 B FF 91 F FF 90 X FF 90 2-2 L5 ①		I IN 77 I IN 79 I IN 79 I IN 76 4-0 12 1B 14 2B IBB	4	2	1	0	1	0	0
12 Gerald Laird, R (1, 2) OBP: 0.264, SLG: 0.300			B FC 87 F FC 87 X CH 84 1-1 F7 ③		C FF 92 X FC 87 0-1 G1-3 ③		B FC 88 B FC 88 X FF 91 2-0 14 1B 28 2B 1-3 2-H 2B		C FC 87 B CU 81 B FC 87 C FF 90 F FC 87 S CU 79 2-3 K ②		C FF 94 X FF 95 0-1 14 2B 1-2 3-H 1B	5	1	2	2	0	1	0
Inning Stats	R: 0 E: 0 K: 0 S: 8 H: 0 LOB: 0 BB: 0 P: 13	R: 0 E: 0 K: 2 S: 9 H: 0 LOB: 0 BB: 0 P: 11	R: 0 E: 0 K: 0 S: 9 H: 0 LOB: 0 BB: 0 P: 11	R: 1 E: 0 K: 0 S: 9 H: 2 LOB: 2 BB: 1 P: 17	R: 0 E: 0 K: 1 S: 9 H: 0 LOB: 0 BB: 0 P: 12	R: 0 E: 0 K: 1 S: 8 H: 0 LOB: 0 BB: 0 P: 12	R: 6 E: 0 K: 1 S: 18 H: 5 LOB: 1 BB: 2 P: 40	R: 0 E: 0 K: 3 S: 12 H: 0 LOB: 0 BB: 0 P: 15	R: 0 E: 0 K: 1 S: 10 H: 0 LOB: 0 BB: 0 P: 15	R: 0 E: 0 K: 0 S: 3 H: 0 LOB: 0 BB: 0 P: 4	R: 2 E: 1 K: 1 S: 14 H: 2 LOB: 2 BB: 1 P: 25	1B: 3 2B: 4 3B: 0 HR: 2 SF: 0 SAC: 0 DP: 0 HBP: 0						

PITCHER		IP	WLS	BF	H	R	ER	SO	BB	IBB	HBP	BLK	WP	HR	S	P	ERA	WHIP
50 John Danks, L ERA: 3.8	(1, 1)	6.1		28	6	7	7	4	3	0	0	0	0	2	63	102	9.95	1.421
40 J.J. Putz, R ERA: 2.98	(7, 1)	0.2		3	1	0	0	1	0	0	0	0	0	0	7	14	0.00	1.500
52 Carlos Torres, R ERA: 8.56	(8, 1)	2.0		6	0	0	0	4	0	0	0	0	0	0	22	30	0.00	0.000
46 Sergio Santos, R ERA: 3.12	(10, 1)	2.0	L	10	2	2	2	1	0	1	0	0	1	0	17	29	9.00	1.000

Detroit Tigers @ Chicago White Sox
U.S. Cellular Field, Chicago, IL
Sun Sep 19 2010, 8:10 PM - 12:22 AM EDT
Att. 25,417 - Overcast - 61 F

livebaseballscorecards.com

AB	43
R	9
H	9
RBI	9
BB	4
SO	10
LOB	7

BOTTOM

Batter	1	2	3	4	5	6	7	8	9	10	11	AB	R	H	RBI	BB	SO	LOB
1 Juan Pierre, L (1, 7) OBP: 0.337, SLG: 0.312	C SI 85 F CH 85 B SI 89 B SI 90 B FF 91 F SI 91 F FF 92 X SI 92 3-2 E4 10 1B 51 1B	B SI 88 F SI 88 C SL 77 B SL 80 X SL 78 2-2 1-3 1B		B SI 90 C CH 88 C SI 87 F FF 88 B SI 82 X SI 89 3-2 G5-3 ②		B SI 87 C CH 84 C CH 84 X SL 77 1-2 G1-3 ①	X FF 97 0-0 G4-3 ③		B FF 94 B FF 94 C FF 95 C FF 95 X FF 96 2-2 10 FC6-4 1-2 2-3 3-H 1B	C SI 91 X SI 94 0-1 F9 ③		7	1	2	1	0	0	3
10 Alexei Ramirez, R (1, 6) OBP: 0.310, SLG: 0.427	C FF 90 1 SAFE B SL 80 1 SAFE 1 SAFE S SL 79 X SL 80 1-2 14 FC5-6-4 12 SF5 51 1B 1-2 1B	B SI 87 B SL 78 F SI 88 B FF 89 X SI 88 3-1 F8 ②		B SL 79 B SL 80 F SI 88 C SL 80 B SL 80 B SL 82 4-2 51 1B BB		S SL 76 F FF 88 X SL 77 0-2 F8 ②		B FF 96 F FF 96 B SL 86 F SL 86 B FF 97 C FF 96 3-3 K ①	C FF 91 S SL 82 F FF 90 X FF 91 0-2 FC6-4 14 WP 51 HBP 1-2f 2-3 3-H		C FF 91 B SL 85 B CU 80 C SI 92 X FF 90 2-2 12 FC4-6 51 BB 1B	6	1	2	1	1	1	4
51 Alex Rios, R (1, 8) OBP: 0.339, SLG: 0.465	B SI 89 D SL 79 F SI 89 B SI 88 F SI 89 X SI 91 3-2 14 FC5-6-4 1-2 2-H 1B	B SL 80 X FF 88 1-0 G5-3 ③		B SL 80 B SL 79 X SI 88 2-0 14 FC5-4 1-2 1B		B SL 77 F SL 75 X FF 88 1-1 14 BB 12 1B 1B		B FF 96 X FF 95 1-0 P5 ②	C SI 91 C FF 92 H SI 94 1-2 14 WP 1-2 HBP		B CH 84 B SL 85 C FF 90 B FF 91 F FF 91 F SI 91 F FF 91 B SI 91 4-2 12 FC4-6 1-2 BB	5	1	3	1	1	0	2
14 Paul Konerko, R (1, 3) OBP: 0.400, SLG: 0.594	C FF 88 F SL 79 X SI 89 0-2 FC5-6-4 12 SF5 1-2f 2-3		B FF 88 B FF 89 B FF 88 C SI 87 F FF 90 B FF 92 4-2 20 F8 12 1B 23 FC3-2 BB	F SI 90 X SL 80 0-1 FC5-4 1-2f		B SL 77 C SL 76 B SL 78 B SI 87 B SI 89 4-1 12 1B 1-2 BB			B SI 90 B SI 90 B FF 91 C FF 93 B FF 91 4-1 1-2 2-3 3-H BB		D SL 85 B CU 78 F SI 90 B CH 83 F FF 90 C SI 91 3-3 K ①	4	0	0	0	3	1	6
12 A.J. Pierzynski, L (1, 2) OBP: 0.301, SLG: 0.390	C FF 91 B SL 80 D SL 80 X SL 81 2-1 SF5 1-2 3-H ②		F SI 90 X SI 87 0-1 23 FC3-2 1-2 1B		X SI 88 0-0 G4-3 ①	B FF 86 D SL 86 X FF 94 2-0 20 FC5-4 1-2 2-H 1B			20 F8 22 1B 2B G6-3		X CU 82 0-0 FC4-6 20 BB 1-2f 2-3 ②	6	1	3	2	0	0	5
20 Carlos Quentin, R (1, 9) OBP: 0.331, SLG: 0.473	S SL 81 B SL 80 D SL 80 C SI 90 B SL 80 F SL 79 H SI 89 4-2 HBP		B SI 88 F FF 89 B SL 81 X SL 80 2-1 F8 ① 2-3		B SI 88 X SI 88 1-0 23 G3-1 1B	X CH 85 0-0 FC5-4 ③ 1-2f			B CH 86 F FF 96 S SL 81 X SL 83 1-2 F8 ① 2-3	C SL 80 X SL 80 0-1 E3 11 1B	B CU 83 C CU 83 F CU 83 F CU 84 B SI 93 B SI 93 B CU 82 4-2 1-2 BB	5	0	1	0	1	0	5
23 Mark Teahen, L (1, 10) OBP: 0.328, SLG: 0.387 99 Manny Ramirez, R (9, PH) OBP: 0.409, SLG: 0.472 (10, 10)	F SI 87 B SI 88 B FF 91 X FF 90 2-1 G3 ③		S SL 78 C SL 78 F SL 79 X SL 80 0-2 FC3-2 1-2 3-H ②		B SI 89 X FF 90 1-0 G3-1 ② 1-2		B FF 93 F FF 92 F CU 84 X FF 92 1-2 E6 18 G6-3 1B		B CH 86 B FF 96 F SI 96 F FF 95 B FF 96 F FF 96 F CH 85 F FF 96 B SL 83 4-2 25 BB 22 1B 1 1B BB	C FF 90 B SL 81 F FF 91 B SI 92 C FF 90 2-3 K ①	B SI 94 F SI 93 B CU 82 C CU 83 C CU 83 2-3 K ③	4 2	0 1	1 0	0 0	0 1	0 2	5 4
22 Brent Morel, R (1, 5) OBP: 0.304, SLG: 0.619		B FF 89 X FF 89 1-0 G3 ①	S SL 80 F SL 79 X SI 91 1-1 F9 ③		B SL 81 C SL 79 D SL 81 B SL 80 B SI 91 4-1 BB		B FF 96 C FF 96 C FF 96 S FF 97 1-3 K ①		B SL 80 X FF 96 1-0 1 1B 25 BB 10 FC6-4 1-2 3-H 1B	F SL 82 F SI 91 F SI 93 D SL 85 B SL 84 F SI 93 X SI 92 2-2 F7 ②		5	1	1	1	1	1	4
18 Brent Lillibridge, R (1, 4) OBP: 0.288, SLG: 0.479 25 Andruw Jones, R (9, PH) OBP: 0.335, SLG: 0.487 30 Alejandro De Aza, L (9, PR) 11 Omar Vizquel, S (10, 4) OBP: 0.355, SLG: 0.346		C FF 90 B SL 79 B SI 90 F SI 91 B SI 91 4-2 1 1B BB		X FF 89 0-0 F9 ①	D SL 80 B SI 89 X SI 89 2-0 F9 ③		B FF 96 C FF 97 C SL 85 B SL 87 X SL 86 2-2 G6-3 ② 2-3		B FF 96 B FF 94 B FF 94 C FF 93 B FF 94 4-1 10 FC6-4 14 WP 1 1B 1-2 2-3 BB	B FF 91 B FF 90 F FF 92 X SI 91 2-1 1-3 1B		3 0 0 1	0 0 1 0	0 0 0 1	0 0 0 0	1 1 0 0	0 0 0 0	3 0 0 0
Inning Stats	R: 2 E: 1 K: 0 S: 21 H: 2 LOB: 2 BB: 0 P: 36	R: 0 E: 0 K: 0 S: 9 H: 1 LOB: 2 BB: 1 P: 20	R: 0 E: 0 K: 0 S: 12 H: 1 LOB: 2 BB: 1 P: 19	R: 0 E: 0 K: 0 S: 9 H: 1 LOB: 2 BB: 1 P: 18	R: 0 E: 0 K: 0 S: 5 H: 1 LOB: 2 BB: 1 P: 13	R: 1 E: 0 K: 0 S: 11 H: 2 LOB: 2 BB: 1 P: 19	R: 0 E: 1 K: 1 S: 10 H: 1 LOB: 1 BB: 0 P: 14	R: 0 E: 0 K: 1 S: 5 H: 0 LOB: 0 BB: 0 P: 9	R: 4 E: 0 K: 0 S: 24 H: 3 LOB: 3 BB: 3 P: 42	R: 0 E: 1 K: 1 S: 14 H: 1 LOB: 2 BB: 0 P: 20	R: 0 E: 0 K: 2 S: 17 H: 1 LOB: 3 BB: 2 P: 32	1B: 13 2B: 1 3B: 0 HR: 0 SF: 1 SAC: 0 DP: 0 HBP: 2						

PITCHER		IP	WLS	BF	H	R	ER	SO	BB	IBB	HBP	BLK	WP	HR	S	P	ERA	WHIP
38 Jeremy Bonderman, R ERA: 4.92	(1, 1)	5.2		31	7	3	1	0	5	0	1	0	0	0	65	121	1.59	2.118
36 Brad Thomas, L ERA: 4.28	(6, 1)	0.1		3	2	0	0	0	0	0	0	0	0	0	5	8	0.00	6.000
45 Ryan Perry, R ERA: 4.02	(7, 1)	2.0		6	0	0	0	2	0	0	0	0	0	0	12	19	0.00	0.000
40 Phil Coke, L ERA: 3.47	(9, 1)	0.1		6	3	4	4	0	2	0	0	0	0	0	14	26	108.00	15.000
38 Robbie Weinhardt, R ERA: 7.01	(9, 1)	1.2	W	9	1	0	0	1	1	0	1	0	1	0	24	36	0.00	1.200

PITCHER		IP	WLS	BF	H	R	ER	SO	BB	IBB	HBP	BLK	WP	HR	S	P	ERA	WHIP
49 Eddie Bonine, R ERA: 4.43	(11, 1)	0.1	H	3	1	0	0	1	1	0	0	0	0	0	10	19	0.00	6.000
55 Daniel Schlereth, L ERA: 4.26	(11, 1)	0.2	S	3	0	0	0	1	1	0	0	0	0	0	7	13	0.00	1.500

Detroit Tigers @ Chicago White Sox
U.S. Cellular Field, Chicago, IL
Sun Sep 19 2010, 8:10 PM - 12:22 AM EDT
Att. 25,417 - Overcast - 61 F

livebaseballscorecards.com

AB	48
R	7
H	14
RBI	6
BB	10
SO	5
LOB	41

Kansas City Royals @ Detroit Tigers

Comerica Park, Detroit, MI

Mon Sep 20 2010, 7:07 PM - 9:48 PM EDT

Att. 24,382 - Clear - 67 F

TOP

Batter	1	2	3	4	5	6	7	8	9	AB	R	H	RBI	BB	SO	LOB
7 Grégor Blanco, L (1, 8) OBP: 0.356, SLG: 0.344	C SI 88 B SI 89 F FF 90 B FF 92 C SL 84 2-3 ① K	B SI 88 X CH 80 1-0 ②③ L9 1-2		B FF 90 X SI 88 1-0 16 G4-6-3 13 1B 24 1B 1-2 1B	B CU 83 B CU 83 B FF 90 B FF 91 4-0 1-2 2-3 BB	C CU 80 1 SAFE B CU 80 C SI 90 F SI 90 B CU 80 F SI 91 F CU 79 C SI 91 2-3 ③ K			4	1	1	0	1	2	2
13 Mike Aviles, R (1, 4) OBP: 0.336, SLG: 0.399	B FF 90 X SI 90 1-0 ② G6-3			C SL 86 C SL 81 X SL 80 0-2 1B	B SL 82 B FF 90 S SL 82 B SI 89 C SI 90 X SI 91 3-2 16 G4-6-3 1-2 2-3 1B	B SI 90 C FF 90 B FF 91 X SI 91 2-1 ③ P3			C FF 93 B SL 83 B FF 94 F FF 92 X SL 84 2-2 ① P3	5	0	2	0	0	0	3
16 Billy Butler, R (1, 10) OBP: 0.384, SLG: 0.469 1 Jarrod Dyson, L (9, PR) OBP: 0.400, SLG: 0.500	C FF 92 S SL 83 X SI 91 0-2 ③ G6-3			S SL 82 B SI 90 F SI 89 1 SAFE S SL 83 1-3 ① K	X SI 90 0-0 ①② G4-6-3 1-2f 2-3 3-H		B FF 89 X SI 90 1-0 ① L9 X SI 90 0-0 30 1B 1B		B FF 95 C FF 94 X FF 94 1-1 11 DI 1B	5 0	0 0	1 0	0 0	0 0	1 0	3 0
24 Wilson Betemit, S (1, 5) OBP: 0.396, SLG: 0.547		B SI 87 X SI 87 1-0 30 FC6-4 1B		C SI 89 X SL 84 0-1 ② P5	F SL 83 C FF 91 B SI 90 F SL 84 D CH 81 B SL 82 F CH 81 X SI 92 3-2 3-H 1B				B SI 91 X SI 91 1-0 ② F7	5	0	3	1	0	0	2
30 Kila Ka'aihue, L (1, 3) OBP: 0.278, SLG: 0.316 11 Josh Fields, R (9, PH) OBP: 0.300, SLG: 0.379		B FF 88 F SI 88 C CH 80 F SI 91 X SL 83 1-2 ① FC6-4 1-2f		B CH 80 B FF 89 C SI 88 B SI 90 X SI 88 3-1 ③ G4-3	B FF 87 X SI 88 1-0 ③ F8		B SL 82 B CU 82 C FF 90 D FF 89 X FF 90 3-1 ② 1-3 1B		F SI 91 B SI 91 F CH 82 S SL 80 1-3 ③ K 1-2	4 1	0 0	1 0	0 0	0 0	0 1	3 1
3 Brayan Peña, S (1, 2) OBP: 0.329, SLG: 0.364		C SI 91 B SI 91 1 SAFE X SL 83 1-1 ② F8			X SL 80 0-0 4 1B 3 HR 1B	B FF 86 X SI 86 1-0 7 BB 3 1B 1B	F FF 90 B SL 84 X CU 83 1-1 ③ P2			4	1	2	0	0	0	2
4 Alex Gordon, L (1, 7) OBP: 0.329, SLG: 0.374		B SI 89 C SL 82 B FF 91 X SI 90 2-1 ③ L7			C SI 87 X SI 87 0-1 3 HR 1-2 1B	X SI 86 0-0 ① P5		B SI 90 C SI 90 C SI 90 S CU 79 1-3 ① K		4	1	1	0	0	1	2
3 Yuniesky Betancourt, R (1, 6) OBP: 0.283, SLG: 0.410			B CU 78 X SI 87 1-0 7 CS 1B	C SL 83 B SL 84 X SL 82 1-1 1-H 2-H HR	C SI 89 B SI 88 1 SAFE 1 SAFE C SI 89 F SI 88 B SL 83 X SI 88 2-2 7 BB 1-2 1B			C SI 91 B CU 79 X SI 91 1-1 1B		4	1	4	3	0	0	0
12 Mitch Maier, L (1, 9) OBP: 0.327, SLG: 0.374			C SI 89 B SI 88 X SL 82 1-1 ① P6	C SI 88 B CH 81 X CH 80 1-1 13 1B 7 1B 16 G4-6-3 1B	B SL 82 T SI 90 C CU 83 S CU 83 1-3 ② K			B CU 80 T SI 90 1 SAFE S SI 89 C SI 90 1-3 ② K		4	1	1	0	0	2	4
Inning Stats	R: 0 E: 0 K: 1 S: 7 H: 0 LOB: 0 BB: 0 P: 10	R: 0 E: 0 K: 0 S: 9 H: 1 LOB: 1 BB: 0 P: 14	R: 0 E: 0 K: 0 S: 4 H: 1 LOB: 0 BB: 0 P: 7	R: 0 E: 0 K: 1 S: 10 H: 1 LOB: 1 BB: 0 P: 14	R: 5 E: 0 K: 0 S: 18 H: 7 LOB: 0 BB: 0 P: 28	R: 0 E: 0 K: 1 S: 11 H: 2 LOB: 3 BB: 1 P: 21	R: 0 E: 0 K: 0 S: 6 H: 2 LOB: 1 BB: 0 P: 11	R: 0 E: 0 K: 3 S: 14 H: 1 LOB: 1 BB: 0 P: 19	R: 0 E: 0 K: 1 S: 9 H: 1 LOB: 2 BB: 0 P: 14	1B: 15 2B: 0 3B: 0 HR: 1	SF: 0 SAC: 0 DP: 1 HBP: 0					

PITCHER		IP	WLS	BF	H	R	ER	SO	BB	IBB	HBP	BLK	WP	HR	S	P	ERA	WHIP
21 Rick Porcello, R ERA: 5.22	(1, 1)	5.1		26	12	5	5	2	0	0	0	0	0	1	54	82	8.44	2.250
36 Brad Thomas, L ERA: 4.16	(6, 1)	1.2	W	7	2	0	0	1	1	0	0	0	0	0	11	23	0.00	1.800
55 Daniel Schlereth, L ERA: 3.95	(8, 1)	1.0	H	4	1	0	0	3	0	0	0	0	0	0	14	19	0.00	1.000
45 Ryan Perry, R ERA: 3.99	(9, 1)	0.1	H	2	1	0	0	0	0	0	0	0	0	0	5	8	0.00	3.000
40 Phil Coke, L ERA: 3.43	(9, 1)	0.2	S	2	0	0	0	1	0	0	0	0	0	0	4	6	0.00	0.000

livebaseballscorecards.com

AB	40
R	5
H	16
RBI	4
BB	1
SO	7
LOB	22

WP: 0	PA: 41
PB: 0	
SB: 0	
CS: 1	

BOTTOM

Batter	1	2	3	4	5	6	7	8	9	AB	R	H	RBI	BB	SO	LOB
28 Will Rhymes, L (1, 4) OBP: 0.337, SLG: 0.388	B FF 89 C CH 88 X SI 91 1-1 ① L8	1 SAFE B CH 85 X SI 91 1-0 ③ B1		C CU 73 X FF 90 0-1 ① P4		C SI 92 X FF 93 0-1 1-H HR		X FF 91 0-0 ③ G4-3		5	1	1	2	0	0	3
18 Johnny Damon, L (1, 10) OBP: 0.359, SLG: 0.403	B FF 91 F FF 90 B CH 82 B FF 90 B CH 89 4-1 24 FC6-4 BB		C FF 90 B CU 66 S CH 84 B SL 81 F FF 92 X CH 85 2-2 32 1B 24 1B 1B	B CU 73 F SI 91 C SI 91 B SL 83 X SI 92 2-2 ② F8		B FF 92 S CU 78 B SI 92 C CH 84 B FF 93 X CH 84 3-2 ③ G4-3			3	1	1	0	1	0	0
32 Don Kelly, L (1, 8) OBP: 0.274, SLG: 0.349 (9, 7)	B FF 92 B SI 90 F SI 90 X SI 91 2-1 ② P5		F FF 92 B FF 92 X CU 76 1-1 25 E 24 1B 13 1B 1-2 1B	C CU 69 B SI 92 F SI 92 S SL 86 1-3 ③ K2-3			C SI 90 B SI 90 F CH 84 X SL 80 1-2 ① F7			4	1	1	0	0	1	1
24 Miguel Cabrera, R (1, 3) OBP: 0.416, SLG: 0.608	B SI 92 C SL 84 X SI 93 1-1 ③ FC6-4 1-2f		X SL 85 0-0 25 E 13 1B 1-2 2-H 1B		B SL 83 C SL 82 X FF 90 1-1 ① F8		C SL 79 S SL 80 X SL 80 0-2 ② G2-3			4	1	1	1	0	0	1
26 Brennan Boesch, L (1, 9) OBP: 0.331, SLG: 0.432 57 Casper Wells, R (7, 9) OBP: 0.400, SLG: 0.569		C FF 89 X FF 90 0-1 25 G6-4-3 39 1B 1B	S SI 93 S CH 87 B FF 93 D SL 85 S SL 87 2-3 ① K		X CH 84 0-0 ② G3-1		X SL 80 0-0 25 CS 1B			3 1	1 0	1 1	0 0	0 0	1 0	2 0
25 Ryan Raburn, R (1, 7) OBP: 0.335, SLG: 0.472 14 Austin Jackson, R (9, 8) OBP: 0.355, SLG: 0.412	C CH 90 F SL 83 D SL 86 B SL 84 B FF 92 1 SAFE X SI 91 3-2 ① G6-4-3 1-2	S SI 92 B SL 85 X SL 85 1-1 FC5 13 1B 1-2 2-3			B SL 84 C SI 92 B CU 67 F FF 92 B FF 92 X SL 86 3-2 ③ G5-3		C SL 80 D SL 80 B SI 90 F CU 79 B CH 84 3-2 ③ CS 1-2	X SL 80 0-0 ① G6-3		4 0	0 0	0 0	0 0	0 0	0 0	3 0
13 Alex Avila, L (1, 2) OBP: 0.323, SLG: 0.338	C FF 93 B FF 93 S CH 86 B CH 85 X SI 94 2-2 ② F7	B CU 78 S CH 86 F SI 93 D SL 88 X CH 85 2-2 1-3 2-H 3-H 1B				B FF 90 B CU 74 X CH 88 2-0 28 HR 1B		B SI 91 C SL 81 B SL 80 S CH 85 F SI 91 B CH 84 X SI 92 3-2 HR		4	2	3	3	0	0	1
15 Brandon Inge, R (1, 5) OBP: 0.323, SLG: 0.397	B SL 86 B SI 93 C SL 80 B SI 93 F SI 93 F FF 93 F FF 93 B FF 93 4-2 39 1B BB	B SI 93 X CU 78 1-0 ② F9				T SI 91 F SI 92 S FF 92 0-3 ① K		C SL 82 C SH 85 C SL 82 0-3 ② K		3	0	0	0	1	2	3
39 Ramon Santiago, S (1, 6) OBP: 0.335, SLG: 0.317	D CH 85 C CH 85 B CH 86 X FF 92 2-1 1-3 2-H 1B	B CU 73 B SI 91 S CH 85 X SI 92 2-1 ③ G1-3				1 SAFE B SI 91 B SI 90 F SI 91 F SI 91 B SL 86 X SL 87 3-2 ② F9		X CH 85 0-0 1B		4	0	2	1	0	0	3
Inning Stats	R: 0 E: 0 K: 0 S: 7 H: 0 LOB: 1 BB: 1 P: 15	R: 1 E: 0 K: 0 S: 15 H: 2 LOB: 2 BB: 1 P: 27	R: 3 E: 1 K: 1 S: 18 H: 4 LOB: 2 BB: 0 P: 29	R: 0 E: 0 K: 1 S: 8 H: 0 LOB: 0 BB: 0 P: 11	R: 0 E: 0 K: 0 S: 6 H: 0 LOB: 0 BB: 0 P: 10	R: 2 E: 0 K: 1 S: 12 H: 2 LOB: 0 BB: 0 P: 20	R: 0 E: 0 K: 0 S: 9 H: 1 LOB: 0 BB: 0 P: 13	R: 1 E: 0 K: 1 S: 10 H: 2 LOB: 1 BB: 0 P: 13		1B: 9 2B: 0 3B: 0 HR: 2	SF: 0 SAC: 0 DP: 0 HBP: 0					

PITCHER		IP	WLS	BF	H	R	ER	SO	BB	IBB	HBP	BLK	WP	HR	S	P	ERA	WHIP
23 Zack Greinke, R ERA: 4.0	(1, 1)	6.0	L	29	8	6	5	3	2	0	0	0	0	1	66	112	7.50	1.667
57 Jesse Chavez, R ERA: 6.07	(7, 1)	2.0		8	3	1	1	1	0	0	0	0	0	1	19	26	4.50	1.500

livebaseballscorecards.com

AB	35
R	7
H	11
RBI	7
BB	2
SO	4
LOB	17

WP: 0	PA: 38
PB: 0	
SB: 0	
CS: 1	

Kansas City Royals @ Detroit Tigers

Comerica Park, Detroit, MI

Tue Sep 21 2010, 7:06 PM - 10:13 PM EDT

Att. 26,178 - Partly Cloudy - 87 F

livebaseballscorecards.com

TOP

Batter	1	2	3	4	5	6	7	8	9	AB	R	H	RBI	BB	SO	LOB
1 Jarrod Dyson, L (1, 8) OBP: 0.500, SLG: 0.667	F8		BB		1B	2B		SH	2B	4	3	3	1	1	0	0
13 Mike Aviles, R (1, 4) OBP: 0.338, SLG: 0.401	G6-3		P4		1B	1B		1B	F8	6	1	3	3	0	0	3
16 Billy Butler, R (1, 3) OBP: 0.386, SLG: 0.471	1B		1B		1B	SF8		G5-4-3		4	1	3	1	0	0	1
24 Wilson Betemit, S (1, 5) OBP: 0.396, SLG: 0.542	K		G3		BB	1B		G6-3		4	1	1	0	1	1	3
30 Kila Ka'aihue, L (1, 10) OBP: 0.288, SLG: 0.317		BB	K	BB		F9			1B	3	0	1	1	2	1	2
3 Yuniesky Betancourt, R (1, 6) OBP: 0.284, SLG: 0.410		1B	P3		E1		K		F7	5	0	2	1	0	1	1
4 Alex Gordon, L (1, 7) OBP: 0.326, SLG: 0.367		G4-3	K	IBB			G6-3		FC4-6	4	1	0	0	1	1	2
26 Jai Miller, R (1, 9) OBP: 0.311, SLG: 0.366		K	L5				F8		BB	4	1	0	0	1	1	4
22 Lucas May, R (1, 2) OBP: 0.200, SLG: 0.158			F8		G6-3	P5		1B	1B	5	1	2	1	0	0	0
Inning Stats	R: 0 E: 0 K: 1 S: 14 H: 1 LOB: 1 BB: 0 P: 18	R: 0 E: 0 K: 1 S: 6 H: 1 LOB: 1 BB: 1 P: 16	R: 0 E: 0 K: 0 S: 8 H: 1 LOB: 2 BB: 1 P: 16	R: 0 E: 0 K: 2 S: 7 H: 0 LOB: 0 BB: 0 P: 11	R: 4 E: 1 K: 0 S: 17 H: 4 LOB: 3 BB: 3 P: 39	R: 1 E: 0 K: 0 S: 13 H: 3 LOB: 2 BB: 0 P: 24	R: 0 E: 0 K: 1 S: 7 H: 0 LOB: 0 BB: 0 P: 12	R: 2 E: 1 K: 0 S: 7 H: 2 LOB: 0 BB: 0 P: 12	R: 2 E: 0 K: 0 S: 15 H: 3 LOB: 2 BB: 1 P: 26	1B: 13 2B: 2 3B: 0 HR: 0 SF: 1 SAC: 1 DP: 1 HBP: 0	WP: 1 PB: 1 SB: 1 CS: 0 PA: 47					

PITCHER	IP	WLS	BF	H	R	ER	SO	BB	IBB	HBP	BLK	WP	HR	S	P	ERA	WHIP
58 Armando Galarraga, R (1, 1) ERA: 4.44	5.1	L	29	9	5	5	4	4	1	0	0	1	0	60	115	8.44	2.438
43 Alfredo Figaro, R (6, 1) ERA: 7.11	1.2		8	2	2	1	1	0	0	0	0	0	0	14	26	5.40	1.200
38 Robbie Weinhardt, R (8, 1) ERA: 6.75	1.0		3	1	0	0	0	0	0	0	0	0	0	5	7	0.00	1.000
49 Eddie Bonine, R (9, 1) ERA: 4.64	1.0		7	3	2	2	0	1	0	0	0	0	0	15	26	18.00	4.000

AB	39
R	9
H	15
RBI	8
BB	6
SO	5
LOB	16

BOTTOM

Batter	1	2	3	4	5	6	7	8	9	AB	R	H	RBI	BB	SO	LOB
14 Austin Jackson, R (1, 8) OBP: 0.353, SLG: 0.409	F9		SF8		L9		CS	P4	L9	4	0	0	1	0	0	3
18 Johnny Damon, L (1, 10) OBP: 0.356, SLG: 0.399	G1-3		P4			F8		F7	E5	5	0	0	0	0	0	3
25 Ryan Raburn, R (1, 7) OBP: 0.336, SLG: 0.479	F7			HR		HBP		G1-3	FC6-4	4	1	1	1	0	0	3
24 Miguel Cabrera, R (1, 3) OBP: 0.418, SLG: 0.614 63 Max St. Pierre, R (9, PH) OBP: 0.200, SLG: 0.200		G5-3		HR		BB			L1-3	2 1	1 0	1 0	1 0	0 0	0 0	0 0
57 Casper Wells, R (1, 9) OBP: 0.392, SLG: 0.551		F7	K		F7				1B	4	1	1	0	0	1	2
27 Jhonny Peralta, R (1, 6) OBP: 0.313, SLG: 0.399		F8	P3		FC6-4				1B	4	1	1	0	0	0	2
20 Scott Sizemore, R (1, 4) OBP: 0.305, SLG: 0.349 28 Will Rhymes, L (7, PH) OBP: 0.344, SLG: 0.392 (8, 4)			1B	F8			BB		1B	2 1	1 1	1 1	0 1	0 1	0 0	0 0
15 Brandon Inge, R (1, 5) OBP: 0.324, SLG: 0.398			1B		P6		F7		1B	4	0	2	1	0	0	1
12 Gerald Laird, R (1, 2) OBP: 0.265, SLG: 0.301			SH5-4		F8		K		1B	3	0	1	0	0	1	1
Inning Stats	R: 0 E: 0 K: 0 S: 5 H: 0 LOB: 0 BB: 0 P: 6	R: 0 E: 0 K: 0 S: 9 H: 0 LOB: 0 BB: 0 P: 12	R: 1 E: 0 K: 0 S: 11 H: 2 LOB: 1 BB: 0 P: 15	R: 2 E: 0 K: 1 S: 12 H: 2 LOB: 0 BB: 0 P: 17	R: 0 E: 0 K: 0 S: 10 H: 0 LOB: 0 BB: 0 P: 13	R: 0 E: 0 K: 0 S: 14 H: 0 LOB: 2 BB: 1 P: 26	R: 0 E: 0 K: 1 S: 11 H: 0 LOB: 0 BB: 1 P: 20	R: 0 E: 0 K: 0 S: 5 H: 0 LOB: 0 BB: 0 P: 6	R: 3 E: 1 K: 0 S: 13 H: 5 LOB: 3 BB: 0 P: 23	1B: 7 2B: 0 3B: 0 HR: 2 SF: 1 SAC: 1 DP: 1 HBP: 1	WP: 1 PB: 0 SB: 0 CS: 1 PA: 40					

PITCHER	IP	WLS	BF	H	R	ER	SO	BB	IBB	HBP	BLK	WP	HR	S	P	ERA	WHIP
52 Bruce Chen, L (1, 1) ERA: 4.69	6.0	W	24	4	3	3	1	1	0	1	0	0	2	61	89	4.50	0.833
55 Gil Meche, R (7, 1) ERA: 5.88	1.0	H	3	0	0	0	1	1	0	0	0	0	0	11	20	0.00	1.000
51 Robinson Tejeda, R (8, 1) ERA: 3.05	1.0		3	0	0	0	0	0	0	0	0	0	0	5	6	0.00	0.000
56 Greg Holland, R (9, 1) ERA: 7.56	0.1		5	4	3	2	0	0	0	0	0	1	0	8	16	54.00	12.000
48 Joakim Soria, R (9, 1) ERA: 1.61	0.2	S	4	1	0	0	0	0	0	0	0	0	0	5	7	0.00	1.500

AB	34
R	6
H	9
RBI	5
BB	2
SO	2
LOB	15

TOP

Batter	1	2	3	4	5	6	7	8	9	AB	R	H	RBI	BB	SO	LOB
1 Jarrod Dyson, L (1, 8) OBP: 0.417, SLG: 0.545	B FF 90 C FF 91 C FF 92 B FF 93 F CH 81 B SI 92 C FF 92 3-3 ① K		C FF 91 X SL 83 0-1 ②③ G4-6-3 1-2f			B FF 90 F CH 81 X CH 83 1-1 ③ G4-3			B SI 91 F SI 92 F SI 92 X SL 80 1-2 ① G4-3	4	0	0	0	0	1	1
7 Grégor Blanco, L (1, 7) OBP: 0.362, SLG: 0.357	B FF 91 X FF 91 1-0 13 S 2B			B FF 88 C FF 90 S SL 84 B FF 92 X CH 82 2-2 ① G6-3			X CH 79 0-0 E1 1B		C FF 91 X SL 78 0-1 13 FC6-4 1B	4	0	3	0	0	0	0
13 Mike Aviles, R (1, 4) OBP: 0.335, SLG: 0.396	C FF 92 C SL 83 B FF 94 B CH 82 F FF 92 S SL 85 2-3 ② K 2-3			S SL 83 B FF 90 C FF 92 F FF 92 X SL 86 1-2 ② G4-3			S FF 89 B CH 82 X SL 84 1-1 ① F8		B SI 92 F SI 92 X CH 80 1-1 ② FC6-4 16 HR 1-2f	4	1	0	0	0	1	3
16 Billy Butler, R (1, 3) OBP: 0.385, SLG: 0.475	B FF 93 B SL 84 S SL 83 T FF 93 B FF 95 S SL 84 3-3 ③ K			X FF 91 0-0 ③ F9			C SL 84 B FF 93 F FF 91 B SL 85 B SL 84 X FF 92 3-2 ② G6-3		C CH 83 X SI 91 0-1 1-H HR	4	1	1	2	0	1	2
24 Wilson Betemit, S (1, 5) OBP: 0.391, SLG: 0.533		F FF 90 S FF 92 B FF 92 C FF 91 1-3 ① K			C CH 80 X CH 82 0-1 ① G5-3		C FF 94 B SL 84 C FF 94 F FF 94 F CH 85 X FF 93 1-2 ③ G1-3		C CH 83 B SI 91 F SI 92 S SL 81 1-3 ③ K	4	0	0	0	0	2	1
30 Kila Ka'aihue, L (1, 10) OBP: 0.283, SLG: 0.310		C FF 91 C CH 84 B FF 93 F FF 93 S CH 84 1-3 ② K			B SI 90 C CH 81 C FF 91 B SL 84 X FF 92 2-2 ② G4-3			X CH 86 0-0 ① P5		3	0	0	0	0	1	0
3 Yuniesky Betancourt, R (1, 6) OBP: 0.285, SLG: 0.408		C FF 91 B FF 93 B SL 87 X FF 91 2-1 ③ P6			C FF 91 B FF 93 F CH 83 F FF 94 F CH 83 B SL 85 F FF 91 S CH 81 2-3 ③ K			C FF 89 B CH 79 C SI 91 B CH 84 B SL 84 B FF 89 4-2 BB		2	0	0	0	1	1	0
12 Mitch Maier, L (1, 9) OBP: 0.327, SLG: 0.372			B FF 89 F FF 91 B CH 83 B SI 92 B FF 92 4-1 1 G4-6-3 BB			C SI 90 S CH 81 B SI 90 F FF 91 B CH 85 F CH 81 F FF 92 X SL 84 2-2 ① F9		B FF 90 B FF 91 F FF 92 B CH 82 F FF 92 C FF 92 3-3 ② K		2	0	0	0	1	1	1
22 Lucas May, R (1, 2) OBP: 0.174, SLG: 0.136			C FF 92 S SL 84 1 SAFE B SL 86 X FF 93 1-2 ① P3			C SL 84 S SL 86 B SI 96 B FF 93 C SL 85 2-3 ② K		F FF 93 B FF 94 F FF 94 C SL 85 1-3 ③ K		3	0	0	0	0	2	2
Inning Stats	R: 0 E: 0 K: 3 S: 12 H: 1 LOB: 1 BB: 0 P: 21	R: 0 E: 0 K: 2 S: 9 H: 0 LOB: 0 BB: 0 P: 13	R: 0 E: 0 K: 0 S: 6 H: 0 LOB: 0 BB: 1 P: 11	R: 0 E: 0 K: 0 S: 8 H: 0 LOB: 0 BB: 0 P: 11	R: 0 E: 0 K: 1 S: 11 H: 0 LOB: 0 BB: 0 P: 15	R: 0 E: 0 K: 1 S: 11 H: 0 LOB: 0 BB: 0 P: 16	R: 0 E: 1 K: 0 S: 11 H: 1 LOB: 1 BB: 0 P: 16	R: 0 E: 0 K: 2 S: 9 H: 0 LOB: 1 BB: 1 P: 17	R: 2 E: 0 K: 1 S: 12 H: 2 LOB: 0 BB: 0 P: 15	1B: 2 2B: 1 3B: 0 HR: 1 SF: 0 SAC: 0 DP: 1 HBP: 0						WP: 0 PB: 0 SB: 1 CS: 0 PA: 32	

PITCHER		IP	WLS	BF	H	R	ER	SO	BB	IBB	HBP	BLK	WP	HR	S	P	ERA	WHIP
37 Max Scherzer, R ERA: 3.4	(1, 1)	7.2	W	26	2	0	0	8	2	0	0	0	0	0	74	116	0.00	0.522
45 Ryan Perry, R ERA: 3.97	(8, 1)	0.1	H	1	0	0	0	1	0	0	0	0	0	0	3	4	0.00	0.000
40 Phil Coke, L ERA: 3.67	(9, 1)	1.0		5	2	2	2	1	0	0	0	0	0	1	12	15	18.00	2.000

Kansas City Royals @ Detroit Tigers

Comerica Park, Detroit, MI

Wed Sep 22 2010, 7:11 PM - 9:26 PM EDT

Att. 24,678 - Partly Cloudy - 70 F

livebaseballscorecards.com

AB	30
R	2
H	4
RBI	2
BB	2
SO	10
LOB	10

BOTTOM

Batter	1	2	3	4	5	6	7	8	9	AB	R	H	RBI	BB	SO	LOB
14 Austin Jackson, R (1, 8) OBP: 0.352, SLG: 0.408	C FF 91 B FF 92 X FC 88 1-1 ① F8			B FC 88 B FF 91 F FF 90 X FC 89 2-1 ① G6-3	B FF 91 S FF 91 1 SAFE C CU 75 D CU 78 C FF 92 2-3 ③ K			B FC 86 F FF 90 X FF 91 1-1 18 S 18 2B 1B		4	1	1	0	0	1	1
28 Will Rhymes, L (1, 4) OBP: 0.337, SLG: 0.382	C SI 92 C FF 92 B FF 92 X SI 92 1-2 ② G6-3			X FF 92 0-0 ② P6		B FF 90 B FF 91 B SI 89 C SI 90 X FF 90 3-1 ① P3		1 SAFE 1 SAFE B FF 90 B FF 89 X SI 91 2-0 ② P5		4	0	0	0	0	0	1
18 Johnny Damon, L (1, 10) OBP: 0.355, SLG: 0.400	F FF 93 B FF 94 S CH 85 B FF 91 S CH 83 2-3 ③ K			B CU 77 X CH 81 1-0 ③ F8		B FC 88 S CH 82 S FF 92 B FF 90 X FF 92 2-2 ② G6-3		P PO 85 S CH 82 B FF 91 T SI 90 D CU 77 F SI 91 X FF 91 3-2 1-H 2B		4	0	1	1	0	1	0
24 Miguel Cabrera, R (1, 3) OBP: 0.418, SLG: 0.612		B SI 91 F FF 92 B FC 89 B FC 90 X FF 92 3-1 ① F9			C CU 77 B FF 92 F FC 89 X FF 93 1-2 25 1B 26 2B 1B	C CU 76 B FF 93 X FF 92 1-1 ③ P4		I IN 77 I IN 77 I IN 77 I IN 75 4-0 IBB		3	1	1	0	1	0	0
27 Jhonny Peralta, R (1, 6) OBP: 0.311, SLG: 0.396		X FF 92 0-0 ② F8			B FC 87 F FC 87 1 SAFE S SI 91 S CU 78 1-3 ① K		B FF 90 B FC 87 X FF 90 2-0 ① G5-3	D FC 88 D FC 89 X FF 91 2-0 ③ L6		4	0	0	0	0	1	3
25 Ryan Raburn, R (1, 7) OBP: 0.339, SLG: 0.480		C FF 92 X CU 78 0-1 ③ G6-3			C CU 77 F FC 89 F FF 91 X CH 82 0-2 26 2B 1-2 1B		X FC 87 0-0 1B			3	1	2	0	0	0	0
26 Brennan Boesch, L (1, 9) OBP: 0.331, SLG: 0.434 57 Casper Wells, R (8, 9) OBP: 0.392, SLG: 0.551			C SI 91 B CH 83 X CH 82 1-1 ① G4-3		X CH 84 0-0 15 WP 15 1B 1-H 2-H 2B		B FF 92 B CH 88 F FF 91 1 SAFE S FC 86 C CU 77 2-3 ② K			3 0	1 0	1 0	2 0	0 0	1 0	1 0
15 Brandon Inge, R (1, 5) OBP: 0.324, SLG: 0.397			B FC 87 F SI 92 F FF 93 B CU 80 C CU 77 2-3 ② K		C FF 92 S FC 88 F FC 88 B FC 88 B CU 78 B FC 88 X FC 89 3-2 2-H 1B		C CU 76 1 SAFE S FF 90 C FF 92 0-3 ③ K			3	0	1	1	0	2	1
13 Alex Avila, L (1, 2) OBP: 0.319, SLG: 0.335			F FF 92 B FF 92 B FC 90 X SI 93 2-1 ③ L8		X FF 92 0-0 ② P4			B CU 75 X FF 90 1-0 ① G3		3	0	0	0	0	0	1
Inning Stats	R: 0 E: 0 K: 1 S: 8 H: 0 LOB: 0 BB: 0 P: 12	R: 0 E: 0 K: 0 S: 5 H: 0 LOB: 0 BB: 0 P: 8	R: 0 E: 0 K: 1 S: 7 H: 0 LOB: 0 BB: 0 P: 12	R: 0 E: 0 K: 0 S: 4 H: 0 LOB: 0 BB: 0 P: 7	R: 3 E: 0 K: 2 S: 19 H: 4 LOB: 1 BB: 0 P: 26	R: 0 E: 0 K: 0 S: 7 H: 0 LOB: 0 BB: 0 P: 13	R: 0 E: 0 K: 2 S: 8 H: 1 LOB: 1 BB: 0 P: 12	R: 1 E: 0 K: 0 S: 10 H: 2 LOB: 2 BB: 1 P: 22		1B: 5 2B: 2 3B: 0 HR: 1 SF: 0 SAC: 0 DP: 1 HBP: 0						WP: 1 PB: 0 SB: 1 CS: 0 PA: 32	

PITCHER		IP	WLS	BF	H	R	ER	SO	BB	IBB	HBP	BLK	WP	HR	S	P	ERA	WHIP
34 Kyle Davies, R ERA: 5.05	(1, 1)	8.0	L	32	7	4	4	6	0	1	0	0	1	0	68	112	4.50	0.875

TOP

Batter	1	2	3	4	5	6	7	8	9	AB	R	H	RBI	BB	SO	LOB
2 Denard Span, L (1, 8) OBP: 0.334, SLG: 0.355	B FF 94 B FF 95 C FF 94 X FF 96 2-1 1B		X FF 93 0-0 1 S 1B			B FF 95 X FF 95 1-0 ② F7			C FF 95 B CU 78 B CU 79 F CH 86 X CU 80 2-2 E6 16 E 5 1B	4	1	2	0	0	0	0
1 Orlando Hudson, S (1, 4) OBP: 0.338, SLG: 0.376 20 Matt Tolbert, S (8, 4) OBP: 0.318, SLG: 0.425	1 SAFE 1 SAFE B FF 94 B CH 86 X FF 95 2-0 ① F7		C FF 94 1 SAFE D CU 77 C FF 94 B CU 79 D CU 79 X CH 86 3-2 ③ G3-1 1-2			B FF 94 C FF 96 X CH 87 1-1 ③ G6-3			C FF 95 F FF 96 B FF 95 S FF 95 1-3 ② K	3 1	0 0	0 0	0 0	0 0	0 1	2 1
16 Jason Kubel, L (1, 10) OBP: 0.325, SLG: 0.426	1 SAFE C FF 94 S FF 95 F FF 95 B CU 78 1 SAFE 1 SAFE S CU 80 1-3 ② K			C CH 85 C CU 77 F CU 80 S CU 79 0-3 ① K			B CH 84 B CH 84 F FF 94 F FF 94 F FF 96 B FF 95 X FF 96 3-2 ① L9		B CH 86 B CH 84 X FF 96 2-0 E4 5 1B 1-2	4	0	0	0	0	2	2
5 Michael Cuddyer, R (1, 3) OBP: 0.336, SLG: 0.419	B FF 95 T FF 94 1 SAFE F FF 94 B CH 87 B CH 86 X FF 96 3-2 ③ G4-3			B FF 95 X FF 95 1-0 ② G4-3			C CU 77 F SL 87 X CU 79 0-2 ② G6-3		X FF 96 0-0 1-2 2-H 1B	4	0	1	1	0	0	1
21 Delmon Young, R (1, 7) OBP: 0.331, SLG: 0.480		B FF 93 F FF 93 B CH 86 F FF 97 S CU 79 2-3 ① K		F FF 95 F CH 85 B FF 94 F CU 79 S SL 88 1-3 ③ K			C CU 77 S CU 78 X CU 79 0-2 ③ G5-3		D CU 79 B FF 95 F FF 95 B FF 96 X FF 96 3-1 ③ F9	4	0	0	0	0	2	2
22 Danny Valencia, R (1, 5) OBP: 0.370, SLG: 0.458		C FF 94 B FF 95 C CU 80 S CU 80 1-3 ② K			B CU 78 C CU 78 X FF 94 1-1 ① P4			F FF 93 F FF 94 S FF 94 0-3 ① K		3	0	0	0	0	2	0
26 Jose Morales, S (1, 2) OBP: 0.323, SLG: 0.280		B CH 85 S FF 96 S FF 96 S FF 95 1-3 ③ K			B CH 84 B CH 85 C FF 95 C FF 95 S FF 96 2-3 ② K			B CH 86 F FF 95 B FF 94 X CH 86 2-1 ② G3-1		3	0	0	0	0	2	0
37 Ben Revere, L (1, 9) OBP: 0.300, SLG: 0.222			B FF 94 X FF 93 1-0 ① G4-3		C FF 94 X CH 86 0-1 24 PO 1B			C FF 91 F FF 93 B CU 79 F FF 95 B CU 80 C CU 79 2-3 ③ K		3	0	1	0	0	1	0
12 Alexi Casilla, S (1, 6) OBP: 0.331, SLG: 0.404 24 Trevor Plouffe, R (4, 6) OBP: 0.111, SLG: 0.229			C FF 92 B FF 94 X CH 86 1-1 ② G4-3		B CU 77 B FF 92 S FF 94 1 SAFE B FF 95 F FF 95 1 SAFE 3-2 ③ PO 1-2	C FF 94 B CU 78 C CU 78 S CU 79 1-3 ① K			B FF 95 X FF 95 1-0 ① P3	1 2	0 0	0 0	0 0	0 0	0 1	0 0
Inning Stats	R: 0 E: 0 K: 1 S: 10 H: 1 LOB: 1 BB: 0 P: 18	R: 0 E: 0 K: 3 S: 9 H: 0 LOB: 0 BB: 0 P: 13	R: 0 E: 0 K: 0 S: 7 H: 1 LOB: 1 BB: 0 P: 12	R: 0 E: 0 K: 2 S: 9 H: 0 LOB: 0 BB: 0 P: 11	R: 0 E: 0 K: 1 S: 9 H: 1 LOB: 0 BB: 0 P: 15	R: 0 E: 0 K: 1 S: 6 H: 0 LOB: 0 BB: 0 P: 9	R: 0 E: 0 K: 0 S: 10 H: 0 LOB: 0 BB: 0 P: 13	R: 0 E: 0 K: 2 S: 9 H: 0 LOB: 0 BB: 0 P: 13	R: 1 E: 2 K: 1 S: 11 H: 1 LOB: 2 BB: 0 P: 20	1B: 4 2B: 0 3B: 0 HR: 0 SF: 0 SAC: 0 DP: 0 HBP: 0						

PITCHER		IP	WLS	BF	H	R	ER	SO	BB	IBB	HBP	BLK	WP	HR	S	P	ERA	WHIP
35 Justin Verlander, R ERA: 3.31	(1, 1)	9.0	W	32	4	1	0	11	0	0	0	0	0	0	80	124	0.00	0.444

PITCHER		IP	WLS	BF	H	R	ER	SO	BB	IBB	HBP	BLK	WP	HR	S	P	ERA	WHIP

Minnesota Twins @ Detroit Tigers
Comerica Park, Detroit, MI
Fri Sep 24 2010, 7:07 PM - 9:55 PM EDT
Att. 30,083 - Clear - 81 F

livebaseballscorecards.com

AB	32
R	1
H	4
RBI	1
BB	0
SO	11
LOB	8

BOTTOM

Batter	1	2	3	4	5	6	7	8	9	AB	R	H	RBI	BB	SO	LOB
14 Austin Jackson, R (1, 8) OBP: 0.349, SLG: 0.405	X SI 91 0-0 ① L4		C FF 92 X SI 93 0-1 ② G5-3		B CU 80 C CU 78 B CU 81 X SI 88 2-1 ② P3		F FF 91 F SI 91 S CU 77 0-3 ① K	B SI 83 X SL 80 1-0 ① F8		5	0	0	0	0	1	2
20 Scott Sizemore, R (1, 4) OBP: 0.310, SLG: 0.357 63 Max St. Pierre, R (8, PH) OBP: 0.167, SLG: 0.167 28 Will Rhymes, L (9, 4) OBP: 0.337, SLG: 0.382	B FF 91 F SI 92 B SI 92 X SI 93 2-1 2B		T SL 84 D CH 86 B SL 84 B FF 93 X SI 94 3-1 ③ F9		C SI 89 C CU 80 S CU 80 0-3 ③ K		F SI 90 B SL 84 B SI 92 B SI 91 B FF 90 4-1 24 1B 27 HR BB	B SL 78 C SI 83 T SL 79 F SL 79 X SL 79 1-2 ② F7		3 1 0	1 0 0	1 0 0	0 0 0	1 0 0	1 0 0	1 1 0
25 Ryan Raburn, R (1, 7) OBP: 0.340, SLG: 0.479	C SI 92 S SL 84 D SL 84 X CH 84 1-2 ② G4-3			B SI 92 X SI 93 1-0 24 HR 1B		X SI 88 0-0 24 1B 27 1B 1B	T SL 83 F SL 84 D CU 76 B SL 84 S FF 90 2-3 ② K	B SL 78 S SL 78 S SL 79 X SL 78 1-2 ③ G5-3		5	2	2	0	0	1	3
24 Miguel Cabrera, R (1, 3) OBP: 0.420, SLG: 0.619 32 Don Kelly, L (9, 3) OBP: 0.274, SLG: 0.349	S SL 86 S SL 87 D SL 86 B SL 85 B SI 93 C SL 85 3-3 ③ K			F FF 92 F FF 93 X FF 92 0-2 1-H HR		B FF 89 F CU 77 1 SAFE F SI 87 1 SAFE X CU 81 1-2 27 1B 57 3B 1B	B SI 91 B FF 90 F SI 90 X FF 90 2-1 1-2 27 HR 1B		4 0	3 0	2 0	0 0	1 0	1 0	1 0
27 Jhonny Peralta, R (1, 6) OBP: 0.314, SLG: 0.403		B SL 82 X CH 82 1-0 ① G5-3		B SL 84 B CH 86 C SL 82 B SI 92 B SL 81 4-1 57 G6-4-3 BB		C CU 77 S CU 80 F SI 86 B CU 76 B CU 81 X SI 90 2-2 57 3B 1-3 2-H 1B	D CU 76 B FF 91 X FF 88 2-0 1-H 2-H HR		3	2	2	4	1	0	0
57 Casper Wells, R (1, 9) OBP: 0.397, SLG: 0.616		B SI 92 B SL 83 C FF 93 S SL 83 F SL 84 S CH 85 2-3 ② K		S SL 85 B SI 92 S SL 87 F CU 81 F SI 87 X CU 81 1-2 ①② G6-4-3 1-2f		S CU 81 X SI 88 0-1 26 SF9 1-H 3-H 3B	C SL 83 B SL 83 B SI 90 F FF 90 X CU 76 2-2 HR		4	2	2	3	0	1	1
26 Brennan Boesch, L (1, 10) OBP: 0.331, SLG: 0.433 18 Johnny Damon, L (7, PH) OBP: 0.356, SLG: 0.403 (8, 10)	S FF 94 B SI 94 B CH 86 C SL 85 B FF 94 S SL 86 3-3 ③ K		F SI 89 B CU 78 B SI 88 B CH 83 F SI 89 B FF 89 4-2 15 S BB			S FF 90 F FF 90 B SL 80 F FF 91 X SL 80 1-2 ① SF9 3-H	C SI 87 X SL 80 0-1 2B		1 1	0 0	0 1	1 0	1 0	1 0	0 0
15 Brandon Inge, R (1, 5) OBP: 0.322, SLG: 0.394			B SI 92 C CH 84 B SI 92 C SL 82 F SL 83 B CH 86 S SL 83 3-3 ① K	C CU 80 C CU 80 X CU 81 0-2 ③ P3 1-2		C FF 92 F CH 81 B FF 90 S SL 79 1-3 ② K	B CU 74 S FF 87 X FF 87 1-1 ③ P4		4	0	0	0	0	2	2
12 Gerald Laird, R (1, 2) OBP: 0.269, SLG: 0.308			C SI 94 B CH 85 F CH 85 F FF 94 X SL 84 1-2 2B		C FF 89 C SI 87 B FF 88 B FF 92 F CU 81 F FF 89 S CU 80 2-3 ① K	F FF 90 B FF 90 B CH 81 X FF 91 2-1 ③ F9		B SI 84 X SI 85 1-0 1B		4	0	2	0	0	1	0
Inning Stats	R: 0 E: 0 K: 1 S: 9 H: 1 LOB: 1 BB: 0 P: 15	R: 0 E: 0 K: 2 S: 8 H: 0 LOB: 0 BB: 0 P: 14	R: 0 E: 0 K: 1 S: 12 H: 1 LOB: 1 BB: 0 P: 19	R: 2 E: 0 K: 0 S: 15 H: 2 LOB: 1 BB: 2 P: 25	R: 0 E: 0 K: 2 S: 10 H: 0 LOB: 0 BB: 0 P: 14	R: 4 E: 0 K: 1 S: 19 H: 4 LOB: 0 BB: 0 P: 26	R: 4 E: 0 K: 2 S: 17 H: 4 LOB: 1 BB: 1 P: 30	R: 0 E: 0 K: 0 S: 9 H: 1 LOB: 1 BB: 0 P: 13		1B: 6 2B: 3 3B: 1 HR: 3 SF: 1 SAC: 0 DP: 1 HBP: 0						

PITCHER		IP	WLS	BF	H	R	ER	SO	BB	IBB	HBP	BLK	WP	HR	S	P	ERA	WHIP
47 Francisco Liriano, L ERA: 3.48	(1, 1)	3.0	L	14	4	2	2	4	1	0	0	0	0	1	34	58	6.00	1.667
49 Jeff Manship, R ERA: 4.05	(4, 1)	2.0		10	4	4	4	2	1	0	0	0	0	0	30	42	18.00	2.500
50 Jose Mijares, L ERA: 3.1	(6, 1)	1.0		3	0	0	0	1	0	0	0	0	0	0	9	13	0.00	0.000
31 Alex Burnett, R ERA: 5.11	(7, 1)	0.2		6	3	4	4	2	1	0	0	0	0	2	13	25	54.00	6.000
44 Randy Flores, L ERA: 3.0	(7, 1)	0.1		2	1	0	0	0	0	0	0	0	0	0	4	5	0.00	3.000

PITCHER		IP	WLS	BF	H	R	ER	SO	BB	IBB	HBP	BLK	WP	HR	S	P	ERA	WHIP
17 Pat Neshek, R ERA: 3.68	(8, 1)	1.0		4	1	0	0	0	0	0	0	0	0	0	9	13	0.00	1.000

Minnesota Twins @ Detroit Tigers
Comerica Park, Detroit, MI
Fri Sep 24 2010, 7:07 PM - 9:55 PM EDT
Att. 30,083 - Clear - 81 F

livebaseballscorecards.com

AB	35
R	10
H	13
RBI	10
BB	3
SO	9
LOB	11

WP: 0	PA: 39
PB: 0	
SB: 1	
CS: 0	

TOP

Batter	1	2	3	4	5	6	7	8	9	10	11	12	13	AB	R	H	RBI	BB	SO	LOB
2 Denard Span, L (1, 8) OBP: 0.337, SLG: 0.359	K			G4-3	21 E 2B 1-3 2-H		G6-3			G4-6-3 1B			5 S 1 SH3-4 1B	7	2	4	1	0	1	2
1 Orlando Hudson, S (1, 4) OBP: 0.337, SLG: 0.372	16 1B 5 HBP 22 HR BB 1-2	G4-3	G5-3	G1-3	G5-3		G5-3			G4-6-3 1-2f			SH3-4 1-2	5	1	0	0	1	0	3
21 Delmon Young, R (1, 7) OBP: 0.332, SLG: 0.481	F8	P2		2B	E5 2-H 3-H 1B			G6-3	F7				5 IBB	6	0	2	1	1	0	2
5 Michael Cuddyer, R (1, 3) OBP: 0.337, SLG: 0.417	16 1B 22 HR HBP 1-2 2-3	1B		K	G6-3			G5-3	G6-3				IBB 1-2 2-3	5	1	1	0	1	1	2
16 Jason Kubel, L (1, 10) OBP: 0.324, SLG: 0.430	22 HR 1B 1-2 2-3 3-H	G4-3			HR	G3		G4-3	K				K	7	2	2	2	0	2	4
22 Danny Valencia, R (1, 5) OBP: 0.368, SLG: 0.476	HR 1-H 2-H 3-H	G5-3		G4-3	HR		G6-3					K	K	7	2	2	5	0	2	3
27 J.J. Hardy, R (1, 6) OBP: 0.327, SLG: 0.406		G5-3		P4	3B		F9					E9 37 G6-3 1B		5	0	2	0	1	0	0
12 Alexi Casilla, S (12, PR) (12, 6) OBP: 0.331, SLG: 0.404	18 1B BB													0	0	0	0	0	0	0
18 Jason Repko, R (1, 9) OBP: 0.319, SLG: 0.352	1B 1-2		1B									G6-3 2-3		2	1	2	0	0	0	0
37 Ben Revere, L (5, 9)					41 1B 2 2B HBP 1-2									3	0	0	0	0	1	2
41 Drew Butera, R (1, 2) OBP: 0.232, SLG: 0.302	F7		F8		2 2B 21 1B 1B 1-2		F8			F9			K	5	1	1	0	0	0	3
26 Jose Morales, S (12, PH) (12, 2) OBP: 0.313, SLG: 0.269														1	0	0	0	0	1	2
Inning Stats	R: 5 E: 0 K: 1 S: 25 H: 4 LOB: 2 BB: 2 P: 42	R: 0 E: 0 K: 0 S: 7 H: 1 LOB: 1 BB: 0 P: 10	R: 0 E: 0 K: 0 S: 10 H: 1 LOB: 1 BB: 0 P: 16	R: 0 E: 0 K: 1 S: 10 H: 1 LOB: 1 BB: 0 P: 12	R: 5 E: 1 K: 0 S: 15 H: 5 LOB: 1 BB: 0 P: 22	R: 0 E: 0 K: 1 S: 11 H: 1 LOB: 1 BB: 0 P: 17	R: 0 E: 0 K: 0 S: 6 H: 0 LOB: 0 BB: 0 P: 7	R: 0 E: 0 K: 2 S: 7 H: 0 LOB: 0 BB: 0 P: 11	R: 0 E: 0 K: 0 S: 6 H: 0 LOB: 0 BB: 0 P: 9	R: 0 E: 0 K: 0 S: 7 H: 1 LOB: 0 BB: 0 P: 8	R: 0 E: 0 K: 1 S: 7 H: 0 LOB: 0 BB: 0 P: 11	R: 0 E: 1 K: 2 S: 10 H: 1 LOB: 2 BB: 0 P: 17	R: 0 E: 0 K: 2 S: 13 H: 1 LOB: 3 BB: 2 P: 25	1B: 10 2B: 2 3B: 1 HR: 3 SF: 0 SAC: 1 DP: 1 HBP: 2						

PITCHER		IP	WLS	BF	H	R	ER	SO	BB	IBB	HBP	BLK	WP	HR	S	P	ERA	WHIP
38 Jeremy Bonderman, R (1, 1) ERA: 5.18		4.0		24	9	7	7	2	2	0	1	0	0	3	56	86	15.75	2.750
49 Eddie Bonine, R (5, 1) ERA: 4.85		1.0		7	3	3	2	0	0	0	1	0	0	0	11	16	18.00	3.000
36 Brad Thomas, L (6, 1) ERA: 4.04		2.0		7	1	0	0	1	0	0	0	0	0	0	17	24	0.00	0.500
45 Ryan Perry, R (8, 1) ERA: 3.81		2.1		7	0	0	0	0	0	0	0	0	0	0	15	23	0.00	0.000
40 Phil Coke, L (10, 1) ERA: 3.57		1.2		5	1	0	0	1	0	0	0	0	0	0	12	16	0.00	0.600

PITCHER		IP	WLS	BF	H	R	ER	SO	BB	IBB	HBP	BLK	WP	HR	S	P	ERA	WHIP
38 Robbie Weinhardt, R (12, 1) ERA: 6.67		0.1		2	1	0	0	1	0	0	0	0	0	0	5	8	0.00	3.000
55 Daniel Schlereth, L (12, 1) ERA: 3.52		1.2	W	8	1	0	0	3	0	2	0	0	0	0	18	34	0.00	0.600

Minnesota Twins @ Detroit Tigers
Comerica Park, Detroit, MI
Sat Sep 25 2010, 7:05 PM - 11:24 PM EDT
Att. 34,129 - Cloudy - 57 F

livebaseballscorecards.com

AB	53
R	10
H	16
RBI	9
BB	4
SO	8
LOB	23

BOTTOM

Batter	1	2	3	4	5	6	7	8	9	10	11	12	13	AB	R	H	RBI	BB	SO	LOB
14 Austin Jackson, R (1, 8) OBP: 0.352, SLG: 0.407	27 1B 18 1B 1B	32 1B 2-H 1B		G5-3 1-3	SF9 2-3 3-H		25 1B 25 S 1B		1B			K		6	2	4	2	0	1	1
32 Don Kelly, L (1, 7) OBP: 0.279, SLG: 0.367	F8	1B 1-3		HR 3-H	SF7 3-H		L3-6 1-H		P6			K		3	1	2	2	0	0	1
25 Ryan Raburn, R (5, PH) (6, 7) OBP: 0.340, SLG: 0.479														2	0	1	2	0	0	1
12 Gerald Laird, R (10, 2) OBP: 0.268, SLG: 0.307														1	0	0	0	0	1	0
18 Johnny Damon, L (1, 10) OBP: 0.358, SLG: 0.405	27 1B 1-2 1B	G3		24 HR 1B	24 BB 1-3 1B		L3-6 2-2			F8			27 E 24 1B 26 FC1-4-2 1B	7	1	4	0	0	0	3
24 Miguel Cabrera, R (1, 3) OBP: 0.420, SLG: 0.621	K	G5-3		1B 1-H HR	BB 1-2			P3		F7			26 FC1-4-2 27 E 15 1B 1B 1-2	6	2	2	2	1	1	2
27 Jhonny Peralta, R (1, 6) OBP: 0.313, SLG: 0.402	1B 1-3 2-H	G3		F9	G5-3					G5-3			FC5 15 1B 26 FC1-4-2 1-2 2-3	7	0	2	1	0	0	5
26 Brennan Boesch, L (1, 9) OBP: 0.327, SLG: 0.426	G4-3	E5		F9	G6-3			K			P6		FC1-4-2 15 1B 1-2 2-3 3-H	7	0	0	0	0	1	6
15 Brandon Inge, R (1, 5) OBP: 0.321, SLG: 0.391		L9	K	14 SF9 39 1B 13 1B HBP	F8			K	K		K		1B	6	1	1	1	0	3	2
13 Alex Avila, L (1, 2) OBP: 0.325, SLG: 0.351		14 1B 39 G4-3 1-2 1B		HR	14 SF9 25 SF7 39 1B 1-2 1B		G3-1		K		F8			4	3	3	1	0	0	0
57 Casper Wells, R (9, PH) (10, 7) OBP: 0.388, SLG: 0.600														2	0	0	0	0	1	0
39 Ramon Santiago, S (1, 4) OBP: 0.337, SLG: 0.319		G4-3 1-2		14 WP 32 HR 1B	18 1B 1-2 2-3 1B		G5-3		F8			K		4	1	2	0	0	0	1
20 Scott Sizemore, R (9, PH) (10, 4) OBP: 0.306, SLG: 0.351														2	0	0	0	0	1	0
Inning Stats	R: 1 E: 0 K: 1 S: 13 H: 3 LOB: 2 BB: 0 P: 15	R: 1 E: 0 K: 0 S: 16 H: 3 LOB: 2 BB: 0 P: 22	R: 0 E: 1 K: 1 S: 9 H: 0 LOB: 1 BB: 0 P: 13	R: 5 E: 0 K: 0 S: 22 H: 5 LOB: 0 BB: 0 P: 30	R: 2 E: 0 K: 0 S: 14 H: 3 LOB: 3 BB: 1 P: 29	R: 0 E: 0 K: 0 S: 9 H: 0 LOB: 0 BB: 0 P: 15	R: 1 E: 0 K: 0 S: 14 H: 2 LOB: 0 BB: 0 P: 21	R: 0 E: 0 K: 2 S: 9 H: 1 LOB: 1 BB: 0 P: 14	R: 0 E: 0 K: 1 S: 7 H: 1 LOB: 1 BB: 0 P: 12	R: 0 E: 0 K: 0 S: 5 H: 0 LOB: 0 BB: 0 P: 10	R: 0 E: 0 K: 1 S: 6 H: 0 LOB: 0 BB: 0 P: 10	R: 0 E: 0 K: 3 S: 9 H: 0 LOB: 0 BB: 0 P: 14	R: 1 E: 1 K: 0 S: 8 H: 3 LOB: 3 BB: 0 P: 14	1B: 18 2B: 1 3B: 0 HR: 3 SF: 2 SAC: 0 DP: 1 HBP: 1						

PITCHER		IP	WLS	BF	H	R	ER	SO	BB	IBB	HBP	BLK	WP	HR	S	P	ERA	WHIP
48 Carl Pavano, R (1, 1) ERA: 3.83		4.0		24	11	7	7	2	0	0	0	0	1	3	60	80	15.75	2.750
15 Glen Perkins, L (5, 1) ERA: 6.35		0.2		7	3	2	2	0	1	0	1	0	0	0	12	24	27.00	6.000
54 Matt Guerrier, R (5, 1) ERA: 3.34	H	1.1	H	4	0	0	0	0	0	0	0	0	0	0	11	20	0.00	0.000
28 Jesse Crain, R (7, 1) ERA: 2.59	B	1.0	B	4	2	1	1	0	0	0	0	0	0	0	14	21	9.00	2.000
60 Jon Rauch, R (8, 1) ERA: 3.14		1.0		4	1	0	0	2	0	0	0	0	0	0	9	14	0.00	1.000

PITCHER		IP	WLS	BF	H	R	ER	SO	BB	IBB	HBP	BLK	WP	HR	S	P	ERA	WHIP
51 Brian Fuentes, L (9, 1) ERA: 2.96		2.0		7	1	0	0	1	0	0	0	0	0	0	12	22	0.00	0.500
50 Jose Mijares, L (11, 1) ERA: 3.0		1.0		3	0	0	0	1	0	0	0	0	0	0	6	10	0.00	0.000
17 Pat Neshek, R (12, 1) ERA: 4.32	L	1.0	L	6	2	1	1	3	0	0	0	0	0	0	14	23	9.00	2.000
44 Randy Flores, L (13, 1) ERA: 2.97		0.1		2	1	0	0	0	0	0	0	0	0	0	3	5	0.00	3.000

Minnesota Twins @ Detroit Tigers
Comerica Park, Detroit, MI
Sat Sep 25 2010, 7:05 PM - 11:24 PM EDT
Att. 34,129 - Cloudy - 57 F

livebaseballscorecards.com

AB	57
R	11
H	21
RBI	11
BB	1
SO	9
LOB	22

Batter	1	2	3	4	5	6	7	8	9	AB	R	H	RBI	BB	SO	LOB
37 Ben Revere, L (1, 8) OBP: 0.259, SLG: 0.200	B SI 87 C SI 87 B SI 89 X SI 87 2-1 ① L8		B CH 84 X SI 89 1-0 ③ F7			B CH 78 B SI 87 C SI 87 F SI 88 F FF 90 X FF 90 2-2 ① G6-3		B SI 85 X SI 87 1-0 1B		4	0	1	0	0	0	0
1 Orlando Hudson, S (1, 10) OBP: 0.336, SLG: 0.371	B SI 89 X SI 88 1-0 5 S 1B			B SI 85 C CH 77 F SL 82 X FF 90 1-2 ① G6-3		C SI 89 B FF 90 B CH 80 X CH 80 2-1 ② G1-3		C CH 81 B CH 81 X SI 87 1-1 ③ L9		4	0	1	0	0	0	1
21 Delmon Young, R (1, 7) OBP: 0.333, SLG: 0.486	S SI 89 F SI 90 S FF 91 0-3 ② K			F SI 88 X SL 82 0-1 HR		B SL 84 X SI 90 1-0 5 WP 1B			C FF 90 B FF 91 F FF 91 B FS 84 S FF 92 2-3 ① K	4	1	2	1	0	2	1
5 Michael Cuddyer, R (1, 3) OBP: 0.335, SLG: 0.414	B FF 90 B SL 83 X SL 83 2-0 ③ P5 1-2			C FF 89 S SI 89 X SI 89 0-2 ② G6-3		S SL 83 B SL 84 F CH 81 F SI 90 F SI 90 B FF 91 C SI 90 2-3 ③ K 1-2			C FF 91 F FF 92 F FF 92 B FS 84 B FF 93 X FS 84 2-2 ② G2-3	4	0	0	0	0	1	2
16 Jason Kubel, L (1, 9) OBP: 0.322, SLG: 0.426		B SI 85 X SI 87 1-0 ① G4-3		C CH 79 F SL 82 B SL 82 X SI 89 1-2 ③ L7			B CH 79 F CH 78 F SL 82 F SL 81 B SL 81 B FF 88 X FF 89 3-2 ① F7		C FF 93 F FF 92 B FS 84 X FS 84 1-2 ③ F9	4	0	0	0	0	0	0
22 Danny Valencia, R (1, 5) OBP: 0.364, SLG: 0.471		B SI 89 C SI 89 B SI 90 C FF 90 C SI 90 2-3 ② K			X SI 87 0-0 ① G5-3		C FF 86 X SI 88 0-1 ② L1			3	0	0	0	0	1	0
26 Jose Morales, S (1, 2) OBP: 0.314, SLG: 0.250		B SI 88 B SI 88 F SI 88 B FF 90 F SI 89 F FF 91 C SI 89 3-3 ③ K			C SI 87 B SL 83 F SL 84 B CH 80 B FF 90 B SI 89 4-2 BB		C SI 87 B CH 79 C SL 81 B SI 89 X FF 89 2-2 ③ G5-3			2	0	0	0	1	1	0
20 Matt Tolbert, S (1, 4) OBP: 0.307, SLG: 0.408			X SI 85 0-0 ① G5-3		B SL 80 B FF 87 B SI 87 C SI 86 C SI 87 X SI 88 3-2 ② F8			B SI 85 C SI 86 X CU 79 1-1 ① L3		3	0	0	0	0	0	1
8 Nick Punto, S (1, 6) OBP: 0.320, SLG: 0.311			C CH 84 C FF 87 X SI 89 0-2 ② G5-3		F SI 89 F SL 84 S SI 90 0-3 ③ K			C SI 83 B CH 86 C SL 81 B SI 88 X SI 88 2-2 ② G6-3		3	0	0	0	0	1	1
Inning Stats	R: 0 E: 0 K: 1 S: 7 H: 1 LOB: 1 BB: 0 P: 12	R: 0 E: 0 K: 2 S: 8 H: 0 LOB: 0 BB: 0 P: 14	R: 0 E: 0 K: 0 S: 5 H: 0 LOB: 0 BB: 0 P: 6	R: 1 E: 0 K: 0 S: 11 H: 1 LOB: 0 BB: 0 P: 13	R: 0 E: 0 K: 1 S: 9 H: 0 LOB: 1 BB: 1 P: 16	R: 0 E: 0 K: 1 S: 12 H: 1 LOB: 1 BB: 0 P: 19	R: 0 E: 0 K: 0 S: 9 H: 0 LOB: 0 BB: 0 P: 14	R: 0 E: 0 K: 0 S: 8 H: 1 LOB: 1 BB: 0 P: 13	R: 0 E: 0 K: 1 S: 10 H: 0 LOB: 0 BB: 0 P: 15	1B: 3 2B: 0 3B: 0 HR: 1 SF: 0 SAC: 0 DP: 0 HBP: 0						

PITCHER		IP	WLS	BF	H	R	ER	SO	BB	IBB	HBP	BLK	WP	HR	S	P	ERA	WHIP
21 Rick Porcello, R ERA: 5.01	(1, 1)	8.0	W	29	4	1	1	5	1	0	0	0	1	1	69	107	1.12	0.625
46 Jose Valverde, R ERA: 3.05	(9, 1)	1.0		3	0	0	0	1	0	0	0	0	0	0	10	15	0.00	0.000

PITCHER	IP	WLS	BF	H	R	ER	SO	BB	IBB	HBP	BLK	WP	HR	S	P	ERA	WHIP

TOP

Minnesota Twins @ Detroit Tigers
Comerica Park, Detroit, MI
Sun Sep 26 2010, 1:06 PM - 3:20 PM EDT
Att. 32,021 - Partly Cloudy - 58 F

livebaseballscorecards.com

AB	31
R	1
H	4
RBI	1
BB	1
SO	6
LOB	6

Batter	1	2	3	4	5	6	7	8	9	AB	R	H	RBI	BB	SO	LOB
14 Austin Jackson, R (1, 8) OBP: 0.350, SLG: 0.407	X SI 90 0-0 25 G5-3 2B		F SI 90 X SI 90 0-1 ② G6-3		B FF 88 S CH 82 X CH 82 1-1 ① G4-3		C SL 79 S CH 82 B FF 87 B CH 82 X CH 82 2-2 ① F8	D SL 85 S FF 90 C SI 90 T FF 92 1-2 ③ K		5	0	1	0	0	1	1
57 Casper Wells, R (1, 9) OBP: 0.393, SLG: 0.590	B FF 90 F CH 82 X SL 82 1-1 ① G5-3		B CH 83 B CH 80 B SI 89 C CH 87 F FF 89 F SL 81 D SL 80 4-2 BB		B CH 82 F SI 88 C FF 90 X CH 82 1-2 ② F8		F CH 82 X SI 90 0-1 24 HR 1B			3	1	1	0	1	0	1
25 Ryan Raburn, R (1, 7) OBP: 0.339, SLG: 0.477	C SL 82 X SL 82 0-1 ② G5-3 2-3		B CH 82 S SL 80 C FF 90 1 SAFE 1 SAFE S SL 82 1-3 ③ K		C SI 89 B SI 89 F CH 82 X CU 74 1-2 1B		B SI 88 B SI 89 F SI 88 1 SAFE C SL 82 X SL 82 2-2 ② P3			4	0	1	0	0	1	3
24 Miguel Cabrera, R (1, 3) OBP: 0.419, SLG: 0.624	C FF 90 D SL 82 X CH 84 1-1 ③ G6-3			X SI 89 0-0 ① G4-3	T SI 90 B FF 90 X SI 90 1-1 ③ F9		S CH 84 B SI 90 X FF 91 1-1 1-H HR			4	1	1	2	0	0	2
27 Jhonny Peralta, R (1, 10) OBP: 0.313, SLG: 0.400		C CU 69 B CU 72 X CH 83 1-1 ① L4		B CU 72 B SI 88 B SI 90 B SI 88 4-0 15 FC5-4 BB		B CH 81 B FF 88 F SI 88 B FF 89 X SI 88 3-1 ① F8	C SI 89 C SL 80 B CH 87 F CH 84 X SI 89 1-2 E6			3	0	0	0	1	0	0
15 Brandon Inge, R (1, 5) OBP: 0.323, SLG: 0.393		C SI 89 B CH 82 X CH 82 1-1 2B		C SI 90 C SI 90 F FF 91 F SL 82 X FF 90 0-2 ② FC5-4 20 1B 39 HR 1-2f		B CH 87 B CH 87 B SI 88 B CH 86 4-0 39 BB BB	B SL 84 C FF 88 D SL 84 F FF 87 X SL 82 2-2 ③ F9			3	1	1	0	1	0	2
20 Scott Sizemore, R (1, 4) 18 Johnny Damon, L (8, PH) 28 Will Rhymes, L (9, 4) OBP: 0.337, SLG: 0.382	C FF 90 B SI 90 B SL 83 B FF 90 C SI 90 T SL 79 3-2 ② K		B FF 90 C SL 81 B SI 90 X CH 84 2-1 1-2 39 HR 1B			B SL 80 F FF 88 C FF 90 C SL 82 1-3 ② K		C SL 82 F SI 92 F CU 74 F FF 92 X SI 92 0-2 39 SH1-3 1B		3 1 0	1 0 0	1 1 0	0 0 0	2 0 0	2 0 0	2 0 0
39 Ramon Santiago, S (1, 6) OBP: 0.340, SLG: 0.330	D CU 72 X FF 88 1-0 ③ G3-1		X SL 80 0-0 1-H 2-H HR			B CH 87 B SI 88 B FF 88 B FF 87 4-0 1-2 BB		X SI 89 0-0 ① SH1-3 1-2		2	1	1	3	1	0	1
12 Gerald Laird, R (1, 2) OBP: 0.264, SLG: 0.302			X CH 88 0-0 ① G6-3	C SI 90 X SI 90 0-1 ③ G4-3		B CH 81 C SI 88 F SI 90 X SI 90 1-2 ③ G4-3		C SI 91 C SI 91 X FF 92 0-2 ② P3		4	0	0	0	0	0	3
Inning Stats	R: 0 E: 0 K: 0 S: 7 H: 1 LOB: 1 BB: 0 P: 9	R: 0 E: 0 K: 1 S: 8 H: 1 LOB: 1 BB: 0 P: 14	R: 0 E: 0 K: 1 S: 9 H: 0 LOB: 1 BB: 1 P: 14	R: 3 E: 0 K: 0 S: 11 H: 2 LOB: 0 BB: 1 P: 17	R: 0 E: 0 K: 0 S: 10 H: 1 LOB: 0 BB: 0 P: 14	R: 0 E: 0 K: 1 S: 8 H: 0 LOB: 2 BB: 2 P: 21	R: 2 E: 1 K: 0 S: 17 H: 2 LOB: 1 BB: 0 P: 25	R: 0 E: 0 K: 1 S: 12 H: 1 LOB: 1 BB: 0 P: 13		1B: 4 2B: 2 3B: 0 HR: 2 SF: 0 SAC: 1 DP: 0 HBP: 0						

PITCHER		IP	WLS	BF	H	R	ER	SO	BB	IBB	HBP	BLK	WP	HR	S	P	ERA	WHIP
52 Brian Duensing, L ERA: 2.44	(1, 1)	6.2	L	32	7	5	5	3	4	0	0	0	0	2	67	109	6.75	1.650
60 Jon Rauch, R ERA: 3.12	(7, 1)	0.1		1	0	0	0	0	0	0	0	0	0	0	3	5	0.00	0.000
31 Alex Burnett, R ERA: 5.0	(8, 1)	1.0		4	1	0	0	1	0	0	0	0	0	0	12	13	0.00	1.000

PITCHER	IP	WLS	BF	H	R	ER	SO	BB	IBB	HBP	BLK	WP	HR	S	P	ERA	WHIP

BOTTOM

Minnesota Twins @ Detroit Tigers
Comerica Park, Detroit, MI
Sun Sep 26 2010, 1:06 PM - 3:20 PM EDT
Att. 32,021 - Partly Cloudy - 58 F

livebaseballscorecards.com

AB	32
R	5
H	8
RBI	5
BB	4
SO	4
LOB	15

WP: 1 PB: 0 SB: 1 CS: 0 PA: 32

Detroit Tigers @ Cleveland Indians

Progressive Field, Cleveland, OH

Mon Sep 27 2010, 7:09 PM - 9:48 PM EDT

Att. 10,161 - Overcast - 61 F

TOP

Batter	1	2	3	4	5	6	7	8	9	AB	R	H	RBI	BB	SO	LOB
14 Austin Jackson, R (1, 8) OBP: 0.351, SLG: 0.410	B FF 95 C FF 94 F SI 94 B FF 95 S CH 88 2-3 K ①		X FF 94 0-0 27 1B 2B	C CU 79 X CH 85 0-1 18 FC3-6 1-2 3-H 1B		B CU 79 X FF 93 1-0 SF9 ② 2-3 3-H			B FF 95 B FF 94 C FF 95 S FF 95 F FF 95 X FF 94 2-2 G6-3 ①	4	1	2	2	0	1	0
18 Johnny Damon, L (1, 10) OBP: 0.357, SLG: 0.403	X FF 94 0-0 F9 ②		D CH 88 C CH 87 F SI 93 X SI 89 1-2 L8 ①	X CH 85 0-0 FC3-6 ② 25 FC5-4 1-2f 2-3		F CH 87 B FF 95 X CH 88 1-1 L7 ③			C FF 95 X SL 84 0-1 L3 ②	5	0	0	0	0	0	4
25 Ryan Raburn, R (1, 7) OBP: 0.339, SLG: 0.476 32 Don Kelly, L (7, PH) OBP: 0.281, SLG: 0.369 (7, 3)	C FF 95 X FF 94 0-1 1B		X CU 80 0-0 P4 ②	C CU 80 B CU 75 X FF 94 1-1 FC5-4 ③ 1-2f			B SI 94 B SI 93 C SI 93 X SI 93 2-1 24 1B 1B		B FF 94 B FF 95 B FF 95 C FF 94 C FF 94 X FF 95 3-2 F7 ③	3 2	0 0	1 1	0 0	0 0	0 0	3 0
24 Miguel Cabrera, R (1, 3) OBP: 0.420, SLG: 0.622 26 Brennan Boesch, L (7, PR) OBP: 0.327, SLG: 0.426 (7, 9)	C FF 95 B SI 92 X FF 93 1-1 P6 ③		I IN 66 I IN 72 I IN 76 I IN 74 4-0 27 1B IBB		B CU 80 B CU 80 B SI 90 S SI 90 F SI 92 S CH 86 3-3 K ①		B SI 93 X SI 92 1-0 15 G1-4-3 1-2 1B			3 0	0 0	1 0	0 0	1 0	1 0	1 0
27 Jhonny Peralta, R (1, 6) OBP: 0.314, SLG: 0.400		X FF 93 0-0 57 E 15 1B 1B	B SI 93 B SI 93 F CH 86 X FF 93 2-1 1-3 2-H 1B		C CU 80 B CU 79 B SI 93 B SI 92 X SI 92 3-1 G5-3 ②		F SI 92 S SI 93 1 SAFE S SL 84 0-3 K ①			4	0	2	1	0	1	2
15 Brandon Inge, R (1, 5) OBP: 0.322, SLG: 0.392		B FF 94 F FF 92 C CH 84 X SI 93 1-2 57 E 1-2 1B	C FF 94 B CH 88 C CU 81 T FF 94 1-2 K ③		F FF 93 B CU 80 F SI 92 B SL 84 F FF 93 C CH 86 2-3 K ③		B SL 83 X SI 92 1-0 G1-4-3 ②③ 1-2f			4	0	1	0	0	2	4
13 Alex Avila, L (1, 2) OBP: 0.325, SLG: 0.351 12 Gerald Laird, R (8, PH) OBP: 0.263, SLG: 0.301 (8, 2)		B SI 94 S CH 85 C SI 94 S CH 88 1-3 K ①	X FF 92 0-0 28 CS 57 1B 1B	C CH 85 B CU 80 X CH 85 1-1 G4-3 ①		B FF 92 B FF 92 S FF 92 F FF 93 S SL 85 2-3 K ①			3 1	0 0	1 0	0 0	0 0	1 1	2 0
57 Casper Wells, R (1, 9) OBP: 0.398, SLG: 0.585 (7, 7)		S SI 92 F SI 92 B CU 80 X CH 88 1-2 FC5 28 G4-6-3 1-2 2-3	S CU 79 B SI 91 B SL 85 F CH 85 F FF 94 X CU 79 2-2 28 1B 14 1B 28 CS 1-2 1B	C CU 79 C FF 92 B CH 88 B FF 89 B CU 81 X CH 85 3-2 28 2B 14 SF9 1B		X FF 93 0-0 G3 ②			4	2	2	0	0	0	2
28 Will Rhymes, L (1, 4) OBP: 0.342, SLG: 0.393 39 Ramon Santiago, S (8, PH) OBP: 0.339, SLG: 0.329 (8, 4)		X CH 88 0-0 G4-6-3 ②③ 1-2f	S CH 86 B CH 87 X SI 92 1-1 18 FC3-6 14 1B 1-3 2-3 1B	C SI 92 B FF 93 1 SAFE B SI 92 X CH 85 2-1 14 SF9 1-3 2B		B FF 93 B FF 93 C FF 92 X FF 93 2-1 L5 ③			3 1	0 0	2 0	0 0	0 0	0 0	3 0
Inning Stats	R: 0 E: 0 K: 1 S: 8 H: 1 LOB: 1 BB: 0 P: 11	R: 0 E: 1 K: 1 S: 11 H: 2 LOB: 2 BB: 0 P: 14	R: 1 E: 0 K: 1 S: 10 H: 2 LOB: 2 BB: 1 P: 18	R: 1 E: 0 K: 0 S: 12 H: 4 LOB: 2 BB: 0 P: 16	R: 0 E: 0 K: 2 S: 9 H: 0 LOB: 0 BB: 0 P: 17	R: 1 E: 0 K: 0 S: 10 H: 2 LOB: 1 BB: 0 P: 18	R: 0 E: 0 K: 1 S: 7 H: 2 LOB: 0 BB: 0 P: 11	R: 0 E: 0 K: 1 S: 6 H: 0 LOB: 0 BB: 0 P: 10	R: 0 E: 0 K: 0 S: 9 H: 0 LOB: 0 BB: 0 P: 14	1B: 11 2B: 2 3B: 0 HR: 0 SF: 1 SAC: 0 DP: 2 HBP: 0						

PITCHER		IP	WLS	BF	H	R	ER	SO	BB	IBB	HBP	BLK	WP	HR	S	P	ERA	WHIP
59 Carlos Carrasco, R ERA: 3.26	(1, 1)	6.0	W	29	11	3	3	5	0	1	0	0	0	0	60	94	4.50	1.833
38 Joe Smith, R ERA: 3.99	(7, 1)	1.0	H	4	2	0	0	1	0	0	0	0	0	0	7	11	0.00	2.000
49 Tony Sipp, L ERA: 4.21	(8, 1)	1.0	H	3	0	0	0	1	0	0	0	0	0	0	6	10	0.00	0.000
54 Chris Perez, R ERA: 1.75	(9, 1)	1.0	S	3	0	0	0	0	0	0	0	0	0	0	9	14	0.00	0.000

livebaseballscorecards.com

AB	37
R	3
H	13
RBI	3
BB	1
SO	7
LOB	21

BOTTOM

Batter	1	2	3	4	5	6	7	8	9	AB	R	H	RBI	BB	SO	LOB
23 Michael Brantley, L (1, 8) OBP: 0.287, SLG: 0.312	C SI 88 B SI 89 B SL 88 F SI 90 F SL 88 X SL 89 2-2 F8 ①		B SL 86 B SI 90 F SI 90 X SI 91 2-1 F8 ②		B CH 85 C SI 91 X SL 86 1-1 48 HR 2B		C SL 84 X SL 85 0-1 SH1-4 ① 1-2			3	1	1	0	0	0	0
13 Asdrúbal Cabrera, S (1, 6) OBP: 0.319, SLG: 0.341	C SI 92 X CH 85 0-1 F7 ②		B CH 85 T SI 92 C SL 87 F SL 90 B SL 88 B SI 92 F SL 90 B SI 92 4-2 BB		X SI 92 0-0 F7 ②		F SI 92 B CU 84 X FF 92 1-1 48 WP 2-H 2B			3	0	1	1	1	0	1
17 Shin-Soo Choo, L (1, 9) OBP: 0.400, SLG: 0.475	B SI 91 B SI 92 B SI 90 B SI 89 4-0 48 S BB		D CH 84 X SI 93 1-0 F9 ③		B CH 85 C CH 83 B SI 93 C SL 90 B SI 93 B SL 90 4-2 48 HR BB		B CU 84 B SI 92 C CU 84 S CU 85 S CU 85 2-3 K ②			2	1	0	0	2	1	2
48 Travis Hafner, L (1, 10) OBP: 0.372, SLG: 0.444 33 Drew Sutton, S (7, PR) OBP: 0.333, SLG: 0.394 (8, 10)	B SI 91 D CH 84 C SI 93 F SL 89 F SL 89 F SI 87 B SI 94 B SL 90 4-2 1-2 BB			B SL 88 F SI 90 B CH 85 C SL 87 B SL 90 X SI 91 3-2 F8 ① B CH 85 X SI 91 1-0 F8 ③	D SI 86 X SI 86 1-0 1-H 2-H HR		B SI 93 C SL 85 D SL 85 S SI 92 B SL 86 H CU 83 4-2 2-3 HBP			2 0	1 0	1 0	3 0	1 0	0 0	0 0
12 Jayson Nix, R (1, 5) OBP: 0.284, SLG: 0.404 25 Andy Marte, R (8, 5) OBP: 0.306, SLG: 0.395	B SL 88 X SL 90 1-0 P3 ③			C SL 88 X SL 89 0-1 F8 ②	B CU 75 X CU 74 1-0 P2 ③		C FF 91 F SL 82 F FF 93 T SL 82 0-2 K ③			4 0	0 0	0 0	0 0	0 0	1 0	4 0
4 Trevor Crowe, S (1, 7) OBP: 0.307, SLG: 0.340		B SI 88 B SI 89 B SI 90 C SI 90 C SI 90 X SI 92 3-2 L7 ①				B SL 76 F CU 75 X CU 74 1-1 G6-3 ①		B SI 91 X FF 90 1-0 7 CS 1B		4	0	1	0	0	0	0
7 Matt LaPorta, R (1, 3) OBP: 0.308, SLG: 0.364		X SI 93 0-0 L8 ②			B SI 90 C SL 87 X SL 88 1-1 HR	C FF 89 X CU 74 0-1 P4 ②		1 SAFE B FF 90 X FF 92 1-0 G5-3 ①② 1-2		4	1	1	1	0	0	1
1 Luis Valbuena, L (1, 4) OBP: 0.277, SLG: 0.263		C SI 91 X CH 84 0-1 G3 ③			F CH 85 X CH 84 0-1 P4 ①	B CU 74 B CU 73 B SI 88 C SI 87 X SI 88 3-1 G6-3 ③		C FF 92 F SI 92 X SI 92 0-2 26 PB 1B		4	0	1	0	0	0	0
26 Luke Carlin, S (1, 2) OBP: 0.444, SLG: 0.750 6 Lou Marson, R (9, 2) OBP: 0.274, SLG: 0.289			C SI 88 X SL 89 0-1 G4-3 ①		B SL 88 B SI 90 X SI 90 2-0 HR		X SI 91 0-0 23 SH1-4 13 2B 1B	C FF 90 S SI 93 F SL 80 F SL 81 S SI 94 0-3 K ③ 1-2		4 0	2 0	2 0	1 0	0 0	1 0	1 0
Inning Stats	R: 0 E: 0 K: 0 S: 11 H: 0 LOB: 2 BB: 2 P: 22	R: 0 E: 0 K: 0 S: 6 H: 0 LOB: 0 BB: 0 P: 9	R: 0 E: 0 K: 0 S: 9 H: 0 LOB: 1 BB: 1 P: 16	R: 0 E: 0 K: 0 S: 6 H: 0 LOB: 0 BB: 0 P: 10	R: 5 E: 0 K: 0 S: 12 H: 4 LOB: 0 BB: 1 P: 22	R: 0 E: 0 K: 0 S: 6 H: 0 LOB: 0 BB: 0 P: 10	R: 1 E: 0 K: 2 S: 14 H: 2 LOB: 2 BB: 0 P: 21	R: 0 E: 0 K: 1 S: 10 H: 2 LOB: 1 BB: 0 P: 12		1B: 3 2B: 2 3B: 0 HR: 3 SF: 0 SAC: 1 DP: 0 HBP: 1						

PITCHER		IP	WLS	BF	H	R	ER	SO	BB	IBB	HBP	BLK	WP	HR	S	P	ERA	WHIP
58 Armando Galarraga, R ERA: 4.62	(1, 1)	4.2	L	22	4	5	5	0	4	0	0	0	0	3	43	77	9.64	1.714
49 Eddie Bonine, R ERA: 4.75	(5, 1)	1.1		4	0	0	0	0	0	0	0	0	0	0	7	12	0.00	0.000
36 Brad Thomas, L ERA: 4.13	(7, 1)	0.2		5	2	1	1	1	0	0	1	0	1	0	10	17	13.50	3.000
38 Robbie Weinhardt, R ERA: 6.35	(7, 1)	1.1		5	2	0	0	2	0	0	0	0	0	0	14	16	0.00	1.500

livebaseballscorecards.com

AB	30
R	6
H	8
RBI	6
BB	4
SO	3
LOB	9

TOP

Batter	1	2	3	4	5	6	7	8	9	AB	R	H	RBI	BB	SO	LOB
14 Austin Jackson, R (1, 8) OBP: 0.350, SLG: 0.409	B SI 90 B FF 86 F SI 90 C SL 80 X SI 91 2-2 ① G5-3		B FC 87 X SI 91 1-0 1B		F FC 89 F SL 84 B SL 84 C SL 82 1-3 ③ K			C FF 89 F CH 80 C FF 91 0-3 ② K		4	0	1	0	0	2	1
28 Will Rhymes, L (1, 4) OBP: 0.340, SLG: 0.390	C SI 88 X FF 89 0-1 ② G3-1		C SI 90 1 SAFE P PO 82 B SI 87 B CH 80 X SI 90 3-1 ② F7			B SI 90 C CH 80 B FC 90 X SI 90 2-1 25 CS 1B		C FF 88 C FC 90 B FF 90 X FC 90 1-2 ③ F7		4	0	1	0	0	0	2
18 Johnny Damon, L (1, 10) OBP: 0.354, SLG: 0.400	B CH 78 X SI 88 1-0 ③ F7		1 SAFE C FC 88 S SL 81 F SI 92 S CH 80 0-3 ③ K			F SI 89 B CH 81 X CH 81 1-1 ① F7			B FF 91 B SI 91 C FF 92 X FF 90 2-1 ① P4	4	0	0	0	0	1	2
25 Ryan Raburn, R (1, 7) OBP: 0.340, SLG: 0.476		C SI 90 S SI 90 S CH 78 0-3 ① K	F FF 88 C SI 93 F CH 81 X SI 93 0-2 1B			B FF 91 F SI 90 B SI 91 B CH 80 F SI 91 C SI 93 3-3 ②③ K 1-2			B FF 91 C FF 90 B SI 92 X FF 91 2-1 1B	4	0	2	0	0	2	1
32 Don Kelly, L (1, 3) OBP: 0.276, SLG: 0.362		B SI 88 C SI 89 B SI 90 S CH 80 X SI 91 2-2 ② F8	X SI 90 0-0 ① F8				C CH 80 B SI 90 X FF 89 1-1 ① F9		B SI 91 B SI 91 C FF 92 X FF 91 2-1 ② F8	4	0	0	0	0	0	2
27 Jhonny Peralta, R (1, 6) OBP: 0.314, SLG: 0.399		B SI 90 C SI 92 F SI 91 X SL 83 1-2 26 1B 1B	C SI 91 X SL 82 0-1 ② F9				B FC 89 C SL 82 T SI 92 B SI 93 X CH 79 2-2 ② F8		B FF 90 B FF 90 C FF 91 F FF 93 F SL 82 S FF 94 2-3 ③ K	4	0	1	0	0	1	2
26 Brennan Boesch, L (1, 9) OBP: 0.327, SLG: 0.426		X CH 79 0-0 1-2 1B	B SL 81 D CH 81 X FF 89 2-0 ③ F8				X SI 90 0-0 ③ G4-3			3	0	1	0	0	0	1
15 Brandon Inge, R (1, 5) OBP: 0.322, SLG: 0.390		F SI 91 S SL 83 B CH 80 F SI 93 B SI 93 F CH 80 F FC 90 B FF 92 S SI 87 3-3 ③ K			B SL 82 C SI 88 H SI 92 2-1 13 F9-3 HBP			B FC 87 X FF 88 1-0 ① G5-3		2	0	0	0	0	1	2
13 Alex Avila, L (1, 2) OBP: 0.325, SLG: 0.351			C CH 79 B FC 90 B SI 92 S FC 87 B SI 93 X SI 91 3-2 ① F7		D CH 80 B SI 88 B SI 91 C SI 92 F SI 91 X SI 86 3-2 ①② F9-3 1-1			X FF 87 0-0 1B		3	0	1	0	0	0	1
Inning Stats	R: 0 E: 0 K: 0 S: 6 H: 0 LOB: 0 BB: 0 P: 9	R: 0 E: 0 K: 2 S: 16 H: 2 LOB: 2 BB: 0 P: 22	R: 0 E: 0 K: 1 S: 11 H: 1 LOB: 1 BB: 0 P: 17	R: 0 E: 0 K: 0 S: 8 H: 1 LOB: 1 BB: 0 P: 10	R: 0 E: 0 K: 1 S: 7 H: 0 LOB: 0 BB: 0 P: 13	R: 0 E: 0 K: 1 S: 7 H: 1 LOB: 1 BB: 0 P: 13	R: 0 E: 0 K: 0 S: 6 H: 0 LOB: 0 BB: 0 P: 9	R: 0 E: 0 K: 1 S: 8 H: 1 LOB: 1 BB: 0 P: 10	R: 0 E: 0 K: 1 S: 10 H: 1 LOB: 1 BB: 0 P: 18	1B: 7 2B: 2 3B: 0 HR: 0 SF: 0 SAC: 0 DP: 2 HBP: 1						

PITCHER	IP	WLS	BF	H	R	ER	SO	BB	IBB	HBP	BLK	WP	HR	S	P	ERA	WHIP
51 Mitch Talbot, R (1, 1) ERA: 4.41	7.0	W	25	5	0	0	5	0	0	1	0	0	0	61	93	0.00	0.714
50 Jensen Lewis, R (8, 1) ERA: 3.06	1.0		4	1	0	0	1	0	0	0	0	0	0	8	10	0.00	1.000
52 Vinnie Pestano, R (9, 1) ERA:	1.0		4	1	0	0	1	0	0	0	0	0	0	10	18	0.00	1.000

PITCHER	IP	WLS	BF	H	R	ER	SO	BB	IBB	HBP	BLK	WP	HR	S	P	ERA	WHIP

Detroit Tigers @ Cleveland Indians
Progressive Field, Cleveland, OH
Wed Sep 29 2010, 4:06 PM - 6:27 PM EDT
Cloudy - 66 F

livebaseballscorecards.com

AB	32
R	0
H	7
RBI	0
BB	0
SO	7
LOB	14

BOTTOM

Batter	1	2	3	4	5	6	7	8	9	AB	R	H	RBI	BB	SO	LOB
23 Michael Brantley, L (1, 8) OBP: 0.283, SLG: 0.307	B FF 92 C FF 91 B FF 94 F FF 93 X CH 85 2-2 ① G3-1	F FF 95 X CH 86 0-1 ③ G4-3		B CH 84 B FF 96 C FF 96 F FF 95 X CH 87 2-2 ②③ F8-4 2-2		B SI 92 B FF 92 B FF 92 C FF 92 X FF 92 3-1 ② L8				4	0	0	0	0	0	4
13 Asdrúbal Cabrera, S (1, 6) OBP: 0.319, SLG: 0.338	C FF 93 B SL 87 X SL 85 1-1 ② G1-3		C FF 91 F CH 84 C FF 95 0-3 ① K		B CH 83 C FF 93 B FF 94 B FF 94 B FF 94 4-1 17 HR BB	1 SAFE C SI 93 1 SAFE 1 SAFE C CH 84 F CH 84 1 SAFE S SI 93 0-3 ③ K				3	1	0	0	1	2	1
17 Shin-Soo Choo, L (1, 9) OBP: 0.402, SLG: 0.482	S FF 93 B CH 84 S FF 94 B FF 96 F FF 95 X CH 86 2-2 48 1B 1B		X CH 84 0-0 48 HR 1B		B FF 94 B FF 94 S FF 94 C FF 96 F FF 96 B SL 86 X FF 95 3-2 1-H HR		F SI 92 F CU 76 S CU 85 0-3 ① K			4	2	3	2	0	1	0
48 Travis Hafner, L (1, 10) OBP: 0.373, SLG: 0.452	C FF 93 B FF 93 F CH 84 B FF 96 X FF 96 2-2 7 BB 1-3 1B		F FF 93 1 SAFE B FF 95 S CH 84 B FF 95 D SL 87 F FF 95 X CH 84 3-2 1-H HR		C FF 94 C CH 86 X FF 96 0-2 ① G5-3		C CU 76 B SI 92 S CU 84 X CU 79 1-2 ② L4			4	1	2	2	0	0	0
7 Matt LaPorta, R (1, 3) OBP: 0.309, SLG: 0.367	B FF 95 B SL 86 B FF 94 B FF 95 4-0 1-2 BB		X FF 94 0-0 ② P4		S SL 84 S SL 85 F FF 96 B FF 96 X FF 94 1-2 2B		F SL 84 X FF 93 0-1 ③ F9			3	0	1	0	1	0	0
4 Trevor Crowe, S (1, 7) OBP: 0.304, SLG: 0.336	B FF 95 C FF 94 B CH 86 C FF 94 F FF 96 S FF 96 2-3 ③ K		B FF 92 X CH 84 1-0 ③ P5		C FF 94 B SL 86 X CH 85 1-1 ② F7			C CH 82 X SI 92 0-1 ① G6-3		4	0	0	0	0	1	4
25 Andy Marte, R (1, 5) OBP: 0.304, SLG: 0.392		F FF 91 B FF 94 X FF 94 1-1 26 G4-3 1B	B SL 84 C FF 92 F SL 85 B SL 87 B CH 85 F FF 93 X FF 94 3-2 ① P3		B SL 83 C FF 95 F SL 83 B CH 84 F FF 94 S FF 96 2-3 ③ K			X SI 91 0-0 ② G5-3		4	0	1	0	0	1	1
1 Luis Valbuena, L (1, 4) OBP: 0.277, SLG: 0.262		X FF 92 0-0 ① F9	C FF 94 B CH 84 C FF 94 B FF 96 X CH 86 2-2 23 F8-4 26 BB 1B			B CU 83 C CU 83 B SI 91 X CU 84 2-1 ① G4-3		B SL 84 C FF 93 S CU 79 S CU 86 1-3 ③ K		4	0	1	0	0	1	1
26 Luke Carlin, S (1, 2) OBP: 0.500, SLG: 0.700		C FF 92 B FF 94 X CH 84 1-1 ② G4-3 1-2	B FF 95 1 SAFE B CH 85 B FF 94 C FF 95 B FF 94 4-1 1-2 BB			X SI 92 0-0 1B				2	0	1	0	1	0	1
Inning Stats	R: 0 E: 0 K: 1 S: 16 H: 2 LOB: 3 BB: 1 P: 29	R: 0 E: 0 K: 0 S: 7 H: 1 LOB: 1 BB: 0 P: 9	R: 2 E: 0 K: 1 S: 10 H: 2 LOB: 0 BB: 0 P: 14	R: 0 E: 0 K: 0 S: 11 H: 1 LOB: 1 BB: 1 P: 22	R: 2 E: 0 K: 1 S: 18 H: 2 LOB: 1 BB: 1 P: 29	R: 0 E: 0 K: 1 S: 9 H: 1 LOB: 1 BB: 0 P: 14	R: 0 E: 0 K: 1 S: 8 H: 0 LOB: 0 BB: 0 P: 9	R: 0 E: 0 K: 1 S: 6 H: 0 LOB: 0 BB: 0 P: 7		1B: 6 2B: 2 3B: 0 HR: 2 SF: 0 SAC: 0 DP: 1 HBP: 0						

PITCHER	IP	WLS	BF	H	R	ER	SO	BB	IBB	HBP	BLK	WP	HR	S	P	ERA	WHIP
37 Max Scherzer, R (1, 1) ERA: 3.5	5.0	L	25	8	4	4	3	3	0	0	0	0	2	62	103	7.20	2.200
36 Brad Thomas, L (6, 1) ERA: 3.95	3.0		10	1	0	0	3	0	0	0	0	0	0	23	30	0.00	0.333

PITCHER	IP	WLS	BF	H	R	ER	SO	BB	IBB	HBP	BLK	WP	HR	S	P	ERA	WHIP

Detroit Tigers @ Cleveland Indians
Progressive Field, Cleveland, OH
Wed Sep 29 2010, 4:06 PM - 6:27 PM EDT
Cloudy - 66 F

livebaseballscorecards.com

AB	32
R	4
H	9
RBI	4
BB	3
SO	6
LOB	12

Detroit Tigers @ Cleveland Indians

Progressive Field, Cleveland, OH

Wed Sep 29 2010, 7:06 PM - 9:43 PM EDT

Att. 15,395 - Cloudy - 64 F

TOP

Batter	1	2	3	4	5	6	7	8	9	AB	R	H	RBI	BB	SO	LOB
14 Austin Jackson, R (1, 8) OBP: 0.349, SLG: 0.407	F9	K		L9		18 CS 1B			F8	5	0	1	0	0	1	2
18 Johnny Damon, L (1, 10) OBP: 0.356, SLG: 0.402	25 HR 2B	2-3 3-H 1B		F8		CS 1-2	K		26 S BB	4	1	2	1	1	1	0
57 Casper Wells, R (1, 9) OBP: 0.396, SLG: 0.588	G6-3	F8			25 G4-3 2B		G3-1		K 1-2	3	0	1	0	0	0	3
26 Brennan Boesch, L (7, PH) (7, 9) OBP: 0.325, SLG: 0.424										2	0	0	0	0	1	1
25 Ryan Raburn, R (1, 7) OBP: 0.342, SLG: 0.485	2-H HR		15 1B 1B		G4-3 2-3		K			4	1	2	2	0	1	1
27 Jhonny Peralta, R (1, 6) (8, 3) OBP: 0.315, SLG: 0.399	15 FC6-4 1B		F8		BB			G4-3		3	0	1	0	1	0	1
15 Brandon Inge, R (1, 5) OBP: 0.322, SLG: 0.389	FC6-4 1-2f		1-3 1B		K			K		4	0	1	0	0	2	3
32 Don Kelly, L (1, 3) OBP: 0.272, SLG: 0.357		L9	K		L9			28 S 1B		3	0	0	0	0	1	4
39 Ramon Santiago, S (8, PH) (8, 6) OBP: 0.341, SLG: 0.331										1	0	1	0	0	0	0
20 Scott Sizemore, R (1, 4) OBP: 0.307, SLG: 0.350		12 2B 18 1B 1B	G1-3			G5-3		K 1-2		3	1	1	0	0	0	2
28 Will Rhymes, L (8, PH) (8, 4) OBP: 0.339, SLG: 0.388										1	0	0	0	0	1	1
12 Gerald Laird, R (1, 2) OBP: 0.264, SLG: 0.305		18 1B 1-3 2B		K		G5-3			F7	3	0	1	0	0	1	0
13 Alex Avila, L (9, PH) OBP: 0.324, SLG: 0.350										1	0	0	0	0	0	0
Inning Stats	R: 2 E: 0 K: 0 S: 12 H: 3 LOB: 1 BB: 0 P: 18	R: 1 E: 0 K: 1 S: 16 H: 3 LOB: 3 BB: 0 P: 22	R: 0 E: 0 K: 1 S: 10 H: 2 LOB: 2 BB: 0 P: 11	R: 0 E: 0 K: 1 S: 7 H: 0 LOB: 0 BB: 0 P: 10	R: 0 E: 0 K: 1 S: 14 H: 1 LOB: 2 BB: 1 P: 20	R: 0 E: 0 K: 0 S: 6 H: 1 LOB: 0 BB: 0 P: 8	R: 0 E: 0 K: 2 S: 10 H: 0 LOB: 0 BB: 0 P: 12	R: 0 E: 0 K: 2 S: 14 H: 1 LOB: 1 BB: 0 P: 21	R: 0 E: 0 K: 1 S: 8 H: 0 LOB: 1 BB: 1 P: 15	1B: 7 2B: 3 3B: 0 HR: 1 SF: 0 SAC: 0 DP: 0 HBP: 0							

PITCHER		IP	WLS	BF	H	R	ER	SO	BB	IBB	HBP	BLK	WP	HR	S	P	ERA	WHIP
43 Josh Tomlin, R ERA: 4.56	(1, 1)	5.0	W	25	9	3	3	4	1	0	0	0	0	1	59	81	5.40	2.000
39 Justin Germano, R ERA: 2.16	(6, 1)	1.0	H	3	1	0	0	0	0	0	0	0	0	0	6	8	0.00	1.000
63 Justin Masterson, R ERA: 4.73	(7, 1)	1.0	H	3	0	0	0	2	0	0	0	0	0	0	10	12	0.00	0.000
38 Joe Smith, R ERA: 3.92	(8, 1)	0.2	H	2	0	0	0	1	0	0	0	0	0	0	6	7	0.00	0.000
53 Rafael Perez, L ERA: 3.3	(8, 1)	0.0		1	1	0	0	0	0	0	0	0	0	0	4	7	∞	∞

PITCHER		IP	WLS	BF	H	R	ER	SO	BB	IBB	HBP	BLK	WP	HR	S	P	ERA	WHIP
54 Chris Perez, R ERA: 1.71	(8, 1)	1.1	S	5	0	0	0	2	1	0	0	0	0	0	12	22	0.00	0.750

AB	37
R	3
H	11
RBI	3
BB	2
SO	9
LOB	18

livebaseballscorecards.com

BOTTOM

Batter	1	2	3	4	5	6	7	8	9	AB	R	H	RBI	BB	SO	LOB
23 Michael Brantley, L (1, 8) OBP: 0.289, SLG: 0.318	K		1B		1-H 4 SH5-3 3B		1-2 2-3 BB			3	1	2	1	1	1	0
4 Trevor Crowe, S (1, 9) OBP: 0.302, SLG: 0.334	F8		G4-3		3-H SH5-3		K			4	0	0	1	0	1	4
17 Shin-Soo Choo, L (1, 10) OBP: 0.400, SLG: 0.479	K			K	K		K			4	0	0	0	0	4	3
47 Shelley Duncan, R (1, 7) OBP: 0.317, SLG: 0.426		F9		35 F9 12 1B 2B		F8		25 S HBP		3	1	1	0	0	0	0
35 Jordan Brown, L (1, 3) OBP: 0.270, SLG: 0.318		12 G1-3 1 WP 2B		F9 2-3		G4-3		F7		4	1	1	0	0	0	2
12 Jayson Nix, R (1, 5) OBP: 0.284, SLG: 0.403		G1-3 2-3		3-H 1B		K		K 1-2		3	0	1	1	0	1	1
25 Andy Marte, R (8, 5) OBP: 0.303, SLG: 0.389										1	0	0	0	0	1	1
1 Luis Valbuena, L (1, 4) OBP: 0.273, SLG: 0.258		G4-3 3-H		G4-3			F8	F7		4	0	0	0	0	0	2
33 Drew Sutton, S (1, 6) OBP: 0.316, SLG: 0.371			K		K		23 WP 6 1B 1B			2	0	0	0	0	2	0
13 Asdrúbal Cabrera, S (7, PH) (8, 6) OBP: 0.320, SLG: 0.340										1	0	1	0	0	0	0
6 Lou Marson, R (1, 2) OBP: 0.278, SLG: 0.291			K		23 3B BB		23 WP 1-2 1B			2	1	1	0	1	1	0
Inning Stats	R: 0 E: 0 K: 1 S: 3 H: 1 LOB: 0 BB: 0 P: 7	R: 1 E: 0 K: 0 S: 9 H: 2 LOB: 1 BB: 0 P: 13	R: 0 E: 0 K: 1 S: 8 H: 1 LOB: 0 BB: 0 P: 9	R: 0 E: 0 K: 1 S: 8 H: 1 LOB: 0 BB: 0 P: 9	R: 0 E: 0 K: 1 S: 8 H: 1 LOB: 0 BB: 0 P: 9	R: 0 E: 0 K: 1 S: 8 H: 1 LOB: 0 BB: 0 P: 9	R: 0 E: 0 K: 1 S: 8 H: 1 LOB: 0 BB: 0 P: 9	R: 0 E: 0 K: 1 S: 8 H: 1 LOB: 0 BB: 0 P: 9	R: 0 E: 0 K: 1 S: 8 H: 1 LOB: 0 BB: 0 P: 9	1B: 4 2B: 2 3B: 0 HR: 0 SF: 0 SAC: 0 DP: 0 HBP: 0							

PITCHER		IP	WLS	BF	H	R	ER	SO	BB	IBB	HBP	BLK	WP	HR	S	P	ERA	WHIP
35 Justin Verlander, R ERA: 3.37	(1, 1)	7.0	L	30	7	4	4	10	2	0	0	0	2	0	80	121	5.14	1.286
45 Ryan Perry, R ERA: 3.75	(8, 1)	1.0		4	0	0	0	1	0	0	1	0	0	0	9	17	0.00	0.000

AB	30
R	4
H	7
RBI	3
BB	2
SO	11
LOB	13

livebaseballscorecards.com

PITCHER		IP	WLS	BF	H	R	ER	SO	BB	IBB	HBP	BLK	WP	HR	S	P	ERA	WHIP

TOP

Batter	1	2	3	4	5	6	7	8	9	AB	R	H	RBI	BB	SO	LOB
14 Austin Jackson, R (1, 8) OBP: 0.348, SLG: 0.404	C FF 88 C FF 91 S SL 84 0-3 ① **K**		B SL 83 X FF 90 1-0 ② F9			B FF 88 F SL 87 X SL 82 1-1 ① G6-3		C SI 86 B CU 71 B SI 85 F SI 88 D CU 72 B FF 86 4-2 25 BB, 28 1B, 32 1B, BB	C SL 86 B CU 79 B SI 93 C SI 93 X SL 85 2-2 ② F9	4	1	0	0	1	1	0
28 Will Rhymes, L (1, 4) OBP: 0.350, SLG: 0.407	C FF 88 B FC 91 X FC 89 1-1 ② G4-3		B FC 89 B FF 89 B FF 87 B FF 89 4-0 BB			C FF 88 C KC 73 B FF 90 X CH 77 1-2 1B		C FF 87 B CU 73 C FF 86 F FF 87 X CU 73 1-2 32 1B, 25 BB, 27 FC3-6, 1B	C SI 93 X SI 93 0-1 18 1B, 3B	4	2	3	0	1	0	0
18 Johnny Damon, L (1, 10) OBP: 0.357, SLG: 0.404	C SI 90 B FF 88 F CH 78 F FF 90 B CH 79 X CH 78 2-2 2B		C FC 90 S CH 80 X CH 80 0-2 ③ F7			C 1 SAFE F FF 91 F FF 90 F CH 77 F CH 79 S FF 92 0-3 ② K		X FF 87 0-0 ① L7	C CU 79 S SI 92 B SI 93 D CU 79 F SI 92 B SI 93 X SI 91 3-2 25 DI, 1B 3-H	5	0	2	1	0	1	5
25 Ryan Raburn, R (1, 7) OBP: 0.340, SLG: 0.479	C SL 84 X FF 89 0-1 ③ L4			B KC 72 X SL 84 1-0 ① G6-3		C SL 83 S SL 84 S SL 85 0-3 ③ K		B CU 72 C FF 88 D CH 80 S SI 81 B FF 87 B FF 87 4-2 27 FC3-6, 32 1B, 26 1B, BB 1-2 2-3 3-H	B SL 86 F SI 92 S SI 92 F SI 93 F SI 92 S CU 80 1-3 ③ K 1-2	4	1	0	1	1	2	3
32 Don Kelly, L (1, 3) OBP: 0.280, SLG: 0.374		B FC 88 C FF 87 B KC 73 B FF 88 X FF 88 3-1 HR		B KC 75 C FC 90 S SL 83 B SL 84 F FF 91 F FF 91 X SL 86 2-2 ② G4-3			B KC 74 F FF 88 B SL 82 B FF 88 B FF 90 4-1 BB	B CU 73 X FF 89 1-0 27 FC3-6, 1B 1-2 2-3 3-H		3	1	2	2	1	0	0
27 Jhonny Peralta, R (1, 6) OBP: 0.313, SLG: 0.396		F FF 91 S SL 85 B SL 85 X FF 88 1-2 ① F9		B SL 85 B FF 91 B FF 91 C FF 92 X FF 92 3-1 ③ G6-3			C FF 88 C SL 82 B SL 84 S FF 89 1-3 ① K	C SI 92 B SI 91 B SI 91 F SI 92 X SI 93 2-2 ② FC3-6, 26 1B 1-2f 2-3 3-H		4	0	0	1	0	1	3
26 Brennan Boesch, L (1, 9) OBP: 0.325, SLG: 0.422		B FF 90 S FC 89 F SL 83 F FF 90 B FF 91 X KC 77 2-2 ② G3-1			C FF 88 S CH 77 B FF 88 X CH 79 1-2 ① G6-3		B FF 89 C FF 90 F FC 91 B FF 89 X CH 79 2-2 ② F9	B CU 79 F SI 92 C SI 92 X CU 80 1-2 1-2 3-H 1B		4	0	1	1	0	0	1
15 Brandon Inge, R (1, 5) OBP: 0.320, SLG: 0.388 20 Scott Sizemore, R (6, 5) OBP: 0.303, SLG: 0.345		F FC 92 B S SL 85 S SL 87 1-3 ③ K			F FF 92 X SL 85 0-1 ② G5-3		B FF 92 F FF 89 C SL 82 F SL 85 S FC 92 1-3 ③ K	B SI 93 C SI 93 B SI 93 B SI 93 F SI 91 C SI 94 3-3 ③ K		2 2	0 0	0 0	0 0	0 0	1 2	0 3
13 Alex Avila, L (1, 2) OBP: 0.322, SLG: 0.347 63 Max St. Pierre, R (7, 2) OBP: 0.286, SLG: 0.429 39 Ramon Santiago, S (9, PH) OBP: 0.340, SLG: 0.330			F FF 88 S FF 90 C FF 92 0-3 ① K		C FF 90 X CH 78 0-1 ③ G3			X SI 85 0-0 28 1B, 25 BB, 2B	B SI 90 B SI 91 C SI 92 F SI 92 C SI 93 2-3 ① K	2 1 1	0 1 0	0 1 0	0 0 0	1 0 1	0 0 0	0 0 0
Inning Stats	R: 0 E: 0 K: 1 S: 11 H: 1 LOB: 1 BB: 0 P: 14	R: 1 E: 0 K: 1 S: 12 H: 1 LOB: 0 BB: 0 P: 19	R: 0 E: 0 K: 1 S: 7 H: 0 LOB: 1 BB: 1 P: 12	R: 0 E: 0 K: 0 S: 8 H: 0 LOB: 0 BB: 0 P: 14	R: 0 E: 0 K: 0 S: 7 H: 0 LOB: 0 BB: 0 P: 8	R: 0 E: 0 K: 2 S: 14 H: 1 LOB: 1 BB: 0 P: 16	R: 0 E: 0 K: 2 S: 11 H: 0 LOB: 1 BB: 0 P: 19	R: 4 E: 0 K: 1 S: 20 H: 4 LOB: 2 BB: 2 P: 36	R: 1 E: 0 K: 2 S: 17 H: 2 LOB: 1 BB: 0 P: 25	1B: 5 2B: 2 3B: 1 HR: 1 SF: 0 SAC: 0 DP: 0 HBP: 0						

PITCHER	IP	WLS	BF	H	R	ER	SO	BB	IBB	HBP	BLK	WP	HR	S	P	ERA	WHIP
24 Chris Tillman, R (1, 1) ERA: 5.87	7.0	W	26	3	1	1	7	2	0	0	0	0	1	70	102	1.29	0.714
27 Mark Hendrickson, L (8, 1) ERA: 5.26	0.1		6	3	4	4	0	2	0	0	0	0	0	11	21	108.00	15.000
37 Matt Albers, R (8, 1) ERA: 4.52	1.2		8	3	1	1	3	0	0	0	0	0	0	26	40	5.40	1.800

PITCHER	IP	WLS	BF	H	R	ER	SO	BB	IBB	HBP	BLK	WP	HR	S	P	ERA	WHIP

Detroit Tigers @ Baltimore Orioles
Oriole Park at Camden Yards, Baltimore, MD
Fri Oct 01 2010, 4:39 PM - 7:10 PM EDT
Clear - 65 F

livebaseballscorecards.com

AB	36
R	6
H	9
RBI	6
BB	4
SO	10
LOB	15

BOTTOM

Batter	1	2	3	4	5	6	7	8	9	AB	R	H	RBI	BB	SO	LOB
6 Corey Patterson, L (1, 10) OBP: 0.316, SLG: 0.405	B SI 87 B SI 88 C SI 89 C SI 89 B FF 90 S FF 90 3-3 ① **K**			X FF 89 0-0 23 G6-3, 21 BB, 18 1B, 1B D CH 86 F SL 87 B SL 77 X CH 87 2-1 ③ F8		X SL 76 0-0 ③ P6				4	1	1	0	0	1	1
21 Nick Markakis, L (1, 9) OBP: 0.367, SLG: 0.425	B FF 90 X FF 89 1-0 ② G3-1			D SL 81 B FF 88 B SI 87 B CH 88 4-0 18 1B, 23 G6-3, 10 2B 1-2 BB	C CH 85 F SL 78 F FF 89 X CH 86 0-2 30 BB, 18 3B, 1B		B FF 90 C FF 90 C FF 91 X FF 94 1-2 ① G6-3			3	2	1	0	1	0	0
23 Ty Wigginton, R (1, 5) OBP: 0.315, SLG: 0.420	B FF 90 B FF 90 X SI 90 2-0 ③ F8			C SI 90 X SI 91 0-1 ① G6-3 1-2 2-3	X SL 77 0-0 ① P3		C SL 80 F FF 92 X FF 95 0-2 ② G6-3			4	0	0	0	0	0	3
30 Luke Scott, L (1, 3) OBP: 0.365, SLG: 0.538		C FF 90 S SL 80 B SL 82 B SL 81 B FF 91 B FF 90 4-2 18 G6-4-3, BB		H SL 81 1-0 18 1B, 10 2B, HBP	B CH 87 B SL 86 B CH 86 F CH 85 B CH 86 4-1 18 3B 1-2 BB		S CH 80 B FF 95 B FF 93 B SL 80 F FF 92 X FF 93 3-2 ③ G4-3			1	2	0	0	2	0	0
18 Felix Pie, L (1, 7) OBP: 0.305, SLG: 0.413		S SL 81 B SI 90 B SL 82 X SI 89 2-1 ① ② G6-4-3 1-2f		X SI 90 0-0 10 2B 1-2 2-3 3-H 1B	B SL 77 C FF 88 X SL 78 1-1 10 1B 1-H 2-H 3B			X FF 89 0-0 ① G6-3		4	2	2	3	0	0	1
10 Adam Jones, R (1, 8) OBP: 0.325, SLG: 0.444		C FF 90 C SL 82 X SL 82 0-2 ③ G6-3		X SL 80 0-0 15 2B 1-H 2-H 3-H 2B	B CU 74 X CU 73 1-0 11 G4-6-3 3-H 1B			B SL 80 B SL 78 B FF 92 C FF 92 T FF 93 X FF 93 3-2 15 1B, 2B		4	2	3	4	0	0	0
11 Robert Andino, R (1, 4) OBP: 0.278, SLG: 0.420		C FF 89 B FF 91 B SL 82 B SL 81 B SI 91 4-2 3 G6-3, BB	F CH 87 H CH 87 1-1 15 2B, HBP	B CU 71 F CU 72 D CU 73 F SI 87 X CU 74 2-2 ② ③ G4-6-3 1-2f				F FF 92 B SL 81 F FF 94 C FF 95 1-3 ② K		2	1	0	0	1	1	2
15 Craig Tatum, R (1, 2) OBP: 0.349, SLG: 0.316		B FF 90 X FF 90 1-0 ① F7	B FF 88 X FF 90 1-0 3 G3 1-H 2-H 2B			X CU 75 0-0 ① G4-3		X FF 95 0-0 2-H 1B		4	0	2	3	0	0	1
3 Cesar Izturis, S (1, 6) OBP: 0.278, SLG: 0.271		C FF 88 S SL 80 X SI 90 0-2 ② ③ G6-3 1-2f	X SL 77 0-0 ② G3 2-3			C FF 87 X CU 76 0-1 ② G4-3		B FF 94 X FF 92 1-0 ③ G4-3		4	0	0	0	0	0	3
Inning Stats	R: 0 E: 0 K: 1 S: 5 H: 0 LOB: 0 BB: 0 P: 11	R: 0 E: 0 K: 0 S: 7 H: 0 LOB: 0 BB: 1 P: 13	R: 0 E: 0 K: 0 S: 6 H: 0 LOB: 0 BB: 1 P: 11	R: 6 E: 0 K: 0 S: 10 H: 4 LOB: 1 BB: 1 P: 19	R: 3 E: 0 K: 0 S: 12 H: 3 LOB: 0 BB: 1 P: 20	R: 0 E: 0 K: 0 S: 4 H: 0 LOB: 0 BB: 0 P: 4	R: 0 E: 0 K: 0 S: 9 H: 0 LOB: 0 BB: 0 P: 13	R: 1 E: 0 K: 1 S: 9 H: 2 LOB: 0 BB: 0 P: 14		1B: 5 2B: 3 3B: 1 HR: 0 SF: 0 SAC: 0 DP: 3 HBP: 2						

PITCHER	IP	WLS	BF	H	R	ER	SO	BB	IBB	HBP	BLK	WP	HR	S	P	ERA	WHIP
38 Jeremy Bonderman, R (1, 1) ERA: 5.53	4.1	L	23	6	9	9	1	4	0	2	0	0	0	36	67	18.69	2.308
49 Eddie Bonine, R (5, 1) ERA: 4.63	1.2		5	1	0	0	0	0	0	0	0	0	0	8	11	0.00	0.600
43 Alfredo Figaro, R (7, 1) ERA: 6.75	2.0		8	2	1	1	1	0	0	0	0	0	0	18	27	4.50	1.000

PITCHER	IP	WLS	BF	H	R	ER	SO	BB	IBB	HBP	BLK	WP	HR	S	P	ERA	WHIP

Detroit Tigers @ Baltimore Orioles
Oriole Park at Camden Yards, Baltimore, MD
Fri Oct 01 2010, 4:39 PM - 7:10 PM EDT
Clear - 65 F

livebaseballscorecards.com

AB	30
R	10
H	9
RBI	10
BB	4
SO	2
LOB	11

TOP

Batter	1	2	3	4	5	6	7	8	9	AB	R	H	RBI	BB	SO	LOB
28 Will Rhymes, L (1, 4) OBP: 0.348, SLG: 0.403	K		E4 18 BB		1B			G4-3		4	0	1	0	0	1	0
18 Johnny Damon, L (1, 10) OBP: 0.356, SLG: 0.402	G6-3		BB		P4			F8		3	0	0	0	1	0	1
26 Brennan Boesch, L (1, 9) OBP: 0.322, SLG: 0.419	G3-1		P4			G1-3			G4-1	4	0	0	0	0	0	2
25 Ryan Raburn, R (1, 7) OBP: 0.339, SLG: 0.477		1B		E6		K			K	4	0	1	0	0	2	0
32 Don Kelly, L (1, 3) OBP: 0.280, SLG: 0.385		K		F8		G4-3			HR	4	1	1	1	0	1	2
15 Brandon Inge, R (1, 5) OBP: 0.320, SLG: 0.387		F8		K			F9		1B	4	0	1	0	0	1	2
57 Casper Wells, R (1, 8) OBP: 0.379, SLG: 0.562		L4		F8			P2		K	4	0	0	0	0	1	3
39 Ramon Santiago, S (1, 6) OBP: 0.340, SLG: 0.328		12 CS HBP			F7		G1-3			2	0	0	0	0	0	0
12 Gerald Laird, R (1, 2) OBP: 0.263, SLG: 0.304		K			G3			F8		1	0	0	0	0	1	1
13 Alex Avila, L (3, 2) OBP: 0.320, SLG: 0.345										2	0	0	0	0	0	0
Inning Stats	R: 0 E: 0 K: 1 S: 10 H: 0 LOB: 0 BB: 0 P: 11	R: 0 E: 0 K: 1 S: 9 H: 1 LOB: 1 BB: 0 P: 14	R: 0 E: 1 K: 1 S: 13 H: 0 LOB: 2 BB: 1 P: 23	R: 0 E: 1 K: 1 S: 7 H: 0 LOB: 1 BB: 0 P: 9	R: 0 E: 0 K: 0 S: 8 H: 1 LOB: 1 BB: 0 P: 12	R: 0 E: 0 K: 1 S: 9 H: 0 LOB: 0 BB: 0 P: 11	R: 0 E: 0 K: 0 S: 11 H: 0 LOB: 0 BB: 0 P: 15	R: 0 E: 0 K: 0 S: 7 H: 0 LOB: 0 BB: 0 P: 13	R: 1 E: 0 K: 2 S: 11 H: 2 LOB: 1 BB: 0 P: 11	1B: 3 2B: 0 3B: 0 HR: 1 SF: 0 SAC: 0 DP: 0 HBP: 1						

PITCHER		IP	WLS	BF	H	R	ER	SO	BB	IBB	HBP	BLK	WP	HR	S	P	ERA	WHIP
46 Jeremy Guthrie, R ERA: 3.83	(1, 1)	8.0	W	29	2	0	0	5	1	0	1	0	0	0	74	108	0.00	0.375
19 Koji Uehara, R ERA: 2.93	(9, 1)	1.0	S	5	2	1	1	2	0	0	0	0	0	1	11	11	9.00	2.000

BOTTOM

Batter	1	2	3	4	5	6	7	8	9	AB	R	H	RBI	BB	SO	LOB
2 Julio Lugo, R (1, 4) OBP: 0.298, SLG: 0.282	G6-3	G4-3			G5-4-3		21 1B			4	0	1	1	0	0	3
3 Cesar Izturis, S (8, 6) OBP: 0.278, SLG: 0.271					1-2f		3-H			0	0	0	0	0	0	0
21 Nick Markakis, L (1, 9) OBP: 0.368, SLG: 0.430	K		HR		L8		10 G4-6-3			4	1	2	1	0	1	0
10 Adam Jones, R (1, 8) OBP: 0.326, SLG: 0.444	9 1B		K			32 HBP	G4-6-3			4	0	2	0	0	1	3
9 Jake Fox, R (1, 10) OBP: 0.264, SLG: 0.390	1B		G6-3			P3		14 G4-3 11 1B HBP		3	0	1	0	0	0	1
32 Matt Wieters, S (1, 2) OBP: 0.321, SLG: 0.380	K		G3			14 G4-6-3 HBP		K		3	0	0	0	0	2	3
14 Nolan Reimold, R (1, 7) OBP: 0.282, SLG: 0.328		G6-3		F9		G4-6-3		G4-3		4	0	0	0	0	0	3
18 Felix Pie, L (9, 7) OBP: 0.305, SLG: 0.413						1-2f		1-2		0	0	0	0	0	0	0
11 Robert Andino, R (1, 6) (8, 4) OBP: 0.328, SLG: 0.463		37 1B		37 G4-6-3			29 1B 2 1B 37 G3	2-H		4	1	4	0	0	0	0
37 Josh Bell, S (1, 5) OBP: 0.223, SLG: 0.303		1-2		1-2f			1-2			3	0	1	0	0	0	2
29 Brandon Snyder, R (1, 3) OBP: 0.300, SLG: 0.400		K			2 G5-4-3		21 1B 2 1B			3	0	2	0	0	1	2
Inning Stats	R: 0 E: 0 K: 0 S: 13 H: 2 LOB: 2 BB: 0 P: 21	R: 0 E: 0 K: 1 S: 11 H: 2 LOB: 2 BB: 0 P: 14	R: 1 E: 0 K: 1 S: 13 H: 1 LOB: 0 BB: 0 P: 15	R: 0 E: 0 K: 0 S: 4 H: 1 LOB: 0 BB: 0 P: 5	R: 0 E: 0 K: 0 S: 6 H: 1 LOB: 0 BB: 0 P: 7	R: 0 E: 0 K: 0 S: 10 H: 1 LOB: 1 BB: 0 P: 15	R: 1 E: 0 K: 0 S: 14 H: 4 LOB: 2 BB: 0 P: 23	R: 0 E: 0 K: 1 S: 10 H: 1 LOB: 2 BB: 0 P: 16		1B: 12 2B: 0 3B: 0 HR: 1 SF: 0 SAC: 0 DP: 0 HBP: 2						

PITCHER		IP	WLS	BF	H	R	ER	SO	BB	IBB	HBP	BLK	WP	HR	S	P	ERA	WHIP
21 Rick Porcello, R ERA: 4.92	(1, 1)	6.1	L	29	12	2	2	4	0	0	1	0	0	1	69	96	2.84	1.895
45 Ryan Perry, R ERA: 3.65	(7, 1)	1.2		5	1	0	0	1	0	0	1	0	0	0	12	20	0.00	0.600

Detroit Tigers @ Baltimore Orioles

Oriole Park at Camden Yards, Baltimore, MD

Fri Oct 01 2010, 7:43 PM - 9:55 PM EDT

Att. 20,870 - Clear - 66 F

livebaseballscorecards.com

AB	32
R	1
H	4
RBI	1
BB	1
SO	7
LOB	11

WP: 0 PB: 0 SB: 0 CS: 1 PA: 34

AB	32
R	2
H	13
RBI	2
BB	0
SO	5
LOB	17

WP: 0 PB: 0 SB: 0 CS: 0 PA: 34

Detroit Tigers @ Baltimore Orioles

Oriole Park at Camden Yards, Baltimore, MD

Sat Oct 02 2010, 7:07 PM - 9:07 PM EDT

Att. 35,332 - Clear - 64 F

livebaseballscorecards.com

TOP

Batter	1	2	3	4	5	6	7	8	9	AB	R	H	RBI	BB	SO	LOB
14 Austin Jackson, R (1, 8) OBP: 0.347, SLG: 0.402	C FF 88 B SI 89 C FF 89 B CH 82 X FF 90 2-2 ① G6-3		B CU 78 B FF 90 B FF 91 B FF 89 4-0 BB		F SI 90 S CH 82 F SL 82 B CH 82 C CH 82 1-3 ③ K			B SI 96 X SI 94 1-0 ② F9		3	0	0	0	1	1	0
39 Ramon Santiago, S (1, 4) OBP: 0.337, SLG: 0.325 13 Alex Avila, L (8, PH) OBP: 0.319, SLG: 0.344 (8, 2)	B FF 90 C FF 89 C CU 77 B FF 90 F FF 90 B CU 77 F FF 90 X FF 90 3-2 E5		B FF 90 X FF 90 1-0 ② L9			F FF 89 C CU 77 B CH 82 F CH 82 B FF 91 F SL 83 S SL 84 2-3 ① K		C SI 96 F CH 86 F SI 95 B FF 96 C CH 87 1-3 ③ K		3 1	0 0	0 0	0 0	0 0	1 1	1 0
25 Ryan Raburn, R (1, 7) OBP: 0.341, SLG: 0.477	B FF 90 B CH 80 F FF 90 B CH 82 C FF 90 F FF 89 S CU 78 3-3 ② K		C FF 90 B FF 91 F FF 91 X SL 84 1-2 ③ P4			X CH 83 0-0 1B			B FF 89 X FF 88 1-0 1B	4	0	2	0	0	1	2
27 Jhonny Peralta, R (1, 6) OBP: 0.311, SLG: 0.393	S CH 82 C FF 89 D CH 81 F FF 89 F SL 84 D CH 82 B CH 82 C FF 91 3-3 ③ K			B CU 77 X SL 78 1-0 ① F7		B CH 83 X FF 90 1-0 ② F9			B FF 88 X FF 88 1-0 ① F8	4	0	0	0	0	1	3
57 Casper Wells, R (1, 9) OBP: 0.367, SLG: 0.543 18 Johnny Damon, L (9, PH) OBP: 0.355, SLG: 0.401		S FF 88 B FF 89 F CU 77 C FF 89 1-3 ① K		B FF 91 S SI 89 B FF 90 F SI 90 S CH 83 2-3 ② K		B FF 90 B CU 78 X FF 90 2-0 ③ F8			B FF 86 B FS 80 C FF 88 F FF 88 F FS 81 S FS 81 2-3 ② K	3 1	0 0	0 0	0 0	0 0	2 1	1 1
15 Brandon Inge, R (1, 5) OBP: 0.321, SLG: 0.392		B SL 88 C CU 77 F FF 90 B CH 83 X CU 76 2-2 HR		B SI 91 B FF 90 B FF 90 B FF 90 4-0 BB			C FF 91 C SL 82 B SL 84 B S SL 83 2-3 ① K		B FF 88 F FF 88 F FF 88 X FF 89 1-2 ③ G1-3	3	1	1	1	1	1	1
32 Don Kelly, L (1, 3) OBP: 0.276, SLG: 0.380		X FF 90 0-0 ② F8		S FF 91 B SL 84 1 SAFE B FF 90 C FF 89 B SL 85 F FF 90 S FF 86 3-3 ③ K			X FF 93 0-0 ② F8			3	0	0	0	0	1	1
20 Scott Sizemore, R (1, 10) OBP: 0.297, SLG: 0.338		C FF 90 T CH 82 F CH 81 B FF 91 F FF 90 B CH 81 F FF 91 S CH 82 2-3 ③ K			C FF 89 B CH 82 X CH 81 1-1 ① G6-3		C SL 77 B FF 93 S SL 78 B SL 80 B SL 82 S SL 80 3-3 ③ K			3	0	0	0	0	2	0
63 Max St. Pierre, R (1, 2) OBP: 0.222, SLG: 0.333 28 Will Rhymes, L (8, PH) OBP: 0.347, SLG: 0.401 (8, 4)			C FF 90 C CU 78 S CH 81 0-3 ① K		C CU 78 X FF 90 0-1 ② G4-3			C SI 94 B SI 94 X SI 94 1-1 ① G6-3		2 1	0 0	0 0	0 0	0 0	1 0	0 0
Inning Stats	R: 0 E: 1 K: 2 S: 17 H: 0 LOB: 1 BB: 0 P: 28	R: 1 E: 0 K: 2 S: 13 H: 1 LOB: 0 BB: 0 P: 18	R: 0 E: 0 K: 1 S: 7 H: 0 LOB: 1 BB: 1 P: 13	R: 0 E: 0 K: 2 S: 8 H: 0 LOB: 1 BB: 1 P: 18	R: 0 E: 0 K: 1 S: 8 H: 0 LOB: 0 BB: 0 P: 10	R: 0 E: 0 K: 1 S: 8 H: 1 LOB: 1 BB: 0 P: 13	R: 0 E: 0 K: 2 S: 7 H: 0 LOB: 0 BB: 0 P: 12	R: 0 E: 0 K: 1 S: 7 H: 0 LOB: 0 BB: 0 P: 10	R: 0 E: 0 K: 1 S: 9 H: 1 LOB: 1 BB: 0 P: 14	1B: 2 2B: 0 3B: 0 HR: 1 SF: 0 SAC: 0 DP: 0 HBP: 0						WP: 0 PB: 0 SB: 0 CS: 0 PA: 33	

PITCHER	IP	WLS	BF	H	R	ER	SO	BB	IBB	HBP	BLK	WP	HR	S	P	ERA	WHIP
17 Brian Matusz, L (1, 1) ERA: 4.3	6.0	W	23	2	1	1	9	2	0	0	0	0	1	61	100	1.50	0.667
51 Michael Gonzalez, L (7, 1) ERA: 4.18	1.0	H	3	0	0	0	2	0	0	0	0	0	0	7	12	0.00	0.000
43 Jim Johnson, R (8, 1) ERA: 3.55	1.0	H	3	0	0	0	1	0	0	0	0	0	0	7	10	0.00	0.000
19 Koji Uehara, R (9, 1) ERA: 2.86	1.0	S	4	1	0	0	1	0	0	0	0	0	0	9	14	0.00	1.000

PITCHER	IP	WLS	BF	H	R	ER	SO	BB	IBB	HBP	BLK	WP	HR	S	P	ERA	WHIP

AB	31
R	1
H	3
RBI	1
BB	2
SO	13
LOB	10

BOTTOM

Batter	1	2	3	4	5	6	7	8	9	AB	R	H	RBI	BB	SO	LOB
6 Corey Patterson, L (1, 7) OBP: 0.316, SLG: 0.407 10 Adam Jones, R (9, 8) OBP: 0.326, SLG: 0.444	B SI 89 X SI 88 1-0 ① G3			C SI 89 S SL 83 B SL 83 S SL 88 1-3 ① K		X SI 91 0-0 2B				3 0	0 0	1 0	0 0	0 0	1 0	0 0
21 Nick Markakis, L (1, 9) OBP: 0.368, SLG: 0.434	C SI 91 B SL 85 F SI 91 B SL 88 F SI 92 X SI 94 2-2 ② P6			C SI 91 B CH 81 X SI 91 1-1 HR		C SI 90 C SL 86 D SL 88 X SI 91 1-2 ② F7				3	1	1	1	0	0	1
9 Jake Fox, R (1, 10) OBP: 0.261, SLG: 0.384	B SI 92 S SL 87 C SI 92 B SI 92 B SL 89 X SL 88 3-2 ③ F7			B SI 88 S SL 83 B SI 91 F SL 85 S SL 88 2-3 ② K		X SI 92 0-0 ③ G5-3				3	0	0	0	0	1	1
30 Luke Scott, L (1, 3) OBP: 0.363, SLG: 0.535 37 Josh Bell, S (9, 5) OBP: 0.223, SLG: 0.303		X SI 90 0-0 ① G4-3		C SI 91 F SL 85 B SI 93 F CH 82 F SL 88 X SL 85 1-2 ③ G4-3			S SL 84 F SI 91 B SL 88 S SL 86 1-3 ① K2-3			3 0	0 0	0 0	0 0	0 0	1 0	0 0
18 Felix Pie, L (1, 8) OBP: 0.306, SLG: 0.415 (9, 7)		C SI 90 S SL 85 B SI 91 S SL 85 1-3 ② K			C SI 90 F SL 83 X SL 85 0-2 23 G4-3 32 SF8 2B		C SI 91 F CH 82 B SI 91 B SL 85 S SL 87 2-3 ② K			3	1	1	0	0	2	0
23 Ty Wigginton, R (1, 5) OBP: 0.314, SLG: 0.418 (9, 3)		C SI 92 C SI 89 B SI 93 F SI 93 B SI 93 S SL 87 2-3 ③ K			B SI 91 X SI 91 1-0 ① G4-3 2-3		X SI 92 0-0 ③ P3			3	0	0	0	0	1	1
32 Matt Wieters, S (1, 2) OBP: 0.319, SLG: 0.378			F SI 88 X SI 91 0-1 ① G4-3		B SL 84 X SI 90 1-0 ② SF8 3-H			F SI 89 F SI 91 S SL 86 0-3 ① K		2	0	0	1	0	1	0
11 Robert Andino, R (1, 4) OBP: 0.328, SLG: 0.446			F SI 88 C SI 88 B SL 85 F SL 84 X SI 91 1-2 ② G1-4-3		B SL 84 B SL 85 F SI 91 F SI 92 X SL 88 2-2 ③ F8			B SL 86 B SI 88 B SL 85 C SI 90 B SI 90 4-1 3 L3 BB		2	0	0	0	1	0	0
3 Cesar Izturis, S (1, 6) OBP: 0.276, SLG: 0.270			X SI 90 0-0 ③ F7			C SI 89 X SL 85 0-1 ① L6		B SI 88 X SI 89 1-0 ② ③ L3 1-1		3	0	0	0	0	0	1
Inning Stats	R: 0 E: 0 K: 0 S: 8 H: 0 LOB: 0 BB: 0 P: 14	R: 0 E: 0 K: 2 S: 8 H: 0 LOB: 0 BB: 0 P: 11	R: 0 E: 0 K: 0 S: 7 H: 0 LOB: 0 BB: 0 P: 8	R: 1 E: 0 K: 2 S: 13 H: 1 LOB: 0 BB: 0 P: 18	R: 1 E: 0 K: 0 S: 8 H: 1 LOB: 0 BB: 0 P: 12	R: 0 E: 0 K: 0 S: 7 H: 1 LOB: 1 BB: 0 P: 8	R: 0 E: 0 K: 2 S: 7 H: 0 LOB: 0 BB: 0 P: 10	R: 0 E: 0 K: 1 S: 5 H: 0 LOB: 0 BB: 1 P: 10		1B: 3 2B: 0 3B: 0 HR: 1 SF: 1 SAC: 0 DP: 1 HBP: 0						WP: 0 PB: 0 SB: 0 CS: 0 PA: 27	

PITCHER	IP	WLS	BF	H	R	ER	SO	BB	IBB	HBP	BLK	WP	HR	S	P	ERA	WHIP
58 Armando Galarraga, R (1, 1) ERA: 4.49	8.0	L	27	3	2	2	7	1	0	0	0	0	1	63	91	2.25	0.500

PITCHER	IP	WLS	BF	H	R	ER	SO	BB	IBB	HBP	BLK	WP	HR	S	P	ERA	WHIP

TOP

Batter	1	2	3	4	5	6	7	8	9	AB	R	H	RBI	BB	SO	LOB
14 Austin Jackson, R (1, 8) OBP: 0.345, SLG: 0.400	C FF 91 B FF 91 X FF 91 1-1 ① F8			B SI 89 B SI 89 X FF 89 2-0 E6 28 S		X SI 91 0-0 ① B5-3		F FF 93 B SL 82 F SL 81 B FF 93 S SL 82 2-3 ② K		4	0	0	0	0	1	0
28 Will Rhymes, L (1, 4) OBP: 0.350, SLG: 0.414	C FF 92 B SI 92 B SI 91 C FF 90 F FF 92 X FF 92 2-2 ② G4-3			B FF 90 X FF 90 1-0 ① B5 1-2		C FF 88 B CH 81 X CH 81 1-1 18 1B 2B		C FF 93 B SL 85 X FF 94 1-1 2B		4	1	2	0	0	0	1
18 Johnny Damon, L (1, 10) OBP: 0.355, SLG: 0.401 20 Scott Sizemore, R (6, PR) OBP: 0.296, SLG: 0.336 (6, 10)	C FF 92 B SI 91 X FF 92 1-1 ③ G4-3			B FF 89 X SI 89 1-0 ② F7		F FF 90 T FF 91 F FF 90 F CH 82 X SI 91 0-2 2-H 1B		X SL 80 0-0 ③ G6-3		3 1	0 0	1 0	1 0	0 0	0 0	1 1
25 Ryan Raburn, R (1, 7) OBP: 0.340, SLG: 0.474		B FF 89 F FF 90 S FF 91 F FF 91 F SL 83 F SI 90 F FF 92 X SL 82 1-2 ① F7		B FF 91 B FF 88 X FF 91 2-0 ③ G6-3		F SI 91 B SI 90 C SL 81 S SI 91 1-3 ② K			C CU 78 X FF 94 0-1 27 G4-3 57 E 1B	4	1	1	0	0	1	2
32 Don Kelly, L (1, 3) OBP: 0.272, SLG: 0.374		C SI 91 B FF 91 B SI 91 F FF 89 X SI 92 2-2 ② F8			C FF 89 B SI 89 F CH 81 C CH 82 1-3 ① K	C CH 83 C SI 92 B SI 92 1 SAFE F FF 91 F CH 83 F CH 82 S SI 91 1-3 ③ K			1 SAFE X SI 94 0-0 ① F7	4	0	0	0	0	2	2
27 Jhonny Peralta, R (1, 6) OBP: 0.311, SLG: 0.392		B FF 92 X FF 92 1-0 ③ G6-3			C FF 90 B SI 90 X SL 81 1-1 15 HR 1B		B FF 90 X FF 89 1-0 ① G5-3		X SI 94 0-0 ② G4-3 1-2	4	1	1	0	0	0	1
26 Brennan Boesch, L (1, 9) OBP: 0.320, SLG: 0.416 57 Casper Wells, R (7, 9) OBP: 0.364, SLG: 0.538			T FF 88 X FF 90 0-1 ① G3-1		T FF 91 B CH 82 X FF 90 1-1 ② F7		S CH 82 F SI 90 B CH 82 S CH 83 1-3 ② K		B CU 79 C SI 95 X FF 95 1-1 2-H E3	3 1	0 0	0 0	0 0	0 0	1 0	1 0
15 Brandon Inge, R (1, 5) OBP: 0.321, SLG: 0.397			B FF 88 X SI 90 1-0 ② G6-3		B FF 92 X FF 90 1-0 1-H HR		C SL 82 B SL 82 B SL 84 F FF 91 B SL 83 F SL 84 X SL 82 3-2 ③ G5-3		B SI 94 1 SAFE F FF 93 C FF 94 F CU 80 F FF 94 F CH 88 1 SAFE 1 SAFE 1-2 ③ F8	4	1	1	2	0	0	1
13 Alex Avila, L (1, 2) OBP: 0.316, SLG: 0.340			X FF 89 0-0 ③ G3-1		C CH 81 X CH 82 0-1 ③ P6			B SI 92 X FF 92 1-0 ① F7		3	0	0	0	0	0	0
Inning Stats	R: 0 E: 0 K: 0 S: 8 H: 0 LOB: 0 BB: 0 P: 12	R: 0 E: 0 K: 0 S: 11 H: 0 LOB: 0 BB: 0 P: 15	R: 0 E: 0 K: 0 S: 4 H: 0 LOB: 0 BB: 0 P: 5	R: 0 E: 1 K: 0 S: 4 H: 0 LOB: 1 BB: 0 P: 10	R: 2 E: 0 K: 1 S: 10 H: 2 LOB: 0 BB: 0 P: 14	R: 1 E: 0 K: 2 S: 17 H: 2 LOB: 1 BB: 0 P: 20	R: 0 E: 0 K: 1 S: 8 H: 0 LOB: 0 BB: 0 P: 13	R: 0 E: 0 K: 0 S: 7 H: 1 LOB: 1 BB: 0 P: 11	R: 1 E: 1 K: 0 S: 16 H: 1 LOB: 1 BB: 0 P: 18	1B: 3 2B: 2 3B: 0 HR: 1		SF: 0 SAC: 0 DP: 0 HBP: 0		WP: 0 PB: 0 SB: 1 CS: 0		PA: 35

PITCHER		IP	WLS	BF	H	R	ER	SO	BB	IBB	HBP	BLK	WP	HR	S	P	ERA	WHIP
35 Brad Bergesen, R ERA: 4.98	(1, 1)	7.0	L	26	4	3	3	4	0	0	0	0	0	1	62	89	3.86	0.571
51 Michael Gonzalez, L ERA: 4.01	(8, 1)	1.0		4	1	0	0	1	0	0	0	0	0	0	7	11	0.00	1.000
43 Jim Johnson, R ERA: 3.42	(9, 1)	1.0		5	1	1	0	0	0	0	0	0	0	0	16	18	0.00	1.000

Detroit Tigers @ Baltimore Orioles
Oriole Park at Camden Yards, Baltimore, MD
Sun Oct 03 2010, 1:37 PM - 4:23 PM EDT
Att. 23,914 - Overcast - 62 F

livebaseballscorecards.com

AB	35
R	4
H	6
RBI	3
BB	0
SO	5
LOB	10

BOTTOM

Batter	1	2	3	4	5	6	7	8	9	AB	R	H	RBI	BB	SO	LOB
11 Robert Andino, R (1, 4) (9, 6) OBP: 0.333, SLG: 0.459	B SI 90 X SI 90 1-0 21 1B 30 1B 2B	B CH 83 C SI 93 X CH 84 1-1 ② F9		C CU 79 C CU 80 B CU 80 S CU 79 1-3 ② K		C FF 88 F SL 82 B FF 89 X SL 82 1-2 21 G5-3 1B			C FF 93 B FF 95 X FF 93 1-1 ① P4	5	1	2	0	0	1	2
21 Nick Markakis, L (1, 9) OBP: 0.370, SLG: 0.436	F SI 92 X SL 78 0-1 30 1B 2-3 1B	B SI 92 B SL 81 F FF 93 X SI 92 2-1 1-2 2-H 1B		X SI 90 0-0 10 WP 1B		B FF 91 B FF 86 C FF 86 F FF 91 B FF 89 X FF 89 3-2 ② G5-3 1-2			B FS 87 B FF 95 C FF 93 F FF 92 S FF 94 2-3 ② K	5	0	3	1	0	1	1
10 Adam Jones, R (1, 8) OBP: 0.325, SLG: 0.442	B FF 93 X SI 92 1-0 ① F8	F SI 90 C CU 79 S CU 80 0-3 ③ K		1 SAFE 1 SAFE B SI 91 S CU 80 1 SAFE S CU 81 F CU 81 S CU 80 1-3 ③ K 1-2		C FF 89 F FF 91 B SL 83 X SL 83 1-2 ③ F9			B FF 95 X FF 94 1-0 30 DI 1B	5	0	1	0	0	2	6
30 Luke Scott, L (1, 10) OBP: 0.368, SLG: 0.535	B SI 93 S SI 92 B SI 93 F SI 93 X SL 81 2-2 1-2 3-H 1B		S SI 91 B CU 81 B CU 81 C SI 92 B CU 80 B SI 92 4-2 32 1B BB		B CU 78 B SI 90 C SI 90 F SI 90 B CU 80 D CU 80 4-2 32 G5-3 23 S BB		B CU 83 B SI 91 F SI 92 S SL 84 F CU 84 B CU 77 F SI 92 B SI 93 4-2 23 G6-4-3 BB		C FS 86 X FS 87 0-1 ③ L5 1-2	2	0	1	1	3	0	1
23 Ty Wigginton, R (1, 3) (9, 4) OBP: 0.312, SLG: 0.415	D CH 85 F SI 94 X CH 84 1-1 ② F6		B SI 92 X SI 92 1-0 ① F7		S CU 80 B CU 80 B CU 79 X SI 91 2-1 ① G6-3 1-2		C SI 92 F CH 85 D CH 85 X CH 84 1-2 ① ② G6-4-3 1-2f			4	0	0	0	0	0	5
18 Felix Pie, L (1, 7) OBP: 0.305, SLG: 0.413	C SL 79 D SL 81 C SI 92 F SI 93 C SL 80 1-3 ③ K		C SI 91 S CU 82 S CU 81 0-3 ② K		B SI 90 X CU 80 1-0 32 G5-3 1B		B FF 86 X SI 91 1-0 ③ G4-3			4	0	1	0	0	2	3
32 Matt Wieters, S (1, 2) OBP: 0.319, SLG: 0.377		F SI 92 S CH 83 F SI 93 F SL 79 B FF 94 F SI 93 B CH 84 S CH 86 2-3 ① K	C SI 92 X SI 91 0-1 1-2 1B		C CU 80 X CU 80 0-1 ② G5-3 1-2 2-3			S SL 84 S SL 84 B FF 93 B SL 84 F SL 82 X FF 95 2-2 ① F7		4	0	1	0	0	1	2
37 Josh Bell, S (1, 5) OBP: 0.224, SLG: 0.302		F FF 93 S CH 84 B CH 85 B SL 81 F FF 94 B SL 79 X FF 94 3-2 3 BB 21 1B 1B	B CU 82 X SI 92 1-0 ③ L6		D CU 79 C SI 90 D CU 80 B SI 89 X SI 91 3-1 ③ F8			C SL 86 B FF 95 C SL 84 F SL 84 F FF 94 X SL 85 1-2 ② G4-3		4	1	1	0	0	0	4
3 Cesar Izturis, S (1, 6) OBP: 0.277, SLG: 0.268 6 Corey Patterson, L (8, PH) OBP: 0.315, SLG: 0.406 29 Brandon Snyder, R (9, 3) OBP: 0.300, SLG: 0.400		B SI 92 1 SAFE B SI 91 B SI 90 B SI 91 4-0 21 1B 1-2 BB		B SI 91 X SI 92 1-0 ① L8		B FF 88 C FF 89 B FF 90 F FF 91 F FF 92 X SL 80 2-2 ① P6			F FF 93 X SL 85 0-1 ③ G1-3	2 1 0	0 0 0	0 0 0	0 0 0	1 0 0	0 0 0	0 0 0
Inning Stats	R: 1 E: 0 K: 1 S: 13 H: 3 LOB: 2 BB: 0 P: 19	R: 1 E: 0 K: 2 S: 17 H: 2 LOB: 2 BB: 1 P: 29	R: 0 E: 0 K: 1 S: 9 H: 1 LOB: 2 BB: 1 P: 15	R: 0 E: 0 K: 2 S: 9 H: 1 LOB: 1 BB: 0 P: 12	R: 0 E: 0 K: 0 S: 9 H: 1 LOB: 2 BB: 1 P: 19	R: 0 E: 0 K: 0 S: 13 H: 1 LOB: 1 BB: 0 P: 20	R: 0 E: 0 K: 0 S: 8 H: 0 LOB: 0 BB: 0 P: 14	R: 0 E: 0 K: 0 S: 11 H: 0 LOB: 0 BB: 0 P: 14	R: 0 E: 0 K: 1 S: 8 H: 1 LOB: 1 BB: 0 P: 12	1B: 9 2B: 1 3B: 0 HR: 1		SF: 0 SAC: 0 DP: 0 HBP: 0		WP: 1 PB: 0 SB: 1 CS: 0		PA: 40

PITCHER		IP	WLS	BF	H	R	ER	SO	BB	IBB	HBP	BLK	WP	HR	S	P	ERA	WHIP
40 Phil Coke, L ERA: 3.76	(1, 1)	1.2		11	5	2	2	2	1	0	0	0	0	0	27	45	10.80	3.600
55 Daniel Schlereth, L ERA: 2.89	(2, 1)	3.1	W	15	3	0	0	4	2	0	0	0	1	0	30	49	0.00	1.500
38 Robbie Weinhardt, R ERA: 6.14	(6, 1)	1.0	H	4	1	0	0	0	0	0	0	0	0	0	13	20	0.00	1.000
36 Brad Thomas, L ERA: 3.89	(7, 1)	1.0	H	3	0	0	0	0	1	0	0	0	0	0	8	14	0.00	1.000
45 Ryan Perry, R ERA: 3.59	(8, 1)	1.0	H	3	0	0	0	0	0	0	0	0	0	0	11	14	0.00	0.000
46 Jose Valverde, R ERA: 3.0	(9, 1)	1.0	S	4	1	0	0	1	0	0	0	0	0	0	8	12	0.00	1.000

AB	36
R	2
H	10
RBI	2
BB	4
SO	7
LOB	24