

# Detroit Tigers - 2011

Batter	1	2	3	4	5	6	7	8	9	AB	R	H	RBI	BB	SO	LOB	TOP																		
																												<b>Florida Southern Mocs @ Detroit Tigers</b> Joker Marchant Stadium, Lakeland, FL Fri Feb 25 2011, 1:05 PM EST Att. 3,311 - Overcast - 84 F  <a href="http://livebaseballscorecards.com">livebaseballscorecards.com</a>							
Inning Stats																																			
PITCHER	IP	WLS	BF	H	R	ER	SO	BB	IBB	HBP	BLK	WP	HR	S	P	ERA	WHIP	PITCHER	IP	WLS	BF	H	R	ER	SO	BB	IBB	HBP	BLK	WP	HR	S	P	ERA	WHIP

Batter	1	2	3	4	5	6	7	8	9	AB	R	H	RBI	BB	SO	LOB	BOTTOM																		
																												<b>Florida Southern Mocs @ Detroit Tigers</b> Joker Marchant Stadium, Lakeland, FL Fri Feb 25 2011, 1:05 PM EST Att. 3,311 - Overcast - 84 F  <a href="http://livebaseballscorecards.com">livebaseballscorecards.com</a>							
Inning Stats																																			
PITCHER	IP	WLS	BF	H	R	ER	SO	BB	IBB	HBP	BLK	WP	HR	S	P	ERA	WHIP	PITCHER	IP	WLS	BF	H	R	ER	SO	BB	IBB	HBP	BLK	WP	HR	S	P	ERA	WHIP







Batter	1	2	3	4	5	6	7	8	9	AB	R	H	RBI	BB	SO	LOB	TOP			
16 Corey Patterson, L (1,8) 43 Anthony Gose, L (6,8)										3	0	0	0	0	0	0	<b>Toronto Blue Jays @ Detroit Tigers</b> Joker Marchant Stadium, Lakeland, FL Sun Feb 27 2011, 1:11 PM - 3:27 PM EST Att: 6,106 - Sunny - 80 F <a href="http://livebaseballscorecards.com">livebaseballscorecards.com</a>			
18 Mike McCoy, R (1,4) 79 Matt Nuzzo, R (6,4)										3	0	1	0	0	0	0				
26 Adam Lind, L (1,10) 66 Mike McDade, S (7,PR) (7,10)										2	0	1	0	1	0	0				
10 Edwin Encarnación, R (1,3) 28 David Cooper, L (7,3)										3	0	0	0	0	1	2				
13 Brett Lawrie, R (1,5) 70 John Tolisano, S (7,5)										3	0	0	0	0	0	1				
62 Eric Thames, L (1,7) 1 Darin Mastroianni, R (6,7)										2	0	0	0	0	0	0				
8 José Molina, R (1,2) 31 Brian Jeroloman, L (7,2)										2	0	1	0	0	0	0				
74 Moisés Sierra, R (1,9) 80 Steve McQuail, R (6,9)										1	0	0	0	1	0	1				
3 Adeiny Hechavarria, R (1,6) 68 Jonathan Diaz, R (6,6)										2	0	0	0	0	0	1				
<b>Inning Stats</b>	R: 0 E: 0 K: 1 S: 6	H: 1 LOB: 1 BB: 0 P: 7	R: 0 E: 0 K: 0 S: 3	H: 0 LOB: 0 BB: 0 P: 3	R: 0 E: 0 K: 0 S: 2	H: 0 LOB: 0 BB: 1 P: 6	R: 0 E: 0 K: 0 S: 3	H: 0 LOB: 0 BB: 0 P: 3	R: 0 E: 0 K: 0 S: 4	H: 1 LOB: 1 BB: 0 P: 4	R: 0 E: 0 K: 0 S: 3	H: 0 LOB: 1 BB: 1 P: 6	R: 0 E: 0 K: 2 S: 7	H: 0 LOB: 0 BB: 0 P: 7	R: 0 E: 0 K: 1 S: 5	H: 0 LOB: 1 BB: 1 P: 10		1B: 3 2B: 0 3B: 0 HR: 0	SF: 0 SAC: 0 DP: 2 HBP: 0	WP: 1 PB: 0 SB: 2 CS: 0
<b>PITCHER</b>	IP WLS BF H R ER SO BB IBB HBP BLK WP HR S P ERA WHIP																			
31 Brad Penny, R (1,1) ERA: 0.00	2.0 7 1 0 0 1 0 0 0 0 0 1 0 9 10 0.00 0.500																			
37 Max Scherzer, R (3,1) ERA: 0.00	2.0 6 0 0 0 0 1 0 0 0 0 0 0 5 9 0.00 0.500																			
54 Joel Zumaya, R (5,1) ERA: 0.00	1.0 4 1 0 0 0 0 0 0 0 0 0 0 4 4 0.00 1.000																			
53 Joaquin Benoit, R (6,1) ERA: 0.00	1.0 W 3 1 0 0 0 0 0 0 0 0 0 0 3 4 0.00 1.000																			
46 Jose Valverde, R (7,1) ERA: 0.00	1.0 H 3 0 0 0 0 1 0 0 0 0 0 0 2 6 0.00 1.000																			
59 Fu-Te Ni, L (8,1) ERA: 0.00	1.0 H 3 0 0 0 2 0 0 0 0 0 0 0 7 7 0.00 0.000																			
60 Braylan Villarreal, R (9,1) ERA: 0.00	1.0 S 4 0 0 0 1 1 0 0 0 0 0 0 5 10 0.00 1.000																			

Batter	1	2	3	4	5	6	7	8	9	AB	R	H	RBI	BB	SO	LOB	BOTTOM			
28 Will Rhymes, L (1,4) 73 Brandon Douglas, R (7,4)										2	0	0	0	0	1	1	<b>Toronto Blue Jays @ Detroit Tigers</b> Joker Marchant Stadium, Lakeland, FL Sun Feb 27 2011, 1:11 PM - 3:27 PM EST Att: 6,106 - Sunny - 80 F <a href="http://livebaseballscorecards.com">livebaseballscorecards.com</a>			
41 Victor Martinez, S (1,2) 67 Omir Santos, R (7,2)										2	0	0	1	0	1	0				
30 Magglio Ordonez, R (1,10)										3	0	0	0	0	1	1				
27 Jonny Peralta, R (1,6) 70 Argenis Diaz, R (7,6)										3	0	0	0	0	0	1				
33 Ryan Strieby, R (1,3) 65 Scott Thorman, L (6,3)										2	0	0	0	0	0	0				
25 Ryan Raburn, R (1,7) 80 Ben Guez, R (6,7) (7,8)										2	0	1	0	0	1	0				
32 Don Kelly, L (1,8) 75 Avisail Garcia, R (7,9)										2	0	1	0	0	0	1				
18 Audy Ciriaco, R (1,5) 71 Rob Brantly, L (8,PH) 29 Danny Worth, R (9,5) ERA: 0.00										2	0	0	0	0	2	2				
72 Andy Dirks, L (1,9) ERA: 0.00										3	1	2	0	0	0	1				
<b>Inning Stats</b>	R: 0 E: 0 K: 1 S: 5	H: 0 LOB: 0 BB: 0 P: 5	R: 0 E: 0 K: 1 S: 5	H: 0 LOB: 0 BB: 0 P: 5	R: 0 E: 0 K: 0 S: 4	H: 1 LOB: 1 BB: 0 P: 4	R: 0 E: 0 K: 1 S: 5	H: 0 LOB: 0 BB: 0 P: 5	R: 0 E: 0 K: 0 S: 4	H: 1 LOB: 1 BB: 0 P: 4	R: 1 E: 1 K: 0 S: 5	H: 1 LOB: 1 BB: 0 P: 5	R: 0 E: 0 K: 2 S: 7	H: 1 LOB: 1 BB: 0 P: 7	R: 0 E: 0 K: 2 S: 7	H: 1 LOB: 1 BB: 0 P: 7		1B: 4 2B: 1 3B: 0 HR: 0	SF: 1 SAC: 1 DP: 1 HBP: 0	WP: 0 PB: 0 SB: 0 CS: 1
<b>PITCHER</b>	IP WLS BF H R ER SO BB IBB HBP BLK WP HR S P ERA WHIP																			
34 Marc Rzepczynski, L (1,1) ERA: 0.00	2.0 6 0 0 0 2 0 0 0 0 0 0 0 9 9 0.00 0.000																			
51 Jesse Litsch, R (3,1) ERA: 0.00	2.0 7 1 0 0 1 0 0 0 0 0 0 0 9 9 0.00 0.500																			
71 Henderson Alvarez III, R (5,1) ERA: 0.00	2.0 L 9 2 1 0 0 0 0 0 0 0 0 0 9 9 0.00 1.000																			
38 Sean Henn, L (7,1) ERA: 0.00	1.0 3 0 0 0 0 0 0 0 0 0 0 0 3 3 0.00 0.000																			
46 Winston Abreu, R (8,1) ERA: 0.00	1.0 3 1 0 0 2 0 0 0 0 0 0 0 7 7 0.00 1.000																			








Batter	1	2	3	4	5	6	7	8	9	AB	R	H	RBI	BB	SO	LOB	TOP					
28 Will Rhymes, L (1.4) 70 Argenis Diaz, R (7.4)										3	2	1	1	0	0	0	<b>Detroit Tigers @ Philadelphia Phillies</b> Bright House Field, Clearwater, FL Tue Mar 01 2011, 1:08 PM - 3:49 PM EST Att: 5,928 - Cloudy - 75 F					
25 Ryan Raburn, R (1.7) 80 Ben Guez, R (5.7)										3	2	2	3	0	1	0						
27 Jhonny Peralta, R (1.6) 19 Cale Iorg, R (5.6)										3	0	1	0	0	1	1						
32 Don Kelly, L (1.3)										3	0	1	1	0	0	0						
33 Ryan Strieby, R (1.10)										4	1	1	0	0	1	2						
13 Alex Avila, L (1.2) 71 Rob Brantly, L (6.2)										2	0	0	0	1	0	2						
34 Clete Thomas, L (1.8) 88 Jeff Rowland, L (8.8)										4	1	2	1	0	0	2						
72 Andy Dirks, L (1.9) 75 Avisail Garcia, R (8.9)										3	0	0	0	0	1	2						
18 Audy Ciriaco, R (1.5)										4	0	0	0	0	0	1						
<b>Inning Stats</b>	R: 2 E: 0 K: 2 S: 8	H: 1 LOB: 0 BB: 0 P: 10	R: 0 E: 0 K: 1 S: 4	H: 0 LOB: 0 BB: 1 P: 8	R: 0 E: 0 K: 1 S: 5	H: 0 LOB: 0 BB: 0 P: 5	R: 0 E: 0 K: 0 S: 4	H: 2 LOB: 1 BB: 0 P: 4	R: 3 E: 0 K: 0 S: 8	H: 3 LOB: 0 BB: 0 P: 9	R: 1 E: 0 K: 0 S: 5	H: 2 LOB: 1 BB: 0 P: 5	R: 0 E: 0 K: 0 S: 3	H: 0 LOB: 1 BB: 1 P: 7	R: 0 E: 0 K: 0 S: 4	H: 1 LOB: 1 BB: 0 P: 4		R: 0 E: 1 K: 1 S: 6	H: 0 LOB: 2 BB: 1 P: 10	1B: 5 2B: 2 3B: 1 HR: 1	SF: 1 SAC: 0 DP: 2 HBP: 1	WP: 1 PB: 0 SB: 1 CS: 0
<b>PITCHER</b>	IP WLS BF ERA	WLS BF ERA	H R ER SO	R ER SO	BB IBB HBP BLK	WP HR S P	ERA WHIP	IP WLS BF ERA	WLS BF ERA	H R ER SO	R ER SO	BB IBB HBP BLK	WP HR S P	ERA WHIP								
33 Cliff Lee, L (1.1) ERA: 9.0	2.0 L 8	1 2 2 3	2 0 2 3	2 0 2 3	1 0 1 0	1 0 12 18	9.00 1.000	59 Mike Zagurski, L (9.1) ERA:	1.0	5	0	0	1	1	0	0	10	0.00 1.000				
38 Kyle Kendrick, R (3.1) ERA:	2.0	7	2	0	0	0	0.00 1.000															
83 Eddie Bonine, R (5.1) ERA: 18.0	2.0	11	5	4	4	0	18.00 2.500															
62 Dan Meyer, L (7.1) ERA:	1.0	4	0	0	0	0	0.00 1.000															
55 Danys Baez, R (8.1) ERA:	1.0	4	1	0	0	0	0.00 1.000															

Batter	1	2	3	4	5	6	7	8	9	AB	R	H	RBI	BB	SO	LOB	BOTTOM					
11 Jimmy Rollins, S (1.6) 7 Michael Martinez, S (6.6)										3	0	1	1	0	0	1	<b>Detroit Tigers @ Philadelphia Phillies</b> Bright House Field, Clearwater, FL Tue Mar 01 2011, 1:08 PM - 3:49 PM EST Att: 5,928 - Cloudy - 75 F					
27 Placido Polanco, R (1.5) 39 Robb Quinlan, R (6.5)										2	0	0	0	1	0	1						
29 Raul Ibanez, L (1.7) 15 John Mayberry Jr., R (7.8)										3	1	1	0	0	0	2						
6 Ryan Howard, L (1.3) 65 Jeff Larish, L (7.3)										3	0	0	0	0	0	3						
10 Ben Francisco, R (1.9) 24 Delwyn Young, S (7.9)										3	0	0	1	0	1	0						
8 Shane Victorino, S (1.8) 63 Brandon Moss, L (7.7)										2	0	1	0	1	0	0						
9 Dornic Brown, L (1.10) 76 Matt Rizzotti, L (8. PH) (9.10)										3	0	0	0	0	2	1						
23 Brian Schneider, L (1.2) 67 Joel Naughton, L (8.2)										3	0	2	0	0	0	0						
61 Josh Barfield, R (1.4) 74 César Hernández, S (8.4)										3	1	2	0	0	1	1						
<b>Inning Stats</b>	R: 0 E: 0 K: 0 S: 3	H: 0 LOB: 0 BB: 0 P: 3	R: 0 E: 0 K: 1 S: 5	H: 0 LOB: 1 BB: 1 P: 9	R: 1 E: 0 K: 0 S: 5	H: 2 LOB: 2 BB: 1 P: 9	R: 0 E: 0 K: 1 S: 5	H: 1 LOB: 0 BB: 0 P: 5	R: 0 E: 0 K: 0 S: 4	H: 1 LOB: 1 BB: 0 P: 6	R: 1 E: 0 K: 0 S: 4	H: 1 LOB: 0 BB: 0 P: 5	R: 0 E: 0 K: 2 S: 9	H: 2 LOB: 2 BB: 0 P: 9	R: 0 E: 0 K: 1 S: 7	H: 2 LOB: 3 BB: 1 P: 11		R: 0 E: 0 K: 1 S: 5	H: 1 LOB: 0 BB: 0 P: 5	1B: 9 2B: 1 3B: 0 HR: 0	SF: 0 SAC: 0 DP: 1 HBP: 0	WP: 1 PB: 0 SB: 0 CS: 0
<b>PITCHER</b>	IP WLS BF ERA	WLS BF ERA	H R ER SO	R ER SO	BB IBB HBP BLK	WP HR S P	ERA WHIP	IP WLS BF ERA	WLS BF ERA	H R ER SO	R ER SO	BB IBB HBP BLK	WP HR S P	ERA WHIP								
43 Andy Oliver, L (1.1) ERA: 3.0	3.0	W 13	2 1 1 1	1 1 1 1	2 0 0 0	0 0 11 11	0.00 1.000															
78 Adam Wilk, L (4.1) ERA:	2.0	H 7	2 0 0 2	0 0 0 2	0 0 0 0	0 0 11 11	0.00 1.000															
62 Al Alburquerque, R (6.1) ERA: 4.5	1.0	4	1	1	1	0	9.00 1.000															
21 Enrique Gonzalez, R (7.1) ERA:	2.0	11	4	0	0	3	0.00 2.500															
38 Robbie Weinhardt, R (9.1) ERA:	1.0	3	1	0	0	1	0.00 1.000															

AB	34
R	6
H	9
RBI	6
BB	3
SO	5
LOB	13



AB	35
R	2
H	10
RBI	2
BB	3
SO	7
LOB	21





Batter	1	2	3	4	5	6	7	8	9	AB	R	H	RBI	BB	SO	LOB	TOP				
11 Rajai Davis, R OBP: 0.111, SLG: 0.222 74 Moisés Sierra, R OBP: 0.333, SLG: 0.200	0-0 SH1-3 16 13 1B 2B		0-3 K			0-0 G5-3		0-0 G3-1 43 G3-1 1B		3	1	1	0	0	1	0					
16 Corey Patterson, L 1.8 43 Anthony Gose, L 6.8	0-0 SH1-3 2-3		0-0 G4-3			0-0 G4-3		0-0 G3-1 1-2		2	0	0	0	0	0	0					
13 Brett Lawrie, R OBP: 0.500, SLG: 0.250 83 Kevin Ahrens, R 6.5	0-0 G5-3 62 S 1B 3-H					0-0 G5-3		0-3 K 1B		4	0	2	1	0	1	1					
10 Edwin Encarnación, R 1.3 28 David Cooper, L 6.3	0-0 F9 2					0-0 G5-3		0-0 G5-3		3	0	0	0	0	0	2					
62 Eric Thames, L 1.7 1 Darin Mastroianni, R 7.7	1-0 L4 1-2					1-0 HR		0-0 G5-3		3	1	2	1	0	0	1					
9 J.P. Arencibia, R 1.10		0-0 F9				0-0 G5-3		0-0 G5-3		3	0	0	0	1	0	0					
8 José Molina, R OBP: 0.500, SLG: 0.500 14 Ryan Budde, R 5. PR 5.2		0-0 G5-3				0-0 G6-4-3 18 1B		0-0 L9		2	0	1	0	0	0	0					
6 John McDonald, R OBP: 0.500, SLG: 0.500 68 Jonathan Diaz, R OBP: 0.333, SLG: 0.400		0-0 G5-3				0-0 F9		1-0 G6-4-3 66 HBP		2	0	0	0	0	0	1					
18 Mike McCoy, R OBP: 0.250, SLG: 0.375 66 Mike McDade, S 7. PH 79 Ryan Goins, L 7.4			0-0 G6-3			0-0 G6-4-3 1-2		0-0 G6-4-3 1-2		2	0	0	0	0	0	1					
<b>Inning Stats</b>	R: 1 E: 0 K: 0 S: 5	H: 2 LOB: 1 BB: 0 P: 6	R: 0 E: 0 K: 0 S: 3	H: 0 LOB: 0 BB: 0 P: 3	R: 0 E: 0 K: 1 S: 5	H: 0 LOB: 0 BB: 0 P: 5	R: 1 E: 0 K: 0 S: 4	H: 1 LOB: 0 BB: 0 P: 5	R: 0 E: 0 K: 0 S: 4	H: 1 LOB: 1 BB: 0 P: 4	R: 0 E: 0 K: 0 S: 3	H: 1 LOB: 2 BB: 1 P: 8	R: 0 E: 0 K: 1 S: 6	H: 1 LOB: 0 BB: 0 P: 10	R: 0 E: 0 K: 0 S: 3	H: 0 LOB: 0 BB: 0 P: 3	1B: 5 2B: 1 3B: 0 HR: 1	SF: 0 SAC: 1 DP: 2 HBP: 1	WP: 0 PB: 0 SB: 1 CS: 0	PA: 35	
<b>PITCHER</b>	IP WLS BF H R ER SO BB IBB HBP BLK WP HR S P ERA WHIP	IP WLS BF H R ER SO BB IBB HBP BLK WP HR S P ERA WHIP	IP WLS BF H R ER SO BB IBB HBP BLK WP HR S P ERA WHIP	IP WLS BF H R ER SO BB IBB HBP BLK WP HR S P ERA WHIP	IP WLS BF H R ER SO BB IBB HBP BLK WP HR S P ERA WHIP	IP WLS BF H R ER SO BB IBB HBP BLK WP HR S P ERA WHIP	IP WLS BF H R ER SO BB IBB HBP BLK WP HR S P ERA WHIP	IP WLS BF H R ER SO BB IBB HBP BLK WP HR S P ERA WHIP	IP WLS BF H R ER SO BB IBB HBP BLK WP HR S P ERA WHIP	IP WLS BF H R ER SO BB IBB HBP BLK WP HR S P ERA WHIP	IP WLS BF H R ER SO BB IBB HBP BLK WP HR S P ERA WHIP	IP WLS BF H R ER SO BB IBB HBP BLK WP HR S P ERA WHIP	IP WLS BF H R ER SO BB IBB HBP BLK WP HR S P ERA WHIP	IP WLS BF H R ER SO BB IBB HBP BLK WP HR S P ERA WHIP	IP WLS BF H R ER SO BB IBB HBP BLK WP HR S P ERA WHIP	IP WLS BF H R ER SO BB IBB HBP BLK WP HR S P ERA WHIP	IP WLS BF H R ER SO BB IBB HBP BLK WP HR S P ERA WHIP	IP WLS BF H R ER SO BB IBB HBP BLK WP HR S P ERA WHIP	IP WLS BF H R ER SO BB IBB HBP BLK WP HR S P ERA WHIP	IP WLS BF H R ER SO BB IBB HBP BLK WP HR S P ERA WHIP	IP WLS BF H R ER SO BB IBB HBP BLK WP HR S P ERA WHIP

**Toronto Blue Jays @ Detroit Tigers**  
**Joker Marchant Stadium, Lakeland, FL**  
 Tue Mar 01 2011, 1:09 PM - 3:44 PM EST  
 Att. 3,936 - Overcast - 76 F

livebaseballscores.com

AB 31  
 R 2  
 H 7  
 RBI 2  
 BB 2  
 SO 2  
 LOB 14



Batter	1	2	3	4	5	6	7	8	9	AB	R	H	RBI	BB	SO	LOB	BOTTOM				
14 Austin Jackson, R OBP: 0.600, SLG: 0.500 Daniel Fields, L OBP: 1.000, SLG: 1.000	0-0 G6-3 26 1B		0-0 G6-3 26 2B 1B 1-2			4-0 BB		0-0 G6-3 26 HBP 1B		3	1	2	0	1	0	0					
26 Brennan Boesch, L OBP: 0.417, SLG: 0.222	0-0 G6-3 1-2		4-0 G6-3 24 2B BB 1-2 2-3			0-0 F9		1-0 FC6-4 29 HBP		2	1	0	0	2	0	2					
30 Magglio Ordonez, R OBP: 0.111, SLG: 0.111 29 Edwin Gomez, S 7.9	0-0 G5-3		0-3 K			0-3 F9		0-3 K		4	0	0	0	0	2	5					
24 Miguel Cabrera, R OBP: 0.286, SLG: 0.333		0-3 K				0-0 G6-3		0-0 F9		4	1	1	3	0	1	0					
41 Victor Martinez, S OBP: 0.333, SLG: 0.375 63 Max St. Pierre, R 7. PR 8.2		0-0 G4-3 15 1B 39 1B 1B 2-3				0-0 G4-3 15 S 1B		0-0 F9 1B		4	2	3	0	0	0	1					
15 Brandon Inge, R OBP: 0.375, SLG: 0.500 44 Nick Castellanos, R 7. PH 8.5		0-0 G4-3 39 1B 1B 1-2				1-0 F7		0-0 F9		3	0	2	1	0	0	1					
39 Ramón Santiago, S OBP: 0.000, SLG: 0.750 76 Dixon Machado, R 8.6		0-0 G5-4-3 20 1B 1-2 2-H				0-0 F7		0-0 F7		3	0	2	2	1	0	1					
20 Scott Sizemore, R OBP: 0.333, SLG: 0.375 63 Javier Azcona, R 8.4		0-0 G5-4-3 1-2				0-0 G1-3		0-0 G6-3		3	0	0	0	0	0	5					
65 Scott Thorman, L 1.3			4-0 G6-3 26 BB 14 1B 2B BB			0-0 F8		0-0 F7		3	1	0	0	1	0	0					
<b>Inning Stats</b>	R: 0 E: 0 K: 0 S: 3	H: 1 LOB: 0 BB: 0 P: 3	R: 1 E: 0 K: 1 S: 7	H: 3 LOB: 1 BB: 0 P: 7	R: 4 E: 0 K: 1 S: 8	H: 3 LOB: 2 BB: 3 P: 20	R: 0 E: 0 K: 0 S: 3	H: 0 LOB: 1 BB: 1 P: 7	R: 1 E: 0 K: 0 S: 5	H: 2 LOB: 1 BB: 0 P: 6	R: 0 E: 0 K: 1 S: 5	H: 0 LOB: 1 BB: 1 P: 9	R: 0 E: 0 K: 0 S: 4	H: 1 LOB: 1 BB: 0 P: 4	R: 0 E: 0 K: 0 S: 4	H: 1 LOB: 2 BB: 0 P: 5	1B: 9 2B: 2 3B: 0 HR: 0	SF: 0 SAC: 0 DP: 2 HBP: 1	WP: 0 PB: 0 SB: 2 CS: 0	PA: 39	
<b>PITCHER</b>	IP WLS BF H R ER SO BB IBB HBP BLK WP HR S P ERA WHIP	IP WLS BF H R ER SO BB IBB HBP BLK WP HR S P ERA WHIP	IP WLS BF H R ER SO BB IBB HBP BLK WP HR S P ERA WHIP	IP WLS BF H R ER SO BB IBB HBP BLK WP HR S P ERA WHIP	IP WLS BF H R ER SO BB IBB HBP BLK WP HR S P ERA WHIP	IP WLS BF H R ER SO BB IBB HBP BLK WP HR S P ERA WHIP	IP WLS BF H R ER SO BB IBB HBP BLK WP HR S P ERA WHIP	IP WLS BF H R ER SO BB IBB HBP BLK WP HR S P ERA WHIP	IP WLS BF H R ER SO BB IBB HBP BLK WP HR S P ERA WHIP	IP WLS BF H R ER SO BB IBB HBP BLK WP HR S P ERA WHIP	IP WLS BF H R ER SO BB IBB HBP BLK WP HR S P ERA WHIP	IP WLS BF H R ER SO BB IBB HBP BLK WP HR S P ERA WHIP	IP WLS BF H R ER SO BB IBB HBP BLK WP HR S P ERA WHIP	IP WLS BF H R ER SO BB IBB HBP BLK WP HR S P ERA WHIP	IP WLS BF H R ER SO BB IBB HBP BLK WP HR S P ERA WHIP	IP WLS BF H R ER SO BB IBB HBP BLK WP HR S P ERA WHIP	IP WLS BF H R ER SO BB IBB HBP BLK WP HR S P ERA WHIP	IP WLS BF H R ER SO BB IBB HBP BLK WP HR S P ERA WHIP	IP WLS BF H R ER SO BB IBB HBP BLK WP HR S P ERA WHIP	IP WLS BF H R ER SO BB IBB HBP BLK WP HR S P ERA WHIP	IP WLS BF H R ER SO BB IBB HBP BLK WP HR S P ERA WHIP

**Toronto Blue Jays @ Detroit Tigers**  
**Joker Marchant Stadium, Lakeland, FL**  
 Tue Mar 01 2011, 1:09 PM - 3:44 PM EST  
 Att. 3,936 - Overcast - 76 F

livebaseballscores.com

AB 33  
 R 6  
 H 11  
 RBI 6  
 BB 5  
 SO 3  
 LOB 18





Batter	1	2	3	4	5	6	7	8	9	AB	R	H	RBI	BB	SO	LOB	TOP					
92 T.J. Steele, R OBP: 0.571, SLG: 0.714										4	2	2	0	0	0	1	<b>Houston Astros @ Detroit Tigers</b> Joker Marchant Stadium, Lakeland, FL Wed Mar 02 2011, 1:10 PM - 3:37 PM EST Att: 3,722 - Cloudy - 77 F					
36 Angel Sanchez, R OBP: 0.200, SLG: 0.200										4	1	1	1	0	2	2						
9 Hunter Pence, R OBP: 0.556, SLG: 1.000 81 Austin Wates, R										3	0	2	1	0	0	1						
68 Brian Dopirak, R OBP: 0.167, SLG: 0.167										4	0	0	0	0	1	5						
23 Chris Johnson, R OBP: 0.333, SLG: 0.200 26 Oswaldo Navarro, R OBP: 0.500, SLG: 2.000										3	0	0	0	0	1	1						
91 Koby Clemens, R OBP: 0.143, SLG: 0.143										4	0	1	0	0	1	1						
15 Jason Castro, L 71 Carlos Corporan, S										3	0	0	0	0	0	1						
93 Drew Locke, R										3	1	0	0	1	1	1						
12 Tommy Manzella, R OBP: 0.500, SLG: 0.625 11 Jason Bourgeois, R (8, PR)										3	0	2	0	0	0	1						
<b>Inning Stats</b>	R: 1 E: 0 K: 1 S: 7	H: 2 LOB: 1 BB: 0 P: 7	R: 0 E: 0 K: 1 S: 6	H: 1 LOB: 1 BB: 0 P: 6	R: 0 E: 0 K: 2 S: 8	H: 0 LOB: 1 BB: 0 P: 8	R: 0 E: 0 K: 1 S: 5	H: 0 LOB: 0 BB: 0 P: 5	R: 1 E: 0 K: 0 S: 3	H: 1 LOB: 0 BB: 1 P: 10	R: 0 E: 0 K: 0 S: 3	H: 0 LOB: 0 BB: 0 P: 3	R: 0 E: 0 K: 0 S: 3	H: 0 LOB: 0 BB: 0 P: 3	R: 4 E: 0 K: 0 S: 8	H: 4 LOB: 1 BB: 0 P: 10		R: 0 E: 0 K: 0 S: 3	H: 0 LOB: 0 BB: 0 P: 3	1B: 5 2B: 3 3B: 1 HR: 1	SF: 0 SAC: 1 DP: 2 HBP: 0	WP: 0 PB: 0 SB: 1 CS: 0
<b>PITCHER</b>	IP WLS BF H R ER SO BB IBB HBP BLK WP HR S P ERA WHIP	40 Phil Coke, L (1, 1) 3.0 L 13 3 0 1 1 4 0 0 0 0 0 0 0 5 10 3.00 1.000 53 Joaquin Benoit, R (4, 1) 1.0 3 0 0 0 0 1 0 0 0 0 0 0 0 5 5 0.00 0.000 46 Jose Valverde, R (5, 1) 1.0 4 1 1 1 1 1 0 0 0 0 0 0 0 5 10 9.00 2.000 56 Jose Ortega, R (6, 1) 1.0 3 1 0 0 0 0 0 0 0 0 0 0 0 3 3 0.00 1.000 64 Duane Below, L (7, 1) 2.0 10 4 4 4 0 0 0 0 0 0 0 1 11 13 18.00 2.000																				

AB	34
R	6
H	9
RBI	5
BB	1
SO	6
LOB	14



Batter	1	2	3	4	5	6	7	8	9	AB	R	H	RBI	BB	SO	LOB	BOTTOM			
14 Austin Jackson, R OBP: 0.462, SLG: 0.364 72 Andy Dirks, L OBP: 0.500, SLG: 0.556										3	0	0	0	0	0	1	<b>Houston Astros @ Detroit Tigers</b> Joker Marchant Stadium, Lakeland, FL Wed Mar 02 2011, 1:10 PM - 3:37 PM EST Att: 3,722 - Cloudy - 77 F			
57 Casper Wells, R OBP: 0.444, SLG: 0.500										3	0	2	0	1	1	1				
30 Magglio Ordonez, R OBP: 0.091, SLG: 0.091 34 Clete Thomas, L OBP: 0.500, SLG: 0.625										2	0	0	0	0	0	2				
24 Miguel Cabrera, R OBP: 0.200, SLG: 0.222 65 Scott Thorman, L										3	0	0	0	0	0	1				
41 Victor Martinez, S OBP: 0.273, SLG: 0.300 25 Ryan Raburn, R OBP: 0.417, SLG: 0.818										2	0	0	0	0	0	0				
27 Jhonny Peralta, R OBP: 0.200, SLG: 0.300 19 Cale Iorg, R OBP: 0.200, SLG: 0.800										2	0	0	0	0	0	0				
15 Brandon Inge, R OBP: 0.300, SLG: 0.400 18 Audy Ciriaco, R										2	0	0	0	0	2	0				
29 Danny Worth, R OBP: 0.333, SLG: 0.556										3	1	1	0	0	0	0				
13 Alex Avila, L OBP: 0.333, SLG: 0.143 76 Bryan Holaday, R										2	0	1	1	0	0	0				
<b>Inning Stats</b>	R: 0 E: 0 K: 0 S: 4	H: 1 LOB: 1 BB: 0 P: 4	R: 0 E: 0 K: 1 S: 5	H: 0 LOB: 0 BB: 0 P: 5	R: 0 E: 0 K: 0 S: 3	H: 1 LOB: 0 BB: 0 P: 3	R: 0 E: 0 K: 0 S: 3	H: 0 LOB: 0 BB: 0 P: 3	R: 1 E: 0 K: 0 S: 4	H: 2 LOB: 1 BB: 1 P: 8	R: 0 E: 0 K: 0 S: 3	H: 0 LOB: 0 BB: 0 P: 3	R: 0 E: 0 K: 0 S: 3	H: 0 LOB: 0 BB: 0 P: 3	R: 2 E: 0 K: 1 S: 6	H: 1 LOB: 0 BB: 1 P: 11		1B: 3 2B: 2 3B: 0 HR: 0	SF: 0 SAC: 0 DP: 2 HBP: 0	WP: 1 PB: 0 SB: 0 CS: 0
<b>PITCHER</b>	IP WLS BF H R ER SO BB IBB HBP BLK WP HR S P ERA WHIP	30 J.A. Happ, L (1, 1) 2.0 W 7 1 0 0 0 1 0 0 0 0 0 0 0 6 7 0.00 0.500 48 Ross Wolf, R (3, 1) 2.0 H 6 1 0 0 0 0 0 0 0 0 0 0 0 6 7 0.00 0.500 59 Wilton Lopez, R (5, 1) 1.0 H 3 0 0 0 0 1 0 0 0 0 0 0 0 5 5 0.00 0.000 44 Sergio Escalona, L (6, 1) 1.0 H 5 2 1 1 0 1 0 0 0 0 0 0 4 8 9.00 3.000 67 David Carpenter, R (7, 1) 2.0 H 6 0 0 0 0 0 0 0 0 0 0 0 6 6 0.00 0.000																		

AB	30
R	3
H	5
RBI	3
BB	2
SO	3
LOB	6



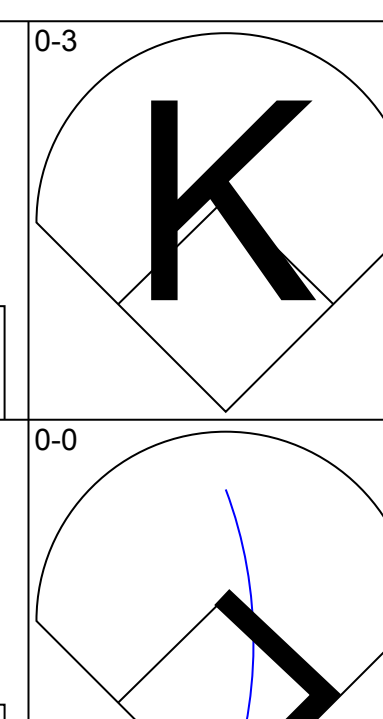
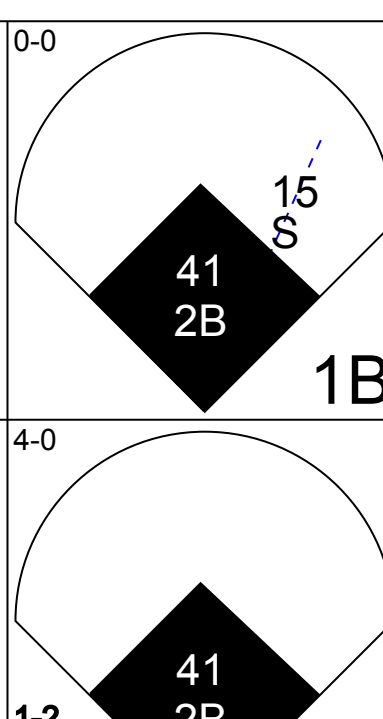
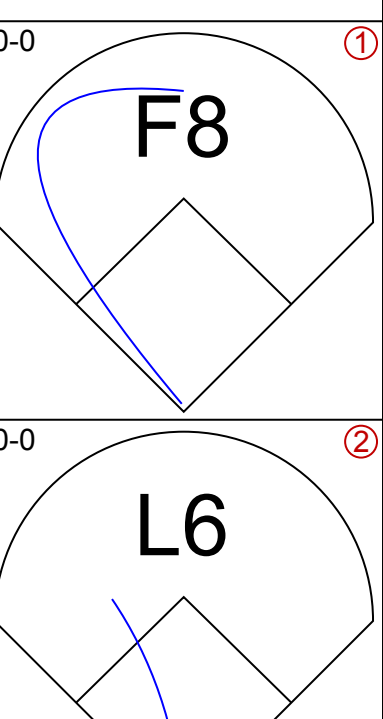
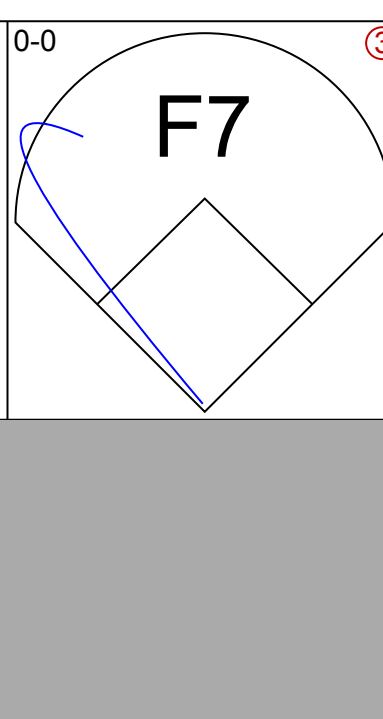
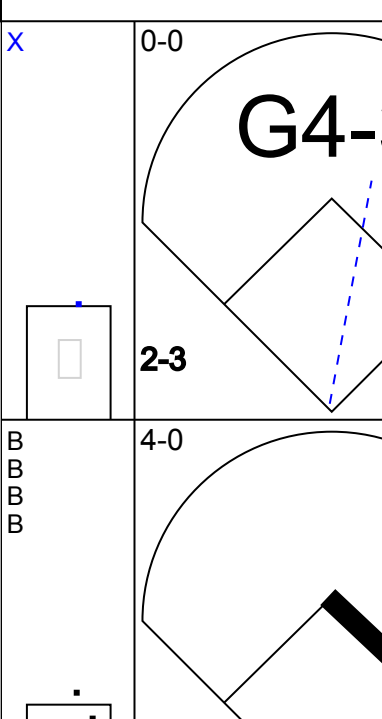
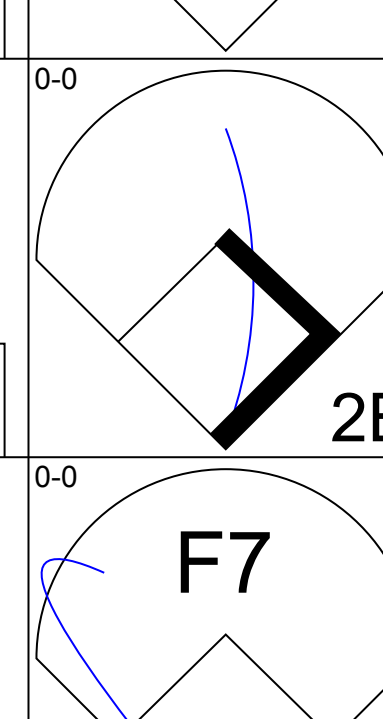
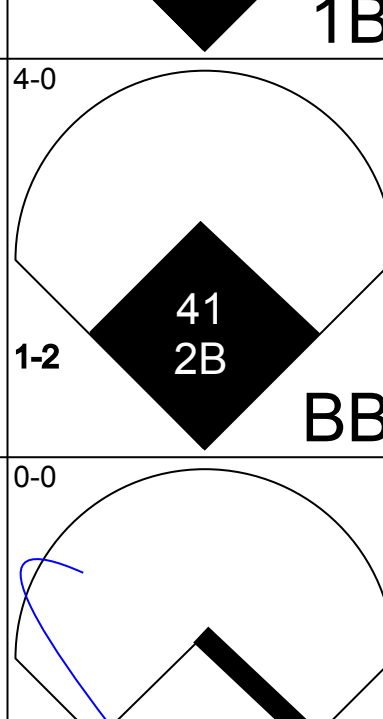
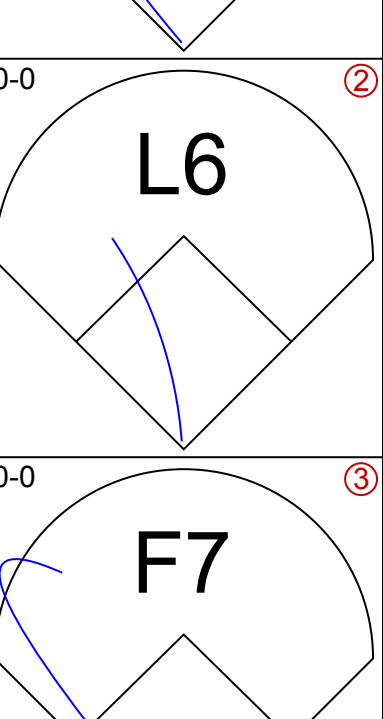
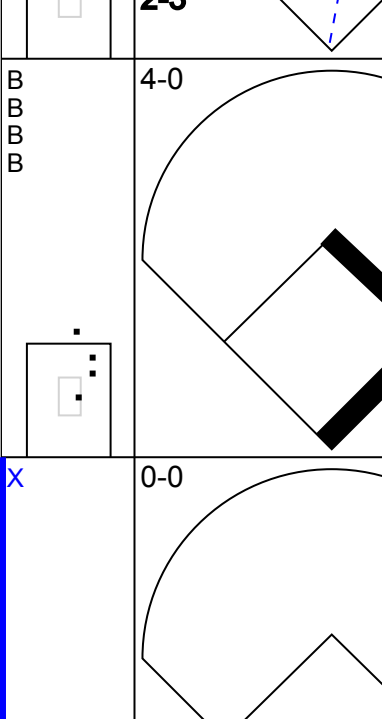
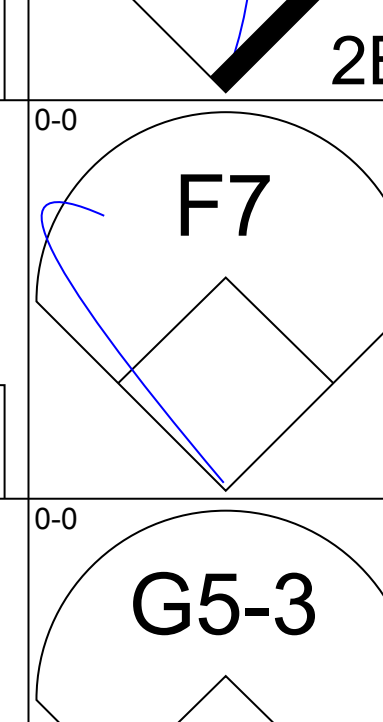
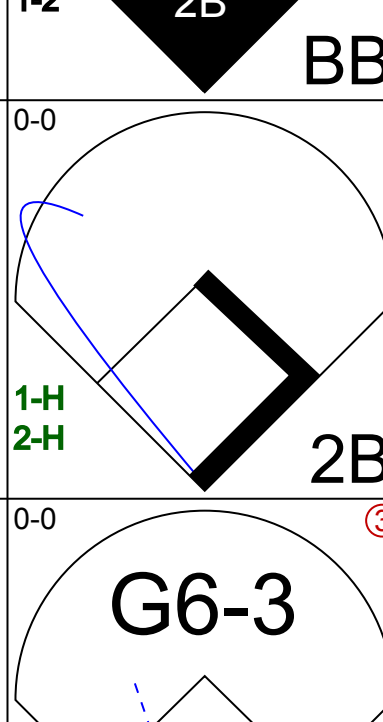
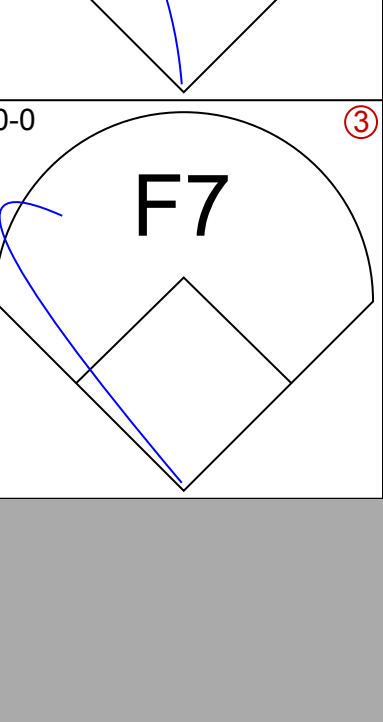
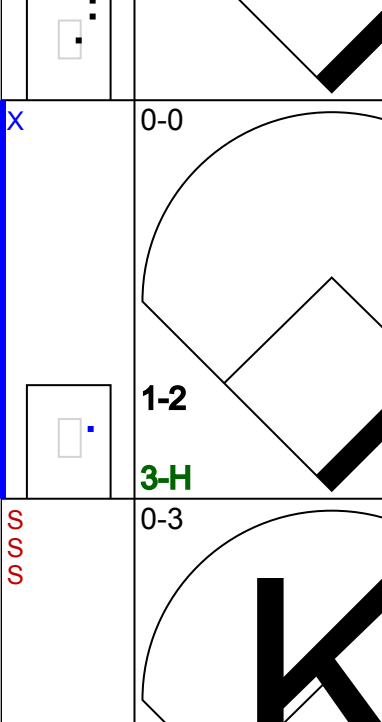
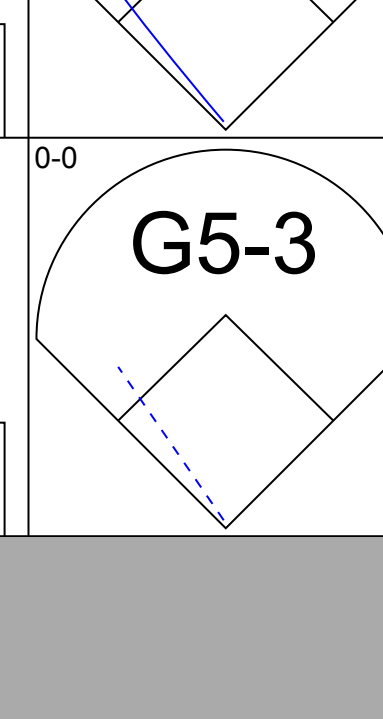
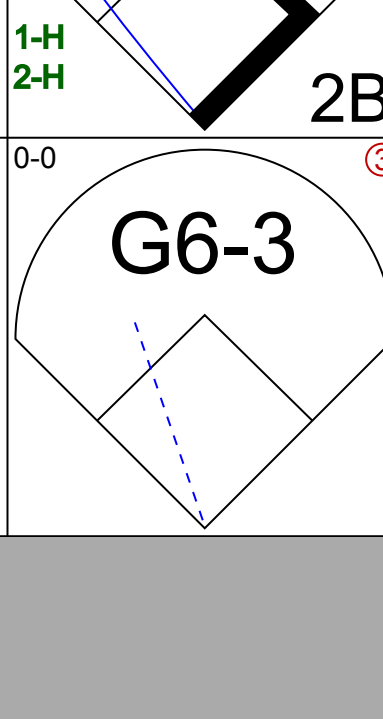

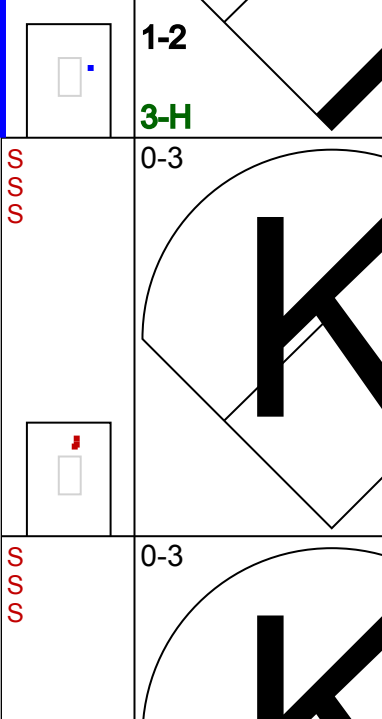



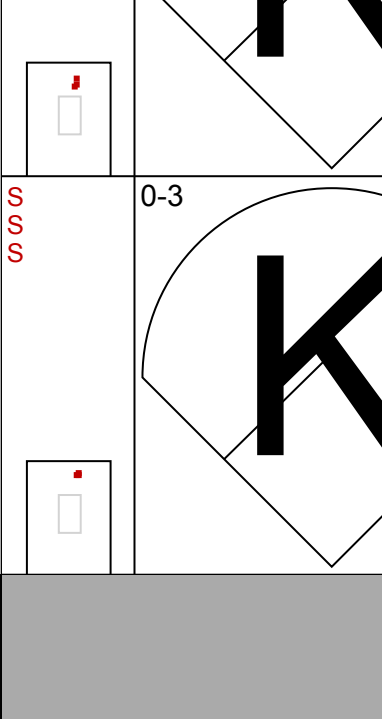


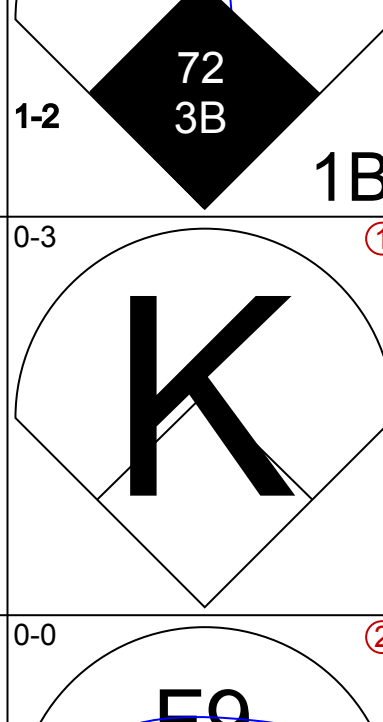
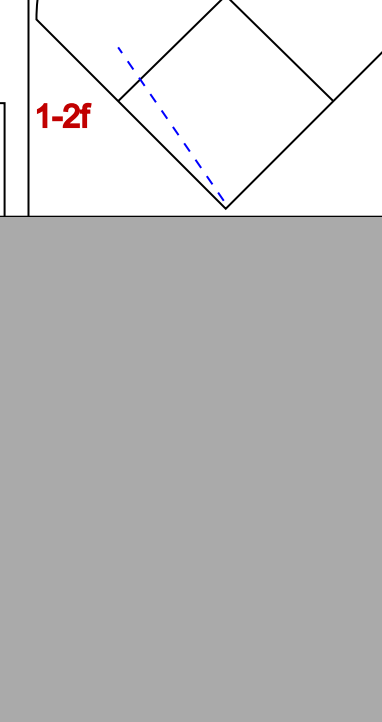
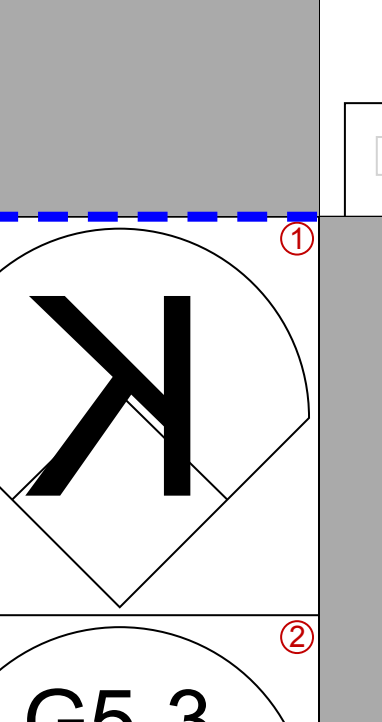

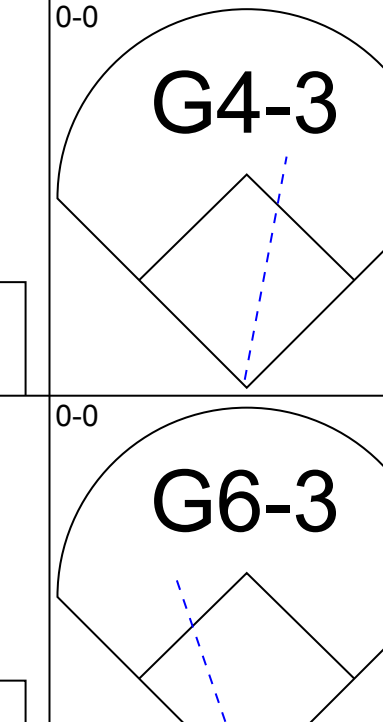
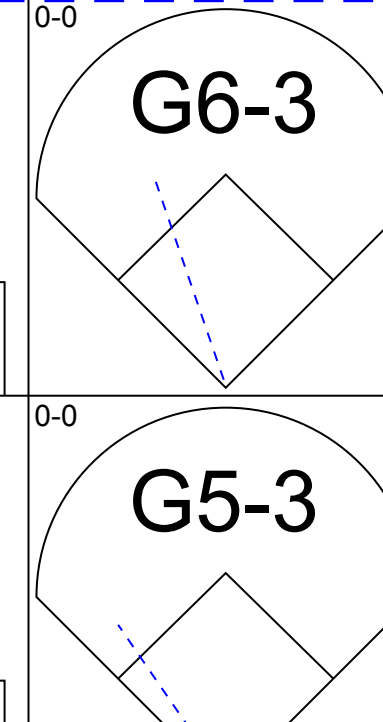
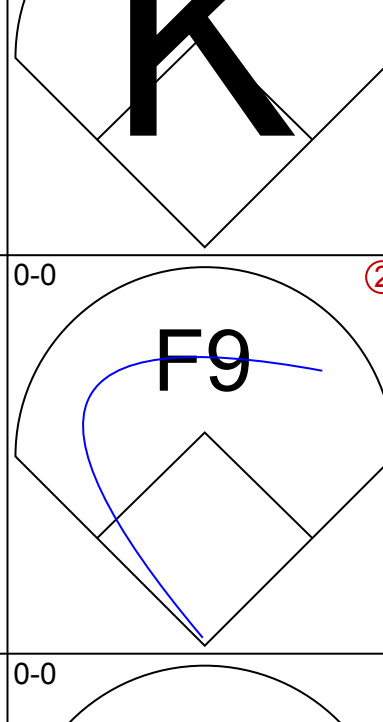


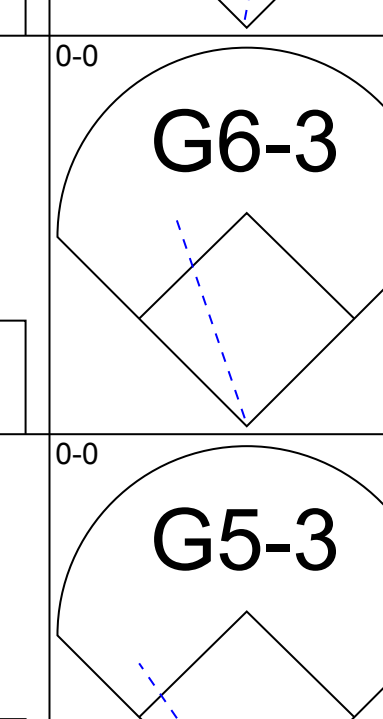
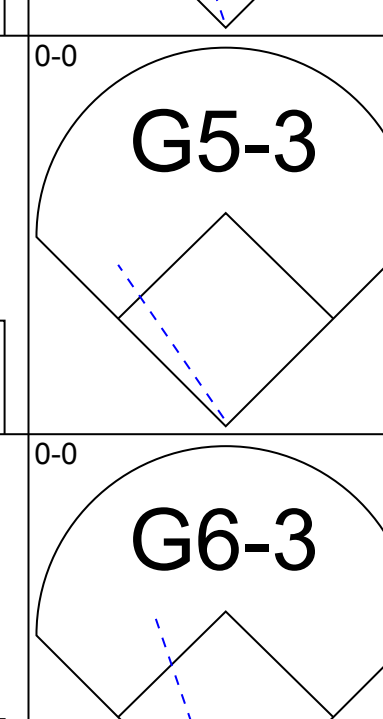
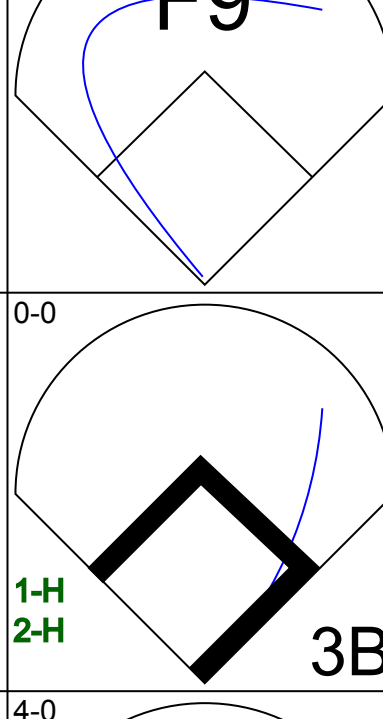


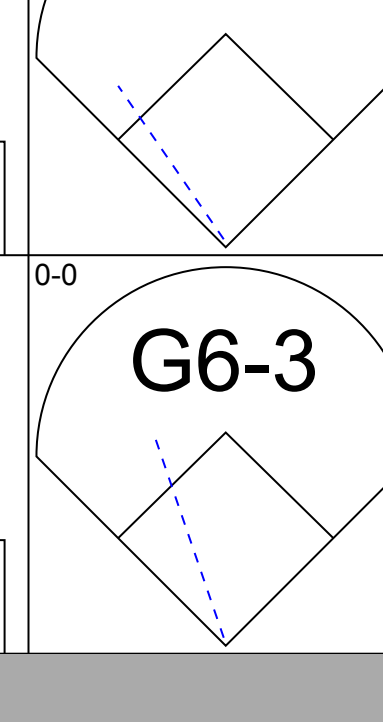
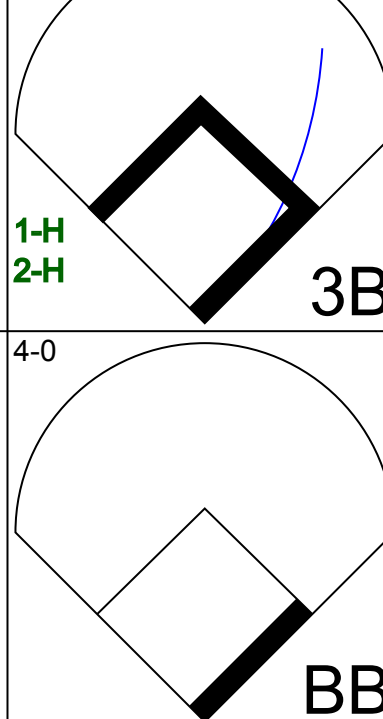
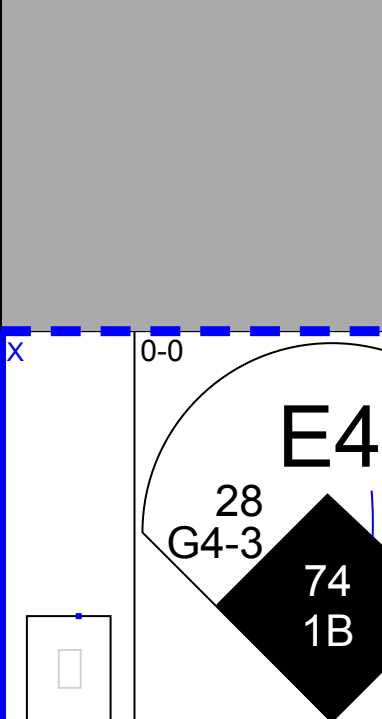

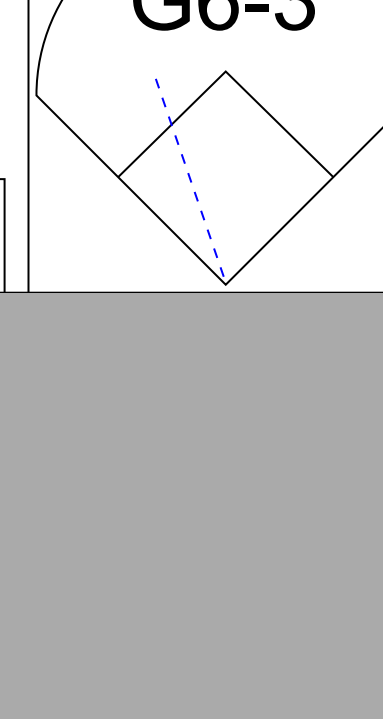
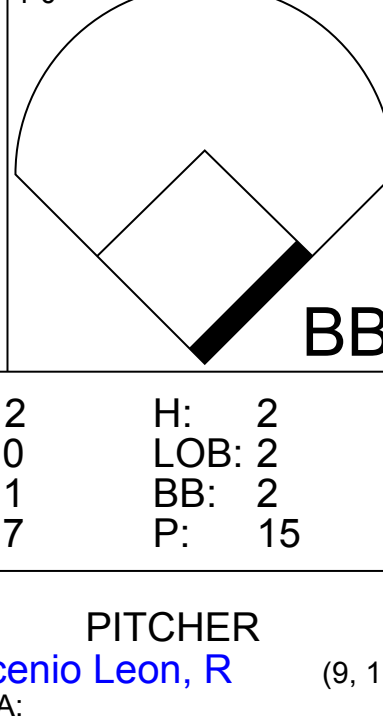
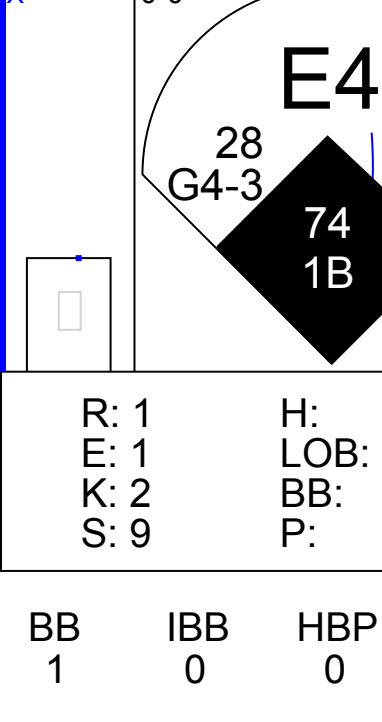
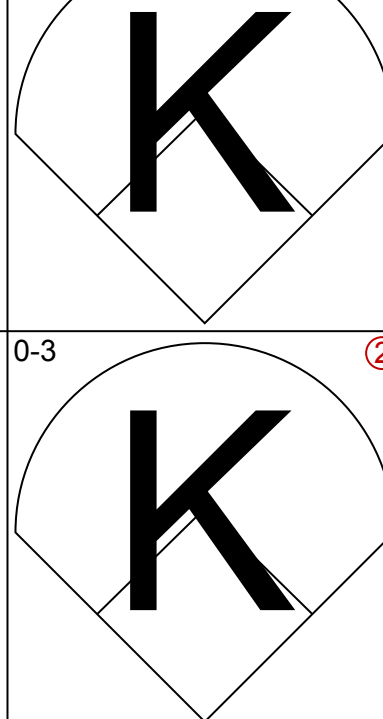
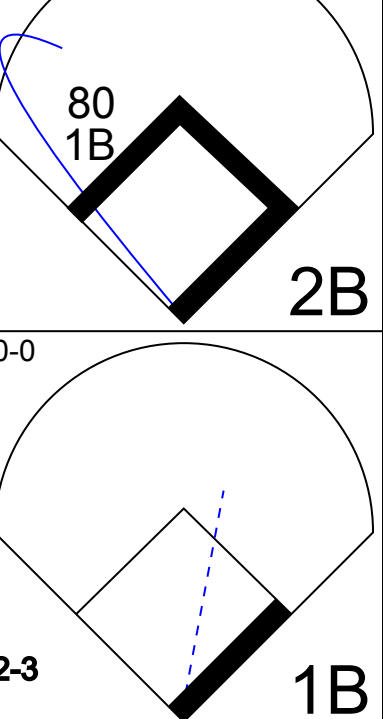
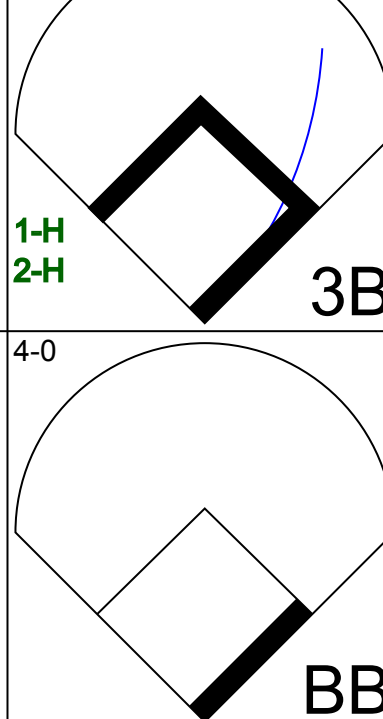

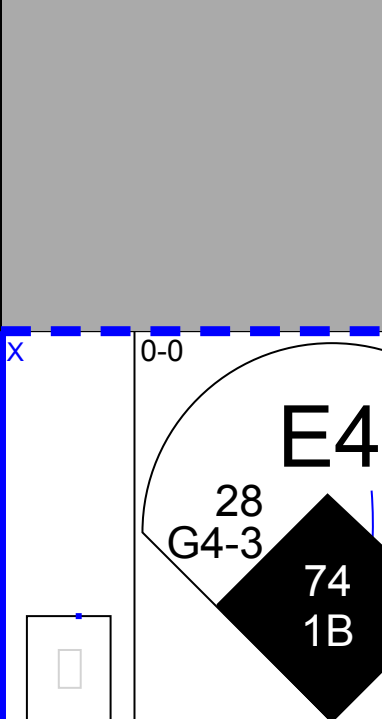
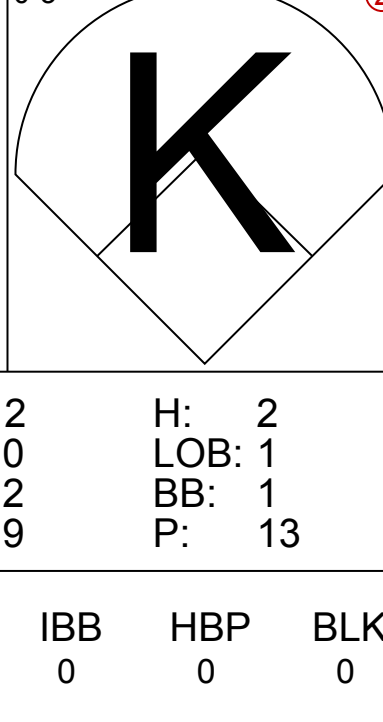
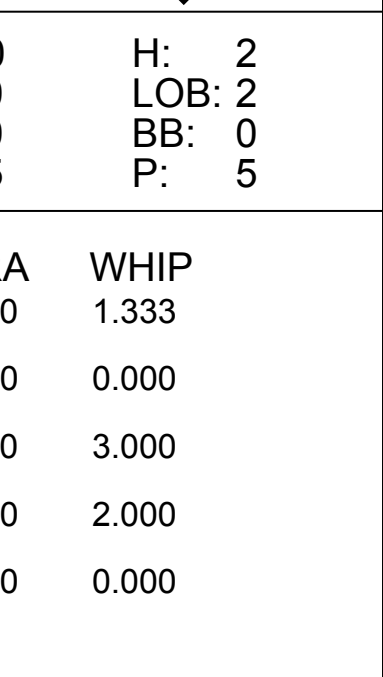
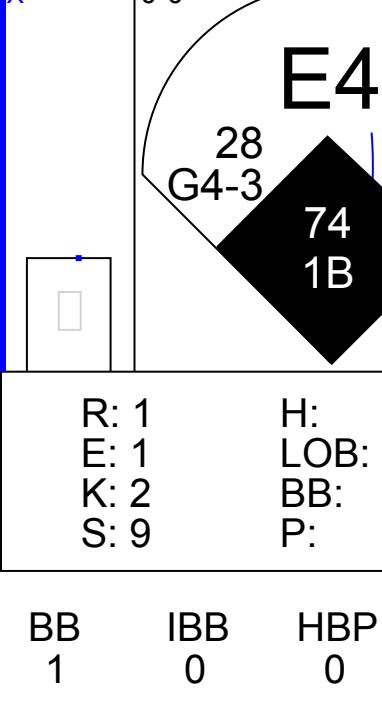
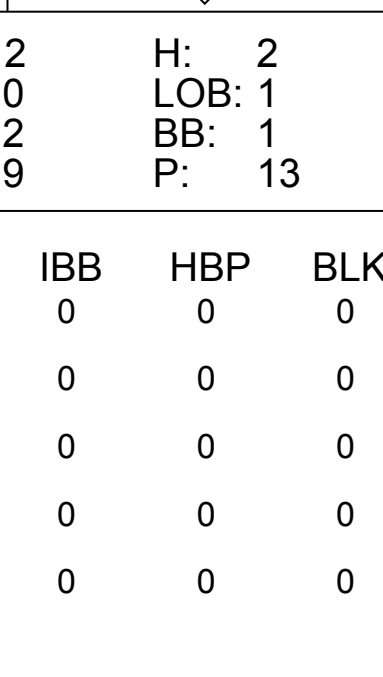
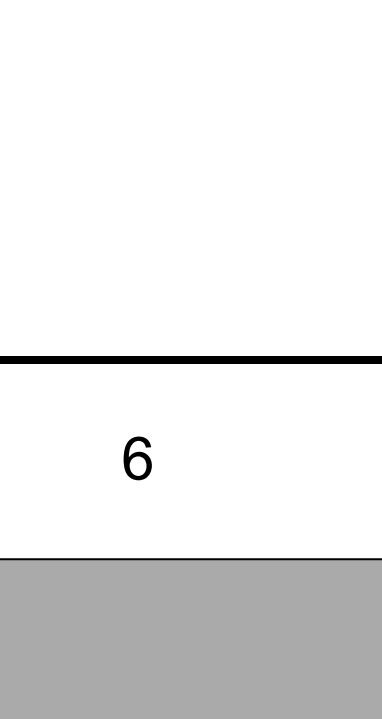
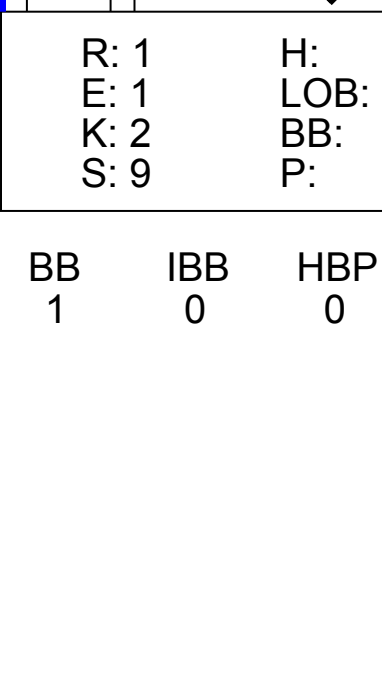








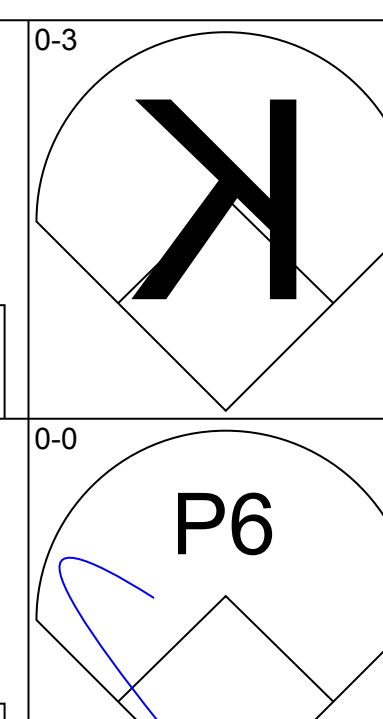
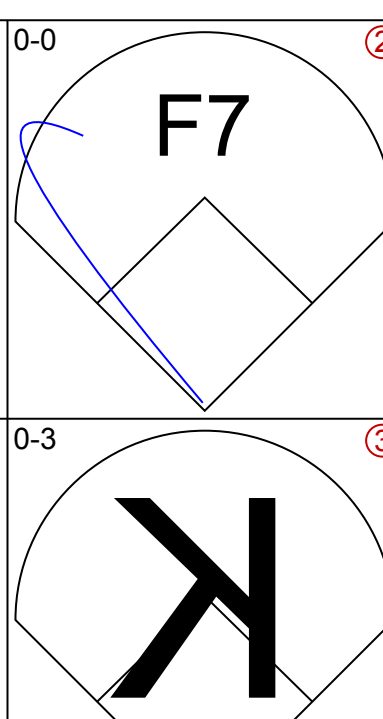

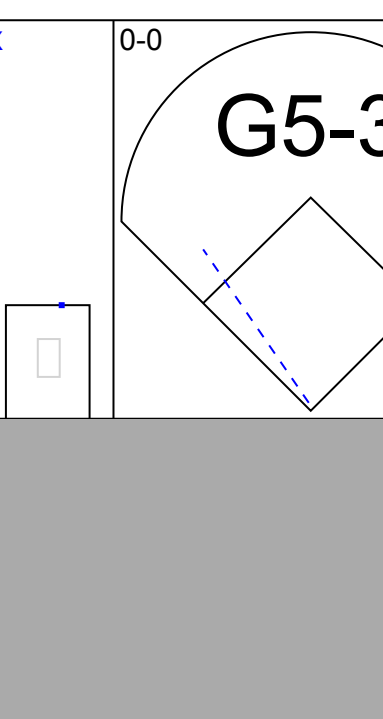
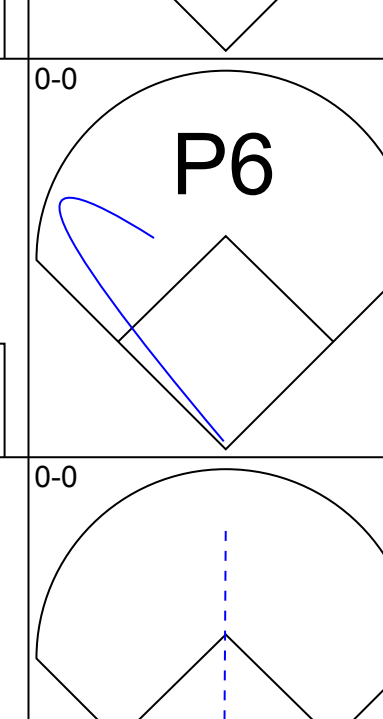


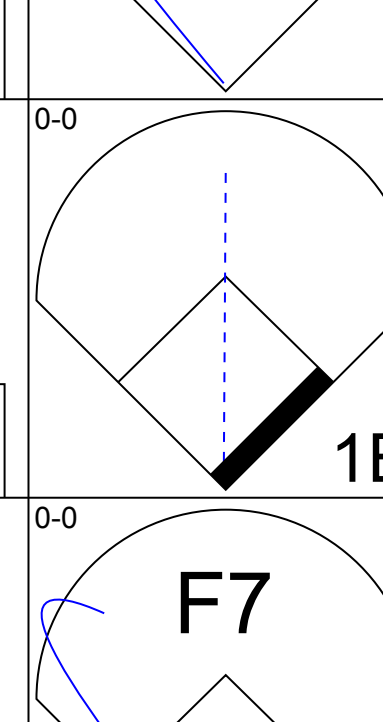


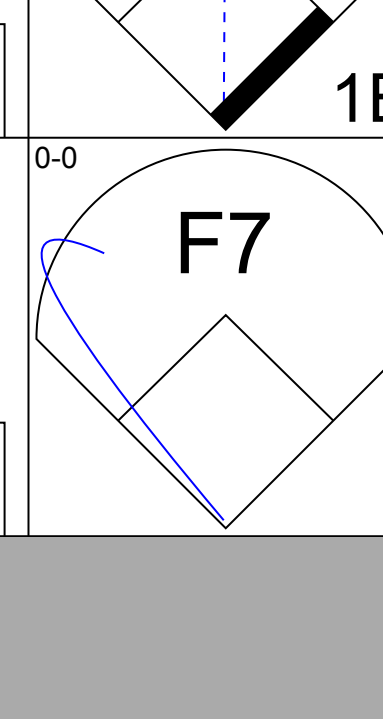



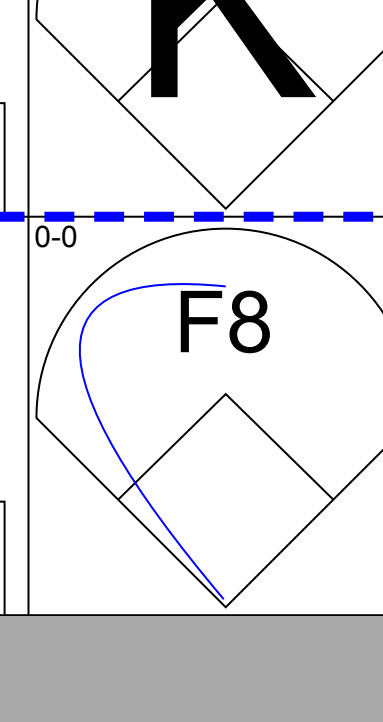


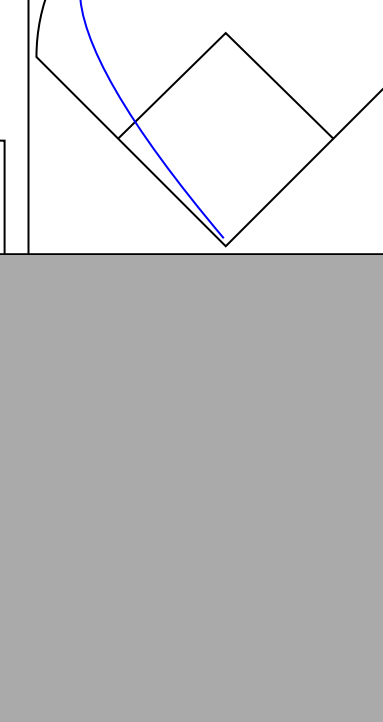
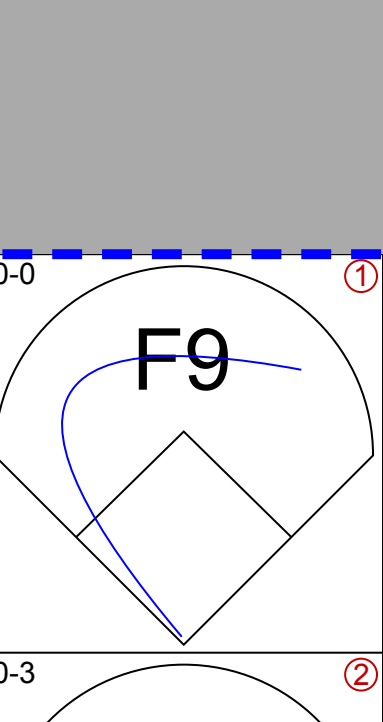


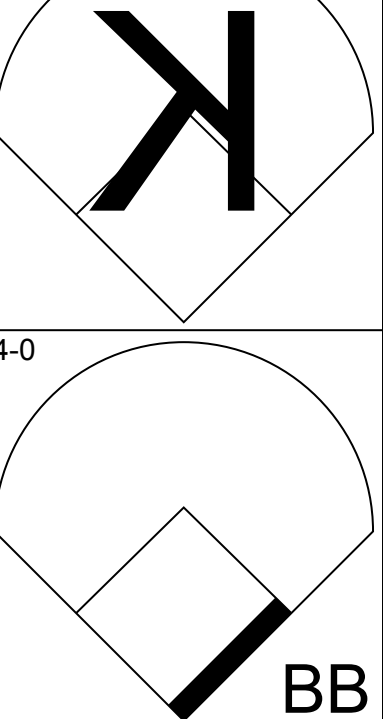


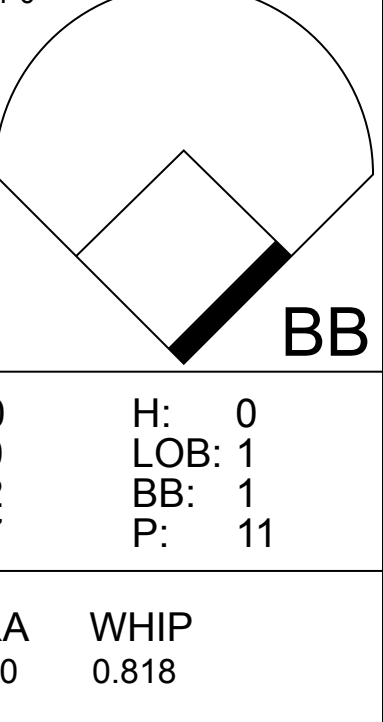
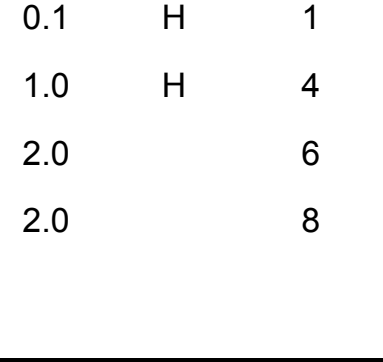





Batter	1	2	3	4	5	6	7	8	9	AB	R	H	RBI	BB	SO	LOB	TOP																				
28 Will Rhymes, L OBP: 0.250, SLG: 0.200										5	1	1	0	0	1	5	Detroit Tigers @ Houston Astros Osceola County Stadium, Kissimmee, FL Sat Mar 05 2011, 1:08 PM - 3:44 PM EST Att: 2,724 - Partly Cloudy - 73 F																				
15 Brandon Inge, R OBP: 0.294, SLG: 0.375										3	1	1	0	1	1	2																					
29 Danny Worth, R OBP: 0.364, SLG: 0.500										0	0	0	0	1	0	0																					
41 Victor Martinez, S OBP: 0.278, SLG: 0.353										4	0	2	2	0	0	3																					
74 John Murrian, R OBP: 0.667, SLG: 1.000										1	0	1	1	0	0	0																					
33 Ryan Stribey, R OBP: 0.300, SLG: 0.474										4	1	1	0	1	1	4																					
27 Jhonny Peralta, R OBP: 0.235, SLG: 0.353										4	1	1	0	0	0	2																					
70 Argenis Diaz, R										1	0	0	0	0	1	2																					
34 Clete Thomas, L OBP: 0.375, SLG: 0.429										4	0	0	0	0	2	2																					
75 Avisail Garcia, R										4	0	0	0	0	0	2																					
72 Andy Dirks, L OBP: 0.471, SLG: 0.750										4	0	2	2	0	1	0																					
80 Ben Guez, R OBP: 0.571, SLG: 0.250										2	0	1	0	1	1	0																					
77 Pat Leyland, R										1	1	0	0	0	0	0																					
<b>Inning Stats</b>	R: 0 E: 0 K: 1 S: 6	H: 1 LOB: 1 BB: 0 P: 6	R: 0 E: 0 K: 0 S: 3	H: 0 LOB: 0 BB: 0 P: 3	R: 2 E: 0 K: 2 S: 9	H: 2 LOB: 1 BB: 1 P: 13	R: 0 E: 0 K: 0 S: 3	H: 0 LOB: 0 BB: 0 P: 3	R: 0 E: 0 K: 0 S: 5	H: 2 LOB: 2 BB: 0 P: 5	R: 2 E: 0 K: 1 S: 7	H: 2 LOB: 1 BB: 2 P: 15	R: 0 E: 0 K: 1 S: 6	H: 2 LOB: 1 BB: 0 P: 6	R: 0 E: 0 K: 1 S: 5	H: 0 LOB: 0 BB: 0 P: 5	R: 1 E: 1 K: 2 S: 9	H: 1 LOB: 2 BB: 1 P: 13	1B: 6 2B: 3 3B: 1 HR: 0	SF: 0 SAC: 0 DP: 1 HBP: 0	WP: 0 PB: 0 SB: 1 CS: 0	PA: 41															
<b>PITCHER</b>	IP	WLS	BF	H	R	ER	SO	BB	IBB	HBP	BLK	WP	HR	S	P	ERA	WHIP	<b>PITCHER</b>		IP	WLS	BF	H	R	ER	SO	BB	IBB	HBP	BLK	WP	HR	S	P	ERA	WHIP	
51 Wandy Rodriguez, L ERA: 15.43	3.0	L	13	3	2	2	3	1	0	0	0	0	0	18	22	6.00	1.333	65 Arcenio Leon, R ERA:		1.0		6	1	1	0	2	1	0	0	0	0	0	9	13	0.00	2.000	
59 Wilton Lopez, R ERA:	4.1																																				
48 Ross Wolf, R ERA: 4.5	2.0		12	4	2	2	1	2	0	0	0	0	0	12	20	9.00	3.000																				
83 Jose Valdez, R ERA:	7.1																																				
74 Douglas Arguello, L ERA: 19.8	1.0		3	0	0	0	1	0	0	0	0	0	0	5	5	0.00	0.000																				

Detroit Tigers @ Houston Astros  
Osceola County Stadium, Kissimmee, FL  
Sat Mar 05 2011, 1:08 PM - 3:44 PM EST  
Att: 2,724 - Partly Cloudy - 73 F

AB 37  
R 5  
H 10  
RBI 5  
BB 4  
SO 8  
LOB 22



Batter	1	2	3	4	5	6	7	8	9	AB	R	H	RBI	BB	SO	LOB	BOTTOM																				
21 Michael Bourn, L OBP: 0.250, SLG: 0.200										3	0	0	0	0	2	1	Detroit Tigers @ Houston Astros Osceola County Stadium, Kissimmee, FL Sat Mar 05 2011, 1:08 PM - 3:44 PM EST Att: 2,724 - Partly Cloudy - 73 F																				
81 Austin Wates, R										1	0	0	0	0	0	0																					
14 Clint Barmes, R OBP: 0.143, SLG: 0.154										3	0	0	0	0	2	0																					
87 Jonathan Villar, S OBP: 0.500, SLG: 0.500										1	0	1	0	0	0	0																					
9 Hunter Pence, R OBP: 0.533, SLG: 0.786										3	0	2	0	0	1	0																					
93 Drew Locke, R OBP: 0.300, SLG: 0.444										1	0	0	0	0	1	1																					
45 Carlos Lee, R OBP: 0.444, SLG: 0.375										3	0	0	0	0	1	2																					
95 JB Shuck, L OBP: 0.500, SLG: 0.500										1	0	1	0	0	0	0																					
22 Bill Hall, R OBP: 0.250, SLG: 0.182										3	0	0	0	0	1	1																					
69 Jimmy Paredes, S										1	0	0	0	0	0	2																					
91 Koby Clemens, R OBP: 0.231, SLG: 0.167										4	0	1	0	0	0	3																					
94 J.D. Martinez, R										3	0	0	0	0	1	1																					
26 Oswaldo Navarro, R OBP: 0.167, SLG: 0.667										3	0	0	0	0	2	1																					
98 Jonathan Meyer, R										0	0	0	0	0	0	0																					
41 Brian Esposito, R										1	0	0	0	1	0	0																					
55 Humberto Quintero, R OBP: 0.500, SLG: 0.600										1	0	0	0	0	0	0																					
<b>Inning Stats</b>	R: 0 E: 0 K: 1 S: 6	H: 1 LOB: 1 BB: 0 P: 6	R: 0 E: 0 K: 0 S: 4	H: 1 LOB: 1 BB: 0 P: 4	R: 0 E: 0 K: 1 S: 5	H: 0 LOB: 0 BB: 0 P: 5	R: 0 E: 0 K: 1 S: 6	H: 1 LOB: 1 BB: 0 P: 6	R: 0 E: 0 K: 2 S: 7	H: 0 LOB: 1 BB: 1 P: 11	R: 0 E: 0 K: 3 S: 9	H: 0 LOB: 0 BB: 0 P: 9	R: 0 E: 0 K: 1 S: 5	H: 0 LOB: 0 BB: 0 P: 5	R: 0 E: 0 K: 1 S: 5	H: 0 LOB: 0 BB: 0 P: 5	R: 0 E: 0 K: 1 S: 7	H: 2 LOB: 2 BB: 0 P: 7	1B: 5 2B: 0 3B: 0 HR: 0	SF: 0 SAC: 0 DP: 0 HBP: 0	WP: 0 PB: 0 SB: 0 CS: 0	PA: 33															
<b>PITCHER</b>	IP	WLS	BF	H	R	ER	SO	BB	IBB	HBP	BLK	WP	HR	S	P	ERA	WHIP	<b>PITCHER</b>		IP	WLS	BF	H	R	ER	SO	BB	IBB	HBP	BLK	WP	HR	S	P	ERA	WHIP	
35 Justin Verlander, R ERA:	3.2	W	14	3	0	0	3	0	0	0	1	0	0	20	20	0.00	0.818	53 Joaquin Benoit, R ERA:		1.0	H	4	0	0	0	2	1	0	0	0	0	0	0	0	0	0	0
79 Brendan Wise, R ERA: 2.7	0.1																																				
53 Joaquin Benoit, R ERA:	5.1																																				
43 Andy Oliver, L ERA: 1.8	2.0		6	0	0	0	4	0	0	0	0	0	0	14	11	0.00	0.000																				
78 Adam Wilk, L ERA:	8.1																																				

Detroit Tigers @ Houston Astros  
Osceola County Stadium, Kissimmee, FL  
Sat Mar 05 2011, 1:08 PM - 3:44 PM EST  
Att: 2,724 - Partly Cloudy - 73 F

AB 32  
R 0  
H 5  
RBI 0  
BB 1  
SO 11  
LOB 12





Batter	1	2	3	4	5	6	7	8	9	AB	R	H	RBI	BB	SO	LOB	TOP			
14 Austin Jackson, R OBP: 0.500, SLG: 0.500 Daniel Fields, L OBP: 0.500, SLG: 0.500										3	1	1	0	0	1	1	<b>Detroit Tigers @ Toronto Blue Jays</b> Florida Auto Exchange Stadium, Dunedin, FL Sat Mar 05 2011, 1:09 PM - 3:19 PM EST Att. 3,960 - Overcast - 67 F			
13 Alex Avila, L OBP: 0.500, SLG: 0.364 63 Max St. Pierre, R (6, PR)										3	0	2	1	0	1	0				
25 Ryan Raburn, R OBP: 0.389, SLG: 0.688 29 Edwin Gomez, S										2	0	1	1	1	1	1				
24 Miguel Cabrera, R OBP: 0.188, SLG: 0.214 18 Audy Cirraco, R OBP: 0.111, SLG: 0.111										2	0	1	1	0	0	1				
32 Don Kelly, L OBP: 0.333, SLG: 0.385										4	0	1	0	0	1	4				
57 Casper Wells, R OBP: 0.500, SLG: 0.692										3	1	1	1	1	1	0				
39 Ramon Santiago, S OBP: 0.364, SLG: 0.400 19 Cate Iorg, R OBP: 0.143, SLG: 0.571										3	0	1	0	0	0	0				
20 Scott Sizemore, R OBP: 0.200, SLG: 0.214 Gustavo Nunez, S										3	0	0	0	0	1	1				
65 Scott Thorman, L OBP: 0.182, SLG: 0.100										3	1	1	0	0	1	1				
<b>Inning Stats</b>	R: 1 E: 0 K: 1 S: 7	H: 3 LOB: 1 BB: 0 P: 7	R: 0 E: 0 K: 2 S: 7	H: 0 LOB: 0 BB: 0 P: 7	R: 0 E: 0 K: 1 S: 5	H: 0 LOB: 0 BB: 0 P: 5	R: 0 E: 0 K: 1 S: 4	H: 0 LOB: 0 BB: 1 P: 8	R: 0 E: 0 K: 0 S: 3	H: 0 LOB: 0 BB: 0 P: 3	R: 2 E: 0 K: 1 S: 8	H: 3 LOB: 2 BB: 0 P: 8	R: 1 E: 0 K: 1 S: 7	H: 2 LOB: 1 BB: 0 P: 8	R: 0 E: 0 K: 0 S: 3	H: 0 LOB: 0 BB: 1 P: 3		1B: 6 2B: 2 3B: 0 HR: 1	SF: 1 SAC: 0 DP: 3 HBP: 0	WP: 0 PB: 0 SB: 0 CS: 0
<b>PITCHER</b>	IP WLS BF H R ER SO BB IBB HBP BLK WP HR S P ERA WHIP	IP WLS BF H R ER SO BB IBB HBP BLK WP HR S P ERA WHIP																		
4 Kyle Drabek, R ERA: 4.5	2.0 8 3 1 1 3 0 0 0 0 0 0 0 14 14 4.50 1.500																			
37 Jo-Jo Reyes, L ERA: 3.5	3.0 9 0 0 0 2 1 0 0 0 0 0 0 12 16 0.00 0.333																			
29 Octavio Dotel, R ERA: 22.5	1.0 6 3 2 2 1 0 0 0 0 0 0 0 8 8 18.00 3.000																			
57 Shawn Camp, R ERA: 4.5	1.0 4 2 1 1 1 0 0 0 0 0 0 1 7 8 9.00 2.000																			
44 Casey Janssen, R ERA:	1.0 W 3 0 0 0 0 0 0 0 0 0 0 0 3 3 0.00 0.000																			
<b>PITCHER</b>	IP WLS BF H R ER SO BB IBB HBP BLK WP HR S P ERA WHIP	IP WLS BF H R ER SO BB IBB HBP BLK WP HR S P ERA WHIP																		
47 Luis Perez, L ERA:	1.0 S 5 1 0 0 0 1 0 0 0 0 0 0 4 8 0.00 2.000																			

Batter	1	2	3	4	5	6	7	8	9	AB	R	H	RBI	BB	SO	LOB	BOTTOM			
43 Anthony Gose, L OBP: 0.333, SLG: 0.125 1 Darin Mastroianni, R OBP: 0.273, SLG: 0.273										3	1	0	0	1	1	0	<b>Detroit Tigers @ Toronto Blue Jays</b> Florida Auto Exchange Stadium, Dunedin, FL Sat Mar 05 2011, 1:09 PM - 3:19 PM EST Att. 3,960 - Overcast - 67 F			
6 John McDonald, R OBP: 0.384, SLG: 0.364 13 Brett Lawrie, R OBP: 0.308, SLG: 0.615										2	0	1	0	0	0	0				
26 Adam Lind, L OBP: 0.412, SLG: 0.357 28 David Cooper, L OBP: 0.417, SLG: 0.300										3	0	2	1	0	1	1				
20 Juan Rivera, R OBP: 0.385, SLG: 0.500 74 Moises Sierra, R OBP: 0.222, SLG: 0.125										3	0	1	0	0	1	2				
45 Travis Snider, L OBP: 0.500, SLG: 0.500 62 Eric Thames, L OBP: 0.467, SLG: 0.646										2	0	1	0	0	1	1				
10 Edwin Encarnación, R OBP: 0.222, SLG: 0.438 30 Michael Crouse, R										2	0	0	0	1	0	2				
31 Brian Jeroloman, L OBP: 0.400, SLG: 0.250										1	1	0	0	0	0	1				
9 J.P. Arencibia, R OBP: 0.087 14 Ryan Budde, R										2	0	0	0	0	0	1				
3 Adeiny Hechavarria, R 79 Ryan Goins, L										3	0	0	0	0	0	2				
6B Jonathan Diaz, R OBP: 0.267, SLG: 0.286										4	1	1	0	0	0	1				
<b>Inning Stats</b>	R: 0 E: 0 K: 2 S: 8	H: 1 LOB: 1 BB: 0 P: 8	R: 0 E: 0 K: 0 S: 4	H: 1 LOB: 1 BB: 0 P: 4	R: 0 E: 0 K: 1 S: 6	H: 1 LOB: 0 BB: 0 P: 6	R: 0 E: 0 K: 1 S: 5	H: 1 LOB: 0 BB: 0 P: 5	R: 0 E: 0 K: 0 S: 3	H: 0 LOB: 0 BB: 0 P: 3	R: 1 E: 0 K: 0 S: 5	H: 2 LOB: 1 BB: 0 P: 5	R: 0 E: 0 K: 0 S: 2	H: 0 LOB: 1 BB: 1 P: 6	R: 6 E: 2 K: 1 S: 11	H: 4 LOB: 1 BB: 1 P: 16	1B: 8 2B: 1 3B: 0 HR: 1	SF: 1 SAC: 0 DP: 2 HBP: 0	WP: 0 PB: 0 SB: 0 CS: 0	PA: 36
<b>PITCHER</b>	IP WLS BF H R ER SO BB IBB HBP BLK WP HR S P ERA WHIP	IP WLS BF H R ER SO BB IBB HBP BLK WP HR S P ERA WHIP																		
50 Jacob Turner, R ERA: 1.5	3.0 12 3 0 0 3 0 0 0 0 0 0 0 8 8 0.00 1.000																			
66 John Bale, L ERA:	2.0 H 6 1 0 0 1 0 0 0 0 0 0 0 8 8 0.00 0.500																			
38 Robbie Weinhardt, R ERA: 2.25	1.0 H 5 2 1 1 0 0 0 0 0 0 0 0 5 5 9.00 2.000																			
60 Brayan Villarreal, R ERA: 8.1	1.1 L 11 4 6 3 1 2 0 0 0 0 0 0 1 11 20.25 4.500																			
56 Jose Ortega, R ERA:	0.2 2 0 0 0 0 0 0 0 0 0 0 0 2 2 0.00 0.000																			



Batter	1	2	3	4	5	6	7	8	9	AB	R	H	RBI	BB	SO	LOB	TOP											
21 Wilson Valdez, R (1, 8) Cory Sullivan, L (6, 8)										3	0	3	0	0	0	0												
74 César Hernández, S (1, 4) 61 Josh Barfield, R (5, 4)										2	0	0	0	0	0	2												
10 Ben Francisco, R (1, 7) 63 Brandon Moss, L (6, 7)										3	0	0	0	0	0	0												
15 John Mayberry Jr., R (1, 9) 87 Matt Miller, R (7, 9)										3	1	1	1	0	0	0												
39 Robb Quinlan, R (1, 3)										3	0	0	0	0	0	0												
86 Tagg Bozied, R (1, 10)										3	0	0	0	0	2	0												
51 Carlos Ruiz, R (1, 2) 77 Tuffy Gosewisch, R (7, 2)										2	0	1	0	0	0	0												
73 Carlos Rivero, R (1, 5) 75 Harold Garcia, S (7, 5)										2	0	1	0	0	0	1												
71 Freddy Galvis, S (1, 6) 25 Brian Bocoock, R (5, 6)										2	0	0	0	0	1	1												
<b>Inning Stats</b>	R: 0 E: 0 K: 0 S: 3	H: 1 LOB: 0 BB: 0 P: 3	R: 1 E: 0 K: 1 S: 8	H: 2 LOB: 1 BB: 0 P: 11	R: 0 E: 0 K: 0 S: 3	H: 1 LOB: 0 BB: 0 P: 4	R: 0 E: 0 K: 0 S: 3	H: 0 LOB: 0 BB: 0 P: 3	R: 0 E: 0 K: 1 S: 6	H: 1 LOB: 1 BB: 0 P: 6	R: 0 E: 0 K: 1 S: 5	H: 0 LOB: 0 BB: 0 P: 5	R: 0 E: 0 K: 1 S: 5	H: 1 LOB: 0 BB: 0 P: 5	R: 0 E: 0 K: 0 S: 4	H: 2 LOB: 1 BB: 0 P: 4	1B: 7 2B: 1 3B: 1 HR: 1	SF: 0 SAC: 0 DP: 3 HBP: 0	WP: 0 PB: 0 SB: 0 CS: 1	PA: 31								
<b>PITCHER</b>	IP	WLS	BF	H	R	ER	SO	BB	IBB	HBP	BLK	WP	HR	S	P	ERA	WHIP											
40 Phil Coke, L (1, 1) ERA: 2.0	4.0	14	4	1	1	1	1	0	0	0	0	0	0	1	17	21	2.25	1.000										
46 Jose Velverde, R (5, 1) ERA: 2.25	1.0	4	1	0	0	1	1	0	0	0	0	0	0	6	6	0.00	1.000											
45 Ryan Perry, R (6, 1) ERA: 2.25	1.0	3	1	0	0	1	1	0	0	0	0	0	0	5	6	0.00	1.000											
36 Brad Thomas, L (7, 1) ERA: 1.8	1.0	3	0	0	0	1	1	0	0	0	0	0	0	5	5	0.00	0.000											
21 Enrique Gonzalez, R (8, 1) ERA:	1.0	3	1	0	0	1	1	0	0	0	0	0	0	5	5	0.00	1.000											
<b>PITCHER</b>	IP	WLS	BF	H	R	ER	SO	BB	IBB	HBP	BLK	WP	HR	S	P	ERA	WHIP											
64 Duane Below, L (9, 1) ERA: 7.2	1.0	W	4	2	0	0	0	0	0	0	0	0	0	4	4	0.00	2.000											

Philadelphia Phillies @ Detroit Tigers  
Joker Marchant Stadium, Lakeland, FL  
Sun Mar 06 2011, 1:09 PM - 3:19 PM EST  
Att: 6,693 - Cloudy - 79 F

AB 31  
R 1  
H 9  
RBI 1  
BB 0  
SO 5  
LOB 10



Batter	1	2	3	4	5	6	7	8	9	AB	R	H	RBI	BB	SO	LOB	BOTTOM										
14 Austin Jackson, R (1, 8) 32 Don Kelly, L (7, 8)										3	0	0	0	0	1	0											
34 Clete Thomas, L (1, 9)										4	0	0	0	0	0	1											
72 Andy Dirks, L (1, 7)										3	0	2	0	1	0	0											
24 Miguel Cabrera, R (1, 3) 65 Scott Thorman, L (8, 3)										3	0	0	0	0	1	3											
41 Victor Martinez, S (1, 10) 33 Ryan Strieby, R (7, PH) OBP: 0.286, SLG: 0.450										2	0	0	0	0	0	0											
15 Brandon Inge, R (1, 5) 18 Audy Ciriaco, R (5, FR) OBP: 0.100, SLG: 0.100										1	0	0	0	1	1	0											
76 Bryan Holaday, R (1, 2) OBP: 0.250, SLG: 1.000										3	1	1	1	0	0	1											
28 Will Rhymes, L (1, 4) 70 Argenis Diaz, R (7, 4)										2	0	0	0	0	0	0											
29 Danny Worth, R (1, 6) OBP: 0.286, SLG: 0.385										3	0	0	0	0	1	0											
<b>Inning Stats</b>	R: 0 E: 0 K: 0 S: 4	H: 1 LOB: 1 BB: 0 P: 4	R: 0 E: 0 K: 1 S: 5	H: 0 LOB: 0 BB: 0 P: 5	R: 0 E: 0 K: 0 S: 3	H: 0 LOB: 0 BB: 0 P: 3	R: 0 E: 0 K: 0 S: 2	H: 0 LOB: 1 BB: 1 P: 6	R: 0 E: 0 K: 0 S: 2	H: 0 LOB: 0 BB: 1 P: 6	R: 0 E: 0 K: 1 S: 5	H: 0 LOB: 1 BB: 0 P: 5	R: 0 E: 1 K: 1 S: 6	H: 0 LOB: 1 BB: 0 P: 6	R: 1 E: 0 K: 3 S: 10	H: 1 LOB: 0 BB: 0 P: 10	R: 1 E: 0 K: 0 S: 4	H: 3 LOB: 2 BB: 0 P: 4	1B: 4 2B: 0 3B: 0 HR: 1	SF: 0 SAC: 0 DP: 2 HBP: 0	WP: 0 PB: 0 SB: 0 CS: 0	PA: 31					
<b>PITCHER</b>	IP	WLS	BF	H	R	ER	SO	BB	IBB	HBP	BLK	WP	HR	S	P	ERA	WHIP										
38 Kyle Kendrick, R (1, 1) David Herndon, R (4, 1) ERA:	3.0	10	6	0	0	1	0	2	0	0	0	0	0	4	12	0.00	1.000										
78 Michael Schwimer, R (6, 1) ERA: 13.5	1.0	H	3	0	0	0	1	0	0	0	0	0	0	5	5	0.00	0.000										
84 Juan Pablo Perez, L (7, 1) ERA: 3.0	1.0	H	4	0	0	0	1	0	0	0	0	0	0	6	6	0.00	0.000										
68 Michael Stutes, R (8, 1) ERA: 1.8	1.0	B	4	1	1	1	3	0	0	0	0	0	1	10	10	9.00	1.000										
<b>PITCHER</b>	IP	WLS	BF	H	R	ER	SO	BB	IBB	HBP	BLK	WP	HR	S	P	ERA	WHIP										
89 Matt Anderson, R (9, 1) ERA: 6.75	0,1	L	4	3	1	1	0	0	0	0	0	0	0	4	4	27.00	9.000										

Philadelphia Phillies @ Detroit Tigers  
Joker Marchant Stadium, Lakeland, FL  
Sun Mar 06 2011, 1:09 PM - 3:19 PM EST  
Att: 6,693 - Cloudy - 79 F

AB 29  
R 2  
H 5  
RBI 2  
BB 2  
SO 6  
LOB 6





Batter	1	2	3	4	5	6	7	8	9	AB	R	H	RBI	BB	SO	LOB	TOP								
34 Clete Thomas, L (1, 9) 75 Avisail Garcia, R (6, 9)										3	0	1	0	0	1	0									
72 Andy Dirks, L (1, 7) OBP: 0.520, SLG: 0.826										4	2	2	0	0	0	1									
27 Jhonny Peralta, R (1, 6) 70 Argenis Diaz, R (6, PR) OBP: 0.400, SLG: 0.250										3	0	2	0	0	0	1									
41 Victor Martinez, S (1, 10) 73 Brandon Douglas, R (9, PR) (9, 10)										4	0	0	2	0	0	4									
15 Brandon Inge, R (1, 5) 18 Audy Ciriaco, R (7, 5) OBP: 0.091, SLG: 0.091										3	0	0	0	0	2	0									
13 Alex Avila, L (1, 2) 74 John Murrin, R (7, 2) OBP: 0.500, SLG: 0.750										3	0	1	0	0	1	0									
32 Don Kelly, L (1, 4) OBP: 0.366, SLG: 0.375										2	0	0	0	1	1										
57 Casper Wells, R (1, 8) OBP: 0.421, SLG: 0.563										3	0	0	0	0	0	1									
65 Scott Thorman, L (1, 3) OBP: 0.200, SLG: 0.143										3	0	0	0	0	1	1									
<b>Inning Stats</b>	R: 1 E: 0 K: 0 S: 4	H: 2 LOB: 0 BB: 0 P: 4	R: 0 E: 0 K: 0 S: 3	H: 1 LOB: 0 BB: 0 P: 3	R: 0 E: 0 K: 0 S: 3	H: 0 LOB: 0 BB: 0 P: 3	R: 1 E: 0 K: 1 S: 6	H: 1 LOB: 0 BB: 0 P: 6	R: 0 E: 0 K: 1 S: 5	H: 0 LOB: 1 BB: 1 P: 10	R: 0 E: 0 K: 3 S: 9	H: 0 LOB: 0 BB: 0 P: 9	R: 0 E: 0 K: 1 S: 5	H: 0 LOB: 0 BB: 0 P: 5	R: 0 E: 0 K: 1 S: 7	H: 2 LOB: 3 BB: 0 P: 8	1B: 5 2B: 1 3B: 1 HR: 0	SF: 0 SAC: 0 DP: 1 HBP: 0	WP: 0 PB: 0 SB: 2 CS: 0	PA: 34					
<b>PITCHER</b>	IP: 4.0 WLS: L BF: 14	H: 4 R: 2 ER: 2 SO: 1	BB: 0 IBB: 0 HBP: 0 BLK: 0	WP: 0 HR: 0 S: 16 P: 10	ERA: 4.50 WHIP: 1.000	IP: 1.0 WLS: S BF: 5	H: 2 R: 0 ER: 0 SO: 1	BB: 0 IBB: 0 HBP: 0 BLK: 0	WP: 0 HR: 0 S: 7 P: 8	ERA: 0.00 WHIP: 2.000															
43 R.A. Dickey, R (1, 1) ERA: 3.88	45 Jason Istringhausen, R (5, 1) ERA:	50 Michael O'Connor, L (6, 1) ERA:	18 Ryota Igarashi, R (7, 1) ERA: 6.0	40 Tim Byrdak, L (8, 1) ERA:											39 Bobby Parnell, R (9, 1) ERA: 2.25										

**Detroit Tigers @ New York Mets**  
 Digital Domain Park, Port St. Lucie, FL  
 Mon Mar 07 2011, 1:10 PM - 3:51 PM EST  
 Att: 5,924 - Sunny - 70 F

AB 32  
 R 2  
 H 7  
 RBI 2  
 BB 1  
 SO 8  
 LOB 13



Batter	1	2	3	4	5	6	7	8	9	AB	R	H	RBI	BB	SO	LOB	BOTTOM								
1 Luis Castillo, S (1, 4) 4 Brad Emaus, R (6, 4) OBP: 0.364, SLG: 0.125										3	0	0	0	0	2										
22 Willie Harris, L (1, 10) OBP: 0.333, SLG: 0.400										4	0	0	0	0	1										
16 Angel Pagan, S (1, 8) 72 Kirk Nieuwenhuis, L (6, 8) OBP: 0.158, SLG: 0.167										2	0	1	0	0	0	0									
44 Jason Bay, R (1, 7) 21 Lucas Duda, L (6, 7) OBP: 0.273, SLG: 0.500										2	0	1	0	0	1	1									
26 Fernando Martinez, L (1, 9) OBP: 0.500, SLG: 0.706										3	0	0	0	1	1	0									
6 Nick Evans, R (1, 3) OBP: 0.417, SLG: 0.455										3	0	1	0	0	0	2									
30 Josh Thole, L (1, 2) 62 Dusty Ryan, R (6, 2) OBP: 0.125, SLG: 0.250										2	1	1	0	0	1	1									
65 Zach Lutz, R (1, 5) OBP: 0.300, SLG: 0.125										2	0	1	0	1	1	1									
11 Rubén Tejada, R (1, 6) 3 Luis Hernandez, S (7, 6) OBP: 0.385, SLG: 0.385										2	0	0	0	0	1	2									
<b>Inning Stats</b>	R: 0 E: 0 K: 1 S: 6	H: 1 LOB: 1 BB: 0 P: 6	R: 0 E: 0 K: 2 S: 8	H: 1 LOB: 0 BB: 0 P: 8	R: 0 E: 0 K: 1 S: 5	H: 0 LOB: 0 BB: 0 P: 5	R: 0 E: 0 K: 0 S: 3	H: 1 LOB: 1 BB: 1 P: 7	R: 1 E: 0 K: 1 S: 6	H: 1 LOB: 1 BB: 1 P: 11	R: 0 E: 0 K: 2 S: 8	H: 1 LOB: 2 BB: 1 P: 12	R: 0 E: 0 K: 0 S: 3	H: 0 LOB: 0 BB: 0 P: 3	R: 0 E: 0 K: 1 S: 4	H: 0 LOB: 0 BB: 0 P: 5	1B: 4 2B: 1 3B: 0 HR: 0	SF: 0 SAC: 0 DP: 2 HBP: 1	WP: 1 PB: 0 SB: 1 CS: 0	PA: 34					
<b>PITCHER</b>	IP: 3.1 WLS: W BF: 13	H: 7 R: 1 ER: 1 SO: 1	BB: 2 IBB: 0 HBP: 0 BLK: 0	WP: 1 HR: 0 S: 7 P: 16	ERA: 5.40 WHIP: 1.800	IP: 1.0 WLS: S BF: 3	H: 0 R: 0 ER: 0 SO: 1	BB: 0 IBB: 0 HBP: 1 BLK: 0	WP: 0 HR: 0 S: 4 P: 5	ERA: 0.00 WHIP: 0.000															
31 Brad Penny, R (1, 1) ERA:	59 Fuji Ts Ni, L (4, 1) ERA: 1.8	62 Al Albuquerque, R (6, 1) ERA: 9.82	68 Chris Oxspring, R (7, 1) ERA:	56 Jose Ortega, R (8, 1) ERA:											79 Brendan Wise, R (9, 1) ERA: 2.08										

**Detroit Tigers @ New York Mets**  
 Digital Domain Park, Port St. Lucie, FL  
 Mon Mar 07 2011, 1:10 PM - 3:51 PM EST  
 Att: 5,924 - Sunny - 70 F

AB 30  
 R 1  
 H 5  
 RBI 0  
 BB 3  
 SO 9  
 LOB 13





Batter	1	2	3	4	5	6	7	8	9	AB	R	H	RBI	BB	SO	LOB	TOP																																																																																																																																		
1 Emilio Bonifacio, S OBP: 0.471, SLG: 0.600 3 Joe Thurston, L OBP: 0.313, SLG: 0.400	0-0 10 S 29 1B	0-3 K		0-0 F7		4-0 BB	0-0 1-3 2-H 1B		0-0 67 1B 2B	3	1	1	0	0	1	1																																																																																																																																			
10 Dewayne Wise, L OBP: 0.421, SLG: 0.563 67 Tim Torres, S OBP: 0.375, SLG: 0.375	0-3 K	0-0 15 FC5-4 1B		4-0 29 S BB		0-3 K	0-0 G6-3		0-0 2-H 1B	2	0	1	0	1	1	1																																																																																																																																			
15 Gaby Sanchez, R OBP: 0.529, SLG: 0.714 21 John Baker, L OBP: 0.333, SLG: 0.333	4-0 78 1B BB	0-0 FC5-4		0-0 F9		0-3 K		0-0 G3-1	0-0 G3	2	1	0	0	1	0	3																																																																																																																																			
29 Greg Dobbs, L OBP: 0.429, SLG: 0.571 52 Vinny Rottino, R OBP: 0.222, SLG: 0.250	0-0 78 1B 1-2 2-H 1B		0-0 63 1B 78 HR 2B	1-0 F8			4-0 16 G3 48 1B BB	0-0 G3-1		3	1	2	1	0	0	1																																																																																																																																			
63 Josh Kroeger, L OBP: 0.286, SLG: 0.263 64 Chris Lubanski, L OBP: 0.286, SLG: 0.429	0-3 K		0-0 78 HR 1B		0-0 P2		0-3 K	0-0 2B		4	1	1	0	0	2	3																																																																																																																																			
78 Matt Dominguez, R OBP: 0.526, SLG: 0.867 12 Ruben Gotay, S OBP: 0.364, SLG: 0.300	0-0 1-2 2-H 1B		2-2 1-H 3-H HR	4-0 16 FC6-4 BB		0-0 16 G3 48 1B BB	0-0 1-2 2-3	4-0 BB		2	1	2	4	1	0	0																																																																																																																																			
16 Bryan Petersen, L OBP: 0.304, SLG: 0.286 53 John Raynor, R OBP: 0.250, SLG: 0.333	0-0 F7		0-0 F7	0-0 FC6-4 1-2 BB		0-0 G3	0-0 1-2 2-3	0-0 G4-3		4	0	0	0	0	0	5																																																																																																																																			
6 Brad Davis, R OBP: 0.182, SLG: 0.100 48 Clint Sammons, R OBP: 0.697, SLG: 0.550		0-0 10 1B 1B	0-0 G6-3	0-0 G5-3		0-0 56 1B 3 1B 1B		0-0 P1		3	0	1	0	0	0	1																																																																																																																																			
56 Osvaldo Martinez, R OBP: 0.214, SLG: 0.214	0-0 F9		0-3 K2-3			0-3 K	0-0 3 1B 1B	0-0 G2-3		5	0	1	0	0	2	1																																																																																																																																			
<b>Inning Stats</b>	R: 2 E: 0 K: 2 S: 10	H: 3 LOB: 2 BB: 1 P: 14	R: 0 E: 0 K: 1 S: 7	H: 2 LOB: 2 BB: 0 P: 7	R: 3 E: 0 K: 1 S: 10	H: 3 LOB: 0 BB: 0 P: 12	R: 0 E: 0 K: 0 S: 3	H: 0 LOB: 1 BB: 1 P: 8	R: 0 E: 0 K: 0 S: 3	H: 0 LOB: 1 BB: 1 P: 7	R: 0 E: 0 K: 3 S: 9	H: 0 LOB: 1 BB: 1 P: 13	R: 3 E: 0 K: 1 S: 9	H: 4 LOB: 2 BB: 1 P: 13	R: 0 E: 0 K: 0 S: 4	H: 1 LOB: 2 BB: 1 P: 8	R: 1 E: 0 K: 0 S: 5	H: 2 LOB: 1 BB: 0 P: 5	1B: 11 2B: 3 3B: 0 HR: 1	SF: 0 SAC: 0 DP: 0 HBP: 0	WP: 0 PB: 0 SB: 2 CS: 0	PA: 48																																																																																																																													
<b>PITCHER</b>	IP WLS BF H R ER SO BB IBB HBP BLK WP HR S P ERA WHIP	2.1 L 16 8 5 5 3 1 0 0 0 0 1 23 19 19.29 3.857	3.7 L 16 8 5 5 3 1 0 0 0 0 0 10 19 0.00 0.750	1.0 L 4 0 0 0 3 1 0 0 0 0 0 9 13 0.00 1.000	1.0 L 4 0 0 0 3 1 0 0 0 0 0 9 13 27.00 5.000	1.0 L 5 1 0 0 0 1 0 0 0 0 0 4 8 0.00 2.000	<b>PITCHER</b>	IP WLS BF H R ER SO BB IBB HBP BLK WP HR S P ERA WHIP	1.0 L 5 2 1 1 0 0 0 0 0 0 0 5 5 9.00 2.000	3.7 L 16 8 5 5 3 1 0 0 0 0 10 19 0.00 0.750	1.0 L 4 0 0 0 3 1 0 0 0 0 0 9 13 0.00 1.000	1.0 L 4 0 0 0 3 1 0 0 0 0 0 9 13 27.00 5.000	1.0 L 5 1 0 0 0 1 0 0 0 0 0 4 8 0.00 2.000	3.7 L 16 8 5 5 3 1 0 0 0 0 0 10 19 0.00 0.750	1.0 L 4 0 0 0 3 1 0 0 0 0 0 9 13 0.00 1.000	1.0 L 5 1 0 0 0 1 0 0 0 0 0 4 8 0.00 2.000	1.0 L 5 2 1 1 0 0 0 0 0 0 0 5 5 9.00 2.000	3.7 L 16 8 5 5 3 1 0 0 0 0 0 10 19 0.00 0.750	1.0 L 4 0 0 0 3 1 0 0 0 0 0 9 13 0.00 1.000	1.0 L 4 0 0 0 3 1 0 0 0 0 0 9 13 27.00 5.000	1.0 L 5 1 0 0 0 1 0 0 0 0 0 4 8 0.00 2.000	3.7 L 16 8 5 5 3 1 0 0 0 0 0 10 19 0.00 0.750	1.0 L 4 0 0 0 3 1 0 0 0 0 0 9 13 0.00 1.000	1.0 L 5 1 0 0 0 1 0 0 0 0 0 4 8 0.00 2.000	3.7 L 16 8 5 5 3 1 0 0 0 0 0 10 19 0.00 0.750	1.0 L 4 0 0 0 3 1 0 0 0 0 0 9 13 0.00 1.000	1.0 L 5 1 0 0 0 1 0 0 0 0 0 4 8 0.00 2.000	3.7 L 16 8 5 5 3 1 0 0 0 0 0 10 19 0.00 0.750	1.0 L 4 0 0 0 3 1 0 0 0 0 0 9 13 0.00 1.000	1.0 L 5 1 0 0 0 1 0 0 0 0 0 4 8 0.00 2.000	3.7 L 16 8 5 5 3 1 0 0 0 0 0 10 19 0.00 0.750	1.0 L 4 0 0 0 3 1 0 0 0 0 0 9 13 0.00 1.000	1.0 L 5 1 0 0 0 1 0 0 0 0 0 4 8 0.00 2.000	3.7 L 16 8 5 5 3 1 0 0 0 0 0 10 19 0.00 0.750	1.0 L 4 0 0 0 3 1 0 0 0 0 0 9 13 0.00 1.000	1.0 L 5 1 0 0 0 1 0 0 0 0 0 4 8 0.00 2.000	3.7 L 16 8 5 5 3 1 0 0 0 0 0 10 19 0.00 0.750	1.0 L 4 0 0 0 3 1 0 0 0 0 0 9 13 0.00 1.000	1.0 L 5 1 0 0 0 1 0 0 0 0 0 4 8 0.00 2.000	3.7 L 16 8 5 5 3 1 0 0 0 0 0 10 19 0.00 0.750	1.0 L 4 0 0 0 3 1 0 0 0 0 0 9 13 0.00 1.000	1.0 L 5 1 0 0 0 1 0 0 0 0 0 4 8 0.00 2.000	3.7 L 16 8 5 5 3 1 0 0 0 0 0 10 19 0.00 0.750	1.0 L 4 0 0 0 3 1 0 0 0 0 0 9 13 0.00 1.000	1.0 L 5 1 0 0 0 1 0 0 0 0 0 4 8 0.00 2.000	3.7 L 16 8 5 5 3 1 0 0 0 0 0 10 19 0.00 0.750	1.0 L 4 0 0 0 3 1 0 0 0 0 0 9 13 0.00 1.000	1.0 L 5 1 0 0 0 1 0 0 0 0 0 4 8 0.00 2.000	3.7 L 16 8 5 5 3 1 0 0 0 0 0 10 19 0.00 0.750	1.0 L 4 0 0 0 3 1 0 0 0 0 0 9 13 0.00 1.000	1.0 L 5 1 0 0 0 1 0 0 0 0 0 4 8 0.00 2.000	3.7 L 16 8 5 5 3 1 0 0 0 0 0 10 19 0.00 0.750	1.0 L 4 0 0 0 3 1 0 0 0 0 0 9 13 0.00 1.000	1.0 L 5 1 0 0 0 1 0 0 0 0 0 4 8 0.00 2.000	3.7 L 16 8 5 5 3 1 0 0 0 0 0 10 19 0.00 0.750	1.0 L 4 0 0 0 3 1 0 0 0 0 0 9 13 0.00 1.000	1.0 L 5 1 0 0 0 1 0 0 0 0 0 4 8 0.00 2.000	3.7 L 16 8 5 5 3 1 0 0 0 0 0 10 19 0.00 0.750	1.0 L 4 0 0 0 3 1 0 0 0 0 0 9 13 0.00 1.000	1.0 L 5 1 0 0 0 1 0 0 0 0 0 4 8 0.00 2.000	3.7 L 16 8 5 5 3 1 0 0 0 0 0 10 19 0.00 0.750	1.0 L 4 0 0 0 3 1 0 0 0 0 0 9 13 0.00 1.000	1.0 L 5 1 0 0 0 1 0 0 0 0 0 4 8 0.00 2.000	3.7 L 16 8 5 5 3 1 0 0 0 0 0 10 19 0.00 0.750	1.0 L 4 0 0 0 3 1 0 0 0 0 0 9 13 0.00 1.000	1.0 L 5 1 0 0 0 1 0 0 0 0 0 4 8 0.00 2.000	3.7 L 16 8 5 5 3 1 0 0 0 0 0 10 19 0.00 0.750	1.0 L 4 0 0 0 3 1 0 0 0 0 0 9 13 0.00 1.000	1.0 L 5 1 0 0 0 1 0 0 0 0 0 4 8 0.00 2.000	3.7 L 16 8 5 5 3 1 0 0 0 0 0 10 19 0.00 0.750	1.0 L 4 0 0 0 3 1 0 0 0 0 0 9 13 0.00 1.000	1.0 L 5 1 0 0 0 1 0 0 0 0 0 4 8 0.00 2.000	3.7 L 16 8 5 5 3 1 0 0 0 0 0 10 19 0.00 0.750	1.0 L 4 0 0 0 3 1 0 0 0 0 0 9 13 0.00 1.000	1.0 L 5 1 0 0 0 1 0 0 0 0 0 4 8 0.00 2.000	3.7 L 16 8 5 5 3 1 0 0 0 0 0 10 19 0.00 0.750	1.0 L 4 0 0 0 3 1 0 0 0 0 0 9 13 0.00 1.000	1.0 L 5 1 0 0 0 1 0 0 0 0 0 4 8 0.00 2.000	3.7 L 16 8 5 5 3 1 0 0 0 0 0 10 19 0.00 0.750	1.0 L 4 0 0 0 3 1 0 0 0 0 0 9 13 0.00 1.000	1.0 L 5 1 0 0 0 1 0 0 0 0 0 4 8 0.00 2.000	3.7 L 16 8 5 5 3 1 0 0 0 0 0 10 19 0.00 0.750	1.0 L 4 0 0 0 3 1 0 0 0 0 0 9 13 0.00 1.000	1.0 L 5 1 0 0 0 1 0 0 0 0 0 4 8 0.00 2.000	3.7 L 16 8 5 5 3 1 0 0 0 0 0 10 19 0.00 0.750	1.0 L 4 0 0 0 3 1 0 0 0 0 0 9 13 0.00 1.000	1.0 L 5 1 0 0 0 1 0 0 0 0 0 4 8 0.00 2.000	3.7 L 16 8 5 5 3 1 0 0 0 0 0 10 19 0.00 0.750	1.0 L 4 0 0 0 3 1 0 0 0 0 0 9 13 0.00 1.000	1.0 L 5 1 0 0 0 1 0 0 0 0 0 4 8 0.00 2.000	3.7 L 16 8 5 5 3 1 0 0 0 0 0 10 19 0.00 0.750	1.0 L 4 0 0 0 3 1 0 0 0 0 0 9 13 0.00 1.000	1.0 L 5 1 0 0 0 1 0 0 0 0 0 4 8 0.00 2.000	3.7 L 16 8 5 5 3 1 0 0 0 0 0 10 19 0.00 0.750	1.0 L 4 0 0 0 3 1 0 0 0 0 0 9 13 0.00 1.000	1.0 L 5 1 0 0 0 1 0 0 0 0 0 4 8 0.00 2.000	3.7 L 16 8 5 5 3 1 0 0 0 0 0 10 19 0.00 0.750	1.0 L 4 0 0 0 3 1 0 0 0 0 0 9 13 0.00 1.000	1.0 L 5 1 0 0 0 1 0 0 0 0 0 4 8 0.00 2.000	3.7 L 16 8 5 5 3 1 0 0 0 0 0 10 19 0.00 0.750	1.0 L 4 0 0 0 3 1 0 0 0 0 0 9 13 0.00 1.000	1.0 L 5 1 0 0 0 1 0 0 0 0 0 4 8 0.00 2.000	3.7 L 16 8 5 5 3 1 0 0 0 0 0 10 19 0.00 0.750	1.0 L 4 0 0 0 3 1 0 0 0 0 0 9 13 0.00 1.000	1.0 L 5 1 0 0 0 1 0 0 0 0 0 4 8 0.00 2.000	3.7 L 16 8 5 5 3 1 0 0 0 0 0 10 19 0.00 0.750	1.0 L 4 0 0 0 3 1 0 0 0 0 0 9 13 0.00 1.000	1.0 L 5 1 0 0 0 1 0 0 0 0 0 4 8 0.00 2.000	3.7 L 16 8 5 5 3 1 0 0 0 0 0 10 19 0.00 0.750	1.0 L 4 0 0 0 3 1 0 0 0 0 0 9 13 0.00 1.000	1.0 L 5 1 0 0 0 1 0 0 0 0 0 4 8 0.00 2.000	3.7 L 16 8 5 5 3 1 0 0 0 0 0 10 19 0.00 0.750	1.0 L 4 0 0 0 3 1 0 0 0 0 0 9 13 0.00 1.000	1.0 L 5 1 0 0 0 1 0 0 0 0 0 4 8 0.00 2.000	3.7 L 16 8 5 5 3 1 0 0 0 0 0 10 19 0.00 0.750	1.0 L 4 0 0 0 3 1 0 0 0 0 0 9 13 0.00 1.000	1.0 L 5 1 0 0 0 1 0 0 0 0 0 4 8 0.00 2.000	3.7 L 16 8 5 5 3 1 0 0 0 0 0 10 19 0.00 0.750	1.0 L 4 0 0 0 3 1 0 0 0 0 0 9 13 0.00 1.000	1.0 L 5 1 0 0 0 1 0 0 0 0 0 4 8 0.00 2.000	3.7 L 16 8 5 5 3 1 0 0 0 0 0 10 19 0.00 0.750	1.0 L 4 0 0 0 3 1 0 0 0 0 0 9 13 0.00 1.000	1.0 L 5 1 0 0 0 1 0 0 0 0 0 4 8 0.00 2.000	3.7 L 16 8 5 5 3 1 0 0 0 0 0 10 19 0.00 0.750	1.0 L 4 0 0 0 3 1 0 0 0 0 0 9 13 0.00 1.000	1.0 L 5 1 0 0 0 1 0 0 0 0 0 4 8 0.00 2.000	3.7 L 16 8 5 5 3 1 0 0 0 0 0 10 19 0.00 0.750	1.0 L 4 0 0 0 3 1 0 0 0 0 0 9 13 0.00 1.000	1.0 L 5 1 0 0 0 1 0 0 0 0 0 4 8 0.00 2.000	3.7 L 16 8 5 5 3 1 0 0 0 0 0 10 19 0.00 0.750	1.0 L 4 0 0 0 3 1 0 0 0 0 0 9 13 0.00 1.000	1.0 L 5 1 0 0 0 1 0 0 0 0 0 4 8 0.00 2.000	3.7 L 16 8 5 5 3 1 0 0 0 0 0 10 19 0.00 0.750	1.0 L 4 0 0 0 3 1 0 0 0 0 0 9 13 0.00 1.000	1.0 L 5 1 0 0 0 1 0 0 0 0 0 4 8 0.00 2.000	3.7 L 16 8 5 5 3 1 0 0 0 0 0 10 19 0.00 0.750	1.0 L 4 0 0 0 3 1 0 0 0 0 0 9 13 0.00 1.000	1.0 L 5 1 0 0 0 1 0 0 0 0 0 4 8 0.00 2.000	3.7 L 16 8 5 5 3 1 0 0 0 0 0 10 19 0.00 0.750	1.0 L 4 0 0 0 3 1 0 0 0 0 0 9 13 0.00 1.000	1.0 L 5 1 0 0 0 1 0 0 0 0 0 4 8 0.00 2.000	3.7 L 16 8 5 5 3 1 0 0 0 0 0 10 19 0.00 0.750	1.0 L 4 0 0 0 3 1 0 0 0 0 0 9 13 0.00 1.000	1.0 L 5 1 0 0 0 1 0 0 0 0 0 4 8 0.00 2.000	3.7 L 16 8 5 5 3 1 0 0 0 0 0 10 19 0.00 0.750	1.0 L 4 0 0 0 3 1 0 0 0 0 0 9 13 0.00 1.000	1.0 L 5 1 0 0 0 1







Batter	1	2	3	4	5	6	7	8	9	AB	R	H	RBI	BB	SO	LOB	TOP			
14 Austin Jackson, R OBP: 0.471, SLG: 0.400 32 Don Kelly, L OBP: 0.364, SLG: 0.368	1-0 72 BB 20 2B HBP		0-0 L8		0-0 FC3-6 15 HR			0-0 F9-3		4	2	1	0	0	0	4				
72 Andy Dirks, L OBP: 0.559, SLG: 0.759	4-0 20 2B BB		0-0 G3		1 SAFE 4-0 20 FC3-6 1-2 BB			0-3 K		3	1	1	0	2	1	0				
20 Scott Sizemore, R OBP: 0.280, SLG: 0.348	0-0 1-H 2-H 2B		4-0 15 1B BB		0-0 FC3-6 15 WP 1-2 2-3 HR			0-3 K		4	1	1	2	1	1	3				
15 Brandon Inge, R OBP: 0.308, SLG: 0.458 18 Audy Ciraco, R OBP: 0.143, SLG: 0.143	0-3 K		0-0 33 FC6-4 1B		2-1 1-H 3-H HR			0-3 K		4	1	2	3	0	2	1				
33 Ryan Strieby, R OBP: 0.259, SLG: 0.385 65 Scott Thorman, L OBP: 0.278, SLG: 0.188	0-3 K		0-0 FC6-4		0-0 26 WP 39 2B 1B			0-3 K		4	1	1	0	0	2	3				
26 Brennan Boesch, L OBP: 0.414, SLG: 0.417 75 Avisail Garcia, R OBP: 0.375, SLG: 0.286		0-0 G4-3		0-3 K	4-0 39 2B 1-2 BB			0-3 K		3	0	0	0	1	2	0				
39 Ramon Santiago, S ERA: 0.590 70 Argenis Diaz, R OBP: 0.375, SLG: 0.286		4-0 BB		0-0 13 G6-3 1B	0-0 1-3 2-H 2B			0-0 P6		2	0	2	1	1	0	0				
13 Alex Avila, L OBP: 0.381, SLG: 0.278		0-0 F8		0-0 G6-3	0-0 L5			0-3 K		4	0	0	0	0	1	4				
34 Clete Thomas, L OBP: 0.296, SLG: 0.292 71 Rob Brantly, L OBP: 0.571, SLG: 0.600		0-0 P6		0-3 K	4-0 BB			4-0 14 F9-3 BB		2	0	0	0	1	1	2				
<b>Inning Stats</b>	R: 2 E: 0 K: 2 S: 7	H: 1 LOB: 0 BB: 1 P: 12	R: 0 E: 0 K: 0 S: 3	H: 0 LOB: 1 BB: 1 P: 7	R: 0 E: 0 K: 0 S: 4	H: 1 LOB: 2 BB: 1 P: 8	R: 0 E: 0 K: 2 S: 8	H: 1 LOB: 1 BB: 0 P: 8	R: 4 E: 1 K: 0 S: 8	H: 4 LOB: 3 BB: 3 P: 22	R: 0 E: 0 K: 2 S: 7	H: 0 LOB: 0 BB: 0 P: 7	R: 0 E: 0 K: 1 S: 4	H: 0 LOB: 0 BB: 1 P: 8	R: 0 E: 0 K: 2 S: 7	H: 0 LOB: 0 BB: 0 P: 7	1B: 5 2B: 3 3B: 0 HR: 1	SF: 0 SAC: 0 DP: 1 HBP: 1	WP: 2 PB: 0 SB: 0 CS: 0	PA: 41
<b>PITCHER</b>	IP WLS BF H R ER SO BB IBB HBP BLK WP HR S P ERA WHIP	45 Sean West, L ERA: 9.0 25 Shawn Hill, R ERA: 108.0 80 Chad James, L ERA: 108.0 24 Dustin Richardson, L ERA: 1.93 39 Chris Hatcher, R ERA:	2.0 L 9 1 2 2 2 2 0 0 0 0 0 0 10 19 9.00 1.500	2.0 L 9 2 0 0 2 1 0 0 0 0 2 1 5 15 108.00 15.000	1.2 L 8 2 0 0 2 1 0 0 0 0 0 0 11 15 0.00 1.800	1.0 L 3 0 0 0 2 0 0 0 0 0 0 0 7 7 0.00 0.000	72 Arquemedes Caminero, R ERA: 3.0 65 Sandy Rosario, R ERA: 3.0	1.0 R 3 0 0 0 1 1 0 0 0 0 0 0 0 4 8 0.00 1.000	1.0 R 3 0 0 0 2 0 0 0 0 0 0 0 7 7 0.00 0.000											

**Detroit Tigers @ Florida Marlins**  
 Roger Dean Stadium, Jupiter, FL  
 Thu Mar 10 2011, 7:09 PM - 10:13 PM EST  
 Att: 3,987 - Cloudy - 67 F

AB	33
R	6
H	8
RBI	6
BB	7
SO	11
LOB	17



Batter	1	2	3	4	5	6	7	8	9	AB	R	H	RBI	BB	SO	LOB	BOTTOM					
10 Dewayne Wise, L OBP: 0.385, SLG: 0.500	0-0 F7		0-0 F7			4-0 13 FC6-4 BB		0-0 P3		3	0	0	0	1	0	1						
13 Omar Infante, R OBP: 0.300, SLG: 0.474 12 Ruben Gotay, S OBP: 0.429, SLG: 0.333	0-3 K		0-3 K			0-0 FC6-4 2 1B 1-2		0-0 G6-3		3	0	0	0	0	2	2						
2 Hanley Ramirez, R OBP: 0.476, SLG: 0.526 22 Donnie Murphy, R OBP: 0.313, SLG: 0.500	0-3 K			0-0 20 G4-3 3B		0-0 14 FC6-4 1B		0-0 F8		3	1	2	0	0	1	0						
20 Logan Morrison, L OBP: 0.385, SLG: 0.238 53 John Raynor, R OBP: 0.305, SLG: 0.385		0-0 G4-3		0-0 G4-3		0-0 F7		0-0 29 1B 1B		3	0	0	1	0	0	2						
14 John Buck, R OBP: 0.238, SLG: 0.200 6 Brad Davis, R OBP: 0.167, SLG: 0.091		0-3 K		0-0 F9		0-0 FC6-4		0-3 K		3	0	0	0	0	1	2						
29 Greg Dobbs, L OBP: 0.615, SLG: 0.923		0-0 1B		0-0 F8				0-0 67 FC4-6 1B		4	0	3	0	0	0	0						
78 Matt Dominguez, R OBP: 0.435, SLG: 0.684 67 Tim Torres, S OBP: 0.300, SLG: 0.300		0-0 F7			0-3 K			0-0 FC4-6		2	0	0	0	0	1	1						
21 John Baker, L OBP: 0.300, SLG: 0.300 48 Clint Sammons, R OBP: 0.500, SLG: 0.533			0-0 1B		0-0 G4-3			0-3 K		2	0	0	0	0	2	3						
63 Josh Kroeger, L OBP: 0.240, SLG: 0.217			0-0 L8			0-0 K		0-0 G6-3		3	0	0	0	0	1	2						
<b>Inning Stats</b>	R: 0 E: 0 K: 2 S: 7	H: 0 LOB: 0 BB: 0 P: 7	R: 0 E: 0 K: 1 S: 6	H: 1 LOB: 0 BB: 0 P: 6	R: 0 E: 0 K: 1 S: 6	H: 1 LOB: 0 BB: 0 P: 6	R: 1 E: 0 K: 0 S: 4	H: 1 LOB: 0 BB: 0 P: 4	R: 0 E: 0 K: 2 S: 7	H: 0 LOB: 0 BB: 0 P: 7	R: 0 E: 0 K: 0 S: 4	H: 1 LOB: 2 BB: 1 P: 8	R: 0 E: 0 K: 1 S: 6	H: 1 LOB: 1 BB: 0 P: 6	R: 0 E: 0 K: 0 S: 3	H: 0 LOB: 0 BB: 0 P: 3	R: 0 E: 0 K: 3 S: 11	H: 2 LOB: 2 BB: 0 P: 11	1B: 6 2B: 0 3B: 1 HR: 0	SF: 0 SAC: 0 DP: 0 HBP: 0	WP: 0 PB: 0 SB: 0 CS: 0	PA: 35
<b>PITCHER</b>	IP WLS BF H R ER SO BB IBB HBP BLK WP HR S P ERA WHIP	35 Justin Verlander, R ERA: 1.5 59 Fu-Ts Ni, L ERA: 3.0 38 Robbie Weinhardt, R ERA: 3.0 21 Enrique Gonzalez, R ERA: 3.86 66 John Bale, L ERA: 3.86	4.0 W 15 3 0 0 0 0 0 0 0 0 0 7 7 0.00 0.000	1.0 L 3 0 0 0 2 0 0 0 0 0 0 0 7 7 0.00 0.000	1.0 L 5 1 0 0 0 1 0 0 0 0 0 0 4 8 0.00 2.000	1.0 L 4 1 0 0 1 0 0 0 0 0 0 0 6 6 0.00 1.000	1.0 L 3 0 0 0 0 0 0 0 0 0 0 0 3 3 0.00 0.000	1.0 R 5 2 0 0 3 0 0 0 0 0 0 0 11 11 0.00 2.000														

**Detroit Tigers @ Florida Marlins**  
 Roger Dean Stadium, Jupiter, FL  
 Thu Mar 10 2011, 7:09 PM - 10:13 PM EST  
 Att: 3,987 - Cloudy - 67 F

AB	34
R	1
H	7
RBI	1
BB	1
SO	10
LOB	17






Batter	1	2	3	4	5	6	7	8	9	AB	R	H	RBI	BB	SO	LOB	TOP					
28 Will Rhymes, L OBP: 0.296, SLG: 0.240 70 Argenis Diaz, R OBP: 0.333, SLG: 0.250										4	2	2	1	1	0	3						
32 Don Kelly, L OBP: 0.357, SLG: 0.360										6	0	2	0	0	1	5						
30 Magglio Ordonez, R OBP: 0.383, SLG: 0.087 75 Avisail Garcia, R OBP: 0.310, SLG: 0.385										4	0	0	0	0	2	1						
24 Miguel Cabrera, R OBP: 0.276, SLG: 0.423 33 Ryan Stribe, R OBP: 0.310, SLG: 0.385										3	3	2	2	1	0	0						
41 Victor Martinez, S OBP: 0.258, SLG: 0.276 74 John Murrin, R OBP: 0.333, SLG: 0.500										3	0	1	0	1	1	0						
26 Brennan Boesch, L OBP: 0.455, SLG: 0.481 77 Pat Leyland, R OBP: 0.310, SLG: 0.385											3	1	2	2	1	0	0					
27 Jhonny Peralta, R OBP: 0.346, SLG: 0.348 19 Clete Iorg, R OBP: 0.083, SLG: 0.333										2	1	0	0	2	1	4						
57 Casper Wells, R OBP: 0.462, SLG: 0.474										2	0	0	0	3	1	0						
29 Danny Worth, R OBP: 0.273, SLG: 0.263 73 Brandon Douglas, R OBP: 0.250, SLG: 0.250										2	0	0	0	2	0	2						
<b>Inning Stats</b>	R: 2 E: 0 K: 0 S: 6	H: 3 LOB: 2 BB: 1 P: 11	R: 0 E: 0 K: 1 S: 5	H: 0 LOB: 1 BB: 1 P: 9	R: 3 E: 0 K: 0 S: 5	H: 1 LOB: 3 BB: 5 P: 28	R: 0 E: 0 K: 2 S: 7	H: 0 LOB: 0 BB: 0 P: 7	R: 0 E: 0 K: 0 S: 3	H: 0 LOB: 2 BB: 2 P: 11	R: 1 E: 1 K: 3 S: 11	H: 2 LOB: 2 BB: 1 P: 15	R: 1 E: 0 K: 1 S: 7	H: 2 LOB: 3 BB: 2 P: 15	R: 0 E: 0 K: 2 S: 8	H: 1 LOB: 2 BB: 1 P: 12	R: 0 E: 0 K: 1 S: 6	H: 1 LOB: 2 BB: 1 P: 10	1B: 7 2B: 2 3B: 0 HR: 1	SF: 0 SAC: 0 DP: 0 HBP: 0	WP: 1 PB: 0 SB: 0 CS: 0	PA: 51
<b>PITCHER</b>	IP	WLS	BF	H	R	ER	SO	BB	IBB	HBP	BLK	WP	HR	S	P	ERA	WHIP					
70 Lance Lynn, R ERA: 5.14	2.0	L	11	3	2	2	1	2	0	0	0	0	0	11	20	9.00	2.500					
74 Joe Kelly, R ERA: 9.0	1.0		9	1	3	3	0	5	0	0	0	1	1	5	28	27.00	6.000					
59 Fernando Salas, R ERA: 3.6	2.0		8	0	0	0	2	2	0	0	0	0	0	10	18	0.00	1.000					
66 Blake King, R ERA: 4.5	1.0		6	2	1	1	3	1	0	0	0	0	0	11	15	9.00	3.000					
Maikel Cleto, R ERA: 4.5	2.0		12	3	1	1	3	3	0	0	0	0	0	15	27	4.50	3.000					

Detroit Tigers @ St. Louis Cardinals  
Roger Dean Stadium, Jupiter, FL  
Fri Mar 11 2011, 1:09 PM - 4:31 PM EST  
Att: 7,802 - Sunny - 65 F


AB	37
R	7
H	10
RBI	6
BB	14
SO	10
LOB	25



Batter	1	2	3	4	5	6	7	8	9	AB	R	H	RBI	BB	SO	LOB	BOTTOM				
Ryan Theriot, R OBP: 0.333, SLG: 0.208 Pete Kozma, R OBP: 0.500, SLG: 0.625											3	0	1	0	0	1					
21 Allen Craig, R OBP: 0.438, SLG: 0.519 92 Matt Carpenter, L OBP: 0.552, SLG: 0.708											1	0	0	0	1	2					
5 Albert Pujols, R OBP: 0.304, SLG: 0.364 64 Mark Hamilton, L OBP: 0.294, SLG: 0.452										2	0	0	0	0	1	1					
7 Matt Holliday, R OBP: 0.381, SLG: 0.550 27 Tyler Greene, R OBP: 0.296, SLG: 0.259										2	0	1	0	0	0	0					
12 Lance Berkman, S OBP: 0.286, SLG: 0.429											4	0	0	0	1	2					
23 David Freese, R OBP: 0.384, SLG: 0.727 19 Ramon Vazquez, L OBP: 0.300, SLG: 0.188											3	0	0	0	0	1					
28 Colby Rasmus, L OBP: 0.278, SLG: 0.245 87 Adron Chambers, L OBP: 0.400, SLG: 0.333											2	0	0	0	0	0					
4 Yadier Molina, R OBP: 0.250, SLG: 0.250 80 Tony Cruz, R OBP: 0.125, SLG: 0.250 16 Bryan Anderson, L OBP: 0.200, SLG: 0.400											1	0	0	0	0	0					
55 Skip Schumaker, L OBP: 0.400, SLG: 0.500 33 Daniel Descalso, L OBP: 0.360, SLG: 0.364											2	0	2	0	0	0					
<b>Inning Stats</b>	R: 0 E: 0 K: 0 S: 2	H: 0 LOB: 0 BB: 1 P: 6	R: 0 E: 0 K: 1 S: 5	H: 1 LOB: 0 BB: 0 P: 5	R: 0 E: 0 K: 1 S: 7	H: 2 LOB: 2 BB: 0 P: 7	R: 0 E: 0 K: 1 S: 5	H: 0 LOB: 0 BB: 0 P: 5	R: 0 E: 0 K: 2 S: 8	H: 1 LOB: 2 BB: 1 P: 12	R: 0 E: 0 K: 0 S: 4	H: 1 LOB: 1 BB: 0 P: 4	R: 2 E: 0 K: 0 S: 6	H: 3 LOB: 1 BB: 0 P: 7	R: 2 E: 0 K: 0 S: 4	H: 2 LOB: 1 BB: 2 P: 13	1B: 7 2B: 3 3B: 0 HR: 0	SF: 1 SAC: 0 DP: 3 HBP: 0	WP: 0 PB: 0 SB: 1 CS: 0	PA: 38	
<b>PITCHER</b>	IP	WLS	BF	H	R	ER	SO	BB	IBB	HBP	BLK	WP	HR	S	P	ERA	WHIP				
40 Phil Coke, L ERA: 1.38	4.0	W	14	3	0	0	3	1	0	0	0	0	0	19	23	0.00	1.000				
60 Brayan Villarreal, R ERA: 6.23	1.0		3	0	0	0	1	0	0	0	0	0	0	5	5	0.00	0.000				
53 Joaquin Benoit, R ERA: 1.29	1.0		5	1	0	0	2	1	0	0	0	0	0	8	12	0.00	2.000				
36 Brad Thomas, L ERA: 1.29	1.0		4	1	0	0	0	0	0	0	0	0	0	4	4	0.00	1.000				
79 Brennan Wise, R ERA: 9.06	1.0		6	3	2	2	0	0	0	0	0	0	0	6	7	18.00	3.000				

Detroit Tigers @ St. Louis Cardinals  
Roger Dean Stadium, Jupiter, FL  
Fri Mar 11 2011, 1:09 PM - 4:31 PM EST  
Att: 7,802 - Sunny - 65 F

AB	33
R	4
H	10
RBI	4
BB	4
SO	6
LOB	16





Batter	1	2	3	4	5	6	7	8	9	AB	R	H	RBI	BB	SO	LOB	TOP					
43 Anthony Gose, L (1, 8) OBP: 0.391, SLG: 0.389	0-0 6 CS 1B		0-0 G4-3		0-0 FC4-6		0-0 2B		0-3 K	5	0	2	1	0	1	4	<p>Toronto Blue Jays @ Detroit Tigers</p> <p>Joker Marchant Stadium, Lakeland, FL</p> <p>Sat Mar 12 2011, 1:14 PM - 3:55 PM EST</p> <p>Att: 6,902 - Sunny - 68 F</p>					
6 John McDonald, R (1, 5) OBP: 0.316, SLG: 0.278	4-0 26 G4-3 26 WP BB		0-3 K		0-0 F9		0-0 P6			2	0	0	0	1	1	1						
70 John Tolisano, S (6, 5) OBP: 0.400, SLG: 0.500										1	0	0	0	0	0	1						
26 Adam Lind, L (1, 3) OBP: 0.407, SLG: 0.522	1-0 G4-3				0-0 15 G6-3 2B		4-0 16 WP BB		0-0 G3	2	0	1	0	1	0	1						
28 David Cooper, L (6, PR) OBP: 0.364, SLG: 0.300	1-3 G4-3									1	0	0	0	0	0	0						
62 Eric Thames, L (1, 10) OBP: 0.361, SLG: 0.484	0-0 P5				0-0 F9		0-0 F9		0-3 K	4	0	0	0	0	1	3						
15 Travis d'Arnaud, R (1, 2)																						
31 Brian Jeroloman, L (7, 2) OBP: 0.200, SLG: 0.077		0-0 L7			0-0 G6-3		0-0 F7		0-0 G6-3	3	0	0	0	0	0	2						
16 Corey Patterson, L (1, 7) OBP: 0.154, SLG: 0.269	0-0 F8				0-0 P6		1-0 L7		0-3 K	3	0	0	0	0	0	2						
Jason Lane, R (6, 7) OBP: 0.250, SLG: 0.250										1	0	0	0	1	0	0						
74 Moisés Sierra, R (1, 9)																						
64 Jack Murphy, S (9, PH)																						
3 Adeiny Hechavarria, R (1, 6) OBP: 0.353, SLG: 0.214					0-0 43 G4-3 79 G4-3 6 PB 1B		0-0 L6		0-0 79 G4-3 43 2B 1B	4	2	3	0	0	0	1						
79 Ryan Goins, L (1, 4) OBP: 0.200, SLG: 0.125																						
81 Justin Jackson, R (7, 4) OBP: 1.000, SLG: 1.000					0-0 G4-3		0-0 E6 43 FC4-6		0-0 G4-3	3	0	0	1	0	0	2						
										1	0	1	0	0	0	0						
<b>Inning Stats</b>	R: 0 E: 0 K: 0 S: 3	H: 1 LOB: 1 BB: 1 P: 8	R: 0 E: 0 K: 0 S: 3	H: 0 LOB: 0 BB: 0 P: 3	R: 1 E: 0 K: 1 S: 6	H: 1 LOB: 0 BB: 0 P: 6	R: 0 E: 0 K: 0 S: 4	H: 1 LOB: 1 BB: 0 P: 4	R: 1 E: 1 K: 0 S: 5	H: 1 LOB: 1 BB: 0 P: 5	R: 0 E: 0 K: 0 S: 3	H: 0 LOB: 2 BB: 1 P: 8	R: 1 E: 0 K: 0 S: 5	H: 2 LOB: 1 BB: 0 P: 5	R: 0 E: 0 K: 1 S: 5	H: 0 LOB: 0 BB: 0 P: 5	R: 0 E: 0 K: 3 S: 11	H: 2 LOB: 2 BB: 0 P: 11	1B: 5 2B: 2 3B: 1 HR: 0	SF: 0 SAC: 0 DP: 0 HBP: 0	WP: 2 PB: 1 SB: 0 CS: 1	PA: 37
<b>PITCHER</b>	IP WLS BF H R ER SO BB IBB HBP BLK WP HR S P ERA WHIP																					
31 Brad Penny, R (1, 1) ERA: 0.87	5.0	20	4	2	1	1	1	0	0	0	1	0	21	26	1.80	1.000						
46 Jose Valverde, R (6, 1) ERA: 1.5	1.0	4	0	0	0	0	1	0	0	0	1	0	3	8	0.00	1.000						
38 Robbie Weinhardt, R (7, 1) ERA: 9.86	1.0	5	2	1	1	0	0	0	0	0	0	0	5	5	9.00	2.000						
55 Daniel Schereth, L (8, 1) ERA:	1.0	W	3	0	0	0	1	0	0	0	0	0	5	5	0.00	0.000						
62 Al Alburquerque, R (9, 1) ERA: 6.39	1.0	S	5	2	0	0	3	0	0	0	0	0	11	11	0.00	2.000						

AB	35
R	3
H	8
RBI	2
BB	2
SO	5
LOB	17



Batter	1	2	3	4	5	6	7	8	9	AB	R	H	RBI	BB	SO	LOB	BOTTOM			
14 Austin Jackson, R (1, 8) OBP: 0.394, SLG: 0.357	0-3 K		0-0 F9		0-0 G6-3		0-0 65 FC4-6 1B		0-0 3H 1B	3	0	0	0	0	1	0	<p>Toronto Blue Jays @ Detroit Tigers</p> <p>Joker Marchant Stadium, Lakeland, FL</p> <p>Sat Mar 12 2011, 1:14 PM - 3:55 PM EST</p> <p>Att: 6,902 - Sunny - 68 F</p>			
34 Clete Thomas, L (7, 8) OBP: 0.321, SLG: 0.320										1	0	1	0	0	0	0				
33 Ryan Strieby, R (8, PH) OBP: 0.333, SLG: 0.407										1	0	1	1	0	0	0				
13 Alex Avila, L (1, 2) OBP: 0.417, SLG: 0.300	4-0 30 BB BB		0-3 K		0-0 30 1B 1B		0-0 P3		0-3 K	2	0	1	0	1	1	0				
76 Bryan Holaday, R (5, PR) OBP: 0.143, SLG: 0.571										2	0	0	0	0	1	3				
30 Magglio Ordonez, R (1, 10) OBP: 0.149, SLG: 0.120	4-0 1B		0-3 K		0-0 1B		0-0 FC4-6 26 HBP 24 1B 1B			2	0	1	0	1	1	0				
65 Scott Thorman, L (7, PH) OBP: 0.263, SLG: 0.176	1-2 BB									1	0	0	1	0	0	1				
24 Miguel Cabrera, R (1, 3) OBP: 0.303, SLG: 0.414	0-0 F9				4-0 26 1B 15 SF8-4 BB		0-0 F8		0-0 26 HBP 1B	3	1	1	0	1	0	4				
29 Danny Worth, R (7, PR) OBP: 0.273, SLG: 0.283										0	0	0	0	0	0	0				
26 Brennan Boesch, L (1, 9) OBP: 0.459, SLG: 0.467	0-3 K				0-0 15 SF8-4 1B		0-0 G4-3		1-0 1-2 2-3 HBP	3	0	1	0	0	1	2				
57 Casper Wells, R (8, 9) OBP: 0.462, SLG: 0.474										0	0	0	0	0	0	0				
15 Brandon Inge, R (1, 5) OBP: 0.310, SLG: 0.440																				
32 Don Kelly, L (6, PR) OBP: 0.345, SLG: 0.346																				
27 Jhonny Peralta, R (1, 6) ERA:																				
39 Ramon Santiago, S (7, 6) OBP: 0.500, SLG: 0.667																				
20 Scott Sizemore, R (1, 4) OBP: 0.310, SLG: 0.481																				
72 Andy Dirks, L (1, 7) OBP: 0.526, SLG: 0.688	2 SAFE F7																			
<b>Inning Stats</b>	R: 0 E: 0 K: 2 S: 7	H: 0 LOB: 2 BB: 2 P: 15	R: 0 E: 0 K: 0 S: 4	H: 2 LOB: 1 BB: 0 P: 4	R: 0 E: 0 K: 2 S: 7	H: 0 LOB: 0 BB: 0 P: 7	R: 1 E: 0 K: 0 S: 4	H: 2 LOB: 1 BB: 1 P: 8	R: 0 E: 0 K: 0 S: 5	H: 2 LOB: 2 BB: 0 P: 5	R: 0 E: 0 K: 0 S: 2	H: 0 LOB: 1 BB: 1 P: 6	R: 2 E: 0 K: 1 S: 10	H: 3 LOB: 3 BB: 1 P: 18	R: 1 E: 0 K: 3 S: 11	H: 2 LOB: 1 BB: 0 P: 11	1B: 9 2B: 1 3B: 1 HR: 1	SF: 1 SAC: 0 DP: 2 HBP: 1	WP: 0 PB: 0 SB: 0 CS: 1	PA: 38
<b>PITCHER</b>	IP WLS BF H R ER SO BB IBB HBP BLK WP HR S P ERA WHIP																			
67 Robert Ray, R (1, 1) ERA: 3.0	2.0	9	2	1	1	2	1	0	0	0	0	0	11	15	4.50	1.500				
56 Zach Stewart, R (3, 1) ERA: 4.05	2.0	B	8	2	1	1	2	1	0	0	0	0	7	11	0.00	1.500				
71 Henderson Alvarez III, R (5, 1) ERA:	2.0	H	8	2	0	0	1	0	0	0	0	0	7	11	0.00	1.500				
17 Josh Roenicke, R (7, 1) ERA: 6.75	0.2	B	6	3	2	2	0	1	0	0	0	1	7	14	27.00	6.000				
46 Winston Abreu, R (7, 1) ERA: 4.5	0.2	L	4	1	1	1	2	0	0	1	0	0	7	8	13.50	1.500				

AB	31
R	4
H	11
RBI	4
BB	5
SO	8
LOB	19



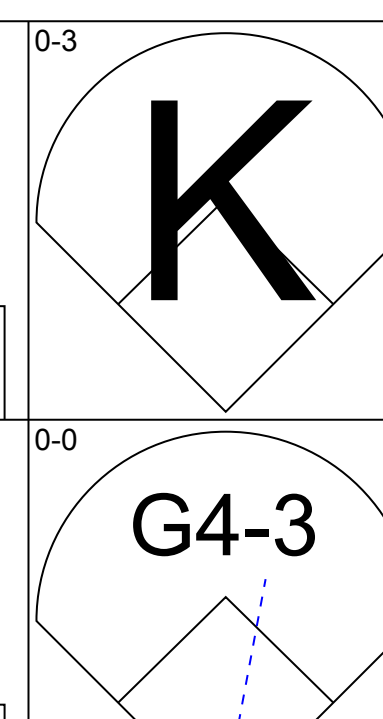
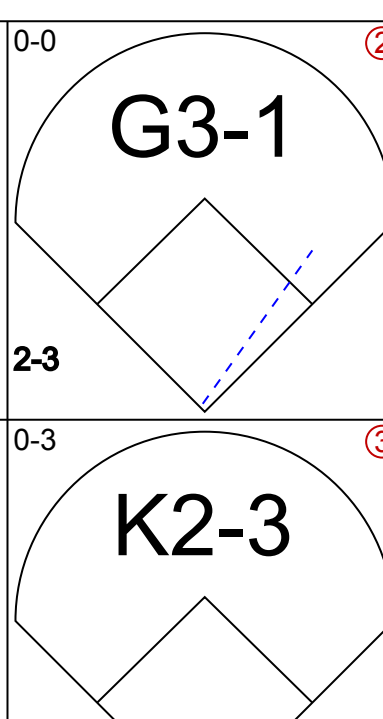
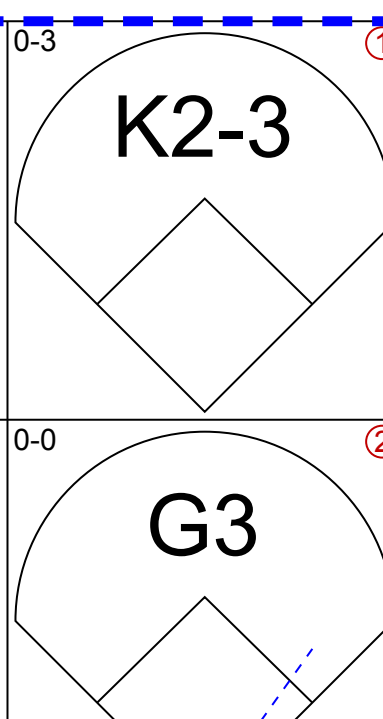
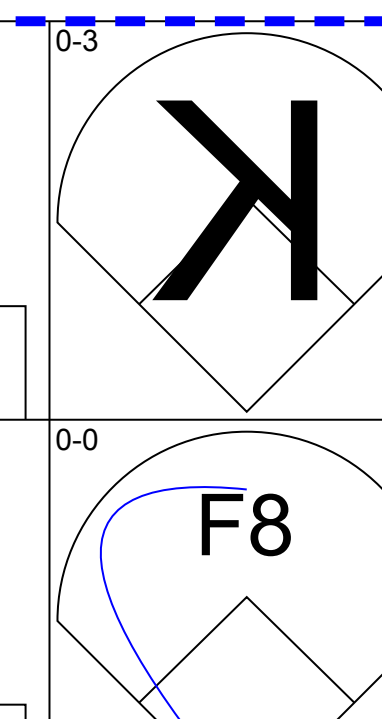
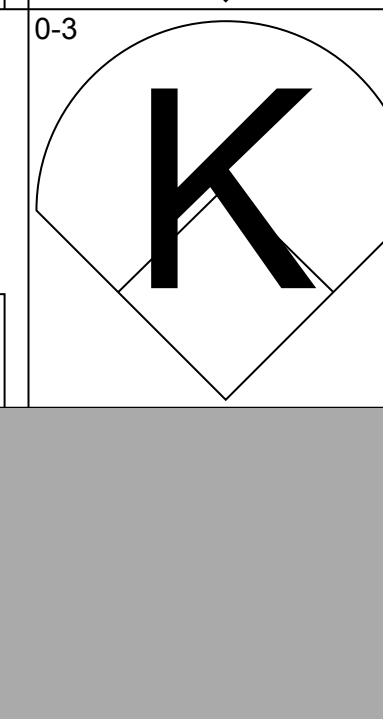

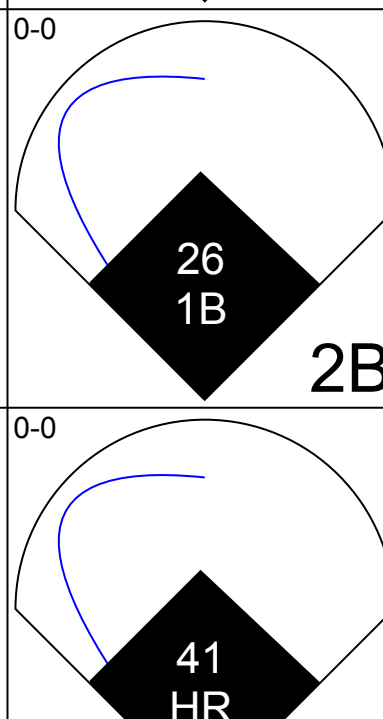
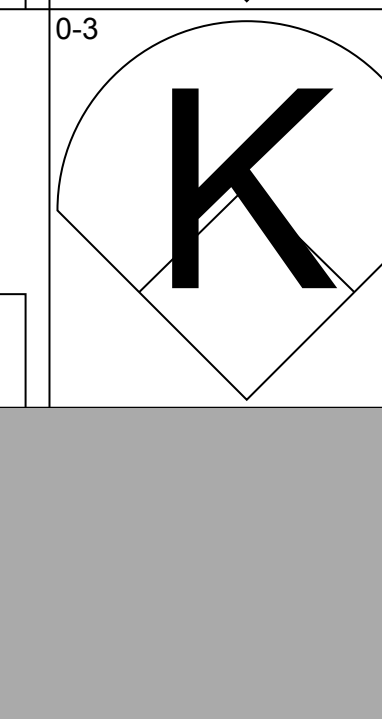

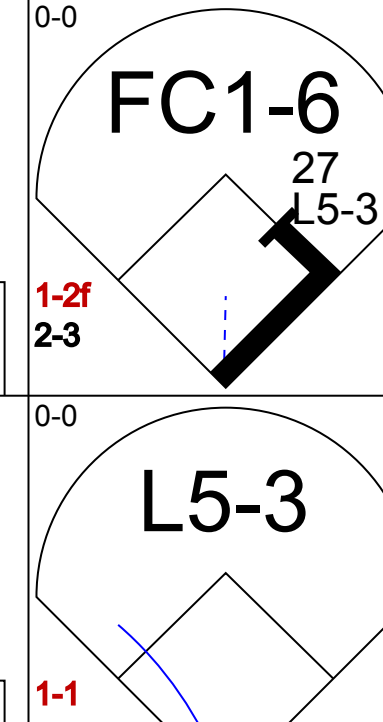
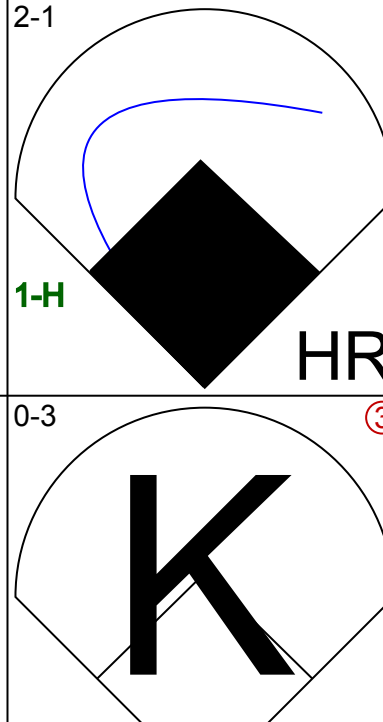

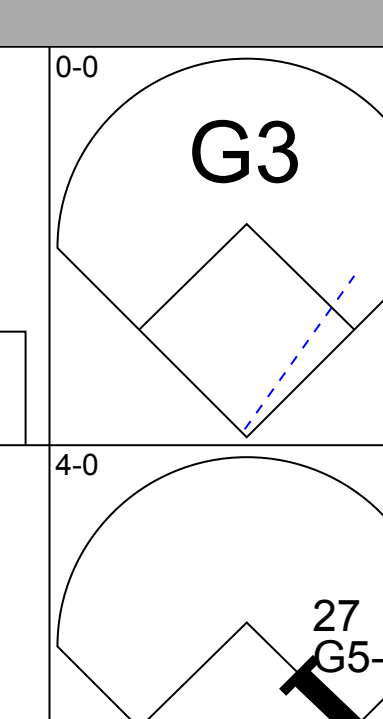
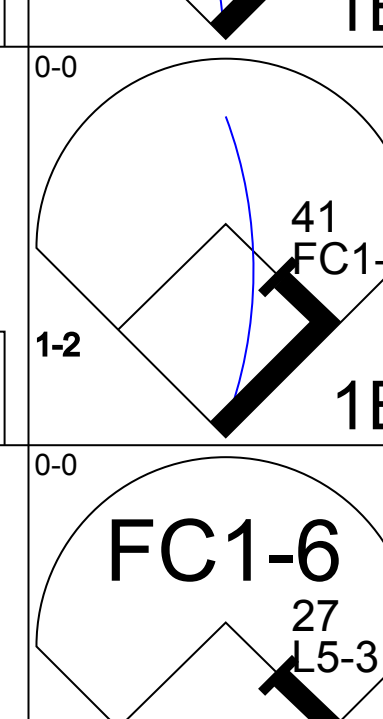
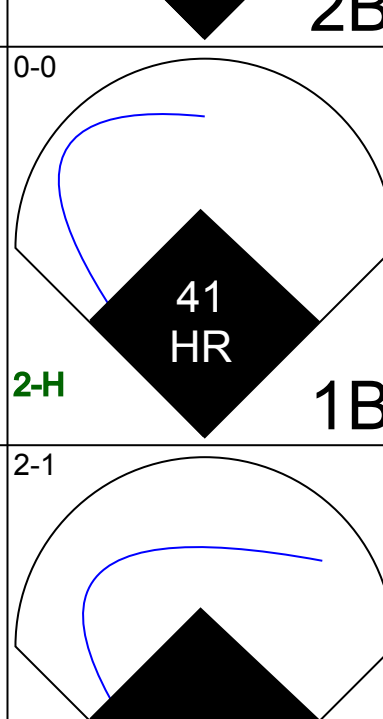

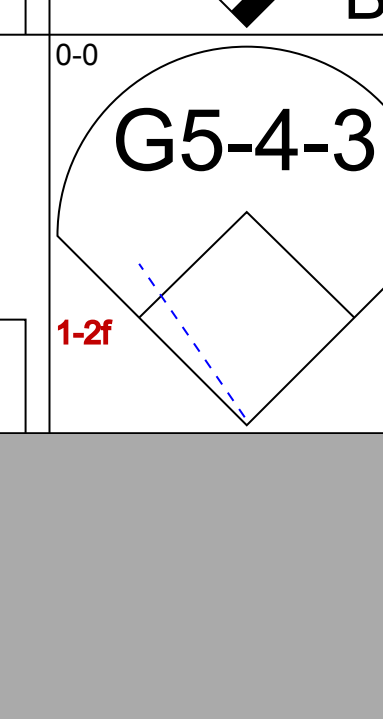
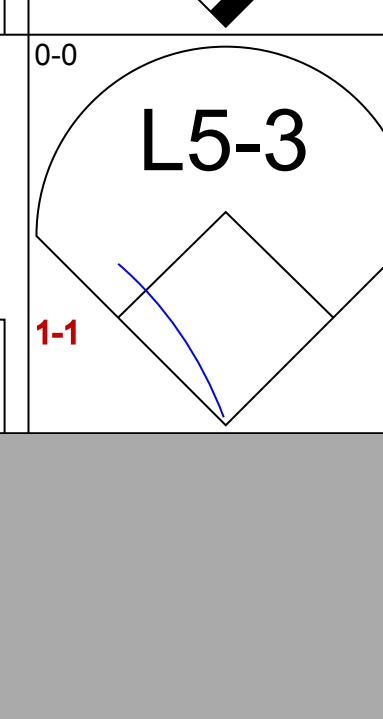






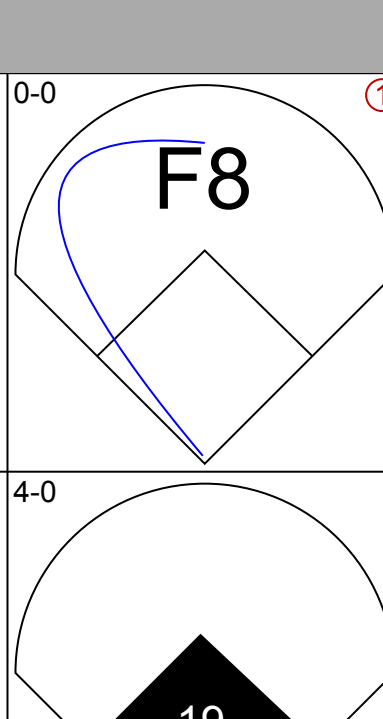
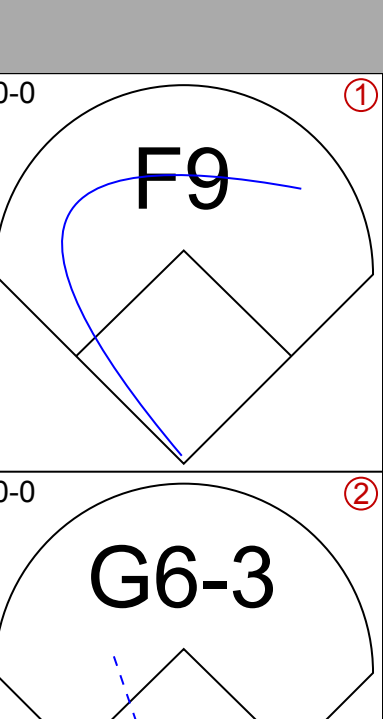
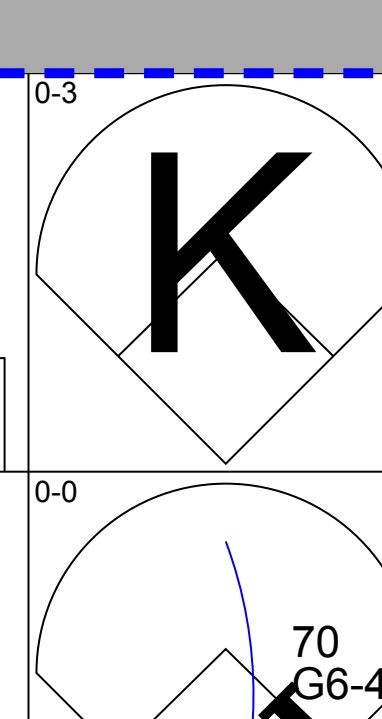
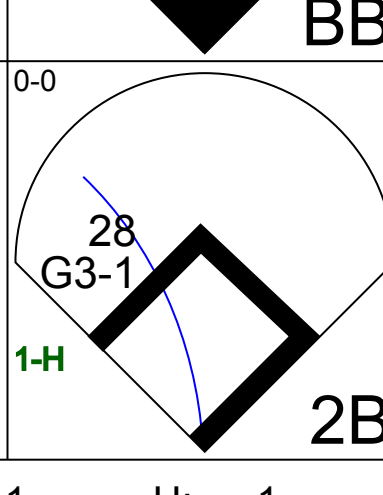
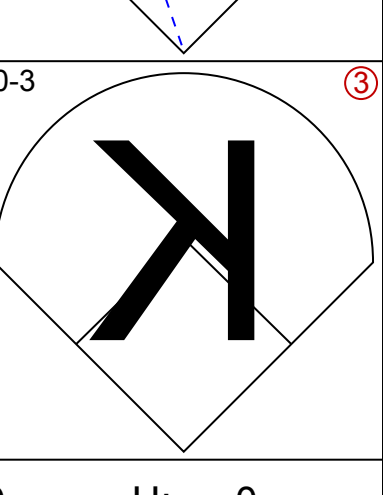
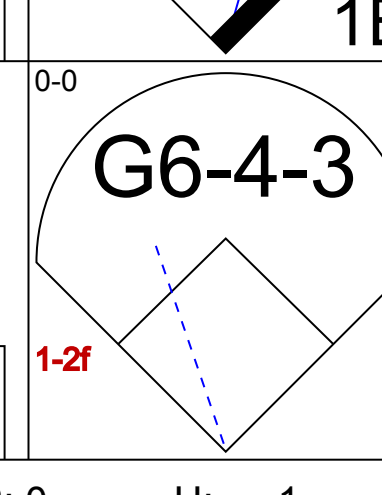
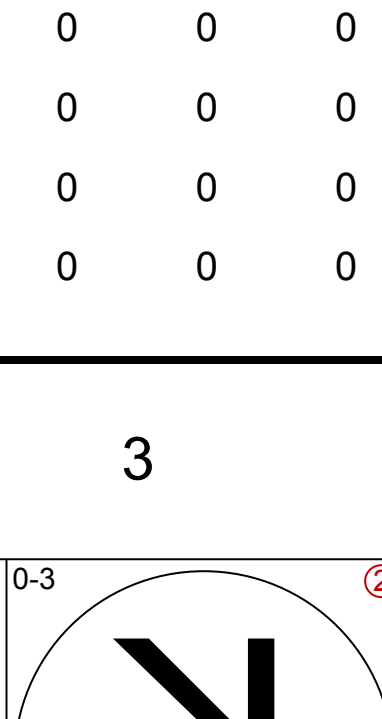
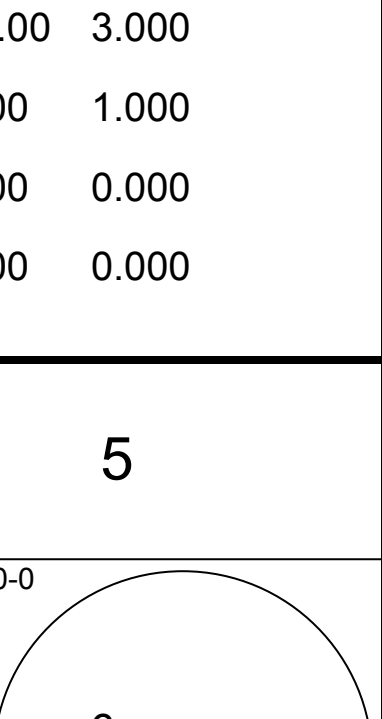
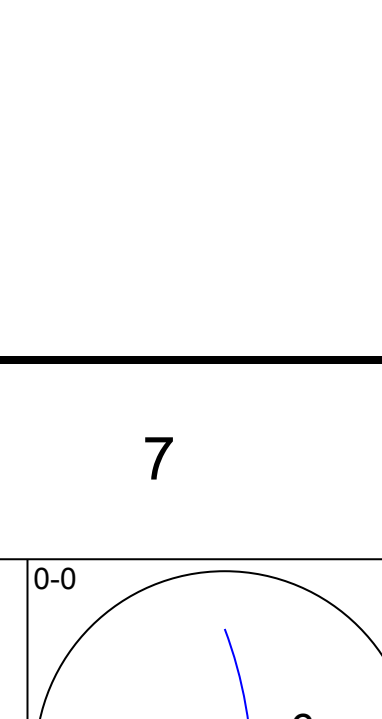








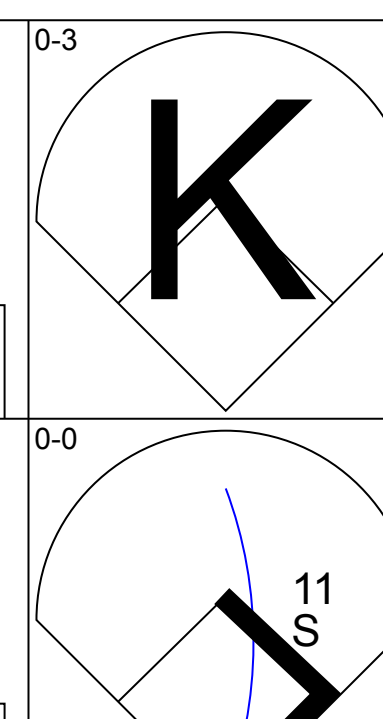
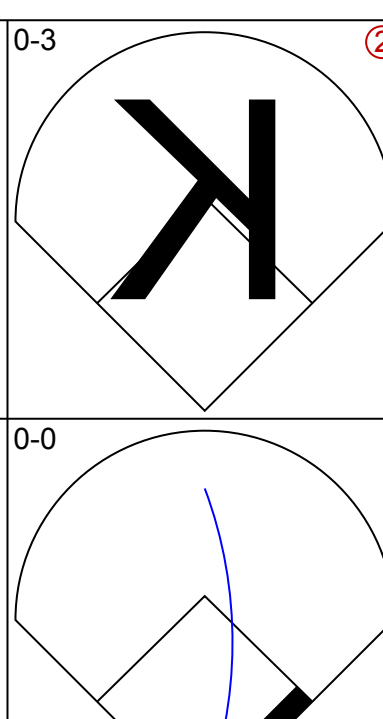
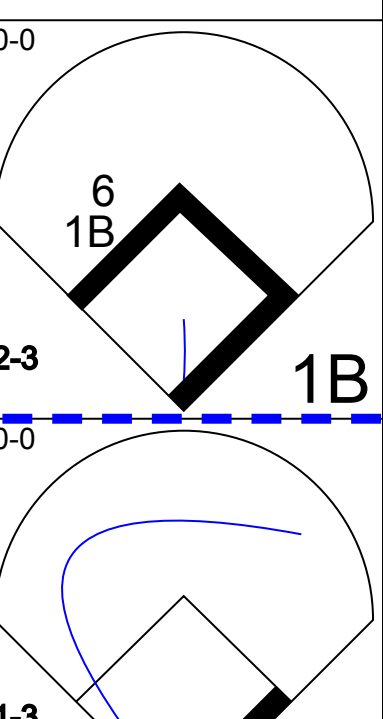
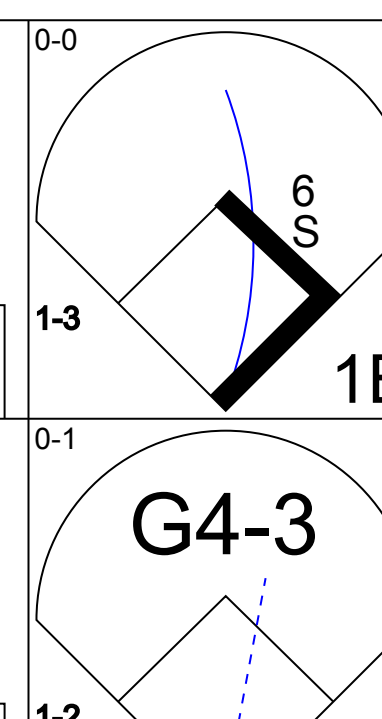
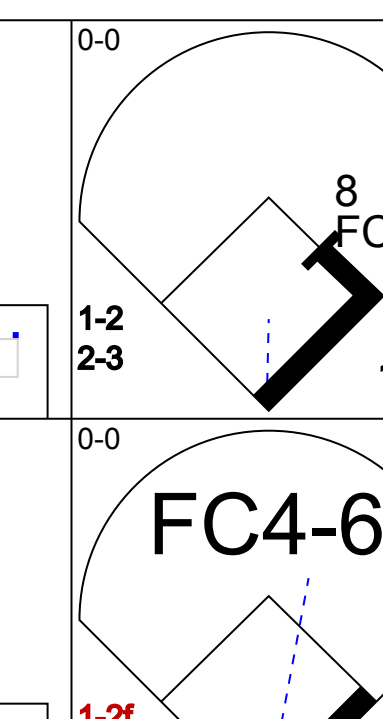
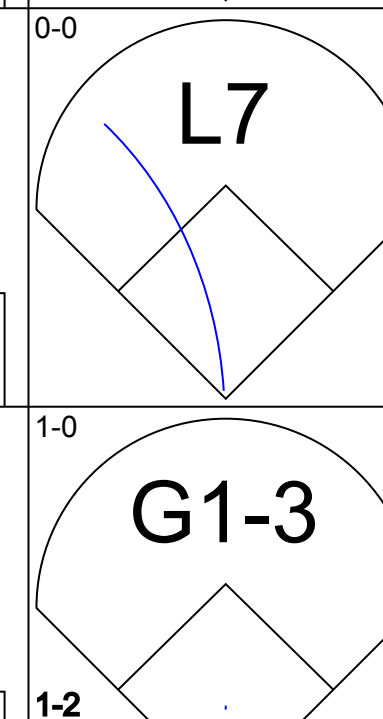
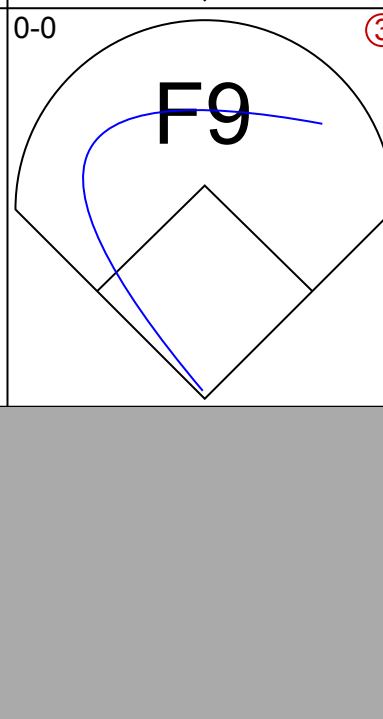
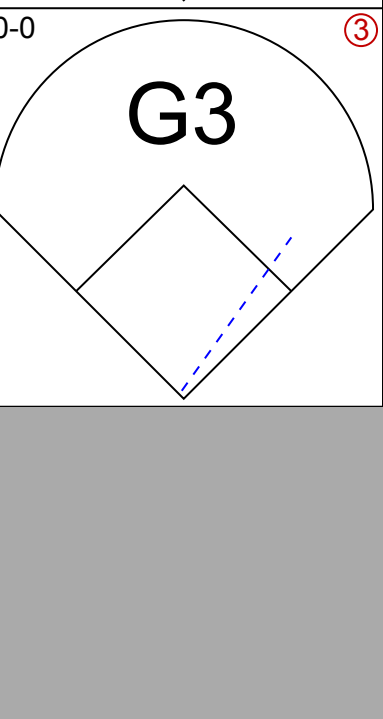

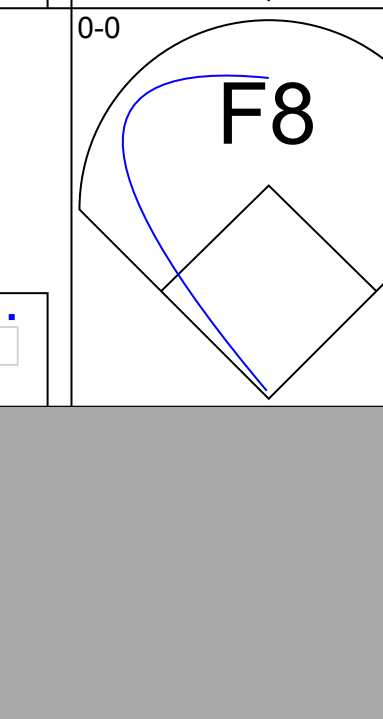



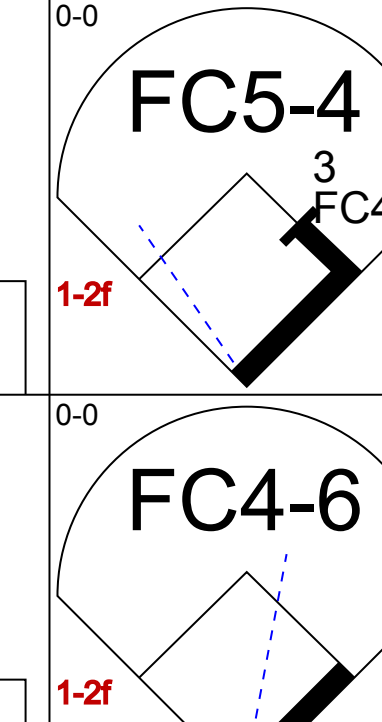





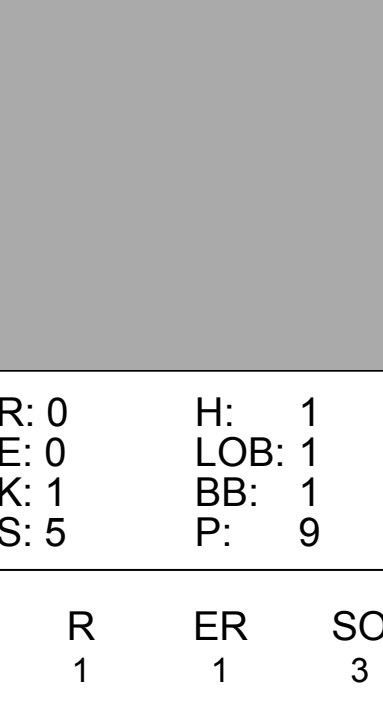


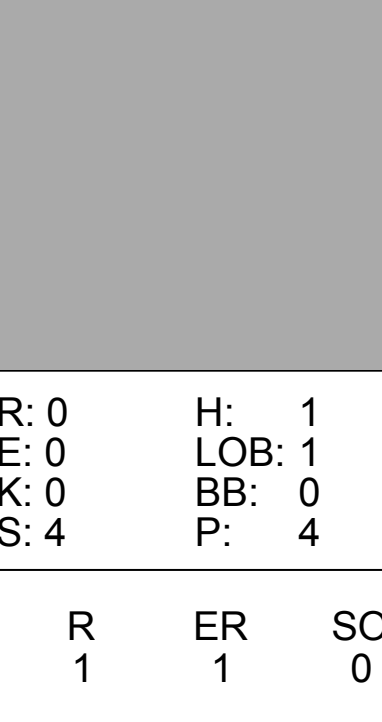
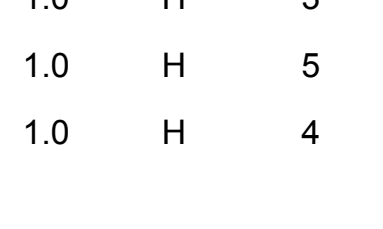





Batter	1	2	3	4	5	6	7	8	9	AB	R	H	RBI	BB	SO	LOB	TOP										
28 Will Rhymes, L (1,4) OBP: 0.265, SLG: 0.194 63 Javier Azcona, R (6,4)										3	0	0	0	0	2	1											
72 Andy Dirks, L (1,8) OBP: 0.457, SLG: 0.575										4	0	0	0	0	1	1											
30 Magglio Ordonez, R (1,9) OBP: 0.242, SLG: 0.333 75 Avisail Garcia, R (6,PR) (6,9)				 41 26 1B		 26 1B				3	0	2	0	0	1	0											
26 Brennan Boesch, L (1,7) OBP: 0.432, SLG: 0.432 28 Jamie Johnson, L (8,7)				 41 FC1-6 1B		 41 HR 1B				3	1	2	1	0	0	0											
41 Victor Martinez, S (1,2) OBP: 0.270, SLG: 0.353 76 Bryan Holaday, R (6,2) OBP: 0.125, SLG: 0.500		 27 G5-4-3 BB		 27 L5-3		 1-H				2	1	1	2	1	0	2											
27 Jhonny Peralta, R (1,10) OBP: 0.333, SLG: 0.364	 1-2			 1-1						4	0	0	0	0	1	4											
32 Don Kelly, L (1,5) OBP: 0.333, SLG: 0.313 18 Audy Ciriaco, R (7,5) OBP: 0.200, SLG: 0.200										3	0	0	0	0	1	0											
33 Ryan Stribe, R (1,3) OBP: 0.351, SLG: 0.375			 19 2B BB					 70 G6-4-3 1B		2	1	1	0	1	0	0											
19 Cale Iorg, R (1,6) OBP: 0.278, SLG: 0.611 70 Argenis Diaz, R (6,6) OBP: 0.273, SLG: 0.200			 28 G3-1 1-H 2B					 1-2		2	0	1	1	0	1	0											
<b>Inning Stats</b>	R: 0 E: 0 K: 2 S: 7	H: 0 LOB: 0 BB: 0 P: 7	R: 0 E: 0 K: 0 S: 2	H: 0 LOB: 0 BB: 1 P: 6	R: 1 E: 0 K: 1 S: 6	H: 1 LOB: 1 BB: 1 P: 10	R: 0 E: 0 K: 0 S: 4	H: 2 LOB: 1 BB: 0 P: 4	R: 0 E: 0 K: 1 S: 5	H: 0 LOB: 0 BB: 0 P: 5	R: 3 E: 0 K: 2 S: 11	H: 3 LOB: 1 BB: 0 P: 13	R: 0 E: 0 K: 1 S: 5	H: 1 LOB: 0 BB: 0 P: 5	R: 0 E: 0 K: 1 S: 5	H: 0 LOB: 0 BB: 0 P: 5	1B: 4 2B: 3 3B: 0 HR: 1	SF: 0 SAC: 0 DP: 3 HBP: 0	WP: 0 PB: 0 SB: 0 CS: 0	PA: 33							
<b>PITCHER</b>	IP	WLS	BF	H	R	ER	SO	BB	IBB	HBP	BLK	WP	HR	S	P	ERA	WHIP										
21 Jason Marquis, R (1,1) ERA: 0.75	5.0		18	3	1	1	4	2	0	0	0	0	0	24	32	1.80	1.000										
60 Todd Coffey, L (6,1) ERA: 5.4	1.0	L	6	3	3	3	2	0	0	0	0	0	1	11	13	27.00	3.000										
45 Doug Slaten, L (7,1) ERA: 5.4	1.0		3	1	0	0	1	0	0	0	0	0	0	5	5	0.00	1.000										
36 Tyler Clippard, R (8,1) ERA: 6.75	1.0		3	0	0	0	2	0	0	0	0	0	0	7	7	0.00	0.000										
22 Drew Storen, R (9,1) ERA: 10.13	1.0		3	0	0	0	1	0	0	0	0	0	0	5	5	0.00	0.000										

Detroit Tigers @ Washington Nationals  
Space Coast Stadium, Viera, FL  
Mon Mar 14, 2011, 1:06 PM - 3:48 PM EDT  
Att. 4,267 - Partly Cloudy - 75 F

AB 31  
R 4  
H 7  
RBI 4  
BB 2  
SO 10  
LOB 9



Batter	1	2	3	4	5	6	7	8	9	AB	R	H	RBI	BB	SO	LOB	BOTTOM										
1 Nwyer Morgan, L (1,8) OBP: 0.316, SLG: 0.242 2 Roger Bernadina, L (8,8) OBP: 0.324, SLG: 0.438					 6 1B		 6 S 1B		 8 FC4-6 1B	4	0	2	0	0	2	0											
6 Ian Desmond, R (1,6) OBP: 0.351, SLG: 0.400 8 Danny Espinosa, S (8,6) OBP: 0.378, SLG: 0.559	 11 S 1B				 1-3 3-H 1B		 1-2		 1-2 2-3 3-H 1B	4	0	3	1	0	0	2											
28 Jayson Werth, R (1,9) OBP: 0.333, SLG: 0.250 20 Lavnce Nix, L (9,9) OBP: 0.280, SLG: 0.455										4	0	0	0	0	0	4											
11 Ryan Zimmerman, R (1,5) OBP: 0.333, SLG: 0.636 19 Brian Bixler, R (7,5) OBP: 0.593, SLG: 0.895	 1-2							 38 FC5-4 1B		3	0	0	0	0	0	1											
38 Michael Morse, R (1,7) OBP: 0.486, SLG: 1.000		 3 G1-4-3 1B						 1-2 FC4-6		4	0	1	0	0	0	1											
3 Wilson Ramos, R (1,10) OBP: 0.280, SLG: 0.292	 1-2							 1-2		4	0	0	0	0	1	2											
15 Jerry Hairston, R (1,4) OBP: 0.346, SLG: 0.565 12 Alberto Gonzalez, R (8,4) OBP: 0.343, SLG: 0.344		 7 E BB								2	0	0	0	1	0	0											
7 Ivan Rodriguez, R (1,2) OBP: 0.273, SLG: 0.286 66 Derek Norris, R (8,2) OBP: 0.353, SLG: 0.429		 1-3		 1 1B 6 1B 14 G6-3 1B				 2 1B 8 FC4-6 BB		3	1	1	0	0	1	1											
14 Chris Marrero, R (1,3) OBP: 0.450, SLG: 0.500 24 Matt Stairs, L (9,PH) OBP: 0.385, SLG: 0.417					 1-2		 1 1B BB		 1-2 FC4-6 2 1B BB	2	0	0	0	1	0	1											
<b>Inning Stats</b>	R: 0 E: 0 K: 1 S: 6	H: 1 LOB: 1 BB: 0 P: 7	R: 0 E: 0 K: 1 S: 5	H: 1 LOB: 1 BB: 1 P: 9	R: 0 E: 0 K: 1 S: 6	H: 1 LOB: 1 BB: 0 P: 6	R: 0 E: 0 K: 0 S: 3	H: 0 LOB: 0 BB: 0 P: 3	R: 1 E: 0 K: 0 S: 6	H: 3 LOB: 2 BB: 0 P: 6	R: 0 E: 0 K: 1 S: 5	H: 0 LOB: 0 BB: 0 P: 5	R: 0 E: 0 K: 0 S: 5	H: 1 LOB: 2 BB: 1 P: 9	R: 0 E: 0 K: 0 S: 4	H: 1 LOB: 1 BB: 0 P: 4	R: 1 E: 0 K: 0 S: 4	H: 1 LOB: 2 BB: 2 P: 12	1B: 9 2B: 0 3B: 0 HR: 0	SF: 0 SAC: 0 DP: 1 HBP: 0	WP: 0 PB: 0 SB: 2 CS: 0	PA: 39					
<b>PITCHER</b>	IP	WLS	BF	H	R	ER	SO	BB	IBB	HBP	BLK	WP	HR	S	P	ERA	WHIP										
21 Rick Porcello, R (1,1) ERA: 3.95	4.2		19	5	1	1	3	1	0	0	0	0	0	24	29	1.93	1.286										
21 Enrique Gonzalez, R (5,1) ERA: 1.29	0.1	W	2	1	0	0	0	0	0	0	0	0	0	2	2	0.00	3.000										
53 Joaquin Benoit, R (6,1) ERA: 1.29	1.0	H	3	0	0	0	1	0	0	0	0	0	0	5	5	0.00	0.000										
46 Jose Valverde, R (7,1) ERA: 1.29	1.0	H	5	1	0	0	0	1	0	0	0	0	0	5	9	0.00	2.000										
55 Daniel Schlereth, L (8,1) ERA: 1.29	1.0	H	4	1	0	0	0	0	0	0	0	0	0	4	4	0.00	1.000										

Detroit Tigers @ Washington Nationals  
Space Coast Stadium, Viera, FL  
Mon Mar 14, 2011, 1:06 PM - 3:48 PM EDT  
Att. 4,267 - Partly Cloudy - 75 F

AB 35  
R 2  
H 9  
RBI 2  
BB 4  
SO 4  
LOB 16





Batter	1	2	3	4	5	6	7	8	9	10	AB	R	H	RBI	BB	SO	LOB	TOP	
2 Jacoby Ellsbury, L OBP: 0.452, SLG: 0.724 55 Ryan Kalish, L OBP: 0.302, SLG: 0.256	P6			HR		G4-3		F8		G3	3	1	1	1	0	0	0		
13 Carl Crawford, L OBP: 0.200, SLG: 0.207 60 Daniel Nava, S OBP: 0.303, SLG: 0.250	G5-3			G3		F7				L7	3	0	0	0	0	0	0		
7 J.D. Drew, L OBP: 0.321, SLG: 0.333 68 Josh Reddick, L OBP: 0.242, SLG: 0.379	K							F8			3	0	1	0	0	1	0		
33 Jason Varitek, S OBP: 0.263, SLG: 0.278 62 Paul Hoover, R OBP: 0.250, SLG: 0.429		L6		F7						P6	3	0	0	0	0	1	1		
12 Jed Lowrie, S OBP: 0.250, SLG: 0.250 76 Jose Iglesias, R OBP: 0.385, SLG: 0.333											3	0	0	0	0	2	1		
54 Danell McDonald, R OBP: 0.310, SLG: 0.333											4	1	1	1	0	2	0		
78 Lars Anderson, L OBP: 0.185, SLG: 0.385											4	0	0	0	0	2	0		
72 Yamaico Navarro, R OBP: 0.303, SLG: 0.375											4	0	0	0	0	1	0		
80 Nate Spears, L OBP: 0.378, SLG: 0.384											2	0	0	0	2	0	0		
<b>Inning Stats</b>	R: 0 E: 0 K: 1 S: 5	H: 0 LOB: 0 BB: 0 P: 5	R: 0 E: 0 K: 2 S: 7	H: 0 LOB: 0 BB: 0 P: 7	R: 0 E: 0 K: 0 S: 3	H: 0 LOB: 0 BB: 0 P: 3	R: 1 E: 0 K: 2 S: 7	H: 2 LOB: 1 BB: 0 P: 8	R: 0 E: 0 K: 2 S: 7	H: 0 LOB: 0 BB: 0 P: 7	R: 0 E: 0 K: 1 S: 6	H: 0 LOB: 2 BB: 1 P: 10	R: 0 E: 0 K: 1 S: 5	H: 0 LOB: 1 BB: 0 P: 6	R: 1 E: 1 K: 1 S: 8	H: 1 LOB: 2 BB: 1 P: 12	1B: 1 2B: 0 3B: 0 HR: 2	SF: 0 SAC: 0 DP: 0 HBP: 1	WP: 1 PA: 38
<b>PITCHER</b>	IP	WLS	BF	H	R	ER	SO	BB	IBB	HBP	BLK	WP	HR	S	P	ERA	WHIP		
35 Justin Verlander, R ERA: 1.2	5.1		18	2	1	1	5	0	0	0	0	0	0	30	31	1.69	0.375		
60 Bryan Villarreal, R ERA: 3.86	1.2		5	0	0	0	2	0	0	0	0	0	0	9	9	0.00	0.000		
62 Al Albuquerque, R ERA: 5.4	1.0		5	0	0	0	1	0	0	0	0	0	1	6	10	0.00	1.000		
59 Fuy Te Ni, L ERA: 1.13	1.0		4	0	0	0	1	0	0	1	1	0	0	5	6	0.00	0.000		
36 Brad Thomas, L ERA: 2.0	1.0	L	6	1	1	1	1	1	0	0	0	0	1	8	12	9.00	2.000		

**Boston Red Sox @ Detroit Tigers**  
 Joker Marchant Stadium, Lakeland, FL  
 Tue Mar 15 2011, 1:12 PM - 4:08 PM EDT  
 Att. 10,307 - Cloudy - 77 F

AB 35  
 R 2  
 H 3  
 RBI 2  
 BB 2  
 SO 10  
 LOB 11



Batter	1	2	3	4	5	6	7	8	9	10	AB	R	H	RBI	BB	SO	LOB	BOTTOM	
14 Austin Jackson, R OBP: 0.385, SLG: 0.333 26 Brennan Boesch, L (6, PH) OBP: 0.404, SLG: 0.400	G5-3		K			K		L8		G4-3	2	0	0	0	0	1	0		
25 Ryan Raburn, R OBP: 0.367, SLG: 0.519	G5-3					K		F8			4	0	0	0	0	2	0		
30 Magglio Ordonez, R OBP: 0.250, SLG: 0.333 72 Andy Dirks, L OBP: 0.447, SLG: 0.561	F9					L8				F8	3	0	1	0	0	0	0		
24 Miguel Cabrera, R OBP: 0.350, SLG: 0.556 65 Scott Thorman, L OBP: 0.240, SLG: 0.136		F9		F8				HR		BB	3	1	1	1	0	0	1		
41 Victor Martinez, S OBP: 0.200, SLG: 0.261 34 Clete Thomas, L (9, PH) OBP: 0.344, SLG: 0.345										F7	2	0	1	0	1	1	0		
27 Jhonny Peralta, R OBP: 0.516, SLG: 0.343 29 Danny Worth, R OBP: 0.346, SLG: 0.364		P4				G4-3					2	0	0	0	0	3			
15 Brandon Inge, R OBP: 0.265, SLG: 0.367 32 Don Kelly, L OBP: 0.342, SLG: 0.324										P5	2	0	1	0	0	2			
20 Scott Sizemore, R OBP: 0.278, SLG: 0.441										G6-3	4	0	0	0	0	1			
13 Alex Avila, L OBP: 0.387, SLG: 0.269 63 Max St. Pierre, R OBP: 0.342, SLG: 0.324								F7		F7	3	0	0	0	0	1	0		
<b>Inning Stats</b>	R: 0 E: 0 K: 0 S: 3	H: 0 LOB: 0 BB: 0 P: 3	R: 0 E: 0 K: 1 S: 6	H: 1 LOB: 1 BB: 0 P: 6	R: 0 E: 0 K: 2 S: 7	H: 0 LOB: 0 BB: 0 P: 7	R: 0 E: 0 K: 1 S: 6	H: 1 LOB: 2 BB: 1 P: 10	R: 0 E: 0 K: 1 S: 5	H: 0 LOB: 0 BB: 0 P: 5	R: 1 E: 0 K: 1 S: 8	H: 2 LOB: 1 BB: 0 P: 10	R: 0 E: 0 K: 0 S: 3	H: 0 LOB: 0 BB: 0 P: 3	R: 0 E: 0 K: 0 S: 3	H: 0 LOB: 2 BB: 2 P: 11	1B: 3 2B: 0 3B: 0 HR: 1	SF: 0 SAC: 0 DP: 0 HBP: 0	WP: 0 PA: 37
<b>PITCHER</b>	IP	WLS	BF	H	R	ER	SO	BB	IBB	HBP	BLK	WP	HR	S	P	ERA	WHIP		
18 Daisuke Matsuzaka, R ERA: 7.24	5.0		18	2	0	0	5	1	0	0	0	0	0	27	31	0.00	0.600		
32 Matt Albers, R ERA: 2.45	2.0	B	8	2	1	1	3	0	0	0	0	0	1	15	17	4.50	1.000		
64 Michael Bowden, R ERA: 2.97	1.0		3	0	0	0	0	0	0	0	0	0	0	3	3	0.00	0.000		
56 Brandon Duckworth, R ERA: 3.86	2.0	W	8	0	0	0	0	2	0	0	0	0	0	6	14	0.00	1.000		

**Boston Red Sox @ Detroit Tigers**  
 Joker Marchant Stadium, Lakeland, FL  
 Tue Mar 15 2011, 1:12 PM - 4:08 PM EDT  
 Att. 10,307 - Cloudy - 77 F

AB 34  
 R 1  
 H 4  
 RBI 1  
 BB 3  
 SO 8  
 LOB 9





Batter	1	2	3	4	5	6	7	8	9	AB	R	H	RBI	BB	SO	LOB	TOP						
Ryan Theriot, R (1, 6) OBP: 0.295, SLG: 0.194 87 Adron Chambers, L (6, 9) OBP: 0.385, SLG: 0.273	F8		F8	F8 28 BB 5 HR		F8 5 BB 63 BB		G3		2	1	0	0	2	0	0	St. Louis Cardinals @ Detroit Tigers Joker Marchant Stadium, Lakeland, FL Wed Mar 16 2011, 1:10 PM - 4:17 PM EDT Att: 8,926 - Partly Cloudy - 77 F						
28 Colby Rasmus, L (1, 8) OBP: 0.387, SLG: 0.487 63 Shane Robinson, R (6, PH) OBP: 0.364, SLG: 0.381	2B		HR	5 HR BB		5 BB BB		F7		2	3	2	2	1	0	0							
5 Albert Pujols, R (1, 3) OBP: 0.500, SLG: 0.394 33 Daniel Descalso, L (6, PR) OBP: 0.323, SLG: 0.321	K		G5-3	HR		BB		G3		3	1	1	5	1	1	1							
23 David Freese, R (1, 5) OBP: 0.381, SLG: 0.714 19 Ramon Vazquez, L (6, 6) OBP: 0.292, SLG: 0.159	2B		L9	G5-3		K		HBP		4	0	1	1	0	1	3							
12 Lance Berkman, S (1, 10) OBP: 0.250, SLG: 0.344 64 Mark Hamilton, L (9, PH) OBP: 0.282, SLG: 0.400	K			K	G4-3	G4-3		K		4	0	0	0	0	2	4							
21 Allen Craig, R (1, 9) OBP: 0.413, SLG: 0.436	F8		F8	L8		G5-3		1B		4	1	1	0	0	0	0							
91 Amaury Cazana, R (9, PH) OBP: 0.376, SLG: 0.167 56 Brian Tallet, L (9, 1)			55 1B 4 SF8	1B		92 BB		1B		1	0	1	0	0	0	0							
55 Skip Schumaker, L (1, 4) OBP: 0.500, SLG: 0.548 92 Matt Carpenter, L (6, 5) OBP: 0.463, SLG: 0.543	BB		BB	1B	G4-3	F7		BB		2	1	1	0	1	0	0							
4 Yadier Molina, R (1, 2) OBP: 0.219, SLG: 0.226 80 Tony Cruz, R (8, 2) OBP: 0.100, SLG: 0.200	F8		SF8			K	G6-3	K		3	0	0	1	0	1	1							
19 Jon Jay, L (1, 7) OBP: 0.245, SLG: 0.400	F9		E3	28 BB 5 HR		63 BB 5 BB		G4-3		3	2	0	0	1	0	2							
<b>Inning Stats</b>	R: 1 E: 0 K: 2 S: 9	H: 2 LOB: 1 BB: 0 P: 9	R: 0 E: 0 K: 0 S: 3	H: 0 LOB: 1 BB: 1 P: 7	R: 1 E: 0 K: 0 S: 4	H: 1 LOB: 0 BB: 0 P: 5	R: 6 E: 1 K: 1 S: 11	H: 3 LOB: 0 BB: 2 P: 21	R: 0 E: 0 K: 0 S: 3	H: 0 LOB: 0 BB: 0 P: 3	R: 1 E: 0 K: 2 S: 7	H: 0 LOB: 3 BB: 4 P: 23	R: 0 E: 0 K: 0 S: 3	H: 0 LOB: 0 BB: 0 P: 3	R: 0 E: 0 K: 2 S: 8	H: 1 LOB: 0 BB: 1 P: 13		1B: 3 2B: 2 3B: 0 HR: 2	SF: 1 SAC: 0 DP: 0 HBP: 1	WP: 0 PB: 0 SB: 1 CS: 0	PA: 44		
<b>PITCHER</b>	IP WLS BF H R ER SO BB IBB HBP BLK WP HR S P ERA WHIP	IP WLS BF H R ER SO BB IBB HBP BLK WP HR S P ERA WHIP	IP WLS BF H R ER SO BB IBB HBP BLK WP HR S P ERA WHIP	IP WLS BF H R ER SO BB IBB HBP BLK WP HR S P ERA WHIP	IP WLS BF H R ER SO BB IBB HBP BLK WP HR S P ERA WHIP	IP WLS BF H R ER SO BB IBB HBP BLK WP HR S P ERA WHIP	IP WLS BF H R ER SO BB IBB HBP BLK WP HR S P ERA WHIP	IP WLS BF H R ER SO BB IBB HBP BLK WP HR S P ERA WHIP	IP WLS BF H R ER SO BB IBB HBP BLK WP HR S P ERA WHIP	IP WLS BF H R ER SO BB IBB HBP BLK WP HR S P ERA WHIP	IP WLS BF H R ER SO BB IBB HBP BLK WP HR S P ERA WHIP	IP WLS BF H R ER SO BB IBB HBP BLK WP HR S P ERA WHIP	IP WLS BF H R ER SO BB IBB HBP BLK WP HR S P ERA WHIP	IP WLS BF H R ER SO BB IBB HBP BLK WP HR S P ERA WHIP	IP WLS BF H R ER SO BB IBB HBP BLK WP HR S P ERA WHIP	IP WLS BF H R ER SO BB IBB HBP BLK WP HR S P ERA WHIP		IP WLS BF H R ER SO BB IBB HBP BLK WP HR S P ERA WHIP					
40 Phil Coke, L (1, 1) ERA: 2.7	3.2	20	5	7	4	3	3	0	0	0	0	0	0	0	0	0	0	0	1	23	36	9.82	2.182
78 Adam Wilk, L (4, 1) ERA: 0.87	1.1	5	1	1	0	0	0	0	0	0	0	0	0	0	0	0	0	0	1	7	9	0.00	0.750
55 Daniel Schlereth, L (6, 1) ERA: 3.38	0.1	5	0	1	1	1	4	0	0	0	0	0	0	0	0	0	0	0	0	3	19	27.00	12.000
38 Robbie Weinhardt, R (6, 1) ERA: 3.12	1.2	5	0	0	0	1	0	0	0	0	0	0	0	0	0	0	0	0	0	7	7	0.00	0.000
21 Enrique Gonzalez, R (8, 1) ERA:	2.0	9	1	0	0	2	1	0	1	0	0	0	0	0	0	0	0	0	0	11	16	0.00	1.000
<b>Batter</b>	<b>1</b>	<b>2</b>	<b>3</b>	<b>4</b>	<b>5</b>	<b>6</b>	<b>7</b>	<b>8</b>	<b>9</b>	<b>AB</b>	<b>R</b>	<b>H</b>	<b>RBI</b>	<b>BB</b>	<b>SO</b>	<b>LOB</b>	<b>BOTTOM</b>						
14 Austin Jackson, R (1, 8) OBP: 0.381, SLG: 0.361 57 Casper Wells, R (6, 8) OBP: 0.363, SLG: 0.783	F8		F8		28 G1 24 2B			28 1B		3	1	1	0	0	0	0	St. Louis Cardinals @ Detroit Tigers Joker Marchant Stadium, Lakeland, FL Wed Mar 16 2011, 1:10 PM - 4:17 PM EDT Att: 8,926 - Partly Cloudy - 77 F						
28 Will Rhymes, L (1, 4) OBP: 0.306, SLG: 0.278	1B		26 G3		G1		FC4-6		5	1	3	0	0	0	2								
26 Brennan Boesch, L (1, 7) OBP: 0.385, SLG: 0.400	FC3-6		G3		P6		2B		5	1	1	1	0	1	5								
24 Miguel Cabrera, R (1, 3) OBP: 0.372, SLG: 0.615 65 Scott Thorman, L (6, 3) OBP: 0.259, SLG: 0.130	2B		G1-3		34 1B 15 CS		BB		3	1	2	1	0	0	1								
34 Clete Thomas, L (1, 9) OBP: 0.351, SLG: 0.353	1B		G3		1B		K		5	0	2	2	0	1	4								
15 Brandon Inge, R (1, 5) OBP: 0.243, SLG: 0.333 29 Danny Worth, R (7, 5) OBP: 0.333, SLG: 0.348	G4-3		L7		CS		K		3	0	0	0	0	1	1								
13 Alex Avila, L (1, 10) OBP: 0.352, SLG: 0.250 25 Ryan Raburn, R (6, PH) OBP: 0.387, SLG: 0.519	G3		G3		39 1B		G4-3		0	0	0	0	1	0	0								
39 Ramon Santiago, S (1, 6) OBP: 0.435, SLG: 0.579 70 Argenis Diaz, R (8, 6) OBP: 0.250, SLG: 0.182	F7		F7		1B		G6-3		1	0	0	0	0	1	1								
74 John Murrian, R (1, 2) OBP: 0.200, SLG: 0.300	G1-3		P3		G5-3		F8		4	0	0	0	0	0	3								
<b>Inning Stats</b>	R: 2 E: 0 K: 0 S: 6	H: 3 LOB: 0 BB: 0 P: 6	R: 0 E: 0 K: 0 S: 3	H: 0 LOB: 0 BB: 0 P: 3	R: 0 E: 0 K: 0 S: 4	H: 1 LOB: 1 BB: 0 P: 4	R: 0 E: 0 K: 0 S: 4	H: 1 LOB: 2 BB: 1 P: 8	R: 1 E: 0 K: 1 S: 5	H: 3 LOB: 1 BB: 0 P: 5	R: 0 E: 0 K: 1 S: 5	H: 0 LOB: 0 BB: 0 P: 5	R: 1 E: 0 K: 2 S: 6	H: 1 LOB: 2 BB: 2 P: 14	R: 0 E: 0 K: 2 S: 7	H: 0 LOB: 1 BB: 1 P: 11		R: 0 E: 0 K: 2 S: 8	H: 1 LOB: 2 BB: 1 P: 12	1B: 5 2B: 5 3B: 0 HR: 0	SF: 0 SAC: 0 DP: 0 HBP: 0	WP: 0 PB: 0 SB: 0 CS: 1	PA: 42
<b>PITCHER</b>	IP WLS BF H R ER SO BB IBB HBP BLK WP HR S P ERA WHIP	IP WLS BF H R ER SO BB IBB HBP BLK WP HR S P ERA WHIP	IP WLS BF H R ER SO BB IBB HBP BLK WP HR S P ERA WHIP	IP WLS BF H R ER SO BB IBB HBP BLK WP HR S P ERA WHIP	IP WLS BF H R ER SO BB IBB HBP BLK WP HR S P ERA WHIP	IP WLS BF H R ER SO BB IBB HBP BLK WP HR S P ERA WHIP	IP WLS BF H R ER SO BB IBB HBP BLK WP HR S P ERA WHIP	IP WLS BF H R ER SO BB IBB HBP BLK WP HR S P ERA WHIP	IP WLS BF H R ER SO BB IBB HBP BLK WP HR S P ERA WHIP	IP WLS BF H R ER SO BB IBB HBP BLK WP HR S P ERA WHIP	IP WLS BF H R ER SO BB IBB HBP BLK WP HR S P ERA WHIP	IP WLS BF H R ER SO BB IBB HBP BLK WP HR S P ERA WHIP	IP WLS BF H R ER SO BB IBB HBP BLK WP HR S P ERA WHIP	IP WLS BF H R ER SO BB IBB HBP BLK WP HR S P ERA WHIP	IP WLS BF H R ER SO BB IBB HBP BLK WP HR S P ERA WHIP	IP WLS BF H R ER SO BB IBB HBP BLK WP HR S P ERA WHIP		IP WLS BF H R ER SO BB IBB HBP BLK WP HR S P ERA WHIP					
29 Chris Carpenter, R (1, 1) ERA: 4.05	4.0	19	6	3	3	0	0	0	0	0	0	0	0	0	0	0		0	0	4	4	0.00	2.000
76 John Gast, L (5, 1) ERA: 1.69	1.0	4	2	0	0	0	0	0	0	0	0	4	4	4	4	0.00	2.000						
74 Joe Kelly, R (6, 1) ERA: 7.5	2.0	9	1	1	1	2	2	0	0	0	0	11	19	4.50	1.500								
79 Eduardo Sanchez, R (8, 1) ERA:	1.0	4	0	0	0	2	1	0	0	0	0	7	11	0.00	1.000								
56 Brian Tallet, L (9, 1) ERA: 1.35	1.0	5	1	0	0	2	1	0	0	0	0	8	12	0.00	2.000								



Batter	1	2	3	4	5	6	7	8	9	AB	R	H	RBI	BB	SO	LOB	TOP										
37 Ben Revere, L OBP: 0.262, SLG: 0.368 (1, 8)	F7		L8				G4-3		L9-6	5	0	1	1	0	0	3	<b>Minnesota Twins @ Detroit Tigers</b> Joker Marchant Stadium, Lakeland, FL Thu Mar 17 2011, 1:09 PM - 3:54 PM EDT Att: 9,031 - Sunny - 80 F										
1 Tsuyoshi Nishio, S OBP: 0.345, SLG: 0.429 24 Trevor Plouffe, R OBP: 0.206, SLG: 0.226 (1, 4) (5, 4)	L3					G4-3				3	0	1	1	0	0	1											
21 Delmon Young, R OBP: 0.313, SLG: 0.287 85 Brian Dinkelman, L (3, PR) OBP: 0.171, SLG: 0.219 (1, 7) (3, 7)	K									1	0	0	0	0	1	0											
16 Jason Kubel, L OBP: 0.486, SLG: 0.706 84 Jeff Bailey, R OBP: 0.375, SLG: 0.375 (1, 10) (6, PR) (6, 10)		G6-3	G6-4-3							2	0	0	0	1	0	3											
22 Danny Valencia, R OBP: 0.412, SLG: 0.581 78 Matthew Brown, R OBP: 0.346, SLG: 0.435 (1, 5) (6, 5)	G6-3								P3	3	0	0	0	0	2	1											
38 Luke Hughes, R OBP: 0.372, SLG: 0.800 (1, 3)									K	4	1	1	1	0	2	1											
18 Jason Repko, R OBP: 0.341, SLG: 0.314 (1, 9)									F7	3	0	0	0	1	0	0											
32 René Rivera, R OBP: 0.333, SLG: 0.313 81 Danny Lehmann, R OBP: 0.333, SLG: 0.264 (1, 2) (6, 2)										2	1	0	0	1	0	2											
12 Alexi Casilla, S OBP: 0.333, SLG: 0.250 20 Matt Tolbert, S OBP: 0.267, SLG: 0.222 73 Chase Lambin, S OBP: 0.450, SLG: 0.400 (1, 6) (5, 6) (9, PH) (9, 6)										1	0	1	0	0	1	0											
										1	0	0	0	0	1	0											
<b>Inning Stats</b>	R: 0 E: 0 K: 1 S: 5	H: 0 LOB: 0 BB: 0 P: 5	R: 1 E: 0 K: 0 S: 4	H: 1 LOB: 0 BB: 0 P: 6	R: 1 E: 0 K: 0 S: 3	H: 1 LOB: 3 BB: 2 P: 13	R: 0 E: 0 K: 1 S: 5	H: 0 LOB: 0 BB: 0 P: 5	R: 1 E: 0 K: 0 S: 4	H: 1 LOB: 1 BB: 0 P: 7	R: 0 E: 0 K: 2 S: 7	H: 0 LOB: 2 BB: 2 P: 15	R: 0 E: 0 K: 1 S: 8	H: 1 LOB: 2 BB: 1 P: 12	R: 0 E: 0 K: 1 S: 5	H: 0 LOB: 0 BB: 0 P: 5	R: 0 E: 0 K: 0 S: 3	H: 1 LOB: 0 BB: 0 P: 3	1B: 2 2B: 2 HR: 1	SF: 0 SAC: 0 HBP: 2	WP: 0 PB: 0 SB: 0 CS: 0	PA: 37					
<b>PITCHER</b>	IP	WLS	BF	H	R	ER	SO	BB	IBB	HBP	BLK	WP	HR	S	P	ERA	WHIP										
31 Brad Penny, R ERA: 2.35 (1, 1)	5.0		21	3	3	3	2	2	0	2	0	0	1	21	36	5.40	1.000										
49 Charlie Furbush, L ERA: 4.53 (6, 1)	2.0		10	1	0	0	4	3	0	0	0	0	0	15	27	0.00	2.000										
53 Joaquin Benoit, R ERA: (8, 1)	1.0		3	0	0	0	1	0	0	0	0	0	0	5	5	0.00	0.000										
45 Ryan Perry, R ERA: 4.5 (9, 1)	1.0	W	3	1	0	0	0	0	0	0	0	0	0	3	3	0.00	1.000										

Batter	1	2	3	4	5	6	7	8	9	AB	R	H	RBI	BB	SO	LOB	BOTTOM										
14 Austin Jackson, R OBP: 0.378, SLG: 0.342 72 Andy Dirks, L OBP: 0.429, SLG: 0.535 (1, 8) (6, 8)	F9									2	0	0	0	1	0	2	<b>Minnesota Twins @ Detroit Tigers</b> Joker Marchant Stadium, Lakeland, FL Thu Mar 17 2011, 1:09 PM - 3:54 PM EDT Att: 9,031 - Sunny - 80 F										
25 Ryan Raburn, R OBP: 0.389, SLG: 0.594 (1, 7)	L6									5	1	2	1	0	1	1											
30 Magglio Ordonez, R OBP: 0.375, SLG: 0.391 26 Brennan Boesch, L (8, PH) OBP: 0.377, SLG: 0.391 (1, 10) (9, PH) (9, 10)										3	1	1	0	1	1	3											
24 Miguel Cabrera, R OBP: 0.391, SLG: 0.714 32 Don Kelly, L OBP: 0.350, SLG: 0.333 (1, 3) (6, 3)										3	1	2	2	0	0	2											
27 Jhonny Peralta, R OBP: 0.293, SLG: 0.316 29 Danny Worth, R OBP: 0.379, SLG: 0.440 (1, 6) (6, 6) (8, 5)										2	1	1	0	0	0	3											
15 Brandon Inge, R OBP: 0.293, SLG: 0.378 39 Ramon Santiago, S OBP: 0.435, SLG: 0.579 (1, 5) (8, 6)										4	0	3	0	0	0	1											
57 Casper Wells, R OBP: 0.500, SLG: 0.667 (1, 9)										4	0	0	0	0	0	4											
20 Scott Sizemore, R OBP: 0.282, SLG: 0.417 70 Argenis Diaz, R OBP: 0.309, SLG: 0.182 (1, 4) (7, 4)										2	0	0	0	1	0	2											
13 Alex Avila, L OBP: 0.405, SLG: 0.267 63 Max St. Pierre, R (7, PH) (8, 2)										2	0	1	0	1	0	1											
										1	0	0	0	0	0	2											
<b>Inning Stats</b>	R: 1 E: 0 K: 0 S: 5	H: 2 LOB: 1 BB: 0 P: 5	R: 0 E: 0 K: 0 S: 4	H: 1 LOB: 0 BB: 0 P: 4	R: 0 E: 0 K: 0 S: 3	H: 0 LOB: 2 BB: 2 P: 11	R: 0 E: 0 K: 0 S: 4	H: 1 LOB: 2 BB: 1 P: 8	R: 2 E: 0 K: 2 S: 12	H: 3 LOB: 1 BB: 0 P: 15	R: 0 E: 0 K: 0 S: 5	H: 2 LOB: 3 BB: 1 P: 9	R: 0 E: 0 K: 0 S: 4	H: 1 LOB: 2 BB: 1 P: 8	R: 0 E: 0 K: 2 S: 7	H: 0 LOB: 0 BB: 0 P: 7	R: 1 E: 1 K: 0 S: 5	H: 2 LOB: 1 BB: 0 P: 8	1B: 7 2B: 3 3B: 0 HR: 2	SF: 0 SAC: 0 DP: 0 HBP: 0	WP: 0 PB: 0 SB: 0 CS: 0	PA: 41					
<b>PITCHER</b>	IP	WLS	BF	H	R	ER	SO	BB	IBB	HBP	BLK	WP	HR	S	P	ERA	WHIP										
49 Jeff Manship, R ERA: 5.0 (1, 1)	2.0		9	3	1	1	0	0	0	0	0	0	0	9	9	4.50	1.500										
56 Dusty Hughes, L ERA: (3, 1)	2.0	H	10	1	0	0	0	3	0	0	0	0	0	7	19	0.00	2.000										
17 Pat Neshek, R ERA: 4.26 (5, 1)	1.0	B	6	3	2	2	2	0	0	0	0	0	2	12	15	18.00	3.000										
72 Carlos Gutierrez, R ERA: (6, 1)	2.0		11	3	0	0	0	2	0	0	0	0	0	9	17	0.00	2.500										
57 Kyle Waldrop, R ERA: (8, 1)	1.0	L	5	2	1	0	2	0	0	0	0	0	0	12	15	0.00	2.000										









Batter	1	2	3	4	5	6	7	8	9	AB	R	H	RBI	BB	SO	LOB	TOP											
1 Jordan Schafer, L (1, 8) OBP: 0.208, SLG: 0.294										4	1	1	0	0	0	1												
2 Alex Gonzalez, R (1, 6) 77 Tyler Pastornicky, R (8, 6) OBP: 0.300, SLG: 0.383 OBP: 0.500, SLG: 0.900										3	0	1	1	0	0	0												
16 Brian McCann, L (1, 2) 27 J.C. Boscan, R (6, 2) OBP: 0.244, SLG: 0.359 OBP: 0.300, SLG: 0.300										3	0	1	0	0	0	1												
26 Dan Uggla, R (1, 4) 24 Diory Hernandez, R (6, 4) OBP: 0.294, SLG: 0.267 OBP: 0.310, SLG: 0.444										2	0	0	0	1	0	0												
20 Eric Hinske, L (1, 3) 92 Adam Milligan, L (4, 9) OBP: 0.268, SLG: 0.351										1	0	0	0	1	1	2												
30 Wilkin Ramirez, R (1, 10) OBP: 0.333, SLG: 0.483										3	0	0	0	0	0	3												
4 Joe Mather, R (1, 9) OBP: 0.179, SLG: 0.139										3	0	0	0	0	0	0												
17 Matt Young, L (1, 7) OBP: 0.294, SLG: 0.207										3	0	0	0	0	0	0												
75 Ed Lucas, R (1, 5) OBP: 0.387, SLG: 0.393										2	0	0	0	1	0	0												
<b>Inning Stats</b>	R: 1 E: 0 K: 0 S: 4	H: 2 LOB: 0 BB: 0 P: 4	R: 0 E: 0 K: 0 S: 2	H: 0 LOB: 0 BB: 1 P: 6	R: 0 E: 0 K: 0 S: 3	H: 0 LOB: 0 BB: 0 P: 3	R: 0 E: 0 K: 1 S: 6	H: 1 LOB: 2 BB: 1 P: 10	R: 0 E: 0 K: 0 S: 3	H: 0 LOB: 1 BB: 1 P: 7	R: 0 E: 0 K: 0 S: 3	H: 0 LOB: 0 BB: 0 P: 3	R: 0 E: 0 K: 0 S: 3	H: 0 LOB: 0 BB: 0 P: 3	R: 0 E: 0 K: 0 S: 3	H: 1 LOB: 0 BB: 0 P: 3	1B: 2 2B: 1 3B: 1 HR: 0	SF: 0 SAC: 0 DP: 3 HBP: 0	WP: 0 PB: 0 SB: 0 CS: 0	PA: 31								
<b>PITCHER</b>	IP	WLS	BF	H	R	ER	SO	BB	IBB	HBP	BLK	WP	HR	S	P	ERA	WHIP											
21 Rick Porcello, R (1, 1) ERA: 3.12	4.2		18	3	1	1	1	3	0	0	0	0	0	0	17	29	1.93	1.286										
78 Adam Wilk, L (5, 1) ERA: 0.77	1.1		4	0	0	0	0	0	0	0	0	0	0	4	4	0.00	0.000											
55 Daniel Schlereth, L (7, 1) ERA: 1.92	2.0		6	0	0	0	0	0	0	0	0	0	0	6	6	0.00	0.000											
38 Robbie Weinhardt, R (9, 1) ERA: 2.79	1.0	W	3	1	0	0	0	0	0	0	0	0	0	3	3	0.00	1.000											

Atlanta Braves @ Detroit Tigers  
Joker Marchant Stadium, Lakeland, FL  
Sat Mar 19 2011, 1:07 PM - 3:41 PM EDT  
Att: 8,089 - Sunny - 79 F

AB 28  
R 1  
H 4  
RBI 1  
BB 3  
SO 1  
LOB 9



Batter	1	2	3	4	5	6	7	8	9	AB	R	H	RBI	BB	SO	LOB	BOTTOM										
14 Austin Jackson, R (1, 8) 57 Casper Wells, R (4, 8) OBP: 0.392, SLG: 0.333 OBP: 0.487, SLG: 0.621										1	0	0	0	1	0	0											
39 Ramon Santiago, S (1, 4) OBP: 0.444, SLG: 0.545										3	0	1	0	1	0	1											
30 Magglio Ordonez, R (1, 9) 34 Clete Thomas, L (7, 9) OBP: 0.279, SLG: 0.342 OBP: 0.326, SLG: 0.375										2	0	0	0	1	0	1											
24 Miguel Cabrera, R (1, 3) 32 Don Kelly, L (7, 3) OBP: 0.388, SLG: 0.682 OBP: 0.335, SLG: 0.317										2	0	0	0	1	1	2											
41 Victor Martinez, S (1, 2) 63 Max St. Pierre, R (8, 2) OBP: 0.279, SLG: 0.333										3	0	0	0	0	1	2											
26 Brennan Boesch, L (1, 10) OBP: 0.377, SLG: 0.444										4	1	2	0	0	1	0											
15 Brandon Inge, R (1, 5) 20 Scott Sizemore, R (8, 4) OBP: 0.273, SLG: 0.350 OBP: 0.300, SLG: 0.432										3	0	0	0	0	2	1											
72 Andy Dirks, L (1, 7) OBP: 0.426, SLG: 0.625										4	0	1	2	0	0	0											
29 Danny Worth, R (1, 6) OBP: 0.375, SLG: 0.429										3	0	1	0	0	0	0											
<b>Inning Stats</b>	R: 0 E: 0 K: 1 S: 5	H: 0 LOB: 2 BB: 2 P: 13	R: 0 E: 0 K: 1 S: 5	H: 0 LOB: 0 BB: 0 P: 5	R: 0 E: 0 K: 0 S: 4	H: 1 LOB: 2 BB: 1 P: 8	R: 0 E: 0 K: 1 S: 5	H: 0 LOB: 0 BB: 0 P: 5	R: 0 E: 0 K: 1 S: 6	H: 0 LOB: 0 BB: 0 P: 6	R: 0 E: 0 K: 0 S: 4	H: 1 LOB: 3 BB: 2 P: 12	R: 2 E: 0 K: 0 S: 4	H: 3 LOB: 1 BB: 0 P: 4	1B: 5 2B: 0 3B: 1 HR: 0	SF: 0 SAC: 0 DP: 0 HBP: 0	WP: 0 PB: 0 SB: 0 CS: 1	PA: 36									
<b>PITCHER</b>	IP	WLS	BF	H	R	ER	SO	BB	IBB	HBP	BLK	WP	HR	S	P	ERA	WHIP										
37 Brandon Beachy, R (1, 1) ERA: 1.8	5.0		19	1	0	0	3	3	0	0	0	0	0	5	5	0.00	0.800										
58 Peter Moylan, R (6, 1) ERA: 3.0	1.0	H	3	0	0	0	1	0	0	0	0	0	0	5	5	0.00	0.000										
64 Jairo Asencio, R (7, 1) ERA: 0.9	2.0	H	9	2	0	0	1	2	0	0	0	0	0	10	18	0.00	2.000										
70 Arodys Vizcaino, R (9, 1) ERA: 4.15	0.1	L	4	3	2	2	0	0	0	0	0	0	0	4	4	54.00	9.000										

Atlanta Braves @ Detroit Tigers  
Joker Marchant Stadium, Lakeland, FL  
Sat Mar 19 2011, 1:07 PM - 3:41 PM EDT  
Att: 8,089 - Sunny - 79 F

AB 30  
R 2  
H 6  
RBI 2  
BB 5  
SO 5  
LOB 13





Batter	1	2	3	4	5	6	7	8	9	AB	R	H	RBI	BB	SO	LOB	TOP					
57 Casper Wells, R OBP: 0.455, SLG: 0.559	(1,8) X 0-0 F7		X 0-0 G5-3		X 0-0 P3		B SAFE X 1-0 1-H 2-H 1B		X 0-0 F9	5	0	1	0	0	0	1						
25 Ryan Raburn, R OBP: 0.400, SLG: 0.625	(1,7) X 0-0 G5-3		X 0-0 32 HR 1B		X 0-0 P5		B BB B 4-0 1-2 BB		X 0-0 26 BB 32 1B 1B	4	1	2	0	1	0	1						
32 Don Kelly, L OBP: 0.340, SLG: 0.391	(1,9) X (6,3) 0-0 P3		S X 0-1 1-H HR		X 0-0 L9		X 0-0 L6		X 0-0 26 BB 1B	5	1	2	2	0	0	2						
24 Miguel Cabrera, R OBP: 0.365, SLG: 0.638	(1,3)																					
34 Clete Thomas, L OBP: 0.311, SLG: 0.357	(6,9)																					
41 Victor Martinez, S OBP: 0.298, SLG: 0.317	(1,10)																					
26 Brennan Boesch, L (9, PH) OBP: 0.387, SLG: 0.444	(9,10)																					
27 Jhonny Peralta, R OBP: 0.271, SLG: 0.311	(1,6)																					
28 Will Rhymes, L OBP: 0.318, SLG: 0.293	(7,4)																					
15 Brandon Inge, R OBP: 0.378, SLG: 0.243	(1,5)																					
29 Danny Worth, R OBP: 0.394, SLG: 0.483	(7,5)																					
13 Alex Avila, L OBP: 0.378, SLG: 0.243	(1,2)																					
63 Max St. Pierre, R (8,2)																						
39 Ramon Santiago, S OBP: 0.452, SLG: 0.520	(1,4) (7,6)																					
<b>Inning Stats</b>	R: 0 E: 0 K: 0 S: 3	H: 0 LOB: 0 BB: 0 P: 3	R: 0 E: 1 K: 2 S: 8	H: 1 LOB: 2 BB: 1 P: 12	R: 2 E: 0 K: 1 S: 8	H: 2 LOB: 0 BB: 0 P: 8	R: 0 E: 0 K: 0 S: 2	H: 0 LOB: 0 BB: 1 P: 6	R: 0 E: 0 K: 0 S: 4	H: 1 LOB: 1 BB: 0 P: 4	R: 0 E: 2 K: 2 S: 7	H: 0 LOB: 0 BB: 0 P: 7	R: 2 E: 1 K: 0 S: 5	H: 2 LOB: 2 BB: 2 P: 14	R: 2 E: 1 K: 0 S: 6	H: 2 LOB: 3 BB: 0 P: 6	R: 0 E: 0 K: 1 S: 7	H: 2 LOB: 3 BB: 1 P: 11	1B: 8 2B: 1 3B: 0 HR: 1	SF: 0 SAC: 0 DP: 1 HBP: 0	WP: 0 PB: 1 SB: 1 CS: 0	PA: 42
<b>PITCHER</b>	IP WLS BF H R ER SO BB IBB HBP BLK WP HR S P ERA WHIP																					
32 Tom Gorzelanny, L ERA: 3.97	(1,1) 5.0 L 20 4 2 2 3 2 0 0 0 0 0 1 25 33 3.60 1.200																					
60 Todd Coffey, R ERA: 7.27	(6,1) 1.2 9 2 2 1 2 2 0 0 0 0 0 0 11 20 5.40 2.400																					
22 Drew Storen, R ERA: 11.74	(7,1) 1.1 7 2 2 1 0 0 0 0 0 0 0 7 7 6.75 1.500																					
36 Tyler Clippard, R ERA: 12.79	(9,1) 1.0 6 2 0 0 1 1 0 0 0 0 0 0 7 11 0.00 3.000																					

**Detroit Tigers @ Washington Nationals**  
 Space Coast Stadium, Viera, FL  
 Sun Mar 20 2011, 1:07 PM - 4:02 PM EDT  
 Att: 5,498 - Partly Cloudy - 75 F

AB	37
R	6
H	10
RBI	4
BB	5
SO	6
LOB	15



Batter	1	2	3	4	5	6	7	8	9	AB	R	H	RBI	BB	SO	LOB	BOTTOM					
1 Nyer Morgan, L OBP: 0.340, SLG: 0.326	(1,10) X 0-3 K		X 0-0 E7 1B		X 0-3 K		X 0-0 1-2 1B		X 0-0 1-3 2B	4	0	2	0	0	2	1						
6 Ian Desmond, R (9, PH) OBP: 0.358, SLG: 0.429	(9, PH)																					
43 Rick Ankiel, L OBP: 0.239, SLG: 0.465	(1,8) CCCC 0-3 K		C C C C 0-3 K		X 0-0 F8		X 0-0 G3-1		X 0-0 G6-3	4	0	0	0	0	2	4						
71 Jonathan Van Every, L OBP: 0.300, SLG: 0.259	(8,7)																					
38 Michael Morse, R (9, PH) OBP: 0.377, SLG: 0.723	(9, PH)																					
28 Jayson Werth, R OBP: 0.378, SLG: 0.286	(1,9) X 0-0 F9		X 0-0 F7		X 0-0 G5-3		X 0-0 1B		X 0-0 1B	4	0	1	0	0	0	2						
25 Adam LaRoche, L OBP: 0.425, SLG: 0.429	(1,3)																					
92 Tyler Moore, R (9,3)																						
3 Wilson Ramos, R OBP: 0.314, SLG: 0.424	(1,2)																					
26 Jesus Flores, R OBP: 0.323, SLG: 0.292	(8,2)																					
2 Roger Bernadina, L OBP: 0.327, SLG: 0.378	(1,7) (8,8)																					
15 Jerry Hairston, R OBP: 0.250, SLG: 0.361	(1,5)																					
19 Brian Bixler, R OBP: 0.487, SLG: 0.719	(8,5)																					
13 Alex Cora, L OBP: 0.484, SLG: 0.481	(1,4)																					
24 Matt Stairs, L OBP: 0.421, SLG: 0.647	(7, PH) (8,6)																					
8 Danny Espinosa, S OBP: 0.356, SLG: 0.500	(8,6)																					
12 Alberto Gonzalez, R OBP: 0.367, SLG: 0.370	(1,8) (8,4)																					
<b>Inning Stats</b>	R: 0 E: 0 K: 2 S: 7	H: 0 LOB: 0 BB: 0 P: 7	R: 0 E: 0 K: 1 S: 6	H: 1 LOB: 1 BB: 0 P: 7	R: 0 E: 1 K: 1 S: 7	H: 3 LOB: 2 BB: 0 P: 7	R: 0 E: 0 K: 1 S: 5	H: 1 LOB: 1 BB: 0 P: 5	R: 0 E: 0 K: 1 S: 6	H: 1 LOB: 1 BB: 0 P: 6	R: 0 E: 0 K: 1 S: 5	H: 0 LOB: 1 BB: 1 P: 9	R: 1 E: 0 K: 0 S: 7	H: 3 LOB: 2 BB: 0 P: 7	R: 0 E: 0 K: 0 S: 4	H: 1 LOB: 1 BB: 0 P: 4	R: 0 E: 0 K: 0 S: 4	H: 2 LOB: 2 BB: 1 P: 8	1B: 9 2B: 2 3B: 0 HR: 1	SF: 0 SAC: 0 DP: 1 HBP: 0	WP: 1 PB: 0 SB: 0 CS: 1	PA: 38
<b>PITCHER</b>	IP WLS BF H R ER SO BB IBB HBP BLK WP HR S P ERA WHIP																					
35 Justin Verlander, R ERA: 5.0	(1,1) 6.0 W 23 6 3 1 1 0 0 0 0 0 0 1 7 7 9.00 3.000																					
45 Ryan Perry, R ERA: 5.0	(7,1) 1.0 6 3 1 1 0 0 0 0 0 0 0 1 7 7 9.00 3.000																					
59 Fu Te Ni, L ERA: 0.9	(8,1) 1.0 4 1 0 0 0 0 0 0 0 0 0 4 4 0.00 1.000																					
36 Brad Thomas, L ERA: 1.64	(9,1) 1.0 5 2 0 0 0 0 1 0 0 0 0 0 4 8 0.00 3.000																					

**Detroit Tigers @ Washington Nationals**  
 Space Coast Stadium, Viera, FL  
 Sun Mar 20 2011, 1:07 PM - 4:02 PM EDT  
 Att: 5,498 - Partly Cloudy - 75 F

AB	36
R	1
H	12
RBI	1
BB	2
SO	7
LOB	16






Batter	1	2	3	4	5	6	7	8	9	AB	R	H	RBI	BB	SO	LOB	TOP	
14 Austin Jackson, R OBP: 0.411, SLG: 0.362 Deik Scram, L	(1,8) 0-3 K		X 0-0 FC4-6 1B	X 0-1 28 CS 1B	X 0-0 FC6-4 1B		X 0-3 K	X 0-3 K		5	0	3	1	0	2	0		
28 Will Rhymes, L OBP: 0.327, SLG: 0.378 Hernán Pérez, R	(1,4) 0-0 G3-1		X 0-0 F7	X 0-1 CS 1B	X 0-0 G3-1 3B	X 0-0 SF8		X 0-0 72 1B 2B		4	2	2	1	0	0	1		
72 Andy Dirks, L OBP: 0.424, SLG: 0.604	(1,7) 0-0 1B		X 0-0 FC4-6 24 1B 41 1B		X 0-0 G3-1	X 0-0 F8		X 0-0 24 G4-6-3 1B		5	1	2	2	0	0	3		
24 Miguel Cabrera, R OBP: 0.351, SLG: 0.596 Gustavo Nunez, S	(1,3) 0-0 F8		X 0-0 41 1B		X 0-0 F8	X 0-0 FC6-4		X 0-0 G4-6-3 1B		5	0	1	0	0	0	4		
41 Victor Martinez, S OBP: 0.353, SLG: 0.409 76 Bryan Holaday, R OBP: 0.111, SLG: 0.444		X 0-0 2B	X 0-0 1-2 2-H 1B		X 0-0 BB		X 0-0 27 FC6 13 SF8 2B		X 0-0 G5-3	3	1	3	1	1	0	0		
27 Jhonny Peralta, R OBP: 0.250, SLG: 0.286 32 Don Kelly, L OBP: 0.353, SLG: 0.404	(1,6) 0-0 G5-3		X 0-0 K		X 0-0 K		X 0-0 FC6		X 0-0 29 3B 1B	4	0	0	0	0	2	5		
15 Brandon Inge, R OBP: 0.400, SLG: 0.548 29 Danny Worth, R OBP: 0.400, SLG: 0.548	(1,5) 0-0 G5-3		X 0-0 13 PB 13 SF8 2B		X 0-0 57 1B 13 BB 14 1B 1B		X 0-0 K		X 0-0 13 1B 3B	3	2	2	0	0	0	1	AB 40	
13 Alex Avila, L OBP: 0.400, SLG: 0.263	(1,10) 4-0 BB		X 0-1 SF8		X 0-0 14 1B 28 SF8 BB		X 0-0 SF8		X 0-0 57 FC5-4 1B	1	1	1	3	2	0	0	R 9	
57 Casper Wells, R OBP: 0.449, SLG: 0.538 Luis Castillo, S	(1,9) 0-3 K		X 0-0 14 CS 1B		X 0-0 14 1B		X 0-0 K		X 0-0 FC5-4	5	0	2	0	0	2	4	H 18	
<b>Inning Stats</b>	R: 0 H: 1 E: 0 LOB: 1 K: 1 BB: 0 S: 6	R: 0 H: 1 E: 0 LOB: 2 K: 1 BB: 1 S: 6	R: 1 H: 3 E: 0 LOB: 2 K: 1 BB: 0 S: 8	R: 1 H: 3 E: 0 LOB: 0 K: 0 BB: 0 S: 7	R: 1 H: 3 E: 0 LOB: 1 K: 1 BB: 1 S: 6	R: 2 H: 3 E: 0 LOB: 2 K: 0 BB: 1 S: 6	R: 1 H: 1 E: 0 LOB: 1 K: 2 BB: 0 S: 9	R: 1 H: 2 E: 0 LOB: 0 K: 1 BB: 0 S: 6	R: 2 H: 3 E: 0 LOB: 1 K: 1 BB: 0 S: 8	1B: 12 SF: 3 2B: 4 SAC: 0 3B: 2 DP: 1 HR: 0 HBP: 0	WP: 0 PA: 47							
<b>PITCHER</b>	IP WLS BF H R ER SO BB IBB HBP BLK WP HR S P ERA WHIP																	
39 Brett Myers, R ERA: 9.0	(1,1) 5.0 L 28 12 5 5 4 3 0 0 0 0 0 0 36 48 9.00 3.000																	
53 Wesley Wright, L ERA: 9.52	(6,1) 1.0 3 0 0 0 0 0 0 0 0 0 0 3 3 0.00 0.000																	
59 Wilton Lopez, R ERA: 1.29	(7,1) 1.0 5 1 1 1 2 0 0 0 0 0 0 9 9 9.00 1.000																	
47 Jeff Fulchino, R ERA: 3.86	(8,1) 1.0 4 2 1 1 1 0 0 0 0 0 0 6 6 9.00 2.000																	
54 Mark Melancon, R ERA: 3.66	(9,1) 1.0 6 3 2 2 1 0 0 0 0 0 0 8 8 18.00 3.000																	

Detroit Tigers @ Houston Astros  
Osceola County Stadium, Kissimmee, FL  
Mon Mar 21 2011, 1:05 PM - 3:49 PM EDT  
Att.: 4,347 - Sunny - 77 F


AB 40  
R 9  
H 18  
RBI 9  
BB 3  
SO 8  
LOB 21



Batter	1	2	3	4	5	6	7	8	9	AB	R	H	RBI	BB	SO	LOB	BOTTOM	
21 Michael Bourn, L OBP: 0.283, SLG: 0.422 11 Jason Bourgeois, R OBP: 0.333, SLG: 0.404	(1,8) 0-0 9 1B 12 S 1B		X 0-0 G5-4-3 1B		X 0-0 12 G5-4-3 1B		X 0-0 P3		X 0-0 P3	3	1	2	0	0	1	0		
12 Tommy Manzella, R OBP: 0.368, SLG: 0.382 89 Vladimir Sutil, R	(1,6) 4-1 45 F7 9 1B BB		X 0-0 G6-3		X 0-0 G5-4-3		X 0-3 K		X 0-0 K	3	0	0	0	1	1	1		
9 Hunter Pence, R OBP: 0.385, SLG: 0.490 54 Mark Melancon, R	(1,9) 0-0 45 F7 1B		X 0-0 F8		X 0-0 F8		X 0-0 G4-3		X 0-0 G4-3	4	0	1	1	0	0	0		
45 Carlos Lee, R OBP: 0.304, SLG: 0.429 95 JB Shuck, L OBP: 0.297, SLG: 0.371	(1,7) 0-0 F7		X 0-0 22 E 1B		X 0-3 K		X 0-0 P3		X 0-0 P3	3	0	1	0	0	1	2		
22 Bill Hall, R OBP: 0.353, SLG: 0.310 16 Matt Downs, R OBP: 0.372, SLG: 0.583	(1,4) 4-0 BB		X 0-0 E5		X 0-0 G1-3		X 0-0 G4-3		X 0-0 G4-3	2	0	0	0	1	0	1		
23 Chris Johnson, R OBP: 0.370, SLG: 0.490	(1,5) 0-3 K		X 0-0 F9		X 0-3 K		X 0-0 G6-3		X 0-0 G6-3	4	0	0	0	0	2	5		
29 Brett Wallace, L ERA: 2.49 1 Anderson Hernandez, S OBP: 0.273, SLG: 0.281	(1,3) 0-0 G3-1		X 0-0 F7		X 0-0 F7		X 0-0 F7		X 0-0 F7	3	0	0	0	0	0	3		
55 Humberto Quintero, R OBP: 0.433, SLG: 0.536	(1,2) 0-0 F8		X 0-0 G5-3		X 0-3 K		X 0-0 K		X 0-0 K	3	0	0	0	0	1	0		
39 Brett Myers, R 53 Wesley Wright, L 59 Wilton Lopez, R 4 Jason Michaels, R 47 Jeff Fulchino, R 19 Brian Bogusevic, L OBP: 0.231, SLG: 0.331	(1,1) 0-0 G6-3		X 0-0 F8		X 0-0 F8		X 0-0 P6		X 0-0 P6	2	0	0	0	0	0	0		
<b>Inning Stats</b>	R: 1 H: 2 E: 0 LOB: 3 K: 1 BB: 2 S: 8	R: 0 H: 0 E: 0 LOB: 0 K: 1 BB: 0 S: 5	R: 0 H: 1 E: 0 LOB: 0 K: 0 BB: 0 S: 5	R: 0 H: 0 E: 0 LOB: 0 K: 0 BB: 0 S: 3	R: 0 H: 1 E: 0 LOB: 0 K: 0 BB: 0 S: 3	R: 0 H: 0 E: 0 LOB: 0 K: 2 BB: 0 S: 7	R: 0 H: 0 E: 0 LOB: 0 K: 1 BB: 0 S: 5	R: 0 H: 0 E: 0 LOB: 0 K: 1 BB: 0 S: 5	R: 0 H: 0 E: 0 LOB: 0 K: 0 BB: 0 S: 3	1B: 4 SF: 0 2B: 0 SAC: 0 3B: 0 DP: 1 HR: 0 HBP: 0	WP: 0 PA: 33							
<b>PITCHER</b>	IP WLS BF H R ER SO BB IBB HBP BLK WP HR S P ERA WHIP																	
40 Phil Coke, L ERA: 2.49	(1,1) 5.0 W 21 4 1 1 2 2 0 0 0 0 0 0 7 7 0.00 0.000																	
60 Brayan Villarreal, R ERA: 2.7	(6,1) 1.0 3 0 0 0 2 0 0 0 0 0 0 7 7 0.00 0.000																	
53 Joaquin Benoit, R ERA: 1.13	(7,1) 1.0 3 0 0 0 1 0 0 0 0 0 0 5 5 0.00 0.000																	
46 Jose Valverde, R ERA: 1.13	(8,1) 1.0 3 0 0 0 0 0 0 0 0 0 0 5 5 0.00 0.000																	
21 Enrique Gonzalez, R ERA: 1.13	(9,1) 1.0 3 0 0 0 0 0 0 0 0 0 0 3 3 0.00 0.000																	

Detroit Tigers @ Houston Astros  
Osceola County Stadium, Kissimmee, FL  
Mon Mar 21 2011, 1:05 PM - 3:49 PM EDT  
Att.: 4,347 - Sunny - 77 F

AB 31  
R 1  
H 4  
RBI 1  
BB 2  
SO 6  
LOB 12





Batter	1	2	3	4	5	6	7	8	9	AB	R	H	RBI	BB	SO	LOB	TOP										
7 José Reyes, S OBP: 0.283, SLG: 0.256 3 Luis Hernandez, S OBP: 0.346, SLG: 0.375	P5	22 HR 1B	G3			G5-3		F8		4	1	1	0	0	0	1	<b>New York Mets @ Detroit Tigers</b> Joker Marchant Stadium, Lakeland, FL Tue Mar 22 2011, 1:10 PM - 4:13 PM EDT Att: 7,607 - Sunny - 79 F										
22 Willie Harris, L OBP: 0.440, SLG: 0.659 28 Daniel Murphy, L OBP: 0.327, SLG: 0.415	FC6-4 1B	HR		F8		G4-3		P2		2	1	1	4	1	0	0											
16 Angel Pagan, S OBP: 0.311, SLG: 0.465 21 Lucas Duda, L OBP: 0.344, SLG: 0.448	FC6-4 1B	5 2B 1B					K		BB 2B 1B	1	0	1	0	0	0	0											
5 David Wright, R OBP: 0.302, SLG: 0.421 25 Chin-Lung Hu, R OBP: 0.366, SLG: 0.361	FC6-4 1B	44 1B 2B		F8			F9		K	3	0	1	1	0	0	3											
44 Jason Bay, R OBP: 0.395, SLG: 0.385 Sean Ratiff, L OBP: 0.500, SLG: 0.333	F9			F9					BB 2B BB	3	0	1	0	0	0	3											
29 Ike Davis, L OBP: 0.383, SLG: 0.512 2 Justin Turner, R OBP: 0.268, SLG: 0.282		F7				F8			P2	4	0	0	0	0	1	3											
6 Nick Evans, R OBP: 0.397 Cory Vaughn, R OBP: 0.500, SLG: 1.500		7 1B 22 HR 4 BB 1B		K		4 G6-4-3 BB		4 WP 9 2B	1-H 2-H 2B	3	1	2	0	1	1	0											
4 Brad Emaus, R OBP: 0.366, SLG: 0.294 98 Jonathan Malo, R OBP: 0.333, SLG: 0.500		7 1B 22 HR BB				7 S BB		K		2	1	0	0	2	1	2											
13 Mike Nickeas, R OBP: 0.111, SLG: 0.088 9 Ronny Paulino, R OBP: 0.333, SLG: 0.500										0	0	0	0	0	0	0											
										3	0	0	0	0	2	3											
<b>Inning Stats</b>	R: 0 E: 0 K: 0 S: 4	H: 1 LOB: 2 BB: 1 P: 8	R: 5 E: 0 K: 1 S: 13	H: 6 LOB: 2 BB: 1 P: 19	R: 0 E: 0 K: 2 S: 8	H: 0 LOB: 1 BB: 1 P: 12	R: 0 E: 0 K: 0 S: 4	H: 1 LOB: 0 BB: 0 P: 4	R: 0 E: 0 K: 0 S: 2	H: 0 LOB: 0 BB: 0 P: 6	R: 0 E: 0 K: 0 S: 3	H: 1 LOB: 1 BB: 0 P: 8	R: 1 E: 0 K: 1 S: 7	H: 2 LOB: 1 BB: 0 P: 8	R: 1 E: 0 K: 1 S: 6	H: 2 LOB: 2 BB: 1 P: 10	1B: 8 2B: 4 3B: 0 HR: 1	SF: 0 SAC: 0 DP: 1 HBP: 0	WP: 1 PB: 0 SB: 1 CS: 0	PA: 43							
<b>PITCHER</b>	IP	WLS	BF	H	R	ER	SO	BB	IBB	HBP	BLK	WP	HR	S	P	ERA	WHIP										
31 Brad Penny, R ERA: 4.18	4.0	L	23	8	5	5	3	3	0	0	0	0	1	29	43	11.25	2.750										
78 Adam Wilk, L ERA: 0.71	1.0		3	0	0	0	0	1	0	0	0	0	0	2	6	0.00	1.000										
55 Daniel Schlereth, L ERA: 1.25	2.0		7	1	0	0	2	0	0	0	0	0	0	11	11	0.00	0.500										
45 Ryan Perry, R ERA: 5.4	1.0		5	2	1	1	1	0	0	0	0	1	0	7	8	9.00	2.000										
36 Brad Thomas, L ERA: 2.25	1.0		5	2	1	1	1	1	0	0	0	0	0	6	10	9.00	3.000										

AB	38
R	7
H	13
RBI	7
BB	5
SO	7
LOB	20



Batter	1	2	3	4	5	6	7	8	9	AB	R	H	RBI	BB	SO	LOB	BOTTOM										
14 Austin Jackson, R OBP: 0.390, SLG: 0.340 72 Andy Dirks, L OBP: 0.410, SLG: 0.582	G6-3	FC4-6		K			F7		G2-3	3	0	0	1	0	1	3	<b>New York Mets @ Detroit Tigers</b> Joker Marchant Stadium, Lakeland, FL Tue Mar 22 2011, 1:10 PM - 4:13 PM EDT Att: 7,607 - Sunny - 79 F										
28 Will Rhymes, L OBP: 0.306, SLG: 0.354 70 Argenis Diaz, R OBP: 0.375, SLG: 0.167	L6	F8		F7			K		BB	3	0	0	0	0	0	3											
26 Brennan Boesch, L OBP: 0.364, SLG: 0.414 Daniel Fields, L OBP: 0.250, SLG: 0.250 57 Casper Wells, R OBP: 0.440, SLG: 0.525	K			F8			F8		P5	4	0	0	0	0	1	0											
24 Miguel Cabrera, R OBP: 0.350, SLG: 0.562 24 Francisco Martinez, R OBP: 0.364, SLG: 0.438		41 1B 25 1B 1B		L3			G5-3		F9	3	1	1	0	0	0	0											
41 Victor Martinez, S OBP: 0.364, SLG: 0.438		32 1B 13 HBP 1B					K		F7	4	1	2	0	0	1	0											
25 Ryan Raburn, R OBP: 0.388, SLG: 0.591		13 HBP 29 SF9 1B		K			L8		G6-3	4	1	1	1	0	1	1											
32 Don Kelly, L OBP: 0.389, SLG: 0.429		29 SF9 14 FC4-6 1B								2	1	2	0	1	0	0											
50 Clay Timpner, L OBP: 0.389, SLG: 0.429		29 SF9 14 FC4-6 1B		29 G6-3 13 E BB					29 WP 1B	0	0	0	0	1	0	0											
13 Alex Avila, L OBP: 0.404, SLG: 0.256 79 Julio Rodriguez, R OBP: 0.385, SLG: 0.559		14 FC4-6 HBP		FC4 29 G6-3			P4		F8	1	0	0	1	0	0	1											
29 Danny Worth, R OBP: 0.385, SLG: 0.559		SF9		G6-3			F8			3	0	1	1	0	0	3											
<b>Inning Stats</b>	R: 0 E: 0 K: 1 S: 5	H: 0 LOB: 0 BB: 0 P: 5	R: 4 E: 0 K: 0 S: 7	H: 4 LOB: 1 BB: 0 P: 8	R: 0 E: 0 K: 1 S: 6	H: 1 LOB: 1 BB: 0 P: 6	R: 0 E: 0 K: 1 S: 6	H: 0 LOB: 0 BB: 1 P: 10	R: 0 E: 0 K: 0 S: 5	H: 0 LOB: 0 BB: 0 P: 5	R: 0 E: 0 K: 0 S: 4	H: 1 LOB: 1 BB: 0 P: 5	R: 0 E: 0 K: 0 S: 3	H: 0 LOB: 0 BB: 0 P: 3	R: 0 E: 0 K: 0 S: 4	H: 1 LOB: 3 BB: 2 P: 12	1B: 5 2B: 2 3B: 0 HR: 0	SF: 1 SAC: 0 DP: 0 HBP: 1	WP: 1 PB: 0 SB: 0 CS: 0	PA: 39							
<b>PITCHER</b>	IP	WLS	BF	H	R	ER	SO	BB	IBB	HBP	BLK	WP	HR	S	P	ERA	WHIP										
49 Jonathon Niese, L ERA: 4.43	4.0	W	20	5	4	4	3	1	0	0	0	0	1	9	10	0.00	0.500										
27 Pedro Beato, R ERA: 3.72	2.0	H	7	1	0	0	1	0	0	0	0	0	0	5	5	0.00	0.000										
40 Tim Byrdak, L ERA: 3.72	1.0	H	3	0	0	0	1	0	0	0	0	0	0	3	3	0.00	0.000										
33 Taylor Buchholz, R ERA: 3.72	1.0	H	3	0	0	0	0	0	0	0	0	0	0	3	3	0.00	0.000										
Les Walrod, L ERA: 3.72	0.2	H	5	1	0	0	0	2	0	0	0	0	0	3	11	0.00	4.500										

AB	34
R	4
H	7
RBI	4
BB	3
SO	5
LOB	18





Batter	1	2	3	4	5	6	7	8	9	AB	R	H	RBI	BB	SO	LOB	TOP			
1 Niyer Morgan, L OBP: 0.328, SLG: 0.314 24 Matt Stairs, L OBP: 0.429, SLG: 0.611										4	1	1	0	0	3	0	<p><b>Washington Nationals @ Detroit Tigers</b>  Joker Marchant Stadium, Lakeland, FL  Thu Mar 24 2011, 6:10 PM - 9:01 PM EDT  Att: 6,965 - Clear - 81 F</p> <p>livebaseballscores.com</p> <p>AB 34 R 5 H 11 RBI 5 BB 3 SO 9 LOB 12</p>			
28 Jayson Werth, R OBP: 0.404, SLG: 0.405 20 Laynce Nix, L OBP: 0.297, SLG: 0.455										3	1	2	2	0	1	0				
25 Adam LaRoche, L OBP: 0.448, SLG: 0.443 12 Alberto Gonzalez, R OBP: 0.392, SLG: 0.396										3	1	1	0	1	1	1				
38 Michael Morse, R OBP: 0.400, SLG: 0.776 2 Roger Bernadina, L OBP: 0.333, SLG: 0.370										3	1	2	2	0	1	1				
43 Rick Ankiel, L OBP: 0.288, SLG: 0.500										3	1	2	0	1	0	0				
6 Ian Desmond, R OBP: 0.389, SLG: 0.424 90 Alex Cintron, S OBP: 0.333, SLG: 0.200										3	0	2	1	0	0	2				
15 Jerry Hairston, R OBP: 0.255, SLG: 0.333 13 Alex Cora, L OBP: 0.432, SLG: 0.424										2	0	0	0	1	0	1				
7 Ivan Rodriguez, R OBP: 0.323, SLG: 0.286 3 Wilson Ramos, R OBP: 0.325, SLG: 0.421										3	0	0	0	0	0	2				
8 Danny Espinosa, S OBP: 0.339, SLG: 0.472										1	0	1	0	0	0	0				
<b>Inning Stats</b>	R: 1 E: 0 K: 0 S: 6	H: 3 LOB: 2 BB: 1 P: 11	R: 0 E: 0 K: 0 S: 3	H: 0 LOB: 0 BB: 0 P: 3	R: 0 E: 0 K: 3 S: 10	H: 1 LOB: 1 BB: 0 P: 10	R: 1 E: 0 K: 0 S: 4	H: 2 LOB: 0 BB: 0 P: 4	R: 3 E: 0 K: 2 S: 9	H: 2 LOB: 2 BB: 1 P: 13	R: 0 E: 0 K: 3 S: 9	H: 0 LOB: 0 BB: 0 P: 9	R: 0 E: 0 K: 0 S: 4	H: 1 LOB: 1 BB: 0 P: 4	R: 0 E: 0 K: 0 S: 3	H: 1 LOB: 0 BB: 0 P: 3		1B: 7 2B: 3 3B: 0 HR: 2	SF: 0 SAC: 0 DP: 3 HBP: 0	WP: 0 PB: 0 SB: 1 CS: 2
<b>PITCHER</b>	IP WLS BF H R ER SO BB IBB HBP BLK WP HR S P ERA WHIP																			
21 Rick Porcello, R ERA: 4.43	5.0 L 23 8 5 5 5 2 0 0 0 0 0 2 32 41 9.00 2.000																			
68 Chris Oxspring, R ERA:	1.0 4 1 0 0 1 1 0 0 0 0 0 0 5 9 0.00 2.000																			
53 Joaquin Benoit, R ERA:	1.0 3 0 0 0 3 0 0 0 0 0 0 0 9 9 0.00 0.000																			
46 Jose Valverde, R ERA: 1.0	1.0 4 1 0 0 0 0 0 0 0 0 0 0 4 4 0.00 1.000																			
36 Brad Thomas, L ERA: 2.08	1.0 3 1 0 0 0 0 0 0 0 0 0 0 3 3 0.00 1.000																			

Batter	1	2	3	4	5	6	7	8	9	AB	R	H	RBI	BB	SO	LOB	BOTTOM					
14 Austin Jackson, R OBP: 0.381, SLG: 0.321 72 Andy Dirks, L OBP: 0.403, SLG: 0.571										3	0	0	0	1	3	0	<p><b>Washington Nationals @ Detroit Tigers</b>  Joker Marchant Stadium, Lakeland, FL  Thu Mar 24 2011, 6:10 PM - 9:01 PM EDT  Att: 6,965 - Clear - 81 F</p> <p>livebaseballscores.com</p> <p>AB 36 R 2 H 9 RBI 1 BB 1 SO 9 LOB 19</p>					
28 Will Rhymes, L OBP: 0.304, SLG: 0.346 Shawn Roof, R										4	0	1	0	0	0	0						
30 Magglio Ordonez, R OBP: 0.277, SLG: 0.357 57 Casper Wells, R OBP: 0.440, SLG: 0.525										4	0	1	0	0	1	2						
24 Miguel Cabrera, R OBP: 0.328, SLG: 0.542 32 Don Kelly, L OBP: 0.369, SLG: 0.429										4	0	0	0	0	0	3						
41 Victor Martinez, S OBP: 0.373, SLG: 0.442										4	0	2	0	0	0	2						
26 Brennan Boesch, L OBP: 0.386, SLG: 0.435										4	1	3	0	0	0	1						
27 Jhonny Peralta, R ERA: 2.7 64 Justin Henry, L OBP: 0.321										4	0	2	0	0	0	3						
13 Alex Avila, L OBP: 0.382, SLG: 0.238 71 Jeff Kunkel, S										3	0	0	0	0	3	4						
15 Brandon Inge, R OBP: 0.283, SLG: 0.367 29 Danny Worth, R OBP: 0.375, SLG: 0.543										3	0	0	0	0	1	2						
<b>Inning Stats</b>	R: 0 E: 0 K: 1 S: 5	H: 0 LOB: 0 BB: 0 P: 5	R: 0 E: 0 K: 1 S: 7	H: 2 LOB: 0 BB: 0 P: 7	R: 0 E: 0 K: 1 S: 6	H: 1 LOB: 2 BB: 1 P: 10	R: 0 E: 0 K: 2 S: 9	H: 2 LOB: 2 BB: 0 P: 9	R: 0 E: 0 K: 1 S: 5	H: 0 LOB: 0 BB: 0 P: 5	R: 0 E: 0 K: 0 S: 4	H: 1 LOB: 1 BB: 0 P: 4	R: 0 E: 0 K: 2 S: 7	H: 0 LOB: 0 BB: 0 P: 7	R: 0 E: 0 K: 0 S: 4	H: 1 LOB: 2 BB: 0 P: 4		R: 2 E: 0 K: 1 S: 7	H: 2 LOB: 1 BB: 0 P: 8	1B: 7 2B: 2 3B: 0 HR: 0	SF: 0 SAC: 0 DP: 0 HBP: 0	WP: 1 PB: 0 SB: 1 CS: 0
<b>PITCHER</b>	IP WLS BF H R ER SO BB IBB HBP BLK WP HR S P ERA WHIP																					
27 Jordan Zimmermann, R ERA: 2.7	5.0 W 21 8 0 0 0 6 1 0 0 0 0 0 32 36 0.00 1.200																					
55 Brian Broderick, R ERA: 0.66	1.0 4 1 0 0 0 0 0 0 0 0 0 0 4 4 0.00 1.000																					
36 Tyler Clippard, R ERA: 0.72	2.0 7 1 0 0 2 0 0 0 0 0 0 0 11 11 0.00 0.500																					
60 Todd Coffey, R ERA: 8.38	1.0 5 2 2 2 1 0 0 0 0 0 1 0 7 8 18.00 2.000																					



Batter	1	2	3	4	5	6	7	8	9	AB	R	H	RBI	BB	SO	LOB	TOP				
14 Austin Jackson, R OBP: 0.358, SLG: 0.298 26 Michael Rockett, R (8, 8)										4	0	0	0	0	3	3	<b>Detroit Tigers @ Atlanta Braves</b> Champion Stadium, Lake Buena Vista, FL Fri Mar 25 2011, 6:09 PM - 8:41 PM EDT Att. 8,183 - Clear - 85 F				
28 Will Rhymes, L OBP: 0.350, SLG: 0.333										2	0	0	1	1	1						
30 Magglio Ordonez, R OBP: 0.260, SLG: 0.333 57 Casper Wells, R OBP: 0.451, SLG: 0.525										3	0	0	0	0	1						
24 Miguel Cabrera, R OBP: 0.343, SLG: 0.565 32 Don Kelly, L OBP: 0.362, SLG: 0.420										3	0	2	0	0	0						
41 Victor Martinez, S OBP: 0.355, SLG: 0.418 18 Billy Alvino, R (7, 2)										3	0	0	0	0	2						
25 Ryan Raburn, R OBP: 0.358, SLG: 0.542										4	0	0	0	0	3						
27 Jhonny Peralta, R OBP: 0.271, SLG: 0.321 21 Enrique Gonzalez, R (7, 1)										3	0	1	0	0	2						
39 Ramon Santiago, S OBP: 0.438, SLG: 0.500										1	0	0	0	0	1						
15 Brandon Inge, R OBP: 0.286, SLG: 0.385 76 Dixon Machado, R (8, 6)										3	0	1	0	0	1						
78 Adam Wilk, L OBP: 0.267, SLG: 0.356 60 Brayan Villarreal, R ERA: 3.09 79 Brendan Wise, L ERA: 4.76 72 Andy Dirks, L OBP: 0.297, SLG: 0.397 55 Daniel Schereth, L ERA: 1.17 29 Danny Worth, R OBP: 0.360, SLG: 0.506										1	0	0	0	0	1						
<b>Inning Stats</b>	R: 0 E: 0 K: 1 S: 5	H: 0 LOB: 0 BB: 0 P: 5	R: 0 E: 0 K: 0 S: 4	H: 1 LOB: 1 BB: 0 P: 4	R: 0 E: 0 K: 2 S: 7	H: 0 LOB: 0 BB: 0 P: 7	R: 0 E: 0 K: 0 S: 2	H: 0 LOB: 0 BB: 1 P: 6	R: 0 E: 0 K: 1 S: 6	H: 1 LOB: 1 BB: 0 P: 6	R: 0 E: 0 K: 2 S: 7	H: 0 LOB: 0 BB: 0 P: 7	R: 1 E: 1 K: 1 S: 7	H: 1 LOB: 2 BB: 0 P: 8	R: 2 E: 0 K: 1 S: 7	H: 2 LOB: 2 BB: 1 P: 12	R: 0 E: 0 K: 1 S: 5	H: 0 LOB: 0 BB: 0 P: 5	1B: 3 2B: 3 3B: 0 HR: 0	SF: 1 SAC: 0 DP: 2 HBP: 0	WP: 4 PA: 34 PB: 0 SB: 0 CS: 0
<b>PITCHER</b>	IP WLS BF H R ER SO BB IBB HBP BLK WP HR S P ERA WHIP																				
37 Brandon Beachy, R ERA: 1.13 19 Scott Linebrink, R ERA: 3.39 52 George Sherrill, L ERA: 9.0 34 Eric O'Flaherty, L ERA:	6.0 W 20 2 0 0 6 1 0 0 0 1 0 31 35 0.00 0.500																				

Batter	1	2	3	4	5	6	7	8	9	AB	R	H	RBI	BB	SO	LOB	BOTTOM				
2 Alex Gonzalez, R OBP: 0.343, SLG: 0.429 77 Tyler Pastornicky, R OBP: 0.500, SLG: 0.950										4	1	2	1	0	0	1	<b>Detroit Tigers @ Atlanta Braves</b> Champion Stadium, Lake Buena Vista, FL Fri Mar 25 2011, 6:09 PM - 8:41 PM EDT Att. 8,183 - Clear - 85 F				
22 Jason Heyward, L OBP: 0.509, SLG: 0.537 Gavin Dickey, R (9, 9)										3	2	1	0	1	3						
10 Chipper Jones, S OBP: 0.499, SLG: 0.788 93 Joey Terdoslavich, S (7, 5)										2	1	1	3	1	2						
26 Dan Uggla, R OBP: 0.279, SLG: 0.295 87 Cory Harrilchak, L (8, 7)										3	0	0	0	1	0						
20 Eric Hinske, L OBP: 0.224, SLG: 0.295 52 George Sherrill, L (8, 1) 34 Eric O'Flaherty, L (9, 1)										3	0	0	1	0	1						
8 David Ross, R OBP: 0.333, SLG: 0.244 27 J.C. Boscan, R OBP: 0.267, SLG: 0.267										3	0	0	0	1	0						
4 Joe Mather, R OBP: 0.226, SLG: 0.188										3	0	0	0	1	3						
17 Matt Young, L OBP: 0.404, SLG: 0.270										3	1	2	0	1	0						
37 Brandon Beachy, R 2 Barrett Kleinkecht, R 19 Scott Linebrink, R 39 Antao Richardson, S										2	0	0	0	0	1						
<b>Inning Stats</b>	R: 3 E: 0 K: 0 S: 7	H: 3 LOB: 0 BB: 0 P: 8	R: 0 E: 0 K: 0 S: 6	H: 2 LOB: 2 BB: 0 P: 7	R: 0 E: 0 K: 1 S: 5	H: 0 LOB: 0 BB: 0 P: 5	R: 0 E: 0 K: 1 S: 5	H: 0 LOB: 0 BB: 0 P: 5	R: 1 E: 0 K: 0 S: 3	H: 0 LOB: 3 BB: 4 P: 19	R: 0 E: 0 K: 0 S: 4	H: 1 LOB: 1 BB: 0 P: 4	R: 0 E: 0 K: 0 S: 3	H: 0 LOB: 0 BB: 0 P: 3	R: 0 E: 0 K: 1 S: 5	H: 0 LOB: 1 BB: 1 P: 9		R: 0 E: 0 K: 1 S: 5	H: 0 LOB: 0 BB: 0 P: 5	1B: 4 2B: 1 3B: 0 HR: 1	SF: 1 SAC: 0 DP: 0 HBP: 1
<b>PITCHER</b>	IP WLS BF H R ER SO BB IBB HBP BLK WP HR S P ERA WHIP																				
78 Adam Wilk, L ERA: 2.87 60 Brayan Villarreal, R ERA: 3.09 79 Brendan Wise, R ERA: 4.76 55 Daniel Schereth, L ERA: 1.17 21 Enrique Gonzalez, R ERA:	3.0 L 15 5 4 4 1 1 1 4 0 0 0 0 0 0 7 23 5.40 2.400																				





Batter	1	2	3	4	5	6	7	8	9	AB	R	H	RBI	BB	SO	LOB	TOP										
21 Wilson Valdez, R OBP: 0.390, SLG: 0.455	F8		L3			G6-3		FC5-2 7 S		4	0	0	0	0	0	1	<b>Philadelphia Phillies @ Detroit Tigers</b> Joker Marchant Stadium, Lakeland, FL Sat Mar 26 2011, 1:11 PM - 3:32 PM EDT Att: 7,674 - Partly Cloudy - 80 F										
7 Michael Martinez, S OBP: 0.271, SLG: 0.366	P5			L4		F7		G3		4	0	0	0	0	0	1											
7 Ross Gload, L OBP: 0.368, SLG: 0.500	G3			G4-3		1B				4	0	2	0	0	0	0											
29 Raul Ibanez, L OBP: 0.288, SLG: 0.429		G3		L6		F7				4	0	0	0	0	0	2											
Cory Sullivan, L OBP: 0.500, SLG: 0.733										4	0	2	0	0	2	1											
60 Pete Orr, L OBP: 0.280, SLG: 0.500										4	0	1	0	0	1	1											
15 John Mayberry Jr., R OBP: 0.350, SLG: 0.623										4	1	1	0	0	1	3											
23 Brian Schneider, L OBP: 0.421, SLG: 0.616										3	0	2	1	0	0	0											
19 Sebastian Boucher, L (6, PR)										0	0	0	0	0	0	0											
77 Tuffy Gosewisch, R OBP: 0.455, SLG: 0.660										0	0	0	0	0	0	0											
92 Rich Thompson, L OBP: 0.222, SLG: 0.125										3	0	0	0	0	0	2											
<b>Inning Stats</b>	R: 0 E: 0 K: 0 S: 3	H: 0 LOB: 0 BB: 0 P: 3	R: 0 E: 0 K: 0 S: 4	H: 1 LOB: 1 BB: 0 P: 4	R: 0 E: 0 K: 0 S: 3	H: 0 LOB: 0 BB: 0 P: 3	R: 0 E: 0 K: 0 S: 3	H: 0 LOB: 0 BB: 0 P: 3	R: 1 E: 0 K: 0 S: 5	H: 3 LOB: 1 BB: 0 P: 5	R: 0 E: 0 K: 0 S: 4	H: 1 LOB: 0 BB: 0 P: 4	R: 0 E: 0 K: 3 S: 9	H: 0 LOB: 0 BB: 0 P: 9	R: 0 E: 0 K: 0 S: 4	H: 1 LOB: 2 BB: 0 P: 7	R: 0 E: 0 K: 1 S: 7	H: 2 LOB: 2 BB: 0 P: 7	1B: 7 2B: 1 3B: 0 HR: 0	SF: 0 SAC: 0 DP: 0 HBP: 0	WP: 1 PB: 0 SB: 2 CS: 0	PA: 34					
<b>PITCHER</b>	IP	WLS	BF	H	R	ER	SO	BB	IBB	HBP	BLK	WP	HR	S	P	ERA	WHIP										
35 Justin Verlander, R ERA: 1.08	(1, 1)	7.0	25	5	1	1	3	0	0	0	1	0	0	31	31	1.29	0.714										
45 Ryan Perry, R ERA: 4.91	(8, 1)	1.0	W	4	1	0	0	0	0	0	0	1	0	4	7	0.00	1.000										
53 Matt Hoffman, L ERA:	(9, 1)	0.2	H	4	2	0	0	1	0	0	0	0	0	6	6	0.00	3.000										
37 Chance Ruffin, R ERA:	(9, 1)	0.1	S	1	0	0	0	0	0	0	0	0	0	1	1	0.00	0.000										

Batter	1	2	3	4	5	6	7	8	9	AB	R	H	RBI	BB	SO	LOB	BOTTOM										
57 Casper Wells, R OBP: 0.418, SLG: 0.477	F9		F8		FC6-4		F9			4	0	0	0	0	0	5	<b>Philadelphia Phillies @ Detroit Tigers</b> Joker Marchant Stadium, Lakeland, FL Sat Mar 26 2011, 1:11 PM - 3:32 PM EDT Att: 7,674 - Partly Cloudy - 80 F										
39 Ramon Santiago, S OBP: 0.417, SLG: 0.467	L8									4	0	1	0	0	0	0											
30 Magglio Ordonez, R OBP: 0.250, SLG: 0.319	F8									2	0	0	0	0	0	0											
26 Brennan Boesch, L OBP: 0.375, SLG: 0.422										2	0	0	0	0	0	1											
24 Miguel Cabrera, R OBP: 0.357, SLG: 0.578										2	0	1	0	1	1	0											
14 Austin Jackson, R OBP: 0.368, SLG: 0.298										0	1	0	0	0	0	0											
41 Victor Martinez, S OBP: 0.354, SLG: 0.414										3	0	1	0	0	0	2											
Deik Scram, L (7, PR) OBP: 0.500, SLG: 2.000										1	1	1	2	0	0	0											
25 Ryan Raburn, R OBP: 0.375, SLG: 0.608										3	1	2	1	0	0	0											
28 Will Rhymes, L OBP: 0.311, SLG: 0.345										1	0	1	0	0	0	0											
27 Jhonny Peralta, R ERA: 2.25										3	0	0	0	0	1	2											
63 Jimmy Gulliver, L										0	0	0	0	0	0	0											
15 Brandon Inge, R OBP: 0.276, SLG: 0.370										2	0	0	0	0	1	0											
32 Don Kelly, L OBP: 0.375, SLG: 0.412										1	0	0	0	0	0	2											
13 Alex Avila, L OBP: 0.414, SLG: 0.238										0	0	0	0	2	0	0											
15 Eric Roof, L										0	0	0	0	0	0	0											
<b>Inning Stats</b>	R: 0 E: 0 K: 0 S: 3	H: 0 LOB: 0 BB: 0 P: 3	R: 0 E: 0 K: 0 S: 2	H: 0 LOB: 0 BB: 1 P: 6	R: 0 E: 0 K: 1 S: 5	H: 0 LOB: 1 BB: 0 P: 6	R: 0 E: 0 K: 0 S: 4	H: 1 LOB: 1 BB: 0 P: 4	R: 1 E: 0 K: 0 S: 4	H: 1 LOB: 1 BB: 1 P: 9	R: 0 E: 0 K: 1 S: 5	H: 0 LOB: 0 BB: 0 P: 5	R: 0 E: 0 K: 1 S: 7	H: 2 LOB: 3 BB: 1 P: 11	R: 0 E: 0 K: 0 S: 4	H: 3 LOB: 0 BB: 0 P: 7	R: 2 E: 0 K: 0 S: 4	H: 3 LOB: 0 BB: 0 P: 7	1B: 4 2B: 1 3B: 0 HR: 2	SF: 0 SAC: 0 DP: 2 HBP: 2	WP: 0 PB: 0 SB: 0 CS: 1	PA: 34					
<b>PITCHER</b>	IP	WLS	BF	H	R	ER	SO	BB	IBB	HBP	BLK	WP	HR	S	P	ERA	WHIP										
79 Ryan Feierabend, L ERA: 1.08	(1, 1)	5.0	19	2	1	1	1	2	0	1	1	0	1	18	28	1.80	0.800										
37 Antonio Bastardo, L ERA: 1.08	(6, 1)	1.2	8	2	0	0	2	1	0	0	0	0	0	11	15	0.00	1.800										
57 David Herndon, R ERA: 4.09	(7, 1)	1.1	L	6	3	2	2	0	0	0	1	0	1	5	8	13.50	2.250										










Batter	1	2	3	4	5	6	7	8	9	AB	R	H	RBI	BB	SO	LOB	TOP										
14 Austin Jackson, R OBP: 0.355, SLG: 0.270 Daniel Fields, L OBP: 0.400, SLG: 0.400	F8		F9		G5-3		G6-3		88 3B 1B	4	0	0	1	0	0	1											
28 Will Rhymes, L OBP: 0.377, SLG: 0.410 Hernán Pérez, R OBP: 1.000, SLG: 1.000						24 F9 25 1B 30 1B			88 3B 1B	3	1	3	0	1	0	0											
30 Magglio Ordonez, R OBP: 0.271, SLG: 0.352 88 Jeff Rowland, L OBP: 0.333, SLG: 1.000	G3-6-1								26 1B 3B	3	0	1	0	0	0	3											
24 Miguel Cabrera, R OBP: 0.364, SLG: 0.620 32 Don Kelly, L OBP: 0.367, SLG: 0.389					F9		G6-3		26 1B 71 BB 26 HBP BB	3	0	0	0	0	1	4											
25 Ryan Raburn, R OBP: 0.381, SLG: 0.579 26 Michael Rockett, R (8.7)									71 BB 26 1B 76 WP HBP	4	0	1	1	0	2	0											
57 Casper Wells, R OBP: 0.387, SLG: 0.431 26 Brennan Boesch, L OBP: 0.408, SLG: 0.500					L9				76 WP 71 BB 1B	2	0	1	0	0	0	2											
15 Brandon Inge, R OBP: 0.339, SLG: 0.339 64 Justin Henry, L (6.5)							P2		HR	3	1	3	2	0	0	0											
13 Alex Avila, L OBP: 0.410, SLG: 0.244 71 Jeff Kunkel, S (7.2)					G5-3				G3	3	1	1	0	0	0	1											
39 Ramon Santiago, S OBP: 0.410, SLG: 0.485 76 Dixon Machado, R OBP: 0.500, SLG: 0.500									76 WP 71 BB 1B G5-3	3	0	1	0	0	0	0											
<b>Inning Stats</b>	R: 0 E: 0 K: 0 S: 3	H: 1 LOB: 0 BB: 0 P: 3	R: 0 E: 0 K: 3 S: 10	H: 1 LOB: 1 BB: 0 P: 10	R: 0 E: 0 K: 0 S: 3	H: 0 LOB: 0 BB: 0 P: 3	R: 1 E: 0 K: 1 S: 8	H: 3 LOB: 2 BB: 0 P: 8	R: 1 E: 0 K: 0 S: 5	H: 2 LOB: 2 BB: 1 P: 9	R: 0 E: 0 K: 0 S: 4	H: 1 LOB: 1 BB: 0 P: 4	R: 0 E: 0 K: 0 S: 4	H: 1 LOB: 1 BB: 0 P: 4	R: 1 E: 0 K: 1 S: 8	H: 1 LOB: 2 BB: 2 P: 9	R: 6 E: 0 K: 1 S: 10	H: 5 LOB: 2 BB: 2 P: 21	1B: 11 2B: 2 3B: 1 HR: 1	SF: 0 SAC: 0 DP: 1 HBP: 1	WP: 1 PB: 0 SB: 0 CS: 0	PA: 45					
<b>PITCHER</b>	IP	WLS	BF	H	R	ER	SO	BB	IBB	HBP	BLK	WP	HR	S	P	ERA	WHIP										
53 Zack Britton, L ERA: 1.35	6.0	W	26	8	2	2	4	1	0	0	0	0	0	33	37	3.00	1.500										
43 Jim Johnson, R ERA: 1.0	1.0		4	1	0	0	0	0	0	0	0	0	0	4	4	0.00	1.000										
37 Jeremy Accardo, R ERA: 2.08	1.0		4	1	1	1	1	0	0	0	0	0	1	8	9	9.00	1.000										
96 Ryohei Tanaka, R ERA: 162.0	0.1		7	4	6	6	0	1	0	1	0	0	0	5	11	162.00	15.000										
98 Brandon Cooney, R ERA:	0.2		4	1	0	0	1	1	0	0	0	1	0	5	10	0.00	3.000										

**Detroit Tigers @ Baltimore Orioles**  
Ed Smith Stadium, Sarasota, FL  
Mon Mar 28 2011, 1:09 PM - 4:25 PM EDT  
Att: 7,621 - Cloudy - 75 F

livebaseballscorecards.com

AB 41  
R 9  
H 15  
RBI 8  
BB 3  
SO 6  
LOB 21




Batter	1	2	3	4	5	6	7	8	9	AB	R	H	RBI	BB	SO	LOB	BOTTOM										
1 Brian Roberts, S OBP: 0.452, SLG: 0.543 3 Cesar Izturis, S OBP: 0.195, SLG: 0.108	21 1B 30 HR	21 S 27 E 1B	21 2B 1B		G6-3		G3	F7		4	3	3	1	0	0	0											
21 Nick Markakis, L OBP: 0.431, SLG: 0.623 11 Robert Andino, R OBP: 0.339, SLG: 0.491										4	2	3	2	0	1	1											
25 Derrek Lee, R OBP: 0.365, SLG: 0.167 6 Nick Green, R OBP: 0.238, SLG: 0.297	25 HBP 30 HR		27 1B 2B							1	0	1	1	1	0	0											
27 Vladimir Guerrero, R OBP: 0.358, SLG: 0.635 95 Rhyne Hughes, L (7.10)										3	2	1	0	1	0	2											
30 Luke Scott, L OBP: 0.233, SLG: 0.466 28 Brendan Harris, R OBP: 0.276, SLG: 0.321										1	0	0	0	0	0	2											
10 Adam Jones, R OBP: 0.318, SLG: 0.600 Blake Davis, L OBP: 1.000, SLG: 2.000										4	0	1	0	0	0	0											
12 Mark Reynolds, R OBP: 0.262, SLG: 0.348 Jeff Fiorentino, L OBP: 1.000, SLG: 2.000										4	1	1	0	0	1	2											
9 Jake Fox, R OBP: 0.329, SLG: 0.808 79 Adam Donachie, R (9.2)										1	0	0	0	0	0	0											
2 J.J. Hardy, R OBP: 0.417, SLG: 0.537 90 Daniel Figueroa, R (8.8)										4	0	0	0	0	1	5											
<b>Inning Stats</b>	R: 4 E: 0 K: 1 S: 10	H: 3 LOB: 0 BB: 0 P: 15	R: 5 E: 1 K: 1 S: 9	H: 4 LOB: 0 BB: 1 P: 14	R: 4 E: 1 K: 1 S: 10	H: 4 LOB: 1 BB: 0 P: 10	R: 0 E: 0 K: 0 S: 3	H: 0 LOB: 0 BB: 0 P: 3	R: 0 E: 0 K: 1 S: 6	H: 1 LOB: 1 BB: 0 P: 6	R: 0 E: 0 K: 2 S: 9	H: 2 LOB: 3 BB: 0 P: 11	R: 0 E: 0 K: 0 S: 5	H: 2 LOB: 2 BB: 0 P: 5	R: 1 E: 0 K: 1 S: 7	H: 2 LOB: 3 BB: 2 P: 15	1B: 9 2B: 6 3B: 0 HR: 3	SF: 0 SAC: 0 DP: 0 HBP: 2	WP: 0 PB: 0 SB: 1 CS: 0	PA: 48							
<b>PITCHER</b>	IP	WLS	BF	H	R	ER	SO	BB	IBB	HBP	BLK	WP	HR	S	P	ERA	WHIP										
37 Max Scherzer, R ERA: 0.75	2.1	L	19	9	12	12	2	1	0	1	0	0	0	15	15	46.29	4.286										
21 Enrique Gonzalez, R ERA: 0.75	2.2		11	3	1	0	2	0	0	0	0	0	0	9	11	0.00	2.000										
45 Ryan Perry, R ERA: 4.5	1.0		6	2	0	0	2	0	0	1	0	0	0	5	5	0.00	2.000										
53 Matt Hoffman, L ERA:	1.0		5	2	0	0	0	0	0	0	0	0	0	5	5	0.00	2.000										
37 Chance Ruffin, R ERA: 13.5	0.1		4	2	1	1	1	1	0	0	0	0	0	5	9	27.00	9.000										

**Detroit Tigers @ Baltimore Orioles**  
Ed Smith Stadium, Sarasota, FL  
Mon Mar 28 2011, 1:09 PM - 4:25 PM EDT  
Att: 7,621 - Cloudy - 75 F

livebaseballscorecards.com

AB 43  
R 14  
H 18  
RBI 14  
BB 3  
SO 7  
LOB 29





Batter	1	2	3	4	5	6	7	8	9	AB	R	H	RBI	BB	SO	LOB	TOP											
14 Austin Jackson, R OBP: 0.338, SLG: 0.254 57 Casper Wells, R OBP: 0.381, SLG: 0.423										4	0	0	0	0	1	2	<b>Detroit Tigers @ New York Yankees</b> George M. Steinbrenner Field, Tampa, FL Tue Mar 29 2011, 1:10 PM - 3:37 PM EDT Att: 11,135 - Partly Cloudy - 78 F  <b>AB 35</b> <b>R 1</b> <b>H 8</b> <b>RBI 1</b> <b>BB 2</b> <b>SO 6</b> <b>LOB 16</b>											
28 Will Rhymes, L OBP: 0.375, SLG: 0.406 39 Ramon Santiago, S (7, PH) OBP: 0.400, SLG: 0.471										3	0	1	0	0	1	1												
30 Magglio Ordonez, R OBP: 0.392, SLG: 0.386 25 Ryan Raburn, R OBP: 0.381, SLG: 0.579										3	0	2	0	1	0	0												
24 Miguel Cabrera, R OBP: 0.358, SLG: 0.595 32 Don Kelly, L OBP: 0.367, SLG: 0.389										3	0	0	0	1	1	6												
41 Victor Martinez, S OBP: 0.342, SLG: 0.415										4	0	0	0	0	0	1												
26 Brennan Boesch, L OBP: 0.413, SLG: 0.542 76 Ryan Enos, L										4	1	2	1	0	0	1												
27 Jhonny Peralta, R OBP: 0.232, SLG: 0.273 Gustavo Nunez, S										3	0	0	0	0	2	2												
13 Alex Avila, L OBP: 0.422, SLG: 0.271 79 Julio Rodriguez, R										3	0	2	0	0	0	0												
15 Brandon Inge, R OBP: 0.269, SLG: 0.339 70 Argenis Diaz, R OBP: 0.353, SLG: 0.154										3	0	1	0	0	0	3												
<b>Inning Stats</b>	R: 0 E: 0 K: 1 S: 5	H: 0 LOB: 0 BB: 0 P: 5	R: 0 E: 0 K: 1 S: 5	H: 0 LOB: 1 BB: 1 P: 9	R: 0 E: 0 K: 0 S: 5	H: 2 LOB: 3 BB: 1 P: 9	R: 1 E: 0 K: 0 S: 6	H: 1 LOB: 0 BB: 0 P: 8	R: 0 E: 0 K: 1 S: 7	H: 2 LOB: 2 BB: 0 P: 7	R: 0 E: 0 K: 1 S: 6	H: 1 LOB: 1 BB: 0 P: 6	R: 0 E: 0 K: 1 S: 5	H: 0 LOB: 0 BB: 0 P: 5	R: 0 E: 0 K: 0 S: 3	H: 0 LOB: 0 BB: 0 P: 3		1B: 6 2B: 1 3B: 0 HR: 1	SF: 0 SAC: 0 DP: 0 HBP: 0	WP: 0 PB: 0 SB: 0 CS: 0	PA: 37							
<b>PITCHER</b>	IP	WLS	BF	H	R	ER	SO	BB	IBB	HBP	BLK	WP	HR	S	P	ERA		WHIP										
36 Freddy Garcia, R ERA: 4.91	4.2		20	4	1	1	3	2	0	0	0	0	1	26	36	1.93		1.286										
43 Luis Ayala, R ERA: 0.79	0.2		3	1	0	0	0	0	0	0	0	0	0	3	3	0.00	1.500											
Steve Garrison, L ERA: 5.23	0.2		4	2	0	0	1	0	0	0	0	0	0	6	6	0.00	3.000											
22 Mark Prior, R ERA: 1.04	1.0		4	1	0	0	1	0	0	0	0	0	0	6	6	0.00	1.000											
89 Eric Wordekemper, R ERA: 2.7	0.2		2	0	0	0	0	0	0	0	0	0	0	2	2	0.00	0.000											
29 Rafael Soriano, R ERA: 3.18 40 Bartolo Colon, R ERA: 2.25	0.1	W	1	0	0	0	1	0	0	0	0	0	0	0	0	0	0.00	0.000										
9.1	1.0	S	3	0	0	0	0	0	0	0	0	0	0	3	3	0.00	0.000											

Batter	1	2	3	4	5	6	7	8	9	AB	R	H	RBI	BB	SO	LOB	BOTTOM											
11 Brett Gardner, L OBP: 0.373, SLG: 0.460 26 Eduardo Nunez, R OBP: 0.290, SLG: 0.333										3	0	1	0	0	1	0	<b>Detroit Tigers @ New York Yankees</b> George M. Steinbrenner Field, Tampa, FL Tue Mar 29 2011, 1:10 PM - 3:37 PM EDT Att: 11,135 - Partly Cloudy - 78 F  <b>AB 31</b> <b>R 2</b> <b>H 7</b> <b>RBI 2</b> <b>BB 2</b> <b>SO 6</b> <b>LOB 13</b>											
2 Derek Jeter, R OBP: 0.328, SLG: 0.375 84 Austin Romine, R OBP: 0.280, SLG: 0.522										3	0	0	0	0	2	2												
25 Mark Teixeira, S OBP: 0.410, SLG: 0.589 Melky Mesa, R OBP: 0.313, SLG: 0.259										2	0	0	0	1	0	0												
13 Alex Rodriguez, R OBP: 0.444, SLG: 0.898 Ramiro Pena, S OBP: 0.214, SLG: 0.220										2	0	0	1	1	0	0												
24 Robinson Cano, L OBP: 0.276, SLG: 0.382 Justin Maxwell, R OBP: 0.349, SLG: 0.250										3	0	0	0	0	1	3												
33 Nick Swisher, S OBP: 0.274, SLG: 0.339 71 Doug Bernier, R OBP: 0.238, SLG: 0.059										3	0	1	0	0	0	3												
20 Jorge Posada, S OBP: 0.357, SLG: 0.326										3	0	1	0	0	1	0												
18 Andruw Jones, R OBP: 0.265, SLG: 0.318 91 Raymond Krull, L OBP: 0.422, SLG: 0.558										3	0	1	0	0	0	2												
55 Russell Martin, R OBP: 0.373, SLG: 0.381 12 Eric Chavez, L OBP: 0.422, SLG: 0.558										2	1	1	0	0	1	0												
<b>Inning Stats</b>	R: 0 E: 0 K: 0 S: 3	H: 0 LOB: 0 BB: 0 P: 3	R: 0 E: 0 K: 0 S: 5	H: 2 LOB: 2 BB: 0 P: 5	R: 1 E: 0 K: 0 S: 5	H: 2 LOB: 3 BB: 2 P: 13	R: 0 E: 0 K: 1 S: 5	H: 0 LOB: 0 BB: 0 P: 5	R: 0 E: 0 K: 2 S: 8	H: 1 LOB: 1 BB: 0 P: 8	R: 1 E: 0 K: 1 S: 7	H: 2 LOB: 1 BB: 0 P: 7	1B: 5 2B: 1 3B: 0 HR: 1	SF: 0 SAC: 0 DP: 0 HBP: 0	WP: 0 PB: 0 SB: 1 CS: 0	PA: 33												
<b>PITCHER</b>	IP	WLS	BF	H	R	ER	SO	BB	IBB	HBP	BLK	WP	HR	S	P	ERA		WHIP										
21 Rick Porcello, R ERA: 3.9	5.1		22	4	1	1	2	2	0	0	0	0	0	24	32	1.69		1.125										
59 Fujie Ni, L ERA: 0.77	1.2		6	1	0	0	3	0	0	0	0	0	0	12	12	0.00	0.600											
12 Ramon Garcia, L ERA: 9.0	1.0	L	5	2	1	1	1	0	0	0	0	0	1	7	7	9.00	2.000											















Batter	1	2	3	4	5	6	7	8	9	AB	R	H	RBI	BB	SO	LOB	TOP				
14 Austin Jackson, R OBP: 0.333, SLG: 0.400										4	0	1	0	0	2	0	<b>Detroit Tigers @ Baltimore Orioles</b> Oriole Park at Camden Yards, Baltimore, MD Mon Apr 04 2011, 3:08 PM - 5:44 PM EDT Att: 46,593 - Sunny - 76 F				
28 Will Rhymes, L OBP: 0.273, SLG: 0.200										3	0	2	1	1	1	0					
30 Magglio Ordonez, R OBP: 0.091, SLG: 0.091										4	0	1	0	0	0	4					
24 Miguel Cabrera, R OBP: 0.389, SLG: 0.800										4	0	0	0	0	1	4					
41 Victor Martinez, S OBP: 0.176, SLG: 0.353										4	0	0	0	0	1	0					
26 Brennan Boesch, L OBP: 0.462, SLG: 0.833										4	0	1	0	0	1	0					
27 Jhonny Peralta, R OBP: 0.313, SLG: 0.400										4	0	1	0	0	0	1					
13 Alex Avila, L OBP: 0.250, SLG: 0.100										3	0	0	0	1	0	1					
15 Brandon Inge, R OBP: 0.333, SLG: 0.467										4	1	1	0	0	0	2					
<b>Inning Stats</b>	R: 0 E: 0 K: 2 S: 12	H: 0 LOB: 1 BB: 1 P: 24	R: 0 E: 0 K: 0 S: 6	H: 0 LOB: 0 BB: 0 P: 8	R: 1 E: 0 K: 0 S: 15	H: 3 LOB: 2 BB: 0 P: 22	R: 0 E: 0 K: 0 S: 6	H: 1 LOB: 2 BB: 1 P: 10	R: 0 E: 0 K: 1 S: 11	H: 1 LOB: 1 BB: 0 P: 17	R: 0 E: 0 K: 0 S: 10	H: 1 LOB: 1 BB: 0 P: 18	R: 0 E: 0 K: 2 S: 11	H: 0 LOB: 0 BB: 0 P: 18	R: 0 E: 0 K: 0 S: 5	H: 0 LOB: 0 BB: 0 P: 9		1B: 4 2B: 3 3B: 0 HR: 0	SF: 0 SAC: 0 DP: 0 HBP: 0	WP: 0 PB: 0 SB: 1 CS: 0	PA: 36
<b>PITCHER</b>	IP WLS BF H R ER SO BB IBB HBP BLK WP HR S P ERA WHIP	IP WLS BF H R ER SO BB IBB HBP BLK WP HR S P ERA WHIP	IP WLS BF H R ER SO BB IBB HBP BLK WP HR S P ERA WHIP	IP WLS BF H R ER SO BB IBB HBP BLK WP HR S P ERA WHIP	IP WLS BF H R ER SO BB IBB HBP BLK WP HR S P ERA WHIP	IP WLS BF H R ER SO BB IBB HBP BLK WP HR S P ERA WHIP	IP WLS BF H R ER SO BB IBB HBP BLK WP HR S P ERA WHIP	IP WLS BF H R ER SO BB IBB HBP BLK WP HR S P ERA WHIP	IP WLS BF H R ER SO BB IBB HBP BLK WP HR S P ERA WHIP	IP WLS BF H R ER SO BB IBB HBP BLK WP HR S P ERA WHIP	IP WLS BF H R ER SO BB IBB HBP BLK WP HR S P ERA WHIP	IP WLS BF H R ER SO BB IBB HBP BLK WP HR S P ERA WHIP	IP WLS BF H R ER SO BB IBB HBP BLK WP HR S P ERA WHIP	IP WLS BF H R ER SO BB IBB HBP BLK WP HR S P ERA WHIP	IP WLS BF H R ER SO BB IBB HBP BLK WP HR S P ERA WHIP	IP WLS BF H R ER SO BB IBB HBP BLK WP HR S P ERA WHIP	IP WLS BF H R ER SO BB IBB HBP BLK WP HR S P ERA WHIP				
34 Jake Arrieta, R ERA: 1.5	6.0	W	26	6	1	1	3	2	0	0	0	0	0	0	0	0	0	60	99	1.50	1.333
49 Jason Berken, R ERA:	2.0		7	1	0	0	3	0	0	0	0	0	0	0	0	0	0	21	35	0.00	0.500
19 Koji Uehara, R ERA:	1.0		3	0	0	0	0	0	0	0	0	0	0	0	0	0	0	5	9	0.00	0.000

Batter	1	2	3	4	5	6	7	8	9	AB	R	H	RBI	BB	SO	LOB	BOTTOM			
1 Brian Roberts, S OBP: 0.294, SLG: 0.765										4	1	1	3	0	1	0	<b>Detroit Tigers @ Baltimore Orioles</b> Oriole Park at Camden Yards, Baltimore, MD Mon Apr 04 2011, 3:08 PM - 5:44 PM EDT Att: 46,593 - Sunny - 76 F			
21 Nick Markakis, L OBP: 0.438, SLG: 0.500										4	1	3	0	0	0	0				
25 Derrek Lee, R OBP: 0.313, SLG: 0.214										3	0	1	0	1	1	2				
27 Vladimir Guerrero, R OBP: 0.125, SLG: 0.125										4	0	0	0	0	1	5				
32 Matt Wieters, S OBP: 0.429, SLG: 0.462										3	1	2	1	1	0	0				
10 Adam Jones, R OBP: 0.125, SLG: 0.125										4	0	0	0	0	1	3				
12 Mark Reynolds, R OBP: 0.200, SLG: 0.333										4	0	0	0	0	1	1				
18 Felix Pie, L OBP: 0.250, SLG: 0.250										3	1	1	0	0	1	0				
2 J.J. Hardy, R OBP: 0.385, SLG: 0.545										3	1	1	0	0	1	0				
<b>Inning Stats</b>	R: 0 E: 0 K: 0 S: 6	H: 1 LOB: 1 BB: 0 P: 8	R: 1 E: 0 K: 1 S: 11	H: 1 LOB: 0 BB: 0 P: 17	R: 0 E: 0 K: 0 S: 5	H: 0 LOB: 0 BB: 1 P: 10	R: 4 E: 0 K: 2 S: 17	H: 5 LOB: 1 BB: 0 P: 28	R: 0 E: 0 K: 1 S: 9	H: 0 LOB: 0 BB: 0 P: 12	R: 0 E: 0 K: 1 S: 10	H: 0 LOB: 1 BB: 1 P: 17	R: 0 E: 0 K: 1 S: 10	H: 0 LOB: 0 BB: 0 P: 13	R: 0 E: 0 K: 1 S: 10	H: 0 LOB: 0 BB: 0 P: 13		1B: 5 2B: 3 3B: 0 HR: 1	SF: 0 SAC: 0 DP: 1 HBP: 0	WP: 1 PB: 0 SB: 1 CS: 0
<b>PITCHER</b>	IP WLS BF H R ER SO BB IBB HBP BLK WP HR S P ERA WHIP	IP WLS BF H R ER SO BB IBB HBP BLK WP HR S P ERA WHIP	IP WLS BF H R ER SO BB IBB HBP BLK WP HR S P ERA WHIP	IP WLS BF H R ER SO BB IBB HBP BLK WP HR S P ERA WHIP	IP WLS BF H R ER SO BB IBB HBP BLK WP HR S P ERA WHIP	IP WLS BF H R ER SO BB IBB HBP BLK WP HR S P ERA WHIP	IP WLS BF H R ER SO BB IBB HBP BLK WP HR S P ERA WHIP	IP WLS BF H R ER SO BB IBB HBP BLK WP HR S P ERA WHIP	IP WLS BF H R ER SO BB IBB HBP BLK WP HR S P ERA WHIP	IP WLS BF H R ER SO BB IBB HBP BLK WP HR S P ERA WHIP	IP WLS BF H R ER SO BB IBB HBP BLK WP HR S P ERA WHIP	IP WLS BF H R ER SO BB IBB HBP BLK WP HR S P ERA WHIP	IP WLS BF H R ER SO BB IBB HBP BLK WP HR S P ERA WHIP	IP WLS BF H R ER SO BB IBB HBP BLK WP HR S P ERA WHIP	IP WLS BF H R ER SO BB IBB HBP BLK WP HR S P ERA WHIP	IP WLS BF H R ER SO BB IBB HBP BLK WP HR S P ERA WHIP				
21 Rick Porcello, R ERA: 9.0	5.0	L	24	9	5	4	1	1	1	51	81	9.00	2.000							
60 Brayan Villarreal, R ERA: 3.0	2.0		7	0	0	0	2	1	0	19	29	0.00	0.500							
45 Ryan Perry, R ERA: 6.4	1.0		3	0	0	0	1	0	0	10	13	0.00	0.000							

**Detroit Tigers @ Baltimore Orioles**  
 Oriole Park at Camden Yards, Baltimore, MD  
 Mon Apr 04 2011, 3:08 PM - 5:44 PM EDT  
 Att: 46,593 - Sunny - 76 F

AB 34  
 R 1  
 H 7  
 RBI 1  
 BB 2  
 SO 6  
 LOB 12



**Detroit Tigers @ Baltimore Orioles**  
 Oriole Park at Camden Yards, Baltimore, MD  
 Mon Apr 04 2011, 3:08 PM - 5:44 PM EDT  
 Att: 46,593 - Sunny - 76 F

AB 32  
 R 5  
 H 9  
 RBI 4  
 BB 2  
 SO 7  
 LOB 11









Batter	1	2	3	4	5	6	7	8	9	AB	R	H	RBI	BB	SO	LOB	TOP							
14 Austin Jackson, R OBP: 0.286, SLG: 0.360											5	1	2	1	0	1	0							
28 Will Rhymes, L OBP: 0.236, SLG: 0.111											4	1	0	0	1	2	2							
26 Brennan Boesch, L OBP: 0.400, SLG: 0.684											4	1	2	1	0	0	1							
15 Brandon Inge, R OBP: 0.316, SLG: 0.474											2	0	1	1	2	0	1							
24 Miguel Cabrera, R OBP: 0.481, SLG: 0.857											4	0	1	1	0	0	2							
41 Victor Martinez, S OBP: 0.269, SLG: 0.538											4	0	1	0	0	1	3							
32 Don Kelly, L OBP: 0.300, SLG: 0.444											4	0	0	0	0	3	3							
25 Ryan Raburn, R OBP: 0.313, SLG: 0.400											3	2	1	1	1	1	2							
13 Alex Avila, L OBP: 0.400, SLG: 0.706											3	0	0	0	0	1	0							
39 Ramon Santiago, S OBP: 0.222, SLG: 0.333											3	0	0	0	0	1	0							
<b>Inning Stats</b>	R: 2 H: 4 E: 0 K: 0 S: 23	H: 4 LOB: 1 BB: 0 P: 32	R: 0 H: 0 E: 0 K: 2 S: 10	H: 0 LOB: 0 BB: 0 P: 14	R: 0 H: 0 E: 0 K: 0 S: 9	H: 0 LOB: 0 BB: 0 P: 15	R: 0 H: 0 E: 0 K: 1 S: 8	H: 0 LOB: 1 BB: 1 P: 16	R: 2 H: 2 E: 0 K: 1 S: 11	H: 2 LOB: 1 BB: 1 P: 24	R: 0 H: 0 E: 0 K: 1 S: 13	H: 0 LOB: 0 BB: 0 P: 20	R: 1 H: 1 E: 0 K: 1 S: 14	H: 1 LOB: 2 BB: 1 P: 21	R: 0 H: 1 E: 0 K: 2 S: 14	H: 1 LOB: 2 BB: 1 P: 21	R: 0 H: 0 E: 0 K: 1 S: 9	H: 0 LOB: 0 BB: 0 P: 11	1B: 4 2B: 3 3B: 0 HR: 1	SF: 0 SAC: 1 DP: 1 HBP: 0	WP: 0 PB: 0 SB: 0 CS: 0	PA: 38		
<b>PITCHER</b>	IP WLS BF H R ER SO BB IBB HBP BLK WP HR S P ERA WHIP	IP WLS BF H R ER SO BB IBB HBP BLK WP HR S P ERA WHIP	IP WLS BF H R ER SO BB IBB HBP BLK WP HR S P ERA WHIP	IP WLS BF H R ER SO BB IBB HBP BLK WP HR S P ERA WHIP	IP WLS BF H R ER SO BB IBB HBP BLK WP HR S P ERA WHIP	IP WLS BF H R ER SO BB IBB HBP BLK WP HR S P ERA WHIP	IP WLS BF H R ER SO BB IBB HBP BLK WP HR S P ERA WHIP	IP WLS BF H R ER SO BB IBB HBP BLK WP HR S P ERA WHIP	IP WLS BF H R ER SO BB IBB HBP BLK WP HR S P ERA WHIP	IP WLS BF H R ER SO BB IBB HBP BLK WP HR S P ERA WHIP	IP WLS BF H R ER SO BB IBB HBP BLK WP HR S P ERA WHIP	IP WLS BF H R ER SO BB IBB HBP BLK WP HR S P ERA WHIP	IP WLS BF H R ER SO BB IBB HBP BLK WP HR S P ERA WHIP	IP WLS BF H R ER SO BB IBB HBP BLK WP HR S P ERA WHIP	IP WLS BF H R ER SO BB IBB HBP BLK WP HR S P ERA WHIP	IP WLS BF H R ER SO BB IBB HBP BLK WP HR S P ERA WHIP	IP WLS BF H R ER SO BB IBB HBP BLK WP HR S P ERA WHIP	IP WLS BF H R ER SO BB IBB HBP BLK WP HR S P ERA WHIP	IP WLS BF H R ER SO BB IBB HBP BLK WP HR S P ERA WHIP	IP WLS BF H R ER SO BB IBB HBP BLK WP HR S P ERA WHIP	IP WLS BF H R ER SO BB IBB HBP BLK WP HR S P ERA WHIP	IP WLS BF H R ER SO BB IBB HBP BLK WP HR S P ERA WHIP	IP WLS BF H R ER SO BB IBB HBP BLK WP HR S P ERA WHIP	IP WLS BF H R ER SO BB IBB HBP BLK WP HR S P ERA WHIP

**Detroit Tigers @ Baltimore Orioles**  
 Oriole Park at Camden Yards, Baltimore, MD  
 Thu Apr 07 2011, 7:07 PM - 10:33 PM EDT  
 Att: 11,648 - Partly Cloudy - 59 F

AB 33  
 R 5  
 H 8  
 RBI 5  
 BB 4  
 SO 9  
 LOB 14



Batter	1	2	3	4	5	6	7	8	9	AB	R	H	RBI	BB	SO	LOB	BOTTOM						
1 Brian Roberts, S OBP: 0.308, SLG: 0.640											5	1	2	0	0	1	2						
21 Nick Markakis, L OBP: 0.400, SLG: 0.350											3	1	0	0	2	1	2						
25 Derrek Lee, R OBP: 0.280, SLG: 0.318											4	0	0	0	1	2	4						
27 Vladimir Guerrero, R OBP: 0.240, SLG: 0.360											5	2	2	2	0	1	2						
30 Luke Scott, L OBP: 0.182, SLG: 0.200											3	1	1	0	1	0	0						
18 Felix Pie, L OBP: 0.273, SLG: 0.273											3	2	2	3	0	0	0						
10 Adam Jones, R OBP: 0.174, SLG: 0.318											3	1	2	3	1	0	0						
12 Mark Reynolds, R OBP: 0.273, SLG: 0.381											3	0	0	0	1	0	2						
32 Matt Wieters, S OBP: 0.318, SLG: 0.300											3	0	1	1	1	1	1						
3 Cesar Izturis, S OBP: 0.500, SLG: 0.333											3	0	1	1	1	1	1						
<b>Inning Stats</b>	R: 0 H: 0 E: 0 K: 2 S: 11	H: 3 LOB: 0 BB: 0 P: 18	R: 2 H: 3 E: 0 K: 0 S: 11	H: 3 LOB: 0 BB: 0 P: 16	R: 0 H: 0 E: 0 K: 0 S: 10	H: 0 LOB: 2 BB: 2 P: 19	R: 0 H: 0 E: 0 K: 0 S: 5	H: 0 LOB: 0 BB: 0 P: 9	R: 0 H: 1 E: 0 K: 1 S: 13	H: 1 LOB: 2 BB: 1 P: 24	R: 2 H: 2 E: 0 K: 1 S: 13	H: 2 LOB: 1 BB: 1 P: 20	R: 5 H: 4 E: 1 K: 1 S: 23	H: 4 LOB: 2 BB: 3 P: 44	R: 0 H: 0 E: 0 K: 1 S: 10	H: 0 LOB: 0 BB: 0 P: 14	R: 0 H: 0 E: 0 K: 1 S: 9	H: 0 LOB: 0 BB: 0 P: 11	1B: 5 2B: 3 3B: 0 HR: 2	SF: 1 SAC: 0 DP: 1 HBP: 0	WP: 0 PB: 0 SB: 1 CS: 0	PA: 40	
<b>PITCHER</b>	IP WLS BF H R ER SO BB IBB HBP BLK WP HR S P ERA WHIP	IP WLS BF H R ER SO BB IBB HBP BLK WP HR S P ERA WHIP	IP WLS BF H R ER SO BB IBB HBP BLK WP HR S P ERA WHIP	IP WLS BF H R ER SO BB IBB HBP BLK WP HR S P ERA WHIP	IP WLS BF H R ER SO BB IBB HBP BLK WP HR S P ERA WHIP	IP WLS BF H R ER SO BB IBB HBP BLK WP HR S P ERA WHIP	IP WLS BF H R ER SO BB IBB HBP BLK WP HR S P ERA WHIP	IP WLS BF H R ER SO BB IBB HBP BLK WP HR S P ERA WHIP	IP WLS BF H R ER SO BB IBB HBP BLK WP HR S P ERA WHIP	IP WLS BF H R ER SO BB IBB HBP BLK WP HR S P ERA WHIP	IP WLS BF H R ER SO BB IBB HBP BLK WP HR S P ERA WHIP	IP WLS BF H R ER SO BB IBB HBP BLK WP HR S P ERA WHIP	IP WLS BF H R ER SO BB IBB HBP BLK WP HR S P ERA WHIP	IP WLS BF H R ER SO BB IBB HBP BLK WP HR S P ERA WHIP	IP WLS BF H R ER SO BB IBB HBP BLK WP HR S P ERA WHIP	IP WLS BF H R ER SO BB IBB HBP BLK WP HR S P ERA WHIP	IP WLS BF H R ER SO BB IBB HBP BLK WP HR S P ERA WHIP	IP WLS BF H R ER SO BB IBB HBP BLK WP HR S P ERA WHIP	IP WLS BF H R ER SO BB IBB HBP BLK WP HR S P ERA WHIP	IP WLS BF H R ER SO BB IBB HBP BLK WP HR S P ERA WHIP	IP WLS BF H R ER SO BB IBB HBP BLK WP HR S P ERA WHIP	IP WLS BF H R ER SO BB IBB HBP BLK WP HR S P ERA WHIP	IP WLS BF H R ER SO BB IBB HBP BLK WP HR S P ERA WHIP

**Detroit Tigers @ Baltimore Orioles**  
 Oriole Park at Camden Yards, Baltimore, MD  
 Thu Apr 07 2011, 7:07 PM - 10:33 PM EDT  
 Att: 11,648 - Partly Cloudy - 59 F

AB 32  
 R 9  
 H 10  
 RBI 9  
 BB 7  
 SO 6  
 LOB 13














Batter	1	2	3	4	5	6	7	8	9	AB	R	H	RBI	BB	SO	LOB	TOP										
17 Chris Getz, L OBP: 0.417, SLG: 0.379										3	1	2	1	0	3												
53 Melky Cabrera, S OBP: 0.298, SLG: 0.435										6	1	2	0	0	2												
4 Alex Gordon, L OBP: 0.400, SLG: 0.548										5	1	1	1	0	1	3											
16 Billy Butler, R OBP: 0.512, SLG: 0.667										4	0	1	0	1	0	1											
30 Kila Ka'aihue, L OBP: 0.299, SLG: 0.324										4	1	1	1	0	2	1											
21 Jeff Francoeur, R OBP: 0.310, SLG: 0.436										5	2	2	1	0	2												
24 Wilson Betemit, S OBP: 0.500, SLG: 0.571										4	2	4	1	1	0	0											
15 Matt Treanor, R OBP: 0.400, SLG: 0.368										4	1	1	1	1	0	3											
2 Alcides Escobar, R OBP: 0.238, SLG: 0.250										5	0	2	1	0	0	6											
<b>Inning Stats</b>	R: 0 H: 1 E: 1 K: 1 S: 8	H: 1 LOB: 1 BB: 0 P: 11	R: 0 H: 1 E: 0 K: 0 S: 11	H: 1 LOB: 2 BB: 1 P: 16	R: 2 H: 2 E: 1 K: 1 S: 14	H: 2 LOB: 1 BB: 1 P: 23	R: 1 H: 3 E: 0 K: 0 S: 10	H: 3 LOB: 2 BB: 0 P: 18	R: 2 H: 2 E: 1 K: 0 S: 18	H: 2 LOB: 2 BB: 1 P: 29	R: 0 H: 0 E: 0 K: 0 S: 5	H: 0 LOB: 0 BB: 0 P: 8	R: 2 H: 3 E: 0 K: 1 S: 14	H: 3 LOB: 1 BB: 0 P: 23	R: 1 H: 1 E: 0 K: 0 S: 11	H: 1 LOB: 1 BB: 0 P: 19	R: 1 H: 2 E: 0 K: 0 S: 12	H: 2 LOB: 1 BB: 0 P: 16	1B: 9 SF: 3 2B: 5 3B: 1 HR: 0	WP: 1 PA: 47 PB: 0 SB: 1 CS: 0							
<b>PITCHER</b>	IP	WLS	BF	H	R	ER	SO	BB	IBB	HBP	BLK	WP	HR	S	P	ERA	WHIP										
21 Rick Porcello, R ERA: 9.0	5.0	L	28	9	5	5	2	3	0	0	0	0	0	61	97	9.00	2.400										
21 Enrique Gonzalez, R ERA: 16.88	1.2		8	3	2	2	1	0	0	0	0	0	0	17	29	10.80	1.800										
55 Daniel Schlereth, L ERA: 2.25	1.1		6	1	1	1	0	0	1	0	0	1	0	13	21	6.75	0.750										
38 Robbie Weinhardt, R ERA: 10.8	0.1		3	2	1	1	0	0	0	0	0	0	0	7	9	27.00	6.000										
36 Brad Thomas, L ERA: 11.57	0.2		2	0	0	0	0	0	0	0	0	0	0	5	7	0.00	0.000										

Kansas City Royals @ Detroit Tigers  
Comerica Park, Detroit, MI  
Sun Apr 10 2011, 1:07 PM - 4:09 PM EDT  
Att: 28,984 - Sunny - 64 F


AB 40  
R 9  
H 15  
RBI 8  
BB 4  
SO 3  
LOB 21



Batter	1	2	3	4	5	6	7	8	9	AB	R	H	RBI	BB	SO	LOB	BOTTOM										
14 Austin Jackson, R OBP: 0.244, SLG: 0.289										4	0	1	0	0	1	0											
28 Will Rhymes, L OBP: 0.303, SLG: 0.207										4	0	1	0	0	0	2											
26 Brennan Boesch, L OBP: 0.345, SLG: 0.500										4	1	0	0	0	1	2											
24 Miguel Cabrera, R OBP: 0.462, SLG: 0.774										4	2	2	2	0	0	1											
41 Victor Martinez, S OBP: 0.289, SLG: 0.472										4	0	1	0	0	0	0											
25 Ryan Raburn, R OBP: 0.250, SLG: 0.455										3	0	0	1	0	2	0											
27 Jhonny Peralta, R OBP: 0.375, SLG: 0.586										4	1	3	1	0	0	0											
13 Alex Avila, L OBP: 0.357, SLG: 0.680										4	1	1	1	0	2	3											
15 Brandon Inge, R OBP: 0.267, SLG: 0.367										4	0	1	0	0	0	2											
<b>Inning Stats</b>	R: 0 H: 0 E: 0 K: 0 S: 9	H: 0 LOB: 0 BB: 0 P: 14	R: 0 H: 0 E: 0 K: 1 S: 12	H: 0 LOB: 0 BB: 0 P: 18	R: 1 H: 1 E: 0 K: 1 S: 9	H: 1 LOB: 0 BB: 0 P: 15	R: 0 H: 1 E: 0 K: 0 S: 7	H: 1 LOB: 0 BB: 0 P: 9	R: 0 H: 0 E: 0 K: 0 S: 9	H: 0 LOB: 0 BB: 0 P: 14	R: 1 H: 1 E: 0 K: 1 S: 10	H: 1 LOB: 0 BB: 0 P: 12	R: 2 H: 2 E: 1 K: 3 S: 13	H: 2 LOB: 1 BB: 0 P: 17	R: 0 H: 2 E: 0 K: 0 S: 13	H: 2 LOB: 1 BB: 0 P: 20	R: 1 H: 3 E: 0 K: 0 S: 14	H: 3 LOB: 2 BB: 0 P: 19	1B: 6 SF: 1 2B: 1 3B: 0 HR: 3	WP: 0 PA: 36 PB: 0 SB: 0 CS: 0							
<b>PITCHER</b>	IP	WLS	BF	H	R	ER	SO	BB	IBB	HBP	BLK	WP	HR	S	P	ERA	WHIP										
44 Luke Hochevar, R ERA: 5.3	7.0	W	26	5	4	3	6	0	0	0	0	0	0	3	69	3.86	0.714										
51 Robinson Tejeda, R ERA: 3.39	1.0		4	2	0	0	0	0	0	0	0	0	0	13	20	0.00	2.000										
50 Kanekoa Texeira, R ERA: 2.45	0.1		4	3	1	1	0	0	0	0	0	0	0	9	13	27.00	9.000										
48 Joaquin Soria, R ERA: 6.75	0.2	S	2	0	0	0	0	0	0	0	0	0	0	5	6	0.00	0.000										

Kansas City Royals @ Detroit Tigers  
Comerica Park, Detroit, MI  
Sun Apr 10 2011, 1:07 PM - 4:09 PM EDT  
Att: 28,984 - Sunny - 64 F

AB 35  
R 5  
H 10  
RBI 5  
BB 0  
SO 6  
LOB 10






Batter	1	2	3	4	5	6	7	8	9	AB	R	H	RBI	BB	SO	LOB	TOP						
5 Ian Kinsler, R OBP: 0.372, SLG: 0.639										4	0	1	0	0	0	0							
1 Elvis Andrus, R OBP: 0.235, SLG: 0.406										4	0	0	0	0	1	1							
32 Josh Hamilton, L OBP: 0.395, SLG: 0.395											3	1	1	0	1	2	0						
29 Adrián Beltré, R OBP: 0.214, SLG: 0.439												4	0	1	0	0	0	1					
10 Michael Young, R OBP: 0.310, SLG: 0.390											4	1	2	1	0	0	0						
17 Nelson Cruz, R OBP: 0.356, SLG: 0.758										3	0	1	1	0	1	0							
18 Mitch Moreland, L OBP: 0.385, SLG: 0.522										3	0	0	0	0	0	2							
8 Yorvit Torrealba, R OBP: 0.261, SLG: 0.414											3	0	0	0	0	0	0						
20 Julio Borbon, L OBP: 0.281, SLG: 0.381																							
<b>Inning Stats</b>	R: 0 E: 0 K: 2 S: 10	H: 0 LOB: 0 BB: 0 P: 14	R: 0 E: 0 K: 0 S: 8	H: 0 LOB: 0 BB: 0 P: 14	R: 0 E: 0 K: 1 S: 8	H: 0 LOB: 0 BB: 0 P: 11	R: 0 E: 0 K: 0 S: 7	H: 1 LOB: 1 BB: 0 P: 9	R: 0 E: 0 K: 0 S: 7	H: 0 LOB: 0 BB: 0 P: 13	R: 0 E: 0 K: 0 S: 7	H: 0 LOB: 0 BB: 0 P: 11	R: 2 E: 0 K: 0 S: 15	H: 3 LOB: 2 BB: 1 P: 28	R: 0 E: 0 K: 0 S: 5	H: 1 LOB: 0 BB: 0 P: 7	R: 0 E: 0 K: 1 S: 8	H: 1 LOB: 1 BB: 0 P: 12	1B: 4 2B: 2 3B: 0 HR: 0	SF: 0 SAC: 0 DP: 1 HBP: 0	WP: 0 PB: 0 SB: 0 CS: 0	PA: 33	
<b>PITCHER</b>	IP: 9.0 WLS: L BF: 33 ERA: 3.13	H: 6 R: 2 ER: 2 SO: 4	BB: 1 IBB: 0 HBP: 0 BLK: 0	WP: 0 HR: 0 S: 75 P: 119 ERA: 2.00 WHIP: 0.778					<b>PITCHER</b>	IP: 9.0 WLS: L BF: 33 ERA: 3.13	H: 6 R: 2 ER: 2 SO: 4	BB: 1 IBB: 0 HBP: 0 BLK: 0	WP: 0 HR: 0 S: 75 P: 119 ERA: 2.00 WHIP: 0.778										

Texas Rangers @ Detroit Tigers  
Comerica Park, Detroit, MI  
Mon Apr 11 2011, 1:09 PM - 3:26 PM EDT  
Att: 18,724 - Cloudy - 65 F


AB 32  
R 2  
H 6  
RBI 2  
BB 1  
SO 4  
LOB 7



Batter	1	2	3	4	5	6	7	8	9	AB	R	H	RBI	BB	SO	LOB	BOTTOM						
28 Will Rhymes, L OBP: 0.270, SLG: 0.182											4	0	0	0	0	0							
26 Brennan Boesch, L OBP: 0.333, SLG: 0.448											3	0	0	0	1	0							
30 Magglio Ordonez, R OBP: 0.269, SLG: 0.250											3	0	0	0	0	1							
25 Ryan Raburn, R OBP: 0.280, SLG: 0.522											1	0	1	0	0	0							
24 Miguel Cabrera, R OBP: 0.488, SLG: 0.794											3	0	2	0	1	0	0						
41 Victor Martinez, S OBP: 0.262, SLG: 0.425											4	0	0	0	0	1	5						
32 Don Kelly, L OBP: 0.250, SLG: 0.364										2	0	0	0	0	0	1							
14 Austin Jackson, R OBP: 0.262, SLG: 0.308										1	0	1	0	0	0	0							
27 Jhonny Peralta, R OBP: 0.343, SLG: 0.531										3	0	0	0	0	1	2							
13 Alex Avila, L OBP: 0.323, SLG: 0.607										3	0	0	0	0	2	1							
15 Brandon Inge, R OBP: 0.242, SLG: 0.333										3	0	0	0	0	1	1							
<b>Inning Stats</b>	R: 0 E: 0 K: 0 S: 8	H: 0 LOB: 0 BB: 0 P: 14	R: 0 E: 0 K: 1 S: 9	H: 1 LOB: 1 BB: 0 P: 14	R: 0 E: 0 K: 2 S: 8	H: 0 LOB: 0 BB: 0 P: 12	R: 0 E: 0 K: 0 S: 9	H: 1 LOB: 1 BB: 1 P: 13	R: 0 E: 0 K: 1 S: 5	H: 0 LOB: 0 BB: 0 P: 7	R: 0 E: 0 K: 0 S: 7	H: 0 LOB: 0 BB: 0 P: 10	R: 0 E: 0 K: 0 S: 7	H: 0 LOB: 0 BB: 0 P: 9	R: 0 E: 0 K: 1 S: 8	H: 1 LOB: 1 BB: 0 P: 13	R: 0 E: 0 K: 1 S: 12	H: 1 LOB: 2 BB: 1 P: 24	1B: 2 2B: 3 3B: 0 HR: 0	SF: 0 SAC: 0 DP: 1 HBP: 0	WP: 0 PB: 0 SB: 0 CS: 0	PA: 32	
<b>PITCHER</b>	IP: 7.0 WLS: W BF: 23 ERA: 1.59	H: 1 R: 0 ER: 0 SO: 4	BB: 1 IBB: 0 HBP: 0 BLK: 0	WP: 0 HR: 0 S: 8 P: 13					<b>PITCHER</b>	IP: 1.0 WLS: H BF: 4 ERA: 1.59	H: 1 R: 0 ER: 0 SO: 1	BB: 0 IBB: 0 HBP: 0 BLK: 0	WP: 0 HR: 0 S: 5 P: 12										
41 Alexi Ogando, R	1.0																						
28 Darren Oliver, L	1.0																						
30 Neftali Feliz, R	1.0																						

Texas Rangers @ Detroit Tigers  
Comerica Park, Detroit, MI  
Mon Apr 11 2011, 1:09 PM - 3:26 PM EDT  
Att: 18,724 - Cloudy - 65 F

AB 30  
R 0  
H 4  
RBI 0  
BB 2  
SO 6  
LOB 11





Batter	1	2	3	4	5	6	7	8	9	AB	R	H	RBI	BB	SO	LOB	TOP					
1 Elvis Andrus, R OBP: 0.283, SLG: 0.400										3	1	1	0	0	2	0						
10 Michael Young, R OBP: 0.348, SLG: 0.432										3	2	3	1	0	0	0						
32 Josh Hamilton, L OBP: 0.409, SLG: 0.462										1	0	1	1	0	0	0						
5 Ian Kinsler, R OBP: 0.348, SLG: 0.590										3	0	0	0	0	0	4						
29 Adrian Beltré, R OBP: 0.239, SLG: 0.455										3	0	1	1	0	0	2						
17 Nelson Cruz, R OBP: 0.372, SLG: 0.722										3	0	1	1	1	0	0						
7 David Murphy, L OBP: 0.385, SLG: 0.563										4	0	0	0	0	1	4						
8 Yorvit Torrealba, R OBP: 0.242, SLG: 0.394										4	0	1	0	0	0	0						
18 Mitch Moreland, L OBP: 0.400, SLG: 0.556										4	1	2	0	0	0	1						
20 Julio Borbon, L OBP: 0.231, SLG: 0.333										3	0	0	0	0	0	2						
<b>Inning Stats</b>	R: 1 H: 2 K: 1 S: 10	H: 2 LOB: 0 BB: 0 P: 15	R: 0 H: 0 K: 0 S: 7	H: 0 LOB: 0 BB: 0 P: 12	R: 1 H: 1 K: 0 S: 10	H: 1 LOB: 1 BB: 0 P: 20	R: 0 H: 1 K: 1 S: 5	H: 1 LOB: 0 BB: 0 P: 8	R: 0 H: 0 K: 0 S: 7	H: 0 LOB: 0 BB: 0 P: 12	R: 1 H: 2 K: 0 S: 7	H: 2 LOB: 2 BB: 1 P: 15	R: 0 H: 1 K: 0 S: 5	H: 1 LOB: 0 BB: 0 P: 7	R: 1 H: 2 K: 1 S: 22	H: 2 LOB: 2 BB: 0 P: 35	R: 0 H: 1 K: 0 S: 7	H: 1 LOB: 0 BB: 0 P: 11	1B: 7 2B: 3 3B: 1 HR: 0	SF: 1 SAC: 1 DP: 2 HBP: 2	WP: 2 PB: 0 SB: 3 CS: 0	PA: 37
<b>PITCHER</b>	IP WLS BF H R ER SO BB IBB HBP BLK WP HR S P ERA WHIP	IP WLS BF H R ER SO BB IBB HBP BLK WP HR S P ERA WHIP	IP WLS BF H R ER SO BB IBB HBP BLK WP HR S P ERA WHIP	IP WLS BF H R ER SO BB IBB HBP BLK WP HR S P ERA WHIP	IP WLS BF H R ER SO BB IBB HBP BLK WP HR S P ERA WHIP	IP WLS BF H R ER SO BB IBB HBP BLK WP HR S P ERA WHIP	IP WLS BF H R ER SO BB IBB HBP BLK WP HR S P ERA WHIP	IP WLS BF H R ER SO BB IBB HBP BLK WP HR S P ERA WHIP	IP WLS BF H R ER SO BB IBB HBP BLK WP HR S P ERA WHIP	IP WLS BF H R ER SO BB IBB HBP BLK WP HR S P ERA WHIP	IP WLS BF H R ER SO BB IBB HBP BLK WP HR S P ERA WHIP	IP WLS BF H R ER SO BB IBB HBP BLK WP HR S P ERA WHIP	IP WLS BF H R ER SO BB IBB HBP BLK WP HR S P ERA WHIP	IP WLS BF H R ER SO BB IBB HBP BLK WP HR S P ERA WHIP	IP WLS BF H R ER SO BB IBB HBP BLK WP HR S P ERA WHIP	IP WLS BF H R ER SO BB IBB HBP BLK WP HR S P ERA WHIP	IP WLS BF H R ER SO BB IBB HBP BLK WP HR S P ERA WHIP					
31 Brad Penny, R ERA: 9.27	6.2	27	7	3	3	2	1	0	1	0	51	89	4.05	1.200								
60 Brayan Villarreal, R ERA: 3.86	0.1	H	0	0	0	0	0	0	0	0	0	0	0.00	0.000								
53 Joaquín Benoit, R ERA: 1.8	1.0	B	6	2	1	1	1	0	0	1	0	22	35	9.00	2.000							
46 Jose Valverde, R ERA:	1.0	W	3	1	0	0	0	0	0	0	7	11	0.00	1.000								

Texas Rangers @ Detroit Tigers  
Comerica Park, Detroit, MI  
Tue Apr 12 2011, 1:08 PM - 4:27 PM EDT  
Att: 20,609 - Partly Cloudy - 51 F

AB	31
R	4
H	10
RBI	4
BB	1
SO	3
LOB	13



Batter	1	2	3	4	5	6	7	8	9	AB	R	H	RBI	BB	SO	LOB	BOTTOM					
14 Austin Jackson, R OBP: 0.283, SLG: 0.357										3	1	1	0	1	0	1						
39 Ramon Santiago, S OBP: 0.214, SLG: 0.286										5	1	1	1	0	1	3						
25 Ryan Raburn, R OBP: 0.333, SLG: 0.556										4	2	2	1	1	1	1						
24 Miguel Cabrera, R OBP: 0.479, SLG: 0.769										5	0	2	1	0	0	1						
41 Victor Martínez, S OBP: 0.283, SLG: 0.415										1	0	0	1	2	0	1						
32 Don Kelly, L OBP: 0.250, SLG: 0.364										0	0	0	0	0	0	0						
26 Brennan Boesch, L OBP: 0.324, SLG: 0.424										4	0	1	1	0	2	3						
27 Jhonny Peralta, R OBP: 0.359, SLG: 0.500										2	0	0	0	2	1	2						
15 Brandon Inge, R OBP: 0.243, SLG: 0.324										4	1	1	0	0	1	3						
57 Casper Wells, R OBP: 0.333, SLG: 0.500										3	0	1	0	0	1	1						
13 Alex Avila, L OBP: 0.323, SLG: 0.607										0	0	0	0	0	0	0						
<b>Inning Stats</b>	R: 1 H: 1 K: 1 S: 14	H: 1 LOB: 0 BB: 0 P: 19	R: 0 H: 0 K: 0 S: 7	H: 0 LOB: 0 BB: 1 P: 14	R: 0 H: 0 K: 2 S: 8	H: 0 LOB: 0 BB: 0 P: 12	R: 1 H: 2 K: 1 S: 11	H: 2 LOB: 1 BB: 0 P: 13	R: 0 H: 0 K: 0 S: 11	H: 0 LOB: 0 BB: 1 P: 18	R: 2 H: 3 K: 0 S: 11	H: 3 LOB: 2 BB: 1 P: 22	R: 0 H: 1 K: 0 S: 7	H: 1 LOB: 0 BB: 0 P: 10	R: 0 H: 0 K: 2 S: 13	H: 0 LOB: 2 BB: 1 P: 22	R: 1 H: 2 K: 1 S: 11	H: 2 LOB: 3 BB: 2 P: 22	1B: 5 2B: 3 3B: 1 HR: 0	SF: 1 SAC: 2 DP: 1 HBP: 0	WP: 0 PB: 0 SB: 2 CS: 0	PA: 40
<b>PITCHER</b>	IP WLS BF H R ER SO BB IBB HBP BLK WP HR S P ERA WHIP	IP WLS BF H R ER SO BB IBB HBP BLK WP HR S P ERA WHIP	IP WLS BF H R ER SO BB IBB HBP BLK WP HR S P ERA WHIP	IP WLS BF H R ER SO BB IBB HBP BLK WP HR S P ERA WHIP	IP WLS BF H R ER SO BB IBB HBP BLK WP HR S P ERA WHIP	IP WLS BF H R ER SO BB IBB HBP BLK WP HR S P ERA WHIP	IP WLS BF H R ER SO BB IBB HBP BLK WP HR S P ERA WHIP	IP WLS BF H R ER SO BB IBB HBP BLK WP HR S P ERA WHIP	IP WLS BF H R ER SO BB IBB HBP BLK WP HR S P ERA WHIP	IP WLS BF H R ER SO BB IBB HBP BLK WP HR S P ERA WHIP	IP WLS BF H R ER SO BB IBB HBP BLK WP HR S P ERA WHIP	IP WLS BF H R ER SO BB IBB HBP BLK WP HR S P ERA WHIP	IP WLS BF H R ER SO BB IBB HBP BLK WP HR S P ERA WHIP	IP WLS BF H R ER SO BB IBB HBP BLK WP HR S P ERA WHIP	IP WLS BF H R ER SO BB IBB HBP BLK WP HR S P ERA WHIP	IP WLS BF H R ER SO BB IBB HBP BLK WP HR S P ERA WHIP						
36 C.J. Wilson, L ERA: 3.72	6.2	29	7	4	4	4	3	0	0	0	67	106	5.40	1.500								
46 Pedro Strop, R ERA:	1.1	5	0	0	0	2	1	0	0	0	15	24	0.00	0.750								
56 Darren O'Day, R ERA: 2.08	0.2	L	6	2	1	1	2	0	0	0	11	22	13.50	6.000								

Texas Rangers @ Detroit Tigers  
Comerica Park, Detroit, MI  
Tue Apr 12 2011, 1:08 PM - 4:27 PM EDT  
Att: 20,609 - Partly Cloudy - 51 F

AB	31
R	5
H	9
RBI	5
BB	6
SO	7
LOB	16













Batter	1	2	3	4	5	6	7	8	9	10	AB	R	H	RBI	BB	SO	LOB	TOP			
28 Will Rhymes, L OBP: 0.289, SLG: 0.220 27 Jonny Peratta, R OBP: 0.267, SLG: 0.425 (10, 6)	G4-3		K					G6-3		IBB	4	0	1	0	0	1	0				
25 Ryan Raburn, R OBP: 0.318, SLG: 0.462 (1, 7)	K		P6					K		IBB	4	1	0	0	1	3	1				
26 Brennan Boesch, L OBP: 0.380, SLG: 0.477 14 Austin Jackson, R OBP: 0.259, SLG: 0.306 (10, 8)	1B		G4-3					F8		2B	5	1	3	2	0	0	0				
24 Miguel Cabrera, R OBP: 0.435, SLG: 0.680 (1, 3)	L4		K					G5-4-3		IBB	4	2	1	1	1	1	2				
41 Victor Martinez, S OBP: 0.227, SLG: 0.382 (1, 10)	F7		K					K		IBB	5	1	2	1	0	1	0				
32 Don Kelly, L OBP: 0.287, SLG: 0.429 57 Casper Wells, R OBP: 0.385, SLG: 0.364 (9, 8)	G6-3		1B					G3-1		1B	3	0	1	0	0	0	0				
15 Brandon Inge, R OBP: 0.280, SLG: 0.356 (1, 5)	BB		2B					K		FC5	2	1	0	0	0	1	1				
13 Alex Avila, L OBP: 0.350, SLG: 0.556 (1, 2)	G3		F9					K		G5-3	4	0	0	1	1	1	3				
39 Ramon Santiago, S OBP: 0.227, SLG: 0.286 (10, 4)	G4-3		L4					F9		G3	4	0	0	0	0	1	2				
<b>Inning Stats</b>	R: 0 E: 0 K: 1 S: 13	H: 1 LOB: 1 BB: 0 P: 19	R: 0 E: 0 K: 0 S: 8	H: 0 LOB: 0 BB: 1 P: 17	R: 0 E: 0 K: 1 S: 10	H: 0 LOB: 0 BB: 0 P: 14	R: 0 E: 0 K: 1 S: 11	H: 2 LOB: 2 BB: 0 P: 19	R: 0 E: 0 K: 2 S: 11	H: 1 LOB: 1 BB: 0 P: 17	R: 0 E: 0 K: 1 S: 10	H: 1 LOB: 1 BB: 0 P: 16	R: 0 E: 0 K: 1 S: 8	H: 0 LOB: 0 BB: 0 P: 13	R: 1 E: 0 K: 1 S: 9	H: 1 LOB: 0 BB: 0 P: 14	R: 7 E: 3 K: 0 S: 18	H: 3 LOB: 1 BB: 3 P: 41	1B: 7 2B: 2 3B: 0 HR: 1	SF: 0 SAC: 1 DP: 1 HBP: 0	WP: 0 PA: 45
<b>PITCHER</b>	IP WLS BF H R ER SO BB IBB HBP BLK WP HR S P ERA WHIP	IP WLS BF H R ER SO BB IBB HBP BLK WP HR S P ERA WHIP	IP WLS BF H R ER SO BB IBB HBP BLK WP HR S P ERA WHIP	IP WLS BF H R ER SO BB IBB HBP BLK WP HR S P ERA WHIP	IP WLS BF H R ER SO BB IBB HBP BLK WP HR S P ERA WHIP	IP WLS BF H R ER SO BB IBB HBP BLK WP HR S P ERA WHIP	IP WLS BF H R ER SO BB IBB HBP BLK WP HR S P ERA WHIP	IP WLS BF H R ER SO BB IBB HBP BLK WP HR S P ERA WHIP	IP WLS BF H R ER SO BB IBB HBP BLK WP HR S P ERA WHIP	IP WLS BF H R ER SO BB IBB HBP BLK WP HR S P ERA WHIP	IP WLS BF H R ER SO BB IBB HBP BLK WP HR S P ERA WHIP	IP WLS BF H R ER SO BB IBB HBP BLK WP HR S P ERA WHIP	IP WLS BF H R ER SO BB IBB HBP BLK WP HR S P ERA WHIP	IP WLS BF H R ER SO BB IBB HBP BLK WP HR S P ERA WHIP	IP WLS BF H R ER SO BB IBB HBP BLK WP HR S P ERA WHIP	IP WLS BF H R ER SO BB IBB HBP BLK WP HR S P ERA WHIP	IP WLS BF H R ER SO BB IBB HBP BLK WP HR S P ERA WHIP	IP WLS BF H R ER SO BB IBB HBP BLK WP HR S P ERA WHIP	IP WLS BF H R ER SO BB IBB HBP BLK WP HR S P ERA WHIP	IP WLS BF H R ER SO BB IBB HBP BLK WP HR S P ERA WHIP	
32 Brandon McCarthy, R ERA: 2.45 56 Craig Breslow, L ERA: 3.92 50 Grant Balfour, R ERA: 3.38 57 Brian Fuentes, L ERA: 5.63 31 Brad Ziegler, R ERA:	6.2 0.1 1.0 1.1 0.2	26 H 3 L 5	6 0 0 2 2	0 0 0 6 0	0 0 0 3 0	7 0 0 1 0	0 0 0 2 0	0 0 0 1 0	0 0 0 16 11	114 3 13 20.25 18	0.00 0.00 0.00 2.250 0.00	1.050 0.000 0.000 2.250 3.000									

Detroit Tigers @ Oakland Athletics  
Oakland Coliseum, Oakland, CA  
Fri Apr 15 2011, 7:08 PM - 10:35 PM PDT  
Att: 21,853 - Partly Cloudy - 61 F

AB 40  
R 8  
H 10  
RBI 6  
BB 4  
SO 9  
LOB 10



Batter	1	2	3	4	5	6	7	8	9	10	AB	R	H	RBI	BB	SO	LOB	BOTTOM					
4 Coco Crisp, S OBP: 0.241, SLG: 0.340 (1, 8)	G4-3		1B					F8		FC3-6	5	2	1	1	0	0	3						
10 Daric Barton, L OBP: 0.433, SLG: 0.417 (1, 3)	1B		K					K		P3	5	0	2	0	0	2	3						
12 David DeJesus, L OBP: 0.275, SLG: 0.255 (1, 9)	1B		1B					G6-3		1B	5	0	3	3	0	0	1						
16 Josh Willingham, R OBP: 0.304, SLG: 0.417 (1, 7)	BB		G6-3					K		FC5-4	3	0	0	0	2	1	3						
55 Hideki Matsui, L OBP: 0.255, SLG: 0.408 (1, 10)	G6-3		L6					K		P4	4	0	0	0	0	1	5						
14 Mark Ellis, R OBP: 0.245, SLG: 0.300 (1, 4)	K		G3-1					K		L6	4	0	0	0	0	2	1						
8 Kurt Suzuki, R OBP: 0.294, SLG: 0.362 (1, 2)	1B		G6-3					1B		FC3-6	4	1	3	0	0	0	0						
21 Andy LaRoche, R OBP: 0.320, SLG: 0.417 15 Ryan Sweeney, L OBP: 0.455, SLG: 0.375 (10, PH)	G6-4-3		F9					K		1B	3	0	0	0	0	1	2						
2 Cliff Pennington, S OBP: 0.243, SLG: 0.229 (1, 6)	P6		1B					F7		FC3-6	4	0	2	0	0	0	1						
<b>Inning Stats</b>	R: 0 E: 0 K: 0 S: 12	H: 2 LOB: 2 BB: 1 P: 22	R: 0 E: 0 K: 1 S: 10	H: 1 LOB: 0 BB: 0 P: 15	R: 1 E: 0 K: 1 S: 14	H: 2 LOB: 1 BB: 0 P: 21	R: 0 E: 0 K: 0 S: 8	H: 0 LOB: 0 BB: 0 P: 12	R: 0 E: 0 K: 0 S: 12	H: 1 LOB: 0 BB: 0 P: 16	R: 0 E: 0 K: 2 S: 11	H: 1 LOB: 1 BB: 0 P: 17	R: 0 E: 0 K: 2 S: 8	H: 1 LOB: 1 BB: 0 P: 8	R: 0 E: 0 K: 1 S: 10	H: 0 LOB: 0 BB: 0 P: 14	R: 0 E: 0 K: 0 S: 10	H: 0 LOB: 0 BB: 0 P: 17	R: 3 E: 0 K: 0 S: 12	H: 4 LOB: 1 BB: 0 P: 17	1B: 11 2B: 2 3B: 0 HR: 0	SF: 0 SAC: 0 DP: 3 HBP: 0	WP: 0 PA: 40
<b>PITCHER</b>	IP WLS BF H R ER SO BB IBB HBP BLK WP HR S P ERA WHIP	IP WLS BF H R ER SO BB IBB HBP BLK WP HR S P ERA WHIP	IP WLS BF H R ER SO BB IBB HBP BLK WP HR S P ERA WHIP	IP WLS BF H R ER SO BB IBB HBP BLK WP HR S P ERA WHIP	IP WLS BF H R ER SO BB IBB HBP BLK WP HR S P ERA WHIP	IP WLS BF H R ER SO BB IBB HBP BLK WP HR S P ERA WHIP	IP WLS BF H R ER SO BB IBB HBP BLK WP HR S P ERA WHIP	IP WLS BF H R ER SO BB IBB HBP BLK WP HR S P ERA WHIP	IP WLS BF H R ER SO BB IBB HBP BLK WP HR S P ERA WHIP	IP WLS BF H R ER SO BB IBB HBP BLK WP HR S P ERA WHIP	IP WLS BF H R ER SO BB IBB HBP BLK WP HR S P ERA WHIP	IP WLS BF H R ER SO BB IBB HBP BLK WP HR S P ERA WHIP	IP WLS BF H R ER SO BB IBB HBP BLK WP HR S P ERA WHIP	IP WLS BF H R ER SO BB IBB HBP BLK WP HR S P ERA WHIP	IP WLS BF H R ER SO BB IBB HBP BLK WP HR S P ERA WHIP	IP WLS BF H R ER SO BB IBB HBP BLK WP HR S P ERA WHIP	IP WLS BF H R ER SO BB IBB HBP BLK WP HR S P ERA WHIP	IP WLS BF H R ER SO BB IBB HBP BLK WP HR S P ERA WHIP	IP WLS BF H R ER SO BB IBB HBP BLK WP HR S P ERA WHIP	IP WLS BF H R ER SO BB IBB HBP BLK WP HR S P ERA WHIP			
21 Rick Porcello, R ERA: 6.19 62 Albuquerque, R ERA: 55 Daniel Schlereth, L ERA: 2.08 60 Bryan Villarreal, R ERA: 6.14 53 Joaquin Benoit, R ERA: 1.29	6.0 2.0 0.1 0.2 1.0	23 8 1 4 1	7 1 0 3 0	1 0 0 3 0	0 0 0 0 0	0 0 0 0 0	0 0 0 0 0	0 0 0 0 0	0 0 0 0 0	0 0 0 0 0	19 27 3 15 7	0.00 0.00 0.00 4.500 0.00											

Detroit Tigers @ Oakland Athletics  
Oakland Coliseum, Oakland, CA  
Fri Apr 15 2011, 7:08 PM - 10:35 PM PDT  
Att: 21,853 - Partly Cloudy - 61 F

AB 38  
R 4  
H 12  
RBI 4  
BB 2  
SO 7  
LOB 19





Batter	1	2	3	4	5	6	7	8	9	AB	R	H	RBI	BB	SO	LOB	TOP										
14 Austin Jackson, R OBP: 0.254, SLG: 0.283	L3		K					F8	FC3-6	4	0	0	1	1	1	2											
25 Ryan Raburn, R OBP: 0.306, SLG: 0.432	K		K				L7		F8	5	0	1	0	0	2	3											
30 Magglio Ordonez, R(1, 10) OBP: 0.267, SLG: 0.250	G6-3							G5-3		4	0	1	0	0	0	1											
24 Miguel Cabrera, R OBP: 0.455, SLG: 0.692		41 2B 26 E						G4-3		2	1	1	0	2	0	0											
41 Victor Martinez, S OBP: 0.281, SLG: 0.407		26 E						G5-3		4	0	2	0	0	0	4											
27 Jhonny Peralta, R OBP: 0.358, SLG: 0.409								G5-3		4	1	1	0	0	2	5											
26 Brennan Boesch, L OBP: 0.389, SLG: 0.457								G3-1		2	0	0	0	2	0	3											
15 Brandon Inge, R OBP: 0.259, SLG: 0.327								G5-3		4	0	0	0	0	0	5											
39 Ramon Santiago, S OBP: 0.231, SLG: 0.250								P2		3	0	0	0	1	0	1											
<b>Inning Stats</b>	R: 0 E: 0 K: 1 S: 8	H: 0 LOB: 0 BB: 0 P: 8	R: 1 E: 1 K: 1 S: 11	H: 1 LOB: 1 BB: 1 P: 20	R: 0 E: 0 K: 2 S: 7	H: 0 LOB: 0 BB: 0 P: 10	R: 0 E: 0 K: 1 S: 7	H: 2 LOB: 2 BB: 0 P: 10	R: 0 E: 0 K: 0 S: 12	H: 1 LOB: 1 BB: 1 P: 10	R: 0 E: 0 K: 0 S: 10	H: 0 LOB: 0 BB: 1 P: 17	R: 0 E: 0 K: 0 S: 13	H: 1 LOB: 2 BB: 2 P: 22	R: 1 E: 0 K: 0 S: 15	H: 1 LOB: 2 BB: 2 P: 31	1B: 4 2B: 2 3B: 0 HR: 0	SF: 0 SAC: 0 DP: 1 HBP: 0	WP: 0 PB: 0 SB: 0 CS: 1	PA: 38							
<b>PITCHER</b>	IP	WLS	BF	H	R	ER	SO	BB	IBB	HBP	BLK	WP	HR	S	P	ERA	WHIP										
51 Dallas Braden, L ERA: 3.0	5.0	W	20	3	1	0	5	2	0	0	0	0	0	45	67	0.00	1.000										
31 Brad Ziegler, R ERA:	1.0	H	4	1	0	0	0	0	0	0	0	0	0	7	10	0.00	1.000										
56 Craig Breslow, L ERA: 7.71	1.0	H	3	0	0	0	0	1	0	0	0	0	0	10	17	0.00	1.000										
50 Grant Balfour, R ERA: 4.26	1.0	H	7	2	1	1	0	2	0	0	0	0	0	16	31	9.00	4.000										
57 Brian Fuentes, L ERA: 5.0	1.0		4	0	0	0	0	1	0	0	0	0	0	12	22	0.00	1.000										

**Detroit Tigers @ Oakland Athletics**  
 Oakland Coliseum, Oakland, CA  
 Sat Apr 16 2011, 6:09 PM - 9:10 PM PDT  
 Att: 16,265 - Partly Cloudy - G3 F

AB	32
R	2
H	6
RBI	1
BB	6
SO	5
LOB	24



Batter	1	2	3	4	5	6	7	8	9	AB	R	H	RBI	BB	SO	LOB	BOTTOM										
4 Coco Crisp, S OBP: 0.237, SLG: 0.345	F7		F8	F7				G4-3		5	0	1	1	0	0	2											
10 Danic Barton, L OBP: 0.242, SLG: 0.392	K		K					F7		3	0	0	0	1	2	1											
12 David DeJesus, L OBP: 0.309, SLG: 0.300		16 FC5-4 1B						F8		3	1	2	0	1	0	0											
16 Josh Willingham, R OBP: 0.300, SLG: 0.423								F9		4	1	1	1	0	1	3											
55 Hideki Matsui, L OBP: 0.273, SLG: 0.434								F8		4	1	2	1	0	0	2											
8 Kurt Suzuki, R OBP: 0.309, SLG: 0.360								F9		3	1	1	0	1	1	3											
21 Andy LaRoche, R ERA: 3.41								15 3B BB		3	0	0	0	0	0	2											
15 Ryan Sweeney, L OBP: 0.500, SLG: 0.667								5 SF8 3B		1	1	1	1	0	0	0											
14 Mark Ellis, R OBP: 0.245, SLG: 0.300										0	0	0	0	0	0	0											
5 Kevin Kouzmanoff, R OBP: 0.188, SLG: 0.318										3	1	1	1	0	1	2											
2 Cliff Pennington, S OBP: 0.244, SLG: 0.211										3	0	0	0	1	1	1											
<b>Inning Stats</b>	R: 0 E: 0 K: 1 S: 10	H: 1 LOB: 1 BB: 0 P: 13	R: 0 E: 0 K: 2 S: 13	H: 1 LOB: 1 BB: 0 P: 19	R: 0 E: 0 K: 2 S: 9	H: 0 LOB: 0 BB: 0 P: 13	R: 3 E: 1 K: 0 S: 20	H: 4 LOB: 2 BB: 1 P: 32	R: 0 E: 0 K: 1 S: 15	H: 0 LOB: 1 BB: 2 P: 24	R: 1 E: 0 K: 0 S: 10	H: 2 LOB: 1 BB: 0 P: 15	R: 0 E: 0 K: 0 S: 7	H: 0 LOB: 0 BB: 0 P: 9	R: 2 E: 0 K: 0 S: 18	H: 1 LOB: 0 BB: 1 P: 27	1B: 3 2B: 5 3B: 1 HR: 0	SF: 1 SAC: 0 DP: 0 HBP: 0	WP: 0 PB: 0 SB: 0 CS: 0	PA: 37							
<b>PITCHER</b>	IP	WLS	BF	H	R	ER	SO	BB	IBB	HBP	BLK	WP	HR	S	P	ERA	WHIP										
35 Justin Verlander, R ERA: 3.41	6.0	L	29	4	3	0	1	3	0	0	0	0	0	77	116	4.50	1.833										
36 Brad Thomas, L ERA: 8.1	1.0		3	0	0	0	0	0	0	0	0	0	0	7	9	0.00	0.000										
21 Enrique Gonzalez, R ERA: 17.16	1.0		5	1	2	2	0	1	0	0	0	0	0	18	27	18.00	2.000										

**Detroit Tigers @ Oakland Athletics**  
 Oakland Coliseum, Oakland, CA  
 Sat Apr 16 2011, 6:09 PM - 9:10 PM PDT  
 Att: 16,265 - Partly Cloudy - G3 F

AB	32
R	6
H	9
RBI	5
BB	4
SO	6
LOB	16





Batter	1	2	3	4	5	6	7	8	9	AB	R	H	RBI	BB	SO	LOB	TOP					
28 Will Rhymes, L OBP: 0.286, SLG: 0.222										4	0	1	0	0	1	1						
14 Austin Jackson, R OBP: 0.254, SLG: 0.281										4	0	1	0	0	2	1						
26 Brennan Boesch, L OBP: 0.362, SLG: 0.420										4	0	0	0	0	2	1						
24 Miguel Cabrera, R OBP: 0.429, SLG: 0.643											4	0	0	0	0	2	1					
25 Ryan Raburn, R OBP: 0.283, SLG: 0.396											4	0	0	0	0	3	1					
32 Don Kelly, L OBP: 0.276, SLG: 0.412											3	0	1	0	0	0	0					
27 Jhonny Peralta, R OBP: 0.339, SLG: 0.383											3	0	0	0	0	0	2					
13 Alex Avila, L OBP: 0.349, SLG: 0.538										3	0	1	0	0	0	0						
57 Casper Wells, R OBP: 0.375, SLG: 0.571										3	1	1	1	0	1	1						
<b>Inning Stats</b>	R: 0 E: 0 K: 1 S: 8	H: 0 LOB: 0 BB: 0 P: 10	R: 0 E: 0 K: 1 S: 12	H: 1 LOB: 1 BB: 0 P: 18	R: 0 E: 0 K: 2 S: 12	H: 1 LOB: 1 BB: 0 P: 15	R: 0 E: 0 K: 3 S: 9	H: 0 LOB: 0 BB: 0 P: 10	R: 0 E: 0 K: 0 S: 10	H: 0 LOB: 0 BB: 0 P: 15	R: 1 E: 0 K: 1 S: 13	H: 1 LOB: 0 BB: 0 P: 17	R: 0 E: 1 K: 1 S: 9	H: 0 LOB: 1 BB: 0 P: 16	R: 0 E: 0 K: 0 S: 7	H: 1 LOB: 0 BB: 0 P: 11	R: 0 E: 0 K: 2 S: 15	H: 1 LOB: 1 BB: 0 P: 20	1B: 4 2B: 0 3B: 0 HR: 1	SF: 0 SAC: 0 DP: 1 HBP: 0	WP: 0 PB: 0 SB: 0 CS: 0	PA: 32
<b>PITCHER</b>	IP WLS BF H R ER SO BB IBB HBP BLK WP HR S P ERA WHIP	8.0 W 28 4 1 1 9 0 0 0 0 0 1 80 112 1.12 0.500	1.0 4 1 0 0 2 0 0 0 0 0 0 0 15 20 0.00 1.000	<b>PITCHER</b>										IP WLS BF H R ER SO BB IBB HBP BLK WP HR S P ERA WHIP								
53 Trevor Cahill, R ERA: 2.49											8.0 W 28 4 1 1 9 0 0 0 0 0 1 80 112 1.12 0.500											
66 Tyson Ross, R ERA: 3.6											1.0 4 1 0 0 2 0 0 0 0 0 0 0 15 20 0.00 1.000											

**Detroit Tigers @ Oakland Athletics**  
 Oakland Coliseum, Oakland, CA  
 Sun Apr 17 2011, 1:08 PM - 3:46 PM PDT  
 Att: 16,460 - Cloudy - 60 F

AB	32
R	1
H	5
RBI	1
BB	0
SO	11
LOB	8



Batter	1	2	3	4	5	6	7	8	9	AB	R	H	RBI	BB	SO	LOB	BOTTOM					
12 David DeJesus, L OBP: 0.322, SLG: 0.288										2	1	0	0	1	0	1						
10 Danic Barton, L OBP: 0.426, SLG: 0.377										2	2	0	0	2	1	1						
28 Conor Jackson, R OBP: 0.367, SLG: 0.370										3	0	1	1	1	0	1						
16 Josh Willingham, R OBP: 0.297, SLG: 0.411										4	0	1	2	0	2	3						
55 Hideki Matsui, L OBP: 0.254, SLG: 0.404										4	0	0	1	0	2	3						
14 Mark Ellis, R OBP: 0.283, SLG: 0.352										4	1	2	0	0	0	1						
11 Landon Powell, S OBP: 0.556, SLG: 0.750										4	1	1	0	0	0	2						
21 Andy LaRoche, R OBP: 0.313, SLG: 0.345										2	0	0	0	2	1	1						
2 Cliff Pennington, S OBP: 0.222, SLG: 0.195										3	0	0	1	0	1	3						
<b>Inning Stats</b>	R: 0 E: 0 K: 1 S: 9	H: 0 LOB: 1 BB: 1 P: 18	R: 0 E: 0 K: 1 S: 6	H: 0 LOB: 0 BB: 0 P: 7	R: 0 E: 0 K: 2 S: 8	H: 0 LOB: 0 BB: 0 P: 11	R: 1 E: 0 K: 1 S: 11	H: 1 LOB: 1 BB: 1 P: 22	R: 3 E: 0 K: 0 S: 17	H: 2 LOB: 2 BB: 2 P: 33	R: 1 E: 0 K: 0 S: 6	H: 1 LOB: 1 BB: 1 P: 13	R: 0 E: 0 K: 1 S: 8	H: 0 LOB: 0 BB: 0 P: 10	R: 0 E: 0 K: 1 S: 12	H: 1 LOB: 2 BB: 1 P: 20	R: 0 E: 0 K: 1 S: 6	H: 1 LOB: 1 BB: 1 P: 18	1B: 2 2B: 3 3B: 0 HR: 0	SF: 1 SAC: 0 DP: 0 HBP: 1	WP: 0 PB: 0 SB: 0 CS: 0	PA: 36
<b>PITCHER</b>	IP WLS BF H R ER SO BB IBB HBP BLK WP HR S P ERA WHIP	5.0 L 24 4 5 5 5 4 0 0 0 0 0 0 7 13 0.00 0.750	1.1 5 0 0 0 0 1 0 0 0 0 0 0 5 7 0.00 0.000	0.2 2 0 0 0 1 0 0 0 0 0 0 0 5 7 0.00 0.000	1.0 5 1 0 0 1 0 1 0 0 0 0 0 12 20 0.00 1.000	<b>PITCHER</b>										IP WLS BF H R ER SO BB IBB HBP BLK WP HR S P ERA WHIP						
31 Brad Penny, R ERA: 6.44											5.0 L 24 4 5 5 5 4 0 0 0 0 0 0 7 13 0.00 0.750											
36 Brad Thomas, L ERA: 5.79											1.1 5 0 0 0 0 1 0 0 0 0 0 0 5 7 0.00 0.000											
62 Al Alburquerque, R ERA: 5.79											0.2 2 0 0 0 1 0 0 0 0 0 0 0 5 7 0.00 0.000											
55 Daniel Schereth, L ERA: 1.69											1.0 5 1 0 0 1 0 1 0 0 0 0 0 12 20 0.00 1.000											

**Detroit Tigers @ Oakland Athletics**  
 Oakland Coliseum, Oakland, CA  
 Sun Apr 17 2011, 1:08 PM - 3:46 PM PDT  
 Att: 16,460 - Cloudy - 60 F

AB	28
R	5
H	5
RBI	5
BB	6
SO	7
LOB	16





Batter	1	2	3	4	5	6	7	8	9	AB	R	H	RBI	BB	SO	LOB	TOP																		
14 Austin Jackson, R OBP: 0.239, SLG: 0.262	G4-3		F8		K		SH1-4	G6-3		4	0	0	0	0	1	1	Detroit Tigers @ Seattle Mariners Safeco Field, Seattle, WA Mon Apr 18 2011, 7:11 PM - 10:45 PM PDT Att: 12,783 - Roof Closed - 50 F																		
25 Ryan Raburn, R OBP: 0.276, SLG: 0.377	K		K		F8		24 WP 1B	K		5	1	1	0	0	3	1																			
30 Magglio Ordonez, R OBP: 0.294, SLG: 0.233	G6-3					G5-3	57 BB 26 WP 1B	F7		2	0	0	0	2	0	0																			
39 Ramon Santiago, S OBP: 0.222, SLG: 0.240			24 FC6-4 BB							1	1	0	0	0	0	0																			
24 Miguel Cabrera, R OBP: 0.440, SLG: 0.633		41 1B 26 1B 1B	FC6-4			26 2B 26 E BB	26 WP 27 3B 1B			4	3	2	1	1	1	1																			
41 Victor Martinez, S OBP: 0.292, SLG: 0.417		26 1B 1B			G3		26 WP 27 3B BB			1	0	1	0	0	0	0																			
57 Casper Wells, R OBP: 0.350, SLG: 0.471								G5-3		3	1	0	0	1	0	1																			
26 Brennan Boesch, L OBP: 0.397, SLG: 0.453					F8					3	1	2	1	2	0	0																			
32 Don Kelly, L OBP: 0.276, SLG: 0.412							27 3B IBB			0	0	0	0	0	0	0																			
27 Jhonny Peralta, R OBP: 0.344, SLG: 0.423			K		G6-3		1B 2B 3B			5	0	2	3	0	1	3																			
13 Alex Avila, L OBP: 0.340, SLG: 0.535		L7				L7		K		4	0	1	0	0	1	6																			
15 Brandon Inge, R OBP: 0.259, SLG: 0.321		F7				L7				4	1	1	0	0	0	5																			
<b>Inning Stats</b>	R: 0 E: 0 K: 1 S: 9	H: 0 LOB: 0 BB: 0 P: 12	R: 1 E: 0 K: 1 S: 23	H: 3 LOB: 2 BB: 0 P: 34	R: 0 E: 0 K: 1 S: 8	H: 0 LOB: 0 BB: 1 P: 14	R: 0 E: 0 K: 0 S: 7	H: 0 LOB: 0 BB: 0 P: 8	R: 0 E: 0 K: 1 S: 10	H: 1 LOB: 1 BB: 0 P: 14	R: 1 E: 1 K: 0 S: 20	H: 2 LOB: 2 BB: 1 P: 32	R: 6 E: 0 K: 1 S: 17	H: 4 LOB: 3 BB: 3 P: 43	R: 0 E: 0 K: 1 S: 6	H: 0 LOB: 0 BB: 0 P: 8	R: 0 E: 0 K: 1 S: 13	H: 0 LOB: 1 BB: 1 P: 22	1B: 7 2B: 2 3B: 1 HR: 0	SF: 0 DP: 0 HBP: 0	WP: 2 PB: 0 CS: 0	PA: 43													
<b>PITCHER</b>	IP WLS BF H R ER SO BB IBB HBP BLK WP HR S P ERA WHIP																																		
38 Jason Vargas, L ERA: 4.37	6.0		26	6	2	2	4	2	0	0	0	0	0	0	0	77	114	3.00	1.333																
31 Josh Lueke, R ERA: 15.18	0.1	L	5	3	4	4	0	1	0	0	0	1	0	5	16	108.00	12.000																		
46 Chris Ray, R ERA: 16.88	0.2		5	1	2	2	1	1	0	0	0	1	0	12	27.00	3.000																			
39 David Pauley, R ERA: 2.25	1.0		3	0	0	0	1	0	0	0	0	0	0	6	8	0.00	0.000																		
54 Tom Wilhelmson, R ERA: 7.94	1.0		4	0	0	0	1	1	0	0	0	0	0	13	22	0.00	1.000																		

Batter	1	2	3	4	5	6	7	8	9	AB	R	H	RBI	BB	SO	LOB	BOTTOM																	
51 Ichiro Suzuki, L OBP: 0.308, SLG: 0.306	L5		L8		K		G1-3 1B	P5		5	0	1	0	0	1	3	Detroit Tigers @ Seattle Mariners Safeco Field, Seattle, WA Mon Apr 18 2011, 7:11 PM - 10:45 PM PDT Att: 12,783 - Roof Closed - 50 F																	
9 Chone Figgins, S OBP: 0.188, SLG: 0.250	F9		15 HR 1B			17 CS 15 BB BB	G1-3	G4-3		4	1	1	0	1	0	1																		
15 Milton Bradley, S OBP: 0.364, SLG: 0.474						17 CS BB				3	1	2	2	2	1	0																		
29 Jack Cust, L OBP: 0.323, SLG: 0.204	F8						G4-3			3	0	0	0	2	1	5																		
17 Justin Smoak, S OBP: 0.403, SLG: 0.491	L7		K		P2					5	1	1	1	0	1	4																		
4 Adam Kennedy, L OBP: 0.324, SLG: 0.387			F7			G6-3		K		4	0	1	0	0	1	1																		
30 Miguel Olivo, R OBP: 0.216, SLG: 0.184							12 CS 1B			4	0	2	0	0	2	1																		
12 Ryan Langerhans, L OBP: 0.325, SLG: 0.419										3	0	0	0	1	2	2																		
26 Brendan Ryan, R OBP: 0.352, SLG: 0.311										3	0	1	0	1	1	2																		
<b>Inning Stats</b>	R: 0 E: 0 K: 0 S: 11	H: 1 LOB: 1 BB: 0 P: 19	R: 0 E: 0 K: 2 S: 15	H: 1 LOB: 2 BB: 1 P: 25	R: 2 E: 0 K: 1 S: 14	H: 2 LOB: 1 BB: 1 P: 28	R: 0 E: 0 K: 3 S: 12	H: 1 LOB: 1 BB: 0 P: 12	R: 0 E: 0 K: 1 S: 6	H: 0 LOB: 1 BB: 2 P: 15	R: 0 E: 0 K: 0 S: 9	H: 1 LOB: 0 BB: 0 P: 13	R: 0 E: 0 K: 0 S: 12	H: 1 LOB: 2 BB: 1 P: 23	R: 1 E: 0 K: 2 S: 10	H: 2 LOB: 2 BB: 1 P: 19		R: 0 E: 0 K: 1 S: 13	H: 0 LOB: 1 BB: 1 P: 25	1B: 6 2B: 1 3B: 0 HR: 2	SF: 0 DP: 0 HBP: 0	WP: 0 PB: 0 CS: 3	PA: 41											
<b>PITCHER</b>	IP WLS BF H R ER SO BB IBB HBP BLK WP HR S P ERA WHIP																																	
37 Max Scherzer, R ERA: 4.3	6.0	W	26	6	2	2	7	4	0	0	0	0	0	0	11	20	0.00	3.000																
60 Brayan Villarreal, R ERA: 5.63	0.2		4	1	0	0	0	1	0	0	0	0	0	1	6	11	13.50	3.000																
55 Daniel Schlereth, L ERA: 3.0	0.2		4	2	1	1	1	0	0	0	0	0	0	5	11	0.00	1.500																	
53 Joaquin Benoit, R ERA: 1.17	0.2		3	0	0	0	1	1	0	0	0	0	0	5	11	0.00	1.500																	
46 Jose Valverde, R ERA:	1.0		4	0	0	0	1	1	0	0	0	0	0	13	25	0.00	1.000																	



Batter	1	2	3	4	5	6	7	8	9	AB	R	H	RBI	BB	SO	LOB	TOP			
14 Austin Jackson, R OBP: 0.222, SLG: 0.242			G6-3			G6-3		K	K	5	0	0	0	0	3	0				
28 Will Rhymes, L OBP: 0.283, SLG: 0.208			F9			G3-1		BB		3	1	0	0	1	1	0				
32 Don Kelly, L OBP: 0.273, SLG: 0.381			G4-3		F9			1B		4	0	1	0	0	1	0				
24 Miguel Cabrera, R OBP: 0.456, SLG: 0.635		BB								3	2	2	1	1	0	0				
57 Casper Wells, R OBP: 0.350, SLG: 0.471		BB								0	0	0	0	0	0	0				
26 Brennan Boesch, L OBP: 0.418, SLG: 0.491		2B								4	0	3	0	0	0	1				
25 Ryan Raburn, R OBP: 0.274, SLG: 0.368		L4-6								4	0	1	0	0	2	6				
27 Jhonny Peralta, R OBP: 0.338, SLG: 0.411		1B								4	0	1	1	0	0	6				
13 Alex Avila, L OBP: 0.340, SLG: 0.511		1B								2	0	0	1	1	2	1				
18 Omar Santos, R OBP: 1.000, SLG: 1.000		K								1	0	1	0	0	0	0				
15 Brandon Inge, R OBP: 0.246, SLG: 0.304										3	0	0	0	0	1	3				
39 Ramon Santiago, S OBP: 0.214, SLG: 0.231										1	0	0	0	0	0	1				
<b>Inning Stats</b>	R: 0 H: 0 E: 0 K: 2 S: 14	H: 0 LOB: 0 BB: 0 P: 20	R: 1 H: 2 E: 0 K: 1 S: 13	H: 2 LOB: 1 BB: 1 P: 22	R: 0 H: 0 E: 0 K: 0 S: 9	H: 0 LOB: 0 BB: 0 P: 13	R: 0 H: 0 E: 0 K: 1 S: 10	H: 0 LOB: 0 BB: 0 P: 13	R: 0 H: 0 E: 0 K: 1 S: 7	H: 0 LOB: 0 BB: 0 P: 10	R: 1 H: 3 E: 0 K: 0 S: 13	H: 3 LOB: 2 BB: 1 P: 23	R: 1 H: 3 E: 0 K: 2 S: 15	H: 3 LOB: 3 BB: 1 P: 23	R: 0 H: 1 E: 0 K: 1 S: 5	H: 1 LOB: 0 BB: 0 P: 6	1B: 8 2B: 2 3B: 0 HR: 0	SF: 0 SAC: 0 DP: 3 HBP: 0	WP: 0 PA: 37 PB: 0 SB: 0 CS: 0	
<b>PITCHER</b>	IP: 6.1 WLS: W BF: 26 ERA: 3.6	WLS: H BF: 1 ERA: 0.2	H: 5 R: 2 ER: 2 SO: 7 BB: 2 IBB: 0 HBP: 0 BLK: 0 WP: 0 HR: 0 S: 73 P: 110 ERA: 2.84 WHIP: 1.105	H: 2 R: 0 ER: 0 SO: 0 BB: 0 IBB: 0 HBP: 0 BLK: 0 WP: 0 HR: 1 S: 1 P: 1 ERA: 0.00 WHIP: 0.000	H: 0 R: 0 ER: 0 SO: 0 BB: 0 IBB: 0 HBP: 0 BLK: 0 WP: 0 HR: 0 S: 20 P: 29 ERA: 4.50 WHIP: 2.500															

**Detroit Tigers @ Seattle Mariners**  
Safeco Field, Seattle, WA  
Tue Apr 19 2011, 7:12 PM - 10:33 PM PDT  
Att: 12,411 - Partly Cloudy - 51 F

AB	34
R	3
H	9
RBI	3
BB	3
SO	10
LOB	18



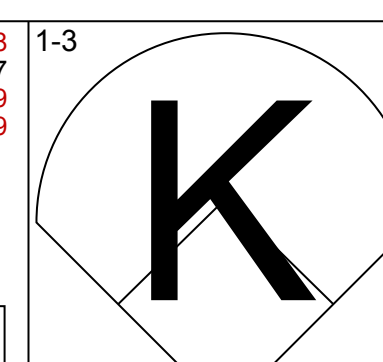
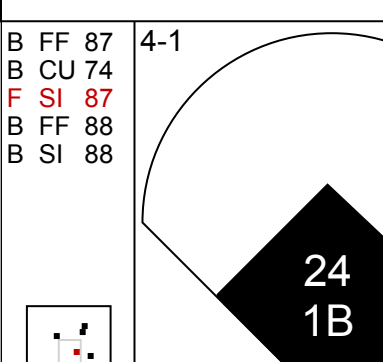
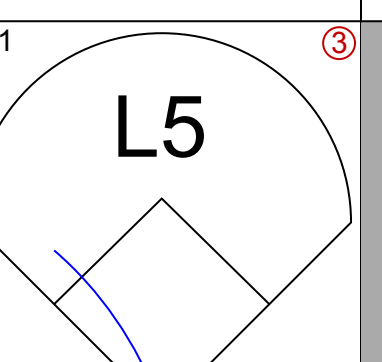
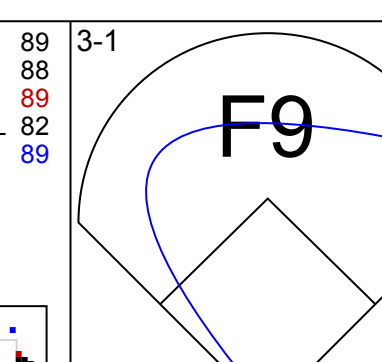
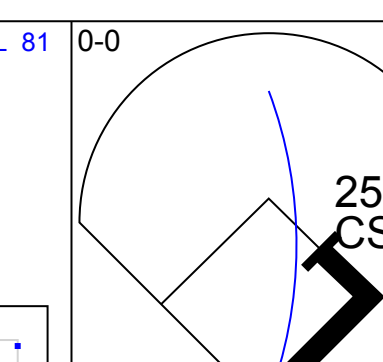
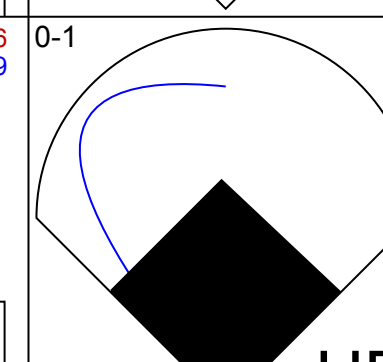
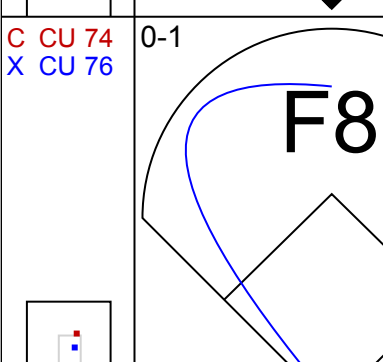
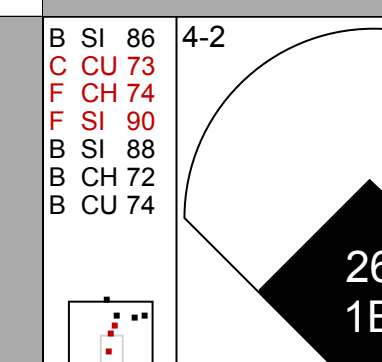
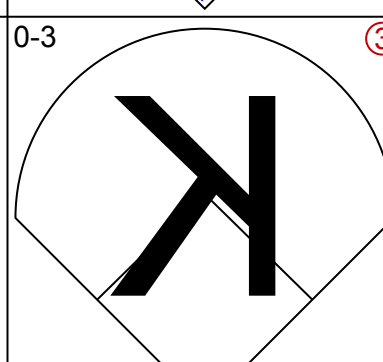
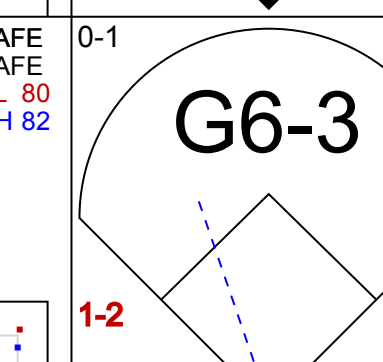
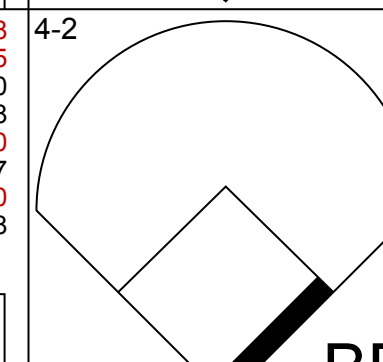
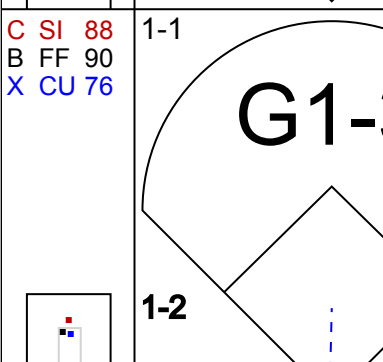
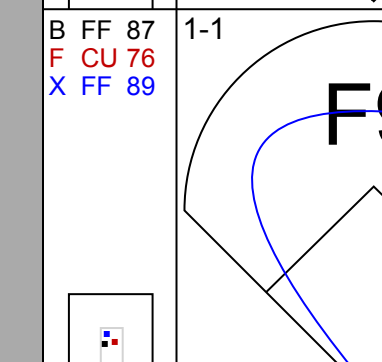
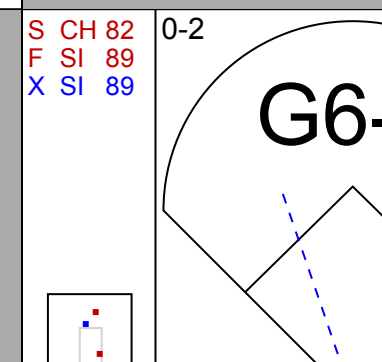
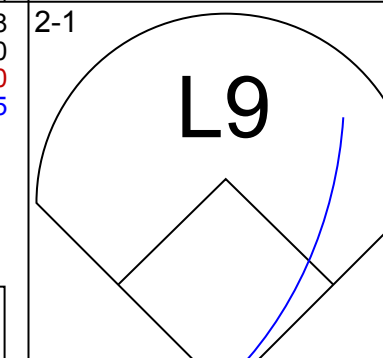
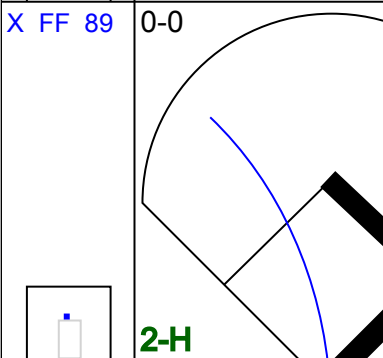
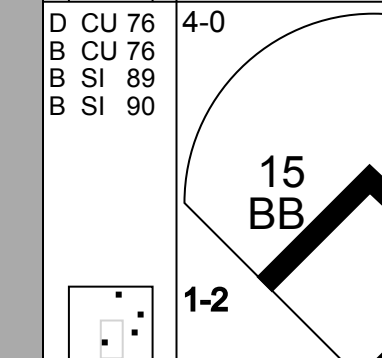
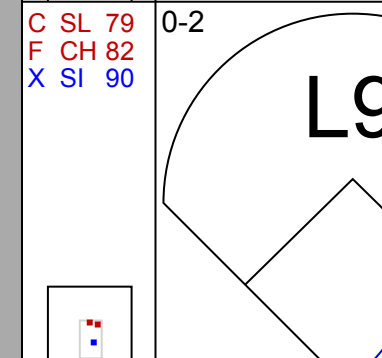
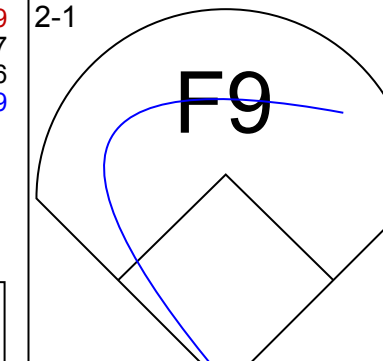
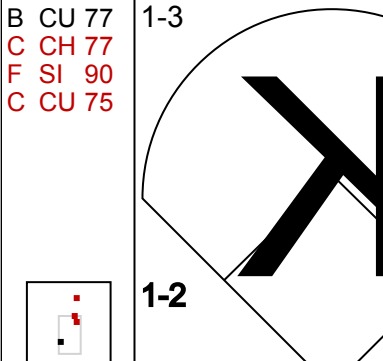
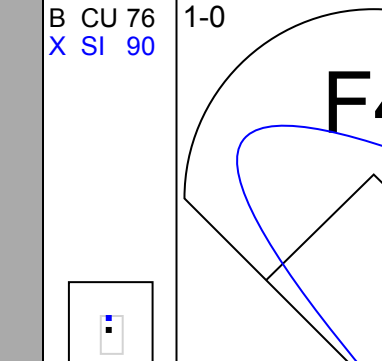
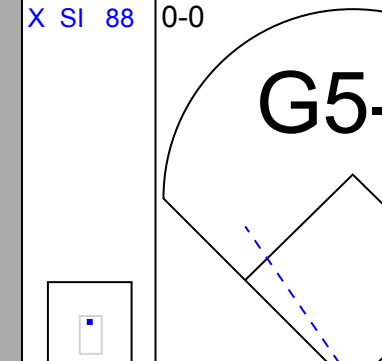

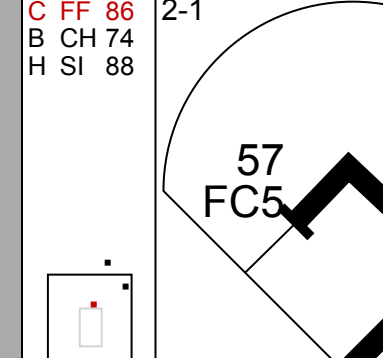
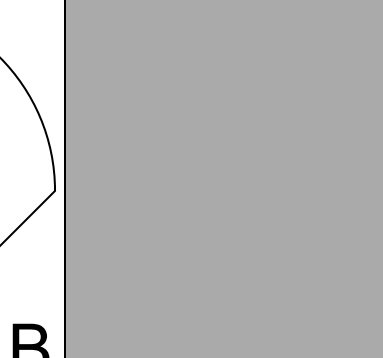
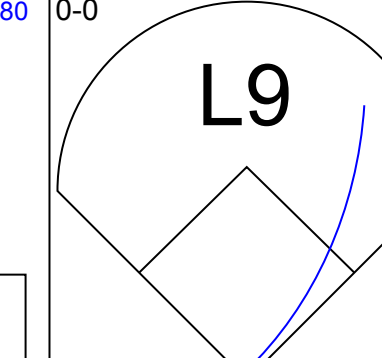

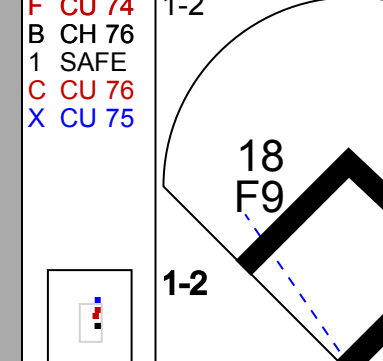
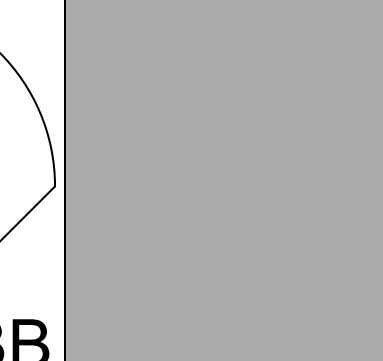
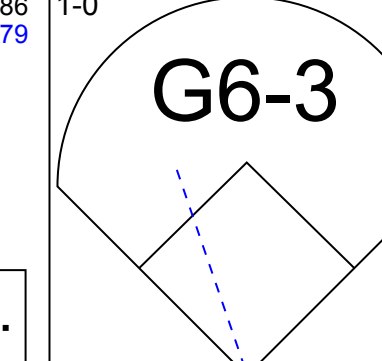


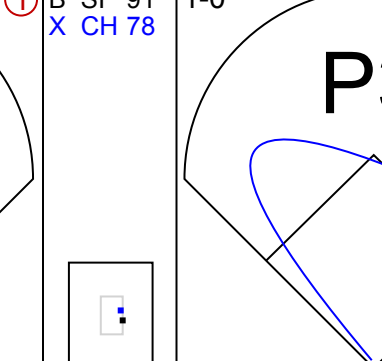





Batter	1	2	3	4	5	6	7	8	9	AB	R	H	RBI	BB	SO	LOB	BOTTOM
51 Ichiro Suzuki, L OBP: 0.232, SLG: 0.338										5	3	4	2	1	0	1	
8 Carlos Peguero, L		1B								0	0	0	0	0	0	0	
9 Chone Figgins, S OBP: 0.232, SLG: 0.297		F8								4	3	3	3	1	0	1	
1 Luis Antonio Rodriguez, R OBP: 0.345, SLG: 0.348		BB								0	0	0	1	0	0	0	
15 Milton Bradley, S OBP: 0.347, SLG: 0.444		F7								6	1	1	2	0	1	5	
29 Jack Cust, L OBP: 0.338, SLG: 0.207		G4-3								4	1	1	1	2	2	4	
30 Miguel Olivo, R OBP: 0.232, SLG: 0.212		F7								3	0	1	1	1	0	5	
26 Brendan Ryan, R OBP: 0.339, SLG: 0.286		G6-3								4	0	0	1	1	1	7	
2 Jack Wilson, R OBP: 0.243, SLG: 0.206		BB								2	1	0	0	3	0	3	
5 Chris Gimenez, R OBP: 0.438, SLG: 0.308		1B								3	2	2	2	2	0	1	
55 Michael Saunders, L OBP: 0.288, SLG: 0.388		G4-3								5	2	3	0	0	0	2	
<b>Inning Stats</b>	R: 4 H: 1 E: 1 K: 0 S: 18	H: 1 LOB: 2 BB: 4 P: 35	R: 0 H: 1 E: 0 K: 0 S: 9	H: 1 LOB: 1 BB: 0 P: 15	R: 2 H: 3 E: 0 K: 0 S: 16	H: 3 LOB: 2 BB: 1 P: 30	R: 0 H: 1 E: 0 K: 0 S: 7	H: 1 LOB: 1 BB: 2 P: 18	R: 0 H: 1 E: 0 K: 1 S: 13	H: 1 LOB: 2 BB: 1 P: 27	R: 5 H: 4 E: 0 K: 1 S: 24	H: 4 LOB: 3 BB: 3 P: 43	R: 2 H: 3 E: 0 K: 2 S: 15	H: 3 LOB: 1 BB: 0 P: 28	1B: 12 2B: 3 3B: 0 HR: 0	SF: 2 SAC: 0 DP: 0 HBP: 0	WP: 0 PA: 49 PB: 0 SB: 3 CS: 1
<b>PITCHER</b>	IP: 3.2 WLS: L BF: 22 ERA: 2.75	WLS: 9 BF: 2 ERA: 11.81	H: 6 R: 6 ER: 2 SO: 0 BB: 4 IBB: 0 HBP: 0 BLK: 0 WP: 0 HR: 0 S: 56 P: 89 ERA: 4.91 WHIP: 2.727	H: 2 R: 0 ER: 0 SO: 0 BB: 0 IBB: 0 HBP: 0 BLK: 0 WP: 0 HR: 13 S: 38 P: 0 ERA: 0.00 WHIP: 3.000	H: 0 R: 2 ER: 0 SO: 0 BB: 0 IBB: 0 HBP: 0 BLK: 0 WP: 0 HR: 13 S: 27 P: 27 ERA: 27.00 WHIP: 3.000	H: 0 R: 0 ER: 0 SO: 0 BB: 0 IBB: 0 HBP: 0 BLK: 0 WP: 0 HR: 34 S: 58 P: 58 ERA: 22.50 WHIP: 4.000											

**Detroit Tigers @ Seattle Mariners**  
Safeco Field, Seattle, WA  
Tue Apr 19 2011, 7:12 PM - 10:33 PM PDT  
Att: 12,411 - Partly Cloudy - 51 F

AB	36
R	13
H	15
RBI	13
BB	11
SO	4
LOB	29



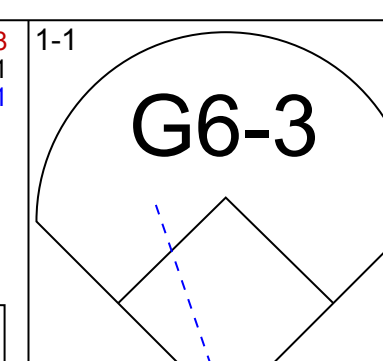
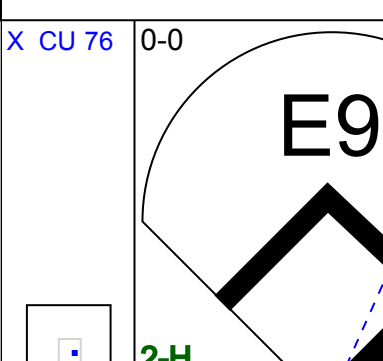
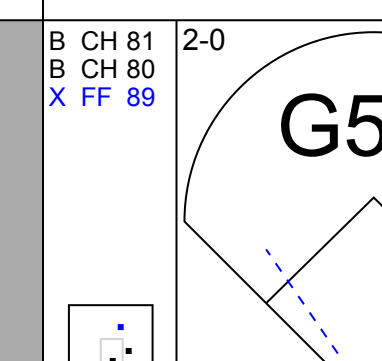
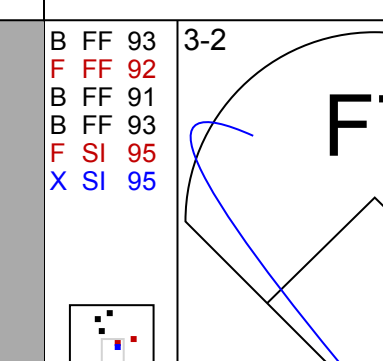
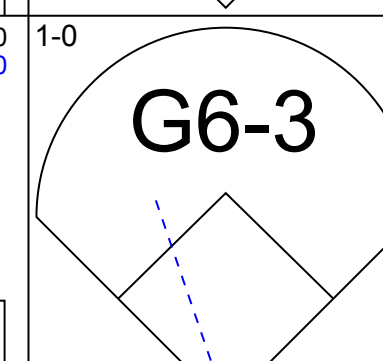
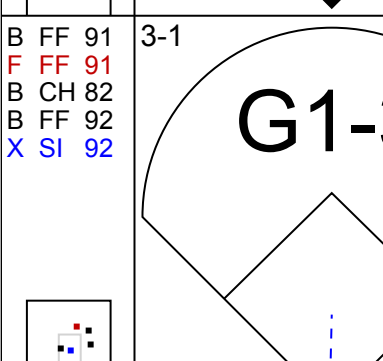
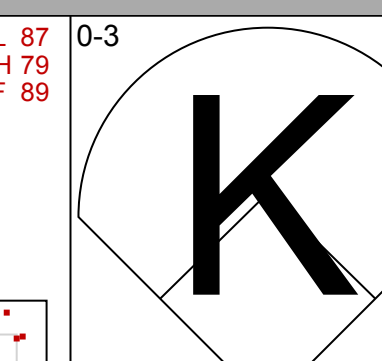
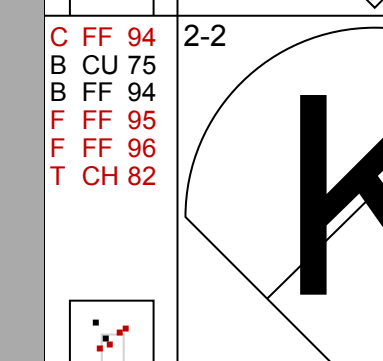
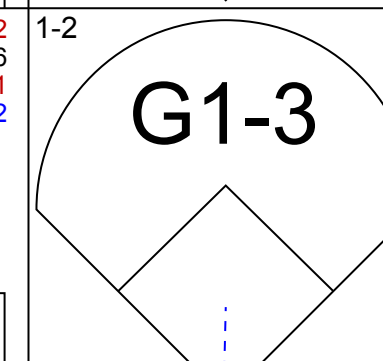
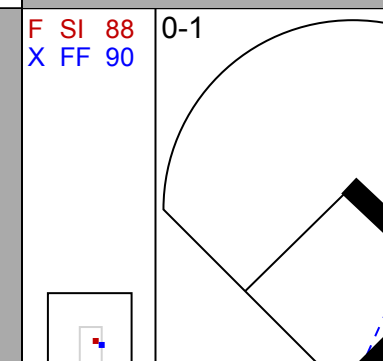
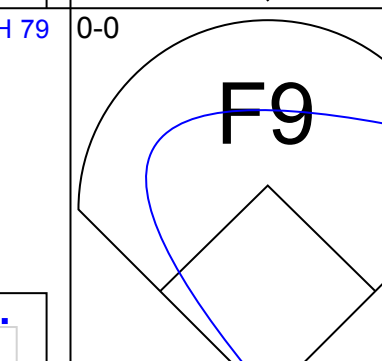
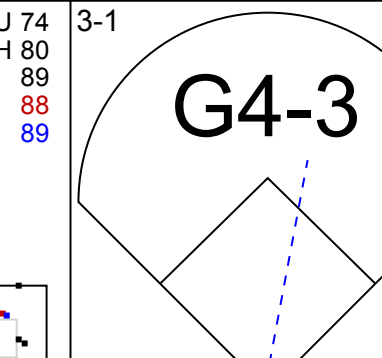
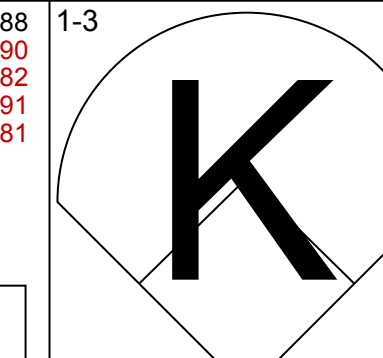
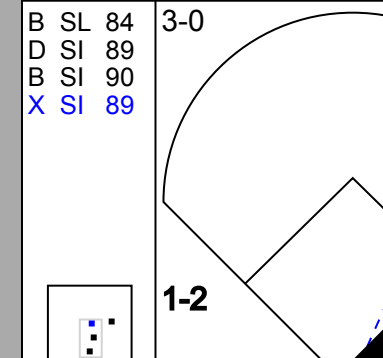
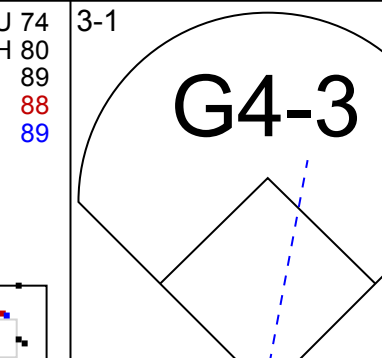



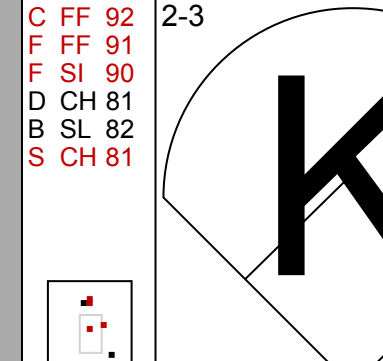
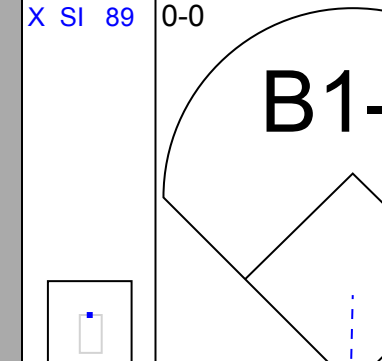
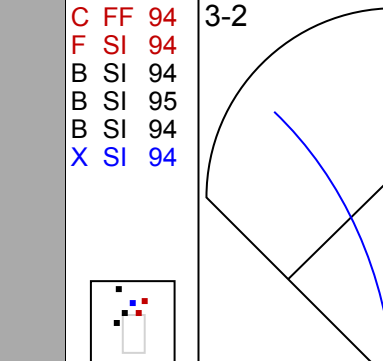

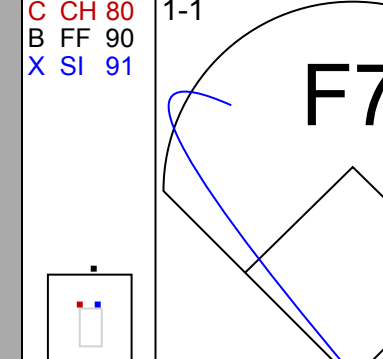
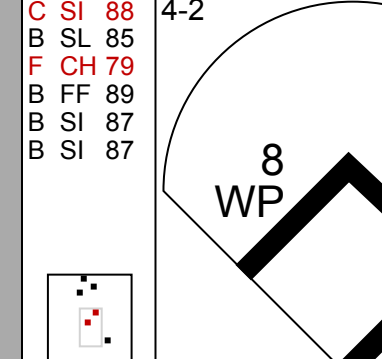
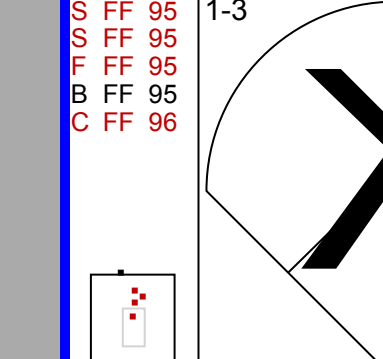
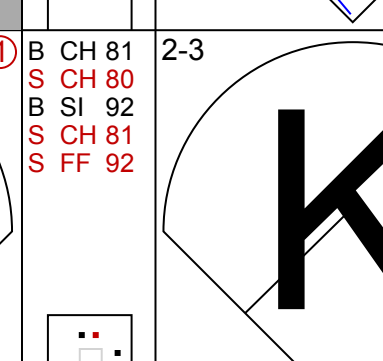
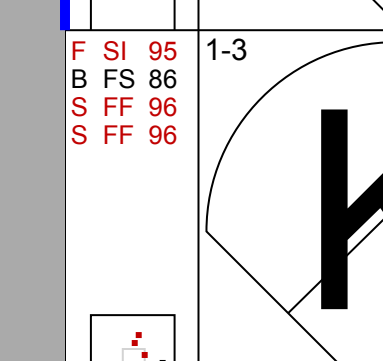
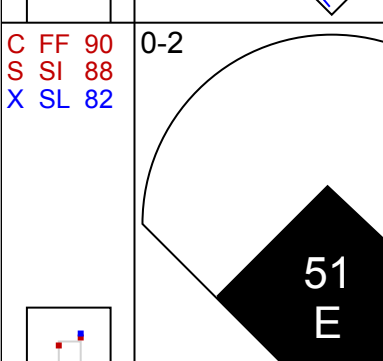

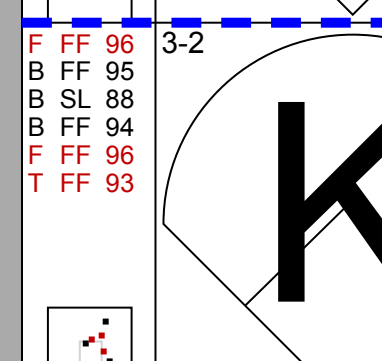


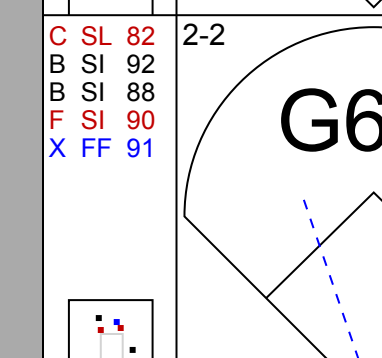

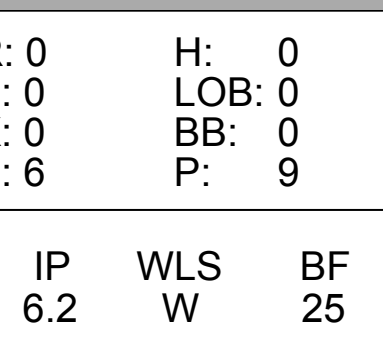
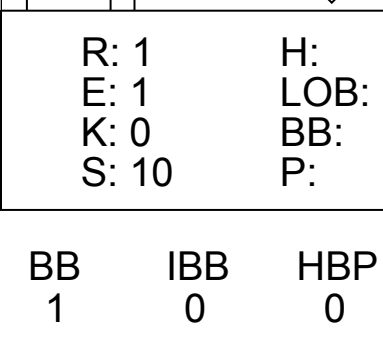
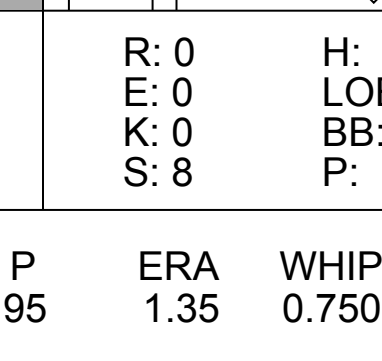
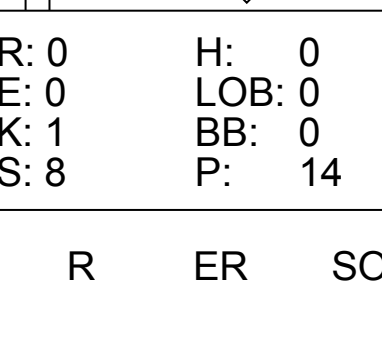


Batter	1	2	3	4	5	6	7	8	9	AB	R	H	RBI	BB	SO	LOB	TOP
14 Austin Jackson, R OBP: 0.234, SLG: 0.243										4	1	1	0	1	1	2	
25 Ryan Raburn, R OBP: 0.294, SLG: 0.410										4	2	1	1	1	1	2	
30 Magglio Ordonez, R OBP: 0.289, SLG: 0.212										3	0	0	0	1	0	2	
24 Miguel Cabrera, R OBP: 0.458, SLG: 0.621										3	0	1	1	1	0	1	
27 Jhonny Peralta, R OBP: 0.319, SLG: 0.383										4	0	0	0	0	1	4	
26 Brennan Boesch, L OBP: 0.423, SLG: 0.483										3	0	1	1	0	0	0	
39 Ramon Santiago, S OBP: 0.214, SLG: 0.231										0	0	0	0	0	0	0	
15 Brandon Inge, R OBP: 0.262, SLG: 0.305										3	0	1	0	1	0	0	
57 Casper Wells, R OBP: 0.333, SLG: 0.429										4	0	1	0	0	0	5	
18 Omar Santos, R OBP: 0.200, SLG: 0.200										4	0	0	0	0	0	3	
<b>Inning Stats</b>	R: 1 H: 1 E: 0 K: 1 S: 13	H: 1 LOB: 1 BB: 1 P: 22	R: 0 H: 1 E: 0 K: 0 S: 8	H: 1 LOB: 1 BB: 0 P: 15	R: 1 H: 1 E: 0 K: 1 S: 9	H: 1 LOB: 2 BB: 1 P: 15	R: 0 H: 0 E: 0 K: 1 S: 6	H: 0 LOB: 0 BB: 0 P: 11	R: 0 H: 0 E: 0 K: 0 S: 4	H: 0 LOB: 0 BB: 0 P: 8	R: 0 H: 1 E: 0 K: 0 S: 4	H: 1 LOB: 0 BB: 0 P: 6	1B: 5 2B: 0 3B: 0 HR: 1	SF: 0 SAC: 0 DP: 0 HBP: 1	WP: 1 PB: 0 SB: 0 CS: 1	PA: 38	
<b>PITCHER</b>	IP WLS BF H R ER SO BB IBB HBP BLK WP HR S P ERA WHIP																
45 Erik Bedard, L ERA: 7.71	5.0 L 26 5 3 3 2 5 0 1 0 1 1 51 95 5.40 2.000																
39 David Pauley, R ERA: 1.5	4.0 12 1 0 0 1 0 0 0 0 0 0 21 32 0.00 0.250																

Detroit Tigers @ Seattle Mariners  
Safeco Field, Seattle, WA  
Wed Apr 20 2011, 12:42 PM - 3:13 PM PDT  
Att: 13,339 - Cloudy - 48 F

AB 32  
R 3  
H 6  
RBI 3  
BB 5  
SO 3  
LOB 19



Batter	1	2	3	4	5	6	7	8	9	AB	R	H	RBI	BB	SO	LOB	BOTTOM						
51 Ichiro Suzuki, L OBP: 0.341, SLG: 0.333										4	0	1	1	0	0	0							
9 Chone Figgins, S OBP: 0.219, SLG: 0.279										4	0	0	0	0	2	1							
4 Adam Kennedy, L OBP: 0.342, SLG: 0.486										4	1	2	1	0	0	0							
29 Jack Cust, L OBP: 0.333, SLG: 0.210										4	0	1	0	0	2	0							
55 Michael Saunders, L OBP: 0.267, SLG: 0.381										4	0	1	0	0	1	2							
1 Luis Antonio Rodriguez, S OBP: 0.344, SLG: 0.320										2	0	0	0	1	1	2							
15 Milton Bradley, S OBP: 0.342, SLG: 0.438										1	0	0	0	0	1	1							
8 Carlos Peguero, L OBP: 0.250, SLG: 0.216										4	0	0	0	0	3	4							
2 Jack Wilson, R OBP: 0.250, SLG: 0.216										3	1	1	0	0	1	1							
5 Chris Gimenez, R OBP: 0.368, SLG: 0.250										3	0	0	0	0	0	1							
<b>Inning Stats</b>	R: 0 H: 0 E: 0 K: 0 S: 6	H: 0 LOB: 0 BB: 0 P: 9	R: 0 H: 0 E: 0 K: 2 S: 10	H: 0 LOB: 0 BB: 0 P: 14	R: 1 H: 2 E: 1 K: 0 S: 10	H: 2 LOB: 1 BB: 0 P: 16	R: 0 H: 2 E: 0 K: 2 S: 12	H: 2 LOB: 2 BB: 0 P: 20	R: 0 H: 0 E: 0 K: 0 S: 8	H: 0 LOB: 0 BB: 0 P: 13	R: 0 H: 0 E: 0 K: 1 S: 6	H: 0 LOB: 0 BB: 0 P: 9	R: 0 H: 0 E: 0 K: 2 S: 10	H: 0 LOB: 1 BB: 1 P: 20	R: 0 H: 0 E: 0 K: 1 S: 8	H: 0 LOB: 0 BB: 0 P: 14	R: 1 H: 2 E: 0 K: 3 S: 14	H: 2 LOB: 1 BB: 0 P: 20	1B: 4 2B: 1 3B: 0 HR: 1	SF: 0 SAC: 0 DP: 0 HBP: 0	WP: 2 PB: 0 SB: 0 CS: 0	PA: 34	
<b>PITCHER</b>	IP WLS BF H R ER SO BB IBB HBP BLK WP HR S P ERA WHIP																						
21 Rick Porcello, R ERA: 4.76	6.2 W 25 4 1 1 6 1 0 0 0 0 1 0 0 0 0 0 1.35 0.750																						
45 Ryan Perry, R ERA: 4.5	0.1 H 1 0 0 0 1 0 0 0 0 0 0 0 3 6 0.00 0.000																						
53 Joaquin Benoit, R ERA: 1.04	1.0 H 3 0 0 0 1 0 0 0 0 0 0 0 8 14 0.00 0.000																						
46 Jose Valverde, R ERA: 1.17	1.0 S 5 2 1 1 3 0 0 0 0 0 0 1 14 20 9.00 2.000																						

Detroit Tigers @ Seattle Mariners  
Safeco Field, Seattle, WA  
Wed Apr 20 2011, 12:42 PM - 3:13 PM PDT  
Att: 13,339 - Cloudy - 48 F

AB 33  
R 2  
H 6  
RBI 2  
SO 11  
LOB 12






Batter	1	2	3	4	5	6	7	8	9	AB	R	H	RBI	BB	SO	LOB	TOP				
1 Juan Pierre, L (1.7) OBP: 0.319, SLG: 0.310										4	0	1	0	0	2	0	<b>Chicago White Sox @ Detroit Tigers</b> Comerica Park, Detroit, MI Fri Apr 22 2011, 7:21 PM - 9:47 PM EDT Att. 23,537 - Rain - 41 F				
11 Omar Vizquel, S (1.6) OBP: 0.375, SLG: 0.391										4	0	0	0	0	1						
20 Carlos Quentin, R (1.9) OBP: 0.400, SLG: 0.707										4	2	2	2	0	0						
14 Paul Konerko, R (1.3) OBP: 0.386, SLG: 0.557										4	1	2	1	0	0						
44 Adam Dunn, L (1.10) OBP: 0.293, SLG: 0.327										4	0	0	0	0	3	1					
51 Alex Rios, R (1.8) OBP: 0.281, SLG: 0.218										4	0	0	0	0	2	1					
12 A.J. Pierzynski, L (1.2) OBP: 0.292, SLG: 0.295										3	0	1	0	0	1	0					
15 Gordon Beckham, R (1.4) OBP: 0.259, SLG: 0.347										3	0	0	0	0	1	1					
22 Brent Morel, R (1.5) OBP: 0.222, SLG: 0.264										3	0	0	0	0	0	0					
<b>Inning Stats</b>	R: 0 H: 0 E: 0 K: 1 S: 11	H: 0 LOB: 0 BB: 0 P: 15	R: 0 H: 0 E: 0 K: 1 S: 8	H: 0 LOB: 0 BB: 0 P: 11	R: 0 H: 0 E: 0 K: 0 S: 8	H: 0 LOB: 0 BB: 0 P: 12	R: 1 H: 1 E: 0 K: 0 S: 13	H: 1 LOB: 0 BB: 0 P: 21	R: 0 H: 0 E: 0 K: 1 S: 11	H: 0 LOB: 0 BB: 0 P: 14	R: 2 H: 2 E: 0 K: 2 S: 22	H: 2 LOB: 0 BB: 0 P: 30	R: 0 H: 1 E: 0 K: 0 S: 12	H: 1 LOB: 1 BB: 0 P: 18	R: 0 H: 1 E: 0 K: 1 S: 10	H: 1 LOB: 1 BB: 0 P: 11		1B: 3 2B: 0 3B: 0 HR: 3	SF: 0 SAC: 0 DP: 0 HBP: 0	WP: 0 PB: 0 SB: 0 CS: 0	PA: 33
<b>PITCHER</b>	IP	WLS	BF	H	R	ER	SO	BB	IBB	HBP	BLK	WP	HR	S	P	ERA	WHIP				
35 Justin Verlander, R (1.1) ERA: 3.5	7.0	W	25	4	3	3	8	0	0	0	0	0	3	84	117	3.86	0.571				
53 Joaquin Benoit, R (8.1) ERA: 0.93	1.0	H	4	1	0	0	0	0	0	0	0	0	0	12	18	0.00	1.000				
46 Jose Valverde, R (9.1) ERA: 1.04	1.0		4	1	0	0	1	0	0	0	0	0	0	10	11	0.00	1.000				

Batter	1	2	3	4	5	6	7	8	9	AB	R	H	RBI	BB	SO	LOB	BOTTOM				
14 Austin Jackson, R (1.8) OBP: 0.244, SLG: 0.257										4	1	1	0	1	2	3	<b>Chicago White Sox @ Detroit Tigers</b> Comerica Park, Detroit, MI Fri Apr 22 2011, 7:21 PM - 9:47 PM EDT Att. 23,537 - Rain - 41 F				
25 Ryan Raburn, R (1.4) OBP: 0.292, SLG: 0.455										5	1	2	4	0	0	0					
30 Magglio Ordonez, R (1.10) OBP: 0.279, SLG: 0.211										5	0	1	0	0	1	2					
24 Miguel Cabrera, R (1.3) OBP: 0.460, SLG: 0.609										3	1	1	0	1	1	0					
27 Jhonny Peralta, R (1.6) OBP: 0.329, SLG: 0.422										4	2	2	1	0	1	2					
26 Brennan Boesch, L (1.7) OBP: 0.419, SLG: 0.484										2	1	1	1	0	0	0					
39 Ramon Santiago, S (7.4) OBP: 0.214, SLG: 0.231										0	0	0	0	0	0	0					
15 Brandon Inge, R (1.5) OBP: 0.261, SLG: 0.290										3	0	0	0	1	0	1					
13 Alex Avila, L (1.2) OBP: 0.370, SLG: 0.563										3	2	2	1	1	1	0					
57 Casper Wells, R (1.9) OBP: 0.357, SLG: 0.480										4	1	2	2	0	1	2					
<b>Inning Stats</b>	R: 0 H: 0 E: 0 K: 1 S: 8	H: 2 LOB: 0 BB: 0 P: 16	R: 2 H: 2 E: 0 K: 1 S: 10	H: 2 LOB: 0 BB: 0 P: 17	R: 2 H: 2 E: 0 K: 2 S: 10	H: 2 LOB: 0 BB: 0 P: 14	R: 1 H: 2 E: 0 K: 0 S: 14	H: 2 LOB: 1 BB: 1 P: 22	R: 0 H: 1 E: 0 K: 1 S: 9	H: 1 LOB: 2 BB: 1 P: 21	R: 1 H: 2 E: 0 K: 1 S: 11	H: 2 LOB: 1 BB: 0 P: 15	R: 0 H: 0 E: 0 K: 1 S: 6	H: 0 LOB: 0 BB: 0 P: 10	R: 3 H: 3 E: 0 K: 0 S: 11	H: 3 LOB: 2 BB: 2 P: 22	1B: 6 2B: 5 3B: 1 HR: 1	SF: 1 SAC: 1 DP: 1 HBP: 0	WP: 0 PB: 0 SB: 0 CS: 1	PA: 39	
<b>PITCHER</b>	IP	WLS	BF	H	R	ER	SO	BB	IBB	HBP	BLK	WP	HR	S	P	ERA	WHIP				
56 Mark Buehrle, L (1.1) ERA: 5.4	5.2	L	26	8	6	6	5	2	0	0	0	0	0	58	101	9.53	1.765				
57 Ramon Pena, R (6.1) ERA: 7.71	2.1		13	4	3	3	2	1	1	0	0	0	0	21	36	11.57	2.143				

AB	33
R	3
H	6
RBI	3
BB	0
SO	9
LOB	4



AB	33
R	9
H	12
RBI	9
BB	4
SO	7
LOB	10





Batter	1	2	3	4	5	6	7	8	9	AB	R	H	RBI	BB	SO	LOB	TOP										
1 Juan Pierre, L (1, 7) OBP: 0.319, SLG: 0.302 23 Mark Teahen, L (8, PH) OBP: 0.387, SLG: 0.423	G6-3			G4-3				K		2	0	0	0	1	0	0	<b>Chicago White Sox @ Detroit Tigers</b> Comerica Park, Detroit, MI Sat Apr 23 2011, 4:15 PM - 7:14 PM EDT Att: 35,227 - Sunny - 72 F										
10 Alexei Ramirez, R (1, 6) OBP: 0.300, SLG: 0.397	G5-3			F9				F9		4	0	0	0	0	0	4											
20 Carlos Quentin, R (1, 9) OBP: 0.393, SLG: 0.679	G5-3			HBP				P4		3	0	0	0	0	1	4											
14 Paul Konerko, R (1, 3) OBP: 0.370, SLG: 0.530	K			K				G6-3		4	0	0	0	0	3	1											
44 Adam Dunn, L (1, 10) OBP: 0.290, SLG: 0.308	P5			K						3	0	0	0	1	1	0											
51 Alex Rios, R (1, 8) OBP: 0.283, SLG: 0.210 27 Ramon Castro, R (9, PH) OBP: 0.211, SLG: 0.421	G6-3			G4-3				F7		3	0	0	0	0	0	1											
12 A.J. Pierzynski, L (1, 2) OBP: 0.290, SLG: 0.292				G3-1				F7		1	0	1	0	0	0	1											
15 Gordon Beckham, R (1, 4) OBP: 0.253, SLG: 0.338 18 Brent Lillibridge, R (8, PH) OBP: 0.467, SLG: 0.615	L8							G5-3		2	0	0	0	0	0	0											
22 Brent Morel, R (1, 5) OBP: 0.241, SLG: 0.281	G4-3							1B		4	0	2	0	0	1	3											
								1B																			
<b>Inning Stats</b>	R: 0 E: 0 K: 0 S: 6	H: 0 LOB: 0 BB: 0 P: 6	R: 0 E: 0 K: 1 S: 8	H: 0 LOB: 0 BB: 0 P: 15	R: 0 E: 0 K: 0 S: 4	H: 0 LOB: 0 BB: 0 P: 6	R: 0 E: 0 K: 1 S: 11	H: 0 LOB: 1 BB: 0 P: 18	R: 0 E: 0 K: 1 S: 9	H: 0 LOB: 0 BB: 0 P: 13	R: 0 E: 0 K: 0 S: 11	H: 1 LOB: 2 BB: 1 P: 22	R: 0 E: 0 K: 0 S: 8	H: 0 LOB: 1 BB: 1 P: 15	R: 0 E: 0 K: 2 S: 14	H: 2 LOB: 2 BB: 0 P: 22	R: 0 E: 0 K: 2 S: 10	H: 2 LOB: 3 BB: 1 P: 17	1B: 5 2B: 0 3B: 0 HR: 0	SF: 0 SAC: 0 DP: 1 HBP: 1	WP: 0 PB: 0 SB: 0 CS: 0	PA: 36					
<b>PITCHER</b>	IP	WLS	BF	H	R	ER	SO	BB	IBB	HBP	BLK	WP	HR	S	P	ERA	WHIP										
31 Brad Penny, R (1, 1) ERA: 6.35	7.0	W	25	1	0	0	3	2	0	1	0	0	0	57	95	0.00	0.429										
45 Ryan Perry, R (8, 1) ERA: 3.0	1.0		5	2	0	0	2	0	0	0	0	0	0	14	22	0.00	2.000										
62 Al Burqueque, R (9, 1) ERA: 4.15	1.0		6	2	0	0	2	1	0	0	0	0	0	10	17	0.00	3.000										


Batter	1	2	3	4	5	6	7	8	9	AB	R	H	RBI	BB	SO	LOB	BOTTOM										
14 Austin Jackson, R (1, 8) OBP: 0.253, SLG: 0.266	F8	FC5		30 FC6 28 SH1-4				FC5-4		5	1	2	0	0	0	3	<b>Chicago White Sox @ Detroit Tigers</b> Comerica Park, Detroit, MI Sat Apr 23 2011, 4:15 PM - 7:14 PM EDT Att: 35,227 - Sunny - 72 F										
28 Will Rhymes, L (1, 4) OBP: 0.281, SLG: 0.196	24 L9 30 1B		G4-3	SH1-4			F8	F7		3	0	0	0	1	0	2											
30 Magglio Ordonez, R (1, 10) OBP: 0.292, SLG: 0.214	1B		G1-3	FC6 24 G6-4-3			24 2B 25 SF8	G1-3		4	1	1	1	1	0	2											
24 Miguel Cabrera, R (1, 3) OBP: 0.457, SLG: 0.622	L9		G4-3	G6-4-3			27 1B			5	2	2	1	0	0	4											
26 Brennan Boesch, L (1, 9) OBP: 0.423, SLG: 0.492 57 Casper Wells, R (7, 9) OBP: 0.345, SLG: 0.462	F8			25 WP 25 1B			K	27 1B		3	1	1	0	1	1	2											
25 Ryan Raburn, R (1, 7) OBP: 0.312, SLG: 0.464	F9			27 E 13 3B			FC4-6	SF8		3	1	2	3	1	0	0											
27 Jhonny Peralta, R (1, 6) OBP: 0.333, SLG: 0.420	14 FC5 13 1B		E7 13 3B	FC4-6 13 1B			FC4-6	G4-6-3		5	1	2	1	0	0	3											
13 Alex Avila, L (1, 2) OBP: 0.397, SLG: 0.615	14 FC5		15 1B	15 1B			K			4	1	3	2	0	1	2											
15 Brandon Inge, R (1, 5) OBP: 0.274, SLG: 0.303	K		28 SH1-4 30 FC6	14 1B			14 FC5-4			4	1	2	1	0	2	4											
<b>Inning Stats</b>	R: 0 E: 0 K: 0 S: 9	H: 1 LOB: 2 BB: 1 P: 16	R: 0 E: 0 K: 1 S: 11	H: 2 LOB: 2 BB: 0 P: 16	R: 0 E: 0 K: 0 S: 4	H: 0 LOB: 0 BB: 0 P: 7	R: 5 E: 1 K: 0 S: 19	H: 5 LOB: 1 BB: 0 P: 28	R: 0 E: 0 K: 2 S: 11	H: 1 LOB: 2 BB: 1 P: 20	R: 3 E: 0 K: 1 S: 16	H: 3 LOB: 2 BB: 2 P: 30	R: 0 E: 0 K: 0 S: 11	H: 1 LOB: 1 BB: 0 P: 18	R: 1 E: 0 K: 0 S: 8	H: 2 LOB: 0 BB: 0 P: 13	1B: 11 2B: 3 3B: 1 HR: 0	SF: 1 SAC: 1 DP: 2 HBP: 0	WP: 1 PB: 0 SB: 0 CS: 0	PA: 43							
<b>PITCHER</b>	IP	WLS	BF	H	R	ER	SO	BB	IBB	HBP	BLK	WP	HR	S	P	ERA	WHIP										
33 Edwin Jackson, R (1, 1) ERA: 4.88	5.2	L	34	12	8	7	3	3	1	0	0	1	0	65	109	11.12	2.647										
77 Will Ohman, L (6, 1) ERA: 8.22	0.1		1	0	0	0	1	0	0	0	0	0	0	5	8	0.00	0.000										
60 Jeff Gray, R (7, 1) ERA: 1.59	2.0		8	3	1	1	0	0	0	0	0	0	0	19	31	4.50	1.500										



Batter	1	2	3	4	5	6	7	8	9	AB	R	H	RBI	BB	SO	LOB	TOP			
1 Juan Pierre, L OBP: 0.327, SLG: 0.311	G5-3		L6														4 0 2 0 0 0 1			
11 Omar Vizquel, S OBP: 0.357, SLG: 0.346	G5-3 BB			G4-3		G3		G4-6-3									3 0 0 0 1 0 2			
20 Carlos Quentin, R OBP: 0.376, SLG: 0.646	G5-3			F9		F7			F9								4 0 0 0 0 0 2			
44 Adam Dunn, L OBP: 0.288, SLG: 0.291	K																3 0 0 0 1 1 1			
10 Alexei Ramirez, R OBP: 0.298, SLG: 0.390	K			K													4 0 1 0 0 0 2 1			
12 A.J. Pierzynski, L OBP: 0.301, SLG: 0.304	G5-3																4 0 2 0 0 0 1			
23 Mark Teahen, L OBP: 0.353, SLG: 0.379	K																3 0 0 0 0 0 1 2			
18 Brent Lillibridge, R OBP: 0.444, SLG: 0.533																	2 0 0 0 0 1 2 2			
22 Brent Morel, R OBP: 0.230, SLG: 0.267	K																3 0 0 0 0 0 1 1			
Inning Stats	R: 0 H: 0 E: 0 K: 1 S: 10	H: 0 LOB: 1 BB: 1 P: 16	R: 0 H: 0 E: 0 K: 2 S: 10	H: 0 LOB: 0 BB: 0 P: 17	R: 0 H: 0 E: 0 K: 1 S: 9	H: 0 LOB: 0 BB: 1 P: 14	R: 0 H: 0 E: 0 K: 1 S: 8	H: 0 LOB: 1 BB: 1 P: 15	R: 0 H: 1 E: 0 K: 0 S: 6	H: 1 LOB: 0 BB: 0 P: 10	R: 0 H: 1 E: 1 K: 1 S: 9	H: 1 LOB: 2 BB: 0 P: 15	R: 0 H: 1 E: 0 K: 0 S: 5	H: 1 LOB: 0 BB: 0 P: 6	R: 0 H: 1 E: 0 K: 0 S: 10	H: 1 LOB: 0 BB: 0 P: 14	1B: 5 2B: 0 3B: 0 HR: 0	SF: 0 SAC: 0 DP: 2 HBP: 0	WP: 0 PB: 0 SB: 0 CS: 1	PA: 33
PITCHER	IP	WLS	BF	H	R	ER	SO	BB	IBB	HBP	BLK	WP	HR	S	P	ERA	WHIP			
37 Max Scherzer, R ERA: 3.19	8.0	W	29	4	0	0	7	3	0	0	0	0	0	64	104	0.00	0.875			
46 Jose Valverde, R ERA: 0.93	1.0	S	4	1	0	0	0	0	0	0	0	0	0	10	14	0.00	1.000			

Chicago White Sox @ Detroit Tigers  
Comerica Park, Detroit, MI  
Sun Apr 24 2011, 1:07 PM - 3:25 PM EDT  
Att: 17,784 - Cloudy - 51 F

AB 30  
R 0  
H 5  
RBI 0  
BB 3  
SO 7  
LOB 13



Batter	1	2	3	4	5	6	7	8	9	AB	R	H	RBI	BB	SO	LOB	BOTTOM			
14 Austin Jackson, R OBP: 0.264, SLG: 0.289	G6-3 1B		B3														4 0 2 1 0 1 0			
25 Ryan Raburn, R OBP: 0.309, SLG: 0.452	L8		K														4 0 1 0 0 2 2			
30 Magglio Ordonez, R OBP: 0.288, SLG: 0.217	G6-3		P4														4 0 1 0 0 0 1			
24 Miguel Cabrera, R OBP: 0.458, SLG: 0.610	IBB																3 1 1 0 1 1 2			
27 Jhonny Peralta, R OBP: 0.329, SLG: 0.403	G5-3																3 0 0 0 1 1 4			
26 Brennan Boesch, L OBP: 0.427, SLG: 0.493																	4 0 2 0 0 1 0			
39 Ramon Santiago, S OBP: 0.214, SLG: 0.231																	0 0 0 0 0 0 0			
57 Casper Wells, R OBP: 0.303, SLG: 0.490	K																4 0 0 0 0 3 4			
13 Alex Avila, L OBP: 0.387, SLG: 0.589	P5																4 1 1 1 0 1 3			
15 Brandon Inge, R OBP: 0.276, SLG: 0.319	L8																3 1 1 1 0 0 3			
Inning Stats	R: 0 H: 1 E: 0 K: 0 S: 12	H: 1 LOB: 2 BB: 1 P: 19	R: 0 H: 1 E: 0 K: 1 S: 11	H: 1 LOB: 0 BB: 0 P: 15	R: 0 H: 0 E: 0 K: 1 S: 6	H: 0 LOB: 0 BB: 0 P: 9	R: 1 H: 2 E: 0 K: 1 S: 15	H: 2 LOB: 2 BB: 1 P: 27	R: 0 H: 2 E: 0 K: 3 S: 13	H: 2 LOB: 2 BB: 0 P: 21	R: 2 H: 3 E: 0 K: 2 S: 17	H: 3 LOB: 1 BB: 0 P: 22	R: 0 H: 0 E: 0 K: 0 S: 6	H: 0 LOB: 0 BB: 0 P: 9	R: 0 H: 0 E: 0 K: 2 S: 7	H: 0 LOB: 0 BB: 0 P: 10	1B: 7 2B: 2 3B: 0 HR: 0	SF: 0 SAC: 0 DP: 0 HBP: 0	WP: 1 PB: 0 SB: 0 CS: 0	PA: 35
PITCHER	IP	WLS	BF	H	R	ER	SO	BB	IBB	HBP	BLK	WP	HR	S	P	ERA	WHIP			
50 John Danks, L ERA: 3.27	6.0	L	29	9	3	3	8	1	1	0	0	0	0	74	113	4.50	1.667			
26 Jesse Crain, R ERA: 1.74	1.0		3	0	0	0	0	0	0	0	0	0	0	6	9	0.00	0.000			
37 Matt Thornton, L ERA: 6.75	1.0		3	0	0	0	2	0	0	0	0	0	0	7	10	0.00	0.000			

Chicago White Sox @ Detroit Tigers  
Comerica Park, Detroit, MI  
Sun Apr 24 2011, 1:07 PM - 3:25 PM EDT  
Att: 17,784 - Cloudy - 51 F

AB 33  
R 3  
H 9  
RBI 3  
BB 2  
SO 10  
LOB 19










Batter	1	2	3	4	5	6	7	8	9	AB	R	H	RBI	BB	SO	LOB	TOP				
51 Ichiro Suzuki, L (1,9) OBP: 0.391, SLG: 0.355	L8		L8				G4-3			5	2	2	1	0	0	0					
9 Chone Figgins, S (1,5) OBP: 0.229, SLG: 0.281	E5		E6							4	1	2	1	1	0	0					
15 Milton Bradley, S (1,7) OBP: 0.333, SLG: 0.378										3	2	0	0	2	1	4					
30 Miguel Olivo, R (1,2) OBP: 0.263, SLG: 0.290										4	2	3	1	0	1	2					
17 Justin Smoak, S (1,3) OBP: 0.408, SLG: 0.571										4	2	5	1	2	3						
29 Jack Cust, L (1,10) OBP: 0.316, SLG: 0.203										5	0	1	1	0	4	3					
4 Adam Kennedy, L (1,4) OBP: 0.310, SLG: 0.473										5	0	1	1	0	1	2					
26 Brendan Ryan, R (1,6) OBP: 0.304, SLG: 0.250										5	0	0	0	0	2	2					
55 Michael Saunders, L (1,8) OBP: 0.258, SLG: 0.344										3	1	0	0	0	1	1					
<b>Inning Stats</b>	R: 3 H: 2 E: 1 K: 1 S: 14	H: 2 LOB: 0 BB: 1 P: 24	R: 0 H: 0 E: 0 K: 0 S: 7	H: 0 LOB: 0 BB: 0 P: 13	R: 0 H: 0 E: 1 K: 2 S: 11	H: 0 LOB: 2 BB: 1 P: 19	R: 0 H: 1 E: 0 K: 1 S: 10	H: 1 LOB: 1 BB: 0 P: 13	R: 1 H: 2 E: 1 K: 2 S: 19	H: 2 LOB: 2 BB: 1 P: 31	R: 0 H: 0 E: 0 K: 2 S: 9	H: 0 LOB: 0 BB: 0 P: 14	R: 0 H: 0 E: 0 K: 3 S: 11	H: 1 LOB: 1 BB: 1 P: 18	R: 0 H: 1 E: 0 K: 1 S: 25	H: 1 LOB: 1 BB: 1 P: 40	1B: 9 2B: 1 3B: 0 HR: 1	SF: 1 SAC: 0 DP: 0 HBP: 0	WP: 1 PB: 0 SB: 2 CS: 1	PA: 44	
<b>PITCHER</b>	IP	WLS	BF	H	R	ER	SO	BB	IBB	HBP	BLK	WP	HR	S	P	ERA	WHIP				
35 Justin Verlander, R (1,1) ERA: 3.64	6.0	L	27	5	4	3	8	3	0	0	0	0	1	70	114	4.50	1.333				
55 Daniel Schereth, L (7,1) ERA: 2.25	1.0		3	0	0	0	0	1	0	0	0	0	0	8	15	0.00	1.000				
62 Al Alburquerque, R (8,1) ERA: 3.38	1.0		4	1	0	0	3	0	0	0	0	0	0	11	18	0.00	1.000				
53 Joaquin Benoit, R (9,1) ERA: 2.7	0.1		4	2	3	3	0	1	0	0	0	1	0	15	25	81.00	9.000				
36 Brad Thomas, L (9,1) ERA: 18.8	0.2		6	3	3	1	1	0	0	0	0	0	0	10	15	13.50	4.500				

Seattle Mariners @ Detroit Tigers  
Comerica Park, Detroit, MI  
Wed Apr 27 2011, 7:08 PM - 10:09 PM EDT  
Att: 18,153 - Cloudy - 68 F

AB 38  
R 10  
H 11  
RBI 10  
BB 5  
SO 12  
LOB 17



Batter	1	2	3	4	5	6	7	8	9	AB	R	H	RBI	BB	SO	LOB	BOTTOM				
14 Austin Jackson, R (1,8) OBP: 0.242, SLG: 0.264	L9		L9							4	0	0	0	0	1	3					
25 Ryan Raburn, R (1,4) OBP: 0.232, SLG: 0.432										4	1	1	0	0	1	1					
30 Magglio Ordonez, R (1,10) OBP: 0.267, SLG: 0.204										4	0	0	0	0	0	1					
24 Miguel Cabrera, R (1,3) OBP: 0.442, SLG: 0.588										4	0	1	1	0	0	0					
27 Jhonny Peralta, R (1,6) OBP: 0.333, SLG: 0.392										4	0	1	0	0	0	1					
26 Brennan Boesch, L (1,7) OBP: 0.422, SLG: 0.487										3	0	1	0	1	0	0					
15 Brandon Inge, R (1,5) OBP: 0.277, SLG: 0.329										4	0	1	0	0	1	3					
13 Alex Avila, L (1,2) OBP: 0.362, SLG: 0.540										3	0	1	0	0	1	0					
57 Casper Wells, R (1,9) OBP: 0.306, SLG: 0.394										3	0	1	0	0	0	2					
<b>Inning Stats</b>	R: 1 H: 2 E: 0 K: 0 S: 9	H: 1 LOB: 1 BB: 0 P: 12	R: 0 H: 1 E: 0 K: 1 S: 6	H: 0 LOB: 0 BB: 0 P: 7	R: 0 H: 0 E: 0 K: 0 S: 6	H: 0 LOB: 0 BB: 0 P: 6	R: 0 H: 0 E: 0 K: 0 S: 10	H: 0 LOB: 0 BB: 0 P: 16	R: 0 H: 2 E: 0 K: 1 S: 14	H: 2 LOB: 2 BB: 0 P: 22	R: 0 H: 0 E: 0 K: 0 S: 10	H: 0 LOB: 0 BB: 0 P: 16	R: 0 H: 0 E: 0 K: 1 S: 5	H: 0 LOB: 0 BB: 0 P: 9	R: 0 H: 1 E: 0 K: 1 S: 11	H: 1 LOB: 1 BB: 0 P: 15	1B: 5 2B: 2 3B: 0 HR: 0	SF: 0 SAC: 0 DP: 1 HBP: 0	WP: 0 PB: 0 SB: 0 CS: 0	PA: 34	
<b>PITCHER</b>	IP	WLS	BF	H	R	ER	SO	BB	IBB	HBP	BLK	WP	HR	S	P	ERA	WHIP				
45 Erik Bedard, L (1,1) ERA: 5.96	7.0		25	5	1	1	3	0	0	0	0	0	0	60	88	1.29	0.714				
50 Jamey Wright, R (8,1) ERA: 0.57	1.0	H	4	1	0	0	1	0	0	0	0	0	0	11	15	0.00	1.000				
32 Aaron Laffey, L (9,1) ERA: 2.13	1.0		5	1	0	0	0	1	0	0	0	0	0	6	14	0.00	2.000				

Seattle Mariners @ Detroit Tigers  
Comerica Park, Detroit, MI  
Wed Apr 27 2011, 7:08 PM - 10:09 PM EDT  
Att: 18,153 - Cloudy - 68 F

AB 33  
R 1  
H 7  
RBI 1  
BB 1  
SO 4  
LOB 11









Batter	1	2	3	4	5	6	7	8	9	AB	R	H	RBI	BB	SO	LOB	TOP										
14 Austin Jackson, R OBP: 0.239, SLG: 0.257	L9	1B		1B		K		K		5	0	2	0	0	2	2	<b>Detroit Tigers @ Cleveland Indians</b> Progressive Field, Cleveland, OH Fri Apr 29 2011, 7:07 PM - 10:18 PM EDT Att: 15,568 - Partly Cloudy - 51 F										
28 Will Rhymes, L OBP: 0.314, SLG: 0.200	1B	K		F8				G3-1		4	1	1	0	1	1	5											
30 Magglio Ordonez, R(1, 10) OBP: 0.246, SLG: 0.190	G5-3		G6-3		1B			G6-3		5	0	1	0	0	1	4											
24 Miguel Cabrera, R OBP: 0.434, SLG: 0.591	HR		G6-3		F8			F8		5	2	2	2	0	0	1											
26 Brennan Boesch, L OBP: 0.414, SLG: 0.482	E3		K		F7			F8		5	1	1	0	0	1	1											
25 Ryan Raburn, R OBP: 0.296, SLG: 0.427	CS		1B		K			G1-3		5	1	2	0	0	2	3											
27 Jhonny Peralta, R OBP: 0.330, SLG: 0.389		F9		G4-3		G4-3				4	0	1	1	0	0	2											
13 Alex Avila, L OBP: 0.364, SLG: 0.565		2B		SF7		1B		SF7		2	0	2	2	0	0	0											
15 Brandon Inge, R OBP: 0.276, SLG: 0.338	FC5-2-5		2B		E6			K		4	0	1	0	0	1	4											
<b>Inning Stats</b>	R: 2 H: 2 E: 1 K: 0 S: 11	H: 2 LOB: 0 BB: 0 P: 18	R: 0 H: 3 E: 0 K: 1 S: 12	H: 3 LOB: 3 BB: 0 P: 18	R: 0 H: 0 E: 0 K: 1 S: 6	H: 0 LOB: 0 BB: 0 P: 12	R: 1 H: 3 E: 0 K: 0 S: 8	H: 3 LOB: 2 BB: 0 P: 14	R: 0 H: 1 E: 0 K: 2 S: 17	H: 1 LOB: 3 BB: 1 P: 29	R: 2 H: 3 E: 0 K: 1 S: 9	H: 3 LOB: 1 BB: 0 P: 13	R: 0 H: 0 E: 0 K: 1 S: 7	H: 0 LOB: 0 BB: 0 P: 11	R: 0 H: 0 E: 0 K: 1 S: 5	H: 0 LOB: 0 BB: 0 P: 11	1B: 9 2B: 3 3B: 0 HR: 1	SF: 2 SAC: 0 DP: 0 HBP: 0	WP: 0 PA: 43 PB: 0 SB: 0 CS: 1								
<b>PITCHER</b>	IP	WLS	BF	H	R	ER	SO	BB	IBB	HBP	BLK	WP	HR	S	P	ERA	WHIP										
58 Jeanmar Gómez, R ERA: 6.23	5.2		28	10	3	3	4	0	0	0	0	0	1	58	97	4.76	1.765										
37 Chad Durbin, R ERA: 8.39	0.1		4	2	2	2	1	1	0	0	0	0	0	10	16	54.00	9.000										
38 Joe Smith, R ERA: 1.93	1.0		4	1	0	0	1	0	0	0	0	0	0	6	9	0.00	1.000										
52 Vinnie Pestano, R ERA: 0.9	1.0		3	0	0	0	1	0	0	0	0	0	0	7	13	0.00	0.000										
54 Chris Perez, R ERA: 2.7	1.0	W	3	0	0	0	1	0	0	0	0	0	0	5	11	0.00	0.000										

Batter	1	2	3	4	5	6	7	8	9	AB	R	H	RBI	BB	SO	LOB	BOTTOM										
24 Grady Sizemore, L OBP: 0.429, SLG: 0.822	K		P6			G3			1B	4	2	1	0	1	1	0	<b>Detroit Tigers @ Cleveland Indians</b> Progressive Field, Cleveland, OH Fri Apr 29 2011, 7:07 PM - 10:18 PM EDT Att: 15,568 - Partly Cloudy - 51 F										
13 Adrián Cabrera, S OBP: 0.339, SLG: 0.419	BB		K			BB		1B	1B	3	3	2	2	2	1	0											
17 Shin-Soo Choo, L OBP: 0.324, SLG: 0.411	BB				1B			HR		3	1	1	0	2	1	3											
41 Carlos Santana, S OBP: 0.316, SLG: 0.366	G6-4-3		K		K			1B		4	1	1	4	1	1	3											
47 Shelley Duncan, R OBP: 0.393, SLG: 0.630	1B		G5-4-3		G5-4-3			G5-3		4	0	2	2	0	0	1											
20 Orlando Cabrera, R OBP: 0.296, SLG: 0.366	K		K		G2-3			1B		4	0	1	0	0	1	3											
23 Michael Brantley, L OBP: 0.374, SLG: 0.541	K		K		F7			1B		4	0	1	0	0	1	1											
7 Matt LaPorta, R OBP: 0.333, SLG: 0.472	F8		F8		F8			K		4	1	1	1	0	1	3											
9 Jack Hannahan, L OBP: 0.358, SLG: 0.507			K			K		HR		4	0	1	0	0	2	0											
8 Adam Everett, R OBP: 0.474, SLG: 0.375			K			K		P3		0	1	0	0	0	0	0											
<b>Inning Stats</b>	R: 0 H: 0 E: 0 K: 1 S: 10	H: 1 LOB: 1 BB: 2 P: 20	R: 0 H: 1 E: 0 K: 2 S: 12	H: 1 LOB: 1 BB: 0 P: 14	R: 0 H: 0 E: 0 K: 2 S: 9	H: 0 LOB: 0 BB: 0 P: 13	R: 0 H: 1 E: 0 K: 1 S: 7	H: 1 LOB: 0 BB: 0 P: 13	R: 0 H: 2 E: 0 K: 1 S: 12	H: 2 LOB: 2 BB: 2 P: 23	R: 3 H: 2 E: 0 K: 0 S: 8	H: 2 LOB: 1 BB: 1 P: 18	R: 0 H: 2 E: 0 K: 1 S: 13	H: 2 LOB: 2 BB: 0 P: 23	R: 4 H: 3 E: 0 K: 1 S: 10	H: 3 LOB: 1 BB: 1 P: 21	1B: 8 2B: 0 3B: 0 HR: 3	SF: 0 SAC: 0 DP: 2 HBP: 0	WP: 0 PA: 40 PB: 0 SB: 1 CS: 0								
<b>PITCHER</b>	IP	WLS	BF	H	R	ER	SO	BB	IBB	HBP	BLK	WP	HR	S	P	ERA	WHIP										
37 Max Scherzer, R ERA: 3.82	6.2		29	6	5	5	7	5	0	0	0	0	2	61	105	6.75	1.650										
55 Daniel Scherzer, L ERA: 2.08	0.2		2	0	0	0	0	0	0	0	0	0	0	4	8	0.00	0.000										
45 Ryan Perry, R ERA: 7.71	0.2		4	2	0	0	1	0	0	0	0	0	0	10	17	0.00	3.000										
53 Joaquin Benoit, R ERA: 6.1	0.1	L	5	3	4	4	1	0	1	0	0	0	1	10	21	108.00	9.000										

AB	39
R	5
H	13
RBI	5
BB	1
SO	8
LOB	22

AB	34
R	9
H	11
RBI	9
BB	6
SO	9
LOB	14



Batter	1	2	3	4	5	6	7	8	9	10	11	12	13	AB R H RBI BB SO LOB	TOP																				
14 Austin Jackson, R OBP: 0.252, SLG: 0.227														4 0 1 0 2 3 0	<b>Detroit Tigers @ Cleveland Indians</b> Progressive Field, Cleveland, OH Sat Apr 30 2011, 6:09 PM - 10:04 PM EDT Att. 26,433 - Overcast - 54 F																				
28 Will Rhymes, L OBP: 0.315, SLG: 0.222 39 Ramon Santiago, R (10, PH) OBP: 0.265, SLG: 0.281														3 0 1 0 0 1 1 2 0 2 0 0 0 0																					
30 Magglio Ordonez, R (1, 10) OBP: 0.227, SLG: 0.174														6 0 0 0 0 1 5																					
24 Miguel Cabrera, R OBP: 0.454, SLG: 0.635														3 1 2 1 3 0 1																					
26 Brennan Boesch, L OBP: 0.390, SLG: 0.451														6 0 0 0 0 0 7																					
25 Ryan Raburn, R OBP: 0.296, SLG: 0.453														6 1 2 1 0 2 1																					
27 Jhonny Peralta, R OBP: 0.330, SLG: 0.382														6 0 2 0 0 2 3																					
13 Alex Avila, L OBP: 0.354, SLG: 0.541														5 0 1 0 0 1 2																					
15 Brandon Inge, R OBP: 0.261, SLG: 0.318														5 0 0 0 0 2 1																					
<b>Inning Stats</b>	R: 0 E: 0 K: 0 S: 10	H: 1 LOB: 2 BB: 1 P: 18	R: 0 E: 0 K: 1 S: 8	H: 0 LOB: 0 BB: 0 P: 13	R: 0 E: 0 K: 0 S: 11	H: 1 LOB: 1 BB: 1 P: 21	R: 2 E: 0 K: 2 S: 16	H: 3 LOB: 1 BB: 0 P: 23	R: 0 E: 0 K: 0 S: 11	H: 0 LOB: 2 BB: 0 P: 20	R: 0 E: 0 K: 1 S: 6	H: 1 LOB: 0 BB: 0 P: 14	R: 0 E: 0 K: 2 S: 8	H: 0 LOB: 0 BB: 0 P: 10		R: 0 E: 0 K: 2 S: 10	H: 1 LOB: 2 BB: 1 P: 19	R: 0 E: 0 K: 2 S: 11	H: 0 LOB: 0 BB: 0 P: 14	R: 0 E: 0 K: 1 S: 10	H: 1 LOB: 0 BB: 0 P: 19	R: 0 E: 0 K: 2 S: 8	H: 1 LOB: 1 BB: 0 P: 12	R: 0 E: 0 K: 1 S: 14	H: 1 LOB: 0 BB: 0 P: 19	R: 0 E: 0 K: 2 S: 8	H: 1 LOB: 1 BB: 0 P: 10	H: 1 LOB: 1 BB: 0 P: 11	1B: 7 2B: 2 3B: 0 HR: 2	SF: 0 SAC: 1 DP: 2 HBP: 0	W/P: 0 PB: 0 SB: 0 CS: 1	PA: 52			
<b>PITCHER</b>	IP ERA WLS BF H R ER SO BB IBB HBP BLK WP HR S P ERA WHIP	32 Alex White, R ERA: 3.0	38 Joe Smith, R ERA: 1.59	52 Vinnie Pestano, R ERA: 0.82	54 Chris Perez, R ERA: 2.45	53 Rafael Perez, L ERA:	49 Tony Sipp, L ERA: 2.08																												

AB	46
R	2
H	11
RBI	2
BB	5
SO	12
LOB	21



Batter	1	2	3	4	5	6	7	8	9	10	11	12	13	AB R H RBI BB SO LOB	BOTTOM																			
23 Michael Brantley, L OBP: 0.381, SLG: 0.395														6 2 3 1 0 0 0	<b>Detroit Tigers @ Cleveland Indians</b> Progressive Field, Cleveland, OH Sat Apr 30 2011, 6:09 PM - 10:04 PM EDT Att. 26,433 - Overcast - 54 F																			
13 Asdrubal Cabrera, S OBP: 0.333, SLG: 0.463														4 0 0 0 0 1 0																				
17 Shin-Soo Choo, L OBP: 0.325, SLG: 0.400														5 0 1 0 1 1 1																				
41 Carlos Santana, S OBP: 0.327, SLG: 0.395														4 1 1 1 2 3 1																				
20 Orlando Cabrera, R OBP: 0.306, SLG: 0.374														6 0 3 1 0 0 0																				
9 Jack Hannahan, L OBP: 0.349, SLG: 0.481														4 0 0 0 1 3 2																				
7 Matt LaPorta, R OBP: 0.337, SLG: 0.481														5 0 2 0 0 2 3																				
26 Austin Kearns, R OBP: 0.244, SLG: 0.194														5 0 0 0 0 3 2																				
6 Lou Marson, R OBP: 0.321, SLG: 0.375														5 0 0 0 0 4 2																				
<b>Inning Stats</b>	R: 0 E: 0 K: 0 S: 5	H: 0 LOB: 0 BB: 0 P: 8	R: 0 E: 0 K: 1 S: 7	H: 0 LOB: 0 BB: 0 P: 12	R: 0 E: 0 K: 2 S: 9	H: 2 LOB: 2 BB: 0 P: 12	R: 1 E: 0 K: 1 S: 10	H: 1 LOB: 0 BB: 0 P: 13	R: 0 E: 0 K: 2 S: 11	H: 1 LOB: 1 BB: 0 P: 15	R: 1 E: 0 K: 1 S: 17	H: 3 LOB: 3 BB: 0 P: 27	R: 0 E: 0 K: 0 S: 8	H: 0 LOB: 0 BB: 0 P: 13		R: 0 E: 0 K: 2 S: 10	H: 0 LOB: 0 BB: 0 P: 13	R: 0 E: 0 K: 2 S: 9	H: 0 LOB: 0 BB: 0 P: 12	R: 0 E: 0 K: 1 S: 10	H: 1 LOB: 2 BB: 1 P: 19	R: 0 E: 0 K: 3 S: 10	H: 0 LOB: 0 BB: 0 P: 15	R: 1 E: 1 K: 0 S: 4	H: 2 LOB: 3 BB: 2 P: 13	1B: 7 2B: 1 3B: 0 HR: 2	SF: 0 SAC: 1 DP: 1 HBP: 1	W/P: 0 PB: 0 SB: 0 CS: 0	PA: 50					
<b>PITCHER</b>	IP ERA WLS BF H R ER SO BB IBB HBP BLK WP HR S P ERA WHIP	21 Rick Porcello, R ERA: 4.25	62 AJ Abreuqueque, R ERA: 2.18	55 Daniel Schlereth, L ERA: 1.86	60 Brayton Villarreal, R ERA: 4.5																													

AB	44
R	3
H	10
RBI	3
BB	4
SO	17
LOB	11





Batter	1	2	3	4	5	6	7	8	9	AB	R	H	RBI	BB	SO	LOB	TOP				
28 Will Rhymes, L OBP: 0.321, SLG: 0.235										5	1	2	0	0	1	2	<b>Detroit Tigers @ Cleveland Indians</b> Progressive Field, Cleveland, OH Sun May 01 2011, 1:07 PM - 4:10 PM EDT Att: 14,164 - Cloudy - 65 F				
39 Ramon Santiago, S OBP: 0.289, SLG: 0.265										2	0	0	0	1	0	4					
32 Don Kelly, L OBP: 0.256, SLG: 0.367										5	2	2	1	0	0	3					
24 Miguel Cabrera, R OBP: 0.460, SLG: 0.626										3	0	1	1	1	1	0					
26 Brennan Boesch, L OBP: 0.382, SLG: 0.438										5	0	1	0	0	2	6					
25 Ryan Raburn, R OBP: 0.296, SLG: 0.444										4	0	1	0	0	1	2					
13 Alex Avila, L OBP: 0.337, SLG: 0.519										3	0	0	1	0	2	1					
15 Brandon Inge, R OBP: 0.260, SLG: 0.315										4	0	1	0	0	1	2					
14 Austin Jackson, R OBP: 0.269, SLG: 0.269										3	1	2	0	1	1	0					
<b>Inning Stats</b>	R: 2 H: 2 E: 0 K: 0 S: 13	WLS: 2 BF: 1 LOB: 23	H: 0 R: 0 ER: 0 SO: 11	H: 2 R: 0 LOB: 2 BB: 19	R: 0 H: 0 E: 0 K: 2 S: 12	H: 0 R: 0 LOB: 0 BB: 14	R: 0 H: 0 E: 0 K: 1 S: 8	H: 0 R: 0 LOB: 0 BB: 12	R: 0 H: 0 E: 0 K: 1 S: 8	R: 0 H: 1 E: 0 K: 2 S: 11	H: 1 R: 0 LOB: 1 BB: 21	R: 0 H: 1 E: 0 K: 1 S: 9	H: 1 R: 0 LOB: 0 BB: 13	R: 1 H: 2 E: 0 K: 2 S: 13	H: 2 R: 0 LOB: 2 BB: 20	R: 1 H: 2 E: 0 K: 0 S: 11	1B: 9 2B: 1 3B: 0 HR: 0	SF: 1 SAC: 1 DP: 1 HBP: 2	WP: 0 PB: 1 SB: 2 CS: 0	PA: 41	
<b>PITCHER</b>	IP: 7.0 WLS: 0.2 BF: 31 ERA: 2.25	WLS: 3 BF: 1 ERA: 0.1	H: 7 R: 0 ER: 0 SO: 7	H: 3 R: 0 ER: 0 SO: 1	H: 2 R: 0 ER: 0 SO: 1	H: 0 R: 0 ER: 0 SO: 0	H: 0 R: 0 ER: 0 SO: 0	H: 0 R: 0 ER: 0 SO: 0	H: 0 R: 0 ER: 0 SO: 0	IP: 7.0 WLS: 0.1 BF: 6 ERA: 3.0	WLS: 1 BF: 23 ERA: 9.00	WLS: 1 BF: 6 ERA: 3.0	WLS: 1 BF: 23 ERA: 9.00	WLS: 2 BF: 31 ERA: 2.57	WLS: 3 BF: 1 ERA: 0.1	WLS: 1 BF: 2 ERA: 0.1	IP: 7.0 WLS: 0.2 BF: 31 ERA: 2.25	IP: 7.0 WLS: 0.1 BF: 6 ERA: 3.0	IP: 7.0 WLS: 0.2 BF: 31 ERA: 2.25	IP: 7.0 WLS: 0.1 BF: 6 ERA: 3.0	IP: 7.0 WLS: 0.2 BF: 31 ERA: 2.25

Batter	1	2	3	4	5	6	7	8	9	AB	R	H	RBI	BB	SO	LOB	BOTTOM			
24 Grady Sizemore, L OBP: 0.389, SLG: 0.740										5	0	0	0	0	3	3	<b>Detroit Tigers @ Cleveland Indians</b> Progressive Field, Cleveland, OH Sun May 01 2011, 1:07 PM - 4:10 PM EDT Att: 14,164 - Cloudy - 65 F			
13 Adrián Cabrera, S OBP: 0.331, SLG: 0.459										4	0	1	0	0	0	1				
17 Shin-Soo Choo, L OBP: 0.322, SLG: 0.394										4	1	1	0	0	1	1				
41 Carlos Santana, S OBP: 0.324, SLG: 0.382										3	0	0	0	1	0	1				
47 Shelley Duncan, R OBP: 0.375, SLG: 0.567										3	1	0	0	0	1	1				
20 Orlando Cabrera, R OBP: 0.324, SLG: 0.382										3	2	2	1	1	0	1				
23 Michael Brantley, L OBP: 0.394, SLG: 0.594										3	1	2	1	0	0	1				
7 Matt LaPorta, R OBP: 0.344, SLG: 0.513										3	0	2	3	0	0	2				
8 Adam Everett, R OBP: 0.455, SLG: 0.333										2	0	0	0	1	0	1				
<b>Inning Stats</b>	R: 0 H: 0 E: 0 K: 1 S: 9	H: 0 R: 0 LOB: 0 BB: 0 P: 13	R: 2 H: 3 E: 0 K: 0 S: 14	H: 3 R: 2 LOB: 0 BB: 0 P: 23	R: 0 H: 0 E: 0 K: 1 S: 10	H: 0 R: 0 LOB: 0 BB: 14	R: 0 H: 0 E: 0 K: 0 S: 5	H: 0 R: 0 LOB: 2 BB: 1 P: 15	R: 0 H: 1 E: 0 K: 1 S: 8	R: 0 H: 0 E: 0 K: 1 S: 13	H: 0 R: 0 LOB: 1 BB: 20	R: 0 H: 1 E: 0 K: 1 S: 9	H: 1 R: 0 LOB: 0 BB: 12	R: 3 H: 3 E: 0 K: 0 S: 14	H: 3 R: 0 LOB: 2 BB: 1 P: 26	R: 0 H: 0 E: 0 K: 0 S: 14	1B: 5 2B: 3 3B: 0 HR: 0	SF: 1 SAC: 1 DP: 0 HBP: 2	WP: 0 PB: 0 SB: 1 CS: 0	PA: 37
<b>PITCHER</b>	IP: 6.0 WLS: 1.0 BF: 4 ERA: 6.35	WLS: 4 BF: 1 ERA: 0.2	H: 4 R: 1 ER: 0 SO: 1	H: 2 R: 0 ER: 0 SO: 1	H: 2 R: 0 ER: 0 SO: 1	H: 0 R: 0 ER: 0 SO: 0	H: 0 R: 0 ER: 0 SO: 0	H: 0 R: 0 ER: 0 SO: 0	H: 0 R: 0 ER: 0 SO: 0	IP: 6.0 WLS: 1.0 BF: 4 ERA: 6.35	WLS: 4 BF: 1 ERA: 0.2	WLS: 1 BF: 7 ERA: 0.15	WLS: 3 BF: 3 ERA: 0.15	IP: 6.0 WLS: 1.0 BF: 4 ERA: 6.35	WLS: 4 BF: 1 ERA: 0.2	WLS: 1 BF: 7 ERA: 0.15	IP: 6.0 WLS: 1.0 BF: 4 ERA: 6.35	IP: 6.0 WLS: 1.0 BF: 4 ERA: 6.35	IP: 6.0 WLS: 1.0 BF: 4 ERA: 6.35	IP: 6.0 WLS: 1.0 BF: 4 ERA: 6.35

AB 34  
R 4  
H 10  
RBI 3  
BB 3  
SO 9  
LOB 20



AB 30  
R 5  
H 8  
RBI 5  
BB 3  
SO 5  
LOB 12





Batter	1	2	3	4	5	6	7	8	9	AB	R	H	RBI	BB	SO	LOB	TOP					
2 Derek Jeter, R OBP: 0.313, SLG: 0.270										5	0	2	0	0	2	5						
14 Curtis Granderson, L OBP: 0.333, SLG: 0.600										3	1	0	0	2	1	3						
25 Mark Teixeira, S OBP: 0.396, SLG: 0.562										3	2	1	0	2	0	1						
13 Alex Rodriguez, R OBP: 0.379, SLG: 0.551										5	1	1	0	0	1	3						
33 Nick Swisher, S OBP: 0.342, SLG: 0.297										4	0	2	1	1	1	0						
20 Jorge Posada, S OBP: 0.244, SLG: 0.400										5	0	2	2	0	2	4						
55 Russell Martin, R OBP: 0.378, SLG: 0.570										4	0	1	0	1	2	4						
11 Brett Gardner, L OBP: 0.325, SLG: 0.408										1	1	1	0	2	0	0						
26 Eduardo Núñez, R OBP: 0.400, SLG: 0.556										4	0	1	1	0	1	5						
<b>Inning Stats</b>	R: 2 H: 3 E: 0 K: 1 S: 16	WLS: 3 BF: 2 LOB: 2 P: 32	R: 1 H: 3 E: 0 K: 1 S: 17	WLS: 3 BF: 2 LOB: 1 P: 23	R: 0 H: 0 E: 0 K: 1 S: 9	WLS: 0 BF: 0 LOB: 0 P: 15	R: 0 H: 1 E: 0 K: 1 S: 12	WLS: 1 BF: 2 LOB: 2 P: 20	R: 0 H: 0 E: 0 K: 3 S: 13	WLS: 0 BF: 0 LOB: 0 P: 13	R: 0 H: 1 E: 0 K: 1 S: 7	WLS: 1 BF: 2 LOB: 2 P: 19	R: 0 H: 0 E: 0 K: 0 S: 7	WLS: 0 BF: 0 LOB: 1 P: 14	R: 2 H: 2 E: 0 K: 1 S: 19	WLS: 2 BF: 2 LOB: 1 P: 35	1B: 8 2B: 3 3B: 0 HR: 0	SF: 0 SAC: 1 DP: 0 HBP: 0	WP: 2 PB: 1 SB: 1 CS: 2	PA: 43		
<b>PITCHER</b>	IP WLS BF H R ER SO BB IBB HBP BLK WP HR S P ERA WHIP	IP WLS BF H R ER SO BB IBB HBP BLK WP HR S P ERA WHIP	IP WLS BF H R ER SO BB IBB HBP BLK WP HR S P ERA WHIP	IP WLS BF H R ER SO BB IBB HBP BLK WP HR S P ERA WHIP	IP WLS BF H R ER SO BB IBB HBP BLK WP HR S P ERA WHIP	IP WLS BF H R ER SO BB IBB HBP BLK WP HR S P ERA WHIP	IP WLS BF H R ER SO BB IBB HBP BLK WP HR S P ERA WHIP	IP WLS BF H R ER SO BB IBB HBP BLK WP HR S P ERA WHIP	IP WLS BF H R ER SO BB IBB HBP BLK WP HR S P ERA WHIP	IP WLS BF H R ER SO BB IBB HBP BLK WP HR S P ERA WHIP	IP WLS BF H R ER SO BB IBB HBP BLK WP HR S P ERA WHIP	IP WLS BF H R ER SO BB IBB HBP BLK WP HR S P ERA WHIP	IP WLS BF H R ER SO BB IBB HBP BLK WP HR S P ERA WHIP	IP WLS BF H R ER SO BB IBB HBP BLK WP HR S P ERA WHIP	IP WLS BF H R ER SO BB IBB HBP BLK WP HR S P ERA WHIP	IP WLS BF H R ER SO BB IBB HBP BLK WP HR S P ERA WHIP	IP WLS BF H R ER SO BB IBB HBP BLK WP HR S P ERA WHIP	IP WLS BF H R ER SO BB IBB HBP BLK WP HR S P ERA WHIP	IP WLS BF H R ER SO BB IBB HBP BLK WP HR S P ERA WHIP	IP WLS BF H R ER SO BB IBB HBP BLK WP HR S P ERA WHIP	IP WLS BF H R ER SO BB IBB HBP BLK WP HR S P ERA WHIP	
35 Justin Verlander, R ERA: 3.75	6.0	28	8	3	3	8	4	0	0	0	0	1	0	74	127	4.50	2.000					
36 Brad Thomas, L ERA: 10.38	0.1	1	0	0	0	0	0	0	0	0	0	0	0	2	2	0.00	0.000					
45 Ryan Perry, R ERA: 5.68	0.2	4	1	0	0	1	1	0	0	0	0	0	9	17	0.00	3.000						
62 AJ Alburquerque, R ERA: 1.93	1.0	4	0	0	0	0	1	0	0	0	1	0	7	14	0.00	1.000						
46 Jose Valverde, R ERA: 1.54	1.0	L 6	2	2	1	1	2	0	0	0	0	0	19	35	9.00	4.000						
<b>Batter</b>	<b>1</b>	<b>2</b>	<b>3</b>	<b>4</b>	<b>5</b>	<b>6</b>	<b>7</b>	<b>8</b>	<b>9</b>	<b>AB</b>	<b>R</b>	<b>H</b>	<b>RBI</b>	<b>BB</b>	<b>SO</b>	<b>LOB</b>	<b>BOTTOM</b>					
14 Austin Jackson, R OBP: 0.260, SLG: 0.259										4	0	0	0	0	3	0						
39 Ramon Santiago, S OBP: 0.333, SLG: 0.342										4	1	3	0	0	0	0						
30 Magglio Ordonez, R OBP: 0.215, SLG: 0.164										4	0	0	0	0	0	3						
24 Miguel Cabrera, R OBP: 0.469, SLG: 0.631										4	0	3	1	0	0	0						
26 Brennan Boesch, L OBP: 0.368, SLG: 0.420										4	0	0	0	0	1	4						
25 Ryan Raburn, R OBP: 0.286, SLG: 0.427										4	0	0	0	0	2	0						
27 Jhonny Peralta, R OBP: 0.317, SLG: 0.366										4	0	0	0	0	0	0						
13 Alex Avila, L OBP: 0.344, SLG: 0.593										4	2	2	2	0	1	0						
15 Brandon Inge, R OBP: 0.253, SLG: 0.304										3	0	0	0	0	2	0						
<b>Inning Stats</b>	R: 0 H: 2 E: 0 K: 1 S: 14	WLS: 2 BF: 0 LOB: 0 P: 19	R: 1 H: 1 E: 0 K: 2 S: 9	WLS: 1 BF: 0 LOB: 0 P: 11	R: 1 H: 2 E: 0 K: 1 S: 10	WLS: 2 BF: 0 LOB: 1 P: 14	R: 0 H: 0 E: 0 K: 0 S: 5	WLS: 0 BF: 0 LOB: 0 P: 10	R: 0 H: 1 E: 0 K: 1 S: 10	WLS: 0 BF: 0 LOB: 0 P: 18	R: 0 H: 0 E: 0 K: 1 S: 8	WLS: 0 BF: 0 LOB: 0 P: 10	R: 1 H: 1 E: 0 K: 1 S: 11	WLS: 1 BF: 0 LOB: 0 P: 15	R: 0 H: 1 E: 0 K: 1 S: 10	WLS: 1 BF: 0 LOB: 0 P: 14	R: 0 H: 0 E: 0 K: 1 S: 7	WLS: 0 BF: 0 LOB: 0 P: 9	1B: 5 2B: 1 3B: 0 HR: 2	SF: 0 SAC: 0 DP: 0 HBP: 0	WP: 0 PB: 0 SB: 0 CS: 0	PA: 35
<b>PITCHER</b>	IP WLS BF H R ER SO BB IBB HBP BLK WP HR S P ERA WHIP	IP WLS BF H R ER SO BB IBB HBP BLK WP HR S P ERA WHIP	IP WLS BF H R ER SO BB IBB HBP BLK WP HR S P ERA WHIP	IP WLS BF H R ER SO BB IBB HBP BLK WP HR S P ERA WHIP	IP WLS BF H R ER SO BB IBB HBP BLK WP HR S P ERA WHIP	IP WLS BF H R ER SO BB IBB HBP BLK WP HR S P ERA WHIP	IP WLS BF H R ER SO BB IBB HBP BLK WP HR S P ERA WHIP	IP WLS BF H R ER SO BB IBB HBP BLK WP HR S P ERA WHIP	IP WLS BF H R ER SO BB IBB HBP BLK WP HR S P ERA WHIP	IP WLS BF H R ER SO BB IBB HBP BLK WP HR S P ERA WHIP	IP WLS BF H R ER SO BB IBB HBP BLK WP HR S P ERA WHIP	IP WLS BF H R ER SO BB IBB HBP BLK WP HR S P ERA WHIP	IP WLS BF H R ER SO BB IBB HBP BLK WP HR S P ERA WHIP	IP WLS BF H R ER SO BB IBB HBP BLK WP HR S P ERA WHIP	IP WLS BF H R ER SO BB IBB HBP BLK WP HR S P ERA WHIP	IP WLS BF H R ER SO BB IBB HBP BLK WP HR S P ERA WHIP	IP WLS BF H R ER SO BB IBB HBP BLK WP HR S P ERA WHIP	IP WLS BF H R ER SO BB IBB HBP BLK WP HR S P ERA WHIP	IP WLS BF H R ER SO BB IBB HBP BLK WP HR S P ERA WHIP	IP WLS BF H R ER SO BB IBB HBP BLK WP HR S P ERA WHIP	IP WLS BF H R ER SO BB IBB HBP BLK WP HR S P ERA WHIP	
40 Bartolo Colon, R ERA: 3.0	7.0	28	7	3	3	7	0	0	0	0	0	0	0	67	97	3.86	1.000					
62 Joba Chamberlain, R ERA: 3.86	1.0	W 4	1	0	0	1	0	0	0	0	0	0	10	14	0.00	1.000						
42 Mariano Rivera, R ERA: 1.84	1.0	S 3	0	0	0	1	0	0	0	0	0	0	7	9	0.00	0.000						

New York Yankees @ Detroit Tigers  
Comerica Park, Detroit, MI  
Mon May 02 2011, 7:11 PM - 10:23 PM EDT  
Att: 22,852 - Cloudy - 58 F

AB 34  
R 5  
H 11  
RBI 4  
BB 8  
SO 10  
LOB 25

New York Yankees @ Detroit Tigers  
Comerica Park, Detroit, MI  
Mon May 02 2011, 7:11 PM - 10:23 PM EDT  
Att: 22,852 - Cloudy - 58 F

AB 35  
R 3  
H 8  
RBI 3  
BB 0  
SO 9  
LOB 7



Batter	1	2	3	4	5	6	7	8	9	AB	R	H	RBI	BB	SO	LOB	TOP					
2 Derek Jeter, R OBP: 0.310, SLG: 0.269										4	0	1	0	0	0	3	<b>New York Yankees @ Detroit Tigers</b> Comerica Park, Detroit, MI Tue May 03 2011, 7:11 PM - 10:02 PM EDT Att: 23,551 - Cloudy - 46 F					
14 Curtis Granderson, L OBP: 0.321, SLG: 0.954										4	0	0	0	0	0	1						
25 Mark Teixeira, S OBP: 0.400, SLG: 0.587										3	1	1	1	1	0	0						
13 Alex Rodriguez, R OBP: 0.374, SLG: 0.537										4	0	1	0	0	0	2						
24 Robinson Cano, L OBP: 0.327, SLG: 0.606										4	0	0	0	0	1	3						
20 Jorge Posada, S OBP: 0.285, SLG: 0.405										4	1	2	0	0	1	0						
18 Andruw Jones, R OBP: 0.308, SLG: 0.440										3	0	1	0	0	0	1						
33 Nick Swisher, S OBP: 0.348, SLG: 0.297										0	0	0	0	1	0	0						
55 Russell Martin, R OBP: 0.372, SLG: 0.566										4	0	1	1	0	1	2						
11 Brett Gardner, L OBP: 0.337, SLG: 0.411										2	0	1	0	1	0	2						
<b>Inning Stats</b>	R: 0 H: 1 E: 0 K: 0 S: 14	H: 1 BB: 1 LOB: 2 P: 24	R: 0 H: 1 E: 0 K: 1 S: 14	H: 1 BB: 1 LOB: 2 P: 25	R: 0 H: 0 E: 0 K: 0 S: 7	H: 0 BB: 0 LOB: 0 P: 11	R: 1 H: 2 E: 1 K: 0 S: 9	H: 2 BB: 0 LOB: 1 P: 14	R: 0 H: 0 E: 0 K: 0 S: 6	H: 0 BB: 0 LOB: 0 P: 10	R: 0 H: 2 E: 0 K: 0 S: 9	H: 2 BB: 0 LOB: 0 P: 14	R: 0 H: 1 E: 0 K: 0 S: 7	H: 1 BB: 0 LOB: 1 P: 13	R: 1 H: 1 E: 0 K: 1 S: 9	H: 1 BB: 0 LOB: 0 P: 16	R: 0 H: 0 E: 0 K: 1 S: 5	H: 0 BB: 1 LOB: 1 P: 10	1B: 6 2B: 2 3B: 0 HR: 1	SF: 0 SAC: 0 DP: 2 HBP: 0	WP: 0 PA: 36 PB: 0 SB: 0 CS: 1	
<b>PITCHER</b>	IP WLS BF H R ER SO BB IBB HBP BLK WP HR S P ERA WHIP	IP WLS BF H R ER SO BB IBB HBP BLK WP HR S P ERA WHIP	IP WLS BF H R ER SO BB IBB HBP BLK WP HR S P ERA WHIP	IP WLS BF H R ER SO BB IBB HBP BLK WP HR S P ERA WHIP	IP WLS BF H R ER SO BB IBB HBP BLK WP HR S P ERA WHIP	IP WLS BF H R ER SO BB IBB HBP BLK WP HR S P ERA WHIP	IP WLS BF H R ER SO BB IBB HBP BLK WP HR S P ERA WHIP	IP WLS BF H R ER SO BB IBB HBP BLK WP HR S P ERA WHIP	IP WLS BF H R ER SO BB IBB HBP BLK WP HR S P ERA WHIP	IP WLS BF H R ER SO BB IBB HBP BLK WP HR S P ERA WHIP	IP WLS BF H R ER SO BB IBB HBP BLK WP HR S P ERA WHIP	IP WLS BF H R ER SO BB IBB HBP BLK WP HR S P ERA WHIP	IP WLS BF H R ER SO BB IBB HBP BLK WP HR S P ERA WHIP	IP WLS BF H R ER SO BB IBB HBP BLK WP HR S P ERA WHIP	IP WLS BF H R ER SO BB IBB HBP BLK WP HR S P ERA WHIP	IP WLS BF H R ER SO BB IBB HBP BLK WP HR S P ERA WHIP	IP WLS BF H R ER SO BB IBB HBP BLK WP HR S P ERA WHIP	IP WLS BF H R ER SO BB IBB HBP BLK WP HR S P ERA WHIP	IP WLS BF H R ER SO BB IBB HBP BLK WP HR S P ERA WHIP	IP WLS BF H R ER SO BB IBB HBP BLK WP HR S P ERA WHIP	IP WLS BF H R ER SO BB IBB HBP BLK WP HR S P ERA WHIP	IP WLS BF H R ER SO BB IBB HBP BLK WP HR S P ERA WHIP
31 Brad Penny, R ERA: 5.23	6.0	W	24	6	1	0	1	2	0	0	0	0	0	0	59	98	0.00	1.333				
55 Daniel Schlereth, L ERA: 2.31	2.0	H	8	2	1	1	1	0	0	0	0	0	0	1	16	29	4.50	1.000				
46 Jose Valverde, R ERA: 1.42	1.0	S	3	0	0	0	1	1	0	0	0	0	0	0	5	10	0.00	1.000				


Batter	1	2	3	4	5	6	7	8	9	AB	R	H	RBI	BB	SO	LOB	BOTTOM				
14 Austin Jackson, R OBP: 0.266, SLG: 0.291										5	2	2	1	0	1	4	<b>New York Yankees @ Detroit Tigers</b> Comerica Park, Detroit, MI Tue May 03 2011, 7:11 PM - 10:02 PM EDT Att: 23,551 - Cloudy - 46 F				
20 Scott Sizemore, R OBP: 0.276, SLG: 1.000										4	1	3	1	0	1	0					
30 Magglio Ordonez, R OBP: 0.229, SLG: 0.182										4	0	2	1	0	0	2					
32 Don Kelly, L OBP: 0.258, SLG: 0.367										0	0	0	0	0	0	0					
24 Miguel Cabrera, R OBP: 0.470, SLG: 0.629										2	0	1	1	1	0	0					
25 Ryan Raburn, R OBP: 0.276, SLG: 0.411										4	0	0	0	0	2	5					
27 Jhonny Peralta, R OBP: 0.315, SLG: 0.371										4	0	1	0	0	1	3					
57 Casper Wells, R OBP: 0.325, SLG: 0.389										3	0	1	0	1	0	1					
13 Alex Avila, L OBP: 0.340, SLG: 0.571										3	0	0	0	1	1	2					
15 Brandon Inge, R OBP: 0.262, SLG: 0.305										3	1	1	0	1	1	3					
<b>Inning Stats</b>	R: 2 H: 2 E: 0 K: 0 S: 13	H: 2 BB: 0 LOB: 0 P: 18	R: 0 H: 2 E: 0 K: 2 S: 12	H: 2 BB: 0 LOB: 0 P: 18	R: 0 H: 1 E: 0 K: 0 S: 11	H: 1 BB: 0 LOB: 0 P: 14	R: 0 H: 0 E: 0 K: 0 S: 8	H: 0 BB: 0 LOB: 0 P: 13	R: 2 H: 3 E: 0 K: 1 S: 14	H: 3 BB: 2 LOB: 3 P: 28	R: 0 H: 0 E: 0 K: 0 S: 4	H: 0 BB: 1 LOB: 0 P: 9	R: 0 H: 2 E: 0 K: 3 S: 14	H: 2 BB: 0 LOB: 2 P: 19	R: 0 H: 1 E: 0 K: 1 S: 10	H: 1 BB: 1 LOB: 1 P: 18	1B: 7 2B: 3 3B: 1 HR: 0	SF: 1 SAC: 0 DP: 2 HBP: 0	WP: 0 PA: 37 PB: 0 SB: 0 CS: 0		
<b>PITCHER</b>	IP WLS BF H R ER SO BB IBB HBP BLK WP HR S P ERA WHIP	IP WLS BF H R ER SO BB IBB HBP BLK WP HR S P ERA WHIP	IP WLS BF H R ER SO BB IBB HBP BLK WP HR S P ERA WHIP	IP WLS BF H R ER SO BB IBB HBP BLK WP HR S P ERA WHIP	IP WLS BF H R ER SO BB IBB HBP BLK WP HR S P ERA WHIP	IP WLS BF H R ER SO BB IBB HBP BLK WP HR S P ERA WHIP	IP WLS BF H R ER SO BB IBB HBP BLK WP HR S P ERA WHIP	IP WLS BF H R ER SO BB IBB HBP BLK WP HR S P ERA WHIP	IP WLS BF H R ER SO BB IBB HBP BLK WP HR S P ERA WHIP	IP WLS BF H R ER SO BB IBB HBP BLK WP HR S P ERA WHIP	IP WLS BF H R ER SO BB IBB HBP BLK WP HR S P ERA WHIP	IP WLS BF H R ER SO BB IBB HBP BLK WP HR S P ERA WHIP	IP WLS BF H R ER SO BB IBB HBP BLK WP HR S P ERA WHIP	IP WLS BF H R ER SO BB IBB HBP BLK WP HR S P ERA WHIP	IP WLS BF H R ER SO BB IBB HBP BLK WP HR S P ERA WHIP	IP WLS BF H R ER SO BB IBB HBP BLK WP HR S P ERA WHIP	IP WLS BF H R ER SO BB IBB HBP BLK WP HR S P ERA WHIP	IP WLS BF H R ER SO BB IBB HBP BLK WP HR S P ERA WHIP	IP WLS BF H R ER SO BB IBB HBP BLK WP HR S P ERA WHIP	IP WLS BF H R ER SO BB IBB HBP BLK WP HR S P ERA WHIP	IP WLS BF H R ER SO BB IBB HBP BLK WP HR S P ERA WHIP
52 CC Sabathia, L ERA: 2.88	7.0	L	32	10	4	4	0	2	1	0	0	0	0	0	76	119	5.14	1.714			
30 David Robertson, R ERA: 1.69	1.0	S	5	1	0	0	1	0	1	0	0	0	0	10	18	0.00	1.000				



Batter	1	2	3	4	5	6	7	8	9	AB	R	H	RBI	BB	SO	LOB	TOP
2 Derek Jeter, R OBP: 0.308, SLG: 0.269 26 Eduardo Núñez, R OBP: 0.400, SLG: 0.556										4	0	1	0	0	1	2	
14 Curtis Granderson, L OBP: 0.316, SLG: 0.590										4	0	1	0	0	0	3	
25 Mark Teixeira, S OBP: 0.403, SLG: 0.589										3	0	1	0	0	2	2	
13 Alex Rodriguez, R OBP: 0.359, SLG: 0.512										4	0	0	0	0	2	4	
24 Robinson Canó, L OBP: 0.316, SLG: 0.583										4	0	0	0	0	2	2	
33 Nick Swisher, S OBP: 0.345, SLG: 0.287										3	0	0	0	1	1		
20 Jorge Posada, S OBP: 0.247, SLG: 0.391										3	0	0	0	0	1	1	
11 Brett Gardner, L OBP: 0.337, SLG: 0.400										2	0	0	0	1	1		
17 Francisco Cervelli, R OBP: 0.200, SLG: 0.200										3	0	1	0	0	1	1	
<b>Inning Stats</b>	R: 0 H: 1 E: 0 K: 2 S: 10	H: 1 LOB: 1 BB: 0 P: 15	R: 0 H: 0 E: 0 K: 2 S: 7	H: 0 LOB: 0 BB: 0 P: 13	R: 0 H: 0 E: 0 K: 1 S: 9	H: 1 LOB: 1 BB: 0 P: 14	R: 0 H: 0 E: 0 K: 2 S: 10	H: 0 LOB: 0 BB: 0 P: 9	R: 0 H: 1 E: 0 K: 1 S: 8	H: 1 LOB: 1 BB: 1 P: 14	R: 0 H: 0 E: 0 K: 2 S: 12	H: 0 LOB: 0 BB: 0 P: 19	1B: 3 2B: 1 3B: 0 HR: 0	SF: 0 SAC: 0 DP: 1 HBP: 1	WP: 0 PB: 0 SB: 0 CS: 0	PA: 33	
<b>PITCHER</b>	IP WLS BF H R ER SO BB IBB HBP BLK WP HR S P ERA WHIP																
37 Max Scherzer, R ERA: 3.15 62 Al Alburquerque, R ERA: 1.74	8.0 W 29 4 0 0 9 2 0 0 0 0 0 0 0 12 19 0.00 0.750																

New York Yankees @ Detroit Tigers  
Comerica Park, Detroit, MI  
Wed May 04 2011, 7:08 PM - 9:47 PM EDT  
Att: 22,569 - Partly Cloudy - 58 F

AB 30  
R 0  
H 4  
RBI 0  
BB 2  
SO 11  
LOB 17



Batter	1	2	3	4	5	6	7	8	9	AB	R	H	RBI	BB	SO	LOB	BOTTOM
14 Austin Jackson, R OBP: 0.258, SLG: 0.281										4	0	0	0	0	2	3	
20 Scott Sizemore, R OBP: 0.244, SLG: 0.625										4	0	1	0	0	0	0	
26 Brennan Boesch, L OBP: 0.373, SLG: 0.423 32 Don Kelly, L OBP: 0.258, SLG: 0.367										4	1	2	0	0	1	1	
24 Miguel Cabrera, R OBP: 0.471, SLG: 0.630										3	1	1	1	1	2	1	
41 Victor Martinez, S OBP: 0.304, SLG: 0.413 25 Ryan Raburn, R OBP: 0.276, SLG: 0.411										3	1	1	0	1	0	3	
30 Magglio Ordonez, R OBP: 0.244, SLG: 0.238 57 Casper Wells, R OBP: 0.317, SLG: 0.378										3	1	2	2	0	0	2	
27 Jhonny Peralta, R OBP: 0.313, SLG: 0.366										4	0	1	1	0	0	1	
13 Alex Avila, L OBP: 0.347, SLG: 0.580										4	0	2	0	0	2	3	
15 Brandon Inge, R OBP: 0.255, SLG: 0.296										3	0	0	0	0	2	4	
<b>Inning Stats</b>	R: 0 H: 1 E: 0 K: 1 S: 8	H: 3 LOB: 2 BB: 0 P: 20	R: 3 H: 3 E: 0 K: 0 S: 11	H: 3 LOB: 0 BB: 0 P: 19	R: 0 H: 1 E: 0 K: 2 S: 12	H: 1 LOB: 0 BB: 0 P: 15	R: 0 H: 1 E: 0 K: 1 S: 6	H: 0 LOB: 0 BB: 0 P: 9	R: 0 H: 0 E: 0 K: 2 S: 14	H: 0 LOB: 1 BB: 1 P: 22	R: 0 H: 0 E: 0 K: 1 S: 6	H: 0 LOB: 0 BB: 0 P: 9	1B: 7 2B: 2 3B: 0 HR: 1	SF: 0 SAC: 0 DP: 0 HBP: 0	WP: 0 PB: 0 SB: 2 CS: 0	PA: 35	
<b>PITCHER</b>	IP WLS BF H R ER SO BB IBB HBP BLK WP HR S P ERA WHIP																
36 Freddy Garcia, R ERA: 2.88 41 Buddy Carlyle, R ERA:	7.0 L 32 10 4 0 4 1 1 69 112 5.14 1.571																

New York Yankees @ Detroit Tigers  
Comerica Park, Detroit, MI  
Wed May 04 2011, 7:08 PM - 9:47 PM EDT  
Att: 22,569 - Partly Cloudy - 58 F

AB 33  
R 4  
H 10  
RBI 4  
BB 2  
SO 10  
LOB 19













Batter	1	2	3	4	5	6	7	8	9	AB	R	H	RBI	BB	SO	LOB	TOP										
14 Austin Jackson, R OBP: 0.271, SLG: 0.302	G1-3		G6-3	2B		1B			F7	5	1	3	0	0	0	1											
20 Scott Sizemore, R OBP: 0.405, SLG: 0.368	K		BB						BB	3	1	1	1	2	2	1											
30 Magglio Ordonez, R OBP: 0.235, SLG: 0.231	G3		G6-3						F8	4	0	0	1	0	0	3											
57 Casper Wells, R OBP: 0.310, SLG: 0.368				L9						1	0	0	0	0	0	2											
24 Miguel Cabrera, R OBP: 0.450, SLG: 0.576		G6-3	G5-3						F9	3	1	0	0	2	0	1											
41 Victor Martinez, S OBP: 0.211, SLG: 0.405	K		G5-3						BB	5	0	2	2	0	2	0											
27 Jhonny Peralta, R OBP: 0.322, SLG: 0.400	G5-3			HR					1B	5	1	2	2	0	0	1											
25 Ryan Raburn, R OBP: 0.282, SLG: 0.412			1B						F9	5	1	2	0	0	1	3											
13 Alex Avila, L OBP: 0.336, SLG: 0.573			2B						K	3	2	1	2	0	1	0											
15 Brandon Inge, R OBP: 0.256, SLG: 0.292			BB						BB	2	2	0	0	2	1	0											
<b>Inning Stats</b>	R: 0 E: 0 K: 1 S: 6	H: 0 LOB: 0 BB: 0 P: 9	R: 0 E: 0 K: 1 S: 9	H: 0 LOB: 0 BB: 0 P: 14	R: 3 E: 0 K: 0 S: 15	H: 2 LOB: 1 BB: 2 P: 32	R: 3 E: 0 K: 0 S: 20	H: 5 LOB: 2 BB: 1 P: 35	R: 1 E: 0 K: 0 S: 7	H: 1 LOB: 1 BB: 0 P: 13	R: 0 E: 0 K: 1 S: 6	H: 0 LOB: 0 BB: 0 P: 10	R: 0 E: 0 K: 1 S: 8	H: 0 LOB: 0 BB: 0 P: 14	R: 2 E: 0 K: 1 S: 15	H: 2 LOB: 3 BB: 3 P: 29	1B: 7 2B: 2 3B: 0 HR: 2	SF: 0 SAC: 0 DP: 1 HBP: 1	WP: 2 PB: 0 SB: 0 CS: 0	PA: 43							
<b>PITCHER</b>	IP	WLS	BF	H	R	ER	SO	BB	IBB	HBP	BLK	WP	HR	S	P	ERA	WHIP										
24 Ricky Romero, L ERA: 4.04	3.1	L	17	5	6	6	2	2	0	1	1	1	2	41	74	16.20	2.100										
33 Carlos Villanueva, R ERA: 1.77	4.2		18	4	1	1	4	1	0	0	0	1	0	39	69	1.93	1.071										
44 Casey Janssen, R ERA: 2.03	0.2		7	2	2	2	0	3	0	0	0	0	0	12	25	27.00	7.500										
29 Octavio Dotel, R ERA: 3.86	0.1		1	0	0	0	1	0	0	0	0	0	0	3	4	0.00	0.000										

Detroit Tigers @ Toronto Blue Jays  
Rogers Centre, Toronto, ON  
Sat May 07 2011, 4:09 PM - 6:43 PM EDT  
Att: 23,453 - Partly Cloudy - 55 F

AB 36  
R 9  
H 11  
RBI 8  
BB 6  
SO 7  
LOB 12



Batter	1	2	3	4	5	6	7	8	9	AB	R	H	RBI	BB	SO	LOB	BOTTOM										
5 Yunel Escobar, R OBP: 0.311, SLG: 0.347	G6-3			G6-3					G6-3	3	0	0	0	0	0	0											
16 Corey Patterson, L OBP: 0.304, SLG: 0.425	K			P6					P5	3	0	0	0	0	1	0											
20 Juan Rivera, R OBP: 0.333, SLG: 0.319	L7			K					G1-3	3	0	0	0	0	1	0											
26 Adam Lind, L OBP: 0.343, SLG: 0.516	G4-3								L8	2	0	0	0	0	0	0											
18 Mike McCoy, R OBP: 0.289, SLG: 0.333										1	0	0	0	0	0	0											
9 J.P. Arencibia, R OBP: 0.315, SLG: 0.500	G5-3			P3					BB	2	0	0	0	1	0	0											
10 Edwin Encarnación, R OBP: 0.270, SLG: 0.347	G5-3			G1-3					G6-4-3	3	0	0	0	0	1	0											
40 David Cooper, L OBP: 0.208, SLG: 0.190				F8					P4	3	0	0	0	0	0	0											
6 John McDonald, R OBP: 0.259, SLG: 0.297				K					G4-3	3	0	0	0	0	1	0											
11 Rajai Davis, R OBP: 0.212, SLG: 0.222				P5					K	3	0	0	0	0	1	0											
<b>Inning Stats</b>	R: 0 E: 0 K: 1 S: 7	H: 0 LOB: 0 BB: 0 P: 10	R: 0 E: 0 K: 0 S: 5	H: 0 LOB: 0 BB: 0 P: 7	R: 0 E: 0 K: 1 S: 10	H: 0 LOB: 0 BB: 0 P: 14	R: 0 E: 0 K: 1 S: 11	H: 0 LOB: 0 BB: 0 P: 14	R: 0 E: 0 K: 0 S: 6	H: 0 LOB: 0 BB: 0 P: 11	R: 0 E: 0 K: 0 S: 7	H: 0 LOB: 0 BB: 0 P: 12	R: 0 E: 0 K: 0 S: 10	H: 0 LOB: 0 BB: 0 P: 14	R: 0 E: 0 K: 0 S: 11	H: 0 LOB: 0 BB: 1 P: 16	R: 0 E: 0 K: 1 S: 7	H: 0 LOB: 0 BB: 0 P: 10	1B: 0 2B: 0 3B: 0 HR: 0	SF: 0 SAC: 0 DP: 1 HBP: 0	WP: 0 PB: 0 SB: 0 CS: 0	PA: 27					
<b>PITCHER</b>	IP	WLS	BF	H	R	ER	SO	BB	IBB	HBP	BLK	WP	HR	S	P	ERA	WHIP										
35 Justin Verlander, R ERA: 3.16	9.0	W	27	0	0	0	4	1	0	0	0	0	0	74	108	0.00	0.111										

Detroit Tigers @ Toronto Blue Jays  
Rogers Centre, Toronto, ON  
Sat May 07 2011, 4:09 PM - 6:43 PM EDT  
Att: 23,453 - Partly Cloudy - 55 F

AB 26  
R 0  
H 0  
RBI 0  
BB 1  
SO 4  
LOB 1





Batter	1	2	3	4	5	6	7	8	9	AB	R	H	RBI	BB	SO	LOB	TOP										
14 Austin Jackson, R OBP: 0.283, SLG: 0.336										5	1	3	2	0	0	2											
20 Scott Sizemore, R OBP: 0.370, SLG: 0.304										4	1	0	0	1	1	4											
30 Magglio Ordonez, R OBP: 0.235, SLG: 0.242										4	0	1	0	0	0	4											
32 Don Kelly, L OBP: 0.270, SLG: 0.343										1	1	0	0	0	1	1											
24 Miguel Cabrera, R OBP: 0.444, SLG: 0.566										4	0	1	1	0	0	2											
41 Victor Martinez, S OBP: 0.318, SLG: 0.410										4	1	1	1	0	0	2											
27 Jhonny Peralta, R OBP: 0.328, SLG: 0.412										4	0	2	1	0	1	0											
25 Ryan Raburn, R OBP: 0.273, SLG: 0.398										4	0	0	0	0	1	3											
57 Casper Wells, R OBP: 0.304, SLG: 0.357										4	0	1	0	0	0	2											
15 Brandon Inge, R OBP: 0.264, SLG: 0.300										4	1	2	0	0	0	0											
<b>Inning Stats</b>	R: 0 E: 0 K: 0 S: 7	H: 1 LOB: 1 BB: 0 P: 11	R: 0 E: 0 K: 1 S: 10	H: 0 LOB: 0 BB: 0 P: 13	R: 0 E: 0 K: 0 S: 3	H: 0 LOB: 0 BB: 0 P: 5	R: 2 E: 0 K: 0 S: 11	H: 2 LOB: 1 BB: 1 P: 17	R: 0 E: 0 K: 0 S: 8	H: 0 LOB: 0 BB: 0 P: 7	R: 2 E: 0 K: 0 S: 11	H: 2 LOB: 0 BB: 0 P: 14	R: 1 E: 0 K: 1 S: 14	H: 3 LOB: 2 BB: 0 P: 20	R: 0 E: 0 K: 2 S: 11	H: 1 LOB: 1 BB: 0 P: 20	1B: 7 2B: 3 3B: 0 HR: 1	SF: 0 SAC: 0 DP: 0 HBP: 0	WP: 1 PB: 0 SB: 0 CS: 0	PA: 39							
<b>PITCHER</b>	IP	WLS	BF	H	R	ER	SO	BB	IBB	HBP	BLK	WP	HR	S	P	ERA	WHIP										
37 Jo-Jo Reyes, L ERA: 5.0	7.0	L	30	8	5	5	1	1	0	0	0	1	1	58	81	6.43	1.286										
54 Jason Frasor, R ERA: 1.76	1.0		5	2	0	0	1	0	0	0	0	0	0	11	17	0.00	2.000										
34 Marc Rzepczynski, L ERA: 2.3	1.0		4	1	0	0	2	0	0	0	0	0	0	11	20	0.00	1.000										

**Detroit Tigers @ Toronto Blue Jays**  
Rogers Centre, Toronto, ON  
Sun May 08 2011, 1:08 PM - 3:42 PM EDT  
Att: 17,392 - Partly Cloudy + 52 F

AB 38  
R 5  
H 11  
RBI 5  
BB 1  
SO 4  
LOB 20



Batter	1	2	3	4	5	6	7	8	9	AB	R	H	RBI	BB	SO	LOB	BOTTOM										
5 Yunel Escobar, R OBP: 0.316, SLG: 0.352										4	0	2	0	0	0	0											
16 Corey Patterson, L OBP: 0.302, SLG: 0.429										4	0	1	0	0	0	3											
19 José Bautista, R OBP: 0.521, SLG: 0.773										4	1	1	2	0	1	1											
20 Juan Rivera, R OBP: 0.321, SLG: 0.306										4	0	0	0	0	1	1											
2 Aaron Hill, R OBP: 0.264, SLG: 0.288										4	0	1	0	0	1	0											
9 J.P. Arencibia, R OBP: 0.304, SLG: 0.482										3	0	0	0	0	0	1											
10 Edwin Encarnación, R OBP: 0.272, SLG: 0.357										3	0	1	0	0	0	0											
40 David Cooper, L OBP: 0.185, SLG: 0.167										3	0	0	0	0	1	1											
11 Rajai Davis, R OBP: 0.217, SLG: 0.227										3	1	1	0	0	0	0											
<b>Inning Stats</b>	R: 0 E: 0 K: 0 S: 9	H: 1 LOB: 1 BB: 0 P: 16	R: 0 E: 0 K: 1 S: 11	H: 1 LOB: 0 BB: 0 P: 17	R: 2 E: 0 K: 0 S: 10	H: 3 LOB: 0 BB: 0 P: 18	R: 0 E: 0 K: 0 S: 6	H: 0 LOB: 0 BB: 0 P: 10	R: 0 E: 0 K: 0 S: 5	H: 0 LOB: 0 BB: 0 P: 6	R: 0 E: 0 K: 0 S: 4	H: 0 LOB: 0 BB: 0 P: 7	R: 0 E: 0 K: 0 S: 5	H: 1 LOB: 0 BB: 0 P: 9	R: 0 E: 0 K: 0 S: 10	H: 1 LOB: 1 BB: 0 P: 14	R: 0 E: 0 K: 3 S: 10	H: 0 LOB: 0 BB: 0 P: 13	1B: 4 2B: 2 3B: 0 HR: 1	SF: 0 SAC: 0 DP: 2 HBP: 0	WP: 0 PB: 0 SB: 0 CS: 0	PA: 32					
<b>PITCHER</b>	IP	WLS	BF	H	R	ER	SO	BB	IBB	HBP	BLK	WP	HR	S	P	ERA	WHIP										
31 Brad Penny, R ERA: 4.78	7.2	W	28	7	2	2	1	0	0	0	0	0	0	58	94	2.35	0.913										
55 Daniel Schereth, L ERA: 2.08	0.1	H	1	0	0	0	0	0	0	0	0	0	0	2	3	0.00	0.000										
46 Jose Valverde, R ERA: 1.84	1.0	S	3	0	0	0	3	0	0	0	0	0	0	10	13	0.00	0.000										

**Detroit Tigers @ Toronto Blue Jays**  
Rogers Centre, Toronto, ON  
Sun May 08 2011, 1:08 PM - 3:42 PM EDT  
Att: 17,392 - Partly Cloudy + 52 F

AB 32  
R 2  
H 7  
RBI 2  
BB 0  
SO 4  
LOB 7






Batter	1	2	3	4	5	6	7	8	9	AB	R	H	RBI	BB	SO	LOB	TOP										
14 Austin Jackson, R OBP: 0.278, SLG: 0.336	G5-3		K			G4-3	E5		K	6	1	4	0	2	4												
39 Ramon Santiago, S OBP: 0.320, SLG: 0.348	L9		K			L8				5	0	1	1	0	2	4											
26 Brennan Boesch, L OBP: 0.356, SLG: 0.422	K									4	2	0	0	1	2	4											
24 Miguel Cabrera, R OBP: 0.437, SLG: 0.548	K									4	1	0	0	1	2	1											
57 Casper Wells, R OBP: 0.304, SLG: 0.357										0	0	0	0	0	0	0											
41 Victor Martinez, S OBP: 0.344, SLG: 0.488	P2									4	2	3	3	1	0	0											
32 Don Kelly, L OBP: 0.317, SLG: 0.368										3	1	2	1	0	0	1											
15 Brandon Inge, R OBP: 0.262, SLG: 0.297										1	1	0	0	0	0	1											
27 Jhonny Peralta, R OBP: 0.338, SLG: 0.415										4	1	2	0	1	1	3											
13 Alex Avila, L OBP: 0.348, SLG: 0.576	K									3	1	1	0	2	1	3											
25 Ryan Raburn, R OBP: 0.271, SLG: 0.390										5	0	1	1	0	1	5											
Inning Stats	R: 0 E: 0 K: 1 S: 6	H: 0 LOB: 0 BB: 0 P: 7	R: 0 E: 0 K: 2 S: 11	H: 1 LOB: 2 BB: 1 P: 21	R: 0 E: 0 K: 2 S: 7	H: 0 LOB: 0 BB: 0 P: 12	R: 6 E: 0 K: 2 S: 26	H: 4 LOB: 1 BB: 2 P: 44	R: 0 E: 0 K: 1 S: 9	H: 1 LOB: 1 BB: 0 P: 12	R: 0 E: 0 K: 0 S: 8	H: 1 LOB: 1 BB: 0 P: 11	R: 4 E: 1 K: 2 S: 23	H: 3 LOB: 2 BB: 2 P: 42	R: 0 E: 0 K: 0 S: 4	H: 0 LOB: 0 BB: 1 P: 9	R: 0 E: 0 K: 1 S: 7	H: 1 LOB: 1 BB: 0 P: 11	1B: 5 2B: 5 3B: 0 HR: 1	SF: 0 SAC: 0 DP: 1 HBP: 1	WP: 1 PB: 0 SB: 1 CS: 0	PA: 46					
PITCHER	IP	WLS	BF	H	R	ER	SO	BB	IBB	HBP	BLK	WP	HR	S	P	ERA	WHIP										
23 Brandon Morrow, R ERA: 4.71	3.1	L	17	3	5	5	6	3	0	0	0	1	0	39	71	13.50	1.800										
57 Shawn Camp, R ERA: 2.5	2.2		12	4	1	1	2	0	0	0	0	0	0	28	36	3.38	1.500										
29 Octavio Dotel, R ERA: 7.2	0.2		3	4	4	2	2	2	0	1	0	0	1	21	37	54.00	7.500										
60 Jon Rauch, R ERA: 3.38	1.1		4	0	0	0	0	1	0	0	0	0	0	6	14	0.00	0.750										
44 Casey Janssen, R ERA: 1.88	1.0		4	1	0	0	1	0	0	0	0	0	0	7	11	0.00	1.000										
Batter	1	2	3	4	5	6	7	8	9	AB	R	H	RBI	BB	SO	LOB	BOTTOM										
5 Yunel Escobar, R OBP: 0.333, SLG: 0.384	FC5-4									3	1	2	1	2	1	1											
16 Corey Patterson, L OBP: 0.297, SLG: 0.427	FC5-4									5	2	1	2	0	2	3											
19 José Bautista, R OBP: 0.524, SLG: 0.772										4	0	2	1	1	0	2											
10 Edwin Encarnación, R OBP: 0.289, SLG: 0.350	F9									5	0	1	1	0	1	4											
2 Aaron Hill, R OBP: 0.273, SLG: 0.286										4	0	1	0	0	1	4											
20 Juan Rivera, R OBP: 0.316, SLG: 0.301	F9									5	0	1	0	0	1	3											
9 J.P. Arencibia, R OBP: 0.302, SLG: 0.466										3	0	0	0	1	1	2											
40 David Cooper, L OBP: 0.194, SLG: 0.148										3	1	0	0	1	1	2											
8 José Molina, R OBP: 0.327, SLG: 0.409	K									2	1	0	0	2	2	2											
Inning Stats	R: 1 E: 0 K: 1 S: 15	H: 2 LOB: 1 BB: 0 P: 22	R: 0 E: 0 K: 1 S: 12	H: 0 LOB: 1 BB: 1 P: 19	R: 1 E: 0 K: 1 S: 13	H: 2 LOB: 1 BB: 0 P: 19	R: 0 E: 0 K: 1 S: 10	H: 1 LOB: 1 BB: 0 P: 15	R: 0 E: 0 K: 1 S: 11	H: 0 LOB: 2 BB: 2 P: 22	R: 0 E: 0 K: 2 S: 8	H: 0 LOB: 0 BB: 0 P: 12	R: 0 E: 0 K: 2 S: 11	H: 0 LOB: 1 BB: 1 P: 21	R: 0 E: 0 K: 1 S: 14	H: 1 LOB: 1 BB: 0 P: 18	R: 3 E: 0 K: 0 S: 12	H: 2 LOB: 2 BB: 3 P: 32	1B: 5 2B: 2 3B: 0 HR: 1	SF: 0 SAC: 0 DP: 0 HBP: 1	WP: 1 PB: 0 SB: 1 CS: 0	PA: 42					
PITCHER	IP	WLS	BF	H	R	ER	SO	BB	IBB	HBP	BLK	WP	HR	S	P	ERA	WHIP										
37 Max Scherzer, R ERA: 3.2	5.0	W	23	5	2	2	5	3	0	0	0	0	1	61	97	3.60	1.600										
62 Al Alburquerque, R ERA: 1.46	2.0		7	0	0	0	4	1	0	0	0	0	0	19	33	0.00	0.500										
53 Joaquin Benoit, R ERA: 7.5	1.0		4	1	0	0	1	0	0	0	0	0	0	14	18	0.00	1.000										
45 Ryan Perry, R ERA: 9.0	0.2		7	2	3	3	0	3	0	1	0	0	0	8	25	40.50	7.500										
46 Jose Valverde, R ERA: 1.8	0.1		1	0	0	0	0	0	0	0	0	1	0	4	7	0.00	0.000										


Detroit Tigers @ Toronto Blue Jays  
Rogers Centre, Toronto, ON  
Mon May 09 2011, 7:11 PM - 10:36 PM EDT  
Att. 11,786 - Clear - 55 F

AB 39  
R 10  
H 11  
RBI 10  
BB 6  
SO 11  
LOB 26



Detroit Tigers @ Toronto Blue Jays  
Rogers Centre, Toronto, ON  
Mon May 09 2011, 7:11 PM - 10:36 PM EDT  
Att. 11,786 - Clear - 55 F

AB 34  
R 5  
H 8  
RBI 5  
BB 7  
SO 10  
LOB 23





Batter	1	2	3	4	5	6	7	8	9	AB	R	H	RBI	BB	SO	LOB	TOP										
14 Austin Jackson, R OBP: 0.287, SLG: 0.345	G2-3		G3-1 41 1B	20 BB		30 S	K		K	5	1	2	0	1	2	2											
20 Scott Sizemore, R OBP: 0.406, SLG: 0.308	F8		G3-1 41 1B	30 BB	30 G6-4-3		K		57 2B 41 FC3	3	2	1	1	2	1	1											
30 Magglio Ordonez, R OBP: 0.226, SLG: 0.232			G3-1		G6-4-3		K		41 FC3 27 PB	4	0	0	0	0	2	6											
57 Casper Wells, R OBP: 0.319, SLG: 0.395	K		G3-1		G6-4-3		K		41 FC3 27 PB	1	1	1	0	0	0	0											
24 Miguel Cabrera, R OBP: 0.442, SLG: 0.543		F9	41 1B						G1-3	3	2	1	0	2	0	2											
41 Victor Martinez, S OBP: 0.368, SLG: 0.523		27 HR							FC3 27 PB	4	2	3	4	1	0	1											
27 Jhonny Peralta, R OBP: 0.348, SLG: 0.438									G6-3	3	1	1	2	2	0	3											
26 Brennan Boesch, L OBP: 0.358, SLG: 0.421	G3				G6-4-3				F7	5	1	2	2	0	0	3											
15 Brandon Inge, R OBP: 0.260, SLG: 0.287	G6-3				G5-3				K	4	0	0	0	1	1	3											
13 Alex Avila, L OBP: 0.336, SLG: 0.553	G5-3				SH1-3				P5	4	0	0	0	0	0	2											
<b>Inning Stats</b>	R: 0 E: 0 K: 1 S: 9	H: 0 LOB: 0 BB: 0 P: 14	R: 2 E: 0 K: 0 S: 8	H: 1 LOB: 0 BB: 1 P: 18	R: 2 E: 0 K: 0 S: 12	H: 2 LOB: 2 BB: 2 P: 27	R: 1 E: 0 K: 0 S: 7	H: 1 LOB: 2 BB: 3 P: 19	R: 1 E: 0 K: 0 S: 10	H: 2 LOB: 1 BB: 1 P: 19	R: 0 E: 0 K: 2 S: 13	H: 1 LOB: 1 BB: 0 P: 19	R: 2 E: 0 K: 1 S: 18	H: 2 LOB: 2 BB: 2 P: 29	R: 2 E: 0 K: 0 S: 18	H: 2 LOB: 1 BB: 0 P: 26	R: 0 E: 0 K: 2 S: 9	H: 0 LOB: 0 BB: 0 P: 14	1B: 6 2B: 4 HR: 1	SF: 0 SAC: 1 DP: 2	WP: 0 PB: 1 SB: 1 CS: 0	PA: 46					
<b>PITCHER</b>	IP	WLS	BF	H	R	ER	SO	BB	IBB	HBP	BLK	WP	HR	S	P	ERA	WHIP										
47 Francisco Liriano, L ERA: 7.07	3.0	L	15	3	4	4	1	2	1	0	0	0	1	29	59	12.00	1.667										
52 Brian Duensing, L ERA: 3.32	2.0		11	3	2	2	0	3	1	0	0	0	0	17	38	9.00	3.000										
31 Alex Burnett, R ERA: 7.36	1.0		8	3	2	2	2	2	0	0	0	0	0	22	36	18.00	5.000										
37 Jim Hoey, R ERA: 7.36	2.0		9	2	2	2	1	0	0	0	0	0	0	27	38	9.00	1.000										
55 Matt Capps, R ERA: 2.95	1.0		3	0	0	0	2	0	0	0	0	0	0	9	14	0.00	0.000										

Detroit Tigers @ Minnesota Twins  
Target Field, Minneapolis, MN  
Tue May 10 2011, 7:10 PM - 11:28 PM CDT  
Att: 38,949 - Partly Cloudy - 87 F

AB	36
R	10
H	11
RBI	9
BB	9
SO	6
LOB	23



Batter	1	2	3	4	5	6	7	8	9	AB	R	H	RBI	BB	SO	LOB	BOTTOM											
2 Denard Span, L OBP: 0.362, SLG: 0.363	20 G3-1				F7		K		G5-3	4	0	1	0	1	1	3												
20 Matt Tolbert, S OBP: 0.183, SLG: 0.224	G3-1		F7		FC4-6				5 FC5 33 G4-3 HBP	3	0	0	0	0	0	3												
16 Jason Kubel, L OBP: 0.400, SLG: 0.504	F7				22 G5-3				L9	3	0	1	0	1	0	2												
33 Justin Morneau, L OBP: 0.265, SLG: 0.287	G3-1				L8		F7		G4-3	4	0	0	0	0	0	4												
12 Alexi Casilla, S OBP: 0.230, SLG: 0.250	G3-1				L8		F7		G4-3	0	0	0	0	0	0	0												
22 Danny Valencia, R OBP: 0.299, SLG: 0.347	G6-3				G5-3		G6-4-3		5 FC5 BB	3	0	0	0	1	0	2												
5 Michael Cuddyer, R OBP: 0.305, SLG: 0.342	F8				G5-3		G6-3		FC5	4	0	0	0	0	0	3												
23 Rene Tosoni, L OBP: 0.265, SLG: 0.290	G4-3								G3	3	2	1	1	0	0	0												
38 Luke Hughes, R OBP: 0.300, SLG: 0.339	G6-3								F9	3	0	1	1	1	0	0												
41 Drew Butera, R OBP: 0.149, SLG: 0.141										3	0	0	0	0	1	2												
11 Ben Revere, L OBP: 0.133, SLG: 0.133	K									1	0	1	0	0	0	0												
<b>Inning Stats</b>	R: 0 E: 0 K: 0 S: 8	H: 0 LOB: 1 BB: 1 P: 20	R: 0 E: 0 K: 0 S: 7	H: 0 LOB: 0 BB: 0 P: 12	R: 0 E: 0 K: 1 S: 9	H: 1 LOB: 1 BB: 0 P: 12	R: 0 E: 0 K: 0 S: 14	H: 1 LOB: 1 BB: 0 P: 22	R: 1 E: 0 K: 0 S: 12	H: 1 LOB: 0 BB: 1 P: 17	R: 0 E: 0 K: 0 S: 6	H: 0 LOB: 0 BB: 1 P: 13	R: 1 E: 0 K: 1 S: 17	H: 1 LOB: 1 BB: 0 P: 27	R: 0 E: 0 K: 0 S: 12	H: 0 LOB: 2 BB: 1 P: 22	R: 0 E: 0 K: 0 S: 13	H: 1 LOB: 0 BB: 0 P: 19	1B: 3 2B: 1 HR: 1	SF: 0 SAC: 0 DP: 1	WP: 0 PB: 0 SB: 0 CS: 0	PA: 37						
<b>PITCHER</b>	IP	WLS	BF	H	R	ER	SO	BB	IBB	HBP	BLK	WP	HR	S	P	ERA	WHIP											
21 Rick Porcello, R ERA: 3.87	5.0	W	20	3	1	1	1	2	0	0	0	0	0	1	50	83	1.80	1.000										
36 Brad Thomas, L ERA: 9.0	2.0		8	1	1	1	1	1	0	1	0	0	0	23	40	4.50	1.000											
55 Daniel Schlereth, L ERA: 1.93	1.0		5	0	0	0	0	1	0	1	0	0	0	12	22	0.00	1.000											
60 Brayan Villarreal, R ERA: 5.4	1.0		4	1	0	0	0	0	0	0	0	0	0	13	19	0.00	1.000											

Detroit Tigers @ Minnesota Twins  
Target Field, Minneapolis, MN  
Tue May 10 2011, 7:10 PM - 11:28 PM CDT  
Att: 38,949 - Partly Cloudy - 87 F

AB	31
R	2
H	5
RBI	2
BB	4
SO	2
LOB	19





Batter	1	2	3	4	5	6	7	8	9	AB	R	H	RBI	BB	SO	LOB	TOP							
14 Austin Jackson, R OBP: 0.284, SLG: 0.340										5	0	1	1	0	1	3								
20 Scott Sizemore, R OBP: 0.395, SLG: 0.267										4	1	0	0	2	1	1								
26 Brennan Boesch, L OBP: 0.366, SLG: 0.419										3	3	1	0	2	1	3								
57 Casper Wells, R OBP: 0.319, SLG: 0.395										0	0	0	0	0	0	0								
24 Miguel Cabrera, R OBP: 0.443, SLG: 0.545										3	1	1	2	1	2	3								
32 Don Kelly, L OBP: 0.317, SLG: 0.368										0	0	0	0	0	0	0								
27 Jhonny Peralta, R OBP: 0.353, SLG: 0.467										1	1	1	2	0	0	0								
41 Victor Martinez, S OBP: 0.390, SLG: 0.567										4	1	3	3	1	0	0								
25 Ryan Raburn, R OBP: 0.261, SLG: 0.375										5	0	0	0	0	2	6								
13 Alex Avila, L OBP: 0.339, SLG: 0.542										4	0	1	0	1	2	0								
39 Ramon Santiago, S OBP: 0.333, SLG: 0.347										3	1	1	0	1	1	2								
15 Brandon Inge, R OBP: 0.265, SLG: 0.308										5	1	2	1	0	1	3								
<b>Inning Stats</b>	R: 1 H: 1 E: 1 K: 1 S: 13	H: 1 LOB: 2 BB: 2 P: 26	R: 0 H: 0 E: 0 K: 2 S: 14	H: 0 LOB: 0 BB: 0 P: 17	R: 0 H: 0 E: 0 K: 1 S: 10	H: 0 LOB: 1 BB: 1 P: 17	R: 1 H: 2 E: 0 K: 2 S: 17	H: 2 LOB: 2 BB: 2 P: 22	R: 3 H: 3 E: 0 K: 1 S: 17	H: 3 LOB: 2 BB: 2 P: 28	R: 0 H: 1 E: 0 K: 2 S: 13	H: 1 LOB: 3 BB: 3 P: 25	R: 0 H: 1 E: 0 K: 1 S: 6	H: 1 LOB: 0 BB: 0 P: 8	R: 2 H: 1 E: 0 K: 1 S: 12	H: 1 LOB: 0 BB: 0 P: 20	R: 2 H: 2 E: 0 K: 0 S: 19	H: 2 LOB: 0 BB: 0 P: 25	1B: 7 2B: 1 3B: 1 HR: 2	SF: 0 SAC: 2 DP: 0 HBP: 0	WP: 1 PB: 0 SB: 1 CS: 0	PA: 47		
<b>PITCHER</b>	IP WLS BF H R ER SO BB IBB HBP BLK WP HR S P ERA WHIP	IP WLS BF H R ER SO BB IBB HBP BLK WP HR S P ERA WHIP	IP WLS BF H R ER SO BB IBB HBP BLK WP HR S P ERA WHIP	IP WLS BF H R ER SO BB IBB HBP BLK WP HR S P ERA WHIP	IP WLS BF H R ER SO BB IBB HBP BLK WP HR S P ERA WHIP	IP WLS BF H R ER SO BB IBB HBP BLK WP HR S P ERA WHIP	IP WLS BF H R ER SO BB IBB HBP BLK WP HR S P ERA WHIP	IP WLS BF H R ER SO BB IBB HBP BLK WP HR S P ERA WHIP	IP WLS BF H R ER SO BB IBB HBP BLK WP HR S P ERA WHIP	IP WLS BF H R ER SO BB IBB HBP BLK WP HR S P ERA WHIP	IP WLS BF H R ER SO BB IBB HBP BLK WP HR S P ERA WHIP	IP WLS BF H R ER SO BB IBB HBP BLK WP HR S P ERA WHIP	IP WLS BF H R ER SO BB IBB HBP BLK WP HR S P ERA WHIP	IP WLS BF H R ER SO BB IBB HBP BLK WP HR S P ERA WHIP	IP WLS BF H R ER SO BB IBB HBP BLK WP HR S P ERA WHIP	IP WLS BF H R ER SO BB IBB HBP BLK WP HR S P ERA WHIP	IP WLS BF H R ER SO BB IBB HBP BLK WP HR S P ERA WHIP	IP WLS BF H R ER SO BB IBB HBP BLK WP HR S P ERA WHIP	IP WLS BF H R ER SO BB IBB HBP BLK WP HR S P ERA WHIP	IP WLS BF H R ER SO BB IBB HBP BLK WP HR S P ERA WHIP	IP WLS BF H R ER SO BB IBB HBP BLK WP HR S P ERA WHIP	IP WLS BF H R ER SO BB IBB HBP BLK WP HR S P ERA WHIP	IP WLS BF H R ER SO BB IBB HBP BLK WP HR S P ERA WHIP	IP WLS BF H R ER SO BB IBB HBP BLK WP HR S P ERA WHIP

Detroit Tigers @ Minnesota Twins  
Target Field, Minneapolis, MN  
Wed May 11 2011, 12:11 PM - 4:03 PM CDT  
Att: 38,938 - Overcast - 70 F

AB 37  
R 9  
H 11  
RBI 9  
BB 8  
SO 11  
LOB 21



Batter	1	2	3	4	5	6	7	8	9	AB	R	H	RBI	BB	SO	LOB	BOTTOM								
2 Denard Span, L OBP: 0.357, SLG: 0.353										4	1	0	0	1	1	2									
38 Luke Hughes, R OBP: 0.292, SLG: 0.344										5	1	1	1	0	0	2									
16 Jason Kubel, L OBP: 0.414, SLG: 0.532										3	1	2	4	2	0	0									
33 Justin Morneau, L OBP: 0.279, SLG: 0.313										4	1	2	0	1	1	2									
22 Danny Valencia, R OBP: 0.302, SLG: 0.349										5	0	2	0	0	0	4									
5 Michael Cuddyer, R OBP: 0.309, SLG: 0.347										4	0	1	1	1	1	4									
23 Rene Tosoni, L OBP: 0.237, SLG: 0.257										4	0	0	0	0	4	4									
32 René Rivera, R										2	1	0	0	1	1	1									
11 Ben Revers, L OBP: 0.188, SLG: 0.188										1	1	1	0	0	0	0									
41 Drew Butera, R OBP: 0.149, SLG: 0.141										0	0	0	0	0	0	0									
20 Matt Tolbert, S OBP: 0.203, SLG: 0.258										4	1	2	0	0	0	1									
<b>Inning Stats</b>	R: 0 H: 0 E: 0 K: 0 S: 8	H: 2 LOB: 0 BB: 0 P: 12	R: 1 H: 2 E: 0 K: 1 S: 13	H: 2 LOB: 1 BB: 0 P: 15	R: 1 H: 2 E: 0 K: 0 S: 13	H: 2 LOB: 1 BB: 0 P: 20	R: 0 H: 1 E: 0 K: 1 S: 6	H: 1 LOB: 0 BB: 0 P: 8	R: 0 H: 0 E: 0 K: 1 S: 6	H: 0 LOB: 3 BB: 3 P: 9	R: 0 H: 0 E: 0 K: 1 S: 13	H: 0 LOB: 3 BB: 3 P: 28	R: 4 H: 4 E: 0 K: 1 S: 20	H: 4 LOB: 2 BB: 2 P: 40	R: 1 H: 2 E: 1 K: 2 S: 18	H: 2 LOB: 1 BB: 0 P: 26	R: 0 H: 0 E: 0 K: 1 S: 8	H: 0 LOB: 1 BB: 1 P: 15	1B: 5 2B: 6 3B: 0 HR: 1	SF: 0 SAC: 0 DP: 2 HBP: 0	WP: 1 PB: 1 SB: 0 CS: 1	PA: 42			
<b>PITCHER</b>	IP WLS BF H R ER SO BB IBB HBP BLK WP HR S P ERA WHIP	IP WLS BF H R ER SO BB IBB HBP BLK WP HR S P ERA WHIP	IP WLS BF H R ER SO BB IBB HBP BLK WP HR S P ERA WHIP	IP WLS BF H R ER SO BB IBB HBP BLK WP HR S P ERA WHIP	IP WLS BF H R ER SO BB IBB HBP BLK WP HR S P ERA WHIP	IP WLS BF H R ER SO BB IBB HBP BLK WP HR S P ERA WHIP	IP WLS BF H R ER SO BB IBB HBP BLK WP HR S P ERA WHIP	IP WLS BF H R ER SO BB IBB HBP BLK WP HR S P ERA WHIP	IP WLS BF H R ER SO BB IBB HBP BLK WP HR S P ERA WHIP	IP WLS BF H R ER SO BB IBB HBP BLK WP HR S P ERA WHIP	IP WLS BF H R ER SO BB IBB HBP BLK WP HR S P ERA WHIP	IP WLS BF H R ER SO BB IBB HBP BLK WP HR S P ERA WHIP	IP WLS BF H R ER SO BB IBB HBP BLK WP HR S P ERA WHIP	IP WLS BF H R ER SO BB IBB HBP BLK WP HR S P ERA WHIP	IP WLS BF H R ER SO BB IBB HBP BLK WP HR S P ERA WHIP	IP WLS BF H R ER SO BB IBB HBP BLK WP HR S P ERA WHIP	IP WLS BF H R ER SO BB IBB HBP BLK WP HR S P ERA WHIP	IP WLS BF H R ER SO BB IBB HBP BLK WP HR S P ERA WHIP	IP WLS BF H R ER SO BB IBB HBP BLK WP HR S P ERA WHIP	IP WLS BF H R ER SO BB IBB HBP BLK WP HR S P ERA WHIP	IP WLS BF H R ER SO BB IBB HBP BLK WP HR S P ERA WHIP	IP WLS BF H R ER SO BB IBB HBP BLK WP HR S P ERA WHIP	IP WLS BF H R ER SO BB IBB HBP BLK WP HR S P ERA WHIP	IP WLS BF H R ER SO BB IBB HBP BLK WP HR S P ERA WHIP	IP WLS BF H R ER SO BB IBB HBP BLK WP HR S P ERA WHIP

Detroit Tigers @ Minnesota Twins  
Target Field, Minneapolis, MN  
Wed May 11 2011, 12:11 PM - 4:03 PM CDT  
Att: 38,938 - Overcast - 70 F

AB 36  
R 7  
H 11  
RBI 6  
BB 6  
SO 8  
LOB 20





Batter	1	2	3	4	5	6	7	8	9	AB	R	H	RBI	BB	SO	LOB	TOP										
17 Chris Getz, L OBP: 0.300, SLG: 0.265										4	0	0	0	0	0	2	<b>Kansas City Royals @ Detroit Tigers</b> Comerica Park, Detroit, MI Fri May 13 2011, 7:08 PM - 9:30 PM EDT Att: 33,641 - Partly Cloudy - 77 F										
53 Melky Cabrera, S OBP: 0.316, SLG: 0.478										4	0	1	1	0	0	1											
4 Alex Gordon, L OBP: 0.352, SLG: 0.473										4	0	1	0	0	2	1											
16 Billy Butler, R OBP: 0.406, SLG: 0.436										2	0	0	0	2	1	1											
21 Jeff Francoeur, R OBP: 0.342, SLG: 0.548										4	0	0	0	0	1	3											
35 Eric Hosmer, L OBP: 0.387, SLG: 0.600										4	0	0	0	0	2	3											
13 Mike Aviles, R OBP: 0.284, SLG: 0.495										3	0	0	0	0	1	2											
15 Matt Treanor, R OBP: 0.379, SLG: 0.343										3	0	1	0	0	2	0											
2 Alcides Escobar, R OBP: 0.259, SLG: 0.273										2	1	0	0	1	0	1											
<b>Inning Stats</b>	R: 0 E: 0 K: 1 S: 9	H: 0 LOB: 0 BB: 0 P: 12	R: 0 E: 0 K: 0 S: 8	H: 0 LOB: 1 BB: 1 P: 16	R: 0 E: 0 K: 1 S: 11	H: 0 LOB: 0 BB: 0 P: 13	R: 0 E: 0 K: 0 S: 4	H: 0 LOB: 0 BB: 0 P: 9	R: 0 E: 0 K: 1 S: 7	H: 0 LOB: 0 BB: 0 P: 11	R: 1 E: 0 K: 2 S: 11	H: 1 LOB: 1 BB: 1 P: 19	R: 0 E: 0 K: 2 S: 9	H: 0 LOB: 1 BB: 1 P: 16	R: 0 E: 0 K: 0 S: 7	H: 1 LOB: 1 BB: 0 P: 9		R: 0 E: 0 K: 2 S: 9	H: 1 LOB: 1 BB: 0 P: 12	1B: 1 2B: 1 3B: 1 HR: 0	SF: 0 SAC: 0 DP: 0 HBP: 0	WP: 1 PB: 0 SB: 1 CS: 0	PA: 33				
<b>PITCHER</b>	IP	WLS	BF	H	R	ER	SO	BB	IBB	HBP	BLK	WP	HR	S	P	ERA	WHIP										
35 Justin Verlander, R ERA: 2.91	8.0	W	29	2	1	1	7	3	0	0	0	0	0	66	105	1.12	0.625										
46 Jose Valverde, R ERA: 1.59	1.0	S	4	1	0	0	2	0	0	0	0	1	0	9	12	0.00	1.000										


Batter	1	2	3	4	5	6	7	8	9	AB	R	H	RBI	BB	SO	LOB	BOTTOM										
14 Austin Jackson, R OBP: 0.289, SLG: 0.359										3	1	1	1	1	0	0	<b>Kansas City Royals @ Detroit Tigers</b> Comerica Park, Detroit, MI Fri May 13 2011, 7:08 PM - 9:30 PM EDT Att: 33,641 - Partly Cloudy - 77 F										
20 Scott Sizemore, R OBP: 0.381, SLG: 0.265										4	0	1	0	0	1	1											
26 Brennan Boesch, L OBP: 0.363, SLG: 0.414										4	0	1	0	0	0	1											
57 Casper Wells, R OBP: 0.319, SLG: 0.395										0	0	0	0	0	0	0											
24 Miguel Cabrera, R OBP: 0.439, SLG: 0.544										4	0	1	0	0	1	2											
41 Victor Martinez, S OBP: 0.394, SLG: 0.559										3	1	1	0	1	0	0											
32 Don Kelly, L OBP: 0.318, SLG: 0.366										3	0	1	0	0	0	2											
27 Jhonny Peralta, R OBP: 0.360, SLG: 0.492										2	1	1	1	1	1	2											
13 Alex Avila, L OBP: 0.331, SLG: 0.527										3	0	0	1	0	1	4											
15 Brandon Inge, R OBP: 0.259, SLG: 0.301										3	0	0	0	0	1	1											
<b>Inning Stats</b>	R: 1 E: 0 K: 0 S: 9	H: 2 LOB: 0 BB: 0 P: 10	R: 1 E: 0 K: 1 S: 9	H: 2 LOB: 1 BB: 0 P: 13	R: 0 E: 0 K: 0 S: 11	H: 1 LOB: 1 BB: 1 P: 18	R: 1 E: 0 K: 1 S: 15	H: 1 LOB: 0 BB: 0 P: 25	R: 0 E: 0 K: 1 S: 9	H: 0 LOB: 0 BB: 0 P: 13	R: 0 E: 0 K: 0 S: 9	H: 1 LOB: 3 BB: 2 P: 23	R: 0 E: 0 K: 1 S: 9	H: 0 LOB: 0 BB: 0 P: 11	R: 0 E: 0 K: 1 S: 5	H: 0 LOB: 0 BB: 0 P: 10	1B: 4 2B: 1 3B: 0 HR: 2	SF: 0 SAC: 0 DP: 1 HBP: 0	WP: 0 PB: 0 SB: 1 CS: 0	PA: 32							
<b>PITCHER</b>	IP	WLS	BF	H	R	ER	SO	BB	IBB	HBP	BLK	WP	HR	S	P	ERA	WHIP										
44 Luke Hochevar, R ERA: 4.87	6.0	L	26	7	3	3	3	2	1	0	0	0	0	13	102	4.50	1.500										
31 Louis Coleman, R ERA: 1.93	1.2		5	0	0	0	2	0	0	0	0	0	0	13	18	0.00	0.000										
55 Tim Collins, L ERA: 3.38	0.1		1	0	0	0	0	0	0	0	0	0	0	1	3	0.00	0.000										




Batter	1	2	3	4	5	6	7	8	9	AB	R	H	RBI	BB	SO	LOB	TOP					
13 Mike Aviles, R OBP: 0.283, SLG: 0.486	(1, 4) G6-3		(2) G4-3			(1) G6-3		(1) G6-3 1B		4	0	1	0	0	0	0	<b>Kansas City Royals @ Detroit Tigers</b> Comerica Park, Detroit, MI Sat May 14 2011, 4:14 PM - 6:35 PM EDT Att: 37,647 - Cloudy - 62 F					
53 Melky Cabrera, S OBP: 0.309, SLG: 0.467	(1, 8) G6-3		(3) L7			(2) K		(3) G4-3		4	0	0	0	0	1	1						
4 Alex Gordon, L OBP: 0.349, SLG: 0.468	(1, 7) FC6-4 1B				(1) F7				(1) K	4	0	1	0	0	1	0						
16 Billy Butler, R OBP: 0.402, SLG: 0.438	(1, 10) FC6-4				(2) FC6-4 2B				(2) K	4	0	1	0	0	1	1						
21 Jeff Francoeur, R OBP: 0.345, SLG: 0.550	(1, 9)	(1) F8			(2) L9				(3) BB	3	0	1	0	1	0	1						
35 Eric Hosmer, L OBP: 0.343, SLG: 0.517	(1, 3) G4-3				(3) F8				(3) F8	4	0	0	0	0	0	3						
24 Wilson Betemit, S OBP: 0.383, SLG: 0.462	(1, 5) G4-3 1B								(3) F8	3	0	1	0	0	1	1						
3 Brayan Peña, S OBP: 0.277, SLG: 0.304	(1, 2) P5									3	0	0	0	0	0	1						
2 Alcides Escobar, R OBP: 0.253, SLG: 0.268	(1, 6) G5-3									3	0	0	0	0	0	0	<b>AB 32</b> <b>R 0</b> <b>H 5</b> <b>RBI 0</b> <b>BB 1</b> <b>SO 4</b> <b>LOB 8</b>					
<b>Inning Stats</b>	R: 0 E: 0 K: 0 S: 10	H: 1 LOB: 1 BB: 0 P: 17	R: 0 E: 0 K: 0 S: 7	H: 1 LOB: 1 BB: 0 P: 9	R: 0 E: 0 K: 0 S: 6	H: 0 LOB: 0 BB: 0 P: 10	R: 0 E: 0 K: 0 S: 9	H: 1 LOB: 1 BB: 0 P: 14	R: 0 E: 0 K: 1 S: 9	H: 0 LOB: 0 BB: 0 P: 16	R: 0 E: 0 K: 1 S: 10	H: 0 LOB: 0 BB: 0 P: 16	R: 0 E: 0 K: 0 S: 5	H: 1 LOB: 1 BB: 0 P: 9	R: 0 E: 0 K: 0 S: 13	H: 1 LOB: 1 BB: 0 P: 19	R: 0 E: 0 K: 2 S: 11	H: 0 LOB: 1 BB: 1 P: 16	1B: 3 2B: 2 3B: 0 HR: 0	SF: 0 SAC: 0 DP: 0 HBP: 0	WP: 0 PB: 0 SB: 0 CS: 0	PA: 33
<b>PITCHER</b>	IP WLS BF H R ER SO BB IBB HBP BLK WP HR S P ERA WHIP																					
31 Brad Penny, R ERA: 4.11	(1, 1) 8.0 W 29 5 0 0 2 0 0 0 0 0 0 0 69 110 0.00 0.625																					
46 Jose Valverde, R ERA: 1.5	(9, 1) 1.0 S 4 0 0 0 2 1 0 0 0 0 0 0 0 11 16 0.00 1.000																					

Batter	1	2	3	4	5	6	7	8	9	AB	R	H	RBI	BB	SO	LOB	BOTTOM					
14 Austin Jackson, R OBP: 0.288, SLG: 0.357	(1, 8) SH5-3 2B		(2) G1-3			(1) G5-3		(2) K2-3		4	1	1	0	0	1	0	<b>Kansas City Royals @ Detroit Tigers</b> Comerica Park, Detroit, MI Sat May 14 2011, 4:14 PM - 6:35 PM EDT Att: 37,647 - Cloudy - 62 F					
20 Scott Sizemore, R OBP: 0.391, SLG: 0.289	(1, 4) SH5-3 1B		(3) G6-3			(3) G5-3 1B		(3) G5-3		4	1	2	0	0	0	0						
25 Ryan Raburn, R OBP: 0.295, SLG: 0.366	(1, 7) SH5-3				(1) P4				(1) F8	3	0	0	0	0	0	1						
24 Miguel Cabrera, R OBP: 0.440, SLG: 0.540	(1, 3) SH5-3 1B				(2) FC5-4 1B				(2) F8	3	1	1	1	1	1	1						
41 Victor Martinez, S OBP: 0.389, SLG: 0.546	(1, 2) SH5-3 1B				(3) FC6-4 BB				(3) F8	4	0	1	1	0	0	1						
27 Jhonny Peralta, R OBP: 0.366, SLG: 0.504	(1, 6) SH5-3 1B				(2) L8				(3) G6-3	3	0	2	1	0	0	1						
26 Brennan Boesch, L OBP: 0.356, SLG: 0.495	(1, 10) P6				(3) FC6-4				(3) G6-3	3	0	2	1	0	0	1						
57 Casper Wells, R OBP: 0.300, SLG: 0.370	(1, 9) K				(1) P6				(2) G4-3	3	0	0	0	0	0	3						
15 Brandon Inge, R OBP: 0.254, SLG: 0.294	(1, 5) F9				(2) F8				(3) F9	3	0	0	0	0	1	3						
<b>Inning Stats</b>	R: 3 E: 0 K: 1 S: 15	H: 5 LOB: 2 BB: 0 P: 22	R: 0 E: 0 K: 0 S: 9	H: 0 LOB: 0 BB: 0 P: 14	R: 0 E: 0 K: 0 S: 9	H: 0 LOB: 1 BB: 1 P: 17	R: 0 E: 0 K: 1 S: 5	H: 0 LOB: 0 BB: 0 P: 7	R: 0 E: 0 K: 0 S: 6	H: 1 LOB: 1 BB: 0 P: 12	R: 0 E: 0 K: 0 S: 6	H: 1 LOB: 1 BB: 0 P: 10	R: 0 E: 0 K: 1 S: 8	H: 0 LOB: 0 BB: 0 P: 13	R: 0 E: 0 K: 1 S: 11	H: 0 LOB: 0 BB: 0 P: 17	R: 0 E: 0 K: 1 S: 11	H: 0 LOB: 0 BB: 0 P: 17	1B: 6 2B: 1 3B: 0 HR: 0	SF: 0 SAC: 1 DP: 0 HBP: 0	WP: 0 PB: 0 SB: 0 CS: 0	PA: 32
<b>PITCHER</b>	IP WLS BF H R ER SO BB IBB HBP BLK WP HR S P ERA WHIP																					
26 Jeff Francis, L ERA: 4.83	(1, 1) 8.0 L 32 7 3 3 4 1 0 0 0 0 0 0 69 112 3.38 1.000																					

**AB 32**  
**R 0**  
**H 5**  
**RBI 0**  
**BB 1**  
**SO 4**  
**LOB 8**



**AB 30**  
**R 3**  
**H 7**  
**RBI 3**  
**BB 1**  
**SO 4**  
**LOB 10**






Batter	1	2	3	4	5	6	7	8	9	AB	R	H	RBI	BB	SO	LOB	TOP			
5 Yuliel Escobar, R OBP: 0.371, SLG: 0.404										3	0	2	1	1	0	0				
16 Corey Patterson, L OBP: 0.313, SLG: 0.431										5	0	1	0	0	0	1	3			
19 José Bautista, R OBP: 0.516, SLG: 0.849										5	1	2	0	0	0	1				
10 Edwin Encarnación, R OBP: 0.279, SLG: 0.350										5	1	2	0	0	0	4				
2 Aaron Hill, R OBP: 0.274, SLG: 0.299										4	1	2	1	0	1	2				
20 Juan Rivera, R OBP: 0.295, SLG: 0.266										3	0	0	1	0	0	4				
9 J.P. Arencibia, R OBP: 0.300, SLG: 0.481										3	1	1	1	0	0	2				
11 Rajai Davis, R OBP: 0.284, SLG: 0.311										4	0	2	0	0	0	0				
6 John McDonald, R OBP: 0.276, SLG: 0.326										3	0	0	0	0	0	1				
<b>Inning Stats</b>	R: 0 E: 0 K: 1 S: 10	H: 1 LOB: 1 BB: 0 P: 15	R: 0 E: 0 K: 0 S: 7	H: 0 LOB: 0 BB: 0 P: 10	R: 0 E: 0 K: 0 S: 11	H: 1 LOB: 1 BB: 0 P: 17	R: 0 E: 0 K: 0 S: 9	H: 2 LOB: 2 BB: 0 P: 18	R: 0 E: 0 K: 1 S: 10	H: 2 LOB: 2 BB: 0 P: 13	R: 1 E: 0 K: 0 S: 11	H: 2 LOB: 1 BB: 0 P: 18	R: 3 E: 0 K: 0 S: 14	H: 4 LOB: 1 BB: 0 P: 21	R: 0 E: 1 K: 0 S: 8	H: 0 LOB: 1 BB: 0 P: 10	1B: 11 2B: 1 3B: 0 HR: 0	SF: 3 SH: 1 DP: 0 HBP: 0	WP: 0 PA: 41 PB: 0 SB: 0 CS: 1	
<b>PITCHER</b>	IP WLS BF H R ER SO BB IBB HBP BLK WP HR S P ERA WHIP	7.0 L 29 8 1 0 2 1 0 0 0 0 0 67 108 0.00 1.286	1.0 L 7 4 3 3 0 0 0 0 0 0 0 14 21 27.00 4.000	1.0 4 0 0 0 0 0 0 0 0 0 8 10 0.00 0.000																

Toronto Blue Jays @ Detroit Tigers  
Comerica Park, Detroit, MI  
Mon May 16 2011, 7:07 PM - 9:59 PM EDT  
Att: 20,444 - Cloudy - 44 F

livebaseballscores.com

AB 35  
R 4  
H 12  
RBI 4  
BB 1  
SO 2  
LOB 17




Batter	1	2	3	4	5	6	7	8	9	AB	R	H	RBI	BB	SO	LOB	BOTTOM				
14 Austin Jackson, R OBP: 0.293, SLG: 0.356										3	1	1	0	1	0	1					
12 Andy Dirks, L OBP: 0.687, SLG: 0.500										2	0	1	0	1	0	2					
25 Ryan Raburn, R OBP: 0.254, SLG: 0.364											3	0	0	0	1	0	0				
26 Brennan Boesch, L OBP: 0.353, SLG: 0.396										3	0	0	0	1	0	0					
24 Miguel Cabrera, R OBP: 0.441, SLG: 0.536										1	0	0	1	2	0	0					
41 Victor Martinez, S OBP: 0.375, SLG: 0.525										4	0	0	0	0	0	4					
27 Jhonny Peralta, R OBP: 0.363, SLG: 0.519										4	1	1	1	0	1	2					
13 Alex Avila, L OBP: 0.336, SLG: 0.518										2	0	0	0	2	0	0					
15 Brandon Inge, R OBP: 0.255, SLG: 0.295										3	0	1	0	0	1	1					
39 Ramon Santiago, S OBP: 0.316, SLG: 0.327										3	0	0	0	0	0	2					
32 Don Kelly, L OBP: 0.311, SLG: 0.357										1	0	0	0	0	0	1					
<b>Inning Stats</b>	R: 1 E: 0 K: 0 S: 9	H: 1 LOB: 2 BB: 0 P: 23	R: 0 E: 0 K: 2 S: 10	H: 0 LOB: 0 BB: 0 P: 17	R: 0 E: 0 K: 0 S: 9	H: 1 LOB: 0 BB: 0 P: 15	R: 0 E: 0 K: 0 S: 3	H: 0 LOB: 1 BB: 1 P: 9	R: 0 E: 0 K: 0 S: 11	H: 1 LOB: 2 BB: 1 P: 19	R: 0 E: 0 K: 0 S: 10	H: 0 LOB: 1 BB: 1 P: 18	R: 0 E: 0 K: 0 S: 6	H: 0 LOB: 1 BB: 1 P: 12	R: 0 E: 0 K: 0 S: 4	H: 0 LOB: 0 BB: 0 P: 8	R: 1 E: 0 K: 0 S: 16	H: 1 LOB: 1 BB: 1 P: 26	1B: 3 2B: 0 3B: 0 HR: 1	SF: 1 SH: 0 DP: 1 HBP: 0	WP: 0 PA: 37 PB: 0 SB: 1 CS: 0
<b>PITCHER</b>	IP WLS BF H R ER SO BB IBB HBP BLK WP HR S P ERA WHIP	7.0 W 28 3 1 1 2 6 0 0 0 0 0 58 113 1.29 1.286	1.0 H 3 0 0 0 0 0 0 0 0 0 0 4 8 0.00 0.000	1.0 S 5 1 1 1 0 1 0 0 0 0 0 1 16 26 9.00 2.000																	

Toronto Blue Jays @ Detroit Tigers  
Comerica Park, Detroit, MI  
Mon May 16 2011, 7:07 PM - 9:59 PM EDT  
Att: 20,444 - Cloudy - 44 F

livebaseballscores.com

AB 27  
R 2  
H 4  
RBI 2  
BB 7  
SO 2  
LOB 13





Batter	1	2	3	4	5	6	7	8	9	AB	R	H	RBI	BB	SO	LOB	TOP																
14 Austin Jackson, R OBP: 0.292, SLG: 0.360										4	0	1	0	0	2	4																	
20 Scott Sizemore, R OBP: 0.397, SLG: 0.268										3	0	0	0	0	2	0																	
26 Brennan Boesch, L OBP: 0.344, SLG: 0.384										4	0	0	0	0	1	1																	
24 Miguel Cabrera, R OBP: 0.367, SLG: 0.535										4	0	1	0	0	0	1																	
41 Victor Martinez, S OBP: 0.371, SLG: 0.524										4	0	1	0	0	0	1																	
12 Andy Dirks, L OBP: 0.667, SLG: 0.500										0	0	0	0	0	0	0																	
27 Jhonny Peralta, R OBP: 0.360, SLG: 0.507										3	0	0	0	0	1	1																	
13 Alex Avila, L OBP: 0.341, SLG: 0.526										4	0	2	0	0	2	2																	
25 Ryan Raburn, R OBP: 0.247, SLG: 0.353										4	0	0	0	0	2	5																	
15 Brandon Inge, R OBP: 0.264, SLG: 0.292										1	0	0	0	1	0	1																	
<b>Inning Stats</b>	R: 0 H: 0 E: 0 K: 2 S: 17	H: 0 LOB: 0 BB: 0 P: 26	R: 0 H: 0 E: 0 K: 1 S: 8	H: 0 LOB: 0 BB: 0 P: 13	R: 0 H: 0 E: 0 K: 1 S: 9	H: 0 LOB: 1 BB: 1 P: 16	R: 0 H: 1 E: 0 K: 1 S: 11	H: 1 LOB: 1 BB: 0 P: 16	R: 0 H: 1 E: 0 K: 0 S: 10	H: 1 LOB: 1 BB: 0 P: 15	R: 0 H: 1 E: 0 K: 2 S: 16	H: 1 LOB: 3 BB: 0 P: 27	R: 0 H: 0 E: 0 K: 1 S: 12	H: 0 LOB: 2 BB: 0 P: 19	R: 0 H: 1 E: 0 K: 2 S: 13	H: 1 LOB: 2 BB: 0 P: 16	1B: 1 2B: 4 3B: 0 HR: 0	SF: 0 SAC: 1 DP: 0 HBP: 2	WP: 0 PB: 0 SB: 0 CS: 0	PA: 35													
<b>PITCHER</b>	IP WLS BF H R ER SO BB IBB HBP BLK WP HR S P ERA WHIP																																
11 Clay Buchholz, R ERA: 3.42	7.0	28	4	0	0	7	1	0	2	0	0	0	0	79	127	0.00	0.714																
51 Daniel Bard, R ERA: 2.86	1.0	W	3	0	0	0	1	0	0	0	0	0	0	12	19	0.00	0.000																
58 Jonathan Papelbon, R ERA: 2.95	1.0	S	4	1	0	0	2	0	0	0	0	0	0	13	16	0.00	1.000																

**Detroit Tigers @ Boston Red Sox**  
Fenway Park, Boston, MA  
Wed May 18 2011, 7:16 PM - 10:40 PM EDT  
Att: 37,311 - Drizzle - 51 F

AB 31  
R 0  
H 5  
RBI 0  
BB 1  
SO 10  
LOB 16



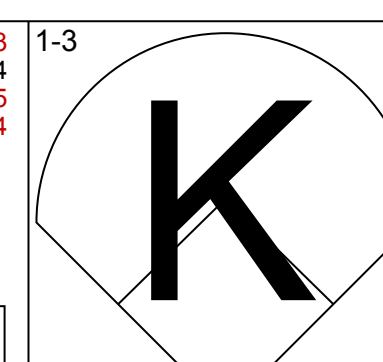
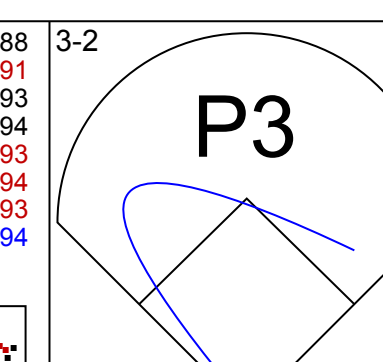
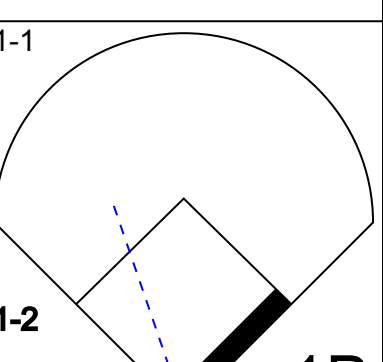
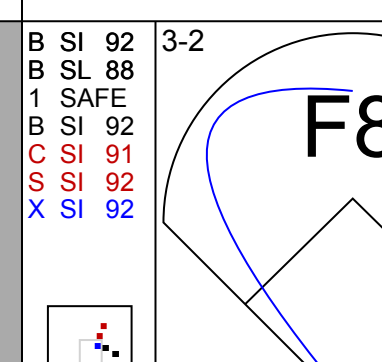
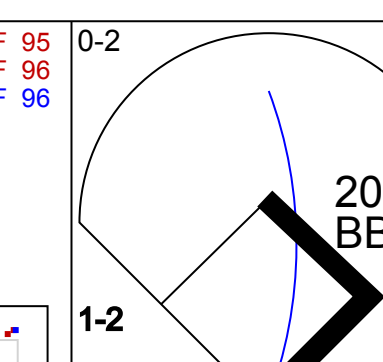
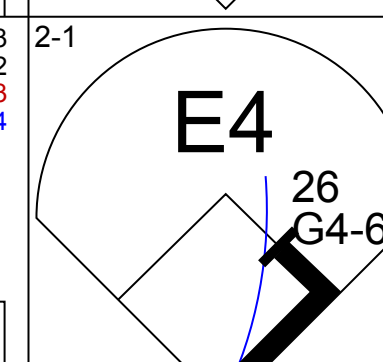
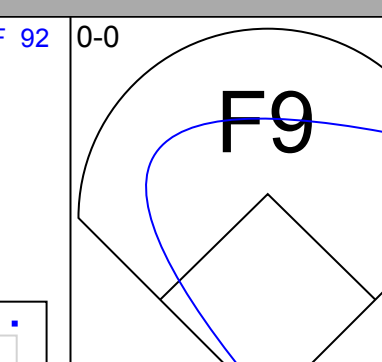
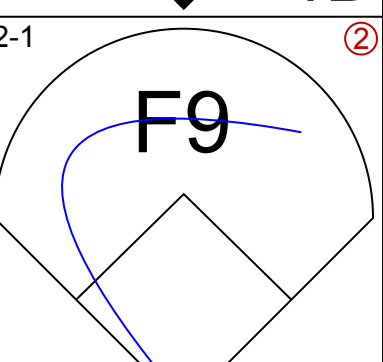
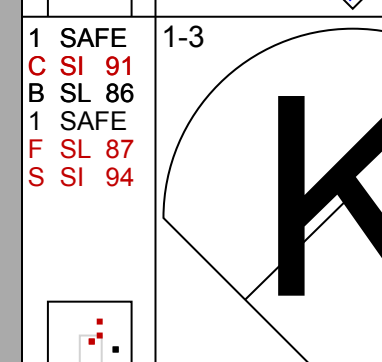
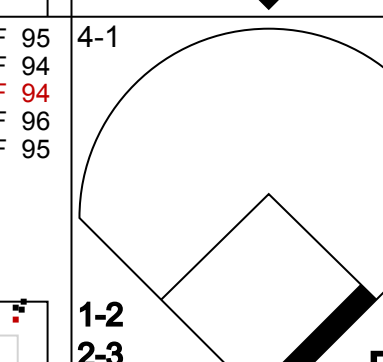
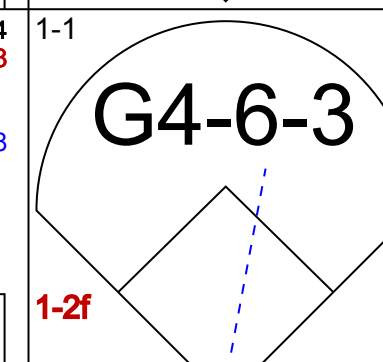
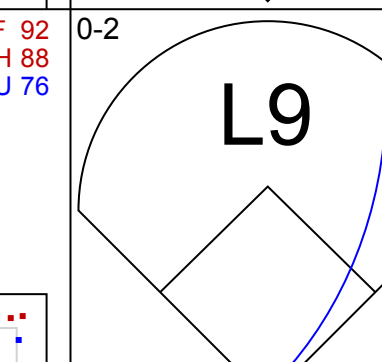
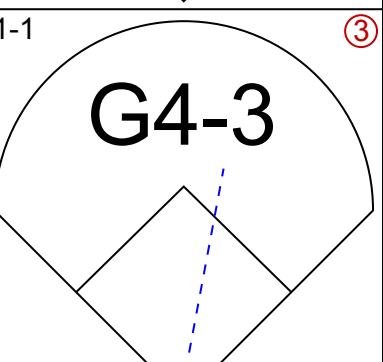
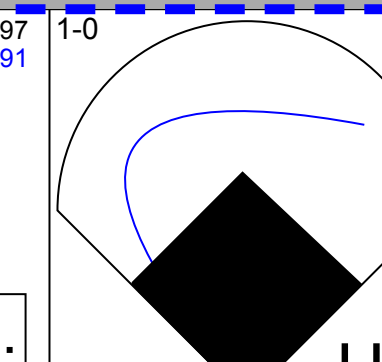
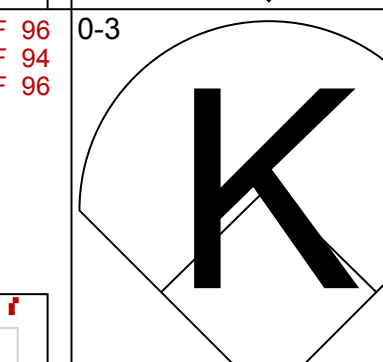

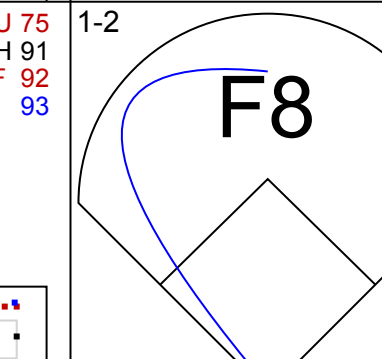

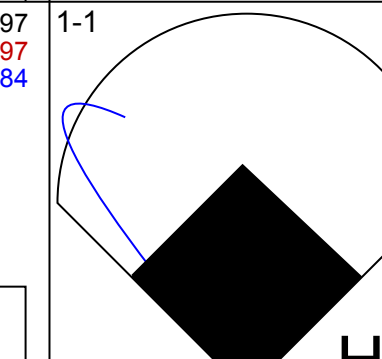
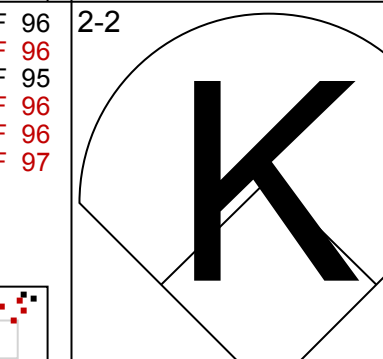
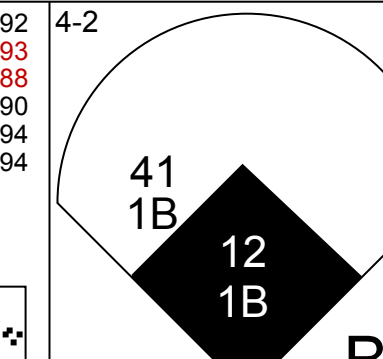
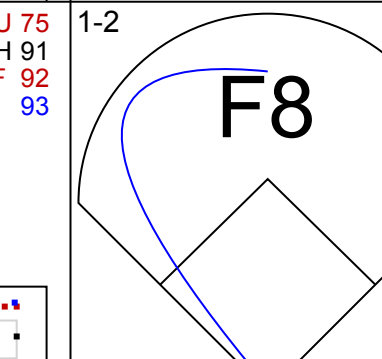

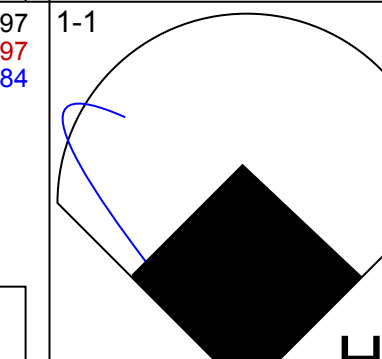
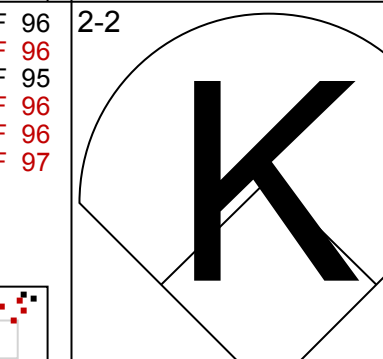
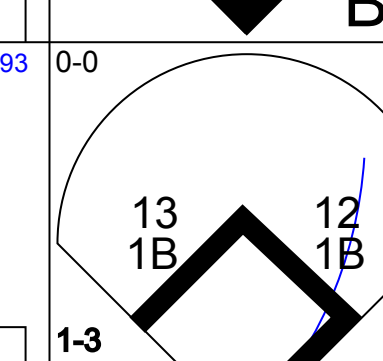
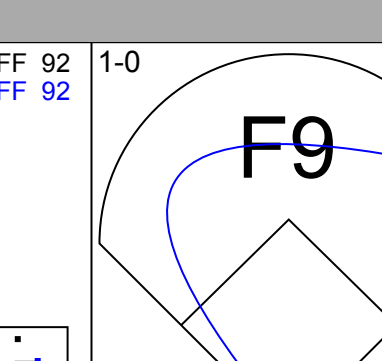
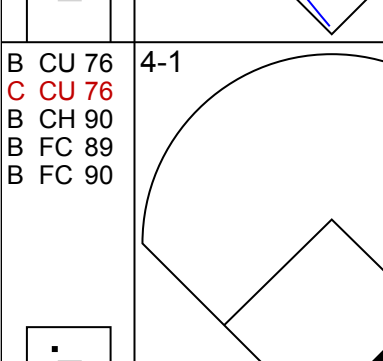
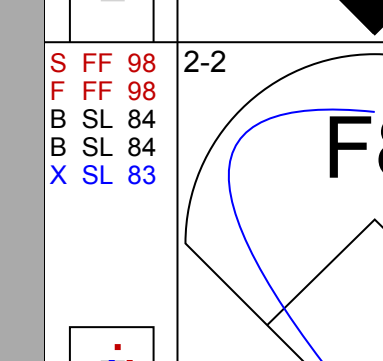
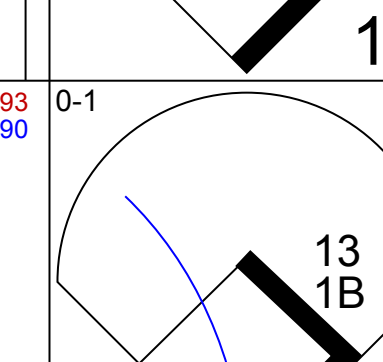
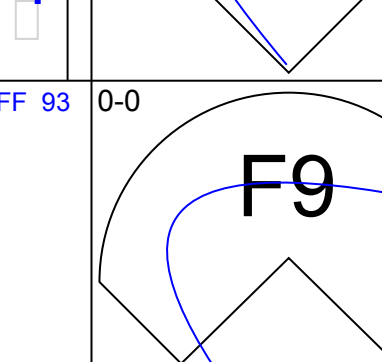
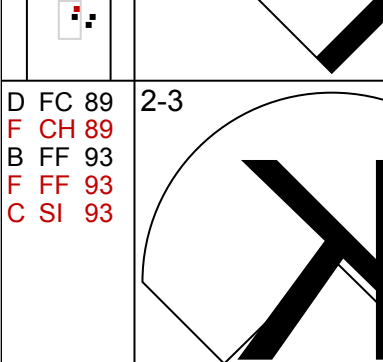
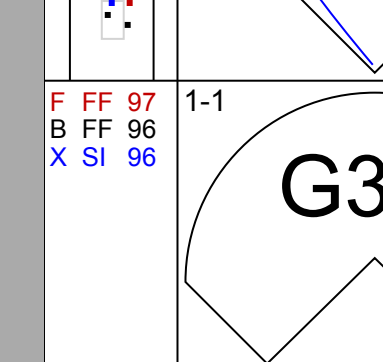
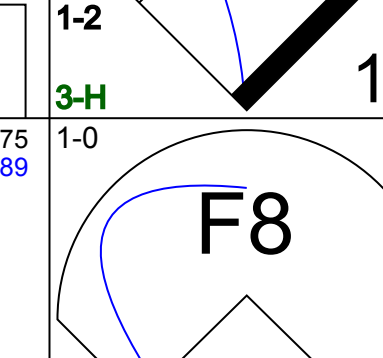
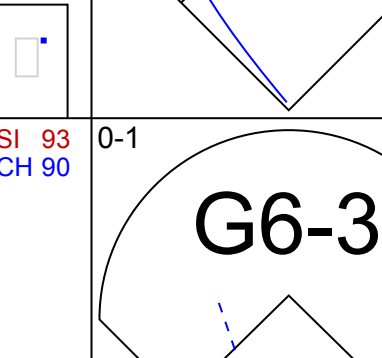
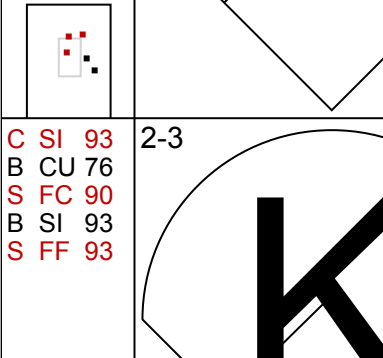
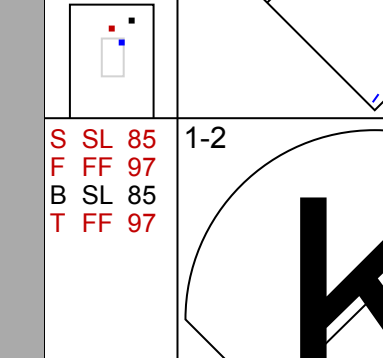
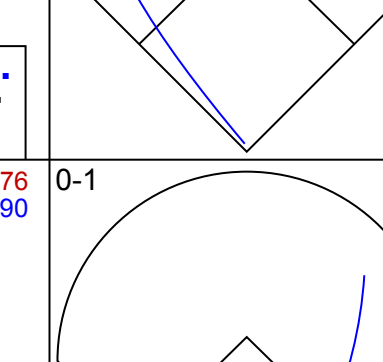
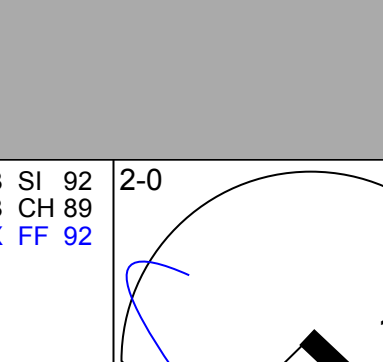
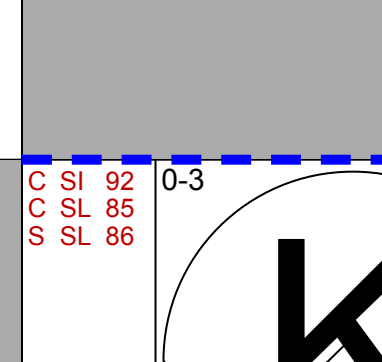
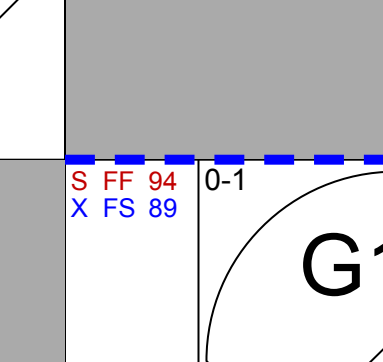
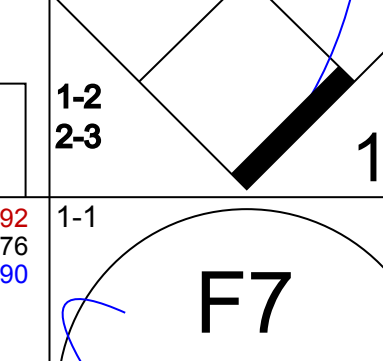
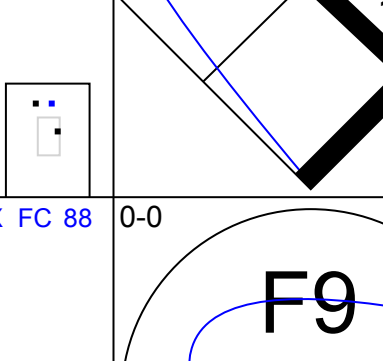
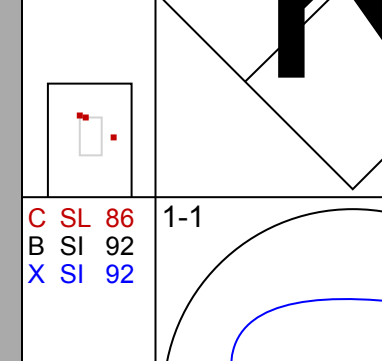
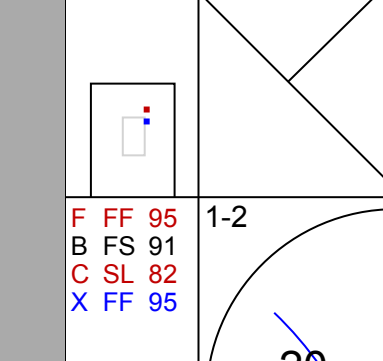
Batter	1	2	3	4	5	6	7	8	9	AB	R	H	RBI	BB	SO	LOB	BOTTOM																
2 Jacoby Ellsbury, L OBP: 0.356, SLG: 0.448										3	0	0	0	0	1	0																	
15 Dustin Pedroia, R OBP: 0.363, SLG: 0.314										4	0	1	0	0	0	2																	
28 Adrián González, L OBP: 0.378, SLG: 0.573										3	0	0	0	0	0	2																	
20 Kevin Youkilis, R OBP: 0.396, SLG: 0.500										2	0	1	0	1	0	0																	
34 David Ortiz, L OBP: 0.365, SLG: 0.479										3	0	0	0	0	0	2																	
12 Jed Lowrie, S OBP: 0.356, SLG: 0.496										3	0	1	0	0	0	0																	
23 Mike Cameron, R OBP: 0.217, SLG: 0.302										3	0	0	0	0	0	1																	
13 Carl Crawford, L OBP: 0.243, SLG: 0.280										2	1	0	0	1	2	0																	
39 Jarrod Saltalamacchia, R OBP: 0.264, SLG: 0.326										3	0	1	1	0	1	0																	
<b>Inning Stats</b>	R: 0 H: 1 E: 0 K: 1 S: 11	H: 1 LOB: 0 BB: 0 P: 18	R: 0 H: 1 E: 0 K: 0 S: 7	H: 1 LOB: 0 BB: 0 P: 9	R: 0 H: 0 E: 0 K: 1 S: 6	H: 0 LOB: 0 BB: 0 P: 9	R: 0 H: 0 E: 1 K: 0 S: 9	H: 0 LOB: 0 BB: 0 P: 11	R: 0 H: 1 E: 0 K: 0 S: 7	H: 1 LOB: 1 BB: 0 P: 11	R: 0 H: 0 E: 0 K: 2 S: 8	H: 0 LOB: 1 BB: 1 P: 10	R: 0 H: 0 E: 0 K: 0 S: 6	R: 1 H: 1 E: 0 K: 0 S: 12	H: 1 LOB: 2 BB: 1 P: 24	1B: 3 2B: 2 3B: 0 HR: 0	SF: 0 SAC: 0 DP: 3 HBP: 1	WP: 0 PB: 0 SB: 0 CS: 0	PA: 29														
<b>PITCHER</b>	IP WLS BF H R ER SO BB IBB HBP BLK WP HR S P ERA WHIP																																
40 Phil Coke, L ERA: 3.88	7.0	23	3	0	0	4	1	0	0	0	0	0	0	54	78	0.00	0.571																
45 Ryan Perry, R ERA: 7.27	0.2	2	0	0	0	0	0	0	0	0	0	0	0	5	7	0.00	0.000																
55 Daniel Schlereth, L ERA: 3.21	0.0	L	3	1	1	1	0	1	0	1	0	0	0	5	14	∞	∞																
62 AJ Albuquerque, R ERA: 3.38	0.1	1	0	0	0	0	0	0	0	0	0	0	0	2	3	0.00	0.000																

**Detroit Tigers @ Boston Red Sox**  
Fenway Park, Boston, MA  
Wed May 18 2011, 7:16 PM - 10:40 PM EDT  
Att: 37,311 - Drizzle - 51 F

AB 26  
R 1  
H 4  
RBI 1  
BB 2  
SO 4  
LOB 7



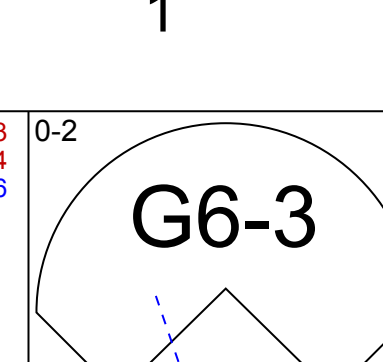
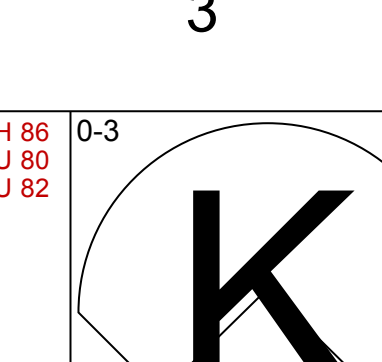
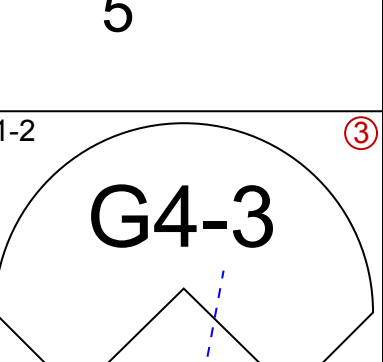
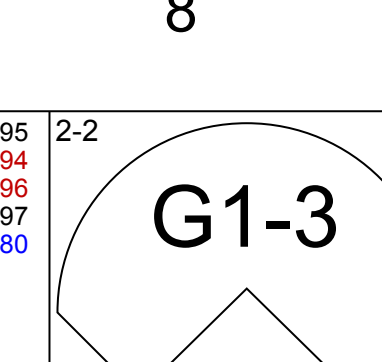
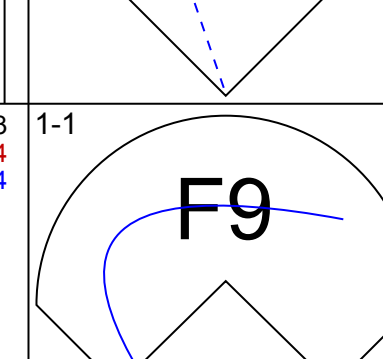
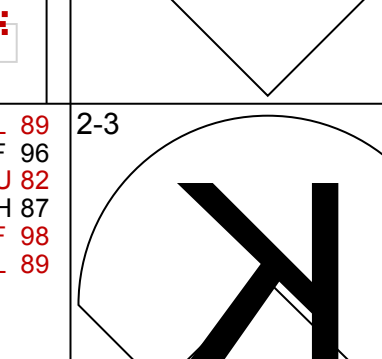
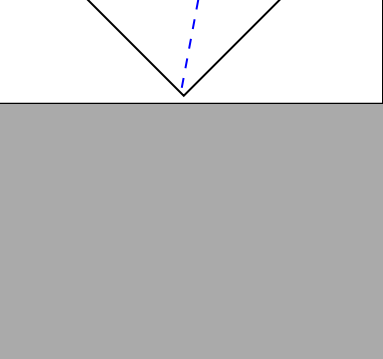
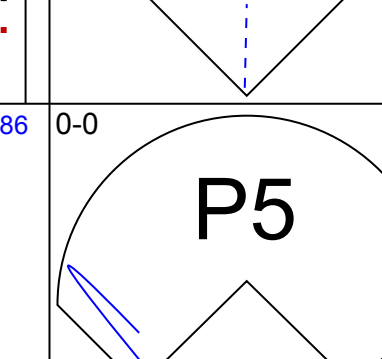
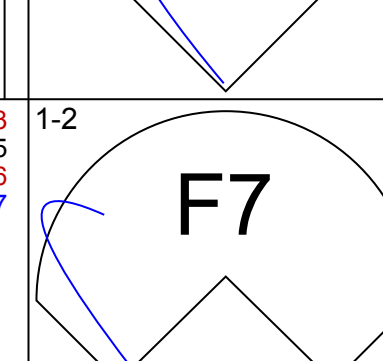
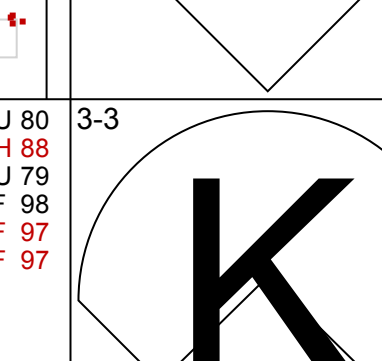

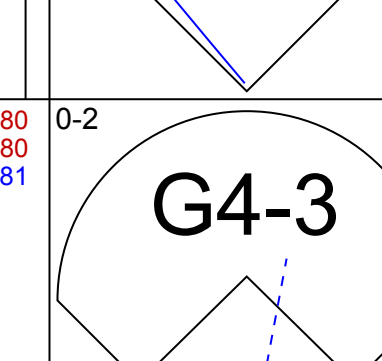
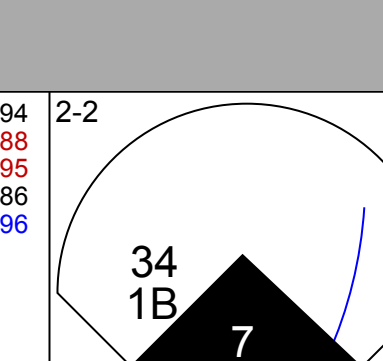
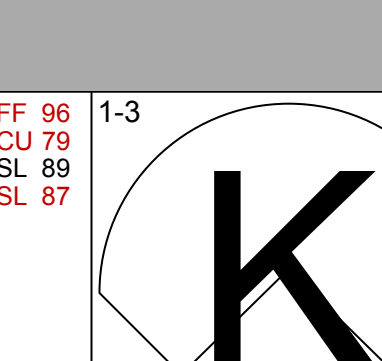

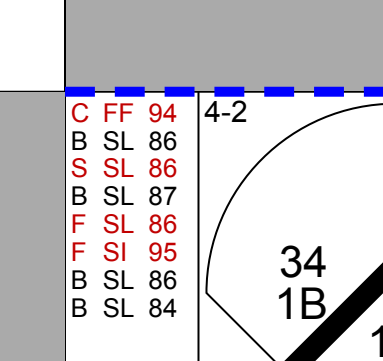
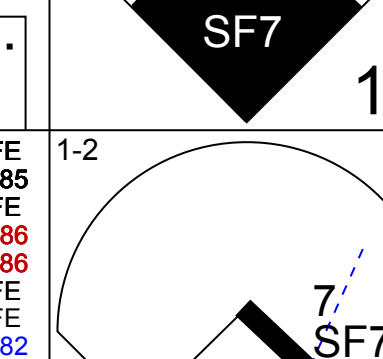
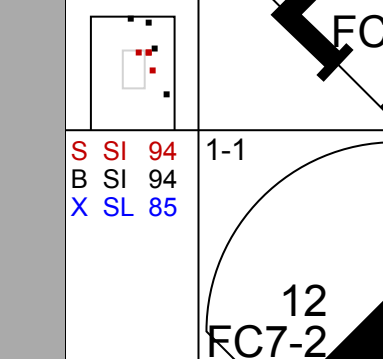
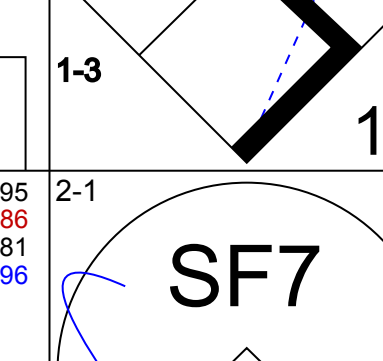
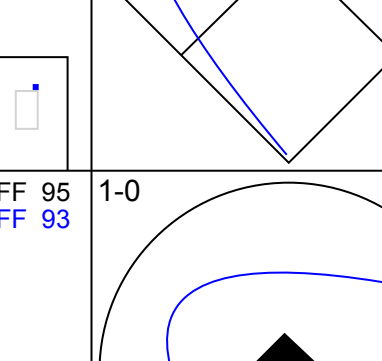
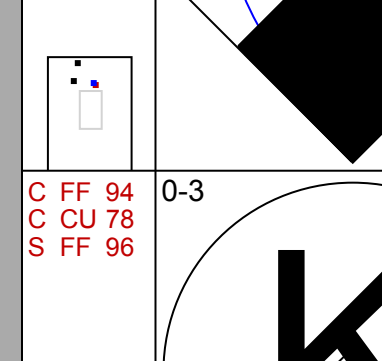
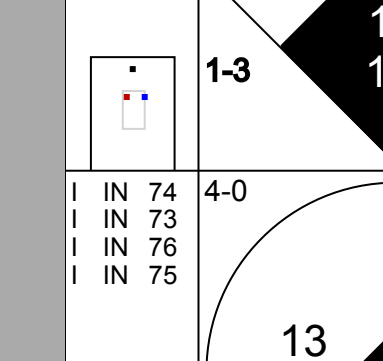
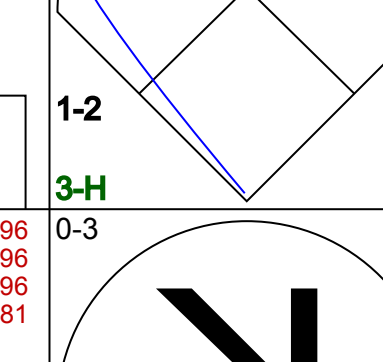
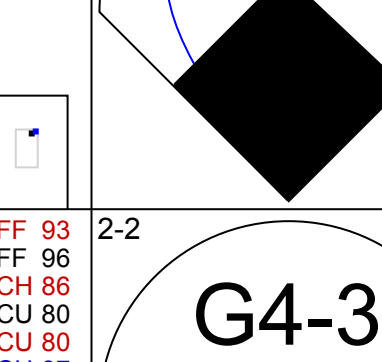
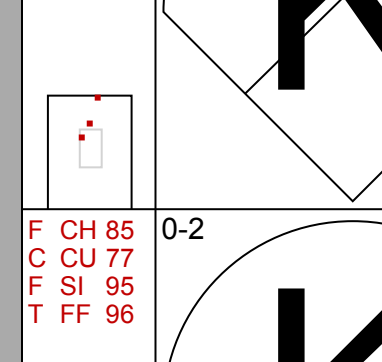
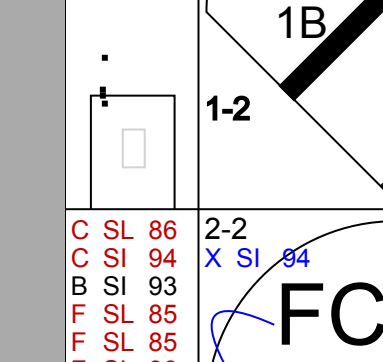
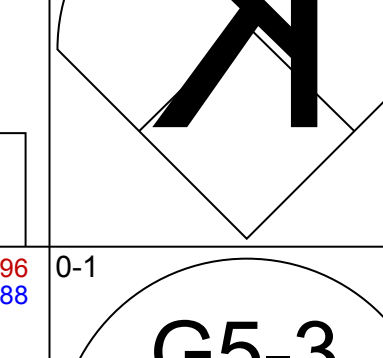
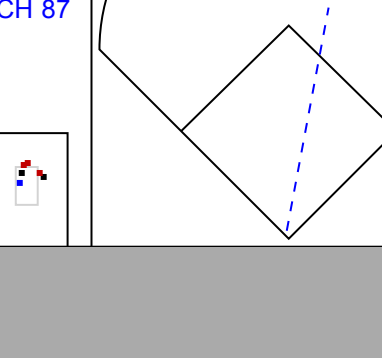
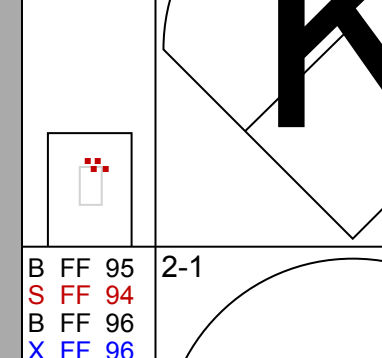
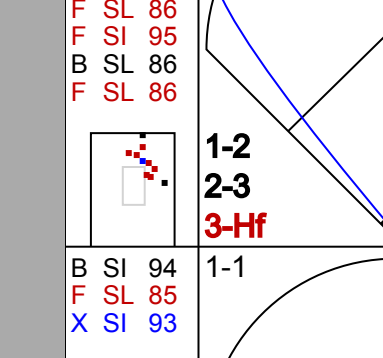
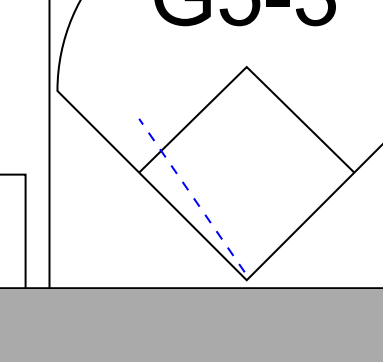

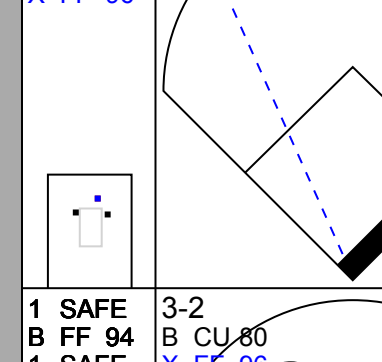
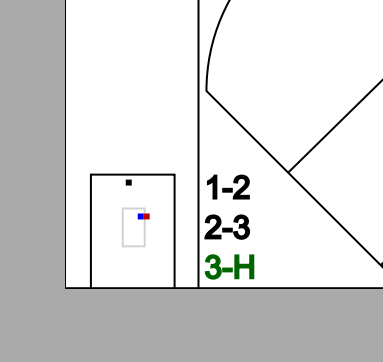


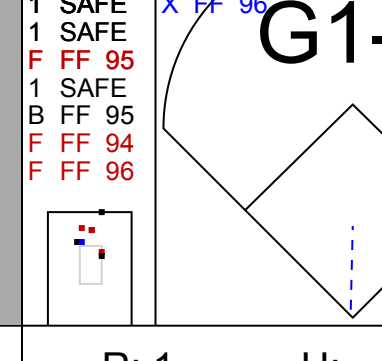

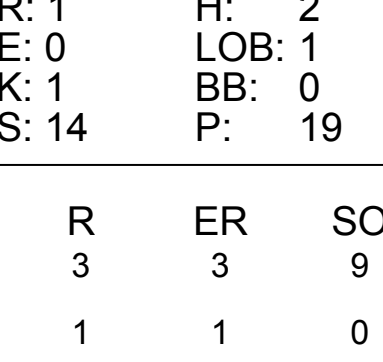
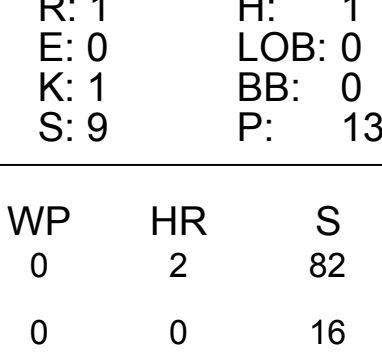
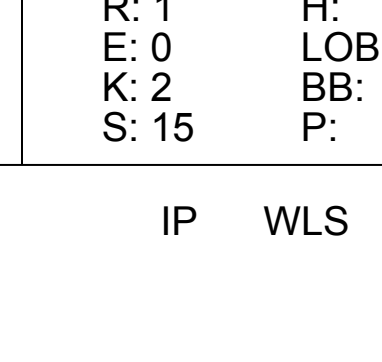
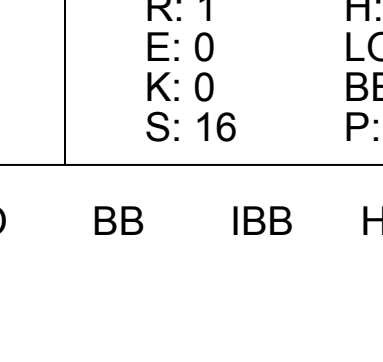


Batter	1	2	3	4	5	6	7	8	9	AB	R	H	RBI	BB	SO	LOB	TOP			
14 Austin Jackson, R OBP: 0.295, SLG: 0.361										5	0	2	0	0	1	4				
20 Scott Sizemore, R OBP: 0.352, SLG: 0.244										4	0	0	0	1	1	3				
26 Brennan Boesch, L OBP: 0.340, SLG: 0.399										5	1	1	1	0	1	6				
57 Casper Wells, R OBP: 0.300, SLG: 0.370										0	0	0	0	0	0	0				
24 Miguel Cabrera, R OBP: 0.436, SLG: 0.547										4	2	1	1	1	1	3				
41 Victor Martinez, S OBP: 0.375, SLG: 0.519										3	0	1	0	1	0	0				
12 Andy Dirks, L OBP: 0.429, SLG: 0.333										4	0	1	1	0	1	1				
27 Jhonny Peralta, R OBP: 0.351, SLG: 0.493										4	0	0	0	0	2	3				
13 Alex Avila, L OBP: 0.346, SLG: 0.525										4	0	2	0	0	1	0				
15 Brandon Inge, R OBP: 0.270, SLG: 0.299										4	0	2	0	0	0	4				
<b>Inning Stats</b>	R: 0 E: 1 K: 1 S: 7	H: 0 LOB: 0 BB: 0 P: 11	R: 1 E: 0 K: 0 S: 15	H: 3 LOB: 3 BB: 1 P: 24	R: 0 E: 0 K: 0 S: 7	H: 0 LOB: 0 BB: 0 P: 8	R: 0 E: 0 K: 0 S: 4	H: 0 LOB: 0 BB: 0 P: 5	R: 0 E: 0 K: 2 S: 11	H: 0 LOB: 1 BB: 1 P: 21	R: 0 E: 0 K: 2 S: 11	H: 1 LOB: 1 BB: 0 P: 16	R: 2 E: 0 K: 1 S: 11	H: 2 LOB: 0 BB: 0 P: 17	R: 0 E: 0 K: 2 S: 16	H: 2 LOB: 3 BB: 1 P: 23	1B: 8 2B: 0 3B: 0 HR: 2	SF: 0 SAC: 0 DP: 1 HBP: 0	WP: 0 PB: 0 SB: 0 CS: 0	PA: 40
<b>PITCHER</b>	IP	WLS	BF	H	R	ER	SO	BB	IBB	HBP	BLK	WP	HR	S	P	ERA	WHIP			
19 Josh Beckett, R ERA: 1.73	6.0		25	5	1	1	3	2	0	0	0	0	0	52	83	1.50	1.167			
32 Matt Albers, R ERA: 1.56	1.0	H	4	1	0	0	2	0	0	0	0	0	0	11	16	0.00	1.000			
51 Daniel Bard, R ERA: 3.52	1.0	B	5	2	2	2	1	0	0	0	0	0	2	11	17	18.00	2.000			
58 Jonathan Papelbon, R ERA: 2.41	1.0	W	6	2	0	0	2	1	0	0	0	0	0	16	23	0.00	3.000			

**Detroit Tigers @ Boston Red Sox**  
Fenway Park, Boston, MA  
Thu May 19 2011, 7:11 PM - 10:17 PM EDT  
Att: 37,660 - Drizzlie - 54 F

AB	37
R	3
H	10
RBI	3
BB	3
SO	8
LOB	24



Batter	1	2	3	4	5	6	7	8	9	AB	R	H	RBI	BB	SO	LOB	BOTTOM					
2 Jacoby Ellsbury, L OBP: 0.348, SLG: 0.438										4	0	0	0	0	1	1						
15 Dustin Pedroia, R OBP: 0.356, SLG: 0.307										4	0	0	0	0	1	1						
28 Adrián González, L OBP: 0.370, SLG: 0.560										4	0	0	0	0	1	1						
20 Kevin Youkilis, R OBP: 0.399, SLG: 0.496										3	1	1	0	1	1	0						
76 Jose Iglesias, R										0	0	0	0	0	0	0						
34 David Ortiz, L OBP: 0.374, SLG: 0.507										4	1	3	1	0	0	0						
54 Darnell McDonald, R OBP: 0.227, SLG: 0.300										0	1	0	0	0	0	0						
7 J.D. Drew, L OBP: 0.377, SLG: 0.381										2	1	1	2	1	1	0						
12 Jed Lowrie, S OBP: 0.345, SLG: 0.481										4	0	0	0	0	2	4						
13 Carl Crawford, L OBP: 0.249, SLG: 0.285										4	0	2	1	0	1	1						
33 Jason Varitek, S OBP: 0.271, SLG: 0.238										3	0	1	0	0	1	1						
<b>Inning Stats</b>	R: 0 E: 0 K: 0 S: 8	H: 0 LOB: 0 BB: 0 P: 10	R: 1 E: 0 K: 1 S: 14	H: 2 LOB: 1 BB: 0 P: 19	R: 0 E: 0 K: 3 S: 13	H: 1 LOB: 1 BB: 0 P: 19	R: 1 E: 0 K: 1 S: 9	H: 1 LOB: 0 BB: 0 P: 13	R: 0 E: 0 K: 2 S: 9	H: 0 LOB: 0 BB: 0 P: 14	R: 0 E: 0 K: 0 S: 7	H: 0 LOB: 0 BB: 0 P: 8	R: 1 E: 0 K: 2 S: 15	H: 2 LOB: 1 BB: 0 P: 22	R: 0 E: 0 K: 0 S: 7	H: 0 LOB: 0 BB: 0 P: 9	R: 1 E: 0 K: 0 S: 16	H: 2 LOB: 3 BB: 2 P: 28	1B: 6 2B: 0 3B: 0 HR: 2	SF: 1 SAC: 0 DP: 0 HBP: 0	WP: 0 PB: 0 SB: 0 CS: 0	PA: 35
<b>PITCHER</b>	IP	WLS	BF	H	R	ER	SO	BB	IBB	HBP	BLK	WP	HR	S	P	ERA	WHIP					
35 Justin Verlander, R ERA: 2.96	8.0		30	6	3	3	9	0	0	0	0	0	0	82	114	3.38	0.750					
62 Ai Alburtquerque, R ERA: 3.95	0.1	L	5	2	1	1	0	1	1	0	0	0	0	16	28	27.00	9.000					

**Detroit Tigers @ Boston Red Sox**  
Fenway Park, Boston, MA  
Thu May 19 2011, 7:11 PM - 10:17 PM EDT  
Att: 37,660 - Drizzlie - 54 F

AB	32
R	4
H	8
RBI	4
BB	2
SO	9
LOB	9









Batter	1	2	3	4	5	6	7	8	9	AB	R	H	RBI	BB	SO	LOB	TOP	
14 Austin Jackson, R OBP: 0.286, SLG: 0.354	G6-3		F8		K		F8		G4-6-3	5	0	0	0	0	1	5		
39 Ramon Santiago, S OBP: 0.344, SLG: 0.397	1B	G3-1				G3-1		BB		3	0	1	0	1	0	0		
12 Andy Dirks, L OBP: 0.333, SLG: 0.357	G1-3			2B		F8		P6		4	1	1	0	0	0	2		
24 Miguel Cabrera, R OBP: 0.439, SLG: 0.551	F9			2B				K		4	1	2	1	0	1	2		
26 Brennan Boesch, L OBP: 0.331, SLG: 0.393				2B				G1		3	0	1	1	0	1	1		
45 Ryan Perry, R OBP: 0.368, SLG: 0.504				2B						0	0	0	0	0	0	0		
55 Daniel Schlereth, L OBP: 0.368, SLG: 0.504				2B						0	0	0	0	0	0	0		
41 Victor Martinez, S OBP: 0.368, SLG: 0.504				2B						1	0	0	0	0	0	1		
62 Al Albuquerque, R OBP: 0.368, SLG: 0.504				2B						0	0	0	0	0	0	0		
27 Jhonny Peralta, R OBP: 0.348, SLG: 0.486	P4					F8				4	0	1	0	0	0	1		
13 Alex Avila, L OBP: 0.350, SLG: 0.524	L9									4	0	2	0	0	1	1		
15 Brandon Inge, R OBP: 0.270, SLG: 0.297										4	0	1	0	0	1	1		
37 Max Scherzer, R OBP: 0.366, SLG: 0.476										4	0	1	0	0	1	1		
25 Ryan Raburn, R OBP: 0.248, SLG: 0.353										2	0	0	0	0	0	0		
										2	0	1	0	0	1	3		
<b>Inning Stats</b>	R: 0 H: 1 E: 0 K: 0 S: 8	WLS: 1 BF: 12	H: 0 R: 0 ER: 0 SO: 6	H: 0 R: 0 ER: 0 SO: 9	H: 0 R: 0 ER: 0 SO: 11	H: 3 R: 2 ER: 0 SO: 16	H: 1 R: 0 ER: 0 SO: 13	H: 2 R: 0 ER: 0 SO: 21	H: 0 R: 0 ER: 0 SO: 16	H: 3 R: 0 ER: 0 SO: 19	1B: 7 2B: 3 3B: 0 HR: 0	SF: 0 SAC: 0 DP: 1 HBP: 0	WP: 0 PB: 0 SB: 0 CS: 0	PA: 37				
<b>PITCHER</b>	IP: 6.2 WLS: 1 BF: 27 H: 7 R: 2 ER: 2 SO: 4	WLS: 5 BF: 5 H: 0 R: 0 ER: 0 SO: 1	WLS: 2 BF: 2 H: 0 R: 0 ER: 0 SO: 0	WLS: 1 BF: 1 H: 0 R: 0 ER: 0 SO: 0	WLS: 1 BF: 1 H: 0 R: 0 ER: 0 SO: 0	WLS: 1 BF: 1 H: 0 R: 0 ER: 0 SO: 0	WLS: 1 BF: 1 H: 0 R: 0 ER: 0 SO: 0	WLS: 1 BF: 1 H: 0 R: 0 ER: 0 SO: 0	WLS: 2 BF: 2 H: 0 R: 0 ER: 0 SO: 0	WLS: 1 BF: 1 H: 0 R: 0 ER: 0 SO: 0	WLS: 2 BF: 2 H: 0 R: 0 ER: 0 SO: 0	WLS: 3 BF: 3 H: 0 R: 0 ER: 0 SO: 0	WLS: 2 BF: 2 H: 0 R: 0 ER: 0 SO: 0	WLS: 2 BF: 2 H: 0 R: 0 ER: 0 SO: 0	WLS: 1 BF: 1 H: 0 R: 0 ER: 0 SO: 0	WLS: 1 BF: 1 H: 0 R: 0 ER: 0 SO: 0	WLS: 1 BF: 1 H: 0 R: 0 ER: 0 SO: 0	ERA: 2.70 WHIP: 1.050

Detroit Tigers @ Pittsburgh Pirates  
 PNC Park, Pittsburgh, PA  
 Sat May 21 2011, 7:05 PM - 10:13 PM EDT  
 Att: 37,958 - Clear - 78 F

AB	36
R	2
H	10
RBI	2
BB	1
SO	6
LOB	17



Batter	1	2	3	4	5	6	7	8	9	AB	R	H	RBI	BB	SO	LOB	BOTTOM	
22 Andrew McCutchen, R OBP: 0.351, SLG: 0.476	46 G3 1B		G6-3			31 1B 46 2B 1B	31 1B 23 1B 1B			4	2	3	0	0	0	0		
31 Jose Tabata, R OBP: 0.353, SLG: 0.364	K		K			46 2B 18 SF8 1B	18 F9 37 1B			4	2	2	0	0	2	1		
46 Garrett Jones, L OBP: 0.366, SLG: 0.456	G3					18 SF8 37 SF9 2B	37 2B 3H 1B			3	1	1	1	0	0	1		
23 Matt Diaz, R OBP: 0.266, SLG: 0.303	F9									1	0	1	2	0	0	0		
97 Joe Beimel, L OBP: 0.266, SLG: 0.303										0	0	0	0	0	0	0		
Joel Hanrahan, R OBP: 0.266, SLG: 0.303										0	0	0	0	0	0	0		
18 Neil Walker, S OBP: 0.353, SLG: 0.458	P5									3	0	0	1	0	1	3		
37 Lyle Overbay, L OBP: 0.293, SLG: 0.362	G5-3									3	0	0	1	0	2	1		
41 Ryan Doumit, S OBP: 0.362, SLG: 0.482	5 1B 1B									4	0	2	0	0	1	0		
2 Brandon Wood, R OBP: 0.273, SLG: 0.267	F9									4	0	1	0	0	1	1		
5 Ronny Cedeno, R OBP: 0.315, SLG: 0.338										4	0	2	0	0	1	2		
29 Kevin Correia, R OBP: 0.315, SLG: 0.338										4	0	2	0	0	1	2		
43 Jose Veras, R OBP: 0.315, SLG: 0.338										0	1	0	0	1	0	0		
38 Xavier Paul, L OBP: 0.271, SLG: 0.283	G6-3									1	0	0	0	0	1	1		
										1	0	0	0	0	1	1		
<b>Inning Stats</b>	R: 0 H: 1 E: 0 K: 1 S: 12	WLS: 24 BF: 20	H: 2 R: 3 ER: 3 SO: 17	H: 0 R: 0 ER: 0 SO: 14	H: 0 R: 0 ER: 0 SO: 9	H: 0 R: 0 ER: 0 SO: 19	H: 5 R: 0 ER: 0 SO: 26	H: 3 R: 0 ER: 0 SO: 19	H: 1 R: 0 ER: 0 SO: 15	1B: 11 2B: 2 3B: 0 HR: 0	SF: 2 SAC: 0 DP: 1 HBP: 0	WP: 0 PB: 0 SB: 0 CS: 0	PA: 36					
<b>PITCHER</b>	IP: 5.2 WLS: 1 BF: 24 H: 7 R: 3 ER: 3 SO: 4	WLS: 5 BF: 5 H: 0 R: 0 ER: 0 SO: 1	WLS: 2 BF: 2 H: 0 R: 0 ER: 0 SO: 0	WLS: 1 BF: 1 H: 0 R: 0 ER: 0 SO: 0	WLS: 1 BF: 1 H: 0 R: 0 ER: 0 SO: 0	WLS: 1 BF: 1 H: 0 R: 0 ER: 0 SO: 0	WLS: 1 BF: 1 H: 0 R: 0 ER: 0 SO: 0	WLS: 1 BF: 1 H: 0 R: 0 ER: 0 SO: 0	WLS: 2 BF: 2 H: 0 R: 0 ER: 0 SO: 0	WLS: 1 BF: 1 H: 0 R: 0 ER: 0 SO: 0	WLS: 2 BF: 2 H: 0 R: 0 ER: 0 SO: 0	WLS: 3 BF: 3 H: 0 R: 0 ER: 0 SO: 0	WLS: 2 BF: 2 H: 0 R: 0 ER: 0 SO: 0	WLS: 2 BF: 2 H: 0 R: 0 ER: 0 SO: 0	WLS: 1 BF: 1 H: 0 R: 0 ER: 0 SO: 0	WLS: 1 BF: 1 H: 0 R: 0 ER: 0 SO: 0	WLS: 1 BF: 1 H: 0 R: 0 ER: 0 SO: 0	ERA: 4.76 WHIP: 1.235

Detroit Tigers @ Pittsburgh Pirates  
 PNC Park, Pittsburgh, PA  
 Sat May 21 2011, 7:05 PM - 10:13 PM EDT  
 Att: 37,958 - Clear - 78 F

AB	33
R	6
H	12
RBI	5
BB	1
SO	10
LOB	12





Batter	1	2	3	4	5	6	7	8	9	AB	R	H	RBI	BB	SO	LOB	TOP				
14 Austin Jackson, R OBP: 0.279, SLG: 0.344			B1-3 		F9 		F9 		F9 	5	0	0	0	0	1	2					
20 Scott Sizemore, R OBP: 0.323, SLG: 0.226	P4 									4	0	1	0	0	2	1					
25 Ryan Raburn, R OBP: 0.248, SLG: 0.345					F7 					3	0	0	0	1	2	2					
24 Miguel Cabrera, R OBP: 0.335, SLG: 0.550		G6-3 	L5 			27 1B 				4	0	1	0	0	1	1					
41 Victor Martinez, S OBP: 0.364, SLG: 0.491				G4-3 		P6 				3	1	0	0	1	1	1					
27 Jhonny Peralta, R OBP: 0.352, SLG: 0.507	F8 									4	1	2	1	0	0	1					
15 Brandon Inge, R OBP: 0.299, SLG: 0.296				G6-3 						4	0	1	0	0	1	2					
57 Casper Wells, R OBP: 0.315, SLG: 0.367						L8 				3	0	1	1	1	1	2					
21 Rick Porcello, R OBP: 0.333, SLG: 0.333		G6-3 								3	0	1	0	0	1	2					
12 Andy Dirks, L OBP: 0.313, SLG: 0.333										1	0	0	0	0	0	1					
46 Jose Valverde, R OBP: 0.315, SLG: 0.367										0	0	0	0	0	0	0					
<b>Inning Stats</b>	R: 0 E: 0 K: 2 S: 10	H: 0 LOB: 0 BB: 0 P: 15	R: 1 E: 0 K: 0 S: 13	H: 2 LOB: 2 BB: 1 P: 26	R: 0 E: 0 K: 1 S: 7	H: 0 LOB: 1 BB: 1 P: 13	R: 1 E: 0 K: 1 S: 11	H: 1 LOB: 0 BB: 0 P: 19	R: 0 E: 0 K: 1 S: 13	H: 2 LOB: 2 BB: 0 P: 19	R: 0 E: 0 K: 2 S: 13	H: 1 LOB: 1 BB: 0 P: 19	R: 0 E: 0 K: 2 S: 8	H: 0 LOB: 0 BB: 0 P: 12	R: 0 E: 0 K: 0 S: 12	H: 0 LOB: 1 BB: 1 P: 19	1B: 5 2B: 1 HR: 1	SF: 0 SAC: 0 HBP: 0	WP: 0 PB: 0 SB: 0 CS: 0	PA: 37	
<b>PITCHER</b>	IP	WLS	BF	H	R	ER	SO	BB	IBB	HBP	BLK	WP	HR	S	P	ERA	WHIP				
28 Paul Maholm, L ERA: 3.85	5.1	L	24	6	2	2	5	2	0	0	0	0	1	55	96	3.38	1.500				
30 Chris Resop, R ERA: 4.3	0.2		2	0	0	0	1	0	0	0	0	0	0	5	6	0.00	0.000				
25 Daniel McCutchen, R ERA: 0.44	2.0		7	1	0	0	4	0	0	0	0	0	0	21	31	0.00	0.500				
45 Jose Ascanio, R ERA: 4.5	0.1		2	0	0	0	0	1	0	0	0	0	0	8	15	0.00	3.000				
97 Joe Beimel, L ERA: 4.38	0.2		2	0	0	0	0	0	0	0	0	0	0	4	4	0.00	0.000				

**Detroit Tigers @ Pittsburgh Pirates**  
 PNC Park, Pittsburgh, PA  
 Sun May 22 2011, 1:37 PM - 4:13 PM EDT  
 Att: 25,124 - Partly Cloudy - 76 F

AB	34
R	2
H	7
RBI	2
BB	3
SO	10
LOB	15



Batter	1	2	3	4	5	6	7	8	9	AB	R	H	RBI	BB	SO	LOB	BOTTOM					
22 Andrew McCutchen, R OBP: 0.359, SLG: 0.474	F9 									1	0	0	0	2	0	0						
31 Jose Tabata, R OBP: 0.347, SLG: 0.357	G5-3 									3	0	0	0	0	0	3						
25 Daniel McCutchen, R										0	0	0	0	0	0	0						
45 Jose Ascanio, R										0	0	0	0	0	0	0						
97 Joe Beimel, L										0	0	0	0	0	0	0						
41 Ryan Doumit, S OBP: 0.359, SLG: 0.477										1	0	0	0	0	1	2						
46 Garrett Jones, L OBP: 0.355, SLG: 0.441	G3-1 									4	0	0	0	0	0	3						
18 Neil Walker, S OBP: 0.346, SLG: 0.447		L1 								4	0	0	0	0	1	3						
37 Lyle Overbay, L OBP: 0.288, SLG: 0.355					F7 					3	0	0	0	0	0	0						
51 Steve Pearce, R OBP: 0.320, SLG: 0.311										3	0	0	0	0	0	0						
19 Chris Snyder, R OBP: 0.329, SLG: 0.333										3	0	0	0	0	1	0						
5 Ronny Cedeno, R OBP: 0.315, SLG: 0.346										3	0	1	0	0	1	0						
28 Paul Maholm, L OBP: 0.118, SLG: 0.063										3	0	0	0	0	0	0						
30 Chris Resop, R										0	0	0	0	0	0	0						
38 Xavier Paul, L OBP: 0.286, SLG: 0.298										1	0	1	0	0	0	0						
										1	0	0	0	0	0	0						
										0	0	0	0	0	0	0						
										1	0	1	0	0	0	0						
<b>Inning Stats</b>	R: 0 E: 0 K: 0 S: 11	H: 0 LOB: 0 BB: 0 P: 15	R: 0 E: 0 K: 0 S: 6	H: 0 LOB: 0 BB: 0 P: 7	R: 0 E: 0 K: 1 S: 6	H: 0 LOB: 0 BB: 0 P: 11	R: 0 E: 0 K: 1 S: 10	H: 0 LOB: 1 BB: 1 P: 16	R: 0 E: 0 K: 0 S: 5	H: 1 LOB: 0 BB: 0 P: 11	R: 0 E: 0 K: 0 S: 4	H: 1 LOB: 0 BB: 1 P: 9	R: 0 E: 0 K: 0 S: 5	H: 0 LOB: 0 BB: 0 P: 8	R: 0 E: 0 K: 1 S: 6	H: 0 LOB: 0 BB: 0 P: 7	R: 0 E: 0 K: 1 S: 11	H: 1 LOB: 2 BB: 0 P: 14	1B: 1 2B: 1 HR: 0	SF: 0 SAC: 1 HBP: 1	WP: 0 PB: 0 SB: 1 CS: 0	PA: 31
<b>PITCHER</b>	IP	WLS	BF	H	R	ER	SO	BB	IBB	HBP	BLK	WP	HR	S	P	ERA	WHIP					
21 Rick Porcello, R ERA: 3.08	8.0	W	26	1	0	0	3	2	0	0	0	0	0	53	84	0.00	0.375					
46 Jose Valverde, R ERA: 2.7	1.0	S	5	1	0	0	1	0	0	1	0	0	0	11	14	0.00	1.000					

**Detroit Tigers @ Pittsburgh Pirates**  
 PNC Park, Pittsburgh, PA  
 Sun May 22 2011, 1:37 PM - 4:13 PM EDT  
 Att: 25,124 - Partly Cloudy - 76 F

AB	27
R	0
H	2
RBI	0
BB	2
SO	4
LOB	11









Batter	1	2	3	4	5	6	7	8	9	AB	R	H	RBI	BB	SO	LOB	TOP								
28 John Jaso, L OBP: 0.279, SLG: 0.347	G4-3		G6-3				K		F8	5	0	1	1	0	1	0	<b>Tampa Bay Rays @ Detroit Tigers</b> Comerica Park, Detroit, MI Tue May 24 2011, 7:08 PM - 10:20 PM EDT Att: 24,133 - Clear - 67 F								
18 Ben Zobrist, S OBP: 0.338, SLG: 0.489	F8		F9			P6			L3	5	0	0	0	0	1										
22 Johnny Damon, L OBP: 0.311, SLG: 0.433	G4-3									5	1	2	0	0	0										
3 Evan Longoria, R OBP: 0.330, SLG: 0.390		G6-3								5	1	1	0	0	0	2									
20 Matt Joyce, L OBP: 0.431, SLG: 0.639		F7								4	2	3	2	0	0										
2 B.J. Upton, R OBP: 0.337, SLG: 0.442										3	1	2	1	1	0	0									
11 Casey Kotchman, L OBP: 0.410, SLG: 0.440										3	0	1	1	0	2	1									
1 Sean Rodriguez, R OBP: 0.327, SLG: 0.444										4	1	2	0	0	1	3									
5 Sam Fuld, L OBP: 0.273, SLG: 0.339										4	0	0	0	0	0	5									
<b>Inning Stats</b>	R: 0 H: 0 E: 0 K: 0 S: 8	H: 0 LOB: 0 BB: 0 P: 13	R: 0 H: 1 E: 0 K: 1 S: 8	H: 1 LOB: 1 BB: 0 P: 14	R: 1 H: 1 E: 0 K: 0 S: 7	H: 1 LOB: 0 BB: 0 P: 13	R: 2 H: 2 E: 0 K: 1 S: 13	H: 2 LOB: 0 BB: 0 P: 21	R: 0 H: 1 E: 0 K: 0 S: 14	H: 1 LOB: 1 BB: 0 P: 19	R: 3 H: 4 E: 0 K: 0 S: 16	H: 4 LOB: 1 BB: 0 P: 24	R: 0 H: 0 E: 0 K: 2 S: 11	H: 0 LOB: 0 BB: 0 P: 16	R: 0 H: 2 E: 0 K: 1 S: 13	H: 2 LOB: 3 BB: 1 P: 23		R: 0 H: 1 E: 0 K: 0 S: 10	H: 1 LOB: 1 BB: 0 P: 15	1B: 9 2B: 2 HR: 1	SF: 1 SAC: 0 DP: 0 HBP: 0	WP: 0 PB: 0 SB: 1 CS: 0	PA: 40		
<b>PITCHER</b>	IP	WLS	BF	H	R	ER	SO	BB	IBB	HBP	BLK	WP	HR	S	P	ERA	WHIP								
35 Justin Verlander, R ERA: 3.42	6.0		27	9	6	6	2	0	0	0	0	0	1	66	104	9.00	1.500								
55 Daniel Schereth, L ERA: 2.76	1.1	H	7	2	0	0	2	1	0	0	0	0	0	20	35	0.00	2.250								
62 Al Alburquerque, R ERA: 3.52	0.2	W	2	0	0	0	1	0	0	0	0	0	4	4	0.00	0.000									
53 Joaquin Benoit, R ERA: 6.62	1.0	S	4	1	0	0	0	0	0	0	0	0	0	10	15	0.00	1.000								

Batter	1	2	3	4	5	6	7	8	9	AB	R	H	RBI	BB	SO	LOB	BOTTOM									
14 Austin Jackson, R OBP: 0.278, SLG: 0.340	F9		E8							5	1	1	0	0	1	3	<b>Tampa Bay Rays @ Detroit Tigers</b> Comerica Park, Detroit, MI Tue May 24 2011, 7:08 PM - 10:20 PM EDT Att: 24,133 - Clear - 67 F									
32 Don Kelly, L OBP: 0.321, SLG: 0.347										3	1	2	0	1	0	2										
15 Brandon Inge, R OBP: 0.270, SLG: 0.292										0	0	0	0	0	0	0										
26 Brennan Boesch, L OBP: 0.328, SLG: 0.392										4	0	1	0	0	1	3										
57 Casper Wells, R OBP: 0.315, SLG: 0.367										0	0	0	0	0	0	0										
24 Miguel Cabrera, R OBP: 0.433, SLG: 0.557										4	1	1	3	0	1	3										
41 Victor Martinez, S OBP: 0.365, SLG: 0.484										3	0	0	0	1	2	3										
12 Andy Dirks, L OBP: 0.292, SLG: 0.409										4	0	0	0	0	0	1										
27 Jhonny Peralta, R OBP: 0.359, SLG: 0.507										3	2	1	0	1	0	0										
13 Alex Avila, L OBP: 0.358, SLG: 0.562										4	2	2	3	0	1	1										
20 Scott Sizemore, R OBP: 0.343, SLG: 0.250										3	0	2	0	1	0	0										
<b>Inning Stats</b>	R: 0 H: 2 E: 0 K: 1 S: 13	H: 2 LOB: 2 BB: 0 P: 23	R: 1 H: 1 E: 1 K: 0 S: 16	H: 1 LOB: 2 BB: 1 P: 24	R: 0 H: 0 E: 0 K: 0 S: 8	H: 0 LOB: 1 BB: 1 P: 17	R: 0 H: 0 E: 0 K: 1 S: 6	H: 0 LOB: 0 BB: 0 P: 9	R: 3 H: 3 E: 0 K: 1 S: 14	H: 3 LOB: 0 BB: 0 P: 22	R: 1 H: 2 E: 0 K: 1 S: 9	H: 2 LOB: 1 BB: 0 P: 14	R: 0 H: 0 E: 0 K: 2 S: 10	H: 0 LOB: 1 BB: 1 P: 16	R: 2 H: 2 E: 0 K: 0 S: 7	H: 2 LOB: 0 BB: 1 P: 16	1B: 6 2B: 2 HR: 3	SF: 0 SAC: 0 DP: 2 HBP: 0	WP: 0 PB: 0 SB: 0 CS: 1	PA: 37						
<b>PITCHER</b>	IP	WLS	BF	H	R	ER	SO	BB	IBB	HBP	BLK	WP	HR	S	P	ERA	WHIP									
40 Wade Davis, R ERA: 3.71	6.0		28	8	5	4	2	2	0	0	0	0	0	14	26	6.75	1.667									
62 Joel Peralta, R ERA: 3.65	1.1	H	6	0	1	1	2	2	0	0	0	0	0	1	2	3	∞	∞								
27 Cesar Ramos, L ERA: 4.4	0.0	L	2	2	1	1	0	0	0	0	0	0	1	2	3	∞	∞									
43 Kyle Farnsworth, R ERA: 1.69	0.2		1	0	0	0	0	0	0	0	0	0	0	1	3	0.00	0.000									

AB	38
R	6
H	12
RBI	5
BB	1
SO	5
LOB	12

AB	33
R	7
H	10
RBI	6
BB	4
SO	6
LOB	16





Batter	1	2	3	4	5	6	7	8	9	AB	R	H	RBI	BB	SO	LOB	TOP
2 Jacoby Ellsbury, L (1,8) OBP: 0.364, SLG: 0.449										3	2	1	3	2	1	2	
15 Dustin Pedroia, R (1,4) OBP: 0.357, SLG: 0.332										5	1	1	1	0	1	3	
28 Adrián González, L (1,3) OBP: 0.385, SLG: 0.553										5	1	1	1	0	0	2	
20 Kevin Youkilis, R (1,5) OBP: 0.403, SLG: 0.519										5	1	1	0	0	0	4	
34 David Ortiz, L (1,10) OBP: 0.357, SLG: 0.552										3	3	2	0	2	0	1	
13 Carl Crawford, L (1,7) OBP: 0.277, SLG: 0.368										5	2	4	3	0	0	1	
44 Drew Sutton, S (1,6) OBP: 0.277, SLG: 0.643										5	2	2	2	0	2	3	
16 Josh Reddick, L (1,9) OBP: 0.600, SLG: 0.600										5	2	3	3	0	1	2	
33 Jason Varitek, S (1,2) OBP: 0.289, SLG: 0.284										5	0	1	0	0	2	5	
<b>Inning Stats</b>	R: 0 E: 0 K: 0 S: 9	H: 0 LOB: 1 BB: 1 P: 17	R: 5 E: 0 K: 1 S: 21	H: 5 LOB: 0 BB: 0 P: 34	R: 2 E: 0 K: 1 S: 12	H: 2 LOB: 1 BB: 1 P: 21	R: 0 E: 0 K: 0 S: 12	H: 0 LOB: 0 BB: 0 P: 15	R: 0 E: 0 K: 1 S: 11	H: 0 LOB: 1 BB: 1 P: 21	R: 1 E: 1 K: 2 S: 16	H: 2 LOB: 2 BB: 0 P: 25	R: 1 E: 0 K: 2 S: 10	H: 2 LOB: 1 BB: 0 P: 16	R: 5 E: 0 K: 0 S: 23	H: 5 LOB: 1 BB: 1 P: 45	
<b>PITCHER</b>	IP WLS BF H R ER SO BB IBB HBP BLK WP HR S P ERA WHIP	IP WLS BF H R ER SO BB IBB HBP BLK WP HR S P ERA WHIP	IP WLS BF H R ER SO BB IBB HBP BLK WP HR S P ERA WHIP	IP WLS BF H R ER SO BB IBB HBP BLK WP HR S P ERA WHIP	IP WLS BF H R ER SO BB IBB HBP BLK WP HR S P ERA WHIP	IP WLS BF H R ER SO BB IBB HBP BLK WP HR S P ERA WHIP	IP WLS BF H R ER SO BB IBB HBP BLK WP HR S P ERA WHIP	IP WLS BF H R ER SO BB IBB HBP BLK WP HR S P ERA WHIP	IP WLS BF H R ER SO BB IBB HBP BLK WP HR S P ERA WHIP								
37 Max Scherzer, R (1,1) ERA: 3.86	2.0	L	15	7	7	1	2	0	0	0	0	0	1	36	61	31.50	4.500
58 Adam Wilk, L (3,1) ERA: 12.19	3.2		15	2	1	0	4	1	0	0	0	0	0	43	69	0.00	0.818
45 Ryan Perry, R (6,1) ERA: 12.19	1.1		9	4	4	4	2	1	0	0	0	0	0	17	33	27.00	3.750
21 Enrique Gonzalez, R (8,1) ERA: 12.79	1.0		6	3	2	2	0	0	0	0	0	0	0	18	31	18.00	3.000

**Boston Red Sox @ Detroit Tigers**  
Comerica Park, Detroit, MI  
Thu May 26 2011, 1:07 PM - 4:02 PM EDT  
Att: 24,213 - Cloudy - 70 F

AB 41  
R 14  
H 16  
RBI 13  
BB 4  
SO 7  
LOB 23



WP: 0 PA: 45  
PB: 0  
SB: 1  
CS: 0

1B: 9 SF: 0  
2B: 4 SAC: 0  
3B: 2 DP: 0  
HR: 1 HBP: 0

Batter	1	2	3	4	5	6	7	8	9	AB	R	H	RBI	BB	SO	LOB	BOTTOM	
14 Austin Jackson, R (1,8) OBP: 0.282, SLG: 0.340										3	0	1	0	1	1	0		
32 Don Kelly, L (1,7) OBP: 0.316, SLG: 0.358										4	0	1	0	0	1	1		
26 Brennan Boesch, L (1,9) OBP: 0.328, SLG: 0.388										2	1	0	0	0	0	2		
24 Miguel Cabrera, R (1,3) OBP: 0.431, SLG: 0.553										3	0	1	0	0	1	2		
57 Casper Wells, R (8,7) OBP: 0.315, SLG: 0.387										0	0	0	0	0	0	0		
41 Victor Martinez, S (1,10) OBP: 0.357, SLG: 0.472										3	0	0	0	0	0	2		
27 Jhonny Peralta, R (1,6) OBP: 0.364, SLG: 0.506										2	0	1	0	1	0	2		
39 Ramon Santiago, S (8,6) OBP: 0.344, SLG: 0.397										0	0	0	0	0	0	0		
13 Alex Avila, L (1,2) OBP: 0.358, SLG: 0.556										3	0	1	1	0	2	2		
Scott Sizemore, R (1,4) OBP: 0.329, SLG: 0.238										3	0	0	0	0	1	3		
15 Brandon Inge, R (1,5) OBP: 0.265, SLG: 0.286										3	0	0	0	0	1	0		
<b>Inning Stats</b>	R: 0 E: 0 K: 1 S: 10	H: 0 LOB: 0 BB: 0 P: 13	R: 0 E: 0 K: 1 S: 7	H: 1 LOB: 1 BB: 0 P: 10	R: 0 E: 0 K: 0 S: 6	H: 0 LOB: 1 BB: 1 P: 15	R: 1 E: 0 K: 1 S: 15	H: 2 LOB: 2 BB: 0 P: 21	R: 0 E: 0 K: 2 S: 16	H: 0 LOB: 0 BB: 0 P: 21	R: 0 E: 0 K: 1 S: 11	H: 0 LOB: 1 BB: 1 P: 18	R: 0 E: 0 K: 1 S: 7	H: 0 LOB: 0 BB: 0 P: 10	R: 4 E: 0 K: 0 S: 23	H: 5 LOB: 0 BB: 1 P: 45		
<b>PITCHER</b>	IP WLS BF H R ER SO BB IBB HBP BLK WP HR S P ERA WHIP	IP WLS BF H R ER SO BB IBB HBP BLK WP HR S P ERA WHIP	IP WLS BF H R ER SO BB IBB HBP BLK WP HR S P ERA WHIP	IP WLS BF H R ER SO BB IBB HBP BLK WP HR S P ERA WHIP	IP WLS BF H R ER SO BB IBB HBP BLK WP HR S P ERA WHIP	IP WLS BF H R ER SO BB IBB HBP BLK WP HR S P ERA WHIP	IP WLS BF H R ER SO BB IBB HBP BLK WP HR S P ERA WHIP	IP WLS BF H R ER SO BB IBB HBP BLK WP HR S P ERA WHIP	IP WLS BF H R ER SO BB IBB HBP BLK WP HR S P ERA WHIP									
91 Alfredo Aceves, R (1,1) ERA: 2.22	6.0	W	26	5	1	1	6	2	0	1	0	0	0	0	0	0	1.50	1.167
32 Matt Albers, R (7,1) ERA: 3.93	1.0		3	0	0	0	1	0	0	0	0	0	0	7	10	0.00	0.000	

**Boston Red Sox @ Detroit Tigers**  
Comerica Park, Detroit, MI  
Thu May 26 2011, 1:07 PM - 4:02 PM EDT  
Att: 24,213 - Cloudy - 70 F

AB 26  
R 1  
H 5  
RBI 1  
BB 2  
SO 7  
LOB 14



WP: 0 PA: 29  
PB: 0  
SB: 1  
CS: 0

1B: 4 SF: 0  
2B: 1 SAC: 0  
3B: 0 DP: 0  
HR: 0 HBP: 1







Batter	1	2	3	4	5	6	7	8	9	AB	R	H	RBI	BB	SO	LOB	TOP			
2 Jacoby Ellsbury, L OBP: 0.366, SLG: 0.463										4	1	1	0	1	3	0	<b>Boston Red Sox @ Detroit Tigers</b> Comerica Park, Detroit, MI Sun May 29 2011, 1:10 PM - 4:24 PM EDT Att: 36,285 - Sunny - 75 F			
15 Dustin Pedroia, R OBP: 0.359, SLG: 0.343										4	1	1	1	1	0	2				
28 Adrián González, L OBP: 0.379, SLG: 0.542										3	0	0	1	0	0	0				
20 Kevin Youkilis, R OBP: 0.397, SLG: 0.509										3	0	0	0	0	1	0				
12 Jed Lowrie, S OBP: 0.351, SLG: 0.452										4	0	2	0	0	0	2				
13 Carl Crawford, L OBP: 0.276, SLG: 0.375										4	0	0	0	0	2	4				
44 Drew Sutton, S OBP: 0.278, SLG: 0.500										4	0	0	0	0	0	1				
23 Mike Cameron, R OBP: 0.270, SLG: 0.382										2	1	2	1	1	0	0				
7 J.D. Drew, L OBP: 0.351, SLG: 0.349										1	0	0	0	0	0	0				
39 Jarrod Saltalamacchia, S OBP: 0.278, SLG: 0.393										3	0	0	0	0	0	2				
34 David Ortiz, L OBP: 0.376, SLG: 0.559										1	1	1	1	0	0	0				
33 Jason Varitek, S OBP: 0.289, SLG: 0.284										0	0	0	0	0	0	0				
<b>Inning Stats</b>	R: 1 E: 0 K: 0 S: 14	H: 1 LOB: 2 BB: 1 P: 30	R: 1 E: 0 K: 1 S: 11	H: 1 LOB: 0 BB: 0 P: 17	R: 1 E: 0 K: 2 S: 13	H: 2 LOB: 1 BB: 0 P: 21	R: 0 E: 0 K: 0 S: 10	H: 0 LOB: 2 BB: 2 P: 19	R: 0 E: 0 K: 0 S: 9	H: 1 LOB: 1 BB: 0 P: 13	R: 0 E: 0 K: 1 S: 12	H: 0 LOB: 0 BB: 0 P: 15	R: 0 E: 0 K: 1 S: 9	H: 1 LOB: 1 BB: 0 P: 14	R: 1 E: 0 K: 1 S: 14	H: 1 LOB: 0 BB: 0 P: 24	1B: 2 2B: 2 3B: 0 HR: 3	SF: 1 SAC: 0 DP: 0 HBP: 1	WP: 1 PB: 0 SB: 4 CS: 0	PA: 38
<b>PITCHER</b>	IP WLS BF H R ER SO BB IBB HBP BLK WP HR S P ERA WHIP																			
43 Andy Oliver, L ERA: 4.5	(1, 1) 6.0 27 5 3 3 3 3 0 1 0 1 2 61 106 4.50 1.333																			
36 David Purcey, L ERA: 3.38	(7, 1) 1.0 3 0 0 0 1 0 0 0 0 0 0 12 15 0.00 0.000																			
53 Joaquin Benoit, R ERA: 6.27	(8, 1) 1.0 4 1 0 0 1 0 0 0 0 0 0 9 14 0.00 1.000																			
46 Jose Valverde, R ERA: 3.88	(9, 1) 1.0 L 4 1 1 1 1 0 0 0 0 0 1 14 24 9.00 1.000																			

Batter	1	2	3	4	5	6	7	8	9	AB	R	H	RBI	BB	SO	LOB	BOTTOM					
14 Austin Jackson, R OBP: 0.281, SLG: 0.333										4	0	0	0	0	0	2	<b>Boston Red Sox @ Detroit Tigers</b> Comerica Park, Detroit, MI Sun May 29 2011, 1:10 PM - 4:24 PM EDT Att: 36,285 - Sunny - 75 F					
12 Andy Dirks, L OBP: 0.321, SLG: 0.538										4	1	2	1	0	0	1						
26 Brennan Boesch, L OBP: 0.324, SLG: 0.400										4	1	1	1	0	2	1						
24 Miguel Cabrera, R OBP: 0.429, SLG: 0.548										3	1	1	0	1	0	1						
41 Victor Martínez, S OBP: 0.351, SLG: 0.459										4	0	0	0	0	0	2						
27 Jhonny Peralta, R OBP: 0.370, SLG: 0.528										4	0	1	1	0	0	1						
32 Don Kelly, L OBP: 0.311, SLG: 0.351										4	0	1	0	0	1	1						
25 Ryan Raburn, R OBP: 0.238, SLG: 0.329										4	0	0	0	0	3	1						
15 Brandon Inge, R OBP: 0.266, SLG: 0.281										2	0	0	0	1	1	1						
<b>Inning Stats</b>	R: 0 E: 0 K: 0 S: 9	H: 1 LOB: 1 BB: 0 P: 12	R: 0 E: 0 K: 0 S: 11	H: 0 LOB: 0 BB: 0 P: 16	R: 0 E: 0 K: 2 S: 10	H: 0 LOB: 0 BB: 0 P: 15	R: 1 E: 0 K: 1 S: 16	H: 1 LOB: 1 BB: 1 P: 27	R: 0 E: 0 K: 0 S: 10	H: 1 LOB: 1 BB: 0 P: 15	R: 2 E: 0 K: 0 S: 7	H: 3 LOB: 1 BB: 0 P: 13	R: 0 E: 0 K: 1 S: 14	H: 0 LOB: 1 BB: 1 P: 20	R: 0 E: 0 K: 1 S: 7	H: 0 LOB: 0 BB: 0 P: 10		R: 0 E: 0 K: 2 S: 9	H: 0 LOB: 0 BB: 0 P: 11	1B: 3 2B: 1 3B: 0 HR: 2	SF: 0 SAC: 0 DP: 0 HBP: 0	WP: 0 PB: 0 SB: 0 CS: 0
<b>PITCHER</b>	IP WLS BF H R ER SO BB IBB HBP BLK WP HR S P ERA WHIP																					
11 Clay Buchholz, R ERA: 3.41	(1, 1) 6.0 25 6 3 3 3 1 0 0 0 0 0 2 63 98 4.50 1.167																					
32 Matt Albers, R ERA: 3.54	(7, 1) 2.0 W 7 0 0 0 2 1 0 0 0 0 0 0 21 30 0.00 0.500																					
58 Jonathan Papelbon, R ERA: 2.78	(9, 1) 1.0 S 3 0 0 0 2 0 0 0 0 0 0 0 9 11 0.00 0.000																					

AB	33
R	4
H	7
RBI	4
BB	3
SO	6
LOB	11





Batter	1	2	3	4	5	6	7	8	9	AB	R	H	RBI	BB	SO	LOB	TOP										
2 Jacoby Ellsbury, L OBP: 0.368, SLG: 0.462										3	0	1	0	1	0	2											
15 Dustin Pedroia, R OBP: 0.353, SLG: 0.337										4	0	0	0	0	0	4											
28 Adrián González, L OBP: 0.377, SLG: 0.534										3	0	0	0	1	1	1											
20 Kevin Youkilis, R OBP: 0.389, SLG: 0.497										4	0	0	0	0	1	1											
34 David Ortiz, L OBP: 0.371, SLG: 0.547										4	0	0	0	0	0	1											
13 Carl Crawford, L OBP: 0.272, SLG: 0.369										3	0	0	0	0	0	1											
44 Drew Sutton, S OBP: 0.238, SLG: 0.429										3	0	0	0	0	0	0											
7 J.D. Drew, L OBP: 0.357, SLG: 0.357										3	0	2	0	0	1	0											
33 Jason Varitek, S OBP: 0.291, SLG: 0.299										3	0	1	0	0	1	2											
<b>Inning Stats</b>	R: 0 H: 1 E: 0 K: 0 S: 6	H: 1 LOB: 0 BB: 0 P: 10	R: 0 H: 0 E: 0 K: 0 S: 9	H: 0 LOB: 0 BB: 0 P: 14	R: 0 H: 1 E: 0 K: 0 S: 13	H: 1 LOB: 1 BB: 0 P: 22	R: 0 H: 0 E: 0 K: 1 S: 14	H: 0 LOB: 0 BB: 0 P: 20	R: 0 H: 1 E: 0 K: 1 S: 10	H: 1 LOB: 1 BB: 0 P: 15	R: 0 H: 0 E: 0 K: 0 S: 11	H: 0 LOB: 0 BB: 1 P: 18	R: 0 H: 1 E: 1 K: 1 S: 11	H: 1 LOB: 2 BB: 1 P: 20	R: 0 H: 0 E: 0 K: 1 S: 8	H: 0 LOB: 0 BB: 0 P: 11	1B: 3 2B: 1 3B: 0 HR: 0	SF: 0 SAC: 0 DP: 1 HBP: 0	WP: 0 PA: 32 PB: 0 SB: 0 CS: 0								
<b>PITCHER</b>	IP	WLS	BF	H	R	ER	SO	BB	IBB	HBP	BLK	WP	HR	S	P	ERA	WHIP										
35 Justin Verlander, R ERA: 3.12	7.2	W	28	4	0	0	3	2	0	0	0	0	0	83	132	0.00	0.783										
53 Joaquin Benoit, R ERA: 6.16	0.1	H	1	0	0	0	0	0	0	0	0	0	0	2	4	0.00	0.000										
46 Jose Valverde, R ERA: 3.52	1.0	S	3	0	0	0	1	0	0	0	0	0	0	8	11	0.00	0.000										

**Boston Red Sox @ Detroit Tigers**  
Comerica Park, Detroit, MI  
Sun May 29 2011, 7:57 PM - 10:46 PM EDT  
Att: 39,873 - Cloudy - 72 F

AB 30  
R 0  
H 4  
RBI 0  
BB 2  
SO 4  
LOB 12



Batter	1	2	3	4	5	6	7	8	9	AB	R	H	RBI	BB	SO	LOB	BOTTOM										
14 Austin Jackson, R OBP: 0.285, SLG: 0.330										2	0	0	0	2	2	0											
12 Andy Dirks, L OBP: 0.313, SLG: 0.483										3	1	0	0	1	2	3											
26 Brennan Boesch, L OBP: 0.323, SLG: 0.492										4	1	1	1	0	0	3											
15 Brandon Inge, R OBP: 0.266, SLG: 0.281										0	0	0	0	0	0	0											
24 Miguel Cabrera, R OBP: 0.430, SLG: 0.552										4	1	2	1	0	0	0											
41 Victor Martinez, S OBP: 0.362, SLG: 0.467										4	0	3	0	0	1	1											
32 Don Kelly, L OBP: 0.305, SLG: 0.344										4	0	1	1	0	0	4											
13 Alex Avila, L OBP: 0.346, SLG: 0.529										3	0	0	0	1	2	3											
39 Ramon Santiago, S OBP: 0.310, SLG: 0.354										3	0	0	0	0	0	2											
29 Danny Worth, R OBP: 0.291, SLG: 0.299										2	0	0	0	1	1	0											
<b>Inning Stats</b>	R: 2 H: 3 E: 0 K: 2 S: 18	H: 3 LOB: 2 BB: 1 P: 26	R: 0 H: 0 E: 0 K: 1 S: 11	H: 0 LOB: 2 BB: 2 P: 22	R: 0 H: 1 E: 0 K: 0 S: 11	H: 1 LOB: 2 BB: 1 P: 19	R: 0 H: 0 E: 0 K: 0 S: 8	H: 0 LOB: 0 BB: 1 P: 14	R: 0 H: 1 E: 0 K: 0 S: 9	H: 1 LOB: 0 BB: 0 P: 15	R: 0 H: 0 E: 0 K: 2 S: 8	H: 0 LOB: 0 BB: 0 P: 11	R: 0 H: 0 E: 0 K: 2 S: 9	H: 0 LOB: 0 BB: 0 P: 10	R: 1 H: 2 E: 0 K: 1 S: 10	H: 2 LOB: 0 BB: 0 P: 17	1B: 5 2B: 2 3B: 0 HR: 0	SF: 0 SAC: 0 DP: 2 HBP: 0	WP: 0 PA: 34 PB: 0 SB: 0 CS: 0								
<b>PITCHER</b>	IP	WLS	BF	H	R	ER	SO	BB	IBB	HBP	BLK	WP	HR	S	P	ERA	WHIP										
19 Josh Beckett, R ERA: 1.8	6.0	L	27	2	2	2	5	5	0	0	0	0	0	65	107	3.00	1.667										
53 Rich Hill, L ERA	1.0		3	0	0	0	2	0	0	0	0	0	0	9	10	0.00	0.000										
48 Scott Atchison, R ERA: 4.35	1.0		4	2	1	1	1	0	0	0	0	0	0	10	17	9.00	2.000										

**Boston Red Sox @ Detroit Tigers**  
Comerica Park, Detroit, MI  
Sun May 29 2011, 7:57 PM - 10:46 PM EDT  
Att: 39,873 - Cloudy - 72 F

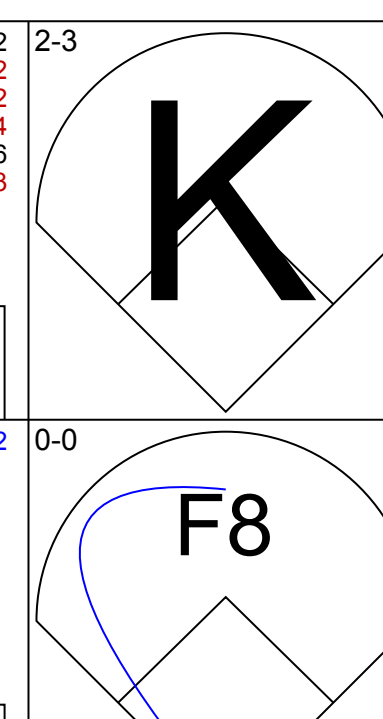
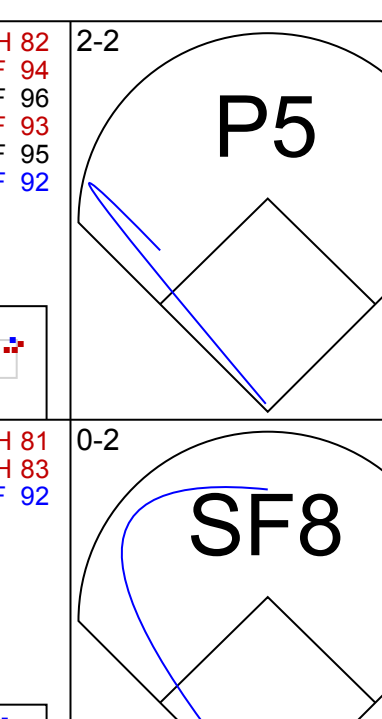
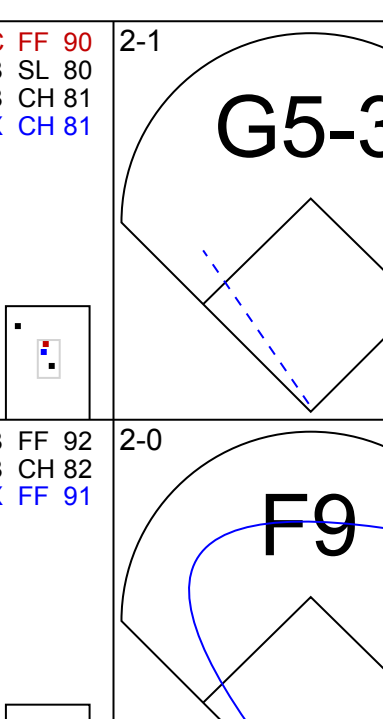
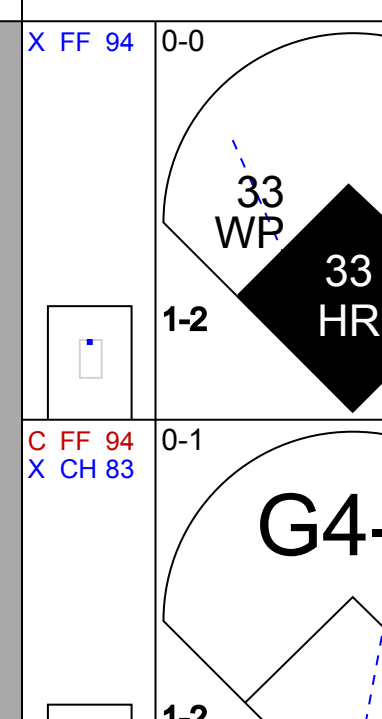
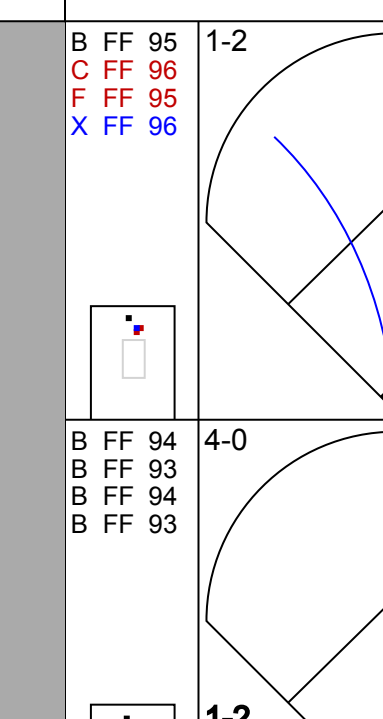
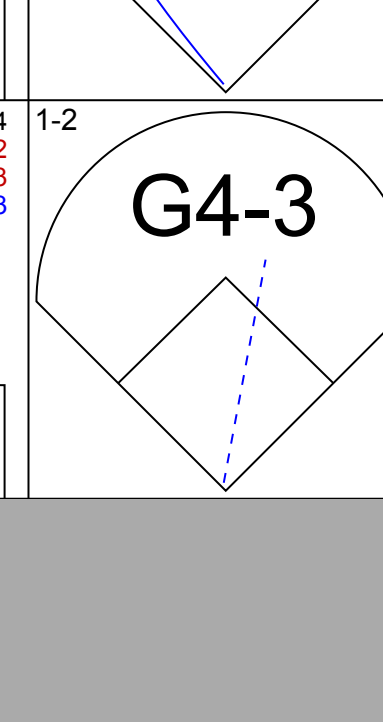
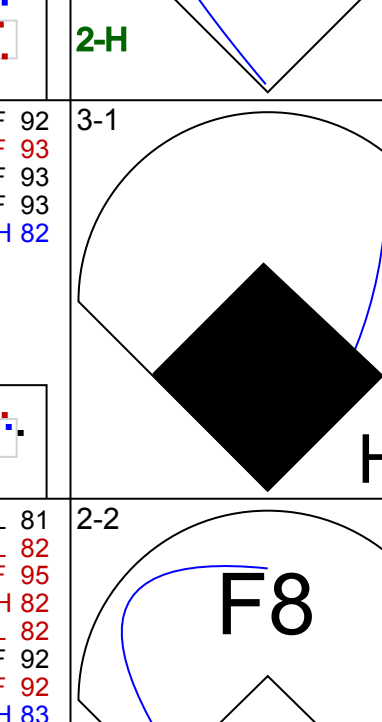

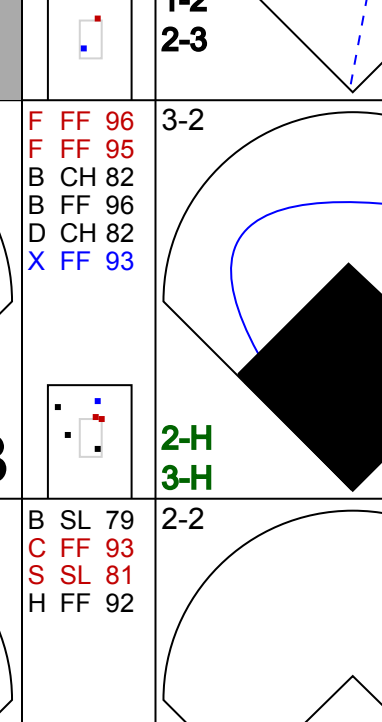
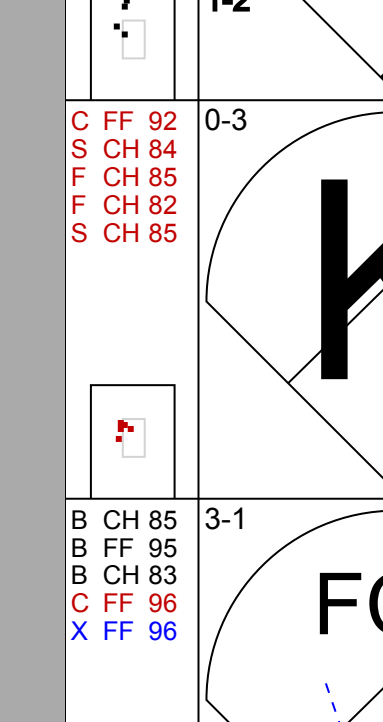



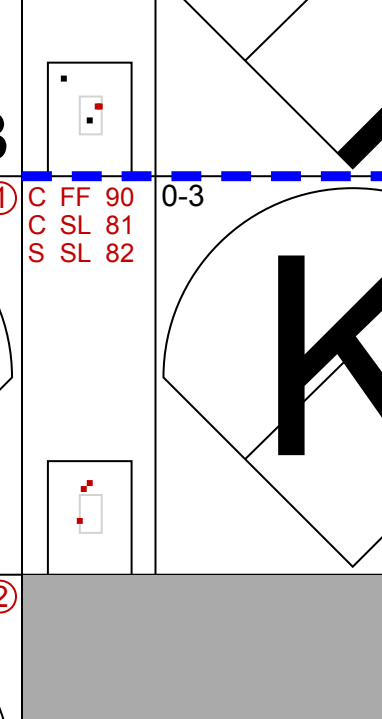





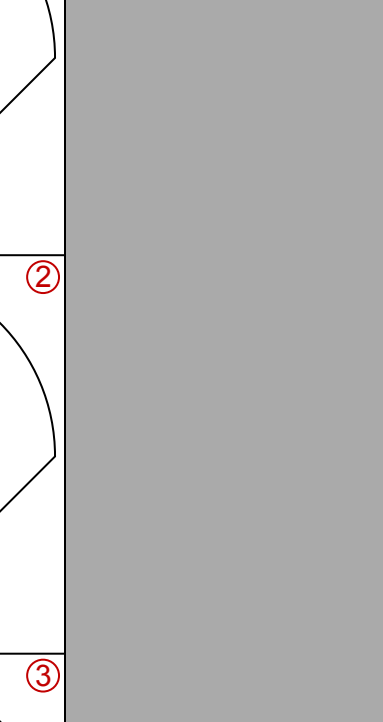

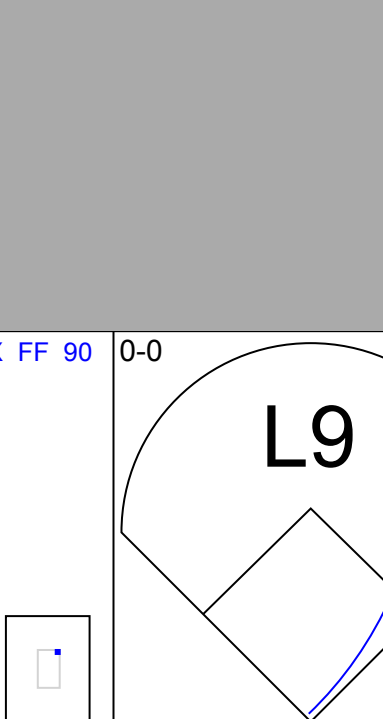
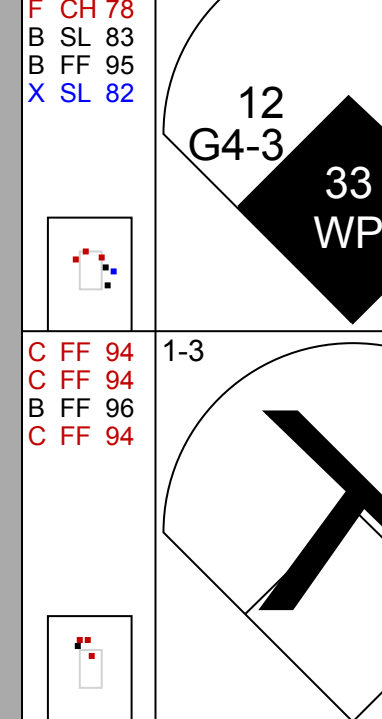
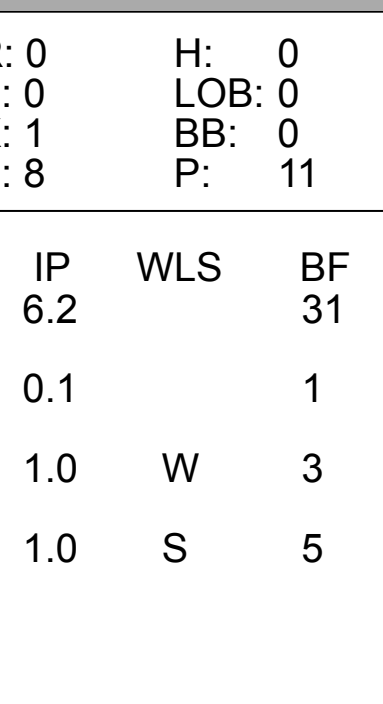
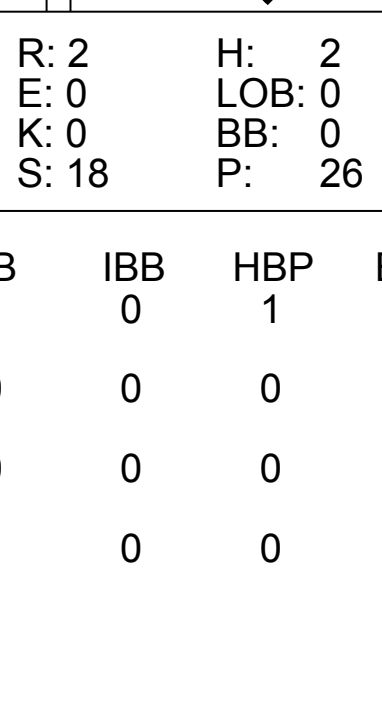
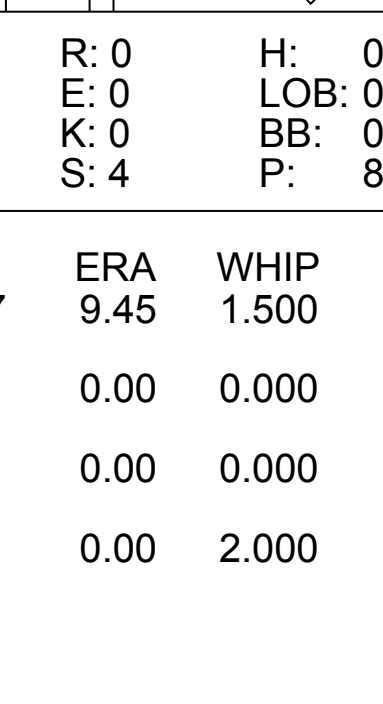
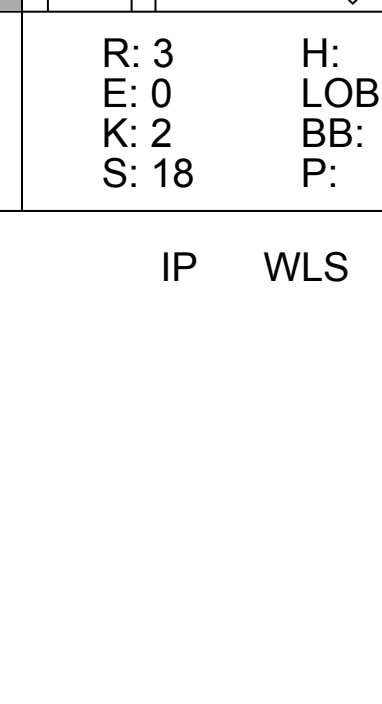
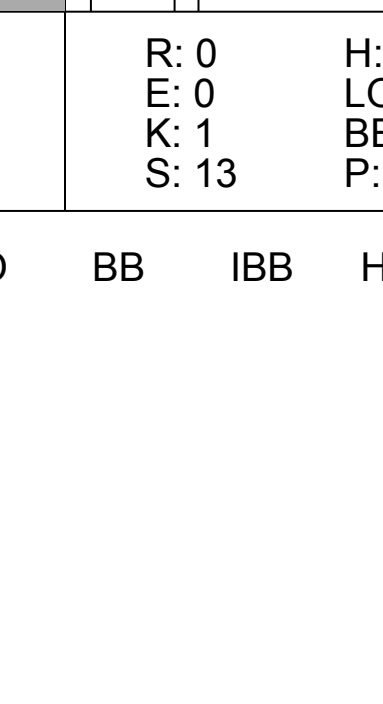
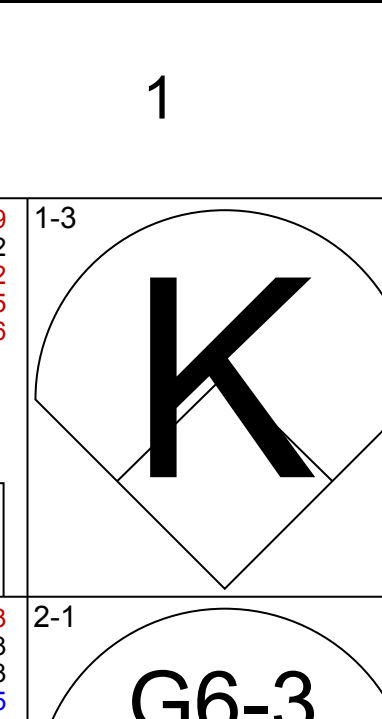
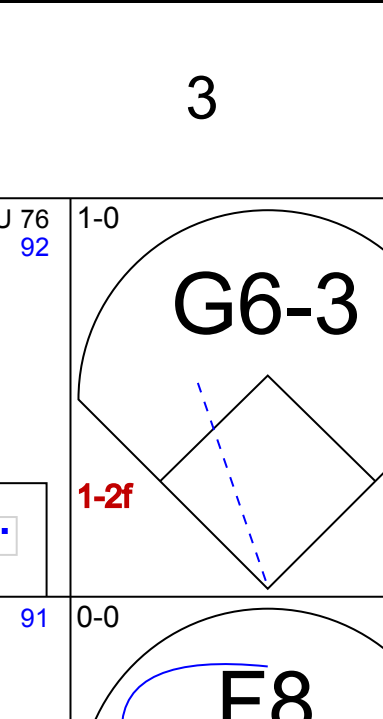
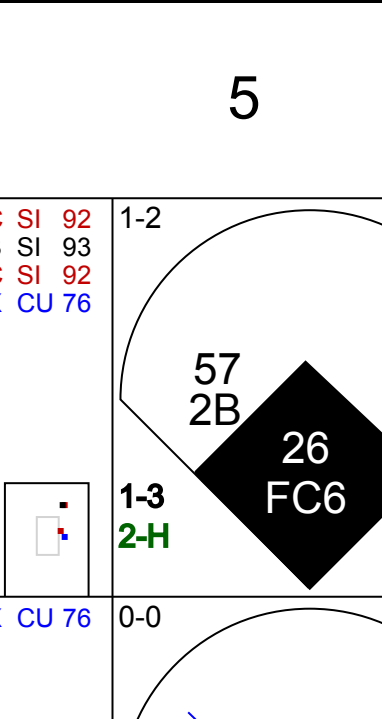

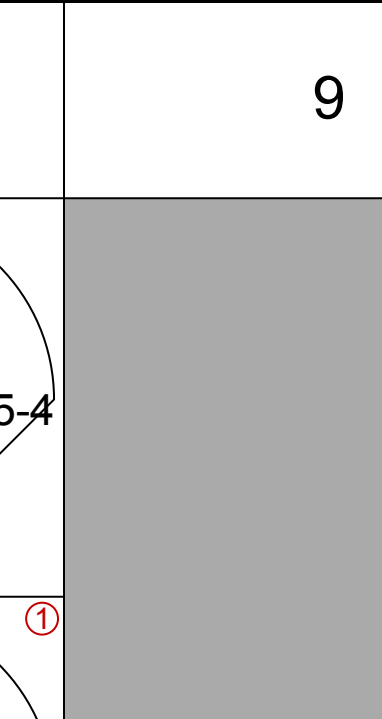
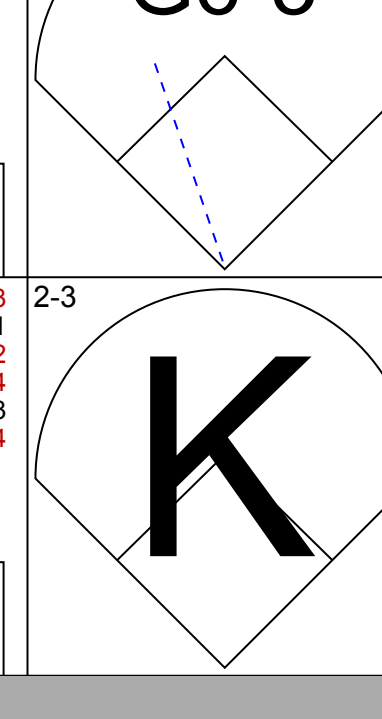
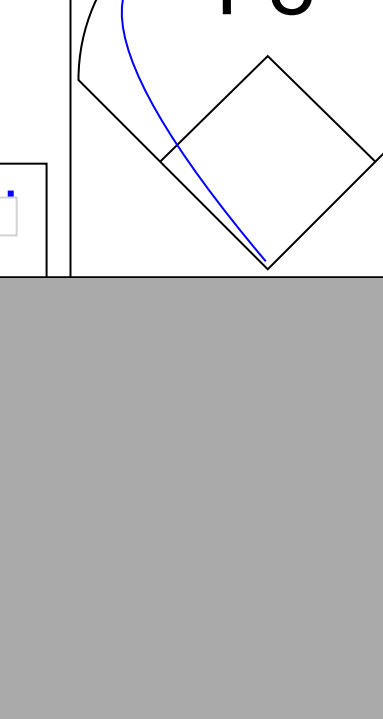
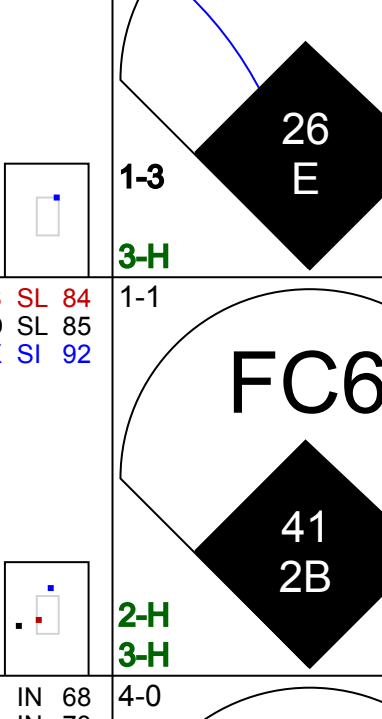
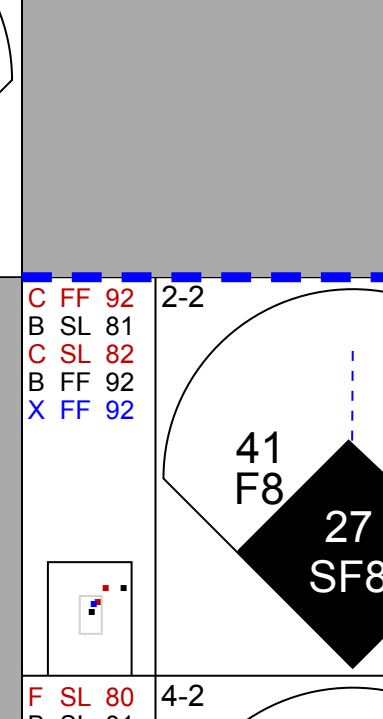
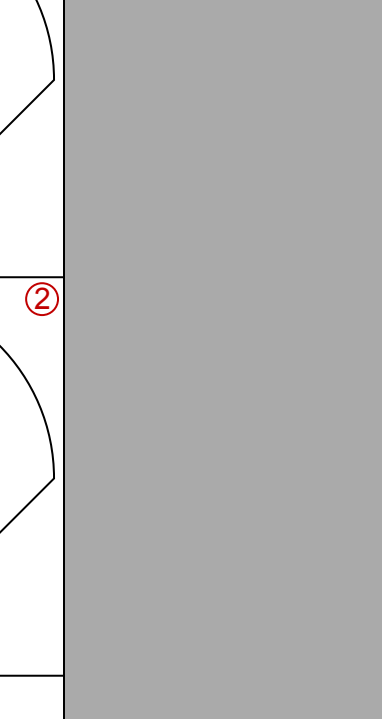


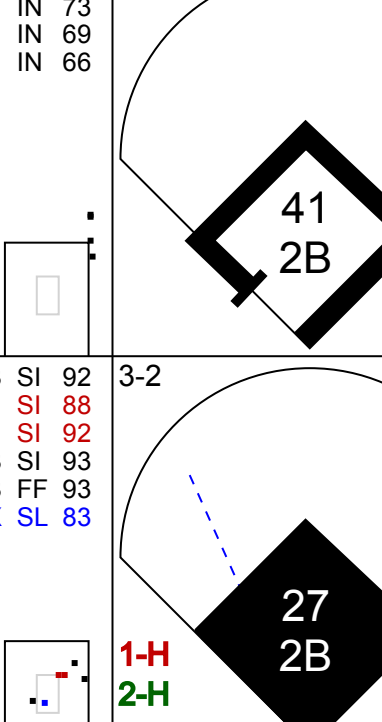
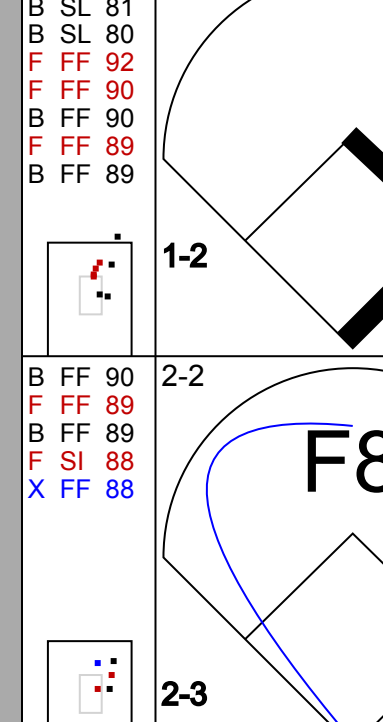
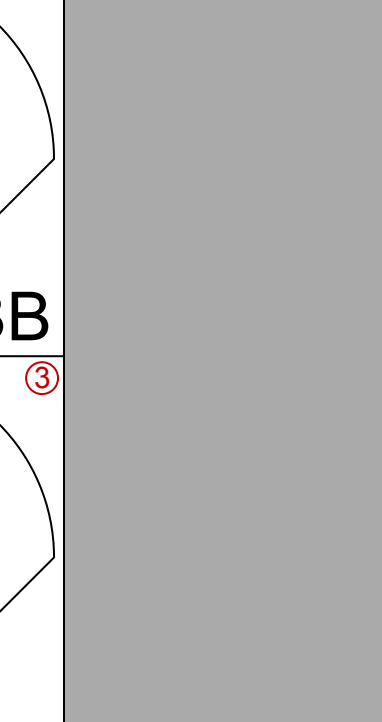
AB 29  
R 3  
H 7  
RBI 3  
BB 5  
SO 8  
LOB 16

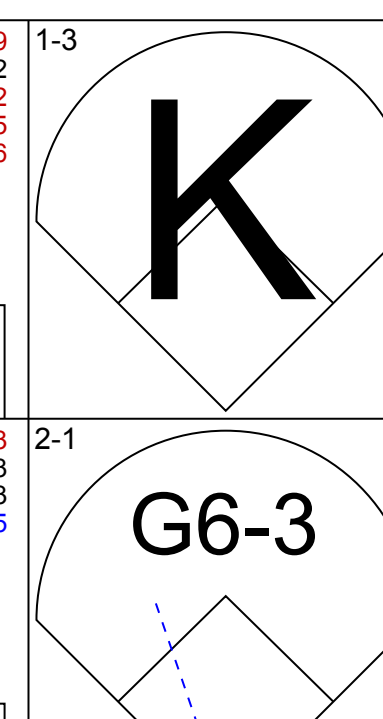
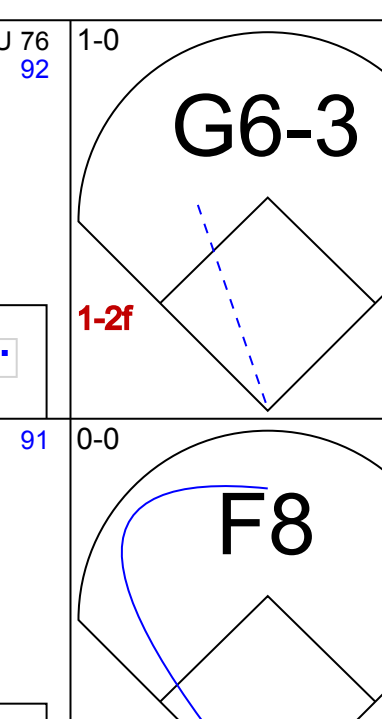
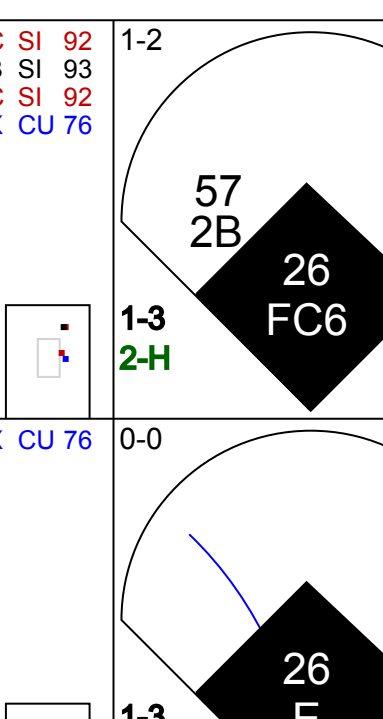

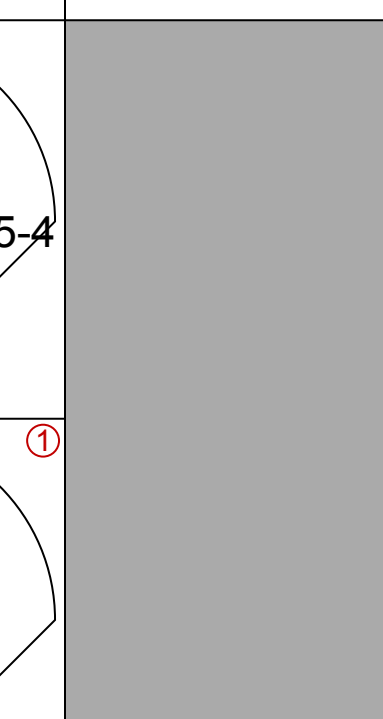
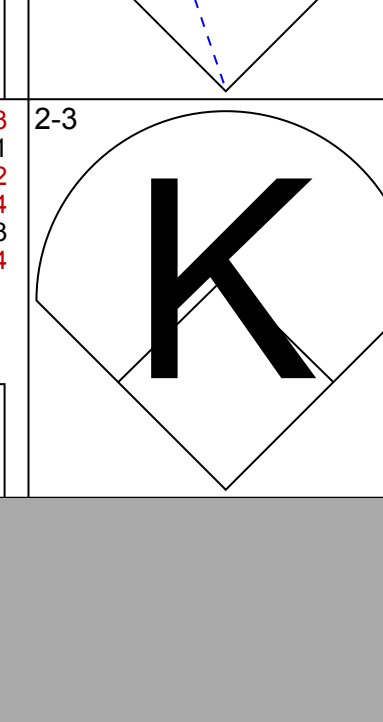

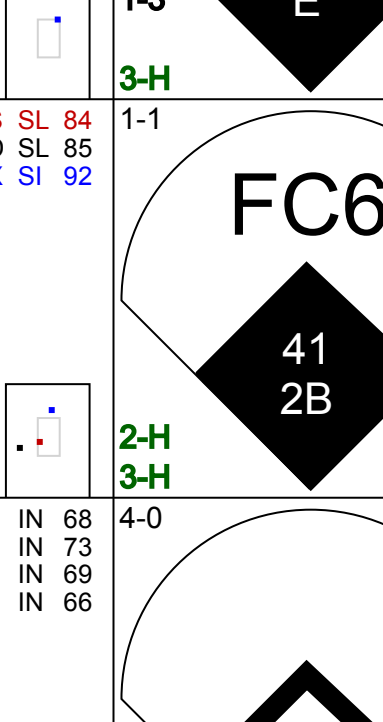
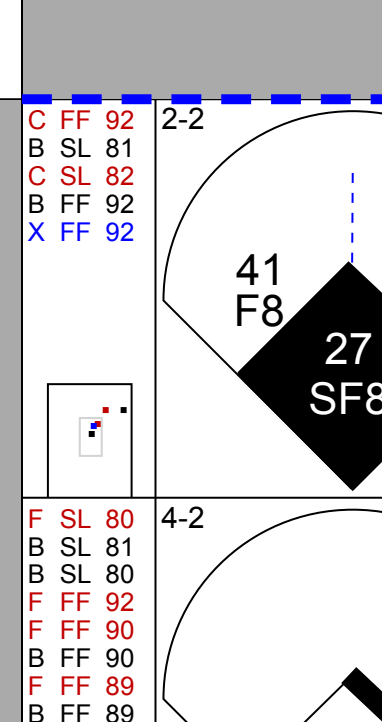
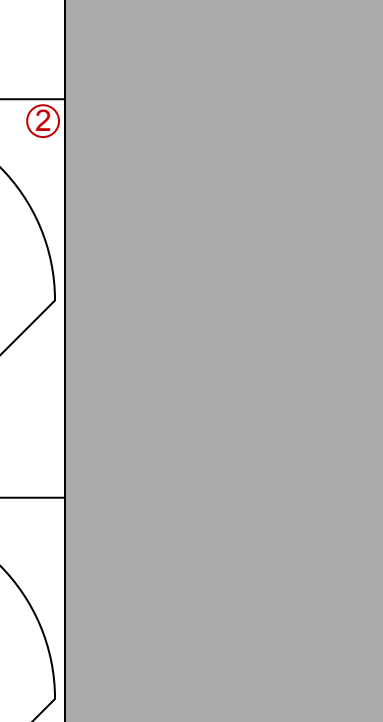


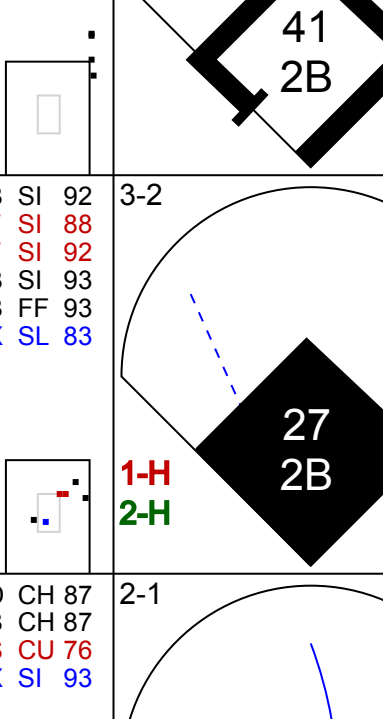
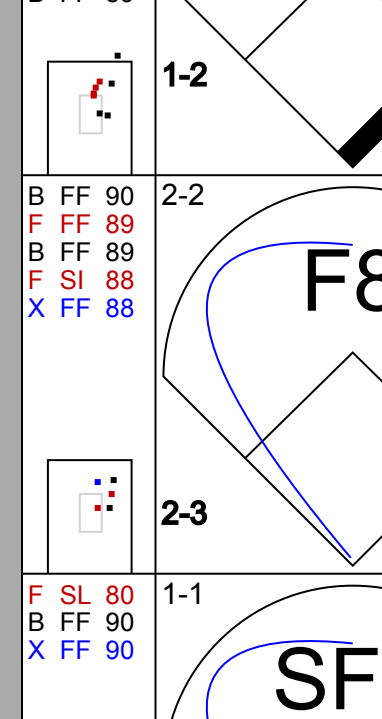
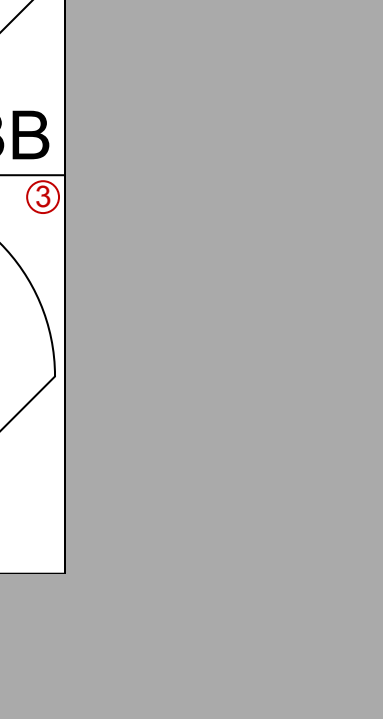


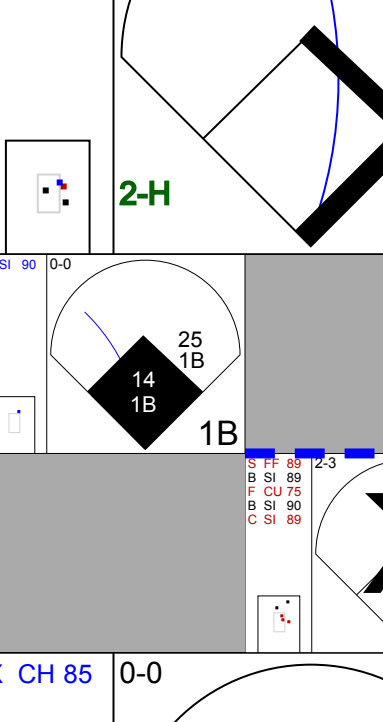
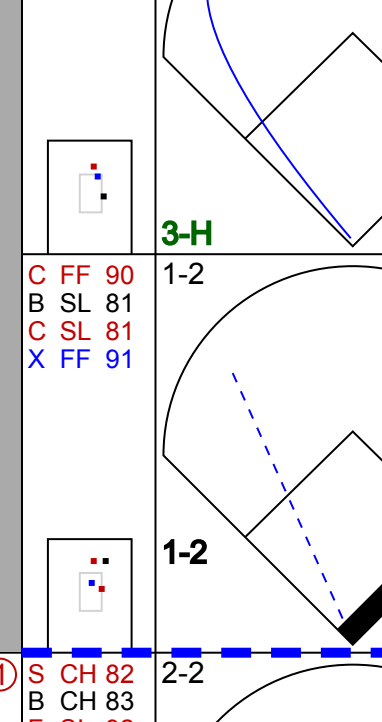


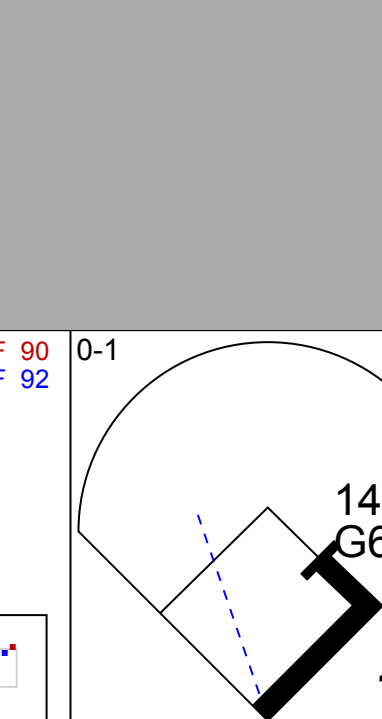
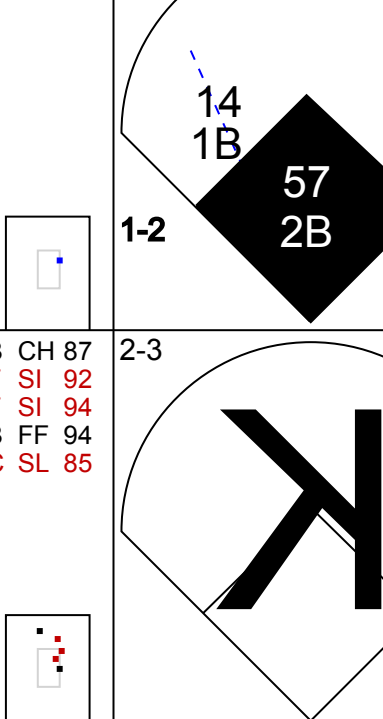
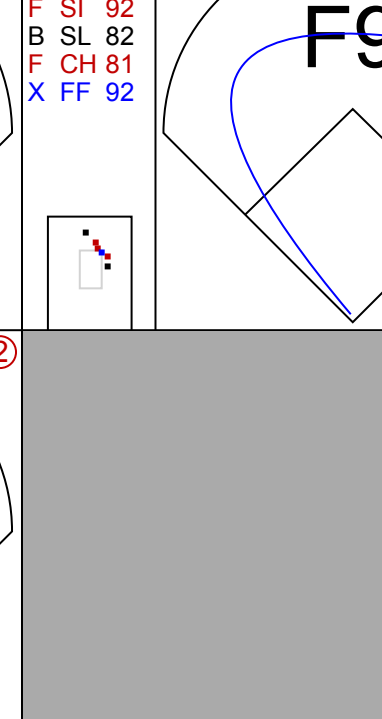
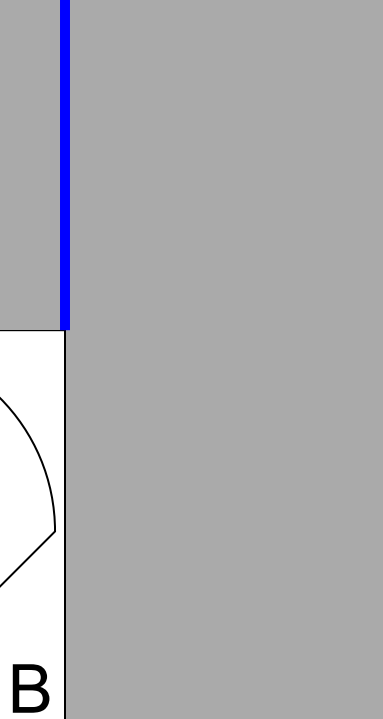
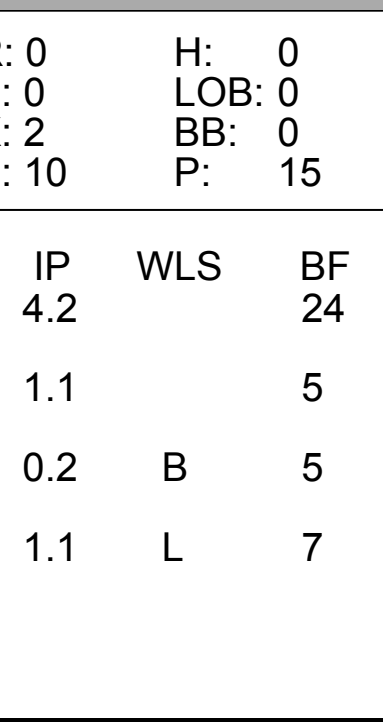
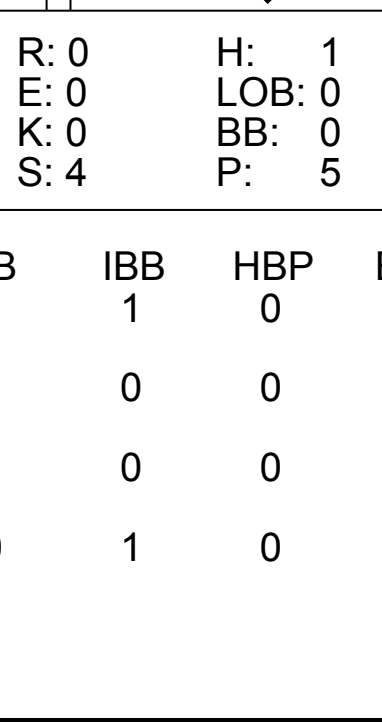
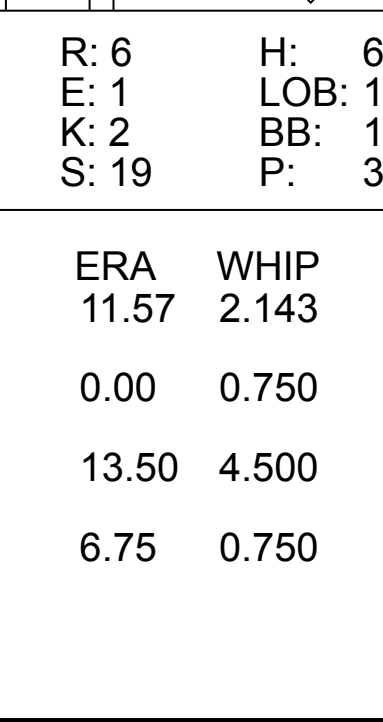
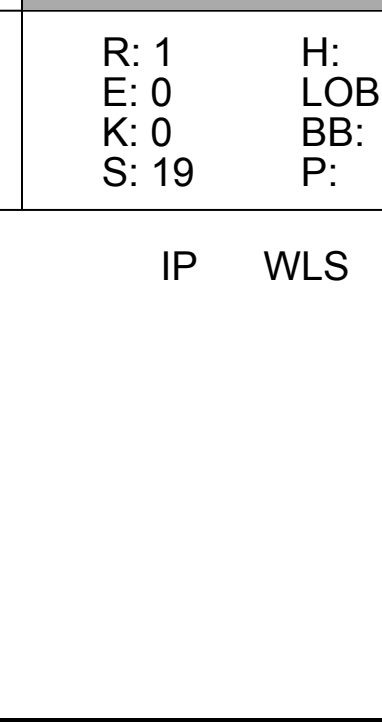









Batter	1	2	3	4	5	6	7	8	9	AB	R	H	RBI	BB	SO	LOB	TOP								
<b>2 Denard Span, L</b> OBP: 0.366, SLG: 0.382										5	1	2	0	0	1	1	<b>Minnesota Twins @ Detroit Tigers</b> Comerica Park, Detroit, MI Tue May 31 2011, 7:07 PM - 10:22 PM EDT Att: 22,649 - Clear - 89 F								
<b>12 Alexi Casilla, S</b> OBP: 0.293, SLG: 0.317										3	0	0	1	1	0	2									
<b>33 Justin Morneau, L</b> OBP: 0.299, SLG: 0.371										4	3	2	3	1	1	2									
<b>5 Michael Cuddyer, R</b> OBP: 0.322, SLG: 0.372										4	0	1	0	0	1	2									
<b>25 Jim Thome, L</b> OBP: 0.370, SLG: 0.453										3	0	1	1	0	1	1									
<b>22 Danny Valencia, R</b> OBP: 0.292, SLG: 0.359										4	1	1	0	0	3	2									
<b>21 Delmon Young, R</b> OBP: 0.244, SLG: 0.260										4	0	1	1	0	3	2									
<b>32 René Rivera, R</b> OBP: 0.293, SLG: 0.351										4	1	1	0	0	0	2									
<b>20 Matt Tolbert, S</b> OBP: 0.207, SLG: 0.244										4	1	1	0	0	1	1									
<b>Inning Stats</b>	R: 0 E: 0 K: 1 S: 8	H: 0 LOB: 0 BB: 0 P: 11	R: 1 E: 0 K: 1 S: 8	H: 2 LOB: 1 BB: 0 P: 10	R: 2 E: 0 K: 0 S: 18	H: 2 LOB: 0 BB: 0 P: 26	R: 0 E: 0 K: 2 S: 8	H: 1 LOB: 1 BB: 0 P: 10	R: 0 E: 0 K: 0 S: 4	H: 0 LOB: 0 BB: 0 P: 8	R: 1 E: 0 K: 2 S: 12	H: 1 LOB: 1 BB: 0 P: 19	R: 3 E: 0 K: 2 S: 18	H: 3 LOB: 1 BB: 0 P: 26	R: 0 E: 0 K: 2 S: 9	H: 0 LOB: 0 BB: 0 P: 16	R: 0 E: 0 K: 1 S: 13	H: 1 LOB: 2 BB: 1 P: 21	1B: 6 2B: 2 3B: 0 HR: 2	SF: 2 SAC: 0 DP: 0 HBP: 1	WP: 2 PB: 0 SB: 1 CS: 0	PA: 40			
<b>PITCHER</b>	IP	WLS	BF	H	R	ER	SO	BB	IBB	HBP	BLK	WP	HR	S	P	ERA	WHIP								
<b>37 Max Scherzer, R</b> ERA: 4.38	6.2		31	9	7	7	7	1	0	1	0	2	2	73	107	9.45	1.500								
<b>49 Charlie Furbush, L</b> ERA:	0.1		1	0	0	0	1	0	0	0	0	0	0	3	3	0.00	0.000								
<b>62 Al Burqueque, R</b> ERA: 3.12	1.0	W	3	0	0	0	2	0	0	0	0	0	0	9	16	0.00	0.000								
<b>53 Joaquin Benoit, R</b> ERA: 5.85	1.0	S	5	1	0	0	1	1	0	0	0	0	0	13	21	0.00	2.000								

Batter	1	2	3	4	5	6	7	8	9	AB	R	H	RBI	BB	SO	LOB	BOTTOM								
<b>14 Austin Jackson, R</b> OBP: 0.289, SLG: 0.335										3	1	1	1	1	1	1	<b>Minnesota Twins @ Detroit Tigers</b> Comerica Park, Detroit, MI Tue May 31 2011, 7:07 PM - 10:22 PM EDT Att: 22,649 - Clear - 89 F								
<b>57 Casper Wells, R</b> OBP: 0.290, SLG: 0.351										4	1	1	1	0	1	1									
<b>26 Brennan Boesch, L</b> OBP: 0.313, SLG: 0.390										4	2	1	2	0	1	0									
<b>24 Miguel Cabrera, R</b> OBP: 0.431, SLG: 0.556										2	0	0	0	3	1	0									
<b>41 Victor Martinez, S</b> OBP: 0.360, SLG: 0.493										5	1	2	1	0	0	4									
<b>27 Jhonny Peralta, R</b> OBP: 0.370, SLG: 0.536										3	0	2	2	0	1	1									
<b>15 Brandon Inge, R</b> OBP: 0.284, SLG: 0.291										3	1	2	0	1	1	1									
<b>25 Ryan Raburn, R</b> OBP: 0.238, SLG: 0.325										4	1	1	0	0	0	4									
<b>32 Don Kelly, L</b> OBP: 0.305, SLG: 0.344										0	0	0	0	0	0	0									
<b>29 Danny Worth, R</b> OBP: 0.429, SLG: 0.333										4	1	2	0	0	1	2									
<b>Inning Stats</b>	R: 0 E: 0 K: 2 S: 10	H: 0 LOB: 0 BB: 0 P: 15	R: 0 E: 0 K: 0 S: 16	H: 1 LOB: 2 BB: 1 P: 26	R: 0 E: 0 K: 0 S: 4	H: 1 LOB: 0 BB: 0 P: 5	R: 0 E: 0 K: 2 S: 11	H: 1 LOB: 1 BB: 0 P: 16	R: 6 E: 1 K: 2 S: 19	H: 6 LOB: 1 BB: 1 P: 34	R: 0 E: 1 K: 1 S: 14	H: 0 LOB: 1 BB: 1 P: 25	R: 1 E: 0 K: 0 S: 19	H: 2 LOB: 2 BB: 1 P: 31	R: 1 E: 0 K: 0 S: 10	H: 1 LOB: 2 BB: 1 P: 22	1B: 7 2B: 5 3B: 0 HR: 0	SF: 2 SAC: 2 DP: 1 HBP: 0	WP: 0 PB: 0 SB: 0 CS: 0	PA: 41					
<b>PITCHER</b>	IP	WLS	BF	H	R	ER	SO	BB	IBB	HBP	BLK	WP	HR	S	P	ERA	WHIP								
<b>52 Brian Duensing, L</b> ERA: 5.37	4.2		24	9	6	6	5	1	0	0	0	0	0	17	30	0.00	0.750								
<b>39 Anthony Siana, R</b> ERA:	1.1		5	0	0	0	2	1	0	0	0	0	0	15	25	13.50	4.500								
<b>50 Jose Mijares, L</b> ERA: 5.84	0.2	B	5	2	1	1	0	1	0	0	0	0	0	14	28	6.75	0.750								
<b>54 Phil Dumatrai, L</b> ERA: 2.84	1.1	L	7	1	1	1	0	0	1	0	0	0	0	14	28	6.75	0.750								

AB 35  
R 7  
H 10  
RBI 6  
BB 2  
SO 11  
LOB 15



AB 32  
R 8  
H 12  
RBI 7  
BB 5  
SO 7  
LOB 14


























Batter	1	2	3	4	5	6	7	8	9	AB	R	H	RBI	BB	SO	LOB	TOP				
14 Austin Jackson, R OBP: 0.309, SLG: 0.357			G6-3	E9				K		6	1	3	3	0	2	0	Detroit Tigers @ Texas Rangers Rangers Ballpark in Arlington, Arlington, TX Tue Jun 07 2011, 8:08 PM - 11:20 PM EDT Att: 35,165 - Clear - 97 F				
57 Casper Wells, R OBP: 0.315, SLG: 0.433						G6-4-3				6	1	3	1	0	0	3					
26 Brennan Boesch, L OBP: 0.344, SLG: 0.450				K				G3		4	0	2	0	1	1	2					
12 Andy Dirks, L OBP: 0.321, SLG: 0.500				K						0	0	0	0	0	0	0					
24 Miguel Cabrera, R OBP: 0.321, SLG: 0.583			FC3-6							5	1	2	1	0	1	4					
41 Victor Martinez, S OBP: 0.362, SLG: 0.491		G1-3			L6					5	2	3	0	0	0	1					
27 Jonny Peralta, R OBP: 0.374, SLG: 0.521				K						5	0	1	1	0	2	4					
13 Alex Avila, L OBP: 0.351, SLG: 0.542					G6-3			K		5	2	3	0	0	1	3					
25 Ryan Raburn, R OBP: 0.243, SLG: 0.337										4	1	2	2	0	1	1					
39 Ramon Santiago, S OBP: 0.293, SLG: 0.520										1	0	0	0	0	0	1					
29 Danny Worth, R OBP: 0.500, SLG: 0.500		G5-3								4	0	1	0	1	1	3					
<b>Inning Stats</b>	R: 0 H: 1 E: 0 K: 2 S: 9	H: 1 LOB: 1 BB: 0 P: 15	R: 0 H: 0 E: 0 K: 1 S: 11	H: 1 LOB: 1 BB: 0 P: 14	R: 0 H: 1 E: 0 K: 0 S: 11	H: 1 LOB: 2 BB: 1 P: 20	R: 4 H: 5 E: 1 K: 2 S: 23	H: 5 LOB: 1 BB: 1 P: 40	R: 0 H: 1 E: 0 K: 1 S: 7	H: 2 LOB: 1 BB: 0 P: 11	R: 2 H: 4 E: 0 K: 2 S: 18	H: 4 LOB: 2 BB: 0 P: 30	R: 1 H: 3 E: 0 K: 1 S: 13	H: 3 LOB: 2 BB: 0 P: 21	R: 1 H: 2 E: 0 K: 0 S: 11	H: 2 LOB: 1 BB: 0 P: 20	1B: 15 2B: 5 3B: 0 HR: 0	SF: 0 SAC: 0 DP: 1 HBP: 0	WP: 1 PB: 0 SB: 0 CS: 0	PA: 47	
<b>PITCHER</b>	IP WLS BF H R ER SO BB IBB HBP BLK WP HR S P ERA WHIP	IP WLS BF H R ER SO BB IBB HBP BLK WP HR S P ERA WHIP	IP WLS BF H R ER SO BB IBB HBP BLK WP HR S P ERA WHIP	IP WLS BF H R ER SO BB IBB HBP BLK WP HR S P ERA WHIP	IP WLS BF H R ER SO BB IBB HBP BLK WP HR S P ERA WHIP	IP WLS BF H R ER SO BB IBB HBP BLK WP HR S P ERA WHIP	IP WLS BF H R ER SO BB IBB HBP BLK WP HR S P ERA WHIP	IP WLS BF H R ER SO BB IBB HBP BLK WP HR S P ERA WHIP	IP WLS BF H R ER SO BB IBB HBP BLK WP HR S P ERA WHIP	IP WLS BF H R ER SO BB IBB HBP BLK WP HR S P ERA WHIP	IP WLS BF H R ER SO BB IBB HBP BLK WP HR S P ERA WHIP	IP WLS BF H R ER SO BB IBB HBP BLK WP HR S P ERA WHIP	IP WLS BF H R ER SO BB IBB HBP BLK WP HR S P ERA WHIP	IP WLS BF H R ER SO BB IBB HBP BLK WP HR S P ERA WHIP	IP WLS BF H R ER SO BB IBB HBP BLK WP HR S P ERA WHIP	IP WLS BF H R ER SO BB IBB HBP BLK WP HR S P ERA WHIP	IP WLS BF H R ER SO BB IBB HBP BLK WP HR S P ERA WHIP				
54 Matt Harrison, L ERA: 3.48	4.0	L	21	8	4	3	5	2	0	0	0	0	0	0	0	0	0	54	89	6.75	2.500
47 Dave Bush, R ERA: 5.06	2.1		12	6	2	2	1	0	0	0	0	0	0	0	0	0	0	24	36	7.71	2.571
57 Mark Lowe, R ERA: 3.52	1.2		9	4	1	1	3	0	0	0	0	0	0	0	0	0	0	21	34	5.40	2.400
22 Yoshinori Tateyama, R ERA: 3.24	1.0		5	2	1	1	0	0	0	0	0	0	0	0	0	0	0	11	20	9.00	2.000


Batter	1	2	3	4	5	6	7	8	9	AB	R	H	RBI	BB	SO	LOB	BOTTOM				
5 Ian Kinsler, R OBP: 0.356, SLG: 0.407										4	1	2	0	1	0	0	Detroit Tigers @ Texas Rangers Rangers Ballpark in Arlington, Arlington, TX Tue Jun 07 2011, 8:08 PM - 11:20 PM EDT Att: 35,165 - Clear - 97 F				
7 David Murphy, L OBP: 0.318, SLG: 0.347										4	0	3	0	0	1	2					
32 Josh Hamilton, L OBP: 0.349, SLG: 0.500										4	0	0	1	0	0	4					
10 Michael Young, R OBP: 0.352, SLG: 0.448										4	0	1	0	0	0	1					
29 Adrián Beltré, R OBP: 0.304, SLG: 0.454										4	0	1	0	0	0	2					
17 Nelson Cruz, R OBP: 0.303, SLG: 0.533										3	0	0	0	1	1	2					
18 Mitch Moreland, L OBP: 0.379, SLG: 0.511										4	0	1	0	0	2	2					
25 Mike Napoli, R OBP: 0.353, SLG: 0.520										3	0	0	0	1	0	1					
3 Andrés Blanco, S OBP: 0.281, SLG: 0.345										4	0	0	0	0	1	2					
<b>Inning Stats</b>	R: 0 H: 1 E: 0 K: 0 S: 11	H: 0 LOB: 0 BB: 0 P: 7	R: 0 H: 2 E: 0 K: 0 S: 8	H: 2 LOB: 0 BB: 0 P: 11	R: 0 H: 0 E: 0 K: 0 S: 8	H: 0 LOB: 0 BB: 0 P: 14	R: 0 H: 0 E: 0 K: 0 S: 4	H: 0 LOB: 1 BB: 1 P: 10	R: 1 H: 3 E: 0 K: 1 S: 17	H: 3 LOB: 2 BB: 0 P: 29	R: 0 H: 1 E: 0 K: 2 S: 14	H: 1 LOB: 2 BB: 1 P: 20	R: 0 H: 1 E: 0 K: 1 S: 10	H: 1 LOB: 1 BB: 1 P: 22	R: 0 H: 0 E: 0 K: 0 S: 8	H: 0 LOB: 0 BB: 0 P: 14		1B: 7 2B: 1 3B: 0 HR: 0	SF: 0 SAC: 0 DP: 1 HBP: 0	WP: 1 PB: 0 SB: 1 CS: 0	PA: 37
<b>PITCHER</b>	IP WLS BF H R ER SO BB IBB HBP BLK WP HR S P ERA WHIP	IP WLS BF H R ER SO BB IBB HBP BLK WP HR S P ERA WHIP	IP WLS BF H R ER SO BB IBB HBP BLK WP HR S P ERA WHIP	IP WLS BF H R ER SO BB IBB HBP BLK WP HR S P ERA WHIP	IP WLS BF H R ER SO BB IBB HBP BLK WP HR S P ERA WHIP	IP WLS BF H R ER SO BB IBB HBP BLK WP HR S P ERA WHIP	IP WLS BF H R ER SO BB IBB HBP BLK WP HR S P ERA WHIP	IP WLS BF H R ER SO BB IBB HBP BLK WP HR S P ERA WHIP	IP WLS BF H R ER SO BB IBB HBP BLK WP HR S P ERA WHIP	IP WLS BF H R ER SO BB IBB HBP BLK WP HR S P ERA WHIP	IP WLS BF H R ER SO BB IBB HBP BLK WP HR S P ERA WHIP	IP WLS BF H R ER SO BB IBB HBP BLK WP HR S P ERA WHIP	IP WLS BF H R ER SO BB IBB HBP BLK WP HR S P ERA WHIP	IP WLS BF H R ER SO BB IBB HBP BLK WP HR S P ERA WHIP	IP WLS BF H R ER SO BB IBB HBP BLK WP HR S P ERA WHIP	IP WLS BF H R ER SO BB IBB HBP BLK WP HR S P ERA WHIP	IP WLS BF H R ER SO BB IBB HBP BLK WP HR S P ERA WHIP				
21 Rick Porcello, R ERA: 3.58	6.0	W	24	6	1	1	2	1	0	0	0	0	0	0	0	0	0	54	87	1.50	1.167
38 David Purcey, L ERA: 2.84	2.0		10	2	0	0	3	2	0	0	0	0	0	0	0	0	0	24	42	0.00	2.000
55 Daniel Schlereth, L ERA: 2.37	1.0		3	0	0	0	0	0	0	0	0	0	0	0	0	0	0	8	14	0.00	0.000

AB	45
R	8
H	20
RBI	8
BB	2
SO	9
LOB	22





Batter	1	2	3	4	5	6	7	8	9	AB R H RBI BB SO LOB	TOP									
14 Austin Jackson, R OBP: 0.307, SLG: 0.358	F8		K		F7		F9		G5-3	5 0 1 1 0 1 2	<p><b>Detroit Tigers @ Texas Rangers</b> Rangers Ballpark in Arlington, Arlington, TX Wed Jun 08 2011, 8:07 PM - 11:01 PM EDT Att. 40,388 - Clear - 92 F</p> <p>AB 37 R 3 H 9 RBI 3 BB 2 SO 10 LOB 20</p> 									
32 Don Kelly, L OBP: 0.294, SLG: 0.342	HR		B1-3		F8			F8	G5-3	5 1 1 2 0 0 2										
26 Brennan Boesch, L OBP: 0.336, SLG: 0.440	K		F9			G6-3		P3	K	5 0 0 0 0 2 2										
24 Miguel Cabrera, R OBP: 0.442, SLG: 0.584	41 WP				41 FC3-6		F8	41 1B		3 0 2 0 1 0 0										
41 Victor Martinez, S OBP: 0.359, SLG: 0.486	G3-1				FC3-6		E9		1B	4 0 1 0 0 0 2										
12 Andy Dirks, L OBP: 0.339, SLG: 0.500										2 0 1 0 1 1 1										
25 Ryan Raburn, R OBP: 0.242, SLG: 0.335										1 0 0 0 0 1 2										
27 Jhonny Peralta, R OBP: 0.372, SLG: 0.516										4 1 1 0 0 1 3										
13 Alex Avila, L OBP: 0.349, SLG: 0.535										4 1 1 0 0 1 3										
39 Ramon Santiago, S OBP: 0.291, SLG: 0.316										4 0 1 0 0 3 3										
<b>Inning Stats</b>	R: 1 H: 2 E: 0 K: 1 S: 15	H: 2 LOB: 1 BB: 0 P: 25	R: 0 H: 0 E: 0 K: 2 S: 7	H: 0 LOB: 1 BB: 1 P: 15	R: 0 H: 1 E: 0 K: 1 S: 11	H: 1 LOB: 0 BB: 0 P: 13	R: 0 H: 1 E: 0 K: 0 S: 10	H: 2 LOB: 2 BB: 1 P: 18	R: 0 H: 0 E: 0 K: 1 S: 6	H: 0 LOB: 0 BB: 0 P: 9	R: 0 H: 0 E: 1 K: 1 S: 8	H: 0 LOB: 1 BB: 0 P: 10	R: 0 H: 2 E: 0 K: 1 S: 12	H: 2 LOB: 2 BB: 0 P: 15	R: 2 H: 3 E: 0 K: 2 S: 14	H: 3 LOB: 1 BB: 0 P: 19	1B: 7 2B: 2 3B: 0 HR: 1	SF: 0 SAC: 0 DP: 1 HBP: 0	WP: 1 PB: 0 SB: 0 CS: 1	PA: 39
<b>PITCHER</b>	IP WLS BF H R ER SO BB IBB HBP BLK WP HR S P ERA WHIP											IP WLS BF H R ER SO BB IBB HBP BLK WP HR S P ERA WHIP								
41 Alexi Ogando, R ERA: 2.1	7.2 W 32 6 1 1 7 2 0 0 0 0 1 1 73 110 1.17 1.043																			
28 Darren Oliver, L ERA: 3.09	0.2 4 2 2 2 2 0 0 0 0 0 0 10 15 27.00 3.000																			
30 Neftali Feliz, R ERA: 1.21	0.2 3 1 0 0 1 0 0 0 0 0 0 7 8 0.00 1.500																			


Batter	1	2	3	4	5	6	7	8	9	AB R H RBI BB SO LOB	BOTTOM							
1 Elvis Andrus, R OBP: 0.327, SLG: 0.364	23 CS		23 E		23 BB		F7		F8	5 1 3 1 0 0 0	<p><b>Detroit Tigers @ Texas Rangers</b> Rangers Ballpark in Arlington, Arlington, TX Wed Jun 08 2011, 8:07 PM - 11:01 PM EDT Att. 40,388 - Clear - 92 F</p> <p>AB 35 R 7 H 12 RBI 5 BB 4 SO 2 LOB 17</p> 							
23 Craig Gentry, R OBP: 0.305, SLG: 0.302	G6-3		FC5							3 1 1 0 2 0 2								
32 Josh Hamilton, L OBP: 0.342, SLG: 0.495	F9				G3-2-3		L9		F7	5 0 1 2 0 0 5								
10 Michael Young, R OBP: 0.351, SLG: 0.445			F8				E7		G6-3	4 1 1 0 0 0 2								
29 Adrian Beltré, R OBP: 0.311, SLG: 0.469	L9									3 1 2 2 1 0 1								
17 Nelson Cruz, R OBP: 0.296, SLG: 0.520	G5-4-3		F9				P6		F8	4 0 0 0 0 0 4								
25 Mike Napoli, R OBP: 0.344, SLG: 0.504	F8		G5-3		FC5-4				K	4 0 0 0 0 1 1								
8 Yorvit Torrealba, R OBP: 0.256, SLG: 0.342									F9	3 2 2 0 1 0 0								
19 Chris Davis, L OBP: 0.333, SLG: 0.481										4 1 2 0 0 1 2								
<b>Inning Stats</b>	R: 0 H: 1 E: 0 K: 0 S: 6	H: 1 LOB: 0 BB: 0 P: 7	R: 0 H: 1 E: 0 K: 0 S: 5	H: 1 LOB: 0 BB: 0 P: 9	R: 4 H: 4 E: 1 K: 0 S: 17	H: 4 LOB: 2 BB: 1 P: 28	R: 1 H: 2 E: 0 K: 0 S: 10	H: 2 LOB: 2 BB: 2 P: 21	R: 1 H: 1 E: 0 K: 0 S: 14	H: 1 LOB: 1 BB: 0 P: 14		R: 1 H: 1 E: 0 K: 1 S: 13	H: 1 LOB: 0 BB: 0 P: 19	R: 0 H: 0 E: 0 K: 1 S: 12	H: 0 LOB: 1 BB: 1 P: 21	1B: 9 2B: 2 3B: 0 HR: 1	SF: 0 SAC: 0 DP: 2 HBP: 0	WP: 0 PB: 0 SB: 0 CS: 1
<b>PITCHER</b>	IP WLS BF H R ER SO BB IBB HBP BLK WP HR S P ERA WHIP											IP WLS BF H R ER SO BB IBB HBP BLK WP HR S P ERA WHIP						
40 Phil Coke, L ERA: 4.11	5.0 L 27 10 6 4 0 3 0 0 0 0 0 0 23 33 4.50 1.000																	
58 Adam Wilk, L ERA: 1.59	2.0 8 2 1 1 1 0 0 0 0 0 0 1 23 33 4.50 1.000																	
21 Enrique Gonzalez, R ERA: 10.0	1.0 4 0 0 0 1 0 0 0 0 0 0 12 21 0.00 1.000																	



Batter	1	2	3	4	5	6	7	8	9	AB	R	H	RBI	BB	SO	LOB	TOP										
51 Ichiro Suzuki, L OBP: 0.306, SLG: 0.294	G4-3		K		G4-3			K2-3		4	0	0	0	0	2	1											
26 Brendan Ryan, R OBP: 0.328, SLG: 0.317	1B			K		K		1B		4	0	2	0	0	2	0											
4 Adam Kennedy, L OBP: 0.327, SLG: 0.439	P3			1B		1B		F7		4	0	2	0	0	0	2											
30 Miguel Olivo, R OBP: 0.292, SLG: 0.403	K			K		K		K		4	0	0	0	0	4	3											
21 Franklin Gutierrez, R OBP: 0.239, SLG: 0.279	L7			G1-3		K		G6-3		4	0	0	0	0	1	2											
20 Mike Carp, L OBP: 0.244, SLG: 0.333	BB					F7		L7		2	0	0	0	2	0	0											
56 Greg Halman, R OBP: 0.636, SLG: 0.818	L9					F9		K		4	1	1	0	0	1	2											
1 Luis Antonio Rodriguez, S OBP: 0.271, SLG: 0.292	F7					F9		P5		3	0	0	0	0	0	1											
2 Jack Wilson, R OBP: 0.274, SLG: 0.273	G2-3					K		P4		3	0	0	0	0	1	0											
<b>Inning Stats</b>	R: 0 E: 0 K: 1 S: 12	H: 1 LOB: 1 BB: 0 P: 18	R: 0 E: 0 K: 0 S: 9	H: 0 LOB: 0 BB: 1 P: 14	R: 0 E: 0 K: 1 S: 10	H: 0 LOB: 0 BB: 0 P: 15	R: 0 E: 0 K: 2 S: 14	H: 1 LOB: 1 BB: 0 P: 21	R: 0 E: 0 K: 3 S: 12	H: 1 LOB: 1 BB: 0 P: 16	R: 0 E: 0 K: 1 S: 8	H: 0 LOB: 0 BB: 0 P: 11	R: 0 E: 0 K: 1 S: 9	H: 1 LOB: 1 BB: 0 P: 12	R: 0 E: 0 K: 1 S: 12	H: 0 LOB: 1 BB: 1 P: 17	1B: 5 2B: 0 3B: 0 HR: 0	SF: 0 SAC: 0 DP: 0 HBP: 0	WP: 1 PB: 0 SB: 1 CS: 0	PA: 34							
<b>PITCHER</b>	IP	WLS	BF	H	R	ER	SO	BB	IBB	HBP	BLK	WP	HR	S	P	ERA	WHIP										
35 Justin Verlander, R ERA: 2.89	(1, 1)	8.0	W	30	5	1	10	1	0	0	0	1	0	86	126	1.12	0.750										
46 Jose Valverde, R ERA: 2.89	(9, 1)	1.0	S	4	0	0	0	1	0	0	0	0	0	12	17	0.00	1.000										

Seattle Mariners @ Detroit Tigers  
Comerica Park, Detroit, MI  
Thu Jun 09 2011, 7:07 PM - 9:23 PM EDT  
Att: 22,090 - Partly Cloudy - 69 F

AB 32  
R 1  
H 5  
RBI 0  
BB 2  
SO 11  
LOB 11



Batter	1	2	3	4	5	6	7	8	9	AB	R	H	RBI	BB	SO	LOB	BOTTOM										
14 Austin Jackson, R OBP: 0.302, SLG: 0.352	G3		K		G3-4			F8		4	0	0	0	0	1	2											
32 Don Kelly, L OBP: 0.303, SLG: 0.349	1B		F9		1B			G3-1		4	1	2	1	0	0	1											
26 Brennan Boesch, L OBP: 0.343, SLG: 0.462	BB				HR			G6-3		3	1	2	2	1	0	0											
57 Casper Wells, R OBP: 0.315, SLG: 0.433	BB				HR			G6-3		0	0	0	0	0	0	0											
24 Miguel Cabrera, R OBP: 0.435, SLG: 0.573	G5-3				L4			G5-3		4	0	0	0	0	0	3											
41 Victor Martinez, S OBP: 0.354, SLG: 0.477	F7				F8			G3-1		3	0	0	0	0	0	1											
12 Andy Dirks, L OBP: 0.322, SLG: 0.472	K				P2			F8		3	0	0	0	0	1	1											
27 Jhonny Peralta, R OBP: 0.372, SLG: 0.513	P4				1B			G6-3		3	1	1	0	0	0	0											
13 Alex Avila, L OBP: 0.359, SLG: 0.564					3B			BB		2	1	2	1	1	0	0											
25 Ryan Raburn, R OBP: 0.238, SLG: 0.330					3B			BB		3	0	0	0	0	1	3											
39 Ramon Santiago, S OBP: 0.291, SLG: 0.316	P3				K			G6-4-3		0	0	0	0	0	0	0											
<b>Inning Stats</b>	R: 0 E: 0 K: 0 S: 7	H: 1 LOB: 1 BB: 1 P: 14	R: 0 E: 0 K: 1 S: 8	H: 0 LOB: 0 BB: 0 P: 11	R: 0 E: 0 K: 1 S: 8	H: 1 LOB: 1 BB: 0 P: 10	R: 0 E: 0 K: 0 S: 6	H: 1 LOB: 1 BB: 0 P: 9	R: 4 E: 0 K: 1 S: 14	H: 4 LOB: 0 BB: 0 P: 16	R: 0 E: 0 K: 0 S: 8	H: 0 LOB: 0 BB: 0 P: 10	R: 0 E: 0 K: 0 S: 3	H: 0 LOB: 0 BB: 1 P: 8	R: 0 E: 0 K: 0 S: 7	H: 0 LOB: 0 BB: 0 P: 9	1B: 3 2B: 1 3B: 2 HR: 1	SF: 0 SAC: 0 DP: 2 HBP: 0	WP: 0 PB: 0 SB: 0 CS: 0	PA: 31							
<b>PITCHER</b>	IP	WLS	BF	H	R	ER	SO	BB	IBB	HBP	BLK	WP	HR	S	P	ERA	WHIP										
58 Doug Fister, R ERA: 3.4	(1, 1)	8.0	L	31	7	4	4	3	2	0	0	0	1	61	87	4.50	1.125										

Seattle Mariners @ Detroit Tigers  
Comerica Park, Detroit, MI  
Thu Jun 09 2011, 7:07 PM - 9:23 PM EDT  
Att: 22,090 - Partly Cloudy - 69 F

AB 29  
R 4  
H 7  
RBI 4  
BB 2  
SO 3  
LOB 11





Batter	1	2	3	4	5	6	7	8	9	AB	R	H	RBI	BB	SO	LOB	TOP							
9 Chone Figgins, S OBP: 0.238, SLG: 0.256	G6-3		G6-3				P5			4	0	2	0	0	0	0								
26 Brendan Ryan, R OBP: 0.322, SLG: 0.310	G6-3		G6-3		G6-4-3			P6		4	0	0	0	0	0	3								
17 Justin Smoak, S OBP: 0.349, SLG: 0.478	HR		L4				P5	P3		4	1	1	1	0	0	1								
29 Jack Cust, L OBP: 0.358, SLG: 0.328	K				P5		G6-3	K		4	0	0	0	0	2	0								
4 Adam Kennedy, L OBP: 0.331, SLG: 0.453	F8				F7					4	0	2	0	0	0	0								
21 Franklin Gutierrez, R OBP: 0.240, SLG: 0.292	G1-3				G5-3		G6-3			4	0	1	0	0	0	2								
8 Carlos Peguero, L OBP: 0.299, SLG: 0.500	G1-3									3	2	2	1	1	0	1								
56 Greg Halman, R OBP: 0.467, SLG: 0.600	G6-3									4	0	0	0	0	2	4								
5 Chris Gimenez, R OBP: 0.318, SLG: 0.222					F9					4	0	1	1	0	1	2								
<b>Inning Stats</b>	R: 1 E: 0 K: 1 S: 10	H: 1 LOB: 0 BB: 0 P: 16	R: 0 E: 0 K: 0 S: 7	H: 1 LOB: 1 BB: 0 P: 11	R: 0 E: 0 K: 0 S: 8	H: 1 LOB: 1 BB: 0 P: 9	R: 0 E: 0 K: 0 S: 6	H: 0 LOB: 0 BB: 0 P: 8	R: 1 E: 0 K: 1 S: 14	H: 3 LOB: 1 BB: 0 P: 23	R: 0 E: 0 K: 0 S: 10	H: 1 LOB: 1 BB: 0 P: 12	R: 1 E: 0 K: 0 S: 8	H: 1 LOB: 0 BB: 0 P: 13	R: 0 E: 0 K: 1 S: 6	H: 0 LOB: 2 BB: 1 P: 18	R: 0 E: 0 K: 2 S: 10	H: 1 LOB: 2 BB: 1 P: 18	1B: 2 2B: 4 3B: 1 HR: 2	SF: 0 SAC: 0 DP: 1 HBP: 0	WP: 0 PB: 0 SB: 0 CS: 0	PA: 36		
<b>PITCHER</b>	IP	WLS	BF	H	R	ER	SO	BB	IBB	HBP	BLK	WP	HR	S	P	ERA	WHIP							
31 Brad Penny, R ERA: 4.69	7.0	L	28	8	3	3	2	0	0	0	0	0	2	63	92	3.86	1.143							
49 Charlie Furbush, L ERA: 1.72	1.0		4	1	0	0	1	0	0	0	0	0	0	8	15	0.00	1.000							
62 Al Albuquerque, R ERA: 2.61	1.0		4	0	0	0	2	0	1	0	0	0	0	8	14	0.00	0.000							

Seattle Mariners @ Detroit Tigers  
Comerica Park, Detroit, MI  
Fri Jun 10 2011, 7:07 PM - 10:00 PM EDT  
Att: 30,511 - Cloudy - 62 F

AB 35  
R 3  
H 9  
RBI 3  
BB 1  
SO 5  
LOB 13



Batter	1	2	3	4	5	6	7	8	9	AB	R	H	RBI	BB	SO	LOB	BOTTOM							
14 Austin Jackson, R OBP: 0.306, SLG: 0.351	G6-4-3		G6-3					SH1-3		1	0	0	0	2	0	1								
57 Casper Wells, R OBP: 0.303, SLG: 0.414	G6-4-3									3	0	0	0	0	2	2								
12 Andy Dirks, L OBP: 0.317, SLG: 0.463	G6-4-3							G3-1		1	0	0	0	0	0	1								
26 Brennan Boesch, L OBP: 0.342, SLG: 0.458	K									4	1	1	0	0	2	1								
24 Miguel Cabrera, R OBP: 0.429, SLG: 0.563	F9				F8			G1-3		4	0	0	0	0	1	1								
41 Victor Martinez, S OBP: 0.352, SLG: 0.489	P6							F7		4	1	1	2	0	0	0								
27 Jhonny Peralta, R OBP: 0.374, SLG: 0.510	K									3	0	1	0	1	2	0								
25 Ryan Raburn, R OBP: 0.235, SLG: 0.324										3	0	0	0	0	3	1								
39 Ramon Santiago, S OBP: 0.287, SLG: 0.313	K									1	0	0	0	0	0	1								
13 Alex Avila, L OBP: 0.354, SLG: 0.554	G6-3									3	0	0	0	0	0	0								
29 Danny Worth, R OBP: 0.500, SLG: 0.563										2	0	1	0	0	0	0								
32 Don Kelly, L OBP: 0.311, SLG: 0.357										1	0	1	0	0	0	0								
<b>Inning Stats</b>	R: 0 E: 0 K: 1 S: 7	H: 0 LOB: 0 BB: 1 P: 13	R: 0 E: 0 K: 1 S: 9	H: 0 LOB: 0 BB: 0 P: 12	R: 0 E: 0 K: 1 S: 18	H: 1 LOB: 1 BB: 0 P: 25	R: 2 E: 0 K: 2 S: 14	H: 2 LOB: 1 BB: 1 P: 25	R: 0 E: 0 K: 1 S: 12	H: 0 LOB: 1 BB: 1 P: 21	R: 0 E: 0 K: 0 S: 5	H: 0 LOB: 0 BB: 0 P: 8	R: 0 E: 0 K: 2 S: 9	H: 0 LOB: 0 BB: 0 P: 16	R: 0 E: 0 K: 1 S: 8	H: 1 LOB: 1 BB: 0 P: 10	R: 0 E: 0 K: 1 S: 10	H: 1 LOB: 1 BB: 0 P: 12	1B: 3 2B: 1 3B: 0 HR: 1	SF: 0 SAC: 1 DP: 1 HBP: 0	WP: 0 PB: 0 SB: 0 CS: 0	PA: 34		
<b>PITCHER</b>	IP	WLS	BF	H	R	ER	SO	BB	IBB	HBP	BLK	WP	HR	S	P	ERA	WHIP							
45 Erik Bedard, L ERA: 3.47	5.0		20	3	2	2	6	3	0	0	0	0	0	14	24	0.00	1.200							
46 Chris Ray, R ERA: 5.4	2.0	W	6	0	0	0	2	0	0	0	0	0	0	8	10	0.00	1.000							
39 David Pauley, R ERA: 0.96	1.0	H	4	1	0	0	1	0	0	0	0	0	0	10	10	0.00	1.000							
43 Brandon League, R ERA: 4.33	1.0	S	4	1	0	0	1	0	0	0	0	0	0	10	10	0.00	1.000							

Seattle Mariners @ Detroit Tigers  
Comerica Park, Detroit, MI  
Fri Jun 10 2011, 7:07 PM - 10:00 PM EDT  
Att: 30,511 - Cloudy - 62 F

AB 30  
R 2  
H 5  
RBI 2  
BB 3  
SO 10  
LOB 8





Batter	1	2	3	4	5	6	7	8	9	AB	R	H	RBI	BB	SO	LOB	TOP					
51 Ichiro Suzuki, L (1.9) OBP: 0.309, SLG: 0.305										4	1	2	0	0	0	2						
26 Brendan Ryan, R (1.6) OBP: 0.316, SLG: 0.305										3	0	0	1	0	0	3						
17 Justin Smoak, S (1.3) OBP: 0.347, SLG: 0.474										4	0	1	0	0	1	0						
4 Adam Kennedy, L (1.4) OBP: 0.324, SLG: 0.442										4	0	0	0	0	0	1						
30 Miguel Olivo, R (1.2) OBP: 0.287, SLG: 0.395										4	0	0	0	0	1							
8 Carlos Peguero, L (1.7) OBP: 0.289, SLG: 0.482										3	0	0	0	0	1	0						
20 Mike Carp, L (1.10) OBP: 0.500, SLG: 0.375										2	0	1	0	1	1	0						
9 Chone Figgins, S (1.5) OBP: 0.238, SLG: 0.253										2	0	0	0	1	0	1						
56 Greg Halman, R (1.8) OBP: 0.444, SLG: 0.556										3	0	1	0	0	1	2						
<b>Inning Stats</b>	R: 0 E: 0 K: 1 S: 8	H: 0 LOB: 0 BB: 0 P: 14	R: 0 E: 0 K: 1 S: 10	H: 0 LOB: 0 BB: 2 P: 13	R: 0 E: 0 K: 0 S: 6	H: 0 LOB: 0 BB: 0 P: 9	R: 0 E: 0 K: 0 S: 6	H: 2 LOB: 2 BB: 0 P: 12	R: 1 E: 0 K: 0 S: 10	H: 2 LOB: 1 BB: 0 P: 13	R: 0 E: 0 K: 1 S: 8	H: 0 LOB: 0 BB: 0 P: 12	R: 0 E: 0 K: 0 S: 4	H: 1 LOB: 0 BB: 0 P: 7	R: 0 E: 0 K: 0 S: 7	H: 0 LOB: 0 BB: 0 P: 8	1B: 4 2B: 0 3B: 1 HR: 0	SF: 1 SAC: 0 DP: 1 HBP: 0	WP: 0 PB: 0 SB: 0 CS: 0	PA: 32		
<b>PITCHER</b>	IP WLS BF H R ER SO BB IBB HBP BLK WP HR S P ERA WHIP	IP WLS BF H R ER SO BB IBB HBP BLK WP HR S P ERA WHIP	IP WLS BF H R ER SO BB IBB HBP BLK WP HR S P ERA WHIP	IP WLS BF H R ER SO BB IBB HBP BLK WP HR S P ERA WHIP	IP WLS BF H R ER SO BB IBB HBP BLK WP HR S P ERA WHIP	IP WLS BF H R ER SO BB IBB HBP BLK WP HR S P ERA WHIP	IP WLS BF H R ER SO BB IBB HBP BLK WP HR S P ERA WHIP	IP WLS BF H R ER SO BB IBB HBP BLK WP HR S P ERA WHIP	IP WLS BF H R ER SO BB IBB HBP BLK WP HR S P ERA WHIP	IP WLS BF H R ER SO BB IBB HBP BLK WP HR S P ERA WHIP	IP WLS BF H R ER SO BB IBB HBP BLK WP HR S P ERA WHIP	IP WLS BF H R ER SO BB IBB HBP BLK WP HR S P ERA WHIP	IP WLS BF H R ER SO BB IBB HBP BLK WP HR S P ERA WHIP	IP WLS BF H R ER SO BB IBB HBP BLK WP HR S P ERA WHIP	IP WLS BF H R ER SO BB IBB HBP BLK WP HR S P ERA WHIP	IP WLS BF H R ER SO BB IBB HBP BLK WP HR S P ERA WHIP	IP WLS BF H R ER SO BB IBB HBP BLK WP HR S P ERA WHIP	IP WLS BF H R ER SO BB IBB HBP BLK WP HR S P ERA WHIP	IP WLS BF H R ER SO BB IBB HBP BLK WP HR S P ERA WHIP	IP WLS BF H R ER SO BB IBB HBP BLK WP HR S P ERA WHIP	IP WLS BF H R ER SO BB IBB HBP BLK WP HR S P ERA WHIP	IP WLS BF H R ER SO BB IBB HBP BLK WP HR S P ERA WHIP

Seattle Mariners @ Detroit Tigers  
Comerica Park, Detroit, MI  
Sat Jun 11 2011, 7:06 PM - 9:28 PM EDT  
Att: 38,398 - Partly Cloudy - 74 F

AB	29
R	1
H	5
RBI	1
BB	2
SO	4
LOB	10



Batter	1	2	3	4	5	6	7	8	9	AB	R	H	RBI	BB	SO	LOB	BOTTOM					
14 Austin Jackson, R (1.8) OBP: 0.311, SLG: 0.372										5	1	3	2	0	0	0						
32 Don Kelly, L (1.5) OBP: 0.305, SLG: 0.348										5	0	1	1	0	0	3						
26 Brennan Boesch, L (1.9) OBP: 0.349, SLG: 0.468										4	2	3	0	0	1	0						
57 Casper Wells, R (0.9) OBP: 0.299, SLG: 0.408										1	0	0	0	0	0	1						
24 Miguel Cabrera, R (1.3) OBP: 0.430, SLG: 0.560										3	1	1	0	0	0	2						
41 Victor Martinez, S (1.10) OBP: 0.360, SLG: 0.500										4	1	3	2	0	1	1						
12 Andy Dirks, L (1.7) OBP: 0.297, SLG: 0.431										4	0	0	0	0	0	4						
27 Jhonny Peralta, R (1.6) OBP: 0.372, SLG: 0.520										4	0	0	0	0	0	4						
13 Alex Avila, L (1.2) OBP: 0.356, SLG: 0.551										4	1	1	2	0	1	1						
39 Ramon Santiago, S (1.4) OBP: 0.286, SLG: 0.310										3	1	1	0	1	1	0						
										4	1	1	0	0	0	1						
<b>Inning Stats</b>	R: 2 E: 1 K: 0 S: 9	H: 2 LOB: 1 BB: 0 P: 14	R: 1 E: 0 K: 0 S: 11	H: 2 LOB: 1 BB: 0 P: 19	R: 0 E: 0 K: 2 S: 9	H: 1 LOB: 1 BB: 0 P: 14	R: 0 E: 0 K: 2 S: 8	H: 0 LOB: 0 BB: 0 P: 11	R: 0 E: 0 K: 0 S: 7	H: 1 LOB: 1 BB: 0 P: 8	R: 3 E: 0 K: 0 S: 20	H: 4 LOB: 1 BB: 1 P: 32	R: 0 E: 0 K: 0 S: 10	H: 2 LOB: 1 BB: 0 P: 13	R: 1 E: 0 K: 0 S: 7	H: 2 LOB: 1 BB: 0 P: 8	1B: 9 2B: 2 3B: 2 HR: 1	SF: 0 SAC: 0 DP: 1 HBP: 1	WP: 1 PB: 0 SB: 0 CS: 0	PA: 39		
<b>PITCHER</b>	IP WLS BF H R ER SO BB IBB HBP BLK WP HR S P ERA WHIP	IP WLS BF H R ER SO BB IBB HBP BLK WP HR S P ERA WHIP	IP WLS BF H R ER SO BB IBB HBP BLK WP HR S P ERA WHIP	IP WLS BF H R ER SO BB IBB HBP BLK WP HR S P ERA WHIP	IP WLS BF H R ER SO BB IBB HBP BLK WP HR S P ERA WHIP	IP WLS BF H R ER SO BB IBB HBP BLK WP HR S P ERA WHIP	IP WLS BF H R ER SO BB IBB HBP BLK WP HR S P ERA WHIP	IP WLS BF H R ER SO BB IBB HBP BLK WP HR S P ERA WHIP	IP WLS BF H R ER SO BB IBB HBP BLK WP HR S P ERA WHIP	IP WLS BF H R ER SO BB IBB HBP BLK WP HR S P ERA WHIP	IP WLS BF H R ER SO BB IBB HBP BLK WP HR S P ERA WHIP	IP WLS BF H R ER SO BB IBB HBP BLK WP HR S P ERA WHIP	IP WLS BF H R ER SO BB IBB HBP BLK WP HR S P ERA WHIP	IP WLS BF H R ER SO BB IBB HBP BLK WP HR S P ERA WHIP	IP WLS BF H R ER SO BB IBB HBP BLK WP HR S P ERA WHIP	IP WLS BF H R ER SO BB IBB HBP BLK WP HR S P ERA WHIP	IP WLS BF H R ER SO BB IBB HBP BLK WP HR S P ERA WHIP	IP WLS BF H R ER SO BB IBB HBP BLK WP HR S P ERA WHIP	IP WLS BF H R ER SO BB IBB HBP BLK WP HR S P ERA WHIP	IP WLS BF H R ER SO BB IBB HBP BLK WP HR S P ERA WHIP	IP WLS BF H R ER SO BB IBB HBP BLK WP HR S P ERA WHIP	IP WLS BF H R ER SO BB IBB HBP BLK WP HR S P ERA WHIP

Seattle Mariners @ Detroit Tigers  
Comerica Park, Detroit, MI  
Sat Jun 11 2011, 7:06 PM - 9:28 PM EDT  
Att: 38,398 - Partly Cloudy - 74 F

AB	37
R	8
H	14
RBI	7
BB	1
SO	4
LOB	13









Batter	1	2	3	4	5	6	7	8	9	10	AB	R	H	RBI	BB	SO	LOB	TOP					
22 Johnny Damon, L OBP: 0.327, SLG: 0.437	F7		G4-3			K		16 SF9 18 1B		1-1 1B	5	0	2	0	0	1	1	<b>Tampa Bay Rays @ Detroit Tigers</b> Comerica Park, Detroit, MI Mon Jun 13 2011, 7:05 PM - 10:44 PM EDT Att: 30,938 - Clear - 69 F					
18 Ben Zobrist, S OBP: 0.346, SLG: 0.492	F8		G5-3			P6		3 FC6-4 1B		2-2 1B	5	0	1	0	0	0	3						
16 Justin Ruggiano, R OBP: 0.395, SLG: 0.564	G1-3					2B		SF9		2-1 1B	3	0	2	1	0	0	0						
3 Evan Longoria, R OBP: 0.355, SLG: 0.443	F9		F9			F9		FC6-4		2-2 1B	4	0	0	0	0	1	4						
2 B.J. Upton, R OBP: 0.307, SLG: 0.377	G4-3					F8		E5		1-3 1B	4	0	1	0	0	1	1						
1 Sean Rodriguez, R OBP: 0.292, SLG: 0.391	G4-3					F8		IBB			2	0	0	0	0	0	1						
20 Matt Joyce, L OBP: 0.392, SLG: 0.572	G4-3					F8					1	0	0	0	1	1	0						
11 Casey Kotchman, L OBP: 0.279, SLG: 0.345	F8					G3		F9-2			3	0	0	0	1	0	4						
5 Sam Fuld, L OBP: 0.201, SLG: 0.201	F8							9 CS BB			0	0	0	0	0	0	0						
9 Elliot Johnson, S OBP: 0.288, SLG: 0.370			E4			F8		K		1-2 1B	4	0	0	0	0	1	0						
10 Kelly Shoppach, R OBP: 0.264, SLG: 0.255								18 1B 22 1B SF9			2	0	1	0	0	1	1						
28 John Jaso, L OBP: 0.313, SLG: 0.356											1	1	1	0	1	0	0						
Inning Stats		R: 0 E: 0 K: 0 S: 4	H: 0 LOB: 0 BB: 0 P: 6	R: 0 E: 0 K: 0 S: 7	H: 1 LOB: 1 BB: 12	R: 0 E: 1 K: 1 S: 10	H: 0 LOB: 0 BB: 0 P: 16	R: 0 E: 0 K: 0 S: 10	H: 1 LOB: 0 BB: 0 P: 18	R: 0 E: 0 K: 0 S: 3	H: 0 LOB: 0 BB: 0 P: 7	R: 0 E: 1 K: 1 S: 10	H: 1 LOB: 2 BB: 1 P: 15	R: 1 E: 0 K: 1 S: 17	H: 3 LOB: 2 BB: 0 P: 25	R: 0 E: 0 K: 2 S: 11	H: 0 LOB: 1 BB: 1 P: 19	R: 0 E: 0 K: 0 S: 18	H: 1 LOB: 1 BB: 1 P: 18	1B: 6 2B: 4 3B: 0 HR: 0	SF: 1 SAC: 0 DP: 2 HBP: 0	WP: 0 PB: 0 SB: 0 CS: 3	PA: 39
PITCHER											PITCHER												
40 Phil Coke, L ERA: 3.69											38 David Purcey, L ERA: 2.57												
62 Al Albuquerque, R ERA: 2.61																							
49 Charlie Furbush, L ERA: 1.65																							
53 Joaquin Benoit, R ERA: 5.4																							
46 Jose Valverde, R ERA: 2.79																							

Batter	1	2	3	4	5	6	7	8	9	10	AB	R	H	RBI	BB	SO	LOB	BOTTOM					
14 Austin Jackson, R OBP: 0.314, SLG: 0.377	F8-2					K				K	5	0	2	0	0	3	2	<b>Tampa Bay Rays @ Detroit Tigers</b> Comerica Park, Detroit, MI Mon Jun 13 2011, 7:05 PM - 10:44 PM EDT Att: 30,938 - Clear - 69 F					
32 Don Kelly, L OBP: 0.301, SLG: 0.333	F8-2					F7				K	3	0	1	0	0	0	0						
29 Danny Worth, R OBP: 0.450, SLG: 0.500	F8-2		P5			F9				K	2	0	0	0	0	1	2						
26 Brennan Boesch, L OBP: 0.340, SLG: 0.458	K		G4-3			41 1B				K	4	1	1	0	0	1	2						
57 Casper Welts, R OBP: 0.295, SLG: 0.403	K		G4-3			41 1B				K	1	0	0	0	0	1	0						
24 Miguel Cabrera, R OBP: 0.441, SLG: 0.563	BB		2B			41 1B					3	0	1	0	2	1	0						
41 Victor Martinez, S OBP: 0.369, SLG: 0.500	F8-2		G4-3			1-2 2H 1B					5	1	2	1	0	0	4						
30 Magglio Ordonez, R OBP: 0.229, SLG: 0.228	L4					L5				K	2	0	0	0	0	2	2						
39 Ramon Santiago, S OBP: 0.289, SLG: 0.344	L4					HBP					2	0	1	1	0	1	0						
27 Jhonny Peralta, R OBP: 0.359, SLG: 0.500	G6-3					K				P5	4	0	0	0	0	2	1						
13 Alex Avila, L OBP: 0.362, SLG: 0.554						F7				K2-3	4	0	2	0	0	1	1						
25 Ryan Raburn, R OBP: 0.235, SLG: 0.323						K				G4-3	4	0	1	0	0	1	2						
Inning Stats		R: 0 E: 0 K: 1 S: 13	H: 2 LOB: 2 BB: 1 P: 21	R: 0 E: 0 K: 1 S: 12	H: 2 LOB: 2 BB: 0 P: 18	R: 0 E: 0 K: 0 S: 9	H: 1 LOB: 1 BB: 0 P: 14	R: 0 E: 0 K: 2 S: 9	H: 0 LOB: 1 BB: 0 P: 15	R: 0 E: 1 K: 1 S: 10	H: 2 LOB: 2 BB: 0 P: 16	R: 0 E: 0 K: 0 S: 7	H: 0 LOB: 0 BB: 0 P: 13	R: 0 E: 0 K: 1 S: 11	H: 1 LOB: 1 BB: 0 P: 19	R: 0 E: 0 K: 3 S: 9	H: 0 LOB: 0 BB: 0 P: 13	R: 1 E: 0 K: 1 S: 9	H: 2 LOB: 1 BB: 0 P: 12	1B: 7 2B: 4 3B: 1 HR: 0	SF: 0 SAC: 0 DP: 1 HBP: 1	WP: 0 PB: 0 SB: 0 CS: 0	PA: 42
PITCHER											PITCHER												
53 Alex Cobb, R ERA: 3.57											43 Kyle Farnsworth, R ERA: 1.48												
27 Cesar Ramos, L ERA: 3.43																							
36 Adam Russell, R ERA: 2.25																							
62 Joel Peralta, R ERA: 3.58																							
37 Juan Cruz, R ERA: 3.29																							







Batter	1	2	3	4	5	6	7	8	9	AB	R	H	RBI	BB	SO	LOB	TOP										
24 Grady Sizemore, L OBP: 0.312, SLG: 0.500										4	0	1	1	0	0	2	<b>Cleveland Indians @ Detroit Tigers</b> Comerica Park, Detroit, MI Wed Jun 15 2011, 7:08 PM - 10:40 PM EDT Att: 26,711 - Partly Cloudy - 73 F										
41 Carlos Santana, S OBP: 0.351, SLG: 0.376										4	0	1	0	1	1	2											
23 Michael Brantley, L OBP: 0.345, SLG: 0.490										5	0	0	0	0	2	3											
13 Adrúbal Cabrera, S OBP: 0.342, SLG: 0.507										5	1	1	0	0	1	0											
17 Shin-Soo Choo, L OBP: 0.316, SLG: 0.343										4	3	2	0	1	0	0											
7 Matt LaPorta, R OBP: 0.312, SLG: 0.433										4	1	2	2	0	1	1											
20 Orlando Cabrera, R OBP: 0.275, SLG: 0.318										4	1	3	2	0	0	0											
9 Jack Hannahan, L OBP: 0.319, SLG: 0.366										2	0	1	0	1	0	2											
6 Lou Marson, R OBP: 0.288, SLG: 0.313										3	0	2	1	0	0	2											
<b>Inning Stats</b>	R: 0 E: 0 K: 0 S: 8	H: 1 LOB: 0 BB: 0 P: 12	R: 0 E: 0 K: 0 S: 10	H: 2 LOB: 0 BB: 0 P: 18	R: 0 E: 0 K: 0 S: 6	H: 1 LOB: 1 BB: 1 P: 16	R: 4 E: 0 K: 1 S: 28	H: 5 LOB: 2 BB: 1 P: 38	R: 1 E: 0 K: 1 S: 18	H: 2 LOB: 2 BB: 1 P: 30	R: 0 E: 0 K: 1 S: 6	H: 0 LOB: 0 BB: 0 P: 7	R: 1 E: 1 K: 1 S: 9	H: 1 LOB: 0 BB: 0 P: 15	R: 0 E: 0 K: 0 S: 5	H: 1 LOB: 1 BB: 0 P: 5	R: 0 E: 0 K: 1 S: 8	H: 0 LOB: 0 BB: 0 P: 15	1B: 12 2B: 1 3B: 0 HR: 0	SF: 1 SAC: 2 DP: 2 HBP: 0	WP: 2 PB: 0 SB: 0 CS: 0	PA: 41					
<b>PITCHER</b>	IP	WLS	BF	H	R	ER	SO	BB	IBB	HBP	BLK	WP	HR	S	P	ERA	WHIP										
31 Brad Penny, R ERA: 4.92	3.1		18	8	4	4	0	2	0	0	0	1	0	43	73	10.80	3.000										
49 Charlie Furbush, L ERA: 2.0	1.2	L	9	3	1	1	2	1	0	0	0	0	0	27	41	5.40	2.400										
55 Daniel Schlereth, L ERA: 2.61	1.1		5	1	1	0	2	0	0	0	0	0	0	10	14	0.00	0.750										
62 AJ Alburquerque, R ERA: 2.53	0.2		2	0	0	0	0	0	0	0	0	1	0	5	8	0.00	0.000										
38 David Purcey, L ERA: 2.38	2.0		7	1	0	0	1	0	0	0	0	0	0	13	20	0.00	0.500										

Batter	1	2	3	4	5	6	7	8	9	AB	R	H	RBI	BB	SO	LOB	BOTTOM										
14 Austin Jackson, R OBP: 0.315, SLG: 0.373										4	0	0	0	0	0	1	<b>Cleveland Indians @ Detroit Tigers</b> Comerica Park, Detroit, MI Wed Jun 15 2011, 7:08 PM - 10:40 PM EDT Att: 26,711 - Partly Cloudy - 73 F										
12 Andy Dirks, L OBP: 0.315, SLG: 0.433										1	0	0	0	0	1	0											
32 Don Kelly, L OBP: 0.285, SLG: 0.314										4	0	0	0	0	2	0											
26 Brennan Boesch, L OBP: 0.344, SLG: 0.466										4	1	1	2	1	0	1											
24 Miguel Cabrera, R OBP: 0.435, SLG: 0.553										4	1	0	0	0	0	2											
41 Victor Martinez, S OBP: 0.373, SLG: 0.508										4	1	2	0	0	1	0											
30 Maecio Ordóñez, R OBP: 0.239, SLG: 0.231										3	0	1	0	1	1	0											
13 Alex Avila, L OBP: 0.367, SLG: 0.550										2	0	2	2	2	0	0											
27 Jhonny Peralta, R OBP: 0.353, SLG: 0.491										4	0	0	0	0	1	7											
39 Ramon Santiago, S OBP: 0.286, SLG: 0.330										4	1	1	0	0	2	1											
<b>Inning Stats</b>	R: 3 E: 1 K: 1 S: 18	H: 3 LOB: 2 BB: 1 P: 33	R: 0 E: 0 K: 0 S: 10	H: 0 LOB: 0 BB: 0 P: 13	R: 0 E: 0 K: 0 S: 13	H: 2 LOB: 3 BB: 1 P: 20	R: 1 E: 0 K: 0 S: 11	H: 1 LOB: 1 BB: 0 P: 18	R: 0 E: 0 K: 2 S: 11	H: 1 LOB: 1 BB: 0 P: 19	R: 0 E: 0 K: 1 S: 11	H: 0 LOB: 0 BB: 0 P: 15	R: 0 E: 0 K: 0 S: 4	H: 0 LOB: 0 BB: 1 P: 8	R: 0 E: 0 K: 2 S: 14	H: 0 LOB: 1 BB: 1 P: 20	R: 0 E: 0 K: 2 S: 10	H: 0 LOB: 0 BB: 0 P: 14	1B: 4 2B: 2 3B: 0 HR: 1	SF: 0 SAC: 1 DP: 1 HBP: 0	WP: 0 PB: 0 SB: 0 CS: 0	PA: 39					
<b>PITCHER</b>	IP	WLS	BF	H	R	ER	SO	BB	IBB	HBP	BLK	WP	HR	S	P	ERA	WHIP										
55 Roberto Hernandez, R ERA: 5.6	5.0		26	7	4	2	3	2	0	0	0	0	0	11	15	0.00	0.000										
53 Rafael Perez, L ERA: 1.32	1.0	H	3	0	0	0	1	0	0	0	0	0	0	11	15	0.00	0.000										
52 Vinnie Pestano, R ERA: 1.52	1.1	H	4	0	0	0	1	1	0	0	0	0	0	11	15	0.00	0.750										
49 Tony Sipp, L ERA: 2.22	0.2	H	3	0	0	0	1	1	0	0	0	0	0	7	13	0.00	1.500										
54 Chris Perez, R ERA: 2.48	1.0	S	3	0	0	0	2	0	0	0	0	0	0	10	14	0.00	0.000										

AB	35
R	6
H	13
RBI	6
BB	3
SO	5
LOB	12



AB	34
R	4
H	7
RBI	4
BB	4
SO	8
LOB	12









Batter	1	2	3	4	5	6	7	8	9	AB	R	H	RBI	BB	SO	LOB	TOP					
14 Austin Jackson, R OBP: 0.315, SLG: 0.368										5	2	2	0	0	0	2	<b>Detroit Tigers @ Colorado Rockies</b> Coors Field, Denver, CO Fri Jun 17 2011, 6:41 PM - 9:21 PM MDT Att: 41,800 - Partly Cloudy - 69 F					
26 Brennan Boesch, L OBP: 0.347, SLG: 0.463										4	0	0	0	1	0	1						
24 Miguel Cabrera, R OBP: 0.442, SLG: 0.560										5	0	3	0	0	0	2						
41 Victor Martinez, S OBP: 0.376, SLG: 0.505										4	1	2	1	1	0	2						
30 Magglio Ordonez, R OBP: 0.240, SLG: 0.232										5	1	2	0	0	1	6						
13 Alex Avila, L OBP: 0.372, SLG: 0.541										2	1	0	1	2	0	0						
27 Jhonny Peralta, R OBP: 0.358, SLG: 0.518										4	1	2	4	0	0	3						
25 Ryan Raburn, R OBP: 0.236, SLG: 0.335										2	0	0	0	0	1	0						
58 Adam Wilk, L										1	0	0	0	0	1	0						
12 Andy Dirks, L										1	0	1	0	0	0	0						
55 Daniel Schlereth, L										0	0	0	0	0	0	0						
21 Rick Porcello, R OBP: 0.250, SLG: 0.250										1	0	0	0	0	0	0						
39 Ramon Santiago, S OBP: 0.278, SLG: 0.320										3	0	0	0	0	0	2						
<b>Inning Stats</b>	R: 1 E: 0 K: 0 S: 13	H: 1 LOB: 3 BB: 3 P: 30	R: 0 E: 0 K: 1 S: 7	H: 0 LOB: 0 BB: 0 P: 11	R: 0 E: 0 K: 0 S: 8	H: 2 LOB: 2 BB: 0 P: 15	R: 0 E: 0 K: 0 S: 7	H: 0 LOB: 0 BB: 0 P: 10	R: 0 E: 0 K: 1 S: 6	H: 0 LOB: 0 BB: 0 P: 9	R: 4 E: 0 K: 1 S: 12	H: 3 LOB: 1 BB: 1 P: 20	R: 1 E: 0 K: 1 S: 11	H: 2 LOB: 1 BB: 0 P: 13	R: 0 E: 0 K: 0 S: 14	H: 2 LOB: 2 BB: 0 P: 18	R: 0 E: 0 K: 0 S: 9	H: 2 LOB: 1 BB: 0 P: 14	1B: 10 2B: 3 3B: 0 HR: 1	SF: 0 SAC: 0 DP: 1 HBP: 0	WP: 0 PB: 0 SB: 1 CS: 0	PA: 41
<b>PITCHER</b>	IP WLS BF H R ER SO BB IBB HBP BLK WP HR S P ERA WHIP																					
46 Jason Hammel, R ERA: 4.0	(1, 1)	6.1	W	30	8	6	6	2	3	1	0	0	0	0	1	59	102	8.53	1.737			
34 Matt Belisle, R ERA: 2.51	(7, 1)	1.2		7	2	0	0	1	0	0	0	0	0	0	0	19	24	0.00	1.200			
59 Clayton Mortensen, R ERA: 3.19	(9, 1)	1.0		4	2	0	0	0	0	0	0	0	0	0	0	9	14	0.00	2.000			

Batter	1	2	3	4	5	6	7	8	9	AB	R	H	RBI	BB	SO	LOB	BOTTOM					
5 Carlos González, L OBP: 0.343, SLG: 0.459										4	1	2	4	0	1	0	<b>Detroit Tigers @ Colorado Rockies</b> Coors Field, Denver, CO Fri Jun 17 2011, 6:41 PM - 9:21 PM MDT Att: 41,800 - Partly Cloudy - 69 F					
10 Chris Nelson, R OBP: 0.327, SLG: 0.510										5	1	1	3	0	1	1						
17 Todd Helton, L OBP: 0.390, SLG: 0.520										5	1	2	0	0	1	0						
2 Troy Tulowitzki, R OBP: 0.341, SLG: 0.500										5	1	1	1	0	0	1						
7 Seth Smith, L OBP: 0.367, SLG: 0.528										5	2	2	0	0	1	1						
21 Ty Wigington, R OBP: 0.323, SLG: 0.450										3	3	1	0	1	0	1						
8 Charlie Blackmon, L OBP: 0.410, SLG: 0.436										4	2	4	2	0	0	0						
20 Chris Iannetta, R OBP: 0.387, SLG: 0.463										4	1	1	1	0	0	4						
46 Jason Hammel, R ERA: 4.18	(1, 1)	3.0	L	20	8	9	6	0	2	0	0	0	0	0	0	0						
34 Matt Belisle, R ERA: 5.91	(7, 1)	4.0		18	6	4	4	3	0	0	0	0	0	0	0	0						
59 Clayton Mortensen, R ERA: 2.49	(8, 1)	1.0		3	0	0	0	2	0	0	0	0	0	0	0	0						
<b>Inning Stats</b>	R: 0 E: 0 K: 0 S: 6	H: 0 LOB: 0 BB: 0 P: 8	R: 6 E: 0 K: 0 S: 19	H: 5 LOB: 1 BB: 2 P: 35	R: 3 E: 1 K: 0 S: 12	H: 3 LOB: 1 BB: 0 P: 15	R: 2 E: 0 K: 0 S: 14	H: 3 LOB: 1 BB: 0 P: 18	R: 1 E: 0 K: 1 S: 9	H: 1 LOB: 0 BB: 0 P: 13	R: 1 E: 0 K: 0 S: 12	H: 2 LOB: 1 BB: 1 P: 19	R: 0 E: 0 K: 2 S: 10	H: 0 LOB: 0 BB: 0 P: 15	R: 0 E: 0 K: 2 S: 9	H: 0 LOB: 0 BB: 0 P: 13	R: 0 E: 0 K: 2 S: 9	H: 0 LOB: 0 BB: 0 P: 13	1B: 8 2B: 3 3B: 1 HR: 2	SF: 1 SAC: 1 DP: 0 HBP: 0	WP: 0 PB: 0 SB: 0 CS: 0	PA: 41
<b>PITCHER</b>	IP WLS BF H R ER SO BB IBB HBP BLK WP HR S P ERA WHIP																					
21 Rick Porcello, R ERA: 4.18	(1, 1)	3.0	L	20	8	9	6	0	2	0	0	0	0	0	0	0	0	18.00	3.333			
58 Adam Wilk, L ERA: 5.91	(4, 1)	4.0		18	6	4	4	3	0	0	0	0	0	0	0	0	0	9.00	1.500			
55 Daniel Schlereth, L ERA: 2.49	(8, 1)	1.0		3	0	0	0	2	0	0	0	0	0	0	0	0	0	0.00	0.000			

AB	37
R	6
H	12
RBI	6
BB	4
SO	3
LOB	18



AB	37
R	13
H	14
RBI	12
BB	2
SO	5
LOB	8

















Batter	1	2	3	4	5	6	7	8	9	AB	R	H	RBI	BB	SO	LOB	TOP			
14 Austin Jackson, R OBP: 0.309, SLG: 0.357			G5-3							4	0	1	0	0	2	2	<p><b>Detroit Tigers @ Los Angeles Dodgers</b>  <b>Dodger Stadium, Los Angeles, CA</b>            Tue Jun 21 2011, 7:11 PM - 10:17 PM PDT            Att: 37,769 - Clear - 72 F</p>			
32 Don Kelly, L OBP: 0.305, SLG: 0.342										3	1	1	0	1	0	3				
26 Brennan Boesch, L OBP: 0.358, SLG: 0.482										4	0	2	0	0	2	1				
41 Victor Martinez, S OBP: 0.375, SLG: 0.498										4	0	2	1	0	0	1				
12 Andy Dirks, L OBP: 0.302, SLG: 0.400										4	0	0	0	0	2	4				
13 Alex Avila, L OBP: 0.373, SLG: 0.532										3	0	0	0	1	3	2				
25 Ryan Raburn, R OBP: 0.249, SLG: 0.343										2	0	0	0	0	2					
24 Miguel Cabrera, R OBP: 0.442, SLG: 0.563										1	0	0	0	0	3					
29 Danny Worth, R OBP: 0.407, SLG: 0.440										1	0	0	0	0	1	0				
39 Ramon Santiago, S OBP: 0.272, SLG: 0.305										3	0	0	0	1	1	0				
37 Max Scherzer, R 57 Casper Wells, R 38 David Purcey, L 55 Daniel Schlereth, L										2	0	0	0	0	0	0	<p>AB 32 R 1 H 7 RBI 1 BB 3 SO 11 LOB 18</p>			
<b>Inning Stats</b>	R: 0 E: 0 K: 2 S: 13	H: 1 LOB: 1 BB: 0 P: 21	R: 0 E: 0 K: 1 S: 6	H: 0 LOB: 0 BB: 0 P: 10	R: 0 E: 0 K: 0 S: 8	H: 0 LOB: 0 BB: 0 P: 12	R: 1 E: 0 K: 2 S: 17	H: 2 LOB: 2 BB: 1 P: 28	R: 0 E: 0 K: 1 S: 15	H: 2 LOB: 2 BB: 1 P: 22	R: 0 E: 0 K: 1 S: 7	H: 1 LOB: 1 BB: 1 P: 11	R: 0 E: 0 K: 1 S: 7	H: 0 LOB: 0 BB: 0 P: 9	R: 0 E: 0 K: 3 S: 10	H: 0 LOB: 0 BB: 0 P: 14	1B: 7 2B: 0 3B: 0 HR: 0	SF: 0 SAC: 0 DP: 2 HBP: 0	WP: 0 PB: 0 SB: 0 CS: 0	PA: 35
<b>PITCHER</b>	IP WLS BF H R ER SO BB IBB HBP BLK WP HR S P ERA WHIP																			
58 Chad Billingsley, R ERA: 4.48	5.1 W 24 6 1 1 6 2 0 0 0 0 0 0 68 110 1.69 1.500																			
66 Mike MacDougal, R ERA: 2.19	0.2 H 1 0 0 0 0 0 0 0 0 0 0 0 2 2 0.00 0.000																			
55 Matt Guerrier, R ERA: 3.89	1.0 4 1 0 0 1 1 0 0 0 0 0 0 7 11 0.00 2.000																			
56 Hung-Chih Kuo, L ERA: 9.53	1.0 3 0 0 0 1 0 0 0 0 0 0 0 7 9 0.00 0.000																			
36 Blake Hawksworth, R ERA: 3.0	1.0 3 0 0 0 3 0 0 0 0 0 0 0 10 14 0.00 0.000																			

Batter	1	2	3	4	5	6	7	8	9	AB	R	H	RBI	BB	SO	LOB	BOTTOM	
9 Dee Strange-Gordon, L OBP: 0.298, SLG: 0.327										5	0	1	1	0	1	3	<p><b>Detroit Tigers @ Los Angeles Dodgers</b>  <b>Dodger Stadium, Los Angeles, CA</b>            Tue Jun 21 2011, 7:11 PM - 10:17 PM PDT            Att: 37,769 - Clear - 72 F</p>	
5 Juan Uribe, R OBP: 0.283, SLG: 0.323										4	1	1	0	1	1	1		
16 Andre Ethier, L OBP: 0.388, SLG: 0.457										5	1	1	2	0	1	1		
27 Matt Kemp, R OBP: 0.411, SLG: 0.608										3	0	0	0	1	0	0		
7 James Loney, L OBP: 0.313, SLG: 0.347										3	1	1	0	1	1	1		
6 Aaron Miles, S OBP: 0.324, SLG: 0.350										3	2	2	0	1	0	1		
17 A.J. Ellis, R OBP: 0.435, SLG: 0.278										3	0	1	1	1	0	2		
10 Tony Gwynn Jr., L OBP: 0.295, SLG: 0.287										3	0	1	1	1	1	4		
58 Chad Billingsley, R ERA: 4.48										2	0	0	0	0	1	4		
66 Mike MacDougal, S ERA: 2.19										0	0	0	0	0	0	0		
49 Trent Oeltgen, L OBP: 0.338, SLG: 0.396										1	1	1	1	0	0	0		
55 Matt Guerrier, R ERA: 3.89										0	0	0	0	0	0	0		
56 Hung-Chih Kuo, L ERA: 9.53										0	0	0	0	0	0	0		
23 Casey Blake, R ERA: 3.0										1	0	0	0	0	0	0		
36 Blake Hawksworth, R ERA: 3.0										0	0	0	0	0	0	0		
<b>Inning Stats</b>	R: 0 E: 0 K: 1 S: 7	H: 0 LOB: 0 BB: 0 P: 9	R: 1 E: 0 K: 0 S: 12	H: 2 LOB: 3 BB: 2 P: 25	R: 0 E: 0 K: 0 S: 3	H: 0 LOB: 0 BB: 0 P: 4	R: 1 E: 0 K: 1 S: 17	H: 2 LOB: 1 BB: 0 P: 21	R: 2 E: 0 K: 0 S: 13	H: 3 LOB: 1 BB: 0 P: 22	R: 0 E: 0 K: 1 S: 17	H: 0 LOB: 3 BB: 3 P: 32	R: 0 E: 0 K: 2 S: 10	H: 0 LOB: 1 BB: 1 P: 15	1B: 5 2B: 3 3B: 0 HR: 1	SF: 0 SAC: 0 DP: 0 HBP: 0	WP: 0 PB: 0 SB: 2 CS: 0	PA: 39
<b>PITCHER</b>	IP WLS BF H R ER SO BB IBB HBP BLK WP HR S P ERA WHIP																	
37 Max Scherzer, R ERA: 4.61	6.0 L 29 9 6 6 3 2 0 0 0 0 0 0 69 102 1.833																	
38 David Purcey, L ERA: 2.22	0.2 4 0 0 0 1 2 0 0 0 0 0 0 15 26 0.00 3.000																	
55 Daniel Schlereth, L ERA: 2.96	1.1 6 0 0 0 2 2 0 0 0 0 0 0 12 21 0.00 1.500																	























Batter	1	2	3	4	5	6	7	8	9	AB	R	H	RBI	BB	SO	LOB	TOP				
7 José Reyes, S OBP: 0.384, SLG: 0.528 11 Rubén Tejada, R OBP: 0.348, SLG: 0.304										4	3	4	0	1	0	0					
22 Willie Harris, L OBP: 0.338, SLG: 0.308 12 Scott Hairston, R OBP: 0.309, SLG: 0.419										4	2	1	1	0	1	4					
15 Carlos Beltrán, S OBP: 0.373, SLG: 0.489 20 Jason Pridie, L OBP: 0.305, SLG: 0.379										5	2	2	4	0	0	2					
28 Daniel Murphy, L OBP: 0.343, SLG: 0.410										6	2	2	2	0	0	3					
16 Ángel Pagán, S OBP: 0.337, SLG: 0.350										3	2	3	1	2	0	0					
44 Jason Bay, R OBP: 0.309, SLG: 0.325										5	1	1	4	0	1	4					
21 Lucas Duda, L OBP: 0.286, SLG: 0.306										5	0	1	0	0	1	1					
2 Justin Turner, R OBP: 0.337, SLG: 0.365										4	1	1	1	1	0	1					
30 Josh Thole, L OBP: 0.342, SLG: 0.316										5	1	2	1	0	1	2					
<b>Inning Stats</b>	R: 2 H: 3 E: 0 K: 0 S: 13	L: 3 BB: 0 P: 19	R: 0 H: 2 E: 0 K: 0 S: 14	L: 2 BB: 0 P: 19	R: 0 H: 1 E: 0 K: 0 S: 9	L: 1 BB: 0 P: 12	R: 7 H: 6 E: 0 K: 1 S: 20	L: 6 BB: 1 P: 35	R: 4 H: 3 E: 0 K: 2 S: 16	L: 1 BB: 1 P: 30	R: 0 H: 0 E: 0 K: 0 S: 11	L: 0 BB: 1 P: 18	R: 1 H: 1 E: 0 K: 0 S: 14	L: 1 BB: 1 P: 24	R: 0 H: 1 E: 0 K: 1 S: 14	L: 1 BB: 1 P: 21	1B: 11 2B: 3 HR: 3	SF: 0 SAC: 0 HBP: 1	WP: 1 PB: 0 SB: 2 CS: 0	PA: 49	
<b>PITCHER</b>	IP WLS BF H R ER SO BB IBB HBP BLK WP HR S P ERA WHIP	IP WLS BF H R ER SO BB IBB HBP BLK WP HR S P ERA WHIP	IP WLS BF H R ER SO BB IBB HBP BLK WP HR S P ERA WHIP	IP WLS BF H R ER SO BB IBB HBP BLK WP HR S P ERA WHIP	IP WLS BF H R ER SO BB IBB HBP BLK WP HR S P ERA WHIP	IP WLS BF H R ER SO BB IBB HBP BLK WP HR S P ERA WHIP	IP WLS BF H R ER SO BB IBB HBP BLK WP HR S P ERA WHIP	IP WLS BF H R ER SO BB IBB HBP BLK WP HR S P ERA WHIP	IP WLS BF H R ER SO BB IBB HBP BLK WP HR S P ERA WHIP	IP WLS BF H R ER SO BB IBB HBP BLK WP HR S P ERA WHIP	IP WLS BF H R ER SO BB IBB HBP BLK WP HR S P ERA WHIP	IP WLS BF H R ER SO BB IBB HBP BLK WP HR S P ERA WHIP	IP WLS BF H R ER SO BB IBB HBP BLK WP HR S P ERA WHIP	IP WLS BF H R ER SO BB IBB HBP BLK WP HR S P ERA WHIP	IP WLS BF H R ER SO BB IBB HBP BLK WP HR S P ERA WHIP	IP WLS BF H R ER SO BB IBB HBP BLK WP HR S P ERA WHIP	IP WLS BF H R ER SO BB IBB HBP BLK WP HR S P ERA WHIP	IP WLS BF H R ER SO BB IBB HBP BLK WP HR S P ERA WHIP	IP WLS BF H R ER SO BB IBB HBP BLK WP HR S P ERA WHIP	IP WLS BF H R ER SO BB IBB HBP BLK WP HR S P ERA WHIP	
21 Rick Porcello, R ERA: 5.08 55 Daniel Schereth, L ERA: 4.91 49 Charlie Furbush, L ERA: 2.49 45 Ryan Perry, R ERA: 9.88 38 David Purcey, L ERA: 2.38	3.2 L 22 11 7 7 0 0 0 0 0 0 1 48 71 17.18 3.000	1.1 L 11 4 6 6 3 2 0 0 0 0 2 24 44 40.50 4.500	2.0 L 7 1 0 0 1 1 0 0 0 0 20 32 0.00 1.000	1.0 L 5 1 1 1 0 1 0 0 1 0 14 24 9.00 2.000	1.0 L 4 1 0 0 1 1 0 0 0 0 14 21 0.00 2.000																

**New York Mets @ Detroit Tigers**  
Comerica Park, Detroit, MI  
Tue Jun 28 2011, 7:06 PM - 10:09 PM EDT  
Att: 28,480 - Partly Cloudy - 76 F

AB 43  
R 14  
H 18  
RBI 14  
BB 5  
SO 5  
LOB 17

Batter	1	2	3	4	5	6	7	8	9	AB	R	H	RBI	BB	SO	LOB	BOTTOM					
14 Austin Jackson, R OBP: 0.316, SLG: 0.371										4	1	2	2	1	0	0						
26 Brennan Boesch, L OBP: 0.377, SLG: 0.477										5	0	1	0	0	0	3						
30 Magglio Ordonez, R OBP: 0.270, SLG: 0.274 12 Andy Dirks, L OBP: 0.298, SLG: 0.414										2	0	1	0	1	0	0						
24 Miguel Cabrera, R OBP: 0.453, SLG: 0.571 32 Don Kelly, L OBP: 0.304, SLG: 0.357										2	0	1	0	1	0	0						
41 Victor Martinez, S OBP: 0.383, SLG: 0.494										4	0	1	0	0	2	5						
27 Jhonny Peralta, R OBP: 0.358, SLG: 0.527										4	0	1	0	0	1	3						
13 Alex Avila, L OBP: 0.373, SLG: 0.541										4	0	1	0	0	1	2						
15 Brandon Inge, R OBP: 0.267, SLG: 0.271										4	0	0	0	0	2	1						
25 Ryan Raburn, R OBP: 0.239, SLG: 0.326										4	1	1	0	0	0	1						
<b>Inning Stats</b>	R: 0 H: 3 E: 0 K: 0 S: 9	L: 1 BB: 0 P: 16	R: 0 H: 1 E: 0 K: 1 S: 5	L: 0 BB: 0 P: 8	R: 0 H: 1 E: 0 K: 1 S: 15	L: 1 BB: 2 P: 24	R: 0 H: 0 E: 0 K: 2 S: 7	L: 0 BB: 0 P: 7	R: 2 H: 3 E: 0 K: 0 S: 17	L: 3 BB: 0 P: 23	R: 0 H: 1 E: 0 K: 0 S: 10	L: 1 BB: 2 P: 15	R: 1 H: 1 E: 0 K: 2 S: 11	L: 1 BB: 0 P: 20	R: 0 H: 0 E: 0 K: 0 S: 3	L: 0 BB: 0 P: 5	R: 0 H: 0 E: 0 K: 1 S: 7	L: 0 BB: 0 P: 8	1B: 7 2B: 1 3B: 0 HR: 2	SF: 0 SAC: 0 HBP: 0	WP: 0 PB: 1 SB: 0 CS: 0	PA: 40
<b>PITCHER</b>	IP WLS BF H R ER SO BB IBB HBP BLK WP HR S P ERA WHIP	IP WLS BF H R ER SO BB IBB HBP BLK WP HR S P ERA WHIP	IP WLS BF H R ER SO BB IBB HBP BLK WP HR S P ERA WHIP	IP WLS BF H R ER SO BB IBB HBP BLK WP HR S P ERA WHIP	IP WLS BF H R ER SO BB IBB HBP BLK WP HR S P ERA WHIP	IP WLS BF H R ER SO BB IBB HBP BLK WP HR S P ERA WHIP	IP WLS BF H R ER SO BB IBB HBP BLK WP HR S P ERA WHIP	IP WLS BF H R ER SO BB IBB HBP BLK WP HR S P ERA WHIP	IP WLS BF H R ER SO BB IBB HBP BLK WP HR S P ERA WHIP	IP WLS BF H R ER SO BB IBB HBP BLK WP HR S P ERA WHIP	IP WLS BF H R ER SO BB IBB HBP BLK WP HR S P ERA WHIP	IP WLS BF H R ER SO BB IBB HBP BLK WP HR S P ERA WHIP	IP WLS BF H R ER SO BB IBB HBP BLK WP HR S P ERA WHIP	IP WLS BF H R ER SO BB IBB HBP BLK WP HR S P ERA WHIP	IP WLS BF H R ER SO BB IBB HBP BLK WP HR S P ERA WHIP	IP WLS BF H R ER SO BB IBB HBP BLK WP HR S P ERA WHIP	IP WLS BF H R ER SO BB IBB HBP BLK WP HR S P ERA WHIP	IP WLS BF H R ER SO BB IBB HBP BLK WP HR S P ERA WHIP	IP WLS BF H R ER SO BB IBB HBP BLK WP HR S P ERA WHIP	IP WLS BF H R ER SO BB IBB HBP BLK WP HR S P ERA WHIP	IP WLS BF H R ER SO BB IBB HBP BLK WP HR S P ERA WHIP	
43 R.A. Dickey, R ERA: 3.77 39 Bobby Parnell, R ERA: 3.29 46 Manny Acosta, R ERA: 9.72	7.0 W 34 10 3 3 0 3 0 0 0 0 2 74 11 3.86 1.857	1.0 L 3 																				











Batter	1	2	3	4	5	6	7	8	9	AB R H RBI BB SO LOB	TOP											
33 Aaron Rowand, R OBP: 0.301, SLG: 0.363										5 2 3 0 0 2 0	<b>San Francisco Giants @ Detroit Tigers</b> Comerica Park, Detroit, MI Fri Jul 01 2011, 7:10 PM - 10:42 PM EDT Att: 35,583 - Partly Cloudy - 84 F											
2 Emmanuel Burriss, S OBP: 0.276, SLG: 0.245										4 0 1 0 1 1 3												
48 Pablo Sandoval, S OBP: 0.337, SLG: 0.471										5 1 2 2 0 0 3												
17 Aubrey Huff, L OBP: 0.293, SLG: 0.375										4 0 0 0 1 1 2												
13 Cody Ross, R OBP: 0.353, SLG: 0.424										5 0 2 0 0 1 3												
12 Nate Schierholtz, L OBP: 0.325, SLG: 0.414										4 0 2 1 1 0 2												
35 Brandon Crawford, L OBP: 0.291, SLG: 0.286										2 0 0 1 3 0 2												
6 Bill Hall, R OBP: 0.268, SLG: 0.322										5 0 0 0 0 0 10												
37 Chris Stewart, R OBP: 0.275, SLG: 0.261										4 1 1 0 0 0 2												
<b>Inning Stats</b>	R: 0 E: 0 K: 0 S: 8	H: 2 LOB: 1 BB: 0 P: 15	R: 0 E: 1 K: 0 S: 9	H: 1 LOB: 2 BB: 0 P: 14	R: 0 E: 0 K: 1 S: 8	H: 0 LOB: 0 BB: 0 P: 8	R: 0 E: 0 K: 0 S: 11	H: 1 LOB: 2 BB: 1 P: 21	R: 1 E: 0 K: 0 S: 11	H: 2 LOB: 1 BB: 0 P: 18		R: 0 E: 0 K: 0 S: 14	H: 1 LOB: 1 BB: 1 P: 20	R: 0 E: 0 K: 1 S: 9	H: 0 LOB: 1 BB: 1 P: 18	R: 0 E: 0 K: 2 S: 15	H: 1 LOB: 2 BB: 2 P: 22	R: 3 E: 0 K: 1 S: 24	H: 3 LOB: 3 BB: 3 P: 41	1B: 7 2B: 5 3B: 0 HR: 0	SF: 0 SAC: 0 DP: 1 HBP: 0	WP: 1 PB: 0 SB: 0 CS: 0
<b>PITCHER</b>	IP WLS BF H R ER SO BB IBB HBP BLK WP HR S P ERA WHIP											IP WLS BF H R ER SO BB IBB HBP BLK WP HR S P ERA WHIP										
31 Brad Penny, R ERA: 4.43	7.0 30 7 1 1 2 2 0 0 0 1 0 70 115 1.29 1.286																					
44 Lester Oliveros, R ERA: 3.09	1.0 5 1 0 0 2 1 0 0 0 0 0 15 22 0.00 2.000																					
46 Jose Valverde, R ERA: 6.32	0.2 L 7 3 3 3 1 1 0 0 0 0 0 15 28 40.50 6.000																					
60 Brayan Villarreal, R ERA: 6.32	0.1 2 0 0 0 0 1 0 0 0 0 0 9 13 0.00 3.000																					

Batter	1	2	3	4	5	6	7	8	9	AB R H RBI BB SO LOB	BOTTOM											
14 Austin Jackson, R OBP: 0.315, SLG: 0.366										3 0 2 0 0 1 0	<b>San Francisco Giants @ Detroit Tigers</b> Comerica Park, Detroit, MI Fri Jul 01 2011, 7:10 PM - 10:42 PM EDT Att: 35,583 - Partly Cloudy - 84 F											
12 Andy Dirks, L OBP: 0.314, SLG: 0.479										2 0 1 0 0 0 3												
57 Casper Wells, R OBP: 0.308, SLG: 0.448										3 0 0 0 0 1 2												
26 Brennan Boesch, L OBP: 0.361, SLG: 0.477										4 0 2 1 0 1 2												
30 Magglio Ordonez, R OBP: 0.274, SLG: 0.285										4 0 1 0 0 0 2												
24 Miguel Cabrera, R OBP: 0.450, SLG: 0.581										4 1 2 0 0 0 2												
41 Victor Martinez, S OBP: 0.380, SLG: 0.488										4 1 2 0 0 0 2												
27 Jhonny Peralta, R OBP: 0.361, SLG: 0.532										4 0 1 0 0 1 1												
25 Ryan Raburn, R OBP: 0.240, SLG: 0.342										4 1 0 0 0 2 3												
13 Alex Avila, L OBP: 0.369, SLG: 0.531										3 0 0 0 1 2 0												
15 Brandon Inge, R OBP: 0.270, SLG: 0.266										3 1 1 1 1 1 0												
<b>Inning Stats</b>	R: 0 E: 0 K: 1 S: 14	H: 2 LOB: 2 BB: 0 P: 20	R: 0 E: 0 K: 1 S: 8	H: 0 LOB: 0 BB: 0 P: 11	R: 0 E: 0 K: 0 S: 14	H: 1 LOB: 1 BB: 0 P: 22	R: 0 E: 0 K: 3 S: 11	H: 0 LOB: 0 BB: 0 P: 16	R: 0 E: 0 K: 2 S: 12	H: 1 LOB: 1 BB: 0 P: 18	R: 1 E: 0 K: 0 S: 17	H: 2 LOB: 2 BB: 1 P: 25	R: 2 E: 1 K: 0 S: 16	H: 3 LOB: 2 BB: 1 P: 27	1B: 10 2B: 1 3B: 0 HR: 0	SF: 0 SAC: 0 DP: 1 HBP: 0	WP: 1 PB: 0 SB: 2 CS: 1	PA: 38				
<b>PITCHER</b>	IP WLS BF H R ER SO BB IBB HBP BLK WP HR S P ERA WHIP											IP WLS BF H R ER SO BB IBB HBP BLK WP HR S P ERA WHIP										
40 Madison Bumgarner, L ERA: 3.65	7.1 27 7 1 1 9 1 0 0 0 0 0 83 124 1.23 0.818																					
54 Sergio Romo, R ERA: 2.42	0.1 H 1 0 0 0 0 0 0 0 0 0 3 4 0.00 0.000																					
49 Javier López, L ERA: 2.33	0.0 1 1 0 0 0 0 0 0 0 0 0 3 3 * * *																					
38 Brian Wilson, R ERA: 3.03	0.2 W 7 4 2 2 0 1 0 0 0 0 1 0 16 28 27.00 7.500																					
41 Jeremy Affeldt, L ERA: 3.18	0.2 S 2 0 0 0 0 0 0 0 0 0 0 6 8 0.00 0.000																					

AB 38  
R 4  
H 11  
RBI 4  
BB 6  
SO 5  
LOB 27





Batter	1	2	3	4	5	6	7	8	9	AB	R	H	RBI	BB	SO	LOB	TOP	
33 Aaron Rowand, R OBP: 0.305, SLG: 0.363 56 Andres Torres, S OBP: 0.318, SLG: 0.353										3	1	1	0	0	1	1		
2 Emmanuel Burriss, S OBP: 0.281, SLG: 0.250										6	2	2	0	0	0	4		
48 Pablo Sandoval, S OBP: 0.337, SLG: 0.481										5	1	1	2	1	2	3		
17 Aubrey Huff, L OBP: 0.295, SLG: 0.380 6 Bill Hall, R OBP: 0.287, SLG: 0.320										4	2	2	2	0	0	3		
13 Cody Ross, R OBP: 0.351, SLG: 0.425 37 Chris Stewart, R OBP: 0.288, SLG: 0.298										4	1	1	1	0	1	5		
12 Nate Schierholtz, L OBP: 0.332, SLG: 0.416										4	3	2	0	1	0	1		
35 Brandon Crawford, L OBP: 0.315, SLG: 0.337										4	3	3	3	1	0	0		
10 Miguel Tejada, R OBP: 0.260, SLG: 0.317										5	2	2	4	0	0	1		
22 Eli Whiteside, R OBP: 0.309, SLG: 0.365										3	0	1	2	2	1	0		
<b>Inning Stats</b>	R: 5 H: 4 E: 0 K: 1 S: 21	L: 15 LOB: 0 P: 29	R: 0 H: 0 E: 0 K: 1 S: 13	R: 0 H: 0 E: 0 K: 1 S: 23	R: 5 H: 4 E: 0 K: 1 S: 26	R: 0 H: 0 E: 0 K: 0 S: 5	R: 2 H: 2 E: 0 K: 2 S: 11	R: 3 H: 4 E: 0 K: 0 S: 10	R: 0 H: 1 E: 0 K: 0 S: 11	R: 0 H: 1 E: 0 K: 0 S: 7	R: 0 H: 0 E: 0 K: 0 S: 7	R: 0 H: 0 E: 0 K: 0 S: 7	1B: 9 2B: 4 3B: 0 HR: 3	SF: 0 SAC: 0 DP: 2 HBP: 1	WP: 1 PB: 1 SB: 0 CS: 0	PA: 48		
<b>PITCHER</b>	IP WLS BF H R ER SO BB IBB HBP BLK WP HR S P ERA WHIP																	
37 Max Scherzer, R ERA: 4.9	2.0 L 15 6 2 2 5 2 2 0 0 0 1 2 42 65 22.50 4.000																	
60 Brayan Villarreal, R ERA: 6.75	0.1 6 2 2 2 0 3 0 0 0 0 1 13 26 54.00 15.000																	
45 Ryan Perry, R ERA: 5.2	2.2 11 2 2 1 3 0 0 1 0 0 0 21 29 3.38 0.750																	
38 David Purcey, L ERA: 4.25	2.0 10 5 3 3 0 0 0 0 0 0 0 21 36 13.50 2.500																	
44 Lester Oliveros, R ERA:	2.0 6 1 0 0 0 0 0 0 0 0 0 14 25 0.00 0.500																	

**San Francisco Giants @ Detroit Tigers**  
Comerica Park, Detroit, MI  
Sat Jul 02 2011, 7:08 PM - 12:37 AM EDT  
Att: 38,983 - Partly Cloudy - 97 F

livebaseballscorecards.com

AB 42  
R 15  
H 16  
RBI 15  
BB 5  
SO 5  
LOB 19

Batter	1	2	3	4	5	6	7	8	9	AB	R	H	RBI	BB	SO	LOB	BOTTOM	
14 Austin Jackson, R OBP: 0.315, SLG: 0.363										3	0	0	0	1	2	1		
57 Casper Wells, R OBP: 0.315, SLG: 0.460										4	0	2	0	0	1	1		
30 Magglio Ordonez, R OBP: 0.280, SLG: 0.286										3	0	1	0	1	0	1		
24 Miguel Cabrera, R OBP: 0.448, SLG: 0.577 39 Ramon Santiago, S OBP: 0.294, SLG: 0.293										2	0	0	0	0	0	4		
41 Victor Martinez, S OBP: 0.383, SLG: 0.490 32 Don Kelly, L OBP: 0.297, SLG: 0.341										1	0	1	0	0	0	0		
27 Jhonny Peralta, R OBP: 0.359, SLG: 0.538										4	1	1	1	0	0	1		
26 Brennan Boesch, L OBP: 0.365, SLG: 0.493										3	2	2	1	1	0	0		
25 Ryan Raburn, R OBP: 0.244, SLG: 0.349										4	0	2	1	0	0	1		
15 Brandon Inge, R OBP: 0.264, SLG: 0.261										4	0	0	0	0	0	3		
<b>Inning Stats</b>	R: 0 H: 1 E: 0 K: 0 S: 6	W: 22 LOB: 1 P: 13	R: 0 H: 1 E: 0 K: 0 S: 8	R: 0 H: 1 E: 0 K: 0 S: 13	R: 0 H: 0 E: 0 K: 1 S: 7	R: 0 H: 1 E: 0 K: 0 S: 6	R: 0 H: 1 E: 0 K: 0 S: 13	R: 0 H: 1 E: 0 K: 0 S: 12	R: 2 H: 3 E: 0 K: 1 S: 15	R: 0 H: 0 E: 0 K: 2 S: 7	R: 0 H: 0 E: 0 K: 0 S: 7	R: 1 H: 1 E: 0 K: 0 S: 7	1B: 4 2B: 3 3B: 0 HR: 2	SF: 0 SAC: 0 DP: 3 HBP: 0	WP: 0 PB: 0 SB: 0 CS: 0	PA: 36		
<b>PITCHER</b>	IP WLS BF H R ER SO BB IBB HBP BLK WP HR S P ERA WHIP																	
75 Barry Zito, L ERA: 3.81	6.0 W 22 4 3 3 3 1 0 0 0 0 0 2 29 45 9.00 1.667																	
59 Guillermo Mota, R ERA: 4.39	3.0 S 14 4 3 3 3 1 0 0 0 0 0 2 29 45 9.00 1.667																	

**San Francisco Giants @ Detroit Tigers**  
Comerica Park, Detroit, MI  
Sat Jul 02 2011, 7:08 PM - 12:37 AM EDT  
Att: 38,983 - Partly Cloudy - 97 F

livebaseballscorecards.com

AB 33  
R 3  
H 9  
RBI 3  
BB 3  
SO 4  
LOB 14








Batter	1	2	3	4	5	6	7	8	9	AB	R	H	RBI	BB	SO	LOB	TOP					
14 Austin Jackson, R OBP: 0.313, SLG: 0.359	F8		BB		F9			K		3	0	0	0	1	1	0						
26 Brennan Boesch, L OBP: 0.366, SLG: 0.503	G6-3		G4-3			1B		K		4	0	1	0	0	1	2						
30 Magglio Ordonez, R OBP: 0.284, SLG: 0.281	G4-3			41 G4-3 27 WP 1B		1B		G6-3		2	1	0	0	2	0	0						
24 Miguel Cabrera, R OBP: 0.444, SLG: 0.567		G4-3		L8		F8			BB	3	0	0	0	1	0	3						
41 Victor Martinez, S OBP: 0.375, SLG: 0.479		F8		G4-3		G4-6-3			F7	4	0	0	0	0	0	4						
27 Johnny Peralta, R OBP: 0.365, SLG: 0.542		G5-3							F8	4	0	2	1	0	0	1						
13 Alex Avila, L OBP: 0.373, SLG: 0.528				P6		G6-3			K	4	0	1	0	0	1	3						
25 Ryan Raburn, R OBP: 0.242, SLG: 0.344				K		G5-3				3	0	1	0	0	1	1						
15 Brandon Inge, R OBP: 0.265, SLG: 0.268				L6		F7				3	0	0	0	0	0	3						
<b>Inning Stats</b>	R: 0 E: 0 K: 0 S: 6	H: 0 LOB: 0 BB: 0 P: 9	R: 0 E: 0 K: 0 S: 6	H: 0 LOB: 0 BB: 0 P: 10	R: 0 E: 0 K: 1 S: 12	H: 1 LOB: 2 BB: 1 P: 20	R: 1 E: 0 K: 0 S: 11	H: 1 LOB: 1 BB: 1 P: 22	R: 0 E: 0 K: 0 S: 7	H: 0 LOB: 0 BB: 0 P: 8	R: 0 E: 0 K: 0 S: 5	H: 1 LOB: 1 BB: 1 P: 11	R: 0 E: 0 K: 0 S: 7	H: 2 LOB: 1 BB: 0 P: 10	R: 0 E: 0 K: 2 S: 8	H: 0 LOB: 0 BB: 0 P: 13	R: 0 E: 0 K: 1 S: 10	H: 0 LOB: 1 BB: 1 P: 15	1B: 3 2B: 2 3B: 0 HR: 0	SF: 0 SAC: 0 DP: 2 HBP: 0	WP: 1 PB: 0 SB: 0 CS: 0	PA: 34
<b>PITCHER</b>	IP	WLS	BF	H	R	ER	SO	BB	IBB	HBP	BLK	WP	HR	S	P	ERA	WHIP					
35 Joel Poineiro, R ERA: 3.9	7.0	W	27	5	1	1	1	3	0	0	0	1	0	54	90	1.29	1.143					
37 Scott Downs, L ERA: 1.57	1.0	H	3	0	0	0	2	0	0	0	0	0	0	8	13	0.00	0.000					
58 Michael Kohn, R ERA: 4.15	1.0		4	0	0	0	1	1	0	0	0	0	0	10	15	0.00	1.000					

**Detroit Tigers @ Los Angeles Angels**  
Angel Stadium of Anaheim, Anaheim, CA  
Mon Jul 04 2011, 6:09 PM - 8:48 PM PDT  
Att: 43,012 - Partly Cloudy - 78 F


AB 30  
R 1  
H 5  
RBI 1  
BB 4  
SO 4  
LOB 17



Batter	1	2	3	4	5	6	7	8	9	AB	R	H	RBI	BB	SO	LOB	BOTTOM				
2 Erick Aybar, S OBP: 0.311, SLG: 0.415	G3-1		G1-3					F7		4	0	1	1	0	0	0					
48 Torii Hunter, R OBP: 0.315, SLG: 0.378					1B				G6-3	3	1	1	1	1	0	1					
53 Bobby Abreu, L OBP: 0.395, SLG: 0.376	HR		CS					K		4	0	0	0	0	3	0					
10 Vernon Wells, R OBP: 0.245, SLG: 0.399										4	2	2	1	0	0	0					
47 Howie Kendrick, R OBP: 0.364, SLG: 0.475									HR	4	0	1	0	0	1	1					
44 Mark Trumbo, R OBP: 0.298, SLG: 0.451										4	0	2	1	0	0	1					
6 Alberto Callaspo, S OBP: 0.355, SLG: 0.353										3	1	1	0	1	2	1					
25 Peter Bourjos, R OBP: 0.317, SLG: 0.392										3	1	1	0	0	1	3					
5 Jeff Mathis, R OBP: 0.239, SLG: 0.292										2	0	0	0	0	1	1					
<b>Inning Stats</b>	R: 1 E: 0 K: 1 S: 9	H: 1 LOB: 0 BB: 0 P: 16	R: 0 E: 0 K: 1 S: 7	H: 0 LOB: 0 BB: 0 P: 7	R: 1 E: 0 K: 1 S: 10	H: 1 LOB: 0 BB: 1 P: 19	R: 0 E: 0 K: 1 S: 12	H: 1 LOB: 1 BB: 0 P: 13	R: 1 E: 0 K: 0 S: 9	H: 2 LOB: 1 BB: 0 P: 12	R: 1 E: 0 K: 0 S: 12	H: 2 LOB: 2 BB: 1 P: 18	R: 0 E: 0 K: 0 S: 6	H: 0 LOB: 0 BB: 0 P: 9	R: 1 E: 0 K: 3 S: 18	H: 2 LOB: 1 BB: 0 P: 24	1B: 5 2B: 2 3B: 0 HR: 2	SF: 0 SAC: 1 DP: 0 HBP: 0	WP: 1 PB: 0 SB: 3 CS: 1	PA: 35	
<b>PITCHER</b>	IP	WLS	BF	H	R	ER	SO	BB	IBB	HBP	BLK	WP	HR	S	P	ERA	WHIP				
49 Charlie Furbush, L ERA: 3.08	4.2	L	19	5	3	3	3	1	0	0	0	1	0	45	65	5.79	1.286				
44 Lester Oliveros, R ERA: 2.08	1.1		7	2	1	1	0	0	1	0	0	1	0	14	20	6.75	1.500				
45 Ryan Perry, R ERA: 7.78	1.0		3	0	0	0	0	0	0	0	0	0	0	6	9	0.00	0.000				
40 Phil Coke, L ERA: 4.96	1.0		5	2	1	1	3	0	0	0	0	0	1	18	24	9.00	2.000				

**Detroit Tigers @ Los Angeles Angels**  
Angel Stadium of Anaheim, Anaheim, CA  
Mon Jul 04 2011, 6:09 PM - 8:48 PM PDT  
Att: 43,012 - Partly Cloudy - 78 F

AB 31  
R 5  
H 9  
RBI 4  
BB 2  
SO 8  
LOB 8






Batter	1	2	3	4	5	6	7	8	9	AB	R	H	RBI	BB	SO	LOB	TOP					
14 Austin Jackson, R OBP: 0.312, SLG: 0.363										4	0	1	0	0	0	0	<b>Detroit Tigers @ Los Angeles Angels</b> Angel Stadium of Anaheim, Anaheim, CA Tue Jul 05 2011, 7:08 PM - 9:40 PM PDT Att: 39,006 - Partly Cloudy - 81 F <a href="http://livebaseballscorecards.com">livebaseballscorecards.com</a>					
26 Brennan Boesch, L OBP: 0.363, SLG: 0.500										2	0	0	0	0	1	1						
12 Andy Dirks, L OBP: 0.299, SLG: 0.455										2	0	0	0	0	1	0						
30 Magglio Ordonez, R OBP: 0.277, SLG: 0.274										4	0	0	0	0	1	1						
24 Miguel Cabrera, R OBP: 0.440, SLG: 0.561										3	0	0	0	0	1	1						
41 Victor Martinez, S OBP: 0.372, SLG: 0.473										3	0	0	0	0	0	0						
27 Johnny Peralta, R OBP: 0.365, SLG: 0.539										3	0	1	0	0	1	0						
13 Alex Avila, L OBP: 0.369, SLG: 0.522										3	0	0	0	0	2	1						
25 Ryan Raburn, R OBP: 0.239, SLG: 0.340										3	0	0	0	0	1	1						
32 Don Kelly, L OBP: 0.291, SLG: 0.333										3	0	0	0	0	1	1						
<b>Inning Stats</b>	R: 0 E: 0 K: 1 S: 9	H: 0 LOB: 1 BB: 0 P: 10	R: 0 E: 0 K: 1 S: 8	H: 0 LOB: 0 BB: 0 P: 12	R: 0 E: 0 K: 1 S: 14	H: 1 LOB: 1 BB: 0 P: 20	R: 0 E: 0 K: 0 S: 10	H: 0 LOB: 0 BB: 0 P: 17	R: 0 E: 0 K: 0 S: 9	H: 1 LOB: 1 BB: 0 P: 11	R: 0 E: 0 K: 1 S: 9	H: 0 LOB: 0 BB: 0 P: 16	R: 0 E: 0 K: 2 S: 10	H: 0 LOB: 0 BB: 0 P: 13	R: 0 E: 0 K: 2 S: 10	H: 0 LOB: 0 BB: 0 P: 14	R: 0 E: 0 K: 1 S: 8	H: 0 LOB: 0 BB: 0 P: 9	1B: 1 2B: 0 3B: 1 HR: 0	SF: 0 SAC: 0 DP: 0 HBP: 0	WP: 1 PB: 0 SB: 0 CS: 0	PA: 30
<b>PITCHER</b> 24 Dan Haren, R ERA: 2.65	IP: 9.0 WLS: W BF: 30	H: 2 R: 0 ER: 0 SO: 9	BB: 0 IBB: 0 HBP: 0 BLK: 0	WP: 1 HR: 0 S: 87 P: 122	ERA: 0.00 WHIP: 0.222																	

Batter	1	2	3	4	5	6	7	8	9	AB	R	H	RBI	BB	SO	LOB	BOTTOM		
13 Maicer Izturis, S OBP: 0.344, SLG: 0.397										4	0	1	0	0	0	3	<b>Detroit Tigers @ Los Angeles Angels</b> Angel Stadium of Anaheim, Anaheim, CA Tue Jul 05 2011, 7:08 PM - 9:40 PM PDT Att: 39,006 - Partly Cloudy - 81 F <a href="http://livebaseballscorecards.com">livebaseballscorecards.com</a>		
48 Torii Hunter, R OBP: 0.311, SLG: 0.373										4	0	0	0	0	0	4			
53 Bobby Abreu, L OBP: 0.394, SLG: 0.375										1	0	0	0	0	1	0			
39 Russell Branyan, L OBP: 0.275, SLG: 0.308										2	0	0	0	1	2	0			
10 Vernon Wells, R OBP: 0.245, SLG: 0.401										4	0	1	0	0	1	1			
47 Howie Kendrick, R OBP: 0.364, SLG: 0.473										3	1	1	0	0	1	1			
2 Enck Aybar, S OBP: 0.315, SLG: 0.421										3	0	2	1	0	0	0			
44 Mark Trumbo, R OBP: 0.299, SLG: 0.450										3	0	1	0	0	1	1			
25 Peter Bourjos, R OBP: 0.320, SLG: 0.393										2	0	1	0	1	0	1			
5 Jeff Mathis, R OBP: 0.234, SLG: 0.286										3	0	0	0	0	2	4			
<b>Inning Stats</b>	R: 0 E: 0 K: 1 S: 8	H: 2 LOB: 1 BB: 0 P: 14	R: 1 E: 0 K: 1 S: 14	H: 2 LOB: 1 BB: 0 P: 20	R: 0 E: 0 K: 2 S: 11	H: 0 LOB: 0 BB: 0 P: 16	R: 0 E: 0 K: 1 S: 7	H: 1 LOB: 0 BB: 0 P: 8	R: 0 E: 0 K: 1 S: 16	H: 1 LOB: 1 BB: 0 P: 22	R: 0 E: 0 K: 0 S: 11	H: 1 LOB: 1 BB: 1 P: 18	R: 0 E: 0 K: 0 S: 11	H: 1 LOB: 1 BB: 1 P: 18	1B: 5 2B: 3 3B: 0 HR: 0	SF: 0 SAC: 0 DP: 2 HBP: 0	WP: 0 PB: 0 SB: 0 CS: 0	PA: 31	
<b>PITCHER</b> 35 Justin Verlander, R ERA: 2.26	IP: 7.2 WLS: L BF: 30	H: 7 R: 1 ER: 1 SO: 8	BB: 2 IBB: 0 HBP: 0 BLK: 0	WP: 0 HR: 0 S: 85 P: 129	ERA: 1.17 WHIP: 1.174														
53 Joaquin Benoit, R ERA: 4.55	IP: 0.1 WLS: L BF: 1	H: 0 R: 0 ER: 0 SO: 0	BB: 0 IBB: 0 HBP: 0 BLK: 0	WP: 0 HR: 0 S: 1 P: 1	ERA: 0.00 WHIP: 0.000														


**Detroit Tigers @ Los Angeles Angels**  
 Angel Stadium of Anaheim, Anaheim, CA  
 Tue Jul 05 2011, 7:08 PM - 9:40 PM PDT  
 Att: 39,006 - Partly Cloudy - 81 F

AB 30  
 R 0  
 H 2  
 RBI 0  
 BB 0  
 SO 9  
 LOB 6



**Detroit Tigers @ Los Angeles Angels**  
 Angel Stadium of Anaheim, Anaheim, CA  
 Tue Jul 05 2011, 7:08 PM - 9:40 PM PDT  
 Att: 39,006 - Partly Cloudy - 81 F

AB 29  
 R 1  
 H 7  
 RBI 1  
 BB 2  
 SO 8  
 LOB 15









Batter	1	2	3	4	5	6	7	8	9	AB	R	H	RBI	BB	SO	LOB	TOP											
14 Austin Jackson, R OBP: 0.318, SLG: 0.361										1	0	0	0	0	1	0	<b>Detroit Tigers @ Kansas City Royals</b> Kauffman Stadium, Kansas City, MO Thu Jul 07 2011, 7:12 PM - 10:03 PM CDT Att: 16,355 - Cloudy - 79 F											
39 Ramon Santiago, S (3, FH) OBP: 0.281, SLG: 0.298										3	0	1	0	0	0	0												
57 Casper Wells, R OBP: 0.319, SLG: 0.462										4	0	1	0	0	1	0												
30 Magglio Ordonez, R OBP: 0.276, SLG: 0.275										3	0	1	0	0	0	2												
32 Don Kelly, L OBP: 0.301, SLG: 0.359										1	1	1	1	0	0	0												
24 Miguel Cabrera, R OBP: 0.437, SLG: 0.561										3	1	0	0	1	1	3												
41 Victor Martinez, S OBP: 0.365, SLG: 0.463										4	0	0	0	0	1	2												
27 Jhonny Peralta, R OBP: 0.362, SLG: 0.530										3	0	1	0	1	1	1												
25 Ryan Raburn, R OBP: 0.240, SLG: 0.351										4	1	1	2	0	2	2												
13 Alex Avila, L OBP: 0.367, SLG: 0.511										3	0	0	0	0	0	1												
15 Brandon Inge, R OBP: 0.257, SLG: 0.259										3	0	0	0	0	2	0												
<b>Inning Stats</b>	R: 0 E: 0 K: 1 S: 12	H: 0 LOB: 0 BB: 0 P: 19	R: 2 E: 0 K: 1 S: 15	H: 1 LOB: 0 BB: 1 P: 26	R: 0 E: 0 K: 2 S: 11	H: 0 LOB: 0 BB: 0 P: 14	R: 0 E: 0 K: 1 S: 7	H: 1 LOB: 0 BB: 0 P: 12	R: 0 E: 0 K: 1 S: 10	H: 0 LOB: 0 BB: 0 P: 17	R: 0 E: 0 K: 1 S: 10	H: 2 LOB: 2 BB: 0 P: 14	R: 0 E: 0 K: 1 S: 12	H: 1 LOB: 1 BB: 0 P: 20	R: 0 E: 0 K: 0 S: 9	H: 0 LOB: 0 BB: 0 P: 13		R: 1 E: 0 K: 2 S: 9	H: 1 LOB: 1 BB: 1 P: 18	1B: 3 2B: 1 3B: 0 HR: 2	SF: 0 SAC: 0 DP: 1 HBP: 0	WP: 1 PB: 0 SB: 0 CS: 0	PA: 34					
<b>PITCHER</b>	IP	WLS	BF	H	R	ER	SO	BB	IBB	HBP	BLK	WP	HR	S	P	ERA		WHIP										
23 Danny Duffy, L ERA: 4.85	6.0	L	22	4	2	2	6	1	0	0	0	1	1	65	102	3.00		0.833										
31 Louis Coleman, R ERA: 2.09	2.0		7	1	0	0	1	0	0	0	0	0	0	21	33	0.00		0.500										
43 Aaron Crow, R ERA: 2.13	1.0		5	1	1	1	2	1	0	0	0	0	1	9	18	9.00	2.000											


Batter	1	2	3	4	5	6	7	8	9	AB	R	H	RBI	BB	SO	LOB	BOTTOM											
17 Chris Getz, L OBP: 0.320, SLG: 0.292										4	0	1	0	0	0	1	<b>Detroit Tigers @ Kansas City Royals</b> Kauffman Stadium, Kansas City, MO Thu Jul 07 2011, 7:12 PM - 10:03 PM CDT Att: 16,355 - Cloudy - 79 F											
53 Melky Cabrera, S OBP: 0.323, SLG: 0.451										4	0	1	0	0	1	1												
4 Alex Gordon, L OBP: 0.362, SLG: 0.477										4	0	1	0	0	1	2												
16 Billy Butler, R OBP: 0.391, SLG: 0.418										4	0	0	0	0	1	3												
35 Eric Hosmer, L OBP: 0.325, SLG: 0.445										3	1	1	0	1	1	1												
21 Jeff Francoeur, R OBP: 0.312, SLG: 0.452										4	0	2	0	0	0	1												
8 Mike Moustakas, L OBP: 0.309, SLG: 0.298										4	0	0	1	0	0	4												
3 Brayan Peña, S OBP: 0.322, SLG: 0.400										3	0	2	0	0	0	0												
2 Alcides Escobar, R OBP: 0.291, SLG: 0.326										2	0	0	0	0	0	1												
<b>Inning Stats</b>	R: 0 E: 0 K: 0 S: 8	H: 2 LOB: 1 BB: 0 P: 10	R: 0 E: 0 K: 0 S: 10	H: 0 LOB: 0 BB: 0 P: 18	R: 0 E: 0 K: 1 S: 9	H: 0 LOB: 0 BB: 0 P: 13	R: 1 E: 0 K: 0 S: 7	H: 1 LOB: 0 BB: 0 P: 11	R: 0 E: 0 K: 0 S: 6	H: 0 LOB: 0 BB: 0 P: 9	R: 0 E: 0 K: 1 S: 12	H: 2 LOB: 2 BB: 0 P: 18	R: 0 E: 0 K: 1 S: 13	H: 1 LOB: 1 BB: 0 P: 16	R: 0 E: 0 K: 1 S: 12	H: 1 LOB: 2 BB: 1 P: 24		1B: 7 2B: 1 3B: 0 HR: 0	SF: 0 SAC: 1 DP: 1 HBP: 0	WP: 0 PB: 0 SB: 1 CS: 1	PA: 34							
<b>PITCHER</b>	IP	WLS	BF	H	R	ER	SO	BB	IBB	HBP	BLK	WP	HR	S	P	ERA		WHIP										
37 Max Scherzer, R ERA: 4.69	0.1	H	1	0	0	0	0	0	0	0	0	0	0	2	2	0.00		0.000										
40 Phil Coke, L ERA: 4.94	1.0	H	4	1	0	0	1	0	0	0	0	0	0	13	16	0.00		1.000										
53 Joaquin Benoit, R ERA: 4.28	1.0	S	5	1	0	0	1	1	0	0	0	0	0	12	24	0.00		2.000										



Batter	1	2	3	4	5	6	7	8	9	AB	R	H	RBI	BB	SO	LOB	TOP				
12 Andy Dirks, L OBP: 0.308, SLG: 0.459 (1, 8)										5	1	3	1	0	0	2					
26 Brennan Boesch, L OBP: 0.358, SLG: 0.492 14 Austin Jackson, R OBP: 0.318, SLG: 0.361 (1, 7) (9, 8)										5	0	0	1	0	0	4					
30 Magglio Ordonez, R OBP: 0.289, SLG: 0.301 57 Casper Wells, R OBP: 0.316, SLG: 0.457 (1, 9) (7, 9)										3	2	2	2	1	0	0					
24 Miguel Cabrera, R OBP: 0.435, SLG: 0.560 (1, 3)										4	1	1	0	0	1	1					
41 Victor Martinez, S OBP: 0.363, SLG: 0.460 (1, 10)										4	0	1	1	0	1	1					
27 Johnny Peralta, R OBP: 0.364, SLG: 0.533 (1, 6)										4	1	2	1	0	0	1					
13 Alex Avila, L OBP: 0.372, SLG: 0.510 (1, 2)										2	0	1	0	2	0	1					
25 Ryan Raburn, R OBP: 0.243, SLG: 0.353 (1, 4)										4	1	2	0	0	1	2					
15 Brandon Inge, R OBP: 0.253, SLG: 0.255 (1, 5)										3	0	0	0	0	1	5					
<b>Inning Stats</b>	R: 2 H: 2 E: 0 K: 1 S: 10	H: 2 BB: 0 P: 16	R: 1 H: 2 E: 0 K: 0 S: 11	H: 2 BB: 2 P: 22	R: 2 H: 2 E: 0 K: 1 S: 18	H: 2 BB: 2 P: 32	R: 0 H: 1 E: 0 K: 0 S: 5	H: 1 LOB: 1 BB: 0 P: 11	R: 0 H: 1 E: 0 K: 1 S: 8	H: 1 LOB: 1 BB: 0 P: 11	R: 0 H: 1 E: 0 K: 1 S: 8	H: 0 LOB: 0 BB: 0 P: 11	R: 0 H: 1 E: 0 K: 0 S: 13	H: 1 LOB: 0 BB: 0 P: 18	R: 1 H: 2 E: 0 K: 0 S: 9	H: 2 LOB: 1 BB: 0 P: 15	1B: 8 2B: 3 3B: 0 HR: 1	SF: 0 SAC: 1 DP: 1 HBP: 0	WP: 0 PB: 0 SB: 0 CS: 1	PA: 40	
<b>PITCHER</b>	IP WLS BF H R ER SO BB IBB HBP BLK WP HR S P ERA WHIP	IP WLS BF H R ER SO BB IBB HBP BLK WP HR S P ERA WHIP	IP WLS BF H R ER SO BB IBB HBP BLK WP HR S P ERA WHIP	IP WLS BF H R ER SO BB IBB HBP BLK WP HR S P ERA WHIP	IP WLS BF H R ER SO BB IBB HBP BLK WP HR S P ERA WHIP	IP WLS BF H R ER SO BB IBB HBP BLK WP HR S P ERA WHIP	IP WLS BF H R ER SO BB IBB HBP BLK WP HR S P ERA WHIP	IP WLS BF H R ER SO BB IBB HBP BLK WP HR S P ERA WHIP	IP WLS BF H R ER SO BB IBB HBP BLK WP HR S P ERA WHIP	IP WLS BF H R ER SO BB IBB HBP BLK WP HR S P ERA WHIP	IP WLS BF H R ER SO BB IBB HBP BLK WP HR S P ERA WHIP	IP WLS BF H R ER SO BB IBB HBP BLK WP HR S P ERA WHIP	IP WLS BF H R ER SO BB IBB HBP BLK WP HR S P ERA WHIP	IP WLS BF H R ER SO BB IBB HBP BLK WP HR S P ERA WHIP	IP WLS BF H R ER SO BB IBB HBP BLK WP HR S P ERA WHIP	IP WLS BF H R ER SO BB IBB HBP BLK WP HR S P ERA WHIP	IP WLS BF H R ER SO BB IBB HBP BLK WP HR S P ERA WHIP	IP WLS BF H R ER SO BB IBB HBP BLK WP HR S P ERA WHIP	IP WLS BF H R ER SO BB IBB HBP BLK WP HR S P ERA WHIP	IP WLS BF H R ER SO BB IBB HBP BLK WP HR S P ERA WHIP	IP WLS BF H R ER SO BB IBB HBP BLK WP HR S P ERA WHIP

**Detroit Tigers @ Kansas City Royals**  
Kauffman Stadium, Kansas City, MO  
Fri Jul 08 2011, 7:10 PM - 10:25 PM CDT  
Att: 34,563 - Clear - 85 F


AB 35  
R 6  
H 12  
RBI 6  
BB 3  
SO 4  
LOB 18



Batter	1	2	3	4	5	6	7	8	9	AB	R	H	RBI	BB	SO	LOB	BOTTOM					
17 Chris Getz, L OBP: 0.316, SLG: 0.289 24 Wilson Betemit, S OBP: 0.344, SLG: 0.418 (1, 4) (5, 4)										3	1	0	0	0	1	0						
53 Melky Cabrera, S OBP: 0.329, SLG: 0.457 (1, 8)										4	2	3	1	1	1	0						
4 Alex Gordon, L OBP: 0.368, SLG: 0.480 (1, 7)										4	0	3	1	1	1	1						
16 Billy Butler, R OBP: 0.389, SLG: 0.414 (1, 10)										5	0	1	1	0	1	7						
35 Eric Hosmer, L OBP: 0.324, SLG: 0.439 (1, 3)										3	0	0	0	1	0	3						
21 Jeff Francoeur, R OBP: 0.312, SLG: 0.451 (1, 9)										3	0	1	1	0	0	2						
8 Mike Moustakas, L OBP: 0.296, SLG: 0.284 (1, 5)										4	0	0	0	0	1	5						
3 Brayan Peña, S OBP: 0.320, SLG: 0.396 (1, 2)										4	0	1	0	0	1	0						
2 Alcides Escobar, R OBP: 0.287, SLG: 0.322 (1, 6)										4	0	0	0	0	1	1						
<b>Inning Stats</b>	R: 2 H: 2 E: 1 K: 1 S: 19	H: 0 LOB: 0 BB: 1 P: 32	R: 0 H: 0 E: 0 K: 3 S: 9	H: 0 LOB: 0 BB: 0 P: 11	R: 1 H: 3 E: 0 K: 0 S: 20	H: 3 LOB: 2 BB: 0 P: 27	R: 0 H: 0 E: 0 K: 0 S: 8	H: 0 LOB: 0 BB: 0 P: 9	R: 0 H: 1 E: 0 K: 1 S: 7	H: 1 LOB: 1 BB: 0 P: 8	R: 0 H: 0 E: 0 K: 0 S: 9	H: 0 LOB: 0 BB: 0 P: 12	R: 1 H: 1 E: 0 K: 1 S: 11	H: 1 LOB: 1 BB: 1 P: 21	R: 0 H: 1 E: 0 K: 1 S: 8	H: 1 LOB: 0 BB: 0 P: 13	R: 0 H: 1 E: 0 K: 1 S: 15	H: 1 LOB: 3 BB: 2 P: 31	1B: 8 2B: 1 3B: 0 HR: 0	SF: 1 SAC: 0 DP: 0 HBP: 0	WP: 0 PB: 0 SB: 2 CS: 1	PA: 41
<b>PITCHER</b>	IP WLS BF H R ER SO BB IBB HBP BLK WP HR S P ERA WHIP	IP WLS BF H R ER SO BB IBB HBP BLK WP HR S P ERA WHIP	IP WLS BF H R ER SO BB IBB HBP BLK WP HR S P ERA WHIP	IP WLS BF H R ER SO BB IBB HBP BLK WP HR S P ERA WHIP	IP WLS BF H R ER SO BB IBB HBP BLK WP HR S P ERA WHIP	IP WLS BF H R ER SO BB IBB HBP BLK WP HR S P ERA WHIP	IP WLS BF H R ER SO BB IBB HBP BLK WP HR S P ERA WHIP	IP WLS BF H R ER SO BB IBB HBP BLK WP HR S P ERA WHIP	IP WLS BF H R ER SO BB IBB HBP BLK WP HR S P ERA WHIP	IP WLS BF H R ER SO BB IBB HBP BLK WP HR S P ERA WHIP	IP WLS BF H R ER SO BB IBB HBP BLK WP HR S P ERA WHIP	IP WLS BF H R ER SO BB IBB HBP BLK WP HR S P ERA WHIP	IP WLS BF H R ER SO BB IBB HBP BLK WP HR S P ERA WHIP	IP WLS BF H R ER SO BB IBB HBP BLK WP HR S P ERA WHIP	IP WLS BF H R ER SO BB IBB HBP BLK WP HR S P ERA WHIP	IP WLS BF H R ER SO BB IBB HBP BLK WP HR S P ERA WHIP	IP WLS BF H R ER SO BB IBB HBP BLK WP HR S P ERA WHIP	IP WLS BF H R ER SO BB IBB HBP BLK WP HR S P ERA WHIP	IP WLS BF H R ER SO BB IBB HBP BLK WP HR S P ERA WHIP	IP WLS BF H R ER SO BB IBB HBP BLK WP HR S P ERA WHIP	IP WLS BF H R ER SO BB IBB HBP BLK WP HR S P ERA WHIP	

**Detroit Tigers @ Kansas City Royals**  
Kauffman Stadium, Kansas City, MO  
Fri Jul 08 2011, 7:10 PM - 10:25 PM CDT  
Att: 34,563 - Clear - 85 F

AB 35  
R 4  
H 9  
RBI 4  
BB 4  
SO 8  
LOB 20





Batter	1	2	3	4	5	6	7	8	9	AB	R	H	RBI	BB	SO	LOB	TOP			
12 Andy Dirks, L OBP: 0.303, SLG: 0.447	G4-3		26 1B	L6	L4			F7		5	1	1	0	0	0	4	<b>Detroit Tigers @ Kansas City Royals</b> Kauffman Stadium, Kansas City, MO Sat Jul 09 2011, 6:10 PM - 9:34 PM CDT Att: 25,941 - Clear - 90 F			
39 Ramon Santiago, S OBP: 0.279, SLG: 0.295	G4-3		K	24 BB	26 1B			P6		5	1	1	1	0	2	3				
26 Brennan Boesch, L OBP: 0.362, SLG: 0.494	K			24 1B	41 BB	24 BB				5	0	3	2	0	2	0				
24 Miguel Cabrera, R OBP: 0.335, SLG: 0.556	K				41 BB			G6-4-3		4	0	1	1	1	1	1				
41 Victor Martinez, S OBP: 0.364, SLG: 0.460	G3-1			L4						4	0	1	1	1	1	2				
32 Don Kelly, L OBP: 0.295, SLG: 0.356	G3-1									4	1	1	0	0	0	4				
13 Alex Avila, L OBP: 0.371, SLG: 0.510	G3									4	1	1	0	0	1	1				
25 Ryan Raburn, R OBP: 0.251, SLG: 0.365										3	2	2	0	1	0	0				
57 Casper Wells, R OBP: 0.314, SLG: 0.450	G5-3			K						4	0	1	0	0	1	5				
<b>Inning Stats</b>	R: 0 E: 0 K: 1 S: 5	H: 0 LOB: 0 BB: 7	R: 0 E: 0 K: 1 S: 13	H: 1 LOB: 1 BB: 21	R: 2 E: 0 K: 1 S: 13	H: 4 LOB: 2 BB: 16	R: 4 E: 1 K: 1 S: 22	H: 4 LOB: 3 BB: 42	R: 0 E: 0 K: 1 S: 10	H: 1 LOB: 0 BB: 0	R: 0 E: 0 K: 1 S: 8	H: 0 LOB: 0 BB: 12	R: 0 E: 0 K: 0 S: 6	H: 1 LOB: 1 BB: 9	R: 0 E: 0 K: 1 S: 7	H: 0 LOB: 0 BB: 10	1B: 8 2B: 4 3B: 0 HR: 0	SF: 0 SAC: 0 DP: 1 HBP: 0	WP: 1 PB: 0 SB: 0 CS: 0	PA: 41
<b>PITCHER</b>	IP WLS BF H R ER SO BB IBB HBP BLK WP HR S P ERA WHIP																			
44 Luke Hochevar, R ERA: 5.46	3.2		23	9	6	6	4	3	0	0	0	0	0	0	52	83	14.73	3.273		
56 Greg Holland, R ERA: 1.08	2.1	W	8	2	0	0	2	0	0	0	0	1	0	19	34	0.00	0.857			
61 Everett Teaford, L ERA: 2.3	3.0	S	10	1	0	0	2	0	0	0	0	0	0	21	31	0.00	0.333			

Batter	1	2	3	4	5	6	7	8	9	AB	R	H	RBI	BB	SO	LOB	BOTTOM			
17 Chris Getz, L OBP: 0.321, SLG: 0.292	K		4 S	16 1B	53 1B			F7		4	2	2	1	1	1	1	<b>Detroit Tigers @ Kansas City Royals</b> Kauffman Stadium, Kansas City, MO Sat Jul 09 2011, 6:10 PM - 9:34 PM CDT Att: 25,941 - Clear - 90 F			
53 Melky Cabrera, S OBP: 0.308, SLG: 0.458	K				4 HR					4	2	2	2	1	2	2				
4 Alex Gordon, L OBP: 0.371, SLG: 0.489	FC3-6				4 HR					4	1	2	3	0	1	1				
16 Billy Butler, R OBP: 0.392, SLG: 0.417	FC3-6				F9					5	1	3	2	0	0	0				
35 Eric Hosmer, L OBP: 0.318, SLG: 0.430	FC3-6									5	0	0	1	0	0	5				
21 Jeff Francoeur, R OBP: 0.308, SLG: 0.445	F7									4	1	0	0	0	0	3				
12 Mitch Maier, L OBP: 0.410, SLG: 0.412	F7									1	0	0	0	0	0	0				
24 Wilson Betemit, S OBP: 0.345, SLG: 0.415	G5-3									4	2	1	0	1	0	0				
15 Matt Treanor, R OBP: 0.354, SLG: 0.308	FC6									2	1	1	1	1	1	0				
2 Alcides Escobar, R OBP: 0.290, SLG: 0.328	FC6									3	3	1	3	1	0	2				
<b>Inning Stats</b>	R: 1 E: 0 K: 1 S: 13	H: 2 LOB: 2 BB: 1	R: 3 E: 0 K: 1 S: 20	H: 4 LOB: 2 BB: 0	R: 5 E: 1 K: 0 S: 15	H: 3 LOB: 0 BB: 1	R: 0 E: 0 K: 0 S: 11	H: 0 LOB: 0 BB: 0	R: 1 E: 0 K: 2 S: 14	H: 1 LOB: 1 BB: 2	R: 3 E: 1 K: 0 S: 16	H: 2 LOB: 1 BB: 1	R: 0 E: 0 K: 0 S: 9	H: 0 LOB: 0 BB: 0	R: 0 E: 0 K: 0 S: 9	H: 0 LOB: 0 BB: 0	1B: 10 2B: 0 3B: 1 HR: 1	SF: 1 SAC: 0 DP: 0 HBP: 1	WP: 1 PB: 0 SB: 3 CS: 0	PA: 43
<b>PITCHER</b>	IP WLS BF H R ER SO BB IBB HBP BLK WP HR S P ERA WHIP																			
49 Charlie Furbush, L ERA: 4.03	2.2	L	21	9	9	4	2	2	0	0	0	0	0	29	52	3.38	1.500			
58 Adam Wiik, L ERA: 5.4	2.2		11	2	2	1	2	2	0	0	0	1	0	18	34	0.00	0.600			
45 Ryan Perry, R ERA: 7.17	1.2		8	1	2	0	1	0	1	0	0	0	0	9	13	0.00	0.000			
44 Lester Oliveros, R ERA: 1.99	1.0		3	0	0	0	0	0	0	0	0	0	0	9	13	0.00	0.000			

AB	38
R	6
H	12
RBI	5
BB	3
SO	8
LOB	20

AB	36
R	13
H	12
RBI	13
BB	5
SO	5
LOB	14





Batter	1	2	3	4	5	6	7	8	9	AB	R	H	RBI	BB	SO	LOB	TOP									
57 Casper Wells, R OBP: 0.320, SLG: 0.455										3	2	1	0	1	1	0	<b>AB</b> 32 <b>R</b> 2 <b>H</b> 5 <b>RBI</b> 2 <b>BB</b> 2 <b>SO</b> 11 <b>LOB</b> 10 									
26 Brennan Boesch, L OBP: 0.360, SLG: 0.480 14 Austin Jackson, R OBP: 0.318, SLG: 0.361										4	0	1	1	0	1	1										
30 Magglio Ordonez, R OBP: 0.290, SLG: 0.301 32 Don Kelly, L OBP: 0.297, SLG: 0.354										3	0	1	1	0	0	1										
24 Miguel Cabrera, R OBP: 0.430, SLG: 0.549										4	0	0	0	0	1	2										
41 Victor Martinez, S OBP: 0.362, SLG: 0.457										4	0	1	0	0	0	1										
27 Jhonny Peralta, R OBP: 0.362, SLG: 0.529										4	0	1	0	0	2	1										
25 Ryan Raburn, R OBP: 0.249, SLG: 0.380 29 Danny Worth, R OBP: 0.344, SLG: 0.367										3	0	0	0	0	3	1										
13 Alex Avila, L OBP: 0.370, SLG: 0.506										2	0	0	0	1	2	0										
15 Brandon Inge, R OBP: 0.250, SLG: 0.251										3	0	0	0	0	1	2										
<b>Inning Stats</b>	R: 0 E: 0 K: 1 S: 7	H: 0 LOB: 0 BB: 0 P: 13	R: 0 E: 0 K: 0 S: 8	H: 0 LOB: 0 BB: 0 P: 10	R: 0 E: 0 K: 2 S: 11	H: 0 LOB: 0 BB: 0 P: 16	R: 1 E: 0 K: 0 S: 12	H: 2 LOB: 1 BB: 0 P: 19	R: 0 E: 0 K: 3 S: 11	H: 0 LOB: 0 BB: 0 P: 17	R: 1 E: 0 K: 0 S: 10	H: 1 LOB: 1 BB: 1 P: 17	R: 0 E: 0 K: 3 S: 12	H: 1 LOB: 2 BB: 1 P: 19	R: 0 E: 0 K: 1 S: 6	H: 0 LOB: 0 BB: 0 P: 9		R: 0 E: 0 K: 1 S: 18	H: 1 LOB: 1 BB: 0 P: 26	1B: 4 2B: 1 3B: 0 HR: 0	SF: 0 SAC: 0 DP: 0 HBP: 0	WP: 1 PB: 0 SB: 1 CS: 0	PA: 34			
<b>PITCHER</b>	IP WLS BF H R ER SO BB IBB HBP BLK WP HR S P ERA WHIP	IP WLS BF H R ER SO BB IBB HBP BLK WP HR S P ERA WHIP	IP WLS BF H R ER SO BB IBB HBP BLK WP HR S P ERA WHIP	IP WLS BF H R ER SO BB IBB HBP BLK WP HR S P ERA WHIP	IP WLS BF H R ER SO BB IBB HBP BLK WP HR S P ERA WHIP	IP WLS BF H R ER SO BB IBB HBP BLK WP HR S P ERA WHIP	IP WLS BF H R ER SO BB IBB HBP BLK WP HR S P ERA WHIP	IP WLS BF H R ER SO BB IBB HBP BLK WP HR S P ERA WHIP	IP WLS BF H R ER SO BB IBB HBP BLK WP HR S P ERA WHIP	IP WLS BF H R ER SO BB IBB HBP BLK WP HR S P ERA WHIP	IP WLS BF H R ER SO BB IBB HBP BLK WP HR S P ERA WHIP	IP WLS BF H R ER SO BB IBB HBP BLK WP HR S P ERA WHIP	IP WLS BF H R ER SO BB IBB HBP BLK WP HR S P ERA WHIP	IP WLS BF H R ER SO BB IBB HBP BLK WP HR S P ERA WHIP	IP WLS BF H R ER SO BB IBB HBP BLK WP HR S P ERA WHIP	IP WLS BF H R ER SO BB IBB HBP BLK WP HR S P ERA WHIP		IP WLS BF H R ER SO BB IBB HBP BLK WP HR S P ERA WHIP	IP WLS BF H R ER SO BB IBB HBP BLK WP HR S P ERA WHIP	IP WLS BF H R ER SO BB IBB HBP BLK WP HR S P ERA WHIP	IP WLS BF H R ER SO BB IBB HBP BLK WP HR S P ERA WHIP	IP WLS BF H R ER SO BB IBB HBP BLK WP HR S P ERA WHIP	IP WLS BF H R ER SO BB IBB HBP BLK WP HR S P ERA WHIP	IP WLS BF H R ER SO BB IBB HBP BLK WP HR S P ERA WHIP	IP WLS BF H R ER SO BB IBB HBP BLK WP HR S P ERA WHIP	IP WLS BF H R ER SO BB IBB HBP BLK WP HR S P ERA WHIP

Batter	1	2	3	4	5	6	7	8	9	AB	R	H	RBI	BB	SO	LOB	BOTTOM									
17 Chris Getz, L OBP: 0.320, SLG: 0.291										4	0	1	0	0	1	0	<b>AB</b> 34 <b>R</b> 1 <b>H</b> 7 <b>RBI</b> 0 <b>SO</b> 11 <b>LOB</b> 16 									
53 Melky Cabrera, S OBP: 0.332, SLG: 0.455										4	0	1	0	0	1	2										
4 Alex Gordon, L OBP: 0.367, SLG: 0.483										4	0	0	0	0	2	2										
16 Billy Butler, R OBP: 0.390, SLG: 0.415										4	0	1	0	0	2	3										
35 Eric Hosmer, L OBP: 0.317, SLG: 0.431										4	0	1	0	0	1	1										
21 Jeff Francoeur, R OBP: 0.308, SLG: 0.443										4	0	1	0	0	2	2										
8 Mike Moustakas, L OBP: 0.294, SLG: 0.283										4	0	1	0	0	0	2										
3 Brayan Peña, S OBP: 0.314, SLG: 0.387										3	0	0	0	0	2	3										
2 Alcides Escobar, R OBP: 0.290, SLG: 0.328										3	1	1	0	0	0	1										
<b>Inning Stats</b>	R: 0 E: 0 K: 1 S: 5	H: 0 LOB: 0 BB: 0 P: 6	R: 0 E: 0 K: 3 S: 13	H: 2 LOB: 2 BB: 0 P: 18	R: 0 E: 0 K: 0 S: 15	H: 0 LOB: 0 BB: 0 P: 21	R: 0 E: 0 K: 1 S: 6	H: 0 LOB: 0 BB: 0 P: 8	R: 0 E: 0 K: 1 S: 9	H: 1 LOB: 1 BB: 0 P: 12	R: 0 E: 0 K: 3 S: 15	H: 1 LOB: 1 BB: 0 P: 20	R: 0 E: 0 K: 0 S: 4	H: 0 LOB: 0 BB: 0 P: 10	R: 1 E: 1 K: 1 S: 19	H: 2 LOB: 2 BB: 0 P: 31		R: 0 E: 0 K: 1 S: 6	H: 1 LOB: 0 BB: 0 P: 10	1B: 6 2B: 1 3B: 0 HR: 0	SF: 0 SAC: 0 DP: 0 HBP: 0	WP: 2 PB: 0 SB: 1 CS: 1	PA: 34			
<b>PITCHER</b>	IP WLS BF H R ER SO BB IBB HBP BLK WP HR S P ERA WHIP	IP WLS BF H R ER SO BB IBB HBP BLK WP HR S P ERA WHIP	IP WLS BF H R ER SO BB IBB HBP BLK WP HR S P ERA WHIP	IP WLS BF H R ER SO BB IBB HBP BLK WP HR S P ERA WHIP	IP WLS BF H R ER SO BB IBB HBP BLK WP HR S P ERA WHIP	IP WLS BF H R ER SO BB IBB HBP BLK WP HR S P ERA WHIP	IP WLS BF H R ER SO BB IBB HBP BLK WP HR S P ERA WHIP	IP WLS BF H R ER SO BB IBB HBP BLK WP HR S P ERA WHIP	IP WLS BF H R ER SO BB IBB HBP BLK WP HR S P ERA WHIP	IP WLS BF H R ER SO BB IBB HBP BLK WP HR S P ERA WHIP	IP WLS BF H R ER SO BB IBB HBP BLK WP HR S P ERA WHIP	IP WLS BF H R ER SO BB IBB HBP BLK WP HR S P ERA WHIP	IP WLS BF H R ER SO BB IBB HBP BLK WP HR S P ERA WHIP	IP WLS BF H R ER SO BB IBB HBP BLK WP HR S P ERA WHIP	IP WLS BF H R ER SO BB IBB HBP BLK WP HR S P ERA WHIP	IP WLS BF H R ER SO BB IBB HBP BLK WP HR S P ERA WHIP		IP WLS BF H R ER SO BB IBB HBP BLK WP HR S P ERA WHIP	IP WLS BF H R ER SO BB IBB HBP BLK WP HR S P ERA WHIP	IP WLS BF H R ER SO BB IBB HBP BLK WP HR S P ERA WHIP	IP WLS BF H R ER SO BB IBB HBP BLK WP HR S P ERA WHIP	IP WLS BF H R ER SO BB IBB HBP BLK WP HR S P ERA WHIP	IP WLS BF H R ER SO BB IBB HBP BLK WP HR S P ERA WHIP	IP WLS BF H R ER SO BB IBB HBP BLK WP HR S P ERA WHIP	IP WLS BF H R ER SO BB IBB HBP BLK WP HR S P ERA WHIP	IP WLS BF H R ER SO BB IBB HBP BLK WP HR S P ERA WHIP

Detroit Tigers @ Kansas City Royals  
 Kauffman Stadium, Kansas City, MO  
 Sun Jul 10 2011, 1:13 PM - 4:01 PM CDT  
 Att: 18,373 - Sunny - 95 F

Detroit Tigers @ Kansas City Royals  
 Kauffman Stadium, Kansas City, MO  
 Sun Jul 10 2011, 1:13 PM - 4:01 PM CDT  
 Att: 18,373 - Sunny - 95 F
















Batter	1	2	3	4	5	6	7	8	9	AB	R	H	RBI	BB	SO	LOB	TOP				
19 <b>Jemile Weeks, S</b> OBP: 0.342, SLG: 0.406										5	0	0	0	0	1	4					
15 <b>Ryan Sweeney, L</b> OBP: 0.354, SLG: 0.333										5	1	1	1	0	3	4					
4 <b>Coco Crisp, S</b> OBP: 0.313, SLG: 0.386										5	1	2	0	0	1	2					
55 <b>Hideki Matsui, L</b> OBP: 0.297, SLG: 0.331										4	0	2	2	0	0	2					
29 <b>Scott Sizemore, R</b> OBP: 0.328, SLG: 0.351										1	0	0	0	0	1	0					
28 <b>Eric Sogard, L</b> OBP: 0.333, SLG: 0.400										2	0	0	0	0	0	1					
12 <b>David DeJesus, L</b> OBP: 0.320, SLG: 0.343										3	0	2	0	0	0	3					
28 <b>Conor Jackson, R</b> OBP: 0.318, SLG: 0.325										4	0	0	0	0	0	6					
8 <b>Kurt Suzuki, R</b> OBP: 0.290, SLG: 0.349										4	1	1	0	0	0	1					
2 <b>Cliff Pennington, S</b> OBP: 0.291, SLG: 0.315										4	0	3	0	0	0	1					
<b>Inning Stats</b>	R: 0 H: 0 E: 1 K: 1 S: 7	H: 0 LOB: 0 BB: 0 P: 10	R: 0 H: 0 E: 0 K: 1 S: 10	H: 0 LOB: 1 BB: 0 P: 17	R: 0 H: 1 E: 0 K: 1 S: 12	H: 1 LOB: 1 BB: 0 P: 18	R: 0 H: 2 E: 0 K: 0 S: 14	H: 2 LOB: 3 BB: 0 P: 23	R: 3 H: 4 E: 0 K: 0 S: 19	H: 4 LOB: 0 BB: 0 P: 27	R: 0 H: 1 E: 0 K: 0 S: 8	H: 1 LOB: 2 BB: 0 P: 16	R: 0 H: 1 E: 0 K: 0 S: 8	H: 1 LOB: 1 BB: 0 P: 13	R: 0 H: 1 E: 0 K: 3 S: 12	H: 1 LOB: 1 BB: 0 P: 20	1B: 9 2B: 2 3B: 0 HR: 0	SF: 0 SAC: 0 DP: 2 HBP: 2	WP: 0 PB: 0 SB: 0 CS: 1	PA: 39	
<b>PITCHER</b>	IP WLS BF H R ER SO BB IBB HBP BLK WP HR S P ERA WHIP	IP WLS BF H R ER SO BB IBB HBP BLK WP HR S P ERA WHIP	IP WLS BF H R ER SO BB IBB HBP BLK WP HR S P ERA WHIP	IP WLS BF H R ER SO BB IBB HBP BLK WP HR S P ERA WHIP	IP WLS BF H R ER SO BB IBB HBP BLK WP HR S P ERA WHIP	IP WLS BF H R ER SO BB IBB HBP BLK WP HR S P ERA WHIP	IP WLS BF H R ER SO BB IBB HBP BLK WP HR S P ERA WHIP	IP WLS BF H R ER SO BB IBB HBP BLK WP HR S P ERA WHIP	IP WLS BF H R ER SO BB IBB HBP BLK WP HR S P ERA WHIP	IP WLS BF H R ER SO BB IBB HBP BLK WP HR S P ERA WHIP	IP WLS BF H R ER SO BB IBB HBP BLK WP HR S P ERA WHIP	IP WLS BF H R ER SO BB IBB HBP BLK WP HR S P ERA WHIP	IP WLS BF H R ER SO BB IBB HBP BLK WP HR S P ERA WHIP	IP WLS BF H R ER SO BB IBB HBP BLK WP HR S P ERA WHIP	IP WLS BF H R ER SO BB IBB HBP BLK WP HR S P ERA WHIP	IP WLS BF H R ER SO BB IBB HBP BLK WP HR S P ERA WHIP	IP WLS BF H R ER SO BB IBB HBP BLK WP HR S P ERA WHIP	IP WLS BF H R ER SO BB IBB HBP BLK WP HR S P ERA WHIP	IP WLS BF H R ER SO BB IBB HBP BLK WP HR S P ERA WHIP	IP WLS BF H R ER SO BB IBB HBP BLK WP HR S P ERA WHIP	IP WLS BF H R ER SO BB IBB HBP BLK WP HR S P ERA WHIP
21 <b>Rick Porcello, R</b> ERA: 4.76	6.0	W	26	8	3	3	3	0	0	0	2	0	0	0	0	0	70	107	4.50	1.333	
40 <b>Phil Coke, L</b> ERA: 4.74	1.1		7	2	0	0	0	0	0	0	0	0	0	0	0	0	14	23	0.00	1.500	
62 <b>Albuquerque, R</b> ERA: 2.59	1.2		6	1	0	0	3	0	0	0	0	0	0	0	0	0	16	26	0.00	0.600	

Oakland Athletics @ Detroit Tigers  
Comerica Park, Detroit, MI  
Tue Jul 19 2011, 7:08 PM - 10:17 PM EDT  
Att: 31,980 - Clear - 88 F


AB 37  
R 3  
H 11  
RBI 3  
BB 0  
SO 6  
LOB 24



Batter	1	2	3	4	5	6	7	8	9	AB	R	H	RBI	BB	SO	LOB	BOTTOM				
14 <b>Austin Jackson, R</b> OBP: 0.319, SLG: 0.362										5	2	2	0	0	1	0					
26 <b>Brennan Boesch, L</b> OBP: 0.333, SLG: 0.491										5	1	3	1	0	0	0					
32 <b>Don Kelly, L</b> OBP: 0.289, SLG: 0.342										0	0	0	0	0	0	0					
30 <b>Magglio Ordonez, R</b> OBP: 0.293, SLG: 0.397										3	0	1	1	0	0	1					
57 <b>Casper Wells, R</b> OBP: 0.323, SLG: 0.451										1	0	0	0	0	0	1					
24 <b>Miguel Cabrera, R</b> OBP: 0.428, SLG: 0.559										4	1	1	2	0	2	2					
41 <b>Victor Martinez, S</b> OBP: 0.363, SLG: 0.455										4	2	2	0	0	0	0					
27 <b>Jhonny Peralta, R</b> OBP: 0.361, SLG: 0.519										4	1	1	1	0	0	1					
9 <b>Carlos Guillen, S</b> OBP: 0.455, SLG: 0.700										3	1	2	2	1	0	0					
13 <b>Alex Avila, L</b> OBP: 0.368, SLG: 0.496										3	0	0	0	1	1	2					
15 <b>Brandon Inge, R</b> OBP: 0.242, SLG: 0.242										4	0	0	0	0	1	2					
<b>Inning Stats</b>	R: 0 H: 1 E: 0 K: 2 S: 10	H: 1 LOB: 1 BB: 0 P: 12	R: 0 H: 1 E: 0 K: 1 S: 9	H: 1 LOB: 2 BB: 1 P: 15	R: 0 H: 0 E: 0 K: 0 S: 5	H: 0 LOB: 0 BB: 0 P: 6	R: 1 H: 1 E: 1 K: 0 S: 11	H: 1 LOB: 1 BB: 0 P: 21	R: 6 H: 6 E: 0 K: 0 S: 21	H: 6 LOB: 0 BB: 0 P: 33	R: 1 H: 2 E: 0 K: 1 S: 13	H: 2 LOB: 1 BB: 0 P: 18	R: 0 H: 0 E: 0 K: 1 S: 9	H: 0 LOB: 1 BB: 1 P: 15	R: 0 H: 1 E: 0 K: 0 S: 8	H: 1 LOB: 1 BB: 0 P: 12	1B: 7 2B: 3 3B: 0 HR: 2	SF: 1 SAC: 0 DP: 0 HBP: 0	WP: 0 PB: 0 SB: 0 CS: 0	PA: 39	
<b>PITCHER</b>	IP WLS BF H R ER SO BB IBB HBP BLK WP HR S P ERA WHIP	IP WLS BF H R ER SO BB IBB HBP BLK WP HR S P ERA WHIP	IP WLS BF H R ER SO BB IBB HBP BLK WP HR S P ERA WHIP	IP WLS BF H R ER SO BB IBB HBP BLK WP HR S P ERA WHIP	IP WLS BF H R ER SO BB IBB HBP BLK WP HR S P ERA WHIP	IP WLS BF H R ER SO BB IBB HBP BLK WP HR S P ERA WHIP	IP WLS BF H R ER SO BB IBB HBP BLK WP HR S P ERA WHIP	IP WLS BF H R ER SO BB IBB HBP BLK WP HR S P ERA WHIP	IP WLS BF H R ER SO BB IBB HBP BLK WP HR S P ERA WHIP	IP WLS BF H R ER SO BB IBB HBP BLK WP HR S P ERA WHIP	IP WLS BF H R ER SO BB IBB HBP BLK WP HR S P ERA WHIP	IP WLS BF H R ER SO BB IBB HBP BLK WP HR S P ERA WHIP	IP WLS BF H R ER SO BB IBB HBP BLK WP HR S P ERA WHIP	IP WLS BF H R ER SO BB IBB HBP BLK WP HR S P ERA WHIP	IP WLS BF H R ER SO BB IBB HBP BLK WP HR S P ERA WHIP	IP WLS BF H R ER SO BB IBB HBP BLK WP HR S P ERA WHIP	IP WLS BF H R ER SO BB IBB HBP BLK WP HR S P ERA WHIP	IP WLS BF H R ER SO BB IBB HBP BLK WP HR S P ERA WHIP	IP WLS BF H R ER SO BB IBB HBP BLK WP HR S P ERA WHIP	IP WLS BF H R ER SO BB IBB HBP BLK WP HR S P ERA WHIP	IP WLS BF H R ER SO BB IBB HBP BLK WP HR S P ERA WHIP
52 <b>Guillermo Moscoso, R</b> ERA: 2.96	4.2	L	25	9	6	3	1	0	0	0	0	0	0	0	0	0	9	14	13.50	3.000	
60 <b>Fautino De Los Santos, R</b> ERA: 2.16	1.2		6	0	0	0	2	1	0	0	0	0	0	0	0	0	14	20	0.00	0.600	
57 <b>Brian Fuentes, L</b> ERA: 4.62	1.0		4	1	0	0	0	0	0	0	0	0	0	0	0	0	8	12	0.00	1.000	

Oakland Athletics @ Detroit Tigers  
Comerica Park, Detroit, MI  
Tue Jul 19 2011, 7:08 PM - 10:17 PM EDT  
Att: 31,980 - Clear - 88 F

AB 36  
R 8  
H 12  
RBI 7  
BB 2  
SO 5  
LOB 9





Batter	1	2	3	4	5	6	7	8	9	AB	R	H	RBI	BB	SO	LOB	TOP										
4 Coco Crisp, S OBP: 0.315, SLG: 0.385	G5-6-3					F9			G6-3	4	1	1	0	1	0	0											
2 Cliff Pennington, S OBP: 0.296, SLG: 0.317	G6-3					G5-3			G6-3	4	1	2	1	1	0	0											
16 Josh Willingham, R OBP: 0.315, SLG: 0.427	G4-3					K			F8	4	0	0	1	0	2	4											
55 Hideki Matsui, L OBP: 0.302, SLG: 0.348		F8								4	1	3	3	0	0	0											
28 Conor Jackson, R OBP: 0.317, SLG: 0.324		F8		P3						4	0	1	1	0	1	3											
8 Kurt Suzuki, R OBP: 0.287, SLG: 0.345	G6-3				P4					4	0	0	0	0	0	2											
12 David DeJesus, L OBP: 0.319, SLG: 0.342										4	1	1	0	0	1	0											
11 Landon Powell, S OBP: 0.279, SLG: 0.273										3	2	1	0	1	1	1											
29 Scott Sizemore, R OBP: 0.287, SLG: 0.351										0	0	0	0	0	0	0											
28 Eric Sogard, L OBP: 0.300, SLG: 0.250										3	1	0	1	1	1	2											
<b>Inning Stats</b>	R: 0 E: 0 K: 0 S: 9	H: 0 LOB: 0 BB: 0 P: 12	R: 0 E: 0 K: 0 S: 7	H: 0 LOB: 0 BB: 0 P: 9	R: 2 E: 1 K: 1 S: 18	H: 3 LOB: 3 BB: 1 P: 31	R: 0 E: 0 K: 0 S: 9	H: 1 LOB: 1 BB: 0 P: 14	R: 0 E: 0 K: 1 S: 7	H: 0 LOB: 0 BB: 0 P: 9	R: 1 E: 0 K: 2 S: 11	H: 1 LOB: 0 BB: 0 P: 17	R: 4 E: 0 K: 0 S: 15	H: 3 LOB: 3 BB: 3 P: 32	R: 0 E: 0 K: 2 S: 13	H: 0 LOB: 0 BB: 0 P: 19	R: 0 E: 0 K: 0 S: 6	H: 1 LOB: 0 BB: 0 P: 11	1B: 8 2B: 0 3B: 0 HR: 1	SF: 1 SAC: 0 DP: 1 HBP: 0	WP: 1 PB: 0 SB: 0 CS: 1	PA: 39					
<b>PITCHER</b>	IP	WLS	BF	H	R	ER	SO	BB	IBB	HBP	BLK	WP	HR	S	P	ERA	WHIP										
64 Duane Below, L ERA: 1.8	5.0		22	5	3	1	2	1	0	0	0	1	1	51	77	1.80	1.200										
44 Lester Oliveros, R ERA: 4.51	1.0		3	0	0	0	2	0	0	0	0	0	0	10	15	0.00	0.000										
38 David Purcey, L ERA: 5.06	0.0	L	3	0	3	3	0	3	0	0	0	0	0	4	16	∞	∞										
53 Joaquin Benoit, R ERA: 4.25	1.0	B	5	3	1	1	0	0	0	0	0	0	0	11	16	9.00	3.000										
49 Charlie Furbush, L ERA: 3.77	2.0		6	1	0	0	2	0	0	0	0	0	0	19	30	0.00	0.500										

Oakland Athletics @ Detroit Tigers  
Comerica Park, Detroit, MI  
Wed Jul 20 2011, 7:07 PM - 10:22 PM EDT  
Att: 31,975 - Clear - 95 F

AB	34
R	7
H	9
RBI	7
BB	4
SO	6
LOB	12



Batter	1	2	3	4	5	6	7	8	9	AB	R	H	RBI	BB	SO	LOB	BOTTOM										
14 Austin Jackson, R OBP: 0.318, SLG: 0.359	K					G5-3			K	5	1	1	0	0	2	3											
26 Brennan Boesch, L OBP: 0.351, SLG: 0.485	K					F7			G4-3	4	0	0	0	1	1	2											
30 Magglio Ordonez, R OBP: 0.300, SLG: 0.315	G1-3								G1-3	5	1	3	1	0	0	1											
24 Miguel Cabrera, R OBP: 0.428, SLG: 0.557		G5-3				G6-3				5	1	2	0	0	1	2											
41 Victor Martinez, S OBP: 0.365, SLG: 0.457						G3-1				3	1	1	2	1	0	2											
9 Carlos Guillen, S OBP: 0.467, SLG: 0.643		L5				G3-4-1				4	0	2	0	0	0	1											
13 Alex Avila, L OBP: 0.367, SLG: 0.490		L8				K				3	0	0	0	1	1	2											
32 Don Kelly, L OBP: 0.288, SLG: 0.354										3	1	1	1	0	1	1											
39 Ramon Santiago, S OBP: 0.280, SLG: 0.295										3	0	1	1	0	0	2											
27 Jhonny Peralta, R OBP: 0.360, SLG: 0.518										1	0	0	0	0	0	1											
<b>Inning Stats</b>	R: 0 E: 0 K: 2 S: 10	H: 0 LOB: 0 BB: 0 P: 14	R: 0 E: 0 K: 0 S: 9	H: 0 LOB: 1 BB: 1 P: 15	R: 2 E: 0 K: 0 S: 19	H: 3 LOB: 1 BB: 0 P: 26	R: 0 E: 0 K: 1 S: 6	H: 0 LOB: 0 BB: 0 P: 12	R: 0 E: 0 K: 1 S: 9	H: 1 LOB: 1 BB: 0 P: 13	R: 3 E: 0 K: 0 S: 16	H: 4 LOB: 2 BB: 1 P: 24	R: 0 E: 0 K: 0 S: 4	H: 2 LOB: 1 BB: 0 P: 8	R: 0 E: 0 K: 0 S: 14	H: 1 LOB: 1 BB: 0 P: 20	R: 0 E: 0 K: 2 S: 12	H: 0 LOB: 1 BB: 1 P: 18	1B: 9 2B: 1 3B: 1 HR: 0	SF: 1 SAC: 0 DP: 1 HBP: 0	WP: 0 PB: 0 SB: 1 CS: 0	PA: 40					
<b>PITCHER</b>	IP	WLS	BF	H	R	ER	SO	BB	IBB	HBP	BLK	WP	HR	S	P	ERA	WHIP										
32 Brandon McCarthy, R ERA: 3.74	5.0		22	6	4	4	4	1	0	0	0	0	0	12	19	9.00	3.000										
33 Joey Devine, R ERA: 2.45	1.0	W	6	2	1	1	0	1	0	0	0	0	0	3	5	0.00	6.000										
31 Brad Ziegler, R ERA: 1.8	0.1	H	3	2	0	0	0	0	0	0	0	0	0	1	3	0.00	0.000										
56 Craig Breslow, L ERA: 3.18	0.2	H	1	0	0	0	0	0	0	0	0	0	0	1	3	0.00	0.000										
50 Grant Balfour, R ERA: 2.15	1.0	H	4	1	0	0	0	0	0	0	0	0	0	14	20	0.00	1.000										

Oakland Athletics @ Detroit Tigers  
Comerica Park, Detroit, MI  
Wed Jul 20 2011, 7:07 PM - 10:22 PM EDT  
Att: 31,975 - Clear - 95 F

AB	36
R	5
H	11
RBI	5
BB	3
SO	6
LOB	17





Batter	1	2	3	4	5	6	7	8	9	AB	R	H	RBI	BB	SO	LOB	TOP						
14 Austin Jackson, R OBP: 0.316, SLG: 0.355	G6-3		K		K			K									4 0 0 0 1 3 3						
26 Brennan Boesch, L OBP: 0.352, SLG: 0.491	F9						F7										4 2 1 2 0 1 1						
12 Andy Dirks, L OBP: 0.306, SLG: 0.440																	0 0 0 0 0 0 0						
30 Magglio Ordonez, R OBP: 0.300, SLG: 0.314	P3																4 0 1 0 0 0 1						
32 Don Kelly, L OBP: 0.287, SLG: 0.352																	1 0 0 0 0 0 0						
24 Miguel Cabrera, R OBP: 0.432, SLG: 0.561																	3 1 2 0 2 0 2						
41 Victor Martinez, S OBP: 0.365, SLG: 0.456																	5 1 2 0 0 0 4						
27 Jhonny Peralta, R OBP: 0.364, SLG: 0.533																	4 1 3 3 0 0 0						
9 Carlos Guillen, S OBP: 0.421, SLG: 0.588																	3 0 1 1 0 0 3						
13 Alex Avila, L OBP: 0.365, SLG: 0.487																	4 0 1 0 0 0 2						
20 Wilson Betemit, S OBP: 0.339, SLG: 0.406																	4 1 1 0 0 1 3						
<b>Inning Stats</b>	R: 0 E: 0 K: 0 S: 12	H: 0 LOB: 0 BB: 0 P: 15	R: 0 E: 0 K: 0 S: 9	H: 1 LOB: 0 BB: 0 P: 13	R: 0 E: 0 K: 1 S: 14	H: 1 LOB: 1 BB: 0 P: 20	R: 1 E: 0 K: 0 S: 11	H: 2 LOB: 2 BB: 1 P: 17	R: 2 E: 0 K: 1 S: 12	H: 2 LOB: 0 BB: 0 P: 17	R: 2 E: 0 K: 0 S: 16	H: 3 LOB: 1 BB: 0 P: 21	R: 0 E: 0 K: 2 S: 10	H: 1 LOB: 2 BB: 1 P: 14	R: 1 E: 0 K: 1 S: 10	H: 2 LOB: 1 BB: 0 P: 10	R: 0 E: 0 K: 1 S: 12	H: 0 LOB: 1 BB: 1 P: 20	1B: 8 2B: 2 3B: 0 HR: 2	SF: 1 SAC: 0 DP: 2 HBP: 1	WP: 1 PB: 0 SB: 0 CS: 0	PA: 41	
<b>PITCHER</b>	IP WLS BF H R ER SO BB IBB HBP BLK WP HR S P ERA WHIP	IP WLS BF H R ER SO BB IBB HBP BLK WP HR S P ERA WHIP	IP WLS BF H R ER SO BB IBB HBP BLK WP HR S P ERA WHIP	IP WLS BF H R ER SO BB IBB HBP BLK WP HR S P ERA WHIP	IP WLS BF H R ER SO BB IBB HBP BLK WP HR S P ERA WHIP	IP WLS BF H R ER SO BB IBB HBP BLK WP HR S P ERA WHIP	IP WLS BF H R ER SO BB IBB HBP BLK WP HR S P ERA WHIP	IP WLS BF H R ER SO BB IBB HBP BLK WP HR S P ERA WHIP	IP WLS BF H R ER SO BB IBB HBP BLK WP HR S P ERA WHIP	IP WLS BF H R ER SO BB IBB HBP BLK WP HR S P ERA WHIP	IP WLS BF H R ER SO BB IBB HBP BLK WP HR S P ERA WHIP	IP WLS BF H R ER SO BB IBB HBP BLK WP HR S P ERA WHIP	IP WLS BF H R ER SO BB IBB HBP BLK WP HR S P ERA WHIP	IP WLS BF H R ER SO BB IBB HBP BLK WP HR S P ERA WHIP	IP WLS BF H R ER SO BB IBB HBP BLK WP HR S P ERA WHIP	IP WLS BF H R ER SO BB IBB HBP BLK WP HR S P ERA WHIP	IP WLS BF H R ER SO BB IBB HBP BLK WP HR S P ERA WHIP	IP WLS BF H R ER SO BB IBB HBP BLK WP HR S P ERA WHIP	IP WLS BF H R ER SO BB IBB HBP BLK WP HR S P ERA WHIP	IP WLS BF H R ER SO BB IBB HBP BLK WP HR S P ERA WHIP	IP WLS BF H R ER SO BB IBB HBP BLK WP HR S P ERA WHIP	IP WLS BF H R ER SO BB IBB HBP BLK WP HR S P ERA WHIP	IP WLS BF H R ER SO BB IBB HBP BLK WP HR S P ERA WHIP

Detroit Tigers @ Minnesota Twins  
 Target Field, Minneapolis, MN  
 Thu Jul 21 2011, 7:12 PM - 10:06 PM CDT  
 Att: 40,149 - Clear - 84 F

AB	36
R	6
H	12
RBI	6
BB	3
SO	5
LOB	19



Batter	1	2	3	4	5	6	7	8	9	AB	R	H	RBI	BB	SO	LOB	BOTTOM						
11 Ben Revere, L OBP: 0.289, SLG: 0.293	G6-3		F7														4 0 0 0 0 0 0						
12 Alexi Casilla, S OBP: 0.318, SLG: 0.367	G4-3																4 1 1 0 0 1 0						
7 Joe Mauer, L OBP: 0.371, SLG: 0.345	G4-3																4 0 2 0 0 0 0						
5 Michael Cuddyer, R OBP: 0.372, SLG: 0.477																	4 0 2 1 0 0 1						
25 Jim Thome, L OBP: 0.340, SLG: 0.413																	3 0 0 0 1 3 4						
18 Jason Repko, R OBP: 0.284, SLG: 0.260																	0 1 0 0 0 0 0						
22 Danny Valencia, R OBP: 0.282, SLG: 0.381																	4 0 1 0 0 1 1						
21 Delmon Young, R OBP: 0.283, SLG: 0.340																	4 0 0 0 0 1 2						
1 Tsuyoshi Nishioka, S OBP: 0.291, SLG: 0.260																	3 0 0 0 0 1 0						
41 Drew Butera, R OBP: 0.208, SLG: 0.272																	3 0 0 0 0 2 0						
<b>Inning Stats</b>	R: 0 E: 0 K: 0 S: 7	H: 0 LOB: 0 BB: 0 P: 11	R: 0 E: 0 K: 2 S: 11	H: 1 LOB: 0 BB: 0 P: 19	R: 0 E: 0 K: 2 S: 15	H: 1 LOB: 1 BB: 0 P: 24	R: 0 E: 0 K: 1 S: 8	H: 0 LOB: 0 BB: 0 P: 13	R: 1 E: 0 K: 2 S: 15	H: 3 LOB: 2 BB: 0 P: 21	R: 0 E: 0 K: 1 S: 9	H: 0 LOB: 0 BB: 0 P: 10	R: 0 E: 0 K: 1 S: 10	H: 0 LOB: 0 BB: 0 P: 16	R: 1 E: 1 K: 0 S: 13	H: 1 LOB: 1 BB: 1 P: 20	R: 0 E: 0 K: 1 S: 13	H: 0 LOB: 0 BB: 0 P: 20	1B: 5 2B: 0 3B: 1 HR: 0	SF: 0 SAC: 0 DP: 0 HBP: 0	WP: 0 PB: 0 SB: 0 CS: 0	PA: 34	
<b>PITCHER</b>	IP WLS BF H R ER SO BB IBB HBP BLK WP HR S P ERA WHIP	IP WLS BF H R ER SO BB IBB HBP BLK WP HR S P ERA WHIP	IP WLS BF H R ER SO BB IBB HBP BLK WP HR S P ERA WHIP	IP WLS BF H R ER SO BB IBB HBP BLK WP HR S P ERA WHIP	IP WLS BF H R ER SO BB IBB HBP BLK WP HR S P ERA WHIP	IP WLS BF H R ER SO BB IBB HBP BLK WP HR S P ERA WHIP	IP WLS BF H R ER SO BB IBB HBP BLK WP HR S P ERA WHIP	IP WLS BF H R ER SO BB IBB HBP BLK WP HR S P ERA WHIP	IP WLS BF H R ER SO BB IBB HBP BLK WP HR S P ERA WHIP	IP WLS BF H R ER SO BB IBB HBP BLK WP HR S P ERA WHIP	IP WLS BF H R ER SO BB IBB HBP BLK WP HR S P ERA WHIP	IP WLS BF H R ER SO BB IBB HBP BLK WP HR S P ERA WHIP	IP WLS BF H R ER SO BB IBB HBP BLK WP HR S P ERA WHIP	IP WLS BF H R ER SO BB IBB HBP BLK WP HR S P ERA WHIP	IP WLS BF H R ER SO BB IBB HBP BLK WP HR S P ERA WHIP	IP WLS BF H R ER SO BB IBB HBP BLK WP HR S P ERA WHIP	IP WLS BF H R ER SO BB IBB HBP BLK WP HR S P ERA WHIP	IP WLS BF H R ER SO BB IBB HBP BLK WP HR S P ERA WHIP	IP WLS BF H R ER SO BB IBB HBP BLK WP HR S P ERA WHIP	IP WLS BF H R ER SO BB IBB HBP BLK WP HR S P ERA WHIP	IP WLS BF H R ER SO BB IBB HBP BLK WP HR S P ERA WHIP	IP WLS BF H R ER SO BB IBB HBP BLK WP HR S P ERA WHIP	IP WLS BF H R ER SO BB IBB HBP BLK WP HR S P ERA WHIP

Detroit Tigers @ Minnesota Twins  
 Target Field, Minneapolis, MN  
 Thu Jul 21 2011, 7:12 PM - 10:06 PM CDT  
 Att: 40,149 - Clear - 84 F

AB	33
R	2
H	6
RBI	1
BB	1
SO	9
LOB	8






Batter	1	2	3	4	5	6	7	8	9	AB	R	H	RBI	BB	SO	LOB	TOP						
14 Austin Jackson, R OBP: 0.315, SLG: 0.353										5	1	1	0	0	2	1							
25 Ryan Raburn, R OBP: 0.254, SLG: 0.372										4	2	2	1	0	0	1							
30 Magglio Ordonez, R OBP: 0.391, SLG: 0.524										4	2	2	0	0	1	1							
32 Don Kelly, L OBP: 0.285, SLG: 0.350										1	0	0	0	0	0	0							
24 Miguel Cabrera, R OBP: 0.430, SLG: 0.556										5	0	1	0	0	1	4							
41 Victor Martinez, S OBP: 0.366, SLG: 0.453										4	1	1	1	1	1	2							
27 Jhonny Peralta, R OBP: 0.368, SLG: 0.547										5	2	3	4	0	1	2							
9 Carlos Guillen, S OBP: 0.278, SLG: 0.293										4	0	1	2	0	1	2							
13 Alex Avila, L OBP: 0.367, SLG: 0.485										3	0	1	0	1	0	0							
20 Wilson Betemit, S OBP: 0.338, SLG: 0.403										4	0	1	0	0	3	3							
<b>Inning Stats</b>	R: 1 E: 0 K: 2 S: 12	H: 1 LOB: 0 BB: 0 P: 20	R: 1 E: 0 K: 3 S: 14	H: 2 LOB: 1 BB: 0 P: 20	R: 2 E: 0 K: 0 S: 16	H: 3 LOB: 2 BB: 1 P: 29	R: 0 E: 0 K: 1 S: 8	H: 0 LOB: 0 BB: 0 P: 12	R: 3 E: 0 K: 2 S: 18	H: 4 LOB: 2 BB: 1 P: 31	R: 1 E: 0 K: 2 S: 15	H: 2 LOB: 2 BB: 0 P: 20	R: 0 E: 0 K: 0 S: 12	H: 1 LOB: 1 BB: 0 P: 19	R: 0 E: 0 K: 0 S: 11	H: 0 LOB: 0 BB: 0 P: 15	R: 0 E: 0 K: 0 S: 4	H: 0 LOB: 0 BB: 0 P: 6	1B: 10 2B: 1 3B: 0 HR: 2	SF: 0 SAC: 0 DP: 0 HBP: 1	WP: 0 PB: 0 SB: 0 CS: 0	PA: 43	
<b>PITCHER</b>	IP WLS BF H R ER SO BB IBB HBP BLK WP HR S P ERA WHIP	IP WLS BF H R ER SO BB IBB HBP BLK WP HR S P ERA WHIP	IP WLS BF H R ER SO BB IBB HBP BLK WP HR S P ERA WHIP	IP WLS BF H R ER SO BB IBB HBP BLK WP HR S P ERA WHIP	IP WLS BF H R ER SO BB IBB HBP BLK WP HR S P ERA WHIP	IP WLS BF H R ER SO BB IBB HBP BLK WP HR S P ERA WHIP	IP WLS BF H R ER SO BB IBB HBP BLK WP HR S P ERA WHIP	IP WLS BF H R ER SO BB IBB HBP BLK WP HR S P ERA WHIP	IP WLS BF H R ER SO BB IBB HBP BLK WP HR S P ERA WHIP	IP WLS BF H R ER SO BB IBB HBP BLK WP HR S P ERA WHIP	IP WLS BF H R ER SO BB IBB HBP BLK WP HR S P ERA WHIP	IP WLS BF H R ER SO BB IBB HBP BLK WP HR S P ERA WHIP	IP WLS BF H R ER SO BB IBB HBP BLK WP HR S P ERA WHIP	IP WLS BF H R ER SO BB IBB HBP BLK WP HR S P ERA WHIP	IP WLS BF H R ER SO BB IBB HBP BLK WP HR S P ERA WHIP	IP WLS BF H R ER SO BB IBB HBP BLK WP HR S P ERA WHIP	IP WLS BF H R ER SO BB IBB HBP BLK WP HR S P ERA WHIP	IP WLS BF H R ER SO BB IBB HBP BLK WP HR S P ERA WHIP	IP WLS BF H R ER SO BB IBB HBP BLK WP HR S P ERA WHIP	IP WLS BF H R ER SO BB IBB HBP BLK WP HR S P ERA WHIP	IP WLS BF H R ER SO BB IBB HBP BLK WP HR S P ERA WHIP	IP WLS BF H R ER SO BB IBB HBP BLK WP HR S P ERA WHIP	IP WLS BF H R ER SO BB IBB HBP BLK WP HR S P ERA WHIP

Detroit Tigers @ Minnesota Twins  
Target Field, Minneapolis, MN  
Fri Jul 22 2011, 7:11 PM - 10:25 PM CDT  
Att: 40,691 - Partly Cloudy - 88 F


AB 40  
R 8  
H 13  
RBI 8  
BB 2  
SO 10  
LOB 16



Batter	1	2	3	4	5	6	7	8	9	AB	R	H	RBI	BB	SO	LOB	BOTTOM							
11 Ben Revere, L OBP: 0.284, SLG: 0.288										4	0	0	0	0	1	1								
12 Alexi Casilla, S OBP: 0.320, SLG: 0.372										4	0	2	0	0	0	0								
7 Joe Mauer, L OBP: 0.362, SLG: 0.336										4	0	0	0	0	0	3								
5 Michael Cuddyer, R OBP: 0.371, SLG: 0.474										4	1	1	0	0	2	0								
16 Jason Kubel, L OBP: 0.362, SLG: 0.465										2	0	1	0	2	0	0								
18 Jason Repko, R OBP: 0.284, SLG: 0.260										0	1	0	0	0	0	0								
22 Danny Valencia, R OBP: 0.282, SLG: 0.380										4	0	1	1	0	0	2								
25 Jim Thome, L OBP: 0.344, SLG: 0.415										4	0	2	1	0	0	2								
38 Luke Hughes, R OBP: 0.293, SLG: 0.322										0	0	0	0	0	0	0								
21 Delmon Young, R OBP: 0.282, SLG: 0.336										3	0	0	0	1	0	4								
1 Tsuyoshi Nishioka, S OBP: 0.285, SLG: 0.254										3	0	0	0	0	2	1								
<b>Inning Stats</b>	R: 0 E: 0 K: 0 S: 9	H: 0 LOB: 0 BB: 0 P: 15	R: 1 E: 0 K: 0 S: 18	H: 2 LOB: 1 BB: 0 P: 29	R: 0 E: 0 K: 1 S: 9	H: 1 LOB: 0 BB: 0 P: 13	R: 0 E: 0 K: 1 S: 9	H: 0 LOB: 0 BB: 0 P: 13	R: 0 E: 0 K: 1 S: 10	H: 1 LOB: 0 BB: 0 P: 16	R: 0 E: 0 K: 0 S: 6	H: 0 LOB: 0 BB: 0 P: 13	R: 0 E: 0 K: 1 S: 14	H: 0 LOB: 1 BB: 1 P: 21	R: 0 E: 0 K: 1 S: 13	H: 1 LOB: 2 BB: 1 P: 22	R: 1 E: 0 K: 0 S: 15	H: 2 LOB: 2 BB: 1 P: 24	1B: 6 2B: 1 3B: 0 HR: 0	SF: 0 SAC: 0 DP: 2 HBP: 0	WP: 0 PB: 0 SB: 0 CS: 0	PA: 35		
<b>PITCHER</b>	IP WLS BF H R ER SO BB IBB HBP BLK WP HR S P ERA WHIP	IP WLS BF H R ER SO BB IBB HBP BLK WP HR S P ERA WHIP	IP WLS BF H R ER SO BB IBB HBP BLK WP HR S P ERA WHIP	IP WLS BF H R ER SO BB IBB HBP BLK WP HR S P ERA WHIP	IP WLS BF H R ER SO BB IBB HBP BLK WP HR S P ERA WHIP	IP WLS BF H R ER SO BB IBB HBP BLK WP HR S P ERA WHIP	IP WLS BF H R ER SO BB IBB HBP BLK WP HR S P ERA WHIP	IP WLS BF H R ER SO BB IBB HBP BLK WP HR S P ERA WHIP	IP WLS BF H R ER SO BB IBB HBP BLK WP HR S P ERA WHIP	IP WLS BF H R ER SO BB IBB HBP BLK WP HR S P ERA WHIP	IP WLS BF H R ER SO BB IBB HBP BLK WP HR S P ERA WHIP	IP WLS BF H R ER SO BB IBB HBP BLK WP HR S P ERA WHIP	IP WLS BF H R ER SO BB IBB HBP BLK WP HR S P ERA WHIP	IP WLS BF H R ER SO BB IBB HBP BLK WP HR S P ERA WHIP	IP WLS BF H R ER SO BB IBB HBP BLK WP HR S P ERA WHIP	IP WLS BF H R ER SO BB IBB HBP BLK WP HR S P ERA WHIP	IP WLS BF H R ER SO BB IBB HBP BLK WP HR S P ERA WHIP	IP WLS BF H R ER SO BB IBB HBP BLK WP HR S P ERA WHIP	IP WLS BF H R ER SO BB IBB HBP BLK WP HR S P ERA WHIP	IP WLS BF H R ER SO BB IBB HBP BLK WP HR S P ERA WHIP	IP WLS BF H R ER SO BB IBB HBP BLK WP HR S P ERA WHIP	IP WLS BF H R ER SO BB IBB HBP BLK WP HR S P ERA WHIP	IP WLS BF H R ER SO BB IBB HBP BLK WP HR S P ERA WHIP	IP WLS BF H R ER SO BB IBB HBP BLK WP HR S P ERA WHIP

Detroit Tigers @ Minnesota Twins  
Target Field, Minneapolis, MN  
Fri Jul 22 2011, 7:11 PM - 10:25 PM CDT  
Att: 40,691 - Partly Cloudy - 88 F

AB 32  
R 2  
H 7  
RBI 2  
BB 3  
SO 5  
LOB 13









Batter	1	2	3	4	5	6	7	8	9	AB	R	H	RBI	BB	SO	LOB	TOP										
14 Austin Jackson, R OBP: 0.316, SLG: 0.355	G5-3		FC5-2				K			4	1	1	0	1	1	4											
26 Brennan Boesch, L OBP: 0.348, SLG: 0.484										5	0	1	0	0	1	6											
32 Don Kelly, L OBP: 0.282, SLG: 0.346		F7	F8							0	0	0	0	0	0	0											
30 Magglio Ordonez, R(1, 10) OBP: 0.305, SLG: 0.312	F9									4	1	0	0	1	0	2											
24 Miguel Cabrera, R OBP: 0.365, SLG: 0.553										3	0	0	0	2	2	1											
41 Victor Martinez, S OBP: 0.365, SLG: 0.450	G5-3									5	1	3	0	0	0	2											
27 Jhonny Peralta, R OBP: 0.367, SLG: 0.544										5	1	1	1	0	1	3											
25 Ryan Raburn, R OBP: 0.260, SLG: 0.376										4	1	1	0	1	1	0											
20 Wilson Betemit, S OBP: 0.339, SLG: 0.400										3	0	1	1	1	1	1											
39 Ramon Santiago, S OBP: 0.284, SLG: 0.294										3	0	1	1	1	0	3											
<b>Inning Stats</b>	R: 0 E: 0 K: 0 S: 9	H: 1 LOB: 2 BB: 1 P: 16	R: 1 E: 0 K: 2 S: 18	H: 1 LOB: 2 BB: 2 P: 31	R: 3 E: 1 K: 1 S: 21	H: 4 LOB: 3 BB: 1 P: 38	R: 0 E: 0 K: 1 S: 11	H: 0 LOB: 0 BB: 0 P: 18	R: 0 E: 0 K: 0 S: 7	H: 0 LOB: 1 BB: 1 P: 13	R: 1 E: 0 K: 0 S: 19	H: 2 LOB: 2 BB: 1 P: 29	R: 0 E: 0 K: 2 S: 13	H: 0 LOB: 1 BB: 1 P: 22	R: 0 E: 0 K: 1 S: 9	H: 1 LOB: 0 BB: 0 P: 7	R: 0 E: 0 K: 0 S: 4	H: 1 LOB: 0 BB: 0 P: 7	1B: 8 2B: 1 3B: 0 HR: 0	SF: 0 SAC: 0 DP: 1 HBP: 0	WP: 3 PB: 0 SB: 1 CS: 0	PA: 43					
<b>PITCHER</b>	IP	WLS	BF	H	R	ER	SO	BB	IBB	HBP	BLK	WP	HR	S	P	ERA	WHIP										
47 Francisco Liriano, L ERA: 4.82	2.1	L	17	6	4	4	3	4	0	0	0	2	0	43	78	15.43	4.286										
51 Anthony Swarzak, R ERA: 3.56	3.1		14	1	1	1	1	2	0	0	0	1	0	35	57	2.70	0.900										
44 Chuck James, L ERA: 2.89	1.1		6	1	0	0	2	1	0	0	0	0	0	20	32	0.00	1.500										
31 Alex Burnett, R ERA: 5.97	1.0		3	0	0	0	1	0	0	0	0	0	0	9	13	0.00	0.000										
55 Matt Capps, R ERA: 4.6	1.0		3	1	0	0	0	0	0	0	0	0	0	4	7	0.00	1.000										

Detroit Tigers @ Minnesota Twins  
Target Field, Minneapolis, MN  
Sun Jul 24 2011, 3:12 PM - 6:28 PM CDT  
Att: 40,789 - Sunny - 81 F

AB 36  
R 5  
H 9  
RBI 3  
BB 7  
SO 7  
LOB 22



Batter	1	2	3	4	5	6	7	8	9	AB	R	H	RBI	BB	SO	LOB	BOTTOM										
11 Ben Revere, L OBP: 0.287, SLG: 0.284	G1-3									3	0	0	0	1	0	1											
12 Alexi Casilla, S OBP: 0.319, SLG: 0.367										4	0	1	0	0	0	1											
7 Joe Mauer, L OBP: 0.357, SLG: 0.327										4	0	1	0	0	0	1											
5 Michael Cuddyer, R OBP: 0.371, SLG: 0.469										3	1	0	0	1	0	2											
16 Jason Kubel, L OBP: 0.354, SLG: 0.452										4	0	0	0	0	2	1											
22 Danny Valencia, R OBP: 0.286, SLG: 0.391										4	1	2	0	0	0	0											
25 Jim Thome, L OBP: 0.342, SLG: 0.418										4	0	1	1	0	1	2											
21 Delmon Young, R OBP: 0.286, SLG: 0.347										4	0	2	1	0	1	2											
1 Tsuyoshi Nishioka, S OBP: 0.287, SLG: 0.258										3	0	0	0	0	3	2											
<b>Inning Stats</b>	R: 0 E: 0 K: 0 S: 9	H: 2 LOB: 1 BB: 0 P: 12	R: 0 E: 0 K: 1 S: 12	H: 1 LOB: 0 BB: 0 P: 19	R: 0 E: 0 K: 1 S: 12	H: 0 LOB: 1 BB: 1 P: 21	R: 2 E: 0 K: 2 S: 12	H: 2 LOB: 1 BB: 1 P: 23	R: 0 E: 0 K: 0 S: 5	H: 0 LOB: 0 BB: 0 P: 9	R: 0 E: 0 K: 0 S: 6	H: 0 LOB: 0 BB: 0 P: 9	R: 0 E: 0 K: 2 S: 13	H: 1 LOB: 0 BB: 0 P: 21	R: 0 E: 0 K: 0 S: 10	H: 0 LOB: 0 BB: 0 P: 15	R: 0 E: 0 K: 1 S: 10	H: 1 LOB: 1 BB: 0 P: 17	1B: 4 2B: 3 3B: 0 HR: 0	SF: 0 SAC: 0 DP: 1 HBP: 0	WP: 0 PB: 0 SB: 1 CS: 0	PA: 35					
<b>PITCHER</b>	IP	WLS	BF	H	R	ER	SO	BB	IBB	HBP	BLK	WP	HR	S	P	ERA	WHIP										
21 Rick Porcello, R ERA: 4.67	6.0	W	24	5	2	2	4	2	0	0	0	0	0	56	93	3.00	1.167										
62 Al Alburquerque, R ERA: 2.43	1.0	H	4	1	0	0	2	0	0	0	0	0	0	13	21	0.00	1.000										
53 Joaquin Benoit, R ERA: 4.14	1.0	H	3	0	0	0	0	0	0	0	0	0	0	10	15	0.00	0.000										
46 Jose Valverde, R ERA: 3.12	1.0	S	4	1	0	0	1	0	0	0	0	0	0	10	17	0.00	1.000										

Detroit Tigers @ Minnesota Twins  
Target Field, Minneapolis, MN  
Sun Jul 24 2011, 3:12 PM - 6:28 PM CDT  
Att: 40,789 - Sunny - 81 F

AB 33  
R 2  
H 7  
RBI 2  
BB 2  
SO 7  
LOB 12





Batter	1	2	3	4	5	6	7	8	9	AB	R	H	RBI	BB	SO	LOB	TOP	
14 Austin Jackson, R OBP: 0.314, SLG: 0.353										5	0	1	0	0	1	2		
26 Brennan Boesch, L OBP: 0.347, SLG: 0.480										5	0	1	0	0	0	2		
30 Magglio Ordonez, R OBP: 0.302, SLG: 0.309										5	1	1	0	0	0	2		
24 Miguel Cabrera, R OBP: 0.432, SLG: 0.561										4	2	2	1	1	1	1		
41 Victor Martinez, S OBP: 0.366, SLG: 0.450										4	0	2	1	0	0	2		
27 Jhonny Peralta, R OBP: 0.368, SLG: 0.542										3	0	1	1	1	1	2		
9 Carlos Guillen, S OBP: 0.387, SLG: 0.464										3	0	1	0	1	1	2		
25 Ryan Raburn, R OBP: 0.259, SLG: 0.375										4	0	1	0	0	1	3		
13 Alex Avila, L OBP: 0.367, SLG: 0.480										4	0	2	0	0	0	1		
<b>Inning Stats</b>	R: 0 H: 2 E: 0 K: 0 S: 13	H: 1 R: 2 ER: 0 LOB: 1 BB: 0 P: 20	R: 2 H: 4 E: 1 K: 0 S: 20	H: 1 R: 0 ER: 0 LOB: 1 BB: 0 P: 14	R: 0 H: 1 E: 0 K: 1 S: 9	R: 0 H: 1 E: 0 K: 1 S: 8	R: 0 H: 1 E: 0 K: 1 S: 9	R: 1 H: 1 E: 0 K: 0 S: 17	R: 0 H: 1 E: 0 K: 0 S: 5	R: 0 H: 0 E: 0 K: 1 S: 6	1B: 11 2B: 0 3B: 0 HR: 1	SF: 0 SAC: 0 DP: 2 HBP: 0	WP: 0 PA: 40 PB: 0 SB: 0 CS: 0					
<b>PITCHER</b>	IP: 6.0 WLS: W BF: 29 ERA: 3.22	IP: 1.1 WLS: H BF: 7 ERA: 2.39	IP: 1.0 WLS: H BF: 3 ERA: 3.25	IP: 0.2 WLS: 2 BF: 0 ERA: 3.07	IP: 6.0 WLS: W BF: 29 ERA: 3.22	IP: 1.1 WLS: H BF: 7 ERA: 2.39	IP: 1.0 WLS: H BF: 3 ERA: 3.25	IP: 0.2 WLS: 2 BF: 0 ERA: 3.07	IP: 6.0 WLS: W BF: 29 ERA: 3.22	IP: 1.1 WLS: H BF: 7 ERA: 2.39	IP: 1.0 WLS: H BF: 3 ERA: 3.25	IP: 0.2 WLS: 2 BF: 0 ERA: 3.07	IP: 6.0 WLS: W BF: 29 ERA: 3.22	IP: 1.1 WLS: H BF: 7 ERA: 2.39	IP: 1.0 WLS: H BF: 3 ERA: 3.25	IP: 0.2 WLS: 2 BF: 0 ERA: 3.07	IP: 6.0 WLS: W BF: 29 ERA: 3.22	IP: 1.1 WLS: H BF: 7 ERA: 2.39

Detroit Tigers @ Chicago White Sox  
 U.S. Cellular Field, Chicago, IL  
 Mon Jul 25 2011, 8:11 PM - 11:09 PM EDT  
 Att: 37,109 - Clear - 79 F

AB	37
R	3
H	12
RBI	3
BB	3
SO	5
LOB	17



Batter	1	2	3	4	5	6	7	8	9	AB	R	H	RBI	BB	SO	LOB	BOTTOM	
1 Juan Pierre, L OBP: 0.335, SLG: 0.328										5	1	2	0	0	0	2		
10 Alexei Ramirez, R OBP: 0.332, SLG: 0.402										3	1	1	1	0	1	1		
14 Paul Konerko, R OBP: 0.386, SLG: 0.543										2	2	1	2	1	0	1		
44 Adam Dunn, L OBP: 0.290, SLG: 0.295										2	0	0	0	2	1	2		
20 Carlos Quentin, R OBP: 0.360, SLG: 0.522										4	0	2	2	0	0	0		
18 Brent Lillibridge, R OBP: 0.339, SLG: 0.460										0	0	0	0	0	0	0		
51 Alex Rios, R OBP: 0.255, SLG: 0.301										3	0	1	0	1	0	2		
12 A.J. Pierzynski, L OBP: 0.330, SLG: 0.380										4	1	1	1	0	0	3		
15 Gordon Beckham, R OBP: 0.304, SLG: 0.351										4	0	0	0	0	0	1		
22 Brent Morel, R OBP: 0.269, SLG: 0.300										4	1	3	0	0	0	0		
<b>Inning Stats</b>	R: 0 H: 1 E: 0 K: 0 S: 7	H: 1 R: 4 ER: 0 LOB: 1 BB: 0 P: 11	R: 1 H: 2 E: 0 K: 1 S: 14	H: 2 R: 0 ER: 0 LOB: 1 BB: 0 P: 20	R: 0 H: 0 E: 0 K: 0 S: 5	R: 3 H: 3 E: 1 K: 0 S: 15	R: 1 H: 1 E: 0 K: 0 S: 5	R: 1 H: 2 E: 0 K: 1 S: 13	R: 0 H: 1 E: 0 K: 0 S: 8	R: 0 H: 0 E: 0 K: 1 S: 6	1B: 8 2B: 1 3B: 0 HR: 2	SF: 1 SAC: 1 DP: 0 HBP: 0	WP: 0 PA: 38 PB: 0 SB: 1 CS: 1					
<b>PITCHER</b>	IP: 4.2 WLS: L BF: 22 ERA: 4.66	IP: 1.2 WLS: 8 BF: 3 ERA: 10.8	IP: 0.2 WLS: 4 BF: 1 ERA: 3.69	IP: 1.0 WLS: 3 BF: 1 ERA: 4.81	IP: 4.2 WLS: W BF: 29 ERA: 7.71	IP: 1.1 WLS: H BF: 7 ERA: 10.80	IP: 1.0 WLS: H BF: 3 ERA: 0.00	IP: 0.2 WLS: 2 BF: 0 ERA: 3.00	IP: 4.2 WLS: W BF: 29 ERA: 7.71	IP: 1.1 WLS: H BF: 7 ERA: 10.80	IP: 1.0 WLS: H BF: 3 ERA: 0.00	IP: 0.2 WLS: 2 BF: 0 ERA: 3.00	IP: 4.2 WLS: W BF: 29 ERA: 7.71	IP: 1.1 WLS: H BF: 7 ERA: 10.80	IP: 1.0 WLS: H BF: 3 ERA: 0.00	IP: 0.2 WLS: 2 BF: 0 ERA: 3.00	IP: 4.2 WLS: W BF: 29 ERA: 7.71	IP: 1.1 WLS: H BF: 7 ERA: 10.80

Detroit Tigers @ Chicago White Sox  
 U.S. Cellular Field, Chicago, IL  
 Mon Jul 25 2011, 8:11 PM - 11:09 PM EDT  
 Att: 37,109 - Clear - 79 F

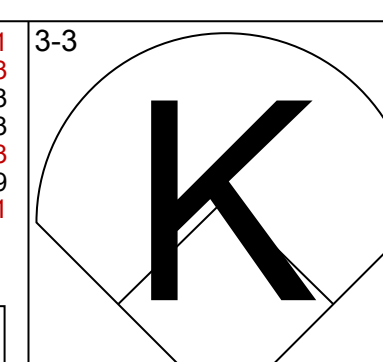
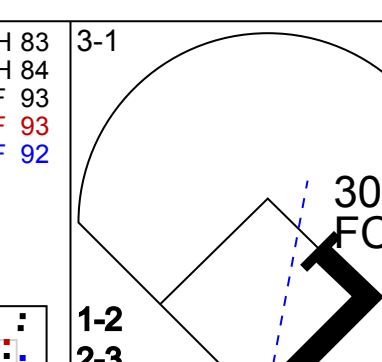
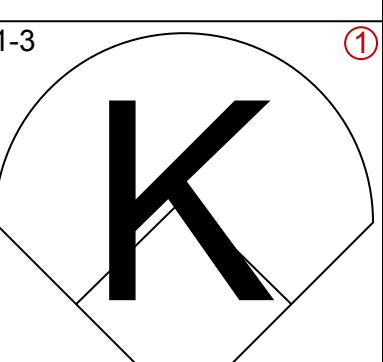
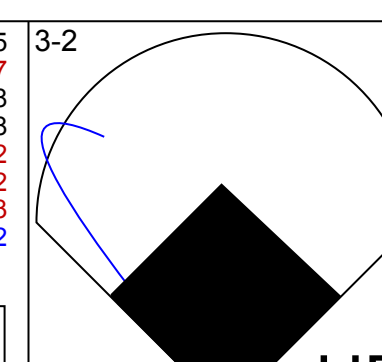
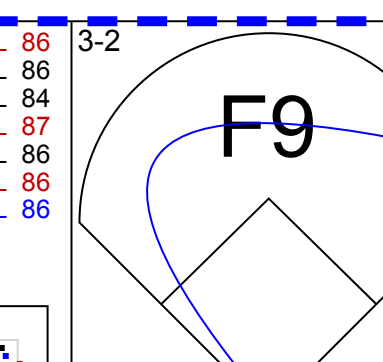
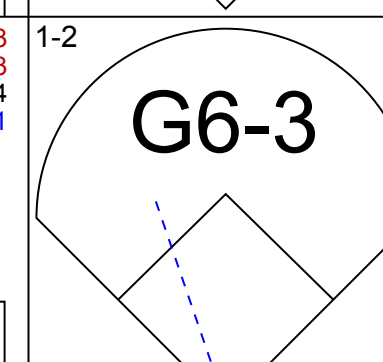
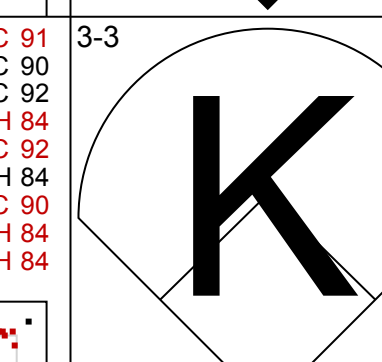
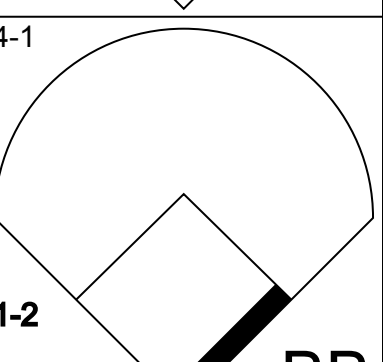
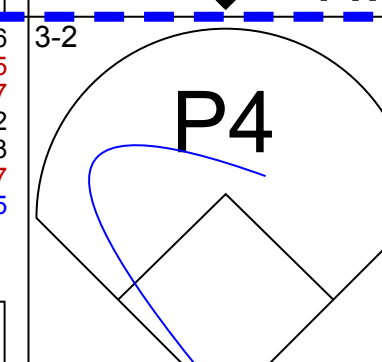

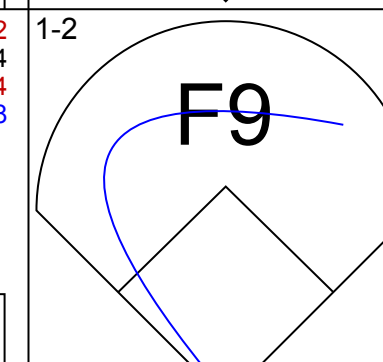
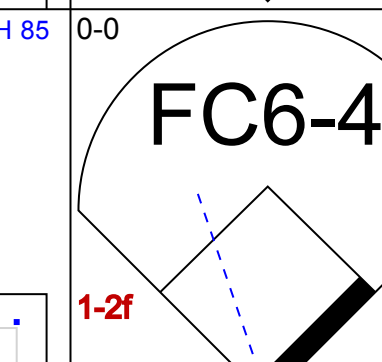
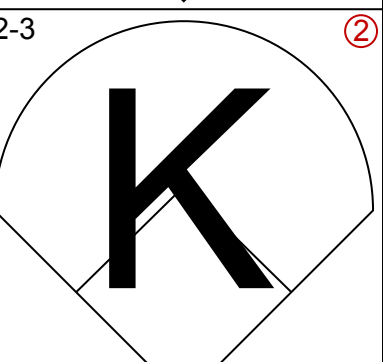
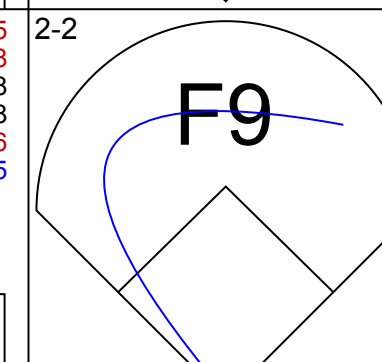


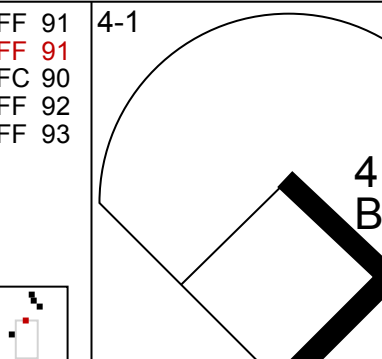
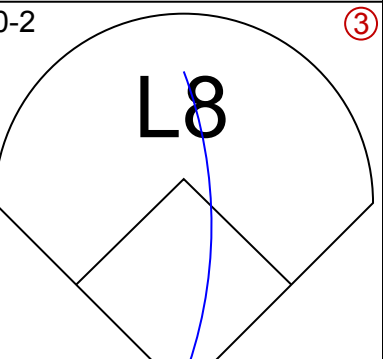
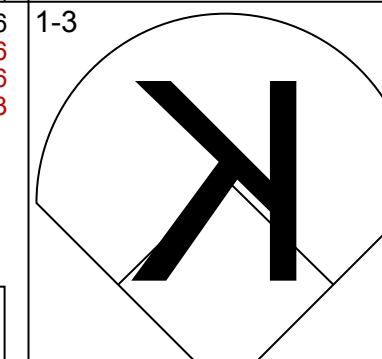

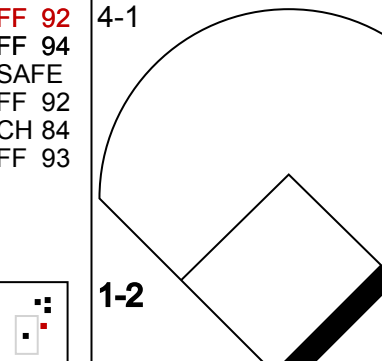
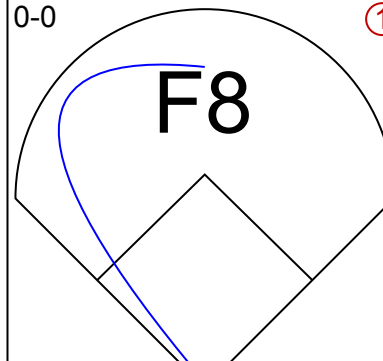
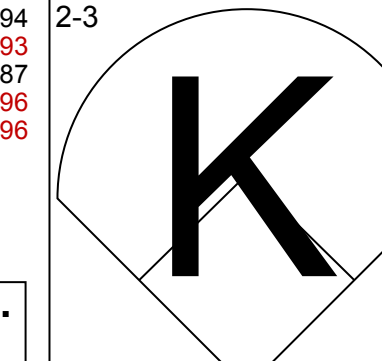

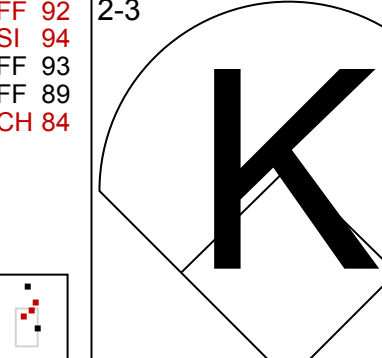
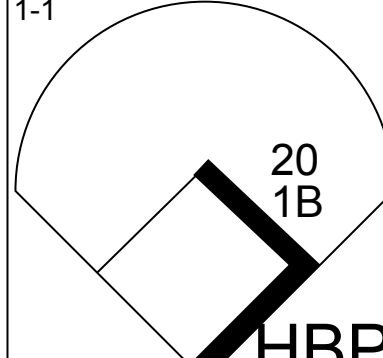
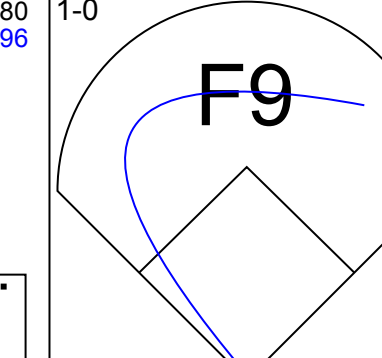
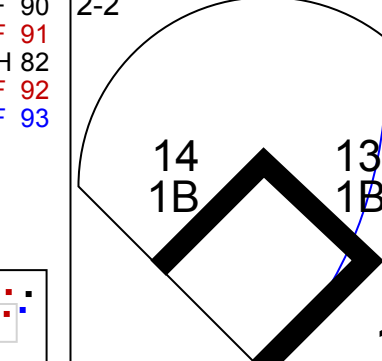
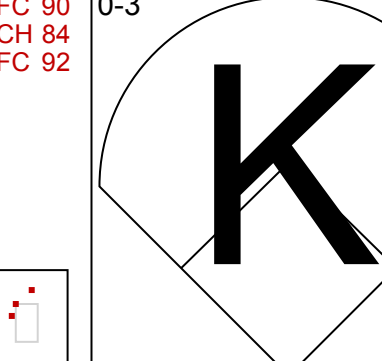
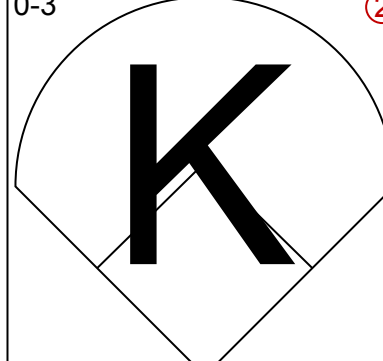
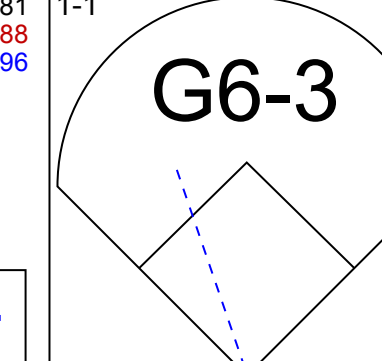
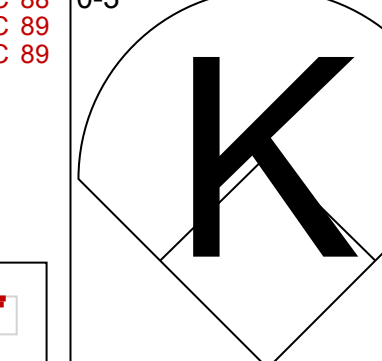
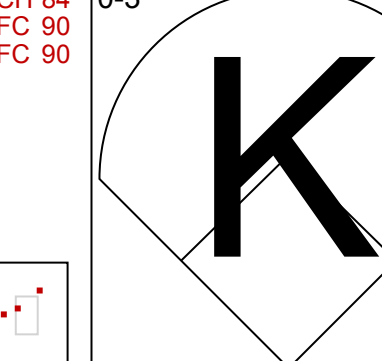
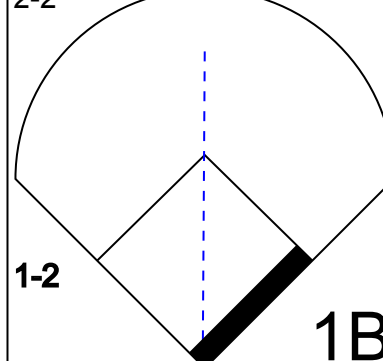

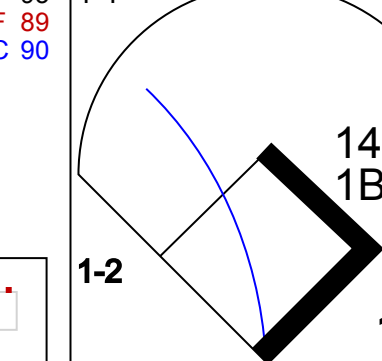
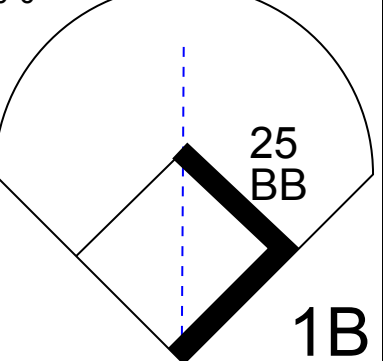
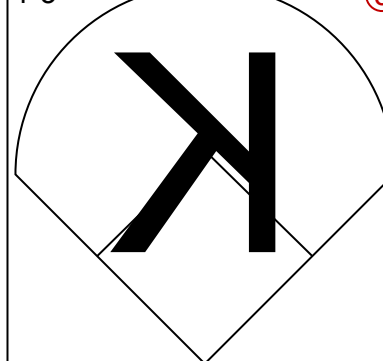
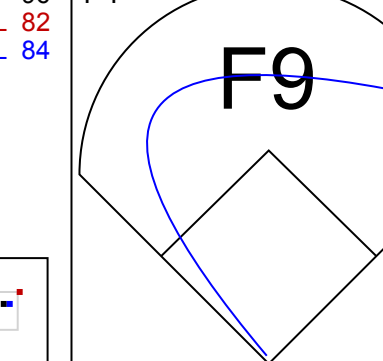
AB	31
R	6
H	11
RBI	6
BB	4
SO	2
LOB	12








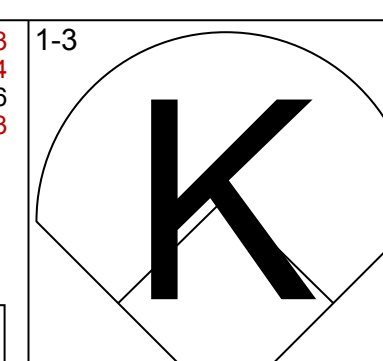
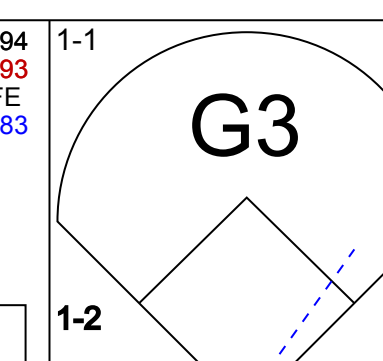
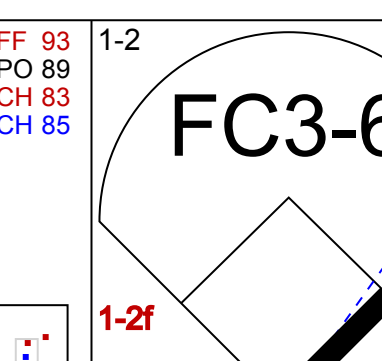
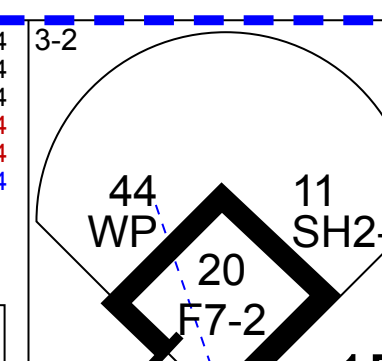
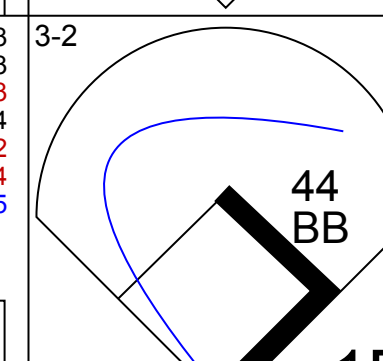
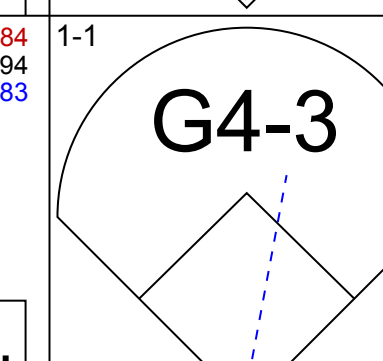
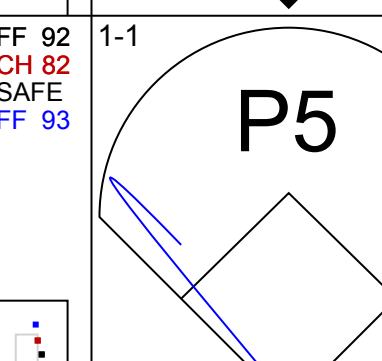
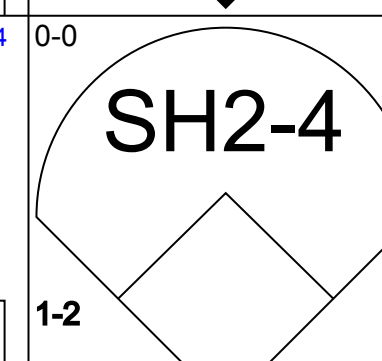
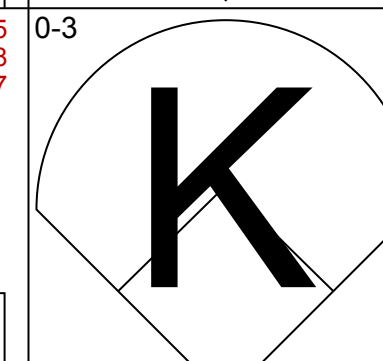
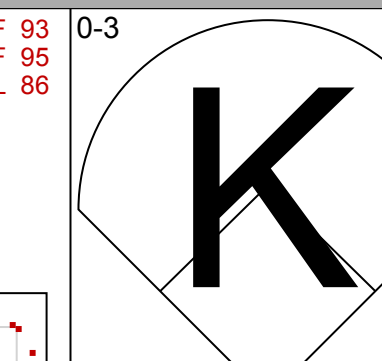
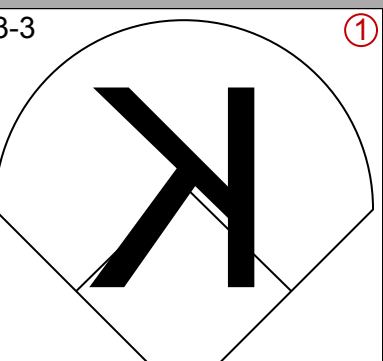
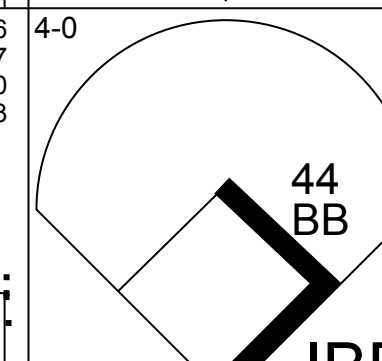
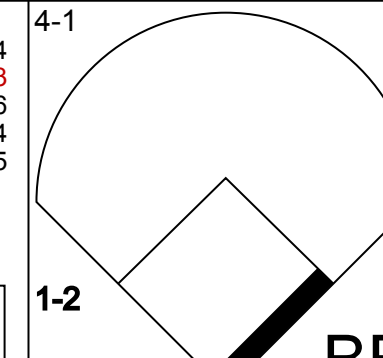
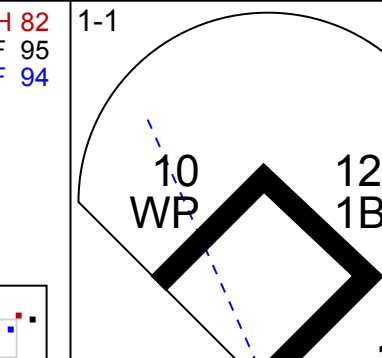

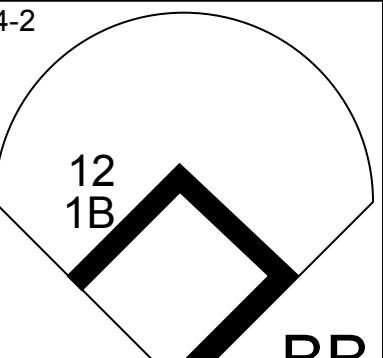


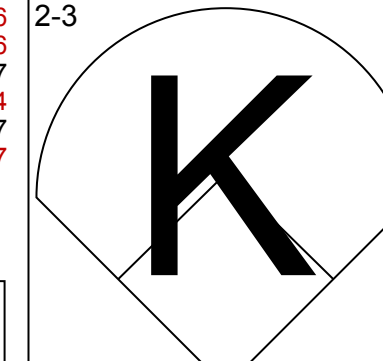
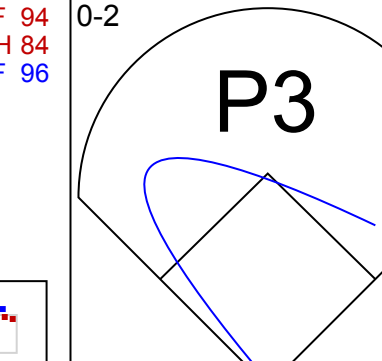
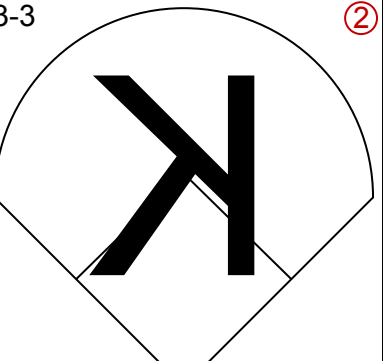
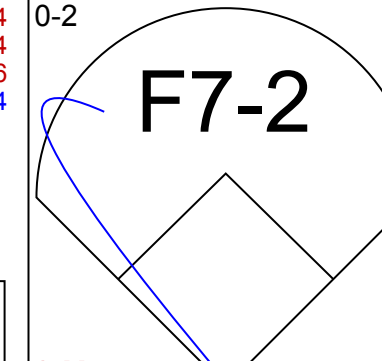
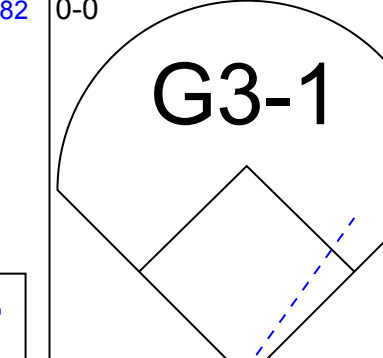
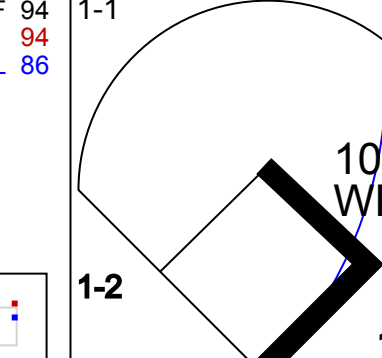

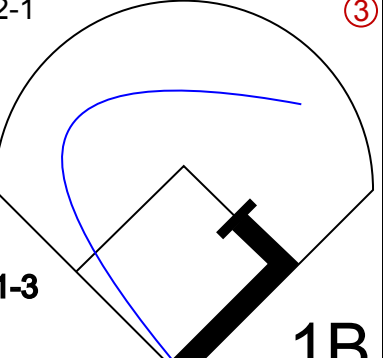
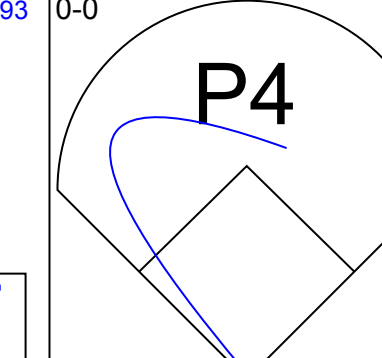
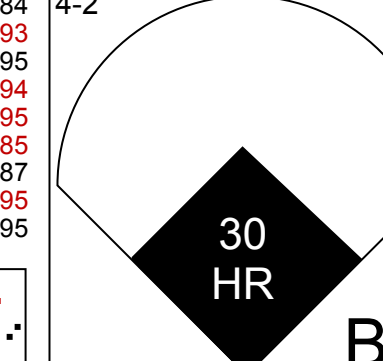
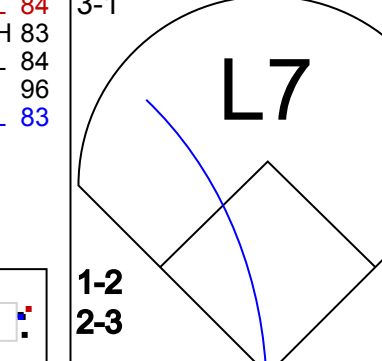

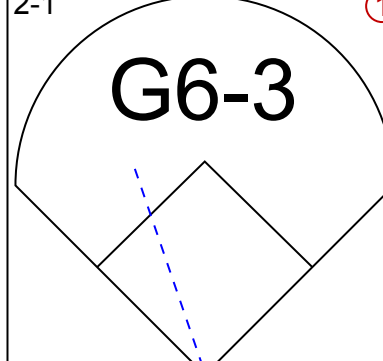
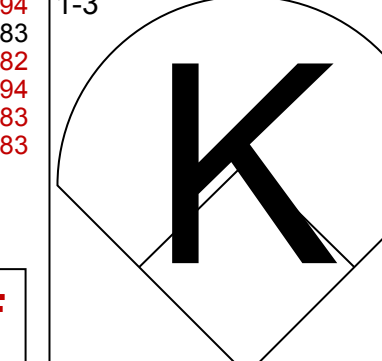
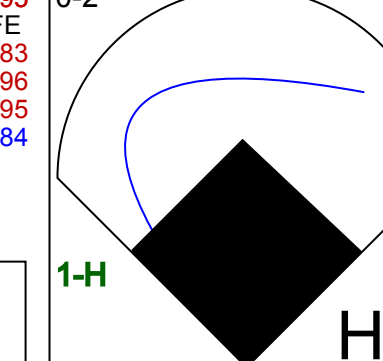
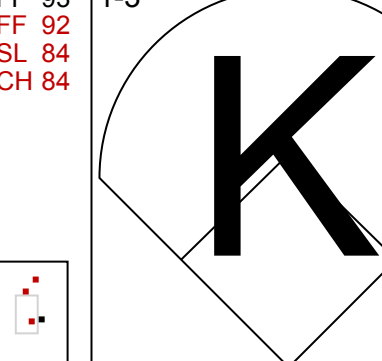
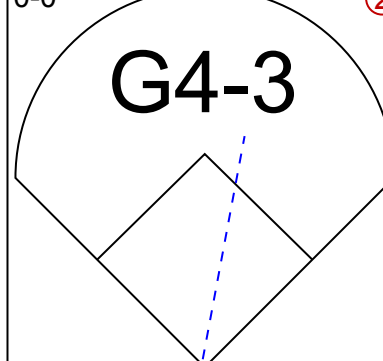
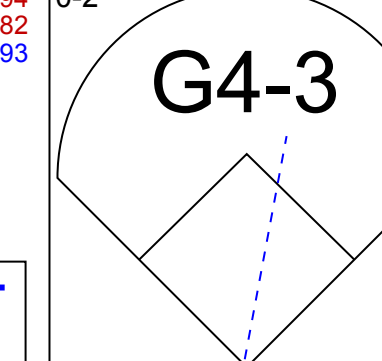
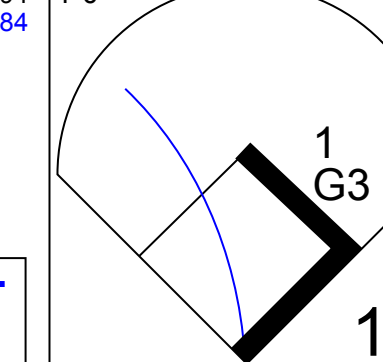
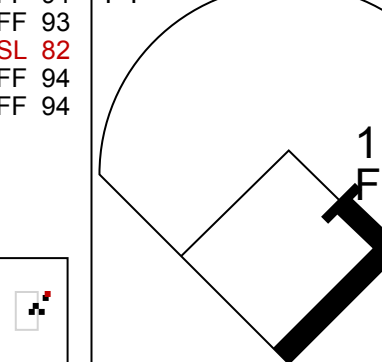




Batter	1	2	3	4	5	6	7	8	9	AB	R	H	RBI	BB	SO	LOB	TOP					
14 Austin Jackson, R OBP: 0.317, SLG: 0.363 26 Brennan Boesch, L (9, PH) OBP: 0.344, SLG: 0.475										4	1	2	1	0	2	1						
25 Ryan Raburn, R OBP: 0.299, SLG: 0.371										3	0	0	0	1	1	3						
30 Magglio Ordonez, R (1, 9) OBP: 0.299, SLG: 0.305										4	0	0	0	0	1	5						
24 Miguel Cabrera, R (1, 3) OBP: 0.431, SLG: 0.556										3	0	0	0	1	1	2						
41 Victor Martinez, S (1, 10) OBP: 0.367, SLG: 0.445										3	0	0	0	1	1	0						
27 Jhonny Peralta, R (1, 6) OBP: 0.366, SLG: 0.536										3	0	0	0	0	1	2						
9 Carlos Guillen, S (1, 4) OBP: 0.333, SLG: 0.389										4	0	1	0	0	2	3						
20 Wilson Betemit, S (1, 5) OBP: 0.340, SLG: 0.404										4	0	1	0	0	3	3						
13 Alex Avila, L (1, 2) OBP: 0.367, SLG: 0.475										4	0	2	0	0	1	2						
<b>Inning Stats</b>	R: 0 E: 0 K: 1 S: 10	H: 0 LOB: 0 BB: 0 P: 15	R: 0 E: 0 K: 0 S: 7	H: 0 LOB: 0 BB: 0 P: 10	R: 0 E: 0 K: 2 S: 17	H: 3 LOB: 3 BB: 0 P: 26	R: 0 E: 0 K: 3 S: 11	H: 0 LOB: 2 BB: 2 P: 21	R: 0 E: 0 K: 2 S: 14	H: 1 LOB: 2 BB: 1 P: 21	R: 0 E: 0 K: 2 S: 11	H: 1 LOB: 2 BB: 0 P: 15	R: 1 E: 0 K: 1 S: 16	H: 1 LOB: 0 BB: 0 P: 25	R: 0 E: 0 K: 1 S: 6	H: 0 LOB: 0 BB: 0 P: 10	R: 0 E: 0 K: 1 S: 9	H: 0 LOB: 0 BB: 0 P: 13	1B: 5 2B: 0 3B: 0 HR: 1	SF: 0 SAC: 0 DP: 0 HBP: 1	WP: 0 PB: 0 SB: 0 CS: 0	PA: 37
<b>PITCHER</b>	IP	WLS	BF	H	R	ER	SO	BB	IBB	HBP	BLK	WP	HR	S	P	ERA	WHIP					
50 John Danks, L (1, 1) ERA: 3.79	6.0	W	28	6	1	1	10	3	0	1	0	0	1	75	116	1.50	1.500					
49 Chris Sale, L (7, 1) ERA: 3.09	2.2	H	8	0	0	0	3	0	0	0	0	0	0	22	33	0.00	0.000					
46 Sergio Santos, R (9, 1) ERA: 3.05	0.1	S	1	0	0	0	0	0	0	0	0	0	0	4	7	0.00	0.000					

**Detroit Tigers @ Chicago White Sox**  
 U.S. Cellular Field, Chicago, IL  
 Wed Jul 27 2011, 2:11 PM - 5:00 PM EDT  
 Att: 26,978 - Cloudy - 81 F


**AB 33**  
**R 1**  
**H 6**  
**RBI 1**  
**BB 3**  
**SO 13**  
**LOB 21**



Batter	1	2	3	4	5	6	7	8	9	AB	R	H	RBI	BB	SO	LOB	BOTTOM					
1 Juan Pierre, L (1, 7) OBP: 0.333, SLG: 0.327										4	0	1	0	0	1	2						
11 Omar Vizquel, S (1, 5) OBP: 0.299, SLG: 0.326										3	0	1	0	0	0	2						
14 Paul Konerko, R (1, 10) OBP: 0.386, SLG: 0.549										3	0	0	0	1	3	1						
44 Adam Dunn, L (1, 3) OBP: 0.297, SLG: 0.307										1	0	1	0	3	0	0						
20 Carlos Quentin, R (1, 9) OBP: 0.353, SLG: 0.510										4	0	0	0	0	2	7						
12 A.J. Pierzynski, L (1, 2) OBP: 0.325, SLG: 0.377										4	0	2	0	0	0	0						
10 Alexei Ramirez, R (1, 6) OBP: 0.333, SLG: 0.398										3	1	0	0	1	1	2						
30 Alejandro De Aza, L (1, 8) OBP: 0.250, SLG: 1.000										4	1	1	2	0	1	0						
15 Gordon Beckham, R (1, 4) OBP: 0.307, SLG: 0.351										2	0	1	0	1	1	0						
<b>Inning Stats</b>	R: 0 E: 0 K: 3 S: 15	H: 1 LOB: 2 BB: 1 P: 25	R: 2 E: 0 K: 0 S: 16	H: 2 LOB: 1 BB: 1 P: 23	R: 0 E: 0 K: 1 S: 12	H: 2 LOB: 2 BB: 0 P: 17	R: 0 E: 0 K: 1 S: 10	H: 0 LOB: 1 BB: 1 P: 16	R: 0 E: 0 K: 2 S: 12	H: 1 LOB: 2 BB: 1 P: 24	R: 0 E: 0 K: 1 S: 7	H: 0 LOB: 0 BB: 0 P: 11	R: 0 E: 0 K: 0 S: 10	H: 1 LOB: 2 BB: 2 P: 21	R: 0 E: 0 K: 1 S: 9	H: 0 LOB: 0 BB: 0 P: 10	1B: 6 2B: 1 3B: 0 HR: 1	SF: 0 SAC: 1 DP: 1 HBP: 0	WP: 2 PB: 0 SB: 0 CS: 0	PA: 35		
<b>PITCHER</b>	IP	WLS	BF	H	R	ER	SO	BB	IBB	HBP	BLK	WP	HR	S	P	ERA	WHIP					
37 Max Scherzer, R (1, 1) ERA: 4.28	6.0	L	27	6	2	2	8	4	0	0	0	1	1	72	116	3.00	1.667					
40 Phil Coke, L (7, 1) ERA: 4.57	2.0	H	8	1	0	0	1	1	1	0	0	1	0	19	31	0.00	1.000					

**Detroit Tigers @ Chicago White Sox**  
 U.S. Cellular Field, Chicago, IL  
 Wed Jul 27 2011, 2:11 PM - 5:00 PM EDT  
 Att: 26,978 - Cloudy - 81 F

**AB 28**  
**R 2**  
**H 7**  
**RBI 2**  
**BB 6**  
**SO 9**  
**LOB 14**













Batter	1	2	3	4	5	6	7	8	9	AB	R	H	RBI	BB	SO	LOB	TOP
13 Maicer Izturis, S OBP: 0.337, SLG: 0.396	F7		G4-3		K			48 WP 2B		4	0	1	1	0	1	1	<b>Los Angeles Angels @ Detroit Tigers</b> Comerica Park, Detroit, MI Sat Jul 30 2011, 4:12 PM - 7:05 PM EDT Att: 40,753 - Sunny - 86 F
48 Toni Hunter, R OBP: 0.309, SLG: 0.381	G5-3		K		L9			L8		5	0	1	1	0	1	4	
53 Bobby Abreu, L OBP: 0.376, SLG: 0.355	3B		BB		F8			1B		4	0	2	0	1	1	1	
10 Vernon Wells, R OBP: 0.248, SLG: 0.397	P6		F9		L8			F8		5	0	1	0	0	0	2	
47 Howie Kendrick, R OBP: 0.360, SLG: 0.450	K		G4-3		L8			G3		4	1	0	0	1	1	1	
2 Erick Aybar, S OBP: 0.320, SLG: 0.431	1B		P4		25 HBP 5 SF9			F8		5	2	3	0	0	0	1	
44 Mark Trumbo, R OBP: 0.301, SLG: 0.483	K		K		5 SF9 25 HBP			1B		3	1	1	1	1	2	1	
25 Peter Bourjos, R OBP: 0.319, SLG: 0.395	BB		5 S		5 S 48 1B			SH2-4		0	1	0	1	1	0	0	
5 Jeff Mathis, R OBP: 0.230, SLG: 0.269	K2-3		BB		B2			K		3	0	0	1	0	2	4	
<b>Inning Stats</b>	R: 0 H: 1 E: 0 K: 0 S: 10	H: 1 LOB: 1 BB: 0 P: 17	R: 0 H: 0 E: 0 K: 3 S: 18	H: 0 LOB: 1 BB: 1 P: 18	R: 0 H: 0 E: 0 K: 1 S: 8	H: 0 LOB: 0 BB: 0 P: 9	R: 1 H: 1 E: 0 K: 1 S: 9	H: 1 LOB: 1 BB: 0 P: 16	R: 0 H: 1 E: 0 K: 0 S: 6	H: 1 LOB: 0 BB: 0 P: 9	R: 2 H: 3 E: 0 K: 1 S: 13	H: 3 LOB: 1 BB: 0 P: 14	R: 0 H: 1 E: 0 K: 1 S: 10	H: 1 LOB: 1 BB: 0 P: 15	1B: 5 2B: 3 HR: 0	SF: 1 SAC: 1 HBP: 3	
<b>PITCHER</b>	IP WLS BF H R ER SO BB IBB HBP BLK WP HR S P ERA WHIP																
50 Jacob Turner, R ERA: 3.38	5.1 L 23 3 2 2 6 3 0 1 0 0 0 0 57 96 3.38 1.125																
40 Phil Coke, L ERA: 4.85	2.1 14 5 3 3 1 0 1 2 0 0 0 22 34 11.57 2.143																
55 Daniel Schlereth, L ERA: 4.5	1.1 5 1 0 0 1 0 0 0 0 1 0 12 18 0.00 0.750																

Batter	1	2	3	4	5	6	7	8	9	AB	R	H	RBI	BB	SO	LOB	BOTTOM				
12 Andy Dirks, L OBP: 0.307, SLG: 0.429	L8			26 30 1B		FC4-6		P4		4	1	1	0	0	0	2	<b>Los Angeles Angels @ Detroit Tigers</b> Comerica Park, Detroit, MI Sat Jul 30 2011, 4:12 PM - 7:05 PM EDT Att: 40,753 - Sunny - 86 F				
26 Brennan Boesch, L OBP: 0.348, SLG: 0.480	F8		G4-3		G5-3			P2		4	0	0	0	0	0	2					
30 Magglio Ordonez, R OBP: 0.296, SLG: 0.302	G5-3		24 1-3		24 1B			P6		4	0	2	1	0	0	0					
24 Miguel Cabrera, R OBP: 0.429, SLG: 0.558	G6-3		L1-3		41 FC3-6-2			P6		4	0	2	0	0	0	1					
41 Victor Martinez, S OBP: 0.366, SLG: 0.443	G3-1		F9		FC3-6-2			G3-4-1		4	0	0	0	0	0	3					
27 Jhonny Peralta, R OBP: 0.364, SLG: 0.530	F7		F8		F7					3	0	0	0	0	0	1					
9 Carlos Guillen, S OBP: 0.294, SLG: 0.404	G4-3		P5		P4					3	0	0	0	0	0	0					
13 Alex Avila, L OBP: 0.368, SLG: 0.471	G3		F9		K					3	0	0	0	0	1	0					
32 Don Kelly, L OBP: 0.291, SLG: 0.349	G1-3		12 FC4-6		BB			1B		2	0	1	0	1	0	0					
<b>Inning Stats</b>	R: 0 H: 0 E: 0 K: 0 S: 9	H: 0 LOB: 0 BB: 0 P: 13	R: 0 H: 0 E: 0 K: 0 S: 7	H: 0 LOB: 0 BB: 0 P: 10	R: 0 H: 0 E: 0 K: 0 S: 9	H: 0 LOB: 0 BB: 0 P: 16	R: 1 H: 2 E: 0 K: 0 S: 5	H: 2 LOB: 0 BB: 0 P: 6	R: 0 H: 0 E: 0 K: 0 S: 4	H: 0 LOB: 0 BB: 0 P: 8	R: 0 H: 0 E: 0 K: 0 S: 12	H: 0 LOB: 1 BB: 1 P: 19	R: 0 H: 2 E: 0 K: 0 S: 14	H: 2 LOB: 1 BB: 0 P: 20	R: 0 H: 1 E: 0 K: 1 S: 8	H: 1 LOB: 1 BB: 0 P: 12		R: 0 H: 1 E: 0 K: 0 S: 6	H: 1 LOB: 1 BB: 0 P: 9	1B: 5 2B: 3 HR: 0	SF: 0 SAC: 0 HBP: 0
<b>PITCHER</b>	IP WLS BF H R ER SO BB IBB HBP BLK WP HR S P ERA WHIP																				
24 Dan Haren, R ERA: 2.89	9.0 W 32 6 1 1 1 1 0 0 0 0 0 0 74 113 1.00 0.778																				



Batter	1	2	3	4	5	6	7	8	9	AB	R	H	RBI	BB	SO	LOB	TOP					
13 Maicer Izturis, S OBP: 0.336, SLG: 0.394	L8			K		G3-1		2H 1B		4	0	1	1	0	1	0	<b>Los Angeles Angels @ Detroit Tigers</b> Comerica Park, Detroit, MI Sun Jul 31 2011, 1:08 PM - 3:44 PM EDT Att: 36,878 - Sunny - 87 F					
48 Toni Hunter, R OBP: 0.307, SLG: 0.378	K			G5-3			K	K		4	0	0	0	0	3	1						
53 Bobby Abreu, L OBP: 0.380, SLG: 0.354	K			BB					10 FC6-4 BB	1	0	0	0	3	1	0						
10 Vernon Wells, R OBP: 0.246, SLG: 0.392		F8		F9			F9		FC6-4 6 S	4	0	0	0	0	0	3						
6 Alberto Callaspo, S OBP: 0.367, SLG: 0.389		G4-3				F7			F7	4	0	0	0	0	2							
2 Enck Aybar, S OBP: 0.317, SLG: 0.426		F8				F9				4	1	0	0	0	0	1						
44 Mark Trumbo, R OBP: 0.298, SLG: 0.479			K			G6-3				3	0	0	0	0	1	1						
25 Peter Bourjos, R OBP: 0.317, SLG: 0.391			G4-3				G1-3		FC5 13 1B	3	1	0	1	0	0	0						
5 Jeff Mathis, R OBP: 0.227, SLG: 0.266										2	0	0	0	0	2	0						
47 Howie Kendrick, R OBP: 0.359, SLG: 0.449										1	0	0	0	0	1	1						
46 Bobby Wilson, R OBP: 0.259, SLG: 0.234										0	0	0	0	0	0	0						
<b>Inning Stats</b>	R: 0 E: 0 K: 2 S: 11	H: 0 LOB: 0 BB: 0 P: 18	R: 0 E: 0 K: 0 S: 6	H: 0 LOB: 0 BB: 0 P: 7	R: 0 E: 0 K: 2 S: 8	H: 0 LOB: 1 BB: 0 P: 13	R: 0 E: 0 K: 1 S: 10	H: 0 LOB: 0 BB: 1 P: 15	R: 0 E: 0 K: 1 S: 7	H: 0 LOB: 0 BB: 0 P: 9	R: 0 E: 0 K: 1 S: 10	H: 0 LOB: 0 BB: 0 P: 14	R: 0 E: 0 K: 1 S: 9	H: 0 LOB: 1 BB: 1 P: 16	R: 2 E: 1 K: 2 S: 18	H: 1 LOB: 1 BB: 2 P: 22	R: 0 E: 0 K: 0 S: 8	H: 0 LOB: 1 BB: 1 P: 16	1B: 1 2B: 0 3B: 0 HR: 0	SF: 0 SAC: 0 DP: 0 HBP: 0	WP: 0 PB: 0 SB: 1 CS: 0	PA: 33
<b>PITCHER</b>	IP WLS BF H R ER SO BB IBB HBP BLK WP HR S P ERA WHIP	IP WLS BF H R ER SO BB IBB HBP BLK WP HR S P ERA WHIP	IP WLS BF H R ER SO BB IBB HBP BLK WP HR S P ERA WHIP	IP WLS BF H R ER SO BB IBB HBP BLK WP HR S P ERA WHIP	IP WLS BF H R ER SO BB IBB HBP BLK WP HR S P ERA WHIP	IP WLS BF H R ER SO BB IBB HBP BLK WP HR S P ERA WHIP	IP WLS BF H R ER SO BB IBB HBP BLK WP HR S P ERA WHIP	IP WLS BF H R ER SO BB IBB HBP BLK WP HR S P ERA WHIP	IP WLS BF H R ER SO BB IBB HBP BLK WP HR S P ERA WHIP	IP WLS BF H R ER SO BB IBB HBP BLK WP HR S P ERA WHIP	IP WLS BF H R ER SO BB IBB HBP BLK WP HR S P ERA WHIP	IP WLS BF H R ER SO BB IBB HBP BLK WP HR S P ERA WHIP	IP WLS BF H R ER SO BB IBB HBP BLK WP HR S P ERA WHIP	IP WLS BF H R ER SO BB IBB HBP BLK WP HR S P ERA WHIP	IP WLS BF H R ER SO BB IBB HBP BLK WP HR S P ERA WHIP	IP WLS BF H R ER SO BB IBB HBP BLK WP HR S P ERA WHIP	IP WLS BF H R ER SO BB IBB HBP BLK WP HR S P ERA WHIP					
35 Justin Verlander, R ERA: 2.24	8.0	W	29	1	2	0	9	2	0	0	0	0	0	0	0	0	0.00	0.375				
46 Jose Valverde, R ERA: 2.98	1.0	S	4	0	0	0	0	1	0	0	0	0	0	0	0	0	0.00	1.000				

Batter	1	2	3	4	5	6	7	8	9	AB	R	H	RBI	BB	SO	LOB	BOTTOM			
14 Austin Jackson, R OBP: 0.316, SLG: 0.363	K		B3		K			G4-3		4	0	0	0	0	2	1	<b>Los Angeles Angels @ Detroit Tigers</b> Comerica Park, Detroit, MI Sun Jul 31 2011, 1:08 PM - 3:44 PM EDT Att: 36,878 - Sunny - 87 F			
26 Brennan Boesch, L OBP: 0.347, SLG: 0.477			F8			B2-3		P6		4	0	1	0	0	0	1				
25 Ryan Raburn, R OBP: 0.229, SLG: 0.371			1B							0	0	0	0	0	0	0				
30 Magglio Ordonez, R OBP: 0.297, SLG: 0.316			L4			F8				3	1	1	2	0	0	1				
12 Andy Dirks, L OBP: 0.307, SLG: 0.429					HR					0	0	0	0	0	0	0				
24 Miguel Cabrera, R OBP: 0.426, SLG: 0.553			F9		P3					3	0	0	0	0	1	1				
41 Victor Martinez, S OBP: 0.366, SLG: 0.442				G4-3						3	0	1	0	0	1	0				
27 Jhonny Peralta, R OBP: 0.361, SLG: 0.526			K		K			F9		3	0	0	0	0	2	1				
9 Carlos Guillen, S OBP: 0.296, SLG: 0.460										3	1	1	1	0	2	1				
13 Alex Avila, L OBP: 0.364, SLG: 0.466										3	0	0	0	0	0	1				
32 Don Kelly, L OBP: 0.291, SLG: 0.345										2	1	0	0	1	0	0				
<b>Inning Stats</b>	R: 0 E: 0 K: 1 S: 10	H: 1 LOB: 1 BB: 0 P: 14	R: 0 E: 0 K: 2 S: 12	H: 1 LOB: 0 BB: 0 P: 17	R: 2 E: 0 K: 0 S: 14	H: 1 LOB: 0 BB: 1 P: 20	R: 0 E: 0 K: 2 S: 11	H: 0 LOB: 0 BB: 0 P: 18	R: 0 E: 0 K: 1 S: 9	H: 0 LOB: 0 BB: 0 P: 14	R: 0 E: 0 K: 1 S: 9	H: 0 LOB: 0 BB: 0 P: 12	R: 1 E: 0 K: 1 S: 13	H: 1 LOB: 0 BB: 0 P: 20	R: 0 E: 0 K: 0 S: 5	H: 0 LOB: 0 BB: 0 P: 6	1B: 2 2B: 0 3B: 0 HR: 2	SF: 0 SAC: 0 DP: 0 HBP: 0	WP: 0 PB: 0 SB: 0 CS: 0	PA: 29
<b>PITCHER</b>	IP WLS BF H R ER SO BB IBB HBP BLK WP HR S P ERA WHIP	IP WLS BF H R ER SO BB IBB HBP BLK WP HR S P ERA WHIP	IP WLS BF H R ER SO BB IBB HBP BLK WP HR S P ERA WHIP	IP WLS BF H R ER SO BB IBB HBP BLK WP HR S P ERA WHIP	IP WLS BF H R ER SO BB IBB HBP BLK WP HR S P ERA WHIP	IP WLS BF H R ER SO BB IBB HBP BLK WP HR S P ERA WHIP	IP WLS BF H R ER SO BB IBB HBP BLK WP HR S P ERA WHIP	IP WLS BF H R ER SO BB IBB HBP BLK WP HR S P ERA WHIP	IP WLS BF H R ER SO BB IBB HBP BLK WP HR S P ERA WHIP	IP WLS BF H R ER SO BB IBB HBP BLK WP HR S P ERA WHIP	IP WLS BF H R ER SO BB IBB HBP BLK WP HR S P ERA WHIP	IP WLS BF H R ER SO BB IBB HBP BLK WP HR S P ERA WHIP	IP WLS BF H R ER SO BB IBB HBP BLK WP HR S P ERA WHIP	IP WLS BF H R ER SO BB IBB HBP BLK WP HR S P ERA WHIP	IP WLS BF H R ER SO BB IBB HBP BLK WP HR S P ERA WHIP	IP WLS BF H R ER SO BB IBB HBP BLK WP HR S P ERA WHIP				
36 Jered Weaver, R ERA: 1.88	6.2	L	25	4	3	3	8	1	0	0	0	0	0	0	0	0	4.05	0.750		
21 Hisanori Takahashi, L ERA: 3.15	1.1		4	0	0	0	0	0	0	0	0	0	0	0	0	0	0.00	0.000		



Batter	1	2	3	4	5	6	7	8	9	AB	R	H	RBI	BB	SO	LOB	TOP										
5 Ian Kinsler, R OBP: 0.347, SLG: 0.433	F8		P4				G6-3		L9	4	0	0	0	1	0	1											
1 Elvis Andrus, R OBP: 0.333, SLG: 0.345	1B			G6-3	B5		F8		G5-3	5	0	1	0	0	0	3											
32 Josh Hamilton, L OBP: 0.353, SLG: 0.542	FC6-4			10 HBP 17 1B	F7		G4-3		E3	5	1	1	0	0	0	4											
10 Michael Young, R OBP: 0.373, SLG: 0.493	K			18 G3 17 1B HBP	G6-3			L8	1B	4	0	1	0	0	1	3											
17 Nelson Cruz, R OBP: 0.313, SLG: 0.543	G6-3			18 G3 1B		P4			F7	5	1	2	2	0	0	2											
18 Mitch Moreland, L OBP: 0.293, SLG: 0.440	G5-3			G3		G6-3			25 WP 25 HR BB	3	1	0	0	1	0	2											
25 Mike Napoli, R OBP: 0.391, SLG: 0.607	L5			F9					HR	4	1	2	2	0	0	2											
7 David Murphy, L OBP: 0.321, SLG: 0.353			L3		8 1B 2B	P5			K	4	1	1	0	0	1	1											
8 Yorvit Torrealba, R OBP: 0.295, SLG: 0.386			L8		5 BB 1B				F9	4	0	2	1	0	0	0											
<b>Inning Stats</b>	R: 0 H: 1 E: 0 K: 1 S: 8	H: 1 LOB: 1 BB: 0 P: 12	R: 0 H: 0 E: 0 K: 0 S: 7	H: 0 LOB: 0 BB: 0 P: 10	R: 0 H: 0 E: 0 K: 0 S: 6	H: 0 LOB: 0 BB: 0 P: 9	R: 1 H: 2 E: 0 K: 0 S: 15	H: 2 LOB: 2 BB: 0 P: 22	R: 1 H: 2 E: 0 K: 0 S: 16	H: 2 LOB: 2 BB: 1 P: 30	R: 0 H: 1 E: 0 K: 0 S: 11	H: 1 LOB: 1 BB: 0 P: 16	R: 0 H: 1 E: 0 K: 0 S: 8	H: 1 LOB: 1 BB: 0 P: 13	R: 3 H: 2 E: 0 K: 1 S: 11	H: 2 LOB: 0 BB: 1 P: 21	R: 0 H: 1 E: 1 K: 0 S: 11	H: 1 LOB: 2 BB: 0 P: 18	1B: 6 2B: 2 3B: 0 HR: 2	SF: 0 SAC: 0 DP: 0 HBP: 1	WP: 1 PB: 0 SB: 0 CS: 0	PA: 41					
<b>PITCHER</b>	IP	WLS	BF	H	R	ER	SO	BB	IBB	HBP	BLK	WP	HR	S	P	ERA	WHIP										
37 Max Scherzer, R ERA: 4.23	6.0		26	6	2	2	1	1	0	1	0	0	0	63	99	3.00	1.167										
34 David Pauley, R ERA: 2.13	0.2	H	3	1	0	0	0	0	0	0	0	0	0	7	11	0.00	1.500										
40 Phil Coke, L ERA: 4.84	0.1	H	1	0	0	0	0	0	0	0	0	0	0	1	2	0.00	0.000										
53 Joaquin Benoit, R ERA: 4.62	1.0	W	6	2	3	3	1	1	0	0	0	1	2	11	21	27.00	3.000										
46 Jose Valverde, R ERA: 2.91	1.0	S	5	1	0	0	0	0	0	0	0	0	0	11	18	0.00	1.000										

Texas Rangers @ Detroit Tigers  
Comerica Park, Detroit, MI  
Tue Aug 02 2011, 7:17 PM - 10:48 PM EDT  
Att: 29,067 - Drizzlie - 84 F

AB	38
R	5
H	10
RBI	5
BB	2
SO	2
LOB	18



Batter	1	2	3	4	5	6	7	8	9	AB	R	H	RBI	BB	SO	LOB	BOTTOM											
14 Austin Jackson, R OBP: 0.313, SLG: 0.359	K			SH 30 F9 26 FC6-5	G6-4-3			F7		4	0	0	0	0	2	4												
26 Brennan Boesch, L OBP: 0.353, SLG: 0.488				FC6-5						4	2	3	1	1	0	2												
12 Andy Dirks, L OBP: 0.307, SLG: 0.429	BB			24 1B 41 1B				HR		0	0	0	0	0	0	0												
30 Magglio Ordonez, R OBP: 0.290, SLG: 0.343	1B			F7	F9		K		K	4	0	1	0	0	1	4												
32 Don Kelly, L OBP: 0.290, SLG: 0.343	1B									1	0	0	0	0	1	0												
24 Miguel Cabrera, R OBP: 0.425, SLG: 0.554	G5-4-3			P6			F9		2B	5	0	2	0	0	0	5												
41 Victor Martinez, S OBP: 0.372, SLG: 0.444				E7			E5		IBB	3	2	2	1	2	0	0												
27 Jhonny Peralta, R OBP: 0.382, SLG: 0.524	1B			K					IBB	5	1	2	0	0	2	6												
9 Carlos Guillen, S OBP: 0.290, SLG: 0.434	G6-4-3			F9						3	0	0	0	1	1	4												
13 Alex Avila, L OBP: 0.369, SLG: 0.478	BB									3	1	2	3	1	1	0												
20 Wilson Betemit, S OBP: 0.341, SLG: 0.412	1B			HR						4	0	2	1	0	1	2												
<b>Inning Stats</b>	R: 0 H: 1 E: 0 K: 1 S: 8	H: 3 LOB: 2 BB: 1 P: 15	R: 1 H: 3 E: 0 K: 1 S: 13	H: 3 LOB: 2 BB: 1 P: 24	R: 1 H: 3 E: 1 K: 1 S: 11	H: 3 LOB: 2 BB: 0 P: 13	R: 1 H: 2 E: 1 K: 0 S: 13	H: 2 LOB: 2 BB: 0 P: 20	R: 2 H: 2 E: 1 K: 1 S: 14	H: 2 LOB: 1 BB: 1 P: 24	R: 0 H: 1 E: 0 K: 2 S: 10	H: 1 LOB: 2 BB: 1 P: 20	R: 0 H: 0 E: 0 K: 2 S: 8	H: 0 LOB: 0 BB: 0 P: 13	R: 1 H: 2 E: 0 K: 1 S: 20	H: 2 LOB: 2 BB: 1 P: 32	R: 1 H: 1 E: 0 K: 1 S: 17	H: 2 LOB: 2 BB: 1 P: 32	1B: 11 2B: 1 3B: 0 HR: 2	SF: 0 SAC: 1 DP: 3 HBP: 0	WP: 0 PB: 0 SB: 1 CS: 0	PA: 42						
<b>PITCHER</b>	IP	WLS	BF	H	R	ER	SO	BB	IBB	HBP	BLK	WP	HR	S	P	ERA	WHIP											
48 Colby Lewis, R ERA: 4.14	4.0		25	10	5	4	3	3	0	0	0	0	0	17	31	0.00	1.000											
22 Yoshinori Tateyama, R ERA: 2.96	2.0		8	2	0	0	3	0	1	0	0	0	0	8	13	0.00	0.000											
28 Darren Oliver, L ERA: 2.13	1.0		3	0	0	0	2	0	0	0	0	0	0	1	20	32	9.00	2.000										
37 Mike Adams, R ERA: 1.29	1.0	L	6	2	1	1	1	0	1	0	0	0	1	20	32	9.00	2.000											

Texas Rangers @ Detroit Tigers  
Comerica Park, Detroit, MI  
Tue Aug 02 2011, 7:17 PM - 10:48 PM EDT  
Att: 29,067 - Drizzlie - 84 F

AB	36
R	6
H	14
RBI	6
BB	5
SO	9
LOB	27





Batter	1	2	3	4	5	6	7	8	9	AB	R	H	RBI	BB	SO	LOB	TOP										
5 Ian Kinsler, R OBP: 0.344, SLG: 0.429	G6-3		L7		L9		F7			4	0	0	0	0	0	3											
1 Elvis Andrus, R OBP: 0.332, SLG: 0.344	G1-3		G1-3				G5-3			4	0	1	0	0	0	2											
32 Josh Hamilton, L OBP: 0.355, SLG: 0.545	L7				FC4-6					4	1	2	1	0	0	1											
10 Michael Young, R OBP: 0.372, SLG: 0.491										4	0	1	0	0	0	3											
17 Nelson Cruz, R OBP: 0.315, SLG: 0.545										4	1	2	1	0	0	0											
18 Mitch Moreland, L OBP: 0.325, SLG: 0.435										4	0	0	0	0	0	3											
25 Mike Napoli, R OBP: 0.389, SLG: 0.615										4	1	1	1	0	0	2											
7 David Murphy, L OBP: 0.320, SLG: 0.352										4	0	1	0	0	0	1											
8 Yorvit Torrealba, R OBP: 0.298, SLG: 0.391										4	1	2	0	0	1	1											
<b>Inning Stats</b>	R: 0 E: 0 K: 0 S: 8	H: 0 LOB: 0 BB: 0 P: 11	R: 0 E: 0 K: 0 S: 12	H: 2 LOB: 1 BB: 0 P: 16	R: 0 E: 0 K: 0 S: 10	H: 1 LOB: 1 BB: 0 P: 13	R: 2 E: 1 K: 0 S: 14	H: 2 LOB: 1 BB: 0 P: 20	R: 1 E: 0 K: 0 S: 9	H: 2 LOB: 1 BB: 0 P: 11	R: 0 E: 0 K: 0 S: 11	H: 0 LOB: 0 BB: 0 P: 14	R: 0 E: 0 K: 0 S: 9	H: 1 LOB: 0 BB: 0 P: 14	R: 0 E: 0 K: 0 S: 7	H: 1 LOB: 0 BB: 0 P: 11	R: 1 E: 0 K: 1 S: 11	H: 1 LOB: 0 BB: 0 P: 19	1B: 6 2B: 3 3B: 0 HR: 1	SF: 0 SAC: 0 DP: 2 HBP: 0	WP: 0 PB: 0 SB: 0 CS: 0	PA: 36					
<b>PITCHER</b>	IP	WLS	BF	H	R	ER	SO	BB	IBB	HBP	BLK	WP	HR	S	P	ERA	WHIP										
58 Doug Fister, R ERA: 3.29	7.0	W	29	8	3	2	0	0	0	0	0	0	0	73	99	2.57	1.143										
40 Phil Coke, L ERA: 4.54	0.0		1	1	0	0	0	0	0	0	0	0	0	1	1	∞	∞										
53 Joaquin Benoit, R ERA: 4.5	1.0	H	2	0	0	0	0	0	0	0	0	0	0	6	10	0.00	0.000										
46 Jose Valverde, R ERA: 3.04	1.0	S	4	1	1	1	1	0	0	0	0	0	1	11	19	9.00	1.000										

Texas Rangers @ Detroit Tigers  
Comerica Park, Detroit, MI  
Wed Aug 03 2011, 7:09 PM - 9:52 PM EDT  
Att: 33,596 - Cloudy - 81 F

AB	36
R	4
H	10
RBI	3
BB	0
SO	1
LOB	16



Batter	1	2	3	4	5	6	7	8	9	AB	R	H	RBI	BB	SO	LOB	BOTTOM										
14 Austin Jackson, R OBP: 0.315, SLG: 0.359	E6						G5-3			3	1	1	0	1	0	0											
26 Brennan Boesch, L OBP: 0.352, SLG: 0.484	F8						L6			3	0	0	0	1	0	4											
39 Ramon Santiago, S OBP: 0.296, SLG: 0.321										0	0	0	0	0	0	0											
30 Magglio Ordonez, R OBP: 0.299, SLG: 0.315	G4-6-3									3	0	1	0	1	0	3											
32 Don Kelly, L OBP: 0.290, SLG: 0.343										0	0	0	0	0	0	0											
24 Miguel Cabrera, R OBP: 0.426, SLG: 0.556										4	1	2	1	0	0	2											
41 Victor Martinez, S OBP: 0.370, SLG: 0.440										3	0	0	0	1	1	1											
27 Jhonny Peralta, R OBP: 0.361, SLG: 0.524										4	0	1	0	0	0	2											
25 Ryan Raburn, R OBP: 0.266, SLG: 0.387										4	2	3	2	0	0	0											
13 Alex Avila, L OBP: 0.371, SLG: 0.490										3	1	2	2	0	1	0											
20 Wilson Betemit, S OBP: 0.337, SLG: 0.407										3	0	0	0	0	3	3											
<b>Inning Stats</b>	R: 0 E: 1 K: 0 S: 8	H: 3 LOB: 1 BB: 1 P: 24	R: 2 E: 0 K: 1 S: 11	H: 3 LOB: 1 BB: 1 P: 21	R: 1 E: 0 K: 0 S: 11	H: 2 LOB: 1 BB: 1 P: 21	R: 0 E: 0 K: 1 S: 13	H: 2 LOB: 3 BB: 1 P: 19	R: 0 E: 0 K: 0 S: 11	H: 1 LOB: 0 BB: 0 P: 18	R: 1 E: 0 K: 1 S: 10	H: 1 LOB: 0 BB: 0 P: 15	R: 0 E: 0 K: 0 S: 6	H: 0 LOB: 1 BB: 1 P: 13	R: 1 E: 0 K: 2 S: 15	H: 1 LOB: 0 BB: 0 P: 21	1B: 6 2B: 2 3B: 0 HR: 2	SF: 0 SAC: 1 DP: 3 HBP: 0	WP: 0 PB: 0 SB: 0 CS: 0	PA: 35							
<b>PITCHER</b>	IP	WLS	BF	H	R	ER	SO	BB	IBB	HBP	BLK	WP	HR	S	P	ERA	WHIP										
54 Matt Harrison, L ERA: 3.08	6.0	L	27	9	4	4	3	3	0	0	0	0	0	64	109	6.00	2.000										
57 Mark Lowe, R ERA: 3.73	1.0		4	0	0	0	0	1	0	0	0	0	0	6	13	0.00	1.000										
19 Koji Uehara, R ERA: 1.84	1.0		4	1	1	1	2	0	0	0	0	0	1	15	21	9.00	1.000										

Texas Rangers @ Detroit Tigers  
Comerica Park, Detroit, MI  
Wed Aug 03 2011, 7:09 PM - 9:52 PM EDT  
Att: 33,596 - Cloudy - 81 F

AB	30
R	5
H	10
RBI	5
BB	4
SO	5
LOB	15







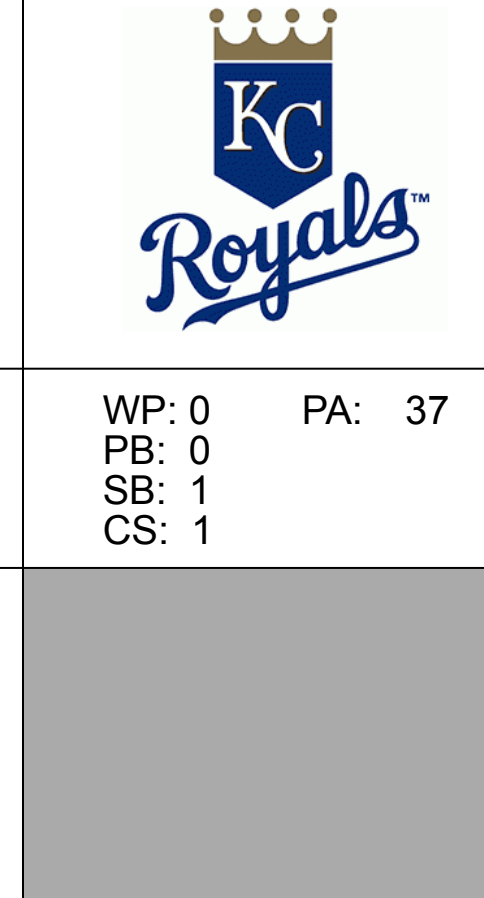


Batter	1	2	3	4	5	6	7	8	9	10	AB	R	H	RBI	BB	SO	LOB	TOP									
14 Austin Jackson, R OBP: 0.318, SLG: 0.365											4	1	2	0	1	1	2	<b>Detroit Tigers @ Kansas City Royals</b> Kauffman Stadium, Kansas City, MO Fri Aug 05 2011, 7:11 PM - 10:10 PM CDT Att: 28,565 - Partly Cloudy - 89 F									
26 Brennan Boesch, L OBP: 0.349, SLG: 0.483											5	1	2	2	0	0	2										
30 Magglio Ordonez, R OBP: 0.297, SLG: 0.314											3	0	1	1	0	1	2										
32 Don Kelly, L OBP: 0.287, SLG: 0.335											0	0	0	0	1	0	0										
24 Miguel Cabrera, R OBP: 0.424, SLG: 0.551											5	0	1	0	0	1	3										
41 Victor Martinez, S OBP: 0.371, SLG: 0.439											4	0	0	0	0	2	2										
27 Johnny Peralta, R OBP: 0.356, SLG: 0.517											4	0	0	0	0	2	1										
9 Carlos Guillen, S OBP: 0.258, SLG: 0.377											4	0	0	0	0	0	0										
13 Alex Avila, L OBP: 0.370, SLG: 0.497											4	1	1	1	0	2	0										
20 Wilson Betemit, S OBP: 0.342, SLG: 0.409											2	0	1	0	2	0	0										
12 Andy Dirks, L OBP: 0.307, SLG: 0.427											0	1	0	0	0	0	0										
<b>Inning Stats</b>	R: 2 E: 0 K: 1 S: 12	H: 2 LOB: 0 BB: 0 P: 18	R: 0 E: 0 K: 1 S: 9	H: 0 LOB: 0 BB: 0 P: 10	R: 0 E: 0 K: 0 S: 8	H: 1 LOB: 0 BB: 0 P: 9	R: 0 E: 0 K: 3 S: 10	H: 1 LOB: 1 BB: 0 P: 15	R: 1 E: 0 K: 0 S: 15	H: 2 LOB: 2 BB: 1 P: 27	R: 0 E: 0 K: 1 S: 11	H: 0 LOB: 0 BB: 0 P: 16	R: 0 E: 0 K: 1 S: 15	H: 0 LOB: 1 BB: 1 P: 23	R: 0 E: 0 K: 0 S: 7	H: 0 LOB: 0 BB: 0 P: 11	R: 0 E: 0 K: 1 S: 5	H: 0 LOB: 0 BB: 0 P: 8	R: 1 E: 0 K: 1 S: 7	H: 1 LOB: 2 BB: 2 P: 19	1B: 4 2B: 1 3B: 2 HR: 1	SF: 1 SAC: 0 DP: 1 HBP: 0	WP: 1 PB: 0 SB: 0 CS: 0	PA: 40			
<b>PITCHER</b>	IP	WLS	BF	H	R	ER	SO	BB	IBB	HBP	BLK	WP	HR	S	P	ERA	WHIP										
59 Felipe Paulino, R ERA: 4.19	6.2		27	6	3	3	7	2	0	0	0	0	0	10	15	4.05	1.200										
31 Louis Coleman, R ERA: 1.85	1.1		5	1	0	0	0	0	0	0	0	0	0	5	8	0.00	0.750										
48 Joaquin Soria, R ERA: 3.97	1.0		3	0	0	0	1	0	0	0	0	0	0	5	8	0.00	0.000										
43 Aaron Crow, R ERA: 1.93	0.1	L	4	1	1	1	2	0	0	0	0	1	0	5	14	27.00	9.000										
56 Greg Holland, R ERA: 1.47	0.2		1	0	0	0	0	0	0	0	0	0	0	2	5	0.00	0.000										

Batter	1	2	3	4	5	6	7	8	9	10	AB	R	H	RBI	BB	SO	LOB	BOTTOM									
4 Alex Gordon, L OBP: 0.380, SLG: 0.501											5	0	1	0	0	0	0	<b>Detroit Tigers @ Kansas City Royals</b> Kauffman Stadium, Kansas City, MO Fri Aug 05 2011, 7:11 PM - 10:10 PM CDT Att: 28,565 - Partly Cloudy - 89 F									
53 Melky Cabrera, S OBP: 0.338, SLG: 0.462											4	0	1	0	0	0	1										
16 Billy Butler, R OBP: 0.376, SLG: 0.461											4	1	1	0	0	1	1										
35 Eric Hosmer, L OBP: 0.332, SLG: 0.444											4	1	1	0	0	1	0										
21 Jeff Francoeur, R OBP: 0.323, SLG: 0.455											4	0	1	0	0	0	2										
9 Johnny Giavotella, R OBP: 0.750, SLG: 1.000											3	1	2	1	1	0	1										
8 Mike Moustakas, L OBP: 0.253, SLG: 0.252											4	0	1	1	0	2	2										
2 Alcides Escobar, R OBP: 0.287, SLG: 0.332											4	0	1	1	0	0	0										
28 Manny Piña, R OBP: 0.273, SLG: 0.455											3	0	0	0	0	1	2										
3 Brayan Peña, S OBP: 0.266, SLG: 0.361											1	0	0	0	0	0	0										
<b>Inning Stats</b>	R: 0 E: 0 K: 0 S: 7	H: 0 LOB: 0 BB: 0 P: 12	R: 0 E: 0 K: 1 S: 5	H: 1 LOB: 0 BB: 0 P: 8	R: 0 E: 0 K: 2 S: 8	H: 0 LOB: 0 BB: 0 P: 10	R: 0 E: 0 K: 1 S: 10	H: 1 LOB: 1 BB: 0 P: 14	R: 0 E: 0 K: 0 S: 7	H: 1 LOB: 1 BB: 1 P: 13	R: 0 E: 0 K: 0 S: 7	H: 1 LOB: 1 BB: 0 P: 12	R: 3 E: 0 K: 0 S: 16	H: 5 LOB: 1 BB: 0 P: 23	R: 0 E: 0 K: 0 S: 6	H: 0 LOB: 0 BB: 0 P: 10	R: 0 E: 0 K: 1 S: 9	H: 0 LOB: 1 BB: 0 P: 19	R: 0 E: 0 K: 0 S: 7	H: 0 LOB: 0 BB: 0 P: 7	1B: 8 2B: 2 3B: 0 HR: 0	SF: 0 SAC: 0 DP: 3 HBP: 0	WP: 0 PB: 0 SB: 1 CS: 1	PA: 37			
<b>PITCHER</b>	IP	WLS	BF	H	R	ER	SO	BB	IBB	HBP	BLK	WP	HR	S	P	ERA	WHIP										
21 Rick Porcello, R ERA: 4.49	6.1		24	7	3	3	4	0	0	0	0	0	0	3	4												
40 Phil Coke, L ERA: 4.94	0.0		1	1	0	0	0	0	0	0	0	0	0	5	6	0.00	1.500										
34 David Pauley, R ERA: 2.1	0.2	B	2	1	0	0	0	0	0	0	0	0	0	15	29	0.00	0.500										
55 Daniel Schlereth, L ERA: 4.2	2.0	W	7	0	0	0	1	1	0	0	0	0	0	5	7	0.00	0.000										
46 Jose Valverde, R ERA: 2.98	1.0	S	3	0	0	0	0	0	0	0	0	0	0	7	7	0.00	0.000										

AB	35
R	4
H	8
RBI	4
BB	4
SO	9
LOB	12

AB	36
R	3
H	9
RBI	3
BB	1
SO	5
LOB	9





Batter	1	2	3	4	5	6	7	8	9	AB	R	H	RBI	BB	SO	LOB	TOP				
14 Austin Jackson, R OBP: 0.315, SLG: 0.362	G5-3	K		F9			SH 30 G1-3 26 G1-3		F8	4	0	0	0	0	1	2					
26 Brennan Boesch, L OBP: 0.349, SLG: 0.480	30 BB 24 2B	G3		FC6			G1-3		32 1B	3	1	0	0	2	0	4					
30 Magglio Ordonez, R OBP: 0.297, SLG: 0.310	24 2B 41 1B		K		G6-3		G1-3		24 G4-6-3	3	1	0	1	1	1	1					
32 Don Kelly, L OBP: 0.291, SLG: 0.339										1	0	1	0	0	0	0					
24 Miguel Cabrera, R OBP: 0.424, SLG: 0.554	41 1B			41 1B		P6			F8	5	1	2	1	0	0	3					
41 Victor Martinez, S OBP: 0.374, SLG: 0.442										4	0	3	2	0	0	0					
27 Jhonny Peralta, R OBP: 0.355, SLG: 0.516	K									4	0	1	0	0	2	3					
9 Carlos Guillen, S OBP: 0.243, SLG: 0.354	K									4	0	0	0	0	1	5					
25 Ryan Raburn, R OBP: 0.266, SLG: 0.388						P3				3	0	1	0	0	0	0					
12 Andy Dirks, L OBP: 0.305, SLG: 0.424										1	0	0	0	0	0	2					
13 Alex Avila, L OBP: 0.372, SLG: 0.495	F7									3	1	1	0	1	0	3					
<b>Inning Stats</b>	R: 2 H: 2 E: 0 K: 2 S: 22	H: 2 LOB: 2 BB: 2 P: 37	R: 0 H: 1 E: 0 K: 1 S: 9	H: 1 LOB: 1 BB: 0 P: 13	R: 1 H: 2 E: 0 K: 1 S: 12	H: 2 LOB: 1 BB: 0 P: 19	R: 0 H: 0 E: 0 K: 0 S: 10	H: 0 LOB: 0 BB: 1 P: 18	R: 0 H: 0 E: 0 K: 1 S: 11	H: 0 LOB: 0 BB: 0 P: 16	R: 1 H: 1 E: 0 K: 0 S: 9	H: 1 LOB: 1 BB: 0 P: 16	R: 0 H: 2 E: 0 K: 0 S: 7	H: 2 LOB: 2 BB: 1 P: 11	R: 0 H: 1 E: 0 K: 0 S: 6	H: 1 LOB: 1 BB: 1 P: 11	1B: 5 2B: 4 3B: 0 HR: 0	SF: 0 SAC: 1 DP: 1 HBP: 0	WP: 0 PB: 0 SB: 0 CS: 0	PA: 40	
<b>PITCHER</b>	IP WLS BF H R ER SO BB IBB HBP BLK WP HR S P ERA WHIP	IP WLS BF H R ER SO BB IBB HBP BLK WP HR S P ERA WHIP	IP WLS BF H R ER SO BB IBB HBP BLK WP HR S P ERA WHIP	IP WLS BF H R ER SO BB IBB HBP BLK WP HR S P ERA WHIP	IP WLS BF H R ER SO BB IBB HBP BLK WP HR S P ERA WHIP	IP WLS BF H R ER SO BB IBB HBP BLK WP HR S P ERA WHIP	IP WLS BF H R ER SO BB IBB HBP BLK WP HR S P ERA WHIP	IP WLS BF H R ER SO BB IBB HBP BLK WP HR S P ERA WHIP	IP WLS BF H R ER SO BB IBB HBP BLK WP HR S P ERA WHIP	IP WLS BF H R ER SO BB IBB HBP BLK WP HR S P ERA WHIP	IP WLS BF H R ER SO BB IBB HBP BLK WP HR S P ERA WHIP	IP WLS BF H R ER SO BB IBB HBP BLK WP HR S P ERA WHIP	IP WLS BF H R ER SO BB IBB HBP BLK WP HR S P ERA WHIP	IP WLS BF H R ER SO BB IBB HBP BLK WP HR S P ERA WHIP	IP WLS BF H R ER SO BB IBB HBP BLK WP HR S P ERA WHIP	IP WLS BF H R ER SO BB IBB HBP BLK WP HR S P ERA WHIP	IP WLS BF H R ER SO BB IBB HBP BLK WP HR S P ERA WHIP				
23 Danny Duffy, L ERA: 5.08	5.0	L	23	5	3	3	4	3	0	0	0	0	0	0	0	0	0	64	105	5.40	1.600
38 Blake Wood, R ERA: 3.55	2.0		8	1	1	1	1	0	0	0	0	0	0	0	0	0	0	20	32	4.50	0.500
55 Tim Collins, L ERA: 3.44	0.1		3	2	0	0	0	0	0	0	0	0	0	0	0	0	0	5	7	0.00	6.000
56 Greg Holland, R ERA: 1.41	1.2		6	1	0	0	0	1	0	0	0	0	0	0	0	0	0	8	15	0.00	1.200

Detroit Tigers @ Kansas City Royals  
Kauffman Stadium, Kansas City, MO  
Sat Aug 06 2011, 6:15 PM - 9:10 PM CDT  
Att: 25,818 - Clear - 92 F

AB	35
R	4
H	9
RBI	4
BB	4
SO	5
LOB	23



Batter	1	2	3	4	5	6	7	8	9	AB	R	H	RBI	BB	SO	LOB	BOTTOM					
4 Alex Gordon, L OBP: 0.377, SLG: 0.497	F8		G4-3							4	0	0	0	0	1	0						
53 Melky Cabrera, S OBP: 0.337, SLG: 0.461										1	0	0	0	0	1	0						
12 Mitch Maier, L OBP: 0.358, SLG: 0.333	K									2	0	0	0	1	2	0						
16 Billy Butler, R OBP: 0.372, SLG: 0.457	K									4	0	0	0	0	1	1						
35 Eric Hosmer, L OBP: 0.334, SLG: 0.443										3	1	1	0	1	1	0						
21 Jeff Francoeur, R OBP: 0.324, SLG: 0.464										4	2	2	1	0	2	1						
9 Johnny Giavotella, R OBP: 0.500, SLG: 0.571										4	0	1	0	0	1	1						
3 Brayan Peña, S OBP: 0.297, SLG: 0.366										3	0	1	1	0	0	2						
8 Mike Moustakas, L OBP: 0.254, SLG: 0.248										2	0	0	0	1	1	0						
2 Alcides Escobar, R OBP: 0.285, SLG: 0.330										3	0	0	0	0	0	2						
<b>Inning Stats</b>	R: 0 H: 0 E: 0 K: 2 S: 7	H: 0 LOB: 0 BB: 0 P: 12	R: 0 H: 1 E: 0 K: 1 S: 11	H: 1 LOB: 1 BB: 1 P: 16	R: 0 H: 0 E: 0 K: 0 S: 8	H: 0 LOB: 0 BB: 0 P: 13	R: 0 H: 0 E: 0 K: 1 S: 12	H: 0 LOB: 0 BB: 0 P: 17	R: 1 H: 1 E: 0 K: 2 S: 12	H: 1 LOB: 0 BB: 0 P: 16	R: 0 H: 0 E: 0 K: 2 S: 9	H: 0 LOB: 0 BB: 0 P: 12	R: 2 H: 3 E: 1 K: 0 S: 13	H: 3 LOB: 2 BB: 1 P: 24	R: 0 H: 0 E: 0 K: 0 S: 5	H: 0 LOB: 0 BB: 1 P: 10	R: 0 H: 0 E: 0 K: 2 S: 9	H: 0 LOB: 0 BB: 0 P: 12	1B: 2 2B: 2 3B: 0 HR: 1	SF: 0 SAC: 0 DP: 1 HBP: 0	WP: 0 PB: 0 SB: 0 CS: 1	PA: 33
<b>PITCHER</b>	IP WLS BF H R ER SO BB IBB HBP BLK WP HR S P ERA WHIP	IP WLS BF H R ER SO BB IBB HBP BLK WP HR S P ERA WHIP	IP WLS BF H R ER SO BB IBB HBP BLK WP HR S P ERA WHIP	IP WLS BF H R ER SO BB IBB HBP BLK WP HR S P ERA WHIP	IP WLS BF H R ER SO BB IBB HBP BLK WP HR S P ERA WHIP	IP WLS BF H R ER SO BB IBB HBP BLK WP HR S P ERA WHIP	IP WLS BF H R ER SO BB IBB HBP BLK WP HR S P ERA WHIP	IP WLS BF H R ER SO BB IBB HBP BLK WP HR S P ERA WHIP	IP WLS BF H R ER SO BB IBB HBP BLK WP HR S P ERA WHIP	IP WLS BF H R ER SO BB IBB HBP BLK WP HR S P ERA WHIP	IP WLS BF H R ER SO BB IBB HBP BLK WP HR S P ERA WHIP	IP WLS BF H R ER SO BB IBB HBP BLK WP HR S P ERA WHIP	IP WLS BF H R ER SO BB IBB HBP BLK WP HR S P ERA WHIP	IP WLS BF H R ER SO BB IBB HBP BLK WP HR S P ERA WHIP	IP WLS BF H R ER SO BB IBB HBP BLK WP HR S P ERA WHIP	IP WLS BF H R ER SO BB IBB HBP BLK WP HR S P ERA WHIP	IP WLS BF H R ER SO BB IBB HBP BLK WP HR S P ERA WHIP					
35 Justin Verlander, R ERA: 2.3	7.0	W	27	5	3	3	8	2	0	0	0	0	0	0	0	0	0	72	100	3.86	1.000	
53 Joaquin Benoit, R ERA: 4.39	1.0	H	3	0	0	0	0	1	0	0	0	0	0	0	0	0	0	5	10	0.00	1.000	
46 Jose Valverde, R ERA: 2.92	1.0	S	3	0	0	0	2	0	0	0	0	0	0	0	0	0	0	9	12	0.00	0.000	

Detroit Tigers @ Kansas City Royals  
Kauffman Stadium, Kansas City, MO  
Sat Aug 06 2011, 6:15 PM - 9:10 PM CDT  
Att: 25,818 - Clear - 92 F

AB	30
R	3
H	5
RBI	2
BB	3
SO	10
LOB	7










Batter	1	2	3	4	5	6	7	8	9	10	11	12	13	14	AB	R	H	RBI	BB	SO	LOB	TOP					
14 Austin Jackson, R OBP: 0.310, SLG: 0.355															6	0	0	1	0	2	2						
26 Brennan Boesch, L OBP: 0.344, SLG: 0.465															5	0	0	0	1	2	1						
12 Andy Dirks, L OBP: 0.307, SLG: 0.425															6	0	2	0	0	1	1						
24 Miguel Cabrera, R OBP: 0.424, SLG: 0.553															6	0	2	0	0	2	2						
41 Victor Martinez, S OBP: 0.375, SLG: 0.443															4	0	2	0	0	0	2						
25 Ryan Raburn, R OBP: 0.264, SLG: 0.383															2	0	0	0	0	1	2						
27 Jonny Peralta, R OBP: 0.356, SLG: 0.512															5	1	1	0	1	2	4						
9 Carlos Guillen, S OBP: 0.238, SLG: 0.333															6	1	1	0	0	1	5						
13 Alex Avila, L OBP: 0.375, SLG: 0.492															4	0	1	0	2	2	1						
32 Don Kelly, L OBP: 0.293, SLG: 0.341															2	0	1	1	0	0	2						
39 Ramon Santiago, S (7, PH) OBP: 0.291, SLG: 0.315															4	0	0	0	0	0	4						
<b>Inning Stats</b>	R: 0 E: 0 K: 1 S: 12	H: 2 LOB: 0 BB: 0 P: 16	R: 2 E: 0 K: 1 S: 10	H: 2 LOB: 1 BB: 1 P: 21	R: 0 E: 0 K: 0 S: 7	H: 0 LOB: 0 BB: 0 P: 9	R: 0 E: 0 K: 1 S: 8	H: 0 LOB: 0 BB: 0 P: 13	R: 0 E: 0 K: 2 S: 15	H: 1 LOB: 0 BB: 0 P: 22	R: 0 E: 0 K: 2 S: 18	H: 0 LOB: 0 BB: 0 P: 25	R: 0 E: 0 K: 0 S: 3	H: 1 LOB: 0 BB: 0 P: 5	R: 0 E: 0 K: 2 S: 7	H: 0 LOB: 0 BB: 0 P: 11	R: 0 E: 0 K: 1 S: 18	H: 1 LOB: 1 BB: 0 P: 16	R: 0 E: 0 K: 1 S: 11	H: 0 LOB: 0 BB: 1 P: 18	R: 0 E: 0 K: 0 S: 5	H: 0 LOB: 1 BB: 1 P: 11	1B: 10 SF: 0 2B: 2 3B: 0 HR: 0	SF: 0 SAC: 0 DP: 2 HBP: 0	WP: 0 PB: 0 SB: 0 CS: 1	PA: 54	
<b>PITCHER</b>	IP 2.0	WLS 11	BF 11	H 4	R 2	ER 2	SO 2	BB 1	IBB 0	HBP 0	BLK 0	WP 0	HR 0	S 22	P 37	ERA 0.000	WHIP 2.500										
63 Justin Masterson, R ERA: 2.71	(1, 1)																										
37 Chad Durbin, R ERA: 5.87	(3, 1)																										
53 Rafael Perez, L ERA: 2.79	(6, 1)																										
49 Tony Sipp, L ERA: 2.79	(7, 1)																										
52 Vinnie Pestano, R ERA: 2.86	(8, 1)																										
<b>PITCHER</b>	IP 1.0	WLS 3	BF 7	H 0	R 0	ER 0	SO 1	BB 0	IBB 0	HBP 0	BLK 0	WP 0	HR 0	S 10	P 13	ERA 0.000	WHIP 0.000										
54 Chris Perez, R ERA: 3.46	(10, 1)																										
38 Joe Smith, R ERA: 1.76	(11, 1)																										
56 Frank Herrmann, R ERA: 4.54	(13, 1)																										

Detroit Tigers @ Cleveland Indians  
Progressive Field, Cleveland, OH  
Tue Aug 09 2011, 7:07 PM - 1:52 AM EDT  
Att: 25,317 - Partly Cloudy - 80 F


AB 50  
R 10  
H 12  
RBI 2  
BB 4  
SO 13  
LOB 26



Batter	1	2	3	4	5	6	7	8	9	10	11	12	13	14	AB	R	H	RBI	BB	SO	LOB	BOTTOM					
23 Michael Brantley, L OBP: 0.332, SLG: 0.550															5	0	0	0	0	2	1						
22 Jason Kipnis, L OBP: 0.306, SLG: 0.554															6	1	1	0	0	3	1						
13 Adrobal Cabrera, S OBP: 0.348, SLG: 0.455															4	2	2	1	2	0	0						
48 Travis Hafner, L OBP: 0.375, SLG: 0.473															6	0	2	0	0	2	3						
26 Austin Kearns, R (14, PR) OBP: 0.352, SLG: 0.527															0	0	0	0	0	0	0						
41 Carlos Santana, S OBP: 0.353, SLG: 0.435															3	0	0	1	2	0	1						
1 Kosuke Fukudome, L OBP: 0.358, SLG: 0.358															5	0	0	1	0	4	2						
7 Matt LaPorta, R OBP: 0.296, SLG: 0.412															5	0	1	0	0	2	1						
8 Lonnie Chisenhall, L OBP: 0.376, SLG: 0.389															2	0	0	0	0	0	1						
16 Jason Donald, R OBP: 0.288, SLG: 0.308															3	0	1	0	0	0	0						
12 Ezequiel Carrera, L OBP: 0.291, SLG: 0.274															4	0	0	0	1	0	1						
<b>Inning Stats</b>	R: 2 E: 0 K: 0 S: 15	H: 3 LOB: 1 BB: 0 P: 22	R: 0 E: 0 K: 0 S: 11	H: 1 LOB: 0 BB: 0 P: 17	R: 0 E: 0 K: 0 S: 9	H: 0 LOB: 0 BB: 0 P: 12	R: 0 E: 0 K: 0 S: 8	H: 0 LOB: 0 BB: 0 P: 9	R: 0 E: 0 K: 3 S: 14	H: 0 LOB: 1 BB: 1 P: 22	R: 0 E: 0 K: 3 S: 14	H: 0 LOB: 0 BB: 0 P: 17	R: 0 E: 0 K: 1 S: 9	H: 1 LOB: 1 BB: 2 P: 15	R: 0 E: 0 K: 2 S: 9	H: 0 LOB: 0 BB: 0 P: 17	R: 0 E: 0 K: 1 S: 11	H: 0 LOB: 0 BB: 1 P: 18	R: 1 E: 0 K: 1 S: 7	H: 1 LOB: 3 BB: 2 P: 18	1B: 5 SF: 1 2B: 2 3B: 0 HR: 0	SF: 1 SAC: 1 DP: 1 HBP: 1	WP: 0 PB: 0 SB: 0 CS: 1	PA: 51			
<b>PITCHER</b>	IP 2.0	WLS 9	BF 4	H 2	R 2	ER 2	SO 0	BB 0	IBB 0	HBP 0	BLK 0	WP 0	HR 0	S 26	P 39	ERA 9.000	WHIP 2.000										
58 Doug Fister, R ERA: 3.37	(1, 1)																										
64 Duane Below, L ERA: 2.65	(3, 1)																										
55 Daniel Schiereth, L ERA: 3.04	(7, 1)																										
40 Phil Coke, L ERA: 4.70	(9, 1)																										
62 AJ Albuquerque, R ERA: 2.19	(10, 1)																										
<b>PITCHER</b>	IP 2.0	WLS 6	BF 5	H 1	R 0	ER 0	SO 2	BB 0	IBB 0	HBP 0	BLK 0	WP 0	HR 0	S 10	P 22	ERA 0.000	WHIP 0.000										
53 Joaquin Benoit, R ERA: 4.19	(12, 1)																										
34 David Pauley, R ERA: 2.25	(14, 1)																										

Detroit Tigers @ Cleveland Indians  
Progressive Field, Cleveland, OH  
Tue Aug 09 2011, 7:07 PM - 1:52 AM EDT  
Att: 25,317 - Partly Cloudy - 80 F

AB 43  
R 3  
H 7  
RBI 3  
BB 5  
SO 13  
LOB 11






Batter	1	2	3	4	5	6	7	8	9	AB	R	H	RBI	BB	SO	LOB	TOP		
12 Andy Dirks, L (1, 8) OBP: 0.299, SLG: 0.414										4	0	0	0	0	1	2			
26 Brennan Boesch, L (1, 7) OBP: 0.343, SLG: 0.466										1	0	0	0	0	1	0			
32 Don Kelly, L (2, 7) OBP: 0.285, SLG: 0.335										3	0	0	0	0	1	2			
30 Magglio Ordonez, R (1, 9) OBP: 0.288, SLG: 0.300										4	0	0	0	0	1	0			
24 Miguel Cabrera, R (1, 3) OBP: 0.422, SLG: 0.552										4	0	1	0	0	0	0			
41 Victor Martinez, S (1, 10) OBP: 0.372, SLG: 0.438										4	1	0	0	0	0	1			
25 Ryan Raburn, R (1, 4) OBP: 0.264, SLG: 0.388										4	1	1	1	0	1	1			
13 Alex Avila, L (1, 2) OBP: 0.376, SLG: 0.491										3	1	1	0	1	1	1			
20 Wilson Betemit, S (1, 5) OBP: 0.346, SLG: 0.416										3	0	2	2	0	0	0			
39 Ramon Santiago, S (1, 6) OBP: 0.286, SLG: 0.309										3	0	0	0	0	0	3			
<b>Inning Stats</b>	R: 0 E: 0 K: 2 S: 11	H: 0 LOB: 0 BB: 0 P: 16	R: 0 E: 0 K: 1 S: 7	H: 0 LOB: 0 BB: 0 P: 11	R: 0 E: 0 K: 0 S: 9	H: 2 LOB: 2 BB: 0 P: 16	R: 3 E: 0 K: 0 S: 14	H: 2 LOB: 1 BB: 0 P: 22	R: 0 E: 0 K: 1 S: 11	H: 0 LOB: 1 BB: 0 P: 17	R: 0 E: 0 K: 0 S: 8	H: 0 LOB: 0 BB: 0 P: 13	R: 0 E: 0 K: 2 S: 8	H: 0 LOB: 0 BB: 0 P: 13	R: 0 E: 0 K: 0 S: 6	H: 0 LOB: 0 BB: 0 P: 9	1B: 2 2B: 2 3B: 1 HR: 0	SF: 0 SAC: 0 DP: 0 HBP: 0	WP: 0 PA: 34 PB: 0 SB: 0 CS: 0
<b>PITCHER</b>	IP WLS BF H R ER SO BB IBB HBP BLK WP HR S P ERA WHIP																		
30 Ubaldo Jiménez, R (1, 1) ERA: 4.37	8.0	W	31	5	3	0	6	1	0	0	0	0	0	0	0	0	0.00	0.750	
56 Frank Herrmann, R (9, 1) ERA: 4.42	1.0		3	0	0	0	0	0	0	0	0	0	0	0	6	9	0.00	0.000	

**Detroit Tigers @ Cleveland Indians**  
**Progressive Field, Cleveland, OH**  
 Wed Aug 10 2011, 7:08 PM - 9:44 PM EDT  
 Att: 23,258 - Partly Cloudy - 76 F


**AB 33**  
**R 3**  
**H 5**  
**RBI 3**  
**BB 1**  
**SO 6**  
**LOB 10**



Batter	1	2	3	4	5	6	7	8	9	AB	R	H	RBI	BB	SO	LOB	BOTTOM		
12 Ezequiel Carrera, L (1, 8) OBP: 0.286, SLG: 0.282										5	1	1	1	0	1	1			
22 Jason Kipnis, L (1, 4) OBP: 0.356, SLG: 0.656										5	4	5	3	0	0	0			
13 Asdrúbal Cabrera, S (1, 6) OBP: 0.349, SLG: 0.467										3	1	1	0	0	0	2			
16 Jason Donald, R (7, 6) OBP: 0.267, SLG: 0.286										1	0	0	0	0	0	1			
48 Travis Hafner, L (1, 10) OBP: 0.378, SLG: 0.474										4	0	2	1	0	1	1			
7 Matt LaPorta, R (8, PH) OBP: 0.295, SLG: 0.411										1	0	0	0	0	1	0			
41 Carlos Santana, S (1, 3) OBP: 0.354, SLG: 0.437										5	2	2	1	0	1	1			
1 Kosuke Fukudome, L (1, 9) OBP: 0.361, SLG: 0.367										5	0	3	1	0	0	2			
47 Shelley Duncan, R (1, 7) OBP: 0.289, SLG: 0.429										4	0	1	1	0	0	2			
26 Austin Kearns, R (7, 7) OBP: 0.302, SLG: 0.287										0	0	0	0	0	0	0			
8 Lonnie Chisenhall, L (1, 5) OBP: 0.284, SLG: 0.404										4	1	2	0	0	1	3			
6 Lou Marson, R (1, 2) OBP: 0.278, SLG: 0.319										4	1	1	0	0	0	1			
<b>Inning Stats</b>	R: 1 E: 0 K: 1 S: 15	H: 3 LOB: 2 BB: 0 P: 21	R: 3 E: 0 K: 0 S: 13	H: 3 LOB: 1 BB: 0 P: 23	R: 0 E: 0 K: 1 S: 7	H: 1 LOB: 1 BB: 0 P: 8	R: 4 E: 1 K: 1 S: 16	H: 5 LOB: 1 BB: 0 P: 26	R: 0 E: 0 K: 0 S: 9	H: 1 LOB: 0 BB: 0 P: 15	R: 2 E: 0 K: 1 S: 16	H: 4 LOB: 2 BB: 0 P: 25	R: 0 E: 0 K: 0 S: 8	H: 1 LOB: 1 BB: 0 P: 9	R: 0 E: 0 K: 1 S: 7	H: 0 LOB: 0 BB: 0 P: 11	1B: 10 2B: 7 3B: 0 HR: 1	SF: 0 SAC: 0 DP: 0 HBP: 1	WP: 1 PA: 42 PB: 0 SB: 0 CS: 0
<b>PITCHER</b>	IP WLS BF H R ER SO BB IBB HBP BLK WP HR S P ERA WHIP																		
21 Rick Porcello, R (1, 1) ERA: 4.83	3.2	L	23	11	8	8	3	0	0	1	0	0	0	0	0	0	19.64	3.000	
34 David Pauley, R (4, 1) ERA: 2.45	2.2		13	6	2	2	1	0	0	0	0	0	0	0	34	52	6.75	2.250	
55 Daniel Schlereth, L (7, 1) ERA: 3.74	1.2		6	1	0	0	1	0	0	0	0	0	0	0	12	16	0.00	0.600	

**Detroit Tigers @ Cleveland Indians**  
**Progressive Field, Cleveland, OH**  
 Wed Aug 10 2011, 7:08 PM - 9:44 PM EDT  
 Att: 23,258 - Partly Cloudy - 76 F

**AB 41**  
**R 10**  
**H 18**  
**RBI 8**  
**BB 0**  
**SO 5**  
**LOB 14**













Batter	1	2	3	4	5	6	7	8	9	AB	R	H	RBI	BB	SO	LOB	TOP					
14 Austin Jackson, R OBP: 0.306, SLG: 0.355	F8		G5-3			G6-3	F9		P3	5	0	0	0	0	0	0						
12 Andy Dirks, L OBP: 0.316, SLG: 0.434	P3					G6-3	G4-3		G3	5	1	1	0	0	0	0						
30 Magglio Ordonez, R OBP: 0.285, SLG: 0.301	F8					G6-3				4	1	2	0	0	0	1						
32 Don Kelly, L OBP: 0.289, SLG: 0.335	F8					G6-3				0	0	0	0	0	0	0						
24 Miguel Cabrera, R OBP: 0.423, SLG: 0.558						SF9				2	1	1	3	1	1	1						
41 Victor Martinez, S OBP: 0.372, SLG: 0.433										3	1	2	0	1	0	0						
27 Jhonny Peralta, R OBP: 0.352, SLG: 0.503										4	1	1	0	0	0	3						
13 Alex Avila, L OBP: 0.379, SLG: 0.492										3	1	1	1	1	1	1						
25 Ryan Raburn, R OBP: 0.264, SLG: 0.384										4	0	1	2	0	0	1						
39 Ramon Santiago, S OBP: 0.286, SLG: 0.359										0	0	0	0	0	0	0						
20 Wilson Betemit, S OBP: 0.349, SLG: 0.428										4	0	0	0	0	1	1						
<b>Inning Stats</b>	R: 0 E: 0 K: 0 S: 3	H: 0 LOB: 0 BB: 0 P: 6	R: 0 E: 0 K: 0 S: 8	H: 1 LOB: 1 BB: 1 P: 16	R: 0 E: 0 K: 0 S: 7	H: 0 LOB: 0 BB: 0 P: 11	R: 1 E: 0 K: 0 S: 8	H: 1 LOB: 1 BB: 0 P: 14	R: 0 E: 0 K: 1 S: 8	H: 0 LOB: 0 BB: 0 P: 11	R: 5 E: 0 K: 0 S: 16	H: 6 LOB: 1 BB: 0 P: 28	R: 0 E: 0 K: 1 S: 15	H: 1 LOB: 1 BB: 0 P: 20	R: 0 E: 0 K: 0 S: 14	H: 0 LOB: 1 BB: 1 P: 24	R: 0 E: 0 K: 1 S: 7	H: 0 LOB: 0 BB: 0 P: 12	1B: 5 2B: 3 HR: 1	SF: 1 SAC: 0 DP: 1 HBP: 0	WP: 0 PB: 0 SB: 0 CS: 0	PA: 38
<b>PITCHER</b>	IP WLS BF H R ER SO BB IBB HBP BLK WP HR S P ERA WHIP																					
46 Jeremy Guthrie, R ERA: 4.35	(1, 1) 5.2 L 26 8 6 6 1 2 0 0 0 0 0 1 48 83 9.53 1.765																					
36 Chris Jakubauskas, L ERA: 5.25	(6, 1) 2.1 9 1 0 0 1 1 0 0 0 0 0 0 31 47 0.00 0.857																					
51 Michael Gonzalez, L ERA: 4.95	(9, 1) 1.0 3 0 0 0 1 0 0 0 0 0 0 0 7 12 0.00 0.000																					

Detroit Tigers @ Baltimore Orioles  
Oriole Park at Camden Yards, Baltimore, MD

AB 34  
R 6  
H 9  
RBI 6  
BB 3  
SO 3  
LOB 8



Sat Aug 13 2011, 7:13 PM - 10:00 PM EDT  
Att. 24,114 - Rain - 75 F

Batter	1	2	3	4	5	6	7	8	9	AB	R	H	RBI	BB	SO	LOB	BOTTOM					
18 Felix Pie, L OBP: 0.265, SLG: 0.286	F7					F8				4	0	0	0	0	2	2						
2 J.J. Hardy, R OBP: 0.316, SLG: 0.527	K					K				4	0	0	0	0	3	2						
21 Nick Markakis, L OBP: 0.333, SLG: 0.391	K					G4-3				4	0	0	0	0	1	0						
10 Adam Jones, R OBP: 0.327, SLG: 0.488										4	1	1	0	0	2	0						
27 Vladimir Guerrero, R OBP: 0.311, SLG: 0.393										4	1	2	2	0	1	0						
32 Matt Wieters, S OBP: 0.314, SLG: 0.391										4	1	1	0	0	0	1						
19 Chris Davis, L OBP: 0.280, SLG: 0.384										4	1	2	0	0	1	1						
14 Nolan Reimold, R OBP: 0.300, SLG: 0.401										0	0	0	0	0	0	0						
50 Josh Bell, S OBP: 0.172, SLG: 0.143										3	0	0	0	0	2	3						
12 Mark Reynolds, R OBP: 0.316, SLG: 0.462										1	0	0	0	0	1	1						
28 Blake Davis, L OBP: 0.339, SLG: 0.411										4	1	2	3	0	0	1						
<b>Inning Stats</b>	R: 0 E: 0 K: 2 S: 9	H: 4 LOB: 0 BB: 0 P: 13	R: 5 E: 1 K: 1 S: 10	H: 4 LOB: 0 BB: 0 P: 44	R: 0 E: 0 K: 1 S: 10	H: 1 LOB: 1 BB: 0 P: 13	R: 0 E: 0 K: 2 S: 8	H: 0 LOB: 0 BB: 0 P: 10	R: 0 E: 0 K: 1 S: 9	H: 0 LOB: 0 BB: 0 P: 12	R: 0 E: 0 K: 0 S: 5	H: 0 LOB: 0 BB: 0 P: 6	R: 0 E: 0 K: 3 S: 16	H: 2 LOB: 2 BB: 0 P: 22	R: 0 E: 0 K: 2 S: 9	H: 0 LOB: 0 BB: 0 P: 14	R: 0 E: 0 K: 1 S: 10	H: 1 LOB: 1 BB: 0 P: 15	1B: 6 2B: 0 3B: 0 HR: 2	SF: 0 SAC: 0 DP: 0 HBP: 0	WP: 0 PB: 0 SB: 0 CS: 0	PA: 36
<b>PITCHER</b>	IP WLS BF H R ER SO BB IBB HBP BLK WP HR S P ERA WHIP																					
37 Max Scherzer, R ERA: 4.37	(1, 1) 7.0 W 29 7 5 4 10 0 0 0 0 0 0 2 81 120 5.14 1.000																					
40 Phil Coke, L ERA: 4.63	(8, 1) 1.0 H 3 0 0 0 2 0 0 0 0 0 0 9 14 0.00 0.000																					
46 Jose Valverde, R ERA: 2.75	(9, 1) 1.0 S 4 1 0 0 1 0 0 0 0 0 0 10 15 0.00 1.000																					

Detroit Tigers @ Baltimore Orioles  
Oriole Park at Camden Yards, Baltimore, MD

AB 36  
R 5  
H 8  
RBI 5  
BB 0  
SO 13  
LOB 11



Sat Aug 13 2011, 7:13 PM - 10:00 PM EDT  
Att. 24,114 - Rain - 75 F



Batter	1	2	3	4	5	6	7	8	9	AB	R	H	RBI	BB	SO	LOB	TOP		
14 Austin Jackson, R OBP: 0.309, SLG: 0.357										5	0	3	1	0	0	0			
12 Andy Dirks, L OBP: 0.308, SLG: 0.421										5	0	0	0	0	1	5			
30 Magglio Ordonez, R OBP: 0.295, SLG: 0.295										5	0	0	1	0	0	4			
24 Miguel Cabrera, R OBP: 0.423, SLG: 0.555										4	0	1	0	1	1	2			
41 Victor Martinez, S OBP: 0.374, SLG: 0.434										4	0	2	0	0	1	0			
28 Will Rhymes, L OBP: 0.321, SLG: 0.235										0	1	0	0	0	0	0			
26 Brennan Doesch, L OBP: 0.342, SLG: 0.467										1	0	0	0	0	0	3			
27 Jhonny Peralta, R OBP: 0.354, SLG: 0.501										3	1	1	0	1	0	3			
25 Ryan Raburn, R OBP: 0.267, SLG: 0.386										4	1	2	0	0	1	3			
13 Alex Avila, L OBP: 0.380, SLG: 0.489										2	1	0	1	2	2	4			
39 Ramon Santiago, S OBP: 0.291, SLG: 0.329										3	1	1	2	1	1	3			
<b>Inning Stats</b>	R: 0 E: 0 K: 0 S: 9	H: 1 LOB: 0 BB: 0 P: 14	R: 0 E: 0 K: 2 S: 11	H: 2 LOB: 2 BB: 0 P: 20	R: 1 E: 0 K: 0 S: 8	H: 1 LOB: 0 BB: 0 P: 13	R: 0 E: 0 K: 1 S: 13	H: 0 LOB: 1 BB: 1 P: 23	R: 0 E: 0 K: 1 S: 6	H: 0 LOB: 0 BB: 0 P: 10	R: 0 E: 1 K: 2 S: 12	H: 1 LOB: 2 BB: 0 P: 15	R: 0 E: 1 K: 0 S: 7	H: 1 LOB: 1 BB: 0 P: 10	R: 4 E: 0 K: 1 S: 15	H: 4 LOB: 3 BB: 3 P: 33	1B: 9 2B: 0 3B: 0 HR: 1	SF: 0 SAC: 0 DP: 3 HBP: 0	WP: 0 PA: 41 PB: 0 SB: 0 CS: 0
<b>PITCHER</b>	IP WLS BF H R ER SO BB IBB HBP BLK WP HR S P ERA WHIP	IP WLS BF H R ER SO BB IBB HBP BLK WP HR S P ERA WHIP	IP WLS BF H R ER SO BB IBB HBP BLK WP HR S P ERA WHIP	IP WLS BF H R ER SO BB IBB HBP BLK WP HR S P ERA WHIP	IP WLS BF H R ER SO BB IBB HBP BLK WP HR S P ERA WHIP	IP WLS BF H R ER SO BB IBB HBP BLK WP HR S P ERA WHIP	IP WLS BF H R ER SO BB IBB HBP BLK WP HR S P ERA WHIP	IP WLS BF H R ER SO BB IBB HBP BLK WP HR S P ERA WHIP	IP WLS BF H R ER SO BB IBB HBP BLK WP HR S P ERA WHIP	IP WLS BF H R ER SO BB IBB HBP BLK WP HR S P ERA WHIP	IP WLS BF H R ER SO BB IBB HBP BLK WP HR S P ERA WHIP	IP WLS BF H R ER SO BB IBB HBP BLK WP HR S P ERA WHIP	IP WLS BF H R ER SO BB IBB HBP BLK WP HR S P ERA WHIP	IP WLS BF H R ER SO BB IBB HBP BLK WP HR S P ERA WHIP	IP WLS BF H R ER SO BB IBB HBP BLK WP HR S P ERA WHIP	IP WLS BF H R ER SO BB IBB HBP BLK WP HR S P ERA WHIP	IP WLS BF H R ER SO BB IBB HBP BLK WP HR S P ERA WHIP	IP WLS BF H R ER SO BB IBB HBP BLK WP HR S P ERA WHIP	
45 Jo-Jo Reyes, L ERA: 5.3	6.0	W	22	4	1	1	4	2	0	0	0	0	0	0	0	0	1.50	1.000	
50 Willie Eyre, R ERA:	2.0		9	2	0	0	2	0	0	0	0	0	0	0	0	0	0.00	1.000	
63 Kevin Gregg, R ERA: 4.2	0.0		6	4	4	0	0	2	0	0	0	0	0	0	0	∞	∞	∞	
43 Jim Johnson, R ERA: 2.97	1.0	S	4	0	0	0	1	0	1	0	0	0	0	0	0	0.00	0.000		

**Detroit Tigers @ Baltimore Orioles**  
 Oriole Park at Camden Yards, Baltimore, MD  
 Sun Aug 14 2011, 1:39 PM - 4:15 PM EDT  
 Att: 18,348 - Cloudy - 76 F

AB	36
R	5
H	10
RBI	5
BB	5
SO	7
LOB	27




Batter	1	2	3	4	5	6	7	8	9	AB	R	H	RBI	BB	SO	LOB	BOTTOM		
14 Nolan Reimold, R OBP: 0.315, SLG: 0.425										4	3	3	0	1	0	2			
2 J.J. Hardy, R OBP: 0.314, SLG: 0.520										5	0	0	0	0	1	7			
21 Nick Markakis, L OBP: 0.335, SLG: 0.400										5	2	3	4	0	1	1			
10 Adam Jones, R OBP: 0.333, SLG: 0.491										3	1	3	1	0	0	0			
27 Vladimir Guerrero, R OBP: 0.311, SLG: 0.392										4	0	1	2	0	0	4			
12 Mark Reynolds, R OBP: 0.315, SLG: 0.457											4	0	0	0	0	2	1		
19 Chris Davis, L OBP: 0.279, SLG: 0.379											4	1	1	0	0	3	1		
15 Craig Tatum, R OBP: 0.321, SLG: 0.314										4	1	2	0	0	0	0			
11 Robert Andino, R OBP: 0.332, SLG: 0.324										4	0	1	1	0	0	2			
<b>Inning Stats</b>	R: 2 E: 0 K: 0 S: 12	H: 2 LOB: 0 BB: 0 P: 19	R: 1 E: 0 K: 1 S: 16	H: 3 LOB: 0 BB: 0 P: 19	R: 0 E: 0 K: 1 S: 9	H: 1 LOB: 0 BB: 0 P: 12	R: 0 E: 0 K: 1 S: 10	H: 1 LOB: 1 BB: 0 P: 15	R: 3 E: 0 K: 1 S: 12	H: 4 LOB: 1 BB: 0 P: 19	R: 2 E: 1 K: 1 S: 18	H: 2 LOB: 2 BB: 1 P: 24	R: 0 E: 0 K: 2 S: 8	H: 0 LOB: 0 BB: 0 P: 15	R: 0 E: 0 K: 0 S: 7	H: 1 LOB: 1 BB: 0 P: 12	1B: 10 2B: 3 3B: 0 HR: 1	SF: 0 SAC: 0 DP: 2 HBP: 1	WP: 0 PA: 39 PB: 0 SB: 1 CS: 0
<b>PITCHER</b>	IP WLS BF H R ER SO BB IBB HBP BLK WP HR S P ERA WHIP	IP WLS BF H R ER SO BB IBB HBP BLK WP HR S P ERA WHIP	IP WLS BF H R ER SO BB IBB HBP BLK WP HR S P ERA WHIP	IP WLS BF H R ER SO BB IBB HBP BLK WP HR S P ERA WHIP	IP WLS BF H R ER SO BB IBB HBP BLK WP HR S P ERA WHIP	IP WLS BF H R ER SO BB IBB HBP BLK WP HR S P ERA WHIP	IP WLS BF H R ER SO BB IBB HBP BLK WP HR S P ERA WHIP	IP WLS BF H R ER SO BB IBB HBP BLK WP HR S P ERA WHIP	IP WLS BF H R ER SO BB IBB HBP BLK WP HR S P ERA WHIP	IP WLS BF H R ER SO BB IBB HBP BLK WP HR S P ERA WHIP	IP WLS BF H R ER SO BB IBB HBP BLK WP HR S P ERA WHIP	IP WLS BF H R ER SO BB IBB HBP BLK WP HR S P ERA WHIP	IP WLS BF H R ER SO BB IBB HBP BLK WP HR S P ERA WHIP	IP WLS BF H R ER SO BB IBB HBP BLK WP HR S P ERA WHIP	IP WLS BF H R ER SO BB IBB HBP BLK WP HR S P ERA WHIP	IP WLS BF H R ER SO BB IBB HBP BLK WP HR S P ERA WHIP	IP WLS BF H R ER SO BB IBB HBP BLK WP HR S P ERA WHIP	IP WLS BF H R ER SO BB IBB HBP BLK WP HR S P ERA WHIP	
58 Doug Fister, R ERA: 3.99	5.2	L	30	12	8	6	5	1	0	0	0	0	0	0	0	0	9.53	2.294	
34 David Pauley, R ERA: 2.4	1.1		5	1	0	0	2	0	0	0	0	0	0	0	0	0	0.00	0.750	
45 Ryan Perry, R ERA: 6.56	1.0		4	1	0	0	0	0	0	0	0	0	0	0	0	0.00	1.000		


**Detroit Tigers @ Baltimore Orioles**  
 Oriole Park at Camden Yards, Baltimore, MD  
 Sun Aug 14 2011, 1:39 PM - 4:15 PM EDT  
 Att: 18,348 - Cloudy - 76 F

AB	37
R	8
H	14
RBI	8
BB	1
SO	7
LOB	18





Batter	1	2	3	4	5	6	7	8	9	AB	R	H	RBI	BB	SO	LOB	TOP					
11 Ben Revere, L OBP: 0.296, SLG: 0.294	1-1 SH5-3 24 S 1B		0-0 FC4-6 24 2B	3-1 G3		2-1 3B		1-0 G4-3		5	1	2	2	0	0	4	<p>Minnesota Twins @ Detroit Tigers Comerica Park, Detroit, MI Mon Aug 15 2011, 7:07 PM - 9:56 PM EDT Att: 36,211 - Partly Cloudy - 81 F</p> 					
24 Trevor Plouffe, R OBP: 0.293, SLG: 0.385	0-1 SH5-3		1-0 2B		3-2 L7		4-2 BB	1-3 K		3	2	1	1	1	1	1						
7 Joe Mauer, L OBP: 0.343, SLG: 0.335	1-1 G5-3		1-1 F7		2-2 G4-3		0-3 K		2-3 K	5	0	0	0	0	2	3						
33 Justin Morneau, L OBP: 0.279, SLG: 0.338	2-1 G1-3		0-0 2B		2-3 K		4-2 BB	1-1 G3-1		4	1	1	1	1	1	1						
16 Jason Kubel, L OBP: 0.311, SLG: 0.473		1-2 G4-1	3-2 F9		2-2 1B		3-3 K	1-3 K		5	1	1	0	0	2	3						
25 Jim Thome, L OBP: 0.359, SLG: 0.497	0-0 L5		0-1 1B		0-0 HR		2-1 HR			4	2	3	5	0	0	0						
22 Danny Valencia, R OBP: 0.289, SLG: 0.379	3-2 P4		1-2 1B		4-2 BB		2-1 F8			3	1	0	0	1	0	1						
20 Matt Tolbert, S OBP: 0.266, SLG: 0.295			0-0 1B		1-1 G6-3		1-2 2B			4	1	3	0	0	0	1						
1 Tsuyoshi Nishioka, S OBP: 0.265, SLG: 0.249	1-0 1B		0-3 K		0-0 F8		0-1 SH1-4			3	0	0	0	0	1	4						
<b>Inning Stats</b>	R: 0 H: 1 E: 0 K: 0 S: 8	H: 1 LOB: 1 BB: 0 P: 12	R: 0 H: 0 E: 0 K: 0 S: 7	H: 0 LOB: 0 BB: 0 P: 11	R: 3 H: 3 E: 2 K: 0 S: 10	H: 3 LOB: 1 BB: 0 P: 16	R: 0 H: 2 E: 0 K: 1 S: 13	H: 2 LOB: 2 BB: 0 P: 18	R: 0 H: 0 E: 0 K: 1 S: 11	H: 0 LOB: 0 BB: 0 P: 18	R: 3 H: 3 E: 0 K: 0 S: 11	H: 3 LOB: 1 BB: 1 P: 20	R: 3 H: 1 E: 0 K: 2 S: 17	H: 1 LOB: 0 BB: 2 P: 32	R: 0 H: 1 E: 0 K: 1 S: 9	H: 1 LOB: 1 BB: 0 P: 12	R: 0 H: 0 E: 0 K: 2 S: 11	H: 0 LOB: 0 BB: 0 P: 15	1B: 5 2B: 3 3B: 1 HR: 2	SF: 0 SAC: 2 DP: 0 HBP: 0	WP: 1 PB: 0 SB: 2 CS: 0	PA: 41
<b>PITCHER</b>	IP WLS BF H R ER SO BB IBB HBP BLK WP HR S P ERA WHIP	IP WLS BF H R ER SO BB IBB HBP BLK WP HR S P ERA WHIP	IP WLS BF H R ER SO BB IBB HBP BLK WP HR S P ERA WHIP	IP WLS BF H R ER SO BB IBB HBP BLK WP HR S P ERA WHIP	IP WLS BF H R ER SO BB IBB HBP BLK WP HR S P ERA WHIP	IP WLS BF H R ER SO BB IBB HBP BLK WP HR S P ERA WHIP	IP WLS BF H R ER SO BB IBB HBP BLK WP HR S P ERA WHIP	IP WLS BF H R ER SO BB IBB HBP BLK WP HR S P ERA WHIP	IP WLS BF H R ER SO BB IBB HBP BLK WP HR S P ERA WHIP	IP WLS BF H R ER SO BB IBB HBP BLK WP HR S P ERA WHIP	IP WLS BF H R ER SO BB IBB HBP BLK WP HR S P ERA WHIP	IP WLS BF H R ER SO BB IBB HBP BLK WP HR S P ERA WHIP	IP WLS BF H R ER SO BB IBB HBP BLK WP HR S P ERA WHIP	IP WLS BF H R ER SO BB IBB HBP BLK WP HR S P ERA WHIP	IP WLS BF H R ER SO BB IBB HBP BLK WP HR S P ERA WHIP	IP WLS BF H R ER SO BB IBB HBP BLK WP HR S P ERA WHIP	IP WLS BF H R ER SO BB IBB HBP BLK WP HR S P ERA WHIP					
21 Rick Porcello, R ERA: 4.98	6.0	L	28	9	6	4	2	1	0	0	0	0	0	0	0	0	6.00	1.667				
55 Daniel Schereth, L ERA: 4.29	2.0		10	2	3	3	3	2	0	0	0	0	1	1	26	44	13.50	2.000				
40 Phil Coke, L ERA: 4.58	1.0		3	0	0	0	2	0	0	0	0	0	0	0	11	15	0.00	0.000				

Batter	1	2	3	4	5	6	7	8	9	AB	R	H	RBI	BB	SO	LOB	BOTTOM			
14 Austin Jackson, R OBP: 0.306, SLG: 0.353	2-1 G5-3	1-1 F9	2-2 L7		0-1 F9		1-1 G1-3			5	0	0	0	0	0	3	<p>Minnesota Twins @ Detroit Tigers Comerica Park, Detroit, MI Mon Aug 15 2011, 7:07 PM - 9:56 PM EDT Att: 36,211 - Partly Cloudy - 81 F</p> 			
25 Ryan Raburn, R OBP: 0.286, SLG: 0.392	0-1 G5-3		2-3 K		2-2 F8		0-1 HR	0-3 K		5	1	1	1	0	2	0				
21 Delmon Young, R OBP: 0.309, SLG: 0.369	3-1 HR		1-1 P4		0-2 1B		2-2 24 1B HBP	0-3 K		4	1	2	1	0	1	0				
24 Miguel Cabrera, R OBP: 0.425, SLG: 0.555	4-2 BB		0-0 1B		0-0 F9		1-1 1B		0-0 G5-3	4	1	2	0	1	0	1				
41 Victor Martinez, S OBP: 0.372, SLG: 0.440	1-3 K		2-1 HR		3-1 G5-3		0-0 L6			4	1	1	2	0	1	4				
27 Jhonny Peralta, R OBP: 0.350, SLG: 0.496		0-0 P3	3-2 F7		1-0 P4		3-3 K			4	0	0	0	0	1	2				
30 Magglio Ordonez, R OBP: 0.283, SLG: 0.299	0-1 1B		0-0 P6		1-2 G4-3		0-0 K			4	1	2	0	0	0	2				
13 Alex Avila, L OBP: 0.384, SLG: 0.502	1-0 1B		1-1 2B		0-0 K		2-3 K			4	1	3	1	0	1	0				
20 Wilson Betemit, S OBP: 0.344, SLG: 0.423	3-3 K		2-3 K		0-0 SF8		2-3 K			3	0	0	1	0	3	3				
<b>Inning Stats</b>	R: 1 H: 1 E: 0 K: 1 S: 13	H: 2 LOB: 2 BB: 0 P: 14	R: 0 H: 2 E: 1 K: 1 S: 9	H: 2 LOB: 0 BB: 0 P: 14	R: 2 H: 2 E: 0 K: 1 S: 11	H: 2 LOB: 0 BB: 0 P: 19	R: 0 H: 1 E: 0 K: 1 S: 9	H: 1 LOB: 1 BB: 0 P: 14	R: 0 H: 1 E: 0 K: 0 S: 8	H: 2 LOB: 0 BB: 0 P: 10	R: 1 H: 2 E: 0 K: 1 S: 13	H: 2 LOB: 2 BB: 0 P: 19	R: 0 H: 0 E: 0 K: 2 S: 9	H: 0 LOB: 0 BB: 0 P: 14	R: 0 H: 0 E: 0 K: 2 S: 7	H: 0 LOB: 0 BB: 0 P: 7	1B: 6 2B: 1 3B: 1 HR: 3	SF: 1 SAC: 0 DP: 0 HBP: 1	WP: 0 PB: 0 SB: 0 CS: 0	PA: 40
<b>PITCHER</b>	IP WLS BF H R ER SO BB IBB HBP BLK WP HR S P ERA WHIP	IP WLS BF H R ER SO BB IBB HBP BLK WP HR S P ERA WHIP	IP WLS BF H R ER SO BB IBB HBP BLK WP HR S P ERA WHIP	IP WLS BF H R ER SO BB IBB HBP BLK WP HR S P ERA WHIP	IP WLS BF H R ER SO BB IBB HBP BLK WP HR S P ERA WHIP	IP WLS BF H R ER SO BB IBB HBP BLK WP HR S P ERA WHIP	IP WLS BF H R ER SO BB IBB HBP BLK WP HR S P ERA WHIP	IP WLS BF H R ER SO BB IBB HBP BLK WP HR S P ERA WHIP	IP WLS BF H R ER SO BB IBB HBP BLK WP HR S P ERA WHIP	IP WLS BF H R ER SO BB IBB HBP BLK WP HR S P ERA WHIP	IP WLS BF H R ER SO BB IBB HBP BLK WP HR S P ERA WHIP	IP WLS BF H R ER SO BB IBB HBP BLK WP HR S P ERA WHIP	IP WLS BF H R ER SO BB IBB HBP BLK WP HR S P ERA WHIP	IP WLS BF H R ER SO BB IBB HBP BLK WP HR S P ERA WHIP	IP WLS BF H R ER SO BB IBB HBP BLK WP HR S P ERA WHIP	IP WLS BF H R ER SO BB IBB HBP BLK WP HR S P ERA WHIP	IP WLS BF H R ER SO BB IBB HBP BLK WP HR S P ERA WHIP			
47 Francisco Liriano, L ERA: 5.12	6.0	W	28	9	5	5	4	1	0	0	0	0	0	0	0	0	7.50	1.667		
31 Alex Burnett, R ERA: 5.87	0.0		3	2	1	1	0	0	0	0	0	1	0	0	0	0				
15 Glen Perkins, L ERA: 2.2	1.2	H	5	0	0	0	3	0	0	0	0	0	0	0	0	0	0.00	0.000		
55 Matt Capps, R ERA: 4.38	0.1	H	1	0	0	0	0	0	0	0	0	0	0	0	0	0	0.00	0.000		
36 Joe Nathan, R ERA: 4.98	1.0	S	3	0	0	0	2	0	0	0	0	0	0	0	0	0	0.00	0.000		



Batter	1	2	3	4	5	6	7	8	9	AB	R	H	RBI	BB	SO	LOB	TOP					
11 Ben Revere, L (1, 8) OBP: 0.298, SLG: 0.297			G6-3		F7			24 1B		4	1	2	0	0	0	0	<b>Minnesota Twins @ Detroit Tigers</b> Comerica Park, Detroit, MI Tue Aug 16 2011, 7:08 PM - 9:56 PM EDT Att. 40,589 - Clear - 80 F					
24 Trevor Plouffe, R (1, 4) OBP: 0.278, SLG: 0.380			F7		F8			33 1B		4	0	1	0	0	1	1						
7 Joe Mauer, L (1, 10) OBP: 0.349, SLG: 0.339								K		3	0	2	0	1	1	2						
33 Justin Morneau, L (1, 3) OBP: 0.278, SLG: 0.336			P5		G4-3					4	0	1	1	0	1	4						
16 Jason Kubel, L (1, 9) OBP: 0.346, SLG: 0.467					G1-3					4	0	0	0	0	1	5						
22 Danny Valencia, R (1, 5) OBP: 0.286, SLG: 0.380			G1-3		F8					4	0	1	0	0	2	0						
23 Rene Tosoni, L (1, 7) OBP: 0.256, SLG: 0.289			F7		P5					3	0	0	0	1	1	1						
1 Tsuyoshi Nishioka, S (1, 6) OBP: 0.260, SLG: 0.244			G1-3		K					4	0	0	0	0	1	2						
41 Drew Butera, R (1, 2) OBP: 0.208, SLG: 0.256			P4		L3					3	0	0	0	0	1	1						
25 Jim Thome, L (9, PH) OBP: 0.358, SLG: 0.495										1	0	0	0	0	1	1						
<b>Inning Stats</b>	R: 0 E: 0 K: 2 S: 17	H: 1 LOB: 2 BB: 1 P: 29	R: 0 E: 0 K: 0 S: 8	H: 1 LOB: 1 BB: 0 P: 11	R: 0 E: 0 K: 0 S: 12	H: 1 LOB: 1 BB: 0 P: 20	R: 0 E: 0 K: 0 S: 9	H: 0 LOB: 0 BB: 0 P: 12	R: 0 E: 0 K: 1 S: 7	H: 0 LOB: 0 BB: 0 P: 8	R: 0 E: 0 K: 1 S: 8	H: 1 LOB: 1 BB: 0 P: 14	R: 0 E: 0 K: 2 S: 8	H: 0 LOB: 0 BB: 0 P: 10	R: 1 E: 0 K: 2 S: 13	H: 3 LOB: 2 BB: 0 P: 18	R: 0 E: 0 K: 2 S: 9	H: 0 LOB: 1 BB: 1 P: 19	1B: 6 2B: 1 3B: 0 HR: 0	SF: 0 SAC: 0 DP: 0 HBP: 0	WP: 1 PB: 0 SB: 0 CS: 0	PA: 36
<b>PITCHER</b>	IP WLS BF H R ER SO BB IBB HBP BLK WP HR S P ERA WHIP	IP WLS BF H R ER SO BB IBB HBP BLK WP HR S P ERA WHIP	IP WLS BF H R ER SO BB IBB HBP BLK WP HR S P ERA WHIP	IP WLS BF H R ER SO BB IBB HBP BLK WP HR S P ERA WHIP	IP WLS BF H R ER SO BB IBB HBP BLK WP HR S P ERA WHIP	IP WLS BF H R ER SO BB IBB HBP BLK WP HR S P ERA WHIP	IP WLS BF H R ER SO BB IBB HBP BLK WP HR S P ERA WHIP	IP WLS BF H R ER SO BB IBB HBP BLK WP HR S P ERA WHIP	IP WLS BF H R ER SO BB IBB HBP BLK WP HR S P ERA WHIP	IP WLS BF H R ER SO BB IBB HBP BLK WP HR S P ERA WHIP	IP WLS BF H R ER SO BB IBB HBP BLK WP HR S P ERA WHIP	IP WLS BF H R ER SO BB IBB HBP BLK WP HR S P ERA WHIP	IP WLS BF H R ER SO BB IBB HBP BLK WP HR S P ERA WHIP	IP WLS BF H R ER SO BB IBB HBP BLK WP HR S P ERA WHIP	IP WLS BF H R ER SO BB IBB HBP BLK WP HR S P ERA WHIP	IP WLS BF H R ER SO BB IBB HBP BLK WP HR S P ERA WHIP	IP WLS BF H R ER SO BB IBB HBP BLK WP HR S P ERA WHIP					

Batter	1	2	3	4	5	6	7	8	9	AB	R	H	RBI	BB	SO	LOB	BOTTOM			
14 Austin Jackson, R (1, 8) OBP: 0.311, SLG: 0.356			26 2B		26 FC4-6			26 G6-3		3	0	2	0	2	0	0	<b>Minnesota Twins @ Detroit Tigers</b> Comerica Park, Detroit, MI Tue Aug 16 2011, 7:08 PM - 9:56 PM EDT Att. 40,589 - Clear - 80 F			
26 Brennan Boesch, L (1, 9) OBP: 0.341, SLG: 0.466			24 1B		41 1B			24 1B		5	3	1	0	0	4	4				
21 Delmon Young, R (1, 7) OBP: 0.310, SLG: 0.369			24 1B		F8			F7		5	1	2	0	0	4	4				
24 Miguel Cabrera, R (1, 3) OBP: 0.427, SLG: 0.555			24 1B		13 1B					3	1	2	3	1	1	1				
41 Victor Martinez, S (1, 10) OBP: 0.371, SLG: 0.438			G6-3		27 1B					4	1	1	1	0	0	1				
13 Alex Avila, L (1, 2) OBP: 0.390, SLG: 0.504			27 1B		27 1B					2	0	2	1	2	0	0				
27 Jhonny Peralta, R (1, 6) OBP: 0.352, SLG: 0.496			G6-3		G6-3					4	0	2	1	0	1	2				
32 Don Kelly, L (1, 5) OBP: 0.288, SLG: 0.333			G1-6-3		G6-3					4	0	1	0	0	5	5				
39 Ramon Santiago, S (1, 4) OBP: 0.296, SLG: 0.359			G3		G6-3			26 G6-3		4	1	2	1	0	0	1				
<b>Inning Stats</b>	R: 0 E: 0 K: 1 S: 9	H: 1 LOB: 1 BB: 0 P: 15	R: 0 E: 0 K: 0 S: 5	H: 1 LOB: 1 BB: 1 P: 11	R: 2 E: 0 K: 0 S: 17	H: 3 LOB: 1 BB: 0 P: 23	R: 0 E: 0 K: 0 S: 12	H: 2 LOB: 1 BB: 0 P: 21	R: 3 E: 0 K: 0 S: 18	H: 4 LOB: 2 BB: 1 P: 27	R: 2 E: 0 K: 0 S: 9	H: 3 LOB: 1 BB: 1 P: 19	R: 0 E: 0 K: 1 S: 9	H: 0 LOB: 1 BB: 1 P: 16	R: 0 E: 0 K: 0 S: 6	H: 1 LOB: 1 BB: 1 P: 11	1B: 12 2B: 2 3B: 0 HR: 1	SF: 0 SAC: 0 DP: 2 HBP: 0	WP: 1 PB: 1 SB: 0 CS: 1	PA: 39
<b>PITCHER</b>	IP WLS BF H R ER SO BB IBB HBP BLK WP HR S P ERA WHIP	IP WLS BF H R ER SO BB IBB HBP BLK WP HR S P ERA WHIP	IP WLS BF H R ER SO BB IBB HBP BLK WP HR S P ERA WHIP	IP WLS BF H R ER SO BB IBB HBP BLK WP HR S P ERA WHIP	IP WLS BF H R ER SO BB IBB HBP BLK WP HR S P ERA WHIP	IP WLS BF H R ER SO BB IBB HBP BLK WP HR S P ERA WHIP	IP WLS BF H R ER SO BB IBB HBP BLK WP HR S P ERA WHIP	IP WLS BF H R ER SO BB IBB HBP BLK WP HR S P ERA WHIP	IP WLS BF H R ER SO BB IBB HBP BLK WP HR S P ERA WHIP	IP WLS BF H R ER SO BB IBB HBP BLK WP HR S P ERA WHIP	IP WLS BF H R ER SO BB IBB HBP BLK WP HR S P ERA WHIP	IP WLS BF H R ER SO BB IBB HBP BLK WP HR S P ERA WHIP	IP WLS BF H R ER SO BB IBB HBP BLK WP HR S P ERA WHIP	IP WLS BF H R ER SO BB IBB HBP BLK WP HR S P ERA WHIP	IP WLS BF H R ER SO BB IBB HBP BLK WP HR S P ERA WHIP	IP WLS BF H R ER SO BB IBB HBP BLK WP HR S P ERA WHIP	IP WLS BF H R ER SO BB IBB HBP BLK WP HR S P ERA WHIP			

AB	34
R	1
H	7
RBI	1
BB	2
SO	10
LOB	17





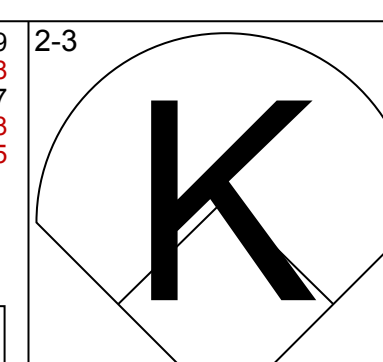
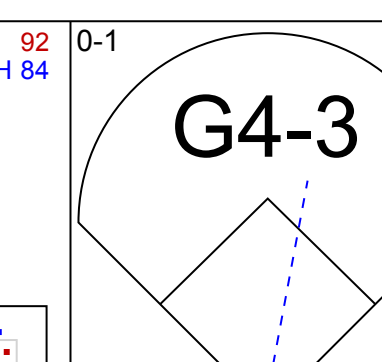
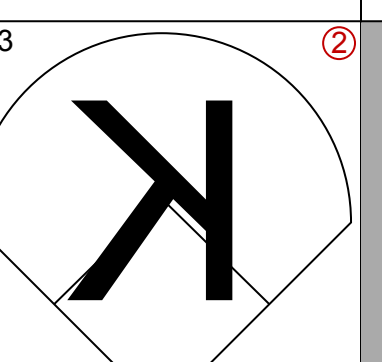
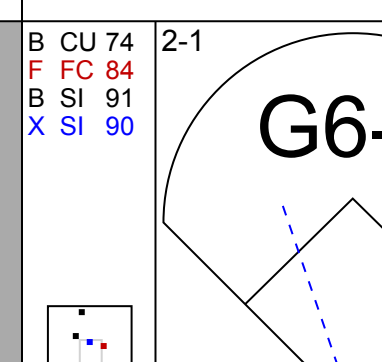
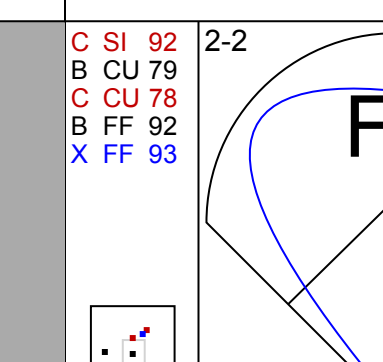
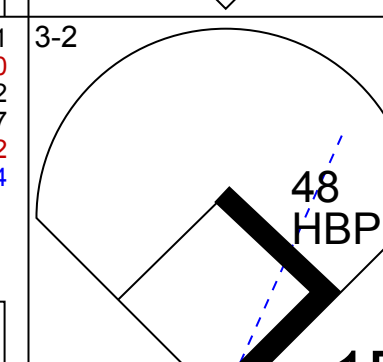
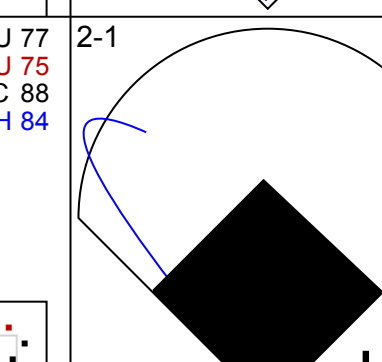
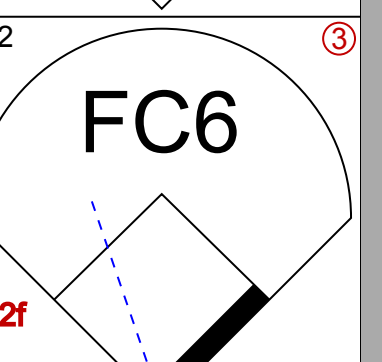
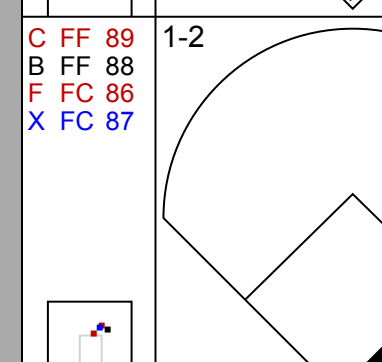
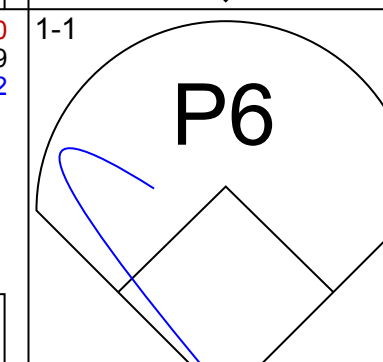
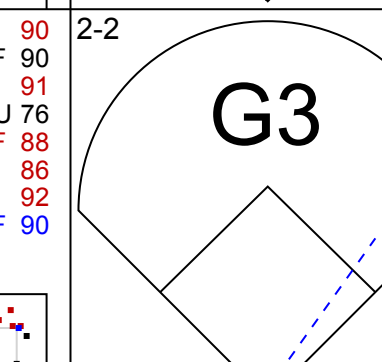
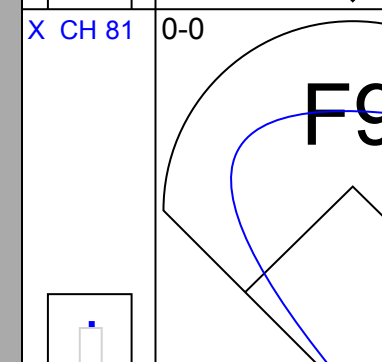

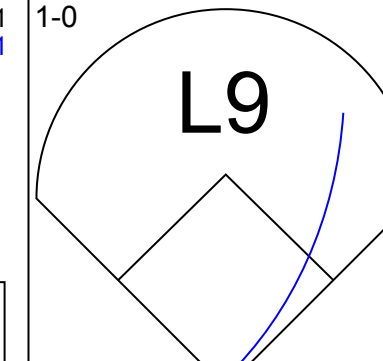
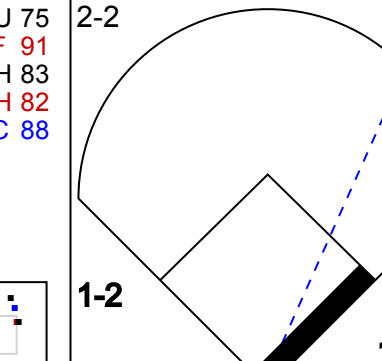
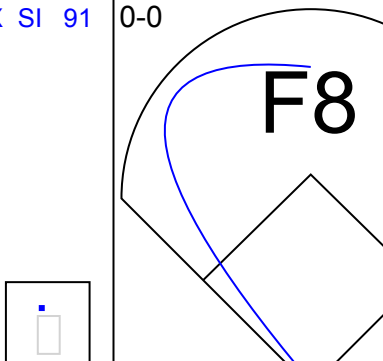
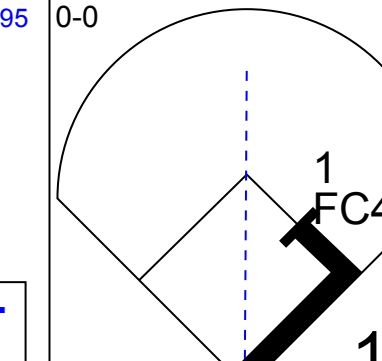

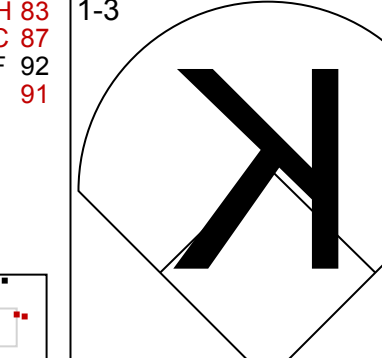

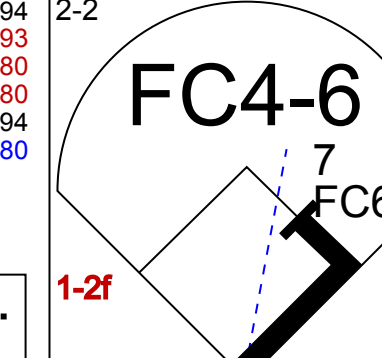
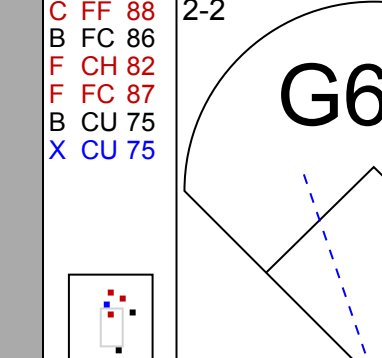
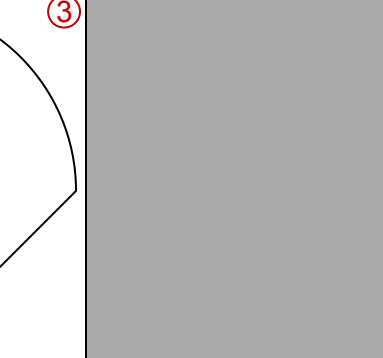
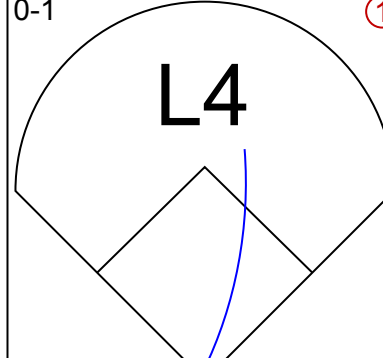
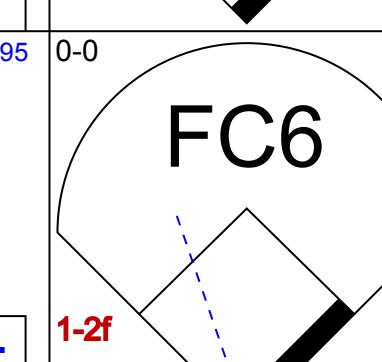

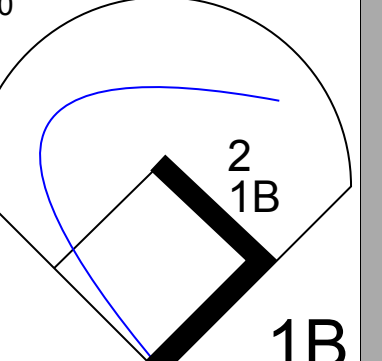
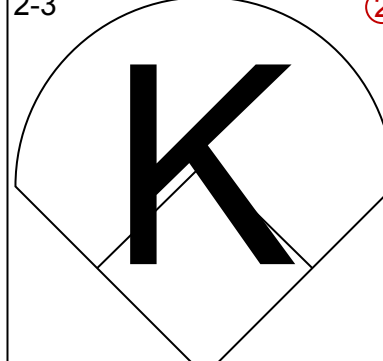
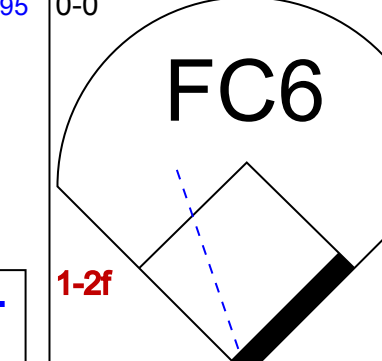

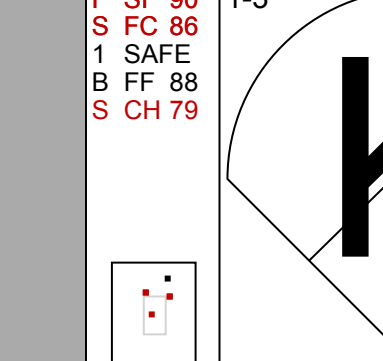
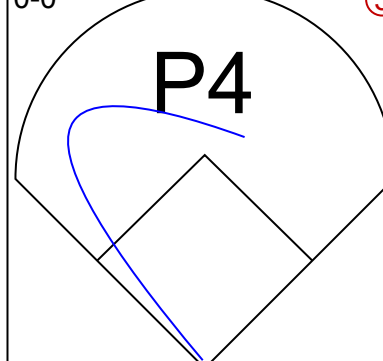


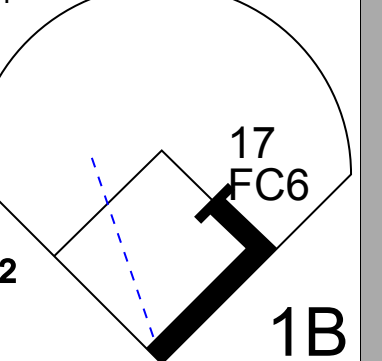

Batter	1	2	3	4	5	6	7	8	9	AB	R	H	RBI	BB	SO	LOB	TOP					
11 Ben Revere, L (1,8) OBP: 0.303, SLG: 0.300	G6-3		24 1B BB		B1		7 CS 1B		33 1B 1B	4	0	2	0	1	0	0	<b>Minnesota Twins @ Detroit Tigers</b> Comerica Park, Detroit, MI Wed Aug 17 2011, 7:07 PM - 10:36 PM EDT Att: 34,835 - Partly Cloudy - 81 F					
24 Trevor Plouffe, R (1,4) OBP: 0.289, SLG: 0.373	P4		7 FC5-4 1B		F8		F7		K	5	0	1	0	0	1	4						
7 Joe Mauer, L (1,2) OBP: 0.346, SLG: 0.340	L1-3		FC5-4 1-2		G6-3		CS		K	5	1	1	0	0	1	5						
33 Justin Morneau, L (1,3) OBP: 0.281, SLG: 0.338		F7				P5		K		5	0	2	2	0	1	1						
16 Jason Kubel, L (1,9) OBP: 0.344, SLG: 0.460	K				L6		K		L6	4	0	0	0	1	2	2						
25 Jim Thome, L (1,10) OBP: 0.385, SLG: 0.513																						
20 Matt Tolbert, S (8, PR) OBP: 0.265, SLG: 0.293																						
22 Danny Valencia, R (1,5) OBP: 0.288, SLG: 0.381																						
23 Rene Tosoni, L (1,7) OBP: 0.279, SLG: 0.342																						
1 Tsuyoshi Nishioka, S (1,6) OBP: 0.256, SLG: 0.240																						
<b>Inning Stats</b>	R: 0 E: 0 K: 0 S: 6	H: 0 LOB: 0 BB: 0 P: 11	R: 1 E: 0 K: 1 S: 8	H: 1 LOB: 0 BB: 0 P: 12	R: 0 E: 0 K: 0 S: 12	H: 1 LOB: 2 BB: 1 P: 18	R: 0 E: 0 K: 0 S: 16	H: 1 LOB: 3 BB: 2 P: 28	R: 0 E: 0 K: 2 S: 9	H: 0 LOB: 0 BB: 0 P: 12	R: 2 E: 0 K: 0 S: 11	H: 3 LOB: 0 BB: 0 P: 17	R: 1 E: 0 K: 1 S: 13	H: 2 LOB: 1 BB: 0 P: 18	R: 2 E: 1 K: 2 S: 14	H: 3 LOB: 3 BB: 1 P: 24	1B: 7 2B: 2 3B: 0 HR: 2	SF: 0 SAC: 1 DP: 0 HBP: 0	WP: 0 PB: 1 SB: 0 CS: 1	PA: 43		
<b>PITCHER</b>	IP WLS BF H R ER SO BB IBB HBP BLK WP HR S P ERA WHIP	IP WLS BF H R ER SO BB IBB HBP BLK WP HR S P ERA WHIP	IP WLS BF H R ER SO BB IBB HBP BLK WP HR S P ERA WHIP	IP WLS BF H R ER SO BB IBB HBP BLK WP HR S P ERA WHIP	IP WLS BF H R ER SO BB IBB HBP BLK WP HR S P ERA WHIP	IP WLS BF H R ER SO BB IBB HBP BLK WP HR S P ERA WHIP	IP WLS BF H R ER SO BB IBB HBP BLK WP HR S P ERA WHIP	IP WLS BF H R ER SO BB IBB HBP BLK WP HR S P ERA WHIP	IP WLS BF H R ER SO BB IBB HBP BLK WP HR S P ERA WHIP	IP WLS BF H R ER SO BB IBB HBP BLK WP HR S P ERA WHIP	IP WLS BF H R ER SO BB IBB HBP BLK WP HR S P ERA WHIP	IP WLS BF H R ER SO BB IBB HBP BLK WP HR S P ERA WHIP	IP WLS BF H R ER SO BB IBB HBP BLK WP HR S P ERA WHIP	IP WLS BF H R ER SO BB IBB HBP BLK WP HR S P ERA WHIP	IP WLS BF H R ER SO BB IBB HBP BLK WP HR S P ERA WHIP	IP WLS BF H R ER SO BB IBB HBP BLK WP HR S P ERA WHIP	IP WLS BF H R ER SO BB IBB HBP BLK WP HR S P ERA WHIP					
31 Brad Penny, R (1,1) ERA: 4.97	6.0	26	5	3	3	3	0	0	0	0	0	0	0	0	0	0	4.50	1.333				
64 Duane Below, L (7,1) ERA: 2.59	1.2	7	3	1	1	1	0	0	0	0	0	18	27	5.40	1.800							
53 Joaquin Benoit, R (8,1) ERA: 3.88	0.1	1	0	0	0	0	0	0	0	0	0	2	2	0.00	0.000							
46 Jose Valverde, R (9,1) ERA: 2.7	1.0	L	8	3	2	0	2	0	1	0	0	0	14	24	0.00	3.000						
<b>Batter</b>	1	2	3	4	5	6	7	8	9	AB	R	H	RBI	BB	SO	LOB	BOTTOM					
12 Andy Dirks, L (1,8) OBP: 0.301, SLG: 0.411	K		F7		G6-3		SH3-4		P5	4	0	0	0	0	1	4	<b>Minnesota Twins @ Detroit Tigers</b> Comerica Park, Detroit, MI Wed Aug 17 2011, 7:07 PM - 10:36 PM EDT Att: 34,835 - Partly Cloudy - 81 F					
26 Brennan Boesch, L (1,9) OBP: 0.346, SLG: 0.467			24 FC6-4 1B		K		24 1B HBP		21 G1-3 1B	3	1	2	0	1	1	0						
21 Delmon Young, R (1,7) OBP: 0.309, SLG: 0.368	F8		SF8				L7		G1-3	4	0	1	1	0	0	4						
24 Miguel Cabrera, R (1,3) OBP: 0.427, SLG: 0.554	P4		FC6-4		L4					5	0	2	2	0	0	3						
41 Victor Martinez, S (1,10) OBP: 0.375, SLG: 0.443																						
14 Austin Jackson, R (8, PR) OBP: 0.311, SLG: 0.356																						
25 Ryan Raburn, R (9, PH) OBP: 0.265, SLG: 0.391																						
13 Alex Avila, L (1,2) OBP: 0.391, SLG: 0.501																						
27 Jhonny Peralta, R (1,6) OBP: 0.356, SLG: 0.505																						
32 Don Kelly, L (1,5) OBP: 0.284, SLG: 0.328																						
20 Wilson Betemit, S (8, PH) OBP: 0.343, SLG: 0.423																						
39 Ramon Santiago, S (1,4) OBP: 0.301, SLG: 0.358																						
<b>Inning Stats</b>	R: 0 E: 0 K: 1 S: 9	H: 0 LOB: 1 BB: 1 P: 16	R: 0 E: 0 K: 1 S: 13	H: 1 LOB: 0 BB: 0 P: 17	R: 1 E: 0 K: 0 S: 11	H: 2 LOB: 1 BB: 0 P: 17	R: 0 E: 0 K: 1 S: 12	H: 2 LOB: 2 BB: 0 P: 18	R: 0 E: 0 K: 0 S: 7	H: 1 LOB: 0 BB: 0 P: 9	R: 1 E: 0 K: 0 S: 11	H: 2 LOB: 0 BB: 0 P: 16	R: 1 E: 0 K: 0 S: 7	H: 1 LOB: 2 BB: 1 P: 13	R: 1 E: 0 K: 0 S: 10	H: 1 LOB: 3 BB: 2 P: 20	R: 1 E: 0 K: 1 S: 12	H: 2 LOB: 1 BB: 0 P: 18	1B: 10 2B: 1 3B: 0 HR: 1	SF: 2 SAC: 1 DP: 1 HBP: 1	WP: 0 PB: 0 SB: 0 CS: 0	PA: 42
<b>PITCHER</b>	IP WLS BF H R ER SO BB IBB HBP BLK WP HR S P ERA WHIP	IP WLS BF H R ER SO BB IBB HBP BLK WP HR S P ERA WHIP	IP WLS BF H R ER SO BB IBB HBP BLK WP HR S P ERA WHIP	IP WLS BF H R ER SO BB IBB HBP BLK WP HR S P ERA WHIP	IP WLS BF H R ER SO BB IBB HBP BLK WP HR S P ERA WHIP	IP WLS BF H R ER SO BB IBB HBP BLK WP HR S P ERA WHIP	IP WLS BF H R ER SO BB IBB HBP BLK WP HR S P ERA WHIP	IP WLS BF H R ER SO BB IBB HBP BLK WP HR S P ERA WHIP	IP WLS BF H R ER SO BB IBB HBP BLK WP HR S P ERA WHIP	IP WLS BF H R ER SO BB IBB HBP BLK WP HR S P ERA WHIP	IP WLS BF H R ER SO BB IBB HBP BLK WP HR S P ERA WHIP	IP WLS BF H R ER SO BB IBB HBP BLK WP HR S P ERA WHIP	IP WLS BF H R ER SO BB IBB HBP BLK WP HR S P ERA WHIP	IP WLS BF H R ER SO BB IBB HBP BLK WP HR S P ERA WHIP	IP WLS BF H R ER SO BB IBB HBP BLK WP HR S P ERA WHIP	IP WLS BF H R ER SO BB IBB HBP BLK WP HR S P ERA WHIP	IP WLS BF H R ER SO BB IBB HBP BLK WP HR S P ERA WHIP					
48 Carl Pavano, R (1,1) ERA: 4.52	7.0	31	9	3	3	4	2	0	0	0	0	4	13	3.86	1.571							
15 Glen Perkins, L (8,1) ERA: 2.59	0.0	3	1	1	1	0	2	0	0	0	0	4	13	∞	∞							
55 Matt Capps, R (8,1) ERA: 4.29	1.0	W	3	0	0	0	0	0	0	0	0	6	7	0.00	0.000							
36 Joe Nathan, R (9,1) ERA: 5.08	1.0	S	5	2	1	1	1	0	0	0	0	12	18	9.00	2.000							



Batter	1	2	3	4	5	6	7	8	9	AB	R	H	RBI	BB	SO	LOB	TOP			
23 Michael Brantley, L (1.7)	F7		F8			F8		F8		4	0	1	0	0	0	0	<b>Cleveland Indians @ Detroit Tigers</b> Comerica Park, Detroit, MI Fri Aug 19 2011, 7:08 PM - 9:47 PM EDT Att. 44,222 - Clear - 82 F			
17 Shin-Soo Choo, L (1.9)	G4-3		G4-3			G4-3		K		3	0	1	0	1	1					
13 Adrúbal Cabrera, S (1.6)	G4-3					K		F9		4	0	0	0	0	1					
48 Travis Hafner, L (1.10)	K					K		F9		4	0	0	0	0	2					
41 Carlos Santana, S (1.2)	F9					P5		G4-3		4	1	1	0	0	0					
1 Kosuke Fukudome, L (1.8)	G3-1					G6-3		K		4	0	0	0	0	1					
7 Matt LaPorta, R (1.3)	G3					G3		K		3	0	1	0	0	1					
8 Lonnie Chisenhall, L (1.5)	F7					F7		K		3	0	1	0	0	0					
2 Luis Valbuena, L (1.4)	G4-3					K		G3		3	0	0	0	0	1					
<b>Inning Stats</b>	R: 0 H: 0 E: 0 K: 1 S: 12	H: 0 LOB: 1 BB: 1 P: 23	R: 0 H: 0 E: 0 K: 0 S: 7	H: 0 LOB: 0 BB: 0 P: 10	R: 0 H: 1 E: 0 K: 0 S: 9	H: 1 LOB: 1 BB: 0 P: 13	R: 0 H: 0 E: 0 K: 1 S: 8	H: 0 LOB: 0 BB: 0 P: 11	R: 0 H: 1 E: 0 K: 1 S: 15	H: 1 LOB: 1 BB: 0 P: 23	R: 0 H: 2 E: 0 K: 2 S: 21	H: 2 LOB: 1 BB: 0 P: 32	R: 0 H: 0 E: 0 K: 1 S: 7	H: 0 LOB: 0 BB: 0 P: 13	R: 0 H: 0 E: 0 K: 0 S: 8	H: 0 LOB: 0 BB: 0 P: 14	1B: 4 2B: 1 3B: 0 HR: 0	SF: 0 SAC: 0 DP: 0 HBP: 0	WP: 2 PB: 0 SB: 1 CS: 0	PA: 33
<b>PITCHER</b>	IP WLS BF H R ER SO BB IBB HBP BLK WP HR S P ERA WHIP	IP WLS BF H R ER SO BB IBB HBP BLK WP HR S P ERA WHIP	IP WLS BF H R ER SO BB IBB HBP BLK WP HR S P ERA WHIP	IP WLS BF H R ER SO BB IBB HBP BLK WP HR S P ERA WHIP	IP WLS BF H R ER SO BB IBB HBP BLK WP HR S P ERA WHIP	IP WLS BF H R ER SO BB IBB HBP BLK WP HR S P ERA WHIP	IP WLS BF H R ER SO BB IBB HBP BLK WP HR S P ERA WHIP	IP WLS BF H R ER SO BB IBB HBP BLK WP HR S P ERA WHIP	IP WLS BF H R ER SO BB IBB HBP BLK WP HR S P ERA WHIP	IP WLS BF H R ER SO BB IBB HBP BLK WP HR S P ERA WHIP	IP WLS BF H R ER SO BB IBB HBP BLK WP HR S P ERA WHIP	IP WLS BF H R ER SO BB IBB HBP BLK WP HR S P ERA WHIP	IP WLS BF H R ER SO BB IBB HBP BLK WP HR S P ERA WHIP	IP WLS BF H R ER SO BB IBB HBP BLK WP HR S P ERA WHIP	IP WLS BF H R ER SO BB IBB HBP BLK WP HR S P ERA WHIP	IP WLS BF H R ER SO BB IBB HBP BLK WP HR S P ERA WHIP	IP WLS BF H R ER SO BB IBB HBP BLK WP HR S P ERA WHIP			
37 Max Scherzer, R (1.1)	7.0	W	27	5	1	1	6	1	0	0	0	0	0	0	2	0	80	127	1.29	0.857
53 Joaquin Benoit, R (8.1)	1.0	H	3	0	0	0	1	0	0	0	0	0	0	0	0	0	7	13	0.00	0.000
46 Jose Valverde, R (9.1)	1.0	S	3	0	0	0	0	0	0	0	0	0	0	0	0	0	8	14	0.00	0.000

Batter	1	2	3	4	5	6	7	8	9	AB	R	H	RBI	BB	SO	LOB	BOTTOM			
14 Austin Jackson, R (1.8)	F9					G6-3		P3		4	1	1	2	0	0	0	<b>Cleveland Indians @ Detroit Tigers</b> Comerica Park, Detroit, MI Fri Aug 19 2011, 7:08 PM - 9:47 PM EDT Att. 44,222 - Clear - 82 F			
26 Brennan Boesch, L (1.9)	G3					K		P4		4	0	1	0	0	1					
21 Delmon Young, R (1.7)	P4					F9		F7		4	0	1	0	0	0					
24 Miguel Cabrera, R (1.3)	L8					L8		G6-3		4	0	1	0	0	0					
41 Victor Martinez, S (1.10)	L4					F8		G3		3	0	0	0	0	0					
13 Alex Avila, L (1.2)	L4					F7		HR		3	1	1	1	0	0					
27 Jhonny Peralta, R (1.6)	F9					F9		HR		3	1	2	1	0	0					
20 Wilson Betemit, S (1.5)	F7-6-3					K		G4-3		3	0	0	0	0	1					
32 Don Kelly, L (8.5)	F7-6-3					K		G4-3		0	0	0	0	0	0					
25 Ryan Raburn, R (1.4)	G6-3					HR		P6		2	1	1	0	0	0					
39 Ramon Santiago, S (7.4)	G6-3					HR		P6		1	0	0	0	0	0					
<b>Inning Stats</b>	R: 0 H: 0 E: 0 K: 0 S: 5	H: 0 LOB: 0 BB: 0 P: 7	R: 0 H: 0 E: 0 K: 0 S: 10	H: 0 LOB: 0 BB: 0 P: 16	R: 0 H: 1 E: 0 K: 0 S: 5	H: 1 LOB: 0 BB: 0 P: 9	R: 0 H: 0 E: 0 K: 1 S: 6	H: 0 LOB: 0 BB: 0 P: 8	R: 0 H: 2 E: 0 K: 1 S: 12	H: 2 LOB: 0 BB: 0 P: 16	R: 2 H: 2 E: 0 K: 0 S: 6	H: 2 LOB: 2 BB: 0 P: 9	R: 0 H: 2 E: 0 K: 0 S: 14	H: 2 LOB: 0 BB: 0 P: 22	R: 0 H: 0 E: 0 K: 0 S: 14	H: 0 LOB: 0 BB: 0 P: 14	1B: 5 2B: 1 3B: 0 HR: 3	SF: 0 SAC: 0 DP: 1 HBP: 0	WP: 0 PB: 0 SB: 0 CS: 0	PA: 31
<b>PITCHER</b>	IP WLS BF H R ER SO BB IBB HBP BLK WP HR S P ERA WHIP	IP WLS BF H R ER SO BB IBB HBP BLK WP HR S P ERA WHIP	IP WLS BF H R ER SO BB IBB HBP BLK WP HR S P ERA WHIP	IP WLS BF H R ER SO BB IBB HBP BLK WP HR S P ERA WHIP	IP WLS BF H R ER SO BB IBB HBP BLK WP HR S P ERA WHIP	IP WLS BF H R ER SO BB IBB HBP BLK WP HR S P ERA WHIP	IP WLS BF H R ER SO BB IBB HBP BLK WP HR S P ERA WHIP	IP WLS BF H R ER SO BB IBB HBP BLK WP HR S P ERA WHIP	IP WLS BF H R ER SO BB IBB HBP BLK WP HR S P ERA WHIP	IP WLS BF H R ER SO BB IBB HBP BLK WP HR S P ERA WHIP	IP WLS BF H R ER SO BB IBB HBP BLK WP HR S P ERA WHIP	IP WLS BF H R ER SO BB IBB HBP BLK WP HR S P ERA WHIP	IP WLS BF H R ER SO BB IBB HBP BLK WP HR S P ERA WHIP	IP WLS BF H R ER SO BB IBB HBP BLK WP HR S P ERA WHIP	IP WLS BF H R ER SO BB IBB HBP BLK WP HR S P ERA WHIP	IP WLS BF H R ER SO BB IBB HBP BLK WP HR S P ERA WHIP				
43 Josh Tomlin, R (1.1)	6.2	L	25	6	4	4	4	0	0	0	0	0	0	0	0	0	3	58	5.40	0.900
53 Rafael Perez, L (7.1)	0.1		1	0	0	0	0	0	0	0	0	0	0	0	0	0	2	3	0.00	0.000
56 Frank Herrmann, R (8.1)	1.0		5	2	0	0	0	0	0	0	0	0	0	0	0	0	14	22	0.00	2.000

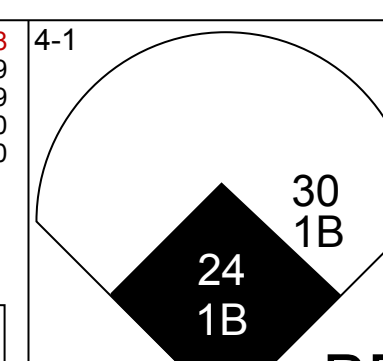
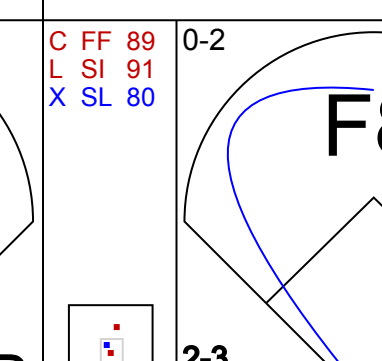
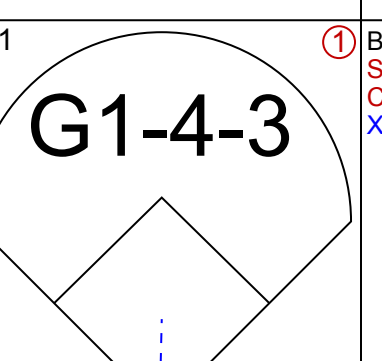
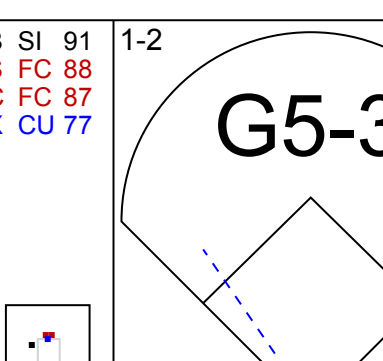
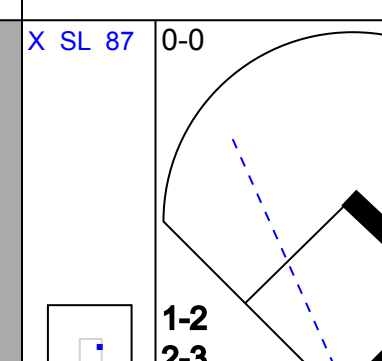
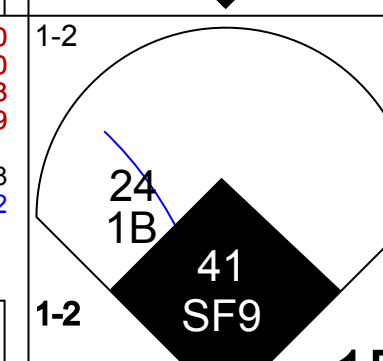
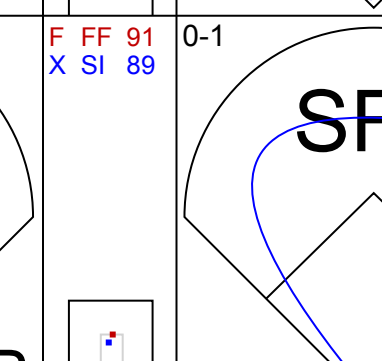
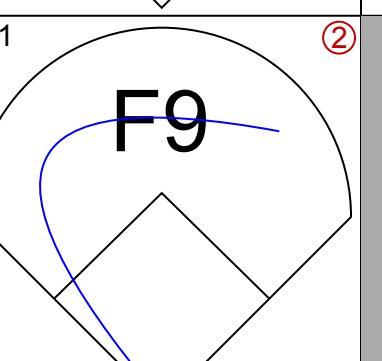
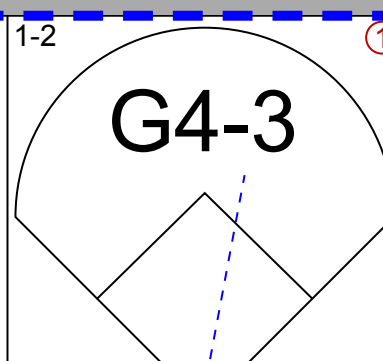

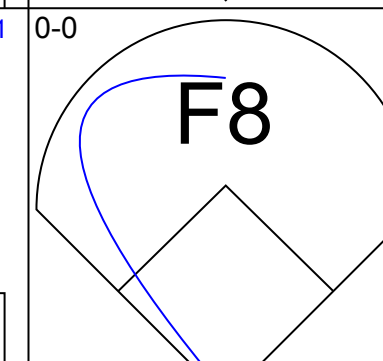
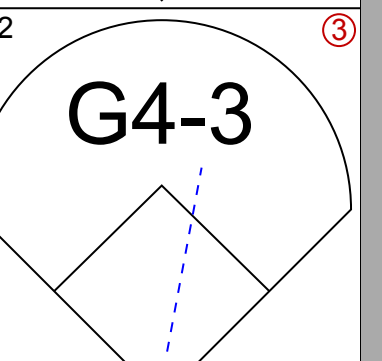
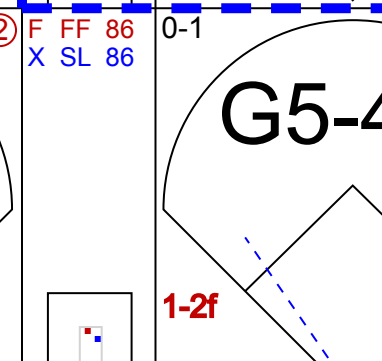
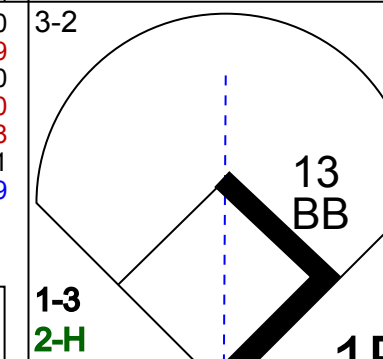


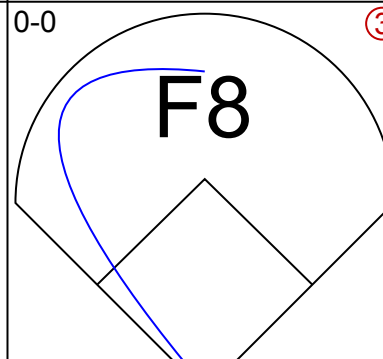
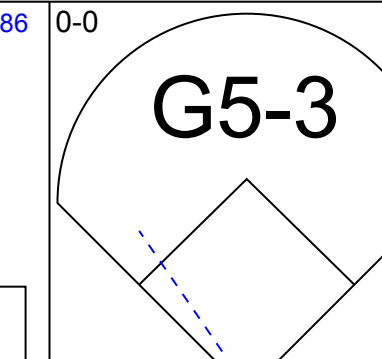
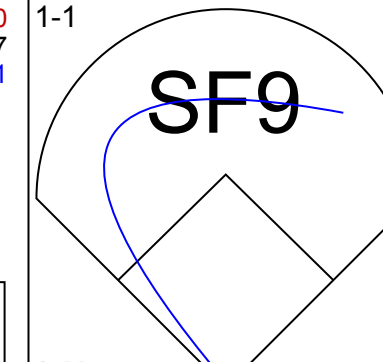
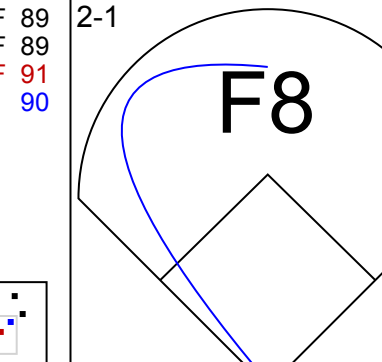
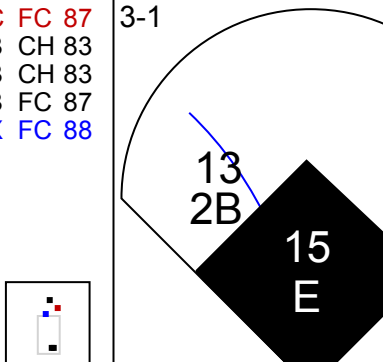

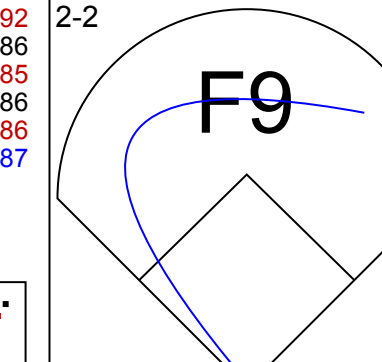
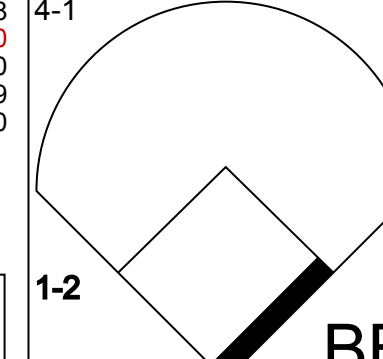
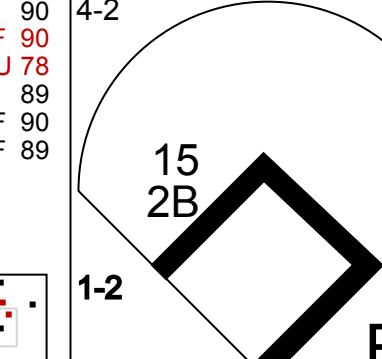
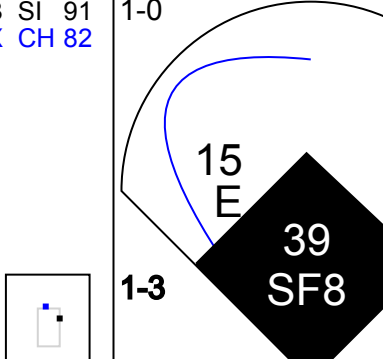
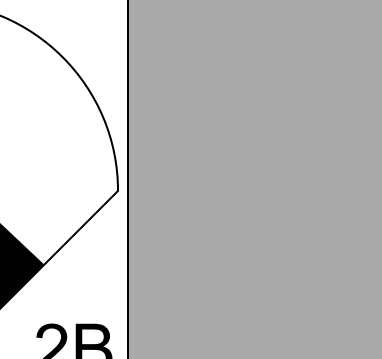
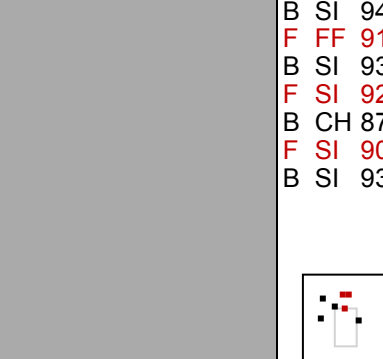
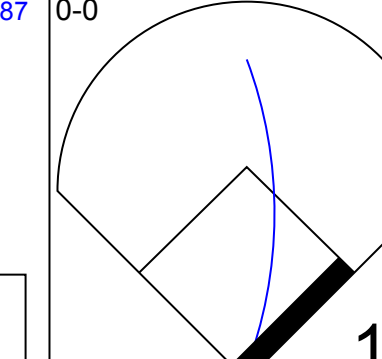
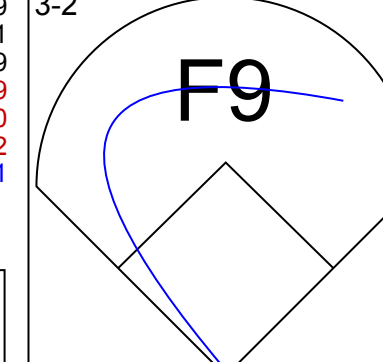
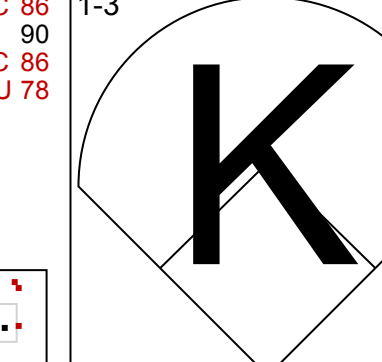
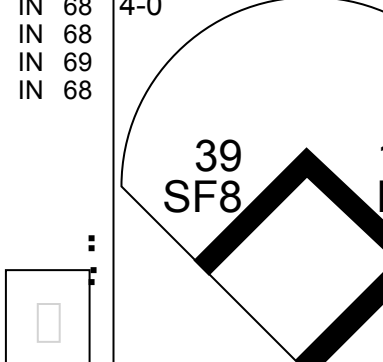
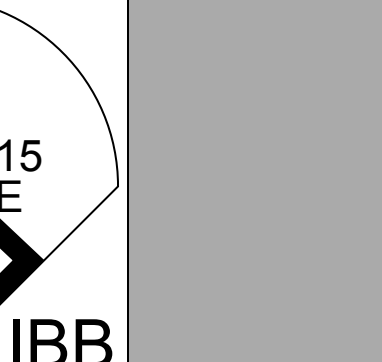

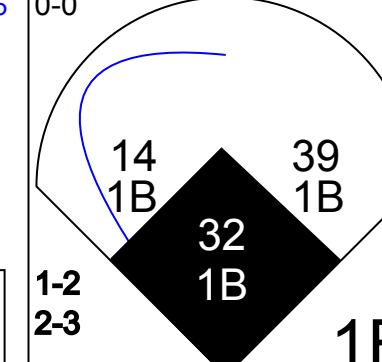
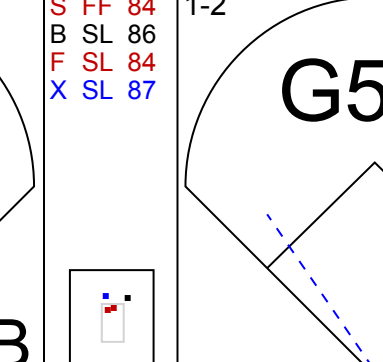

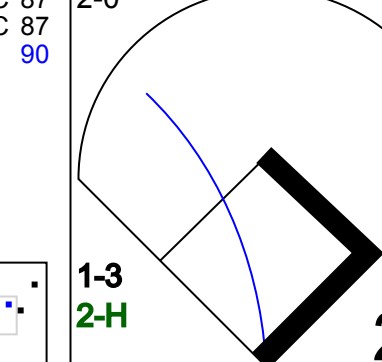
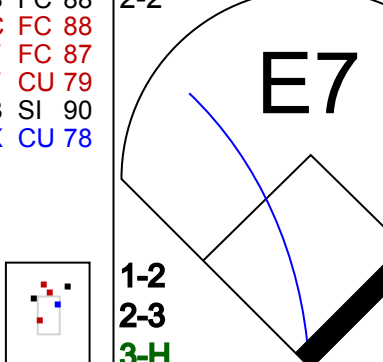
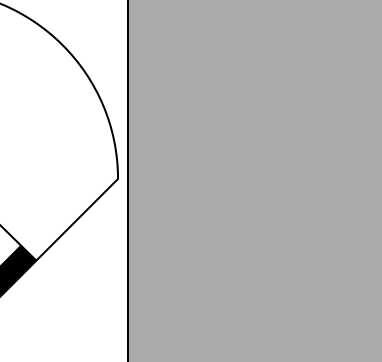
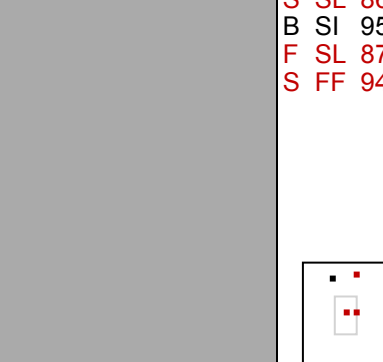
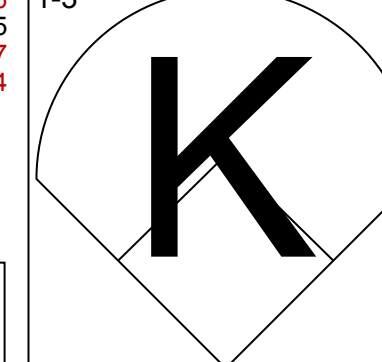
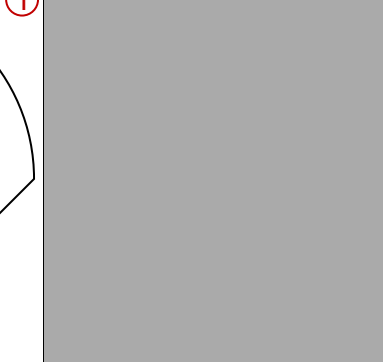

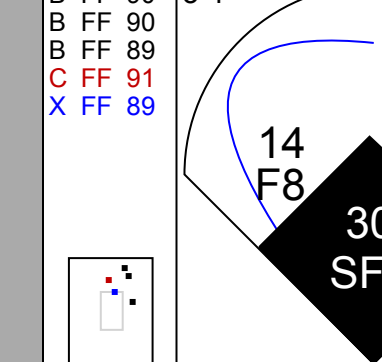
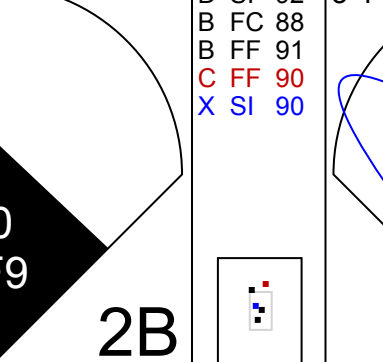
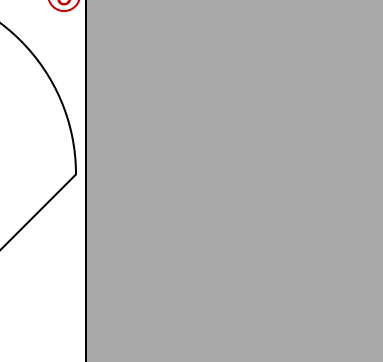
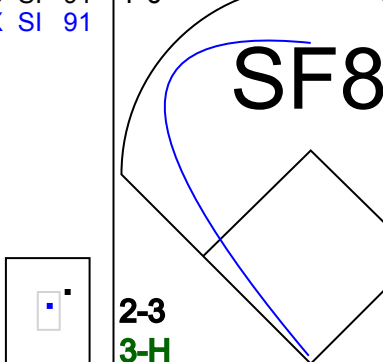

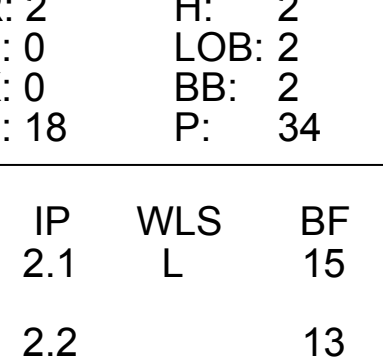
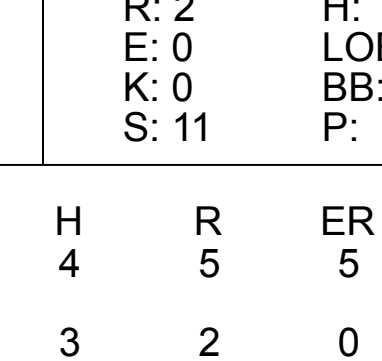
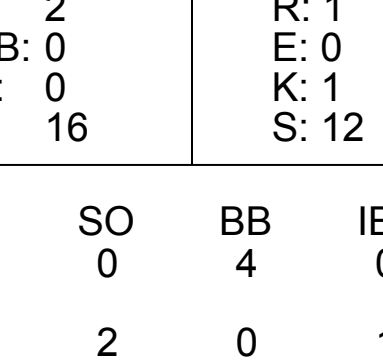
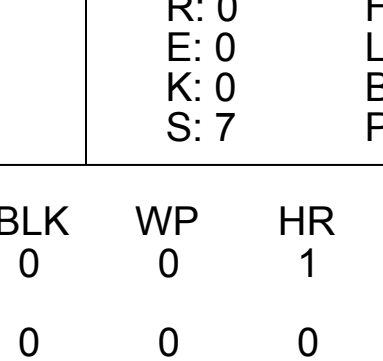
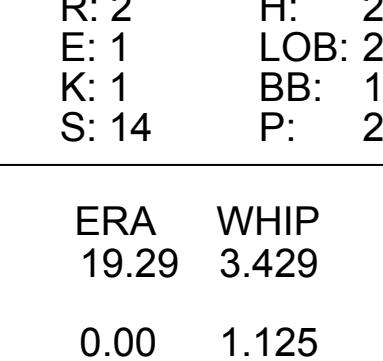
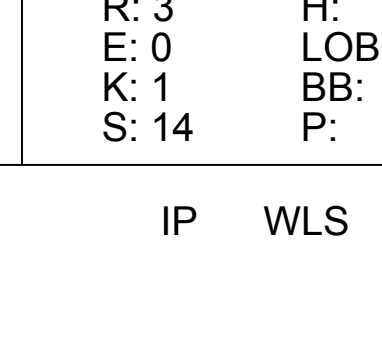
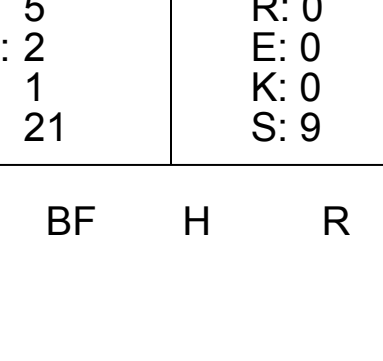


Batter	1	2	3	4	5	6	7	8	9	AB	R	H	RBI	BB	SO	LOB	TOP							
23 Michael Brantley, L OBP: 0.322, SLG: 0.587										5	0	0	0	0	2	2								
17 Shin-Soo Choo, L OBP: 0.339, SLG: 0.361										4	1	3	1	0	0	2								
13 Asdrubal Cabrera, S OBP: 0.344, SLG: 0.477										4	0	0	0	0	0	2								
16 Jason Donald, R OBP: 0.305, SLG: 0.345										0	0	0	0	0	0	0								
48 Travis Hafner, L OBP: 0.365, SLG: 0.451										2	0	0	0	1	1	0								
41 Carlos Santana, S OBP: 0.350, SLG: 0.440										4	0	2	0	0	0	2								
1 Kosuke Fukudome, L OBP: 0.354, SLG: 0.362										4	0	0	0	0	1	3								
7 Matt LaPorta, R OBP: 0.297, SLG: 0.415										4	0	1	0	0	2	1								
8 Lonnie Chisenhall, L OBP: 0.269, SLG: 0.369										4	0	0	0	0	1	1								
2 Luis Valbuena, L OBP: 0.138, SLG: 0.138										4	0	1	0	0	1	1								
<b>Inning Stats</b>	R: 0 H: 1 E: 0 K: 1 S: 11	H: 1 LOB: 2 BB: 0 P: 20	R: 0 H: 0 E: 0 K: 2 S: 12	H: 0 LOB: 1 BB: 0 P: 18	R: 1 H: 2 E: 0 K: 1 S: 16	H: 2 LOB: 2 BB: 1 P: 27	R: 0 H: 2 E: 0 K: 2 S: 12	H: 2 LOB: 0 BB: 0 P: 15	R: 0 H: 0 E: 0 K: 0 S: 4	H: 0 LOB: 0 BB: 0 P: 6	R: 0 H: 0 E: 0 K: 1 S: 6	H: 0 LOB: 0 BB: 0 P: 8	R: 0 H: 1 E: 0 K: 0 S: 8	H: 1 LOB: 1 BB: 0 P: 12	R: 0 H: 1 E: 0 K: 1 S: 9	H: 1 LOB: 1 BB: 0 P: 11	R: 0 H: 0 E: 0 K: 0 S: 7	H: 0 LOB: 0 BB: 0 P: 10	1B: 6 2B: 0 3B: 0 HR: 1	SF: 0 SAC: 0 DP: 0 HBP: 1	WP: 0 PB: 0 SB: 0 CS: 0	PA: 37		
<b>PITCHER</b>	IP WLS BF H R ER SO BB IBB HBP BLK WP HR S P ERA WHIP	IP WLS BF H R ER SO BB IBB HBP BLK WP HR S P ERA WHIP	IP WLS BF H R ER SO BB IBB HBP BLK WP HR S P ERA WHIP	IP WLS BF H R ER SO BB IBB HBP BLK WP HR S P ERA WHIP	IP WLS BF H R ER SO BB IBB HBP BLK WP HR S P ERA WHIP	IP WLS BF H R ER SO BB IBB HBP BLK WP HR S P ERA WHIP	IP WLS BF H R ER SO BB IBB HBP BLK WP HR S P ERA WHIP	IP WLS BF H R ER SO BB IBB HBP BLK WP HR S P ERA WHIP	IP WLS BF H R ER SO BB IBB HBP BLK WP HR S P ERA WHIP	IP WLS BF H R ER SO BB IBB HBP BLK WP HR S P ERA WHIP	IP WLS BF H R ER SO BB IBB HBP BLK WP HR S P ERA WHIP	IP WLS BF H R ER SO BB IBB HBP BLK WP HR S P ERA WHIP	IP WLS BF H R ER SO BB IBB HBP BLK WP HR S P ERA WHIP	IP WLS BF H R ER SO BB IBB HBP BLK WP HR S P ERA WHIP	IP WLS BF H R ER SO BB IBB HBP BLK WP HR S P ERA WHIP	IP WLS BF H R ER SO BB IBB HBP BLK WP HR S P ERA WHIP	IP WLS BF H R ER SO BB IBB HBP BLK WP HR S P ERA WHIP	IP WLS BF H R ER SO BB IBB HBP BLK WP HR S P ERA WHIP	IP WLS BF H R ER SO BB IBB HBP BLK WP HR S P ERA WHIP	IP WLS BF H R ER SO BB IBB HBP BLK WP HR S P ERA WHIP	IP WLS BF H R ER SO BB IBB HBP BLK WP HR S P ERA WHIP	IP WLS BF H R ER SO BB IBB HBP BLK WP HR S P ERA WHIP	IP WLS BF H R ER SO BB IBB HBP BLK WP HR S P ERA WHIP	IP WLS BF H R ER SO BB IBB HBP BLK WP HR S P ERA WHIP

Cleveland Indians @ Detroit Tigers  
Comerica Park, Detroit, MI  
Sat Aug 20 2011, 7:08 PM - 9:50 PM EDT  
Att: 44,629 - Cloudy - 68 F

AB 35  
R 1  
H 7  
RBI 1  
BB 1  
SO 8  
LOB 14



Batter	1	2	3	4	5	6	7	8	9	AB	R	H	RBI	BB	SO	LOB	BOTTOM							
14 Austin Jackson, R OBP: 0.311, SLG: 0.360										4	1	1	1	1	0	3								
30 Magglio Ordonez, R OBP: 0.283, SLG: 0.299										3	1	1	1	0	0	0								
32 Don Kelly, L OBP: 0.287, SLG: 0.332										1	0	1	1	0	0	0								
21 Delmon Young, R OBP: 0.304, SLG: 0.361										5	0	0	0	0	0	5								
24 Miguel Cabrera, R OBP: 0.425, SLG: 0.548										4	1	1	1	1	1	0								
41 Victor Martinez, S OBP: 0.372, SLG: 0.441										4	2	2	1	0	0	1								
13 Alex Avila, L OBP: 0.398, SLG: 0.515										2	2	2	0	3	0	0								
27 Jhonny Peralta, R OBP: 0.358, SLG: 0.511										4	1	1	0	1	1	5								
15 Brandon Inge, R OBP: 0.246, SLG: 0.265										4	1	2	2	0	1	5								
39 Ramon Santiago, S OBP: 0.303, SLG: 0.368										3	1	2	2	0	0	2								
<b>Inning Stats</b>	R: 2 H: 2 E: 0 K: 0 S: 18	H: 2 LOB: 2 BB: 2 P: 34	R: 2 H: 2 E: 0 K: 0 S: 11	H: 2 LOB: 0 BB: 0 P: 16	R: 1 H: 1 E: 0 K: 1 S: 12	H: 1 LOB: 2 BB: 2 P: 28	R: 0 H: 0 E: 0 K: 0 S: 7	H: 0 LOB: 0 BB: 0 P: 10	R: 2 H: 2 E: 1 K: 1 S: 14	H: 2 LOB: 2 BB: 1 P: 27	R: 0 H: 0 E: 0 K: 0 S: 7	H: 0 LOB: 0 BB: 0 P: 8	R: 3 H: 5 E: 0 K: 1 S: 14	H: 5 LOB: 2 BB: 1 P: 21	R: 0 H: 1 E: 0 K: 0 S: 9	H: 1 LOB: 1 BB: 0 P: 12	R: 0 H: 0 E: 0 K: 0 S: 7	H: 0 LOB: 1 BB: 0 P: 10	1B: 9 2B: 3 3B: 0 HR: 1	SF: 3 SAC: 0 DP: 1 HBP: 0	WP: 0 PB: 0 SB: 0 CS: 0	PA: 43		
<b>PITCHER</b>	IP WLS BF H R ER SO BB IBB HBP BLK WP HR S P ERA WHIP	IP WLS BF H R ER SO BB IBB HBP BLK WP HR S P ERA WHIP	IP WLS BF H R ER SO BB IBB HBP BLK WP HR S P ERA WHIP	IP WLS BF H R ER SO BB IBB HBP BLK WP HR S P ERA WHIP	IP WLS BF H R ER SO BB IBB HBP BLK WP HR S P ERA WHIP	IP WLS BF H R ER SO BB IBB HBP BLK WP HR S P ERA WHIP	IP WLS BF H R ER SO BB IBB HBP BLK WP HR S P ERA WHIP	IP WLS BF H R ER SO BB IBB HBP BLK WP HR S P ERA WHIP	IP WLS BF H R ER SO BB IBB HBP BLK WP HR S P ERA WHIP	IP WLS BF H R ER SO BB IBB HBP BLK WP HR S P ERA WHIP	IP WLS BF H R ER SO BB IBB HBP BLK WP HR S P ERA WHIP	IP WLS BF H R ER SO BB IBB HBP BLK WP HR S P ERA WHIP	IP WLS BF H R ER SO BB IBB HBP BLK WP HR S P ERA WHIP	IP WLS BF H R ER SO BB IBB HBP BLK WP HR S P ERA WHIP	IP WLS BF H R ER SO BB IBB HBP BLK WP HR S P ERA WHIP	IP WLS BF H R ER SO BB IBB HBP BLK WP HR S P ERA WHIP	IP WLS BF H R ER SO BB IBB HBP BLK WP HR S P ERA WHIP	IP WLS BF H R ER SO BB IBB HBP BLK WP HR S P ERA WHIP	IP WLS BF H R ER SO BB IBB HBP BLK WP HR S P ERA WHIP	IP WLS BF H R ER SO BB IBB HBP BLK WP HR S P ERA WHIP	IP WLS BF H R ER SO BB IBB HBP BLK WP HR S P ERA WHIP	IP WLS BF H R ER SO BB IBB HBP BLK WP HR S P ERA WHIP	IP WLS BF H R ER SO BB IBB HBP BLK WP HR S P ERA WHIP	IP WLS BF H R ER SO BB IBB HBP BLK WP HR S P ERA WHIP

Cleveland Indians @ Detroit Tigers  
Comerica Park, Detroit, MI  
Sat Aug 20 2011, 7:08 PM - 9:50 PM EDT  
Att: 44,629 - Cloudy - 68 F

AB 34  
R 10  
H 13  
RBI 9  
BB 6  
SO 3  
LOB 21





Batter	1	2	3	4	5	6	7	8	9	AB	R	H	RBI	BB	SO	LOB	TOP				
23 Michael Brantley, L (1,7) OBP: 0.321, SLG: 0.587	G4-3		G3	17 1B 13 WP 2B	P2			G4-3		5	1	1	2	0	0	2	<b>Cleveland Indians @ Detroit Tigers</b> Comerica Park, Detroit, MI Sun Aug 21 2011, 1:08 PM - 4:53 PM EDT Att: 43,388 - Partly Cloudy - 71 F				
17 Shin-Soo Choo, L (1,9) OBP: 0.340, SLG: 0.362	G6-3		G3	13 WP 1B	F8			FC4-6 13 BB 1B		5	0	2	0	0	0	0					
13 Adrúbal Cabrera, S (1,6) OBP: 0.349, SLG: 0.451			G5-3	4B 1B				FC4-6 BB		3	1	2	0	2	0	0					
48 Travis Hafner, L (1,10) OBP: 0.364, SLG: 0.448				1B						4	0	1	1	0	1	3					
8 Lonnie Chisenhall, L (8,PH) OBP: 0.267, SLG: 0.366	K							FC4-6 41 S		1	0	0	0	0	0	2					
12 Ezequiel Carrera, L (8,PH) OBP: 0.292, SLG: 0.261										0	0	0	0	0	0	0					
41 Carlos Santana, S (1,3) OBP: 0.351, SLG: 0.445										4	2	1	1	1	2	2					
1 Kosuke Fukudome, L (1,8) OBP: 0.356, SLG: 0.363										4	0	2	0	1	0	0					
16 Jason Donald, R (1,4) OBP: 0.333, SLG: 0.364										4	1	2	0	0	1	3					
9 Jack Hannahan, L (1,5) OBP: 0.317, SLG: 0.339										3	1	1	1	1	0	2					
6 Lou Marson, R (1,2) OBP: 0.285, SLG: 0.305										3	1	1	1	1	0	3					
7 Matt LaPorta, R (9,PH) OBP: 0.296, SLG: 0.414										1	0	0	0	0	0	2					
<b>Inning Stats</b>	R: 0 E: 0 K: 1 S: 8	H: 1 LOB: 1 BB: 0 P: 14	R: 0 E: 0 K: 1 S: 13	H: 1 LOB: 2 BB: 1 P: 22	R: 0 E: 0 K: 0 S: 11	H: 0 LOB: 0 BB: 0 P: 18	R: 5 E: 0 K: 0 S: 21	H: 6 LOB: 2 BB: 1 P: 38	R: 1 E: 0 K: 0 S: 15	H: 1 LOB: 2 BB: 2 P: 30	R: 0 E: 0 K: 1 S: 10	H: 1 LOB: 1 BB: 0 P: 16	R: 0 E: 0 K: 1 S: 14	H: 1 LOB: 3 BB: 1 P: 22	R: 0 E: 0 K: 0 S: 8	H: 0 LOB: 1 BB: 1 P: 17	1B: 10 2B: 3 3B: 0 HR: 1	SF: 0 SAC: 1 DP: 1 HBP: 1	WP: 1 PB: 1 SB: 2 CS: 0	PA: 45	
<b>PITCHER</b>	IP WLS BF H R ER SO	IP WLS BF H R ER SO	IP WLS BF H R ER SO	IP WLS BF H R ER SO	IP WLS BF H R ER SO	IP WLS BF H R ER SO	IP WLS BF H R ER SO	IP WLS BF H R ER SO	IP WLS BF H R ER SO	IP WLS BF H R ER SO	IP WLS BF H R ER SO	IP WLS BF H R ER SO	IP WLS BF H R ER SO	IP WLS BF H R ER SO	IP WLS BF H R ER SO	IP WLS BF H R ER SO	ERA WHIP	ERA WHIP	ERA WHIP	ERA WHIP	
21 Rick Porcello, R (1,1) ERA: 5.17	3.2	19	7	5	5	2	1	0	0	0	0	0	0	0	0	0	0	12.27	2.182	0.00	1.500
64 Duane Below, L (4,1) ERA: 3.32	0.1	5	2	1	1	0	2	0	0	0	1	0	11	25	27.00	12.000	1.500	0.00	1.000	0.00	1.000
45 Ryan Perry, R (5,1) ERA: 0.38	0.2	H	3	0	0	0	1	0	0	0	0	0	5	10	0.00	1.500	0.00	1.500	0.00	1.000	
55 Daniel Schereth, L (5,1) ERA: 4.26	1.1	H	5	2	1	1	0	0	0	0	0	0	15	27	6.75	1.500	0.00	1.500	0.00	1.000	
40 Phil Coke, L (7,1) ERA: 4.45	1.1	W	6	2	0	0	1	0	0	0	0	0	17	25	0.00	1.500	0.00	1.500	0.00	1.000	

Batter	1	2	3	4	5	6	7	8	9	AB	R	H	RBI	BB	SO	LOB	BOTTOM			
14 Austin Jackson, R (1,8) OBP: 0.313, SLG: 0.362	K									4	2	2	1	0	1	1	<b>Cleveland Indians @ Detroit Tigers</b> Comerica Park, Detroit, MI Sun Aug 21 2011, 1:08 PM - 4:53 PM EDT Att: 43,388 - Partly Cloudy - 71 F			
26 Brennan Boesch, L (1,9) OBP: 0.344, SLG: 0.463										4	0	1	0	0	1	3				
32 Don Kelly, L (8,9) OBP: 0.287, SLG: 0.332										0	0	0	0	0	0	0				
21 Delmon Young, R (1,7) OBP: 0.306, SLG: 0.372										4	1	2	4	0	1	1				
24 Miguel Cabrera, R (1,3) OBP: 0.426, SLG: 0.546										2	1	0	0	2	0	1				
41 Victor Martinez, S (1,10) OBP: 0.371, SLG: 0.446										4	1	1	2	0	0	1				
13 Alex Avila, L (1,2) OBP: 0.396, SLG: 0.514										4	0	1	0	0	2	0				
27 Jhonny Peralta, R (1,6) OBP: 0.359, SLG: 0.512										3	1	1	0	1	0	1				
20 Wilson Betemit, S (1,5) OBP: 0.346, SLG: 0.426										2	1	2	0	1	0	0				
15 Brandon Inge, R (7,5) OBP: 0.245, SLG: 0.284										1	0	0	0	0	0	1				
39 Ramon Santiago, S (1,4) OBP: 0.302, SLG: 0.365										4	1	1	1	0	1	4				
<b>Inning Stats</b>	R: 0 E: 0 K: 1 S: 12	H: 1 LOB: 0 BB: 0 P: 18	R: 0 E: 0 K: 1 S: 7	H: 0 LOB: 0 BB: 0 P: 9	R: 7 E: 0 K: 2 S: 25	H: 6 LOB: 3 BB: 47	R: 1 E: 0 K: 0 S: 6	H: 2 LOB: 0 BB: 0 P: 13	R: 0 E: 0 K: 0 S: 9	H: 0 LOB: 0 BB: 0 P: 10	R: 0 E: 0 K: 0 S: 8	H: 1 LOB: 0 BB: 0 P: 12	R: 0 E: 0 K: 2 S: 13	H: 0 LOB: 1 BB: 1 P: 21	R: 0 E: 0 K: 0 S: 5	H: 1 LOB: 1 BB: 0 P: 11	1B: 6 2B: 3 3B: 0 HR: 2	SF: 0 SAC: 0 DP: 2 HBP: 0	WP: 0 PB: 0 SB: 2 CS: 0	PA: 36
<b>PITCHER</b>	IP WLS BF H R ER SO	IP WLS BF H R ER SO	IP WLS BF H R ER SO	IP WLS BF H R ER SO	IP WLS BF H R ER SO	IP WLS BF H R ER SO	IP WLS BF H R ER SO	IP WLS BF H R ER SO	IP WLS BF H R ER SO	IP WLS BF H R ER SO	IP WLS BF H R ER SO	IP WLS BF H R ER SO	IP WLS BF H R ER SO	IP WLS BF H R ER SO	IP WLS BF H R ER SO	IP WLS BF H R ER SO	ERA WHIP	ERA WHIP	ERA WHIP	ERA WHIP
30 Ubaldo Jiménez, R (1,1) ERA: 4.88	3.1	L	21	9	8	8	0	0	0	0	0	0	0	0	0	0	21.60	3.600	0.00	0.375
36 Joe Smith, R (4,1) ERA: 1.58	2.2	7	1	0	0	0	0	0	0	0	0	0	19	26	0.00	0.375	0.00	1.000	0.00	1.000
52 Vinnie Pestano, R (7,1) ERA: 2.63	1.0	4	0	0	0	2	1	0	0	0	0	0	13	21	0.00	1.000	0.00	1.000	0.00	1.000
49 Tony Sipp, L (8,1) ERA: 2.61	1.0	4	1	0	0	0	0	0	0	0	0	0	5	11	0.00	1.000	0.00	1.000	0.00	1.000











Batter	1	2	3	4	5	6	7	8	9	10	AB	R	H	RBI	BB	SO	LOB	TOP									
14 Austin Jackson, R OBP: 0.307, SLG: 0.353			SF9			L7		BB			2	0	0	1	1	1	1	<b>Detroit Tigers @ Tampa Bay Rays</b> Tropicana Field, St. Petersburg, FL Wed Aug 24 2011, 7:11 PM - 10:33 PM EDT Att. 13,910 - Dome - 72 F									
26 Brennan Boesch, L OBP: 0.341, SLG: 0.488								B1-3			3	0	0	0	0	3	2										
32 Don Kelly, L OBP: 0.284, SLG: 0.342											1	0	0	0	0	0	1										
21 Delmon Young, R OBP: 0.306, SLG: 0.375					G5-3			L5			4	0	1	0	0	0	0										
24 Miguel Cabrera, R OBP: 0.426, SLG: 0.539					G4-3					F8	3	0	0	0	1	1	2										
41 Victor Martinez, S OBP: 0.307, SLG: 0.442					L6			G6-3		G4-3	4	0	0	0	0	0	1										
13 Alex Avila, L OBP: 0.397, SLG: 0.529										F7	4	1	1	1	0	0	0										
27 Jhonny Peralta, R OBP: 0.359, SLG: 0.507					G5-3			L7			3	1	0	0	1	0	0										
20 Wilson Betemit, S OBP: 0.344, SLG: 0.421								E6		K2-3	4	0	1	0	0	2	0										
15 Brandon Inge, R OBP: 0.244, SLG: 0.262											0	0	0	0	0	0	0										
39 Ramon Santiago, S OBP: 0.300, SLG: 0.356								F7		F9	3	0	1	0	0	0	1										
<b>Inning Stats</b>	R: 0 E: 0 K: 2 S: 8	H: 0 LOB: 0 BB: 0 P: 11	R: 0 E: 0 K: 0 S: 6	H: 0 LOB: 0 BB: 1 P: 10	R: 1 E: 0 K: 1 S: 10	H: 1 LOB: 1 BB: 1 P: 15	R: 0 E: 0 K: 0 S: 4	H: 0 LOB: 0 BB: 0 P: 5	R: 0 E: 0 K: 1 S: 7	H: 0 LOB: 0 BB: 0 P: 9	R: 0 E: 0 K: 2 S: 16	H: 2 LOB: 2 BB: 0 P: 19	R: 1 E: 1 K: 0 S: 11	H: 1 LOB: 1 BB: 0 P: 17	R: 0 E: 0 K: 0 S: 5	H: 0 LOB: 0 BB: 1 P: 10	R: 0 E: 0 K: 0 S: 5	H: 0 LOB: 0 BB: 0 P: 6	R: 0 E: 0 K: 1 S: 7	H: 0 LOB: 0 BB: 0 P: 8	1B: 3 2B: 1 3B: 0 HR: 1	SF: 1 SAC: 1 DP: 2 HBP: 0	WP: 0 PB: 0 SB: 0 CS: 0	PA: 36			
<b>PITCHER</b>	IP 9.0	WLS 33	H 4	R 2	ER 2	SO 6	BB 3	IBB 0	HBP 0	BLK 0	WP 0	HR 1	S 72	P 102	ERA 2.00	WHIP 0.778											
40 Wade Davis, R ERA: 4.28	(1, 1)																										
62 Joel Peralta, R ERA: 3.34	(10, 1)	1.0	W	3	0	0	0	1	0	0	0	0	0	7	8	0.00	0.000										

Batter	1	2	3	4	5	6	7	8	9	10	AB	R	H	RBI	BB	SO	LOB	BOTTOM									
8 Desmond Jennings, R OBP: 0.423, SLG: 0.584					K						4	0	2	0	1	1	2	<b>Detroit Tigers @ Tampa Bay Rays</b> Tropicana Field, St. Petersburg, FL Wed Aug 24 2011, 7:11 PM - 10:33 PM EDT Att. 13,910 - Dome - 72 F									
22 Johnny Damon, L OBP: 0.320, SLG: 0.418											5	0	2	1	0	0	5										
3 Evan Longoria, R OBP: 0.330, SLG: 0.470											5	1	3	1	0	1	3										
18 Ben Zobrist, S OBP: 0.371, SLG: 0.494											5	1	0	0	0	1	3										
20 Matt Joyce, L OBP: 0.344, SLG: 0.492											5	0	1	0	0	2	1										
11 Casey Kotchman, L OBP: 0.363, SLG: 0.454											4	0	0	0	0	1	2										
5 Sam Feld, L OBP: 0.309, SLG: 0.359											2	1	0	0	2	1	2										
1 Sean Rodriguez, R (10, PH) OBP: 0.304, SLG: 0.344											0	0	0	0	1	0	0										
28 John Jaso, L OBP: 0.304, SLG: 0.330											1	0	0	0	1	1	0										
9 Elliot Johnson, S OBP: 0.244, SLG: 0.327											1	0	0	1	1	0	2										
15 Reid Brignac, L OBP: 0.231, SLG: 0.217											2	0	0	0	0	0	2										
2 B.J. Upton, R OBP: 0.304, SLG: 0.390											1	0	0	0	0	1	1										
10 Kelly Shoppach, R OBP: 0.276, SLG: 0.310											0	0	0	0	0	0	0										
<b>Inning Stats</b>	R: 0 E: 0 K: 1 S: 13	H: 1 LOB: 1 BB: 0 P: 21	R: 0 E: 0 K: 0 S: 7	H: 0 LOB: 0 BB: 0 P: 11	R: 0 E: 0 K: 1 S: 10	H: 1 LOB: 1 BB: 1 P: 18	R: 1 E: 0 K: 1 S: 11	H: 1 LOB: 0 BB: 0 P: 17	R: 0 E: 0 K: 2 S: 9	H: 0 LOB: 0 BB: 0 P: 12	R: 0 E: 0 K: 1 S: 10	H: 0 LOB: 2 BB: 2 P: 19	R: 0 E: 0 K: 1 S: 14	H: 2 LOB: 2 BB: 0 P: 23	R: 0 E: 0 K: 0 S: 9	H: 1 LOB: 1 BB: 0 P: 17	R: 1 E: 0 K: 1 S: 13	H: 1 LOB: 3 BB: 1 P: 23	1B: 5 2B: 2 3B: 0 HR: 1	SF: 0 SAC: 2 DP: 1 HBP: 1	WP: 0 PB: 0 SB: 0 CS: 0	PA: 44					
<b>PITCHER</b>	IP 5.0	WLS 21	H 4	R 2	ER 2	SO 4	BB 2	IBB 0	HBP 0	BLK 0	WP 0	HR 1	S 57	P 97	ERA 3.60	WHIP 1.200											
37 Max Scherzer, R ERA: 4.21	(1, 1)																										
55 Daniel Schlereth, L ERA: 4.08	(8, 1)	1.1	5	0	0	0	2	1	0	0	0	0	0	11	18	0.00	0.750										
45 Ryan Perry, R ERA: 5.88	(7, 1)	1.2	8	2	0	0	2	1	0	0	0	0	0	22	36	0.00	1.800										
34 David Pauley, R ERA: 2.39	(8, 1)	0.1	3	1	0	0	0	1	0	0	0	0	0	7	14	0.00	6.000										
64 Duane Below, L ERA: 3.54	(8, 1)	1.1	L	7	1	1	1	1	0	1	0	0	0	15	26	6.75	1.500										

AB	31
R	2
H	4
RBI	2
BB	3
SO	7
LOB	8



AB	35
R	3
H	8
RBI	3
BB	6
SO	9
LOB	23









Batter	1	2	3	4	5	6	7	8	9	AB	R	H	RBI	BB	SO	LOB	TOP			
14 Austin Jackson, R OBP: 0.309, SLG: 0.359										3	3	1	0	2	1	0	<b>Detroit Tigers @ Minnesota Twins</b> Target Field, Minneapolis, MN Fri Aug 26 2011, 7:11 PM - 10:05 PM CDT Att: 38,918 - Clear - 86 F			
30 Magglio Ordonez, R OBP: 0.283, SLG: 0.299										4	0	1	0	0	0	2				
39 Ramon Santiago, S (7, FR) OBP: 0.292, SLG: 0.348										0	1	0	1	0	0	0				
21 Delmon Young, R OBP: 0.304, SLG: 0.371										5	0	2	3	0	0	1				
24 Miguel Cabrera, R OBP: 0.429, SLG: 0.543										4	0	3	0	1	1	3				
41 Victor Martinez, S OBP: 0.373, SLG: 0.449										3	0	2	4	1	0	1				
13 Alex Avila, L OBP: 0.282, SLG: 0.525										5	0	1	0	0	3	10				
27 Jhonny Peralta, R OBP: 0.356, SLG: 0.501										5	1	1	0	0	0	4				
29 Danny Worth, R OBP: 0.344, SLG: 0.367										0	0	0	0	0	0	0				
25 Ryan Raburn, R OBP: 0.274, SLG: 0.396										5	2	3	0	0	0	2				
15 Brandon Inge, R OBP: 0.243, SLG: 0.261										4	1	1	0	0	1	2				
<b>Inning Stats</b>	R: 0 E: 0 K: 1 S: 8	H: 0 LOB: 0 BB: 0 P: 9	R: 0 E: 0 K: 1 S: 15	H: 2 LOB: 2 BB: 0 P: 24	R: 2 E: 1 K: 1 S: 12	H: 3 LOB: 2 BB: 0 P: 16	R: 0 E: 0 K: 0 S: 7	H: 1 LOB: 0 BB: 0 P: 9	R: 0 E: 0 K: 0 S: 6	H: 2 LOB: 1 BB: 0 P: 9	R: 3 E: 0 K: 1 S: 18	H: 4 LOB: 3 BB: 1 P: 28	R: 3 E: 1 K: 1 S: 22	H: 3 LOB: 3 BB: 3 P: 43	R: 0 E: 0 K: 1 S: 9	H: 0 LOB: 0 BB: 0 P: 12	1B: 13 2B: 2 3B: 0 HR: 0	SF: 2 SAC: 1 DP: 1 HBP: 0	WP: 0 PB: 0 SB: 0 CS: 0	PA: 45
<b>PITCHER</b>	IP WLS BF H R ER SO BB IBB HBP BLK WP HR S P ERA WHIP	IP WLS BF H R ER SO BB IBB HBP BLK WP HR S P ERA WHIP	IP WLS BF H R ER SO BB IBB HBP BLK WP HR S P ERA WHIP	IP WLS BF H R ER SO BB IBB HBP BLK WP HR S P ERA WHIP	IP WLS BF H R ER SO BB IBB HBP BLK WP HR S P ERA WHIP	IP WLS BF H R ER SO BB IBB HBP BLK WP HR S P ERA WHIP	IP WLS BF H R ER SO BB IBB HBP BLK WP HR S P ERA WHIP	IP WLS BF H R ER SO BB IBB HBP BLK WP HR S P ERA WHIP	IP WLS BF H R ER SO BB IBB HBP BLK WP HR S P ERA WHIP	IP WLS BF H R ER SO BB IBB HBP BLK WP HR S P ERA WHIP	IP WLS BF H R ER SO BB IBB HBP BLK WP HR S P ERA WHIP	IP WLS BF H R ER SO BB IBB HBP BLK WP HR S P ERA WHIP	IP WLS BF H R ER SO BB IBB HBP BLK WP HR S P ERA WHIP	IP WLS BF H R ER SO BB IBB HBP BLK WP HR S P ERA WHIP	IP WLS BF H R ER SO BB IBB HBP BLK WP HR S P ERA WHIP	IP WLS BF H R ER SO BB IBB HBP BLK WP HR S P ERA WHIP	IP WLS BF H R ER SO BB IBB HBP BLK WP HR S P ERA WHIP			
58 Scott Diamond, L ERA: 4.97	6.1	29	10	5	4	3	1	0	0	0	0	0	0	0	0	0	63	91	5.68	1.737
15 Glen Perkins, L ERA: 2.39	0.2	4	2	0	0	1	0	0	0	0	0	0	0	0	0	0	9	13	0.00	3.000
17 Lester Oliveros, R ERA: 7.59	0.2	7	3	3	3	0	1	1	0	0	0	0	0	0	0	0	15	30	40.50	6.000
54 Phil Dumatrai, L ERA: 3.97	0.1	2	0	0	0	1	1	0	0	0	0	0	0	0	0	0	7	13	0.00	3.000
36 Joe Nathan, R ERA: 4.66	1.0	3	0	0	0	1	0	0	0	0	0	0	0	0	0	0	9	12	0.00	0.000

Batter	1	2	3	4	5	6	7	8	9	AB	R	H	RBI	BB	SO	LOB	BOTTOM					
11 Ben Revere, L OBP: 0.300, SLG: 0.295										3	0	1	0	1	0	2	<b>Detroit Tigers @ Minnesota Twins</b> Target Field, Minneapolis, MN Fri Aug 26 2011, 7:11 PM - 10:05 PM CDT Att: 38,918 - Clear - 86 F					
24 Trevor Plouffe, R OBP: 0.304, SLG: 0.411										4	0	1	0	0	1	2						
33 Justin Morneau, L OBP: 0.279, SLG: 0.328										3	0	0	0	1	1	2						
5 Michael Cuddyer, R OBP: 0.359, SLG: 0.480										4	0	0	0	0	0	2						
16 Jason Kubel, L OBP: 0.345, SLG: 0.443										3	0	1	0	1	2	0						
22 Danny Valencia, R OBP: 0.296, SLG: 0.401										4	1	2	0	0	0	1						
23 Rene Tosoni, L OBP: 0.252, SLG: 0.284										3	0	1	0	0	1	1						
20 Matt Tolbert, S OBP: 0.250, SLG: 0.271										4	0	0	0	0	1	6						
41 Drew Butera, R OBP: 0.200, SLG: 0.242										3	0	1	1	0	1	0						
<b>Inning Stats</b>	R: 0 E: 0 K: 0 S: 9	H: 1 LOB: 1 BB: 1 P: 21	R: 1 E: 0 K: 0 S: 13	H: 2 LOB: 2 BB: 1 P: 26	R: 0 E: 0 K: 0 S: 6	H: 1 LOB: 0 BB: 0 P: 6	R: 0 E: 0 K: 2 S: 10	H: 1 LOB: 1 BB: 0 P: 12	R: 0 E: 0 K: 0 S: 7	H: 0 LOB: 1 BB: 1 P: 12	R: 0 E: 0 K: 1 S: 11	H: 2 LOB: 2 BB: 0 P: 13	R: 0 E: 0 K: 2 S: 11	H: 0 LOB: 0 BB: 0 P: 16	R: 0 E: 0 K: 2 S: 8	H: 0 LOB: 0 BB: 0 P: 11		R: 0 E: 0 K: 0 S: 8	H: 0 LOB: 0 BB: 0 P: 12	1B: 7 2B: 0 3B: 0 HR: 0	SF: 0 SAC: 0 DP: 3 HBP: 1	WP: 0 PB: 0 SB: 1 CS: 0
<b>PITCHER</b>	IP WLS BF H R ER SO BB IBB HBP BLK WP HR S P ERA WHIP	IP WLS BF H R ER SO BB IBB HBP BLK WP HR S P ERA WHIP	IP WLS BF H R ER SO BB IBB HBP BLK WP HR S P ERA WHIP	IP WLS BF H R ER SO BB IBB HBP BLK WP HR S P ERA WHIP	IP WLS BF H R ER SO BB IBB HBP BLK WP HR S P ERA WHIP	IP WLS BF H R ER SO BB IBB HBP BLK WP HR S P ERA WHIP	IP WLS BF H R ER SO BB IBB HBP BLK WP HR S P ERA WHIP	IP WLS BF H R ER SO BB IBB HBP BLK WP HR S P ERA WHIP	IP WLS BF H R ER SO BB IBB HBP BLK WP HR S P ERA WHIP	IP WLS BF H R ER SO BB IBB HBP BLK WP HR S P ERA WHIP	IP WLS BF H R ER SO BB IBB HBP BLK WP HR S P ERA WHIP	IP WLS BF H R ER SO BB IBB HBP BLK WP HR S P ERA WHIP	IP WLS BF H R ER SO BB IBB HBP BLK WP HR S P ERA WHIP	IP WLS BF H R ER SO BB IBB HBP BLK WP HR S P ERA WHIP	IP WLS BF H R ER SO BB IBB HBP BLK WP HR S P ERA WHIP	IP WLS BF H R ER SO BB IBB HBP BLK WP HR S P ERA WHIP	IP WLS BF H R ER SO BB IBB HBP BLK WP HR S P ERA WHIP					
21 Rick Porcello, R ERA: 5.01	6.1	27	7	1	1	4	3	0	0	0	0	0	0	0	0	0	59	95	1.42	1.579		
40 Phil Coke, L ERA: 4.29	1.2	5	0	0	0	3	0	0	0	0	0	0	0	0	0	0	16	22	0.00	0.000		
45 Ryan Perry, R ERA: 5.67	1.0	3	0	0	0	0	0	0	0	0	0	0	0	0	0	0	8	12	0.00	0.000		










Batter	1	2	3	4	5	6	7	8	9	AB	R	H	RBI	BB	SO	LOB	TOP					
14 Austin Jackson, R OBP: 0.311, SLG: 0.356										3	0	0	0	1	1	4						
30 Magglio Ordonez, R OBP: 0.282, SLG: 0.295										4	0	1	0	0	0	3						
21 Delmon Young, R OBP: 0.305, SLG: 0.371										4	1	1	0	0	0	2						
24 Miguel Cabrera, R OBP: 0.430, SLG: 0.550										3	1	1	0	1	1	1						
32 Don Kelly, L OBP: 0.276, SLG: 0.335										0	0	0	0	0	0	0						
41 Victor Martinez, S OBP: 0.373, SLG: 0.449										3	1	2	1	0	0	1						
13 Alex Avila, L OBP: 0.394, SLG: 0.532										4	1	1	1	0	2	1						
27 Jhonny Peralta, R OBP: 0.354, SLG: 0.495										3	0	1	0	1	1	2						
39 Ramon Santiago, S OBP: 0.299, SLG: 0.353										4	0	4	2	0	0	0						
15 Brandon Inge, R OBP: 0.240, SLG: 0.258										2	0	0	0	0	0	3						
20 Wilson Betemit, S OBP: 0.345, SLG: 0.419										2	0	0	0	0	1	3						
<b>Inning Stats</b>	R: 0 E: 0 K: 1 S: 8	H: 1 LOB: 1 BB: 1 P: 15	R: 2 E: 0 K: 1 S: 13	H: 3 LOB: 0 BB: 0 P: 19	R: 0 E: 0 K: 0 S: 7	H: 0 LOB: 0 BB: 0 P: 13	R: 0 E: 0 K: 1 S: 9	H: 0 LOB: 0 BB: 1 P: 15	R: 0 E: 0 K: 0 S: 10	H: 1 LOB: 2 BB: 1 P: 17	R: 2 E: 1 K: 0 S: 10	H: 2 LOB: 0 BB: 0 P: 14	R: 0 E: 0 K: 0 S: 8	H: 1 LOB: 1 BB: 0 P: 14	R: 0 E: 0 K: 1 S: 11	H: 1 LOB: 1 BB: 0 P: 16	R: 0 E: 0 K: 1 S: 12	H: 2 LOB: 1 BB: 0 P: 15	1B: 9 2B: 3 3B: 0 HR: 0	SF: 1 SAC: 0 DP: 5 HBP: 1	WP: 0 PB: 0 SB: 0 CS: 0	PA: 37
<b>PITCHER</b>	IP WLS BF H R ER SO BB IBB HBP BLK WP HR S P ERA WHIP																					
52 Brian Duensing, L ERA: 5.09	(1, 1) 6.0 W 25 7 4 3 4 3 0 0 0 0 0 0 57 93 4.50 1.667																					
31 Alex Burnett, R ERA: 5.28	(7, 1) 1.0 H 4 1 0 0 0 0 0 0 1 0 0 0 8 14 0.00 1.000																					
15 Glen Perkins, L ERA: 2.35	(8, 1) 1.0 4 1 0 0 1 0 0 0 0 0 0 11 16 0.00 1.000																					
50 Jose Mijares, L ERA: 4.83	(9, 1) 1.0 4 2 0 0 1 0 0 0 0 0 0 12 15 0.00 2.000																					

Detroit Tigers @ Minnesota Twins  
Target Field, Minneapolis, MN  
Sun Aug 28 2011, 1:13 PM - 4:01 PM CDT  
Att: 39,130 - Overcast - 73 F


AB 32  
R 4  
H 11  
RBI 4  
BB 3  
SO 6  
LOB 20



Batter	1	2	3	4	5	6	7	8	9	AB	R	H	RBI	BB	SO	LOB	BOTTOM			
11 Ben Revere, L OBP: 0.301, SLG: 0.294										4	1	1	0	1	1	1				
24 Trevor Plouffe, R OBP: 0.300, SLG: 0.401										5	2	2	0	0	2	2				
33 Justin Morneau, L OBP: 0.285, SLG: 0.333										4	1	3	1	0	1	1				
16 Jason Kubel, L OBP: 0.340, SLG: 0.444										4	1	1	3	0	0	3				
22 Danny Valencia, R OBP: 0.299, SLG: 0.400										3	2	1	0	1	0	0				
23 Rene Tosoni, L OBP: 0.281, SLG: 0.296										3	2	1	1	1	0	2				
38 Luke Hughes, R OBP: 0.311, SLG: 0.375										4	2	2	5	0	0	1				
18 Jason Repko, R OBP: 0.293, SLG: 0.294										4	0	1	0	0	1	0				
32 René Rivera, R OBP: 0.232, SLG: 0.253										3	0	0	1	0	2	0				
<b>Inning Stats</b>	R: 2 E: 0 K: 1 S: 12	H: 2 LOB: 0 BB: 0 P: 18	R: 0 E: 0 K: 1 S: 7	H: 0 LOB: 0 BB: 0 P: 9	R: 1 E: 0 K: 2 S: 19	H: 1 LOB: 1 BB: 1 P: 31	R: 3 E: 0 K: 1 S: 20	H: 4 LOB: 1 BB: 0 P: 31	R: 0 E: 0 K: 0 S: 5	H: 1 LOB: 0 BB: 0 P: 7	R: 1 E: 0 K: 1 S: 10	H: 1 LOB: 1 BB: 1 P: 20	R: 4 E: 0 K: 0 S: 12	H: 3 LOB: 0 BB: 1 P: 20	R: 0 E: 0 K: 1 S: 6	H: 0 LOB: 0 BB: 0 P: 9	1B: 8 2B: 1 3B: 1 HR: 3	SF: 1 SAC: 0 DP: 1 HBP: 0	WP: 1 PB: 0 SB: 2 CS: 0	PA: 38
<b>PITCHER</b>	IP WLS BF H R ER SO BB IBB HBP BLK WP HR S P ERA WHIP																			
31 Brad Penny, R ERA: 5.07	(1, 1) 5.0 L 24 8 7 7 5 2 0 0 0 0 0 1 2 64 101 12.60 2.000																			
34 David Pauley, R ERA: 2.89	(6, 1) 2.0 11 4 4 4 1 1 0 0 0 0 0 1 21 35 18.00 2.500																			
64 Duane Below, L ERA: 3.38	(8, 1) 1.0 3 0 0 0 1 0 0 0 0 0 0 6 9 0.00 0.000																			

Detroit Tigers @ Minnesota Twins  
Target Field, Minneapolis, MN  
Sun Aug 28 2011, 1:13 PM - 4:01 PM CDT  
Att: 39,130 - Overcast - 73 F

AB 34  
R 11  
H 12  
RBI 11  
BB 3  
SO 7  
LOB 10





Batter	1	2	3	4	5	6	7	8	9	AB	R	H	RBI	BB	SO	LOB	TOP				
4 Alex Gordon, L OBP: 0.378, SLG: 0.506										5	2	4	1	0	0	1	<b>Kansas City Royals @ Detroit Tigers</b> Comerica Park, Detroit, MI Mon Aug 29 2011, 7:07 PM - 10:01 PM EDT Att: 32,423 - Partly Cloudy - 76 F				
53 Melky Cabrera, S OBP: 0.338, SLG: 0.475										5	1	3	1	0	0	1					
16 Billy Butler, R OBP: 0.373, SLG: 0.465										4	1	1	0	1	1	1					
35 Eric Hosmer, L OBP: 0.234, SLG: 0.425										3	1	1	1	1	0	1					
21 Jeff Francoeur, R OBP: 0.330, SLG: 0.461										5	0	1	0	0	1	7					
8 Mike Moustakas, L OBP: 0.285, SLG: 0.289										5	0	1	0	0	0	4					
9 Johnny Giavotella, R OBP: 0.293, SLG: 0.379										5	1	2	3	0	0	2					
17 Chris Getz, L OBP: 0.310, SLG: 0.280										0	0	0	0	0	0	0					
13 Salvador Perez, R OBP: 0.333, SLG: 0.443										4	1	3	2	1	0	1					
2 Alcides Escobar, R OBP: 0.281, SLG: 0.330										4	2	2	1	0	0	2					
<b>Inning Stats</b>	R: 1 H: 2 E: 0 K: 2 S: 14	H: 2 BB: 0 P: 18	R: 1 H: 2 E: 0 K: 0 S: 13	H: 2 BB: 0 P: 17	R: 3 H: 3 E: 0 K: 0 S: 9	LOB: 3 BB: 1 P: 16	R: 2 H: 3 E: 0 K: 0 S: 11	H: 3 LOB: 0 BB: 0 P: 19	R: 0 H: 1 E: 0 K: 0 S: 11	H: 1 LOB: 1 BB: 0 P: 18	R: 2 H: 2 E: 0 K: 0 S: 15	H: 2 LOB: 2 BB: 2 P: 24	R: 0 H: 3 E: 0 K: 0 S: 15	H: 3 LOB: 2 BB: 0 P: 20	R: 0 H: 1 E: 0 K: 0 S: 11	H: 1 LOB: 1 BB: 0 P: 12	1B: 11 3B: 4 HR: 3	SF: 1 2B: 4 DP: 2 HBP: 0	WP: 0 PB: 0 SB: 0 CS: 0	PA: 44	
<b>PITCHER</b>	IP WLS BF H R ER SO BB IBB HBP BLK WP HR S P ERA WHIP	IP WLS BF H R ER SO BB IBB HBP BLK WP HR S P ERA WHIP	IP WLS BF H R ER SO BB IBB HBP BLK WP HR S P ERA WHIP	IP WLS BF H R ER SO BB IBB HBP BLK WP HR S P ERA WHIP	IP WLS BF H R ER SO BB IBB HBP BLK WP HR S P ERA WHIP	IP WLS BF H R ER SO BB IBB HBP BLK WP HR S P ERA WHIP	IP WLS BF H R ER SO BB IBB HBP BLK WP HR S P ERA WHIP	IP WLS BF H R ER SO BB IBB HBP BLK WP HR S P ERA WHIP	IP WLS BF H R ER SO BB IBB HBP BLK WP HR S P ERA WHIP	IP WLS BF H R ER SO BB IBB HBP BLK WP HR S P ERA WHIP	IP WLS BF H R ER SO BB IBB HBP BLK WP HR S P ERA WHIP	IP WLS BF H R ER SO BB IBB HBP BLK WP HR S P ERA WHIP	IP WLS BF H R ER SO BB IBB HBP BLK WP HR S P ERA WHIP	IP WLS BF H R ER SO BB IBB HBP BLK WP HR S P ERA WHIP	IP WLS BF H R ER SO BB IBB HBP BLK WP HR S P ERA WHIP	IP WLS BF H R ER SO BB IBB HBP BLK WP HR S P ERA WHIP	IP WLS BF H R ER SO BB IBB HBP BLK WP HR S P ERA WHIP	IP WLS BF H R ER SO BB IBB HBP BLK WP HR S P ERA WHIP	IP WLS BF H R ER SO BB IBB HBP BLK WP HR S P ERA WHIP	IP WLS BF H R ER SO BB IBB HBP BLK WP HR S P ERA WHIP	IP WLS BF H R ER SO BB IBB HBP BLK WP HR S P ERA WHIP
37 Max Scherzer, R ERA: 4.52	3.0	L	19	10	7	7	2	1	0	0	0	0	0	3	44	65	21.00	3.667			
64 Duane Below, L ERA: 3.6	3.2		17	5	2	2	0	1	1	0	0	0	0	0	42	65	4.91	1.636			
45 Ryan Perry, R ERA: 5.4	1.1		5	2	0	0	0	0	0	0	0	0	0	13	13	0.00	1.500				
55 Daniel Schlereth, L ERA: 3.89	1.0		3	1	0	0	0	0	0	0	0	0	0	9	12	0.00	1.000				

Batter	1	2	3	4	5	6	7	8	9	AB	R	H	RBI	BB	SO	LOB	BOTTOM					
14 Austin Jackson, R OBP: 0.312, SLG: 0.356										5	1	2	0	0	2	2	<b>Kansas City Royals @ Detroit Tigers</b> Comerica Park, Detroit, MI Mon Aug 29 2011, 7:07 PM - 10:01 PM EDT Att: 32,423 - Partly Cloudy - 76 F					
39 Ramon Santiago, S OBP: 0.297, SLG: 0.359										5	0	1	1	0	0	3						
21 Delmon Young, R OBP: 0.304, SLG: 0.369										5	1	1	1	0	1	3						
24 Miguel Cabrera, R OBP: 0.432, SLG: 0.554										4	1	3	1	0	1	1						
41 Victor Martinez, S OBP: 0.374, SLG: 0.449										4	0	2	1	0	1	1						
13 Alex Avila, L OBP: 0.393, SLG: 0.528										3	0	0	0	1	1	2						
27 Jhonny Peralta, R OBP: 0.351, SLG: 0.491										4	0	0	0	0	2	2						
20 Wilson Betemit, S OBP: 0.347, SLG: 0.416										2	1	0	0	2	1	1						
32 Don Kelly, L OBP: 0.278, SLG: 0.333										4	1	1	0	0	0	1						
<b>Inning Stats</b>	R: 0 H: 1 E: 0 K: 1 S: 9	H: 0 LOB: 0 BB: 0 P: 16	R: 0 H: 0 E: 0 K: 2 S: 8	H: 0 LOB: 0 BB: 0 P: 11	R: 3 H: 4 E: 0 K: 1 S: 22	H: 4 LOB: 2 BB: 1 P: 33	R: 0 H: 0 E: 0 K: 1 S: 6	H: 0 LOB: 0 BB: 0 P: 7	R: 1 H: 2 E: 0 K: 0 S: 11	H: 2 LOB: 1 BB: 0 P: 16	R: 0 H: 0 E: 0 K: 1 S: 6	H: 0 LOB: 1 BB: 1 P: 13	R: 0 H: 0 E: 0 K: 1 S: 8	H: 0 LOB: 0 BB: 0 P: 9	R: 1 H: 2 E: 1 K: 1 S: 9	H: 2 LOB: 1 BB: 1 P: 15		R: 0 H: 1 E: 0 K: 1 S: 10	H: 1 LOB: 1 BB: 0 P: 15	1B: 8 3B: 1 HR: 0	SF: 0 2B: 1 DP: 1 HBP: 0	WP: 1 PB: 0 SB: 0 CS: 0
<b>PITCHER</b>	IP WLS BF H R ER SO BB IBB HBP BLK WP HR S P ERA WHIP	IP WLS BF H R ER SO BB IBB HBP BLK WP HR S P ERA WHIP	IP WLS BF H R ER SO BB IBB HBP BLK WP HR S P ERA WHIP	IP WLS BF H R ER SO BB IBB HBP BLK WP HR S P ERA WHIP	IP WLS BF H R ER SO BB IBB HBP BLK WP HR S P ERA WHIP	IP WLS BF H R ER SO BB IBB HBP BLK WP HR S P ERA WHIP	IP WLS BF H R ER SO BB IBB HBP BLK WP HR S P ERA WHIP	IP WLS BF H R ER SO BB IBB HBP BLK WP HR S P ERA WHIP	IP WLS BF H R ER SO BB IBB HBP BLK WP HR S P ERA WHIP	IP WLS BF H R ER SO BB IBB HBP BLK WP HR S P ERA WHIP	IP WLS BF H R ER SO BB IBB HBP BLK WP HR S P ERA WHIP	IP WLS BF H R ER SO BB IBB HBP BLK WP HR S P ERA WHIP	IP WLS BF H R ER SO BB IBB HBP BLK WP HR S P ERA WHIP	IP WLS BF H R ER SO BB IBB HBP BLK WP HR S P ERA WHIP	IP WLS BF H R ER SO BB IBB HBP BLK WP HR S P ERA WHIP	IP WLS BF H R ER SO BB IBB HBP BLK WP HR S P ERA WHIP	IP WLS BF H R ER SO BB IBB HBP BLK WP HR S P ERA WHIP	IP WLS BF H R ER SO BB IBB HBP BLK WP HR S P ERA WHIP	IP WLS BF H R ER SO BB IBB HBP BLK WP HR S P ERA WHIP	IP WLS BF H R ER SO BB IBB HBP BLK WP HR S P ERA WHIP	IP WLS BF H R ER SO BB IBB HBP BLK WP HR S P ERA WHIP	
44 Luke Hochevar, R ERA: 4.97	7.0	W	31	8	5	5	7	2	0	0	0	0	0	1	0	0	6.43	1.429				
55 Tim Collins, L ERA: 3.47	0.0		2	1	0	0	0	1	0	0	0	0	0	0	3	7	∞	∞				
38 Blake Wood, R ERA: 3.43	2.0	S	6	1	0	0	2	0	0	0	0	0	0	14	21	0.00	0.500					

**Kansas City Royals @ Detroit Tigers**  
 Comerica Park, Detroit, MI  
 Mon Aug 29 2011, 7:07 PM - 10:01 PM EDT  
 Att: 32,423 - Partly Cloudy - 76 F

AB 40  
 R 9  
 H 18  
 RBI 9  
 BB 3  
 SO 2  
 LOB 20



**Kansas City Royals @ Detroit Tigers**  
 Comerica Park, Detroit, MI  
 Mon Aug 29 2011, 7:07 PM - 10:01 PM EDT  
 Att: 32,423 - Partly Cloudy - 76 F

AB 36  
 R 5  
 H 10  
 RBI 4  
 BB 3  
 SO 9  
 LOB 16

















Batter	1	2	3	4	5	6	7	8	9	AB	R	H	RBI	BB	SO	LOB	TOP								
1 Juan Pierre, L (1,7) OBP: 0.335, SLG: 0.334	G5-3		F9			G4-3		3B 1B		4	0	1	0	0	0	0	<b>Chicago White Sox @ Detroit Tigers</b> Comerica Park, Detroit, MI Fri Sep 02 2011, 7:08 PM - 9:47 PM EDT Att. 42,352 - Clear - 95 F								
10 Alexei Ramirez, R (1,6) OBP: 0.324, SLG: 0.394 38 Eduardo Escobar, S (7,6) OBP: 1.000, SLG: 1.000	F8					K		1B		3	0	1	0	0	1	0									
14 Paul Konerko, R (1,3) OBP: 0.403, SLG: 0.546	F7					K		F7		4	0	1	0	0	1	4									
12 A.J. Pierzynski, L (1,10) OBP: 0.337, SLG: 0.411						G5-3		K		4	0	1	0	0	1	5									
24 Dayan Viciedo, R (1,9) OBP: 0.500, SLG: 0.647	F9					K		F8		4	0	0	0	0	1	3									
30 Alejandro De Azavedo, L (1,8) OBP: 0.357, SLG: 0.554 18 Brent Lillibridge, R (9,PH) OBP: 0.337, SLG: 0.508	K					L4		G4-3		3	0	0	0	0	1	2									
17 Tyler Flowers, R (1,2) OBP: 0.342, SLG: 0.471	FC6-4					F8		HR		4	1	1	1	0	0	2									
22 Brent Morel, R (1,5) OBP: 0.274, SLG: 0.320						G6-3		G2-3		3	0	1	0	1	0	1									
15 Gordon Beckham, R (1,4) OBP: 0.291, SLG: 0.330						G6-4-3		K		3	0	0	0	0	1	2									
<b>Inning Stats</b>	R: 0 E: 0 K: 0 S: 5	H: 0 LOB: 0 BB: 0 P: 6	R: 0 E: 0 K: 1 S: 8	H: 1 LOB: 1 BB: 0 P: 13	R: 0 E: 0 K: 0 S: 9	H: 0 LOB: 0 BB: 1 P: 19	R: 0 E: 0 K: 2 S: 12	H: 1 LOB: 1 BB: 0 P: 16	R: 0 E: 0 K: 0 S: 10	H: 0 LOB: 0 BB: 0 P: 14	R: 0 E: 0 K: 1 S: 9	H: 0 LOB: 0 BB: 0 P: 13	R: 0 E: 0 K: 1 S: 10	H: 1 LOB: 1 BB: 0 P: 11	R: 1 E: 0 K: 1 S: 14	H: 4 LOB: 3 BB: 0 P: 20		R: 0 E: 0 K: 0 S: 8	H: 0 LOB: 1 BB: 1 P: 15	1B: 4 2B: 2 HR: 1	SF: 0 SAC: 0 DP: 1 HBP: 0	WP: 0 PB: 0 SB: 0 CS: 0	PA: 35		
<b>PITCHER</b>	IP	WLS	BF	H	R	ER	SO	BB	IBB	HBP	BLK	WP	HR	S	P	ERA	WHIP								
35 Justin Verlander, R (1,1) ERA: 2.34	7.1	W	29	7	1	1	6	1	0	0	0	0	1	73	106	1.23	1.091								
53 Joaquin Benoit, R (8,1) ERA: 3.35	0.2		2	0	0	0	0	0	0	0	0	0	0	4	6	0.00	0.000								
55 Daniel Schlereth, L (9,1) ERA: 3.71	1.0		4	0	0	0	0	1	0	0	0	0	0	8	15	0.00	1.000								

AB	33
R	1
H	7
RBI	1
BB	2
SO	6
LOB	19



Batter	1	2	3	4	5	6	7	8	9	AB	R	H	RBI	BB	SO	LOB	BOTTOM								
14 Austin Jackson, R (1,8) OBP: 0.319, SLG: 0.383	G4-3					G5-3		K		5	2	3	2	0	1	1	<b>Chicago White Sox @ Detroit Tigers</b> Comerica Park, Detroit, MI Fri Sep 02 2011, 7:08 PM - 9:47 PM EDT Att. 42,352 - Clear - 95 F								
30 Magglio Ordonez, R (1,9) OBP: 0.288, SLG: 0.321 32 Don Kelly, L (5,FR) OBP: 0.276, SLG: 0.330	G4-3					HR				3	0	1	0	0	0	3									
21 Delmon Young, R (1,7) OBP: 0.299, SLG: 0.369						K		K		4	1	1	1	0	3	2									
24 Miguel Cabrera, R (1,3) OBP: 0.430, SLG: 0.548						P3				3	2	1	1	1	0	0									
41 Victor Martinez, S (1,10) OBP: 0.367, SLG: 0.440	G6-3					K				4	0	0	0	0	1	3									
13 Alex Avila, L (1,2) OBP: 0.392, SLG: 0.521						F8				3	1	1	1	1	0	0									
27 Jhonny Peralta, R (1,6) OBP: 0.353, SLG: 0.489	F8					K				4	0	1	3	0	1	1									
39 Ramon Santiago, S (1,4) OBP: 0.298, SLG: 0.372						P5				3	0	0	0	1	0	2									
15 Brandon Inge, R (1,5) OBP: 0.244, SLG: 0.258						P5				4	1	2	0	0	0	1									
<b>Inning Stats</b>	R: 3 E: 0 K: 0 S: 17	H: 4 LOB: 1 BB: 0 P: 23	R: 0 E: 0 K: 0 S: 9	H: 2 LOB: 1 BB: 0 P: 13	R: 0 E: 0 K: 2 S: 8	H: 0 LOB: 0 BB: 0 P: 11	R: 0 E: 0 K: 1 S: 10	H: 0 LOB: 0 BB: 0 P: 14	R: 5 E: 0 K: 1 S: 23	H: 4 LOB: 2 BB: 2 P: 38	R: 0 E: 0 K: 1 S: 9	H: 1 LOB: 0 BB: 0 P: 11	R: 0 E: 0 K: 0 S: 5	H: 0 LOB: 0 BB: 0 P: 9	R: 0 E: 0 K: 1 S: 7	H: 0 LOB: 1 BB: 1 P: 17		1B: 8 2B: 1 3B: 1 HR: 1	SF: 0 SAC: 0 DP: 1 HBP: 0	WP: 0 PB: 0 SB: 1 CS: 0	PA: 37				
<b>PITCHER</b>	IP	WLS	BF	H	R	ER	SO	BB	IBB	HBP	BLK	WP	HR	S	P	ERA	WHIP								
50 John Danks, L (1,1) ERA: 4.01	4.2	L	24	9	8	8	4	2	0	0	0	0	1	62	91	15.43	2.357								
52 Josh Kinney, R (5,1) ERA: 2.08	2.1		9	2	0	0	1	0	0	0	0	0	0	19	28	0.00	0.857								
66 Shane Lindsay, R (8,1) ERA:	1.0		4	0	0	0	1	1	0	0	0	0	0	7	17	0.00	1.000								

AB	34
R	8
H	11
RBI	8
BB	3
SO	6
LOB	13









Batter	1	2	3	4	5	6	7	8	9	AB	R	H	RBI	BB	SO	LOB	TOP
1 Juan Pierre, L (1,7) OBP: 0.335, SLG: 0.333	G4-3			G4-3		F8		10 WP 1B		4	0	1	0	0	0	1	<b>Chicago White Sox @ Detroit Tigers</b> Comerica Park, Detroit, MI Sun Sep 04 2011, 8:10 PM - 11:30 PM EDT Att: 42,671 - Cloudy - 72 F
10 Alexei Ramirez, R (1,6) OBP: 0.325, SLG: 0.401	L7			G5-3				K		4	0	1	0	0	1		
14 Paul Konerko, R (1,3) OBP: 0.401, SLG: 0.543 18 Brent Lillibridge, R (7,3) OBP: 0.340, SLG: 0.511	G5-3			G5-3		P4			3 0 0 0 0 0 2 1 1 1 0 0 0 0								
12 A.J. Pierzynski, L (1,2) OBP: 0.331, SLG: 0.404 55 Donny Lucy, R (6,2) OBP: 0.333, SLG: 0.500	P6			G4-3		G6-3		55 2B 1B 24 1B 51 SF8 2B	3 0 0 0 0 0 2 1 1 1 1 0 0 0								
24 Dayan Viciedo, R (1,10) OBP: 0.464, SLG: 0.560	K							22 F7 30 E 1B	4 0 2 0 0 1 0								
51 Alex Rios, R (1,8) OBP: 0.256, SLG: 0.322								SF8	3 0 2 1 0 0 0								
30 Alejandro De Aza, L (1,9) OBP: 0.337, SLG: 0.540	CS			K2-3		K		FC4	4 0 0 0 0 2 3								
22 Brent Morel, R (1,5) OBP: 0.271, SLG: 0.324						K		F7	4 0 0 0 0 3 4								
15 Gordon Beckham, R (1,4) OBP: 0.292, SLG: 0.330 38 Eduardo Escobar, S (7,4) OBP: 0.333, SLG: 0.333								G5-3	2 0 1 0 0 1 0 2 0 0 0 0 1 2								
<b>Inning Stats</b>	R: 0 E: 0 K: 0 S: 7	H: 0 LOB: 0 BB: 0 P: 9	R: 0 E: 0 K: 1 S: 11	H: 1 LOB: 0 BB: 0 P: 19	R: 0 E: 0 K: 3 S: 13	H: 0 LOB: 0 BB: 0 P: 18	R: 0 E: 0 K: 0 S: 10	H: 2 LOB: 2 BB: 0 P: 24	R: 0 E: 0 K: 0 S: 15	H: 2 LOB: 2 BB: 0 P: 20	R: 0 E: 0 K: 0 S: 6	H: 1 LOB: 1 BB: 0 P: 15	R: 2 E: 1 K: 0 S: 15	H: 3 LOB: 2 BB: 0 P: 19	1B: 7 2B: 2 3B: 0 HR: 0	SF: 1 SAC: 0 DP: 0 HBP: 0	
<b>PITCHER</b>	IP WLS BF H R ER SO BB IBB HBP BLK WP HR S P ERA WHIP	7.0 W 25 5 0 0 6 0 0 0 0 0 0 113 0.00 0.714	1.0 4 1 0 0 3 0 0 0 0 1 0 10 15 0.00 1.000	1.0 7 3 2 2 0 0 0 0 0 0 0 15 19 18.00 3.000	<b>PITCHER</b>										IP WLS BF H R ER SO BB IBB HBP BLK WP HR S P ERA WHIP		

AB 35  
R 2  
H 9  
RBI 2  
BB 0  
SO 9  
LOB 15

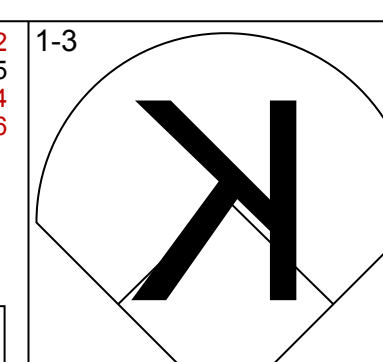
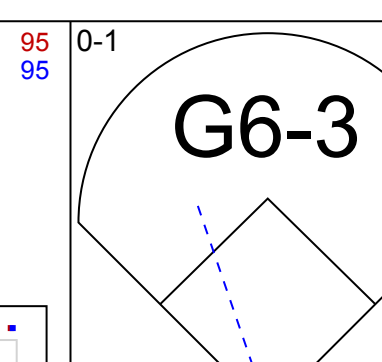
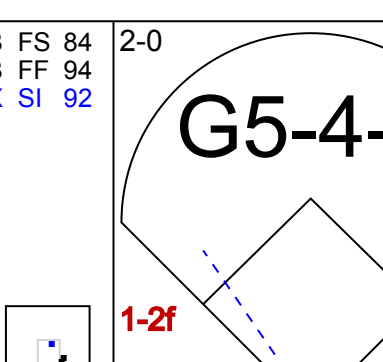
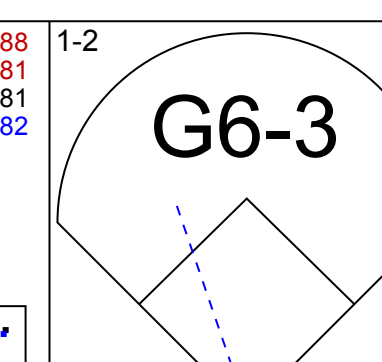
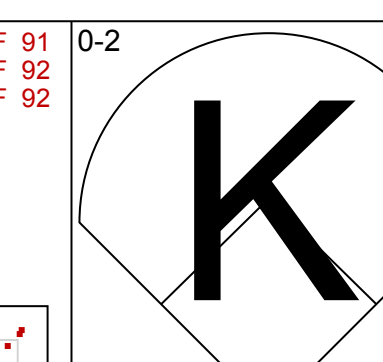
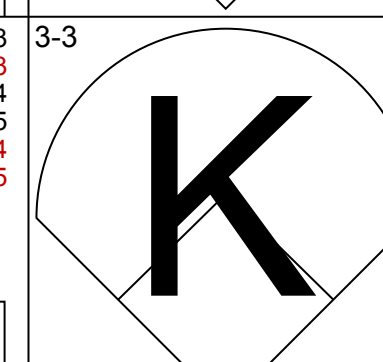
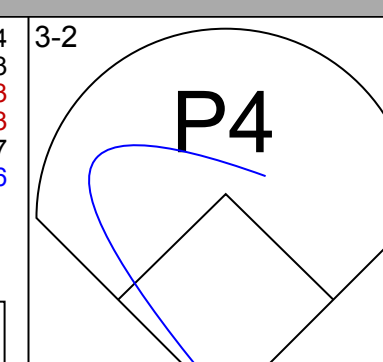
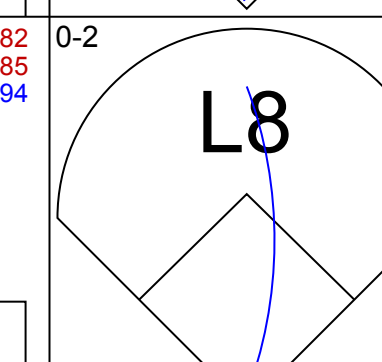
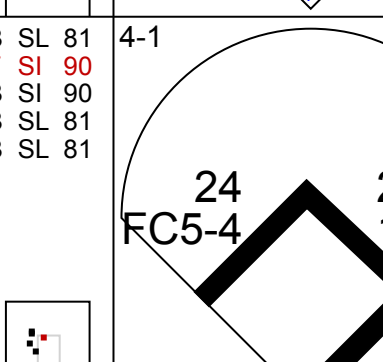

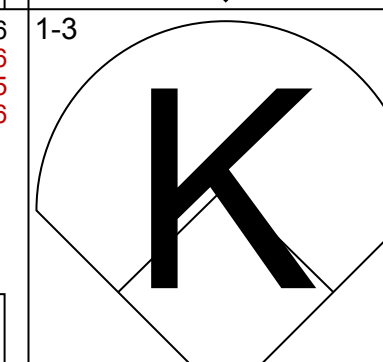
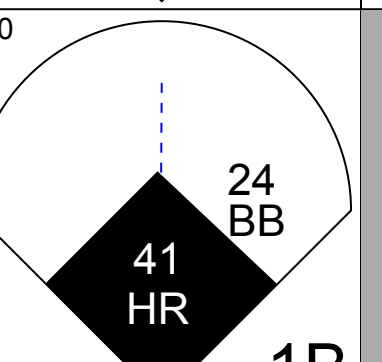
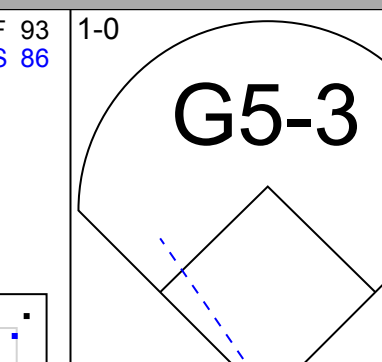
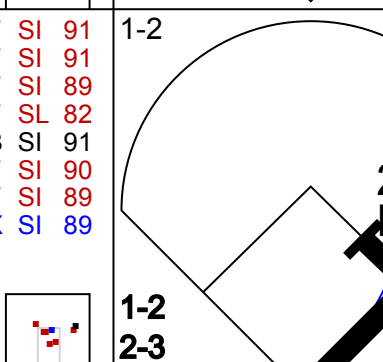

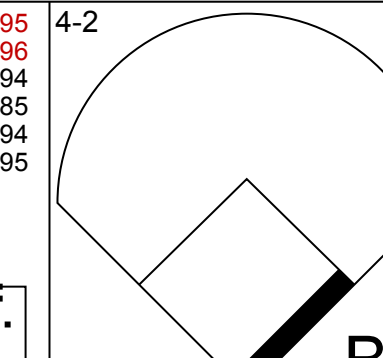
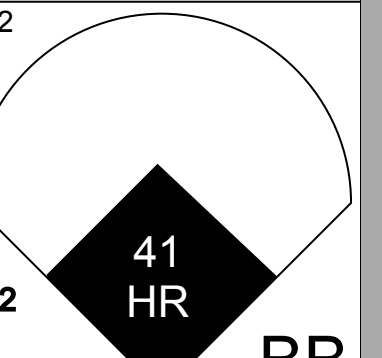
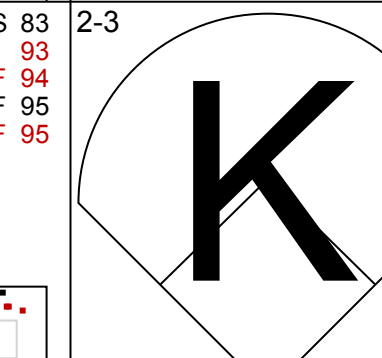
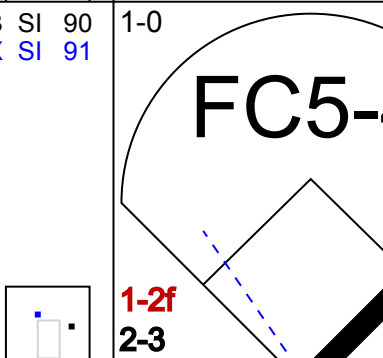

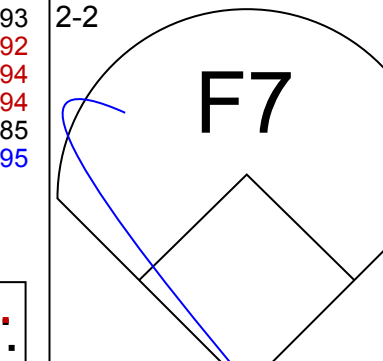
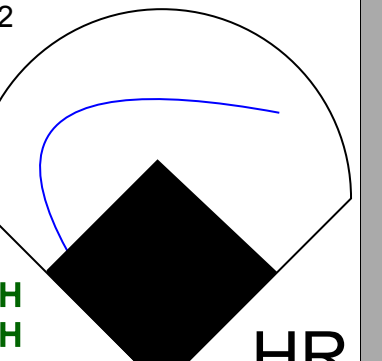
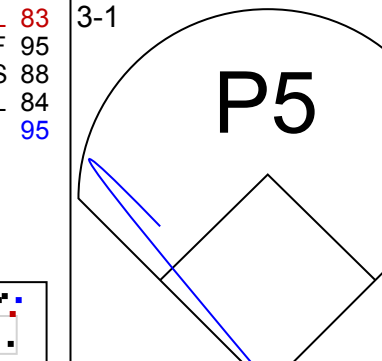
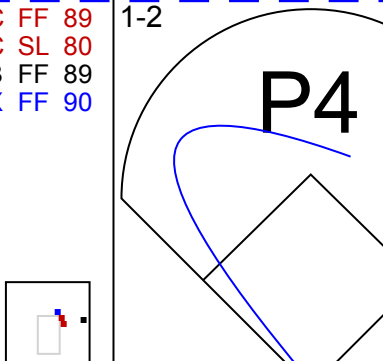
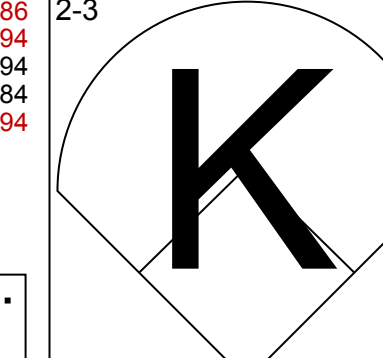
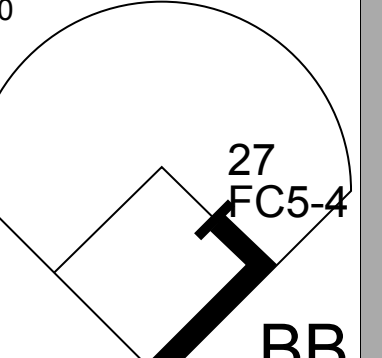
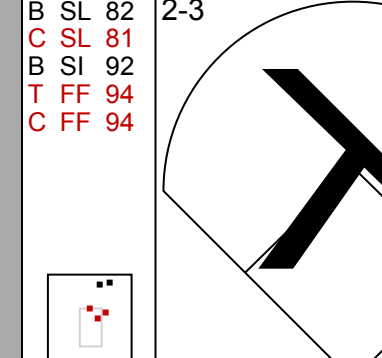
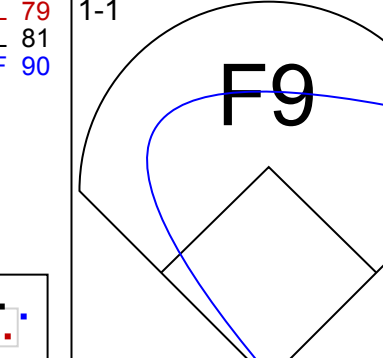
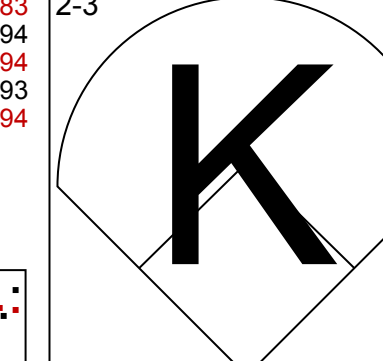
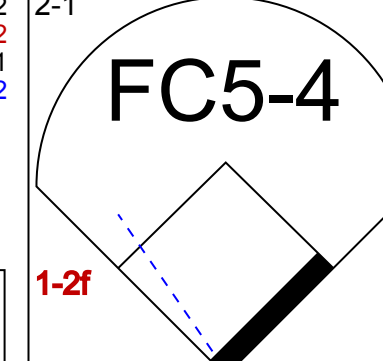
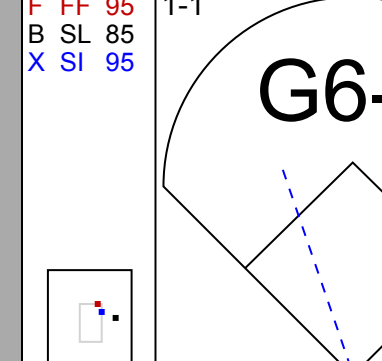
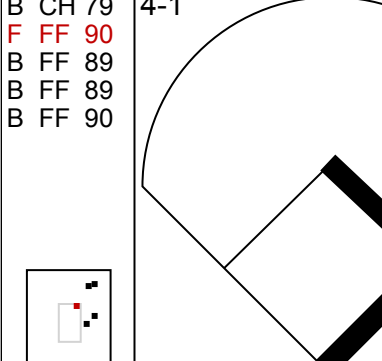
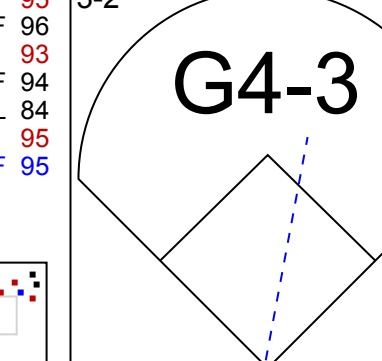
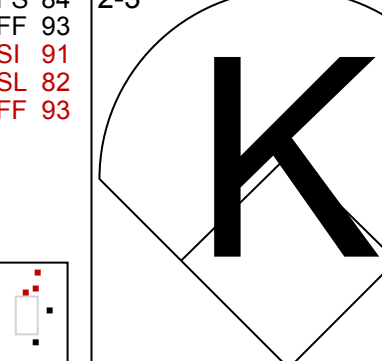
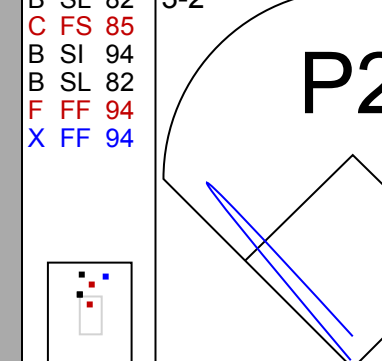
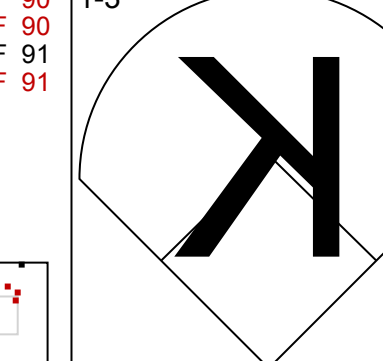
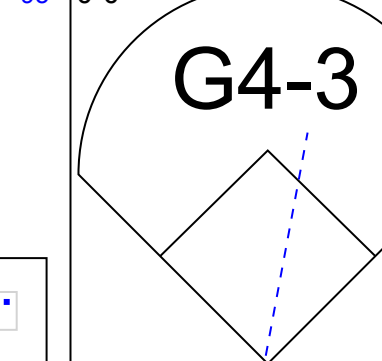

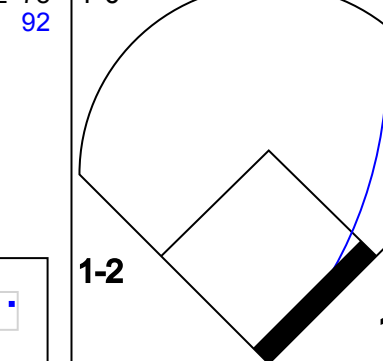
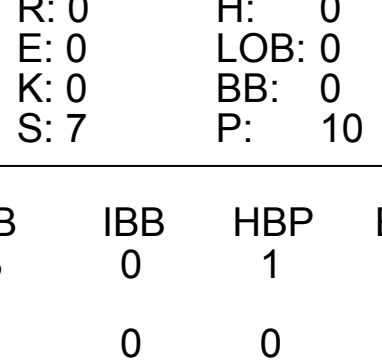
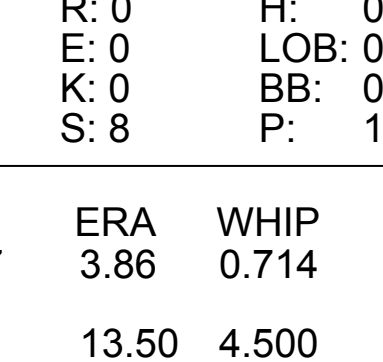
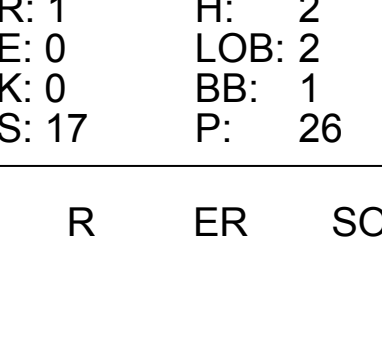
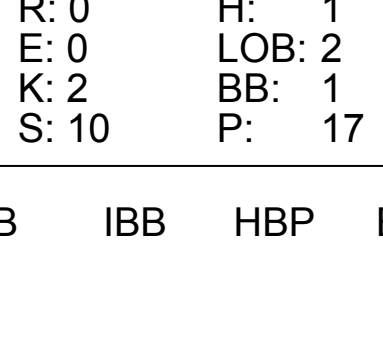


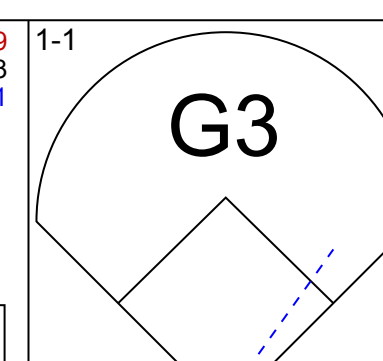
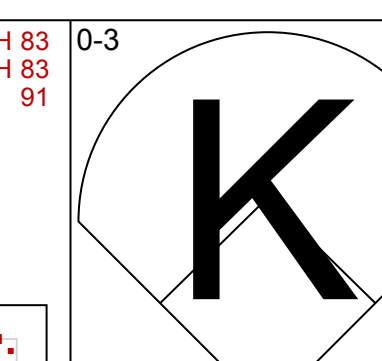
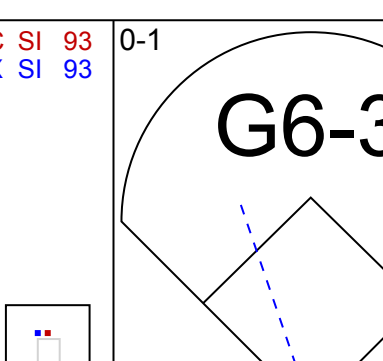
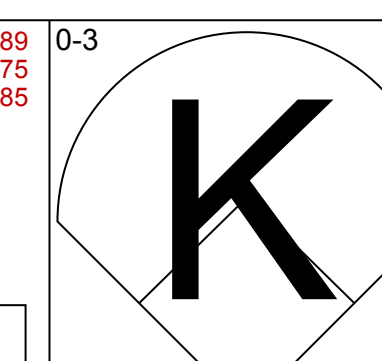
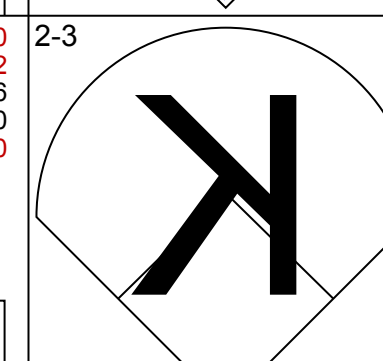
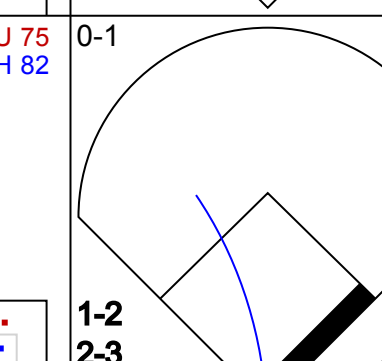
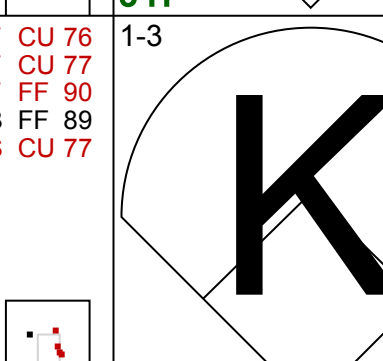
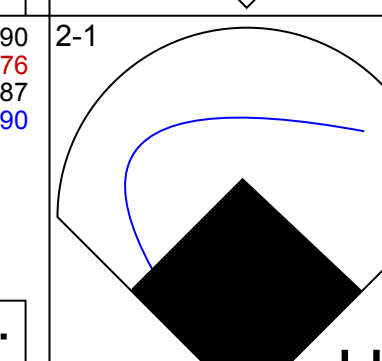
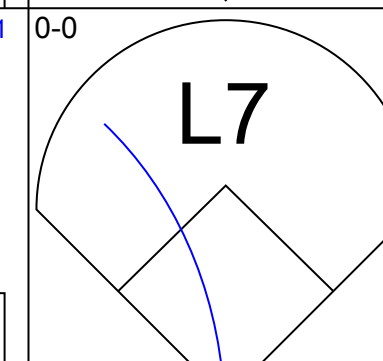
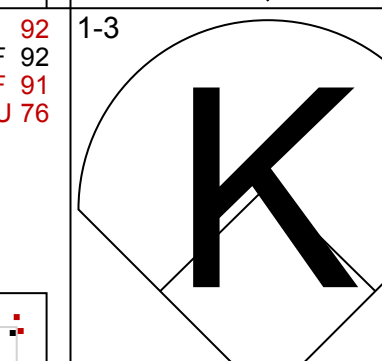
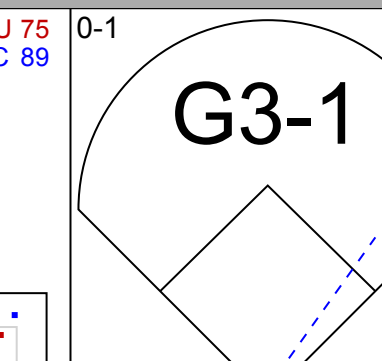
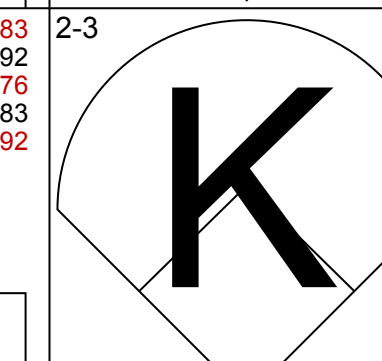
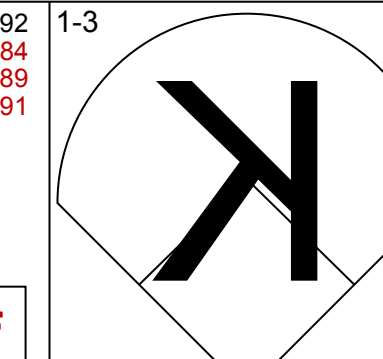
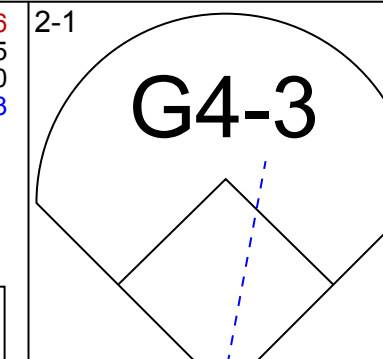
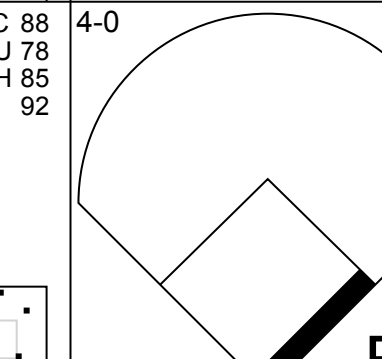
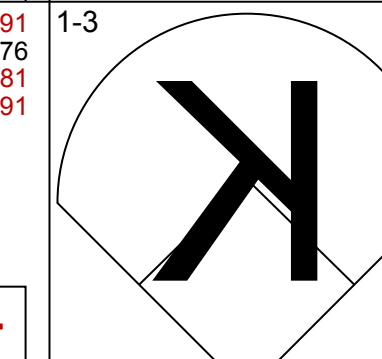
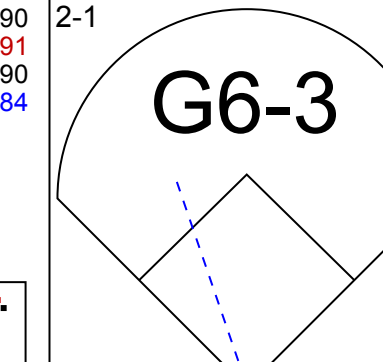
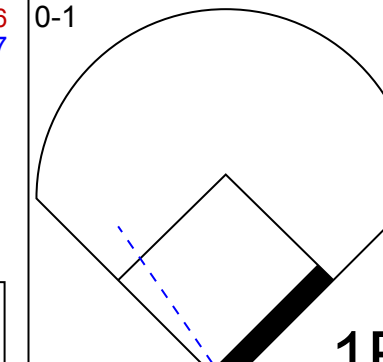
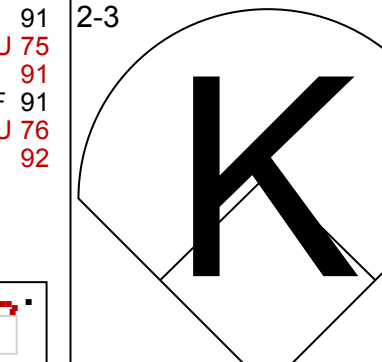
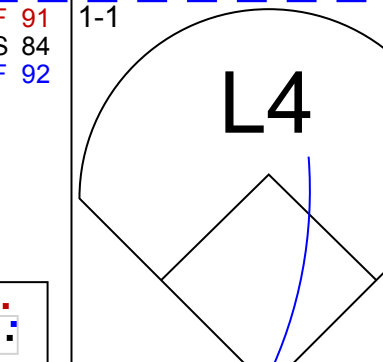
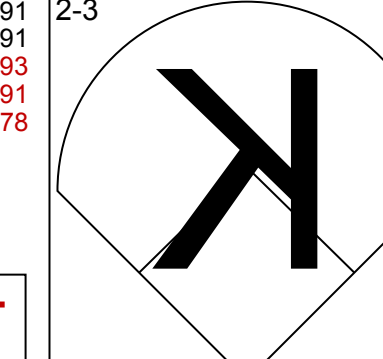
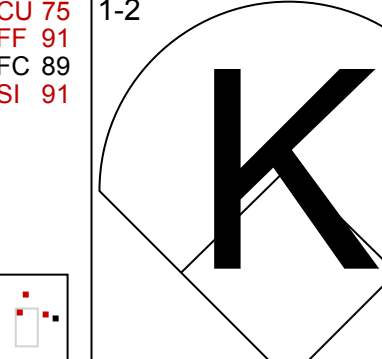
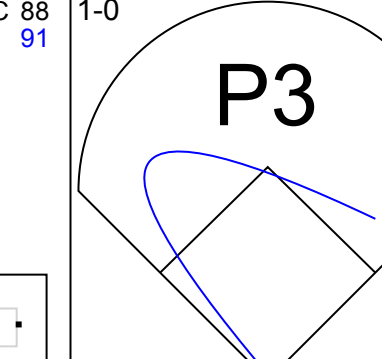
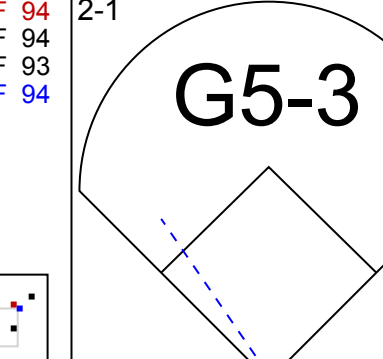
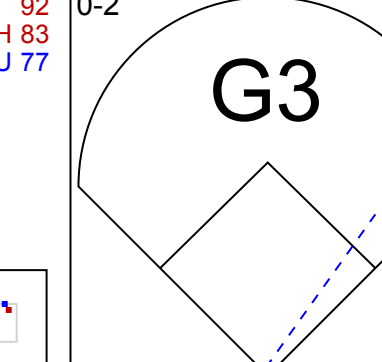
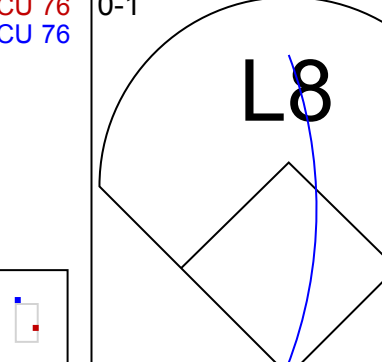
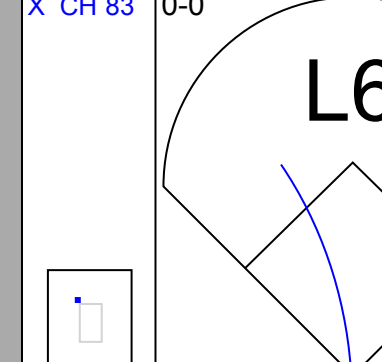
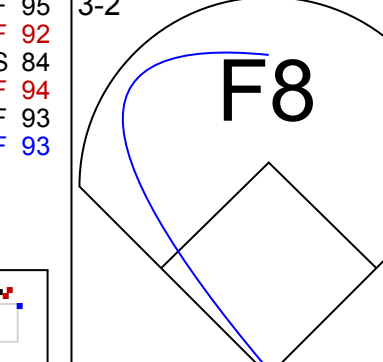
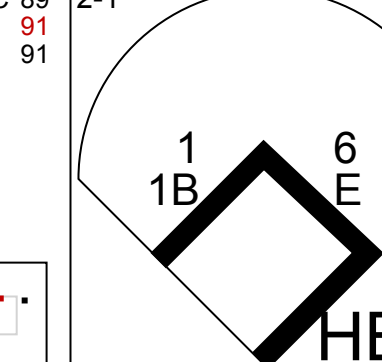
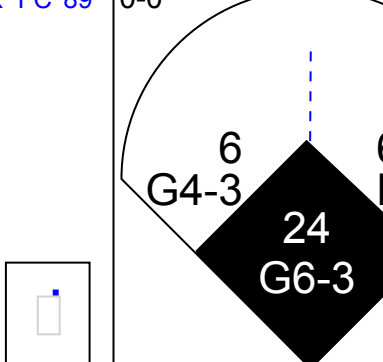
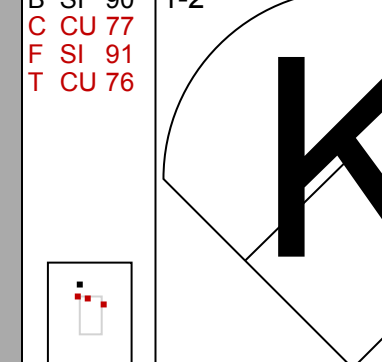

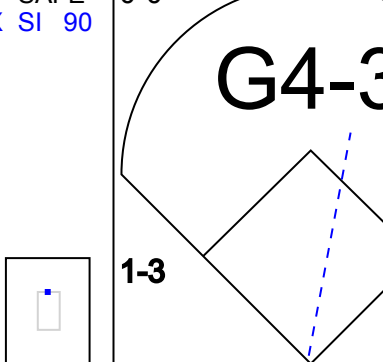
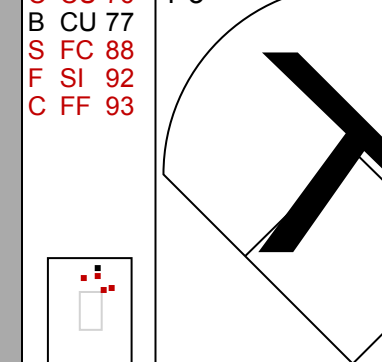
Batter	1	2	3	4	5	6	7	8	9	AB	R	H	RBI	BB	SO	LOB	BOTTOM		
14 Austin Jackson, R (1,8) OBP: 0.326, SLG: 0.397	41 1B 2B			24 2B 21 1B BB		K		E5 12 1B 1B		5	3	2	0	1	3	1	<b>Chicago White Sox @ Detroit Tigers</b> Comerica Park, Detroit, MI Sun Sep 04 2011, 8:10 PM - 11:30 PM EDT Att: 42,671 - Cloudy - 72 F		
30 Magglio Ordonez, R (1,9) OBP: 0.291, SLG: 0.323 39 Ramon Santiago, S (5, PR) OBP: 0.300, SLG: 0.370	F9			L9				P4	4 1 2 0 0 0 3 1 1 0 0 0 0 2										
21 Delmon Young, R (1,7) OBP: 0.302, SLG: 0.379 12 Andy Dirks, L (6, PH) OBP: 0.304, SLG: 0.428	K			41 1B 13 1B 1B		F9		F9	4 2 2 1 0 1 2 2 2 2 4 0 0 0										
24 Miguel Cabrera, R (1,3) OBP: 0.431, SLG: 0.562 32 Don Kelly, L (7,3) OBP: 0.275, SLG: 0.333	41 1B BB			F7		K		24 HR 1B	4 2 2 4 1 1 3 1 0 1 0 0 0 0										
41 Victor Martinez, S (1,10) OBP: 0.373, SLG: 0.447 9 Carlos Guillen, S (8, PH) OBP: 0.245, SLG: 0.322	1B			13 1B 27 E 1B		F9		K	4 2 3 2 1 0 1 1 0 0 0 0 1 1										
13 Alex Avila, L (1,2) OBP: 0.392, SLG: 0.520	K			27 FC6-4 1B				K	6 2 4 2 0 2 3										
27 Jhonny Peralta, R (1,6) OBP: 0.353, SLG: 0.489 28 Will Rhymes, L (6, PH) OBP: 0.313, SLG: 0.229	K			FC6-4 25 1B 1B				L4	4 1 2 3 0 1 1 2 0 0 0 0 0 3										
25 Ryan Raburn, R (1,4) OBP: 0.276, SLG: 0.399	G6-3			L7				K	5 0 1 0 0 2 2										
15 Brandon Inge, R (1,5) OBP: 0.251, SLG: 0.265	E5							G6-3	5 2 3 1 0 1 2										
<b>Inning Stats</b>	R: 1 E: 0 K: 2 S: 14	H: 2 LOB: 2 BB: 1 P: 24	R: 0 E: 1 K: 2 S: 10	H: 1 LOB: 1 BB: 0 P: 17	R: 3 E: 1 K: 0 S: 16	H: 4 LOB: 1 BB: 0 P: 24	R: 5 E: 0 K: 1 S: 34	H: 6 LOB: 2 BB: 1 P: 52	R: 0 E: 0 K: 2 S: 9	H: 1 LOB: 1 BB: 0 P: 11	R: 7 E: 1 K: 1 S: 30	H: 8 LOB: 2 BB: 1 P: 44	R: 0 E: 0 K: 2 S: 9	H: 0 LOB: 0 BB: 0 P: 14	R: 2 E: 0 K: 2 S: 15	H: 2 LOB: 1 BB: 0 P: 24		1B: 17 2B: 5 3B: 0 HR: 2	SF: 0 SAC: 0 DP: 0 HBP: 1
<b>PITCHER</b>	IP WLS BF H R ER SO BB IBB HBP BLK WP HR S P ERA WHIP	3.1 L 22 10 8 7 4 2 0 0 0 0 0 29 40 5.40 2.400	4.1 9 4 1 1 3 0 0 0 0 0 0 1 30 44 63.00 9.000	1.0 3 0 0 0 2 0 0 0 0 0 0 1 15 24 18.00 2.000	<b>PITCHER</b>										IP WLS BF H R ER SO BB IBB HBP BLK WP HR S P ERA WHIP				

AB 48  
R 18  
H 24  
RBI 17  
BB 3  
SO 12  
LOB 24





Batter	1	2	3	4	5	6	7	8	9	AB	R	H	RBI	BB	SO	LOB	TOP				
14 Austin Jackson, R OBP: 0.323, SLG: 0.393										5	0	0	0	0	2	4	<b>Detroit Tigers @ Cleveland Indians</b> Progressive Field, Cleveland, OH Mon Sep 05 2011, 1:06 PM - 3:40 PM EDT Att: 39,824 - Overcast - 67 F				
12 Andy Dirks, L OBP: 0.303, SLG: 0.421										3	0	0	0	1	1	0					
21 Delmon Young, R OBP: 0.304, SLG: 0.380										4	1	2	0	0	1	0					
24 Miguel Cabrera, R OBP: 0.432, SLG: 0.560										2	1	0	1	2	1	2					
41 Victor Martinez, S OBP: 0.372, SLG: 0.452										4	1	1	3	0	0	3					
13 Alex Avila, L OBP: 0.391, SLG: 0.516										3	0	0	0	1	2	1					
27 Jhonny Peralta, R OBP: 0.352, SLG: 0.488										3	0	0	0	1	1	2					
20 Wilson Betemit, S OBP: 0.340, SLG: 0.419										3	0	0	0	0	1	1					
15 Brandon Inge, R OBP: 0.250, SLG: 0.284										1	0	0	0	0	1	1					
39 Ramon Santiago, S OBP: 0.308, SLG: 0.379										3	1	2	0	0	0	0					
<b>Inning Stats</b>	R: 0 E: 0 K: 3 S: 9	H: 0 LOB: 0 BB: 0 P: 14	R: 0 E: 0 K: 2 S: 12	H: 0 LOB: 1 BB: 1 P: 22	R: 0 E: 0 K: 0 S: 7	H: 0 LOB: 0 BB: 0 P: 10	R: 3 E: 0 K: 1 S: 14	H: 2 LOB: 1 BB: 2 P: 32	R: 0 E: 0 K: 1 S: 6	H: 0 LOB: 0 BB: 0 P: 12	R: 0 E: 0 K: 1 S: 8	H: 0 LOB: 0 BB: 0 P: 14	R: 1 E: 0 K: 0 S: 17	H: 2 LOB: 2 BB: 1 P: 26	R: 0 E: 0 K: 2 S: 10	H: 1 LOB: 2 BB: 1 P: 17	1B: 3 2B: 1 3B: 0 HR: 1	SF: 0 SAC: 0 DP: 1 HBP: 1	WP: 0 PB: 0 SB: 0 CS: 0	PA: 37	
<b>PITCHER</b>	IP	WLS	BF	H	R	ER	SO	BB	IBB	HBP	BLK	WP	HR	S	P	ERA	WHIP				
30 Ubaldo Jiménez, R ERA: 4.66	7.0	L	26	2	3	3	8	3	0	1	0	0	0	14	117	3.86	0.714				
36 Joe Smith, R ERA: 1.72	0.2		5	2	1	1	0	1	0	0	0	0	0	6	22	13.50	4.500				
49 Tony Sipp, L ERA: 2.51	0.2		3	0	0	0	0	1	0	0	0	0	0	12	0.00	1.500					
52 Vinnie Pestano, R ERA: 2.32	0.2		3	1	0	0	2	0	0	0	0	0	0	7	9	0.00	1.500				

Batter	1	2	3	4	5	6	7	8	9	AB	R	H	RBI	BB	SO	LOB	BOTTOM					
24 Grady Sizemore, L OBP: 0.299, SLG: 0.458										4	0	0	1	0	2	2	<b>Detroit Tigers @ Cleveland Indians</b> Progressive Field, Cleveland, OH Mon Sep 05 2011, 1:06 PM - 3:40 PM EDT Att: 39,824 - Overcast - 67 F					
1 Kosuke Fukudome, L OBP: 0.359, SLG: 0.385										4	1	2	1	0	2	0						
13 Asdrúbal Cabrera, S OBP: 0.336, SLG: 0.464										4	0	0	0	0	2	3						
41 Carlos Santana, S OBP: 0.348, SLG: 0.440										3	0	0	0	1	2	0						
25 Jim Thome, L OBP: 0.339, SLG: 0.454										4	0	1	0	0	1	1						
47 Shelley Duncan, R OBP: 0.314, SLG: 0.435										4	0	0	0	0	2	2						
8 Lonnie Chisenhall, L OBP: 0.264, SLG: 0.366										4	0	0	0	0	0	1						
16 Jason Donald, R OBP: 0.341, SLG: 0.420										2	1	1	0	0	1	0						
6 Lou Marson, R OBP: 0.307, SLG: 0.303										3	0	0	0	0	1	2						
<b>Inning Stats</b>	R: 0 E: 0 K: 1 S: 6	H: 0 LOB: 0 BB: 0 P: 9	R: 0 E: 0 K: 2 S: 8	H: 0 LOB: 0 BB: 0 P: 13	R: 0 E: 1 K: 2 S: 15	H: 1 LOB: 3 BB: 0 P: 18	R: 0 E: 0 K: 1 S: 9	H: 1 LOB: 1 BB: 0 P: 12	R: 1 E: 1 K: 1 S: 8	H: 1 LOB: 0 BB: 0 P: 9	R: 0 E: 0 K: 1 S: 7	H: 0 LOB: 1 BB: 1 P: 14	R: 0 E: 0 K: 2 S: 8	H: 0 LOB: 0 BB: 0 P: 10	R: 1 E: 0 K: 3 S: 11	H: 1 LOB: 0 BB: 0 P: 16		R: 0 E: 0 K: 0 S: 7	H: 0 LOB: 0 BB: 0 P: 13	1B: 3 2B: 0 3B: 0 HR: 1	SF: 0 SAC: 0 DP: 0 HBP: 1	WP: 0 PB: 0 SB: 0 CS: 0
<b>PITCHER</b>	IP	WLS	BF	H	R	ER	SO	BB	IBB	HBP	BLK	WP	HR	S	P	ERA	WHIP					
58 Doug Fister, R ERA: 3.17	8.0	W	31	4	2	1	10	1	0	1	0	0	0	7	13	0.00	0.000					
46 Jose Valverde, R ERA: 2.54	1.0	S	3	0	0	0	0	0	0	0	0	0	0	7	13	0.00	0.000					











Batter	1	2	3	4	5	6	7	8	9	AB	R	H	RBI	BB	SO	LOB	TOP			
11 Ben Revere, L OBP: 0.298, SLG: 0.286	G4-3	G4-6-3			F8		HBP		K	4	0	1	0	0	1	0	<b>Minnesota Twins @ Detroit Tigers</b> Comerica Park, Detroit, MI Fri Sep 09 2011, 7:57 PM - 10:42 PM EDT Att: 35,996 - Cloudy - 72 F			
24 Trevor Plouffe, R OBP: 0.308, SLG: 0.407	7 1B	F8			F9		P4			3	1	0	0	1	0	4				
7 Joe Mauer, L OBP: 0.351, SLG: 0.361	16 1B	G4-6-3			F8			L9		4	1	1	0	0	0	2				
16 Jason Kubel, L OBP: 0.341, SLG: 0.448	22 3B									2	1	1	1	2	1	0				
20 Matt Tolbert, S OBP: 0.250, SLG: 0.271	22 3B									0	0	0	0	0	0	0				
22 Danny Valencia, R OBP: 0.297, SLG: 0.398	27 1B	G6-3			F8			F9		4	1	1	2	0	0	2				
27 Chris Parmelee, L OBP: 0.417, SLG: 0.455	63 G6-3				F8					3	0	1	1	1	0	0				
63 Joe Benson, R	G6-3									4	0	0	0	0	1	3				
23 Rene Tosoni, L OBP: 0.245, SLG: 0.269	K				G3-1					4	0	0	0	0	2	1				
1 Tsuyoshi Nishioka, S OBP: 0.278, SLG: 0.249					G3					3	0	1	0	1	0	0				
<b>Inning Stats</b>	R: 4 H: 4 E: 0 K: 1 S: 26	H: 4 LOB: 1 BB: 1 P: 44	R: 0 H: 1 E: 0 K: 0 S: 7	H: 1 LOB: 1 BB: 1 P: 13	R: 0 H: 0 E: 0 K: 0 S: 9	H: 0 LOB: 0 BB: 1 P: 16	R: 0 H: 0 E: 0 K: 0 S: 8	H: 0 LOB: 0 BB: 0 P: 11	R: 0 H: 0 E: 0 K: 1 S: 6	H: 0 LOB: 0 BB: 0 P: 12	R: 0 H: 1 E: 0 K: 1 S: 8	H: 2 LOB: 2 BB: 0 P: 14	R: 0 H: 0 E: 0 K: 0 S: 7	H: 0 LOB: 2 BB: 2 P: 19	R: 0 H: 0 E: 0 K: 2 S: 8	H: 0 LOB: 0 BB: 0 P: 13	1B: 5 2B: 0 3B: 1 HR: 0	SF: 0 SAC: 0 DP: 2 HBP: 1	WP: 0 PB: 0 SB: 1 CS: 0	PA: 37
<b>PITCHER</b>	IP WLS BF H R ER SO BB IBB HBP BLK WP HR S P ERA WHIP																			
31 Brad Penny, R ERA: 5.19	5.0 W 21 5 4 4 1 3 0 0 0 0 0 0 56 96 7.20 1.600																			
55 Daniel Schereth, L ERA: 3.55	1.2 H 7 1 0 0 2 0 0 0 1 0 0 0 13 21 0.00 0.600																			
45 Ryan Perry, R ERA: 5.58	0.1 H 1 0 0 0 0 0 0 0 0 0 0 0 2 2 0.00 0.000																			
53 Joaquin Benoit, R ERA: 3.23	1.0 H 5 0 0 0 0 2 0 0 0 0 0 0 7 19 0.00 2.000																			
46 Jose Valverde, R ERA: 2.45	1.0 3 0 0 0 2 0 0 0 0 0 0 0 8 13 0.00 0.000																			

Batter	1	2	3	4	5	6	7	8	9	AB	R	H	RBI	BB	SO	LOB	BOTTOM			
14 Austin Jackson, R OBP: 0.318, SLG: 0.388	F9	K			K		E6			4	0	0	0	0	2	1	<b>Minnesota Twins @ Detroit Tigers</b> Comerica Park, Detroit, MI Fri Sep 09 2011, 7:57 PM - 10:42 PM EDT Att: 35,996 - Cloudy - 72 F			
30 Magglio Ordonez, R OBP: 0.291, SLG: 0.323	G4-3				G5-3		SH5-3			3	0	1	0	0	0	0				
32 Don Kelly, L OBP: 0.280, SLG: 0.341	G4-3				1B		SH5-3			0	0	0	0	0	0	0				
21 Delmon Young, R OBP: 0.308, SLG: 0.388	P2				P3		F8			4	1	1	1	0	0	2				
24 Miguel Cabrera, R OBP: 0.435, SLG: 0.561		41 HR			F9		F9			3	1	1	0	1	0	1				
41 Victor Martinez, S OBP: 0.373, SLG: 0.459		13 HR			P5		G4-3			4	1	1	0	0	0	3				
13 Alex Avila, L OBP: 0.394, SLG: 0.527		HR					G5-3			3	3	2	3	0	0	0				
27 Jhonny Peralta, R OBP: 0.355, SLG: 0.486					F9		F7			3	0	1	0	1	0	1				
20 Wilson Betemit, S OBP: 0.342, SLG: 0.427	L9						G5-3			3	1	1	1	0	0	1				
15 Brandon Inge, R OBP: 0.251, SLG: 0.283					39 HR					0	0	0	1	0	0	0				
39 Ramon Santiago, S OBP: 0.311, SLG: 0.386	F8						G4-3			4	1	1	2	0	0	2				
<b>Inning Stats</b>	R: 0 H: 0 E: 0 K: 0 S: 7	H: 0 LOB: 0 BB: 0 P: 9	R: 3 H: 4 E: 0 K: 1 S: 15	H: 4 LOB: 1 BB: 0 P: 24	R: 0 H: 1 E: 0 K: 0 S: 8	H: 1 LOB: 1 BB: 0 P: 11	R: 3 H: 2 E: 0 K: 1 S: 11	H: 2 LOB: 0 BB: 0 P: 15	R: 1 H: 1 E: 0 K: 0 S: 8	H: 1 LOB: 0 BB: 0 P: 11	R: 0 H: 0 E: 0 K: 0 S: 9	H: 0 LOB: 0 BB: 0 P: 13	R: 0 H: 0 E: 1 K: 0 S: 6	H: 0 LOB: 2 BB: 1 P: 14	R: 1 H: 1 E: 0 K: 0 S: 10	H: 1 LOB: 0 BB: 1 P: 20	1B: 4 2B: 2 3B: 1 HR: 3	SF: 1 SAC: 1 DP: 1 HBP: 1	WP: 0 PB: 1 SB: 0 CS: 0	PA: 36
<b>PITCHER</b>	IP WLS BF H R ER SO BB IBB HBP BLK WP HR S P ERA WHIP																			
59 Kevin Slowey, R ERA: 6.07	4.0 L 20 7 6 6 2 0 0 1 0 0 0 0 1 23 38 3.00 0.333																			
57 Kyle Waldrop, R ERA: 5.79	3.0 12 1 1 1 0 0 0 1 0 0 0 0 1 23 38 3.00 0.333																			
50 Jose Mijares, L ERA: 4.34	0.0 2 1 1 0 0 1 0 0 0 0 0 0 5 11 ∞ ∞																			
17 Lester Oliveros, R ERA: 5.19	1.0 2 0 0 0 0 0 0 0 0 0 0 0 5 9 0.00 0.000																			



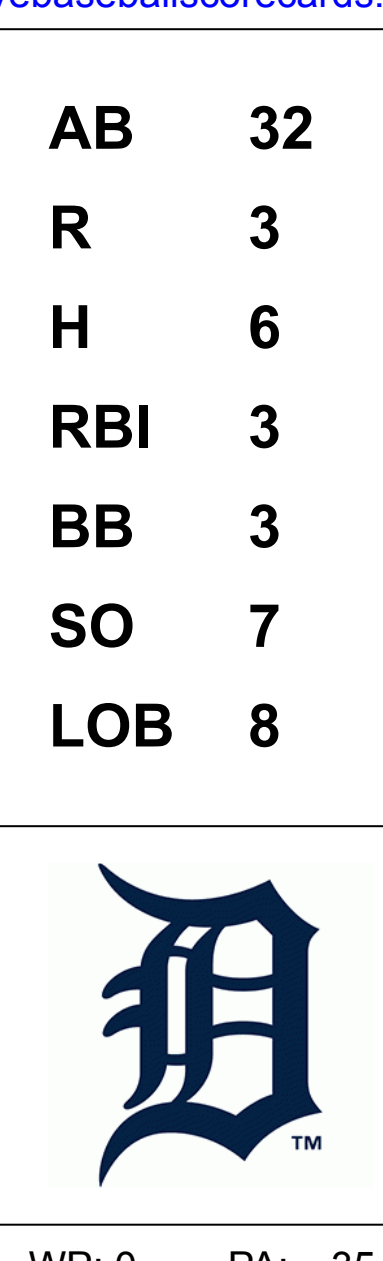


Batter	1	2	3	4	5	6	7	8	9	AB	R	H	RBI	BB	SO	LOB	TOP							
11 Ben Revere, L (1, 8) OBP: 0.295, SLG: 0.283	F7		F7		G5-3			G4-3		4	0	0	0	0	0	0	<b>Minnesota Twins @ Detroit Tigers</b> Comerica Park, Detroit, MI Sat Sep 10 2011, 4:12 PM - 7:04 PM EDT Att: 38,567 - Partly Cloudy - 70 F							
24 Trevor Plouffe, R (1, 6) OBP: 0.307, SLG: 0.401	K		K					G6-3		3	1	0	0	1	2	0								
7 Joe Mauer, L (1, 10) OBP: 0.356, SLG: 0.375								G4-3		3	1	2	1	1	0	0								
22 Danny Valencia, R (1, 5) OBP: 0.295, SLG: 0.396	F8				G6-3			SF8		3	0	0	1	0	1	1								
27 Chris Parmelee, L (1, 3) OBP: 0.438, SLG: 0.429								G3-6-1		3	0	1	0	1	0	1								
63 Joe Benson, R (1, 9) OBP: 0.188, SLG: 0.200					K					4	0	2	0	0	2	1								
26 Brian Dinkelman, L (1, 7) OBP: 0.379, SLG: 0.308					F9			F8		3	0	0	0	0	0	4								
38 Luke Hughes, R (1, 4) OBP: 0.306, SLG: 0.367					F7					3	0	0	0	0	1	2								
32 René Rivera, R (1, 2) OBP: 0.202, SLG: 0.217					F8					2	0	0	0	0	1	0								
23 René Tosoni, L (7, PH) OBP: 0.243, SLG: 0.267					K					1	0	0	0	0	1	1								
41 Drew Butera, R (7, 2) OBP: 0.200, SLG: 0.234										0	0	0	0	0	0	0								
<b>Inning Stats</b>	R: 0 H: 0 E: 0 K: 1 S: 13	H: 0 LOB: 1 BB: 1 P: 20	R: 0 H: 1 E: 0 K: 0 S: 11	H: 1 LOB: 1 BB: 1 P: 18	R: 0 H: 0 E: 0 K: 2 S: 8	H: 0 LOB: 0 BB: 0 P: 10	R: 1 H: 2 E: 0 K: 1 S: 13	H: 2 LOB: 1 BB: 0 P: 23	R: 0 H: 0 E: 0 K: 0 S: 6	H: 0 LOB: 0 BB: 0 P: 11	R: 1 H: 1 E: 0 K: 0 S: 8	H: 1 LOB: 0 BB: 1 P: 15	R: 0 H: 1 E: 0 K: 2 S: 12	H: 1 LOB: 1 BB: 0 P: 21	R: 0 H: 0 E: 0 K: 0 S: 10	H: 0 LOB: 0 BB: 0 P: 12	R: 0 H: 0 E: 0 K: 2 S: 9	H: 0 LOB: 0 BB: 0 P: 13	1B: 3 2B: 1 3B: 0 HR: 1	SF: 1 SAC: 0 DP: 1 HBP: 0	WP: 0 PB: 0 SB: 0 CS: 1	PA: 33		
<b>PITCHER</b>	IP WLS BF H R ER SO BB IBB HBP BLK WP HR S P ERA WHIP	7.0 27 5 2 2 6 3 0 0 0 0 1 71 118 2.57 1.143	1.0 3 0 0 0 0 0 0 0 0 0 0 10 12 0.00 0.000	1.0 W 3 0 0 0 2 0 0 0 0 0 9 13 0.00 0.000																				

AB	29
R	2
H	5
RBI	2
BB	3
SO	8
LOB	10



Batter	1	2	3	4	5	6	7	8	9	AB	R	H	RBI	BB	SO	LOB	BOTTOM						
14 Austin Jackson, R (1, 8) OBP: 0.319, SLG: 0.386	K		P4							2	0	0	0	2	1	0	<b>Minnesota Twins @ Detroit Tigers</b> Comerica Park, Detroit, MI Sat Sep 10 2011, 4:12 PM - 7:04 PM EDT Att: 38,567 - Partly Cloudy - 70 F						
12 Andy Dirks, L (1, 9) OBP: 0.303, SLG: 0.421	P6									4	1	1	0	0	0	4							
21 Delmon Young, R (1, 7) OBP: 0.305, SLG: 0.384	K									4	0	0	0	0	2	1							
24 Miguel Cabrera, R (1, 3) OBP: 0.432, SLG: 0.556										4	0	0	0	0	0	1							
41 Victor Martinez, S (1, 10) OBP: 0.374, SLG: 0.458										3	0	1	1	1	0	0							
13 Alex Avila, L (1, 2) OBP: 0.391, SLG: 0.522	K									4	0	0	0	0	1	2							
27 Jhonny Peralta, R (1, 6) OBP: 0.352, SLG: 0.482										4	0	0	0	0	3	0							
20 Wilson Betemit, S (1, 5) OBP: 0.342, SLG: 0.436										3	1	1	1	0	0	0							
15 Brandon Inge, R (8, 5) OBP: 0.254, SLG: 0.278										1	1	1	1	0	0	0							
39 Ramon Santiago, S (1, 4) OBP: 0.315, SLG: 0.394										3	0	2	0	0	0	0							
<b>Inning Stats</b>	R: 0 H: 0 E: 0 K: 2 S: 7	H: 0 LOB: 0 BB: 0 P: 11	R: 0 H: 0 E: 0 K: 1 S: 10	H: 0 LOB: 0 BB: 0 P: 15	R: 1 H: 1 E: 0 K: 1 S: 11	H: 1 LOB: 0 BB: 0 P: 19	R: 1 H: 2 E: 0 K: 0 S: 7	H: 2 LOB: 1 BB: 0 P: 11	R: 0 H: 1 E: 0 K: 1 S: 11	H: 1 LOB: 2 BB: 1 P: 20	R: 0 H: 0 E: 0 K: 1 S: 11	H: 0 LOB: 1 BB: 1 P: 18	R: 0 H: 1 E: 0 K: 1 S: 12	H: 1 LOB: 2 BB: 1 P: 18	R: 0 H: 0 E: 0 K: 0 S: 6	H: 0 LOB: 0 BB: 0 P: 8	R: 1 H: 1 E: 0 K: 0 S: 4	H: 1 LOB: 0 BB: 0 P: 7	1B: 2 2B: 2 3B: 0 HR: 2	SF: 0 SAC: 0 DP: 0 HBP: 0	WP: 0 PB: 0 SB: 0 CS: 0	PA: 35	
<b>PITCHER</b>	IP WLS BF H R ER SO BB IBB HBP BLK WP HR S P ERA WHIP	6.0 24 4 2 2 6 2 0 0 0 0 0 12 18 3.00 2.000	1.0 5 1 0 0 1 1 0 0 0 0 0 6 8 0.00 0.000	1.0 L 3 1 1 1 0 0 0 0 0 1 4 7 13.50 1.500																			





Batter	1	2	3	4	5	6	7	8	9	AB	R	H	RBI	BB	SO	LOB	TOP								
18 Jason Repko, R OBP: 0.268, SLG: 0.290										4	0	0	0	0	3	0	<b>Minnesota Twins @ Detroit Tigers</b> Comerica Park, Detroit, MI Sun Sep 11 2011, 1:11 PM - 3:28 PM EDT Att: 36,972 - Cloudy - 72 F								
24 Trevor Plouffe, R OBP: 0.302, SLG: 0.394										4	0	0	0	0	0	0									
7 Joe Mauer, L OBP: 0.358, SLG: 0.372										2	1	0	0	2	0	0									
38 Luke Hughes, R OBP: 0.305, SLG: 0.365										4	0	1	0	0	0	1									
27 Chris Parmelee, L OBP: 0.450, SLG: 0.412										3	0	1	0	1	1	2									
63 Joe Benson, R OBP: 0.211, SLG: 0.278										3	0	1	0	0	1	2									
16 Jason Kubel, L OBP: 0.340, SLG: 0.447										1	0	0	1	0	0	1									
23 Rene Tosoni, L OBP: 0.243, SLG: 0.266										4	0	1	0	0	1	3									
20 Matt Tolbert, S OBP: 0.246, SLG: 0.267										3	0	0	0	0	0	3									
41 Drew Butera, R OBP: 0.198, SLG: 0.232										2	0	0	0	0	1	2									
26 Brian Dinkelman, L OBP: 0.367, SLG: 0.296										1	0	0	0	0	1	0									
32 René Rivera, R OBP: 0.202, SLG: 0.217										0	0	0	0	0	0	0									
<b>Inning Stats</b>	R: 0 E: 0 K: 1 S: 10	H: 0 LOB: 0 BB: 0 P: 12	R: 0 E: 0 K: 1 S: 12	H: 1 LOB: 1 BB: 0 P: 17	R: 0 E: 0 K: 1 S: 8	H: 0 LOB: 0 BB: 0 P: 11	R: 0 E: 0 K: 0 S: 8	H: 0 LOB: 0 BB: 0 P: 15	R: 0 E: 0 K: 2 S: 15	H: 1 LOB: 2 BB: 1 P: 22	R: 0 E: 0 K: 0 S: 12	H: 0 LOB: 1 BB: 1 P: 18	R: 0 E: 0 K: 0 S: 9	H: 1 LOB: 1 BB: 0 P: 13	R: 0 E: 0 K: 2 S: 12	H: 0 LOB: 0 BB: 0 P: 16	R: 1 E: 0 K: 1 S: 16	H: 1 LOB: 1 BB: 1 P: 23	1B: 3 2B: 1 3B: 0 HR: 0	SF: 0 SAC: 0 DP: 0 HBP: 0	WP: 0 PB: 0 SB: 1 CS: 0	PA: 34			
<b>PITCHER</b>	IP	WLS	BF	H	R	ER	SO	BB	IBB	HBP	BLK	WP	HR	S	P	ERA	WHIP								
58 Doug Fister, R ERA: 3.06	7.0	W	26	3	0	0	5	2	0	0	0	0	0	74	108	0.00	0.714								
53 Joaquin Benoit, R ERA: 3.18	1.0	H	3	0	0	0	2	0	0	0	0	0	0	12	16	0.00	0.000								
46 Jose Valverde, R ERA: 2.56	1.0	S	5	1	1	1	1	1	0	0	0	0	0	16	23	9.00	2.000								

AB	31
R	1
H	4
RBI	1
BB	3
SO	8
LOB	14



Batter	1	2	3	4	5	6	7	8	9	AB	R	H	RBI	BB	SO	LOB	BOTTOM								
14 Austin Jackson, R OBP: 0.319, SLG: 0.385										4	1	1	0	0	2	4	<b>Minnesota Twins @ Detroit Tigers</b> Comerica Park, Detroit, MI Sun Sep 11 2011, 1:11 PM - 3:28 PM EDT Att: 36,972 - Cloudy - 72 F								
30 Magglio Ordonez, R OBP: 0.295, SLG: 0.325										2	1	1	0	1	1	2									
39 Ramon Santiago, S OBP: 0.318, SLG: 0.397										1	0	1	0	0	0	0									
21 Delmon Young, R OBP: 0.306, SLG: 0.385										4	0	2	1	0	0	2									
24 Miguel Cabrera, R OBP: 0.432, SLG: 0.555										3	0	1	0	1	0	3									
41 Victor Martinez, S OBP: 0.371, SLG: 0.454										4	0	0	0	0	0	6									
25 Ryan Raburn, R OBP: 0.272, SLG: 0.394										4	0	0	0	0	2	1									
27 Jhonny Peralta, R OBP: 0.354, SLG: 0.482										2	0	1	0	1	0	0									
15 Brandon Inge, R OBP: 0.258, SLG: 0.280										2	0	1	0	1	0	1									
18 Omar Santos, R OBP: 0.182, SLG: 0.182										3	0	1	0	0	0	3									
<b>Inning Stats</b>	R: 2 E: 1 K: 1 S: 15	H: 3 LOB: 1 BB: 0 P: 21	R: 0 E: 0 K: 2 S: 10	H: 2 LOB: 2 BB: 0 P: 14	R: 0 E: 0 K: 0 S: 6	H: 1 LOB: 0 BB: 0 P: 8	R: 0 E: 0 K: 0 S: 8	H: 1 LOB: 2 BB: 1 P: 15	R: 0 E: 0 K: 0 S: 7	H: 0 LOB: 1 BB: 2 P: 17	R: 0 E: 0 K: 1 S: 14	H: 0 LOB: 1 BB: 1 P: 20	R: 0 E: 0 K: 1 S: 6	H: 1 LOB: 0 BB: 0 P: 8	R: 0 E: 0 K: 0 S: 6	H: 1 LOB: 0 BB: 0 P: 8	1B: 9 2B: 1 3B: 0 HR: 0	SF: 0 SAC: 0 DP: 5 HBP: 0	WP: 1 PB: 0 SB: 0 CS: 0	PA: 33					
<b>PITCHER</b>	IP	WLS	BF	H	R	ER	SO	BB	IBB	HBP	BLK	WP	HR	S	P	ERA	WHIP								
58 Scott Diamond, L ERA: 3.94	6.0	L	27	7	2	1	4	3	1	0	0	0	0	60	95	1.50	1.667								
37 Jim Hoey, R ERA: 6.16	2.0		6	2	0	0	1	0	0	0	0	0	0	12	16	0.00	1.000								

AB	29
R	2
H	9
RBI	1
BB	4
SO	5
LOB	22





Batter	1	2	3	4	5	6	7	8	9	AB	R	H	RBI	BB	SO	LOB	TOP				
14 Austin Jackson, R OBP: 0.322, SLG: 0.385 12 Andy Dirks, L OBP: 0.303, SLG: 0.421	F9	BB		21 WP 1B	K	39 2B		32 WP 1B		3	1	1	0	2	1	0					
30 Magglio Ordonez, R OBP: 0.294, SLG: 0.324 39 Ramon Santiago, S OBP: 0.320, SLG: 0.403	F9	G6-4-3		K				F9		4	0	1	0	0	1	3					
21 Delmon Young, R OBP: 0.313, SLG: 0.390 32 Don Kelly, L OBP: 0.276, SLG: 0.338								F8		3	2	3	1	1	0	0					
24 Miguel Cabrera, R OBP: 0.432, SLG: 0.555 9 Carlos Guillen, S OBP: 0.242, SLG: 0.318	G5-3			F9						5	2	2	1	0	0	2					
41 Victor Martinez, S OBP: 0.354, SLG: 0.498 28 Will Rhymes, L OBP: 0.314, SLG: 0.240				K	P4					4	2	2	1	1	1	3					
13 Alex Avila, L OBP: 0.392, SLG: 0.523 18 Omar Santos, R OBP: 0.182, SLG: 0.182	K			G4-3						5	1	2	2	1	1	3					
27 Jonny Peralta, R OBP: 0.353, SLG: 0.375 29 Danny Worth, R OBP: 0.353, SLG: 0.375		HR								5	1	2	3	0	0	4					
25 Ryan Raburn, R OBP: 0.279, SLG: 0.411				HR						5	3	4	3	0	1	0					
15 Brandon Inge, R OBP: 0.264, SLG: 0.290										5	1	3	0	0	1	2					
<b>Inning Stats</b>	R: 0 H: 0 E: 0 K: 0 S: 8	H: 0 LOB: 1 BB: 1 P: 14	R: 3 H: 4 E: 0 K: 1 S: 15	H: 4 LOB: 1 BB: 1 P: 24	R: 2 H: 4 E: 0 K: 1 S: 16	H: 4 LOB: 2 BB: 0 P: 21	R: 1 H: 1 E: 0 K: 1 S: 7	H: 1 LOB: 1 BB: 1 P: 15	R: 2 H: 2 E: 1 K: 2 S: 14	H: 2 LOB: 0 BB: 0 P: 22	R: 6 H: 8 E: 0 K: 0 S: 20	H: 8 LOB: 3 BB: 0 P: 32	R: 0 H: 0 E: 0 K: 0 S: 14	H: 2 LOB: 3 BB: 0 P: 18	R: 0 H: 0 E: 0 K: 0 S: 14	H: 0 LOB: 1 BB: 1 P: 20	1B: 14 2B: 5 3B: 0 HR: 2	SF: 0 SAC: 0 DP: 2 HBP: 1	WP: 3 PB: 0 SB: 0 CS: 0	PA: 52	
<b>PITCHER</b>	IP WLS BF H R ER SO BB IBB HBP BLK WP HR S P ERA WHIP	IP WLS BF H R ER SO BB IBB HBP BLK WP HR S P ERA WHIP	IP WLS BF H R ER SO BB IBB HBP BLK WP HR S P ERA WHIP	IP WLS BF H R ER SO BB IBB HBP BLK WP HR S P ERA WHIP	IP WLS BF H R ER SO BB IBB HBP BLK WP HR S P ERA WHIP	IP WLS BF H R ER SO BB IBB HBP BLK WP HR S P ERA WHIP	IP WLS BF H R ER SO BB IBB HBP BLK WP HR S P ERA WHIP	IP WLS BF H R ER SO BB IBB HBP BLK WP HR S P ERA WHIP	IP WLS BF H R ER SO BB IBB HBP BLK WP HR S P ERA WHIP	IP WLS BF H R ER SO BB IBB HBP BLK WP HR S P ERA WHIP	IP WLS BF H R ER SO BB IBB HBP BLK WP HR S P ERA WHIP	IP WLS BF H R ER SO BB IBB HBP BLK WP HR S P ERA WHIP	IP WLS BF H R ER SO BB IBB HBP BLK WP HR S P ERA WHIP	IP WLS BF H R ER SO BB IBB HBP BLK WP HR S P ERA WHIP	IP WLS BF H R ER SO BB IBB HBP BLK WP HR S P ERA WHIP	IP WLS BF H R ER SO BB IBB HBP BLK WP HR S P ERA WHIP	IP WLS BF H R ER SO BB IBB HBP BLK WP HR S P ERA WHIP	IP WLS BF H R ER SO BB IBB HBP BLK WP HR S P ERA WHIP	IP WLS BF H R ER SO BB IBB HBP BLK WP HR S P ERA WHIP	IP WLS BF H R ER SO BB IBB HBP BLK WP HR S P ERA WHIP	IP WLS BF H R ER SO BB IBB HBP BLK WP HR S P ERA WHIP

**Detroit Tigers @ Chicago White Sox**  
 U.S. Cellular Field, Chicago, IL  
 Mon Sep 12 2011, 8:10 PM - 11:14 PM EDT  
 Att: 22,750 - Partly Cloudy - 80 F

AB	46
R	14
H	21
RBI	13
BB	5
SO	6
LOB	25



Batter	1	2	3	4	5	6	7	8	9	AB	R	H	RBI	BB	SO	LOB	BOTTOM				
1 Juan Pierre, L OBP: 0.338, SLG: 0.341	G3									5	1	2	0	0	0	1					
10 Alexei Ramirez, R OBP: 0.323, SLG: 0.399 38 Eduardo Escobar, S OBP: 0.500, SLG: 0.500	K			G6-3						3	0	0	0	0	1	2					
14 Paul Konerko, R OBP: 0.395, SLG: 0.528 17 Tyler Flowers, R OBP: 0.320, SLG: 0.390				G5-3						2	0	0	0	1	0	0					
12 A.J. Pierzynski, L OBP: 0.324, SLG: 0.399				G4-3						3	0	1	0	1	0	1					
24 Dayan Viciedo, R OBP: 0.441, SLG: 0.431	G5-3									3	0	1	1	1	0	3					
51 Alex Rios, R OBP: 0.257, SLG: 0.329 20 Carlos Quentin, R OBP: 0.340, SLG: 0.499	F9			G5-4-3						2	0	0	0	0	3						
30 Alejandro De Aza, L OBP: 0.361, SLG: 0.550				F7						3	1	0	0	1	1	0					
22 Brent Morel, R OBP: 0.288, SLG: 0.360	G5-3									4	2	2	2	0	0	1					
15 Gordon Beckham, R OBP: 0.292, SLG: 0.328	G6-3									4	0	1	1	0	1	0					
<b>Inning Stats</b>	R: 1 H: 1 E: 0 K: 1 S: 15	H: 1 LOB: 2 BB: 2 P: 32	R: 1 H: 0 E: 0 K: 0 S: 7	H: 0 LOB: 0 BB: 1 P: 14	R: 0 H: 0 E: 0 K: 0 S: 7	H: 0 LOB: 0 BB: 0 P: 11	R: 0 H: 1 E: 0 K: 0 S: 8	H: 1 LOB: 0 BB: 0 P: 13	R: 0 H: 1 E: 0 K: 0 S: 7	H: 1 LOB: 0 BB: 0 P: 10	R: 1 H: 2 E: 0 K: 1 S: 10	H: 2 LOB: 1 BB: 0 P: 18	R: 0 H: 1 E: 0 K: 1 S: 16	H: 1 LOB: 2 BB: 1 P: 27	R: 1 H: 1 E: 0 K: 0 S: 12	H: 1 LOB: 0 BB: 0 P: 19	1B: 4 2B: 2 3B: 0 HR: 2	SF: 0 SAC: 0 DP: 2 HBP: 0	WP: 2 PB: 1 SB: 0 CS: 0	PA: 37	
<b>PITCHER</b>	IP WLS BF H R ER SO BB IBB HBP BLK WP HR S P ERA WHIP	IP WLS BF H R ER SO BB IBB HBP BLK WP HR S P ERA WHIP	IP WLS BF H R ER SO BB IBB HBP BLK WP HR S P ERA WHIP	IP WLS BF H R ER SO BB IBB HBP BLK WP HR S P ERA WHIP	IP WLS BF H R ER SO BB IBB HBP BLK WP HR S P ERA WHIP	IP WLS BF H R ER SO BB IBB HBP BLK WP HR S P ERA WHIP	IP WLS BF H R ER SO BB IBB HBP BLK WP HR S P ERA WHIP	IP WLS BF H R ER SO BB IBB HBP BLK WP HR S P ERA WHIP	IP WLS BF H R ER SO BB IBB HBP BLK WP HR S P ERA WHIP	IP WLS BF H R ER SO BB IBB HBP BLK WP HR S P ERA WHIP	IP WLS BF H R ER SO BB IBB HBP BLK WP HR S P ERA WHIP	IP WLS BF H R ER SO BB IBB HBP BLK WP HR S P ERA WHIP	IP WLS BF H R ER SO BB IBB HBP BLK WP HR S P ERA WHIP	IP WLS BF H R ER SO BB IBB HBP BLK WP HR S P ERA WHIP	IP WLS BF H R ER SO BB IBB HBP BLK WP HR S P ERA WHIP	IP WLS BF H R ER SO BB IBB HBP BLK WP HR S P ERA WHIP	IP WLS BF H R ER SO BB IBB HBP BLK WP HR S P ERA WHIP	IP WLS BF H R ER SO BB IBB HBP BLK WP HR S P ERA WHIP	IP WLS BF H R ER SO BB IBB HBP BLK WP HR S P ERA WHIP	IP WLS BF H R ER SO BB IBB HBP BLK WP HR S P ERA WHIP	IP WLS BF H R ER SO BB IBB HBP BLK WP HR S P ERA WHIP

**Detroit Tigers @ Chicago White Sox**  
 U.S. Cellular Field, Chicago, IL  
 Mon Sep 12 2011, 8:10 PM - 11:14 PM EDT  
 Att: 22,750 - Partly Cloudy - 80 F

AB	33
R	4
H	8
RBI	4
BB	4
SO	4
LOB	14






Batter	1	2	3	4	5	6	7	8	9	AB	R	H	RBI	BB	SO	LOB	TOP										
14 Austin Jackson, R OBP: 0.319, SLG: 0.381	F8		L9		K		K		FC5-4 21 BB	5	0	0	0	0	2	2											
28 Will Rhymes, L OBP: 0.315, SLG: 0.256	F9		F8						P5	3	1	1	0	0	0	0											
39 Ramon Santiago, S OBP: 0.321, SLG: 0.404	F9		G6-3						P5	2	0	1	0	0	0	1											
21 Delmon Young, R OBP: 0.312, SLG: 0.386	F9		G6-3						P5	4	1	0	0	1	0	2											
24 Miguel Cabrera, R OBP: 0.435, SLG: 0.560			G4-3 41 G4-3 13 FC4						P5	3	2	2	1	2	1	2											
41 Victor Martinez, S OBP: 0.372, SLG: 0.459			G4-3						P5	4	1	1	3	0	1	3											
13 Alex Avila, L OBP: 0.391, SLG: 0.519			FC4 27 1B						P5	3	0	0	1	1	1	1											
27 Jhonny Peralta, R OBP: 0.355, SLG: 0.487			FC4 27 1B						P5	3	0	1	0	1	1	1											
20 Wilson Betemit, S OBP: 0.339, SLG: 0.432			F9						P5	3	0	1	0	1	0	0											
15 Brandon Inge, R OBP: 0.263, SLG: 0.289			F9						P5	3	0	0	0	0	2	4											
12 Andy Dirks, L OBP: 0.305, SLG: 0.418			F9						P5	1	0	0	0	0	0	2											
25 Ryan Raburn, R OBP: 0.280, SLG: 0.411			F9						P5	2	0	1	0	0	0	2											
<b>Inning Stats</b>	R: 0 E: 0 K: 0 S: 7	H: 0 LOB: 0 BB: 0 P: 13	R: 1 E: 0 K: 0 S: 13	H: 2 LOB: 2 BB: 0 P: 18	R: 0 E: 0 K: 0 S: 7	H: 0 LOB: 0 BB: 0 P: 8	R: 0 E: 0 K: 1 S: 8	H: 0 LOB: 1 BB: 1 P: 16	R: 0 E: 0 K: 2 S: 9	H: 0 LOB: 1 BB: 0 P: 16	R: 3 E: 0 K: 1 S: 15	H: 2 LOB: 2 BB: 3 P: 32	R: 1 E: 0 K: 2 S: 15	H: 2 LOB: 1 BB: 0 P: 22	R: 0 E: 0 K: 0 S: 14	H: 0 LOB: 0 BB: 0 P: 18	R: 0 E: 0 K: 1 S: 14	H: 1 LOB: 2 BB: 1 P: 23	1B: 3 2B: 3 3B: 0 HR: 1	SF: 0 SAC: 0 DP: 0 HBP: 1	WP: 1 PB: 0 SB: 1 CS: 0	PA: 40					
<b>PITCHER</b>	IP	WLS	BF	H	R	ER	SO	BB	IBB	HBP	BLK	WP	HR	S	P	ERA	WHIP										
34 Gavin Floyd, R ERA: 4.42	5.1	L	26	4	4	4	3	3	1	1	0	1	1	55	98	6.75	1.312										
37 Matt Thornton, L ERA: 3.54	1.0		4	1	1	1	2	0	0	0	0	0	0	9	11	9.00	1.000										
58 Jason Frasor, R ERA: 3.3	1.2		6	1	0	0	1	0	0	0	0	0	0	24	34	0.00	0.600										
43 Addison Reed, R ERA: 1.93	1.0		5	1	0	0	1	1	0	0	0	0	0	14	23	0.00	2.000										

**Detroit Tigers @ Chicago White Sox**  
 U.S. Cellular Field, Chicago, IL  
 Tue Sep 13 2011, 8:11 PM - 11:33 PM EDT  
 Att: 25,015 - Partly Cloudy - 66 F


AB 34  
 R 5  
 H 7  
 RBI 5  
 BB 5  
 SO 7  
 LOB 19



Batter	1	2	3	4	5	6	7	8	9	AB	R	H	RBI	BB	SO	LOB	BOTTOM										
1 Juan Pierre, L OBP: 0.337, SLG: 0.340	B5-3 12 1B		B5-3		P5		P3		G6-3	5	0	1	0	0	0	1											
10 Alexei Ramirez, R OBP: 0.321, SLG: 0.396	L3		P4		G5-3		K		K	4	0	0	0	0	1	1											
12 A.J. Pierzynski, L OBP: 0.324, SLG: 0.397	P5 24 G5-4 1B		P5		K		K		G3-1	4	0	1	0	0	1	0											
24 Dayan Viciedo, R OBP: 0.429, SLG: 0.407	G5-4-3		K		F9		F9		BB 30 BB 51 1B	3	0	0	0	1	1	2											
51 Alex Rios, R OBP: 0.260, SLG: 0.332			BB 22 BB		G6-3		G6-3		BB 30 BB	4	0	3	0	0	0	0											
30 Alejandro De Azavedo, L OBP: 0.358, SLG: 0.535			K		FC3-6 22 BB 17 1B		K		BB 1-2 2-3	3	0	0	0	1	2	2											
17 Tyler Flowers, R OBP: 0.317, SLG: 0.384			K		BB 22 BB		F7		K	4	0	1	0	0	2	4											
22 Brent Morel, R OBP: 0.293, SLG: 0.363			BB		G5-3 15 G5-3		G5-3		F9	2	0	1	0	2	0	0											
15 Gordon Beckham, R OBP: 0.289, SLG: 0.325			F9		K		G5-3		G6-3	4	0	0	0	0	1	6											
<b>Inning Stats</b>	R: 0 E: 0 K: 0 S: 9	H: 2 LOB: 1 BB: 0 P: 12	R: 0 E: 0 K: 2 S: 17	H: 1 LOB: 2 BB: 1 P: 26	R: 0 E: 0 K: 0 S: 10	H: 0 LOB: 0 BB: 0 P: 14	R: 0 E: 0 K: 2 S: 12	H: 2 LOB: 3 BB: 1 P: 22	R: 0 E: 0 K: 1 S: 8	H: 0 LOB: 0 BB: 0 P: 10	R: 0 E: 0 K: 1 S: 8	H: 0 LOB: 0 BB: 0 P: 11	R: 0 E: 0 K: 0 S: 7	H: 1 LOB: 1 BB: 0 P: 11	R: 0 E: 0 K: 2 S: 16	H: 1 LOB: 3 BB: 2 P: 27	R: 0 E: 0 K: 0 S: 8	H: 0 LOB: 0 BB: 0 P: 14	1B: 6 2B: 1 3B: 0 HR: 0	SF: 0 SAC: 0 DP: 1 HBP: 0	WP: 0 PB: 0 SB: 0 CS: 0	PA: 37					
<b>PITCHER</b>	IP	WLS	BF	H	R	ER	SO	BB	IBB	HBP	BLK	WP	HR	S	P	ERA	WHIP										
35 Justin Verlander, R ERA: 2.36	7.0	W	28	6	0	0	6	2	0	0	0	0	0	71	106	0.00	1.143										
53 Joaquin Benoit, R ERA: 3.12	1.0		6	1	0	0	2	2	0	0	0	0	0	16	27	0.00	3.000										
46 Jose Valverde, R ERA: 2.52	1.0		3	0	0	0	0	0	0	0	0	0	0	8	14	0.00	0.000										

**Detroit Tigers @ Chicago White Sox**  
 U.S. Cellular Field, Chicago, IL  
 Tue Sep 13 2011, 8:11 PM - 11:33 PM EDT  
 Att: 25,015 - Partly Cloudy - 66 F

AB 33  
 R 0  
 H 7  
 RBI 0  
 BB 4  
 SO 8  
 LOB 16





Batter	1	2	3	4	5	6	7	8	9	10	AB	R	H	RBI	BB	SO	LOB	TOP						
12 Andy Dirks, L OBP: 0.299, SLG: 0.410	F7		K2-3		G4-3		K		HR		4	0	0	0	2	0		<b>Detroit Tigers @ Chicago White Sox</b> U.S. Cellular Field, Chicago, IL Wed Sep 14 2011, 2:11 PM - 5:15 PM EDT Att: 19,010 - Drizzle - 55 F						
15 Brandon Inge, R OBP: 0.263, SLG: 0.289									F8		4	0	1	0	1	0	0							
13 Alex Avila, L OBP: 0.392, SLG: 0.527											5	0	1	0	0	3	2							
39 Ramon Santiago, S OBP: 0.323, SLG: 0.401	24 1B								F8		4	1	2	0	1	2	0							
21 Delmon Young, R OBP: 0.310, SLG: 0.386	K								K		4	1	2	0	1	2	0							
24 Miguel Cabrera, R OBP: 0.436, SLG: 0.561											4	0	2	0	1	1	4							
41 Victor Martinez, S OBP: 0.275, SLG: 0.461											0	1	0	0	0	0	0							
28 Will Rhymes, L OBP: 0.315, SLG: 0.256	K										5	1	3	2	0	0	2							
9 Carlos Guillen, S OBP: 0.280, SLG: 0.366											3	0	0	0	0	3	3							
29 Danny Worth, R OBP: 0.353, SLG: 0.375	HR										2	0	0	0	0	1	2							
20 Wilson Betemit, S OBP: 0.336, SLG: 0.428	K										3	0	0	0	0	3	3							
27 Jhonny Peralta, R OBP: 0.354, SLG: 0.485											2	0	0	0	0	1	2							
32 Don Kelly, L OBP: 0.274, SLG: 0.333	F7										3	0	0	0	0	3	3							
25 Ryan Raburn, R OBP: 0.281, SLG: 0.420											2	1	1	1	0	1	2							
18 Omar Santos, R OBP: 0.143, SLG: 0.143											3	0	0	0	0	1	0							
30 Magglio Ordonez, R OBP: 0.296, SLG: 0.324	G5-3										0	1	0	0	1	0	0							
14 Austin Jackson, R OBP: 0.319, SLG: 0.381											0	0	0	0	0	0	0							
<b>Inning Stats</b>	R: 0 E: 0 K: 2 S: 12	H: 1 LOB: 2 BB: 1 P: 20	R: 1 E: 0 K: 1 S: 11	H: 1 LOB: 0 BB: 0 P: 17	R: 0 E: 0 K: 1 S: 8	H: 0 LOB: 0 BB: 0 P: 10	R: 0 E: 0 K: 2 S: 12	H: 1 LOB: 2 BB: 1 P: 20	R: 0 E: 0 K: 1 S: 8	H: 1 LOB: 1 BB: 0 P: 13	R: 1 E: 1 K: 1 S: 10	H: 2 LOB: 1 BB: 0 P: 13	R: 0 E: 0 K: 2 S: 11	H: 0 LOB: 0 BB: 0 P: 17	R: 0 E: 0 K: 0 S: 10	H: 1 LOB: 1 BB: 1 P: 16	R: 3 E: 0 K: 2 S: 14	H: 2 LOB: 0 BB: 1 P: 22	R: 1 E: 0 K: 2 S: 11	H: 2 LOB: 2 BB: 0 P: 18	1B: 5 2B: 3 3B: 0 HR: 3	SF: 0 SAC: 0 DP: 1 HBP: 0	WP: 0 PB: 0 SB: 0 CS: 0	PA: 44
<b>PITCHER</b>	IP WLS BF H R ER SO BB IBB HBP BLK WP HR S P ERA WHIP	6.0 H 5 1 0 0 2 1 0 0 0 0 1 18 30 0.00 2.000	1.0 H 5 1 2 2 1 1 0 0 0 0 1 11 15 13.50 1.500	1.2 L 8 3 2 2 3 0 0 0 0 0 1 17 28 10.80 1.800	<b>PITCHER</b>										IP WLS BF H R ER SO BB IBB HBP BLK WP HR S P ERA WHIP									

AB	40
R	6
H	11
RBI	5
BB	4
SO	14
LOB	18

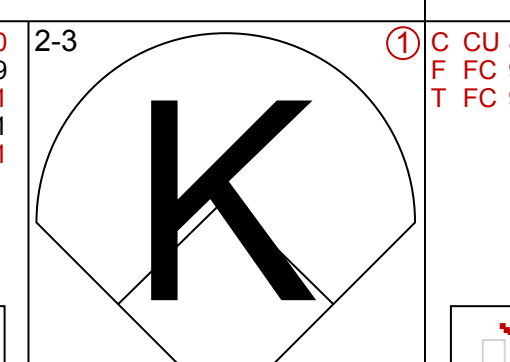
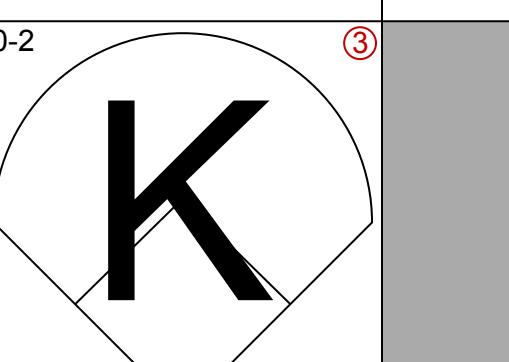
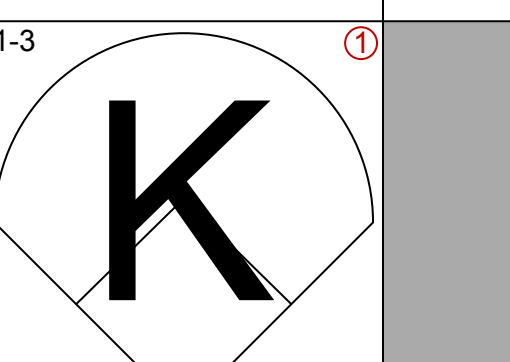
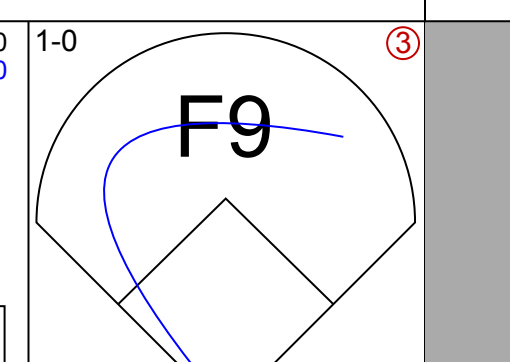
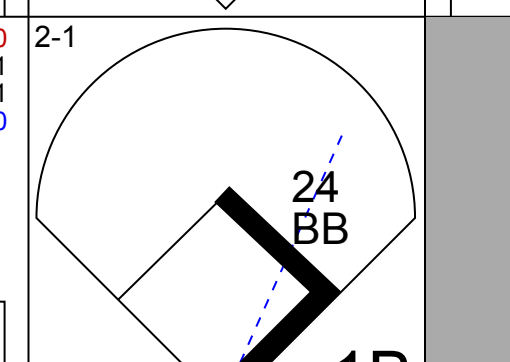
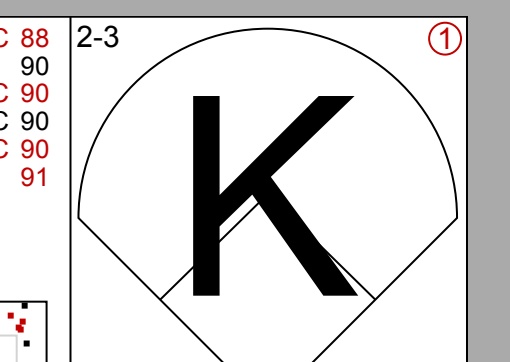
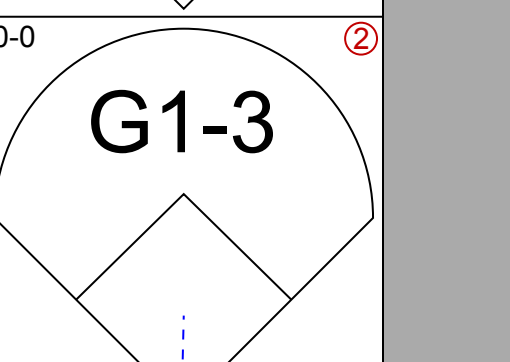
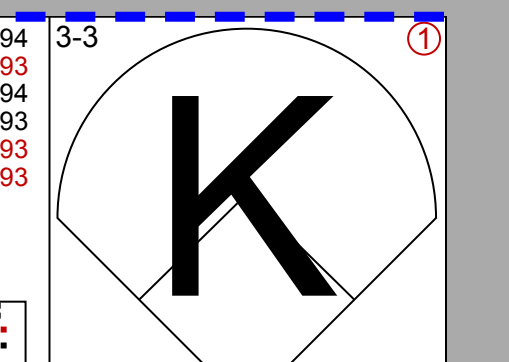
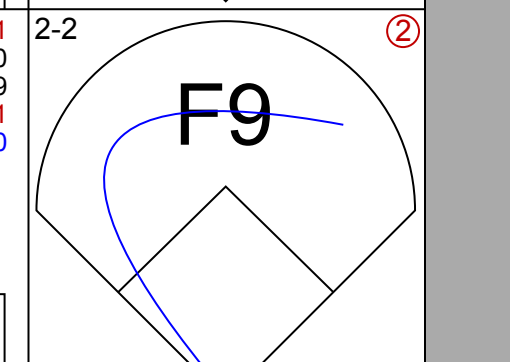
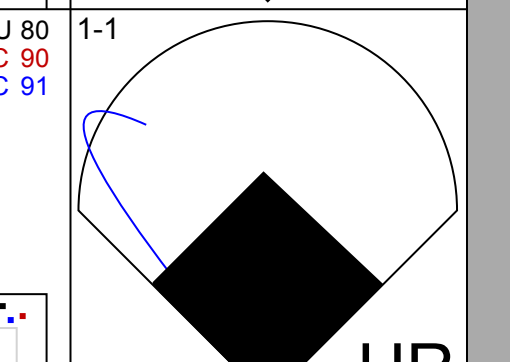
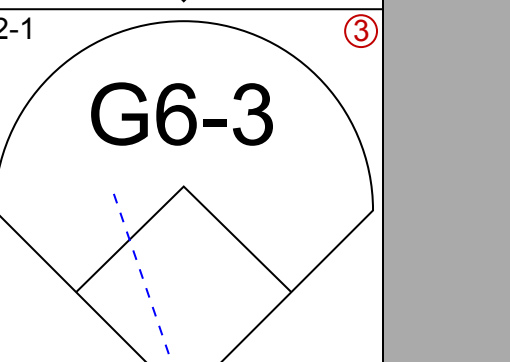
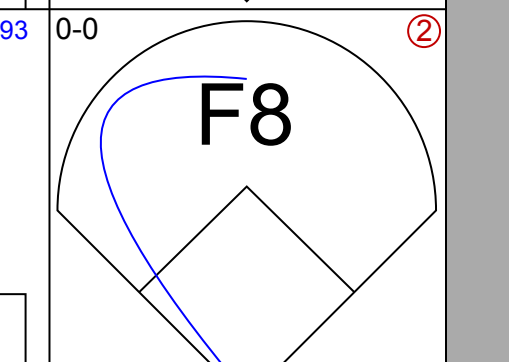
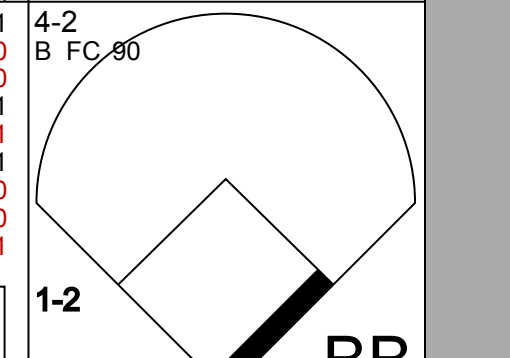
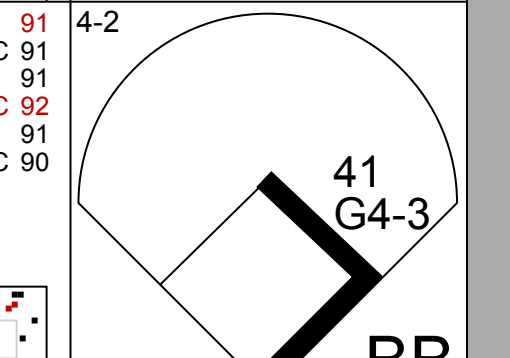
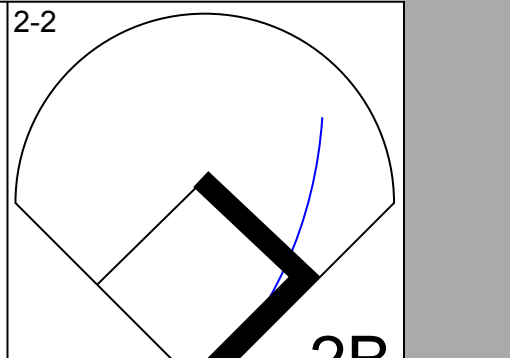
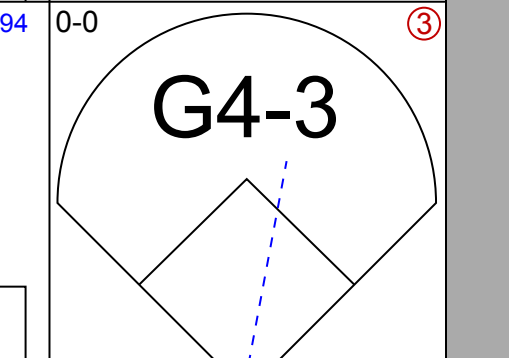
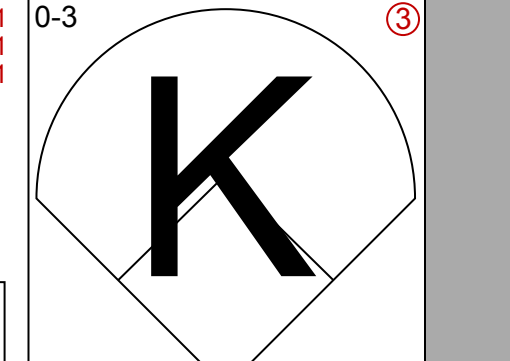
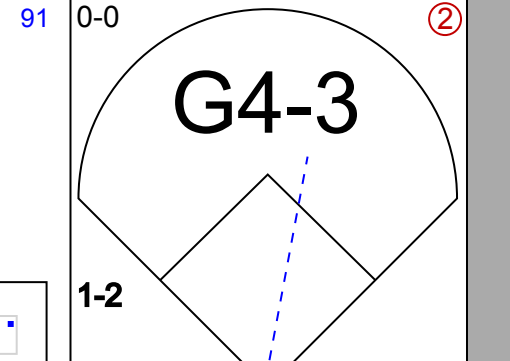
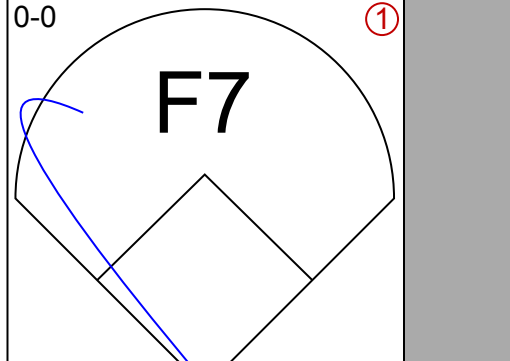
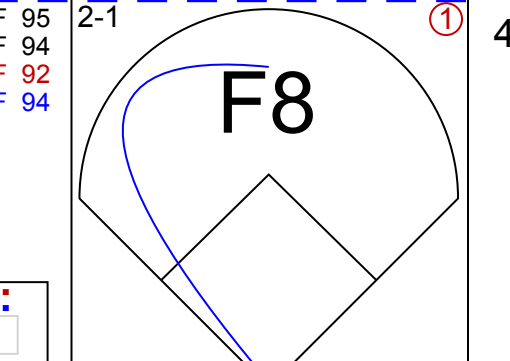
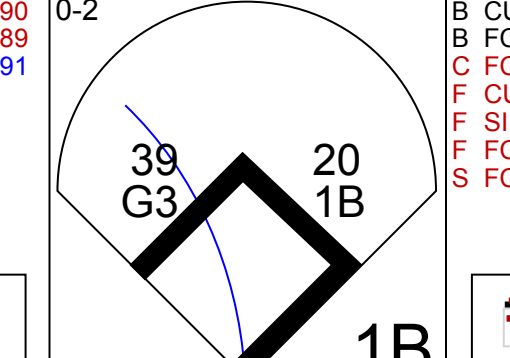
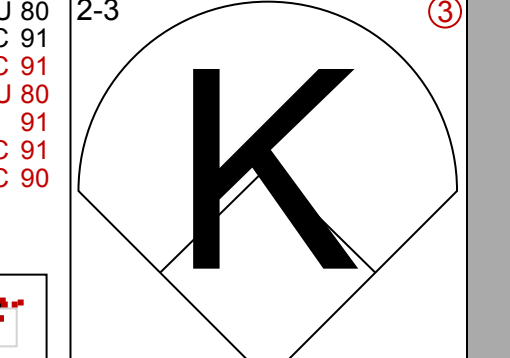
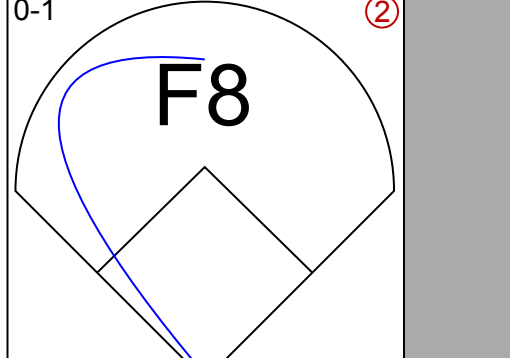
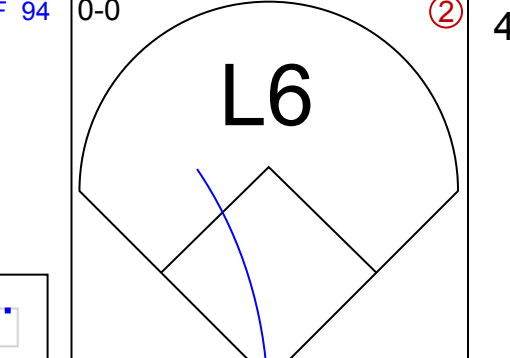
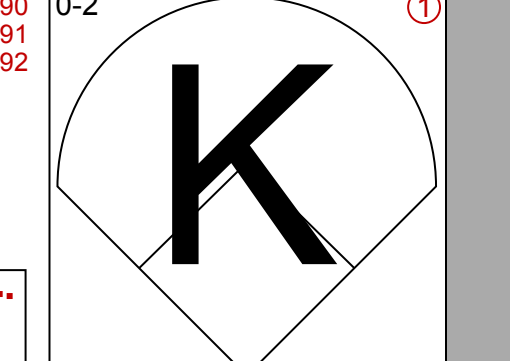
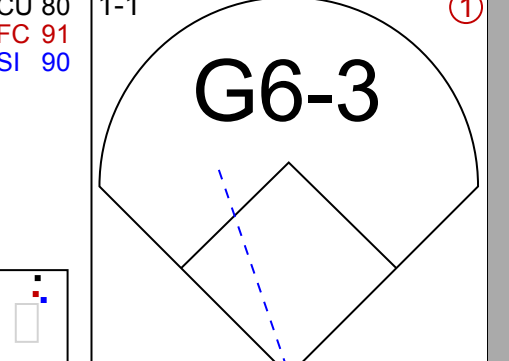
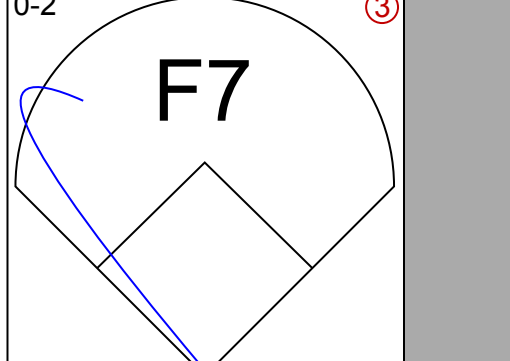
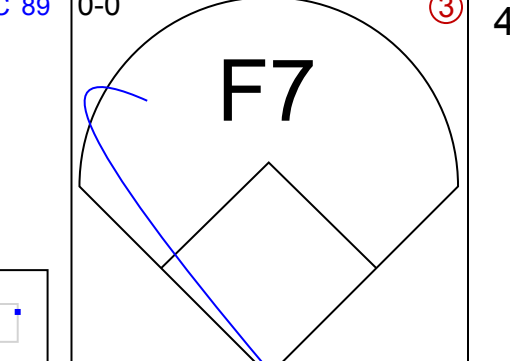
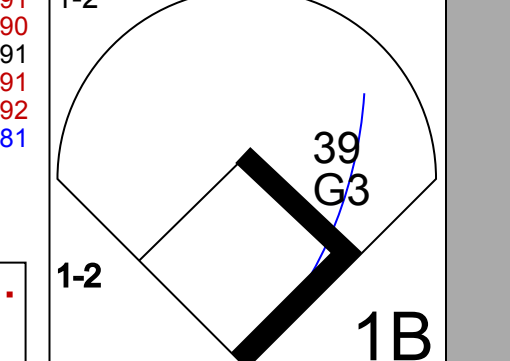
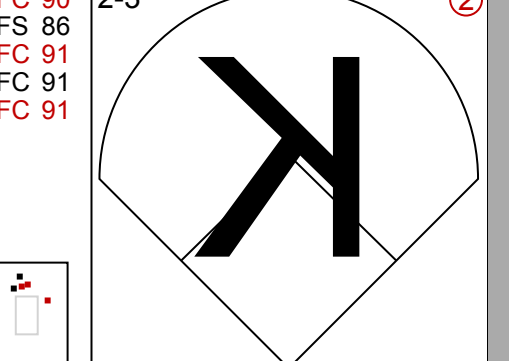
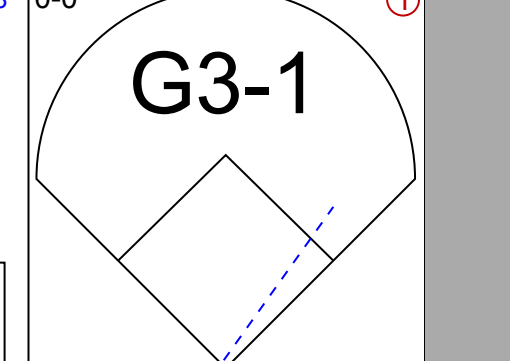
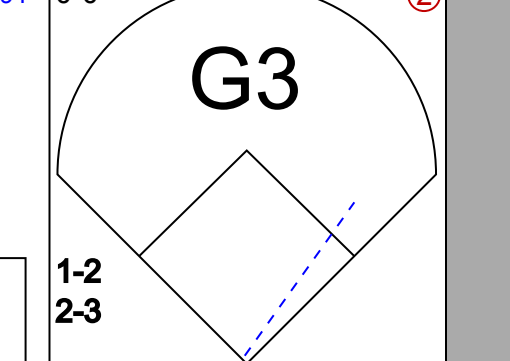
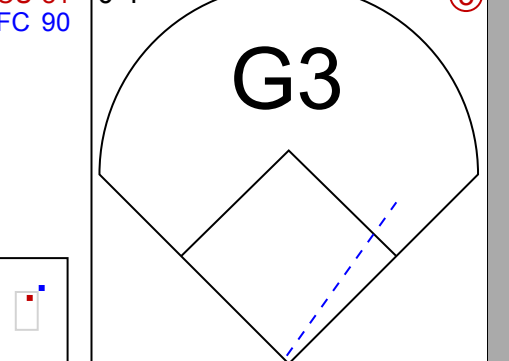
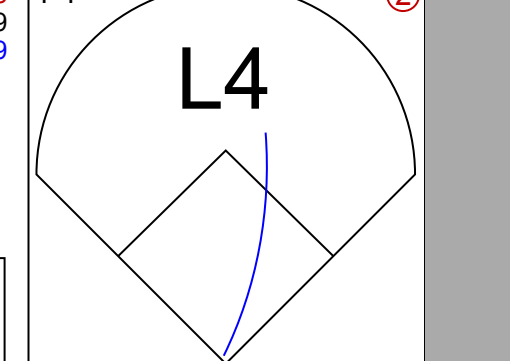


Batter	1	2	3	4	5	6	7	8	9	10	AB	R	H	RBI	BB	SO	LOB	BOTTOM						
1 Juan Pierre, L OBP: 0.336, SLG: 0.337	G4-3	FC3-2		K		F7			10 SH1-3		4	1	0	0	1	1	4	<b>Detroit Tigers @ Chicago White Sox</b> U.S. Cellular Field, Chicago, IL Wed Sep 14 2011, 2:11 PM - 5:15 PM EDT Att: 19,010 - Drizzle - 55 F						
10 Alexei Ramirez, R OBP: 0.324, SLG: 0.399	12 1B	14 1B				P4			SH1-3		3	1	2	2	1	0	1							
14 Paul Konerko, R OBP: 0.397, SLG: 0.528	12 1B	14 1B				F7			12 1B		4	0	2	2	1	1	1							
12 A.J. Pierzynski, L OBP: 0.322, SLG: 0.395	G1-3	F9				24 1B			G4-6-3		5	0	1	0	0	0	5							
24 Dayan Viciedo, R OBP: 0.397, SLG: 0.373	G6-3					G4-6-3			K2-3		5	0	0	0	0	3	3							
51 Alex Rios, R OBP: 0.289, SLG: 0.331		22 SH				F8			K		5	0	1	0	0	2	0							
30 Alejandro De Aza, L OBP: 0.375, SLG: 0.541	1 1B	22 SH							K		3	2	2	0	2	1	0							
22 Brent Morel, R OBP: 0.290, SLG: 0.360	SH	10 1B				G6-3			FC6-5		3	1	0	0	0	0	3							
15 Gordon Beckham, R OBP: 0.289, SLG: 0.327						G5-3			G6-3		4	0	1	1	0	1	4							
<b>Inning Stats</b>	R: 0 E: 0 K: 0 S: 10	H: 2 LOB: 2 BB: 0 P: 13	R: 4 E: 1 K: 1 S: 15	H: 3 LOB: 1 BB: 1 P: 25	R: 0 E: 0 K: 1 S: 6	H: 0 LOB: 1 BB: 1 P: 16	R: 0 E: 0 K: 1 S: 5	H: 0 LOB: 1 BB: 1 P: 13	R: 0 E: 0 K: 0 S: 5	H: 1 LOB: 0 BB: 0 P: 10	R: 1 E: 0 K: 0 S: 10	H: 2 LOB: 0 BB: 0 P: 12	R: 0 E: 0 K: 2 S: 7	H: 0 LOB: 0 BB: 0 P: 9	R: 0 E: 0 K: 1 S: 8	H: 1 LOB: 1 BB: 0 P: 14	R: 0 E: 0 K: 0 S: 11		H: 0 LOB: 1 BB: 2 P: 21	R: 0 E: 0 K: 3 S: 10	H: 0 LOB: 0 BB: 0 P: 16	1B: 6 2B: 3 3B: 0 HR: 0	SF: 0 SAC: 2 DP: 2 HBP: 0	WP: 1 PB: 0 SB: 3 CS: 0
<b>PITCHER</b>	IP WLS BF H R ER SO BB IBB HBP BLK WP HR S P ERA WHIP	6.0 3 29 8 5 1 3 3 0 0 0 0 0 0 7 9 0.00 0.000	1.0 W 4 0 0 0 0 1 1 0 0 0 0 0 11 21 0.00 1.000	1.0 S 3 0 0 0 3 0 0 0 0 0 0 0 10 16 0.00 0.000	<b>PITCHER</b>										IP WLS BF H R ER SO BB IBB HBP BLK WP HR S P ERA WHIP									

AB	36
R	5
H	9
RBI	5
BB	5
SO	9
LOB	21



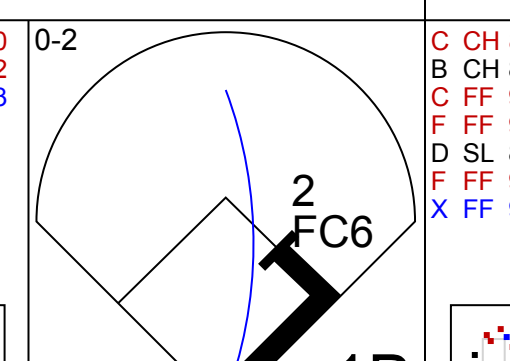
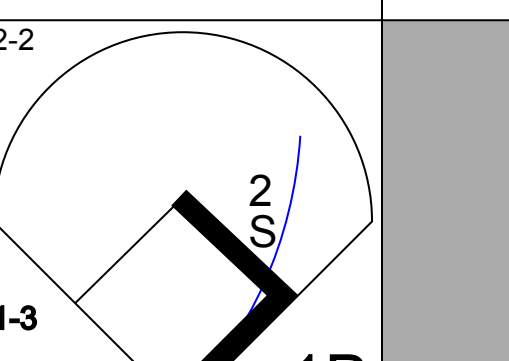
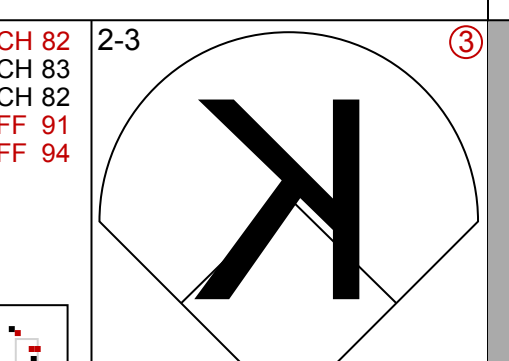
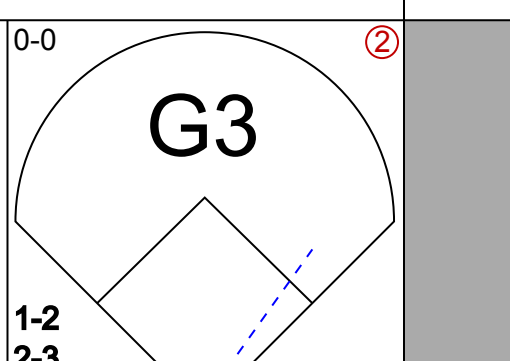
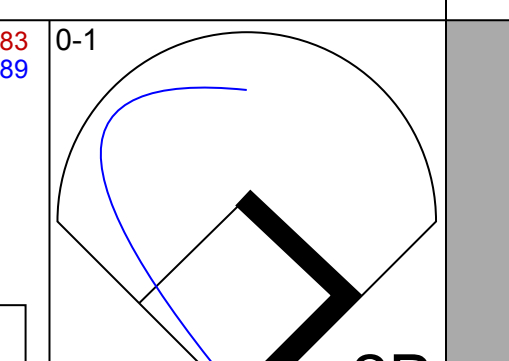
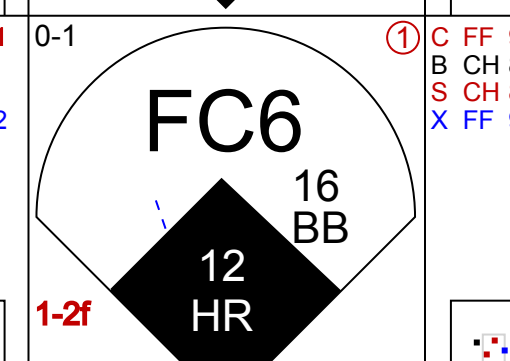
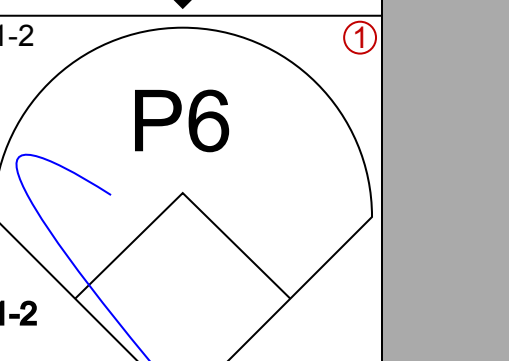
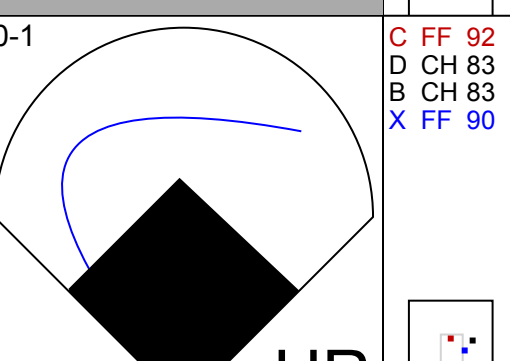
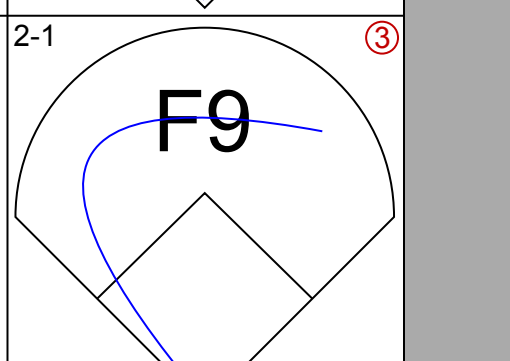
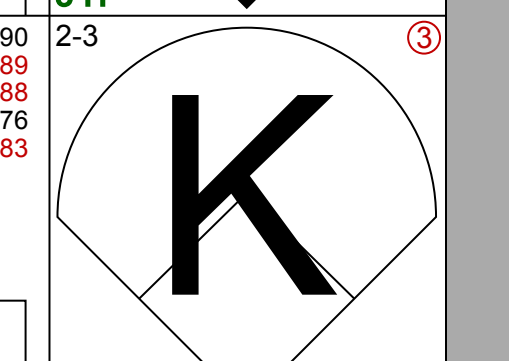
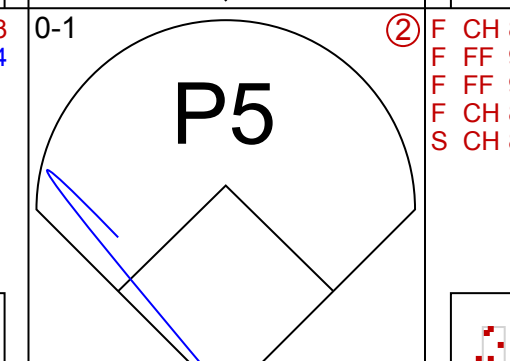
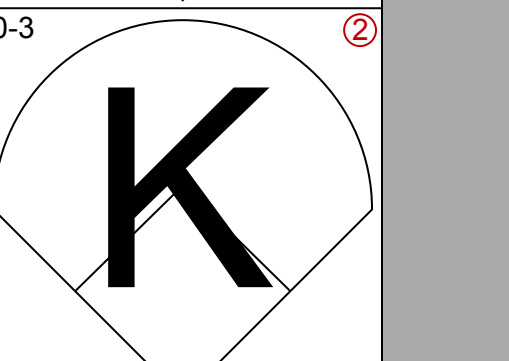
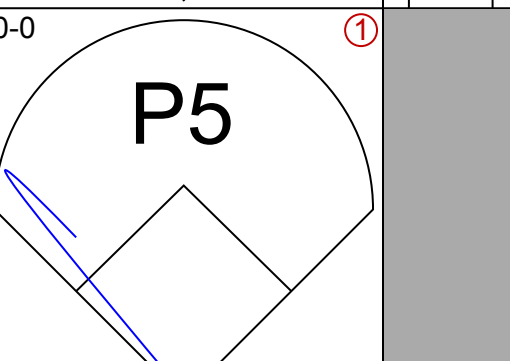

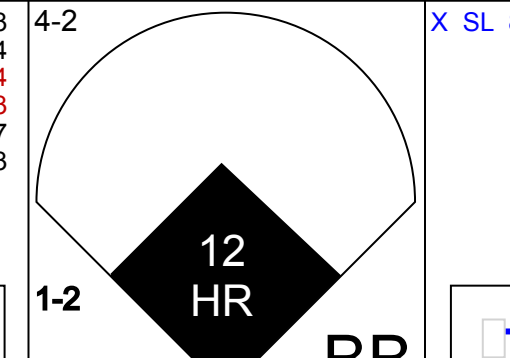
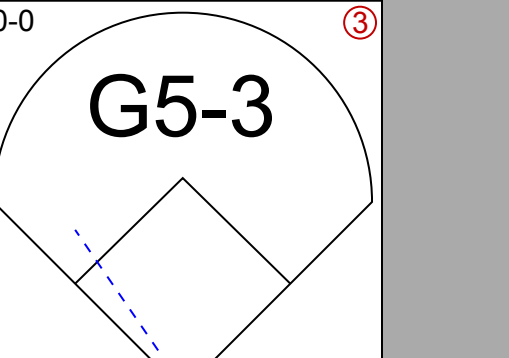
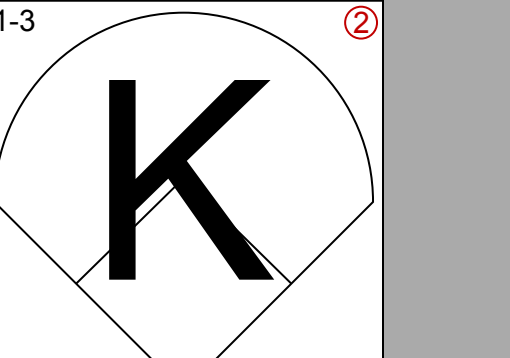
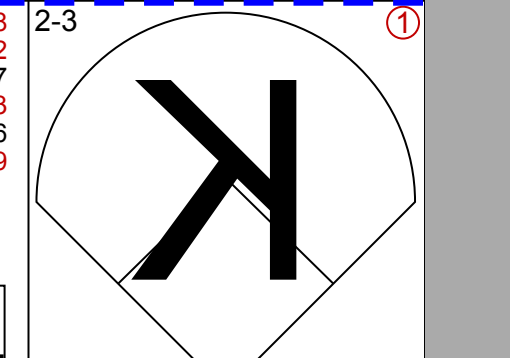
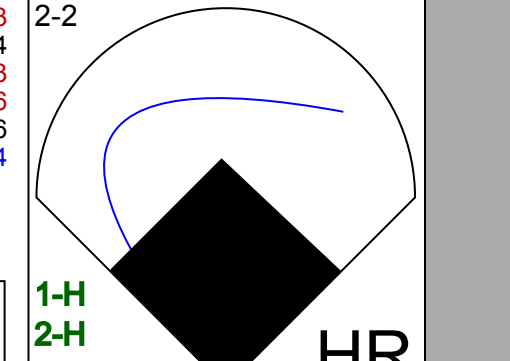
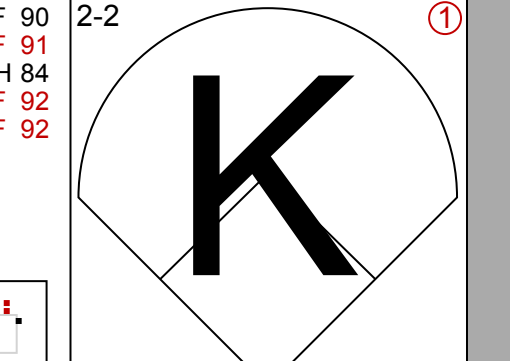

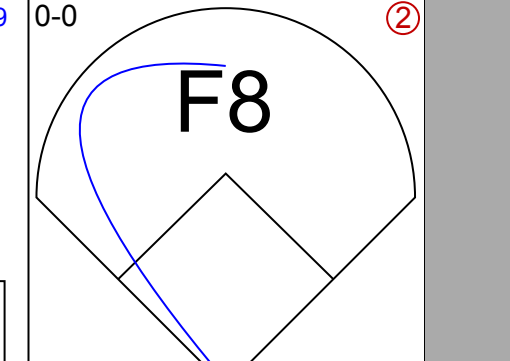
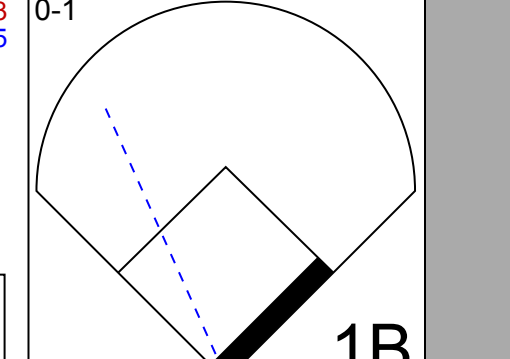
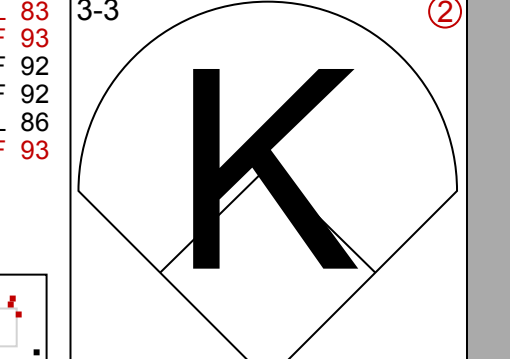
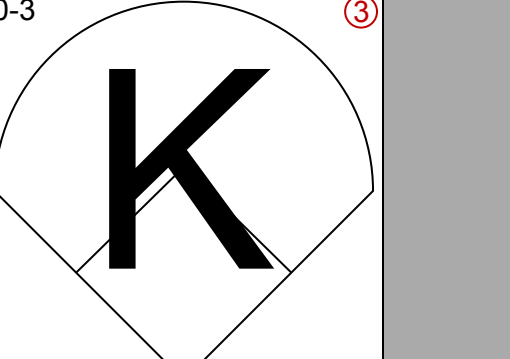
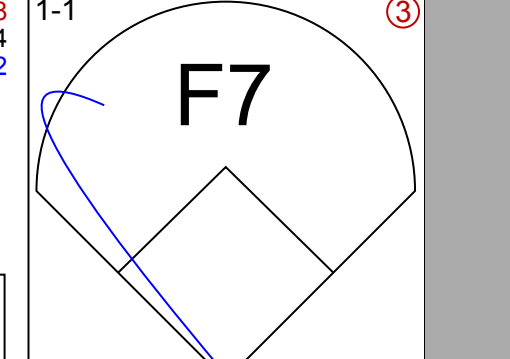

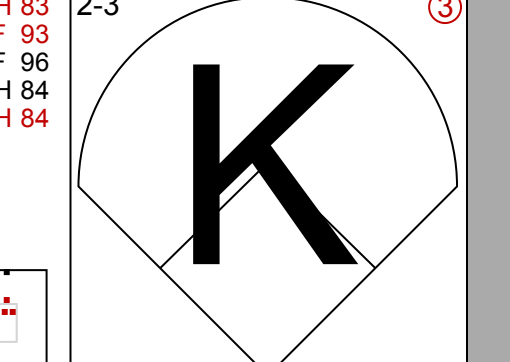
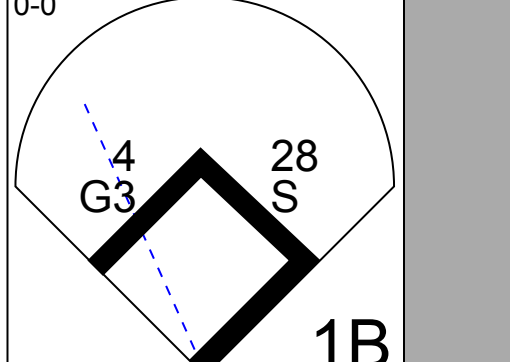
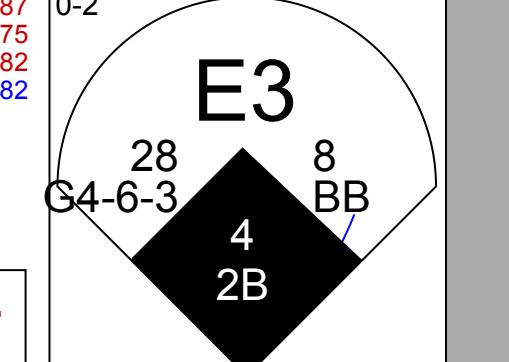
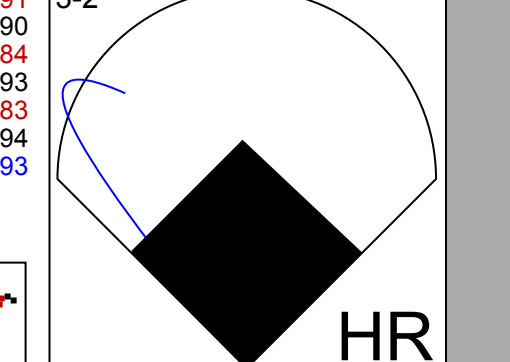
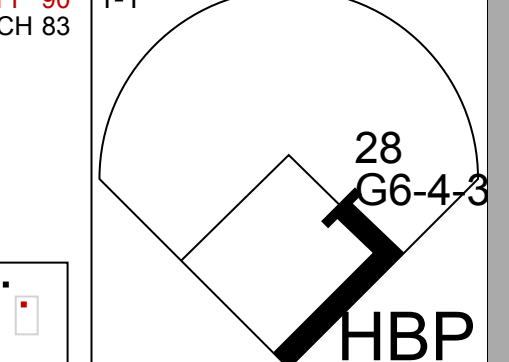
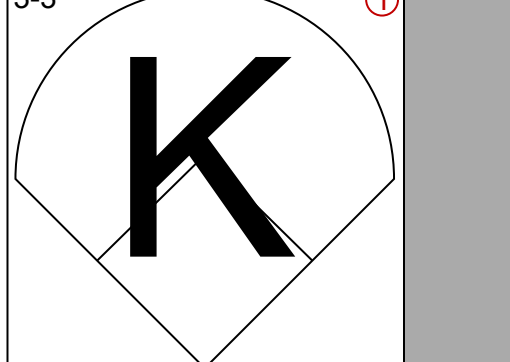
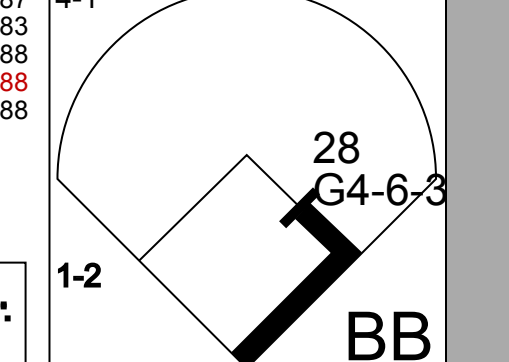

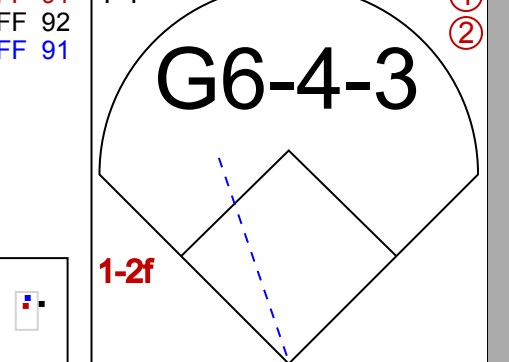
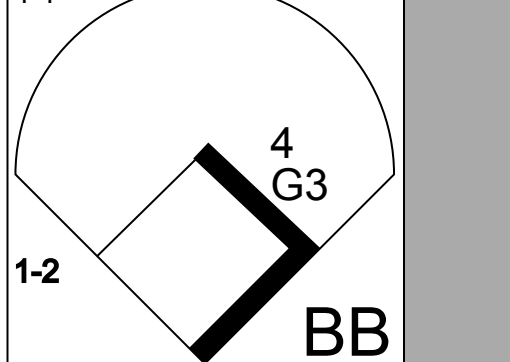

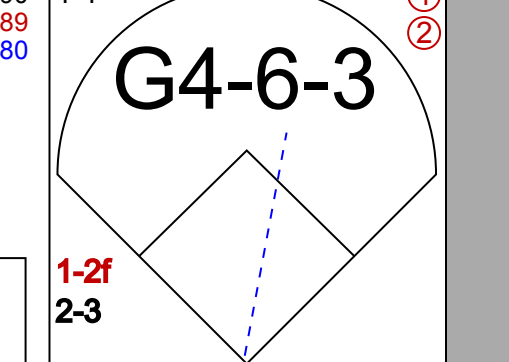


Batter	1	2	3	4	5	6	7	8	9	AB	R	H	RBI	BB	SO	LOB	TOP				
14 Austin Jackson, R OBP: 0.317, SLG: 0.379										4	0	0	0	0	3	2					
30 Magglio Ordonez, R OBP: 0.296, SLG: 0.323										4	0	1	0	0	2	0					
21 Delmon Young, R OBP: 0.310, SLG: 0.392										4	1	1	1	0	0	1					
24 Miguel Cabrera, R OBP: 0.438, SLG: 0.563										2	0	1	0	2	0	0					
41 Victor Martinez, S OBP: 0.372, SLG: 0.458										4	0	0	0	0	1	4					
13 Alex Avila, L OBP: 0.391, SLG: 0.524										4	0	1	0	0	1	2					
27 Jhonny Peralta, R OBP: 0.351, SLG: 0.481										4	0	0	0	0	1	2					
20 Wilson Betemit, S OBP: 0.336, SLG: 0.427										3	0	1	0	0	1	0					
39 Ramon Santiago, S OBP: 0.319, SLG: 0.396										3	0	0	0	0	0	2					
<b>Inning Stats</b>	R: 0 E: 0 K: 2 S: 17	H: 1 LOB: 2 BB: 1 P: 27	R: 0 E: 0 K: 2 S: 15	H: 2 LOB: 2 BB: 0 P: 16	R: 1 E: 0 K: 2 S: 14	H: 1 LOB: 1 BB: 1 P: 23	R: 0 E: 0 K: 1 S: 7	H: 0 LOB: 0 BB: 0 P: 10	R: 0 E: 0 K: 0 S: 10	H: 1 LOB: 1 BB: 0 P: 12	R: 0 E: 0 K: 0 S: 4	H: 0 LOB: 0 BB: 0 P: 6	R: 0 E: 0 K: 1 S: 5	H: 0 LOB: 0 BB: 0 P: 8	R: 0 E: 0 K: 0 S: 4	H: 0 LOB: 0 BB: 0 P: 6	1B: 3 2B: 1 3B: 0 HR: 1	SF: 0 SAC: 0 DP: 0 HBP: 0	WP: 0 PB: 0 SB: 0 CS: 0	PA: 34	
<b>PITCHER</b>	IP WLS BF H R ER SO BB IBB HBP BLK WP HR S P ERA WHIP	IP WLS BF H R ER SO BB IBB HBP BLK WP HR S P ERA WHIP	IP WLS BF H R ER SO BB IBB HBP BLK WP HR S P ERA WHIP	IP WLS BF H R ER SO BB IBB HBP BLK WP HR S P ERA WHIP	IP WLS BF H R ER SO BB IBB HBP BLK WP HR S P ERA WHIP	IP WLS BF H R ER SO BB IBB HBP BLK WP HR S P ERA WHIP	IP WLS BF H R ER SO BB IBB HBP BLK WP HR S P ERA WHIP	IP WLS BF H R ER SO BB IBB HBP BLK WP HR S P ERA WHIP	IP WLS BF H R ER SO BB IBB HBP BLK WP HR S P ERA WHIP	IP WLS BF H R ER SO BB IBB HBP BLK WP HR S P ERA WHIP	IP WLS BF H R ER SO BB IBB HBP BLK WP HR S P ERA WHIP	IP WLS BF H R ER SO BB IBB HBP BLK WP HR S P ERA WHIP	IP WLS BF H R ER SO BB IBB HBP BLK WP HR S P ERA WHIP	IP WLS BF H R ER SO BB IBB HBP BLK WP HR S P ERA WHIP	IP WLS BF H R ER SO BB IBB HBP BLK WP HR S P ERA WHIP	IP WLS BF H R ER SO BB IBB HBP BLK WP HR S P ERA WHIP	IP WLS BF H R ER SO BB IBB HBP BLK WP HR S P ERA WHIP	IP WLS BF H R ER SO BB IBB HBP BLK WP HR S P ERA WHIP	IP WLS BF H R ER SO BB IBB HBP BLK WP HR S P ERA WHIP	IP WLS BF H R ER SO BB IBB HBP BLK WP HR S P ERA WHIP	IP WLS BF H R ER SO BB IBB HBP BLK WP HR S P ERA WHIP

Detroit Tigers @ Oakland Athletics  
Oakland Coliseum, Oakland, CA  
Thu Sep 15 2011, 7:09 PM - 9:44 PM PDT  
Att: 10,925 - Cloudy - 57 F

AB 32  
R 1  
H 5  
RBI 1  
BB 2  
SO 9  
LOB 13



Batter	1	2	3	4	5	6	7	8	9	AB	R	H	RBI	BB	SO	LOB	BOTTOM				
4 Coco Crisp, S OBP: 0.326, SLG: 0.389										5	0	3	1	0	1	2					
2 Cliff Pennington, S OBP: 0.303, SLG: 0.370										5	2	1	1	0	1	6					
55 Hideki Matsui, L OBP: 0.332, SLG: 0.395										3	0	0	0	1	1	3					
16 Josh Willingham, R OBP: 0.337, SLG: 0.483										3	1	0	0	1	2	3					
12 David DeJesus, L OBP: 0.318, SLG: 0.367										3	1	1	3	0	1	1					
29 Scott Sizemore, R OBP: 0.330, SLG: 0.392										4	0	1	0	0	2	2					
14 Brandon Allen, L OBP: 0.303, SLG: 0.432										4	1	1	0	0	2	1					
8 Kurt Suzuki, R OBP: 0.308, SLG: 0.399										2	1	1	1	1	1	1					
28 Eric Sogard, L OBP: 0.273, SLG: 0.392										3	0	1	0	1	0	3					
<b>Inning Stats</b>	R: 3 E: 0 K: 1 S: 18	H: 3 LOB: 1 BB: 1 P: 25	R: 1 E: 0 K: 1 S: 20	H: 3 LOB: 0 BB: 0 P: 26	R: 0 E: 0 K: 3 S: 9	H: 0 LOB: 0 BB: 0 P: 16	R: 0 E: 0 K: 1 S: 6	H: 0 LOB: 0 BB: 0 P: 10	R: 1 E: 0 K: 2 S: 11	H: 1 LOB: 1 BB: 0 P: 14	R: 0 E: 0 K: 1 S: 7	H: 0 LOB: 1 BB: 1 P: 14	R: 1 E: 1 K: 1 S: 12	H: 1 LOB: 1 BB: 1 P: 19	R: 0 E: 0 K: 1 S: 7	H: 0 LOB: 1 BB: 1 P: 14	1B: 5 2B: 1 3B: 0 HR: 3	SF: 0 SAC: 0 DP: 2 HBP: 2	WP: 0 PB: 0 SB: 2 CS: 0	PA: 38	
<b>PITCHER</b>	IP WLS BF H R ER SO BB IBB HBP BLK WP HR S P ERA WHIP	IP WLS BF H R ER SO BB IBB HBP BLK WP HR S P ERA WHIP	IP WLS BF H R ER SO BB IBB HBP BLK WP HR S P ERA WHIP	IP WLS BF H R ER SO BB IBB HBP BLK WP HR S P ERA WHIP	IP WLS BF H R ER SO BB IBB HBP BLK WP HR S P ERA WHIP	IP WLS BF H R ER SO BB IBB HBP BLK WP HR S P ERA WHIP	IP WLS BF H R ER SO BB IBB HBP BLK WP HR S P ERA WHIP	IP WLS BF H R ER SO BB IBB HBP BLK WP HR S P ERA WHIP	IP WLS BF H R ER SO BB IBB HBP BLK WP HR S P ERA WHIP	IP WLS BF H R ER SO BB IBB HBP BLK WP HR S P ERA WHIP	IP WLS BF H R ER SO BB IBB HBP BLK WP HR S P ERA WHIP	IP WLS BF H R ER SO BB IBB HBP BLK WP HR S P ERA WHIP	IP WLS BF H R ER SO BB IBB HBP BLK WP HR S P ERA WHIP	IP WLS BF H R ER SO BB IBB HBP BLK WP HR S P ERA WHIP	IP WLS BF H R ER SO BB IBB HBP BLK WP HR S P ERA WHIP	IP WLS BF H R ER SO BB IBB HBP BLK WP HR S P ERA WHIP	IP WLS BF H R ER SO BB IBB HBP BLK WP HR S P ERA WHIP	IP WLS BF H R ER SO BB IBB HBP BLK WP HR S P ERA WHIP	IP WLS BF H R ER SO BB IBB HBP BLK WP HR S P ERA WHIP	IP WLS BF H R ER SO BB IBB HBP BLK WP HR S P ERA WHIP	IP WLS BF H R ER SO BB IBB HBP BLK WP HR S P ERA WHIP

Detroit Tigers @ Oakland Athletics  
Oakland Coliseum, Oakland, CA  
Thu Sep 15 2011, 7:09 PM - 9:44 PM PDT  
Att: 10,925 - Cloudy - 57 F

AB 32  
R 6  
H 9  
RBI 6  
BB 4  
SO 11  
LOB 22









Batter	1	2	3	4	5	6	7	8	9	AB	R	H	RBI	BB	SO	LOB	TOP								
14 Austin Jackson, R OBP: 0.315, SLG: 0.373	G3		BB		G6-4-3		K		K	4	0	0	0	1	2	2									
30 Magglio Ordonez, R OBP: 0.301, SLG: 0.325								G6-3		4	1	3	0	0	0	0									
12 Andy Dirks, L OBP: 0.299, SLG: 0.410	1B		1B							0	0	0	0	0	0	0									
25 Ryan Raburn, R OBP: 0.284, SLG: 0.421	1B				F9			K2-3		4	0	2	0	0	1	2									
24 Miguel Cabrera, R OBP: 0.441, SLG: 0.561	L9-6									3	0	0	0	1	0	4									
41 Victor Martinez, S OBP: 0.375, SLG: 0.461	G6-3									4	0	2	0	0	0	0									
27 Jhonny Peralta, R OBP: 0.291, SLG: 0.478	K									3	1	1	1	0	1	2									
15 Brandon Inge, R OBP: 0.260, SLG: 0.285	F9									3	0	0	0	0	0	3									
9 Carlos Guillen, S OBP: 0.267, SLG: 0.372					L9					1	1	1	0	0	0	0									
29 Danny Worth, R OBP: 0.324, SLG: 0.343										3	0	0	0	0	1	0									
32 Don Kelly, L OBP: 0.291, SLG: 0.357										1	0	1	2	0	0	0									
18 Omar Santos, R OBP: 0.176, SLG: 0.176										3	0	1	0	0	1	0									
13 Alex Avila, L OBP: 0.387, SLG: 0.518										1	0	0	0	0	1	1									
<b>Inning Stats</b>	R: 0 H: 2 E: 0 K: 0 S: 10	H: 0 LOB: 1 BB: 0 P: 16	R: 0 H: 1 E: 0 K: 1 S: 7	H: 0 LOB: 2 BB: 1 P: 10	R: 0 H: 1 E: 0 K: 0 S: 6	H: 1 LOB: 2 BB: 1 P: 13	R: 0 H: 1 E: 0 K: 0 S: 4	H: 1 LOB: 0 BB: 0 P: 12	R: 0 H: 1 E: 0 K: 1 S: 9	H: 1 LOB: 0 BB: 0 P: 15	R: 1 H: 3 E: 0 K: 0 S: 13	H: 3 LOB: 2 BB: 0 P: 20	R: 0 H: 0 E: 0 K: 2 S: 10	H: 0 LOB: 0 BB: 0 P: 15	R: 0 H: 0 E: 0 K: 1 S: 9	H: 0 LOB: 1 BB: 0 P: 15	R: 2 H: 3 E: 0 K: 2 S: 17	H: 3 LOB: 0 BB: 0 P: 27	1B: 10 2B: 2 3B: 0 HR: 0	SF: 1 SAC: 0 DP: 3 HBP: 0	WP: 0 PB: 0 SB: 0 CS: 0	PA: 37			
<b>PITCHER</b>	IP	WLS	BF	H	R	ER	SO	BB	IBB	HBP	BLK	WP	HR	S	P	ERA	WHIP								
47 Gio González, L ERA: 3.33	7.0	W	28	8	1	1	4	2	0	0	0	0	0	59	101	1.29	1.429								
50 Grant Balfour, R ERA: 2.29	1.0	H	3	0	0	0	1	0	0	0	0	0	0	9	15	0.00	0.000								
40 Andrew Bailey, R ERA: 3.58	1.0		6	3	2	2	2	0	0	0	0	0	0	17	27	18.00	3.000								

Detroit Tigers @ Oakland Athletics  
Oakland Coliseum, Oakland, CA  
Sat Sep 17 2011, 1:11 PM - 3:56 PM PDT  
Att: 19,451 - Sunny - 63 F

AB 34  
R 3  
H 11  
RBI 3  
BB 2  
SO 7  
LOB 14



Batter	1	2	3	4	5	6	7	8	9	AB	R	H	RBI	BB	SO	LOB	BOTTOM								
19 Jemile Weeks, S OBP: 0.339, SLG: 0.408	F7									5	0	3	1	0	1	2									
4 Coco Crisp, S OBP: 0.326, SLG: 0.390	F7									5	0	2	2	0	1	2									
55 Hideki Matsui, L OBP: 0.327, SLG: 0.388	E3									4	0	0	0	0	0	4									
16 Josh Willingham, R OBP: 0.340, SLG: 0.489	BB									3	1	2	0	1	0	0									
12 David DeJesus, L OBP: 0.322, SLG: 0.369	G3									3	0	1	0	1	0	4									
2 Cliff Pennington, S OBP: 0.321, SLG: 0.367	F8									4	0	1	0	0	1	1									
14 Brandon Allen, L OBP: 0.297, SLG: 0.418										4	1	1	0	0	2	3									
8 Kurt Suzuki, R OBP: 0.309, SLG: 0.398										1	2	0	1	2	0	0									
29 Scott Sizemore, R OBP: 0.332, SLG: 0.393										4	1	2	1	0	0	2									
<b>Inning Stats</b>	R: 0 H: 0 E: 1 K: 0 S: 14	H: 3 LOB: 2 BB: 1 P: 25	R: 2 H: 3 E: 0 K: 1 S: 15	H: 3 LOB: 2 BB: 1 P: 27	R: 1 H: 3 E: 0 K: 0 S: 10	H: 3 LOB: 0 BB: 0 P: 14	R: 0 H: 1 E: 0 K: 1 S: 7	H: 1 LOB: 0 BB: 0 P: 8	R: 0 H: 0 E: 0 K: 1 S: 8	H: 0 LOB: 0 BB: 1 P: 14	R: 0 H: 0 E: 0 K: 1 S: 6	H: 0 LOB: 0 BB: 0 P: 9	R: 0 H: 2 E: 0 K: 0 S: 10	H: 2 LOB: 2 BB: 0 P: 13	R: 2 H: 3 E: 0 K: 1 S: 19	H: 3 LOB: 2 BB: 1 P: 31	1B: 12 2B: 0 3B: 0 HR: 0	SF: 1 SAC: 0 DP: 1 HBP: 0	WP: 0 PB: 0 SB: 1 CS: 1	PA: 39					
<b>PITCHER</b>	IP	WLS	BF	H	R	ER	SO	BB	IBB	HBP	BLK	WP	HR	S	P	ERA	WHIP								
21 Rick Porcello, R ERA: 4.79	7.0	L	32	9	3	3	4	3	0	0	0	0	0	70	110	3.86	1.714								
40 Phil Coke, L ERA: 4.4	0.2		2	0	0	0	1	0	0	0	0	0	0	9	12	0.00	0.000								
45 Ryan Perry, R ERA: 5.85	0.1		4	3	2	2	0	1	0	0	0	0	0	10	19	54.00	12.000								

Detroit Tigers @ Oakland Athletics  
Oakland Coliseum, Oakland, CA  
Sat Sep 17 2011, 1:11 PM - 3:56 PM PDT  
Att: 19,451 - Sunny - 63 F

AB 33  
R 5  
H 12  
RBI 5  
BB 4  
SO 5  
LOB 18





Batter	1	2	3	4	5	6	7	8	9	AB	R	H	RBI	BB	SO	LOB	TOP								
14 Austin Jackson, R OBP: 0.316, SLG: 0.379										5	2	2	1	0	2	1									
32 Don Kelly, L OBP: 0.278, SLG: 0.352										3	0	0	0	0	2	0									
15 Brandon Inge, R OBP: 0.262, SLG: 0.291										1	0	1	1	0	0	0									
21 Delmon Young, R OBP: 0.304, SLG: 0.384										4	0	0	0	0	2	1									
24 Miguel Cabrera, R OBP: 0.440, SLG: 0.557										3	0	0	0	1	0	0									
41 Victor Martinez, S OBP: 0.375, SLG: 0.458										3	0	0	0	1	0	2									
13 Alex Avila, L OBP: 0.388, SLG: 0.517										3	1	1	0	1	2	2									
9 Carlos Guillen, S OBP: 0.265, SLG: 0.388										1	0	0	0	0	0	1									
25 Ryan Raburn, R OBP: 0.286, SLG: 0.424										2	0	1	0	1	0	1									
12 Andy Dirks, L OBP: 0.295, SLG: 0.404										3	0	0	0	0	0	3									
29 Danny Worth, R OBP: 0.316, SLG: 0.333										1	0	0	0	0	0	2									
39 Ramon Santiago, S OBP: 0.318, SLG: 0.401										3	0	0	1	0	0	2									
<b>Inning Stats</b>	R: 0 E: 0 K: 2 S: 10	H: 0 LOB: 0 BB: 0 P: 16	R: 0 E: 0 K: 1 S: 17	H: 0 LOB: 1 BB: 1 P: 24	R: 0 E: 0 K: 1 S: 7	H: 0 LOB: 0 BB: 0 P: 14	R: 0 E: 0 K: 1 S: 8	H: 0 LOB: 0 BB: 0 P: 10	R: 0 E: 0 K: 1 S: 15	H: 0 LOB: 2 BB: 1 P: 26	R: 1 E: 0 K: 2 S: 13	H: 1 LOB: 0 BB: 0 P: 20	R: 0 E: 0 K: 0 S: 8	H: 0 LOB: 1 BB: 1 P: 16	R: 1 E: 0 K: 0 S: 8	H: 2 LOB: 2 BB: 1 P: 17	R: 1 E: 0 K: 0 S: 12	H: 2 LOB: 1 BB: 0 P: 21	1B: 2 2B: 2 3B: 0 HR: 1	SF: 0 SAC: 1 DP: 0 HBP: 0	WP: 0 PB: 0 SB: 0 CS: 0	PA: 37			
<b>PITCHER</b>	IP	WLS	BF	H	R	ER	SO	BB	IBB	HBP	BLK	WP	HR	S	P	ERA	WHIP								
52 Guillermo Moscoso, R ERA: 3.35	6.0	L	22	1	1	1	8	2	0	0	0	0	1	70	110	1.50	0.500								
40 Brian Fuentes, L ERA: 3.79	1.0		4	0	0	0	0	1	0	0	0	0	0	8	16	0.00	1.000								
56 Craig Breslow, L ERA: 3.92	1.0		6	2	1	1	0	0	1	0	0	0	0	8	17	9.00	2.000								
88 Josh Outman, L ERA: 3.7	0.2		4	2	1	1	0	0	0	0	0	0	0	9	16	13.50	3.000								
38 Andrew Carignan, R ERA: 4.5	0.1		1	0	0	0	0	0	0	0	0	0	0	3	5	0.00	0.000								
<b>Batter</b>	<b>1</b>	<b>2</b>	<b>3</b>	<b>4</b>	<b>5</b>	<b>6</b>	<b>7</b>	<b>8</b>	<b>9</b>	<b>AB</b>	<b>R</b>	<b>H</b>	<b>RBI</b>	<b>BB</b>	<b>SO</b>	<b>LOB</b>	<b>BOTTOM</b>								
19 Jemile Weeks, S OBP: 0.336, SLG: 0.404										4	0	0	0	0	0	0									
29 Scott Sizemore, R OBP: 0.333, SLG: 0.392										3	0	1	0	1	1	0									
4 Coco Crisp, S OBP: 0.325, SLG: 0.389										4	0	1	0	0	1	2									
16 Josh Willingham, R OBP: 0.339, SLG: 0.486										3	0	0	0	1	0	1									
12 David DeJesus, L OBP: 0.322, SLG: 0.369										3	0	1	0	0	0	1									
22 Chris Carter, R OBP: 0.171, SLG: 0.121										3	0	0	0	0	3	1									
14 Brandon Allen, L OBP: 0.297, SLG: 0.413										2	0	0	0	1	1	1									
8 Kurt Suzuki, R OBP: 0.307, SLG: 0.395										3	0	0	0	0	0	1									
28 Eric Sogard, L OBP: 0.246, SLG: 0.351										3	0	0	0	0	1	0									
<b>Inning Stats</b>	R: 0 E: 0 K: 1 S: 9	H: 1 LOB: 0 BB: 0 P: 14	R: 0 E: 0 K: 1 S: 8	H: 0 LOB: 0 BB: 1 P: 16	R: 0 E: 0 K: 1 S: 10	H: 0 LOB: 0 BB: 0 P: 13	R: 0 E: 0 K: 0 S: 5	H: 1 LOB: 1 BB: 0 P: 10	R: 0 E: 0 K: 1 S: 9	H: 0 LOB: 1 BB: 1 P: 20	R: 0 E: 0 K: 0 S: 9	H: 0 LOB: 1 BB: 1 P: 16	R: 0 E: 0 K: 1 S: 10	H: 1 LOB: 0 BB: 0 P: 18	R: 0 E: 0 K: 1 S: 6	H: 0 LOB: 0 BB: 0 P: 9	R: 0 E: 0 K: 1 S: 9	H: 0 LOB: 0 BB: 0 P: 16	1B: 3 2B: 1 3B: 0 HR: 0	SF: 0 SAC: 0 DP: 1 HBP: 0	WP: 0 PB: 0 SB: 0 CS: 1	PA: 31			
<b>PITCHER</b>	IP	WLS	BF	H	R	ER	SO	BB	IBB	HBP	BLK	WP	HR	S	P	ERA	WHIP								
35 Justin Verlander, R ERA: 2.29	8.0	W	28	3	0	0	6	3	0	0	0	0	0	9	16	0.00	0.750								
46 Jose Valverde, R ERA: 2.41	1.0	S	3	0	0	0	1	0	0	0	0	0	0	9	16	0.00	0.000								

Detroit Tigers @ Oakland Athletics  
Oakland Coliseum, Oakland, CA  
Sun Sep 18 2011, 1:09 PM - 4:03 PM PDT  
Att: 18,405 - Sunny - 73 F

livebaseballscores.com

AB 32  
R 3  
H 5  
RBI 3  
BB 4  
SO 8  
LOB 15



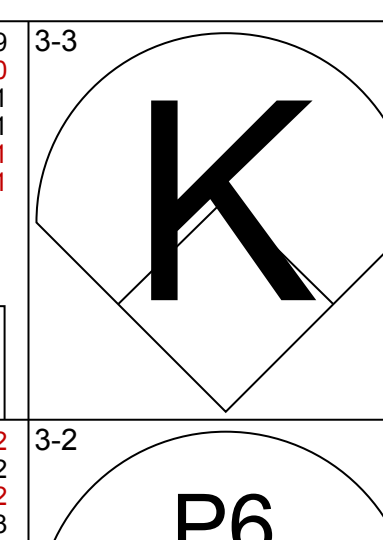
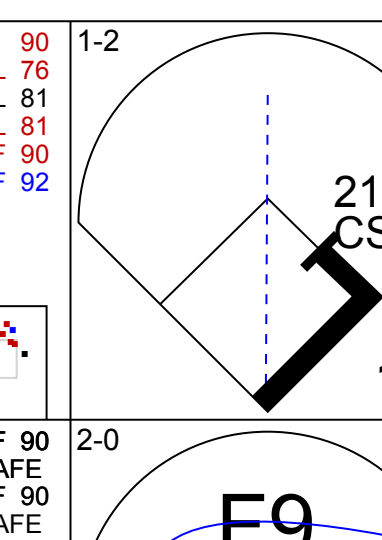
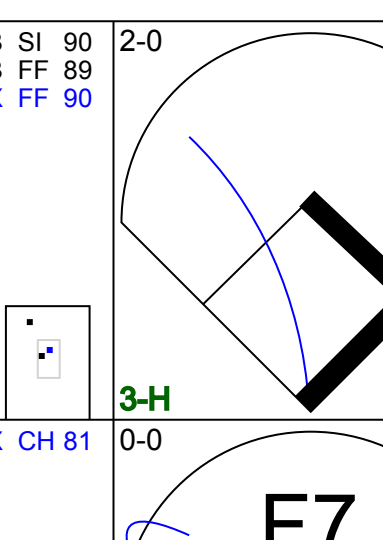
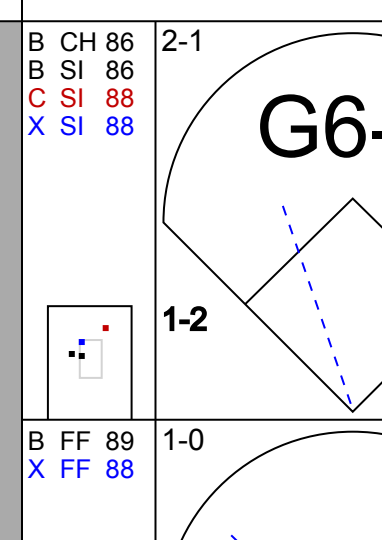
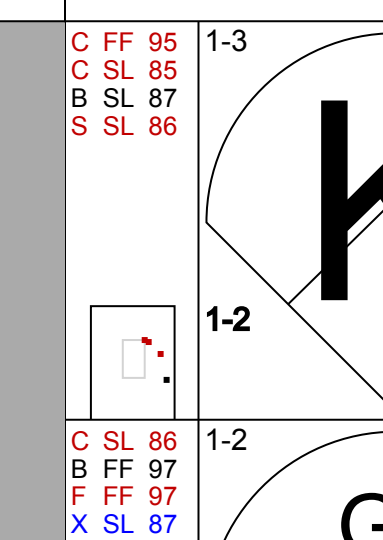
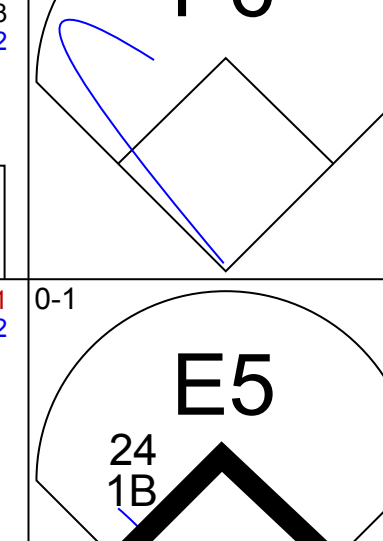
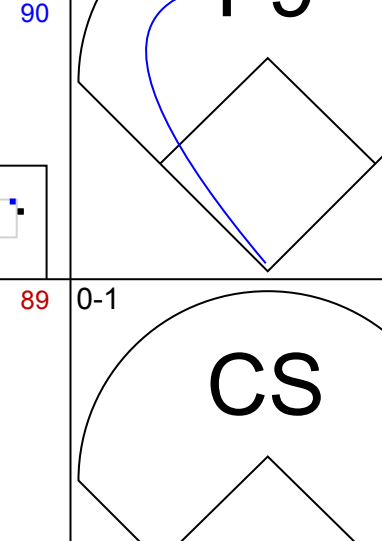
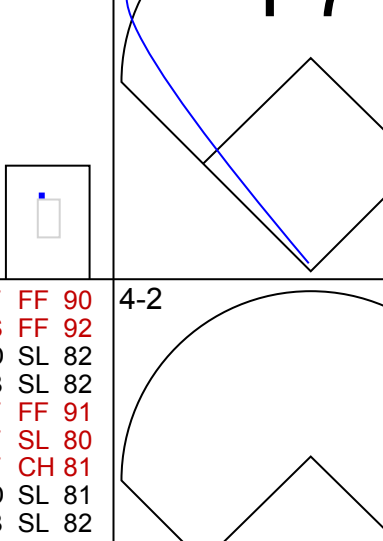
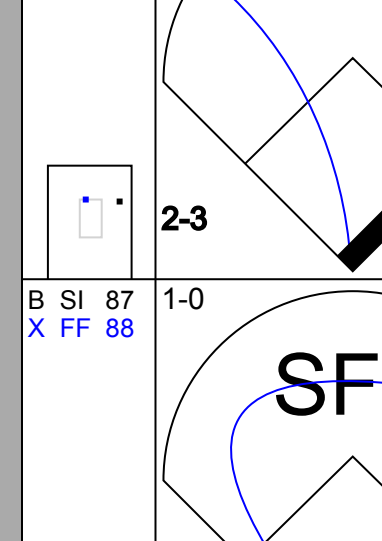
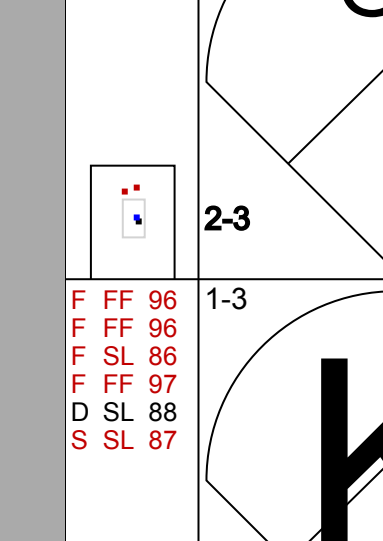
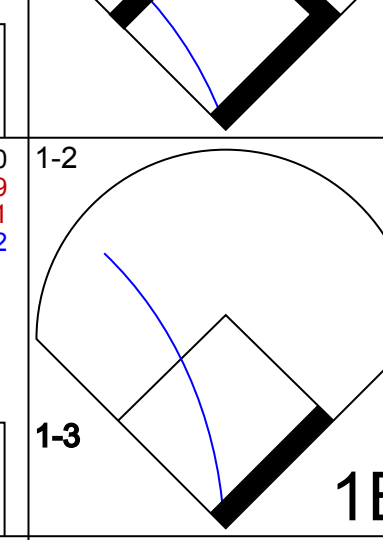
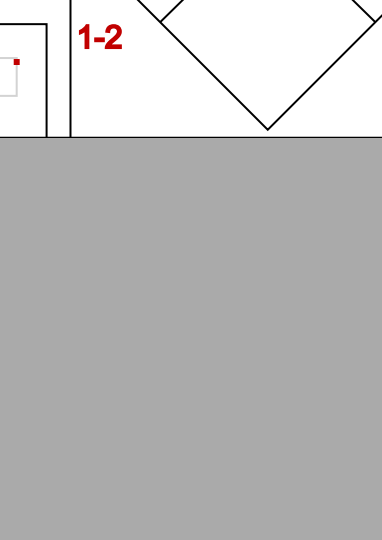
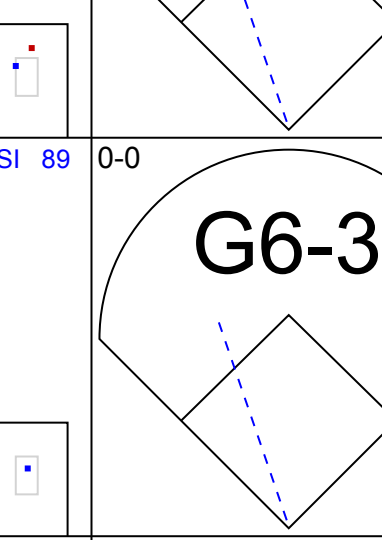
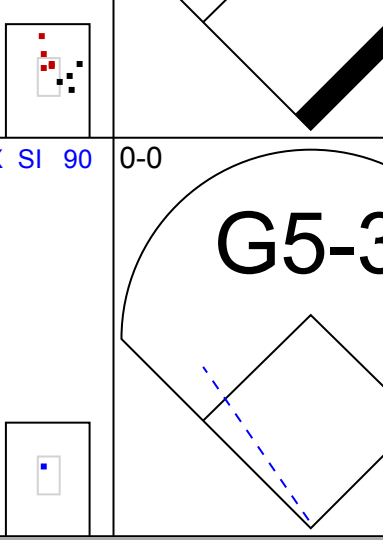
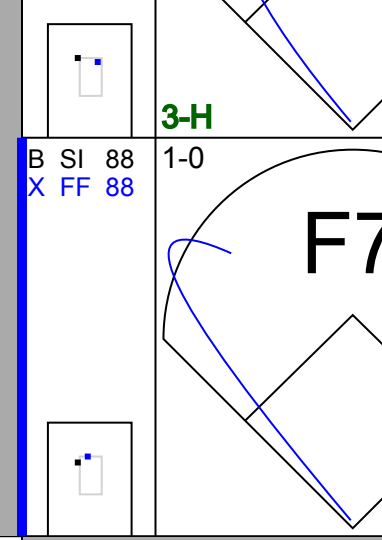
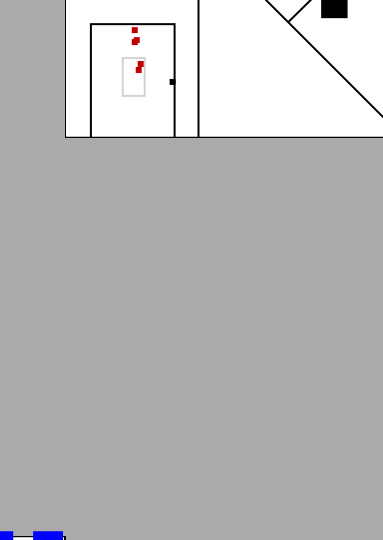
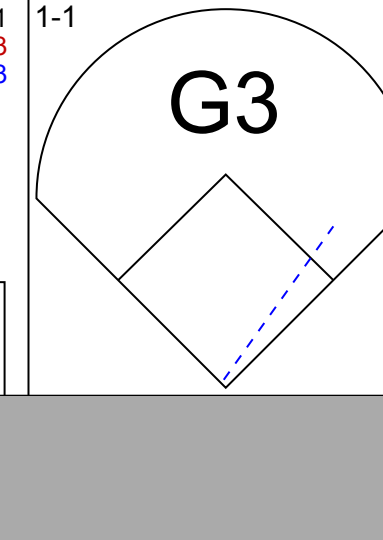
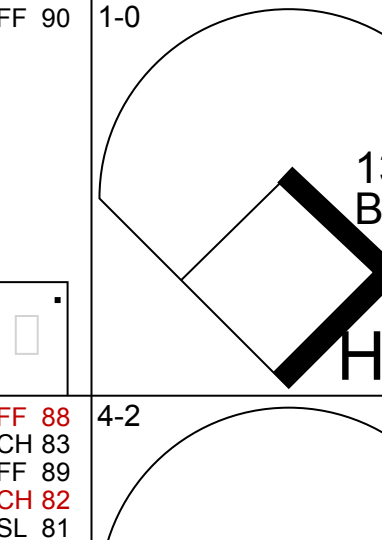




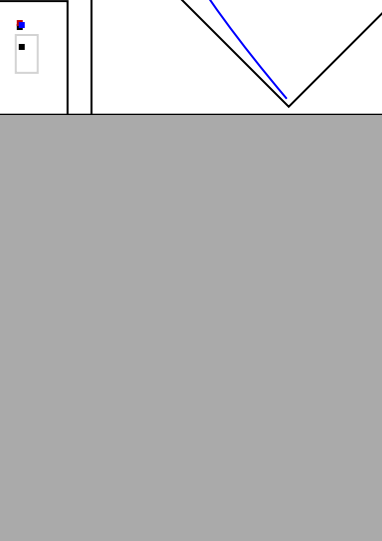
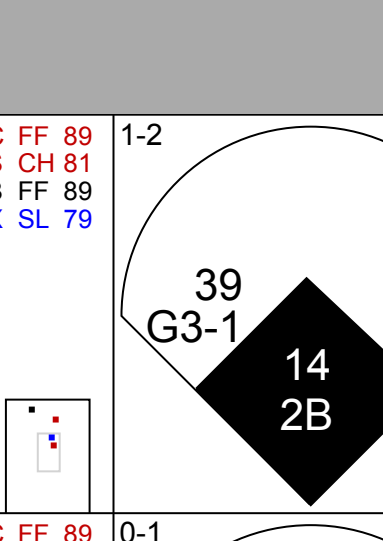

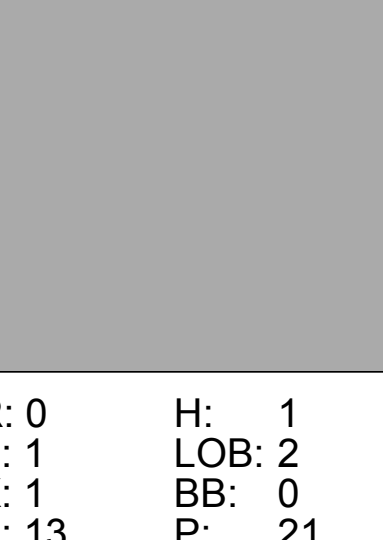
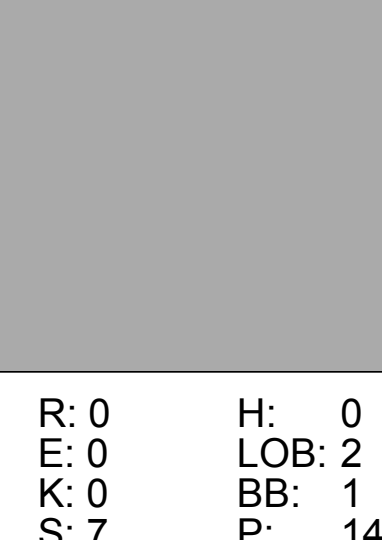
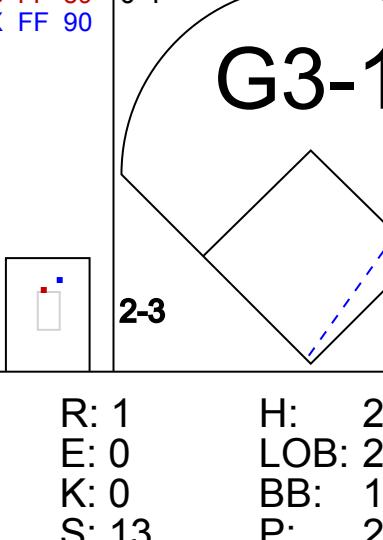
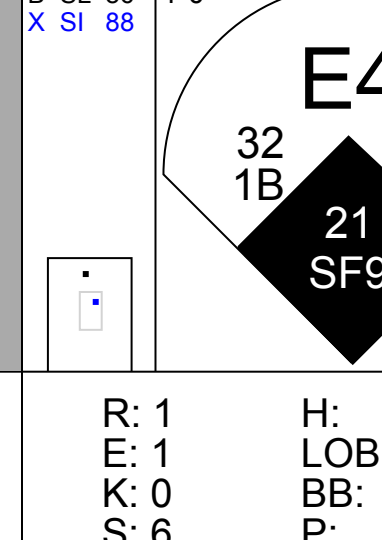
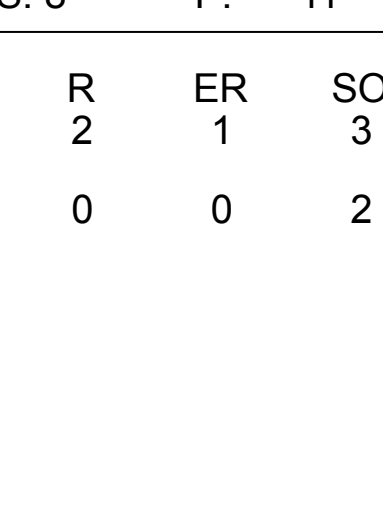
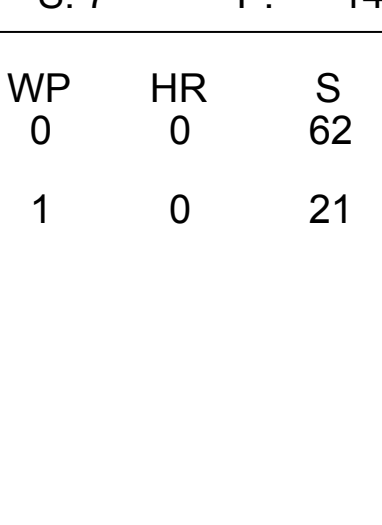
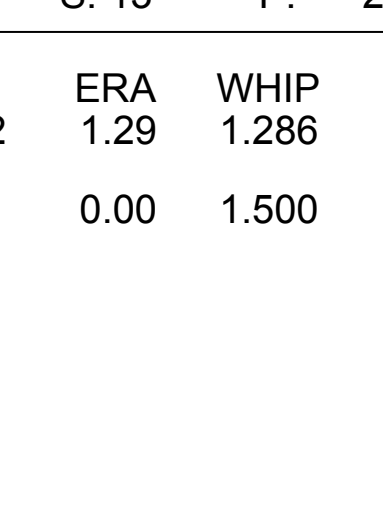


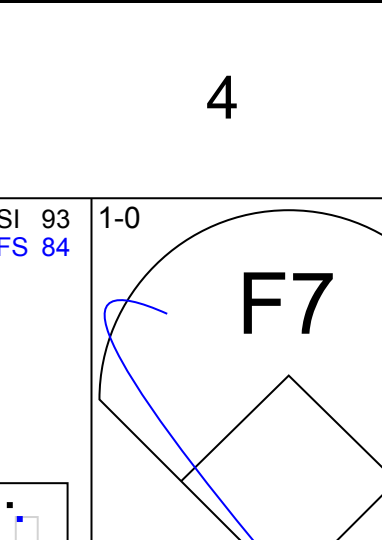

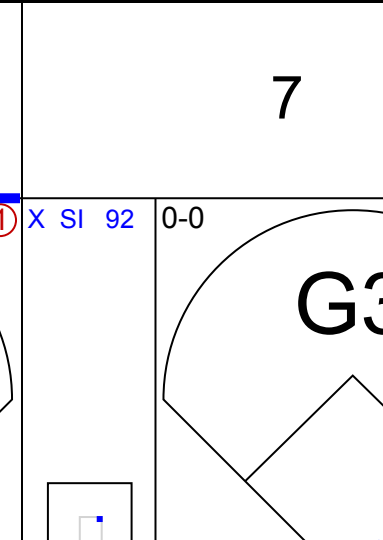

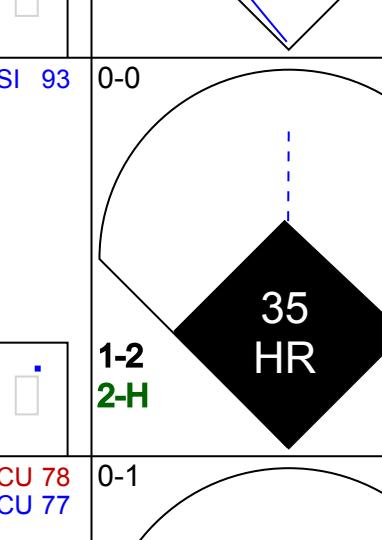





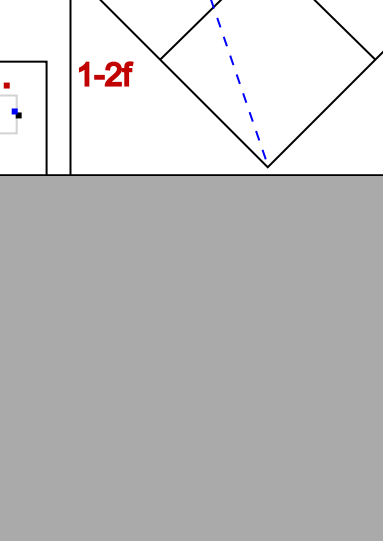
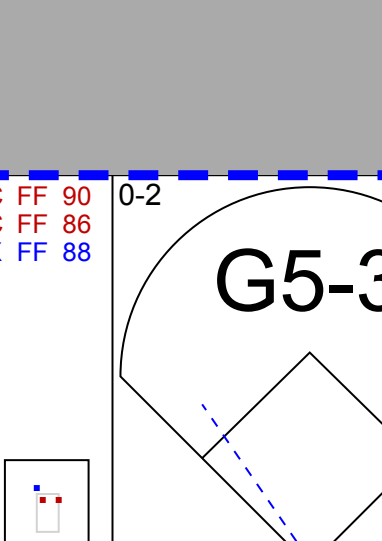
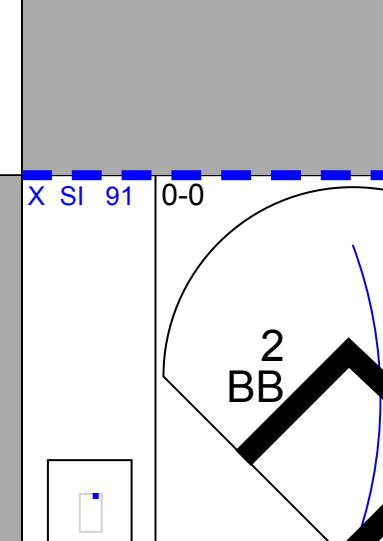
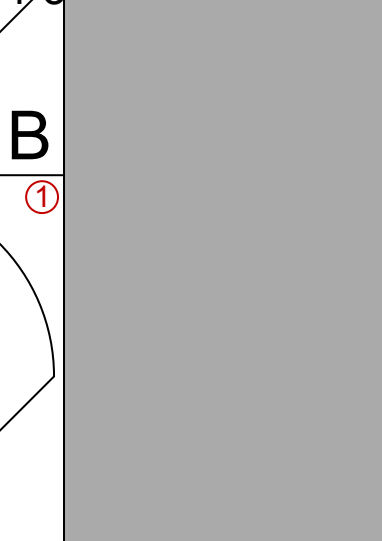
Detroit Tigers @ Oakland Athletics  
Oakland Coliseum, Oakland, CA  
Sun Sep 18 2011, 1:09 PM - 4:03 PM PDT  
Att: 18,405 - Sunny - 73 F

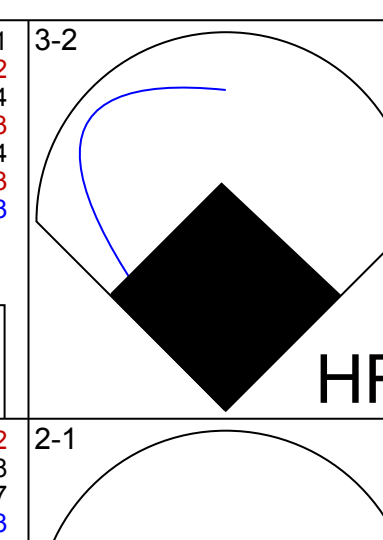
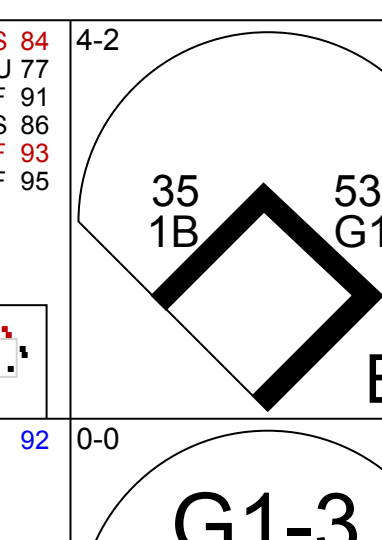
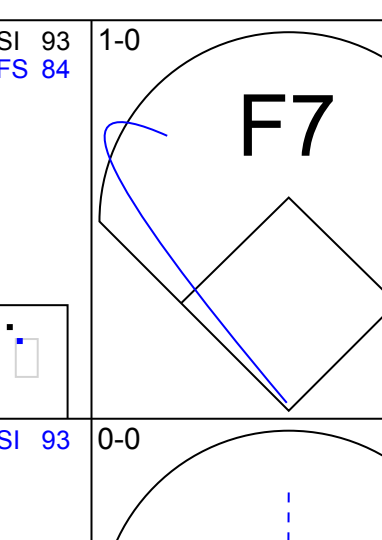
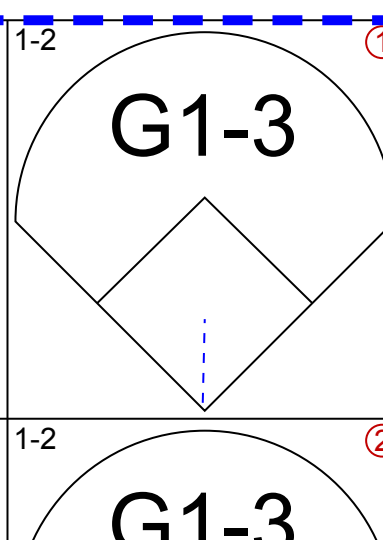
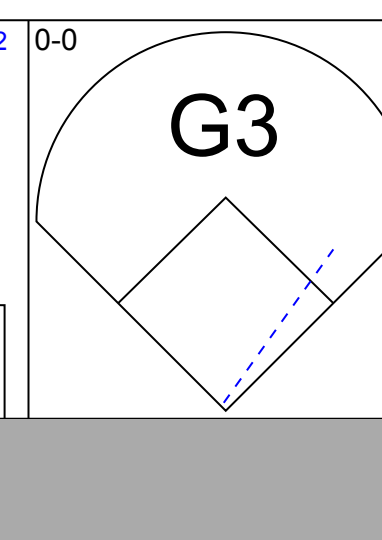
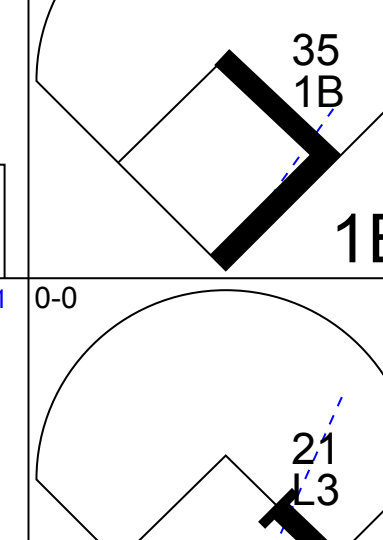
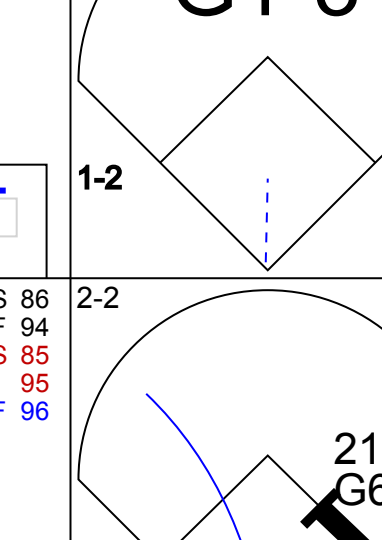
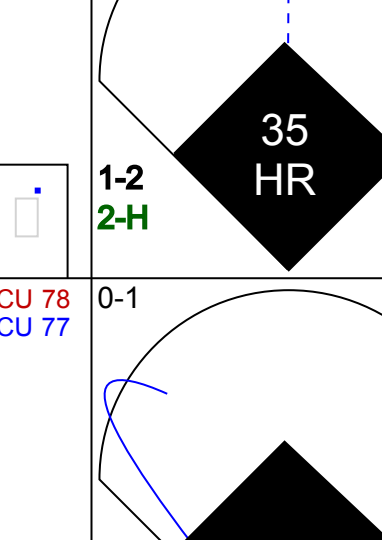
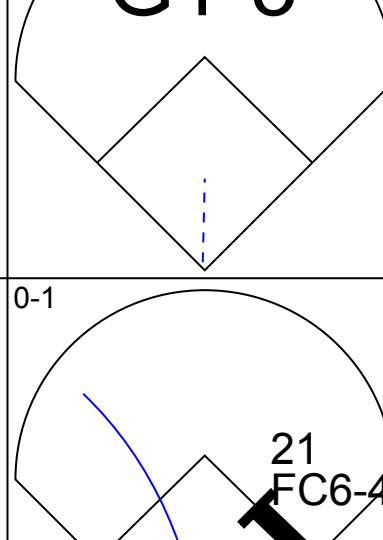

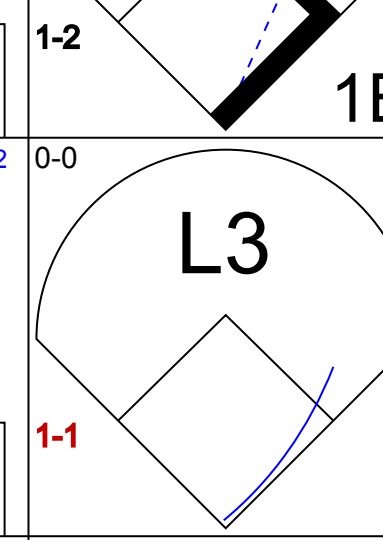
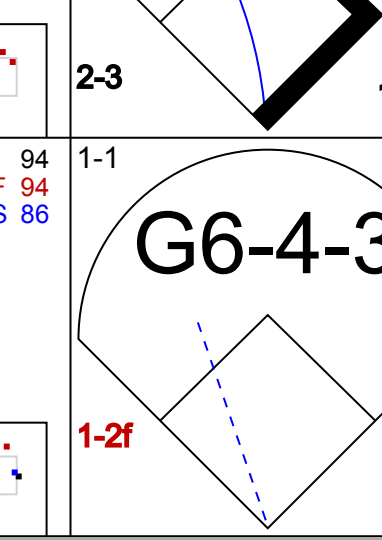
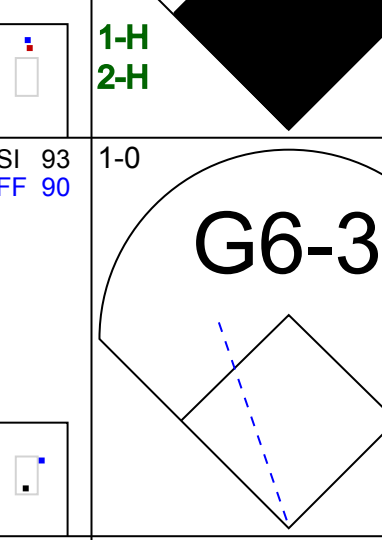
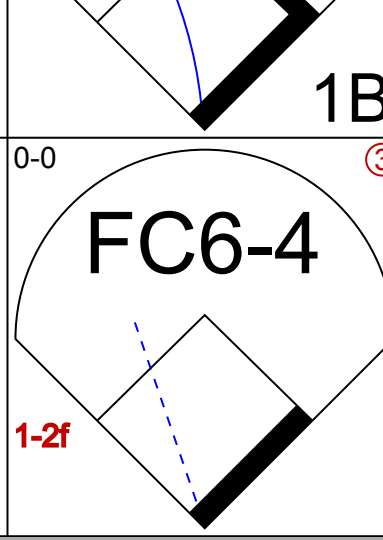

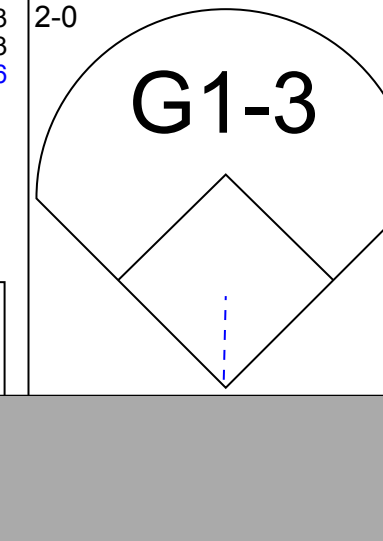

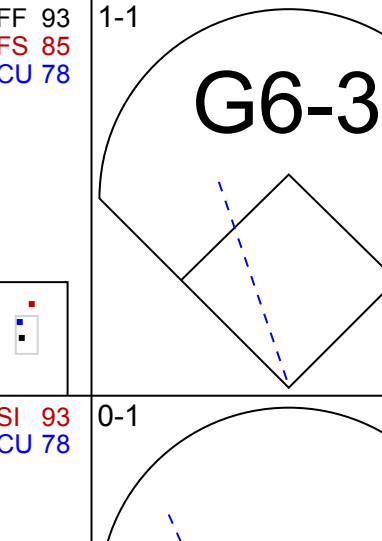

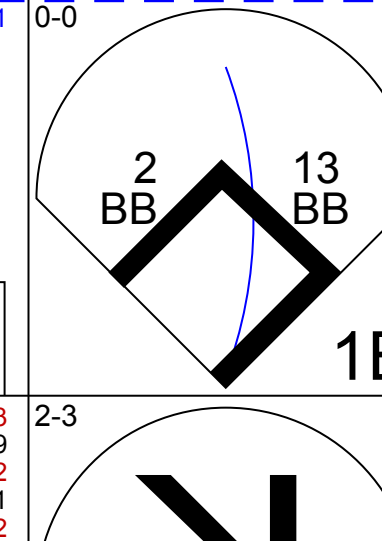

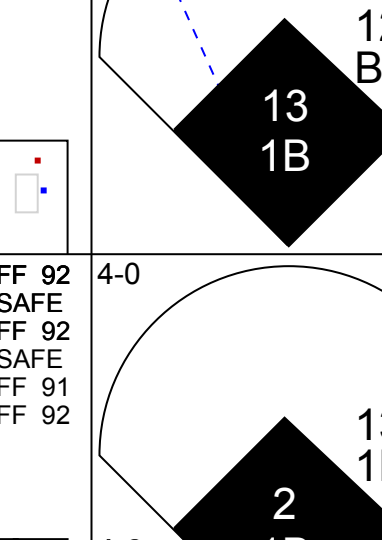

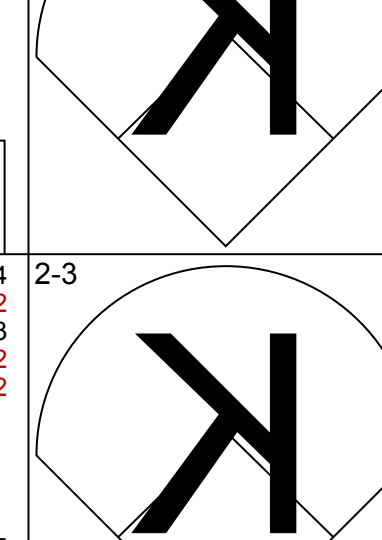
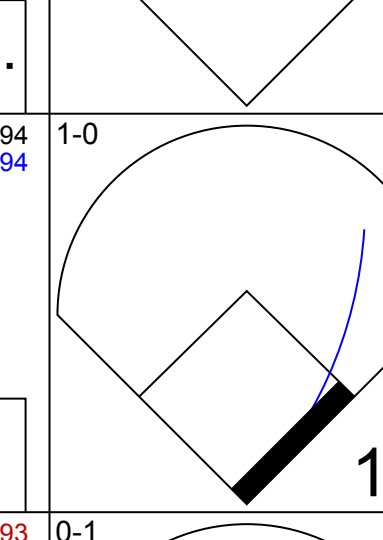
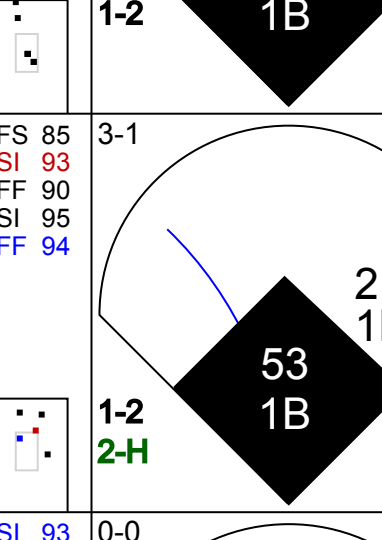
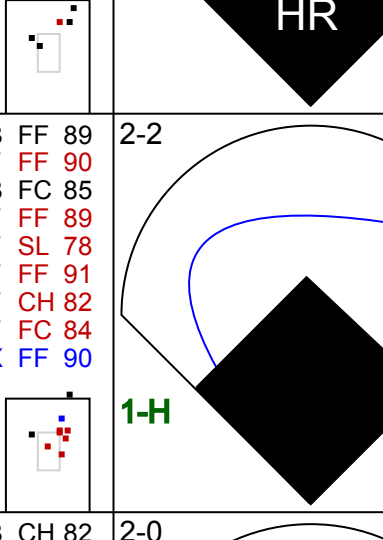
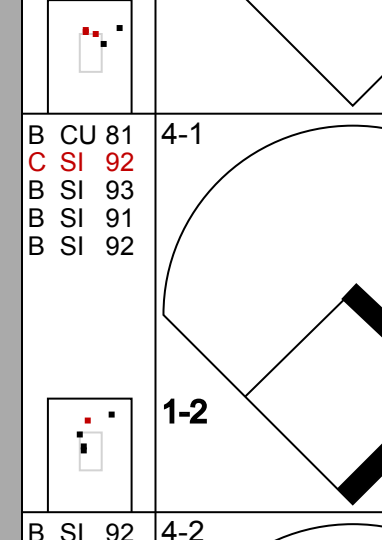

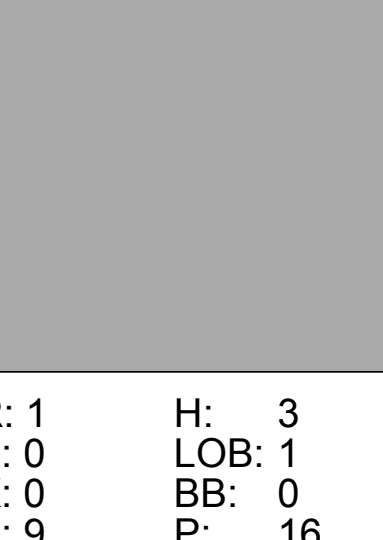
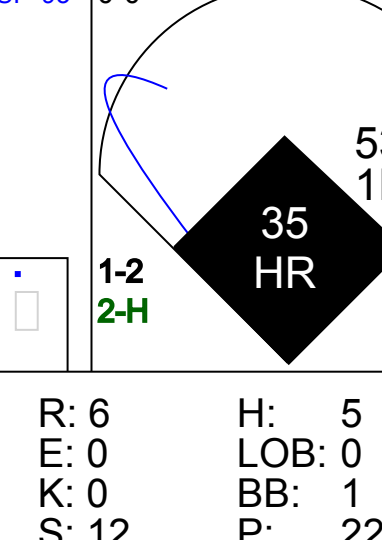
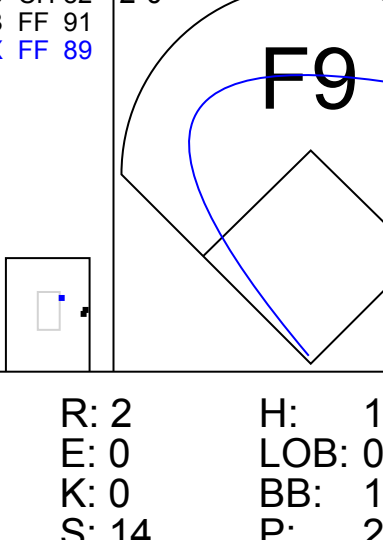
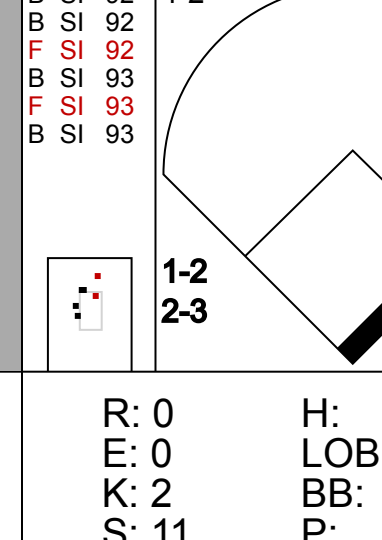

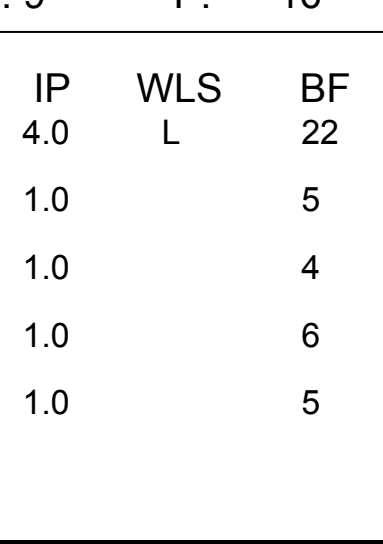
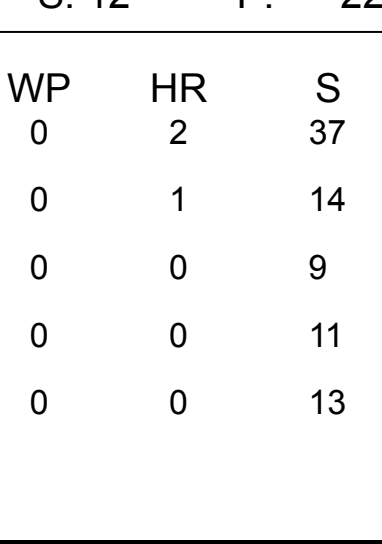
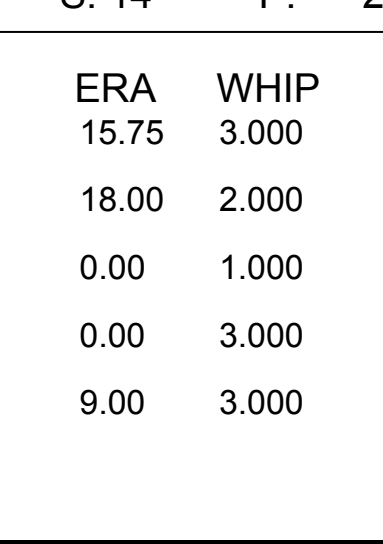


livebaseballscores.com

AB 28  
R 0  
H 3  
RBI 0  
BB 3  
SO 7  
LOB 7





Batter	1	2	3	4	5	6	7	8	9	AB	R	H	RBI	BB	SO	LOB	TOP			
14 Austin Jackson, R OBP: 0.317, SLG: 0.381										5	0	2	1	0	2	2	<b>DETROIT TIGERS @ KANSAS CITY ROYALS</b> Kauffman Stadium, Kansas City, MO Tue Sep 20 2011, 7:11 PM - 9:51 PM CDT Att: 26,953 - Clear - 78 F			
32 Don Kelly, L OBP: 0.276, SLG: 0.349										5	0	1	0	0	0	3				
21 Delmon Young, R OBP: 0.303, SLG: 0.381										3	0	0	1	1	1	1				
24 Miguel Cabrera, R OBP: 0.439, SLG: 0.556										3	0	1	0	0	0	2				
29 Danny Worth, R OBP: 0.306, SLG: 0.324										1	0	0	0	0	0	1				
41 Victor Martinez, S OBP: 0.376, SLG: 0.459										2	0	1	0	0	0	2				
28 Will Rhymes, L OBP: 0.322, SLG: 0.266										1	0	1	0	0	0	0				
13 Alex Avila, L OBP: 0.390, SLG: 0.516										1	0	0	0	2	0	0				
18 Omir Santos, R OBP: 0.222, SLG: 0.222										1	0	1	0	0	0	0				
27 Jhonny Peralta, R OBP: 0.347, SLG: 0.474										4	0	0	0	0	1	6				
12 Andy Dirks, L OBP: 0.294, SLG: 0.406										4	1	1	0	0	1	4				
39 Ramon Santiago, S OBP: 0.317, SLG: 0.398										4	1	1	0	0	0	1				
<b>Inning Stats</b>	R: 0 H: 1 E: 1 K: 1 S: 13	H: 0 LOB: 2 BB: 0 P: 21	R: 0 H: 0 E: 0 K: 2 S: 8	H: 0 LOB: 0 BB: 0 P: 11	R: 0 H: 1 E: 0 K: 0 S: 8	H: 1 LOB: 0 BB: 0 P: 11	R: 0 H: 0 E: 0 K: 0 S: 7	H: 2 LOB: 2 BB: 1 P: 14	R: 1 H: 2 E: 0 K: 0 S: 13	H: 1 LOB: 2 BB: 1 P: 13	R: 1 H: 1 E: 1 K: 0 S: 6	H: 1 LOB: 1 BB: 0 P: 12	R: 0 H: 2 E: 0 K: 0 S: 9	H: 1 LOB: 1 BB: 0 P: 14	R: 0 H: 1 E: 0 K: 2 S: 12	H: 1 LOB: 1 BB: 0 P: 16	1B: 7 2B: 2 3B: 0 HR: 0	SF: 1 SAC: 0 DP: 2 HBP: 1	WP: 1 PB: 0 SB: 0 CS: 1	PA: 40
<b>PITCHER</b>	IP WLS BF H R ER SO BB IBB HBP BLK WP HR S P ERA WHIP																			
39 Luis Mendoza, R ERA: 1.29	7.0 W 31 6 2 1 3 3 0 1 0 0 0 62 102 1.29 1.286																			
38 Blake Wood, R ERA: 3.69	2.0 8 3 0 0 2 0 0 0 0 1 0 21 30 0.00 1.500																			

Batter	1	2	3	4	5	6	7	8	9	AB	R	H	RBI	BB	SO	LOB	BOTTOM			
4 Alex Gordon, L OBP: 0.377, SLG: 0.504										4	1	1	1	1	0	5	<b>DETROIT TIGERS @ KANSAS CITY ROYALS</b> Kauffman Stadium, Kansas City, MO Tue Sep 20 2011, 7:11 PM - 9:51 PM CDT Att: 26,953 - Clear - 78 F			
53 Melky Cabrera, S OBP: 0.337, SLG: 0.470										5	2	3	1	0	0	1				
35 Eric Hosmer, L OBP: 0.343, SLG: 0.474										5	1	5	3	0	0	0				
21 Jeff Francoeur, R OBP: 0.331, SLG: 0.474										5	0	1	1	0	0	5				
8 Mike Moustakas, L OBP: 0.298, SLG: 0.337										5	0	1	0	0	0	3				
9 Johnny Giavotella, R OBP: 0.294, SLG: 0.346										5	1	1	0	0	1	3				
12 Mitch Maier, L OBP: 0.365, SLG: 0.360										2	2	0	0	2	2	1				
13 Salvador Perez, R OBP: 0.377, SLG: 0.488										3	2	3	3	1	0	0				
2 Alcides Escobar, R OBP: 0.287, SLG: 0.337										3	1	1	1	1	0	1				
<b>Inning Stats</b>	R: 1 H: 3 E: 0 K: 0 S: 9	H: 3 LOB: 1 BB: 0 P: 16	R: 0 H: 1 E: 0 K: 1 S: 8	H: 1 LOB: 1 BB: 0 P: 12	R: 0 H: 1 E: 0 K: 0 S: 8	H: 1 LOB: 1 BB: 1 P: 15	R: 6 H: 5 E: 0 K: 0 S: 12	H: 5 LOB: 0 BB: 1 P: 22	R: 2 H: 1 E: 0 K: 0 S: 14	H: 1 LOB: 1 BB: 1 P: 23	R: 0 H: 1 E: 0 K: 0 S: 9	H: 1 LOB: 1 BB: 0 P: 11	R: 0 H: 1 E: 0 K: 2 S: 11	H: 1 LOB: 3 BB: 2 P: 23	R: 1 H: 3 E: 0 K: 0 S: 13	H: 3 LOB: 1 BB: 0 P: 19		1B: 12 2B: 2 3B: 0 HR: 3	SF: 0 SAC: 0 DP: 3 HBP: 0	WP: 0 PB: 0 SB: 0 CS: 0
<b>PITCHER</b>	IP WLS BF H R ER SO BB IBB HBP BLK WP HR S P ERA WHIP																			
31 Brad Penny, R ERA: 5.31	4.0 L 22 7 7 1 2 0 0 0 0 0 1 14 23 18.00 2.000																			
64 Duane Below, L ERA: 4.5	1.0 5 1 2 2 0 1 0 0 0 0 0 9 11 0.00 1.000																			
34 David Pauley, R ERA: 0.78	1.0 6 1 0 0 2 2 0 0 0 0 0 11 23 0.00 3.000																			
55 Daniel Schereth, L ERA: 3.4	1.0 5 3 1 1 0 0 0 0 0 0 0 13 19 9.00 3.000																			
49 Luis Marte, R ERA: 2.45																				







Batter	1	2	3	4	5	6	7	8	9	AB	R	H	RBI	BB	SO	LOB	TOP					
11 Robert Andino, R (1,4) OBP: 0.328, SLG: 0.343										5	0	0	0	0	1	3						
2 J.J. Hardy, R (1,6) OBP: 0.304, SLG: 0.488										5	2	2	1	0	1	2						
21 Nick Markakis, L (1,9) OBP: 0.349, SLG: 0.403										4	0	2	0	0	0	0						
27 Vladimir Guerrero, R (1,10) OBP: 0.317, SLG: 0.419										3	0	0	1	0	0	1						
32 Matt Wieters, S (1,2) OBP: 0.329, SLG: 0.446										4	1	1	0	0	0	1						
10 Adam Jones, R (1,8) OBP: 0.324, SLG: 0.470										4	2	2	2	0	0	0						
12 Mark Reynolds, R (1,3) OBP: 0.322, SLG: 0.485										3	1	0	0	1	2	1						
19 Chris Davis, L (1,5) OBP: 0.301, SLG: 0.403										4	0	2	0	0	0	2						
14 Nolan Reimold, R (1,7) OBP: 0.325, SLG: 0.437										3	0	1	2	0	0	2						
38 Matt Angle, L (9,7) OBP: 0.278, SLG: 0.232										0	0	0	0	0	0	0						
<b>Inning Stats</b>	R: 1 E: 0 K: 0 S: 10	H: 2 LOB: 1 BB: 0 P: 18	R: 0 E: 0 K: 0 S: 12	H: 1 LOB: 1 BB: 0 P: 20	R: 1 E: 0 K: 0 S: 8	H: 2 LOB: 0 BB: 0 P: 14	R: 3 E: 1 K: 2 S: 15	H: 2 LOB: 1 BB: 1 P: 26	R: 0 E: 0 K: 0 S: 6	H: 0 LOB: 0 BB: 0 P: 11	R: 1 E: 0 K: 1 S: 12	H: 2 LOB: 1 BB: 0 P: 15	R: 0 E: 0 K: 0 S: 5	H: 0 LOB: 0 BB: 0 P: 6	R: 0 E: 0 K: 1 S: 7	H: 0 LOB: 0 BB: 0 P: 9	R: 0 E: 0 K: 0 S: 10	H: 1 LOB: 1 BB: 0 P: 13	1B: 8 2B: 0 3B: 0 HR: 2	SF: 2 SAC: 0 DP: 1 HBP: 0	WP: 0 PB: 0 SB: 1 CS: 0	PA: 38
<b>PITCHER</b>	IP	WLS	BF	H	R	ER	SO	BB	IBB	HBP	BLK	WP	HR	S	P	ERA	WHIP					
50 Jacob Turner, R (1,1) ERA: 8.53	3.0		17	7	5	4	0	1	0	0	0	0	2	36	64	12.00	2.667					
62 Al Alburquerque, R (4,1) ERA: 1.99	1.0		3	0	0	0	2	0	0	0	0	0	0	9	14	0.00	0.000					
34 David Pauley, R (5,1) ERA: 2.82	2.0	L	8	2	1	1	1	0	0	0	0	0	0	18	26	4.50	1.000					
45 Ryan Perry, R (7,1) ERA: 5.5	2.0		6	0	0	0	1	0	0	0	0	0	0	12	15	0.00	0.000					
40 Phil Coke, L (9,1) ERA: 4.4	0.0		1	1	0	0	0	0	0	0	0	0	0	4	4	∞	∞					
53 Joaquin Benoit, R (9,1) ERA: 3.07	1.0		3	0	0	0	0	0	0	0	0	0	0	6	9	0.00	0.000					

Baltimore Orioles @ Detroit Tigers  
Comerica Park, Detroit, MI  
Thu Sep 22 2011, 7:07 PM - 9:41 PM EDT  
Att: 27,847 - Partly Cloudy - 72 F

AB 35  
R 6  
H 10  
RBI 6  
BB 1  
SO 4  
LOB 12



Batter	1	2	3	4	5	6	7	8	9	AB	R	H	RBI	BB	SO	LOB	BOTTOM					
14 Austin Jackson, R (1,8) OBP: 0.317, SLG: 0.380										3	0	1	0	0	0	1						
30 Magglio Ordonez, R (1,9) OBP: 0.301, SLG: 0.327										4	1	1	1	0	0	2						
21 Delmon Young, R (1,7) OBP: 0.303, SLG: 0.386										3	2	1	3	1	1	1						
24 Miguel Cabrera, R (1,3) OBP: 0.442, SLG: 0.560										2	0	1	0	2	0	0						
41 Victor Martinez, S (1,10) OBP: 0.374, SLG: 0.455										4	0	0	0	0	0	3						
25 Ryan Raburn, R (1,4) OBP: 0.291, SLG: 0.428										4	0	3	0	0	1	1						
27 Jhonny Peralta, R (1,6) OBP: 0.345, SLG: 0.469										4	0	0	0	0	1	3						
15 Brandon Inge, R (1,5) OBP: 0.260, SLG: 0.286										2	1	0	0	1	1	0						
32 Don Kelly, L (9,PH) OBP: 0.261, SLG: 0.369										1	0	0	0	0	0	0						
18 Omar Santos, R (1,2) OBP: 0.238, SLG: 0.238										3	1	1	0	0	0	0						
13 Alex Avila, L (9,PH) OBP: 0.389, SLG: 0.516										1	0	0	0	0	0	0						
<b>Inning Stats</b>	R: 0 E: 0 K: 0 S: 4	H: 1 LOB: 0 BB: 0 P: 7	R: 0 E: 0 K: 1 S: 7	H: 1 LOB: 1 BB: 1 P: 15	R: 0 E: 1 K: 0 S: 7	H: 0 LOB: 0 BB: 0 P: 9	R: 1 E: 0 K: 0 S: 12	H: 1 LOB: 1 BB: 2 P: 26	R: 4 E: 0 K: 0 S: 14	H: 3 LOB: 0 BB: 1 P: 21	R: 0 E: 0 K: 1 S: 7	H: 1 LOB: 0 BB: 0 P: 10	R: 0 E: 0 K: 0 S: 6	H: 0 LOB: 0 BB: 0 P: 7	R: 0 E: 0 K: 2 S: 11	H: 1 LOB: 0 BB: 0 P: 15	R: 0 E: 0 K: 0 S: 8	H: 0 LOB: 0 BB: 0 P: 12	1B: 5 2B: 2 3B: 0 HR: 1	SF: 0 SAC: 1 DP: 3 HBP: 0	WP: 2 PB: 0 SB: 0 CS: 0	PA: 36
<b>PITCHER</b>	IP	WLS	BF	H	R	ER	SO	BB	IBB	HBP	BLK	WP	HR	S	P	ERA	WHIP					
53 Zack Britton, L (1,1) ERA: 4.44	5.0		23	6	1	0	1	4	0	0	0	0	2	13	17	9.00	2.000					
49 Jason Berken, R (6,1) ERA: 5.09	2.0	H	6	1	0	0	1	0	0	0	0	0	0	11	15	0.00	1.000					
47 Pedro Strop, R (8,1) ERA: 1.96	1.0		4	1	0	0	2	0	0	0	0	0	0	8	12	0.00	0.000					
63 Kevin Gregg, R (9,1) ERA: 4.53	1.0	S	3	0	0	0	0	0	0	0	0	0	0	8	12	0.00	0.000					

Baltimore Orioles @ Detroit Tigers  
Comerica Park, Detroit, MI  
Thu Sep 22 2011, 7:07 PM - 9:41 PM EDT  
Att: 27,847 - Partly Cloudy - 72 F

AB 31  
R 5  
H 8  
RBI 4  
BB 4  
SO 4  
LOB 11





Batter	1	2	3	4	5	6	7	8	9	10	11	AB	R	H	RBI	BB	SO	LOB	TOP					
11 Robert Andino, R OBP: 0.326, SLG: 0.342	F8		21 WP 21 SF7 1B	FC6-4			K			L8		5	1	1	0	0	1	1						
2 J.J. Hardy, R OBP: 0.307, SLG: 0.489	27 2B		21 WP 32 1B				G3			F8		5	2	3	0	0	0	0						
21 Nick Markakis, L OBP: 0.349, SLG: 0.405	F8		SF7	FC4-6								4	0	2	1	0	0	2						
27 Vladimir Guerrero, R OBP: 0.320, SLG: 0.421			G5-3									4	0	2	1	1	0	2						
51 Kyle Hudson, L OBP: 0.167, SLG: 0.167												0	0	0	0	0	0	0						
32 Matt Wieters, S OBP: 0.330, SLG: 0.444												4	0	1	1	1	0	3						
10 Adam Jones, R OBP: 0.322, SLG: 0.465												5	0	0	0	0	2	4						
12 Mark Reynolds, R OBP: 0.321, SLG: 0.483												4	0	1	0	0	2	0						
19 Chris Davis, L OBP: 0.295, SLG: 0.394												4	0	0	0	0	2	2						
14 Nolan Reimold, R OBP: 0.324, SLG: 0.434												4	0	1	0	0	1	2						
<b>Inning Stats</b>	R: 1 E: 0 K: 0 S: 8	H: 2 LOB: 1 BB: 0 P: 12	R: 0 E: 0 K: 2 S: 16	H: 1 LOB: 2 BB: 1 P: 26	R: 2 E: 0 K: 0 S: 15	H: 3 LOB: 0 BB: 0 P: 22	R: 0 E: 0 K: 0 S: 6	H: 1 LOB: 1 BB: 0 P: 10	R: 0 E: 0 K: 1 S: 10	H: 0 LOB: 0 BB: 0 P: 11	R: 0 E: 0 K: 1 S: 10	H: 0 LOB: 0 BB: 0 P: 14	R: 0 E: 0 K: 0 S: 12	H: 1 LOB: 0 BB: 0 P: 16	R: 0 E: 0 K: 3 S: 9	H: 0 LOB: 0 BB: 0 P: 13	R: 0 E: 0 K: 1 S: 10	H: 0 LOB: 0 BB: 0 P: 13	R: 0 E: 0 K: 0 S: 5	H: 1 LOB: 2 BB: 1 P: 12	1B: 9 2B: 2 3B: 0 HR: 0	SF: 1 SAC: 0 DP: 2 HBP: 0	WP: 1 PB: 0 SB: 0 CS: 0	PA: 42
<b>PITCHER</b>	IP ERA WLS BF H R ER SO BB IBB HBP BLK WP HR S P ERA WHIP	21 Rick Porcello, R ERA: 4.76	40 Phil Coke, L ERA: 4.36	53 Joaquin Benoit, R ERA: 5.02	46 Jose Valverde, R ERA: 2.34	45 Ryan Perry, R ERA: 5.35	<b>PITCHER</b>	IP ERA WLS BF H R ER SO BB IBB HBP BLK WP HR S P ERA WHIP	21 Rick Porcello, R ERA: 4.76	40 Phil Coke, L ERA: 4.36	53 Joaquin Benoit, R ERA: 5.02	46 Jose Valverde, R ERA: 2.34	45 Ryan Perry, R ERA: 5.35	21 Rick Porcello, R ERA: 4.76	40 Phil Coke, L ERA: 4.36	53 Joaquin Benoit, R ERA: 5.02	46 Jose Valverde, R ERA: 2.34	45 Ryan Perry, R ERA: 5.35	21 Rick Porcello, R ERA: 4.76	40 Phil Coke, L ERA: 4.36	53 Joaquin Benoit, R ERA: 5.02	46 Jose Valverde, R ERA: 2.34	45 Ryan Perry, R ERA: 5.35	

Baltimore Orioles @ Detroit Tigers  
Comerica Park, Detroit, MI  
Fri Sep 23 2011, 7:07 PM - 10:24 PM EDT  
Att: 38,623 - Cloudy - 58 F

AB 39  
R 3  
H 11  
RBI 3  
BB 2  
SO 8  
LOB 16



Batter	1	2	3	4	5	6	7	8	9	10	11	AB	R	H	RBI	BB	SO	LOB	BOTTOM							
14 Austin Jackson, R OBP: 0.317, SLG: 0.377	21 F7 24 HR 32 S HBP		B1-3				K			K		4	1	0	0	0	2	1								
32 Don Kelly, L OBP: 0.291, SLG: 0.365												3	0	0	0	1	1	2								
15 Brandon Inge, R OBP: 0.263, SLG: 0.286	K						F7					0	0	0	0	1	0	0								
29 Danny Worth, R OBP: 0.359, SLG: 0.324												0	1	0	0	0	0	0								
21 Delmon Young, R OBP: 0.300, SLG: 0.381	F7											5	0	0	0	0	1	3								
24 Miguel Cabrera, R OBP: 0.443, SLG: 0.566												5	1	3	2	0	0	0								
41 Victor Martinez, S OBP: 0.372, SLG: 0.452												5	0	1	1	0	0	1								
13 Alex Avila, L OBP: 0.392, SLG: 0.517												3	0	2	0	1	1	0								
27 Jhonny Peralta, R OBP: 0.345, SLG: 0.469												4	1	1	0	0	1	4								
12 Andy Dirks, L OBP: 0.295, SLG: 0.404												4	0	0	0	0	1	1								
39 Ramon Santiago, S OBP: 0.316, SLG: 0.395												4	0	2	1	0	0	0								
<b>Inning Stats</b>	R: 2 E: 0 K: 1 S: 12	H: 1 LOB: 0 BB: 0 P: 19	R: 0 E: 0 K: 0 S: 6	H: 1 LOB: 0 BB: 0 P: 8	R: 0 E: 0 K: 1 S: 9	H: 1 LOB: 1 BB: 1 P: 16	R: 0 E: 0 K: 1 S: 6	H: 0 LOB: 0 BB: 0 P: 11	R: 1 E: 0 K: 2 S: 13	H: 2 LOB: 1 BB: 0 P: 18	R: 0 E: 0 K: 0 S: 5	H: 0 LOB: 0 BB: 0 P: 8	R: 0 E: 0 K: 1 S: 7	H: 1 LOB: 0 BB: 0 P: 8	R: 0 E: 0 K: 0 S: 10	H: 0 LOB: 0 BB: 0 P: 17	R: 0 E: 0 K: 1 S: 14	H: 2 LOB: 2 BB: 1 P: 25	R: 0 E: 0 K: 1 S: 6	H: 0 LOB: 0 BB: 0 P: 11	R: 1 E: 0 K: 0 S: 10	H: 2 LOB: 2 BB: 1 P: 17	1B: 7 2B: 1 3B: 0 HR: 1	SF: 0 SAC: 0 DP: 2 HBP: 1	WP: 0 PB: 0 SB: 1 CS: 0	PA: 41
<b>PITCHER</b>	IP ERA WLS BF H R ER SO BB IBB HBP BLK WP HR S P ERA WHIP	55 Alfredo Simon, R ERA: 4.85	43 Jim Johnson, R ERA: 2.63	50 Willie Eyre, R ERA: 5.57	58 Zach Phillips, L ERA:	<b>PITCHER</b>	IP ERA WLS BF H R ER SO BB IBB HBP BLK WP HR S P ERA WHIP	55 Alfredo Simon, R ERA: 4.85	43 Jim Johnson, R ERA: 2.63	50 Willie Eyre, R ERA: 5.57	58 Zach Phillips, L ERA:	55 Alfredo Simon, R ERA: 4.85	43 Jim Johnson, R ERA: 2.63	50 Willie Eyre, R ERA: 5.57	58 Zach Phillips, L ERA:	55 Alfredo Simon, R ERA: 4.85	43 Jim Johnson, R ERA: 2.63	50 Willie Eyre, R ERA: 5.57	58 Zach Phillips, L ERA:	55 Alfredo Simon, R ERA: 4.85	43 Jim Johnson, R ERA: 2.63	50 Willie Eyre, R ERA: 5.57	58 Zach Phillips, L ERA:			

Baltimore Orioles @ Detroit Tigers  
Comerica Park, Detroit, MI  
Fri Sep 23 2011, 7:07 PM - 10:24 PM EDT  
Att: 38,623 - Cloudy - 58 F

AB 37  
R 4  
H 9  
RBI 4  
BB 3  
SO 7  
LOB 12









Batter	1	2	3	4	5	6	7	8	9	AB	R	H	RBI	BB	SO	LOB	TOP
38 Matt Angle, L OBP: 0.284, SLG: 0.263	F7			G3	K		K		BB	4	0	0	0	1	2	1	<p><b>Baltimore Orioles @ Detroit Tigers</b> Comerica Park, Detroit, MI Sun Sep 25 2011, 1:07 PM - 4:08 PM EDT Att: 41,051 - Sunny - 68 F</p>
11 Robert Andino, R OBP: 0.331, SLG: 0.342	BB			BB	BB			G3-1	G4-3	2	1	1	0	3	0	1	
19 Chris Davis, L OBP: 0.293, SLG: 0.388	G3-6			FC6	F7			G3		4	0	0	0	0	0	5	
27 Vladimir Guerrero, R OBP: 0.317, SLG: 0.417		G5-3		FC6-4		G6-3		G3-1		4	0	0	0	0	0	2	
9 Jake Fox, R OBP: 0.313, SLG: 0.443	BB				HBP	2B		BB		2	2	2	0	1	0	0	
14 Nolan Reimold, R OBP: 0.327, SLG: 0.446	G6-4-3					G5-3		HR		4	2	2	3	0	0	2	
51 Kyle Hudson, L OBP: 0.143, SLG: 0.143				G4-3	L5		K		K	4	0	0	0	0	2	3	
61 Pedro Florimón, S OBP: 0.222, SLG: 0.250				K	2B				K	3	1	1	2	1	2	0	
15 Craig Tatum, R OBP: 0.245, SLG: 0.230				G5-3	1B		G6-3		F9	4	0	1	1	0	0	1	
<b>Inning Stats</b>	R: 0 H: 0 E: 0 K: 0 S: 7	H: 0 LOB: 0 BB: 1 P: 13	R: 0 H: 1 E: 0 K: 0 S: 6	H: 0 LOB: 0 BB: 0 P: 9	R: 0 H: 0 E: 0 K: 1 S: 9	H: 0 LOB: 1 BB: 0 P: 12	R: 0 H: 0 E: 0 K: 1 S: 13	H: 3 LOB: 2 BB: 1 P: 21	R: 0 H: 1 E: 0 K: 1 S: 13	H: 0 LOB: 0 BB: 1 P: 14	R: 3 H: 2 E: 0 K: 1 S: 16	H: 0 LOB: 1 BB: 1 P: 29	R: 0 H: 0 E: 0 K: 1 S: 10	H: 0 LOB: 1 BB: 1 P: 17	1B: 4 2B: 2 HR: 1	SF: 0 SAC: 0 HBP: 1	WP: 1 PA: 38 CS: 0
<b>PITCHER</b>	IP WLS BF H R ER SO BB IBB HBP BLK WP HR S P ERA WHIP	IP WLS BF H R ER SO BB IBB HBP BLK WP HR S P ERA WHIP	IP WLS BF H R ER SO BB IBB HBP BLK WP HR S P ERA WHIP	IP WLS BF H R ER SO BB IBB HBP BLK WP HR S P ERA WHIP	IP WLS BF H R ER SO BB IBB HBP BLK WP HR S P ERA WHIP	IP WLS BF H R ER SO BB IBB HBP BLK WP HR S P ERA WHIP	IP WLS BF H R ER SO BB IBB HBP BLK WP HR S P ERA WHIP	IP WLS BF H R ER SO BB IBB HBP BLK WP HR S P ERA WHIP	IP WLS BF H R ER SO BB IBB HBP BLK WP HR S P ERA WHIP	IP WLS BF H R ER SO BB IBB HBP BLK WP HR S P ERA WHIP	IP WLS BF H R ER SO BB IBB HBP BLK WP HR S P ERA WHIP	IP WLS BF H R ER SO BB IBB HBP BLK WP HR S P ERA WHIP	IP WLS BF H R ER SO BB IBB HBP BLK WP HR S P ERA WHIP	IP WLS BF H R ER SO BB IBB HBP BLK WP HR S P ERA WHIP	IP WLS BF H R ER SO BB IBB HBP BLK WP HR S P ERA WHIP	IP WLS BF H R ER SO BB IBB HBP BLK WP HR S P ERA WHIP	IP WLS BF H R ER SO BB IBB HBP BLK WP HR S P ERA WHIP

AB	31
R	6
H	7
RBI	6
BB	6
SO	6
LOB	15



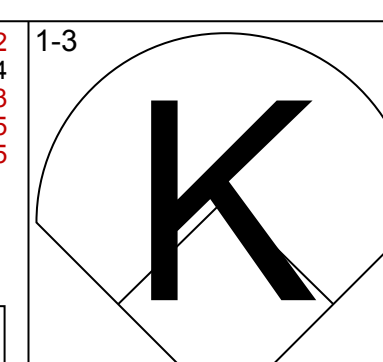
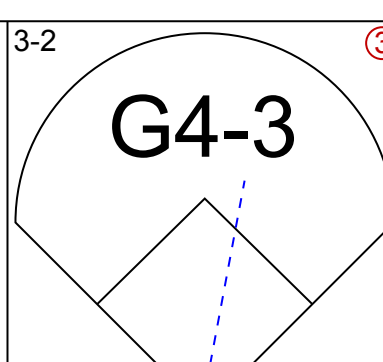
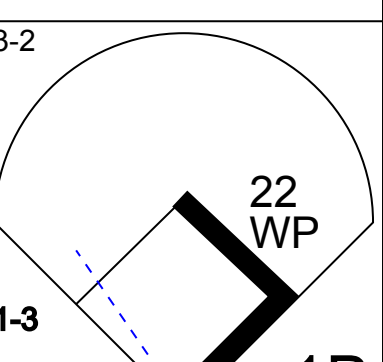
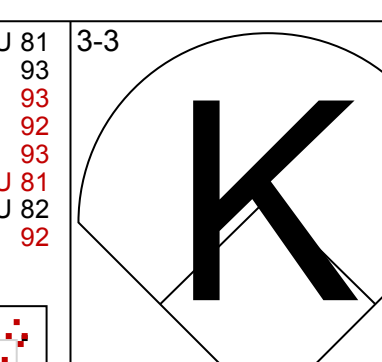
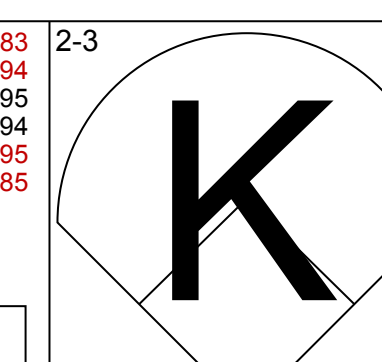
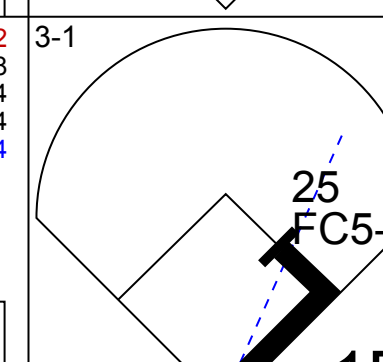

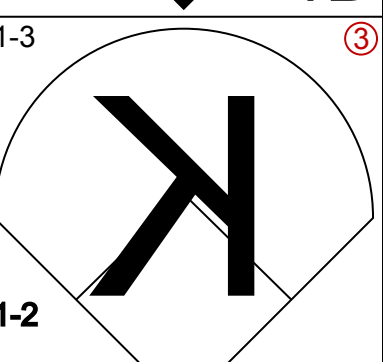
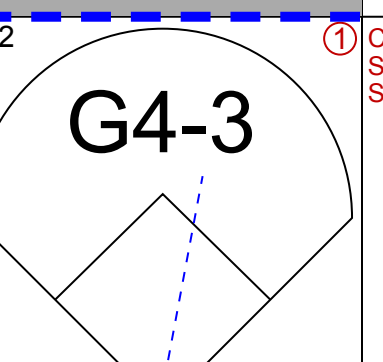
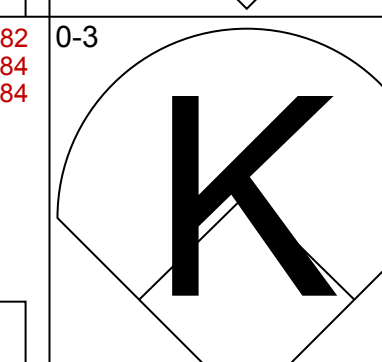
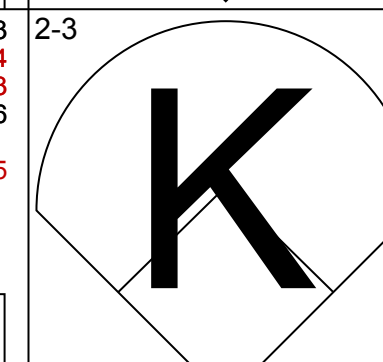
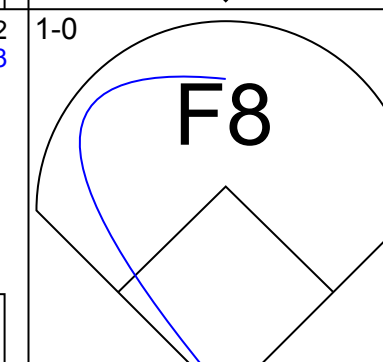
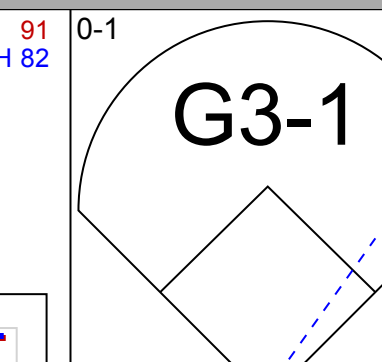

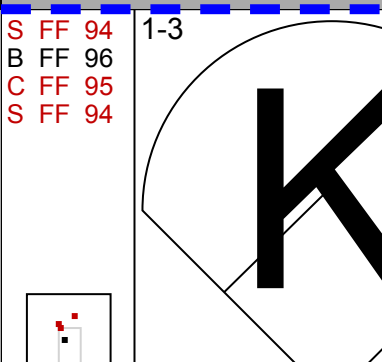
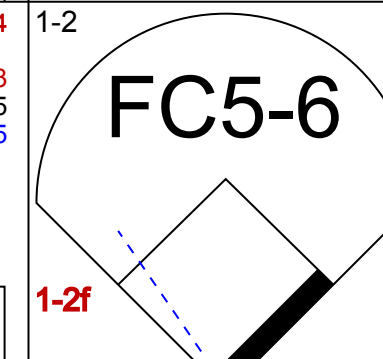
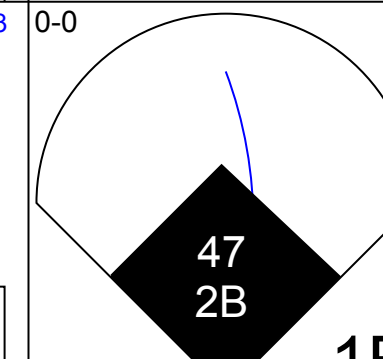
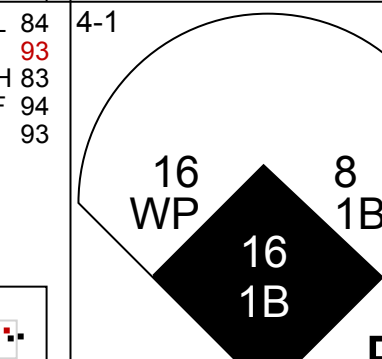
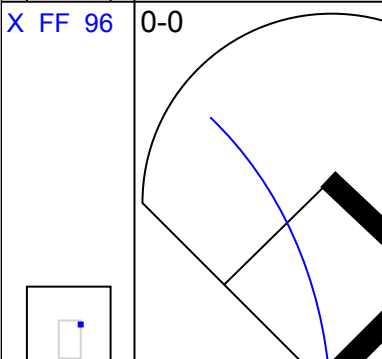

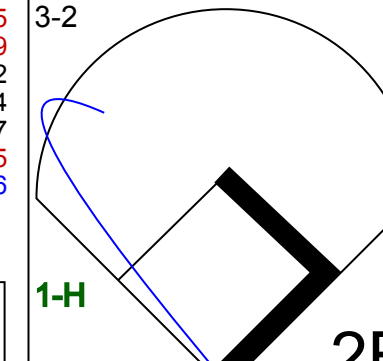
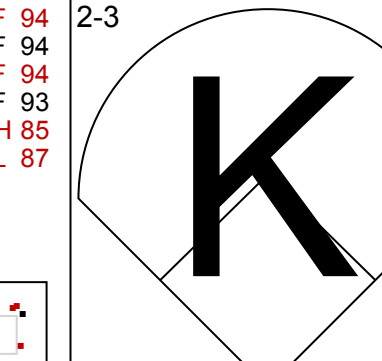
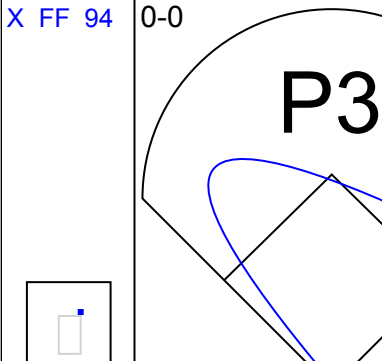
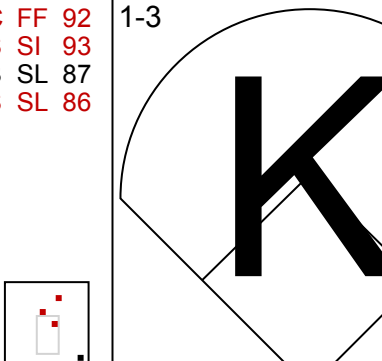
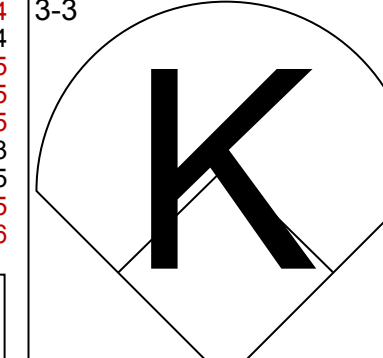
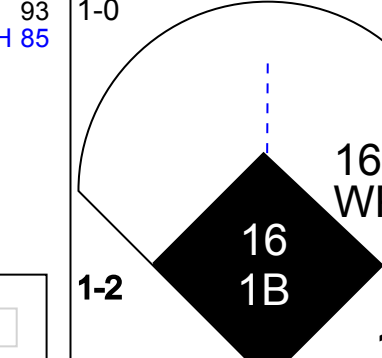
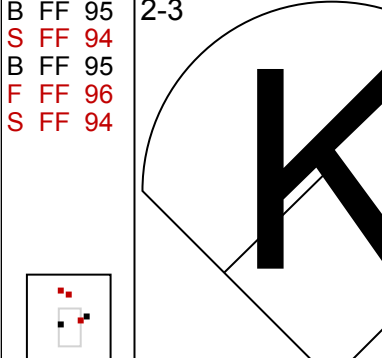
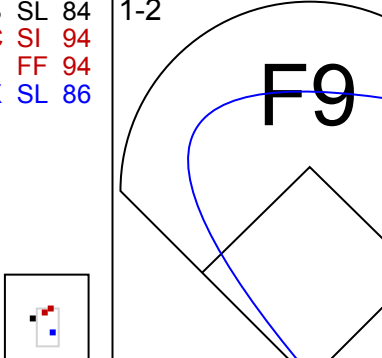

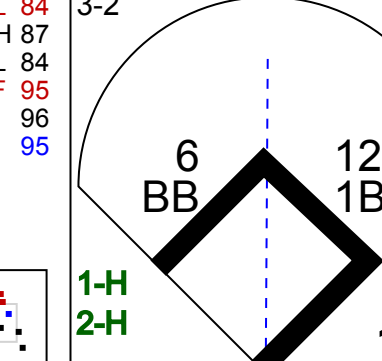

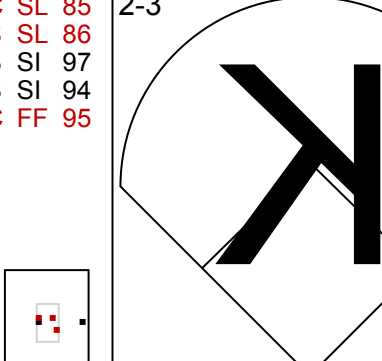

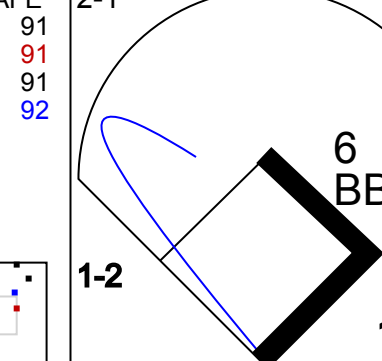

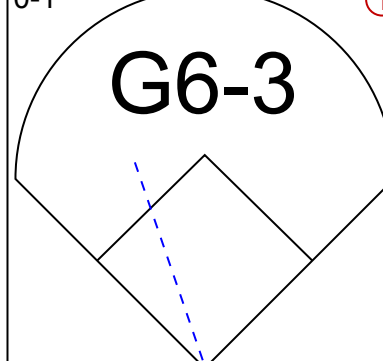

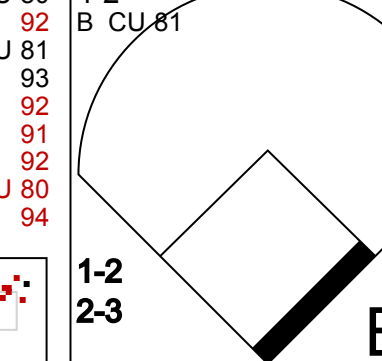

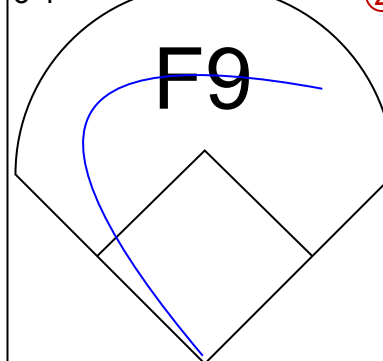
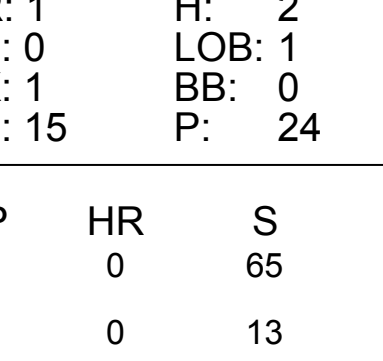
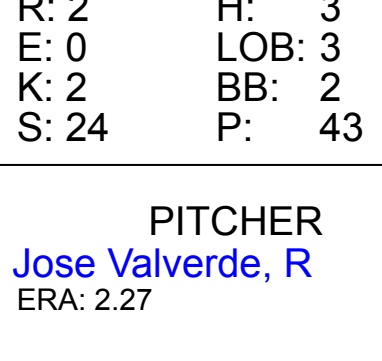
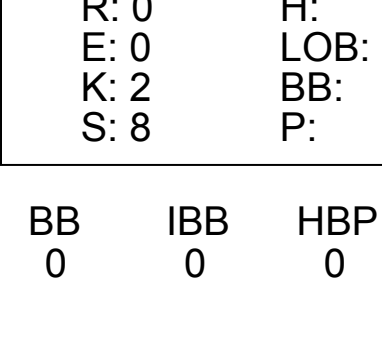
Batter	1	2	3	4	5	6	7	8	9	AB	R	H	RBI	BB	SO	LOB	BOTTOM		
14 Austin Jackson, R OBP: 0.317, SLG: 0.376	2B			K	2B		K		K	5	1	2	0	0	3	4	<p><b>Baltimore Orioles @ Detroit Tigers</b> Comerica Park, Detroit, MI Sun Sep 25 2011, 1:07 PM - 4:08 PM EDT Att: 41,051 - Sunny - 68 F</p>		
30 Magglio Ordonez, R OBP: 0.299, SLG: 0.325	K			BB	F7		HR		G4-3	3	0	1	0	0	1	2			
32 Don Kelly, L OBP: 0.282, SLG: 0.376	K			BB	BB		HR			2	1	1	3	0	0	1			
21 Delmon Young, R OBP: 0.297, SLG: 0.376	E5			HR	F9		G4-3			4	1	1	1	0	0	2			
24 Miguel Cabrera, R OBP: 0.447, SLG: 0.579	HR			BB	HR					3	2	2	2	1	0	0			
12 Andy Dirks, L OBP: 0.295, SLG: 0.404	HR			G6-4-3	HR		L7			0	0	0	0	0	0	0			
41 Victor Martinez, S OBP: 0.372, SLG: 0.458	P3			G6-4-3	HR		F7			4	1	1	3	0	0	3			
13 Alex Avila, L OBP: 0.388, SLG: 0.509	P6			P6	K		K			4	0	0	0	0	2	0			
27 Jhonny Peralta, R OBP: 0.349, SLG: 0.477	G5-3			BB			HR		HR	3	2	2	1	1	0	0			
25 Ryan Raburn, R OBP: 0.291, SLG: 0.424	G6-3			K			HR		G3	3	1	1	0	0	1	1			
39 Ramon Santiago, S OBP: 0.315, SLG: 0.394				K			HR			1	0	0	0	0	0	0			
15 Brandon Inge, R OBP: 0.266, SLG: 0.284				K			K		BB	2	1	0	0	2	2	3			
<b>Inning Stats</b>	R: 2 H: 2 E: 1 K: 1 S: 10	H: 0 LOB: 0 BB: 0 P: 15	R: 0 H: 0 E: 0 K: 0 S: 6	H: 0 LOB: 0 BB: 0 P: 8	R: 1 H: 2 E: 0 K: 1 S: 10	H: 2 LOB: 2 BB: 2 P: 23	R: 0 H: 0 E: 0 K: 2 S: 9	H: 0 LOB: 1 BB: 1 P: 17	R: 3 H: 3 E: 0 K: 1 S: 16	H: 3 LOB: 0 BB: 0 P: 24	R: 3 H: 3 E: 0 K: 2 S: 13	H: 0 LOB: 0 BB: 0 P: 21	R: 0 H: 0 E: 0 K: 1 S: 8	H: 0 LOB: 0 BB: 0 P: 15	R: 1 H: 1 E: 0 K: 1 S: 10	H: 1 LOB: 1 BB: 1 P: 23	1B: 7 2B: 3 HR: 4	SF: 0 SAC: 0 HBP: 0	WP: 1 PA: 38 CS: 0
<b>PITCHER</b>	IP WLS BF H R ER SO BB IBB HBP BLK WP HR S P ERA WHIP	IP WLS BF H R ER SO BB IBB HBP BLK WP HR S P ERA WHIP	IP WLS BF H R ER SO BB IBB HBP BLK WP HR S P ERA WHIP	IP WLS BF H R ER SO BB IBB HBP BLK WP HR S P ERA WHIP	IP WLS BF H R ER SO BB IBB HBP BLK WP HR S P ERA WHIP	IP WLS BF H R ER SO BB IBB HBP BLK WP HR S P ERA WHIP	IP WLS BF H R ER SO BB IBB HBP BLK WP HR S P ERA WHIP	IP WLS BF H R ER SO BB IBB HBP BLK WP HR S P ERA WHIP	IP WLS BF H R ER SO BB IBB HBP BLK WP HR S P ERA WHIP	IP WLS BF H R ER SO BB IBB HBP BLK WP HR S P ERA WHIP	IP WLS BF H R ER SO BB IBB HBP BLK WP HR S P ERA WHIP	IP WLS BF H R ER SO BB IBB HBP BLK WP HR S P ERA WHIP	IP WLS BF H R ER SO BB IBB HBP BLK WP HR S P ERA WHIP	IP WLS BF H R ER SO BB IBB HBP BLK WP HR S P ERA WHIP	IP WLS BF H R ER SO BB IBB HBP BLK WP HR S P ERA WHIP	IP WLS BF H R ER SO BB IBB HBP BLK WP HR S P ERA WHIP	IP WLS BF H R ER SO BB IBB HBP BLK WP HR S P ERA WHIP		





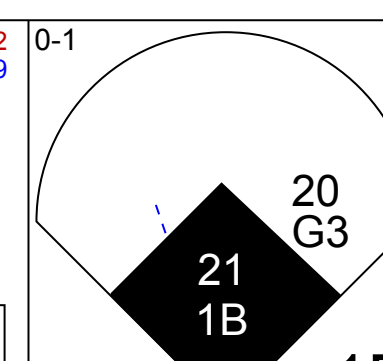

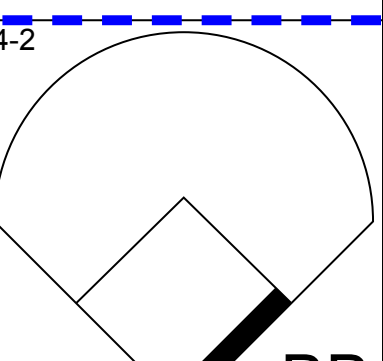
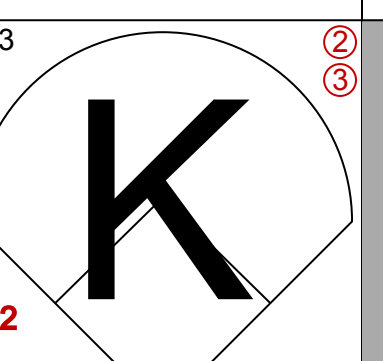
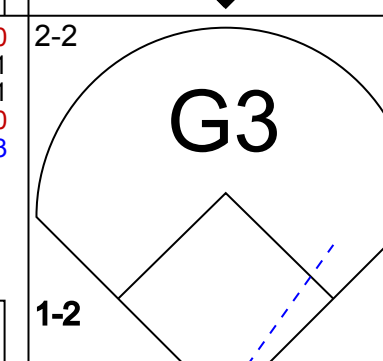

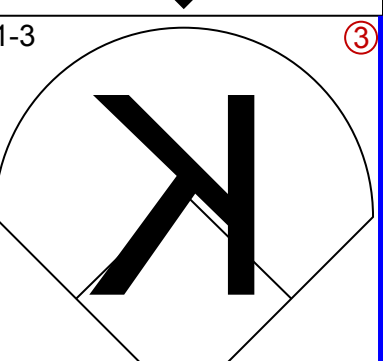
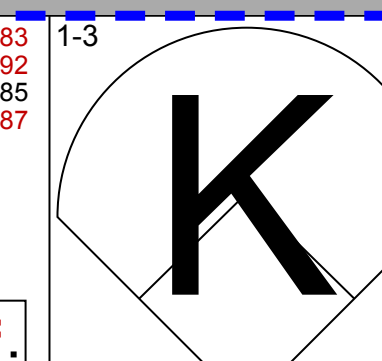
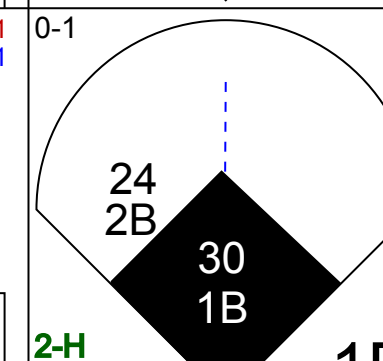


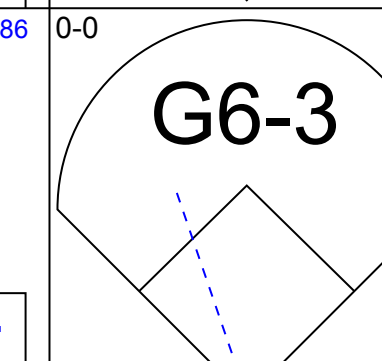
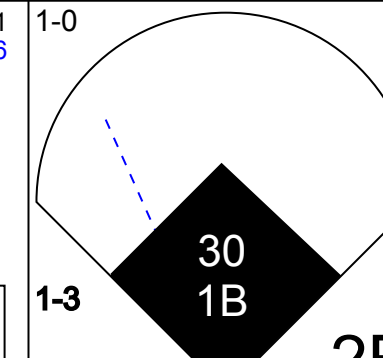


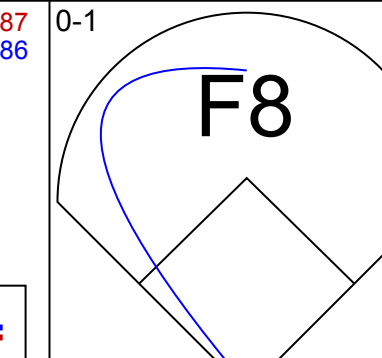
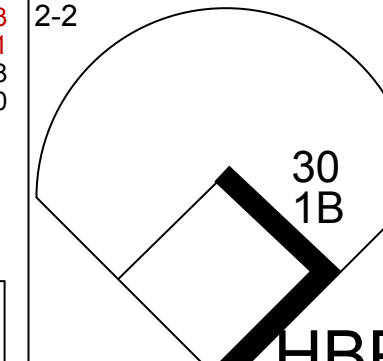
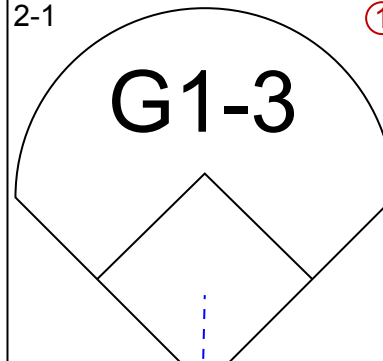
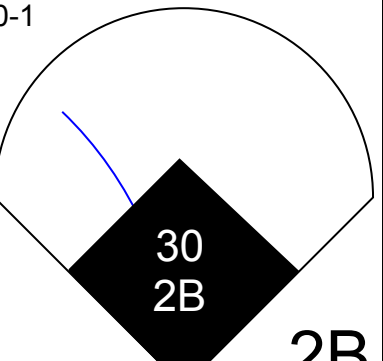

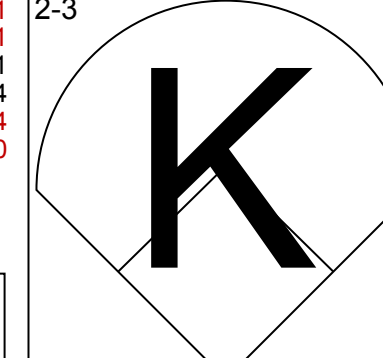
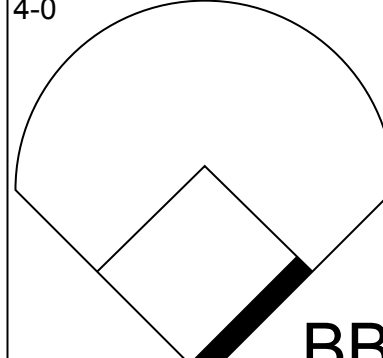
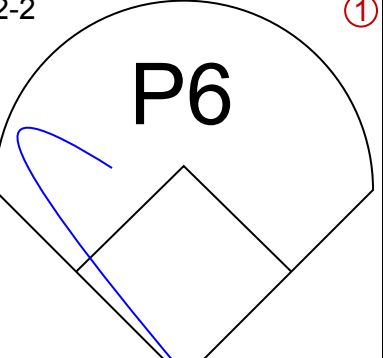

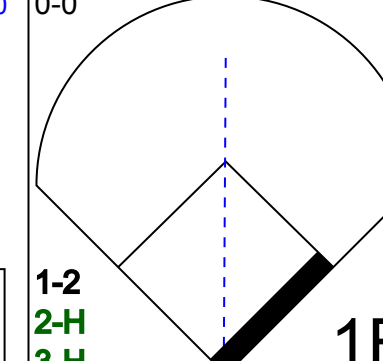
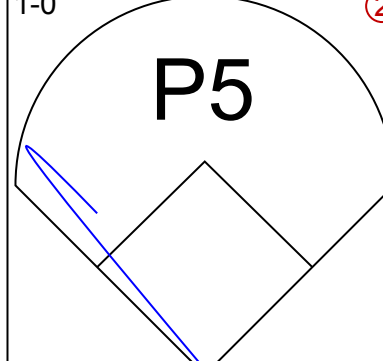
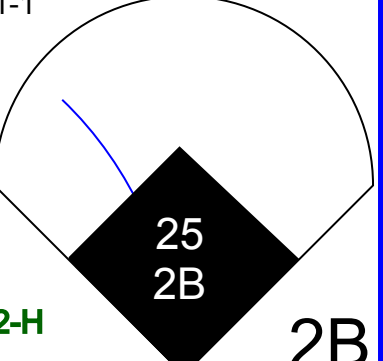

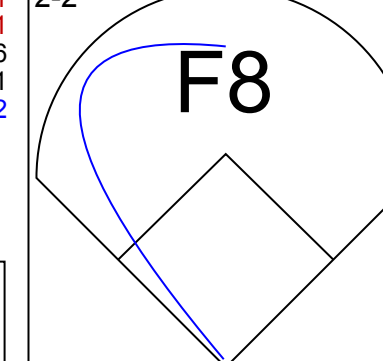
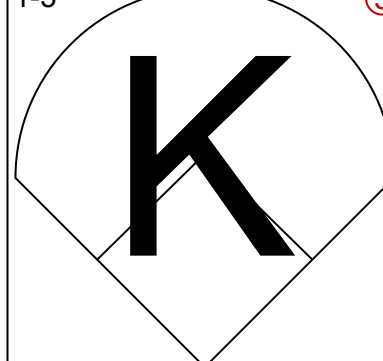
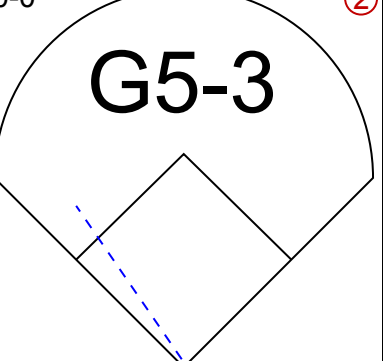



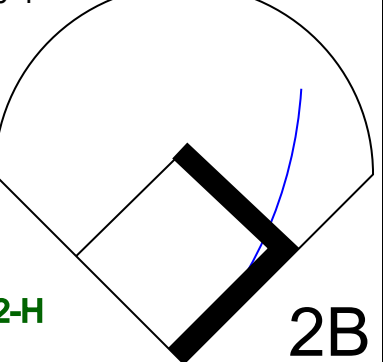

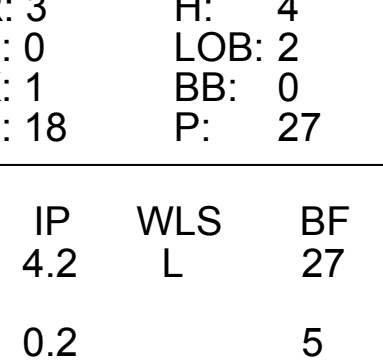

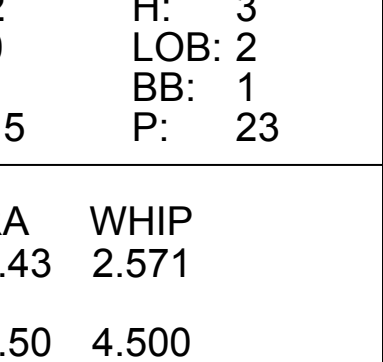
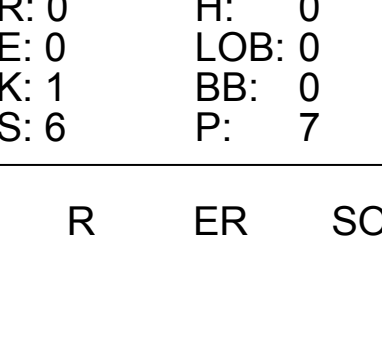


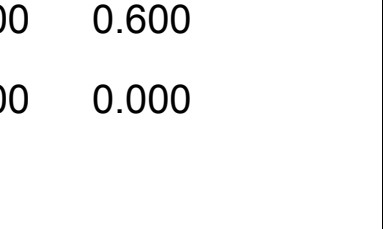





Batter	1	2	3	4	5	6	7	8	9	AB	R	H	RBI	BB	SO	LOB	TOP							
1 Kosuke Fukudome, L (1, 9) OBP: 0.342, SLG: 0.372										5	0	1	0	0	3	3	<p><b>Cleveland Indians @ Detroit Tigers</b> Comerica Park, Detroit, MI Tue Sep 27 2011, 7:37 PM - 11:00 PM EDT Att: 31,132 - Rain - 61 F</p> <p>livebaseballscorecards.com</p>							
22 Jason Kipnis, L (1, 4) OBP: 0.336, SLG: 0.519										5	0	1	0	0	2	1								
41 Carlos Santana, S (1, 3) OBP: 0.350, SLG: 0.458										5	1	1	0	0	2	1								
25 Jim Thome, L (1, 10) OBP: 0.362, SLG: 0.478										3	2	2	1	1	0	1								
46 Cord Phelps, S (7, PR) OBP: 0.241, SLG: 0.254										1	1	1	0	0	0	0								
47 Shelley Duncan, R (1, 7) OBP: 0.325, SLG: 0.491										5	0	1	1	0	2	3								
8 Lonnie Chisenhall, L (1, 5) OBP: 0.294, SLG: 0.415										5	1	2	1	0	2	2								
16 Jason Donald, R (1, 6) OBP: 0.304, SLG: 0.402										3	0	1	2	1	1	2								
12 Ezequiel Carrera, L (1, 8) OBP: 0.302, SLG: 0.303										4	0	1	0	0	0	4								
6 Lou Marson, R (1, 2) OBP: 0.300, SLG: 0.296										3	1	1	0	1	1	0								
<b>Inning Stats</b>	R: 0 H: 1 E: 0 K: 2 S: 12	H: 1 LOB: 1 BB: 0 P: 19	R: 0 H: 0 E: 0 K: 2 S: 9	H: 0 LOB: 0 BB: 0 P: 13	R: 0 H: 0 E: 0 K: 0 S: 7	H: 0 LOB: 0 BB: 0 P: 13	R: 1 H: 2 E: 0 K: 1 S: 15	H: 2 LOB: 1 BB: 1 P: 24	R: 1 H: 2 E: 0 K: 1 S: 11	H: 2 LOB: 1 BB: 1 P: 19	R: 2 H: 3 E: 0 K: 2 S: 24	H: 3 LOB: 3 BB: 2 P: 43	R: 2 H: 3 E: 1 K: 0 S: 17	H: 3 LOB: 3 BB: 0 P: 26	R: 0 H: 0 E: 0 K: 3 S: 11	H: 0 LOB: 0 BB: 0 P: 15	R: 0 H: 1 E: 0 K: 2 S: 8	H: 1 LOB: 0 BB: 0 P: 11	1B: 8 2B: 5 3B: 0 HR: 0	SF: 0 SAC: 0 DP: 1 HBP: 0	WP: 2 PB: 0 SB: 0 CS: 0	PA: 42		
<b>PITCHER</b>	IP WLS BF H R ER SO BB IBB HBP BLK WP HR S P ERA WHIP	IP WLS BF H R ER SO BB IBB HBP BLK WP HR S P ERA WHIP	IP WLS BF H R ER SO BB IBB HBP BLK WP HR S P ERA WHIP	IP WLS BF H R ER SO BB IBB HBP BLK WP HR S P ERA WHIP	IP WLS BF H R ER SO BB IBB HBP BLK WP HR S P ERA WHIP	IP WLS BF H R ER SO BB IBB HBP BLK WP HR S P ERA WHIP	IP WLS BF H R ER SO BB IBB HBP BLK WP HR S P ERA WHIP	IP WLS BF H R ER SO BB IBB HBP BLK WP HR S P ERA WHIP	IP WLS BF H R ER SO BB IBB HBP BLK WP HR S P ERA WHIP	IP WLS BF H R ER SO BB IBB HBP BLK WP HR S P ERA WHIP	IP WLS BF H R ER SO BB IBB HBP BLK WP HR S P ERA WHIP	IP WLS BF H R ER SO BB IBB HBP BLK WP HR S P ERA WHIP	IP WLS BF H R ER SO BB IBB HBP BLK WP HR S P ERA WHIP	IP WLS BF H R ER SO BB IBB HBP BLK WP HR S P ERA WHIP	IP WLS BF H R ER SO BB IBB HBP BLK WP HR S P ERA WHIP	IP WLS BF H R ER SO BB IBB HBP BLK WP HR S P ERA WHIP	IP WLS BF H R ER SO BB IBB HBP BLK WP HR S P ERA WHIP	IP WLS BF H R ER SO BB IBB HBP BLK WP HR S P ERA WHIP	IP WLS BF H R ER SO BB IBB HBP BLK WP HR S P ERA WHIP	IP WLS BF H R ER SO BB IBB HBP BLK WP HR S P ERA WHIP	IP WLS BF H R ER SO BB IBB HBP BLK WP HR S P ERA WHIP	IP WLS BF H R ER SO BB IBB HBP BLK WP HR S P ERA WHIP	IP WLS BF H R ER SO BB IBB HBP BLK WP HR S P ERA WHIP	IP WLS BF H R ER SO BB IBB HBP BLK WP HR S P ERA WHIP

AB	39
R	6
H	12
RBI	5
BB	3
SO	13
LOB	17



Batter	1	2	3	4	5	6	7	8	9	AB	R	H	RBI	BB	SO	LOB	BOTTOM							
14 Austin Jackson, R (1, 8) OBP: 0.317, SLG: 0.375										4	1	1	0	1	2	1	<p><b>Cleveland Indians @ Detroit Tigers</b> Comerica Park, Detroit, MI Tue Sep 27 2011, 7:37 PM - 11:00 PM EDT Att: 31,132 - Rain - 61 F</p> <p>livebaseballscorecards.com</p>							
20 Wilson Betemit, S (1, 5) OBP: 0.338, SLG: 0.441										3	2	1	1	1	1	3								
15 Brandon Inge, R (6, 5) OBP: 0.265, SLG: 0.283										1	0	0	0	0	1	0								
21 Delmon Young, R (1, 7) OBP: 0.303, SLG: 0.394										5	2	3	3	0	1	0								
24 Miguel Cabrera, R (1, 3) OBP: 0.447, SLG: 0.585										5	2	2	1	0	1	1								
41 Victor Martinez, S (1, 10) OBP: 0.377, SLG: 0.467										3	1	2	0	0	0	0								
13 Alex Avila, L (1, 2) OBP: 0.390, SLG: 0.509										3	0	0	0	1	1	5								
30 Magglio Ordonez, R (1, 9) OBP: 0.303, SLG: 0.331										3	0	2	3	0	0	1								
39 Ramon Santiago, S (6, PR) OBP: 0.312, SLG: 0.388										1	1	0	0	0	0	1								
27 Jhonny Peralta, R (1, 6) OBP: 0.346, SLG: 0.473										4	0	0	0	0	2	4								
25 Ryan Raburn, R (1, 4) OBP: 0.297, SLG: 0.432										3	0	1	1	1	1	0								
<b>Inning Stats</b>	R: 3 H: 4 E: 0 K: 1 S: 18	H: 2 LOB: 2 BB: 0 P: 27	R: 1 H: 2 E: 0 K: 2 S: 11	H: 2 LOB: 1 BB: 0 P: 18	R: 0 H: 0 E: 0 K: 1 S: 6	H: 0 LOB: 1 BB: 1 P: 14	R: 2 H: 1 E: 0 K: 1 S: 8	H: 1 LOB: 0 BB: 1 P: 15	R: 2 H: 3 E: 0 K: 1 S: 15	H: 3 LOB: 1 BB: 1 P: 23	R: 1 H: 2 E: 0 K: 1 S: 15	H: 2 LOB: 1 BB: 0 P: 27	R: 0 H: 0 E: 0 K: 2 S: 8	H: 0 LOB: 0 BB: 1 P: 16	R: 0 H: 0 E: 0 K: 1 S: 6	H: 0 LOB: 0 BB: 0 P: 7	R: 0 H: 1 E: 0 K: 1 S: 6	H: 1 LOB: 0 BB: 0 P: 11	1B: 3 2B: 6 3B: 0 HR: 3	SF: 0 SAC: 0 DP: 0 HBP: 1	WP: 0 PB: 0 SB: 0 CS: 1	PA: 40		
<b>PITCHER</b>	IP WLS BF H R ER SO BB IBB HBP BLK WP HR S P ERA WHIP	IP WLS BF H R ER SO BB IBB HBP BLK WP HR S P ERA WHIP	IP WLS BF H R ER SO BB IBB HBP BLK WP HR S P ERA WHIP	IP WLS BF H R ER SO BB IBB HBP BLK WP HR S P ERA WHIP	IP WLS BF H R ER SO BB IBB HBP BLK WP HR S P ERA WHIP	IP WLS BF H R ER SO BB IBB HBP BLK WP HR S P ERA WHIP	IP WLS BF H R ER SO BB IBB HBP BLK WP HR S P ERA WHIP	IP WLS BF H R ER SO BB IBB HBP BLK WP HR S P ERA WHIP	IP WLS BF H R ER SO BB IBB HBP BLK WP HR S P ERA WHIP	IP WLS BF H R ER SO BB IBB HBP BLK WP HR S P ERA WHIP	IP WLS BF H R ER SO BB IBB HBP BLK WP HR S P ERA WHIP	IP WLS BF H R ER SO BB IBB HBP BLK WP HR S P ERA WHIP	IP WLS BF H R ER SO BB IBB HBP BLK WP HR S P ERA WHIP	IP WLS BF H R ER SO BB IBB HBP BLK WP HR S P ERA WHIP	IP WLS BF H R ER SO BB IBB HBP BLK WP HR S P ERA WHIP	IP WLS BF H R ER SO BB IBB HBP BLK WP HR S P ERA WHIP	IP WLS BF H R ER SO BB IBB HBP BLK WP HR S P ERA WHIP	IP WLS BF H R ER SO BB IBB HBP BLK WP HR S P ERA WHIP	IP WLS BF H R ER SO BB IBB HBP BLK WP HR S P ERA WHIP	IP WLS BF H R ER SO BB IBB HBP BLK WP HR S P ERA WHIP	IP WLS BF H R ER SO BB IBB HBP BLK WP HR S P ERA WHIP	IP WLS BF H R ER SO BB IBB HBP BLK WP HR S P ERA WHIP	IP WLS BF H R ER SO BB IBB HBP BLK WP HR S P ERA WHIP	IP WLS BF H R ER SO BB IBB HBP BLK WP HR S P ERA WHIP

AB	35
R	9
H	12
RBI	9
BB	4
SO	10
LOB	16





Batter	1	2	3	4	5	6	7	8	9	AB	R	H	RBI	BB	SO	LOB	TOP										
1 Kosuke Fukudome, L (1, 9) OBP: 0.342, SLG: 0.370 25 Jim Thome, L (9, PH) OBP: 0.361, SLG: 0.477										3	0	0	0	0	2	1	<b>Cleveland Indians @ Detroit Tigers</b> Comerica Park, Detroit, MI Wed Sep 28 2011, 7:07 PM - 9:58 PM EDT Att: 31,645 - Cloudy - 58 F										
22 Jason Kipnis, L (1, 4) OBP: 0.333, SLG: 0.507										5	0	1	0	0	0	3											
13 Adrúbal Cabrera, S (1, 6) OBP: 0.332, SLG: 0.460										5	1	1	0	0	2	1											
48 Travis Hafner, L (1, 10) OBP: 0.361, SLG: 0.449 46 Cord Phelps, S (8, PR) OBP: 0.241, SLG: 0.254 (8, 10)										4	1	2	0	0	1	0											
41 Carlos Santana, S (1, 2) OBP: 0.351, SLG: 0.457										2	0	0	0	2	0	0											
47 Shelley Duncan, R (1, 7) OBP: 0.234, SLG: 0.484										3	0	0	0	1	0	3											
9 Jack Hannahan, L (1, 5) OBP: 0.331, SLG: 0.388										3	0	2	2	0	0	0											
7 Matt LaPorta, R (1, 3) OBP: 0.299, SLG: 0.412										3	1	0	1	1	0	5											
12 Ezequiel Carrera, L (1, 8) OBP: 0.301, SLG: 0.312										4	0	1	1	0	1	4											
<b>Inning Stats</b>	R: 0 E: 0 K: 2 S: 9	H: 0 LOB: 0 BB: 0 P: 14	R: 0 E: 0 K: 0 S: 10	H: 0 LOB: 0 BB: 0 P: 15	R: 1 E: 0 K: 1 S: 11	H: 1 LOB: 1 BB: 1 P: 20	R: 2 E: 1 K: 0 S: 16	H: 3 LOB: 2 BB: 1 P: 22	R: 0 E: 0 K: 1 S: 8	H: 0 LOB: 0 BB: 0 P: 12	R: 0 E: 0 K: 1 S: 9	H: 1 LOB: 2 BB: 0 P: 16	R: 1 E: 0 K: 0 S: 11	H: 1 LOB: 2 BB: 2 P: 22	S: 13	P: 19		1B: 4 2B: 2 3B: 1 HR: 0	SF: 1 SAC: 0 DP: 1 HBP: 1	WP: 0 PB: 0 SB: 1 CS: 0	PA: 39						
<b>PITCHER</b>	IP	WLS	BF	H	R	ER	SO	BB	IBB	HBP	BLK	WP	HR	S	P	ERA	WHIP										
21 Rick Porcello, R (1, 1) ERA: 4.75	6.0		25	5	3	3	4	2	0	0	0	0	0	63	98	4.50	1.167										
62 Al Alburquerque, R (7, 1) ERA: 1.87	1.0		4	0	0	0	1	0	0	1	0	0	0	8	13	0.00	0.000										
45 Ryan Perry, R (8, 1) ERA: 5.35	1.0	W	6	1	1	1	0	2	0	0	0	0	0	11	22	9.00	3.000										
46 Jose Valverde, R (9, 1) ERA: 2.24	1.0	S	4	1	0	0	2	0	0	0	0	0	0	13	19	0.00	1.000										

Batter	1	2	3	4	5	6	7	8	9	AB	R	H	RBI	BB	SO	LOB	BOTTOM										
14 Austin Jackson, R (1, 8) OBP: 0.317, SLG: 0.374										5	0	1	0	0	3	2	<b>Cleveland Indians @ Detroit Tigers</b> Comerica Park, Detroit, MI Wed Sep 28 2011, 7:07 PM - 9:58 PM EDT Att: 31,645 - Cloudy - 58 F										
20 Wilson Betemit, S (1, 5) OBP: 0.343, SLG: 0.452 29 Danny Worth, R (7, PR) OBP: 0.308, SLG: 0.324 (8, 5)										3	0	2	0	1	1	0											
21 Delmon Young, R (1, 7) OBP: 0.302, SLG: 0.393										4	1	1	0	0	1	4											
24 Miguel Cabrera, R (1, 3) OBP: 0.448, SLG: 0.586										4	1	2	0	0	0	2											
41 Victor Martinez, S (1, 10) OBP: 0.380, SLG: 0.470 12 Andy Dirks, L (7, PH) OBP: 0.296, SLG: 0.406 (8, 10)										3	1	3	1	0	0	0											
13 Alex Avila, L (1, 2) OBP: 0.389, SLG: 0.506										4	0	1	1	0	0	4											
27 Jhonny Peralta, R (1, 6) OBP: 0.345, SLG: 0.478										3	1	1	2	0	0	2											
32 Don Kelly, L (1, 9) OBP: 0.291, SLG: 0.381										3	0	1	0	1	2	1											
39 Ramon Santiago, S (1, 4) OBP: 0.311, SLG: 0.384										3	0	0	0	1	0	1											
<b>Inning Stats</b>	R: 0 E: 0 K: 1 S: 8	H: 1 LOB: 1 BB: 0 P: 8	R: 0 E: 0 K: 1 S: 16	H: 1 LOB: 0 BB: 0 P: 27	R: 0 E: 0 K: 2 S: 8	H: 0 LOB: 0 BB: 0 P: 12	R: 1 E: 1 K: 0 S: 12	H: 2 LOB: 1 BB: 0 P: 17	R: 0 E: 0 K: 0 S: 7	H: 2 LOB: 2 BB: 1 P: 12	R: 2 E: 0 K: 0 S: 15	H: 3 LOB: 2 BB: 2 P: 24	R: 1 E: 0 K: 1 S: 7	H: 2 LOB: 0 BB: 0 P: 13	R: 1 E: 0 K: 2 S: 9	H: 1 LOB: 0 BB: 0 P: 12		1B: 8 2B: 2 3B: 1 HR: 1	SF: 1 SAC: 0 DP: 1 HBP: 0	WP: 1 PB: 0 SB: 0 CS: 0	PA: 37						
<b>PITCHER</b>	IP	WLS	BF	H	R	ER	SO	BB	IBB	HBP	BLK	WP	HR	S	P	ERA	WHIP										
34 Zach McAllister, R (1, 1) ERA: 6.11	5.0		21	6	1	0	4	1	0	0	0	0	0	15	24	18.00	5.000										
36 Joe Smith, R (6, 1) ERA: 2.01	1.0	B	7	3	2	2	0	2	0	0	0	0	0	6	10	13.50	3.000										
44 Zach Putnam, R (7, 1) ERA: 6.14	0.2		4	2	1	1	1	0	0	0	0	0	0	1	3	0.00	0.000										
53 Rafael Perez, L (7, 1) ERA: 3.0	0.1		1	0	0	0	0	0	0	0	0	0	0	1	3	0.00	0.000										
52 Vinnie Pestano, R (8, 1) ERA: 2.32	1.0	L	4	1	1	1	2	0	0	0	0	0	1	9	12	9.00	1.000										
















Batter	1	2	3	4	5	6	7	8	9	AB	R	H	RBI	BB	SO	LOB	TOP								
2 Derek Jeter, R OBP: 0.300, SLG: 0.316	G6-3		G4-3		FC1-5		BB	K		4	1	1	2	1	1	5	<b>New York Yankees @ Detroit Tigers</b> Comerica Park, Detroit, MI Tue Oct 04 2011, 8:38 PM - 11:47 PM EDT Att. 43,527 - Clear - 61 F								
14 Curtis Granderson, L OBP: 0.366, SLG: 0.625	K		G4-3				F8	K		5	0	1	1	0	2	4									
24 Robinson Cano, L OBP: 0.368, SLG: 0.588	G6-3		F8				L8			4	0	1	2	1	0	2									
13 Alex Rodriguez, R OBP: 0.278, SLG: 0.143		F8		F9	SF8					4	1	2	1	0	0	0									
25 Mark Teixeira, S OBP: 0.235, SLG: 0.200	L4									4	1	1	0	0	1	4									
33 Nick Swisher, S OBP: 0.250, SLG: 0.400										4	0	1	0	0	1	1									
41 Chris Dickerson, L (8, PR)	G3-1			K		G4-3				1	1	0	0	0	0	0									
20 Jorge Posada, S OBP: 0.600, SLG: 0.600										2	1	0	0	0	1	1									
63 Jesus Montero, R OBP: 1.000, SLG: 1.000			HBP			F8				2	1	2	1	0	0	0									
55 Russell Martin, R OBP: 0.412, SLG: 0.308										4	2	2	0	1	0	1									
11 Brett Gardner, L OBP: 0.429, SLG: 0.462										4	2	2	1	0	2	2									
<b>Inning Stats</b>	R: 0 E: 0 K: 1 S: 6	H: 0 LOB: 0 BB: 0 P: 11	R: 0 E: 0 K: 0 S: 5	H: 0 LOB: 0 BB: 0 P: 6	R: 2 E: 0 K: 1 S: 12	H: 2 LOB: 1 BB: 0 P: 19	R: 0 E: 0 K: 2 S: 11	H: 0 LOB: 1 BB: 0 P: 14	R: 2 E: 0 K: 1 S: 14	H: 3 LOB: 2 BB: 1 P: 23	R: 0 E: 0 K: 0 S: 8	H: 0 LOB: 0 BB: 0 P: 12	R: 0 E: 0 K: 1 S: 8	H: 0 LOB: 1 BB: 1 P: 16	R: 6 E: 0 K: 2 S: 23	H: 7 LOB: 2 BB: 1 P: 43	R: 0 E: 0 K: 0 S: 5	H: 1 LOB: 0 BB: 0 P: 6	1B: 11 HR: 0	SF: 1 2B: 2 3B: 0 DP: 1 HBP: 2	WP: 1 PB: 0 SB: 0 CS: 0	PA: 44			
<b>PITCHER</b>	IP	WLS	BF	H	R	ER	SO	BB	IBB	HBP	BLK	WP	HR	S	P	ERA	WHIP								
21 Rick Porcello, R ERA: 6.0	6.0	L	26	5	4	4	5	0	1	2	0	0	0	56	85	6.00	0.833								
40 Phil Coke, L ERA: 27.0	1.0		7	3	3	3	1	1	0	0	0	0	0	13	25	27.00	4.000								
62 Al Alburquerque, R ERA: 91.0	0.0		2	1	0	0	0	1	0	0	1	0	0	3	10	∞	∞								
55 Daniel Schereth, L ERA: 10.8	0.2		4	2	3	3	2	0	0	0	0	1	0	11	17	40.50	3.000								
45 Ryan Perry, R ERA:	1.1		5	2	0	0	0	0	0	0	0	0	0	9	13	0.00	1.500								

Batter	1	2	3	4	5	6	7	8	9	AB	R	H	RBI	BB	SO	LOB	BOTTOM								
14 Austin Jackson, R OBP: 0.313, SLG: 0.083	G5-3		G5-3				P4			3	0	1	0	1	0	0	<b>New York Yankees @ Detroit Tigers</b> Comerica Park, Detroit, MI Tue Oct 04 2011, 8:38 PM - 11:47 PM EDT Att. 43,527 - Clear - 61 F								
39 Ramon Santiago, S OBP: 0.200, SLG: 0.300	B5		G6-3		G4-6-3			K2-3		4	0	0	0	0	1	2									
21 Delmon Young, R OBP: 0.353, SLG: 0.667	G5-3				G1-3			F9		3	0	0	0	1	0	1									
24 Miguel Cabrera, R OBP: 0.438, SLG: 0.500			FC6-4			L6		K		3	0	0	0	1	1	1									
41 Victor Martinez, S OBP: 0.313, SLG: 0.429						G6-3				3	1	1	1	1	1	0									
32 Don Kelly, L OBP: 0.425, SLG: 0.429	L8									3	0	1	0	0	0	3									
25 Ryan Raburn, R OBP: 0.400, SLG: 0.400										1	0	0	0	0	1	0									
27 Jhonny Peralta, R OBP: 0.313, SLG: 0.490	G5-3									4	0	1	0	0	1	1									
13 Alex Avila, L	G1-3									3	0	0	0	0	1	1									
18 Omar Santos, R										0	0	0	0	0	0	0									
20 Wilson Betemit, S	K									3	0	0	0	0	3	1									
<b>Inning Stats</b>	R: 0 E: 0 K: 0 S: 7	H: 0 LOB: 3 BB: 3 P: 21	R: 0 E: 0 K: 1 S: 9	H: 0 LOB: 0 BB: 0 P: 10	R: 0 E: 0 K: 0 S: 9	H: 0 LOB: 1 BB: 1 P: 13	R: 1 E: 0 K: 2 S: 12	H: 2 LOB: 1 BB: 0 P: 17	R: 0 E: 0 K: 0 S: 5	H: 1 LOB: 0 BB: 0 P: 7	R: 0 E: 0 K: 0 S: 8	H: 1 LOB: 0 BB: 0 P: 14	R: 0 E: 0 K: 1 S: 7	H: 0 LOB: 0 BB: 0 P: 8	R: 0 E: 0 K: 2 S: 9	H: 0 LOB: 0 BB: 0 P: 13	R: 0 E: 0 K: 3 S: 9	H: 0 LOB: 0 BB: 0 P: 12	1B: 2 2B: 1 3B: 0 DP: 1 HBP: 0	WP: 1 PB: 0 SB: 1 CS: 0	PA: 34				
<b>PITCHER</b>	IP	WLS	BF	H	R	ER	SO	BB	IBB	HBP	BLK	WP	HR	S	P	ERA	WHIP								
34 A.J. Burnett, R ERA: 1.59	5.2	W	24	4	1	1	3	3	1	0	0	0	0	8	9	0.00	0.000								
29 Rafael Soriano, R ERA: 3.0	1.1	H	4	0	0	0	1	0	0	0	0	0	0	8	9	0.00	0.000								
65 Phil Hughes, R ERA:	1.0		3	0	0	0	2	0	0	0	0	0	0	9	13	0.00	0.000								
48 Boone Logan, L ERA:	1.0		3	0	0	0	3	0	0	0	0	0	0	9	12	0.00	0.000								

livebaseballscores.com

AB 38  
R 10  
H 13  
RBI 8  
BB 3  
SO 8  
LOB 20



livebaseballscores.com

AB 30  
R 1  
H 4  
RBI 1  
BB 4  
SO 9  
LOB 10





Batter	1	2	3	4	5	6	7	8	9	AB	R	H	RBI	BB	SO	LOB	TOP					
14 Austin Jackson, R OBP: 0.300, SLG: 0.188	K2-3		K		41 1B		K2-3			4	1	1	0	0	3	0	<b>Detroit Tigers @ New York Yankees</b> Yankee Stadium, Bronx, NY Thu Oct 06 2011, 8:08 PM - 11:42 PM EDT Att: 50,960 - Clear - 62 F					
32 Don Kelly, L OBP: 0.354, SLG: 0.636	HR		K		K		K			4	1	1	1	0	3	1						
21 Delmon Young, R OBP: 0.391, SLG: 0.789	HR				K2-3					4	1	2	1	0	1	1						
25 Ryan Raburn, R OBP: 0.400, SLG: 0.400	HR		FC6-4				P4			0	0	0	0	0	0	0						
24 Miguel Cabrera, R OBP: 0.400, SLG: 0.400	K		FC6-4		41 1B					3	0	0	0	1	2	1						
41 Victor Martinez, S OBP: 0.300, SLG: 0.389	G4-3				IBB					4	0	1	1	0	0	0						
30 Magglio Ordonez, R OBP: 0.500, SLG: 0.545										3	0	2	0	0	1	2						
15 Brandon Inge, R OBP: 0.500, SLG: 0.571										1	0	0	0	0	0	0						
13 Alex Avila, L OBP: 0.167, SLG: 0.063										4	0	1	0	0	1	1						
27 Jhonny Peralta, R OBP: 0.300, SLG: 0.333										3	0	0	0	1	0	3						
39 Ramon Santiago, S OBP: 0.143, SLG: 0.214										4	0	0	0	0	2	4						
<b>Inning Stats</b>	R: 2 E: 0 K: 2 S: 11	H: 2 LOB: 0 BB: 0 P: 12	R: 0 E: 0 K: 1 S: 13	H: 1 LOB: 1 BB: 0 P: 19	R: 0 E: 0 K: 2 S: 10	H: 1 LOB: 1 BB: 0 P: 15	R: 0 E: 0 K: 1 S: 8	H: 2 LOB: 2 BB: 0 P: 13	R: 1 E: 0 K: 3 S: 14	H: 2 LOB: 2 BB: 1 P: 26	R: 0 E: 0 K: 1 S: 7	H: 0 LOB: 0 BB: 0 P: 14	R: 0 E: 0 K: 2 S: 8	H: 0 LOB: 0 BB: 0 P: 13	R: 0 E: 0 K: 1 S: 7	H: 0 LOB: 0 BB: 0 P: 13	R: 0 E: 0 K: 0 S: 5	H: 0 LOB: 0 BB: 0 P: 5	1B: 4 2B: 2 3B: 0 HR: 2	SF: 0 SAC: 0 DP: 1 HBP: 0	WP: 0 PB: 0 SB: 0 CS: 0	PA: 36
<b>PITCHER</b>	IP WLS BF H R ER SO BB IBB HBP BLK WP HR S P ERA WHIP																					
47 Ivan Nova, R ERA: 4.32	2.0 L 9 3 2 2 3 0 0 0 0 0 0 2 24 31 9.00 1.500																					
65 Phil Hughes, R ERA:	3.1 1.1 6 2 0 0 2 0 0 0 0 0 0 13 21 0.00 1.500																					
48 Boone Logan, L ERA:	4.1 0.2 3 1 0 0 1 0 0 0 0 0 0 5 7 0.00 1.500																					
52 CC Sabathia, L ERA: 6.23	5.1 1.1 8 2 1 1 4 1 1 0 0 0 0 19 37 6.75 2.250																					
29 Rafael Soriano, R ERA: 1.93	6.1 1.2 4 0 0 0 2 0 0 0 0 0 0 10 16 0.00 0.000																					
30 David Robertson, R ERA:	8.1 1.0 3 0 0 0 1 0 0 0 0 0 0 0 5 5 0.00 0.000																					
42 Mariano Rivera, R ERA:	9.1 1.0 3 0 0 0 0 0 0 0 0 0 0 0 0 0.00 0.000																					

Batter	1	2	3	4	5	6	7	8	9	AB	R	H	RBI	BB	SO	LOB	BOTTOM					
2 Derek Jeter, R OBP: 0.280, SLG: 0.292	G3		K		G5-3		24 1B 25 BB 14 1B	F9		5	1	1	0	0	1	2	<b>Detroit Tigers @ New York Yankees</b> Yankee Stadium, Bronx, NY Thu Oct 06 2011, 8:08 PM - 11:42 PM EDT Att: 50,960 - Clear - 62 F					
14 Curtis Granderson, L OBP: 0.375, SLG: 0.950	K				F7		25 BB 24 1B	F7		4	0	1	0	1	1	0						
24 Robinson Cano, L OBP: 0.375, SLG: 0.682	G6-3		BB		F8		25 BB	L8		5	1	2	1	0	0	2						
13 Alex Rodriguez, R OBP: 0.261, SLG: 0.111					G4-3			K		4	0	0	0	1	3	3						
25 Mark Teixeira, S OBP: 0.286, SLG: 0.278										3	0	1	1	1	0	1						
33 Nick Swisher, S OBP: 0.250, SLG: 0.368										4	0	1	0	0	1	4						
20 Jorge Posada, S OBP: 0.579, SLG: 0.571										4	0	2	0	0	1	1						
55 Russell Martin, R OBP: 0.333, SLG: 0.235										4	0	0	0	0	2	4						
11 Brett Gardner, L OBP: 0.444, SLG: 0.471										4	0	2	0	0	1	3						
<b>Inning Stats</b>	R: 0 E: 0 K: 1 S: 6	H: 0 LOB: 0 BB: 0 P: 9	R: 0 E: 0 K: 2 S: 12	H: 1 LOB: 1 BB: 0 P: 17	R: 0 E: 0 K: 1 S: 16	H: 1 LOB: 2 BB: 1 P: 25	R: 0 E: 0 K: 0 S: 19	H: 2 LOB: 3 BB: 1 P: 31	R: 1 E: 0 K: 0 S: 7	H: 1 LOB: 1 BB: 0 P: 10	R: 0 E: 0 K: 1 S: 13	H: 1 LOB: 1 BB: 0 P: 19	R: 1 E: 0 K: 3 S: 21	H: 3 LOB: 3 BB: 1 P: 36	R: 0 E: 0 K: 1 S: 11	H: 1 LOB: 1 BB: 0 P: 15		R: 0 E: 0 K: 1 S: 7	H: 0 LOB: 0 BB: 0 P: 11	1B: 8 2B: 1 3B: 0 HR: 1	SF: 0 SAC: 0 DP: 0 HBP: 0	WP: 0 PB: 0 SB: 0 CS: 0
<b>PITCHER</b>	IP WLS BF H R ER SO BB IBB HBP BLK WP HR S P ERA WHIP																					
58 Doug Fister, R ERA: 6.52	5.0 W 22 5 1 1 4 2 0 0 0 0 0 0 22 32 6.75 1.500																					
37 Max Scherzer, R ERA: 1.23	6.1 1.1 H 6 2 1 1 2 0 0 0 0 0 0 0 23 38 0.00 2.400																					
53 Joaquin Benoit, R ERA: 2.45	7.1 1.2 H 9 3 0 0 3 1 0 0 0 0 0 0 7 11 0.00 0.000																					
46 Jose Valverde, R ERA: 6.0	9.1 1.0 S 3 0 0 0 1 0 0 0 0 0 0 0 7 11 0.00 0.000																					















Batter	1	2	3	4	5	6	7	8	9	10	11	AB	R	H	RBI	BB	SO	LOB	TOP								
5 Ian Kinsler, R OBP: 0.378, SLG: 0.452	G5-3		G6-3			1B	2B			F8		4	1	1	1	1	0	1									
1 Elvis Andrus, R OBP: 0.314, SLG: 0.172	K		G5-3			10E 1B	G4-3			F7		5	1	1	1	0	1	3									
32 Josh Hamilton, L OBP: 0.294, SLG: 0.394	G4-3					F8				F8		5	1	1	0	0	0	1									
10 Michael Young, R OBP: 0.176, SLG: 0.125	G4-3		G4-3			1B				G6-3		5	0	1	1	0	2	1									
29 Adrian Beltré, R OBP: 0.294, SLG: 0.594	K		K			G5-3	G5-3			K		4	1	0	0	1	2	1									
25 Mike Napoli, R OBP: 0.344, SLG: 0.400	K		K			17G1-6-3 1B				G6-3		5	1	2	1	0	1	0									
17 Nelson Cruz, R OBP: 0.288, SLG: 0.655	K		K			G1-6-3	G2-3			8CS BB		4	1	1	3	1	1	1									
7 David Murphy, L OBP: 0.389, SLG: 0.529												4	1	3	0	0	1	1									
23 Craig Gentry, R OBP: 0.500, SLG: 0.333										K		1	0	0	0	0	0	0									
8 Yorvit Torrealba, R OBP: 0.364, SLG: 0.455	K											5	0	1	0	0	2	2									
<b>Inning Stats</b>	R: 0 E: 0 K: 1 S: 7	H: 0 LOB: 0 BB: 0 P: 8	R: 0 E: 0 K: 2 S: 12	H: 0 LOB: 0 BB: 0 P: 15	R: 0 E: 0 K: 2 S: 13	H: 1 LOB: 1 BB: 0 P: 17	R: 0 E: 0 K: 1 S: 6	H: 0 LOB: 0 BB: 0 P: 9	R: 0 E: 0 K: 0 S: 8	H: 1 LOB: 0 BB: 0 P: 10	R: 3 E: 1 K: 0 S: 13	H: 4 LOB: 1 BB: 0 P: 23	R: 0 E: 0 K: 1 S: 9	H: 0 LOB: 0 BB: 0 P: 11	R: 0 E: 0 K: 1 S: 15	H: 0 LOB: 0 BB: 1 P: 23	R: 0 E: 0 K: 1 S: 7	H: 0 LOB: 0 BB: 0 P: 8	R: 4 E: 0 K: 1 S: 10	H: 3 LOB: 0 BB: 1 P: 16	1B: 7 2B: 3 3B: 0 HR: 1	SF: 0 SAC: 0 DP: 1 HBP: 0	WP: 0 PB: 0 SB: 1 CS: 1	PA: 46			
<b>PITCHER</b>	IP WLS BF H R ER SO BB IBB HBP BLK WP HR S P ERA WHIP	21 Rick Porcello, R ERA: 3.65	62 Al Albuquerque, R ERA: 40.5	53 Joaquin Benoit, R ERA: 1.17	46 Jose Valverde, R ERA: 7.36	40 Phil Coke, L ERA: 10.13	<b>PITCHER</b>	IP WLS BF H R ER SO BB IBB HBP BLK WP HR S P ERA WHIP	21 Rick Porcello, R ERA: 3.65	62 Al Albuquerque, R ERA: 40.5	53 Joaquin Benoit, R ERA: 1.17	46 Jose Valverde, R ERA: 7.36	40 Phil Coke, L ERA: 10.13	<b>PITCHER</b>	IP WLS BF H R ER SO BB IBB HBP BLK WP HR S P ERA WHIP	21 Rick Porcello, R ERA: 3.65	62 Al Albuquerque, R ERA: 40.5	53 Joaquin Benoit, R ERA: 1.17	46 Jose Valverde, R ERA: 7.36	40 Phil Coke, L ERA: 10.13	<b>PITCHER</b>	IP WLS BF H R ER SO BB IBB HBP BLK WP HR S P ERA WHIP	21 Rick Porcello, R ERA: 3.65	62 Al Albuquerque, R ERA: 40.5	53 Joaquin Benoit, R ERA: 1.17	46 Jose Valverde, R ERA: 7.36	40 Phil Coke, L ERA: 10.13

Texas Rangers @ Detroit Tigers  
Comerica Park, Detroit, MI  
Wed Oct 12 2011, 6:33 PM - 10:32 PM EDT  
Att. 42,234 - Rain - 69 F

AB 42  
R 7  
H 11  
RBI 7  
BB 3  
SO 10  
LOB 11



Batter	1	2	3	4	5	6	7	8	9	10	11	AB	R	H	RBI	BB	SO	LOB	BOTTOM								
14 Austin Jackson, R OBP: 0.341, SLG: 0.242	25G5-4-3 BB		F9			L6	G5-3			25CS HBP		3	0	0	0	1	0	1									
25 Ryan Raburn, R OBP: 0.417, SLG: 0.500	G5-4-3		P3			24 2B				K		5	1	1	0	0	1	2									
24 Miguel Cabrera, R OBP: 0.462, SLG: 0.586	BB		1B									2	0	1	2	3	0	0									
41 Victor Martinez, S OBP: 0.316, SLG: 0.375	P6		F9									5	0	1	0	0	0	3									
21 Delmon Young, R OBP: 0.276, SLG: 0.556	F7					K						4	0	0	0	0	2	3									
32 Don Kelly, L OBP: 0.316, SLG: 0.526						K				F9-2		1	0	0	0	0	0	0									
13 Alex Avila, L OBP: 0.114, SLG: 0.061	G6-3											4	0	0	0	0	1	1									
27 Jhonny Peralta, R OBP: 0.306, SLG: 0.424	L7											3	0	0	0	1	0	0									
39 Ramon Santiago, S OBP: 0.250, SLG: 0.313	G4-3		G5-3									4	0	0	0	0	1	1									
15 Brandon Inge, R OBP: 0.444, SLG: 0.600			24 2B			K				G1-3		4	2	2	1	0	1	0									
<b>Inning Stats</b>	R: 0 E: 0 K: 0 S: 9	H: 0 LOB: 1 BB: 2 P: 20	R: 0 E: 0 K: 0 S: 5	H: 0 LOB: 0 BB: 0 P: 9	R: 2 E: 0 K: 0 S: 19	H: 3 LOB: 1 BB: 0 P: 28	R: 0 E: 0 K: 2 S: 9	H: 0 LOB: 1 BB: 0 P: 17	R: 0 E: 0 K: 1 S: 11	H: 0 LOB: 0 BB: 0 P: 17	R: 0 E: 0 K: 1 S: 11	H: 1 LOB: 0 BB: 0 P: 20	R: 1 E: 0 K: 1 S: 13	H: 1 LOB: 0 BB: 0 P: 19	R: 0 E: 0 K: 0 S: 7	H: 1 LOB: 1 BB: 1 P: 16	R: 0 E: 0 K: 0 S: 14	H: 0 LOB: 0 BB: 0 P: 18	R: 0 E: 0 K: 1 S: 6	H: 0 LOB: 0 BB: 0 P: 11	1B: 3 2B: 2 3B: 0 HR: 1	SF: 0 SAC: 0 DP: 2 HBP: 1	WP: 0 PB: 0 SB: 0 CS: 1	PA: 41			
<b>PITCHER</b>	IP WLS BF H R ER SO BB IBB HBP BLK WP HR S P ERA WHIP	54 Matt Harrison, L ERA: 4.22	41 Alexi Ogando, R ERA: 1.08	37 Mike Adams, R ERA: 2.08	28 Darren Oliver, L ERA: 2.25	39 Scott Feldman, R ERA:	<b>PITCHER</b>	IP WLS BF H R ER SO BB IBB HBP BLK WP HR S P ERA WHIP	54 Matt Harrison, L ERA: 4.22	41 Alexi Ogando, R ERA: 1.08	37 Mike Adams, R ERA: 2.08	28 Darren Oliver, L ERA: 2.25	39 Scott Feldman, R ERA:	<b>PITCHER</b>	IP WLS BF H R ER SO BB IBB HBP BLK WP HR S P ERA WHIP	54 Matt Harrison, L ERA: 4.22	41 Alexi Ogando, R ERA: 1.08	37 Mike Adams, R ERA: 2.08	28 Darren Oliver, L ERA: 2.25	39 Scott Feldman, R ERA:	<b>PITCHER</b>	IP WLS BF H R ER SO BB IBB HBP BLK WP HR S P ERA WHIP	54 Matt Harrison, L ERA: 4.22	41 Alexi Ogando, R ERA: 1.08	37 Mike Adams, R ERA: 2.08	28 Darren Oliver, L ERA: 2.25	39 Scott Feldman, R ERA:

Texas Rangers @ Detroit Tigers  
Comerica Park, Detroit, MI  
Wed Oct 12 2011, 6:33 PM - 10:32 PM EDT  
Att. 42,234 - Rain - 69 F

AB 35  
R 3  
H 5  
RBI 3  
BB 5  
SO 6  
LOB 11





Batter	1	2	3	4	5	6	7	8	9	AB	R	H	RBI	BB	SO	LOB	TOP				
5 Ian Kinsler, R OBP: 0.381, SLG: 0.457										4	2	1	0	1	1	4					
1 Elvis Andrus, R OBP: 0.300, SLG: 0.176											5	0	1	0	0	0	2				
32 Josh Hamilton, L OBP: 0.308, SLG: 0.432											4	1	2	2	0	1	1				
10 Michael Young, R OBP: 0.205, SLG: 0.189											5	0	2	1	0	1	2				
29 Adrian Beltré, R OBP: 0.282, SLG: 0.528											4	0	0	0	1	1	3				
25 Mike Napoli, R OBP: 0.376, SLG: 0.412											4	1	2	0	1	0	2				
17 Nelson Cruz, R OBP: 0.257, SLG: 0.697										4	1	1	2	0	2	2					
7 David Murphy, L OBP: 0.364, SLG: 0.524										4	0	1	0	0	0	2					
18 Mitch Moreland, L OBP: 0.227, SLG: 0.263											2	0	0	0	1	2	0				
8 Yorvit Torrealba, R OBP: 0.333, SLG: 0.417											1	0	0	0	0	1	0				
<b>Inning Stats</b>	R: 1 H: 2 E: 0 K: 0 S: 13	H: 2 LOB: 1 BB: 0 P: 18	R: 0 H: 0 E: 0 K: 1 S: 7	H: 0 LOB: 0 BB: 0 P: 8	R: 0 H: 0 E: 0 K: 2 S: 13	H: 0 LOB: 1 BB: 0 P: 19	R: 0 H: 0 E: 1 K: 0 S: 12	H: 0 LOB: 2 BB: 1 P: 18	R: 0 H: 2 E: 0 K: 1 S: 12	H: 2 LOB: 2 BB: 1 P: 17	R: 0 H: 2 E: 0 K: 1 S: 7	H: 2 LOB: 0 BB: 0 P: 10	R: 0 H: 2 E: 0 K: 2 S: 15	H: 2 LOB: 2 BB: 0 P: 17	R: 1 H: 2 E: 0 K: 0 S: 7	H: 2 LOB: 2 BB: 1 P: 14	1B: 5 2B: 4 3B: 0 HR: 1	SF: 1 SAC: 0 DP: 1 HBP: 0	WP: 1 PB: 0 SB: 0 CS: 0	PA: 42	
<b>PITCHER</b>	IP WLS BF H R ER SO BB IBB HBP BLK WP HR S P ERA WHIP	7.1 W 34 8 4 4 8 3 0 0 0 1 1 94 133 4.91 1.500	1.2 S 8 2 1 1 1 1 0 0 0 0 0 0 13 21 5.40 1.800																		

Texas Rangers @ Detroit Tigers  
Comerica Park, Detroit, MI  
Thu Oct 13 2011, 4:23 PM - 7:43 PM EDT  
Att: 41,908 - Partly Cloudy - 64 F

AB 37  
R 5  
H 10  
RBI 5  
BB 4  
SO 9  
LOB 18



Batter	1	2	3	4	5	6	7	8	9	AB	R	H	RBI	BB	SO	LOB	BOTTOM				
14 Austin Jackson, R OBP: 0.311, SLG: 0.216											4	0	0	0	4	2					
25 Ryan Raburn, R OBP: 0.429, SLG: 0.625											4	2	2	1	0	1					
24 Miguel Cabrera, R OBP: 0.488, SLG: 0.613											2	1	1	1	2	0	0				
41 Victor Martinez, S OBP: 0.310, SLG: 0.417											4	1	1	1	0	0	2				
21 Delmon Young, R OBP: 0.313, SLG: 0.767											3	2	2	3	0	0	0				
32 Don Kelly, L OBP: 0.300, SLG: 0.500											1	0	0	0	0	1					
27 Jhonny Peralta, R OBP: 0.275, SLG: 0.378										4	0	0	0	0	1	0					
15 Brandon Inge, R OBP: 0.455, SLG: 0.556										3	0	1	0	1	1	0					
13 Alex Avila, L OBP: 0.128, SLG: 0.162										4	1	1	1	0	1	2					
39 Ramon Santiago, S OBP: 0.286, SLG: 0.343										3	0	2	0	0	0	1					
<b>Inning Stats</b>	R: 0 H: 0 E: 0 K: 1 S: 7	H: 0 LOB: 0 BB: 0 P: 10	R: 0 H: 0 E: 0 K: 0 S: 12	H: 0 LOB: 0 BB: 0 P: 16	R: 1 H: 2 E: 1 K: 2 S: 12	H: 2 LOB: 1 BB: 0 P: 19	R: 1 H: 1 E: 0 K: 0 S: 8	H: 1 LOB: 0 BB: 1 P: 15	R: 0 H: 1 E: 0 K: 1 S: 12	H: 1 LOB: 1 BB: 0 P: 16	R: 4 H: 4 E: 0 K: 1 S: 21	H: 4 LOB: 1 BB: 1 P: 33	R: 1 H: 1 E: 0 K: 1 S: 9	H: 1 LOB: 1 BB: 1 P: 15	R: 0 H: 1 E: 0 K: 1 S: 8	H: 1 LOB: 0 BB: 0 P: 10	1B: 4 2B: 1 3B: 0 HR: 4	SF: 0 SAC: 0 DP: 2 HBP: 0	WP: 0 PB: 0 SB: 1 CS: 0	PA: 35	
<b>PITCHER</b>	IP WLS BF H R ER SO BB IBB HBP BLK WP HR S P ERA WHIP	6.0 L 27 8 6 6 5 2 0 0 0 0 0 1 6 11 9.00 1.667	0.2 4 1 1 1 1 1 0 0 0 0 0 1 6 11 13.50 3.000	0.1 1 0 0 0 0 0 0 0 0 0 0 0 3 4 0.00 0.000	1.0 3 1 0 0 1 0 0 0 0 0 0 0 8 10 0.00 1.000																

Texas Rangers @ Detroit Tigers  
Comerica Park, Detroit, MI  
Thu Oct 13 2011, 4:23 PM - 7:43 PM EDT  
Att: 41,908 - Partly Cloudy - 64 F

AB 32  
R 7  
H 10  
RBI 7  
BB 3  
SO 7  
LOB 9





